

Montreal Expos - 1990

Batter	1	2	3	4	5	6	7	8	9	AB	R	H	RBI	BB	SO	LOB	TOP		
Delino DeShields, L OBP: 0.455, SLG: 0.500	F7	FC4-6		G3		4-3			FC6-4 BB	4	0	0	0	1	0	2			
Marquis Grissom, R OBP: 0.273, SLG: 0.400	F8		3B 2B	G6-3		G6-3			P3	5	1	1	0	0	0	3			
Tim Raines, S OBP: 0.444, SLG: 0.571	2B BB		1-1 2H 1B 3B		F7		G4-3		F8	4	1	1	1	1	0	2			
Tim Wallach, R OBP: 0.200, SLG: 0.400	1-3 2B		2-3 K		FC6-4 2B		F7		FC6-4	5	0	2	0	0	1	3			
Andres Galarraga, R OBP: 0.556, SLG: 0.429			0-0 3H 1B		FC6-4 1B				F9	3	0	2	1	1	0	0			
Larry Walker, L OBP: 0.333, SLG: 0.286	G4-3		0-1 SAFE L4		FC6-4				G1-3 2B	4	0	1	0	0	0	6			
Nelson Santovenia, R OBP: 0.143, SLG: 0.143			0-0 F9		L3				G1-3	4	0	0	0	0	0	4			
Spike Owen, S OBP: 0.222, SLG: 0.250			1-1 G4-3		G3 SH1-4 1B				G1-3	4	0	2	0	0	0	1			
Zane Smith, L OBP: 1.000, SLG: 1.000			1-0 K		SH1-4				F8 BB 1B	1	0	1	0	0	0	0			
Dave Martinez, L (6, PH)			1-0 FC6-4 1B							1	0	0	0	0	0	0			
Brett Gideon, R (6, 1)										0	0	0	0	0	0	0			
Bill Sampen, R (7, 1)										0	0	0	0	0	0	0			
Mike Aldrete, L OBP: 1.000, SLG: 1.000										1	0	1	0	0	0	0			
Inning Stats	R: 0 E: 0 K: 0 S: 15	H: 1 LOB: 3 BB: 2 P: 26	R: 0 E: 0 K: 0 S: 6	H: 1 LOB: 1 BB: 0 P: 10	R: 2 E: 0 K: 1 S: 12	H: 3 LOB: 1 BB: 0 P: 19	R: 0 E: 0 K: 0 S: 8	H: 1 LOB: 1 BB: 0 P: 12	R: 0 E: 0 K: 0 S: 9	H: 2 LOB: 2 BB: 0 P: 13	R: 0 E: 0 K: 0 S: 6	H: 1 LOB: 0 BB: 0 P: 9	R: 0 E: 0 K: 0 S: 9	H: 1 LOB: 1 BB: 0 P: 13	R: 0 E: 0 K: 0 S: 9	H: 1 LOB: 2 BB: 1 P: 17	1B: 6 2B: 4 3B: 1 HR: 0	SF: 0 SAC: 1 DP: 1 HBP: 0	WP: 0 PA: 40 PB: 0 SB: 0 CS: 0
PITCHER	IP WLS BF H R ER SO	IP WLS BF H R ER SO	IP WLS BF H R ER SO	IP WLS BF H R ER SO	IP WLS BF H R ER SO	IP WLS BF H R ER SO	IP WLS BF H R ER SO	IP WLS BF H R ER SO	IP WLS BF H R ER SO	IP WLS BF H R ER SO	IP WLS BF H R ER SO	IP WLS BF H R ER SO	IP WLS BF H R ER SO	IP WLS BF H R ER SO	IP WLS BF H R ER SO	IP WLS BF H R ER SO	ERA WHIP	ERA WHIP	
Bryn Smith, R ERA: 3.6	(1, 1) 5.0 W 25	(1, 1) 5.0 W 25	(1, 1) 5.0 W 25	(1, 1) 5.0 W 25	(1, 1) 5.0 W 25	(1, 1) 5.0 W 25	(1, 1) 5.0 W 25	(1, 1) 5.0 W 25	(1, 1) 5.0 W 25	(1, 1) 5.0 W 25	(1, 1) 5.0 W 25	(1, 1) 5.0 W 25	(1, 1) 5.0 W 25	(1, 1) 5.0 W 25	(1, 1) 5.0 W 25	(1, 1) 5.0 W 25	3.60 2.000	3.60 2.000	
Bob Tewksbury, R ERA	(6, 1) 3.0	(6, 1) 3.0	(6, 1) 3.0	(6, 1) 3.0	(6, 1) 3.0	(6, 1) 3.0	(6, 1) 3.0	(6, 1) 3.0	(6, 1) 3.0	(6, 1) 3.0	(6, 1) 3.0	(6, 1) 3.0	(6, 1) 3.0	(6, 1) 3.0	(6, 1) 3.0	(6, 1) 3.0	0.00 1.000	0.00 1.000	
Ricky Horton, L ERA	(9, 1) 0.0	(9, 1) 0.0	(9, 1) 0.0	(9, 1) 0.0	(9, 1) 0.0	(9, 1) 0.0	(9, 1) 0.0	(9, 1) 0.0	(9, 1) 0.0	(9, 1) 0.0	(9, 1) 0.0	(9, 1) 0.0	(9, 1) 0.0	(9, 1) 0.0	(9, 1) 0.0	(9, 1) 0.0	∞	∞	
Scott Terry, R ERA	(9, 1) 1.0	(9, 1) 1.0	(9, 1) 1.0	(9, 1) 1.0	(9, 1) 1.0	(9, 1) 1.0	(9, 1) 1.0	(9, 1) 1.0	(9, 1) 1.0	(9, 1) 1.0	(9, 1) 1.0	(9, 1) 1.0	(9, 1) 1.0	(9, 1) 1.0	(9, 1) 1.0	(9, 1) 1.0	0.00 0.000	0.00 0.000	

Batter	1	2	3	4	5	6	7	8	9	AB	R	H	RBI	BB	SO	LOB	BOTTOM		
Vince Coleman, S OBP: 0.400, SLG: 0.500	S 1B		0-0 3B	2-2 1-2 2H 1B		G3-2-3			K	5	1	3	0	0	1	3			
Willie McGee, S OBP: 0.394, SLG: 0.600	SAFE K		2-0 1H G5-3 3B	2-3 K					E3	4	1	1	1	1	2	3			
Todd Zeile, R OBP: 0.300, SLG: 0.375	2-3 K		4-1 G5-3 BB		G3				G1-3	3	0	0	0	2	1	4			
Pedro Guerrero, R OBP: 0.500, SLG: 0.296	2-3 K		0-0 G5-3		G1-3				1B SF7 BB	4	1	0	1	1	1	4			
Terry Pendleton, S OBP: 0.500, SLG: 0.375			3-2 G6-3		G5-3				F7	3	0	0	0	2	0	3			
Tom Brunansky, R OBP: 0.714, SLG: 0.800			2-0 PB 1B		4-2 FC6-4 BB				F8	3	0	2	0	1	0	1			
Ozzie Smith, S OBP: 0.250, SLG: 0.200	SAFE F9		1-2 F9		1-1 FC4-6 E 1B 1-2 1B				G3-2-3 1B	3	1	1	1	0	0	2			
José Oquendo, S OBP: 0.333, SLG: 0.333			2-2 G1-3		0-1 SAFE E5				F8	4	0	2	0	0	0	3			
Bryn Smith, R OBP: 0.500, SLG: 0.500			0-0 F7		2-0 F7				P6	2	0	1	1	0	0	0			
Bob Tewksbury, R ERA	(6, 1) 1.0	(6, 1) 1.0	(6, 1) 1.0	(6, 1) 1.0	(6, 1) 1.0	(6, 1) 1.0	(6, 1) 1.0	(6, 1) 1.0	(6, 1) 1.0	(6, 1) 1.0	(6, 1) 1.0	(6, 1) 1.0	(6, 1) 1.0	(6, 1) 1.0	(6, 1) 1.0	(6, 1) 1.0	9.00 5.000	9.00 5.000	
Ricky Horton, L ERA	(9, 1) 2.0	(9, 1) 2.0	(9, 1) 2.0	(9, 1) 2.0	(9, 1) 2.0	(9, 1) 2.0	(9, 1) 2.0	(9, 1) 2.0	(9, 1) 2.0	(9, 1) 2.0	(9, 1) 2.0	(9, 1) 2.0	(9, 1) 2.0	(9, 1) 2.0	(9, 1) 2.0	(9, 1) 2.0	0.00 1.000	0.00 1.000	
Scott Terry, R ERA	(9, 1) 1.0	(9, 1) 1.0	(9, 1) 1.0	(9, 1) 1.0	(9, 1) 1.0	(9, 1) 1.0	(9, 1) 1.0	(9, 1) 1.0	(9, 1) 1.0	(9, 1) 1.0	(9, 1) 1.0	(9, 1) 1.0	(9, 1) 1.0	(9, 1) 1.0	(9, 1) 1.0	(9, 1) 1.0	0.00 0.000	0.00 0.000	
Inning Stats	R: 0 E: 0 K: 3 S: 15	H: 1 LOB: 1 BB: 0 P: 24	R: 0 E: 0 K: 0 S: 10	H: 1 LOB: 1 BB: 0 P: 18	R: 2 E: 0 K: 1 S: 15	H: 2 LOB: 2 BB: 1 P: 25	R: 0 E: 0 K: 0 S: 6	H: 0 LOB: 1 BB: 1 P: 11	R: 0 E: 0 K: 0 S: 10	H: 2 LOB: 2 BB: 2 P: 21	R: 1 E: 0 K: 0 S: 6	H: 1 LOB: 2 BB: 2 P: 19	R: 0 E: 1 K: 1 S: 12	H: 0 LOB: 2 BB: 1 P: 20	R: 0 E: 1 K: 1 S: 12	H: 0 LOB: 2 BB: 1 P: 20	1B: 9 2B: 0 3B: 1 HR: 0	SF: 1 SAC: 0 DP: 1 HBP: 0	WP: 0 PA: 41 PB: 1 SB: 3 CS: 0
PITCHER	IP WLS BF H R ER SO	IP WLS BF H R ER SO	IP WLS BF H R ER SO	IP WLS BF H R ER SO	IP WLS BF H R ER SO	IP WLS BF H R ER SO	IP WLS BF H R ER SO	IP WLS BF H R ER SO	IP WLS BF H R ER SO	IP WLS BF H R ER SO	IP WLS BF H R ER SO	IP WLS BF H R ER SO	IP WLS BF H R ER SO	IP WLS BF H R ER SO	IP WLS BF H R ER SO	IP WLS BF H R ER SO	ERA WHIP	ERA WHIP	
Zane Smith, L ERA: 5.4	(1, 1) 5.0	(1, 1) 5.0	(1, 1) 5.0	(1, 1) 5.0	(1, 1) 5.0	(1, 1) 5.0	(1, 1) 5.0	(1, 1) 5.0	(1, 1) 5.0	(1, 1) 5.0	(1, 1) 5.0	(1, 1) 5.0	(1, 1) 5.0	(1, 1) 5.0	(1, 1) 5.0	(1, 1) 5.0	5.40 2.000	5.40 2.000	
Brett Gideon, R ERA: 9.0	(6, 1) 1.0	(6, 1) 1.0	(6, 1) 1.0	(6, 1) 1.0	(6, 1) 1.0	(6, 1) 1.0	(6, 1) 1.0	(6, 1) 1.0	(6, 1) 1.0	(6, 1) 1.0	(6, 1) 1.0	(6, 1) 1.0	(6, 1) 1.0	(6, 1) 1.0	(6, 1) 1.0	(6, 1) 1.0	9.00 5.000	9.00 5.000	
Bill Sampen, R ERA	(7, 1) 2.0	(7, 1) 2.0	(7, 1) 2.0	(7, 1) 2.0	(7, 1) 2.0	(7, 1) 2.0	(7, 1) 2.0	(7, 1) 2.0	(7, 1) 2.0	(7, 1) 2.0	(7, 1) 2.0	(7, 1) 2.0	(7, 1) 2.0	(7, 1) 2.0	(7, 1) 2.0	(7, 1) 2.0	0.00 1.000	0.00 1.000	

Montreal Expos @ St. Louis Cardinals
 Busch Stadium, St. Louis, MO
 Tue Apr 10 1990, 7:05 PM CDT
 Att: 22,571 - Unknown - 44 F

AB	36
R	2
H	11
RBI	2
BB	3
SO	1
LOB	22



Montreal Expos @ St. Louis Cardinals
 Busch Stadium, St. Louis, MO
 Tue Apr 10 1990, 7:05 PM CDT
 Att: 22,571 - Unknown - 44 F

AB	32
R	4
H	10
RBI	4
BB	8
SO	5
LOB	25



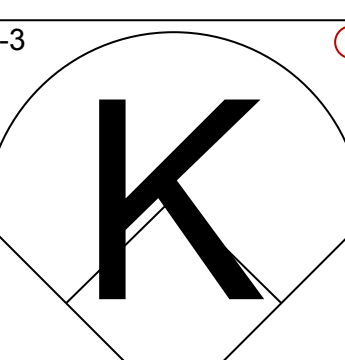
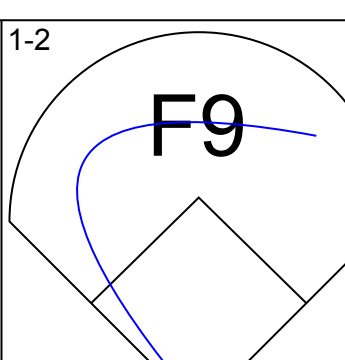
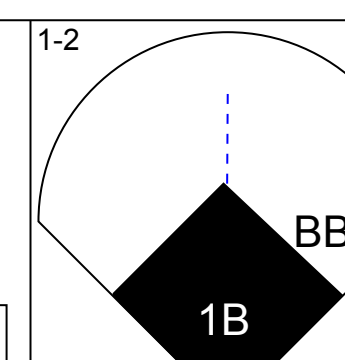
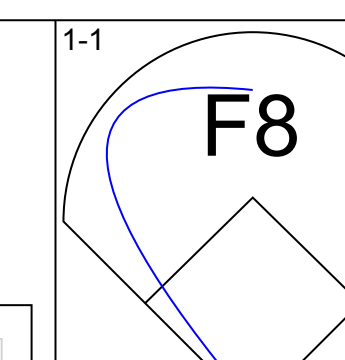
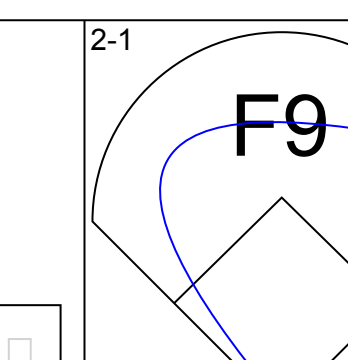
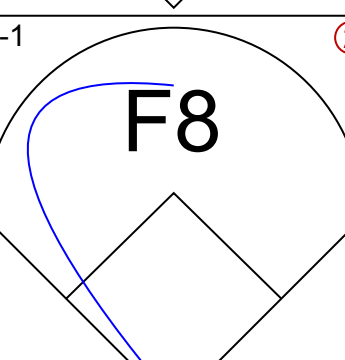
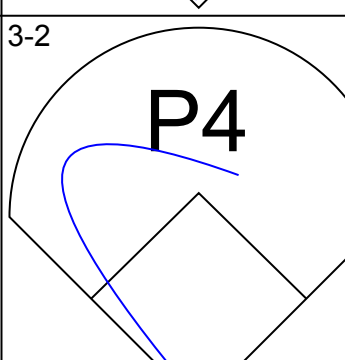
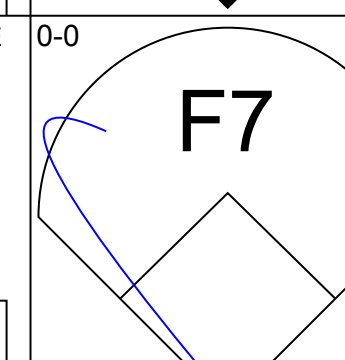
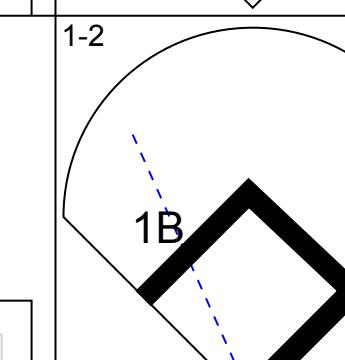
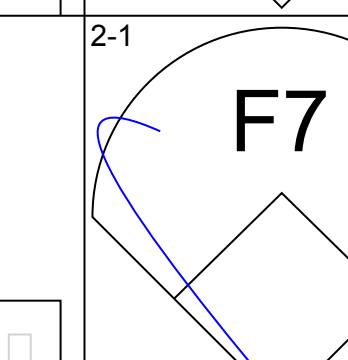
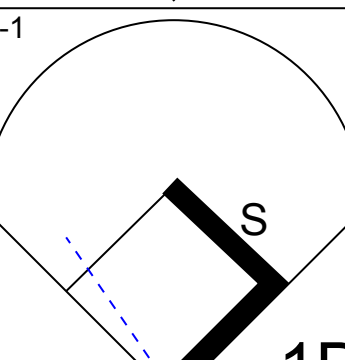
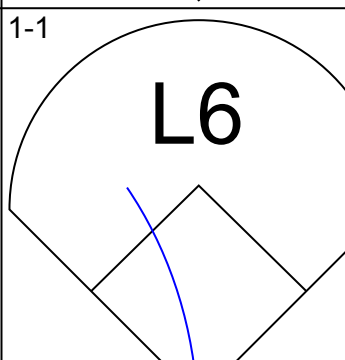
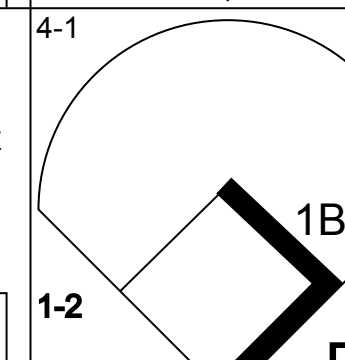
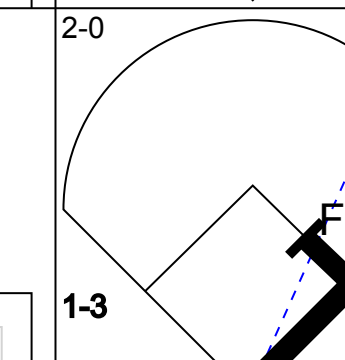

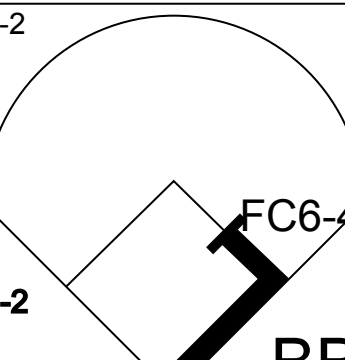
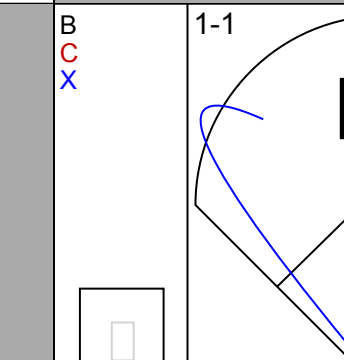
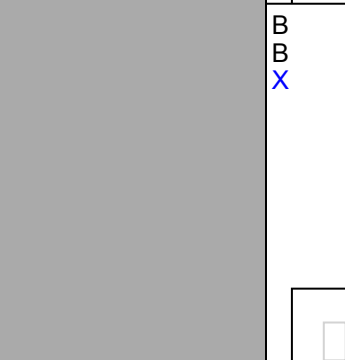

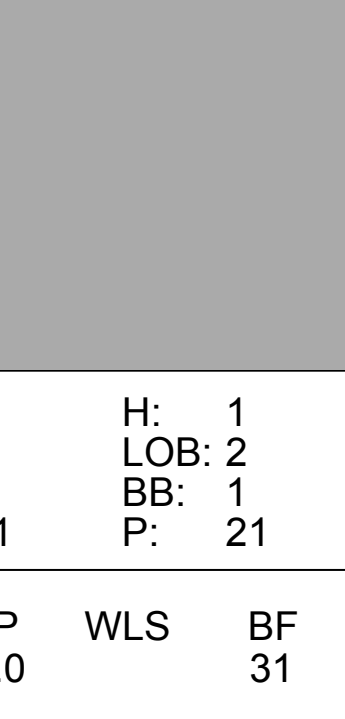
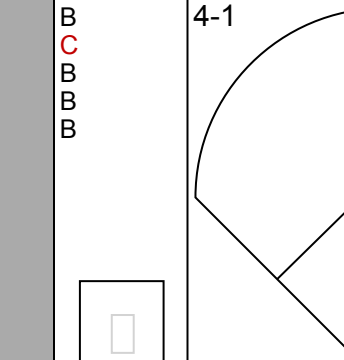
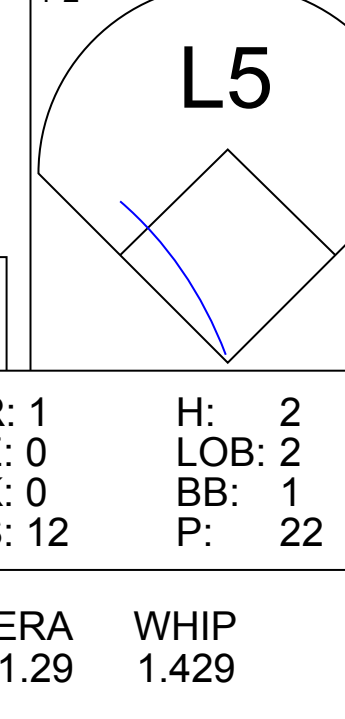
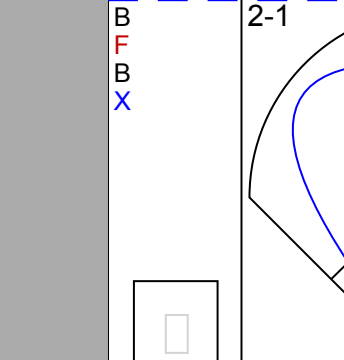
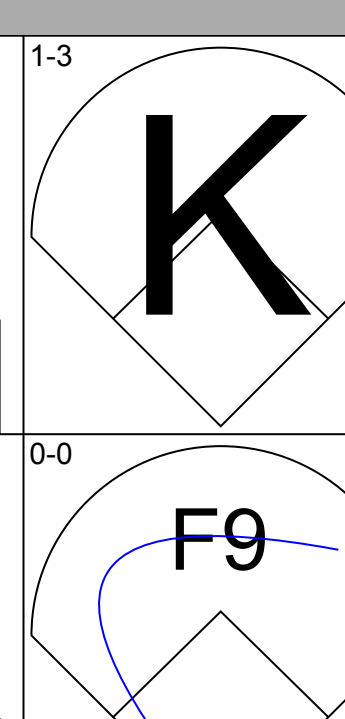
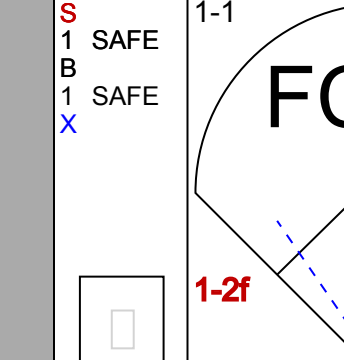
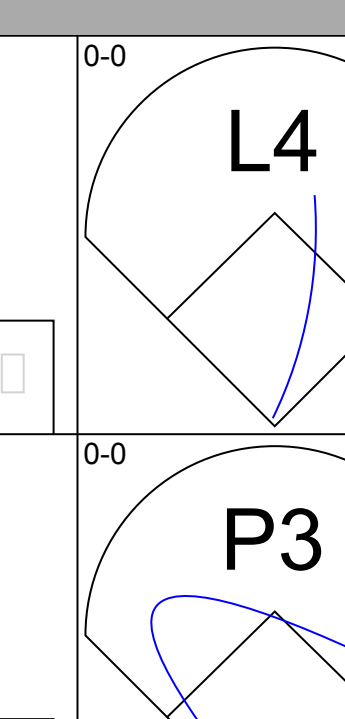
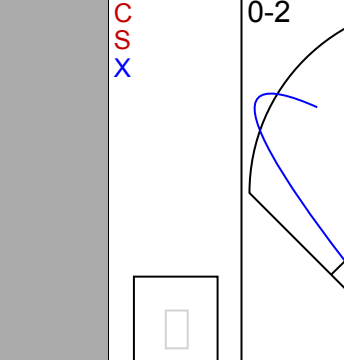
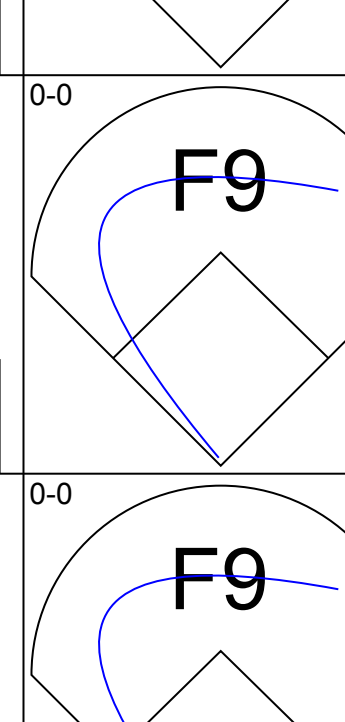
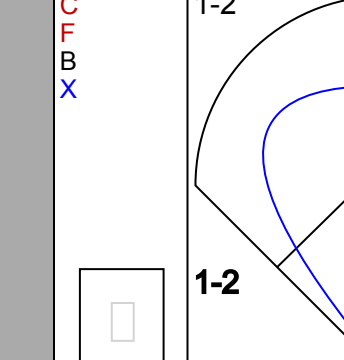
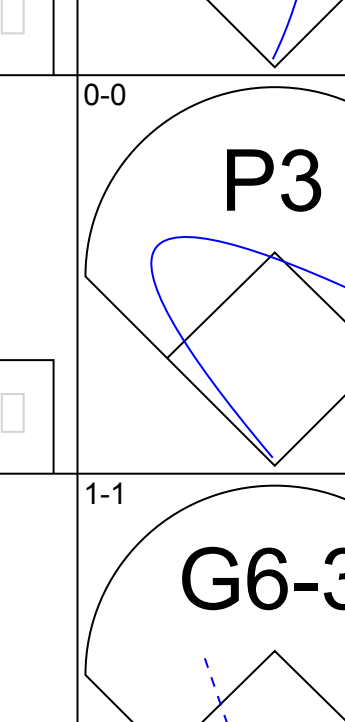
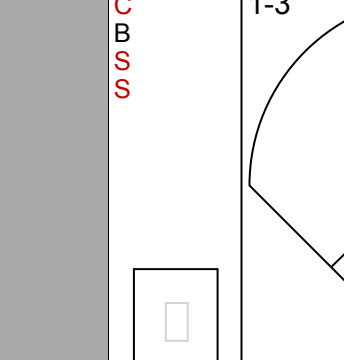
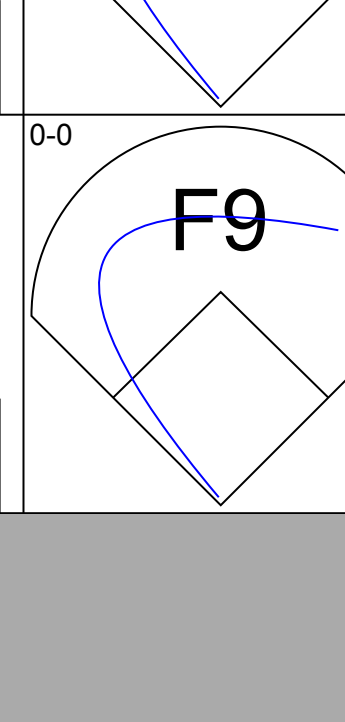
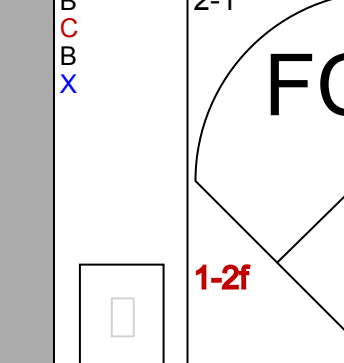
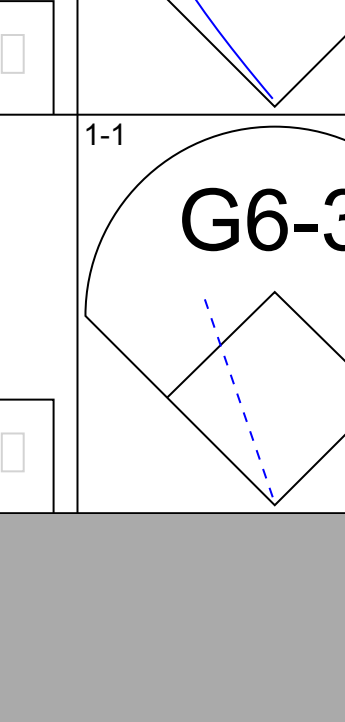
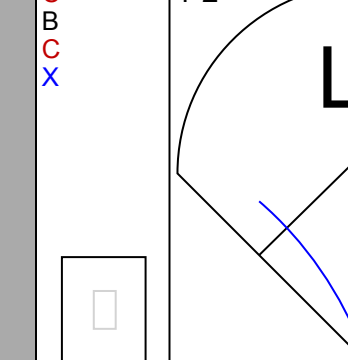
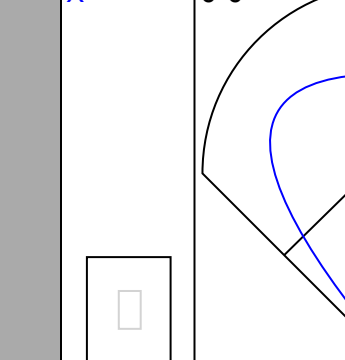
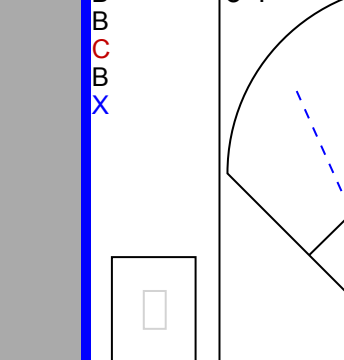
Batter	1	2	3	4	5	6	7	8	9	AB	R	H	RBI	BB	SO	LOB	TOP								
Delino DeShields, L OBP: 0.438, SLG: 0.533	F8	K			BB 1B 2B		4-3	FC6-4 BB 1B		5	1	2	1	0	1	2	Montreal Expos @ St. Louis Cardinals Busch Stadium, St. Louis, MO Wed Apr 11, 1990, 3:33 AM CDT Att: 26,174 - Cloudy - 44 F								
Marquis Grissom, R OBP: 0.375, SLG: 0.500	K		5-3		1B BB SF9 1B		S SF9 2B	FC6-4 BB		4	2	2	0	1	1	0									
Tim Raines, S OBP: 0.429, SLG: 0.500			4-3		SF9 1B CS BB		SF9	FC6-4		3	0	1	2	1	0	2									
Tim Wallach, R OBP: 0.267, SLG: 0.467	K				F7			F6		5	0	2	0	0	1	7									
Andres Galarraga, R OBP: 0.571, SLG: 0.400		1B BB	F9		1-2 2-3 3-H 1B				F7	3	1	1	1	2	0	1									
Larry Walker, L OBP: 0.357, SLG: 0.300	1B			K	SF9		G3			3	0	1	1	1	1	2									
Mike Fitzgerald, R OBP: 0.333, SLG: 0.200 Otis Nixon, S		1B		K	2-3 3-H					3	0	1	1	1	1	0									
Nelson Santovenia, R OBP: 0.125, SLG: 0.125	FC1-4 1B			K	CS		6-3	E S BB	K	0	1	0	0	0	0	0									
Spike Owen, S OBP: 0.214, SLG: 0.231	FC1-4				2-2		5-3	B2	K	5	0	1	0	0	1	4									
Oil Can Boyd, R Steve Frey, R Wallace Johnson, S Rex Hudler, R Drew Hall, L Tim Burke, R	K			F8			6-3	E3 BB FC6-4 1B		3	0	0	0	0	1	3									
Inning Stats	R: 0 E: 0 K: 2 S: 9	H: 1 LOB: 1 BB: 0 P: 12	R: 1 E: 0 K: 2 S: 14	H: 2 LOB: 2 BB: 1 P: 24	R: 0 E: 0 K: 0 S: 8	H: 1 LOB: 1 BB: 0 P: 11	R: 0 E: 0 K: 2 S: 11	H: 1 LOB: 1 BB: 0 P: 14	R: 2 E: 0 K: 0 S: 14	H: 3 LOB: 1 BB: 1 P: 22	R: 0 E: 0 K: 0 S: 5	H: 0 LOB: 0 BB: 0 P: 9	R: 1 E: 0 K: 0 S: 12	H: 2 LOB: 2 BB: 1 P: 22	R: 2 E: 1 K: 0 S: 12	H: 1 LOB: 3 BB: 2 P: 28	R: 0 E: 0 K: 2 S: 8	H: 0 LOB: 1 BB: 1 P: 18	1B: 8 2B: 3 3B: 0 HR: 0	SF: 2 SAC: 0 DP: 0 HBP: 0	WP: 0 PB: 0 SB: 3 CS: 1	PA: 45			
PITCHER	IP	WLS	BF	H	R	ER	SO	BB	IBB	HBP	BLK	WP	HR	S	P	ERA	WHIP								
Jose DeLeon, R ERA: 5.4	5.0	L	24	8	3	3	6	2	0	0	0	0	0	56	83	5.40	2.000								
Greg Mathews, L ERA: 4.5	2.0		9	2	1	1	0	0	1	0	0	0	0	17	31	4.50	1.000								
Cris Carpenter, R ERA: 5.4	0.1		2	0	2	1	0	1	0	0	0	0	0	2	6	27.00	3.000								
Frank DiPino, L ERA: 13.5	0.0		2	1	0	0	0	0	0	0	0	0	0	6	11	∞	∞								
Howard Hilton, R ERA:	1.2		7	0	0	0	2	2	0	0	0	0	0	12	29	0.00	1.200								

AB	36
R	6
H	11
RBI	6
BB	6
SO	8
LOB	24



Batter	1	2	3	4	5	6	7	8	9	AB	R	H	RBI	BB	SO	LOB	BOTTOM								
Vince Coleman, S OBP: 0.357, SLG: 0.429	F6			F8		F5		D S 1B		4	0	1	0	0	0	1	Montreal Expos @ St. Louis Cardinals Busch Stadium, St. Louis, MO Wed Apr 11, 1990, 3:33 AM CDT Att: 26,174 - Cloudy - 44 F								
Willie McGee, S OBP: 0.400, SLG: 0.538	G1-3			HR 1B		1B BB		5-3		3	1	1	0	1	0	1									
Milt Thompson, L	L3			F8		K		6-3		4	0	0	0	0	1	4									
Pedro Guerrero, R OBP: 0.500, SLG: 0.636		K		HR		1-3 2-H 1B		F9		4	1	2	3	0	1	1									
Terry Pendleton, S OBP: 0.500, SLG: 0.455	4-3			F9				L7 1B 2B		3	1	1	0	1	0	0									
Todd Zeile, R OBP: 0.214, SLG: 0.250	F7				K	5-3		L7		4	0	0	0	0	1	4									
Ozzie Smith, S OBP: 0.167, SLG: 0.111				F8		K		1-3		4	0	0	0	0	1	1									
José Oquendo, S OBP: 0.308, SLG: 0.308				1-3		F8		F7		4	0	1	1	0	0	0									
Jose DeLeon, R Greg Mathews, R Dave Collins, S Cris Carpenter, R Frank DiPino, L Howard Hilton, R Tom Brunansky, R				6-3		1B 2B		F5		1	0	0	0	0	0	0									
Inning Stats	R: 0 E: 0 K: 0 S: 8	H: 0 LOB: 0 BB: 0 P: 11	R: 0 E: 0 K: 1 S: 8	H: 0 LOB: 0 BB: 0 P: 9	R: 0 E: 0 K: 0 S: 6	H: 0 LOB: 0 BB: 0 P: 10	R: 2 E: 0 K: 0 S: 11	H: 2 LOB: 0 BB: 0 P: 18	R: 0 E: 0 K: 2 S: 9	H: 0 LOB: 0 BB: 0 P: 15	R: 1 E: 0 K: 1 S: 13	H: 2 LOB: 3 BB: 2 P: 27	R: 0 E: 0 K: 0 S: 5	H: 0 LOB: 0 BB: 0 P: 9	R: 0 E: 0 K: 0 S: 11	H: 1 LOB: 1 BB: 0 P: 12		R: 1 E: 0 K: 0 S: 10	H: 2 LOB: 1 BB: 0 P: 16	1B: 4 2B: 2 3B: 0 HR: 1	SF: 0 SAC: 0 DP: 0 HBP: 0	WP: 0 PB: 0 SB: 1 CS: 0	PA: 36		
PITCHER	IP	WLS	BF	H	R	ER	SO	BB	IBB	HBP	BLK	WP	HR	S	P	ERA	WHIP								
Oil Can Boyd, R ERA: 4.5	6.0	W	24	4	3	3	4	1	0	0	0	0	0	55	90	4.50	0.833								
Steve Frey, L ERA:	1.0		3	0	0	0	0	0	0	0	0	0	0	5	9	0.00	0.000								
Drew Hall, L ERA:	0.2		3	1	0	0	0	0	0	0	0	0	0	10	11	0.00	1.500								
Tim Burke, R ERA: 8.1	1.1	S	6	2	1	1	0	0	0	0	0	0	0	11	17	6.75	1.500								




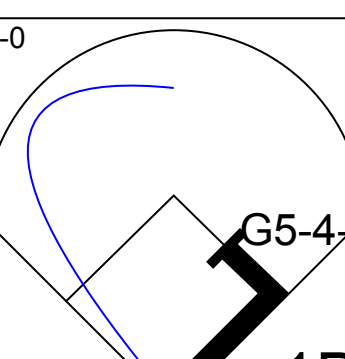
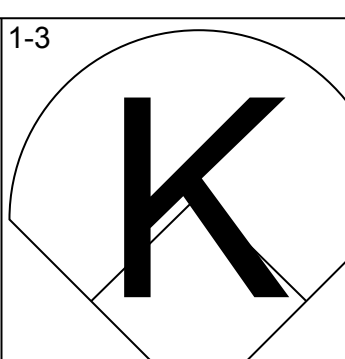
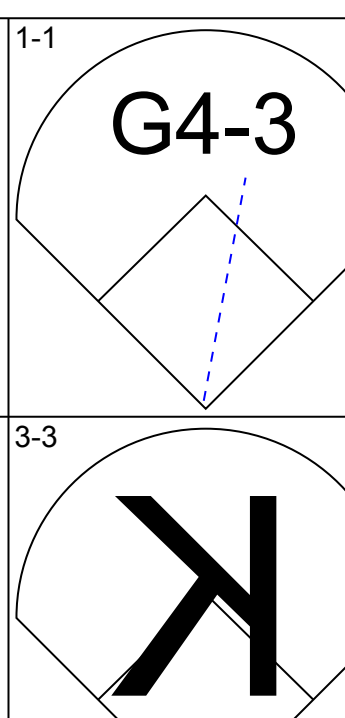
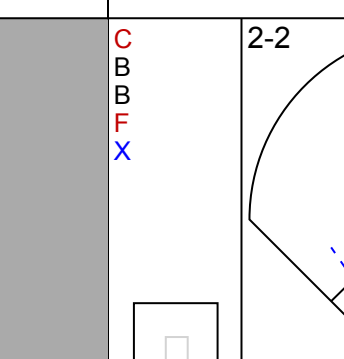
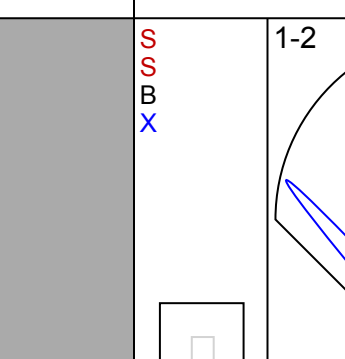
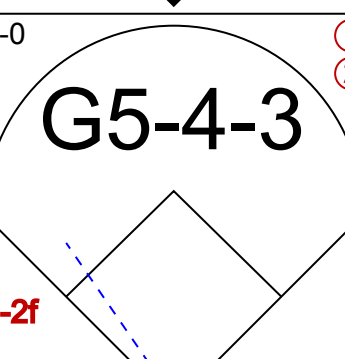
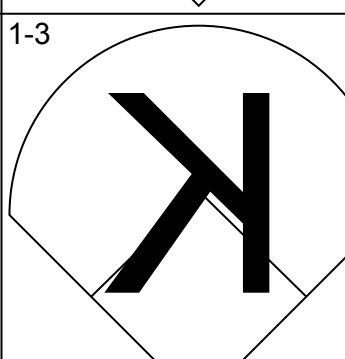
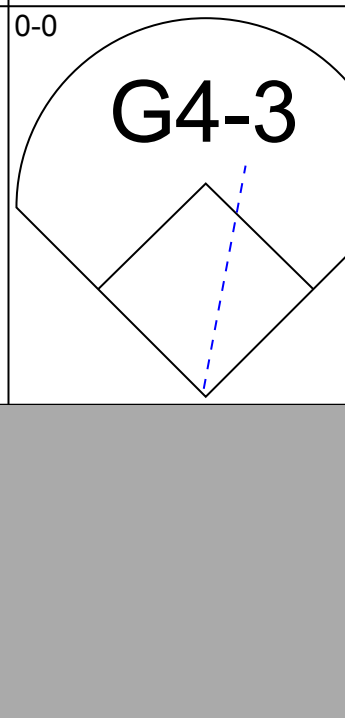
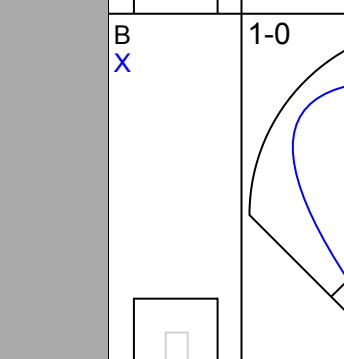
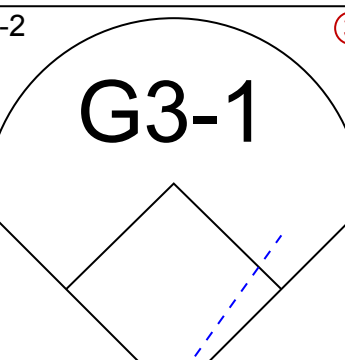
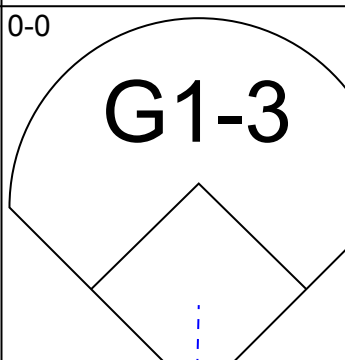

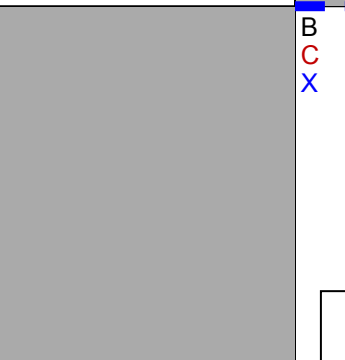
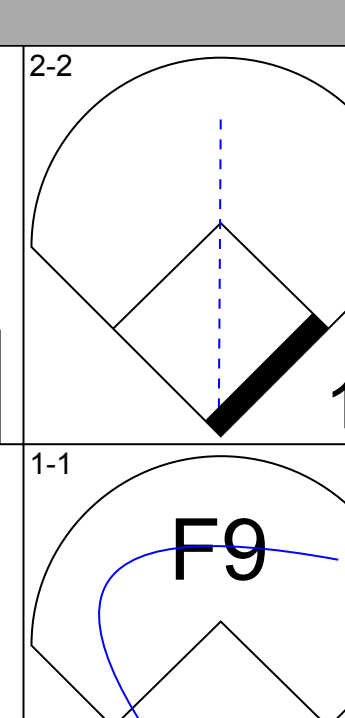
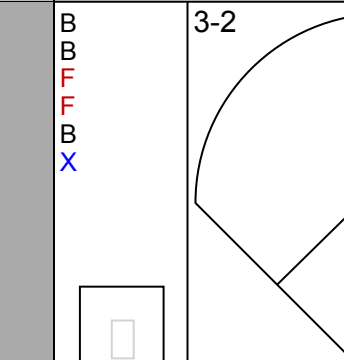

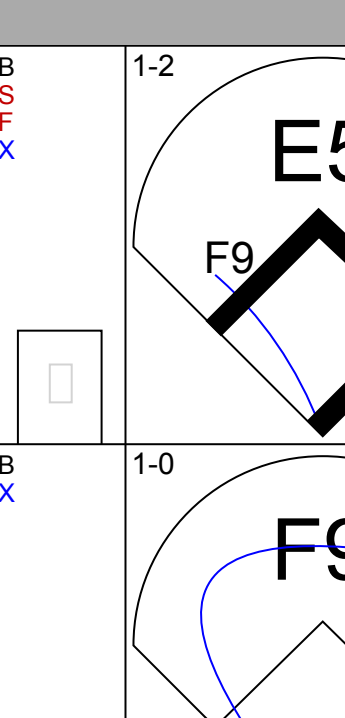
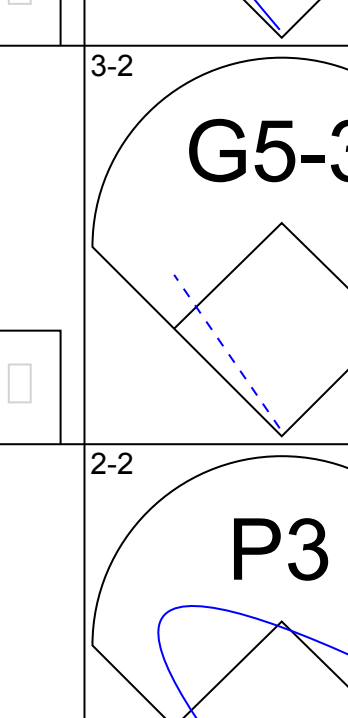



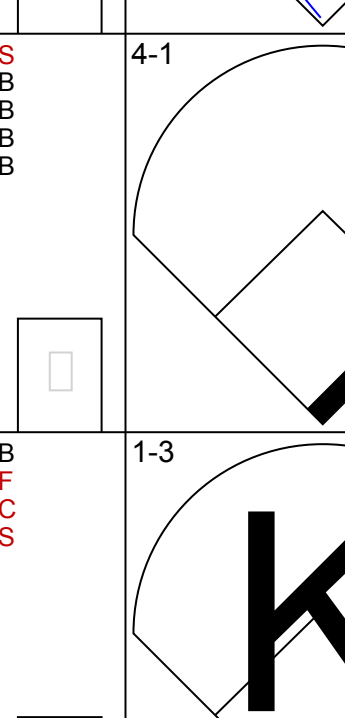
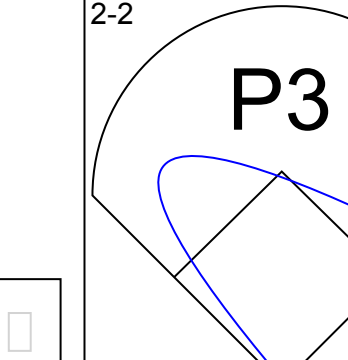



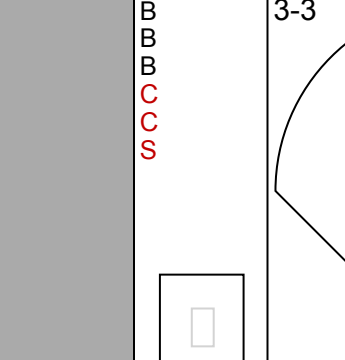




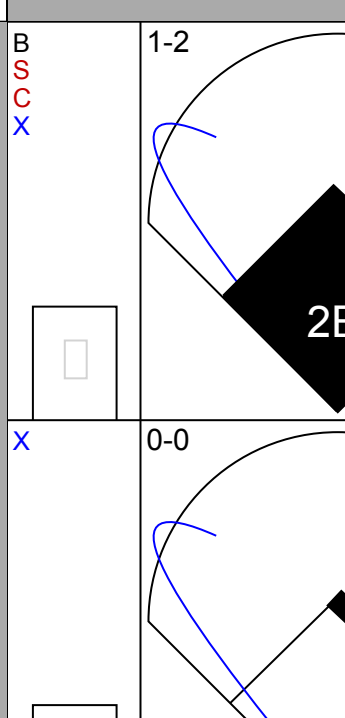
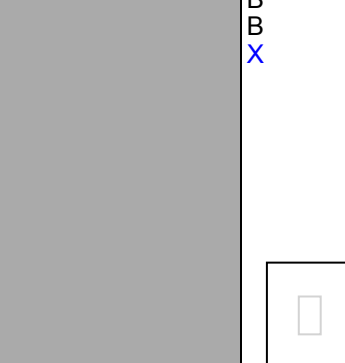
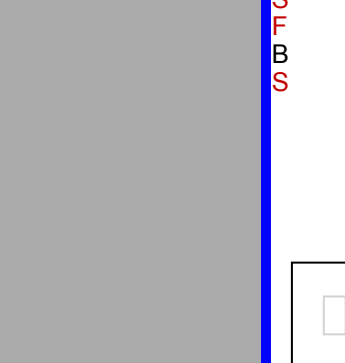

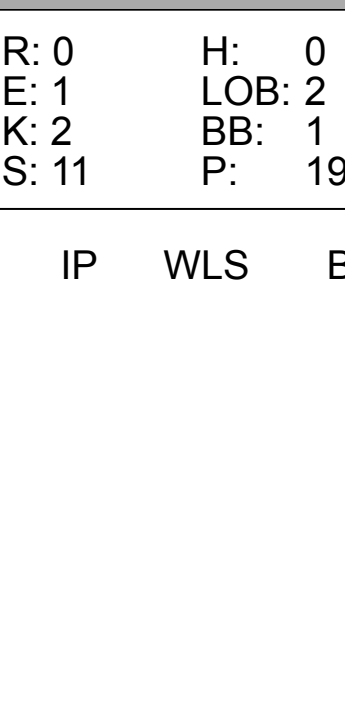

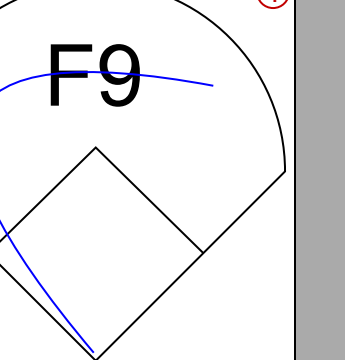
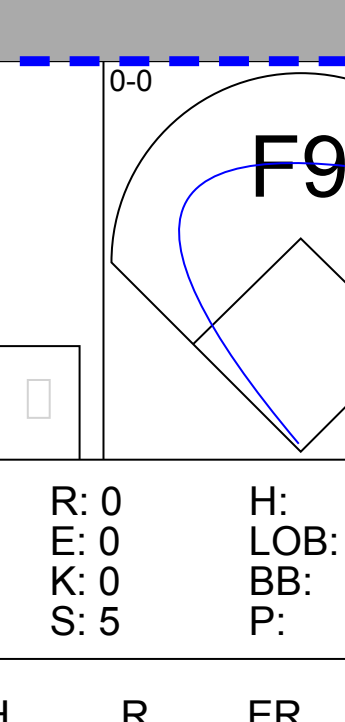
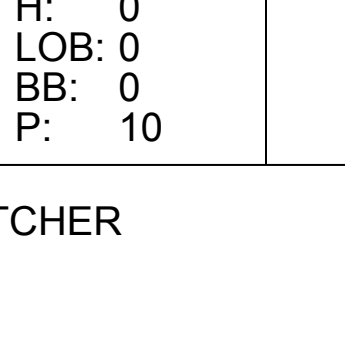
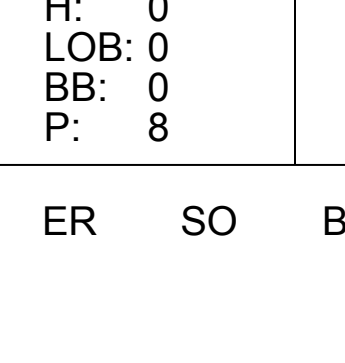

Batter	1	2	3	4	5	6	7	8	9	10	AB	R	H	RBI	BB	SO	LOB	TOP			
Gregg Jefferies, S OBP: 0.333, SLG: 0.438 (1, 4)											5	1	1	0	0	1	2				
Keith Miller, R OBP: 0.313, SLG: 0.333 (1, 8)											5	0	1	0	0	0	3				
Howard Johnson, S OBP: 0.333, SLG: 0.529 (1, 5)											4	1	3	0	1	0	1				
Darryl Strawberry, L OBP: 0.313, SLG: 0.214 (1, 9)											4	0	1	1	1	1	3				
Kevin McReynolds, R OBP: 0.375, SLG: 0.462 (1, 7)											4	0	0	0	1	0	5				
Mike Marshall, R OBP: 0.125, SLG: 0.125 (1, 3)											5	1	1	1	0	1	1				
Barry Lyons, R OBP: 0.286, SLG: 0.714 (1, 2)											5	1	2	2	0	1	0				
Kevin Elster, R (1, 6)											5	0	0	0	0	0	2				
David Cone, L OBP: 0.333, SLG: 0.333 (8, 1)											3	0	1	0	0	0	0				
Jeff Musselman, L (8, 1)											0	0	0	0	0	0	0				
Mark Carreon, R OBP: 0.333, SLG: 0.333 (9, PH)											1	0	1	0	0	0	0				
Julio Machado, R (9, 1)											0	0	0	0	0	0	0				
John Franco, L (10, 1)											0	0	0	0	0	0	0				
Inning Stats	R: 0 E: 0 K: 1 S: 11	H: 1 LOB: 2 BB: 1 P: 21	R: 0 E: 0 K: 1 S: 5	H: 0 LOB: 0 BB: 0 P: 6	R: 0 E: 0 K: 0 S: 10	H: 1 LOB: 1 BB: 0 P: 16	R: 0 E: 0 K: 0 S: 10	H: 1 LOB: 2 BB: 1 P: 19	R: 1 E: 0 K: 0 S: 12	H: 2 LOB: 2 BB: 1 P: 22	R: 0 E: 0 K: 0 S: 4	H: 0 LOB: 0 BB: 0 P: 5	R: 0 E: 0 K: 1 S: 8	H: 0 LOB: 0 BB: 0 P: 11	R: 0 E: 0 K: 0 S: 7	H: 1 LOB: 1 BB: 0 P: 15	R: 3 E: 0 K: 1 S: 13	H: 3 LOB: 0 BB: 0 P: 20	1B: 9 2B: 1 3B: 0 HR: 1	SF: 0 SAC: 0 DP: 0 HBP: 0	WP: 0 PA: 44 PB: 0 SB: 1 CS: 0
PITCHER	IP WLS BF H R ER SO BB IBB HBP BLK WP HR S P ERA WHIP	7.0 L 9 2 1 1 2 0 0 0 0 0 0 20 32 3.86 0.857	10.1 0.2 4 2 2 2 0 0 0 0 0 0 1 8 14 27.00 3.000																		

New York Mets @ Montreal Expos
Olympic Stadium, Montreal, QB
Fri Apr 13 1990, 3:33 AM EDT
Att. 44,183 - Dome - 70 F

livebaseballscores.com

AB 41
R 4
H 11
RBI 4
BB 3
SO 4
LOB 17




Batter	1	2	3	4	5	6	7	8	9	10	AB	R	H	RBI	BB	SO	LOB	BOTTOM			
Delino DeShields, L OBP: 0.381, SLG: 0.450 (1, 4)											5	0	1	0	0	1	3				
Marquis Grissom, R OBP: 0.300, SLG: 0.389 (1, 8)											4	0	0	0	0	2	2				
Tim Raines, S OBP: 0.333, SLG: 0.357 (1, 7)											4	0	0	0	0	1					
Tim Wallach, R OBP: 0.316, SLG: 0.474 (1, 5)											4	0	2	0	0	0	0				
Andres Galaraga, R OBP: 0.444, SLG: 0.226 Tim Burke, R (10, 1)											4	0	0	0	0	1	3				
Larry Walker, L OBP: 0.333, SLG: 0.231 (1, 9)											3	0	0	0	1	2	2				
Nelson Santovenia, R OBP: 0.083, SLG: 0.083 (1, 2)											4	0	0	0	0	2	3				
Spike Owen, S OBP: 0.250, SLG: 0.400 Mike Aldrete, L Drew Hall, L (8, 1)											2	1	1	0	0	0	0				
Wallace Johnson, S OBP: 0.500, SLG: 0.500 (10, 3)											1	0	1	0	0	0	0				
Kevin Gross, R OBP: 0.500, SLG: 1.000 Tom Foley, L (8, 6)											2	0	1	1	0	1	0				
Junior Noboa, R OBP: 0.333, SLG: 0.333 (8, 6)											2	0	1	0	0	0	0				
Inning Stats	R: 0 E: 0 K: 0 S: 5	H: 1 LOB: 0 BB: 0 P: 9	R: 0 E: 0 K: 1 S: 10	H: 1 LOB: 1 BB: 0 P: 16	R: 1 E: 0 K: 2 S: 11	H: 2 LOB: 1 BB: 0 P: 14	R: 0 E: 0 K: 1 S: 8	H: 1 LOB: 0 BB: 0 P: 12	R: 0 E: 0 K: 1 S: 5	H: 0 LOB: 0 BB: 0 P: 8	R: 0 E: 1 K: 2 S: 11	H: 0 LOB: 2 BB: 1 P: 19	R: 0 E: 0 K: 0 S: 5	H: 0 LOB: 0 BB: 0 P: 8	R: 0 E: 0 K: 0 S: 9	H: 0 LOB: 0 BB: 0 P: 15	R: 0 E: 0 K: 2 S: 12	H: 2 LOB: 2 BB: 0 P: 17	1B: 5 2B: 1 3B: 1 HR: 0	SF: 0 SAC: 0 DP: 2 HBP: 0	WP: 0 PA: 37 PB: 0 SB: 0 CS: 0
PITCHER	IP WLS BF H R ER SO BB IBB HBP BLK WP HR S P ERA WHIP	7.0 3 0 0 0 0 0 0 0 0 0 0 0 5 8 0.00 0.000	10.1 1.0 W 3 0 0 0 0 0 0 0 0 0 0 9 15 0.00 0.000																		

New York Mets @ Montreal Expos
Olympic Stadium, Montreal, QB
Fri Apr 13 1990, 3:33 AM EDT
Att. 44,183 - Dome - 70 F

livebaseballscores.com

AB 36
R 1
H 7
RBI 1
BB 1
SO 10
LOB 16



Batter	1	2	3	4	5	6	7	8	9	AB	R	H	RBI	BB	SO	LOB	TOP					
Gregg Jefferies, S (1, 4) OBP: 0.348, SLG: 0.429	G3	1B		FC6-4 1B		L3		L7		5	0	2	1	0	0	2						
Keith Miller, R (1, 8) OBP: 0.286, SLG: 0.350	G4-3 1B	G6-3 2B		FC6-4 1-2f			K		L4	5	1	1	0	0	1	2						
Howard Johnson, S (1, 5) OBP: 0.348, SLG: 0.636	G4-3			FC6-5 1B	G4-3		HR		P5	5	1	2	1	0	0	1						
Darryl Strawberry, L (1, 9) OBP: 0.381, SLG: 0.333	1B			FC6-5 BB	P6		PB 2B		K	4	0	2	1	1	1	0						
Kevin McReynolds, R (1, 7) OBP: 0.300, SLG: 0.353	F9			FC6-5	L8		P8			4	0	0	0	0	0	4						
Mike Marshall, R (1, 3) OBP: 0.200, SLG: 0.200		FC5 1B	P2			1B HBP G4-6-3 1B		F9		4	1	2	0	0	0	3						
Barry Lyons, R (1, 2) OBP: 0.278, SLG: 0.588		E5 SF8	G3			G4-6-3 1B HBP		K		3	1	0	0	0	1	3	AB 36					
Kevin Elster, R (1, 6) OBP: 0.200, SLG: 0.059		FC5 SF8 1B		P7		G4-6-3 1B		F7		4	1	1	0	0	0	2	R 5					
Dwight Gooden, R (1, 1) Tom O'Malley, L (4, PH) Bob Ojeda, L (4, 1) Dave Magadan, L (6, PH) Alejandro Pena, R (6, 1) Mark Carreon, R (6, PH) Wally Whitehurst, R (8, 1)		SF8	P5			G4-6-3				0	0	0	1	0	0	0	H 10					
Inning Stats	R: 1 E: 0 K: 0 S: 10	H: 2 LOB: 1 BB: 0 P: 13	R: 2 E: 2 K: 0 S: 12	H: 2 LOB: 1 BB: 0 P: 17	R: 0 E: 0 K: 0 S: 7	H: 1 LOB: 2 BB: 1 P: 13	R: 0 E: 0 K: 0 S: 7	H: 1 LOB: 1 BB: 0 P: 10	R: 0 E: 0 K: 0 S: 9	H: 0 LOB: 0 BB: 0 P: 15	R: 1 E: 0 K: 1 S: 14	H: 2 LOB: 1 BB: 0 P: 23	R: 1 E: 0 K: 1 S: 14	H: 2 LOB: 1 BB: 0 P: 26	R: 0 E: 0 K: 1 S: 9	H: 0 LOB: 1 BB: 1 P: 15	R: 0 E: 0 K: 1 S: 6	H: 0 LOB: 0 BB: 0 P: 9	1B: 7 2B: 2 3B: 0 HR: 1	SF: 1 SAC: 0 DP: 1 HBP: 1	WP: 0 PB: 2 SB: 0 CS: 0	PA: 40
PITCHER	IP	WLS	BF	H	R	ER	SO	BB	IBB	HBP	BLK	WP	HR	S	P	ERA	WHIP					
Dennis Martinez, R (1, 1) ERA: 4.09	6.0	W	28	8	4	2	0	1	0	1	0	0	0	59	91	3.00	1.500					
Steve Frey, L (7, 1) ERA: 1.6	3.0	S	12	2	1	1	3	1	0	0	0	0	1	29	50	3.00	1.000					

New York Mets @ Montreal Expos
Olympic Stadium, Montreal, QB
Sat Apr 14 1990, 3:33 AM EDT
Att: 16,165 - Dome

AB	36
R	5
H	10
RBI	4
BB	2
SO	3
LOB	19



Batter	1	2	3	4	5	6	7	8	9	AB	R	H	RBI	BB	SO	LOB	BOTTOM				
Delino DeShields, L (1, 4) OBP: 0.400, SLG: 0.500	F8	S 1B		2B		K				4	0	2	1	0	1	0					
Marquis Grissom, R (1, 8) OBP: 0.250, SLG: 0.318	K	K		P8			P6			4	0	0	0	0	2	2					
Tim Raines, S (1, 7) OBP: 0.318, SLG: 0.333	G3-1	F7			E S FC3-6 1B		P4			4	1	1	0	0	0	1					
Tim Wallach, R (1, 5) OBP: 0.348, SLG: 0.478		1B 1B 2B 1B		G6-4-3 1B	L5		K			4	1	2	0	0	1	1					
Andres Galarraga, R (1, 3) OBP: 0.455, SLG: 0.294		1B 2B 1B		G6-4-3	FC3-6 1B			G6-3		3	1	1	0	1	0	1					
Larry Walker, L (1, 9) OBP: 0.394, SLG: 0.250		2B 1B		FC3-6 BB	FC3-6			K		3	1	1	1	1	1	1					
Nelson Santovenia, R (1, 2) OBP: 0.125, SLG: 0.166		3B 2B		G4-3	F7			G6-3		4	1	1	3	0	0	2	AB 32				
Spike Owen, S (1, 6) OBP: 0.263, SLG: 0.500		1B 3B		G6-3			F7			3	1	1	1	0	0	0	R 6				
Dennis Martinez, R (1, 1) ERA: 11.74		G1-3		1-3			K			2	0	0	0	0	0	1	H 9				
Dave Martinez, L (6, PH) Steve Frey, R (7, 1)										1	0	0	0	0	1	0	RBI 6				
Inning Stats	R: 0 E: 0 K: 1 S: 6	H: 0 LOB: 0 BB: 0 P: 10	R: 5 E: 0 K: 1 S: 28	H: 6 LOB: 1 BB: 0 P: 43	R: 0 E: 0 K: 0 S: 10	H: 1 LOB: 1 BB: 1 P: 20	R: 0 E: 0 K: 0 S: 10	H: 1 LOB: 1 BB: 0 P: 18	R: 1 E: 0 K: 2 S: 8	H: 1 LOB: 0 BB: 1 P: 12	R: 0 E: 0 K: 2 S: 8	H: 0 LOB: 0 BB: 0 P: 11	R: 0 E: 0 K: 1 S: 6	H: 0 LOB: 0 BB: 0 P: 7	R: 0 E: 0 K: 1 S: 7	H: 0 LOB: 0 BB: 0 P: 11	1B: 6 2B: 2 3B: 1 HR: 0	SF: 0 SAC: 0 DP: 1 HBP: 0	WP: 0 PB: 4 SB: 0 CS: 0	PA: 34	
PITCHER	IP	WLS	BF	H	R	ER	SO	BB	IBB	HBP	BLK	WP	HR	S	P	ERA	WHIP				
Dwight Gooden, R (1, 1) ERA: 11.74	3.0	L	16	7	5	5	2	1	0	0	0	0	0	44	73	15.00	2.667				
Bob Ojeda, L (4, 1) ERA: 2.45	2.0		9	2	1	0	0	0	1	0	0	0	0	16	30	0.00	1.000				
Alejandro Pena, R (6, 1) ERA: 13.5	2.0		6	0	0	0	3	0	0	0	0	0	0	14	18	0.00	0.000				
Wally Whitehurst, R (8, 1) ERA: 5.4	1.0		3	0	0	0	1	0	0	0	0	0	0	7	11	0.00	0.000				

New York Mets @ Montreal Expos
Olympic Stadium, Montreal, QB
Sat Apr 14 1990, 3:33 AM EDT
Att: 16,165 - Dome

AB	32
R	6
H	9
RBI	6
BB	2
SO	6
LOB	9



Batter	1	2	3	4	5	6	7	8	9	AB	R	H	RBI	BB	SO	LOB	TOP				
Gregg Jefferies, S (1,4) OBP: 0.370, SLG: 0.417	F9		1B			G5-3			1B G5-3 BB	3	0	1	0	1	0	0					
Keith Miller, R (1,8) OBP: 0.292, SLG: 0.391			P3			L6			G5-3	3	1	1	0	0	0	1					
Dave Magadan, L (9,PH) OBP: 0.500, SLG: 0.667	PB 2B								1-2 G5-3	1	0	0	0	0	0	1					
Howard Johnson, S (1,5) OBP: 0.296, SLG: 0.538	K 2-3		K			K2-3			K	4	0	0	0	0	4	3					
Darryl Strawberry, L (1,9) OBP: 0.440, SLG: 0.409	G4-3					G6-4-3 1B			1-2 G5-4-3 1B	4	0	3	0	0	0	0					
Kevin McReynolds, R (1,7) OBP: 0.304, SLG: 0.316 Tom O'Malley, L (9,PH)		S BB				F9			G5-4-3	2	0	0	0	1	0	2					
Mike Marshall, R (1,3) OBP: 0.374, SLG: 0.174		K 1-2				G6-4-3			1-2 K	3	0	0	0	0	2	2					
Kevin Elster, R (1,6) OBP: 0.217, SLG: 0.100		F8				L9-3 1B			K	3	0	1	0	0	1	1					
Orlando Mercado, R (1,2)		G5-3				L9-3			F9	3	0	0	0	0	0	2					
Ron Darling, R (1,1)						F8			G5-3	2	0	0	0	0	1	0					
Jeff Musselman, L (7,1)										0	0	0	0	0	0	0					
Mark Carreon, R (8,PH) OBP: 0.400, SLG: 0.250										1	0	0	0	0	0	0					
Jeff Innis, R (8,1)										0	0	0	0	0	0	0					
Inning Stats	R: 1 E: 0 K: 1 S: 7	H: 1 LOB: 0 BB: 0 P: 10	R: 0 E: 0 K: 1 S: 9	H: 0 LOB: 1 BB: 1 P: 18	R: 0 E: 0 K: 2 S: 10	H: 1 LOB: 1 BB: 0 P: 14	R: 0 E: 0 K: 0 S: 7	H: 1 LOB: 0 BB: 0 P: 8	R: 0 E: 0 K: 0 S: 8	H: 1 LOB: 0 BB: 0 P: 15	R: 0 E: 0 K: 1 S: 6	H: 1 LOB: 0 BB: 0 P: 9	R: 0 E: 0 K: 1 S: 8	H: 0 LOB: 0 BB: 0 P: 14	R: 0 E: 0 K: 1 S: 11	H: 1 LOB: 2 BB: 1 P: 18	1B: 5 2B: 2 3B: 0 HR: 0	SF: 0 SAC: 0 DP: 3 HBP: 0	WP: 0 PB: 1 SB: 2 CS: 0	PA: 32	
PITCHER	IP WLS BF H R ER SO BB IBB HBP BLK WP HR S P ERA WHIP	8.0 W 27 5 1 0 7 1 0 0 0 0 0 62 99 0.00 0.750	1.0 S 5 1 0 0 1 1 0 0 0 0 0 11 18 0.00 2.000																		

New York Mets @ Montreal Expos
Olympic Stadium, Montreal, QB
Sun Apr 15 1990, 7:05 PM EDT
Att. 10,187 - Dome

AB 30
R 1
H 6
RBI 0
BB 2
SO 8
LOB 14



Batter	1	2	3	4	5	6	7	8	9	AB	R	H	RBI	BB	SO	LOB	BOTTOM			
Delino DeShields, L (1,4) OBP: 0.414, SLG: 0.481	1B S 1B		K			S BB			K	3	1	1	0	1	2	1				
Dave Martinez, L (1,8) OBP: 0.200, SLG: 0.200									1-2 G5-3-5	3	1	1	0	0	1	3				
Marquis Grissom, R (7,PH) OBP: 0.280, SLG: 0.391	1B PB 1B		G6-3			K			1-2 K	1	0	1	0	0	0	0				
Tim Raines, S (1,7) OBP: 0.308, SLG: 0.318						K			G3	4	0	1	1	0	1	3				
Tim Wallach, R (1,5) OBP: 0.370, SLG: 0.462	PB HBP		L7			K			G6-4-3 1B	3	0	1	0	0	1	0				
Andres Galarraga, R (1,3) OBP: 0.423, SLG: 0.286	K					K			G6-4-3	4	0	1	0	0	2	4				
Larry Walker, L (1,9) OBP: 0.308, SLG: 0.200	K					K			1-2 K	4	0	0	0	0	3	3				
Nelson Santovenia, R (1,2) OBP: 0.199, SLG: 0.365	G6-3					HR			F8	3	1	1	1	0	0	2				
Spike Owen, S (1,6) OBP: 0.273, SLG: 0.476						G4-3			G6-3	3	0	1	0	0	0	0				
Zane Smith, L (1,1) OBP: 0.667, SLG: 1.333									B1-3	2	0	1	0	0	0	0				
Tim Burke, R (9,1)										0	0	0	0	0	0	0				
Inning Stats	R: 2 E: 0 K: 2 S: 17	H: 3 LOB: 2 BB: 0 P: 22	R: 0 E: 0 K: 1 S: 13	H: 1 LOB: 0 BB: 0 P: 20	R: 0 E: 0 K: 2 S: 11	H: 1 LOB: 1 BB: 0 P: 17	R: 1 E: 0 K: 1 S: 12	H: 2 LOB: 2 BB: 1 P: 22	R: 0 E: 0 K: 2 S: 9	H: 0 LOB: 0 BB: 0 P: 11	R: 0 E: 0 K: 0 S: 6	H: 0 LOB: 0 BB: 0 P: 10	R: 0 E: 0 K: 1 S: 10	H: 1 LOB: 0 BB: 0 P: 11	R: 0 E: 0 K: 1 S: 5	H: 1 LOB: 0 BB: 0 P: 8	1B: 6 2B: 2 3B: 1 HR: 1	SF: 0 SAC: 1 DP: 2 HBP: 1	WP: 0 PB: 1 SB: 4 CS: 0	PA: 33
PITCHER	IP WLS BF H R ER SO BB IBB HBP BLK WP HR S P ERA WHIP	6.0 L 27 7 3 2 8 1 0 1 0 0 0 68 102 3.00 1.333	1.0 3 1 0 0 1 0 0 0 0 0 0 0 5 8 0.00 1.000																	

New York Mets @ Montreal Expos
Olympic Stadium, Montreal, QB
Sun Apr 15 1990, 7:05 PM EDT
Att. 10,187 - Dome

AB 30
R 3
H 9
RBI 2
BB 1
SO 10
LOB 16



Batter	1	2	3	4	5	6	7	8	9	AB	R	H	RBI	BB	SO	LOB	TOP								
Lenny Dykstra, L OBP: 0.538, SLG: 0.846 (1, 8)	G4-3		F7				K			4	0	1	0	0	1	1	Philadelphia Phillies @ Montreal Expos Olympic Stadium, Montreal, QB Tue Apr 17 1990, 7:05 PM EDT Att: 8,406 - Dome								
Tom Herr, S OBP: 0.393, SLG: 0.520 (1, 4)	1B		K			G5-3		G6-3		3	0	0	0	1	1	0									
Von Hayes, L OBP: 0.424, SLG: 0.375 (1, 9)	L7-4							K		3	1	2	0	1	1	0									
Ricky Jordan, R OBP: 0.273, SLG: 0.276 (1, 3)								G3		3	0	0	0	0	0	2									
John Kruk, L OBP: 0.281, SLG: 0.391 Randy Ready, R OBP: 0.417, SLG: 0.143 (9, PH)	L7-4									3	0	1	1	0	0	4									
Dickie Thon, R OBP: 0.235, SLG: 0.188 (1, 6)										0	0	0	0	0	0	0									
Charlie Hayes, R OBP: 0.250, SLG: 0.259 (1, 5)										4	0	0	0	0	1	3									
Steve Lake, R OBP: 0.308, SLG: 0.333 (1, 2)										3	0	0	0	1	0	2									
Pat Combs, L Darrel Akerfelds, R Chuck McElroy, L Carmelo Martinez, R Todd Frohwrth, R Don Carman, L Jeff Parrett, R Sil Campuzano, R OBP: 0.266, SLG: 0.143 (9, PH)										1	0	0	0	0	1	0									
Inning Stats	R: 0 E: 0 K: 0 S: 9	H: 1 LOB: 2 BB: 1 P: 17	R: 0 E: 0 K: 1 S: 8	H: 1 LOB: 0 BB: 0 P: 12	R: 0 E: 0 K: 2 S: 11	H: 0 LOB: 0 BB: 0 P: 17	R: 0 E: 0 K: 1 S: 11	H: 1 LOB: 1 BB: 0 P: 18	R: 0 E: 0 K: 0 S: 13	H: 1 LOB: 2 BB: 1 P: 22	R: 1 E: 0 K: 0 S: 10	H: 1 LOB: 1 BB: 0 P: 16	R: 0 E: 0 K: 1 S: 10	H: 1 LOB: 0 BB: 0 P: 13	R: 0 E: 0 K: 1 S: 7	H: 0 LOB: 0 BB: 0 P: 12		R: 0 E: 0 K: 1 S: 10	H: 1 LOB: 2 BB: 0 P: 16	1B: 6 2B: 1 3B: 1 HR: 0	SF: 0 SAC: 1 DP: 1 HBP: 2	WP: 0 PB: 0 SB: 0 CS: 1	PA: 36		
PITCHER	IP	WLS	BF	H	R	ER	SO	BB	IBB	HBP	BLK	WP	HR	S	P	ERA	WHIP								
Mark Gardner, R ERA: 1.42 (1, 1)	5.0		19	4	0	0	4	2	0	1	0	0	0	52	86	0.00	1.200								
Drew Hall, L ERA: 2.45 (6, 1)	2.0	W	9	2	1	1	1	1	0	0	0	0	0	20	29	4.50	1.500								
Steve Frey, L ERA: 1.17 (8, 1)	2.0	S	8	1	0	0	2	0	0	1	0	0	0	17	28	0.00	0.500								

Batter	1	2	3	4	5	6	7	8	9	AB	R	H	RBI	BB	SO	LOB	BOTTOM								
Delino DeShields, L OBP: 0.447, SLG: 0.514 (1, 4)	CS		2B				FC4-6			3	0	1	1	1	0	2	Philadelphia Phillies @ Montreal Expos Olympic Stadium, Montreal, QB Tue Apr 17 1990, 7:05 PM EDT Att: 8,406 - Dome								
Marquis Grissom, R OBP: 0.273, SLG: 0.367 (1, 8)	F8						CS			4	0	1	0	0	1	2									
Tim Raines, S OBP: 0.353, SLG: 0.345 (1, 7)										3	0	1	0	1	1	2									
Tim Wallach, R OBP: 0.343, SLG: 0.387 (1, 5)	FC5-4									3	0	0	0	1	1	4									
Andres Galarraga, R OBP: 0.412, SLG: 0.308 (1, 3)										3	1	1	0	1	2	1									
Larry Walker, L OBP: 0.300, SLG: 0.174 (1, 9)										3	0	0	0	0	2	2									
Nelson Santovenia, R OBP: 0.227, SLG: 0.400 Otis Nixon, S OBP: 0.200, SLG: 0.200 Steve Frey, R (8, 1)										1	0	1	1	1	0	0									
Spike Owen, S OBP: 0.310, SLG: 0.571 (1, 6)										3	0	1	0	0	0	0									
Mark Gardner, R Rex Hudler, R Drew Hall, L Mike Aldrete, L Mike Fitzgerald, R OBP: 0.364, SLG: 0.125 (8, 2)										1	0	0	0	0	1	0									
Inning Stats	R: 0 E: 0 K: 0 S: 8	H: 1 LOB: 1 BB: 1 P: 16	R: 1 E: 0 K: 1 S: 10	H: 1 LOB: 0 BB: 0 P: 18	R: 0 E: 0 K: 3 S: 13	H: 1 LOB: 2 BB: 1 P: 20	R: 0 E: 0 K: 1 S: 8	H: 0 LOB: 0 BB: 1 P: 21	R: 0 E: 0 K: 0 S: 9	H: 1 LOB: 1 BB: 0 P: 12	R: 0 E: 0 K: 1 S: 8	H: 0 LOB: 2 BB: 2 P: 20	R: 1 E: 0 K: 0 S: 7	H: 2 LOB: 1 BB: 0 P: 10	R: 0 E: 1 K: 2 S: 11	H: 1 LOB: 1 BB: 0 P: 18		1B: 4 2B: 3 3B: 0 HR: 0	SF: 1 SAC: 0 DP: 0 HBP: 0	WP: 1 PB: 0 SB: 1 CS: 4	PA: 34				
PITCHER	IP	WLS	BF	H	R	ER	SO	BB	IBB	HBP	BLK	WP	HR	S	P	ERA	WHIP								
Pat Combs, L ERA: 5.63 (1, 1)	5.0		20	4	1	1	5	3	0	0	0	0	0	48	87	1.80	1.400								
Darrel Akerfelds, R ERA: (6, 1)	0.2		3	0	0	0	0	2	0	0	0	0	0	5	16	0.00	3.000								
Chuck McElroy, L ERA: (6, 1)	0.1		1	0	0	0	1	0	0	0	0	0	0	3	4	0.00	0.000								
Todd Frohwrth, R ERA: 13.5 (7, 1)	0.0	L	2	2	1	1	0	0	0	0	0	0	0	3	4	=	=								
Don Carman, L ERA: (7, 1)	0.2		2	0	0	0	0	0	0	0	0	0	0	4	5	0.00	0.000								

Batter	1	2	3	4	5	6	7	8	9	AB	R	H	RBI	BB	SO	LOB	TOP					
Lenny Dykstra, L OBP: 0.500, SLG: 0.778 (1, 8)	F7	2-2 1-2 2-H		1B 2B		P4		L8		5	1	2	1	0	0	0	Philadelphia Phillies @ Montreal Expos Olympic Stadium, Montreal, QB Wed Apr 18, 1990, 7:05 PM EDT Att: 10,096 - Unknown - 70 F					
Tom Herr, S OBP: 0.424, SLG: 0.517 (1, 4)	G4-3 BB	F8		F7		S 1B IBB		G3-4-3 1B		4	0	2	0	1	0	3						
Von Hayes, L OBP: 0.447, SLG: 0.393 (1, 9)	G4-3		WP 1B BB	1-2 2-H		1-2 IBB		G3-4-3 1-2 1B		4	1	2	1	1	0	2						
Ricky Jordan, R OBP: 0.263, SLG: 0.242 Roger McDowell, R (8, 1)	K		K	F8		4-1 1-2 2-H IBB		G5-3		4	0	0	0	1	2	4						
John Kruk, L OBP: 0.286, SLG: 0.346 (1, 7)		L9-6-4 1B BB	1-2 2-3 BB	G6-3		1-2 F7		G3		3	1	0	0	2	0	3						
Charlie Hayes, R OBP: 0.273, SLG: 0.258 (1, 5)		L9-6-4 1-2 BB	1-3 3-H 1B		G1-3		B5-3		K	4	0	1	1	1	1	0						
Darren Daulton, L OBP: 0.304, SLG: 0.111 (1, 2)		L9-6-4 1-2 2-3	K	BB		4-2 BB		K		3	0	0	0	2	2	4						
Rod Booker, L OBP: 0.400, SLG: 0.250 (1, 6)		0-0 BB 1B		L8		0-0 L8		F8		3	1	1	1	1	0	2						
Ken Howell, R Camelo Martinez, R OBP: 0.500, SLG: 0.222 (8, 3)		3-H 4-2 1-2 BB		G6-3		2-1 L8		K		3	0	0	0	1	1	5						
Inning Stats	R: 0 E: 0 K: 1 S: 10	H: 0 LOB: 1 BB: 1 P: 21	R: 2 E: 0 K: 0 S: 14	H: 2 LOB: 2 BB: 3 P: 31	R: 1 E: 0 K: 2 S: 13	H: 1 LOB: 3 BB: 3 P: 29	R: 1 E: 0 K: 0 S: 10	H: 2 LOB: 1 BB: 0 P: 12	R: 0 E: 0 K: 0 S: 9	H: 0 LOB: 1 BB: 1 P: 16	R: 0 E: 0 K: 1 S: 6	H: 0 LOB: 1 BB: 1 P: 12	R: 0 E: 0 K: 0 S: 6	H: 1 LOB: 1 BB: 0 P: 11	R: 0 E: 0 K: 2 S: 9	H: 0 LOB: 0 BB: 0 P: 12		1B: 7 2B: 2 3B: 0 HR: 0	SF: 0 SAC: 0 DP: 1 HBP: 0	WP: 2 PB: 0 SB: 2 CS: 0	PA: 43	
PITCHER	IP WLS BF H R ER SO BB IBB HBP BLK WP HR S P ERA WHIP	IP WLS BF H R ER SO BB IBB HBP BLK WP HR S P ERA WHIP	IP WLS BF H R ER SO BB IBB HBP BLK WP HR S P ERA WHIP	IP WLS BF H R ER SO BB IBB HBP BLK WP HR S P ERA WHIP	IP WLS BF H R ER SO BB IBB HBP BLK WP HR S P ERA WHIP	IP WLS BF H R ER SO BB IBB HBP BLK WP HR S P ERA WHIP	IP WLS BF H R ER SO BB IBB HBP BLK WP HR S P ERA WHIP	IP WLS BF H R ER SO BB IBB HBP BLK WP HR S P ERA WHIP	IP WLS BF H R ER SO BB IBB HBP BLK WP HR S P ERA WHIP	IP WLS BF H R ER SO BB IBB HBP BLK WP HR S P ERA WHIP	IP WLS BF H R ER SO BB IBB HBP BLK WP HR S P ERA WHIP	IP WLS BF H R ER SO BB IBB HBP BLK WP HR S P ERA WHIP	IP WLS BF H R ER SO BB IBB HBP BLK WP HR S P ERA WHIP	IP WLS BF H R ER SO BB IBB HBP BLK WP HR S P ERA WHIP	IP WLS BF H R ER SO BB IBB HBP BLK WP HR S P ERA WHIP	IP WLS BF H R ER SO BB IBB HBP BLK WP HR S P ERA WHIP	IP WLS BF H R ER SO BB IBB HBP BLK WP HR S P ERA WHIP	IP WLS BF H R ER SO BB IBB HBP BLK WP HR S P ERA WHIP	IP WLS BF H R ER SO BB IBB HBP BLK WP HR S P ERA WHIP	IP WLS BF H R ER SO BB IBB HBP BLK WP HR S P ERA WHIP	IP WLS BF H R ER SO BB IBB HBP BLK WP HR S P ERA WHIP	IP WLS BF H R ER SO BB IBB HBP BLK WP HR S P ERA WHIP

AB	33
R	4
H	8
RBI	4
BB	10
SO	6
LOB	23



Batter	1	2	3	4	5	6	7	8	9	AB	R	H	RBI	BB	SO	LOB	BOTTOM						
Delino DeShields, L OBP: 0.488, SLG: 0.526 (1, 4)	F8 E G3 1B			FC5-4 1B		FC4-6 BB		K		3	1	2	0	2	1	0	Philadelphia Phillies @ Montreal Expos Olympic Stadium, Montreal, QB Wed Apr 18, 1990, 7:05 PM EDT Att: 10,096 - Unknown - 70 F						
Marquis Grissom, R OBP: 0.237, SLG: 0.314 (1, 8)	F8 1-3	K		FC5-4 S 1-2		K		G1-3		5	0	0	0	0	2	7							
Tim Raines, S OBP: 0.308, SLG: 0.294 (1, 7)	G3	L7		P5		FC4-6 CS		G5-3		5	0	0	2	0	0	5							
Tim Wallach, R OBP: 0.368, SLG: 0.412 Tom Foley, L (5, 5)	BB 1B		1B	K		CS		G4-3		3	1	2	0	0	1	1							
Andres Galarraga, R OBP: 0.395, SLG: 0.276 (1, 3)	1B BB		K		G5-3		K			3	0	0	0	1	2	1							
Larry Walker, L OBP: 0.353, SLG: 0.296 (1, 9)	1-3 2-H	1B		S 1B		K		2B		4	0	3	1	0	1	0							
Nelson Santovenia, R OBP: 0.192, SLG: 0.333 (1, 2)	G6-3		K		G6-3		P3			4	0	0	0	0	1	5							
Spike Owen, S OBP: 0.364, SLG: 0.600 (1, 6)		1-2		FC6-4 IBB		BB FC4-6 BB		G4-3		2	1	1	0	2	0	0							
Kevin Gross, R OBP: 0.286, SLG: 0.500 Joe Hesketh, R (6, 1)	B3		FC6-4			FC4-6 BB		G4-3		2	0	0	0	0	0	4							
Mike Aldrete, L OBP: 0.265, SLG: 0.887 Bill Sampen, R Wallace Johnson, S Drew Hall, L (8, 1)			1-2			1-2				0	0	0	0	0	0	0							
Inning Stats	R: 2 E: 1 K: 0 S: 8	H: 3 LOB: 2 BB: 1 P: 18	R: 0 E: 0 K: 1 S: 10	H: 1 LOB: 2 BB: 1 P: 17	R: 0 E: 0 K: 2 S: 11	H: 2 LOB: 3 BB: 1 P: 21	R: 0 E: 0 K: 1 S: 6	H: 1 LOB: 1 BB: 0 P: 9	R: 0 E: 0 K: 1 S: 8	H: 0 LOB: 0 BB: 0 P: 11	R: 1 E: 0 K: 1 S: 8	H: 1 LOB: 1 BB: 2 P: 21	R: 0 E: 0 K: 1 S: 11	H: 1 LOB: 1 BB: 0 P: 15	R: 0 E: 0 K: 1 S: 7	H: 0 LOB: 0 BB: 0 P: 11	R: 0 E: 0 K: 0 S: 4	H: 0 LOB: 0 BB: 0 P: 5	1B: 7 2B: 2 3B: 0 HR: 0	SF: 0 SAC: 0 DP: 0 HBP: 0	WP: 0 PB: 0 SB: 2 CS: 1	PA: 41	
PITCHER	IP WLS BF H R ER SO BB IBB HBP BLK WP HR S P ERA WHIP	IP WLS BF H R ER SO BB IBB HBP BLK WP HR S P ERA WHIP	IP WLS BF H R ER SO BB IBB HBP BLK WP HR S P ERA WHIP	IP WLS BF H R ER SO BB IBB HBP BLK WP HR S P ERA WHIP	IP WLS BF H R ER SO BB IBB HBP BLK WP HR S P ERA WHIP	IP WLS BF H R ER SO BB IBB HBP BLK WP HR S P ERA WHIP	IP WLS BF H R ER SO BB IBB HBP BLK WP HR S P ERA WHIP	IP WLS BF H R ER SO BB IBB HBP BLK WP HR S P ERA WHIP	IP WLS BF H R ER SO BB IBB HBP BLK WP HR S P ERA WHIP	IP WLS BF H R ER SO BB IBB HBP BLK WP HR S P ERA WHIP	IP WLS BF H R ER SO BB IBB HBP BLK WP HR S P ERA WHIP	IP WLS BF H R ER SO BB IBB HBP BLK WP HR S P ERA WHIP	IP WLS BF H R ER SO BB IBB HBP BLK WP HR S P ERA WHIP	IP WLS BF H R ER SO BB IBB HBP BLK WP HR S P ERA WHIP	IP WLS BF H R ER SO BB IBB HBP BLK WP HR S P ERA WHIP	IP WLS BF H R ER SO BB IBB HBP BLK WP HR S P ERA WHIP	IP WLS BF H R ER SO BB IBB HBP BLK WP HR S P ERA WHIP	IP WLS BF H R ER SO BB IBB HBP BLK WP HR S P ERA WHIP	IP WLS BF H R ER SO BB IBB HBP BLK WP HR S P ERA WHIP	IP WLS BF H R ER SO BB IBB HBP BLK WP HR S P ERA WHIP	IP WLS BF H R ER SO BB IBB HBP BLK WP HR S P ERA WHIP	IP WLS BF H R ER SO BB IBB HBP BLK WP HR S P ERA WHIP	IP WLS BF H R ER SO BB IBB HBP BLK WP HR S P ERA WHIP



Batter	1	2	3	4	5	6	7	8	9	AB R H RBI BB SO LOB	TOP											
Delino DeShields, L (1.4) OBP: 0.479, SLG: 0.512										5 1 2 0 0 2 2	Montreal Expos @ Philadelphia Phillies Veterans Stadium, Philadelphia, PA Thu Apr 19 1990, 7:05 PM EDT Att. 8,417 - Unknown - 57 F											
Marquis Grissom, R (1.8) OBP: 0.262, SLG: 0.359										4 1 2 0 0 2 1												
Tim Raines, S (1.7) OBP: 0.302, SLG: 0.289										4 1 1 0 0 0 3												
Tim Wallach, R (1.5) OBP: 0.381, SLG: 0.474										4 1 2 2 0 1 0												
Andres Galarraga, R (1.3) OBP: 0.429, SLG: 0.313										3 0 2 0 1 1 0												
Larry Walker, L (1.9) OBP: 0.342, SLG: 0.323										4 1 1 1 0 1 4												
Nelson Santovenia, R (1.2) OBP: 0.167, SLG: 0.266										4 0 0 0 0 1 5												
Spike Owen, S (1.6) OBP: 0.351, SLG: 0.588										4 0 1 0 0 0 0												
Dennis Martinez, R (1.1) ERA:										3 0 0 0 0 2 1												
Inning Stats	R: 1 E: 0 K: 1 S: 7	H: 2 LOB: 0 BB: 0 P: 10	R: 0 E: 0 K: 0 S: 6	H: 1 LOB: 0 BB: 0 P: 9	R: 0 E: 0 K: 1 S: 5	H: 0 LOB: 0 BB: 0 P: 8	R: 2 E: 0 K: 1 S: 12	H: 3 LOB: 1 BB: 0 P: 16	R: 0 E: 0 K: 1 S: 6	H: 1 LOB: 0 BB: 0 P: 11	R: 1 E: 0 K: 2 S: 13	H: 2 LOB: 2 BB: 1 P: 20	R: 0 E: 0 K: 1 S: 13	H: 1 LOB: 1 BB: 0 P: 17	R: 0 E: 0 K: 1 S: 8	H: 0 LOB: 0 BB: 0 P: 12	R: 1 E: 1 K: 2 S: 13	H: 1 LOB: 1 BB: 0 P: 18	1B: 6 2B: 5 3B: 0 HR: 0	SF: 0 SAC: 1 DP: 2 HBP: 0	WP: 0 PB: 0 CS: 1	PA: 38
PITCHER	IP WLS BF H R ER SO BB IBB HBP BLK WP HR S P ERA WHIP											PITCHER	IP WLS BF H R ER SO BB IBB HBP BLK WP HR S P ERA WHIP									
Bruce Ruffin, L (1.1) ERA: 2.79	6.0 L 25 9 4 4 5 0 1 0 0 0 0 0 0 0 0 6.00 1.500																					
Don Carman, L (7.1) ERA:	2.0 7 1 0 0 3 0 0 0 0 0 0 0 0 0 0 0.00 0.500																					
Chuck McElroy, L (9.1) ERA:	1.0 5 1 1 0 2 0 0 0 0 0 0 0 0 0 0 0.00 1.000																					

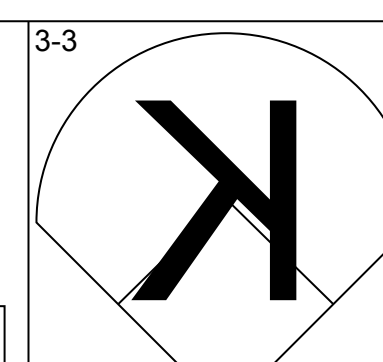
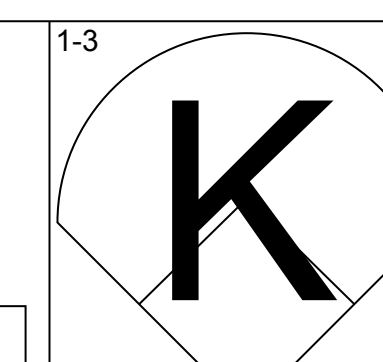
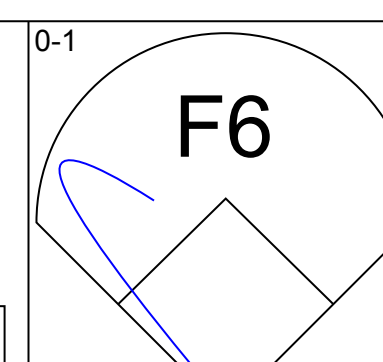
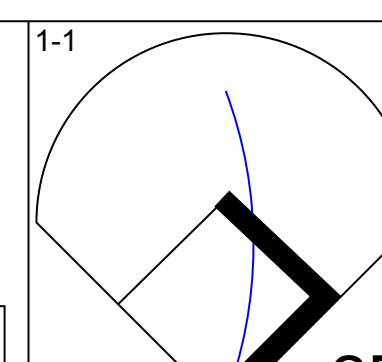
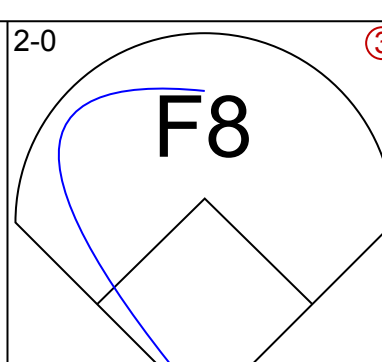
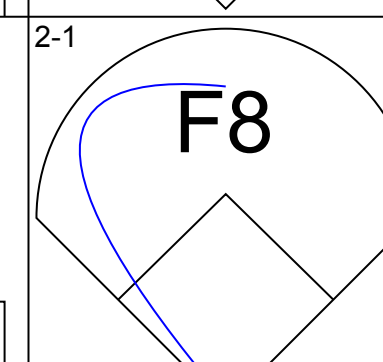
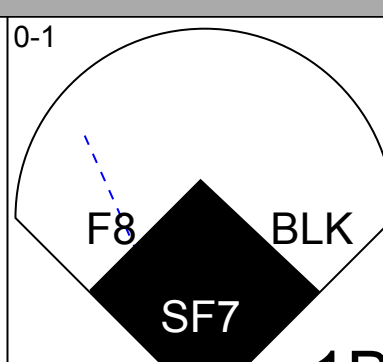
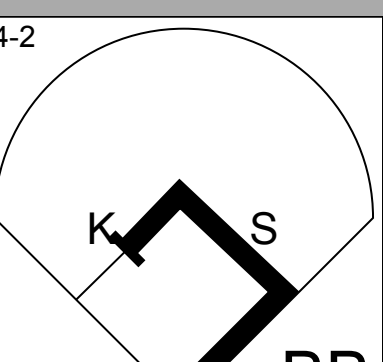
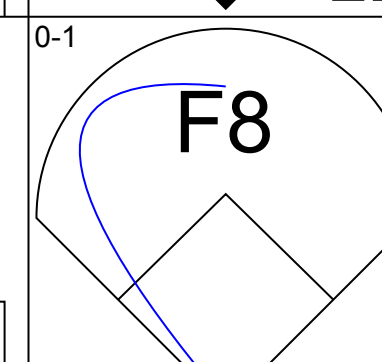
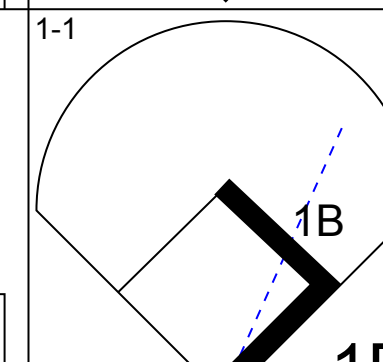
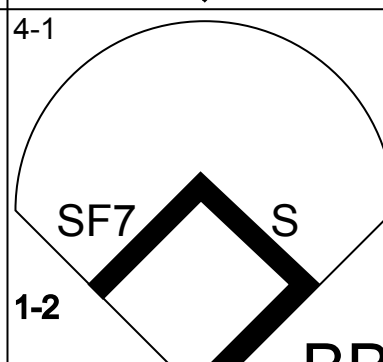
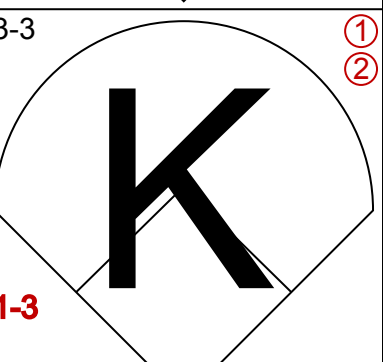
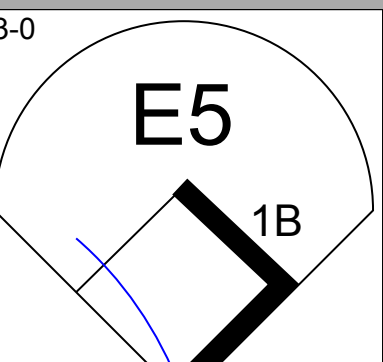
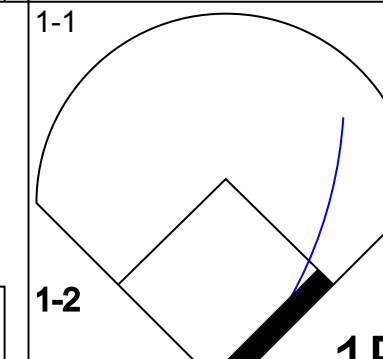
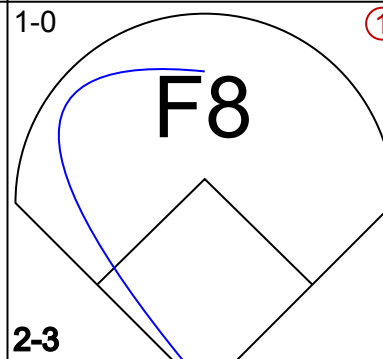
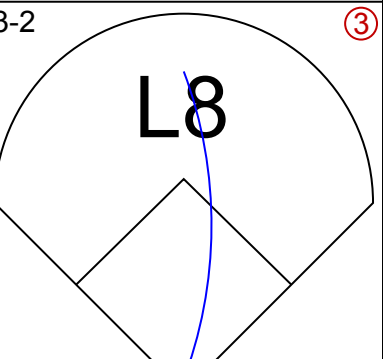
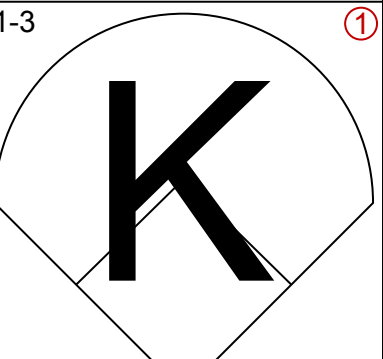
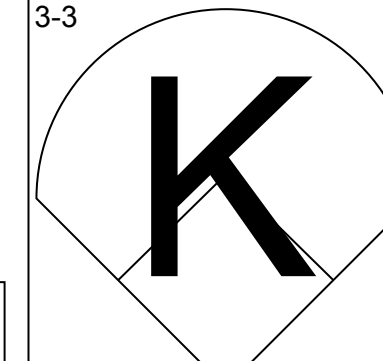
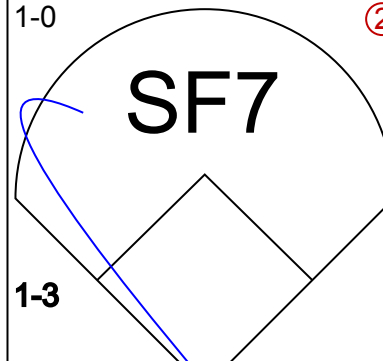
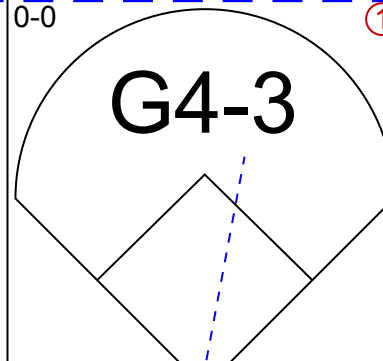
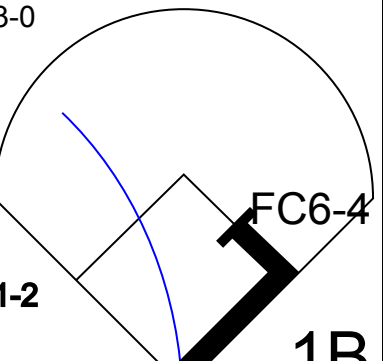
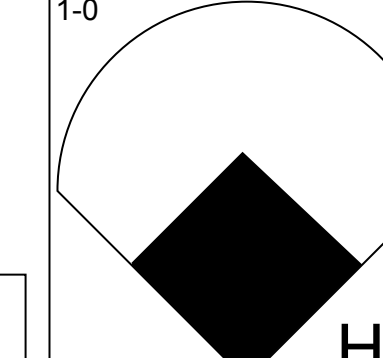
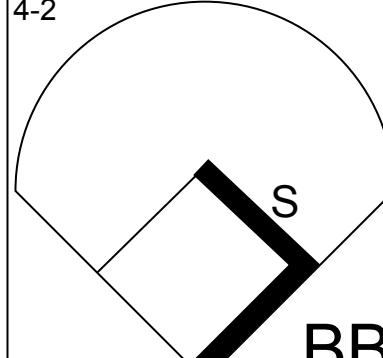
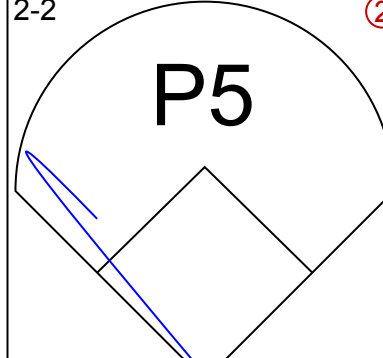
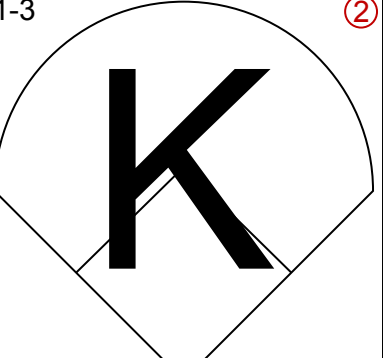
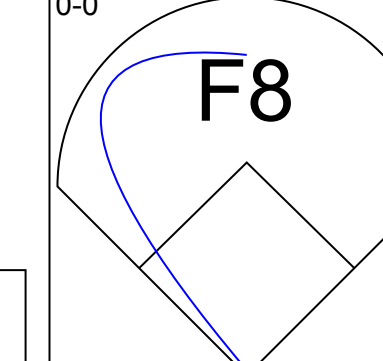
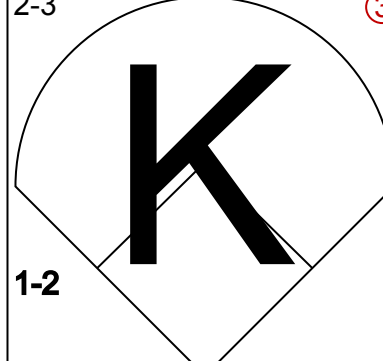
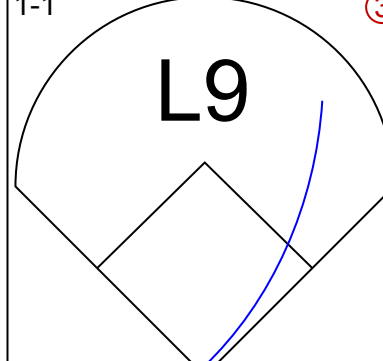
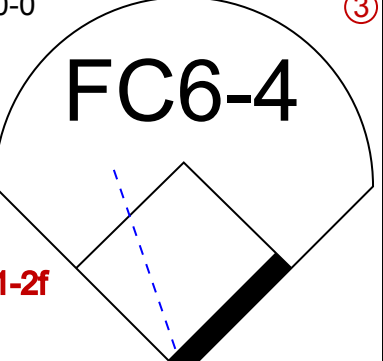
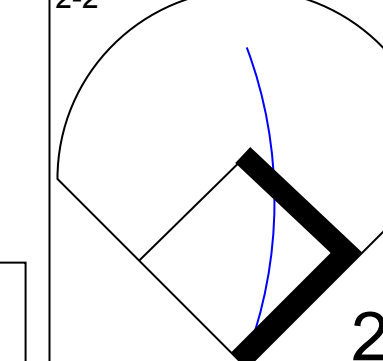
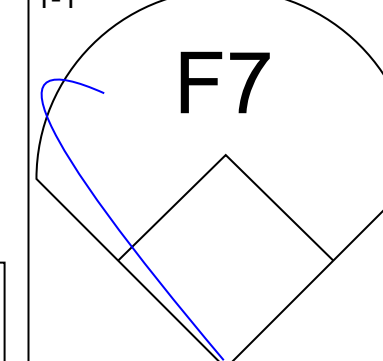
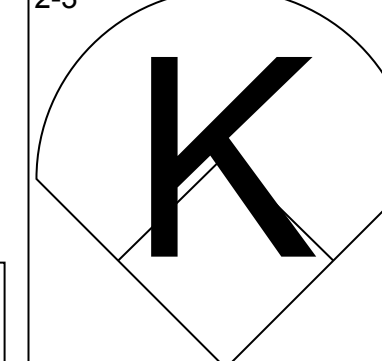
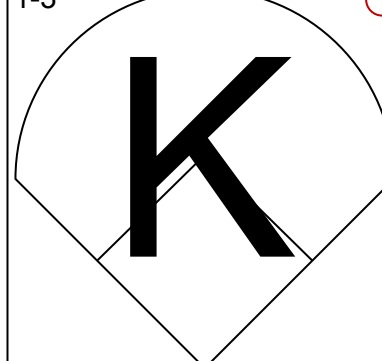
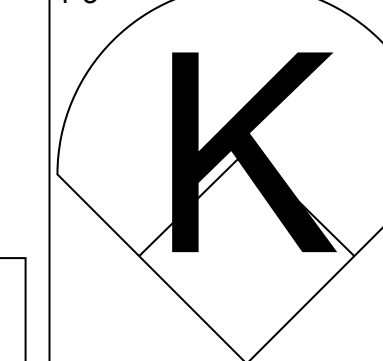
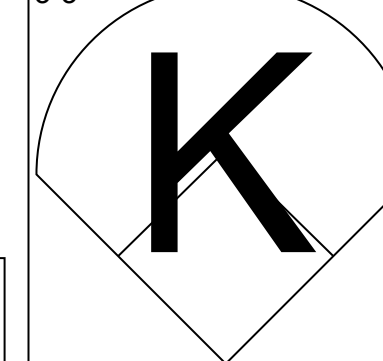
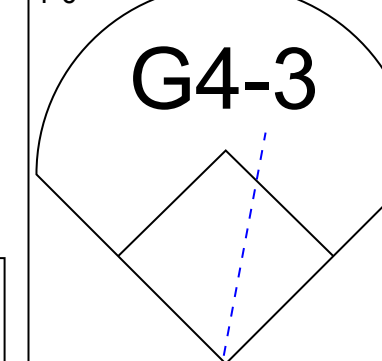

Batter	1	2	3	4	5	6	7	8	9	AB R H RBI BB SO LOB	BOTTOM									
Lenny Dykstra, L (1.8) OBP: 0.455, SLG: 0.667										3 0 0 0 1 2 0	Montreal Expos @ Philadelphia Phillies Veterans Stadium, Philadelphia, PA Thu Apr 19 1990, 7:05 PM EDT Att. 8,417 - Unknown - 57 F									
Tom Herr, S (1.4) OBP: 0.405, SLG: 0.485										4 0 1 0 0 0 1										
Von Hayes, L (1.9) OBP: 0.415, SLG: 0.355										3 0 0 0 0 1 2										
Sil Campusano, R (8.9) OBP: 0.188, SLG: 0.133										1 0 0 0 0 0 1										
Carmelo Martinez, R (1.3) OBP: 0.389, SLG: 0.154										4 0 0 0 0 1 3										
John Kruk, L (1.7) OBP: 0.258, SLG: 0.310										3 0 0 0 0 0 2										
Dickie Thon, R (1.6) OBP: 0.216, SLG: 0.171										3 0 0 0 0 0 0										
Darren Daulton, L (1.2) OBP: 0.308, SLG: 0.190										3 0 1 0 0 0 0										
Dave Hollins, S (1.5) OBP: 0.250, SLG: 0.250										3 0 0 0 0 1 1										
Bruce Ruffin, S (1.1) OBP: 0.333, SLG: 0.333										1 0 0 0 0 1 0										
Curt Ford, L (6, PH)										1 0 0 0 0 0 0										
Don Carman, L (7.1)										0 0 0 0 0 0 0										
Rod Booker, L (8, PH)										1 0 0 0 0 1 1										
Chuck McElroy, L (9.1)										0 0 0 0 0 0 0										
Inning Stats	R: 0 E: 0 K: 1 S: 7	H: 0 LOB: 0 BB: 0 P: 9	R: 0 E: 0 K: 0 S: 4	H: 0 LOB: 0 BB: 0 P: 5	R: 0 E: 0 K: 2 S: 11	H: 0 LOB: 0 BB: 0 P: 15	R: 0 E: 0 K: 1 S: 6	H: 0 LOB: 0 BB: 0 P: 8	R: 0 E: 0 K: 0 S: 5	H: 0 LOB: 0 BB: 0 P: 7	R: 0 E: 1 K: 1 S: 15	H: 0 LOB: 2 BB: 1 P: 19	R: 0 E: 0 K: 1 S: 8	H: 1 LOB: 1 BB: 0 P: 13	R: 0 E: 0 K: 1 S: 12	H: 1 LOB: 1 BB: 0 P: 17	1B: 1 2B: 1 3B: 0 HR: 0	SF: 0 SAC: 0 DP: 0 HBP: 0	WP: 0 PB: 0 CS: 0	PA: 31
PITCHER	IP WLS BF H R ER SO BB IBB HBP BLK WP HR S P ERA WHIP											PITCHER	IP WLS BF H R ER SO BB IBB HBP BLK WP HR S P ERA WHIP							
Dennis Martinez, R (1.1) ERA: 2.25	9.0 W 31 2 0 0 7 1 0 0 0 0 0 0 0 0 0 0.00 0.333																			

AB	35
R	5
H	11
RBI	3
BB	1
SO	10
LOB	16



AB	30
R	0
H	2
RBI	0
BB	1
SO	7
LOB	11

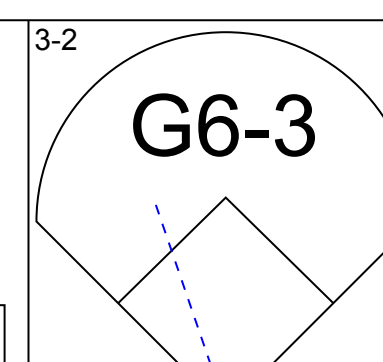
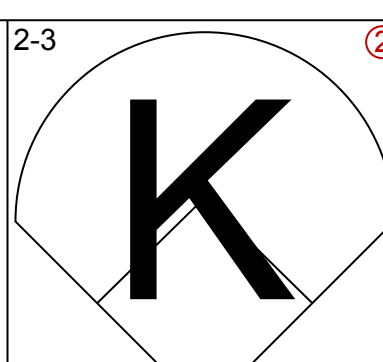
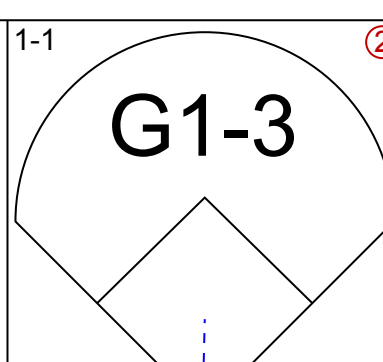
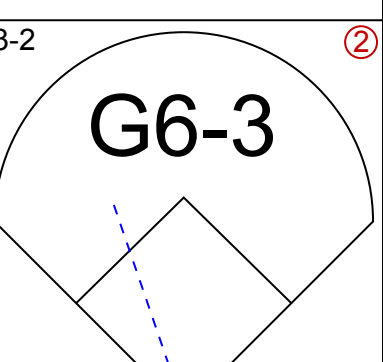
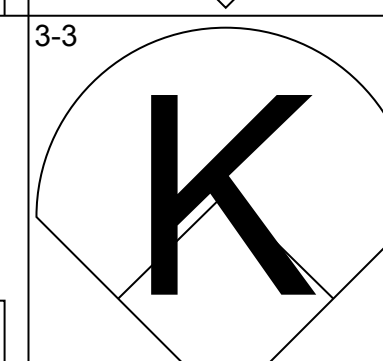
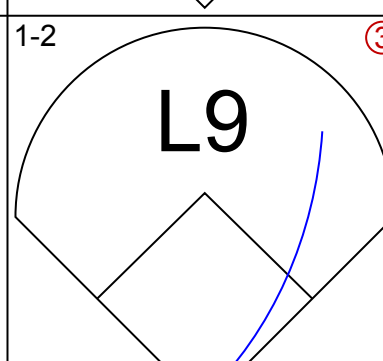
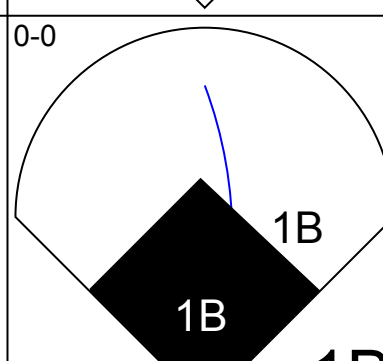
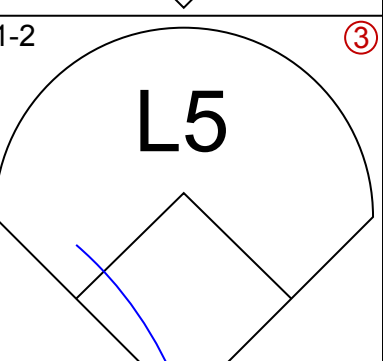
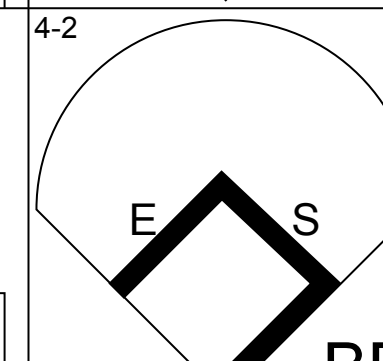
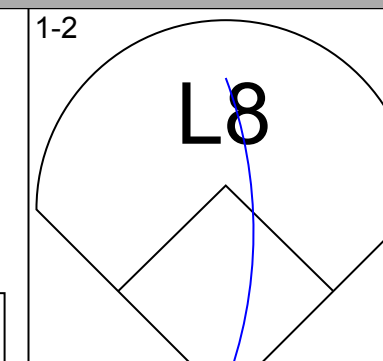
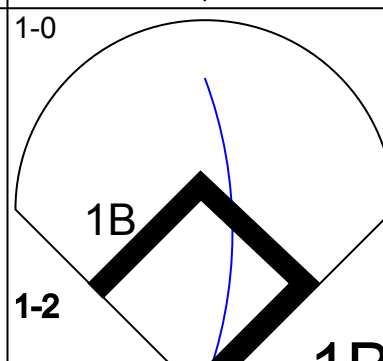
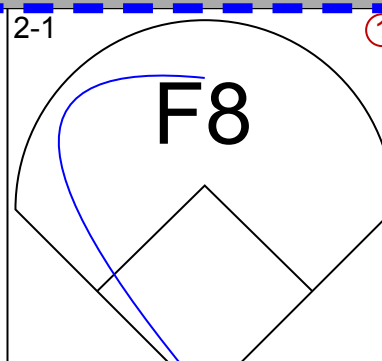
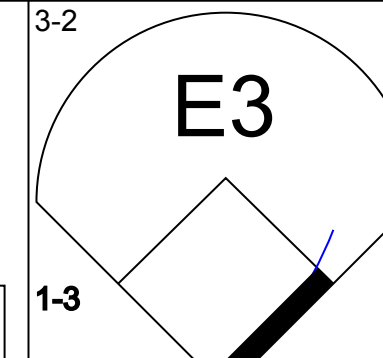
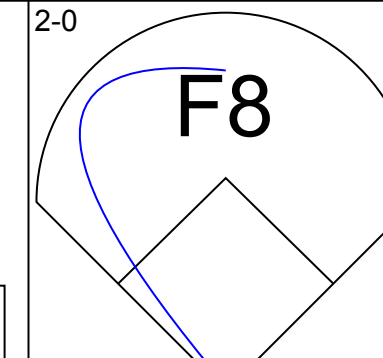
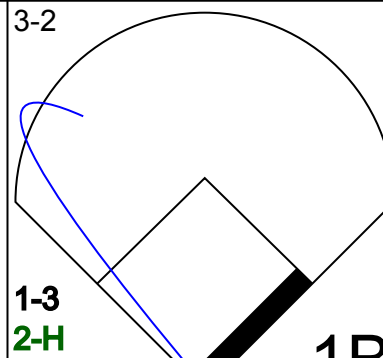
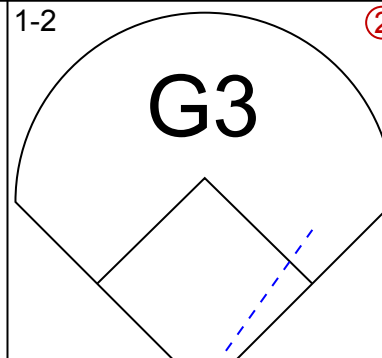
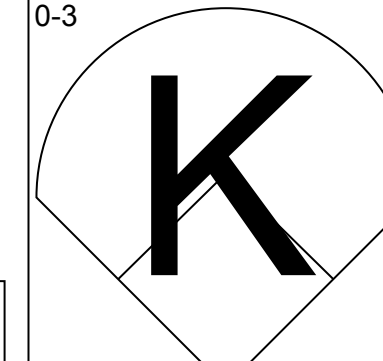
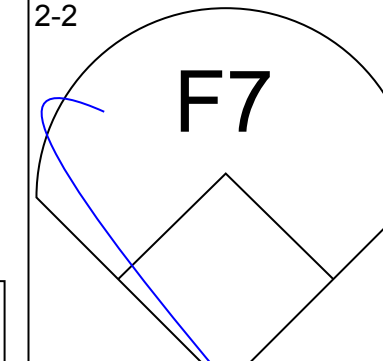
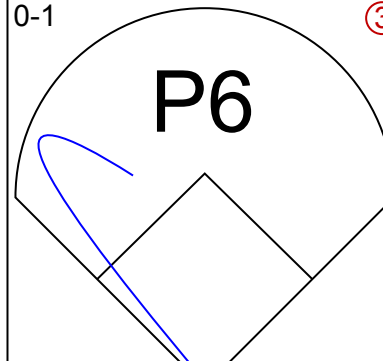
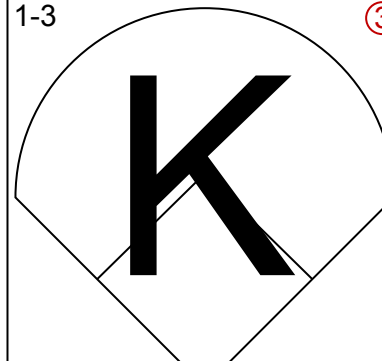
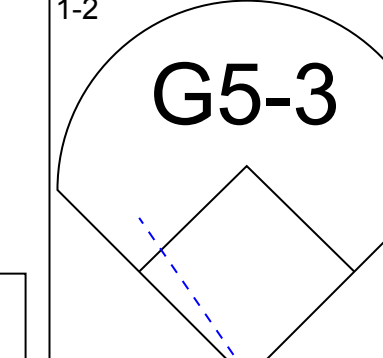
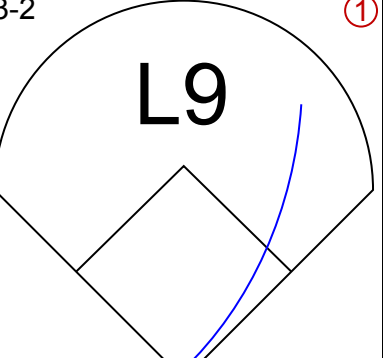
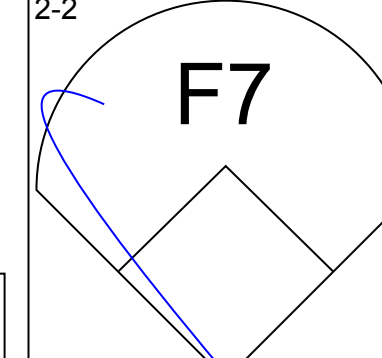
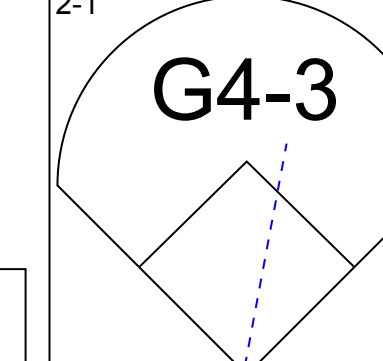
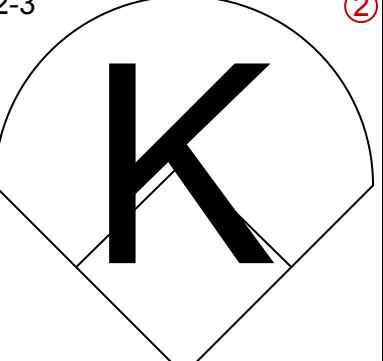
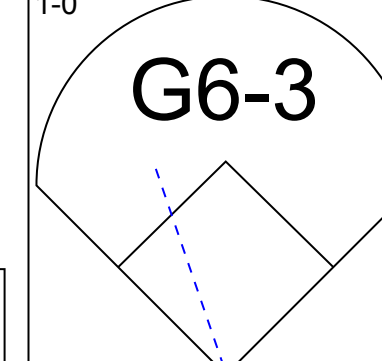
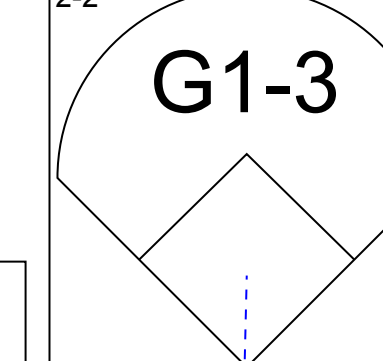
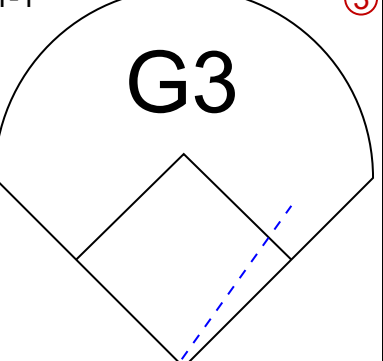
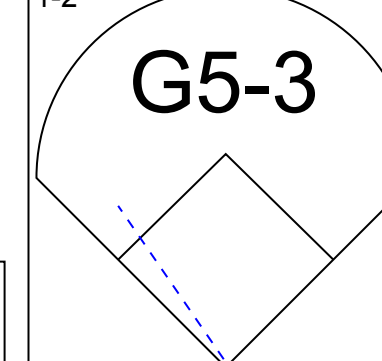
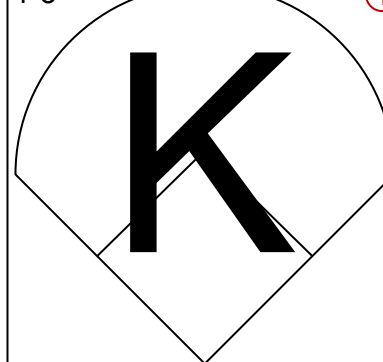
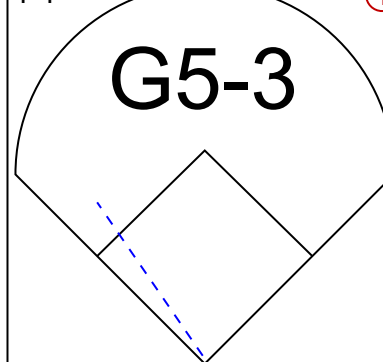
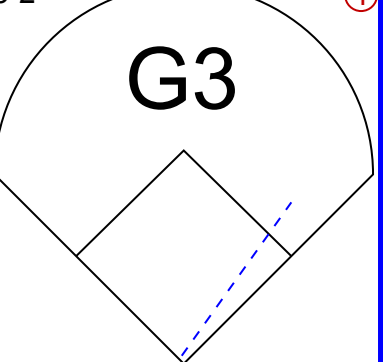


Batter	1	2	3	4	5	6	7	8	9	AB	R	H	RBI	BB	SO	LOB	TOP			
Delino DeShields, L OBP: 0.453, SLG: 0.500 (1, 4)										5	0	1	0	0	2	1				
Marquis Grissom, R OBP: 0.283, SLG: 0.357 (1, 8)										3	1	1	0	1	0	1				
Tim Raines, S OBP: 0.319, SLG: 0.293 (1, 7)										3	0	1	0	1	1	1				
Tim Wallach, R OBP: 0.370, SLG: 0.452 (1, 5)										4	0	1	0	0	1	3				
Andres Galarraga, R OBP: 0.413, SLG: 0.314 (1, 3)										3	0	1	1	0	1	2				
Larry Walker, L OBP: 0.357, SLG: 0.412 (1, 9)										3	1	1	1	1	1	2				
Nelson Santovenia, R OBP: 0.147, SLG: 0.250 (1, 2)										4	0	0	0	0	1	4				
Spike Owen, S OBP: 0.341, SLG: 0.579 (1, 6)										4	0	1	0	0	2	0				
Zane Smith, L OBP: 0.333, SLG: 0.667 Wallace Johnson, S (9, PH) OBP: 0.250, SLG: 0.250 Tim Burke, R (9, 1)										3	0	0	0	0	2	1				
Inning Stats	R: 0 E: 0 K: 2 S: 13	H: 2 LOB: 2 BB: 0 P: 23	R: 1 E: 0 K: 2 S: 12	H: 2 LOB: 1 BB: 0 P: 17	R: 1 E: 0 K: 1 S: 11	H: 1 LOB: 2 BB: 2 P: 22	R: 0 E: 0 K: 1 S: 7	H: 0 LOB: 0 BB: 0 P: 11	R: 0 E: 0 K: 0 S: 6	H: 0 LOB: 0 BB: 0 P: 9	R: 0 E: 0 K: 1 S: 8	H: 1 LOB: 1 BB: 0 P: 12	R: 0 E: 1 K: 2 S: 11	H: 1 LOB: 2 BB: 0 P: 17	R: 0 E: 0 K: 2 S: 8	H: 0 LOB: 0 BB: 0 P: 11	1B: 4 2B: 2 3B: 0 HR: 1	SF: 1 SAC: 0 DP: 0 HBP: 0	WP: 0 PB: 0 SB: 3 CS: 0	PA: 37
PITCHER	IP	WLS	BF	H	R	ER	SO	BB	IBB	HBP	BLK	WP	HR	S	P	ERA	WHIP			
Ron Darling, R ERA: 3.27	5.0	L	22	5	2	2	7	3	0	0	1	0	1	54	94	3.60	1.600			
Jeff Musselman, L ERA: 1.5	1.0		3	0	0	0	0	0	0	0	0	0	0	6	9	0.00	0.000			
Bob Ojeda, L ERA: 1.59	2.0		9	2	0	0	3	0	0	0	0	0	0	19	29	0.00	1.000			
Julio Machado, R ERA: 1.29	1.0		3	0	0	0	2	0	0	0	0	0	0	8	11	0.00	0.000			

Montreal Expos @ New York Mets
Shea Stadium, Flushing, NY
Fri Apr 20 1990, 7:05 PM EDT
Att: 24,130 - Unknown - 60 F

AB 33
R 2
H 7
RBI 2
BB 3
SO 12
LOB 15



Batter	1	2	3	4	5	6	7	8	9	AB	R	H	RBI	BB	SO	LOB	BOTTOM					
Gregg Jefferies, S OBP: 0.373, SLG: 0.400 (1, 4)										4	0	0	0	0	1	0						
Keith Miller, R OBP: 0.354, SLG: 0.341 (1, 8)										4	1	1	0	0	1	0						
Kevin McReynolds, R OBP: 0.321, SLG: 0.304 (1, 7)										3	0	1	0	1	0	0						
Darryl Strawberry, L OBP: 0.429, SLG: 0.395 (1, 9)										4	0	1	1	0	0	1						
Mike Marshall, R OBP: 0.256, SLG: 0.429 (1, 3)										4	0	0	0	0	2	4						
Tim Lincecum, R OBP: 0.250, SLG: 0.143 (1, 5)										3	0	0	0	0	0	0						
Barry Lyons, R OBP: 0.222, SLG: 0.353 (1, 2)										3	0	0	0	0	1	0						
Kevin Elster, R OBP: 0.171, SLG: 0.056 (1, 6)										3	0	0	0	0	0	0						
Ron Darling, R Jeff Musselman, L Mark Carreon, R Bob Ojeda, L Dave Magadan, L Julio Machado, R										1	0	0	0	0	1	0						
Inning Stats	R: 0 E: 1 K: 2 S: 15	H: 0 LOB: 0 BB: 1 P: 28	R: 0 E: 0 K: 0 S: 8	H: 0 LOB: 0 BB: 0 P: 13	R: 0 E: 0 K: 2 S: 9	H: 0 LOB: 0 BB: 0 P: 13	R: 0 E: 0 K: 0 S: 7	H: 0 LOB: 0 BB: 0 P: 12	R: 0 E: 0 K: 0 S: 10	H: 3 LOB: 2 BB: 0 P: 16	R: 1 E: 0 K: 0 S: 12	H: 0 LOB: 0 BB: 0 P: 18	R: 0 E: 0 K: 0 S: 7	H: 0 LOB: 0 BB: 0 P: 11	R: 0 E: 0 K: 0 S: 10	H: 0 LOB: 0 BB: 0 P: 17	R: 0 E: 0 K: 1 S: 8	H: 0 LOB: 0 BB: 0 P: 12	1B: 3 2B: 0 3B: 0 HR: 0	SF: 0 SAC: 0 DP: 0 HBP: 0	WP: 0 PB: 0 SB: 1 CS: 0	PA: 32
PITCHER	IP	WLS	BF	H	R	ER	SO	BB	IBB	HBP	BLK	WP	HR	S	P	ERA	WHIP					
Zane Smith, L ERA: 1.71	8.0	W	29	3	1	1	5	1	0	0	0	0	0	78	128	1.12	0.500					
Tim Burke, R ERA: 7.5	1.0	S	3	0	0	0	1	0	0	0	0	0	0	8	12	0.00	0.000					

Montreal Expos @ New York Mets
Shea Stadium, Flushing, NY
Fri Apr 20 1990, 7:05 PM EDT
Att: 24,130 - Unknown - 60 F

AB 31
R 1
H 3
RBI 1
BB 1
SO 6
LOB 5



Batter	1	2	3	4	5	6	7	8	9	AB	R	H	RBI	BB	SO	LOB	TOP								
Delino DeShields, L (1.4) OBP: 0.421, SLG: 0.462	L7			G6-3		G3-1		K		4	0	0	0	0	1	1	Montreal Expos @ New York Mets Shea Stadium, Flushing, NY Sat Apr 21 1990, 3:33 AM EDT Att: 20,748 - Overcast - 55 F								
Marquis Grissom, R (1.8) OBP: 0.280, SLG: 0.348	P3			L7 S 1B		F8		FC6-4		4	0	1	0	0	0	1									
Tim Raines, S (1.7) OBP: 0.294, SLG: 0.267	K			L7		G4-3			F8	4	0	0	0	0	1	1									
Tim Wallach, R (1.5) OBP: 0.360, SLG: 0.435		G5-3		G4-3					P2	4	0	1	0	0	0	1									
Andres Galarraga, R (1.3) OBP: 0.420, SLG: 0.410		K				F8			HR	4	2	2	1	0	1	1									
Larry Walker, L (1.9) OBP: 0.348, SLG: 0.421		G3-1				K			BLK 2B	4	1	1	0	0	2	2									
Mike Fitzgerald, R (1.2) OBP: 0.333, SLG: 0.091				G4-3		P3		G5-3		3	1	0	0	1	0	2									
Spike Owen, S (1.6) OBP: 0.356, SLG: 0.619				K				G6-3		4	0	2	3	0	1	0									
Otis Nixon, S (9, PR) OBP: 0.200, SLG: 0.200				K					2B	0	0	0	0	0	0	0									
Oil Can Boyd, R (1.1) OBP: 0.500, SLG: 0.500				K					G6-3	2	0	0	0	0	2	1									
Junior Noboa, R (8, PH) OBP: 0.250, SLG: 0.500										1	0	1	0	0	0	0									
Drew Hall, L (8, L) OBP: 0.348, SLG: 0.421										0	0	0	0	0	0	0									
Bill Sampen, R (8, L) OBP: 0.250, SLG: 0.250										0	0	0	0	0	0	0									
Nelson Santovenia, R (9, PH) OBP: 0.143, SLG: 0.242										1	0	0	0	0	0	1									
Inning Stats	R: 0 E: 0 K: 1 S: 10	H: 0 LOB: 0 BB: 0 P: 18	R: 0 E: 0 K: 1 S: 7	H: 0 LOB: 0 BB: 0 P: 12	R: 0 E: 0 K: 2 S: 7	H: 0 LOB: 0 BB: 0 P: 9	R: 0 E: 0 K: 0 S: 11	H: 1 LOB: 1 BB: 0 P: 14	R: 1 E: 0 K: 2 S: 16	H: 2 LOB: 1 BB: 0 P: 23	R: 0 E: 0 K: 0 S: 4	H: 0 LOB: 0 BB: 0 P: 6	R: 0 E: 0 K: 1 S: 11	H: 1 LOB: 1 BB: 0 P: 16	R: 0 E: 0 K: 1 S: 10	H: 1 LOB: 1 BB: 0 P: 15	R: 3 E: 0 K: 0 S: 18	H: 3 LOB: 1 BB: 1 P: 29	1B: 4 2B: 3 HR: 1	SF: 0 SAC: 0 DP: 0 HBP: 0	WP: 0 PB: 0 SB: 1 CS: 0	PA: 36			
PITCHER	IP	WLS	BF	H	R	ER	SO	BB	IBB	HBP	BLK	WP	HR	S	P	ERA	WHIP								
Frank Viola, L (1, 1) ERA: 1.61	8.2	W	34	7	4	4	8	1	0	0	0	0	1	90	134	4.15	0.923								
John Franco, L (9, 1) ERA: 1.59	0.1	S	2	1	0	0	0	0	0	0	1	0	0	4	8	0.00	3.000								

AB	35
R	4
H	8
RBI	4
BB	1
SO	8
LOB	11



Batter	1	2	3	4	5	6	7	8	9	AB	R	H	RBI	BB	SO	LOB	BOTTOM								
Gregg Jefferies, S (1.4) OBP: 0.345, SLG: 0.367	F8		G4-3		G3-1		L8			4	0	0	0	0	0	1	Montreal Expos @ New York Mets Shea Stadium, Flushing, NY Sat Apr 21 1990, 3:33 AM EDT Att: 20,748 - Overcast - 55 F								
Keith Miller, R (1.8) OBP: 0.385, SLG: 0.386	G5-3			HR 1B		G4-3 S 1B BB		F8 2B		3	2	2	0	1	0	0									
Howard Johnson, S (1.5) OBP: 0.280, SLG: 0.511	F8			P4 1B		P4 1B		F8 2B		4	0	0	0	0	0	3									
Darryl Strawberry, L (1.9) OBP: 0.434, SLG: 0.476		1B L9-2 1B		HR 2B		G4-3 1B		K		4	1	2	2	0	1	2									
Kevin McReynolds, R (1.7) OBP: 0.344, SLG: 0.333		1B		K		K CS 1B		G1-3		4	0	2	1	0	1	1									
Dave Magadan, L (1.3) OBP: 0.235, SLG: 0.214		L9-2 3H		G4-3		CS 1B		B1-3		3	0	0	0	0	0	2									
Barry Lyons, R (1.2) OBP: 0.231, SLG: 0.351		P6						HR 1B		3	1	1	0	0	1	1									
Kevin Elster, R (1.6) OBP: 0.205, SLG: 0.205				F7				HR 2B		3	1	2	2	0	0	0									
Frank Viola, L (1, 1) ERA: 1.61				F9				G4-3		3	0	0	0	0	0	1									
John Franco, L (9, 1) ERA: 1.59										0	0	0	0	0	0	0									
Inning Stats	R: 0 E: 0 K: 0 S: 6	H: 2 LOB: 1 BB: 0 P: 9	R: 0 E: 0 K: 0 S: 12	H: 2 LOB: 1 BB: 0 P: 17	R: 0 E: 0 K: 0 S: 6	H: 0 LOB: 0 BB: 0 P: 9	R: 2 E: 0 K: 1 S: 12	H: 2 LOB: 0 BB: 0 P: 19	R: 0 E: 0 K: 1 S: 7	H: 1 LOB: 1 BB: 0 P: 11	R: 1 E: 0 K: 0 S: 10	H: 1 LOB: 0 BB: 1 P: 18	R: 2 E: 0 K: 0 S: 6	H: 2 LOB: 0 BB: 0 P: 8	R: 0 E: 0 K: 1 S: 9	H: 1 LOB: 1 BB: 0 P: 13	1B: 5 2B: 3 HR: 2	SF: 0 SAC: 0 DP: 1 HBP: 0	WP: 0 PB: 0 SB: 2 CS: 1	PA: 33					
PITCHER	IP	WLS	BF	H	R	ER	SO	BB	IBB	HBP	BLK	WP	HR	S	P	ERA	WHIP								
Oil Can Boyd, R (1, 1) ERA: 6.0	7.0	L	28	8	5	5	2	1	0	0	0	0	0	8	12	0.00	1.500								
Drew Hall, L (8, 1) ERA: 2.0	0.2		3	1	0	0	1	0	0	0	0	0	0	1	1	0.00	0.000								
Bill Sampen, R (8, 1) ERA:	0.1		1	0	0	0	0	0	0	0	0	0	0	1	1	0.00	0.000								

AB	31
R	5
H	9
RBI	5
BB	1
SO	3
LOB	11



Batter	1	2	3	4	5	6	7	8	9	AB	R	H	RBI	BB	SO	LOB	TOP					
Marquis Grissom, R OBP: 0.259, SLG: 0.320	(1, 8) F7		(2, 1) F9			(1, 2) P4		(1, 1) L8	4	0	0	0	0	0	0	0	Montreal Expos @ New York Mets Shea Stadium, Flushing, NY Sun Apr 22 1990, 3:33 AM EDT Att: 32,843 - Sunny - 62 F					
Junior Noboa, R OBP: 0.250, SLG: 0.250	(1, 4) L8			(0, 0) G6-3		(2, 1) F8		(3, 2) G4-3	4	0	0	0	0	0	0							
Tim Raines, S OBP: 0.327, SLG: 0.292	(1, 7) E S BB			(0, 0) 1B		(0, 0) 1B		(3, 2) F8	3	0	2	0	1	0	0							
Tim Wallach, R OBP: 0.340, SLG: 0.408	(1, 5) 2-1 F8			(0, 0) F8		(0, 1) G6-3		(1, 2) G6-3	3	0	0	0	0	0	3							
Andres Galarraga, R OBP: 0.396, SLG: 0.381		(2, 1) F9		(2, 3) K		(1, 0) F8		(1, 0) F8	3	0	0	0	0	1	2							
Mike Fitzgerald, R OBP: 0.333, SLG: 0.077	(1, 9) 4-2 CS BB			(0, 0) G6-3		(2, 2) F7		(2, 2) F7	2	0	0	0	1	0	1							
Nelson Santovenia, R OBP: 0.132, SLG: 0.222	(1, 2) 1-3 K			(0, 0) G5-3		(0, 1) G6-3		(0, 1) G6-3	3	0	0	0	0	1	1							
Spike Owen, S OBP: 0.333, SLG: 0.578			(2, 2) L9		(1, 0) P3			(0, 2) G4-3	3	0	0	0	0	0	0							
Mark Gardner, R Rex Hudler, R Steve Frey, L Bill Sampen, R Wallace Johnson, S Rich Thompson, R	(1, 1) K		(1, 3) K		(1, 3) K		(1, 3) K	(0, 1) F9	1	0	0	0	0	1	0							
Inning Stats	R: 0 E: 0 K: 0 S: 8	H: 0 LOB: 1 BB: 1 P: 16	R: 0 E: 0 K: 1 S: 7	H: 0 LOB: 0 BB: 1 P: 14	R: 0 E: 0 K: 1 S: 9	H: 0 LOB: 0 BB: 0 P: 14	R: 0 E: 0 K: 1 S: 6	H: 1 LOB: 1 BB: 0 P: 8	R: 0 E: 0 K: 0 S: 3	H: 0 LOB: 0 BB: 0 P: 4	R: 0 E: 0 K: 1 S: 9	H: 0 LOB: 0 BB: 0 P: 13	R: 0 E: 0 K: 0 S: 10	H: 1 LOB: 1 BB: 0 P: 13	R: 0 E: 0 K: 0 S: 7	H: 0 LOB: 0 BB: 0 P: 7		R: 0 E: 0 K: 0 S: 10	H: 0 LOB: 0 BB: 0 P: 17	1B: 2 2B: 0 3B: 0 HR: 0	SF: 0 SAC: 0 DP: 0 HBP: 0	WP: 0 PB: 0 SB: 2 CS: 1
PITCHER Sid Fernandez, L ERA: 3.86	(1, 1)	IP: 9.0 WLS: W BF: 30	H: 2 R: 0 ER: 0 SO: 4	BB: 2 IBB: 0 HBP: 0 BLK: 0	WP: 0 HR: 0 S: 69 P: 106	ERA: 0.00 WHIP: 0.444	PITCHER	IP: 9.0 WLS: W BF: 30	H: 2 R: 0 ER: 0 SO: 4	BB: 2 IBB: 0 HBP: 0 BLK: 0	WP: 0 HR: 0 S: 69 P: 106	ERA: 0.00 WHIP: 0.444	PITCHER	IP: 9.0 WLS: W BF: 30	H: 2 R: 0 ER: 0 SO: 4	BB: 2 IBB: 0 HBP: 0 BLK: 0	WP: 0 HR: 0 S: 69 P: 106	ERA: 0.00 WHIP: 0.444				

AB	28
R	0
H	2
RBI	0
BB	2
SO	4
LOB	7




Batter	1	2	3	4	5	6	7	8	9	AB	R	H	RBI	BB	SO	LOB	BOTTOM			
Gregg Jefferies, S OBP: 0.383, SLG: 0.404	(1, 4) 2-2 G3		(2, 0) HR	(0, 1) 1B			(4, 0) 1B G1-3	(1, 0) 2B	3	2	2	0	1	0	0	Montreal Expos @ New York Mets Shea Stadium, Flushing, NY Sun Apr 22 1990, 3:33 AM EDT Att: 32,843 - Sunny - 62 F				
Keith Miller, R OBP: 0.368, SLG: 0.429	(1, 8) 1-3 K		(2, 1) HR		(1, 0) G1-3		(3, 1) G1-3	(2, 2) G4-3	5	1	1	2	0	1	2					
Howard Johnson, S OBP: 0.296, SLG: 0.510	(1, 5) 2-2 F7		(0, 1) 1B		(1, 0) F8		(1, 0) 1B		4	1	2	0	0	0	0					
Darryl Strawberry, L OBP: 0.439, SLG: 0.511		(2, 3) K	(4, 0) 1B		(0, 0) 1B		(3, 3) K		3	1	1	0	1	2	2					
Kevin McReynolds, R OBP: 0.389, SLG: 0.367		(3, 1) BB	(0, 0) F8		(1, 0) 1B		(4, 0) 1B		3	0	2	1	1	0	2					
Dave Magadan, L OBP: 0.250, SLG: 0.188		(4, 2) 1B	(2, 2) G4-3		(3, 0) F7		(2, 1) 1B		2	0	0	0	1	0	3					
Tim Teufel, R OBP: 0.333, SLG: 0.250	(7, PH) 1-2 BB						(1, 3) 2-H 3-H		1	0	1	2	0	0	0					
Mackey Sasser, L OBP: 0.100, SLG: 0.100	(1, 2) 1-1 P6			(2, 1) 1B		(3, 1) F7		(0, 0) G3-1	4	0	1	0	0	0	4					
Kevin Elster, R OBP: 0.188, SLG: 0.186	(1, 6) 1-2 F8			(2, 2) F7		(2, 2) G6-3		(3, 2) F8	4	0	0	0	0	0	3					
Sid Fernandez, L OBP: 0.143, SLG: 0.143	(1, 1)		(0, 0) G6-3	(1, 3) K		(1, 3) K		(1, 0) F8	4	0	0	0	0	2	1					
Inning Stats	R: 0 E: 0 K: 1 S: 12	H: 0 LOB: 0 BB: 0 P: 17	R: 0 E: 0 K: 1 S: 15	H: 1 LOB: 2 BB: 1 P: 25	R: 2 E: 0 K: 0 S: 14	H: 2 LOB: 2 BB: 1 P: 24	R: 0 E: 0 K: 1 S: 12	H: 2 LOB: 2 BB: 0 P: 17	R: 1 E: 0 K: 0 S: 5	H: 2 LOB: 1 BB: 0 P: 8	R: 0 E: 0 K: 1 S: 9	H: 0 LOB: 0 BB: 0 P: 15	R: 2 E: 0 K: 1 S: 9	H: 2 LOB: 2 BB: 2 P: 26	R: 0 E: 0 K: 0 S: 8	H: 1 LOB: 1 BB: 0 P: 15	1B: 7 2B: 1 3B: 1 HR: 1	SF: 0 SAC: 0 DP: 0 HBP: 1	WP: 0 PB: 0 SB: 2 CS: 0	PA: 38
PITCHER Mark Gardner, R Steve Frey, L Bill Sampen, R Rich Thompson, R	(1, 1)	IP: 5.0 WLS: L BF: 24	H: 7 R: 3 ER: 3 SO: 3	BB: 2 IBB: 1 HBP: 0 BLK: 0	WP: 0 HR: 0 S: 15 P: 36	ERA: 10.80 WHIP: 1.200	PITCHER	IP: 1.2 WLS: L BF: 8	H: 1 R: 2 ER: 2 SO: 2	BB: 1 IBB: 0 HBP: 0 BLK: 0	WP: 0 HR: 0 S: 3 P: 5	ERA: 0.00 WHIP: 3.000	PITCHER	IP: 0.1 WLS: L BF: 2	H: 0 R: 0 ER: 0 SO: 0	BB: 0 IBB: 0 HBP: 0 BLK: 0	WP: 0 HR: 0 S: 3 P: 5	ERA: 0.00 WHIP: 1.000		



Batter	1	2	3	4	5	6	7	8	9	AB	R	H	RBI	BB	SO	LOB	TOP										
Delino DeShields, L OBP: 0.419, SLG: 0.436 (1, 4)	L9	K		IBB			CS BB		G3	3	0	0	0	2	1	0											
Marquis Grissom, R OBP: 0.254, SLG: 0.309 (1, 8)	1B		P3	F7			G5-3		G5-3	5	1	1	0	0	0	3											
Tim Raines, S OBP: 0.356, SLG: 0.314 (1, 7)	HR		WP 1B		F8					3	2	2	1	1	0	0											
Tim Wallach, R OBP: 0.351, SLG: 0.472 (1, 5)	HR		1B		K		F9			4	1	2	3	0	1	1											
Andres Galarraga, R OBP: 0.368, SLG: 0.348 (1, 3)	G6-3		F8		G5-3				K	4	0	0	0	0	1	1											
Larry Walker, L OBP: 0.360, SLG: 0.452 (1, 9)	1B		G4-3			G3		SF8 2B		4	1	2	0	0	0	1											
Nelson Santovenia, R OBP: 0.119, SLG: 0.265 (1, 2)	P2			P4		G1-3		SF8		3	0	0	1	0	0	1											
Spike Owen, S OBP: 0.346, SLG: 0.563 (1, 6)		K					FC6-4 1B		G6-3	3	0	1	0	1	1	0											
Kevin Gross, R OBP: 0.143, SLG: 0.286 (1, 1)		K								3	0	0	0	0	2	2											
Drew Hall, L (7, 1)		K								0	0	0	0	0	0	0											
John Costello, R (7, 1)										0	0	0	0	0	0	0											
Tim Burke, R (8, 1)							FC6-4			1	0	0	0	0	1	0											
Inning Stats	R: 3 E: 0 K: 0 S: 12	H: 4 LOB: 1 BB: 0 P: 21	R: 0 E: 0 K: 3 S: 12	H: 0 LOB: 0 BB: 0 P: 12	R: 1 E: 0 K: 0 S: 14	H: 1 LOB: 1 BB: 1 P: 23	R: 0 E: 0 K: 1 S: 11	H: 0 LOB: 2 BB: 0 P: 22	R: 0 E: 0 K: 0 S: 9	H: 1 LOB: 1 BB: 0 P: 13	R: 0 E: 0 K: 0 S: 7	H: 1 LOB: 1 BB: 1 P: 17	R: 1 E: 0 K: 1 S: 13	H: 1 LOB: 0 BB: 0 P: 19	R: 0 E: 0 K: 1 S: 9	H: 0 LOB: 0 BB: 0 P: 10	1B: 6 2B: 1 3B: 0 HR: 1	SF: 1 SAC: 0 DP: 0 HBP: 0	WP: 1 PB: 0 SB: 5 CS: 1	PA: 38							
PITCHER	IP	WLS	BF	H	R	ER	SO	BB	IBB	HBP	BLK	WP	HR	S	P	ERA	WHIP										
Mike Scott, R ERA: 7.32 (1, 1)	5.0	L	23	5	4	4	5	2	1	0	0	1	1	56	90	7.20	1.400										
Larry Andersen, R ERA: 1.05 (6, 1)	1.0		4	1	0	0	0	0	0	0	0	0	0	9	13	0.00	1.000										
Dan Schatzeder, L ERA: 1.69 (7, 1)	2.0		8	2	1	1	1	1	0	0	0	0	0	20	36	4.50	1.500										
Danny Darwin, R ERA: 2.25 (9, 1)	1.0		3	0	0	0	1	0	0	0	0	0	0	9	10	0.00	0.000										

Montreal Expos @ Houston Astros
Astrodome, Houston, TX
Tue Apr 24 1990, 8:05 PM EDT
Alt. 9,542 - Dome - 72 F


AB 33
R 5
H 8
RBI 5
BB 4
SO 7
LOB 9



Batter	1	2	3	4	5	6	7	8	9	AB	R	H	RBI	BB	SO	LOB	BOTTOM										
Gerald Young, S OBP: 0.222, SLG: 0.235 (1, 8)	L6		CS BB						F8	4	1	1	0	1	0	0											
Craig Biggio, R OBP: 0.407, SLG: 0.365 (1, 2)	G5-3		F7						F8	5	0	0	0	0	0	2											
Bill Doran, S OBP: 0.333, SLG: 0.408 (1, 4)	K					L3				4	1	2	0	1	1	0											
Glenn Davis, R OBP: 0.429, SLG: 0.604 (1, 3)		1B	K							5	1	3	2	0	2	2											
Terry Puhl, L OBP: 0.269, SLG: 0.208 (1, 7)		FC1-5 BB			G1-3					3	0	1	0	1	0	1											
Glenn Wilson, R OBP: 0.220, SLG: 0.333 (1, 9)		FC1-5 1B			F9					4	0	1	1	0	0	2											
Ken Caminiti, S OBP: 0.333, SLG: 0.318 (1, 5)		K								2	0	1	0	2	1	2											
Rafael Ramirez, R OBP: 0.326, SLG: 0.333 (6, PH)		FC1-5			FC6-4					2	0	0	0	0	0	3											
Ken Oberkfell, L OBP: 0.333, SLG: 0.364 (7, 1)					FC6-4					1	0	0	0	0	0	3											
Dan Schatzeder, L (7, 1)										0	0	0	0	0	0	0											
Franklin Stubbs, L OBP: 0.303, SLG: 0.548 (8, PH)										1	0	0	0	0	0	1											
Danny Darwin, R (9, 1)										0	0	0	0	0	0	0											
Mike Scott, R (1, 1)										1	0	0	0	0	1	2											
Casey Candaele, S OBP: 0.333, SLG: 1.333 (5, PH)										1	0	0	0	0	0	0											
Larry Andersen, R (6, 1)										0	0	0	0	0	0	0											
Dave Rohde, S OBP: 0.273, SLG: 0.300 (7, 6)										2	0	0	0	0	0	1											
Inning Stats	R: 0 E: 0 K: 1 S: 9	H: 0 LOB: 0 BB: 0 P: 15	R: 1 E: 0 K: 2 S: 13	H: 2 LOB: 2 BB: 1 P: 24	R: 0 E: 0 K: 1 S: 8	H: 1 LOB: 1 BB: 1 P: 15	R: 0 E: 0 K: 0 S: 8	H: 0 LOB: 0 BB: 1 P: 15	R: 0 E: 0 K: 0 S: 6	H: 0 LOB: 0 BB: 0 P: 10	R: 0 E: 0 K: 0 S: 12	H: 2 LOB: 3 BB: 1 P: 23	R: 2 E: 0 K: 0 S: 12	H: 2 LOB: 1 BB: 1 P: 20	R: 0 E: 0 K: 0 S: 8	H: 1 LOB: 1 BB: 0 P: 14	R: 0 E: 0 K: 1 S: 9	H: 1 LOB: 1 BB: 0 P: 12	1B: 5 2B: 4 3B: 0 HR: 0	SF: 0 SAC: 0 DP: 0 HBP: 0	WP: 0 PB: 0 SB: 2 CS: 1	PA: 40					
PITCHER	IP	WLS	BF	H	R	ER	SO	BB	IBB	HBP	BLK	WP	HR	S	P	ERA	WHIP										
Kevin Gross, R ERA: 3.0 (1, 1)	6.0	W	26	5	1	1	4	4	0	0	0	0	0	56	102	1.50	1.500										
Drew Hall, L ERA: 3.72 (7, 1)	0.2		4	1	2	2	0	1	0	0	0	0	0	8	16	27.00	3.000										
John Costello, R ERA: 5.79 (7, 1)	0.1		2	1	0	0	0	0	0	0	0	0	0	4	4	0.00	3.000										
Tim Burke, R ERA: 5.63 (8, 1)	2.0	S	8	2	0	0	1	0	0	0	0	0	0	17	26	0.00	1.000										

Montreal Expos @ Houston Astros
Astrodome, Houston, TX
Tue Apr 24 1990, 8:05 PM EDT
Alt. 9,542 - Dome - 72 F


AB 35
R 3
H 9
RBI 3
BB 5
SO 5
LOB 19



Batter	1	2	3	4	5	6	7	8	9	AB	R	H	RBI	BB	SO	LOB	TOP										
Delino DeShields, L OBP: 0.409, SLG: 0.424 (1, 4)	F9			G1-3 1B		4-3		G3		4	0	1	0	0	0	2											
Marquis Grissom, R OBP: 0.238, SLG: 0.288 (1, 8)	L7			G1-3 1-2		G3			K	4	0	0	0	0	1	1											
Tim Raines, S OBP: 0.349, SLG: 0.309 (1, 7)	L5			G1-3 2-3		L3			1B WP 1B	4	1	1	0	0	0	1											
Tim Wallach, R OBP: 0.328, SLG: 0.439 (1, 5)				G6-3					K	4	0	0	0	0	1	2											
Andres Galarraga, R OBP: 0.377, SLG: 0.380 (1, 3)									K	4	0	2	0	0	0	0											
Larry Walker, L OBP: 0.340, SLG: 0.422 (1, 9)									K	3	0	0	0	0	1	1											
Nelson Santovenia, R OBP: 0.133, SLG: 0.214 (8, PR)										3	0	1	0	0	1	1											
Otis Nixon, S OBP: 0.200, SLG: 0.200 (8, 2)										0	0	0	0	0	0	0											
Mike Fitzgerald, R OBP: 0.333, SLG: 0.077 (8, 2)										0	0	0	0	0	0	0											
Spike Owen, S OBP: 0.352, SLG: 0.551 (1, 6)										1	0	0	0	1	0	0											
Dennis Martinez, R (1, 1)										2	0	0	0	0	0	2											
Junior Noboa, R OBP: 0.222, SLG: 0.222 (8, PH)										1	0	0	0	0	1	2											
Steve Frey, R (8, 1)										0	0	0	0	0	0	0											
Tim Burke, R (9, 1)										0	0	0	0	0	0	0											
Inning Stats	R: 0 E: 0 K: 0 S: 6	H: 0 LOB: 0 BB: 0 P: 10	R: 0 E: 0 K: 0 S: 4	H: 0 LOB: 0 BB: 0 P: 5	R: 0 E: 0 K: 1 S: 8	H: 0 LOB: 0 BB: 0 P: 12	R: 0 E: 0 K: 0 S: 11	H: 1 LOB: 1 BB: 0 P: 18	R: 0 E: 0 K: 0 S: 7	H: 0 LOB: 0 BB: 0 P: 10	R: 0 E: 0 K: 0 S: 7	H: 0 LOB: 0 BB: 0 P: 13	R: 0 E: 0 K: 1 S: 9	H: 1 LOB: 2 BB: 0 P: 13	R: 1 E: 0 K: 3 S: 13	H: 2 LOB: 1 BB: 0 P: 17	1B: 4 2B: 1 3B: 0 HR: 0	SF: 0 SAC: 2 DP: 0 HBP: 0	WP: 2 PB: 0 SB: 1 CS: 0	PA: 33							
PITCHER	IP	WLS	BF	H	R	ER	SO	BB	IBB	HBP	BLK	WP	HR	S	P	ERA	WHIP										
Jim Deshaies, L ERA: 1.73	(1, 1)	8.0	28	3	0	0	2	0	1	0	0	0	0	58	99	0.00	0.375										
Dave Smith, R ERA: 1.04	(9, 1)	1.0	5	2	1	1	3	0	0	0	0	1	0	13	17	9.00	2.000										

Montreal Expos @ Houston Astros
Astrodome, Houston, TX
Wed Apr 25 1990, 8:05 PM EDT
Att: 11,251 - Dome

AB	30
R	1
H	5
RBI	0
BB	1
SO	5
LOB	12



Batter	1	2	3	4	5	6	7	8	9	AB	R	H	RBI	BB	SO	LOB	BOTTOM										
Gerald Young, S OBP: 0.225, SLG: 0.216 (1, 8)	G6-3 BB		G4-3			6-3		5-3		3	0	0	0	1	0	0											
Craig Biggio, R OBP: 0.413, SLG: 0.364 (1, 2)	G5-3 1-2									3	0	1	0	1	1	1											
Bill Doran, S OBP: 0.310, SLG: 0.377 (1, 4)	G6-3 2-3					4-3				4	0	0	0	0	0	3											
Glenn Davis, R OBP: 0.433, SLG: 0.596 (1, 3)	P6									4	0	2	0	0	0	1											
Franklin Stubbs, L OBP: 0.306, SLG: 0.529 (1, 7)										3	0	1	0	0	1	2											
Glenn Wilson, R OBP: 0.208, SLG: 0.314 (1, 9)										3	0	0	0	0	0	2											
Ken Caminiti, S OBP: 0.314, SLG: 0.298 (1, 5)										3	0	0	0	0	1	2											
Rafael Ramirez, R OBP: 0.306, SLG: 0.313 (1, 6)										3	0	0	0	0	1	0											
Jim Deshaies, L (1, 1)										2	0	0	0	0	2	0											
Mark Davidson, R OBP: 0.429, SLG: 0.500 (8, PH)										1	0	0	0	0	0	0											
Dave Smith, R (9, 1)										0	0	0	0	0	0	0											
Inning Stats	R: 0 E: 0 K: 0 S: 7	H: 0 LOB: 1 BB: 1 P: 11	R: 0 E: 0 K: 0 S: 6	H: 1 LOB: 0 BB: 0 P: 8	R: 0 E: 0 K: 1 S: 7	H: 0 LOB: 0 BB: 0 P: 10	R: 0 E: 0 K: 1 S: 11	H: 1 LOB: 1 BB: 0 P: 15	R: 0 E: 0 K: 1 S: 10	H: 0 LOB: 1 BB: 1 P: 18	R: 0 E: 0 K: 1 S: 8	H: 1 LOB: 0 BB: 0 P: 15	R: 0 E: 0 K: 1 S: 13	H: 0 LOB: 0 BB: 0 P: 20	R: 0 E: 0 K: 0 S: 7	H: 1 LOB: 0 BB: 0 P: 12	1B: 4 2B: 0 3B: 0 HR: 0	SF: 0 SAC: 0 DP: 2 HBP: 0	WP: 1 PB: 0 SB: 1 CS: 0	PA: 31							
PITCHER	IP	WLS	BF	H	R	ER	SO	BB	IBB	HBP	BLK	WP	HR	S	P	ERA	WHIP										
Dennis Martinez, R ERA: 1.67	(1, 1)	7.0	25	3	0	0	5	2	0	0	0	0	0	54	82	0.00	0.714										
Steve Frey, L ERA: 2.61	(8, 1)	1.0	3	0	0	0	1	0	0	0	0	0	0	13	20	0.00	0.000										
Tim Burke, R ERA: 5.0	(9, 1)	1.0	3	1	0	0	0	0	0	0	0	0	0	7	12	0.00	1.000										

Montreal Expos @ Houston Astros
Astrodome, Houston, TX
Wed Apr 25 1990, 8:05 PM EDT
Att: 11,251 - Dome

AB	29
R	0
H	4
RBI	0
BB	2
SO	6
LOB	11



Batter	1	2	3	4	5	6	7	8	9	AB	R	H	RBI	BB	SO	LOB	TOP										
Delino DeShields, L OBP: 0.400, SLG: 0.403	1-2 G4-3		0-0 FC4-6					0-0 G3									3	0	0	0	1	0	1				
Marquis Grissom, R OBP: 0.254, SLG: 0.317	1-0 G6-3				1-2 F8			0-0 F8									4	0	2	2	0	0	0				
Tim Raines, S OBP: 0.343, SLG: 0.293	0-3 K				0-0 F8			1-0 P4									3	0	0	0	1	1	1				
Tim Wallach, R OBP: 0.323, SLG: 0.426																	4	0	1	0	0	1	4				
Andres Galarraga, R OBP: 0.354, SLG: 0.352																	4	0	0	0	0	2	5				
Larry Walker, L OBP: 0.333, SLG: 0.408																	4	0	1	0	0	2	0				
Nelson Santovenia, R OBP: 0.122, SLG: 0.196																	4	0	0	0	0	1	1				
Spike Owen, S OBP: 0.379, SLG: 0.585																	4	1	3	0	0	0	0				
Zane Smith, L OBP: 0.250, SLG: 0.500																	2	0	0	0	0	2	2				
Junior Noboa, R OBP: 0.300, SLG: 0.300																	1	0	1	0	0	0	0				
Otis Nixon, S OBP: 0.200, SLG: 0.200																	0	1	0	0	0	0	0				
Drew Hall, L OBP: 0.333, SLG: 0.408																	0	0	0	0	0	0	0				
Tim Burke, R OBP: 0.333, SLG: 0.408																	0	0	0	0	0	0	0				
Inning Stats	R: 0 E: 0 K: 1 S: 8	H: 0 LOB: 0 BB: 0 P: 10	R: 0 E: 0 K: 1 S: 9	H: 1 LOB: 0 BB: 0 P: 13	R: 0 E: 0 K: 1 S: 10	H: 1 LOB: 1 BB: 0 P: 12	R: 0 E: 0 K: 2 S: 12	H: 1 LOB: 1 BB: 0 P: 18	R: 0 E: 0 K: 2 S: 9	H: 0 LOB: 0 BB: 0 P: 10	R: 0 E: 0 K: 0 S: 3	H: 0 LOB: 0 BB: 0 P: 4	R: 0 E: 0 K: 0 S: 9	H: 0 LOB: 0 BB: 0 P: 12	R: 2 E: 0 K: 1 S: 15	H: 3 LOB: 3 BB: 2 P: 27	R: 0 E: 0 K: 1 S: 5	H: 1 LOB: 0 BB: 0 P: 6	1B: 6 2B: 3 3B: 0 HR: 0	SF: 0 SAC: 0 DP: 1 HBP: 0	WP: 1 PB: 0 SB: 1 CS: 1	PA: 35					
PITCHER	IP	WLS	BF	H	R	ER	SO	BB	IBB	HBP	BLK	WP	HR	S	P	ERA	WHIP										
Tom Browning, L ERA: 3.34	(1, 1)	7.1	26	5	1	1	7	0	0	0	0	0	0	65	85	1.23	0.682										
Norm Charlton, L ERA: 2.7	(8, 1)	0.0	2	1	0	0	0	1	0	0	0	1	0	3	7	∞	∞										
Rob Dibble, R ERA: 2.7	(8, 1)	1.2	W	7	2	1	1	2	0	1	0	0	0	12	20	5.40	1.200										

Montreal Expos @ Cincinnati Reds
Riverfront Stadium, Cincinnati, OH
Fri Apr 27 1990, 7:05 PM EDT
Att: 25,564 - Unknown

AB	33
R	2
H	8
RBI	2
BB	2
SO	9
LOB	14



Batter	1	2	3	4	5	6	7	8	9	AB	R	H	RBI	BB	SO	LOB	BOTTOM										
Chris Sabo, R OBP: 0.485, SLG: 0.707	1-1 E 1B		1-2 G4-3						0-1 1B	5	1	2	1	0	1	2											
Billy Hatcher, R OBP: 0.377, SLG: 0.456	1-1 F9		2-2 3B							4	0	1	0	0	1	1											
Barry Larkin, R OBP: 0.484, SLG: 0.500	0-1 E 1B		1-2 G1-3							4	0	1	1	0	0	1											
Todd Benzinger, S OBP: 0.458, SLG: 0.500	1-0 E4									4	0	2	0	0	0	1											
Mariano Duncan, R OBP: 0.478, SLG: 0.780	2-2 L4-3									3	1	0	0	1	0	4											
Paul O'Neill, L OBP: 0.336, SLG: 0.347										4	0	0	0	0	0	2											
Rolando Roomes, R OBP: 0.364, SLG: 0.636										4	0	1	1	0	1	2											
Joe Oliver, R OBP: 0.346, SLG: 0.304										3	0	1	0	1	1	0											
Tom Browning, L ERA: 1.61	(1, 1)	7.0	28	7	2	1	2	1	0	0	0	0	0	63	96	1.143											
Drew Hall, L ERA: 3.97	(8, 1)	1.2	L	8	0	1	1	2	2	1	0	0	0	19	36	5.40											
Tim Burke, R ERA: 5.0	(9, 1)	0.0	1	1	0	0	0	0	0	0	0	0	0	2	2	∞											
Inning Stats	R: 1 E: 2 K: 0 S: 10	H: 2 LOB: 1 BB: 0 P: 15	R: 0 E: 0 K: 0 S: 4	H: 0 LOB: 0 BB: 0 P: 5	R: 0 E: 0 K: 0 S: 10	H: 1 LOB: 1 BB: 1 P: 18	R: 0 E: 0 K: 0 S: 7	H: 1 LOB: 1 BB: 0 P: 11	R: 0 E: 1 K: 0 S: 11	H: 0 LOB: 0 BB: 0 P: 16	R: 1 E: 0 K: 1 S: 13	H: 2 LOB: 1 BB: 0 P: 19	R: 0 E: 0 K: 1 S: 10	H: 0 LOB: 0 BB: 0 P: 13	R: 1 E: 0 K: 1 S: 11	H: 1 LOB: 3 BB: 3 P: 25	1B: 6 2B: 1 3B: 1 HR: 1	SF: 0 SAC: 0 DP: 2 HBP: 0	WP: 0 PB: 0 SB: 1 CS: 0	PA: 37							
PITCHER	IP	WLS	BF	H	R	ER	SO	BB	IBB	HBP	BLK	WP	HR	S	P	ERA	WHIP										

Montreal Expos @ Cincinnati Reds
Riverfront Stadium, Cincinnati, OH
Fri Apr 27 1990, 7:05 PM EDT
Att: 25,564 - Unknown

AB	33
R	2
H	8
RBI	3
BB	4
SO	4
LOB	14



Batter	1	2	3	4	5	6	7	8	9	AB	R	H	RBI	BB	SO	LOB	TOP		
Delino DeShields, L OBP: 0.413, SLG: 0.424 (1, 4)	G4-3	IBB						F7									4 1 2 0 1 0 2		
Marquis Grissom, R OBP: 0.250, SLG: 0.324 (1, 8)	2B	F8					E7	G4-3									5 2 1 0 0 0 5		
Tim Raines, S OBP: 0.319, SLG: 0.270 (1, 7)	K	F7					L8	K									5 0 0 0 0 3 7		
Tim Wallach, R OBP: 0.357, SLG: 0.470 (1, 5)	2H						F8	WP									5 0 4 2 0 0 1		
Andres Galarraga, R OBP: 0.333, SLG: 0.328 Drew Hall, L (7, 1)	K						F8	K									4 0 0 0 0 2 3		
Nelson Santovenia, R OBP: 0.120, SLG: 0.191 (8, 2)	K							F7									0 0 0 0 0 0 0		
Larry Walker, L OBP: 0.328, SLG: 0.415 (1, 9)																	1 0 0 0 0 0 1		
Mike Fitzgerald, R OBP: 0.309, SLG: 0.133 Otis Nixon, S OBP: 0.200, SLG: 0.200 Steve Frey, R (8, 1)		2B					F9										2 0 1 0 2 0 0		
Spike Owen, S OBP: 0.387, SLG: 0.596 (1, 6)							G3										0 0 0 0 0 0 0		
Oil Can Boyd, R Bill Sampen, R Mike Aldrete, L Junior Noboa, R Tom Foley, L (11, 1) (4, 1) (7, 3) (7, 3) (8, 3)							L4										4 0 2 1 0 0 1		
Inning Stats	R: 1 E: 0 K: 2 S: 16	H: 2 LOB: 1 BB: 0 P: 23	R: 1 E: 0 K: 0 S: 9	H: 2 LOB: 3 BB: 2 P: 18	R: 0 E: 0 K: 0 S: 7	H: 1 LOB: 0 BB: 0 P: 11	R: 0 E: 0 K: 0 S: 5	H: 0 LOB: 0 BB: 0 P: 5	R: 0 E: 0 K: 1 S: 12	H: 1 LOB: 1 BB: 1 P: 20	R: 0 E: 0 K: 1 S: 10	H: 0 LOB: 1 BB: 0 P: 14	R: 2 E: 1 K: 1 S: 14	H: 2 LOB: 1 BB: 0 P: 19	R: 0 E: 0 K: 1 S: 13	H: 3 LOB: 2 BB: 0 P: 20	1B: 7 2B: 8 3B: 0 HR: 0	SF: 0 SAC: 0 DP: 1 HBP: 0	WP: 2 PA: 41
PITCHER	IP	WLS	BF	H	R	ER	SO	BB	IBB	HBP	BLK	WP	HR	S	P	ERA	WHIP		
Jack Armstrong, R ERA: 1.4 Rob Dibble, R ERA: Randy Myers, L ERA: 4.66	(1, 1)	6.2	W	31	8	4	2	5	2	1	0	0	0	65	105	2.70	1.500		
PITCHER	IP	WLS	BF	H	R	ER	SO	BB	IBB	HBP	BLK	WP	HR	S	P	ERA	WHIP		

Montreal Expos @ Cincinnati Reds
Riverfront Stadium, Cincinnati, OH
Sat Apr 28 1990, 3:33 AM EDT
Att: 21,775 - Overcast - 74 F

AB	38
R	4
H	12
RBI	3
BB	3
SO	7
LOB	23



Batter	1	2	3	4	5	6	7	8	9	AB	R	H	RBI	BB	SO	LOB	BOTTOM		
Chris Sabo, R OBP: 0.486, SLG: 0.738 (1, 5)	P6	FC6-4															3 1 1 2 1 0 3		
Herm Winningham, L OBP: 0.273, SLG: 0.300 (1, 8)	K																3 1 2 0 0 1 0		
Barry Larkin, R OBP: 0.485, SLG: 0.492 (1, 6)																	3 0 1 0 1 1 2		
Todd Benzinger, S OBP: 0.444, SLG: 0.490 (1, 3)	CS																3 1 1 1 0 0 2		
Paul O'Neill, L OBP: 0.350, SLG: 0.415 (1, 9)																	4 1 2 1 0 0 0		
Hal Morris, L OBP: 0.250, SLG: 0.182 Billy Hatcher, R OBP: 0.371, SLG: 0.448 (1, 7) (8, 7)																	3 0 0 0 0 1 2		
Mariano Duncan, R OBP: 0.480, SLG: 0.818 (1, 4)																	1 0 0 0 0 0 0		
Joe Oliver, R OBP: 0.357, SLG: 0.327 (1, 2)																	3 1 1 2 1 0 1		
Jack Armstrong, R Rob Dibble, L Randy Myers, L (1, 1) (7, 1) (8, 1)																	3 0 0 0 0 2 4		
Inning Stats	R: 0 E: 0 K: 1 S: 12	H: 1 LOB: 0 BB: 0 P: 15	R: 1 E: 1 K: 1 S: 10	H: 2 LOB: 3 BB: 1 P: 17	R: 1 E: 0 K: 0 S: 8	H: 1 LOB: 0 BB: 0 P: 16	R: 3 E: 0 K: 2 S: 16	H: 4 LOB: 1 BB: 0 P: 22	R: 0 E: 0 K: 0 S: 3	H: 0 LOB: 0 BB: 0 P: 5	R: 0 E: 0 K: 2 S: 7	H: 0 LOB: 0 BB: 0 P: 10	R: 0 E: 0 K: 0 S: 3	H: 0 LOB: 1 BB: 2 P: 12	R: 1 E: 0 K: 1 S: 12	H: 1 LOB: 0 BB: 1 P: 21	1B: 5 2B: 1 3B: 0 HR: 3	SF: 1 SAC: 1 DP: 1 HBP: 0	WP: 0 PA: 36
PITCHER	IP	WLS	BF	H	R	ER	SO	BB	IBB	HBP	BLK	WP	HR	S	P	ERA	WHIP		
Oil Can Boyd, R ERA: 7.06 Bill Sampen, R ERA: Drew Hall, L ERA: 3.65 Steve Frey, L ERA: 3.18	(1, 1)	3.2	L	20	8	5	5	3	0	0	0	0	0	14	20	0.00	0.000		
PITCHER	IP	WLS	BF	H	R	ER	SO	BB	IBB	HBP	BLK	WP	HR	S	P	ERA	WHIP		

Montreal Expos @ Cincinnati Reds
Riverfront Stadium, Cincinnati, OH
Sat Apr 28 1990, 3:33 AM EDT
Att: 21,775 - Overcast - 74 F

AB	29
R	6
H	9
RBI	6
BB	4
SO	7
LOB	15



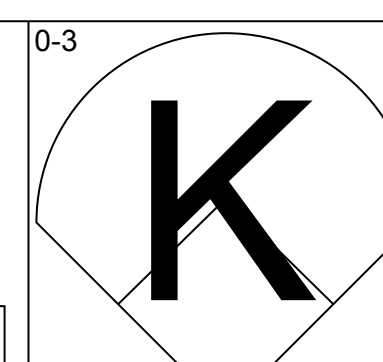
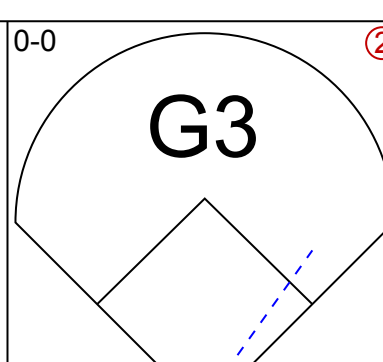
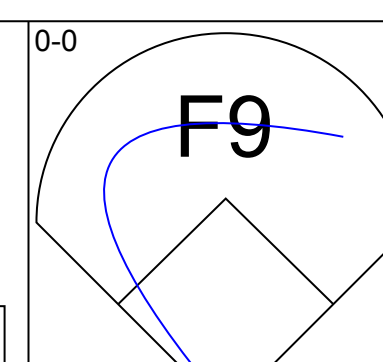
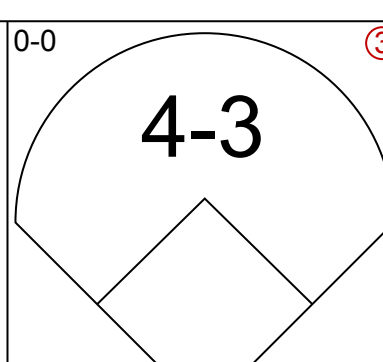
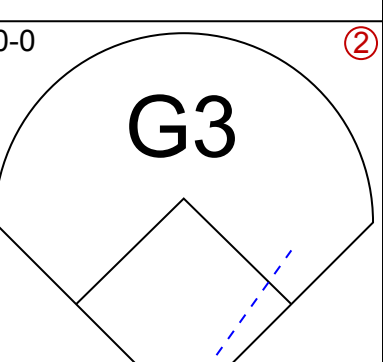
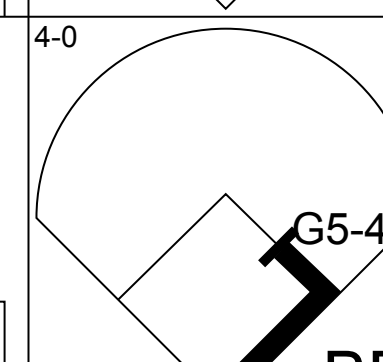
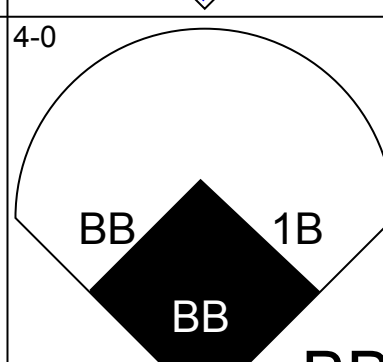
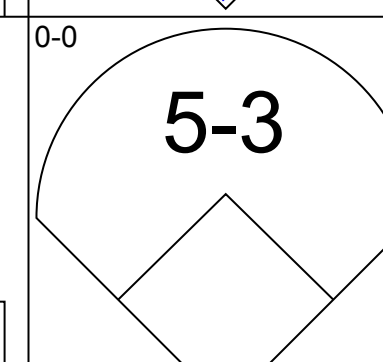
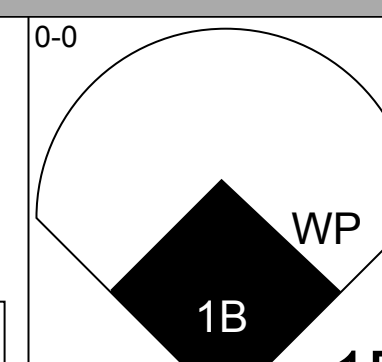
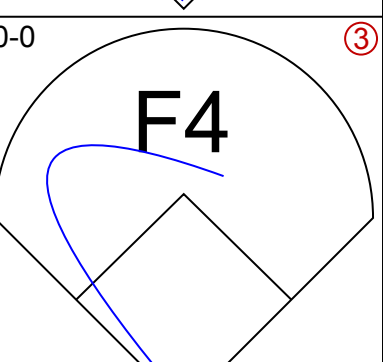
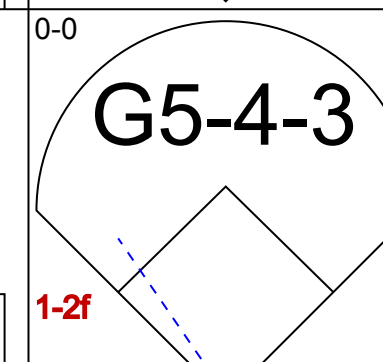
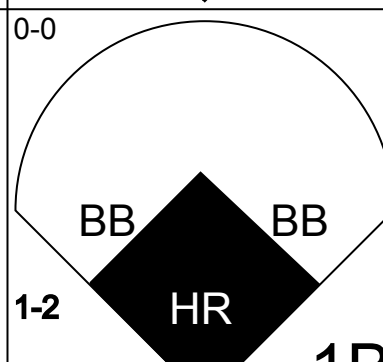
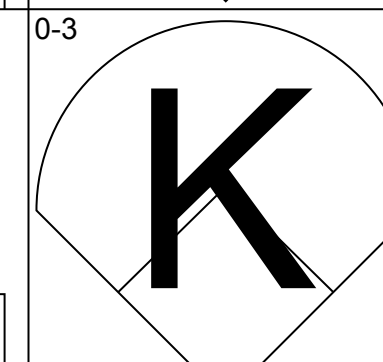
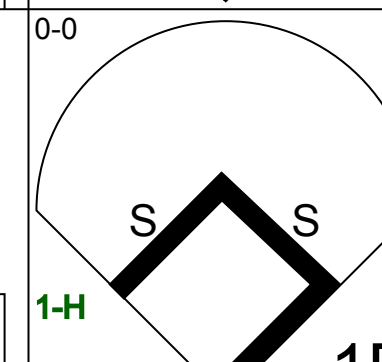

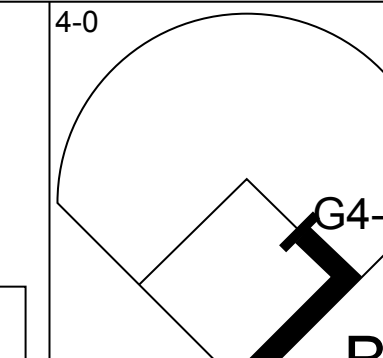
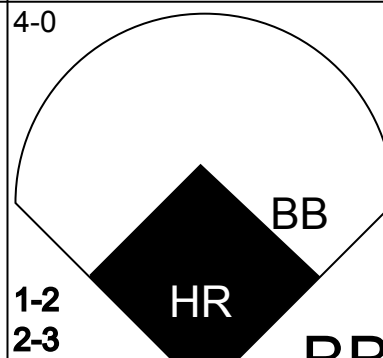
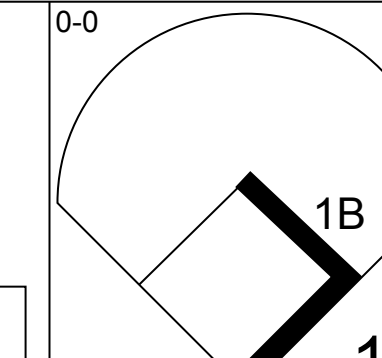
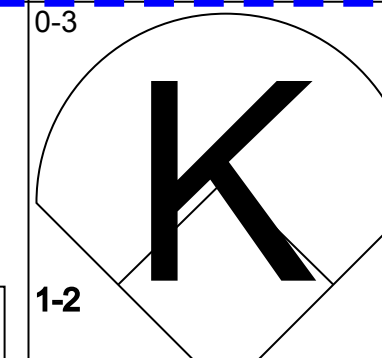


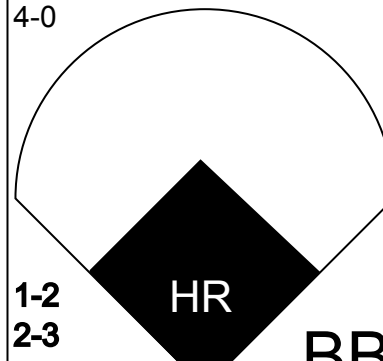
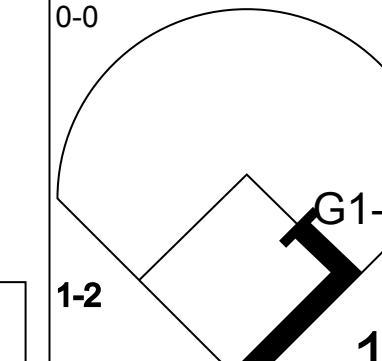
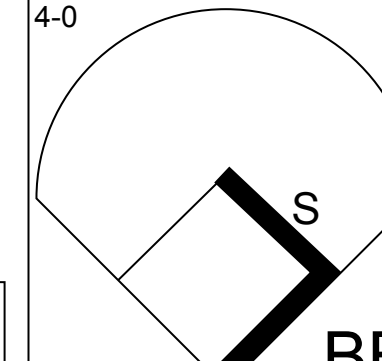


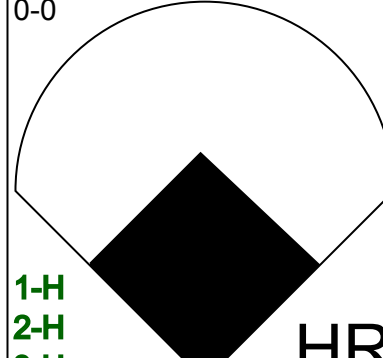
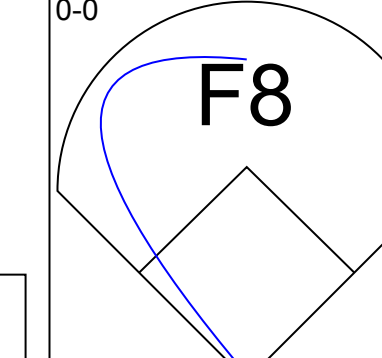
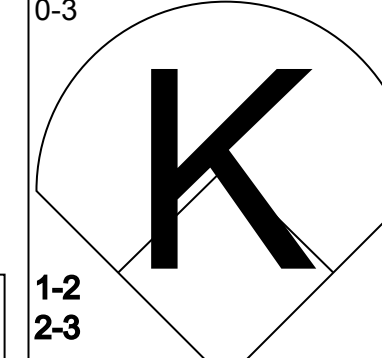


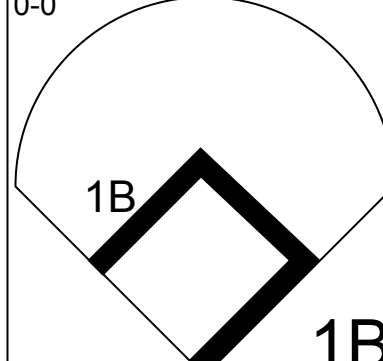
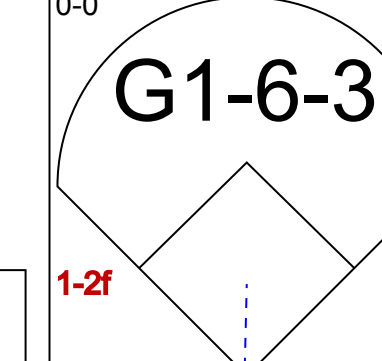
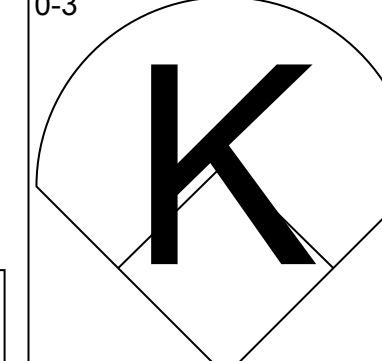


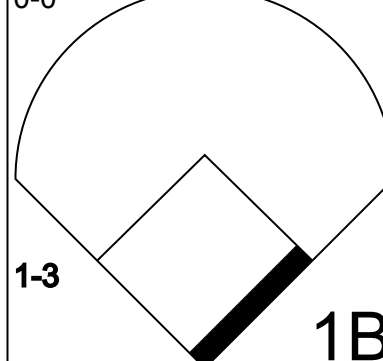
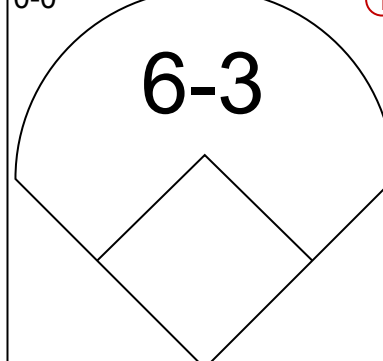
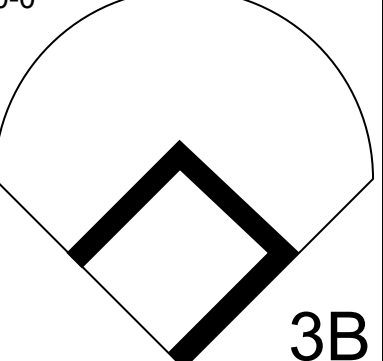
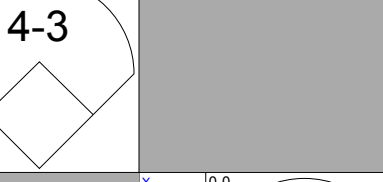


Batter	1	2	3	4	5	6	7	8	9	AB	R	H	RBI	BB	SO	LOB	TOP			
Otis Nixon, S <small>OBP: 0.143, SLG: 0.143</small> Mike Aldrete, L <small>(5, PH) OBP: 0.571, SLG: 0.500</small> Dave Martinez, L <small>(7, 9) OBP: 0.143, SLG: 0.143</small>	 P8		 F7		 FC1-6	 4-3	 F8			2	0	0	0	0	0	0	Montreal Expos @ Cincinnati Reds Riverfront Stadium, Cincinnati, OH Sun Apr 29 1990, 3:33 AM EDT Att: 27,344 - Cloudy - 62 F			
Junior Noboa, R <small>(1, 4) OBP: 0.375, SLG: 0.375</small>	 PB		 5-3		 FC1-6	 1B		 F9		5	1	2	1	0	0	1				
Tim Raines, S <small>(1, 7) OBP: 0.312, SLG: 0.265</small>	 F7			 1-3	 F7	 1B	 CS	 5-3		5	0	1	0	0	0	2				
Tim Wallach, R <small>(1, 5) OBP: 0.373, SLG: 0.507</small>	 5-3			 L1		 HR	 1B	 BB	 BB	3	2	1	1	2	0	1				
Andres Galarraga, R <small>(1, 3) OBP: 0.351, SLG: 0.344</small>		 K		 1B	 BB	 BB	 2B	 BB	 K	3	0	1	0	2	2	1				
Marquis Grissom, R <small>(1, 9) OBP: 0.276, SLG: 0.338</small>	 F7			 1B		 CS	 BB	 1B		3	0	2	2	1	0	0				
Mike Fitzgerald, R <small>(1, 2) OBP: 0.362, SLG: 0.353</small>	 S				 1B	 HR		 5-3		2	2	1	1	2	0	0				
Spike Owen, S <small>(1, 6) OBP: 0.394, SLG: 0.583</small>	 F9				 FC1-6	 BB	 BB	 G6-3		3	1	1	0	1	0	1				
Kevin Gross, R <small>(1, 1) OBP: 0.182, SLG: 0.273</small> Tim Burke, R <small>(8, 1)</small>			 6-3		 B2	 F4	 1B			4	0	1	0	0	0	3				
Inning Stats	R: 0 H: 1 E: 0 K: 0 S: 6	H: 1 LOB: 1 BB: 0 P: 11	R: 0 H: 0 E: 0 K: 1 S: 9	H: 0 LOB: 1 BB: 1 P: 16	R: 0 H: 0 E: 0 K: 0 S: 6	H: 0 LOB: 0 BB: 0 P: 8	R: 0 H: 1 E: 0 K: 0 S: 11	H: 2 LOB: 2 BB: 1 P: 20	R: 2 H: 3 E: 0 K: 0 S: 7	H: 3 LOB: 1 BB: 2 P: 17	R: 2 H: 3 E: 0 K: 0 S: 13	H: 3 LOB: 2 BB: 2 P: 26	R: 0 H: 1 E: 0 K: 0 S: 6	H: 1 LOB: 1 BB: 1 P: 10	R: 0 H: 0 E: 0 K: 1 S: 12	H: 0 LOB: 1 BB: 1 P: 18		1B: 8 2B: 1 3B: 0 HR: 2	SF: 0 SAC: 0 DP: 0 HBP: 0	WP: 0 PA: 41 FB: 1 CS: 2
PITCHER	IP WLS BF H R ER SO BB IBB HBP BLK WP HR S P ERA WHIP																			
Danny Jackson, L <small>(1, 1) ERA: 10.8</small>	0.1																			
Ron Robinson, R <small>(1, 1) ERA: 3.89</small>	4.2	L	19	3	2	2	1	3	0	0	0	0	0	0	42	71	3.86	1.286		
Tim Layana, R <small>(6, 1) ERA: 4.5</small>	1.0		6	3	2	2	0	2	0	0	0	0	0	2	7	17	18.00	5.000		
Kip Gross, R <small>(7, 1) ERA: 6.0</small>	2.0		10	4	2	2	0	2	0	0	0	0	0	19	36	9.00	3.000			
Tim Lirtsas, L <small>(9, 1) ERA:</small>	1.0		4	0	0	0	1	1	0	0	0	0	0	0	12	18	0.00	1.000		

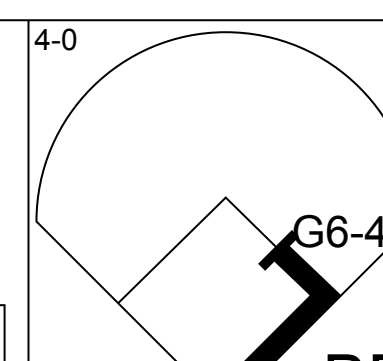
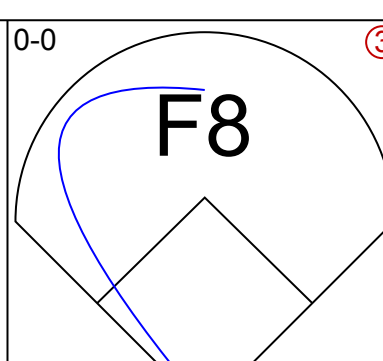
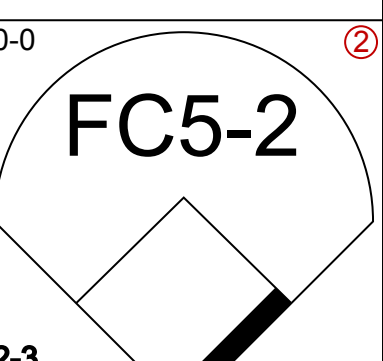
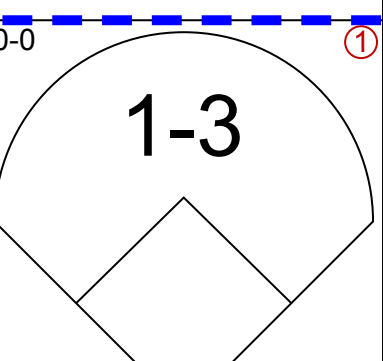
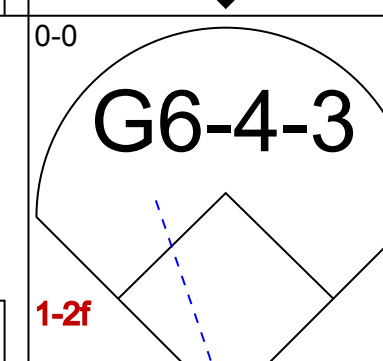
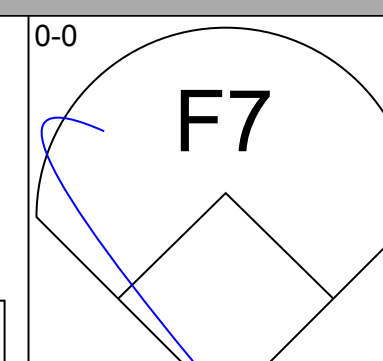
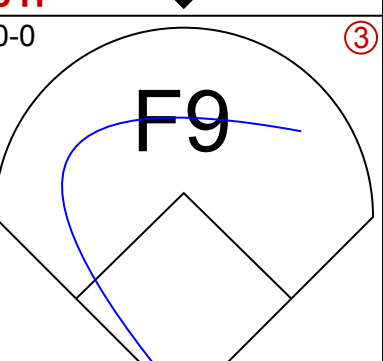
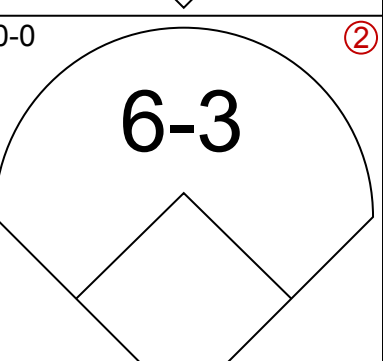
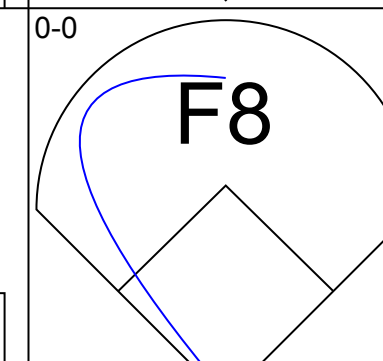
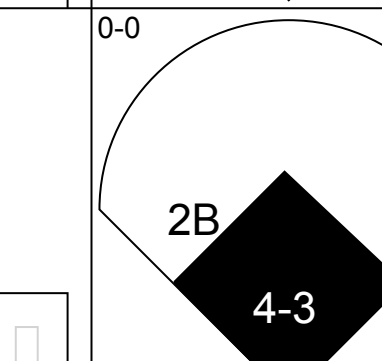
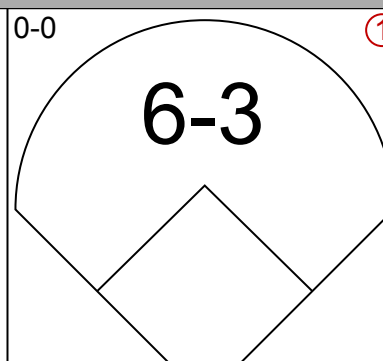
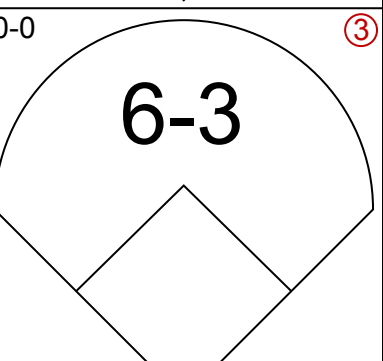
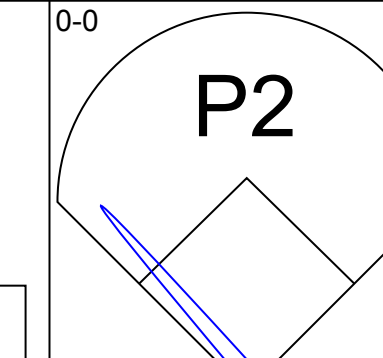
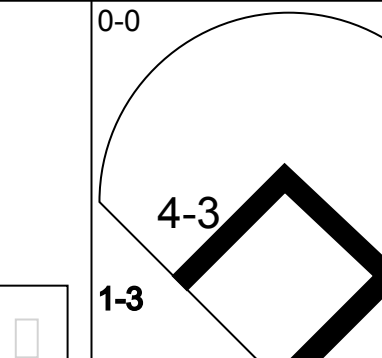
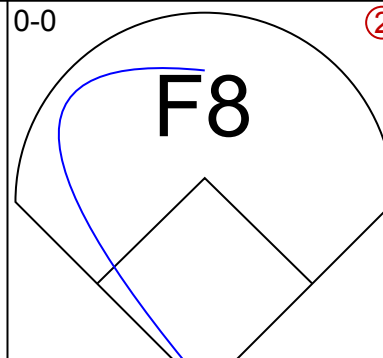

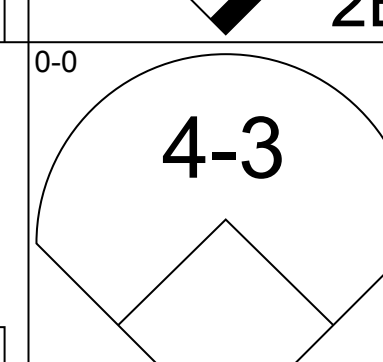

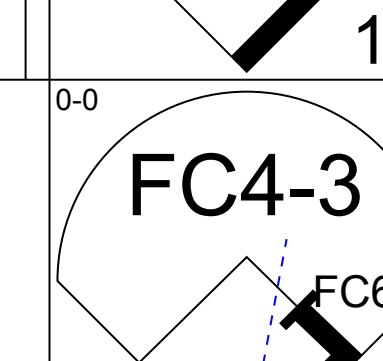

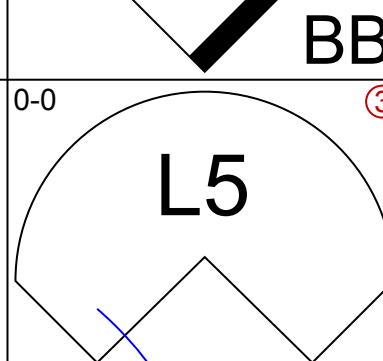
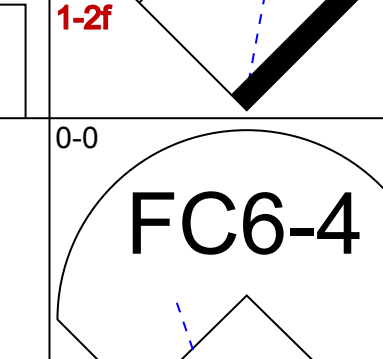

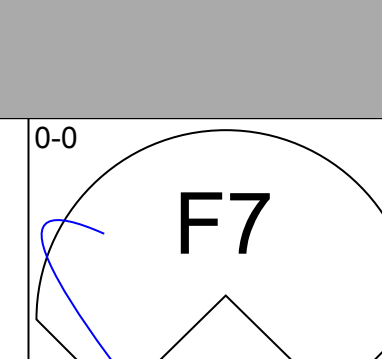

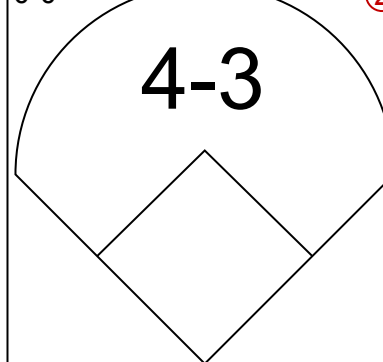
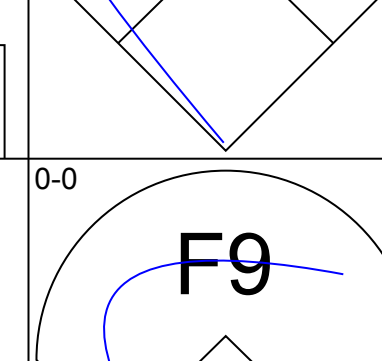
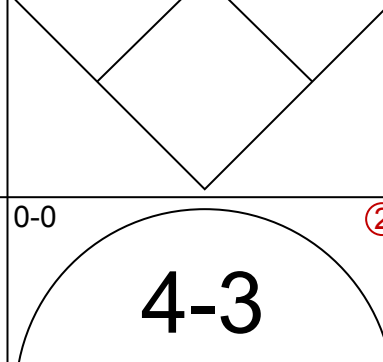
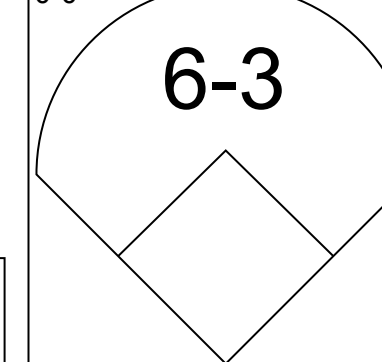
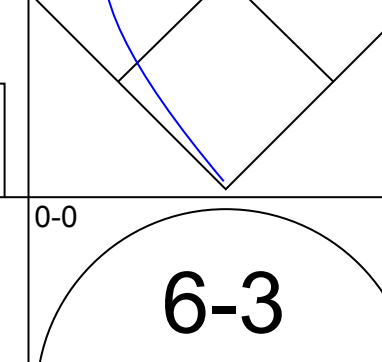
AB	33
R	6
H	11
RBI	6
BB	8
SO	2
LOB	10



Batter	1	2	3	4	5	6	7	8	9	AB	R	H	RBI	BB	SO	LOB	BOTTOM			
Chris Sabo, R <small>(1, 5) OBP: 0.487, SLG: 0.719</small>	 F5		 F3			 1B		 BB		3	0	1	0	1	0	0	Montreal Expos @ Cincinnati Reds Riverfront Stadium, Cincinnati, OH Sun Apr 29 1990, 3:33 AM EDT Att: 27,344 - Cloudy - 62 F			
Herm Winningham, L <small>(1, 8) OBP: 0.333, SLG: 0.357</small>	 5-3		 L3-1			 F3		 1B	 1B	4	0	2	2	0	0	1				
Barry Larkin, R <small>(1, 6) OBP: 0.458, SLG: 0.460</small>	 5-3			 F8		 K		 F5	 F5	4	0	0	0	0	1	4				
Todd Benzinger, S <small>(1, 3) OBP: 0.433, SLG: 0.473</small>	 K			 L5		 1B	 G6-4-3	 G3		4	0	1	0	0	1	3				
Paul O'Neill, L <small>(1, 9) OBP: 0.344, SLG: 0.421</small>		 K		 4-3		 G6-4-3		 1B	 SF7	4	1	1	0	0	1	1				
Billy Hatcher, R <small>(1, 7) OBP: 0.364, SLG: 0.435</small>	 F8				 6-3	 F3		 1B	 1B	4	0	1	0	0	0	0				
Mariano Duncan, R <small>(1, 4) OBP: 0.481, SLG: 0.804</small>	 S				 F7			 1B	 SF7	2	1	1	1	1	0	0				
Joe Oliver, R <small>(1, 2) OBP: 0.339, SLG: 0.308</small> Ron Oester, S <small>(9, PH) OBP: 0.273, SLG: 0.273</small>	 F9				 5-3			 K	 K	3	0	0	0	0	1	2				
Danny Jackson, R <small>(1, 1) ERA: 10.8</small> Ron Robinson, R <small>(1, 1) ERA: 3.89</small> Tim Layana, R <small>(6, 1) ERA: 4.5</small> Hal Morris, L <small>(6, PH) OBP: 0.293, SLG: 0.167</small> Kip Gross, R <small>(7, 1) ERA: 6.0</small> Ken Griffey, L <small>(8, PH) OBP: 0.320, SLG: 0.400</small> Tim Lirtsas, L <small>(9, 1) ERA:</small> Luis Quiñones, S <small>(9, PH) OBP: 0.273, SLG: 0.400</small>	 5-3				 F8		 BB	 F7		0	0	0	0	0	0	0				
Inning Stats	R: 0 H: 1 E: 0 K: 1 S: 10	H: 0 LOB: 1 BB: 1 P: 17	R: 0 H: 0 E: 0 K: 1 S: 11	H: 0 LOB: 0 BB: 0 P: 12	R: 0 H: 0 E: 0 K: 0 S: 6	H: 0 LOB: 0 BB: 0 P: 9	R: 0 H: 1 E: 0 K: 1 S: 11	H: 1 LOB: 1 BB: 0 P: 13	R: 0 H: 1 E: 0 K: 0 S: 10	H: 1 LOB: 0 BB: 0 P: 16	R: 2 H: 3 E: 0 K: 1 S: 14	H: 3 LOB: 2 BB: 1 P: 26	R: 1 H: 2 E: 0 K: 1 S: 13	H: 2 LOB: 1 BB: 0 P: 16	1B: 7 2B: 1 3B: 0 HR: 0	SF: 1 SAC: 0 DP: 1 HBP: 0		WP: 0 PA: 36 FB: 0 CS: 0		
PITCHER	IP WLS BF H R ER SO BB IBB HBP BLK WP HR S P ERA WHIP																			
Kevin Gross, R <small>(1, 1) ERA: 2.84</small>	7.1	W	29	6	2	2	4	2	0	0	0	0	0	0	14	24	2.46	1.091		
Tim Burke, R <small>(8, 1) ERA: 5.09</small>	1.2	S	7	2	1	1	1	0	0	0	0	0	0	0	16	21	5.40	1.200		



Batter	1	2	3	4	5	6	7	8	9	AB	R	H	RBI	BB	SO	LOB	TOP					
Oddibe McDowell, L (1, 8) OBP: 0.254, SLG: 0.379										5	0	0	0	0	1	1	Atlanta Braves @ Montreal Expos Olympic Stadium, Montreal, QB Wed May 02 1990, 7:05 PM EDT Att: 9,575 - Dome					
Mark Lemke, S (1, 5) OBP: 0.250, SLG: 0.222										3	2	1	0	2	0	1						
Ron Gant, R (1, 7) OBP: 0.281, SLG: 0.300										5	2	2	1	0	1	1						
Jim Presley, R (1, 3) OBP: 0.329, SLG: 0.438 Mike Bell, L (9, PR) (9, 3)										3	1	2	1	2	1	1						
Dale Murphy, R (1, 9) OBP: 0.365, SLG: 0.415										3	1	1	1	2	0	2						
Andres Thomas, R (1, 6) OBP: 0.194, SLG: 0.310										4	1	2	5	0	1	4						
Greg Olson, R (1, 2) OBP: 0.389, SLG: 0.333										4	0	1	0	1	1	5						
Jeff Treadway, L (1, 4) OBP: 0.328, SLG: 0.431										4	0	2	0	0	0	2						
Marty Clary, R (1, 1) Tommy Gregg, L (8, PH) Tony Castillo, L (8, 1)										3	0	0	0	0	0	2						
Inning Stats	R: 0 E: 0 K: 1 S: 4	H: 0 LOB: 0 BB: 1 P: 8	R: 0 E: 0 K: 0 S: 3	H: 1 LOB: 2 BB: 2 P: 11	R: 5 E: 0 K: 0 S: 7	H: 4 LOB: 2 BB: 3 P: 19	R: 0 E: 0 K: 1 S: 5	H: 0 LOB: 1 BB: 0 P: 5	R: 0 E: 0 K: 0 S: 4	H: 2 LOB: 1 BB: 0 P: 4	R: 0 E: 0 K: 0 S: 3	H: 0 LOB: 0 BB: 0 P: 3	R: 1 E: 0 K: 3 S: 11	H: 2 LOB: 2 BB: 1 P: 15	R: 0 E: 0 K: 1 S: 6	H: 1 LOB: 1 BB: 0 P: 6		R: 2 E: 1 K: 0 S: 5	H: 1 LOB: 1 BB: 0 P: 5	1B: 7 2B: 2 3B: 1 HR: 1	SF: 1 SAC: 0 DP: 3 HBP: 0	WP: 1 PB: 0 SB: 4 CS: 0
PITCHER	IP	WLS	BF	H	R	ER	SO	BB	IBB	HBP	BLK	WP	HR	S	P	ERA	WHIP					
Zane Smith, L (1, 1) ERA: 2.91	6.0	L	30	9	6	6	2	6	0	0	0	1	1	28	52	9.00	2.500					
Dave Schmidt, R (7, 1) ERA:	2.0		8	1	0	0	4	1	0	0	0	0	0	15	19	0.00	1.000					
Steve Frey, L (9, 1) ERA: 2.77	1.0		5	1	2	0	0	0	0	0	0	0	0	5	5	0.00	1.000					

Batter	1	2	3	4	5	6	7	8	9	AB	R	H	RBI	BB	SO	LOB	BOTTOM				
Delino DeShields, L (1, 4) OBP: 0.411, SLG: 0.423										3	0	0	0	1	0	2	Atlanta Braves @ Montreal Expos Olympic Stadium, Montreal, QB Wed May 02 1990, 7:05 PM EDT Att: 9,575 - Dome				
Marquis Grissom, R (1, 9) OBP: 0.286, SLG: 0.321										4	0	0	0	0	0	3					
Wallace Johnson, S (1, 3) OBP: 0.250, SLG: 0.182										4	1	1	0	0	0	0					
Tim Wallach, R (1, 5) OBP: 0.356, SLG: 0.463										4	0	1	0	0	0	0					
Mike Aldrete, L (1, 7) OBP: 0.529, SLG: 0.385 Junior Noboa, R (9, PH) OBP: 0.316, SLG: 0.316										2	0	1	1	1	0	1					
Nelson Santovenia, R (1, 2) OBP: 0.123, SLG: 0.204 Steve Frey, R (9, 1) Otis Nixon, S (9, PH) OBP: 0.231, SLG: 0.091										3	0	0	0	0	0	3					
Dave Martinez, L (1, 8) OBP: 0.214, SLG: 0.214										4	0	1	0	0	1	2					
Spike Owen, S (1, 6) OBP: 0.410, SLG: 0.557											3	0	1	0	0	0					
Zane Smith, L (1, 1) OBP: 0.300, SLG: 0.600 Mike Fitzgerald, R (7, 2) OBP: 0.324, SLG: 0.348 Dave Schmidt, R (7, 1)										1	0	0	0	0	0	0					
Inning Stats	R: 0 E: 0 K: 0 S: 2	H: 0 LOB: 0 BB: 1 P: 6	R: 0 E: 0 K: 0 S: 4	H: 1 LOB: 1 BB: 0 P: 4	R: 0 E: 0 K: 0 S: 3	H: 0 LOB: 0 BB: 0 P: 3	R: 1 E: 0 K: 0 S: 5	H: 2 LOB: 1 BB: 0 P: 5	R: 0 E: 0 K: 0 S: 3	H: 0 LOB: 0 BB: 1 P: 7	R: 0 E: 0 K: 0 S: 3	H: 0 LOB: 0 BB: 0 P: 3	R: 0 E: 0 K: 1 S: 5	H: 0 LOB: 1 BB: 1 P: 9	R: 0 E: 0 K: 0 S: 5	H: 0 LOB: 0 BB: 0 P: 9		1B: 4 2B: 1 3B: 0 HR: 0	SF: 0 SAC: 1 DP: 1 HBP: 0	WP: 0 PB: 0 SB: 0 CS: 0	PA: 34
PITCHER	IP	WLS	BF	H	R	ER	SO	BB	IBB	HBP	BLK	WP	HR	S	P	ERA	WHIP				
Marty Clary, R (1, 1) ERA: 2.79	7.0	W	27	5	1	1	0	1	0	0	0	0	0	25	33	1.29	1.000				
Tony Castillo, L (8, 1) ERA: 5.4	2.0		7	0	0	0	1	1	0	0	0	0	0	8	12	0.00	0.500				



Batter	1	2	3	4	5	6	7	8	9	AB	R	H	RBI	BB	SO	LOB	TOP				
Oddibe McDowell, L OBP: 0.265, SLG: 0.371	P5		F9		S		G4-3		1B	4	1	1	0	1	0	0					
Jeff Treadway, L OBP: 0.333, SLG: 0.429	F7				L9		G4-3		1B	5	0	2	1	0	0	1					
Tommy Gregg, L OBP: 0.127, SLG: 0.033																					
Lonnie Smith, R OBP: 0.333, SLG: 0.357	K		L9				G4-3		1B	3	0	0	0	1	1						
Jim Presley, R OBP: 0.321, SLG: 0.423																					
Joe Boever, R																					
Dale Murphy, R OBP: 0.359, SLG: 0.420																					
Ernie Whitt, L OBP: 0.327, SLG: 0.333																					
Charlie Kerfeld, R																					
Mike Bell, L																					
Andres Thomas, R OBP: 0.229, SLG: 0.333																					
Mark Lemke, S OBP: 0.279, SLG: 0.216																					
Tom Glavine, L OBP: 0.222, SLG: 0.333																					
Greg Olson, R OBP: 0.421, SLG: 0.438																					
Inning Stats	R: 0 E: 0 K: 1 S: 9	H: 0 LOB: 0 BB: 0 P: 12	R: 1 E: 0 K: 0 S: 12	H: 2 LOB: 2 BB: 1 P: 26	R: 0 E: 0 K: 1 S: 8	H: 1 LOB: 1 BB: 0 P: 9	R: 0 E: 0 K: 1 S: 13	H: 1 LOB: 1 BB: 0 P: 20	R: 0 E: 0 K: 1 S: 11	H: 1 LOB: 2 BB: 1 P: 20	R: 0 E: 0 K: 0 S: 6	H: 0 LOB: 0 BB: 0 P: 11	R: 0 E: 0 K: 2 S: 8	H: 0 LOB: 0 BB: 0 P: 15	R: 3 E: 0 K: 0 S: 13	H: 4 LOB: 1 BB: 1 P: 21	1B: 7 2B: 4 3B: 0 HR: 0	SF: 0 SAC: 1 DP: 1 HBP: 0	WP: 0 PB: 0 SB: 1 CS: 0	PA: 40	
PITCHER	IP	WLS	BF	H	R	ER	SO	BB	IBB	HBP	BLK	WP	HR	S	P	ERA	WHIP				
Oil Can Boyd, R ERA: 5.86	(1, 1)	6.0	27	6	1	1	5	0	3	0	0	0	0	66	110	1.50	1.000				
Drew Hall, L ERA: 4.09	(7, 1)	2.1	L 10	2	3	3	2	1	0	0	0	0	0	22	41	11.57	1.286				
Steve Frey, L ERA: 2.77	(9, 1)	0.0	1	1	0	0	0	0	0	0	0	0	0	2	2	∞	∞				
Tim Burke, R ERA: 5.11	(9, 1)	0.2	2	1	0	0	0	0	0	0	0	0	0	3	4	0.00	1.500				

Atlanta Braves @ Montreal Expos
Olympic Stadium, Montreal, QB
Thu May 03 1990, 7:05 PM EDT
Att: 9,057 - Dome

AB 35
R 4
H 10
RBI 4
BB 4
SO 7
LOB 15



Batter	1	2	3	4	5	6	7	8	9	AB	R	H	RBI	BB	SO	LOB	BOTTOM					
Otis Nixon, S OBP: 0.313, SLG: 0.154	S									2	1	1	0	1	1	0						
Mike Aldrete, L OBP: 0.556, SLG: 0.385	G4-3									0	0	0	0	1	0	0						
Junior Noboa, R OBP: 0.318, SLG: 0.286	G5-3									2	0	0	0	1	0	1						
Tim Raines, S OBP: 0.326, SLG: 0.260	G4-3									1	0	0	1	3	0	0						
Tim Wallach, R OBP: 0.340, SLG: 0.442	G3									4	0	0	0	0	2	6						
Andres Galarraga, R OBP: 0.337, SLG: 0.310										3	0	0	0	1	1	2						
Steve Frey, R										0	0	0	0	0	0	0						
Tim Burke, R										0	0	0	0	0	0	0						
Marquis Grissom, R OBP: 0.277, SLG: 0.310										3	0	0	0	0	0	2						
Drew Hall, L										0	0	0	0	0	0	0						
Wallace Johnson, S OBP: 0.309, SLG: 0.333										1	0	1	0	0	0	0						
Mike Fitzgerald, R OBP: 0.376, SLG: 0.296										4	0	0	0	0	2	1						
Spike Owen, S OBP: 0.390, SLG: 0.527										4	0	0	0	0	0	1						
Oil Can Boyd, R										2	0	0	0	0	0	0						
Dave Martinez, L OBP: 0.188, SLG: 0.188										2	0	0	0	0	1	1						
Inning Stats	R: 1 E: 0 K: 0 S: 6	H: 0 LOB: 0 BB: 1 P: 13	R: 0 E: 0 K: 1 S: 8	H: 0 LOB: 0 BB: 0 P: 14	R: 0 E: 0 K: 1 S: 14	H: 1 LOB: 3 BB: 2 P: 27	R: 0 E: 0 K: 0 S: 6	H: 0 LOB: 0 BB: 0 P: 9	R: 0 E: 0 K: 1 S: 16	H: 0 LOB: 0 BB: 0 P: 23	R: 0 E: 0 K: 0 S: 9	H: 0 LOB: 2 BB: 2 P: 20	R: 0 E: 0 K: 1 S: 7	H: 0 LOB: 0 BB: 0 P: 12	R: 0 E: 0 K: 2 S: 7	H: 0 LOB: 2 BB: 2 P: 18	R: 0 E: 0 K: 1 S: 12	H: 1 LOB: 1 BB: 0 P: 17	1B: 1 2B: 1 3B: 0 HR: 0	SF: 0 SAC: 1 DP: 0 HBP: 0	WP: 0 PB: 0 SB: 4 CS: 0	PA: 36
PITCHER	IP	WLS	BF	H	R	ER	SO	BB	IBB	HBP	BLK	WP	HR	S	P	ERA	WHIP					
Tom Glavine, L ERA: 3.15	(1, 1)	7.0		1	1	1	4	5	0	0	0	0	0	66	118	1.29	0.857					
Charlie Kerfeld, R ERA: 8.53	(8, 1)	1.0	W 5	0	0	0	2	1	1	0	0	0	0	7	18	0.00	1.000					
Joe Boever, R ERA: 3.09	(9, 1)	1.0	S 4	1	0	0	1	0	0	0	0	0	0	12	17	0.00	1.000					

Atlanta Braves @ Montreal Expos
Olympic Stadium, Montreal, QB
Thu May 03 1990, 7:05 PM EDT
Att: 9,057 - Dome

AB 28
R 1
H 2
RBI 1
BB 7
SO 7
LOB 14



Batter	1	2	3	4	5	6	7	8	9	AB	R	H	RBI	BB	SO	LOB	TOP			
Brett Butler, L OBP: 0.464, SLG: 0.479 (1, 8)										5	0	3	1	0	0	0	San Francisco Giants @ Montreal Expos Olympic Stadium, Montreal, QB Fri May 04 1990, 7:05 PM EDT Att: 14,001 - Dome			
Robby Thompson, R OBP: 0.275, SLG: 0.298 (1, 4)										5	0	0	0	0	3					
Will Clark, L OBP: 0.333, SLG: 0.458 (1, 3)										3	1	1	0	1	0	1				
Kevin Mitchell, R OBP: 0.359, SLG: 0.548 (1, 7)										4	0	1	1	0	1	3				
Rick Leach, L OBP: 0.440, SLG: 0.400 (1, 9)										4	0	0	0	0	0	1				
Matt Williams, R OBP: 0.352, SLG: 0.494 (1, 5)										1	0	0	0	0	0	0				
Ernest Riles, L OBP: 0.286, SLG: 0.440 (3, 5)										3	0	0	0	0	0	0				
Terry Kennedy, L OBP: 0.471, SLG: 0.574 (1, 2)										4	1	3	0	0	0	0				
Jose Uribe, S OBP: 0.333, SLG: 0.393 (1, 6)										4	1	2	0	0	1	2				
Rick Reuschel, R OBP: 0.286, SLG: 0.357 (1, 1)										2	1	1	1	0	1	1				
Rick Parker, R (7, PH)										1	0	0	0	0	0	0				
Mark Thurmond, L (7, 1)										0	0	0	0	0	0	0				
Greg Litton, R (9, PH)										1	0	0	0	0	1	0				
Inning Stats	R: 0 E: 0 K: 0 S: 3	H: 0 LOB: 0 BB: 0 P: 3	R: 0 E: 0 K: 0 S: 3	H: 0 LOB: 0 BB: 0 P: 3	R: 4 E: 0 K: 0 S: 8	H: 6 LOB: 1 BB: 0 P: 8	R: 0 E: 0 K: 1 S: 6	H: 1 LOB: 1 BB: 0 P: 6	R: 0 E: 0 K: 0 S: 4	H: 1 LOB: 1 BB: 0 P: 4	R: 0 E: 0 K: 0 S: 4	H: 1 LOB: 2 BB: 1 P: 10	R: 0 E: 0 K: 1 S: 6	H: 1 LOB: 1 BB: 0 P: 6	R: 0 E: 0 K: 1 S: 5	H: 0 LOB: 0 BB: 0 P: 5	1B: 8 2B: 2 3B: 1 HR: 0	SF: 0 SAC: 0 DP: 1 HBP: 0	WP: 1 PB: 0 SB: 0 CS: 0	PA: 38
PITCHER	IP	WLS	BF	H	R	ER	SO	BB	IBB	HBP	BLK	WP	HR	S	P	ERA	WHIP			
Kevin Gross, R ERA: 3.45 (1, 1)	6.0	W	26	9	4	4	1	0	0	0	0	0	0	28	28	6.00	1.500			
Dave Schmidt, R ERA: (7, 1)	2.0		9	2	0	0	2	0	1	0	0	1	0	12	16	0.00	1.000			
Tim Burke, R ERA: 4.73 (9, 1)	1.0	S	3	0	0	0	1	0	0	0	0	0	0	5	5	0.00	0.000			



Batter	1	2	3	4	5	6	7	8	9	AB	R	H	RBI	BB	SO	LOB	BOTTOM			
Delino DeShields, L OBP: 0.415, SLG: 0.420 (1, 4)										3	1	1	2	1	0	0	San Francisco Giants @ Montreal Expos Olympic Stadium, Montreal, QB Fri May 04 1990, 7:05 PM EDT Att: 14,001 - Dome			
Dave Martinez, L OBP: 0.316, SLG: 0.316 (1, 8)										3	1	3	1	0	0	0				
Otis Nixon, S OBP: 0.294, SLG: 0.143 (7, PH)										1	0	0	0	0	1	0				
Tim Raines, S OBP: 0.344, SLG: 0.307 (1, 7)										2	1	1	2	2	0	0				
Tim Wallach, R OBP: 0.327, SLG: 0.422 (1, 5)										4	0	0	0	0	1	5				
Andres Galarraga, R OBP: 0.333, SLG: 0.320 (1, 3)										4	0	1	0	0	1	0				
Mike Aldrete, L OBP: 0.476, SLG: 0.313 (1, 9)										3	0	0	0	0	1	1				
Marquis Grissom, R OBP: 0.274, SLG: 0.307 (8, PH)										1	0	0	0	0	0	0				
Mike Fitzgerald, R OBP: 0.366, SLG: 0.323 (1, 2)										4	1	1	0	0	1	0				
Tom Foley, L OBP: 0.167, SLG: 0.167 (1, 6)										3	1	1	0	0	0	0				
Kevin Gross, R OBP: 0.167, SLG: 0.250 (1, 1)										1	0	0	0	0	1	0				
Larry Walker, L OBP: 0.333, SLG: 0.407 (6, PH)										1	0	0	0	0	0	0				
Dave Schmidt, R (7, 1)										0	0	0	0	0	0	0				
Tim Burke, R (9, 1)										0	0	0	0	0	0	0				
Inning Stats	R: 2 E: 0 K: 2 S: 10	H: 3 LOB: 1 BB: 0 P: 10	R: 2 E: 1 K: 0 S: 6	H: 4 LOB: 2 BB: 1 P: 10	R: 0 E: 0 K: 0 S: 3	H: 0 LOB: 0 BB: 0 P: 3	R: 1 E: 0 K: 1 S: 6	H: 1 LOB: 2 BB: 2 P: 14	R: 0 E: 0 K: 1 S: 5	H: 0 LOB: 0 BB: 0 P: 5	R: 0 E: 0 K: 0 S: 3	H: 0 LOB: 0 BB: 0 P: 3	R: 0 E: 0 K: 1 S: 5	H: 0 LOB: 0 BB: 0 P: 5	R: 0 E: 0 K: 1 S: 5	H: 0 LOB: 0 BB: 0 P: 5	1B: 5 2B: 2 3B: 0 HR: 1	SF: 0 SAC: 1 DP: 1 HBP: 0	WP: 0 PB: 0 SB: 1 CS: 0	PA: 34
PITCHER	IP	WLS	BF	H	R	ER	SO	BB	IBB	HBP	BLK	WP	HR	S	P	ERA	WHIP			
Rick Reuschel, R ERA: 4.91 (1, 1)	6.0	L	28	8	5	5	4	1	2	0	0	0	0	33	45	7.50	1.500			
Mark Thurmond, L ERA: (7, 1)	2.0		6	0	0	0	2	0	0	0	0	0	0	10	10	0.00	0.000			

Batter	1	2	3	4	5	6	7	8	9	AB	R	H	RBI	BB	SO	LOB	TOP										
Brett Butler, L OBP: 0.447, SLG: 0.459 (1, 8)	F7		F4			6-3		4-3		4	0	0	0	0	0	2	San Francisco Giants @ Montreal Expos Olympic Stadium, Montreal, QB Sat May 05 1990, 3:33 AM EDT Att. 14,544 - Dome - 70 F										
Robby Thompson, R OBP: 0.274, SLG: 0.330 (1, 4)	4-3			6-3		6-3		HR		4	1	1	2	0	0												
Will Clark, L OBP: 0.321, SLG: 0.440 (1, 3)	3-1			4-3		K		4-3		4	0	0	0	0	1												
Kevin Mitchell, R OBP: 0.375, SLG: 0.591 (1, 7)		6-3			1B			HR		4	2	3	1	0	0												
Rick Leach, L OBP: 0.414, SLG: 0.375 (1, 9)	K			G3			4-3		1B	4	0	1	0	0	1												
Matt Williams, R OBP: 0.337, SLG: 0.472 (1, 5)	K				1-3		K		G4-6-3	4	0	0	0	0	2												
Terry Kennedy, L OBP: 0.436, SLG: 0.529 (1, 2)			F8		K		5-3		F7	4	0	0	0	0	1												
Jose Uribe, S OBP: 0.364, SLG: 0.422 (1, 6)			SH4-3					HR		3	1	3	0	0	0												
John Burkett, R (8, PH)			SH4-3						1B	1	0	0	0	0	1												
Dave Anderson, R OBP: 0.143, SLG: 0.214 (8, PH)										1	0	0	0	0	0												
Jeff Brantley, R OBP: 0.500, SLG: 1.000 (8, 1)					K				4-3	0	0	0	0	0	0												
Inning Stats	R: 0 E: 0 K: 0 S: 3	H: 0 LOB: 0 BB: 0 P: 3	R: 0 E: 0 K: 2 S: 7	H: 0 LOB: 0 BB: 0 P: 7	R: 0 E: 0 K: 0 S: 4	H: 1 LOB: 1 BB: 0 P: 4	R: 0 E: 0 K: 0 S: 4	H: 1 LOB: 1 BB: 0 P: 4	R: 0 E: 0 K: 2 S: 8	H: 0 LOB: 0 BB: 0 P: 8	R: 1 E: 0 K: 1 S: 6	H: 1 LOB: 0 BB: 0 P: 6	R: 2 E: 0 K: 0 S: 5	H: 2 LOB: 0 BB: 0 P: 5	R: 1 E: 0 K: 0 S: 4	H: 2 LOB: 0 BB: 0 P: 4	1B: 6 2B: 0 3B: 0 HR: 2	SF: 0 SAC: 1 DP: 1 HBP: 0	WP: 0 PB: 0 SB: 0 CS: 0	PA: 34							
PITCHER	IP	WLS	BF	H	R	ER	SO	BB	IBB	HBP	BLK	WP	HR	S	P	ERA	WHIP										
Dennis Martinez, R ERA: 2.51 (1, 1)	8.0	L	30	6	3	3	6	0	0	0	0	0	2	42	42	3.38	0.750										
Bill Sampen, R ERA: 0.87 (9, 1)	1.0		4	2	1	1	0	0	0	0	0	0	0	4	4	9.00	2.000										

Batter	1	2	3	4	5	6	7	8	9	AB	R	H	RBI	BB	SO	LOB	BOTTOM										
Delino DeShields, L OBP: 0.408, SLG: 0.412 (1, 4)	6-3		F6					E3		4	0	1	0	0	0	1	San Francisco Giants @ Montreal Expos Olympic Stadium, Montreal, QB Sat May 05 1990, 3:33 AM EDT Att. 14,544 - Dome - 70 F										
Dave Martinez, L OBP: 0.281, SLG: 0.281 (1, 8) (8, 9)	K		F9		3-1			G6-4-3		4	0	0	0	0	1	4											
Tim Raines, S OBP: 0.330, SLG: 0.291 (1, 7)	4-3			6-3			F9		F6	4	0	0	0	0	0												
Andres Galarraga, R OBP: 0.319, SLG: 0.304 (1, 3)		K		4-3			3-1		6-3	4	0	0	0	0	1												
Tim Wallach, R OBP: 0.314, SLG: 0.404 (1, 5)		F8		F4			6-3		K	4	0	0	0	0	1												
Mike Aldrete, L OBP: 0.542, SLG: 0.389 (1, 9)										2	1	2	0	1	0												
Otis Nixon, S OBP: 0.294, SLG: 0.143 (7, FR) (8, 8)					BB					0	0	0	0	0	0												
Nelson Santovenia, R OBP: 0.190, SLG: 0.214 (1, 2)										2	0	1	0	1	0												
Junior Noboa, R OBP: 0.318, SLG: 0.286 (7, FR)										0	0	0	0	0	0												
Mike Fitzgerald, R OBP: 0.366, SLG: 0.323 (8, 2)										0	0	0	0	0	0												
Spike Owen, S OBP: 0.376, SLG: 0.506 (1, 6)			F9		3-1			4-3		3	0	0	0	0	3												
Dennis Martinez, R OBP: 0.231, SLG: 0.231 (1, 1)										2	0	2	1	0	0												
Wallace Johnson, S OBP: 0.286, SLG: 0.308 (8, PH)										1	0	0	0	0	0												
Bill Sampen, R ERA: 2.45 (9, 1)										0	0	0	0	0	0												
Inning Stats	R: 0 E: 0 K: 1 S: 5	H: 0 LOB: 0 BB: 0 P: 5	R: 0 E: 0 K: 1 S: 5	H: 0 LOB: 1 BB: 1 P: 9	R: 0 E: 0 K: 0 S: 4	H: 1 LOB: 1 BB: 0 P: 4	R: 0 E: 0 K: 0 S: 3	H: 0 LOB: 0 BB: 0 P: 3	R: 0 E: 0 K: 0 S: 3	H: 2 LOB: 1 BB: 0 P: 3	R: 0 E: 0 K: 0 S: 3	H: 0 LOB: 0 BB: 0 P: 3	R: 0 E: 0 K: 1 S: 5	H: 0 LOB: 0 BB: 0 P: 5	1B: 6 2B: 0 3B: 0 HR: 0	SF: 0 SAC: 0 DP: 1 HBP: 0	WP: 0 PB: 0 SB: 0 CS: 3	PA: 32									
PITCHER	IP	WLS	BF	H	R	ER	SO	BB	IBB	HBP	BLK	WP	HR	S	P	ERA	WHIP										
John Burkett, R ERA: 1.93 (1, 1)	7.0	W	26	6	1	1	2	2	0	0	0	0	0	28	36	1.29	1.143										
Jeff Brantley, R ERA: 2.45 (8, 1)	2.0	S	6	0	0	0	1	0	0	0	0	0	0	8	8	0.00	0.000										



Batter	1	2	3	4	5	6	7	8	9	AB	R	H	RBI	BB	SO	LOB	TOP					
Brett Butler, L (1, 8) OBP: 0.441, SLG: 0.451	0-0 S 1B		0-0 4-3		0-3 K			0-0 L6		4	0	1	0	0	1	2						
Robby Thompson, R (1, 4) OBP: 0.263, SLG: 0.315	0-3 K		0-0 F8		0-0 6-3			0-0 F9		4	0	0	0	0	1	3						
Will Clark, L (1, 3) OBP: 0.318, SLG: 0.433	0-3 K		0-0 F8		0-0 F6			0-0 1-2 1B		4	0	1	0	0	1	1						
Kevin Mitchell, R (1, 7) OBP: 0.360, SLG: 0.565	0-3 K			0-0 F8		0-0 F4		0-0 F8		4	0	0	0	0	1	3						
Rick Leach, L (1, 9) OBP: 0.406, SLG: 0.346		4-0 FC3-6 1B CS BB		0-3 K		0-0 4-3		0-0 G3		2	0	0	0	0	1	10						
Randy O'Neal, R (6, 1)										0	0	0	0	0	0	0						
Bob Knepper, L (6, 1)										0	0	0	0	0	0	0						
Ernie Camacho, R (8, 1)										0	0	0	0	0	0	0						
Ernest Riles, L (9, PH) OBP: 0.276, SLG: 0.423										1	0	0	0	0	0	0						
Matt Williams, R (1, 5) OBP: 0.354, SLG: 0.505	0-0 FC3-6 1-2 1B		0-0 FC3-6 1-2 1B		0-0 2B		0-0 F8		0-0 2B	4	0	3	0	0	0	0						
Terry Kennedy, L (1, 2) OBP: 0.407, SLG: 0.491	0-0 FC3-6 1-2 2-3 CS		0-3 K		0-0 F7		0-0 F9		0-0 F9	4	0	0	0	0	1	4						
Jose Uribe, S (1, 6) OBP: 0.357, SLG: 0.403	4-0 1-2 3-H IBB		0-0 6-3		0-0 P5		0-0 4-3		0-0 4-3	3	0	0	0	1	0	1						
Atlee Hammaker, S (1, 1) OBP: 0.154, SLG: 0.083	0-3 K		4-0 K		0-0 K		0-0 1B		0-0 1B	1	0	0	0	1	1	2						
Greg Litton, R (6, 9) OBP: 0.100, SLG: 0.100										1	0	1	0	0	0	0						
Inning Stats	R: 0 E: 0 K: 3 S: 10	H: 1 LOB: 1 BB: 0 P: 10	R: 0 E: 0 K: 1 S: 5	H: 1 LOB: 2 BB: 2 P: 13	R: 0 E: 0 K: 0 S: 3	H: 0 LOB: 0 BB: 0 P: 3	R: 0 E: 0 K: 2 S: 8	H: 1 LOB: 1 BB: 0 P: 8	R: 0 E: 1 K: 1 S: 5	H: 0 LOB: 1 BB: 1 P: 9	R: 0 E: 0 K: 0 S: 3	H: 0 LOB: 0 BB: 0 P: 3	R: 0 E: 0 K: 0 S: 3	H: 0 LOB: 0 BB: 0 P: 3	R: 0 E: 0 K: 0 S: 5	H: 2 LOB: 2 BB: 0 P: 5	R: 0 E: 0 K: 0 S: 4	H: 1 LOB: 1 BB: 0 P: 4	1B: 4 2B: 2 3B: 0 HR: 0	SF: 0 SAC: 0 DP: 0 HBP: 0	WP: 0 PB: 0 SB: 1 CS: 2	PA: 35
PITCHER Mark Gardner, R (1, 1) ERA: 1.32	IP: 9.0 WLS: W BF: 35 H: 6 R: 0 ER: 0 SO: 7 BB: 2 IBB: 1 HBP: 0 BLK: 0 WP: 0 HR: 0 S: 46 P: 58 ERA: 0.00 WHIP: 0.889															PITCHER						

San Francisco Giants @ Montreal Expos
Olympic Stadium, Montreal, QB
Sun May 06 1990, 3:33 AM EDT
Att: 16,043 - Dome - 70 F

AB	32
R	0
H	6
RBI	0
BB	3
SO	7
LOB	16




Batter	1	2	3	4	5	6	7	8	9	AB	R	H	RBI	BB	SO	LOB	BOTTOM			
Delino DeShields, L (1, 4) OBP: 0.408, SLG: 0.416	0-0 L3		4-0 FC6 BB		0-0 FC5-2-5	0-0 2B		0-0 6-3		4	0	1	1	1	0	2				
Marquis Grissom, R (1, 9) OBP: 0.280, SLG: 0.297	0-3 K		0-0 FC6		2-3 3-H	2-H		0-0 6-3		3	1	0	0	2	1	1				
Tim Raines, S (1, 7) OBP: 0.337, SLG: 0.301	0-0 WP S 1B		0-0 5-3		0-0 FC6-4	0-0 1B		0-0 6-3		4	1	2	0	0	0	2				
Andres Galarraga, R (1, 3) OBP: 0.306, SLG: 0.293	0-0 4-3		0-0 F8		0-0 SF8	0-0 F7		0-0 6-3		3	0	0	1	0	0	1				
Tim Wallach, R (1, 5) OBP: 0.321, SLG: 0.429	0-0 F9		0-0 FC6-4 1B		0-0 FC6-4 1B	0-0 1B 3B		0-0 F4		4	1	2	1	0	0	0				
Nelson Santovenia, R (1, 2) OBP: 0.188, SLG: 0.250	0-0 G6-3 1B		0-0 FC6-4		0-0 1B PB 1B	0-0 1B 3B		0-0 1B		4	2	3	1	0	0	1				
Otis Nixon, S (1, 8) OBP: 0.381, SLG: 0.389	0-0 G6-3		0-0 SH3-4 1B		0-0 1B 1B	0-0 1B 3B		0-0 3B		4	0	3	1	0	0	1				
Spike Owen, S (1, 6) OBP: 0.382, SLG: 0.500	0-0 5-3		0-0 SH3-4 BB		0-0 1B 2B	0-0 1B		0-0 F8		3	1	1	0	1	0	1				
Mark Gardner, R (1, 1) OBP: 0.125, SLG: 0.250	0-0 F9		0-0 SH3-4		0-0 2B 2B	0-3 K		0-0 K		3	1	1	1	0	1	0				
Inning Stats	R: 0 E: 0 K: 1 S: 6	H: 1 LOB: 1 BB: 0 P: 6	R: 0 E: 0 K: 0 S: 3	H: 1 LOB: 0 BB: 0 P: 3	R: 0 E: 0 K: 0 S: 3	H: 0 LOB: 1 BB: 1 P: 7	R: 0 E: 0 K: 0 S: 4	H: 1 LOB: 1 BB: 0 P: 4	R: 0 E: 0 K: 0 S: 3	H: 1 LOB: 1 BB: 1 P: 7	R: 6 E: 1 K: 0 S: 9	H: 7 LOB: 2 BB: 2 P: 17	R: 1 E: 0 K: 0 S: 5	H: 2 LOB: 1 BB: 0 P: 5	R: 0 E: 0 K: 1 S: 5	H: 0 LOB: 0 BB: 0 P: 5	1B: 9 2B: 3 3B: 2 HR: 0	SF: 1 SAC: 1 DP: 2 HBP: 0	WP: 1 PB: 1 SB: 2 CS: 0	PA: 38
PITCHER Atlee Hammaker, L (1, 1) ERA: 3.24	IP: 5.1 WLS: L BF: 23 H: 6 R: 3 ER: 3 SO: 1 BB: 3 IBB: 0 HBP: 0 BLK: 0 WP: 1 HR: 0 S: 22 P: 34 ERA: 5.06 WHIP: 1.688															PITCHER				
Randy O'Neal, R (6, 1) ERA: 5.11	0.1 4 4 2 2 0 0 0 0 0 0 0 4 4 54.00 12.000																			
Bob Knepper, L (6, 1) ERA: 10.38	1.1 8 3 2 2 0 1 0 0 0 0 0 7 11 13.50 3.000																			
Ernie Camacho, R (8, 1) ERA: 3.6	1.0 3 0 0 0 0 1 0 0 0 0 0 5 5 0.00 0.000																			

San Francisco Giants @ Montreal Expos
Olympic Stadium, Montreal, QB
Sun May 06 1990, 3:33 AM EDT
Att: 16,043 - Dome - 70 F

AB	32
R	7
H	13
RBI	6
BB	4
SO	2
LOB	9



Batter	1	2	3	4	5	6	7	8	9	AB	R	H	RBI	BB	SO	LOB	TOP			
Juan Samuel, R (1.8) OBP: 0.280, SLG: 0.292	L5		FC6-4 1B		K		F9			4	0	1	0	0	1	2	Los Angeles Dodgers @ Montreal Expos Olympic Stadium, Montreal, QB Thu May 10 1990, 3:33 AM EDT Att: 9,157 - Dome			
Willie Randolph, R (1.4) OBP: 0.363, SLG: 0.356	F9		FC6-4 G3		5-3			4-3 2B		4	0	1	0	0	0	2				
Kal Daniels, L (1.7) OBP: 0.415, SLG: 0.532	L7		G3				K	4-3		4	0	0	0	0	1	2				
Eddie Murray, S (1.3) OBP: 0.370, SLG: 0.505		F9	G3				4-3 1B	F8		4	0	1	0	0	0	2				
Hubie Brooks, R (1.9) OBP: 0.267, SLG: 0.447		HR 1B		6-3			4-3	P1		4	1	1	0	0	0	2				
Mike Scioscia, L (1.2) OBP: 0.299, SLG: 0.452		HR		P5			4-3		K	4	1	1	2	0	1	1				
Lenny Harris, L (1.5) OBP: 0.254, SLG: 0.241		4-3 1B		K			4-3	1-3		4	0	1	0	0	1	0				
Alfredo Griffin, S (1.6) OBP: 0.352, SLG: 0.378		4-3			G3		F7	6-3		4	0	0	0	0	0	1				
Ramon Martinez, R (1.1) OBP: 0.100, SLG: 0.100 Brian Toler, L (5. Ph) OBP: 0.125, SLG: 0.250 Tim Crews, R (5.1) Chris Gwynn, L (7. Ph) OBP: 0.250, SLG: 0.300 Ray Searage, L (7.1) Mike Munoz, L (8.1)		K								1	0	0	0	0	0	1				
Inning Stats	R: 0 E: 0 K: 1 S: 3	H: 0 LOB: 0 BB: 0 P: 3	R: 2 E: 0 K: 1 S: 8	H: 3 LOB: 1 BB: 0 P: 8	R: 0 E: 0 K: 1 S: 4	H: 1 LOB: 1 BB: 0 P: 4	R: 0 E: 0 K: 1 S: 5	H: 0 LOB: 0 BB: 0 P: 5	R: 0 E: 0 K: 1 S: 6	H: 1 LOB: 1 BB: 0 P: 6	R: 0 E: 0 K: 0 S: 4	H: 1 LOB: 1 BB: 0 P: 4	R: 0 E: 0 K: 0 S: 4	H: 0 LOB: 0 BB: 0 P: 5	R: 0 E: 0 K: 1 S: 5	H: 0 LOB: 0 BB: 0 P: 5		1B: 5 2B: 2 3B: 0 HR: 1	SF: 0 SAC: 0 DP: 0 HBP: 0	WP: 0 PB: 0 SB: 0 CS: 0
PITCHER Dennis Martinez, R (1.1) ERA: 2.42	IP: 9.0 WLS: W BF: 35 H: 8 R: 2 ER: 2 SO: 5 BB: 0 IBB: 0 HBP: 0 BLK: 0 WP: 0 HR: 1 S: 45 P: 45 ERA: 2.00 WHIP: 0.889															PITCHER				

Batter	1	2	3	4	5	6	7	8	9	AB	R	H	RBI	BB	SO	LOB	BOTTOM			
Delino DeShields, L (1.4) OBP: 0.447, SLG: 0.475	F7		1B BB	2B BB		3B 2B		1B		3	3	2	0	2	0	0	Los Angeles Dodgers @ Montreal Expos Olympic Stadium, Montreal, QB Thu May 10 1990, 3:33 AM EDT Att: 9,157 - Dome			
Dave Martinez, L (1.8) OBP: 0.276, SLG: 0.310	F8		1B S	2B		P6		L4		5	1	2	2	0	0	2				
Tim Raines, S (1.7) OBP: 0.350, SLG: 0.323	E4 1B		4-3 S 1B	K				L7		5	1	2	3	0	1	2				
Andres Galarraga, R (1.3) OBP: 0.325, SLG: 0.366	1B		4-3		K	F7		4-3		5	0	1	0	0	1	3				
Tim Wallach, R (1.5) OBP: 0.317, SLG: 0.470	K		CS 1B		K		WP SF7 2B			4	1	2	1	0	2	2				
Larry Walker, L (1.9) OBP: 0.372, SLG: 0.493		K	CS	1B SH1-3 BB			WP 1B			3	1	2	0	1	1	0				
Nelson Santovenia, R (1.2) OBP: 0.209, SLG: 0.246		K		SH1-3 2B 1B			SF7			2	1	1	1	1	1	0				
Spike Owen, S (1.6) OBP: 0.375, SLG: 0.457		K		SH1-3			K			3	0	0	1	0	3	3				
Dennis Martinez, R (1.1) OBP: 0.176, SLG: 0.176			K	K		3-1	K			4	0	0	0	0	3	2				
Inning Stats	R: 0 E: 1 K: 1 S: 7	H: 1 LOB: 2 BB: 0 P: 7	R: 0 E: 0 K: 3 S: 9	H: 0 LOB: 0 BB: 0 P: 9	R: 3 E: 0 K: 1 S: 7	H: 3 LOB: 1 BB: 1 P: 11	R: 3 E: 0 K: 2 S: 9	H: 2 LOB: 1 BB: 2 P: 17	R: 0 E: 0 K: 3 S: 10	H: 1 LOB: 2 BB: 1 P: 14	R: 1 E: 0 K: 0 S: 5	H: 2 LOB: 1 BB: 0 P: 5	R: 1 E: 0 K: 2 S: 9	H: 2 LOB: 1 BB: 0 P: 9	R: 0 E: 0 K: 0 S: 4	H: 1 LOB: 1 BB: 0 P: 4	1B: 7 2B: 4 3B: 1 HR: 0	SF: 1 SAC: 1 DP: 0 HBP: 0	WP: 2 PB: 0 SB: 0 CS: 1	PA: 41
PITCHER Ramon Martinez, R (1.1) ERA: 4.63 Tim Crews, R (5.1) ERA: 4.5 Ray Searage, L (7.1) ERA: 4.66 Mike Munoz, L (8.1) ERA: 3.38	IP: 4.0 WLS: L BF: 21 H: 6 R: 6 ER: 6 SO: 7 BB: 3 IBB: 0 HBP: 0 BLK: 0 WP: 0 HR: 0 S: 32 P: 44 ERA: 13.50 WHIP: 2.250															PITCHER				

Batter	1	2	3	4	5	6	7	8	9	AB	R	H	RBI	BB	SO	LOB	TOP			
Delino DeShields, L OBP: 0.439, SLG: 0.486 (1.4)										4	1	1	1	0	1	0	Montreal Expos @ San Diego Padres Jack Murphy Stadium, San Diego, CA Sat May 12, 1990, 10:05 PM EDT Att: 24,493 - Unknown - 65 F			
Marquis Grissom, R OBP: 0.294, SLG: 0.318 (1.8)										4	0	2	0	0	0					
Tim Raines, S OBP: 0.352, SLG: 0.314 (1.7)										4	0	0	0	0	0	2				
Andres Galarraga, R OBP: 0.331, SLG: 0.398 (1.3)										3	1	2	1	0	0	1				
Tim Wallach, R OBP: 0.315, SLG: 0.455 (1.5)										3	0	0	0	0	1	1				
Larry Walker, L OBP: 0.376, SLG: 0.479 (1.9)										3	0	1	0	0	1	1				
Nelson Santovenia, R OBP: 0.293, SLG: 0.225 (1.2)										3	0	0	0	0	0	2				
Spike Owen, S OBP: 0.360, SLG: 0.465 Bill Sampen, R (8.1)										3	0	0	0	0	1	0				
Steve Frey, R (8.1)										0	0	0	0	0	0	0				
Zane Smith, L OBP: 0.214, SLG: 0.429 Dave Schmidt, R (6.1)										2	0	0	0	0	1	0				
Junior Noboa, R OBP: 0.292, SLG: 0.261 (8.6)										1	0	0	0	0	0	0				
Inning Stats	R: 0 E: 0 K: 0 S: 7	H: 0 LOB: 0 BB: 0 P: 10	R: 0 E: 0 K: 1 S: 13	H: 1 LOB: 1 BB: 0 P: 21	R: 0 E: 0 K: 0 S: 4	H: 0 LOB: 0 BB: 0 P: 7	R: 0 E: 0 K: 0 S: 4	H: 1 LOB: 0 BB: 0 P: 5	R: 0 E: 0 K: 0 S: 9	H: 0 LOB: 0 BB: 0 P: 13	R: 1 E: 0 K: 0 S: 13	H: 1 LOB: 0 BB: 0 P: 18	R: 0 E: 0 K: 1 S: 10	H: 1 LOB: 0 BB: 0 P: 15	R: 1 E: 0 K: 0 S: 6	H: 2 LOB: 0 BB: 0 P: 10	1B: 4 2B: 0 3B: 0 HR: 2	SF: 0 SAC: 0 DP: 3 HBP: 0	WP: 0 PB: 0 SB: 0 CS: 0	PA: 30
PITCHER Bruce Hurst, L ERA: 3.38 (1.1)	IP: 9.0 WLS: W BF: 30 H: 6 R: 2 ER: 2 SO: 5 BB: 0 IBB: 0 HBP: 0 BLK: 0 WP: 0 HR: 2 S: 73 P: 111 ERA: 2.00 WHIP: 0.667															PITCHER				

AB	30
R	2
H	6
RBI	2
BB	0
SO	5
LOB	7



Batter	1	2	3	4	5	6	7	8	9	AB	R	H	RBI	BB	SO	LOB	BOTTOM			
Bip Roberts, S OBP: 0.336, SLG: 0.472 (1.7)										4	1	2	0	0	0	1	Montreal Expos @ San Diego Padres Jack Murphy Stadium, San Diego, CA Sat May 12, 1990, 10:05 PM EDT Att: 24,493 - Unknown - 65 F			
Tony Gwynn, L OBP: 0.354, SLG: 0.438 (1.9)										3	0	1	0	1	0	1				
Roberto Alomar, S OBP: 0.411, SLG: 0.479 (1.4)										4	1	2	1	0	1	2				
Joe Carter, R OBP: 0.302, SLG: 0.412 (1.3)										4	2	2	1	0	0	3				
Benito Santiago, R OBP: 0.400, SLG: 0.588 (1.2)										3	0	1	0	1	0	1				
Darin Jackson, R OBP: 0.250, SLG: 0.387 (1.8)										4	1	1	0	0	0	5				
Mike Pagliarulo, L OBP: 0.419, SLG: 0.441 (1.5)										4	0	2	2	0	0	0				
Garry Templeton, S OBP: 0.267, SLG: 0.381 (1.6)										4	0	0	0	0	0	3				
Bruce Hurst, L OBP: 0.200, SLG: 0.077 (1.1)										2	0	0	0	1	2	0				
Inning Stats	R: 1 E: 0 K: 0 S: 15	H: 2 LOB: 2 BB: 2 P: 26	R: 0 E: 0 K: 1 S: 8	H: 0 LOB: 0 BB: 0 P: 9	R: 0 E: 0 K: 0 S: 7	H: 2 LOB: 1 BB: 0 P: 11	R: 0 E: 0 K: 0 S: 7	H: 0 LOB: 0 BB: 0 P: 11	R: 0 E: 0 K: 0 S: 7	H: 0 LOB: 1 BB: 1 P: 13	R: 3 E: 0 K: 0 S: 13	H: 4 LOB: 0 BB: 0 P: 18	R: 0 E: 0 K: 1 S: 6	H: 0 LOB: 0 BB: 0 P: 9	R: 1 E: 0 K: 1 S: 12	H: 3 LOB: 2 BB: 0 P: 17		1B: 10 2B: 1 3B: 0 HR: 0	SF: 0 SAC: 0 DP: 3 HBP: 0	WP: 0 PB: 0 SB: 0 CS: 0
PITCHER Zane Smith, L ERA: 3.35 Dave Schmidt, R ERA: 1.23 Bill Sampen, R ERA: 1.13 Steve Frey, L ERA: 2.57	IP: 5.1 WLS: L BF: 25 H: 5 R: 4 ER: 3 SO: 3 BB: 3 IBB: 0 HBP: 0 BLK: 0 WP: 0 HR: 0 S: 56 P: 86 ERA: 5.06 WHIP: 2.062															PITCHER				

AB	32
R	5
H	11
RBI	4
BB	3
SO	3
LOB	16



Batter	1	2	3	4	5	6	7	8	9	AB	R	H	RBI	BB	SO	LOB	TOP					
Delino DeShields, L OBP: 0.420, SLG: 0.461 (1.4)	F8	K	K		L7		G6-4-3		L6	6	0	0	0	0	2	4						
Marquis Grissom, R OBP: 0.304, SLG: 0.322 (1.8)	1B HR		E6 S BB HR	F7	F8			L5-3 1B	BB BB	5	2	2	0	1	0	0						
Tim Raines, S OBP: 0.359, SLG: 0.312 (1.7)	1B HR		S HR	1B BB	1B BB		F8	L5-3 1B	F7	4	3	1	0	2	0	2						
Andres Galarraga, R OBP: 0.331, SLG: 0.393 Mike Aldrete, L OBP: 0.538, SLG: 0.368 (6.3)	K		K	1B HR				E4 2B	FC6-4 BB	4	1	1	0	0	3	4						
Tim Wallach, R OBP: 0.331, SLG: 0.520 Junior Noboa, R OBP: 0.292, SLG: 0.261 (9.5)	1B HR		1B HR	1B HR				1B 2B	FC6-4	6	4	4	8	0	1	2						
Larry Walker, L OBP: 0.389, SLG: 0.519 (1.9)	G6-3		1B S	1B 1H 2H HR			G1-3	1B BB		4	3	2	3	1	0	0						
Mike Fitzgerald, R OBP: 0.344, SLG: 0.475 (1.2)		2B	SH3-4 1B BB	BB				1B FC4 2B	1B 1B	3	1	3	1	2	0	0						
Spike Owen, S OBP: 0.360, SLG: 0.461 Tom Foley, L OBP: 0.375, SLG: 0.375 (6.6)	K		SH3-4 1B	F9				FC4 1B	1B 1B	3	0	1	1	0	1	2						
Oil Can Boyd, R (1.1)	K		SH3-4	K				FC4 G6-4-3	K	4	0	0	0	0	3	5						
Inning Stats	R: 3 E: 0 K: 1 S: 12	H: 3 LOB: 0 BB: 0 P: 17	R: 0 E: 0 K: 3 S: 11	H: 1 LOB: 1 BB: 0 P: 17	R: 4 E: 1 K: 2 S: 20	H: 3 LOB: 2 BB: 2 P: 43	R: 4 E: 0 K: 1 S: 15	H: 3 LOB: 1 BB: 2 P: 32	R: 0 E: 0 K: 2 S: 7	H: 0 LOB: 0 BB: 0 P: 10	R: 1 E: 1 K: 0 S: 12	H: 2 LOB: 0 BB: 0 P: 19	R: 3 E: 1 K: 1 S: 22	H: 4 LOB: 2 BB: 1 P: 36	R: 0 E: 0 K: 0 S: 11	H: 0 LOB: 2 BB: 2 P: 22	1B: 10 2B: 4 3B: 0 HR: 3	SF: 0 SAC: 1 DP: 2 HBP: 0	WP: 0 PB: 0 SB: 3 CS: 0	PA: 50		
PITCHER	IP	WLS	BF	H	R	ER	SO	BB	IBB	HBP	BLK	WP	HR	S	P	ERA	WHIP					
Eric Show, R ERA: 7.88 Calvin Schiraldi, R ERA: 5.6 Mark Grant, R ERA: 7.11 Pat Clements, L ERA: 3.24	(1.1)	2.1	L	15	6	7	6	5	1	0	0	0	0	2	33	55	23.14	3.000				
	(3.1)	2.2		15	4	4	4	2	3	0	0	0	0	1	32	65	13.50	2.625				
	(6.1)	2.0		7	2	1	1	2	0	0	0	0	0	0	19	29	4.50	1.000				
	(8.1)	2.0		13	4	3	0	1	3	0	0	0	0	0	33	58	0.00	3.500				

Montreal Expos @ San Diego Padres
Jack Murphy Stadium, San Diego, CA
Sun May 13 1990, 6:33 AM EDT
Att: 16,197 - Sunny - 65 F

AB	42
R	15
H	16
RBI	14
BB	7
SO	10
LOB	19



Batter	1	2	3	4	5	6	7	8	9	AB	R	H	RBI	BB	SO	LOB	BOTTOM					
Bip Roberts, S OBP: 0.350, SLG: 0.486 (7.6)	G4-6-3 BB		2B			1B G3-1		F9		3	0	2	0	1	0	0						
Tony Gwynn, L OBP: 0.351, SLG: 0.432 (1.9)	G4-6-3		K			G3-1		1B		4	0	1	0	0	1	3						
Roberto Alomar, S OBP: 0.409, SLG: 0.475 Shawn Abner, R OBP: 0.333, SLG: 0.333 (7.7)	G3				G1-3	1B L5-3		1B	G5-4-3 1B	3	0	1	0	0	0	0						
Joe Carter, R OBP: 0.300, SLG: 0.407 (1.3)		S 1B			K	L5-3		G5-4-3		4	0	1	0	0	1	4						
Fred Lynn, L OBP: 0.300, SLG: 0.375 (1.8)		P6			F7			1B 1B		4	0	1	0	0	0	1						
Bento Santiago, R OBP: 0.393, SLG: 0.576 Mark Parent, R OBP: 0.286, SLG: 0.300 (6.2)		P9			F7			F7	F8	2	0	0	0	0	0	1						
Mike Pagliarulo, L OBP: 0.404, SLG: 0.447 (1.5)		K				2B		P6	F9	4	0	1	0	0	1	2						
Garry Templeton, S OBP: 0.262, SLG: 0.374 Joey Cora, S OBP: 0.333, SLG: 0.238 (7.4)			F8			P6		1B		2	0	0	0	0	0	1						
Eric Show, R ERA: 7.88 Calvin Schiraldi, R ERA: 5.6 Jerald Clark, R OBP: 0.143, SLG: 0.077 Mark Grant, R ERA: 7.11 Phil Stephenson, L OBP: 0.200, SLG: 0.048 Pat Clements, R ERA: 3.24 (8.1)	(1.1)				K			K		1	0	0	0	0	0	0						
	(3.1)				K			K		1	0	0	0	0	1	1						
	(5.1)				K			K		0	0	0	0	0	0	0						
	(6.1)				K			K		1	0	0	0	0	0	0						
	(7.1)				K			K		1	0	0	0	0	1	2						
	(8.1)				K			K		0	0	0	0	0	0	0						
Inning Stats	R: 0 E: 0 K: 0 S: 8	H: 0 LOB: 0 BB: 1 P: 15	R: 0 E: 0 K: 1 S: 8	H: 1 LOB: 1 BB: 0 P: 10	R: 0 E: 0 K: 2 S: 13	H: 1 LOB: 1 BB: 0 P: 20	R: 0 E: 0 K: 1 S: 7	H: 0 LOB: 0 BB: 0 P: 10	R: 0 E: 0 K: 1 S: 9	H: 1 LOB: 1 BB: 0 P: 11	R: 0 E: 0 K: 0 S: 9	H: 2 LOB: 1 BB: 0 P: 15	R: 0 E: 0 K: 1 S: 13	H: 2 LOB: 2 BB: 0 P: 18	R: 0 E: 0 K: 0 S: 6	H: 0 LOB: 0 BB: 0 P: 8	R: 0 E: 0 K: 0 S: 6	H: 0 LOB: 0 BB: 0 P: 9	1B: 7 2B: 3 3B: 0 HR: 0	SF: 0 SAC: 0 DP: 3 HBP: 0	WP: 0 PB: 0 SB: 1 CS: 0	PA: 34
PITCHER	IP	WLS	BF	H	R	ER	SO	BB	IBB	HBP	BLK	WP	HR	S	P	ERA	WHIP					
Oil Can Boyd, R ERA: 4.42	(1.1)	9.0	W	34	9	0	0	6	1	0	0	0	0	79	116	0.00	1.111					

Montreal Expos @ San Diego Padres
Jack Murphy Stadium, San Diego, CA
Sun May 13 1990, 6:33 AM EDT
Att: 16,197 - Sunny - 65 F

AB	33
R	0
H	9
RBI	0
BB	1
SO	6
LOB	16



Batter	1	2	3	4	5	6	7	8	9	AB	R	H	RBI	BB	SO	LOB	TOP			
Delino DeShields, L OBP: 0.408, SLG: 0.445	(1, 4) 3-3 K		(2) 2-3 K		(2) 0-0 G1-3			(2) 3-2 G3		4	0	0	0	0	2	0	Montreal Expos @ Los Angeles Dodgers Dodger Stadium, Los Angeles, CA Mon May 14 1990, 7:05 PM PDT Att: 28,758 - Unknown			
Marquis Grissom, R OBP: 0.295, SLG: 0.311	(1, 8) 2-1 G6-3		(2) 2-2 E5		(3) 1-2 G5-3			(2) 2-2 E5 1B		4	1	0	0	0	0	0				
Tim Raines, S OBP: 0.363, SLG: 0.319	(1, 7) 3-1 1B		(3) 2-3 K				(1) 2-1 G6-3			4	0	2	1	0	1	1				
Andres Galarraga, R OBP: 0.326, SLG: 0.383	(1, 3) 1-2 G1-3			(1) 2-3 K			(2) 1-0 F9			3	0	0	0	1	1	1				
Tim Wallach, R OBP: 0.321, SLG: 0.504		(1) 3-2 P4		(2) 1-1 F8			(3) 2-0 G5-3			4	0	0	0	0	0	1				
Larry Walker, L OBP: 0.383, SLG: 0.506		(2) 2-2 L4		(1) 0-1 1B				(1) 1-2 P6		4	0	1	0	0	1	1				
Mike Fitzgerald, R OBP: 0.331, SLG: 0.455		(3) 2-1 G5-3		(1) 0-1 1B			(2) 0-1 G5-3			4	0	1	0	0	0	1				
Spike Owen, S OBP: 0.350, SLG: 0.448			(1) 2-3 K		(3) 3-2 G5-3			(3) 1-1 P4		3	0	0	0	0	1	2				
Kevin Gross, R OBP: 0.176, SLG: 0.412					(1) 0-0 K			(1) 3-2 L6		2	1	1	1	0	1	0				
Junior Noboa, R OBP: 0.280, SLG: 0.250										1	0	0	0	0	0	0				
Dave Schmidt, R OBP: 0.280, SLG: 0.250										0	0	0	0	0	0	0				
Inning Stats	R: 0 E: 0 K: 1 S: 10	H: 1 LOB: 1 BB: 0 P: 19	R: 0 E: 0 K: 0 S: 9	H: 0 LOB: 0 BB: 0 P: 16	R: 1 E: 1 K: 3 S: 14	H: 1 LOB: 1 BB: 0 P: 22	R: 0 E: 0 K: 1 S: 13	H: 2 LOB: 0 BB: 0 P: 19	R: 0 E: 0 K: 0 S: 4	H: 0 LOB: 0 BB: 0 P: 9	R: 0 E: 0 K: 0 S: 8	H: 0 LOB: 0 BB: 0 P: 10	R: 1 E: 1 K: 0 S: 12	H: 1 LOB: 0 BB: 1 P: 23	R: 0 E: 0 K: 1 S: 10	H: 0 LOB: 1 BB: 1 P: 18	1B: 4 2B: 0 3B: 0 HR: 1	SF: 0 SAC: 0 DP: 0 HBP: 0	WP: 0 PB: 0 SB: 0 CS: 1	PA: 35
PITCHER	IP WLS BF H R ER SO BB IBB HBP BLK WP HR S P ERA WHIP																			
Fernando Valenzuela, L ERA: 2.68	(1, 1) 8.0 W 31 5 2 1 6 1 0 0 0 0 0 1 79 134 1.12 0.750																			
Don Aase, R ERA: 2.57	(9, 1) 1.0 S 3 0 0 0 1 0 0 0 0 0 0 0 0 10 14 0.00 0.000																			

Batter	1	2	3	4	5	6	7	8	9	AB	R	H	RBI	BB	SO	LOB	BOTTOM			
Juan Samuel, R OBP: 0.275, SLG: 0.294	(1, 8) 1-1 G6-3		(1) 0-2 S 2B 1B	(1) 1-3 K		(2) 0-0 F8				4	1	1	0	0	1	3	Montreal Expos @ Los Angeles Dodgers Dodger Stadium, Los Angeles, CA Mon May 14 1990, 7:05 PM PDT Att: 28,758 - Unknown			
Lenny Harris, L OBP: 0.282, SLG: 0.288	(1, 4) 1-0 F9 S 1B		(1) 1-1 1B SF7 2B	(2) 1-0 L9-3-2		(3) 1-3 K				4	1	2	1	0	1	3				
Kal Daniels, L OBP: 0.387, SLG: 0.484	(1, 7) 3-2 F9 1-3		(1) 3-3 K		(1) 1-1 G4-3			(1) 0-0 G3		4	0	0	0	0	1	2				
Eddie Murray, S OBP: 0.375, SLG: 0.491	(1, 3) 4-1 BB		(1) 1-1 BB 1B		(1) 4-0 S BB			(2) 0-0 P6		2	0	1	0	2	0	0				
Hubie Brooks, R OBP: 0.248, SLG: 0.405	(1, 9) 1-0 P3		(1) 4-2 BB 1B		(2) 3-2 L4			(3) 3-1 F9		3	0	0	0	1	0	3				
Mike Scioscia, L OBP: 0.308, SLG: 0.459		(1) 2-2 P2	(2) 2-2 SF7		(1) 4-0 IBB			(1) 1-0 G4-3		2	0	0	1	1	0	0				
Mike Sharperson, R OBP: 0.400, SLG: 0.567		(2) 0-0 G6-3	(3) 3-1 F9		(3) 3-3 K			(2) 2-0 F8		4	0	0	0	0	1	4				
Alfredo Griffin, S OBP: 0.345, SLG: 0.367		(3) 0-2 P6		(1) 0-0 1B SF7 1B		(1) 0-0 SH1-4 1B				4	0	2	0	0	1	0				
Fernando Valenzuela, L OBP: 0.385, SLG: 0.583				(1) 0-0 HR		(1) 0-1 SH1-4				2	1	2	1	0	0	0				
Don Aase, R ERA: 1.06										0	0	0	0	0	0	0				
Inning Stats	R: 0 E: 0 K: 0 S: 10	H: 1 LOB: 2 BB: 1 P: 20	R: 0 E: 0 K: 0 S: 8	H: 0 LOB: 0 BB: 0 P: 10	R: 3 E: 0 K: 1 S: 23	H: 4 LOB: 2 BB: 1 P: 36	R: 0 E: 0 K: 1 S: 6	H: 2 LOB: 1 BB: 0 P: 9	R: 0 E: 0 K: 1 S: 7	H: 1 LOB: 0 BB: 0 P: 8	R: 0 E: 0 K: 0 S: 4	H: 0 LOB: 0 BB: 0 P: 7	R: 0 E: 0 K: 1 S: 5	H: 0 LOB: 0 BB: 0 P: 9	R: 0 E: 0 K: 1 S: 10	H: 0 LOB: 1 BB: 1 P: 18	1B: 6 2B: 2 3B: 0 HR: 1	SF: 1 SAC: 1 DP: 1 HBP: 0	WP: 0 PB: 0 SB: 3 CS: 0	PA: 35
PITCHER	IP WLS BF H R ER SO BB IBB HBP BLK WP HR S P ERA WHIP																			
Kevin Gross, R ERA: 3.47	(1, 1) 7.0 L 32 8 3 3 4 3 1 0 0 0 0 0 1 66 113 3.86 1.571																			
Dave Schmidt, R ERA: 1.06	(8, 1) 1.0 3 0 0 0 1 0 0 0 0 0 0 0 0 5 9 0.00 0.000																			

AB	33
R	2
H	5
RBI	2
BB	1
SO	7
LOB	7



AB	29
R	3
H	8
RBI	3
BB	4
SO	5
LOB	15



Batter	1	2	3	4	5	6	7	8	9	AB	R	H	RBI	BB	SO	LOB	TOP									
Delino DeShields, L (1.4) OBP: 0.411, SLG: 0.451	0-0 6-3		4-0 S BB			0-0 1B 2B		0-0 5-3		3	1	1	0	1	0	0	Montreal Expos @ Los Angeles Dodgers Dodger Stadium, Los Angeles, CA Tue May 15 1990, 7:05 PM PDT Att: 24,308 - Unknown - 68 F									
Dave Martinez, L (1.8) Marquis Grissom, R (8, PH) OBP: 0.250, SLG: 0.278 OBP: 0.300, SLG: 0.317	0-0 6-3		0-3 K			0-0 CS 1B		0-0 WP 1B		3	0	1	1	0	1	1										
Tim Raines, S (1.7) OBP: 0.374, SLG: 0.328	0-0 F8					0-0 CS 1B		4-0 1B 1B		3	0	2	0	1	0	0										
Andres Galarraga, R (1.3) OBP: 0.324, SLG: 0.378		0-3 K				0-0 G6-3		0-0 G5-4-3 1B		4	0	1	1	0	2	2										
Tim Wallach, R (1.5) Tim Burke, R (8.1)	0-0 E4							0-0 E4 1B		4	0	0	0	0	0	2										
Larry Walker, L (1.9) OBP: 0.378, SLG: 0.494	0-3 K					0-0 6-3				4	0	1	0	0	2	1										
Jerry Goff, L (1.2)	0-3 K					0-0 F8				4	0	0	0	0	2	3										
Spike Owen, S (1.6) OBP: 0.347, SLG: 0.435			0-0 5-3			4-0 BB				3	0	0	0	1	1	2										
Dennis Martinez, R (1.1) Mike Aldrete, L (7, PH) Dave Schmidt, R (7.1) Steve Frey, R (8.1) Tom Foley, L (8.5) OBP: 0.158, SLG: 0.158 OBP: 0.519, SLG: 0.350 OBP: 0.375, SLG: 0.375			0-3 K			0-3 K				2	0	0	0	0	2	1										
Inning Stats	R: 0 E: 0 K: 0 S: 3	H: 0 LOB: 0 BB: 0 P: 3	R: 0 E: 1 K: 3 S: 10	H: 0 LOB: 1 BB: 0 P: 10	R: 0 E: 0 K: 2 S: 7	H: 0 LOB: 1 BB: 1 P: 11	R: 0 E: 0 K: 1 S: 5	H: 1 LOB: 0 BB: 0 P: 5	R: 0 E: 0 K: 1 S: 5	H: 0 LOB: 1 BB: 1 P: 9	R: 1 E: 0 K: 0 S: 4	H: 3 LOB: 0 BB: 0 P: 4	R: 0 E: 1 K: 3 S: 11	H: 1 LOB: 2 BB: 0 P: 11	R: 1 E: 0 K: 0 S: 4	H: 2 LOB: 1 BB: 1 P: 8		R: 0 E: 0 K: 1 S: 5	H: 0 LOB: 0 BB: 0 P: 5	1B: 6 2B: 2 3B: 0 HR: 0	SF: 0 SAC: 0 DP: 3 HBP: 0	WP: 1 PB: 0 SB: 2 CS: 2	PA: 35			
PITCHER	IP	WLS	BF	H	R	ER	SO	BB	IBB	HBP	BLK	WP	HR	S	P	ERA		WHIP								
Ramon Martinez, R (1.1) ERA: 4.07	7.0	W	27	5	1	1	10	2	0	0	0	0	0	45	53	1.29		1.000								
Mike Munoz, L (8.1) ERA: 3.18	0.1		1	0	0	0	0	0	0	0	0	0	0	1	1	0.00		0.000								
Don Aase, R (8.1) ERA: 3.21	0.0		3	2	1	1	0	1	0	0	0	1	0	2	6	∞		∞								
Tim Crews, R (8.1) ERA: 3.97	1.2	S	4	0	0	0	1	0	0	0	0	0	0	6	6	0.00		0.000								

AB	32
R	2
H	7
RBI	2
BB	3
SO	11
LOB	14



Batter	1	2	3	4	5	6	7	8	9	AB	R	H	RBI	BB	SO	LOB	BOTTOM									
Juan Samuel, R (1.4) OBP: 0.273, SLG: 0.285	0-3 K		4-0 1-3 S BB			0-0 6-3		0-0 F9		4	0	0	0	1	2	2	Montreal Expos @ Los Angeles Dodgers Dodger Stadium, Los Angeles, CA Tue May 15 1990, 7:05 PM PDT Att: 24,308 - Unknown - 68 F									
Stan Javier, S (1.8) OBP: 0.275, SLG: 0.324	0-0 6-3		0-0 1-3			0-0 F9		0-0 4-3		4	0	0	0	0	1	0										
Kal Daniels, L (1.7) OBP: 0.391, SLG: 0.526	0-0 HR		0-3 K			0-0 L6		0-0 2B		4	1	2	1	0	1	1										
Eddie Murray, S (1.3) OBP: 0.379, SLG: 0.487	0-0 F7		0-0 F8			0-0 3B 1B		4-0 IBB		3	1	1	0	1	0	1										
Hubie Brooks, R (1.9) Don Aase, R (8.1) Tim Crews, R (8.1)		0-0 1B SF8 1B				0-0 K		0-0 1B 3B		4	1	2	1	0	2	2										
Lenny Harris, L (1.5) Mike Sharperson, R (8, PH) OBP: 0.287, SLG: 0.304 OBP: 0.411, SLG: 0.367	0-0 FC4 1B		0-0 1B			0-0 1B		0-0 4-3		3	0	2	0	0	0	1										
Mike Scioscia, L (1.2) OBP: 0.308, SLG: 0.455	0-0 SF8		0-0 L8			0-0 L8		0-0 SH1-3 E4 BB		3	0	2	0	0	0	1										
Alfredo Griffin, S (1.6) OBP: 0.341, SLG: 0.363	0-0 FC4		0-0 L8			0-0 IBB		0-0 SH1-3		1	0	0	1	1	0	1										
Ramon Martinez, R (1.1) Mike Munoz, L (8.1) Jose Gonzalez, R (8.9) Chris Gwynn, L (8, PH) John Shelby, S (9.9) OBP: 0.077, SLG: 0.077 OBP: 0.333, SLG: 0.438 OBP: 0.273, SLG: 0.286 OBP: 0.222, SLG: 0.222	0-0 FC4		0-0 1B			0-0 1B		0-0 E4 BB		4	0	1	0	0	4	0										
Inning Stats	R: 1 E: 0 K: 1 S: 6	H: 1 LOB: 0 BB: 0 P: 6	R: 1 E: 0 K: 1 S: 7	H: 2 LOB: 1 BB: 0 P: 7	R: 0 E: 0 K: 1 S: 5	H: 0 LOB: 1 BB: 1 P: 9	R: 0 E: 0 K: 1 S: 7	H: 2 LOB: 2 BB: 0 P: 7	R: 0 E: 0 K: 0 S: 3	H: 0 LOB: 0 BB: 0 P: 3	R: 1 E: 0 K: 0 S: 5	H: 2 LOB: 2 BB: 1 P: 9	R: 0 E: 1 K: 1 S: 6	H: 1 LOB: 2 BB: 1 P: 10	R: 0 E: 1 K: 1 S: 5	H: 0 LOB: 2 BB: 2 P: 13		R: 0 E: 0 K: 1 S: 5	H: 0 LOB: 2 BB: 2 P: 13	1B: 5 2B: 1 3B: 1 HR: 1	SF: 1 SAC: 1 DP: 0 HBP: 0	WP: 0 PB: 0 SB: 1 CS: 0	PA: 37			
PITCHER	IP	WLS	BF	H	R	ER	SO	BB	IBB	HBP	BLK	WP	HR	S	P	ERA		WHIP								
Dennis Martinez, R (1.1) ERA: 2.64	6.0	L	27	7	3	3	4	1	1	0	0	0	0	33	41	4.50		1.333								
Dave Schmidt, R (7.1) ERA: 0.96	1.0		5	1	0	0	1	0	1	0	0	0	0	6	10	0.00		1.000								
Steve Frey, L (8.1) ERA: 2.51	0.1		2	0	0	0	0	1	0	0	0	0	0	1	5	0.00		3.000								
Tim Burke, R (8.1) ERA: 5.4	0.2		3	0	0	0	1	0	1	0	0	0	0	4	8	0.00		0.000								

AB	30
R	3
H	8
RBI	3
BB	5
SO	6
LOB	18



Batter	1	2	3	4	5	6	7	8	9	AB	R	H	RBI	BB	SO	LOB	TOP					
Delino DeShields, L (1.4) OBP: 0.407, SLG: 0.444										4	0	1	0	0	2	1	Montreal Expos @ Los Angeles Dodgers Dodger Stadium, Los Angeles, CA Wed May 16 1990, 7:05 PM PDT Att: 24,158 - Unknown - 71 F					
Marquis Grissom, R (1.8) OBP: 0.299, SLG: 0.315										4	0	1	0	0	2	1						
Tim Raines, S (1.7) OBP: 0.364, SLG: 0.317										4	1	0	0	0	0	1						
Andres Galarraga, R (1.3)										3	0	0	0	1	0	1						
Tim Wallach, R (1.5) OBP: 0.318, SLG: 0.511										4	1	2	2	0	0	1						
Larry Walker, L (1.9) OBP: 0.392, SLG: 0.500										3	0	2	0	1	0	0						
Mike Fitzgerald, R (1.2) OBP: 0.303, SLG: 0.417										4	0	0	0	0	0	5						
Tom Foley, L (1.6) OBP: 0.273, SLG: 0.273										3	0	0	0	0	0	0						
Mark Gardner, R (1.1) OBP: 0.167, SLG: 0.250										2	0	1	0	0	0	0						
Wallace Johnson, S (8, PH) OBP: 0.250, SLG: 0.267										1	0	0	0	0	0	0						
Drew Hall, L (8, 1) OBP: 0.273, SLG: 0.273										0	0	0	0	0	0	0						
Inning Stats	R: 0 E: 0 K: 0 S: 8	H: 1 LOB: 0 BB: 0 P: 14	R: 0 E: 0 K: 0 S: 7	H: 0 LOB: 0 BB: 0 P: 11	R: 0 E: 0 K: 1 S: 7	H: 1 LOB: 1 BB: 0 P: 11	R: 1 E: 2 K: 0 S: 7	H: 2 LOB: 2 BB: 1 P: 16	R: 0 E: 0 K: 0 S: 4	H: 0 LOB: 0 BB: 0 P: 7	R: 0 E: 0 K: 1 S: 9	H: 0 LOB: 1 BB: 0 P: 14	R: 0 E: 0 K: 0 S: 5	H: 1 LOB: 0 BB: 0 P: 7	R: 0 E: 0 K: 2 S: 8	H: 0 LOB: 0 BB: 0 P: 12	R: 1 E: 0 K: 0 S: 9	H: 2 LOB: 1 BB: 0 P: 13	1B: 6 2B: 1 3B: 0 HR: 1	SF: 0 SAC: 0 DP: 3 HBP: 0	WP: 0 PB: 0 CS: 0	PA: 34
PITCHER Mike Morgan, R (1.1) ERA: 2.66	IP: 9.0 WLS: W BF: 34 H: 7 R: 2 ER: 2 SO: 4 BB: 1 IBB: 1 HBP: 0 BLK: 0 WP: 0 HR: 1 S: 64 P: 105 ERA: 2.00 WHIP: 0.889															PITCHER						

AB	32
R	2
H	7
RBI	2
BB	2
SO	4
LOB	10



Batter	1	2	3	4	5	6	7	8	9	AB	R	H	RBI	BB	SO	LOB	BOTTOM			
Juan Samuel, R (1.4) OBP: 0.265, SLG: 0.276										4	0	0	0	0	1	0	Montreal Expos @ Los Angeles Dodgers Dodger Stadium, Los Angeles, CA Wed May 16 1990, 7:05 PM PDT Att: 24,158 - Unknown - 71 F			
Stan Javier, S (1.8) OBP: 0.295, SLG: 0.325										3	1	1	0	1	1	0				
Kal Daniels, L (1.7) OBP: 0.366, SLG: 0.545										4	1	1	2	0	1	1				
Jose Gonzalez, R (6, PR) OBP: 0.333, SLG: 0.438										0	0	0	0	0	0	0				
Eddie Murray, S (1.3) OBP: 0.375, SLG: 0.475										3	0	0	0	1	1	0				
Hubie Brooks, R (1.9) OBP: 0.262, SLG: 0.448										4	1	2	1	0	0	0				
Lenny Harris, L (1.5) OBP: 0.299, SLG: 0.319										3	0	1	0	0	0	2				
Mike Scioscia, L (1.2) OBP: 0.318, SLG: 0.450										1	0	0	0	2	0	0				
Alfredo Griffin, S (1.6) OBP: 0.333, SLG: 0.353										3	0	0	0	0	1	3				
Mike Morgan, R (1.1) OBP: 0.158, SLG: 0.111										3	0	0	0	0	2	0				
Inning Stats	R: 0 E: 0 K: 1 S: 8	H: 1 LOB: 1 BB: 0 P: 9	R: 0 E: 0 K: 1 S: 9	H: 1 LOB: 2 BB: 1 P: 17	R: 2 E: 0 K: 2 S: 11	H: 1 LOB: 0 BB: 1 P: 24	R: 0 E: 0 K: 0 S: 4	H: 0 LOB: 1 BB: 1 P: 12	R: 0 E: 0 K: 2 S: 7	H: 0 LOB: 0 BB: 0 P: 11	R: 0 E: 0 K: 0 S: 5	H: 1 LOB: 1 BB: 1 P: 14	R: 0 E: 1 K: 0 S: 9	H: 0 LOB: 1 BB: 0 P: 14	R: 1 E: 0 K: 0 S: 7	H: 1 LOB: 0 BB: 0 P: 9	1B: 2 2B: 2 3B: 0 HR: 2	SF: 0 SAC: 0 DP: 2 HBP: 0	WP: 0 PB: 0 CS: 2	PA: 33
PITCHER Mark Gardner, R (1.1) ERA: 2.01	IP: 7.0 WLS: L BF: 27 H: 4 R: 2 ER: 2 SO: 7 BB: 3 IBB: 1 HBP: 0 BLK: 0 WP: 0 HR: 1 S: 49 P: 94 ERA: 2.57 WHIP: 1.000															PITCHER				
Drew Hall, L (8, 1) ERA: 3.6	IP: 1.1 WLS: L BF: 5 H: 1 R: 1 ER: 0 SO: 0 BB: 0 IBB: 0 HBP: 0 BLK: 0 WP: 0 HR: 1 S: 16 P: 23 ERA: 0.00 WHIP: 0.750															PITCHER				



Batter	1	2	3	4	5	6	7	8	9	AB	R	H	RBI	BB	SO	LOB	TOP				
Delino DeShields, L OBP: 0.413, SLG: 0.446 (1.4)	G1-3		SH3-4 1B	FC6 IBB		0-1 SAFE 1-2 1B		G6-3		4	0	2	0	1	0	0					
Marquis Grissom, R OBP: 0.297, SLG: 0.313 (7.9)	1B G6-3 1B		SH3-4 1-2	FC6 1-2		2-1 P3			P3	4	1	1	0	0	0	5					
Tim Raines, S OBP: 0.372, SLG: 0.323 (1.7)	G6-3 1-3 1B		G5-3		0-0 G6-4-3 1B		G4-3		G6-4-3 BB	4	0	2	0	1	0	1					
Andres Galarraga, R OBP: 0.324, SLG: 0.365 (1.3)	G6-3		G6-3		1-0 G6-4-3 1B		FC3-6 1B HBP		G6-4-3	4	0	1	1	0	0	3					
Tim Lincecum, R OBP: 0.322, SLG: 0.517 (1.5)	F9			1-1 SH 2B	1-2 G6-4-3		SAFE 1-2 FC3-6 1B			4	1	2	0	0	0	3					
Larry Walker, L OBP: 0.381, SLG: 0.484 (7.1)		1-3 K		0-0 SH FC6-4 2H	2-0 G1-6-3		SAFE 0-0 FC3-6 2B			3	0	0	0	0	1	3					
Bill Sienkewitz, R (7.1)										0	0	0	0	0	0	0					
Jerry Goff, L OBP: 0.286, SLG: 0.167 (1.2)			0-1 CS 1B	4-2 FC6-4 BB		1-3 K		G5-3		2	0	1	0	1	1	0					
Mike Fitzgerald, R OBP: 0.397, SLG: 0.408 (7.7)										1	0	0	0	0	0	2					
Spike Owen, S OBP: 0.352, SLG: 0.438 (1.6)		3-2 1-2 1B		1-1 FC6-4 SH1-4 1-2 2-3		0-0 1B		G4-3		4	0	2	0	0	0	2					
Oil Can Boyd, R (1.1)																					
Steve Frey, R (7.1)																					
Otis Nixon, S OBP: 0.364, SLG: 0.368 (7.8)		2-3 K		1-2 SH1-4		0-0 P2		B1-3		2	0	0	0	0	1	3					
Inning Stats	R: 1 E: 0 K: 0 S: 10	H: 2 LOB: 1 BB: 0 P: 12	R: 0 E: 0 K: 2 S: 13	H: 2 LOB: 2 BB: 0 P: 20	R: 0 E: 0 K: 0 S: 6	H: 1 LOB: 1 BB: 0 P: 12	R: 1 E: 1 K: 0 S: 13	H: 1 LOB: 3 BB: 2 P: 26	R: 0 E: 0 K: 1 S: 9	H: 2 LOB: 2 BB: 0 P: 12	R: 0 E: 0 K: 0 S: 7	H: 1 LOB: 2 BB: 0 P: 19	R: 0 E: 0 K: 0 S: 7	H: 0 LOB: 0 BB: 1 P: 10	R: 0 E: 0 K: 0 S: 4	H: 0 LOB: 0 BB: 1 P: 11	1B: 10 2B: 2 3B: 0 HR: 0	SF: 0 SAC: 3 DP: 3 HBP: 1	WP: 0 PB: 0 CS: 1	PA: 40	
PITCHER	IP	WLS	BF	H	R	ER	SO	BB	IBB	HBP	BLK	WP	HR	S	P	ERA	WHIP				
Rick Reuschel, R ERA: 4.33 (1.1)	6.1		32	11	2	1	3	1	1	1	0	0	0	64	105	1.42	1.895				
Atlee Hammaker, L ERA: 2.79 (7.1)	0.2	W	2	0	0	0	0	0	0	0	0	0	0	4	7	0.00	0.000				
Mark Thurmond, L ERA: 3.12 (8.1)	2.0		6	0	0	0	0	1	0	0	0	0	0	11	21	0.00	0.500				

Montreal Expos @ San Francisco Giants
Candlestick Park, San Francisco, CA
Fri May 18 1990, 10:05 PM EDT
Att: 22,932 - Unknown

AB	33
R	2
H	11
RBI	1
BB	3
SO	3
LOB	22

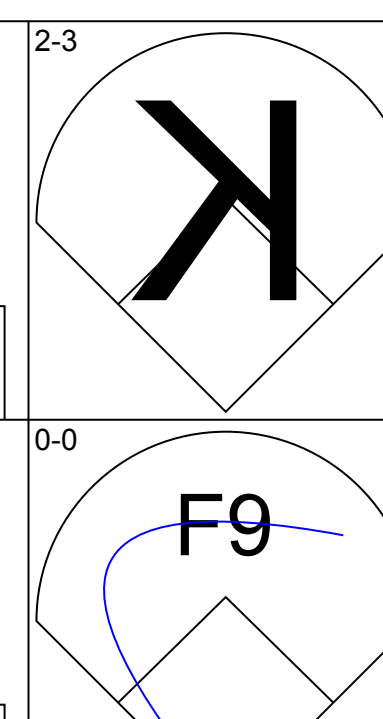
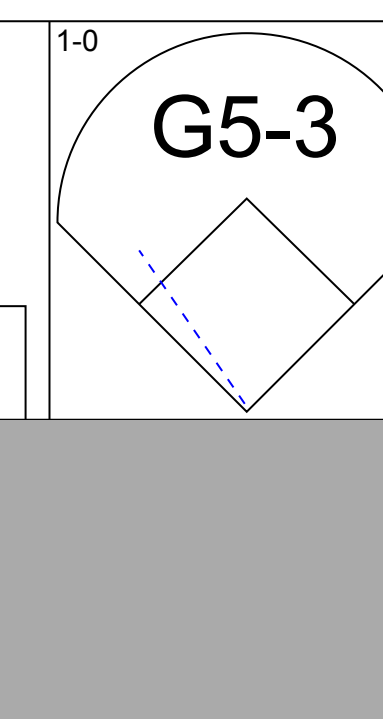
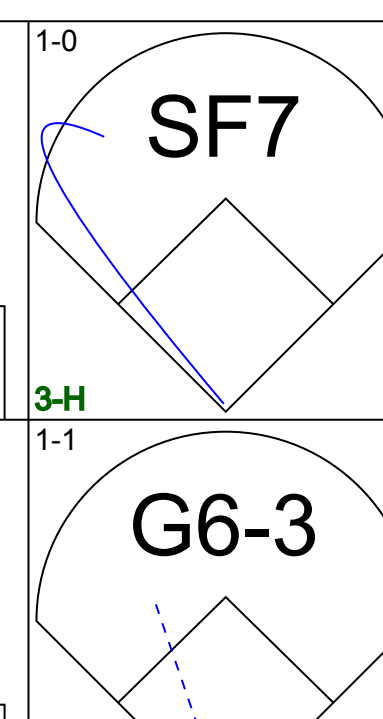
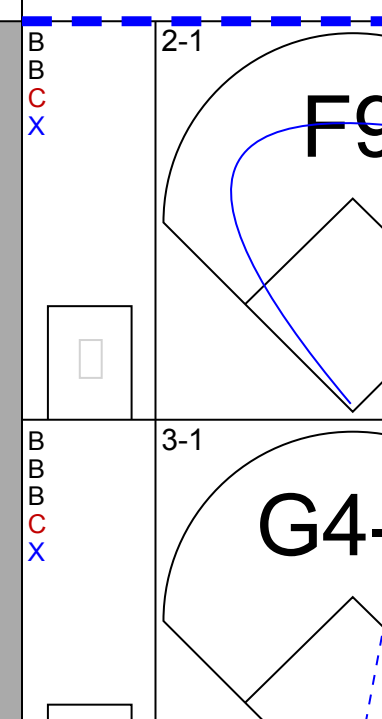
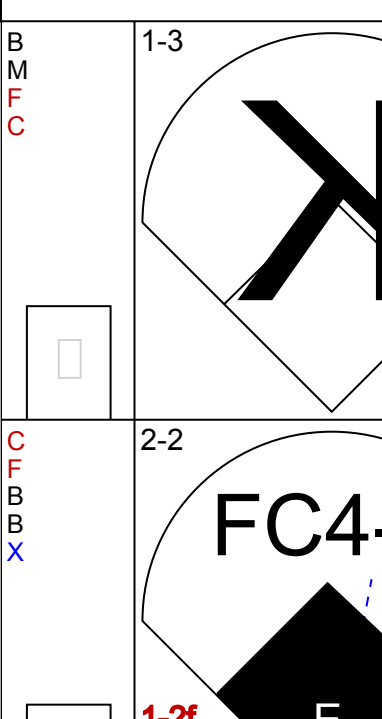
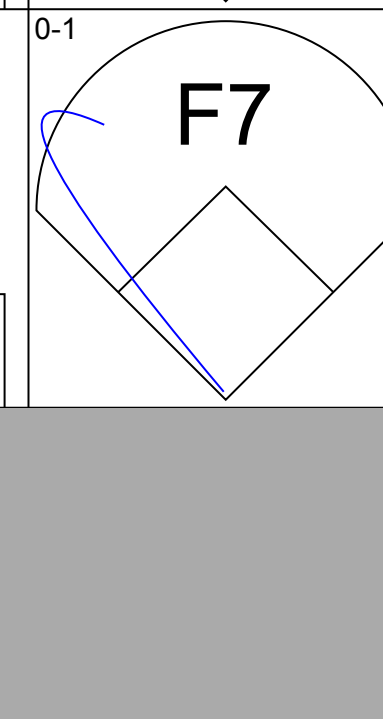
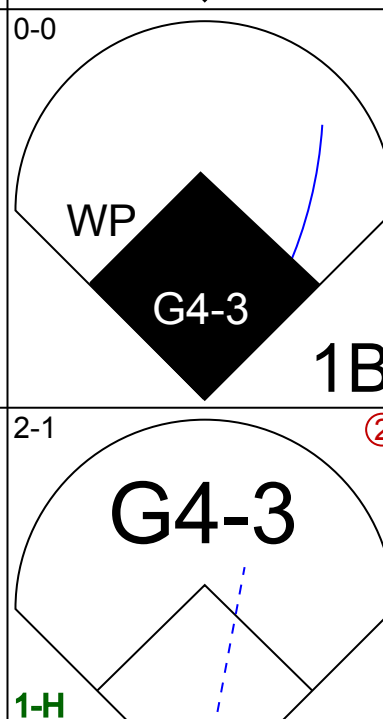

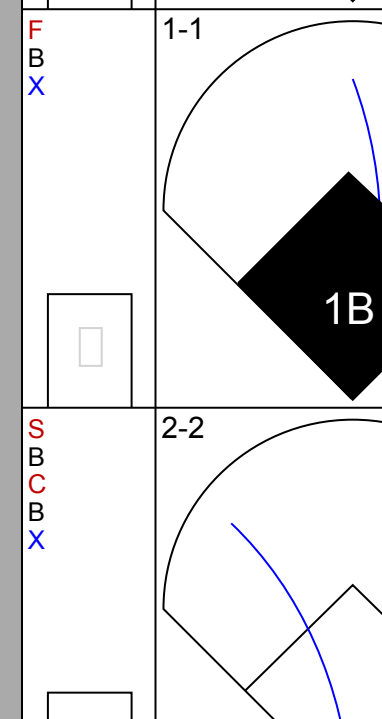
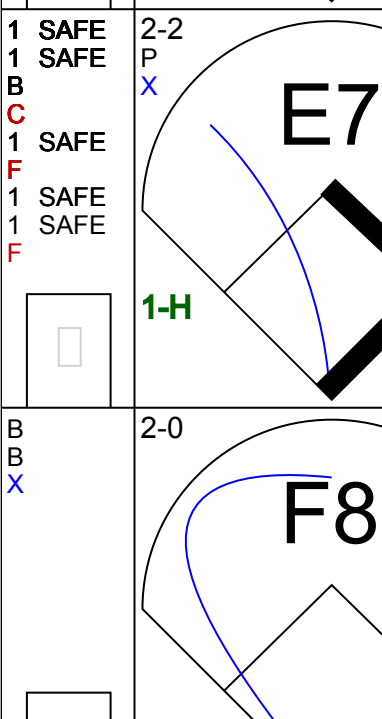

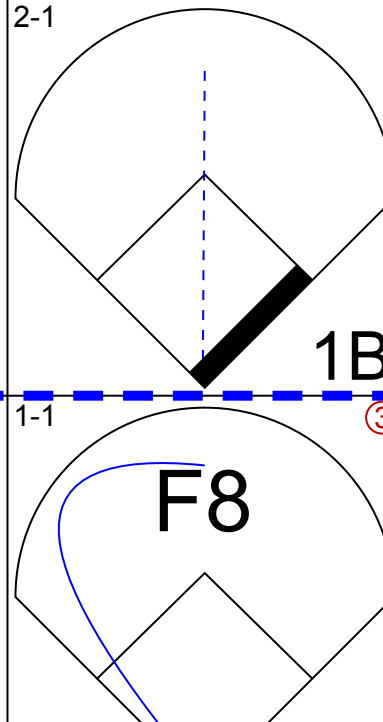
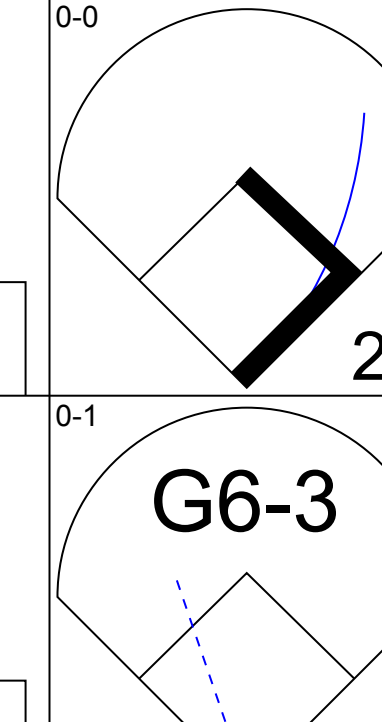
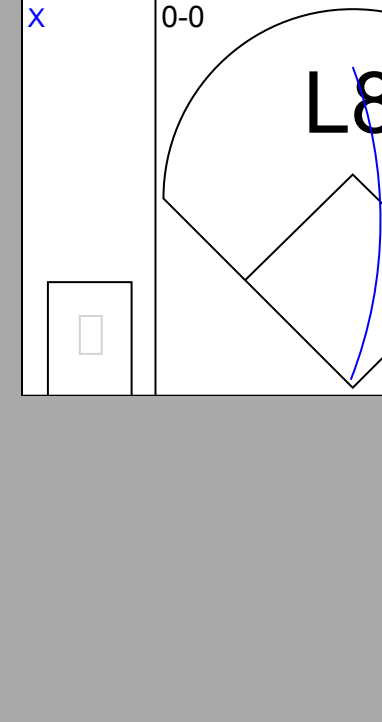

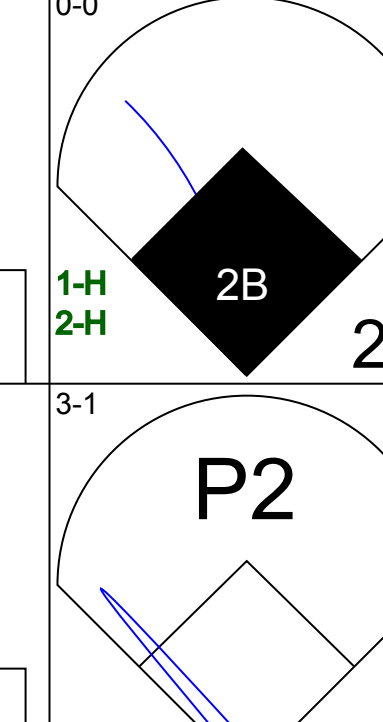




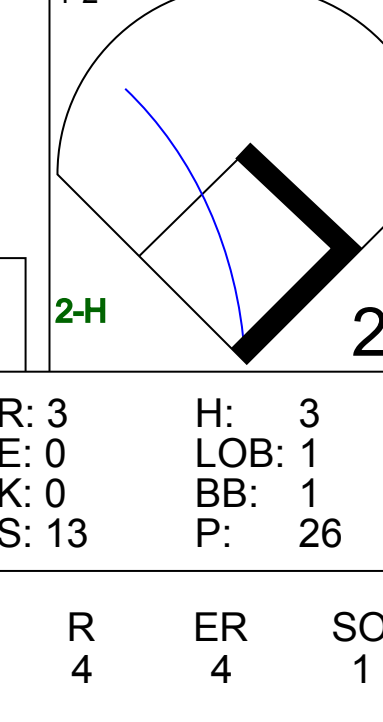

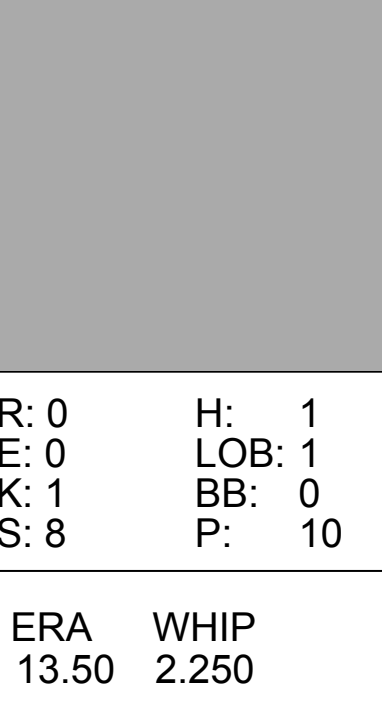
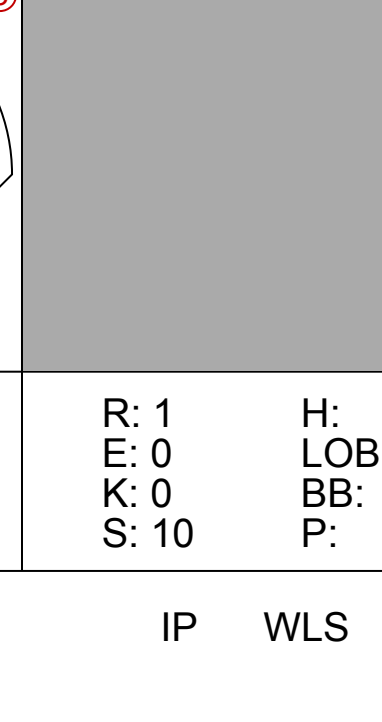
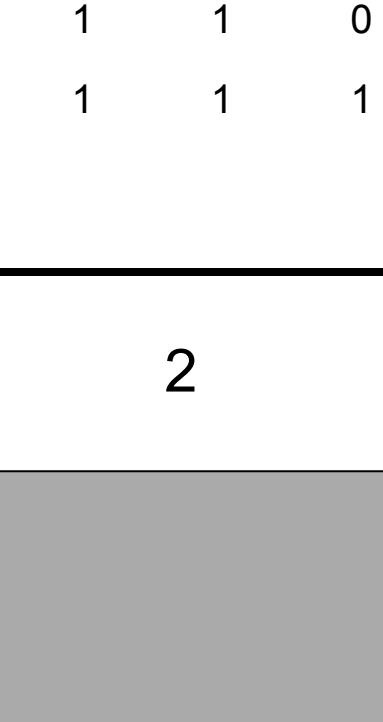
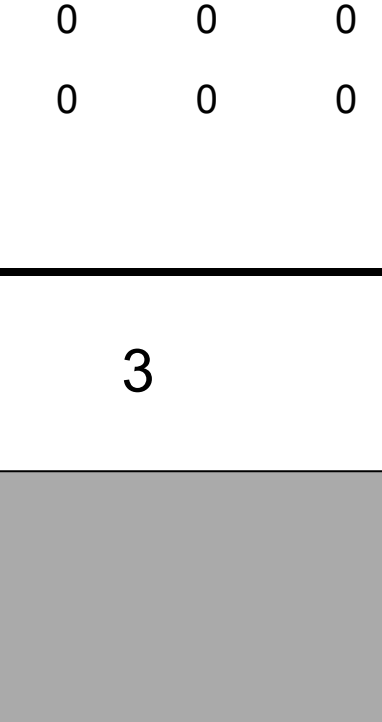
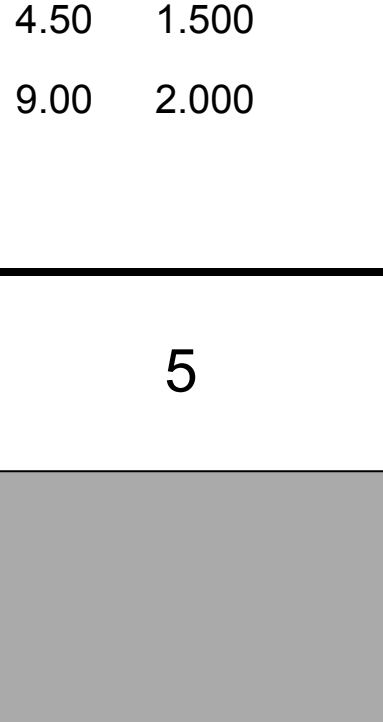
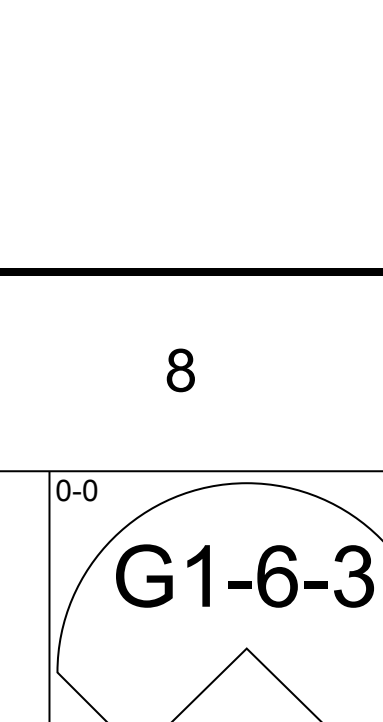

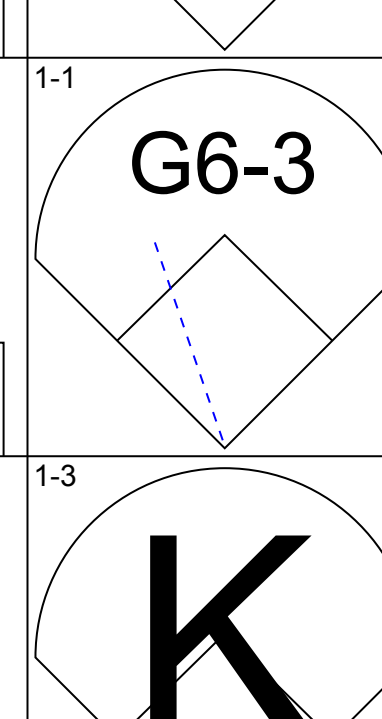


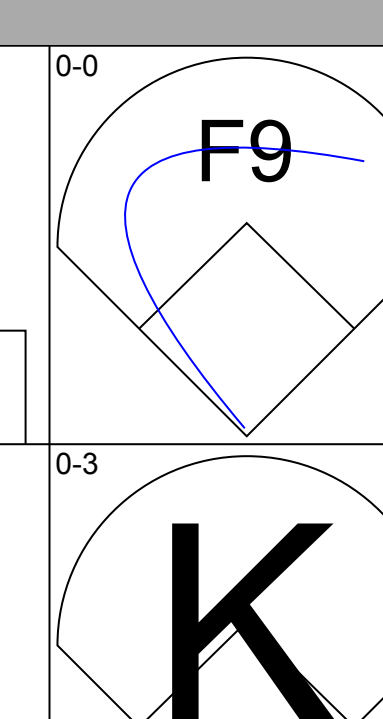



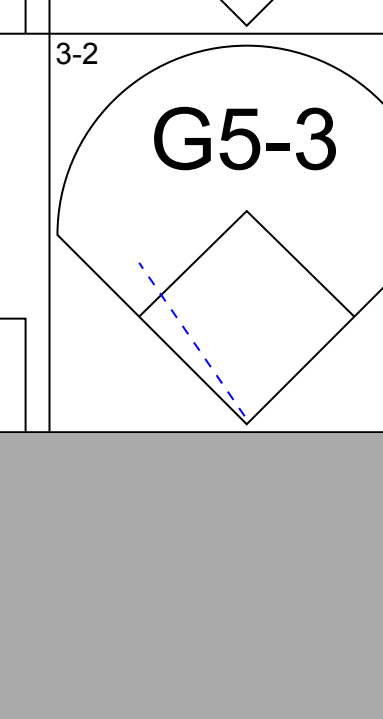

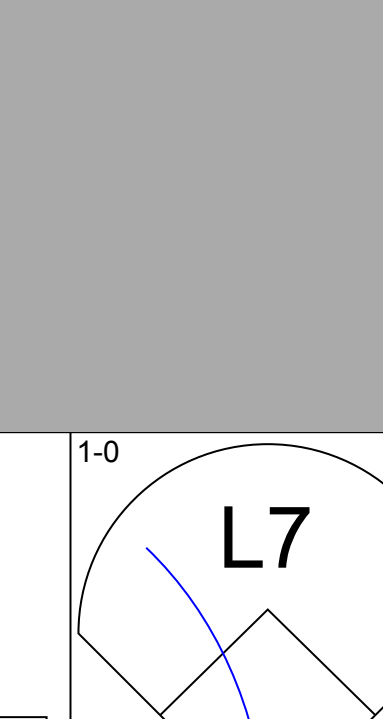
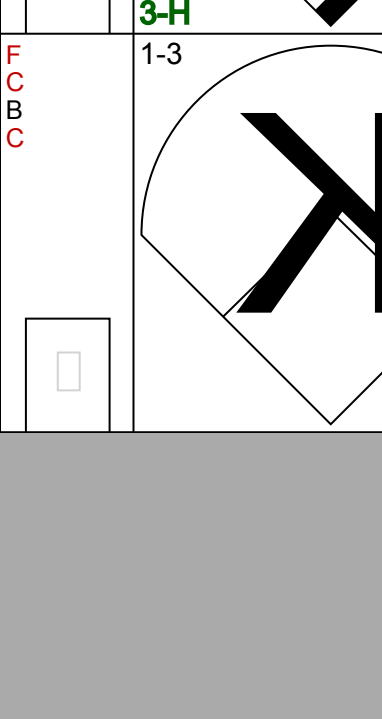


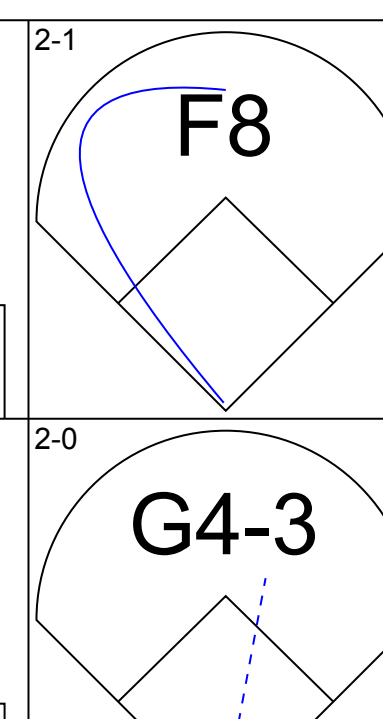
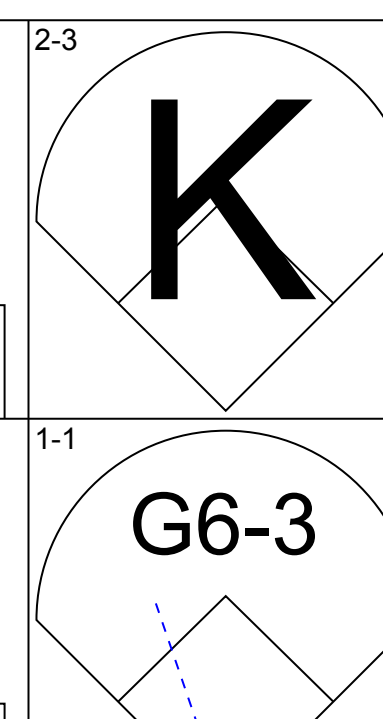
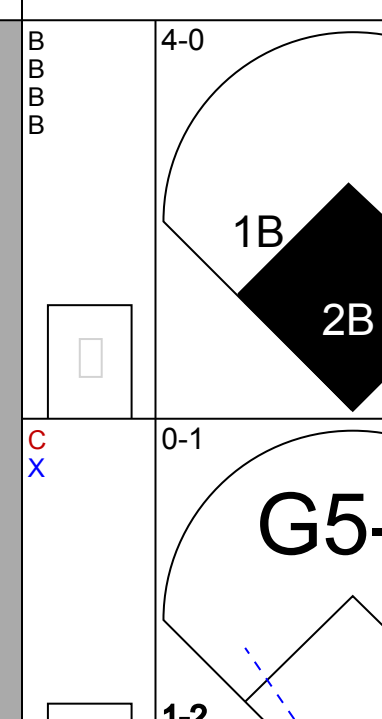
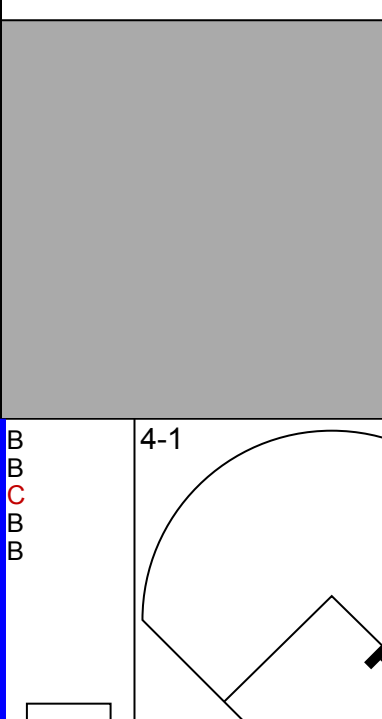
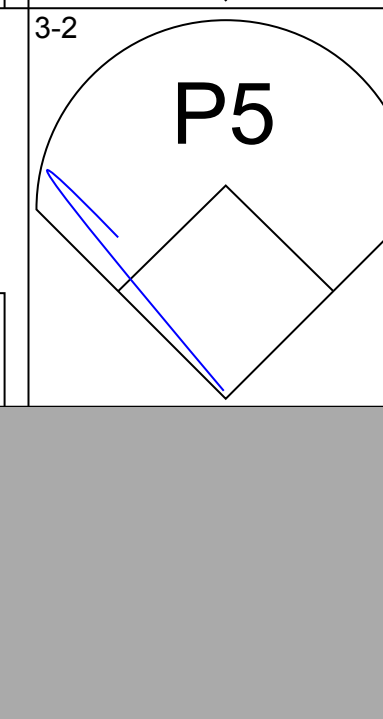
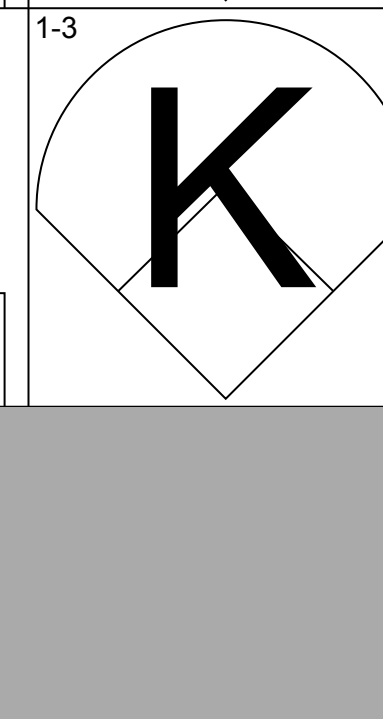
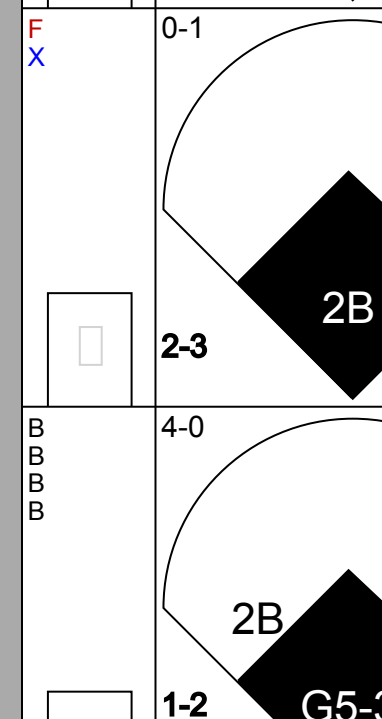
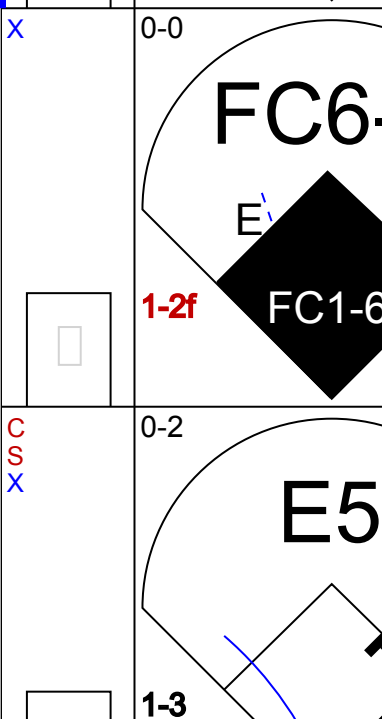


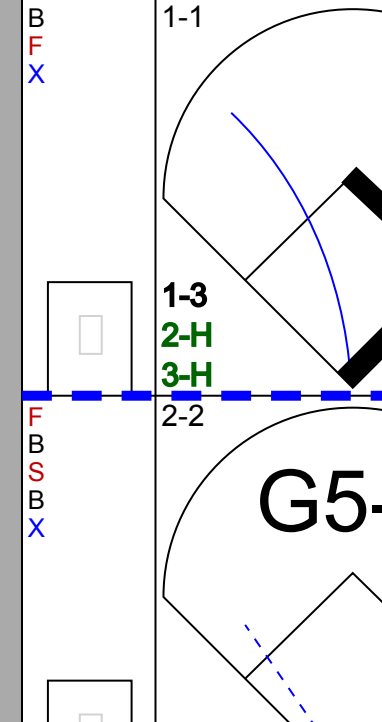
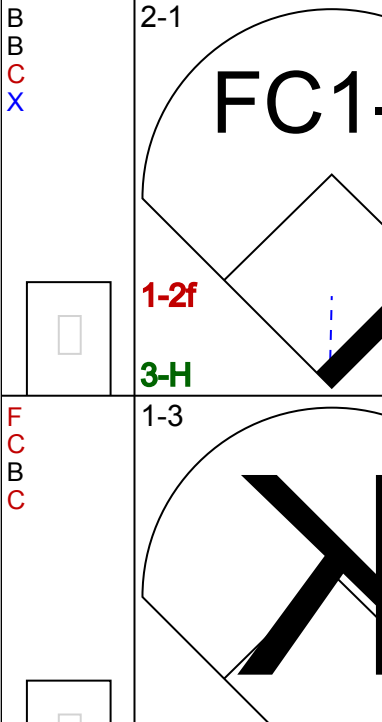


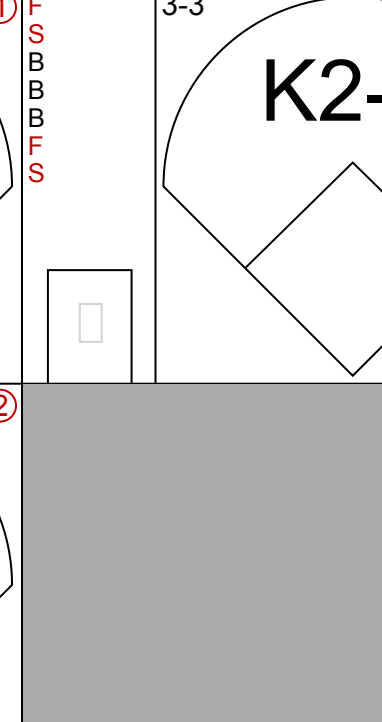



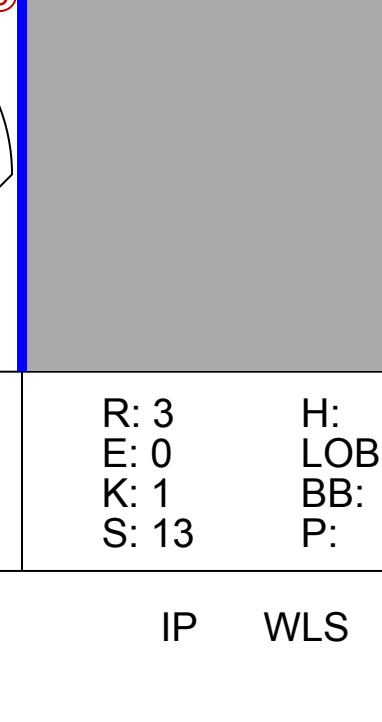
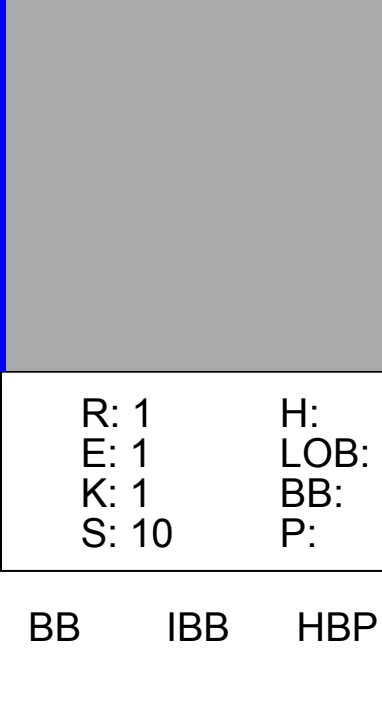




Batter	1	2	3	4	5	6	7	8	9	AB	R	H	RBI	BB	SO	LOB	BOTTOM				
Brett Butler, L OBP: 0.385, SLG: 0.360 (1.8)	B3		2-1 1B		4-0 SH S BB		SH2-4 G1-3			3	0	1	0	1	0	3					
Robby Thompson, R OBP: 0.256, SLG: 0.311 (1.4)	G6-3		0-0 P6		SAFE 0-1 SH		4-1 1B BB	2-2 2B 1B		3	1	1	0	1	0	0					
Will Clark, L OBP: 0.331, SLG: 0.479 (1.3)	F8		1-3 K		0-0 P4		SAFE 0-0 E BB 1B	1-0 2B		5	1	2	1	0	1	2					
Kevin Mitchell, R OBP: 0.366, SLG: 0.568 (1.7)		1-0 2B 2B		0-0 P2	1-0 F7		SAFE 0-0 E7 BB 1B	1-1 G5-3		5	2	2	1	0	0	4					
Kevin Bass, S OBP: 0.297, SLG: 0.438 (1.9)		0-0 1B PB 2B		4-1 2B BB	0-1 F9		SAFE 4-0 1B BB IBB	1-3 K		3	2	1	1	2	1	4					
Matt Williams, R OBP: 0.338, SLG: 0.511 (1.5)		0-0 SH2-4 PB 2-3 1B		2-0 1-3 2B		2-3 K	1-3 K	1-2 F8		5	0	2	0	0	2	5					
Terry Kennedy, L OBP: 0.431, SLG: 0.523 (1.2)		4-2 SH2-4 BB		4-0 IBB		1-2 P7	4-2 1B 1B BB			1	0	0	1	3	0	0					
Jose Uribe, S OBP: 0.368, SLG: 0.400 (1.6)										3	0	0	0	0	0	5					
Atlee Hammaker, S OBP: 0.154, SLG: 0.083 (7.1)										0	0	0	0	0	0	0					
Rick Leach, L OBP: 0.395, SLG: 0.323 (7.7)										1	0	1	1	0	0	0					
Dave Anderson, R OBP: 0.200, SLG: 0.250 (7.7)										0	0	0	0	0	0	0					
Rick Reuschel, R OBP: 0.211, SLG: 0.263 (1.1)										1	0	0	0	0	1	3					
Greg Litton, R OBP: 0.304, SLG: 0.435 (7.6)										2	1	2	1	0	0	0					
Mark Thurmond, L (8.1)										0	0	0	0	0	0	0					
Inning Stats	R: 0 E: 0 K: 0 S: 10	H: 0 LOB: 0 BB: 0 P: 14	R: 2 E: 0 K: 0 S: 9	H: 3 LOB: 1 BB: 1 P: 14	R: 0 E: 0 K: 1 S: 7	H: 1 LOB: 0 BB: 0 P: 10	R: 0 E: 0 K: 1 S: 9	H: 1 LOB: 3 BB: 2 P: 19	R: 0 E: 0 K: 0 S: 6	H: 0 LOB: 2 BB: 1 P: 11	R: 0 E: 0 K: 1 S: 12	H: 0 LOB: 0 BB: 0 P: 16	R: 5 E: 1 K: 1 S: 20	H: 5 LOB: 3 BB: 3 P: 40	R: 0 E: 0 K: 1 S: 14	H: 2 LOB: 2 BB: 0 P: 20	1B: 8 2B: 5 3B: 0 HR: 0	SF: 0 SAC: 3 DP: 1 HBP: 0	WP: 0 PB: 1 CS: 0	PA: 42	
PITCHER	IP	WLS	BF	H	R	ER	SO	BB	IBB	HBP	BLK	WP	HR	S	P	ERA	WHIP				
Oil Can Boyd, R ERA: 4.01 (1.1)	6.0		26	5	2	1	3	3	1	0	0	0	0	5	9	81.00	9.000				
Steve Frey, L ERA: 4.3 (7.1)	0.1	L	4	2	3	3	0	1	0	0	0	0	0	14	28	54.00	12.000				
Dave Schmidt, R ERA: 2.79 (7.1)	0.1		6	3	2	2	1	1	1	0	0	0	0	15	23	0.00	1.500				

Montreal Expos @ San Francisco Giants
Candlestick Park, San Francisco, CA
Fri May 18 1990, 10:05 PM EDT
Att: 22,932 - Unknown

AB	32
R	7
H	12
RBI	6
BB	7
SO	5
LOB	26



Batter	1	2	3	4	5	6	7	8	9	AB	R	H	RBI	BB	SO	LOB	TOP
Otis Nixon, S <small>OBP: 0.296, SLG: 0.304</small> 										4	0	0	1	0	2	2	Montreal Expos @ San Francisco Giants Candlestick Park, San Francisco, CA Sat May 19, 1990, 6:33 AM EDT Att. 22,575 - Cloudy
Junior Noboa, R <small>OBP: 0.233, SLG: 0.207</small> 										5	1	0	0	0	0	2	
Tim Raines, S <small>OBP: 0.379, SLG: 0.349</small> 										5	2	3	1	0	0	0	
Andres Galarraga, R <small>OBP: 0.327, SLG: 0.366</small> 										5	1	2	2	0	1	1	
Tim Wallach, R <small>OBP: 0.327, SLG: 0.524</small> 										4	0	2	0	0	0	2	
Marquis Grissom, R <small>OBP: 0.303, SLG: 0.313</small> 										3	1	1	0	1	0	2	
Mike Fitzgerald, R <small>OBP: 0.303, SLG: 0.434</small> 										4	2	2	1	0	0	1	
Spike Owen, S <small>OBP: 0.349, SLG: 0.440</small> 										4	0	1	0	0	1	1	
Kevin Gross, R <small>OBP: 0.200, SLG: 0.450</small> Tim Burke, R <small>OBP: 0.333, SLG: 0.333</small> 										3	0	1	1	0	1	2	
Inning Stats R: 0 H: 0 E: 0 LOB: 0 K: 1 BB: 0 S: 6 P: 8	R: 3 H: 3 E: 0 LOB: 1 K: 0 BB: 1 S: 13 P: 26	R: 1 H: 2 E: 0 LOB: 1 K: 0 BB: 0 S: 10 P: 18	R: 1 H: 2 E: 0 LOB: 1 K: 1 BB: 0 S: 10 P: 16	R: 0 H: 1 E: 0 LOB: 1 K: 1 BB: 0 S: 8 P: 10	R: 0 H: 0 E: 0 LOB: 0 K: 1 BB: 0 S: 7 P: 10	R: 1 H: 2 E: 0 LOB: 1 K: 0 BB: 0 S: 10 P: 18	R: 0 H: 1 E: 0 LOB: 0 K: 0 BB: 0 S: 8 P: 15	R: 1 H: 2 E: 1 LOB: 1 K: 1 BB: 0 S: 15 P: 22	1B: 8 SF: 1 2B: 4 SAC: 0 3B: 1 DP: 0 HR: 0 HBP: 0	WP: 2 PA: 40 PB: 0 SB: 0 CS: 1							
PITCHER Bob Knepper, L <small>ERA: 6.05</small> Randy McCament, R <small>ERA: 3.89</small> Ed Vosberg, L <small>ERA: 6.0</small> Steve Bedrosian, R <small>ERA: 5.51</small>	IP	WLS	BF	H	R	ER	SO	BB	IBB	HBP	BLK	WP	HR	S	P	ERA	WHIP
	2.2	L	14	5	4	4	1	1	0	0	1	1	0	27	49	13.50	2.250
	3.1		13	3	1	1	3	0	0	0	0	0	0	27	39	2.70	0.900
	2.0		8	3	1	1	0	0	0	0	0	0	0	18	33	4.50	1.500
	1.0		5	2	1	1	1	0	0	0	0	0	0	15	22	9.00	2.000

Batter	1	2	3	4	5	6	7	8	9	AB	R	H	RBI	BB	SO	LOB	BOTTOM
Brett Butler, L <small>OBP: 0.382, SLG: 0.352</small> 										3	1	0	0	1	1	1	Montreal Expos @ San Francisco Giants Candlestick Park, San Francisco, CA Sat May 19, 1990, 6:33 AM EDT Att. 22,575 - Cloudy
Dave Anderson, R <small>OBP: 0.174, SLG: 0.217</small> Terry Kennedy, L <small>OBP: 0.438, SLG: 0.523</small> 										3	0	0	0	0	0	1	
Will Clark, L <small>OBP: 0.329, SLG: 0.473</small> 										4	2	1	0	0	1	1	
Kevin Mitchell, R <small>OBP: 0.363, SLG: 0.554</small> 										3	1	0	0	1	0	1	
Kevin Bass, S <small>OBP: 0.295, SLG: 0.440</small> 										4	0	1	3	0	1	1	
Matt Williams, R <small>OBP: 0.329, SLG: 0.496</small> 										4	0	0	1	0	1	2	
Gary Carter, R <small>OBP: 0.329, SLG: 0.359</small> 										3	0	0	0	0	1	1	
Jose Uribe, S <small>OBP: 0.358, SLG: 0.388</small> 										3	0	0	0	0	2	0	
Bob Knepper, L <small>ERA: 6.05</small> Randy McCament, R <small>ERA: 3.89</small> Mark Bailey, S <small>ERA: 0.800</small> Ed Vosberg, L <small>ERA: 6.0</small> Rick Leach, L <small>ERA: 0.344</small> Steve Bedrosian, R <small>ERA: 5.51</small>	IP	WLS	BF	H	R	ER	SO	BB	IBB	HBP	BLK	WP	HR	S	P	ERA	WHIP
	6.1	W	23	3	3	3	6	2	0	0	0	0	0	57	88	4.26	0.632
	2.2	S	10	1	1	0	2	1	0	0	0	0	0	22	34	0.00	0.750
Inning Stats R: 0 H: 0 E: 0 LOB: 0 K: 0 BB: 0 S: 6 P: 13	R: 0 H: 0 E: 0 LOB: 0 K: 1 BB: 0 S: 9 P: 12	R: 0 H: 0 E: 0 LOB: 0 K: 1 BB: 0 S: 7 P: 10	R: 0 H: 0 E: 0 LOB: 0 K: 2 BB: 0 S: 12 P: 16	R: 0 H: 0 E: 0 LOB: 0 K: 0 BB: 0 S: 10 P: 13	R: 0 H: 0 E: 0 LOB: 0 K: 2 BB: 0 S: 7 P: 9	R: 3 H: 2 E: 0 LOB: 1 K: 1 BB: 2 S: 13 P: 27	R: 0 H: 1 E: 0 LOB: 0 K: 0 BB: 0 S: 5 P: 5	R: 1 H: 0 E: 1 LOB: 1 K: 1 BB: 1 S: 10 P: 17	1B: 2 SF: 0 2B: 1 SAC: 0 3B: 0 DP: 1 HR: 0 HBP: 0	WP: 0 PA: 33 PB: 0 SB: 0 CS: 0							

Batter	1	2	3	4	5	6	7	8	9	10	11	AB	R	H	RBI	BB	SO	LOB	TOP					
Delino DeShields, L OBP: 0.404, SLG: 0.434 (1.4)	G3		G4-3		G4-3		G4-3		G6-3		K	6	0	1	0	0	1	0						
Dave Martinez, L OBP: 0.250, SLG: 0.300 (1.8)	L4		F9		G4-3		K		K			4	0	1	0	0	1	1						
Marquis Grissom, R OBP: 0.369, SLG: 0.516 (9. PH)			F8		2B							2	1	1	0	0	1	0						
Tim Lincecum, S OBP: 0.384, SLG: 0.346 (1.7)	BB				G4-3		F9			L6	E7	4	0	1	0	2	0	0						
Mike Aldrete, L OBP: 0.484, SLG: 0.333 (1.3)	F7				L7		G4-3				L9	4	0	1	0	0	0	3						
Otis Nixon, S OBP: 0.310, SLG: 0.320 (8. PR)												2	0	1	0	0	0	1						
Tim Wallach, R OBP: 0.335, SLG: 0.540 (1.5)												3	2	1	1	2	0	2						
Larry Walker, L OBP: 0.363, SLG: 0.516 (5. PH)												2	1	1	1	0	0	1						
Andres Galarraga, R OBP: 0.327, SLG: 0.561 (5.3)												2	0	0	0	1	1	4						
Mike Fitzgerald, R OBP: 0.389, SLG: 0.431 (1.2)												5	0	1	1	0	1	2						
Spike Owen, S OBP: 0.358, SLG: 0.442 (1.6)												4	1	2	0	1	0	2						
Dennis Martinez, R OBP: 0.351, SLG: 0.389 (8.1)												3	0	0	0	0	1	3						
Dave Schmidt, R OBP: 0.299, SLG: 0.324 (9. PH)												0	0	0	0	0	0	0						
Junior Nobles, R OBP: 0.226, SLG: 0.200 (8.1)												1	0	0	0	0	0	0						
Drew Hall, L OBP: 0.169, SLG: 0.167 (8.1)												0	0	0	0	0	0	0						
Bill Sampen, R OBP: 0.169, SLG: 0.167 (8.1)												1	1	1	2	0	0	0						
Wallace Johnson, S OBP: 0.234, SLG: 0.320 (11.1)												0	0	0	0	0	0	0						
Steve Frey, R OBP: 0.143, SLG: 0.077 (11.1)												0	0	0	0	0	0	0						
Tim Burke, R ERA: 4.42 (11.1)												1	0	0	0	0	0	0						
Inning Stats	R: 0 E: 0 K: 0 S: 3	H: 0 LOB: 1 BB: 1 P: 7	R: 2 E: 0 K: 2 S: 9	H: 2 LOB: 0 BB: 0 P: 9	R: 0 E: 0 K: 1 S: 3	H: 1 LOB: 0 BB: 0 P: 3	R: 1 E: 0 K: 0 S: 4	H: 1 LOB: 2 BB: 2 P: 12	R: 0 E: 0 K: 1 S: 6	H: 1 LOB: 0 BB: 0 P: 3	R: 0 E: 0 K: 1 S: 5	H: 0 LOB: 0 BB: 0 P: 5	R: 0 E: 0 K: 0 S: 4	H: 1 LOB: 2 BB: 1 P: 8	R: 0 E: 0 K: 1 S: 5	H: 0 LOB: 0 BB: 0 P: 5	R: 0 E: 0 K: 0 S: 4	H: 1 LOB: 1 BB: 0 P: 4	R: 3 E: 1 K: 1 S: 9	H: 4 LOB: 1 BB: 0 P: 9	1B: 7 2B: 2 3B: 0 HR: 3	SF: 0 SAC: 0 DP: 1 HBP: 0	WP: 0 PB: 0 SB: 1 CS: 1	PA: 49
PITCHER	IP WLS BF H R ER SO BB IBB HBP BLK WP HR S P ERA WHIP	4.2 2.1 7 1 0 0 2 0 0 0 0 0 0 0 11 11 0.00 0.429	5.1 1.0 5 1 0 0 0 0 1 0 0 0 0 0 4 8 0.00 1.000	8.1 3.0 L 14 5 3 2 2 0 0 0 0 0 1 18 18 6.00 1.667																				

Montreal Expos @ San Francisco Giants
Candlestick Park, San Francisco, CA
Sun May 20 1990, 6:33 AM EDT
Att: 25,285 - Unknown

AB	43
R	6
H	12
RBI	5
BB	6
SO	6
LOB	19



Batter	1	2	3	4	5	6	7	8	9	10	11	AB	R	H	RBI	BB	SO	LOB	BOTTOM			
Brett Butler, L OBP: 0.382, SLG: 0.349 (1.8)	F7		G1-3									4	2	1	0	1	0	1				
Robby Thompson, R OBP: 0.267, SLG: 0.344 (1.4)	G5-3											6	2	3	3	0	1	2				
Will Clark, L OBP: 0.341, SLG: 0.470 (1.3)	F7											3	0	1	1	3	0	0				
Kevin Mitchell, R OBP: 0.358, SLG: 0.545 (1.7)												2	0	0	0	0	1	2				
Rick Leach, L OBP: 0.290, SLG: 0.324 (5.7)												2	0	0	0	0	0	3				
Dave Anderson, R OBP: 0.240, SLG: 0.250 (9. PH)												1	0	1	0	1	0	0				
Kevin Bass, S OBP: 0.297, SLG: 0.435 (1.9)												6	0	2	0	0	1	4				
Matt Williams, R OBP: 0.316, SLG: 0.476 (1.5)												6	0	0	1	0	1	4				
Terry Kennedy, L OBP: 0.449, SLG: 0.515 (1.2)												3	0	1	0	2	0	1				
Jose Uribe, S OBP: 0.143, SLG: 0.077 (8.1)												2	0	0	0	0	0	2				
Mark Thurmond, L OBP: 0.250, SLG: 0.256 (7. PH)												1	1	1	0	0	0	0				
John Burdett, R OBP: 0.169, SLG: 0.167 (8.1)												1	0	0	0	0	0	0				
Mark Salas, S OBP: 0.169, SLG: 0.167 (8.1)												1	0	0	0	0	0	1				
Altee Hamaker, S OBP: 0.143, SLG: 0.077 (8.1)												1	0	0	0	0	0	1				
John Burdett, R OBP: 0.308, SLG: 0.423 (10.7)												1	0	0	0	0	0	0				
Greg Litton, R OBP: 0.308, SLG: 0.423 (10.7)												3	0	1	0	0	2	1				
Inning Stats	R: 0 E: 0 K: 0 S: 3	H: 0 LOB: 0 BB: 0 P: 3	R: 0 E: 0 K: 0 S: 4	H: 1 LOB: 1 BB: 0 P: 4	R: 0 E: 0 K: 1 S: 5	H: 0 LOB: 0 BB: 0 P: 5	R: 1 E: 0 K: 2 S: 9	H: 2 LOB: 3 BB: 2 P: 17	R: 1 E: 0 K: 2 S: 9	H: 2 LOB: 1 BB: 0 P: 9	R: 0 E: 0 K: 0 S: 4	H: 1 LOB: 1 BB: 0 P: 4	R: 0 E: 0 K: 0 S: 4	H: 1 LOB: 3 BB: 2 P: 12	R: 0 E: 0 K: 1 S: 5	H: 0 LOB: 1 BB: 1 P: 9	R: 2 E: 0 K: 2 S: 9	H: 2 LOB: 1 BB: 1 P: 13	1B: 10 2B: 0 3B: 0 HR: 1	SF: 0 SAC: 2 DP: 0 HBP: 0	WP: 0 PB: 0 SB: 1 CS: 0	PA: 51
PITCHER	IP WLS BF H R ER SO BB IBB HBP BLK WP HR S P ERA WHIP	7.0 1.0 4 1 0 0 0 0 0 0 0 0 0 0 3 3 3.86 1.143	2.53 0.2 5 1 0 0 0 1 1 0 0 0 0 0 6 10 0.00 0.750	0.96 0.1 3 1 2 2 0 1 0 0 0 0 1 2 6 54.00 6.000																		

Montreal Expos @ San Francisco Giants
Candlestick Park, San Francisco, CA
Sun May 20 1990, 6:33 AM EDT
Att: 25,285 - Unknown

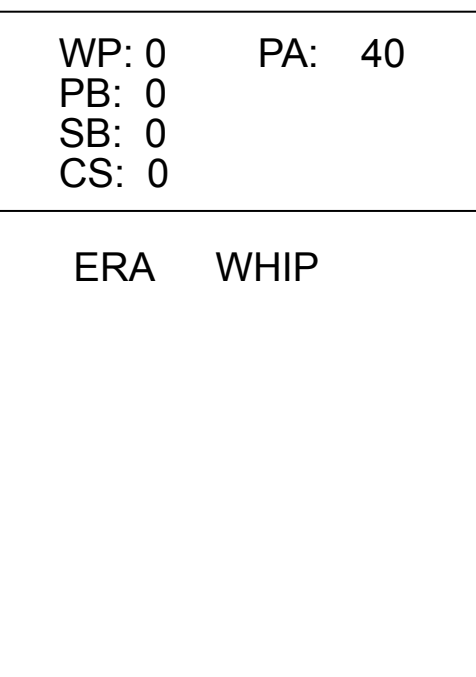
AB	42
R	5
H	11
RBI	5
BB	7
SO	8
LOB	23



Batter	1	2	3	4	5	6	7	8	9	AB	R	H	RBI	BB	SO	LOB	TOP		
Phil Stephenson, L (1, 3)	F7		3B BB		F9		F8			3	1	0	0	2	0	3			
Tony Gwynn, L (1, 9)	G1-3 1B		1-H 3B		BB		F7		G6-3	4	0	2	1	1	0	2			
Roberto Alomar, S (1, 4)	G1-3		HBP BB		K		F7		G4-3	4	0	0	0	1	1	4			
Joe Carter, R (1, 8)	K		1-2 HBP				F8 L6		F7	4	0	0	0	0	1	3			
Fred Lynn, L (1, 7)		P6 P5					1B 1B		G3	4	0	1	0	0	0	3			
Benito Santiago, R (1, 2)	K				F9		1B			4	0	2	0	0	1	0			
Mike Pagliarulo, L (1, 5)	K				F9		1B		2B	3	0	0	0	1	1	2			
Garry Templeton, S (1, 6)			F9	P6			F8		K	4	0	0	0	0	1	4			
Ed Whitson, R (1, 1)			P4				L5		E5	1	0	0	0	0	0	0			
Jared Coffey, R (5, PH)									E5	0	0	0	0	0	0	0			
Eric Show, R (5, 1)										0	0	0	0	0	0	0			
Shawn Abner, R (7, PH)										0	0	0	0	0	0	0			
Mark Grant, R (7, 1)										0	0	0	0	0	0	0			
Darin Jackson, R (8, PH)										0	0	0	0	0	0	2			
Pat Clements, R (8, 1)										0	0	0	0	0	0	0			
Inning Stats	R: 0 E: 0 K: 1 S: 11	H: 1 LOB: 1 BB: 0 P: 12	R: 0 E: 0 K: 2 S: 9	H: 0 LOB: 0 BB: 0 P: 13	R: 1 E: 0 K: 0 S: 14	H: 1 LOB: 3 BB: 2 P: 31	R: 0 E: 0 K: 0 S: 5	H: 0 LOB: 0 BB: 0 P: 7	R: 0 E: 0 K: 0 S: 12	H: 2 LOB: 2 BB: 0 P: 19	R: 0 E: 1 K: 0 S: 11	H: 0 LOB: 2 BB: 1 P: 18	R: 0 E: 1 K: 1 S: 12	H: 1 LOB: 3 BB: 1 P: 19	R: 0 E: 0 K: 0 S: 5	H: 0 LOB: 0 BB: 0 P: 6	1B: 3 2B: 1 3B: 1 HR: 0	SF: 0 SAC: 0 DP: 0 HBP: 1	WP: 0 PA: 40 PB: 0 SB: 0 CS: 0
PITCHER	IP WLS BF H R ER SO BB IBB HBP BLK WP HR S P ERA WHIP																		
Mark Gardner, R (1, 1)	7.0 W 31 4 1 1 4 4 0 1 0 0 0 74 123 1.29 1.143																		
Drew Hall, L (8, 1)	1.0 6 1 0 0 1 1 0 0 0 0 0 12 19 0.00 2.000																		
Dave Schmidt, R (9, 1)	1.0 3 0 0 0 0 0 0 0 0 0 0 5 6 0.00 0.000																		

San Diego Padres @ Montreal Expos
Olympic Stadium, Montreal, QB
Tue May 22 1990, 7:05 PM EDT
Att: 11,690 - Dome

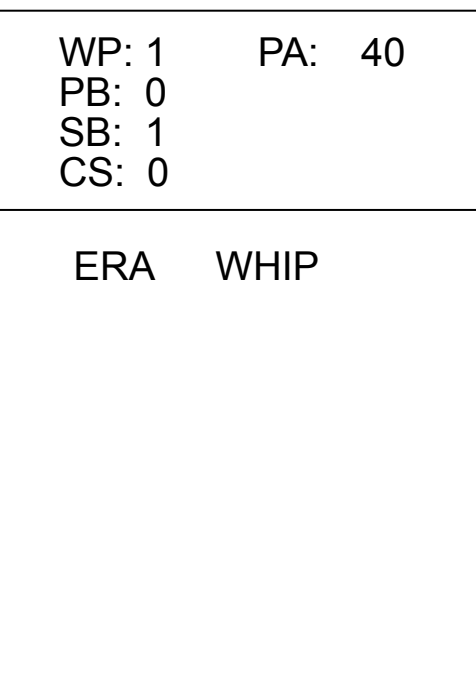
AB	34
R	1
H	5
RBI	1
BB	5
SO	5
LOB	23



Batter	1	2	3	4	5	6	7	8	9	AB	R	H	RBI	BB	SO	LOB	BOTTOM		
Delino DeShields, L (1, 4)	K	G4-3		1B 1B		K		G3		5	0	1	0	0	2	1			
Dave Martinez, L (1, 8)	1B HR		F9	1B 1B		G4-3		1B WP		5	1	3	0	0	0	0			
Tim Raines, S (1, 7)	1B HR		1B G1-3	1B		F8		1B		3	2	2	0	2	0	2			
Andres Galarraga, R (1, 3)	F9		1B G1-3	1B		G3 1B		K		5	2	2	0	0	2	5			
Tim Wallach, R (1, 5)	1-H 2-H HR		G1-3	1B		SF8 G3		G4-3		4	1	3	4	0	0	1			
Larry Walker, L (1, 9)	K		1-2 2-H 1B			G3		F7		4	0	1	1	0	1	3			
Jerry Goff, L (1, 2)		F8	K			G3		G4-3		3	0	0	0	1	1	2			
Spike Owen, S (1, 6)		1B		G3		SF8		K		3	0	1	1	0	1	1			
Mark Gardner, R (1, 1)		B1		P2		G4-3		G1-3		3	0	0	0	0	0	3			
Drew Hall, L (8, 1)										0	0	0	0	0	0	0			
Junior Noboa, R (8, PH)										1	0	0	0	0	0	0			
Dave Schmidt, R (9, 1)										0	0	0	0	0	0	0			
Inning Stats	R: 3 E: 0 K: 2 S: 14	H: 3 LOB: 0 BB: 0 P: 19	R: 0 E: 0 K: 0 S: 7	H: 1 LOB: 1 BB: 0 P: 14	R: 2 E: 0 K: 1 S: 16	H: 3 LOB: 1 BB: 0 P: 22	R: 0 E: 0 K: 0 S: 6	H: 2 LOB: 2 BB: 0 P: 10	R: 1 E: 0 K: 0 S: 9	H: 2 LOB: 2 BB: 1 P: 19	R: 0 E: 0 K: 2 S: 10	H: 0 LOB: 1 BB: 1 P: 19	R: 0 E: 0 K: 1 S: 9	H: 1 LOB: 1 BB: 0 P: 15	R: 0 E: 0 K: 1 S: 11	H: 1 LOB: 2 BB: 1 P: 19	1B: 11 2B: 1 3B: 0 HR: 1	SF: 1 SAC: 0 DP: 0 HBP: 0	WP: 1 PA: 40 PB: 0 SB: 1 CS: 0
PITCHER	IP WLS BF H R ER SO BB IBB HBP BLK WP HR S P ERA WHIP																		
Ed Whitson, R (1, 1)	4.0 L 21 2 1 1 2 1 1 0 0 0 0 19 38 4.50 1.500																		
Eric Show, R (5, 1)	2.0 10 2 1 1 2 1 1 0 0 0 0 19 38 4.50 1.500																		
Mark Grant, R (7, 1)	1.0 4 1 0 0 1 0 0 0 0 0 0 9 15 0.00 1.000																		
Pat Clements, L (8, 1)	1.0 5 1 0 0 1 1 0 0 0 1 0 11 19 0.00 2.000																		

San Diego Padres @ Montreal Expos
Olympic Stadium, Montreal, QB
Tue May 22 1990, 7:05 PM EDT
Att: 11,690 - Dome

AB	36
R	6
H	13
RBI	6
BB	3
SO	7
LOB	18



Batter	1	2	3	4	5	6	7	8	9	AB	R	H	RBI	BB	SO	LOB	TOP			
Bip Roberts, S OBP: 0.342, SLG: 0.466 Calvin Schiraldi, R (8, 1)	1-1 L4-3 1B		1-2 G1-3			1-0 F7		3-2 G4-3		4	0	1	0	0	0	3				
Tony Gwynn, L OBP: 0.384, SLG: 0.462 (1, 9)	1-2 L4-3			1-1 F8		0-0 F7			1-2 G6-3	4	0	0	0	0	0	2				
Roberto Alomar, S OBP: 0.386, SLG: 0.437 (1, 4)	1-2 G3-1			1-1 1B		0-3 K			0-0 F7	4	0	1	0	0	1	1				
Joe Carter, R OBP: 0.282, SLG: 0.400 (1, 8)		0-3 K		1-3 K					1-0 F7	4	0	0	0	0	3	1				
Bento Santiago, R OBP: 0.356, SLG: 0.508 (1, 2)		2-2 F8		1-0 P3						3	0	0	0	0	1	1				
Phil Stephenson, L OBP: 0.424, SLG: 0.333 (1, 3)		3-3 K			1-3 K				1-1 P3	3	0	0	0	0	2	0				
Mike Pagliarulo, L OBP: 0.403, SLG: 0.429 (1, 5)			2-2 FC1-6 1B		0-0 F8				3-1 F8 2B	3	0	2	0	0	0	0				
Garry Templeton, S OBP: 0.254, SLG: 0.364 (1, 6)			0-0 FC1-6 SH2-4		0-2 G3-1				1-1 F8	3	0	0	0	0	0	2				
Bruce Hurst, L OBP: 0.176, SLG: 0.067 Jerald Clark, R OBP: 0.222, SLG: 0.294 Greg Harris, R (6, PH) Fred Lynn, L OBP: 0.304, SLG: 0.373 (8, PH) (8, 7)			1-0 SH2-4			3-2 2B			1-3 K	0	0	0	0	0	0	0				
Inning Stats	R: 0 E: 0 K: 0 S: 7	H: 1 LOB: 0 BB: 0 P: 9	R: 0 E: 0 K: 2 S: 9	H: 0 LOB: 0 BB: 0 P: 14	R: 0 E: 0 K: 0 S: 11	H: 1 LOB: 1 BB: 0 P: 15	R: 0 E: 0 K: 1 S: 7	H: 0 LOB: 0 BB: 0 P: 8	R: 0 E: 0 K: 1 S: 11	H: 1 LOB: 1 BB: 0 P: 15	R: 0 E: 0 K: 2 S: 8	H: 0 LOB: 0 BB: 0 P: 11	R: 0 E: 0 K: 1 S: 12	H: 1 LOB: 1 BB: 0 P: 20	R: 0 E: 0 K: 0 S: 8	H: 0 LOB: 0 BB: 0 P: 10	1B: 3 2B: 3 3B: 0 HR: 0	SF: 0 SAC: 1 DP: 1 HBP: 0	WP: 0 PB: 0 SB: 0 CS: 0	PA: 31
PITCHER Oil Can Boyd, R ERA: 3.31 (1, 1)	IP: 9.0 WLS: W BF: 31 H: 5 R: 0 ER: 0 SO: 8 BB: 0 IBB: 0 HBP: 0 BLK: 0 WP: 0 HR: 0 S: 82 P: 114 ERA: 0.00 WHIP: 0.556															PITCHER				

San Diego Padres @ Montreal Expos
Olympic Stadium, Montreal, QB
Wed May 23 1990, 3:33 AM EDT
Att. 12,469 - Dome

AB	30
R	0
H	5
RBI	0
BB	0
SO	8
LOB	11



Batter	1	2	3	4	5	6	7	8	9	AB	R	H	RBI	BB	SO	LOB	BOTTOM			
Delino DeShields, L OBP: 0.400, SLG: 0.424 (1, 4)	0-0 B1-3		0-3 K		0-0 1B 1B 1B		4-2 BB BB			3	1	1	0	1	1	0				
Marquis Grissom, R OBP: 0.318, SLG: 0.324 (1, 8)	3-2 1B		4-2 FC6-4 BB		3-2 S 1B 1B 1B		0-2 F9			3	1	2	1	1	0	1				
Tim Raines, S OBP: 0.399, SLG: 0.353 (1, 7)	2-1 G5-3		0-0 FC6-4		0-0 S 1B 1B		4-0 BB			3	0	1	1	1	0	2				
Andres Galarraga, R OBP: 0.327, SLG: 0.359 (1, 3)	0-0 2H 1B			2-3 K		2-3 K		2-3 K		4	0	1	1	0	3	4				
Tim Wallach, R OBP: 0.349, SLG: 0.589 (1, 5)	0-3 K			3-1 G1-6-3 1B		1-2 HR		3-2 P5		4	1	2	1	0	1	1				
Larry Walker, L OBP: 0.374, SLG: 0.495 (1, 9)		2-2 G3-1		1-0 G1-6-3		1-0 G1-3		1-2 BB 1B		4	0	1	0	0	0	1				
Mike Fitzgerald, R OBP: 0.368, SLG: 0.403 (1, 2)		0-3 K			0-3 K		3-3 K		1-3 K	4	0	0	0	0	4	1				
Spike Owen, S OBP: 0.352, SLG: 0.429 (1, 6)		1-1 G6-3			1-0 F9		0-0 F7		4-2 BB	3	0	0	0	1	0	0				
Oil Can Boyd, R OBP: 0.053, SLG: 0.053 (1, 1)			0-0 F8		2-0 1B 1B			0-1 P4		4	1	1	0	0	0	2				
Inning Stats	R: 1 E: 0 K: 1 S: 12	H: 2 LOB: 1 BB: 0 P: 17	R: 0 E: 0 K: 1 S: 9	H: 0 LOB: 0 BB: 0 P: 12	R: 0 E: 0 K: 1 S: 8	H: 0 LOB: 1 BB: 1 P: 12	R: 0 E: 0 K: 1 S: 6	H: 1 LOB: 0 BB: 0 P: 12	R: 2 E: 0 K: 2 S: 14	H: 4 LOB: 2 BB: 0 P: 22	R: 1 E: 0 K: 1 S: 12	H: 1 LOB: 0 BB: 0 P: 17	R: 0 E: 0 K: 1 S: 9	H: 0 LOB: 2 BB: 2 P: 19	R: 0 E: 0 K: 1 S: 14	H: 1 LOB: 2 BB: 1 P: 23	1B: 8 2B: 0 3B: 0 HR: 1	SF: 0 SAC: 0 DP: 1 HBP: 0	WP: 0 PB: 0 SB: 3 CS: 0	PA: 36
PITCHER Bruce Hurst, L ERA: 3.71 Greg Harris, R ERA: 1.53 Calvin Schiraldi, R ERA: 4.57 (1, 1) (6, 1) (8, 1)	IP: 5.0 WLS: L BF: 22 H: 7 R: 3 ER: 3 SO: 6 BB: 1 IBB: 0 HBP: 0 BLK: 0 WP: 0 HR: 0 S: 49 P: 75 ERA: 5.40 WHIP: 1.600															PITCHER				

San Diego Padres @ Montreal Expos
Olympic Stadium, Montreal, QB
Wed May 23 1990, 3:33 AM EDT
Att. 12,469 - Dome

AB	32
R	4
H	9
RBI	4
BB	4
SO	9
LOB	12



Batter	1	2	3	4	5	6	7	8	9	AB	R	H	RBI	BB	SO	LOB	TOP											
Chris Sabo, R OBP: 0.413, SLG: 0.571 (1, 5)										5	1	1	0	0	1	4	Cincinnati Reds @ Montreal Expos Olympic Stadium, Montreal, QB Thu May 24 1990, 7:05 PM EDT Att: 14,562 - Dome											
Billy Hatcher, R OBP: 0.374, SLG: 0.449 (1, 8) (8, 7)										5	2	4	0	0	0	0												
Barry Larkin, R OBP: 0.415, SLG: 0.385 Luis Quinones, S OBP: 0.279, SLG: 0.289 (1, 6) (8, 6)										4	2	2	1	1	0	2												
Eric Davis, R OBP: 0.288, SLG: 0.333 Herm Wittingham, L OBP: 0.293, SLG: 0.394 (1, 7) (8, 8)										5	1	2	2	0	0	5												
Paul O'Neill, L OBP: 0.361, SLG: 0.439 (1, 9)										3	1	0	0	2	1	2												
Todd Benzinger, S OBP: 0.344, SLG: 0.410 (1, 3)										4	0	2	2	0	0	0												
Ron Oester, S OBP: 0.300, SLG: 0.333 (1, 4)										5	0	2	2	0	0	3												
Joe Oliver, R OBP: 0.344, SLG: 0.411 (1, 2)										2	0	0	0	2	0	1												
Ron Robinson, R OBP: 0.100, SLG: 0.100 (7, PH) Rolando Roomes, R OBP: 0.208, SLG: 0.333 Tim Birtsas, L Tim Layana, R (1, 1) (7, 1) (8, 1)										3	0	0	0	0	2	3												
Inning Stats	R: 0 E: 0 K: 1 S: 12	H: 1 LOB: 0 BB: 0 P: 20	R: 0 E: 0 K: 1 S: 7	H: 0 LOB: 0 BB: 0 P: 10	R: 0 E: 0 K: 0 S: 6	H: 1 LOB: 0 BB: 0 P: 9	R: 4 E: 0 K: 1 S: 16	H: 4 LOB: 2 BB: 2 P: 35	R: 3 E: 0 K: 0 S: 14	H: 3 LOB: 1 BB: 1 P: 24	R: 0 E: 0 K: 1 S: 10	H: 2 LOB: 3 BB: 0 P: 14	R: 0 E: 0 K: 1 S: 8	H: 1 LOB: 3 BB: 2 P: 18	R: 0 E: 0 K: 0 S: 4	H: 1 LOB: 1 BB: 0 P: 8		R: 0 E: 0 K: 0 S: 7	H: 0 LOB: 0 BB: 0 P: 12	1B: 9 2B: 5 3B: 0 HR: 0	SF: 1 SAC: 0 DP: 2 HBP: 1	WP: 0 PB: 0 SB: 0 CS: 1	PA: 44					
PITCHER	IP	WLS	BF	H	R	ER	SO	BB	IBB	HBP	BLK	WP	HR	S	P	ERA	WHIP											
Kevin Gross, R ERA: 4.24 Bill Sampen, R ERA: 1.33 Steve Frey, L ERA: 5.06 Dave Schmidt, R ERA: 2.13 Tim Burke, R ERA: 4.19	(1, 1) (5, 1) (7, 1) (8, 1) (9, 1)	4.1 1.2 1.0 1.0 1.0	L 10 6 4 3	21 4 1 1 0	7 1 0 0 0	6 1 0 0 0	3 1 1 0 0	0 0 1 0 0	2 0 1 0 0	0 0 0 0 0	0 0 0 0 0	0 0 0 0 0	0 0 0 0 0	0 0 8 4 7	17 24 18 8 12	88 24 18 8 12	12.46 5.40 0.00 0.00 0.00	1.846 2.400 2.000 1.000 0.000										

Batter	1	2	3	4	5	6	7	8	9	AB	R	H	RBI	BB	SO	LOB	BOTTOM										
Delino DeShields, L OBP: 0.406, SLG: 0.430 (1, 4)										5	0	3	1	0	0	1	Cincinnati Reds @ Montreal Expos Olympic Stadium, Montreal, QB Thu May 24 1990, 7:05 PM EDT Att: 14,562 - Dome										
Dave Martinez, L OBP: 0.292, SLG: 0.319 Marquis Grissom, R OBP: 0.313, SLG: 0.319 (1, 8) (8, 8)										2	0	0	0	1	0	1											
Tim Raines, S OBP: 0.395, SLG: 0.350 (1, 7)										4	0	1	0	0	1	1											
Mike Aldrete, L OBP: 0.441, SLG: 0.296 Andres Castaneda, R OBP: 0.325, SLG: 0.357 (1, 3) (8, PH) (9, 3)										3	0	0	0	0	1	2											
Tim Wallach, R OBP: 0.358, SLG: 0.596 Tim Burke, R OBP: 0.333, SLG: 0.333 (1, 5) (9, 1)										3	0	2	0	1	1	2											
Larry Walker, L OBP: 0.361, SLG: 0.476 (1, 9)										4	0	0	0	0	1	3											
Mike Fitzgerald, R OBP: 0.375, SLG: 0.409 (1, 2)										4	0	2	0	0	0	1											
Spike Owen, S OBP: 0.347, SLG: 0.422 Steve Frey, R (1, 6) (7, 1)										2	0	0	0	0	0	1											
Wallace Johnson, S OBP: 0.278, SLG: 0.471 Dave Schmidt, R (7, PH) (8, 1) (9, 5)										1	0	0	0	0	0	2											
Kevin Gross, R OBP: 0.228, SLG: 0.524 Bill Sampen, R Tom Foley, L OBP: 0.250, SLG: 0.250 Junior Noboa, R OBP: 0.226, SLG: 0.182 (1, 1) (5, 1) (6, PH) (7, PH) (8, 6)										1	0	1	0	0	0	0											
Inning Stats	R: 0 E: 0 K: 1 S: 7	H: 1 LOB: 0 BB: 1 P: 13	R: 0 E: 0 K: 1 S: 10	H: 0 LOB: 0 BB: 1 P: 19	R: 0 E: 0 K: 0 S: 14	H: 1 LOB: 1 BB: 0 P: 19	R: 0 E: 0 K: 0 S: 7	H: 0 LOB: 0 BB: 0 P: 8	R: 0 E: 0 K: 0 S: 7	H: 1 LOB: 1 BB: 0 P: 11	R: 0 E: 0 K: 0 S: 8	H: 1 LOB: 2 BB: 1 P: 16	R: 0 E: 0 K: 0 S: 16	H: 2 LOB: 2 BB: 0 P: 23	R: 0 E: 1 K: 1 S: 14	H: 1 LOB: 2 BB: 0 P: 20	R: 1 E: 0 K: 1 S: 16	H: 3 LOB: 2 BB: 0 P: 25	1B: 8 2B: 2 3B: 0 HR: 0	SF: 0 SAC: 0 DP: 1 HBP: 0	WP: 1 PB: 0 SB: 0 CS: 1	PA: 38					
PITCHER	IP	WLS	BF	H	R	ER	SO	BB	IBB	HBP	BLK	WP	HR	S	P	ERA	WHIP										
Ron Robinson, R ERA: 2.93 Tim Birtsas, L ERA: 3.15 Tim Layana, R ERA: 3.31	(1, 1) (7, 1) (8, 1)	6.0 1.2 1.1	W 9 7	22 3 3	4 0 1	0 0 1	2 0 2	2 0 0	0 0 0	0 0 0	0 0 0	0 1 0	0 0 19	53 27 19	8 40 28	0.00 0.00 6.75	1.000 1.800 2.250										

AB	36
R	7
H	13
RBI	7
BB	5
SO	4
LOB	20



AB	36
R	1
H	10
RBI	1
BB	2
SO	4
LOB	23



Batter	1	2	3	4	5	6	7	8	9	AB	R	H	RBI	BB	SO	LOB	TOP								
Chris Sabo, R OBP: 0.401, SLG: 0.553 (1, 5)	2-1 P6		0-0 P3			3-2 G5-3	1-0 P6		1-1 P6	5	0	0	0	0	0	3	Cincinnati Reds @ Montreal Expos Olympic Stadium, Montreal, QB Fri May 25 1990, 7:05 PM EDT Att: 17,058 - Unknown livebaseballscorecards.com								
Herm Winningham, L OBP: 0.292, SLG: 0.361 (1, 8)	0-3 K		0-1 G5-3			3-2 1B 2B		1-1 L7	0-1 1B 3B	5	2	2	2	0	1	0									
Barry Larkin, R OBP: 0.426, SLG: 0.401 (1, 6)	2-2 1B			2-2 F8		4-0 1B BB		0-2 S 2B	1-0 BB 1B	4	1	3	1	1	0	0									
Eric Davis, R OBP: 0.310, SLG: 0.333 (1, 7)	1-3 K			0-3 K		0-0 1B 2B		4-2 BB 2B	1-2 1B BB	3	0	1	1	2	2	1									
Paul O'Neill, L OBP: 0.356, SLG: 0.431 (1, 9)		2-3 K		2-3 K		2-0 P4		2-3 K	3-2 1B BB	5	0	1	1	0	3	4									
Todd Benzinger, S OBP: 0.333, SLG: 0.396 (1, 3)		0-3 K			2-2 G5-3	1-2 G6-3		1-3 K	1-2 F9	5	0	0	0	0	2	6									
Ron Oester, S OBP: 0.296, SLG: 0.327 (1, 4)		1-1 1B			1-0 G6-3		1-1 G3		0-0 G4-3	4	0	1	0	0	0	0									
Joe Oliver, R OBP: 0.348, SLG: 0.404 (1, 2)		0-0 F4			4-2 BB		0-0 F7		4-2 1B 3B BB	2	1	0	0	2	0	1									
Jack Armstrong, R OBP: 0.105, SLG: 0.056 (9, PH)			1-3 K		0-3 K		1-0 HBP		1-2 3B 1B	2	0	0	0	0	2	1									
Ken Griffey, L OBP: 0.333, SLG: 0.316 (9, 1)									1-2 3B 1B	1	1	1	0	0	0	0									
Randy Myers, L (9, 1)										0	0	0	0	0	0	0									
Inning Stats	R: 0 E: 0 K: 2 S: 14	H: 1 LOB: 1 BB: 0 P: 18	R: 0 E: 0 K: 2 S: 9	H: 1 LOB: 1 BB: 0 P: 12	R: 0 E: 0 K: 1 S: 6	H: 0 LOB: 0 BB: 0 P: 7	R: 0 E: 0 K: 2 S: 9	H: 0 LOB: 0 BB: 0 P: 13	R: 0 E: 0 K: 1 S: 11	H: 0 LOB: 1 BB: 1 P: 18	R: 1 E: 0 K: 0 S: 15	H: 2 LOB: 2 BB: 1 P: 28	R: 0 E: 0 K: 0 S: 4	H: 0 LOB: 1 BB: 0 P: 7	R: 0 E: 0 K: 2 S: 15	H: 1 LOB: 2 BB: 1 P: 23	R: 4 E: 0 K: 0 S: 19	H: 4 LOB: 2 BB: 2 P: 34	1B: 6 2B: 2 3B: 1 HR: 0	SF: 0 SAC: 0 DP: 0 HBP: 1	WP: 0 PB: 0 SB: 1 CS: 0	PA: 42			
PITCHER	IP	WLS	BF	H	R	ER	SO	BB	IBB	HBP	BLK	WP	HR	S	P	ERA	WHIP								
Dennis Martinez, R ERA: 2.59 (1, 1)	8.0	L	33	5	1	1	10	3	0	1	0	0	0	83	126	1.12	1.000								
Dave Schmidt, R ERA: 4.73 (9, 1)	0.2		7	3	4	4	0	2	0	0	0	0	0	13	24	54.00	7.500								
Drew Hall, L ERA: 3.33 (9, 1)	0.1		2	1	0	0	0	0	0	0	0	0	0	6	10	0.00	3.000								

Batter	1	2	3	4	5	6	7	8	9	AB	R	H	RBI	BB	SO	LOB	BOTTOM								
Delino DeShields, L OBP: 0.402, SLG: 0.425 (1, 4)	1-0 B1-3		0-1 P6			2-1 G4-3			3-2 WP 1B	4	0	1	0	0	0	1	Cincinnati Reds @ Montreal Expos Olympic Stadium, Montreal, QB Fri May 25 1990, 7:05 PM EDT Att: 17,058 - Unknown livebaseballscorecards.com								
Dave Martinez, L OBP: 0.275, SLG: 0.300 (1, 8)	1-3 K		0-1 F7			2-1 F9			0-0 P3	3	0	0	0	0	1	1									
Marquis Grissom, R OBP: 0.311, SLG: 0.317 (9, PH)										1	0	0	0	0	0	1									
Tim Raines, S OBP: 0.386, SLG: 0.340 (1, 7)	0-0 G6-3			1-0 F7			1-1 F7		2-2 G6-3	4	0	0	0	0	0	1									
Andres Galarraga, R OBP: 0.323, SLG: 0.361 (1, 3)		0-0 G3 2B		1-0 F8			3-3 K		2-3 K	4	0	1	0	0	2	1									
Tim Wallach, R OBP: 0.352, SLG: 0.585 (1, 5)		2-3 K		1-1 P3			0-0 G1-3			3	0	0	0	0	1	1									
Larry Walker, L OBP: 0.361, SLG: 0.472 (1, 9)		0-0 G3			1-0 P6			1-0 SH3-4 1B		3	0	1	0	0	0	1									
Jerry Goff, L OBP: 0.130, SLG: 0.130 (1, 2)		3-3 K			0-3 K			0-1 SH3-4		2	0	0	0	0	2	1									
Mike Fitzgerald, R OBP: 0.375, SLG: 0.409 (9, 2)								1-2 SH3-4		0	0	0	0	0	0	0									
Tom Foley, L OBP: 0.267, SLG: 0.267 (1, 6)			1-2 SH1-4 1B		2-3 K			2-1 F9		3	0	1	0	0	1	1									
Dennis Martinez, R OBP: 0.130, SLG: 0.130 (8, PH)					0-0 SH1-4			1-0 G3		1	0	0	0	0	1	0									
Wallace Johnson, S OBP: 0.263, SLG: 0.444 (9, 1)										0	0	0	0	0	0	0									
Drew Hall, L (9, 1)										0	0	0	0	0	0	0									
Inning Stats	R: 0 E: 0 K: 1 S: 5	H: 0 LOB: 0 BB: 0 P: 7	R: 0 E: 0 K: 2 S: 8	H: 1 LOB: 1 BB: 0 P: 13	R: 0 E: 0 K: 0 S: 8	H: 1 LOB: 1 BB: 0 P: 9	R: 0 E: 0 K: 0 S: 4	H: 0 LOB: 0 BB: 0 P: 7	R: 0 E: 0 K: 2 S: 7	H: 0 LOB: 0 BB: 0 P: 10	R: 0 E: 0 K: 1 S: 7	H: 0 LOB: 0 BB: 0 P: 13	R: 0 E: 0 K: 1 S: 7	H: 0 LOB: 0 BB: 0 P: 11	R: 0 E: 0 K: 0 S: 6	H: 1 LOB: 1 BB: 0 P: 10	R: 0 E: 0 K: 1 S: 10	H: 1 LOB: 1 BB: 0 P: 17	1B: 3 2B: 1 3B: 0 HR: 0	SF: 0 SAC: 2 DP: 0 HBP: 0	WP: 1 PB: 0 SB: 0 CS: 0	PA: 31			
PITCHER	IP	WLS	BF	H	R	ER	SO	BB	IBB	HBP	BLK	WP	HR	S	P	ERA	WHIP								
Jack Armstrong, R ERA: 1.61 (1, 1)	8.0	W	27	3	0	0	7	0	0	0	0	0	0	52	80	0.00	0.375								
Randy Myers, L ERA: 2.45 (9, 1)	1.0		4	1	0	0	1	0	0	0	0	1	0	10	17	0.00	1.000								

Batter	1	2	3	4	5	6	7	8	9	AB	R	H	RBI	BB	SO	LOB	TOP					
Billy Hatcher, R OBP: 0.370, SLG: 0.435 (1, 8)	2-1 BLK SF9 1B	1-1 BLK HBP		2-1 HBP			1-1 F8		0-1 5-3	3	1	1	0	0	0	0						
Hal Morris, L OBP: 0.286, SLG: 0.269 (1, 7)	0-2 1B	0-0 6-3		2-1 G3-2-3			3-1 F9			3	0	1	0	0	0	4						
Eric Davis, R OBP: 0.299, SLG: 0.308 (7, PH) (7, 7)	1-3 G3 1B	1-2		3-H						1	0	0	0	0	0	0						
Barry Larkin, R OBP: 0.427, SLG: 0.406 (1, 6)	1-1 SF9		1-2 S 1B		0-1 5/3 1B		1-0 F9			3	0	2	1	0	0	0						
Todd Benzinger, S OBP: 0.328, SLG: 0.386 (1, 3)	3-2 G3		1-3 K 1B		3-2 5-3 1B			0-1 G6-3		4	0	0	0	0	1	3						
Paul O'Neill, L OBP: 0.352, SLG: 0.430 (1, 9)	3-3 K		0-1 1-3		0-0 F8			2-0 1B		4	0	1	0	0	1	3						
Luis Quiñones, S OBP: 0.275, SLG: 0.267 (1, 5)		2-3 K	0-1 G3		1-3 K			2-1 L4-3 1B		4	0	1	0	0	2	2						
Herm Winningham, L OBP: 0.292, SLG: 0.361 (8, PR) (8, 1)								2-3 1B		0	0	0	0	0	0	0						
Ron Oester, S OBP: 0.310, SLG: 0.357 (1, 4)	3-2 HR 2B		0-0 SH1-4 G3-2-3 1B		2-3 K			2-2 L4-3 1B		4	1	2	0	0	1	2						
Joe Oliver, R OBP: 0.357, SLG: 0.434 (1, 2)	3-1 HR		0-0 SH1-4 1B		1-1 F8			3-1 F9		4	1	2	2	0	0	0						
Jose Rijo, R OBP: 0.077, SLG: 0.077 (1, 1)		0-0 F8		2-1 SH1-4			0-2 4-3		0-2 F8	1	0	0	0	0	0	0						
Tim Birtsas, L (4, 1)										1	0	0	0	0	0	0						
Norm Charlton, S OBP: 0.333, SLG: 0.333 (7, 1)										0	0	0	0	0	0	0						
Chris Sabo, R OBP: 0.404, SLG: 0.573 (8, 5)										1	0	0	0	0	0	0						
Inning Stats	R: 1 E: 0 K: 1 S: 14	H: 2 LOB: 1 BB: 0 P: 23	R: 2 E: 0 K: 1 S: 11	H: 2 LOB: 1 BB: 0 P: 20	R: 0 E: 0 K: 1 S: 12	H: 1 LOB: 1 BB: 0 P: 14	R: 0 E: 0 K: 0 S: 7	H: 2 LOB: 2 BB: 0 P: 13	R: 0 E: 0 K: 1 S: 11	H: 1 LOB: 1 BB: 0 P: 15	R: 0 E: 0 K: 1 S: 8	H: 0 LOB: 0 BB: 0 P: 11	R: 0 E: 0 K: 0 S: 5	H: 0 LOB: 0 BB: 0 P: 10	R: 0 E: 0 K: 0 S: 8	H: 2 LOB: 2 BB: 0 P: 14	R: 0 E: 0 K: 0 S: 7	H: 0 LOB: 0 BB: 0 P: 10	1B: 7 2B: 3 3B: 0 HR: 1	SF: 1 SAC: 1 DP: 2 HBP: 2	WP: 0 PB: 0 SB: 2 CS: 0	PA: 37
PITCHER	IP	WLS	BF	H	R	ER	SO	BB	IBB	HBP	BLK	WP	HR	S	P	ERA	WHIP					
Mark Gardner, R ERA: 2.28	(1, 1)	4.0	20	7	3	3	3	0	0	2	2	0	1	44	70	6.75	1.750					
Drew Hall, L ERA: 2.97	(5, 1)	3.1	W 12	2	0	0	2	0	0	0	0	0	0	27	41	0.00	0.600					
Bill Sampen, R ERA: 1.23	(8, 1)	0.2	S 2	1	0	0	0	0	0	0	0	0	0	5	9	0.00	1.500					
Tim Burke, R ERA: 3.8	(9, 1)	1.0	S 3	0	0	0	0	0	0	0	0	0	0	7	10	0.00	0.000					

Cincinnati Reds @ Montreal Expos
Olympic Stadium, Montreal, QB
Sun May 27 1990, 3:33 AM EDT
Att: 30,183 - Dome

AB	33
R	3
H	10
RBI	3
BB	0
SO	5
LOB	14



Batter	1	2	3	4	5	6	7	8	9	AB	R	H	RBI	BB	SO	LOB	BOTTOM					
Delino DeShields, L OBP: 0.404, SLG: 0.433 (1, 4)	3-2 4-3		2-2 P2 2B	0-0 F8			1-1 1B WP			4	1	2	1	0	0	3						
Marquis Grissom, R OBP: 0.302, SLG: 0.306 (1, 8)	2-3 K		0-0 P2		2-2 4-3		0-1 1B WP			4	0	1	0	0	1	1						
Tim Raines, S OBP: 0.389, SLG: 0.361 (1, 7)	3-3 K			3-2 HR	0-2 CS 1B		1-1 F8			4	1	2	1	0	1	1						
Andres Galarraga, R OBP: 0.330, SLG: 0.381 (1, 3)		3-2 F8 S 1B		3-3 K	3-2 HR		1-1 F9			4	1	2	1	0	1	0						
Tim Wallach, R OBP: 0.359, SLG: 0.582 (1, 5)		3-2 F8		0-0 FC4-6 1B	4-1 CS BB		2-2 E6 S			3	0	1	0	1	0	1						
Larry Walker, L OBP: 0.354, SLG: 0.455 (1, 9)	1-0 FC1-5-2			0-0 FC4-6 BLK 1B	1-2 CS BB		4-2 CS BB		2-3 K	3	1	0	0	1	1	3						
Mike Fitzgerald, R OBP: 0.364, SLG: 0.405 (1, 2)	3-2 6-3			0-0 BB BLK 1B			0-0 L7		3-3 K	4	0	1	0	0	1	3						
Spike Owen, S OBP: 0.375, SLG: 0.432 (1, 6)			4-2 SH1-3 2B	4-2 BB	1-2 BB		0-2 SAFE 1B		4-2 BB	1	1	1	0	3	0	0						
Mark Gardner, R ERA: 3.4 Wallace Johnson, S Drew Hall, L Bill Sampen, R Mike Aldrete, L Tim Burke, R	(1, 1) (4, PH) (5, 1) (8, 1) (8, PH) (9, 1)	3.2 L 9	18 3	5 1	3 1	3 1	3 1	3 1	3 1	2 0	0 0	0 0	0 0	0 0	0 0	0 2	0 0					
Inning Stats	R: 0 E: 0 K: 2 S: 14	H: 0 LOB: 0 BB: 0 P: 22	R: 0 E: 0 K: 0 S: 16	H: 1 LOB: 1 BB: 0 P: 26	R: 1 E: 0 K: 0 S: 11	H: 1 LOB: 0 BB: 1 P: 17	R: 2 E: 0 K: 1 S: 13	H: 3 LOB: 3 BB: 2 P: 27	R: 1 E: 0 K: 0 S: 12	H: 2 LOB: 0 BB: 1 P: 22	R: 0 E: 0 K: 1 S: 9	H: 1 LOB: 1 BB: 1 P: 15	R: 1 E: 0 K: 0 S: 8	H: 2 LOB: 0 BB: 0 P: 13	R: 0 E: 1 K: 2 S: 16	H: 0 LOB: 2 BB: 1 P: 29	1B: 7 2B: 1 3B: 0 HR: 2	SF: 0 SAC: 1 DP: 0 HBP: 0	WP: 1 PB: 0 SB: 2 CS: 3	PA: 37		
PITCHER	IP	WLS	BF	H	R	ER	SO	BB	IBB	HBP	BLK	WP	HR	S	P	ERA	WHIP					
Jose Rijo, R ERA: 3.4	(1, 1)	3.2	L 9	3	1	1	1	2	0	0	0	0	1	22	38	3.86	2.143					
Tim Birtsas, L ERA: 3.22	(4, 1)	2.1	L 9	3	1	1	1	2	0	0	0	0	1	22	38	3.86	2.143					
Norm Charlton, L ERA: 3.04	(7, 1)	1.0	4	2	1	1	0	0	0	0	0	1	0	8	13	9.00	2.000					
Rob Dibble, R ERA: 1.4	(8, 1)	1.0	5	0	0	0	2	1	0	0	0	0	0	16	29	0.00	1.000					

Cincinnati Reds @ Montreal Expos
Olympic Stadium, Montreal, QB
Sun May 27 1990, 3:33 AM EDT
Att: 30,183 - Dome

AB	29
R	5
H	10
RBI	4
BB	6
SO	6
LOB	15



Batter	1	2	3	4	5	6	7	8	9	AB	R	H	RBI	BB	SO	LOB	TOP								
Delino DeShields, L (1, 4) OBP: 0.401, SLG: 0.429										4	1	1	0	0	2	0									
Marquis Crissom, R (1, 8) OBP: 0.302, SLG: 0.313										3	0	1	0	0	0	1									
Dave Martinez, L (9, PH) OBP: 0.269, SLG: 0.294										3	0	0	1	0	1	1									
Tim Raines, S (1, 7) OBP: 0.381, SLG: 0.354										3	0	0	1	0	1	1									
Andres Galaraga, R (1, 3) OBP: 0.333, SLG: 0.409										4	1	2	1	0	2	0									
Tim Wallach, R (1, 5) OBP: 0.362, SLG: 0.578										3	1	1	0	1	0	1									
Larry Walker, L (1, 9) OBP: 0.344, SLG: 0.440										4	0	0	0	0	1	3									
Mike Fitzgerald, R (1, 2) OBP: 0.363, SLG: 0.442										3	1	1	2	0	2	1									
Spike Owen, S (1, 6) OBP: 0.368, SLG: 0.422										3	0	0	0	0	1	0									
Oil Can Boyd, R (1, 1) OBP: 0.050, SLG: 0.050										1	0	0	0	0	0	0									
Kevin Cross, R (4, 1) OBP: 0.217, SLG: 0.478										2	0	0	0	0	1	0									
Inning Stats	R: 0 E: 0 K: 2 S: 9	H: 0 LOB: 0 BB: 0 P: 14	R: 0 E: 0 K: 1 S: 7	H: 0 LOB: 0 BB: 0 P: 8	R: 0 E: 0 K: 1 S: 6	H: 0 LOB: 0 BB: 1 P: 9	R: 1 E: 0 K: 1 S: 13	H: 1 LOB: 0 BB: 0 P: 18	R: 2 E: 0 K: 0 S: 11	H: 1 LOB: 0 BB: 1 P: 18	R: 0 E: 0 K: 1 S: 7	H: 1 LOB: 1 BB: 0 P: 12	R: 0 E: 0 K: 2 S: 11	H: 1 LOB: 1 BB: 0 P: 18	R: 0 E: 0 K: 2 S: 9	H: 0 LOB: 0 BB: 0 P: 13	R: 1 E: 0 K: 0 S: 14	H: 2 LOB: 1 BB: 0 P: 22	1B: 2 2B: 3 3B: 0 HR: 2	SF: 1 SAC: 0 DP: 1 HBP: 0	WP: 0 PB: 0 SB: 2 CS: 0	PA: 33			
PITCHER	IP	WLS	BF	H	R	ER	SO	BB	IBB	HBP	BLK	WP	HR	S	P	ERA	WHIP								
Derek Lilliquist, L (1, 1) ERA: 4.83	6.0	L	21	3	3	3	6	1	0	0	0	0	1	53	79	4.50	0.667								
Charlie Kerfeld, R (7, 1) ERA: 5.94	2.0		7	1	0	0	4	0	0	0	0	0	0	20	31	0.00	0.500								
Joe Boever, R (9, 1) ERA: 3.05	1.0		5	2	1	1	0	0	0	0	0	0	1	14	22	9.00	2.000								

Montreal Expos @ Atlanta Braves
Atlanta-Fulton County Stadium, Atlanta, GA
Mon May 28 1990, 3:33 AM EDT
Att. 25,152 - Cloudy

AB	31
R	4
H	6
RBI	4
BB	1
SO	10
LOB	7



Batter	1	2	3	4	5	6	7	8	9	AB	R	H	RBI	BB	SO	LOB	BOTTOM								
Oddibe McDowell, L (1, 8) OBP: 0.285, SLG: 0.363										3	0	1	1	0	0	2									
Ron Gant, R (1, 7) OBP: 0.353, SLG: 0.550										4	0	0	0	0	0	4									
Jeff Treadway, L (1, 4) OBP: 0.333, SLG: 0.481										4	0	0	0	0	2	2									
Jim Presley, R (1, 5) OBP: 0.331, SLG: 0.480										4	0	0	0	0	1	1									
David Justice, L (1, 3) OBP: 0.431, SLG: 0.565										3	0	1	0	1	0	0									
Dale Murphy, R (1, 9) OBP: 0.571, SLG: 0.483										4	0	0	0	0	2	2									
Ernie Whitt, L (1, 2) OBP: 0.301, SLG: 0.329										1	0	1	0	0	0	0									
Greg Olson, R (5, 2) OBP: 0.389, SLG: 0.532										3	0	1	0	0	1	0									
Andres Thomas, R (1, 6) OBP: 0.273, SLG: 0.284										3	1	1	0	1	1	2									
Derek Lilliquist, L (1, 1) OBP: 0.333, SLG: 0.619										2	0	0	0	0	2	2									
Tommy Gregg, L (8, PH) OBP: 0.238, SLG: 0.156										0	0	0	0	0	0	0									
Joe Boever, R (9, 1) ERA: 3.95										0	0	0	0	0	0	0									
Inning Stats	R: 0 E: 0 K: 1 S: 8	H: 0 LOB: 0 BB: 0 P: 12	R: 0 E: 0 K: 0 S: 4	H: 0 LOB: 0 BB: 0 P: 8	R: 0 E: 0 K: 1 S: 10	H: 1 LOB: 2 BB: 1 P: 17	R: 0 E: 0 K: 1 S: 6	H: 0 LOB: 1 BB: 1 P: 12	R: 0 E: 0 K: 1 S: 7	H: 0 LOB: 0 BB: 0 P: 10	R: 0 E: 0 K: 0 S: 11	H: 1 LOB: 1 BB: 0 P: 15	R: 0 E: 0 K: 2 S: 8	H: 0 LOB: 0 BB: 0 P: 14	R: 1 E: 0 K: 0 S: 13	H: 2 LOB: 1 BB: 0 P: 21	R: 0 E: 0 K: 3 S: 13	H: 2 LOB: 2 BB: 0 P: 16	1B: 5 2B: 1 3B: 0 HR: 0	SF: 1 SAC: 0 DP: 0 HBP: 0	WP: 0 PB: 0 SB: 1 CS: 0	PA: 35			
PITCHER	IP	WLS	BF	H	R	ER	SO	BB	IBB	HBP	BLK	WP	HR	S	P	ERA	WHIP								
Oil Can Boyd, R (1, 1) ERA: 3.13	3.0		11	5	1	1	7	1	0	0	0	0	0	58	88	1.50	1.000								
Kevin Cross, R (4, 1) ERA: 3.95	6.0	W	24	5	1	1	7	1	0	0	0	0	0	58	88	1.50	1.000								

Montreal Expos @ Atlanta Braves
Atlanta-Fulton County Stadium, Atlanta, GA
Mon May 28 1990, 3:33 AM EDT
Att. 25,152 - Cloudy

AB	32
R	1
H	6
RBI	1
BB	2
SO	9
LOB	15




Batter	1	2	3	4	5	6	7	8	9	AB	R	H	RBI	BB	SO	LOB	TOP								
Delino DeShields, L OBP: 0.401, SLG: 0.440 (1, 4)										5	2	2	0	0	2	1	Montreal Expos @ Atlanta Braves Atlanta-Fulton County Stadium, Atlanta, GA Wed May 30 1990, 7:05 PM EDT Att. 10,372 - Sunny - 80 F								
Spike Owen, S OBP: 0.375, SLG: 0.420 (1, 6)										3	1	1	1	2	1										
Tim Raines, S OBP: 0.371, SLG: 0.346 (1, 7)										4	1	0	1	0	1										
Andres Galarraga, R OBP: 0.330, SLG: 0.402 Drew Hall, L (9, 1)										5	2	1	1	0	2	1									
Tim Wallach, R OBP: 0.370, SLG: 0.610 (1, 5)										0	0	0	0	0	0	0									
Mike Fitzgerald, R OBP: 0.362, SLG: 0.438 Dave Schmidt, R (5, 1)										4	1	3	4	0	0	0									
Tim Burke, R OBP: 0.333, SLG: 0.333 Dale Mohorcic, R (9, 1)										3	0	1	0	0	1	1									
Mike Aldrete, L OBP: 0.417, SLG: 0.276 (9, 3)										1	0	0	0	0	0	1									
Nelson Santovenia, R OBP: 0.193, SLG: 0.213 (1, 2)										0	0	0	0	0	0	0									
Dave Martinez, L OBP: 0.286, SLG: 0.352 (1, 8)										0	0	0	0	0	0	0									
Bill Sampen, R (1, 1)										0	0	0	0	0	0	0									
Wallace Johnson, S OBP: 0.318, SLG: 0.450 Larry Walker, L OBP: 0.338, SLG: 0.432 (5, PH) (5, 9)										1	1	1	0	0	0	0									
Inning Stats	R: 0 E: 0 K: 3 S: 9	H: 0 LOB: 0 BB: 0 P: 9	R: 0 E: 0 K: 2 S: 8	H: 1 LOB: 1 BB: 0 P: 8	R: 0 E: 0 K: 1 S: 5	H: 0 LOB: 1 BB: 1 P: 9	R: 1 E: 0 K: 2 S: 8	H: 1 LOB: 0 BB: 0 P: 8	R: 5 E: 0 K: 0 S: 8	H: 5 LOB: 1 BB: 1 P: 12	R: 0 E: 0 K: 1 S: 5	H: 0 LOB: 0 BB: 0 P: 5	R: 2 E: 1 K: 0 S: 5	H: 1 LOB: 1 BB: 1 P: 9	R: 0 E: 0 K: 0 S: 3	H: 0 LOB: 0 BB: 0 P: 3	R: 1 E: 0 K: 0 S: 4	H: 2 LOB: 0 BB: 0 P: 4	1B: 5 2B: 2 3B: 1 HR: 2	SF: 1 SAC: 1 DP: 1 HBP: 0	WP: 1 PB: 0 SB: 1 CS: 0	PA: 40			
PITCHER	IP	WLS	BF	H	R	ER	SO	BB	IBB	HBP	BLK	WP	HR	S	P	ERA	WHIP								
Tom Glavine, L ERA: 3.09	4.2	L	22	6	6	6	8	2	0	0	0	1	2	36	44	11.57	1.714								
Marty Clary, R ERA: 5.25	0.1		2	1	0	0	0	0	0	0	0	0	0	2	2	0.00	3.000								
Tony Castillo, L ERA: 4.29	1.2		6	0	1	0	1	1	0	0	0	0	0	7	11	0.00	0.600								
Dwayne Henry, R ERA: 5.93	0.1		3	1	1	0	0	0	0	0	0	0	0	3	3	0.00	3.000								
Joe Hesketh, L ERA: 2.81	2.0		7	2	1	1	0	0	0	0	0	0	0	7	7	4.50	1.000								


AB	35
R	9
H	10
RBI	8
BB	3
SO	9
LOB	8



Batter	1	2	3	4	5	6	7	8	9	AB	R	H	RBI	BB	SO	LOB	BOTTOM								
Ron Gant, R OBP: 0.363, SLG: 0.579 (1, 8)										5	1	3	2	0	1	0	Montreal Expos @ Atlanta Braves Atlanta-Fulton County Stadium, Atlanta, GA Wed May 30 1990, 7:05 PM EDT Att. 10,372 - Sunny - 80 F								
Jeff Treadway, L OBP: 0.328, SLG: 0.471 (1, 4)										5	0	1	1	0	0	2									
Lonnie Smith, R OBP: 0.311, SLG: 0.339 (1, 7)										3	0	0	0	2	2	0									
Jim Presley, R OBP: 0.339, SLG: 0.490 (1, 5)										3	1	2	1	1	1	3									
David Justice, L OBP: 0.411, SLG: 0.588 (1, 3)										5	1	1	2	0	2	4									
Dale Murphy, R OBP: 0.382, SLG: 0.470 (1, 9)										4	0	0	0	0	1	1									
Jeff Blauser, R OBP: 0.333, SLG: 0.490 (1, 6)										4	1	1	0	0	2	0									
Greg Olson, R OBP: 0.395, SLG: 0.530 (1, 2)										4	1	2	0	0	1	1									
Tom Glavine, L ERA: 3.09 Marty Clary, R ERA: 5.25 Oddibe McDowell, L OBP: 0.265, SLG: 0.360 Tony Castillo, L ERA: 4.29 Dwayne Henry, R ERA: 5.93 Tommy Gregg, L OBP: 0.294, SLG: 0.152 Joe Hesketh, R ERA: 2.81 Francisco Cabrera, R OBP: 0.271, SLG: 1.000 (1, 1) (5, 1) (5, PH) (6, 1) (7, 1) (7, PH) (8, 1) (9, PH)										1	0	0	0	0	1	1									
Inning Stats	R: 0 E: 0 K: 2 S: 7	H: 3 LOB: 1 BB: 0 P: 10	R: 2 E: 0 K: 2 S: 10	H: 3 LOB: 0 BB: 0 P: 10	R: 1 E: 0 K: 1 S: 6	H: 1 LOB: 1 BB: 1 P: 10	R: 0 E: 0 K: 3 S: 9	H: 0 LOB: 0 BB: 0 P: 9	R: 0 E: 0 K: 0 S: 3	H: 0 LOB: 0 BB: 0 P: 3	R: 0 E: 0 K: 1 S: 6	H: 1 LOB: 1 BB: 0 P: 6	R: 1 E: 0 K: 1 S: 8	H: 3 LOB: 3 BB: 1 P: 12	R: 0 E: 0 K: 1 S: 5	H: 0 LOB: 0 BB: 0 P: 5		R: 2 E: 0 K: 0 S: 6	H: 3 LOB: 2 BB: 1 P: 10	1B: 7 2B: 2 3B: 0 HR: 2	SF: 1 SAC: 0 DP: 0 HBP: 0	WP: 0 PB: 0 SB: 0 CS: 0	PA: 41		
PITCHER	IP	WLS	BF	H	R	ER	SO	BB	IBB	HBP	BLK	WP	HR	S	P	ERA	WHIP								
Bill Sampen, R ERA: 2.08	4.0		17	4	3	3	8	1	0	0	0	0	0	13	13	3.38	1.125								
Dave Schmidt, R ERA: 4.5	2.2	W	11	3	1	1	1	0	0	0	0	0	0	13	13	3.38	1.125								
Tim Burke, R ERA: 4.3	1.2		10	4	2	2	2	1	0	0	0	0	0	13	17	10.80	3.000								
Dale Mohorcic, R ERA: 4.3	0.1		2	0	0	0	0	1	0	0	0	0	0	1	5	0.00	3.000								
Drew Hall, L ERA: 2.93	0.1	S	1	0	0	0	0	0	0	0	0	0	0	1	1	0.00	0.000								



Batter	1	2	3	4	5	6	7	8	9	AB R H RBI BB SO LOB	TOP									
Delino DeShields, L (1.4) OBP: 0.401, SLG: 0.435	2-2 1B		1-3 K	0-0 4-3			0-0 F6		4-2 BB	4 0 1 0 1 1 1	Montreal Expos @ Pittsburgh Pirates Three Rivers Stadium, Pittsburgh, PA Fri Jun 01 1990, 7:05 PM EDT Att: 27,410 - Unknown AB 33 R 4 H 8 RBI 3 BB 4 SO 7 LOB 14 									
Dave Martinez, L (1.8) OBP: 0.311, SLG: 0.448	2-1 4-3		2-0 3B		3-1 F8		2-1 HR		4-2 BB	4 1 2 1 1 0 1										
Tim Raines, S (1.7) OBP: 0.362, SLG: 0.335	3-2 4-3		2-2 4-3		0-0 4-3		2-1 G3		1-2 F9	5 0 0 0 0 0 4										
Andres Galarraga, R (1.3) OBP: 0.333, SLG: 0.411		0-0 1B		1-2 1B	2-2 F9			1-3 K		4 1 2 0 0 1 0										
Tim Wallach, R (1.5) OBP: 0.367, SLG: 0.602		0-0 2B		1-1 1B		0-0 F9		0-0 5-3		4 0 1 0 0 0 1										
Larry Walker, L (1.9) OBP: 0.336, SLG: 0.426		0-3 1B		1-0 1B		0-0 4-3		1-3 K		4 1 1 0 0 2 2										
Drew Hall, L (8.1)				1-3 PB						0 0 0 0 0 0 0										
Dale Mohorcic, R (9.1)										0 0 0 0 0 0 0										
Mike Fitzgerald, R (1.2) OBP: 0.367, SLG: 0.434		2-1 6-3		1-0 HBP		1-1 1B			1-3 K	3 1 1 0 0 1 2										
Spike Owen, S (1.6) OBP: 0.372, SLG: 0.411		3-1 4-3		4-0 BB		3-3 K			1-2 5-3	3 0 0 1 1 1 3										
Kevin Gross, R (1.1) OBP: 0.200, SLG: 0.440			2-3 K		2-1 SH3		0-0 F7		4-1 BB	2 0 0 1 0 1 0										
Otis Nixon, S (8.8) OBP: 0.324, SLG: 0.286				1-3 2H						0 0 0 0 1 0 0										
Inning Stats	R: 0 E: 0 K: 0 S: 9	H: 1 LOB: 2 BB: 0 P: 16	R: 0 E: 0 K: 1 S: 9	H: 2 LOB: 2 BB: 0 P: 14	R: 0 E: 0 K: 2 S: 10	H: 1 LOB: 1 BB: 1 P: 17	R: 3 E: 0 K: 0 S: 9	H: 2 LOB: 1 BB: 1 P: 19	R: 0 E: 0 K: 0 S: 7	H: 1 LOB: 0 BB: 0 P: 11	R: 1 E: 0 K: 0 S: 6	H: 1 LOB: 0 BB: 0 P: 10	R: 0 E: 0 K: 2 S: 7	H: 0 LOB: 0 BB: 0 P: 9	R: 0 E: 0 K: 1 S: 14	H: 0 LOB: 3 BB: 3 P: 29	1B: 5 2B: 1 3B: 1 HR: 1	SF: 0 SAC: 1 DP: 0 HBP: 1	WP: 0 PB: 1 CS: 0	PA: 39
PITCHER	IP WLS BF H R ER SO BB IBB HBP BLK WP HR S P ERA WHIP											IP WLS BF H R ER SO BB IBB HBP BLK WP HR S P ERA WHIP								
Doug Drabek, R (1.1) ERA: 2.78	7.0 L 30 8 4 3 4 1 0 1 0 0 0 1 57 99 3.86 1.286																			
Stan Belinda, R (8.1) ERA: 2.57	1.2 6 0 0 0 3 1 0 0 0 0 0 0 14 22 0.00 0.600																			
Scott Ruskin, L (9.1) ERA: 2.78	0.1 3 0 0 0 0 2 0 0 0 0 0 0 7 16 0.00 6.000																			

Batter	1	2	3	4	5	6	7	8	9	AB R H RBI BB SO LOB	BOTTOM									
Wally Backman, S (1.5) OBP: 0.402, SLG: 0.435	3-1 F7		3-2 3-1			2-3 K	0-1 4-3			4 0 0 0 0 1 3	Montreal Expos @ Pittsburgh Pirates Three Rivers Stadium, Pittsburgh, PA Fri Jun 01 1990, 7:05 PM EDT Att: 27,410 - Unknown AB 32 R 1 H 7 RBI 1 BB 2 SO 7 LOB 12 									
Jay Bell, R (1.6) OBP: 0.328, SLG: 0.378	0-0 F4		3-1 6-3			3-1 F8		2-3 K		4 0 0 0 0 1 1										
Andy Van Slyke, L (1.8) OBP: 0.408, SLG: 0.487	2-1 L3			2-3 K		1-2 1B		2-1 G3		4 0 1 0 0 1 0										
Bobby Bonilla, S (1.9) OBP: 0.325, SLG: 0.585		2-3 K		0-0 4-3		0-3 K		0-0 F6		4 0 0 0 0 2 1										
Barry Bonds, L (1.7) OBP: 0.398, SLG: 0.603		0-0 G3		3-3 K			1-0 P6		4-2 1B	3 0 0 0 1 1 0										
Sid Bream, L (1.3) OBP: 0.350, SLG: 0.417					1-2 F8		1-1 2B		1-2 BB	3 1 2 0 0 0 0										
Gary Redus, R (9. PH) OBP: 0.286, SLG: 0.348									1-2 1B	1 0 1 0 0 0 0										
Michael LaValliere, L (1.2) OBP: 0.411, SLG: 0.375					2-1 6-3		1-0 4-3		0-1 F9	3 0 0 0 0 0 2										
Don Slaught, R (9. PH) OBP: 0.446, SLG: 0.651							1-2 4-3			1 0 0 0 0 0 2										
Jose Lind, R (1.4) OBP: 0.361, SLG: 0.409			2-2 SH5-4		0-0 1B		2-2 2B		2-0 G5-4-3	4 0 3 1 0 0 2										
Doug Drabek, R (1.1) OBP: 0.286, SLG: 0.400			1-2 SH5-4		0-3 K		4-1 BB			1 0 0 0 0 1 1										
John Cangelosi, S (7. PH) OBP: 0.313, SLG: 0.154										0 0 0 0 1 0 0										
Stan Belinda, R (8.1)										0 0 0 0 0 0 0										
Scott Ruskin, R (9.1)										0 0 0 0 0 0 0										
Inning Stats	R: 0 E: 0 K: 0 S: 5	H: 0 LOB: 0 BB: 0 P: 10	R: 0 E: 0 K: 1 S: 12	H: 1 LOB: 1 BB: 0 P: 18	R: 0 E: 0 K: 2 S: 11	H: 1 LOB: 0 BB: 0 P: 20	R: 0 E: 0 K: 2 S: 12	H: 0 LOB: 0 BB: 0 P: 17	R: 0 E: 0 K: 1 S: 9	H: 1 LOB: 1 BB: 0 P: 12	R: 1 E: 0 K: 0 S: 10	H: 2 LOB: 2 BB: 1 P: 19	R: 0 E: 0 K: 1 S: 6	H: 0 LOB: 0 BB: 0 P: 10	R: 0 E: 0 K: 0 S: 8	H: 1 LOB: 1 BB: 1 P: 15	1B: 6 2B: 1 3B: 0 HR: 0	SF: 0 SAC: 1 DP: 1 HBP: 0	WP: 0 PB: 0 CS: 0	PA: 35
PITCHER	IP WLS BF H R ER SO BB IBB HBP BLK WP HR S P ERA WHIP											IP WLS BF H R ER SO BB IBB HBP BLK WP HR S P ERA WHIP								
Kevin Gross, R (1.1) ERA: 3.71	7.0 W 28 6 1 1 6 1 0 0 0 0 0 0 71 114 1.29 1.000																			
Drew Hall, L (8.1) ERA: 2.84	1.0 5 1 0 0 1 1 0 0 0 0 0 0 11 20 0.00 2.000																			
Dale Mohorcic, R (9.1) ERA:	1.0 S 2 0 0 0 0 0 0 0 0 0 0 0 3 5 0.00 0.000																			

Batter	1	2	3	4	5	6	7	8	9	10	AB	R	H	RBI	BB	SO	LOB	TOP						
Otis Nixon, S <small>(1, 7) OBP: 0.359, SLG: 0.290</small>											3	2	1	0	2	0	1							
Dave Martinez, L <small>(1, 8) OBP: 0.323, SLG: 0.452</small>											4	0	2	0	0	1	2							
Mike Fitzgerald, R <small>(1, 9) OBP: 0.353, SLG: 0.414</small> Larry Walker, L <small>(8, 9) OBP: 0.333, SLG: 0.423</small>											4	0	0	0	0	2	3							
Andres Galaraga, R <small>(1, 3) OBP: 0.337, SLG: 0.438</small>											4	1	2	2	0	0	0							
Tim Wallach, R <small>(1, 5) OBP: 0.350, SLG: 0.589</small>											4	0	0	0	0	1	1							
Junior Noboa, R <small>(1, 4) OBP: 0.214, SLG: 0.195</small> Delino DeShields, L <small>(9, PH) OBP: 0.399, SLG: 0.433</small>											3	0	0	0	0	0	0							
Nelson Santovenia, R <small>(1, 2) OBP: 0.195, SLG: 0.228</small>											4	0	1	0	0	1	0							
Spike Owen, S <small>(1, 6) OBP: 0.375, SLG: 0.417</small> Drew Hall, L <small>(9, 1)</small>											3	0	1	0	1	0	0							
Zane Smith, L <small>(1, 1) OBP: 0.278, SLG: 0.444</small> Wallace Johnson, S <small>(7, PH) OBP: 0.304, SLG: 0.429</small> Dave Schmidt, R <small>(7, 1)</small> Tom Foley, L <small>(9, 6) OBP: 0.250, SLG: 0.250</small>											0	0	0	0	0	0	0							
Inning Stats	R: 1 E: 0 K: 1 S: 9	H: 0 LOB: 0 BB: 1 P: 17	R: 0 E: 0 K: 0 S: 6	H: 1 LOB: 2 BB: 1 P: 13	R: 0 E: 0 K: 0 S: 5	H: 1 LOB: 0 BB: 0 P: 11	R: 0 E: 0 K: 0 S: 6	H: 0 LOB: 0 BB: 0 P: 9	R: 0 E: 0 K: 0 S: 7	H: 1 LOB: 1 BB: 0 P: 11	R: 1 E: 0 K: 1 S: 12	H: 2 LOB: 0 BB: 0 P: 18	R: 0 E: 0 K: 0 S: 4	H: 1 LOB: 1 BB: 0 P: 8	R: 1 E: 0 K: 1 S: 11	H: 2 LOB: 1 BB: 0 P: 19	R: 0 E: 0 K: 2 S: 8	H: 0 LOB: 0 BB: 0 P: 11	R: 0 E: 0 K: 1 S: 11	H: 0 LOB: 1 BB: 1 P: 18	1B: 5 2B: 2 3B: 0 HR: 1	SF: 0 SAC: 1 DP: 0 HBP: 0	WP: 0 PB: 0 SB: 3 CS: 2	PA: 40
PITCHER	IP WLS BF H R ER SO	IP WLS BF H R ER SO	IP WLS BF H R ER SO	IP WLS BF H R ER SO	IP WLS BF H R ER SO	IP WLS BF H R ER SO	IP WLS BF H R ER SO	IP WLS BF H R ER SO	IP WLS BF H R ER SO	IP WLS BF H R ER SO	IP WLS BF H R ER SO	IP WLS BF H R ER SO	IP WLS BF H R ER SO	IP WLS BF H R ER SO	IP WLS BF H R ER SO	IP WLS BF H R ER SO	IP WLS BF H R ER SO	IP WLS BF H R ER SO	IP WLS BF H R ER SO	IP WLS BF H R ER SO	ERA WHIP	ERA WHIP		
Neal Heaton, L <small>(1, 1) ERA: 2.84</small> Ted Power, R <small>(8, 1) ERA: 2.74</small> Bill Landrum, R <small>(10, 1) ERA: 1.03</small>	7.2	5	1	0	0	3	0	0	0	0	0	0	0	0	15	22	0.00	0.750						

Montreal Expos @ Pittsburgh Pirates
 Three Rivers Stadium, Pittsburgh, PA
 Sat Jun 02 1990, 7:05 PM EDT
 Att. 47,374 - Cloudy - 70 F

AB	33
R	3
H	7
RBI	2
BB	3
SO	6
LOB	9



Batter	1	2	3	4	5	6	7	8	9	10	AB	R	H	RBI	BB	SO	LOB	BOTTOM						
Jeff King, R <small>(1, 5) OBP: 0.257, SLG: 0.323</small> <small>(8, 3)</small>											4	0	2	0	0	0	0							
Jay Bell, R <small>(1, 6) OBP: 0.335, SLG: 0.381</small>											4	1	2	1	1	1	1							
R.J. Reynolds, S <small>(1, 8) OBP: 0.357, SLG: 0.365</small>											4	0	1	2	0	0	2							
Bobby Bonilla, S <small>(1, 9) OBP: 0.319, SLG: 0.574</small>											4	0	0	0	0	1	1							
Barry Bonds, L <small>(1, 7) OBP: 0.400, SLG: 0.604</small>											3	1	1	0	1	0	0							
Don Staight, R <small>(1, 2) OBP: 0.348, SLG: 0.644</small>											4	0	2	1	0	0	1							
Gary Reus, R <small>(1, 3) OBP: 0.276, SLG: 0.338</small> Steve Elliott, L <small>(2, PH) OBP: 0.347, SLG: 0.413</small> Ted Power, R <small>(8, 1) ERA: 2.74</small> John Cangelosi, S <small>(9, PH) OBP: 0.334, SLG: 0.485</small> Bill Landrum, R <small>(10, 1) ERA: 1.03</small>											2	0	0	0	0	1	2							
Jose Lind, R <small>(1, 4) OBP: 0.364, SLG: 0.417</small>											4	1	2	0	0	0	1							
Neal Heaton, L <small>(1, 1) OBP: 0.130, SLG: 0.048</small> Wally Backman, S <small>(8, 5) OBP: 0.403, SLG: 0.445</small>											2	0	0	0	0	1	1							
Inning Stats	R: 0 E: 0 K: 1 S: 7	H: 1 LOB: 0 BB: 0 P: 10	R: 0 E: 0 K: 0 S: 7	H: 1 LOB: 1 BB: 0 P: 10	R: 1 E: 0 K: 1 S: 10	H: 3 LOB: 1 BB: 0 P: 13	R: 1 E: 0 K: 2 S: 12	H: 2 LOB: 2 BB: 1 P: 20	R: 0 E: 0 K: 0 S: 8	H: 0 LOB: 0 BB: 0 P: 13	R: 0 E: 0 K: 0 S: 5	H: 0 LOB: 0 BB: 0 P: 7	R: 0 E: 0 K: 0 S: 6	H: 0 LOB: 0 BB: 0 P: 8	R: 1 E: 0 K: 0 S: 8	H: 2 LOB: 1 BB: 0 P: 9	R: 0 E: 0 K: 0 S: 6	H: 2 LOB: 1 BB: 0 P: 9	R: 1 E: 0 K: 0 S: 4	H: 1 LOB: 1 BB: 1 P: 10	1B: 8 2B: 6 3B: 0 HR: 0	SF: 1 SAC: 1 DP: 3 HBP: 0	WP: 0 PB: 0 SB: 1 CS: 1	PA: 39
PITCHER	IP WLS BF H R ER SO	IP WLS BF H R ER SO	IP WLS BF H R ER SO	IP WLS BF H R ER SO	IP WLS BF H R ER SO	IP WLS BF H R ER SO	IP WLS BF H R ER SO	IP WLS BF H R ER SO	IP WLS BF H R ER SO	IP WLS BF H R ER SO	IP WLS BF H R ER SO	IP WLS BF H R ER SO	IP WLS BF H R ER SO	IP WLS BF H R ER SO	IP WLS BF H R ER SO	IP WLS BF H R ER SO	IP WLS BF H R ER SO	IP WLS BF H R ER SO	IP WLS BF H R ER SO	IP WLS BF H R ER SO	ERA WHIP	ERA WHIP		
Zane Smith, L <small>(1, 1) ERA: 3.12</small> Dave Schmidt, R <small>(7, 1) ERA: 4.5</small> Drew Hall, L <small>(9, 1) ERA: 2.97</small>	6.0	8	2	1	1	0	0	0	0	0	0	0	0	0	14	17	4.50	1.000						

Montreal Expos @ Pittsburgh Pirates
 Three Rivers Stadium, Pittsburgh, PA
 Sat Jun 02 1990, 7:05 PM EDT
 Att. 47,374 - Cloudy - 70 F

AB	35
R	4
H	12
RBI	4
BB	2
SO	4
LOB	9



Batter	1	2	3	4	5	6	7	8	9	AB	R	H	RBI	BB	SO	LOB	TOP								
Delino DeShields, L OBP: 0.399, SLG: 0.434 (1, 4)	0-0 6-3		0-0 G3 2B		0-3 K			0-0 FC4-6 1-2	4-0 BB	4	0	1	1	1	1	1									
Dave Martinez, L OBP: 0.314, SLG: 0.478 (1, 8) (7, 9) (9, 8)	0-3 K2-3		0-0 G3			0-0 HR		0-0 F8 1-2	0-0 F7	5	1	1	1	0	1	5									
Tim Raines, S OBP: 0.369, SLG: 0.337 (1, 7)	0-0 FC5-4 1B		4-0 BB			0-0 F4			4-0 E S E BB	2	1	1	0	2	0	0									
Andres Galarraga, R OBP: 0.330, SLG: 0.420 (1, 3)	0-0 FC5-4 1-2		0-0 F9			0-0 F7			0-0 F9 1-3	4	0	0	0	0	0	4									
Tim Wallach, R OBP: 0.363, SLG: 0.587 Spike Owen, S OBP: 0.375, SLG: 0.417 (9, PR) (9, 6)		0-0 E7 G3 1B		0-3 K		0-0 F7			0-0 E9 2B 1B	4	0	2	1	0	1	0									
Mike Alton, L OBP: 0.110, SLG: 0.258 Oris Nixon, S OBP: 0.309, SLG: 0.290 (7, 9) (7, 8)		0-0 G3		0-0 6-3			4-0 CS BB		4-0 2B BB IBB	2	0	0	0	0	1	0	1								
Wallace Johnson, S OBP: 0.333, SLG: 0.459 Dale Mohorcic, R (9, 1) Dave Schmidt, R (9, 1)		0-0 2-3		0-0 6-3					0-0 BB IBB	4	0	1	1	0	0	2									
Mike Fitzgerald, R OBP: 0.349, SLG: 0.418 (1, 2) (9, 9)	0-0 L6		0-0 6-3			0-0 L6 1-2			0-0 BB 2B	3	0	0	0	1	0	2									
Tom Foley, L OBP: 0.250, SLG: 0.211 (1, 6) (9, 5)	0-0 4-3				0-0 3-1		0-0 F2		4-0 BB IBB	3	0	0	0	1	0	2									
Dennis Martinez, R OBP: 0.126, SLG: 0.120 Junior Noveck, R OBP: 0.214, SLG: 0.214 Bill Sampen, R (9, 1) Larry Walker, L OBP: 0.333, SLG: 0.473 Nelson Santovenia, R OBP: 0.191, SLG: 0.225 (9, 2)			0-0 F7		0-3 K			0-0 FC4-6 1B	0-0 F9	2	0	0	0	0	1	0									
Inning Stats	R: 0 E: 0 K: 1 S: 6	H: 1 LOB: 1 BB: 0 P: 6	R: 0 E: 1 K: 0 S: 4	H: 1 LOB: 1 BB: 0 P: 4	R: 0 E: 0 K: 0 S: 4	H: 1 LOB: 2 BB: 1 P: 8	R: 0 E: 0 K: 1 S: 5	H: 0 LOB: 0 BB: 0 P: 5	R: 0 E: 0 K: 2 S: 7	H: 0 LOB: 0 BB: 0 P: 7	R: 1 E: 0 K: 0 S: 4	H: 1 LOB: 0 BB: 0 P: 4	R: 0 E: 0 K: 0 S: 2	H: 0 LOB: 1 BB: 1 P: 6	R: 0 E: 0 K: 0 S: 3	H: 1 LOB: 0 BB: 0 P: 3	R: 3 E: 1 K: 0 S: 5	H: 2 LOB: 3 BB: 4 P: 21	1B: 4 2B: 2 3B: 0 HR: 1	SF: 0 SAC: 0 DP: 0 HBP: 0	WP: 0 PB: 0 SB: 1 CS: 2	PA: 38			
PITCHER	IP	WLS	BF	H	R	ER	SO	BB	IBB	HBP	BLK	WP	HR	S	P	ERA	WHIP								
Bob Walk, R ERA: 2.83 Scott Ruskin, L ERA: 3.04 Stan Belinda, R ERA: 4.91 Bob Kipper, L ERA: 8.71	7.0		26	4	1	1	4	2	0	0	0	0	1	32	40	1.29	0.857								
	1.0		4	1	1	1	0	1	0	0	0	0	0	3	7	9.00	2.000								
	0.1	L	5	2	1	1	0	0	2	0	0	0	0	3	11	27.00	6.000								
	0.2		3	0	1	1	0	1	0	0	0	0	0	2	6	13.50	1.500								

Montreal Expos @ Pittsburgh Pirates
Three Rivers Stadium, Pittsburgh, PA
Sun Jun 03 1990, 3:33 AM EDT
Att: 27,817 - Sunny - 77 F

AB 32
R 4
H 7
RBI 4
BB 6
SO 4
LOB 18



Batter	1	2	3	4	5	6	7	8	9	AB	R	H	RBI	BB	SO	LOB	BOTTOM								
Wally Backman, S OBP: 0.388, SLG: 0.426 (1, 5)	0-3 K		0-0 F7		0-0 4-3		0-0 F7		0-3 K	5	0	0	0	0	2	1									
Jay Bell, R OBP: 0.333, SLG: 0.383 (1, 6)	0-0 2B		0-3 K		0-0 F9			0-0 F9		4	1	1	0	0	1	1									
Andy Van Slyke, L OBP: 0.410, SLG: 0.500 (1, 8)	0-0 2H 2B		0-0 2B			0-3 K		0-3 K		4	0	2	1	0	2	0									
Bobby Bonilla, S OBP: 0.318, SLG: 0.567 (1, 9)	0-3 K		0-0 P4		0-0 4-3		0-0 4-3		0-0 WP BB 1B	4	0	1	0	0	1	2									
Barry Bonds, L OBP: 0.402, SLG: 0.599 (1, 7)	0-0 4-3			0-0 3-1		0-0 3B 1B		4-0 WP BB		3	1	1	0	1	0	1									
Sid Bream, L OBP: 0.344, SLG: 0.425 (1, 3)		0-0 F7		0-3 K		0-0 3B		0-3 K		4	0	1	1	0	2	2									
Don Slaught, R OBP: 0.444, SLG: 0.644 Gary Redus, R OBP: 0.288, SLG: 0.338 (9, PH)		0-0 FC1-6 2B		0-0 6-3		0-0 4-3			4-0 1B BLK G4-6-3 BB	3	0	1	0	0	0	1									
Jose Lind, R OBP: 0.367, SLG: 0.419 (1, 4)		0-0 FC1-6			0-0 SH5-4 1B		0-0 F9		0-0 G4-6-3 1B	4	0	2	0	0	0	1									
Bob Walk, R OBP: 0.188, SLG: 0.188 John Carpten, S OBP: 0.324, SLG: 0.179 Scott Ruskin, R (9, 1) Stan Belinda, R (9, 1) Bob Kipper, R R.J. Reynolds, S OBP: 0.303, SLG: 0.300 (9, PH)		0-0 6-3		0-0 SH5-4 1B		0-0 4-3			0-0 G4-6-3 1B	1	0	0	0	0	0	1									
Inning Stats	R: 1 E: 0 K: 2 S: 9	H: 2 LOB: 1 BB: 0 P: 9	R: 0 E: 0 K: 0 S: 4	H: 1 LOB: 0 BB: 0 P: 4	R: 0 E: 0 K: 1 S: 6	H: 1 LOB: 1 BB: 0 P: 6	R: 0 E: 0 K: 1 S: 5	H: 0 LOB: 0 BB: 0 P: 5	R: 0 E: 0 K: 0 S: 4	H: 1 LOB: 1 BB: 0 P: 4	R: 1 E: 0 K: 1 S: 7	H: 2 LOB: 1 BB: 0 P: 7	R: 0 E: 0 K: 0 S: 3	H: 0 LOB: 0 BB: 0 P: 3	R: 0 E: 0 K: 2 S: 8	H: 1 LOB: 2 BB: 1 P: 12	R: 1 E: 0 K: 1 S: 5	H: 1 LOB: 0 BB: 1 P: 9	1B: 4 2B: 4 3B: 1 HR: 0	SF: 0 SAC: 1 DP: 1 HBP: 0	WP: 1 PB: 0 SB: 1 CS: 0	PA: 37			
PITCHER	IP	WLS	BF	H	R	ER	SO	BB	IBB	HBP	BLK	WP	HR	S	P	ERA	WHIP								
Dennis Martinez, R ERA: 2.59 Bill Sampen, R ERA: 2.0 Dale Mohorcic, R ERA: 6.75 Dave Schmidt, R ERA: 4.26	7.0		28	7	2	2	5	0	0	0	0	1	0	8	12	0.00	2.000								
	1.0	W	5	1	0	0	2	1	0	0	0	1	0	8	12	0.00	2.000								
	0.0		2	1	1	1	0	1	0	0	1	0	0	1	5	∞	∞								
	1.0	S	2	0	0	0	1	0	0	0	0	0	0	4	4	0.00	0.000								

Montreal Expos @ Pittsburgh Pirates
Three Rivers Stadium, Pittsburgh, PA
Sun Jun 03 1990, 3:33 AM EDT
Att: 27,817 - Sunny - 77 F

AB 34
R 3
H 9
RBI 2
BB 2
SO 8
LOB 11



Batter	1	2	3	4	5	6	7	8	9	AB	R	H	RBI	BB	SO	LOB	TOP					
Delino DeShields, L OBP: 0.399, SLG: 0.433 (1, 4)	G1		1B	K			3B	G4-3		5	2	2	0	0	1	2	Montreal Expos @ New York Mets Shea Stadium, Flushing, NY Mon Jun 04 1990, 7:05 PM EDT Att: 24,433 - Unknown - 65 F livebaseballscores.com					
Dave Martinez, L OBP: 0.333, SLG: 0.514 (1, 8) (7, 9)	CS 1B		F9				2B	1B		5	1	3	1	0	0	1						
Tim Raines, S OBP: 0.370, SLG: 0.341 (1, 7)	K		F7				1B	BB		4	1	1	1	1	2	2						
Andres Galarraga, R OBP: 0.332, SLG: 0.417 (1, 3)		BB 1B	2H 1B				1B	K		4	0	1	1	1	3	3						
Tim Wallach, R OBP: 0.368, SLG: 0.585 (1, 5)		BB 1B	F9				2B	BB 1B		4	1	2	0	1	0	1						
Larry Walker, L OBP: 0.333, SLG: 0.429 Mike Fitzgerald, R OBP: 0.355, SLG: 0.418 Otis Nixon, S OBP: 0.350, SLG: 0.281 (1, 9) (7, PH) (7, PR) (7, 8)	K			K			CS 1B	BB		3	0	1	0	0	2	2						
Jerry Goff, L OBP: 0.294, SLG: 0.200 Nelson Santovenia, R OBP: 0.200, SLG: 0.232 (1, 2) (7, PH) (7, 2)	K			1B			CS 1B			3	0	1	0	0	2	4						
Spike Owen, S OBP: 0.378, SLG: 0.415 (1, 6)							2H 3H 1B			3	0	1	0	1	1	4						
Mark Gardner, R OBP: 0.118, SLG: 0.176 Mike Aldrete, L OBP: 0.400, SLG: 0.250 Bill Sampen, R Dave Schmidt, R (1, 1) (6, PH) (6, 1) (8, 1)	K			K			4-3	K		2	0	0	0	0	2	5						
Inning Stats	R: 0 E: 0 K: 1 S: 11	H: 1 LOB: 0 BB: 0 P: 16	R: 0 E: 0 K: 3 S: 13	H: 1 LOB: 3 BB: 2 P: 26	R: 1 E: 0 K: 0 S: 8	H: 2 LOB: 1 BB: 0 P: 12	R: 0 E: 0 K: 3 S: 13	H: 2 LOB: 2 BB: 0 P: 20	R: 0 E: 0 K: 2 S: 15	H: 1 LOB: 2 BB: 1 P: 26	R: 4 E: 0 K: 1 S: 18	H: 5 LOB: 2 BB: 1 P: 29	R: 0 E: 0 K: 2 S: 13	H: 1 LOB: 2 BB: 1 P: 19	R: 0 E: 0 K: 1 S: 6	H: 0 LOB: 0 BB: 0 P: 7		1B: 10 2B: 2 3B: 1 HR: 0	SF: 0 SAC: 0 DP: 0 HBP: 0	WP: 0 PB: 0 SB: 1 CS: 3	PA: 43	
PITCHER	IP WLS BF H R ER SO	IP WLS BF H R ER SO	IP WLS BF H R ER SO	IP WLS BF H R ER SO	IP WLS BF H R ER SO	IP WLS BF H R ER SO	IP WLS BF H R ER SO	IP WLS BF H R ER SO	IP WLS BF H R ER SO	IP WLS BF H R ER SO	IP WLS BF H R ER SO	IP WLS BF H R ER SO	IP WLS BF H R ER SO	IP WLS BF H R ER SO	IP WLS BF H R ER SO	IP WLS BF H R ER SO		ERA WHIP	ERA WHIP			
David Cone, R ERA: 6.27 Jeff Musselman, L ERA: 3.05 Julio Machado, R ERA: 1.65 Alejandro Pena, R ERA: 3.18 (1, 1) (7, 1) (7, 1) (8, 1)	6.1 L 32 11 5 5 12	0.0 1 0 0 0 0	2.0 8 1 0 0 3	0.0 0 0 0 0 0	0.0 0 0 0 0 0	0.0 0 0 0 0 0	0.0 0 0 0 0 0	0.0 0 0 0 0 0	0.0 0 0 0 0 0	0.0 0 0 0 0 0	0.0 0 0 0 0 0	0.0 0 0 0 0 0	0.0 0 0 0 0 0	0.0 0 0 0 0 0	0.0 0 0 0 0 0	0.0 0 0 0 0 0		7.11 2.211	∞ ∞ 0.00 1.500	0.00 1.000		

Batter	1	2	3	4	5	6	7	8	9	AB	R	H	RBI	BB	SO	LOB	BOTTOM					
Howard Johnson, S OBP: 0.302, SLG: 0.420 (1, 5)	F8		G4-3				F9		P6	5	0	0	0	0	0	1	Montreal Expos @ New York Mets Shea Stadium, Flushing, NY Mon Jun 04 1990, 7:05 PM EDT Att: 24,433 - Unknown - 65 F livebaseballscores.com					
Daryl Boston, L OBP: 0.342, SLG: 0.592 (1, 8)	P6		K				F6		6-3	5	0	1	0	0	1	1						
Gregg Jefferies, S OBP: 0.342, SLG: 0.500 (1, 4)	1B		F9				F7			2	0	0	0	2	0	1						
Darryl Strawberry, L OBP: 0.361, SLG: 0.429 (1, 9)	1B						BB			2	1	2	0	2	0	0						
Kevin McReynolds, R OBP: 0.341, SLG: 0.392 (1, 7)		HR BB					P4		P9	3	1	0	0	1	0	4						
Mike Marshall, R OBP: 0.270, SLG: 0.427 (1, 3)		HR					FC5		G5-3	3	1	1	2	1	0	1						
Mackey Sasser, L OBP: 0.362, SLG: 0.344 (1, 2)		G4-3					G6-4-3		G3	3	0	0	0	1	0	2						
Kevin Elster, R OBP: 0.266, SLG: 0.314 Dave Magadan, L OBP: 0.378, SLG: 0.317 Mark Carreon, R OBP: 0.288, SLG: 0.473 (1, 6) (9, PH) (9, PR)	K						P3		1B	3	0	0	0	0	2	2						
David Cone, L OBP: 0.213, SLG: 0.313 Jeff Musselman, L Julio Machado, R Keith Miller, R OBP: 0.199, SLG: 0.300 Alejandro Pena, R Tom O'Malley, L OBP: 0.195, SLG: 0.136 (1, 1) (7, 1) (7, 1) (7, PH) (8, 1) (9, PH)	K						G4-3		F7	2	0	0	0	0	1	2						
Inning Stats	R: 0 E: 0 K: 0 S: 7	H: 1 LOB: 2 BB: 1 P: 16	R: 2 E: 0 K: 2 S: 11	H: 1 LOB: 1 BB: 1 P: 19	R: 0 E: 0 K: 1 S: 6	H: 0 LOB: 0 BB: 0 P: 8	R: 1 E: 1 K: 0 S: 10	H: 0 LOB: 2 BB: 2 P: 21	R: 0 E: 0 K: 1 S: 6	H: 0 LOB: 1 BB: 1 P: 12	R: 0 E: 0 K: 0 S: 9	H: 1 LOB: 1 BB: 0 P: 15	R: 0 E: 0 K: 0 S: 7	H: 0 LOB: 1 BB: 1 P: 15	R: 0 E: 0 K: 0 S: 9	H: 1 LOB: 1 BB: 0 P: 12		1B: 3 2B: 1 3B: 0 HR: 1	SF: 0 SAC: 0 DP: 1 HBP: 0	WP: 0 PB: 0 SB: 1 CS: 0	PA: 38	
PITCHER	IP WLS BF H R ER SO	IP WLS BF H R ER SO	IP WLS BF H R ER SO	IP WLS BF H R ER SO	IP WLS BF H R ER SO	IP WLS BF H R ER SO	IP WLS BF H R ER SO	IP WLS BF H R ER SO	IP WLS BF H R ER SO	IP WLS BF H R ER SO	IP WLS BF H R ER SO	IP WLS BF H R ER SO	IP WLS BF H R ER SO	IP WLS BF H R ER SO	IP WLS BF H R ER SO	IP WLS BF H R ER SO		ERA WHIP	ERA WHIP			
Mark Gardner, R ERA: 2.4 Bill Sampen, R ERA: 1.86 Dave Schmidt, R ERA: 3.86 (1, 1) (6, 1) (8, 1)	5.0 W 8 1	2.0 S 7 1	0.0 0 0 0	0.0 0 0 0	0.0 0 0 0	0.0 0 0 0	0.0 0 0 0	0.0 0 0 0	0.0 0 0 0	0.0 0 0 0	0.0 0 0 0	0.0 0 0 0	0.0 0 0 0	0.0 0 0 0	0.0 0 0 0	0.0 0 0 0		3.60 1.400	0.00 1.500	0.00 0.500		

AB	38
R	5
H	13
RBI	5
BB	5
SO	15
LOB	26



Batter	1	2	3	4	5	6	7	8	9	AB	R	H	RBI	BB	SO	LOB	TOP								
Vince Coleman, S (1,7) OBP: 0.396, SLG: 0.422	G5-3							FC6-4									4 0 1 1 1 1 2								
Ozzie Smith, S (1,6) OBP: 0.338, SLG: 0.282	FC4-6	G3							G3								5 1 3 0 0 0 2								
Willie McGee, S (1,8) OBP: 0.359, SLG: 0.406	FC4-6																5 0 2 1 0 0 3								
Pedro Guerrero, R (1,3) OBP: 0.352, SLG: 0.448	FC6-4																5 0 1 0 0 2 4								
Terry Pendleton, S (1,5) OBP: 0.280, SLG: 0.363	FC6-4																5 0 0 0 0 0 6								
Todd Zeile, R (1,2) OBP: 0.319, SLG: 0.378																	3 0 0 0 1 1 0								
Milt Thompson, L (1,9) OBP: 0.288, SLG: 0.336																	3 0 1 0 1 1 0								
José Oquendo, S (1,4) OBP: 0.338, SLG: 0.255																	2 1 1 0 2 0 2								
Jose DeLeon, R (1,1) OBP: 0.174, SLG: 0.261																	3 0 1 0 0 1 2								
Denny Walling, L (8,PH) OBP: 0.283, SLG: 0.298																	1 0 0 0 0 0 2								
Tom Niedenfuer, R (8,1)																	0 0 0 0 0 0 0								
Inning Stats	R: 0 E: 0 K: 0 S: 7	H: 2 LOB: 2 BB: 0 P: 11	R: 1 E: 0 K: 1 S: 12	H: 2 LOB: 2 BB: 1 P: 22	R: 0 E: 0 K: 1 S: 9	H: 0 LOB: 0 BB: 0 P: 13	R: 0 E: 0 K: 1 S: 7	H: 0 LOB: 1 BB: 2 P: 16	R: 1 E: 0 K: 1 S: 12	H: 2 LOB: 1 BB: 0 P: 17	R: 0 E: 0 K: 0 S: 8	H: 1 LOB: 1 BB: 0 P: 14	R: 0 E: 0 K: 1 S: 7	H: 1 LOB: 2 BB: 1 P: 12	R: 0 E: 0 K: 1 S: 14	H: 1 LOB: 2 BB: 1 P: 26	R: 0 E: 0 K: 0 S: 9	H: 1 LOB: 1 BB: 0 P: 13	1B: 10 2B: 0 3B: 0 HR: 0	SF: 0 SAC: 0 DP: 1 HBP: 0	WP: 0 PB: 0 SB: 5 CS: 0	PA: 41			
PITCHER	IP WLS BF H R ER SO BB IBB HBP BLK WP HR S P ERA WHIP	7.0 W 32 8 2 2 5 4 0 0 0 0 0 62 105 2.57 1.714	2.0 S 9 2 0 0 1 1 0 0 0 0 0 23 39 0.00 1.500											PITCHER	IP WLS BF H R ER SO BB IBB HBP BLK WP HR S P ERA WHIP										
Zane Smith, L (1,1) ERA: 3.06																									
Dave Schmidt, R (8,1) ERA: 3.52																									

St. Louis Cardinals @ Montreal Expos
Olympic Stadium, Montreal, QB
Thu Jun 07 1990, 7:05 PM EDT
Att: 15,360 - Dome - 70 F

AB	36
R	2
H	10
RBI	2
BB	5
SO	6
LOB	23



Batter	1	2	3	4	5	6	7	8	9	AB	R	H	RBI	BB	SO	LOB	BOTTOM								
Delino DeShields, L (1,4) OBP: 0.394, SLG: 0.437	G6-3																4 1 2 0 0 0 0								
Dave Martinez, L (1,8) OBP: 0.318, SLG: 0.481	K																3 1 1 1 0 1 1								
Tim Raines, S (1,7) OBP: 0.390, SLG: 0.357																	3 1 2 0 1 0 0								
Andres Galarraga, R (1,3) OBP: 0.323, SLG: 0.405	K																4 0 0 1 0 2 3								
Tim Wallach, R (1,5) OBP: 0.368, SLG: 0.585																	4 0 1 1 0 1 1								
Mike Aldrete, L (1,9) OBP: 0.432, SLG: 0.242																	0 0 0 0 3 0 0								
Otis Nixon, S (8,8) OBP: 0.347, SLG: 0.256																	1 0 0 0 0 0 1								
Nelson Santovenia, R (1,2) OBP: 0.292, SLG: 0.233																	3 0 0 0 0 2 4								
Spike Owen, S (1,6) OBP: 0.380, SLG: 0.404																	3 0 0 0 0 0 3								
Zane Smith, L (1,1) OBP: 0.250, SLG: 0.400																	2 0 0 0 0 1 0								
Larry Walker, L (7,PH) OBP: 0.331, SLG: 0.425																	1 0 0 0 0 0 0								
Dave Schmidt, R (8,1) ERA: 1.82																	0 0 0 0 0 0 0								
Inning Stats	R: 0 E: 0 K: 2 S: 10	H: 0 LOB: 1 BB: 1 P: 16	R: 0 E: 0 K: 1 S: 10	H: 0 LOB: 1 BB: 1 P: 18	R: 1 E: 0 K: 0 S: 11	H: 1 LOB: 0 BB: 0 P: 16	R: 0 E: 0 K: 3 S: 10	H: 0 LOB: 1 BB: 1 P: 20	R: 0 E: 0 K: 1 S: 6	H: 0 LOB: 0 BB: 0 P: 10	R: 2 E: 0 K: 0 S: 17	H: 3 LOB: 2 BB: 1 P: 29	R: 0 E: 0 K: 0 S: 7	H: 1 LOB: 0 BB: 0 P: 12	R: 0 E: 0 K: 0 S: 14	H: 1 LOB: 1 BB: 0 P: 18	R: 0 E: 0 K: 0 S: 9	H: 1 LOB: 1 BB: 0 P: 13	1B: 4 2B: 1 3B: 1 HR: 0	SF: 1 SAC: 0 DP: 0 HBP: 0	WP: 0 PB: 1 SB: 3 CS: 1	PA: 34			
PITCHER	IP WLS BF H R ER SO BB IBB HBP BLK WP HR S P ERA WHIP	7.0 L 29 5 3 3 7 3 0 0 0 0 0 71 121 3.86 1.143	1.0 4 1 0 0 0 0 0 0 0 0 0 0 14 18 0.00 1.000											PITCHER	IP WLS BF H R ER SO BB IBB HBP BLK WP HR S P ERA WHIP										
Jose DeLeon, R (1,1) ERA: 3.71																									
Tom Niedenfuer, R (8,1) ERA: 1.82																									

St. Louis Cardinals @ Montreal Expos
Olympic Stadium, Montreal, QB
Thu Jun 07 1990, 7:05 PM EDT
Att: 15,360 - Dome - 70 F


AB	28
R	3
H	6
RBI	3
BB	4
SO	7
LOB	13




Batter	1	2	3	4	5	6	7	8	9	AB	R	H	RBI	BB	SO	LOB	TOP										
Vince Coleman, S OBP: 0.361, SLG: 0.416 Ken Dayley, L (6.1)	G4-3		K		G6-3			F9	F9	3	0	0	0	0	1	2	St. Louis Cardinals @ Montreal Expos Olympic Stadium, Montreal, QB Fri Jun 08 1990, 7:05 PM EDT Att: 20,127 - Dome - 70 F										
Ozzie Smith, S OBP: 0.335, SLG: 0.278 Frank DiPino, L (3.1)	G1-3		F8		G3			F8		2	0	0	0	0	1												
Dave Collins, S OBP: 0.233, SLG: 0.080 (6, PH)										2	0	0	0	0	1												
Willie McGee, S OBP: 0.217, SLG: 0.273 Rex Hudler, R (4.8)	K				G3			K		2	0	0	0	1	0												
Pedro Guerrero, R OBP: 0.350, SLG: 0.446 Craig Wilson, R OBP: 0.333, SLG: 0.333 (3.5)		F8			G4-6-3			F7		1	0	0	0	0	0												
Denny Walling, L OBP: 0.266, SLG: 0.279 (3.3)		P2			G4-6-3				G4-3	4	0	0	0	0	2												
Milt Thompson, L OBP: 0.294, SLG: 0.336 (1.9)										3	0	1	0	1	0												
José Oquendo, S OBP: 0.347, SLG: 0.257 (1.4)		CS			P7					2	1	1	0	2	0												
Tom Pagnozzi, R OBP: 0.244, SLG: 0.317 (1.2)										4	1	1	0	0	1												
Bryn Smith, R OBP: 0.238, SLG: 0.238 Ricky Horton, L (1.1)										0	0	0	0	0	0												
Terry Pendleton, S OBP: 0.379, SLG: 0.379 Greg Matthews, S OBP: 0.289, SLG: 0.289 Tim Jones, L OBP: 0.279, SLG: 0.197 (7.1)										0	0	0	0	0	0												
Inning Stats	R: 0 E: 0 K: 1 S: 9	H: 0 LOB: 0 BB: 0 P: 13	R: 0 E: 0 K: 0 S: 8	H: 0 LOB: 0 BB: 1 P: 19	R: 1 E: 0 K: 1 S: 13	H: 2 LOB: 1 BB: 0 P: 19	R: 0 E: 0 K: 0 S: 4	H: 1 LOB: 0 BB: 0 P: 4	R: 1 E: 0 K: 0 S: 11	H: 2 LOB: 1 BB: 0 P: 18	R: 0 E: 0 K: 0 S: 7	H: 0 LOB: 1 BB: 0 P: 13	R: 0 E: 0 K: 1 S: 8	H: 1 LOB: 1 BB: 1 P: 18	R: 0 E: 0 K: 1 S: 9	H: 1 LOB: 3 BB: 1 P: 25	R: 0 E: 1 K: 1 S: 15	H: 1 LOB: 3 BB: 1 P: 25	1B: 5 2B: 3 3B: 0 HR: 0	SF: 0 SAC: 0 DP: 1 HBP: 0	WP: 0 PB: 0 SB: 0 CS: 1	PA: 38					
PITCHER	IP	WLS	BF	H	R	ER	SO	BB	IBB	HBP	BLK	WP	HR	S	P	ERA	WHIP										
Dennis Martinez, R ERA: 2.62 Bob Malloy, R ERA: 1.8	(1.1)	6.0	W	23	6	2	2	2	1	0	0	0	0	52	86	3.00	1.167										
Bill Sampen, R ERA: 1.8	(9.1)	1.0		6	1	0	0	1	1	0	0	0	0	15	25	0.00	2.000										

Batter	1	2	3	4	5	6	7	8	9	AB	R	H	RBI	BB	SO	LOB	BOTTOM										
Delino DeShields, L OBP: 0.393, SLG: 0.434 (1.4)	1B							FC4-6		6	2	2	0	0	2	6	St. Louis Cardinals @ Montreal Expos Olympic Stadium, Montreal, QB Fri Jun 08 1990, 7:05 PM EDT Att: 20,127 - Dome - 70 F										
Dave Martinez, L OBP: 0.322, SLG: 0.471 (1.8)	1B									4	2	1	0	1	0	2											
Tim Raines, S OBP: 0.395, SLG: 0.364 Junior Noboa, R OBP: 0.291, SLG: 0.365 (3.9)										2	2	2	1	0	0	0											
Andres Galarraga, R OBP: 0.323, SLG: 0.404 Wallace Johnson, S OBP: 0.286, SLG: 0.360 (5.3)	K									3	1	1	1	0	1	3											
Tim Wallach, R OBP: 0.376, SLG: 0.593 Jerry Goff, L OBP: 0.316, SLG: 0.188 (5.5)										2	2	2	4	1	0	0											
Mike Aldrete, L OBP: 0.469, SLG: 0.235 (3.7)										1	3	0	0	3	0	0											
Nelson Santovenia, R OBP: 0.232, SLG: 0.269 (1.2)										4	2	3	6	1	1	0											
Spike Owen, S OBP: 0.385, SLG: 0.405 Tom Foley, L OBP: 0.227, SLG: 0.190 (5.6)										2	1	1	2	1	0	1											
Dennis Martinez, R OBP: 0.179, SLG: 0.214 Kevin Cross, R OBP: 0.207, SLG: 0.393 Bob Malloy, R (7.1)										3	0	2	3	0	0	1											
Larry Walker, L OBP: 0.329, SLG: 0.422 Bill Sampen, R (9.1)										1	0	0	0	0	0	0											
Inning Stats	R: 6 E: 0 K: 1 S: 17	H: 4 LOB: 2 BB: 2 P: 40	R: 6 E: 0 K: 0 S: 23	H: 7 LOB: 1 BB: 1 P: 44	R: 0 E: 0 K: 0 S: 8	H: 0 LOB: 0 BB: 0 P: 14	R: 4 E: 0 K: 1 S: 18	H: 2 LOB: 2 BB: 3 P: 33	R: 0 E: 0 K: 1 S: 7	H: 0 LOB: 0 BB: 0 P: 11	R: 0 E: 0 K: 1 S: 6	H: 0 LOB: 0 BB: 0 P: 9	R: 0 E: 0 K: 1 S: 8	H: 0 LOB: 0 BB: 0 P: 13	R: 2 E: 1 K: 0 S: 11	H: 1 LOB: 2 BB: 2 P: 24	R: 0 E: 1 K: 0 S: 11	H: 1 LOB: 2 BB: 2 P: 24	1B: 11 2B: 2 3B: 0 HR: 1	SF: 0 SAC: 0 DP: 2 HBP: 1	WP: 0 PB: 0 SB: 6 CS: 0	PA: 46					
PITCHER	IP	WLS	BF	H	R	ER	SO	BB	IBB	HBP	BLK	WP	HR	S	P	ERA	WHIP										
Bryn Smith, R ERA: 4.23 Ricky Horton, L ERA: 5.49 Frank DiPino, L ERA: 6.26 Ken Dayley, L ERA: 3.2 Tim Jones, R ERA: 6.75	(1.1)	0.1	L	4	6	6	6	1	0	0	0	0	0	25	48	32.40	4.800										
	(1.1)	1.2		11	7	6	6	0	1	0	0	0	0	33	58	12.00	1.667										
	(6.1)	1.2		5	0	0	0	2	0	0	0	0	0	12	20	0.00	0.000										
	(7.1)	1.1		8	1	2	1	0	2	0	0	0	0	13	26	6.75	2.250										

AB 32
R 2
H 7
RBI 2
BB 3
SO 3
LOB 18



AB 37
R 18
H 14
RBI 17
BB 8
SO 5
LOB 19



Batter	1	2	3	4	5	6	7	8	9	AB	R	H	RBI	BB	SO	LOB	TOP								
Ozzie Smith, S OBP: 0.332, SLG: 0.269 (1, 6)	2-1 E HBP		1-0 G3		1-2 G6-3		1-2 G4-3		1-0 SH2-4	3	0	0	0	0	0	0									
Milt Thompson, L OBP: 0.284, SLG: 0.322 (1, 9)	0-1 P5		2-2 G5-3		3-1 F8		2-3 K		2-3 K	5	0	0	0	0	2	2									
Willie McGee, S OBP: 0.359, SLG: 0.399 (1, 8)	0-2 E1			1-1 2B 1B	4-1 2B BB			1-2 1B 1B	2-2 G1-3	4	3	2	0	1	0	2									
Pedro Guerrero, R OBP: 0.360, SLG: 0.463 (8, PR)	1-2 P6			1-0 1B 2B	1-2 1B 2B			0-0 1B 1B		4	1	3	1	0	0	2									
Tim Jones, L OBP: 0.279, SLG: 0.167 (8, 4)				1-3 1B 2B	1-H 2B			1-2 1B		0	0	0	0	0	0	0									
Terry Pendleton, S OBP: 0.288, SLG: 0.373 (1, 5)	1-1 G6-3			1-2 1B SF9	0-1 L7			2-3 K		4	1	1	1	0	1	5									
Denny Walling, L OBP: 0.275, SLG: 0.288 (8, 3)		2-1 G3		1-0 2B 1B		0-0 G4-3		0-0 1B		4	0	2	2	0	0	0									
José Quiendo, S OBP: 0.235, SLG: 0.249 Lee Smith, R (8, 1)	0-2 P5			1-3 3-H 2-0 SF9		0-1 G4-3		3-2 F7		3	0	0	1	0	0	2									
Tom Pagnozzi, R OBP: 0.222, SLG: 0.289 (1, 2)	0-3 K			3-H 0-0 F8		0-2 G6-3		0-0 P4		4	0	0	0	0	1	3									
Joe Magrane, R OBP: 0.250, SLG: 0.190 Bryn Smith, R OBP: 0.238, SLG: 0.238 Rex Hudler, R OBP: 0.234, SLG: 0.289 (1, 1)			1-3 K	0-1 1-H 2B			1-3 K		0-0 1B	3	0	1	0	0	2	0									
Inning Stats	R: 0 E: 1 K: 0 S: 11	H: 0 LOB: 2 BB: 0 P: 15	R: 0 E: 0 K: 1 S: 8	H: 0 LOB: 0 BB: 0 P: 10	R: 0 E: 0 K: 1 S: 7	H: 0 LOB: 0 BB: 0 P: 11	R: 3 E: 0 K: 0 S: 12	H: 5 LOB: 2 BB: 0 P: 18	R: 1 E: 0 K: 0 S: 12	H: 1 LOB: 1 BB: 1 P: 20	R: 0 E: 0 K: 0 S: 7	H: 0 LOB: 0 BB: 0 P: 7	R: 0 E: 0 K: 2 S: 10	H: 0 LOB: 0 BB: 0 P: 14	R: 1 E: 0 K: 1 S: 12	H: 3 LOB: 2 BB: 0 P: 18	R: 0 E: 0 K: 1 S: 9	H: 1 LOB: 1 BB: 0 P: 14	1B: 7 2B: 3 3B: 0 HR: 0	SF: 1 SAC: 1 DP: 0 HBP: 1	WP: 0 PB: 0 SB: 2 CS: 0	PA: 39			
PITCHER	IP	WLS	BF	H	R	ER	SO	BB	IBB	HBP	BLK	WP	HR	S	P	ERA	WHIP								
Oil Can Boyd, R ERA: 3.48 Bill Sampen, R ERA: 1.89 Drew Hall, L ERA: 3.41	(1, 1) 5.0	L 23	6	4	4	4	2	1	0	1	0	0	0	50	74	7.20	1.400								

St. Louis Cardinals @ Montreal Expos
Olympic Stadium, Montreal, QB
Sun Jun 10 1990, 3:33 AM EDT
Att: 30,349 - Dome - 70 F

AB 34
R 5
H 9
RBI 5
BB 1
SO 6
LOB 16



Batter	1	2	3	4	5	6	7	8	9	AB	R	H	RBI	BB	SO	LOB	BOTTOM								
Delino DeShields, L OBP: 0.391, SLG: 0.424 (1, 4)	4-2 S BB		4-1 CS BB		3-2 G5-3		1-3 K		2-3 K	3	0	0	0	2	2	2									
Spike Owen, S OBP: 0.385, SLG: 0.405 (1, 6)	2-3 K		2-1 S 1B		1-2 F8		3-1 1B		0-3 K	5	0	2	0	0	2	1									
Junior Noboa, R OBP: 0.271, SLG: 0.339 (1, 9)	2-2 L6		3-1 G6-3		0-2 F8		2-0 F7			4	0	0	0	0	0	3									
Andres Galarraga, R OBP: 0.320, SLG: 0.400 (1, 3)	2-3 K			4-2 3B BB	1-0 2B		0-1 P6			3	1	1	0	1	1	2									
Tim Wallach, R OBP: 0.372, SLG: 0.590 (1, 5)		3-2 1B		0-1 1-H FC7-6 3B	2-1 G6-3			2-2 G6-3		4	1	2	1	0	0	1									
Mike Fitzgerald, R OBP: 0.339, SLG: 0.417 (1, 2)		1-3 K		4-1 FC7-6 BB		0-0 HR		2-2 1B		3	1	2	1	1	1	1									
Otis Nixon, S OBP: 0.327, SLG: 0.238 Mike Aldrete, L OBP: 0.463, SLG: 0.282 (8, PH)	1-2 F2			0-1 1-2 3-H FC7-6 CS		1-3 K		1-3 K		3	0	0	1	0	1	2									
Dave Martinez, L OBP: 0.327, SLG: 0.467 (1, 8)	2-0 P5			1-2 1B BB		1-3 K		0-3 K		3	0	0	0	1	2	2									
Oil Can Boyd, R OBP: 0.083, SLG: 0.083 Bill Sampen, R Drew Hall, L Wallace Johnson, S OBP: 0.276, SLG: 0.346 (8, PH)				0-0 F9	0-0 1B		0-3 K		0-0 F8	2	0	1	0	0	0	0									
Inning Stats	R: 0 E: 0 K: 2 S: 18	H: 0 LOB: 1 BB: 1 P: 28	R: 0 E: 0 K: 1 S: 14	H: 1 LOB: 1 BB: 0 P: 21	R: 0 E: 0 K: 0 S: 6	H: 1 LOB: 1 BB: 1 P: 15	R: 2 E: 0 K: 0 S: 14	H: 2 LOB: 2 BB: 3 P: 29	R: 0 E: 0 K: 0 S: 10	H: 1 LOB: 1 BB: 0 P: 14	R: 1 E: 0 K: 3 S: 12	H: 1 LOB: 0 BB: 0 P: 14	R: 0 E: 0 K: 1 S: 8	H: 1 LOB: 1 BB: 0 P: 14	R: 0 E: 0 K: 2 S: 13	H: 1 LOB: 1 BB: 0 P: 18	R: 0 E: 0 K: 2 S: 8	H: 0 LOB: 0 BB: 0 P: 10	1B: 5 2B: 1 3B: 1 HR: 1	SF: 0 SAC: 0 DP: 0 HBP: 0	WP: 0 PB: 0 SB: 2 CS: 2	PA: 38			
PITCHER	IP	WLS	BF	H	R	ER	SO	BB	IBB	HBP	BLK	WP	HR	S	P	ERA	WHIP								
Joe Magrane, L ERA: 4.14 Bryn Smith, R ERA: 4.21 Lee Smith, R ERA: 2.54	(1, 1) 6.2	W 30	7	3	3	3	7	5	0	0	0	0	0	80	133	4.05	1.800								

St. Louis Cardinals @ Montreal Expos
Olympic Stadium, Montreal, QB
Sun Jun 10 1990, 3:33 AM EDT
Att: 30,349 - Dome - 70 F

AB 33
R 3
H 8
RBI 3
BB 5
SO 11
LOB 15



Batter	1	2	3	4	5	6	7	8	9	AB	R	H	RBI	BB	SO	LOB	TOP									
Delino DeShields, L OBP: 0.397, SLG: 0.424	4-1 2B BB		2-3 K			1-0 E BLK SF8 1B		4-0 1B BB		2	1	1	0	2	1	0	Montreal Expos @ Philadelphia Phillies Veterans Stadium, Philadelphia, PA Mon Jun 11 1990, 7:05 PM EDT Cloudy									
Spike Owen, S OBP: 0.383, SLG: 0.410	1-2 HR 2B		3-2 G5-3			3-2 SF8 1-H		1-2 F9		3	1	1	1	0	0	2										
Mike Fitzgerald, R OBP: 0.352, SLG: 0.453	0-1 HR			1-2 G5-3		4-0 BB		1-1 1-2 1B		3	1	2	3	1	0	0										
Andres Galarraga, R OBP: 0.315, SLG: 0.392	0-1 F8			1-1 G5-3		3-2 F9		3-H 2-3 K		4	0	0	0	0	1	3										
Tim Wallach, R OBP: 0.366, SLG: 0.579	2-3 K			2-3 K			2-1 G4-3		2-1 G6-3	4	0	0	0	0	2	0										
Junior Noboa, R OBP: 0.274, SLG: 0.339		2-1 F8			0-0 F8 1B		1-0 F8		0-0 HR	3	0	1	0	0	0	0										
Larry Walker, L OBP: 0.331, SLG: 0.439										1	1	1	1	0	0	0										
Otis Nixon, S OBP: 0.321, SLG: 0.222		0-1 G6-3			3-2 F8 1-2		3-3 K		4-0 BB	3	0	0	0	1	1	1										
Dave Martinez, L OBP: 0.324, SLG: 0.458		2-0 G3			3-3 K			1-1 F9 SH2-4 1B	3-1 F8	4	1	1	0	0	1	1										
Kevin Gross, R OBP: 0.188, SLG: 0.355			2-2 P8			2-3 K		1-2 SH2-4	0-1 P9	3	0	0	0	0	1	1										
Inning Stats	R: 2 E: 0 K: 1 S: 10	H: 2 LOB: 0 BB: 1 P: 16	R: 0 E: 0 K: 0 S: 5	H: 0 LOB: 0 BB: 0 P: 9	R: 0 E: 0 K: 1 S: 12	H: 0 LOB: 0 BB: 0 P: 19	R: 0 E: 0 K: 1 S: 8	H: 0 LOB: 0 BB: 0 P: 12	R: 0 E: 0 K: 1 S: 7	H: 1 LOB: 0 BB: 0 P: 13	R: 1 E: 1 K: 1 S: 11	H: 1 LOB: 1 BB: 1 P: 24	R: 0 E: 0 K: 1 S: 6	H: 0 LOB: 0 BB: 0 P: 12	R: 1 E: 0 K: 1 S: 13	H: 2 LOB: 2 BB: 1 P: 22	R: 1 E: 0 K: 0 S: 7	H: 1 LOB: 1 BB: 1 P: 16	1B: 4 2B: 1 3B: 0 HR: 2	SF: 1 SAC: 1 DP: 0 HBP: 0	WP: 0 PB: 0 SB: 0 CS: 0	PA: 36				
PITCHER	IP	WLS	BF	H	R	ER	SO	BB	IBB	HBP	BLK	WP	HR	S	P	ERA	WHIP									
Dennis Cook, L ERA: 3.91	(1, 1)	7.2	L	30	6	4	3	6	3	0	0	1	0	1	69	3.52	1.174									
Darrel Akerfelds, R ERA: 2.73	(8, 1)	0.2		4	1	1	1	1	1	0	0	0	0	1	6	14	13.50	3.000								
Don Carman, L ERA: 3.89	(9, 1)	0.2		2	0	0	0	0	0	0	0	0	0	0	4	7	0.00	0.000								

AB	30
R	5
H	7
RBI	5
BB	4
SO	7
LOB	8



Batter	1	2	3	4	5	6	7	8	9	AB	R	H	RBI	BB	SO	LOB	BOTTOM								
Lenny Dykstra, L OBP: 0.479, SLG: 0.522	4-2 1B BB		1-1 L7					1-0 G3		3	0	0	0	1	1	0	Montreal Expos @ Philadelphia Phillies Veterans Stadium, Philadelphia, PA Mon Jun 11 1990, 7:05 PM EDT Cloudy								
Tom Herr, S OBP: 0.341, SLG: 0.370	3-2 S 1B		1-3 BB 1B			1-2 G5-3		0-1 L5		4	0	2	0	0	0	0									
Ron Jones, L OBP: 0.429, SLG: 0.556	3-3 K 1-2		4-2 BB 1-2			3-3 K		4-1 BB BB		2	0	0	0	2	2	1									
Ricky Jordan, R OBP: 0.294, SLG: 0.375	1-1 P5		0-3 K			1-1 G6-3		2-3 K		4	0	0	0	0	2	5									
Charlie Hayes, R OBP: 0.324, SLG: 0.381		1-0 F9		2-0 F8		2-0 G4-6-3 1B		1-1 FC4-9-6 BB		4	0	1	0	0	0	1									
Darren Daulton, L OBP: 0.371, SLG: 0.310		2-3 K		2-3 K		2-0 G4-6-3 1B		4-0 BB		3	0	1	0	1	2	0									
Jim Vatcher, R OBP: 0.417, SLG: 0.364		3-2 G3		3-1 G1-3		1-2 G4-6-3 1B		0-1 F9		2	0	0	0	0	0	0									
John Kruk, L OBP: 0.346, SLG: 0.391						1-2 G4-6-3 1B				2	0	0	0	0	0	4									
Rod Booker, L OBP: 0.329, SLG: 0.368			1-0 F8		0-0 P7		3-3 K			3	0	0	0	0	1	1									
Darrel Akerfelds, R OBP: 0.429, SLG: 0.429										0	0	0	0	0	0	0									
Don Carman, L OBP: 0.429, SLG: 0.429										0	0	0	0	0	0	0									
Dennis Cook, L OBP: 0.280, SLG: 0.400		0-2 G4-3			0-1 F7			1-3 K		2	0	0	0	0	0	0									
Dickie Thon, R OBP: 0.307, SLG: 0.311										1	0	0	0	0	1	0									
Inning Stats	R: 0 E: 0 K: 2 S: 15	H: 1 LOB: 1 BB: 0 P: 23	R: 0 E: 0 K: 1 S: 8	H: 0 LOB: 0 BB: 0 P: 14	R: 0 E: 0 K: 1 S: 16	H: 1 LOB: 3 BB: 2 P: 25	R: 0 E: 0 K: 1 S: 7	H: 0 LOB: 0 BB: 0 P: 14	R: 0 E: 0 K: 0 S: 5	H: 0 LOB: 0 BB: 0 P: 6	R: 0 E: 0 K: 1 S: 8	H: 0 LOB: 0 BB: 0 P: 13	R: 0 E: 0 K: 1 S: 8	H: 2 LOB: 1 BB: 0 P: 16	R: 0 E: 0 K: 1 S: 6	H: 0 LOB: 0 BB: 0 P: 8	R: 0 E: 0 K: 1 S: 8	H: 0 LOB: 2 BB: 2 P: 19	1B: 4 2B: 0 3B: 0 HR: 0	SF: 0 SAC: 0 DP: 1 HBP: 0	WP: 0 PB: 0 SB: 1 CS: 0	PA: 34			
PITCHER	IP	WLS	BF	H	R	ER	SO	BB	IBB	HBP	BLK	WP	HR	S	P	ERA	WHIP								
Kevin Gross, R ERA: 3.4	(1, 1)	9.0	W	34	4	0	0	9	4	0	0	0	0	81	138	0.00	0.889								

AB	30
R	0
H	4
RBI	0
BB	4
SO	9
LOB	12



Batter	1	2	3	4	5	6	7	8	9	AB	R	H	RBI	BB	SO	LOB	TOP															
Delino DeShields, L OBP: 0.397, SLG: 0.424 (1, 4)										5	2	2	0	0	1	0	Montreal Expos @ Philadelphia Phillies Veterans Stadium, Philadelphia, PA Mon Jun 11 1990, 7:05 PM EDT Att: 22,700 - Unknown															
Spike Owen, S OBP: 0.376, SLG: 0.404 (1, 6)										5	0	1	0	0	2	1																
Mike Fitzgerald, R OBP: 0.354, SLG: 0.445 (1, 7)										4	0	1	1	1	2	1																
Andres Galarraga, R OBP: 0.318, SLG: 0.399 (8, PH) Oliver Nixon, S OBP: 0.321, SLG: 0.222 (8, 8)										4	0	2	1	0	0	3																
Tim Wallach, R OBP: 0.372, SLG: 0.577 (1, 5)										1	0	0	0	2	0	0																
Junior Noboa, R OBP: 0.277, SLG: 0.328 (8, PH) Mike Aldrete, L OBP: 0.473, SLG: 0.282 (8, 3)										2	0	0	0	1	0	4																
Nelson Santovenia, R OBP: 0.234, SLG: 0.276 (1, 2)										4	0	0	0	0	1	3																
Dave Martinez, L OBP: 0.321, SLG: 0.444 (8, 9)										3	0	0	0	1	0	2																
Chris Nabholz, L Wallace Johnson, S Dale Mohorcic, R Drew Hall, L Larry Walker, L Dave Schmidt, R (1, 1) (6, PH) (6, 1) (6, 1) (8, PH) (8, 1)										2	0	0	0	0	2	0																
Inning Stats	R: 1 E: 0 K: 1 S: 7	H: 2 LOB: 2 BB: 1 P: 11	R: 0 E: 0 K: 1 S: 5	H: 0 LOB: 0 BB: 0 P: 5	R: 1 E: 0 K: 0 S: 5	H: 3 LOB: 2 BB: 1 P: 9	R: 0 E: 0 K: 1 S: 5	H: 0 LOB: 0 BB: 0 P: 5	R: 0 E: 0 K: 2 S: 7	H: 0 LOB: 2 BB: 2 P: 13	R: 0 E: 0 K: 1 S: 5	H: 0 LOB: 0 BB: 0 P: 5	R: 1 E: 1 K: 2 S: 8	H: 1 LOB: 2 BB: 1 P: 13	R: 0 E: 0 K: 1 S: 5	H: 0 LOB: 0 BB: 0 P: 5		1B: 5 2B: 1 3B: 0 HR: 0	SF: 0 SAC: 0 DP: 1 HBP: 1	WP: 3 PB: 0 SB: 2 CS: 1	PA: 39											
PITCHER	IP WLS BF H R ER SO BB IBB HBP BLK WP HR S P ERA WHIP																															
Pat Combs, L ERA: 4.2 Jeff Parrett, R ERA: 5.88 Don Carman, L ERA: 3.72	(1, 1) (7, 1) (8, 1)	6.0 L 5	27 7 0	5 1 0	2 1 0	2 0 0	6 2 2	3 1 0	2 0 0	0 1 0	0 0 0	0 0 0	2 1 9	34 9 9	54 14 9	3.00 0.00 0.00	1.333 1.500 0.000															

Batter	1	2	3	4	5	6	7	8	9	AB	R	H	RBI	BB	SO	LOB	BOTTOM											
Lenny Dykstra, L OBP: 0.469, SLG: 0.509 (1, 8)										5	0	0	0	0	1	3	Montreal Expos @ Philadelphia Phillies Veterans Stadium, Philadelphia, PA Mon Jun 11 1990, 7:05 PM EDT Att: 22,700 - Unknown											
Tom Herr, S OBP: 0.340, SLG: 0.364 (1, 4)										3	0	0	0	1	1	2												
Charlie Hayes, R OBP: 0.322, SLG: 0.378 (5, 3)										4	0	1	0	0	2	0												
Ricky Jordan, R OBP: 0.296, SLG: 0.382 Dave Hollins, S OBP: 0.270, SLG: 0.382 (5, 5)										2	1	1	0	0	1	0												
Dickie Thon, R OBP: 0.306, SLG: 0.310 (1, 6)										4	1	1	1	0	0	0												
Jim Vatcher, R OBP: 0.375, SLG: 0.333 (1, 9)										4	0	1	0	0	0	0												
Sil Campusano, R OBP: 0.289, SLG: 0.182 Rod Booker, L OBP: 0.341, SLG: 0.368 (9, PH)										2	0	0	0	1	0	2												
Darren Daulton, L OBP: 0.376, SLG: 0.313 (1, 2)										2	0	1	0	1	0	1												
Pat Combs, L John Kruk, L Randi Kosloski, R Jeff Parrett, R Don Carman, L Ron Jones, L (1, 1) (6, PH) (6, PH) (7, 1) (8, 1) (9, PH)										1	0	0	0	1	0	0												
Inning Stats	R: 0 E: 0 K: 1 S: 5	H: 0 LOB: 0 BB: 0 P: 5	R: 0 E: 0 K: 1 S: 5	H: 0 LOB: 0 BB: 0 P: 5	R: 0 E: 0 K: 1 S: 6	H: 1 LOB: 2 BB: 1 P: 10	R: 2 E: 0 K: 1 S: 8	H: 3 LOB: 1 BB: 0 P: 8	R: 0 E: 0 K: 0 S: 6	H: 0 LOB: 2 BB: 2 P: 11	R: 0 E: 0 K: 1 S: 5	H: 0 LOB: 0 BB: 0 P: 5	R: 0 E: 0 K: 0 S: 3	H: 0 LOB: 0 BB: 0 P: 3	R: 0 E: 0 K: 1 S: 5	H: 0 LOB: 1 BB: 1 P: 9		1B: 4 2B: 1 3B: 0 HR: 0	SF: 0 SAC: 1 DP: 0 HBP: 0	WP: 0 PB: 0 SB: 1 CS: 0	PA: 37							
PITCHER	IP WLS BF H R ER SO BB IBB HBP BLK WP HR S P ERA WHIP																											
Chris Nabholz, L ERA: 3.6 Dale Mohorcic, R ERA: 4.5 Drew Hall, L ERA: 3.29 Dave Schmidt, R ERA: 3.2	(1, 1) (6, 1) (6, 1) (8, 1)	5.0 0.2 1.1 2.0	22 4 4 7	0 0 0 0	0 0 0 0	0 0 1 0	0 1 0 0	0 0 0 0	0 0 0 0	0 0 6 8	0 2 6 12	0.00 0.00 0.00 0.00	1.400 1.500 0.000 0.500															

AB	32
R	3
H	6
RBI	2
BB	6
SO	10
LOB	18



AB	31
R	2
H	5
RBI	1
BB	5
SO	7
LOB	13



Batter	1	2	3	4	5	6	7	8	9	AB	R	H	RBI	BB	SO	LOB	TOP										
Delino DeShields, L (1, 4) OBP: 0.398, SLG: 0.432	G6-3		L1							3	0	1	1	1	0	0	Montreal Expos @ Philadelphia Phillies Veterans Stadium, Philadelphia, PA Tue Jun 12 1990, 7:05 PM EDT Att: 19,169 - Unknown - 74 F										
Dave Martinez, L (1, 8) OBP: 0.318, SLG: 0.437	1B G6-3 1B		G4-3				F8			4	1	1	0	0	0	3											
Wallace Johnson, S (1, 3) OBP: 0.294, SLG: 0.333	G6-3 1B		G1-4-3							3	0	1	0	1	0	0											
Mike Aldrete, L (1, 7) OBP: 0.475, SLG: 0.302	G6-3									4	0	2	1	0	0	2											
Tim Wallach, R (1, 5) OBP: 0.366, SLG: 0.566	G5-3									4	0	0	0	0	2	4											
Larry Walker, L (1, 9) OBP: 0.320, SLG: 0.423										4	0	0	0	0	0	2											
Nelson Santovenia, R (1, 2) OBP: 0.243, SLG: 0.260										3	0	1	0	1	0	0											
Tom Foley, L (1, 6) OBP: 0.207, SLG: 0.185										4	0	0	0	0	1	2											
Zane Smith, L (1, 1) OBP: 0.238, SLG: 0.381										1	0	0	0	0	0	1											
Otis Nixon, S (7, PH) OBP: 0.333, SLG: 0.239										1	1	1	0	0	0	0											
John Costello, R (7, 1) OBP: 0.394, SLG: 0.362										0	0	0	0	0	0	0											
Tim Raines, S (9, PH)										1	0	0	0	0	0	0											
Inning Stats	R: 1 E: 0 K: 0 S: 10	H: 2 LOB: 1 BB: 0 P: 21	R: 0 E: 0 K: 0 S: 6	H: 0 LOB: 1 BB: 1 P: 10	R: 0 E: 0 K: 1 S: 4	H: 0 LOB: 0 BB: 0 P: 8	R: 0 E: 0 K: 1 S: 10	H: 1 LOB: 0 BB: 0 P: 15	R: 0 E: 0 K: 0 S: 9	H: 1 LOB: 1 BB: 0 P: 13	R: 0 E: 0 K: 0 S: 9	H: 1 LOB: 1 BB: 0 P: 12	R: 1 E: 0 K: 1 S: 11	H: 2 LOB: 1 BB: 0 P: 21	R: 0 E: 0 K: 1 S: 8	H: 0 LOB: 1 BB: 1 P: 14	R: 0 E: 0 K: 0 S: 6	H: 0 LOB: 0 BB: 0 P: 7	1B: 6 2B: 0 3B: 1 HR: 0	SF: 0 SAC: 1 DP: 0 HBP: 0	WP: 0 PB: 0 SB: 1 CS: 1	PA: 36					
PITCHER	IP	WLS	BF	H	R	ER	SO	BB	IBB	HBP	BLK	WP	HR	S	P	ERA	WHIP										
Ken Howell, R (1, 1) ERA: 3.38	8.0	W	33	7	2	2	3	3	0	0	0	0	0	67	114	2.25	1.250										
Roger McDowell, R (9, 1) ERA: 5.73	1.0		3	0	0	0	0	0	0	0	0	0	0	6	7	0.00	0.000										

AB	32
R	2
H	7
RBI	2
BB	3
SO	3
LOB	14



Batter	1	2	3	4	5	6	7	8	9	AB	R	H	RBI	BB	SO	LOB	BOTTOM										
Sil Campusano, R (1, 8) OBP: 0.310, SLG: 0.278	G4-6-3 HBP		P9							3	1	1	2	0	1	1	Montreal Expos @ Philadelphia Phillies Veterans Stadium, Philadelphia, PA Tue Jun 12 1990, 7:05 PM EDT Att: 19,169 - Unknown - 74 F										
Tom Herr, S (1, 4) OBP: 0.338, SLG: 0.377	G4-6-3 1-2		F8							4	1	1	2	0	0	1											
Ron Jones, L (1, 9) OBP: 0.385, SLG: 0.455	G4-3									3	0	0	0	1	0	0											
Charlie Hayes, R (1, 3) OBP: 0.321, SLG: 0.376										4	1	1	0	0	1	1											
Dickie Thon, R (1, 6) OBP: 0.305, SLG: 0.309										4	1	1	0	0	0	1											
Dave Hollins, S (1, 5) OBP: 0.293, SLG: 0.459										3	1	1	3	1	0	1											
Jim Vatcher, R (1, 7) OBP: 0.300, SLG: 0.263										4	0	0	0	0	0	2											
Darren Daulton, L (1, 2) OBP: 0.381, SLG: 0.327										3	1	2	0	0	0	0											
Ken Howell, R (1, 1) OBP: 0.125, SLG: 0.130										3	1	0	0	0	1	2											
Roger McDowell, R (9, 1) ERA: 8.22										0	0	0	0	0	0	0											
Inning Stats	R: 0 E: 0 K: 0 S: 5	H: 0 LOB: 0 BB: 0 P: 7	R: 3 E: 1 K: 0 S: 14	H: 2 LOB: 0 BB: 0 P: 21	R: 0 E: 0 K: 1 S: 7	H: 0 LOB: 1 BB: 1 P: 17	R: 0 E: 0 K: 0 S: 7	H: 0 LOB: 0 BB: 0 P: 12	R: 2 E: 0 K: 1 S: 13	H: 2 LOB: 0 BB: 0 P: 21	R: 0 E: 0 K: 0 S: 6	H: 1 LOB: 1 BB: 0 P: 7	R: 2 E: 0 K: 1 S: 9	H: 2 LOB: 0 BB: 0 P: 12	R: 0 E: 0 K: 0 S: 9	H: 0 LOB: 1 BB: 1 P: 16	1B: 3 2B: 1 3B: 0 HR: 3	SF: 0 SAC: 0 DP: 1 HBP: 1	WP: 0 PB: 0 SB: 1 CS: 0	PA: 34							
PITCHER	IP	WLS	BF	H	R	ER	SO	BB	IBB	HBP	BLK	WP	HR	S	P	ERA	WHIP										
Zane Smith, L (1, 1) ERA: 3.31	6.0	L	25	5	4	4	2	1	0	0	0	0	1	18	28	6.00	1.000										
John Costello, R (7, 1) ERA: 8.22	2.0		9	2	2	2	1	1	0	0	1	0	1	18	28	9.00	1.500										



Batter	1	2	3	4	5	6	7	8	9	AB	R	H	RBI	BB	SO	LOB	TOP								
Delino DeShields, L (1, 4) OBP: 0.398, SLG: 0.424 Olis Nixon, S (8, PR) OBP: 0.322, SLG: 0.229 (8, 8)										3	0	2	0	0	0	1									
Spike Owen, S (1, 6) OBP: 0.397, SLG: 0.390										5	1	1	0	0	1	4									
Tim Raines, S (1, 7) OBP: 0.389, SLG: 0.360										5	0	2	0	0	0	2									
Andres Galarraga, R (1, 3) OBP: 0.318, SLG: 0.397										5	1	2	1	0	0	3									
Tim Lincecum, R (1, 5) OBP: 0.378, SLG: 0.570 Larry Walker, L (9, PR) OBP: 0.333, SLG: 0.424 Tom Foley, L (9, 4) OBP: 0.226, SLG: 0.207										4	0	2	0	0	0	1									
Mike Fitzgerald, R (1, 2) OBP: 0.360, SLG: 0.449										4	1	1	1	0	0	1									
Junior Noboa, R (1, 9) OBP: 0.268, SLG: 0.303 (8, 4) (9, 5)										3	1	0	0	1	0	1									
Dave Martinez, L (1, 8) OBP: 0.363, SLG: 0.487 (8, 9)										4	1	3	3	0	0	0									
Oil Can Boyd, R (1, 1) OBP: 0.040, SLG: 0.080 Wallace Johnson, S (8, PH) OBP: 0.324, SLG: 0.320 Steve Frey, L (8, 1) Nelson Santovenia, R (8, PH) Drew Hall, L (9, 1) Dave Schmidt, R (9, 1)										1	0	0	0	0	0	0									
Inning Stats	R: 0 E: 0 K: 0 S: 6	H: 2 LOB: 1 BB: 0 P: 10	R: 0 E: 0 K: 0 S: 5	H: 1 LOB: 0 BB: 0 P: 7	R: 0 E: 0 K: 0 S: 10	H: 1 LOB: 1 BB: 0 P: 14	R: 0 E: 0 K: 0 S: 7	H: 0 LOB: 0 BB: 0 P: 11	R: 0 E: 0 K: 0 S: 6	H: 1 LOB: 1 BB: 0 P: 10	R: 1 E: 0 K: 0 S: 12	H: 3 LOB: 1 BB: 0 P: 17	R: 0 E: 0 K: 0 S: 4	H: 0 LOB: 0 BB: 0 P: 5	R: 0 E: 0 K: 0 S: 5	H: 0 LOB: 1 BB: 0 P: 9	R: 6 E: 0 K: 1 S: 21	H: 6 LOB: 2 BB: 1 P: 33	1B: 9 2B: 3 3B: 1 HR: 1	SF: 0 SAC: 1 DP: 1 HBP: 1	WP: 0 PB: 0 SB: 1 CS: 2	PA: 40			
PITCHER	IP	WLS	BF	H	R	ER	SO	BB	IBB	HBP	BLK	WP	HR	S	P	ERA	WHIP								
Joe Magrane, L (1, 1) ERA: 4.37	8.0	L	35	12	7	7	0	0	1	1	0	0	0	64	100	7.88	1.500								
Scott Terry, R (9, 1) ERA: 7.96	1.0		5	2	0	0	1	0	0	0	0	0	1	12	16	0.00	2.000								

Montreal Expos @ St. Louis Cardinals
 Busch Stadium, St. Louis, MO
 Fri Jun 15 1990, 7:05 PM CDT
 Att: 34,377 - Unknown

AB	37
R	7
H	14
RBI	7
BB	1
SO	1
LOB	15



Batter	1	2	3	4	5	6	7	8	9	AB	R	H	RBI	BB	SO	LOB	BOTTOM								
Vince Coleman, S (1, 7) OBP: 0.349, SLG: 0.411										4	0	0	0	0	0	2									
Ozzie Smith, S (1, 6) OBP: 0.326, SLG: 0.279										4	0	0	0	0	0	1									
Willie McGee, S (1, 8) OBP: 0.357, SLG: 0.386										3	1	0	0	1	0	0									
Pedro Guerrero, R (1, 3) OBP: 0.349, SLG: 0.468										4	1	1	0	0	1	1									
Terry Pendleton, S (1, 5) OBP: 0.298, SLG: 0.360										3	0	0	0	1	1	1									
Milt Thompson, L (1, 9) OBP: 0.290, SLG: 0.337										4	1	1	0	0	1	2									
Todd Zeile, R (1, 2) OBP: 0.326, SLG: 0.407										3	1	2	4	1	1	0									
José Oquendo, S (1, 4) OBP: 0.341, SLG: 0.272										4	0	2	0	0	0	1									
Joe Magrane, R (1, 1) OBP: 0.269, SLG: 0.217 Scott Terry, R (9, 1) OBP: 0.333, SLG: 0.333 Denny Walling, L (8, PH) OBP: 0.260, SLG: 0.260										2	0	1	0	0	1	0									
Inning Stats	R: 0 E: 0 K: 0 S: 8	H: 0 LOB: 0 BB: 0 P: 13	R: 3 E: 0 K: 1 S: 18	H: 3 LOB: 0 BB: 0 P: 27	R: 0 E: 0 K: 0 S: 4	H: 0 LOB: 0 BB: 0 P: 5	R: 0 E: 0 K: 1 S: 7	H: 0 LOB: 0 BB: 0 P: 8	R: 0 E: 0 K: 0 S: 9	H: 1 LOB: 1 BB: 0 P: 12	R: 0 E: 0 K: 0 S: 6	H: 0 LOB: 0 BB: 0 P: 10	R: 0 E: 0 K: 0 S: 5	H: 0 LOB: 1 BB: 1 P: 9	R: 0 E: 0 K: 0 S: 6	H: 1 LOB: 0 BB: 0 P: 8	R: 1 E: 0 K: 2 S: 16	H: 2 LOB: 3 BB: 2 P: 30	1B: 6 2B: 0 3B: 0 HR: 1	SF: 0 SAC: 1 DP: 1 HBP: 0	WP: 0 PB: 0 SB: 0 CS: 0	PA: 36			
PITCHER	IP	WLS	BF	H	R	ER	SO	BB	IBB	HBP	BLK	WP	HR	S	P	ERA	WHIP								
Oil Can Boyd, R (1, 1) ERA: 3.52	7.0		26	4	3	3	3	1	0	0	0	0	0	57	84	3.86	0.714								
Steve Frey, L (8, 1) ERA: 4.79	1.0	W	3	1	0	0	0	0	0	0	0	0	0	6	8	0.00	1.000								
Drew Hall, L (9, 1) ERA: 3.4	0.2		4	0	1	1	2	2	0	0	0	0	0	8	21	13.50	3.000								
Dave Schmidt, R (9, 1) ERA: 3.21	0.1	S	3	2	0	0	0	0	0	0	0	0	0	8	9	0.00	6.000								

Montreal Expos @ St. Louis Cardinals
 Busch Stadium, St. Louis, MO
 Fri Jun 15 1990, 7:05 PM CDT
 Att: 34,377 - Unknown

AB	32
R	4
H	7
RBI	4
BB	3
SO	5
LOB	11



Batter	1	2	3	4	5	6	7	8	9	AB	R	H	RBI	BB	SO	LOB	TOP										
Dave Martinez, L (1, 8) OBP: 0.359, SLG: 0.504	K		G3					F6		4	1	1	2	0	1	1	Montreal Expos @ St. Louis Cardinals Busch Stadium, St. Louis, MO Sat Jun 16 1990, 7:05 PM CDT Att: 43,553 - Unknown - 93 F										
Spike Owen, S (1, 6) OBP: 0.365, SLG: 0.387	6-3		F8					1B		4	0	1	0	0	0	1											
Tim Raines, S (1, 7) OBP: 0.387, SLG: 0.363	2B			4-3				6-3		4	0	1	0	0	0	1											
Andres Galarraga, R (1, 3) OBP: 0.313, SLG: 0.390	5-3			L4				K		4	0	0	0	0	1	2											
Tim Wallach, R (1, 5) OBP: 0.373, SLG: 0.560		F9		5-3					F7	4	0	0	0	0	0	0											
Larry Walker, L (1, 9) OBP: 0.331, SLG: 0.415		3-1			4-3					3	0	0	0	1	0	0											
Mike Fitzgerald, R (1, 2) OBP: 0.357, SLG: 0.459			K		1B	3B		5-3		4	1	1	0	0	2	1											
Tom Foley, L (1, 4) OBP: 0.257, SLG: 0.242			F8			SH1-4	1B		4-3	4	1	2	1	0	0	1											
Kevin Gross, R (1, 1) OBP: 0.212, SLG: 0.406										1	0	1	0	0	0	0											
Wallace Johnson, S (7, PH) OBP: 0.316, SLG: 0.313										1	0	0	0	0	0	1											
Drew Hall, L (7, 1)										0	0	0	0	0	0	0											
Dale Mohorcic, R (7, 1)										0	0	0	0	0	0	0											
Inning Stats	R: 0 E: 0 K: 1 S: 11	H: 1 LOB: 1 BB: 0 P: 13	R: 0 E: 0 K: 1 S: 6	H: 0 LOB: 0 BB: 0 P: 7	R: 0 E: 0 K: 0 S: 9	H: 1 LOB: 1 BB: 0 P: 15	R: 0 E: 0 K: 0 S: 6	H: 0 LOB: 0 BB: 0 P: 7	R: 3 E: 0 K: 0 S: 13	H: 3 LOB: 0 BB: 0 P: 15	R: 0 E: 0 K: 0 S: 8	H: 0 LOB: 0 BB: 0 P: 12	R: 0 E: 0 K: 0 S: 8	H: 1 LOB: 1 BB: 0 P: 11	R: 0 E: 0 K: 1 S: 9	H: 1 LOB: 1 BB: 0 P: 13	R: 0 E: 0 K: 1 S: 10	H: 0 LOB: 1 BB: 1 P: 17	1B: 3 2B: 2 3B: 1 HR: 1	SF: 0 SAC: 1 DP: 0 HBP: 0	WP: 0 PB: 0 SB: 0 CS: 0	PA: 35					
PITCHER	IP	WLS	BF	H	R	ER	SO	BB	IBB	HBP	BLK	WP	HR	S	P	ERA	WHIP										
Bob Tewksbury, R (1, 1) ERA: 5.06	7.0	W	27	6	3	3	2	0	0	0	0	0	1	61	80	3.86	0.857										
Ricky Horton, L (8, 1) ERA: 4.88	0.2		3	1	0	0	0	0	0	0	0	0	0	6	9	0.00	1.500										
Tom Niedenfuer, R (8, 1) ERA: 2.7	1.1	S	5	0	0	0	2	1	0	0	0	0	0	13	21	0.00	0.750										

Batter	1	2	3	4	5	6	7	8	9	AB	R	H	RBI	BB	SO	LOB	BOTTOM										
Vince Coleman, S (1, 7) OBP: 0.349, SLG: 0.407			K					SH2-4		2	0	0	0	1	2	2	Montreal Expos @ St. Louis Cardinals Busch Stadium, St. Louis, MO Sat Jun 16 1990, 7:05 PM CDT Att: 43,553 - Unknown - 93 F										
Ozzie Smith, S (1, 6) OBP: 0.329, SLG: 0.280	G3				1B	6-3		1B	4-3	3	1	1	1	1	0	2											
Willie McGee, S (1, 8) OBP: 0.363, SLG: 0.392					1B				4-3	4	0	3	1	0	1	1											
Pedro Guerrero, R (1, 3) OBP: 0.352, SLG: 0.467										3	1	1	0	1	2	3											
Terry Pendleton, S (1, 5) OBP: 0.297, SLG: 0.354		4-3								3	0	0	1	1	1	4											
Milt Thompson, L (1, 9) OBP: 0.288, SLG: 0.335										4	0	1	1	0	1	4											
Tom Niedenfuer, R (8, 1)										0	0	0	0	0	0	0											
Todd Zeile, R (1, 2) OBP: 0.324, SLG: 0.409										4	1	1	0	0	0	2											
José Oquendo, S (1, 4) OBP: 0.339, SLG: 0.277										4	1	1	1	0	0	2											
Bob Tewksbury, R (1, 1) ERA: 3.38										1	0	0	0	0	1	0											
Craig Wilson, R (7, PH) OBP: 0.400, SLG: 0.400										1	1	1	0	0	0	0											
Ricky Horton, L (8, 1)										0	0	0	0	0	0	0											
Rex Hudler, R (8, 9) OBP: 0.229, SLG: 0.283										1	0	0	0	0	0	0											
Inning Stats	R: 0 E: 0 K: 1 S: 8	H: 1 LOB: 1 BB: 1 P: 18	R: 0 E: 0 K: 0 S: 6	H: 0 LOB: 0 BB: 0 P: 8	R: 0 E: 0 K: 2 S: 8	H: 0 LOB: 0 BB: 0 P: 9	R: 0 E: 0 K: 2 S: 14	H: 2 LOB: 2 BB: 0 P: 18	R: 2 E: 1 K: 2 S: 10	H: 2 LOB: 1 BB: 0 P: 16	R: 1 E: 0 K: 0 S: 12	H: 2 LOB: 1 BB: 1 P: 24	R: 2 E: 0 K: 1 S: 10	H: 2 LOB: 2 BB: 2 P: 24	R: 0 E: 0 K: 0 S: 4	H: 0 LOB: 0 BB: 0 P: 9	1B: 7 2B: 3 3B: 0 HR: 0	SF: 0 SAC: 2 DP: 1 HBP: 0	WP: 0 PB: 0 SB: 2 CS: 1	PA: 36							
PITCHER	IP	WLS	BF	H	R	ER	SO	BB	IBB	HBP	BLK	WP	HR	S	P	ERA	WHIP										
Kevin Gross, R (1, 1) ERA: 3.38	6.0	L	26	7	3	2	7	2	0	0	0	0	0	6	12	54.00	9.000										
Drew Hall, L (7, 1) ERA: 3.83	0.1		4	2	2	2	0	1	0	0	0	0	0	6	12	54.00	9.000										
Dale Mohorcic, R (7, 1) ERA: 3.18	1.2		6	0	0	0	1	0	1	0	0	0	0	8	21	0.00	0.000										

AB	33
R	3
H	7
RBI	3
BB	1
SO	4
LOB	8



Batter	1	2	3	4	5	6	7	8	9	AB	R	H	RBI	BB	SO	LOB	TOP					
Dave Martinez, L (1, 8) OBP: 0.364, SLG: 0.496	P6		BB			F8		FC5 BB		2	0	0	0	2	0	0	Montreal Expos @ St. Louis Cardinals Busch Stadium, St. Louis, MO Sun Jun 17 1990, 3:33 AM CDT Att: 34,810 - Sunny - 93 F					
Spike Owen, S (1, 6) OBP: 0.368, SLG: 0.402	HR		G4-3			BB		F7		3	1	1	1	1	0	3						
Tim Raines, S (1, 7) OBP: 0.385, SLG: 0.357	CS BB			G3		F8		FC5		3	0	0	0	1	0	3						
Andres Galarraga, R (1, 3) OBP: 0.308, SLG: 0.383	P2			K		K			K	4	0	0	0	0	3	2						
Larry Walker, L (1, 9) OBP: 0.331, SLG: 0.409	CS	G3		CS BB		G4-3		F9		2	0	0	0	1	0	0						
Otis Nixon, S (9, PH) OBP: 0.317, SLG: 0.224	1-2			CS BB		G4-3		G5-3		1	0	0	0	0	0	0						
Jerry Geff, L (1, 5) OBP: 0.273, SLG: 0.158				CS	K					3	0	0	0	0	2	0						
Junior Noboa, R (9, PH) OBP: 0.264, SLG: 0.299		K		CS	K					1	0	0	0	0	0	0						
Nelson Santovenia, R (1, 2) OBP: 0.244, SLG: 0.306		K								3	0	1	0	0	2	0						
Tom Foley, L (1, 4) OBP: 0.263, SLG: 0.229				F7		F8		FC5 G3-1 BB		2	0	0	0	1	0	1						
Zane Smith, L (1, 1) OBP: 0.227, SLG: 0.364				G4-3		K		G3-1		1	0	0	0	0	0	0						
Mike Aldrete, L (5, PH) OBP: 0.429, SLG: 0.264										1	0	0	0	0	1	1						
John Costello, R (5, 1) OBP: 0.308, SLG: 0.303										0	0	0	0	0	0	0						
Wallace Johnson, S (8, PH) OBP: 0.308, SLG: 0.303										1	0	0	0	0	0	1						
Dale Mohorcic, R (8, 1)										0	0	0	0	0	0	0						
Inning Stats	R: 1 E: 0 K: 0 S: 3	H: 1 LOB: 0 BB: 1 P: 7	R: 0 E: 0 K: 2 S: 7	H: 0 LOB: 0 BB: 0 P: 7	R: 0 E: 0 K: 0 S: 3	H: 0 LOB: 1 BB: 1 P: 7	R: 0 E: 0 K: 1 S: 4	H: 0 LOB: 0 BB: 1 P: 8	R: 0 E: 0 K: 2 S: 8	H: 1 LOB: 1 BB: 0 P: 8	R: 0 E: 0 K: 1 S: 5	H: 0 LOB: 1 BB: 1 P: 9	R: 0 E: 0 K: 1 S: 5	H: 0 LOB: 2 BB: 2 P: 5	R: 0 E: 0 K: 1 S: 5	H: 0 LOB: 0 BB: 0 P: 5	R: 0 E: 0 K: 1 S: 5	H: 0 LOB: 0 BB: 0 P: 5	1B: 1 2B: 0 3B: 0 HR: 1	SF: 0 SAC: 0 DP: 0 HBP: 0	WP: 0 PB: 0 SB: 0 CS: 2	PA: 35
PITCHER	IP WLS BF H R ER SO BB IBB HBP BLK WP HR S P ERA WHIP																					
Jose DeLeon, R (1, 1) ERA: 3.79	7.1 W 28 2 1 1 7 6 0 0 0 0 0 1 36 60 1.23 1.091																					
Frank DiPino, L (8, 1) ERA: 5.28	1.2 5 0 0 0 1 0 0 0 0 0 0 0 7 7 0.00 0.000																					

AB	27
R	1
H	2
RBI	1
BB	6
SO	8
LOB	11



Batter	1	2	3	4	5	6	7	8	9	AB	R	H	RBI	BB	SO	LOB	BOTTOM			
Vince Coleman, S (1, 7) OBP: 0.347, SLG: 0.409	K		F7	2B			F8			4	0	1	2	0	1	0	Montreal Expos @ St. Louis Cardinals Busch Stadium, St. Louis, MO Sun Jun 17 1990, 3:33 AM CDT Att: 34,810 - Sunny - 93 F			
Ozzie Smith, S (1, 6) OBP: 0.324, SLG: 0.275	G5-3		G5-3	2B	E3 SF8		P2			4	1	0	0	0	0	0				
Willie McGee, S (1, 8) OBP: 0.365, SLG: 0.394	1B		G4-3		F7			1B		4	1	2	0	0	0	1				
Pedro Guerrero, R (1, 3) OBP: 0.354, SLG: 0.474	G4-3			2B	SF8			1B		3	1	2	2	0	0	1				
Dave Collins, S (9, PR) OBP: 0.291, SLG: 0.115	1-2			2B				FC5-4 1B		0	0	0	0	0	0	0				
Terry Pendleton, S (1, 5) OBP: 0.300, SLG: 0.378		HR		1B E	F8			K		4	2	2	2	0	1	1				
José Oquendo, S (1, 4) OBP: 0.338, SLG: 0.276		G6-3		E BB	F8			FC5-4		4	0	1	0	0	0	1				
Rex Hudler, R (1, 9) OBP: 0.231, SLG: 0.265		G6-3		G3-2-3 1B				F8		3	0	0	0	1	0	1				
Tom Pagnozzi, R (1, 2) OBP: 0.229, SLG: 0.277				BB	E4			G6-3		2	1	0	1	1	0	2				
Jose DeLeon, R (1, 1) OBP: 0.154, SLG: 0.231				BB	G3-2-3 2B					3	0	0	0	0	0	4				
Frank DiPino, L (8, 1)		G3		G3-2-3				F8		0	0	0	0	0	0	0				
Inning Stats	R: 0 E: 0 K: 1 S: 6	H: 1 LOB: 1 BB: 0 P: 6	R: 1 E: 0 K: 0 S: 4	H: 1 LOB: 1 BB: 1 P: 8	R: 0 E: 0 K: 0 S: 3	H: 0 LOB: 0 BB: 0 P: 3	R: 4 E: 1 K: 0 S: 6	H: 4 LOB: 1 BB: 1 P: 10	R: 1 E: 1 K: 0 S: 4	H: 0 LOB: 0 BB: 0 P: 4	R: 0 E: 0 K: 0 S: 3	H: 0 LOB: 0 BB: 0 P: 3	R: 0 E: 0 K: 0 S: 3	H: 0 LOB: 0 BB: 0 P: 3	R: 1 E: 0 K: 1 S: 7	H: 2 LOB: 1 BB: 0 P: 7		1B: 4 2B: 3 3B: 0 HR: 1	SF: 1 SAC: 0 DP: 1 HBP: 0	WP: 0 PB: 0 SB: 2 CS: 0
PITCHER	IP WLS BF H R ER SO BB IBB HBP BLK WP HR S P ERA WHIP																			
Zane Smith, L (1, 1) ERA: 3.5	4.0 L 19 6 5 3 1 2 0 0 0 0 0 0 1 19 27 6.75 2.000																			
John Costello, R (5, 1) ERA: 5.91	3.0 10 0 1 0 0 0 0 0 0 0 0 0 10 10 0.00 0.000																			
Dale Mohorcic, R (8, 1) ERA: 4.05	1.0 5 2 1 1 1 0 0 0 0 0 0 0 7 7 9.00 2.000																			

AB	31
R	6
H	8
RBI	7
BB	2
SO	2
LOB	11



Batter	1	2	3	4	5	6	7	8	9	AB	R	H	RBI	BB	SO	LOB	TOP			
Marvell Wynne, L (1, 8) OBP: 0.207, SLG: 0.296	P2			F7		F7		F7		4	0	0	0	0	0	1	Chicago Cubs @ Montreal Expos Olympic Stadium, Montreal, QB Tue Jun 19 1990, 7:05 PM EDT Att: 20,306 - Unknown livebaseballscorecards.com			
23 Ryne Sandberg, R (1, 4) OBP: 0.395, SLG: 0.600	P4			2B BB		K			HR	3	2	1	1	1	1	0				
Mark Grace, L (1, 3) OBP: 0.339, SLG: 0.356	F9			P5				2B 1B	F7	4	0	1	0	0	0	1				
Andre Dawson, R (1, 9)		K		1-2 2B				1-2 2B	P3	4	0	2	1	0	1	0				
Dave Clark, L (1, 7) OBP: 0.265, SLG: 0.348		K		0-1 2B				3-2 F9		3	0	0	0	0	1	2				
Doug Dascenzo, S (7, 7) OBP: 0.267, SLG: 0.333		K		P5					K	1	0	0	0	0	1	0				
Hector Villanueva, R (1, 2) OBP: 0.324, SLG: 0.676		5-3				P2				3	0	0	0	0	1	1				
Paul Assenmacher, L (7, 1)										0	0	0	0	0	0	0				
Les Lancaster, R (9, 1) OBP: 0.143, SLG: 0.077						K				0	0	0	0	0	0	0				
Shawon Dunston, R (1, 6) OBP: 0.319, SLG: 0.494				F9					SH1-4 1B	3	0	1	0	0	1	0				
Curtis Wilkerson, S (1, 5) OBP: 0.279, SLG: 0.297				K		1-3			SH1-4	2	0	0	0	0	1	0				
Shawn Boskie, R (1, 1) OBP: 0.250, SLG: 0.375				K						2	0	0	0	0	1	0				
Joe Girardi, R (7, 2) OBP: 0.314, SLG: 0.395				K		1-3			K	1	0	0	0	0	1	1				
Inning Stats	R: 0 E: 0 K: 0 S: 6	H: 0 LOB: 0 BB: 0 P: 9	R: 0 E: 0 K: 2 S: 10	H: 0 LOB: 0 BB: 0 P: 14	R: 0 E: 0 K: 2 S: 9	H: 0 LOB: 0 BB: 0 P: 13	R: 1 E: 0 K: 0 S: 12	H: 1 LOB: 0 BB: 0 P: 21	R: 0 E: 0 K: 1 S: 5	H: 0 LOB: 0 BB: 0 P: 6	R: 0 E: 0 K: 1 S: 11	H: 2 LOB: 1 BB: 0 P: 16	R: 0 E: 0 K: 1 S: 7	H: 1 LOB: 1 BB: 0 P: 7	R: 1 E: 0 K: 1 S: 11	H: 1 LOB: 0 BB: 0 P: 17	1B: 2 2B: 2 3B: 0 HR: 1	SF: 0 SAC: 1 DP: 0 HBP: 0	WP: 0 PB: 0 SB: 1 CS: 0	PA: 32
PITCHER	IP WLS BF H R ER SO BB IBB HBP BLK WP HR S P ERA WHIP																			
Mark Gardner, R (1, 1) ERA: 2.19	7.0 L 24 3 1 1 7 1 0 0 0 0 0 1 59 88 1.29 0.571																			
Bill Sampen, R (8, 1) ERA: 1.83	2.0 8 2 1 1 2 0 0 0 0 0 0 1 18 24 4.50 1.000																			

Batter	1	2	3	4	5	6	7	8	9	AB	R	H	RBI	BB	SO	LOB	BOTTOM			
Dave Martinez, L (1, 8) OBP: 0.364, SLG: 0.512	K			L6		1B FC1-2 1B		K		4	0	1	0	0	2	0	Chicago Cubs @ Montreal Expos Olympic Stadium, Montreal, QB Tue Jun 19 1990, 7:05 PM EDT Att: 20,306 - Unknown livebaseballscorecards.com			
Spike Owen, S (1, 6) OBP: 0.359, SLG: 0.391	F9			4-3		WP FC1-2 1B		F9		4	0	1	0	0	0	0				
Mike Aldrete, L (1, 7) OBP: 0.292, SLG: 0.233				G6-3		FC1-2 WP		1-3		3	0	0	0	0	0	2				
Junior Noboa, R (6, PH) OBP: 0.260, SLG: 0.294						3-H				1	0	0	0	0	0	0				
Andres Galarraga, R (1, 3) OBP: 0.314, SLG: 0.382		G3			4-3	F8			G1 1B	4	1	1	0	0	0	2				
Tim Wallach, R (1, 5) OBP: 0.369, SLG: 0.550		K			1B			F8	P3	4	0	1	0	0	1	1				
Larry Walker, L (1, 9) OBP: 0.328, SLG: 0.400		F8			F8				G1	4	0	1	0	0	0	2				
Nelson Santovenia, R (1, 2) OBP: 0.252, SLG: 0.313				K						4	0	2	1	0	1	1				
Otis Nixon, S (9, PR) OBP: 0.317, SLG: 0.224					1-2 1B			F7	S	0	0	0	0	0	0	0				
Tom Foley, L (1, 4) OBP: 0.304, SLG: 0.317				4-3					1B	2	0	0	0	2	0	2				
Rolando Roomes, R (9, PR) OBP: 0.215, SLG: 0.311					4-3				BB	0	0	0	0	0	0	0				
Mark Gardner, R (1, 1) OBP: 0.130, SLG: 0.174				K					L6	2	0	0	0	0	1	0				
Tim Raines, S (7, PH) OBP: 0.383, SLG: 0.356										1	0	0	0	0	0	2				
Bill Sampen, R (8, 1) OBP: 0.300, SLG: 0.294										0	0	0	0	0	0	0				
Wallace Johnson, S (9, PH) OBP: 0.300, SLG: 0.294										1	0	0	0	0	0	2				
Inning Stats	R: 0 E: 0 K: 1 S: 7	H: 0 LOB: 0 BB: 0 P: 11	R: 0 E: 0 K: 1 S: 7	H: 0 LOB: 0 BB: 0 P: 12	R: 0 E: 0 K: 2 S: 8	H: 0 LOB: 0 BB: 0 P: 12	R: 0 E: 0 K: 0 S: 8	H: 0 LOB: 0 BB: 0 P: 12	R: 0 E: 0 K: 0 S: 11	H: 2 LOB: 2 BB: 0 P: 19	R: 0 E: 0 K: 0 S: 7	H: 1 LOB: 2 BB: 1 P: 15	R: 0 E: 0 K: 1 S: 9	H: 0 LOB: 0 BB: 0 P: 14	R: 1 E: 0 K: 0 S: 12	H: 2 LOB: 2 BB: 1 P: 24	1B: 7 2B: 0 3B: 0 HR: 0	SF: 0 SAC: 0 DP: 0 HBP: 0	WP: 1 PB: 0 SB: 1 CS: 0	PA: 36
PITCHER	IP WLS BF H R ER SO BB IBB HBP BLK WP HR S P ERA WHIP																			
Shawn Boskie, R (1, 1) ERA: 3.5	6.2 W 26 5 0 0 4 1 0 0 0 0 0 1 53 94 0.00 0.900																			
Paul Assenmacher, L (7, 1) ERA: 3.42	1.1 4 0 0 0 1 0 0 0 0 0 0 0 12 20 0.00 0.000																			
Les Lancaster, R (9, 1) ERA: 5.13	1.0 S 6 2 1 1 0 1 0 0 0 0 0 0 12 24 9.00 3.000																			

Batter	1	2	3	4	5	6	7	8	9	AB	R	H	RBI	BB	SO	LOB	TOP								
Gary Varsho, L (1, 9) OBP: 0.250, SLG: 0.250	P6			SH3-4 1B	F8		4-3			4	1	1	0	0	0	2									
Domingo Ramos, R (1, 5) OBP: 0.320, SLG: 0.318	K			SH3-4	F8		F3			2	0	0	0	0	1	0									
23 Ryne Sandberg, R (8, PH) OBP: 0.384, SLG: 0.598				1-2						1	0	0	0	0	0	0									
Mark Grace, L (1, 3) OBP: 0.342, SLG: 0.359	E1			S 1B	FC3-6 1B		F8			4	0	2	1	0	0	0									
Dave Clark, L (1, 7) OBP: 0.245, SLG: 0.320	CS			1-2	FC3-6 S 1B		4-3			4	0	0	0	0	2	2									
Les Lancaster, R (8, 1) OBP: 0.143, SLG: 0.077				1-2						0	0	0	0	0	0	0									
Marvell Wynne, L (1, 8) OBP: 0.209, SLG: 0.286				4-3						3	0	0	0	1	1	1									
Curtis Wilkerson, S (1, 4) OBP: 0.280, SLG: 0.298																									
Dwight Smith, L (9, PH) OBP: 0.339, SLG: 0.374	F7				5-3 1B		4-3			3	1	1	0	0	0	2									
Shawon Dunston, R (1, 6) OBP: 0.314, SLG: 0.485										1	0	0	0	0	0	0									
Joe Girardi, R (1, 2) OBP: 0.314, SLG: 0.394										4	0	0	0	0	1	1									
Greg Maddux, R (1, 1) OBP: 0.094, SLG: 0.065										3	0	1	1	0	0	1									
Paul Assenmacher, L (7, 1) ERA: 3.52										0	0	0	0	0	0	0									
Doug Dasencho, S (8, 7) OBP: 0.267, SLG: 0.333										0	0	0	0	0	0	0									
Inning Stats	R: 0 E: 1 K: 1 S: 5	H: 0 LOB: 0 BB: 0 P: 5	R: 0 E: 0 K: 2 S: 7	H: 0 LOB: 0 BB: 0 P: 7	R: 0 E: 0 K: 2 S: 7	H: 0 LOB: 0 BB: 0 P: 7	R: 1 E: 0 K: 1 S: 7	H: 2 LOB: 1 BB: 0 P: 7	R: 1 E: 0 K: 0 S: 5	H: 2 LOB: 1 BB: 0 P: 5	R: 0 E: 0 K: 0 S: 4	H: 1 LOB: 1 BB: 0 P: 8	R: 0 E: 0 K: 0 S: 4	H: 1 LOB: 1 BB: 0 P: 4	R: 0 E: 0 K: 0 S: 3	H: 0 LOB: 0 BB: 0 P: 3	R: 0 E: 0 K: 0 S: 3	H: 0 LOB: 0 BB: 0 P: 3	1B: 6 2B: 0 3B: 0 HR: 0	SF: 0 SAC: 1 DP: 0 HBP: 0	WP: 0 PB: 0 CS: 2 SB: 1	PA: 35			
PITCHER	IP	WLS	BF	H	R	ER	SO	BB	IBB	HBP	BLK	WP	HR	S	P	ERA	WHIP								
Oil Can Boyd, R (1, 1) ERA: 3.48	6.0		24	5	2	2	6	0	1	0	0	0	0	35	39	3.00	0.833								
Dale Mohorovic, R (7, 1) ERA: 3.52	1.0	W	4	1	0	0	0	0	0	0	0	0	0	4	4	0.00	1.000								
Dave Schmidt, R (8, 1) ERA: 3.0	2.0	S	6	0	0	0	0	0	0	0	0	0	0	6	6	0.00	0.000								

Chicago Cubs @ Montreal Expos
Olympic Stadium, Montreal, QB
Wed Jun 20 1990, 7:05 PM EDT
Att: 22,058 - Dome

AB 32
R 2
H 6
RBI 2
BB 1
SO 6
LOB 9



Batter	1	2	3	4	5	6	7	8	9	AB	R	H	RBI	BB	SO	LOB	BOTTOM								
Dave Martinez, L (1, 8) OBP: 0.354, SLG: 0.496	4-3			4-3		L9	F9			4	0	0	0	0	0	2									
Spike Owen, S (1, 6) OBP: 0.357, SLG: 0.388	1-3			P6			F7			4	0	1	0	0	0	0									
Tim Raines, S (1, 7) OBP: 0.384, SLG: 0.357				1-6-3						2	0	1	0	0	0	0									
Mike Aldrete, L (5, 7) OBP: 0.385, SLG: 0.230				FC6-4 1B						1	0	0	0	0	1	2									
Rolando Roomes, R (8, PH) OBP: 0.210, SLG: 0.306										1	0	0	0	0	1	0									
Andres Galarraga, R (1, 3) OBP: 0.309, SLG: 0.376	FC6-4 1-2			K			F8	F3		4	0	0	0	0	1	1									
Tim Wallach, R (1, 5) OBP: 0.365, SLG: 0.544				F7			P4			3	0	0	0	0	0	0									
Larry Walker, L (1, 9) OBP: 0.322, SLG: 0.392				4-3			K 1B			3	1	0	0	0	1	0									
Mike Fitzgerald, R (1, 2) OBP: 0.367, SLG: 0.460				5-3						2	1	0	0	1	0	0									
Tom Foley, L (1, 4) OBP: 0.327, SLG: 0.341										3	1	2	1	0	0	0									
Oil Can Boyd, R (1, 1) OBP: 0.077, SLG: 0.077										1	0	0	0	0	0	0									
Otis Nixon, S (6, PH) OBP: 0.311, SLG: 0.220				4-3						1	0	0	0	0	0	1									
Dale Mohorovic, R (7, 1) ERA: 3.52										0	0	0	0	0	0	0									
Wallace Johnson, S (7, PH) OBP: 0.317, SLG: 0.314										1	0	1	1	0	0	0									
Dave Schmidt, R (8, 1) ERA: 3.0										0	0	0	0	0	0	0									
Inning Stats	R: 0 E: 0 K: 0 S: 4	H: 1 LOB: 1 BB: 0 P: 4	R: 0 E: 0 K: 0 S: 3	H: 0 LOB: 0 BB: 0 P: 3	R: 0 E: 0 K: 0 S: 3	H: 0 LOB: 0 BB: 0 P: 3	R: 0 E: 0 K: 1 S: 5	H: 0 LOB: 0 BB: 0 P: 5	R: 0 E: 0 K: 0 S: 3	H: 0 LOB: 0 BB: 0 P: 3	R: 0 E: 0 K: 1 S: 7	H: 2 LOB: 2 BB: 0 P: 7	R: 3 E: 1 K: 1 S: 8	H: 2 LOB: 1 BB: 1 P: 12	R: 0 E: 0 K: 1 S: 5	H: 0 LOB: 0 BB: 0 P: 5	1B: 5 2B: 0 3B: 0 HR: 0	SF: 0 SAC: 0 DP: 0 HBP: 0	WP: 0 PB: 1 CS: 0	PA: 31					
PITCHER	IP	WLS	BF	H	R	ER	SO	BB	IBB	HBP	BLK	WP	HR	S	P	ERA	WHIP								
Greg Maddux, R (1, 1) ERA: 3.95	6.2	L	27	5	3	0	3	1	0	0	0	0	0	32	36	0.00	0.900								
Paul Assenmacher, L (7, 1) ERA: 3.38	0.2		2	0	0	0	0	0	0	0	0	0	0	2	2	0.00	0.000								
Les Lancaster, R (8, 1) ERA: 5.07	0.2		2	0	0	0	1	0	0	0	0	0	0	4	4	0.00	0.000								

Chicago Cubs @ Montreal Expos
Olympic Stadium, Montreal, QB
Wed Jun 20 1990, 7:05 PM EDT
Att: 22,058 - Dome

AB 30
R 3
H 5
RBI 2
BB 1
SO 4
LOB 6



Batter	1	2	3	4	5	6	7	8	9	AB	R	H	RBI	BB	SO	LOB	TOP										
Wally Backman, S (1.5) OBP: 0.367, SLG: 0.422	G4-3		F7	F7			G3		G6-3	5	0	0	0	0	0	1											
Jay Bell, R (1.6) OBP: 0.345, SLG: 0.408	1B		G3	BB		G4-3	G6-3			4	1	2	0	0	0	0											
Andy Van Slyke, L (1.8) OBP: 0.392, SLG: 0.476	BB		G3	BB		K				3	1	2	0	1	1	0											
Bobby Bonilla, S (1.9) OBP: 0.325, SLG: 0.571	K		G3			K				4	0	0	0	0	2	5											
Barry Bonds, L (1.7) OBP: 0.409, SLG: 0.599	1-2									3	1	3	2	1	0	0											
Sid Bream, L (1.3) OBP: 0.345, SLG: 0.437	F7		F9							4	0	0	0	0	1	6											
Michael LaValliere, L (1.2) OBP: 0.384, SLG: 0.344			F7							3	0	1	1	0	0	0											
Don Slaught, R (8.2) OBP: 0.449, SLG: 0.632										1	0	0	0	0	0	1											
Jose Lind, R (1.4) OBP: 0.351, SLG: 0.390			L9							4	0	0	0	0	0	1											
Walt Terrell, L (1.1) OBP: 0.115, SLG: 0.080										2	0	0	0	1	2	1											
Bob Kipper, R (7.1)										0	0	0	0	0	0	0											
Stan Belinda, R (8.1)										0	0	0	0	0	0	0											
R.J. Reynolds, S (9, PH) OBP: 0.342, SLG: 0.343										1	0	0	0	0	0	0											
Inning Stats	R: 0 E: 0 K: 1 S: 7	H: 2 LOB: 3 BB: 1 P: 11	R: 0 E: 0 K: 1 S: 5	H: 0 LOB: 0 BB: 0 P: 5	R: 2 E: 0 K: 0 S: 5	H: 2 LOB: 1 BB: 1 P: 9	R: 0 E: 0 K: 0 S: 3	H: 0 LOB: 1 BB: 1 P: 7	R: 0 E: 0 K: 2 S: 7	H: 0 LOB: 0 BB: 0 P: 7	R: 1 E: 0 K: 2 S: 9	H: 2 LOB: 1 BB: 0 P: 9	R: 0 E: 0 K: 0 S: 4	H: 1 LOB: 0 BB: 0 P: 4	R: 0 E: 0 K: 0 S: 3	H: 1 LOB: 0 BB: 0 P: 3	R: 0 E: 0 K: 0 S: 3	H: 0 LOB: 0 BB: 0 P: 3	1B: 6 2B: 3 3B: 0 HR: 0	SF: 0 SAC: 0 DP: 1 HBP: 0	WP: 0 PB: 0 SB: 1 CS: 0	PA: 37					
PITCHER	IP	WLS	BF	H	R	ER	SO	BB	IBB	HBP	BLK	WP	HR	S	P	ERA	WHIP										
Kevin Gross, R (1.1) ERA: 3.41	7.0		31	7	3	3	6	3	0	0	0	0	0	40	52	3.86	1.429										
Drew Hall, L (8.1) ERA: 3.79	0.1		2	1	0	0	0	0	0	0	0	0	0	2	2	0.00	3.000										
Bill Sampen, R (8.1) ERA: 1.8	0.2	W	1	0	0	0	0	0	0	0	0	0	0	1	1	0.00	0.000										
Dave Schmidt, R (9.1) ERA: 2.9	1.0	S	3	0	0	0	0	0	0	0	0	0	0	3	3	0.00	0.000										

Pittsburgh Pirates @ Montreal Expos
Olympic Stadium, Montreal, QB
Fri Jun 22 1990, 7:05 PM EDT
Att: 22,968 - Dome


AB 34
R 3
H 8
RBI 3
BB 3
SO 6
LOB 15



Batter	1	2	3	4	5	6	7	8	9	AB	R	H	RBI	BB	SO	LOB	BOTTOM										
Dave Martinez, L (1.8) OBP: 0.345, SLG: 0.485	G4-3		G4-3				SF9			3	0	0	1	0	0	0											
Spike Owen, S (1.6) OBP: 0.356, SLG: 0.385	FC6-4		G3-1				K			4	0	1	0	0	1	0											
Larry Walker, L (1.9) OBP: 0.321, SLG: 0.407	G1-3									4	1	1	1	0	0	1											
Andres Galarraga, R (1.3) OBP: 0.312, SLG: 0.375	FC6-4									3	1	1	0	1	1	0											
Tim Wallach, R (1.5) OBP: 0.363, SLG: 0.537	FC6-4									3	0	0	0	1	1	3											
Mike Aldrete, L (1.7) OBP: 0.390, SLG: 0.250			F8							3	0	1	1	1	0	0											
Mike Fitzgerald, R (1.2) OBP: 0.364, SLG: 0.450			P2							3	0	0	0	1	0	1											
Tom Foley, L (1.4) OBP: 0.327, SLG: 0.340			K							3	1	1	0	0	2	3											
Kevin Gross, R (1.1) OBP: 0.200, SLG: 0.382										2	0	0	0	0	1	3											
Otis Nixon, S (7, PH) OBP: 0.323, SLG: 0.255										1	1	1	1	0	0	0											
Drew Hall, L (8.1)										0	0	0	0	0	0	0											
Bill Sampen, R (8.1)										0	0	0	0	0	0	0											
Dave Schmidt, R (9.1)										0	0	0	0	0	0	0											
Inning Stats	R: 0 E: 0 K: 0 S: 4	H: 1 LOB: 2 BB: 1 P: 8	R: 0 E: 0 K: 1 S: 5	H: 0 LOB: 0 BB: 0 P: 5	R: 0 E: 0 K: 1 S: 5	H: 0 LOB: 0 BB: 0 P: 5	R: 1 E: 0 K: 2 S: 8	H: 1 LOB: 3 BB: 3 P: 20	R: 0 E: 0 K: 0 S: 3	H: 0 LOB: 0 BB: 0 P: 3	R: 0 E: 0 K: 0 S: 3	H: 0 LOB: 0 BB: 0 P: 3	R: 2 E: 0 K: 1 S: 7	H: 2 LOB: 2 BB: 0 P: 7	R: 1 E: 0 K: 1 S: 7	H: 2 LOB: 1 BB: 0 P: 7	R: 1 E: 0 K: 1 S: 7	H: 2 LOB: 1 BB: 0 P: 7	1B: 3 2B: 2 3B: 0 HR: 1	SF: 1 SAC: 0 DP: 0 HBP: 0	WP: 0 PB: 0 SB: 1 CS: 0	PA: 34					
PITCHER	IP	WLS	BF	H	R	ER	SO	BB	IBB	HBP	BLK	WP	HR	S	P	ERA	WHIP										
Walt Terrell, R (1.1) ERA: 5.63	6.1		27	4	3	3	4	4	0	0	0	0	0	31	47	4.26	1.263										
Bob Kipper, L (7.1) ERA: 5.16	1.0		3	0	0	0	1	0	0	0	0	0	0	5	5	0.00	0.000										
Stan Belinda, R (8.1) ERA: 3.52	0.2	L	4	2	1	1	1	0	0	0	0	0	0	6	6	13.50	3.000										

Pittsburgh Pirates @ Montreal Expos
Olympic Stadium, Montreal, QB
Fri Jun 22 1990, 7:05 PM EDT
Att: 22,968 - Dome

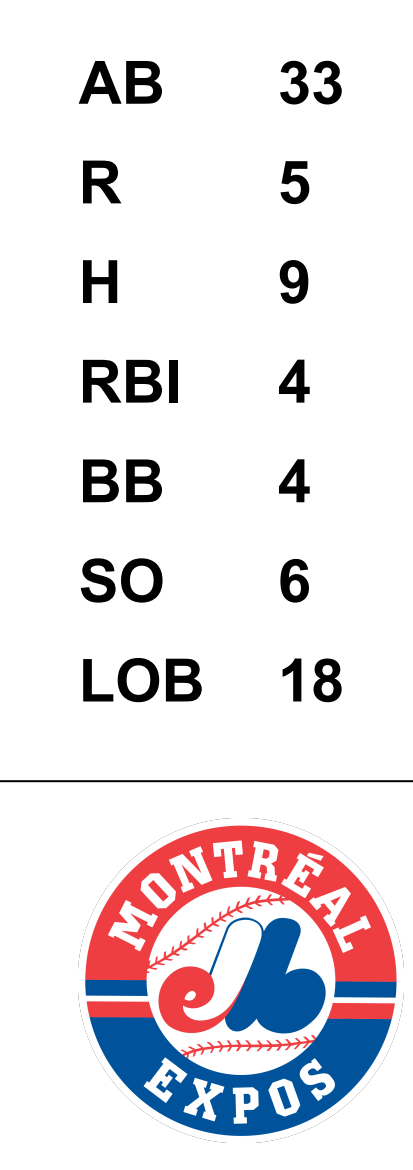
AB 29
R 4
H 6
RBI 4
BB 4
SO 6
LOB 11



Batter	1	2	3	4	5	6	7	8	9	AB	R	H	RBI	BB	SO	LOB	TOP										
Gary Redus, R OBP: 0.333, SLG: 0.390 (1, 3)										5	0	2	0	0	1	0	Pittsburgh Pirates @ Montreal Expos Olympic Stadium, Montreal, QB Sat Jun 23 1990, 7:05 PM EDT Att: 27,605 - Dome										
Jay Bell, R OBP: 0.344, SLG: 0.405 (1, 6)										4	0	1	0	0	2	1											
Jeff King, R OBP: 0.262, SLG: 0.305 (1, 5)										2	0	0	0	1	1	1											
Bobby Bonilla, S OBP: 0.320, SLG: 0.563 (1, 9)										4	0	0	0	0	2	4											
Barry Bonds, L OBP: 0.415, SLG: 0.614 (1, 7)										3	1	2	1	1	0	0											
Don Slaught, R OBP: 0.443, SLG: 0.615 (1, 2)										3	0	0	0	1	0	1											
R.J. Reynolds, S OBP: 0.339, SLG: 0.340 (1, 8)										4	0	1	0	0	1	3											
Jose Lind, R OBP: 0.345, SLG: 0.383 (1, 4)										4	0	0	0	0	0	2											
Doug Drabek, R OBP: 0.233, SLG: 0.310 (7, PH)										2	0	0	0	0	1	0											
John Lirio, S OBP: 0.319, SLG: 0.175 (7, PH)										1	0	0	0	0	0	0											
Scott Ruskin, R (7, 1)										0	0	0	0	0	0	0											
Doug Bair, R (7, 1)										0	0	0	0	0	0	0											
Mark Ross, R (7, 1)										0	0	0	0	0	0	0											
Sid Bream, L OBP: 0.341, SLG: 0.434 (6, PH)										1	0	0	0	0	1	0											
Inning Stats	R: 0 E: 0 K: 2 S: 13	H: 0 LOB: 1 BB: 1 P: 19	R: 0 E: 0 K: 1 S: 12	H: 1 LOB: 1 BB: 0 P: 16	R: 0 E: 0 K: 1 S: 8	H: 1 LOB: 1 BB: 0 P: 13	R: 1 E: 1 K: 1 S: 7	H: 1 LOB: 1 BB: 0 P: 12	R: 0 E: 0 K: 0 S: 13	H: 2 LOB: 3 BB: 0 P: 21	R: 0 E: 0 K: 0 S: 8	H: 1 LOB: 1 BB: 0 P: 13	R: 0 E: 0 K: 1 S: 6	H: 0 LOB: 0 BB: 0 P: 7	R: 0 E: 0 K: 2 S: 13	H: 0 LOB: 2 BB: 2 P: 21	R: 0 E: 0 K: 1 S: 9	H: 0 LOB: 0 BB: 0 P: 12	1B: 5 2B: 0 3B: 0 HR: 1	SF: 0 SAC: 0 DP: 0 HBP: 1	WP: 0 PB: 0 SB: 1 CS: 0	PA: 37					
PITCHER	IP	WLS	BF	H	R	ER	SO	BB	IBB	HBP	BLK	WP	HR	S	P	ERA	WHIP										
Zane Smith, L ERA: 3.31	(1, 1)	0.0	W	0	0	0	0	0	0	0	0	0	0	0	0	∞	∞										
Drew Hall, L ERA: 3.61	(8, 1)	2.0		8	0	0	3	2	0	0	0	0	0	22	33	0.00	1.000										

Batter	1	2	3	4	5	6	7	8	9	AB	R	H	RBI	BB	SO	LOB	BOTTOM										
Dave Martinez, L OBP: 0.346, SLG: 0.496 (1, 8)										5	2	2	0	0	1	1	Pittsburgh Pirates @ Montreal Expos Olympic Stadium, Montreal, QB Sat Jun 23 1990, 7:05 PM EDT Att: 27,605 - Dome										
Spike Owen, S OBP: 0.357, SLG: 0.388 (1, 6)										4	1	1	0	1	0	1											
Larry Walker, L OBP: 0.324, SLG: 0.416 (1, 9)										4	1	2	2	0	2	3											
Andres Galarraga, R OBP: 0.315, SLG: 0.377 (1, 3)										4	1	2	1	0	1	4											
Tim Wallach, R OBP: 0.358, SLG: 0.529 (1, 5)										4	0	0	0	0	0	3											
Mike Aldrete, L OBP: 0.376, SLG: 0.239 (1, 7)										3	0	0	0	0	1	2											
Otis Nixon, S OBP: 0.333, SLG: 0.269 (7, 7)										1	0	1	1	0	0	0											
Mike Fitzgerald, R OBP: 0.367, SLG: 0.443 (1, 2)										2	0	0	0	2	0	0											
Tom Foley, L OBP: 0.321, SLG: 0.320 (1, 4)										3	0	0	0	1	1	4											
Drew Hall, L (8, 1)										0	0	0	0	0	0	0											
Zane Smith, L OBP: 0.261, SLG: 0.391 (7, PH)										1	0	1	0	0	0	0											
Junior Noboa, R OBP: 0.253, SLG: 0.286 (8, 4)										2	0	0	0	0	0	0											
Inning Stats	R: 1 E: 0 K: 0 S: 7	H: 2 LOB: 1 BB: 0 P: 11	R: 0 E: 0 K: 0 S: 5	H: 0 LOB: 0 BB: 0 P: 8	R: 2 E: 1 K: 2 S: 21	H: 2 LOB: 2 BB: 1 P: 33	R: 0 E: 0 K: 0 S: 7	H: 0 LOB: 1 BB: 1 P: 12	R: 0 E: 0 K: 1 S: 11	H: 1 LOB: 0 BB: 0 P: 22	R: 0 E: 0 K: 1 S: 11	H: 0 LOB: 1 BB: 1 P: 17	R: 3 E: 1 K: 2 S: 20	H: 4 LOB: 3 BB: 1 P: 37	R: 0 E: 0 K: 0 S: 5	H: 0 LOB: 0 BB: 0 P: 8	1B: 5 2B: 4 3B: 0 HR: 0	SF: 0 SAC: 1 DP: 0 HBP: 0	WP: 1 PB: 0 SB: 1 CS: 1	PA: 39							
PITCHER	IP	WLS	BF	H	R	ER	SO	BB	IBB	HBP	BLK	WP	HR	S	P	ERA	WHIP										
Doug Drabek, R ERA: 3.04	(1, 1)	6.0	L	26	5	3	1	4	0	0	0	0	0	9	103	1.50	1.333										
Scott Ruskin, L ERA: 3.0	(7, 1)	0.2		4	2	2	2	1	0	0	0	0	0	8	17	∞	∞										
Doug Bair, R ERA: 4.85	(7, 1)	0.0		4	2	1	0	0	1	0	0	0	0	8	12	0.00	0.000										
Mark Ross, R ERA:	(7, 1)	1.1		4	0	0	0	1	0	0	0	0	0	8	12	0.00	0.000										


AB 33
R 1
H 6
RBI 1
BB 3
SO 9
LOB 12



Batter	1	2	3	4	5	6	7	8	9	AB	R	H	RBI	BB	SO	LOB	TOP							
Wally Backman, S (1,5) OBP: 0.365, SLG: 0.417 Jeff King, R (9, PH) OBP: 0.268, SLG: 0.311 (9,5)	G1-3		G4-3			G5-3	G3-2-3		G6-3	4	1	1	0	0	0	4								
Jay Bell, R (1,6) OBP: 0.341, SLG: 0.405	G6-3		G4-3			G5-3		SH1-3	G6-3	5	1	1	0	0	0	4								
Andy Van Slyke, L (1,8) OBP: 0.385, SLG: 0.467	G3-1			F8		F8		SH1-3	G3-1	4	0	0	0	0	0	2								
Bobby Bonilla, S (1,9) OBP: 0.316, SLG: 0.556		K		K		K		SF8		3	0	0	1	0	3	0								
Barry Bonds, L (1,7) OBP: 0.420, SLG: 0.631		BB		F7				HR		4	2	3	1	0	0	0								
Sid Bream, L (1,3) OBP: 0.347, SLG: 0.432		L3			G6-3	G6-3		F9	K	3	0	1	0	1	1	1								
Michael LaValliere, L (1,2) OBP: 0.389, SLG: 0.354		L3			G6-3			HBP	G3-2-3	3	1	1	0	1	0	3								
Rafael Belliard, R (1,4) OBP: 0.385, SLG: 0.318 R.J. Reynolds, S (7, PH) OBP: 0.345, SLG: 0.340 Jose Lind, R (7,4) OBP: 0.348, SLG: 0.386			G4-3	SH2-4		G6-3		HBP	BB	2	0	1	0	0	0	1								
Neal Heaton, L (1,1) OBP: 0.129, SLG: 0.036 Don Slaught, R (7, PH) OBP: 0.447, SLG: 0.615 Bill Landrum, R (7,1) Bob Kipper, R (9,1) Stan Belinda, R (9,1)			SH2-4		G4-3			HBP		1	0	0	0	0	0	1								
Inning Stats	R: 0 E: 0 K: 0 S: 9	H: 0 LOB: 0 BB: 0 P: 12	R: 0 E: 0 K: 1 S: 8	H: 1 LOB: 1 BB: 1 P: 17	R: 0 E: 0 K: 0 S: 9	H: 1 LOB: 1 BB: 0 P: 13	R: 0 E: 0 K: 1 S: 8	H: 0 LOB: 0 BB: 0 P: 13	R: 0 E: 0 K: 0 S: 9	H: 1 LOB: 1 BB: 0 P: 14	R: 1 E: 0 K: 1 S: 11	H: 1 LOB: 0 BB: 0 P: 18	R: 1 E: 0 K: 0 S: 14	H: 1 LOB: 2 BB: 2 P: 26	R: 2 E: 0 K: 1 S: 10	H: 2 LOB: 0 BB: 0 P: 19	R: 1 E: 0 K: 1 S: 16	H: 3 LOB: 2 BB: 0 P: 19	1B: 7 2B: 3 3B: 0 HR: 1	SF: 1 SAC: 2 DP: 2 HBP: 1	WP: 0 PB: 0 SB: 3 CS: 0	PA: 39		
PITCHER	IP	WLS	BF	H	R	ER	SO	BB	IBB	HBP	BLK	WP	HR	S	P	ERA	WHIP							
Dennis Martinez, R (1,1) ERA: 2.5	7.0	L	28	5	2	2	3	2	1	1	0	0	0	68	113	2.57	1.000							
Drew Hall, L (8,1) ERA: 3.95	1.0		5	2	2	2	1	0	0	0	0	0	1	10	19	18.00	2.000							
Steve Frey, L (9,1) ERA: 5.19	0.1		3	2	1	1	1	0	0	0	0	0	0	10	12	27.00	6.000							
Bill Sampen, R (9,1) ERA: 1.77	0.2		3	1	0	0	0	0	0	0	0	0	0	6	7	0.00	1.500							

Pittsburgh Pirates @ Montreal Expos
Olympic Stadium, Montreal, QB
Sun Jun 24 1990, 3:33 AM EDT
Att: 41,054 - Dome


AB 32
R 5
H 10
RBI 4
BB 3
SO 5
LOB 18



Batter	1	2	3	4	5	6	7	8	9	AB	R	H	RBI	BB	SO	LOB	BOTTOM							
Otis Nixon, S (1,8) OBP: 0.328, SLG: 0.268 (8,7)			B1-3			G6-3		K		4	0	1	0	0	1	1								
Spike Owen, S (1,6) OBP: 0.355, SLG: 0.382	G4-3			F8		G6-3			1B	3	1	0	0	1	0	1								
Mike Fitzgerald, R (1,9) OBP: 0.369, SLG: 0.439 Dave Martinez, L (7, PH) OBP: 0.355, SLG: 0.503 (8,8)				F8			S		1B	1	0	0	0	1	0	0								
Andres Galarraga, R (1,3) OBP: 0.314, SLG: 0.375		F9		G5-3			K		2B	4	0	1	0	0	1	2								
Tim Wallach, R (1,5) OBP: 0.360, SLG: 0.531 Jerry Goff, L (9, PR) OBP: 0.273, SLG: 0.158			G6-4-3		G1-5-3		F9		2B	3	0	1	2	1	0	1								
Rolando Roomes, R (1,7) OBP: 0.219, SLG: 0.313 Larry Walker, L (7, PH) OBP: 0.326, SLG: 0.413 (8,9)			K				K		BB	2	0	1	0	0	1	1								
Nelson Santovenia, R (1,2) OBP: 0.252, SLG: 0.336		G6-4-3							BB	4	1	1	1	0	1	4								
Junior Noboa, R (1,4) OBP: 0.253, SLG: 0.284			B1-6-4		F9				G5-3	4	0	1	0	0	0	3								
Dennis Martinez, R (1,1) OBP: 0.342, SLG: 0.171 Drew Hall, L (8,1) Wallace Johnson, S (9, PH) OBP: 0.333, SLG: 0.314 Steve Frey, R (9,1) Bill Sampen, R (9,1) Tim Raines, S (9, PH) OBP: 0.352, SLG: 0.355			B1-6-4				K		F9	2	0	0	0	0	1	1								
Inning Stats	R: 0 E: 0 K: 0 S: 8	H: 1 LOB: 1 BB: 1 P: 14	R: 0 E: 0 K: 1 S: 9	H: 0 LOB: 0 BB: 1 P: 17	R: 0 E: 0 K: 0 S: 7	H: 1 LOB: 0 BB: 0 P: 7	R: 0 E: 0 K: 0 S: 6	H: 0 LOB: 0 BB: 0 P: 8	R: 1 E: 0 K: 0 S: 9	H: 2 LOB: 0 BB: 0 P: 12	R: 0 E: 0 K: 1 S: 7	H: 0 LOB: 0 BB: 0 P: 9	R: 0 E: 0 K: 2 S: 10	H: 1 LOB: 1 BB: 0 P: 15	R: 0 E: 0 K: 1 S: 7	H: 0 LOB: 1 BB: 1 P: 12	R: 2 E: 0 K: 1 S: 15	H: 3 LOB: 3 BB: 2 P: 28	1B: 6 2B: 1 3B: 0 HR: 1	SF: 0 SAC: 0 DP: 2 HBP: 0	WP: 0 PB: 0 SB: 1 CS: 2	PA: 36		
PITCHER	IP	WLS	BF	H	R	ER	SO	BB	IBB	HBP	BLK	WP	HR	S	P	ERA	WHIP							
Neal Heaton, L (1,1) ERA: 2.89	6.0	W	20	4	1	1	2	2	0	0	0	0	0	46	67	1.50	1.000							
Bill Landrum, R (7,1) ERA: 1.8	2.0		12	4	2	2	3	2	0	0	0	0	0	23	41	9.00	3.000							
Bob Kipper, L (9,1) ERA: 5.16	0.0		1	0	0	0	0	1	0	0	0	0	0	2	6	∞	∞							
Stan Belinda, R (9,1) ERA: 3.31	1.0	S	3	0	0	0	1	0	0	0	0	0	0	7	8	0.00	0.000							

Pittsburgh Pirates @ Montreal Expos
Olympic Stadium, Montreal, QB
Sun Jun 24 1990, 3:33 AM EDT
Att: 41,054 - Dome

AB 31
R 3
H 8
RBI 3
BB 5
SO 6
LOB 18



Batter	1	2	3	4	5	6	7	8	9	AB	R	H	RBI	BB	SO	LOB	TOP								
Dave Martinez, L OBP: 0.337, SLG: 0.463 (1, 8)	0-0 4-3		0-0 CS	0-0 E3	0-0 6-3			0-3 K		4	0	0	0	0	1	3									
Spike Owen, S OBP: 0.352, SLG: 0.376 (1, 6)	0-3 K			0-0 P6		0-0 F9		0-0 HR		4	1	1	1	0	1	1									
Larry Walker, L OBP: 0.340, SLG: 0.434 Bill Sampen, R (8, 1)	0-0 P6			0-0 G3		0-0 L3		0-0 P6		4	0	0	0	0	0	1									
Tim Wallach, R OBP: 0.355, SLG: 0.518 (1, 5)		0-3 K		0-3 K		0-0 P3		0-0 FC1-6 1B		4	0	1	0	0	2	1									
Mike Aldrete, L OBP: 0.386, SLG: 0.275 (1, 7)		0-0 F7			4-0 E 1B BB		0-3 K	0-0 FC1-6 WP		3	1	0	0	1	1	1									
Mike Fitzgerald, R OBP: 0.372, SLG: 0.430 Otis Nixon, S OBP: 0.348, SLG: 0.298 Nelson Santovenia, R OBP: 0.296, SLG: 0.361 (1, 2) (7, PR) (7, 2)		0-3 K			0-3 K		4-0 S BB	0-3 K		2	0	0	0	1	2	1									
Jerry Goff, L OBP: 0.343, SLG: 0.333 Andres Galaraga, R OBP: 0.310, SLG: 0.365 (1, 3) (7, PH) (7, 3)			0-0 G3		4-0 1B BB		0-3 K	4-0 FC6-4 IBB		1	0	0	0	1	0	0									
Tom Foley, L OBP: 0.368, SLG: 0.350 Wallace Johnson, S OBP: 0.318, SLG: 0.297 Junior Noboa, R OBP: 0.241, SLG: 0.273 (1, 4) (7, PH) (7, 4)			0-0 CS 1B		0-0 1B		0-0 1-3 3-H 1B	0-0 1-3	0-0 FC6-4	2	0	2	1	0	0	0									
Zane Smith, L OBP: 0.240, SLG: 0.360 Dale Mohorcic, R (7, 1) Rolando Roomes, R OBP: 0.242, SLG: 0.323 (8, PH) (8, 9)			0-3 K		0-3 K		0-0 CS 1B			2	0	0	0	0	2	3									
Inning Stats	R: 0 E: 0 K: 1 S: 5	H: 0 LOB: 0 BB: 0 P: 5	R: 0 E: 0 K: 2 S: 7	H: 0 LOB: 0 BB: 0 P: 7	R: 0 E: 0 K: 1 S: 5	H: 1 LOB: 0 BB: 0 P: 5	R: 0 E: 1 K: 1 S: 6	H: 0 LOB: 1 BB: 0 P: 6	R: 1 E: 1 K: 2 S: 8	H: 1 LOB: 2 BB: 2 P: 16	R: 0 E: 0 K: 0 S: 3	H: 0 LOB: 0 BB: 0 P: 3	R: 0 E: 0 K: 2 S: 7	H: 0 LOB: 2 BB: 1 P: 11	R: 1 E: 0 K: 1 S: 6	H: 2 LOB: 0 BB: 0 P: 6	R: 0 E: 0 K: 1 S: 6	H: 1 LOB: 2 BB: 1 P: 10	1B: 4 2B: 0 3B: 0 HR: 1	SF: 0 SAC: 0 DP: 0 HBP: 0	WP: 1 PB: 0 SB: 1 CS: 2	PA: 36			
PITCHER	IP	WLS	BF	H	R	ER	SO	BB	IBB	HBP	BLK	WP	HR	S	P	ERA	WHIP								
Mike Bielecki, R ERA: 5.13 Paul Assenmacher, L ERA: 3.42 Les Lancaster, R ERA: 5.07 (1, 1) (7, 1) (8, 1)	6.1		24	2	1	1	8	3	0	0	0	0	0	37	49	1.42	0.789								
PITCHER	IP	WLS	BF	H	R	ER	SO	BB	IBB	HBP	BLK	WP	HR	S	P	ERA	WHIP								
Mike Bielecki, R ERA: 5.13 Paul Assenmacher, L ERA: 3.42 Les Lancaster, R ERA: 5.07 (1, 1) (7, 1) (8, 1)	1.2		6	2	1	1	2	0	0	0	0	0	1	10	10	5.40	1.200								
Les Lancaster, R ERA: 5.07 (8, 1)	1.0	W	5	1	0	0	1	0	1	0	0	1	0	6	10	0.00	1.000								

Montreal Expos @ Chicago Cubs
Wrigley Field, Chicago, IL
Thu Jun 28 1990, 3:33 AM CDT
Att: 31,974 - Unknown - 75 F

AB	31
R	2
H	5
RBI	2
BB	4
SO	11
LOB	16



Batter	1	2	3	4	5	6	7	8	9	AB	R	H	RBI	BB	SO	LOB	BOTTOM								
Doug Dascenzo, S OBP: 0.257, SLG: 0.328 (1, 8)	0-0 L6		0-0 6-3		0-0 2B		0-0 F8			4	0	1	1	0	0	1									
23 Ryne Sandberg, R OBP: 0.393, SLG: 0.639 (1, 4)	0-3 K		4-0 BB		4-0 FC6 IBB		0-3 K			2	0	0	0	2	2	0									
Mark Grace, L OBP: 0.343, SLG: 0.356 (1, 3)	4-0 BB		0-0 F8		0-0 FC6		0-0 4-3			3	0	0	0	1	0	3									
Andre Dawson, R OBP: 0.379, SLG: 0.627 (1, 9)	0-0 F9			0-0 F9		0-0 5-3		0-3 K		4	0	0	0	0	1	1									
Luis Salazar, R OBP: 0.320, SLG: 0.391 Gary Varsho, L OBP: 0.250, SLG: 0.250 (1, 7) (9, PR)		0-0 HR		0-0 6-3		0-0 F7		0-0 F8 BB 1B		4	1	2	1	0	0	0									
Hector Villanueva, R OBP: 0.315, SLG: 0.560 Paul Assenmacher, L Les Lancaster, R OBP: 0.200, SLG: 0.077 (1, 2) (7, 1) (8, 1)		0-0 6-3		0-0 6-3		0-0 1-5-3		4-0 1B BB		3	0	0	0	0	0	0									
Shawon Dunston, R OBP: 0.304, SLG: 0.460 (1, 6)	0-0 L4				0-0 6-3		0-3 K		0-0 F8	4	0	0	0	0	1	2									
Domingo Ramos, R OBP: 0.308, SLG: 0.308 Marvell Wynne, L OBP: 0.243, SLG: 0.333 (1, 5) (9, PH)		0-0 4-3			0-0 SH1 2B 1B		0-0 1-2-3		0-0 1B	3	1	1	0	0	0	0									
Mike Bielecki, R OBP: 0.333, SLG: 0.273 Joe Girardi, R OBP: 0.304, SLG: 0.378 (1, 1) (7, 2)			0-0 4-3		0-0 SH1		0-0 1B		0-0 3-H 1B	1	0	0	0	0	0	0									
Inning Stats	R: 0 E: 0 K: 1 S: 5	H: 0 LOB: 1 BB: 1 P: 9	R: 1 E: 0 K: 0 S: 4	H: 1 LOB: 0 BB: 0 P: 4	R: 0 E: 0 K: 0 S: 3	H: 0 LOB: 1 BB: 1 P: 7	R: 0 E: 0 K: 0 S: 3	H: 0 LOB: 0 BB: 0 P: 3	R: 1 E: 0 K: 0 S: 5	H: 2 LOB: 2 BB: 1 P: 9	R: 0 E: 0 K: 0 S: 3	H: 0 LOB: 0 BB: 0 P: 3	R: 0 E: 0 K: 1 S: 6	H: 1 LOB: 1 BB: 0 P: 6	R: 0 E: 0 K: 2 S: 7	H: 0 LOB: 0 BB: 0 P: 7	R: 1 E: 0 K: 0 S: 3	H: 2 LOB: 2 BB: 1 P: 7	1B: 4 2B: 1 3B: 0 HR: 1	SF: 0 SAC: 1 DP: 0 HBP: 0	WP: 0 PB: 0 SB: 0 CS: 0	PA: 35			
PITCHER	IP	WLS	BF	H	R	ER	SO	BB	IBB	HBP	BLK	WP	HR	S	P	ERA	WHIP								
Zane Smith, L ERA: 3.26 Dale Mohorcic, R ERA: 2.7 Bill Sampen, R ERA: 2.0 (1, 1) (7, 1) (8, 1)	6.2		26	3	2	2	2	2	0	0	0	0	0	27	39	2.70	0.750								
PITCHER	IP	WLS	BF	H	R	ER	SO	BB	IBB	HBP	BLK	WP	HR	S	P	ERA	WHIP								
Zane Smith, L ERA: 3.26 Dale Mohorcic, R ERA: 2.7 Bill Sampen, R ERA: 2.0 (1, 1) (7, 1) (8, 1)	0.1		2	1	0	0	0	0	0	0	0	0	0	2	2	0.00	3.000								
Bill Sampen, R ERA: 2.0 (8, 1)	1.1	L	7	2	1	1	2	1	0	0	0	0	0	10	14	6.75	2.250								

Montreal Expos @ Chicago Cubs
Wrigley Field, Chicago, IL
Thu Jun 28 1990, 3:33 AM CDT
Att: 31,974 - Unknown - 75 F

AB	30
R	3
H	6
RBI	3
BB	4
SO	4
LOB	7



Batter	1	2	3	4	5	6	7	8	9	AB	R	H	RBI	BB	SO	LOB	TOP						
Oddibe McDowell, L (1, 8) OBP: 0.299, SLG: 0.386	1-3 K		2-2 F9		4-1 BB		2-2 1B 1B			3	1	1	1	1	1	1							
Jeff Treadway, L (1, 4) OBP: 0.333, SLG: 0.441	1-3 K			0-0 G5-3 1B		0-1 G3		0-0 2H 1B		4	1	2	1	0	1	3							
Ron Gant, R (1, 7) OBP: 0.364, SLG: 0.588	0-0 F9			3-1 G5-3		0-1 F9		1-2 P7		4	0	0	0	0	0	2							
Jim Presley, R (1, 5) OBP: 0.311, SLG: 0.445		0-0 P3		0-1 G5-3		1-3 K		1-1 L8		2	0	0	0	0	0	1							
Alexis Infante, R (5, 5) OBP: 0.093, SLG: 0.087										2	0	0	0	0	1	0							
David Justice, L (1, 3) OBP: 0.352, SLG: 0.433		1-0 G4-3		3-2 CS 1B		3-1 HR		2-3 K		4	1	2	2	0	1	0							
Dale Murphy, R (1, 9) OBP: 0.310, SLG: 0.393		1-3 K		0-2 CS		1-2 F7		1-2 G6-3		4	0	0	0	0	2	0							
Greg Olson, R (1, 2) OBP: 0.386, SLG: 0.462			0-3 K		4-1 G5-3 BB		4-2 L1-3 1B BB		1-2 G6-3	2	1	0	0	2	1	0							
Jeff Blausler, R (1, 6) OBP: 0.363, SLG: 0.447			0-0 BLK 1B		4-1 G5-3		1-2 L1-3		2-0 P6	3	0	1	0	1	0	1							
Tom Glavine, L (1, 1) OBP: 0.182, SLG: 0.194			3-3 K		3-2 G5-3		0-3 K		1-2 G1-3	3	0	0	0	0	2	4							
Lonnie Smith, R (9, PH) OBP: 0.351, SLG: 0.437					1-2 2-3					1	0	0	0	0	0	0							
Joe Hesketh, R (9, 1)										0	0	0	0	0	0	0							
Inning Stats	R: 0 E: 0 K: 2 S: 7	H: 0 LOB: 0 BB: 0 P: 9	R: 0 E: 0 K: 1 S: 5	H: 0 LOB: 0 BB: 0 P: 7	R: 0 E: 0 K: 2 S: 10	H: 1 LOB: 1 BB: 0 P: 15	R: 1 E: 0 K: 0 S: 11	H: 2 LOB: 0 BB: 0 P: 17	R: 0 E: 0 K: 0 S: 15	H: 0 LOB: 3 BB: 3 P: 31	R: 1 E: 0 K: 2 S: 10	H: 1 LOB: 0 BB: 0 P: 15	R: 2 E: 0 K: 1 S: 16	H: 2 LOB: 1 BB: 1 P: 24	R: 0 E: 0 K: 1 S: 8	H: 0 LOB: 0 BB: 0 P: 12	R: 0 E: 0 K: 0 S: 8	H: 0 LOB: 0 BB: 0 P: 12	1B: 5 2B: 0 3B: 0 HR: 1	SF: 0 SAC: 0 DP: 0 HBP: 0	WP: 0 PB: 0 SB: 0 CS: 1	PA: 37	
PITCHER	IP	WLS	BF	H	R	ER	SO	BB	IBB	HBP	BLK	WP	HR	S	P	ERA	WHIP					ERA	WHIP
Dennis Martinez, R (1, 1) ERA: 2.66	7.0	L	30	6	4	4	8	4	0	0	1	0	1	74	118	5.14	1.429						
Drew Hall, L (8, 1) ERA: 3.61	2.0		6	0	0	0	1	0	0	0	0	0	0	16	24	0.00	0.000						

Atlanta Braves @ Montreal Expos
Olympic Stadium, Montreal, QB
Fri Jun 29 1990, 7:05 PM EDT
Att: 14,210 - Dome

AB 32
R 4
H 6
RBI 4
BB 4
SO 9
LOB 12



Batter	1	2	3	4	5	6	7	8	9	AB	R	H	RBI	BB	SO	LOB	BOTTOM						
Spike Owen, S (1, 6) OBP: 0.391, SLG: 0.371	2-2 G4-3		4-1 1B BB		1-2 G4-3		1-0 F8			3	0	0	0	1	0	0							
Junior Noboa, R (1, 4) OBP: 0.241, SLG: 0.272	1-0 G4-3		1-2 1B		2-1 G6-3		1-0 G6-3			4	0	1	0	0	0	0							
Larry Walker, L (1, 9) OBP: 0.338, SLG: 0.446	1-3 K		0-1 G3-1		3-1 G3-1		0-1 HR			4	1	1	1	0	1	3							
Andres Galarraga, R (1, 3) OBP: 0.309, SLG: 0.367		1-1 F8		1-2 G6-3		2-1 SH5-4 2B		1-0 G4-3		4	0	1	0	0	0	0							
Tim Wallach, R (1, 5) OBP: 0.357, SLG: 0.527		0-1 G6-3		0-0 HR		4-2 SH5-4 BB		0-3 K		3	1	1	1	1	1	0							
Mike Fitzgerald, R (1, 2) OBP: 0.371, SLG: 0.428		2-0 G4-3		1-2 E 1B		0-0 SH5-4		0-0 G4-3		3	0	1	0	0	0	0							
Rolando Roomes, R (1, 7) OBP: 0.229, SLG: 0.304			3-1 F8		2-1 E5		0-1 G5-3			4	0	0	0	0	1	3							
Dave Martinez, L (1, 8) OBP: 0.335, SLG: 0.455			4-1 1B BB BB		2-1 L7		0-3 K		2-1 E3 G4-3	3	0	0	0	1	1	4							
Dennis Martinez, R (1, 1) OBP: 0.135, SLG: 0.162			2-3 K		0-3 K		2-2 G3-1		2-1 G4-6-3	2	0	0	0	0	2	3							
Otis Nixon, S (7, PH) OBP: 0.343, SLG: 0.293										1	0	0	0	0	0	0							
Drew Hall, L (8, 1) ERA: 3.61										0	0	0	0	0	0	0							
Nelson Santovenia, R (9, PH) OBP: 0.294, SLG: 0.358										1	0	0	0	0	0	1							
Inning Stats	R: 0 E: 0 K: 1 S: 7	H: 0 LOB: 0 BB: 0 P: 11	R: 0 E: 0 K: 0 S: 5	H: 0 LOB: 0 BB: 0 P: 8	R: 0 E: 0 K: 1 S: 15	H: 1 LOB: 2 BB: 2 P: 29	R: 1 E: 1 K: 1 S: 16	H: 2 LOB: 2 BB: 0 P: 22	R: 0 E: 0 K: 0 S: 7	H: 0 LOB: 0 BB: 0 P: 13	R: 0 E: 0 K: 1 S: 14	H: 1 LOB: 2 BB: 1 P: 20	R: 0 E: 0 K: 0 S: 6	H: 0 LOB: 0 BB: 0 P: 10	R: 1 E: 0 K: 1 S: 7	H: 1 LOB: 0 BB: 0 P: 8	R: 0 E: 1 K: 1 S: 7	H: 0 LOB: 0 BB: 0 P: 12	1B: 2 2B: 1 3B: 0 HR: 2	SF: 0 SAC: 1 DP: 1 HBP: 0	WP: 0 PB: 0 SB: 0 CS: 0	PA: 36	
PITCHER	IP	WLS	BF	H	R	ER	SO	BB	IBB	HBP	BLK	WP	HR	S	P	ERA	WHIP					ERA	WHIP
Tom Glavine, L (1, 1) ERA: 3.95	8.0	W	33	5	2	2	5	3	0	0	0	0	2	77	121	2.25	1.000						
Joe Hesketh, L (9, 1) ERA: 5.53	1.0	S	3	0	0	0	1	0	0	0	0	0	0	7	12	0.00	0.000						

Atlanta Braves @ Montreal Expos
Olympic Stadium, Montreal, QB
Fri Jun 29 1990, 7:05 PM EDT
Att: 14,210 - Dome

AB 32
R 2
H 5
RBI 2
BB 3
SO 6
LOB 14



Batter	1	2	3	4	5	6	7	8	9	AB	R	H	RBI	BB	SO	LOB	TOP								
Lonnie Smith, R OBP: 0.346, SLG: 0.443 Kent Mercker, L (8, 1)	E6 1B		K		G6-3			F8		4	0	1	0	0	1	3									
Jeff Treadway, L OBP: 0.333, SLG: 0.441	P5		2H 1B				F9	L7		4	0	1	1	0	0	2									
Ron Gant, R OBP: 0.359, SLG: 0.578	K		K				K		G5-3	4	0	0	0	0	3	2									
Jim Presley, R OBP: 0.310, SLG: 0.442	F8				G5-3		G6-3		FC4-6 1B	4	0	1	0	0	0	1									
David Justice, L OBP: 0.345, SLG: 0.416		K			F8			P6	FC4-6 1-2	4	0	0	0	0	1	1									
Dale Murphy, R OBP: 0.304, SLG: 0.395	F8				P5			G6-3	K	4	0	0	0	0	1	1									
Andres Thomas, R OBP: 0.268, SLG: 0.314	P3						L7			3	0	1	0	0	0	0									
Jimmy Kremers, L OBP: 0.214, SLG: 0.160			G4-3 1B 1B		G5-3			K		3	1	1	0	0	1	1									
Steve Avery, L Rick Luecken, R Tommy Gregg, L OBP: 0.235, SLG: 0.236	G4-3				P5			2B		2	0	0	0	0	0	2									
Inning Stats	R: 0 E: 1 K: 1 S: 11	H: 1 LOB: 1 BB: 0 P: 15	R: 0 E: 0 K: 1 S: 7	H: 0 LOB: 0 BB: 0 P: 8	R: 1 E: 0 K: 2 S: 13	H: 2 LOB: 1 BB: 0 P: 15	R: 0 E: 0 K: 0 S: 10	H: 0 LOB: 0 BB: 0 P: 12	R: 0 E: 0 K: 0 S: 5	H: 1 LOB: 1 BB: 0 P: 7	R: 0 E: 0 K: 1 S: 10	H: 0 LOB: 0 BB: 0 P: 12	R: 0 E: 0 K: 0 S: 4	H: 0 LOB: 0 BB: 0 P: 4	R: 0 E: 0 K: 1 S: 7	H: 1 LOB: 1 BB: 0 P: 12	R: 0 E: 0 K: 1 S: 6	H: 1 LOB: 1 BB: 0 P: 7	1B: 4 2B: 2 3B: 0 HR: 0	SF: 0 SAC: 0 DP: 0 HBP: 0	WP: 0 PB: 0 SB: 0 CS: 0	PA: 33			
PITCHER	IP	WLS	BF	H	R	ER	SO	BB	IBB	HBP	BLK	WP	HR	S	P	ERA	WHIP								
Oil Can Boyd, R ERA: 3.28	(1, 1)	7.0	W	25	4	1	1	5	0	0	0	0	0	60	73	1.29	0.571								
Dave Schmidt, R ERA: 3.16	(8, 1)	2.0		8	2	0	0	2	0	0	0	0	0	13	19	0.00	1.000								

Atlanta Braves @ Montreal Expos
Olympic Stadium, Montreal, QB
Sun Jul 01 1990, 3:33 AM EDT
Att: 27,763 - Dome

AB 33
R 1
H 6
RBI 1
BB 0
SO 7
LOB 13



Batter	1	2	3	4	5	6	7	8	9	AB	R	H	RBI	BB	SO	LOB	BOTTOM								
Otis Nixon, S OBP: 0.354, SLG: 0.313	F8		L9							4	1	2	0	0	0	0									
Marquis Grissom, R OBP: 0.316, SLG: 0.325	G6-3			K						3	1	1	0	1	1	0									
Lary Walker, L OBP: 0.358, SLG: 0.462 Dave Schmidt, R (8, 1)	K			K						4	0	0	0	0	3	5									
Tim Wallach, R OBP: 0.363, SLG: 0.529		K		FC5 2B						2	2	1	0	2	1	0									
Mike Fitzgerald, R OBP: 0.372, SLG: 0.433	G6-3			FC5						4	0	2	3	0	0	1									
Andres Galarraga, R OBP: 0.318, SLG: 0.380					E7 1B 2B					3	1	1	0	1	0	3									
Junior Noboa, R OBP: 0.253, SLG: 0.284										3	0	1	2	0	0	1									
Spike Owen, S OBP: 0.341, SLG: 0.359										4	0	0	0	0	2	2									
Oil Can Boyd, R OBP: 0.069, SLG: 0.069 Dave Martinez, L (7, PH) (8, 9)										1	0	0	0	0	0	0									
Inning Stats	R: 0 E: 0 K: 1 S: 8	H: 0 LOB: 0 BB: 0 P: 13	R: 0 E: 0 K: 1 S: 14	H: 0 LOB: 1 BB: 1 P: 26	R: 0 E: 0 K: 1 S: 7	H: 0 LOB: 0 BB: 0 P: 10	R: 0 E: 0 K: 2 S: 11	H: 1 LOB: 1 BB: 0 P: 15	R: 1 E: 1 K: 0 S: 14	H: 3 LOB: 3 BB: 1 P: 25	R: 1 E: 0 K: 0 S: 14	H: 1 LOB: 1 BB: 1 P: 25	R: 3 E: 0 K: 2 S: 22	H: 3 LOB: 1 BB: 1 P: 33	R: 0 E: 0 K: 2 S: 10	H: 0 LOB: 0 BB: 0 P: 12	1B: 5 2B: 3 3B: 0 HR: 0	SF: 1 SAC: 1 DP: 0 HBP: 0	WP: 0 PB: 0 SB: 1 CS: 0	PA: 36					
PITCHER	IP	WLS	BF	H	R	ER	SO	BB	IBB	HBP	BLK	WP	HR	S	P	ERA	WHIP								
Steve Avery, L ERA: 5.4	(1, 1)	6.0	L	26	5	2	2	5	3	0	0	0	0	68	114	3.00	1.333								
Rick Luecken, R ERA: 6.51	(7, 1)	1.0		7	3	3	3	2	0	1	0	0	0	22	33	27.00	3.000								
Kent Mercker, L ERA:	(8, 1)	1.0		3	0	0	0	2	0	0	0	0	0	10	12	0.00	0.000								

Atlanta Braves @ Montreal Expos
Olympic Stadium, Montreal, QB
Sun Jul 01 1990, 3:33 AM EDT
Att: 27,763 - Dome

AB 30
R 5
H 8
RBI 5
BB 4
SO 9
LOB 12



Batter	1	2	3	4	5	6	7	8	9	AB	R	H	RBI	BB	SO	LOB	TOP										
Oddibe McDowell, L (1, 8) OBP: 0.304, SLG: 0.392	1-0 HR 2B	0-1 F7		0-1 B1-3		1-1 F9			0-0 G4-3	5	1	1	0	0	0	1											
Jeff Treadway, L (1, 4) OBP: 0.335, SLG: 0.452	1-0 HR	1-1 G4-6-3			1-1 F7		1-0 G3-1		0-0 1B	5	1	2	2	0	0	1											
Ron Gant, R (1, 7) OBP: 0.363, SLG: 0.581	2-2 2B			1-0 G1-3		1-0 HR	4-0 BB		0-1 F8	4	1	2	0	1	0	1											
Jim Presley, R (1, 5) OBP: 0.313, SLG: 0.465	1-1 G1-3			0-0 HR		1-0 HR	1-0 BB		1-0 F8	4	2	2	3	0	0	2											
David Justice, L (1, 3) OBP: 0.343, SLG: 0.408	4-1 BB			1-3 K		1-0 G5-3	2-0 F9			3	0	0	0	1	1	1											
Dale Murphy, R (1, 9) Joe Boever, R (8, 1)	2-3 BB			1-0 1B		0-0 1B			3-3 K	4	0	2	0	0	2	2											
Greg Olson, R (1, 2) OBP: 0.372, SLG: 0.444	3-1 G6-3			0-0 L9		1-1 G6-3			2-3 K	4	0	0	0	0	1	4											
Andres Thomas, R (1, 6) OBP: 0.267, SLG: 0.339		2-1 HR		0-0 G5-3		0-3 K			1-2 F9	4	1	1	1	0	1	0											
29 John Smoltz, R (1, 1) Tommy Gregg, L (8, 9)		4-1 BB		3-2 L9		1-3 K			1-1 F7	2	0	0	0	1	1	0											
Inning Stats	R: 2 E: 0 K: 1 S: 13	H: 3 LOB: 2 BB: 1 P: 27	R: 1 E: 0 K: 0 S: 7	H: 1 LOB: 0 BB: 1 P: 14	R: 1 E: 0 K: 1 S: 7	H: 2 LOB: 1 BB: 0 P: 10	R: 0 E: 0 K: 0 S: 7	H: 0 LOB: 0 BB: 0 P: 10	R: 2 E: 0 K: 0 S: 8	H: 3 LOB: 1 BB: 0 P: 13	R: 0 E: 0 K: 0 S: 3	H: 0 LOB: 1 BB: 1 P: 11	R: 0 E: 0 K: 2 S: 9	H: 0 LOB: 0 BB: 0 P: 15	R: 0 E: 0 K: 0 S: 6	H: 1 LOB: 1 BB: 0 P: 7	1B: 4 2B: 2 3B: 0 HR: 4	SF: 0 SAC: 0 DP: 1 HBP: 0	WP: 0 PB: 0 SB: 2 CS: 0	PA: 39							
PITCHER	IP	WLS	BF	H	R	ER	SO	BB	IBB	HBP	BLK	WP	HR	S	P	ERA	WHIP										
Howard Farmer, R (1, 1) ERA: 12.46	4.1	L	22	8	6	6	2	2	0	0	0	0	4	38	68	12.46	2.308										
Dale Mohorcic, R (5, 1) ERA: 1.99	1.1		5	1	0	0	2	0	0	0	0	0	0	10	13	0.00	0.750										
Steve Frey, L (6, 1) ERA: 4.58	1.1		5	0	0	0	2	0	0	0	0	0	0	5	14	0.00	0.750										
Bill Sampen, R (8, 1) ERA: 1.91	2.0		7	1	0	0	2	0	0	0	0	0	0	15	22	0.00	0.500										
Batter	1	2	3	4	5	6	7	8	9	AB	R	H	RBI	BB	SO	LOB	BOTTOM										
Otis Nixon, S (1, 7) OBP: 0.333, SLG: 0.292	1-0 G6-3		2-2 L9			1-3 K			0-0 P5	5	0	0	0	0	1	1											
Dave Martinez, L (1, 8) OBP: 0.333, SLG: 0.444	1-2 G6-3			2-1 P5		0-1 1B			4-0 1B 2B BB	3	1	1	0	1	0	0											
Larry Walker, L (1, 9) OBP: 0.341, SLG: 0.462	1-3 K			0-1 G5-3 1B		0-1 P7			1-1 1B 2B 1B	4	1	2	0	0	1	1											
Tim Wallach, R (1, 5) OBP: 0.361, SLG: 0.529		1-2 G6-3		1-2 G5-3		0-2 F9			0-2 2B	4	0	1	2	0	0	2											
Mike Aldrete, L (1, 3) OBP: 0.396, SLG: 0.301		3-2 G3-1		4-1 BB		3-1 SF9 3B			4-1 BB	2	1	1	0	2	0	0											
Nelson Santovenia, R (1, 2) OBP: 0.241, SLG: 0.341		2-0 F8		0-0 F9		3-2 SF9			1-0 P4	3	0	0	1	0	0	4											
Tom Foley, L (1, 4) OBP: 0.342, SLG: 0.323			1-2 F9		2-1 F7				0-0 L9 F7	4	0	0	0	0	2	2											
Spike Owen, S (1, 6) OBP: 0.343, SLG: 0.356			4-0 WP BB		1-1 G4-3				1-1 G5-3	2	0	0	0	2	0	0											
Howard Farmer, R (1, 1) Dale Mohorcic, R (5, 1) Steve Frey, R (6, 1) Eric Bullock, L (7, PH) Bill Sampen, R (8, 1) Wallace Johnson, S (9, PH)			3-3 K		2-2 G4-3				0-0 G4-3	1	0	0	0	0	1	1											
Inning Stats	R: 0 E: 0 K: 1 S: 7	H: 0 LOB: 0 BB: 0 P: 10	R: 0 E: 0 K: 0 S: 7	H: 0 LOB: 0 BB: 0 P: 13	R: 0 E: 0 K: 1 S: 12	H: 0 LOB: 1 BB: 1 P: 22	R: 0 E: 0 K: 0 S: 9	H: 1 LOB: 2 BB: 1 P: 16	R: 0 E: 0 K: 0 S: 7	H: 0 LOB: 0 BB: 0 P: 12	R: 0 E: 0 K: 1 S: 10	H: 1 LOB: 1 BB: 0 P: 11	R: 1 E: 0 K: 0 S: 12	H: 1 LOB: 1 BB: 1 P: 25	R: 2 E: 0 K: 0 S: 9	H: 2 LOB: 2 BB: 2 P: 20	R: 0 E: 0 K: 0 S: 4	H: 0 LOB: 0 BB: 0 P: 5	1B: 3 2B: 1 3B: 1 HR: 0	SF: 1 SAC: 0 DP: 0 HBP: 0	WP: 1 PB: 0 SB: 0 CS: 0	PA: 37					
PITCHER	IP	WLS	BF	H	R	ER	SO	BB	IBB	HBP	BLK	WP	HR	S	P	ERA	WHIP										
29 John Smoltz, R (1, 1) ERA: 4.83	7.1	W	31	5	3	3	3	4	0	0	0	0	0	70	121	3.68	1.227										
Joe Boever, R (8, 1) ERA: 4.3	1.2	S	6	0	0	0	0	1	0	0	0	0	0	7	13	0.00	0.600										

Atlanta Braves @ Montreal Expos
Olympic Stadium, Montreal, QB
Mon Jul 02 1990, 7:05 PM EDT
Att: 14,425 - Dome

AB 36
R 6
H 10
RBI 6
BB 3
SO 6
LOB 12



Atlanta Braves @ Montreal Expos
Olympic Stadium, Montreal, QB
Mon Jul 02 1990, 7:05 PM EDT
Att: 14,425 - Dome

AB 31
R 3
H 5
RBI 3
BB 5
SO 3
LOB 12



Batter	1	2	3	4	5	6	7	8	9	AB	R	H	RBI	BB	SO	LOB	TOP			
Billy Hatcher, R OBP: 0.355, SLG: 0.398 (1, 7)	F8		FC1-6 S BB 1-2 FC5-2		5-3			5-3 1B		4	0	1	0	0	0	1	Cincinnati Reds @ Montreal Expos Olympic Stadium, Montreal, QB Tue Jul 03 1990, 7:05 PM EDT Att: 14,944 - Dome			
Barry Larkin, R OBP: 0.373, SLG: 0.387 (1, 6)	E7 2B		FC5-2 S BB 1-2		6-3			5-3 1-2		3	1	1	0	1	0	1				
Chris Sabo, R OBP: 0.382, SLG: 0.553 (1, 5)	F8		FC5-2 1-3 2-H		1-3			L7		4	0	0	0	0	0	3				
Eric Davis, R OBP: 0.354, SLG: 0.494 (1, 8)	1B		F9		4-3			4-0 IBB		3	0	1	0	1	0	2				
Todd Benzinger, S OBP: 0.319, SLG: 0.377 (1, 3)	F8			F9		5-3		1-3 IBB		4	0	0	0	0	1	3				
Glenn Braggs, R OBP: 0.355, SLG: 0.435 (1, 9)		FC4-6 1B		HR				1-1 1B		4	1	3	1	0	0	0				
Mariano Duncan, R OBP: 0.355, SLG: 0.485 (1, 4)		FC4-6 G5-4-3 1-2		5-3				L4 1-2 1B		4	0	1	0	0	0	2				
Joe Oliver, R OBP: 0.333, SLG: 0.364 (1, 2)		G5-4-3 1-2		K				1-0 1B		4	0	1	0	0	1	2				
Tom Browning, L OBP: 0.136, SLG: 0.116 Randy Myers, L (9, 1)			FC1-6 1B		G3			0-3 K		4	0	1	0	0	2	2				
Inning Stats	R: 1 E: 1 K: 0 S: 9	H: 2 LOB: 1 BB: 0 P: 16	R: 0 E: 0 K: 0 S: 6	H: 1 LOB: 0 BB: 0 P: 7	R: 0 E: 0 K: 0 S: 14	H: 1 LOB: 2 BB: 1 P: 26	R: 1 E: 0 K: 1 S: 9	H: 1 LOB: 0 BB: 0 P: 15	R: 0 E: 0 K: 0 S: 6	H: 0 LOB: 0 BB: 0 P: 9	R: 0 E: 0 K: 1 S: 4	H: 2 LOB: 1 BB: 0 P: 9	R: 0 E: 0 K: 1 S: 8	H: 1 LOB: 2 BB: 1 P: 15	R: 0 E: 0 K: 1 S: 10	H: 1 LOB: 1 BB: 0 P: 15	1B: 7 2B: 2 3B: 0 HR: 1	SF: 0 SAC: 0 DP: 2 HBP: 0	WP: 0 PB: 0 SB: 2 CS: 0	PA: 36
PITCHER Zane Smith, L ERA: 3.14 (1, 1)	IP: 9.0 WLS: L BF: 36 H: 9 R: 2 ER: 2 SO: 4 BB: 1 IBB: 1 HBP: 0 BLK: 0 WP: 0 HR: 1 S: 73 P: 118 ERA: 2.00 WHIP: 1.111															PITCHER				

Batter	1	2	3	4	5	6	7	8	9	AB	R	H	RBI	BB	SO	LOB	BOTTOM			
Otis Nixon, S OBP: 0.330, SLG: 0.280 (1, 8)	P2			6-3		6-3			4-1 HBP S BB	3	0	0	0	1	0	1	Cincinnati Reds @ Montreal Expos Olympic Stadium, Montreal, QB Tue Jul 03 1990, 7:05 PM EDT Att: 14,944 - Dome			
Marquis Grissom, R OBP: 0.314, SLG: 0.319 (1, 7)	F8			K				F8	4-2 HBP BB	3	0	0	0	1	1	0				
Larry Walker, L OBP: 0.335, SLG: 0.453 (1, 9)	K			F7				G3	2-1 F7	4	0	0	0	0	1	2				
Tim Wallach, R OBP: 0.360, SLG: 0.524 Eric Bullock, L OBP: 0.500, SLG: 0.500 (9, PR)		F9			F8			F9	2-0 HBP	3	0	0	0	0	0	0				
Mike Fitzgerald, R OBP: 0.370, SLG: 0.429 (1, 2)		F9			6-3				1-2 2-3 HBP	0	0	0	0	0	0	0				
Andres Galarraga, R OBP: 0.315, SLG: 0.376 (1, 3)		K			K			G5-4-3 1B	2-2 4-3	4	0	1	0	0	0	3				
Junior Noboa, R OBP: 0.255, SLG: 0.286 (1, 4)			5-3			F9			1-2 1B	3	0	1	0	0	0	0				
Spike Owen, S OBP: 0.343, SLG: 0.355 (1, 6)			F8			SH1-3 1B		5-3	0-1 1B	3	0	1	0	0	0	1				
Zane Smith, L OBP: 0.231, SLG: 0.346 Nelson Santovenia, R OBP: 0.239, SLG: 0.339 (9, PH)			1-3			SH1-3 1B			2-1 P3	1	0	0	0	0	0	0				
Inning Stats	R: 0 E: 0 K: 1 S: 7	H: 0 LOB: 0 BB: 0 P: 11	R: 0 E: 0 K: 1 S: 5	H: 0 LOB: 0 BB: 0 P: 8	R: 0 E: 0 K: 0 S: 7	H: 0 LOB: 0 BB: 0 P: 12	R: 0 E: 0 K: 1 S: 9	H: 0 LOB: 0 BB: 0 P: 13	R: 0 E: 0 K: 0 S: 5	H: 1 LOB: 1 BB: 0 P: 8	R: 0 E: 0 K: 0 S: 7	H: 0 LOB: 0 BB: 0 P: 10	R: 0 E: 0 K: 0 S: 9	H: 2 LOB: 1 BB: 0 P: 12	R: 0 E: 0 K: 0 S: 11	H: 0 LOB: 3 BB: 2 P: 27	1B: 3 2B: 0 3B: 0 HR: 0	SF: 0 SAC: 1 DP: 1 HBP: 1	WP: 0 PB: 0 SB: 1 CS: 0	PA: 32
PITCHER Tom Browning, L ERA: 2.74 Randy Myers, L ERA: 2.27 (9, 1)	IP: 8.1 WLS: S BF: 29 H: 3 R: 0 ER: 0 SO: 4 BB: 2 IBB: 0 HBP: 0 BLK: 0 WP: 0 HR: 0 S: 61 P: 98 ERA: 0.00 WHIP: 0.600															PITCHER				

AB	34
R	2
H	9
RBI	1
BB	2
SO	4
LOB	16



AB	28
R	0
H	3
RBI	0
BB	2
SO	4
LOB	8



Batter	1	2	3	4	5	6	7	8	9	AB	R	H	RBI	BB	SO	LOB	TOP					
Chris Sabo, R OBP: 0.381, SLG: 0.549 (1, 5)										4	0	1	0	0	2	1	Cincinnati Reds @ Montreal Expos Olympic Stadium, Montreal, QB Wed Jul 04 1990, 7:05 PM EDT Att: 15,827 - Dome					
Barry Larkin, R OBP: 0.388, SLG: 0.381 (1, 6)										4	1	0	0	0	1	1						
Paul O'Neill, L OBP: 0.357, SLG: 0.466 (1, 9)										3	1	1	2	1	0	0						
Eric Davis, R OBP: 0.352, SLG: 0.486 (1, 8)										3	0	0	0	1	0	1						
Ken Griffey, L OBP: 0.288, SLG: 0.346 (1, 3)										4	0	0	0	0	0	1						
Glenn Braggs, R OBP: 0.356, SLG: 0.436 (1, 7)										4	1	2	0	0	0	0						
Ron Oester, S OBP: 0.337, SLG: 0.371 (1, 4)										4	0	0	0	0	1	2						
Joe Oliver, R OBP: 0.329, SLG: 0.359 (1, 2)										3	0	0	0	0	0	2						
Scott Scudder, R OBP: 0.333, SLG: 0.333 (1, 1)										0	0	0	0	0	0	0						
Hal Morris, L OBP: 0.351, SLG: 0.391 (5, PH)										1	0	1	0	0	0	0						
Luis Quiñones, S OBP: 0.301, SLG: 0.333 (8, PH)										0	0	0	0	0	0	0						
Rick Mahler, R OBP: 0.133, SLG: 0.133 (8, 1)										0	0	0	0	0	0	0						
Inning Stats	R: 0 E: 0 K: 1 S: 11	H: 0 LOB: 1 BB: 1 P: 16	R: 0 E: 0 K: 1 S: 10	H: 1 LOB: 1 BB: 0 P: 15	R: 0 E: 0 K: 2 S: 7	H: 0 LOB: 0 BB: 0 P: 9	R: 0 E: 0 K: 0 S: 4	H: 0 LOB: 1 BB: 0 P: 6	R: 1 E: 0 K: 0 S: 10	H: 2 LOB: 1 BB: 0 P: 15	R: 0 E: 0 K: 0 S: 9	H: 0 LOB: 1 BB: 1 P: 17	R: 0 E: 0 K: 0 S: 6	H: 0 LOB: 0 BB: 0 P: 8	R: 2 E: 0 K: 0 S: 8	H: 2 LOB: 0 BB: 0 P: 14	R: 0 E: 0 K: 0 S: 5	H: 0 LOB: 0 BB: 0 P: 5	1B: 4 2B: 0 3B: 0 HR: 1	SF: 0 SAC: 0 DP: 0 HBP: 0	WP: 0 PB: 0 SB: 0 CS: 0	PA: 34
PITCHER	IP WLS BF H R ER SO BB IBB HBP BLK WP HR S P ERA WHIP																					
Dennis Martinez, R ERA: 2.71 (1, 1)	8.0 W 31 5 3 3 4 2 0 0 0 0 1 65 100 3.38 0.875																					
Dave Schmidt, R ERA: 3.08 (9, 1)	1.0 S 3 0 0 0 0 0 0 0 0 0 0 5 5 0.00 0.000																					

Batter	1	2	3	4	5	6	7	8	9	AB	R	H	RBI	BB	SO	LOB	BOTTOM			
Dave Martinez, L OBP: 0.326, SLG: 0.434 (1, 8)										4	0	0	0	0	1	3	Cincinnati Reds @ Montreal Expos Olympic Stadium, Montreal, QB Wed Jul 04 1990, 7:05 PM EDT Att: 15,827 - Dome			
Mike Fitzgerald, R OBP: 0.372, SLG: 0.427 (1, 2)										3	1	1	0	1	0	1				
Larry Walker, L OBP: 0.338, SLG: 0.451 (1, 9)										3	1	1	0	0	1	1				
Tim Wallach, R OBP: 0.359, SLG: 0.520 (1, 5)										4	1	1	0	0	0	2				
Mike Aldrete, L OBP: 0.404, SLG: 0.326 (1, 7)										3	1	2	2	0	1	0				
Otis Nixon, S OBP: 0.326, SLG: 0.276 (5, PR) (6, 7)										1	0	0	0	0	0	0				
Andres Galarraga, R OBP: 0.314, SLG: 0.378 (1, 3)										4	1	1	2	0	2	1				
Tom Foley, L OBP: 0.351, SLG: 0.333 (1, 4)										4	0	2	1	0	1	0				
Spike Owen, S OBP: 0.341, SLG: 0.358 (1, 6)										4	0	1	0	0	0	2				
Dennis Martinez, R OBP: 0.150, SLG: 0.154 (1, 1)										2	0	0	0	0	1	1				
Dave Schmidt, R (9, 1)										0	0	0	0	0	0	0				
Inning Stats	R: 5 E: 0 K: 0 S: 19	H: 4 LOB: 2 BB: 1 P: 38	R: 0 E: 0 K: 0 S: 7	H: 1 LOB: 0 BB: 0 P: 14	R: 0 E: 0 K: 3 S: 10	H: 0 LOB: 0 BB: 0 P: 15	R: 0 E: 0 K: 2 S: 10	H: 1 LOB: 1 BB: 0 P: 14	R: 0 E: 0 K: 2 S: 11	H: 1 LOB: 1 BB: 0 P: 16	R: 0 E: 0 K: 0 S: 8	H: 0 LOB: 0 BB: 0 P: 12	R: 0 E: 0 K: 0 S: 12	H: 1 LOB: 1 BB: 0 P: 20	R: 0 E: 0 K: 0 S: 6	H: 1 LOB: 1 BB: 0 P: 8	1B: 6 2B: 3 3B: 0 HR: 0	SF: 0 SAC: 0 DP: 0 HBP: 2	WP: 0 PB: 0 SB: 0 CS: 1	PA: 35
PITCHER	IP WLS BF H R ER SO BB IBB HBP BLK WP HR S P ERA WHIP																			
Scott Scudder, R ERA: 9.28 (1, 1)	0.1 L 7 4 5 0 5 0 1 0 1 0 0 0 32 53 0.00 0.545																			
Tim Birtsas, L ERA: 3.22 (1, 1)	3.2 13 2 0 0 5 0 0 1 0 0 0 32 53 0.00 0.545																			
Tim Layana, R ERA: 2.21 (5, 1)	3.0 11 2 0 0 2 0 0 0 0 0 0 31 48 0.00 0.667																			
Rick Mahler, R ERA: 4.68 (8, 1)	1.0 4 1 0 0 0 0 0 0 0 0 0 6 8 0.00 1.000																			

AB 32
R 3
H 5
RBI 3
BB 2
SO 4
LOB 8



AB 32
R 5
H 9
RBI 5
BB 1
SO 7
LOB 11




Batter	1	2	3	4	5	6	7	8	9	AB	R	H	RBI	BB	SO	LOB	TOP		
Eric Yelding, R OBP: 0.317, SLG: 0.291 (1, 8)										4	0	0	0	0	2	0	Houston Astros @ Montreal Expos Olympic Stadium, Montreal, QB Thu Jul 05 1990, 7:05 PM EDT Att: 14,885 - Unknown - 65 F		
Rafael Ramirez, R OBP: 0.308, SLG: 0.336 (1, 6)										4	0	2	0	0	1	0			
Ken Oberkfell, L OBP: 0.313, SLG: 0.347 (1, 5)										3	0	1	0	1	0	1			
Franklin Stubbs, L OBP: 0.315, SLG: 0.486 (1, 3)										3	0	1	0	1	1	0			
Craig Biggio, R OBP: 0.350, SLG: 0.336 (1, 7)										3	0	0	0	1	1	2			
Eric Anthony, L OBP: 0.295, SLG: 0.388 (1, 9)										3	0	0	0	1	2	3			
Rich Gedman, L OBP: 0.342, SLG: 0.333 (1, 2)										3	0	0	0	0	2	1			
Dave Rohde, S OBP: 0.207, SLG: 0.120 (1, 4)										2	0	0	0	0	0	1			
Jim Clancy, R OBP: 0.231, SLG: 0.231 (4, 1)										0	0	0	0	0	0	0			
Javier Ortiz, R OBP: 0.421, SLG: 0.529 (7, PH)										1	0	0	0	0	0	0			
Xavier Hernandez, L (7, 1)										0	0	0	0	0	0	0			
Mike Scott, R OBP: 0.172, SLG: 0.143 (1, 1)										1	0	0	0	0	0	0			
Casey Candaele, S OBP: 0.347, SLG: 0.412 (4, 4)										2	0	0	0	0	2	0			
Inning Stats	R: 0 H: 1 E: 0 K: 2 S: 13	L: 3 LOB: 3 BB: 2 P: 25	R: 0 H: 0 E: 0 K: 1 S: 8	L: 0 LOB: 0 BB: 0 P: 13	R: 0 H: 2 E: 0 K: 1 S: 12	L: 2 LOB: 2 BB: 1 P: 21	R: 0 H: 0 E: 0 K: 0 S: 4	L: 0 LOB: 0 BB: 1 P: 9	R: 0 H: 0 E: 0 K: 2 S: 7	L: 0 LOB: 0 BB: 0 P: 11	R: 0 H: 0 E: 0 K: 1 S: 8	L: 0 LOB: 0 BB: 0 P: 11	R: 0 H: 1 E: 0 K: 2 S: 12	L: 1 LOB: 1 BB: 0 P: 16	R: 0 H: 0 E: 0 K: 2 S: 10	L: 0 LOB: 0 BB: 0 P: 15	1B: 3 2B: 1 3B: 0 HR: 0	SF: 0 SAC: 0 DP: 1 HBP: 0	WP: 0 PA: 33 PB: 0 SB: 0 CS: 1
PITCHER Mark Gardner, R ERA: 2.54 (1, 1)	IP: 9.0 WLS: W BF: 33 H: 4 R: 0 ER: 0 SO: 11 BB: 4 IBB: 0 HBP: 0 BLK: 0 WP: 0 HR: 0 S: 82 P: 134 ERA: 0.00 WHIP: 0.889																		

Batter	1	2	3	4	5	6	7	8	9	AB	R	H	RBI	BB	SO	LOB	BOTTOM		
Dave Martinez, L OBP: 0.328, SLG: 0.447 (1, 8)										4	2	1	2	1	0	1	Houston Astros @ Montreal Expos Olympic Stadium, Montreal, QB Thu Jul 05 1990, 7:05 PM EDT Att: 14,885 - Unknown - 65 F		
Tom Feley, L OBP: 0.346, SLG: 0.329 (1, 4)										1	0	0	0	0	0	0			
Junior Noboa, R OBP: 0.275, SLG: 0.326 (3, 4)										4	3	3	2	0	1	0			
Larry Walker, L OBP: 0.339, SLG: 0.445 (1, 9)										3	2	0	0	2	1	1			
Tim Wallach, R OBP: 0.362, SLG: 0.520 (1, 5)										4	1	2	1	1	2	0			
Mike Aldrete, L OBP: 0.416, SLG: 0.322 (1, 7)										1	1	0	1	3	0	0			
Otis Nixon, S OBP: 0.322, SLG: 0.273 (8, 7)										1	0	0	0	0	0	1			
Andres Galarraga, R OBP: 0.318, SLG: 0.383 (1, 3)										4	0	2	2	1	0	3			
Nelson Santovenia, R OBP: 0.233, SLG: 0.351 (1, 2)										3	0	0	1	0	1	3			
Spike Owen, S OBP: 0.347, SLG: 0.359 (1, 6)										2	2	1	0	2	0	0			
Mark Gardner, R OBP: 0.138, SLG: 0.241 (1, 1)										3	0	0	0	0	1	3			
Inning Stats	R: 0 H: 0 E: 0 K: 0 S: 7	L: 0 LOB: 0 BB: 0 P: 8	R: 0 H: 0 E: 0 K: 2 S: 9	L: 0 LOB: 1 BB: 1 P: 15	R: 5 H: 4 E: 0 K: 1 S: 19	L: 4 LOB: 3 BB: 3 P: 39	R: 3 H: 3 E: 1 K: 0 S: 11	L: 3 LOB: 2 BB: 2 P: 22	R: 0 H: 0 E: 0 K: 0 S: 5	L: 0 LOB: 0 BB: 0 P: 7	R: 0 H: 0 E: 0 K: 1 S: 7	L: 0 LOB: 0 BB: 0 P: 7	R: 1 H: 1 E: 0 K: 1 S: 11	L: 1 LOB: 2 BB: 2 P: 25	R: 2 H: 1 E: 0 K: 1 S: 10	L: 1 LOB: 1 BB: 2 P: 25	1B: 5 2B: 3 3B: 0 HR: 1	SF: 1 SAC: 1 DP: 1 HBP: 0	WP: 2 PA: 42 PB: 1 SB: 2 CS: 0
PITCHER Mike Scott, R ERA: 4.73 (1, 1)	IP: 3.2 WLS: L BF: 23 H: 7 R: 8 ER: 7 SO: 3 BB: 5 IBB: 0 HBP: 0 BLK: 0 WP: 0 HR: 1 S: 44 P: 81 ERA: 17.18 WHIP: 3.273																		
Jim Clancy, R ERA: 5.56 (4, 1)	IP: 2.1 WLS: 7 BF: 0 H: 0 R: 0 ER: 0 SO: 1 BB: 0 IBB: 0 HBP: 0 BLK: 0 WP: 0 HR: 14 S: 17 P: 17 ERA: 0.00 WHIP: 0.000																		
Xavier Hernandez, R ERA: 6.43 (7, 1)	IP: 2.0 WLS: 12 BF: 2 H: 3 R: 3 ER: 3 SO: 2 BB: 3 IBB: 1 HBP: 0 BLK: 0 WP: 2 HR: 0 S: 21 P: 50 ERA: 13.50 WHIP: 2.500																		

Batter	1	2	3	4	5	6	7	8	9	AB	R	H	RBI	BB	SO	LOB	TOP										
Craig Biggio, R OBP: 0.346, SLG: 0.331 (1, 8)										4	0	0	0	0	1	0											
Rafael Ramirez, R OBP: 0.311, SLG: 0.340 Javier Ortiz, R OBP: 0.421, SLG: 0.529 (1, 6)										3	0	1	0	1	0	0											
Ken Oberkfell, L OBP: 0.310, SLG: 0.342 (1, 5)										4	0	1	0	0	0	2											
Franklin Stubbs, L OBP: 0.324, SLG: 0.514 Eric Yelding, R OBP: 0.317, SLG: 0.291 (1, 3)										4	1	3	2	0	1	1											
Glenn Wilson, R OBP: 0.280, SLG: 0.358 (1, 7)										4	0	1	0	0	2	1											
Eric Anthony, L OBP: 0.293, SLG: 0.378 (1, 9)										4	0	0	0	0	2	3											
Rich Gedman, L OBP: 0.348, SLG: 0.328 Alex Trevino, R OBP: 0.232, SLG: 0.286 (7, PH)										1	0	0	0	1	1	0											
Juan Agosto, L OBP: 0.293, SLG: 0.316 Larry Andersen, R OBP: 0.188, SLG: 0.107 (7, 1)										3	0	0	0	0	1	1											
Dave Rohde, S OBP: 0.188, SLG: 0.107 (1, 4)										3	0	0	0	0	1	1											
Danny Darwin, R OBP: 0.343, SLG: 0.407 Casey Candaele, S OBP: 0.343, SLG: 0.407 (1, 1)										2	0	0	0	0	0	0											
Inning Stats	R: 0 E: 0 K: 0 S: 3	H: 0 LOB: 0 BB: 0 P: 3	R: 1 E: 0 K: 1 S: 6	H: 1 LOB: 1 BB: 1 P: 10	R: 0 E: 0 K: 0 S: 3	H: 0 LOB: 0 BB: 0 P: 3	R: 0 E: 0 K: 2 S: 7	H: 1 LOB: 0 BB: 0 P: 7	R: 0 E: 0 K: 1 S: 5	H: 0 LOB: 1 BB: 1 P: 5	R: 0 E: 0 K: 0 S: 3	H: 0 LOB: 1 BB: 0 P: 7	R: 0 E: 0 K: 2 S: 8	H: 1 LOB: 1 BB: 0 P: 8	R: 0 E: 0 K: 1 S: 5	H: 0 LOB: 0 BB: 0 P: 5	R: 1 E: 0 K: 1 S: 7	H: 3 LOB: 2 BB: 0 P: 7	1B: 3 2B: 3 3B: 0 HR: 1	SF: 0 SAC: 0 DP: 1 HBP: 0	WP: 1 PB: 0 SB: 0 CS: 2	PA: 33					
PITCHER	IP	WLS	BF	H	R	ER	SO	BB	IBB	HBP	BLK	WP	HR	S	P	ERA	WHIP										
Oil Can Boyd, R ERA: 3.17 (1, 1)	6.0		21	2	1	1	4	2	0	0	0	0	1	27	35	1.50	0.667										
Drew Hall, L ERA: 3.65 (7, 1)	0.2		3	1	0	0	2	0	0	0	0	0	0	7	7	0.00	1.500										
Bill Sampen, R ERA: 1.86 (7, 1)	1.1	W	4	0	0	0	1	0	0	0	0	1	0	6	6	0.00	0.000										
Dave Schmidt, R ERA: 3.23 (9, 1)	1.0	S	5	3	1	1	1	0	0	0	0	0	0	7	7	9.00	3.000										

Houston Astros @ Montreal Expos
Olympic Stadium, Montreal, QB
Fri Jul 06 1990, 7:05 PM EDT
Att: 15,806 - Unknown - 74 F


AB 31
R 2
H 6
RBI 2
BB 2
SO 8
LOB 9



Batter	1	2	3	4	5	6	7	8	9	AB	R	H	RBI	BB	SO	LOB	BOTTOM										
Dave Martinez, L OBP: 0.327, SLG: 0.448 (1, 8)										4	0	1	0	0	0	3											
Junior Noboa, R OBP: 0.274, SLG: 0.316 (1, 4)										3	1	0	0	1	0	2											
Larry Walker, L OBP: 0.339, SLG: 0.458 (1, 9)										3	1	1	1	0	2	2											
Tim Wallach, R OBP: 0.361, SLG: 0.515 (1, 5)										3	1	0	0	1	0	2											
Mike Aldrete, L OBP: 0.405, SLG: 0.311 Bill Sampen, R OBP: 0.233, SLG: 0.331 Nelson Santovenia, R OBP: 0.387, SLG: 0.360 Jerry Goff, L OBP: 0.387, SLG: 0.360 Dave Schmidt, R OBP: 0.314, SLG: 0.319 (1, 7)										3	0	0	0	0	2	2											
Andres Galarraga, R OBP: 0.324, SLG: 0.395 (1, 3)										4	0	3	1	0	0	0											
Mike Fitzgerald, R OBP: 0.365, SLG: 0.416 (1, 2)										4	0	0	0	0	0	5											
Spike Owen, S OBP: 0.350, SLG: 0.364 (1, 6)										2	0	1	0	1	0	1											
Oil Can Boyd, R OBP: 0.065, SLG: 0.065 Drew Hall, L OBP: 0.322, SLG: 0.273 Otis Nixon, S OBP: 0.298, SLG: 0.275 Wallace Johnson, S OBP: 0.314, SLG: 0.319 Marquise Grissom, R OBP: 0.314, SLG: 0.319 (1, 1)										2	0	0	0	0	0	1											
Inning Stats	R: 0 E: 1 K: 2 S: 9	H: 1 LOB: 2 BB: 0 P: 9	R: 0 E: 0 K: 0 S: 3	H: 1 LOB: 0 BB: 0 P: 3	R: 0 E: 0 K: 0 S: 3	H: 0 LOB: 0 BB: 0 P: 3	R: 1 E: 1 K: 1 S: 7	H: 1 LOB: 1 BB: 0 P: 7	R: 0 E: 0 K: 0 S: 4	H: 1 LOB: 1 BB: 0 P: 4	R: 0 E: 0 K: 1 S: 5	H: 0 LOB: 0 BB: 0 P: 5	R: 0 E: 0 K: 0 S: 4	H: 1 LOB: 2 BB: 1 P: 8	R: 2 E: 0 K: 0 S: 4	H: 2 LOB: 1 BB: 2 P: 12	R: 1 E: 0 K: 0 S: 7	H: 2 LOB: 1 BB: 2 P: 7	1B: 2 2B: 5 3B: 0 HR: 1	SF: 0 SAC: 1 DP: 2 HBP: 0	WP: 0 PB: 0 SB: 0 CS: 0	PA: 34					
PITCHER	IP	WLS	BF	H	R	ER	SO	BB	IBB	HBP	BLK	WP	HR	S	P	ERA	WHIP										
Danny Darwin, R ERA: 2.2 (1, 1)	6.1		26	5	1	1	4	1	0	0	0	0	0	33	37	1.42	0.947										
Juan Agosto, L ERA: 3.19 (7, 1)	1.0	L	5	0	2	2	0	1	1	0	0	0	0	3	11	18.00	1.000										
Larry Andersen, R ERA: 2.74 (8, 1)	0.2		3	2	0	0	0	0	0	0	0	0	0	3	3	0.00	3.000										

Houston Astros @ Montreal Expos
Olympic Stadium, Montreal, QB
Fri Jul 06 1990, 7:05 PM EDT
Att: 15,806 - Unknown - 74 F

AB 30
R 3
H 7
RBI 3
BB 3
SO 4
LOB 20



Batter	1	2	3	4	5	6	7	8	9	AB	R	H	RBI	BB	SO	LOB	TOP			
Eric Yelding, R (1, 6) OBP: 0.316, SLG: 0.291 Eric Anthony, L (9, PH) OBP: 0.291, SLG: 0.376										4	0	1	0	0	1	2	Houston Astros @ Montreal Expos Olympic Stadium, Montreal, QB Sat Jul 07 1990, 7:05 PM EDT Att: 20,171 - Unknown			
Craig Biggio, R (1, 8) OBP: 0.344, SLG: 0.330										4	0	1	0	0	1	1				
Javier Ortiz, R (1, 7) OBP: 0.435, SLG: 0.524										4	0	2	0	0	1	2				
Glenn Wilson, R (1, 9) OBP: 0.284, SLG: 0.358										3	0	1	0	1	2	1				
Franklin Stubbs, L (1, 3)										4	0	0	0	0	1	3				
Casey Candaele, S (1, 4) OBP: 0.350, SLG: 0.404 Dave Smith, R (8, 1)										3	1	1	0	1	0	0				
Alex Trevino, R (1, 2) OBP: 0.250, SLG: 0.281 Terry Puhl, L (9, PH) OBP: 0.294, SLG: 0.250										1	0	0	0	1	0	1				
Dave Rohde, S (1, 5) OBP: 0.222, SLG: 0.188										4	0	2	1	0	1	2				
Jim Deshaies, L (1, 1) Juan Agosto, L (7, 1) Larry Andersen, R (7, 1) Ken Oberkfell, L (8, 5) OBP: 0.318, SLG: 0.351										3	0	0	0	0	1	5				
Inning Stats	R: 0 E: 0 K: 1 S: 10	H: 2 LOB: 2 BB: 0 P: 14	R: 1 E: 0 K: 1 S: 12	H: 2 LOB: 2 BB: 0 P: 19	R: 0 E: 0 K: 3 S: 13	H: 1 LOB: 1 BB: 0 P: 19	R: 0 E: 0 K: 0 S: 14	H: 1 LOB: 1 BB: 1 P: 22	R: 0 E: 0 K: 1 S: 8	H: 0 LOB: 2 BB: 1 P: 14	R: 0 E: 0 K: 0 S: 4	H: 1 LOB: 0 BB: 0 P: 5	R: 0 E: 0 K: 1 S: 8	H: 0 LOB: 0 BB: 0 P: 12	R: 0 E: 0 K: 0 S: 11	H: 2 LOB: 1 BB: 0 P: 16		1B: 9 2B: 1 3B: 0 HR: 0	SF: 0 SAC: 0 DP: 2 HBP: 1	WP: 0 PB: 1 SB: 3 CS: 1
PITCHER	IP WLS BF H R ER SO BB IBB HBP BLK WP HR S P ERA WHIP																			
Zane Smith, L (1, 1) ERA: 2.93 Dave Schmidt, R (8, 1) ERA: 3.07	7.0 W 30 8 1 0 7 3 0 1 0 0 0 69 109 0.00 1.571																			

Batter	1	2	3	4	5	6	7	8	9	AB	R	H	RBI	BB	SO	LOB	BOTTOM	
Otis Nixon, S (1, 8) OBP: 0.330, SLG: 0.275										3	0	1	0	1	0	0	Houston Astros @ Montreal Expos Olympic Stadium, Montreal, QB Sat Jul 07 1990, 7:05 PM EDT Att: 20,171 - Unknown	
Marquis Grissom, R (1, 7) OBP: 0.324, SLG: 0.341										4	0	3	0	0	1	1		
Larry Walker, L (1, 9) OBP: 0.337, SLG: 0.468										4	1	1	1	0	1	4		
Tim Wallach, R (1, 5) OBP: 0.360, SLG: 0.510										3	0	0	0	1	2	3		
Mike Fitzgerald, R (1, 2) OBP: 0.372, SLG: 0.417										2	1	1	0	2	0	0		
Andres Galarraga, R (1, 3) OBP: 0.330, SLG: 0.390										4	0	0	0	0	2	5		
Junior Noboa, R (1, 4) OBP: 0.284, SLG: 0.304										4	0	0	0	0	1	5		
Spike Owen, S (1, 6) OBP: 0.355, SLG: 0.379										3	1	2	2	1	0	0		
Zane Smith, L (1, 1) OBP: 0.214, SLG: 0.321 Wallace Johnson, S (7, PH) OBP: 0.292, SLG: 0.268 Dave Schmidt, R (8, 1) ERA: 2.84										2	0	0	0	0	0	2		
Inning Stats	R: 0 E: 0 K: 1 S: 9	H: 1 LOB: 1 BB: 0 P: 16	R: 0 E: 0 K: 1 S: 12	H: 0 LOB: 2 BB: 2 P: 26	R: 1 E: 0 K: 1 S: 9	H: 1 LOB: 0 BB: 1 P: 16	R: 0 E: 0 K: 0 S: 6	H: 0 LOB: 0 BB: 0 P: 11	R: 0 E: 0 K: 0 S: 8	H: 1 LOB: 3 BB: 2 P: 20	R: 1 E: 0 K: 2 S: 16	H: 3 LOB: 2 BB: 0 P: 23	R: 1 E: 0 K: 0 S: 15	H: 2 LOB: 1 BB: 0 P: 23	1B: 5 2B: 0 3B: 1 HR: 2	SF: 0 SAC: 0 DP: 0 HBP: 0		WP: 1 PB: 0 SB: 3 CS: 1
PITCHER	IP WLS BF H R ER SO BB IBB HBP BLK WP HR S P ERA WHIP																	
Jim Deshaies, L (1, 1) ERA: 4.11 Juan Agosto, L (7, 1) ERA: 3.17 Larry Andersen, R (7, 1) ERA: 2.87 Dave Smith, R (8, 1) ERA: 2.84	6.1 L 29 6 0 0 1 4 1 0 0 0 0 2 61 117 2.84 1.579																	

Batter	1	2	3	4	5	6	7	8	9	AB	R	H	RBI	BB	SO	LOB	TOP										
Eric Yelding, R OBP: 0.317, SLG: 0.293 (1, 6)										5	1	2	1	0	2	2											
Craig Biggio, R OBP: 0.345, SLG: 0.338 (1, 8)										5	0	2	1	0	0	3											
Ken Oberkfell, L OBP: 0.326, SLG: 0.358 (1, 5)										4	0	2	0	0	0	2											
Franklin Stubbs, L OBP: 0.311, SLG: 0.492 (1, 3)										4	0	0	0	0	2	3											
Javier Ortiz, R OBP: 0.407, SLG: 0.480 (1, 7) (9, 9)										4	0	1	0	0	0	1											
Eric Anthony, L OBP: 0.290, SLG: 0.373 Dave Smith, R (8, 1)										4	1	1	0	0	2	1											
Rich Gedman, L OBP: 0.341, SLG: 0.324 Danny Darwin, R (9, PR) Alex Trevino, R OBP: 0.250, SLG: 0.281 (9, 2)										4	0	1	0	0	1	2	AB 36										
Dave Rohde, S OBP: 0.205, SLG: 0.171 (1, 4)										3	1	0	0	0	0	2	R 5										
Mark Portugal, R OBP: 0.176, SLG: 0.152 Tony Lundy, L OBP: 0.314, SLG: 0.300 Juan Agosto, L (7, PH) Jim Clancy, R OBP: 0.283, SLG: 0.251 Glenn Wilson, R OBP: 0.287, SLG: 0.258 Casey Candaele, S OBP: 0.250, SLG: 0.404 (9, 7)										2	0	0	0	0	1	0	H 10										
Inning Stats	R: 0 E: 0 K: 2 S: 11	H: 1 LOB: 1 BB: 0 P: 13	R: 0 E: 0 K: 1 S: 5	H: 0 LOB: 0 BB: 0 P: 9	R: 1 E: 0 K: 0 S: 13	H: 2 LOB: 1 BB: 0 P: 17	R: 0 E: 0 K: 1 S: 6	H: 0 LOB: 0 BB: 0 P: 7	R: 0 E: 0 K: 1 S: 6	H: 0 LOB: 0 BB: 0 P: 8	R: 0 E: 0 K: 2 S: 11	H: 1 LOB: 1 BB: 0 P: 13	R: 3 E: 1 K: 1 S: 20	H: 4 LOB: 1 BB: 0 P: 24	R: 0 E: 0 K: 0 S: 7	H: 1 LOB: 1 BB: 0 P: 9	R: 1 E: 1 K: 0 S: 11	H: 1 LOB: 2 BB: 0 P: 18	1B: 7 2B: 4 3B: 0 HR: 0	SF: 0 SAC: 1 DP: 1 HBP: 1	WP: 0 PB: 0 SB: 0 CS: 0	PA: 38					
PITCHER	IP	WLS	BF	H	R	ER	SO	BB	IBB	HBP	BLK	WP	HR	S	P	ERA	WHIP										
Dennis Martinez, R ERA: 2.84 (1, 1)	7.0	L	29	8	4	4	8	0	0	0	0	0	0	72	91	5.14	1.143										
Steve Frey, L ERA: 4.35 (8, 1)	1.0		4	1	0	0	0	0	0	0	0	0	0	7	9	0.00	1.000										
Bill Sampen, R ERA: 1.86 (9, 1)	0.0		3	1	1	0	0	0	0	1	0	0	0	4	7	∞	∞										
Dale Mohorcic, R ERA: 1.76 (9, 1)	1.0		2	0	0	0	0	0	0	0	0	0	0	7	11	0.00	0.000										

Houston Astros @ Montreal Expos
Olympic Stadium, Montreal, QB
Sun Jul 08 1990, 3:33 AM EDT
Att: 26,016 - Sunny - 80 F

AB	36
R	5
H	10
RBI	4
BB	0
SO	8
LOB	16



Batter	1	2	3	4	5	6	7	8	9	AB	R	H	RBI	BB	SO	LOB	BOTTOM										
Dave Martinez, L OBP: 0.333, SLG: 0.452 (1, 8)										5	2	3	0	0	1	0											
Tom Foley, L OBP: 0.346, SLG: 0.329 Junior Noboa, R OBP: 0.268, SLG: 0.317 (7, PH) (8, 4)										3	0	1	0	0	0	1											
Larry Walker, L OBP: 0.331, SLG: 0.457 (1, 9)										5	0	0	1	0	1	4											
Tim Wallach, R OBP: 0.364, SLG: 0.525 (1, 5)										4	1	3	2	0	0	1											
Mike Aldrete, L OBP: 0.400, SLG: 0.301 (1, 7)										3	0	0	0	1	0	1											
Andres Galarraga, R OBP: 0.319, SLG: 0.386 (1, 3)										3	0	0	0	1	0	2											
Mike Fitzgerald, R OBP: 0.375, SLG: 0.412 Otis Nixon, S OBP: 0.330, SLG: 0.275 Bill Sampen, R (9, 1) Dale Mohorcic, R (9, 1)										2	0	0	0	2	1	2	AB 34										
Spike Owen, S OBP: 0.354, SLG: 0.375 (1, 6)										3	0	0	0	1	2	2	R 3										
Dennis Martinez, R OBP: 0.143, SLG: 0.146 Wallace Johnson, S OBP: 0.286, SLG: 0.262 Steve Frey, R (8, 1) Jerry Goff, L OBP: 0.375, SLG: 0.346 (9, 2)										2	0	0	0	0	0	3	H 8										
Inning Stats	R: 0 E: 0 K: 0 S: 4	H: 1 LOB: 0 BB: 0 P: 4	R: 0 E: 0 K: 1 S: 11	H: 1 LOB: 2 BB: 2 P: 23	R: 1 E: 0 K: 1 S: 12	H: 2 LOB: 1 BB: 1 P: 23	R: 0 E: 0 K: 1 S: 7	H: 0 LOB: 0 BB: 0 P: 9	R: 0 E: 0 K: 1 S: 7	H: 0 LOB: 0 BB: 0 P: 13	R: 1 E: 0 K: 0 S: 8	H: 1 LOB: 1 BB: 1 P: 16	R: 1 E: 0 K: 0 S: 8	H: 2 LOB: 1 BB: 0 P: 10	R: 0 E: 0 K: 0 S: 6	H: 0 LOB: 1 BB: 1 P: 12	R: 0 E: 0 K: 0 S: 10	H: 1 LOB: 1 BB: 0 P: 18	1B: 5 2B: 2 3B: 0 HR: 1	SF: 0 SAC: 0 DP: 1 HBP: 0	WP: 0 PB: 0 SB: 1 CS: 0	PA: 39					
PITCHER	IP	WLS	BF	H	R	ER	SO	BB	IBB	HBP	BLK	WP	HR	S	P	ERA	WHIP										
Mark Portugal, R ERA: 4.31 (7, 1)	0.2		4	2	1	1	0	0	0	0	0	0	0	5	6	13.50	3.000										
Jim Clancy, R ERA: 5.52 (7, 1)	0.1		1	0	0	0	0	0	0	0	0	0	0	3	4	0.00	0.000										
Dave Smith, R ERA: 2.48 (8, 1)	2.0	S	8	1	0	0	0	1	0	0	1	0	0	16	30	0.00	1.000										

Houston Astros @ Montreal Expos
Olympic Stadium, Montreal, QB
Sun Jul 08 1990, 3:33 AM EDT
Att: 26,016 - Sunny - 80 F

AB	34
R	3
H	8
RBI	3
BB	5
SO	5
LOB	17



Batter	1	2	3	4	5	6	7	8	9	AB	R	H	RBI	BB	SO	LOB	TOP					
Delino DeShields, L (1.4) OBP: 0.395, SLG: 0.421	G6-3		G6-3	G6-3		CS 1B		G4-3		4	0	1	0	0	0	0						
Marquis Grissom, R (1.8) OBP: 0.322, SLG: 0.339	F9		G6-3	G6-3		CS			K	4	1	1	0	0	1	0						
Tim Raines, S (1.7) OBP: 0.384, SLG: 0.358	G4-3		G6-3	G6-3		CS			K	4	1	2	0	0	1	0						
Tim Wallach, R (1.5) OBP: 0.366, SLG: 0.535		F7		F8		CS			K	4	1	2	3	0	0	1						
Larry Walker, L (1.9) OBP: 0.325, SLG: 0.449	G6-3			F8		CS			K	4	0	0	0	0	1	1						
Andres Galaraga, R (1.3) OBP: 0.316, SLG: 0.382	G1-3			G6-3		CS				3	0	0	0	0	0	0						
Nelson Santovenia, R (1.2) OBP: 0.229, SLG: 0.324			P2		P3					3	0	0	0	0	0	0						
Spike Owen, S (1.6) OBP: 0.351, SLG: 0.371			G4-3						P1	3	0	0	0	0	0	0						
Mark Gardner, R (1.1) OBP: 0.125, SLG: 0.219			K						K	3	0	0	0	0	3	0						
Inning Stats	R: 0 H: 0 E: 0 K: 0 S: 11	H: 0 LOB: 0 BB: 0 P: 16	R: 0 H: 0 E: 0 K: 0 S: 7	H: 0 LOB: 0 BB: 0 P: 10	R: 0 H: 0 E: 0 K: 1 S: 7	H: 0 LOB: 0 BB: 0 P: 11	R: 0 H: 1 E: 0 K: 0 S: 10	H: 1 LOB: 1 BB: 0 P: 18	R: 0 H: 0 E: 0 K: 1 S: 4	H: 0 LOB: 0 BB: 0 P: 4	R: 0 H: 1 E: 0 K: 1 S: 6	H: 1 LOB: 0 BB: 0 P: 9	R: 3 H: 3 E: 0 K: 0 S: 15	H: 3 LOB: 0 BB: 0 P: 26	R: 0 H: 0 E: 0 K: 1 S: 7	H: 0 LOB: 0 BB: 0 P: 9	R: 0 H: 1 E: 0 K: 3 S: 14	H: 1 LOB: 1 BB: 0 P: 23	1B: 5 2B: 0 3B: 0 HR: 1	SF: 0 SAC: 0 DP: 0 HBP: 0	WP: 0 PB: 0 SB: 1 CS: 1	PA: 33
PITCHER	IP	WLS	BF	H	R	ER	SO	BB	IBB	HBP	BLK	WP	HR	S	P	ERA	WHIP					
Tom Glavine, L (1.1) ERA: 3.76	8.0	L	28	5	3	3	3	0	0	0	0	0	1	67	103	3.38	0.625					
Mark Grant, R (9.1) ERA: 4.73	1.0		4	1	0	0	3	0	0	0	0	0	0	14	23	0.00	1.000					

Montreal Expos @ Atlanta Braves
Atlanta-Fulton County Stadium, Atlanta, GA
Thu Jul 12 1990, 7:05 PM EDT
Att: 7,654 - Unknown

AB	32
R	3
H	6
RBI	3
BB	0
SO	6
LOB	2



Batter	1	2	3	4	5	6	7	8	9	AB	R	H	RBI	BB	SO	LOB	BOTTOM					
Oddibe McDowell, L (1.8) OBP: 0.295, SLG: 0.374	P6		F9			K			K	4	0	0	0	0	2	1						
Jeff Treadway, L (1.4) OBP: 0.327, SLG: 0.442	CS 1B		P6			G3			G4-3	4	0	1	0	0	0	1						
Ron Gant, R (1.7) OBP: 0.366, SLG: 0.592				G5-3		K			L8	4	0	1	0	0	1	0						
Jim Presley, R (1.5) OBP: 0.312, SLG: 0.453	K			FC4-6 1B		F7				3	0	1	0	0	1	2						
Dale Murphy, R (1.9) OBP: 0.307, SLG: 0.399		G5-3		FC4-6 E 1-2		K				3	0	0	0	0	1	1						
David Justice, L (1.3) OBP: 0.341, SLG: 0.421		G3		K		G1-3				3	0	0	0	0	1	1						
Jimmy Krawiec, L (1.2) OBP: 0.189, SLG: 0.147			K			K				3	0	0	0	0	3	0						
Andres Thomas, R (1.6) OBP: 0.268, SLG: 0.316			SH3-4 1B		G4-3				L5	3	0	1	0	0	0	0						
Tom Glavine, L (1.1) OBP: 0.189, SLG: 0.176			SH3-4			K				1	0	0	0	0	1	0						
Tommy Gregg, L (8, PH) OBP: 0.247, SLG: 0.278										1	0	0	0	0	0	0						
Mark Grant, R (9.1) OBP: 0.500, SLG: 0.500									F9	0	0	0	0	0	0	0						
Inning Stats	R: 0 H: 2 E: 0 K: 1 S: 9	H: 0 LOB: 2 BB: 0 P: 16	R: 0 H: 0 E: 0 K: 1 S: 8	H: 0 LOB: 0 BB: 0 P: 13	R: 0 H: 1 E: 0 K: 0 S: 8	H: 1 LOB: 1 BB: 0 P: 11	R: 0 H: 1 E: 0 K: 1 S: 9	H: 1 LOB: 1 BB: 0 P: 16	R: 0 H: 0 E: 0 K: 2 S: 11	H: 0 LOB: 0 BB: 0 P: 13	R: 0 H: 0 E: 0 K: 2 S: 9	H: 0 LOB: 0 BB: 0 P: 12	R: 0 H: 0 E: 0 K: 1 S: 8	H: 0 LOB: 0 BB: 0 P: 16	R: 0 H: 0 E: 0 K: 1 S: 8	H: 0 LOB: 0 BB: 0 P: 12	R: 0 H: 0 E: 0 K: 1 S: 6	H: 0 LOB: 0 BB: 0 P: 8	1B: 4 2B: 1 3B: 0 HR: 0	SF: 0 SAC: 1 DP: 1 HBP: 0	WP: 0 PB: 0 SB: 1 CS: 1	PA: 30
PITCHER	IP	WLS	BF	H	R	ER	SO	BB	IBB	HBP	BLK	WP	HR	S	P	ERA	WHIP					
Mark Gardner, R (1.1) ERA: 2.32	9.0	W	30	4	0	0	10	0	0	0	0	0	0	76	117	0.00	0.444					

Montreal Expos @ Atlanta Braves
Atlanta-Fulton County Stadium, Atlanta, GA
Thu Jul 12 1990, 7:05 PM EDT
Att: 7,654 - Unknown

AB	29
R	0
H	4
RBI	0
BB	0
SO	10
LOB	6



Batter	1	2	3	4	5	6	7	8	9	AB	R	H	RBI	BB	SO	LOB	TOP		
Otis Nixon, S (1, 8) <small>OBP: 0.323, SLG: 0.282</small>											5	1	1	0	0	1	4		
Marquis Grissom, R (1, 9) <small>OBP: 0.323, SLG: 0.335</small>										4	0	1	0	1	0	1			
Tim Raines, S (1, 7) <small>OBP: 0.383, SLG: 0.351</small>										4	0	1	0	1	0	3			
Tim Wallach, R (1, 5) <small>OBP: 0.365, SLG: 0.529</small>										3	2	1	0	2	0	2			
Mike Fitzgerald, R (1, 2) <small>OBP: 0.374, SLG: 0.426</small>										3	1	1	3	1	1	1			
Andres Galaraga, R (1, 3) <small>OBP: 0.314, SLG: 0.378</small>										5	1	2	1	0	2	5			
Junior Noboa, R (1, 4) <small>OBP: 0.282, SLG: 0.324</small>										4	1	2	0	1	0	0			
Spike Owen, S (1, 6) <small>OBP: 0.350, SLG: 0.367</small>										4	0	1	0	1	0	3			
Oil Can Boyd, R (1, 1) <small>OBP: 0.059, SLG: 0.059</small> Steve Frey, R (8, 1) Dale Mohorcic, R (8, 1)										3	0	0	0	0	1	3			
Inning Stats	R: 0 E: 0 K: 1 S: 7	H: 0 LOB: 0 BB: 0 P: 11	R: 2 E: 0 K: 0 S: 8	H: 2 LOB: 1 BB: 1 P: 16	R: 0 E: 0 K: 1 S: 12	H: 2 LOB: 3 BB: 1 P: 24	R: 0 E: 0 K: 1 S: 6	H: 0 LOB: 0 BB: 0 P: 9	R: 1 E: 0 K: 1 S: 13	H: 1 LOB: 2 BB: 2 P: 25	R: 0 E: 0 K: 0 S: 6	H: 0 LOB: 0 BB: 0 P: 11	R: 2 E: 1 K: 0 S: 11	H: 2 LOB: 3 BB: 2 P: 26	R: 1 E: 0 K: 1 S: 18	H: 2 LOB: 2 BB: 1 P: 25	1B: 7 2B: 2 3B: 0 HR: 1	SF: 1 SAC: 1 DP: 0 HBP: 0	WP: 2 PA: 45 PB: 0 SB: 1 CS: 0
PITCHER	IP WLS BF H R ER SO BB IBB HBP BLK WP HR S P ERA WHIP																		
Charlie Leibrandt, L (1, 1) <small>ERA: 3.53</small> Charlie Kerfeld, R (7, 1) <small>ERA: 6.39</small> Joe Hesketh, L (8, 1) <small>ERA: 5.7</small> Joe Boever, R (9, 1) <small>ERA: 4.5</small>	6.0 L 28 6 3 3 4 3 1 0 0 0 0 1 58 102 4.50 1.500	1.1 8 2 2 0 0 0 0 1 0 0 0 1 0 6 14 0.00 1.500	1.0 6 2 1 1 1 1 0 0 0 0 1 0 18 25 9.00 3.000																

Montreal Expos @ Atlanta Braves
Atlanta-Fulton County Stadium, Atlanta, GA
Sat Jul 14 1990, 7:05 PM EDT
Att: 20,452 - Unknown

AB	36
R	6
H	10
RBI	4
BB	7
SO	5
LOB	24



Batter	1	2	3	4	5	6	7	8	9	AB	R	H	RBI	BB	SO	LOB	BOTTOM				
Oddibe McDowell, L (1, 8) <small>OBP: 0.297, SLG: 0.375</small> Joe Boever, R (9, 1)										4	0	2	0	0	0	2					
Jeff Blauser, R (9, PH) <small>OBP: 0.353, SLG: 0.434</small>										1	0	1	1	0	0	0					
Jeff Treadway, L (1, 4) <small>OBP: 0.327, SLG: 0.436</small>										4	0	1	0	1	0	2					
Ron Gant, R (1, 7) <small>OBP: 0.355, SLG: 0.572</small> (9, 8)										5	0	0	0	0	1	8					
Jim Presley, R (1, 5) <small>OBP: 0.314, SLG: 0.449</small>										3	0	0	1	0	0	1					
David Justice, L (1, 3) <small>OBP: 0.337, SLG: 0.413</small>										4	0	0	0	0	1	3					
Dale Murphy, R (1, 9) <small>OBP: 0.312, SLG: 0.401</small>										3	1	2	0	1	0	0					
Andres Thomas, R (1, 6) <small>OBP: 0.260, SLG: 0.307</small>										4	0	0	0	0	1	3					
Jimmy Kremers, L (1, 2) <small>OBP: 0.220, SLG: 0.162</small>										3	1	1	0	1	1	1					
Charlie Leibrandt, R (1, 1) <small>ERA: 2.26, SLG: 0.278</small> Tommy Griggs, L (6, PH) <small>OBP: 0.229, SLG: 0.321</small> Charlie Kerfeld, R (7, 1) <small>ERA: 6.39</small> Joe Hesketh, R (8, 1) <small>ERA: 5.7</small> Lonnie Smith, R (9, 7) <small>OBP: 0.355, SLG: 0.425</small>										1	0	0	0	0	0	0					
Inning Stats	R: 0 E: 0 K: 0 S: 5	H: 0 LOB: 0 BB: 0 P: 7	R: 0 E: 0 K: 0 S: 7	H: 0 LOB: 0 BB: 0 P: 9	R: 0 E: 0 K: 1 S: 8	H: 0 LOB: 0 BB: 0 P: 13	R: 0 E: 0 K: 0 S: 12	H: 1 LOB: 1 BB: 0 P: 19	R: 0 E: 0 K: 0 S: 7	H: 0 LOB: 1 BB: 1 P: 13	R: 0 E: 0 K: 0 S: 8	H: 1 LOB: 1 BB: 0 P: 12	R: 0 E: 0 K: 0 S: 8	H: 1 LOB: 1 BB: 0 P: 8	R: 1 E: 0 K: 2 S: 15	H: 0 LOB: 3 BB: 3 P: 31	R: 1 E: 0 K: 1 S: 11	H: 4 LOB: 3 BB: 0 P: 16	1B: 7 2B: 0 3B: 0 HR: 0	SF: 0 SAC: 0 DP: 0 HBP: 1	WP: 0 PA: 39 PB: 0 SB: 1 CS: 0
PITCHER	IP WLS BF H R ER SO BB IBB HBP BLK WP HR S P ERA WHIP																				
Oil Can Boyd, R (1, 1) <small>ERA: 3.04</small> Steve Frey, L (8, 1) <small>ERA: 4.29</small> Dale Mohorcic, R (8, 1) <small>ERA: 2.12</small>	7.0 W 27 3 1 1 1 1 0 0 0 0 0 0 3 7 0.00 3.000	0.1 2 0 0 0 0 0 1 0 0 0 0 0 0 3 7 0.00 3.000	1.2 S 10 4 1 1 3 0 0 0 1 0 0 0 0 21 30 5.40 2.400																		

Montreal Expos @ Atlanta Braves
Atlanta-Fulton County Stadium, Atlanta, GA
Sat Jul 14 1990, 7:05 PM EDT
Att: 20,452 - Unknown

AB	34
R	2
H	7
RBI	2
BB	4
SO	4
LOB	22




Batter	1	2	3	4	5	6	7	8	9	AB	R	H	RBI	BB	SO	LOB	TOP
Otis Nixon, S <small>OBP: 0.324, SLG: 0.297</small> 										6	2	2	2	0	0	2	Montreal Expos @ Atlanta Braves Atlanta-Fulton County Stadium, Atlanta, GA Sun Jul 15 1990, 3:33 AM EDT Att: 11,237 - Sunny - 81 F
Marquis Grissom, R <small>OBP: 0.320, SLG: 0.331</small> 										5	1	1	0	0	2	3	
Tim Raines, S <small>OBP: 0.383, SLG: 0.350</small> 										4	1	1	2	1	0	1	
Tim Wallach, R <small>OBP: 0.365, SLG: 0.536</small> 										5	2	2	4	0	1	1	
Mike Fitzgerald, R <small>OBP: 0.371, SLG: 0.439</small> 										4	3	1	1	0	2	0	
Andres Galarraga, R <small>OBP: 0.319, SLG: 0.300</small> 										4	2	2	4	1	1	0	
Junior Noboa, R <small>OBP: 0.273, SLG: 0.313</small> Steve Frey, R <small>OBP: 0.330, SLG: 0.446</small> Dave Martinez, L <small>OBP: 0.330, SLG: 0.446</small> Dave Schmidt, R <small>OBP: 0.330, SLG: 0.446</small> 										4	0	0	0	0	0	1	
Spike Owen, S <small>OBP: 0.357, SLG: 0.372</small> 										2	3	2	1	2	0	0	
Bill Sampen, R <small>OBP: 0.309, SLG: 0.418</small> Deling DeShields, L <small>OBP: 0.309, SLG: 0.418</small> Tim Burke, R <small>OBP: 0.309, SLG: 0.418</small> Mike Albritton, R <small>OBP: 0.309, SLG: 0.418</small> Drew Hall, L <small>OBP: 0.309, SLG: 0.418</small> Dale Mohorcic, R <small>OBP: 0.309, SLG: 0.418</small> Tom Foley, L <small>OBP: 0.309, SLG: 0.418</small> 										0	0	0	0	0	0	0	
Inning Stats R: 0 H: 0 E: 0 LOB: 0 K: 1 BB: 0 S: 8 P: 11 R: 0 H: 0 E: 1 LOB: 1 K: 1 BB: 1 S: 9 P: 18 R: 5 H: 4 E: 0 LOB: 0 K: 1 BB: 1 S: 15 P: 29 R: 0 H: 0 E: 0 LOB: 1 K: 1 BB: 1 S: 5 P: 12 R: 0 H: 0 E: 0 LOB: 0 K: 0 BB: 0 S: 7 P: 9 R: 5 H: 5 E: 1 LOB: 1 K: 1 BB: 0 S: 14 P: 21 R: 1 H: 1 E: 0 LOB: 0 K: 1 BB: 0 S: 10 P: 15 R: 2 H: 2 E: 1 LOB: 1 K: 1 BB: 1 S: 15 P: 26 R: 3 H: 2 E: 2 LOB: 0 K: 1 BB: 0 S: 16 P: 22										1B: 9 SF: 1 2B: 3 SAC: 2 3B: 0 DP: 1 HR: 3 HBP: 0	WP: 1 PA: 46 PB: 0 SB: 2 CS: 1						
PITCHER Steve Avery, L <small>ERA: 5.23</small> Mark Grant, R <small>ERA: 5.27</small> Rick Luecken, R <small>ERA: 6.3</small> Kent Mercker, L <small>ERA: 1.0</small> Joe Hesketh, L <small>ERA: 5.99</small>	IP WLS BF H R ER SO BB IBB HBP BLK WP HR S P ERA WHIP																


AB	39
R	16
H	14
RBI	15
BB	4
SO	8
LOB	9



Batter	1	2	3	4	5	6	7	8	9	AB	R	H	RBI	BB	SO	LOB	BOTTOM
Lonnie Smith, R <small>OBP: 0.359, SLG: 0.425</small> 										5	2	2	0	1	0	1	Montreal Expos @ Atlanta Braves Atlanta-Fulton County Stadium, Atlanta, GA Sun Jul 15 1990, 3:33 AM EDT Att: 11,237 - Sunny - 81 F
Jeff Treadway, L <small>OBP: 0.336, SLG: 0.448</small> Alexis Infante, R <small>OBP: 0.069, SLG: 0.071</small> 										6	2	3	3	0	0	3	
Ron Gant, R <small>OBP: 0.361, SLG: 0.572</small> 										5	3	3	0	1	0	2	
Jim Presley, R <small>OBP: 0.320, SLG: 0.466</small> 										6	2	4	3	0	1	2	
David Justice, L <small>OBP: 0.342, SLG: 0.433</small> 										6	1	3	3	0	0	1	
Dale Murphy, R <small>OBP: 0.505, SLG: 0.407</small> 										6	2	1	1	0	1	6	
Jeff Blauser, R <small>OBP: 0.359, SLG: 0.435</small> Kent Mercker, L <small>OBP: 0.359, SLG: 0.435</small> Joe Hesketh, R <small>OBP: 0.359, SLG: 0.435</small> Tommy Gregg, L <small>OBP: 0.253, SLG: 0.318</small> 										4	0	2	2	1	1	1	
Jimmy Kremers, L <small>OBP: 0.222, SLG: 0.244</small> Greg Olson, R <small>OBP: 0.356, SLG: 0.418</small> 										4	1	1	2	0	1	6	
Steve Avery, L <small>OBP: 0.300, SLG: 0.383</small> Mark Grant, R <small>OBP: 0.300, SLG: 0.383</small> Rick Luecken, R <small>OBP: 0.300, SLG: 0.383</small> Oddibe McDowell, L <small>OBP: 0.300, SLG: 0.383</small> Andres Thomas, R <small>OBP: 0.259, SLG: 0.304</small> 										3	0	0	0	0	1	1	
Inning Stats R: 2 H: 2 E: 0 LOB: 1 K: 0 BB: 1 S: 15 P: 22 R: 0 H: 1 E: 0 LOB: 1 K: 2 BB: 0 S: 11 P: 13 R: 1 H: 3 E: 0 LOB: 3 K: 0 BB: 1 S: 13 P: 22 R: 0 H: 2 E: 0 LOB: 2 K: 1 BB: 0 S: 11 P: 18 R: 2 H: 1 E: 1 LOB: 0 K: 1 BB: 0 S: 11 P: 15 R: 3 H: 4 E: 0 LOB: 2 K: 1 BB: 1 S: 19 P: 29 R: 5 H: 5 E: 0 LOB: 0 K: 0 BB: 0 S: 14 P: 22 R: 0 H: 1 E: 1 LOB: 2 K: 0 BB: 0 S: 9 P: 14 R: 1 H: 1 E: 0 LOB: 0 K: 0 BB: 0 S: 7 P: 10										1B: 13 SF: 0 2B: 2 SAC: 0 3B: 0 DP: 0 HR: 5 HBP: 0	WP: 0 PA: 52 PB: 0 SB: 1 CS: 0						
PITCHER Bill Sampen, R <small>ERA: 2.28</small> Tim Burke, R <small>ERA: 3.51</small> Drew Hall, L <small>ERA: 4.17</small> Dale Mohorcic, R <small>ERA: 4.5</small> Steve Frey, L <small>ERA: 3.97</small>	IP WLS BF H R ER SO BB IBB HBP BLK WP HR S P ERA WHIP																




Batter	1	2	3	4	5	6	7	8	9	AB R H RBI BB SO LOB	TOP											
Delino DeShields, L OBP: 0.384, SLG: 0.410 (1, 4)	G6-3	FC4-6					K			4 0 1 0 0 1 2	Montreal Expos @ Cincinnati Reds Riverfront Stadium, Cincinnati, OH Tue Jul 17 1990, 7:05 PM EDT Att: 30,828 - Unknown - 84 F 											
Dave Martinez, L OBP: 0.383, SLG: 0.457 (1, 8)	HR		F9		P2			L9		4 1 1 1 0 0 1												
Tim Raines, S OBP: 0.348, SLG: 0.348 (7, 7)			G3		F7			G6-4-3		3 0 1 0 1 0 1												
Otis Nixon, S OBP: 0.339, SLG: 0.309 (8, 7)	1B							BB		0 0 0 0 0 0 0												
Tim Wallach, R OBP: 0.360, SLG: 0.527 (1, 5)	F9		K					G6-4-3		4 0 0 0 0 2 2												
Larry Walker, L OBP: 0.323, SLG: 0.453 (1, 9)	1-2				K					4 0 1 0 0 2 0												
Andres Galarraga, R OBP: 0.350, SLG: 0.399 (1, 3)	K				HR			F9		4 1 2 1 0 1 2												
Mike Fitzgerald, R OBP: 0.367, SLG: 0.428 (1, 2)			K		5-3			F7		4 0 0 0 0 1 0												
Tom Foley, L OBP: 0.341, SLG: 0.325 (1, 6)			K		K2-3					3 0 1 0 0 2 0												
Mark Gardner, R OBP: 0.147, SLG: 0.235 (7, PH)										2 0 1 0 0 1 0												
Mike Aldrete, L OBP: 0.398, SLG: 0.313 (7, 1)										1 0 0 0 0 1 1												
Bill Sampen, R (7, 1)										0 0 0 0 0 0 0												
Inning Stats	R: 1 E: 0 K: 1 S: 18	H: 3 LOB: 2 BB: 0 P: 27	R: 0 E: 0 K: 2 S: 8	H: 1 LOB: 1 BB: 0 P: 10	R: 0 E: 0 K: 1 S: 8	H: 0 LOB: 0 BB: 0 P: 11	R: 1 E: 0 K: 2 S: 12	H: 1 LOB: 0 BB: 0 P: 19	R: 0 E: 0 K: 1 S: 12	H: 1 LOB: 1 BB: 0 P: 18	R: 0 E: 0 K: 2 S: 9	H: 1 LOB: 1 BB: 0 P: 11	R: 0 E: 0 K: 1 S: 11	H: 1 LOB: 0 BB: 0 P: 18	R: 0 E: 0 K: 0 S: 5	H: 0 LOB: 0 BB: 1 P: 10	R: 0 E: 0 K: 0 S: 8	H: 0 LOB: 0 BB: 0 P: 10	1B: 6 2B: 0 3B: 0 HR: 2	SF: 0 SAC: 0 DP: 1 HBP: 0	WP: 0 PB: 0 SB: 1 CS: 0	PA: 34
PITCHER	IP WLS BF H R ER SO BB IBB HBP BLK WP HR S P ERA WHIP											PITCHER	IP WLS BF H R ER SO BB IBB HBP BLK WP HR S P ERA WHIP									
Scott Scudder, R ERA: 5.95 (1, 1)	6.1 W 26 8 2 2 9 0 0 0 0 0 2 70 103 2.84 1.263																					
Rob Dibble, R ERA: 2.21 (7, 1)	1.2 5 0 0 0 2 1 0 0 0 0 0 13 21 0.00 0.600																					
Randy Myers, L ERA: 1.98 (9, 1)	1.0 3 0 0 0 0 0 0 0 0 0 0 8 10 0.00 0.000																					

Batter	1	2	3	4	5	6	7	8	9	AB R H RBI BB SO LOB	BOTTOM											
Billy Hatcher, R OBP: 0.356, SLG: 0.412 (1, 7)	1B	F8		6-3			F6			4 1 1 0 0 0 0	Montreal Expos @ Cincinnati Reds Riverfront Stadium, Cincinnati, OH Tue Jul 17 1990, 7:05 PM EDT Att: 30,828 - Unknown - 84 F 											
Barry Larkin, R OBP: 0.374, SLG: 0.423 (1, 6)	1B		6-3	BB	1B		1-3	S	1B	3 1 2 0 1 0 0												
Paul O'Neill, L OBP: 0.356, SLG: 0.452 (1, 9)	SF8	BB		6-3	BB		L4	F7		3 1 1 1 1 0 1												
Eric Davis, R OBP: 0.347, SLG: 0.467 (1, 8)	SF8	BB		F9			G6-3			2 1 0 0 2 0 2												
Hal Morris, L OBP: 0.410, SLG: 0.549 (7, 1)	SF8			6-3						2 0 1 1 0 0 2												
Rob Dibble, L (7, 1)										0 0 0 0 0 0 0												
Herm Winningham, L OBP: 0.292, SLG: 0.373 (8, PH)										1 1 1 0 0 0 0												
Randy Myers, L (9, 1)										0 0 0 0 0 0 0												
Chris Sabo, R OBP: 0.373, SLG: 0.522 (1, 5)	SF8			K			F7	F7		3 0 0 1 0 1 5												
Mariano Duncan, R OBP: 0.352, SLG: 0.506 (1, 4)	F8			HR			F9	F9		4 1 1 1 0 0 4												
Joe Oliver, R OBP: 0.330, SLG: 0.369 (1, 2)		F8		K			5-3			4 0 1 2 0 1 1												
Scott Scudder, R OBP: 0.200, SLG: 0.200 (1, 1)										2 0 0 0 0 1 0												
Todd Benzinger, S OBP: 0.304, SLG: 0.356 (7, 3)		4-3					K	K		2 0 0 0 0 2 1												
Inning Stats	R: 3 E: 0 K: 0 S: 17	H: 2 LOB: 1 BB: 2 P: 31	R: 0 E: 0 K: 0 S: 8	H: 0 LOB: 0 BB: 0 P: 11	R: 0 E: 0 K: 1 S: 14	H: 1 LOB: 2 BB: 1 P: 25	R: 1 E: 0 K: 2 S: 10	H: 1 LOB: 0 BB: 0 P: 14	R: 0 E: 0 K: 0 S: 6	H: 0 LOB: 0 BB: 0 P: 9	R: 0 E: 0 K: 0 S: 9	H: 1 LOB: 1 BB: 0 P: 15	R: 0 E: 0 K: 1 S: 11	H: 1 LOB: 1 BB: 0 P: 14	R: 2 E: 0 K: 1 S: 18	H: 2 LOB: 1 BB: 1 P: 27	R: 0 E: 0 K: 1 S: 8	H: 0 LOB: 0 BB: 0 P: 10	1B: 5 2B: 2 3B: 0 HR: 1	SF: 2 SAC: 0 DP: 0 HBP: 0	WP: 0 PB: 0 SB: 1 CS: 0	PA: 36
PITCHER	IP WLS BF H R ER SO BB IBB HBP BLK WP HR S P ERA WHIP											PITCHER	IP WLS BF H R ER SO BB IBB HBP BLK WP HR S P ERA WHIP									
Mark Gardner, R ERA: 2.52 (1, 1)	6.0 L 26 5 4 4 4 3 0 0 0 0 0 1 64 105 6.00 1.333																					
Bill Sampen, R ERA: 2.53 (7, 1)	2.0 10 3 2 2 2 1 0 0 0 0 0 0 29 41 9.00 2.000																					

Batter	1	2	3	4	5	6	7	8	9	10	11	AB	R	H	RBI	BB	SO	LOB	TOP				
Otis Nixon, S <small>OBP: 0.330, SLG: 0.300</small> (1, 8)	F4			E S 1B		FC3 FC6-4		L9	K		F8	6	0	1	1	0	1	3					
Marquis Grissom, R <small>OBP: 0.317, SLG: 0.328</small> Dave Schmidt, R <small>OBP: 0.324, SLG: 0.421</small> (9, 1)	F7			F7		FC6-4 HR		G4-3 1B	P3			5	1	1	0	0	0	5					
Andres Gattarraga, R <small>OBP: 0.324, SLG: 0.421</small> (1, 3)	F9			K		HR		G4-3 1B	G4-3 HR			5	2	3	6	0	1	1					
Tim Wallach, R <small>OBP: 0.368, SLG: 0.522</small> (1, 5)		G6-3		L7		HR		G4-3	F9			5	0	1	0	0	0	3					
Mike Fitzgerald, R <small>OBP: 0.372, SLG: 0.426</small> (1, 2)	F8			1B		F9		1B	1B			3	0	1	0	2	0	1					
Larry Walker, L <small>OBP: 0.320, SLG: 0.448</small> Tim Raines, S <small>OBP: 0.381, SLG: 0.346</small> Mike Aldrete, L <small>OBP: 0.395, SLG: 0.309</small> (8, 9)	F7			K		G4-3		P4	FC6-4 CS			3	0	0	0	0	1	0					
Junior Noboa, R <small>OBP: 0.278, SLG: 0.316</small> (9, 9)			E1 L5-4 1B		G5-3		F8		BB HR 1B	L5		5	1	2	0	0	0	1					
Spike Owen, S <small>OBP: 0.357, SLG: 0.382</small> (1, 6)	F4			FC3 3B		2B		FC5 HR	CS	F8		5	2	2	0	0	0	2					
Dennis Martinez, R <small>OBP: 0.303, SLG: 0.306</small> Tim Lincecum, R <small>OBP: 0.333, SLG: 0.333</small> Dale Mohrman, R <small>OBP: 0.394, SLG: 0.408</small> (7, PH)	L5-4		L5-4		K		K		HR BB	G6-3		2	0	0	0	0	1	2					
Inning Stats	R: 0 E: 0 K: 0 S: 7	H: 0 LOB: 0 BB: 0 P: 11	R: 0 E: 0 K: 2 S: 10	H: 0 LOB: 0 BB: 0 P: 17	R: 0 E: 1 K: 0 S: 5	H: 1 LOB: 0 BB: 0 P: 9	R: 0 E: 1 K: 1 S: 8	H: 1 LOB: 1 BB: 0 P: 11	R: 0 E: 0 K: 1 S: 8	H: 1 LOB: 0 BB: 0 P: 13	R: 0 E: 0 K: 0 S: 14	H: 2 LOB: 3 BB: 1 P: 22	R: 4 E: 1 K: 1 S: 21	H: 2 LOB: 0 BB: 1 P: 30	R: 0 E: 0 K: 0 S: 6	H: 0 LOB: 0 BB: 1 P: 11	R: 0 E: 0 K: 0 S: 8	H: 0 LOB: 0 BB: 0 P: 14	1B: 7 2B: 2 3B: 1 HR: 2	SF: 0 SAC: 0 DP: 1 HBP: 0	WP: 0 PB: 0 SB: 1 CS: 1	PA: 47	
PITCHER Tom Browning, L <small>ERA: 2.87</small> Randy Myers, L <small>ERA: 1.93</small> Rick Mahler, R <small>ERA: 3.75</small> (1, 1)	IP	WLS	BF	H	R	ER	SO	BB	IBB	HBP	BLK	WP	HR	S	P	100	ERA	WHIP					
	7.1	1.1	10	3	4	0	1	1	1	0	0	0	1	30	46	0.00	3.000						
	2.1	W	7	0	0	0	0	1	0	0	0	0	0	16	27	0.00	0.429						

Montreal Expos @ Cincinnati Reds
 Riverfront Stadium, Cincinnati, OH
 Wed Jul 18 1990, 7:05 PM EDT
 Att: 27,180 - Unknown - 84 F

AB	43
R	7
H	11
RBI	7
BB	3
SO	5
LOB	23



Batter	1	2	3	4	5	6	7	8	9	10	11	AB	R	H	RBI	BB	SO	LOB	BOTTOM							
Chris Sabo, R <small>OBP: 0.375, SLG: 0.522</small> (1, 5)	G4-3			FC3-6 1B 1B	F7		G6-4-3 1B	1-3 2-H 1B			L5	6	1	3	1	0	0	0								
Barry Larkin, R <small>OBP: 0.373, SLG: 0.427</small> (1, 6)	F9			FC3-6 1B	G6-3		G6-4-3 1-2f		G3		1B 3B	6	1	2	0	0	0	1								
Paul O'Neill, L <small>OBP: 0.355, SLG: 0.449</small> (1, 9)	F7			FC3-6 1B HBP 1-2f 2-3		G3-1	G4-3		G4-3 1B		1B 3H	6	1	2	1	0	0	2								
Eric Davis, R <small>OBP: 0.352, SLG: 0.465</small> (1, 8)		K		BB 1B HBP		S 1B 1B		1B SF9 BB	G4-3			3	2	1	0	1	1	1								
Hal Morris, L <small>OBP: 0.422, SLG: 0.553</small> (1, 3)	G4-3			BB 1B		HBP 1B 1B		G4-3 1B 1B		L7		5	2	3	1	0	0	0								
Glenn Braggs, R <small>OBP: 0.358, SLG: 0.422</small> (1, 7)	K			BB 1B		HBP 1B HBP		SF9		P5		2	0	0	2	1	1	0								
Ron Oester, S <small>OBP: 0.336, SLG: 0.385</small> Mariano Duncan, R <small>OBP: 0.365, SLG: 0.509</small> (9, 4)			G5-3	K		K		G4-3			1B	4	0	0	0	0	2	7								
Joe Oliver, R <small>OBP: 0.331, SLG: 0.367</small> (1, 2)	F9			G6-3		1B		1B 1B IBB		F9		4	1	1	2	1	0	4								
Tom Browning, L <small>OBP: 0.190, SLG: 0.143</small> Randy Myers, L <small>OBP: 0.500, SLG: 0.500</small> Rick Mahler, R <small>OBP: 0.163, SLG: 0.190</small> Herm Winningham, L <small>OBP: 0.289, SLG: 0.369</small> (1, 1)	F9			G6-3	G1-3		G1-3	1-2 3-H 1B		F8		3	0	0	0	0	0	2								
Inning Stats	R: 0 E: 0 K: 0 S: 3	H: 0 LOB: 0 BB: 0 P: 7	R: 0 E: 0 K: 2 S: 7	H: 0 LOB: 0 BB: 0 P: 10	R: 0 E: 0 K: 0 S: 5	H: 0 LOB: 0 BB: 0 P: 8	R: 2 E: 0 K: 1 S: 15	H: 3 LOB: 3 BB: 1 P: 31	R: 0 E: 0 K: 0 S: 5	H: 0 LOB: 0 BB: 0 P: 8	R: 2 E: 0 K: 1 S: 16	H: 3 LOB: 2 BB: 0 P: 24	R: 0 E: 0 K: 0 S: 9	H: 1 LOB: 0 BB: 0 P: 17	R: 3 E: 0 K: 0 S: 16	H: 3 LOB: 2 BB: 2 P: 27	R: 0 E: 0 K: 0 S: 6	H: 1 LOB: 0 BB: 0 P: 9	R: 0 E: 0 K: 0 S: 11	H: 1 LOB: 1 BB: 0 P: 18	R: 1 E: 0 K: 0 S: 7	H: 2 LOB: 1 BB: 0 P: 11	1B: 13 2B: 0 3B: 1 HR: 0	SF: 1 SAC: 0 DP: 2 HBP: 2	WP: 0 PB: 0 SB: 3 CS: 0	PA: 48
PITCHER Dennis Martinez, R <small>ERA: 2.85</small> Tim Burke, R <small>ERA: 4.55</small> Dale Mohrman, R <small>ERA: 4.42</small> Dave Schmidt, R <small>ERA: 3.74</small> (7, 1)	IP	WLS	BF	H	R	ER	SO	BB	IBB	HBP	BLK	WP	HR	S	P	100	ERA	WHIP								
	6.0	1.2	9	3	3	3	0	1	1	0	0	0	0	23	41	6.00	1.167									
	0.1	1	1	0	0	0	0	0	0	0	0	0	0	2	3	0.00	3.000									
	2.2	L	11	4	1	1	0	0	0	0	0	0	0	24	38	3.38	1.500									

Montreal Expos @ Cincinnati Reds
 Riverfront Stadium, Cincinnati, OH
 Wed Jul 18 1990, 7:05 PM EDT
 Att: 27,180 - Unknown - 84 F

AB	42
R	8
H	14
RBI	8
BB	3
SO	4
LOB	17



Batter	1	2	3	4	5	6	7	8	9	AB	R	H	RBI	BB	SO	LOB	TOP									
Delino DeShields, L OBP: 0.384, SLG: 0.410 (1, 4)	0-0 2-3		0-0 F7			4-0 PB 1B BB		0-0 1B	0-0 2B	4	0	2	3	1	0	1	Montreal Expos @ Houston Astros Astrodome, Houston, TX Fri Jul 20 1990, 8:05 PM EDT Att: 15,734 - Dome									
Dave Martinez, L OBP: 0.326, SLG: 0.446 (1, 8) (8, 1) (8, 8)	0-0 F9		0-0 F7			0-0 PB 1B		0-0 4-3	1-0 1B HBP	4	0	1	0	0	0	2										
Tim Raines, S OBP: 0.379, SLG: 0.345 Marquis Grissom, R OBP: 0.314, SLG: 0.324 (1, 7) (6, 7)	0-3 K		0-3 K			0-0 P2 1-2 2-3			FC4-6 1B F8	3	0	0	0	0	2	2										
Tim Wallach, R OBP: 0.357, SLG: 0.526 Dale Mohorcic, R (4, 1)		0-0 F8		0-0 F9		0-0 P5			FC4-6 1B 1-3	2	0	0	0	0	0	0										
Tim Burke, R OBP: 0.333, SLG: 0.333 Otis Nixon, S OBP: 0.331, SLG: 0.295 (7, 1) (8, 8) (8, 6)										0	0	0	0	0	0	0										
Larry Walker, L OBP: 0.324, SLG: 0.445 (1, 9)		0-0 5-3 1B		0-3 K			0-3 K		0-0 1-2 2B 1B	4	1	2	0	0	2	0										
Andres Galaraga, R OBP: 0.331, SLG: 0.425 Mike Aldrete, L OBP: 0.391, SLG: 0.317 (1, 3) (4, 3)		0-0 5-3 1-2		0-0 4-3		0-0 F7		0-0 1B 1B 2B	1	0	0	0	0	0	0	1										
Jerry Goff, L OBP: 0.359, SLG: 0.333 (1, 2)		0-0 L4		0-0 P5		0-0 L3		0-0 1B 2B 1B	4	1	1	0	0	0	1											
Spike Owen, S OBP: 0.358, SLG: 0.381 Junior Noboa, R OBP: 0.275, SLG: 0.311 (1, 6) (3, 6) (4, 5) (8, 1)			0-0 1B		0-0 L7		0-0 F9	0-0 2B 1B	1	0	1	0	0	0	0	0										
Kevin Gross, R OBP: 0.194, SLG: 0.371 Drew Hall, L (1, 1)			0-3 K		0-0 5-3		0-3 K	4-0 2B BB	0	0	0	0	0	0	0	0										
Tom Foley, L OBP: 0.341, SLG: 0.317 (4, 6) (8, 5)								1-2 2-3 BB	2	1	0	0	1	1	0											
Inning Stats	R: 0 E: 0 K: 1 S: 5	H: 0 LOB: 0 BB: 0 P: 5	R: 0 E: 0 K: 0 S: 4	H: 1 LOB: 1 BB: 0 P: 4	R: 0 E: 0 K: 1 S: 6	H: 1 LOB: 1 BB: 0 P: 6	R: 0 E: 0 K: 2 S: 7	H: 0 LOB: 0 BB: 0 P: 7	R: 0 E: 0 K: 0 S: 3	H: 0 LOB: 0 BB: 0 P: 3	R: 0 E: 0 K: 0 S: 5	H: 0 LOB: 0 BB: 0 P: 5	R: 0 E: 0 K: 1 S: 6	H: 1 LOB: 1 BB: 0 P: 6	R: 6 E: 0 K: 0 S: 9	H: 6 LOB: 2 BB: 1 P: 14		1B: 8 2B: 2 3B: 0 HR: 0	SF: 0 SAC: 0 DP: 0 HBP: 1	WP: 0 PB: 1 SB: 0 CS: 0	PA: 40					
PITCHER	IP	WLS	BF	H	R	ER	SO	BB	IBB	HBP	BLK	WP	HR	S	P	ERA		WHIP								
Danny Darwin, R ERA: 1.89 (1, 1)	7.0	W	25	3	0	0	5	1	0	0	0	0	0	34	38	0.00		0.571								
Jim Clancy, R ERA: 6.69 (8, 1)	1.1		13	7	6	6	1	1	0	1	0	0	0	13	18	40.50		6.000								
Dan Schatzeder, L ERA: 3.07 (9, 1)	0.2		2	0	0	0	0	0	0	0	0	0	0	2	2	0.00	0.000									

AB 37
R 6
H 10
RBI 6
BB 2
SO 6
LOB 15



Batter	1	2	3	4	5	6	7	8	9	AB	R	H	RBI	BB	SO	LOB	BOTTOM									
Eric Yelding, R OBP: 0.324, SLG: 0.299 (1, 6)	4-0 FC BB		0-0 F9		0-0 4-3		0-0 FC5-4 1-2		0-0 FC5-4	4	2	1	0	1	0	2	Montreal Expos @ Houston Astros Astrodome, Houston, TX Fri Jul 20 1990, 8:05 PM EDT Att: 15,734 - Dome									
Bill Doran, S OBP: 0.389, SLG: 0.356 Dave Rohde, S OBP: 0.288, SLG: 0.319 (1, 4) (5, FH) (6, 4)	4-0 BB FC	4-0 SF9 BB	0-0 SF7 3B		0-0 4-3		0-0 FC5-4 1-2		0-0 FC5-4	1	3	1	0	2	0	0										
Javier Ortiz, R OBP: 0.391, SLG: 0.455 (1, 7)	0-0 FC BB	4-0 SF9 BB	0-0 SF7		0-3 K		0-0 F7		0-0 F7	3	2	0	1	1	1	2										
Franklin Stubbs, L OBP: 0.298, SLG: 0.456 Terry Puhl, L OBP: 0.375, SLG: 0.314 (1, 3) (8, PH) (9, 3)	0-3 K	0-0 SF9	0-0 1-3		0-0 G3		0-0 BB 2B 1B		0-0 BB 1B	3	0	0	1	0	1	3										
Glenn Wilson, R OBP: 0.292, SLG: 0.352 (1, 9)	4-0 FC6-4 BB	0-0 1B 2B	0-0 5-3		0-0 F9		4-0 2B BB		4-0 2B BB	3	1	1	3	2	0	0										
Ken Caminiti, S OBP: 0.316, SLG: 0.321 (1, 5)	4-0 FC6-4 BB	0-0 FC6-4 1B	0-0 L4		0-0 1B		0-0 BB 2B		0-0 BB 2B	4	1	3	2	1	0	0										
Craig Biggio, R OBP: 0.349, SLG: 0.358 Casey Candaele, S OBP: 0.374, SLG: 0.421 (1, 8) (6, 8)	0-0 FC6-4 BB	0-0 FC5-2-5-1 1B	0-0 G3 2B		0-0 4-3		4-0 BB BB		4-0 BB BB	3	1	1	1	0	0	4										
Rich Gedman, L OBP: 0.359, SLG: 0.317 Alex Trevino, R OBP: 0.273, SLG: 0.284 (1, 2) (8, PH) (9, 2)	4-0 1-2 BB	0-0 2H 3H 1B	0-0 G3		0-0 G3		0-3 K	4-0 G6-4-3 BB	0-0 G6-4-3 BB	3	1	1	2	1	1	1										
Danny Darwin, R OBP: 0.091, SLG: 0.273 Ken Oberkfell, L OBP: 0.313, SLG: 0.341 Jim Clancy, R OBP: 0.214, SLG: 0.214 Dan Schatzeder, L OBP: 0.333, SLG: 0.333 (1, 1) (7, PH) (8, 1) (9, 1)	0-3 K	0-0 3B 1B	0-0 6-3		0-0 FC5-4 1B		0-0 G6-4-3 BB	0-0 G6-4-3 BB	0-0 G6-4-3 BB	3	0	1	1	0	1	4										
Inning Stats	R: 3 E: 0 K: 2 S: 8	H: 0 LOB: 3 BB: 5 P: 28	R: 6 E: 0 K: 0 S: 8	H: 5 LOB: 2 BB: 2 P: 16	R: 1 E: 0 K: 0 S: 4	H: 1 LOB: 1 BB: 0 P: 4	R: 0 E: 0 K: 0 S: 4	H: 1 LOB: 1 BB: 0 P: 4	R: 0 E: 0 K: 0 S: 5	H: 0 LOB: 0 BB: 0 P: 5	R: 0 E: 0 K: 0 S: 4	H: 1 LOB: 1 BB: 0 P: 4	R: 0 E: 0 K: 1 S: 6	H: 1 LOB: 1 BB: 0 P: 6	R: 2 E: 0 K: 0 S: 4	H: 2 LOB: 2 BB: 3 P: 16		1B: 5 2B: 4 3B: 2 HR: 0	SF: 2 SAC: 0 DP: 1 HBP: 0	WP: 0 PB: 0 SB: 1 CS: 0	PA: 45					
PITCHER	IP	WLS	BF	H	R	ER	SO	BB	IBB	HBP	BLK	WP	HR	S	P	ERA		WHIP								
Kevin Gross, R ERA: 3.86 (1, 1)	0.2	L	8	0	3	3	1	5	0	0	0	0	0	15	23	27.00		3.429								
Drew Hall, L ERA: 5.21 (1, 1)	2.1		15	6	7	7	1	2	0	0	0	0	0	13	13	0.00		0.667								
Dale Mohorcic, R ERA: 3.8 (4, 1)	3.0		11	2	0	0	1	0	0	0	0	0	0	6	6	0.00		1.000								
Tim Burke, R ERA: 4.4 Dave Martinez, L ERA: 54.0 (7, 1) (8, 1)	1.0		4	1	0	0	1	0	0	0	0	0	0	3	11	54.00		12.000								
Junior Noboa, R ERA: (8, 1)	0.2		2	0	0	0	0	0	0	0	0	0	0	5	5	0.00	1.500									

AB 33
R 12
H 11
RBI 12
BB 10
SO 4
LOB 21



Batter	1	2	3	4	5	6	7	8	9	AB	R	H	RBI	BB	SO	LOB	TOP								
Delino DeShields, L (1, 4) OBP: 0.394, SLG: 0.406	4-0 E BB		0-3 K		0-0 6-3			0-0 SH1-4		2	1	0	0	1	1	1									
Dave Martinez, L (1, 8) OBP: 0.326, SLG: 0.444	0-0 E8		0-0 1-3			0-0 G5-4-3 1B		0-0 5-3		3	1	1	0	0	0	0									
Marquis Grissom, R (8, PH) OBP: 0.312, SLG: 0.323	1-H SF7									1	0	0	0	0	0	1									
Tim Burke, R (8, 1) OBP: 0.333, SLG: 0.333										0	0	0	0	0	0	0									
Tim Raines, S (1, 7) OBP: 0.378, SLG: 0.344	0-0 SF7			0-0 4-3		0-0 F7		0-0 1B		3	0	1	2	0	0	1									
Tim Wallach, R (1, 5) OBP: 0.358, SLG: 0.525	3-H F8			0-0 5-3 1B		0-0 G5-4-3 1-2		0-0 1B		4	0	2	0	0	0	1									
Larry Walker, L (1, 9) OBP: 0.319, SLG: 0.438	0-3 K			0-0 5-3 1-2			0-3 K	0-3 K		4	0	0	0	0	3	3									
Andres Galarraga, R (1, 3) OBP: 0.330, SLG: 0.426		0-3 K		0-0 G3			0-0 6-3 2B		0-3 K	4	0	1	0	0	2	1									
Mike Fitzgerald, R (1, 2) OBP: 0.362, SLG: 0.408		0-3 K			4-0 SH5-4 E BB		0-0 6-3		0-0 5-3	3	0	0	0	1	1		AB 30								
Spike Owen, S (1, 6) OBP: 0.356, SLG: 0.379		0-0 6-3			0-0 E3 SH5-4		0-0 4-3		0-0 F7	2	0	0	0	0	0	1	R 3								
Tom Foley, L (7, PH) OBP: 0.333, SLG: 0.310					1-2					2	0	0	0	0	0	1	H 6								
Zane Smith, L (1, 1) OBP: 0.188, SLG: 0.281				0-0 6-3						2	0	0	0	0	0	1	RBI 2								
Otis Nixon, S (8, PH) OBP: 0.336, SLG: 0.302					1-2 2-3 SH5-4					2	0	0	0	0	0	1	BB 2								
Inning Stats	R: 2 E: 1 K: 1 S: 6	H: 0 LOB: 0 BB: 1 P: 10	R: 0 E: 0 K: 2 S: 7	H: 0 LOB: 0 BB: 0 P: 7	R: 0 E: 0 K: 1 S: 5	H: 0 LOB: 0 BB: 0 P: 5	R: 0 E: 0 K: 0 S: 4	H: 1 LOB: 1 BB: 0 P: 4	R: 0 E: 1 K: 0 S: 3	H: 0 LOB: 1 BB: 1 P: 7	R: 0 E: 0 K: 0 S: 3	H: 1 LOB: 0 BB: 0 P: 3	R: 0 E: 0 K: 1 S: 6	H: 1 LOB: 1 BB: 0 P: 6	R: 1 E: 0 K: 1 S: 8	H: 3 LOB: 2 BB: 0 P: 8	R: 0 E: 0 K: 1 S: 5	H: 0 LOB: 0 BB: 0 P: 5	1B: 5 2B: 1 3B: 0 HR: 0	SF: 1 SAC: 2 DP: 1 HBP: 0	WP: 0 PB: 0 SB: 1 CS: 0	PA: 35			
PITCHER	IP	WLS	BF	H	R	ER	SO	BB	IBB	HBP	BLK	WP	HR	S	P	ERA	WHIP								
Mark Portugal, R (1, 1) ERA: 3.89	6.1	24	3	2	0	5	2	0	0	0	0	0	0	32	40	0.00	0.789								
Larry Andersen, R (7, 1) ERA: 2.5	0.2	2	0	0	0	0	0	0	0	0	0	0	0	2	2	0.00	0.000								
Juan Agosto, L (8, 1) ERA: 3.23	2.0	L	9	3	1	1	2	0	0	0	0	0	0	13	13	4.50	1.500								

Montreal Expos @ Houston Astros
Astrodome, Houston, TX
Sat Jul 21 1990, 8:05 PM EDT
Att: 25,427 - Dome

AB 30
R 3
H 6
RBI 2
BB 2
SO 7
LOB 11



Batter	1	2	3	4	5	6	7	8	9	AB	R	H	RBI	BB	SO	LOB	BOTTOM								
Eric Yelding, R (1, 6) OBP: 0.320, SLG: 0.294	0-0 6-3		0-0 F9		0-0 5-3		0-0 6-3			4	0	0	0	0	0	1									
Bill Doran, S (1, 4) OBP: 0.390, SLG: 0.359	0-0 5-3		0-0 1B		0-3 K			0-0 FC4 1B		4	0	2	0	0	1	0									
Javier Ortiz, R (1, 7) OBP: 0.382, SLG: 0.441	0-0 G3		0-0 G4-3 1B		0-0 L4			0-0 FC4 FC1-4		4	0	1	0	0	0	1									
Glenn Wilson, R (1, 9) OBP: 0.295, SLG: 0.356		0-0 1B	0-0 G4-3		4-0 G6-4-3 BB			0-0 FC1-4		3	1	1	0	1	0	3									
Ken Caminiti, S (1, 5) OBP: 0.318, SLG: 0.324		0-0 1B	0-0 4-3 1B		0-0 FC5-4 1B		0-0 G6-4-3	0-3 K		4	1	2	0	0	1	2									
Craig Biggio, R (1, 8) OBP: 0.348, SLG: 0.357		0-0 4-3 1B		0-0 FC5-4		0-0 5-3			0-0 F7	4	0	1	1	0	0	1									
Franklin Stubbs, L (1, 3) OBP: 0.302, SLG: 0.454		0-0 4-3		4-0 BB			0-0 SH5-3 1B		0-3 K	3	0	1	1	1	1	1	AB 31								
Carl Nichols, R (1, 2) OBP: 0.313, SLG: 0.400		0-0 G6-4-3 BB		0-3 K			0-0 SH5-3		0-0 4-3	1	0	0	0	1	1	2	R 2								
Ken Oberkfell, L (8, PH) OBP: 0.310, SLG: 0.337										1	0	0	0	0	0	0	H 8								
Mark Portugal, R (1, 1) OBP: 0.154, SLG: 0.132		0-0 G6-4-3		0-0 F9			0-0 F8			2	0	0	0	0	0	4	RBI 2								
Larry Andersen, R (7, 1) OBP: 0.283, SLG: 0.313										0	0	0	0	0	0	0	BB 3								
Dave Rohde, S (7, PH) OBP: 0.283, SLG: 0.313										1	0	0	0	0	0	1	SO 4								
Juan Agosto, L (8, 1) ERA: 4.11										0	0	0	0	0	0	0	LOB 16								
Inning Stats	R: 0 E: 0 K: 0 S: 3	H: 0 LOB: 0 BB: 0 P: 3	R: 2 E: 0 K: 0 S: 5	H: 3 LOB: 1 BB: 1 P: 9	R: 0 E: 0 K: 0 S: 4	H: 2 LOB: 1 BB: 0 P: 4	R: 0 E: 0 K: 1 S: 6	H: 1 LOB: 2 BB: 1 P: 10	R: 0 E: 0 K: 0 S: 2	H: 0 LOB: 0 BB: 1 P: 6	R: 0 E: 0 K: 0 S: 4	H: 1 LOB: 1 BB: 0 P: 4	R: 0 E: 0 K: 1 S: 6	H: 1 LOB: 1 BB: 0 P: 6	R: 0 E: 0 K: 1 S: 5	H: 0 LOB: 0 BB: 0 P: 5	1B: 7 2B: 1 3B: 0 HR: 0	SF: 0 SAC: 1 DP: 3 HBP: 0	WP: 0 PB: 0 SB: 1 CS: 0	PA: 35					
PITCHER	IP	WLS	BF	H	R	ER	SO	BB	IBB	HBP	BLK	WP	HR	S	P	ERA	WHIP								
Zane Smith, L (1, 1) ERA: 3.28	7.0	W	28	7	2	2	2	3	0	0	0	0	0	29	41	2.57	1.429								
Tim Burke, R (8, 1) ERA: 4.11	2.0	S	7	1	0	0	2	0	0	0	0	0	0	11	11	0.00	0.500								

Montreal Expos @ Houston Astros
Astrodome, Houston, TX
Sat Jul 21 1990, 8:05 PM EDT
Att: 25,427 - Dome

AB 31
R 2
H 8
RBI 2
BB 3
SO 4
LOB 16



Batter	1	2	3	4	5	6	7	8	9	AB	R	H	RBI	BB	SO	LOB	TOP																			
Delino DeShields, L OBP: 0.389, SLG: 0.400 (1, 4)	6-3	G3		6-3			F8			4	0	0	0	0	0	2	Montreal Expos @ Houston Astros Astrodome, Houston, TX Sun Jul 22 1990, 4:33 AM EDT Att: 20,028 - Dome																			
Dave Martinez, L OBP: 0.335, SLG: 0.467 (1, 8)								F7		3	2	3	1	0	0	0																				
Otis Nixon, S OBP: 0.333, SLG: 0.299 (8, PH)	3B			HR						1	0	0	0	0	0	0																				
Tim Raines, S OBP: 0.379, SLG: 0.355 (1, 7)							P5	P3		4	0	2	1	0	0	1																				
Tim Wallach, R OBP: 0.360, SLG: 0.524 (1, 5)										3	0	1	0	1	0	1																				
Larry Walker, L OBP: 0.315, SLG: 0.431 Dave Schmidt, R (8, 1)										4	0	0	0	0	1	3																				
Andres Galaraga, R OBP: 0.320, SLG: 0.424 (1, 3)										0	0	0	0	0	0	0																				
Jerry Goff, L OBP: 0.349, SLG: 0.324 (1, 2)										4	0	1	0	0	1	2																				
Spike Owen, S OBP: 0.355, SLG: 0.375 (1, 6)										3	0	0	0	1	1	0																				
Mark Gardner, R OBP: 0.139, SLG: 0.222 Mike Aldrete, L OBP: 0.391, SLG: 0.317 (8, 9)										2	0	0	0	0	0	0																				
Inning Stats	R: 1 E: 0 K: 0 S: 5	H: 2 LOB: 1 BB: 0 P: 5	R: 0 E: 0 K: 0 S: 4	H: 1 LOB: 2 BB: 1 P: 8	R: 1 E: 0 K: 0 S: 6	H: 4 LOB: 2 BB: 0 P: 6	R: 0 E: 0 K: 0 S: 3	H: 0 LOB: 0 BB: 0 P: 3	R: 0 E: 0 K: 1 S: 5	H: 0 LOB: 0 BB: 0 P: 5	R: 0 E: 0 K: 0 S: 3	H: 0 LOB: 0 BB: 0 P: 3	R: 0 E: 0 K: 3 S: 9	H: 0 LOB: 1 BB: 1 P: 9	R: 0 E: 0 K: 3 S: 9	H: 0 LOB: 0 BB: 0 P: 9	1B: 6 2B: 0 3B: 1 HR: 1	SF: 0 SAC: 1 DP: 0 HBP: 0	WP: 0 PB: 0 SB: 0 CS: 2	PA: 35																
PITCHER	IP	WLS	BF	H	R	ER	SO	BB	IBB	HBP	BLK	WP	HR	S	P	ERA	WHIP	PITCHER		IP	WLS	BF	H	R	ER	SO	BB	IBB	HBP	BLK	WP	HR	S	P	ERA	WHIP
Bill Gullickson, R ERA: 3.8 (1, 1)	6.0		25	8	2	2	1	1	0	0	0	0	1	26	30	3.00	1.500																			
Juan Agosto, L ERA: 3.13 (7, 1)	2.0	W	7	0	0	0	1	1	0	0	0	0	0	8	12	0.00	0.500																			
Dave Smith, R ERA: 2.5 (9, 1)	1.0	S	3	0	0	0	3	0	0	0	0	0	0	9	9	0.00	0.000																			

AB	32
R	2
H	8
RBI	2
BB	2
SO	5
LOB	9



Batter	1	2	3	4	5	6	7	8	9	AB	R	H	RBI	BB	SO	LOB	BOTTOM																			
Eric Yelding, R OBP: 0.316, SLG: 0.290 (1, 6)	F8		G3			F9		FC5-4		4	1	0	0	0	0	1	Montreal Expos @ Houston Astros Astrodome, Houston, TX Sun Jul 22 1990, 4:33 AM EDT Att: 20,028 - Dome																			
Bill Doran, S OBP: 0.385, SLG: 0.353 (1, 4)	K		4-3			4-3		F9		4	0	0	0	0	1	1																				
Javier Ortiz, R OBP: 0.375, SLG: 0.419 (1, 7)	5-3									3	0	0	0	1	1	0																				
Franklin Stubbs, L OBP: 0.301, SLG: 0.451 (1, 3)										4	0	1	1	0	0	0																				
Ken Caminiti, S OBP: 0.320, SLG: 0.321 (1, 5)										2	2	0	0	2	1	2																				
Glenn Wilson, R OBP: 0.299, SLG: 0.361 (1, 9)										2	0	1	1	1	1	0																				
Craig Biggio, R OBP: 0.351, SLG: 0.358 (1, 8)										2	0	1	1	0	0	0																				
Rich Gedman, L OBP: 0.349, SLG: 0.306 (1, 2)										3	0	0	0	0	0	4																				
Bill Gullickson, R OBP: 0.184, SLG: 0.139 Terry Puhl, L OBP: 0.366, SLG: 0.306 (6, PH)										1	0	0	0	0	1	0																				
Juan Agosto, L (7, 1)										0	0	0	0	0	0	0																				
Ken Oberkfell, L OBP: 0.317, SLG: 0.344 Dave Smith, R (9, 1)										1	0	1	0	0	0	0																				
Inning Stats	R: 0 E: 0 K: 1 S: 5	H: 0 LOB: 0 BB: 0 P: 5	R: 1 E: 0 K: 0 S: 3	H: 1 LOB: 1 BB: 1 P: 8	R: 0 E: 0 K: 2 S: 7	H: 0 LOB: 0 BB: 0 P: 7	R: 0 E: 0 K: 1 S: 5	H: 0 LOB: 0 BB: 0 P: 5	R: 0 E: 0 K: 1 S: 5	H: 0 LOB: 0 BB: 0 P: 5	R: 1 E: 0 K: 0 S: 4	H: 1 LOB: 2 BB: 2 P: 12	R: 1 E: 0 K: 0 S: 5	H: 2 LOB: 2 BB: 1 P: 9	1B: 3 2B: 1 3B: 0 HR: 0	SF: 0 SAC: 0 DP: 1 HBP: 1	WP: 0 PB: 0 SB: 2 CS: 0	PA: 32																		
PITCHER	IP	WLS	BF	H	R	ER	SO	BB	IBB	HBP	BLK	WP	HR	S	P	ERA	WHIP	PITCHER		IP	WLS	BF	H	R	ER	SO	BB	IBB	HBP	BLK	WP	HR	S	P	ERA	WHIP
Mark Gardner, R ERA: 2.52 (1, 1)	7.0		26	2	2	2	6	3	0	1	0	0	0	34	47	2.57	0.714																			
Dave Schmidt, R ERA: 3.96 (8, 1)	1.0	L	6	2	1	1	0	1	0	0	0	0	0	5	9	9.00	3.000																			

AB	27
R	3
H	4
RBI	3
BB	4
SO	6
LOB	8



Batter	1	2	3	4	5	6	7	8	9	AB	R	H	RBI	BB	SO	LOB	TOP			
Wally Backman, S (1, 5) OBP: 0.349, SLG: 0.382	2-2 SH3-4 1B		0-0 G6-3			2-2 G1-3		1-3 K		4	0	1	0	0	1	1	Pittsburgh Pirates @ Montreal Expos Olympic Stadium, Montreal, QB Mon Jul 23 1990, 7:05 PM EDT Att: 27,499 - Dome			
Jay Bell, R (1, 6) OBP: 0.325, SLG: 0.383	1-0 SH3-4		0-0 G3			3-1 G5-3		1-0 F7		3	0	0	0	0	0	1				
Andy Van Slyke, L (1, 8) OBP: 0.363, SLG: 0.438	4-2 BB		2-1 G5-3			2-1 2B			0-0 G3	3	0	1	0	1	0	0				
Bobby Bonilla, S (1, 9) OBP: 0.310, SLG: 0.526	0-0 L9			1-3 K		2-3 K			1-3 K	4	0	0	0	0	3	3				
Barry Bonds, L (1, 7)	2-3 K			0-1 F7			2-1 G3		1-3 K	4	0	0	0	0	2	2				
Sid Bream, L (1, 3) OBP: 0.336, SLG: 0.422		1-0 L6			2-0 F8		1-0 F8			3	0	0	0	0	0	0				
Ted Power, R (7, 1)										0	0	0	0	0	0	0				
Michael LaValliere, L (1, 2) OBP: 0.367, SLG: 0.313		1-2 FC4 1B			0-0 F7			0-1 F9		3	0	1	0	0	0	0				
Jose Lind, R (1, 4) OBP: 0.340, SLG: 0.398		0-1 FC4 1-2			1-2 G5-3			1-0 1B		3	0	1	0	0	0	1				
John Smiley, L (1, 1) OBP: 0.143, SLG: 0.111									0-3 K	2	0	0	0	0	1	1				
R.J. Reynolds, S (7, 9) OBP: 0.345, SLG: 0.347										1	0	0	0	0	1	1				
Inning Stats	R: 0 E: 0 K: 1 S: 12	H: 1 LOB: 2 BB: 1 P: 21	R: 0 E: 0 K: 1 S: 9	H: 1 LOB: 1 BB: 0 P: 12	R: 0 E: 0 K: 0 S: 4	H: 0 LOB: 0 BB: 0 P: 6	R: 0 E: 0 K: 1 S: 6	H: 0 LOB: 0 BB: 0 P: 9	R: 0 E: 0 K: 0 S: 8	H: 1 LOB: 1 BB: 0 P: 21	R: 0 E: 0 K: 0 S: 5	H: 0 LOB: 0 BB: 0 P: 8	R: 0 E: 0 K: 2 S: 9	H: 1 LOB: 1 BB: 0 P: 12	R: 0 E: 0 K: 2 S: 7	H: 0 LOB: 0 BB: 0 P: 9	1B: 3 2B: 1 3B: 0 HR: 0	SF: 0 SAC: 1 DP: 0 HBP: 0	WP: 0 PB: 0 SB: 0 CS: 0	PA: 32
PITCHER Dennis Martinez, R (1, 1) ERA: 2.88	IP: 9.0 WLS: W BF: 32 H: 4 R: 0 ER: 0 SO: 8 BB: 1 IBB: 0 HBP: 0 BLK: 0 WP: 0 HR: 0 S: 72 P: 107 ERA: 0.00 WHIP: 0.556																			

Batter	1	2	3	4	5	6	7	8	9	AB	R	H	RBI	BB	SO	LOB	BOTTOM			
Otis Nixon, S (1, 8) OBP: 0.331, SLG: 0.291	4-0 G6-3 1B BB	1-2 G5-3		0-0 G1-3			0-1 F9			3	1	0	0	1	0	0	Pittsburgh Pirates @ Montreal Expos Olympic Stadium, Montreal, QB Mon Jul 23 1990, 7:05 PM EDT Att: 27,499 - Dome			
Marquis Grissom, R (1, 9) OBP: 0.316, SLG: 0.323	0-1 G6-3 1B	1-0 G6-3		3-1 F7			4-0 1B BB			3	2	1	0	1	0	0				
Tim Raines, S (1, 7) OBP: 0.378, SLG: 0.353	0-0 G6-3	1-0 G6-3			0-3 K		1-1 1B 1-2 1B			4	0	1	0	0	1	2				
Tim Wallach, R (1, 5) OBP: 0.364, SLG: 0.535	3-0 FC6-4 2H 3H 1B		1-2 HR		0-1 G6-3		0-1 1B 2H			4	1	3	4	0	0	0				
Andres Galarraga, R (1, 3) OBP: 0.322, SLG: 0.426	1-1 FC6-4 1B 1B BLK		1-2 F9 2B		2-2 P4		4-0 FC6 IBB			3	1	1	0	1	0	1				
Mike Fitzgerald, R (1, 2) OBP: 0.360, SLG: 0.405	0-0 BLK 1B		1-2 F9			1-0 G5-3	2-1 FC6			4	0	1	0	0	0	3				
Junior Noboa, R (1, 4) OBP: 0.294, SLG: 0.320	0-0 FC5 BLK 1B		0-1 F7			0-0 1B		2-2 G4-3		3	0	2	0	0	0	1				
Tom Foley, L (8, 4) OBP: 0.330, SLG: 0.306	1-2 FC5 BLK 1B		2-3 F7							1	0	0	0	0	0	0				
Spike Owen, S (1, 6) OBP: 0.354, SLG: 0.371	4-0 IBB		2-1 P3			2-1 P2		2-3 K		3	0	0	0	1	1	2				
Dennis Martinez, R (1, 1) OBP: 0.122, SLG: 0.125	0-0 FC5			0-1 G1-3		0-3 K		0-0 F8		4	0	0	0	0	1	4				
Inning Stats	R: 3 E: 0 K: 0 S: 9	H: 4 LOB: 3 BB: 2 P: 21	R: 0 E: 0 K: 0 S: 5	H: 0 LOB: 0 BB: 0 P: 8	R: 1 E: 0 K: 0 S: 16	H: 2 LOB: 1 BB: 0 P: 21	R: 0 E: 0 K: 0 S: 5	H: 0 LOB: 0 BB: 0 P: 8	R: 0 E: 0 K: 1 S: 8	H: 1 LOB: 1 BB: 0 P: 10	R: 1 E: 0 K: 0 S: 9	H: 2 LOB: 2 BB: 2 P: 19	R: 0 E: 0 K: 1 S: 9	H: 0 LOB: 0 BB: 0 P: 13	R: 0 E: 0 K: 1 S: 9	H: 0 LOB: 0 BB: 0 P: 13	1B: 7 2B: 1 3B: 0 HR: 1	SF: 0 SAC: 0 DP: 0 HBP: 0	WP: 0 PB: 0 SB: 0 CS: 0	PA: 36
PITCHER John Smiley, L (1, 1) ERA: 4.21	IP: 6.1 WLS: L BF: 30 H: 8 R: 5 ER: 5 SO: 2 BB: 2 IBB: 1 HBP: 0 BLK: 1 WP: 0 HR: 1 S: 55 P: 87 ERA: 7.11 WHIP: 1.579																			
PITCHER Ted Power, R (7, 1) ERA: 2.15	IP: 1.2 WLS: L BF: 6 H: 1 R: 0 ER: 0 SO: 1 BB: 0 IBB: 0 HBP: 0 BLK: 0 WP: 0 HR: 0 S: 13 P: 23 ERA: 0.00 WHIP: 0.600																			



Batter	1	2	3	4	5	6	7	8	9	AB	R	H	RBI	BB	SO	LOB	TOP								
Wally Backman, S (1,5) OBP: 0.350, SLG: 0.385 Jeff King, R (8,5) OBP: 0.278, SLG: 0.341	1-3 K		1-1 G4-3		3-2 E 2B	4-1 BB		0-0 F7		4	1	1	0	1	1	0									
Jay Bell, R (1,6) OBP: 0.326, SLG: 0.383	0-0 F8		2-0 S 1B		1-0 E8 G3 1B 2H	0-0 F8		2-2 F9		5	1	2	1	0	0	2									
Andy Van Slyke, L (1,8) OBP: 0.358, SLG: 0.430	3-2 G3-1		2-2 F8		0-0 G3	0-3 K		1-1 G5-3		5	0	0	0	0	1	4									
Bobby Bonilla, S (1,9) OBP: 0.309, SLG: 0.521		0-1 L4		4-1 FC4-6 BB	1-3 K			2-3 K		4	0	0	0	1	3	1									
Barry Bonds, L (1,7) OBP: 0.431, SLG: 0.605		1-0 F8 2B		3-2 FC4-6 HR	3-2 S 1B			0-0 F7		5	2	3	1	0	0	1									
Sid Bream, L (1,3) OBP: 0.345, SLG: 0.441		2-1 F8		1-1 HR	3-1 1B			1-1 BB 1B		4	1	3	3	1	0	1									
Michael LaValliere, L (1,2) OBP: 0.369, SLG: 0.307		4-0 BB		0-1 G6-3	2-1 F9			4-0 BB 1B		3	0	0	0	2	0	3									
Jose Lind, R (1,4) OBP: 0.347, SLG: 0.406		0-1 L4		1-1 2B	2-2 F8 1B			1-2 BB 1B		4	0	3	0	1	0	2									
Doug Drabek, R (1,1) OBP: 0.191, SLG: 0.239 Bob Patterson, R (8,1) Stan Belinda, R (9,1)			1-3 K	2-2 P4		3-3 K		G5-3		4	0	0	0	0	2	4									
Inning Stats	R: 0 E: 0 K: 1 S: 7	H: 0 LOB: 0 BB: 0 P: 11	R: 0 E: 0 K: 0 S: 7	H: 1 LOB: 2 BB: 1 P: 14	R: 0 E: 0 K: 1 S: 9	H: 1 LOB: 1 BB: 0 P: 15	R: 2 E: 0 K: 0 S: 13	H: 2 LOB: 1 BB: 1 P: 24	R: 2 E: 1 K: 1 S: 14	H: 3 LOB: 2 BB: 1 P: 28	R: 0 E: 0 K: 2 S: 13	H: 1 LOB: 2 BB: 1 P: 21	R: 1 E: 0 K: 1 S: 16	H: 2 LOB: 2 BB: 1 P: 26	R: 0 E: 0 K: 0 S: 6	H: 0 LOB: 0 BB: 0 P: 9	R: 0 E: 0 K: 1 S: 11	H: 2 LOB: 2 BB: 1 P: 19	1B: 8 2B: 3 3B: 0 HR: 1	SF: 0 SAC: 0 DP: 0 HBP: 0	WP: 1 PB: 0 SB: 5 CS: 0	PA: 44			
PITCHER	IP	WLS	BF	H	R	ER	SO	BB	IBB	HBP	BLK	WP	HR	S	P	ERA	WHIP								
Kevin Gross, R (1,1) ERA: 3.96 Steve Frey, L (5,1) ERA: 3.51 Bill Sampen, R (6,1) ERA: 2.67 Dale Mohoric, R (8,1) ERA: 3.47	4.0	L	20	6	4	3	2	2	0	0	0	0	1	40	72	6.75	2.000								

Pittsburgh Pirates @ Montreal Expos
Olympic Stadium, Montreal, QB
Tue Jul 24 1990, 7:05 PM EDT
Att: 24,444 - Unknown - 74 F

AB	38
R	5
H	12
RBI	5
BB	6
SO	7
LOB	18



Batter	1	2	3	4	5	6	7	8	9	AB	R	H	RBI	BB	SO	LOB	BOTTOM								
Delino DeShields, L (1,4) OBP: 0.390, SLG: 0.405	0-2 G1-3		1-2 E 1B		3-1 G6-3 1H 2B			2-1 F8		4	1	2	1	0	0	0									
Dave Martinez, L (1,8) OBP: 0.338, SLG: 0.467	1-0 G3-1		1-2 FC6-4 1B		1-2 G6-3			0-0 G6-4-3 1B		4	0	2	0	0	0	1									
Tim Raines, S (1,7) OBP: 0.372, SLG: 0.348	2-2 G5-3		1-2 FC6-4		2-3 K			0-0 G6-4-3		4	0	0	1	0	1	3									
Tim Wallach, R (1,5) OBP: 0.360, SLG: 0.529		2-3 K	0-0 G5-3		1-1 G6-3			2-2 G4-3		4	0	0	0	0	1	1									
Larry Walker, L (1,9) OBP: 0.310, SLG: 0.425		2-0 G6-3		2-1 F8		0-0 G3-1		0-3 K		4	0	0	0	0	1	0									
Andres Galarraga, R (1,3) OBP: 0.321, SLG: 0.424		3-2 1B		0-0 F8		0-2 G6-3		0-3 K		4	0	1	0	0	1	0									
Mike Fitzgerald, R (1,2) OBP: 0.356, SLG: 0.399		2-0 F7		1-3 K			3-2 L9			3	0	0	0	0	1	1									
Spike Owen, S (1,6) OBP: 0.351, SLG: 0.367			0-0 F7		2-2 G4-3			2-2 G4-3		3	0	0	0	0	0	0									
Kevin Gross, R (1,1) ERA: 3.07 Steve Frey, L (5,1) Mike Aldrete, L (5,PH) Bill Sampen, R (8,1) Otis Nixon, S (7,PH) Dale Mohoric, R (8,1)	0-1 FC6-4 1B		4-2 2B BB		3-3 K					1	1	1	0	0	0	0									
Inning Stats	R: 0 E: 0 K: 0 S: 7	H: 0 LOB: 0 BB: 0 P: 10	R: 0 E: 0 K: 1 S: 9	H: 1 LOB: 0 BB: 0 P: 18	R: 2 E: 1 K: 0 S: 13	H: 3 LOB: 1 BB: 0 P: 16	R: 0 E: 0 K: 1 S: 6	H: 0 LOB: 0 BB: 0 P: 9	R: 1 E: 0 K: 1 S: 19	H: 1 LOB: 1 BB: 1 P: 31	R: 0 E: 0 K: 0 S: 7	H: 0 LOB: 0 BB: 0 P: 8	R: 0 E: 0 K: 1 S: 11	H: 0 LOB: 0 BB: 0 P: 19	R: 0 E: 0 K: 0 S: 4	H: 1 LOB: 0 BB: 0 P: 6	R: 0 E: 0 K: 2 S: 11	H: 0 LOB: 0 BB: 0 P: 13	1B: 5 2B: 1 3B: 0 HR: 0	SF: 0 SAC: 0 DP: 1 HBP: 0	WP: 0 PB: 0 SB: 0 CS: 0	PA: 33			
PITCHER	IP	WLS	BF	H	R	ER	SO	BB	IBB	HBP	BLK	WP	HR	S	P	ERA	WHIP								
Doug Drabek, R (1,1) ERA: 3.07 Bob Patterson, L (8,1) Stan Belinda, R (9,1) ERA: 2.03	0.2	1	0	0	0	0	0	0	0	0	0	0	0	1	1	0.00	0.000								
Stan Belinda, R (9,1) ERA: 2.03	1.0	S	3	0	0	0	2	0	0	0	0	0	0	11	13	0.00	0.000								

Pittsburgh Pirates @ Montreal Expos
Olympic Stadium, Montreal, QB
Tue Jul 24 1990, 7:05 PM EDT
Att: 24,444 - Unknown - 74 F

AB	32
R	3
H	6
RBI	2
BB	1
SO	6
LOB	6



Batter	1	2	3	4	5	6	7	8	9	10	AB	R	H	RBI	BB	SO	LOB				
Dave Clark, L OBP: 0.315, SLG: 0.460 Bill Long, R	(1, 7) G1-4-3 BB		X 0-0 G3-1			X 1-2 G3		X 2-0 F8		X 1-0 23 1B	4	0	1	0	1	0	0				
23 Ryne Sandberg, R OBP: 0.363, SLG: 0.565	(1, 4) G1-4-3			X 2-2 G4-3		X 1-3 K		X 2-3 K		X 1-1 1B	5	0	1	1	0	2	1				
Mark Grace, L OBP: 0.338, SLG: 0.357	(1, 3) 2B			X 3-3 K		X 2-1 G4-3			X 1-3 K	X 3-2 P9	5	0	1	0	0	2	2				
Andre Dawson, R OBP: 0.388, SLG: 0.580	(1, 9) F8			X 1-1 HBP		X 1-1 G3		X 1-3 K	X 2-3 K		3	0	0	0	0	2	1				
Marvell Wynne, L OBP: 0.257, SLG: 0.343	(1, 8)	X 0-0 G4-3		X 1-1 G3		X 1-2 K		X 2-3 K	X 1-2 F7		4	0	0	0	0	1	1				
Curtis Wilkerson, S OBP: 0.257, SLG: 0.259	(1, 5)	X 2-0 F8			X 1-1 P8		X 0-1 1B		X 1-3 K		4	0	1	0	0	1	0				
Shawon Dunston, R OBP: 0.312, SLG: 0.460	(1, 6)	X 1-3 K			X 1-1 1B		X 1-2 1B	X 1-3 1B		X 4-2 G6-3 1B BB	3	1	2	0	1	1	0				
Joe Girardi, R OBP: 0.326, SLG: 0.386	(1, 2)		X 1-3 K		X 0-0 F9		X 0-0 P4		X 1-0 G6-3	X 1-3 1B	4	0	0	0	0	1	4				
Greg Maddux, R OBP: 0.140, SLG: 0.122 Gary Varsho, L OBP: 0.369, SLG: 0.500 Doug Dascenzo, S OBP: 0.291, SLG: 0.367	(1, 1) (10, PH) (10, 7)	X 0-0 G1-3			X 2-3 K		X 0-0 P3		X 2-1 1B 23 1B		3	0	0	0	0	1	1				
Inning Stats	R: 0 E: 0 K: 0 S: 10	H: 1 LOB: 1 BB: 1 P: 17	R: 0 E: 0 K: 1 S: 6	H: 0 LOB: 0 BB: 0 P: 9	R: 0 E: 0 K: 1 S: 6	H: 0 LOB: 0 BB: 0 P: 7	R: 0 E: 0 K: 1 S: 8	H: 1 LOB: 1 BB: 0 P: 12	R: 0 E: 0 K: 1 S: 8	H: 0 LOB: 0 BB: 0 P: 12	R: 0 E: 0 K: 2 S: 13	H: 2 LOB: 2 BB: 0 P: 16	R: 0 E: 0 K: 1 S: 7	H: 0 LOB: 0 BB: 0 P: 11	R: 0 E: 0 K: 2 S: 11	H: 0 LOB: 0 BB: 0 P: 15	R: 2 E: 0 K: 1 S: 16	H: 3 LOB: 2 BB: 1 P: 28	1B: 6 2B: 1 3B: 0 HR: 0	SF: 0 SAC: 0 DP: 1 HBP: 1	WP: 0 PA: 39 PB: 0 SB: 2 CS: 0
PITCHER	IP WLS BF H R ER SO BB IBB HBP BLK WP HR S P ERA WHIP	9.0 L 6 3 2 2 1 1 0 0 0 0 0 0 12 21 27.00 6.000	0.2 L 1 0 0 0 0 0 0 0 0 0 0 0 4 7 0.00 0.000	0.1 L 1 0 0 0 0 0 0 0 0 0 0 0 4 7 0.00 0.000	0.1 L 1 0 0 0 0 0 0 0 0 0 0 0 4 7 0.00 0.000	0.1 L 1 0 0 0 0 0 0 0 0 0 0 0 4 7 0.00 0.000	0.1 L 1 0 0 0 0 0 0 0 0 0 0 0 4 7 0.00 0.000	0.1 L 1 0 0 0 0 0 0 0 0 0 0 0 4 7 0.00 0.000	0.1 L 1 0 0 0 0 0 0 0 0 0 0 0 4 7 0.00 0.000	0.1 L 1 0 0 0 0 0 0 0 0 0 0 0 4 7 0.00 0.000	0.1 L 1 0 0 0 0 0 0 0 0 0 0 0 4 7 0.00 0.000	0.1 L 1 0 0 0 0 0 0 0 0 0 0 0 4 7 0.00 0.000	0.1 L 1 0 0 0 0 0 0 0 0 0 0 0 4 7 0.00 0.000	0.1 L 1 0 0 0 0 0 0 0 0 0 0 0 4 7 0.00 0.000	0.1 L 1 0 0 0 0 0 0 0 0 0 0 0 4 7 0.00 0.000	0.1 L 1 0 0 0 0 0 0 0 0 0 0 0 4 7 0.00 0.000	0.1 L 1 0 0 0 0 0 0 0 0 0 0 0 4 7 0.00 0.000	0.1 L 1 0 0 0 0 0 0 0 0 0 0 0 4 7 0.00 0.000	0.1 L 1 0 0 0 0 0 0 0 0 0 0 0 4 7 0.00 0.000	0.1 L 1 0 0 0 0 0 0 0 0 0 0 0 4 7 0.00 0.000	0.1 L 1 0 0 0 0 0 0 0 0 0 0 0 4 7 0.00 0.000

Chicago Cubs @ Montreal Expos
Olympic Stadium, Montreal, QB
Fri Jul 27 1990, 7:05 PM EDT
Att: 21,980 - Unknown

TOP

AB	R	H	RBI	BB	SO	LOB
36	2	7	2	2	11	10




Batter	1	2	3	4	5	6	7	8	9	10	AB	R	H	RBI	BB	SO	LOB			
Delino DeShields, L OBP: 0.389, SLG: 0.404	(1, 4) G2-3		X 1-0 F7			X 0-0 G6-3			X 3-2 L8-3		4	0	0	0	0	0	1			
Marquis Grissom, R OBP: 0.327, SLG: 0.351	(1, 9) G4-3 1B			X 2-0 G6-3		X 0-1 G6-4-3 1B			X 0-0 G1		4	0	2	0	0	0	0			
Tim Lincecum, S OBP: 0.372, SLG: 0.350	(1, 7) G4-3			X 1-2 F8		X 0-0 G6-4-3			X 0-0 L9		4	0	0	0	0	0	2			
Tim Lincecum, R OBP: 0.354, SLG: 0.515	(1, 5) G1-3			X 0-0 G3		X 3-3 K		X 3-2 K	X 3-2 F9		4	0	0	0	0	1	1			
Andres Galarraga, R OBP: 0.316, SLG: 0.414 Otis Nixon, S OBP: 0.333, SLG: 0.286 Mike Aldrete, L OBP: 0.389, SLG: 0.311	(1, 3) (8, PR) (8, 3)	X 1-3 K		X 0-0 G6-3		X 0-0 G6-3		X 1-1 SH1-4 HBP	X 2-1 L7		2	0	0	0	0	1	0			
Dave Martinez, L OBP: 0.342, SLG: 0.477	(1, 8) G4-3			X 2-0 G1		X 1-0 SH1-4		X 1-2 SH1-4			2	0	0	0	0	0	0			
Jerry Goff, L OBP: 0.347, SLG: 0.293	(1, 2) G4-3			X 2-1 G4-3		X 4-0 G6-3 IBB					2	0	0	0	1	0	0			
Spike Owen, S OBP: 0.348, SLG: 0.363 Tom Foley, L OBP: 0.327, SLG: 0.303	(1, 6) (8, PH) (9, 6)		X 0-3 K		X 0-0 F7		X 3-2 G6-3		X 1-2 G6-3		2	0	0	0	0	1	0			
Mark Gardner, R OBP: 0.132, SLG: 0.211 Wallace Johnson, S OBP: 0.269, SLG: 0.244 Bill Sampen, R Steve Frey, R	(1, 1) (9, PH) (10, 1) (10, 1)	X 1-3 K		X 0-3 K		X 0-3 K		X 1-2 E5		X 1-2 L8-3		2	0	0	0	0	2			
Inning Stats	R: 0 E: 0 K: 0 S: 8	H: 1 LOB: 1 BB: 0 P: 12	R: 0 E: 0 K: 1 S: 6	H: 0 LOB: 0 BB: 0 P: 8	R: 0 E: 0 K: 2 S: 8	H: 0 LOB: 0 BB: 0 P: 10	R: 0 E: 0 K: 0 S: 5	H: 0 LOB: 0 BB: 0 P: 8	R: 0 E: 0 K: 1 S: 4	H: 1 LOB: 1 BB: 0 P: 9	R: 0 E: 0 K: 0 S: 5	H: 0 LOB: 2 BB: 1 P: 14	R: 0 E: 1 K: 0 S: 7	H: 0 LOB: 0 BB: 0 P: 11	R: 0 E: 0 K: 0 S: 7	H: 0 LOB: 0 BB: 0 P: 12	1B: 2 2B: 1 3B: 0 HR: 0	SF: 0 SAC: 1 DP: 3 HBP: 1	WP: 0 PA: 32 PB: 0 SB: 0 CS: 0	
PITCHER	IP WLS BF H R ER SO BB IBB HBP BLK WP HR S P ERA WHIP	9.0 W 29 2 0 0 5 0 1 1 0 0 0 0 55 86 0.00 0.222	1.0 S 3 0 0 0 0 0 0 0 0 0 0 0 7 12 0.00 0.000	1.0 S 3 0 0 0 0 0 0 0 0 0 0 0 7 12 0.00 0.000	1.0 S 3 0 0 0 0 0 0 0 0 0 0 0 7 12 0.00 0.000	1.0 S 3 0 0 0 0 0 0 0 0 0 0 0 7 12 0.00 0.000	1.0 S 3 0 0 0 0 0 0 0 0 0 0 0 7 12 0.00 0.000	1.0 S 3 0 0 0 0 0 0 0 0 0 0 0 7 12 0.00 0.000	1.0 S 3 0 0 0 0 0 0 0 0 0 0 0 7 12 0.00 0.000	1.0 S 3 0 0 0 0 0 0 0 0 0 0 0 7 12 0.00 0.000	1.0 S 3 0 0 0 0 0 0 0 0 0 0 0 7 12 0.00 0.000	1.0 S 3 0 0 0 0 0 0 0 0 0 0 0 7 12 0.00 0.000	1.0 S 3 0 0 0 0 0 0 0 0 0 0 0 7 12 0.00 0.000	1.0 S 3 0 0 0 0 0 0 0 0 0 0 0 7 12 0.00 0.000	1.0 S 3 0 0 0 0 0 0 0 0 0 0 0 7 12 0.00 0.000	1.0 S 3 0 0 0 0 0 0 0 0 0 0 0 7 12 0.00 0.000	1.0 S 3 0 0 0 0 0 0 0 0 0 0 0 7 12 0.00 0.000	1.0 S 3 0 0 0 0 0 0 0 0 0 0 0 7 12 0.00 0.000	1.0 S 3 0 0 0 0 0 0 0 0 0 0 0 7 12 0.00 0.000	1.0 S 3 0 0 0 0 0 0 0 0 0 0 0 7 12 0.00 0.000

Chicago Cubs @ Montreal Expos
Olympic Stadium, Montreal, QB
Fri Jul 27 1990, 7:05 PM EDT
Att: 21,980 - Unknown

BOTTOM

AB	R	H	RBI	BB	SO	LOB
29	0	2	0	1	5	6



Batter	1	2	3	4	5	6	7	8	9	AB	R	H	RBI	BB	SO	LOB	TOP																					
Doug Dasenczo, S OBP: 0.288, SLG: 0.360 (1, 8)										5	0	1	0	0	0	3																						
23 Ryne Sandberg, R OBP: 0.363, SLG: 0.563 (1, 4)										5	2	2	0	0	0	1																						
Mark Grace, L OBP: 0.340, SLG: 0.358 (1, 3)										4	1	2	0	0	0	1																						
Andre Dawson, R OBP: 0.385, SLG: 0.574 (1, 9)										5	1	1	0	0	0	3																						
Dave Clark, L OBP: 0.326, SLG: 0.461 Domingo Ramos, R OBP: 0.293, SLG: 0.279 (7, PH)										2	1	1	1	1	1	0																						
Marvell Wynne, L OBP: 0.261, SLG: 0.343 (9, PH)										0	1	0	0	1	0	0																						
Luis Salazar, R OBP: 0.309, SLG: 0.405 (7, 7)										5	2	3	1	0	0	2																						
Shawon Dunston, R OBP: 0.316, SLG: 0.479 (1, 6)										5	2	3	5	0	0	2																						
Joe Girardi, R OBP: 0.324, SLG: 0.384 (1, 2)										4	0	1	2	0	0	2																						
Mike Bielecki, R OBP: 0.286, SLG: 0.231 Steve Wilson, L OBP: 0.189, SLG: 0.160 Dwight Smith, L OBP: 0.228, SLG: 0.382 Les Lancaster, R OBP: 0.289, SLG: 0.469 Paul Assenmacher, L OBP: 0.261, SLG: 0.368 Jeff Pico, R OBP: 0.251, SLG: 0.308 Gary Warsho, R OBP: 0.251, SLG: 0.308 Bill Long, R OBP: 0.251, SLG: 0.308 (1, 1)										0	0	0	0	0	0	0																						
Inning Stats	R: 0 E: 0 K: 0 S: 4	H: 1 LOB: 0 BB: 0 P: 5	R: 0 E: 0 K: 1 S: 9	H: 1 LOB: 0 BB: 0 P: 11	R: 0 E: 0 K: 0 S: 6	H: 0 LOB: 0 BB: 0 P: 6	R: 1 E: 1 K: 0 S: 12	H: 1 LOB: 1 BB: 0 P: 19	R: 1 E: 0 K: 0 S: 9	H: 2 LOB: 0 BB: 0 P: 11	R: 5 E: 0 K: 1 S: 15	H: 4 LOB: 0 BB: 1 P: 25	R: 0 E: 0 K: 0 S: 12	H: 2 LOB: 2 BB: 0 P: 20	R: 0 E: 0 K: 0 S: 5	H: 1 LOB: 2 BB: 1 P: 9	R: 3 E: 1 K: 0 S: 13	H: 2 LOB: 1 BB: 1 P: 25	1B: 11 2B: 3 3B: 3 HR: 0	SF: 1 SAC: 1 DP: 1 HBP: 0	WP: 0 PA: 45 PB: 0 SB: 0 CS: 1																	
PITCHER	IP	WLS	BF	H	R	ER	SO	BB	IBB	HBP	BLK	WP	HR	S	P	ERA	WHIP	PITCHER				IP	WLS	BF	H	R	ER	SO	BB	IBB	HBP	BLK	WP	HR	S	P	ERA	WHIP
Dennis Martinez, R ERA: 2.94 (1, 1)	5.1		25	9	7	6	1	0	1	0	0	0	0	51	71	10.12	1.688																					
Dale Mohorcic, R ERA: 3.39 (6, 1)	0.2		2	0	0	0	1	0	0	0	0	0	0	4	6	0.00	0.000																					
Steve Frey, L ERA: 3.21 (7, 1)	1.0		5	2	0	0	0	0	0	0	0	0	0	12	20	0.00	2.000																					
Tim Burke, R ERA: 3.57 (8, 1)	2.0	L	12	3	3	0	0	0	2	0	0	0	0	18	34	0.00	1.500																					

Chicago Cubs @ Montreal Expos
Olympic Stadium, Montreal, QB
Sat Jul 28 1990, 7:05 PM EDT
Att: 24,808 - Unknown



AB 39
R 10
H 14
RBI 9
BB 3
SO 2
LOB 17

Batter	1	2	3	4	5	6	7	8	9	AB	R	H	RBI	BB	SO	LOB	BOTTOM																					
Delino DeShields, L OBP: 0.392, SLG: 0.415 (1, 4)										5	0	3	2	0	0	1																						
Marquis Grissom, R OBP: 0.324, SLG: 0.345 (1, 9)										4	0	0	1	1	0	2																						
Tim Raines, S OBP: 0.379, SLG: 0.364 (1, 7)										3	1	2	1	1	0	0																						
Tim Wallach, R OBP: 0.354, SLG: 0.518 (1, 5)										5	0	2	0	0	0	6																						
Andres Galarraga, R OBP: 0.315, SLG: 0.411 (1, 3)										5	1	1	0	0	1	2																						
Dave Martinez, L OBP: 0.348, SLG: 0.482 Tim Burke, R OBP: 0.333, SLG: 0.333 Mike Aldrete, L OBP: 0.356, SLG: 0.308 (9, PH)										4	2	3	0	0	0	1																						
Mike Fitzgerald, R OBP: 0.356, SLG: 0.395 (1, 2)										4	2	2	1	1	0	1																						
Tom Foley, L OBP: 0.320, SLG: 0.297 Spike Owen, S OBP: 0.346, SLG: 0.360 (6, PH)										2	0	0	0	0	0	3																						
Dennis Martinez, R OBP: 0.122, SLG: 0.125 Dale Mohorcic, R OBP: 0.283, SLG: 0.261 Steve Frey, R OBP: 0.331, SLG: 0.286 (8, 8)										0	0	0	1	0	0	0																						
Inning Stats	R: 1 E: 0 K: 0 S: 9	H: 2 LOB: 1 BB: 0 P: 16	R: 2 E: 0 K: 0 S: 14	H: 3 LOB: 1 BB: 0 P: 26	R: 0 E: 0 K: 1 S: 8	H: 1 LOB: 1 BB: 0 P: 12	R: 0 E: 0 K: 0 S: 11	H: 0 LOB: 1 BB: 1 P: 15	R: 0 E: 0 K: 0 S: 8	H: 1 LOB: 0 BB: 0 P: 12	R: 4 E: 0 K: 1 S: 21	H: 5 LOB: 2 BB: 0 P: 33	R: 0 E: 0 K: 0 S: 6	H: 1 LOB: 0 BB: 0 P: 6	R: 0 E: 0 K: 0 S: 13	H: 1 LOB: 3 BB: 2 P: 25	R: 0 E: 0 K: 0 S: 5	H: 0 LOB: 0 BB: 0 P: 9	1B: 10 2B: 2 3B: 1 HR: 1	SF: 0 SAC: 2 DP: 1 HBP: 1	WP: 0 PA: 43 PB: 0 SB: 2 CS: 1																	
PITCHER	IP	WLS	BF	H	R	ER	SO	BB	IBB	HBP	BLK	WP	HR	S	P	ERA	WHIP	PITCHER				IP	WLS	BF	H	R	ER	SO	BB	IBB	HBP	BLK	WP	HR	S	P	ERA	WHIP
Mike Bielecki, R ERA: 5.68 Steve Wilson, L ERA: 4.52 Les Lancaster, R ERA: 4.42 Paul Assenmacher, L ERA: 3.58 Jeff Pico, R ERA: 4.44 (1, 1)	1.2		10	5	3	3	0	0	0	0	0	0	0	25	36	0.00	0.857																					
Bill Long, R ERA: 3.71 (8, 1)	2.0		9	1	1	1	17	0	0	0	0	0	0	13	22	27.00	4.000																					

Chicago Cubs @ Montreal Expos
Olympic Stadium, Montreal, QB
Sat Jul 28 1990, 7:05 PM EDT
Att: 24,808 - Unknown



AB 37
R 7
H 14
RBI 7
BB 3
SO 2
LOB 18

Batter	1	2	3	4	5	6	7	8	9	AB	R	H	RBI	BB	SO	LOB	TOP	
Daryl Boston, L OBP: 0.347, SLG: 0.488 Alejandro Pena, R OBP: 0.500, SLG: 0.333										5	0	0	0	0	2	2		
Dave Magadan, L OBP: 0.425, SLG: 0.486										4	2	3	0	1	0	0		
Gregg Jefferies, S OBP: 0.360, SLG: 0.489										5	1	2	1	0	0	3		
Darryl Strawberry, L OBP: 0.380, SLG: 0.535										3	0	0	1	1	1	1		
Kevin McReynolds, R OBP: 0.370, SLG: 0.440										4	1	4	1	0	0	0		
Howard Johnson, S OBP: 0.312, SLG: 0.444										4	0	1	0	1	1	5		
Mackey Sasser, L OBP: 0.379, SLG: 0.500 Orlando Mercado, R OBP: 0.292, SLG: 0.369										4	0	1	0	0	0	3		
Kevin Elster, R OBP: 0.272, SLG: 0.365										3	0	1	1	1	0	2		
Sid Fernandez, L Wally Whitehurst, R Julio Machado, R Mark Carreon, R										1	0	0	0	0	0	1		
Inning Stats	R: 0 H: 1 E: 0 K: 2 S: 16	WLS: 1 BF: 27 LOB: 0 P: 22	H: 2 R: 2 ER: 2 SO: 4 BB: 1 IBB: 0 HBP: 1 BLK: 0	R: 1 H: 2 E: 0 K: 1 S: 11	H: 2 R: 2 ER: 2 SO: 4 BB: 1 IBB: 0 HBP: 1 BLK: 0	R: 0 H: 1 E: 0 K: 0 S: 6	H: 1 R: 1 ER: 1 SO: 4 BB: 1 IBB: 0 HBP: 0 BLK: 0	R: 0 H: 2 E: 0 K: 1 S: 14	H: 1 R: 2 ER: 1 SO: 16 BB: 1 IBB: 0 HBP: 1 BLK: 0	R: 1 H: 2 E: 0 K: 0 S: 12	H: 2 R: 2 ER: 2 SO: 21 BB: 1 IBB: 0 HBP: 1 BLK: 0	1B: 7 2B: 4 3B: 0 HR: 1	SF: 1 SAC: 1 DP: 1 HBP: 1	WP: 0 PA: 43 PB: 0 SB: 1 CS: 0				
PITCHER	IP: 6.0 WLS: 1 BF: 27 LOB: 0 P: 22 ERA: 3.01	WLS: 1 BF: 27 LOB: 0 P: 22 ERA: 3.01	H: 2 R: 2 ER: 2 SO: 4 BB: 1 IBB: 0 HBP: 1 BLK: 0 WP: 0 HR: 1 S: 60 P: 99 ERA: 3.00 WHIP: 1.500	H: 2 R: 2 ER: 2 SO: 4 BB: 1 IBB: 0 HBP: 1 BLK: 0 WP: 0 HR: 1 S: 33 P: 57 ERA: 6.75 WHIP: 2.625	H: 2 R: 2 ER: 2 SO: 4 BB: 1 IBB: 0 HBP: 0 BLK: 0 WP: 0 HR: 0 S: 3 P: 4 ERA: 0.00 WHIP: 0.000	IP: 6.0 WLS: 1 BF: 27 LOB: 0 P: 22 ERA: 3.01	IP: 6.0 WLS: 1 BF: 27 LOB: 0 P: 22 ERA: 3.01	IP: 6.0 WLS: 1 BF: 27 LOB: 0 P: 22 ERA: 3.01	IP: 6.0 WLS: 1 BF: 27 LOB: 0 P: 22 ERA: 3.01	IP: 6.0 WLS: 1 BF: 27 LOB: 0 P: 22 ERA: 3.01	IP: 6.0 WLS: 1 BF: 27 LOB: 0 P: 22 ERA: 3.01	IP: 6.0 WLS: 1 BF: 27 LOB: 0 P: 22 ERA: 3.01	IP: 6.0 WLS: 1 BF: 27 LOB: 0 P: 22 ERA: 3.01	IP: 6.0 WLS: 1 BF: 27 LOB: 0 P: 22 ERA: 3.01	IP: 6.0 WLS: 1 BF: 27 LOB: 0 P: 22 ERA: 3.01	IP: 6.0 WLS: 1 BF: 27 LOB: 0 P: 22 ERA: 3.01	IP: 6.0 WLS: 1 BF: 27 LOB: 0 P: 22 ERA: 3.01	IP: 6.0 WLS: 1 BF: 27 LOB: 0 P: 22 ERA: 3.01

New York Mets @ Montreal Expos
Olympic Stadium, Montreal, QB
Tue Jul 31 1990, 7:05 PM EDT
Att: 24,386 - Unknown - 70 F

AB	36
R	4
H	12
RBI	4
BB	4
SO	5
LOB	22



Batter	1	2	3	4	5	6	7	8	9	AB	R	H	RBI	BB	SO	LOB	BOTTOM	
Delino DeShields, L OBP: 0.390, SLG: 0.411										5	1	2	2	0	0	4		
Marquis Grissom, R OBP: 0.322, SLG: 0.351										4	1	1	1	0	0	1		
Tim Raines, S OBP: 0.378, SLG: 0.367										2	1	1	1	1	0	0		
Tim Wallach, R OBP: 0.352, SLG: 0.518										4	0	0	0	0	3	3		
Andres Galarraga, R OBP: 0.313, SLG: 0.415										4	1	2	1	0	1	0		
Mike Fitzgerald, R OBP: 0.359, SLG: 0.409										3	1	1	1	0	2	1		
Dave Martinez, L OBP: 0.347, SLG: 0.474										3	1	1	0	1	0	0		
Spike Owen, S OBP: 0.344, SLG: 0.354										2	1	0	0	2	0	2		
Oil Can Boyd, R OBP: 0.077, SLG: 0.077 Wallace Johnson, S OBP: 0.278, SLG: 0.255 Bill Sampen, R Tim Burke, R										1	0	0	0	0	1	0		
Inning Stats	R: 2 H: 2 E: 0 K: 2 S: 16	H: 4 R: 5 ER: 5 SO: 2 BB: 1 IBB: 0 HBP: 1 BLK: 0	R: 0 H: 0 E: 0 K: 1 S: 7	H: 0 R: 0 ER: 0 SO: 10 BB: 0 IBB: 0 HBP: 0 BLK: 0	R: 0 H: 0 E: 0 K: 1 S: 7	H: 0 R: 0 ER: 0 SO: 9 BB: 0 IBB: 0 HBP: 0 BLK: 0	R: 0 H: 1 E: 0 K: 1 S: 21	H: 1 R: 1 ER: 1 SO: 31 BB: 1 IBB: 0 HBP: 0 BLK: 0	R: 1 H: 1 E: 0 K: 2 S: 11	H: 1 R: 2 ER: 1 SO: 21 BB: 1 IBB: 0 HBP: 1 BLK: 0	R: 0 H: 0 E: 1 K: 0 S: 6	H: 0 R: 1 ER: 1 SO: 14 BB: 1 IBB: 0 HBP: 1 BLK: 0	1B: 5 2B: 0 3B: 1 HR: 2	SF: 1 SAC: 1 DP: 1 HBP: 1	WP: 0 PA: 37 PB: 0 SB: 3 CS: 0			
PITCHER	IP: 1.2 WLS: 1 BF: 12 LOB: 0 P: 24 ERA: 3.54	IP: 1.2 WLS: 1 BF: 12 LOB: 0 P: 24 ERA: 3.54	H: 4 R: 5 ER: 5 SO: 2 BB: 1 IBB: 0 HBP: 1 BLK: 0 WP: 0 HR: 0 S: 28 P: 44 ERA: 0.00 WHIP: 4.200	H: 0 R: 0 ER: 0 SO: 10 BB: 0 IBB: 0 HBP: 0 BLK: 0 WP: 0 HR: 0 S: 32 P: 52 ERA: 9.00 WHIP: 2.000	H: 0 R: 0 ER: 0 SO: 9 BB: 0 IBB: 0 HBP: 0 BLK: 0 WP: 0 HR: 0 S: 6 P: 14 ERA: 0.00 WHIP: 1.000	IP: 1.2 WLS: 1 BF: 12 LOB: 0 P: 24 ERA: 3.54	IP: 1.2 WLS: 1 BF: 12 LOB: 0 P: 24 ERA: 3.54	IP: 1.2 WLS: 1 BF: 12 LOB: 0 P: 24 ERA: 3.54	IP: 1.2 WLS: 1 BF: 12 LOB: 0 P: 24 ERA: 3.54	IP: 1.2 WLS: 1 BF: 12 LOB: 0 P: 24 ERA: 3.54	IP: 1.2 WLS: 1 BF: 12 LOB: 0 P: 24 ERA: 3.54	IP: 1.2 WLS: 1 BF: 12 LOB: 0 P: 24 ERA: 3.54	IP: 1.2 WLS: 1 BF: 12 LOB: 0 P: 24 ERA: 3.54	IP: 1.2 WLS: 1 BF: 12 LOB: 0 P: 24 ERA: 3.54	IP: 1.2 WLS: 1 BF: 12 LOB: 0 P: 24 ERA: 3.54	IP: 1.2 WLS: 1 BF: 12 LOB: 0 P: 24 ERA: 3.54	IP: 1.2 WLS: 1 BF: 12 LOB: 0 P: 24 ERA: 3.54	IP: 1.2 WLS: 1 BF: 12 LOB: 0 P: 24 ERA: 3.54

New York Mets @ Montreal Expos
Olympic Stadium, Montreal, QB
Tue Jul 31 1990, 7:05 PM EDT
Att: 24,386 - Unknown - 70 F

AB	30
R	7
H	8
RBI	6
BB	4
SO	8
LOB	14



Batter	1	2	3	4	5	6	7	8	9	AB	R	H	RBI	BB	SO	LOB	TOP					
Howard Johnson, S OBP: 0.311, SLG: 0.441 (1, 5)										5	1	1	0	0	1	3						
Dave Magadan, L OBP: 0.317, SLG: 0.479 (1, 3)										4	1	2	0	0	1	1						
Gregg Jefferies, S OBP: 0.361, SLG: 0.492 (1, 4)										4	1	1	1	0	1	2						
Darryl Strawberry, L OBP: 0.381, SLG: 0.542 (1, 9)										4	1	2	3	0	0	1						
Kevin McReynolds, R OBP: 0.371, SLG: 0.447 (1, 7)										4	1	1	1	0	2	2						
Mackey Sasser, L OBP: 0.378, SLG: 0.500 (1, 2)										4	0	2	0	0	0	0						
Daryl Boston, L OBP: 0.351, SLG: 0.488 (1, 8)										4	0	2	0	0	1	1	AB 36					
Mario Diaz, R OBP: 0.176, SLG: 0.250 (1, 6)										4	0	0	0	0	1	3	R 5					
Frank Viola, L OBP: 0.125, SLG: 0.125 (1, 1)										3	0	0	0	0	1	2	H 11					
Inning Stats	R: 0 E: 0 K: 1 S: 12	H: 0 LOB: 0 BB: 0 P: 17	R: 0 E: 0 K: 1 S: 10	H: 0 LOB: 0 BB: 0 P: 17	R: 0 E: 0 K: 1 S: 6	H: 1 LOB: 1 BB: 0 P: 11	R: 0 E: 0 K: 0 S: 11	H: 1 LOB: 1 BB: 0 P: 14	R: 0 E: 0 K: 0 S: 8	H: 1 LOB: 0 BB: 0 P: 11	R: 2 E: 0 K: 2 S: 18	H: 3 LOB: 1 BB: 0 P: 24	R: 0 E: 0 K: 1 S: 10	H: 2 LOB: 2 BB: 0 P: 14	R: 3 E: 0 K: 1 S: 18	H: 3 LOB: 0 BB: 0 P: 27	R: 0 E: 0 K: 1 S: 7	H: 0 LOB: 0 BB: 0 P: 11	1B: 6 2B: 2 3B: 1 HR: 2	SF: 0 SAC: 1 DP: 1 HBP: 0	WP: 0 PB: 0 SB: 1 CS: 0	PA: 37
PITCHER	IP WLS BF H R ER SO BB IBB HBP BLK WP HR S P ERA WHIP																					
Dennis Martinez, R ERA: 3.08 (1, 1)	7.1 L 32 11 5 5 6 0 0 0 0 0 2 85 125 6.14 1.500																					
Mel Rojas, R ERA: (8, 1)	1.2 5 0 0 0 2 0 0 0 0 0 0 15 21 0.00 0.000																					

New York Mets @ Montreal Expos
Olympic Stadium, Montreal, QB
Thu Aug 02 1990, 3:33 AM EDT
Att: 32,507 - Dome - 80 F

livebaseballscores.com



Batter	1	2	3	4	5	6	7	8	9	AB	R	H	RBI	BB	SO	LOB	BOTTOM			
Delino DeShields, L OBP: 0.388, SLG: 0.408 (1, 4)										4	0	2	1	0	1	1				
Otis Nixon, S OBP: 0.324, SLG: 0.280 (1, 8)										4	0	0	0	0	2	4				
Tim Raines, S OBP: 0.373, SLG: 0.365 (1, 7)										4	0	0	0	0	1	3				
Tim Wallach, R OBP: 0.349, SLG: 0.511 (1, 5)										4	0	1	0	0	0	1				
Andres Galarraga, R OBP: 0.311, SLG: 0.419 (1, 3)										4	0	0	0	0	3	1				
Marquis Grissom, R OBP: 0.314, SLG: 0.341 (1, 9)										4	0	0	0	0	0	1				
Mike Fitzgerald, R OBP: 0.354, SLG: 0.402 (1, 2)										4	0	1	0	0	0	1	AB 32			
Spike Owen, S OBP: 0.348, SLG: 0.359 (1, 6)										2	1	2	0	1	0	0	R 1			
Dennis Martinez, R OBP: 0.118, SLG: 0.120 (1, 1)										2	0	0	0	0	0	3	H 6			
Mel Rojas, R ERA: (8, 1)										0	0	0	0	0	0	0	RBI 1			
Inning Stats	R: 0 E: 0 K: 0 S: 6	H: 0 LOB: 0 BB: 0 P: 9	R: 0 E: 0 K: 1 S: 9	H: 0 LOB: 0 BB: 0 P: 15	R: 1 E: 0 K: 1 S: 10	H: 3 LOB: 2 BB: 0 P: 12	R: 0 E: 0 K: 1 S: 11	H: 1 LOB: 1 BB: 0 P: 17	R: 0 E: 0 K: 2 S: 8	H: 0 LOB: 0 BB: 0 P: 11	R: 0 E: 0 K: 0 S: 7	H: 0 LOB: 1 BB: 1 P: 15	R: 0 E: 0 K: 1 S: 12	H: 1 LOB: 1 BB: 0 P: 17	R: 0 E: 0 K: 0 S: 6	H: 0 LOB: 0 BB: 0 P: 9	1B: 4 2B: 2 3B: 0 HR: 0	SF: 0 SAC: 1 DP: 0 HBP: 0	WP: 0 PB: 0 SB: 1 CS: 0	PA: 34
PITCHER	IP WLS BF H R ER SO BB IBB HBP BLK WP HR S P ERA WHIP																			
Frank Viola, L ERA: 2.28 (1, 1)	9.0 W 34 6 1 1 7 1 0 0 0 0 0 82 122 1.00 0.778																			

New York Mets @ Montreal Expos
Olympic Stadium, Montreal, QB
Thu Aug 02 1990, 3:33 AM EDT
Att: 32,507 - Dome - 80 F

livebaseballscores.com



Batter	1	2	3	4	5	6	7	8	9	AB	R	H	RBI	BB	SO	LOB	TOP									
Delino DeShields, L OBP: 0.386, SLG: 0.404	2-2 P5-3 HBP		1-1 F7		1-0 G3		1-3 K			3	0	0	0	0	1	3										
Dave Martinez, L OBP: 0.344, SLG: 0.467	1-2 P5-3		0-2 G6-3			2-2 1B FC4-6	1-1 G1-3			4	1	1	0	0	0	2										
Tim Raines, S OBP: 0.371, SLG: 0.362	0-0 G5-3			1-0 G4-3		1-2 FC4-6 1B		1-0 G4-3		2	0	0	0	0	0	0										
Mike Aldrete, L OBP: 0.391, SLG: 0.318										2	0	1	0	0	0	0										
Tim Wallach, R OBP: 0.348, SLG: 0.509		2-1 G6-3		2-1 F8		2-1 FC4-6 HR		0-3 K		2	0	0	0	0	0	0										
Junior Noboa, R OBP: 0.279, SLG: 0.321										2	1	0	1	0	1	1										
Andres Galarraga, R OBP: 0.310, SLG: 0.416		0-0 L3		1-3 K		1-3 K		0-0 G6-3		2	0	0	0	0	1	0										
Wallace Johnson, S OBP: 0.281, SLG: 0.245										2	0	0	0	0	1	1										
Larry Walker, L OBP: 0.308, SLG: 0.426		4-2 BB		1-0 P5		0-0 HR		2-1 1B		3	1	2	2	1	0	0										
Tom Foley, L OBP: 0.289, SLG: 0.289		0-0 F8		1-0 L7		1-0 F8		3-2 P3		3	0	0	0	0	0	1										
Mel Rojas, R										0	0	0	0	0	0	0										
Bill Sampen, R										0	0	0	0	0	0	0										
Marquis Grissom, R OBP: 0.312, SLG: 0.339										1	0	0	0	0	0	1										
Jerry Goff, L OBP: 0.373, SLG: 0.380			3-1 HR		4-1 1B BB		1-0 1B		3-3 K	3	1	2	1	1	1	1										
Mark Gardner, R OBP: 0.132, SLG: 0.211			0-1 G6-3		0-0 1B		1-3 K		1-1 F9	0	0	0	0	0	0	0										
Dale Mohoric, R OBP: 0.200, SLG: 0.200										2	0	1	0	0	0	0										
Spike Owen, S OBP: 0.346, SLG: 0.357										2	0	0	0	0	1	2										
Inning Stats	R: 0 E: 0 K: 0 S: 7	H: 0 LOB: 0 BB: 0 P: 10	R: 0 E: 0 K: 0 S: 6	H: 0 LOB: 1 BB: 1 P: 12	R: 1 E: 0 K: 0 S: 10	H: 1 LOB: 0 BB: 0 P: 14	R: 0 E: 0 K: 1 S: 6	H: 0 LOB: 0 BB: 0 P: 10	R: 0 E: 0 K: 0 S: 5	H: 1 LOB: 2 BB: 1 P: 12	R: 3 E: 0 K: 1 S: 14	H: 3 LOB: 0 BB: 0 P: 21	R: 0 E: 0 K: 2 S: 11	H: 1 LOB: 1 BB: 0 P: 15	R: 0 E: 0 K: 1 S: 5	H: 0 LOB: 0 BB: 0 P: 6	R: 0 E: 0 K: 1 S: 10	H: 1 LOB: 1 BB: 0 P: 19	1B: 5 2B: 1 3B: 0 HR: 2	SF: 0 SAC: 0 DP: 1 HBP: 1	WP: 0 PB: 0 SB: 0 CS: 0	PA: 36				
PITCHER	IP	WLS	BF	H	R	ER	SO	BB	IBB	HBP	BLK	WP	HR	S	P	ERA	WHIP									
Mike Harkey, R ERA: 3.94	(1, 1)	5.2	W	24	5	4	4	2	2	0	1	0	0	2	47	77	6.35	1.235								
Paul Assenmacher, L ERA: 3.51	(6, 1)	2.1		8	1	0	0	3	0	0	0	0	0	17	23	0.00	0.429									
Mitch Williams, L ERA: 2.21	(9, 1)	1.0		4	1	0	0	1	0	0	0	0	0	10	19	0.00	1.000									

Montreal Expos @ Chicago Cubs
Wrigley Field, Chicago, IL
Fri Aug 03 1990, 3:33 AM CDT
Att: 33,318 - Sunny

AB 33
R 4
H 7
RBI 4
BB 2
SO 6
LOB 12



Batter	1	2	3	4	5	6	7	8	9	AB	R	H	RBI	BB	SO	LOB	BOTTOM									
Jerome Walton, R OBP: 0.367, SLG: 0.327	2-2 1B G6-3		4-2 1B BB		1-0 E5 1B FC4-6	2-3 K		2-2 1B		5	2	2	0	1	1	2										
23 Ryne Sandberg, R OBP: 0.356, SLG: 0.545	4-2 2B BB	1-0 1B 2B	2-1 L7		1-2 FC4-6 1B	1-0 G6-3		1-3 1B		4	2	2	0	1	0	1										
Mark Grace, L OBP: 0.353, SLG: 0.371	0-0 F8 1H 3H	3-2 1B PB	2-2 F7		1-1 FC4-6 1B	4-0 G1-3 BB		4-2 BB		4	2	3	2	1	0	1										
Andre Dawson, R OBP: 0.391, SLG: 0.581	2-0 F8	1-1 1B PB	1-2 1B		0-0 FC4-6	4-2 G1-3 BB		1-2 BB		1	0	0	0	0	0	1										
Dwight Smith, L OBP: 0.333, SLG: 0.381	2-3 F8	1-3 1B PB	1-3 1B		1-2 FC4-6 G1-3	4-2 G1-3 BB		1-2 BB		3	0	2	2	1	0	2										
Dave Clark, L OBP: 0.310, SLG: 0.453	1-3 K	1-2 FC5 HBP	2-3 K		0-2 G1-6-3	0-1 G1-3		0-1 G1-3		4	0	1	0	0	2	5										
Paul Assenmacher, L		1-3 1B			1-2 G1-6-3	1-2 G1-3				1	0	0	0	0	0	2										
Mitch Williams, L					1-2 G1-6-3	1-2 G1-3				0	0	0	0	0	0	0										
Luis Salazar, R OBP: 0.317, SLG: 0.433	1-1 2B 1B	1-2 1B HBP		2-0 2B	0-0 HR	1-2 F9				4	2	3	2	0	0	2										
Shawon Dunston, R OBP: 0.311, SLG: 0.466	2-2 2B 2B	0-0 P4		2-0 P5	1-3 K	0-1 L6				5	1	1	1	0	1	4										
Joe Girardi, R OBP: 0.326, SLG: 0.388	4-0 2B IBB	1-3 K		0-0 P6	3-2 K	1-0 G1-3				4	1	1	0	1	1	4										
Mike Harkey, R OBP: 0.293, SLG: 0.375	0-1 2B	0-1 FC5		0-0 G4-3	1-1 P6	1-2 1B				3	0	1	2	0	0	4										
Doug Dascenzo, S OBP: 0.272, SLG: 0.333	1-1 2B	2-3 1B								2	0	1	0	0	0	1										
Inning Stats	R: 6 E: 0 K: 1 S: 19	H: 5 LOB: 1 BB: 2 P: 35	R: 2 E: 0 K: 1 S: 19	H: 4 LOB: 3 BB: 0 P: 27	R: 0 E: 0 K: 1 S: 14	H: 1 LOB: 2 BB: 1 P: 25	R: 0 E: 0 K: 0 S: 4	H: 1 LOB: 0 BB: 0 P: 8	R: 1 E: 0 K: 0 S: 10	H: 2 LOB: 1 BB: 0 P: 13	R: 1 E: 0 K: 2 S: 13	H: 2 LOB: 1 BB: 0 P: 20	R: 0 E: 0 K: 0 S: 9	H: 0 LOB: 2 BB: 2 P: 19	R: 0 E: 0 K: 0 S: 10	H: 2 LOB: 2 BB: 0 P: 14	1B: 10 2B: 6 3B: 0 HR: 1	SF: 0 SAC: 0 DP: 1 HBP: 1	WP: 1 PB: 1 SB: 2 CS: 0	PA: 46						
PITCHER	IP	WLS	BF	H	R	ER	SO	BB	IBB	HBP	BLK	WP	HR	S	P	ERA	WHIP									
Mark Gardner, R ERA: 2.89	(1, 1)	1.0	L	12	7	8	8	1	1	0	0	0	0	23	43	72.00	8.000									
Dale Mohoric, R ERA: 2.7	(2, 1)	4.0		20	6	1	0	2	1	0	1	0	0	43	65	0.00	1.750									
Mel Rojas, R ERA: 2.08	(6, 1)	2.0		10	2	1	1	2	2	0	0	0	0	1	22	39	4.50	2.000								
Bill Sampen, R ERA: 3.25	(8, 1)	1.0		4	2	0	0	0	0	0	0	0	0	10	14	0.00	2.000									

Montreal Expos @ Chicago Cubs
Wrigley Field, Chicago, IL
Fri Aug 03 1990, 3:33 AM CDT
Att: 33,318 - Sunny

AB 40
R 10
H 17
RBI 9
BB 5
SO 5
LOB 29



Batter	1	2	3	4	5	6	7	8	9	AB	R	H	RBI	BB	SO	LOB	TOP				
Delino DeShields, L (1.4) OBP: 0.384, SLG: 0.402	P7		FC5-4 1B		P8		F7			4	0	1	0	0	0	1					
Dave Martinez, L (1.8) OBP: 0.338, SLG: 0.459	G4-3		FC5-4 1-2		F8			G3		4	0	0	0	0	0	2					
Tim Raines, S (1.7) OBP: 0.367, SLG: 0.357	L7		G4-1		G6-3			F8		4	0	0	0	0	0	2					
Tim Wallach, R (1.5) OBP: 0.349, SLG: 0.511 Junior Noboa, R (8.5) OBP: 0.279, SLG: 0.321			1B 2B		G5-4-3 1B			F8		4	1	2	0	0	0	0					
Andres Galarraga, R (1.3) OBP: 0.307, SLG: 0.412	G5-3		G5-4-3 1-2		G5-3			G5-3		4	0	0	0	0	0	2					
Larry Walker, L (1.9) OBP: 0.317, SLG: 0.443	S 2H 1B		1B BB		1B			HR		3	1	3	2	1	0	0					
Mike Fitzgerald, R (1.2) OBP: 0.352, SLG: 0.399	P8 1-2		1B		G5-3			G6-3		4	0	1	0	0	0	2					
Spike Owen, S (1.6) OBP: 0.345, SLG: 0.356	K 2-3		L7		L7			1B		4	0	1	0	0	1	3					
Kevin Gross, R (1.1) OBP: 0.220, SLG: 0.375 Scott Anderson, R (6.1)			F4					G4-3		2	0	1	0	0	0	0					
Mike Aldrete, L (9. PH) OBP: 0.388, SLG: 0.315										1	0	0	0	0	1	0					
Inning Stats	R: 0 E: 0 K: 0 S: 6	H: 0 LOB: 0 BB: 0 P: 11	R: 1 E: 0 K: 1 S: 13	H: 2 LOB: 1 BB: 0 P: 20	R: 0 E: 0 K: 0 S: 8	H: 1 LOB: 1 BB: 0 P: 14	R: 0 E: 0 K: 0 S: 7	H: 2 LOB: 2 BB: 1 P: 14	R: 0 E: 0 K: 0 S: 9	H: 1 LOB: 1 BB: 0 P: 16	R: 0 E: 0 K: 1 S: 10	H: 0 LOB: 0 BB: 0 P: 15	R: 0 E: 0 K: 0 S: 15	H: 0 LOB: 0 BB: 0 P: 21	R: 1 E: 0 K: 0 S: 11	H: 2 LOB: 1 BB: 0 P: 17	1B: 7 2B: 1 3B: 0 HR: 1	SF: 0 SAC: 0 DP: 1 HBP: 0	WP: 0 PB: 0 SB: 2 CS: 0	PA: 36	
PITCHER	IP	WLS	BF	H	R	ER	SO	BB	IBB	HBP	BLK	WP	HR	S	P	ERA	WHIP				
Shawn Boskie, R (1.1) ERA: 3.69	6.0	W	25	7	1	1	1	1	0	0	0	0	0	50	86	1.50	1.333				
Steve Wilson, L (7.1) ERA: 4.66	2.0		6	0	0	0	1	0	0	0	0	0	0	25	36	0.00	0.000				
Bill Long, R (9.1) ERA: 3.83	1.0		5	2	1	1	0	0	0	0	0	0	1	11	17	9.00	2.000				

Montreal Expos @ Chicago Cubs
Wrigley Field, Chicago, IL
Sat Aug 04 1990, 7:05 PM CDT
Att: 35,176 - Unknown - 78 F

AB	35
R	2
H	9
RBI	2
BB	1
SO	2
LOB	13



Batter	1	2	3	4	5	6	7	8	9	AB	R	H	RBI	BB	SO	LOB	BOTTOM				
Jerome Walton, R (1.8) OBP: 0.367, SLG: 0.326	23 E 1B		G5-3		K			23 2B BB		4	2	1	0	1	2	1					
23 Ryne Sandberg, R (1.4) OBP: 0.361, SLG: 0.551	E8 1B		E7 G6-3 1B		S HR 1B			G4-3		5	4	4	0	0	0	0					
Mark Grace, L (1.3) OBP: 0.353, SLG: 0.370	G4-3 2H 3H 1B		L8		F9			G4-3		4	1	1	2	1	0	2					
Andre Dawson, R (1.9) OBP: 0.392, SLG: 0.592 Dwight Smith, L (7.9) OBP: 0.336, SLG: 0.383	G4-3		G6-3		HR			G3 2B		4	1	2	5	0	0	2					
Dave Clark, L (1.7) OBP: 0.322, SLG: 0.477	F9		S 1B		1B			G3		1	1	1	0	0	0	0					
Luis Salazar, R (1.5) OBP: 0.316, SLG: 0.427 Curtis Wilkerson, S (7.5) OBP: 0.255, SLG: 0.257	G6-3		1B BB		F8			K		3	0	0	0	1	1	3					
Shawn Dunston, R (1.6) OBP: 0.313, SLG: 0.467 Steve Wilson, L (7.1) OBP: 0.192, SLG: 0.160 Bill Long, R (9.1)	G4-3 S 1B		S 1B		K			L4		4	0	2	1	0	1	1					
Joe Girardi, R (1.2) OBP: 0.325, SLG: 0.384	G6-3		G6-3		G6-3			G5-3		3	0	0	0	1	0	1					
Shawn Boskie, R (1.1) OBP: 0.222, SLG: 0.306 Domingo Ramos, R (7.6) OBP: 0.291, SLG: 0.277	G4-3		P5		G6-3			G6-3		3	0	0	0	0	0	4					
Inning Stats	R: 2 E: 1 K: 0 S: 13	H: 3 LOB: 1 BB: 0 P: 23	R: 0 E: 0 K: 0 S: 10	H: 1 LOB: 1 BB: 0 P: 14	R: 2 E: 1 K: 0 S: 14	H: 3 LOB: 3 BB: 2 P: 26	R: 2 E: 0 K: 1 S: 12	H: 3 LOB: 1 BB: 0 P: 21	R: 0 E: 0 K: 1 S: 9	H: 0 LOB: 0 BB: 0 P: 14	R: 3 E: 0 K: 1 S: 9	H: 2 LOB: 1 BB: 2 P: 21	R: 0 E: 0 K: 1 S: 8	H: 0 LOB: 0 BB: 0 P: 12	R: 1 E: 0 K: 0 S: 18	H: 2 LOB: 1 BB: 0 P: 24	1B: 10 2B: 2 3B: 1 HR: 1	SF: 0 SAC: 0 DP: 0 HBP: 0	WP: 0 PB: 0 SB: 4 CS: 0	PA: 42	
PITCHER	IP	WLS	BF	H	R	ER	SO	BB	IBB	HBP	BLK	WP	HR	S	P	ERA	WHIP				
Kevin Gross, R (1.1) ERA: 4.39	5.0	L	30	11	9	9	2	3	1	0	0	0	0	60	109	16.20	2.800				
Scott Anderson, R (6.1) ERA: 3.0	3.0		12	3	1	1	2	0	0	0	0	0	0	33	46	3.00	1.000				

Montreal Expos @ Chicago Cubs
Wrigley Field, Chicago, IL
Sat Aug 04 1990, 7:05 PM CDT
Att: 35,176 - Unknown - 78 F

AB	38
R	10
H	14
RBI	10
BB	4
SO	4
LOB	17



Batter	1	2	3	4	5	6	7	8	9	AB	R	H	RBI	BB	SO	LOB	TOP					
Delino DeShields, L OBP: 0.386, SLG: 0.403 (1.4)										4	1	2	0	0	0	0						
Dave Martinez, L OBP: 0.337, SLG: 0.460 (1.8)										4	0	1	0	0	0	0						
Tim Raines, S OBP: 0.365, SLG: 0.354 (1.7)										3	0	0	0	1	0	0						
Tim Wallach, R OBP: 0.348, SLG: 0.511 (1.5)										4	0	1	0	0	0	2						
Larry Walker, L OBP: 0.319, SLG: 0.442 (1.9)										3	0	1	0	1	1	1						
Mike Aldrete, L OBP: 0.387, SLG: 0.310 (1.3)										2	0	0	0	1	1	3						
Mike Fitzgerald, R OBP: 0.348, SLG: 0.394 (1.2)										3	0	0	0	0	1	2						
Tom Foley, L OBP: 0.303, SLG: 0.280 (1.6)										3	0	0	0	0	0	0						
Oil Can Boyd, R OBP: 0.073, SLG: 0.073 (1.1)										2	0	0	0	0	2	0						
Otis Nixon, S OBP: 0.321, SLG: 0.277 (8, PH)										1	0	0	0	0	1	0						
Tim Burke, R OBP: 0.333, SLG: 0.333 (8, 1)										0	0	0	0	0	0	0						
Inning Stats	R: 1 E: 0 K: 1 S: 12	H: 2 LOB: 2 BB: 2 P: 26	R: 0 E: 0 K: 2 S: 12	H: 0 LOB: 0 BB: 0 P: 17	R: 0 E: 0 K: 1 S: 6	H: 0 LOB: 0 BB: 0 P: 10	R: 0 E: 0 K: 1 S: 12	H: 0 LOB: 1 BB: 1 P: 19	R: 0 E: 0 K: 1 S: 8	H: 1 LOB: 0 BB: 0 P: 10	R: 0 E: 0 K: 0 S: 5	H: 0 LOB: 0 BB: 0 P: 8	R: 0 E: 0 K: 0 S: 4	H: 1 LOB: 0 BB: 0 P: 6	R: 0 E: 0 K: 1 S: 5	H: 0 LOB: 0 BB: 0 P: 7	R: 0 E: 0 K: 0 S: 5	H: 1 LOB: 1 BB: 0 P: 8	1B: 3 2B: 2 3B: 0 HR: 0	SF: 0 SAC: 0 DP: 1 HBP: 0	WP: 0 PB: 0 SB: 0 CS: 1	PA: 33
PITCHER Greg Maddux, R ERA: 3.64 (1.1)	IP: 9.0 WLS: W BF: 32 H: 5 R: 1 ER: 1 SO: 6 BB: 3 IBB: 0 HBP: 0 BLK: 0 WP: 0 HR: 0 S: 69 P: 111 ERA: 1.00 WHIP: 0.889															PITCHER						

Montreal Expos @ Chicago Cubs
Wrigley Field, Chicago, IL
Sun Aug 05 1990, 3:33 AM CDT
Att: 33,481 - Overcast - 68 F

AB	29
R	1
H	5
RBI	0
BB	3
SO	6
LOB	8





Batter	1	2	3	4	5	6	7	8	9	AB	R	H	RBI	BB	SO	LOB	BOTTOM			
Jerome Walton, R OBP: 0.367, SLG: 0.323 (1.8)										2	1	0	0	1	0	0				
23 Ryne Sandberg, R OBP: 0.357, SLG: 0.545 (1.4)										4	0	0	0	0	1	2				
Mark Grace, L OBP: 0.355, SLG: 0.376 (1.3)										4	1	2	1	0	1	0				
Andre Dawson, R OBP: 0.396, SLG: 0.598 (1.9)										3	0	2	1	1	0	1				
Dave Clark, L OBP: 0.320, SLG: 0.470 (1.7)										4	0	1	0	0	3	2				
Luis Salazar, R OBP: 0.312, SLG: 0.421 (1.5)										4	0	0	0	0	1	3				
Shawon Dunston, R OBP: 0.315, SLG: 0.467 (1.6)										4	1	2	0	0	0	2				
Joe Girardi, R OBP: 0.323, SLG: 0.381 (1.2)										2	0	0	0	0	1	1				
Greg Maddux, R OBP: 0.175, SLG: 0.161 (1.1)										3	0	0	0	0	0	2				
Inning Stats	R: 0 E: 0 K: 0 S: 8	H: 1 LOB: 1 BB: 0 P: 14	R: 0 E: 0 K: 1 S: 7	H: 0 LOB: 0 BB: 0 P: 11	R: 0 E: 0 K: 0 S: 8	H: 0 LOB: 0 BB: 0 P: 11	R: 0 E: 0 K: 2 S: 10	H: 0 LOB: 1 BB: 1 P: 17	R: 0 E: 0 K: 2 S: 9	H: 1 LOB: 1 BB: 0 P: 13	R: 2 E: 0 K: 1 S: 15	H: 2 LOB: 1 BB: 1 P: 25	R: 1 E: 1 K: 1 S: 12	H: 1 LOB: 1 BB: 0 P: 17	R: 0 E: 0 K: 0 S: 11	H: 2 LOB: 2 BB: 0 P: 18	1B: 4 2B: 2 3B: 1 HR: 0	SF: 0 SAC: 1 DP: 0 HBP: 0	WP: 0 PB: 0 SB: 1 CS: 0	PA: 34
PITCHER Oil Can Boyd, R ERA: 3.05 (1.1)	IP: 7.0 WLS: L BF: 29 H: 5 R: 3 ER: 3 SO: 7 BB: 2 IBB: 0 HBP: 0 BLK: 0 WP: 0 HR: 0 S: 69 P: 108 ERA: 3.86 WHIP: 1.000															PITCHER				
Tim Burke, R ERA: 3.49 (8, 1)	IP: 1.0 WLS: 5 BF: 2 H: 2 R: 0 ER: 0 SO: 0 BB: 0 IBB: 0 HBP: 0 BLK: 0 WP: 0 HR: 0 S: 11 P: 18 ERA: 0.00 WHIP: 2.000															PITCHER				

Montreal Expos @ Chicago Cubs
Wrigley Field, Chicago, IL
Sun Aug 05 1990, 3:33 AM CDT
Att: 33,481 - Overcast - 68 F

AB	30
R	3
H	7
RBI	2
BB	2
SO	7
LOB	13



Batter	1	2	3	4	5	6	7	8	9	AB R H RBI BB SO LOB	TOP											
Delino DeShields, L OBP: 0.383, SLG: 0.406	1-3 K			2-1 1-4-3		1-0 6-3 3B	2-1 1-2 2B 1B		1-1 4-3	5 2 2 0 0 1 0	Montreal Expos @ Pittsburgh Pirates Three Rivers Stadium, Pittsburgh, PA Wed Aug 08 1990, 7:05 PM EDT Att: 21,180 - Unknown AB 36 R 6 H 10 RBI 6 BB 2 SO 7 LOB 9 											
Dave Martinez, L OBP: 0.341, SLG: 0.458	0-0 1-3			2-0 G4-6-3 1B		1-1 6-3	2-2 1-2 2B 1B		1-1 L3	5 1 2 2 0 0 0												
Tim Raines, S OBP: 0.368, SLG: 0.361	3-2 4-3			1-1 G4-6-3 1-2		1-2 1-2 2B	2-0 1-H 2-H 2B			4 1 2 2 0 0 1												
Tim Wallach, R OBP: 0.352, SLG: 0.511		0-0 6-3			1-1 5-3	4-0 1-3 BB	0-0 2-H 2B			3 0 1 1 1 0 0												
Larry Walker, L OBP: 0.311, SLG: 0.430		1-2 4-3			2-0 4-3	0-1 1-3 K	0-3 K			4 0 0 0 0 1 3												
Andres Galarraga, R OBP: 0.304, SLG: 0.409		0-1 6-3			1-0 1B 2B	2-3 K	0-3 K			4 1 1 0 0 2 2												
Jerry Goff, L OBP: 0.365, SLG: 0.358			2-1 4-3		4-1 1B BB		1-3 K	0-0 3-1		3 0 0 0 1 1 0												
Spike Owen, S OBP: 0.342, SLG: 0.352			0-0 6-3		2-0 1-3 2-H 1B		2-2 1B 1B	0-1 F8		4 1 2 1 0 0 0												
Dennis Martinez, R OBP: 0.109, SLG: 0.111			1-3 K		0-0 P5		0-3 K	2-2 6-3		4 0 0 0 0 2 3												
Inning Stats	R: 0 E: 0 K: 1 S: 7	H: 0 LOB: 0 BB: 0 P: 11	R: 0 E: 0 K: 0 S: 7	H: 0 LOB: 0 BB: 0 P: 8	R: 0 E: 0 K: 1 S: 6	H: 0 LOB: 0 BB: 0 P: 9	R: 0 E: 0 K: 0 S: 5	H: 1 LOB: 0 BB: 0 P: 10	R: 1 E: 0 K: 0 S: 7	H: 2 LOB: 2 BB: 1 P: 17		R: 1 E: 0 K: 1 S: 11	H: 2 LOB: 2 BB: 1 P: 20	R: 4 E: 0 K: 3 S: 20	H: 5 LOB: 1 BB: 0 P: 29	R: 0 E: 0 K: 1 S: 7	H: 0 LOB: 0 BB: 0 P: 7	R: 0 E: 0 K: 0 S: 8	H: 0 LOB: 0 BB: 0 P: 12	1B: 5 2B: 4 3B: 1 HR: 0	SF: 0 SAC: 0 DP: 1 HBP: 0	WP: 0 PB: 0 CS: 0
PITCHER	IP WLS BF H R ER SO BB IBB HBP BLK WP HR S P ERA WHIP											PITCHER	IP WLS BF H R ER SO BB IBB HBP BLK WP HR S P ERA WHIP									
Doug Drabek, R ERA: 2.99	(1, 1) 6.2 L 31 10 6 6 5 2 0 0 0 0 0 0 60 101 8.10 1.800																					
Bob Kipper, L ERA: 2.93	(7, 1) 1.1 4 0 0 0 2 0 0 0 0 0 0 10 10 0.00 0.000																					
Mark Ross, R ERA: 1.0	(9, 1) 1.0 3 0 0 0 0 0 0 0 0 0 0 8 12 0.00 0.000																					
Batter	1	2	3	4	5	6	7	8	9	AB R H RBI BB SO LOB	BOTTOM											
Wally Backman, S OBP: 0.354, SLG: 0.382	1-0 4-3		0-1 FC4-6 1B			1-2 4-3		1-2 3-1		4 1 0 0 0 0 1	Montreal Expos @ Pittsburgh Pirates Three Rivers Stadium, Pittsburgh, PA Wed Aug 08 1990, 7:05 PM EDT Att: 21,180 - Unknown AB 31 R 2 H 6 RBI 2 BB 1 SO 5 LOB 9 											
Jay Bell, R OBP: 0.325, SLG: 0.387	1-0 2B 1B		2-2 1-3 1-3			0-3 K		1-1 F9		4 0 1 0 0 1 1												
John Cangelosi, S OBP: 0.327, SLG: 0.227	2-0 1-3 2B		3-1 CS 1B			2-1 G3		0-2 F7		4 0 2 1 0 0 0												
Bobby Bonilla, S OBP: 0.314, SLG: 0.527	2-3 K		1-1 CS	0-0 4-3			0-0 1B 2B	1-2 F9		4 1 1 0 0 1 2												
Barry Bonds, L OBP: 0.417, SLG: 0.580	3-2 F6			1-2 4-3			3-1 G4-6-3 2-H 1B	0-1 F8		4 0 1 1 0 0 2												
Sid Bream, L OBP: 0.356, SLG: 0.473		2-2 F9		1-3 K			4-1 G4-6-3 BB			2 0 0 0 1 1 0												
Michael LaValliere, L OBP: 0.354, SLG: 0.310		0-0 4-3			1-2 F5		0-0 G4-6-3 1-2 2-3			3 0 0 0 0 0 2												
Jose Lind, R OBP: 0.335, SLG: 0.387		2-3 K			0-0 L1		1-0 4-3			3 0 0 0 0 1 1												
Doug Drabek, R OBP: 0.228, SLG: 0.226			1-1 K		2-3 K			0-0 6-3		2 0 1 0 0 1 0												
Bob Kipper, R										0 0 0 0 0 0 0												
Gary Redus, R OBP: 0.319, SLG: 0.382										1 0 0 0 0 0 0												
Mark Ross, R										0 0 0 0 0 0 0												
Inning Stats	R: 0 E: 0 K: 1 S: 10	H: 2 LOB: 2 BB: 0 P: 19	R: 0 E: 0 K: 1 S: 10	H: 0 LOB: 0 BB: 0 P: 14	R: 1 E: 0 K: 0 S: 10	H: 2 LOB: 0 BB: 0 P: 17	R: 0 E: 0 K: 1 S: 7	H: 0 LOB: 0 BB: 0 P: 10	R: 0 E: 0 K: 1 S: 8	H: 0 LOB: 0 BB: 0 P: 11	R: 1 E: 0 K: 0 S: 6	H: 2 LOB: 1 BB: 1 P: 14	R: 0 E: 0 K: 0 S: 6	H: 0 LOB: 0 BB: 0 P: 8	R: 0 E: 0 K: 0 S: 8	H: 0 LOB: 0 BB: 0 P: 9	1B: 4 2B: 2 3B: 0 HR: 0	SF: 0 SAC: 0 DP: 1 HBP: 0	WP: 0 PB: 0 CS: 1	PA: 33		
PITCHER	IP WLS BF H R ER SO BB IBB HBP BLK WP HR S P ERA WHIP											PITCHER	IP WLS BF H R ER SO BB IBB HBP BLK WP HR S P ERA WHIP									
Dennis Martinez, R ERA: 3.02	(1, 1) 9.0 W 32 6 2 2 5 1 0 0 0 0 0 0 72 111 2.00 0.778																					

Batter	1	2	3	4	5	6	7	8	9	AB	R	H	RBI	BB	SO	LOB	TOP										
Lenny Dykstra, L OBP: 0.448, SLG: 0.480 (1, 8)	2-1 G4-3 1B	1-1 F9			1-1 S 1B		3-2 P4		4-1 HR BB	4	1	2	0	1	0	3	Philadelphia Phillies @ Montreal Expos Olympic Stadium, Montreal, QB Fri Aug 10 1990, 7:05 PM EDT Att: 17,904 - Dome - 72 F										
Darren Daulton, L OBP: 0.356, SLG: 0.414 (1, 2)	0-0 G4-3		1-0 F9		4-0 BB		2-2 G6-3		0-0 HR	4	1	1	2	1	0	1											
Von Hayes, L OBP: 0.378, SLG: 0.425 (1, 7)	2-3 K		2-1 P6		1-2 F7			0-3 K	1-2 F9	5	0	0	0	0	2	3											
Dale Murphy, R OBP: 0.312, SLG: 0.411 (1, 9)	1-0 F9		0-0 G5-3					0-0 G1-3		4	1	1	0	0	0	1											
John Kruk, L OBP: 0.384, SLG: 0.381 (1, 3)		0-1 G1-3		1-1 L7		0-0 G4-3		2-1 1B		4	0	1	0	0	0	1											
Tom Herr, S OBP: 0.326, SLG: 0.366 (1, 4)		1-2 BB WP HBP		0-1 F8		1-1 G3		3-2 1B		3	0	1	0	0	0	1											
Charlie Hayes, R OBP: 0.305, SLG: 0.377 (1, 5)		1-3 SAFE K		0-0 F8		2-3 1B		0-1 G4-3		4	0	1	1	0	1	3											
Dickie Thon, R OBP: 0.313, SLG: 0.353 (1, 6)		1-3 SAFE K		0-0 F7		1-0 F7		1-2 F9		4	0	0	0	0	1	2											
Terry Mulholland, R OBP: 0.135, SLG: 0.139 (7, PH)		4-1 BB		0-3 K		0-0 F8		1-3 K		1	0	0	0	1	1	0											
Randy Ready, R OBP: 0.347, SLG: 0.351 (7, 1)		1-2 BB								1	0	0	0	0	0	0											
Roger McDowell, R OBP: 0.340, SLG: 0.407 (9, PH)		1-2 2-3 BB								1	0	0	0	0	0	0											
Inning Stats	R: 0 E: 0 K: 1 S: 7	H: 1 LOB: 1 BB: 0 P: 12	R: 0 E: 0 K: 2 S: 14	H: 0 LOB: 3 BB: 1 P: 22	R: 0 E: 0 K: 0 S: 4	H: 0 LOB: 0 BB: 0 P: 7	R: 0 E: 0 K: 0 S: 5	H: 0 LOB: 0 BB: 0 P: 6	R: 0 E: 0 K: 1 S: 9	H: 1 LOB: 2 BB: 1 P: 15	R: 1 E: 0 K: 0 S: 6	H: 2 LOB: 1 BB: 0 P: 8	R: 0 E: 0 K: 0 S: 11	H: 0 LOB: 0 BB: 0 P: 16	R: 0 E: 0 K: 1 S: 11	H: 2 LOB: 2 BB: 0 P: 16	R: 2 E: 0 K: 1 S: 11	H: 1 LOB: 0 BB: 1 P: 18	1B: 6 2B: 0 3B: 0 HR: 1	SF: 0 SAC: 0 DP: 0 HBP: 1	WP: 1 PA: 39 PB: 0 SB: 1 CS: 0						
PITCHER	IP	WLS	BF	H	R	ER	SO	BB	IBB	HBP	BLK	WP	HR	S	P	ERA	WHIP										
Oil Can Boyd, R ERA: 2.99	(1, 1)	6.0	W	26	4	1	1	4	2	0	1	0	0	45	70	1.50	1.000										
Scott Ruskin, L ERA: 3.25	(7, 1)	1.2		7	2	0	0	1	0	0	0	0	0	20	30	0.00	1.200										
Tim Burke, R ERA: 3.59	(8, 1)	1.0	S	5	1	2	2	1	1	0	0	0	1	10	16	18.00	2.000										
Steve Frey, L ERA: 3.26	(9, 1)	0.1	S	1	0	0	0	0	0	0	0	0	0	3	4	0.00	0.000										

AB 35
R 3
H 7
RBI 3
BB 3
SO 6
LOB 15



Batter	1	2	3	4	5	6	7	8	9	AB	R	H	RBI	BB	SO	LOB	BOTTOM										
Delino DeShields, L OBP: 0.379, SLG: 0.400 (1, 4)	3-2 G4-3	0-0 G4-3		0-1 L8		1-0 SF7				3	0	0	1	0	0	1	Philadelphia Phillies @ Montreal Expos Olympic Stadium, Montreal, QB Fri Aug 10 1990, 7:05 PM EDT Att: 17,904 - Dome - 72 F										
Otis Nixon, S OBP: 0.325, SLG: 0.286 (1, 8)	1-2 L7	2-3 K			3-2 G5-3	3-H G6-3				4	0	0	0	0	1	2											
Tim Raines, S OBP: 0.375, SLG: 0.364 (1, 7)	4-2 1B BB		0-0 1B FC5-4 1B		1-1 1B		3-1 G4-3			3	2	2	0	1	0	0											
Tim Wallach, R OBP: 0.351, SLG: 0.507 (1, 5)	1-0 1B		1-0 SAFE L9		0-1 1B		1-2 G5-3			4	0	2	0	0	0	1											
Andres Galarraga, R OBP: 0.309, SLG: 0.411 (1, 3)	2-2 1B		1-0 SAFE FC5-4 1B		0-0 F7		3-1 G4-3			4	0	2	1	0	0	2											
Marquis Grissom, R OBP: 0.309, SLG: 0.352 (1, 9)	1-2 2-H 1B		1-3 FC5-4 1B		0-0 G5-3			0-2 G4-3		4	0	0	1	0	0	5											
Mike Fitzgerald, R OBP: 0.347, SLG: 0.381 (1, 2)		4-1 2B BB	0-0 SAFE FC5-4		1-2 F9			0-0 G3		3	1	0	0	1	0	1											
Spike Owen, S OBP: 0.347, SLG: 0.357 (1, 6)		2-2 G4-3 1-H 2B		2-2 F7		4-1 1B SF7 BB		1-1 G6-3		3	1	1	1	1	0	0											
Oil Can Boyd, R OBP: 0.070, SLG: 0.070 (6, PH)		0-0 B3		1-3 K		0-0 1B				2	0	0	0	0	1	1											
Dave Martinez, L OBP: 0.342, SLG: 0.459 (7, 1)										1	0	1	0	0	0	0											
Scott Ruskin, R OBP: 0.333, SLG: 0.833 (8, 1)										0	0	0	0	0	0	0											
Tim Burke, R OBP: 0.333, SLG: 0.333 (9, 1)										0	0	0	0	0	0	0											
Inning Stats	R: 1 E: 0 K: 0 S: 16	H: 2 LOB: 2 BB: 1 P: 30	R: 1 E: 0 K: 1 S: 14	H: 1 LOB: 1 BB: 1 P: 22	R: 1 E: 0 K: 0 S: 5	H: 2 LOB: 1 BB: 0 P: 7	R: 0 E: 0 K: 1 S: 8	H: 0 LOB: 0 BB: 0 P: 11	R: 0 E: 0 K: 0 S: 10	H: 2 LOB: 2 BB: 0 P: 14	R: 1 E: 0 K: 0 S: 8	H: 1 LOB: 1 BB: 1 P: 16	R: 0 E: 0 K: 0 S: 7	H: 0 LOB: 0 BB: 0 P: 14	R: 0 E: 0 K: 0 S: 6	H: 0 LOB: 0 BB: 0 P: 7	1B: 7 2B: 1 3B: 0 HR: 0	SF: 1 SAC: 0 DP: 0 HBP: 0	WP: 0 PA: 35 PB: 0 SB: 0 CS: 0								
PITCHER	IP	WLS	BF	H	R	ER	SO	BB	IBB	HBP	BLK	WP	HR	S	P	ERA	WHIP										
Terry Mulholland, L ERA: 4.38	(1, 1)	6.0	L	29	8	4	4	2	3	0	0	0	0	61	100	6.00	1.833										
Roger McDowell, R ERA: 4.8	(7, 1)	2.0		6	0	0	0	0	0	0	0	0	0	13	21	0.00	0.000										


AB 31
R 4
H 8
RBI 4
BB 3
SO 2
LOB 13






Batter	1	2	3	4	5	6	7	8	9	AB	R	H	RBI	BB	SO	LOB	TOP										
Randy Ready, R OBP: 0.343, SLG: 0.342 (1, 4)	1-2 P2			4-0 2B 1B BB		1-1 F7		2-3 K		3	1	0	0	1	1	0	Philadelphia Phillies @ Montreal Expos Olympic Stadium, Montreal, QB Sun Aug 12 1990, 3:33 AM EDT Att: 29,186 - Dome - 70 F										
Dickie Thon, R OBP: 0.316, SLG: 0.361 (1, 6)	0-0 F8			1-2 P4		0-1 HR		0-1 F9		4	1	1	1	0	0	1											
Von Hayes, L OBP: 0.381, SLG: 0.437 (1, 8)	1-1 3-1			3-1 1B 2B		4-2 BB		3-3 K		3	1	1	0	1	1	0											
Dale Murphy, R OBP: 0.308, SLG: 0.403 (1, 9)		2-1 4-3		3-2 1B		0-0 F9		0-1 P5		4	0	1	2	0	0	1											
Charlie Hayes, R OBP: 0.305, SLG: 0.372 (1, 5)		3-3 K		1-0 L6		1-2 F9		0-0 6-3		4	0	0	0	0	1	2											
Carmelo Martinez, R OBP: 0.333, SLG: 0.398 (1, 7)		0-1 5-3		2-0 1-3			1-1 F7		3-3 K	4	0	0	0	0	1	1											
Ricky Jordan, R OBP: 0.273, SLG: 0.347 (1, 3)			2-0 F8		1-2 6-3		0-1 G3			3	0	0	0	0	0	0											
Tom Nieto, R OBP: 0.333, SLG: 0.167 (1, 2)			1-0 F8		3-3 K		4-2 PB BB			2	0	0	0	1	1	0											
Jose De Jesus, R OBP: 0.227, SLG: 0.158 Bruce Ruffin, S OBP: 0.143, SLG: 0.077 Tom Herr, S OBP: 0.323, SLG: 0.363 Dennis Cook, L OBP: 0.306, SLG: 0.389 Roger McDowell, R OBP: 0.306, SLG: 0.389 (7, 1)			2-2 6-3		1-3 K		2-1 F8			1	0	0	0	0	0	0											
Inning Stats	R: 0 E: 0 K: 0 S: 8	H: 0 LOB: 0 BB: 0 P: 10	R: 0 E: 0 K: 1 S: 7	H: 0 LOB: 0 BB: 0 P: 12	R: 0 E: 0 K: 0 S: 5	H: 0 LOB: 0 BB: 0 P: 10	R: 2 E: 0 K: 0 S: 11	H: 2 LOB: 1 BB: 1 P: 25	R: 0 E: 0 K: 2 S: 9	H: 0 LOB: 0 BB: 0 P: 14	R: 1 E: 0 K: 0 S: 10	H: 1 LOB: 1 BB: 1 P: 16	R: 0 E: 0 K: 0 S: 9	H: 0 LOB: 0 BB: 1 P: 16	R: 0 E: 0 K: 2 S: 8	H: 0 LOB: 0 BB: 0 P: 13		R: 0 E: 0 K: 1 S: 7	H: 0 LOB: 0 BB: 0 P: 10	1B: 1 2B: 1 3B: 0 HR: 1	SF: 0 SAC: 0 DP: 0 HBP: 0	WP: 0 PB: 1 SB: 0 CS: 0	PA: 33				
PITCHER	IP	WLS	BF	H	R	ER	SO	BB	IBB	HBP	BLK	WP	HR	S	P	ERA	WHIP										
Chris Nabholz, L ERA: 4.35 Tim Burke, R ERA: 3.3	(1, 1)	5.1	W	21	3	3	3	2	0	0	0	0	1	46	82	5.06	0.938										
	(6, 1)	3.2	S	12	0	0	3	1	0	0	0	0	0	28	44	0.00	0.273										

Batter	1	2	3	4	5	6	7	8	9	AB	R	H	RBI	BB	SO	LOB	BOTTOM										
Delino DeShields, L OBP: 0.382, SLG: 0.398 (1, 4)	4-2 HR BB	1-1 CS	4-2 HR BB	2-2 1B 1B			1-0 P5			2	2	1	0	2	0	0	Philadelphia Phillies @ Montreal Expos Olympic Stadium, Montreal, QB Sun Aug 12 1990, 3:33 AM EDT Att: 29,186 - Dome - 70 F										
Dave Martinez, L OBP: 0.347, SLG: 0.481 (1, 8) (8, 9)	3-1 HR		3-1 HR	1-2 1B			4-0 S BB BB			3	2	3	5	1	0	0											
Tim Raines, S OBP: 0.376, SLG: 0.371 (1, 7)	0-0 F7		3-2 HR	0-0 F8			4-1 S BB			3	1	1	1	1	0	2											
Tim Wallach, R OBP: 0.354, SLG: 0.506 (1, 5)	0-0 CS 1B		0-1 P4		2-2 F9		4-1 S BB IBB			3	0	1	0	1	0	0											
Larry Walker, L OBP: 0.306, SLG: 0.420 Marquis Grissom, R OBP: 0.313, SLG: 0.356 Mike Aldrete, L OBP: 0.379, SLG: 0.302 Otis Nixon, S OBP: 0.322, SLG: 0.284 (7, PH)	3-2 S 1B		0-3 K		0-1 4-3		0-2 G6-4-3			3	0	1	0	0	1	0											
Andres Galarraga, R OBP: 0.309, SLG: 0.408 (1, 3)	3-3 K		0-0 6-3		2-3 K		0-3 K			4	0	0	0	0	3	1											
Jerry Goff, L OBP: 0.389, SLG: 0.356 (1, 2)		4-2 CS BB		2-1 F7		2-3 K		1-1 G4-6-3 1B		3	0	1	0	1	1	0											
Spike Owen, S OBP: 0.343, SLG: 0.351 (1, 6)		1-3 K		1-1 G3		1-2 P4		3-2 G4-6-3		4	0	0	0	0	1	2											
Chris Nabholz, L Tim Burke, R (1, 1) (6, 1)		0-3 K		4-1 1B BB		1-3 K				1	1	0	0	1	1	1											
Inning Stats	R: 2 E: 0 K: 1 S: 16	H: 3 LOB: 1 BB: 1 P: 29	R: 0 E: 0 K: 2 S: 14	H: 0 LOB: 0 BB: 1 P: 20	R: 3 E: 0 K: 1 S: 15	H: 2 LOB: 0 BB: 1 P: 25	R: 1 E: 0 K: 0 S: 12	H: 2 LOB: 2 BB: 1 P: 22	R: 0 E: 0 K: 1 S: 9	H: 0 LOB: 0 BB: 0 P: 13	R: 0 E: 0 K: 2 S: 9	H: 0 LOB: 0 BB: 0 P: 13	R: 0 E: 0 K: 0 S: 6	H: 0 LOB: 2 BB: 3 P: 19	R: 0 E: 0 K: 1 S: 8	H: 1 LOB: 0 BB: 0 P: 12		R: 0 E: 0 K: 1 S: 8	H: 0 LOB: 0 BB: 0 P: 10	1B: 5 2B: 0 3B: 0 HR: 3	SF: 0 SAC: 0 DP: 2 HBP: 0	WP: 0 PB: 0 SB: 4 CS: 2	PA: 36				
PITCHER	IP	WLS	BF	H	R	ER	SO	BB	IBB	HBP	BLK	WP	HR	S	P	ERA	WHIP										
Jose De Jesus, R ERA: 3.66 Bruce Ruffin, L ERA: 5.11 Dennis Cook, L ERA: 3.28 Roger McDowell, R ERA: 4.67	(1, 1)	3.0	L	15	5	5	4	3	0	0	0	0	0	30	48	3.00	1.000										
	(7, 1)	0.1		4	0	0	0	2	1	0	0	0	0	3	16	0.00	6.000										
	(7, 1)	1.2		4	1	0	1	0	0	0	0	0	0	11	15	0.00	0.600										



Batter	1	2	3	4	5	6	7	8	9	AB R H RBI BB SO LOB	TOP									
Delino DeShields, L OBP: 0.385, SLG: 0.403	2-1 F9		0-1 1B 3B	4-1 1B BB			2-3 K		4-1 1B BB	3 2 1 0 2 1 0	Montreal Expos @ San Diego Padres Jack Murphy Stadium, San Diego, CA Tue Aug 14 1990, 10:05 PM EDT Att: 15,855 - Unknown - 65 F livebaseballscorecards.com AB 31 R 8 H 9 RBI 8 BB 8 SO 5 LOB 11 									
Otis Nixon, S OBP: 0.344, SLG: 0.326	2-2 HR		1-1 G4-6-3 1B	0-0 CS 1B			4-2 S BB		0-0 1B SF9 1B	4 2 4 4 1 0 0										
Tim Raines, S OBP: 0.376, SLG: 0.369	2-2 L6		0-0 G4-6-3 1-2	0-0 CS 1-2	3-3 K		4-1 FC6-4 BB		0-1 1-3 2-H 1B	4 0 1 1 1 1 1										
Tim Wallach, R OBP: 0.353, SLG: 0.503	2-2 F6		0-2 F9		1-2 CS 1B		1-2 FC6-4 BB		0-2 SF9	4 0 1 1 0 0 2										
Andres Galarraga, R OBP: 0.310, SLG: 0.405		4-0 G5-3 BB		4-2 1B BB	3-3 K 1-2			0-2 G3-1	2-2 F7	3 1 0 0 2 1 2										
Marquis Grissom, R OBP: 0.313, SLG: 0.354		3-1 G5-3		1-2 S 1B FC4-6 1B		0-3 K		1-0 P5		4 1 1 0 0 1 1										
Mike Fitzgerald, R OBP: 0.345, SLG: 0.379		1-1 G5-3		1-0 FC4-6 1B		1-1 G4-3		3-3 K		4 0 1 1 0 1 1										
Spike Owen, S OBP: 0.344, SLG: 0.349		4-2 BB		1-2 FC4-6 G3 1B		0-1 P6		4-2 SH3 1B BB		2 2 0 1 2 0 1										
Dennis Martinez, R OBP: 0.103, SLG: 0.105		0-0 G4-3		0-0 G3			0-0 P4		0-1 SH3	3 0 0 0 0 0 3										
Inning Stats	R: 1 E: 0 K: 0 S: 13	H: 1 LOB: 0 BB: 0 P: 21	R: 0 E: 0 K: 0 S: 8	H: 0 LOB: 2 BB: 2 P: 20	R: 1 E: 0 K: 0 S: 9	H: 2 LOB: 0 BB: 0 P: 10	R: 3 E: 0 K: 0 S: 13	H: 3 LOB: 1 BB: 2 P: 24	R: 0 E: 0 K: 1 S: 7	H: 0 LOB: 0 BB: 0 P: 8	R: 0 E: 0 K: 1 S: 13	H: 0 LOB: 2 BB: 2 P: 24	R: 0 E: 0 K: 1 S: 7	H: 0 LOB: 0 BB: 0 P: 11	R: 3 E: 0 K: 0 S: 19	H: 2 LOB: 1 BB: 2 P: 29	1B: 7 2B: 1 3B: 1 HR: 1	SF: 1 SAC: 1 DP: 2 HBP: 0	WP: 0 PB: 0 SB: 2 CS: 2	PA: 42
PITCHER	IP WLS BF H R ER SO BB IBB HBP BLK WP HR S P ERA WHIP											IP WLS BF H R ER SO BB IBB HBP BLK WP HR S P ERA WHIP								
Dennis Rasmussen, L ERA: 4.84	(1, 1) 3.2 L 19 5 5 5 0 4 0 0 0 0 0 1 42 74 12.27 2.455																			
Eric Show, R ERA: 5.99	(4, 1) 3.1 12 2 0 0 4 2 0 0 0 0 0 0 32 51 0.00 1.200																			
Andy Benes, R ERA: 3.72	(8, 1) 2.0 10 2 3 3 1 2 0 0 0 0 0 0 26 40 13.50 2.000																			

Batter	1	2	3	4	5	6	7	8	9	AB R H RBI BB SO LOB	BOTTOM									
Bip Roberts, S OBP: 0.364, SLG: 0.416	1-1 SH2-3 2B	2-2 E 1-H 2-H 2B			2-2 G1-3			1-2 F9		4 0 2 2 0 0 0	Montreal Expos @ San Diego Padres Jack Murphy Stadium, San Diego, CA Tue Aug 14 1990, 10:05 PM EDT Att: 15,855 - Unknown - 65 F livebaseballscorecards.com AB 33 R 3 H 5 RBI 3 BB 0 SO 9 LOB 11 									
Roberto Alomar, S OBP: 0.353, SLG: 0.387	0-1 SH2-3	1-2 E4 FC6			1-1 G6-3			1-2 F7 1B		3 0 1 0 0 0 1										
Tony Gwynn, L OBP: 0.367, SLG: 0.433	2-2 G6-3	1-0 FC6 1-2			2-2 G4-3			2-2 F7		4 0 0 0 0 0 4										
Joe Carter, R OBP: 0.289, SLG: 0.413	2-1 G6-3		2-2 F8			2-3 K		3-3 K		4 0 0 0 0 2 2										
Benito Santiago, R OBP: 0.366, SLG: 0.500		0-0 E G5-3 1B	1-1 G5-3		0-1 F8			1-3 K		4 1 1 0 0 1 0										
Phil Stephenson, L OBP: 0.345, SLG: 0.373		2-0 G5-3	1-3 K		2-1 G4-3			3-2 G3-1		4 0 0 0 0 1 1										
Mike Pagliarulo, L OBP: 0.329, SLG: 0.361		0-1 E6 1B 2B		2-2 F7		1-0 F8		0-0 G3		4 1 0 0 0 0 1										
Garry Templeton, S OBP: 0.286, SLG: 0.374		1-2 2B 1B		1-3 K		1-3 K				3 1 1 1 0 2 0										
Dennis Rasmussen, L OBP: 0.311, SLG: 0.341	(1, 1) 9.0 W 34 5 3 1 9 0 0 0 0 0 0 0 93 136 1.00 0.556																			
Eric Show, R OBP: 0.259, SLG: 0.250	(4, 1) 3.1 12 2 0 0 4 2 0 0 0 0 0 0 32 51 0.00 1.200																			
Tom Lampkin, L OBP: 0.250, SLG: 0.333	(7, PH) 0.0 0 0 0 0 0 0 0 0 0 0 0 0 0 0 0.00 0.000																			
Andy Benes, R OBP: 0.109, SLG: 0.091	(8, 1) 2.0 10 2 3 3 1 2 0 0 0 0 0 0 26 40 13.50 2.000																			
Inning Stats	R: 0 E: 0 K: 0 S: 9	H: 1 LOB: 1 BB: 0 P: 14	R: 3 E: 2 K: 1 S: 20	H: 3 LOB: 2 BB: 0 P: 27	R: 0 E: 0 K: 1 S: 8	H: 0 LOB: 0 BB: 0 P: 12	R: 0 E: 0 K: 2 S: 10	H: 0 LOB: 0 BB: 0 P: 14	R: 0 E: 0 K: 0 S: 8	H: 0 LOB: 0 BB: 0 P: 13	R: 0 E: 0 K: 1 S: 9	H: 0 LOB: 0 BB: 0 P: 13	R: 0 E: 0 K: 2 S: 9	H: 0 LOB: 1 BB: 0 P: 20	R: 0 E: 0 K: 1 S: 7	H: 0 LOB: 0 BB: 0 P: 11	1B: 3 2B: 2 3B: 0 HR: 0	SF: 0 SAC: 1 DP: 0 HBP: 0	WP: 0 PB: 0 SB: 0 CS: 0	PA: 34
PITCHER	IP WLS BF H R ER SO BB IBB HBP BLK WP HR S P ERA WHIP											IP WLS BF H R ER SO BB IBB HBP BLK WP HR S P ERA WHIP								

Batter	1	2	3	4	5	6	7	8	9	10	11	12	13	14	15	16	17	AB	R	H	RBI	BB	SO	LOB	TOP											
Delino DeShields, L OBP: 0.362, SLG: 0.396	G3	K		FC6-4 BB			G4-3		B5		FC5-4 BB		G4-3			K		6	0	0	0	2	2	3	Montreal Expos @ San Diego Padres Jack Murphy Stadium, San Diego, CA Wed Aug 15 1990, 10:05 PM EDT Alt. 14,271 - Unknown AB 62 R 5 H 14 RBI 4 BB 9 SO 10 LOB 37 											
Otis Nixon, S OBP: 0.333, SLG: 0.315	2B	K		FC6-4			B1-3		K		FC5-4		6-3			K		8	1	1	0	0	3	7												
Tim Raines, S OBP: 0.374, SLG: 0.386	F8		G4-3		P4				BB 1B		F7		G4-3			G4-3		8	0	2	0	0	0	3												
Tim Wallach, R OBP: 0.355, SLG: 0.506	HR				P6				BB 1B		F8		G4-3			G4-3		8	1	4	1	0	0	2												
Andres Gattara, R OBP: 0.306, SLG: 0.488	HR		F7		F9				L8		G4-3		G5-3			F7		7	2	1	2	1	0	4												
Marquis Grissom, R OBP: 0.313, SLG: 0.351	P6		5-3						G4-3		G4-3		P4			G4-3		2	0	0	0	1	0	1												
Larry Walker, L OBP: 0.307, SLG: 0.418									CS BB							G4-3		4	1	1	0	1	0	1												
Mike Fitzgerald, R OBP: 0.353, SLG: 0.377	2B								G5-3		L5					G4-3		4	0	1	1	4	1	4												
Spike Owen, S OBP: 0.344, SLG: 0.352									F9							G4-3		3	0	1	0	0	0	1												
Tom Foley, L OBP: 0.308, SLG: 0.282	2B								F9							G4-6-3		5	0	2	0	0	1	6												
Howie Jones, R OBP: 0.311, SLG: 0.311	K								G4-3									2	0	0	0	0	0	2												
John Kruk, R OBP: 0.311, SLG: 0.311									1B									2	0	0	0	0	0	2												
John Mauer, R OBP: 0.311, SLG: 0.311									1B									2	0	0	0	0	0	2												
John Mauer, R OBP: 0.311, SLG: 0.311									1B									2	0	0	0	0	0	2												
John Mauer, R OBP: 0.311, SLG: 0.311									1B									2	0	0	0	0	0	2												
John Mauer, R OBP: 0.311, SLG: 0.311									1B									2	0	0	0	0	0	2												
John Mauer, R OBP: 0.311, SLG: 0.311									1B									2	0	0	0	0	0	2												
John Mauer, R OBP: 0.311, SLG: 0.311									1B									2	0	0	0	0	0	2												
Inning Stats	R: 3 E: 0 K: 0 S: 11	H: 3 LOB: 0 BB: 0 P: 19	R: 0 E: 0 K: 3 S: 12	H: 1 LOB: 2 BB: 1 P: 21	R: 0 E: 0 K: 4 S: 4	H: 0 LOB: 1 BB: 0 P: 5	R: 0 E: 0 K: 1 S: 11	H: 0 LOB: 2 BB: 2 P: 25	R: 0 E: 0 K: 1 S: 8	H: 0 LOB: 0 BB: 0 P: 11	R: 0 E: 0 K: 4 S: 4	H: 0 LOB: 0 BB: 1 P: 12	R: 0 E: 0 K: 3 S: 6	H: 0 LOB: 0 BB: 0 P: 11	R: 0 E: 0 K: 1 S: 19	H: 2 LOB: 3 BB: 1 P: 25	R: 0 E: 0 K: 1 S: 9	H: 2 LOB: 2 BB: 0 P: 11	R: 0 E: 0 K: 1 S: 6	H: 0 LOB: 0 BB: 0 P: 9	R: 0 E: 0 K: 1 S: 8	H: 1 LOB: 2 BB: 1 P: 16	R: 0 E: 0 K: 1 S: 5	H: 0 LOB: 0 BB: 0 P: 10	R: 0 E: 0 K: 0 S: 4	H: 0 LOB: 0 BB: 0 P: 8	R: 0 E: 0 K: 0 S: 7	H: 0 LOB: 0 BB: 1 P: 11	R: 0 E: 0 K: 2 S: 11	H: 0 LOB: 0 BB: 0 P: 17	R: 0 E: 0 K: 2 S: 11	H: 3 LOB: 2 BB: 1 P: 37	1B: 11 2B: 2 3B: 0 HR: 1	SF: 0 SAC: 1 DP: 1 HBP: 0	WP: 0 PB: 0 SB: 2 CS: 1	PA: 72
PITCHER	IP 7.0	WLS 29	BF 14	H 4	R 0	ER 3	SO 4	BB 0	IBB 0	HBP 0	BLK 0	WP 0	HR 0	S 56	P 104	ERA 3.86	WHIP 1.286																			
Briggs Hurst, L ERA: 3.73											John Davis, R ERA: 5.79																									
Greg Harris, R ERA: 2.42											John Davis, R ERA: 5.79																									
Craig Lefferts, L ERA: 2.37											John Davis, R ERA: 5.79																									
Rich Rodriguez, L ERA: 3.32											John Davis, R ERA: 5.79																									
Derek Lilliquist, L ERA: 5.05											John Davis, R ERA: 5.79																									
Batter	1	2	3	4	5	6	7	8	9	10	11	12	13	14	15	16	17	AB <th>R</th> <th>H</th> <th>RBI</th> <th>BB</th> <th>SO</th> <th>LOB</th> <th>BOTTOM</th>	R	H	RBI	BB	SO	LOB	BOTTOM											
Bip Roberts, S OBP: 0.364, SLG: 0.414	G4-3 SF7 1B		G4-3		BB		G1-3			FC1-2 G4-3 1B	FC5-4		F7			G6-3		7	1	2	0	1	0	3	Montreal Expos @ San Diego Padres Jack Murphy Stadium, San Diego, CA Wed Aug 15 1990, 10:05 PM EDT Alt. 14,271 - Unknown AB 63 R 3 H 15 RBI 2 BB 4 SO 8 LOB 28 											
Roberto Alomar, S OBP: 0.360, SLG: 0.382	G4-3		E S 1B		K				G4-3				G6-3			G6-3		8	1	1	0	0	2	5												
Tony Gwynn, L OBP: 0.367, SLG: 0.432	SF7		FC5-4 1B		L9				G3		FC1-2 IBB		BB 1B			F6		6	0	2	2	1	0	2												
Joe Carter, R OBP: 0.288, SLG: 0.410	P1		FC5-4						F7		FC1-2		F8			S 1B		8	0	2	0	0	1	5												
Benito Santiago, R OBP: 0.302, SLG: 0.490	FC4-6 1B		F8						G5-4-3		1B		5-3			BB 1B		8	1	2	0	0	1	5												
Mike Pagliaro, L OBP: 0.328, SLG: 0.357	FC4-6 1B		G4-3						P6				F7			F7		6	0	1	0	1	0	0												
Garry Templeton, S OBP: 0.283, SLG: 0.370	FC4-6 1B		FC4-6 1B						G1-3				L8			FC6-4		7	0	1	0	0	1	5												
Phil Stephenson, L OBP: 0.342, SLG: 0.389	G4-3-6-3								F7							L9		4	0	1	0	0	1	2												
Jack Clark, R OBP: 0.431, SLG: 0.550	G4-3-6-3								K							K		2	0	0	0	1	1	0												
Howie Jones, R OBP: 0.311, SLG: 0.311																		2	0	0	0	0	0	2												
John Kruk, R OBP: 0.311, SLG: 0.311																		1	0	0	0	0	0	2												
John Mauer, R OBP: 0.311, SLG: 0.311																		1	0	0	0	0	0	2												
John Mauer, R OBP: 0.311, SLG: 0.311																		1	0	0	0	0	0	2												
John Mauer, R OBP: 0.311, SLG: 0.311																		1	0	0	0	0	0	2												
John Mauer, R OBP: 0.311, SLG: 0.311																		1	0	0	0	0	0	2												
John Mauer, R OBP: 0.311, SLG: 0.311																		1	0	0	0	0	0	2												
Inning Stats	R: 1 E: 0 K: 0 S: 9	H: 1 LOB: 0 BB: 0 P: 18	R: 1 E: 0 K: 0 S: 6	H: 2 LOB: 0 BB: 0 P: 11	R: 1 E: 0 K: 0 S: 10	H: 2 LOB: 1 BB: 0 P: 14	R: 0 E: 0 K: 0 S: 8	H: 0 LOB: 0 BB: 0 P: 10	R: 0 E: 0 K: 2 S: 10	H: 1 LOB: 2 BB: 1 P: 22	R: 0 E: 0 K: 0 S: 9	H: 1 LOB: 0 BB: 0 P: 11	R: 0 E: 0 K: 1 S: 11	H: 1 LOB: 3 BB: 1 P: 19	R: 0 E: 0 K: 0 S: 5	H: 0 LOB: 0 BB: 0 P: 12	R: 0 E: 0 K: 0 S: 10	H: 2 LOB: 1 BB: 0 P: 19	R: 0 E: 0 K: 0 S: 4	H: 0 LOB: 0 BB: 0 P: 6	R: 0 E: 0 K: 0 S: 9	H: 1 LOB: 1 BB: 0 P: 12	R: 0 E: 0 K: 0 S: 12	H: 0 LOB: 0 BB: 0 P: 18		R: 0 E: 0 K: 0 S: 7	H: 0 LOB: 0 BB: 0 P: 8	R: 0 E: 0 K: 1 S: 11	H: 0 LOB: 0 BB: 0 P: 9	1B: 15 2B: 0 3B: 0 HR: 0	SF: 1 SAC: 0 DP: 2 HBP: 0	WP: 1 PB: 0 SB: 4 CS: 0	PA: 68			
PITCHER	IP 5.0	WLS 21	BF 6	H 3	R 0	ER 3	SO 2	BB 0	IBB 0	HBP 0	BLK 0	WP 0	HR 0	S 43	P 75	ERA 5.40	WHIP 1.400																			
Kevin Gross, R ERA: 4.0											Bill Sampen, R ERA: 2.99																									
Mel Rojas, R ERA: 1.5											Bill Sampen, R ERA: 2.99																									
Scott Ruskin, L ERA: 3.14											Bill Sampen, R ERA: 2.99																									
Tim Burke, R ERA: 3.17											Bill Sampen, R ERA: 2.99																									
Steve Frey, L ERA: 2.88											Bill Sampen, R ERA: 2.99																									

Batter	1	2	3	4	5	6	7	8	9	AB	R	H	RBI	BB	SO	LOB	TOP								
Delino DeShields, L OBP: 0.385, SLG: 0.402	0-0 BB 1B		0-0 F7		0-0 1B HR 1B		0-0 2B 1B		0-0 F8	5	1	3	1	0	0	1	Montreal Expos @ Los Angeles Dodgers Dodger Stadium, Los Angeles, CA Fri Aug 17 1990, 7:05 PM PDT Att: 33,737 - Unknown								
Dave Martinez, L OBP: 0.348, SLG: 0.478	4-0 1B BB		0-3 K		0-0 1B HR 1B		0-0 2B		0-0 1B	4	1	3	1	1	1										
Tim Raines, S OBP: 0.374, SLG: 0.376	0-0 1B			0-3 K	0-0 HR		0-0 6-3		0-0 F7	5	1	2	3	0	1	3									
Tim Wallach, R OBP: 0.354, SLG: 0.502	0-0 P4			0-0 K	0-0 5-3					2	0	0	0	0	0	1									
Dale Mohorcic, R OBP: 0.143, SLG: 0.143				0-0 K						1	0	0	0	0	0	0									
Mike Aldrete, L OBP: 0.384, SLG: 0.336										1	1	1	1	0	0	0									
Scott Ruskin, R OBP: 0.333, SLG: 0.833										0	0	0	0	0	0	0									
Tim Burke, R OBP: 0.250, SLG: 0.250										0	0	0	0	0	0	0									
Larry Walker, L OBP: 0.302, SLG: 0.408		0-3 K		0-3 K		0-3 K		0-0 5-3		4	0	0	0	0	3	0									
Andres Galarraga, R OBP: 0.309, SLG: 0.406		0-0 L9			0-0 1B 1B	0-3 K		0-0 E4 WP		4	1	1	0	0	1	0									
Jerry Goff, L OBP: 0.354, SLG: 0.309		0-0 F7			0-0 F8	0-3 K		0-3 K		4	0	0	0	0	2	2									
Spike Owen, S OBP: 0.342, SLG: 0.350			0-0 SH1-3 1B		0-3 K		0-0 P6	0-0 4-3		4	0	1	0	0	1	2									
Mark Gardner, R OBP: 0.128, SLG: 0.205			0-0 SH1-3		0-0 1B 1B		0-0 F7		0-3 K	0	0	0	0	0	0	0									
Tom Foley, L OBP: 0.306, SLG: 0.281			1-2		1-2 1B 1B					3	1	1	0	0	1	0									
Inning Stats	R: 0 E: 0 K: 0 S: 3	H: 2 LOB: 1 BB: 1 P: 7	R: 0 E: 0 K: 1 S: 5	H: 0 LOB: 0 BB: 0 P: 5	R: 0 E: 0 K: 1 S: 6	H: 1 LOB: 1 BB: 0 P: 6	R: 0 E: 0 K: 2 S: 7	H: 0 LOB: 0 BB: 0 P: 7	R: 5 E: 0 K: 1 S: 10	H: 5 LOB: 0 BB: 0 P: 10	R: 0 E: 0 K: 3 S: 9	H: 0 LOB: 0 BB: 0 P: 9	R: 0 E: 0 K: 0 S: 5	H: 2 LOB: 2 BB: 0 P: 5	R: 1 E: 0 K: 1 S: 7	H: 1 LOB: 1 BB: 0 P: 7	R: 0 E: 0 K: 1 S: 6	H: 1 LOB: 1 BB: 0 P: 6	1B: 9 2B: 1 3B: 0 HR: 2	SF: 0 SAC: 1 DP: 0 HBP: 0	WP: 1 PB: 0 SB: 0 CS: 0	PA: 39			
PITCHER	IP	WLS	BF	H	R	ER	SO	BB	IBB	HBP	BLK	WP	HR	S	P	ERA	WHIP								
Jim Neidlinger, R ERA: 2.81	5.0	W	22	8	5	5	5	1	0	0	0	0	1	31	35	9.00	1.800								
Tim Crews, R ERA: 2.56	2.0		8	2	0	0	3	0	0	0	0	0	0	14	14	0.00	1.000								
Jay Howell, R ERA: 2.51	2.0	S	9	2	1	1	2	0	0	0	0	1	1	13	13	4.50	1.000								

Batter	1	2	3	4	5	6	7	8	9	AB	R	H	RBI	BB	SO	LOB	BOTTOM									
Lenny Harris, L OBP: 0.345, SLG: 0.370	0-0 BB 1B	4-0 PB 1B 3B BB		0-0 F8	0-0 F9			0-0 6-3		3	2	1	0	1	0	1	Montreal Expos @ Los Angeles Dodgers Dodger Stadium, Los Angeles, CA Fri Aug 17 1990, 7:05 PM PDT Att: 33,737 - Unknown									
Mike Sharperson, R OBP: 0.403, SLG: 0.386	0-0 BB 1B	0-0 PB 1B 3B BB		0-0 4-3	0-3 K			0-0 S 1B		4	1	2	1	1	1	1										
Kirk Gibson, L OBP: 0.358, SLG: 0.471	4-0 BB 1B	0-0 PB 1B 3B BB		0-0 4-3	0-3 K			0-0 S 1B		5	2	2	3	0	1	3										
Kal Daniels, L OBP: 0.366, SLG: 0.516	0-0 G6-4-3	0-0 BLK 3B		0-0 HR		0-3 K		0-0 F8		0	0	0	0	0	0	0										
Jose Gonzalez, R OBP: 0.278, SLG: 0.435	0-0 G6-4-3	0-0 BLK 3B		0-0 HR		0-3 K		0-0 F8		0	0	0	0	0	0	0										
Eddie Murray, S OBP: 0.392, SLG: 0.497	0-0 E3	0-0 F8		0-0 BB 1B		0-0 4-3		4-0 1B IBB		4	0	1	0	1	0	0										
Hubie Brooks, R OBP: 0.305, SLG: 0.439	0-0 E6		0-0 4-3 1B 2B	0-0 BB 1B		0-3 K		0-3 K		5	1	2	0	0	2	3										
Mike Scioscia, L OBP: 0.335, SLG: 0.413	0-0 1-3		0-0 4-3	0-0 BB 1B	4-0 SH1-3 BB					2	0	0	0	2	0	3										
Juan Samuel, R OBP: 0.303, SLG: 0.331		0-3 K	0-3 K	0-3 K			0-0 F7			4	0	0	0	0	3	5										
Alfredo Griffin, S OBP: 0.270, SLG: 0.270		0-0 4-3	0-0 1B		0-0 P4		0-0 SH1-3			3	0	1	1	0	0	0										
Jim Neidlinger, S ERA: 3.17	3.2	L	24	8	7	6	2	4	0	0	1	0	0	21	25	0.00		0.600								
Dale Mohorcic, R ERA: 2.5	3.1		12	1	0	0	5	1	0	0	0	0	0	3	7	0.00		1.500								
Scott Ruskin, L ERA: 3.02	0.2		4	1	0	0	0	0	1	0	0	0	0	3	7	0.00	1.500									
Tim Burke, R ERA: 3.49	0.1		1	0	0	0	1	0	0	0	0	0	0	3	3	0.00	0.000									
Inning Stats	R: 1 E: 2 K: 0 S: 5	H: 1 LOB: 2 BB: 1 P: 9	R: 4 E: 0 K: 1 S: 7	H: 2 LOB: 2 BB: 2 P: 15	R: 1 E: 0 K: 1 S: 7	H: 2 LOB: 1 BB: 0 P: 7	R: 1 E: 0 K: 1 S: 8	H: 3 LOB: 3 BB: 1 P: 12	R: 0 E: 0 K: 1 S: 6	H: 1 LOB: 1 BB: 0 P: 6	R: 0 E: 0 K: 2 S: 7	H: 0 LOB: 0 BB: 0 P: 7	R: 0 E: 0 K: 1 S: 5	H: 0 LOB: 1 BB: 1 P: 9	R: 0 E: 0 K: 1 S: 6	H: 1 LOB: 2 BB: 1 P: 10	1B: 7 2B: 1 3B: 1 HR: 1	SF: 0 SAC: 1 DP: 1 HBP: 0	WP: 0 PB: 1 SB: 1 CS: 0	PA: 41						
PITCHER	IP	WLS	BF	H	R	ER	SO	BB	IBB	HBP	BLK	WP	HR	S	P	ERA	WHIP									

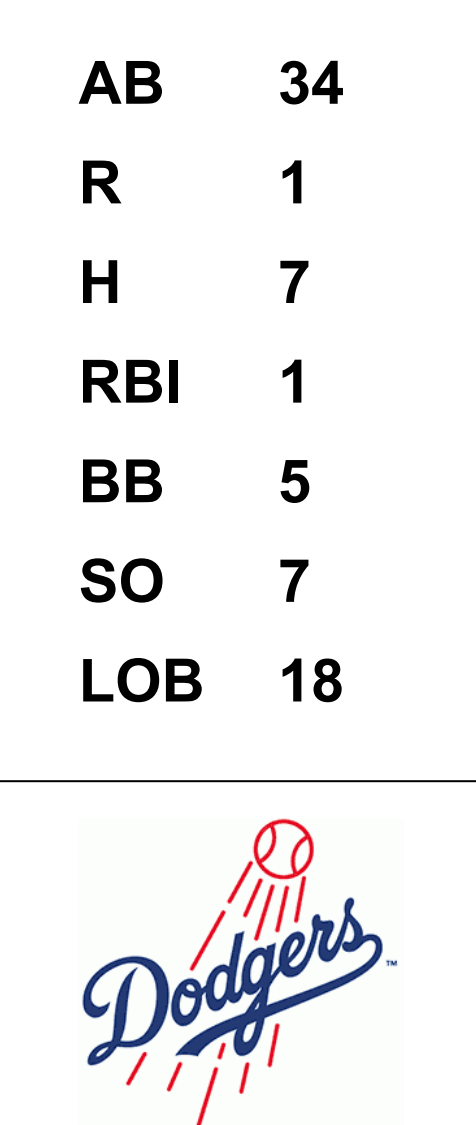


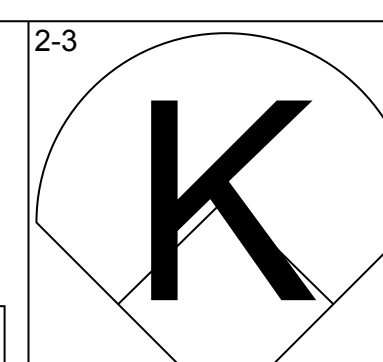
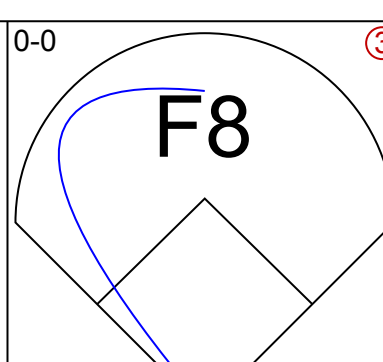
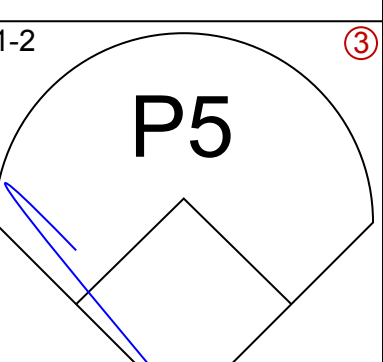
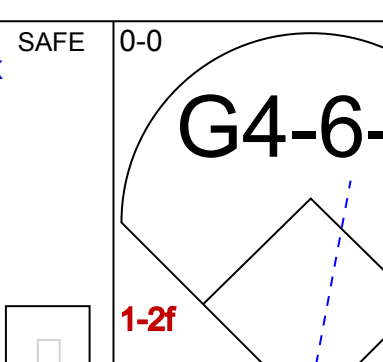
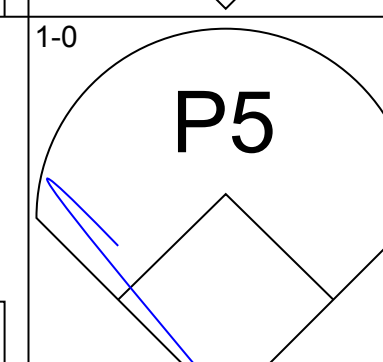
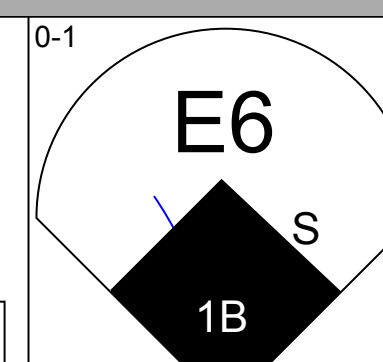
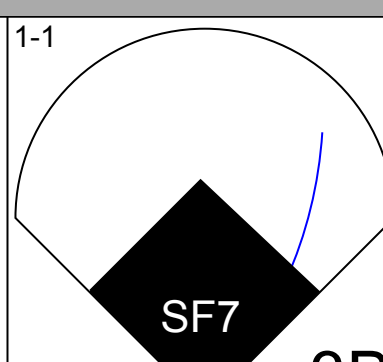
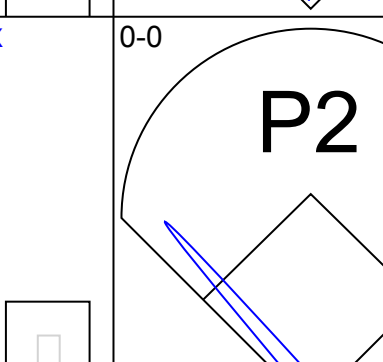
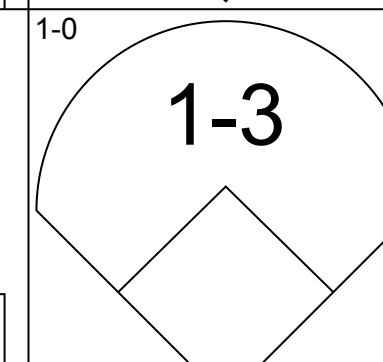
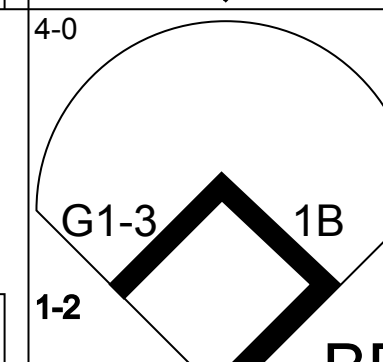
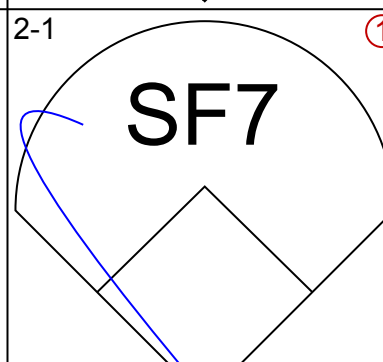
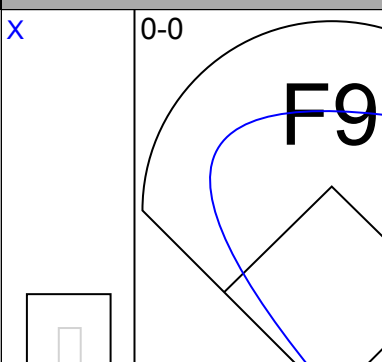
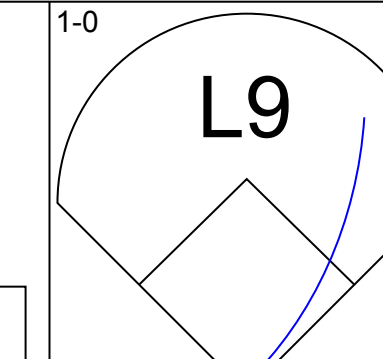
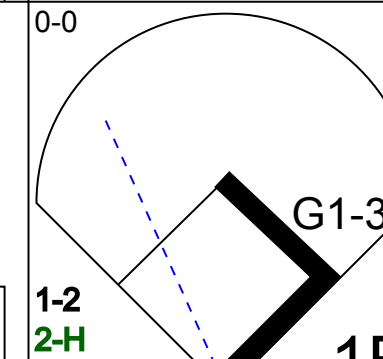
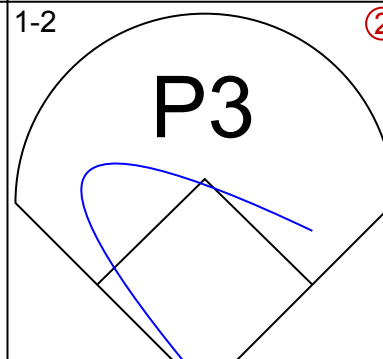
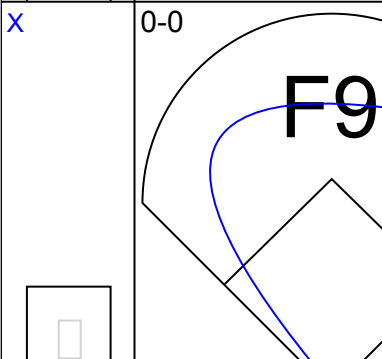
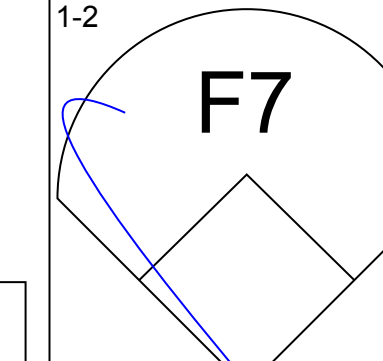
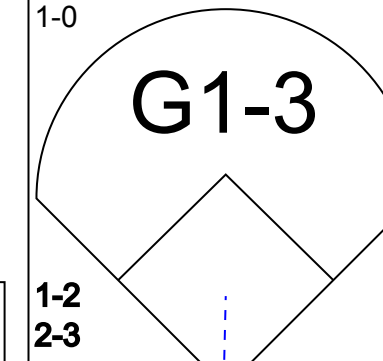
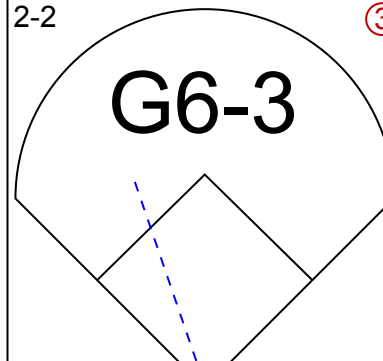
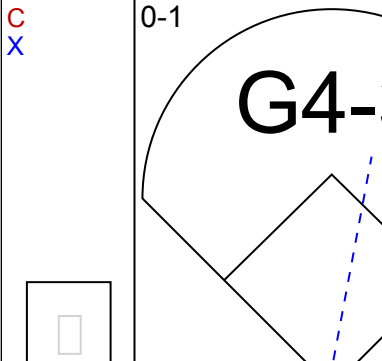
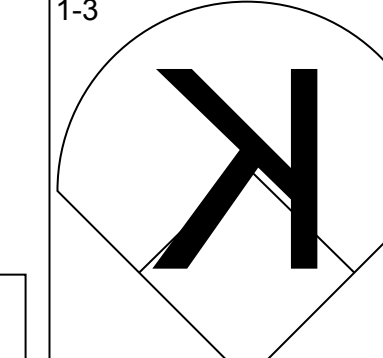
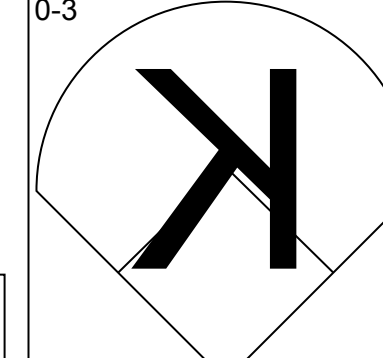
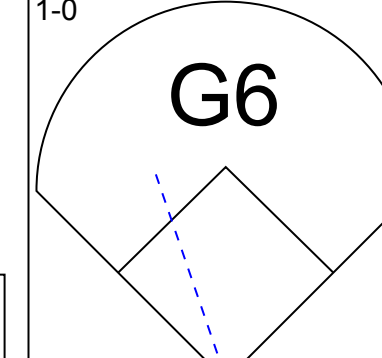
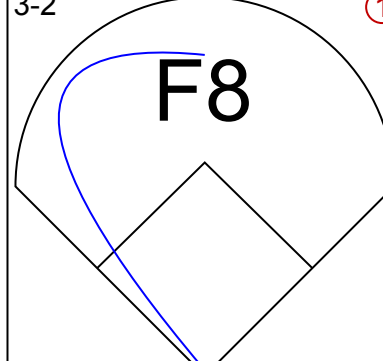
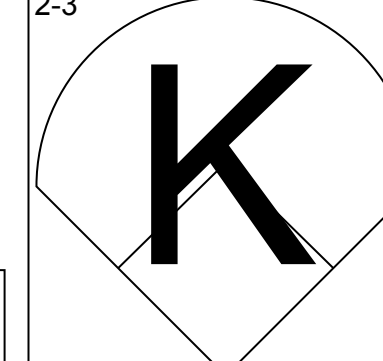
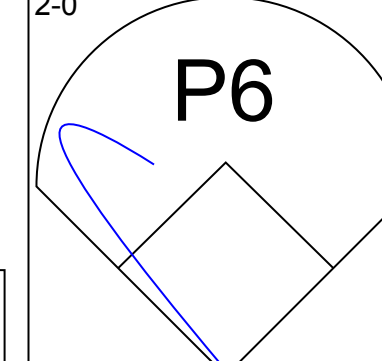
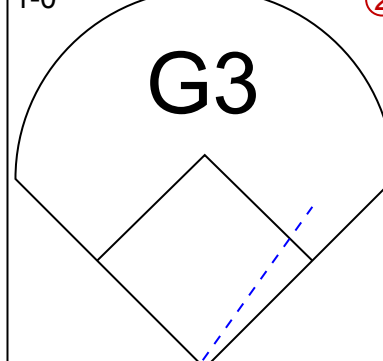
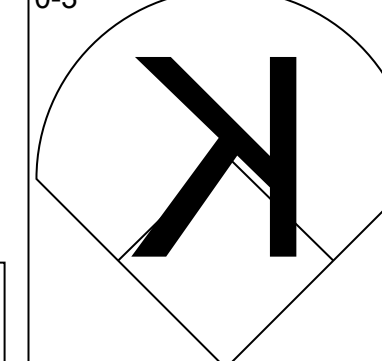
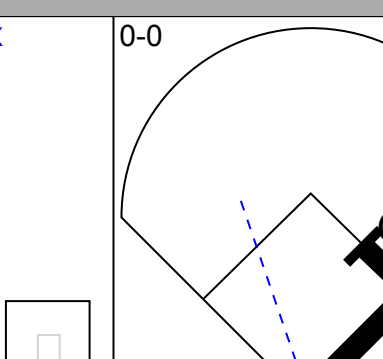
Batter	1	2	3	4	5	6	7	8	9	AB	R	H	RBI	BB	SO	LOB	TOP					
Delino DeShields, L OBP: 0.386, SLG: 0.401	G4-3		1B		BB		1B		G3-1	4	0	2	0	1	0	2	Montreal Expos @ Los Angeles Dodgers Dodger Stadium, Los Angeles, CA Sun Aug 19 1990, 3:33 AM PDT Att: 40,603 - Sunny					
Otis Nixon, S OBP: 0.337, SLG: 0.316	P2		F8						P6	4	0	0	0	0	0	2						
Tim Raines, S OBP: 0.379, SLG: 0.387					CS				K	2	0	1	0	2	1	0						
Tim Wallach, R OBP: 0.357, SLG: 0.502	P2				CS				K	4	0	2	0	0	1	1						
Andres Galarraga, R OBP: 0.303, SLG: 0.398		G5-3			K				K	4	0	0	0	0	2	4						
Dave Martinez, L OBP: 0.346, SLG: 0.473		K2-3			P6				G4-6-3	4	1	1	0	0	1	3						
Jerry Goff, L OBP: 0.360, SLG: 0.352									F8	3	1	1	1	1	1	0						
Tom Foley, L OBP: 0.305, SLG: 0.274					F9				P6	3	0	0	0	1	0	2						
Dennis Martinez, R OBP: 0.100, SLG: 0.102					G4-3				SH3-4	2	0	0	0	0	1	0						
Mike Aldrete, L OBP: 0.386, SLG: 0.339									SH3-4	1	0	1	1	0	0	0						
Steve Frey, R OBP: 0.300, SLG: 0.327									SH3-4	0	0	0	0	0	0	0						
Inning Stats	R: 0 E: 0 K: 0 S: 7	H: 0 LOB: 1 BB: 1 P: 16	R: 0 E: 0 K: 2 S: 7	H: 0 LOB: 0 BB: 0 P: 10	R: 0 E: 0 K: 1 S: 13	H: 1 LOB: 1 BB: 0 P: 19	R: 0 E: 0 K: 1 S: 6	H: 1 LOB: 1 BB: 1 P: 13	R: 1 E: 0 K: 1 S: 11	H: 1 LOB: 2 BB: 0 P: 20	R: 0 E: 0 K: 0 S: 10	H: 2 LOB: 1 BB: 0 P: 15	R: 0 E: 0 K: 0 S: 7	H: 1 LOB: 2 BB: 1 P: 12	R: 0 E: 0 K: 2 S: 9	H: 0 LOB: 0 BB: 0 P: 15	R: 1 E: 0 K: 0 S: 12	H: 2 LOB: 2 BB: 1 P: 28	1B: 7 2B: 0 3B: 0 HR: 1	SF: 0 SAC: 1 DP: 1 HBP: 0	WP: 0 PB: 0 SB: 1 CS: 2	PA: 37
PITCHER	IP	WLS	BF	H	R	ER	SO	BB	IBB	HBP	BLK	WP	HR	S	P	ERA	WHIP					
Ramon Martinez, R ERA: 3.05	(1, 1)	8.1	L	33	7	2	2	7	4	0	0	0	0	1	73	126	2.16	1.320				
Jay Howell, R ERA: 2.47	(9, 1)	0.2		4	1	0	0	0	1	0	0	0	0	0	9	22	0.00	3.000				

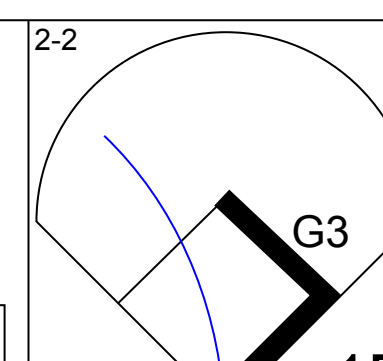
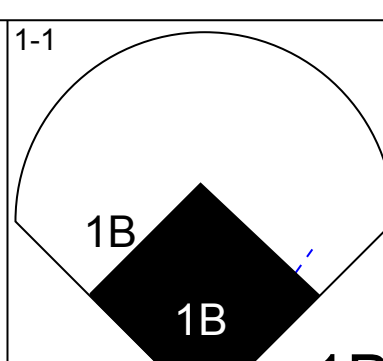
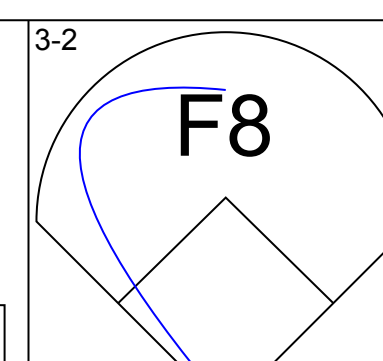
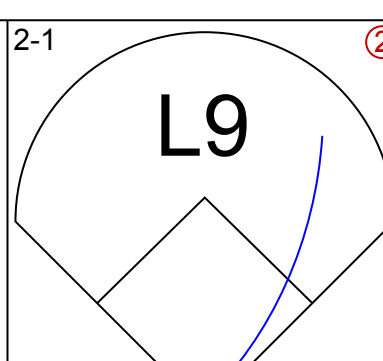
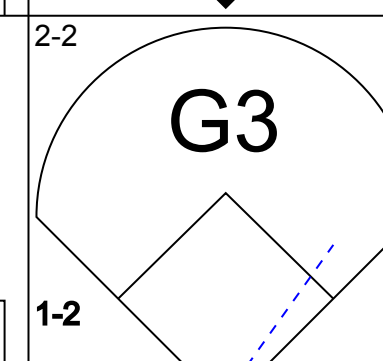
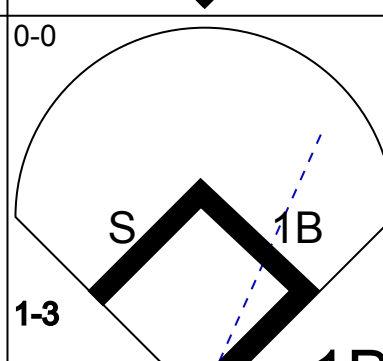
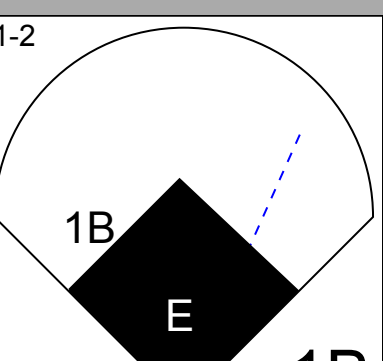
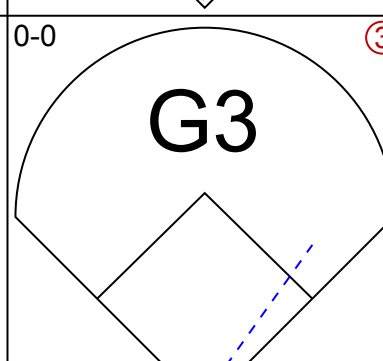

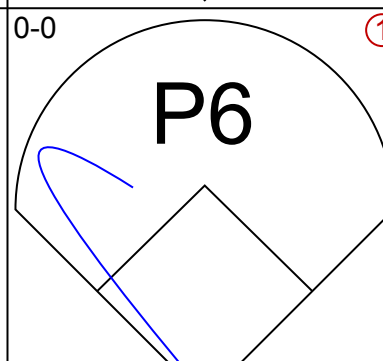
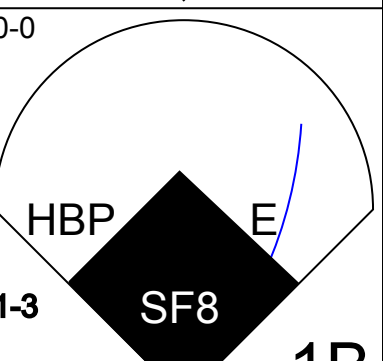
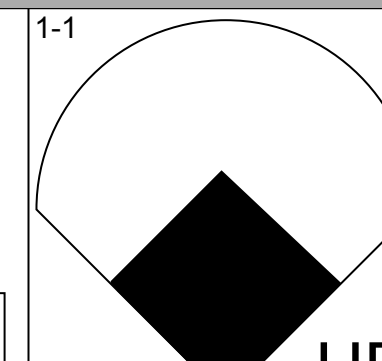

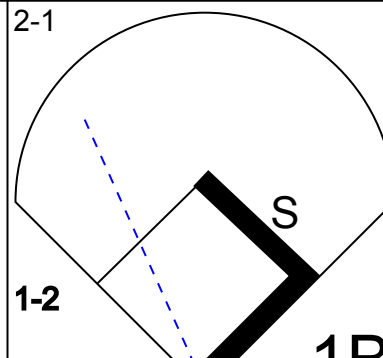
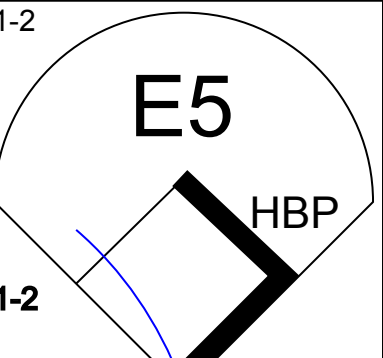
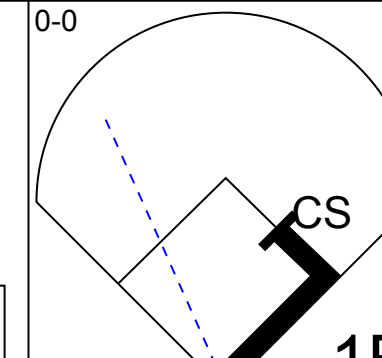
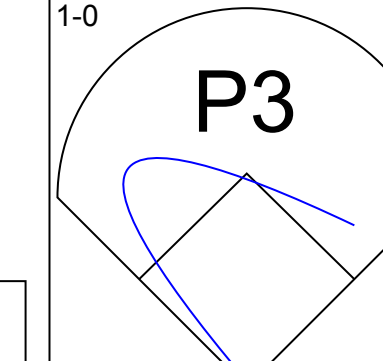
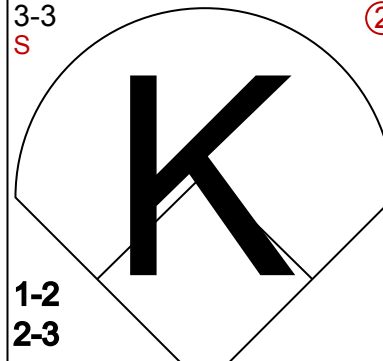
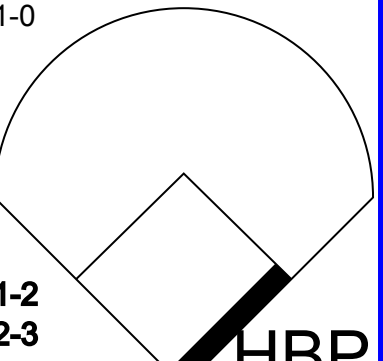
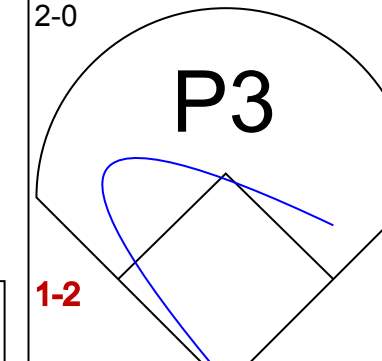
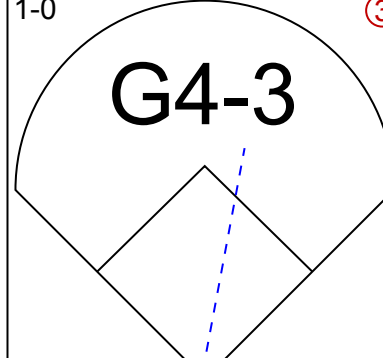
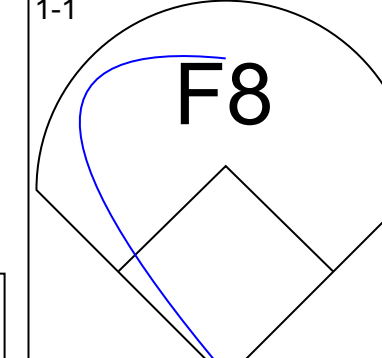
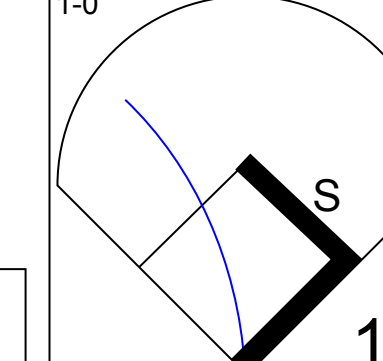

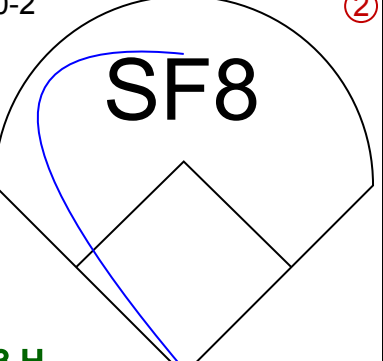

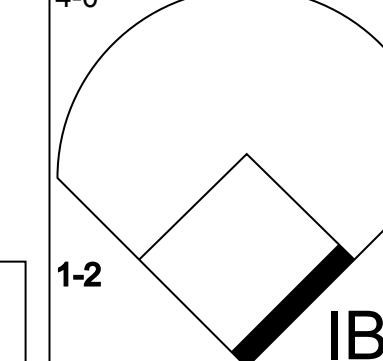
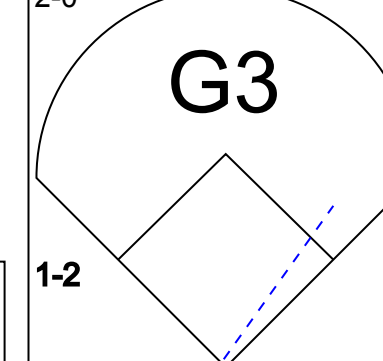
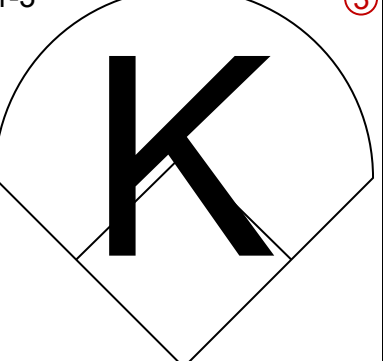
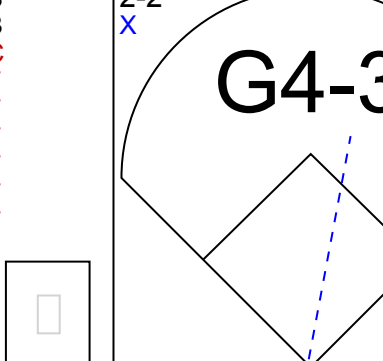
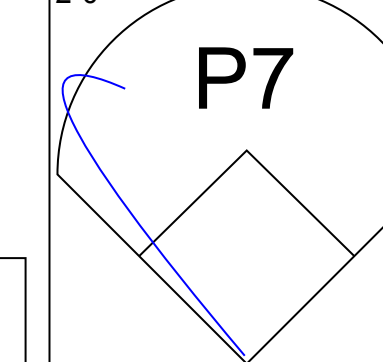
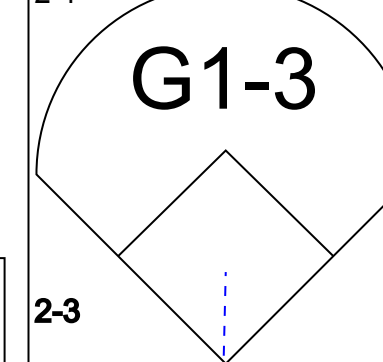

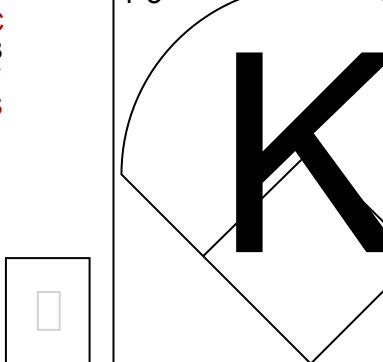
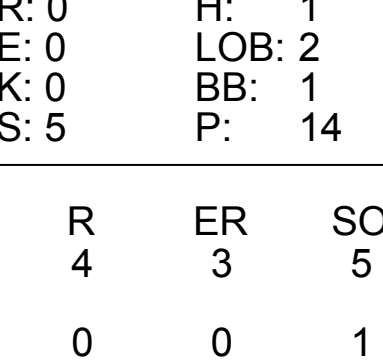
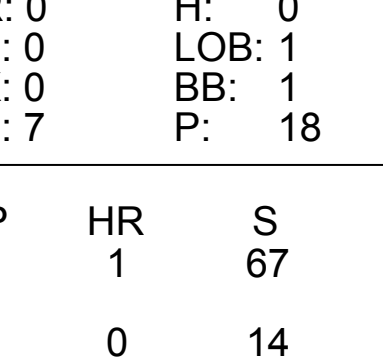
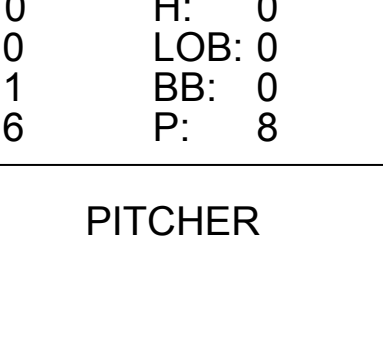
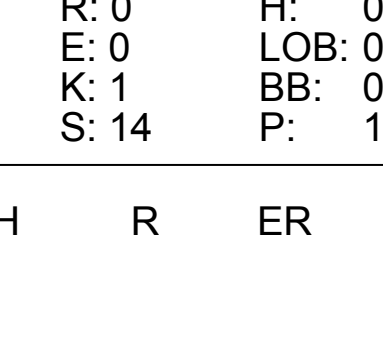
AB	31
R	2
H	8
RBI	2
BB	5
SO	7
LOB	14



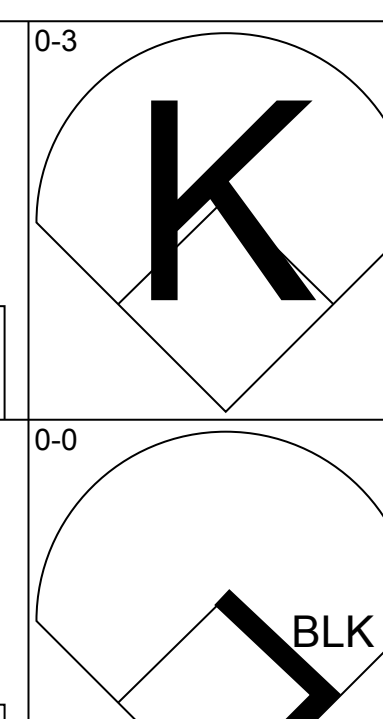
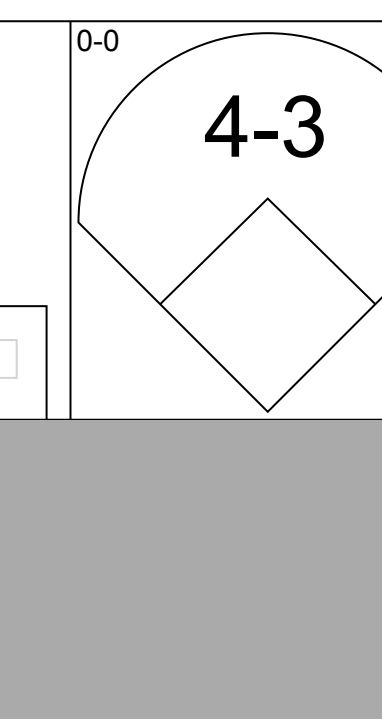
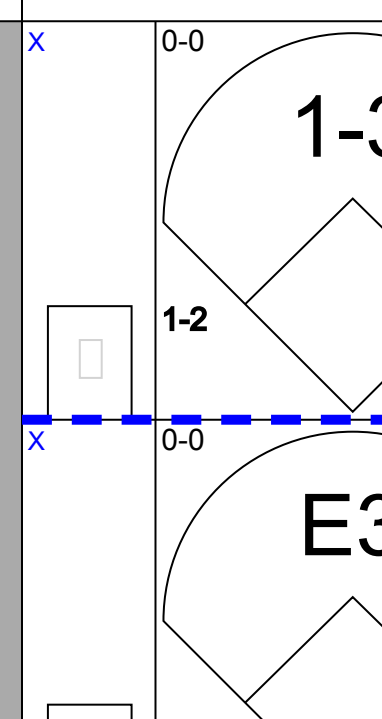
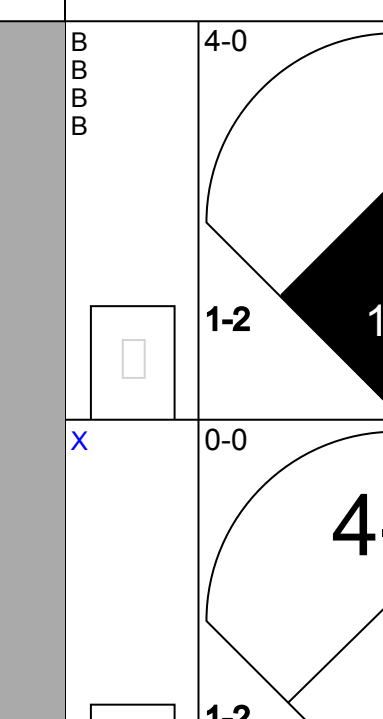
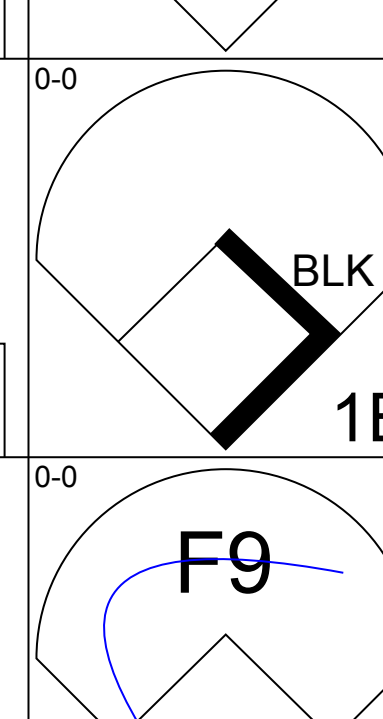
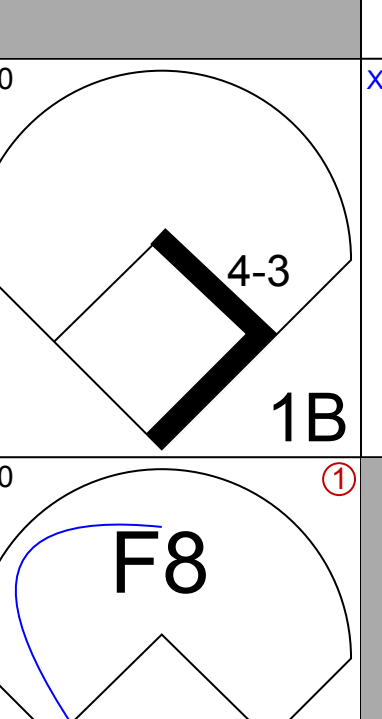
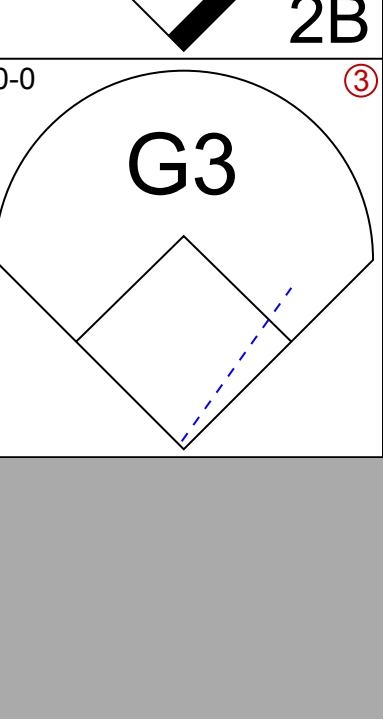
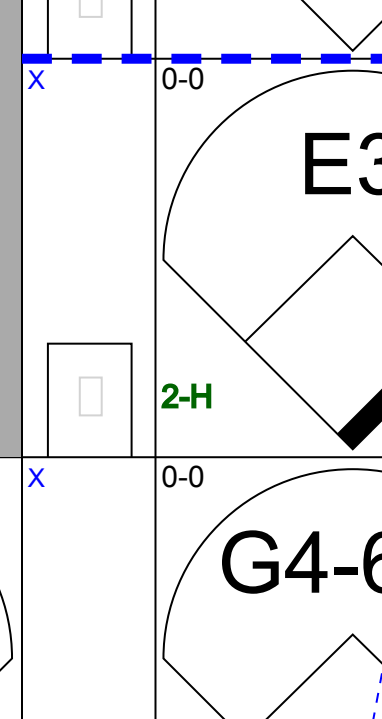
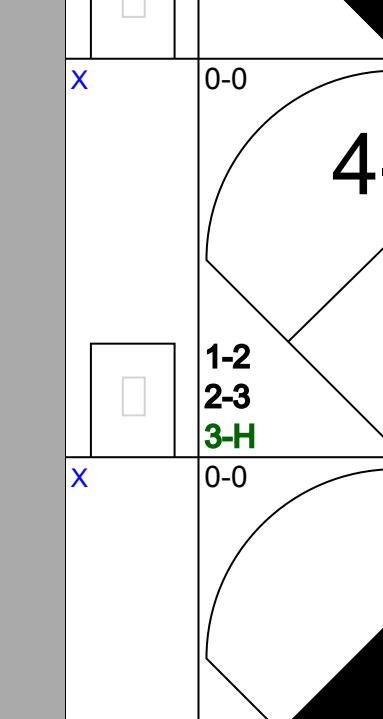
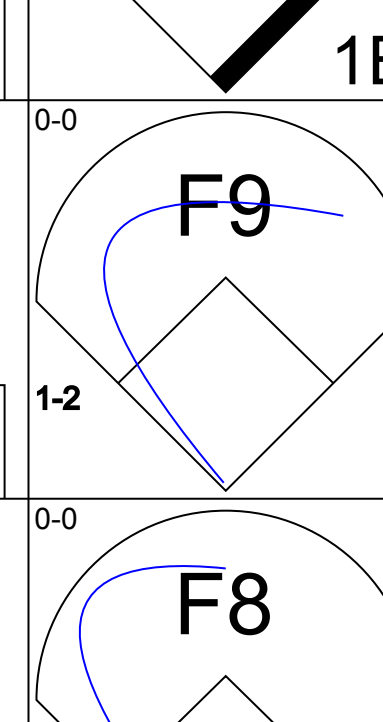
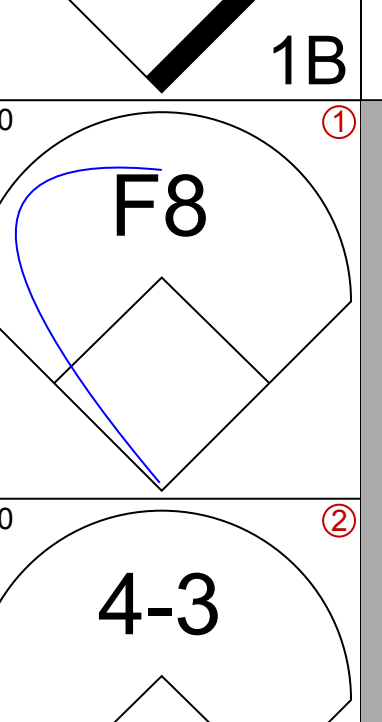
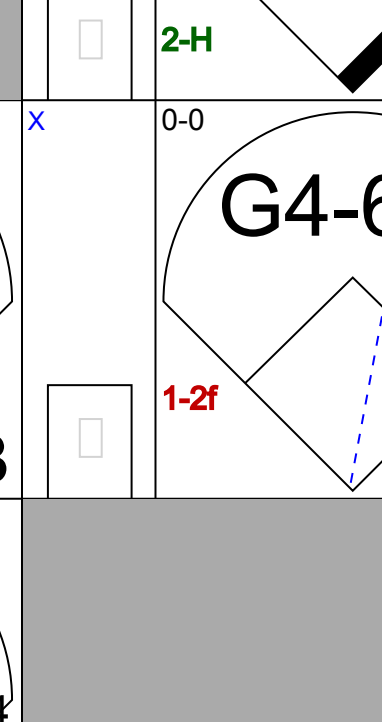
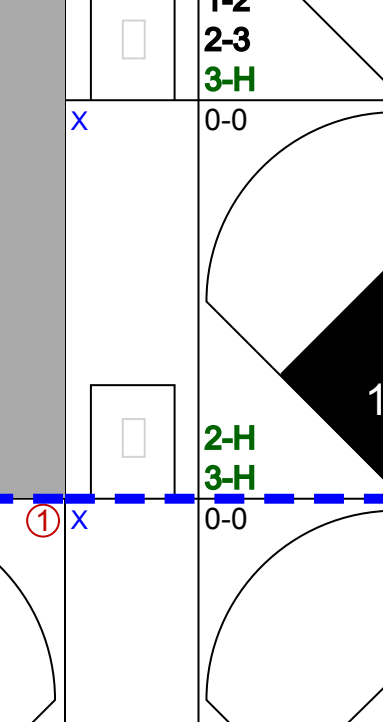
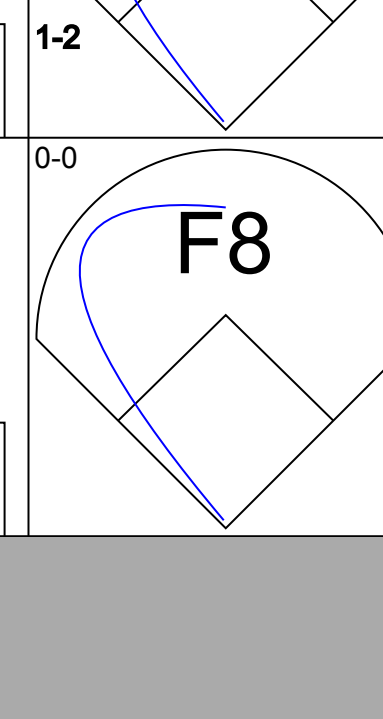
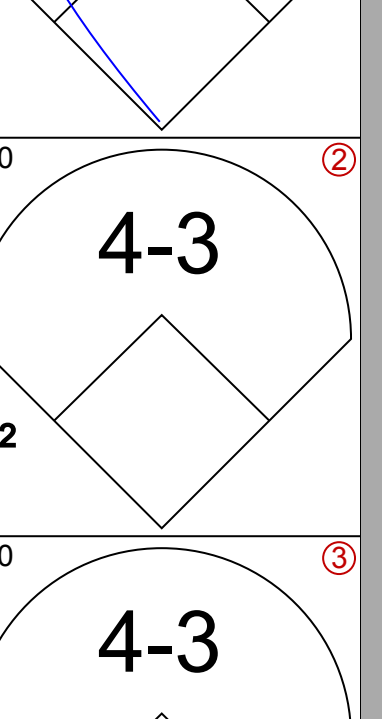

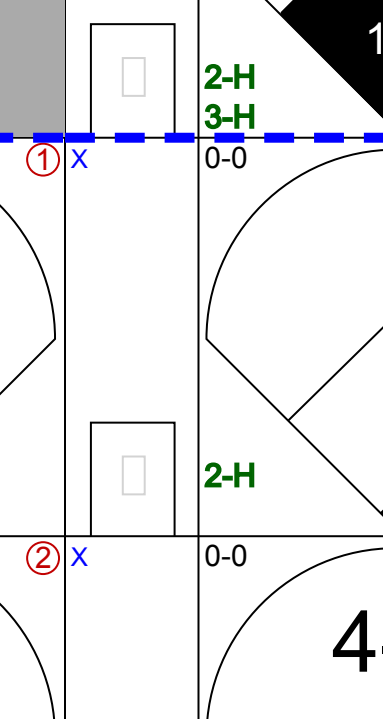
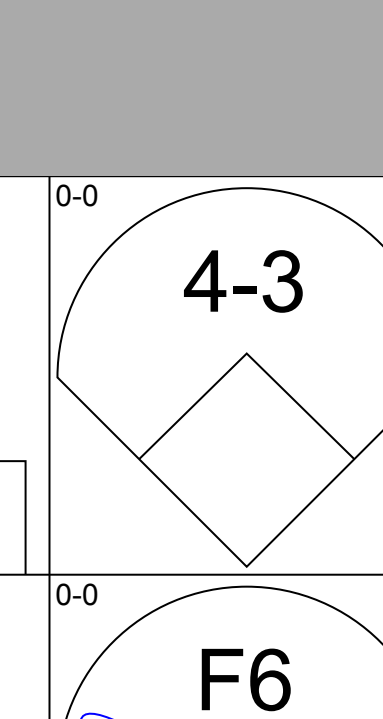
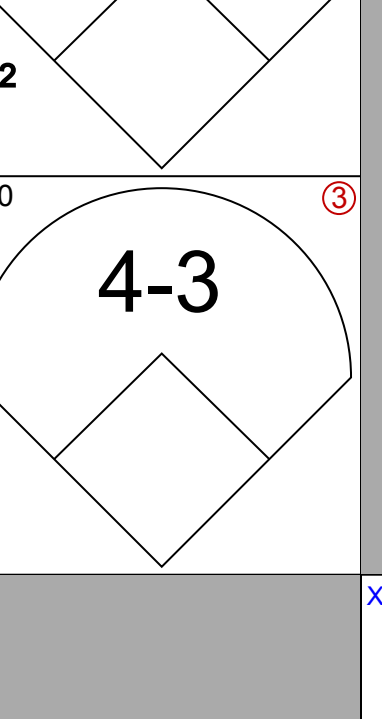

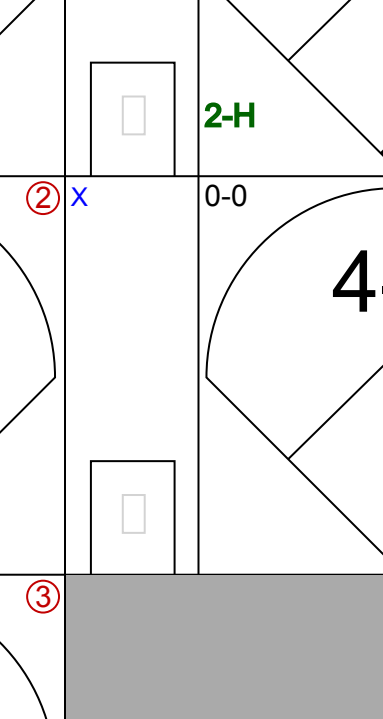

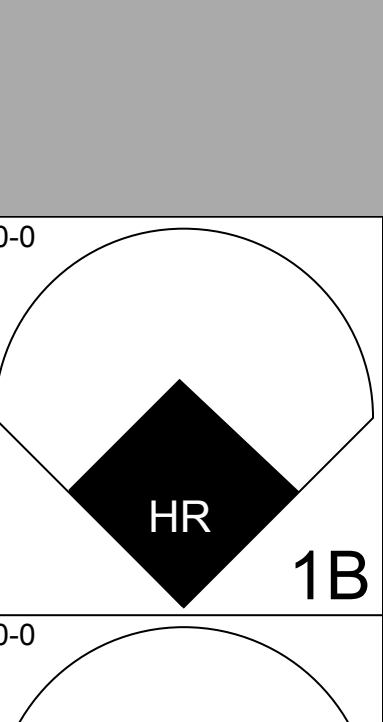

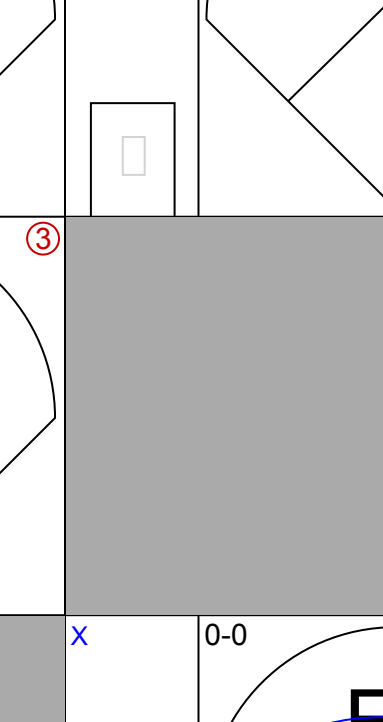

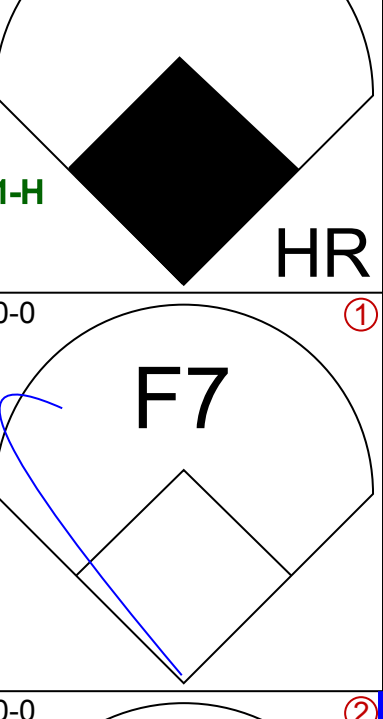
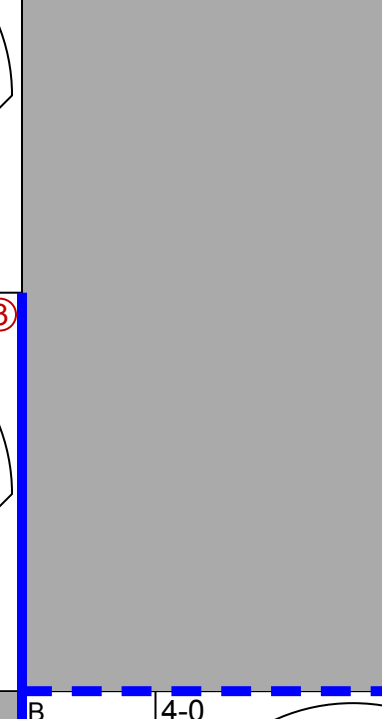
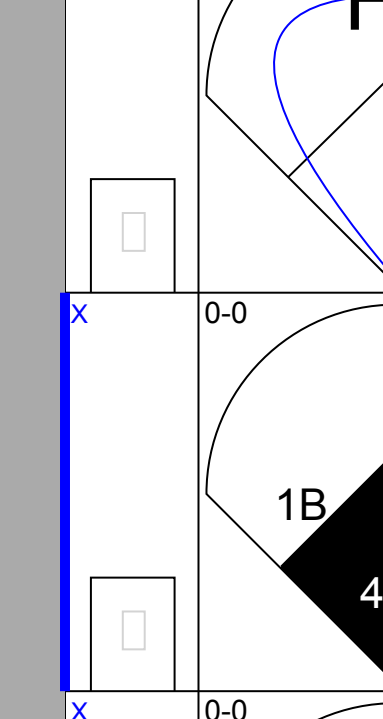
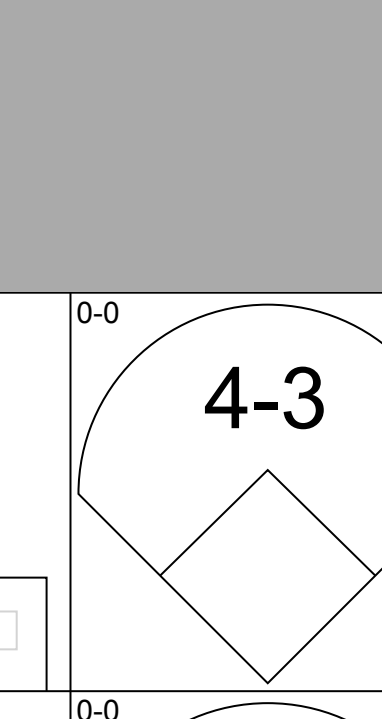
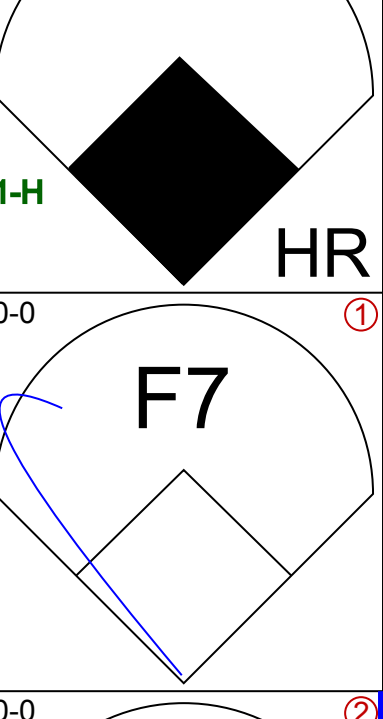
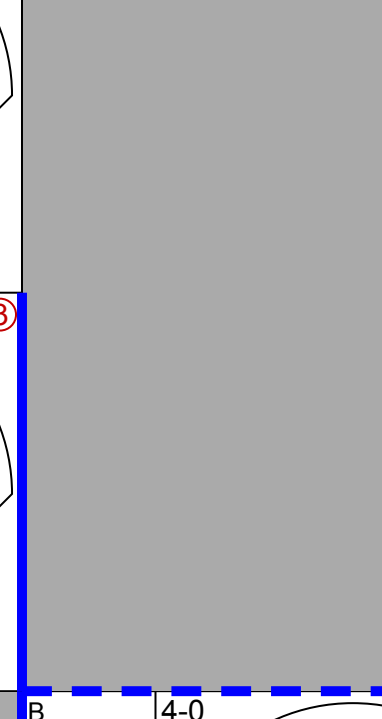
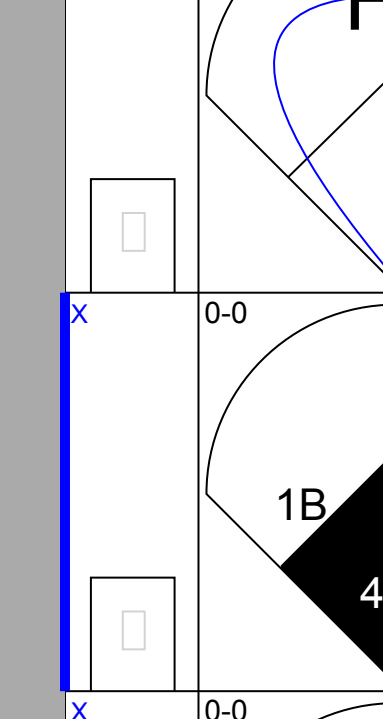
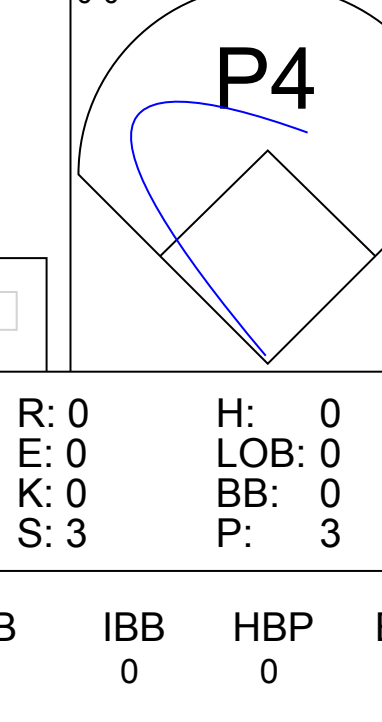
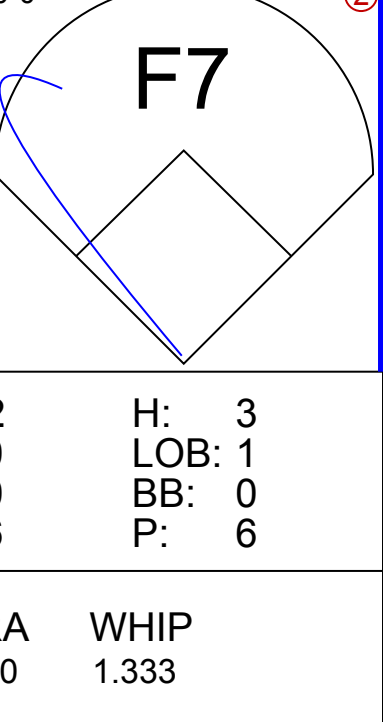
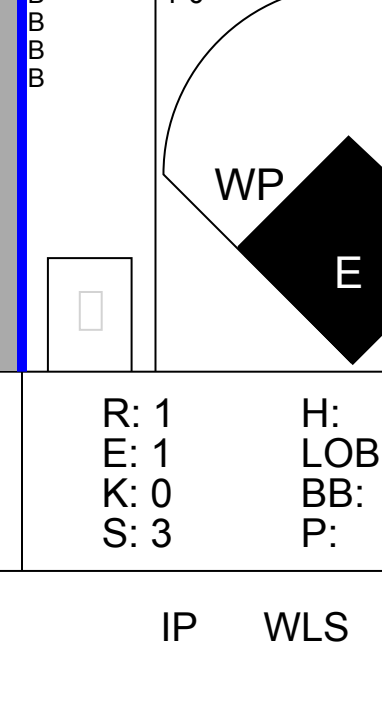
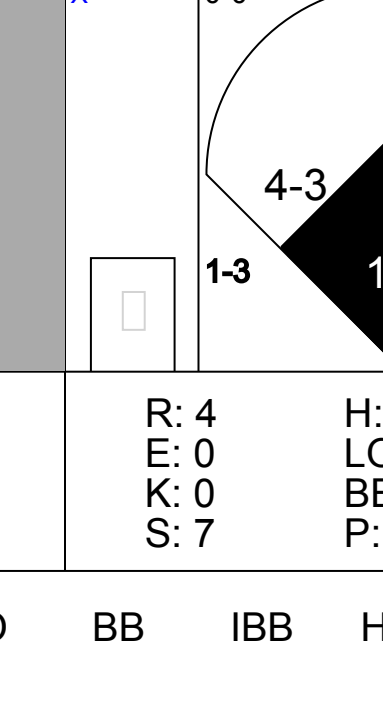
Batter	1	2	3	4	5	6	7	8	9	AB	R	H	RBI	BB	SO	LOB	BOTTOM					
Jose Offerman, S OBP: 0.600, SLG: 1.200									G6-3	5	1	3	1	0	0	0	Montreal Expos @ Los Angeles Dodgers Dodger Stadium, Los Angeles, CA Sun Aug 19 1990, 3:33 AM PDT Att: 40,603 - Sunny					
Kirk Gibson, L OBP: 0.369, SLG: 0.469									P6	3	0	1	0	2	0	1						
Kal Daniels, L OBP: 0.381, SLG: 0.509									G4-3	5	0	0	0	0	3	4						
Eddie Murray, S OBP: 0.391, SLG: 0.501									G4-3	3	0	1	0	1	0	0						
Hubie Brooks, R OBP: 0.304, SLG: 0.435									E3	4	0	2	0	0	2	1						
Lenny Harris, L OBP: 0.340, SLG: 0.364									E8	4	0	0	0	0	0	5						
Mike Scioscia, L OBP: 0.370, SLG: 0.408									G3	4	0	0	0	0	0	5						
Jay Howell, R OBP: 0.300, SLG: 0.327									G4-3	2	0	0	0	2	1	2						
Mike Sharperson, R OBP: 0.384, SLG: 0.377									G6-3	2	0	0	0	2	1	2						
Stan Javier, S OBP: 0.370, SLG: 0.378									K2-3	0	0	0	0	0	0	0						
Juan Samuel, R OBP: 0.300, SLG: 0.327									G1-3	3	0	0	0	0	0	2						
Mike Sharperson, R OBP: 0.384, SLG: 0.377									F9	1	0	0	0	0	0	3						
Stan Javier, S OBP: 0.370, SLG: 0.378									F7	1	0	0	0	0	0	0						
Juan Samuel, R OBP: 0.300, SLG: 0.327									G4-3	0	0	0	0	0	0	0						
Ramon Martinez, R OBP: 0.097, SLG: 0.098									G4-3	3	0	0	0	0	1	0						
Rick Dempsey, R OBP: 0.313, SLG: 0.320									G4-3	1	0	0	0	0	0	0						
Inning Stats	R: 1 E: 0 K: 1 S: 9	H: 1 LOB: 0 BB: 1 P: 18	R: 0 E: 0 K: 2 S: 8	H: 0 LOB: 0 BB: 0 P: 10	R: 0 E: 0 K: 1 S: 12	H: 1 LOB: 1 BB: 0 P: 18	R: 0 E: 0 K: 0 S: 9	H: 1 LOB: 2 BB: 1 P: 16	R: 0 E: 0 K: 1 S: 8	H: 2 LOB: 2 BB: 0 P: 11	R: 0 E: 1 K: 1 S: 8	H: 0 LOB: 2 BB: 1 P: 14	R: 0 E: 0 K: 0 S: 6	H: 0 LOB: 0 BB: 0 P: 12	R: 0 E: 1 K: 1 S: 13	H: 2 LOB: 3 BB: 1 P: 25	R: 0 E: 0 K: 0 S: 9	H: 0 LOB: 1 BB: 1 P: 19	1B: 6 2B: 1 3B: 0 HR: 1	SF: 0 SAC: 0 DP: 1 HBP: 0	WP: 0 PB: 0 SB: 1 CS: 1	PA: 39
PITCHER	IP	WLS	BF	H	R	ER	SO	BB	IBB	HBP	BLK	WP	HR	S	P	ERA	WHIP					
Dennis Martinez, R ERA: 2.85	(1, 1)	8.0	W	35	7	1	1	7	2	0	0	0	0	1	73	124	1.12	1.125				
Steve Frey, L ERA: 2.7	(9, 1)	1.0	S	4	0	0	0	0	1	0	0	0	0	9	19	0.00	1.000					

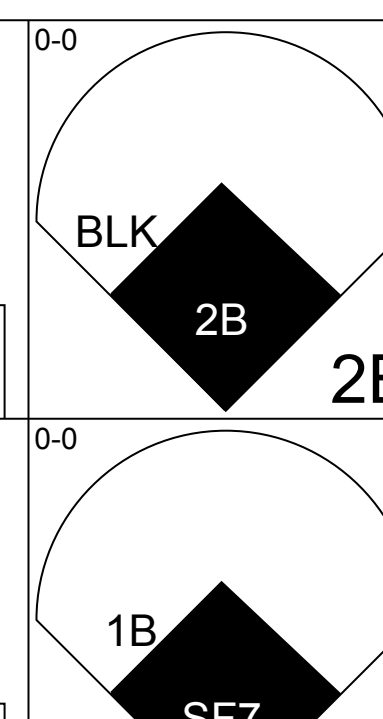
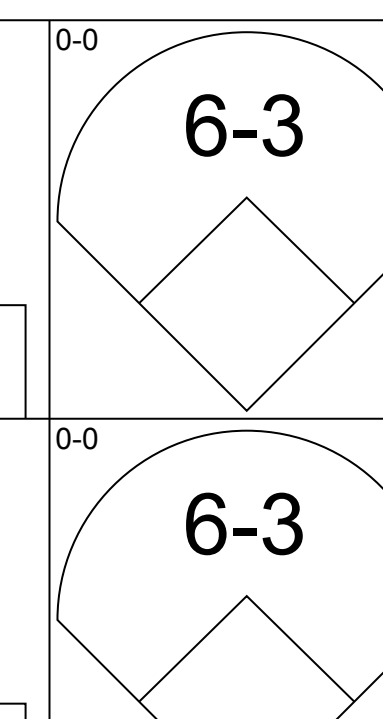
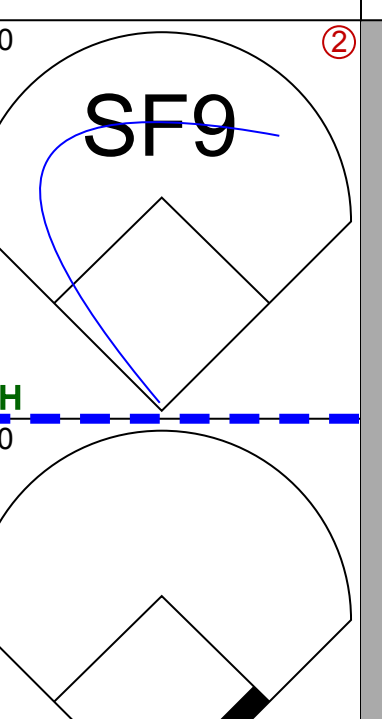

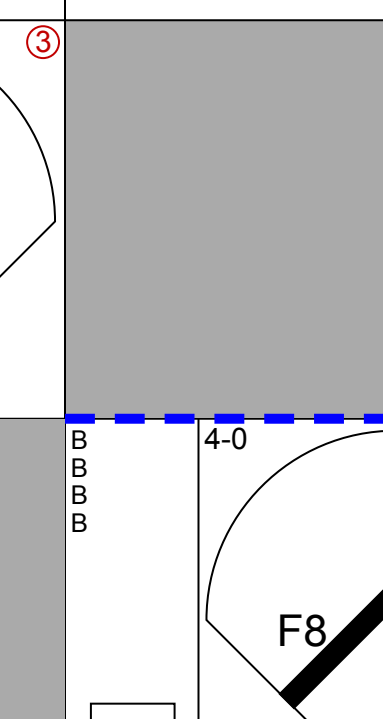
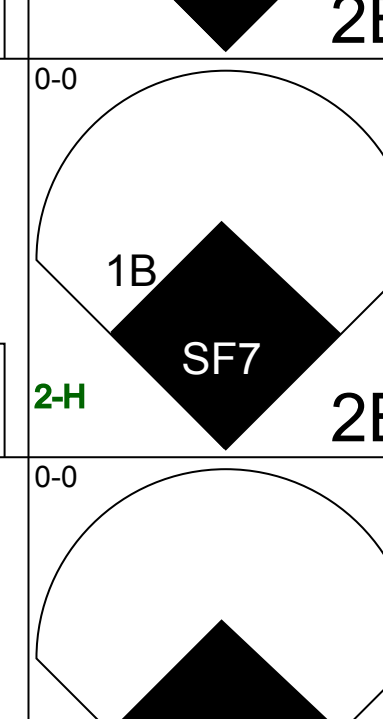
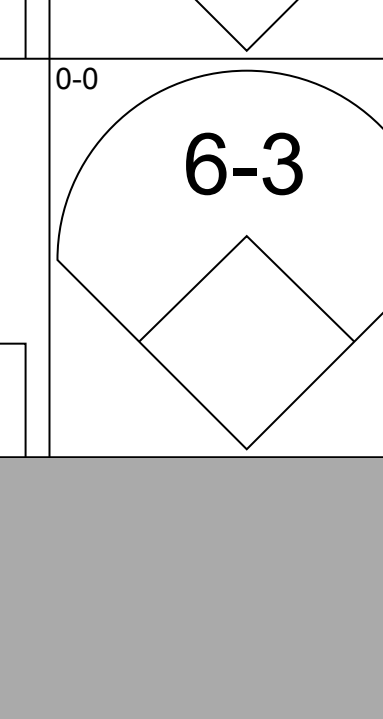
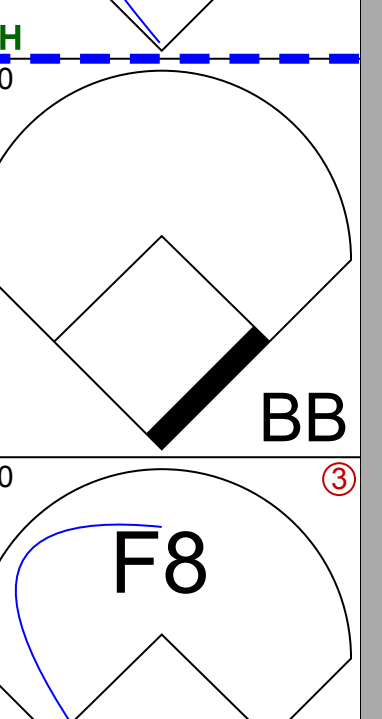
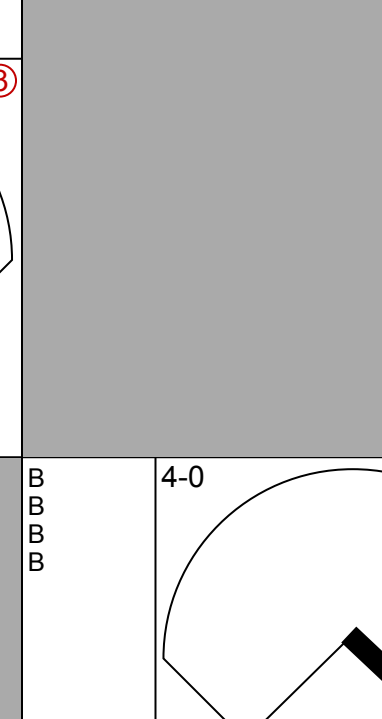
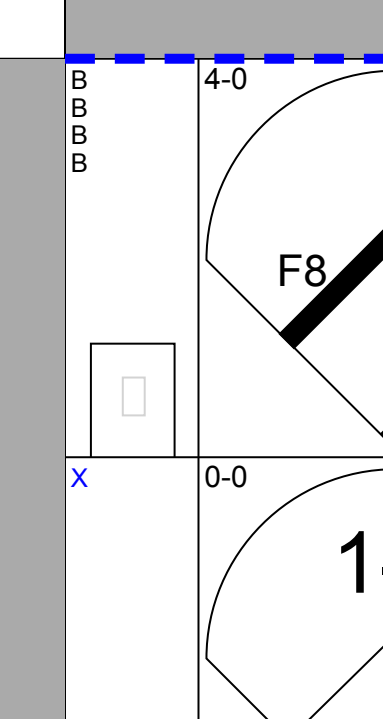
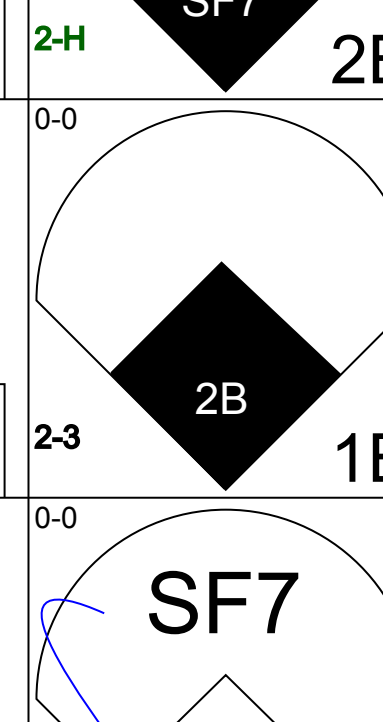
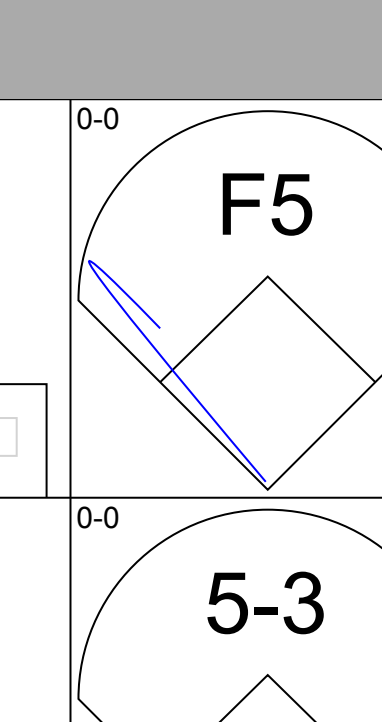
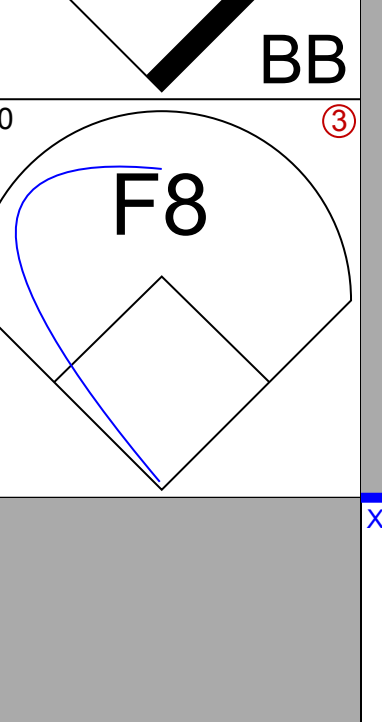
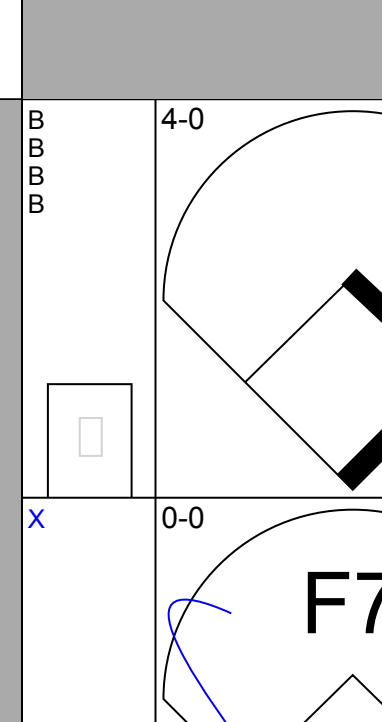
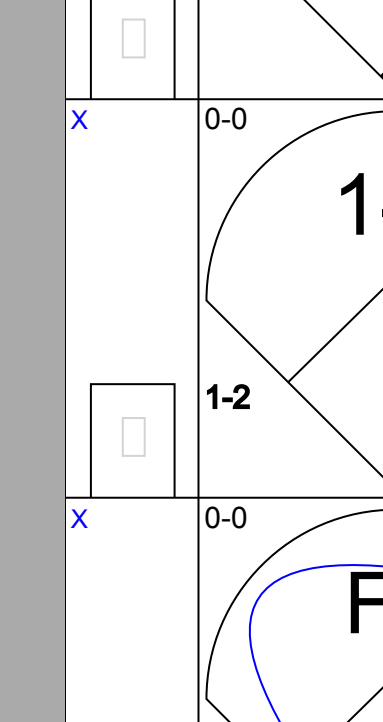
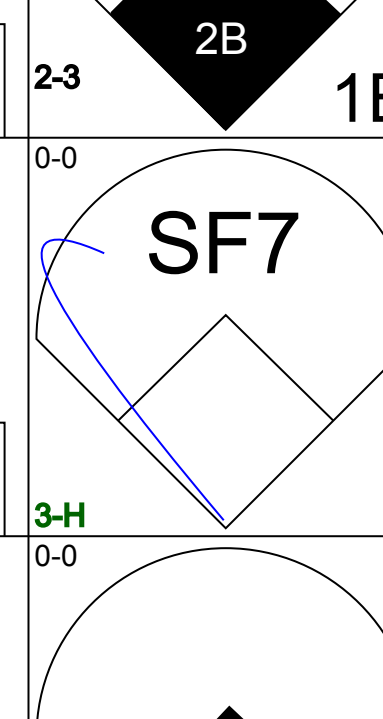
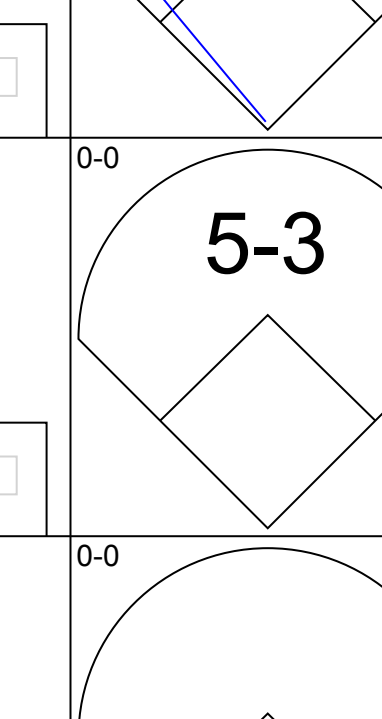
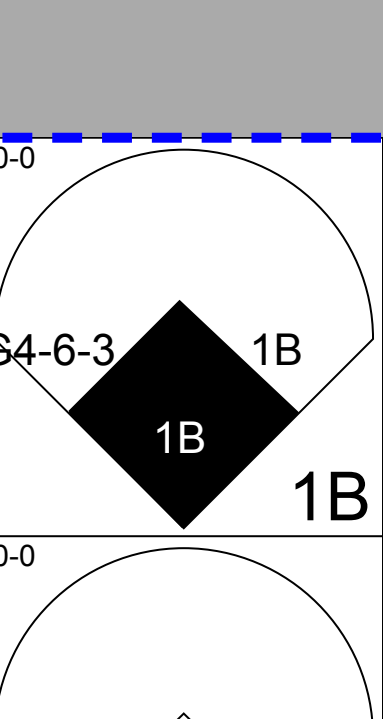
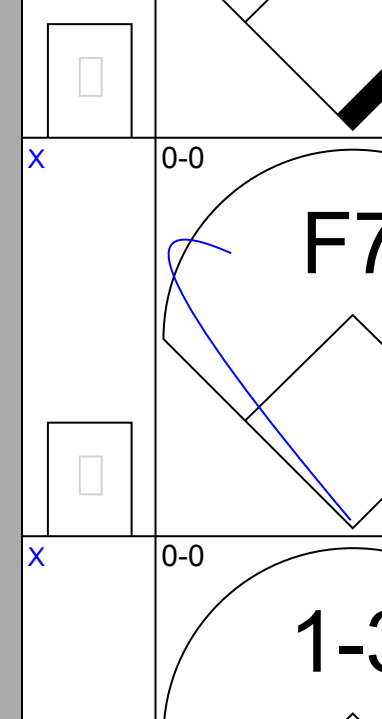
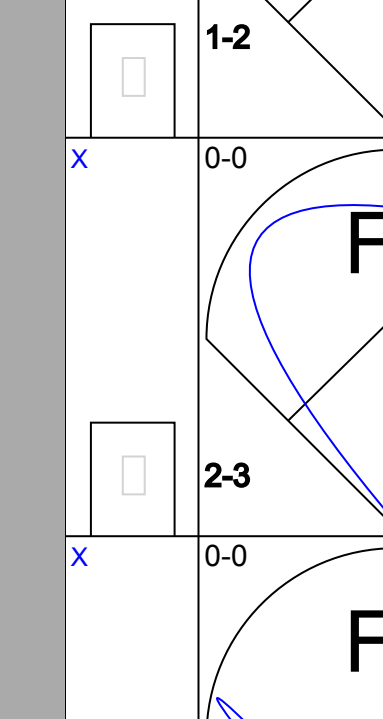
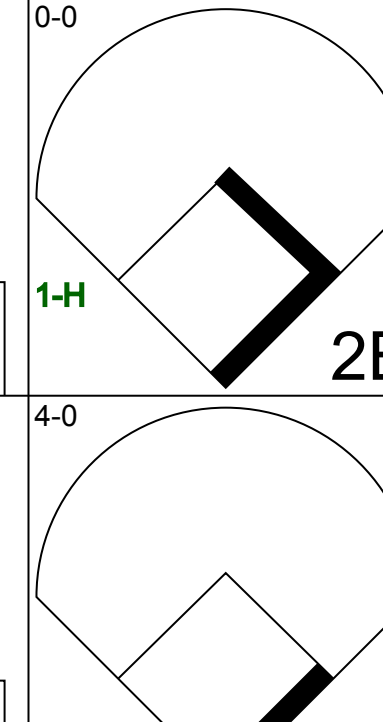
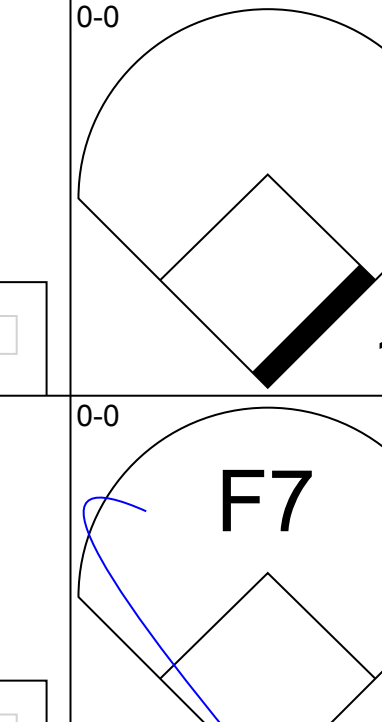
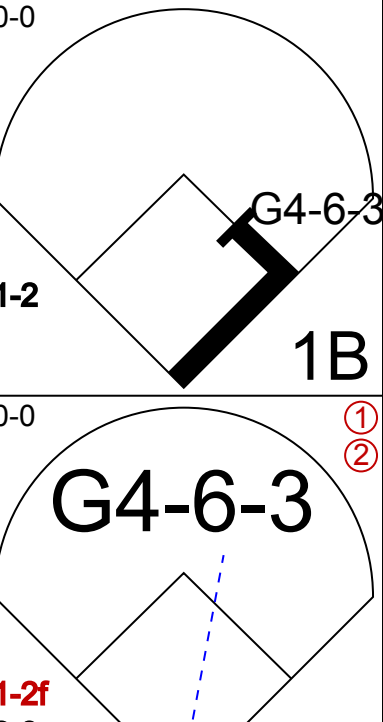
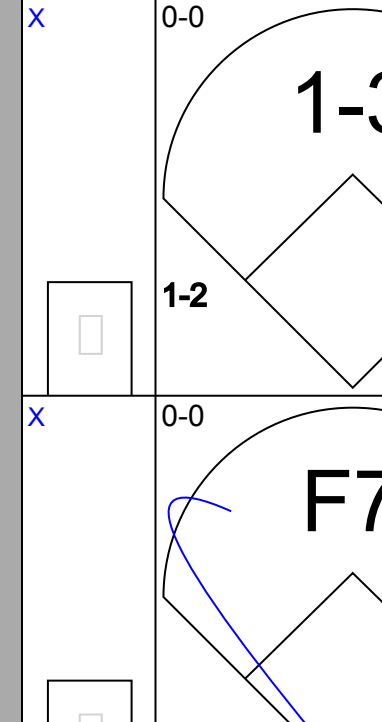
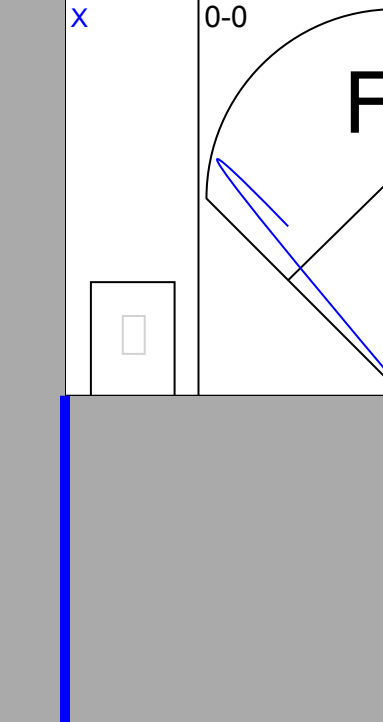
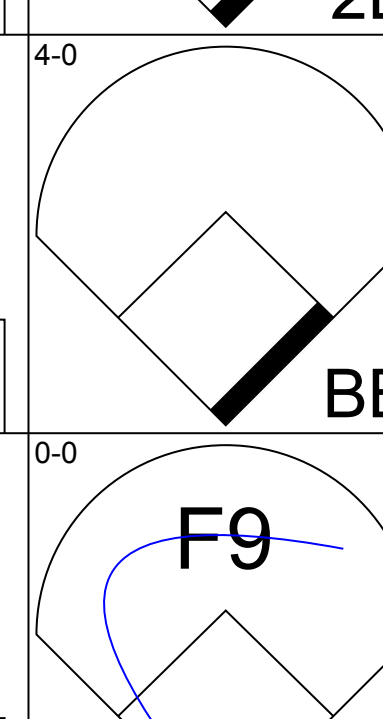
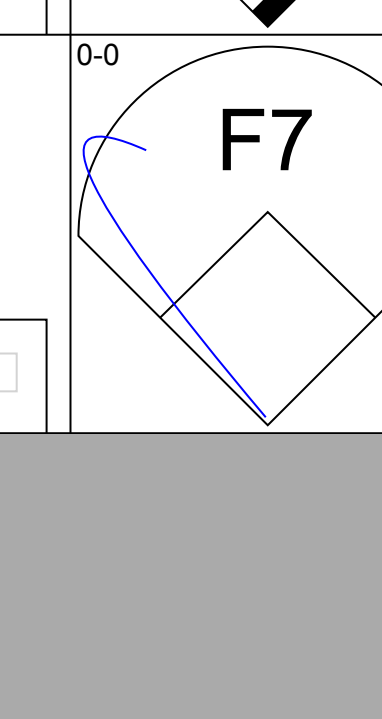
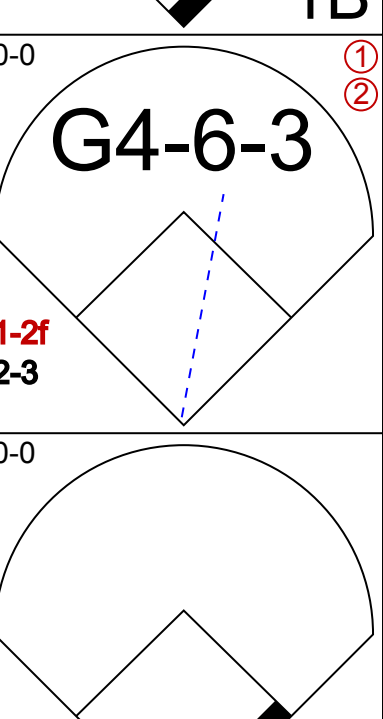
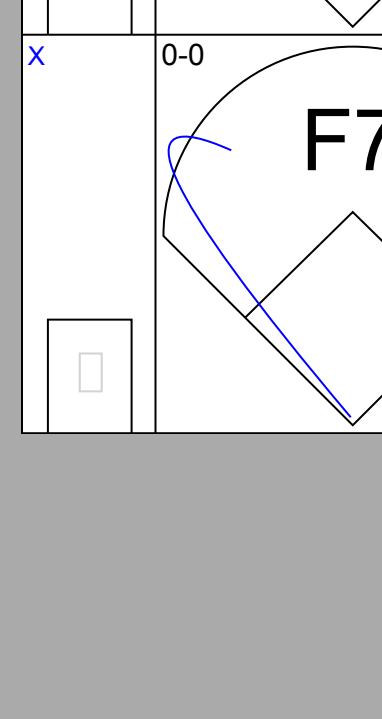
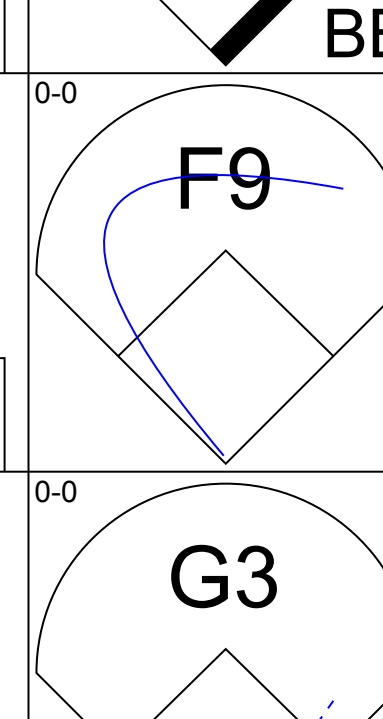
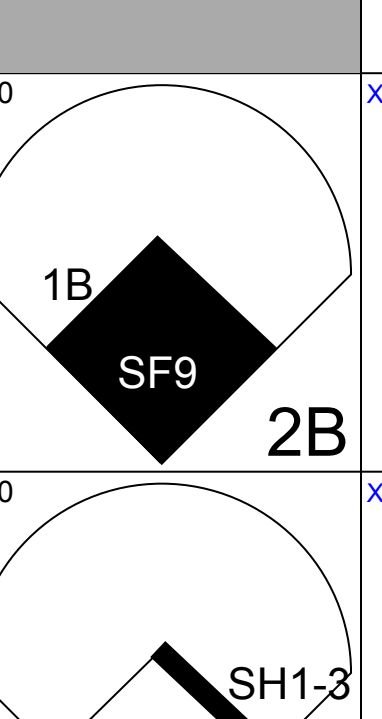
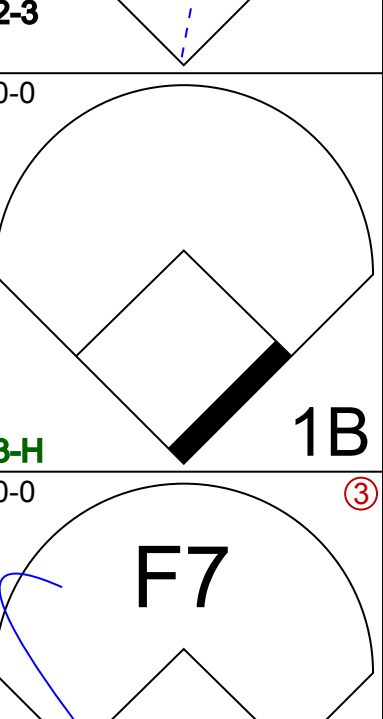
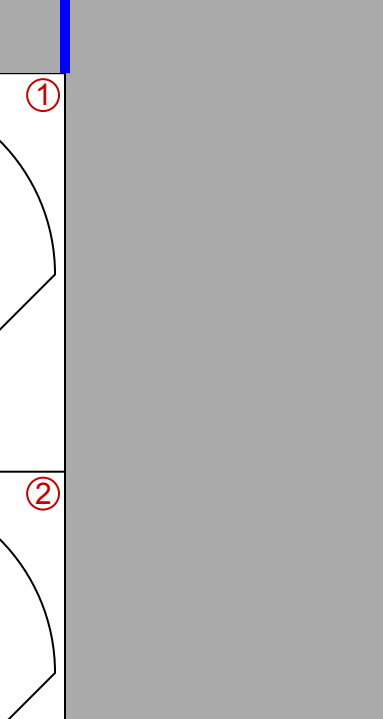
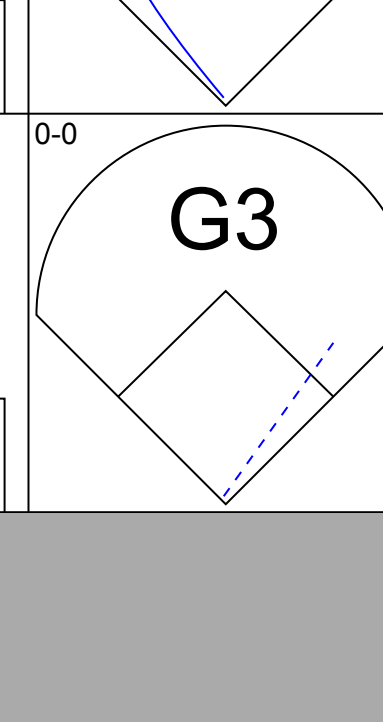
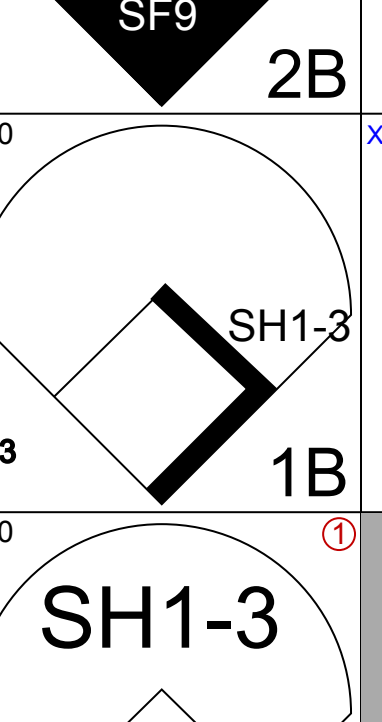
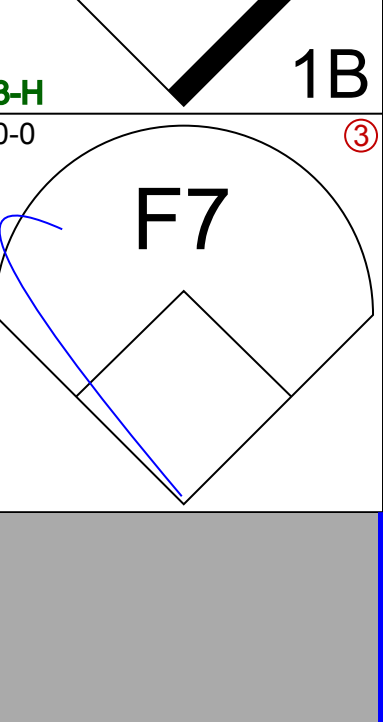
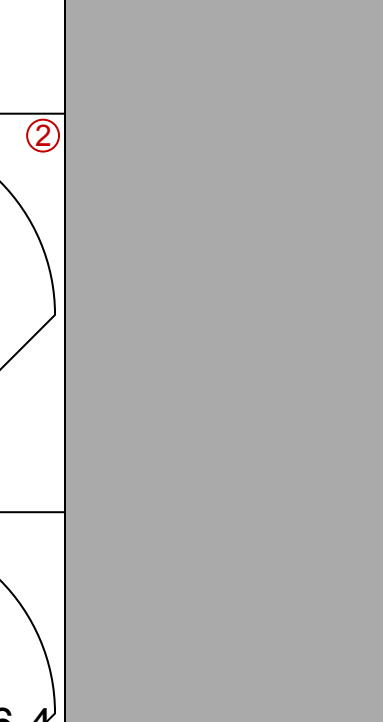
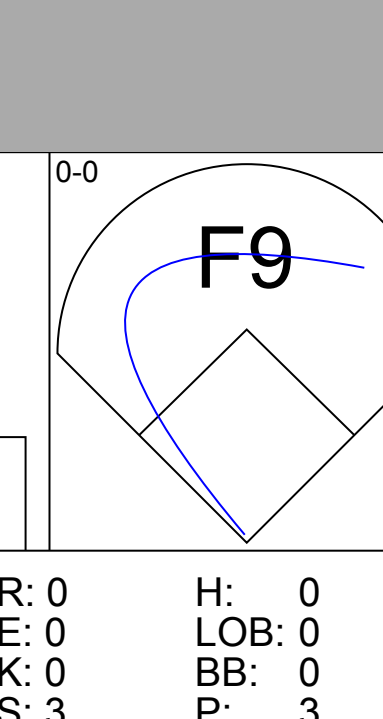
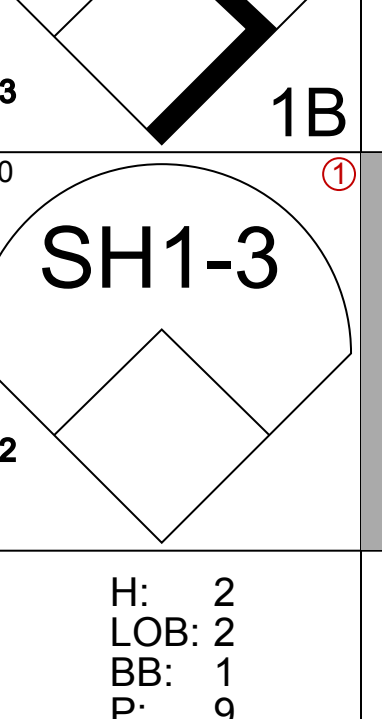

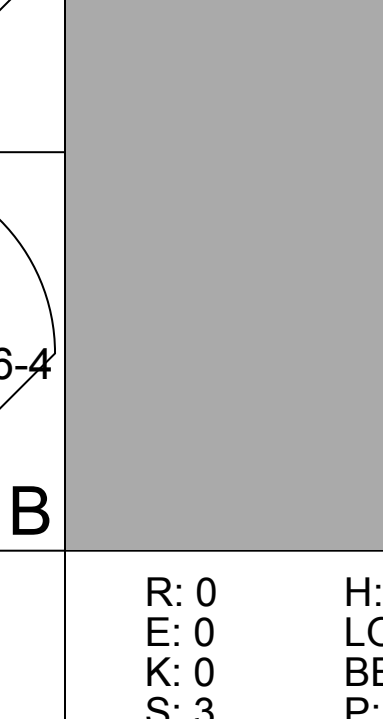


Batter	1	2	3	4	5	6	7	8	9	AB	R	H	RBI	BB	SO	LOB	TOP					
Delino DeShields, L OBP: 0.383, SLG: 0.397 (1,4)										4	0	0	0	0	1	2	Montreal Expos @ San Francisco Giants Candlestick Park, San Francisco, CA Mon Aug 20 1990, 10:05 PM EDT Att: 13,888 - Unknown - 58 F livebaseballscorecards.com					
Dave Martinez, L OBP: 0.344, SLG: 0.477 (1,8)										4	2	1	0	0	0	0						
Tim Raines, S OBP: 0.378, SLG: 0.385 (1,7)										2	0	0	1	1	0	0						
Tim Wallach, R OBP: 0.356, SLG: 0.500 (1,5)										4	0	1	1	0	0	0						
Mike Aldrete, L OBP: 0.376, SLG: 0.328 (1,3)										4	0	0	0	0	0	2						
Larry Walker, L OBP: 0.299, SLG: 0.405 (1,9)										3	0	0	0	0	0	2						
Jerry Goff, L OBP: 0.348, SLG: 0.338 (1,2)										3	0	0	0	0	1	2						
Spike Owen, S OBP: 0.337, SLG: 0.343 (1,6)										3	0	0	0	0	2	0						
Kevin Gross, R OBP: 0.239, SLG: 0.364 (8, PH)										2	0	1	0	0	1	0						
Otis Nixon, S OBP: 0.341, SLG: 0.321 (8, PH)										1	0	1	0	0	0	0						
Bill Sampen, R OBP: 0.341, SLG: 0.321 (8, PH)										0	0	0	0	0	0	0						
Inning Stats	R: 0 E: 0 K: 1 S: 5	H: 0 LOB: 0 BB: 0 P: 9	R: 0 E: 0 K: 1 S: 7	H: 0 LOB: 0 BB: 0 P: 10	R: 0 E: 0 K: 0 S: 6	H: 1 LOB: 1 BB: 0 P: 10	R: 1 E: 1 K: 2 S: 10	H: 1 LOB: 2 BB: 1 P: 17	R: 0 E: 0 K: 1 S: 9	H: 0 LOB: 0 BB: 0 P: 11	R: 1 E: 0 K: 0 S: 12	H: 1 LOB: 0 BB: 0 P: 18	R: 0 E: 0 K: 1 S: 5	H: 0 LOB: 0 BB: 0 P: 8	R: 0 E: 0 K: 0 S: 3	H: 1 LOB: 0 BB: 0 P: 3	R: 0 E: 0 K: 0 S: 4	H: 0 LOB: 0 BB: 0 P: 4	1B: 3 2B: 0 3B: 1 HR: 0	SF: 1 SAC: 0 DP: 1 HBP: 0	WP: 0 PB: 0 SB: 1 CS: 1	PA: 32
PITCHER Don Robinson, R ERA: 3.77 (1,1)	IP: 9.0 WLS: W BF: 32 H: 4 R: 2 ER: 1 SO: 7 BB: 1 IBB: 0 HBP: 0 BLK: 0 WP: 0 HR: 0 S: 61 P: 90 ERA: 1.00 WHIP: 0.556															PITCHER						

Batter	1	2	3	4	5	6	7	8	9	AB	R	H	RBI	BB	SO	LOB	BOTTOM			
Brett Butler, L OBP: 0.385, SLG: 0.348 (1,8)										4	1	2	0	0	0	1	Montreal Expos @ San Francisco Giants Candlestick Park, San Francisco, CA Mon Aug 20 1990, 10:05 PM EDT Att: 13,888 - Unknown - 58 F livebaseballscorecards.com			
Mike Kingery, L OBP: 0.303, SLG: 0.275 (1,9)										4	1	2	0	0	0	1				
Will Clark, L OBP: 0.351, SLG: 0.456 (1,3)										4	2	2	1	0	1	3				
Kevin Mitchell, R OBP: 0.375, SLG: 0.555 (1,7)										4	0	2	2	0	1	2				
Matt Williams, R OBP: 0.319, SLG: 0.486 (6,5)										2	0	0	0	0	1	2				
Dave Anderson, R OBP: 0.333, SLG: 0.402 (6,5)										1	0	0	0	0	0	1				
Terry Kennedy, L OBP: 0.344, SLG: 0.384 (1,2)										4	0	0	0	0	0	5				
Robby Thompson, R OBP: 0.301, SLG: 0.395 (1,4)										2	0	1	1	1	0	0				
Jose Uribe, S OBP: 0.303, SLG: 0.321 (1,6)										3	0	0	0	1	1	3				
Don Robinson, R OBP: 0.143, SLG: 0.224 (1,1)										4	0	0	0	0	2	3				
Inning Stats	R: 0 E: 0 K: 2 S: 13	H: 1 LOB: 1 BB: 0 P: 19	R: 0 E: 0 K: 0 S: 5	H: 1 LOB: 2 BB: 1 P: 14	R: 1 E: 0 K: 1 S: 13	H: 3 LOB: 2 BB: 0 P: 20	R: 0 E: 0 K: 0 S: 7	H: 0 LOB: 1 BB: 1 P: 18	R: 2 E: 1 K: 1 S: 15	H: 2 LOB: 2 BB: 0 P: 19	R: 0 E: 0 K: 1 S: 6	H: 0 LOB: 0 BB: 0 P: 8	R: 1 E: 0 K: 0 S: 8	H: 2 LOB: 0 BB: 0 P: 10	R: 0 E: 0 K: 1 S: 14	H: 0 LOB: 0 BB: 0 P: 18	1B: 8 2B: 0 3B: 0 HR: 1	SF: 1 SAC: 0 DP: 0 HBP: 1	WP: 0 PB: 0 SB: 3 CS: 1	PA: 36
PITCHER Kevin Gross, R ERA: 4.57 (8,1)	IP: 7.0 WLS: L BF: 33 H: 9 R: 4 ER: 3 SO: 5 BB: 1 IBB: 1 HBP: 1 BLK: 0 WP: 0 HR: 1 S: 67 P: 108 ERA: 3.86 WHIP: 1.429															PITCHER				
Bill Sampen, R ERA: 2.85 (8,1)	IP: 1.0 WLS: 3 BF: 0 H: 0 R: 0 ER: 0 SO: 1 BB: 0 IBB: 0 HBP: 0 BLK: 0 WP: 0 HR: 0 S: 14 P: 18 ERA: 0.00 WHIP: 0.000															PITCHER				



Batter	1	2	3	4	5	6	7	8	9	AB	R	H	RBI	BB	SO	LOB	TOP						
Delino DeShields, L OBP: 0.383, SLG: 0.398 (1, 4)										4	1	1	0	1	1	1	Montreal Expos @ San Francisco Giants Candlestick Park, San Francisco, CA Tue Aug 21 1990, 10:05 PM EDT Att: 16,759 - Unknown AB 39 R 10 H 12 RBI 10 BB 2 SO 2 LOB 12						
Dave Martinez, L OBP: 0.345, SLG: 0.476 (1, 8)										5	0	2	2	0	0	3							
Tim Raines, S OBP: 0.378, SLG: 0.385 (1, 7)										5	2	2	2	0	0	3							
Tim Wallach, R OBP: 0.356, SLG: 0.499 (1, 5)										5	0	2	1	0	0	2							
Mike Aldrete, L OBP: 0.389, SLG: 0.321 Andres Galarraga, R OBP: 0.391, SLG: 0.396 (8, PH) (8, 3)										3	1	0	1	0	0	2							
Larry Walker, L OBP: 0.302, SLG: 0.415 (1, 9)										4	2	2	2	0	0	0							
Mike Fitzgerald, R OBP: 0.350, SLG: 0.382 (1, 2)										4	1	1	2	0	0	0							
Tom Foley, L OBP: 0.298, SLG: 0.267 Mel Rojas, R (6, 1)										3	0	0	0	0	1	0							
Junior Noboa, R OBP: 0.286, SLG: 0.326 Bill Sampen, R (9, 1)										0	0	0	0	0	0	0							
Oil Can Boyd, R OBP: 0.067, SLG: 0.067 Scott Ruskin, R OBP: 0.333, SLG: 0.833 Otis Nixon, S OBP: 0.339, SLG: 0.319 Dale Mohorcic, R OBP: 0.143, SLG: 0.143 Spike Owen, S OBP: 0.340, SLG: 0.345 (1, 1) (4, 1) (5, PH) (5, 1) (6, 6)										1	0	0	0	0	0	0							
Inning Stats	R: 0 E: 0 K: 1 S: 6	H: 1 LOB: 1 BB: 0 P: 6	R: 0 E: 0 K: 0 S: 3	H: 0 LOB: 0 BB: 0 P: 3	R: 0 E: 0 K: 0 S: 3	H: 0 LOB: 0 BB: 0 P: 3	R: 0 E: 0 K: 0 S: 4	H: 1 LOB: 1 BB: 0 P: 4	R: 2 E: 0 K: 0 S: 6	H: 3 LOB: 1 BB: 0 P: 6	R: 3 E: 1 K: 0 S: 8	H: 3 LOB: 0 BB: 1 P: 8	R: 1 E: 1 K: 0 S: 3	H: 0 LOB: 0 BB: 1 P: 7	R: 0 E: 0 K: 0 S: 3	H: 0 LOB: 0 BB: 0 P: 3		R: 4 E: 0 K: 0 S: 7	H: 4 LOB: 1 BB: 1 P: 11	1B: 9 2B: 1 3B: 0 HR: 2	SF: 0 SAC: 0 DP: 1 HBP: 0	WP: 1 PB: 0 CS: 0	PA: 41
PITCHER	IP WLS BF H R ER SO BB IBB HBP BLK WP HR S P ERA WHIP																						
John Burkett, R ERA: 3.6	(1, 1) 6.0 26 8 5 5 2 0 0 0 0 1 0 2 30 30 7.50 1.333																						
Trevor Wilson, L ERA: 4.14	(7, 1) 0.1 L 2 0 1 1 0 1 0 0 0 0 0 0 1 5 27.00 3.000																						
Jeff Brantley, R ERA: 1.58	(7, 1) 0.2 2 0 0 0 0 0 0 0 0 0 1 0 2 2 0.00 0.000																						
Mark Thurmond, L ERA: 3.33	(8, 1) 1.2 9 3 4 4 0 1 0 0 0 0 0 0 8 12 21.60 2.400																						
Francisco Oliveras, R ERA: 3.64	(9, 1) 0.1 2 1 0 0 0 0 0 0 0 0 0 0 2 2 0.00 3.000																						

Batter	1	2	3	4	5	6	7	8	9	AB	R	H	RBI	BB	SO	LOB	BOTTOM						
Brett Butler, L OBP: 0.383, SLG: 0.349 (1, 8)										4	1	1	1	0	1	1	Montreal Expos @ San Francisco Giants Candlestick Park, San Francisco, CA Tue Aug 21 1990, 10:05 PM EDT Att: 16,759 - Unknown AB 34 R 5 H 11 RBI 5 BB 4 SO 2 LOB 17						
Mike Kingsley, L OBP: 0.305, SLG: 0.288 Greg Litton, R OBP: 0.265, SLG: 0.291 (1, 9) (4, PH) (5, 9)										2	1	1	1	0	0	0							
Will Clark, L OBP: 0.351, SLG: 0.454 (1, 3)										4	1	1	0	1	0	3							
Kevin Mitchell, R OBP: 0.373, SLG: 0.552 (1, 7)										4	1	1	1	0	0	2							
Ernest Riles, L OBP: 0.339, SLG: 0.442 (1, 5)										5	0	3	1	0	0	2							
Terry Kennedy, L OBP: 0.343, SLG: 0.379 Mark Thurmond, L Francisco Oliveras, R (1, 2) (8, 1) (9, 1)										3	0	0	0	1	0	4							
Robby Thompson, R OBP: 0.303, SLG: 0.399 (1, 4)										4	1	2	1	0	0	2							
Jose Uribe, S OBP: 0.302, SLG: 0.320 (1, 6)										4	0	1	0	0	0	3							
John Burkett, R OBP: 0.160, SLG: 0.067 Rick Parker, R OBP: 0.308, SLG: 0.351 Trevor Wilson, L OBP: 0.167, SLG: 0.138 Jeff Brantley, R OBP: 0.286, SLG: 0.429 Gary Carter, R OBP: 0.335, SLG: 0.423 (1, 1) (6, PH) (7, 1) (7, 1) (8, 2)										1	0	0	0	0	0	0							
Inning Stats	R: 3 E: 0 K: 0 S: 7	H: 4 LOB: 2 BB: 1 P: 11	R: 0 E: 0 K: 0 S: 3	H: 0 LOB: 0 BB: 0 P: 3	R: 0 E: 0 K: 0 S: 4	H: 1 LOB: 1 BB: 0 P: 4	R: 1 E: 0 K: 0 S: 5	H: 2 LOB: 2 BB: 1 P: 9	R: 1 E: 0 K: 0 S: 5	H: 3 LOB: 1 BB: 0 P: 5	R: 0 E: 0 K: 2 S: 7	H: 0 LOB: 0 BB: 0 P: 7	R: 0 E: 0 K: 0 S: 3	H: 0 LOB: 1 BB: 1 P: 7	R: 0 E: 0 K: 0 S: 4	H: 1 LOB: 0 BB: 0 P: 4		R: 0 E: 0 K: 0 S: 3	H: 0 LOB: 1 BB: 1 P: 7	1B: 7 2B: 4 3B: 0 HR: 0	SF: 2 SAC: 1 DP: 1 HBP: 0	WP: 0 PB: 0 CS: 0	PA: 41
PITCHER	IP WLS BF H R ER SO BB IBB HBP BLK WP HR S P ERA WHIP																						
Oil Can Boyd, R ERA: 3.1	(1, 1) 3.2 19 7 4 4 0 1 0 0 0 0 0 0 1 5 9.82 2.182																						
Scott Ruskin, L ERA: 3.0	(4, 1) 0.1 2 0 0 0 0 1 0 0 0 0 0 0 1 5 0.00 3.000																						
Dale Mohorcic, R ERA: 2.68	(5, 1) 1.0 5 3 1 1 0 0 0 0 0 0 0 0 5 5 9.00 3.000																						
Mel Rojas, R ERA: 1.45	(6, 1) 3.0 W 11 1 0 0 2 1 0 0 0 0 0 0 14 18 0.00 0.667																						
Bill Sampen, R ERA: 2.81	(9, 1) 1.0 4 0 0 0 0 0 1 0 0 0 0 0 3 7 0.00 1.000																						

Batter	1	2	3	4	5	6	7	8	9	AB	R	H	RBI	BB	SO	LOB	TOP																				
Delino DeShields, L OBP: 0.382, SLG: 0.396 (1, 4)	F8		CS 1B		G3			1-3		4	0	1	0	0	0	0	Montreal Expos @ San Francisco Giants Candlestick Park, San Francisco, CA Wed Aug 22 1990, 6:33 AM EDT Att: 28,429 - Unknown																				
Dave Martinez, L OBP: 0.341, SLG: 0.469 (1, 8)	K		F9		K			F8		4	0	0	0	0	2	1																					
Tim Raines, S OBP: 0.377, SLG: 0.384 (1, 7)	K		G3			K			1B	4	0	1	0	0	2	0																					
Tim Wallach, R OBP: 0.353, SLG: 0.495 (1, 5)		P6		F7			K		1-3	4	0	0	0	0	1	1																					
Larry Walker, L OBP: 0.304, SLG: 0.415 (1, 9)	K			HBP HBP			1B		3-1	3	0	1	0	0	1	0																					
Andres Galarraga, R OBP: 0.303, SLG: 0.403 (1, 3)	HR			HBP			K		F9	3	1	1	1	0	1	1																					
Jerry Goff, L OBP: 0.355, SLG: 0.346 (1, 2)	1B			K			G3		1B	4	0	2	0	0	1	2																					
Spike Owen, S OBP: 0.341, SLG: 0.346 (1, 6)	1B			4-3			4-3		1B	4	0	2	0	0	0	2																					
Mark Gardner, R OBP: 0.119, SLG: 0.190 Scott Ruskin, R OBP: 0.333, SLG: 0.833 Tim Burke, R OBP: 0.250, SLG: 0.250 Mike Aldrete, L OBP: 0.366, SLG: 0.318 Steve Frey, R (9, 1)	K				K		3-1		4-3	3	0	0	0	0	2	2																					
Inning Stats	R: 0 E: 0 K: 2 S: 7	H: 0 LOB: 0 BB: 0 P: 7	R: 1 E: 0 K: 2 S: 10	H: 3 LOB: 2 BB: 0 P: 10	R: 0 E: 0 K: 1 S: 3	H: 1 LOB: 0 BB: 0 P: 3	R: 0 E: 0 K: 1 S: 5	H: 0 LOB: 2 BB: 0 P: 7	R: 0 E: 0 K: 3 S: 10	H: 1 LOB: 1 BB: 0 P: 10	R: 0 E: 0 K: 0 S: 3	H: 0 LOB: 0 BB: 0 P: 3	R: 0 E: 0 K: 0 S: 4	H: 1 LOB: 1 BB: 0 P: 4	R: 0 E: 0 K: 0 S: 5	H: 2 LOB: 2 BB: 0 P: 5		1B: 7 2B: 0 3B: 0 HR: 1	SF: 0 SAC: 0 DP: 0 HBP: 2	WP: 0 PB: 0 SB: 0 CS: 1	PA: 36																
PITCHER	IP	WLS	BF	H	R	ER	SO	BB	IBB	HBP	BLK	WP	HR	S	P	ERA	WHIP	PITCHER		IP	WLS	BF	H	R	ER	SO	BB	IBB	HBP	BLK	WP	HR	S	P	ERA	WHIP	
Scott Garrelts, R ERA: 4.11	(1, 1)	7.0		27	5	1	1	10	0	0	2	0	0	1	45	47	1.29	0.714	Steve Bedrosian, R ERA: 4.75		(8, 1)	2.0	W	9	3	0	0	0	0	0	0	0	0	9	9	0.00	1.500

AB	34
R	1
H	8
RBI	1
BB	0
SO	10
LOB	11



Batter	1	2	3	4	5	6	7	8	9	AB	R	H	RBI	BB	SO	LOB	BOTTOM																			
Brett Butler, L OBP: 0.382, SLG: 0.347 (1, 8)	K		4-3		5-3		FC4-6 1B		1B	5	0	1	1	0	1	2	Montreal Expos @ San Francisco Giants Candlestick Park, San Francisco, CA Wed Aug 22 1990, 6:33 AM EDT Att: 28,429 - Unknown																			
Mike Kingery, L OBP: 0.312, SLG: 0.296 Steve Bedrosian, R OBP: 0.333, SLG: 0.333 (8, 1)	K				6-3		1B		1B	4	0	2	1	0	1	0																				
Will Clark, L OBP: 0.351, SLG: 0.453 (1, 3)	4-1		F8			F9		1B		4	0	1	0	0	0	1																				
Kevin Mitchell, R OBP: 0.374, SLG: 0.550 (1, 7)		1B		6-3		BB		6-3		3	0	1	0	1	0	3																				
Ernest Riles, L OBP: 0.336, SLG: 0.444 (1, 5)	K			2B		F9		G3		4	0	1	0	0	1	2																				
Gary Carter, R OBP: 0.325, SLG: 0.415 (1, 2)	F2			F3		K		1-3		4	0	0	0	0	1	3																				
Robby Thompson, R OBP: 0.305, SLG: 0.398 (1, 4)		1B		BB			4-3		K	3	0	1	0	1	1	0																				
Dave Anderson, R OBP: 0.340, SLG: 0.418 (1, 6)	5-3			K			FC4-6 1B		SH5-4 1B	4	2	2	0	0	1	4																				
Scott Garrelts, R OBP: 0.100, SLG: 0.086 Terry Kennedy, L OBP: 0.345, SLG: 0.382 Rick Parker, R OBP: 0.308, SLG: 0.351 (8, 9)			K		L6		1B		SH5-4 2B	2	0	0	0	0	1	0																				
Inning Stats	R: 0 E: 0 K: 2 S: 7	H: 0 LOB: 0 BB: 0 P: 7	R: 0 E: 0 K: 1 S: 7	H: 2 LOB: 2 BB: 0 P: 7	R: 0 E: 0 K: 1 S: 6	H: 1 LOB: 0 BB: 0 P: 6	R: 0 E: 0 K: 1 S: 6	H: 1 LOB: 2 BB: 1 P: 10	R: 0 E: 0 K: 0 S: 3	H: 0 LOB: 0 BB: 0 P: 3	R: 0 E: 0 K: 1 S: 5	H: 0 LOB: 1 BB: 1 P: 9	R: 1 E: 0 K: 0 S: 7	H: 4 LOB: 3 BB: 0 P: 7	R: 0 E: 0 K: 1 S: 5	H: 0 LOB: 0 BB: 0 P: 5		R: 1 E: 0 K: 0 S: 3	H: 2 LOB: 1 BB: 0 P: 3	1B: 8 2B: 2 3B: 0 HR: 0	SF: 0 SAC: 1 DP: 0 HBP: 0	WP: 0 PB: 0 SB: 1 CS: 0	PA: 37													
PITCHER	IP	WLS	BF	H	R	ER	SO	BB	IBB	HBP	BLK	WP	HR	S	P	ERA	WHIP	PITCHER		IP	WLS	BF	H	R	ER	SO	BB	IBB	HBP	BLK	WP	HR	S	P	ERA	WHIP
Mark Gardner, R ERA: 3.08	(1, 1)	6.2		29	7	1	1	6	0	0	0	0	0	0	1	1	1.35	1.350	Steve Bedrosian, R ERA: 3.0		(7, 1)	0.0	1	1	0	0	0	0	0	0	0	1	1	∞	∞	
Tim Burke, R ERA: 3.4	(7, 1)	1.1	4	0	0	0	1	0	0	0	0	0	0	6	6	0.00	0.000	Steve Frey, L ERA: 2.92		(9, 1)	0.1	L	3	2	1	1	0	0	0	0	3	3	27.00	6.000		

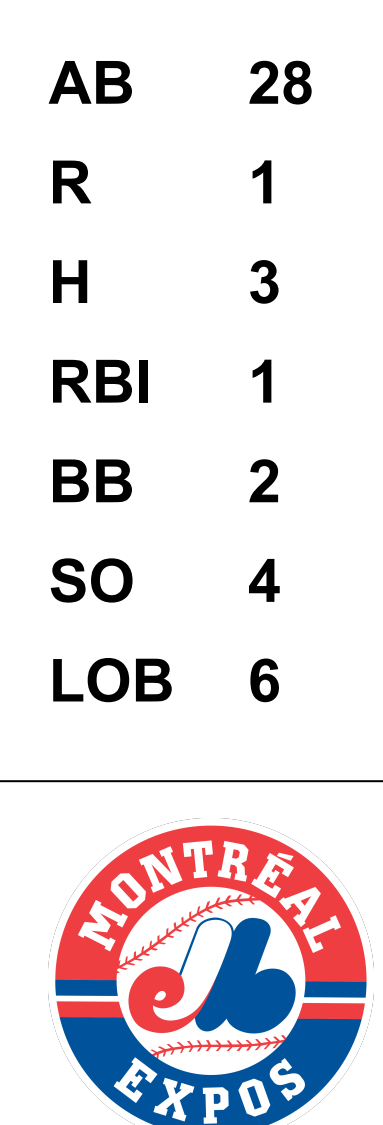


Batter	1	2	3	4	5	6	7	8	9	AB	R	H	RBI	BB	SO	LOB	TOP								
Bip Roberts, S OBP: 0.365, SLG: 0.407 (1, 6)										4	1	2	0	0	0	1	San Diego Padres @ Montreal Expos Olympic Stadium, Montreal, QB Fri Aug 24 1990, 7:05 PM EDT Att: 17,473 - Dome								
Roberto Alomar, S OBP: 0.353, SLG: 0.388 (1, 4)										4	1	1	1	0	1	2									
Tony Gwynn, L OBP: 0.364, SLG: 0.422 (1, 9)										4	0	1	1	0	0	1									
Joe Carter, R OBP: 0.290, SLG: 0.406 (1, 8) (9, 7)										4	0	1	0	0	0	1									
Benito Santiago, R OBP: 0.364, SLG: 0.480 (1, 2)										2	0	0	0	2	0	1									
Fred Lynn, L OBP: 0.315, SLG: 0.378 Craig Lefferts, L OBP: 0.250, SLG: 0.250 (9, 1)										4	0	0	0	0	1	3									
Mike Pagliarulo, L OBP: 0.326, SLG: 0.349 (1, 5)										4	0	0	0	0	2	2									
Phil Stephenson, L OBP: 0.333, SLG: 0.363 (1, 3)										3	0	1	0	0	1	0									
Andy Benes, R OBP: 0.100, SLG: 0.083 Rich Rodriguez, L (7, 1) Greg Harris, R OBP: 0.100, SLG: 0.300 Shawn Abner, R OBP: 0.297, SLG: 0.321 (9, 8)										3	0	0	0	0	1	1									
Inning Stats	R: 0 E: 0 K: 0 S: 10	H: 1 LOB: 1 BB: 0 P: 15	R: 0 E: 0 K: 1 S: 7	H: 0 LOB: 0 BB: 0 P: 14	R: 2 E: 0 K: 0 S: 12	H: 3 LOB: 1 BB: 0 P: 20	R: 0 E: 0 K: 1 S: 16	H: 0 LOB: 1 BB: 1 P: 21	R: 0 E: 0 K: 0 S: 10	H: 1 LOB: 1 BB: 0 P: 14	R: 0 E: 0 K: 2 S: 9	H: 1 LOB: 0 BB: 0 P: 15	R: 0 E: 0 K: 1 S: 7	H: 0 LOB: 0 BB: 0 P: 12	R: 0 E: 0 K: 1 S: 7	H: 0 LOB: 0 BB: 0 P: 11		R: 0 E: 0 K: 1 S: 14	H: 0 LOB: 1 BB: 1 P: 22	1B: 5 2B: 1 3B: 0 HR: 0	SF: 0 SAC: 0 DP: 0 HBP: 0	WP: 0 PB: 0 SB: 2 CS: 0	PA: 34		
PITCHER	IP	WLS	BF	H	R	ER	SO	BB	IBB	HBP	BLK	WP	HR	S	P	ERA	WHIP								
Dennis Martinez, R ERA: 2.82 Bill Sampen, R ERA: 2.79 Scott Ruskin, L ERA: 2.98	(1, 1) (9, 1) (9, 1)	8.0 0.2 0.1	L 3 1	30 0 0	6 0 0	2 0 0	5 0 1	1 0 0	0 0 0	0 0 0	0 0 0	0 0 0	0 0 4	78 10 5	122 17 5	2.25 0.00 0.00	0.875 1.500 0.000								

AB	32
R	2
H	6
RBI	2
BB	2
SO	6
LOB	12



Batter	1	2	3	4	5	6	7	8	9	AB	R	H	RBI	BB	SO	LOB	BOTTOM								
Delino DeShields, L OBP: 0.380, SLG: 0.395 (1, 4)										4	0	1	0	0	0	2	San Diego Padres @ Montreal Expos Olympic Stadium, Montreal, QB Fri Aug 24 1990, 7:05 PM EDT Att: 17,473 - Dome								
Dave Martinez, L OBP: 0.336, SLG: 0.463 (1, 8)										4	0	0	0	0	2	2									
Tim Raines, S OBP: 0.376, SLG: 0.391 (1, 7)										4	1	1	1	0	1	0									
Tim Wallach, R OBP: 0.351, SLG: 0.492 (1, 5)										3	0	0	0	0	1	0									
Larry Walker, L OBP: 0.305, SLG: 0.415 Marquis Grissom, R (7, PH) OBP: 0.308, SLG: 0.346 (8, 9)										2	0	1	0	0	0	0									
Andres Galarraga, R OBP: 0.391, SLG: 0.400 (1, 3)										3	0	0	0	0	1	1									
Jerry Goff, L OBP: 0.347, SLG: 0.338 Otis Nixon, S OBP: 0.337, SLG: 0.317 Bill Sampen, R (9, 1) Scott Ruskin, R OBP: 0.333, SLG: 0.833 (9, 1)										2	0	0	0	0	0	1									
Spike Owen, S OBP: 0.341, SLG: 0.344 (1, 6)										2	0	0	0	1	0	0									
Dennis Martinez, R OBP: 0.113, SLG: 0.100 Mike Fitzgerald, R (8, PH) OBP: 0.349, SLG: 0.381 (9, 2)										1	0	0	0	1	0	0									
Inning Stats	R: 0 E: 0 K: 0 S: 7	H: 1 LOB: 0 BB: 0 P: 8	R: 0 E: 0 K: 1 S: 11	H: 1 LOB: 0 BB: 0 P: 18	R: 0 E: 0 K: 1 S: 7	H: 0 LOB: 0 BB: 0 P: 10	R: 0 E: 0 K: 0 S: 7	H: 0 LOB: 2 BB: 2 P: 18	R: 1 E: 0 K: 0 S: 9	H: 1 LOB: 0 BB: 0 P: 13	R: 0 E: 0 K: 1 S: 8	H: 0 LOB: 0 BB: 0 P: 14	R: 0 E: 0 K: 1 S: 11	H: 0 LOB: 0 BB: 0 P: 16	1B: 2 2B: 0 3B: 0 HR: 1	SF: 0 SAC: 0 DP: 2 HBP: 0		WP: 0 PB: 0 SB: 1 CS: 0	PA: 30						
PITCHER	IP	WLS	BF	H	R	ER	SO	BB	IBB	HBP	BLK	WP	HR	S	P	ERA	WHIP								
Andy Benes, R ERA: 3.6 Rich Rodriguez, L ERA: 2.67 Greg Harris, R ERA: 2.51 Craig Lefferts, L ERA: 2.55	(1, 1) (7, 1) (8, 1) (9, 1)	6.1 1.1 0.1 1.0	W 4 1 S	22 4 0 3	3 0 0 0	1 0 0 0	2 0 0 1	1 0 0 0	1 0 0 0	0 0 0 0	0 0 0 0	0 0 0 0	0 0 3 0	53 10 3 11	88 14 5 16	1.42 0.00 0.00 0.00	0.789 0.000 0.000 0.000								



Batter	1	2	3	4	5	6	7	8	9	AB	R	H	RBI	BB	SO	LOB	TOP										
Bip Roberts, S (1,5) OBP: 0.366, SLG: 0.417	0-0 		0-1 G1-3			2-1 		2-0 P5		4	1	2	1	0	0	1											
Roberto Alomar, S (1,4) OBP: 0.350, SLG: 0.385	1-3 		0-2 F8			0-3 K			0-2 G3-1	4	0	0	0	0	2	1											
Tony Gwynn, L (1,9) OBP: 0.363, SLG: 0.421	2-1 F9				0-2 F8			0-1 G3	1-2 	4	0	1	0	0	0	1											
Joe Carter, R (1,7) OBP: 0.288, SLG: 0.403	0-2 L9				0-0 F9		1-2 F8		2-2 G5-3	4	0	0	0	0	0	1											
Benito Santiago, R (1,2) OBP: 0.360, SLG: 0.474		0-0 F9			1-1 G6-3		0-3 K			3	0	0	0	0	1	0											
Jerald Clark, R (1,3) OBP: 0.279, SLG: 0.373	0-0 P3				0-2 G6-3		1-2 F9			3	0	0	0	0	0	0											
Garry Templeton, S (1,6) OBP: 0.276, SLG: 0.356	0-2 				0-3 K			4-2 		2	0	1	0	1	1	0											
Shawn Abner, R (1,8) OBP: 0.291, SLG: 0.314	2-0 F8				2-0 F9			0-0 FC2-6		3	0	0	0	0	0	2											
Dennis Rasmussen, L (1,1) OBP: 0.300, SLG: 0.313			2-3 K			0-3 K		3-3 K		2	0	0	0	0	2	0											
Fred Lynn, L (8, PH) OBP: 0.314, SLG: 0.376								1-2 K		1	0	0	0	0	1	1											
Eric Show, R (8, 1) OBP: 0.208, SLG: 0.250								1-2 K		0	0	0	0	0	0	0											
Inning Stats	R: 1 E: 0 K: 1 S: 10	H: 1 LOB: 0 BB: 0 P: 13	R: 0 E: 0 K: 0 S: 6	H: 1 LOB: 1 BB: 0 P: 8	R: 0 E: 0 K: 1 S: 9	H: 0 LOB: 0 BB: 0 P: 11	R: 0 E: 0 K: 0 S: 6	H: 0 LOB: 0 BB: 0 P: 7	R: 0 E: 0 K: 1 S: 7	H: 0 LOB: 0 BB: 0 P: 9	R: 0 E: 0 K: 2 S: 12	H: 1 LOB: 1 BB: 0 P: 14	R: 0 E: 0 K: 1 S: 12	H: 0 LOB: 0 BB: 0 P: 14	R: 0 E: 0 K: 1 S: 7	H: 0 LOB: 1 BB: 1 P: 16	R: 0 E: 0 K: 0 S: 11	H: 1 LOB: 0 BB: 0 P: 14	1B: 2 2B: 1 3B: 0 HR: 1	SF: 0 SAC: 0 DP: 0 HBP: 0	WP: 0 PB: 0 SB: 2 CS: 1	PA: 31					
PITCHER	IP	WLS	BF	H	R	ER	SO	BB	IBB	HBP	BLK	WP	HR	S	P	ERA	WHIP										
Chris Nabholz, L (1, 1) ERA: 3.09	7.0	W	25	3	1	1	6	1	0	0	0	0	1	64	82	1.29	0.571										
Mel Rojas, R (8, 1) ERA: 1.31	2.0	S	6	1	0	0	1	0	0	0	0	0	0	16	24	0.00	0.500										

San Diego Padres @ Montreal Expos
Olympic Stadium, Montreal, QB
Sat Aug 25 1990, 7:05 PM EDT
Att: 18,239 - Dome

AB	30
R	1
H	4
RBI	1
BB	1
SO	7
LOB	7

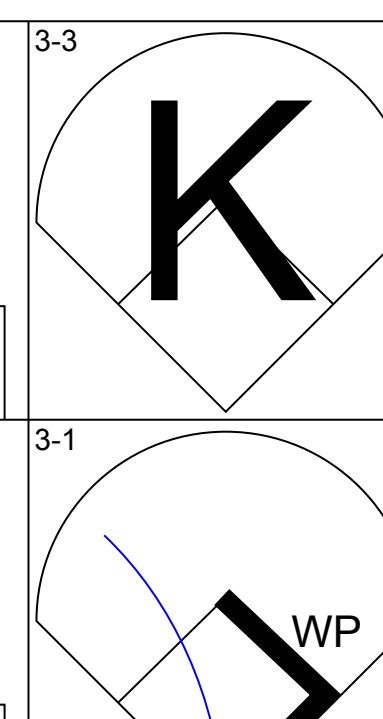
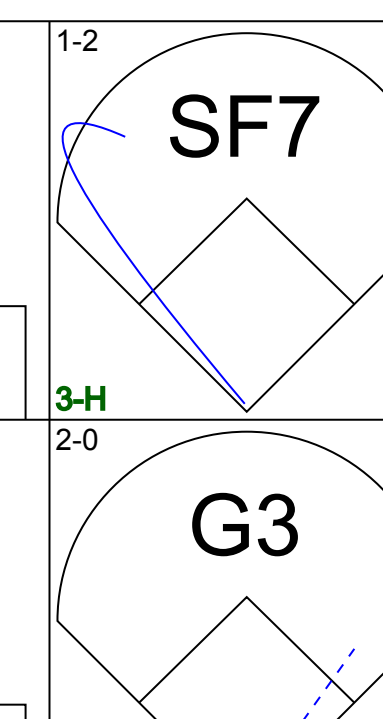
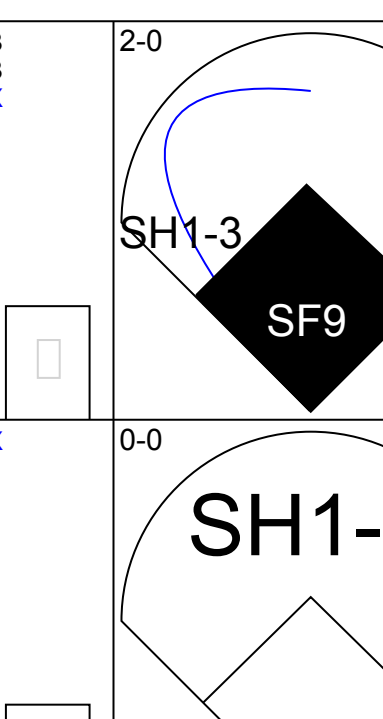
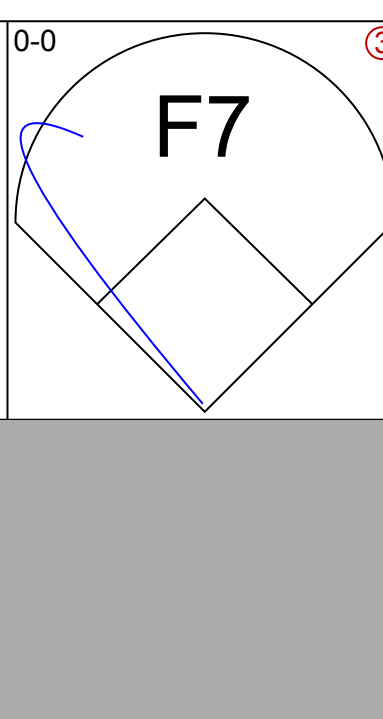
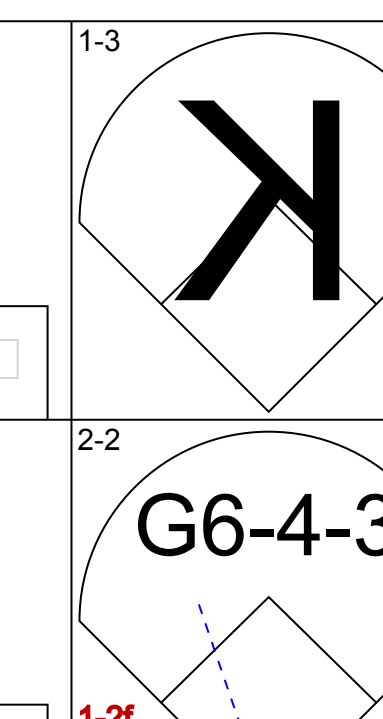
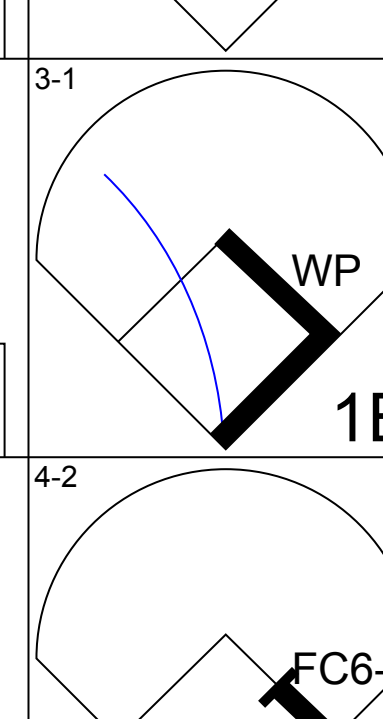
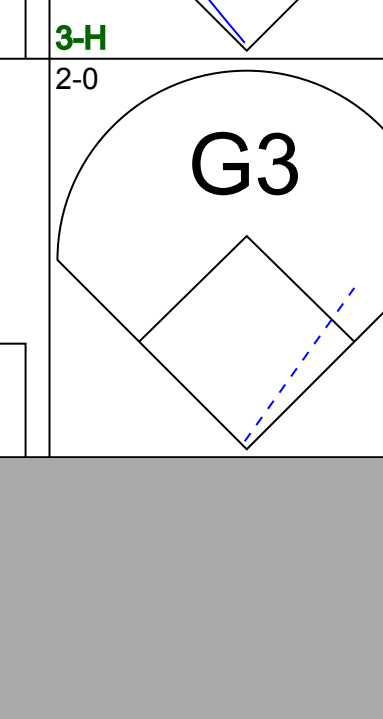
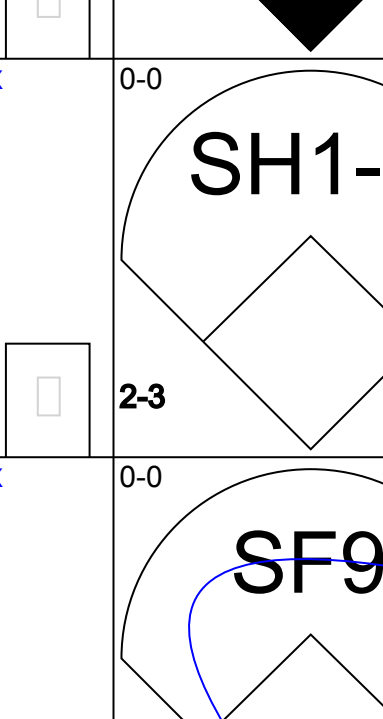
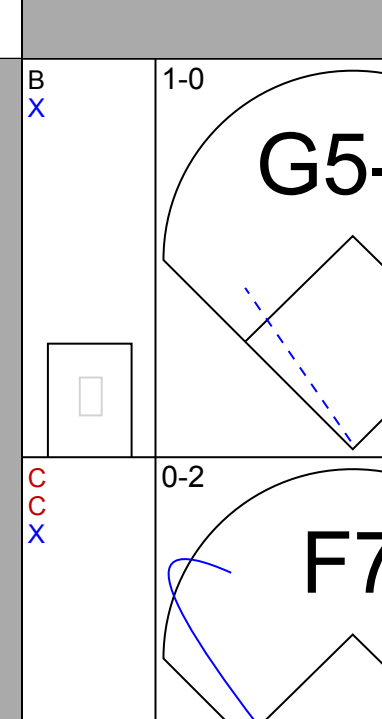
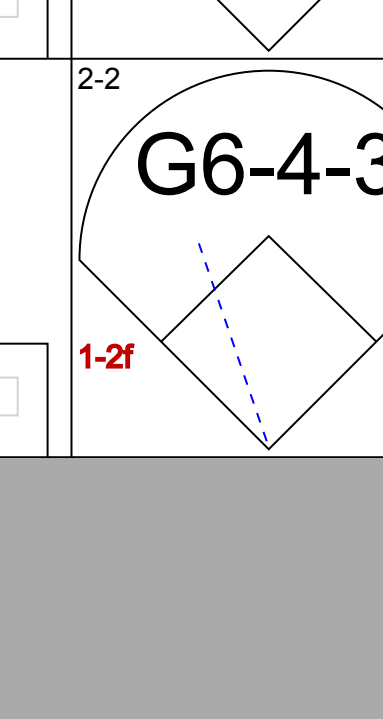
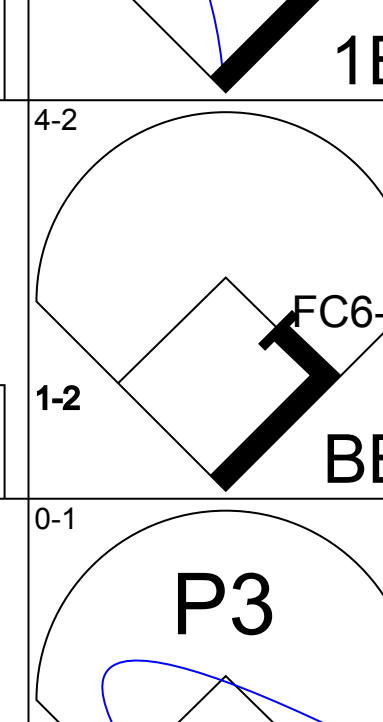
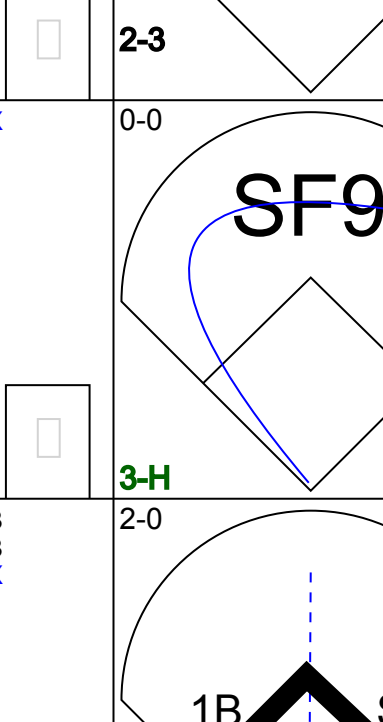
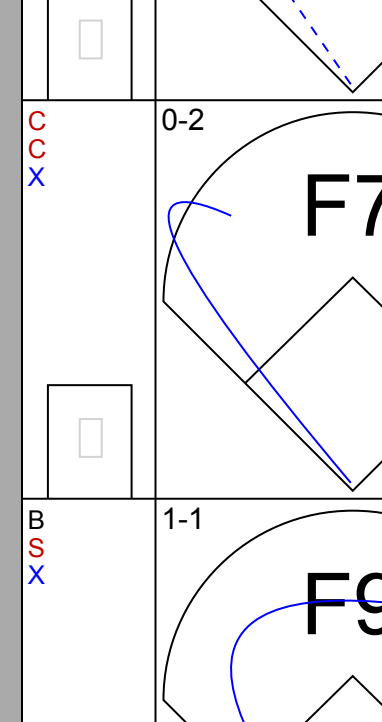
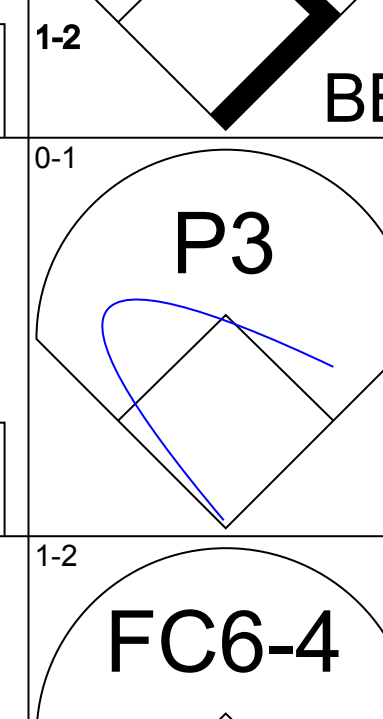
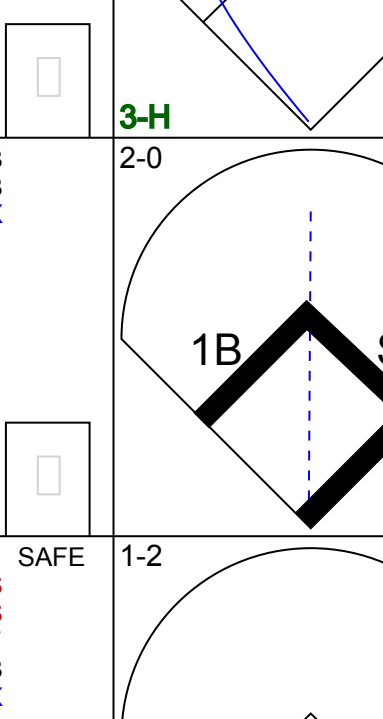
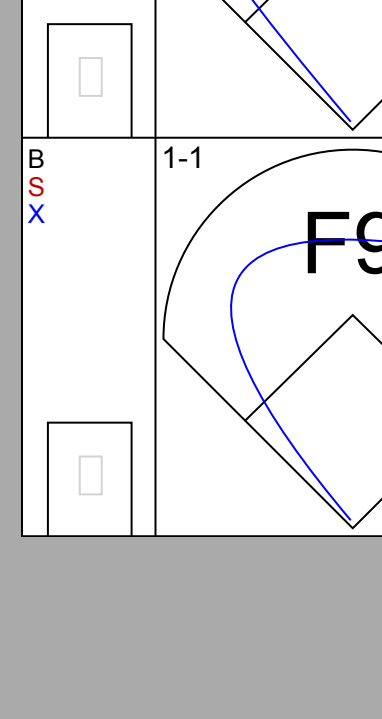
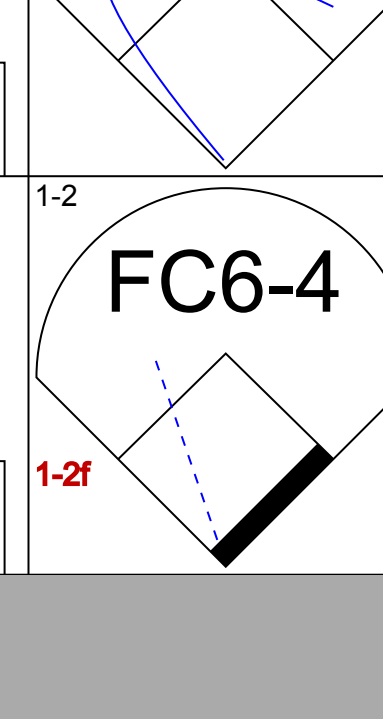
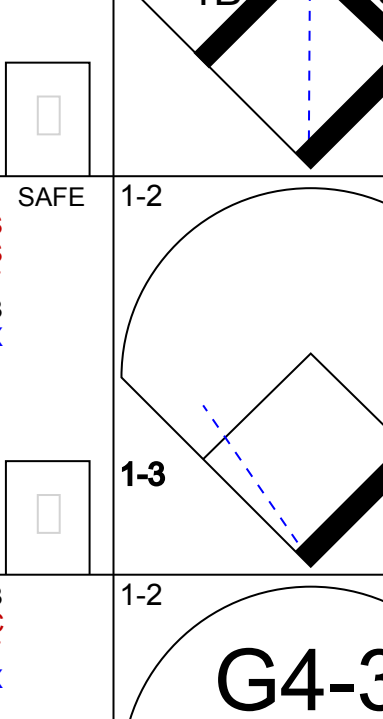
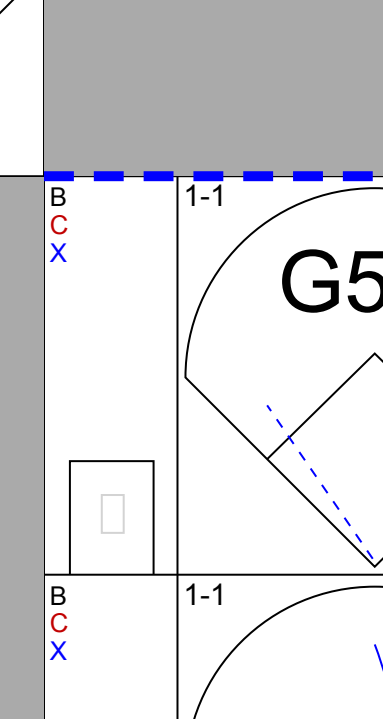
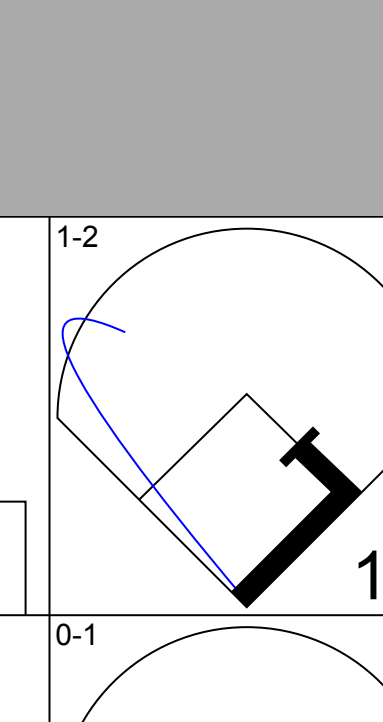
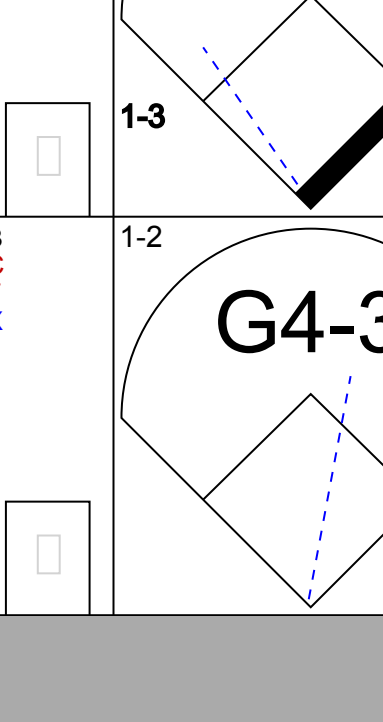
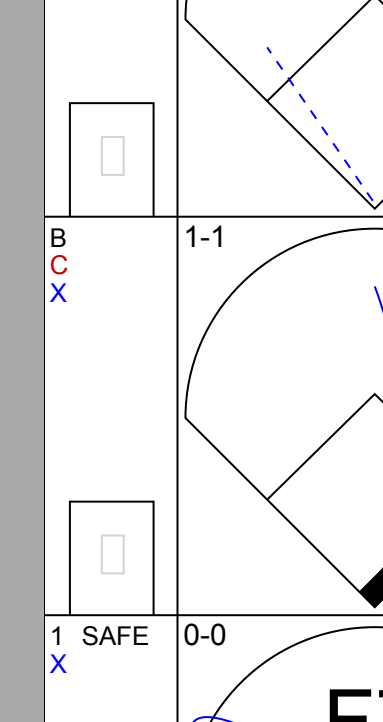
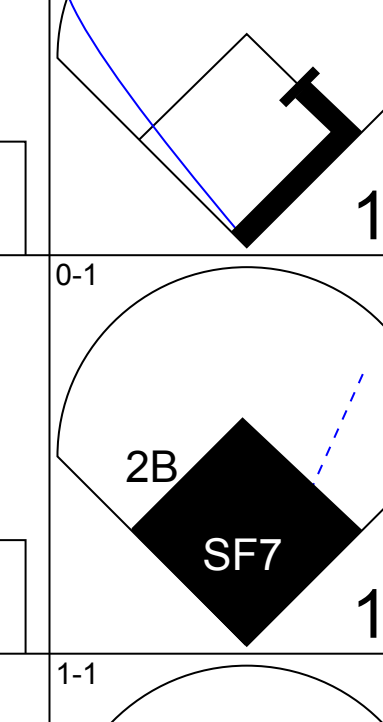
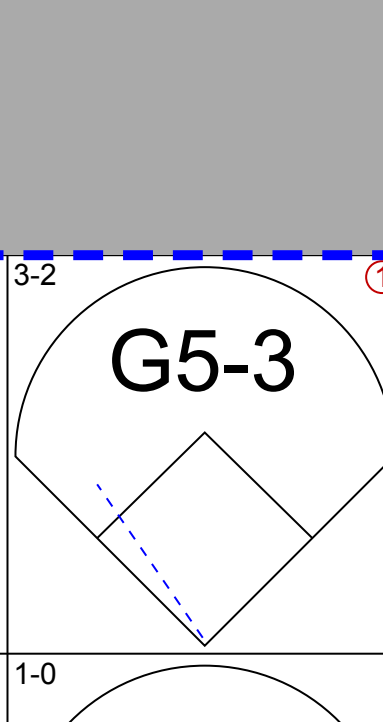
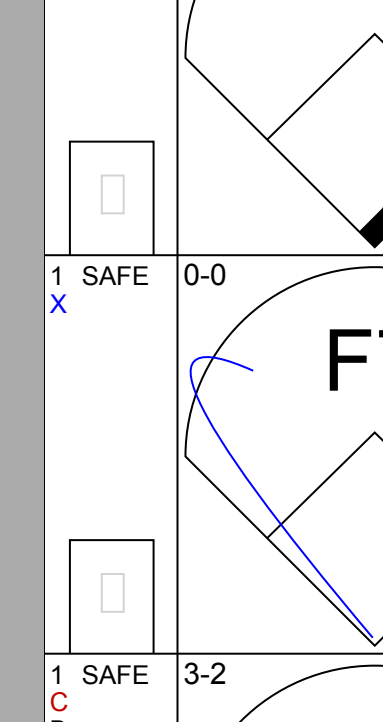
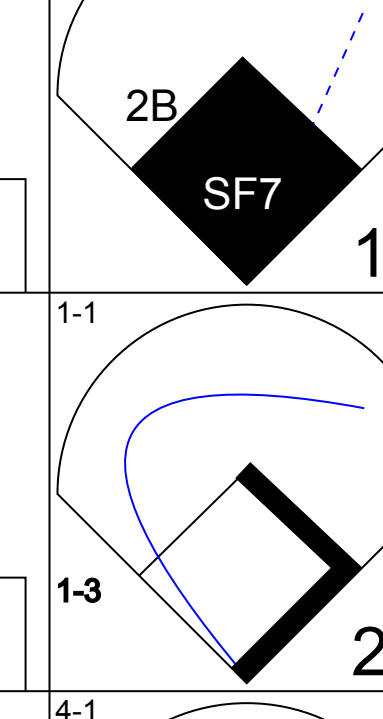
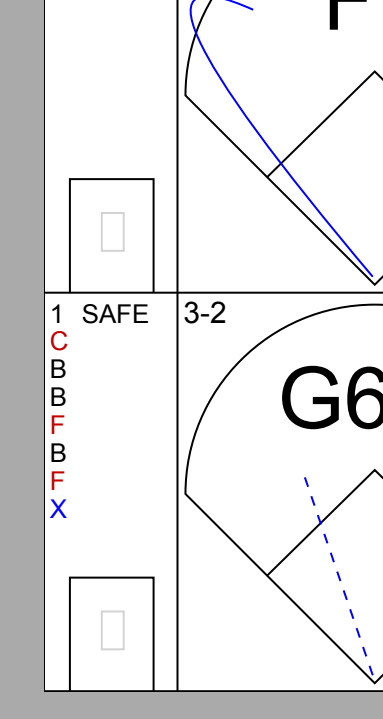
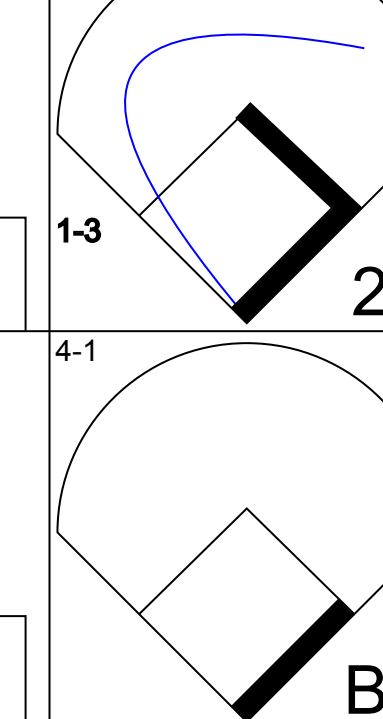

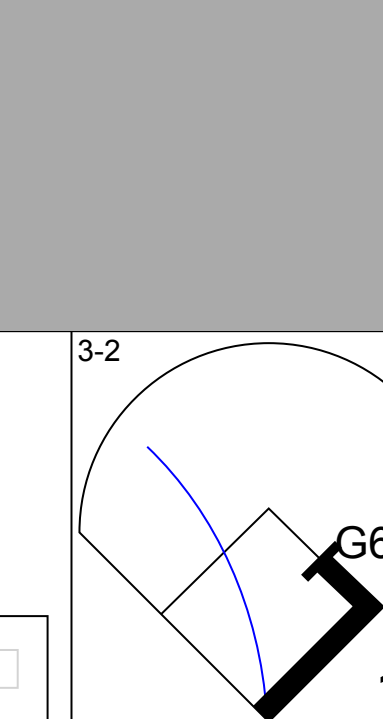


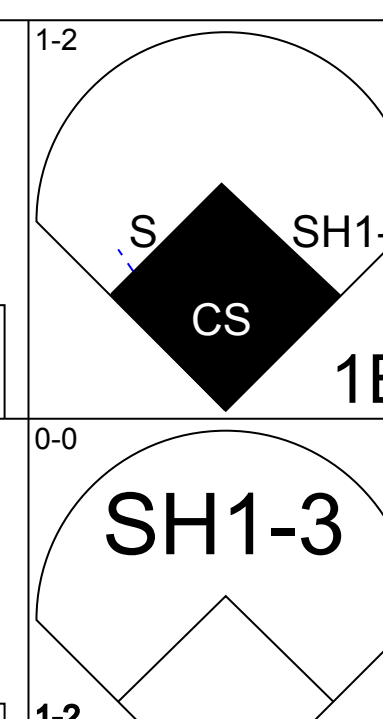
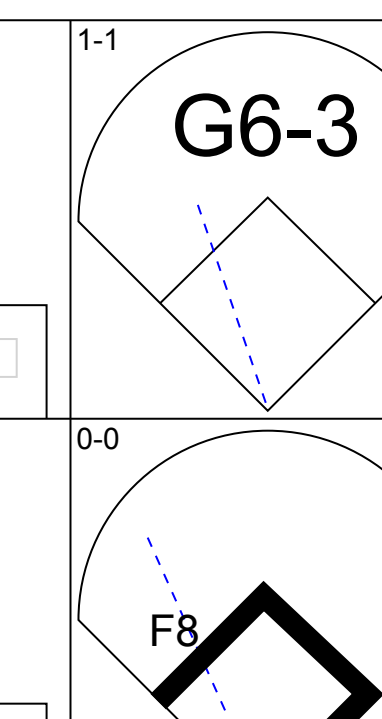
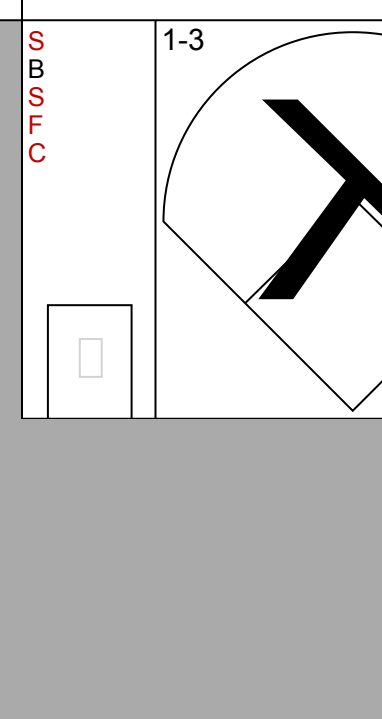
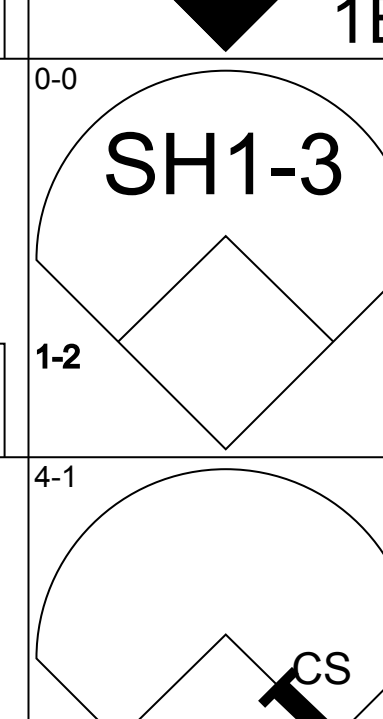
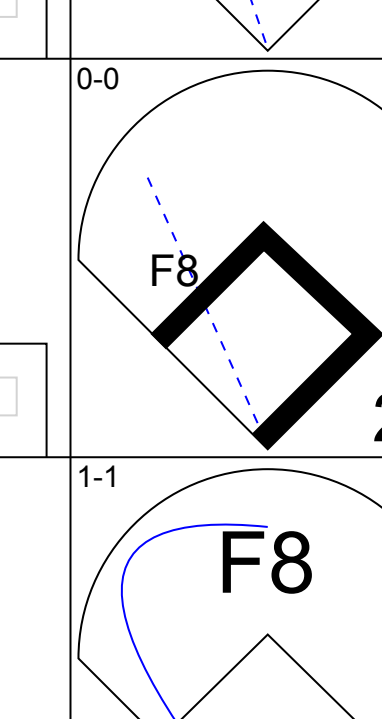
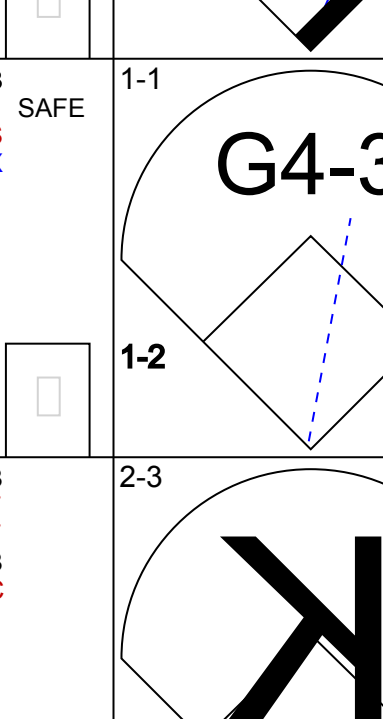
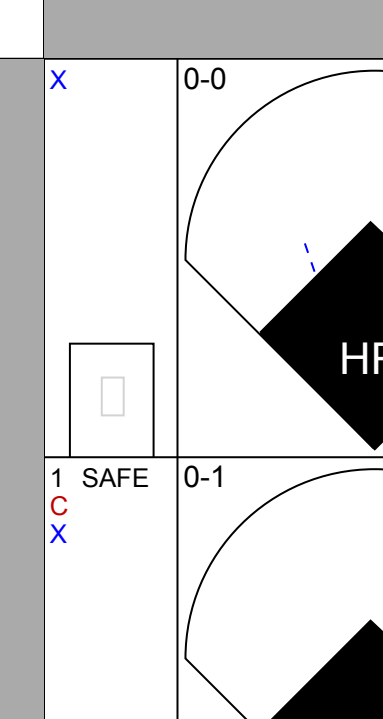
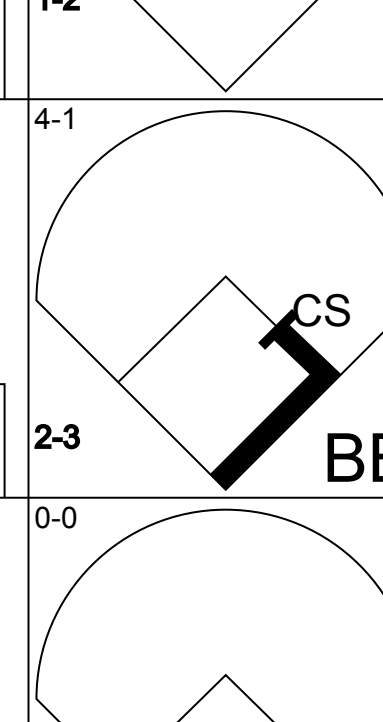
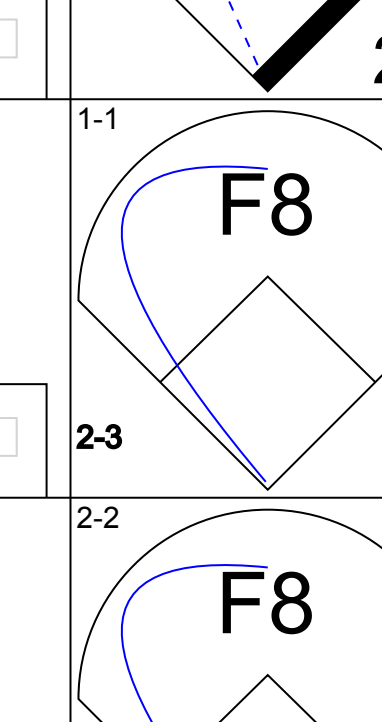
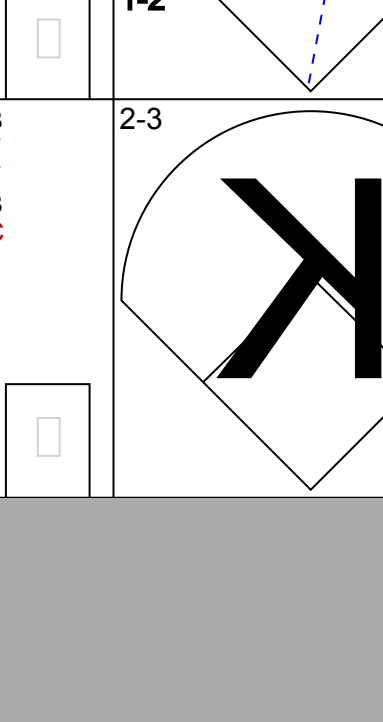
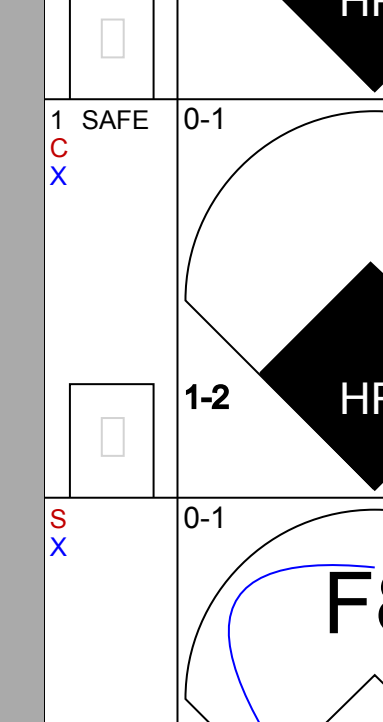
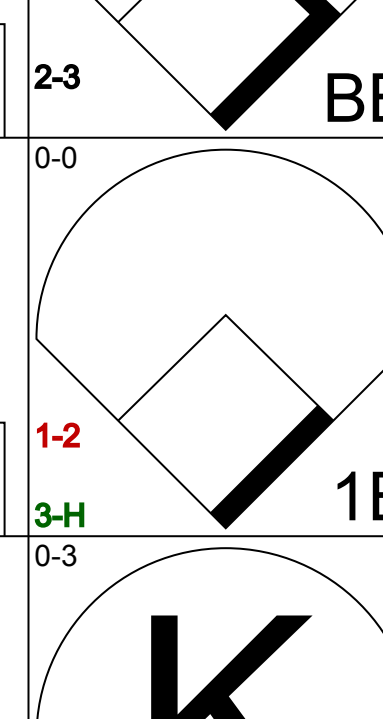
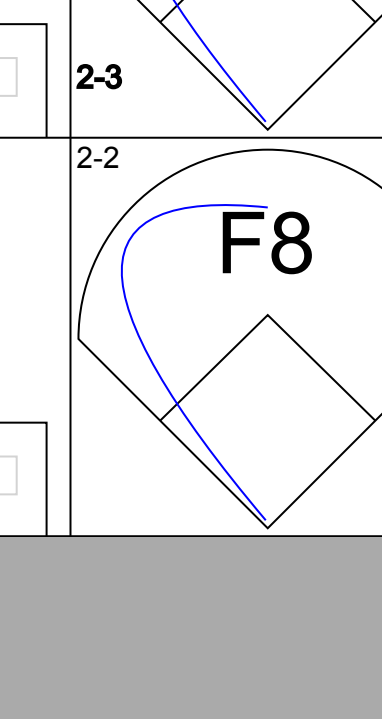
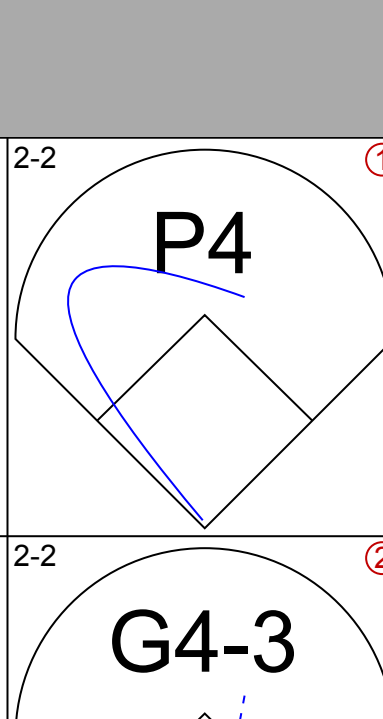
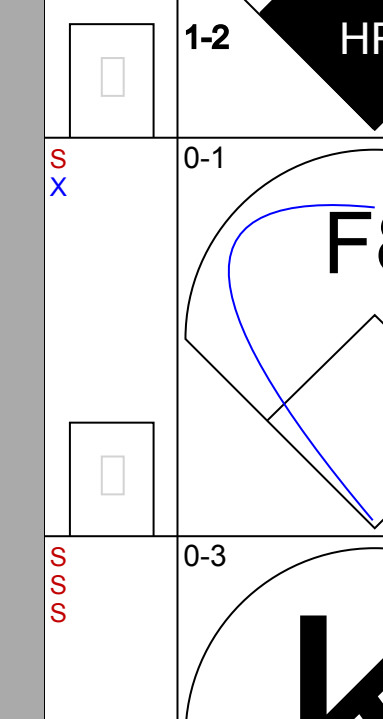
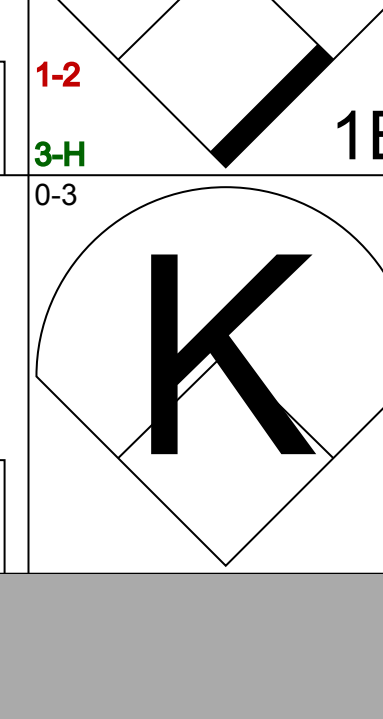
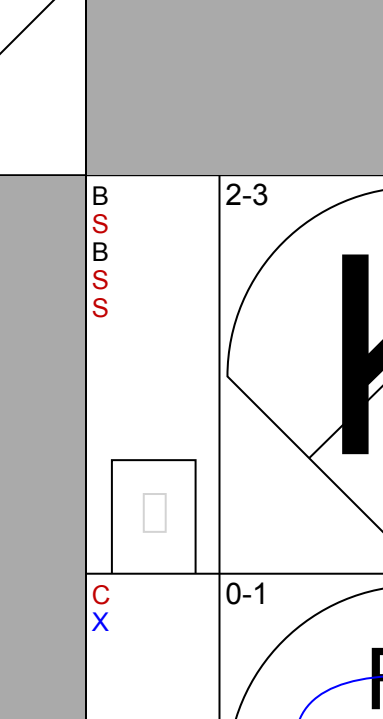
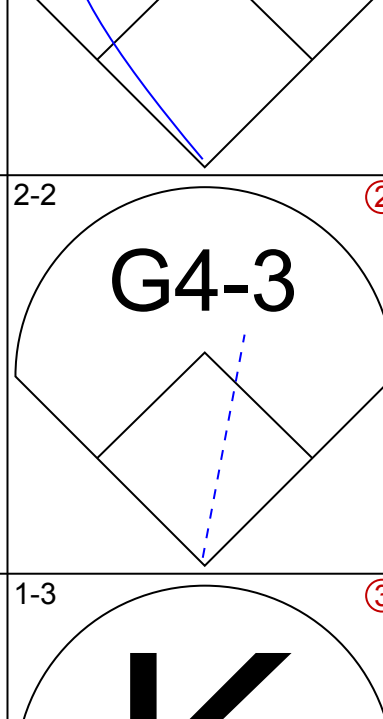
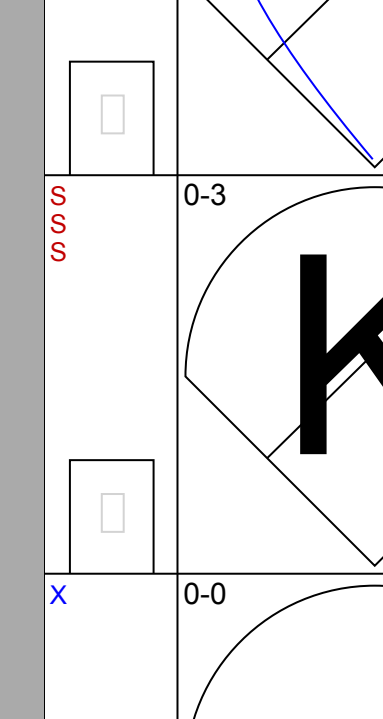
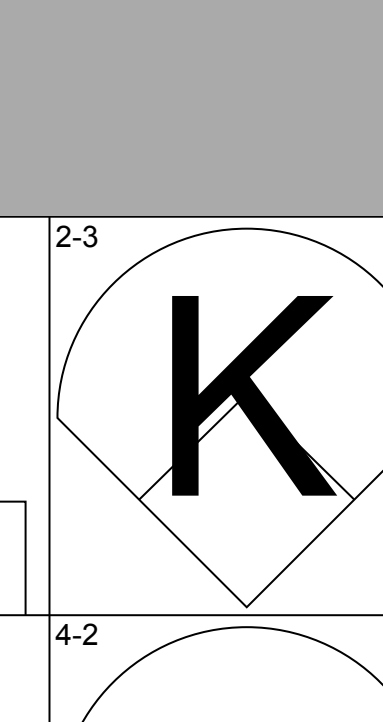
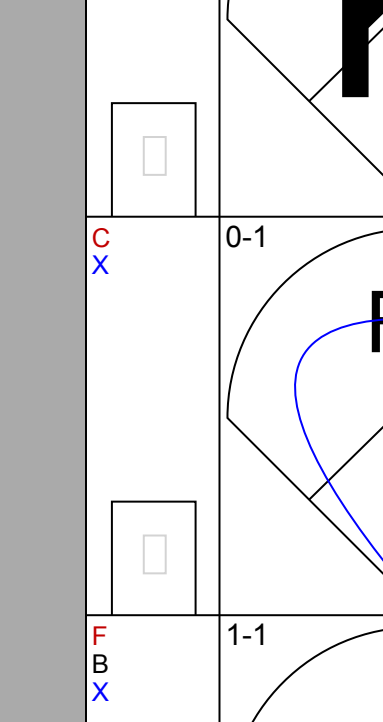
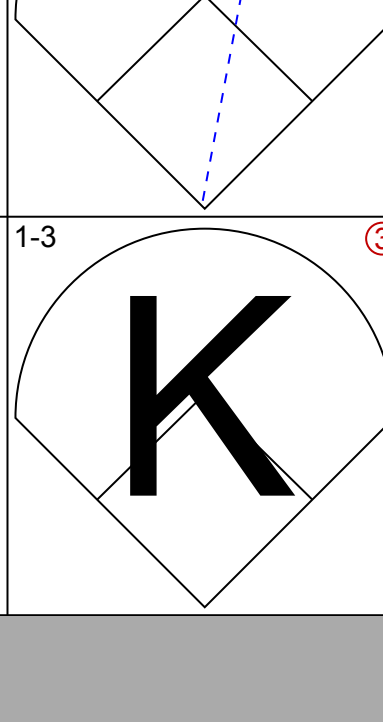
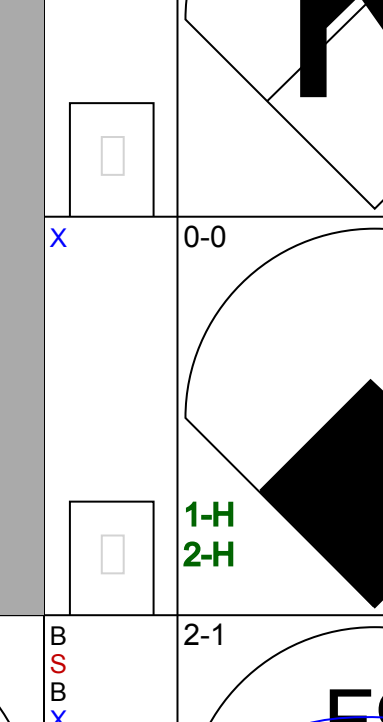
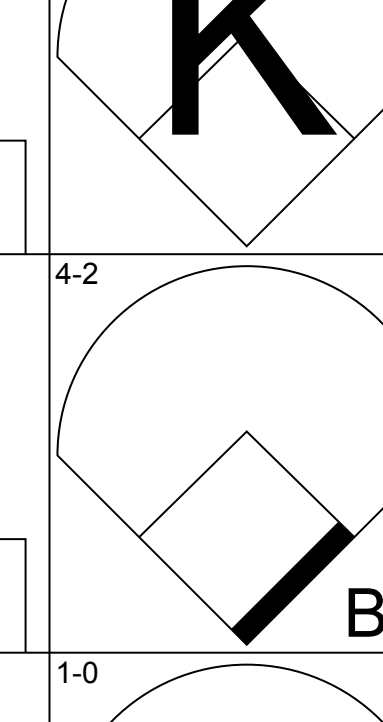
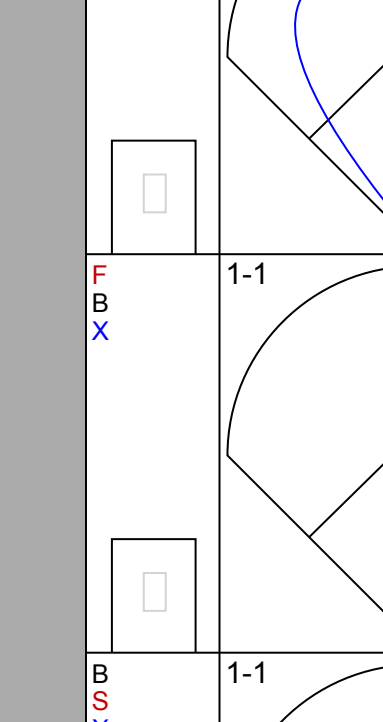
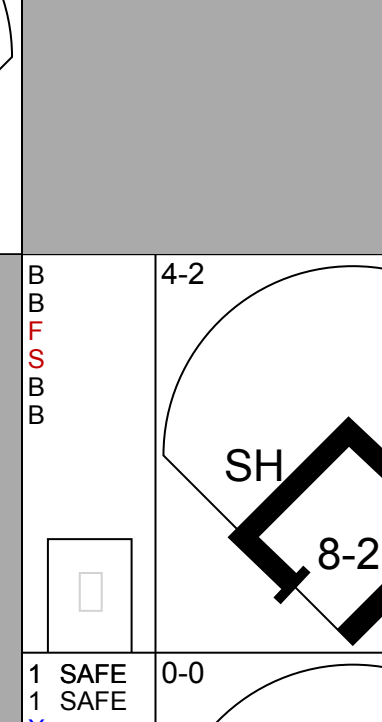
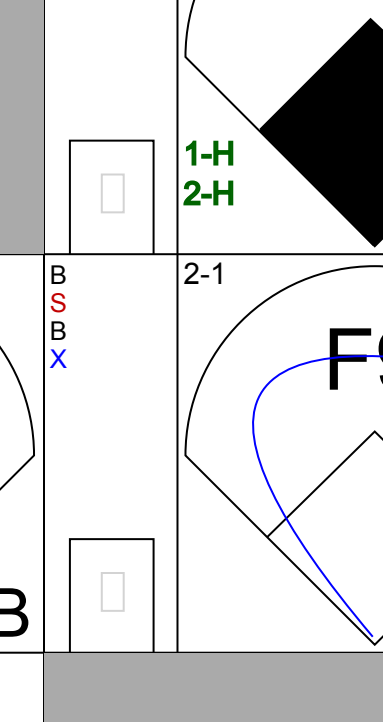
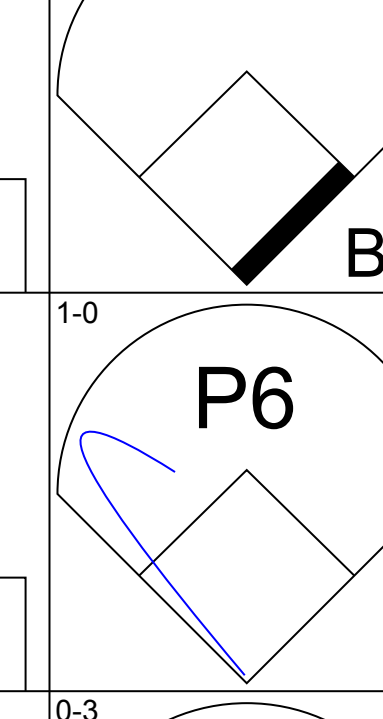
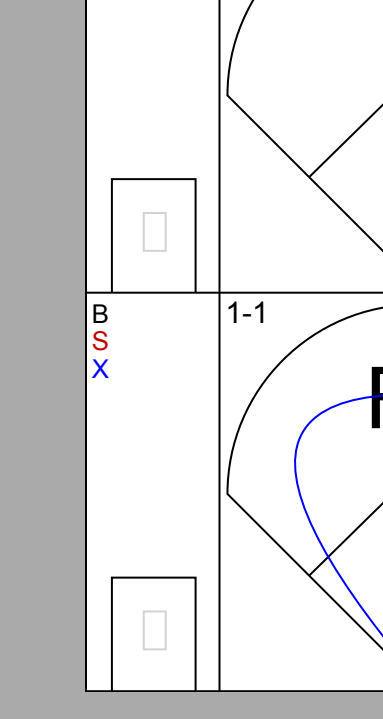
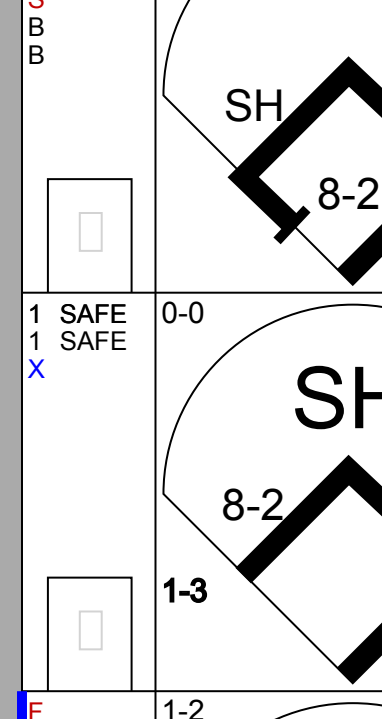
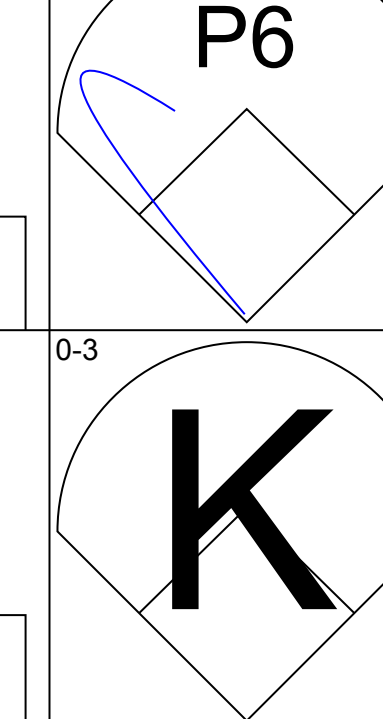
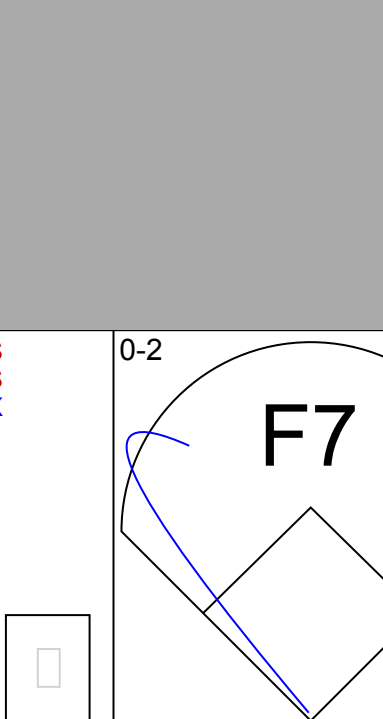
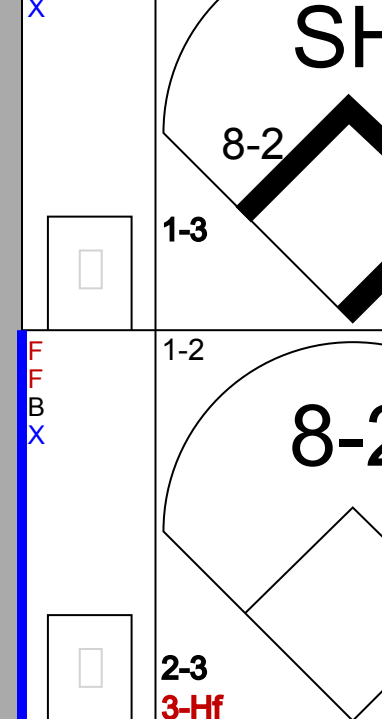
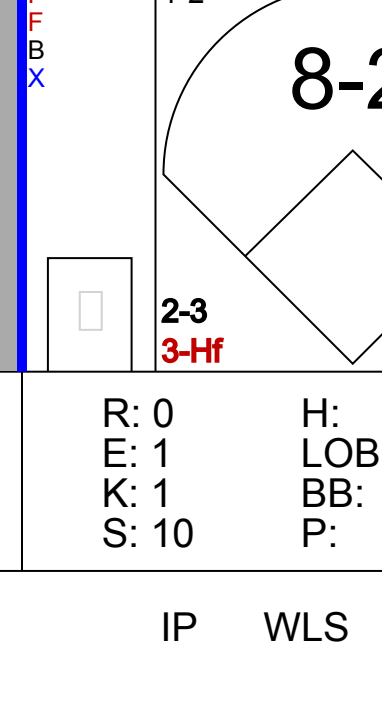
Batter	1	2	3	4	5	6	7	8	9	AB	R	H	RBI	BB	SO	LOB	BOTTOM										
Otis Nixon, S (1,8) OBP: 0.346, SLG: 0.319	4-1 		0-1 G5-3			4-1 G4-3 SH1-3 1B BB		1-2 1B G1-3		2	1	1	0	2	0	0											
Marquis Grissom, R (1,9) OBP: 0.309, SLG: 0.344	0-0 P6		4-1 			0-0 SH1-3		1-0 G1-3		1	0	0	0	1	0	1											
Larry Walker, L (8, PH) OBP: 0.304, SLG: 0.414	1-3 					1-2 G4-3		1-2 		1	0	0	0	0	0	1											
Tim Raines, S (1,7) OBP: 0.377, SLG: 0.390	4-2 		0-0 F8			1-0 G4-3		0-0 		3	0	1	0	1	0	2											
Tim Wallach, R (1,5) OBP: 0.351, SLG: 0.491	0-3 K				2-2 G5-3		1-0 			3	0	1	1	0	1	2											
Andres Galarraga, R (1,3) OBP: 0.301, SLG: 0.406	1-0 G1-3				0-3 K					3	1	1	1	0	1	2											
Mike Fitzgerald, R (1,2) OBP: 0.348, SLG: 0.378		4-1 G5-4-3 BB			2-1 G6-3		0-1 P5			2	0	0	0	1	0	0											
Junior Noboa, R (1,4) OBP: 0.280, SLG: 0.319	1-2 G5-4-3					2-0 F7		0-3 K2-3		3	0	0	0	0	1	1											
Spike Owen, S (1,6) OBP: 0.339, SLG: 0.342	1-3 K					0-1 P5		1-1 F8		3	0	0	0	0	1	0											
Chris Nabholz, L (1, 1) ERA: 4.38			0-3 K			1-1 F8		0-3 K		2	0	0	0	0	1	0											
Mel Rojas, R (8, 1) ERA: 5.77										1	0	0	0	0	1	0											
Inning Stats	R: 0 E: 0 K: 1 S: 12	H: 0 LOB: 2 BB: 2 P: 21	R: 0 E: 0 K: 1 S: 8	H: 0 LOB: 0 BB: 1 P: 14	R: 0 E: 0 K: 1 S: 7	H: 0 LOB: 1 BB: 1 P: 11	R: 0 E: 0 K: 1 S: 8	H: 0 LOB: 0 BB: 0 P: 12	R: 0 E: 0 K: 0 S: 5	H: 0 LOB: 0 BB: 0 P: 8	R: 1 E: 0 K: 0 S: 4	H: 1 LOB: 1 BB: 1 P: 10	R: 1 E: 0 K: 1 S: 9	H: 1 LOB: 0 BB: 0 P: 12	R: 0 E: 0 K: 1 S: 9	H: 2 LOB: 2 BB: 0 P: 11	R: 0 E: 0 K: 1 S: 9	H: 0 LOB: 0 BB: 0 P: 11	1B: 3 2B: 0 3B: 0 HR: 1	SF: 0 SAC: 1 DP: 1 HBP: 0	WP: 0 PB: 0 SB: 2 CS: 0	PA: 30					
PITCHER	IP	WLS	BF	H	R	ER	SO	BB	IBB	HBP	BLK	WP	HR	S	P	ERA	WHIP										
Dennis Rasmussen, L (1, 1) ERA: 4.38	7.0	L	26	2	2	2	5	5	0	0	0	0	0	53	88	2.57	1.000										
Eric Show, R (8, 1) ERA: 5.77	1.0		4	2	0	0	1	0	0	0	0	0	0	9	11	0.00	2.000										

San Diego Padres @ Montreal Expos
Olympic Stadium, Montreal, QB
Sat Aug 25 1990, 7:05 PM EDT
Att: 18,239 - Dome

AB	24
R	2
H	4
RBI	2
BB	5
SO	6
LOB	9



Batter	1	2	3	4	5	6	7	8	9	AB	R	H	RBI	BB	SO	LOB	TOP								
Bip Roberts, S OBP: 0.364, SLG: 0.418 (1, 7)										4	1	1	1	0	2	2	San Diego Padres @ Montreal Expos Olympic Stadium, Montreal, QB Sun Aug 26 1990, 7:05 PM EDT Att: 27,650 - Dome								
Roberto Alomar, S OBP: 0.350, SLG: 0.384 (1, 4)										4	0	1	0	0	0	3									
Tony Gwynn, L OBP: 0.364, SLG: 0.421 (1, 9)										2	0	1	1	1	0	0									
Joe Carter, R OBP: 0.288, SLG: 0.402 (1, 8)										4	0	1	0	0	0	3									
Mike Pagliarulo, L OBP: 0.325, SLG: 0.347 (1, 5)										4	0	1	0	0	1	3									
Phil Stephenson, L OBP: 0.337, SLG: 0.367 (1, 3)										4	0	2	0	0	0	2									
Mark Parent, R OBP: 0.291, SLG: 0.327 (1, 2)										4	1	2	0	0	0	1									
Garry Templeton, S OBP: 0.278, SLG: 0.360 (1, 6)										4	0	2	0	0	1	2									
Bruce Hurst, L OBP: 0.179, SLG: 0.115 Shawn Abner, R OBP: 0.295, SLG: 0.319 (9, PH)										2	0	0	0	1	2	2									
Inning Stats	R: 0 E: 0 K: 1 S: 12	H: 1 LOB: 2 BB: 1 P: 23	R: 1 E: 0 K: 0 S: 12	H: 3 LOB: 2 BB: 1 P: 21	R: 0 E: 0 K: 1 S: 11	H: 1 LOB: 0 BB: 0 P: 17	R: 0 E: 0 K: 2 S: 14	H: 1 LOB: 1 BB: 0 P: 23	R: 1 E: 0 K: 0 S: 11	H: 3 LOB: 2 BB: 0 P: 17	R: 0 E: 0 K: 1 S: 8	H: 1 LOB: 1 BB: 0 P: 12	R: 0 E: 0 K: 0 S: 6	H: 0 LOB: 0 BB: 0 P: 8	R: 0 E: 0 K: 0 S: 9	H: 1 LOB: 1 BB: 0 P: 14	R: 0 E: 0 K: 1 S: 9	H: 1 LOB: 0 BB: 0 P: 15	1B: 10 2B: 2 3B: 0 HR: 0	SF: 2 SAC: 1 DP: 1 HBP: 0	WP: 1 PB: 0 SB: 1 CS: 1	PA: 38			
PITCHER	IP	WLS	BF	H	R	ER	SO	BB	IBB	HBP	BLK	WP	HR	S	P	ERA	WHIP								
Kevin Gross, R ERA: 4.53 (1, 1)	5.0		24	9	2	2	4	2	0	0	0	1	0	60	101	3.60	2.200								
Scott Ruskin, L ERA: 2.99 (6, 1)	2.0		7	1	0	0	1	0	0	0	0	0	0	14	20	0.00	0.500								
Steve Frey, L ERA: 2.77 (8, 1)	2.0	W	7	2	0	0	1	0	0	0	0	0	0	18	29	0.00	1.000								

Batter	1	2	3	4	5	6	7	8	9	AB	R	H	RBI	BB	SO	LOB	BOTTOM								
Marquis Grissom, R OBP: 0.312, SLG: 0.347 (1, 8)										4	1	2	0	0	1	1	San Diego Padres @ Montreal Expos Olympic Stadium, Montreal, QB Sun Aug 26 1990, 7:05 PM EDT Att: 27,650 - Dome								
Junior Noboa, R OBP: 0.288, SLG: 0.333 (1, 4)										3	1	2	0	0	0	1									
Tim Raines, S OBP: 0.378, SLG: 0.390 (1, 7)										3	1	1	0	1	1	2									
Tim Wallach, R OBP: 0.350, SLG: 0.489 (1, 5)										4	0	1	0	0	0	3									
Andres Galarraga, R OBP: 0.299, SLG: 0.403 (1, 3)										4	0	0	0	0	3	3									
Larry Walker, L OBP: 0.304, SLG: 0.421 (1, 9)										4	1	1	3	0	2	0									
Mike Fitzgerald, R OBP: 0.354, SLG: 0.378 (1, 2)										2	0	1	0	2	0	0									
Spike Owen, S OBP: 0.337, SLG: 0.340 (1, 6)										2	0	0	0	0	0	2									
Kevin Gross, R OBP: 0.234, SLG: 0.356 Scott Ruskin, R OBP: 0.286, SLG: 0.714 (5, PH)										1	0	0	0	0	1	1									
Otis Nixon, S OBP: 0.344, SLG: 0.317 Steve Frey, R (8, 1)										1	0	0	0	0	0	0									
Inning Stats	R: 1 E: 0 K: 1 S: 9	H: 2 LOB: 1 BB: 1 P: 14	R: 0 E: 0 K: 2 S: 9	H: 0 LOB: 1 BB: 1 P: 16	R: 0 E: 0 K: 0 S: 9	H: 1 LOB: 0 BB: 0 P: 13	R: 0 E: 0 K: 1 S: 9	H: 1 LOB: 1 BB: 0 P: 13	R: 0 E: 0 K: 1 S: 9	H: 0 LOB: 0 BB: 0 P: 14	R: 0 E: 1 K: 1 S: 10	H: 0 LOB: 1 BB: 1 P: 16	R: 3 E: 0 K: 1 S: 11	H: 3 LOB: 0 BB: 0 P: 13	1B: 6 2B: 2 3B: 0 HR: 1	SF: 0 SAC: 2 DP: 1 HBP: 0	WP: 0 PB: 0 SB: 1 CS: 2	PA: 34							
PITCHER	IP	WLS	BF	H	R	ER	SO	BB	IBB	HBP	BLK	WP	HR	S	P	ERA	WHIP								
Bruce Hurst, L ERA: 3.62 (1, 1)	8.0	L	34	8	4	4	8	3	0	0	0	0	1	75	112	4.50	1.375								



Batter	1	2	3	4	5	6	7	8	9	AB	R	H	RBI	BB	SO	LOB	TOP									
Bip Roberts, S OBP: 0.369, SLG: 0.425 (1, 7)	F8		G4-6-3 1B		2-H 1B		1B		2B	5	0	4	1	0	0	0	San Diego Padres @ Montreal Expos Olympic Stadium, Montreal, QB Mon Aug 27 1990, 3:33 AM EDT Att: 13,403 - Unknown									
Roberto Alomar, S OBP: 0.348, SLG: 0.381 (1, 4)	F8		G4-6-3 1-2		G3		F7		BB	4	0	0	0	1	0	4										
Benito Santiago, R OBP: 0.361, SLG: 0.473 (1, 2)	F7			P3		1B		1B	K	5	0	2	0	0	1	2										
Joe Carter, R OBP: 0.287, SLG: 0.407 (1, 8)		G6-3		HR		L6		E5 G6-3 1B		4	1	1	1	0	0	1										
Fred Lynn, L OBP: 0.312, SLG: 0.373 (1, 9)	F9		G4-3		K			G6-3 1B		4	0	1	0	0	1	1										
Mike Pagliaro, L OBP: 0.324, SLG: 0.344 (1, 5)			G4-3		G4-3		F8	G6-3 1-2 2-3		3	0	0	0	1	0	3										
Phil Stephenson, L OBP: 0.341, SLG: 0.362 (1, 3)	F9				SH5-3 1B BB		HR BB	K		2	2	0	0	2	1	2										
Garry Templeton, S OBP: 0.278, SLG: 0.367 (1, 6)			F7		F8		HR	K		4	1	1	2	0	1	1										
Ed Whitson, R OBP: 0.145, SLG: 0.204 Craig Lefferts, L OBP: 0.250, SLG: 0.250 (9, 1)			1B		SH5-3		P6	K		3	0	1	0	0	1	0										
Inning Stats	R: 0 E: 0 K: 0 S: 9	H: 0 LOB: 0 BB: 0 P: 12	R: 0 E: 0 K: 0 S: 13	H: 0 LOB: 1 BB: 1 P: 22	R: 0 E: 0 K: 0 S: 9	H: 2 LOB: 1 BB: 0 P: 9	R: 1 E: 0 K: 0 S: 11	H: 1 LOB: 0 BB: 0 P: 13	R: 1 E: 0 K: 0 S: 18	H: 1 LOB: 1 BB: 1 P: 22	R: 0 E: 0 K: 1 S: 8	H: 1 LOB: 1 BB: 0 P: 9	R: 2 E: 0 K: 0 S: 12	H: 3 LOB: 2 BB: 1 P: 17	R: 0 E: 1 K: 1 S: 7	H: 1 LOB: 1 BB: 0 P: 10		R: 0 E: 0 K: 3 S: 17	H: 1 LOB: 2 BB: 1 P: 26	1B: 7 2B: 1 3B: 0 HR: 2	SF: 0 SAC: 1 DP: 2 HBP: 0	WP: 0 PB: 0 SB: 1 CS: 0	PA: 39			
PITCHER	IP	WLS	BF	H	R	ER	SO	BB	IBB	HBP	BLK	WP	HR	S	P	ERA	WHIP									
Oil Can Boyd, R ERA: 3.2 Scott Ruskin, L ERA: 2.79 Bill Sampen, R ERA: 2.75	(1, 1)	6.1	L	28	7	4	4	1	3	0	0	0	0	2	77	101	5.68	1.579								
	(7, 1)	1.2		6	2	0	0	1	0	0	0	0	0	10	13	0.00	1.200									
	(9, 1)	1.0		5	1	0	0	3	1	0	0	0	0	17	26	0.00	2.000									


AB 34
R 4
H 10
RBI 4
BB 4
SO 5
LOB 14




Batter	1	2	3	4	5	6	7	8	9	AB	R	H	RBI	BB	SO	LOB	BOTTOM									
Delino DeShields, L OBP: 0.377, SLG: 0.390 (1, 4)	K		F8		K			G4-3		4	0	0	0	0	2	0	San Diego Padres @ Montreal Expos Olympic Stadium, Montreal, QB Mon Aug 27 1990, 3:33 AM EDT Att: 13,403 - Unknown									
Dave Martinez, L OBP: 0.335, SLG: 0.460 (1, 8)	F9		CS 1B				F8	F9		4	0	1	0	0	0	0										
Tim Raines, S OBP: 0.377, SLG: 0.388 (1, 7)			CS 1B		F8		G3		K	4	0	1	0	0	1	0										
Tim Wallach, R OBP: 0.353, SLG: 0.491 (1, 5)	FC6-4 1B				1B		1B		BB 1B	4	0	3	0	0	0	1										
Larry Walker, L OBP: 0.306, SLG: 0.425 (1, 9)			F8 SF8 2B		K		1B		F7	4	1	2	0	0	1	2										
Mike Aldrete, L OBP: 0.370, SLG: 0.324 (1, 3)	F8		F8		1B		F8		BB 1B	4	0	2	0	0	0	2										
Mike Fitzgerald, R OBP: 0.353, SLG: 0.375 Marquis Grissom, R OBP: 0.312, SLG: 0.347 (6, PR)			SF8		L6		F7		BB 1B	2	0	0	1	1	0	3										
Tom Foley, L OBP: 0.291, SLG: 0.260 Andres Calatrava, R OBP: 0.298, SLG: 0.402 (9, PH)			G3				F9		F7	3	0	0	0	0	0	1										
Oil Can Boyd, R OBP: 0.064, SLG: 0.064 Scott Ruskin, R OBP: 0.296, SLG: 0.714 Otis Nixon, S OBP: 0.342, SLG: 0.315 Bill Sampen, R (9, 1)			G4-3				P4		G4-3	2	0	0	0	0	0	0										
										1	0	0	0	0	0	0										
										0	0	0	0	0	0	0										
Inning Stats	R: 0 E: 0 K: 1 S: 7	H: 1 LOB: 1 BB: 0 P: 9	R: 1 E: 0 K: 0 S: 10	H: 1 LOB: 0 BB: 0 P: 13	R: 0 E: 0 K: 0 S: 12	H: 1 LOB: 0 BB: 0 P: 17	R: 0 E: 0 K: 1 S: 17	H: 2 LOB: 2 BB: 0 P: 26	R: 0 E: 0 K: 1 S: 6	H: 0 LOB: 0 BB: 0 P: 9	R: 0 E: 0 K: 0 S: 4	H: 1 LOB: 1 BB: 0 P: 8	R: 0 E: 0 K: 0 S: 6	H: 1 LOB: 1 BB: 0 P: 7	R: 0 E: 0 K: 0 S: 6	H: 0 LOB: 0 BB: 0 P: 7	R: 0 E: 0 K: 1 S: 17	H: 2 LOB: 3 BB: 1 P: 27	1B: 8 2B: 1 3B: 0 HR: 0	SF: 1 SAC: 0 DP: 0 HBP: 0	WP: 0 PB: 0 SB: 0 CS: 1	PA: 36				
PITCHER	IP	WLS	BF	H	R	ER	SO	BB	IBB	HBP	BLK	WP	HR	S	P	ERA	WHIP									
Ed Whitson, R ERA: 2.35 Craig Lefferts, L ERA: 2.54	(1, 1)	8.2	W	34	9	1	4	1	0	0	0	0	0	1	21	121	1.04	1.154								
	(9, 1)	0.1	S	1	0	0	0	0	0	0	0	0	0	1	2	0.00	0.000									

AB 33
R 1
H 9
RBI 1
BB 1
SO 4
LOB 12



Batter	1	2	3	4	5	6	7	8	9	AB	R	H	RBI	BB	SO	LOB	TOP										
Brett Butler, L OBP: 0.388, SLG: 0.357 (1, 8)	0-0 6-3		0-3 K			0-0 2B 3B	0-0 1-2 2-H 1B		0-0 1B	5	1	3	1	0	1	0	San Francisco Giants @ Montreal Expos Olympic Stadium, Montreal, QB Tue Aug 28 1990, 7:05 PM EDT Att: 15,357 - Unknown 										
Mike Kingery, L OBP: 0.314, SLG: 0.310 Greg Litton, R OBP: 0.280, SLG: 0.300 (1, 9) (7, PH) (7, 9)	0-3 K			0-0 G3		0-0 3-H 2B	0-0 F9		0-3 K	3	0	1	1	0	1	0											
Will Clark, L OBP: 0.348, SLG: 0.444 (1, 3)	0-3 K			0-0 L6		0-0 BB		0-0 F8		3	0	0	0	1	1	0											
Kevin Mitchell, R OBP: 0.375, SLG: 0.553 (1, 7)		0-0 1-3		0-0 PB 1B		0-3 K		0-0 5-3 2B		4	0	2	0	0	1	2											
Matt Williams, R OBP: 0.317, SLG: 0.488 (1, 5)	0-3 K			0-3 K		0-0 6-3		0-0 5-3 2B		4	0	0	0	0	2	4											
Ernest Riles, L OBP: 0.353, SLG: 0.464 (1, 6)	4-0 BB			0-0 F8		0-0 BB 1B		4-0 BB		1	1	0	0	3	0	0											
Terry Kennedy, L Gary Carter, R OBP: 0.329, SLG: 0.411 (1, 2) (8, PH) (8, 2)	0-3 K			0-0 1-3		0-3 K		0-3 K		3	0	0	0	0	2	2											
Robby Thompson, R OBP: 0.302, SLG: 0.389 (1, 4)			0-3 K		0-3 K		0-3 K		0-0 F3	4	0	0	0	0	3	1											
Scott Garrelts, R Randy O'Neal, R Jose Lirio, S Mark Dewey, R Bill Bathe, R Francisco Oliveras, R Mike Benjamin, R (1, 1) (4, 1) (6, PH) (6, 1) (7, PH) (7, 1) (9, PH)	0-3 K			0-3 K		0-3 K		0-0 F7		1	0	0	0	0	1	0											
Inning Stats	R: 0 E: 0 K: 2 S: 7	H: 0 LOB: 0 BB: 0 P: 7	R: 0 E: 0 K: 2 S: 7	H: 0 LOB: 1 BB: 1 P: 11	R: 0 E: 0 K: 3 S: 9	H: 0 LOB: 0 BB: 0 P: 9	R: 0 E: 0 K: 1 S: 6	H: 1 LOB: 1 BB: 0 P: 6	R: 0 E: 0 K: 1 S: 5	H: 0 LOB: 0 BB: 0 P: 5	R: 1 E: 0 K: 2 S: 9	H: 2 LOB: 2 BB: 1 P: 13	R: 1 E: 0 K: 2 S: 8	H: 1 LOB: 2 BB: 2 P: 16	R: 0 E: 0 K: 1 S: 6	H: 1 LOB: 1 BB: 0 P: 10		R: 0 E: 0 K: 1 S: 6	H: 1 LOB: 1 BB: 0 P: 6	1B: 3 2B: 2 3B: 1 HR: 0	SF: 0 SAC: 0 DP: 0 HBP: 0	WP: 0 PB: 1 SB: 0 CS: 0	PA: 38				
PITCHER	IP	WLS	BF	H	R	ER	SO	BB	IBB	HBP	BLK	WP	HR	S	P	ERA	WHIP										
Mark Gardner, R ERA: 3.02 (1, 1)	6.0	W	23	3	1	1	11	2	0	0	0	0	0	43	51	1.50	0.833										
Mel Rojas, R ERA: 1.69 (7, 1)	0.2		5	1	1	1	2	2	0	0	0	0	0	7	15	13.50	4.500										
Steve Frey, L ERA: 2.7 (7, 1)	1.0	S	5	1	0	0	0	1	0	0	0	0	0	4	8	0.00	2.000										
Tim Burke, R ERA: 3.31 (8, 1)	1.1	S	5	1	0	0	2	0	0	0	0	0	0	9	9	0.00	0.750										

Batter	1	2	3	4	5	6	7	8	9	AB	R	H	RBI	BB	SO	LOB	BOTTOM										
Delino DeShields, L OBP: 0.377, SLG: 0.393 (1, 4)	0-0 4-3	0-0 4-3		0-0 SF9 2B	0-3 K			0-0 P6 1B		5	1	2	1	0	1	4	San Francisco Giants @ Montreal Expos Olympic Stadium, Montreal, QB Tue Aug 28 1990, 7:05 PM EDT Att: 15,357 - Unknown 										
Dave Martinez, L OBP: 0.330, SLG: 0.452 (1, 8)	0-0 F7		0-0 F9	FC4-6-5-4-2 SF9		0-0 F8		0-0 P6 1-2		5	0	0	0	0	0	3											
Tim Raines, S OBP: 0.380, SLG: 0.392 (1, 7)	0-0 4-3		4-0 WP S BB	4-0 IBB		0-0 S 2B				2	0	1	0	2	0	0											
Tim Wallach, R OBP: 0.353, SLG: 0.492 (1, 5)		0-0 1B 2B	0-3 K	0-0 SF9		0-3 K		0-3 2-3		3	1	1	1	0	2	2											
Larry Walker, L OBP: 0.305, SLG: 0.421 (1, 9)		0-0 4-3	4-0 BB	0-0 4-3		0-0 F8				3	0	0	0	1	0	4											
Andres Galarraga, R OBP: 0.300, SLG: 0.403 (1, 3)		0-0 1B 1B	0-3 K		0-0 6-3		0-0 G3-6-3 1B			4	1	2	1	0	1	2											
Jerry Goff, L OBP: 0.364, SLG: 0.349 (1, 2)		0-0 SH1-4 1B		4-0 2B BB	0-0 FC3-5 1B		0-0 F6			3	1	2	0	1	0	1											
Spike Owen, S OBP: 0.341, SLG: 0.347 Tim Burke, R OBP: 0.250, SLG: 0.250 (1, 6) (8, 1)		0-0 SH1-4 1B		0-0 SH 2B 2B	0-0 FC3-5 1B		0-0 G3-6-3			4	1	3	2	0	0	1											
Mark Gardner, R OBP: 0.116, SLG: 0.186 Mel Rojas, R Steve Frey, R Tom Foley, L OBP: 0.289, SLG: 0.258 (1, 1) (7, 1) (7, 1) (8, 6)		0-0 SH1-4		0-0 SH 2B	0-0 FC3-5			0-3 K		1	0	0	0	0	0	2											
Inning Stats	R: 0 E: 0 K: 0 S: 3	H: 0 LOB: 0 BB: 0 P: 3	R: 2 E: 0 K: 0 S: 7	H: 4 LOB: 2 BB: 0 P: 7	R: 0 E: 0 K: 2 S: 7	H: 0 LOB: 2 BB: 2 P: 15	R: 3 E: 1 K: 0 S: 6	H: 2 LOB: 2 BB: 2 P: 14	R: 0 E: 0 K: 1 S: 7	H: 2 LOB: 2 BB: 0 P: 7	R: 0 E: 0 K: 1 S: 6	H: 1 LOB: 1 BB: 0 P: 6	R: 0 E: 0 K: 0 S: 3	H: 1 LOB: 0 BB: 0 P: 3	R: 0 E: 0 K: 1 S: 5	H: 1 LOB: 0 BB: 0 P: 5		1B: 7 2B: 4 3B: 0 HR: 0	SF: 1 SAC: 2 DP: 1 HBP: 0	WP: 1 PB: 0 SB: 2 CS: 0	PA: 38						
PITCHER	IP	WLS	BF	H	R	ER	SO	BB	IBB	HBP	BLK	WP	HR	S	P	ERA	WHIP										
Scott Garrelts, R ERA: 4.25 (4, 1)	2.0	L	9	2	0	0	1	0	1	0	0	0	0	10	14	0.00	1.000										
Mark Dewey, R ERA: 3.06 (6, 1)	1.0		4	1	0	0	1	0	0	0	0	0	0	6	6	0.00	1.000										
Francisco Oliveras, R ERA: 3.53 (7, 1)	2.0		6	2	0	0	1	0	0	0	0	0	0	8	8	0.00	1.000										

Batter	1	2	3	4	5	6	7	8	9	AB	R	H	RBI	BB	SO	LOB	TOP						
Brett Butler, L OBP: 0.385, SLG: 0.354 (1, 8)	2-2 G4-3		0-0 G4-3			0-0 L5		2-3 K		4	0	0	1	0	1	0	San Francisco Giants @ Montreal Expos Olympic Stadium, Montreal, QB Wed Aug 29 1990, 7:05 PM EDT Att: 14,029 - Dome AB 33 R 6 H 7 RBI 6 BB 0 SO 3 LOB 2						
Mike Kingsley, L OBP: 0.314, SLG: 0.310 (1, 9)	1-3 K		3-H 1-0 G4-3			2-0 L9		0-1 G4-3		3	0	1	0	0	1	0							
Greg Litton, R OBP: 0.278, SLG: 0.298 (8, PH) (8, 9)			1B							1	0	0	0	0	0	0							
Will Clark, L OBP: 0.347, SLG: 0.442 (1, 3)	2-0 G1-3		0-0 G6-3			2-0 HR 1B		1-0 F9		4	1	1	0	0	0	1							
Kevin Mitchell, R OBP: 0.376, SLG: 0.566 (1, 7)		0-0 P4		1-1 G6-3		0-2 HR 1H		0-1 HR		4	2	2	3	0	0	0							
Matt Williams, R OBP: 0.315, SLG: 0.484 (1, 5)		1-1 G5-3		0-1 P4		0-2 P3		0-0 F8		4	0	0	0	0	0	0							
Terry Kennedy, L OBP: 0.344, SLG: 0.375 (1, 2)		1-0 G5-3		2-2 G4-3				1-3 K		2	0	0	0	0	0	0							
Gary Carter, R OBP: 0.326, SLG: 0.407 (7, PH) (7, 2)										2	0	0	0	0	1	0							
Robby Thompson, R OBP: 0.304, SLG: 0.396 (1, 4)			4-2 HR 2B HBP		2-2 G5-3		1-1 P3	2-2 HR		3	2	1	1	0	0	0							
Mike Benjamin, R OBP: 0.417, SLG: 0.818 (1, 6)			0-0 SH5-4 1-H G4-3 2B		3-2 L7		1-0 1B	1-0 L8		4	1	2	1	0	0	0							
Steve Bedrosian, R OBP: 0.333, SLG: 0.333 (9, 1)										0	0	0	0	0	0	0							
Kelly Downs, R (1, 1)			1-0 SH5-4		1-1 G3		3-1 F8			1	0	0	0	0	0	0							
Don Robinson, R OBP: 0.136, SLG: 0.212 (7, PH)										1	0	0	0	0	0	1							
Jeff Brantley, R OBP: 0.286, SLG: 0.429 (7, 1)										0	0	0	0	0	0	0							
Jose Uribe, S OBP: 0.301, SLG: 0.318 (9, 6)			2-3							0	0	0	0	0	0	0							
Inning Stats	R: 0 E: 0 K: 1 S: 7	H: 0 LOB: 0 BB: 0 P: 12	R: 0 E: 0 K: 0 S: 4	H: 0 LOB: 0 BB: 0 P: 6	R: 2 E: 0 K: 0 S: 8	H: 2 LOB: 1 BB: 0 P: 14	R: 0 E: 0 K: 0 S: 7	H: 0 LOB: 0 BB: 0 P: 10	R: 0 E: 0 K: 0 S: 8	H: 0 LOB: 0 BB: 0 P: 14	R: 2 E: 0 K: 0 S: 10	H: 2 LOB: 1 BB: 0 P: 14	R: 0 E: 0 K: 0 S: 8	H: 1 LOB: 1 BB: 0 P: 16	R: 0 E: 0 K: 1 S: 6	H: 0 LOB: 0 BB: 0 P: 9	R: 2 E: 0 K: 1 S: 14	H: 2 LOB: 0 BB: 0 P: 18	1B: 3 2B: 1 3B: 0 HR: 3	SF: 0 SAC: 1 DP: 0 HBP: 1	WP: 0 PB: 0 SB: 0 CS: 0	PA: 35	
PITCHER	IP	WLS	BF	H	R	ER	SO	BB	IBB	HBP	BLK	WP	HR	S	P	ERA	WHIP						
Dennis Martinez, R ERA: 2.92	(1, 1)	6.0	23	4	4	4	1	0	0	0	0	0	0	1	44	70	6.00	0.667					
Scott Ruskin, L ERA: 2.75	(7, 1)	1.0	4	1	0	0	0	0	0	0	0	0	0	8	16	0.00	1.000						
Steve Frey, L ERA: 2.63	(8, 1)	1.0	3	0	0	0	1	0	0	0	0	0	0	6	9	0.00	0.000						
Bill Sampen, R ERA: 2.95	(9, 1)	1.0	L 5	2	2	2	1	0	0	0	0	0	2	14	18	18.00	2.000						

Batter	1	2	3	4	5	6	7	8	9	AB	R	H	RBI	BB	SO	LOB	BOTTOM					
Delino DeShields, L OBP: 0.377, SLG: 0.393 (1, 4)	0-0 E1 2B 1B	2-3 K		2-3 K		2-0 G3-1 S 1B		2-0 CS 1-2	1-1 F9	5	0	2	0	0	2	1	San Francisco Giants @ Montreal Expos Olympic Stadium, Montreal, QB Wed Aug 29 1990, 7:05 PM EDT Att: 14,029 - Dome AB 37 R 5 H 11 RBI 5 BB 2 SO 8 LOB 10					
Dave Martinez, L OBP: 0.328, SLG: 0.452 (1, 8)	2-0 1B 2H 2B	2-1 G6-3			0-0 G4-3	1-0 G3-1		0-0 L9		5	1	1	0	0	0	1						
Tim Raines, S OBP: 0.378, SLG: 0.389 (1, 7)	1-2 P6		0-1 G3		2-2 S 1B	0-1 G1-3		2-2 G3		5	1	1	0	0	0	2						
Tim Wallach, R OBP: 0.352, SLG: 0.490 (1, 5)	0-1 HR 1B		1-2 G4-3		1-0 G5-3		1-1 G5-3			4	1	1	1	0	0	1						
Larry Walker, L OBP: 0.310, SLG: 0.434 (1, 9)	1-0 HR		1-0 1B		2-1 1B 1B		1-3 K			4	2	3	3	0	1	0						
Andres Galarraga, R OBP: 0.300, SLG: 0.401 (1, 3)	3-1 E5 S		0-3 K		1-0 1B 1B		2-3 K			4	0	1	0	0	2	1						
Jerry Goff, L OBP: 0.369, SLG: 0.349 (1, 2)	4-2 BB		0-0 F7		0-1 1B			1-3 K		3	0	1	1	1	1	0						
Spike Owen, S OBP: 0.338, SLG: 0.343 (1, 6)	1-2 G3		3-3 K		1-0 G4-3			2-2 G4-3		4	0	0	0	0	1	4						
Dennis Martinez, R ERA: 2.92 (7, 1)		1-3 K		1-0 1B		0-0 G6-3		4-2 CS BB		3	0	1	0	0	1	0						
Scott Ruskin, R ERA: 2.75 (8, 1)										0	0	0	0	0	0	0						
Steve Frey, L ERA: 2.63 (8, PH)										0	0	0	0	0	0	0						
Mike Aldrete, L ERA: 2.75 (8, PH)										0	0	0	0	0	0	0						
Olis Nixon, S ERA: 1.5 (9, 1)										0	0	0	0	0	0	0						
Bill Sampen, R ERA: 2.95 (9, 1)										0	0	0	0	0	0	0						
Inning Stats	R: 3 E: 2 K: 0 S: 17	H: 4 LOB: 2 BB: 1 P: 29	R: 0 E: 0 K: 2 S: 8	H: 0 LOB: 0 BB: 0 P: 13	R: 0 E: 0 K: 1 S: 9	H: 1 LOB: 1 BB: 0 P: 11	R: 0 E: 0 K: 2 S: 10	H: 1 LOB: 1 BB: 0 P: 16	R: 2 E: 0 K: 0 S: 13	H: 4 LOB: 2 BB: 0 P: 20	R: 0 E: 0 K: 0 S: 6	H: 1 LOB: 1 BB: 0 P: 8	R: 0 E: 0 K: 2 S: 8	H: 0 LOB: 0 BB: 0 P: 12	R: 0 E: 0 K: 1 S: 10	H: 0 LOB: 1 BB: 1 P: 17	R: 0 E: 0 K: 0 S: 8	H: 0 LOB: 0 BB: 0 P: 11	1B: 9 2B: 1 3B: 0 HR: 1	SF: 0 SAC: 0 DP: 0 HBP: 0	WP: 0 PB: 0 SB: 3 CS: 1	PA: 40
PITCHER	IP	WLS	BF	H	R	ER	SO	BB	IBB	HBP	BLK	WP	HR	S	P	ERA	WHIP					
Kelly Downs, R ERA: 4.0	(1, 1)	6.0	30	11	5	5	5	1	0	0	0	0	0	18	29	0.00	2.000					
Jeff Brantley, R ERA: 1.5	(7, 1)	2.0	W 6	0	0	0	3	1	0	0	0	0	0	18	29	0.00	0.500					
Steve Bedrosian, R ERA: 4.57	(9, 1)	1.0	S 3	0	0	0	0	0	0	0	0	0	0	8	11	0.00	0.000					



Batter	1	2	3	4	5	6	7	8	9	AB	R	H	RBI	BB	SO	LOB	TOP			
Lenny Harris, L OBP: 0.334, SLG: 0.359	1-3		2B			5-3			BB BB 1B	4	0	2	0	0	0	0	Los Angeles Dodgers @ Montreal Expos Olympic Stadium, Montreal, QB Sat Sep 01 1990, 7:05 PM EDT Att: 16,236 - Dome			
Kirk Gibson, L OBP: 0.356, SLG: 0.444	F8		K			K			L3	4	0	0	0	0	2	2				
Kal Daniels, L OBP: 0.377, SLG: 0.487	G3			K			P6		BB BB 1-2 BB BB	3	0	0	0	1	1	0				
Eddie Murray, S OBP: 0.395, SLG: 0.494		2B		P5			K		BB BB 1-2 BB BB	3	0	1	0	1	1	0				
Hubie Brooks, R OBP: 0.311, SLG: 0.435		6-3		F7			F8		K	3	0	0	0	0	0	1				
Jose Gonzalez, R OBP: 0.287, SLG: 0.463										0	0	0	0	0	0	0				
Stan Javier, S OBP: 0.358, SLG: 0.371										1	0	0	0	0	1	3				
Mike Scioscia, L OBP: 0.348, SLG: 0.414	F8				5-3				P3	3	0	0	0	0	0	1				
Darrin Fletcher, L OBP: 0.348, SLG: 0.414										0	0	0	0	0	0	0				
Mike Sharperson, R OBP: 0.384, SLG: 0.370	K			L4					L4	3	0	0	0	0	1	1				
Jose Offerman, S OBP: 0.259, SLG: 0.320			G3		K				4-3	3	0	0	0	0	1	0				
Mike Hartley, R OBP: 0.125, SLG: 0.125			4-3							1	0	0	0	0	0	0				
Jim Poole, L OBP: 0.341, SLG: 0.350										0	0	0	0	0	0	0				
Don Aase, R OBP: 0.341, SLG: 0.350										0	0	0	0	0	0	0				
Jose Vizcaino, S OBP: 0.341, SLG: 0.350										0	0	0	0	0	0	0				
Darren Holmes, R OBP: 0.341, SLG: 0.350										0	0	0	0	0	0	0				
Dave Walsh, L OBP: 0.341, SLG: 0.350										0	0	0	0	0	0	0				
Chris Gwynn, L OBP: 0.341, SLG: 0.350										1	0	0	0	0	0	0				
Inning Stats	R: 0 E: 0 K: 0 S: 3	H: 0 LOB: 0 BB: 0 P: 3	R: 0 E: 0 K: 1 S: 6	H: 1 LOB: 1 BB: 0 P: 6	R: 0 E: 0 K: 1 S: 6	H: 1 LOB: 1 BB: 0 P: 6	R: 0 E: 0 K: 1 S: 5	H: 0 LOB: 0 BB: 0 P: 5	R: 0 E: 0 K: 2 S: 7	H: 0 LOB: 0 BB: 0 P: 7	R: 0 E: 0 K: 1 S: 5	H: 0 LOB: 0 BB: 0 P: 5	R: 0 E: 0 K: 0 S: 3	H: 0 LOB: 0 BB: 0 P: 3	R: 0 E: 0 K: 1 S: 6	H: 1 LOB: 3 BB: 2 P: 14	1B: 1 2B: 2 3B: 0 HR: 0	SF: 0 SAC: 0 DP: 0 HBP: 0	WP: 0 PB: 0 SB: 0 CS: 0	PA: 32
PITCHER Oil Can Boyd, R ERA: 3.02	IP: 9.0 WLS: W BF: 32 H: 3 R: 0 ER: 0 SO: 8 BB: 2 IBB: 0 HBP: 0 BLK: 0 WP: 0 HR: 0 S: 46 P: 54 ERA: 0.00 WHIP: 0.556															PITCHER				

Batter	1	2	3	4	5	6	7	8	9	AB	R	H	RBI	BB	SO	LOB	BOTTOM			
Delino DeShields, L OBP: 0.378, SLG: 0.399	4-3		K		FC6-4 3B	BB 1B		4-3		4	1	1	0	1	1	0	Los Angeles Dodgers @ Montreal Expos Olympic Stadium, Montreal, QB Sat Sep 01 1990, 7:05 PM EDT Att: 16,236 - Dome			
Dave Martinez, L OBP: 0.336, SLG: 0.455	F8				FC6-4 1-2 BB	K		6-3		4	0	1	0	1	1	1				
Tim Raines, S OBP: 0.376, SLG: 0.384	S BB		F9		FC6-4 1-2 2-3 3B	F7				3	1	0	0	1	0	4				
Tim Wallach, R OBP: 0.354, SLG: 0.494	K			P3	1-H 3-H 2B 3B	K				4	1	1	2	0	2	1				
Larry Walker, L OBP: 0.306, SLG: 0.427		P3		HR 1B	L3	F8				4	1	1	0	0	0	1				
Andres Galarraga, R OBP: 0.336, SLG: 0.408		5-3		HR 1B	L3	F8				2	2	1	2	2	0	0				
Mike Fitzgerald, R OBP: 0.358, SLG: 0.385				HR 1B	P4	1-H 3-H 2B		1B BB		4	0	3	2	0	0	0				
Spike Owen, S OBP: 0.336, SLG: 0.344	FC4-6 1-2				P4	1-H 3-H 2B		1-2 1B		4	0	1	0	0	1	4				
Oil Can Boyd, R OBP: 0.059, SLG: 0.059			L4		5-3			4-3		4	0	0	0	0	0	1				
Inning Stats	R: 0 E: 0 K: 1 S: 5	H: 0 LOB: 1 BB: 1 P: 9	R: 0 E: 0 K: 0 S: 4	H: 1 LOB: 1 BB: 0 P: 4	R: 0 E: 0 K: 1 S: 6	H: 1 LOB: 1 BB: 0 P: 6	R: 2 E: 0 K: 0 S: 6	H: 3 LOB: 1 BB: 0 P: 6	R: 4 E: 0 K: 1 S: 8	H: 3 LOB: 1 BB: 2 P: 16	R: 0 E: 0 K: 1 S: 5	H: 0 LOB: 1 BB: 1 P: 9	R: 0 E: 0 K: 1 S: 6	H: 1 LOB: 2 BB: 1 P: 10	R: 0 E: 0 K: 0 S: 3	H: 0 LOB: 0 BB: 0 P: 3		1B: 5 2B: 2 3B: 1 HR: 1	SF: 0 SAC: 0 DP: 0 HBP: 0	WP: 0 PB: 0 SB: 2 CS: 0
PITCHER Mike Hartley, R ERA: 3.02	IP: 4.0 WLS: L BF: 20 H: 6 R: 4 ER: 4 SO: 2 BB: 2 IBB: 0 HBP: 0 BLK: 0 WP: 0 HR: 1 S: 22 P: 30 ERA: 9.00 WHIP: 2.000															PITCHER				
Jim Poole, L ERA: 4.91	0.1	1	0	0	0	0	0	0	0	0	0	1	1	0.00	0.000					
Don Aase, R ERA: 4.28	0.2	5	2	2	2	1	0	1	0	0	6	10	27.00	3.000						
Darren Holmes, R ERA: 4.28	2.0	9	1	0	0	2	2	0	0	0	11	19	0.00	1.500						
Dave Walsh, L ERA: 4.91	1.0	3	0	0	0	0	0	0	0	0	3	3	0.00	0.000						

AB	30
R	0
H	3
RBI	0
BB	2
SO	8
LOB	8



Batter	1	2	3	4	5	6	7	8	9	AB	R	H	RBI	BB	SO	LOB	TOP										
Lenny Harris, L OBP: 0.334, SLG: 0.367			G3		E	L1		P6		6	2	2	1	0	0	5	Los Angeles Dodgers @ Montreal Expos Olympic Stadium, Montreal, QB Sun Sep 02 1990, 3:33 AM EDT Att: 22,776 - Dome AB 44 R 12 H 18 RBI 12 BB 4 SO 4 LOB 26 										
Kirk Gibson, L OBP: 0.359, SLG: 0.447 Jim Gott, R	4-0 1B SF8 BB	0-0 3-1		0-0 HR 1B	0-0 E8 HR 2B	0-0 P6		0-3 K		5	3	2	1	1	1	1											
Jay Howell, R										0	0	0	0	0	0	0											
Kal Daniels, L OBP: 0.393, SLG: 0.505 Jose Gonzalez, R OBP: 0.287, SLG: 0.463	4-0 SF8 1B BB	0-0 BB 1B		0-0 HR 1B	0-0 HR		1-0 FC4 HBP		0-0 4-3	4	3	3	4	1	0	0											
Eddie Murray, S OBP: 0.397, SLG: 0.496 Mickey Hatcher, R OBP: 0.290, SLG: 0.284	0-0 WP 1B 1B	0-0 L8		0-0 FC4-6 1B	0-0 HBP FC6-4 1B		0-0 FC4 1B		0-0 6-3	5	2	3	0	0	0	2											
Chris Gwynn, L OBP: 0.323, SLG: 0.439	0-0 SF8	4-0 BB		0-0 FC4-6 HR	0-0 FC6-4 HBP 1B		0-0 1B		0-0 1B	4	1	3	1	1	0	1											
Mike Scioscia, L OBP: 0.349, SLG: 0.413 Rick Dempsey, R OBP: 0.315, SLG: 0.303	0-0 1B WP 1B	0-0 F8		0-0 L7	1-0 FC6-4 HBP		0-0 F8		0-0 6-3	4	0	1	1	0	0	5											
Mike Sharperson, R OBP: 0.385, SLG: 0.385	0-0 6-3		0-0 6-3 2B	0-0 HR	0-0 FC6-4		0-0 5-3			5	1	2	3	0	0	6											
Alfredo Griffin, S OBP: 0.267, SLG: 0.259 Tim Crews, R	4-0 1B		0-0 P2	0-0 P6	0-0 F7		0-0 1B			3	0	0	0	1	0	3											
Stan Javier, S OBP: 0.361, SLG: 0.373 Jim Neidlinger, S OBP: 0.188, SLG: 0.133 Jose Offerman, S OBP: 0.241, SLG: 0.296	0-0 1B IBB		0-0 6-3	0-0 6-3	0-3 K	0-3 K	0-3 K			0	0	0	0	0	0	0											
Inning Stats	R: 4 E: 0 K: 0 S: 7	H: 4 LOB: 3 BB: 3 P: 19	R: 0 E: 0 K: 0 S: 4	H: 1 LOB: 2 BB: 1 P: 8	R: 0 E: 0 K: 0 S: 4	H: 1 LOB: 1 BB: 0 P: 4	R: 4 E: 0 K: 0 S: 7	H: 4 LOB: 0 BB: 0 P: 7	R: 4 E: 1 K: 1 S: 10	H: 5 LOB: 2 BB: 0 P: 11	R: 0 E: 0 K: 1 S: 5	H: 0 LOB: 0 BB: 0 P: 5	R: 0 E: 0 K: 0 S: 4	H: 1 LOB: 2 BB: 0 P: 5	R: 0 E: 0 K: 2 S: 8	H: 1 LOB: 1 BB: 0 P: 8	R: 0 E: 0 K: 0 S: 4	H: 1 LOB: 1 BB: 0 P: 4	1B: 12 2B: 2 3B: 0 HR: 4	SF: 1 SAC: 0 DP: 0 HBP: 2	WP: 1 PB: 0 SB: 1 CS: 0	PA: 51					
PITCHER	IP	WLS	BF	H	R	ER	SO	BB	IBB	HBP	BLK	WP	HR	S	P	ERA	WHIP										
Mark Gardner, R ERA: 3.25	(1, 1)	0.2	L	9	4	4	0	2	1	0	0	1	1	6	18	54.00	9.000										
Mel Rojas, R ERA: 2.99	(1, 1)	3.0		16	6	4	4	0	1	0	0	0	2	15	19	12.00	2.333										
Dale Mohorcic, R ERA: 3.52	(4, 1)	1.1		10	5	4	1	0	0	1	0	0	1	11	12	27.00	3.750										
Kevin Gross, R ERA: 4.41	(6, 1)	4.0		16	3	0	0	3	0	0	1	0	0	21	22	0.00	0.750										
Batter	1	2	3	4	5	6	7	8	9	AB	R	H	RBI	BB	SO	LOB	BOTTOM										
Delino DeShields, L OBP: 0.376, SLG: 0.397	0-0 F7		0-0 G3		BB HR 1B		0-3 K		0-0 4-3	5	1	1	0	0	1	1	Los Angeles Dodgers @ Montreal Expos Olympic Stadium, Montreal, QB Sun Sep 02 1990, 3:33 AM EDT Att: 22,776 - Dome AB 33 R 5 H 7 RBI 5 BB 3 SO 6 LOB 12 										
Dave Martinez, L OBP: 0.332, SLG: 0.449	0-0 F8		0-0 F9		F8		0-0 G3			4	0	0	0	0	0	2											
Mike Aldrete, L OBP: 0.376, SLG: 0.324	0-0 F7			0-0 BB FC3-6 1B	4-0 HR BB		0-0 4-3			3	2	1	0	1	0	0											
Tim Wallach, R OBP: 0.355, SLG: 0.500 Junior Noboa, R OBP: 0.298, SLG: 0.333		0-0 F8		0-0 FC3-6 BB 1B	0-0 HR		0-3 K			4	1	2	3	0	1	0											
Larry Walker, L OBP: 0.308, SLG: 0.432		0-0 SF9 3B		0-0 FC3-6 BB	4-0 HR BB		0-0 1-3			3	1	1	0	1	0	2											
Andres Galarraga, R OBP: 0.306, SLG: 0.408		0-0 SF9		0-0 FC3-6 BB	0-3 K		0-0 1B			2	0	1	1	1	1	1											
Jerry Goff, L OBP: 0.351, SLG: 0.323		0-0 4-3		0-0 FC3-6		0-0 G3		0-0 F7		4	0	0	1	0	0	3											
Tom Foley, L OBP: 0.288, SLG: 0.266			0-0 G3 2B	0-0 P4		0-0 4-3		0-0 L9		4	0	1	0	0	0	2											
Mark Gardner, R OBP: 0.178, SLG: 0.186 Mel Rojas, R OBP: 0.143, SLG: 0.167 Dale Mohorcic, R OBP: 0.251, SLG: 0.348 Kevin Gross, R OBP: 0.300, SLG: 0.313 Clis Nixon, S OBP: 0.300, SLG: 0.313	(1, 1) (1, 1) (4, 1) (5, PH) (5, 1) (5, PH)	0-0 P1		0-0 K	0-3 K		0-3 K		0-3 K	0	0	0	0	0	0	0											
Inning Stats	R: 0 E: 0 K: 0 S: 3	H: 0 LOB: 0 BB: 0 P: 3	R: 1 E: 0 K: 0 S: 4	H: 1 LOB: 0 BB: 0 P: 4	R: 0 E: 0 K: 0 S: 4	H: 1 LOB: 1 BB: 0 P: 4	R: 1 E: 0 K: 0 S: 5	H: 2 LOB: 2 BB: 1 P: 9	R: 3 E: 0 K: 2 S: 9	H: 2 LOB: 1 BB: 2 P: 17	R: 0 E: 0 K: 1 S: 5	H: 0 LOB: 0 BB: 0 P: 5	R: 0 E: 0 K: 1 S: 5	H: 0 LOB: 0 BB: 0 P: 5	R: 0 E: 0 K: 1 S: 6	H: 1 LOB: 1 BB: 0 P: 6		R: 0 E: 0 K: 1 S: 5	H: 0 LOB: 0 BB: 0 P: 5	1B: 4 2B: 1 3B: 1 HR: 1	SF: 1 SAC: 0 DP: 0 HBP: 0	WP: 0 PB: 0 SB: 0 CS: 0	PA: 37				
PITCHER	IP	WLS	BF	H	R	ER	SO	BB	IBB	HBP	BLK	WP	HR	S	P	ERA	WHIP										
Jim Neidlinger, R ERA: 3.2	(1, 1)	4.2		23	6	5	1	3	0	0	0	0	0	13	13	0.00	0.000										
Tim Crews, R ERA: 2.61	(5, 1)	2.1	W	7	0	0	0	0	0	0	0	0	0	6	6	0.00	1.000										
Jim Gott, R ERA: 2.35	(8, 1)	1.0		4	1	0	0	1	0	0	0	0	0	6	6	0.00	1.000										
Jay Howell, R ERA: 2.09	(9, 1)	1.0		3	0	0	0	1	0	0	0	0	0	5	5	0.00	0.000										

Batter	1	2	3	4	5	6	7	8	9	AB	R	H	RBI	BB	SO	LOB	TOP
Otis Nixon, S (1, 8) OBP: 0.349, SLG: 0.316 Dave Martinez, L (6, FR) OBP: 0.325, SLG: 0.438 (6, 8)										2	1	1	0	2	0	0	
Delino DeShields, L (1, 4) OBP: 0.376, SLG: 0.400										5	0	2	1	0	0	2	
Tim Raines, S (1, 7) OBP: 0.379, SLG: 0.387										3	1	1	0	2	0	1	
Tim Wallach, R (1, 5) OBP: 0.355, SLG: 0.500										4	2	2	2	0	1	3	
Larry Walker, L (1, 9) OBP: 0.318, SLG: 0.443										2	1	1	2	1	0	0	
Andres Galarraga, R (1, 3) OBP: 0.368, SLG: 0.408										4	0	0	0	0	2	1	
Jerry Goff, L (1, 2) OBP: 0.358, SLG: 0.314										4	1	1	0	0	2	0	
Spike Owen, S (1, 6) OBP: 0.333, SLG: 0.338										4	0	0	0	0	0	1	
Chris Nabholz, L (1, 1) Mel Rojas, R (6, 1) Tim Burke, R (8, 1) OBP: 0.200, SLG: 0.200										2	0	0	0	0	0	0	
Inning Stats	R: 2 H: 2 E: 0 LOB: 1 K: 1 BB: 0 S: 13 P: 22	R: 2 H: 2 E: 0 LOB: 2 K: 1 BB: 2 S: 16 P: 30	R: 0 H: 0 E: 0 LOB: 0 K: 1 BB: 0 S: 7 P: 8	R: 0 H: 1 E: 0 LOB: 1 K: 0 BB: 0 S: 10 P: 17	R: 2 H: 2 E: 0 LOB: 0 K: 1 BB: 0 S: 10 P: 16	R: 0 H: 0 E: 0 LOB: 0 K: 0 BB: 1 S: 4 P: 12	R: 0 H: 0 E: 0 LOB: 0 K: 0 BB: 2 S: 6 P: 16	R: 0 H: 0 E: 0 LOB: 0 K: 1 BB: 0 S: 8 P: 12	R: 0 H: 1 E: 0 LOB: 1 K: 0 BB: 0 S: 7 P: 12	1B: 4 SF: 0 2B: 2 SAC: 1 3B: 0 DP: 1 HR: 2 HBP: 1	WP: 1 PA: 40 PB: 0 SB: 1 CS: 1						
PITCHER	IP WLS BF H R ER SO BB IBB HBP BLK WP HR S P ERA WHIP											IP WLS BF H R ER SO BB IBB HBP BLK WP HR S P ERA WHIP					
Jose DeLeon, R (1, 1) ERA: 4.36	5.0 L 25 7 6 6 4 2 0 1 0 0 1 2 56 93 10.80 1.800																
Scott Terry, R (6, 1) ERA: 5.14	2.0 7 0 0 0 0 3 0 0 0 0 0 10 28 0.00 1.500																
Mike Perez, R (8, 1) ERA:	2.0 7 1 0 0 1 0 0 0 0 0 0 15 24 0.00 0.500																

Montreal Expos @ St. Louis Cardinals
 Busch Stadium, St. Louis, MO
 Wed Sep 05 1990, 7:05 PM CDT
 Att: 19,808 - Unknown - 95 F

AB 32
 R 6
 H 8
 RBI 5
 BB 5
 SO 5
 LOB 8



Batter	1	2	3	4	5	6	7	8	9	AB	R	H	RBI	BB	SO	LOB	BOTTOM
Bernard Gilkey, R (1, 7) OBP: 0.125, SLG: 0.125										4	1	1	0	0	1	1	
Ozzie Smith, S (1, 6) OBP: 0.301, SLG: 0.302										3	0	1	0	0	0	0	
Felix Jose, S (1, 9) OBP: 0.301, SLG: 0.356										3	0	1	1	1	1	1	
Rex Hudler, R (1, 3) OBP: 0.340, SLG: 0.500										4	0	3	1	0	0	1	
Todd Zeile, R (1, 5) OBP: 0.319, SLG: 0.387										2	0	0	0	0	0	2	
Tom Pagnozzi, R (1, 2) OBP: 0.333, SLG: 0.364										4	0	0	0	0	0	6	
Milt Thompson, L (1, 8) OBP: 0.290, SLG: 0.316										4	0	0	0	0	0	3	
José Oquendo, S (1, 4) OBP: 0.357, SLG: 0.319										4	0	0	0	0	3	0	
Jose DeLeon, R (1, 1) ERA: 4.36 Gerónimo Farias, S (5, PH) OBP: 1.000, SLG: 1.000 Scott Terry, R (6, 1) ERA: 5.14 Ray Lankford, R (7, PH) OBP: 0.290, SLG: 0.320 Mike Perez, R (8, 1) ERA: 5.14 Rod Brewer, L (8, PH)										1	0	0	0	0	0	0	
Inning Stats	R: 1 H: 2 E: 1 LOB: 0 K: 0 BB: 0 S: 9 P: 14	R: 0 H: 0 E: 0 LOB: 0 K: 0 BB: 0 S: 10 P: 16	R: 0 H: 0 E: 0 LOB: 0 K: 1 BB: 0 S: 7 P: 12	R: 1 H: 1 E: 0 LOB: 1 K: 1 BB: 0 S: 11 P: 22	R: 0 H: 1 E: 0 LOB: 1 K: 1 BB: 0 S: 13 P: 20	R: 0 H: 1 E: 0 LOB: 3 K: 0 BB: 1 S: 12 P: 21	R: 0 H: 0 E: 0 LOB: 0 K: 1 BB: 0 S: 10 P: 15	R: 0 H: 2 E: 0 LOB: 2 K: 0 BB: 0 S: 12 P: 17	R: 0 H: 0 E: 0 LOB: 0 K: 1 BB: 0 S: 6 P: 8	1B: 5 SF: 0 2B: 1 SAC: 1 3B: 0 DP: 0 HR: 1 HBP: 2	WP: 0 PA: 36 PB: 0 SB: 0 CS: 1						
PITCHER	IP WLS BF H R ER SO BB IBB HBP BLK WP HR S P ERA WHIP											IP WLS BF H R ER SO BB IBB HBP BLK WP HR S P ERA WHIP					
Chris Nabholz, L (1, 1) ERA: 2.78	5.1 W 22 5 2 2 3 1 0 1 0 0 0 1 55 93 3.38 1.125																
Mel Rojas, R (6, 1) ERA: 2.73	2.0 9 2 0 0 1 0 0 1 0 0 0 25 40 0.00 1.000																
Tim Burke, R (8, 1) ERA: 3.23	1.2 S 5 0 0 0 1 0 0 0 0 0 0 10 12 0.00 0.000																

Montreal Expos @ St. Louis Cardinals
 Busch Stadium, St. Louis, MO
 Wed Sep 05 1990, 7:05 PM CDT
 Att: 19,808 - Unknown - 95 F

AB 32
 R 1
 H 7
 RBI 2
 BB 1
 SO 5
 LOB 14



Batter	1	2	3	4	5	6	7	8	9	AB	R	H	RBI	BB	SO	LOB	TOP										
Dave Martinez, L OBP: 0.330, SLG: 0.440	1-0 CS 1B		4-1 G4-6-3 1B BB		1-0 4-3			0-1 2B 1B		3	1	2	0	1	0	0	Montreal Expos @ St. Louis Cardinals Busch Stadium, St. Louis, MO Thu Sep.06 1990, 3:33 AM CDT Att: 10,897 - Cloudy - 99 F										
Delino DeShields, L OBP: 0.377, SLG: 0.400	3-2 1B WP SF8 1B		1-2 G4-6-3 1B		3-3 K			0-3 K		4	1	2	0	0	2	1											
Tim Raines, S OBP: 0.379, SLG: 0.387 Marquis Grissom, R OBP: 0.314, SLG: 0.352	2-0 SF8 1B		1-0 G4-6-3		0-0 5-3			3-2 1-H 2B		2	0	1	0	0	0	2											
Tim Wallach, R OBP: 0.354, SLG: 0.498	2-1 SF8		4-0		0-1 6-3			1-2 F9		2	0	0	1	1	0	1											
Larry Walker, L OBP: 0.315, SLG: 0.438	2-2 3-H G3		1-1 4-3		2-3 K			1-3 K		4	0	0	0	0	2	3											
Andres Galaraga, R OBP: 0.307, SLG: 0.406		3-2 FC6 1B		1-2 L3			1-1 F6		0-0 4-3	4	0	1	0	0	0	0											
Mike Fitzgerald, R OBP: 0.354, SLG: 0.380		1-0 F4		1-2 L8			3-1 P9		3-2 F9	4	0	0	0	0	0	1											
Tom Foley, L OBP: 0.278, SLG: 0.256 Kevin Gross, R OBP: 0.229, SLG: 0.348 Nelson Santovenia, R OBP: 0.227, SLG: 0.351 Scott Ruskin, R OBP: 0.286, SLG: 0.714	3-2 F8		2-2 G3		0-1 6-3					2	0	0	0	0	0	1											
Mark Gardner, R OBP: 0.114, SLG: 0.182 Junior Noboa, R OBP: 0.287, SLG: 0.331	0-0 FC6			2-3 K			0-1 6-3			1	0	0	0	0	0	1											
Inning Stats	R: 1 E: 0 K: 0 S: 11	H: 3 LOB: 1 BB: 0 P: 21	R: 0 E: 0 K: 0 S: 9	H: 1 LOB: 2 BB: 2 P: 16	R: 0 E: 0 K: 0 S: 7	H: 0 LOB: 0 BB: 2 P: 13	R: 0 E: 0 K: 1 S: 6	H: 0 LOB: 0 BB: 0 P: 8	R: 0 E: 0 K: 0 S: 6	H: 0 LOB: 0 BB: 0 P: 10	R: 1 E: 0 K: 1 S: 13	H: 2 LOB: 1 BB: 0 P: 17	R: 0 E: 0 K: 1 S: 7	H: 0 LOB: 0 BB: 0 P: 11	1B: 6 2B: 1 3B: 0 HR: 0	SF: 1 SAC: 0 DP: 1 HBP: 0		WP: 1 PB: 0 SB: 0 CS: 1	PA: 34								
PITCHER	IP	WLS	BF	H	R	ER	SO	BB	IBB	HBP	BLK	WP	HR	S	P	ERA	WHIP										
Ken Hill, R ERA: 4.39	2.0		9	4	1	1	0	0	0	0	0	1	0	20	37	4.50	2.000										
Ken Dayley, L ERA: 3.29	3.0	W	11	1	0	0	2	2	0	0	0	0	0	28	49	0.00	1.000										
John Tudor, L ERA: 2.5	2.0		6	0	0	0	1	0	0	0	0	0	0	12	18	0.00	0.000										
Frank DiPino, L ERA: 4.54	0.2		4	2	1	1	1	0	0	0	0	0	0	10	13	13.50	3.000										
Lee Smith, R ERA: 1.99	1.1	S	4	0	0	0	1	0	0	0	0	0	0	10	15	0.00	0.000										

Batter	1	2	3	4	5	6	7	8	9	AB	R	H	RBI	BB	SO	LOB	BOTTOM										
Milt Thompson, L OBP: 0.290, SLG: 0.315	0-0 G3	3-2 FC3-2			0-0 L5-3 1B			0-0 5-3		4	0	1	0	0	0	3	Montreal Expos @ St. Louis Cardinals Busch Stadium, St. Louis, MO Thu Sep.06 1990, 3:33 AM CDT Att: 10,897 - Cloudy - 99 F										
José Oquendo, S OBP: 0.354, SLG: 0.316	2-3 K	0-0 G3-2-3			0-0 L5-3			1-0 5-3		4	0	0	0	0	1	4											
Ray Lankford, L OBP: 0.293, SLG: 0.370	1-0 HR		0-1 F8		0-1 F9			0-3 K		4	1	1	1	0	1	0											
Rex Hudler, R OBP: 0.344, SLG: 0.497	1-3 K		0-3 K				0-1 1B		4-2 BB	3	0	1	0	1	2	0											
Felix Jose, S OBP: 0.303, SLG: 0.365 Bernard Gilkey, R OBP: 0.111, SLG: 0.111		4-2 S 2B BB	0-0 HR		1-2 F7		1-2 F7		1-0 FC6-4	2	2	1	1	1	0	1											
Todd Zeile, R OBP: 0.319, SLG: 0.389		3-2 1B 2B	2-1 F2		2-1 G3			2-1 G3		3	1	1	1	0	0	1											
Tom Pagnozzi, R OBP: 0.333, SLG: 0.364		0-1 2B FC3-2 1B		0-0 F3		1-1 F8				3	0	1	0	0	0	1											
Tim Jones, L OBP: 0.286, SLG: 0.314		3-2 FC3-2 G3-2-3 2B	3-1 L6 2B		1-2 F8			1-2 F8		3	0	2	1	0	0	0											
Ken Hill, R OBP: 0.429, SLG: 0.333 Dave Collins, S OBP: 0.302, SLG: 0.255 Ken Dayley, L ERA: 3.29 John Tudor, L ERA: 2.5 Pedro Guerrero, R OBP: 0.355, SLG: 0.436 Frank DiPino, L OBP: 0.333, SLG: 0.687 Lee Smith, R ERA: 1.99		4-2 FC3-2 HBP	0-0 L6		0-0 L6		2-2 5-3			0	0	0	0	0	0	0											
Inning Stats	R: 1 E: 0 K: 2 S: 10	H: 1 LOB: 0 BB: 0 P: 14	R: 2 E: 0 K: 0 S: 22	H: 3 LOB: 2 BB: 1 P: 39	R: 1 E: 0 K: 1 S: 8	H: 1 LOB: 0 BB: 0 P: 10	R: 0 E: 0 K: 0 S: 4	H: 1 LOB: 0 BB: 0 P: 7	R: 0 E: 0 K: 0 S: 4	H: 1 LOB: 1 BB: 0 P: 14	R: 0 E: 0 K: 0 S: 7	H: 0 LOB: 0 BB: 0 P: 10	R: 0 E: 0 K: 1 S: 7	H: 0 LOB: 1 BB: 1 P: 13	1B: 3 2B: 5 3B: 0 HR: 2	SF: 0 SAC: 0 DP: 3 HBP: 1		WP: 0 PB: 0 SB: 3 CS: 0	PA: 32								
PITCHER	IP	WLS	BF	H	R	ER	SO	BB	IBB	HBP	BLK	WP	HR	S	P	ERA	WHIP										
Mark Gardner, R ERA: 3.42	3.0	L	15	5	4	4	3	1	0	1	0	0	2	40	63	12.00	2.000										
Kevin Gross, R ERA: 4.32	3.0		10	3	0	0	0	0	0	0	0	0	0	17	25	0.00	1.000										
Scott Ruskin, L ERA: 2.66	2.0		7	0	0	0	1	1	0	0	0	0	0	14	23	0.00	0.500										



Batter	1	2	3	4	5	6	7	8	9	AB	R	H	RBI	BB	SO	LOB	TOP					
Otis Nixon, S (1,8) <small>OBP: 0.340, SLG: 0.307</small>	F3		K		F7		G4-3		F9	5	0	0	0	0	1	3						
Marquis Grissom, R (1,7) <small>OBP: 0.319, SLG: 0.357</small>	1B		K		G6-3			1B FC4-6	1B	5	1	3	0	0	1	2						
Andres Calaraga, R (1,3) <small>OBP: 0.309, SLG: 0.496</small>	K				F7			1B FC4-6	K	5	0	2	0	0	2	3						
Tim Wallach, R (1,5) <small>OBP: 0.354, SLG: 0.496</small>	K				P5			K		4	1	1	0	0	2	3						
Larry Walker, L (1,9) <small>OBP: 0.314, SLG: 0.434</small>		P6			G3			1B FC4-6		3	0	0	1	1	0	1						
Junior Noboa, R (1,4) <small>OBP: 0.298, SLG: 0.344</small>	K							1B FC6-4		3	1	2	1	1	1	0						
Mike Fitzgerald, R (1,2) <small>OBP: 0.353, SLG: 0.376</small>	K							1B FC6-4		3	1	0	0	1	1	3						
Spike Owen, S (1,6) <small>OBP: 0.334, SLG: 0.339</small>										4	0	2	0	0	0	2						
Oil Can Boyd, R (1,1) <small>OBP: 0.057, SLG: 0.057</small> Scott Ruskin, R (7,1) <small>OBP: 0.286, SLG: 0.714</small> Moises Alou, R (9,PH) <small>OBP: 0.167, SLG: 0.167</small> Tim Burke, R (9,1) <small>OBP: 0.200, SLG: 0.200</small>	SH1-4		SH1-4						SH1-3	2	0	0	0	0	0	0						
Inning Stats	R: 0 E: 0 K: 2 S: 14	H: 1 LOB: 1 BB: 0 P: 19	R: 0 E: 0 K: 2 S: 9	H: 0 LOB: 0 BB: 0 P: 11	R: 0 E: 0 K: 2 S: 11	H: 1 LOB: 1 BB: 0 P: 15	R: 0 E: 0 K: 0 S: 5	H: 0 LOB: 0 BB: 0 P: 6	R: 2 E: 1 K: 0 S: 7	H: 1 LOB: 1 BB: 1 P: 13	R: 1 E: 0 K: 0 S: 10	H: 3 LOB: 1 BB: 1 P: 16	R: 0 E: 0 K: 0 S: 4	H: 0 LOB: 0 BB: 0 P: 5	R: 1 E: 0 K: 1 S: 11	H: 2 LOB: 2 BB: 0 P: 19	R: 0 E: 0 K: 1 S: 10	H: 2 LOB: 2 BB: 0 P: 14	1B: 9 2B: 1 3B: 0 HR: 0	SF: 0 SAC: 2 DP: 0 HBP: 0	WP: 0 PB: 0 CS: 0	PA: 39
PITCHER	IP	WLS	BF	H	R	ER	SO	BB	IBB	HBP	BLK	WP	HR	S	P	ERA	WHIP					
John Smiley, L (1,1) ERA: 4.3	5.2	L	24	6	3	1	6	2	0	0	0	0	0	54	77	1.59	1.412					
Vicente Palacios, R (6,1) ERA: 4.03	1.1		4	0	0	0	0	0	0	0	0	0	0	6	8	0.00	0.000					
Stan Belinda, R (8,1) ERA: 4.03	0.1		3	2	1	1	1	0	0	0	0	0	0	8	10	27.00	6.000					
Jerry Reuss, L (8,1) ERA: 3.6	1.1		7	2	0	0	0	0	1	0	0	0	0	10	19	0.00	1.500					
Doug Bair, R (9,1) ERA: 3.6	0.1		1	0	0	0	1	0	0	0	0	0	0	3	4	0.00	0.000					

Montreal Expos @ Pittsburgh Pirates
Three Rivers Stadium, Pittsburgh, PA

AB	34
R	4
H	10
RBI	2
BB	3
SO	8
LOB	17



Batter	1	2	3	4	5	6	7	8	9	AB	R	H	RBI	BB	SO	LOB	BOTTOM					
Wally Backman, S (1,4) <small>OBP: 0.369, SLG: 0.390</small> Carmelo Martinez, R (7,PH) <small>OBP: 0.342, SLG: 0.400</small> Rafael Belliard, R (8,4) <small>OBP: 0.314, SLG: 0.289</small>	K		1B				F8			3	1	1	0	0	2	1						
Jay Bell, R (1,6) <small>OBP: 0.321, SLG: 0.368</small>	BB		F9					K		3	0	0	0	1	2	2						
Andy Van Slyke, L (1,8) <small>OBP: 0.368, SLG: 0.443</small>	BB		1B					K		3	0	1	1	1	1	0						
Bobby Bonilla, S (1,9) <small>OBP: 0.333, SLG: 0.550</small>	F7		G6-3					2B		4	0	1	0	0	0	3						
Barry Bonds, L (1,7) <small>OBP: 0.407, SLG: 0.552</small>	F9				G3			K		4	0	0	0	0	2	3						
Sid Bream, L (1,3) <small>OBP: 0.359, SLG: 0.454</small> Gary Redus, R (7,FR) <small>OBP: 0.343, SLG: 0.402</small>	G3				K			G6-3		2	0	0	0	1	1	0						
Jeff King, R (1,5) <small>OBP: 0.279, SLG: 0.420</small>	F7				P3			F9		4	0	0	0	0	0	1						
Michael LaValliere, L (1,2) <small>OBP: 0.371, SLG: 0.351</small>	F7							G6-3		4	0	1	0	0	0	1						
John Smiley, L (1,1) <small>OBP: 0.150, SLG: 0.150</small> Vicente Palacios, R (7,PH) <small>OBP: 0.342, SLG: 0.400</small> R.J. Reynolds, S (8,1) <small>OBP: 0.369, SLG: 0.369</small> Stan Belinda, R (8,1) <small>OBP: 0.167, SLG: 0.167</small> Jerry Reuss, L (8,1) <small>ERA: 3.6</small> Doug Bair, R (9,1) <small>ERA: 3.18</small>	K				G2-3			BB		2	0	0	0	0	1	1						
Inning Stats	R: 0 E: 0 K: 1 S: 12	H: 0 LOB: 2 BB: 2 P: 23	R: 0 E: 0 K: 0 S: 4	H: 0 LOB: 0 BB: 0 P: 7	R: 1 E: 0 K: 1 S: 10	H: 2 LOB: 1 BB: 0 P: 16	R: 0 E: 0 K: 1 S: 6	H: 0 LOB: 0 BB: 0 P: 6	R: 0 E: 0 K: 2 S: 10	H: 1 LOB: 1 BB: 0 P: 15	R: 0 E: 0 K: 1 S: 9	H: 0 LOB: 0 BB: 0 P: 11	R: 0 E: 0 K: 0 S: 9	H: 0 LOB: 2 BB: 2 P: 21	R: 0 E: 0 K: 3 S: 11	H: 1 LOB: 1 BB: 0 P: 16	R: 0 E: 0 K: 0 S: 7	H: 0 LOB: 0 BB: 0 P: 9	1B: 2 2B: 2 3B: 0 HR: 0	SF: 0 SAC: 0 DP: 0 HBP: 0	WP: 0 PB: 0 CS: 0	PA: 35
PITCHER	IP	WLS	BF	H	R	ER	SO	BB	IBB	HBP	BLK	WP	HR	S	P	ERA	WHIP					
Oil Can Boyd, R (1,1) ERA: 2.96	6.2	W	27	3	1	1	6	4	0	0	0	0	0	56	94	1.35	1.050					
Scott Ruskin, L (7,1) ERA: 2.9	1.1		5	1	0	0	3	0	0	0	0	0	0	15	21	0.00	0.750					
Tim Burke, R (9,1) ERA: 3.18	1.0	S	3	0	0	0	0	0	0	0	0	0	0	7	9	0.00	0.000					

Montreal Expos @ Pittsburgh Pirates
Three Rivers Stadium, Pittsburgh, PA

AB	31
R	1
H	4
RBI	1
BB	4
SO	9
LOB	14



Batter	1	2	3	4	5	6	7	8	9	AB	R	H	RBI	BB	SO	LOB	TOP		
Dave Martinez, L (1, 8) OBP: 0.331, SLG: 0.440	G6-3		G1-6-3			1B		BB	F7	5	1	2	0	0	0	3	Montreal Expos @ Pittsburgh Pirates Three Rivers Stadium, Pittsburgh, PA Sat Sep 08 1990, 7:05 PM EDT Att: 44,614 - Unknown - 75 F		
Delino DeShields, L (1, 4) OBP: 0.378, SLG: 0.401	G4-3		F7			1B		FC4-6		4	0	2	0	0	0	0			
Mike Aldrete, L (1, 7) OBP: 0.389, SLG: 0.333	1B				G6-3	K		FC4-6		3	0	1	0	1	1	2			
Tim Wallach, R (1, 5) OBP: 0.354, SLG: 0.495					F8					3	0	1	0	0	0	2			
Bill Sampen, R (6, 1)						G6-3		FC4-6		0	0	0	0	0	0	0			
Tim Raines, S (8, PH) OBP: 0.378, SLG: 0.386										1	0	0	1	0	0	2			
Dale Mohorcic, R (8, 1) OBP: 0.143, SLG: 0.143	1B									0	0	0	0	0	0	0			
Larry Walker, L (1, 9) OBP: 0.311, SLG: 0.429	G4-3				G6-3					4	0	0	0	0	1	4			
Andres Galarraga, R (1, 3) OBP: 0.370, SLG: 0.406		G4-3				K				3	0	1	0	1	1	0			
Jerry Goff, L (1, 2) OBP: 0.349, SLG: 0.305			F8		G4-3					3	0	0	0	0	1	1			
Junior Noboa, R (9, PH) OBP: 0.296, SLG: 0.342						K				1	0	0	0	0	1	1			
Spike Owen, S (1, 6) OBP: 0.331, SLG: 0.336			G3		G3-1					4	0	0	0	0	0	2			
Howard Farmer, R (1, 1) OBP: 0.333, SLG: 0.333										1	0	1	0	0	0	0			
Drew Hall, L (4, 1)										0	0	0	0	0	0	0			
Otis Nixon, S (6, PH) OBP: 0.338, SLG: 0.305										1	0	0	0	0	0	0			
Tom Foley, L (6, 5) OBP: 0.276, SLG: 0.254										1	0	0	0	0	0	0			
Mike Fitzgerald, R (9, PH) OBP: 0.355, SLG: 0.378										1	0	1	0	0	0	0			
Inning Stats	R: 0 E: 0 K: 0 S: 11	H: 2 LOB: 2 BB: 0 P: 18	R: 0 E: 0 K: 0 S: 4	H: 0 LOB: 0 BB: 0 P: 6	R: 0 E: 0 K: 0 S: 8	H: 1 LOB: 0 BB: 0 P: 10	R: 0 E: 0 K: 0 S: 4	H: 0 LOB: 0 BB: 0 P: 6	R: 0 E: 0 K: 1 S: 7	H: 2 LOB: 2 BB: 0 P: 9	R: 0 E: 0 K: 1 S: 16	H: 0 LOB: 1 BB: 1 P: 18	R: 1 E: 0 K: 1 S: 15	H: 2 LOB: 2 BB: 1 P: 28	R: 0 E: 0 K: 1 S: 16	H: 2 LOB: 2 BB: 0 P: 23	1B: 9 2B: 0 3B: 0 HR: 0	SF: 0 SAC: 0 DP: 1 HBP: 0	WP: 0 PA: 37 CS: 1
PITCHER	IP WLS BF H R ER SO BB IBB HBP BLK WP HR S P ERA WHIP																		
Doug Drabek, R (1, 1) ERA: 2.63	7.2 W 31 7 1 1 3 2 0 0 0 0 0 72 112 1.17 1.174																		
Bob Patterson, L (8, 1) ERA: 3.08	1.1 6 2 0 0 2 0 0 0 0 0 0 19 27 0.00 1.500																		

Batter	1	2	3	4	5	6	7	8	9	AB	R	H	RBI	BB	SO	LOB	BOTTOM		
Wally Backman, S (1, 5) OBP: 0.373, SLG: 0.396	SH5-4			F8		P6				1	2	1	0	1	0	0	Montreal Expos @ Pittsburgh Pirates Three Rivers Stadium, Pittsburgh, PA Sat Sep 08 1990, 7:05 PM EDT Att: 44,614 - Unknown - 75 F		
Jeff King, R (4, PH) OBP: 0.277, SLG: 0.417	SF9		HR							2	0	0	0	0	3				
Jay Bell, R (1, 6) OBP: 0.321, SLG: 0.370	SH5-4		F9							3	1	1	0	0	1				
Andy Van Slyke, L (1, 8) OBP: 0.367, SLG: 0.450										3	1	1	3	0	0	1			
Bobby Bonilla, S (1, 9) OBP: 0.333, SLG: 0.549	SF9		HR							3	0	1	1	0	0	0			
Barry Bonds, L (1, 7) OBP: 0.406, SLG: 0.548										3	0	0	0	1	0	0			
Sid Bream, L (1, 3) OBP: 0.381, SLG: 0.464										4	1	2	1	0	0	1			
Michael LaValliere, L (1, 2) OBP: 0.369, SLG: 0.349										4	1	1	0	0	0	2			
Jose Lind, R (1, 4) OBP: 0.305, SLG: 0.347										3	0	0	0	0	1	3			
Doug Drabek, R (1, 1) OBP: 0.250, SLG: 0.254										3	0	2	1	0	1	0			
Bob Patterson, R (8, 1) OBP: 0.056, SLG: 0.056										0	0	0	0	0	0	0			
Inning Stats	R: 1 E: 0 K: 0 S: 5	H: 2 LOB: 1 BB: 0 P: 5	R: 0 E: 0 K: 1 S: 10	H: 0 LOB: 1 BB: 1 P: 20	R: 2 E: 0 K: 1 S: 14	H: 1 LOB: 0 BB: 1 P: 25	R: 2 E: 0 K: 0 S: 13	H: 3 LOB: 1 BB: 0 P: 19	R: 1 E: 0 K: 0 S: 11	H: 1 LOB: 0 BB: 0 P: 19	R: 0 E: 0 K: 0 S: 13	H: 2 LOB: 2 BB: 0 P: 18	R: 0 E: 0 K: 0 S: 5	H: 0 LOB: 0 BB: 0 P: 8	R: 0 E: 0 K: 0 S: 4	H: 0 LOB: 0 BB: 0 P: 10	1B: 5 2B: 2 3B: 0 HR: 2	SF: 2 SAC: 1 DP: 0 HBP: 0	WP: 0 PA: 34 CS: 0
PITCHER	IP WLS BF H R ER SO BB IBB HBP BLK WP HR S P ERA WHIP																		
Howard Farmer, R (1, 1) ERA: 7.8	3.2 L 18 6 5 5 2 2 0 0 0 0 1 0 14 24 6.75 0.750																		
Drew Hall, L (4, 1) ERA: 5.27	1.1 5 1 1 1 0 0 0 0 0 0 0 18 26 0.00 1.000																		
Bill Sampen, R (6, 1) ERA: 2.8	2.0 8 2 0 0 0 0 0 0 0 0 0 0 18 26 0.00 1.000																		
Dale Mohorcic, R (8, 1) ERA: 3.43	1.0 3 0 0 0 0 0 0 0 0 0 0 4 10 0.00 0.000																		

Batter	1	2	3	4	5	6	7	8	9	AB	R	H	RBI	BB	SO	LOB	TOP				
Otis Nixon, S OBP: 0.345, SLG: 0.309 (1, 7)										4	2	2	1	1	0	1					
Dave Martinez, L OBP: 0.332, SLG: 0.444 Marquis Grissom, R OBP: 0.321, SLG: 0.359 (9, 7)									3	1	1	1	1	1	1	1					
Delino DeShields, L OBP: 0.379, SLG: 0.404 (1, 4)									5	0	2	3	0	2	1						
Tim Wallach, R OBP: 0.352, SLG: 0.492 (1, 5)										5	0	1	0	0	1	2					
Larry Walker, L OBP: 0.313, SLG: 0.433 (1, 9)										4	1	2	0	0	0	2					
Andres Galaraga, R OBP: 0.309, SLG: 0.411 (1, 3)										4	1	1	2	0	1	2					
Mike Fitzgerald, R OBP: 0.360, SLG: 0.399 (1, 2)										4	2	3	1	0	1	0					
Tom Foley, L OBP: 0.282, SLG: 0.261 Rolando Roomes, R OBP: 0.229, SLG: 0.394 Spike Owen, S OBP: 0.331, SLG: 0.336 (9, 6)									4	0	2	0	0	0	1						
Dennis Martinez, R OBP: 0.132, SLG: 0.121 Mel Rojas, R Bill Sampen, R Scott Ruskin, L Tim Burke, R Mike Aldrete, L Steve Frey, R (9, 1)									0	0	0	0	0	0	0						
Inning Stats	R: 0 E: 0 K: 1 S: 8	H: 1 LOB: 0 BB: 0 P: 11	R: 2 E: 0 K: 0 S: 21	H: 3 LOB: 1 BB: 0 P: 30	R: 2 E: 0 K: 0 S: 9	H: 2 LOB: 1 BB: 1 P: 19	R: 0 E: 0 K: 1 S: 9	H: 1 LOB: 1 BB: 0 P: 11	R: 0 E: 0 K: 1 S: 11	H: 1 LOB: 0 BB: 1 P: 13	R: 1 E: 0 K: 1 S: 12	H: 1 LOB: 0 BB: 0 P: 12	R: 0 E: 0 K: 1 S: 9	H: 1 LOB: 0 BB: 0 P: 14	R: 4 E: 0 K: 2 S: 18	H: 5 LOB: 1 BB: 0 P: 25	1B: 9 2B: 3 3B: 1 HR: 2	SF: 0 SAC: 1 DP: 0 HBP: 0	WP: 1 PB: 0 CS: 3	PA: 41	
PITCHER	IP WLS BF H R ER SO BB IBB HBP BLK WP HR S P ERA WHIP	IP WLS BF H R ER SO BB IBB HBP BLK WP HR S P ERA WHIP	IP WLS BF H R ER SO BB IBB HBP BLK WP HR S P ERA WHIP	IP WLS BF H R ER SO BB IBB HBP BLK WP HR S P ERA WHIP	IP WLS BF H R ER SO BB IBB HBP BLK WP HR S P ERA WHIP	IP WLS BF H R ER SO BB IBB HBP BLK WP HR S P ERA WHIP	IP WLS BF H R ER SO BB IBB HBP BLK WP HR S P ERA WHIP	IP WLS BF H R ER SO BB IBB HBP BLK WP HR S P ERA WHIP	IP WLS BF H R ER SO BB IBB HBP BLK WP HR S P ERA WHIP	IP WLS BF H R ER SO BB IBB HBP BLK WP HR S P ERA WHIP	IP WLS BF H R ER SO BB IBB HBP BLK WP HR S P ERA WHIP	IP WLS BF H R ER SO BB IBB HBP BLK WP HR S P ERA WHIP	IP WLS BF H R ER SO BB IBB HBP BLK WP HR S P ERA WHIP	IP WLS BF H R ER SO BB IBB HBP BLK WP HR S P ERA WHIP	IP WLS BF H R ER SO BB IBB HBP BLK WP HR S P ERA WHIP	IP WLS BF H R ER SO BB IBB HBP BLK WP HR S P ERA WHIP	IP WLS BF H R ER SO BB IBB HBP BLK WP HR S P ERA WHIP	IP WLS BF H R ER SO BB IBB HBP BLK WP HR S P ERA WHIP	IP WLS BF H R ER SO BB IBB HBP BLK WP HR S P ERA WHIP	IP WLS BF H R ER SO BB IBB HBP BLK WP HR S P ERA WHIP	IP WLS BF H R ER SO BB IBB HBP BLK WP HR S P ERA WHIP

Montreal Expos @ Pittsburgh Pirates
 Three Rivers Stadium, Pittsburgh, PA
 Sun Sep 09 1990, 3:33 AM EDT
 Att: 22,023 - Overcast - 72 F

AB	37
R	9
H	15
RBI	9
BB	2
SO	8
LOB	13



Batter	1	2	3	4	5	6	7	8	9	AB	R	H	RBI	BB	SO	LOB	BOTTOM					
Wally Backman, S OBP: 0.375, SLG: 0.396 Carmelo Martinez, R OBP: 0.340, SLG: 0.419 (9, 7)										3	1	1	0	1	0	0						
Jeff King, R OBP: 0.279, SLG: 0.427 (1, 5)										5	1	2	3	0	0	2						
Andy Van Slyke, L OBP: 0.365, SLG: 0.449 (1, 8)										5	0	1	0	0	1	2						
Bobby Bonilla, S OBP: 0.331, SLG: 0.545 (1, 9)										4	0	0	0	0	3	0						
Barry Bonds, L OBP: 0.408, SLG: 0.557 (1, 7)										4	2	3	1	0	0	0						
Sid Bream, L OBP: 0.381, SLG: 0.464 Gary Redus, R OBP: 0.344, SLG: 0.400 (6, 7)										2	0	1	0	0	0	0						
Michael LaValliere, L OBP: 0.374, SLG: 0.355 Don Slaught, R OBP: 0.378, SLG: 0.460 (7, 2)										2	0	2	0	0	0	0						
Rafael Belliard, R OBP: 0.308, SLG: 0.283 Steve Carter, L (4, 7)										1	0	0	0	0	0	1						
Jay Bell, R OBP: 0.322, SLG: 0.371 (5, 6)										1	0	1	1	0	0	0						
Inning Stats	R: 0 E: 0 K: 0 S: 7	H: 0 LOB: 0 BB: 0 P: 8	R: 0 E: 0 K: 1 S: 10	H: 0 LOB: 0 BB: 0 P: 12	R: 0 E: 0 K: 0 S: 9	H: 1 LOB: 2 BB: 1 P: 19	R: 1 E: 0 K: 1 S: 13	H: 4 LOB: 2 BB: 0 P: 17	R: 2 E: 0 K: 0 S: 13	H: 2 LOB: 0 BB: 0 P: 17	R: 1 E: 0 K: 0 S: 8	H: 1 LOB: 1 BB: 1 P: 17	R: 0 E: 0 K: 0 S: 10	H: 0 LOB: 0 BB: 0 P: 15	R: 0 E: 0 K: 1 S: 12	H: 1 LOB: 0 BB: 0 P: 14	R: 1 E: 0 K: 1 S: 19	H: 2 LOB: 2 BB: 1 P: 30	1B: 8 2B: 1 3B: 0 HR: 2	SF: 1 SAC: 1 DP: 0 HBP: 0	WP: 0 PB: 1 CS: 1	PA: 39
PITCHER	IP WLS BF H R ER SO BB IBB HBP BLK WP HR S P ERA WHIP	IP WLS BF H R ER SO BB IBB HBP BLK WP HR S P ERA WHIP	IP WLS BF H R ER SO BB IBB HBP BLK WP HR S P ERA WHIP	IP WLS BF H R ER SO BB IBB HBP BLK WP HR S P ERA WHIP	IP WLS BF H R ER SO BB IBB HBP BLK WP HR S P ERA WHIP	IP WLS BF H R ER SO BB IBB HBP BLK WP HR S P ERA WHIP	IP WLS BF H R ER SO BB IBB HBP BLK WP HR S P ERA WHIP	IP WLS BF H R ER SO BB IBB HBP BLK WP HR S P ERA WHIP	IP WLS BF H R ER SO BB IBB HBP BLK WP HR S P ERA WHIP	IP WLS BF H R ER SO BB IBB HBP BLK WP HR S P ERA WHIP	IP WLS BF H R ER SO BB IBB HBP BLK WP HR S P ERA WHIP	IP WLS BF H R ER SO BB IBB HBP BLK WP HR S P ERA WHIP	IP WLS BF H R ER SO BB IBB HBP BLK WP HR S P ERA WHIP	IP WLS BF H R ER SO BB IBB HBP BLK WP HR S P ERA WHIP	IP WLS BF H R ER SO BB IBB HBP BLK WP HR S P ERA WHIP	IP WLS BF H R ER SO BB IBB HBP BLK WP HR S P ERA WHIP	IP WLS BF H R ER SO BB IBB HBP BLK WP HR S P ERA WHIP	IP WLS BF H R ER SO BB IBB HBP BLK WP HR S P ERA WHIP	IP WLS BF H R ER SO BB IBB HBP BLK WP HR S P ERA WHIP	IP WLS BF H R ER SO BB IBB HBP BLK WP HR S P ERA WHIP	IP WLS BF H R ER SO BB IBB HBP BLK WP HR S P ERA WHIP	

Montreal Expos @ Pittsburgh Pirates
 Three Rivers Stadium, Pittsburgh, PA
 Sun Sep 09 1990, 3:33 AM EDT
 Att: 22,023 - Overcast - 72 F

AB	34
R	5
H	11
RBI	5

Batter	1	2	3	4	5	6	7	8	9	AB	R	H	RBI	BB	SO	LOB	TOP				
Tim Raines, S OBP: 0.374, SLG: 0.381	P3		G1-3	F8		F9		K		5	0	0	0	0	1	4	Montreal Expos @ Chicago Cubs Wrigley Field, Chicago, IL Mon Sep 10 1990, 7:05 PM CDT Att: 26,774 - Unknown - 78 F				
Delino DeShields, L OBP: 0.378, SLG: 0.403	P6		1B			SF7		G4-3		3	2	1	1	1	0	1					
Andres Calarraga, R OBP: 0.308, SLG: 0.406	K		1B			F9		L4		5	1	1	0	0	1	2					
Tim Wallach, R OBP: 0.353, SLG: 0.492		F9	1B			CS		G6-3		5	1	2	2	0	0	0					
Mike Fitzgerald, R OBP: 0.366, SLG: 0.399		3B	1B			1B		G6-3		2	2	1	1	3	0	0					
Marquis Grissom, R OBP: 0.319, SLG: 0.356	L7		P3			1B		FC4-6		2	0	0	0	0	0	2					
Larry Walker, L OBP: 0.316, SLG: 0.439			1B			3B		FC6		2	0	1	1	1	0	1					
Rolando Roomes, R OBP: 0.340, SLG: 0.304								FC6		1	0	1	1	0	0	0					
Otis Nixon, S OBP: 0.340, SLG: 0.304										3	0	0	0	0	0	2					
Spike Owen, S OBP: 0.335, SLG: 0.338	G6-3									3	1	2	0	1	0	1					
Chris Nabholz, L OBP: 0.399, SLG: 0.331			G4-3					SH2-4		2	0	0	0	0	0	1					
Mike Aldrete, L OBP: 0.143, SLG: 0.143			FC5-4							0	0	0	0	0	1	0					
Dale Mohorcic, R OBP: 0.200, SLG: 0.200										0	0	0	0	0	0	0					
Tim Burke, R OBP: 0.200, SLG: 0.200										0	0	0	0	0	0	0					
Inning Stats	R: 0 E: 0 K: 1 S: 8	H: 0 LOB: 0 BB: 0 P: 14	R: 1 E: 0 K: 0 S: 11	H: 1 LOB: 1 BB: 1 P: 20	R: 3 E: 0 K: 0 S: 21	H: 3 LOB: 1 BB: 1 P: 32	R: 0 E: 0 K: 0 S: 9	H: 1 LOB: 1 BB: 0 P: 13	R: 2 E: 0 K: 0 S: 13	H: 3 LOB: 1 BB: 2 P: 26	R: 1 E: 0 K: 0 S: 5	H: 0 LOB: 1 BB: 2 P: 16	R: 0 E: 0 K: 1 S: 7	H: 1 LOB: 1 BB: 0 P: 10	R: 0 E: 0 K: 0 S: 12	H: 0 LOB: 1 BB: 1 P: 20		1B: 7 2B: 0 3B: 2 HR: 0	SF: 1 SAC: 1 DP: 0 HBP: 0	WP: 0 PB: 1 SB: 1 CS: 1	PA: 42
PITCHER	IP	WLS	BF	H	R	ER	SO	BB	IBB	HBP	BLK	WP	HR	S	P	ERA		WHIP			
Mitch Williams, L ERA: 3.34	3.0		15	4	4	3	1	2	0	0	0	0	0	40	66	9.00	2.000				
Bill Long, R ERA: 3.51	2.0	L	11	4	3	3	0	2	0	0	0	0	0	22	43	13.50	3.000				
Dave Pavias, R ERA: 3.86	1.0		4	0	0	0	0	1	0	0	0	0	0	5	12	0.00	1.000				
Randy Kramer, R ERA: 4.05	3.0		12	1	0	0	1	2	0	0	0	0	0	27	46	0.00	1.000				

AB	33
R	7
H	9
RBI	6
BB	7
SO	2
LOB	14



Batter	1	2	3	4	5	6	7	8	9	AB	R	H	RBI	BB	SO	LOB	BOTTOM					
Jerome Walton, R OBP: 0.356, SLG: 0.334	23 1B	BB		F8		B1-3			1B	5	1	3	0	0	0	0	Montreal Expos @ Chicago Cubs Wrigley Field, Chicago, IL Mon Sep 10 1990, 7:05 PM CDT Att: 26,774 - Unknown - 78 F					
23 Ryne Sandberg, R OBP: 0.348, SLG: 0.542	1B	2B							1B	1	1	1	0	1	0	0						
Greg Smith, S OBP: 0.333, SLG: 0.300	1B	BB							K	2	0	1	0	0	1	0						
Dave Clark, L OBP: 0.301, SLG: 0.410	1B	IBB							K	1	0	0	0	0	1	1						
Mark Grace, L OBP: 0.369, SLG: 0.413	FC5-4	1B							G6-3	3	1	1	1	2	0	1						
Andre Dawson, R OBP: 0.354, SLG: 0.522	FC5-4	1B							1B	4	0	1	2	1	1	5						
Luis Salazar, R OBP: 0.303, SLG: 0.411	FC5-4	K							F9	4	0	0	0	0	1	6						
Shawon Dunston, R OBP: 0.293, SLG: 0.447	SF7								G6-3	3	0	1	1	0	1	0						
Joe Girardi, R OBP: 0.310, SLG: 0.358	FC6-4								L4	4	0	0	0	0	1	2						
Doug Dascenzo, S OBP: 0.314, SLG: 0.361	FC5-6	1B							F8	3	0	1	0	1	0	0						
Mitch Williams, L ERA: 3.32	FC5-6	2B							F9	1	1	0	0	0	0	1						
Domingo Ramos, R ERA: 3.14	2B	BB								1	0	0	0	0	0	0						
Bill Long, R ERA: 3.51										0	0	0	0	0	0	0						
Dave Pavias, R ERA: 3.86										0	0	0	0	0	0	0						
Dwight Smith, L ERA: 3.14										1	0	0	0	0	0	1						
Randy Kramer, R ERA: 4.05										0	0	0	0	0	0	0						
Gary Varsho, L ERA: 3.14										1	0	0	0	0	0	0						
Inning Stats	R: 3 E: 0 K: 0 S: 16	H: 3 LOB: 1 BB: 1 P: 30	R: 1 E: 0 K: 2 S: 13	H: 2 LOB: 2 BB: 2 P: 28	R: 0 E: 0 K: 1 S: 9	H: 0 LOB: 1 BB: 1 P: 16	R: 0 E: 0 K: 0 S: 7	H: 1 LOB: 0 BB: 0 P: 10	R: 0 E: 0 K: 1 S: 9	H: 1 LOB: 1 BB: 0 P: 12	R: 0 E: 0 K: 1 S: 7	H: 0 LOB: 0 BB: 0 P: 10	R: 0 E: 0 K: 1 S: 8	H: 0 LOB: 1 BB: 1 P: 15	R: 0 E: 0 K: 0 S: 4	H: 0 LOB: 0 BB: 0 P: 4	R: 0 E: 0 K: 1 S: 8	H: 2 LOB: 2 BB: 0 P: 13	1B: 7 2B: 1 3B: 1 HR: 0	SF: 1 SAC: 0 DP: 1 HBP: 0	WP: 0 PB: 0 SB: 0 CS: 0	PA: 40
PITCHER	IP	WLS	BF	H	R	ER	SO	BB	IBB	HBP	BLK	WP	HR	S	P	ERA	WHIP					
Chris Nabholz, L ERA: 3.32	5.0	W	25	7	4	4	4	3	1	0	0	0	0	54	96	7.20	2.000					
Dale Mohorcic, R ERA: 3.14	3.2		14	2	0	0	3	1	0	0	0	0	0	26	41	0.00	0.818					
Tim Burke, R ERA: 3.02	0.1	S	1	0	0	0	0	0	0	0	0	0	0	1	1	0.00	0.000					



Batter	1	2	3	4	5	6	7	8	9	AB	R	H	RBI	BB	SO	LOB	TOP					
Geronimo Pena, S OBP: 0.556, SLG: 0.556 (1, 4)										5	1	2	0	0	0	0						
Rex Hudler, R OBP: 0.343, SLG: 0.485 (1, 7)										0	1	0	0	0	0	0						
Ray Lankford, L OBP: 0.356, SLG: 0.459 (1, 8)										5	1	3	2	0	0	1						
Pedro Guerrero, R OBP: 0.341, SLG: 0.440 Rod Brewer, L (9, 3)										5	0	4	1	0	0	2						
Felix Jose, S OBP: 0.306, SLG: 0.371 John Tudor, L OBP: 0.188, SLG: 0.196 Terry Pendleton, S OBP: 0.277, SLG: 0.323 Lee Smith, R (9, 1)										4	0	1	0	0	0	3						
Todd Zeile, R OBP: 0.326, SLG: 0.399 (1, 5)											2	2	0	2	0	0						
Tom Pagnozzi, R OBP: 0.319, SLG: 0.347 (1, 2)										4	1	1	0	0	1	3						
Tim Jones, L OBP: 0.289, SLG: 0.327 (1, 6)										4	0	1	1	0	0	3						
Omar Olivares, R OBP: 0.143, SLG: 0.462 Milt Thompson, L OBP: 0.290, SLG: 0.316 (7, 9)										2	0	0	1	0	0	2						
Inning Stats	R: 1 E: 1 K: 0 S: 8	H: 4 LOB: 2 BB: 0 P: 13	R: 2 E: 0 K: 0 S: 9	H: 2 LOB: 0 BB: 0 P: 15	R: 0 E: 0 K: 0 S: 10	H: 1 LOB: 1 BB: 0 P: 14	R: 1 E: 0 K: 1 S: 8	H: 1 LOB: 0 BB: 1 P: 16	R: 1 E: 0 K: 0 S: 8	H: 2 LOB: 1 BB: 0 P: 13	R: 0 E: 0 K: 0 S: 9	H: 1 LOB: 1 BB: 0 P: 11	R: 1 E: 0 K: 0 S: 12	H: 2 LOB: 1 BB: 0 P: 14	R: 0 E: 0 K: 0 S: 9	H: 0 LOB: 1 BB: 1 P: 16	R: 0 E: 0 K: 0 S: 14	H: 2 LOB: 2 BB: 0 P: 23	1B: 13 2B: 1 3B: 0 HR: 1	SF: 1 SAC: 0 DP: 0 HBP: 0	WP: 0 PB: 2 SB: 2 CS: 1	PA: 42
PITCHER	IP WLS BF H R ER SO BB IBB HBP BLK WP HR S P ERA WHIP																					
Bill Sampen, R ERA: 3.16 (1, 1)	2.0 L 10 6 3 2 0 0 0 0 0 0 0 0 0 1 35 28 9.00 3.000																					
Dale Mohorcic, R ERA: 3.25 (3, 1)	4.0 17 5 2 2 1 1 0 0 0 0 0 1 35 54 4.50 1.500																					
Mel Rojas, R ERA: 3.62 (7, 1)	1.1 7 2 1 1 0 0 0 0 0 0 0 0 0 17 24 6.75 2.250																					
Drew Hall, L ERA: 5.15 (8, 1)	1.0 5 2 0 0 0 0 0 0 0 0 0 0 0 15 22 0.00 2.000																					
Kevin Gross, R ERA: 4.63 (9, 1)	0.2 2 0 0 0 0 0 0 0 0 0 0 0 0 3 7 0.00 0.000																					
Batter	1	2	3	4	5	6	7	8	9	AB	R	H	RBI	BB	SO	LOB	BOTTOM					
Tim Raines, S OBP: 0.378, SLG: 0.385 (1, 7)										4	1	1	1	1	0	1						
Dave Martinez, L OBP: 0.332, SLG: 0.440 Otis Nixon, S OBP: 0.341, SLG: 0.306 (7, PH)										3	1	1	0	0	1	3						
Delino DeShields, L OBP: 0.384, SLG: 0.420 (1, 4)										4	0	1	1	1	1	4						
Tim Wallach, R OBP: 0.347, SLG: 0.482 (1, 5)										5	0	0	0	0	0	3						
Larry Walker, L OBP: 0.318, SLG: 0.432 Drew Hall, L (8, 1)										2	1	1	0	2	0	1						
Kevin Gross, R OBP: 0.228, SLG: 0.348 (9, 1)										4	1	2	1	0	0	1						
Andres Galaraga, R OBP: 0.307, SLG: 0.413 (1, 3)										4	1	2	1	0	0	1						
Nelson Santovenia, R OBP: 0.298, SLG: 0.329 Rolando Roomes, R OBP: 0.239, SLG: 0.343 Oriando Mercado, R OBP: 0.290, SLG: 0.322 (9, 2)										4	0	0	0	0	1	3						
Spike Owen, S OBP: 0.337, SLG: 0.342 (1, 6)										4	0	1	1	0	0	1						
Bill Sampen, R ERA: 3.06 Mike Aldrete, L OBP: 0.288, SLG: 0.329 Dale Mohorcic, R ERA: 2.4 Moises Alou, R OBP: 0.275, SLG: 0.125 Mel Rojas, R OBP: 0.290, SLG: 0.290 Marquis Grissom, R OBP: 0.318, SLG: 0.359 (8, 9)										0	0	0	0	0	0	0						
Inning Stats	R: 0 E: 0 K: 1 S: 9	H: 0 LOB: 1 BB: 1 P: 20	R: 2 E: 0 K: 1 S: 15	H: 3 LOB: 2 BB: 2 P: 27	R: 0 E: 0 K: 0 S: 6	H: 0 LOB: 1 BB: 1 P: 12	R: 0 E: 0 K: 0 S: 3	H: 0 LOB: 0 BB: 0 P: 5	R: 1 E: 0 K: 1 S: 13	H: 2 LOB: 2 BB: 1 P: 21	R: 0 E: 0 K: 0 S: 7	H: 1 LOB: 1 BB: 0 P: 12	R: 0 E: 0 K: 0 S: 9	H: 2 LOB: 1 BB: 0 P: 14	R: 0 E: 1 K: 0 S: 6	H: 0 LOB: 1 BB: 0 P: 9	R: 1 E: 0 K: 1 S: 11	H: 1 LOB: 0 BB: 0 P: 13	1B: 8 2B: 1 3B: 0 HR: 0	SF: 0 SAC: 0 DP: 0 HBP: 0	WP: 0 PB: 0 SB: 2 CS: 0	PA: 40
PITCHER	IP WLS BF H R ER SO BB IBB HBP BLK WP HR S P ERA WHIP																					
Omar Olivares, R ERA: 3.06 (1, 1)	6.0 W 28 6 3 3 3 5 0 0 0 0 0 0 0 53 97 4.50 1.833																					
John Tudor, L ERA: 2.4 (7, 1)	2.0 8 2 0 0 0 0 0 0 0 0 0 0 0 15 23 0.00 1.000																					
Lee Smith, R ERA: 2.15 (9, 1)	1.0 S 4 1 1 0 1 0 0 0 0 0 0 0 0 11 13 0.00 1.000																					

St. Louis Cardinals @ Montreal Expos
Olympic Stadium, Montreal, QB
Thu Sep 13 1990, 7:05 PM EDT
Att: 9,185 - Dome

AB 33
R 6
H 14
RBI 5
BB 2
SO 1
LOB 17



St. Louis Cardinals @ Montreal Expos
Olympic Stadium, Montreal, QB
Thu Sep 13 1990, 7:05 PM EDT
Att: 9,185 - Dome

AB 35
R 4
H 9
RBI 4
BB 5
SO 4
LOB 19



Batter	1	2	3	4	5	6	7	8	9	AB	R	H	RBI	BB	SO	LOB	TOP					
Gary Redus, R (1, 3) OBP: 0.344, SLG: 0.421 Sid Bream, L (7, 3) OBP: 0.354, SLG: 0.458	F7		G3		K		F8			4	0	0	0	0	1	1	Pittsburgh Pirates @ Montreal Expos Olympic Stadium, Montreal, QB Fri Sep 14 1990, 7:05 PM EDT Att: 15,880 - Unknown					
Jay Bell, R (1, 6) OBP: 0.316, SLG: 0.361	K		G3		K			G6-3		4	0	0	0	0	2	0						
Jeff King, R (1, 5) OBP: 0.279, SLG: 0.415										3	0	0	0	1	0	0						
Bobby Bonilla, S (1, 9) OBP: 0.329, SLG: 0.538										4	0	0	0	0	0	1						
Barry Bonds, L (1, 7) OBP: 0.411, SLG: 0.577										4	2	3	2	0	0	0						
R.J. Reynolds, S (1, 8) OBP: 0.382, SLG: 0.356										3	0	0	0	1	2	1						
Don Slaught, R (1, 2) OBP: 0.366, SLG: 0.470 Rafael Belliard, R (9, PR) OBP: 0.308, SLG: 0.283										2	0	0	0	2	1	0						
Jose Lind, R (1, 4) OBP: 0.304, SLG: 0.343										4	0	2	0	0	1	2						
Bob Walk, R (1, 1) OBP: 0.147, SLG: 0.121 Neal Heaton, L (8, 1) OBP: 0.153, SLG: 0.047 Carmelo Martinez, R (9, PH) OBP: 0.338, SLG: 0.414										3	0	0	0	0	2	1						
Inning Stats	R: 0 E: 0 K: 1 S: 7	H: 0 LOB: 1 BB: 1 P: 16	R: 1 E: 0 K: 3 S: 14	H: 1 LOB: 0 BB: 0 P: 21	R: 0 E: 0 K: 1 S: 5	H: 0 LOB: 0 BB: 0 P: 5	R: 1 E: 0 K: 0 S: 13	H: 1 LOB: 2 BB: 2 P: 31	R: 0 E: 0 K: 1 S: 9	H: 0 LOB: 0 BB: 0 P: 15	R: 0 E: 0 K: 1 S: 6	H: 1 LOB: 1 BB: 0 P: 11	R: 0 E: 0 K: 0 S: 8	H: 1 LOB: 1 BB: 0 P: 12	R: 0 E: 0 K: 0 S: 8	H: 0 LOB: 0 BB: 0 P: 12		R: 0 E: 0 K: 0 S: 13	H: 1 LOB: 2 BB: 1 P: 21	1B: 2 2B: 1 3B: 0 HR: 2	SF: 0 SAC: 0 DP: 0 HBP: 0	WP: 0 PB: 0 SB: 0 CS: 0
PITCHER	IP	WLS	BF	H	R	ER	SO	BB	IBB	HBP	BLK	WP	HR	S	P	ERA	WHIP					
Brian Barnes, L (1, 1) ERA: 2.57 Steve Frey, L (8, 1) ERA: 2.45	7.0		28	4	2	2	9	3	0	0	0	0	2	62	111	2.57	1.000					

Batter	1	2	3	4	5	6	7	8	9	AB	R	H	RBI	BB	SO	LOB	BOTTOM				
Tim Raines, S (1, 7) OBP: 0.375, SLG: 0.381	G6-3		G6-3		G4-3			G5-3		4	0	0	0	0	0	0	Pittsburgh Pirates @ Montreal Expos Olympic Stadium, Montreal, QB Fri Sep 14 1990, 7:05 PM EDT Att: 15,880 - Unknown				
Dave Martinez, L (1, 8) OBP: 0.329, SLG: 0.437 Marquis Grissom, R (8, PH) OBP: 0.317, SLG: 0.354										3	0	0	0	0	1	0					
Delino DeShields, L (1, 4) OBP: 0.385, SLG: 0.418										2	1	0	0	1	0	0					
Tim Wallach, R (1, 5) OBP: 0.348, SLG: 0.484										4	1	2	1	0	0	1					
Larry Walker, L (1, 9) OBP: 0.320, SLG: 0.441										4	2	2	2	0	0	2					
Andres Galarraga, R (1, 3) OBP: 0.306, SLG: 0.411										4	0	1	0	0	3	1					
Mike Fitzgerald, R (1, 2) OBP: 0.366, SLG: 0.398 Otis Nixon, S (7, PR) OBP: 0.341, SLG: 0.306 Orlando Mercado, R (8, 2) OBP: 0.290, SLG: 0.322										3	0	2	1	0	0	2					
Tom Foley, L (1, 6) OBP: 0.284, SLG: 0.264										3	0	0	0	0	0	5					
Brian Barnes, L (1, 1) ERA: 4.06 Neal Heaton, L (7, PH) ERA: 3.5 Steve Frey, R (8, 1)										2	0	0	0	0	2	0					
Inning Stats	R: 0 E: 0 K: 1 S: 10	H: 0 LOB: 0 BB: 0 P: 14	R: 0 E: 0 K: 0 S: 8	H: 2 LOB: 2 BB: 0 P: 12	R: 0 E: 0 K: 1 S: 6	H: 0 LOB: 0 BB: 0 P: 10	R: 1 E: 0 K: 1 S: 13	H: 2 LOB: 2 BB: 0 P: 20	R: 0 E: 0 K: 0 S: 4	H: 0 LOB: 0 BB: 0 P: 8	R: 0 E: 0 K: 1 S: 10	H: 1 LOB: 1 BB: 0 P: 17	R: 3 E: 0 K: 1 S: 12	H: 2 LOB: 0 BB: 1 P: 22	1B: 5 2B: 2 3B: 0 HR: 1	SF: 0 SAC: 0 DP: 1 HBP: 1		WP: 1 PB: 0 SB: 0 CS: 0	PA: 33		
PITCHER	IP	WLS	BF	H	R	ER	SO	BB	IBB	HBP	BLK	WP	HR	S	P	ERA	WHIP				
Bob Walk, R (1, 1) ERA: 4.06 Neal Heaton, L (8, 1) ERA: 3.5	7.0		27	5	1	1	5	0	0	1	0	0	1	12	22	27.00	3.000				

Batter	1	2	3	4	5	6	7	8	9	AB	R	H	RBI	BB	SO	LOB	TOP										
Gary Redus, R OBP: 0.344, SLG: 0.433 Sid Bream, L OBP: 0.353, SLG: 0.457 (7, PH)	2-2 HR		1-0 G5-3		3-2 G4-3		0-1 F7			3	1	1	1	0	0	0											
Jay Bell, R OBP: 0.317, SLG: 0.359	3-2 P3		4-1 BB		4-2 HR		0-1 G5-3			2	1	0	0	2	0	0											
Andy Van Slyke, L OBP: 0.368, SLG: 0.456	1-0 P4		4-2 BB		1-0 HR			0-3 K		3	1	1	2	1	1	0											
Bobby Bonilla, S OBP: 0.328, SLG: 0.538	1-3 K		2-3 K		2-0 G6-3			0-0 2B		4	0	1	0	0	2	2											
Barry Bonds, L OBP: 0.408, SLG: 0.573		1-3 K	0-0 F8		1-2 G4-3			3-3 K		4	0	0	0	0	2	3											
Jeff King, R OBP: 0.279, SLG: 0.412		4-2 1B			2-2 P4		3-1 F8		1-0 P3	3	0	0	0	1	0	1											
Dann Bilardello, R OBP: 0.154, SLG: 0.057 Wally Backman, S OBP: 0.369, SLG: 0.393 (9, PH)		1-0 1B			2-0 G4-3		2-2 G3		1-1 G6-3	3	0	1	0	0	0	0											
Jose Lind, R OBP: 0.304, SLG: 0.342 Orlando Merced, S OBP: 0.236, SLG: 0.286 (9, PH)		2-0 F9			4-0 BB		0-0 G6-3		1-2 F7	2	0	0	0	1	0	2											
Zane Smith, L OBP: 0.180, SLG: 0.262 Bob Patterson, R OBP: 0.056, SLG: 0.056 Stan Belinda, R OBP: 0.361, SLG: 0.354 (9, PH)		1-2 G1-3			2-1 G4-3		1-3 K		1-1 G4-3	0	0	0	0	0	0	0											
Inning Stats	R: 1 E: 0 K: 1 S: 14	H: 1 LOB: 0 BB: 0 P: 21	R: 0 E: 0 K: 1 S: 11	H: 1 LOB: 2 BB: 1 P: 20	R: 0 E: 0 K: 1 S: 9	H: 0 LOB: 2 BB: 2 P: 20	R: 0 E: 0 K: 0 S: 6	H: 0 LOB: 1 BB: 1 P: 16	R: 2 E: 0 K: 0 S: 11	H: 1 LOB: 0 BB: 1 P: 22	R: 0 E: 0 K: 1 S: 10	H: 0 LOB: 0 BB: 0 P: 11	R: 0 E: 0 K: 2 S: 8	H: 1 LOB: 1 BB: 0 P: 12	R: 0 E: 0 K: 0 S: 7	H: 0 LOB: 0 BB: 0 P: 10	1B: 1 2B: 1 3B: 0 HR: 2	SF: 0 SAC: 0 DP: 0 HBP: 0	WP: 0 PB: 0 SB: 0 CS: 0	PA: 36							
PITCHER	IP	WLS	BF	H	R	ER	SO	BB	IBB	HBP	BLK	WP	HR	S	P	ERA	WHIP										
Chris Nabholz, L ERA: 3.47	6.0		26	3	3	3	3	5	0	0	0	0	2	57	110	4.50	1.333										
Bill Sampen, R ERA: 3.12	1.0	W	3	0	0	0	1	0	0	0	0	0	0	10	11	0.00	0.000										
Scott Ruskin, L ERA: 2.59	0.2		3	1	0	0	2	0	0	0	0	0	0	7	10	0.00	1.500										
Tim Burke, R ERA: 2.95	1.1	S	4	0	0	0	0	0	0	0	0	0	0	8	12	0.00	0.000										

Pittsburgh Pirates @ Montreal Expos
Olympic Stadium, Montreal, QB
Sat Sep 15 1990, 7:05 PM EDT
Att: 20,392 - Unknown


AB 28
R 3
H 4
RBI 3
BB 5
SO 5
LOB 8



Batter	1	2	3	4	5	6	7	8	9	AB	R	H	RBI	BB	SO	LOB	BOTTOM										
Tim Raines, S OBP: 0.376, SLG: 0.387	1-2 G3-1		1-0 G5-4-3			1-2 G6-4-3		1-1 G4-3		4	1	2	0	0	0	1											
Delino DeShields, L OBP: 0.394, SLG: 0.418	0-1 G3-1				0-0 G4-3		0-1 G6-4-3		3-2 2B	4	0	1	1	0	0	1											
Andres Galarraga, R OBP: 0.394, SLG: 0.496	1-0 G5-3				0-1 G4-3			0-3 K		4	0	0	0	0	2	1											
Tim Wallach, R OBP: 0.346, SLG: 0.481	0-1 G6-3				2-0 F9			2-2 E5		3	1	0	0	0	0	0											
Marquis Grissom, R OBP: 0.317, SLG: 0.353		0-0 P4			0-0 G6-3			3-2 SF9		3	1	1	0	0	0	0											
Otis Nixon, S OBP: 0.341, SLG: 0.307		2-1 F8			0-0 F9			2-0 1B		3	1	1	0	0	0	0											
Nelson Santovenia, R OBP: 0.223, SLG: 0.313 Junior Noboa, R OBP: 0.294, SLG: 0.342 Orlando Mercado, R OBP: 0.290, SLG: 0.322 Tim Burke, R OBP: 0.290, SLG: 0.200		1-1 G5-3			1-2 1B			0-0 SF9		2	0	1	0	0	0	0											
Spike Owen, S OBP: 0.339, SLG: 0.344			2-2 G5-4-3		0-0 F8			2-3 3-H		3	0	2	2	0	0	1											
Chris Nabholz, L Moises Alou, R OBP: 0.222, SLG: 0.222 Bill Sampen, R Scott Ruskin, R OBP: 0.250, SLG: 0.625 Mike Fitzgerald, R OBP: 0.395, SLG: 0.396			2-3 K			0-3 K		0-1 F9		1	0	0	0	0	1	1											
Inning Stats	R: 1 E: 0 K: 0 S: 9	H: 1 LOB: 0 BB: 0 P: 11	R: 0 E: 0 K: 0 S: 5	H: 0 LOB: 0 BB: 0 P: 8	R: 0 E: 0 K: 1 S: 7	H: 1 LOB: 0 BB: 0 P: 12	R: 0 E: 0 K: 0 S: 4	H: 0 LOB: 0 BB: 0 P: 6	R: 0 E: 0 K: 0 S: 7	H: 1 LOB: 1 BB: 0 P: 8	R: 0 E: 0 K: 1 S: 9	H: 1 LOB: 0 BB: 0 P: 10	R: 3 E: 1 K: 1 S: 12	H: 3 LOB: 1 BB: 0 P: 20	R: 0 E: 0 K: 1 S: 11	H: 1 LOB: 1 BB: 0 P: 16	1B: 6 2B: 1 3B: 1 HR: 0	SF: 1 SAC: 0 DP: 2 HBP: 0	WP: 0 PB: 0 SB: 1 CS: 0	PA: 30							
PITCHER	IP	WLS	BF	H	R	ER	SO	BB	IBB	HBP	BLK	WP	HR	S	P	ERA	WHIP										
Zane Smith, L ERA: 2.85	7.0	L	26	7	4	1	3	0	0	0	0	0	0	53	75	1.29	1.000										
Bob Patterson, L ERA: 3.09	0.2		3	1	0	0	0	0	0	0	0	0	0	7	11	0.00	1.500										
Stan Belinda, R ERA: 3.88	0.1		1	0	0	0	1	0	0	0	0	0	0	4	5	0.00	0.000										

Pittsburgh Pirates @ Montreal Expos
Olympic Stadium, Montreal, QB
Sat Sep 15 1990, 7:05 PM EDT
Att: 20,392 - Unknown

AB 29
R 4
H 8
RBI 4
BB 0
SO 4
LOB 5



Batter	1	2	3	4	5	6	7	8	9	AB	R	H	RBI	BB	SO	LOB	TOP					
Wally Backman, S OBP: 0.364, SLG: 0.388 (1, 4)	F8	P5			F7			F8		4	0	0	0	0	0	2	Pittsburgh Pirates @ Montreal Expos Olympic Stadium, Montreal, QB Sun Sep 16 1990, 3:33 AM EDT Att. 21,286 - Dome					
Jay Bell, R OBP: 0.318, SLG: 0.361 (1, 6)	2B		K			K		BB		3	0	1	0	1	2	0						
Andy Van Slyke, L OBP: 0.365, SLG: 0.452 (1, 8)	K		F7			K		K		4	0	0	0	0	3	2						
Bobby Bonilla, S OBP: 0.326, SLG: 0.534 (1, 9)	F9		F8			G5-3			K	4	0	0	0	0	1	1						
Barry Bonds, L OBP: 0.407, SLG: 0.569 (1, 7)		S BB E BB			F8			F7	F8	3	1	0	0	1	0	0						
Sid Bream, L OBP: 0.354, SLG: 0.455 (7, PH)	1 SAFE	4-0			2-3			1-2	4-2	1	0	0	0	1	1	0						
Gary Redus, R OBP: 0.345, SLG: 0.431 (7, 3)	G4-3 FC5-2 BB				K			G4-3	BB	1	0	0	0	1	0	0						
Michael LaValliere, L OBP: 0.388, SLG: 0.351 (7, PH)		G4-3			3-2			4-2	1-3	2	0	0	0	0	0	1						
Don Slaught, R OBP: 0.388, SLG: 0.470 (7, PH)		1-3 2-H			F9			BB	K	0	0	0	0	0	0	0						
John Candelosi, S OBP: 0.281, SLG: 0.203 (7, PR)		1-1								0	0	0	0	0	0	0						
Dann Bilardello, R OBP: 0.154, SLG: 0.057 (9, PH)		3-H								1	0	0	0	0	1	1						
Lloyd McClendon, R OBP: 0.256, SLG: 0.245 (9, PH)										0	0	0	0	0	0	0						
Jeff King, R OBP: 0.277, SLG: 0.408 (1, 5)	FC5-2 BB				F8			2-3		3	0	0	0	0	1	2						
Randy Tomlin, L OBP: 0.091, SLG: 0.095 (1, 1)		4-1						1-1		1	0	0	0	1	0	0						
Bob Kipper, R OBP: 0.143, SLG: 0.143 (7, 1)					F8					0	0	0	0	0	0	0						
Bill Landrum, R (7, 1)										0	0	0	0	0	0	0						
R.J. Reynolds, S OBP: 0.359, SLG: 0.353 (8, PH)		1-2						G4-3		0	0	0	0	0	0	0						
Ted Power, R OBP: 0.125, SLG: 0.250 (8, 1)										0	0	0	0	0	0	0						
Inning Stats	R: 0 E: 0 K: 1 S: 10	H: 1 LOB: 1 BB: 0 P: 13	R: 1 E: 0 K: 0 S: 9	H: 0 LOB: 2 BB: 3 P: 22	R: 0 E: 0 K: 1 S: 6	H: 0 LOB: 0 BB: 0 P: 11	R: 0 E: 0 K: 1 S: 7	H: 0 LOB: 0 BB: 0 P: 12	R: 0 E: 0 K: 0 S: 5	H: 0 LOB: 0 BB: 0 P: 8	R: 0 E: 0 K: 1 S: 9	H: 0 LOB: 1 BB: 1 P: 9	R: 0 E: 0 K: 1 S: 10	H: 0 LOB: 1 BB: 1 P: 18	R: 0 E: 0 K: 1 S: 8	H: 0 LOB: 1 BB: 1 P: 16	R: 0 E: 0 K: 2 S: 14	H: 0 LOB: 1 BB: 1 P: 23	1B: 0 2B: 1 3B: 0 HR: 0	SF: 0 SAC: 0 DP: 0 HBP: 0	WP: 0 PB: 0 SB: 2 CS: 0	PA: 34
PITCHER	IP	WLS	BF	H	R	ER	SO	BB	IBB	HBP	BLK	WP	HR	S	P	ERA	WHIP					
Scott Anderson, R ERA: 2.25 (1, 1)	5.0		19	1	1	1	3	3	0	0	0	0	0	37	66	1.80	0.800					
Scott Ruskin, L ERA: 2.53 (6, 1)	1.2	W	6	0	0	0	2	1	0	0	0	0	0	15	21	0.00	0.600					
Tim Burke, R ERA: 2.9 (7, 1)	1.0		4	0	0	0	1	1	0	0	0	0	0	9	17	0.00	1.000					
Steve Frey, L ERA: 2.39 (8, 1)	1.1	S	5	0	0	0	3	1	0	0	0	0	0	17	28	0.00	0.750					

AB 28
R 1
H 1
RBI 0
BB 6
SO 9
LOB 9



Batter	1	2	3	4	5	6	7	8	9	AB	R	H	RBI	BB	SO	LOB	BOTTOM				
Tim Raines, S OBP: 0.377, SLG: 0.388 (1, 7)	G6-3		1-1			3B 1B		E3		4	1	2	0	0	0	0	Pittsburgh Pirates @ Montreal Expos Olympic Stadium, Montreal, QB Sun Sep 16 1990, 3:33 AM EDT Att. 21,286 - Dome				
Otis Nixon, S OBP: 0.338, SLG: 0.316 (1, 8)	G5-3		G5-3			1-H 2-H		P4		4	1	1	1	0	0	3					
Andres Galarraga, R OBP: 0.302, SLG: 0.495 (1, 3)	K				1-3	K		K		4	0	0	0	0	4	2					
Tim Wallach, R OBP: 0.344, SLG: 0.479 (1, 5)		F9			G1-3	SF8		F8		3	0	0	1	0	0	0					
Marquis Grissom, R OBP: 0.316, SLG: 0.349 (1, 9)		F7			G6-3	S BB		K		3	0	0	0	1	1	0					
Junior Noboa, R OBP: 0.288, SLG: 0.335 (1, 4)		G6-3			G6-3	1-1		K		3	0	0	0	0	0	1					
Delino DeShields, L OBP: 0.384, SLG: 0.417 (7, 4)					G6-3	F9		K		1	0	0	0	0	1	0					
Mike Fitzgerald, R OBP: 0.364, SLG: 0.394 (1, 2)			FC1-6 BB		G6-3			K		2	0	0	0	1	1	0					
Spike Owen, S OBP: 0.341, SLG: 0.351 (1, 6)			FC1-6 1B		E8	BLK E		2B		3	1	2	0	0	0	1					
Scott Anderson, R (1, 1)										1	0	0	0	0	1	1					
Rolando Roomes, R OBP: 0.236, SLG: 0.338 (5, PH)										1	0	0	0	0	1	1					
Scott Ruskin, R OBP: 0.250, SLG: 0.625 (6, 1)										0	0	0	0	0	0	0					
Tim Burke, R OBP: 0.333, SLG: 0.200 (7, 1)										0	1	0	0	1	0	0					
Steve Frey, R (8, 1)										0	0	0	0	0	0	0					
Inning Stats	R: 0 E: 0 K: 1 S: 7	H: 0 LOB: 0 BB: 0 P: 13	R: 0 E: 0 K: 0 S: 5	H: 0 LOB: 0 BB: 0 P: 7	R: 0 E: 0 K: 1 S: 11	H: 1 LOB: 2 BB: 1 P: 19	R: 0 E: 0 K: 1 S: 8	H: 0 LOB: 0 BB: 0 P: 11	R: 2 E: 0 K: 1 S: 14	H: 2 LOB: 1 BB: 1 P: 20	R: 2 E: 1 K: 2 S: 19	H: 1 LOB: 1 BB: 1 P: 34	R: 0 E: 0 K: 2 S: 7	H: 0 LOB: 0 BB: 0 P: 10	1B: 2 2B: 2 3B: 1 HR: 0	SF: 1 SAC: 0 DP: 0 HBP: 0	WP: 0 PB: 0 SB: 1 CS: 0	PA: 33			
PITCHER	IP	WLS	BF	H	R	ER	SO	BB	IBB	HBP	BLK	WP	HR	S	P	ERA	WHIP				
Randy Tomlin, L ERA: 2.2 (1, 1)	6.1	L	27	5	4	2	6	3	0	0	0	0	0	70	113	2.84	1.263				
Bob Kipper, L ERA: 3.06 (7, 1)	0.1		2	0	0	0	0	0	0	0	0	0	0	5	8	0.00	0.000				
Bill Landrum, R ERA: 2.35 (7, 1)	0.1		1	0	0	0	1	0	0	0	0	0	0	4	6	0.00	0.000				
Ted Power, R ERA: 3.04 (8, 1)	1.0		3	0	0	0	2	0	0	0	0	0	0	7	10	0.00	0.000				

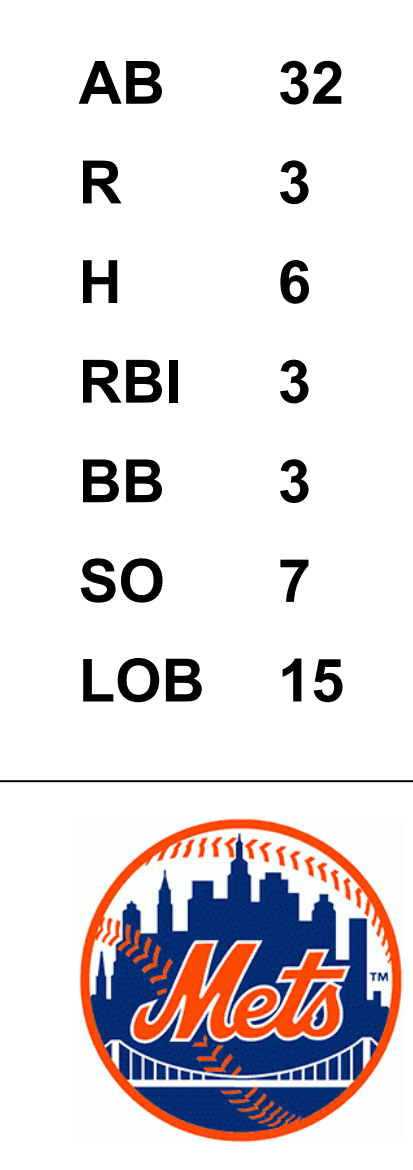


Batter	1	2	3	4	5	6	7	8	9	AB	R	H	RBI	BB	SO	LOB	TOP										
Tim Raines, S OBP: 0.379, SLG: 0.389 (1, 7)	F7		G6-3		E8 2B 1B		G1-4-3 BB		WP S 1B	4	2	2	1	1	0	0	Montreal Expos @ New York Mets Shea Stadium, Flushing, NY Tue Sep 18, 1990, 7:05 PM EDT Att: 29,435 - Unknown - 55 F										
Dave Martinez, L OBP: 0.331, SLG: 0.443 Junior Noboa, R OBP: 0.293, SLG: 0.340 (1, 8) (9, PH) (9, 6)	K2-3			B1-6 2B	2B		G1-4-3 1-2		1-H 1B	4	0	2	1	0	1	1											
Delino DeShields, L OBP: 0.382, SLG: 0.414 (1, 4)	F9			B1-6 2-3	G4-3				K	4	0	0	0	1	1	3											
Tim Wallach, R OBP: 0.344, SLG: 0.480 (1, 5)		G5-3				G4-3 1B 2B			G6-3 1-2							5											
Larry Walker, L OBP: 0.319, SLG: 0.437 (1, 9)		F8							K	3	0	0	0	1	2	1											
Andres Galarraga, R OBP: 0.302, SLG: 0.404 (1, 3)									L8	4	0	1	0	0	1	3											
Mike Fitzgerald, R OBP: 0.369, SLG: 0.402 (1, 2)										4	1	3	1	0	1	1											
Spike Owen, S OBP: 0.340, SLG: 0.349 Tim Burke, R OBP: 0.353, SLG: 0.200 (1, 6) (8, 1)			F9		F8 SH1-4 1B				P5	3	0	0	0	1	0	2											
Oil Can Boyd, R OBP: 0.053, SLG: 0.053 Scott Ruskin, R OBP: 0.250, SLG: 0.625 Tom Foley, L OBP: 0.284, SLG: 0.264 Otis Nixon, S OBP: 0.338, SLG: 0.314 (1, 1) (7, 1) (8, 6) (9, PH) (9, 8)			G4-3						F8	0	0	0	0	0	0	0											
Inning Stats	R: 0 E: 0 K: 1 S: 5	H: 0 LOB: 0 BB: 0 P: 9	R: 0 E: 0 K: 1 S: 9	H: 1 LOB: 1 BB: 0 P: 17	R: 0 E: 0 K: 0 S: 6	H: 0 LOB: 0 BB: 0 P: 11	R: 0 E: 0 K: 1 S: 10	H: 2 LOB: 2 BB: 1 P: 17	R: 2 E: 1 K: 0 S: 12	H: 3 LOB: 1 BB: 0 P: 17	R: 1 E: 0 K: 2 S: 16	H: 2 LOB: 2 BB: 1 P: 27	R: 0 E: 0 K: 0 S: 13	H: 0 LOB: 1 BB: 2 P: 23	R: 0 E: 0 K: 1 S: 7	H: 1 LOB: 1 BB: 0 P: 9		R: 1 E: 0 K: 1 S: 17	H: 2 LOB: 1 BB: 0 P: 27	1B: 7 2B: 5 3B: 0 HR: 0	SF: 0 SAC: 1 DP: 2 HBP: 0	WP: 1 PB: 0 SB: 3 CS: 0	PA: 40				
PITCHER	IP	WLS	BF	H	R	ER	SO	BB	IBB	HBP	BLK	WP	HR	S	P	ERA	WHIP										
Dwight Gooden, R ERA: 3.86 (1, 1)	7.0		31	8	3	3	5	4	0	0	0	0	0	71	121	3.86	1.714										
Alejandro Pena, R ERA: 3.51 (8, 1)	1.0		4	1	0	0	1	0	0	0	0	0	0	7	9	0.00	1.000										
John Franco, L ERA: 2.38 (9, 1)	1.0	L	5	2	1	1	1	0	0	0	0	1	0	17	27	9.00	2.000										

AB	35
R	4
H	11
RBI	4
BB	4
SO	7
LOB	15



Batter	1	2	3	4	5	6	7	8	9	AB	R	H	RBI	BB	SO	LOB	BOTTOM											
Howard Johnson, S OBP: 0.312, SLG: 0.430 (1, 6)	P5		F9							4	0	1	0	0	1	1	Montreal Expos @ New York Mets Shea Stadium, Flushing, NY Tue Sep 18, 1990, 7:05 PM EDT Att: 29,435 - Unknown - 55 F											
Tom Herr, S OBP: 0.327, SLG: 0.356 (1, 4)	L7		G3							3	1	1	0	1	0	1												
Dave Magadan, L OBP: 0.315, SLG: 0.448 (1, 3)										4	1	2	0	0	2	2												
Darryl Strawberry, L OBP: 0.369, SLG: 0.527 (1, 9)		F9								4	1	1	3	0	1	3												
Kevin McReynolds, R OBP: 0.345, SLG: 0.437 (1, 7)		G6-3								4	0	0	0	0	0	3												
Gregg Jefferies, S OBP: 0.339, SLG: 0.443 John Franco, L (1, 5) (9, 1)										3	0	1	0	1	1	1												
Daryl Boston, L OBP: 0.236, SLG: 0.269 Keith Miller, R OBP: 0.338, SLG: 0.322 (1, 8) (7, PH) (8, 8)										1	0	0	0	0	1	1												
Mackey Sasser, L OBP: 0.344, SLG: 0.429 (9, PH)										1	0	0	0	0	0	0												
Charlie O'Brien, R OBP: 0.265, SLG: 0.263 Keith Hughes, L (1, 2) (9, PH)										2	0	0	0	1	0	1												
Dwight Gooden, R OBP: 0.236, SLG: 0.269 Pat Tabler, R OBP: 0.342, SLG: 0.363 Alejandro Pena, R OBP: 0.333, SLG: 0.200 Tom O'Malley, L OBP: 0.274, SLG: 0.375 (1, 1) (7, PH) (8, 1) (9, 5)										1	0	0	0	0	0	0												
Inning Stats	R: 0 E: 0 K: 1 S: 8	H: 0 LOB: 0 BB: 0 P: 12	R: 0 E: 0 K: 0 S: 10	H: 1 LOB: 1 BB: 0 P: 14	R: 0 E: 0 K: 2 S: 12	H: 1 LOB: 1 BB: 0 P: 15	R: 0 E: 0 K: 0 S: 9	H: 0 LOB: 0 BB: 0 P: 13	R: 0 E: 0 K: 1 S: 9	H: 2 LOB: 2 BB: 0 P: 13	R: 0 E: 0 K: 2 S: 10	H: 0 LOB: 1 BB: 1 P: 18	R: 3 E: 0 K: 1 S: 19	H: 2 LOB: 0 BB: 1 P: 31	R: 0 E: 0 K: 0 S: 3	H: 0 LOB: 0 BB: 0 P: 4	1B: 4 2B: 1 3B: 0 HR: 1	SF: 0 SAC: 1 DP: 0 HBP: 0	WP: 0 PB: 0 SB: 1 CS: 0	PA: 36								
PITCHER	IP	WLS	BF	H	R	ER	SO	BB	IBB	HBP	BLK	WP	HR	S	P	ERA	WHIP											
Oil Can Boyd, R ERA: 2.84 (1, 1)	6.0		24	4	0	0	4	2	0	0	0	0	0	1	20	33	20.25	2.250										
Scott Ruskin, L ERA: 2.97 (7, 1)	1.1		7	2	3	3	3	1	0	0	0	0	1	20	33	20.25	2.250											
Tim Burke, R ERA: 2.83 (8, 1)	1.2	W	5	0	0	0	0	0	0	0	0	0	0	10	14	0.00	0.000											



Batter	1	2	3	4	5	6	7	8	9	AB	R	H	RBI	BB	SO	LOB	TOP			
Tim Raines, S OBP: 0.380, SLG: 0.398 (1, 7)	G6-3-4		HR			K		SF8		4	2	2	1	0	1	0	Montreal Expos @ New York Mets Shea Stadium, Flushing, NY Thu Sep 20 1990, 3:33 AM EDT Cloudy - 70 F			
Otis Nixon, S OBP: 0.336, SLG: 0.313 (1, 8)	G6-3		B3			G6-3		S		4	1	1	1	0	0	0				
Andres Calarraga, R OBP: 0.300, SLG: 0.492 (1, 3)	K					G5-3		SF8		3	0	0	1	0	1	0				
Tim Wallach, R OBP: 0.347, SLG: 0.487 (1, 5)		CS				F9		E1		4	1	3	2	0	0	0				
Marquis Grissom, R OBP: 0.319, SLG: 0.347 (1, 9)		S				G6-3				2	0	0	0	2	0	0				
Tim Burke, R OBP: 0.333, SLG: 0.200 (8, 1)		BB				G3				0	0	0	0	0	0	0				
Junior Noboa, R OBP: 0.292, SLG: 0.338 (1, 4)						G3				1	0	0	0	0	0	1				
Delino DeShields, L OBP: 0.380, SLG: 0.411 (2, 4)								K		3	0	0	0	0	2	2				
Nelson Santovenia, R OBP: 0.217, SLG: 0.304 (1, 2)		F7				G5-3		P4		4	0	0	0	0	1	1				
Spike Owen, S OBP: 0.339, SLG: 0.352 (1, 6)			G6-3			K		1B		4	1	1	0	0	1	0				
Brian Barnes, L (1, 1)						G5-3				2	0	0	0	0	1	0				
Mei Rojas, R (7, 1)								1B		0	0	0	0	0	0	0				
Mike Fitzgerald, R OBP: 0.371, SLG: 0.404 (8, PH)								1B		1	0	1	1	0	0	0				
Moises Alou, R OBP: 0.222, SLG: 0.222 (8, PR)								1B		0	1	0	0	0	0	0				
Larry Walker, L OBP: 0.319, SLG: 0.436 (8, 9)								1B		1	0	0	0	0	1	0				
Inning Stats	R: 0 E: 0 K: 1 S: 10	H: 0 LOB: 0 BB: 0 P: 15	R: 0 E: 0 K: 0 S: 6	H: 1 LOB: 1 BB: 1 P: 11	R: 1 E: 0 K: 1 S: 13	H: 1 LOB: 0 BB: 0 P: 16	R: 1 E: 0 K: 0 S: 8	H: 1 LOB: 0 BB: 0 P: 11	R: 0 E: 0 K: 1 S: 9	H: 0 LOB: 0 BB: 0 P: 13	R: 0 E: 0 K: 1 S: 6	H: 0 LOB: 0 BB: 0 P: 7	R: 4 E: 1 K: 1 S: 19	H: 5 LOB: 2 BB: 1 P: 34	R: 0 E: 0 K: 2 S: 7	H: 0 LOB: 0 BB: 0 P: 10	1B: 5 2B: 0 3B: 1 HR: 2	SF: 1 SAC: 0 DP: 0 HBP: 0	WP: 0 PB: 1 SB: 2 CS: 1	PA: 36
PITCHER	IP WLS BF H R ER SO BB IBB HBP BLK WP HR S P ERA WHIP																			
Frank Viola, L (1, 1)	7.1 L 28 6 5 5 5 1 0 0 0 0 0 2 67 96 6.14 0.955																			
John Franco, L (8, 1)	0.2 5 2 1 0 1 0 1 0 0 0 0 0 10 19 0.00 3.000																			
Alejandro Pena, R (9, 1)	1.0 3 0 0 0 2 0 0 0 0 0 0 0 7 10 0.00 0.000																			

AB	33
R	6
H	8
RBI	6
BB	2
SO	8
LOB	4



Batter	1	2	3	4	5	6	7	8	9	AB	R	H	RBI	BB	SO	LOB	BOTTOM					
Keith Miller, R OBP: 0.349, SLG: 0.333 (1, 8)	S					1B				2	2	2	1	2	0	0	Montreal Expos @ New York Mets Shea Stadium, Flushing, NY Thu Sep 20 1990, 3:33 AM EDT Cloudy - 70 F					
Mackey Sasser, L (9, PH)	BB					2B				1	0	0	0	0	1	0						
Tom Herr, S OBP: 0.327, SLG: 0.356 (1, 4)	G6-4-3					SH6-3				5	0	2	2	0	1	4						
Dave Magadan, L (1, 3)	G6-4-3					SH6-3				3	0	1	0	0	1	1						
Darryl Strawberry, L (1, 9)	G1-3					G3-1				4	0	0	0	0	1	2						
Kevin McReynolds, R (1, 7)						F9				4	0	1	0	0	0	2						
Gregg Jefferies, S (1, 5)										3	1	0	0	1	1	2						
Alejandro Pena, R (9, 1)	FC4					FC6-5				0	0	0	0	0	0	0						
Howard Johnson, S (1, 6)	E5					SH1-4				4	1	2	0	0	1	0						
Charlie O'Brien, R (1, 2)	E1					FC6-5				3	0	0	0	0	0	3						
Darryl Boston, L (9, PH)						SH1-4				1	0	0	0	0	1	0						
Frank Viola, L (1, 1)										2	0	0	0	0	1	2						
John Franco, L (8, 1)										0	0	0	0	0	0	0						
Tom O'Malley, L (9, 5)										1	0	0	0	0	0	0						
Darren Reed, R (9, PR)										0	0	0	0	0	0	0						
Inning Stats	R: 1 E: 0 K: 0 S: 9	H: 1 LOB: 1 BB: 1 P: 16	R: 1 E: 2 K: 0 S: 16	H: 2 LOB: 3 BB: 1 P: 29	R: 0 E: 0 K: 2 S: 10	H: 1 LOB: 1 BB: 0 P: 16	R: 0 E: 0 K: 2 S: 11	H: 0 LOB: 0 BB: 0 P: 17	R: 1 E: 0 K: 0 S: 6	H: 2 LOB: 1 BB: 0 P: 9	R: 1 E: 0 K: 0 S: 8	H: 2 LOB: 3 BB: 1 P: 13	R: 0 E: 0 K: 1 S: 7	H: 0 LOB: 0 BB: 0 P: 10	R: 0 E: 0 K: 0 S: 10	H: 0 LOB: 0 BB: 0 P: 14	R: 0 E: 1 K: 2 S: 19	H: 0 LOB: 1 BB: 0 P: 25	1B: 7 2B: 1 3B: 0 HR: 0	SF: 0 SAC: 2 DP: 1 HBP: 0	WP: 1 PB: 0 SB: 1 CS: 0	PA: 38
PITCHER	IP WLS BF H R ER SO BB IBB HBP BLK WP HR S P ERA WHIP																					
Brian Barnes, L (1, 1)	6.0 28 8 4 3 4 3 0 0 0 0 0 0 60 100 4.50 1.833																					
Mei Rojas, R (7, 1)	1.0 W 3 0 0 0 1 0 0 0 0 0 0 0 7 10 0.00 0.000																					
Tim Burke, R (8, 1)	2.0 S 7 0 0 0 2 0 0 0 0 0 0 0 29 39 0.00 0.000																					


AB	33
R	4
H	8
RBI	3
BB	3
SO	7
LOB	17



Batter	1	2	3	4	5	6	7	8	9	AB	R	H	RBI	BB	SO	LOB	TOP										
Tim Raines, S OBP: 0.379, SLG: 0.395 (1, 7)	P4			1B BB	F8			6-3		3	1	0	0	1	0	0											
Delino DeShields, L OBP: 0.377, SLG: 0.407 (1, 4)	K			F2				6-3		4	0	0	0	0	2	1											
Andres Calarraga, R OBP: 0.301, SLG: 0.492 (1, 3)	F8			BB 1B SF9				F7		4	1	2	0	0	0	0											
Tim Wallach, R OBP: 0.346, SLG: 0.485 (1, 5)		K		1B BB				F8		4	0	1	1	0	2	1											
Mike Fitzgerald, R OBP: 0.369, SLG: 0.400 (1, 2)	F8			1-2 2H 1B				6-3		3	0	0	0	1	1	1											
Marquis Grissom, R OBP: 0.316, SLG: 0.346 (7, PH)	K			1-2 2-3 BB				K		1	0	0	1	0	1	0											
Otis Nixon, S OBP: 0.335, SLG: 0.312 (7, 8)	K			SF9				K		1	0	0	0	0	1	0											
Rolando Roomes, R OBP: 0.230, SLG: 0.329 (7, PH)			K	3-H 1-0				K		2	0	0	0	0	1	2											
Larry Walker, L OBP: 0.318, SLG: 0.435 (7, 9)				F8				K		1	0	0	0	0	1	0											
Spike Owen, S OBP: 0.337, SLG: 0.350 (1, 6)			F9					6-3		3	0	0	0	0	0	0											
Chris Nabholz, L (1, 1)	P8			F7				K		3	0	0	0	0	1	0											
Inning Stats	R: 0 H: 0 E: 0 K: 1 S: 14	H: 0 LOB: 0 BB: 0 P: 21	R: 0 H: 0 E: 0 K: 2 S: 7	H: 0 LOB: 0 BB: 0 P: 10	R: 0 H: 0 E: 0 K: 1 S: 10	H: 0 LOB: 0 BB: 0 P: 16	R: 2 H: 2 E: 0 K: 0 S: 15	H: 2 LOB: 2 BB: 2 P: 29	R: 0 H: 0 E: 0 K: 0 S: 8	H: 0 LOB: 0 BB: 0 P: 12	R: 0 H: 0 E: 0 K: 0 S: 9	H: 0 LOB: 0 BB: 0 P: 11	R: 0 H: 0 E: 0 K: 1 S: 7	H: 0 LOB: 0 BB: 0 P: 11	R: 0 H: 1 E: 0 K: 1 S: 12	H: 1 LOB: 1 BB: 0 P: 15	1B: 3 2B: 0 3B: 0 HR: 0	SF: 1 SAC: 0 DP: 0 HBP: 0	WP: 0 PB: 0 SB: 1 CS: 0	PA: 32							
PITCHER	IP	WLS	BF	H	R	ER	SO	BB	IBB	HBP	BLK	WP	HR	S	P	ERA	WHIP										
Sid Fernandez, L ERA: 3.47 (1, 1)	6.0	L	22	2	2	2	5	2	0	0	0	0	0	59	96	3.00	0.667										
Wally Whitehurst, R ERA: 3.39 (7, 1)	2.0		6	0	0	0	4	0	0	0	0	0	0	16	22	0.00	0.000										
Dan Schatzeder, L ERA: 2.28 (9, 1)	0.1		1	0	0	0	0	0	0	0	0	0	0	4	6	0.00	0.000										
Jeff Innis, R ERA: 2.7 (9, 1)	0.2		3	1	0	0	1	0	0	0	0	0	0	8	9	0.00	1.500										

Montreal Expos @ New York Mets
Shea Stadium, Flushing, NY
Thu Sep 20 1990, 3:38 AM EDT
Att: 33,711 - Unknown - 69 F


AB	29
R	2
H	3
RBI	2
BB	2
SO	10
LOB	5





Batter	1	2	3	4	5	6	7	8	9	AB	R	H	RBI	BB	SO	LOB	BOTTOM										
Keith Miller, R OBP: 0.347, SLG: 0.329 (1, 8)	G3 4-3 BB		6-3			4-3			F9	3	0	0	0	1	0	0											
Tom Herr, S OBP: 0.327, SLG: 0.355 (1, 4)	4-3			P5				4-3		4	0	1	0	0	0	1											
Dave Magadan, L OBP: 0.313, SLG: 0.444 (1, 3)	G3			4-0 BB				3-1		3	0	0	0	1	0	2											
Darryl Strawberry, L OBP: 0.365, SLG: 0.520 (1, 9)	F8			2-3 BB				F8		3	0	0	0	0	1	2											
Kevin McReynolds, R OBP: 0.343, SLG: 0.433 (1, 7)		K		1-3 BB				F9		3	0	0	0	0	2	1											
Gregg Jefferies, S OBP: 0.337, SLG: 0.438 (1, 5)	K			1-0 BB				F7		3	0	0	0	0	1	0											
Howard Johnson, S OBP: 0.313, SLG: 0.429 (1, 6)	F7			4-0 BB				F9		2	0	0	0	1	0	0											
Charlie O'Brien, R OBP: 0.259, SLG: 0.255 (8, PH)				3-2 BB				5-3		2	0	0	0	0	0	1											
Pat Tabler, R OBP: 0.341, SLG: 0.361 (9, 1)				F8				G5-4-3 BB		1	0	0	0	0	0	0											
Dan Schatzeder, L OBP: 0.250, SLG: 0.250 (9, 1)				1-2				5-3		0	0	0	0	0	0	0											
Jeff Innis, R (9, 1)										0	0	0	0	0	0	0											
Sid Fernandez, L OBP: 0.200, SLG: 0.218 (6, PH)				2-3 BB				6-3		1	0	0	0	0	1	0											
Darren Reed, R OBP: 0.150, SLG: 0.150 (7, 1)				K						1	0	0	0	0	1	0											
Wally Whitehurst, R OBP: 0.250, SLG: 0.286 (8, PH)										0	0	0	0	0	0	0											
Tim Teufel, R OBP: 0.305, SLG: 0.471 (9, 2)										1	0	0	0	0	0	0											
Todd Hundley, S OBP: 0.260, SLG: 0.276 (9, 2)										0	0	0	0	0	0	0											
Inning Stats	R: 0 H: 0 E: 0 K: 0 S: 9	H: 0 LOB: 1 BB: 1 P: 17	R: 0 H: 0 E: 0 K: 2 S: 9	H: 0 LOB: 0 BB: 0 P: 13	R: 0 H: 0 E: 0 K: 1 S: 8	H: 0 LOB: 0 BB: 0 P: 14	R: 0 H: 0 E: 0 K: 2 S: 9	H: 0 LOB: 1 BB: 1 P: 16	R: 0 H: 1 E: 0 K: 1 S: 9	H: 0 LOB: 0 BB: 0 P: 13	R: 0 H: 0 E: 0 K: 0 S: 8	H: 0 LOB: 0 BB: 0 P: 17	R: 0 H: 0 E: 0 K: 0 S: 4	H: 0 LOB: 0 BB: 0 P: 6	R: 0 H: 0 E: 0 K: 0 S: 10	H: 0 LOB: 0 BB: 0 P: 17	1B: 1 2B: 0 3B: 0 HR: 0	SF: 0 SAC: 0 DP: 1 HBP: 0	WP: 0 PB: 0 SB: 0 CS: 0	PA: 30							
PITCHER	IP	WLS	BF	H	R	ER	SO	BB	IBB	HBP	BLK	WP	HR	S	P	ERA	WHIP										
Chris Nabholz, L ERA: 2.91 (1, 1)	9.0	W	30	1	0	0	6	3	0	0	0	0	0	69	123	0.00	0.444										

Montreal Expos @ New York Mets
Shea Stadium, Flushing, NY
Thu Sep 20 1990, 3:38 AM EDT
Att: 33,711 - Unknown - 69 F

AB	27
R	0
H	1
RBI	0
BB	3
SO	6
LOB	7



Batter	1	2	3	4	5	6	7	8	9	AB	R	H	RBI	BB	SO	LOB	TOP			
Tim Raines, S OBP: 0.377, SLG: 0.389 (1, 7)	F7		FC6 BB		F7		K		CS 1B	4	0	1	0	1	1	1	Montreal Expos @ Philadelphia Phillies Veterans Stadium, Philadelphia, PA Sat Sep 22 1990, 7:05 PM EDT Att: 17,215 - Unknown livebaseballscores.com 			
Dave Martinez, L OBP: 0.332, SLG: 0.440 (1, 8)	CS 1B		FC6 1-2		F9			4-3	CS 1-2	4	0	1	0	0	0	3				
Delino DeShields, L OBP: 0.379, SLG: 0.406 (1, 4)	K 1-2			F9		WP E 4-3 1B		1B	1B	4	1	2	0	0	1	1				
Tim Wallach, R OBP: 0.348, SLG: 0.484 (1, 5)		F3		5-3		4-3		1B	BB 1B	4	0	1	0	0	0	1				
Larry Walker, L OBP: 0.317, SLG: 0.432 (1, 9)	K			2B		K		1B	BB 1B	3	0	1	0	1	2	1				
Andres Galarraga, R OBP: 0.300, SLG: 0.405 (1, 3)	K			6-3		E6 2-H		K	BB	4	0	0	0	0	2	4				
Nelson Santovenia, R OBP: 0.273, SLG: 0.296 Mike Fitzgerald, R OBP: 0.366, SLG: 0.395 Orlando Mercado, R OBP: 0.290, SLG: 0.322 (1, 2)			K		6-3	1-3		6-3		3	0	0	0	0	1	1				
Spike Owen, S OBP: 0.338, SLG: 0.347 (1, 6)			SH1-4 BB		2B BB		F9		F7	2	1	0	0	2	0	0				
Scott Anderson, R Jerry Goff, L Mel Rojas, R Otis Nixon, S Scott Ruskin, L Tim Burke, R Mike Alonzo, L (5, PH)			SH1-4		1-H 2B		B1		G3	0	0	0	0	0	0	0				
			1-2							1	0	1	1	0	0	0				
Inning Stats	R: 0 E: 0 K: 1 S: 6	H: 1 LOB: 0 BB: 0 P: 9	R: 0 E: 0 K: 2 S: 8	H: 0 LOB: 0 BB: 0 P: 10	R: 0 E: 0 K: 1 S: 8	H: 0 LOB: 2 BB: 2 P: 20	R: 0 E: 0 K: 0 S: 8	H: 1 LOB: 1 BB: 0 P: 13	R: 1 E: 0 K: 0 S: 9	H: 1 LOB: 1 BB: 0 P: 17	R: 0 E: 0 K: 1 S: 9	H: 0 LOB: 0 BB: 0 P: 14	R: 0 E: 0 K: 1 S: 12	H: 2 LOB: 3 BB: 1 P: 22	R: 0 E: 0 K: 0 S: 8	H: 1 LOB: 0 BB: 0 P: 14	1B: 5 2B: 2 3B: 0 HR: 0	SF: 0 SAC: 1 DP: 0 HBP: 0	WP: 1 PB: 0 SB: 0 CS: 2	PA: 38
PITCHER	IP WLS BF H R ER SO	IP WLS BF H R ER SO	IP WLS BF H R ER SO	IP WLS BF H R ER SO	IP WLS BF H R ER SO	IP WLS BF H R ER SO	IP WLS BF H R ER SO	IP WLS BF H R ER SO	IP WLS BF H R ER SO	IP WLS BF H R ER SO	IP WLS BF H R ER SO	IP WLS BF H R ER SO	IP WLS BF H R ER SO	IP WLS BF H R ER SO	IP WLS BF H R ER SO	IP WLS BF H R ER SO	ERA WHIP	ERA WHIP		
Tommy Greene, R ERA: 5.79	6.0	W	25	4	2	1	5	3	0	0	0	0	1	0	49	86	1.50	1.167		
Darrel Akerfelds, R ERA: 3.79	1.1		6	2	0	0	1	0	0	0	0	0	0	0	13	20	0.00	1.500		
Don Carman, L ERA: 4.34	0.0		1	0	0	0	0	1	0	0	0	0	0	0	1	5	∞	∞		
Joe Boever, R ERA: 3.42	0.2		2	0	0	0	1	0	0	0	0	0	0	0	7	11	0.00	0.000		
Roger McDowell, R ERA: 3.74	1.0	S	3	1	0	0	0	0	0	0	0	0	0	0	8	14	0.00	1.000		
Batter	1	2	3	4	5	6	7	8	9	AB	R	H	RBI	BB	SO	LOB	BOTTOM			
Lenny Dykstra, L OBP: 0.422, SLG: 0.441 (1, 8)	S BB		F9 S SF9 1B	4-3			E5 1B			3	1	1	1	1	0	0	Montreal Expos @ Philadelphia Phillies Veterans Stadium, Philadelphia, PA Sat Sep 22 1990, 7:05 PM EDT Att: 17,215 - Unknown livebaseballscores.com 			
Darren Daulton, L OBP: 0.365, SLG: 0.424 (1, 2)	F8		F9		BB		F8			3	0	0	0	1	0	3				
Von Hayes, L OBP: 0.374, SLG: 0.418 (1, 9)	K		SF9		F8		F8			3	0	1	1	0	1	2				
Dale Murphy, R OBP: 0.323, SLG: 0.430 (1, 7)	K		2B BB		F9		F9			3	0	0	0	1	1	4				
John Kruk, L OBP: 0.391, SLG: 0.425 (1, 3)		FC1-6 1B	2B		G3			1-3 1B		4	0	3	0	0	0	1				
Dickie Thon, R OBP: 0.309, SLG: 0.353 (1, 6)	FC1-6 1-2		5-3			L3 1B		1-3		4	0	1	0	0	0	4				
Dave Hollins, S OBP: 0.273, SLG: 0.351 Charlie Hayes, R OBP: 0.301, SLG: 0.357 (1, 5)	K				K		L3		F8	4	0	0	0	0	2	3				
Mickey Morandini, L Darrel Akerfelds, R Don Carman, L Joe Boever, R Louie Meadows, L Roger McDowell, R (8, PH)	F5				K		L5		K	0	0	0	0	0	0	0				
					HR					3	1	1	1	0	0	1				
										0	0	0	0	0	0	0				
Inning Stats	R: 0 E: 0 K: 2 S: 10	H: 0 LOB: 1 BB: 1 P: 16	R: 0 E: 0 K: 1 S: 15	H: 1 LOB: 0 BB: 0 P: 21	R: 2 E: 0 K: 0 S: 18	H: 3 LOB: 2 BB: 1 P: 29	R: 1 E: 0 K: 1 S: 8	H: 1 LOB: 0 BB: 0 P: 11	R: 0 E: 0 K: 0 S: 6	H: 1 LOB: 1 BB: 0 P: 12	R: 0 E: 0 K: 0 S: 10	H: 1 LOB: 2 BB: 0 P: 15	R: 0 E: 0 K: 1 S: 7	H: 1 LOB: 0 BB: 0 P: 13	1B: 5 2B: 3 3B: 0 HR: 1	SF: 1 SAC: 0 DP: 1 HBP: 0	WP: 0 PB: 0 SB: 3 CS: 0	PA: 35		
PITCHER	IP WLS BF H R ER SO	IP WLS BF H R ER SO	IP WLS BF H R ER SO	IP WLS BF H R ER SO	IP WLS BF H R ER SO	IP WLS BF H R ER SO	IP WLS BF H R ER SO	IP WLS BF H R ER SO	IP WLS BF H R ER SO	IP WLS BF H R ER SO	IP WLS BF H R ER SO	IP WLS BF H R ER SO	IP WLS BF H R ER SO	IP WLS BF H R ER SO	IP WLS BF H R ER SO	IP WLS BF H R ER SO	ERA WHIP	ERA WHIP		
Scott Anderson, R ERA: 3.75	4.0	L	19	5	3	3	4	2	0	0	0	0	0	0	10	22	0.00	1.000		
Mel Rojas, R ERA: 3.19	2.0		7	1	0	0	0	1	0	0	0	0	0	0	9	14	0.00	1.500		
Scott Ruskin, L ERA: 2.96	0.2		4	1	0	0	0	0	0	0	0	0	0	0	8	14	0.00	0.750		
Tim Burke, R ERA: 2.89	1.1		5	1	0	0	1	0	0	0	0	0	0	0	8	14	0.00	0.750		

Batter	1	2	3	4	5	6	7	8	9	10	11	12	13	14	15	16	AB	R	H	RBI	BB	SO	LOB	TOP				
Tim Raines, S OBP: 0.381, SLG: 0.390 (1, 7)	4-3						4-3					6-3		G5-3 SH3-4		G3-6-3	6	0	3	0	2	0	2					
Dave Martinez, L OBP: 0.288, SLG: 0.435 (7, 1)	4-3		BB				4-3							SH3-4		G3-6-3	4	0	0	0	0	0	3					
Tom Foley, L OBP: 0.282, SLG: 0.253 (9, 6)	4-3						P6										2	0	0	0	1	0	3					
Delino DeShields, L OBP: 0.380, SLG: 0.403 (1, 4)	K		3-1				F3										5	0	1	1	2	1	3					
Tim Wallach, R OBP: 0.345, SLG: 0.480 (1, 5)		4-3					1-3										7	0	1	0	0	0	6					
Larry Walker, L OBP: 0.312, SLG: 0.425 (1, 9)		4-3					F3										7	0	0	0	0	1	1					
Andres Galarraga, R OBP: 0.303, SLG: 0.408 (1, 3)																	6	0	3	0	1	1	0					
Mike Fitzgerald, R OBP: 0.302, SLG: 0.387 (1, 2)																	6	0	0	0	1	2	4					
John Olerud, R OBP: 0.311, SLG: 0.388 (1, 1)																												
Oil Can Boyd, R OBP: 0.302, SLG: 0.402 (7, PH)																												
Otis Nixon, S OBP: 0.329, SLG: 0.302 (7, 8)																												
Inning Stats	R: 0 E: 1 K: 1 S: 7	H: 0 LOB: 0 BB: 0 P: 14	R: 0 E: 0 K: 1 S: 16	H: 1 LOB: 1 BB: 0 P: 23	R: 0 E: 0 K: 0 S: 14	H: 0 LOB: 2 BB: 2 P: 26	R: 0 E: 0 K: 1 S: 8	H: 1 LOB: 2 BB: 1 P: 18	R: 0 E: 0 K: 0 S: 6	H: 0 LOB: 0 BB: 0 P: 9	R: 0 E: 0 K: 0 S: 6	H: 0 LOB: 0 BB: 0 P: 12	R: 0 E: 0 K: 1 S: 6	H: 2 LOB: 2 BB: 1 P: 18	R: 0 E: 0 K: 0 S: 7	H: 1 LOB: 2 BB: 1 P: 19	R: 0 E: 0 K: 0 S: 7	H: 0 LOB: 0 BB: 0 P: 16	R: 0 E: 0 K: 0 S: 7	H: 2 LOB: 1 BB: 0 P: 9	R: 0 E: 0 K: 0 S: 7	H: 1 LOB: 2 BB: 0 P: 16	R: 0 E: 0 K: 0 S: 7	H: 2 LOB: 1 BB: 0 P: 9	1B: 9 2B: 1 3B: 0 HR: 0	SF: 0 DP: 2 HBP: 0	WP: 1 PB: 0 SB: 0 CS: 0	PA: 65
PITCHER	IP 7.0	WLS 29	BF 6	H 0	R 0	ER 0	SO 3	BB 5	IBB 0	HBP 0	BLK 0	WP 0	HR 0	S 66	P 121	ERA 0.00	WHIP 1.143											
Jason Grimsley, R ERA: 3.16											Steve Ontiveros, R ERA: 1.5																	
Joe Boeaver, R ERA: 3.4											Darrel Akerfelds, R ERA: 3.76																	
Don Carman, L ERA: 4.17																												

Montreal Expos @ Philadelphia Phillies
Veterans Stadium, Philadelphia, PA
Sun Sep 23 1990, 3:33 AM EDT
Att: 25,715 - Sunny - 65 F

AB 53
R 10
H 1
RBI 1
BB 9
SO 6
LOB 29



Batter	1	2	3	4	5	6	7	8	9	10	11	12	13	14	15	16	AB	R	H	RBI	BB	SO	LOB	BOTTOM						
Lenny Dykstra, L OBP: 0.420, SLG: 0.438 (1, 8)	K							3-1									5	0	0	0	2	1	3							
Rod Booker, L OBP: 0.321, SLG: 0.311 (8, PH)	1-3							5-3									3	0	0	0	0	0	4							
Dickie Thorn, R OBP: 0.307, SLG: 0.350 (9, 6)	1-3							5-3									4	0	0	0	0	0	1							
Von Hayes, L OBP: 0.377, SLG: 0.417 (1, 7)																	4	1	1	0	3	0	0							
John Kruk, L OBP: 0.388, SLG: 0.419 (10, 3)	L8																6	0	0	0	1	1	3							
Charlie Hayes, R OBP: 0.301, SLG: 0.356 (1, 5)																	7	0	2	1	0	0	1							
Darrin Fletcher, L OBP: 0.200, SLG: 0.200 (7, PH)																	2	0	0	0	0	1	1							
Sal Campuzano, R OBP: 0.287, SLG: 0.313 (8, 2)																	0	0	0	0	0	0	0							
Tom Nieto, R OBP: 0.287, SLG: 0.154 (9, PH)																	1	1	0	0	2	0	0							
Dale Murphy, R OBP: 0.324, SLG: 0.429 (10, 9)																	3	0	1	0	0	1	0							
Ricky Jordan, R OBP: 0.272, SLG: 0.354 (9, PH)																	3	0	0	0	0	1	0							
Darren Daulton, L OBP: 0.363, SLG: 0.421 (10, 2)																	3	0	0	0	0	1	4							
Mickey Morandini, L OBP: 0.275, SLG: 0.275 (7, PH)																	2	0	1	0	0	0	1							
Steve Ontiveros, R ERA: 1.5																	1	0	0	0	0	0	0							
Joe Boeaver, R ERA: 3.4																	0	0	0	0	0	0	0							
Dave Hollins, S OBP: 0.275, SLG: 0.275 (10, 1)																	1	0	1	1	0	0	0							
Darrel Akerfelds, R ERA: 3.76																	0	0	0	0	0	0	0							
Jason Grimsley, R ERA: 3.16																	2	0	0	0	0	0	2							
Randy Ready, R OBP: 0.333, SLG: 0.310 (8, 4)																	3	0	1	0	1	1	0							
Inning Stats	R: 0 E: 0 K: 1 S: 15	H: 0 LOB: 1 BB: 1 P: 21	R: 0 E: 0 K: 0 S: 4	H: 0 LOB: 0 BB: 0 P: 5	R: 0 E: 0 K: 0 S: 4	H: 1 LOB: 1 BB: 1 P: 9	R: 0 E: 0 K: 0 S: 8	H: 0 LOB: 1 BB: 1 P: 13	R: 0 E: 0 K: 0 S: 5	H: 1 LOB: 2 BB: 1 P: 12	R: 0 E: 0 K: 0 S: 7	H: 0 LOB: 0 BB: 0 P: 9	R: 0 E: 0 K: 3 S: 12	H: 0 LOB: 0 BB: 0 P: 20	R: 0 E: 0 K: 0 S: 6	H: 0 LOB: 0 BB: 0 P: 12	R: 0 E: 0 K: 1 S: 8	H: 1 LOB: 1 BB: 0 P: 14	R: 0 E: 0 K: 1 S: 6	H: 0 LOB: 0 BB: 0 P: 8	R: 0 E: 0 K: 1 S: 14	H: 1 LOB: 1 BB: 2 P: 19	R: 0 E: 0 K: 0 S: 6	H: 0 LOB: 0 BB: 0 P: 8	R: 0 E: 0 K: 0 S: 2	H: 1 LOB: 2 BB: 2 P: 12	1B: 6 2B: 2 3B: 0 HR: 0	SF: 0 DP: 2 HBP: 0	WP: 2 PB: 0 SB: 3 CS: 0	PA: 59
PITCHER	IP 6.0	WLS 23	BF 9	H 2	R 0	ER 0	SO 2	BB 3	IBB 1	HBP 0	BLK 0	WP 0	HR 0	S 43	P 69	ERA 0.00	WHIP 0.833													
Oil Can Boyd, R ERA: 2.72											Howard Farmer, R ERA: 7.0																			
Steve Frey, L ERA: 2.22											Bill Sampen, R ERA: 3.13																			

Montreal Expos @ Philadelphia Phillies
Veterans Stadium, Philadelphia, PA
Sun Sep 23 1990, 3:33 AM EDT
Att: 25,715 - Sunny - 65 F

AB 50
R 7
H 7
RBI 2
BB 9
SO 9
LOB 23



Batter	1	2	3	4	5	6	7	8	9	AB	R	H	RBI	BB	SO	LOB	TOP					
Tim Raines, S OBP: 0.378, SLG: 0.387	F9		G5-3			G6-3		G5-3		4	0	0	0	0	0	2	Montreal Expos @ Philadelphia Phillies Veterans Stadium, Philadelphia, PA Mon Sep 24 1990, 7:05 PM EDT Att: 11,527 - Unknown - 65 F					
Delino DeShields, L OBP: 0.379, SLG: 0.402	G3			1B		G4-3		G6-3		4	0	1	0	0	0	0						
Andres Calarraga, R OBP: 0.391, SLG: 0.495	F9			P2		P4		K		4	0	0	0	0	1	1						
Tim Wallach, R OBP: 0.343, SLG: 0.476		G6-3		G6-3		G4-3		F8		4	0	0	0	0	0	1						
Marquis Grissom, R OBP: 0.314, SLG: 0.339	P3			K		P3				3	0	0	0	0	1	1						
Otis Nixon, S OBP: 0.325, SLG: 0.298					P2					3	0	0	0	0	0	0						
Dale Mohoric, R OBP: 0.125, SLG: 0.125	B1-3					F7				0	0	0	0	0	0	0						
Orlando Mercado, R OBP: 0.291, SLG: 0.323			L7			1B		F8		3	0	1	0	0	0	0						
Spike Owen, S OBP: 0.339, SLG: 0.350						F8		FC5-4 1B		3	0	2	0	0	0	1						
Brian Barnes, L OBP: 0.200, SLG: 0.200			K			K		FC5-4		2	0	0	0	0	2	2						
Inning Stats	R: 0 E: 0 K: 0 S: 6	H: 0 LOB: 0 BB: 0 P: 10	R: 0 E: 0 K: 0 S: 5	H: 0 LOB: 0 BB: 0 P: 7	R: 0 E: 0 K: 1 S: 8	H: 1 LOB: 1 BB: 0 P: 12	R: 0 E: 0 K: 1 S: 8	H: 1 LOB: 1 BB: 0 P: 14	R: 0 E: 0 K: 1 S: 9	H: 1 LOB: 1 BB: 0 P: 13	R: 0 E: 0 K: 0 S: 5	H: 0 LOB: 0 BB: 0 P: 7	R: 0 E: 0 K: 0 S: 7	H: 0 LOB: 0 BB: 0 P: 10	R: 0 E: 0 K: 0 S: 8	H: 1 LOB: 1 BB: 0 P: 14	R: 0 E: 0 K: 1 S: 9	H: 0 LOB: 0 BB: 0 P: 13	1B: 3 2B: 1 3B: 0 HR: 0	SF: 0 SAC: 0 DP: 0 HBP: 0	WP: 0 PB: 0 SB: 1 CS: 0	PA: 31
PITCHER Pat Combs, L ERA: 4.03	IP: 9.0 WLS: W BF: 31 H: 4 R: 0 ER: 0 SO: 4 BB: 0 IBB: 0 HBP: 0 BLK: 0 WP: 0 HR: 0 S: 65 P: 100 ERA: 0.00 WHIP: 0.444															PITCHER Pat Combs, L ERA: 4.03	IP: 9.0 WLS: W BF: 31 H: 4 R: 0 ER: 0 SO: 4 BB: 0 IBB: 0 HBP: 0 BLK: 0 WP: 0 HR: 0 S: 65 P: 100 ERA: 0.00 WHIP: 0.444					

AB	31
R	0
H	4
RBI	0
BB	0
SO	4
LOB	9



Batter	1	2	3	4	5	6	7	8	9	AB	R	H	RBI	BB	SO	LOB	BOTTOM			
Sil Campusano, R OBP: 0.266, SLG: 0.310	K		F6		K	1B				4	0	1	0	0	2	0	Montreal Expos @ Philadelphia Phillies Veterans Stadium, Philadelphia, PA Mon Sep 24 1990, 7:05 PM EDT Att: 11,527 - Unknown - 65 F			
Randy Ready, R OBP: 0.332, SLG: 0.305	K		L4		WP 1B BB	P2				3	1	0	0	1	1	2				
Charlie Hayes, R OBP: 0.301, SLG: 0.355	G5-3				K			G5-3		4	0	1	0	0	1	1				
Dale Murphy, R OBP: 0.324, SLG: 0.428		F7			K			K		4	0	1	1	0	2	1				
Ricky Jordan, R OBP: 0.275, SLG: 0.356		FC6-4 1B 1B			1B			G5-3		4	1	2	0	0	1	1				
Dickie Thon, R OBP: 0.308, SLG: 0.352		FC6-4 1B			1B			G6-3		4	0	2	0	0	0	0				
Wes Chamberlain, R OBP: 0.200, SLG: 0.316		FC6-4 1B			K			G5-3		4	1	1	0	0	1	4				
Tom Nieto, R OBP: 0.265, SLG: 0.167		FC6-4 1B			F9			K		4	0	1	1	0	1	3				
Pat Combs, L OBP: 0.197, SLG: 0.190		FC6-4			F9			1B		3	0	1	1	0	0	4				
Inning Stats	R: 0 E: 0 K: 2 S: 8	H: 0 LOB: 0 BB: 0 P: 14	R: 1 E: 0 K: 0 S: 12	H: 3 LOB: 2 BB: 0 P: 17	R: 0 E: 0 K: 1 S: 7	H: 1 LOB: 1 BB: 0 P: 12	R: 0 E: 0 K: 1 S: 9	H: 2 LOB: 2 BB: 0 P: 12	R: 1 E: 0 K: 3 S: 15	H: 1 LOB: 1 BB: 1 P: 24	R: 0 E: 0 K: 1 S: 6	H: 0 LOB: 0 BB: 0 P: 7	R: 0 E: 0 K: 0 S: 4	H: 0 LOB: 0 BB: 0 P: 8	R: 0 E: 0 K: 0 S: 4	H: 0 LOB: 0 BB: 0 P: 8	1B: 10 2B: 0 3B: 0 HR: 0	SF: 0 SAC: 0 DP: 0 HBP: 0	WP: 1 PB: 0 SB: 3 CS: 0	PA: 35
PITCHER Brian Barnes, L ERA: 3.79	IP: 6.0 WLS: L BF: 29 H: 10 R: 3 ER: 3 SO: 8 BB: 1 IBB: 0 HBP: 0 BLK: 0 WP: 1 HR: 0 S: 64 P: 103 ERA: 4.50 WHIP: 1.833															PITCHER Dale Mohoric, R ERA: 3.24	IP: 2.0 WLS: L BF: 6 H: 0 R: 0 ER: 0 SO: 1 BB: 0 IBB: 0 HBP: 0 BLK: 0 WP: 0 HR: 0 S: 10 P: 15 ERA: 0.00 WHIP: 0.000			

AB	34
R	3
H	10
RBI	3
BB	1
SO	9
LOB	16



Batter	1	2	3	4	5	6	7	8	9	AB	R	H	RBI	BB	SO	LOB	TOP					
Keith Miller, R OBP: 0.333, SLG: 0.314 (1, 8)										5	1	0	0	0	2	0						
Tom Herr, S OBP: 0.328, SLG: 0.352 (7, PR)										3	0	1	0	1	1	0						
Daryl Boston, L OBP: 0.324, SLG: 0.436 (7, 8)										1	1	0	0	0	0	0						
Tim Teufel, R OBP: 0.310, SLG: 0.464 (7, 4)										4	1	1	0	1	1	1						
Kevin McReynolds, R OBP: 0.350, SLG: 0.453 (1, 7)										4	0	2	0	0	2	3						
Pat Tabler, R OBP: 0.342, SLG: 0.368 (7, PH)										3	0	1	0	0	0	3						
Dave Magadan, L OBP: 0.414, SLG: 0.443 (7, 3)										1	0	1	2	0	0	0						
Gregg Jefferies, S OBP: 0.338, SLG: 0.432 (1, 5)										4	0	1	0	0	0	2						
Howard Johnson, S OBP: 0.316, SLG: 0.440 (1, 6)										4	0	1	0	0	1	2						
Charlie O'Brien, R OBP: 0.262, SLG: 0.254 (1, 2)										3	0	1	0	1	1	2						
Sid Fernandez, L OBP: 0.193, SLG: 0.211 (4, 1)										2	0	0	0	0	1	2						
Wally Whitehurst, R OBP: 0.250, SLG: 0.250 (6, PH)										0	0	0	0	0	0	0						
Darren Reed, R OBP: 0.091, SLG: 0.136 (6, 1)										1	0	0	0	0	1	2						
Alejandro Pena, R OBP: 0.286, SLG: 0.167 (6, 1)										1	0	0	0	0	1	0						
Inning Stats	R: 0 E: 0 K: 2 S: 8	H: 1 LOB: 2 BB: 1 P: 15	R: 0 E: 0 K: 1 S: 8	H: 1 LOB: 1 BB: 0 P: 12	R: 1 E: 2 K: 1 S: 11	H: 1 LOB: 1 BB: 0 P: 17	R: 0 E: 0 K: 0 S: 8	H: 1 LOB: 0 BB: 0 P: 13	R: 0 E: 0 K: 1 S: 11	H: 1 LOB: 2 BB: 1 P: 19	R: 0 E: 0 K: 2 S: 11	H: 1 LOB: 1 BB: 0 P: 18	R: 2 E: 0 K: 1 S: 17	H: 2 LOB: 1 BB: 1 P: 29	R: 0 E: 0 K: 2 S: 9	H: 1 LOB: 0 BB: 0 P: 10	R: 0 E: 0 K: 1 S: 8	H: 0 LOB: 0 BB: 0 P: 12	1B: 8 2B: 1 3B: 1 HR: 0	SF: 0 SAC: 0 DP: 1 HBP: 0	WP: 1 PB: 0 SB: 1 CS: 0	PA: 39
PITCHER	IP	WLS	BF	H	R	ER	SO	BB	IBB	HBP	BLK	WP	HR	S	P	ERA	WHIP					
Chris Nabholz, L ERA: 2.9	6.1	L	30	7	3	2	7	3	0	0	0	0	0	60	105	2.84	1.579					
Tim Burke, R ERA: 2.56	0.2		3	1	0	0	1	0	0	0	0	1	0	14	18	0.00	1.500					
Scott Ruskin, L ERA: 2.88	2.0		6	1	0	0	3	0	0	0	0	0	0	17	22	0.00	0.500					

New York Mets @ Montreal Expos
Olympic Stadium, Montreal, QB
Tue Sep 25 1990, 7:05 PM EDT
Att: 11,959 - Dome

livebaseballscores.com

AB 36
R 3
H 9
RBI 2
BB 3
SO 11
LOB 17

Batter	1	2	3	4	5	6	7	8	9	AB	R	H	RBI	BB	SO	LOB	BOTTOM					
Tim Raines, S OBP: 0.379, SLG: 0.388 (1, 7)										4	0	2	0	0	0	0						
Delino DeShields, L OBP: 0.378, SLG: 0.400 (1, 4)										3	1	0	0	1	1	1						
Andres Galarraga, R OBP: 0.299, SLG: 0.492 (1, 3)										4	0	0	0	0	3	1						
Tim Wallach, R OBP: 0.343, SLG: 0.475 (1, 5)										4	0	1	0	0	2	1						
Mike Fitzgerald, R OBP: 0.360, SLG: 0.386 (1, 2)										4	0	1	1	0	2	1						
Marquis Grissom, R OBP: 0.318, SLG: 0.342 (6, PH)										1	0	1	0	1	0	0						
Larry Walker, L OBP: 0.311, SLG: 0.424 (7, 9)										0	0	0	0	0	0	0						
Tim Burke, R OBP: 0.333, SLG: 0.200 (7, 1)										0	0	0	0	0	0	0						
Scott Ruskin, R OBP: 0.290, SLG: 0.625 (8, 1)										0	0	0	0	0	0	0						
Mike Andriano, R OBP: 0.384, SLG: 0.525 (8, PH)										1	0	0	0	0	1	0						
Dave Martinez, L OBP: 0.326, SLG: 0.432 (7, 9)										3	0	0	0	0	0	3						
Spike Owen, S OBP: 0.337, SLG: 0.347 (1, 6)										3	0	0	0	0	0	0						
Chris Nabholz, L ERA: 3.48 (1, 1)										2	0	0	0	0	2	0						
Otis Nixon, S OBP: 0.323, SLG: 0.297 (7, 8)										1	0	0	0	0	0	0						
Inning Stats	R: 0 E: 0 K: 2 S: 8	H: 0 LOB: 0 BB: 0 P: 13	R: 0 E: 0 K: 2 S: 10	H: 0 LOB: 1 BB: 1 P: 19	R: 0 E: 0 K: 1 S: 8	H: 1 LOB: 0 BB: 0 P: 11	R: 1 E: 1 K: 0 S: 10	H: 2 LOB: 2 BB: 1 P: 18	R: 0 E: 0 K: 1 S: 9	H: 1 LOB: 1 BB: 0 P: 18	R: 0 E: 0 K: 2 S: 16	H: 1 LOB: 1 BB: 0 P: 23	R: 0 E: 0 K: 0 S: 8	H: 0 LOB: 0 BB: 0 P: 11	R: 0 E: 0 K: 1 S: 10	H: 0 LOB: 0 BB: 0 P: 13	R: 0 E: 0 K: 2 S: 9	H: 0 LOB: 0 BB: 0 P: 10	1B: 5 2B: 0 3B: 0 HR: 0	SF: 0 SAC: 0 DP: 0 HBP: 0	WP: 0 PB: 0 SB: 1 CS: 1	PA: 34
PITCHER	IP	WLS	BF	H	R	ER	SO	BB	IBB	HBP	BLK	WP	HR	S	P	ERA	WHIP					
Sid Fernandez, L ERA: 3.48	3.1		12	1	1	1	5	2	0	0	0	0	0	30	51	2.70	0.900					
Wally Whitehurst, R ERA: 3.3	1.2		8	3	0	0	1	0	0	0	0	0	0	15	28	0.00	1.800					
Alejandro Pena, R ERA: 3.34	4.0	W	13	1	0	0	5	0	0	0	0	0	0	43	57	0.00	0.250					


New York Mets @ Montreal Expos
Olympic Stadium, Montreal, QB
Tue Sep 25 1990, 7:05 PM EDT
Att: 11,959 - Dome

livebaseballscores.com

AB 31
R 1
H 5
RBI 1
BB 2
SO 11
LOB 8

Batter	1	2	3	4	5	6	7	8	9	AB	R	H	RBI	BB	SO	LOB	TOP										
Howard Johnson, S OBP: 0.319, SLG: 0.441 (1, 6)	F8		S 1B BB		P3	FC4-6 BB		SF8		2	1	0	1	2	0	1	New York Mets @ Montreal Expos Olympic Stadium, Montreal, QB Thu Sep 27 1990, 7:05 PM EDT Att: 10,123 - Dome										
Tom Herr, S OBP: 0.327, SLG: 0.350 (1, 4)	K		1B 1B		F9	FC4-6		F9		5	0	1	1	0	1	4											
Dave Magadan, L OBP: 0.417, SLG: 0.445 (1, 3)	G3		1B			1B BB				3	1	2	0	2	0	0											
Darryl Strawberry, L OBP: 0.361, SLG: 0.518 Keith Miller, R OBP: 0.331, SLG: 0.311 (1, 9) (6, 7)		G4-3	G6-3			K	F7		G6-3	3	0	0	0	0	1	3											
Pat Tabler, R OBP: 0.339, SLG: 0.364 (1, 7) (6, 9)		G6-3		K		1B HR	K		G5-3	5	1	1	0	0	2	1											
Tom O'Malley, L OBP: 0.280, SLG: 0.370 (1, 5)				F7		1B HR	G4-3			3	1	1	1	1	0	1											
Daryl Boston, L OBP: 0.327, SLG: 0.443 (1, 8)			K	L4		1B HR		E SF8 BB		3	2	1	3	1	1	1											
Mackey Sasser, L OBP: 0.345, SLG: 0.428 Charlie O'Brien, R OBP: 0.237, SLG: 0.248 (1, 2) (6, 2)			G6-3			SH3-4 1B	P6	E4		3	0	1	0	0	0	0											
Ron Darling, R OBP: 0.206, SLG: 0.129 Kelvin Torve, L OBP: 0.368, SLG: 0.364 Bob Ojeda, L OBP: 0.133, SLG: 0.167 Jeff Innis, R (8, 1)			K			1B BB		K		1	0	0	0	0	1	0											
Inning Stats	R: 0 E: 0 K: 1 S: 10	H: 0 LOB: 0 BB: 0 P: 17	R: 0 E: 0 K: 1 S: 8	H: 0 LOB: 1 BB: 1 P: 14	R: 1 E: 0 K: 1 S: 10	H: 2 LOB: 2 BB: 1 P: 17	R: 0 E: 0 K: 1 S: 12	H: 0 LOB: 0 BB: 0 P: 17	R: 0 E: 0 K: 0 S: 4	H: 1 LOB: 1 BB: 0 P: 6	R: 4 E: 0 K: 1 S: 14	H: 3 LOB: 3 BB: 3 P: 27	R: 0 E: 0 K: 1 S: 11	H: 0 LOB: 1 BB: 1 P: 20	R: 1 E: 1 K: 1 S: 7	H: 0 LOB: 1 BB: 1 P: 13		R: 0 E: 0 K: 0 S: 5	H: 1 LOB: 0 BB: 0 P: 6	1B: 6 2B: 0 3B: 0 HR: 1	SF: 1 SAC: 1 DP: 1 HBP: 0	WP: 0 PB: 0 SB: 1 CS: 0	PA: 41				
PITCHER	IP	WLS	BF	H	R	ER	SO	BB	IBB	HBP	BLK	WP	HR	S	P	ERA	WHIP										
Kevin Gross, R ERA: 4.66 Scott Ruskin, L ERA: 2.92 Dale Mohorcic, R ERA: 3.12	(1, 1) (6, 1) (8, 1)	5.2 1.1 2.0	L 6 8	27 0 1	6 0 1	5 0 1	5 1 0	5 2 1	0 0 0	0 0 0	0 0 0	0 0 0	1 14 12	19	0.00	1.000											

AB	32
R	6
H	7
RBI	6
BB	7
SO	7
LOB	16



Batter	1	2	3	4	5	6	7	8	9	AB	R	H	RBI	BB	SO	LOB	BOTTOM										
Otis Nixon, S OBP: 0.321, SLG: 0.294 (1, 7) (7, 8)	K		G5-3		FC5-4		1B			4	0	1	0	0	1	2	New York Mets @ Montreal Expos Olympic Stadium, Montreal, QB Thu Sep 27 1990, 7:05 PM EDT Att: 10,123 - Dome										
Dave Martinez, L OBP: 0.321, SLG: 0.425 Marquis Grissom, R OBP: 0.316, SLG: 0.339 (1, 8) (6, PH) (7, 7)	G4-3		G1-3			G6-3	G4-3			2	0	0	0	0	0	1											
Delino DeShields, L OBP: 0.379, SLG: 0.398 (1, 4)	1B			S 1B 1B		BB HBP		G5-3		3	0	2	0	0	0	0											
Tim Wallach, R OBP: 0.343, SLG: 0.473 (1, 5)		F9		F9		BB		2B		3	0	1	0	1	0	1											
Larry Walker, L OBP: 0.317, SLG: 0.425 (1, 9)		K		1B		K		BB		3	0	1	0	1	2	2											
Andres Galarraga, R OBP: 0.289, SLG: 0.400 (1, 3)		S BB		G6-3		F9		G6-4-3		3	0	0	0	1	0	5											
Mike Fitzgerald, R OBP: 0.365, SLG: 0.386 (1, 2)		F8			FC5-4 BB		1B BB		G4-6-3 1B	2	0	1	0	2	0	1											
Tom Foley, L OBP: 0.280, SLG: 0.252 Spike Owen, S OBP: 0.335, SLG: 0.345 (1, 6) (7, PH) (8, 6)			G5-3 1B		P5		L5		G4-6-3	2	0	1	0	0	0	1											
Kevin Gross, R OBP: 0.220, SLG: 0.333 Scott Ruskin, R OBP: 0.250, SLG: 0.625 Moises Alou, R OBP: 0.182, SLG: 0.182 Dale Mohorcic, R OBP: 0.125, SLG: 0.125 Jerry Geff, L OBP: 0.351, SLG: 0.319 (1, 1) (6, 1) (7, PH) (8, 1) (9, PH)			K		F7		P3		K	2	0	0	0	0	1	2											
Inning Stats	R: 0 E: 0 K: 1 S: 9	H: 1 LOB: 1 BB: 0 P: 13	R: 0 E: 0 K: 1 S: 12	H: 0 LOB: 1 BB: 1 P: 19	R: 0 E: 0 K: 1 S: 10	H: 1 LOB: 1 BB: 0 P: 15	R: 0 E: 0 K: 0 S: 7	H: 2 LOB: 1 BB: 0 P: 12	R: 0 E: 0 K: 0 S: 6	H: 0 LOB: 1 BB: 1 P: 11	R: 0 E: 0 K: 1 S: 5	H: 0 LOB: 2 BB: 1 P: 12	R: 0 E: 0 K: 0 S: 11	H: 1 LOB: 2 BB: 1 P: 18	R: 0 E: 0 K: 0 S: 4	H: 1 LOB: 1 BB: 1 P: 9		R: 0 E: 0 K: 1 S: 5	H: 1 LOB: 0 BB: 0 P: 8	1B: 6 2B: 1 3B: 0 HR: 0	SF: 0 SAC: 0 DP: 2 HBP: 1	WP: 0 PB: 0 SB: 2 CS: 0	PA: 36				
PITCHER	IP	WLS	BF	H	R	ER	SO	BB	IBB	HBP	BLK	WP	HR	S	P	ERA	WHIP										
Ron Darling, R ERA: 4.5 Bob Ojeda, L ERA: 3.66 Jeff Innis, R ERA: 2.28	(1, 1) (6, 1) (8, 1)	5.0 2.1 1.2	W 13 4	19 2 1	0 0 0	0 0 0	3 1 1	0 0 0	0 0 0	0 0 0	0 0 0	0 0 0	18 7 10	37	0.00	0.600											

AB	30
R	0
H	7
RBI	0
BB	5
SO	5
LOB	20



Batter	1	2	3	4	5	6	7	8	9	AB	R	H	RBI	BB	SO	LOB	TOP					
Lenny Dykstra, L OBP: 0.418, SLG: 0.439	G3	G5-3			HR		FC6-4 1B		G6-3	5	1	2	1	0	0	1	Philadelphia Phillies @ Montreal Expos Olympic Stadium, Montreal, QB Fri Sep 28 1990, 7:05 PM EDT Att: 8,230 - Dome					
Darin Fletcher, L OBP: 0.200, SLG: 0.267	K		F8 1B 2B		G3		FC6-4 G3 1-2			4	1	1	0	0	1	1						
John Kruk, L OBP: 0.388, SLG: 0.428			F8				G3			3	1	2	1	0	0	1						
Louie Meadows, L OBP: 0.214, SLG: 0.120			2-3		HR					1	0	0	0	0	0	1						
Sil Campusano, R OBP: 0.286, SLG: 0.342	1B						2-3			0	0	0	0	0	0	0						
Ricky Jordan, R OBP: 0.275, SLG: 0.353	F9		G5-4-3 1B		F7		G6-3			4	0	1	1	0	0	2						
Charlie Hayes, R OBP: 0.295, SLG: 0.348		K	G5-4-3		G6-3			F8		4	0	0	0	0	1	1						
Dickie Thon, R OBP: 0.309, SLG: 0.354		HR 2B			K		FC4-6 1B	L7		4	1	2	0	0	1	0						
Wes Chamberlain, R OBP: 0.296, SLG: 0.500							F7			4	1	2	2	0	1	1						
Roger McDowell, R OBP: 0.296, SLG: 0.500		HR						K		0	0	0	0	0	0	0						
Mickey Morandini, L OBP: 0.247, SLG: 0.269		K			K		FC4-6 1-2		K	4	0	0	0	0	3	2						
Jason Grimsley, R OBP: 0.250, SLG: 0.200										2	0	1	0	0	0	1						
Darren Daulton, L OBP: 0.366, SLG: 0.419					G1-3				F7	1	0	0	0	0	1	1						
Steve Ontiveros, R OBP: 0.273, SLG: 0.273										0	0	0	0	0	0	0						
Don Carman, L OBP: 0.273, SLG: 0.273										0	0	0	0	0	0	0						
Dale Murphy, R OBP: 0.321, SLG: 0.422		1B								1	0	0	0	0	0	0						
Inning Stats	R: 0 E: 0 K: 1 S: 9	H: 1 LOB: 1 BB: 0 P: 12	R: 2 E: 0 K: 2 S: 12	H: 3 LOB: 1 BB: 0 P: 15	R: 1 E: 0 K: 0 S: 8	H: 2 LOB: 0 BB: 0 P: 9	R: 0 E: 0 K: 2 S: 12	H: 1 LOB: 1 BB: 0 P: 17	R: 2 E: 0 K: 0 S: 7	H: 2 LOB: 0 BB: 0 P: 11	R: 0 E: 0 K: 1 S: 9	H: 1 LOB: 1 BB: 0 P: 14	R: 0 E: 1 K: 0 S: 8	H: 1 LOB: 1 BB: 0 P: 11	R: 0 E: 0 K: 1 S: 8	H: 0 LOB: 0 BB: 0 P: 14	R: 0 E: 0 K: 1 S: 9	H: 0 LOB: 0 BB: 0 P: 13	1B: 6 2B: 2 3B: 0 HR: 3	SF: 0 SAC: 0 DP: 1 HBP: 0	WP: 0 PB: 0 SB: 2 CS: 0	PA: 37
PITCHER	IP WLS BF H R ER SO BB IBB HBP BLK WP HR S P ERA WHIP																					
Oil Can Boyd, R ERA: 2.93	4.1 L 21 9 5 5 5 0 0 0 0 0 0 3 45 28 10.38 2.077																					
Bill Sampen, R ERA: 3.02	2.2 10 2 0 0 1 0 0 0 0 0 0 0 20 26 0.00 0.750																					
Dale Mohorcic, R ERA: 3.06	1.0 3 0 0 0 1 0 0 0 0 0 0 0 8 14 0.00 0.000																					
Steve Frey, L ERA: 2.18	1.0 3 0 0 0 1 0 0 0 0 0 0 0 9 13 0.00 0.000																					

Batter	1	2	3	4	5	6	7	8	9	AB	R	H	RBI	BB	SO	LOB	BOTTOM					
Otis Nixon, S OBP: 0.322, SLG: 0.294	G3		G4-3 S BB		F8		L8		S G3 G4-3 1B	4	1	1	0	1	0	3	Philadelphia Phillies @ Montreal Expos Olympic Stadium, Montreal, QB Fri Sep 28 1990, 7:05 PM EDT Att: 8,230 - Dome					
Spike Owen, S OBP: 0.337, SLG: 0.344										1	0	0	0	2	0	1						
Delino DeShields, L OBP: 0.376, SLG: 0.396	S BB		G4-3				G3-1		G3	2	0	0	0	0	0	3						
Mike Aldrete, L OBP: 0.384, SLG: 0.319	BB									4	1	1	1	1	2	3						
Tim Wallach, R OBP: 0.343, SLG: 0.478	F9				K2-3		L5		HBP 1B 1B	5	2	2	2	0	1	2						
Larry Walker, L OBP: 0.320, SLG: 0.425	K				S WP 1B		G3		1B BB 1B	4	0	2	0	1	1	2						
Jerry Coff, L OBP: 0.343, SLG: 0.310										3	0	0	0	0	3	1						
Moises Alou, R OBP: 0.187, SLG: 0.187										1	0	0	0	0	0	1						
Orlando Merced, R OBP: 0.286, SLG: 0.316										0	0	0	0	0	0	0						
Junior Noboa, R OBP: 0.294, SLG: 0.306										0	0	0	0	0	0	0						
Johnny Parsons, R OBP: 0.222, SLG: 0.125										0	0	0	0	0	0	0						
Mike Fitzgerald, R OBP: 0.187, SLG: 0.187										2	0	0	0	0	0	1						
Bill Sampen, R ERA: 3.33										0	0	0	0	0	0	0						
Dave Martinez, L OBP: 0.125, SLG: 0.125										0	0	0	0	0	0	0						
Rolando Nicorico, R OBP: 0.240, SLG: 0.338										1	0	1	0	0	0	0						
Tim Lincecum, R OBP: 0.279, SLG: 0.387										0	0	0	0	0	0	0						
Steve Frey, R OBP: 0.279, SLG: 0.342										1	0	1	1	0	0	0						
Markus Grissom, R OBP: 0.318, SLG: 0.342										1	0	1	1	0	0	0						
Tom Foley, L OBP: 0.272, SLG: 0.244					L4					5	0	0	0	0	1	5						
Oil Can Boyd, R OBP: 0.051, SLG: 0.051										1	0	0	0	0	1	0						
Andres Galarraga, R OBP: 0.300, SLG: 0.460										2	0	1	0	1	0	2						
Inning Stats	R: 0 E: 0 K: 1 S: 11	H: 0 LOB: 2 BB: 2 P: 22	R: 0 E: 0 K: 1 S: 6	H: 0 LOB: 0 BB: 0 P: 9	R: 0 E: 0 K: 2 S: 9	H: 0 LOB: 1 BB: 1 P: 19	R: 0 E: 0 K: 2 S: 11	H: 1 LOB: 1 BB: 0 P: 17	R: 0 E: 0 K: 1 S: 6	H: 0 LOB: 2 BB: 2 P: 18	R: 0 E: 0 K: 1 S: 8	H: 0 LOB: 0 BB: 0 P: 11	R: 0 E: 1 K: 0 S: 11	H: 1 LOB: 2 BB: 0 P: 15	R: 2 E: 0 K: 1 S: 27	H: 3 LOB: 2 BB: 1 P: 40	R: 2 E: 0 K: 0 S: 20	H: 4 LOB: 3 BB: 0 P: 24	1B: 8 2B: 0 3B: 0 HR: 1	SF: 0 SAC: 0 DP: 0 HBP: 1	WP: 1 PB: 0 SB: 5 CS: 0	PA: 44
PITCHER	IP WLS BF H R ER SO BB IBB HBP BLK WP HR S P ERA WHIP																					
Jason Grimsley, R ERA: 3.33	5.0 W 21 9 5 5 5 0 0 0 0 0 0 3 43 28 9.00 2.000																					
Steve Ontiveros, R ERA: 3.33	2.0 11 3 2 2 1 1 0 0 0 0 0 1 29 44 9.00 2.000																					
Don Carman, L ERA: 4.15	0.1 1 0 0 0 0 0 0 0 0 0 0 0 8 11 0.00 0.000																					
Roger McDowell, R ERA: 3.87	1.2 S 11 5 2 2 1 0 0 1 0 0 0 0 29 35 10.80 3.000																					



Batter	1	2	3	4	5	6	7	8	9	AB	R	H	RBI	BB	SO	LOB	TOP			
Lenny Dykstra, L (1,8) OBP: 0.416, SLG: 0.436	G4-3		G4-3			F8			F7	4	0	0	0	0	0	0	Philadelphia Phillies @ Montreal Expos Olympic Stadium, Montreal, QB Sat Sep 29 1990, 7:05 PM EDT Att: 8,985 - Dome			
Randy Ready, R (1,4) OBP: 0.328, SLG: 0.302	G6-3			2B	1B	G6-3			G5-3	4	1	1	0	0	0					
Wes Chamberlain, R (1,7) OBP: 0.258, SLG: 0.433	K			L8		K			G6-3	4	0	0	0	0	2					
Dale Murphy, R (1,9) OBP: 0.321, SLG: 0.423		G5-3		1B	2B	G6-3				3	0	1	1	0	0					
Ricky Jordan, R (1,3) OBP: 0.275, SLG: 0.353	E4			G6-4-3	1B	G4-3				3	0	1	0	0	0					
Dickie Thon, R (1,6) OBP: 0.308, SLG: 0.352	F9			G6-4-3	1-2	G1-3				3	0	0	0	0	3					
Dave Hollins, S (1,5) OBP: 0.265, SLG: 0.337	F8					G5-3			L6	3	0	0	0	0	1					
Darrin Fletcher, L (1,2) OBP: 0.176, SLG: 0.235 (8, PH)			P2			G3-1			F9	2	0	0	0	0	0					
Si Camposano, R (8, PH) OBP: 0.292, SLG: 0.338						G3-1				1	0	0	0	0	0					
Tom Nieto, R (8,2) OBP: 0.265, SLG: 0.167						G3-1			G6-3	0	0	0	0	0	0					
Pat Combs, L (1,1) OBP: 0.190, SLG: 0.183										2	0	0	0	0	0					
Charlie Hayes, R (8, PH) OBP: 0.255, SLG: 0.348										1	0	0	0	0	0					
Darrel Akerfeldt, R (8,1) OBP: 0.167, SLG: 0.167										0	0	0	0	0	0					
Inning Stats	R: 0 E: 0 K: 1 S: 8	H: 0 LOB: 0 BB: 0 P: 15	R: 0 E: 1 K: 0 S: 9	H: 0 LOB: 1 BB: 0 P: 11	R: 0 E: 0 K: 0 S: 10	H: 0 LOB: 0 BB: 0 P: 15	R: 1 E: 0 K: 0 S: 8	H: 3 LOB: 1 BB: 0 P: 13	R: 0 E: 0 K: 1 S: 8	H: 0 LOB: 0 BB: 0 P: 13	R: 0 E: 0 K: 0 S: 8	H: 0 LOB: 0 BB: 0 P: 13	R: 0 E: 0 K: 0 S: 6	H: 0 LOB: 0 BB: 0 P: 10	R: 0 E: 0 K: 0 S: 6	H: 0 LOB: 0 BB: 0 P: 11	1B: 2 2B: 1 3B: 0 HR: 0	SF: 0 SAC: 0 DP: 1 HBP: 0	WP: 0 PB: 0 SB: 0 CS: 0	PA: 30
PITCHER Brian Barnes, L (1,1) ERA: 2.89	IP: 9.0 WLS: W BF: 30 H: 3 R: 1 ER: 1 SO: 2 BB: 0 IBB: 0 HBP: 0 BLK: 0 WP: 0 HR: 0 S: 72 P: 116 ERA: 1.00 WHIP: 0.333																			

Batter	1	2	3	4	5	6	7	8	9	AB	R	H	RBI	BB	SO	LOB	BOTTOM			
Otis Nixon, S (1,8) OBP: 0.321, SLG: 0.297	G6-3	F9			G4-3		G6-3		G6-3	4	1	1	0	0	0	1	Philadelphia Phillies @ Montreal Expos Olympic Stadium, Montreal, QB Sat Sep 29 1990, 7:05 PM EDT Att: 8,985 - Dome			
Moises Alou, R (1,9) OBP: 0.250, SLG: 0.375	1B		G6-4-3	2B	1B	G4-3	G6-3		G6-3	4	2	2	0	0	0					
Marquis Grissom, R (1,7) OBP: 0.321, SLG: 0.342	S		G6-4-3	BB	1B	G4-3	G3-1		G3-1	3	1	1	2	1	0					
Tim Wallach, R (1,5) OBP: 0.341, SLG: 0.475	G6-3		G6-4-3			F8			P4	4	0	0	0	0	3					
Andres Galarraga, R (1,3) OBP: 0.303, SLG: 0.406	2B					K			1B	4	1	3	2	0	1					
Nelson Santovenia, R (1,2) OBP: 0.214, SLG: 0.297	G6-3		F9			K			1B	4	0	1	0	0	1					
Spike Owen, S (1,6) OBP: 0.337, SLG: 0.342		L8-3			P2	E5			K	3	0	0	0	1	2					
Johnny Paredes, R (1,4) OBP: 0.308, SLG: 0.182		L8-3			F9				1B	3	0	1	1	1	0					
Brian Barnes, L (1,1) ERA: 4.07					G3				K	3	0	0	0	1	2					
Inning Stats	R: 2 E: 0 K: 0 S: 10	H: 3 LOB: 1 BB: 0 P: 18	R: 0 E: 0 K: 0 S: 4	H: 0 LOB: 2 BB: 2 P: 18	R: 1 E: 0 K: 0 S: 12	H: 2 LOB: 1 BB: 1 P: 21	R: 0 E: 0 K: 0 S: 5	H: 0 LOB: 0 BB: 0 P: 7	R: 1 E: 0 K: 0 S: 8	H: 1 LOB: 0 BB: 0 P: 9	R: 0 E: 1 K: 3 S: 13	H: 0 LOB: 2 BB: 1 P: 23	R: 0 E: 0 K: 0 S: 6	H: 0 LOB: 0 BB: 0 P: 7	R: 1 E: 0 K: 2 S: 14	H: 3 LOB: 2 BB: 0 P: 22		1B: 5 2B: 4 3B: 1 HR: 0	SF: 0 SAC: 0 DP: 2 HBP: 0	WP: 0 PB: 0 SB: 1 CS: 0
PITCHER Pat Combs, L (1,1) ERA: 4.07	IP: 7.0 WLS: L BF: 30 H: 4 R: 4 ER: 4 SO: 3 BB: 3 IBB: 0 HBP: 0 BLK: 0 WP: 0 HR: 0 S: 58 P: 103 ERA: 5.14 WHIP: 1.286																			
PITCHER Darrel Akerfeldt, R (8,1) ERA: 3.82	IP: 1.0 WLS: L BF: 6 H: 3 R: 1 ER: 1 SO: 2 BB: 0 IBB: 0 HBP: 0 BLK: 0 WP: 0 HR: 0 S: 14 P: 22 ERA: 9.00 WHIP: 3.000																			



Batter	1	2	3	4	5	6	7	8	9	AB	R	H	RBI	BB	SO	LOB	TOP								
Sil Campusano, R OBP: 0.270, SLG: 0.321 (1, 8)	P3		G6-3		P2			K		4	0	0	0	0	1	1	Philadelphia Phillies @ Montreal Expos Olympic Stadium, Montreal, QB Sun Sep 30 1990, 3:33 AM EDT Att: 17,464 - Dome								
Randy Ready, R OBP: 0.331, SLG: 0.307 (1, 4)	BB		P6			1B 2B		G4-3		3	1	1	0	1	0	0									
Wes Chamberlain, R OBP: 0.286, SLG: 0.471 (1, 7)	E5			G5-3 SF8		G4-6-3		G1-3		4	1	2	1	0	0	1									
Dale Murphy, R OBP: 0.319, SLG: 0.420 (1, 9)	P3			G5-3		G4-6-3		P3		4	0	0	0	0	0	3									
Charlie Hayes, R OBP: 0.293, SLG: 0.346 (1, 5)		F9		SF8		G6-3		K		3	0	0	1	0	1	0									
Darren Daulton, L OBP: 0.367, SLG: 0.417 (1, 2)		BB		K			1B BB		K		2	0	0	0	2	2									
Dickie Thon, R OBP: 0.308, SLG: 0.353 (1, 6)		L9			F9		K			3	0	1	0	0	1	2									
Dave Hollins, S OBP: 0.258, SLG: 0.327 (1, 3)		P5			F9		F9			3	0	0	0	0	0	3									
John Kruk, L OBP: 0.385, SLG: 0.428 (8, 3)										0	0	0	0	0	0	0									
Terry Mulholland, R OBP: 0.111, SLG: 0.113 (1, 1)			K			F8		1B		3	0	1	0	0	1	1									
Inning Stats	R: 0 E: 1 K: 0 S: 6	H: 0 LOB: 1 BB: 1 P: 13	R: 0 E: 0 K: 0 S: 6	H: 0 LOB: 1 BB: 1 P: 12	R: 0 E: 0 K: 1 S: 7	H: 0 LOB: 0 BB: 0 P: 11	R: 1 E: 0 K: 1 S: 7	H: 1 LOB: 0 BB: 0 P: 12	R: 0 E: 0 K: 0 S: 7	H: 1 LOB: 1 BB: 0 P: 10	R: 1 E: 0 K: 0 S: 6	H: 2 LOB: 0 BB: 0 P: 10	R: 0 E: 0 K: 1 S: 8	H: 1 LOB: 2 BB: 1 P: 14	R: 0 E: 0 K: 1 S: 8	H: 0 LOB: 0 BB: 0 P: 12	R: 0 E: 0 K: 2 S: 12	H: 0 LOB: 0 BB: 0 P: 16	1B: 2 2B: 3 HR: 0	SF: 1 SAC: 0 DP: 1 HBP: 0	WP: 0 PB: 0 SB: 0 CS: 1	PA: 33			
PITCHER	IP	WLS	BF	H	R	ER	SO	BB	IBB	HBP	BLK	WP	HR	S	P	ERA	WHIP								
Chris Nabholz, L ERA: 2.83 (1, 1)	8.0	L	30	5	2	2	4	3	0	0	0	0	0	55	94	2.25	1.000								
Tim Burke, R ERA: 2.52 (9, 1)	1.0		3	0	0	0	2	0	0	0	0	0	0	12	16	0.00	0.000								


AB	29
R	2
H	5
RBI	2
BB	3
SO	6
LOB	11




Batter	1	2	3	4	5	6	7	8	9	AB	R	H	RBI	BB	SO	LOB	BOTTOM								
Otis Nixon, S OBP: 0.320, SLG: 0.301 (1, 8)	L4		P3		F9			CS 2B		4	0	1	0	0	0	1	Philadelphia Phillies @ Montreal Expos Olympic Stadium, Montreal, QB Sun Sep 30 1990, 3:33 AM EDT Att: 17,464 - Dome								
Moises Alou, R OBP: 0.200, SLG: 0.300 (1, 9)	K		G6-3			G5-3		CS	F9	4	0	0	0	0	1	0									
Marquis Grissom, R OBP: 0.320, SLG: 0.351 (1, 7)	P3			HR		F8			G5-3	4	1	1	1	0	0	0									
Tim Wallach, R OBP: 0.341, SLG: 0.473 (1, 5)		1B		F7		P3			F8	4	0	1	0	0	0	0									
Andres Galarraga, R OBP: 0.302, SLG: 0.404 (1, 3)		F8		G6-3		G6-3				3	0	0	0	0	0	1									
Orlando Mercado, R OBP: 0.287, SLG: 0.316 (1, 2)		FC4-6 1B		F9		F9				3	0	1	0	0	0	0									
Spike Owen, S OBP: 0.335, SLG: 0.339 (1, 6)		P4			F9		L7			3	0	0	0	0	0	2									
Johnny Paredes, R OBP: 0.313, SLG: 0.286 (1, 4)		FC4-6			G4-3 2B			P3		3	0	1	0	0	0	2									
Chris Nabholz, L OBP: 0.237, SLG: 0.333 (1, 1)			G3-1			G4-3		K		2	0	0	0	0	0	1									
Rolando Roomes, R OBP: 0.333, SLG: 0.200 (8, PH)										1	0	0	0	0	1	0									
Tim Burke, R OBP: 0.333, SLG: 0.200 (9, 1)										0	0	0	0	0	0	0									
Inning Stats	R: 0 E: 0 K: 1 S: 8	H: 0 LOB: 0 BB: 0 P: 8	R: 0 E: 0 K: 0 S: 18	H: 2 LOB: 2 BB: 0 P: 26	R: 0 E: 0 K: 0 S: 8	H: 0 LOB: 0 BB: 0 P: 9	R: 1 E: 0 K: 0 S: 9	H: 1 LOB: 0 BB: 0 P: 13	R: 0 E: 0 K: 0 S: 7	H: 1 LOB: 1 BB: 0 P: 10	R: 0 E: 0 K: 0 S: 6	H: 0 LOB: 0 BB: 0 P: 8	R: 0 E: 0 K: 0 S: 9	H: 0 LOB: 0 BB: 0 P: 14	R: 0 E: 0 K: 1 S: 9	H: 1 LOB: 0 BB: 0 P: 10	R: 0 E: 0 K: 0 S: 3	H: 0 LOB: 0 BB: 0 P: 5	1B: 2 2B: 2 HR: 1	SF: 0 SAC: 0 DP: 0 HBP: 0	WP: 0 PB: 0 SB: 0 CS: 1	PA: 32			
PITCHER	IP	WLS	BF	H	R	ER	SO	BB	IBB	HBP	BLK	WP	HR	S	P	ERA	WHIP								
Terry Mulholland, L ERA: 3.34 (1, 1)	9.0	W	31	5	1	1	2	0	0	0	0	0	1	77	103	1.00	0.556								

AB	31
R	1
H	5
RBI	1
BB	0
SO	2
LOB	7



Batter	1	2	3	4	5	6	7	8	9	AB	R	H	RBI	BB	SO	LOB	TOP								
Bernard Gilkey, R OBP: 0.353, SLG: 0.450	1-1 1B		2-1 G6-3			1-0 1B		4-1 BB		3	0	2	0	1	0	0	St. Louis Cardinals @ Montreal Expos Olympic Stadium, Montreal, QB Tue Oct 02 1990, 7:05 PM EDT Att: 4,636 - Dome AB 30 R 1 H 7 RBI 1 BB 3 SO 6 LOB 15 								
Gerónimo Peña, S OBP: 0.319, SLG: 0.268	1-1 F7			0-3 K		1-0 1B		2-3 SAFE		4	0	0	0	0	2	4									
José Oquendo, S OBP: 0.350, SLG: 0.316	1-2							1-2 SAFE		0	0	0	0	0	0	0									
Milt Thompson, L OBP: 0.293, SLG: 0.329	1-3 K			1-0 1B		3-1 1B			1-1 G6-3	4	0	2	1	0	1	1									
Todd Zeile, R OBP: 0.336, SLG: 0.401	3-1 G6-3			1-0 1B		4-0 1B			4-2 BB	2	0	0	0	2	0	2									
Dave Collins, S OBP: 0.377, SLG: 0.250				1-2 G5-3		1-2 2-3 IBB				0	0	0	0	0	0	0									
Rod Brewer, L OBP: 0.238, SLG: 0.238		0-1 L8		3-3 K		0-0 G1-2-3			0-0 P3	4	0	0	0	0	1	5									
Craig Wilson, R OBP: 0.295, SLG: 0.269		2-0 G6-3			0-0 G1-3		2-2 CS 1B		3-2 L4	4	0	1	0	0	0	1									
Tim Jones, L OBP: 0.290, SLG: 0.312		1-3 K			0-0 G6-3 1B		1-2 G4-3 1-2			3	0	1	0	0	1	1									
Ray Stephens, R OBP: 0.182, SLG: 0.545			1-2 G4-3		0-1 G6-3 1-2		1-3 K			3	0	0	0	0	1	1									
Omar Olivares, R OBP: 0.167, SLG: 0.412			0-1 P1			0-2 1B 1B		2-1 L3		2	1	1	0	0	0	0									
Felix Jose, S OBP: 0.311, SLG: 0.385										1	0	0	0	0	0	0									
Mike Perez, R OBP: 0.377, SLG: 0.250										0	0	0	0	0	0	0									
Inning Stats	R: 0 E: 0 K: 1 S: 9	H: 1 LOB: 1 BB: 0 P: 15	R: 0 E: 0 K: 1 S: 6	H: 0 LOB: 0 BB: 0 P: 9	R: 0 E: 0 K: 2 S: 7	H: 0 LOB: 0 BB: 0 P: 10	R: 0 E: 0 K: 2 S: 8	H: 1 LOB: 1 BB: 0 P: 13	R: 0 E: 0 K: 0 S: 4	H: 1 LOB: 0 BB: 0 P: 4	R: 1 E: 0 K: 0 S: 8	H: 3 LOB: 2 BB: 1 P: 17	R: 0 E: 0 K: 1 S: 9	H: 1 LOB: 0 BB: 1 P: 13	R: 0 E: 0 K: 1 S: 9	H: 0 LOB: 0 BB: 1 P: 17	R: 0 E: 0 K: 0 S: 9	H: 0 LOB: 2 BB: 1 P: 17	1B: 7 2B: 0 3B: 0 HR: 0	SF: 0 SAC: 0 DP: 2 HBP: 0	WP: 0 PB: 0 SB: 4 CS: 1	PA: 33			
PITCHER	IP	WLS	BF	H	R	ER	SO	BB	IBB	HBP	BLK	WP	HR	S	P	ERA	WHIP								
Kevin Gross, R ERA: 4.57	(1, 1)	5.0	W	19	5	1	1	4	0	0	0	0	0	38	56	1.80	1.000								
Scott Ruskin, L ERA: 2.75	(6, 1)	2.0		7	2	0	0	1	0	1	0	0	0	13	25	0.00	1.000								
Steve Frey, L ERA: 2.1	(8, 1)	2.0	S	7	0	0	0	1	2	0	0	0	0	18	34	0.00	1.000								

Batter	1	2	3	4	5	6	7	8	9	AB	R	H	RBI	BB	SO	LOB	BOTTOM									
Otis Nixon, S OBP: 0.328, SLG: 0.307	0-1 1B G4-6-3		3-3 K		3-2 1B G3-1			1-2 L8		4	1	2	0	0	1	0	St. Louis Cardinals @ Montreal Expos Olympic Stadium, Montreal, QB Tue Oct 02 1990, 7:05 PM EDT Att: 4,636 - Dome AB 29 R 2 H 6 RBI 1 BB 0 SO 6 LOB 10 									
Dave Martinez, L OBP: 0.321, SLG: 0.425	2-1 1B G4-6-3		2-2 F8		1-0 1B G3-1		1-0 G4-3		1-0 G4-3	4	0	1	0	0	2	2										
Delino DeShields, L OBP: 0.374, SLG: 0.393	3-1 1B G4-6-3		2-3 K		0-3 K			0-1 G4-3		4	0	0	0	0	2	3										
Tim Wallach, R OBP: 0.341, SLG: 0.474	0-0 L4			3-3 K		1-0 G1-3			1-0 G1-3	3	0	0	0	0	1	0										
Larry Walker, L OBP: 0.325, SLG: 0.427		2-0 2B 1B		1-1 FC6-4 HBP		1-3 K			1-3 K	2	1	1	0	0	1	0										
Andres Galarraga, R OBP: 0.304, SLG: 0.409		2-0 G4-3 1H 2B		1-2 F9		0-3 K			0-3 K	3	0	1	1	0	1	1										
Nelson Santovenia, R OBP: 0.213, SLG: 0.292		2-0 G4-3		2-0 FC6-4			1-2 G6-3			3	0	0	0	0	2	2										
Tom Foley, L OBP: 0.267, SLG: 0.239		2-1 F8			0-1 F7		1-0 F7			3	0	0	0	0	1	1										
Kevin Gross, R OBP: 0.231, SLG: 0.340	(1, 1)	7.0	L	27	6	2	2	6	0	0	1	0	0	57	96	2.57		0.857								
Scott Ruskin, R OBP: 0.250, SLG: 0.625	(6, 1)																									
Mike Aldrete, L OBP: 0.385, SLG: 0.317	(7, PH)																									
Steve Frey, R ERA: 4.05	(8, 1)	1.0		3	0	0	0	0	0	0	0	8	10	0.00	0.000											
Inning Stats	R: 1 E: 0 K: 0 S: 7	H: 2 LOB: 0 BB: 0 P: 12	R: 1 E: 0 K: 0 S: 6	H: 2 LOB: 1 BB: 0 P: 15	R: 0 E: 0 K: 2 S: 10	H: 0 LOB: 0 BB: 0 P: 17	R: 0 E: 0 K: 1 S: 12	H: 0 LOB: 2 BB: 0 P: 16	R: 0 E: 0 K: 2 S: 8	H: 0 LOB: 0 BB: 0 P: 10	R: 0 E: 0 K: 0 S: 6	H: 0 LOB: 0 BB: 0 P: 11	R: 0 E: 0 K: 0 S: 8	H: 0 LOB: 0 BB: 0 P: 10	R: 0 E: 0 K: 0 S: 9	H: 0 LOB: 1 BB: 1 P: 10	1B: 5 2B: 1 3B: 0 HR: 0	SF: 0 SAC: 0 DP: 1 HBP: 1	WP: 0 PB: 0 SB: 1 CS: 0	PA: 30						
PITCHER	IP	WLS	BF	H	R	ER	SO	BB	IBB	HBP	BLK	WP	HR	S	P	ERA	WHIP									
Omar Olivares, R ERA: 2.92	(1, 1)	7.0	L	27	6	2	2	6	0	0	1	0	0	57	96	2.57	0.857									
Mike Perez, R ERA: 4.05	(8, 1)	1.0		3	0	0	0	0	0	0	0	0	0	8	10	0.00	0.000									