Montreal Expos - 1991

Montreal Expos @ Pittsburgh Pirates

Three Rivers Stadium, Pittsburgh, PA

Mon Apr 08 1991, 7:05 PM EDT

Att. 54,274 - Cloudy - 73 F

TOP

livebaseballscorecards.com

Batter	1	2	3	4	5	6	7	8	9	AB	R	H	RBI	BB	SO	LOB
Delino DeShields, L (1, 4) OBP: 0.200, SLG: 0.800	B B C X 2-1 G4-3		F B L F X 1-2 F7		X 0-0 G6-3		B B F B X 3-1 HR	B S F B F B C 3-3 K		5	1	1	1	0	1	1
Dave Martinez, L (1, 8) OBP: 0.600, SLG: 0.800	C F X 0-2 E 1B 1B		C B X 1-1 F7		C C B X 1-2 S HR 1B		B F X 1-1 1B 2B		C B B C B X 3-2 G4-3	5	2	3	0	0	0	0
Ivan Calderon, R (1, 7) OBP: 0.600, SLG: 1.200	F X 0-1 F8		B S X 1-1 F9		B X 1-0 1-H HR		B X 1-0 2-H 1B		S X 0-1 1B	5	1	3	2	0	0	1
Tim Wallach, R (1, 5) OBP: 0.200, SLG: 0.200	1 SAFE B B C 1 SAFE S B X 3-2 1-H 1B			B B F F X 2-2 G4-3	B X 1-0 P4		B X 1-0 F7		B C B X 2-1 P3	5	0	1	1	0	0	2
Larry Walker, L (1, 9) OBP: 0.800, SLG: 1.000		C B B X 2-1 G4-1 1B 2B		S C B X 1-2 1B 1B		X 0-0 E 1B 1B	B F F F B F B B 4-2 BB		X 0-0 F7	4	2	3	0	1	0	1
Andres Galarraga, R (1, 3) OBP: 0.250, SLG: 0.250		2 SAFE X 0-0 G4-1 2-3		F B X 1-1 1-2 1B		F F X 0-2 E5 1B 1-2 G4-6-3	C S X 0-2 P3			4	1	1	0	0	0	4
Ron Hassey, L (1, 2) OBP: 0.500, SLG: 0.500		B X 1-0 3-H 1B		F F B F B B X 3-2 F9		X 0-0 1-3 2-H G4-6-3 1B		F B X 1-1 G1-3		4	0	2	2	0	0	2
Spike Owen, S (1, 6)		C F B B B X 2-2 P5		C B S C 1-3 K		C B 1 SAFE X 1-1 G4-6-3 1-2f 3-H		X 0-0 G4-3		4	0	0	0	0	1	4
Dennis Martinez, R (1, 1) Eric Bullock, L (8, PH) OBP: 1.000, SLG: 1.000 Barry Jones, R (8, 1) Scott Ruskin, R (9, 1)		F F B S 1-3 K			F S S 0-3 K	F X 0-1 G1-3		B X 1-0 1B		3 1 0 0	0 0 0 0	0 1 0 0	0 0 0 0	2 0 0 0	1 0 0 0	
Inning Stats	R: 1 E: 1 K: 0 S: 10 H: 2 LOB: 1 BB: 0 P: 15	R: 1 E: 0 K: 1 S: 10 H: 2 LOB: 1 BB: 0 P: 16	R: 0 E: 0 K: 0 S: 8 H: 0 LOB: 0 BB: 0 P: 11	R: 0 E: 0 K: 1 S: 15 H: 2 LOB: 2 BB: 0 P: 23	R: 2 E: 0 K: 1 S: 9 H: 2 LOB: 0 BB: 0 P: 12	R: 2 E: 1 K: 0 S: 9 H: 2 LOB: 0 BB: 0 P: 10	R: 1 E: 0 K: 0 S: 13 H: 3 LOB: 2 BB: 1 P: 23	R: 0 E: 0 K: 1 S: 8 H: 1 LOB: 1 BB: 0 P: 13	R: 0 E: 0 K: 0 S: 8 H: 1 LOB: 1 BB: 0 P: 13	1B: 11 2B: 2 3B: 0 HR: 2 SF: 0 SAC: 0 DP: 1 HBP: 0						

AB	40
R	7
H	15
RBI	6
BB	1
SO	4
LOB	16

WP: 0 PB: 0 SB: 1 CS: 0 PA: 41

PITCHER		IP	WLS	BF	H	R	ER	SO	BB	IBB	HBP	BLK	WP	HR	S	P	ERA	WHIP
Doug Drabek, R ERA: 5.4	(1, 1)	5.0	L	22	8	4	3	3	0	0	0	0	0	1	52	77	5.40	1.600
Neal Heaton, L ERA: 6.75	(6, 1)	1.1		8	5	3	1	0	0	0	0	0	0	1	14	20	6.75	3.750
Stan Belinda, R ERA:	(7, 1)	1.2		7	1	0	0	1	1	0	0	0	0	0	16	26	0.00	1.200
Bill Landrum, R ERA:	(9, 1)	1.0		4	1	0	0	0	0	0	0	0	0	0	8	13	0.00	1.000

PITCHER	IP	WLS	BF	H	R	ER	SO	BB	IBB	HBP	BLK	WP	HR	S	P	ERA	WHIP

Montreal Expos @ Pittsburgh Pirates

Three Rivers Stadium, Pittsburgh, PA

Mon Apr 08 1991, 7:05 PM EDT

Att. 54,274 - Cloudy - 73 F

BOTTOM

Batter	1	2	3	4	5	6	7	8	9	AB	R	H	RBI	BB	SO	LOB
Gary Redus, R (1, 3)	F9			F8		L7		BB		3	0	0	0	1	0	0
Jay Bell, R (1, 6)	F9			E4		K		K		4	0	0	0	0	2	1
Andy Van Slyke, L (1, 8)	G4-3			F7		S BB		F7		3	0	0	0	1	0	2
Bobby Bonilla, S (1, 9)		G4-3		E BB		K			F8	3	0	0	0	1	1	1
Barry Bonds, L (1, 7) OBP: 0.250, SLG: 0.250		F7		E4			1B		F8	4	0	1	0	0	0	2
Jeff King, R (1, 5)		L9		G5-3			F8		BB	3	0	0	0	1	0	4
Michael LaValliere, L (1, 2)	G1-3				G1-3		K		F7	3	0	0	0	0	1	1
Don Slaught, R (9, PH)										1	0	0	0	0	0	1
Jose Lind, R (1, 4)	K				F7		F9			3	0	0	0	0	1	1
Doug Drabek, R (1, 1)	K				F7			K		1	0	0	0	0	1	0
Lloyd McClendon, R (5, PH)										1	0	0	0	0	0	0
Neal Heaton, L (6, 1)										0	0	0	0	0	0	0
Stan Belinda, R (7, 1)										0	0	0	0	0	0	0
Gary Varsho, L (8, PH)										1	0	0	0	0	1	0
Bill Landrum, R (9, 1)										0	0	0	0	0	0	0
Inning Stats	R: 0 E: 0 K: 0 S: 8 H: 0 LOB: 0 BB: 0 P: 15	R: 0 E: 0 K: 0 S: 7 H: 0 LOB: 0 BB: 0 P: 13	R: 0 E: 0 K: 2 S: 8 H: 0 LOB: 0 BB: 0 P: 12	R: 0 E: 3 K: 0 S: 12 H: 0 LOB: 3 BB: 1 P: 22	R: 0 E: 0 K: 0 S: 7 H: 0 LOB: 0 BB: 0 P: 13	R: 0 E: 0 K: 2 S: 10 H: 0 LOB: 1 BB: 1 P: 20	R: 0 E: 0 K: 1 S: 10 H: 1 LOB: 1 BB: 0 P: 16	R: 0 E: 0 K: 2 S: 11 H: 0 LOB: 1 BB: 1 P: 18	R: 0 E: 0 K: 0 S: 4 H: 0 LOB: 1 BB: 1 P: 9	1B: 1 2B: 0 3B: 0 HR: 0	SF: 0 SAC: 0 DP: 0 HBP: 0						

	AB	30
	R	0
	H	1
	RBI	0
	BB	4
	SO	7
	LOB	13

WP: 0 PB: 0 SB: 1 CS: 0 PA: 34

livebaseballscorecards.com

PITCHER		IP	WLS	BF	H	R	ER	SO	BB	IBB	HBP	BLK	WP	HR	S	P	ERA	WHIP
Dennis Martinez, R	(1, 1)	7.0	W	26	1	0	0	5	2	0	0	0	0	0	62	111	0.00	0.429
ERA:																		
Barry Jones, R	(8, 1)	1.0		4	0	0	0	2	1	0	0	0	0	0	11	18	0.00	1.000
ERA:																		
Scott Ruskin, L	(9, 1)	1.0		4	0	0	0	0	1	0	0	0	0	0	4	9	0.00	1.000
ERA:																		

PITCHER	IP	WLS	BF	H	R	ER	SO	BB	IBB	HBP	BLK	WP	HR	S	P	ERA	WHIP

Batter	1	2	3	4	5	6	7	8	9	AB	R	H	RBI	BB	SO	LOB
Delino DeShields, L (1, 4) OBP: 0.444, SLG: 0.714	B B F B B 4-1 S 2B BB		B C C F F B B C 3-3 ① K		B C C B F B F F B 4-2 BB		B B C X 2-1 2-H 1B			2	1	1	1	2	1	0
Dave Martinez, L (1, 8) OBP: 0.444, SLG: 0.556	B X 1-0 ① F8		C B B X 2-1 CS 1B		1 SAFE 1 SAFE S B 1 SAFE F 1 SAFE F 1 SAFE 1-2 ③ X G4-1		B X 1-0 ③ G3-1			4	0	1	0	0	0	3
Ivan Calderon, R (1, 7) OBP: 0.444, SLG: 0.889	S C X 0-2 G6-3 1-H 2B 2B		F B S B B S 3-3 ② ③ K 1-2			C F X 0-2 ① F9		B X 1-0 ① G6-3		4	1	1	1	0	1	1
Tim Wallach, R (1, 5) OBP: 0.222, SLG: 0.125	S X 0-1 ② G6-3 2-3			X 0-0 ① L7		F B B B B 4-1 BLK BB		F B X 1-1 ② L9		3	0	0	0	1	0	1
Larry Walker, L (1, 9) OBP: 0.556, SLG: 0.750	F S X 0-2 3-H 2B			X 0-0 ② G4-3		B S F C 1-3 ② K		F B F B S 2-3 ③ K		4	0	1	1	0	2	1
Andres Galarraga, R (1, 3) OBP: 0.250, SLG: 0.250	C S S 0-3 ③ K			X 0-0 1B		F B S F B B S 3-3 ③ 1-2 K			F F B B X 2-2 F9	4	0	1	0	0	2	2
Nelson Santovenia, R (1, 2) OBP: 0.250, SLG: 0.500		C F B S 1-3 ① K		F F S 0-3 ③ K			C B F X 1-2 1B 2B		B X 1-0 ② F9	4	1	1	0	0	2	1
Spike Owen, S (1, 6) Ron Hassey, L (9, PH) OBP: 0.400, SLG: 0.400		C S X 0-2 ② F8			B C B X 2-1 ① F9		B B X 2-0 ① F8		F C B B F C 2-3 ③ K	3 1	0 0	0 0	0 0	0 1	0 0	1 0
Chris Nabholz, L (1, 1) Mel Rojas, R (6, 1) Eric Bullock, L (7, PH) OBP: 0.500, SLG: 0.500 Bill Long, R (7, 1) Steve Frey, R (7, 1) Tim Burke, R (8, 1) Marquis Grissom, R (8, 9)		F S X 0-2 ③ P4			F B B S X 2-2 ② G1-3		B B S S C 2-3 ② K			2 0 1 0 0 0 0 0	0 0 0 0 0 0 0 0	0 0 0 0 0 0 0 0	0 0 0 0 0 0 0 0	0 0 1 0 0 0 0 0	0 0 1 0 0 0 0 0	0 0 1 0 0 0 0 0

TOP

Montreal Expos @ Pittsburgh Pirates

Three Rivers Stadium, Pittsburgh, PA

Tue Apr 09 1991, 7:05 PM EDT

Att. 6,624 - Cloudy - 75 F

livebaseballscorecards.com

AB	32
R	3
H	6
RBI	3
BB	3
SO	10
LOB	11

Inning Stats	1	2	3	4	5	6	7	8	9
	R: 2 H: 2 E: 0 LOB: 1 K: 1 BB: 1 S: 13 P: 18	R: 0 H: 0 E: 0 LOB: 0 K: 1 BB: 0 S: 9 P: 10	R: 0 H: 1 E: 0 LOB: 0 K: 2 BB: 0 S: 10 P: 18	R: 0 H: 1 E: 0 LOB: 1 K: 1 BB: 0 S: 6 P: 6	R: 0 H: 0 E: 0 LOB: 1 K: 0 BB: 1 S: 14 P: 23	R: 0 H: 0 E: 0 LOB: 1 K: 2 BB: 1 S: 11 P: 19	R: 1 H: 2 E: 0 LOB: 1 K: 1 BB: 0 S: 10 P: 18	R: 0 H: 0 E: 0 LOB: 0 K: 1 BB: 0 S: 6 P: 10	R: 0 H: 0 E: 0 LOB: 0 K: 1 BB: 0 S: 8 P: 13

1B: 3	SF: 0	WP: 0
2B: 3	SAC: 0	PB: 0
3B: 0	DP: 0	SB: 1
HR: 0	HBP: 0	CS: 1

PA: 35

PITCHER		IP	WLS	BF	H	R	ER	SO	BB	IBB	HBP	BLK	WP	HR	S	P	ERA	WHIP
Bob Walk, R ERA: 3.6	(1, 1)	5.0		20	4	2	2	5	2	0	0	0	0	0	52	75	3.60	1.200
Vicente Palacios, R ERA: 4.5	(6, 1)	2.0		9	2	1	1	3	1	0	0	1	0	0	21	37	4.50	1.500
Bob Kipper, L ERA:	(8, 1)	1.0	W	3	0	0	0	1	0	0	0	0	0	0	6	10	0.00	0.000
Bill Landrum, R ERA:	(9, 1)	1.0	S	3	0	0	0	1	0	0	0	0	0	0	8	13	0.00	0.000

PITCHER	IP	WLS	BF	H	R	ER	SO	BB	IBB	HBP	BLK	WP	HR	S	P	ERA	WHIP

BOTTOM

Montreal Expos @ Pittsburgh Pirates

Three Rivers Stadium, Pittsburgh, PA

Tue Apr 09 1991, 7:05 PM EDT

Att. 6,624 - Cloudy - 75 F

livebaseballscorecards.com

Batter	1	2	3	4	5	6	7	8	9	AB	R	H	RBI	BB	SO	LOB
Gary Redus, R (1, 3) OBP: 0.444, SLG: 0.571	C B B S F B X 3-2 ① P3		B B X 2-0 WP 2B		B C X 1-1 ③ G5-3 2-3		C B C X 1-2 1B 2B	H 1-0 FC6-4 HBP 1-2 2-3 3-H		4	1	2	1	0	0	1
Jay Bell, R (1, 6) OBP: 0.222, SLG: 0.333	B C B B C F F F F 3-2 F X ② G6-3		B B X 2-0 ③ G3-1 2-3			B C X 1-1 2B	C B B C F X 2-2 2-H 1B	F S F B X 1-2 ③ FC6-4 1-2f		5	0	2	1	0	0	4
Andy Van Slyke, L (1, 8) OBP: 0.143, SLG: 0.143	C B C S 1-3 ③ K			X 0-0 ① F7		B B B B 4-0 BB	C C B F B C 2-3 ③ K			3	0	0	0	1	2	1
Bobby Bonilla, S (1, 9) OBP: 0.250, SLG: 0.250		B B B C X 3-1 ① L8		B B F F B B 4-2 BB		B F B F X 2-2 ① F7		C B B F B B 4-2 HBP 1B BB BB		2	1	0	0	2	0	2
Jeff King, R (1, 5) OBP: 0.375, SLG: 0.167		C C S 0-3 ② K B F C B X 2-2 1B		X 0-0 ② F8 C B C X 1-2 ③ G1-3		X 0-0 ② F7 B S C B B X 3-2 ③ F8		B F X 1-1 BB HBP 1B 1-2 G6-2-3 1 SAFE H 1-0 G6-2-3 BB HBP HBP 1-2 2-3		4	0	1	0	0	1	3
Don Slaught, R (1, 2) OBP: 0.500, SLG: 1.000 Michael LaValliere, L (8, PH) (9, 2)		S S B F 1 SAFE C 1-3 ③ K	B B X 2-0 WP 2B			B C X 1-1 1B 2B		C B F B B B 4-2 HBP G6-2-3 BB 1-2 2-3 3-H		3 0	1 0	2 0	0 1	0 1	1 0	1 0
Jose Lind, R (1, 4) OBP: 0.143, SLG: 0.143			B F F F X 1-2 ① F8	X 0-0 ① G6-3		B B X 2-0 G4-6-3 1B 2-H		B X 1-0 ① ② G6-2-3 1-2 2-3 3-Hf		4	0	1	1	0	0	4
Bob Walk, R (1, 1) Lloyd McClendon, R (5, PH) Vicente Palacios, R (6, 1) Curtis Wilkerson, S (7, PH) Bob Kipper, R (8, 1) Gary Varsho, L (8, PH) Bill Landrum, R (9, 1)			S S B F B C 2-3 ② K		C C B X 1-2 ② F7		B S C B B F X 2-2 ① ② G4-6-3 1-2f	I N I 4-0 HBP IBB		1 1 0 1 0 0 0	0 0 0 0 0 0 0	0 0 0 0 0 0 0	0 0 0 0 1 0 0	0 0 0 0 0 0 0	1 0 0 0 0 0 0	0 0 0 1 0 0 0
Inning Stats	R: 0 H: 0 E: 0 LOB: 0 K: 1 BB: 0 S: 15 P: 22	R: 0 H: 1 E: 0 LOB: 1 K: 2 BB: 0 S: 12 P: 18	R: 0 H: 1 E: 0 LOB: 1 K: 1 BB: 0 S: 9 P: 16	R: 0 H: 0 E: 0 LOB: 1 K: 0 BB: 1 S: 7 P: 12	R: 0 H: 1 E: 0 LOB: 1 K: 0 BB: 0 S: 7 P: 11	R: 0 H: 1 E: 0 LOB: 2 K: 0 BB: 1 S: 9 P: 19	R: 2 H: 4 E: 0 LOB: 1 K: 1 BB: 0 S: 18 P: 28	R: 2 H: 1 E: 0 LOB: 3 K: 0 BB: 3 S: 11 P: 28		1B: 4 2B: 5 3B: 0 HR: 0	SF: 0 SAC: 0 DP: 2 HBP: 2					

	AB	31
	R	4
	H	9
	RBI	4
	BB	5
	SO	5
	LOB	21

PITCHER		IP	WLS	BF	H	R	ER	SO	BB	IBB	HBP	BLK	WP	HR	S	P	ERA	WHIP
Chris Nabholz, L ERA:	(1, 1)	5.0		19	3	0	0	4	1	0	0	0	2	0	50	79	0.00	0.800
Mel Rojas, R ERA:	(6, 1)	1.0		5	1	0	0	0	1	0	0	0	0	0	9	19	0.00	2.000
Bill Long, R ERA: 27.0	(7, 1)	0.2		5	4	2	2	0	0	0	0	0	0	0	14	22	27.00	6.000
Steve Frey, L ERA: 54.0	(7, 1)	0.1	L	3	1	2	2	1	1	0	0	0	0	0	8	15	54.00	6.000
Tim Burke, R ERA:	(8, 1)	1.0		6	0	0	0	0	1	1	2	0	0	0	7	19	0.00	1.000

PITCHER	IP	WLS	BF	H	R	ER	SO	BB	IBB	HBP	BLK	WP	HR	S	P	ERA	WHIP

Batter	1	2	3	4	5	6	7	8	9	AB	R	H	RBI	BB	SO	LOB
Delino DeShields, L (1, 4) OBP: 0.385, SLG: 0.545	L B F B X 2-2 G4-3		B S X 1-1 S 2B 1B		C F S 0-3 ② K			C C B F C 1-3 ① K		4	1	1	0	0	2	1
Marquis Grissom, R (1, 9) OBP: 0.500, SLG: 0.667	F B X 1-1 S 1B 2B		L B F 1 SAFE 1 SAFE F 1 B SAFE 4-2 B 1-3 2B BB		B B C X 2-1 ③ P3			X 0-0 ② FC5-4 S BB 1-2f		3	2	1	0	1	0	1
Ivan Calderon, R (1, 7) OBP: 0.538, SLG: 0.917	B C 2 SAFE B B F F X 3-2 FC4-6 2-H 1B		B X 1-0 ② 1-H 3-H 2B			B X 1-0 ① F8		B F B B F F F B 4-2 FC5-4 1-2 BB		3	0	2	3	1	0	0
Tim Wallach, R (1, 5) OBP: 0.154, SLG: 0.083	B C C S 1-3 ② K		F B B B F X 3-2 ③ G5-3			C B B X 2-1 ② G5-3		F S F X 0-2 ③ FC5-4 1-2f 2-3		4	0	0	0	0	1	3
Andres Galarraga, R (1, 3) OBP: 0.167, SLG: 0.167	X 0-0 ③ FC4-6 1-2f			F C X 0-2 ① F8		C X 0-1 ③ G6-3			X 0-0 ① P1	4	0	0	0	0	0	1
Dave Martinez, L (1, 8) OBP: 0.308, SLG: 0.385		C C C 0-3 ① K		F C B F X 1-2 ② F6			B C B X 2-1 ① G6-3		C B X 1-1 ② F8	4	0	0	0	0	1	0
Nelson Santovenia, R (1, 2) OBP: 0.375, SLG: 0.500		F B F X 1-2 ② F8		B B X 2-0 FC5-4 1B			B F B B B X 3-1 G6-4-3 1B		B S B B B C S 3-3 ③ K	4	0	2	0	0	1	0
Spike Owen, S (1, 6)		B X 1-0 ③ F9		F F B X 1-2 ③ FC5-4 1-2f			B C X 1-1 ② ③ G6-4-3 1-2f			3	0	0	0	0	0	2
Oil Can Boyd, R (1, 1)			X 0-0 ① G1-3		X 0-0 ① G6-3			F B C X 1-2 FC5-4 1B		2	0	0	0	0	0	0
Steve Frey, R (5, 1)										0	0	0	0	0	0	0
Junior Noboa, R (8, PH) OBP: 1.000, SLG: 1.000										1	0	1	0	0	0	0
Tim Burke, R (8, 1)										0	0	0	0	0	0	0
Inning Stats	R: 1 E: 0 K: 1 S: 13 H: 2 LOB: 1 BB: 0 P: 20	R: 0 E: 0 K: 1 S: 7 H: 0 LOB: 0 BB: 0 P: 9	R: 2 E: 0 K: 0 S: 10 H: 2 LOB: 0 BB: 1 P: 19	R: 0 E: 0 K: 0 S: 11 H: 1 LOB: 1 BB: 0 P: 15	R: 0 E: 0 K: 1 S: 6 H: 0 LOB: 0 BB: 0 P: 8	R: 0 E: 0 K: 0 S: 5 H: 0 LOB: 0 BB: 0 P: 8	R: 0 E: 0 K: 0 S: 6 H: 1 LOB: 0 BB: 0 P: 12	R: 0 E: 0 K: 1 S: 16 H: 1 LOB: 2 BB: 1 P: 22	R: 0 E: 0 K: 1 S: 6 H: 0 LOB: 0 BB: 0 P: 10	1B: 5 2B: 2 3B: 0 HR: 0	SF: 0 SAC: 0 DP: 1 HBP: 0					

TOP

Montreal Expos @ Pittsburgh Pirates

Three Rivers Stadium, Pittsburgh, PA

Wed Apr 10 1991, 3:33 AM EDT

Att. 7,656 - Cloudy - 44 F

livebaseballscorecards.com

AB	32
R	3
H	7
RBI	3
BB	2
SO	5
LOB	8

WP: 0 PB: 0 SB: 4 CS: 0 PA: 34

PITCHER		IP	WLS	BF	H	R	ER	SO	BB	IBB	HBP	BLK	WP	HR	S	P	ERA	WHIP
Zane Smith, L ERA: 3.52	(1, 1)	7.2	W	29	7	3	3	4	1	0	0	0	0	0	66	101	3.52	1.043
Stan Belinda, R ERA:	(8, 1)	1.1	S	5	0	0	0	1	1	0	0	0	0	0	14	22	0.00	0.750

PITCHER	IP	WLS	BF	H	R	ER	SO	BB	IBB	HBP	BLK	WP	HR	S	P	ERA	WHIP

BOTTOM

Montreal Expos @ Pittsburgh Pirates

Three Rivers Stadium, Pittsburgh, PA

Wed Apr 10 1991, 3:33 AM EDT

Att. 7,656 - Cloudy - 44 F

livebaseballscorecards.com

Batter	1	2	3	4	5	6	7	8	9	AB	R	H	RBI	BB	SO	LOB
Gary Varsho, L (1, 3) OBP: 0.400, SLG: 0.250 Carmelo Martinez, R (6, 3)	B F B X 2-1 ① F8		X 0-0 PB SF8 SF9 2-3 1B	S B F C 1-3 ③ K		C B B B X 3-1 ① P3				3 1	1 0	1 0	0 0	0 0	1 0	1 1
Jay Bell, R (1, 6) OBP: 0.231, SLG: 0.333	B B B C X 3-1 WP 2B 1B		X 0-0 ① SF8 1-2 3-H		X 0-0 ① G6-3	B F B B C X 3-2 ② F9				3	1	1	1	0	0	1
Andy Van Slyke, L (1, 8) OBP: 0.250, SLG: 0.222	C F B B S 2-3 ② K 1-2		B B B X 3-0 ② SF9 2-H		F B F F B X 2-2 BLK 1B 2B	F X 0-1 ③ G3-1				3	1	1	1	0	1	2
Bobby Bonilla, S (1, 9) OBP: 0.500, SLG: 0.444	F S B B X 2-2 2-H 2B		X 0-0 1B		B C B B F F X 3-2 S 2-H 1B 1B		X 0-0 ① G5-3			4	1	3	2	0	0	0
Barry Bonds, L (1, 7) OBP: 0.167, SLG: 0.167	C B S X 1-2 ③ G3-1		B S F X 2-2 ③ G4-3		B F C F C 1-3 ② K 1-2		S S B X 1-2 ② F7			4	0	0	0	0	1	3
Jeff King, R (1, 5) OBP: 0.417, SLG: 0.222		B B C X 2-1 ① L5		C F X 0-2 1B G6-4-3 FC6-4 1B	I I I 4-0 1B IBB		X 0-0 ③ G1-6-3			3	1	1	0	1	0	0
Michael LaValliere, L (1, 2) OBP: 0.250, SLG: 0.143		S X 0-1 ② P5	C B 1 SAFE P X 2-1 ① G6-4-3 1-2		B X 1-0 1-2 2-H 1B			C B X 1-1 ① G4-3		4	0	1	1	0	0	1
Jose Lind, R (1, 4) OBP: 0.182, SLG: 0.182		B F C S 1-3 ③ K	B B S X 2-1 FC6-4 2-3 1B		B B B F X 3-1 ③ L6			B C F F X 1-2 ② F7		4	0	1	0	0	1	2
Zane Smith, L (1, 1) OBP: 0.667, SLG: 1.000 Stan Belinda, R (8, 1)			X 0-0 1B SF8 2B	C X 0-1 ② FC6-4 1-2f 3-H		F F B F H 2-2 HBP		C S F X 0-2 ③ G5-3		2 1	1 0	1 0	1 0	0 0	0 0	1 0
Inning Stats	R: 1 H: 2 E: 0 LOB: 1 K: 1 BB: 0 S: 13 P: 23	R: 0 H: 0 E: 0 LOB: 0 K: 1 BB: 0 S: 7 P: 10	R: 2 H: 3 E: 0 LOB: 1 K: 0 BB: 0 S: 8 P: 13	R: 1 H: 2 E: 0 LOB: 1 K: 1 BB: 0 S: 13 P: 17	R: 2 H: 3 E: 0 LOB: 2 K: 1 BB: 1 S: 16 P: 30	R: 0 H: 0 E: 0 LOB: 1 K: 0 BB: 0 S: 10 P: 18	R: 0 H: 0 E: 0 LOB: 0 K: 0 BB: 0 S: 5 P: 6	R: 0 H: 0 E: 0 LOB: 0 K: 0 BB: 0 S: 10 P: 12		1B: 7 SF: 2 2B: 3 SAC: 0 3B: 0 DP: 0 HR: 0 HBP: 1				WP: 1 PA: 36 PB: 1 SB: 1 CS: 0		

	AB	32
	R	6
	H	10
	RBI	6
	BB	1
	SO	4
	LOB	12

PITCHER		IP	WLS	BF	H	R	ER	SO	BB	IBB	HBP	BLK	WP	HR	S	P	ERA	WHIP
Oil Can Boyd, R ERA: 12.46	(1, 1)	4.1	L	22	9	6	6	3	0	0	0	1	1	0	50	77	12.46	2.077
Steve Frey, L ERA: 6.0	(5, 1)	2.2		11	1	0	0	1	0	1	1	0	0	0	22	40	0.00	0.375
Tim Burke, R ERA:	(8, 1)	1.0		3	0	0	0	0	0	0	0	0	0	0	10	12	0.00	0.000

PITCHER	IP	WLS	BF	H	R	ER	SO	BB	IBB	HBP	BLK	WP	HR	S	P	ERA	WHIP

Batter	1	2	3	4	5	6	7	8	9	AB	R	H	RBI	BB	SO	LOB
Delino DeShields, L (1, 4) OBP: 0.353, SLG: 0.600	B F F F X 1-2 G5-3 ①		B X 1-0 1B 2-H 3B ①			C B B C B S 3-3 K ①		S B 1 SAFE C F S 1-3 K ②		4	1	1	1	0	2	2
Dave Martinez, L (1, 8) OBP: 0.294, SLG: 0.353	C B B B F F X 3-2 G3 ②		X 0-0 CS 1B 3-H ①			B X 1-0 G3 ②		C B B X 2-1 F7 ③		4	0	1	1	0	0	2
Ivan Calderon, R (1, 7) OBP: 0.412, SLG: 0.688	C C B X 1-2 G4-3 ③		1 SAFE F P 1-1 CS 1-2 ③	F F F X 0-2 L6 ①		F C B B X 2-2 L9 ③			F C X 0-2 F8 ①	4	0	0	0	0	0	0
Tim Wallach, R (1, 5) OBP: 0.176, SLG: 0.125		B S C X 1-2 F9 ①		F C B S 1-3 K ②			C F B F X 1-2 G5-3 ①		B X 1-0 2B 1B 1B	4	1	1	0	0	1	0
Larry Walker, L (1, 9) OBP: 0.385, SLG: 0.500		S C B F B F X 2-2 F7 ②		B B B C F X 3-2 G4-3 ③			X 0-0 G6-3 ②		C F X 0-2 P4 ②	4	0	0	0	0	0	1
Andres Galarraga, R (1, 3) OBP: 0.188, SLG: 0.250		B S X 1-1 G6-3 ③			F B F X 1-2 E6 CS 1B		F F B C 1-3 K ③		B C X 1-1 1B 1-3 2B	4	0	1	0	0	1	0
Nelson Santovenia, R (1, 2) OBP: 0.417, SLG: 0.500			B X 1-0 G6-3 ①		X 0-0 L6 ①			B B C B F X 3-2 FC1-6 BB 1B	C F X 0-2 1B 2-3 3-H	4	0	2	1	0	0	1
Spike Owen, S (1, 6) OBP: 0.231, SLG: 0.167 Ron Hassey, L (9, PH) OBP: 0.400, SLG: 0.400 Marquis Grissom, R (9, PH) OBP: 0.400, SLG: 0.500			X 0-0 SH1-4 3B 1B		1 SAFE C 1 SAFE F F 1 SAFE X 0-2 CS 1-2 1B			B B B B 4-0 FC1-6 1-2 BB	C B X 1-1 P4 ③	2 0 1	1 0 0	2 0 0	0 0 0	1 0 0	0 0 0	0 0 2
Rick Mahler, R (1, 1) Mel Rojas, R (5, 1) Eric Bullock, L (8, PH) OBP: 0.333, SLG: 0.333 Bill Long, R (8, 1)			B F 1 SAFE X 1-1 SH1-4 1-2 ②		1 SAFE L B S B X 2-2 G6-3 1-2 2-3 ② ③			B F F X 1-2 FC1-6 1-2f 2-3 ①		1 0 1 0	0 0 0 0	0 0 0 0	0 0 0 0	0 0 0 0	0 0 0 0	2 0 2 0
Inning Stats	R: 0 E: 0 K: 0 S: 11 H: 0 LOB: 0 BB: 0 P: 16	R: 0 E: 0 K: 0 S: 10 H: 0 LOB: 0 BB: 0 P: 14	R: 2 E: 0 K: 0 S: 8 H: 3 LOB: 0 BB: 0 P: 11	R: 0 E: 0 K: 1 S: 10 H: 0 LOB: 0 BB: 0 P: 14	R: 0 E: 1 K: 0 S: 11 H: 1 LOB: 1 BB: 0 P: 14	R: 0 E: 0 K: 1 S: 7 H: 0 LOB: 0 BB: 0 P: 13	R: 0 E: 0 K: 1 S: 8 H: 0 LOB: 0 BB: 0 P: 10	R: 0 E: 0 K: 1 S: 12 H: 1 LOB: 2 BB: 1 P: 23	R: 1 E: 0 K: 0 S: 14 H: 3 LOB: 2 BB: 0 P: 17	1B: 6 2B: 1 3B: 1 HR: 0	SF: 0 SAC: 1 DP: 0 HBP: 0						

PITCHER		IP	WLS	BF	H	R	ER	SO	BB	IBB	HBP	BLK	WP	HR	S	P	ERA	WHIP
Wally Whitehurst, R ERA: 2.57	(1, 1)	7.0	W	26	5	2	2	3	1	0	0	0	0	0	68	102	2.57	0.857
Alejandro Pena, R ERA: 5.4	(8, 1)	1.2		8	3	1	1	1	0	0	0	0	0	0	21	27	5.40	1.800
John Franco, L ERA:	(9, 1)	0.1	S	1	0	0	0	0	0	0	0	0	0	0	2	3	0.00	0.000

PITCHER	IP	WLS	BF	H	R	ER	SO	BB	IBB	HBP	BLK	WP	HR	S	P	ERA	WHIP

TOP

Montreal Expos @ New York Mets

Shea Stadium, Flushing, NY

Thu Apr 11 1991, 7:05 PM EDT

Att. 17,271 - Sunny - 52 F

livebaseballscorecards.com

AB	33
R	3
H	8
RBI	3
BB	1
SO	4
LOB	12

1B: 6	SF: 0	WP: 0	PA: 36
2B: 1	SAC: 1	PB: 0	
3B: 1	DP: 0	SB: 0	
HR: 0	HBP: 0	CS: 3	

Montreal Expos @ New York Mets

Shea Stadium, Flushing, NY

Thu Apr 11 1991, 7:05 PM EDT

Att. 17,271 - Sunny - 52 F

BOTTOM

livebaseballscorecards.com

Batter	1	2	3	4	5	6	7	8	9	AB	R	H	RBI	BB	SO	LOB
Vince Coleman, S (1, 8) OBP: 0.429, SLG: 0.375	BBBB 4-0 PB BB SF7 BB	BFFBX 2-2 2-H 3-H 2B		X 0-0 B5-3 ③		SFBS 1-3 K ②		CBBBBB 4-2 FC4-6 BB		3	1	1	2	2	1	2
Gregg Jefferies, S (1, 5) OBP: 0.350, SLG: 0.250	B 1 SAFE B 1 SAFE 1 SAFE BBB 4-0 PB 1-2 BB	BBX 2-0 F8 ②			BBBCB 4-1 2B BB	BBBB 4-0 1-2 2-3 BB		X 0-0 FC4-6 ③ 1-2f		2	1	0	0	3	0	2
Dave Magadan, L (1, 3) OBP: 0.316, SLG: 0.154	CBFX 1-2 G1-3 ① 1-2 2-3	BBX 2-0 L8 ③			1 SAFE 1 SAFE B 1 SAFE X 1-0 G4-3 SF9 1-H 2B	FBCBBFX 3-2 F5 ③				4	1	1	1	0	0	6
Hubie Brooks, R (1, 9) OBP: 0.444, SLG: 0.733	BBBBCB 4-1 BB		BCBX 2-1 G3-1 ①		FBBCX 2-2 G4-3 ① 2-3		FBFX 1-2 1B SF9 2B			3	1	1	0	1	0	1
Howard Johnson, S (1, 6) OBP: 0.176, SLG: 0.214	FBX 1-1 SF7 ② 3-H		SBCFX 1-2 G3 ②		BBX 2-0 SF9 ② 3-H		BX 1-0 CS 2-3 1B			2	0	1	2	0	0	0
Daryl Boston, L (1, 7) OBP: 0.429, SLG: 0.333	CX 0-1 G4-3 ③		X 0-0 S 1B		BBCBCX 3-2 G3 ③		1 SAFE FC 1 SAFE X 0-2 F7 ①			4	0	1	0	0	0	4
Tom Herr, S (1, 4) OBP: 0.400, SLG: 0.300 John Franco, L (9, 1)		BBX 2-0 SH5-4 1B 2B 1B	1 SAFE BFBFS 2-3 K ③ 1-2			CSBBX 2-2 FC6-5 2B	1 SAFE BX 1-0 SF9 ② 3-H			3 0	1 0	2 0	1 0	0 0	1 0	1 0
Rick Cerone, R (1, 2) OBP: 0.400, SLG: 1.000		FBP 1 SAFE X 2-1 SH5-4 2B 1-2 1B		CCBX 1-2 G4-3 ①		BCSBX 1-2 FC6-5 ① BB BB 2-3	B 1 SAFE S 1-1 CS ③ 1-2	X 0-0 G2-3 ①		4	1	1	0	0	0	1
Wally Whitehurst, R (1, 1) Alejandro Pena, R (8, 1) Keith Miller, R (8, 4)		X 0-0 SH5-4 ① 1-2 2-3		BBBCX 3-1 G5-3 ②		1 SAFE BB 1 SAFE BBB 4-0 BB 1-2 BB		CX 0-1 F7 ②		1 0 1	0 0 0	0 0 0	0 0 0	1 0 0	0 0 0	0 0 0
Inning Stats	R: 1 E: 0 K: 0 S: 8 H: 0 LOB: 2 BB: 3 P: 22	R: 2 E: 0 K: 0 S: 10 H: 3 LOB: 1 BB: 0 P: 19	R: 0 E: 0 K: 1 S: 10 H: 1 LOB: 1 BB: 0 P: 15	R: 0 E: 0 K: 0 S: 6 H: 0 LOB: 0 BB: 0 P: 10	R: 2 E: 0 K: 0 S: 9 H: 1 LOB: 0 BB: 1 P: 21	R: 0 E: 0 K: 1 S: 13 H: 1 LOB: 3 BB: 2 P: 28	R: 1 E: 0 K: 0 S: 9 H: 2 LOB: 0 BB: 0 P: 13	R: 0 E: 0 K: 0 S: 6 H: 0 LOB: 1 BB: 1 P: 10		1B: 4 2B: 4 3B: 0 HR: 0		SF: 3 SAC: 1 DP: 0 HBP: 0		WP: 0 PB: 1 SB: 1 CS: 1		PA: 39

	AB	27
	R	6
	H	8
	RBI	6
	BB	7
	SO	2
	LOB	17

PITCHER		IP	WLS	BF	H	R	ER	SO	BB	IBB	HBP	BLK	WP	HR	S	P	ERA	WHIP
Rick Mahler, R ERA: 10.38	(1, 1)	4.1	L	22	5	5	5	1	4	0	0	0	0	0	39	78	10.38	2.077
Mel Rojas, R ERA: 2.45	(5, 1)	2.2		12	3	1	1	1	2	0	0	0	0	0	26	50	3.38	1.875
Bill Long, R ERA: 10.8	(8, 1)	1.0		4	0	0	0	0	1	0	0	0	0	0	6	10	0.00	1.000

PITCHER		IP	WLS	BF	H	R	ER	SO	BB	IBB	HBP	BLK	WP	HR	S	P	ERA	WHIP

Batter	1	2	3	4	5	6	7	8	9	10	11	AB	R	H	RBI	BB	SO	LOB
Delino DeShields, L (1, 4) OBP: 0.364, SLG: 0.550	K		G6-3			E BLK 1B	1B			G3-1		5	1	2	2	0	1	1
Dave Martinez, L (1, 8) OBP: 0.273, SLG: 0.286	P3		K 2-3			1 SAFE S 1B 1-3 BB				G3		4	0	0	0	1	2	2
Ivan Calderon, R (1, 7) OBP: 0.364, SLG: 0.571	G4-3			F8		1 SAFE S 1-2 3-H 1B		K		G4-3		5	0	1	1	0	1	0
Tim Wallach, R (1, 5) OBP: 0.136, SLG: 0.095		F8		P3		K		G5-3			F8	5	0	0	0	0	1	2
Larry Walker, L (1, 9) OBP: 0.294, SLG: 0.375 Tim Burke, R (8, 1) Nelson Santovenia, R (11, PH) (11, 2)		P6		L8		G3-1 1-2 2-3		F7			1B 2B 1B	4 0 1	0 0 1	0 0 1	0 0 1	0 0 0	0 0 0	2 0 0
Andres Galarraga, R (1, 3) OBP: 0.238, SLG: 0.286		S 1B	G6-3				1B 1B		K		K	5	1	2	0	0	2	1
Spike Owen, S (1, 6) OBP: 0.278, SLG: 0.235		B 1 SAFE B G4-3 1-2	G3-1				1 SAFE 1 SAFE L 1 SAFE B2		1B		2B 1-2 1B	5	0	2	0	0	0	2
Gilberto Reyes, R (1, 2) OBP: 0.600, SLG: 0.800 Steve Frey, R (11, 1)			E SH5-4 1B		G5-3		1 SAFE 1-3 1B		1 SAFE 1 SAFE F7		1-3 2-H 2B	5 0	1 0	3 0	1 0	0 0	0 0	1 0
Bill Sampen, R (1, 1) Eric Bullock, L (6, PH) OBP: 0.250, SLG: 0.250 Scott Ruskin, R (6, 1) Ron Hassey, L (7, PH) OBP: 0.400, SLG: 0.400 Junior Noboa, R (7, PH) OBP: 1.000, SLG: 1.000 Barry Jones, R (7, 1) Marquis Grissom, R (8, 9) OBP: 0.286, SLG: 0.333			SH5-4 1-2			G4-3	IBB 1B		CS 1 SAFE 1 SAFE F7		F8	0 1 0 0 0 0 2	0 0 0 0 0 0 0	0 0 0 0 1 0 2	0 0 0 0 0 0 0	0 0 0 0 0 0 0	0 0 0 0 0 0 0	0 0 0 0 0 0 3
Inning Stats	R: 0 H: 0 E: 0 LOB: 0 K: 1 BB: 0 S: 8 P: 9	R: 0 H: 1 E: 0 LOB: 1 K: 0 BB: 0 S: 8 P: 13	R: 0 H: 1 E: 1 LOB: 1 K: 1 BB: 0 S: 9 P: 13	R: 0 H: 0 E: 0 LOB: 0 K: 0 BB: 0 S: 7 P: 11	R: 0 H: 0 E: 0 LOB: 0 K: 0 BB: 0 S: 3 P: 4	R: 1 H: 2 E: 1 LOB: 2 K: 1 BB: 1 S: 15 P: 27	R: 2 H: 3 E: 0 LOB: 1 K: 1 BB: 1 S: 10 P: 19	R: 0 H: 0 E: 0 LOB: 0 K: 1 BB: 0 S: 7 P: 12	R: 0 H: 1 E: 0 LOB: 1 K: 1 BB: 0 S: 10 P: 15	R: 0 H: 0 E: 0 LOB: 0 K: 0 BB: 0 S: 6 P: 8	R: 1 H: 3 E: 0 LOB: 2 K: 1 BB: 0 S: 16 P: 25	1B: 10 SF: 0 2B: 1 SAC: 1 3B: 0 DP: 0 HR: 0 HBP: 0						WP: 0 PA: 45 PB: 0 SB: 3 CS: 0

PITCHER		IP	WLS	BF	H	R	ER	SO	BB	IBB	HBP	BLK	WP	HR	S	P	ERA	WHIP
Ron Darling, R ERA: 4.26	(1, 1)	6.1		26	6	3	3	3	1	0	0	1	0	0	55	84	4.26	1.105
Pete Schourek, L ERA:	(7, 1)	0.2		3	1	0	0	1	0	1	0	0	0	0	5	12	0.00	1.500
Jeff Innis, R ERA: 3.38	(8, 1)	1.0		3	0	0	0	1	0	0	0	0	0	0	7	12	0.00	0.000
Doug Simons, L ERA:	(9, 1)	2.0		7	1	0	0	1	0	0	0	0	0	0	16	23	0.00	0.500
John Franco, L ERA: 2.7	(11, 1)	1.0	L	6	3	1	1	1	0	0	0	0	0	0	16	25	9.00	3.000

PITCHER	IP	WLS	BF	H	R	ER	SO	BB	IBB	HBP	BLK	WP	HR	S	P	ERA	WHIP

TOP

Montreal Expos @ New York Mets

Shea Stadium, Flushing, NY

Fri Apr 12 1991, 7:05 PM EDT

Att. 22,163 - Sunny - 53 F

livebaseballscorecards.com

AB	42
R	4
H	11
RBI	4
BB	2
SO	7
LOB	14

Montreal Expos @ New York Mets

Shea Stadium, Flushing, NY

Fri Apr 12 1991, 7:05 PM EDT

Att. 22,163 - Sunny - 53 F

livebaseballscorecards.com

Batter	1	2	3	4	5	6	7	8	9	10	11	AB	R	H	RBI	BB	SO	LOB
Vince Coleman, S (1, 8) OBP: 0.407, SLG: 0.300	K		F7		G6-3 S BB		K	BB			G2	4	0	0	0	2	2	1
Gregg Jefferies, S (1, 5) OBP: 0.346, SLG: 0.200	S BB		FC4-6 1-2f		G6-3 1-3		F8	G4-3			FC3-6 BB	4	0	0	0	2	0	4
Dave Magadan, L (1, 3) OBP: 0.320, SLG: 0.118	C 1 SAFE F 1 SAFE B 1 SAFE B F S K 1-2			G3-1	S BB		BB		K		FC3-6 FC4-6 1-2f	4	0	0	0	2	2	2
Hubie Brooks, R (1, 9) OBP: 0.458, SLG: 0.800	G5-3			HR	1-2 BB		G6-3		1B		FC4-6 1-2f	5	1	2	1	1	0	3
Howard Johnson, S (1, 6) OBP: 0.227, SLG: 0.176		P4		S BB	1 SAFE G4-3			3B BB			F7	3	1	0	0	2	0	4
Daryl Boston, L (1, 7) OBP: 0.333, SLG: 0.455		F7		F8		F8		1-H 1B 3B	1 SAFE G4-3			5	1	1	1	0	0	2
Tom Herr, S (1, 4) OBP: 0.400, SLG: 0.231		G3		1 SAFE P P B I 1-2 IBB		BB		G6-3		G1-3		3	0	0	0	2	0	1
Charlie O'Brien, R (1, 2) OBP: 0.333, SLG: 0.167			CS BB	F7	1 SAFE	F8	L6		F7			2	0	0	0	1	0	3
Mackey Sasser, L (8, PH) (9, 2)												2	0	0	0	0	0	1
Ron Darling, R (1, 1) OBP: 0.333, SLG: 0.333			1 SAFE 1 SAFE S S F X FC4-6 1-2 1B		K	F8	BB 3-H 1B		P5			3	0	1	0	0	1	1
Pete Schourek, L (7, 1)												0	0	0	0	0	0	0
Jeff Innis, R (8, 1)												0	0	0	0	0	0	0
Mark Carreon, R (8, PH) OBP: 0.455, SLG: 0.400												1	0	1	1	0	0	0
Keith Miller, R (8, PR)												0	0	0	0	0	0	0
Doug Simons, L (9, 1)												0	0	0	0	0	0	0
Tim Teufel, R (10, PH)												1	0	0	0	0	0	0
John Franco, L (11, 1)												0	0	0	0	0	0	0
Inning Stats	R: 0 E: 0 K: 2 S: 12 H: 0 LOB: 1 BB: 1 P: 20	R: 0 E: 0 K: 0 S: 6 H: 0 LOB: 0 BB: 0 P: 13	R: 0 E: 0 K: 0 S: 9 H: 1 LOB: 1 BB: 1 P: 18	R: 1 E: 0 K: 0 S: 15 H: 1 LOB: 2 BB: 2 P: 27	R: 0 E: 0 K: 1 S: 10 H: 0 LOB: 3 BB: 3 P: 26	R: 0 E: 0 K: 0 S: 6 H: 0 LOB: 1 BB: 1 P: 13	R: 0 E: 0 K: 1 S: 6 H: 0 LOB: 1 BB: 1 P: 14	R: 2 E: 0 K: 0 S: 11 H: 2 LOB: 2 BB: 2 P: 26	R: 0 E: 0 K: 1 S: 9 H: 1 LOB: 1 BB: 0 P: 14	R: 0 E: 0 K: 0 S: 5 H: 0 LOB: 0 BB: 0 P: 8	R: 0 E: 0 K: 0 S: 7 H: 0 LOB: 1 BB: 1 P: 14	1B: 3 2B: 0 3B: 1 HR: 1	SF: 0 SAC: 0 DP: 0 HBP: 0	WP: 0 PB: 0 SB: 4 CS: 1	PA: 49			

PITCHER		IP	WLS	BF	H	R	ER	SO	BB	IBB	HBP	BLK	WP	HR	S	P	ERA	WHIP
Bill Sampen, R ERA: 1.8	(1, 1)	5.0		23	2	1	1	3	6	1	0	0	0	1	52	104	1.80	1.600
Scott Ruskin, L ERA:	(6, 1)	1.0		4	0	0	0	0	1	0	0	0	0	0	6	13	0.00	1.000
Barry Jones, R ERA: 6.75	(7, 1)	1.2		10	2	2	2	1	3	0	0	0	0	0	15	37	10.80	3.000
Tim Burke, R ERA:	(8, 1)	2.1	W	8	1	0	0	1	0	0	0	0	0	0	16	25	0.00	0.429
Steve Frey, L ERA: 4.5	(11, 1)	1.0	S	4	0	0	0	0	1	0	0	0	0	0	7	14	0.00	1.000

PITCHER	IP	WLS	BF	H	R	ER	SO	BB	IBB	HBP	BLK	WP	HR	S	P	ERA	WHIP

AB	37
R	3
H	5
RBI	3
BB	12
SO	5
LOB	22

Batter	1	2	3	4	5	6	7	8	9	AB	R	H	RBI	BB	SO	LOB
Delino DeShields, L (1, 4) OBP: 0.346, SLG: 0.478	B C B C B B 4-2 G4-3 S 1B BB	B X 1-0 ③ F7			B C F B B B F F X 3-2 ② F7			C B B C B F F S 3-3 ① K		3	1	0	0	1	1	2
Dave Martinez, L (1, 8) OBP: 0.231, SLG: 0.240	1 SAFE 1 SAFE B B B X 2-0 ① G4-3 1-3		B B B C C X 3-2 ① F8		B B X 2-0 ③ G3			B B X 2-0 E6		4	0	0	0	0	0	1
Ivan Calderon, R (1, 7) OBP: 0.385, SLG: 0.600	B S C S 1-3 ② K		B X 1-0 2B			B X 1-0 CS 1B		B F F 1 SAFE F B S 2-3 ② K		4	0	2	0	0	2	2
Tim Wallach, R (1, 5) OBP: 0.154, SLG: 0.120	B X 1-0 PO 1B 3-H		C C B B F S 2-3 ② K			B F 1 SAFE 1 S S 1-3 ① ② K 1-2		1 SAFE F B S S C 1-3 ③ K		4	0	1	1	0	3	3
Larry Walker, L (1, 9) OBP: 0.333, SLG: 0.400	F S 0-2 ③ PO 1-2	X 0-0 BB S SF7 1B	B X 1-0 ③ G3-1			C X 0-1 ③ G6-3			B C S S X 1-2 DI 1B 1B	4	2	2	0	0	0	1
Andres Galarraga, R (1, 3) OBP: 0.240, SLG: 0.250		1 SAFE B S S B 1 SAFE S F B F 4-2 B G4-3 BB 1-2 BB		B S B B F F S 2-3 ① K			B F B B F S 2-3 ① K		F F C 0-3 ① K	3	0	0	0	1	3	1
Ron Hassey, L (1, 2) OBP: 0.333, SLG: 0.250		B C F F F F F F B B 4-2 B G4-3 1-2 2-3 BB		C C B C 1-3 ② K			F B F X 1-2 ② G3		C B B B F C 3-3 ② K	3	0	0	0	1	2	1
Tom Foley, L (1, 6) OBP: 0.500, SLG: 1.000		B B X 2-0 ① SF7 3-H		F B B C S 2-3 ③ K			X 0-0 2B		X 0-0 WP 1B 1-H	3	0	2	2	0	1	0
Dennis Martinez, R (1, 1) Mel Rojas, R (6, 1) Eric Bullock, L (7, PH) OBP: 0.200, SLG: 0.200 Scott Ruskin, R (7, 1) Marquis Grissom, R (9, PH) OBP: 0.250, SLG: 0.286		1 SAFE X 0-0 ② G4-3 1-2 2-3			B C S C 1-3 ① K		C S X 0-2 ③ G5-3		S B S S B S 2-3 ③ K 1-2	2 0 1 0 1	0 0 0 0 0	0 0 0 0 0	0 0 0 0 0	0 0 0 0 0	1 0 0 0 1	2 0 1 0 1
Inning Stats	R: 1 H: 1 E: 0 LOB: 0 K: 1 BB: 1 S: 9 P: 17	R: 1 H: 1 E: 0 LOB: 2 K: 0 BB: 2 S: 14 P: 25	R: 0 H: 1 E: 0 LOB: 1 K: 1 BB: 0 S: 9 P: 16	R: 0 H: 0 E: 0 LOB: 0 K: 3 BB: 0 S: 10 P: 15	R: 0 H: 0 E: 0 LOB: 0 K: 1 BB: 0 S: 9 P: 15	R: 0 H: 1 E: 0 LOB: 0 K: 1 BB: 0 S: 6 P: 8	R: 0 H: 1 E: 0 LOB: 1 K: 1 BB: 0 S: 10 P: 13	R: 0 H: 0 E: 1 LOB: 1 K: 3 BB: 0 S: 13 P: 21	R: 1 H: 2 E: 0 LOB: 1 K: 3 BB: 0 S: 13 P: 19	1B: 5 2B: 2 3B: 0 HR: 0	SF: 1 SAC: 0 DP: 0 HBP: 0					

PITCHER	IP	WLS	BF	H	R	ER	SO	BB	IBB	HBP	BLK	WP	HR	S	P	ERA	WHIP
Dwight Gooden, R (1, 1) ERA: 2.12	9.0	W	36	7	3	3	14	3	0	0	0	1	0	93	149	3.00	1.111

PITCHER	IP	WLS	BF	H	R	ER	SO	BB	IBB	HBP	BLK	WP	HR	S	P	ERA	WHIP

TOP

Montreal Expos @ New York Mets

Shea Stadium, Flushing, NY

Sat Apr 13 1991, 3:33 AM EDT

Att. 26,046 - Cloudy - 51 F

livebaseballscorecards.com

AB	32
R	3
H	7
RBI	3
BB	3
SO	14
LOB	15

1B: 5	SF: 1	WP: 1	PA: 37
2B: 2	SAC: 0	PB: 0	
3B: 0	DP: 0	SB: 2	
HR: 0	HBP: 0	CS: 1	

Batter	1	2	3	4	5	6	7	8	9	AB	R	H	RBI	BB	SO	LOB
Vince Coleman, S (1, 8) OBP: 0.375, SLG: 0.250	B C S 1-3 K FC3-6 S SF8	B B C B B 4-1 1-2 BB	C B C C 1-3 ③ K		B C B S X 2-2 ③ G6-3			X 0-0 ① P3		4	1	0	0	1	2	5
Gregg Jefferies, S (1, 5) OBP: 0.355, SLG: 0.250	1 SAFE B 1 SAFE C M B B F 4-2 B FC3-6 1-2 BB	C B B B C X 3-2 ③ L5		B X 2-0 2B		B B C C X 2-2 ① G3-1		B C B C X 2-2 ② G5-3		4	0	1	0	1	0	2
Dave Magadan, L (1, 3) OBP: 0.333, SLG: 0.227	B B X 2-0 ① FC3-6 BB 1-2f 2-3		B B C X 2-1 G3-1 1B 2B	C B X 1-1 ① L7		C B B X 2-1 G1-3 HR 1B		B C C X 1-2 ③ G5-3		5	2	2	0	0	0	3
Hubie Brooks, R (1, 9) OBP: 0.429, SLG: 0.696	B S S B F B B 4-2 1-2 BB		F B B S X 2-2 ① G3-1 2-3	C C S 0-3 ② K		F X 0-1 ② G1-3 1-2				3	0	0	0	1	1	3
Howard Johnson, S (1, 6) OBP: 0.269, SLG: 0.368	B X 1-0 ② SF8 3-H		B C B B F F B 4-2 BB 1B HBP BB	C F B B S 2-3 ③ K		B B B X 3-0 2-H HR				2	2	1	3	1	1	1
Daryl Boston, L (1, 7) OBP: 0.313, SLG: 0.400	B B C S X 2-2 ③ G3		X 0-0 HBP BB 1-2 3-H 1B		C B F B X 2-2 ① G1-3	B X 1-0 ③ L9				4	0	1	1	0	0	2
Tom Herr, S (1, 4) OBP: 0.417, SLG: 0.200		B C X 1-1 ① G4-3	B B C F B F B 4-2 HBP 1-2 2-3 BB		B B B C B 4-1 1B BB	B X 1-0 ① P3				2	0	0	0	2	0	0
Charlie O'Brien, R (1, 2) OBP: 0.368, SLG: 0.200		C C F B B F X 2-2 ② L5	B C F B F H 3-2 1-2 2-3 3-H HBP		F 1 SAFE P 1 SAFE B 1 SAFE C F B 3-2 1 SAFE 1 SAFE F F F 1 SAFE X 1-3 1B	C C B S 1-3 ② K				3	0	1	1	0	1	0
Dwight Gooden, R (1, 1) OBP: 0.333, SLG: 0.333		B S C X 1-2 S 1B	C S S 0-3 ② K		P F B F B S 3-3 ② K	B X 1-0 ③ G5-3				4	0	1	0	0	2	5
Inning Stats	R: 1 E: 0 K: 1 S: 14 H: 0 LOB: 2 BB: 2 P: 28	R: 0 E: 0 K: 0 S: 14 H: 1 LOB: 2 BB: 1 P: 25	R: 2 E: 0 K: 2 S: 22 H: 2 LOB: 3 BB: 2 P: 38	R: 0 E: 0 K: 2 S: 9 H: 1 LOB: 1 BB: 0 P: 14	R: 0 E: 0 K: 1 S: 19 H: 1 LOB: 2 BB: 1 P: 31	R: 2 E: 0 K: 0 S: 9 H: 2 LOB: 0 BB: 0 P: 17	R: 0 E: 0 K: 1 S: 5 H: 0 LOB: 0 BB: 0 P: 8	R: 0 E: 0 K: 0 S: 7 H: 0 LOB: 0 BB: 0 P: 10		1B: 4 2B: 2 3B: 0 HR: 1 SF: 1 SAC: 0 DP: 0 HBP: 1						

PITCHER		IP	WLS	BF	H	R	ER	SO	BB	IBB	HBP	BLK	WP	HR	S	P	ERA	WHIP
Dennis Martinez, R ERA: 1.5	(1, 1)	5.0	L	28	5	3	2	6	6	0	1	0	0	0	78	136	3.60	2.200
Mel Rojas, R ERA: 5.79	(6, 1)	1.0		5	2	2	2	0	0	0	0	0	0	1	9	17	18.00	2.000
Scott Ruskin, L ERA:	(7, 1)	2.0		6	0	0	0	1	0	0	0	0	0	0	12	18	0.00	0.000

PITCHER	IP	WLS	BF	H	R	ER	SO	BB	IBB	HBP	BLK	WP	HR	S	P	ERA	WHIP

BOTTOM

Montreal Expos @ New York Mets

Shea Stadium, Flushing, NY

Sat Apr 13 1991, 3:33 AM EDT
Att. 26,046 - Cloudy - 51 F

livebaseballscorecards.com

AB	31
R	5
H	7
RBI	5
BB	6
SO	7
LOB	21

WP: 0	PB: 1	SB: 2	CS: 0
PA: 39			

Batter	1	2	3	4	5	6	7	8	9	AB	R	H	RBI	BB	SO	LOB
Marquis Grissom, R (1, 8) OBP: 0.167, SLG: 0.182	B C F F C 1-3 ① K		X 0-0 ③ G1-3			B S X 1-1 ① G4-3		X 0-0 ② F7		4	0	0	0	0	1	0
Junior Noboa, R (1, 4) OBP: 0.500, SLG: 0.600	C T F B B X 2-2 ② L4			B F X 1-1 ① G6-3		B B F X 2-1 ② F9		C B X 1-1 2B		4	0	1	0	0	0	0
Barry Jones, R (8, 1)										0	0	0	0	0	0	0
Ivan Calderon, R (1, 7) OBP: 0.400, SLG: 0.571	B F B X 2-1 ③ F9			B B B B 4-0 BB		S S B F F X 1-2 2B 1B		B F F B X 2-2 ③ P3		3	0	1	0	1	0	1
Tim Wallach, R (1, 5) OBP: 0.200, SLG: 0.310		C B X 1-1 HR		C X 0-1 ② F9		X 0-0 1-3 2B			X 0-0 ① F7	4	1	2	1	0	0	1
Andres Galarraga, R (1, 3) OBP: 0.207, SLG: 0.214		B F B X 2-1 ① G6-3		S 1 SAFE B F 1 SAFE 1 SAFE F F X 1-2 ③ F8		C B X 1-1 ③ P4			C B S F B X 2-2 ② G5-3	4	0	0	0	0	0	3
Larry Walker, L (1, 9) OBP: 0.280, SLG: 0.333		C B F F X 1-2 ② G4-3			C B S S S 1-3 ① K		B B B C X 3-1 ① F7		C B F F F F F B X 2-2 ③ P4	4	0	0	0	0	1	0
Spike Owen, S (1, 6) OBP: 0.238, SLG: 0.200		B B C B X 3-1 ③ P4			S B F X 1-2 ② F7		B B B C X 3-1 ② F9			3	0	0	0	0	0	0
Gilberto Reyes, R (1, 2) OBP: 0.500, SLG: 0.625			C F B F X 1-2 ① F8		B C B X 2-1 1B		F B X 1-1 ③ P6			3	0	1	0	0	0	0
Chris Nabholz, L (1, 1)			C C C 0-3 ② K		C C B X 1-2 ③ G1-3			S B B X 2-1 ① G4-3		2	0	0	0	0	1	1
Bill Long, R (7, 1)										0	0	0	0	0	0	0
Steve Frey, R (7, 1)										0	0	0	0	0	0	0
Delino DeShields, L (8, PH) OBP: 0.333, SLG: 0.458										1	0	0	0	0	0	0
(8, 4)																
Inning Stats	R: 0 E: 0 K: 1 S: 10 H: 0 LOB: 0 BB: 0 P: 15	R: 1 E: 0 K: 0 S: 10 H: 1 LOB: 0 BB: 0 P: 17	R: 0 E: 0 K: 1 S: 8 H: 0 LOB: 0 BB: 0 P: 9	R: 0 E: 0 K: 0 S: 9 H: 0 LOB: 1 BB: 1 P: 15	R: 0 E: 0 K: 1 S: 12 H: 1 LOB: 1 BB: 0 P: 17	R: 0 E: 0 K: 0 S: 12 H: 2 LOB: 2 BB: 0 P: 17	R: 0 E: 0 K: 0 S: 6 H: 0 LOB: 0 BB: 0 P: 13	R: 0 E: 0 K: 0 S: 8 H: 1 LOB: 1 BB: 0 P: 13	R: 0 E: 0 K: 0 S: 12 H: 0 LOB: 0 BB: 0 P: 16	1B: 2 2B: 2 3B: 0 HR: 1 SF: 0 SAC: 0 DP: 0 HBP: 0						

TOP

Montreal Expos @ New York Mets

Shea Stadium, Flushing, NY

Sun Apr 14 1991, 3:33 AM EDT

Att. 25,944 - Cloudy - 53 F

livebaseballscorecards.com

AB	32
R	1
H	5
RBI	1
BB	1
SO	3
LOB	6

WP: 0 PB: 0 SB: 0 CS: 0 PA: 33

PITCHER	IP	WLS	BF	H	R	ER	SO	BB	IBB	HBP	BLK	WP	HR	S	P	ERA	WHIP
Frank Viola, L (1, 1) ERA: 1.2	9.0	W	33	5	1	1	3	1	0	0	0	0	1	87	132	1.00	0.667

PITCHER	IP	WLS	BF	H	R	ER	SO	BB	IBB	HBP	BLK	WP	HR	S	P	ERA	WHIP

Montreal Expos @ New York Mets

Shea Stadium, Flushing, NY

Sun Apr 14 1991, 3:33 AM EDT
Att. 25,944 - Cloudy - 53 F

livebaseballscorecards.com

BOTTOM

Batter	1	2	3	4	5	6	7	8	9	AB	R	H	RBI	BB	SO	LOB
Vince Coleman, S (1, 8) OBP: 0.417, SLG: 0.269	B F B B B 4-1 2B 1B BB	C B B C X 2-2 CS 1B		B B X 2-0 G6-3 ②			B S B B B 4-1 2B BB BB	C F X 0-2 G1-3 ②		2	2	1	0	2	0	0
Daryl Boston, L (8, 8) OBP: 0.294, SLG: 0.375										1	0	0	0	0	0	0
Keith Miller, R (1, 4) OBP: 0.444, SLG: 0.571	X 0-0 1-3 1B 2B	B 1 SAFE 1 SAFE 1 SAFE C X 1-1 ① ② B3 1-2		B X 1-0 G6-3 ③			B 1 SAFE 1 SAFE C 1 SAFE 1 SAFE 1 SAFE L F X 1-2 F 1 SAFE F F 1 SAFE 1 SAFE BB 1-3 BB 2B	F B C X 1-2 L8 ③		5	2	2	0	0	0	1
Gregg Jefferies, S (1, 5) OBP: 0.371, SLG: 0.231	B B B C B 4-1 G4-3 1B 1B BB	C F C 0-3 K ③			X 0-0 G6-3 ①		B C B B B 4-1 BB BB FC3-2 BB			2	1	0	0	2	1	0
Hubie Brooks, R (1, 9) OBP: 0.469, SLG: 0.680	B B F F B F F X 3-2 G4-3 1B 1-2 2-H 3-H 1B	B B F B T F B 4-2 FC5-4 BB			C C S 0-3 K ②		B B B B 4-0 FC3-2 BB G6-2-3 1-2 2-3 3-H BB			2	1	1	3	2	1	0
Tim Teufel, R (1, 3) Dave Magadan, L (7, PH) OBP: 0.355, SLG: 0.227 (8, 3)	B C B X 2-1 ① P2	X 0-0 ① FC5-4 1B 1-2f			X 0-0 G6-3 ③		C B B B B 4-1 G6-2-3 FC3-2 1-2 2-3 3-H BB			3	0	0	0	0	0	3
										0	0	0	1	1	0	0
Mark Carreon, R (1, 7) OBP: 0.400, SLG: 0.357	C B X 1-1 ② G4-3 1-2 2-3	X 0-0 1-2 1B				B F B S F F S 2-3 ① K2-3	X 0-0 ① FC3-2 G6-2-3 1-2 2-3 3-Hf			4	0	1	0	0	1	5
Rick Cerone, R (1, 2) OBP: 0.333, SLG: 0.667	C X 0-1 1B 2-H 3-H 1B	B X 1-0 ② F7				C F B X 1-2 ② P3	B X 1-0 ② ③ G6-2-3 1-2 2-3 3-Hf			4	0	1	2	0	0	5
Kevin Elster, R (1, 6) OBP: 0.600, SLG: 1.400	B B C F B X 3-2 1-2 1B	X 0-0 ③ F7				F F X 0-2 2B	B X 1-0 HR			4	1	3	1	0	0	2
Frank Viola, L (1, 1)	B X 1-0 ③ G1-3			F F X 0-2 ① L6		B X 1-0 ③ G3		F X 0-1 ① G4-3		4	0	0	0	0	0	3
Inning Stats	R: 4 E: 0 K: 0 S: 18 H: 4 LOB: 2 BB: 2 P: 36	R: 0 E: 0 K: 1 S: 8 H: 1 LOB: 0 BB: 0 P: 11	R: 0 E: 0 K: 0 S: 7 H: 1 LOB: 2 BB: 1 P: 12	R: 0 E: 0 K: 0 S: 5 H: 0 LOB: 0 BB: 0 P: 8	R: 0 E: 0 K: 1 S: 5 H: 0 LOB: 0 BB: 0 P: 5	R: 0 E: 0 K: 1 S: 12 H: 1 LOB: 1 BB: 0 P: 16	R: 2 E: 0 K: 0 S: 12 H: 1 LOB: 2 BB: 4 P: 30	R: 1 E: 0 K: 0 S: 9 H: 1 LOB: 0 BB: 0 P: 11		1B: 5 2B: 3 3B: 0 HR: 1 SF: 0 SAC: 0 DP: 1 HBP: 0						

	AB	31
	R	7
	H	9
	RBI	7
	BB	7
	SO	3
	LOB	19

WP: 0 PB: 0 SB: 0 CS: 1 PA: 38

PITCHER		IP	WLS	BF	H	R	ER	SO	BB	IBB	HBP	BLK	WP	HR	S	P	ERA	WHIP
Chris Nabholz, L ERA: 4.91	(1, 1)	6.0	L	29	8	6	6	3	4	0	0	0	0	0	63	101	9.00	2.000
Bill Long, R ERA: 10.8	(7, 1)	0.0		3	0	0	0	0	3	0	0	0	0	0	2	14	∞	∞
Steve Frey, L ERA: 3.6	(7, 1)	1.0		2	0	0	0	0	0	0	0	0	0	0	2	3	0.00	0.000
Barry Jones, R ERA: 7.36	(8, 1)	1.0		4	1	1	1	0	0	0	0	0	0	1	9	11	9.00	1.000

PITCHER	IP	WLS	BF	H	R	ER	SO	BB	IBB	HBP	BLK	WP	HR	S	P	ERA	WHIP

Batter	1	2	3	4	5	6	7	8	9	AB	R	H	RBI	BB	SO	LOB
Ray Lankford, L (1, 8)	B B B B 4-0 CS BB		C C B F B X 2-2 G6-3		B B F F B C 3-3 K			C F B B F X 2-2 G1-3 ①	B C X 1-1 G4-3 ③ 1-2	4	0	0	0	1	1	2
Ozzie Smith, S (1, 6) OBP: 0.320, SLG: 0.227	1 SAFE 1 SAFE C B X 1-1 G3 ① ② 1-2			C F X 0-2 1B 1B 1B		B C B B B 4-1 G5-4-3 BB		C X 0-1 G6-3 ②		3	1	1	0	1	0	1
Bernard Gilkey, R (1, 7) OBP: 0.364, SLG: 0.276	B S F B B B 4-2 CS BB			F X 0-1 F8 ①		1 SAFE P X 1-0 G5-4-3 ① ② 1-2f		X 0-0 F7 ③		3	0	0	0	1	0	2
Pedro Guerrero, R (1, 3) OBP: 0.394, SLG: 0.600	1 SAFE C B 1-1 CS ③ 1-2	B X 1-0 G5-3 ①		F 1 SAFE C B X 1-2 F8 ②		B B S X 2-1 HR			C B X 1-1 HR	4	2	2	2	0	0	1
Felix Jose, S (1, 9) OBP: 0.419, SLG: 0.593		B F C B B B 4-2 G1-6-3 BB		1 SAFE S X 0-1 1B ③ 1-3 1B		X 0-0 G3 ③			B B C X 2-1 3B 1B	3	1	2	0	1	0	0
Todd Zeile, R (1, 5) OBP: 0.414, SLG: 0.536		C S F B B X 2-2 G1-6-3 ② ③ 1-2		C X 0-1 1B ① 1-2 3-H 1B			X 0-0 L7 ①		C C B X 1-2 SF9 1-H 3B	4	1	2	2	0	0	1
Rich Gedman, L (1, 2)			B X 1-0 F8 ①	B B X 2-0 F8 ③			F X 0-1 F7 ②	X 0-0 SF9 ① 3-H		3	0	0	0	0	0	2
Tom Pagnozzi, R (9, PH) (9, 2) OBP: 0.346, SLG: 0.364										0	0	0	1	0	0	0
José Oquendo, S (1, 4) OBP: 0.310, SLG: 0.182			C B B B X 3-1 SH3-4 1B		B C B B X 3-1 L4 ①		B B B C C X 3-2 1B		B B C S B X 3-2 F9 ②	4	0	2	0	0	0	0
Jose DeLeon, R (1, 1)			1 SAFE L 1 SAFE X 0-1 SH3-4 ② 1-2		X 0-0 G3 ②		X 0-0 F8 ③		B B B B 4-0 BLK BB	2	0	0	0	0	0	1
Mike Perez, R (7, 1)										0	0	0	0	0	0	0
Juan Agosto, L (7, 1)										0	0	0	0	0	0	0
Cris Carpenter, R (8, 1)										0	0	0	0	0	0	0
Rex Hudler, R (9, PH) OBP: 0.400, SLG: 0.389										0	0	0	0	1	0	0
Lee Smith, R (9, 1)										0	0	0	0	0	0	0
Inning Stats	R: 0 E: 0 K: 0 S: 5 H: 0 LOB: 0 BB: 2 P: 15	R: 0 E: 0 K: 0 S: 8 H: 0 LOB: 1 BB: 1 P: 15	R: 0 E: 0 K: 0 S: 9 H: 1 LOB: 1 BB: 0 P: 15	R: 1 E: 0 K: 0 S: 13 H: 3 LOB: 2 BB: 0 P: 16	R: 0 E: 0 K: 1 S: 6 H: 0 LOB: 0 BB: 0 P: 12	R: 1 E: 0 K: 0 S: 6 H: 1 LOB: 0 BB: 1 P: 12	R: 0 E: 0 K: 0 S: 7 H: 1 LOB: 1 BB: 0 P: 10	R: 0 E: 0 K: 0 S: 7 H: 0 LOB: 0 BB: 0 P: 9	R: 3 E: 0 K: 0 S: 13 H: 3 LOB: 1 BB: 1 P: 25	1B: 6 2B: 0 3B: 1 HR: 2	SF: 1 SAC: 1 DP: 1 HBP: 0						

PITCHER		IP	WLS	BF	H	R	ER	SO	BB	IBB	HBP	BLK	WP	HR	S	P	ERA	WHIP
Oil Can Boyd, R	(1, 1)	7.0		27	6	2	2	1	4	0	0	0	0	1	54	95	2.57	1.429
ERA: 6.35																		
Barry Jones, R	(8, 1)	1.0		3	0	0	0	0	0	0	0	0	0	0	7	9	0.00	0.000
ERA: 5.79																		
Tim Burke, R	(9, 1)	0.0	L	3	3	3	3	0	0	0	0	0	0	1	7	11	∞	∞
ERA: 6.23																		
Steve Frey, L	(9, 1)	1.0		4	0	0	0	0	1	0	0	1	0	0	6	14	0.00	1.000
ERA: 3.0																		

PITCHER	IP	WLS	BF	H	R	ER	SO	BB	IBB	HBP	BLK	WP	HR	S	P	ERA	WHIP

TOP

St. Louis Cardinals @ Montreal Expos

Olympic Stadium, Montreal, QB

Mon Apr 15 1991, 3:33 AM EDT

Att. 35,238 - Dome - 70 F

livebaseballscorecards.com

AB	30
R	5
H	9
RBI	5
BB	5
SO	1
LOB	10

1B: 6	SF: 1	WP: 0	PA: 38
2B: 0	SAC: 1	PB: 0	
3B: 1	DP: 1	SB: 0	
HR: 2	HBP: 0	CS: 2	

Batter	1	2	3	4	5	6	7	8	9	AB	R	H	RBI	BB	SO	LOB
Delino DeShields, L (1, 4) OBP: 0.344, SLG: 0.429	B B F B C B 4-2 S BB		L S C 0-3 ① K		B X 1-0 ③ G1-3			S S B B B X 3-2 SH 1B 1B	B B C S F B S 3-3 ② K	4	1	1	0	1	2	1
Dave Martinez, L (1, 8) OBP: 0.233, SLG: 0.214	1 SAFE 1 SAFE S P B F F B B 1-2 BB		B S C S S 1-3 ② K			B B S B X 3-1 ① L9		1 SAFE X 0-0 SH G4-3 1B 1B 1-2	B B S F S 2-3 ③ K	3	1	0	0	1	2	1
Ivan Calderon, R (1, 7) OBP: 0.382, SLG: 0.531	L X 0-1 ① F7		X 0-0 ③ F8			S C X 0-2 ② G5-3		X 0-0 1B G4-3 E 1B 1-2 2-H		4	1	1	1	0	0	3
Tim Wallach, R (1, 5) OBP: 0.176, SLG: 0.273	S T F F S 0-3 ② K			X 0-0 ① B5-3		S B S F B S 2-3 ③ K		S X 0-1 ① G4-3 1-2 2-3		4	0	0	0	0	2	4
Larry Walker, L (1, 9) OBP: 0.310, SLG: 0.333	B C S T F X 1-2 ③ F7			C B B S F S 2-3 ② K			B B C B B 4-1 1B BB	S B S B X 2-2 E 1B 2-3 3-H		3	0	1	1	1	1	2
Andres Galarraga, R (1, 3) OBP: 0.242, SLG: 0.323		X 0-0 ① F8		B C X 1-1 HR			B 1 SAFE F S X 1-2 ① F8	I I I 4-0 S IBB		3	1	1	1	1	0	1
Gilberto Reyes, R (1, 2) OBP: 0.417, SLG: 0.500	C B F X 1-2 ② G5-3			S B X 1-1 ③ G5-3			1 SAFE 1 SAFE X 0-0 1-2 1B	B F F F X 1-2 ② L9 2-3 3-H		4	0	1	0	0	0	2
Spike Owen, S (1, 6) OBP: 0.200, SLG: 0.167	L B C S 1-3 ③ K				C F F B F X 1-2 ① F8		B B S F C 2-3 ② K	C B B S F F X 2-2 ③ F8 1-2		4	0	0	0	0	2	4
Oil Can Boyd, R (1, 1)			F B B B B 4-1 BB		X 0-0 ② G6-3		B X 1-0 ③ G1-3		F S C 0-3 ① K	1	0	0	0	1	0	0
Ron Hassey, L (7, PH) OBP: 0.333, SLG: 0.250										0	0	0	0	0	0	0
Junior Noboa, R (7, PH) OBP: 0.429, SLG: 0.500										1	0	0	0	0	0	2
Barry Jones, R (8, 1)										0	0	0	0	0	0	0
Tim Burke, R (9, 1)										0	0	0	0	0	0	0
Steve Frey, R (9, 1)										0	0	0	0	0	0	0
Tom Foley, L (9, 6) OBP: 0.400, SLG: 0.750										1	0	0	0	0	1	0
Inning Stats	R: 0 E: 0 K: 1 S: 18 H: 0 LOB: 2 BB: 2 P: 26	R: 0 E: 0 K: 1 S: 7 H: 0 LOB: 0 BB: 0 P: 9	R: 0 E: 0 K: 2 S: 8 H: 0 LOB: 1 BB: 1 P: 13	R: 1 E: 0 K: 1 S: 9 H: 1 LOB: 0 BB: 0 P: 13	R: 0 E: 0 K: 0 S: 7 H: 0 LOB: 0 BB: 0 P: 9	R: 0 E: 0 K: 1 S: 9 H: 0 LOB: 0 BB: 0 P: 14	R: 0 E: 0 K: 1 S: 9 H: 1 LOB: 2 BB: 1 P: 17	R: 3 E: 2 K: 0 S: 19 H: 3 LOB: 2 BB: 1 P: 31	R: 0 E: 0 K: 3 S: 11 H: 0 LOB: 0 BB: 0 P: 16	1B: 4 2B: 0 3B: 0 HR: 1 SF: 0 SAC: 1 DP: 0 HBP: 0	WP: 0 PB: 0 SB: 2 CS: 0 PA: 38					

PITCHER		IP	WLS	BF	H	R	ER	SO	BB	IBB	HBP	BLK	WP	HR	S	P	ERA	WHIP
Jose DeLeon, R ERA: 2.38	(1, 1)	6.1		24	1	1	1	6	4	0	0	0	0	1	62	93	1.42	0.789
Mike Perez, R ERA: 2.25	(7, 1)	0.1		2	1	0	0	1	0	0	0	0	0	0	4	6	0.00	3.000
Juan Agosto, L ERA: 9.82	(7, 1)	0.2		6	3	3	1	0	0	0	0	0	0	0	11	17	13.50	4.500
Cris Carpenter, R ERA:	(8, 1)	0.2	W	3	0	0	0	0	0	1	0	0	0	0	9	16	0.00	0.000
Lee Smith, R ERA: 3.86	(9, 1)	1.0	S	3	0	0	0	3	0	0	0	0	0	0	11	16	0.00	0.000

PITCHER	IP	WLS	BF	H	R	ER	SO	BB	IBB	HBP	BLK	WP	HR	S	P	ERA	WHIP

BOTTOM

St. Louis Cardinals @ Montreal Expos

Olympic Stadium, Montreal, QB

Mon Apr 15 1991, 3:33 AM EDT
Att. 35,238 - Dome - 70 F

livebaseballscorecards.com

AB	32
R	4
H	5
RBI	3
BB	5
SO	10
LOB	20

Batter	1	2	3	4	5	6	7	8	9	AB	R	H	RBI	BB	SO	LOB
Bernard Gilkey, R (1, 7) OBP: 0.351, SLG: 0.333	X 0-0 ① F9		B X 1-0 2-H 3B			B X 1-0 ① G6-3		B F F S 1-3 ③ K		4	0	1	1	0	1	1
Ozzie Smith, S (1, 6) OBP: 0.276, SLG: 0.192	C B B F B X 3-2 ② P6		B F X 1-1 ③ G4-3			B X 1-0 ② G4-3			B X 1-0 ① G5-3	4	0	0	0	0	0	1
Ray Lankford, L (1, 8) OBP: 0.405, SLG: 0.618	B X 1-0 ③ F8			B X 1-0 ① G1-3		C B X 1-1 ③ G1-3			C F X 0-2 ② G4-3	4	0	0	0	0	0	0
Pedro Guerrero, R (1, 3) OBP: 0.412, SLG: 0.552		B X 1-0 ① G6-3		C C B X 1-2 G4-3 2B			X 0-0 G5-4-3 1B		B X 1-0 ③ P4	4	0	2	0	0	0	0
Felix Jose, S (1, 9) OBP: 0.375, SLG: 0.484		B B B B 4-0 G6-3 BB		F B X 1-1 ② G4-3 2-3			X 0-0 ① F7			2	0	0	0	1	0	2
Todd Zeile, R (1, 5) OBP: 0.345, SLG: 0.360		C S F B X 1-2 ② ③ G6-3 1-2f		B B C C B S 3-3 ③ K			S B B F B X 3-2 ② ③ G5-4-3 1-2f			3	0	0	0	0	1	3
Tom Pagnozzi, R (1, 2) OBP: 0.345, SLG: 0.360			B C F F X 1-2 CS 1B		B F F F C 1-3 ① K			F S B X 1-2 ① F8		3	0	1	0	0	1	0
José Oquendo, S (1, 4) OBP: 0.344, SLG: 0.360			S F B F B F X 3-2 ① 1-2 3B 2B		B C S B F B F S 3-3 ② K			S X 0-1 3B		3	1	2	0	0	1	0
Ken Hill, R (1, 1)			B C F C 1-3 ② K		B C C B F X 2-2 ③ G3-1			C B S X 1-2 ② G3		2	0	0	0	0	1	1
Scott Terry, R (6, 1)										0	0	0	0	0	0	0
Milt Thompson, L (8, PH) OBP: 0.583, SLG: 0.636										1	0	0	0	0	0	1
Omar Olivares, R (8, 1)										0	0	0	0	0	0	0
Inning Stats	R: 0 E: 0 K: 0 S: 5 H: 0 LOB: 0 BB: 0 P: 9	R: 0 E: 0 K: 0 S: 5 H: 0 LOB: 0 BB: 1 P: 11	R: 1 E: 0 K: 1 S: 15 H: 3 LOB: 1 BB: 0 P: 21	R: 0 E: 0 K: 1 S: 9 H: 1 LOB: 1 BB: 0 P: 15	R: 0 E: 0 K: 2 S: 13 H: 0 LOB: 0 BB: 0 P: 19	R: 0 E: 0 K: 0 S: 4 H: 0 LOB: 0 BB: 0 P: 7	R: 0 E: 0 K: 0 S: 5 H: 1 LOB: 0 BB: 0 P: 8	R: 0 E: 0 K: 1 S: 11 H: 1 LOB: 1 BB: 0 P: 14	R: 0 E: 0 K: 0 S: 5 H: 0 LOB: 0 BB: 0 P: 7	1B: 2 2B: 2 3B: 2 HR: 0	SF: 0 SAC: 0 DP: 2 HBP: 0						

TOP

St. Louis Cardinals @ Montreal Expos

Olympic Stadium, Montreal, QB

Tue Apr 16 1991, 7:05 PM EDT

Att. 9,159 - Dome - 70 F

livebaseballscorecards.com

AB	30
R	1
H	6
RBI	1
BB	1
SO	5
LOB	9

PITCHER		IP	WLS	BF	H	R	ER	SO	BB	IBB	HBP	BLK	WP	HR	S	P	ERA	WHIP
Rick Mahler, R ERA: 5.23	(1, 1)	6.0	W	21	4	1	1	4	1	0	0	0	0	0	51	82	1.50	0.833
Tim Burke, R ERA: 3.68	(7, 1)	3.0	S	10	2	0	0	1	0	0	0	0	0	0	21	29	0.00	0.667

PITCHER	IP	WLS	BF	H	R	ER	SO	BB	IBB	HBP	BLK	WP	HR	S	P	ERA	WHIP

Batter	1	2	3	4	5	6	7	8	9	AB	R	H	RBI	BB	SO	LOB
Delino DeShields, L (1, 4) OBP: 0.333, SLG: 0.406	S X 0-1 ① G5-3		X 0-0 1-2 1B		B B C B F F X 3-2 ② G3-1 1-2 2-3		B F C C 1-3 ① K			4	0	1	0	0	1	2
Dave Martinez, L (1, 8) OBP: 0.206, SLG: 0.188	C S S B X 2-2 ② G1-3		F S B X 1-2 ③ F8		B C B F X 2-2 ③ G1-3		F B X 1-1 ② G4-3			4	0	0	0	0	0	4
Ivan Calderon, R (1, 7) OBP: 0.421, SLG: 0.618	S F B B B B 4-2 CS BB			X 0-0 HR		F B B B B 4-1 1B S SF9 BB	X 0-0 ③ G4-3			2	2	1	1	2	0	0
Tim Wallach, R (1, 5) OBP: 0.211, SLG: 0.324	S 1 SAFE 1 SAFE S 0-2 ③ CS 1-2	B X 1-0 F7-5 2B		B X 1-0 ① G5-3		1 SAFE B S S B F B F F 3-2 F X 1-3 2B 1B		C B C X 1-2 ① G6-3		4	1	2	0	0	0	0
Larry Walker, L (1, 9) OBP: 0.273, SLG: 0.300		X 0-0 ① ② F7-5 2-3		B B F B X 3-1 ② F8		S B B B X 2-1 ① SF9 3-H		S B B F S 2-3 ② K		3	0	0	1	0	1	1
Andres Galarraga, R (1, 3) OBP: 0.243, SLG: 0.343		C S B B S 2-3 ③ K	X 0-0 ③ G6-3			X 0-0 1-H CS 2B		B B X 2-0 ③ G6-3		4	0	1	1	0	1	0
Gilberto Reyes, R (1, 2) OBP: 0.467, SLG: 0.500			C X 0-1 ① G5-3		S S B B B F X 3-2 G3-1 1B 1B	B L B P B 4-1 ② 3B 3-H BB				2	1	1	0	1	0	0
Spike Owen, S (1, 6) OBP: 0.286, SLG: 0.333			B X 1-0 1B 1B		B X 1-0 G3-1 1-2 1B	B F B B X 3-1 1-H 3B				3	0	3	1	0	0	0
Rick Mahler, R (1, 1) Eric Bullock, L (6, PH) OBP: 0.167, SLG: 0.167 Tim Burke, R (7, 1)			L L B B 1 SAFE C 2-3 ② K		L M L 0-3 ① K	B F X 1-1 ③ G4-3				2 1 0	0 0 0	0 0 0	0 0 0	0 0 0	2 0 0	3 1 0
Inning Stats	R: 0 E: 0 K: 0 S: 9 H: 0 LOB: 0 BB: 1 P: 15	R: 0 E: 0 K: 1 S: 5 H: 1 LOB: 0 BB: 0 P: 8	R: 0 E: 0 K: 1 S: 10 H: 2 LOB: 2 BB: 0 P: 14	R: 1 E: 0 K: 0 S: 5 H: 1 LOB: 0 BB: 0 P: 9	R: 0 E: 0 K: 1 S: 15 H: 2 LOB: 2 BB: 0 P: 24	R: 3 E: 0 K: 0 S: 17 H: 3 LOB: 1 BB: 2 P: 33	R: 0 E: 0 K: 1 S: 6 H: 0 LOB: 0 BB: 0 P: 8	R: 0 E: 0 K: 1 S: 7 H: 0 LOB: 0 BB: 0 P: 12		1B: 5 2B: 3 3B: 1 HR: 1	SF: 1 SAC: 0 DP: 1 HBP: 0			WP: 0 PB: 0 SB: 1 CS: 2		PA: 34	

PITCHER		IP	WLS	BF	H	R	ER	SO	BB	IBB	HBP	BLK	WP	HR	S	P	ERA	WHIP
Ken Hill, R ERA: 3.86	(1, 1)	5.2	L	26	9	4	4	3	3	0	0	0	0	1	59	100	6.35	2.118
Scott Terry, R ERA:	(6, 1)	1.1		4	0	0	0	1	0	0	0	0	0	0	8	11	0.00	0.000
Omar Olivares, R ERA: 6.75	(8, 1)	1.0		3	0	0	0	1	0	0	0	0	0	0	7	12	0.00	0.000

PITCHER	IP	WLS	BF	H	R	ER	SO	BB	IBB	HBP	BLK	WP	HR	S	P	ERA	WHIP

BOTTOM

St. Louis Cardinals @ Montreal Expos

Olympic Stadium, Montreal, QB

Tue Apr 16 1991, 7:05 PM EDT

Att. 9,159 - Dome - 70 F

livebaseballscorecards.com

AB	29
R	4
H	9
RBI	4
BB	3
SO	5
LOB	11

Batter	1	2	3	4	5	6	7	8	9	AB	R	H	RBI	BB	SO	LOB
Bernard Gilkey, R (1, 7) OBP: 0.341, SLG: 0.324	B C B X 2-1 1B 1B		C B C F F B X 2-2 ① G6-3			X 0-0 ① G6-3		F F B X 1-2 ③ F8		4	0	1	0	0	0	1
Ozzie Smith, S (1, 6) OBP: 0.242, SLG: 0.167	X 0-0 ① F9		B C B B X 2-1 ② F8			B X 1-0 ② P4			C C B B X 2-2 ① G6-3	4	0	0	0	0	0	1
Ray Lankford, L (1, 8) OBP: 0.286, SLG: 0.167	P 1 SAFE B 1 SAFE F 1 SAFE 1 SAFE F S 2-3 ② K		S B B B B B 4-1 CS BB			C B F F B X 2-2 1B			C X 0-1 2B 1B	3	0	2	0	1	1	1
Pedro Guerrero, R (1, 3) OBP: 0.390, SLG: 0.579	1 SAFE X 0-0 1-2 1B		C C B 1-2 ③ CS 1-2	B B X 2-0 ① F7		1 SAFE B 1 SAFE 1 SAFE B B C X 3-1 ③ F7			F B 1 SAFE X 1-1 ② F7	4	0	1	0	0	0	2
Felix Jose, S (1, 9) OBP: 0.395, SLG: 0.545	C B F F X 1-2 ③ G4-3			B X 1-0 ② G3			X 0-0 ① G3		1 SAFE B C B S X 2-2 1-3 2B	4	0	1	0	0	0	2
Todd Zeile, R (1, 5) OBP: 0.333, SLG: 0.429		B X 1-0 ① G6-3		C X 0-1 ③ G6-3			C C B B F C 2-3 ② K		B F F B X 2-2 ③ F9	4	0	0	0	0	1	2
Tom Pagnozzi, R (1, 2) OBP: 0.313, SLG: 0.321		X 0-0 ② F9			C B X 1-1 ① G6-3		F B F C 1-3 ③ K			3	0	0	0	0	1	0
José Oquendo, S (1, 4) OBP: 0.371, SLG: 0.370 Geronimo Pena, S (8, PR) OBP: 0.333, SLG: 0.143 (8, 4)		B F B C F F B F B 4-2 FC5-4 BB			B B C F C 2-3 ② K			C B B X 2-1 G4-6-3 1B		2	0	1	0	1	1	0
										0	0	0	0	0	0	0
Jamie Moyer, L (1, 1) Gerald Perry, L (8, PH) OBP: 0.600, SLG: 1.250 Juan Agosto, L (8, 1) Cris Carpenter, R (8, 1)		C X 0-1 ③ FC5-4 1-2f			B F F C 1-3 ③ K			X 0-0 ① ② G4-6-3 1-2f		2	0	0	0	0	1	1
										1	0	0	0	0	0	1
										0	0	0	0	0	0	0
										0	0	0	0	0	0	0

TOP

St. Louis Cardinals @ Montreal Expos

Olympic Stadium, Montreal, QB

Wed Apr 17 1991, 7:05 PM EDT

Att. 7,870 - Dome - 70 F

livebaseballscorecards.com

AB	31
R	0
H	6
RBI	0
BB	2
SO	5
LOB	11

Inning Stats	1	2	3	4	5	6	7	8	9
	R: 0 E: 0 K: 1 S: 12	R: 0 E: 0 K: 0 S: 9	R: 0 E: 0 K: 0 S: 10	R: 0 E: 0 K: 0 S: 4	R: 0 E: 0 K: 2 S: 8	R: 0 E: 0 K: 0 S: 8	R: 0 E: 0 K: 2 S: 8	R: 0 E: 0 K: 0 S: 6	R: 0 E: 0 K: 0 S: 13
	H: 2 LOB: 2 BB: 0 P: 16	H: 0 LOB: 1 BB: 1 P: 14	H: 0 LOB: 0 BB: 1 P: 19	H: 0 LOB: 0 BB: 0 P: 7	H: 0 LOB: 0 BB: 0 P: 12	H: 1 LOB: 1 BB: 0 P: 14	H: 0 LOB: 0 BB: 0 P: 11	H: 1 LOB: 1 BB: 0 P: 9	H: 2 LOB: 2 BB: 0 P: 20

1B: 5	SF: 0	WP: 0
2B: 1	SAC: 0	PB: 0
3B: 0	DP: 1	SB: 0
HR: 0	HBP: 0	CS: 1

PA: 34

PITCHER		IP	WLS	BF	H	R	ER	SO	BB	IBB	HBP	BLK	WP	HR	S	P	ERA	WHIP
Bill Sampen, R ERA: 0.75	(1, 1)	7.0	W	25	3	0	0	5	2	0	0	0	0	0	59	93	0.00	0.714
Barry Jones, R ERA: 4.05	(8, 1)	2.0	S	8	3	0	0	0	0	0	0	0	0	0	19	29	0.00	1.500

PITCHER	IP	WLS	BF	H	R	ER	SO	BB	IBB	HBP	BLK	WP	HR	S	P	ERA	WHIP

Batter	1	2	3	4	5	6	7	8	9	AB	R	H	RBI	BB	SO	LOB
Delino DeShields, L (1, 4) OBP: 0.375, SLG: 0.412	C B B X 2-1 S SH2-3 E 1B		B F B B B 4-1 S 1B BB		B B B B 4-0 1-2 BB			B S C X 1-2 ① G6-3		2	1	1	0	2	0	0
Marquis Grissom, R (1, 8) OBP: 0.267, SLG: 0.286	1 SAFE B 1 SAFE X 1-0 ① SH2-3 1-2		B F 1 SAFE F X 1-2 S 1B 1-2		C S X 0-2 ③ G5-3			B S X 1-1 BB 1B 1B		3	0	2	0	0	0	2
Ivan Calderon, R (1, 7) OBP: 0.405, SLG: 0.579	B B B C X 3-1 ② F9 2-H		S S B S 1-3 ③ K 1-2 2-3			X 0-0 ① G5-3		X 0-0 BB 1-2 1B		4	0	1	0	0	1	2
Tim Wallach, R (1, 5) OBP: 0.214, SLG: 0.317	B F X 1-1 ③ F9			F X 0-1 G3-6-3 1B		B F X 1-1 ② G6-3		B X 1-0 ② P2		4	0	1	0	0	0	2
Andres Galarraga, R (1, 3) OBP: 0.244, SLG: 0.316		C E B B S 2-3 ① K		B F S S S 1-3 ① K		B X 1-0 ③ F8		B S F F B F B F F 4-2 B 1-2 2-3 BB		3	0	0	0	1	2	1
Larry Walker, L (1, 9) OBP: 0.243, SLG: 0.265		B F S S B F F B X 3-2 ② F7		B C F X 1-2 ② ③ G3-6-3 1-2f			F B F C 1-3 ① K	F B C S 1-3 ③ K		4	0	0	0	0	2	4
Gilberto Reyes, R (1, 2) OBP: 0.444, SLG: 0.471		B C S B F B S 3-3 ③ K			B B X 2-0 ① G4-3		L X 0-1 CS 1B			3	0	1	0	0	1	0
Spike Owen, S (1, 6) OBP: 0.290, SLG: 0.310			C E B F B B B X 3-2 ① G1-3		B C X 1-1 ② G4-3		B S B B B 5-0 ② 1-2 BB			2	0	0	0	1	0	0
Bill Sampen, R (1, 1) OBP: 0.500, SLG: 0.500 Junior Noboa, R (7, PH) OBP: 0.375, SLG: 0.429 Barry Jones, R (8, 1)			C S X 0-2 ② G6-3		F B C X 1-2 BLK 1B		B B F X 2-1 ③ F8			2 1 0	0 0 0	1 0 0	0 0 0	0 0 0	0 0 0	0 1 0
Inning Stats	R: 1 H: 1 E: 0 LOB: 0 K: 0 BB: 0 S: 7 P: 14	R: 0 H: 0 E: 0 LOB: 0 K: 2 BB: 0 S: 13 P: 21	R: 0 H: 1 E: 0 LOB: 2 K: 1 BB: 1 S: 14 P: 23	R: 0 H: 1 E: 0 LOB: 0 K: 1 BB: 0 S: 8 P: 10	R: 0 H: 1 E: 0 LOB: 2 K: 0 BB: 1 S: 9 P: 17	R: 0 H: 0 E: 0 LOB: 0 K: 0 BB: 0 S: 4 P: 6	R: 0 H: 1 E: 0 LOB: 1 K: 1 BB: 1 S: 8 P: 15	R: 0 H: 2 E: 0 LOB: 3 K: 1 BB: 1 S: 16 P: 24		1B: 7 SF: 0 2B: 0 SAC: 1 3B: 0 DP: 1 HR: 0 HBP: 0						WP: 0 PA: 33 PB: 0 SB: 3 CS: 1

PITCHER		IP	WLS	BF	H	R	ER	SO	BB	IBB	HBP	BLK	WP	HR	S	P	ERA	WHIP
Jamie Moyer, L ERA: 5.0	(1, 1)	7.0	L	27	5	1	1	5	3	0	0	1	0	0	63	106	1.29	1.143
Juan Agosto, L ERA: 9.0	(8, 1)	0.1		2	1	0	0	0	0	0	0	0	0	0	5	7	0.00	3.000
Cris Carpenter, R ERA:	(8, 1)	0.2		4	1	0	0	1	1	0	0	0	0	0	11	17	0.00	3.000

PITCHER	IP	WLS	BF	H	R	ER	SO	BB	IBB	HBP	BLK	WP	HR	S	P	ERA	WHIP

BOTTOM

St. Louis Cardinals @ Montreal Expos

Olympic Stadium, Montreal, QB

Wed Apr 17 1991, 7:05 PM EDT

Att. 7,870 - Dome - 70 F

livebaseballscorecards.com

AB	28
R	1
H	7
RBI	0
BB	4
SO	6
LOB	12

New York Mets @ Montreal Expos

Olympic Stadium, Montreal, QB

Fri Apr 19 1991, 7:05 PM EDT

Att. 13,986 - Dome - 70 F

TOP

livebaseballscorecards.com

Batter	1	2	3	4	5	6	7	8	9	AB	R	H	RBI	BB	SO	LOB
Vince Coleman, S (1, 8) OBP: 0.408, SLG: 0.289	G5-3		G1-3			L8		E S 1B 2-H		4	0	1	1	0	0	1
Gregg Jefferies, S (1, 5) OBP: 0.354, SLG: 0.216	F9		F7			G6-3 1B		1 SAFE F9 1-3		4	0	1	0	0	0	2
Dave Magadan, L (1, 3) OBP: 0.383, SLG: 0.257	K			1B		1 SAFE 1 SAFE 1 SAFE 1 SAFE G6-3 1-2			G4-3	4	0	1	0	0	1	1
Howard Johnson, S (1, 6) OBP: 0.275, SLG: 0.455 Kevin Elster, R (3, 6) OBP: 0.357, SLG: 0.786		G3-1		F9			L9		P6	1	0	0	0	0	0	0
										3	0	0	0	0	0	1
Kevin McReynolds, R (1, 7) OBP: 0.077, SLG: 0.154		E3 G4-3		P3			F8		L9	4	0	0	0	0	0	1
Daryl Boston, L (1, 9) OBP: 0.238, SLG: 0.300		G4-3 2-3		K			G4-3			3	0	0	0	0	1	2
Mackey Sasser, L (1, 2)		G3-1			G4-3			G6-3		3	0	0	0	0	0	1
Tom Herr, S (1, 4) OBP: 0.333, SLG: 0.233			SH5-4 2B		F7			G4-1		3	0	1	0	0	0	0
Dwight Gooden, R (1, 1) OBP: 0.286, SLG: 0.286 Mark Carreon, R (8, PH) OBP: 0.360, SLG: 0.500 Pete Schourek, L (8, 1)			SH5-4 2-3		G6-3			1B 2B		1	0	0	0	0	0	0
										1	1	1	0	0	0	0
										0	0	0	0	0	0	0

Inning Stats	1	2	3	4	5	6	7	8	9
R:	0	0	0	0	0	0	0	1	0
E:	0	1	0	0	0	0	0	0	0
K:	1	0	0	1	0	0	0	0	0
S:	6	12	7	8	8	8	6	14	5
H:	0	0	1	1	0	1	0	2	0
LOB:	0	1	1	1	0	0	0	1	0
BB:	0	0	0	0	0	0	0	0	0
P:	9	20	10	10	11	12	9	24	5

1B:	3
2B:	2
3B:	0
HR:	0
SF:	0
SAC:	1
DP:	0
HBP:	0
WP:	0
PB:	0
SB:	1
CS:	0
PA:	32

AB	31
R	1
H	5
RBI	1
BB	0
SO	2
LOB	9

PITCHER		IP	WLS	BF	H	R	ER	SO	BB	IBB	HBP	BLK	WP	HR	S	P	ERA	WHIP
Dennis Martinez, R ERA: 1.37	(1, 1)	7.2	W	28	5	1	1	2	0	0	0	0	0	0	67	101	1.17	0.652
Steve Frey, L ERA: 2.84	(8, 1)	0.1		1	0	0	0	0	0	0	0	0	0	0	2	4	0.00	0.000
Tim Burke, R ERA: 3.24	(9, 1)	0.0	S	0	0	0	0	0	0	0	0	0	0	0	0	0	∞	∞

PITCHER	IP	WLS	BF	H	R	ER	SO	BB	IBB	HBP	BLK	WP	HR	S	P	ERA	WHIP

Batter	1	2	3	4	5	6	7	8	9	AB	R	H	RBI	BB	SO	LOB
Delino DeShields, L (1, 4) OBP: 0.364, SLG: 0.447	B X 1-0 E 3B		C F C 0-3 ① K		B F X 1-1 ③ F7			B X 1-0 ② G1-3		4	1	1	0	0	1	1
Dave Martinez, L (1, 8) OBP: 0.189, SLG: 0.171 Junior Noboa, R (8, PH) OBP: 0.333, SLG: 0.375 Tim Burke, R (9, 1)	B B C C S 2-3 ① K		B F X 1-1 ② G4-3			X 0-0 ① L3		C B B X 2-1 ③ G1-3		3 1 0	0 0 0	0 0 0	0 0 0	0 0 0	1 0 0	1 0 0
Ivan Calderon, R (1, 7) OBP: 0.378, SLG: 0.537	X 0-0 E6 S 1B 3-H		X 0-0 ③ G3-1			B B S C F S 2-3 ② K				3	1	0	1	0	1	0
Tim Wallach, R (1, 5) OBP: 0.244, SLG: 0.341	F 1 B C X SAFE 1-2 1-H 1B			C B F B X 2-2 ① G6-3		X 0-0 1B				3	0	2	1	0	0	0
Larry Walker, L (1, 9) OBP: 0.225, SLG: 0.243	C 1 B F B S SAFE 2-3 ② K			C B C B S 2-3 ② K		C X 0-1 ③ G1-3				3	0	0	0	0	2	2
Andres Galarraga, R (1, 3) OBP: 0.250, SLG: 0.317	X 0-0 ③ G4-3			C B X 1-1 ③ F9			S F B B X 2-2 FC3-6 1B			3	0	1	0	0	0	1
Ron Hassey, L (1, 2) OBP: 0.333, SLG: 0.200 Gilberto Reyes, R (8, 2) OBP: 0.444, SLG: 0.471		F C B X 1-2 ① G4-1			B B B C B 4-1 FC1-6 BB		X 0-0 ① FC3-6 G1-6-3 1-2f			2 0	0 0	0 0	0 0	1 0	0 0	1 0
Spike Owen, S (1, 6) OBP: 0.265, SLG: 0.281		C C B B X 2-2 ② G3			B F X 1-1 ① F8		B X 1-0 ② ③ G1-6-3 1-2f			3	0	0	0	0	0	2
Dennis Martinez, R (1, 1) Steve Frey, R (8, 1) Marquis Grissom, R (8, PH) OBP: 0.250, SLG: 0.267 (9, 8)		F S S 0-3 ③ K			X 0-0 ② FC1-6 1-2f			F B F C 1-3 ① K		2 0 1	0 0 0	0 0 0	0 0 0	0 0 0	1 0 1	1 0 0
Inning Stats	R: 2 H: 2 E: 1 LOB: 1 K: 2 BB: 0 S: 12 P: 18	R: 0 H: 0 E: 0 LOB: 0 K: 1 BB: 0 S: 9 P: 12	R: 0 H: 0 E: 0 LOB: 0 K: 1 BB: 0 S: 6 P: 7	R: 0 H: 0 E: 0 LOB: 0 K: 1 BB: 0 S: 8 P: 13	R: 0 H: 0 E: 0 LOB: 1 K: 0 BB: 1 S: 6 P: 12	R: 0 H: 1 E: 0 LOB: 1 K: 1 BB: 0 S: 8 P: 10	R: 0 H: 1 E: 0 LOB: 0 K: 0 BB: 0 S: 5 P: 8	R: 0 H: 0 E: 0 LOB: 0 K: 1 BB: 0 S: 6 P: 10		1B: 3 SF: 0 2B: 0 SAC: 0 3B: 1 DP: 1 HR: 0 HBP: 0						

PITCHER	IP	WLS	BF	H	R	ER	SO	BB	IBB	HBP	BLK	WP	HR	S	P	ERA	WHIP
Dwight Gooden, R (1, 1) ERA: 1.88	7.0	L	26	4	2	1	6	1	0	0	0	0	0	54	80	1.29	0.714
Pete Schourek, L (8, 1) ERA:	1.0		3	0	0	0	1	0	0	0	0	0	0	6	10	0.00	0.000

PITCHER	IP	WLS	BF	H	R	ER	SO	BB	IBB	HBP	BLK	WP	HR	S	P	ERA	WHIP

BOTTOM

New York Mets @ Montreal Expos

Olympic Stadium, Montreal, QB

Fri Apr 19 1991, 7:05 PM EDT
Att. 13,986 - Dome - 70 F

livebaseballscorecards.com

AB	28
R	2
H	4
RBI	2
BB	1
SO	7
LOB	9

PA: 29
WP: 0
PB: 0
SB: 1
CS: 0

Batter	1	2	3	4	5	6	7	8	9	AB	R	H	RBI	BB	SO	LOB
Vince Coleman, S (1, 8) OBP: 0.377, SLG: 0.262	P4		P3			G5-3		F7		4	0	0	0	0	0	2
Tom Herr, S (1, 4) OBP: 0.372, SLG: 0.281	BB			G5-3		2B		BB		2	1	1	1	2	0	0
Gregg Jefferies, S (1, 5) OBP: 0.346, SLG: 0.244	F7			F8		P5		2B		4	0	1	2	0	0	2
Kevin McReynolds, R (1, 7) OBP: 0.118, SLG: 0.125	P2			L1		G1-3		IBB		3	0	0	0	1	0	2
Mark Carreon, R (1, 9) OBP: 0.321, SLG: 0.444		F7			F8		G6-3	P6		3	0	0	0	0	0	0
Daryl Boston, L (7, 9) OBP: 0.227, SLG: 0.286										1	0	0	0	0	0	2
Tim Teufel, R (1, 3) OBP: 0.100, SLG: 0.100		P3			G6-3		CS 1B		L7	3	0	1	0	0	0	0
Dave Magadan, L (9, PH) OBP: 0.375, SLG: 0.250										1	0	0	0	0	0	0
(9, 3)																
Rick Cerone, R (1, 2) OBP: 0.278, SLG: 0.444		P4			FC6 1B		G6-3		G5-3	4	0	1	0	0	0	1
Kevin Elster, R (1, 6) OBP: 0.389, SLG: 0.688			F8		FC6			SH1-4 2B BB	E 1B BB	2	1	0	0	2	0	1
Frank Viola, L (1, 1) OBP: 0.125, SLG: 0.250			G6-3			2B		SH1-4	E9 1B	2	1	1	0	0	0	0
Mackey Sasser, L (9, PH) OBP: 0.250, SLG: 0.143										1	0	1	0	0	0	0
John Franco, L (9, 1)										0	0	0	0	0	0	0
Inning Stats	R: 0 E: 0 K: 0 S: 6 H: 0 LOB: 1 BB: 1 P: 12	R: 0 E: 0 K: 0 S: 4 H: 0 LOB: 0 BB: 0 P: 7	R: 0 E: 0 K: 0 S: 9 H: 0 LOB: 0 BB: 0 P: 12	R: 0 E: 0 K: 0 S: 6 H: 0 LOB: 0 BB: 0 P: 10	R: 0 E: 0 K: 0 S: 6 H: 1 LOB: 1 BB: 0 P: 9	R: 1 E: 0 K: 0 S: 9 H: 2 LOB: 1 BB: 0 P: 14	R: 0 E: 0 K: 0 S: 4 H: 1 LOB: 0 BB: 0 P: 7	R: 2 E: 0 K: 0 S: 10 H: 1 LOB: 2 BB: 3 P: 23	R: 0 E: 1 K: 0 S: 7 H: 1 LOB: 1 BB: 1 P: 13	1B: 3 2B: 3 3B: 0 HR: 0 SF: 0 SAC: 1 DP: 0 HBP: 0						

PITCHER		IP	WLS	BF	H	R	ER	SO	BB	IBB	HBP	BLK	WP	HR	S	P	ERA	WHIP
Chris Nabholz, L ERA: 4.26	(1, 1)	8.0	L	32	5	3	3	0	3	1	0	0	0	0	54	94	3.38	1.000
Barry Jones, R ERA: 3.52	(9, 1)	1.0		4	1	0	0	0	1	0	0	0	0	0	7	13	0.00	2.000

PITCHER	IP	WLS	BF	H	R	ER	SO	BB	IBB	HBP	BLK	WP	HR	S	P	ERA	WHIP

TOP

New York Mets @ Montreal Expos

Olympic Stadium, Montreal, QB

Sat Apr 20 1991, 3:33 AM EDT
Att. 19,444 - Dome - 70 F

livebaseballscorecards.com

AB	30
R	3
H	6
RBI	3
BB	5
SO	0
LOB	10

WP: 0	PB: 0	SB: 0	CS: 1	PA: 36					

New York Mets @ Montreal Expos

Olympic Stadium, Montreal, QB

Sat Apr 20 1991, 3:33 AM EDT

Att. 19,444 - Dome - 70 F

BOTTOM

livebaseballscorecards.com

Batter	1	2	3	4	5	6	7	8	9	AB	R	H	RBI	BB	SO	LOB
Delino DeShields, L (1, 4) OBP: 0.375, SLG: 0.452	X 0-0 B2-3 ①		1 SAFE F 1 SAFE B 1-1 CS ③ 1-2	B F B F X 2-2 G4-3 ①		B L X 1-1 1-2 1B		B X 1-0 1B		4	0	2	0	0	0	0
Marquis Grissom, R (1, 8) OBP: 0.200, SLG: 0.211	B B C S S 2-3 K ②			B C S B B S 3-3 K ②		F S S 0-3 K ②		X 0-0 P6 ②		4	0	0	0	0	3	3
Ivan Calderon, R (1, 7) OBP: 0.347, SLG: 0.489	C B B F X 2-2 G1-3 ③			X 0-0 G6-3 ③		F B X 1-1 G4-3 ③		1 SAFE X 0-0 F9 ③		4	0	0	0	0	0	3
Tim Wallach, R (1, 5) OBP: 0.245, SLG: 0.333		C C X 0-2 L8 ①			B C B S S 2-3 K ①		C F X 0-2 1B 1B 1B		C B S S 1-3 K ①	4	1	1	0	0	2	0
Andres Galarraga, R (1, 3) OBP: 0.250, SLG: 0.311		B F B B X 3-1 G6-3 ②			S C B X 1-2 1B 1B		B F X 1-1 P3 ①		S S S 0-3 K ②	4	0	1	0	0	1	1
Nikco Riesgo, R (1, 9) OBP: 0.500, SLG: 0.333		C X 0-1 G5-3 ③			1 SAFE X 0-0 P6-3 1-3 1B		1 SAFE S B 1 SAFE F B S 2-3 K ②		M B B B S B 4-2 BB	3	0	1	0	1	1	1
Gilberto Reyes, R (1, 2) OBP: 0.409, SLG: 0.429			F B S B B X 3-2 G5-3 ①		X 0-0 P6-3 ② ③ 1-2f		S F 1 SAFE B X 1-2 1B 1-2 1B		X 0-0 F7 ③	4	0	1	0	0	0	3
Spike Owen, S (1, 6) OBP: 0.297, SLG: 0.314			B B C X 2-1 CS 1B			B B C S X 2-2 G6-3 ①	X 0-0 1-3 2-H 1B ③			3	0	2	1	0	0	0
Chris Nabholz, L (1, 1) OBP: 0.167, SLG: 0.167 Junior Noboa, R (8, PH) OBP: 0.300, SLG: 0.333 Barry Jones, R (9, 1)			L L L 0-3 K ②			X 0-0 1B		B X 1-0 F9 ①		2 1 0	0 0 0	1 0 0	0 0 0	0 0 0	1 0 0	1 0 0
Inning Stats	R: 0 E: 0 K: 1 S: 7 H: 0 LOB: 0 BB: 0 P: 11	R: 0 E: 0 K: 0 S: 7 H: 0 LOB: 0 BB: 0 P: 10	R: 0 E: 0 K: 1 S: 9 H: 1 LOB: 0 BB: 0 P: 15	R: 0 E: 0 K: 1 S: 7 H: 0 LOB: 0 BB: 0 P: 12	R: 0 E: 0 K: 1 S: 8 H: 2 LOB: 1 BB: 0 P: 11	R: 0 E: 0 K: 1 S: 11 H: 2 LOB: 2 BB: 0 P: 15	R: 1 E: 0 K: 1 S: 12 H: 3 LOB: 2 BB: 0 P: 16	R: 0 E: 0 K: 0 S: 4 H: 1 LOB: 1 BB: 0 P: 6	R: 0 E: 0 K: 2 S: 9 H: 0 LOB: 1 BB: 1 P: 14	1B: 9 2B: 1 3B: 0 HR: 0	SF: 0 SAC: 0 DP: 1 HBP: 0						

	AB	33
	R	1
	H	9
	RBI	1
	BB	1
	SO	8
	LOB	12

PITCHER		IP	WLS	BF	H	R	ER	SO	BB	IBB	HBP	BLK	WP	HR	S	P	ERA	WHIP
Frank Viola, L ERA: 1.17	(1, 1)	8.0	W	30	9	1	1	6	0	0	0	0	0	0	65	96	1.12	1.125
John Franco, L ERA: 2.08	(9, 1)	1.0	S	4	0	0	0	2	1	0	0	0	0	0	9	14	0.00	1.000

PITCHER	IP	WLS	BF	H	R	ER	SO	BB	IBB	HBP	BLK	WP	HR	S	P	ERA	WHIP

WP: 0 PB: 0 SB: 0 CS: 1 PA: 35

Batter	1	2	3	4	5	6	7	8	9	AB	R	H	RBI	BB	SO	LOB
Vince Coleman, S (1, 8) OBP: 0.397, SLG: 0.340	C C S 0-3 ① K			F B B X 2-1 ① F7		C B B F X 2-2 BLK S 2B 1B	B F 1 B F X SAFE 2-2 1-H 1B 3B	X 0-0 1-2 1B		5	2	3	1	0	1	0
Gregg Jefferies, S (1, 5) OBP: 0.351, SLG: 0.283	B X 1-0 ② P6			B B B C X 3-1 ② L6		B 1 SAFE 1 SAFE 1 B C B X 3-1 F8 1-H 2B	C B B X 2-1 S 3-H 1B	C B X 1-1 ③ G3		5	0	2	2	0	0	2
Dave Magadan, L (1, 3) OBP: 0.377, SLG: 0.250	C X 0-1 ③ F7			B B C B F B 4-2 FC5-4 BB		B X 1-0 ① F8 2-3	C B F C 1-3 ③ K 1-2		B X 1-0 WP BB SF9 1B	4	1	1	0	1	1	2
Kevin McReynolds, R (1, 7) OBP: 0.091, SLG: 0.095		F B B X 2-1 ① G1-3		S X 0-1 ③ FC5-4 1-2f		X 0-0 ② P3		B C X 1-1 ① G6-3	X 0-0 ① F9	5	0	0	0	0	0	3
Daryl Boston, L (1, 9) OBP: 0.259, SLG: 0.280		C B F F X 1-2 ② G3-1			C F F F X 0-2 S 1B	C S B S 1-3 ③ K		C C B X 1-2 ② G5-3	S B B B F B 4-2 E WP 1-2 1B BB	4	1	1	0	1	1	1
Tom Herr, S (1, 4) OBP: 0.396, SLG: 0.324		C B F F X 1-2 ③ G6-3			B B F B B 4-1 1-2 BB		X 0-0 1B 2B	C B B B B 4-1 1B HR BB	C B B S B F F X 3-2 ② SF9 1-3 2-H	2	2	1	1	2	0	0
Charlie O'Brien, R (1, 2) OBP: 0.308, SLG: 0.182 Howard Johnson, S (7, PH) OBP: 0.268, SLG: 0.441 Rick Cerone, R (7, 2) OBP: 0.350, SLG: 0.474			B B X 2-0 ① P3	B C C X 1-2 ① F8		B B F S F S 2-3 ① K	B 1 SAFE 1 SAFE B C 1 SAFE X 2-1 1-2 HR 1B	F C H 1-2 1B HBP	2 0 0 0 0 0 2 1 0 0 0 0 1 1 1 1 1 0 0 0 0							
Kevin Elster, R (1, 6) OBP: 0.391, SLG: 0.762			C S C 0-3 ② K	X 0-0 ② P4		S C X 0-2 ② F9	X 0-0 1-H 2-H HR	B X 1-0 1-2 3-H 1B	5 1 2 4 0 1 3							
David Cone, L (1, 1) Mackey Sasser, L (7, PH) OBP: 0.333, SLG: 0.250 Pete Schourek, L (7, 1)			X 0-0 ③ F8	S X 0-1 ③ G4-3		B X 1-0 2-H 3B 1B	C B F B F B B 4-2 1B BB	C F B X 1-2 ③ G6-3	2 0 0 0 0 0 2 1 1 1 1 0 0 0 1 0 0 0 1 0 2							
Inning Stats	R: 0 E: 0 K: 1 S: 6 H: 0 LOB: 0 BB: 0 P: 7	R: 0 E: 0 K: 0 S: 10 H: 0 LOB: 0 BB: 0 P: 14	R: 0 E: 0 K: 1 S: 5 H: 0 LOB: 0 BB: 0 P: 7	R: 0 E: 0 K: 0 S: 8 H: 0 LOB: 1 BB: 1 P: 17	R: 0 E: 0 K: 0 S: 12 H: 1 LOB: 2 BB: 1 P: 17	R: 1 E: 0 K: 1 S: 10 H: 2 LOB: 1 BB: 0 P: 17	R: 3 E: 0 K: 2 S: 17 H: 4 LOB: 1 BB: 0 P: 25	R: 3 E: 0 K: 0 S: 15 H: 3 LOB: 2 BB: 2 P: 28	R: 2 E: 1 K: 0 S: 15 H: 2 LOB: 2 BB: 1 P: 26	1B: 8 2B: 2 3B: 1 HR: 1 SF: 1 SAC: 0 DP: 0 HBP: 1							

New York Mets @ Montreal Expos

Olympic Stadium, Montreal, QB

Sun Apr 21 1991, 7:05 PM EDT

Att. 8,409 - Dome - 70 F

TOP

livebaseballscorecards.com

AB	38
R	9
H	12
RBI	9
BB	5
SO	5
LOB	18

WP: 1 PB: 0 SB: 3 CS: 0 PA: 45

PITCHER		IP	WLS	BF	H	R	ER	SO	BB	IBB	HBP	BLK	WP	HR	S	P	ERA	WHIP
Oil Can Boyd, R ERA: 6.0	(1, 1)	6.2	L	28	6	4	4	4	2	0	0	1	0	0	63	96	5.40	1.200
Steve Frey, L ERA: 4.91	(7, 1)	1.0		6	2	2	2	1	1	0	0	0	0	0	13	24	18.00	3.000
Barry Jones, R ERA: 4.5	(8, 1)	0.1		4	2	1	1	0	1	0	0	0	0	1	7	12	27.00	9.000
Tim Burke, R ERA: 4.82	(9, 1)	0.0		0	0	0	0	0	0	0	0	0	0	0	0	0	∞	∞

PITCHER	IP	WLS	BF	H	R	ER	SO	BB	IBB	HBP	BLK	WP	HR	S	P	ERA	WHIP

New York Mets @ Montreal Expos

Olympic Stadium, Montreal, QB

Sun Apr 21 1991, 7:05 PM EDT

Att. 8,409 - Dome - 70 F

BOTTOM

Batter	1	2	3	4	5	6	7	8	9	AB	R	H	RBI	BB	SO	LOB
Delino DeShields, L (1, 4) OBP: 0.415, SLG: 0.500	B C B X 2-1 1B S 1B		B S B F B B 4-2 S 1B BB			B B C B F X 3-2 1B SF9 2B		B C X 1-1 3B 1B	B C B X 2-1 F8 ③	4	3	3	0	1	0	2
Dave Martinez, L (1, 8) OBP: 0.268, SLG: 0.308	1 SAFE B P 2 SAFE 2 SAFE X 2-0 CS ① 1-3 1B		F 1 SAFE 1 SAFE B X 1-1 CS 1-H 1B			B F B F X 2-2 G5-4-3 2-3 1B		B X 1-0 G5-3 1-H 3B		4	1	4	2	0	0	0
Ivan Calderon, R (1, 7) OBP: 0.321, SLG: 0.458 Tim Burke, R (9, 1)	1 SAFE 1 SAFE 1 SAFE B 1 SAFE B F B F 3-3 S K ② ③ 1-2		1 SAFE B F B B B S 3-2 CS ③ 1-2	F S B B B C 2-3 K ①		B X 1-0 SF9 ① 3-H		B F C X 1-2 G5-3 ② 3-H		3	0	0	2	0	2	1
										0	0	0	0	0	0	0
Tim Wallach, R (1, 5) OBP: 0.245, SLG: 0.327		B X 1-0 G6-3 ①		C B B F B X 3-2 G3-6-3 1B		1 SAFE 1 SAFE X 0-0 G5-4-3 ② ③ 1-2f		X 0-0 G5-3 ③		4	0	1	0	0	0	1
Larry Walker, L (1, 9) OBP: 0.273, SLG: 0.256		B B B C F B 4-2 S G5-3 BB		B X 1-0 G3-6-3 ② ③ 1-2f			B B B C S B 4-2 1B BB		B F X 1-1 1B G5-3 2B 1B	2	1	1	0	2	0	1
Andres Galarraga, R (1, 3) OBP: 0.269, SLG: 0.347		B 1 SAFE F X 1-1 G5-3 ② 1-2		B F B S B X 3-2 F9 2B			X 0-0 ① 1-3 1B		F F F X 0-2 G5-3 ① 1-2	4	0	2	0	0	0	2
Ron Hassey, L (1, 2) OBP: 0.286, SLG: 0.167 Nelson Santovenia, R (7, PH) OBP: 0.467, SLG: 0.533 (8, 2)		B C B S S 2-3 K2-3 ③ 2-3		B F C F B F C 2-3 K ①			B B X 2-0 F9 ②		B X 1-0 2B 2-3 1B	2	0	0	0	0	2	2
										2	0	1	0	0	0	1
Spike Owen, S (1, 6) OBP: 0.293, SLG: 0.333			B B C X 2-1 F7 ①	B B X 2-0 F9 ② 2-3			B B C B X 3-1 P5 ③		B X 1-0 1-3 2B 3-H	4	0	1	1	0	0	2
Oil Can Boyd, R (1, 1) Steve Frey, R (7, 1) Barry Jones, R (8, 1) Junior Noboa, R (8, PH) OBP: 0.273, SLG: 0.300 Marquis Grissom, R (9, 7) OBP: 0.190, SLG: 0.200			C B S S 1-3 K ②	B C B S B S 3-3 K ③				C F B X 1-2 F9 ①	F B F F S 1-3 K ②	2	0	0	0	0	2	1
										0	0	0	0	0	0	0
										0	0	0	0	0	0	0
										1	0	0	0	0	0	0
										1	0	0	0	0	1	2
Inning Stats	R: 0 E: 0 K: 1 S: 7 H: 2 LOB: 0 BB: 0 P: 13	R: 0 E: 0 K: 1 S: 8 H: 0 LOB: 1 BB: 1 P: 16	R: 1 E: 0 K: 1 S: 11 H: 1 LOB: 0 BB: 1 P: 22	R: 0 E: 0 K: 1 S: 7 H: 1 LOB: 0 BB: 0 P: 13	R: 0 E: 0 K: 2 S: 12 H: 1 LOB: 1 BB: 0 P: 22	R: 1 E: 0 K: 0 S: 8 H: 2 LOB: 0 BB: 0 P: 14	R: 0 E: 0 K: 0 S: 6 H: 1 LOB: 1 BB: 1 P: 15	R: 2 E: 0 K: 0 S: 10 H: 2 LOB: 0 BB: 0 P: 14	R: 1 E: 0 K: 1 S: 14 H: 3 LOB: 2 BB: 0 P: 20	1B: 9 2B: 3 3B: 1 HR: 0	SF: 1 SAC: 0 DP: 2 HBP: 0						

livebaseballscorecards.com

AB	33
R	5
H	13
RBI	5
BB	3
SO	7
LOB	15

WP: 0 PB: 0 SB: 3 CS: 2 PA: 38

PITCHER		IP	WLS	BF	H	R	ER	SO	BB	IBB	HBP	BLK	WP	HR	S	P	ERA	WHIP
David Cone, R ERA: 4.26	(1, 1)	6.0	W	22	7	2	2	6	2	0	0	0	0	0	53	100	3.00	1.500
Pete Schourek, L ERA: 4.05	(7, 1)	3.0	S	15	6	3	3	1	1	0	0	0	0	0	30	49	9.00	2.333

PITCHER	IP	WLS	BF	H	R	ER	SO	BB	IBB	HBP	BLK	WP	HR	S	P	ERA	WHIP

Batter	1	2	3	4	5	6	7	8	9	AB	R	H	RBI	BB	SO	LOB
Orlando Merced, S (1, 3) OBP: 0.538, SLG: 0.556 Bill Landrum, R (9, 1)	F B B B B 4-1 HR BB		C F B B X 2-2 E WP 2B 1B	B F X 1-1 ② ③ G1-6-3 1-2f			B X 1-0 ② G3-1 2-3		B B B C F F B 4-2 BB	3	2	1	0	2	0	2
										0	0	0	0	0	0	0
Jay Bell, R (1, 6) OBP: 0.241, SLG: 0.296	X 0-0 ① L8		B B B B 4-0 E 1-2 2B BB		C C B F F S 1-3 ① K		B F X 1-1 ③ G3		B C S B F X 2-2 ③ G5-3	4	1	0	0	1	1	3
Andy Van Slyke, L (1, 8) OBP: 0.328, SLG: 0.510	1 SAFE B B B F 1 SAFE X 2-1 1-H HR		B S C B 1 SAFE X 3-2 E3 2B G6-3 1-2 2-3		X 0-0 CS 1B			F B B B X 3-1 ① P6		4	2	2	2	0	0	2
Bobby Bonilla, S (1, 9) OBP: 0.450, SLG: 0.531	B B B C B 4-1 G6-3 BB		X 0-0 G6-3 1-3 2-H 3-H 2B		B X 1-0 ② F7			X 0-0 HR 1B		3	1	2	2	1	0	1
Barry Bonds, L (1, 7) OBP: 0.171, SLG: 0.211	F B X 1-1 ② ③ G6-3 1-2f		I I I I 4-0 G6-3 IBB		1 SAFE 0-0 ③ CS 1-2	C B B S X 2-2 ① F8		B B B X 2-0 1-H HR		3	1	1	2	1	0	1
Jeff King, R (1, 5) OBP: 0.339, SLG: 0.360		C B X 1-1 ① G5-3	B F F X 1-2 ② G6-3 1-2 2-3 3-H			C B B X 2-1 ② G4-3		B B B B 4-0 CS BB		3	0	0	1	1	0	2
Michael LaValliere, L (1, 2) OBP: 0.205, SLG: 0.270		B B C X 2-1 ② F7	X 0-0 ③ G3		F B X 1-1 ③ G4-3			B B B C S X 3-2 ② ③ P3 1-2		4	0	0	0	0	0	3
Jose Lind, R (1, 4) OBP: 0.227, SLG: 0.220		C C F F F B S 1-3 ③ K		B F B B B X 3-1 ① F8			C F S 0-3 ① K		F F B F X 1-2 ① F8	4	0	0	0	0	2	0
John Smiley, L (1, 1) OBP: 0.250, SLG: 0.250 Mark Huismann, R (6, 1) Neal Heaton, L (6, 1) OBP: 1.000, SLG: 2.000 Gary Varsho, L (9, PH) OBP: 0.375, SLG: 0.400 Carmelo Martinez, R (9, 3) OBP: 0.250, SLG: 0.250			X 0-0 ① G4-3	C F B X 1-2 G1-6-3 1B			B B C X 2-1 G3-1 2B		B B C X 2-1 ② G1-3	2 0 1 1 0	0 0 0 0 0	1 0 1 0 0	0 0 0 0 0	0 0 0 0 0	0 0 0 0 0	0 0 0 0 0

TOP

Pittsburgh Pirates @ Montreal Expos

Olympic Stadium, Montreal, QB

Tue Apr 23 1991, 7:05 PM EDT

Att. 7,770 - Dome - 70 F

livebaseballscorecards.com

AB	32
R	7
H	8
RBI	7
BB	6
SO	3
LOB	14

Inning Stats	1	2	3	4	5	6	7	8	9	1B	SF	PA	39
	R: 2	R: 0	R: 3	R: 0	R: 0	R: 0	R: 0	R: 2	R: 0	1B: 4	SF: 0	WP: 1	
	E: 0	E: 0	E: 1	E: 0	E: 0	E: 0	E: 0	E: 0	E: 0	2B: 2	SAC: 0	PB: 0	
	K: 0	K: 1	K: 0	K: 0	K: 1	K: 0	K: 1	K: 0	K: 0	3B: 0	DP: 2	SB: 0	
	S: 7	S: 10	S: 12	S: 7	S: 7	S: 7	S: 8	S: 7	S: 13	HR: 2	HBP: 0	CS: 2	
	H: 1	H: 0	H: 2	H: 1	H: 1	H: 0	H: 1	H: 2	H: 0				
	LOB: 0	LOB: 0	LOB: 2	LOB: 0	LOB: 0	LOB: 0	LOB: 1	LOB: 0	LOB: 1				
	BB: 2	BB: 0	BB: 2	BB: 0	BB: 0	BB: 0	BB: 0	BB: 1	BB: 1				
	P: 18	P: 14	P: 26	P: 12	P: 9	P: 12	P: 12	P: 19	P: 22				

PITCHER		IP	WLS	BF	H	R	ER	SO	BB	IBB	HBP	BLK	WP	HR	S	P	ERA	WHIP
Bill Sampen, R ERA: 3.07	(1, 1)	2.2	L	15	3	5	4	1	3	1	0	0	1	1	28	57	13.50	2.250
Scott Ruskin, L ERA:	(3, 1)	2.1		7	2	0	0	1	0	0	0	0	0	0	15	22	0.00	0.857
Mel Rojas, R ERA: 4.76	(6, 1)	1.0		3	0	0	0	0	0	0	0	0	0	0	7	12	0.00	0.000
Rick Mahler, R ERA: 4.76	(7, 1)	1.0		4	1	0	0	1	0	0	0	0	0	0	8	12	0.00	1.000
Steve Frey, L ERA: 6.48	(8, 1)	1.0		5	2	2	2	0	1	0	0	0	0	1	7	19	18.00	3.000

PITCHER		IP	WLS	BF	H	R	ER	SO	BB	IBB	HBP	BLK	WP	HR	S	P	ERA	WHIP
Barry Jones, R ERA: 4.0	(9, 1)	1.0		4	0	0	0	0	1	0	0	0	0	0	13	22	0.00	1.000

Batter	1	2	3	4	5	6	7	8	9	AB	R	H	RBI	BB	SO	LOB
Delino DeShields, L (1, 4) OBP: 0.414, SLG: 0.490	B B X 2-0 E S 1B 1B		B B B C X 3-1 F8 ③		C X 0-1 G4-3 ② 2-3	1 SAFE B X 1-0 F8 ③			B C B X 2-1 1B	5	1	2	0	0	0	3
Marquis Grissom, R (1, 8) OBP: 0.192, SLG: 0.200	1 SAFE L 1 SAFE 1 SAFE S F B F F 1-3 C K ① 1-3			C F B X 1-2 P3 ① 1-2	C B X 1-1 1B WP 1B 3-H		C B X 1-1 P4 ①		X 0-0 P3 ①	5	0	1	1	0	1	2
Ivan Calderon, R (1, 7) OBP: 0.345, SLG: 0.472	B X 1-0 F8-3 1B 3-H			X 0-0 BB 1B 1B	1 SAFE B X 1-0 1B 1-3		S B X 1-1 G1-3 ②		F F S 0-3 K ②	5	0	3	1	0	1	1
Tim Wallach, R (1, 5) OBP: 0.241, SLG: 0.316	B C X 1-1 F8-3 ② ③ 1-2			F B F X 1-2 BB 1B 1-2	C F F B X 1-2 G5-3 ③		X 0-0 P2 ③		S X 0-1 G4-3 ③	5	0	1	0	0	0	4
Andres Galarraga, R (1, 3) OBP: 0.268, SLG: 0.340		X 0-0 G4-3 ①		F F S 0-3 K ②		X 0-0 FC6-4 1B		B X 1-0 F8 ①		4	0	1	0	0	1	2
Nikco Riesgo, R (1, 9) OBP: 0.500, SLG: 0.200		X 0-0 P4 ②		B B B C B 4-1 1-2 2-3 BB	S B C X 1-2 FC6-4 1B 1B 1-2f			B C B F B B 4-2 2B BB		2	1	0	0	2	0	1
Gilberto Reyes, R (1, 2) OBP: 0.385, SLG: 0.400		C X 0-1 G6-3 ③		S X 0-1 F7 ③		C X 0-1 1B 1-2		X 0-0 P4 ②		4	0	1	0	0	0	4
Spike Owen, S (1, 6) OBP: 0.289, SLG: 0.349			C B F S 1-3 K ①		X 0-0 P4 ①	C F F X 0-2 F9 ②		B C X 1-1 1-3 2B		4	0	1	0	0	1	2
Bill Sampen, R (7, 1) OBP: 0.000, SLG: 0.000 Scott Ruskin, R (3, 1) Junior Noboa, R (5, PH) OBP: 0.000, SLG: 0.455 Mel Rojas, R (8, 1) Nelson Santovenia, R (6, PH) OBP: 0.214, SLG: 0.333 Dave Martinez, L (8, PH) OBP: 0.286, SLG: 0.325 Rick Mahler, R (7, 1) Steve Frey, R (8, 1) Larry Walker, L (8, PH) OBP: 0.286, SLG: 0.250 Barry Jones, R (8, 1)			C B F B F S 2-3 K ②		B B B C X 3-1 G4-3 1B 2B	B C B B B X 3-1 1-3 2-H 1B		C C B B B F S 3-3 K ③		0 0 0 0 0 0 0 1 0 0 0 0 1 0 1 1 1 0 0 0 0 0 0 0 0 0 0 0 0 0 0 0 0 0 0 1 0 1 1 0 0 0 0 0 0 0 0 0 0 0 0 0 0 0 0 0 1 0 0 0 0 1 2 0 0 0 0 0 0 0						
Inning Stats	R: 1 E: 0 K: 1 S: 10 H: 2 LOB: 0 BB: 0 P: 15	R: 0 E: 0 K: 0 S: 4 H: 0 LOB: 0 BB: 0 P: 4	R: 0 E: 0 K: 2 S: 10 H: 0 LOB: 0 BB: 0 P: 16	R: 0 E: 0 K: 1 S: 13 H: 2 LOB: 3 BB: 1 P: 19	R: 1 E: 0 K: 0 S: 12 H: 3 LOB: 2 BB: 0 P: 18	R: 1 E: 0 K: 0 S: 13 H: 3 LOB: 2 BB: 0 P: 18	R: 0 E: 0 K: 0 S: 5 H: 0 LOB: 0 BB: 0 P: 7	R: 0 E: 0 K: 1 S: 10 H: 1 LOB: 2 BB: 1 P: 19	R: 0 E: 0 K: 1 S: 8 H: 1 LOB: 1 BB: 0 P: 10	1B: 10 2B: 3 3B: 0 HR: 0	SF: 0 SAC: 0 DP: 1 HBP: 0	WP: 1 PB: 0 SB: 1 CS: 0	PA: 40				

PITCHER		IP	WLS	BF	H	R	ER	SO	BB	IBB	HBP	BLK	WP	HR	S	P	ERA	WHIP
John Smiley, L ERA: 1.59	(1, 1)	5.2	W	26	9	3	3	4	1	0	0	0	1	0	59	83	4.76	1.765
Mark Huismann, R ERA: 6.0	(6, 1)	0.0		1	1	0	0	0	0	0	0	0	0	0	2	5	∞	∞
Neal Heaton, L ERA: 3.18	(6, 1)	2.1		9	1	0	0	1	1	0	0	0	0	0	16	28	0.00	0.857
Bill Landrum, R ERA:	(9, 1)	1.0		4	1	0	0	1	0	0	0	0	0	0	8	10	0.00	1.000

PITCHER	IP	WLS	BF	H	R	ER	SO	BB	IBB	HBP	BLK	WP	HR	S	P	ERA	WHIP

BOTTOM

Pittsburgh Pirates @ Montreal Expos

Olympic Stadium, Montreal, QB

Tue Apr 23 1991, 7:05 PM EDT
Att. 7,770 - Dome - 70 F

livebaseballscorecards.com

AB	38
R	3
H	12
RBI	3
BB	2
SO	6
LOB	21

Batter	1	2	3	4	5	6	7	8	9	AB	R	H	RBI	BB	SO	LOB
Orlando Merced, S (1, 3) OBP: 0.529, SLG: 0.500	B B B C C X 3-2 SH1-3 2B 1B	B S B B S B 4-2 1-2 2-3 BB		B S F B S 2-3 ② K			C F B F F F F B B 3-3 C ② K			3	1	1	0	1	2	2
Carmelo Martinez, R (9, 3) OBP: 0.250, SLG: 0.250										0	0	0	0	0	0	0
Jay Bell, R (1, 6) OBP: 0.230, SLG: 0.281	X 0-0 ① SH1-3 1-2	B C X 1-1 ③ P3		B C X 1-1 ③ F9			X 0-0 ③ F9			3	0	0	0	0	0	5
Gary Varsho, L (1, 8) OBP: 0.393, SLG: 0.458	B X 1-0 G6-3 2-H 2B		X 0-0 G4-6-3 1B		F X 0-1 ① B1-3			S B X 1-1 ① F7		4	0	2	1	0	0	0
Bobby Bonilla, S (1, 9) OBP: 0.422, SLG: 0.491	X 0-0 ② G6-3 2-3	B F 1 SAFE 1 SAFE X 1-1 ① ② G4-6-3 1-2f			X 0-0 ② G3			C X 0-1 ② F8		4	0	0	0	0	0	2
Barry Bonds, L (1, 7) OBP: 0.156, SLG: 0.190	C C B F B B X 3-2 ③ G6-3	F B B X 2-1 ③ F8			C B X 1-1 ③ G1-3			B B C X 2-1 ③ L7		4	0	0	0	0	0	1
Jeff King, R (1, 5) OBP: 0.350, SLG: 0.370		F F F F B X 1-2 FC5-4 1B		X 0-0 S 2B 1B		B S X 1-1 ① G6-3			S S B X 1-2 ① P3	4	1	2	0	0	0	0
Don Slaught, R (1, 2) OBP: 0.421, SLG: 0.529		C F X 0-2 ① FC5-4 BB 1B 1-2f		1 SAFE P P 1 SAFE F 1 SAFE 1 SAFE F 1 SAFE 4-2 B B 2B 1-2 BB		C B X 1-1 G4-6-3 1B			F X 0-1 ② F8	3	0	1	0	1	0	1
Jose Lind, R (1, 4) OBP: 0.250, SLG: 0.267		C 1 SAFE F F F B F X 1-2 BB 1-2 1B		F F F X 0-2 1-3 2-H 2B		X 0-0 ② ③ G4-6-3 1-2f			S F F F B F B S 2-3 ③ K	4	0	2	1	0	1	1
Doug Drabek, R (1, 1) OBP: 0.286, SLG: 0.286		B C B X 2-1 ② P5		C X 0-1 ① G1-3			B S C F S 1-3 ① K			3	0	0	0	0	1	4
Bob Patterson, R (8, 1)										0	0	0	0	0	0	0
Bill Landrum, R (9, 1)										0	0	0	0	0	0	0
Inning Stats	R: 1 H: 2 E: 0 LOB: 1 K: 0 BB: 0 S: 10 P: 17	R: 0 H: 2 E: 0 LOB: 3 K: 0 BB: 1 S: 19 P: 28	R: 0 H: 1 E: 0 LOB: 0 K: 0 BB: 0 S: 5 P: 8	R: 1 H: 2 E: 0 LOB: 2 K: 1 BB: 1 S: 16 P: 21	R: 0 H: 0 E: 0 LOB: 0 K: 0 BB: 0 S: 5 P: 6	R: 0 H: 1 E: 0 LOB: 0 K: 0 BB: 0 S: 5 P: 7	R: 0 H: 0 E: 0 LOB: 0 K: 2 BB: 0 S: 12 P: 16	R: 0 H: 0 E: 0 LOB: 0 K: 0 BB: 0 S: 6 P: 9	R: 0 H: 0 E: 0 LOB: 0 K: 1 BB: 0 S: 11 P: 14	1B: 6 SF: 0 2B: 2 SAC: 1 3B: 0 DP: 2 HR: 0 HBP: 0						

PITCHER		IP	WLS	BF	H	R	ER	SO	BB	IBB	HBP	BLK	WP	HR	S	P	ERA	WHIP
Dennis Martinez, R ERA: 1.63	(1, 1)	8.0	L	32	8	2	2	3	2	0	0	0	0	0	78	112	2.25	1.250
Tim Burke, R ERA: 4.35	(9, 1)	1.0		3	0	0	0	1	0	0	0	0	0	0	11	14	0.00	0.000

PITCHER	IP	WLS	BF	H	R	ER	SO	BB	IBB	HBP	BLK	WP	HR	S	P	ERA	WHIP

TOP

Pittsburgh Pirates @ Montreal Expos

Olympic Stadium, Montreal, QB

Wed Apr 24 1991, 7:05 PM EDT

Att. 8,592 - Dome - 70 F

livebaseballscorecards.com

AB	32
R	2
H	8
RBI	2
BB	2
SO	4
LOB	16

BOTTOM

Pittsburgh Pirates @ Montreal Expos

Olympic Stadium, Montreal, QB

Wed Apr 24 1991, 7:05 PM EDT

Att. 8,592 - Dome - 70 F

livebaseballscorecards.com

Batter	1	2	3	4	5	6	7	8	9	AB	R	H	RBI	BB	SO	LOB
Delino DeShields, L (1, 4) OBP: 0.413, SLG: 0.463	BBBCB 4-1 E BB	CBBBB 4-1 BB		X 0-0 ③ G3			X 0-0 ① G6-3	BBCX 2-1 ③ FC6 1-2f		3	1	0	0	2	0	4
Dave Martinez, L (1, 8) OBP: 0.277, SLG: 0.311	FBB1BPX 3-1 ① F7 SAFE	CCBTX 1-2 ③ G4-3			CBCBX 2-2 1B 1B		X 0-0 ② F7		CBX 1-1 ① G4-3	5	0	1	0	0	0	3
Ivan Calderon, R (1, 7) OBP: 0.365, SLG: 0.474	FF1X 0-2 ② P4 SAFE		X 0-0 ① 1B		LB1X 1-1 1B SAFE 1-2		FH 1-1 FC5-4 HBP		FBFX 1-2 ② G6-3	4	0	2	0	0	0	1
Tim Wallach, R (1, 5) OBP: 0.238, SLG: 0.306 Junior Noboa, R (9, PR) OBP: 0.333, SLG: 0.455	S1X 0-1 E8 SAFE 1-H		BSBSS 2-3 ② K		SX 0-1 ① F9		X 0-0 ③ FC5-4 1-2f		X 0-0 1B	5 0	0 0	1 0	0 0	0 0	1 0	3 0
Larry Walker, L (1, 9) OBP: 0.280, SLG: 0.233	BBBSB 4-1 BB		BSBFBB 4-2 BB		X 0-0 ② P6			FX 0-1 ① G1-3	FSFFC 0-3 ③ K	3	0	0	0	2	1	3
Andres Galarraga, R (1, 3) OBP: 0.267, SLG: 0.333	FSFFBS 1-3 ③ K		X 0-0 ③ F9		X 0-0 ③ F8			BSFX 1-2 2B FC4-2 1B		4	0	1	0	0	1	5
Ron Hassey, L (1, 2) OBP: 0.333, SLG: 0.375 Marquis Grissom, R (8, PR) OBP: 0.192, SLG: 0.200 Gilberto Reyes, R (9, 2) OBP: 0.385, SLG: 0.400		BCBX 2-1 ① G4-3		BBX 2-0 PB 2B		CX 0-1 ① G3-1		X 0-0 FC4-2 1-3 2B		4 0 0	0 0 0	2 0 0	0 0 0	0 0 0	0 0 0	0 0 0
Spike Owen, S (1, 6) OBP: 0.271, SLG: 0.326 Eric Bullock, L (8, PH) OBP: 0.143, SLG: 0.143 Tim Burke, R (9, 1)		CFBX 1-2 E6 SH5-4		FBX 1-1 ① G4-3 2-3		CBFFFFBFC 2-3 ② K		BFSX 1-2 ② FC4-2 BB 2-3 3-H		3 1 0	0 0 0	0 0 0	0 0 0	0 0 0	1 0 0	1 2 0
Dennis Martinez, R (1, 1) Tom Foley, L (8, PH) OBP: 0.500, SLG: 0.750 (9, 6)		FX 0-1 ② SH5-4 1-2		CFX 0-2 ② P4		CBBFFC 2-3 ③ K		CBBSSB 4-1 FC6 1-2 BB		2 0	0 0	0 0	0 0	0 0	1 0	1 0
Inning Stats	R: 1 H: 0 E: 1 LOB: 2 K: 1 BB: 2 S: 15 P: 26	R: 0 H: 0 E: 1 LOB: 2 K: 0 BB: 1 S: 12 P: 20	R: 0 H: 1 E: 0 LOB: 1 K: 1 BB: 1 S: 7 P: 13	R: 0 H: 1 E: 0 LOB: 1 K: 0 BB: 0 S: 7 P: 10	R: 0 H: 2 E: 0 LOB: 2 K: 0 BB: 0 S: 9 P: 12	R: 0 H: 0 E: 0 LOB: 0 K: 2 BB: 0 S: 13 P: 17	R: 0 H: 0 E: 0 LOB: 1 K: 0 BB: 0 S: 4 P: 5	R: 0 H: 2 E: 0 LOB: 3 K: 0 BB: 1 S: 12 P: 20	R: 0 H: 1 E: 0 LOB: 1 K: 1 BB: 0 S: 11 P: 13	1B: 5 SF: 0 2B: 2 SAC: 1 3B: 0 DP: 0 HR: 0 HBP: 1						

	AB	34
	R	1
	H	7
	RBI	0
	BB	5
	SO	5
	LOB	23

WP: 0 PA: 41
PB: 1
SB: 0
CS: 0

PITCHER		IP	WLS	BF	H	R	ER	SO	BB	IBB	HBP	BLK	WP	HR	S	P	ERA	WHIP
Doug Drabek, R ERA: 3.8	(1, 1)	7.2	W	36	6	1	0	4	5	0	1	0	0	0	77	119	0.00	1.435
Bob Patterson, L ERA: 9.0	(8, 1)	0.2		2	0	0	0	0	0	0	0	0	0	0	4	7	0.00	0.000
Bill Landrum, R ERA:	(9, 1)	0.2	S	3	1	0	0	1	0	0	0	0	0	0	9	10	0.00	1.500

PITCHER	IP	WLS	BF	H	R	ER	SO	BB	IBB	HBP	BLK	WP	HR	S	P	ERA	WHIP

Batter	1	2	3	4	5	6	7	8	9	AB	R	H	RBI	BB	SO	LOB
Gary Redus, R (1, 8) OBP: 0.351, SLG: 0.313	B B B C X 3-1 ① P4		X 0-0 ① BB 1B		S B S B C 2-3 ③ K	C X 0-1 2-H 1B		X 0-0 ① F9	3	1	1	0	0	1	0
Andy Van Slyke, L (6, 8) OBP: 0.333, SLG: 0.510										2	0	1	1	0	0	0
Jay Bell, R (1, 6) OBP: 0.227, SLG: 0.262	X 0-0 ② F7		1 SAFE 1 SAFE B 1 SAFE B B C 1 SAFE B 4-1 1B 1-2 1B BB			C F B X 1-2 ① G5-3	1 SAFE 1 SAFE B 1 B X 2-0 ③ F8		X 0-0 E3 1B 1B	4	1	0	0	1	0	1
Jeff King, R (1, 5) OBP: 0.354, SLG: 0.373	B B X 2-0 ③ G6-3		F B F X 1-2 ③ 1-H 2-H 1B			C B B X 2-1 ② G6-3		B B X 2-0 ① G5-3	B X 1-0 1-2 1B 1B	5	1	2	1	0	0	0
Bobby Bonilla, S (1, 9) OBP: 0.420, SLG: 0.552		C B B F X 2-2 ① P4		C C B C 1-3 ① K		B X 1-0 HR		X 0-0 PB 2B 2B	B S S B F F F X 2-2 ② P3	5	2	2	1	0	1	2
Barry Bonds, L (1, 7) OBP: 0.220, SLG: 0.326		C F S 0-3 ② K		B B B B 4-0 CS BB		B X 1-0 HR		B B C B S F X 3-2 2-H 1B 2B	B S X 1-1 1-2 2-H 1B 1B	4	2	3	3	1	1	0
Carmelo Martinez, R (1, 3) OBP: 0.313, SLG: 0.267		B B B C B 4-1 FC6-4 BB		F 1 SAFE 1 SAFE S B X 1-2 ② 1-2 1B		X 0-0 ③ F7		B F S S 1-3 ② K	C B B B F F X 3-2 1-3 2-H FC6 1B	3	0	1	0	1	1	1
Lloyd McClendon, R (9, PH) OBP: 0.500, SLG: 0.875										1	0	1	1	0	0	0
(9, 3)																
Don Slaught, R (1, 2) OBP: 0.375, SLG: 0.455		F F 1 SAFE X 0-2 ③ FC6-4 1-2f		F 1 SAFE X 0-1 ③ G5-3			B X 1-0 ① G4-3	B S X 1-1 2-H 1B 1B	B X 1-0 ③ FC6 1-2f	5	0	1	1	0	0	4
Jose Lind, R (1, 4) OBP: 0.269, SLG: 0.286			C X 0-1 ① G4-3		C B X 1-1 ① F9		F B F F X 1-2 SH2-3 1B 1B	S X 0-1 1-2 1B		4	1	2	0	0	0	0
Vicente Palacios, R (1, 1)			F F B S 1-3 ② K		F B F X 1-2 ② G3-1		1 SAFE L 1 SAFE X 0-1 ② SH2-3 1-2	C F B C 1-3 ③ K		3	0	0	0	0	2	2

Inning Stats	1	2	3	4	5	6	7	8	9	1B	SF	WP	PA
	R: 0 E: 0 K: 0 S: 4 H: 0 LOB: 0 BB: 0 P: 9	R: 0 E: 0 K: 1 S: 10 H: 0 LOB: 1 BB: 1 P: 16	R: 1 E: 0 K: 1 S: 10 H: 2 LOB: 1 BB: 1 P: 16	R: 0 E: 0 K: 1 S: 8 H: 1 LOB: 1 BB: 1 P: 14	R: 0 E: 0 K: 1 S: 8 H: 0 LOB: 0 BB: 0 P: 12	R: 2 E: 0 K: 0 S: 8 H: 2 LOB: 0 BB: 0 P: 13	R: 1 E: 0 K: 0 S: 10 H: 2 LOB: 1 BB: 0 P: 14	R: 2 E: 0 K: 2 S: 16 H: 4 LOB: 2 BB: 0 P: 24	R: 2 E: 1 K: 0 S: 16 H: 3 LOB: 2 BB: 0 P: 24	1B: 10 2B: 2 3B: 0 HR: 2	SF: 0 SAC: 1 DP: 0 HBP: 0	WP: 0 PB: 1 SB: 0 CS: 1	PA: 43

PITCHER		IP	WLS	BF	H	R	ER	SO	BB	IBB	HBP	BLK	WP	HR	S	P	ERA	WHIP
Chris Nabholz, L ERA: 4.56	(1, 1)	6.2	L	28	7	4	4	4	3	0	0	0	0	2	57	91	5.40	1.500
Mel Rojas, R ERA: 6.43	(7, 1)	1.1		8	4	2	2	2	0	0	0	0	0	0	17	27	13.50	3.000
Steve Frey, L ERA: 5.79	(9, 1)	1.0		7	3	2	0	0	0	0	0	0	0	0	16	24	0.00	3.000

PITCHER	IP	WLS	BF	H	R	ER	SO	BB	IBB	HBP	BLK	WP	HR	S	P	ERA	WHIP

TOP

Pittsburgh Pirates @ Montreal Expos

Olympic Stadium, Montreal, QB

Thu Apr 25 1991, 7:05 PM EDT

Att. 7,868 - Dome - 70 F

livebaseballscorecards.com

AB	39
R	8
H	14
RBI	8
BB	3
SO	6
LOB	10

Batter	1	2	3	4	5	6	7	8	9	AB	R	H	RBI	BB	SO	LOB
Delino DeShields, L (1, 4) OBP: 0.388, SLG: 0.431	F F C 0-3 ① K		C B B C X 2-2 ③ F7			X 0-0 ① L4			B X 1-0 ① G4-3	4	0	0	0	0	1	0
Dave Martinez, L (1, 8) OBP: 0.255, SLG: 0.286	B F C B F B X 3-2 ② P5			F B X 1-1 ① L7		C B B F X 2-2 ② L3			B F B X 2-1 ② P6	4	0	0	0	0	0	0
Ivan Calderon, R (1, 7) OBP: 0.358, SLG: 0.459	X 0-0 CS 1B			B C F F F B B C 3-3 ② K		X 0-0 ③ G1-3			C F X 0-2 ③ F9	4	0	1	0	0	1	0
Tim Wallach, R (1, 5) OBP: 0.242, SLG: 0.308	F B F 1 B SAFE 2-2 ③ CS 1-2	X 0-0 FC5-4 1B		C X 0-1 ③ F8			F B S X 1-2 ① F7			3	0	1	0	0	0	0
Larry Walker, L (1, 9) OBP: 0.283, SLG: 0.239		X 0-0 ① F7			B X 1-0 1B 1B		B B X 2-0 ② G4-3			3	0	1	0	0	0	1
Eric Bullock, L (1, 3) OBP: 0.200, SLG: 0.200		B F F S 1-3 ② K			F X 0-1 1-2 1B		F F B F X 1-2 ③ G3			3	0	1	0	0	1	1
Nelson Santovenia, R (1, 2) OBP: 0.389, SLG: 0.444		B F X 1-1 ③ FC5-4 1-2f			B X 1-0 ① F9			S F X 0-2 ① P3		3	0	0	0	0	0	3
Tom Foley, L (1, 6) OBP: 0.333, SLG: 0.429			F X 0-1 ① F7		C B F X 1-2 ② L3			S C F F F X 0-2 ② F7		3	0	0	0	0	0	2
Chris Nabholz, L (1, 1) OBP: 0.125, SLG: 0.125 Mel Rojas, R (7, 1) Nikco Riesgo, R (8, PH) OBP: 0.444, SLG: 0.167 Steve Frey, R (9, 1)			C S F S 0-3 ② K		F B S S 1-3 ③ K			X 0-0 ③ F8		2 0 1 0	0 0 0 0	0 0 0 0	0 0 0 0	0 0 0 0	2 0 0 0	2 0 0 0
Inning Stats	R: 0 E: 0 K: 1 S: 10 H: 1 LOB: 0 BB: 0 P: 15	R: 0 E: 0 K: 1 S: 7 H: 1 LOB: 1 BB: 0 P: 9	R: 0 E: 0 K: 1 S: 9 H: 0 LOB: 0 BB: 0 P: 11	R: 0 E: 0 K: 1 S: 9 H: 0 LOB: 0 BB: 0 P: 13	R: 0 E: 0 K: 1 S: 10 H: 2 LOB: 2 BB: 0 P: 14	R: 0 E: 0 K: 0 S: 5 H: 0 LOB: 0 BB: 0 P: 7	R: 0 E: 0 K: 0 S: 8 H: 0 LOB: 0 BB: 0 P: 12	R: 0 E: 0 K: 0 S: 10 H: 0 LOB: 0 BB: 0 P: 10	R: 0 E: 0 K: 0 S: 6 H: 0 LOB: 0 BB: 0 P: 9	1B: 4 2B: 0 3B: 0 HR: 0	SF: 0 SAC: 0 DP: 0 HBP: 0					

PITCHER	IP	WLS	BF	H	R	ER	SO	BB	IBB	HBP	BLK	WP	HR	S	P	ERA	WHIP
Vicente Palacios, R (1, 1) ERA: 0.48	9.0	W	30	4	0	0	5	0	0	0	0	0	0	74	100	0.00	0.444

PITCHER	IP	WLS	BF	H	R	ER	SO	BB	IBB	HBP	BLK	WP	HR	S	P	ERA	WHIP

BOTTOM

Pittsburgh Pirates @ Montreal Expos

Olympic Stadium, Montreal, QB

Thu Apr 25 1991, 7:05 PM EDT
Att. 7,868 - Dome - 70 F

livebaseballscorecards.com

AB	30
R	0
H	4
RBI	0
BB	0
SO	5
LOB	9

Batter	1	2	3	4	5	6	7	8	9	AB	R	H	RBI	BB	SO	LOB
Delino DeShields, L (1, 4) OBP: 0.380, SLG: 0.410	B B S B C X 3-2 G5-3 ①		C B B B C S 3-3 K ②			B X 1-0 G1-3 ②			C B B B B 4-1 FC6-4 BB	3	0	0	0	1	1	1
Dave Martinez, L (1, 8) OBP: 0.241, SLG: 0.269 Marquis Grissom, R (9, PH) OBP: 0.185, SLG: 0.192	C B X 1-1 F8 ②		B F X 1-1 L9 ③			F B B X 2-1 F8 ③			C X 0-1 P6 ①	3	0	0	0	0	0	1
										1	0	0	0	0	0	1
Ivan Calderon, R (1, 7) OBP: 0.338, SLG: 0.431	B B C X 2-1 G6-3 ③			B X 1-0 G3-1 ①			B X 1-0 G6-3 ①		B C X 1-1 FC6-4 1-2f ②	4	0	0	0	0	0	1
Tim Wallach, R (1, 5) OBP: 0.243, SLG: 0.304		X 0-0 FC4-6 1B		F X 0-1 G5-3 ②			X 0-0 G5-3 ②		B B B C F F S 3-3 K ③	4	0	1	0	0	1	1
Larry Walker, L (1, 9) OBP: 0.268, SLG: 0.224		S X 0-1 FC4-6 G1-3 1-2f ①		B C B X 2-1 G4-3 ③			C B C X 1-2 G4-3 ③			3	0	0	0	0	0	1
Andres Galarraga, R (1, 3) OBP: 0.270, SLG: 0.333		1 SAFE B B F X 2-1 G1-3 1-2 ②			B F F B X 2-2 G5-3 ①			B C B S B X 3-2 FC4 1B 1B		3	0	1	0	0	0	1
Gilberto Reyes, R (1, 2) OBP: 0.414, SLG: 0.429		F S S 0-3 K ③			B X 1-0 CS 1B			C B B X 2-1 FC4 1-2 1B		3	0	2	0	0	1	1
Spike Owen, S (1, 6) OBP: 0.275, SLG: 0.327		C X 0-1 SH3-4 1B			B 1 SAFE P C F B F 1 SAFE S 3-3 K ② ③ 1-2			C X 0-1 FC4 G5-4-3 1-2f 2-3 ①		3	0	1	0	0	1	3
Oil Can Boyd, R (1, 1)		L B X 1-1 SH3-4 1-2 ①				C C B S 1-3 K ①		B X 1-0 G5-4-3 1-2f ② ③		1	0	0	0	0	1	0
Barry Jones, R (6, 1)										0	0	0	0	0	0	0
Nikco Riesgo, R (8, PH) OBP: 0.400, SLG: 0.143										1	0	0	0	0	0	2
Scott Ruskin, R (8, 1)										0	0	0	0	0	0	0
Tim Burke, R (8, 1)										0	0	0	0	0	0	0
Inning Stats	R: 0 E: 0 K: 0 S: 7 H: 0 LOB: 0 BB: 0 P: 13	R: 0 E: 0 K: 1 S: 8 H: 1 LOB: 1 BB: 0 P: 10	R: 0 E: 0 K: 1 S: 9 H: 1 LOB: 1 BB: 0 P: 14	R: 0 E: 0 K: 0 S: 5 H: 0 LOB: 0 BB: 0 P: 8	R: 0 E: 0 K: 1 S: 9 H: 1 LOB: 1 BB: 0 P: 14	R: 0 E: 0 K: 1 S: 6 H: 0 LOB: 0 BB: 0 P: 10	R: 0 E: 0 K: 0 S: 5 H: 0 LOB: 0 BB: 0 P: 7	R: 0 E: 0 K: 0 S: 8 H: 2 LOB: 1 BB: 0 P: 14	R: 0 E: 0 K: 1 S: 9 H: 0 LOB: 1 BB: 1 P: 17	1B: 5 2B: 1 3B: 0 HR: 0 SF: 0 SAC: 1 DP: 2 HBP: 0						

TOP

Montreal Expos @ St. Louis Cardinals

Busch Stadium, St. Louis, MO

Fri Apr 26 1991, 7:05 PM CDT

Att. 24,023 - Sunny - 74 F

livebaseballscorecards.com

AB	29
R	0
H	5
RBI	0
BB	1
SO	5
LOB	13

WP: 0 PB: 0 SB: 0 CS: 1 PA: 31

PITCHER		IP	WLS	BF	H	R	ER	SO	BB	IBB	HBP	BLK	WP	HR	S	P	ERA	WHIP
Bryn Smith, R ERA: 3.0	(1, 1)	7.0	W	25	5	0	0	4	0	0	0	0	0	0	54	86	0.00	0.714
Juan Agosto, L ERA: 3.72	(8, 1)	2.0	S	6	0	0	0	1	1	0	0	0	0	0	12	21	0.00	0.500

PITCHER	IP	WLS	BF	H	R	ER	SO	BB	IBB	HBP	BLK	WP	HR	S	P	ERA	WHIP

BOTTOM

Montreal Expos @ St. Louis Cardinals

Busch Stadium, St. Louis, MO

Fri Apr 26 1991, 7:05 PM CDT

Att. 24,023 - Sunny - 74 F

livebaseballscorecards.com

Batter	1	2	3	4	5	6	7	8	9	AB	R	H	RBI	BB	SO	LOB
Bernard Gilkey, R (1, 7) OBP: 0.351, SLG: 0.354	C B X 1-1 F9-6-3-4 S PB 1B		B C F X 1-2 ① L6		B B X 2-0 HR	B F B C B S 3-3 ③ K		B X 1-0 ③ G3-1		5	2	2	1	0	1	5
Ozzie Smith, S (1, 6) OBP: 0.328, SLG: 0.222	1 SAFE 1 SAFE B P B C F B 4-2 F9-6-3-4 1-2 BB		C B F X 1-2 2B		B C B C X 2-2 CS 1B		B B B C X 3-1 ① P9			3	0	2	0	1	0	0
Ray Lankford, L (1, 8) OBP: 0.333, SLG: 0.390	C T F X 0-2 ① ② F9-6-3-4 1-2 2-3		S B S S 1-3 ② K		X 0-0 ② P6		B B C X 2-1 ② G4-3			4	0	0	0	0	1	4
Pedro Guerrero, R (1, 3) OBP: 0.394, SLG: 0.452	B F B B B 4-1 2B BB 3-H		C T X 0-2 ③ P3		1 SAFE B 1 SAFE C B 2-1 ③ CS 1-2	F S X 0-2 3B 1B	F B B B C X 3-2 ③ G5-3			3	1	1	0	1	0	1
Felix Jose, S (1, 9) OBP: 0.458, SLG: 0.672	F T F X 0-2 ③ 1-H 2B			F F B B F X 2-2 CS 1B		S S X 0-2 1-H 1B 3B		C B X 1-1 BB PB 1B		4	1	4	1	0	0	0
Todd Zeile, R (1, 5) OBP: 0.358, SLG: 0.396		B C C X 1-2 ① L7		1 SAFE P B F C B F B 4-2 ① 1-2 BB		C B X 1-1 ① G6-3		B 1 SAFE B F 1 SAFE B B 4-1 BB 1-2 BB		2	0	0	0	2	0	1
Tom Pagnozzi, R (1, 2) OBP: 0.268, SLG: 0.255		B X 1-0 FC6-4 1B		B B C X 2-1 ② F8		X 0-0 ② G6-3		C B B S S 2-3 ① K		4	0	1	0	0	1	4
José Oquendo, S (1, 4) OBP: 0.365, SLG: 0.327		C S B B F X 2-2 ② F7		B X 1-0 ③ P9		I I I I 4-0 1B IBB		B F S B B B 4-2 1-2 2-3 BB		2	0	0	0	2	0	2
Bryn Smith, R (1, 1) OBP: 0.200, SLG: 0.111 Juan Agosto, L (8, 1)		S B X 1-1 ③ FC6-4 1-2f		C F B F B F B X 3-2 ① G5-3		C S B B X 2-2 1-2 3-H 1B		B F C S 1-3 ② K		3 1	0 0	1 0	1 0	0 0	0 1	1 3
Inning Stats	R: 1 H: 2 E: 0 LOB: 2 K: 0 BB: 2 S: 14 P: 22	R: 0 H: 1 E: 0 LOB: 1 K: 0 BB: 0 S: 10 P: 15	R: 0 H: 1 E: 0 LOB: 1 K: 1 BB: 0 S: 12 P: 15	R: 0 H: 1 E: 0 LOB: 1 K: 0 BB: 1 S: 11 P: 19	R: 1 H: 2 E: 0 LOB: 0 K: 0 BB: 0 S: 11 P: 20	R: 2 H: 3 E: 0 LOB: 2 K: 1 BB: 1 S: 15 P: 25	R: 0 H: 0 E: 0 LOB: 0 K: 0 BB: 0 S: 7 P: 15	R: 0 H: 1 E: 0 LOB: 3 K: 2 BB: 2 S: 12 P: 25		1B: 7 SF: 0 2B: 3 SAC: 0 3B: 1 DP: 1 HR: 1 HBP: 0						

	AB	31
	R	4
	H	11
	RBI	3
	BB	6
	SO	4
	LOB	21

WP: 0 PA: 38
PB: 2
SB: 1
CS: 2

PITCHER		IP	WLS	BF	H	R	ER	SO	BB	IBB	HBP	BLK	WP	HR	S	P	ERA	WHIP
Oil Can Boyd, R ERA: 6.26	(1, 1)	5.0	L	23	9	4	4	1	3	0	0	0	0	1	64	97	7.20	2.400
Barry Jones, R ERA: 3.27	(6, 1)	2.0		8	1	0	0	1	0	1	0	0	0	0	16	34	0.00	0.500
Scott Ruskin, L ERA:	(8, 1)	0.2		5	1	0	0	2	2	0	0	0	0	0	11	23	0.00	4.500
Tim Burke, R ERA: 4.22	(8, 1)	0.1		1	0	0	0	0	0	0	0	0	0	0	1	2	0.00	0.000

PITCHER	IP	WLS	BF	H	R	ER	SO	BB	IBB	HBP	BLK	WP	HR	S	P	ERA	WHIP

Batter	1	2	3	4	5	6	7	8	9	AB	R	H	RBI	BB	SO	LOB
Delino DeShields, L (1, 4) OBP: 0.368, SLG: 0.394	X 0-0 ① F7		C B B B X 3-1 ② G4-3 2-3		B X 1-0 S 1B		X 0-0 ② F7		C X 0-1 ③ G4-3	5	0	1	0	0	0	3
Dave Martinez, L (1, 8) OBP: 0.259, SLG: 0.273	C B F B F S 2-3 ② K		X 0-0 CS 1B 3-H		B S B B C X 3-2 ③ F7 1-2		B B B 4-0 BB			3	0	1	1	1	1	1
Ivan Calderon, R (1, 7) OBP: 0.320, SLG: 0.406 Steve Frey, R (7, 1) Barry Jones, R (8, 1)	C B B B F X 3-2 ③ F8		1 SAFE 1 SAFE 1 SAFE B B B 3-1 ③ CS 1-2	F B X 1-1 ① G6-3		F B B F X 2-2 ① F9	F B B X 2-1 ③ F7			4 0 0	0 0 0	0 0 0	0 0 0	0 0 0	0 0 0	2 0 0
Tim Wallach, R (1, 5) OBP: 0.230, SLG: 0.288		B X 1-0 ① F9		F X 0-1 ② F7		S S F B B F B F F B		B X 1-0 ① G5-3		4	0	0	0	0	0	0
Andres Galarraga, R (1, 3) OBP: 0.299, SLG: 0.328		H 1-0 HBP		S B B B S F B F B 4-2 E 1B BB		B S S B S B B 4-2 1B BB		S B B F B S 3-3 ② K		1	0	0	0	2	1	0
Tom Foley, L (1, 6) OBP: 0.462, SLG: 0.545 Spike Owen, S (8, PR) OBP: 0.275, SLG: 0.327 (8, 6)		X 0-0 ② F8		B C X 1-1 E9 1-3 1B		B X 1-0 1B 1-2		B B B C X 3-1 1B		4 0	0 0	3 0	0 0	0 0	0 0	1 0
Larry Walker, L (1, 9) OBP: 0.250, SLG: 0.208		C S B F X 1-2 ③ F9		B X 1-0 ③ F8		B F B S X 2-2 ③ F7		X 0-0 ③ G1-3		4	0	0	0	0	0	6
Gilberto Reyes, R (1, 2) OBP: 0.438, SLG: 0.433 Marquis Grissom, R (7, PR) OBP: 0.179, SLG: 0.185 (7, 7)			S S B B B B 4-2 G4-3 SH3-4 1B BB		B F X 1-1 ① L6		B F F X 1-2 G3 1B		C B S X 1-2 ① P4	2 1	1 0	1 0	0 0	1 0	0 0	0 0
Rick Mahler, R (1, 1) Eric Bullock, L (7, PH) OBP: 0.182, SLG: 0.182 Nelson Santovenia, R (7, 2) OBP: 0.368, SLG: 0.421			C L B B X 2-2 ① SH3-4 1-2		X 0-0 ② L8		F 1 SAFE S E P P X 1-2 ① G3 1-2		B X 1-0 ② G6-3	1 1 1	0 0 0	0 0 0	0 0 0	0 0 0	0 0 0	0 1 0
Inning Stats	R: 0 H: 0 E: 0 LOB: 0 K: 1 BB: 0 S: 8 P: 13	R: 0 H: 0 E: 0 LOB: 1 K: 0 BB: 0 S: 6 P: 9	R: 1 H: 1 E: 0 LOB: 0 K: 0 BB: 1 S: 9 P: 21	R: 0 H: 1 E: 1 LOB: 2 K: 0 BB: 1 S: 11 P: 18	R: 0 H: 1 E: 0 LOB: 1 K: 0 BB: 0 S: 7 P: 12	R: 0 H: 1 E: 0 LOB: 2 K: 0 BB: 1 S: 18 P: 30	R: 0 H: 1 E: 0 LOB: 2 K: 0 BB: 1 S: 11 P: 18	R: 0 H: 1 E: 0 LOB: 1 K: 1 BB: 0 S: 7 P: 14	R: 0 H: 0 E: 0 LOB: 0 K: 0 BB: 0 S: 6 P: 8	1B: 6 SF: 0 2B: 0 SAC: 1 3B: 0 DP: 0 HR: 0 HBP: 1						WP: 0 PA: 38 PB: 0 SB: 1 CS: 1

PITCHER		IP	WLS	BF	H	R	ER	SO	BB	IBB	HBP	BLK	WP	HR	S	P	ERA	WHIP
Ken Hill, R ERA: 3.54	(1, 1)	6.0	W	25	4	1	1	1	3	0	1	0	0	0	59	103	1.50	1.167
Cris Carpenter, R ERA: 1.93	(7, 1)	1.0		5	1	0	0	0	1	0	0	0	0	0	11	18	0.00	2.000
Scott Terry, R ERA:	(8, 1)	1.0		4	1	0	0	1	0	0	0	0	0	0	7	14	0.00	1.000
Lee Smith, R ERA: 1.8	(9, 1)	1.0	S	3	0	0	0	0	0	0	0	0	0	0	6	8	0.00	0.000

PITCHER	IP	WLS	BF	H	R	ER	SO	BB	IBB	HBP	BLK	WP	HR	S	P	ERA	WHIP

TOP

Montreal Expos @ St. Louis Cardinals

Busch Stadium, St. Louis, MO

Sat Apr 27 1991, 7:05 PM CDT
Att. 32,000 - Cloudy - 77 F

livebaseballscorecards.com

AB	31
R	1
H	6
RBI	1
BB	4
SO	2
LOB	14

Montreal Expos @ St. Louis Cardinals

Busch Stadium, St. Louis, MO

Sat Apr 27 1991, 7:05 PM CDT
Att. 32,000 - Cloudy - 77 F

livebaseballscorecards.com

BOTTOM

Batter	1	2	3	4	5	6	7	8	9	AB	R	H	RBI	BB	SO	LOB
Bernard Gilkey, R (1, 7) OBP: 0.346, SLG: 0.348	B C X 1-1 P4 ①		B C B F B S 3-3 K ②		X 0-0 CS 1B		F 2 SAFE X 0-1 P4 ②			4	0	1	0	0	1	1
Ozzie Smith, S (1, 6) OBP: 0.338, SLG: 0.228	C B C B F X 2-2 G5-3 ②		B C X 1-1 1B 1B 1B		1 SAFE 1 SAFE B 1 SAFE 1 SAFE B F 1 SAFE 1 SAFE 2-1 X F9 ①		I I I I 4-0 IBB			3	1	1	0	1	0	1
Ray Lankford, L (1, 8) OBP: 0.327, SLG: 0.378	B C B X 2-1 G4-3 ③		C F 1 SAFE P B F X 2-2 1B 1-3 1B		P F B X 2-1 G3 ②③ 1-2		C S B F F B F S 2-3 K ③			4	0	1	0	0	1	3
Pedro Guerrero, R (1, 3) OBP: 0.387, SLG: 0.439		C F S 0-3 K ①	C C X 0-2 1-3 3-H 1B		X 0-0 E5 G4-3 G4-3			S T F B B X 2-2 G6-3 ①		4	0	1	1	0	1	0
Felix Jose, S (1, 9) OBP: 0.461, SLG: 0.662		B C B X 2-1 1B 1B	B S X 1-1 G4-3 ③			B X 1-0 G4-3 ① 1-2		X 0-0 1B		4	0	2	0	0	0	3
Todd Zeile, R (1, 5) OBP: 0.351, SLG: 0.385		C T F F P X 1-2 F9 ②		B X 1-0 1B G6-4-3 1B		B B B C X 3-1 G4-3 ② 2-3		B X 1-0 P4 ②		4	1	1	0	0	0	3
Tom Pagnozzi, R (1, 2) OBP: 0.283, SLG: 0.273		B X 1-0 1-2 1B		F B P X 2-1 G6-4-3 1-3 1B		C X 0-1 G6-3 ③		P C B F B F F S 3-3 K ③		4	0	2	0	0	1	2
José Oquendo, S (1, 4) OBP: 0.348, SLG: 0.308		C C B B X 2-2 F8 ③		F B F B B X 3-2 G6-4-3 ①② 1-2f 3-H			B C B X 2-1 F9 ①			3	0	0	0	0	0	3
Ken Hill, R (1, 1)			C S B B X 2-2 G4-3 ①	X 0-0 G6-3 ③			B C S F T B X 2-2 2B			2	0	0	0	0	0	0
Cris Carpenter, R (7, 1)										0	0	0	0	0	0	0
Rex Hudler, R (7, PH) OBP: 0.357, SLG: 0.423										1	0	1	0	0	0	0
Scott Terry, R (8, 1)										0	0	0	0	0	0	0
Lee Smith, R (9, 1)										0	0	0	0	0	0	0
Inning Stats	R: 0 E: 0 K: 0 S: 8 H: 0 LOB: 0 BB: 0 P: 13	R: 0 E: 0 K: 1 S: 14 H: 2 LOB: 2 BB: 0 P: 19	R: 1 E: 0 K: 1 S: 18 H: 3 LOB: 2 BB: 0 P: 26	R: 1 E: 0 K: 0 S: 8 H: 2 LOB: 0 BB: 0 P: 13	R: 0 E: 0 K: 0 S: 6 H: 1 LOB: 0 BB: 0 P: 9	R: 0 E: 1 K: 0 S: 6 H: 0 LOB: 1 BB: 0 P: 10	R: 0 E: 0 K: 1 S: 15 H: 1 LOB: 2 BB: 1 P: 25	R: 0 E: 0 K: 1 S: 13 H: 1 LOB: 1 BB: 0 P: 18		1B: 9 2B: 1 3B: 0 HR: 0	SF: 0 SAC: 0 DP: 1 HBP: 0			WP: 0 PB: 0 SB: 0 CS: 1	PA: 34		

	AB	R	H	RBI	BB	SO	LOB
AB	**33**						
R	**2**						
H	**10**						
RBI	**1**						
BB	**1**						
SO	**4**						
LOB	**16**						

PITCHER		IP	WLS	BF	H	R	ER	SO	BB	IBB	HBP	BLK	WP	HR	S	P	ERA	WHIP
Rick Mahler, R ERA: 4.15	(1, 1)	6.0	L	25	8	2	2	2	0	0	0	0	0	0	60	90	3.00	1.333
Steve Frey, L ERA: 5.23	(7, 1)	1.0		5	1	0	0	1	0	1	0	0	0	0	15	25	0.00	1.000
Barry Jones, R ERA: 3.0	(8, 1)	1.0		4	1	0	0	1	0	0	0	0	0	0	13	18	0.00	1.000

PITCHER	IP	WLS	BF	H	R	ER	SO	BB	IBB	HBP	BLK	WP	HR	S	P	ERA	WHIP

Batter	1	2	3	4	5	6	7	8	9	AB	R	H	RBI	BB	SO	LOB
Delino DeShields, L (1, 4) OBP: 0.383, SLG: 0.400	X 0-0 ① B5-3	B B X 2-0 1-2 2B 1B		B C B B F F X 3-2 1B 1-2 1B		B B C B 1 SAFE X 3-1 ③ G4-3		C F B B B B 4-2 1-2 HR BB		4	1	2	0	1	0	1
Marquis Grissom, R (1, 8) OBP: 0.273, SLG: 0.406	C F X 0-2 G6-3 1B	B X 1-0 ③ 1-H 2-H 2B		S S B X 1-2 ② F9			C X 0-1 1B	C X 0-1 1-H 2-H 3-H HR		5	1	4	5	0	0	2
Ivan Calderon, R (1, 7) OBP: 0.325, SLG: 0.446	F X 0-1 ② G6-3 1-2		B C X 1-1 HR	C S X 0-2 ③ 1-3 2-H 1B			F B F X 1-2 ① F9	F X 0-1 ③ G6-3		5	1	2	2	0	0	2
Tim Wallach, R (1, 5) OBP: 0.215, SLG: 0.269	2 SAFE X 0-0 ③ G5-3		C S B B X 2-2 ① G4-3		B C S F S 1-3 ① K		1 SAFE X 0-0 ② F9		X 0-0 ① F8	5	0	0	0	0	1	2
Andres Galarraga, R (1, 3) OBP: 0.319, SLG: 0.328		B F B B B 4-1 1B 2B BB	X 0-0 CS 1B		B B B B 4-0 G4-3 BB		F S 1 SAFE B F X 1-2 ③ G3		B S B X 2-1 ② P2	3	1	1	0	2	0	1
Junior Noboa, R (1, 9) OBP: 0.400, SLG: 0.500 Larry Walker, L (7, 9) OBP: 0.258, SLG: 0.255		F 1 SAFE X 0-1 1-2 2B CS 1B	S X 0-1 ② 1-2 S 1B		C C B X 1-2 ②③ 1-2f G4-3			S X 0-1 HR 3B	S X 0-1 ③ F8	3 2	0 1	2 1	0 0	0 0	0 0	1 0
Gilberto Reyes, R (1, 2) OBP: 0.457, SLG: 0.485 Ron Hassey, L (8, PH) OBP: 0.316, SLG: 0.353 Tom Foley, L (8, 6) OBP: 0.462, SLG: 0.545	B X 1-0 1-3 2-H CS 1B 2B	B C 1 SAFE B 1 SAFE 1 SAFE B S F 3-3 S ③ 1-2 K			F B F B F F F B X 3-2 CS 1B		F F X 0-2 ① F7		3 1 0	1 0 0	2 0 0	1 0 0	0 0 0	1 0 0	1 1 0
Spike Owen, S (1, 6) OBP: 0.278, SLG: 0.327 Dave Martinez, L (8, PH) OBP: 0.271, SLG: 0.273 Steve Frey, R (8, 1)	B C S F X 1-2 ① P5			C B X 1-1 ① L7		P B X 2-0 ① 1-2 1B		I I I 4-0 BB HR IBB		3 0 0	0 1 0	1 0 0	0 0 0	0 1 0	0 0 0	2 0 0
Bill Sampen, R (1, 1) OBP: 0.750, SLG: 0.750 Eric Bullock, L (6, PH) OBP: 0.167, SLG: 0.167 Barry Jones, R (6, 1) Scott Ruskin, R (7, 1) Tim Burke, R (7, 1) Nelson Santovenia, R (8, PH) OBP: 0.350, SLG: 0.400 (8, 2)	B B L F S X 3-2 ② 2-H 3-H 1B 2B 1B			F S X 0-2 1B 1B		F B F B 1 SAFE B F X 3-2 ② F9		1 SAFE B 1 SAFE C X 1-1 ② P4		2 1 0 0 0 0 1	2 0 0 0 0 0 0	2 0 0 0 0 0 0	1 0 0 0 0 0 0	0 0 0 0 0 0 0	0 0 0 0 0 0 0	0 1 0 0 0 0 2
Inning Stats	R: 0 E: 0 K: 0 S: 7 H: 1 LOB: 1 BB: 0 P: 7	R: 3 E: 0 K: 0 S: 14 H: 5 LOB: 2 BB: 1 P: 25	R: 1 E: 0 K: 1 S: 12 H: 3 LOB: 1 BB: 0 P: 18	R: 1 E: 0 K: 0 S: 15 H: 3 LOB: 2 BB: 0 P: 20	R: 0 E: 0 K: 1 S: 7 H: 0 LOB: 0 BB: 1 P: 13	R: 0 E: 0 K: 0 S: 14 H: 2 LOB: 1 BB: 0 P: 24	R: 0 E: 0 K: 0 S: 10 H: 1 LOB: 1 BB: 0 P: 12	R: 4 E: 0 K: 0 S: 13 H: 2 LOB: 0 BB: 2 P: 22	R: 0 E: 0 K: 0 S: 5 H: 0 LOB: 0 BB: 0 P: 7	1B: 12 2B: 2 3B: 1 HR: 2 SF: 0 SAC: 0 DP: 1 HBP: 0						

PITCHER		IP	WLS	BF	H	R	ER	SO	BB	IBB	HBP	BLK	WP	HR	S	P	ERA	WHIP
Jamie Moyer, L ERA: 5.71	(1, 1)	2.1		14	8	4	4	0	1	0	0	0	0	1	27	41	15.43	3.857
Scott Terry, R ERA: 0.71	(3, 1)	3.2		14	6	1	1	2	1	0	0	0	0	0	42	66	2.46	1.909
Mike Perez, R ERA: 3.0	(7, 1)	1.2	L	8	2	2	2	0	0	1	0	0	0	0	17	24	10.80	1.200
Juan Agosto, L ERA: 5.4	(8, 1)	0.1		3	1	2	2	0	1	0	0	0	0	1	6	10	54.00	6.000
Cris Carpenter, R ERA: 1.74	(9, 1)	1.0		3	0	0	0	0	0	0	0	0	0	0	5	7	0.00	0.000

PITCHER	IP	WLS	BF	H	R	ER	SO	BB	IBB	HBP	BLK	WP	HR	S	P	ERA	WHIP

TOP

Montreal Expos @ St. Louis Cardinals

Busch Stadium, St. Louis, MO

Sun Apr 28 1991, 3:33 AM CDT
Att. 25,778 - Cloudy - 73 F

livebaseballscorecards.com

AB	38
R	9
H	17
RBI	9
BB	4
SO	2
LOB	16

WP: 0 PA: 42
PB: 0
SB: 1
CS: 4

BOTTOM

Montreal Expos @ St. Louis Cardinals

Busch Stadium, St. Louis, MO

Sun Apr 28 1991, 3:33 AM CDT
Att. 25,778 - Cloudy - 73 F

livebaseballscorecards.com

Batter	1	2	3	4	5	6	7	8	9	AB	R	H	RBI	BB	SO	LOB
Milt Thompson, L (1, 7)	F7		L7		F9		HBP, 1B	G1-3		5	1	1	0	0	0	1
Cris Carpenter, R (9, 1)										0	0	0	0	0	0	0
Ozzie Smith, S (1, 6)	WP, S, 1B		L4		1-3, 1B, 2B		1-2, 1B, HBP	P6		4	2	2	0	0	0	0
Ray Lankford, L (1, 8)	P5		G3		P3		BB, 1B, 1-3, 2-H, 1B		F7	5	0	1	1	0	0	3
Pedro Guerrero, R (1, 3)	1 SAFE, G5-3, 1-3			G5-3	2-H, 3-H, 1B		K		F9	5	0	1	2	0	1	3
Felix Jose, S (1, 9)		FC4-6, 1B		P5	G4-3		BB, 1-2, 3-H, 1B		K	5	0	2	1	0	1	1
Todd Zeile, R (1, 5)		FC4-6, 1-2, 1B		HR		G4-6-3, 1B	FC6-4, 1-2, 2-3, BB			3	1	3	1	1	0	0
Tom Pagnozzi, R (1, 2)	P3		1B		G4-6-3, 1-2f		FC6-4, 1-2f			3	0	1	0	0	0	3
Gerald Perry, L (7, PH)										1	0	0	0	0	0	3
Rich Gedman, L (8, 2)										0	0	0	0	0	0	0
José Oquendo, S (1, 4)	FC4-6, 1-2f, 2-3		F7		F7			F8		3	0	0	0	0	0	3
Mike Perez, R (7, 1)										0	0	0	0	0	0	0
Juan Agosto, L (8, 1)										0	0	0	0	0	0	0
Bernard Gilkey, R (8, PH) (9, 7)										1	0	0	0	0	0	0
Jamie Moyer, L (1, 1)	G5-3				E3, 2B, 1B		K	HR		1	0	0	0	0	0	2
Scott Terry, R (3, 1)										1	1	0	0	0	0	0
Geronimo Pena, S (7, 4)										2	1	1	1	0	1	0

Inning Stats	1	2	3	4	5	6	7	8	9
R	0	0	0	1	2	0	2	1	0
E	0	0	0	0	1	0	0	0	0
K	0	0	0	0	0	0	2	0	1
S	8	13	8	12	8	4	17	6	10
H	1	2	0	2	2	1	3	1	0
LOB	1	2	0	1	1	0	3	0	0
BB	0	0	0	0	0	0	1	0	0
P	11	16	13	19	11	7	31	10	15

1B	9
2B	1
3B	0
HR	2
SF	0
SAC	0
DP	1
HBP	1

WP	1
PB	0
SB	1
CS	0
PA	41

PITCHER		IP	WLS	BF	H	R	ER	SO	BB	IBB	HBP	BLK	WP	HR	S	P	ERA	WHIP
Bill Sampen, R (1, 1)	ERA: 2.75	5.0		23	7	3	1	0	0	0	0	0	1	1	49	70	1.80	1.400
Barry Jones, R (6, 1)	ERA: 2.77	1.0		3	1	0	0	0	0	0	0	0	0	0	4	7	0.00	1.000
Scott Ruskin, L (7, 1)	ERA: 2.45	0.1		4	2	2	2	1	0	0	1	0	0	0	7	13	54.00	6.000
Tim Burke, R (7, 1)	ERA: 3.97	0.2	W	4	1	0	0	1	1	0	0	0	0	0	10	18	0.00	3.000
Steve Frey, L (8, 1)	ERA: 5.11	2.0		7	1	1	1	1	0	0	0	0	0	1	16	25	4.50	0.500

PITCHER	IP	WLS	BF	H	R	ER	SO	BB	IBB	HBP	BLK	WP	HR	S	P	ERA	WHIP

Batter	1	2	3	4	5	6	7	8	9	AB	R	H	RBI	BB	SO	LOB
Brett Butler, L (1, 8) OBP: 0.369, SLG: 0.382	B F X 1-1 ① L5			C S B X 1-2 ① G6-3		C S B X 1-2 FC4-6 1B		B B B B 4-0 E S BB		3	0	1	0	1	0	0
Juan Samuel, R (1, 4) OBP: 0.326, SLG: 0.518	X 0-0 ② F7			C F B B S 2-3 ② K		P 1 SAFE 1 SAFE X 1-0 ③ FC4-6 1-2f		P 1 SAFE 1 SAFE 1 SAFE C B B C X 3-2 E4 1-3		4	0	0	0	0	1	2
Darryl Strawberry, L (1, 9) OBP: 0.357, SLG: 0.406	B C C C 1-3 ③ K			X 0-0 ③ G4-3			C B C B B X 3-2 ① G1	B B B C X 3-1 ③ G4-3		4	0	0	0	0	1	2
Eddie Murray, S (1, 3) OBP: 0.407, SLG: 0.480		C X 0-1 ① G4-3			B X 1-0 G6-3 S 1B		B F B C F X 2-2 1B		F B X 1-1 ① F9	4	0	2	0	0	0	0
Kal Daniels, L (1, 7) OBP: 0.260, SLG: 0.348		C S F B C 1-3 ② K			B F 1 SAFE B C S 2-3 ① K 1-2		F B X 1-1 ② P5		C X 0-1 ② G1-3	4	0	0	0	0	2	2
Lenny Harris, L (1, 5) OBP: 0.310, SLG: 0.256		B X 1-0 ③ G3-1			C B B B X 3-1 ② G6-3 2-3		B 1 SAFE 1 SAFE F 1 SAFE 1 SAFE 1 SAFE X 1-1 1-2 1B		X 0-0 ③ G4-3	4	0	1	0	0	0	1
Mike Scioscia, L (1, 2) OBP: 0.380, SLG: 0.444			C F X 0-2 ① G5-3		B B B C C F S 3-3 ③ K		X 0-0 ③ G6-3			3	0	0	0	0	1	3
Alfredo Griffin, S (1, 6) OBP: 0.222, SLG: 0.213			F F S 0-3 ② K			C C S 0-3 ① K		C B B X 2-1 ① B1-3		3	0	0	0	0	2	0
Mike Morgan, R (1, 1) OBP: 0.091, SLG: 0.091			B X 1-0 ③ G6-3			X 0-0 ② G6-3		C X 0-1 ② G5-3		3	0	0	0	0	0	0
Inning Stats	R: 0 E: 0 K: 1 S: 6 H: 0 LOB: 0 BB: 0 P: 8	R: 0 E: 0 K: 1 S: 7 H: 0 LOB: 0 BB: 0 P: 9	R: 0 E: 0 K: 1 S: 7 H: 0 LOB: 0 BB: 0 P: 8	R: 0 E: 0 K: 1 S: 7 H: 0 LOB: 0 BB: 0 P: 10	R: 0 E: 0 K: 2 S: 11 H: 1 LOB: 1 BB: 0 P: 20	R: 0 E: 0 K: 1 S: 9 H: 1 LOB: 1 BB: 0 P: 10	R: 0 E: 0 K: 0 S: 12 H: 2 LOB: 2 BB: 0 P: 19	R: 0 E: 1 K: 0 S: 10 H: 0 LOB: 2 BB: 1 P: 21	R: 0 E: 0 K: 0 S: 5 H: 0 LOB: 0 BB: 0 P: 6	1B: 4 2B: 0 3B: 0 HR: 0	SF: 0 SAC: 0 DP: 0 HBP: 0						

PITCHER	IP	WLS	BF	H	R	ER	SO	BB	IBB	HBP	BLK	WP	HR	S	P	ERA	WHIP
Dennis Martinez, R (1, 1) ERA: 1.23	9.0	W	33	4	0	0	7	1	0	0	0	0	0	74	111	0.00	0.556

PITCHER	IP	WLS	BF	H	R	ER	SO	BB	IBB	HBP	BLK	WP	HR	S	P	ERA	WHIP

TOP

Los Angeles Dodgers @ Montreal Expos

Olympic Stadium, Montreal, QB

Tue Apr 30 1991, 7:05 PM EDT

Att. 10,333 - Dome - 70 F

livebaseballscorecards.com

AB	32
R	0
H	4
RBI	0
BB	1
SO	7
LOB	10

1B: 4	SF: 0	WP: 0	PA: 33
2B: 0	SAC: 0	PB: 0	
3B: 0	DP: 0	SB: 2	
HR: 0	HBP: 0	CS: 0	

Batter	1	2	3	4	5	6	7	8	9	AB	R	H	RBI	BB	SO	LOB
Delino DeShields, L (1, 4) OBP: 0.388, SLG: 0.438	C B C F B B B 4-2 G5-4-3 BB		C B C F B B C 3-3 ② K			C B X 1-1 ② F7			X 0-0 HR	3	1	1	1	1	1	0
Marquis Grissom, R (1, 9) OBP: 0.250, SLG: 0.371	S B 1 X SAFE 1-1 ① ② G5-4-3 1-2f		C C B F B S 2-3 ③ K			B C B X 2-1 E6				3	0	0	0	0	1	1
Ivan Calderon, R (1, 7) OBP: 0.325, SLG: 0.434	B C B F B F F B 4-2 1B BB			C X 0-1 ① G4-3		F B B X 2-1 ③ G5-3				2	0	0	0	1	0	1
Tim Wallach, R (1, 5) OBP: 0.220, SLG: 0.272	B 1 X SAFE 1-0 1-2 1B			C B X 1-1 ② G1-3			B B F S B F X 3-2 ① P5			3	0	1	0	0	0	0
Ron Hassey, L (1, 2) OBP: 0.273, SLG: 0.300	B C B X 2-1 ③ G4-3			C B B X 2-1 ③ G1-3			F B F S 1-3 ② K			3	0	0	0	0	1	2
Dave Martinez, L (1, 8) OBP: 0.258, SLG: 0.259		C C B F F S 1-3 ① K			B C C B X 2-2 ① G4-3		F B X 1-1 ③ G5-3			3	0	0	0	0	1	0
Tom Foley, L (1, 3) OBP: 0.375, SLG: 0.429		S X 0-1 ② G1-3			C B F F X 1-2 ② G4-3			C X 0-1 ① G3		3	0	0	0	0	0	0
Spike Owen, S (1, 6) OBP: 0.263, SLG: 0.309		C B B X 2-1 ③ G4-3			B C C B X 2-2 ③ G5-3			F X 0-1 ② G1-3		3	0	0	0	0	0	0
Dennis Martinez, R (1, 1)			F X 0-1 ① G6-3			B C S B C 2-3 ① K		F X 0-1 ③ L4		3	0	0	0	0	1	0
Inning Stats	R: 0 E: 0 K: 0 S: 12 H: 1 LOB: 2 BB: 2 P: 24	R: 0 E: 0 K: 1 S: 9 H: 0 LOB: 0 BB: 0 P: 12	R: 0 E: 0 K: 2 S: 10 H: 0 LOB: 0 BB: 0 P: 15	R: 0 E: 0 K: 0 S: 6 H: 0 LOB: 0 BB: 0 P: 9	R: 0 E: 0 K: 0 S: 10 H: 0 LOB: 0 BB: 0 P: 15	R: 0 E: 1 K: 1 S: 9 H: 0 LOB: 1 BB: 0 P: 16	R: 0 E: 0 K: 1 S: 9 H: 0 LOB: 0 BB: 0 P: 14	R: 0 E: 0 K: 0 S: 6 H: 0 LOB: 0 BB: 0 P: 6	R: 1 E: 0 K: 0 S: 1 H: 1 LOB: 0 BB: 0 P: 1	1B: 1 2B: 0 3B: 0 HR: 1	SF: 0 SAC: 0 DP: 1 HBP: 0						

PITCHER	IP	WLS	BF	H	R	ER	SO	BB	IBB	HBP	BLK	WP	HR	S	P	ERA	WHIP
Mike Morgan, R (1, 1) ERA: 1.42	8.0	L	28	2	1	1	5	2	0	0	0	0	1	72	112	1.12	0.500

PITCHER	IP	WLS	BF	H	R	ER	SO	BB	IBB	HBP	BLK	WP	HR	S	P	ERA	WHIP

BOTTOM

Los Angeles Dodgers @ Montreal Expos

Olympic Stadium, Montreal, QB

Tue Apr 30 1991, 7:05 PM EDT

Att. 10,333 - Dome - 70 F

livebaseballscorecards.com

AB	26
R	1
H	2
RBI	1
BB	2
SO	5
LOB	4

MONTREAL EXPOS

Batter	1	2	3	4	5	6	7	8	9	AB	R	H	RBI	BB	SO	LOB
Brett Butler, L (1, 8) OBP: 0.382, SLG: 0.413	C X	0-1 1B 1B	B C C X	1-2 ① G1-3	B B C X	2-1 3B	B C B B B	4-1 BB 1B BB	C F C	0-3 ① K	4	0	2	0	1	1	0
Juan Samuel, R (1, 4) OBP: 0.330, SLG: 0.511	C 1 SAFE 1 SAFE 1 SAFE B 1 SAFE X	1-1 ① 1-3 1B	B X	1-0 ② G1-3	X	0-0 ① G5-3	C B S X	1-2 BB 1-2 1B	B F S B X	2-2 ② G5-3	5	0	2	0	0	0	1
Darryl Strawberry, L (1, 9) OBP: 0.337, SLG: 0.378	C C S	0-3 ② K	C B C B S	2-3 ③ K	C C B B B F C	3-3 ② K	C B B S F S	2-3 ① K	B S S C	1-3 ③ K	5	0	0	0	0	5	4
Eddie Murray, S (1, 3) OBP: 0.397, SLG: 0.481	S 1 B C B S SAFE	2-3 ③ K		B X 1-0 1B 2B 2B	F F B X 1-2 ③ L9		C B B X 2-1 ② F7				4	1	1	0	0	1	4
Kal Daniels, L (1, 7) OBP: 0.263, SLG: 0.348 Stan Javier, S (7, PH) OBP: 0.190, SLG: 0.150 (7, 7)		B B C B F S 3-3 ① K	B C X 1-1 2B G5-3 2-3 1B	X 0-0 ① G4-3	B F B B B 4-1 FC4-6 1-2 2-3 BB				3 0	1 0	1 0	0 0	0 1	1 0	0 0
Jeff Hamilton, R (1, 5) OBP: 0.270, SLG: 0.306 Lenny Harris, L (7, PH) OBP: 0.302, SLG: 0.250 (7, 5)		C C F F B F S 1-3 ② K	F F B X 1-2 1-3 3-H 2B	F F F B X 2-2 1B	X 0-0 ③ FC4-6 1-2f				3 1	0 0	2 0	1 0	0 0	1 0	0 3
Mike Scioscia, L (1, 2) OBP: 0.378, SLG: 0.431 Jim Gott, R (8, 1)		B B B B 4-0 BB BB	S X 0-1 ① G5-3 3-H	S F X 0-2 ② L4		B B C X 2-1 ① G4-3			2 0	0 0	0 0	1 0	1 0	0 0	2 0
Alfredo Griffin, S (1, 6) OBP: 0.224, SLG: 0.203		B B B C B 4-1 1-2 BB	B S S S 1-3 ② K	F X 0-1 ③ L1		C B X 1-1 ② G1-3			3	0	0	0	1	1	2
Tim Belcher, R (1, 1) OBP: 0.100, SLG: 0.200 Mike Sharperson, R (4, PH) OBP: 0.242, SLG: 0.200 Tim Crews, R (4, 1) Mike Hartley, R (6, 1) Gary Carter, R (6, 2) OBP: 0.214, SLG: 0.385 Chris Gwynn, L (8, PH) OBP: 0.467, SLG: 0.333		B F B S X 2-2 ③ L4	B X 1-0 ③ G6-3	S C B F X 1-2 HR	C B X 1-1 ③ G5-3				1 1 0 0 2 1	0 0 0 0 1 0	0 0 0 0 1 0	0 0 0 0 0 0	0 0 0 0 0 0	0 1 0 0 0 0	2 1 0 0 0 0

Los Angeles Dodgers @ Montreal Expos

Olympic Stadium, Montreal, QB

Wed May 01 1991, 3:33 AM EDT

Att. 11,106 - Dome - 70 F

TOP

livebaseballscorecards.com

AB	35
R	3
H	9
RBI	3
BB	4
SO	10
LOB	19

Inning Stats	1	2	3	4	5	6	7	8	9
	R: 0 E: 0 K: 2 S: 10	H: 2 LOB: 1 BB: 0 P: 13	R: 0 E: 0 K: 2 S: 13	H: 0 LOB: 2 BB: 2 P: 27	R: 0 E: 0 K: 1 S: 7	H: 0 LOB: 0 BB: 0 P: 11	R: 2 E: 0 K: 1 S: 12	H: 3 LOB: 1 BB: 0 P: 17	R: 0 E: 0 K: 1 S: 10	H: 1 LOB: 1 BB: 0 P: 16	R: 0 E: 0 K: 0 S: 10	H: 1 LOB: 1 BB: 0 P: 12	R: 1 E: 0 K: 1 S: 16	H: 2 LOB: 3 BB: 2 P: 30	R: 0 E: 0 K: 0 S: 6	H: 0 LOB: 0 BB: 0 P: 10	R: 0 E: 0 K: 2 S: 9	H: 0 LOB: 0 BB: 0 P: 12

| | | | |

Batter	1	2	3	4	5	6	7	8	9	AB	R	H	RBI	BB	SO	LOB
Delino DeShields, L (1, 4) OBP: 0.400, SLG: 0.434	4-2 G4-3 S 1B BB		4-0 E 1B 1B BB	1-3 ③ K		2-1 1B 1-2 2-H 1B		2-3 ② K		3	2	1	1	2	2	0
Marquis Grissom, R (1, 9) (7, 7) OBP: 0.268, SLG: 0.375	3-2 ① G4-3 1-3		1 SAFE 1 SAFE 1 SAFE 1 SAFE 1 SAFE 1-0 E7 1B 1-3 E 1B		0-3 ① K	0-1 G5-4-3 1-2 2-3 1B		0-0 ③ G1-3		5	1	2	0	0	1	1
Ivan Calderon, R (1, 7) OBP: 0.333, SLG: 0.443 Scott Ruskin, R (7, 1) Barry Jones, R (7, 1) Steve Frey, R (9, 1)	1-3 ② K		0-0 E HBP 1-3 G4-6-3 3-H 1B		2-2 S 2B 1B	1-1 ① SF8 3-H				3 0 0 0	2 0 0 0	2 0 0 0	2 0 0 0	0 0 0 0	1 0 0 0	1 0 0 0
Tim Wallach, R (1, 5) OBP: 0.233, SLG: 0.274	0-0 E 3-H 1B		1-1 G4-6-3 E 1-2 HBP		0-1 ② F8	3-2 ②③ G5-4-3 1-2f				3	1	1	1	0	0	3
Dave Martinez, L (1, 8) OBP: 0.273, SLG: 0.290	1-0 E9 1-H		1-0 E4 G4-6-3 1-2 2-3 3-H		3-2 1B 1-H 2B		0-2 WP 1B			4	1	2	2	0	0	2
Tom Foley, L (1, 3) OBP: 0.350, SLG: 0.389	3-2 ③ G1-3		0-0 ①② G4-6-3 1-2f 2-3 3-H		0-0 WP 2-H 1B		3-3 ① K 1-3			4	0	1	1	0	1	4
Gilberto Reyes, R (1, 2) OBP: 0.436, SLG: 0.444			4-0 B1-6-4 BB	1-0 ③ P4	2-2 ③ G1-3 1-2		1-3 ② K			3	0	0	0	1	1	3
Spike Owen, S (1, 6) OBP: 0.262, SLG: 0.305			1-2 ① F7	1-2 ① F7		2-2 1B 1B 1B	0-3 ③ K			4	1	1	0	0	1	2
Chris Nabholz, L (1, 1) OBP: 0.100, SLG: 0.100 Eric Bullock, L (6, PH) OBP: 0.231, SLG: 0.231 Larry Walker, L (7, 9) OBP: 0.254, SLG: 0.250			0-0 ②③ B1-6-4 1-2f	1-3 ② K		0-0 1B 1B 1-2 SF8 1B		0-2 ① G3		2 1 1	0 1 0	0 1 0	0 0 0	0 0 0	1 0 0	1 0 0
Inning Stats	R: 2 E: 1 K: 1 S: 14 H: 1 LOB: 1 BB: 1 P: 26		R: 0 E: 0 K: 0 S: 5 H: 0 LOB: 0 BB: 1 P: 10	R: 3 E: 2 K: 0 S: 6 H: 2 LOB: 1 BB: 1 P: 14	R: 0 E: 0 K: 2 S: 9 H: 0 LOB: 0 BB: 0 P: 12	R: 2 E: 0 K: 1 S: 17 H: 3 LOB: 1 BB: 0 P: 24	R: 2 E: 0 K: 0 S: 14 H: 4 LOB: 1 BB: 0 P: 22	R: 0 E: 0 K: 3 S: 15 H: 1 LOB: 1 BB: 0 P: 19	R: 0 E: 0 K: 1 S: 8 H: 0 LOB: 0 BB: 0 P: 10	1B: 10 2B: 1 3B: 0 HR: 0	SF: 1 SAC: 0 DP: 3 HBP: 1			WP: 3 PB: 0 SB: 2 CS: 0	PA: 38		

PITCHER		IP	WLS	BF	H	R	ER	SO	BB	IBB	HBP	BLK	WP	HR	S	P	ERA	WHIP
Tim Belcher, R ERA: 1.65	(1, 1)	3.0	L	16	3	5	3	1	3	0	1	0	0	0	25	50	9.00	2.000
Tim Crews, R ERA: 5.79	(4, 1)	2.0		13	7	4	4	3	0	0	0	0	1	0	34	48	18.00	3.500
Mike Hartley, R ERA: 1.8	(6, 1)	2.0		6	1	0	0	3	0	0	0	0	1	0	21	29	0.00	0.500
Jim Gott, R ERA: 2.31	(8, 1)	1.0		3	0	0	0	1	0	0	0	0	0	0	8	10	0.00	0.000

PITCHER	IP	WLS	BF	H	R	ER	SO	BB	IBB	HBP	BLK	WP	HR	S	P	ERA	WHIP

BOTTOM

Los Angeles Dodgers @ Montreal Expos

Olympic Stadium, Montreal, QB

Wed May 01 1991, 3:33 AM EDT
Att. 11,106 - Dome - 70 F

livebaseballscorecards.com

AB	33
R	9
H	11
RBI	7
BB	3
SO	8
LOB	17

Batter	1	2	3	4	5	6	7	8	9	AB	R	H	RBI	BB	SO	LOB
Bip Roberts, S (1, 4) OBP: 0.340, SLG: 0.313	C B B F F F F B B 4-2 E S F9-2-5 BB		C F B S 1-3 ① K		B C C B X 2-2 ② F7			X 0-0 E9 G3		3	0	0	0	1	1	0
Tony Fernandez, S (1, 6) OBP: 0.291, SLG: 0.299	F 1 P B C F X SAFE 2-2 ① F8 1-3		B B F F F X 2-2 ② F8		X 0-0 ③ G4-3			S X 0-1 ② G3 2-3		4	0	0	0	0	0	2
Tony Gwynn, L (1, 9) OBP: 0.364, SLG: 0.440	C B B X 2-1 ② ③ F9-2-5 3-H		C B X 1-1 ③ F8			C X 0-1 ① G6-3		B B C B F F X 3-2 ③ F7		4	0	0	0	0	0	2
Fred McGriff, L (1, 3) OBP: 0.444, SLG: 0.506		B C X 1-1 HR		B C B F C 2-3 ① K		X 0-0 ② G4-3			X 0-0 ① L8	4	1	1	1	0	1	0
Benito Santiago, R (1, 2) OBP: 0.298, SLG: 0.380		B C X 1-1 E 1B 1B		B C S F S 1-3 ② K		B X 1-0 ③ G5-3			B B S X 2-1 ② G5-3	4	0	1	0	0	1	0
Mike Aldrete, L (1, 7)		C C S 0-3 ① K		B B B B 4-0 1B BB			B C X 1-1 ① P6		C B S B B X 3-2 ③ G6-3	3	0	0	0	1	1	1
Paul Faries, R (1, 5) OBP: 0.321, SLG: 0.292		X 0-0 E3 1-3 1B		C B S X 1-2 1-3 1B			C B B X 2-1 ② L7			3	0	2	0	0	0	0
Shawn Abner, R (1, 8) OBP: 0.275, SLG: 0.242		F B C S 1-3 ② K		C C B S 1-3 ③ K			B F X 1-1 ③ G2-3			3	0	0	0	0	2	4
Andy Benes, R (1, 1) OBP: 0.100, SLG: 0.400 Garry Templeton, S (8, PH) OBP: 0.163, SLG: 0.190 Mike Maddux, L (8, 1) Steve Rosenberg, L (8, 1)		B X 1-0 ③ G5-3			C C B B S 2-3 ① K			C F B B X 2-2 ① G6-3		2 1 0 0	0 0 0 0	0 0 0 0	0 0 0 0	0 0 0 0	1 0 0 0	2 0 0 0
Inning Stats	R: 0 H: 0 E: 0 LOB: 0 K: 0 BB: 1 S: 12 P: 19	R: 1 H: 3 E: 1 LOB: 2 K: 2 BB: 0 S: 12 P: 16	R: 0 H: 0 E: 0 LOB: 0 K: 1 BB: 0 S: 9 P: 13	R: 0 H: 1 E: 0 LOB: 2 K: 3 BB: 1 S: 13 P: 22	R: 0 H: 0 E: 0 LOB: 0 K: 1 BB: 0 S: 7 P: 11	R: 0 H: 0 E: 0 LOB: 0 K: 0 BB: 0 S: 4 P: 5	R: 0 H: 0 E: 0 LOB: 0 K: 0 BB: 0 S: 6 P: 10	R: 0 H: 0 E: 1 LOB: 1 K: 0 BB: 0 S: 10 P: 15	R: 0 H: 0 E: 0 LOB: 0 K: 0 BB: 0 S: 6 P: 11	1B: 3 SF: 0 2B: 1 SAC: 0 3B: 0 DP: 1 HR: 1 HBP: 0						WP: 0 PA: 33 PB: 0 SB: 1 CS: 0

PITCHER		IP	WLS	BF	H	R	ER	SO	BB	IBB	HBP	BLK	WP	HR	S	P	ERA	WHIP
Oil Can Boyd, R ERA: 5.1	(1, 1)	7.0	W	26	4	1	1	7	2	0	0	0	0	1	63	96	1.29	0.857
Steve Frey, L ERA: 4.3	(8, 1)	1.1		5	0	0	0	0	0	0	0	0	0	0	11	16	0.00	0.000
Tim Burke, R ERA: 3.75	(9, 1)	0.2		2	0	0	0	0	0	0	0	0	0	0	5	10	0.00	0.000

PITCHER	IP	WLS	BF	H	R	ER	SO	BB	IBB	HBP	BLK	WP	HR	S	P	ERA	WHIP

TOP

San Diego Padres @ Montreal Expos

Olympic Stadium, Montreal, QB

Fri May 03 1991, 7:05 PM EDT

Att. 12,221 - Dome - 70 F

livebaseballscorecards.com

AB	31
R	1
H	4
RBI	1
BB	2
SO	7
LOB	11

BOTTOM

Batter	1	2	3	4	5	6	7	8	9	AB	R	H	RBI	BB	SO	LOB
Delino DeShields, L (1, 4) OBP: 0.404, SLG: 0.443	C C B B S 2-3 K ①			X 0-0 F9 SF7 2B		C B C B B F B 4-2 1B 1B BB	X 0-0 B5-3 1-2 ②			3	2	1	0	1	1	1
Marquis Grissom, R (1, 9) OBP: 0.267, SLG: 0.364	C F X 0-2 F8 ②			X 0-0 F9 2-3 ①		B C B X 2-1 1B S SF4 1-3 1B	B C B C S 2-3 FC 2-3 ③			4	1	1	0	0	0	2
Ivan Calderon, R (1, 7) OBP: 0.341, SLG: 0.451	C B C F B X 2-2 G3 ③			S B B B X 3-1 SF7 3-H ②		S B X 1-1 SF4 HBP 1-3 3-H 1B		X 0-0 G5-3 1B 1B		3	1	2	2	0	0	0
Tim Wallach, R (1, 5) OBP: 0.233, SLG: 0.264		B S X 1-1 G6-3 ①		F S B X 1-2 F9 ③		C 1 SAFE C H 1-2 HBP		B F 1 B B X 3-1 G5-3 1-3 SAFE ①		3	0	0	0	0	0	1
Dave Martinez, L (1, 8) OBP: 0.271, SLG: 0.292		C B X 1-1 F9 ②		B B X 2-0 G4-3 ①		X 0-0 SF4 2-3 3-H ①		X 0-0 CS 3-H 1B		3	0	1	2	0	0	0
Ron Hassey, L (1, 2) OBP: 0.280, SLG: 0.304 Gilberto Reyes, R (8, 2) OBP: 0.450, SLG: 0.459		B B F B X 3-1 F7 ③		C B B X 2-1 S 1B		F B B 1 SAFE F X 3-2 P6 ②		1 SAFE B S B C B X 3-2 1-2 ②		3 1	0 0	1 1	0 0	0 0	0 0	2 0
Tom Foley, L (1, 3) OBP: 0.292, SLG: 0.318			C F B X 1-2 L3 ①	C B B B X 2-1 F7 ②		B B C X 2-1 L6 ③		B B C F B X 3-2 G4-3 ③		4	0	0	0	0	0	4
Spike Owen, S (1, 6) OBP: 0.281, SLG: 0.311			C B X 1-1 F9 ②	B B I I 4-0 1-2 IBB			B X 1-0 WP B5-3 1B			2	0	1	0	1	0	0
Oil Can Boyd, R (1, 1) Eric Bullock, L (7, PH) OBP: 0.214, SLG: 0.214 Steve Frey, R (8, 1) Tim Burke, R (9, 1)			S C F B B X 2-2 F8 ③		S S B F B B S 3-3 K ③		X 0-0 F8 ①			2 1 0 0	0 0 0 0	0 0 0 0	0 0 0 0	0 0 0 0	1 0 0 0	2 1 0 0
Inning Stats	R: 0 E: 0 K: 1 S: 10 H: 0 LOB: 0 BB: 0 P: 14	R: 0 E: 0 K: 0 S: 6 H: 0 LOB: 0 BB: 0 P: 11	R: 0 E: 0 K: 0 S: 9 H: 0 LOB: 0 BB: 0 P: 13	R: 1 E: 0 K: 0 S: 7 H: 1 LOB: 0 BB: 0 P: 11	R: 0 E: 0 K: 1 S: 9 H: 1 LOB: 2 BB: 1 P: 22	R: 2 E: 0 K: 0 S: 15 H: 2 LOB: 2 BB: 1 P: 28	R: 0 E: 0 K: 0 S: 6 H: 1 LOB: 0 BB: 0 P: 9	R: 1 E: 0 K: 0 S: 10 H: 3 LOB: 1 BB: 0 P: 19		1B: 7 2B: 1 3B: 0 HR: 0	SF: 2 SAC: 0 DP: 0 HBP: 1			WP: 1 PB: 0 SB: 2 CS: 1	PA: 34	

PITCHER		IP	WLS	BF	H	R	ER	SO	BB	IBB	HBP	BLK	WP	HR	S	P	ERA	WHIP
Andy Benes, R ERA: 3.86	(1, 1)	7.0	L	29	5	3	3	3	1	1	1	0	1	0	62	108	3.86	0.857
Mike Maddux, R ERA: 4.4	(8, 1)	0.1		2	1	1	1	0	0	0	0	0	0	0	3	6	27.00	3.000
Steve Rosenberg, L ERA:	(8, 1)	0.2		3	2	0	0	0	0	0	0	0	0	0	7	13	0.00	3.000

PITCHER	IP	WLS	BF	H	R	ER	SO	BB	IBB	HBP	BLK	WP	HR	S	P	ERA	WHIP

San Diego Padres @ Montreal Expos

Olympic Stadium, Montreal, QB

Fri May 03 1991, 7:05 PM EDT

Att. 12,221 - Dome - 70 F

livebaseballscorecards.com

AB	29
R	4
H	8
RBI	4
BB	2
SO	2
LOB	13

Batter	1	2	3	4	5	6	7	8	9	AB	R	H	RBI	BB	SO	LOB
Bip Roberts, S (1, 7) OBP: 0.352, SLG: 0.315	C B B S B B 4-2 E S BB		B S S B S S 2-3 ③ K		B X 1-0 3B 1B	B F C X 1-2 ③ P5			C F X 0-2 ② F9	4	1	1	0	1	1	2
Tony Fernandez, S (1, 6) OBP: 0.292, SLG: 0.330	S B 1 SAFE C X 1-2 ① L7			B B F C S 2-3 ① K	F X 0-1 1-H HR 3B		C C F F F X 0-2 ① G6-3		X 0-0 ③ FC5-4 1-2f	5	1	1	1	0	1	2
Tony Gwynn, L (1, 9) OBP: 0.376, SLG: 0.460	X 0-0 ② F7			C B B X 2-1 3B 3B	C B B B F B 4-2 HR BB		B B B C X 3-1 ② F8			3	2	1	0	1	0	1
Benito Santiago, R (1, 2) OBP: 0.290, SLG: 0.398	1 SAFE 1 SAFE S S S 0-3 ③ K 1-3			S B B S X 2-2 ② G5-3	X 0-0 1-H 3-H HR		F C B S 1-3 ③ K			4	1	1	3	0	2	2
Fred McGriff, L (1, 3) OBP: 0.440, SLG: 0.560		B C B X 2-1 ① G4-3		B C B X 2-1 3-H 3B	B F F B X 2-2 E9 1B			C X 0-1 ① G4-3		4	0	2	1	0	0	0
Darrin Jackson, R (1, 8) OBP: 0.306, SLG: 0.355		C B F S 1-3 ② K		L F B C 1-3 ③ K	C F B X 1-2 ③ G5-3			F B F X 1-2 ② F7		4	0	0	0	0	2	2
Jim Presley, R (1, 5) OBP: 0.195, SLG: 0.194		X 0-0 ③ F8			B C B F X 2-2 HR	F X 0-1 CS 1B		B X 1-0 ③ F9		4	1	2	1	0	0	0
Marty Barrett, R (1, 4) OBP: 0.250, SLG: 0.467			B B C F F B X 3-2 ① L7		B X 1-0 ① F7	P F H 2-1 ① FC2-6 1-2 HBP			B F F F C 1-3 ① K	3	0	0	0	0	1	0
Ed Whitson, R (1, 1) OBP: 0.067, SLG: 0.067			X 0-0 ② G5-3		X 0-0 ② G6-3	1 SAFE X 0-0 ② FC2-6 1-2f			X 0-0 FC5-4 1B	4	0	1	0	0	0	1
Inning Stats	R: 0 E: 0 K: 1 S: 9 H: 0 LOB: 1 BB: 1 P: 14	R: 0 E: 0 K: 1 S: 6 H: 0 LOB: 0 BB: 0 P: 9	R: 0 E: 0 K: 1 S: 7 H: 0 LOB: 0 BB: 0 P: 12	R: 1 E: 0 K: 2 S: 13 H: 2 LOB: 1 BB: 0 P: 22	R: 5 E: 1 K: 0 S: 17 H: 5 LOB: 1 BB: 1 P: 28	R: 0 E: 0 K: 0 S: 8 H: 1 LOB: 1 BB: 0 P: 10	R: 0 E: 0 K: 1 S: 11 H: 0 LOB: 0 BB: 0 P: 15	R: 0 E: 0 K: 0 S: 6 H: 0 LOB: 0 BB: 0 P: 8	R: 0 E: 0 K: 1 S: 9 H: 1 LOB: 1 BB: 0 P: 10	1B: 4 2B: 0 3B: 3 HR: 2 SF: 0 SAC: 0 DP: 0 HBP: 1						

PITCHER		IP	WLS	BF	H	R	ER	SO	BB	IBB	HBP	BLK	WP	HR	S	P	ERA	WHIP
Brian Barnes, L ERA: 11.57	(1, 1)	4.2	L	23	7	6	6	5	2	0	0	0	0	2	49	81	11.57	1.929
Bill Sampen, R ERA: 2.74	(5, 1)	1.1		5	1	0	0	0	0	0	1	0	0	0	11	14	0.00	0.750
Scott Ruskin, L ERA: 2.45	(7, 1)	3.0		10	1	0	0	2	0	0	0	0	0	0	26	33	0.00	0.333

PITCHER	IP	WLS	BF	H	R	ER	SO	BB	IBB	HBP	BLK	WP	HR	S	P	ERA	WHIP

TOP

San Diego Padres @ Montreal Expos

Olympic Stadium, Montreal, QB

Sun May 05 1991, 3:33 AM EDT

Att. 15,397 - Dome - 70 F

livebaseballscorecards.com

AB	35
R	6
H	9
RBI	6
BB	2
SO	7
LOB	10

BOTTOM

San Diego Padres @ Montreal Expos

Olympic Stadium, Montreal, QB

Sun May 05 1991, 3:33 AM EDT

Att. 15,397 - Dome - 70 F

livebaseballscorecards.com

Batter	1	2	3	4	5	6	7	8	9	AB	R	H	RBI	BB	SO	LOB
Delino DeShields, L (1, 4) OBP: 0.394, SLG: 0.448	B B B C C X 3-2 F7 ①		B C F F X 2-2 F7 ②		B B B B 4-0 HR BB 1-2		F B C B S 2-3 K ②			3	1	0	0	1	1	1
Marquis Grissom, R (1, 8) OBP: 0.321, SLG: 0.463	C B X 1-1 2B		B S C B X 2-2 P4 ③		X 0-0 HR 1-H 2-H		B X 1-0 FC5-4 1B			4	1	3	3	0	0	1
Ivan Calderon, R (1, 7) OBP: 0.343, SLG: 0.467	F F B F F F B S 2-3 K ②			C F F S 0-3 K ①	C F X 0-2 G6-3 ③		C B X 1-1 FC5-4 ③ 1-2f			4	0	0	0	0	2	2
Tim Wallach, R (1, 5) OBP: 0.257, SLG: 0.255	B F F B B X 3-2 F8 ③			X 0-0 G6-3 ②		C B F S 1-3 K ①		X 0-0 L8 ①		4	0	0	0	0	1	1
Larry Walker, L (1, 9) OBP: 0.243, SLG: 0.238		C X 0-1 F8 ①		B F B F F B F F X 3-2 FC6-4 1B		X 0-0 L4 ②		S F S 0-3 K ②		4	0	1	0	0	1	0
Andres Galarraga, R (1, 3) OBP: 0.321, SLG: 0.342 Bill Sampen, R (5, 1) OBP: 0.750, SLG: 0.750 Eric Bullock, L (6, PH) OBP: 0.235, SLG: 0.235 (7, 3)		B X 1-0 E3 G4-6-3		1 SAFE 1 SAFE B F F B X 2-2 FC6-4 ③ 1-2f		X 0-0 BB 1B		B C X 1-1 G4-3 ③		2 0 2	0 0 0	0 0 1	0 0 0	0 0 0	0 0 0	1 0 0
Gilberto Reyes, R (1, 2) OBP: 0.408, SLG: 0.400 Dave Martinez, L (9, PH) OBP: 0.278, SLG: 0.299		1 SAFE S X 0-1 G4-6-3 ② ③ 1-2f			F S S 0-3 K ①	B 1 SAFE B F S 1 SAFE 1 SAFE 1 SAFE B 4-2 B BB 1-2			F B C X 1-2 L3 1B	2 1	0 0	0 1	0 0	1 0	1 0	1 0
Spike Owen, S (1, 6) OBP: 0.306, SLG: 0.303 Ron Hassey, L (6, PH) OBP: 0.269, SLG: 0.292 Scott Ruskin, R (7, 1) Junior Noboa, R (9, PH) OBP: 0.368, SLG: 0.444			F F X 0-2 1B		C X 0-1 G6-3 ②	C C X 0-2 P6 ③			C C S 0-3 K ①	2 1 0 1	0 0 0 0	1 0 0 0	0 0 0 0	0 0 0 0	0 0 0 1	0 2 0 1
Brian Barnes, L (1, 1) Tom Foley, L (5, 3) OBP: 0.296, SLG: 0.292 (7, 6)			L 1 SAFE B L P L 2-3 K ①		B B B B 4-0 BB HR BB		C B F B X 2-2 F7 ①		C F B X 1-2 L3 ② ③ 1-2	1 2	0 1	0 0	0 0	0 1	1 0	1 1

Inning Stats	1	2	3	4	5	6	7	8	9	1B: 5	SF: 0	WP: 0	PA: 36
	R: 0 H: 1 E: 0 LOB: 1 K: 1 BB: 0 S: 14 P: 23	R: 0 H: 0 E: 1 LOB: 0 K: 0 BB: 0 S: 5 P: 6	R: 0 H: 1 E: 0 LOB: 1 K: 1 BB: 0 S: 14 P: 18	R: 0 H: 1 E: 0 LOB: 1 K: 1 BB: 0 S: 14 P: 19	R: 3 H: 1 E: 0 LOB: 0 K: 1 BB: 2 S: 9 P: 17	R: 0 H: 1 E: 0 LOB: 2 K: 1 BB: 1 S: 10 P: 15	R: 0 H: 1 E: 0 LOB: 1 K: 1 BB: 0 S: 9 P: 15	R: 0 H: 0 E: 0 LOB: 0 K: 1 BB: 0 S: 6 P: 7	R: 0 H: 1 E: 0 LOB: 0 K: 1 BB: 0 S: 9 P: 11	2B: 2 3B: 0 HR: 1	SAC: 0 DP: 2 HBP: 0	PB: 0 SB: 0 CS: 0	

PITCHER	IP	WLS	BF	H	R	ER	SO	BB	IBB	HBP	BLK	WP	HR	S	P	ERA	WHIP
Ed Whitson, R (1, 1) ERA: 4.01	9.0	W	36	7	3	3	8	3	0	0	0	0	1	90	131	3.00	1.111

PITCHER	IP	WLS	BF	H	R	ER	SO	BB	IBB	HBP	BLK	WP	HR	S	P	ERA	WHIP

Batter	1	2	3	4	5	6	7	8	9	AB	R	H	RBI	BB	SO	LOB
Mike Felder, S (1, 9) (5, 8) OBP: 0.404, SLG: 0.429	G6-3	G4-3			G4-3	FC5 1B, 1-2			P1	5	0	1	0	0	0	2
Willie McGee, S (1, 8) OBP: 0.350, SLG: 0.474	1B	1B	1B		HR G1-3	FC5, 1-2, 2-3f			F9	3	0	3	0	0	0	0
Darnell Coles, R (5, PR) (5, 9)										2	1	0	0	0	0	2
Will Clark, L (1, 3) OBP: 0.400, SLG: 0.571	1-2 1B		F7		G1-3, 1-2		L8		G3	5	0	1	0	0	0	2
Kevin Mitchell, R (1, 7) OBP: 0.375, SLG: 0.683	P3		1-3 1B		2-H HR		HR			4	2	3	3	0	0	2
Matt Williams, R (1, 5) OBP: 0.248, SLG: 0.343	G1-3		K		G4-3		F8			3	0	0	0	0	1	5
Greg Litton, R (5, 4) OBP: 0.278, SLG: 0.250										1	0	0	0	0	0	0
Terry Kennedy, L (1, 2) OBP: 0.368, SLG: 0.421		1B	G3			1B SF8	G4-3			4	1	2	0	0	0	2
Robby Thompson, R (1, 4) OBP: 0.313, SLG: 0.416	P2		G5-3			FC5 1B, 1-3		G6-3		2	0	0	0	0	0	1
Dave Anderson, R (5, 5) OBP: 0.424, SLG: 0.500										2	0	1	0	0	0	0
Jose Uribe, S (1, 6) OBP: 0.194, SLG: 0.094	1-2 1B		K		K			G3		4	0	1	0	0	2	2
Don Robinson, R (1, 1)										2	0	0	0	0	1	2
Francisco Oliveras, R (4, 1)										0	0	0	0	0	0	0
Mark Leonard, L (6, PH) OBP: 0.167, SLG: 0.235										0	0	0	1	0	0	0
Rod Beck, R (6, 1)										0	0	0	0	0	0	0
Mike Kingery, L (8, PH) OBP: 0.353, SLG: 0.308										1	0	0	0	0	1	0
Trevor Wilson, L (8, 1)										0	0	0	0	0	0	0
Inning Stats	R: 0 E: 0 K: 0 S: 10 H: 2 LOB: 2 BB: 0 P: 14	R: 0 E: 0 K: 1 S: 17 H: 2 LOB: 2 BB: 0 P: 23	R: 0 E: 0 K: 1 S: 14 H: 2 LOB: 2 BB: 0 P: 17	R: 0 E: 0 K: 1 S: 5 H: 0 LOB: 0 BB: 0 P: 8	R: 2 E: 0 K: 0 S: 9 H: 2 LOB: 1 BB: 0 P: 11	R: 1 E: 0 K: 1 S: 15 H: 3 LOB: 2 BB: 0 P: 19	R: 1 E: 0 K: 0 S: 7 H: 1 LOB: 0 BB: 0 P: 9	R: 0 E: 0 K: 1 S: 7 H: 0 LOB: 0 BB: 0 P: 10	R: 0 E: 0 K: 0 S: 5 H: 0 LOB: 0 BB: 0 P: 8	1B: 10 2B: 0 3B: 0 HR: 2	SF: 1 SAC: 0 DP: 0 HBP: 0					

TOP

San Francisco Giants @ Montreal Expos

Olympic Stadium, Montreal, QB

Mon May 06 1991, 7:05 PM EDT

Att. 8,699 - Dome - 70 F

livebaseballscorecards.com

AB	38
R	4
H	12
RBI	4
BB	0
SO	5
LOB	20

WP: 0 PB: 0 SB: 0 CS: 0 PA: 39

PITCHER		IP	WLS	BF	H	R	ER	SO	BB	IBB	HBP	BLK	WP	HR	S	P	ERA	WHIP
Dennis Martinez, R ERA: 1.85	(1, 1)	7.0	W	33	12	4	4	4	0	0	0	0	0	2	77	101	5.14	1.714
Barry Jones, R ERA: 1.96	(8, 1)	2.0		6	0	0	0	1	0	0	0	0	0	0	12	18	0.00	0.000

PITCHER	IP	WLS	BF	H	R	ER	SO	BB	IBB	HBP	BLK	WP	HR	S	P	ERA	WHIP

Batter	1	2	3	4	5	6	7	8	9	AB	R	H	RBI	BB	SO	LOB
Delino DeShields, L (1, 4) OBP: 0.385, SLG: 0.467	F X 0-1 ① G4-3		B C F B F B S 3-3 ① K	B X 1-0 HR	C B F B X 2-2 ② FC4-6 CS 1-2f			C B B X 2-1 ① G6-3		5	1	1	1	0	1	2
Marquis Grissom, R (1, 8) OBP: 0.328, SLG: 0.508	B X 1-0 ② P5		B C B X 2-1 S 2B 2-3 1B	C B X 1-1 HR	B 1 SAFE S 1-1 ③ CS 1-2	B X 1-0 ① F7		C X 0-1 E5 G1-4-3		5	2	2	1	0	0	0
Ivan Calderon, R (1, 7) OBP: 0.340, SLG: 0.453 Nelson Santovenia, R (8, 2) OBP: 0.318, SLG: 0.364	B F S S C B B B 4-2 S BB		1 SAFE 1 SAFE C B F X 1-2 ② G5-3 1-2	F S B F B X 2-2 ① G6-3		S B X 1-1 ② F8		X 0-0 ② ③ G1-4-3 1-2f		3 1	0 0	0 0	0 0	1 0	0 0	2 1
Tim Wallach, R (1, 5) OBP: 0.267, SLG: 0.306	C F C 0-3 ③ K 1-2		S X 0-1 1B 2B 2-H 3-H	B X 1-0 HR		X 0-0 ③ P4				4	2	2	3	0	1	1
Larry Walker, L (1, 9) OBP: 0.257, SLG: 0.288		F F C 0-3 ① K	B B B C B 4-1 1B 2B BB	C F B B F X 2-2 ② G3			X 0-0 HR			3	2	1	1	1	1	0
Andres Galarraga, R (1, 3) OBP: 0.353, SLG: 0.377		B B X 2-0 BB 1B	X 0-0 1-3 2-H 2B 1B	C X 0-1 1B			B X 1-0 1B G6-4-3 1B			4	2	4	1	0	0	0
Ron Hassey, L (1, 2) OBP: 0.333, SLG: 0.370 Barry Jones, R (8, 1)	1 SAFE B B B B B 4-0 L4-3 1-2 BB		1 SAFE B B B C X 3-1 1-H 3-H 2B	B C F B X 2-2 ③ F7			F B B F 1 SAFE X 2-2 G6-4-3 1-3 1B			3 0	0 0	2 0	2 0	1 0	0 0	1 0
Spike Owen, S (1, 6) OBP: 0.303, SLG: 0.290	S F B F F X 1-2 ② ③ L4-3 1-2		I I I I 4-0 IBB	B C B F F X 2-2 ① G1-3			F F X 0-2 ① ② G6-4-3 1-2f 3-H			3	0	0	0	1	0	3
Dennis Martinez, R (1, 1) OBP: 0.133, SLG: 0.200 Dave Martinez, L (7, PH) (8, 7) OBP: 0.274, SLG: 0.294			F X 0-1 1B 2B 2B X 0-0 ③ F9	C B X 1-1 FC4-6 1B			B B X 2-0 ③ G6-3			3 1	1 0	2 0	0 0	0 0	0 0	2 0
Inning Stats	R: 0 E: 0 K: 1 S: 9 H: 0 LOB: 1 BB: 1 P: 14	R: 0 E: 0 K: 1 S: 9 H: 1 LOB: 1 BB: 1 P: 16	R: 5 E: 0 K: 1 S: 18 H: 5 LOB: 2 BB: 2 P: 35	R: 3 E: 0 K: 0 S: 17 H: 4 LOB: 1 BB: 0 P: 26	R: 0 E: 0 K: 0 S: 10 H: 1 LOB: 0 BB: 0 P: 16	R: 0 E: 0 K: 0 S: 4 H: 0 LOB: 0 BB: 0 P: 6	R: 2 E: 0 K: 0 S: 9 H: 3 LOB: 0 BB: 0 P: 14	R: 0 E: 1 K: 0 S: 5 H: 0 LOB: 0 BB: 0 P: 7		1B: 7 2B: 4 3B: 0 HR: 4	SF: 0 SAC: 0 DP: 3 HBP: 0					

PITCHER	IP	WLS	BF	H	R	ER	SO	BB	IBB	HBP	BLK	WP	HR	S	P	ERA	WHIP
Don Robinson, R (1, 1) ERA: 6.46	3.0	L	20	8	7	7	3	3	1	0	0	0	2	39	70	21.00	3.667
Francisco Oliveras, R (4, 1) ERA: 3.68	2.0		8	3	1	1	0	0	0	0	0	0	1	24	37	4.50	1.500
Rod Beck, R (6, 1) ERA: 9.0	2.0		8	3	2	2	0	0	0	0	0	0	1	13	20	9.00	1.500
Trevor Wilson, L (8, 1) ERA: 5.0	1.0		3	0	0	0	0	0	0	0	0	0	0	5	7	0.00	0.000

PITCHER	IP	WLS	BF	H	R	ER	SO	BB	IBB	HBP	BLK	WP	HR	S	P	ERA	WHIP

BOTTOM

San Francisco Giants @ Montreal Expos

Olympic Stadium, Montreal, QB

Mon May 06 1991, 7:05 PM EDT

Att. 8,699 - Dome - 70 F

livebaseballscorecards.com

AB	35
R	10
H	14
RBI	9
BB	4
SO	3
LOB	12

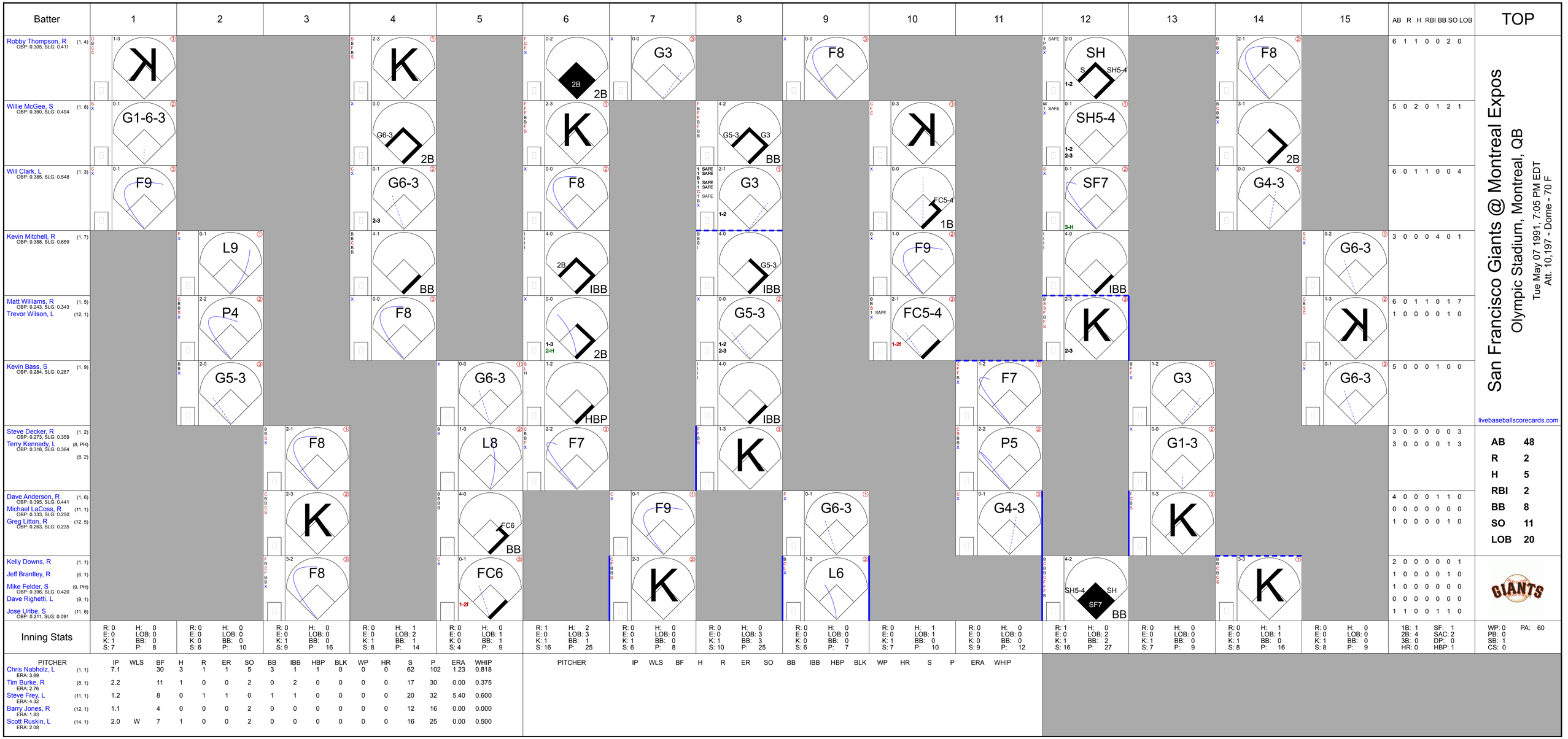

San Francisco Giants @ Montreal Expos

Olympic Stadium, Montreal, QB

Tue May 07 1991, 7:05 PM EDT
Att. 10,197 - Dome - 70 F

livebaseballscorecards.com

Batter	1	2	3	4	5	6	7	8	9	10	11	12	13	14	15	AB	R	H	RBI	BB	SO	LOB
Robby Thompson, R (1, 4) OBP: 0.305, SLG: 0.411	1-3 K			2-3 K		0-2 2B 2B	0-0 G3		0-0 F8			2-0 SH S SH5-4 1-2		2-1 F8		6	1	1	0	0	2	0
Willie McGee, S (1, 8) OBP: 0.360, SLG: 0.494	0-1 G1-6-3			0-0 G6-3 2B		2-3 K		4-2 G5-3 G3 BB		0-3 K		0-1 SH5-4 1-2 2-3		3-1 2B		5	0	2	0	1	2	1
Will Clark, L (1, 3) OBP: 0.385, SLG: 0.548	0-1 F9			0-1 G6-3 2-3		0-0 F8		2-1 G3 1-2		0-0 FC5-4 1B		0-1 SF7 3-H		0-0 G4-3		6	0	1	1	0	0	4
Kevin Mitchell, R (1, 7) OBP: 0.388, SLG: 0.659		0-1 L9		4-1 BB		4-0 2B IBB		4-0 G5-3 IBB		1-0 F9		4-0 IBB			0-2 G6-3	3	0	0	0	4	0	1
Matt Williams, R (1, 5) OBP: 0.243, SLG: 0.343		2-2 P4		0-0 F8		0-0 1-3 2-H 2B		0-0 G5-3 1-2 2-3		2-1 FC5-4 1-2f		2-3 K 2-3			1-3 K	6	0	1	1	0	1	7
Trevor Wilson, L (12, 1)																1	0	0	0	0	1	0
Kevin Bass, S (1, 9) OBP: 0.284, SLG: 0.287		2-0 G5-3			0-0 G6-3	1-2 HBP		4-0 IBB			1-2 F7		1-2 G3		0-1 G6-3	5	0	0	0	1	0	0
Steve Decker, R (1, 2) OBP: 0.273, SLG: 0.359			2-1 F8		1-0 L8	2-2 F7		1-3 K			2-2 P5		0-0 G1-3			3	0	0	0	0	0	3
Terry Kennedy, L (8, PH) OBP: 0.318, SLG: 0.364 (8, 2)																3	0	0	0	0	1	3
Dave Anderson, R (1, 6) OBP: 0.395, SLG: 0.441			2-3 K		4-0 FC6 BB		0-1 F9		0-1 G6-3		0-1 G4-3		1-3 K			4	0	0	0	1	1	0
Michael LaCoss, R (11, 1) OBP: 0.333, SLG: 0.250																0	0	0	0	0	0	0
Greg Litton, R (12, 5) OBP: 0.263, SLG: 0.235																1	0	0	0	0	1	0
Kelly Downs, R (1, 1)			3-2 F8		0-1 FC6 1-2f		2-3 K		1-2 L6			4-2 SH5-4 SH SF7 BB		3-3 K		2	0	0	0	0	0	1
Jeff Brantley, R (6, 1)																1	0	0	0	0	1	0
Mike Felder, S (9, PH) OBP: 0.396, SLG: 0.420																1	0	0	0	0	0	0
Dave Righetti, L (9, 1)																0	0	0	0	0	0	0
Jose Uribe, S (11, 6) OBP: 0.211, SLG: 0.091																1	1	0	0	1	1	0
Inning Stats	R: 0 E: 0 K: 1 S: 7 H: 0 LOB: 0 BB: 0 P: 8	R: 0 E: 0 K: 0 S: 6 H: 0 LOB: 0 BB: 0 P: 10	R: 0 E: 0 K: 1 S: 9 H: 0 LOB: 0 BB: 0 P: 16	R: 0 E: 0 K: 1 S: 8 H: 1 LOB: 2 BB: 1 P: 14	R: 0 E: 0 K: 0 S: 4 H: 0 LOB: 1 BB: 1 P: 9	R: 1 E: 0 K: 1 S: 16 H: 2 LOB: 3 BB: 1 P: 25	R: 0 E: 0 K: 1 S: 6 H: 0 LOB: 0 BB: 0 P: 8	R: 0 E: 0 K: 1 S: 10 H: 0 LOB: 3 BB: 3 P: 25	R: 0 E: 0 K: 0 S: 6 H: 0 LOB: 0 BB: 0 P: 7	R: 0 E: 0 K: 1 S: 7 H: 1 LOB: 1 BB: 0 P: 10	R: 0 E: 0 K: 0 S: 9 H: 0 LOB: 0 BB: 0 P: 12	R: 1 E: 0 K: 1 S: 16 H: 0 LOB: 2 BB: 2 P: 27	R: 0 E: 0 K: 1 S: 7 H: 0 LOB: 0 BB: 0 P: 9	R: 0 E: 0 K: 1 S: 8 H: 1 LOB: 1 BB: 0 P: 16	R: 0 E: 0 K: 1 S: 8 H: 0 LOB: 0 BB: 0 P: 9	1B: 1 2B: 4 3B: 0 HR: 0 SF: 1 SAC: 2 DP: 0 HBP: 1	WP: 0 PB: 0 SB: 1 CS: 0 PA: 60

PITCHER		IP	WLS	BF	H	R	ER	SO	BB	IBB	HBP	BLK	WP	HR	S	P	ERA	WHIP
Chris Nabholz, L ERA: 3.69	(1, 1)	7.1		30	3	1	1	5	3	1	1	0	0	0	62	102	1.23	0.818
Tim Burke, R ERA: 2.76	(8, 1)	2.2		11	1	0	0	2	0	2	0	0	0	0	17	30	0.00	0.375
Steve Frey, L ERA: 4.32	(11, 1)	1.2		8	0	1	1	0	1	1	0	0	0	0	20	32	5.40	0.600
Barry Jones, R ERA: 1.83	(12, 1)	1.1		4	0	0	0	2	0	0	0	0	0	0	12	16	0.00	0.000
Scott Ruskin, L ERA: 2.08	(14, 1)	2.0	W	7	1	0	0	2	0	0	0	0	0	0	16	25	0.00	0.500

PITCHER	IP	WLS	BF	H	R	ER	SO	BB	IBB	HBP	BLK	WP	HR	S	P	ERA	WHIP

AB	48
R	2
H	5
RBI	2
BB	8
SO	11
LOB	20

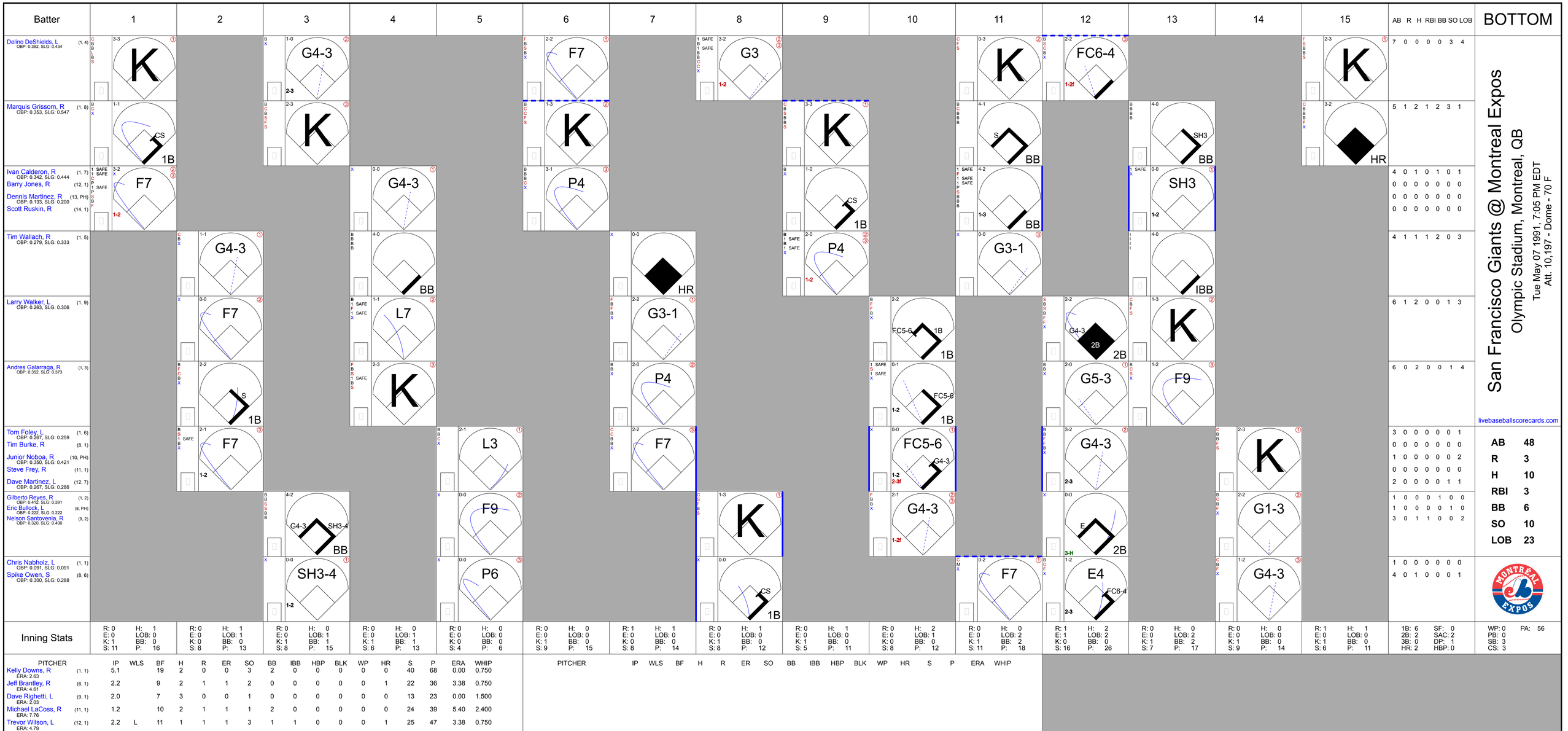
Batter
1
2
3
4
5
6
7
8
9
10
11
12
13
14
15
AB R H RBI BB SO LOB
BOTTOM
Delino DeShields, L (1, 4) OBP: 0.362, SLG: 0.434
Marquis Grissom, R (1, 8) OBP: 0.353, SLG: 0.547
Ivan Calderon, R (1, 7) OBP: 0.342, SLG: 0.444
Barry Jones, R (12, 1)
Dennis Martinez, R (13, PH) OBP: 0.133, SLG: 0.200
Scott Ruskin, R (14, 1)
Tim Wallach, R (1, 5) OBP: 0.279, SLG: 0.333
Larry Walker, L (1, 9) OBP: 0.283, SLG: 0.306
Andres Galarraga, R (1, 3) OBP: 0.352, SLG: 0.373
Tom Foley, L (1, 6) OBP: 0.267, SLG: 0.259
Tim Burke, R (8, 1)
Junior Noboa, R (10, PH) OBP: 0.350, SLG: 0.421
Steve Frey, R (11, 1)
Dave Martinez, L (12, 7) OBP: 0.287, SLG: 0.286
Gilberto Reyes, R (1, 2) OBP: 0.412, SLG: 0.391
Eric Bullock, L (8, PH) OBP: 0.222, SLG: 0.222
Nelson Santovenia, R (9, 2) OBP: 0.320, SLG: 0.400
Chris Nabholz, L (1, 1) OBP: 0.091, SLG: 0.091
Spike Owen, S (8, 6) OBP: 0.300, SLG: 0.288
7 0 0 0 0 3 4
5 1 2 1 2 3 1
4 0 1 0 1 0 1
0 0 0 0 0 0 0
0 0 0 0 0 0 0
0 0 0 0 0 0 0
4 1 1 1 2 0 3
6 1 2 0 0 1 3
6 0 2 0 0 1 4
3 0 0 0 0 0 1
0 0 0 0 0 0 0
1 0 0 0 0 2
0 0 0 0 0 0 0
2 0 0 0 0 1 1
1 0 0 0 1 0 0
1 0 0 0 0 1 0
3 0 1 1 0 0 2
1 0 0 0 0 0 0
4 0 1 0 0 0 1
San Francisco Giants @ Montreal Expos
Olympic Stadium, Montreal, QB
Tue May 07 1991, 7:05 PM EDT
Att. 10,197 - Dome - 70 F
livebaseballscorecards.com
AB 48
R 3
H 10
RBI 3
BB 6
SO 10
LOB 23
MONTREAL EXPOS
Inning Stats
1: R: 0 E: 0 K: 1 S: 11 | H: 1 LOB: 0 BB: 0 P: 16
2: R: 0 E: 0 K: 0 S: 8 | H: 1 LOB: 1 BB: 0 P: 13
3: R: 0 E: 0 K: 1 S: 8 | H: 0 LOB: 1 BB: 1 P: 15
4: R: 0 E: 0 K: 1 S: 6 | H: 0 LOB: 1 BB: 1 P: 13
5: R: 0 E: 0 K: 0 S: 4 | H: 0 LOB: 0 BB: 0 P: 6
6: R: 0 E: 0 K: 1 S: 9 | H: 0 LOB: 0 BB: 0 P: 15
7: R: 1 E: 0 K: 0 S: 8 | H: 1 LOB: 0 BB: 0 P: 14
8: R: 0 E: 0 K: 1 S: 8 | H: 1 LOB: 0 BB: 0 P: 12
9: R: 0 E: 0 K: 1 S: 5 | H: 1 LOB: 0 BB: 0 P: 11
10: R: 0 E: 0 K: 0 S: 8 | H: 2 LOB: 1 BB: 0 P: 12
11: R: 0 E: 0 K: 1 S: 11 | H: 0 LOB: 2 BB: 2 P: 18
12: R: 1 E: 1 K: 0 S: 16 | H: 2 LOB: 2 BB: 0 P: 26
13: R: 0 E: 0 K: 1 S: 7 | H: 0 LOB: 2 BB: 2 P: 17
14: R: 0 E: 0 K: 1 S: 9 | H: 0 LOB: 0 BB: 0 P: 14
15: R: 1 E: 0 K: 1 S: 6 | H: 1 LOB: 0 BB: 0 P: 11
1B: 6 2B: 2 3B: 0 HR: 2
SF: 0 SAC: 2 DP: 1 HBP: 0
WP: 0 PB: 0 SB: 3 CS: 3
PA: 56
PITCHER IP WLS BF H R ER SO BB IBB HBP BLK WP HR S P ERA WHIP
Kelly Downs, R (1, 1) ERA: 2.63 5.1 19 2 0 0 3 2 0 0 0 0 0 1 40 68 0.00 0.750
Jeff Brantley, R (6, 1) ERA: 4.61 2.2 9 2 1 1 2 0 0 0 0 0 1 22 36 3.38 0.750
Dave Righetti, L (9, 1) ERA: 2.03 2.0 7 3 0 0 1 0 0 0 0 0 0 13 23 0.00 1.500
Michael LaCoss, R (11, 1) ERA: 7.76 1.2 10 2 1 1 1 2 0 0 0 0 0 0 24 39 5.40 2.400
Trevor Wilson, L (12, 1) ERA: 4.79 2.2 L 11 1 1 1 3 1 1 0 0 0 1 25 47 3.38 0.750
PITCHER IP WLS BF H R ER SO BB IBB HBP BLK WP HR S P ERA WHIP

San Francisco Giants @ Montreal Expos

Olympic Stadium, Montreal, QB

Wed May 08 1991, 7:05 PM EDT

Att. 15,107 - Dome - 70 F

TOP

livebaseballscorecards.com

Batter	1	2	3	4	5	6	7	8	9	AB	R	H	RBI	BB	SO	LOB
Mike Felder, S (1, 9) OBP: 0.404, SLG: 0.463	C B B F X 2-2 ① F8		C C F F X 0-2 ② FC3-6 CS 1-2f			C X 0-1 1B 3B	B B C X 2-1 S 1-3 2B 1B			4	2	2	0	0	0	1
Willie McGee, S (1, 8) OBP: 0.378, SLG: 0.523	C X 0-1 G3 2B		P 1-0 ③ CS 1-2	X 0-0 ① G4-3		B B B B 4-0 WP 1B BB BB	B F F B F X 2-2 1-H 3-H 2B			3	1	2	1	1	0	0
Will Clark, L (1, 3) OBP: 0.392, SLG: 0.551 Trevor Wilson, L (6, PR) Darnell Coles, R (6, 3)	C B X 1-1 ② G3 2-3			B X 1-0 G5-4-3 1B		B C B X 2-1 BB 1-2 3-H 1B	X 0-0 ③ F9			3 0 1	0 0 0	2 0 0	1 0 0	0 0 0	0 0 0	1 0 1
Kevin Mitchell, R (1, 7) OBP: 0.393, SLG: 0.644	C X 0-1 ③ F7			S B S X 1-2 ②③ G5-4-3 1-2f		B B B B 4-0 BB 1-2 2-3 BB		B B C B B 4-1 G4-3 BB		2	0	0	0	2	0	2
Greg Litton, R (1, 5) OBP: 0.261, SLG: 0.200 (6, 4)		F B B B X 3-1 ① G6-3			X 0-0 ① F7	B B B B C B 4-1 FC4-6 1-2 2-3 3-H BB		B C F S 1-3 ① K		3	0	0	1	1	1	1
Dave Anderson, R (1, 4) OBP: 0.390, SLG: 0.432 Francisco Oliveras, R (6, 1) Kevin Bass, S (8, PH) OBP: 0.281, SLG: 0.284 Rod Beck, R (8, 1)		B X 1-0 CS 1B			B B B C F C 3-3 ② K	F B F F X 2-2 ③ FC4-6 1-2f		C X 0-1 ②③ G4-3 1-2f		3 0 1 0	0 0 0 0	1 0 0 0	0 0 0 0	0 0 0 0	1 0 1 0	3 0 1 0
Steve Decker, R (1, 2) OBP: 0.261, SLG: 0.341		C S F F B B B S 3-3 ②③ K2-3 1-2			B C F S 1-3 ③ K	C X 0-1 ① F7		B B C B S F X 3-2 ① F7		4	0	0	0	0	2	1
Jose Uribe, S (1, 6) OBP: 0.220, SLG: 0.086 Mark Leonard, L (9, PH) OBP: 0.158, SLG: 0.222			X 0-0 ① F8			B C C B S 2-3 ① K	B B C F B F F B 4-2 1B S BB	C X 0-1 ② G4-3		2 1	1 0	0 0	0 0	1 0	1 0	0 0
John Burkett, R (1, 1) OBP: 0.231, SLG: 0.308 Mike Kingery, L (6, PH) OBP: 0.333, SLG: 0.286 Matt Williams, R (6, 5) OBP: 0.239, SLG: 0.336			B C F F B F X 2-2 FC3-6 1B			B B C C S 2-3 ② K	C C S 0-3 ② K	S B C X 1-2 ③ G1-3		1 1 2	0 0 0	1 0 0	0 0 0	0 0 0	0 1 1	0 0 1
Inning Stats	R: 0 H: 1 E: 0 LOB: 1 K: 0 BB: 0 S: 9 P: 12	R: 0 H: 1 E: 0 LOB: 0 K: 1 BB: 0 S: 8 P: 15	R: 0 H: 1 E: 0 LOB: 0 K: 0 BB: 0 S: 12 P: 14	R: 0 H: 1 E: 0 LOB: 0 K: 0 BB: 0 S: 5 P: 7	R: 0 H: 0 E: 0 LOB: 0 K: 2 BB: 0 S: 7 P: 11	R: 2 H: 2 E: 0 LOB: 3 K: 2 BB: 3 S: 14 P: 34	R: 2 H: 2 E: 0 LOB: 1 K: 1 BB: 1 S: 16 P: 24	R: 0 H: 0 E: 0 LOB: 0 K: 1 BB: 1 S: 6 P: 11	R: 0 H: 0 E: 0 LOB: 0 K: 0 BB: 0 S: 9 P: 13	1B: 5 2B: 2 3B: 1 HR: 0	SF: 0 SAC: 0 DP: 2 HBP: 0					WP: 1 PB: 0 SB: 2 CS: 2	PA: 37

	AB	31
	R	4
	H	8
	RBI	3
	BB	5
	SO	7
	LOB	12

PITCHER		IP	WLS	BF	H	R	ER	SO	BB	IBB	HBP	BLK	WP	HR	S	P	ERA	WHIP
Oil Can Boyd, R ERA: 4.54	(1, 1)	5.2		19	5	1	1	5	0	0	0	0	0	0	49	71	1.59	0.882
Steve Frey, L ERA: 4.86	(6, 1)	0.0		2	1	0	0	0	1	0	0	0	0	0	2	8	∞	∞
Bill Sampen, R ERA: 2.7	(6, 1)	0.1		3	0	1	1	0	2	0	0	0	1	0	4	14	27.00	6.000
Barry Jones, R ERA: 2.61	(7, 1)	1.0	W	6	2	2	2	1	1	0	0	0	0	0	16	24	18.00	3.000
Tim Burke, R ERA: 2.45	(8, 1)	2.0	S	6	0	0	0	1	1	0	0	0	0	0	15	24	0.00	0.500

PITCHER	IP	WLS	BF	H	R	ER	SO	BB	IBB	HBP	BLK	WP	HR	S	P	ERA	WHIP

Batter	1	2	3	4	5	6	7	8	9	AB	R	H	RBI	BB	SO	LOB
Spike Owen, S (1, 6) OBP: 0.298, SLG: 0.276	B B B 4-0 S BB		C F B C 1-3 K ②	F S B S 1-3 K ③		1 SAFE P B F B F F X 3-2 G4-3 ③ 1-2				3	0	0	0	1	2	2
Marquis Grissom, R (1, 8) OBP: 0.347, SLG: 0.522	F 1 SAFE 1 SAFE B F F C 1-3 K ①		B B B C B 4-1 E S 1B BB		B B B C C X 3-2 G4-3 ①		B B F F X 2-2 G4-3 ①			3	1	0	0	1	1	1
Ivan Calderon, R (1, 7) OBP: 0.365, SLG: 0.495 Tim Burke, R (8, 1)	F 1 SAFE B B 1 SAFE B F X 3-2 1-2 1B		1 SAFE 1 SAFE 1 SAFE 1 SAFE P C 1 SAFE 1 SAFE P 3-2 S F B X CS 1-H 1B		B X 1-0 FC4-6 BB 1B		B C X 1-1 HR			4 0	1 0	4 0	2 0	0 0	0 0	0 0
Tim Wallach, R (1, 5) OBP: 0.278, SLG: 0.324	B C B F S 2-3 K ②		1 SAFE B F 1 SAFE B 2-1 CS ③ 1-2	C B F C 1-3 K ①	S B 1 SAFE 1 SAFE P 1 SAFE B B 4-1 FC4-6 1-2 BB		B C C B B X 3-2 F8 ②			3	0	0	0	1	2	2
Larry Walker, L (1, 9) OBP: 0.262, SLG: 0.303	X 0-0 F7 ③			C B B X 2-1 1B E 1B	X 0-0 FC4-6 ② 1-2f 2-3		S B X 1-1 P4 ③			4	1	1	0	0	0	4
Andres Galarraga, R (1, 3) OBP: 0.347, SLG: 0.368		C B B F B X 3-2 F9 ①		1 SAFE X 0-0 E 1-3 1B	C B B F 1 SAFE B F X 3-2 G1-3 ③			B F C X 1-2 P6 ①		4	1	1	0	0	0	2
Ron Hassey, L (1, 2) OBP: 0.324, SLG: 0.387		C F F B B F S 2-3 K ②		B 1 SAFE B 1 SAFE X 2-0 E8 1B 1-H 3-H 2B		B B B C C X 3-2 P6 ①		B S C B F B X 3-2 G1-3 ②		4	1	1	2	0	1	0
Tom Foley, L (1, 4) OBP: 0.265, SLG: 0.290		B B C B X 3-1 G3 ③		C F C 0-3 K ②		X 0-0 F9 ②		X 0-0 2B		4	0	1	0	0	1	1
Oil Can Boyd, R (1, 1) OBP: 0.182, SLG: 0.100 Steve Frey, R (6, 1) Bill Sampen, R (6, 1) OBP: 0.750, SLG: 0.750 Eric Bullock, L (6, PH) OBP: 0.263, SLG: 0.263 Barry Jones, R (7, 1) Dave Martinez, L (8, 7) OBP: 0.263, SLG: 0.282			S B F C 1-3 K ①	B B B C X 3-1 3-H 1B		S X 0-1 S 1B		C X 0-1 G3 ③		2 0 0 1 0 0 1	0 0 0 0 0 0 0	1 0 0 1 0 0 0	1 0 0 0 0 0 0	0 0 0 0 0 0 0	1 0 0 0 0 0 0	0 0 0 0 0 0 1
Inning Stats	R: 0 E: 0 K: 2 S: 11 H: 1 LOB: 2 BB: 1 P: 21	R: 0 E: 0 K: 1 S: 10 H: 0 LOB: 0 BB: 0 P: 18	R: 1 E: 0 K: 2 S: 14 H: 1 LOB: 0 BB: 1 P: 23	R: 3 E: 1 K: 3 S: 15 H: 4 LOB: 1 BB: 0 P: 24	R: 0 E: 0 K: 0 S: 11 H: 1 LOB: 2 BB: 1 P: 21	R: 0 E: 0 K: 0 S: 11 H: 1 LOB: 1 BB: 0 P: 16	R: 1 E: 0 K: 0 S: 10 H: 1 LOB: 0 BB: 0 P: 17	R: 0 E: 0 K: 0 S: 10 H: 1 LOB: 1 BB: 0 P: 14		1B: 7 2B: 2 3B: 0 HR: 1	SF: 0 SAC: 0 DP: 0 HBP: 0					

PITCHER		IP	WLS	BF	H	R	ER	SO	BB	IBB	HBP	BLK	WP	HR	S	P	ERA	WHIP
John Burkett, R ERA: 3.89	(1, 1)	5.0		24	7	4	4	8	3	0	0	0	0	0	61	107	7.20	2.000
Francisco Oliveras, R ERA: 3.86	(6, 1)	2.0	L	8	2	1	1	0	0	0	0	0	0	1	21	33	4.50	1.000
Rod Beck, R ERA: 6.0	(8, 1)	1.0		4	1	0	0	0	0	0	0	0	0	0	10	14	0.00	1.000

PITCHER	IP	WLS	BF	H	R	ER	SO	BB	IBB	HBP	BLK	WP	HR	S	P	ERA	WHIP

BOTTOM

San Francisco Giants @ Montreal Expos

Olympic Stadium, Montreal, QB

Wed May 08 1991, 7:05 PM EDT

Att. 15,107 - Dome - 70 F

livebaseballscorecards.com

AB	33
R	5
H	10
RBI	5
BB	3
SO	8
LOB	13

1B: 7	SF: 0	WP: 0	PA: 37
2B: 2	SAC: 0	PB: 0	
3B: 0	DP: 0	SB: 3	
HR: 1	HBP: 0	CS: 1	

Batter	1	2	3	4	5	6	7	8	9	10	AB	R	H	RBI	BB	SO	LOB
Delino DeShields, L (1, 4) OBP: 0.364, SLG: 0.427	F C B B X 2-2 F8 ①	X 0-0 G4-6-3 1B	X 0-0 L8 ①	B B C F X 2-2 G4-3 ①	C B S B F F B F B 4-2 CS S BB		4	0	1	0	1	0	0
Marquis Grissom, R (1, 8) OBP: 0.338, SLG: 0.500	C F F X 0-2 E S 1B	1 SAFE 1 SAFE X 0-0 ① ② G4-6-3 1-2f	X 0-0 ② P6	C S S 0-3 ② K	1 SAFE B 1 SAFE 1 SAFE 1 SAFE 1 SAFE S F 2 SAFE 2-2 ② B X E5 FC6-4 1-3		5	0	1	0	0	1	2
Ivan Calderon, R (1, 7) OBP: 0.358, SLG: 0.481 Dave Martinez, L (9, 7) OBP: 0.263, SLG: 0.282	1 SAFE B B X 2-0 F9 ②	C C X 0-2 1B	S C X 0-2 G5-3	S S S 0-3 K	X 0-0 ③ FC6-4 1-2f		5 0	0 0	1 0	0 0	0 0	1 0	2 0
Tim Wallach, R (1, 5) OBP: 0.283, SLG: 0.327	C X 0-1 E6 1B 1-3	X 0-0 ③ G6-3	B X 1-0 ① F9	C X 0-1 HR 1B		X 0-0 HR 1B	5	2	2	0	0	0	2
Larry Walker, L (1, 9) OBP: 0.292, SLG: 0.407	X 0-0 ③ 1-2 1B	X 0-0 E4 1B	B S C F B B C 3-3 ② K	X 0-0 1-H HR	C B B B X 3-1 1-H HR		5	2	4	4	0	1	0
Andres Galarraga, R (1, 3) OBP: 0.340, SLG: 0.370	B S B C F S 2-3 ① K	B B S X 2-1 ① G6-3	B B F S B F X 3-2 1B 2B	S X 0-1 ① L7		X 0-0 ① G5-3	5	1	1	0	0	1	1
Spike Owen, S (1, 6) OBP: 0.307, SLG: 0.316 Tim Burke, R (8, 1)	X 0-0 HR	C B S F F X 1-2 ② P5	I I I 4-0 1B IBB	C F S 0-3 ② K		X 0-0 ② P2	3 1	1 0	1 0	1 0	1 0	1 0	1 0
Gilberto Reyes, R (1, 2) OBP: 0.429, SLG: 0.400	C F S 0-3 ② K	I I I I 4-0 IBB	S S B F B X 2-2 S 1-3 2-H 1B	B F B S S 2-3 ③ K		X 0-0 S 1B	4	0	2	1	1	2	0
Brian Barnes, L (1, 1) Barry Jones, R (6, 1) Tom Foley, L (8, 6) OBP: 0.250, SLG: 0.273	B S F C 1-3 ③ K	C F B X 1-2 ③ G4-3	C C B B X 2-2 ③ G6-3 1-2		B X 1-0 ① G4-3	S P B B C C 3-3 ③ K 1-2	3 0 2	0 0 0	0 0 0	0 0 0	1 0 1	4 0 1	4 0 1
Inning Stats	R: 0 H: 2 E: 1 LOB: 2 K: 0 BB: 0 S: 11 P: 15	R: 1 H: 1 E: 0 LOB: 0 K: 3 BB: 0 S: 11 P: 14	R: 0 H: 2 E: 0 LOB: 1 K: 0 BB: 0 S: 6 P: 6	R: 0 H: 1 E: 1 LOB: 2 K: 0 BB: 1 S: 11 P: 19	R: 0 H: 1 E: 0 LOB: 0 K: 0 BB: 0 S: 5 P: 5	R: 1 H: 2 E: 0 LOB: 2 K: 1 BB: 1 S: 17 P: 32	R: 0 H: 0 E: 0 LOB: 0 K: 2 BB: 0 S: 9 P: 11	R: 2 H: 2 E: 0 LOB: 0 K: 2 BB: 0 S: 11 P: 13	R: 0 H: 0 E: 1 LOB: 1 K: 0 BB: 1 S: 10 P: 17	R: 2 H: 3 E: 0 LOB: 1 K: 1 BB: 0 S: 10 P: 15	1B: 9 2B: 1 3B: 0 HR: 3	SF: 0 SAC: 0 DP: 1 HBP: 0	WP: 0 PB: 0 SB: 4 CS: 1	PA: 45			

PITCHER		IP	WLS	BF	H	R	ER	SO	BB	IBB	HBP	BLK	WP	HR	S	P	ERA	WHIP
Ed Whitson, R ERA: 3.88	(1, 1)	6.0		27	8	2	2	4	0	2	0	0	0	1	61	91	3.00	1.333
Mike Maddux, R ERA: 3.27	(7, 1)	1.0		4	1	1	1	2	0	0	0	0	0	0	11	13	9.00	1.000
Craig Lefferts, L ERA: 3.86	(8, 1)	2.0		8	1	1	1	2	1	0	0	0	0	1	19	28	4.50	1.000
Wes Gardner, R ERA: 7.8	(10, 1)	0.2	L	5	3	2	2	0	0	0	0	0	0	1	6	9	27.00	4.500
Rich Rodriguez, L ERA: 3.24	(10, 1)	0.1		1	0	0	0	1	0	0	0	0	0	0	4	6	0.00	0.000

PITCHER	IP	WLS	BF	H	R	ER	SO	BB	IBB	HBP	BLK	WP	HR	S	P	ERA	WHIP

TOP

Montreal Expos @ San Diego Padres

Jack Murphy Stadium, San Diego, CA

Fri May 10 1991, 10:05 PM EDT

Att. 54,841 - Sunny - 64 F

livebaseballscorecards.com

AB	42
R	6
H	13
RBI	6
BB	3
SO	9
LOB	13

Batter	1	2	3	4	5	6	7	8	9	10	AB	R	H	RBI	BB	SO	LOB
Bip Roberts, S (1, 4) OBP: 0.371, SLG: 0.324	B B C B B 4-1 CS BB		C H 1-1 G4-3 HBP		B X 1-0 1B 1B		C S X 0-2 IBB SH1-3 BLK 1B	B X 1-0 1-3 1B		C F B F F S 1-3 ③ K	4	1	3	0	1	1	0
Tony Fernandez, S (1, 6) OBP: 0.292, SLG: 0.336	1 SAFE B S X 1-1 ① ② G6-3 1-2		1 SAFE 1 SAFE B 1 SAFE X 1-0 ① L8		P F F X 1-2 1B		1 SAFE X 0-0 ① SH1-3 1-2	B F B 1 SAFE B F S 3-3 ③ K			4	0	1	0	0	1	4
Tony Gwynn, L (1, 9) OBP: 0.365, SLG: 0.435	B B C X 2-1 ③ G4-3		1 SAFE 1 SAFE B B B C 1 SAFE 1 SAFE X 3-1 ② G4-3 1-2		F B C B X 2-2 ③ G4-3		I I I 4-0 BLK IBB IBB		C B X 1-1 ① G1-5-3		4	0	0	0	1	0	3
Benito Santiago, R (1, 2) OBP: 0.274, SLG: 0.360		F B B F C 2-3 ① K	B F C X 1-2 ③ P3			C X 0-1 SH5-4 BB G6-3 1B	X 0-0 ② P5		X 0-0 ② G4-3		5	1	1	0	0	1	3
Fred McGriff, L (1, 3) OBP: 0.468, SLG: 0.621		B B H 3-0 2B HBP		B B X 2-0 ① G3-1		B F B B B 4-1 1-2 SH5-4 BB	I I I 4-0 1-2 2-3 BLK IBB		I I I 4-0 1B 2B IBB		1	2	0	0	3	0	0
Kevin Ward, R (1, 7) Wes Gardner, R (10, 1) Rich Rodriguez, L (10, 1)	B B S 1 SAFE X 2-1 1B 1-H 2B		S B B X 2-1 ② F8			X 0-0 ① SH5-4 1-2 2-3	F F B C 1-3 ③ K 1-2 2-3 3-H		B B C X 2-1 1-2 2B 1B		3 0 0	0 0 0	1 0 0	1 0 0	0 0 0	1 0 0	2 0 0
Jim Presley, R (1, 5) OBP: 0.193, SLG: 0.192 Garry Templeton, S (9, PH) OBP: 0.213, SLG: 0.261 (10, 5)	B B B C S C 3-3 ② K		B X 1-0 ③ F8			S X 0-1 ② G6-3 3-H		B F X 1-1 ① G5-3	B C B F F B X 3-2 ③ 1-H 2-H 2B		4 1	0 0	0 1	1 1	0 0	1 0	2 0
Darrin Jackson, R (1, 8) OBP: 0.327, SLG: 0.326 (8, 7)	C B X 1-1 2-3 1B				B B X 2-0 ① G1-3	I I I 4-0 IBB		B B B C B 4-1 1B BB		B C F F X 1-2 ① F8	3	0	1	0	2	0	0
Ed Whitson, R (1, 1) OBP: 0.059, SLG: 0.059 Thomas Howard, S (6, PH) Mike Maddux, L (7, 1) Craig Lefferts, L (8, 1) Shawn Abner, R (8, 8) OBP: 0.241, SLG: 0.215 Tom Lampkin, L (9, PH) OBP: 0.333, SLG: 0.333	S F B S 1-3 ③ K				B C S B F F B X 3-2 ② G5-3	C F X 0-2 ③ G4-3		C S S 0-3 ② K		B C X 1-1 ② P6	2 1 0 0 2 0	0 0 0 0 0 0	0 0 0 0 1 1	0 0 0 0 1 0	1 0 0 0 0 0	2 2 0 0 1 0	2 2 0 0 1 0
Inning Stats	R: 0 E: 0 K: 0 S: 5 H: 0 LOB: 0 BB: 1 P: 12	R: 1 E: 0 K: 3 S: 13 H: 2 LOB: 2 BB: 0 P: 25	R: 0 E: 0 K: 0 S: 7 H: 0 LOB: 1 BB: 0 P: 13	R: 0 E: 0 K: 0 S: 4 H: 0 LOB: 0 BB: 0 P: 9	R: 0 E: 0 K: 0 S: 14 H: 2 LOB: 2 BB: 0 P: 22	R: 1 E: 0 K: 0 S: 9 H: 1 LOB: 2 BB: 2 P: 17	R: 1 E: 0 K: 1 S: 8 H: 1 LOB: 2 BB: 2 P: 17	R: 0 E: 0 K: 2 S: 10 H: 1 LOB: 2 BB: 1 P: 19	R: 1 E: 0 K: 0 S: 9 H: 2 LOB: 1 BB: 1 P: 19	R: 0 E: 0 K: 1 S: 11 H: 0 LOB: 0 BB: 0 P: 14	1B: 7 2B: 2 3B: 0 HR: 0	SF: 0 SAC: 2 DP: 0 HBP: 2	WP: 0 PB: 0 SB: 0 CS: 1	PA: 46			

PITCHER		IP	WLS	BF	H	R	ER	SO	BB	IBB	HBP	BLK	WP	HR	S	P	ERA	WHIP
Brian Barnes, L ERA: 7.45	(1, 1)	5.0		23	5	2	2	3	2	0	2	0	0	0	46	88	3.60	1.400
Barry Jones, R ERA: 2.74	(6, 1)	2.1		12	1	1	1	1	1	3	0	1	0	0	17	35	3.86	0.857
Tim Burke, R ERA: 2.57	(8, 1)	2.2	W	11	3	1	1	3	0	1	0	0	0	0	27	44	3.38	1.125

PITCHER	IP	WLS	BF	H	R	ER	SO	BB	IBB	HBP	BLK	WP	HR	S	P	ERA	WHIP

BOTTOM

Montreal Expos @ San Diego Padres

Jack Murphy Stadium, San Diego, CA

Fri May 10 1991, 10:05 PM EDT

Att. 54,841 - Sunny - 64 F

livebaseballscorecards.com

AB	35
R	4
H	9
RBI	3
BB	7
SO	7
LOB	19

Batter	1	2	3	4	5	6	7	8	9	AB	R	H	RBI	BB	SO	LOB
Delino DeShields, L (1, 4) OBP: 0.365, SLG: 0.415	P6		E3 1-3 HR		FC4-6 PB CS BB	G6-3			G6-4-3 1-2 BB	3	1	0	0	2	0	3
Marquis Grissom, R (1, 8) OBP: 0.341, SLG: 0.526	P3		1-H 3-H HR		FC4-6 1-2 BB	L4			K	4	1	1	3	1	1	2
Ivan Calderon, R (1, 7) OBP: 0.352, SLG: 0.464 Dave Martinez, L (9, 7) OBP: 0.263, SLG: 0.282	K		BB		FC4-6 CS 1-2f 2-3	P3			G6-4-3 1-2f	4 0	0 0	0 0	0 0	1 0	1 0	4 0
Tim Wallach, R (1, 5) OBP: 0.274, SLG: 0.316		K	K		CS 1-2 3-H	G6-3	G1-3			4	0	0	0	0	2	1
Larry Walker, L (1, 9) OBP: 0.290, SLG: 0.412		G6-3		F8		1B 2B		P6		4	1	1	0	0	0	0
Andres Galarraga, R (1, 3) OBP: 0.340, SLG: 0.368 Tom Foley, L (6, 3) OBP: 0.243, SLG: 0.265		L8		1B		E6 1B 1B		G4-3		3 1	1 0	1 0	0 0	0 0	0 0	1 0
Ron Hassey, L (1, 2) OBP: 0.368, SLG: 0.394			FC6-4 BB	F8		SH3-4 1B 1-2 2-H 1B		BB		2	0	1	1	2	0	1
Spike Owen, S (1, 6) OBP: 0.304, SLG: 0.313			L8	G3		SH3-4 1-2 2-H 1B		F9		4	0	1	1	0	0	3
Dennis Martinez, R (1, 1) OBP: 0.167, SLG: 0.222			FC6-4 E WP HR 1-2f		G1-3	SH3-4 1-2 2-3			BB 1B	3	1	1	0	0	0	1
Inning Stats	R: 0 E: 0 K: 1 S: 9 H: 0 LOB: 0 BB: 0 P: 13	R: 0 E: 0 K: 1 S: 7 H: 0 LOB: 0 BB: 0 P: 10	R: 3 E: 1 K: 1 S: 16 H: 1 LOB: 1 BB: 2 P: 30	R: 0 E: 0 K: 0 S: 11 H: 1 LOB: 1 BB: 0 P: 15	R: 0 E: 0 K: 0 S: 11 H: 0 LOB: 1 BB: 2 P: 22	R: 2 E: 1 K: 0 S: 14 H: 3 LOB: 2 BB: 0 P: 27	R: 0 E: 0 K: 0 S: 8 H: 0 LOB: 0 BB: 0 P: 10	R: 0 E: 0 K: 0 S: 11 H: 0 LOB: 1 BB: 1 P: 18	R: 0 E: 0 K: 1 S: 10 H: 1 LOB: 1 BB: 1 P: 19	1B: 4 2B: 1 3B: 0 HR: 1	SF: 0 SAC: 1 DP: 1 HBP: 0					

TOP

Montreal Expos @ San Diego Padres

Jack Murphy Stadium, San Diego, CA

Sat May 11 1991, 10:05 PM EDT

Att. 24,062 - Sunny - 60 F

livebaseballscorecards.com

AB	32
R	5
H	6
RBI	5
BB	6
SO	4
LOB	16

PITCHER		IP	WLS	BF	H	R	ER	SO	BB	IBB	HBP	BLK	WP	HR	S	P	ERA	WHIP
Adam Peterson, R ERA: 1.69	(1, 1)	5.1	L	26	5	5	1	3	4	0	0	0	1	1	64	110	1.69	1.688
Rich Rodriguez, L ERA: 3.12	(6, 1)	0.2		2	0	0	0	0	0	0	0	0	0	0	4	7	0.00	0.000
Steve Rosenberg, L ERA: 2.45	(7, 1)	2.0		7	0	0	0	0	1	0	0	0	0	0	19	28	0.00	0.500
John Costello, R ERA: 3.0	(9, 1)	1.0		4	1	0	0	1	1	0	0	0	0	0	10	19	0.00	2.000

PITCHER	IP	WLS	BF	H	R	ER	SO	BB	IBB	HBP	BLK	WP	HR	S	P	ERA	WHIP

Montreal Expos @ San Diego Padres

Jack Murphy Stadium, San Diego, CA

Sat May 11 1991, 10:05 PM EDT

Att. 24,062 - Sunny - 60 F

BOTTOM

livebaseballscorecards.com

Batter	1	2	3	4	5	6	7	8	9	AB	R	H	RBI	BB	SO	LOB
Bip Roberts, S (1, 4) OBP: 0.375, SLG: 0.330	C B F F B F B X 3-2 G4-3 ①		B C X 1-1 L7 ②			B B C B F X 3-2 G6-4-3 1B		F F B X 1-2 1B		4	0	2	0	0	0	1
Tony Fernandez, S (1, 6) OBP: 0.284, SLG: 0.325	B X 1-0 G6-3 ②		F B B X 2-1 G4-3 ③			B F B 1 SAFE B X 3-1 G6-4-3 ②③ 1-2f		C B B B S F S 3-3 K ③		4	0	0	0	0	1	3
Tony Gwynn, L (1, 9) OBP: 0.362, SLG: 0.429	C X 0-1 1B			C F F F F X 0-2 E6 G4-6-3			C X 0-1 G6-3 ①		B C F B X 2-2 G1-3 ①	4	0	1	0	0	0	0
Fred McGriff, L (1, 3) OBP: 0.469, SLG: 0.654	B 1 SAFE X 1-0 P5 ③			B C X 1-1 G4-6-3 ①② 1-2f			B B F B C X 3-2 HR		C X 0-1 2B	4	1	2	1	0	0	2
Benito Santiago, R (1, 2) OBP: 0.264, SLG: 0.347		X 0-0 G6-3 ①		F S B F C 1-3 K ③			F S X 0-2 F7 ②		B F B X 2-1 F8 ②	4	0	0	0	0	1	1
Kevin Ward, R (1, 7) OBP: 0.286, SLG: 0.429		B B X 2-0 G6-3 ②			C B B B F C 3-3 K ①		B X 1-0 1B		C X 0-1 G4-3 ③	4	0	1	0	0	1	1
Scott Coolbaugh, R (1, 5)		B C C X 1-2 F9 ③			C X 0-1 G5-3 ②		B S B C B S 3-3 K ③			3	0	0	0	0	1	1
Thomas Howard, S (1, 8) OBP: 0.200, SLG: 0.200			C F X 0-2 SH1-4 1B		C B X 1-1 G3-1 ③			F B X 1-1 L9 ①		3	0	1	0	0	0	0
Adam Peterson, R (1, 1) Rich Rodriguez, L (6, 1) Jim Presley, R (6, PH) OBP: 0.190, SLG: 0.189 Steve Rosenberg, L (7, 1) Garry Templeton, S (8, PH) OBP: 0.208, SLG: 0.255 John Costello, R (9, 1)			B L X 1-1 SH1-4 ① 1-2			C S B F F F S 1-3 K ①		X 0-0 G3 ②		0 0 0 0 0 0 0 0 0 0 0 0 0 0 1 0 0 0 0 1 0 0 0 0 0 0 0 0 1 0 0 0 0 0 0 0 0 0 0 0 0 0						
Inning Stats	R: 0 H: 1 E: 0 LOB: 1 K: 0 BB: 0 S: 9 P: 14	R: 0 H: 0 E: 0 LOB: 0 K: 0 BB: 0 S: 5 P: 8	R: 0 H: 1 E: 0 LOB: 1 K: 0 BB: 0 S: 9 P: 13	R: 0 H: 0 E: 1 LOB: 0 K: 1 BB: 0 S: 12 P: 14	R: 0 H: 0 E: 0 LOB: 0 K: 1 BB: 0 S: 7 P: 11	R: 0 H: 1 E: 0 LOB: 0 K: 1 BB: 0 S: 11 P: 18	R: 1 H: 2 E: 0 LOB: 1 K: 1 BB: 0 S: 12 P: 19	R: 0 H: 1 E: 0 LOB: 1 K: 1 BB: 0 S: 10 P: 15	R: 0 H: 1 E: 0 LOB: 1 K: 0 BB: 0 S: 9 P: 13	1B: 5 SF: 0 2B: 1 SAC: 1 3B: 0 DP: 2 HR: 1 HBP: 0						

	AB	32
	R	1
	H	7
	RBI	1
	BB	0
	SO	5
	LOB	9

PITCHER		IP	WLS	BF	H	R	ER	SO	BB	IBB	HBP	BLK	WP	HR	S	P	ERA	WHIP
Dennis Martinez, R ERA: 1.71	(1, 1)	9.0	W	33	7	1	1	5	0	0	0	0	0	1	84	125	1.00	0.778

PITCHER	IP	WLS	BF	H	R	ER	SO	BB	IBB	HBP	BLK	WP	HR	S	P	ERA	WHIP

Batter	1	2	3	4	5	6	7	8	9	AB	R	H	RBI	BB	SO	LOB
Junior Noboa, R (1, 4) OBP: 0.320, SLG: 0.375	C S B X 1-2 E3 FC6-4		C X 0-1 FC5-4 1B		X 0-0 ③ L9		X 0-0 ③ L9	C 1 SAFE S B X 1-2 ③ FC4 1-2f		5	0	1	0	0	0	3
Scott Ruskin, R (8, 1)										0	0	0	0	0	0	0
Barry Jones, R (8, 1)										0	0	0	0	0	0	0
Marquis Grissom, R (1, 8) OBP: 0.345, SLG: 0.513	B B C X 2-1 ① FC6-4 CS 1B 1-2f 1B		B X 1-0 ② FC5-4 S 1-2f			M B X 1-1 2B 1B		B B B B 4-0 PB 1B G6-3 BB	B C C S 1-3 ① K	4	3	1	0	1	1	2
Ivan Calderon, R (1, 7) OBP: 0.362, SLG: 0.479	1 SAFE X 0-0 CS 1-2 1B		C 1 C S 0-3 ③ K 1-2			F 1 SAFE 1 SAFE B X 1-1 1-H 1B 2B		B C B C X 2-2 PB 1-2 2B 1B	B C S B X 2-2 ② F9	5	2	3	1	0	1	1
Dave Martinez, L (9, 7) OBP: 0.263, SLG: 0.282										0	0	0	0	0	0	0
Tim Wallach, R (1, 5) OBP: 0.295, SLG: 0.336	B S B B X 3-1 ② 1-2 2-H 1B			X 0-0 1B		B B X 2-0 G6-3 2-H 1B		B C B 1 SAFE F F B X 3-2 ① G6-3 1-2 2-H	C X 0-1 3B 1B	5	1	4	3	0	0	1
Andres Galarraga, R (1, 3) OBP: 0.336, SLG: 0.374	B 1 S B S C SAFE 2-3 ③ K			B F X 1-1 ① L9		F X 0-1 ① G6-3 2-3		F X 0-1 BB 2-H 1B 2B	B 1 B X SAFE 2-0 1-H 3B	4	0	1	1	0	1	3
Eric Bullock, L (8, PR) OBP: 0.263, SLG: 0.263										0	1	0	0	0	0	0
Tom Foley, L (8, 3) OBP: 0.263, SLG: 0.343										1	0	1	1	0	0	0
Larry Walker, L (1, 9) OBP: 0.296, SLG: 0.398		B S S S 1-3 ① K		B S S S 1-3 ② K		F S C 0-3 ② K		B 2 SAFE B B B 4-0 1B BB FC6-4 BB	B B S S S T B B 4-2 BB	3	1	0	0	2	3	2
Gilberto Reyes, R (1, 2) OBP: 0.407, SLG: 0.377	L F C 0-3 ② K		C X 0-1 ③ G6-3			B F S X 1-2 ③ G5-3		F B B C B F F B 4-2 FC6-4 1B 1-2 2-3 BB	B C F B S 2-3 ③ K2-3	3	0	0	0	0	1	2
Spike Owen, S (1, 6) OBP: 0.313, SLG: 0.314	S B B B X 2-1 ③ G6-3				B F X 1-1 ① G5-3		B C B B C B 4-2 G4-3 BB	B B C B C X 3-1 FC6-4 1-2 2-3 3-H 1B		3	0	1	1	1	0	0
Chris Nabholz, L (1, 1) OBP: 0.077, SLG: 0.077			B X 1-0 ① G3		B B B C C X 3-2 ② L8		X 0-0 ① ② G4-3 1-2f	C X 0-1 ② FC6-4 FC4 1-2f 2-3 3-H		2	0	0	0	0	0	0
Bill Sampen, R (6, 1) OBP: 0.750, SLG: 0.750										0	0	0	0	0	0	0
Nelson Santovenia, R (6, 2) OBP: 0.296, SLG: 0.370										2	0	0	1	0	0	3
Delino DeShields, L (8, PH) OBP: 0.367, SLG: 0.411										1	0	0	0	1	1	2
(8, 4)																
Inning Stats	R: 1 E: 1 K: 1 S: 11 H: 2 LOB: 1 BB: 0 P: 19	R: 0 E: 0 K: 2 S: 8 H: 0 LOB: 0 BB: 0 P: 11	R: 0 E: 0 K: 1 S: 7 H: 1 LOB: 1 BB: 0 P: 9	R: 0 E: 0 K: 1 S: 8 H: 1 LOB: 1 BB: 0 P: 10	R: 0 E: 0 K: 0 S: 6 H: 0 LOB: 0 BB: 0 P: 10	R: 2 E: 0 K: 1 S: 13 H: 3 LOB: 1 BB: 0 P: 18	R: 0 E: 0 K: 0 S: 4 H: 0 LOB: 0 BB: 1 P: 8	R: 4 E: 0 K: 0 S: 20 H: 3 LOB: 3 BB: 3 P: 41	R: 1 E: 0 K: 2 S: 15 H: 2 LOB: 2 BB: 1 P: 26	1B: 9 2B: 2 3B: 1 HR: 0 SF: 0 SAC: 0 DP: 1 HBP: 0						

PITCHER		IP	WLS	BF	H	R	ER	SO	BB	IBB	HBP	BLK	WP	HR	S	P	ERA	WHIP
Bruce Hurst, L ERA: 3.24	(1, 1)	7.0		30	8	5	4	6	2	0	0	0	0	0	60	94	5.14	1.429
Mike Maddux, R ERA: 3.63	(8, 1)	0.1		2	1	0	0	0	0	0	0	0	0	0	6	9	0.00	3.000
Rich Rodriguez, L ERA: 3.63	(8, 1)	0.0	L	2	0	0	0	0	2	0	0	0	0	0	4	12	∞	∞
John Costello, R ERA: 4.15	(8, 1)	1.1		8	3	3	3	1	1	0	0	0	0	0	19	32	20.25	3.000
Steve Rosenberg, L ERA: 2.25	(9, 1)	0.1		1	0	0	0	1	0	0	0	0	0	0	3	5	0.00	0.000

PITCHER	IP	WLS	BF	H	R	ER	SO	BB	IBB	HBP	BLK	WP	HR	S	P	ERA	WHIP

TOP

Montreal Expos @ San Diego Padres

Jack Murphy Stadium, San Diego, CA

Sun May 12 1991, 6:33 AM EDT

Att. 17,202 - Sunny - 68 F

livebaseballscorecards.com

AB	38
R	8
H	12
RBI	8
BB	5
SO	8
LOB	19

WP: 0 PA: 43
PB: 1
SB: 1
CS: 2

Montreal Expos @ San Diego Padres

Jack Murphy Stadium, San Diego, CA

Sun May 12 1991, 6:33 AM EDT

Att. 17,202 - Sunny - 68 F

livebaseballscorecards.com

BOTTOM

Batter	1	2	3	4	5	6	7	8	9	AB	R	H	RBI	BB	SO	LOB
Bip Roberts, S (1, 4) OBP: 0.364, SLG: 0.319	B B C X 2-1 G6-3 ①		C B B X 2-1 G6-3 ③		B C F B B X 3-2 G1-3 ②		L B B C B X 3-2 G5-4-3 ① ② 1-2f			4	0	0	0	0	0	1
Tony Fernandez, S (1, 6) OBP: 0.283, SLG: 0.318	F B B B X 2-1 L9 ②			B S F B F F F F B 4-2 B BB 1B BB	F X 0-1 P4 ③		B C X 1-1 F7 ③			3	1	0	0	1	0	0
Tony Gwynn, L (1, 9) OBP: 0.366, SLG: 0.434	B C S F B C 2-3 K ③			1 SAFE B 1 SAFE B 1 SAFE B B 4-0 BB 1B 1-2 BB		X 0-0 1B 2B		X 0-0 G6-3 ①		3	2	1	0	1	1	0
Fred McGriff, L (1, 3) OBP: 0.478, SLG: 0.679		C B X 1-1 HR		B B 1 SAFE B B 4-0 1B 1-2 2-3 BB		C B B B B 4-1 1B E BB		X 0-0 G4-3 ②		2	2	1	1	2	0	0
Benito Santiago, R (1, 2) OBP: 0.272, SLG: 0.352		F X 0-1 G3 ①		F S B B B S 3-3 K ①		X 0-0 E8 S 1B 1-H 2-H 1B		C X 0-1 1B		4	1	2	1	0	1	3
Kevin Ward, R (1, 7) OBP: 0.200, SLG: 0.300 Thomas Howard, S (8, PH) OBP: 0.167, SLG: 0.167 (9, 7)		B F B X 2-1 F8 ②		B F F S 1-3 K ②		L X 0-1 P2 ①		C B X 1-1 F8 ③		3 1	0 0	0 0	0 0	0 0	1 0	4 1
Scott Coolbaugh, R (1, 5) OBP: 0.286, SLG: 0.286		B X 1-0 G4-3 ③		B B X 2-0 FC5-4 1B 1-2 2-H 3-H		B B C X 2-1 L5-3 2-H 1B			C F B B F S 2-3 K ①	4	0	2	3	0	1	0
Shawn Abner, R (1, 8) OBP: 0.233, SLG: 0.207 Tom Lampkin, L (9, PH) OBP: 0.300, SLG: 0.300			C B X 1-1 L7 ①	F B B F F X 2-2 FC5-4 ③ 1-2f		B F C B F X 2-2 L5-3 ② ③ 1-2			C F X 0-2 G6-3 ②	3 1	0 0	0 0	0 0	0 0	0 0	3 0
Bruce Hurst, L (1, 1) OBP: 0.313, SLG: 0.154 Mike Maddux, L (8, 1) Rich Rodriguez, L (8, 1) John Costello, R (8, 1) Steve Rosenberg, L (9, 1) Garry Templeton, S (9, PH) OBP: 0.204, SLG: 0.250			X 0-0 L7 ②		B C C B S 2-3 K ①		B B B 4-0 G5-4-3 BB		C X 0-1 G5-3 ③	2 0 0 0 0 0 1	0 0 0 0 0 0 0	0 0 0 0 0 0 0	0 0 0 0 0 0 0	1 0 0 0 0 0 0	1 0 0 0 0 0 0	0 0 0 0 0 0 0
Inning Stats	R: 0 E: 0 K: 1 S: 8 H: 0 LOB: 0 BB: 0 P: 14	R: 1 E: 0 K: 0 S: 7 H: 1 LOB: 0 BB: 0 P: 11	R: 0 E: 0 K: 0 S: 5 H: 0 LOB: 0 BB: 0 P: 8	R: 2 E: 0 K: 2 S: 17 H: 1 LOB: 2 BB: 3 P: 37	R: 0 E: 0 K: 1 S: 8 H: 0 LOB: 0 BB: 0 P: 13	R: 3 E: 1 K: 0 S: 11 H: 3 LOB: 0 BB: 1 P: 19	R: 0 E: 0 K: 0 S: 5 H: 0 LOB: 0 BB: 1 P: 13	R: 0 E: 0 K: 0 S: 6 H: 1 LOB: 1 BB: 0 P: 7	R: 0 E: 0 K: 1 S: 9 H: 0 LOB: 0 BB: 0 P: 11	1B: 4 2B: 2 3B: 0 HR: 1	SF: 0 SAC: 0 DP: 2 HBP: 0					

PITCHER		IP	WLS	BF	H	R	ER	SO	BB	IBB	HBP	BLK	WP	HR	S	P	ERA	WHIP
Chris Nabholz, L ERA: 4.3	(1, 1)	5.0		22	3	5	5	4	4	0	0	0	0	1	47	89	9.00	1.400
Bill Sampen, R ERA: 2.49	(6, 1)	2.0	W	7	2	1	0	0	1	0	0	0	0	0	14	26	0.00	1.500
Scott Ruskin, L ERA: 1.98	(8, 1)	0.2		2	0	0	0	0	0	0	0	0	0	0	2	2	0.00	0.000
Barry Jones, R ERA: 2.59	(8, 1)	1.1	S	5	1	0	0	1	0	0	0	0	0	0	13	16	0.00	0.750

PITCHER	IP	WLS	BF	H	R	ER	SO	BB	IBB	HBP	BLK	WP	HR	S	P	ERA	WHIP

AB	31
R	6
H	6
RBI	5
BB	5
SO	5
LOB	12

WP: 0 PA: 36
PB: 0
SB: 1
CS: 0

Montreal Expos @ Los Angeles Dodgers

Dodger Stadium, Los Angeles, CA

Mon May 13 1991, 7:05 PM PDT

Att. 26,495 - Sunny - 63 F

livebaseballscorecards.com

TOP

Batter	1	2	3	4	5	6	7	8	9	AB	R	H	RBI	BB	SO	LOB
Delino DeShields, L (1, 4) OBP: 0.368, SLG: 0.438	C S B S 1-3 K ①		B S B C X 2-2 1B 1B		C B B X 2-1 G4-3 ③			B C B B X 3-1 HR	C B F S 1-3 K ③	5	1	2	1	0	2	0
Marquis Grissom, R (1, 8) OBP: 0.341, SLG: 0.500	F B B S X 2-2 F9 ②		1 SAFE P P 1 SAFE X 2-0 1-3 1B			B S B B X 3-1 G6-3 ①		B X 1-0 L4 ①		4	0	1	0	0	0	0
Ivan Calderon, R (1, 7) OBP: 0.358, SLG: 0.471	C F B F B X 2-2 F9 ③		X 0-0 F8 ③			B C X 1-1 G4-3 ②		X 0-0 1B BB 1B 1B		4	1	1	0	0	0	2
Tim Wallach, R (1, 5) OBP: 0.308, SLG: 0.339		B B B C F B 4-2 CS BB		C S B S 1-3 K ①		X 0-0 1B 1B		B F B C B F B 4-2 1-2 1B 1B BB		2	1	1	0	2	1	0
Larry Walker, L (1, 9) OBP: 0.304, SLG: 0.402		B B B C 1 SAFE C X 3-2 F7 ① ② 1-2		C F B S 1-3 K ②		S B 1 SAFE C P B X 3-2 1-3 1B		C X 0-1 1B 1-2 CS 2-3 1B		4	0	2	0	0	1	1
Andres Galarraga, R (1, 3) OBP: 0.342, SLG: 0.373		B X 1-0 E5 FC5-4		B B B C B 4-1 BB		B B S C S 2-3 K ③		C B X 1-1 CS 1-3 2-H 3-H 1B		3	0	1	2	1	1	2
Ron Hassey, L (1, 2) OBP: 0.357, SLG: 0.361 Gilberto Reyes, R (8, 2) OBP: 0.407, SLG: 0.377		X 0-0 FC5-4 ③ 1-2f		X 0-0 F7 ③			B B F B B 4-1 G6-4-3 BB	B B C B 1 S S 3-3 SAFE K ② ③ 1-2 3-H		3	0	0	0	1	1	4
										0	0	0	0	0	0	0
Spike Owen, S (1, 6) OBP: 0.300, SLG: 0.300			F B F B X 2-2 P4 ①		S B X 1-1 F7 ①		C B F S 1-3 K ①	B C X 1-1 P2 ①		4	0	0	0	0	1	1
Oil Can Boyd, R (1, 1) OBP: 0.154, SLG: 0.083 Eric Bullock, L (7, PH) OBP: 0.250, SLG: 0.250 Steve Frey, R (7, 1) Bill Sampen, R (8, 1) OBP: 0.750, SLG: 0.750 Dave Martinez, L (9, PH) OBP: 0.260, SLG: 0.278			F F S 0-3 K ②		C C C 0-3 K ②		B B X 2-0 G6-4-3 ② ③ 1-2f		B F F B B F B S 3-3 K ②	2	0	0	0	0	2	0
										1	0	0	0	0	0	1
										0	0	0	0	0	0	0
										0	0	0	0	0	0	0
										1	0	0	0	0	1	0
Inning Stats	R: 0 E: 0 K: 1 S: 10 H: 0 LOB: 0 BB: 0 P: 15	R: 0 E: 1 K: 0 S: 7 H: 0 LOB: 1 BB: 1 P: 15	R: 0 E: 0 K: 1 S: 13 H: 2 LOB: 2 BB: 0 P: 17	R: 0 E: 0 K: 2 S: 8 H: 0 LOB: 1 BB: 1 P: 14	R: 0 E: 0 K: 1 S: 7 H: 0 LOB: 0 BB: 0 P: 10	R: 0 E: 0 K: 1 S: 12 H: 2 LOB: 2 BB: 0 P: 20	R: 0 E: 0 K: 1 S: 5 H: 0 LOB: 0 BB: 1 P: 12	R: 3 E: 0 K: 1 S: 14 H: 4 LOB: 2 BB: 1 P: 26	R: 0 E: 0 K: 2 S: 9 H: 0 LOB: 0 BB: 0 P: 14	1B: 7 2B: 1 3B: 0 HR: 1 SF: 0 SAC: 0 DP: 2 HBP: 0						

PITCHER		IP	WLS	BF	H	R	ER	SO	BB	IBB	HBP	BLK	WP	HR	S	P	ERA	WHIP
Ramon Martinez, R ERA: 1.72	(1, 1)	7.1	W	30	6	2	2	7	3	0	0	0	0	1	66	111	2.46	1.227
Jim Gott, R ERA: 2.3	(8, 1)	0.0		1	0	0	0	0	1	0	0	0	0	0	3	7	∞	∞
John Candelaria, L ERA: 2.84	(8, 1)	0.0		1	1	0	0	0	0	0	0	0	0	0	2	2	∞	∞
Jay Howell, R ERA: 2.25	(8, 1)	1.2	S	5	1	1	1	3	0	0	0	0	0	0	14	23	5.40	0.600

PITCHER	IP	WLS	BF	H	R	ER	SO	BB	IBB	HBP	BLK	WP	HR	S	P	ERA	WHIP

AB	33
R	3
H	8
RBI	3
BB	4
SO	10
LOB	11

WP: 0 PB: 0 SB: 0 CS: 3 PA: 37

Montreal Expos @ Los Angeles Dodgers

Dodger Stadium, Los Angeles, CA

Mon May 13 1991, 7:05 PM PDT

Att. 26,495 - Sunny - 63 F

livebaseballscorecards.com

BOTTOM

Batter	1	2	3	4	5	6	7	8	9	AB	R	H	RBI	BB	SO	LOB
Brett Butler, L (1, 8) OBP: 0.366, SLG: 0.368	FFBBS 2-3 ① K		CFBBBFFFBX 3-2 ③ G3			CLBBX 2-2 ② F7		BSBLBB 4-2 1B WP BB		3	1	0	0	1	1	0
Juan Samuel, R (1, 4) OBP: 0.336, SLG: 0.484	BBX 2-0 ② F9			CX 0-1 ① F9		BCSX 1-2 S 2B 1B		BX 1-0 WP 1-3 HR 1B		4	2	2	0	0	0	0
Darryl Strawberry, L (1, 9) OBP: 0.339, SLG: 0.362	BSSFFX 1-2 ③ G4-3			FX 0-1 2B		BFBSFBB 4-2 1-2 2B BB		BFX 1-1 ① F7 1-2 3-H		3	1	1	0	1	0	1
Eddie Murray, S (1, 3) OBP: 0.396, SLG: 0.544		X 0-0 ① F7		BCFS 1-3 ② K		BCX 1-1 1-H 2-H HR 2B		IIII 4-0 HR IBB		3	2	1	2	1	1	1
Kal Daniels, L (1, 7) Jose Gonzalez, R (7, 7) Chris Gwynn, L (8, PH) OBP: 0.423, SLG: 0.500 (9, 7)		CBFX 1-2 ② P5		SBBFBFC 2-3 ③ K		BFBBX 2-1 2-H HR		BBX 2-0 1-H 2-H HR		3 0 1	1 0 1	1 0 1	2 0 3	0 0 0	1 0 0	1 0 0
Lenny Harris, L (1, 5) OBP: 0.386, SLG: 0.344	BBX 2-0 1B		SFBBFX 1-2 ① G4-3		X 0-0 ③ G4-3			SFBBBFBB 4-2 P6 BB		3	0	1	0	1	0	0
Mike Scioscia, L (1, 2) OBP: 0.363, SLG: 0.356	CX 0-1 ③ F7		BCBX 2-1 G6-4-3 1B			BFX 1-1 ① G3	CX 0-1 ②③ P6 1-2f			4	0	1	0	0	0	2
Jose Offerman, S (1, 6) OBP: 0.273, SLG: 0.222		CFFBX 1-2 ① F8	X 0-0 ②③ G6-4-3 1-2f			BCCBFBX 3-2 ② F9				3	0	0	0	0	0	1
Ramon Martinez, R (1, 1) OBP: 0.250, SLG: 0.211 Jim Gott, R (8, 1) John Candelaria, L (8, 1) Jay Howell, R (8, 1)		BBSX 2-1 ② F7				BSSFFS 1-3 ① K		BCBFFBFX 3-2 ③ G6-3		3 0 0 0	0 0 0 0	0 0 0 0	0 0 0 0	0 0 0 0	1 0 0 0	0 0 0 0
Inning Stats	R: 0 E: 0 K: 1 S: 8 H: 0 LOB: 0 BB: 0 P: 13	R: 0 E: 0 K: 0 S: 7 H: 1 LOB: 1 BB: 0 P: 10	R: 0 E: 0 K: 0 S: 12 H: 0 LOB: 0 BB: 0 P: 18	R: 0 E: 0 K: 2 S: 11 H: 1 LOB: 1 BB: 0 P: 14	R: 0 E: 0 K: 0 S: 7 H: 1 LOB: 0 BB: 0 P: 10	R: 4 E: 0 K: 1 S: 19 H: 3 LOB: 0 BB: 1 P: 30	R: 0 E: 0 K: 0 S: 11 H: 0 LOB: 0 BB: 0 P: 18	R: 4 E: 0 K: 0 S: 11 H: 2 LOB: 0 BB: 3 P: 27		1B: 4 2B: 3 3B: 0 HR: 2	SF: 0 SAC: 0 DP: 2 HBP: 0					

	AB	30
	R	8
	H	8
	RBI	7
	BB	4
	SO	4
	LOB	6

WP: 1 PB: 0 SB: 1 CS: 0 PA: 34

PITCHER		IP	WLS	BF	H	R	ER	SO	BB	IBB	HBP	BLK	WP	HR	S	P	ERA	WHIP
Oil Can Boyd, R ERA: 4.75	(1, 1)	6.0	L	24	6	4	4	4	1	0	0	0	0	1	64	95	6.00	1.167
Steve Frey, L ERA: 6.0	(7, 1)	1.1		7	1	3	3	0	1	1	0	0	1	0	16	33	20.25	1.500
Bill Sampen, R ERA: 2.77	(8, 1)	0.2		3	1	1	1	0	1	0	0	0	0	1	6	12	13.50	3.000

PITCHER	IP	WLS	BF	H	R	ER	SO	BB	IBB	HBP	BLK	WP	HR	S	P	ERA	WHIP

Montreal Expos @ Los Angeles Dodgers

Dodger Stadium, Los Angeles, CA

Tue May 14 1991, 7:05 PM PDT

Att. 27,625 - Sunny - 66 F

TOP

livebaseballscorecards.com

Batter	1	2	3	4	5	6	7	8	9	AB	R	H	RBI	BB	SO	LOB
Delino DeShields, L (1, 4) OBP: 0.370, SLG: 0.426	X 0-0 B5-3 ①		B B B C F X 3-2 F7 ②		B S B B S F B 4-2 1B S BB		B B C F X 2-2 G3 ② 1-3		B B B C B 4-1 1-2 BB	3	0	0	0	2	0	2
Marquis Grissom, R (1, 8) OBP: 0.354, SLG: 0.511	B C B X 2-1 G3 ②		S B B X 2-1 1-3 2B		C 1 SAFE 1 SAFE B X 1-1 1-3 1B		B C B B B 4-1 1B BB		C S C 0-3 K ②	4	0	2	0	1	1	2
Ivan Calderon, R (1, 7) OBP: 0.362, SLG: 0.468 Tim Burke, R (7, 1) Scott Ruskin, R (8, 1) Ron Hassey, L (9, PH) OBP: 0.349, SLG: 0.351	F B C B B B B 4-2 S BB		F C X 0-2 G3 ③		F X 0-1 G6-3 ③		1 SAFE 1 SAFE X 0-0 1-3 3-H 1B		C T C 0-3 K ③	3 0 0 1	0 0 0 0	1 0 0 0	1 0 0 0	1 0 0 0	0 0 0 1	4 0 0 2
Tim Wallach, R (1, 5) OBP: 0.299, SLG: 0.328	B F B C F B F F F 3-2 X G5-3 ③ 1-2			F C C 0-3 K ①		B X 1-0 F8 ①	B X 1-0 F9 ③			4	0	0	0	0	1	3
Larry Walker, L (1, 9) OBP: 0.302, SLG: 0.389		B B F S F F X 2-2 F7 ①		F B B C B B 4-2 BB		S C B B X 1-2 F7 ②		B F C S 1-3 K ①		3	0	0	0	1	1	0
Andres Galarraga, R (1, 3) OBP: 0.330, SLG: 0.358		B F B X 2-1 G6-3 ②		C S B B B F 1 SAFE S 2-3 K ②		C S B S 1-3 K ③		F C B C 1-3 K ②		4	0	0	0	0	3	1
Tom Foley, L (1, 6) OBP: 0.250, SLG: 0.324 Steve Frey, R (4, 1) Eric Bullock, L (7, PH) OBP: 0.286, SLG: 0.250 Dave Martinez, L (7, 7) OBP: 0.256, SLG: 0.274		C C X 0-2 P5 ③		1 SAFE X 0-0 G1-3 ③			B S B B B 4-1 S 1B BB	C C B B X 2-2 G4-3 ③		2 0 0 1	0 0 1 0	0 0 0 0	0 0 1 0	0 0 0 0	0 0 1 0	1 0 0 0
Gilberto Reyes, R (1, 2) OBP: 0.387, SLG: 0.357 Junior Noboa, R (9, PH) OBP: 0.346, SLG: 0.400		L B C B X 2-2 L9 ①		F B B X 2-1 F7 ①			S B B B B F C 3-3 1-2 K ①		X 0-0 BB 1B	3 1	0 0	0 1	0 0	0 0	1 0	1 0
Mark Gardner, R (1, 1) Spike Owen, S (4, 6) OBP: 0.301, SLG: 0.301		X 0-0 E3 2B		C B X 1-1 G4-3 ②			F S X 0-2 G3 WP 2-H 1B		B X 1-0 L7 ①	1 3	0 1	0 1	0 1	0 0	0 0	0 1
Inning Stats	R: 0 E: 0 K: 0 S: 12 H: 0 LOB: 1 BB: 1 P: 21	R: 0 E: 0 K: 0 S: 10 H: 0 LOB: 0 BB: 0 P: 14	R: 0 E: 1 K: 0 S: 12 H: 1 LOB: 2 BB: 0 P: 19	R: 0 E: 0 K: 2 S: 10 H: 0 LOB: 1 BB: 1 P: 16	R: 0 E: 0 K: 0 S: 11 H: 1 LOB: 2 BB: 1 P: 19	R: 0 E: 0 K: 1 S: 7 H: 0 LOB: 0 BB: 0 P: 10	R: 2 E: 0 K: 1 S: 13 H: 2 LOB: 2 BB: 2 P: 27	R: 0 E: 0 K: 2 S: 9 H: 0 LOB: 0 BB: 0 P: 13	R: 0 E: 0 K: 2 S: 9 H: 1 LOB: 2 BB: 1 P: 14	1B: 4 2B: 1 3B: 0 HR: 0 SF: 0 SAC: 0 DP: 0 HBP: 0						

	AB	33
	R	2
	H	5
	RBI	2
	BB	6
	SO	8
	LOB	17

WP: 1 PB: 0 SB: 3 CS: 0 PA: 39

PITCHER	IP	WLS	BF	H	R	ER	SO	BB	IBB	HBP	BLK	WP	HR	S	P	ERA	WHIP
Kevin Gross, R (1, 1) ERA: 5.79	6.0	W	24	2	0	0	3	3	0	0	0	0	0	62	99	0.00	0.833
Mike Hartley, R (7, 1) ERA: 2.79	0.2		6	2	2	2	1	2	0	0	0	1	0	12	25	27.00	6.000
Jim Gott, R (7, 1) ERA: 2.0	2.1	S	9	1	0	0	4	1	0	0	0	0	0	19	29	0.00	0.857

PITCHER	IP	WLS	BF	H	R	ER	SO	BB	IBB	HBP	BLK	WP	HR	S	P	ERA	WHIP

BOTTOM

Batter	1	2	3	4	5	6	7	8	9	AB	R	H	RBI	BB	SO	LOB
Brett Butler, L (1, 8) OBP: 0.382, SLG: 0.375	C B B B F F B 4-2 BB 1B BB		B X 1-0 1B S 1B 1B	C B B F X 2-2 E4 1B PB 1-3 2-H 3-H 1B		B B F B C B 4-2 1B BB		F F B S 1-3 ③ K		3	3	2	1	2	1	1
Juan Samuel, R (1, 4) OBP: 0.356, SLG: 0.496	C C B B B B 4-2 G3-6-1 1B 1-2 BB		P B S 2 SAFE X 2-1 CS 1-3 1B	B S X 1-1 PB 2-3 3-H 1B		F 1 SAFE C X 0-2 1-3 1B				3	0	3	1	1	0	0
Darryl Strawberry, L (1, 9) OBP: 0.344, SLG: 0.361	F B B B X 2-1 G3-6-1 1-2 2-H 1B		B C B C X 2-2 ①② G3 1-2 1B	B B B B 4-0 G6-4-3 1-2 3-H BB		B S S B X 2-2 ③ F8				3	0	1	1	1	0	4
Eddie Murray, S (1, 3) OBP: 0.390, SLG: 0.532	B X 1-0 ①② G3-6-1 1-2f 2-3		B B S T T T B T F 3-2 X 3-H 1B	C F X 0-2 ②③ G6-4-3 1-2f			B S F F X 1-2 ① G3			4	0	1	1	0	0	4
Kal Daniels, L (1, 7) OBP: 0.268, SLG: 0.367 Chris Gwynn, L (1, PH) OBP: 0.407, SLG: 0.478 (2, 7) Jose Gonzalez, R (5, PH) (6, 7)	C C C 0-3 ③ K		B C C X 1-2 ③ F7		B X 1-0 ① F9		B F B S B F F C 3-3 ② K			0 2 2	0 0 0	0 0 0	0 0 0	0 0 0	0 1 1	0 2 0
Lenny Harris, L (1, 5) OBP: 0.378, SLG: 0.338		B B F C B X 3-2 K BB 1B		B B C B X 3-1 ① G3	B B X 2-0 ② L7		C B F X 1-2 ③ P5			4	0	1	0	0	0	0
Mike Scioscia, L (1, 2) OBP: 0.362, SLG: 0.356 Gary Carter, R (8, PH) OBP: 0.182, SLG: 0.333 (9, 2)		B B C X 2-1 ① P6	B C C X 1-2 BB 1B 1B	C B B B C C 3-3 ③ K				F B F F F F S 1-3 ① K		3 1	1 0	1 0	0 0	0 0	1 1	1 0
Jose Offerman, S (1, 6) OBP: 0.400, SLG: 0.333		B B C 1 SAFE B C B 4-2 1-2 BB	C B X 1-1 1B BB E 1-2 1B		B X 1-0 ① L9			S S X 0-2 SH1-4 1B		3	1	2	0	1	0	0
Kevin Gross, R (1, 1) Barry Lyons, R (6, PH) Mike Hartley, R (7, 1) Jim Gott, R (7, 1)		M C S 0-3 ②③ K 2-3	B L L B B B 4-2 E 1-2 2-3 BB		C X 0-1 ② F8			X 0-0 ② SH1-4 1-2		1 1 0 0	1 0 0 0	0 0 0 0	0 0 0 0	1 0 0 0	1 0 0 0	2 0 0 0
Inning Stats	R: 1 H: 1 E: 0 LOB: 1 K: 1 BB: 2 S: 11 P: 22	R: 0 H: 1 E: 0 LOB: 1 K: 1 BB: 1 S: 10 P: 19	R: 1 H: 3 E: 0 LOB: 1 K: 0 BB: 0 S: 17 P: 25	R: 4 H: 4 E: 1 LOB: 1 K: 0 BB: 2 S: 17 P: 33	R: 0 H: 0 E: 0 LOB: 0 K: 1 BB: 0 S: 5 P: 11	R: 0 H: 1 E: 0 LOB: 2 K: 0 BB: 1 S: 11 P: 18	R: 0 H: 0 E: 0 LOB: 0 K: 1 BB: 0 S: 12 P: 17	R: 0 H: 1 E: 0 LOB: 1 K: 2 BB: 0 S: 13 P: 15		1B: 11 SF: 0 2B: 0 SAC: 1 3B: 0 DP: 2 HR: 0 HBP: 0						

PITCHER		IP	WLS	BF	H	R	ER	SO	BB	IBB	HBP	BLK	WP	HR	S	P	ERA	WHIP
Mark Gardner, R ERA: 13.5	(1, 1)	3.1	L	20	9	6	5	2	4	0	0	0	0	0	52	92	13.50	3.900
Steve Frey, L ERA: 5.23	(4, 1)	2.2		10	1	0	0	1	2	0	0	0	0	0	19	36	0.00	1.125
Tim Burke, R ERA: 2.45	(7, 1)	1.0		3	0	0	0	1	0	0	0	0	0	0	12	17	0.00	0.000
Scott Ruskin, L ERA: 1.84	(8, 1)	1.0		4	1	0	0	2	0	0	0	0	0	0	13	15	0.00	1.000

PITCHER	IP	WLS	BF	H	R	ER	SO	BB	IBB	HBP	BLK	WP	HR	S	P	ERA	WHIP

Montreal Expos @ Los Angeles Dodgers

Dodger Stadium, Los Angeles, CA

Tue May 14 1991, 7:05 PM PDT

Att. 27,625 - Sunny - 66 F

livebaseballscorecards.com

AB	30
R	6
H	11
RBI	4
BB	6
SO	6
LOB	14

WP: 0	PA: 37		
PB: 1			
SB: 1			
CS: 1			

Batter	1	2	3	4	5	6	7	8	9	AB	R	H	RBI	BB	SO	LOB
Delino DeShields, L (1, 4) OBP: 0.364, SLG: 0.412	C C B B F B B 4-2 S G6-3 3B BB	C S B B B X 3-2 ③ F7		C B X 1-1 ③ L9			B C F B X 2-2 ① G4-3		B C B F F C 2-3 ② K	4	1	0	0	1	1	4
Marquis Grissom, R (1, 8) OBP: 0.337, SLG: 0.484	1 SAFE X 0-0 ① G6-3 1-2	C B F B S 2-3 ① K		F C B B F X 2-2 ① P3			B F S F B X 2-2 ② F9		B S B B X 2-1 ③ F9	5	0	0	0	0	1	1
Ivan Calderon, R (1, 7) OBP: 0.366, SLG: 0.484	B X 1-0 2-H 3B	B B F B S X 3-2 ② G5-3		X 0-0 ② B2-3			C B B B X 3-1 FC5-4 S 1B			4	0	2	1	0	0	0
Tim Wallach, R (1, 5) OBP: 0.298, SLG: 0.320	B B C F C 2-3 ② K	B S B F S 2-3 ③ K		X 0-0 ③ G4-3			1 SAFE C B B B B 4-1 1-2 BB			3	0	0	0	1	2	1
Andres Galarraga, R (1, 3) OBP: 0.336, SLG: 0.391	B F F X 1-2 ③ F8			B X 1-0 BB 1B 1B		F B F X 1-2 HR	C F B B B X 2-2 ③ FC5-4 2-3f			4	2	2	1	0	0	3
Larry Walker, L (1, 9) OBP: 0.309, SLG: 0.388		L S F B B B F X 2-2 FC5-4 1B		1 SAFE C 1 SAFE C B B B F B 4-2 CS 1B 1-2 BB		S F C 0-3 ① K		C B B X 2-1 ① L7		3	0	1	0	1	1	0
Spike Owen, S (1, 6) OBP: 0.308, SLG: 0.302		C B X 1-1 ① FC5-4 FC1-5 1B 1-2f		X 0-0 1B CS 1-2 2-H 1B		C C F B B B B 4-2 G6-3 BB		X 0-0 ② L4		3	0	1	1	1	0	1
Scott Ruskin, R (8, 1)										0	0	0	0	0	0	0
Gilberto Reyes, R (1, 2) OBP: 0.400, SLG: 0.373		S 1 SAFE X 0-1 1-2 FC1-5 1B		C C X 0-2 ① 1-3 2-3 1B		X 0-0 ② G6-3 1-2		S S C 0-3 ③ K		3	0	2	0	0	0	1
Eric Bullock, L (8, PH) OBP: 0.273, SLG: 0.238										1	0	0	0	0	1	0
Nelson Santovenia, R (8, 2) OBP: 0.296, SLG: 0.370										0	0	0	0	0	0	0
Brian Barnes, L (1, 1)		X 0-0 ② FC1-5 1-2 2-3f		C M C 0-3 ② K		B B C C S 2-3 ③ K			B C B B B C X 3-2 ① F8	3	0	0	0	0	2	5
Barry Jones, R (7, 1)										0	0	0	0	0	0	0
Tom Foley, L (8, 6) OBP: 0.244, SLG: 0.316										1	0	0	0	0	0	0
Inning Stats	R: 1 H: 1 E: 0 LOB: 1 K: 1 BB: 1 S: 11 P: 19	R: 0 H: 2 E: 0 LOB: 2 K: 0 BB: 0 S: 13 P: 19	R: 0 H: 0 E: 0 LOB: 0 K: 2 BB: 0 S: 9 P: 16	R: 1 H: 3 E: 0 LOB: 2 K: 1 BB: 1 S: 13 P: 19	R: 0 H: 0 E: 0 LOB: 0 K: 0 BB: 0 S: 6 P: 8	R: 1 H: 1 E: 0 LOB: 1 K: 2 BB: 1 S: 13 P: 20	R: 0 H: 1 E: 0 LOB: 2 K: 0 BB: 1 S: 13 P: 26	R: 0 H: 0 E: 0 LOB: 0 K: 1 BB: 0 S: 6 P: 8	R: 0 H: 0 E: 0 LOB: 0 K: 1 BB: 0 S: 9 P: 16	1B: 6 SF: 0 2B: 0 SAC: 0 3B: 1 DP: 0 HR: 1 HBP: 0				WP: 0 PA: 38 PB: 0 SB: 2 CS: 2		

PITCHER		IP	WLS	BF	H	R	ER	SO	BB	IBB	HBP	BLK	WP	HR	S	P	ERA	WHIP
Bob Ojeda, L ERA: 4.29	(1, 1)	6.2		31	8	3	3	6	4	0	0	0	0	1	75	122	4.05	1.800
Tim Crews, R ERA: 4.74	(7, 1)	0.1	W	1	0	0	0	0	0	0	0	0	0	0	3	5	0.00	0.000
Jay Howell, R ERA: 2.0	(8, 1)	2.0	S	6	0	0	0	2	0	0	0	0	0	0	15	24	0.00	0.000

PITCHER	IP	WLS	BF	H	R	ER	SO	BB	IBB	HBP	BLK	WP	HR	S	P	ERA	WHIP

TOP

Montreal Expos @ Los Angeles Dodgers

Dodger Stadium, Los Angeles, CA

Wed May 15 1991, 7:05 PM PDT

Att. 47,937 - Sunny - 70 F

livebaseballscorecards.com

AB	34
R	3
H	8
RBI	3
BB	4
SO	8
LOB	16

Montreal Expos @ Los Angeles Dodgers

Dodger Stadium, Los Angeles, CA

Wed May 15 1991, 7:05 PM PDT

Att. 47,937 - Sunny - 70 F

livebaseballscorecards.com

BOTTOM

Batter	1	2	3	4	5	6	7	8	9	AB	R	H	RBI	BB	SO	LOB
Brett Butler, L (1, 8) OBP: 0.379, SLG: 0.371	B C B B C F X 3-2 ① G6-3		C B C B F F X 2-2 ③ G1-4-3		X 0-0 ② G4-3 2-3		B C C F B B X 3-2 F9 2-H 1B			4	0	1	1	0	0	1
Juan Samuel, R (1, 4) OBP: 0.345, SLG: 0.481	B B S X 2-1 ② G5-3			B C B X 2-1 ① F9	B C X 1-1 ③ G5-3		1 SAFE 1 SAFE B S X 1-1 ②③ F9 1-2			4	0	0	0	0	0	2
Darryl Strawberry, L (1, 9) OBP: 0.358, SLG: 0.367 Chris Gwynn, L (8, 7) OBP: 0.393, SLG: 0.458	B B F B B 4-1 S BB			X 0-0 E S G6-3 1B		B C B F B B 4-2 1B 1B BB		B X 1-0 ① F8		1 1	2 0	1 0	0 0	2 0	0 0	0 0
Eddie Murray, S (1, 3) OBP: 0.385, SLG: 0.520	F B B 1 SAFE X 2-1 ③ G5-3 1-2			S B F X 1-2 ② G6-3 1-H		1 SAFE 1 SAFE X 0-0 1B G6-4-3 1-2 1B		B F F S 1-3 ② K		4	1	1	1	0	1	1
Gary Carter, R (1, 2) OBP: 0.269, SLG: 0.375		B S X 1-1 ① F9		F B B B C F B 4-2 1B BB		B X 1-0 G6-4-3 1-3 2-H 1B		C F F F B F F X 1-2 1B		3	0	2	1	1	0	0
Jeff Hamilton, R (1, 5) OBP: 0.268, SLG: 0.278		C B S C 1-3 ② K		S C F X 0-2 1-2 1B		S B S S B X 2-2 ①② G6-4-3 1-2f 3-H		B B C B F X 3-2 ③ F9		4	0	1	0	0	1	2
Jose Gonzalez, R (1, 7) (8, 9)		C B S B B B X 3-2 ③ G6-3		B X 1-0 ③ F8		C F B F B B F S 3-3 ③ K				3	0	0	0	0	1	2
Jose Offerman, S (1, 6) OBP: 0.444, SLG: 0.357			F B C B F B X 3-2 ① G4-3		X 0-0 G4-3 SH1-3 1B		C B B F B F B B 4-2 SH5-4 1B BB			2	1	1	0	1	0	0
Bob Ojeda, L (1, 1) OBP: 0.273, SLG: 0.273 Tim Crews, R (7, 1) Greg Smith, S (7, PH) Jay Howell, R (8, 1)			B B C C B X 3-2 ② G4-3		1 SAFE B 1 SAFE F 1 SAFE 1 SAFE 1 SAFE L B 1 SAFE 2-2 ① F 1 SAFE F X SH1-3 1-2		X 0-0 ① SH5-4 1-2			1 0 0 0	0 0 0 0	0 0 0 0	0 0 0 0	0 0 0 0	0 0 0 0	0 0 0 0
Inning Stats	R: 0 H: 0 E: 0 LOB: 1 K: 0 BB: 1 S: 9 P: 20	R: 0 H: 0 E: 0 LOB: 0 K: 1 BB: 0 S: 8 P: 13	R: 0 H: 0 E: 0 LOB: 0 K: 0 BB: 0 S: 12 P: 20	R: 1 H: 2 E: 0 LOB: 2 K: 0 BB: 1 S: 14 P: 22	R: 0 H: 1 E: 0 LOB: 1 K: 0 BB: 0 S: 9 P: 12	R: 2 H: 2 E: 0 LOB: 0 K: 1 BB: 1 S: 12 P: 22	R: 1 H: 1 E: 0 LOB: 0 K: 0 BB: 1 S: 10 P: 18	R: 0 H: 1 E: 0 LOB: 1 K: 1 BB: 0 S: 15 P: 21		1B: 7 SF: 0 2B: 0 SAC: 2 3B: 0 DP: 1 HR: 0 HBP: 0						

	AB	27
	R	4
	H	7
	RBI	3
	BB	4
	SO	3
	LOB	8

PITCHER		IP	WLS	BF	H	R	ER	SO	BB	IBB	HBP	BLK	WP	HR	S	P	ERA	WHIP
Brian Barnes, L ERA: 6.32	(1, 1)	6.0		25	5	3	3	2	3	0	0	0	0	0	64	109	4.50	1.333
Barry Jones, R ERA: 2.84	(7, 1)	1.0	L	4	1	1	1	0	1	0	0	0	0	0	10	18	9.00	2.000
Scott Ruskin, L ERA: 1.72	(8, 1)	1.0		4	1	0	0	1	0	0	0	0	0	0	15	21	0.00	1.000

PITCHER	IP	WLS	BF	H	R	ER	SO	BB	IBB	HBP	BLK	WP	HR	S	P	ERA	WHIP

Batter	1	2	3	4	5	6	7	8	9	AB	R	H	RBI	BB	SO	LOB
Delino DeShields, L (1, 4) OBP: 0.365, SLG: 0.411	B F F C 1-3 ① K		F B B X 2-1 ① P6		C F B F B S 2-3 ② K		B C B C F X 2-2 S 1B		B X 1-0 SF7 E 1B 1-2 3-H	5	0	2	1	0	2	0
Marquis Grissom, R (1, 8) OBP: 0.330, SLG: 0.469	F B X 1-1 ② G4-3		F B C S 1-3 ② K		C F B X 1-2 CS 1B		1 SAFE B 1 P S B F F S 3-3 ③ K 1-2		X 0-0 E6 G6-3 1-2 2-3	5	0	1	0	0	2	3
Ivan Calderon, R (1, 7) OBP: 0.354, SLG: 0.470	S X 0-1 ③ F8		S B C T B B X 3-2 ③ G6-3		1 SAFE P 1-0 ③ CS 1-2	X 0-0 ① B5-3		B F B X 2-1 ① G6-3	F B S S F B F X 2-2 ① SF7 2-3 3-H	4	0	0	1	0	0	0
Tim Wallach, R (1, 5) OBP: 0.295, SLG: 0.323		B B X 2-0 ① P3		X 0-0 G4-3 2B		X 0-0 ② F9		B F C X 1-2 ② F8	F X 0-1 ② ③ G6-3 1-2f	5	0	1	0	0	0	2
Larry Walker, L (1, 9) OBP: 0.316, SLG: 0.386		B B B C F C 3-3 ② K		B B B C X 3-1 ① G4-3 2-3		F B B B B 4-1 1B BB		F B S X 1-2 1B		3	0	1	0	1	1	1
Andres Galarraga, R (1, 3) OBP: 0.341, SLG: 0.404		B B X 2-0 1B 2B		F S B X 1-2 ② G6-3		F 1 SAFE 1 SAFE F F P X 1-2 1B		B F B B S F C 3-3 ③ K		4	1	2	0	0	1	2
Ron Hassey, L (1, 2) OBP: 0.370, SLG: 0.359 Junior Noboa, R (9, PH) OBP: 0.370, SLG: 0.462		B B F B X 3-1 2-H 1B		B B B B 4-0 BB		C B X 1-1 ③ G4-3			X 0-0 2B 2B	2 1	0 1	1 1	1 1	1 0	0 0	2 0
Spike Owen, S (1, 6) OBP: 0.315, SLG: 0.313		I I I I 4-0 IBB		C S B S 1-3 ③ K2-3			S C F C 0-3 ① K		C F X 0-2 1B 1B 2B 2-H	3	1	1	1	1	2	2
Dennis Martinez, R (1, 1) OBP: 0.150, SLG: 0.200 Eric Bullock, L (7, PH) OBP: 0.261, SLG: 0.227 Bill Sampen, R (7, 1) OBP: 0.750, SLG: 0.750 Nelson Santovenia, R (9, PH) OBP: 0.321, SLG: 0.393		B F X 1-1 ③ F9			F C B F B X 2-2 ① F8		B C X 1-1 ② G4-3		B F B F X 2-2 E 1B SF7 2-3 1B	2 1 0 1	0 0 0 1	0 0 0 1	0 0 0 0	0 0 0 0	0 0 0 0	2 0 0 0
Inning Stats	R: 0 H: 0 E: 0 LOB: 0 K: 1 BB: 0 S: 7 P: 9	R: 1 H: 2 E: 0 LOB: 2 K: 1 BB: 1 S: 9 P: 24	R: 0 H: 0 E: 0 LOB: 0 K: 1 BB: 0 S: 9 P: 15	R: 0 H: 1 E: 0 LOB: 2 K: 1 BB: 1 S: 9 P: 18	R: 0 H: 1 E: 0 LOB: 0 K: 1 BB: 0 S: 12 P: 17	R: 0 H: 1 E: 0 LOB: 2 K: 0 BB: 1 S: 9 P: 14	R: 0 H: 1 E: 0 LOB: 1 K: 2 BB: 0 S: 15 P: 20	R: 0 H: 1 E: 0 LOB: 1 K: 1 BB: 0 S: 12 P: 19	R: 3 H: 4 E: 1 LOB: 1 K: 0 BB: 0 S: 17 P: 22	1B: 7 SF: 1 2B: 4 SAC: 0 3B: 0 DP: 1 HR: 0 HBP: 0						

PITCHER		IP	WLS	BF	H	R	ER	SO	BB	IBB	HBP	BLK	WP	HR	S	P	ERA	WHIP
Don Robinson, R ERA: 4.94	(1, 1)	6.0	W	25	5	1	1	5	2	1	0	0	0	0	55	97	1.50	1.167
Jeff Brantley, R ERA: 3.57	(7, 1)	2.0		8	2	0	0	3	0	0	0	0	0	0	27	39	0.00	1.000
Dave Righetti, L ERA: 5.4	(9, 1)	0.0		4	4	3	3	0	0	0	0	0	0	0	8	11	∞	∞
Francisco Oliveras, R ERA: 2.45	(9, 1)	1.0	S	3	0	0	0	0	0	0	0	0	0	0	9	11	0.00	0.000

PITCHER	IP	WLS	BF	H	R	ER	SO	BB	IBB	HBP	BLK	WP	HR	S	P	ERA	WHIP

TOP

Montreal Expos @ San Francisco Giants

Candlestick Park, San Francisco, CA

Thu May 16 1991, 10:05 PM EDT

Att. 8,437 - Cloudy - 53 F

livebaseballscorecards.com

AB	36
R	4
H	11
RBI	4
BB	3
SO	8
LOB	14

WP: 0	PA: 41				
PB: 0					
SB: 1					
CS: 1					

BOTTOM

Batter	1	2	3	4	5	6	7	8	9	AB	R	H	RBI	BB	SO	LOB
Mike Felder, S (1, 7) OBP: 0.352, SLG: 0.410	X 0-0 ① P1		B B B C F X 3-2 1B 3B		X 0-0 ① G6-3		C M C 0-3 ① K	B C F F 1 SAFE 1 SAFE 1 SAFE B 2-2 ③ CS 1-2 3-H		4	1	1	0	0	1	0
Willie McGee, S (1, 8) OBP: 0.385, SLG: 0.500	B B F C B F X 3-2 1B 1B		B S F F C 1-3 ② K		B B F X 2-1 2B 2B		C B X 1-1 ② G6-3			4	1	2	0	0	1	1
Will Clark, L (1, 3) OBP: 0.373, SLG: 0.559	S B 1 SAFE B B 1 SAFE 1 SAFE 1 SAFE C 3-2 X ② 1-2 1B		F X 0-1 BB HBP 3-H 1B		I I I I 4-0 2B IBB		B S X 1-1 ③ G4-3			3	1	2	1	1	0	0
Matt Williams, R (1, 5) OBP: 0.243, SLG: 0.333	C F X 0-2 ③ G3		B B 1 SAFE S S F H 3-2 BB 1-2 HBP		B F S X 1-2 ② F9			F X 0-1 FC4-6 1B		3	0	1	0	0	0	3
Kevin Bass, S (1, 9) OBP: 0.279, SLG: 0.277		C B X 1-1 ① G4-3	B B B B 4-0 1-2 2-3 BB		B S F X 1-2 1-H 2-H 2B			C B X 1-1 ① FC4-6 2B 1-2f 2B		3	1	1	2	1	0	1
Terry Kennedy, L (1, 2) OBP: 0.289, SLG: 0.421		X 0-0 ② G3	C F F B B F S 2-3 ③ K		B B X 2-0 ③ P5			P P X 2-0 ② F8		4	0	0	0	0	1	5
Robby Thompson, R (1, 4) OBP: 0.333, SLG: 0.477		C X 0-1 2B		L B C F C 1-3 ① K		B C C B S 2-3 ① K		X 0-0 1-3 2B 2B		4	1	2	0	0	2	0
Dave Anderson, R (1, 6) OBP: 0.388, SLG: 0.410		C X 0-1 ③ G6-3		C S B C 1-3 ② K		C X 0-1 ② P6		C X 0-1 E CS 2-H 3-H 2B		4	0	1	2	0	1	1
Don Robinson, R (1, 1) Darnell Coles, R (6, PH) OBP: 0.222, SLG: 0.222 Jeff Brantley, R (7, 1) Mike Kingery, L (8, PH) OBP: 0.318, SLG: 0.235 Dave Righetti, L (9, 1) Francisco Oliveras, R (9, 1)			F B B S S C 2-3 ① K		B X 1-0 ③ G1-3		C S B B F F B F X 3-2 ③ G6-3	X 0-0 E5 CS 2-3		2 1 0 1 0 0	0 0 0 0 0 0	0 0 0 0 0 0	0 0 0 0 0 0	1 0 0 0 0 0	0 0 0 1 0 0	0 0 0 1 0 0
Inning Stats	R: 0 E: 0 K: 0 S: 11 H: 2 LOB: 1 BB: 0 P: 17	R: 0 E: 0 K: 0 S: 7 H: 1 LOB: 1 BB: 0 P: 8	R: 1 E: 0 K: 3 S: 20 H: 2 LOB: 3 BB: 1 P: 35	R: 0 E: 0 K: 2 S: 8 H: 0 LOB: 0 BB: 0 P: 11	R: 2 E: 0 K: 0 S: 10 H: 2 LOB: 1 BB: 1 P: 20	R: 0 E: 0 K: 1 S: 11 H: 0 LOB: 0 BB: 0 P: 16	R: 0 E: 0 K: 1 S: 7 H: 0 LOB: 0 BB: 0 P: 9	R: 2 E: 1 K: 0 S: 14 H: 3 LOB: 1 BB: 0 P: 17		1B: 4 2B: 5 3B: 1 HR: 0	SF: 0 SAC: 0 DP: 0 HBP: 1		WP: 0 PB: 0 SB: 0 CS: 2	PA: 37		

PITCHER		IP	WLS	BF	H	R	ER	SO	BB	IBB	HBP	BLK	WP	HR	S	P	ERA	WHIP
Dennis Martinez, R ERA: 1.99	(1, 1)	6.0	L	27	7	3	3	6	1	1	1	0	0	0	67	107	4.50	1.333
Bill Sampen, R ERA: 3.21	(7, 1)	2.0		9	3	2	2	1	0	0	0	0	0	0	21	26	9.00	1.500

PITCHER	IP	WLS	BF	H	R	ER	SO	BB	IBB	HBP	BLK	WP	HR	S	P	ERA	WHIP

Montreal Expos @ San Francisco Giants

Candlestick Park, San Francisco, CA

Thu May 16 1991, 10:05 PM EDT

Att. 8,437 - Cloudy - 53 F

livebaseballscorecards.com

AB	33
R	5
H	10
RBI	5
BB	2
SO	7
LOB	12

Montreal Expos @ San Francisco Giants

Candlestick Park, San Francisco, CA

Fri May 17 1991, 10:05 PM EDT

Att. 11,338 - Cloudy - 51 F

TOP

livebaseballscorecards.com

Batter	1	2	3	4	5	6	7	8	9	AB	R	H	RBI	BB	SO	LOB
Delino DeShields, L (1, 4) OBP: 0.355, SLG: 0.398	C F B B C 2-3 ① K		B C B F F B S 3-3 ② K			X 0-0 ② G5-3		B C F X 1-2 ③ G4-3 1-2		4	0	0	0	0	2	2
Marquis Grissom, R (1, 8) OBP: 0.345, SLG: 0.480	B C X 1-1 1B		C B B X 2-1 ③ P4			F B F B X 2-2 1B			C B F X 1-2 G4-3 S WP 1B	4	1	3	0	0	0	1
Ivan Calderon, R (1, 7) OBP: 0.351, SLG: 0.459	F F 1 SAFE 1 SAFE 1 SAFE S 0-3 ② K			C B B C B B 4-2 G1-6-3 BB		1 SAFE B 1 SAFE X 1-0 ③ G6-3			B 1 SAFE 1 SAFE B F B X 3-1 ① F4 1-2	3	0	0	0	1	1	3
Andres Galarraga, R (1, 3) OBP: 0.331, SLG: 0.390	B F 1 SAFE 1 SAFE P X 2-1 ③ P3			X 0-0 ① ② G1-6-3 1-2f			B F B B F X 3-2 ① G6-3		F B B X 2-1 ② G4-3 2-3	4	0	0	0	0	0	3
Tim Wallach, R (1, 5) OBP: 0.293, SLG: 0.316		C F B X 1-2 ① G5-3		F B B X 2-1 ③ F7			B B C X 2-1 ② F8		C B B B B 4-1 HR BB 3-H	3	1	0	0	1	0	0
Larry Walker, L (1, 9) OBP: 0.322, SLG: 0.419 Scott Ruskin, R (9, 1)		F F B X 1-2 ② G3			B X 1-0 FC5-4 1B		S S B X 1-2 ③ G6-3		X 0-0 1-H HR	4 0	1 0	2 0	2 0	0 0	0 0	0 0
Nelson Santovenia, R (1, 2) OBP: 0.281, SLG: 0.344		C B X 1-1 ③ F7			C 1 SAFE X 0-1 ① FC5-4 G5-4-3 1-2f			C C F B X 1-2 ① F9	F B X 1-1 ③ G6-3	4	0	0	0	0	0	1
Spike Owen, S (1, 6) OBP: 0.316, SLG: 0.314			B X 1-0 SH5-4 1B		C X 0-1 ② ③ G5-4-3 1-2f			C X 0-1 ② G4-3		3	0	1	0	0	0	1
Rick Mahler, R (1, 1) OBP: 0.143, SLG: 0.143 Junior Noboa, R (8, PH) OBP: 0.393, SLG: 0.481 Barry Jones, R (8, 1) Dave Martinez, L (9, 9) OBP: 0.256, SLG: 0.274			1 SAFE L B 1 SAFE X 1-1 ① SH5-4 1-2			B F X 1-1 ① F8		C B F F B X 2-2 S 1B		1 1 0 0	0 0 0 0	0 1 0 0	0 0 0 0	0 0 0 0	0 0 0 0	0 0 0 0
Inning Stats	R: 0 E: 0 K: 2 S: 11 H: 1 LOB: 1 BB: 0 P: 15	R: 0 E: 0 K: 0 S: 8 H: 0 LOB: 0 BB: 0 P: 11	R: 0 E: 0 K: 1 S: 9 H: 1 LOB: 1 BB: 0 P: 16	R: 0 E: 0 K: 0 S: 5 H: 0 LOB: 0 BB: 1 P: 11	R: 0 E: 0 K: 0 S: 5 H: 1 LOB: 0 BB: 0 P: 6	R: 0 E: 0 K: 0 S: 7 H: 1 LOB: 1 BB: 0 P: 11	R: 0 E: 0 K: 0 S: 8 H: 0 LOB: 0 BB: 0 P: 14	R: 0 E: 0 K: 0 S: 13 H: 1 LOB: 1 BB: 0 P: 17	R: 3 E: 0 K: 0 S: 11 H: 2 LOB: 0 BB: 1 P: 22	1B: 6 2B: 0 3B: 0 HR: 1 SF: 0 SAC: 1 DP: 2 HBP: 0						

PITCHER		IP	WLS	BF	H	R	ER	SO	BB	IBB	HBP	BLK	WP	HR	S	P	ERA	WHIP
Trevor Wilson, L ERA: 3.21	(1, 1)	8.0		28	5	0	0	3	1	0	0	0	0	0	66	101	0.00	0.750
Michael LaCoss, R ERA: 8.71	(9, 1)	1.0	L	6	2	3	3	0	1	0	0	0	1	1	11	22	27.00	3.000

PITCHER	IP	WLS	BF	H	R	ER	SO	BB	IBB	HBP	BLK	WP	HR	S	P	ERA	WHIP

AB	31
R	3
H	7
RBI	2
BB	2
SO	3
LOB	11

WP: 1 PA: 34
PB: 0
SB: 2
CS: 0

Batter	1	2	3	4	5	6	7	8	9	AB	R	H	RBI	BB	SO	LOB
Mike Felder, S (1, 7) OBP: 0.337, SLG: 0.391	C B F X 1-2 G4-3 ①		X 0-0 F7 ①		C B C X 1-2 P5 ③			X 0-0 G4-3 ②		4	0	0	0	0	0	1
Willie McGee, S (1, 8) OBP: 0.372, SLG: 0.482	C B B C F X 2-2 G4-3 ②		F B B F B F X 3-2 G1-3 ②			C X 0-1 G4-3 ①		B F S F X 1-2 G3-1 ③		4	0	0	0	0	0	0
Will Clark, L (1, 3) OBP: 0.370, SLG: 0.547	B B B C B 4-1 FC5-4 BB		B F F X 1-2 G4-3 ③			F B X 1-1 F9 ②			B C C X 1-2 G1-3 ①	3	0	0	0	1	0	0
Matt Williams, R (1, 5) OBP: 0.236, SLG: 0.324	S B F F X 1-2 FC5-4 ③ 1-2f			B B F F F S 2-3 K ①		C X 0-1 G5-3 ③			C C X 0-2 G1-3 ②	4	0	0	0	0	1	1
Kevin Bass, S (1, 9) OBP: 0.287, SLG: 0.279		C B B F B X 3-2 1B FC3-2 1B		B X 1-0 G6-3 ②			B B B C B 4-1 SH3-4 BB		C C B B B F X 3-2 G5-3 ③	3	0	1	0	1	0	0
Steve Decker, R (1, 2) OBP: 0.271, SLG: 0.381		B 1 SAFE B X 2-0 FC3-2 BB 1-3 1B		B C C B X 2-2 F8 ③			1 SAFE X 0-0 SH3-4 ① 1-2			2	0	1	0	0	0	0
Robby Thompson, R (1, 4) OBP: 0.333, SLG: 0.468		B B C F B B 4-2 FC3-2 1-2 BB			C B S B B X 3-2 G6-3 ①		C B S S 1-3 K ②			2	0	0	0	1	1	1
Dave Anderson, R (1, 6) OBP: 0.386, SLG: 0.406		B X 1-0 FC3-2 ① G6-4-3 1-2 2-3 3-Hf			C B X 1-1 SH1-4 1B		X 0-0 G6-3 ③			3	0	1	0	0	0	4
Trevor Wilson, L (1, 1) OBP: 0.200, SLG: 0.200		X 0-0 G6-4-3 ②③ 1-2f			B 1 SAFE X 1-0 SH1-4 ② 1-2			C F X 0-2 G1-3 ①		1	0	0	0	0	0	3
Mike Kingery, L (8, PH) OBP: 0.304, SLG: 0.222										1	0	0	0	0	0	0
Michael LaCoss, R (9, 1) OBP: 0.333, SLG: 0.250										0	0	0	0	0	0	0
Inning Stats	R: 0 E: 0 K: 0 S: 12 H: 0 LOB: 1 BB: 1 P: 20	R: 0 E: 0 K: 0 S: 8 H: 2 LOB: 2 BB: 1 P: 18	R: 0 E: 0 K: 0 S: 8 H: 0 LOB: 0 BB: 0 P: 12	R: 0 E: 0 K: 1 S: 8 H: 0 LOB: 0 BB: 0 P: 13	R: 0 E: 0 K: 0 S: 9 H: 1 LOB: 1 BB: 0 P: 15	R: 0 E: 0 K: 0 S: 6 H: 0 LOB: 0 BB: 0 P: 7	R: 0 E: 0 K: 1 S: 6 H: 0 LOB: 1 BB: 1 P: 11	R: 0 E: 0 K: 0 S: 8 H: 0 LOB: 0 BB: 0 P: 9	R: 0 E: 0 K: 0 S: 10 H: 0 LOB: 0 BB: 0 P: 14	1B: 3 2B: 0 3B: 0 HR: 0	SF: 0 SAC: 2 DP: 1 HBP: 0					

PITCHER		IP	WLS	BF	H	R	ER	SO	BB	IBB	HBP	BLK	WP	HR	S	P	ERA	WHIP
Rick Mahler, R ERA: 3.07	(1, 1)	7.0		26	3	0	0	2	3	0	0	0	0	0	57	96	0.00	0.857
Barry Jones, R ERA: 2.73	(8, 1)	1.0	W	3	0	0	0	0	0	0	0	0	0	0	8	9	0.00	0.000
Scott Ruskin, L ERA: 1.62	(9, 1)	1.0	S	3	0	0	0	0	0	0	0	0	0	0	10	14	0.00	0.000

PITCHER	IP	WLS	BF	H	R	ER	SO	BB	IBB	HBP	BLK	WP	HR	S	P	ERA	WHIP

BOTTOM

Montreal Expos @ San Francisco Giants

Candlestick Park, San Francisco, CA

Fri May 17 1991, 10:05 PM EDT

Att. 11,338 - Cloudy - 51 F

livebaseballscorecards.com

AB	27
R	0
H	3
RBI	0
BB	3
SO	2
LOB	10

Montreal Expos @ San Francisco Giants

Candlestick Park, San Francisco, CA

Sat May 18 1991, 6:33 AM EDT

Att. 17,579 - Cloudy - 63 F

TOP

livebaseballscorecards.com

Batter	1	2	3	4	5	6	7	8	9	AB	R	H	RBI	BB	SO	LOB
Delino DeShields, L (1, 4) OBP: 0.357, SLG: 0.398	F B S B B X 3-2 F7 ①	C C B B S 2-3 K ②			C B B C X 2-2 FC6-4 1B		B B C X 2-1 CS 1B		C B C C 1-3 K ②	5	0	2	0	0	2	2
Marquis Grissom, R (1, 8) OBP: 0.348, SLG: 0.491	X 0-0 1B 3B	B B B B 4-0 BB			1 SAFE B 1 SAFE 1 SAFE 1 P X 2-0 F7 ①		C 1 SAFE F P B X 2-2 F9 ①		X 0-0 E5 1-2	4	1	1	0	1	0	3
Ivan Calderon, R (1, 7) OBP: 0.353, SLG: 0.453	F X 0-1 FC6-4 3-H 1B	F X 0-1 P3 ③			1 SAFE X 0-0 P3 ②		1 SAFE B B B B 4-0 1-2 BB ②		X 0-0 G4-3 ③	4	0	1	1	1	0	5
Andres Galarraga, R (1, 3) OBP: 0.321, SLG: 0.377	1 SAFE S 1 SAFE 1 SAFE X 0-1 FC6-4 ② 1-2f		X 0-0 G4-3 ①		1 SAFE X 0-0 FC6-4 ③ 1-2f		B 1 SAFE C F X 1-2 F9 ③			4	0	0	0	0	0	3
Larry Walker, L (1, 9) OBP: 0.311, SLG: 0.404	S B C B X 2-2 P6 ③		F S B B F S 2-3 K ②			B S X 1-1 E6 CS		B X 1-0 G3-1 ①		4	0	0	0	0	1	1
Tim Wallach, R (1, 5) OBP: 0.299, SLG: 0.317		C B B B F X 2-2 WP 2B 1B	F F F C 0-3 K ③			F B 1 SAFE P B B 4-1 1B 1-2 BB ①		B B B C S X 3-2 F8 ②		3	1	1	0	1	1	0
Ron Hassey, L (1, 2) OBP: 0.360, SLG: 0.349		B B X 2-0 G6-3 ① 1-2		X 0-0 G4-3 ①		B F 1 SAFE C F X 1-2 1-2 1B		B B X 2-0 F7 ③		4	0	1	0	0	0	1
Tom Foley, L (1, 6) Spike Owen, S (9, PH) (9, 6) OBP: 0.250, SLG: 0.341 OBP: 0.322, SLG: 0.314		B C B X 2-1 1B 2-H 2B		C C B S 1-3 K ②		S F F X 0-2 F5 ②			B B C B B 4-1 FC3-6 BB	3 0	1 0	1 0	1 0	0 1	1 0	2 0
Oil Can Boyd, R (1, 1) OBP: 0.188, SLG: 0.133 Tim Burke, R (8, 1) Gilberto Reyes, R (8, 2) OBP: 0.394, SLG: 0.367		B C B X 2-1 2-H 1B		B X 1-0 G4-3 ③		C X 0-1 F9 ③			B 1 SAFE 1 SAFE C X 1-1 FC3-6 E, 1-2f ①	3 0 1	0 0 0	1 0 0	1 0 0	0 0 0	0 0 0	2 0 1
Inning Stats	R: 1 E: 0 K: 0 S: 11 H: 2 LOB: 1 BB: 0 P: 16	R: 2 E: 0 K: 1 S: 13 H: 3 LOB: 2 BB: 1 P: 27	R: 0 E: 0 K: 2 S: 9 H: 0 LOB: 0 BB: 0 P: 11	R: 0 E: 0 K: 1 S: 5 H: 0 LOB: 0 BB: 0 P: 7	R: 0 E: 0 K: 0 S: 7 H: 1 LOB: 1 BB: 0 P: 10	R: 0 E: 1 K: 0 S: 14 H: 1 LOB: 2 BB: 1 P: 19	R: 0 E: 0 K: 0 S: 9 H: 1 LOB: 1 BB: 1 P: 17	R: 0 E: 0 K: 0 S: 5 H: 0 LOB: 0 BB: 0 P: 11	R: 0 E: 1 K: 1 S: 8 H: 0 LOB: 2 BB: 1 P: 14	1B: 6 2B: 1 3B: 1 HR: 0	SF: 0 SAC: 0 DP: 0 HBP: 0						

	AB	35
	R	3
	H	8
	RBI	3
	BB	4
	SO	5
	LOB	20

WP: 1 PB: 0 SB: 0 CS: 2 PA: 39

PITCHER		IP	WLS	BF	H	R	ER	SO	BB	IBB	HBP	BLK	WP	HR	S	P	ERA	WHIP
John Burkett, R ERA: 3.72	(1, 1)	6.0	L	27	7	3	3	4	2	0	0	0	1	0	59	90	4.50	1.500
Scott Garrelts, R ERA: 4.35	(7, 1)	2.0		7	1	0	0	0	1	0	0	0	0	0	14	28	0.00	1.000
Dave Righetti, L ERA: 5.09	(9, 1)	1.0		5	0	0	0	1	1	0	0	0	0	0	8	14	0.00	1.000

PITCHER	IP	WLS	BF	H	R	ER	SO	BB	IBB	HBP	BLK	WP	HR	S	P	ERA	WHIP

BOTTOM

Montreal Expos @ San Francisco Giants

Candlestick Park, San Francisco, CA

Sat May 18 1991, 6:33 AM EDT

Att. 17,579 - Cloudy - 63 F

livebaseballscorecards.com

Batter	1	2	3	4	5	6	7	8	9	AB	R	H	RBI	BB	SO	LOB
Rick Parker, R (1, 7) Kevin Mitchell, R (8, PH) OBP: 0.375, SLG: 0.575 Jose Uribe, S (8, PR) OBP: 0.227, SLG: 0.081 Dave Righetti, L (9, 1)	C C B C 1-3 ① K		X 0-0 ③ F7			L F B F C 1-3 ① K		C C B B F X 2-2 E5 FC4-6 3-H		3 1 0 0	0 0 0 0	0 0 0 0	0 0 0 0	0 0 0 0	2 0 0 0	2 0 0 0
Willie McGee, S (1, 8) OBP: 0.360, SLG: 0.466	B X 1-0 ② G4-3			B F X 1-1 ① G4-3		1 SAFE X 0-0 ② P7		B B X 2-0 ③ FC4-6 1-2f		4	0	0	0	0	0	2
Will Clark, L (1, 3) OBP: 0.367, SLG: 0.535	F B F B X 2-2 ③ F8			B B B C B 4-1 G5-4-3 BB		F X 0-1 ③ F7			C F X 0-2 ① L4	3	0	0	0	1	0	1
Matt Williams, R (1, 5) OBP: 0.236, SLG: 0.321		S B B X 2-1 G3-6-3 1B		C X 0-1 ②③ G5-4-3 1-2f			B C X 1-1 ① F8		B C X 1-1 ② P3	4	0	1	0	0	0	1
Kevin Bass, S (1, 9) OBP: 0.277, SLG: 0.269		B X 1-0 ①② G3-6-3 1-2f			B C C F B C 2-3 ① K		C F C 0-3 ② K		C C B F F S 1-3 ③ K	4	0	0	0	0	3	1
Terry Kennedy, L (1, 2) OBP: 0.268, SLG: 0.390		B F B F E X 2-2 ③ G4-3			C X 0-1 ② G4-3		B C B B S X 3-2 ③ P5			3	0	0	0	0	0	0
Robby Thompson, R (1, 4) OBP: 0.341, SLG: 0.482			B F C B F C 2-3 ① K		B B X 2-0 1B			B C X 1-1 G4-3 E 2B		3	1	2	0	0	1	0
Dave Anderson, R (1, 6) OBP: 0.370, SLG: 0.388			B S F F B B C 3-3 ② K		B S X 1-1 ③ F9			B C C S 1-3 ① K		3	0	0	0	0	2	2
John Burkett, R (1, 1) OBP: 0.267, SLG: 0.286 Mike Felder, S (6, PH) OBP: 0.344, SLG: 0.391 Scott Garrelts, R (7, 1) Mike Kingery, L (8, PH) OBP: 0.292, SLG: 0.211 (9, 7)			B C B B B C B 4-2 BB			B B C B C F B 4-2 BB		X 0-0 ② G4-3 2-3		0 0 0 1	0 0 0 0	0 0 0 0	0 0 0 0	1 1 0 0	0 0 0 0	0 0 0 1
Inning Stats	R: 0 E: 0 K: 1 S: 7 H: 0 LOB: 0 BB: 0 P: 11	R: 0 E: 0 K: 0 S: 7 H: 1 LOB: 0 BB: 0 P: 12	R: 0 E: 0 K: 2 S: 11 H: 0 LOB: 1 BB: 1 P: 20	R: 0 E: 0 K: 0 S: 5 H: 0 LOB: 0 BB: 1 P: 10	R: 0 E: 0 K: 1 S: 9 H: 1 LOB: 1 BB: 0 P: 14	R: 0 E: 0 K: 1 S: 10 H: 0 LOB: 1 BB: 1 P: 15	R: 0 E: 0 K: 1 S: 8 H: 0 LOB: 0 BB: 0 P: 12	R: 1 E: 1 K: 1 S: 11 H: 1 LOB: 1 BB: 0 P: 17	R: 0 E: 0 K: 1 S: 10 H: 0 LOB: 0 BB: 0 P: 12	1B: 2 2B: 1 3B: 0 HR: 0 SF: 0 SAC: 0 DP: 2 HBP: 0						

	AB	29
	R	1
	H	3
	RBI	0
	BB	3
	SO	8
	LOB	10

WP: 0 PA: 32
PB: 0
SB: 0
CS: 0

PITCHER		IP	WLS	BF	H	R	ER	SO	BB	IBB	HBP	BLK	WP	HR	S	P	ERA	WHIP
Oil Can Boyd, R ERA: 4.07	(1, 1)	7.0	W	25	3	1	0	6	3	0	0	0	0	0	59	97	0.00	0.857
Tim Burke, R ERA: 2.25	(8, 1)	2.0	S	7	0	0	0	2	0	0	0	0	0	0	19	26	0.00	0.000

PITCHER	IP	WLS	BF	H	R	ER	SO	BB	IBB	HBP	BLK	WP	HR	S	P	ERA	WHIP

Batter	1	2	3	4	5	6	7	8	9	10	11	12	13	AB	R	H	RBI	BB	SO	LOB
Delino DeShields, L (1, 4) OBP: 0.362, SLG: 0.394	B B B C S B 4-2 1B SF9 BB	B X 1-0 ③ G4-1			B S B B X 3-1 ② G3-1		F C B F C 1-3 ③ K			1 SAFE C 1 SAFE 1 SAFE B 1 SAFE F B 1 SAFE 2-2 1 SAFE X 1-3 1B			C C B B F F B 4-2 F9 S 1B BB	4	2	1	0	2	1
Marquis Grissom, R (1, 8) OBP: 0.339, SLG: 0.473	X 0-0 1-3 HR 1B	B B B C C F X 3-2 ① P6			B B X 2-0 ③ F9			B F X 1-1 ① B1-3		P X 1-0 ② ③ L8-2 3-H			1 SAFE 1 SAFE 1 SAFE B 1 SAFE B F 1 SAFE F 3-2 ② B F X F9 1-3	6	1	1	0	0	0	3
Ivan Calderon, R (1, 7) OBP: 0.352, SLG: 0.448	1 SAFE X 0-0 ① SF9 3-H	B C F B X 2-2 ② G6-3				B S F B B B B 4-2 G3-4 1B BB		B C B C X 2-2 ② G1-3			B S C B B B X 3-2 ① G3		C B X 1-1 BB BB 1B 3-H	4	1	1	2	1	0	0
Andres Galarraga, R (1, 3) OBP: 0.328, SLG: 0.402	1 SAFE 1 SAFE S 1 SAFE F 1 SAFE B B 1 SAFE 2-2 X 1-H HR	C X 0-1 1B				X 0-0 ① F7		B B X 2-0 ③ F7			C S B X 1-2 ② G6-3		B F B B B F F B 4-2 BB 1-2 BB	5	1	2	2	1	0	1
Larry Walker, L (1, 9) OBP: 0.305, SLG: 0.386	C S X 0-2 ② F8	F B X 1-1 ③ G4-3				1 SAFE F 1 SAFE 1 SAFE B F X 1-2 ② G3-4 1-2			S B S B F S 2-3 ① K		F X 0-1 ③ G4-3		B B B C S B 4-2 1-2 2-3 BB	5	0	0	0	1	1	2
Tim Wallach, R (1, 5) OBP: 0.294, SLG: 0.310	C B S C 1-3 ③ K		F X 0-1 ① G1-3			B F S B X 2-2 S 2-H 1B			X 0-0 ② F8			F X 0-1 ① F8	C X 0-2 ③ F9	6	0	1	1	0	1	3
Spike Owen, S (1, 6) OBP: 0.317, SLG: 0.318 Bill Sampen, R (12, 1) OBP: 0.750, SLG: 0.750 Scott Ruskin, R (13, 1)		F X 0-1 2B	C X 0-1 ② P8			B C X 1-1 ③ P5 1-2			B S C B S 2-3 ③ K			C C B C 1-3 ② K		5 0 0	0 0 0	1 0 0	0 0 0	0 0 0	2 0 0	1 0 0
Gilberto Reyes, R (1, 2) OBP: 0.377, SLG: 0.349 Dave Martinez, L (10, PH) OBP: 0.253, SLG: 0.270 Nelson Santovenia, R (10, 2) OBP: 0.273, SLG: 0.333	B S X 1-1 ① G6-3	B B C T C 2-3 ③ K					B F B S S 2-3 ① K			C F B X 1-2 ① G4-3		B B F S S 2-3 ③ K		3 1 1	0 0 0	0 0 0	0 0 0	0 0 0	2 0 1	1 0 0
Mark Gardner, R (1, 1) Eric Bullock, L (7, PH) OBP: 0.250, SLG: 0.217 Barry Jones, R (7, 1) Tim Burke, R (9, 1) Ron Hassey, L (10, PH) OBP: 0.375, SLG: 0.364 Junior Noboa, R (10, PR) OBP: 0.393, SLG: 0.481 Steve Frey, R (10, 1) Tom Foley, L (12, 6) OBP: 0.244, SLG: 0.333	S C C 0-3 ② K	B B B C C X 3-2 ① G4-3					X 0-0 ② L7			X 0-0 1B L8-2 1B			C B S X 2-1 ① G3-1	2 1 0 0 1 0 0 0 1	0 0 0 0 0 0 0 0 0	0 0 0 0 0 0 0 0 0	0 0 0 0 0 0 0 0 0	0 0 0 0 0 0 0 0 0	1 0 0 0 0 0 0 0 0	1 0 0 0 0 0 0 0 0
Inning Stats	R: 3 E: 0 K: 1 S: 13 H: 2 LOB: 0 BB: 1 P: 20	R: 0 E: 0 K: 1 S: 8 H: 1 LOB: 1 BB: 0 P: 10	R: 0 E: 0 K: 0 S: 11 H: 1 LOB: 1 BB: 0 P: 17	R: 0 E: 0 K: 1 S: 7 H: 0 LOB: 0 BB: 0 P: 9	R: 0 E: 0 K: 0 S: 6 H: 0 LOB: 0 BB: 0 P: 14	R: 1 E: 0 K: 0 S: 11 H: 1 LOB: 1 BB: 1 P: 19	R: 0 E: 0 K: 2 S: 8 H: 0 LOB: 0 BB: 0 P: 11	R: 0 E: 0 K: 0 S: 7 H: 0 LOB: 0 BB: 0 P: 12	R: 0 E: 0 K: 2 S: 8 H: 0 LOB: 0 BB: 0 P: 12	R: 0 E: 0 K: 0 S: 10 H: 2 LOB: 1 BB: 0 P: 13	R: 0 E: 0 K: 0 S: 8 H: 0 LOB: 0 BB: 0 P: 12	R: 0 E: 0 K: 2 S: 8 H: 0 LOB: 0 BB: 0 P: 11	R: 1 E: 0 K: 0 S: 21 H: 1 LOB: 3 BB: 3 P: 39	1B: 6 2B: 2 3B: 0 HR: 1	SF: 1 SAC: 0 DP: 1 HBP: 0				

PITCHER		IP	WLS	BF	H	R	ER	SO	BB	IBB	HBP	BLK	WP	HR	S	P	ERA	WHIP
Kelly Downs, R ERA: 3.49	(1, 1)	7.0		28	5	4	4	5	2	0	0	0	0	1	64	100	5.14	1.000
Francisco Oliveras, R ERA: 2.3	(8, 1)	1.0		3	0	0	0	0	0	0	0	0	0	0	7	12	0.00	0.000
Jeff Brantley, R ERA: 3.2	(9, 1)	2.0		7	2	0	0	2	0	0	0	0	0	0	18	25	0.00	1.000
Dave Righetti, L ERA: 4.58	(11, 1)	2.0		6	0	0	0	2	0	0	0	0	0	0	16	23	0.00	0.000
Michael LaCoss, R ERA: 8.72	(13, 1)	1.0	L	7	1	1	1	0	3	0	0	0	0	0	21	39	9.00	4.000

PITCHER	IP	WLS	BF	H	R	ER	SO	BB	IBB	HBP	BLK	WP	HR	S	P	ERA	WHIP

TOP

Montreal Expos @ San Francisco Giants

Candlestick Park, San Francisco, CA

Sun May 19 1991, 6:33 AM EDT

Att. 29,834 - Sunny - 68 F

livebaseballscorecards.com

AB	45
R	5
H	8
RBI	5
BB	5
SO	9
LOB	13

WP: 0 PB: 0 SB: 2 CS: 0

PA: 51

Montreal Expos @ San Francisco Giants

Candlestick Park, San Francisco, CA

Sun May 19 1991, 6:33 AM EDT

Att. 29,834 - Sunny - 68 F

livebaseballscorecards.com

BOTTOM

Batter	1	2	3	4	5	6	7	8	9	10	11	12	13	AB	R	H	RBI	BB	SO	LOB
Robby Thompson, R (1, 4) OBP: 0.333, SLG: 0.462	4-1 S 1B BB		1-0 F8		2-3 K			2-1 G6-3		2-1 F9		1 SAFE 1-0 G6-3		5	0	0	0	1	1	2
Willie McGee, S (1, 8) OBP: 0.351, SLG: 0.452	1-2 1-H 1B			1-3 K		0-2 G4-3		0-0 G4-3			2-1 L9		0-3 K2-3	6	0	1	0	0	2	0
Will Clark, L (1, 3) OBP: 0.372, SLG: 0.558	0-0 L7			3-1 HR		3-3 K			X 0-0 HR 2B		4-0 1B BB		1-1 G6-3	5	2	2	1	1	1	1
Kevin Mitchell, R (1, 7) OBP: 0.371, SLG: 0.560 Mike Felder, S (10, 7) OBP: 0.337, SLG: 0.382	2-1 F8			2-1 G6-3		4-0 BB			2-3 K		0-1 F8		1-1 B5-3	3 2	0 0	0 0	0 0	1 0	1 0	2 1
Matt Williams, R (1, 5) OBP: 0.235, SLG: 0.317		1-3 K		1-1 G3-1		0-3 K			X 0-0 G6-3		1-0 1-2 1B			5	0	1	0	0	2	2
Kevin Bass, S (1, 9) OBP: 0.290, SLG: 0.310		1-1 F9			X 0-0 2B 1B		1-0 G4-6-3 1B		3-1 2-H HR		X 0-0 P9			5	2	3	2	0	0	2
Steve Decker, R (1, 2) OBP: 0.268, SLG: 0.382		1-2 F9			2-0 1-H 2B		0-2 P7		2-3 K2-3			3-2 P4		5	0	1	1	0	1	1
Dave Anderson, R (1, 6) OBP: 0.355, SLG: 0.371 Francisco Oliveras, R (8, 1) Jeff Brantley, R (9, 1) Rick Parker, R (10, PH) Dave Righetti, L (11, 1) Darnell Coles, R (12, PH) OBP: 0.200, SLG: 0.200 Michael LaCoss, R (13, 1) OBP: 0.333, SLG: 0.250			X 1-0 L8		X 0-0 F7		1 SAFE 2-0 G4-6-3 1-2f			X 0-0 G6-3		X 0-0 F9		3 0 0 1 0 1 0	0 0 0 0 0 0 0	0 0 0 0 0 0 0	0 0 0 0 0 0 0	0 0 0 0 0 0 0	0 0 0 0 0 0 0	2 0 0 0 0 0 0
Kelly Downs, R (1, 1) Greg Litton, R (8, 6) OBP: 0.270, SLG: 0.273			1-2 G5-3		1-1 G6-3			1-0 G6-3		1-2 L5		X 0-0 1B		2 3	0 0	0 1	0 0	0 0	0 0	1 0
Inning Stats	R: 0 E: 0 K: 0 S: 8 H: 1 LOB: 1 BB: 1 P: 14	R: 0 E: 0 K: 1 S: 8 H: 0 LOB: 0 BB: 0 P: 11	R: 0 E: 0 K: 0 S: 5 H: 0 LOB: 0 BB: 0 P: 8	R: 1 E: 0 K: 1 S: 9 H: 1 LOB: 0 BB: 0 P: 16	R: 1 E: 0 K: 1 S: 9 H: 2 LOB: 1 BB: 0 P: 13	R: 0 E: 0 K: 2 S: 9 H: 0 LOB: 1 BB: 1 P: 16	R: 0 E: 0 K: 0 S: 5 H: 1 LOB: 0 BB: 0 P: 8	R: 0 E: 0 K: 0 S: 4 H: 0 LOB: 0 BB: 0 P: 7	R: 2 E: 0 K: 2 S: 10 H: 2 LOB: 0 BB: 0 P: 17	R: 0 E: 0 K: 0 S: 6 H: 0 LOB: 0 BB: 0 P: 9	R: 0 E: 0 K: 0 S: 6 H: 1 LOB: 2 BB: 1 P: 13	R: 0 E: 0 K: 0 S: 6 H: 1 LOB: 1 BB: 0 P: 10	R: 0 E: 0 K: 1 S: 7 H: 0 LOB: 0 BB: 0 P: 9	1B: 5 2B: 2 3B: 0 HR: 2	SF: 0 SAC: 0 DP: 1 HBP: 0	WP: 0 PB: 0 SB: 1 CS: 0	PA: 49				

PITCHER		IP	WLS	BF	H	R	ER	SO	BB	IBB	HBP	BLK	WP	HR	S	P	ERA	WHIP
Mark Gardner, R ERA: 6.75	(1, 1)	6.0		23	4	2	2	5	2	0	0	0	0	1	48	78	3.00	1.000
Barry Jones, R ERA: 2.54	(7, 1)	2.0		6	1	0	0	0	0	0	0	0	0	0	9	15	0.00	0.500
Tim Burke, R ERA: 2.88	(9, 1)	1.0		5	2	2	2	2	0	0	0	0	0	1	10	17	18.00	2.000
Steve Frey, L ERA: 4.7	(10, 1)	2.1		9	1	0	0	0	1	0	0	0	0	0	15	28	0.00	0.857
Bill Sampen, R ERA: 3.14	(12, 1)	0.2	W	3	1	0	0	0	0	0	0	0	0	0	3	4	0.00	1.500
Scott Ruskin, L ERA: 1.53	(13, 1)	1.0	S	3	0	0	0	1	0	0	0	0	0	0	7	9	0.00	0.000

AB	46
R	4
H	9
RBI	4
BB	3
SO	8
LOB	14

Batter	1	2	3	4	5	6	7	8	9	AB	R	H	RBI	BB	SO	LOB
Von Hayes, L (1, 8) OBP: 0.288, SLG: 0.256	C C C 0-3 ① K		F F B F X 1-2 ③ P6			C F X 0-2 ① F7		C B C S 1-3 ③ K		4	0	0	0	0	2	1
Dickie Thon, R (1, 6) OBP: 0.323, SLG: 0.352	C X 0-1 PB 1B			X 0-0 BB 1B		C X 0-1 ② G5-3			X 0-0 ① G6-3	4	0	2	0	0	0	0
John Kruk, L (1, 7) OBP: 0.361, SLG: 0.473	B C B B B 4-1 G1-4-3 1-2 BB			B 1 SAFE 1 SAFE B 1 SAFE 1 SAFE B B 4-0 1B 1-2 BB		F B X 1-1 ③ G6-3			B B C B B 4-1 1B BB	1	0	0	0	3	0	0
Dale Murphy, R (1, 9) OBP: 0.307, SLG: 0.438	C X 0-1 ② ③ G1-4-3 1-2f			F X 0-1 ① L9			B B X 2-0 ① G6-3		C X 0-1 G6-4-3 1-2 1B	4	0	1	0	0	0	4
Ricky Jordan, R (1, 3) OBP: 0.362, SLG: 0.542		F B X 1-1 ① F8		S X 0-1 ② 1-3 2-H 1B			B X 1-0 ② G6-3		B B B B C X 3-1 ② ③ G6-4-3 1-2f	4	0	1	0	0	0	2
Charlie Hayes, R (1, 5) OBP: 0.257, SLG: 0.370		B X 1-0 ② F9		F B B B F C 3-3 ③ K			B S X 1-1 ③ F9			3	0	0	0	0	1	2
Darrin Fletcher, L (1, 2) OBP: 0.257, SLG: 0.343		B C X 1-1 ③ L6			X 0-0 ① L8			F X 0-1 ① G1-3		3	0	0	0	0	0	0
Mickey Morandini, L (1, 4) OBP: 0.300, SLG: 0.239			B S F F F B F B X 3-2 ① F7		B C C C X 1-2 ② G6-3			F X 0-1 ② G4-3		3	0	0	0	0	0	0
Jason Grimsley, R (1, 1) OBP: 0.188, SLG: 0.071 Wally Backman, S (8, PH) OBP: 0.333, SLG: 0.286 Joe Boever, R (8, 1)			B C X 1-1 ② G6-3		C X 0-1 ③ G1-3			B B F F X 2-2 2B		2 1 0	0 0 0	0 1 0	0 0 0	0 0 0	0 0 0	0 0 0
Inning Stats	R: 0 E: 0 K: 1 S: 8 H: 1 LOB: 1 BB: 1 P: 12	R: 0 E: 0 K: 0 S: 5 H: 0 LOB: 0 BB: 0 P: 8	R: 0 E: 0 K: 0 S: 12 H: 0 LOB: 0 BB: 0 P: 17	R: 0 E: 0 K: 1 S: 8 H: 2 LOB: 2 BB: 1 P: 15	R: 0 E: 0 K: 0 S: 6 H: 0 LOB: 0 BB: 0 P: 7	R: 0 E: 0 K: 0 S: 7 H: 0 LOB: 0 BB: 0 P: 8	R: 0 E: 0 K: 0 S: 4 H: 0 LOB: 0 BB: 0 P: 8	R: 0 E: 0 K: 1 S: 10 H: 1 LOB: 1 BB: 0 P: 13	R: 0 E: 0 K: 0 S: 6 H: 1 LOB: 1 BB: 1 P: 13	1B: 4 2B: 1 3B: 0 HR: 0 SF: 0 SAC: 0 DP: 2 HBP: 0						

PITCHER		IP	WLS	BF	H	R	ER	SO	BB	IBB	HBP	BLK	WP	HR	S	P	ERA	WHIP
Dennis Martinez, R ERA: 1.73	(1, 1)	9.0	W	32	5	0	0	3	3	0	0	0	0	0	66	101	0.00	0.889

PITCHER		IP	WLS	BF	H	R	ER	SO	BB	IBB	HBP	BLK	WP	HR	S	P	ERA	WHIP

TOP

Philadelphia Phillies @ Montreal Expos

Olympic Stadium, Montreal, QB

Tue May 21 1991, 7:05 PM EDT

Att. 12,002 - Dome - 70 F

livebaseballscorecards.com

AB	29
R	0
H	5
RBI	0
BB	3
SO	3
LOB	9

WP: 0 PB: 1 SB: 0 CS: 0 PA: 32

Batter	1	2	3	4	5	6	7	8	9	AB	R	H	RBI	BB	SO	LOB
Delino DeShields, L (1, 4) OBP: 0.365, SLG: 0.388	B C S S 1-3 ① K		B B B B 4-0 CS BB		B B B B 4-0 G4-6-3 1B BB		B B C C S 2-3 ③ K			2	0	0	0	2	2	0
Marquis Grissom, R (1, 8) OBP: 0.344, SLG: 0.474	X 0-0 ② P6		B 1 SAFE F 1 SAFE P B C X 3-2 ① ② G5-3 1-2		C C B F B X 2-2 G4-6-3 1-2 2-3 1B			C X 0-1 1B S SF9 1B		4	1	2	0	0	0	1
Ivan Calderon, R (1, 7) OBP: 0.349, SLG: 0.442	B X 1-0 ③ F8		X 0-0 ③ G5-3		F B X 1-1 ① ② G4-6-3 1-2f 2-3 3-H			C B X 1-1 1-3 1B		4	0	1	0	0	0	2
Andres Galarraga, R (1, 3) OBP: 0.319, SLG: 0.389		B B X 2-0 ① G5-3		B F X 1-1 ① F9	S B X 1-1 ③ G6-3			1 SAFE F 1 SAFE X 0-1 ① F9		4	0	0	0	0	0	3
Larry Walker, L (1, 9) OBP: 0.311, SLG: 0.402		B X 1-0 2B 2B		C S X 0-2 S 1B		S B B X 2-1 ① G4-3		1 SAFE B 1 SAFE B C 1 SAFE B X 3-1 ② SF9 3-H		3	1	2	1	0	0	0
Tim Wallach, R (1, 5) OBP: 0.287, SLG: 0.302		B F B B F X 3-2 ② P6		X 0-0 ② F9		B S C B C 2-3 ② K		1 SAFE B X 1-0 ③ F9		4	0	0	0	0	1	3
Ron Hassey, L (1, 2) OBP: 0.389, SLG: 0.391		B B C B X 3-1 2-H 2B		1 SAFE B 1 SAFE B B I 4-0 1-2 IBB		C C B X 1-2 ③ G3				2	0	1	1	1	0	0
Spike Owen, S (1, 6) OBP: 0.317, SLG: 0.312	I I I I 4-0 IBB			B C B B F S 3-3 ③ K			C S B S 1-3 ① K			2	0	0	0	1	2	2
Dennis Martinez, R (1, 1) OBP: 0.174, SLG: 0.261		B X 1-0 ③ F8			B X 1-0 1B G4-6-3 2B		S X 0-1 ② G6-3			3	1	1	0	0	0	2
Inning Stats	R: 0 E: 0 K: 1 S: 5 H: 0 LOB: 0 BB: 0 P: 7	R: 1 E: 0 K: 0 S: 8 H: 2 LOB: 2 BB: 1 P: 22	R: 0 E: 0 K: 0 S: 5 H: 0 LOB: 0 BB: 1 P: 11	R: 0 E: 0 K: 1 S: 9 H: 1 LOB: 2 BB: 1 P: 17	R: 1 E: 0 K: 0 S: 9 H: 2 LOB: 1 BB: 1 P: 18	R: 0 E: 0 K: 1 S: 8 H: 0 LOB: 0 BB: 0 P: 13	R: 0 E: 0 K: 2 S: 8 H: 0 LOB: 0 BB: 0 P: 11	R: 1 E: 0 K: 0 S: 9 H: 2 LOB: 1 BB: 0 P: 14		1B: 4 2B: 3 3B: 0 HR: 0 SF: 1 SAC: 0 DP: 1 HBP: 0						

PITCHER		IP	WLS	BF	H	R	ER	SO	BB	IBB	HBP	BLK	WP	HR	S	P	ERA	WHIP
Jason Grimsley, R ERA: 3.72	(1, 1)	7.0	L	28	5	2	2	5	2	2	0	0	0	0	52	99	2.57	1.000
Joe Boever, R ERA: 3.28	(8, 1)	1.0		5	2	1	1	0	0	0	0	0	0	0	9	14	9.00	2.000

PITCHER	IP	WLS	BF	H	R	ER	SO	BB	IBB	HBP	BLK	WP	HR	S	P	ERA	WHIP

BOTTOM

Philadelphia Phillies @ Montreal Expos

Olympic Stadium, Montreal, QB

Tue May 21 1991, 7:05 PM EDT

Att. 12,002 - Dome - 70 F

livebaseballscorecards.com

AB	28
R	3
H	7
RBI	2
BB	4
SO	5
LOB	13

MONTREAL EXPOS

Batter	1	2	3	4	5	6	7	8	9	AB	R	H	RBI	BB	SO	LOB
Von Hayes, L (1, 8) OBP: 0.298, SLG: 0.257	C B F C 1-3 ① K		B F B 1 SAFE B 4-1 SF7 1B 1B 1-2 BB	C C B B B B 4-2 1B E 1-2 BB		C B X 1-1 ②③ G4-6-3 1-2f			F C B F B F F B X 3-2 E5 1B 1B	3	3	1	0	2	1	1
Randy Ready, R (1, 4) OBP: 0.444, SLG: 0.333	C B X 1-1 ② G6-3		C B S X 1-2 1B 1B SF9 1-2 2-3 1B	B C B F B X 3-2 E5 2B 1-H 2-H 1B			C B S B X 2-2 ① G4-3		C X 0-1 ① F8	5	2	2	1	0	0	1
John Kruk, L (1, 7) OBP: 0.368, SLG: 0.485 John Morris, L (9, PR) OBP: 0.353, SLG: 0.406 (9, 7)	B B B B 4-0 2B BB		C X 0-1 ① SF7 2-3 3-H	C X 0-1 2B 3-H			C B B X 2-1 ② G4-3		B X 1-0 FC6-4 2-H 1B	3	1	2	3	1	0	0
										0	0	0	0	0	0	0
Dale Murphy, R (1, 9) OBP: 0.316, SLG: 0.451	1 SAFE B C C B X 3-2 1-H 2B		1 SAFE X 0-0 FC5-4 1-3 3-H 1B	X 0-0 ③ G4-3			B F B S B X 3-2 1B		B S F F F F X 2-2 ② P3	5	0	3	2	0	0	2
Ricky Jordan, R (1, 3) OBP: 0.345, SLG: 0.520	F B F C 1-3 ③ K		B S S X 2-1 ② SF9 3-H		S C X 0-2 ① G6-3		C F S 0-3 ③ K		X 0-0 ③ FC6-4 1-2f	4	0	0	1	0	2	3
Charlie Hayes, R (1, 5) OBP: 0.250, SLG: 0.360		X 0-0 ① P3	S X 0-1 ③ FC5-4 1-2f		S S S 0-3 ② K			C B X 1-1 ① F9		4	0	0	0	0	1	1
Dickie Thon, R (1, 6) OBP: 0.314, SLG: 0.341		C B S B S 2-3 ② K		B X 1-0 ① F9	S C X 0-2 ③ F9			B X 1-0 ② G5-3		4	0	0	0	0	1	0
Steve Lake, R (1, 2) OBP: 0.143, SLG: 0.122		C S S 0-3 ③ K		X 0-0 FC1-6 1B		B B F B B 4-1 G4-6-3 BB		B X 1-0 1B		3	0	2	0	1	1	0
Pat Combs, L (1, 1) OBP: 0.308, SLG: 0.182			B B B B 4-0 1B BB SF7 BB	1 SAFE B L 1 SAFE 1 SAFE X 1-1 ② FC1-6 BB 1B 1-2f			F C S 0-3 ① K		S X 0-1 ③ G4-3	3	2	0	0	1	1	3
Inning Stats	R: 1 H: 1 E: 0 LOB: 1 K: 2 BB: 1 S: 11 P: 21	R: 0 H: 0 E: 0 LOB: 0 K: 2 BB: 0 S: 7 P: 9	R: 3 H: 2 E: 0 LOB: 1 K: 0 BB: 2 S: 11 P: 22	R: 3 H: 3 E: 1 LOB: 1 K: 0 BB: 1 S: 12 P: 21	R: 0 H: 0 E: 0 LOB: 0 K: 1 BB: 0 S: 9 P: 9	R: 0 H: 0 E: 0 LOB: 0 K: 1 BB: 1 S: 6 P: 11	R: 0 H: 1 E: 0 LOB: 1 K: 1 BB: 0 S: 12 P: 19	R: 0 H: 1 E: 0 LOB: 1 K: 0 BB: 0 S: 6 P: 9	R: 1 H: 2 E: 1 LOB: 1 K: 0 BB: 0 S: 17 P: 23	1B: 8 SF: 2 2B: 2 SAC: 0 3B: 0 DP: 1 HR: 0 HBP: 0						

TOP

Philadelphia Phillies @ Montreal Expos

Olympic Stadium, Montreal, QB

Wed May 22 1991, 7:05 PM EDT

Att. 15,331 - Dome - 70 F

livebaseballscorecards.com

AB	34
R	8
H	10
RBI	7
BB	5
SO	7
LOB	11

PITCHER		IP	WLS	BF	H	R	ER	SO	BB	IBB	HBP	BLK	WP	HR	S	P	ERA	WHIP
Brian Barnes, L ERA: 8.38	(1, 1)	3.2	L	21	6	7	7	4	4	0	0	0	0	0	40	72	17.18	2.727
Bill Sampen, R ERA: 3.0	(4, 1)	1.1		4	0	0	0	1	0	0	0	0	0	0	10	10	0.00	0.000
Steve Frey, L ERA: 4.32	(6, 1)	2.0		7	1	0	0	2	1	0	0	0	0	0	18	30	0.00	1.000
Tim Burke, R ERA: 2.77	(8, 1)	1.0		4	1	0	0	0	0	0	0	0	0	0	6	9	0.00	1.000
Scott Ruskin, L ERA: 1.45	(9, 1)	1.0		5	2	1	0	0	0	0	0	0	0	0	17	23	0.00	2.000

PITCHER	IP	WLS	BF	H	R	ER	SO	BB	IBB	HBP	BLK	WP	HR	S	P	ERA	WHIP

BOTTOM

Philadelphia Phillies @ Montreal Expos

Olympic Stadium, Montreal, QB

Wed May 22 1991, 7:05 PM EDT

Att. 15,331 - Dome - 70 F

livebaseballscorecards.com

Batter	1	2	3	4	5	6	7	8	9	AB	R	H	RBI	BB	SO	LOB
Spike Owen, S (1, 6) OBP: 0.305, SLG: 0.298	L7	G6-4-3 1-2f			G5-3		P5		K	5	0	0	0	0	1	3
Marquis Grissom, R (1, 8) OBP: 0.349, SLG: 0.475	G1-3		S, 1B		F9			2B	1B	4	0	2	0	0	0	0
Ivan Calderon, R (1, 7) OBP: 0.355, SLG: 0.447	2B		1 SAFE 1 SAFE K 1-2		K			1-3	2B	3	1	2	0	0	1	0
Steve Frey, R (6, 1)										0	0	0	0	0	0	0
Tim Burke, R (8, 1)										0	0	0	0	0	0	0
Eric Bullock, L (8, PH) OBP: 0.280, SLG: 0.292										1	0	1	0	0	0	0
Scott Ruskin, R (9, 1)										0	0	0	0	0	0	0
Andres Galarraga, R (1, 3) OBP: 0.322, SLG: 0.398	1-H		K 1-2 2-3			FC6-4		P4		2	0	1	1	0	1	2
Bill Sampen, R (4, 1) OBP: 0.750, SLG: 0.750										0	0	0	0	0	0	0
Dave Martinez, L (6, 7) OBP: 0.259, SLG: 0.276										2	0	1	0	0	0	2
Tim Wallach, R (1, 5) OBP: 0.287, SLG: 0.298	BB		G5-3			F8		F8		2	0	0	0	1	0	2
Tom Foley, L (7, 5) OBP: 0.239, SLG: 0.326										1	0	0	0	0	0	2
Larry Walker, L (1, 9) OBP: 0.301, SLG: 0.388	F8			F8		FC6-4 1-2f		G5-3		4	0	0	0	0	0	5
Junior Noboa, R (1, 4) OBP: 0.375, SLG: 0.452		G5-3		E6					G6-3	4	0	1	0	0	1	1
Gilberto Reyes, R (1, 2) OBP: 0.356, SLG: 0.328		G5-3 1-2		K			F7		F8	4	0	0	0	0	1	2
Brian Barnes, L (1, 1)										0	0	0	0	1	0	0
Nelson Santovenia, R (4, 3) OBP: 0.278, SLG: 0.361		BB		G1-3			G6-3		2B	3	0	1	0	0	0	1

	AB	35
	R	1
	H	9
	RBI	1
	BB	2
	SO	5
	LOB	20

Inning Stats	1	2	3	4	5	6	7	8	9
	R: 1 H: 2 E: 0 LOB: 2 K: 0 BB: 1 S: 12 P: 25	R: 0 H: 1 E: 0 LOB: 1 K: 0 BB: 1 S: 7 P: 14	R: 0 H: 2 E: 0 LOB: 1 K: 1 BB: 0 S: 8 P: 13	R: 0 H: 0 E: 1 LOB: 1 K: 1 BB: 0 S: 11 P: 17	R: 0 H: 0 E: 0 LOB: 0 K: 1 BB: 0 S: 5 P: 8	R: 0 H: 1 E: 0 LOB: 1 K: 1 BB: 0 S: 10 P: 14	R: 0 H: 0 E: 0 LOB: 0 K: 0 BB: 0 S: 4 P: 7	R: 0 H: 2 E: 0 LOB: 2 K: 0 BB: 0 S: 10 P: 17	R: 0 H: 1 E: 0 LOB: 1 K: 1 BB: 0 S: 10 P: 14

	1B: 6	SF: 0	WP: 0	PA: 37
	2B: 3	SAC: 0	PB: 0	
	3B: 0	DP: 1	SB: 1	
	HR: 0	HBP: 0	CS: 0	

PITCHER	IP	WLS	BF	H	R	ER	SO	BB	IBB	HBP	BLK	WP	HR	S	P	ERA	WHIP
Pat Combs, L (1, 1) ERA: 2.85	9.0	W	37	9	1	1	5	2	0	0	0	0	0	77	129	1.00	1.222

PITCHER	IP	WLS	BF	H	R	ER	SO	BB	IBB	HBP	BLK	WP	HR	S	P	ERA	WHIP

Batter	1	2	3	4	5	6	7	8	9	AB	R	H	RBI	BB	SO	LOB
Wally Backman, S (1, 4) OBP: 0.329, SLG: 0.283	G4-3		F8		1B		G4-3			4	0	1	0	0	0	0
Rod Booker, L (1, 5) OBP: 0.241, SLG: 0.276	K		1B		L9			K		4	0	1	0	0	2	1
John Kruk, L (1, 7) OBP: 0.372, SLG: 0.489	WP 3B 2B		L8		BB			F9		3	1	1	0	1	0	1
Ricky Jordan, R (1, 3) OBP: 0.351, SLG: 0.538	2-H 3B		1-2 1B		F8			F7		4	0	2	1	0	0	2
Von Hayes, L (1, 8) OBP: 0.297, SLG: 0.264	L9		G4-3			P5			2B 2B	4	1	1	0	0	0	3
Darrin Fletcher, L (1, 2) OBP: 0.256, SLG: 0.359		G4-3		F8		P5			F9 2-H 2B	4	0	1	1	0	0	0
Dickie Thon, R (1, 6) OBP: 0.305, SLG: 0.331		G6-3		K		P3			F9 2-3	4	0	0	0	0	1	1
John Morris, L (1, 9) OBP: 0.368, SLG: 0.400		1B		K			G3		G4-3 IBB	3	0	1	0	1	1	0
Tommy Greene, R (1, 1) OBP: 0.308, SLG: 0.308		P3			K		K		G4-3 1-2	4	0	0	0	0	2	3
Inning Stats	R: 1 E: 0 K: 1 S: 8 H: 2 LOB: 1 BB: 0 P: 15	R: 0 E: 0 K: 0 S: 11 H: 1 LOB: 1 BB: 0 P: 15	R: 0 E: 0 K: 0 S: 10 H: 2 LOB: 2 BB: 0 P: 14	R: 0 E: 0 K: 2 S: 8 H: 0 LOB: 0 BB: 0 P: 11	R: 0 E: 0 K: 1 S: 10 H: 1 LOB: 2 BB: 1 P: 18	R: 0 E: 0 K: 0 S: 7 H: 0 LOB: 0 BB: 0 P: 8	R: 0 E: 0 K: 1 S: 8 H: 0 LOB: 0 BB: 0 P: 11	R: 0 E: 0 K: 1 S: 6 H: 0 LOB: 0 BB: 0 P: 12	R: 1 E: 0 K: 0 S: 9 H: 2 LOB: 1 BB: 1 P: 17	1B: 4 2B: 3 3B: 1 HR: 0 SF: 0 SAC: 0 DP: 0 HBP: 0	WP: 1 PB: 0 SB: 1 CS: 0 PA: 36					

PITCHER		IP	WLS	BF	H	R	ER	SO	BB	IBB	HBP	BLK	WP	HR	S	P	ERA	WHIP
Oil Can Boyd, R ERA: 3.65	(1, 1)	8.0	L	31	6	1	1	6	1	0	0	0	1	0	68	104	1.12	0.875
Scott Ruskin, L ERA: 1.93	(9, 1)	0.0		2	2	1	1	0	0	0	0	0	0	0	6	8	∞	∞
Barry Jones, R ERA: 2.45	(9, 1)	1.0		3	0	0	0	0	0	1	0	0	0	0	3	9	0.00	0.000

PITCHER	IP	WLS	BF	H	R	ER	SO	BB	IBB	HBP	BLK	WP	HR	S	P	ERA	WHIP

TOP

Philadelphia Phillies @ Montreal Expos

Olympic Stadium, Montreal, QB

Thu May 23 1991, 3:33 AM EDT

Att. 8,833 - Dome - 70 F

livebaseballscorecards.com

AB	34
R	2
H	8
RBI	2
BB	2
SO	6
LOB	11

Batter	1	2	3	4	5	6	7	8	9	AB	R	H	RBI	BB	SO	LOB
Delino DeShields, L (1, 4) OBP: 0.365, SLG: 0.383	B S S B F B X 3-2 ① G4-3		F B C F X 1-2 ① G5-3			B B C B B 4-1 CS S BB		1 SAFE 1 SAFE X 0-0 ① SH5-3 1-2		2	0	0	0	1	0	0
Marquis Grissom, R (1, 8) OBP: 0.338, SLG: 0.460	C F S 0-3 ② K		S B F B S 2-3 ② K			B 1 SAFE 1 SAFE B C S S S 2-3 ① K 1-2		B X 1-0 ② F7		4	0	0	0	0	3	2
Ivan Calderon, R (1, 7) OBP: 0.358, SLG: 0.441	B F B B B 4-1 S BB		B X 1-0 ③ G6-3			B C F B B F B 4-2 ② 2-3 BB		X 0-0 ③ L3		2	0	0	0	2	0	1
Andres Galarraga, R (1, 3) OBP: 0.313, SLG: 0.387	F F B P 1 SAFE F B F S 3-3 ③ K 1-2			S F X 0-2 ① G1-3		1 SAFE C 1 SAFE S S 0-3 ③ K			F F B B S 2-3 ① K	4	0	0	0	0	3	2
Larry Walker, L (1, 9) OBP: 0.293, SLG: 0.376		S S C 0-3 ① K		B C X 1-1 ② P6			C F F F C 0-3 ① K		C B F B X 2-2 ② G5-3	4	0	0	0	0	2	0
Tim Wallach, R (1, 5) OBP: 0.292, SLG: 0.294		B F B B F B 4-2 FC3-6 BB BB		B C X 1-1 ③ F9			F B B B F B F B 4-2 BB		X 0-0 ③ G1-3	2	0	0	0	2	0	0
Ron Hassey, L (1, 2) OBP: 0.386, SLG: 0.375		B B B B 4-0 FC3-6 1-2 BB			B X 1-0 ① L4		B B X 2-0 ② F8			2	0	0	0	1	0	1
Spike Owen, S (1, 6) OBP: 0.298, SLG: 0.291		X 0-0 ② FC3-6 1-2f 2-3			C B X 1-1 ② G6-3		F F F S 0-3 ③ K			3	0	0	0	0	1	3
Oil Can Boyd, R (1, 1) OBP: 0.167, SLG: 0.118 Eric Bullock, L (8, PH) OBP: 0.308, SLG: 0.292 Scott Ruskin, R (9, 1) Barry Jones, R (9, 1)		C C F X 0-2 ③ G6-3			F B F B S 2-3 ③ K			B B B B 4-0 SH5-3 BB		2	0	0	0	0	1	2
										0	0	0	0	1	0	0
										0	0	0	0	0	0	0
										0	0	0	0	0	0	0
Inning Stats	R: 0 E: 0 K: 2 S: 14 H: 0 LOB: 1 BB: 1 P: 23	R: 0 E: 0 K: 1 S: 10 H: 0 LOB: 2 BB: 2 P: 18	R: 0 E: 0 K: 1 S: 8 H: 0 LOB: 0 BB: 0 P: 12	R: 0 E: 0 K: 0 S: 7 H: 0 LOB: 0 BB: 0 P: 9	R: 0 E: 0 K: 1 S: 6 H: 0 LOB: 0 BB: 0 P: 10	R: 0 E: 0 K: 2 S: 10 H: 0 LOB: 1 BB: 2 P: 20	R: 0 E: 0 K: 2 S: 13 H: 0 LOB: 1 BB: 1 P: 19	R: 0 E: 0 K: 0 S: 3 H: 0 LOB: 1 BB: 1 P: 8	R: 0 E: 0 K: 1 S: 7 H: 0 LOB: 0 BB: 0 P: 11	1B: 0 2B: 0 3B: 0 HR: 0	SF: 0 SAC: 1 DP: 0 HBP: 0					

PITCHER	IP	WLS	BF	H	R	ER	SO	BB	IBB	HBP	BLK	WP	HR	S	P	ERA	WHIP
Tommy Greene, R (1, 1) ERA: 2.53	9.0	W	33	0	0	0	10	7	0	0	0	0	0	78	130	0.00	0.778

PITCHER	IP	WLS	BF	H	R	ER	SO	BB	IBB	HBP	BLK	WP	HR	S	P	ERA	WHIP

BOTTOM

Philadelphia Phillies @ Montreal Expos

Olympic Stadium, Montreal, QB

Thu May 23 1991, 3:33 AM EDT

Att. 8,833 - Dome - 70 F

livebaseballscorecards.com

AB	25
R	0
H	0
RBI	0
BB	7
SO	10
LOB	11

1B: 0	SF: 0	WP: 0	PA: 33
2B: 0	SAC: 1	PB: 0	
3B: 0	DP: 0	SB: 2	
HR: 0	HBP: 0	CS: 1	

Batter	1	2	3	4	5	6	7	8	9	AB	R	H	RBI	BB	SO	LOB
Delino DeShields, L (1, 4) OBP: 0.368, SLG: 0.386	B X 1-0 CS 1B			F B B X 2-1 ① F7		C B B B X 3-1 ② F8			C B B X 2-1 S G6-3 WP 1B	4	1	2	0	0	0	0
Marquis Grissom, R (1, 8) OBP: 0.336, SLG: 0.453	B C B S S 2-3 ①② K 1-2			C S X 0-2 3B 1B		C B S F X 1-2 ③ G5-3			C F B 1 SAFE X 1-2 G6-3 1-2	4	1	1	0	0	1	2
Dave Martinez, L (1, 7) OBP: 0.271, SLG: 0.304	X 0-0 ③ G4-3			C 1 SAFE C X 0-2 1-H FC5-2 3B			B B X 2-0 ① G4-3		F C F B B B B B 4-2 1B 2-3 BB	3	0	1	1	1	0	0
Andres Galarraga, R (1, 3) OBP: 0.307, SLG: 0.379 Spike Owen, S (7, 6) OBP: 0.303, SLG: 0.297		B B B C X 3-1 ① G6-3		B F B X 2-1 ② FC5-2 3-H			C B F F X 1-2 ② G5-3		1 SAFE 1 SAFE X 0-0 1-2 3-H 1B	3 1	0 0	0 1	0 0	0 0	0 0	1 0
Larry Walker, L (1, 9) OBP: 0.285, SLG: 0.364		F B X 1-1 ② P4		S 1 SAFE S S C 0-3 ③ K			B X 1-0 ③ L9		C F C 0-3 ② K	4	0	0	0	0	2	3
Tim Wallach, R (1, 5) OBP: 0.286, SLG: 0.287		C X 0-1 ③ G5-3			B S X 1-1 ① F9			X 0-0 ① G6-3	S S F S 0-3 ③ K	4	0	0	0	0	1	2
Tom Foley, L (1, 6) OBP: 0.224, SLG: 0.304 (7, 3)			B X 1-0 ① F8		X 0-0 ② F8			C B X 1-1 ② F8		3	0	0	0	0	0	0
Gilberto Reyes, R (1, 2) OBP: 0.347, SLG: 0.319 Eric Bullock, L (8, PH) OBP: 0.308, SLG: 0.292 Junior Noboa, R (8, PH) OBP: 0.394, SLG: 0.563 Tim Burke, R (8, 1)			C C X 0-2 ② G6-3		C C F F B X 1-2 ③ P4			S X 0-1 HR		2 0 1 0	0 0 1 0	0 0 1 0	0 0 1 0	0 0 0 0	0 0 0 0	0 0 0 0
Mark Gardner, R (1, 1) Nelson Santovenia, R (8, PH) OBP: 0.270, SLG: 0.351 (8, 2)			B B C C S 2-3 ③ K			B B C X 2-1 ① G4-3		B C B B C F F C 3-3 ③ K		2 1	0 0	0 0	0 0	0 0	1 1	0 0

TOP	
AB	32
R	3
H	6
RBI	2
BB	1
SO	6
LOB	8

Montreal Expos @ Chicago Cubs
Wrigley Field, Chicago, IL
Fri May 24 1991, 3:33 AM CDT
Att. 32,410 - Cloudy - 84 F

livebaseballscorecards.com

Inning Stats	1	2	3	4	5	6	7	8	9	1B: 4	SF: 0	WP: 1	PA: 33
R:	0	0	0	1	0	0	0	1	1	2B: 0	SAC: 0	PB: 0	
E:	0	0	0	0	0	0	0	0	0	3B: 1	DP: 0	SB: 1	
K:	1	0	1	1	0	0	0	1	2	HR: 1	HBP: 0	CS: 1	
S:	5	6	7	13	8	8	6	10	16				
H:	1	0	0	2	0	0	0	1	2				
LOB:	0	0	0	1	0	0	0	0	1				
BB:	0	0	0	0	0	0	0	0	1				
P:	8	10	10	17	10	14	10	14	23				

PITCHER		IP	WLS	BF	H	R	ER	SO	BB	IBB	HBP	BLK	WP	HR	S	P	ERA	WHIP
Bob Scanlan, R ERA: 1.59	(1, 1)	7.2	W	25	3	1	1	3	0	0	0	0	0	0	56	83	1.17	0.391
Paul Assenmacher, L ERA: 3.68	(8, 1)	1.0		7	3	2	2	2	1	0	0	0	1	1	19	29	18.00	4.000
Heathcliff Slocumb, R ERA: 3.32	(9, 1)	0.1	S	1	0	0	0	1	0	0	0	0	0	0	4	4	0.00	0.000

PITCHER	IP	WLS	BF	H	R	ER	SO	BB	IBB	HBP	BLK	WP	HR	S	P	ERA	WHIP

Batter	1	2	3	4	5	6	7	8	9	AB	R	H	RBI	BB	SO	LOB
Doug Dascenzo, S (1, 8) (9, 7) OBP: 0.342, SLG: 0.377	X 0-0 ① B1-3		B F C S 1-3 ③ K			X 0-0 ① G3		B B C X 2-1 ① F8		4	0	0	0	0	1	0
23 Ryne Sandberg, R (1, 4) OBP: 0.337, SLG: 0.451	B X 1-0 G3 1B			B F S C 1-3 ① K		X 0-0 HR		B C C X 1-2 ② G4-3		4	1	2	1	0	1	0
Mark Grace, L (1, 3) OBP: 0.368, SLG: 0.400	B B B X 3-0 ② G3 1-2			B F F B F F B X 3-2 ② F8		C X 0-1 ② G4-3		B B B F F X 3-2 1B 1B 1B		4	1	1	0	0	0	1
George Bell, R (1, 7) OBP: 0.277, SLG: 0.452 Jerome Walton, R (8, PR) OBP: 0.248, SLG: 0.320 (9, 8)	B C C F X 1-2 ③ P9			B B B B 4-0 PO BB		X 0-0 1B		C S B X 1-2 1B 1-3 1B		3 0	0 0	2 0	0 0	1 0	0 0	1 0
Dwight Smith, L (1, 9) OBP: 0.281, SLG: 0.467		S B F B X 2-2 ① G6-3		C S 0-2 ③ PO 1-2	B B B C F X 3-2 SF8 3B	S B C X 1-2 ③ F8		B B B X 3-0 1-3 3-H 1B		4	1	2	1	0	0	1
Hector Villanueva, R (1, 2) OBP: 0.269, SLG: 0.500		C B B C B C 3-3 ② K			3 B F B F X SAFE 2-2 ① SF8 3-H		B X 1-0 ① F9	C B B X 2-1 ③ G1-3		3	0	0	1	0	1	2
Chico Walker, S (1, 5) OBP: 0.395, SLG: 0.378 Jose Vizcaino, S (8, 5) OBP: 0.382, SLG: 0.387		B B F X 2-1 ③ F8			F B C B F F X 2-2 BLK 1B		X 0-0 ② G3			3 0	0 0	1 0	0 0	0 0	0 0	0 0
Shawon Dunston, R (1, 6) OBP: 0.252, SLG: 0.387			B B X 2-0 ① P6		F X 0-1 ② L7 1-2		B C F X 1-2 HR			3	1	1	1	0	0	1
Bob Scanlan, R (1, 1) Paul Assenmacher, L (8, 1) OBP: 0.667, SLG: 0.500 Heathcliff Slocumb, R (9, 1)			F C F B S 1-3 ② K		S C F S 0-3 ③ K		S B F C 1-3 ③ K			3 0 0	0 0 0	0 0 0	0 0 0	0 0 0	3 0 0	1 0 0
Inning Stats	R: 0 H: 1 E: 0 LOB: 1 K: 0 BB: 0 S: 7 P: 12	R: 0 H: 0 E: 0 LOB: 0 K: 1 BB: 0 S: 8 P: 15	R: 0 H: 0 E: 0 LOB: 0 K: 2 BB: 0 S: 8 P: 12	R: 0 H: 0 E: 0 LOB: 0 K: 1 BB: 1 S: 10 P: 18	R: 1 H: 2 E: 0 LOB: 1 K: 1 BB: 0 S: 17 P: 24	R: 1 H: 2 E: 0 LOB: 1 K: 0 BB: 0 S: 8 P: 9	R: 1 H: 1 E: 0 LOB: 0 K: 1 BB: 0 S: 8 P: 11	R: 1 H: 3 E: 0 LOB: 2 K: 0 BB: 0 S: 14 P: 26		1B: 6 2B: 0 3B: 1 HR: 2	SF: 1 SAC: 0 DP: 0 HBP: 0					

PITCHER		IP	WLS	BF	H	R	ER	SO	BB	IBB	HBP	BLK	WP	HR	S	P	ERA	WHIP
Mark Gardner, R ERA: 5.51	(1, 1)	7.0	L	27	6	3	3	6	1	0	0	1	0	2	66	101	3.86	1.000
Tim Burke, R ERA: 3.0	(8, 1)	1.0		6	3	1	1	0	0	0	0	0	0	0	14	26	9.00	3.000

PITCHER	IP	WLS	BF	H	R	ER	SO	BB	IBB	HBP	BLK	WP	HR	S	P	ERA	WHIP

BOTTOM

Montreal Expos @ Chicago Cubs

Wrigley Field, Chicago, IL

Fri May 24 1991, 3:33 AM CDT

Att. 32,410 - Cloudy - 84 F

livebaseballscorecards.com

AB	31
R	4
H	9
RBI	4
BB	1
SO	6
LOB	7

Montreal Expos @ Chicago Cubs

Wrigley Field, Chicago, IL

Sat May 25 1991, 7:05 PM CDT

Att. 16,961 - Cloudy - 66 F

livebaseballscorecards.com

TOP

Batter	1	2	3	4	5	6	7	8	9	AB	R	H	RBI	BB	SO	LOB
Delino DeShields, L (1, 4) OBP: 0.365, SLG: 0.378	S B B F X 2-2 G5-3 ①		B C C B F B B 4-2 BB			B C F X 1-2 F8 ①		C C B B S 2-3 K ①		3	0	0	0	1	1	0
Marquis Grissom, R (1, 8) OBP: 0.333, SLG: 0.447	B C X 1-1 F9 ②		C S B 1 SAFE X 1-2 F9 ③			C F B X 1-2 F8-6 1B 1B		B B C C B X 3-2 G6-3 ②		4	0	1	0	0	0	1
Dave Martinez, L (1, 7) OBP: 0.281, SLG: 0.305	C X 0-1 G4-3 ③			B B B B 4-0 K BB		C B F X 1-2 **1-2** 1B		B B C C B F S 3-3 K ③		3	0	1	0	1	1	0
Tim Wallach, R (1, 5) OBP: 0.285, SLG: 0.286		X 0-0 CS G4-3 1B		C 1 SAFE B F S 1-3 K ① ② **1-2**		C X 0-1 F8-6 ② ③ **2-3**			S S X 0-2 F7 ①	4	0	1	0	0	1	3
Larry Walker, L (1, 9) OBP: 0.291, SLG: 0.364		B 1 SAFE C F B X 2-2 G4-3 ① **1-2**		X 0-0 1B		S B X 1-1 G4-3 ①			B B C B S B 4-2 FC4-6 BB	3	0	1	0	1	0	1
Tom Foley, L (1, 3) OBP: 0.235, SLG: 0.298 Nelson Santovenia, R (7, PH) (7, 3) OBP: 0.282, SLG: 0.436		B B B B 4-0 CS BB		F B B F X 2-2 L3 ③			B C F X 1-2 HR		F C B X 1-2 FC4-6 ② **1-2f**	1 2	0 1	0 1	0 1	1 0	0 0	1 1
Spike Owen, S (1, 6) OBP: 0.301, SLG: 0.295		M B B F B F S 3-3 K ② ③ **1-2** **2-3**			X 0-0 P6 ①		B C X 1-1 1B		X 0-0 P2 ③	4	0	1	0	0	1	3
Gilberto Reyes, R (1, 2) OBP: 0.333, SLG: 0.306			X 0-0 P1 ①		C B S B F S 2-3 K ②		X 0-0 P6 ②			3	0	0	0	0	1	1
Rick Mahler, R (1, 1) OBP: 0.111, SLG: 0.111 Bill Sampen, R (5, 1) OBP: 0.750, SLG: 0.750 Andres Galarraga, R (7, PH) OBP: 0.305, SLG: 0.376 Steve Frey, R (7, 1) Barry Jones, R (8, 1)			S B X 1-1 L7 ②		B F X 1-1 F7 ③		B C B S C 2-3 K ③			2 0 1 0 0	0 0 0 0 0	0 0 0 0 0	0 0 0 0 0	0 0 1 0 0	0 0 1 0 0	0 0 1 0 0

Inning Stats																									
	R: 0	H: 0		R: 0	H: 1		R: 0	H: 0		R: 0	H: 1		R: 0	H: 0		R: 0	H: 2		R: 1	H: 2		R: 0	H: 0		R: 0	H: 0
	E: 0	LOB: 0		E: 0	LOB: 1		E: 0	LOB: 1		E: 0	LOB: 1		E: 0	LOB: 0		E: 0	LOB: 1		E: 0	LOB: 1		E: 0	LOB: 0		E: 0	LOB: 1
	K: 0	BB: 0		K: 1	BB: 1		K: 0	LOB: 1		K: 1	BB: 1		S: 7	BB: 0		K: 0	BB: 0		K: 1	BB: 0		K: 2	BB: 0		K: 0	BB: 1
	S: 7	P: 10		S: 8	P: 17		S: 9	P: 15		S: 7	P: 10		K: 1	P: 10		S: 11	P: 14		S: 11	P: 16		S: 10	P: 18		S: 9	P: 14

	1B: 5	SF: 0	WP: 0	PA: 34
	2B: 1	SAC: 0	PB: 0	
	3B: 0	DP: 1	SB: 0	
	HR: 1	HBP: 0	CS: 2	

	AB	30
	R	1
	H	6
	RBI	1
	BB	4
	SO	6
	LOB	12

PITCHER		IP	WLS	BF	H	R	ER	SO	BB	IBB	HBP	BLK	WP	HR	S	P	ERA	WHIP
Mike Bielecki, R ERA: 3.33	(1, 1)	5.0	W	18	2	0	0	3	3	0	0	0	0	0	38	66	0.00	1.000
Chuck McElroy, L ERA: 1.86	(6, 1)	4.0	S	16	4	1	1	3	1	0	0	0	0	1	41	62	2.25	1.250

PITCHER	IP	WLS	BF	H	R	ER	SO	BB	IBB	HBP	BLK	WP	HR	S	P	ERA	WHIP

Batter	1	2	3	4	5	6	7	8	9	AB	R	H	RBI	BB	SO	LOB
Shawon Dunston, R (1, 6) OBP: 0.252, SLG: 0.384	G1-3		SH1-3, 23 BB, G4-3, 1B	F7		K				4	1	1	0	0	1	1
23 Ryne Sandberg, R (1, 4) OBP: 0.346, SLG: 0.473	1B, G6-3, 1B		G4-3, SH1-3, 1-2, HR, BB		HR	G4-3				3	2	2	1	1	0	1
Mark Grace, L (1, 3) OBP: 0.367, SLG: 0.399	G6-3, 1-2		SH1-3, 1-2, 2-3		F9		1B			3	0	1	0	0	0	1
George Bell, R (1, 7) OBP: 0.282, SLG: 0.453	2-3, 1B		G4-3, 2-3, 3-H		1B		F8			4	0	2	1	0	0	2
Andre Dawson, R (1, 9) OBP: 0.335, SLG: 0.530	L6		HR, BB		K		P6			3	1	0	0	1	1	4
Damon Berryhill, S (1, 2) OBP: 0.206, SLG: 0.351		G3	1-H, 3-H, HR		G1-6-3		K			4	1	1	3	0	1	2
Luis Salazar, R (1, 5) OBP: 0.353, SLG: 0.553 Jose Vizcaino, S (9, 5) OBP: 0.382, SLG: 0.387		G4-3, 1B	CS, BB			HR		G3-1		3 0	1 0	2 0	1 0	1 0	0 0	0 0
Jerome Walton, R (1, 8) OBP: 0.248, SLG: 0.327		G4-3, 1-2	CS, 1-2	F9		2B		K		4	0	1	0	0	1	1
Mike Bielecki, R (1, 1) OBP: 0.167, SLG: 0.167 Chuck McElroy, L (6, 1)		K		K		K		K		2 2	0 0	0 0	0 0	0 0	2 2	1 1
Inning Stats	R: 0 E: 0 K: 0 S: 13 H: 2 LOB: 2 BB: 0 P: 20	R: 0 E: 0 K: 1 S: 7 H: 1 LOB: 1 BB: 0 P: 12	R: 4 E: 0 K: 0 S: 18 H: 2 LOB: 0 BB: 3 P: 33	R: 0 E: 0 K: 1 S: 6 H: 0 LOB: 0 BB: 0 P: 7	R: 1 E: 0 K: 1 S: 10 H: 2 LOB: 1 BB: 0 P: 14	R: 1 E: 0 K: 2 S: 14 H: 2 LOB: 1 BB: 0 P: 17	R: 0 E: 0 K: 1 S: 10 H: 1 LOB: 1 BB: 0 P: 16	R: 0 E: 0 K: 2 S: 8 H: 0 LOB: 0 BB: 0 P: 9		1B: 6 2B: 1 3B: 0 HR: 3 SF: 0 SAC: 1 DP: 0 HBP: 0				WP: 0 PB: 0 SB: 0 CS: 1 PA: 37		

PITCHER		IP	WLS	BF	H	R	ER	SO	BB	IBB	HBP	BLK	WP	HR	S	P	ERA	WHIP
Rick Mahler, R ERA: 4.01	(1, 1)	4.1	L	22	7	5	5	2	3	0	0	0	0	2	49	80	10.38	2.308
Bill Sampen, R ERA: 3.13	(5, 1)	1.2		7	2	1	1	3	0	0	0	0	0	1	19	23	5.40	1.200
Steve Frey, L ERA: 4.15	(7, 1)	1.0		4	1	0	0	1	0	0	0	0	0	0	10	16	0.00	1.000
Barry Jones, R ERA: 2.37	(8, 1)	1.0		3	0	0	0	2	0	0	0	0	0	0	8	9	0.00	0.000

PITCHER	IP	WLS	BF	H	R	ER	SO	BB	IBB	HBP	BLK	WP	HR	S	P	ERA	WHIP

BOTTOM

Montreal Expos @ Chicago Cubs

Wrigley Field, Chicago, IL

Sat May 25 1991, 7:05 PM CDT

Att. 16,961 - Cloudy - 66 F

livebaseballscorecards.com

AB	32
R	6
H	10
RBI	6
BB	3
SO	8
LOB	14

Montreal Expos @ Chicago Cubs

Wrigley Field, Chicago, IL

Sun May 26 1991, 3:33 AM CDT

Att. 35,417 - Cloudy - 80 F

TOP

livebaseballscorecards.com

Batter	1	2	3	4	5	6	7	8	9	AB	R	H	RBI	BB	SO	LOB
Delino DeShields, L (1, 4) OBP: 0.366, SLG: 0.371	F7	S BB	1B BB	P5	F9					3	1	0	0	2	0	0
Marquis Grissom, R (1, 8) OBP: 0.336, SLG: 0.445	G6-3	L9 1-2	S 1B 1-3 2-H	K	BB 1B					5	1	2	1	0	1	1
Larry Walker, L (1, 9) OBP: 0.314, SLG: 0.373	1B 2B 1B		E S BB	1B 1-2 BB		3-2 1B		1 SAFE 1 SAFE 1-2 BB		2	1	2	0	3	0	0
Tim Wallach, R (1, 5) OBP: 0.288, SLG: 0.289	1 SAFE 1 SAFE 1 SAFE 1-2 2B 1B		1 SAFE 1 SAFE 1 SAFE K 1-3	BB 1-3 2-H 3-H 1B		P2		P2		5	1	2	2	0	1	4
Ron Hassey, L (1, 2) OBP: 0.387, SLG: 0.385 Gilberto Reyes, R (8, 2) OBP: 0.333, SLG: 0.306	1B 1-H 2-H 2B		G3	1-2 BB			K	F7		4 0	1 0	1 0	2 0	1 0	1 0	3 0
Dave Martinez, L (1, 7) OBP: 0.277, SLG: 0.299	2-H 1B		B1-3	F8			L6		F8	5	0	1	1	0	0	4
Tom Foley, L (1, 3) OBP: 0.250, SLG: 0.308	G3			F7	K		BB 1B		G6-3 1B	5	0	2	0	0	1	1
Spike Owen, S (1, 6) OBP: 0.305, SLG: 0.294		G6-3		SH3 1B	G4-3		1 SAFE 1 SAFE FC6-4 1-2 BB		G6-3 1-2f	4	1	1	0	1	0	1
Dennis Martinez, R (1, 1) OBP: 0.154, SLG: 0.231 Tim Burke, R (7, 1) Barry Jones, R (7, 1)		G6-3		SH3 1-2	K		FC6-4 1-2f			3 0 0	0 0 0	0 0 0	0 0 0	0 0 0	1 0 0	2 0 0
Inning Stats	R: 3 E: 0 K: 0 S: 18 H: 4 LOB: 1 BB: 0 P: 27	R: 0 E: 0 K: 0 S: 6 H: 0 LOB: 1 BB: 1 P: 13	R: 0 E: 0 K: 1 S: 9 H: 0 LOB: 1 BB: 1 P: 16	R: 3 E: 0 K: 0 S: 25 H: 3 LOB: 3 BB: 3 P: 47	R: 0 E: 0 K: 2 S: 10 H: 0 LOB: 0 BB: 0 P: 18	R: 0 E: 0 K: 1 S: 12 H: 1 LOB: 1 BB: 0 P: 18	R: 0 E: 0 K: 1 S: 11 H: 1 LOB: 2 BB: 1 P: 19	R: 0 E: 0 K: 0 S: 11 H: 1 LOB: 2 BB: 1 P: 23	R: 0 E: 0 K: 0 S: 7 H: 1 LOB: 0 BB: 0 P: 12	1B: 10 2B: 1 3B: 0 HR: 0 SF: 0 SAC: 1 DP: 1 HBP: 0						

	AB	36
	R	6
	H	11
	RBI	6
	BB	7
	SO	5
	LOB	16

WP: 0 PB: 0 SB: 3 CS: 0 PA: 44

PITCHER		IP	WLS	BF	H	R	ER	SO	BB	IBB	HBP	BLK	WP	HR	S	P	ERA	WHIP
Rick Sutcliffe, R ERA: 6.63	(1, 1)	3.2		22	7	6	6	1	4	0	0	0	0	0	52	92	14.73	3.000
Steve Wilson, L ERA: 9.0	(4, 1)	1.1		5	0	0	0	2	1	0	0	0	0	0	16	29	0.00	0.750
Les Lancaster, R ERA: 3.6	(6, 1)	2.0	W	9	2	0	0	2	1	0	0	0	0	0	23	37	0.00	1.500
Paul Assenmacher, L ERA: 3.64	(8, 1)	0.1		3	1	0	0	0	1	0	0	0	0	0	5	12	0.00	6.000
Dave Smith, R ERA: 4.26	(8, 1)	1.2	S	5	1	0	0	0	0	0	0	0	0	0	13	23	0.00	0.600

PITCHER		IP	WLS	BF	H	R	ER	SO	BB	IBB	HBP	BLK	WP	HR	S	P	ERA	WHIP

Montreal Expos @ Chicago Cubs

Wrigley Field, Chicago, IL

Sun May 26 1991, 3:33 AM CDT

Att. 35,417 - Cloudy - 80 F

BOTTOM

livebaseballscorecards.com

Batter	1	2	3	4	5	6	7	8	9	AB	R	H	RBI	BB	SO	LOB
Doug Dascenzo, S (1, 8) OBP: 0.370, SLG: 0.389	BBBCB 4-1 F9 23 E BB		FBBBFFB 4-2 BB		X 0-0 F9-5 1B 1-2 1B		CX 0-1 23 F7 1-2 2B 1B	X 0-0 ① P6		3	1	2	0	2	0	0
23 Ryne Sandberg, R (1, 4) OBP: 0.337, SLG: 0.459	C 1 SAFE C 1 SAFE B 1 SAFE B 1 SAFE B 1 SAFE 1-2 3-2 1 SAFE X E6		CFX 0-2 ② F7		CX 0-1 ① F8 2-3		BBBCX 3-1 ① F7 1-2 2-3	BCCBX 2-2 ② G5-3		5	0	0	0	0	0	6
Mark Grace, L (1, 3) OBP: 0.368, SLG: 0.405	BX 1-0 ① F7		CFF 1 SAFE P X 1-2 ③ G6-3		BBCX 2-1 1-2 3-H 1B		X 0-0 1B 2-H 3-H 2B	BCBX 2-1 ③ G5-3		5	1	2	3	0	0	3
Andre Dawson, R (1, 9) OBP: 0.333, SLG: 0.519	CCBX 1-2 ② F9 2-3			FX 0-1 ① G5-3	BX 1-0 ② ③ F9-5 2-3		BCBBB 4-1 1B FC4-6 BB			3	1	0	0	1	0	4
Chico Walker, S (1, 5) OBP: 0.404, SLG: 0.390	B 1 SAFE X 1-0 ③ F7			X 0-0 1B 1B	X 0-0 ① G4-3		X 0-0 FC4-6 1-3 2-H 1B			4	0	2	1	0	0	2
Dwight Smith, L (1, 7) OBP: 0.278, SLG: 0.441		CBBX 2-1 ① G4-3		BX 1-0 1-2 1B	BFBBX 3-1 ② F9	1 SAFE CFBX 1-2 ② FC4-6 1B 1-2f 3-H HR				4	1	1	1	0	0	1
Hector Villanueva, R (1, 2) OBP: 0.286, SLG: 0.490		X 0-0 ② P4		BBCX 2-1 ② F7	BBBB 4-0 BB	1 SAFE SX 0-1 1-2 HR 1B				3	1	1	0	1	0	2
Jose Vizcaino, S (1, 6) OBP: 0.351, SLG: 0.353 George Bell, R (7, PH) OBP: 0.287, SLG: 0.475 Shawon Dunston, R (8, 6) OBP: 0.252, SLG: 0.384		BX 1-0 ③ G4-3		BFSC 1-3 ③ K	X 0-0 ③ G4-3	X 0-0 1-H 2-H HR				3 1 0	0 1 0	0 1 0	0 3 0	0 0 0	1 0 0	3 0 0
Rick Sutcliffe, L (1, 1) OBP: 0.154, SLG: 0.167 Steve Wilson, L (4, 1) Jerome Walton, R (5, PH) OBP: 0.255, SLG: 0.333 Les Lancaster, R (6, 1) OBP: 0.333, SLG: 0.333 Erik Pappas, R (7, PH) OBP: 0.267, SLG: 0.214 Paul Assenmacher, L (8, 1) OBP: 0.667, SLG: 0.500 Dave Smith, R (8, 1)			CX 0-1 ① G4-3		BCBBBX 3-1 23 F8 1B 1B 1B		X 1-1 23 F7 1B 2B 1B CX 1-1 P3			1 0 1 0 2 0 0	0 0 1 0 1 0 0	0 0 1 0 1 0 0	0 0 0 0 0 0 0	0 0 0 0 0 0 0	0 0 0 0 0 0 0	4 0 0 0 0 0 0
Inning Stats	R: 0 H: 0 E: 2 LOB: 2 K: 0 BB: 1 S: 9 P: 19	R: 0 H: 0 E: 0 LOB: 0 K: 0 BB: 0 S: 4 P: 7	R: 0 H: 0 E: 0 LOB: 1 K: 0 BB: 1 S: 13 P: 17	R: 0 H: 2 E: 0 LOB: 2 K: 1 BB: 0 S: 9 P: 13	R: 1 H: 3 E: 0 LOB: 1 K: 0 BB: 0 S: 8 P: 14	R: 0 H: 0 E: 0 LOB: 1 K: 0 BB: 1 S: 4 P: 11	R: 7 H: 6 E: 0 LOB: 0 K: 0 BB: 1 S: 17 P: 27	R: 0 H: 0 E: 0 LOB: 0 K: 0 BB: 0 S: 6 P: 10		1B: 9 2B: 2 3B: 0 HR: 1	SF: 0 SAC: 0 DP: 1 HBP: 0			WP: 0 PB: 0 SB: 0 CS: 0	PA: 39	

	AB	35
	R	8
	H	11
	RBI	8
	BB	4
	SO	1
	LOB	21

PITCHER		IP	WLS	BF	H	R	ER	SO	BB	IBB	HBP	BLK	WP	HR	S	P	ERA	WHIP
Dennis Martinez, R ERA: 2.07	(1, 1)	6.1		30	8	4	4	1	3	0	0	0	0	0	54	92	5.68	1.737
Tim Burke, R ERA: 3.95	(7, 1)	0.1	L	4	2	1	1	0	1	0	0	0	0	0	7	12	27.00	9.000
Barry Jones, R ERA: 2.56	(7, 1)	1.1		5	1	3	3	0	0	0	0	0	0	1	9	14	20.25	0.750

PITCHER		IP	WLS	BF	H	R	ER	SO	BB	IBB	HBP	BLK	WP	HR	S	P	ERA	WHIP

Montreal Expos @ Philadelphia Phillies

Veterans Stadium, Philadelphia, PA

Mon May 27 1991, 7:05 PM EDT

Att. 18,028 - Cloudy - 89 F

TOP

livebaseballscorecards.com

Batter	1	2	3	4	5	6	7	8	9	AB	R	H	RBI	BB	SO	LOB
Delino DeShields, L (1, 4) OBP: 0.367, SLG: 0.364	H 2B HR HBP	B B B B F8 S 1B BB		B C C B X F8 ①	C B S B C K 1-2 2-3 ③			C X F7 ①		3	2	0	0	1	1	2
Marquis Grissom, R (1, 8) OBP: 0.331, SLG: 0.444	B X 1-0 1-3 HR 2B	B F 2 SAFE X 1-1 1-3 F8 ①		B B C F X 2-2 F8 ②		X 0-0 E5 L8 S 1B		C B B X 2-1 P4 ②		5	2	1	0	0	0	1
Ivan Calderon, R (1, 7) OBP: 0.365, SLG: 0.484 Dave Martinez, L (8, 7) OBP: 0.277, SLG: 0.299	S B F B F X 2-2 2-H 3-H HR	B X 1-0 F9 S 3-H 1B		C C B X 1-2 HR		1 SAFE 1 SAFE P X 1-0 1-3 L8 ①		B S F B X 2-2 G5-3 ③		5 0	2 0	3 0	5 0	0 0	0 0	1 0
Tim Wallach, R (1, 5) OBP: 0.286, SLG: 0.292	B F S B X 2-2 E SF8 2B	B P C B X 3-1 1-3 F9 ②		C B B F X 3-2 E6		B F B S C 2-3 K ②			X 0-0 G6-3 ①	5	1	1	0	0	1	2
Mike Fitzgerald, R (1, 2) OBP: 0.600, SLG: 0.500	S B B B F B 4-2 E BB	C B B X 2-1 G6-3 ③		B B B X 3-1 G6-3 ③		B B X 2-0 3-H 1B			S C B B X 2-2 1B SF9 1B	4	1	2	1	1	0	2
Larry Walker, L (1, 9) OBP: 0.310, SLG: 0.367	X 0-0 1-2 2-3 E3		B B S X 2-1 P5 ①		C X 0-1 G4-3 ①	X 0-0 F9 ③			C B S B B X 3-2 1-3 1B	5	0	1	0	0	0	3
Nelson Santovenia, R (1, 3) OBP: 0.250, SLG: 0.405	B X 1-0 3-H SF8 ①		B S F X 1-2 P7 ②		C B C S 1-3 K WP BB		B X 1-0 G6-3 ①		X 0-0 3-H SF9 ②	3	0	0	2	0	1	0
Spike Owen, S (1, 6) OBP: 0.308, SLG: 0.291 Tom Foley, L (3, PR) OBP: 0.237, SLG: 0.291 (3, 6)	C C F B B B F 1 F SAFE 3-2 P7 ②		C C F B B F H 2-2 HBP		F B F F F S 1-3 K ②		S B X 1-1 P6 ②		B B X 2-0 F9 ③	1 3	0 0	0 0	0 0	0 0	0 1	2 2
Chris Nabholz, L (1, 1) OBP: 0.125, SLG: 0.067 Junior Noboa, R (7, PH) OBP: 0.382, SLG: 0.545 Tim Burke, R (7, 1) Scott Ruskin, R (8, 1)	B C X 1-1 G5-3 ③		B F B F X 2-2 G4-3 ③		B B F S F B F B 4-2 1-2 WP BB		B F F E B X 2-2 G5-3 ③			2 1 0 0	0 0 0 0	0 0 0 0	0 0 0 0	1 0 0 0	0 0 0 0	3 0 0 0

Inning Stats	1	2	3	4	5	6	7	8	9
	R: 4 E: 1 K: 0 S: 20	H: 3 LOB: 2 BB: 1 P: 35	R: 1 E: 0 K: 0 S: 8	H: 1 LOB: 1 BB: 1 P: 18	R: 0 E: 0 K: 0 S: 12	H: 0 LOB: 1 BB: 0 P: 19	R: 1 E: 1 K: 0 S: 14	H: 1 LOB: 1 BB: 0 P: 25	R: 0 E: 0 K: 3 S: 16	H: 0 LOB: 2 BB: 1 P: 24	R: 1 E: 1 K: 1 S: 8	H: 1 LOB: 1 BB: 0 P: 12	R: 0 E: 0 K: 0 S: 7	H: 0 LOB: 0 BB: 0 P: 11	R: 0 E: 0 K: 0 S: 7	H: 0 LOB: 0 BB: 0 P: 11	R: 1 E: 0 K: 0 S: 9	H: 2 LOB: 1 BB: 0 P: 16

1B: 4	SF: 2
2B: 2	SAC: 0
3B: 0	DP: 0
HR: 2	HBP: 2

WP: 2	PA: 44
PB: 0	
SB: 3	
CS: 0	

AB	37
R	8
H	8
RBI	8
BB	3
SO	4
LOB	18

PITCHER		IP	WLS	BF	H	R	ER	SO	BB	IBB	HBP	BLK	WP	HR	S	P	ERA	WHIP
Pat Combs, L ERA: 3.83	(1, 1)	1.1	L	11	3	5	5	0	2	0	1	0	0	1	22	42	33.75	3.750
Darrel Akerfelds, R ERA: 4.45	(2, 1)	4.2		22	3	2	1	4	1	0	1	0	2	1	56	91	1.93	0.857
Wally Ritchie, L ERA: 3.12	(7, 1)	3.0		11	2	1	1	0	0	0	0	0	0	0	23	38	3.00	0.667

PITCHER		IP	WLS	BF	H	R	ER	SO	BB	IBB	HBP	BLK	WP	HR	S	P	ERA	WHIP

Batter	1	2	3	4	5	6	7	8	9	AB	R	H	RBI	BB	SO	LOB
Von Hayes, L (1, 8) OBP: 0.297, SLG: 0.268	B C B B C X 3-2 F7 ①			B C F X 1-2 S 1B 1B		C B C X 1-2 P5 ②		B B X 2-0 L4-6 ② ③ 2-3		4	1	1	0	0	0	2
Randy Ready, R (1, 4) OBP: 0.446, SLG: 0.348 Wally Ritchie, L (7, 1) Jim Lindeman, R (9, PH) OBP: 0.440, SLG: 0.478	B C B B X 2-1 P5 ②			C F B B B S 3-3 K ① 1-2		B C F B B F B 4-2 BB			X 0-0 G5-3 1B	2 0 1	0 0 0	0 0 1	0 0 0	1 0 0	1 0 0	1 0 0
John Kruk, L (1, 7) OBP: 0.364, SLG: 0.470	B F S C 1-3 K ③			C C B B X 2-2 1B 2-H 1B		B F B C B F X 3-2 L7 ③			B F C B F F F X 2-2 L4 ①	4	0	1	1	0	1	2
Dale Murphy, R (1, 9) OBP: 0.298, SLG: 0.419		C C S 0-3 K ①		C F X 0-2 G1-4-3 1-3 1B			C F S 0-3 K ①		X 0-0 G5-3 ② 1-2	4	0	1	0	0	2	1
Ricky Jordan, R (1, 3) OBP: 0.328, SLG: 0.500		F X 0-1 F9 ②		B S X 1-1 G1-4-3 ② ③ 1-2f			B F X 1-1 G5-3 ②		C X 0-1 P6 ③	4	0	0	0	0	0	3
Charlie Hayes, R (1, 5) OBP: 0.231, SLG: 0.331		B F S F X 1-2 G6-3 ③			B X 1-0 F8 ①		F B F B X 2-2 F8 ③			3	0	0	0	0	0	0
Darren Daulton, L (1, 2) OBP: 0.289, SLG: 0.244 Steve Lake, R (7, 2) OBP: 0.163, SLG: 0.146			B F C S 1-3 K ①		B F B F C 2-3 K ②			X 0-0 F9 ①		2 1	0 0	0 0	0 0	0 0	2 0	0 0
Dickie Thon, R (1, 6) OBP: 0.290, SLG: 0.308			X 0-0 G4-3 ②		B X 1-0 F8 ③			B B B B 4-0 L4-6 1B BB		2	0	0	0	1	0	0
Pat Combs, L (1, 1) OBP: 0.308, SLG: 0.182 Darrel Akerfelds, R (2, 1) Wally Backman, S (6, PH) OBP: 0.312, SLG: 0.269 (7, 4)			B B C S C 2-3 K ③			C X 0-1 G4-3 ①		B F C F F X 1-2 1-2 1B		0 1 2	0 0 0	0 0 1	0 0 0	0 1 0	0 0 0	0 0 0
Inning Stats	R: 0 H: 0 E: 0 LOB: 0 K: 1 BB: 0 S: 8 P: 14	R: 0 H: 0 E: 0 LOB: 0 K: 1 BB: 0 S: 9 P: 10	R: 0 H: 0 E: 0 LOB: 0 K: 2 BB: 0 S: 7 P: 10	R: 1 H: 3 E: 0 LOB: 1 K: 1 BB: 0 S: 14 P: 21	R: 0 H: 0 E: 0 LOB: 0 K: 1 BB: 0 S: 5 P: 9	R: 0 H: 0 E: 0 LOB: 1 K: 0 BB: 1 S: 12 P: 20	R: 0 H: 0 E: 0 LOB: 0 K: 1 BB: 0 S: 8 P: 11	R: 0 H: 1 E: 0 LOB: 1 K: 0 BB: 1 S: 7 P: 14	R: 0 H: 1 E: 0 LOB: 1 K: 0 BB: 0 S: 10 P: 12	1B: 5 2B: 1 3B: 0 HR: 0	SF: 0 SAC: 0 DP: 2 HBP: 0						

PITCHER		IP	WLS	BF	H	R	ER	SO	BB	IBB	HBP	BLK	WP	HR	S	P	ERA	WHIP
Chris Nabholz, L ERA: 3.96	(1, 1)	6.0	W	21	3	1	1	6	1	0	0	0	0	0	55	84	1.50	0.667
Tim Burke, R ERA: 3.77	(7, 1)	1.1		6	1	0	0	1	1	0	0	0	0	0	14	22	0.00	1.500
Scott Ruskin, L ERA: 1.77	(8, 1)	1.2		5	1	0	0	0	0	0	0	0	0	0	11	15	0.00	0.600

PITCHER	IP	WLS	BF	H	R	ER	SO	BB	IBB	HBP	BLK	WP	HR	S	P	ERA	WHIP

BOTTOM

Montreal Expos @ Philadelphia Phillies

Veterans Stadium, Philadelphia, PA

Mon May 27 1991, 7:05 PM EDT
Att. 18,028 - Cloudy - 89 F

livebaseballscorecards.com

AB	30
R	1
H	5
RBI	1
BB	2
SO	7
LOB	9

Batter	1	2	3	4	5	6	7	8	9	AB	R	H	RBI	BB	SO	LOB
Delino DeShields, L (1, 4) OBP: 0.365, SLG: 0.361	B C F B X 2-2 CS 1B		B B F C F X 2-2 G3-1 ③			C X 0-1 F8 ②			B B X 2-0 G3 ②	4	0	1	0	0	0	0
Marquis Grissom, R (1, 8) OBP: 0.329, SLG: 0.445	1 SAFE C P P B C F F F 3-2 S 2B ① 1-2			X 0-0 L5 ①		B B C F S 2-3 K ③			F B S F X 1-2 G6-3 ③	4	0	1	0	0	1	0
Ivan Calderon, R (1, 7) OBP: 0.359, SLG: 0.475 Bill Sampen, R (8, 1) OBP: 0.750, SLG: 0.750	B B F F F S 2-3 K ② 2-3			C B F B X 2-2 G6-3 ②			B C F B S 2-3 K ①			3 0	0 0	0 0	0 0	0 0	2 0	1 0
Ron Hassey, L (1, 2) OBP: 0.369, SLG: 0.364 Gilberto Reyes, R (7, 2) OBP: 0.333, SLG: 0.306	X 0-0 G1-3 ③			C B S X 1-2 G6-3 ③			B X 1-0 G4-3 ②			3 0	0 0	0 0	0 0	0 0	0 0	1 0
Larry Walker, L (1, 3) OBP: 0.304, SLG: 0.359		C S B X 1-2 L8 ①			C B F F B C 2-3 K ①		S C S 0-3 K ③			3	0	0	0	0	2	0
Tim Wallach, R (1, 5) OBP: 0.281, SLG: 0.287		S C B B F C 2-3 K ②			S X 0-1 L7 ②			X 0-0 F8 ①		3	0	0	0	0	1	0
Dave Martinez, L (1, 9) OBP: 0.278, SLG: 0.300		C B F B B S 3-3 K ③			B C X 1-1 1B			B X 1-0 G3 ②		3	0	1	0	0	1	0
Tom Foley, L (1, 6) OBP: 0.226, SLG: 0.276			F B C S 1-3 K ①		B F X 1-1 G3 ③			X 0-0 G4-3 ③		3	0	0	0	0	1	1
Oil Can Boyd, R (1, 1) OBP: 0.158, SLG: 0.111 Eric Bullock, L (6, PH) OBP: 0.296, SLG: 0.280 Steve Frey, R (6, 1) Junior Noboa, R (8, 7) OBP: 0.371, SLG: 0.529			F B F B B C 3-3 K ②			X 0-0 G6-3 ①			C B X 1-1 P4 ①	1 1 0 1	0 0 0 0	0 0 0 0	0 0 0 0	0 0 0 0	1 0 0 0	0 0 0 0
Inning Stats	R: 0 H: 2 E: 0 LOB: 1 K: 1 BB: 0 S: 16 P: 21	R: 0 H: 0 E: 0 LOB: 0 K: 2 BB: 0 S: 10 P: 16	R: 0 H: 0 E: 0 LOB: 0 K: 2 BB: 0 S: 10 P: 16	R: 0 H: 0 E: 0 LOB: 0 K: 0 BB: 0 S: 7 P: 10	R: 0 H: 1 E: 0 LOB: 1 K: 1 BB: 0 S: 10 P: 14	R: 0 H: 0 E: 0 LOB: 0 K: 1 BB: 0 S: 6 P: 8	R: 0 H: 0 E: 0 LOB: 0 K: 2 BB: 0 S: 7 P: 10	R: 0 H: 0 E: 0 LOB: 0 K: 0 BB: 0 S: 3 P: 4	R: 0 H: 0 E: 0 LOB: 0 K: 0 BB: 0 S: 7 P: 11	1B: 2 2B: 1 3B: 0 HR: 0	SF: 0 SAC: 0 DP: 0 HBP: 0					

PITCHER		IP	WLS	BF	H	R	ER	SO	BB	IBB	HBP	BLK	WP	HR	S	P	ERA	WHIP
Tommy Greene, R ERA: 2.09	(1, 1)	9.0	W	29	3	0	0	9	0	0	0	0	0	0	76	110	0.00	0.333

PITCHER	IP	WLS	BF	H	R	ER	SO	BB	IBB	HBP	BLK	WP	HR	S	P	ERA	WHIP

TOP

Montreal Expos @ Philadelphia Phillies

Veterans Stadium, Philadelphia, PA

Tue May 28 1991, 7:05 PM EDT

Att. 16,850 - Cloudy - 89 F

livebaseballscorecards.com

AB	29
R	0
H	3
RBI	0
BB	0
SO	9
LOB	3

1B: 2	SF: 0	WP: 0	PA: 29
2B: 1	SAC: 0	PB: 0	
3B: 0	DP: 0	SB: 1	
HR: 0	HBP: 0	CS: 1	

Batter	1	2	3	4	5	6	7	8	9	AB	R	H	RBI	BB	SO	LOB
Von Hayes, L (1, 8) OBP: 0.299, SLG: 0.278	C X 0-1 F7 ①		B C X 1-1 L3 ①		X 0-0 1B SF7 2B	C B X 1-1 G6-3 ③		B X 1-0 2B 2-H 2B 1B		5	2	2	1	0	0	0
Mickey Morandini, L (1, 4) OBP: 0.317, SLG: 0.273	B B X 2-0 P6 ②		C F F B F F B X 2-2 F7 ②		F X 0-1 FC1-6 2-3 1B		C X 0-1 G4-3 ①	F F F X 0-2 1-3 2B 2B		5	1	2	0	0	0	0
John Kruk, L (1, 7) OBP: 0.365, SLG: 0.461	C B B B F B 4-2 FC4-6 BB		B X 1-0 F7 ③		X 0-0 FC1-6 ① 1B S 1-2f HR		B F X 1-1 G4-3 ②	I I I 4-0 2B SF8 IBB		3	2	0	0	2	0	2
Dale Murphy, R (1, 9) OBP: 0.301, SLG: 0.428	F B F X 1-2 FC4-6 ③ 1-2f			F B X 1-1 E6 1B 1B	B B S C F X 2-2 SF7 ② 3-H		F B X 1-1 E 1B	B F B F F X 2-2 1-3 2-H 3-H 2B		4	2	2	3	0	0	1
Ricky Jordan, R (1, 3) OBP: 0.339, SLG: 0.534		X 0-0 HR		C F X 0-2 1B 2-3 1B	B B S X 2-1 1-3 HR 1B		S F F X 0-2 E7 1-H 1B	C X 0-1 SF8 ② 3-H		4	3	3	2	0	0	0
Darrin Fletcher, L (1, 2) OBP: 0.261, SLG: 0.413		B X 1-0 G3-1 ①		X 0-0 F8 ① 1-H 3-H HR	B C F F X 1-2		C B X 1-1 2-H 1B	C B X 1-1 F8 ③		5	1	2	4	0	0	3
Charlie Hayes, R (1, 5) OBP: 0.225, SLG: 0.323		C S S 0-3 K ②		F B B X 2-1 P4 ② 3-H	F B X 1-1 P3 ③		B X 1-0 F7 ③			4	0	0	0	0	1	3
Dickie Thon, R (1, 6) OBP: 0.289, SLG: 0.306		B F C X 1-2 E6		B X 1-0 1-2 3-H 1B		X 0-0 L7 ①		S F F B S 1-3 K G6-3 1B		4	1	1	1	0	1	0
Tommy Greene, R (1, 1) OBP: 0.235, SLG: 0.235		F F S 0-3 K ③		X 0-0 F8 ③		C C B X 1-2 G5-3 ②		B B B C X 3-1 G6-3 ① 1-2		4	0	0	0	0	1	4
Inning Stats	R: 0 E: 0 K: 0 S: 8 H: 0 LOB: 1 BB: 1 P: 15	R: 1 E: 1 K: 2 S: 11 H: 1 LOB: 1 BB: 0 P: 13	R: 0 E: 0 K: 0 S: 9 H: 0 LOB: 0 BB: 0 P: 13	R: 1 E: 1 K: 0 S: 10 H: 2 LOB: 2 BB: 0 P: 14	R: 4 E: 0 K: 0 S: 16 H: 4 LOB: 0 BB: 0 P: 22	R: 0 E: 0 K: 0 S: 6 H: 0 LOB: 0 BB: 0 P: 8	R: 2 E: 1 K: 0 S: 13 H: 2 LOB: 1 BB: 0 P: 17	R: 4 E: 0 K: 1 S: 19 H: 3 LOB: 1 BB: 1 P: 31		1B: 7 2B: 3 3B: 0 HR: 2 SF: 2 SAC: 0 DP: 0 HBP: 0						

PITCHER		IP	WLS	BF	H	R	ER	SO	BB	IBB	HBP	BLK	WP	HR	S	P	ERA	WHIP
Oil Can Boyd, R ERA: 4.09	(1, 1)	5.0	L	25	7	6	5	2	1	0	0	0	0	2	54	77	9.00	1.600
Steve Frey, L ERA: 3.86	(6, 1)	2.0		9	2	2	0	0	0	0	0	0	0	0	19	25	0.00	1.000
Bill Sampen, R ERA: 4.13	(8, 1)	1.0		8	3	4	4	1	0	1	0	0	1	0	19	31	36.00	3.000

PITCHER	IP	WLS	BF	H	R	ER	SO	BB	IBB	HBP	BLK	WP	HR	S	P	ERA	WHIP

BOTTOM

Montreal Expos @ Philadelphia Phillies

Veterans Stadium, Philadelphia, PA

Tue May 28 1991, 7:05 PM EDT

Att. 16,850 - Cloudy - 89 F

livebaseballscorecards.com

AB	38
R	12
H	12
RBI	11
BB	2
SO	3
LOB	13

WP: 1 PA: 42
PB: 0
SB: 1
CS: 0

Batter	1	2	3	4	5	6	7	8	9	AB	R	H	RBI	BB	SO	LOB
Delino DeShields, L (1, 4) OBP: 0.362, SLG: 0.358	B B C X 2-1 FC6 1B		B L B B F F X 3-2 ① G3		B X 1-0 ③ G4-3		F B X 1-1 ③ G3			4	0	1	0	0	0	1
Marquis Grissom, R (1, 8) OBP: 0.327, SLG: 0.436	1 SAFE 1 SAFE X 0-0 ① FC6 CS 1-2f		C X 0-1 ② P6			B F B B B 4-1 S BB		L X 0-1 ① G5-3		3	0	0	0	1	0	1
Ivan Calderon, R (1, 7) OBP: 0.362, SLG: 0.472	F F B B B B 4-2 ② 1B 1B 1-2 BB		S B B B X 3-1 1B			1 SAFE X 0-0 ① F9		F F B C 1-3 ② K		3	1	1	0	1	1	1
Tim Wallach, R (1, 5) OBP: 0.281, SLG: 0.287	B 1 SAFE S X 1-1 1B 1-2 1B		B X 1-0 ③ G6-3			1 SAFE F B X 1-1 ② L7 1-2		X 0-0 ③ F8		4	0	1	0	0	0	2
Mike Fitzgerald, R (1, 2) OBP: 0.667, SLG: 0.571 Eric Bullock, L (9, PR) OBP: 0.296, SLG: 0.280	B X 1-0 ③ 1-3 2-H 1B			B B F F F X 2-2 ① P2		B B F C F B B 4-2 FC6-4 BB			B B C X 2-1 FC6-4 1B	3 0	0 0	2 0	1 0	1 0	0 0	0 0
Junior Noboa, R (1, 9) OBP: 0.333, SLG: 0.474		C F S 0-3 ① K		B B X 2-0 ② F9		B B B C X 3-1 ③ FC6-4 1-2f			X 0-0 ① FC6-4 K 1-2f	4	0	0	0	0	1	3
Nelson Santovenia, R (1, 3) OBP: 0.250, SLG: 0.391		C X 0-1 1B		C S F S 0-3 ③ K			C X 0-1 ① F9		1 SAFE F C S 0-3 ②③ K 1-2	4	0	1	0	0	2	1
Spike Owen, S (1, 6) OBP: 0.308, SLG: 0.300		B C 1 SAFE X 1-1 ② F8			X 0-0 ① G6-3		B C C X 1-2 2B			3	0	1	0	0	0	1
Mark Gardner, R (1, 1) Dave Martinez, L (7, PH) OBP: 0.276, SLG: 0.297 Barry Jones, R (7, 1)		B S S S 1-3 ③ K			B B B C C X 3-2 ② G1-3		B X 1-0 ② L7			2 1 0	0 0 0	0 0 0	0 0 0	1 0 0	1 1 0	1 1 0

TOP

Montreal Expos @ Philadelphia Phillies

Veterans Stadium, Philadelphia, PA

Wed May 29 1991, 7:05 PM EDT

Att. 30,828 - Cloudy - 88 F

livebaseballscorecards.com

AB	31
R	1
H	7
RBI	1
BB	3
SO	5
LOB	12

Inning Stats	1	2	3	4	5	6	7	8	9
	R: 1 E: 0 K: 0 S: 8	R: 0 E: 0 K: 2 S: 10	R: 0 E: 0 K: 0 S: 9	R: 0 E: 0 K: 1 S: 9	R: 0 E: 0 K: 0 S: 5	R: 0 E: 0 K: 0 S: 9	R: 0 E: 0 K: 0 S: 8	R: 0 E: 0 K: 1 S: 6	R: 0 E: 0 K: 1 S: 6
	H: 3 LOB: 2 BB: 1 P: 16	H: 1 LOB: 1 BB: 0 P: 12	H: 1 LOB: 1 BB: 0 P: 16	H: 0 LOB: 0 BB: 0 P: 13	H: 0 LOB: 0 BB: 0 P: 9	H: 0 LOB: 2 BB: 2 P: 21	H: 1 LOB: 1 BB: 0 P: 11	H: 0 LOB: 0 BB: 0 P: 7	H: 1 LOB: 1 BB: 0 P: 8

| | | |

Batter	1	2	3	4	5	6	7	8	9	AB	R	H	RBI	BB	SO	LOB
Von Hayes, L (1, 8) OBP: 0.293, SLG: 0.271	C F C 0-3 ① K			B X 1-0 ① G4-3		B C B X 2-1 ① F9		C F X 0-2 ③ F7		4	0	0	0	0	1	0
Mickey Morandini, L (1, 4) OBP: 0.317, SLG: 0.276	X 0-0 L4 1B			B B X 2-0 ② L5		B F F X 1-2 ② G4-3				3	0	1	0	0	0	0
John Kruk, L (1, 7) OBP: 0.359, SLG: 0.452	C 1 SAFE B C B X 2-2 ② ③ L4 1-2			F B B B S S 3-3 ③ K		B B F F C 2-3 ③ K				3	0	0	0	0	2	1
Dale Murphy, R (1, 9) OBP: 0.301, SLG: 0.432		B X 1-0 ① G5-3			B X 1-0 1B 2B		B B X 2-0 ① F7			3	1	1	0	0	0	0
Ricky Jordan, R (1, 3) OBP: 0.338, SLG: 0.529		C C C 0-3 ② K			F S X 0-2 1B BB 2-H 1B		B S C B F B X 3-2 ② G5-3			3	0	1	1	0	1	0
Darrin Fletcher, L (1, 2) OBP: 0.265, SLG: 0.396		C B C F F S 1-3 ③ K			P B B C B 4-1 1B 1-2 BB		C B B C B X 3-2 ③ G4-3			2	0	0	0	1	1	0
Charlie Hayes, R (1, 5) OBP: 0.233, SLG: 0.347		X 0-0 ① F8			S X 0-1 G4-6-3 1-2 2-3 1B			B X 1-0 HR		3	1	2	1	0	0	0
Dickie Thon, R (1, 6) OBP: 0.284, SLG: 0.300		C B X 1-1 ② G5-3			C B S X 1-2 ① ② G4-6-3 1-2f			X 0-0 ① G6-3		3	0	0	0	0	0	3
Terry Mulholland, R (1, 1) OBP: 0.138, SLG: 0.074 Wally Backman, S (8, PH) OBP: 0.308, SLG: 0.265 Mitch Williams, L (9, 1)		B C S S X 1-2 ③ L5			B X 1-0 ③ F9			C C B F B B X 3-2 ② G6-3		2 1 0	0 0 0	0 0 0	0 0 0	0 0 0	0 0 0	2 0 0
Inning Stats	R: 0 H: 1 E: 0 LOB: 0 K: 1 BB: 0 S: 7 P: 9	R: 0 H: 0 E: 0 LOB: 0 K: 2 BB: 0 S: 9 P: 11	R: 0 H: 0 E: 0 LOB: 0 K: 0 BB: 0 S: 6 P: 8	R: 0 H: 0 E: 0 LOB: 0 K: 1 BB: 0 S: 5 P: 11	R: 1 H: 3 E: 0 LOB: 2 K: 0 BB: 1 S: 12 P: 18	R: 0 H: 0 E: 0 LOB: 0 K: 1 BB: 0 S: 8 P: 13	R: 0 H: 0 E: 0 LOB: 0 K: 0 BB: 0 S: 8 P: 16	R: 1 H: 1 E: 0 LOB: 0 K: 0 BB: 0 S: 9 P: 13		1B: 3 SF: 0 2B: 2 SAC: 0 3B: 0 DP: 2 HR: 1 HBP: 0						

PITCHER		IP	WLS	BF	H	R	ER	SO	BB	IBB	HBP	BLK	WP	HR	S	P	ERA	WHIP
Mark Gardner, R ERA: 4.43	(1, 1)	6.0		21	4	1	1	5	1	0	0	0	0	0	47	70	1.50	0.833
Barry Jones, R ERA: 2.67	(7, 1)	2.0	L	7	1	1	1	0	0	0	0	0	0	1	17	29	4.50	0.500

PITCHER	IP	WLS	BF	H	R	ER	SO	BB	IBB	HBP	BLK	WP	HR	S	P	ERA	WHIP

BOTTOM

Montreal Expos @ Philadelphia Phillies

Veterans Stadium, Philadelphia, PA

Wed May 29 1991, 7:05 PM EDT

Att. 30,828 - Cloudy - 88 F

livebaseballscorecards.com

AB	27
R	2
H	5
RBI	2
BB	1
SO	5
LOB	6

Batter	1	2	3	4	5	6	7	8	9	AB	R	H	RBI	BB	SO	LOB
Doug Dascenzo, S (1, 8) (7, 9) OBP: 0.370, SLG: 0.378	C C B B X 2-2 23 1B SF9 1B	F X 0-1 ③ F7		F B C X 1-2 ③ G5-3		F F B X 1-2 1B		B B F F X 2-2 23 S 2-H 1B		5	1	3	1	0	0	1
23 Ryne Sandberg, R (1, 4) OBP: 0.341, SLG: 0.455	C F X 0-2 SF9 G3 1-3 3B 1B		C B F B C 2-3 ① K		C B C B F B F X 3-2 ① G4-3	1 SAFE C 1 SAFE 1 SAFE F S 0-3 ③ K		S C C 0-3 ③ K 1-2		5	1	1	0	0	3	2
Mark Grace, L (1, 3) OBP: 0.355, SLG: 0.409	C C F F B 1 SAFE B X 2-2 ① G3 1-2		S S F F X 1-2 HR		B C B X 2-1 E 1B 2B		S C F B B B F F S 3-3 ① K		B X 1-0 ① G6-3	5	2	2	1	0	1	2
George Bell, R (1, 7) OBP: 0.302, SLG: 0.483	B B X 2-0 ② SF9 2-3 3-H	X 0-0 ② F9			B S C S 1-3 ② K		B C B C B F B 4-2 PB 1B BB		C C X 0-2 G6-4-3 1B	3	1	1	1	1	1	1
Andre Dawson, R (1, 9) OBP: 0.335, SLG: 0.533 Dwight Smith, L (1, 9) OBP: 0.282, SLG: 0.432 Jerome Walton, R (7, PH) (7, 8) OBP: 0.261, SLG: 0.345	C B S S F F B F B X 3-2 1B 3-H 3B	B B B X 3-1 1B			C B F F X 1-2 E3 1B 2-3		B F B C X 2-2 CS 1-H 1B		X 0-0 ② ③ G6-4-3 1-2f	1 2 2	1 0 0	1 1 1	1 0 1	0 0 0	0 0 0	0 1 1
Damon Berryhill, S (1, 2) OBP: 0.218, SLG: 0.352	B F S F X 1-2 3-H 1B	X 0-0 ③ F7			S 1 SAFE S B X 1-2 3-H 1B		1 SAFE F 1 SAFE B X 1-1 ② ③ F9 1-2			4	0	2	2	0	0	2
Luis Salazar, R (1, 5) OBP: 0.323, SLG: 0.500	B S F C 1-3 ③ K			B C X 1-1 ① G5-3	B B F S S 2-3 ③ K			C B B X 2-1 ① F8		4	0	0	0	0	2	3
Shawon Dunston, R (1, 6) OBP: 0.263, SLG: 0.385		X 0-0 ① G1-3		C C F B F X 1-2 2B		C S B X 1-2 ① G5-3		S B X 1-1 SH3-4 1B 1B		4	1	2	0	0	0	0
Mike Bielecki, R (1, 1) OBP: 0.133, SLG: 0.133 Les Lancaster, R (7, 1) OBP: 0.500, SLG: 0.750		C B C C 1-3 ② K		C L F C 0-3 ② K		S S S 0-3 ② K		F 1 SAFE X 0-1 ② SH3-4 1-2		3 0	0 0	0 0	0 0	0 0	3 0	1 0
Inning Stats	R: 3 H: 4 E: 0 LOB: 1 K: 1 BB: 0 S: 25 P: 36	R: 0 H: 0 E: 0 LOB: 0 K: 1 BB: 0 S: 6 P: 7	R: 1 H: 2 E: 0 LOB: 1 K: 1 BB: 0 S: 11 P: 17	R: 0 H: 1 E: 0 LOB: 1 K: 1 BB: 0 S: 14 P: 17	R: 1 H: 2 E: 1 LOB: 2 K: 2 BB: 0 S: 19 P: 29	R: 0 H: 1 E: 0 LOB: 1 K: 2 BB: 0 S: 12 P: 14	R: 1 H: 1 E: 0 LOB: 0 K: 1 BB: 1 S: 14 P: 24	R: 1 H: 2 E: 0 LOB: 1 K: 1 BB: 0 S: 12 P: 17	R: 0 H: 1 E: 0 LOB: 0 K: 0 BB: 0 S: 5 P: 6	1B: 10 SF: 1 2B: 2 SAC: 1 3B: 1 DP: 1 HR: 1 HBP: 0						

PITCHER	IP	WLS	BF	H	R	ER	SO	BB	IBB	HBP	BLK	WP	HR	S	P	ERA	WHIP
Dennis Martinez, R (1, 1) ERA: 2.42	4.0	L	19	7	4	4	4	0	0	0	0	0	1	56	77	9.00	1.750
Bill Sampen, R (5, 1) ERA: 3.89	2.0		10	3	1	0	4	0	0	0	0	0	0	31	43	0.00	1.500
Steve Frey, L (7, 1) ERA: 3.94	1.2		8	3	2	1	1	1	0	0	0	0	0	23	38	5.40	2.400
Rick Mahler, R (8, 1) ERA: 3.86	1.1		4	1	0	0	1	0	0	0	0	0	0	8	9	0.00	0.750

PITCHER	IP	WLS	BF	H	R	ER	SO	BB	IBB	HBP	BLK	WP	HR	S	P	ERA	WHIP

TOP

Chicago Cubs @ Montreal Expos

Olympic Stadium, Montreal, QB

Fri May 31 1991, 7:05 PM EDT
Att. 17,308 - Cloudy - 65 F

livebaseballscorecards.com

AB	38
R	7
H	14
RBI	7
BB	1
SO	10
LOB	14

Chicago Cubs @ Montreal Expos

Olympic Stadium, Montreal, QB

Fri May 31 1991, 7:05 PM EDT

Att. 17,308 - Cloudy - 65 F

livebaseballscorecards.com

BOTTOM

Batter	1	2	3	4	5	6	7	8	9	AB	R	H	RBI	BB	SO	LOB
Delino DeShields, L (1, 4) OBP: 0.353, SLG: 0.347	G1-3		K	F8			L8		F8	5	0	0	0	0	1	2
Marquis Grissom, R (1, 8) OBP: 0.335, SLG: 0.444	S 1B		G5-3	S SF8 BB			2B		G6-3	4	1	2	0	1	0	0
Ivan Calderon, R (1, 7) OBP: 0.360, SLG: 0.467	G1-3 1-2		2B 1B		G5-3 1-2		G5-3			4	0	1	0	0	0	3
Ron Hassey, L (1, 2) OBP: 0.377, SLG: 0.386	BB		1-3 2B		SF8 2-H		L1			2	0	1	1	1	0	1
Larry Walker, L (1, 3) OBP: 0.297, SLG: 0.349	G3-1		G3		K			K		4	0	0	0	0	2	4
Tim Wallach, R (1, 5) OBP: 0.290, SLG: 0.293		G4-3 1B		1B BB		P3		1B		3	0	2	0	1	0	0
Dave Martinez, L (1, 9) OBP: 0.275, SLG: 0.326		G4-3 1-2		K		HR		F8		4	1	1	1	0	1	3
Spike Owen, S (1, 6) OBP: 0.300, SLG: 0.291		F7		L7		G2-3		F8		4	0	0	0	0	0	3
Dennis Martinez, R (1, 1) OBP: 0.148, SLG: 0.222		K		1-2 1B		F8			G4-3	1	0	0	0	0	1	1
Eric Bullock, L (4, PH) OBP: 0.321, SLG: 0.308										1	0	1	0	0	0	0
Bill Sampen, R (5, 1) OBP: 0.750, SLG: 0.750										0	0	0	0	0	0	0
Tom Foley, L (6, PH) OBP: 0.222, SLG: 0.271										1	0	0	0	0	0	0
Steve Frey, R (7, 1)										0	0	0	0	0	0	0
Rick Mahler, R (8, 1) OBP: 0.111, SLG: 0.111										0	0	0	0	0	0	0
Junior Noboa, R (9, PH) OBP: 0.325, SLG: 0.462										1	0	0	0	0	0	0

Inning Stats	1	2	3	4	5	6	7	8	9
	R: 0 E: 0 K: 0 S: 12	H: 1 LOB: 2 BB: 1 P: 24	R: 0 E: 0 K: 1 S: 11	H: 1 LOB: 1 BB: 0 P: 16	R: 0 E: 0 K: 1 S: 11	H: 2 LOB: 2 BB: 0 P: 18	R: 0 E: 0 K: 1 S: 13	H: 1 LOB: 2 BB: 1 P: 21	R: 1 E: 0 K: 1 S: 7	H: 0 LOB: 0 BB: 1 P: 13
	R: 1 E: 0 K: 0 S: 11	H: 1 LOB: 0 BB: 0 P: 19	R: 0 E: 0 K: 0 S: 7	H: 1 LOB: 1 BB: 0 P: 13	R: 0 E: 0 K: 1 S: 13	H: 1 LOB: 1 BB: 0 P: 21	R: 0 E: 0 K: 0 S: 7	H: 0 LOB: 0 BB: 0 P: 8		

	AB	34
	R	2
	H	8
	RBI	2
	BB	3
	SO	5
	LOB	17

		1B	2B	3B	HR	SF	SAC	DP	HBP
		5	2	0	1	1	0	0	0

	WP	PB	SB	CS	PA
	0	0	3	0	38

PITCHER		IP	WLS	BF	H	R	ER	SO	BB	IBB	HBP	BLK	WP	HR	S	P	ERA	WHIP
Mike Bielecki, R ERA: 3.29	(1, 1)	6.0	W	27	6	2	2	4	3	0	0	0	0	1	65	111	3.00	1.500
Les Lancaster, R ERA: 3.19	(7, 1)	3.0	S	11	2	0	0	1	0	0	0	0	0	0	27	42	0.00	0.667

PITCHER	IP	WLS	BF	H	R	ER	SO	BB	IBB	HBP	BLK	WP	HR	S	P	ERA	WHIP

Batter	1	2	3	4	5	6	7	8	9	10	AB	R	H	RBI	BB	SO	LOB
Shawon Dunston, R (1, 6) OBP: 0.267, SLG: 0.385 Dave Smith, R (10, 1)	B C X 1-1 G5-3 ①		B F X 1-1 P6 ③			F X 0-1 F7 ①		X 0-0 BB 23 E 1B		C F X 0-2 23 SH2-3 23 S SF7 1B	5 0	1 0	2 0	0 0	0 0	0 0	0 0
23 Ryne Sandberg, R (1, 4) OBP: 0.340, SLG: 0.447	B B B C F B 4-2 CS BB			C B C F B X 2-2 F7 ①		C F B X 1-2 L9 ②		1 SAFE 1 SAFE B C 1 SAFE B X 2-1 E4 BB 1-2		P B X 2-0 SH2-3 ① 1-3	3	0	0	0	1	0	1
Mark Grace, L (1, 3) OBP: 0.356, SLG: 0.404	B 1 SAFE 1 SAFE 1 SAFE C S B B F 3-2 G4-3 ② ③ F F X 1-2			C B C C C 1-3 K ②		B F C B B B F B 4-2 BB		S B B B B 4-1 1-2 2-3 BB		X 0-0 SF7 ② 3-H	2	0	0	1	2	1	1
George Bell, R (1, 7) OBP: 0.309, SLG: 0.483		C B X 2-1 G5-3 1B		B C B B B S B 4-2 FC6 BB		B 1 SAFE 1 SAFE F 1 SAFE X 1-1 F8 ③		C F S 0-3 K ③		B F B F F X 2-2 S 1B	4	0	2	0	1	1	4
Luis Salazar, R (1, 5) OBP: 0.333, SLG: 0.500 Ced Landrum, L (9, PR) OBP: 0.167, SLG: 0.167 (9, 9)		B C S S 1-3 K ①		B C 1 SAFE X 1-1 FC6 ③ 1-2f			B X 1-0 G4-3 1B		C F B X 1-2 G4-3 S 2B 1B	1 SAFE C F F F F B B X 2-2 F8 ③ 1-2	4 1	0 1	2 0	0 0	0 0	1 0	2 1
Hector Villanueva, R (1, 2) OBP: 0.275, SLG: 0.435 Dwight Smith, L (9, PH) OBP: 0.275, SLG: 0.421 Chuck McElroy, L (9, 1) OBP: 0.333, SLG: 0.333 Jose Vizcaino, S (10, 6) OBP: 0.317, SLG: 0.316		C F 1 SAFE F B X 1-2 G5-3 ② 1-2			B F F S 1-3 K ①		C X 0-1 G4-3 ① ② 1-2f		B M B F F X 2-2 G4-3 ① 1-3		3 1 0 0	0 0 0 0	0 0 0 0	0 0 0 0	1 0 0 0	2 1 0 0	2 1 0 0
Jerome Walton, R (1, 8) OBP: 0.263, SLG: 0.339 Chico Walker, S (9, PH) OBP: 0.400, SLG: 0.408 (9, 5)		B B X 2-0 F9 ③			B B B B 4-0 G3-1 BB		X 0-0 G6-3 ③		B B X 2-0 3-H 2B		2 1	0 0	0 1	0 1	1 0	0 0	1 0
Doug Dascenzo, S (1, 9) OBP: 0.354, SLG: 0.360 (9, 8)			B C B B C X 3-2 G6-3 ①		B X 1-0 G3-1 ② 1-2			X 0-0 P3 ①	B B X 2-0 G5-3 ②		4	0	0	0	0	0	3
Greg Maddux, R (1, 1) OBP: 0.276, SLG: 0.321 Andre Dawson, R (8, PH) OBP: 0.333, SLG: 0.530 Paul Assenmacher, L (8, 1) OBP: 0.667, SLG: 0.500 Heathcliff Slocumb, R (8, 1) Damon Berryhill, S (9, PH) OBP: 0.216, SLG: 0.349 (9, 2)			C X 0-1 F9 ②		S X 0-1 G3 ③			F F B F B F S 2-3 K ②	B X 1-0 P6 ③		2 1 0 0 1	0 0 0 0 0	0 0 0 0 0	0 0 0 0 0	0 1 0 0 0	0 0 0 0 0	1 0 0 0 2
Inning Stats	R: 0 H: 0 E: 0 LOB: 0 K: 0 BB: 1 S: 10 P: 18	R: 0 H: 1 E: 0 LOB: 1 K: 1 BB: 0 S: 10 P: 16	R: 0 H: 0 E: 0 LOB: 0 K: 0 BB: 0 S: 7 P: 11	R: 0 H: 0 E: 0 LOB: 1 K: 1 BB: 1 S: 11 P: 19	R: 0 H: 0 E: 0 LOB: 1 K: 1 BB: 1 S: 6 P: 12	R: 0 H: 0 E: 0 LOB: 1 K: 0 BB: 1 S: 10 P: 16	R: 0 H: 1 E: 0 LOB: 0 K: 0 BB: 0 S: 4 P: 5	R: 0 H: 1 E: 1 LOB: 3 K: 2 BB: 1 S: 13 P: 21	R: 1 H: 2 E: 0 LOB: 2 K: 0 BB: 0 S: 10 P: 18	R: 1 H: 2 E: 0 LOB: 1 K: 0 BB: 0 S: 14 P: 19	1B: 6 2B: 1 3B: 0 HR: 0	SF: 1 SAC: 1 DP: 1 HBP: 0	WP: 0 PB: 0 SB: 3 CS: 1	PA: 41				

PITCHER		IP	WLS	BF	H	R	ER	SO	BB	IBB	HBP	BLK	WP	HR	S	P	ERA	WHIP
Chris Nabholz, L ERA: 3.43	(1, 1)	7.2		30	3	0	0	4	5	0	0	0	0	0	68	115	0.00	1.043
Tim Burke, R ERA: 3.99	(8, 1)	0.2		4	2	1	1	1	0	0	0	0	0	0	11	16	13.50	3.000
Scott Ruskin, L ERA: 1.71	(9, 1)	0.2		2	0	0	0	0	0	0	0	0	0	0	2	5	0.00	0.000
Barry Jones, R ERA: 2.86	(10, 1)	1.0	L	5	2	1	1	0	0	0	0	0	0	0	14	19	9.00	2.000

PITCHER	IP	WLS	BF	H	R	ER	SO	BB	IBB	HBP	BLK	WP	HR	S	P	ERA	WHIP

TOP

Chicago Cubs @ Montreal Expos

Olympic Stadium, Montreal, QB

Sat Jun 01 1991, 7:05 PM EDT
Att. 22,184 - Sunny - 68 F

livebaseballscorecards.com

AB	34
R	2
H	7
RBI	2
BB	5
SO	5
LOB	19

Batter	1	2	3	4	5	6	7	8	9	10	AB	R	H	RBI	BB	SO	LOB
Delino DeShields, L (1, 4) OBP: 0.354, SLG: 0.345	X 0-0 F7 S G4-3 1B	S B C B B S 3-3 ③ K			B F B B X 3-1 ① F8			S B B B S B 4-2 S SH1-4 FC3-2 BB	B S B S X 2-2 ③ G4-3		4	1	1	0	1	1	3
Eric Bullock, L (1, 9) OBP: 0.323, SLG: 0.286 Spike Owen, S (8, 6) OBP: 0.298, SLG: 0.289	1 SAFE P 1 SAFE B B C B 4-1 G4-3 F7 1-2 BB		C F B B X 2-2 ① G4-3		B S X 1-1 ② G1-3			1 SAFE X 0-0 ① SH1-4 1-2		B B C C B X 3-2 ① P3	2 1	0 0	0 0	0 0	1 0	0 0	0 0
Ivan Calderon, R (1, 7) OBP: 0.356, SLG: 0.456	F B 1 SAFE X 1-1 ① F7 1-2 2-3		B F X 1-1 ② G5-3		B B C X 2-1 ③ L8			I I I I 4-0 FC3-2 S IBB		B X 1-0 ② F8	4	0	0	0	1	0	2
Larry Walker, L (1, 3) OBP: 0.294, SLG: 0.344 (8, 9)	S X 0-1 ② G4-3 2-3 3-H		B B C F C 2-3 ③ K			B X 1-0 P4-3 1B		S S B B X 2-2 ② FC3-2 1-3 2-H		B F X 1-1 ③ L3	5	0	1	1	0	1	3
Tim Wallach, R (1, 5) OBP: 0.289, SLG: 0.288	B B S F B B 4-2 BB	B C B X 2-1 ① G4-3				1 SAFE B 1 SAFE X 1-0 ①② P4-3 1-2f		B S B B X 3-1 ③ F8			3	0	0	0	1	0	3
Dave Martinez, L (1, 8) OBP: 0.274, SLG: 0.323	C X 0-1 ③ P4	F B B B X 2-1 G5-3 1B				C B F C 1-3 ③ K			S B B B X 2-1 ① F7		4	0	1	0	0	1	2
Mike Fitzgerald, R (1, 2) OBP: 0.538, SLG: 0.455 Marquis Grissom, R (9, PR) OBP: 0.335, SLG: 0.444 Barry Jones, R (10, 1)		B B F B B X 3-1 ① G6-3		1 SAFE 1 SAFE B 1 SAFE F B C 1 SAFE X 2-2 ② G5-3 1-2			C X 0-1 ① F9		C B C X 1-2 S 1B		4 0 0	0 0 0	1 0 0	0 0 0	0 0 0	0 0 0	1 0 0
Tom Foley, L (1, 6) OBP: 0.242, SLG: 0.295 (8, 3) Junior Noboa, R (9, PH) OBP: 0.317, SLG: 0.450 (10, 3)		X 0-0 2B		I I I I 4-0 IBB			B F B B C S 3-3 ② K		C F 1 SAFE P F X 1-2 ② P3 1-2		2 1	0 0	1 0	0 0	1 0	1 0	0 1
Chris Nabholz, L (1, 1) OBP: 0.105, SLG: 0.056 Tim Burke, R (8, 1) Scott Ruskin, R (9, 1) Nelson Santovenia, R (9, PH) OBP: 0.265, SLG: 0.391 (10, 2)		S S S 0-3 ② K		X 0-0 ③ F7			X 0-0 ③ F9		I I I I 4-0 IBB		3 0 0 0	0 0 0 0	0 0 0 0	0 0 0 1	1 0 0 0	3 0 0 0	3 0 0 0
Inning Stats	R: 1 H: 1 E: 0 LOB: 2 K: 0 BB: 2 S: 12 P: 19	R: 0 H: 1 E: 0 LOB: 1 K: 2 BB: 0 S: 9 P: 15	R: 0 H: 0 E: 0 LOB: 0 K: 1 BB: 0 S: 8 P: 13	R: 0 H: 1 E: 0 LOB: 2 K: 0 BB: 1 S: 8 P: 18	R: 0 H: 0 E: 0 LOB: 0 K: 0 BB: 0 S: 6 P: 12	R: 0 H: 1 E: 0 LOB: 0 K: 1 BB: 0 S: 5 P: 8	R: 0 H: 0 E: 0 LOB: 0 K: 1 BB: 0 S: 6 P: 9	R: 0 H: 0 E: 0 LOB: 2 K: 0 BB: 2 S: 8 P: 21	R: 0 H: 1 E: 0 LOB: 2 K: 0 BB: 1 S: 13 P: 22	R: 0 H: 0 E: 0 LOB: 0 K: 0 BB: 0 S: 6 P: 11	1B: 4 2B: 2 3B: 0 HR: 0	SF: 0 SAC: 1 DP: 1 HBP: 0						

PITCHER		IP	WLS	BF	H	R	ER	SO	BB	IBB	HBP	BLK	WP	HR	S	P	ERA	WHIP
Greg Maddux, R ERA: 3.1	(1, 1)	7.0		27	4	1	1	5	2	1	0	0	0	0	54	94	1.29	0.857
Paul Assenmacher, L ERA: 3.62	(8, 1)	0.2		4	0	0	0	0	1	1	0	0	0	0	6	16	0.00	1.500
Heathcliff Slocumb, R ERA: 2.84	(8, 1)	0.1		1	0	0	0	0	0	0	0	0	0	0	2	5	0.00	0.000
Chuck McElroy, L ERA: 1.46	(9, 1)	1.0	W	5	1	0	0	0	0	1	0	0	0	0	13	22	0.00	1.000
Dave Smith, R ERA: 3.95	(10, 1)	1.0	S	3	0	0	0	0	0	0	0	0	0	0	6	11	0.00	0.000

PITCHER	IP	WLS	BF	H	R	ER	SO	BB	IBB	HBP	BLK	WP	HR	S	P	ERA	WHIP

BOTTOM

Chicago Cubs @ Montreal Expos

Olympic Stadium, Montreal, QB

Sat Jun 01 1991, 7:05 PM EDT
Att. 22,184 - Sunny - 68 F

livebaseballscorecards.com

AB	33
R	1
H	5
RBI	1
BB	6
SO	5
LOB	18

WP: 0		PA:	40
PB: 0			
SB: 4			
CS: 0			

Batter	1	2	3	4	5	6	7	8	9	AB	R	H	RBI	BB	SO	LOB
Delino DeShields, L (1, 4) OBP: 0.363, SLG: 0.362	B X 1-0 ① G3			B C C B F B B 4-2 S BB	S B X 1-1 3-H HR				B S B C B X 3-2 SH3 1B 1B	3	1	2	2	1	0	0
Marquis Grissom, R (1, 8) OBP: 0.335, SLG: 0.442	B B F B F X 3-2 CS 1B			B F C 1 SAFE P B S 3-3 ① K 1-2	B C B B X 3-1 ② F8				M 1 SAFE X 0-1 ① SH3 1-2	3	0	1	0	0	1	1
Ivan Calderon, R (1, 7) OBP: 0.351, SLG: 0.453	X 0-0 ② F9			S F B B X 2-2 ② P5	C F S 0-3 ③ K				2 SAFE X 0-0 ② 2-H 1B 1B	4	1	1	0	0	1	2
Barry Jones, R (9, 1)										0	0	0	0	0	0	0
Tim Wallach, R (1, 5) OBP: 0.288, SLG: 0.286	1 SAFE B 1-0 ③ CS 1-2	S S X 0-2 ① F9		B B B C F X 3-2 ③ F9			S C B B B S 3-3 ① K		C F B X 1-2 2-H 1B 1B	4	1	1	1	0	1	1
Dave Martinez, L (1, 9) OBP: 0.263, SLG: 0.308		B F F F F X 1-2 ② L9			B F F B S 2-3 ① K		C B B X 2-1 ② F8		B X 1-0 2-H 1B	4	0	1	1	0	1	0
(9, 7)																
Mike Fitzgerald, R (1, 2) OBP: 0.333, SLG: 0.263		B X 1-0 ③ L7			S B C F B B X 3-2 ② G6-3		B F X 1-1 ③ L8		C B S S 1-3 ③ K	4	0	0	0	0	1	1
Larry Walker, L (1, 3) OBP: 0.294, SLG: 0.338		B S B X 2-1 CS 1B			S S B B B S 3-3 ③ K			B B C F S 2-3 ① K		3	0	1	0	0	2	0
(9, 9)																
Spike Owen, S (1, 6) OBP: 0.295, SLG: 0.300		C B 1 SAFE 1 SAFE F B 1 SAFE F F 3-2 ① ② P X F8 1-2				B B C X 2-1 HR 3B		F B X 1-1 ② F7		3	1	1	0	0	0	1
Mark Gardner, R (1, 1)			X 0-0 ③ G3-1			C S B C 1-3 ① K		S B C X 1-2 ③ G5-3		3	0	0	0	0	1	1
Scott Ruskin, R (8, 1)										0	0	0	0	0	0	0
Tim Burke, R (8, 1)										0	0	0	0	0	0	0
Tom Foley, L (9, 3) OBP: 0.254, SLG: 0.295										0	0	0	0	0	0	0
Inning Stats	R: 0 E: 0 K: 0 S: 5 H: 1 LOB: 0 BB: 0 P: 10	R: 0 E: 0 K: 0 S: 9 H: 0 LOB: 0 BB: 0 P: 11	R: 0 E: 0 K: 0 S: 9 H: 1 LOB: 0 BB: 0 P: 13	R: 0 E: 0 K: 1 S: 13 H: 0 LOB: 1 BB: 1 P: 24	R: 0 E: 0 K: 2 S: 10 H: 0 LOB: 0 BB: 0 P: 18	R: 2 E: 0 K: 2 S: 12 H: 2 LOB: 0 BB: 0 P: 19	R: 0 E: 0 K: 1 S: 7 H: 0 LOB: 0 BB: 0 P: 13	R: 0 E: 0 K: 1 S: 8 H: 0 LOB: 0 BB: 0 P: 12	R: 2 E: 0 K: 1 S: 13 H: 4 LOB: 1 BB: 0 P: 19	1B: 6 2B: 0 3B: 1 HR: 1	SF: 0 SAC: 1 DP: 0 HBP: 0						

TOP

Montreal Expos @ Houston Astros

Astrodome, Houston, TX

Tue Jun 04 1991, 8:05 PM EDT

Att. 8,442 - Dome - 70 F

livebaseballscorecards.com

AB	31
R	4
H	8
RBI	4
BB	1
SO	8
LOB	7

WP: 0 PB: 0 SB: 1 CS: 2 PA: 34

PITCHER		IP	WLS	BF	H	R	ER	SO	BB	IBB	HBP	BLK	WP	HR	S	P	ERA	WHIP
Pete Harnisch, R ERA: 2.47	(1, 1)	8.0	L	27	4	2	2	7	1	0	0	0	0	1	73	120	2.25	0.625
Curt Schilling, R ERA: 4.73	(9, 1)	0.2		4	3	2	2	0	0	0	0	0	0	0	9	13	27.00	4.500
Al Osuna, L ERA: 2.42	(9, 1)	0.1		2	1	0	0	1	0	0	0	0	0	0	4	6	0.00	3.000

PITCHER	IP	WLS	BF	H	R	ER	SO	BB	IBB	HBP	BLK	WP	HR	S	P	ERA	WHIP

BOTTOM

Batter	1	2	3	4	5	6	7	8	9	AB	R	H	RBI	BB	SO	LOB
Steve Finley, L (1, 8) OBP: 0.333, SLG: 0.446	B C X 1-1 G6-3 ①		B C X 1-1 G4-3 ②			M B C F X 1-2 F6 ②		1 SAFE B B X 2-0 G6-3 ② ③ 1-2f		3	0	0	0	0	0	0
Rafael Ramirez, R (8, PH) OBP: 0.273, SLG: 0.254 (9, 4)										1	0	0	0	0	0	3
Craig Biggio, R (1, 2) OBP: 0.375, SLG: 0.394	B C X 1-1 G6-3 ②		C B B X 2-1 P3 ③			C B S F X 1-2 P2 ③			B C B C F X 2-2 F8 ①	4	0	0	0	0	0	0
Eric Anthony, L (1, 9) OBP: 0.250, SLG: 0.250	B C X 1-1 G4-3 ③			B X 1-0 L6-3 1B			B C S B F S 2-3 K ①		B F S B S 2-3 K ②	4	0	1	0	0	2	0
Luis Gonzalez, L (1, 7) OBP: 0.264, SLG: 0.451		B F B B X 3-1 G4-3 ①		F B B 1 SAFE 1 SAFE B X 3-1 L6-3 ① ② 1-2			C B B B F F F X 3-2 F9 ②		B X 1-0 F9 ③	4	0	0	0	0	0	1
Ken Caminiti, S (1, 5) OBP: 0.298, SLG: 0.317		B B F F B F B 4-2 2B BB		B B X 2-0 F8 ③			X 0-0 P5 ③			2	1	0	0	1	0	0
5 Jeff Bagwell, R (1, 3) OBP: 0.359, SLG: 0.414		S 1 SAFE C B 1 SAFE X 1-2 L6 ②			X 0-0 G5-4-3 1B			B B F F B X 3-2 F9 ①		3	0	1	0	0	0	1
Casey Candaele, S (1, 4) OBP: 0.303, SLG: 0.369		B B F 1 SAFE B F X 3-2 1-H 2B			B F B X 2-1 F7 ①			X 0-0 E 1B 1B		3	0	2	1	0	0	1
Gerald Young, S (8, PR) OBP: 0.250, SLG: 0.308 (9, 8)										0	0	0	0	0	0	0
Eric Yelding, R (1, 6) OBP: 0.269, SLG: 0.331		C C B B S 2-3 K ③			F F X 0-2 G5-4-3 ② ③ 1-2f			X 0-0 E 1-2 1B		3	0	1	0	0	1	2
Pete Harnisch, S (1, 1) OBP: 0.087, SLG: 0.087			B B C X 2-1 G4-3 ①			B B C C F S 2-3 K ①		C F 1 SAFE X 0-2 E5 G6-3 1-2 2-3		2	0	0	0	0	1	0
Ken Oberkfell, L (8, PH) OBP: 0.429, SLG: 0.333										0	0	0	0	0	0	0
Mark Davidson, R (8, PH) OBP: 0.339, SLG: 0.280										1	0	0	0	0	0	2
Curt Schilling, R (9, 1) OBP: 1.000, SLG: 1.000										0	0	0	0	0	0	0
Al Osuna, R (9, 1)										0	0	0	0	0	0	0
Inning Stats	R: 0 E: 0 K: 0 S: 6 H: 0 LOB: 0 BB: 0 P: 9	R: 1 E: 0 K: 1 S: 14 H: 1 LOB: 1 BB: 1 P: 27	R: 0 E: 0 K: 0 S: 6 H: 0 LOB: 0 BB: 0 P: 11	R: 0 E: 0 K: 0 S: 4 H: 1 LOB: 0 BB: 0 P: 10	R: 0 E: 0 K: 0 S: 6 H: 1 LOB: 0 BB: 0 P: 8	R: 0 E: 0 K: 1 S: 12 H: 0 LOB: 0 BB: 0 P: 16	R: 0 E: 0 K: 1 S: 10 H: 0 LOB: 0 BB: 0 P: 15	R: 0 E: 1 K: 0 S: 10 H: 2 LOB: 3 BB: 0 P: 15	R: 0 E: 0 K: 1 S: 8 H: 0 LOB: 0 BB: 0 P: 13	1B: 4 2B: 2 3B: 0 HR: 0		SF: 0 SAC: 0 DP: 3 HBP: 0				

PITCHER		IP	WLS	BF	H	R	ER	SO	BB	IBB	HBP	BLK	WP	HR	S	P	ERA	WHIP
Mark Gardner, R ERA: 3.64	(1, 1)	7.1	W	26	5	1	1	3	1	0	0	0	0	0	63	104	1.23	0.818
Scott Ruskin, L ERA: 2.42	(8, 1)	0.0		1	0	0	0	0	0	0	0	0	0	0	4	4	∞	∞
Tim Burke, R ERA: 3.9	(8, 1)	0.2		1	0	0	0	0	0	0	0	0	0	0	1	3	0.00	0.000
Barry Jones, R ERA: 2.75	(9, 1)	1.0	S	3	0	0	0	1	0	0	0	0	0	0	8	13	0.00	0.000

PITCHER	IP	WLS	BF	H	R	ER	SO	BB	IBB	HBP	BLK	WP	HR	S	P	ERA	WHIP

Montreal Expos @ Houston Astros

Astrodome, Houston, TX

Tue Jun 04 1991, 8:05 PM EDT

Att. 8,442 - Dome - 70 F

livebaseballscorecards.com

AB	30
R	1
H	5
RBI	1
BB	1
SO	4
LOB	10

WP: 0 PA: 31
PB: 0
SB: 0
CS: 0

Batter	1	2	3	4	5	6	7	8	9	AB	R	H	RBI	BB	SO	LOB
Delino DeShields, L (1, 4) OBP: 0.373, SLG: 0.401	M C F B B X 2-2 E G1-3 2B	B S C B B X 3-2 2-H 3-H 2B		B B X 2-0 1-H HR		B S B F B X 3-2 1B		F B C B F B F X 3-2 G4-3 2-3		5	2	4	4	0	0	1
Marquis Grissom, R (1, 8) OBP: 0.326, SLG: 0.429	F B 2 SAFE S B F F X 2-2 ① G3 2-3	B C X 1-1 ③ G6-3		C X 0-1 ② G5-3		B B C S X 2-2 ③ G1-3		B B X 2-0 ③ L7		5	0	0	0	0	0	4
Ivan Calderon, R (1, 7) OBP: 0.353, SLG: 0.454	X 0-0 ② G1-3 3-H	B F X 1-1 ① G4-3	B S F B B S 3-3 ③ K				B B B B 4-0 S E BB		C B X 1-1 1B 2B	4	2	1	1	1	1	0
Tim Wallach, R (1, 5) OBP: 0.295, SLG: 0.294	X 0-0 1B	X 0-0 BB 1B	C F X 0-2 ① F4			B S S 2 SAFE F 2 SAFE S 1-3 ① K 1-2			X 0-0 WP 2-H 1B	5	0	3	1	0	1	1
Dave Martinez, L (1, 9) OBP: 0.269, SLG: 0.306	B X 1-0 ③ G4-3	B B B B 4-0 G4-6-3 1-2 BB	C B B B S 2-3 ② K			C B B F F B F X 3-2 E6 2-H 1B			B X 1-0 ① P5	4	0	1	0	1	1	2
Ron Hassey, L (1, 2) OBP: 0.360, SLG: 0.365	C B B F X 2-2 ① G3	F B B X 2-1 ② ③ G4-6-3 1-2f	F B F B F F B X 3-2 1B			1 SAFE B X 1-0 ② L7			B F B F B C 3-3 ② K	5	0	1	0	0	1	4
Larry Walker, L (1, 3) OBP: 0.302, SLG: 0.348	X 0-0 SH1-4 2B 1B 1B	X 0-0 G4-3 1B 2B	B B F X 2-1 ③ F7			1 SAFE F X 0-1 ③ G1-3			B B B B 4-0 2-3 BB	4	2	2	0	1	0	2
Spike Owen, S (1, 6) OBP: 0.298, SLG: 0.299	1 SAFE B B B C X 3-1 SH1-4 1-2 2B 1B	B X 1-0 ① G4-3 2-3				B X 1-0 ① G4-3		B S B F B B 4-2 G4-3 SH1-4 BB	B F B X 2-1 ③ F9	4	1	1	0	1	0	3
Dennis Martinez, R (1, 1) OBP: 0.172, SLG: 0.241 Tim Burke, R (9, 1)	X 0-0 ② SH1-4 1-2 2-3	B F F X 1-2 HR 3-H 1B				S S B B X 2-2 ② L8		X 0-0 ① SH1-4 1-2		2 0	1 0	1 0	1 0	0 0	0 0	0 0
Inning Stats	R: 1 H: 2 E: 1 LOB: 1 K: 0 BB: 0 S: 12 P: 17	R: 2 H: 3 E: 0 LOB: 1 K: 0 BB: 0 S: 12 P: 21	R: 0 H: 1 E: 0 LOB: 1 K: 0 BB: 1 S: 5 P: 12	R: 3 H: 3 E: 0 LOB: 0 K: 1 BB: 0 S: 11 P: 18	R: 0 H: 1 E: 0 LOB: 1 K: 1 BB: 0 S: 13 P: 20	R: 0 H: 1 E: 0 LOB: 1 K: 0 BB: 0 S: 10 P: 18	R: 1 H: 1 E: 1 LOB: 1 K: 1 BB: 1 S: 12 P: 21	R: 0 H: 0 E: 0 LOB: 1 K: 0 BB: 1 S: 9 P: 18	R: 1 H: 2 E: 0 LOB: 2 K: 1 BB: 1 S: 9 P: 20	1B: 9 SF: 0 2B: 4 SAC: 2 3B: 0 DP: 1 HR: 1 HBP: 0						WP: 1 PA: 44 PB: 0 SB: 1 CS: 0

TOP

Montreal Expos @ Houston Astros

Astrodome, Houston, TX

Wed Jun 05 1991, 8:05 PM EDT

Att. 7,027 - Dome - 70 F

livebaseballscorecards.com

AB	38
R	8
H	14
RBI	7
BB	4
SO	4
LOB	17

PITCHER		IP	WLS	BF	H	R	ER	SO	BB	IBB	HBP	BLK	WP	HR	S	P	ERA	WHIP
Jimmy Jones, R ERA: 3.28	(1, 1)	3.1	L	18	8	5	5	0	1	0	0	0	0	0	34	57	13.50	2.700
Jim Clancy, R ERA: 2.22	(4, 1)	1.2		7	2	1	1	2	0	0	0	0	0	1	19	31	5.40	1.200
Jim Corsi, R ERA: 4.13	(6, 1)	2.0		9	2	1	1	1	1	0	0	0	0	0	22	39	4.50	1.500
Darryl Kile, R ERA: 5.28	(8, 1)	1.0		4	0	0	0	0	1	0	0	0	0	0	9	18	0.00	1.000
Dwayne Henry, R ERA: 2.92	(9, 1)	1.0		6	2	1	1	1	1	0	0	0	1	0	9	20	9.00	3.000

PITCHER	IP	WLS	BF	H	R	ER	SO	BB	IBB	HBP	BLK	WP	HR	S	P	ERA	WHIP

Batter	1	2	3	4	5	6	7	8	9	AB	R	H	RBI	BB	SO	LOB
Steve Finley, L (1, 8) OBP: 0.332, SLG: 0.447	F X 0-1 2B		C F F X 0-2 E4 1B		B B F B X 3-1 ③ F8			L F S 0-3 ② K		4	1	1	0	0	1	1
Craig Biggio, R (1, 2) OBP: 0.372, SLG: 0.391	L F B B F X 2-2 ① F9		C X 0-1 E 2-H 1B			C F B X 1-2 ① L7		C B B X 2-1 ③ G1-3		4	0	1	1	0	0	1
Eric Anthony, L (1, 9) OBP: 0.250, SLG: 0.250	F B S F B S 2-3 ② K		1 SAFE C 1 SAFE 1 SAFE B B B S S S 3-3 ③ K 1-3			C X 0-1 ② L6			X 0-0 1B 1B 1B	4	1	1	0	0	2	2
Luis Gonzalez, L (1, 7) OBP: 0.264, SLG: 0.446	B C B C F B S 3-3 ③ K			B X 1-0 5 L6-4 G3 1B		X 0-0 ③ F8			B X 1-0 ① L8	4	0	1	0	0	1	2
Ken Caminiti, S (1, 5) OBP: 0.301, SLG: 0.317		B C B X 2-1 ① G4-3		F B C F X 1-2 ① G3 1-2			B B F B B 4-1 FC6-4 5 1B BB		X 0-0 BB 1-2 1B	3	0	1	0	1	0	1
5 Jeff Bagwell, R (1, 3) OBP: 0.357, SLG: 0.410		X 0-0 ② F9		C X 0-1 ② ③ L6-4 2-3			F B B X 2-1 FC6-4 1-2 1B		B B F C C 2-3 ② K	4	0	1	0	0	1	3
Casey Candaele, S (1, 4) OBP: 0.301, SLG: 0.366		C X 0-1 ③ F7			B F X 1-1 ① L8		F C X 0-2 ① FC6-4 L1-3 1-2f 2-3		S B S B X 2-2 BB 1-2 2-H 1B	4	0	1	1	0	0	2
Eric Yelding, R (1, 6) OBP: 0.271, SLG: 0.331 Darryl Kile, R (8, 1) Dwayne Henry, R (9, 1) Gerald Young, S (9, PH) OBP: 0.276, SLG: 0.308			B B X 2-0 ① G5-3		C C F B F F F B 2-2 X S 1B		X 0-0 ② ③ L1-3 1-2		B B B B B 4-0 FC4-6 1-2 2-3 BB	3 0 0 0	0 0 0 0	1 0 0 0	0 0 0 0	0 0 0 1	0 0 0 0	2 0 0 0
Jimmy Jones, R (1, 1) OBP: 0.333, SLG: 0.238 Jim Clancy, R (4, 1) Dave Rohde, S (5, PH) OBP: 0.222, SLG: 0.125 Jim Corsi, R (6, 1) Rafael Ramirez, R (8, 6) OBP: 0.266, SLG: 0.247			C C C 0-3 ② K		B B F C C 2-3 ② K 1-2			B C B F F X 2-2 ① L1	B C C B X 2-2 ③ FC4-6 1-2f	1 0 1 0 2	0 0 0 0 0	0 0 0 0 0	0 0 0 0 0	1 0 1 0 0	0 0 1 0 3	0 0 1 0 3
Inning Stats	R: 0 E: 0 K: 2 S: 14 H: 1 LOB: 1 BB: 0 P: 21	R: 0 E: 0 K: 0 S: 5 H: 0 LOB: 0 BB: 0 P: 7	R: 1 E: 2 K: 2 S: 13 H: 1 LOB: 1 BB: 0 P: 18	R: 0 E: 0 K: 0 S: 7 H: 1 LOB: 0 BB: 0 P: 9	R: 0 E: 0 K: 1 S: 15 H: 1 LOB: 1 BB: 0 P: 23	R: 0 E: 0 K: 0 S: 6 H: 0 LOB: 0 BB: 0 P: 7	R: 0 E: 0 K: 0 S: 7 H: 1 LOB: 1 BB: 1 P: 13	R: 0 E: 0 K: 1 S: 9 H: 0 LOB: 0 BB: 0 P: 13	R: 1 E: 0 K: 1 S: 12 H: 3 LOB: 3 BB: 1 P: 23	1B: 7 2B: 3 3B: 0 HR: 0	SF: 0 SAC: 0 DP: 2 HBP: 0						

PITCHER	IP	WLS	BF	H	R	ER	SO	BB	IBB	HBP	BLK	WP	HR	S	P	ERA	WHIP
Dennis Martinez, R (1, 1) ERA: 2.28	8.2	W	35	8	2	1	7	2	0	0	0	0	0	85	129	1.04	1.154
Tim Burke, R (9, 1) ERA: 3.86	0.1		1	0	0	0	0	0	0	0	0	0	0	3	5	0.00	0.000

PITCHER	IP	WLS	BF	H	R	ER	SO	BB	IBB	HBP	BLK	WP	HR	S	P	ERA	WHIP

BOTTOM

Montreal Expos @ Houston Astros

Astrodome, Houston, TX

Wed Jun 05 1991, 8:05 PM EDT

Att. 7,027 - Dome - 70 F

livebaseballscorecards.com

AB	34
R	2
H	8
RBI	2
BB	2
SO	7
LOB	18

1B: 7	SF: 0	WP: 0	PA: 36
2B: 3	SAC: 0	PB: 0	
3B: 0	DP: 2	SB: 1	
HR: 0	HBP: 0	CS: 0	

Batter	1	2	3	4	5	6	7	8	9	AB	R	H	RBI	BB	SO	LOB
Delino DeShields, L (1, 4) OBP: 0.372, SLG: 0.396	G3	1B		K		G4-3		BB	K	5	0	1	0	1	2	3
Marquis Grissom, R (1, 8) OBP: 0.328, SLG: 0.421	P5	F9		BB			G6-3	BB		3	0	0	0	2	0	1
Ivan Calderon, R (1, 7) OBP: 0.358, SLG: 0.460	BB 1B		2B BB	L7			S 1B 2B	G4-3		4	3	2	0	1	0	4
Tim Wallach, R (1, 5) OBP: 0.306, SLG: 0.313	1B 1B BB		G4-3 SF9 2B		G6-3		FC4-6 1B		SH 3B 2B	4	3	3	2	1	0	0
Dave Martinez, L (1, 9) OBP: 0.268, SLG: 0.304	1B 1B		G4-3		G6-3		FC4-6 S		SH 3B	4	1	1	1	0	0	2
Mike Fitzgerald, R (1, 2) OBP: 0.385, SLG: 0.409	1B		SF9		P6		IBB		3B	3	1	2	4	1	0	0
Larry Walker, L (1, 3) OBP: 0.301, SLG: 0.345 Tim Burke, R (7, 1) Kenny Williams, R (9, PH) OBP: 0.306, SLG: 0.367 Barry Jones, R (9, 1)	K		F9			K S 1B	K		K	4 0 1 0	0 0 0 0	1 0 0 0	0 0 0 0	0 0 1 0	2 0 0 0	4 0 1 0
Spike Owen, S (1, 6) OBP: 0.301, SLG: 0.297		G3-1		SH2-4 1B		BB		F7	L7	4	0	1	0	1	0	1
Chris Nabholz, L (1, 1) OBP: 0.095, SLG: 0.050 Rick Mahler, R (6, 1) OBP: 0.111, SLG: 0.111 Jeff Fassero, L (6, 1) Tom Foley, L (7, 3) OBP: 0.261, SLG: 0.302		K		SH2-4		K		L7	1B	2 0 0 2	0 0 0 0	0 0 0 1	0 0 0 1	0 0 0 0	2 0 0 0	2 0 0 0
Inning Stats	R: 2 E: 0 K: 1 S: 15 H: 3 LOB: 2 BB: 1 P: 22	R: 0 E: 0 K: 1 S: 13 H: 1 LOB: 1 BB: 0 P: 18	R: 2 E: 0 K: 0 S: 9 H: 1 LOB: 1 BB: 1 P: 19	R: 0 E: 0 K: 1 S: 9 H: 1 LOB: 2 BB: 1 P: 16	R: 0 E: 0 K: 0 S: 7 H: 0 LOB: 0 BB: 0 P: 11	R: 0 E: 0 K: 1 S: 11 H: 1 LOB: 1 BB: 1 P: 20	R: 1 E: 0 K: 1 S: 12 H: 2 LOB: 2 BB: 1 P: 20	R: 0 E: 0 K: 0 S: 9 H: 0 LOB: 2 BB: 2 P: 20	R: 3 E: 1 K: 2 S: 16 H: 3 LOB: 1 BB: 0 P: 27	1B: 8 2B: 3 3B: 1 HR: 0 SF: 1 SAC: 2 DP: 0 HBP: 0						

PITCHER		IP	WLS	BF	H	R	ER	SO	BB	IBB	HBP	BLK	WP	HR	S	P	ERA	WHIP
Mark Portugal, R ERA: 4.68	(1, 1)	5.0		24	6	4	4	3	3	0	0	0	0	0	53	86	7.20	1.800
Jim Clancy, R ERA: 2.15	(6, 1)	1.0		4	1	0	0	1	1	0	0	0	0	0	11	20	0.00	2.000
Dwayne Henry, R ERA: 3.24	(7, 1)	0.1		3	2	1	1	0	0	0	0	0	0	0	7	10	27.00	6.000
Al Osuna, L ERA: 2.63	(7, 1)	1.2		11	2	3	1	1	2	1	0	0	0	0	21	43	5.40	2.400
Curt Schilling, R ERA: 4.55	(9, 1)	1.0	W	4	1	0	0	2	0	0	0	0	0	0	9	14	0.00	1.000

PITCHER	IP	WLS	BF	H	R	ER	SO	BB	IBB	HBP	BLK	WP	HR	S	P	ERA	WHIP

TOP

Montreal Expos @ Houston Astros

Astrodome, Houston, TX

Thu Jun 06 1991, 8:05 PM EDT

Att. 7,528 - Dome - 70 F

livebaseballscorecards.com

AB	36
R	8
H	12
RBI	8
BB	7
SO	7
LOB	18

WP: 0	PB: 0	SB: 4	CS: 0
PA: 46			

Batter	1	2	3	4	5	6	7	8	9	AB	R	H	RBI	BB	SO	LOB
Craig Biggio, R (1, 2) OBP: 0.373, SLG: 0.391	B X 1-0 F8 ①		B B C X 2-1 G6-3 ①		M X 0-1 1B	B B C X 2-1 E4 1-2 2-H 3-H 1B		1 SAFE 1 SAFE 1 SAFE M B S B B C 3-3 K ③ 1-2		5	0	2	1	0	1	1
Steve Finley, L (1, 8) OBP: 0.330, SLG: 0.443 Dwayne Henry, R (7, 1) Al Osuna, R (7, 1) Curt Schilling, R (9, 1) OBP: 1.000, SLG: 1.000 Mark Davidson, R (9, 8) OBP: 0.350, SLG: 0.294	B B B C C X 3-2 G6-3 ②		C X 0-1 CS 1B		B X 1-0 P2 ②	C F S 0-3 K ③			B C X 1-1 2B SF7 1B	4 0 0 0 1	0 0 0 0 1	1 0 0 0 1	0 0 0 0 1	0 0 0 0 0	1 0 0 0 0	3 0 0 0 0
Ken Caminiti, S (1, 5) OBP: 0.299, SLG: 0.320	B X 1-0 P4 ③		X 0-0 L8 ②		B F S B 1 SAFE X 2-2 L8 ③		C B B X 2-1 F7 ①		B X 1-0 SF7 5 1B 1-3 2B	5	1	1	0	0	0	2
Eric Anthony, L (1, 9) OBP: 0.231, SLG: 0.250		B F B F F S 2-3 K ①	1 SAFE 0-0 CS ③ 1-2	C C B F F X 1-2 G6-3 ①		F F X 0-2 BB 1B 1B	B X 1-0 G5-3 ②		C X 0-1 SF7 ① 2-3 3-H	4	1	1	1	0	1	0
5 Jeff Bagwell, R (1, 3) OBP: 0.363, SLG: 0.416		X 0-0 2B SF8 1B		C B X 1-1 1B 1B		B B F X 2-1 F8 ①	X 0-0 G6-3 ③		C B F X 1-2 2B 1B 3-H	5	2	3	1	0	0	1
Luis Gonzalez, L (1, 7) OBP: 0.273, SLG: 0.459		C 1 SAFE 1 SAFE 1 SAFE B 1 SAFE X 1-1 1B 1-3 2B		B C C C 1-3 K ②		S 1 SAFE S 1 SAFE B F 1 SAFE B F 4-2 F B 1 SAFE F F B BB 1B 1-2 1B BB		F C B F X 1-2 G3 ①	X 0-0 1-3 1B 2B	4	2	2	0	1	1	1
Eric Yelding, R (1, 6) OBP: 0.280, SLG: 0.341	S F X 0-2 SF8 ② 3-H			B X 1-0 1-2 1B		C B B S 2-3 K ②		C X 0-1 E1 1B 1B	X 0-0 2-H 3-H 1B	4	1	3	3	0	1	2
Casey Candaele, S (1, 4) OBP: 0.313, SLG: 0.377	B B F S F F B X 3-2 2-3 1B		C F B F B X 2-2 F8 ③			B X 1-0 1B BB E 1-2 2-H 1B		S S B F X 1-2 FC6-4 2-H 1B		4	1	3	2	0	0	2
Mark Portugal, R (1, 1) OBP: 0.333, SLG: 0.188 Dave Rohde, S (5, PH) OBP: 0.217, SLG: 0.122 Jim Clancy, R (6, 1) Gerald Young, S (6, PH) OBP: 0.290, SLG: 0.296 (7, 8)	X 0-0 F4 ③				C B F B S 2-3 K ①	C B B B F B 4-2 1-2 2-3 E BB		X 0-0 FC6-4 ② 1-2f S		1 1 0 1	0 0 0 0	0 0 0 1	0 0 0 0	0 1 0 0	0 0 0 1	2 0 0 1
Inning Stats	R: 0 E: 0 K: 0 S: 5 H: 0 LOB: 0 BB: 0 P: 10	R: 1 E: 0 K: 1 S: 16 H: 3 LOB: 2 BB: 0 P: 22	R: 0 E: 0 K: 0 S: 5 H: 1 LOB: 0 BB: 0 P: 7	R: 0 E: 0 K: 1 S: 15 H: 2 LOB: 2 BB: 0 P: 21	R: 0 E: 0 K: 1 S: 9 H: 1 LOB: 1 BB: 0 P: 14	R: 3 E: 1 K: 2 S: 24 H: 3 LOB: 2 BB: 2 P: 39	R: 0 E: 0 K: 0 S: 4 H: 0 LOB: 0 BB: 0 P: 7	R: 1 E: 1 K: 1 S: 14 H: 2 LOB: 1 BB: 0 P: 19	R: 4 E: 0 K: 0 S: 10 H: 5 LOB: 1 BB: 0 P: 13	1B: 14 2B: 3 3B: 0 HR: 0		SF: 2 SAC: 0 DP: 0 HBP: 0		WP: 0 PB: 0 SB: 1 CS: 1		PA: 44

PITCHER		IP	WLS	BF	H	R	ER	SO	BB	IBB	HBP	BLK	WP	HR	S	P	ERA	WHIP
Chris Nabholz, L ERA: 3.57	(1, 1)	5.1		24	8	3	3	3	1	0	0	0	0	0	63	93	5.06	1.688
Rick Mahler, R ERA: 3.82	(6, 1)	0.1		4	2	1	0	1	1	0	0	0	0	0	8	17	0.00	9.000
Jeff Fassero, L ERA: 3.0	(6, 1)	1.0		3	0	0	0	1	0	0	0	0	0	0	6	9	0.00	0.000
Tim Burke, R ERA: 3.98	(7, 1)	1.1		6	2	1	1	1	0	0	0	0	0	0	15	20	6.75	1.500
Barry Jones, R ERA: 3.72	(9, 1)	0.1	L	6	5	4	4	0	0	0	0	0	0	0	10	13	108.00	15.000

PITCHER	IP	WLS	BF	H	R	ER	SO	BB	IBB	HBP	BLK	WP	HR	S	P	ERA	WHIP

BOTTOM

Montreal Expos @ Houston Astros

Astrodome, Houston, TX

Thu Jun 06 1991, 8:05 PM EDT

Att. 7,528 - Dome - 70 F

livebaseballscorecards.com

AB	39
R	9
H	17
RBI	8
BB	2
SO	6
LOB	15

Batter	1	2	3	4	5	6	7	8	9	AB	R	H	RBI	BB	SO	LOB
Delino DeShields, L (1, 4) OBP: 0.371, SLG: 0.396	C S S 0-3 ① K		B C B C S 2-3 ① K	B B B C B 4-1 PB 1B BB		C B B S C 2-3 ③ K		B X 1-0 E4 S 2-3 E	B X 1-0 1B 2-H 3-H 2B	5	2	1	2	1	3	2
Marquis Grissom, R (1, 8) OBP: 0.344, SLG: 0.441	B B F C X 2-2 S WP 1B		F B F X 1-2 ② F9	C 1 SAFE X 1-1 WP 1B 1-H 3-H 1B			B X 1-0 S 1B	1 SAFE 1 SAFE 1 SAFE C 1 SAFE B 1 SAFE C 2-2 X E9 1-H 3-H 2B	B B F S B X 3-2 2-3 1B	6	1	5	3	0	0	1
Ivan Calderon, R (1, 7) OBP: 0.358, SLG: 0.456	F B B B S F S 3-3 ② K 1-3		F X 0-1 BB 1-2 1B	B X 1-0 WP 1-2 1B			C 2 SAFE X 0-1 ① G5-3 1-2	B C B X 2-1 ③ G5-3	X 0-0 F8 ③	6	0	2	0	0	1	5
Tim Wallach, R (1, 5) OBP: 0.308, SLG: 0.312	B B F S B F C 3-3 ③ K 3-H		B B B B 4-0 FC5 1-2 2-3 BB	B S B B S X 3-2 ③ G6-3 1-2 2-3			X 0-0 ② G1-3		B X 1-0 1B WP 2B 1B	4	1	1	0	1	1	3
Mike Fitzgerald, R (1, 3) OBP: 0.323, SLG: 0.333 Tom Foley, L (9, 3) OBP: 0.261, SLG: 0.302		C X 0-1 ① P2	B X 1-0 ③ FC5 1-2f		B S S S 2-3 ① K		X 0-0 ③ G6-3		B B F B X 3-1 ① F7	5 0	0 0	0 0	0 0	0 0	1 0	5 0
Kenny Williams, R (1, 9) OBP: 0.366, SLG: 0.486		C B X 1-1 S 1B		B F B B X 3-1 E 2B	S C F S 0-3 ② K			X 0-0 1B 2B	C B F B X 2-2 BB 1-3 2B 1B	5	3	4	0	0	1	0
Gilberto Reyes, R (1, 2) OBP: 0.337, SLG: 0.312		F S F S 0-3 ② K		F X 0-1 E5 G6-3 PB 2-H 1B	C B B S F X 2-2 ③ G6-3			F X 0-1 E WP E 2-H 1B	S B S S 1-3 ② K	5	2	2	2	0	2	3
Spike Owen, S (1, 6) OBP: 0.298, SLG: 0.289		B C B F B X 3-2 ③ F8 1-2		S F X 0-2 ① G5-3		B S S B B C 3-3 ① K		C B F C 1-3 ① K	B B B B 4-0 2B 1-2 2B BB	4	1	0	0	1	2	3
Oil Can Boyd, R (1, 1) OBP: 0.174, SLG: 0.095 Scott Ruskin, R (8, 1) Eric Bullock, L (9, PH) OBP: 0.333, SLG: 0.364 Bill Sampen, R (9, 1) OBP: 0.750, SLG: 0.750			F S F B B B F B F F 4-2 F B BB 1B BB	S X 0-1 ② G6-3 2-3		F B S B C 2-3 ② K		M B S F F S 1-3 ② K 1-2	C X 0-1 1-3 2-H 3-H 2B	3 0 1 0	0 0 1 0	0 0 1 0	0 0 2 0	1 0 0 0	2 0 0 0	2 0 0 0
Inning Stats	R: 1 H: 1 E: 0 LOB: 0 K: 3 BB: 0 S: 14 P: 22	R: 0 H: 1 E: 0 LOB: 1 K: 1 BB: 0 S: 11 P: 15	R: 0 H: 1 E: 0 LOB: 3 K: 1 BB: 2 S: 16 P: 28	R: 3 H: 4 E: 1 LOB: 2 K: 0 BB: 1 S: 16 P: 28	R: 0 H: 0 E: 0 LOB: 0 K: 2 BB: 0 S: 11 P: 15	R: 0 H: 0 E: 0 LOB: 0 K: 3 BB: 0 S: 9 P: 16	R: 0 H: 1 E: 0 LOB: 1 K: 0 BB: 0 S: 5 P: 6	R: 3 H: 3 E: 2 LOB: 1 K: 2 BB: 0 S: 17 P: 24	R: 4 H: 5 E: 0 LOB: 2 K: 1 BB: 1 S: 16 P: 31	1B: 11 SF: 0 2B: 5 SAC: 0 3B: 0 DP: 0 HR: 0 HBP: 0						

PITCHER		IP	WLS	BF	H	R	ER	SO	BB	IBB	HBP	BLK	WP	HR	S	P	ERA	WHIP
Steve Avery, L ERA: 4.14	(1, 1)	3.2	L	21	7	4	4	5	3	0	0	0	1	0	54	87	9.82	2.727
Randy St. Claire, R ERA: 3.52	(4, 1)	4.0		16	3	3	1	7	0	0	0	0	2	0	40	58	2.25	0.750
Mike Stanton, L ERA: 3.6	(8, 1)	0.1		2	1	0	0	0	0	0	0	0	0	0	5	9	0.00	3.000
Jeff Parrett, R ERA: 6.64	(9, 1)	1.0		9	5	4	4	1	1	0	0	0	1	0	16	31	36.00	6.000

PITCHER	IP	WLS	BF	H	R	ER	SO	BB	IBB	HBP	BLK	WP	HR	S	P	ERA	WHIP

TOP

Montreal Expos @ Atlanta Braves

Atlanta-Fulton County Stadium, Atlanta, GA

Fri Jun 07 1991, 7:05 PM EDT

Att. 23,097 - Sunny - 76 F

livebaseballscorecards.com

AB	44
R	11
H	16
RBI	9
BB	4
SO	13
LOB	24

1B: 11	SF: 0	WP: 4	PA: 48
2B: 5	SAC: 0	PB: 1	
3B: 0	DP: 0	SB: 5	
HR: 0	HBP: 0	CS: 0	

Batter	1	2	3	4	5	6	7	8	9	AB	R	H	RBI	BB	SO	LOB
Otis Nixon, S (1, 8) OBP: 0.441, SLG: 0.398	4-0 FC3-6 BB		0-3 K			3-1 F8		0-1 FC3-6 S 1-2f	1-0 1B 1-2 2-H 3-H	4	0	1	1	1	1	1
Terry Pendleton, S (1, 5) OBP: 0.373, SLG: 0.500	1 SAFE 1 SAFE 1 SAFE B 1 SAFE CF 1 SAFE 1-2 FC3-6 F8 PB 1-2f		2-1 P6			2-1 G4-3		0-1 F9		4	0	0	0	0	0	2
Lonnie Smith, R (1, 7) OBP: 0.475, SLG: 0.468	1-1 F8 1-3		0-1 F7			0-0 2B		4-0 1-2 BB		3	0	1	0	1	0	1
David Justice, L (1, 9) OBP: 0.389, SLG: 0.513	2-1 G3			3-3 K		1-3 K		1-3 K		4	0	0	0	0	3	4
Sid Bream, L (1, 3) OBP: 0.333, SLG: 0.497		2-1 FC5-4 1B		0-0 F8			0-0 1B 1B		1-0 FC5-4 BB 1B 1B	4	1	3	0	0	0	0
Jeff Blauser, R (1, 4) OBP: 0.385, SLG: 0.509 (8, 6)		1-2 FC5-4 G5-3 1B 1-2f		2-2 F8			0-3 K		4-1 FC5-4 1-2 BB	3	1	0	0	1	1	2
Mike Heath, R (1, 2) OBP: 0.273, SLG: 0.295	1 SAFE	3-1 G5-3 1-2			0-3 K		0-2 G4-6-3 1-3 1B		2-3 K	4	0	1	0	0	2	3
Rafael Belliard, R (1, 6) OBP: 0.291, SLG: 0.284 Jeff Treadway, L (7, PH) OBP: 0.378, SLG: 0.461 (8, 4) Mike Stanton, L (8, 1) Jeff Parrett, R (9, 1) Danny Heep, L (9, PH) OBP: 0.500, SLG: 0.545		2-1 2-H 1B			0-0 F9		1-2 G4-6-3 1-2f		0-0 FC5-4 BB 1B 1-2f 2-3	2 1 0 0 1	0 0 0 0 0	1 0 0 0 0	1 0 0 0 0	0 0 0 0 0	0 0 0 0 0	0 2 0 0 2
Steve Avery, L (1, 1) OBP: 0.208, SLG: 0.095 Randy St. Claire, R (4, 1) Mark Lemke, S (8, 4) OBP: 0.367, SLG: 0.327		3-3 K			1-1 B1-3			2-1 FC3-6 1B	4-0 1B 1-2 BB	1 1 1	0 0 0	0 0 1	0 0 0	0 0 1	1 0 0	1 0 0
Inning Stats	R: 0 E: 0 K: 0 S: 7 H: 0 LOB: 1 BB: 1 P: 15	R: 1 E: 0 K: 1 S: 12 H: 2 LOB: 1 BB: 0 P: 23	R: 0 E: 0 K: 1 S: 7 H: 0 LOB: 0 BB: 0 P: 9	R: 0 E: 0 K: 1 S: 7 H: 0 LOB: 0 BB: 0 P: 12	R: 0 E: 0 K: 1 S: 6 H: 0 LOB: 0 BB: 0 P: 7	R: 0 E: 0 K: 1 S: 8 H: 1 LOB: 1 BB: 0 P: 14	R: 0 E: 0 K: 1 S: 11 H: 2 LOB: 1 BB: 0 P: 12	R: 0 E: 0 K: 1 S: 9 H: 1 LOB: 2 BB: 1 P: 16	R: 1 E: 0 K: 1 S: 7 H: 2 LOB: 2 BB: 2 P: 19	1B: 7 2B: 1 3B: 0 HR: 0	SF: 0 SAC: 0 DP: 1 HBP: 0			WP: 0 PB: 1 SB: 1 CS: 0		PA: 37	

PITCHER		IP	WLS	BF	H	R	ER	SO	BB	IBB	HBP	BLK	WP	HR	S	P	ERA	WHIP
Oil Can Boyd, R ERA: 3.76	(1, 1)	7.2	W	30	6	1	1	6	2	0	0	0	0	0	64	104	1.17	1.043
Scott Ruskin, L ERA: 2.38	(8, 1)	0.1		1	0	0	0	1	0	0	0	0	0	0	3	4	0.00	0.000
Bill Sampen, R ERA: 4.0	(9, 1)	1.0		6	2	1	1	1	2	0	0	0	0	0	7	19	9.00	4.000

PITCHER	IP	WLS	BF	H	R	ER	SO	BB	IBB	HBP	BLK	WP	HR	S	P	ERA	WHIP

BOTTOM

Montreal Expos @ Atlanta Braves

Atlanta-Fulton County Stadium, Atlanta, GA

Fri Jun 07 1991, 7:05 PM EDT
Att. 23,097 - Sunny - 76 F

livebaseballscorecards.com

AB	33
R	2
H	8
RBI	2
BB	4
SO	8
LOB	18

Batter	1	2	3	4	5	6	7	8	9	AB	R	H	RBI	BB	SO	LOB
Delino DeShields, L (1, 4) OBP: 0.376, SLG: 0.400	C F C 0-3 ① K		C B B B X 3-1 ① G3 1-3		1 SAFE X 0-0 ② 1-H 3-H 2B		C S B F B B B 4-2 BB		B S S B F B B 4-2 1B 1B BB	3	0	1	2	2	1	1
Marquis Grissom, R (1, 8) OBP: 0.340, SLG: 0.434	C C X 0-2 ② F8		B C C X 1-2 ② G3		B X 1-0 S E 1B		B B X 2-0 ③ F9		C 1 SAFE B F F 1 SAFE C 1-3 ① K	5	1	1	0	0	1	5
Ivan Calderon, R (1, 7) OBP: 0.359, SLG: 0.460	B X 1-0 S 1B 1B		X 0-0 ③ F9		B F P X 2-1 E4 CS 1-H			C B F F F B X 2-2 FC5-4 1B 2B	B X 1-0 ② P4	5	2	2	0	0	0	3
Tim Wallach, R (1, 5) OBP: 0.319, SLG: 0.321	1 SAFE S X 0-1 1-H 1B			B B X 2-0 ① F8	B B 2-0 ③ CS 2-3	B F X 1-1 FC6-4 1B		C F B F H 2-2 FC5-4 HBP	X 0-0 1B 1-2 3-H 1B	4	0	3	2	0	0	0
Dave Martinez, L (1, 9) OBP: 0.266, SLG: 0.300	1 SAFE B B X 2-0 ③ F8			X 0-0 ② F8		B X 1-0 ① FC6-4 G6-4-3 1-2f		B S C B X 2-2 ① FC5-4 1B 1-2f 2-3	C X 0-1 1-2 2-3 1B	5	0	1	0	0	0	4
Mike Fitzgerald, R (1, 2)		B B C B B 4-1 G4-6-3 BB		B X 1-0 ③ G6-3		1 SAFE 1 SAFE B 1 SAFE B 1 SAFE X 2-0 ② ③ G6-4-3 1-2f		B C F S 1-3 ② K	B B B C C F F X 3-2 ③ G5-3	4	0	0	0	1	1	6
Larry Walker, L (1, 3) OBP: 0.311, SLG: 0.351		1 SAFE F X 0-1 ① F8			B X 1-0 F8 BLK 2B 1B		B B F B F B 4-2 SH3-4 BB	B X 1-0 1-2 3-H 1B		3	1	2	1	1	0	1
Spike Owen, S (1, 6) OBP: 0.299, SLG: 0.286		1 SAFE C B 1 SAFE X 1-1 ② ③ G4-6-3 1-2f			1 SAFE B B B C B B 4-1 1-2 2B BB		B X 1-0 ① SH3-4 1-2	C F B B B F X 3-2 ③ P6		2	1	0	0	1	0	3
Brian Barnes, L (1, 1) Eric Bullock, L (5, PH) OBP: 0.324, SLG: 0.353 Rick Mahler, R (5, 1) OBP: 0.111, SLG: 0.111 Junior Noboa, R (7, PH) OBP: 0.302, SLG: 0.429 Tim Burke, R (7, 1) Jeff Fassero, L (7, 1) Kenny Williams, R (9, PH) OBP: 0.381, SLG: 0.556			B F B C B B 4-2 E G3 BB		B X 1-0 ① F8 2-3		F F F B F X 1-2 ② P3		C X 0-1 1B 3B	0 1 0 1 0 0 1	0 0 0 0 0 0 1	0 0 0 0 0 0 1	0 0 0 0 0 0 0	1 0 0 0 0 0 0	0 2 0 0 0 0 0	0 0 0 1 0 0 0
Inning Stats	R: 1 E: 0 K: 1 S: 10 / H: 2 LOB: 1 BB: 0 P: 13	R: 0 E: 0 K: 0 S: 5 / H: 0 LOB: 0 BB: 1 P: 10	R: 0 E: 1 K: 0 S: 8 / H: 0 LOB: 1 BB: 1 P: 16	R: 0 E: 0 K: 0 S: 3 / H: 0 LOB: 0 BB: 0 P: 6	R: 3 E: 1 K: 0 S: 8 / H: 3 LOB: 0 BB: 1 P: 18	R: 0 E: 0 K: 0 S: 4 / H: 1 LOB: 0 BB: 0 P: 8	R: 0 E: 0 K: 0 S: 12 / H: 0 LOB: 2 BB: 2 P: 24	R: 1 E: 0 K: 1 S: 19 / H: 2 LOB: 2 BB: 0 P: 30	R: 1 E: 0 K: 1 S: 18 / H: 3 LOB: 3 BB: 1 P: 27	1B: 8 2B: 2 3B: 1 HR: 0	SF: 0 SAC: 1 DP: 2 HBP: 1						

TOP

Montreal Expos @ Atlanta Braves

Atlanta-Fulton County Stadium, Atlanta, GA

Sat Jun 08 1991, 7:05 PM EDT

Att. 32,293 - Cloudy - 77 F

livebaseballscorecards.com

AB	34
R	6
H	11
RBI	5
BB	6
SO	3
LOB	26

PITCHER		IP	WLS	BF	H	R	ER	SO	BB	IBB	HBP	BLK	WP	HR	S	P	ERA	WHIP
Pete Smith, R ERA: 3.22	(1, 1)	4.2		21	5	4	3	1	3	0	0	1	0	0	34	61	5.79	1.714
Marvin Freeman, R ERA: 3.38	(5, 1)	1.1		3	1	0	0	0	0	0	0	0	0	0	4	10	0.00	0.750
Juan Berenguer, R ERA: 2.67	(7, 1)	0.2		4	0	0	0	0	2	0	0	0	0	0	11	21	0.00	3.000
Mike Stanton, L ERA: 3.54	(7, 1)	0.1	W	1	0	0	0	0	0	0	0	0	0	0	1	3	0.00	0.000
Kent Mercker, L ERA: 2.42	(8, 1)	2.0	S	13	5	2	2	2	1	0	1	0	0	0	37	57	9.00	3.000

PITCHER	IP	WLS	BF	H	R	ER	SO	BB	IBB	HBP	BLK	WP	HR	S	P	ERA	WHIP

WP: 0 PB: 0 SB: 2 CS: 1 PA: 43

Montreal Expos @ Atlanta Braves

Atlanta-Fulton County Stadium, Atlanta, GA

Sat Jun 08 1991, 7:05 PM EDT

Att. 32,293 - Cloudy - 77 F

livebaseballscorecards.com

BOTTOM

Batter	1	2	3	4	5	6	7	8	9	AB	R	H	RBI	BB	SO	LOB
Otis Nixon, S (1, 8) OBP: 0.446, SLG: 0.405	F B C B B X 3-2 G6-3 ①		B X 1-0 SH5-4 ① 1-2 2-3		X 0-0 1B S FC1-5 1B		C B F B F F X 2-2 S E 1B			3	1	2	0	0	0	0
Terry Pendleton, S (1, 5) OBP: 0.376, SLG: 0.506 29 John Smoltz, R (7, PR) OBP: 0.217, SLG: 0.190 Kent Mercker, L (8, 1)	B F X 1-1 G6-3 ②		B F X 2-1 G1-3 1B ② 2-H 3-H		C 2 SAFE F X 0-2 ① 1-3 1B		C B 1 SAFE 1 SAFE S F F F X 1-2 E4 1B 1-H 3B			4 0 0	1 1 0	2 0 0	2 0 0	0 0 0	0 0 0	0 0 0
Lonnie Smith, R (1, 7) OBP: 0.466, SLG: 0.457	C S B S 1-3 K ③		C L B B B F 2 SAFE X 3-2 G1-3 ② 2-3		3 SAFE B B B X 2-0 FC1-5 ② 3-H		B C S X 1-2 3B 1B 1-2			4	1	1	0	0	1	2
David Justice, L (1, 9) OBP: 0.395, SLG: 0.531		B B B C C F X 3-2 G4-1 2B	B B S B B 4-1 1B BB		C B X 1-1 F8 ③		B C X 1-1 ③ 1-H 2-H 3B			3	0	2	2	1	0	1
Jeff Blauser, R (1, 4) OBP: 0.381, SLG: 0.500		B X 1-0 G4-1 ① 2-3	B B C B B X 3-1 ③ 1-3 3-H 1B			C C B B F X 2-2 G4-3 ①	B B X 2-0 G1-3 ②			4	0	1	1	0	0	3
Brian Hunter, R (1, 3) OBP: 0.368, SLG: 0.625 Sid Bream, L (6, PH) OBP: 0.335, SLG: 0.497 (7, 3)		S B X 1-1 G5-3 ②		X 0-0 HR		B B C B X 3-1 1B C B S X 1-2 P2 ③				2 2	1 0	1 1	1 0	0 0	0 0	1 2
Mike Heath, R (1, 2) OBP: 0.268, SLG: 0.289 Danny Heep, L (6, PH) OBP: 0.462, SLG: 0.500 Juan Berenguer, R (7, 1) Mike Stanton, L (7, 1) Mark Lemke, S (8, 5) OBP: 0.361, SLG: 0.320		B F B S S 2-3 K ③		B B F X 2-1 F9 ①	1 SAFE B B C C F B C 2-3 K ②		C X 0-1 F9 ①			2 1 0 0 1	0 0 0 0 0	0 0 0 0 0	0 0 0 0 0	1 1 0 0 0	1 1 0 0 0	1 1 0 0 0
Rafael Belliard, R (1, 6) OBP: 0.290, SLG: 0.283			B C F X 1-2 SH5-4 BB 2B 1B	X 0-0 L5 ②	B F X 1-1 G5-3 ③		B C C S 1-3 K2-3 ②			4	1	1	0	0	1	1
Pete Smith, R (1, 1) OBP: 0.333, SLG: 0.250 Marvin Freeman, R (5, 1) Greg Olson, R (7, 2) OBP: 0.320, SLG: 0.330			1 SAFE 1 SAFE B B B B B 4-0 SH5-4 1-2 2B BB	B C B B C F X 3-2 F9 ③			B S F X 1-2 G6-3 ①	X 0-0 G5-3 ③		1 0 2	1 0 0	0 0 0	0 0 0	1 0 0	0 0 0	0 0 0
Inning Stats	R: 0 E: 0 K: 1 S: 8 H: 0 LOB: 0 BB: 0 P: 13	R: 0 E: 0 K: 1 S: 10 H: 1 LOB: 1 BB: 0 P: 17	R: 3 E: 0 K: 0 S: 13 H: 3 LOB: 2 BB: 2 P: 31	R: 1 E: 0 K: 0 S: 8 H: 1 LOB: 0 BB: 0 P: 13	R: 0 E: 0 K: 0 S: 7 H: 2 LOB: 1 BB: 0 P: 10	R: 0 E: 0 K: 1 S: 12 H: 1 LOB: 1 BB: 0 P: 20	R: 3 E: 1 K: 0 S: 23 H: 3 LOB: 2 BB: 0 P: 32	R: 0 E: 0 K: 1 S: 6 H: 0 LOB: 0 BB: 0 P: 7		1B: 7 2B: 2 3B: 1 HR: 1	SF: 0 SAC: 1 DP: 0 HBP: 0				WP: 0 PB: 0 SB: 2 CS: 0	PA: 36	

	AB	33
	R	7
	H	11
	RBI	6
	BB	2
	SO	4
	LOB	12

PITCHER		IP	WLS	BF	H	R	ER	SO	BB	IBB	HBP	BLK	WP	HR	S	P	ERA	WHIP
Brian Barnes, L ERA: 7.12	(1, 1)	4.0		18	5	4	4	2	2	0	0	0	0	1	39	74	9.00	1.750
Rick Mahler, R ERA: 3.62	(5, 1)	2.0		8	3	0	0	1	0	0	0	0	0	0	19	30	0.00	1.500
Tim Burke, R ERA: 4.5	(7, 1)	0.1	L	4	2	3	2	0	0	0	0	0	0	0	17	22	54.00	6.000
Jeff Fassero, L ERA: 1.93	(7, 1)	1.2		6	1	0	0	1	0	0	0	0	0	0	12	17	0.00	0.600

PITCHER	IP	WLS	BF	H	R	ER	SO	BB	IBB	HBP	BLK	WP	HR	S	P	ERA	WHIP

Batter	1	2	3	4	5	6	7	8	9	AB	R	H	RBI	BB	SO	LOB
Delino DeShields, L (1, 4) OBP: 0.368, SLG: 0.390	B C B F S 2-3 ① K	C 1 SAFE X 0-1 ② ③ P5 1-2			S X 0-1 ① G6-3		C S B X 1-2 ② G4-3		C B F B F X 2-2 ② G1-3 2-3	5	0	0	0	0	1	2
Marquis Grissom, R (1, 8) OBP: 0.337, SLG: 0.428	C B S B S 2-3 ② K		X 0-0 ① G6-3		C X 0-1 ② P3		F B X 1-1 ③ L3		B F S X 1-2 1B 3-H	5	0	1	1	0	1	0
Ivan Calderon, R (1, 7) OBP: 0.360, SLG: 0.463	X 0-0 1B		B X 1-0 ② P3		B B B F F X 3-2 ③ F9			B F B X 2-1 HR 2B	S X 0-1 ③ F8	5	1	2	0	0	0	1
Tim Wallach, R (1, 5) OBP: 0.326, SLG: 0.340	B 1 SAFE X 1-0 ③ G6-3		B B B C B 4-1 BB			S B F B X 2-2 FC5-4 1B		C C B X 1-2 2-H HR		3	1	2	2	1	0	1
Mike Fitzgerald, R (1, 2) OBP: 0.300, SLG: 0.286		S X 0-1 HR 1B	B 1 SAFE S 1 SAFE F E B B S 3-3 ③ K			F 1 SAFE B 1 SAFE 1 SAFE B F F B 3-2 X ① FC5-4 1B 1-2f		C S X 0-2 ① F9		4	1	1	0	0	1	2
Kenny Williams, R (1, 9) OBP: 0.370, SLG: 0.525		B 1 SAFE 1 SAFE X 1-0 HR 1B 1-2		S C S 0-3 ① K		B F 1 SAFE C F S 1-3 ② K		S B S X 1-2 ② P4		4	1	1	0	0	2	1
Larry Walker, L (1, 3) OBP: 0.320, SLG: 0.378		B F C X 1-2 HR 1-H 2-H		B C F B X 2-2 WP 1B		S B X 1-1 1B 1-2		C B X 1-1 ③ G4-3		4	1	3	3	0	0	0
Scott Ruskin, R (8, 1)										0	0	0	0	0	0	0
Spike Owen, S (1, 6) OBP: 0.303, SLG: 0.287		B B B B 4-0 CS BB		C 1 SAFE B 1 SAFE 1 SAFE B F C 2-3 ② K 1-2		B F X 1-1 ③ F8			C B F B X 2-2 PB G1-3 1B 1B	3	1	1	0	1	1	3
Mark Gardner, R (1, 1)		L 1 SAFE 1 SAFE F S 0-3 ① K		F B F B S 2-3 ③ K			B F F F S 1-3 ① K2-3		B C F F F F B X 2-2 ① G1-3 1-2	2	0	0	0	0	2	2
Bill Sampen, R (5, 1) OBP: 0.750, SLG: 0.750										0	0	0	0	0	0	0
Junior Noboa, R (7, PH) OBP: 0.295, SLG: 0.419										1	0	0	0	0	1	0
Jeff Fassero, L (7, 1)										0	0	0	0	0	0	0
Tom Foley, L (8, 3) OBP: 0.257, SLG: 0.297										1	0	0	0	0	0	1
Inning Stats	R: 0 E: 0 K: 2 S: 8 H: 1 LOB: 1 BB: 0 P: 13	R: 3 E: 0 K: 1 S: 11 H: 3 LOB: 0 BB: 1 P: 17	R: 0 E: 0 K: 1 S: 7 H: 0 LOB: 1 BB: 1 P: 15	R: 0 E: 0 K: 3 S: 12 H: 1 LOB: 1 BB: 0 P: 18	R: 0 E: 0 K: 0 S: 7 H: 0 LOB: 0 BB: 0 P: 10	R: 0 E: 0 K: 1 S: 15 H: 2 LOB: 2 BB: 0 P: 23	R: 0 E: 0 K: 1 S: 9 H: 0 LOB: 0 BB: 0 P: 12	R: 2 E: 0 K: 0 S: 13 H: 2 LOB: 0 BB: 0 P: 18	R: 1 E: 0 K: 0 S: 17 H: 2 LOB: 1 BB: 0 P: 24	1B: 8 2B: 1 3B: 0 HR: 2 SF: 0 SAC: 0 DP: 0 HBP: 0						

TOP

Montreal Expos @ Atlanta Braves

Atlanta-Fulton County Stadium, Atlanta, GA

Sun Jun 09 1991, 3:33 AM EDT
Att. 23,171 - Cloudy - 81 F

livebaseballscorecards.com

AB	37
R	6
H	11
RBI	6
BB	2
SO	9
LOB	13

WP: 1 PB: 1 SB: 0 CS: 1 PA: 39

PITCHER		IP	WLS	BF	H	R	ER	SO	BB	IBB	HBP	BLK	WP	HR	S	P	ERA	WHIP
Tom Glavine, L ERA: 2.35	(1, 1)	8.0	W	34	9	5	5	9	2	0	0	0	1	2	82	126	5.62	1.375
Mike Stanton, L ERA: 3.86	(9, 1)	0.2		3	1	1	1	0	0	0	0	0	0	0	12	18	13.50	1.500
Juan Berenguer, R ERA: 2.65	(9, 1)	0.1	S	2	1	0	0	0	0	0	0	0	0	0	5	6	0.00	3.000

PITCHER		IP	WLS	BF	H	R	ER	SO	BB	IBB	HBP	BLK	WP	HR	S	P	ERA	WHIP

Montreal Expos @ Atlanta Braves

Atlanta-Fulton County Stadium, Atlanta, GA

Sun Jun 09 1991, 3:33 AM EDT

Att. 23,171 - Cloudy - 81 F

BOTTOM

livebaseballscorecards.com

Batter	1	2	3	4	5	6	7	8	9	AB	R	H	RBI	BB	SO	LOB
Otis Nixon, S (1, 8) OBP: 0.444, SLG: 0.405	C B L B C 2-3 ①	F B B X 2-1 ① ② G4-3 1-2f		C B C B X 2-2 CS 1B	B B S X 2-1 ③ 1-2 2-H 1B		B X 1-0 ② FC5-4 FC6-4 1-2f 2-3			5	0	2	0	0	1	3
Jeff Treadway, L (1, 4) OBP: 0.373, SLG: 0.452 Mark Lemke, S (7, PH) OBP: 0.355, SLG: 0.314 (8, 4)	B X 1-0 ② P5	C F X 0-2 1B		1 SAFE 1 SAFE 1 SAFE P C B B C X 3-2 ② ③ F7 1-2		X 0-0 ① G4-3	S 1 SAFE 1 SAFE X 0-1 ③ FC6-4 1-2f			4 1	0 0	1 0	0 0	0 0	0 0	1 2
Tommy Gregg, L (1, 7) OBP: 0.385, SLG: 0.364 Brian Hunter, R (8, PH) OBP: 0.350, SLG: 0.588 (9, 7)	B C C F X 1-2 HR 1B	X 0-0 ③ P4			B B B C B 4-1 HR BB	B B B F C X 3-2 ② F7		B X 1-0 ① G3		3 1	2 0	1 0	0 0	1 0	0 0	1 0
David Justice, L (1, 9) OBP: 0.400, SLG: 0.563	B F B X 2-1 1-H HR		C X 0-1 ① G3-1		F 1 SAFE X 0-1 1-H HR	F B X 1-1 ③ G4-3		B B X 2-0 1B		5	2	3	4	0	0	0
Sid Bream, L (1, 3) OBP: 0.331, SLG: 0.487	C B B B X 3-1 BB 1B 1B		B C S B B X 3-2 E3 1B		X 0-0 ① F7		B B C B X 3-1 ① G4-3	B B F 1 SAFE B X 3-1 ② F7		5	1	1	0	0	0	1
Jeff Blauser, R (1, 5) OBP: 0.388, SLG: 0.509	B B B 4-0 1B 1-2 BB		B 1 SAFE C 1 SAFE 1 SAFE F F X 1-2 ② F8		B C X 1-1 1B FC4-6 1B		X 0-0 HR 2B	1 SAFE B B X 2-0 ③ F8		4	2	2	0	1	0	2
Greg Olson, R (1, 2) OBP: 0.346, SLG: 0.389	X 0-0 1-3 2-H 1B	C B C X 1-2 1B			1 SAFE 1 SAFE B 1 SAFE S X 1-1 FC4-6 1-3 1B		B S B C B X 3-2 2-H HR			4	1	4	3	0	0	0
Rafael Belliard, R (1, 6) OBP: 0.289, SLG: 0.282	C X 0-1 ③ F8		B B C B C X 3-2 ③ L6		M S X 0-2 ② FC4-6 E 1-2f 1B 3-H		X 0-0 FC5-4 E 1B			4	0	1	1	0	0	5
Tom Glavine, L (1, 1) OBP: 0.333, SLG: 0.269 Mike Stanton, L (9, 1) Juan Berenguer, R (9, 1)		C X 0-1 G4-3 1B		F B B C B F C 3-3 ① K	X 0-0 E4 1B 1-2		X 0-0 E1 FC5-4 1-2			4 0 0	0 0 0	1 0 0	0 0 0	0 0 0	1 0 0	2 0 0
Inning Stats	R: 3 H: 4 E: 0 LOB: 2 K: 1 BB: 1 S: 15 P: 28	R: 0 H: 2 E: 0 LOB: 1 K: 0 BB: 0 S: 8 P: 10	R: 0 H: 1 E: 1 LOB: 2 K: 0 BB: 0 S: 15 P: 23	R: 0 H: 1 E: 0 LOB: 0 K: 1 BB: 0 S: 11 P: 18	R: 3 H: 4 E: 1 LOB: 2 K: 0 BB: 1 S: 14 P: 22	R: 0 H: 0 E: 0 LOB: 0 K: 0 BB: 0 S: 6 P: 10	R: 2 H: 3 E: 1 LOB: 2 K: 0 BB: 0 S: 11 P: 18	R: 0 H: 1 E: 0 LOB: 1 K: 0 BB: 0 S: 5 P: 13		1B: 12 SF: 0 2B: 1 SAC: 0 3B: 0 DP: 1 HR: 3 HBP: 0						

AB	40	
R	8	
H	16	
RBI	8	
BB	2	
SO	2	
LOB	17	

WP: 0 PA: 42
PB: 0
SB: 0
CS: 1

PITCHER		IP	WLS	BF	H	R	ER	SO	BB	IBB	HBP	BLK	WP	HR	S	P	ERA	WHIP
Mark Gardner, R ERA: 4.76	(1, 1)	4.1	L	25	11	6	6	2	2	0	0	0	0	2	57	93	12.46	3.000
Bill Sampen, R ERA: 3.82	(5, 1)	1.2		6	1	0	0	0	0	0	0	0	0	0	12	18	0.00	0.600
Jeff Fassero, L ERA: 4.76	(7, 1)	1.0		7	3	2	2	0	0	0	0	0	0	1	11	18	18.00	3.000
Scott Ruskin, L ERA: 2.28	(8, 1)	1.0		4	1	0	0	0	0	0	0	0	0	0	5	13	0.00	1.000

PITCHER	IP	WLS	BF	H	R	ER	SO	BB	IBB	HBP	BLK	WP	HR	S	P	ERA	WHIP

Montreal Expos @ Atlanta Braves

Atlanta-Fulton County Stadium, Atlanta, GA

Mon Jun 10 1991, 7:05 PM EDT

Att. 19,853 - Sunny - 81 F

TOP

livebaseballscorecards.com

Batter	1	2	3	4	5	6	7	8	9	AB	R	H	RBI	BB	SO	LOB
Delino DeShields, L (1, 4) OBP: 0.376, SLG: 0.396	B C B F F X 2-2 CS 1B		X 0-0 SF9 1B 1-2 1B	C B C B F F F B B 4-2 1-2 2-3 3-H BB			S B X 1-1 ① F8		B F B B X 3-1 E 2B	2	0	2	1	1	0	0
Spike Owen, S (4, PR) OBP: 0.306, SLG: 0.296										2	1	1	0	0	0	0
(4, 6)																
Marquis Grissom, R (1, 8) OBP: 0.338, SLG: 0.424	B X 1-0 ① F8		B B F 1 SAFE X 2-1 1-2 2-3 S 1B	B F F B S 2-3 ② K			X 0-0 ② F9		C B S B B B 4-2 FC5-4 BB	4	0	1	0	1	1	4
Ivan Calderon, R (1, 7) OBP: 0.356, SLG: 0.456	S B B B B 4-1 ② 1-2 BB		B F F X 1-2 ② SF9 2-3 3-H	B F B B X 3-1 ③ F9			X 0-0 ③ G5-3		F B X 1-1 ② FC5-4 HR 1-2f 2-H	3	1	0	1	1	0	4
Tim Wallach, R (1, 5) OBP: 0.324, SLG: 0.350	B 1 SAFE 1 SAFE F F B F S 2-3 ③ K		S S B B S 2-3 ③ K 1-2		B B F X 2-1 ① G3-1			X 0-0 ① G6-3	C X 0-1 2-H HR	5	1	1	2	0	2	3
Dave Martinez, L (1, 9) OBP: 0.278, SLG: 0.336		X 0-0 ① G3		B X 1-0 1B WP 1B	B B F X 2-0 L4-3 1B			C C B X 1-2 HR	B F B F S 2-3 ③ K	5	2	3	1	0	1	0
Ron Hassey, L (1, 2) OBP: 0.354, SLG: 0.358		B X 1-0 ② F8		B 1 SAFE X 1-0 ② ③ 1B BB 1-3 BB 1B	B X 1-0 ② ③ L4-3 1-2			B X 1-0 ② F7		4	1	1	0	0	0	1
Tim Burke, R (8, 1)										0	0	0	0	0	0	0
Scott Ruskin, R (8, 1)										0	0	0	0	0	0	0
Larry Walker, L (1, 3) OBP: 0.328, SLG: 0.379		F C B B F X 2-2 ③ G1-3		B C B S B B B 4-2 BB 1B 1-2 BB		B B B B 4-0 G4-6-3 BB		X 0-0 1B		2	0	1	0	2	0	0
Tom Foley, L (1, 6) OBP: 0.270, SLG: 0.324			B C F X 1-2 FC3-5 2B	F F B X 1-2 1-2 2-3 3-H BB 1B		B C F X 1-2 ① ② G4-6-3 1-2f		1 SAFE 1 SAFE B C F F X 1-2 ③ G4-3		4	0	2	0	0	0	2
(4, 4)																
Dennis Martinez, R (1, 1) OBP: 0.156, SLG: 0.219			S X 0-1 ① FC3-5 1B 1B SF9 2-3	C F S 0-3 ① K		F X 0-1 ③ F8			C C F B B S 2-3 ① K	3	1	0	0	0	1	4
Mike Fitzgerald, R (8, 2) OBP: 0.293, SLG: 0.278										1	0	0	0	0	1	0

Inning Stats	1	2	3	4	5	6	7	8	9
	R: 0 E: 0 K: 1 S: 10	H: 1 LOB: 1 BB: 1 P: 19	R: 0 E: 0 K: 0 S: 6	H: 0 LOB: 0 BB: 0 P: 9	R: 1 E: 0 K: 1 S: 14	H: 3 LOB: 2 BB: 0 P: 20	R: 2 E: 0 K: 2 S: 20	H: 3 LOB: 3 BB: 2 P: 36	R: 0 E: 0 K: 0 S: 4	H: 1 LOB: 0 BB: 0 P: 9
	R: 0 E: 0 K: 0 S: 5	H: 0 LOB: 0 BB: 1 P: 10	R: 0 E: 0 K: 0 S: 4	H: 0 LOB: 0 BB: 0 P: 5	R: 1 E: 0 K: 0 S: 10	H: 2 LOB: 1 BB: 0 P: 13	R: 3 E: 1 K: 2 S: 16	H: 2 LOB: 0 BB: 1 P: 28		

	AB	35
	R	7
	H	12
	RBI	5
	BB	5
	SO	6
	LOB	18

1B: 8 SF: 1
2B: 3 SAC: 0
3B: 0 DP: 2
HR: 2 HBP: 0

WP: 1 PA: 41
PB: 0
SB: 1
CS: 1

PITCHER		IP	WLS	BF	H	R	ER	SO	BB	IBB	HBP	BLK	WP	HR	S	P	ERA	WHIP
29 John Smoltz, R ERA: 4.45	(1, 1)	7.2	L	34	10	4	4	4	4	0	0	0	1	1	69	116	4.70	1.826
Randy St. Claire, R ERA: 6.0	(8, 1)	1.1		7	2	3	3	2	1	0	0	0	0	1	20	33	20.25	2.250

PITCHER	IP	WLS	BF	H	R	ER	SO	BB	IBB	HBP	BLK	WP	HR	S	P	ERA	WHIP

BOTTOM

Montreal Expos @ Atlanta Braves

Atlanta-Fulton County Stadium, Atlanta, GA

Mon Jun 10 1991, 7:05 PM EDT

Att. 19,853 - Sunny - 81 F

livebaseballscorecards.com

Batter	1	2	3	4	5	6	7	8	9	AB	R	H	RBI	BB	SO	LOB
Ron Gant, R (1, 8) OBP: 0.289, SLG: 0.474	HR		G5-3		2B			BB		3	1	2	1	1	0	0
Jeff Treadway, L (1, 4) OBP: 0.377, SLG: 0.448	BB		1B		L8			F8		3	0	1	0	1	0	3
Lonnie Smith, R (1, 7) OBP: 0.449, SLG: 0.435	K		F9			G6-3		G1-3		4	0	0	0	0	1	4
David Justice, L (1, 9) OBP: 0.393, SLG: 0.552	G4-3		F9			G4-3		G1-3		4	0	0	0	0	0	4
Sid Bream, L (1, 3) OBP: 0.331, SLG: 0.484 Otis Nixon, S (9, PH) OBP: 0.441, SLG: 0.402	K			F8	1B				F8	3 1	0 0	1 0	0 0	0 0	1 0	1 0
Jeff Blauser, R (1, 5) (8, 6) OBP: 0.385, SLG: 0.500		F8		G1-3			G4-6-3		F7	4	0	1	0	0	0	0
Greg Olson, R (1, 2) OBP: 0.343, SLG: 0.384		1B		G4-3			G4-6-3		F8	4	0	1	0	0	0	1
Rafael Belliard, R (1, 6) OBP: 0.284, SLG: 0.277 Randy St. Claire, R (8, 1)		L6			K		P4			3 0	0 0	0 0	0 0	0 0	1 0	1 0
29 John Smoltz, R (1, 1) OBP: 0.200, SLG: 0.174 Mark Lemke, S (8, 5) OBP: 0.365, SLG: 0.346		K			K			F8 2B		2 1	0 0	0 1	0 0	0 0	2 0	1 0

Inning Stats	R: 1 E: 0 K: 2 S: 9	H: 1 LOB: 1 BB: 1 P: 18	R: 0 E: 0 K: 1 S: 13	H: 1 LOB: 1 BB: 0 P: 20	R: 0 E: 0 K: 0 S: 18	H: 1 LOB: 1 BB: 0 P: 26	R: 0 E: 0 K: 0 S: 5	H: 0 LOB: 0 BB: 0 P: 8	R: 0 E: 0 K: 2 S: 8	H: 1 LOB: 1 BB: 0 P: 12
	R: 0 E: 0 K: 0 S: 7	H: 1 LOB: 1 BB: 0 P: 11	R: 0 E: 0 K: 0 S: 8	H: 1 LOB: 0 BB: 0 P: 14	R: 0 E: 0 K: 0 S: 15	H: 1 LOB: 2 BB: 1 P: 25	R: 0 E: 0 K: 0 S: 6	H: 0 LOB: 0 BB: 0 P: 9	1B: 4 2B: 2 3B: 0 HR: 1	SF: 0 SAC: 0 DP: 1 HBP: 0

	WP: 0	PA: 34
	PB: 0	
	SB: 0	
	CS: 0	

PITCHER		IP	WLS	BF	H	R	ER	SO	BB	IBB	HBP	BLK	WP	HR	S	P	ERA	WHIP
Dennis Martinez, R ERA: 2.21	(1, 1)	7.0	W	26	6	1	1	5	1	0	0	0	0	1	68	109	1.29	1.000
Tim Burke, R ERA: 4.41	(8, 1)	0.2		4	1	0	0	0	1	0	0	0	0	0	12	20	0.00	3.000
Scott Ruskin, L ERA: 2.16	(8, 1)	1.1	S	4	0	0	0	0	0	0	0	0	0	0	9	14	0.00	0.000

PITCHER	IP	WLS	BF	H	R	ER	SO	BB	IBB	HBP	BLK	WP	HR	S	P	ERA	WHIP

Batter	1	2	3	4	5	6	7	8	9	AB	R	H	RBI	BB	SO	LOB
Barry Larkin, R (1, 6) OBP: 0.378, SLG: 0.516	C C B B F B B 4-2 S BB		C C B F X 1-2 G6-3 ②		X 0-0 G3-1 ① 2-3	C B S B B X 3-2 G1-3 ③			B C B S B F X 3-2 FC5-4 1B	4	0	1	0	1	0	1
Mariano Duncan, R (1, 4) OBP: 0.234, SLG: 0.281	B 1 SAFE B F 1 SAFE 1 SAFE 1 SAFE F X 2-2 G6-3 ① 1-2		C B X 1-1 G4-3 ③		F B X 1-1 1B 2B 1B 3-H		F X 0-1 G6-3 ①		X 0-0 FC5-4 FC4 ② 1-2f	5	1	1	1	0	0	2
Eric Davis, R (1, 8) OBP: 0.389, SLG: 0.435 Billy Hatcher, R (1, 8) OBP: 0.296, SLG: 0.343	C B F B B X 3-2 G5-3 ②			B B B 4-0 2B 1B BB	C 1 SAFE B 1 SAFE 1 SAFE X 1-1 2B 1B 1-3		X 0-0 L9 ②		F F X 0-2 FC4 ③ 1-2f	1 3	0 2	0 1	0 0	0 1	0 0	1 1
Chris Sabo, R (1, 5) OBP: 0.339, SLG: 0.448	B B F C B X 3-2 F7 ③			X 0-0 E 2B 1-3	X 0-0 2B 2B 1-H 3-H		C X 0-1 1B ③			4	2	3	2	0	0	1
Glenn Braggs, R (1, 7) OBP: 0.315, SLG: 0.379		C B C S 1-3 K ①		X 0-0 E4 G5-3 1B 2-H 3-H	C F S 0-3 K ②			C S B S 1-3 K ①		4	0	1	1	0	3	1
Paul O'Neill, L (1, 9) OBP: 0.365, SLG: 0.566		C S B S 1-3 K ②		C B X 1-1 P6 ① 1 SAFE	C F B X 1-2 2B 2-H			F B B X 2-1 2B		4	0	2	1	0	1	1
Todd Benzinger, S (1, 3) OBP: 0.226, SLG: 0.259	C F F B B X 2-2 1B			X 0-0 G5-3 ② 1-2	B C S S 1-3 K ③			C X 0-1 G5-3 ②		4	0	1	0	0	1	3
Joe Oliver, R (1, 2) OBP: 0.234, SLG: 0.211	F 1 SAFE B C 1 SAFE F C 1-3 K ③			F X 0-1 P4 ③		C S B F S 1-3 K ①		S S F X 0-2 G6-3 ③		4	0	0	0	0	2	3
Norm Charlton, S (1, 1) OBP: 0.053, SLG: 0.105 Ted Power, R (7, 1) Luis Quinones, S (9, PH) OBP: 0.221, SLG: 0.257 Kip Gross, R (9, 1) OBP: 0.500, SLG: 0.500			L X 0-1 G5-3 ①	X 0-0 G3-1 1B 2B	B F B S S 2-3 K ②				B S F B F B F X 3-2 G4-3 ①	3 0 1 0	1 0 0 0	1 0 0 0	0 0 0 0	0 0 0 0	1 0 0 0	0 0 0 0

| Inning Stats | | | |

Batter	1	2	3	4	5	6	7	8	9	AB	R	H	RBI	BB	SO	LOB
Marquis Grissom, R (1, 8) OBP: 0.332, SLG: 0.415	B F B X 2-1 G1-3 ①		C F B C 1-3 K ①		F C B X 1-2 P6 ③			B B B C S S F F X 3-2 F9 ③		4	0	0	0	0	1	0
Junior Noboa, R (1, 4) OBP: 0.292, SLG: 0.404	X 0-0 1B		C F B X 1-2 F7 ②			X 0-0 L6 ①			B B B C F X 2-2 F7 ①	4	0	1	0	0	0	0
Ivan Calderon, R (1, 7) OBP: 0.354, SLG: 0.457	B S S S 1-3 K ②		C S B S 1-3 K ③			B C X 1-1 FC4-6 2B			S B S X 1-2 G6-3 ②	4	0	1	0	0	2	1
Tim Wallach, R (1, 5) OBP: 0.318, SLG: 0.344	C F B B X 2-2 G5-3 ③			B F X 1-1 F8 ①		B B X 2-0 FC4-6 ②③ 2-3			B X 1-0 G5-3 ③	4	0	0	0	0	0	2
Mike Fitzgerald, R (1, 2) OBP: 0.273, SLG: 0.256		S X 0-1 F8 ①		C B C B B X 3-2 F9 ②			B C B F B C 3-3 K ①			3	0	0	0	0	1	0
Kenny Williams, R (1, 9) OBP: 0.388, SLG: 0.605 Jeff Fassero, L (8, 1) Barry Jones, R (9, 1)		B C S B X 2-2 2B 2B		B S X 1-1 3B			B F B X 2-1 F8 ②			3 0 0	1 0 0	2 0 0	0 0 0	0 0 0	0 0 0	0 0 0
Larry Walker, L (1, 3) OBP: 0.328, SLG: 0.384	C B X 1-1 S 2-H 2B			B X 1-0 G4-3 ③			S F S 0-3 K ③			3	0	1	1	0	1	1
Spike Owen, S (1, 6) OBP: 0.301, SLG: 0.290	B C S B F F X 2-2 G5-3 ② 2-3				S F B B X 2-2 G4-3 ①			C B X 1-1 P6 ①		3	0	0	0	0	0	1
Chris Nabholz, L (1, 1) OBP: 0.091, SLG: 0.048 Bill Sampen, R (5, 1) OBP: 0.750, SLG: 0.750 Delino DeShields, L (5, PH) OBP: 0.374, SLG: 0.394 Doug Piatt, L (6, 1) Dave Martinez, L (8, 9) OBP: 0.276, SLG: 0.333	S X 0-1 G3-1 ③				B F B S B C 3-3 K ②			B X 1-0 P2 ②		1 0 1 0 1	0 0 0 0 0	0 0 0 0 0	0 0 0 0 0	0 0 1 0 0	0 0 0 0 0	1 0 0 0 0
Inning Stats	R: 0 E: 0 K: 1 S: 9 H: 1 LOB: 1 BB: 0 P: 14	R: 1 E: 0 K: 0 S: 13 H: 2 LOB: 1 BB: 0 P: 18	R: 0 E: 0 K: 2 S: 9 H: 0 LOB: 0 BB: 0 P: 12	R: 0 E: 0 K: 0 S: 8 H: 1 LOB: 1 BB: 0 P: 14	R: 0 E: 0 K: 1 S: 9 H: 0 LOB: 0 BB: 0 P: 15	R: 0 E: 0 K: 0 S: 4 H: 1 LOB: 0 BB: 0 P: 7	R: 0 E: 0 K: 2 S: 8 H: 0 LOB: 0 BB: 0 P: 13	R: 0 E: 0 K: 0 S: 8 H: 0 LOB: 0 BB: 0 P: 13	R: 0 E: 0 K: 0 S: 7 H: 0 LOB: 0 BB: 0 P: 11	1B: 1 2B: 4 3B: 1 HR: 0	SF: 0 SAC: 0 DP: 1 HBP: 0					

PITCHER		IP	WLS	BF	H	R	ER	SO	BB	IBB	HBP	BLK	WP	HR	S	P	ERA	WHIP
Norm Charlton, L ERA: 3.92	(1, 1)	6.0	W	22	5	1	1	4	0	0	0	0	0	0	52	80	1.50	0.833
Ted Power, R ERA: 3.0	(7, 1)	2.0		6	0	0	0	2	0	0	0	0	0	0	16	26	0.00	0.000
Kip Gross, R ERA: 1.8	(9, 1)	1.0		3	0	0	0	0	0	0	0	0	0	0	7	11	0.00	0.000

PITCHER	IP	WLS	BF	H	R	ER	SO	BB	IBB	HBP	BLK	WP	HR	S	P	ERA	WHIP

BOTTOM

Cincinnati Reds @ Montreal Expos

Olympic Stadium, Montreal, QB

Tue Jun 11 1991, 7:05 PM EDT

Att. 14,117 - Dome - 70 F

livebaseballscorecards.com

AB	31
R	1
H	5
RBI	1
BB	0
SO	6
LOB	6

Cincinnati Reds @ Montreal Expos

Olympic Stadium, Montreal, QB

Wed Jun 12 1991, 7:05 PM EDT

Att. 11,684 - Dome - 70 F

TOP

livebaseballscorecards.com

Batter	1	2	3	4	5	6	7	8	9	AB	R	H	RBI	BB	SO	LOB
Bill Doran, S (1, 4) OBP: 0.408, SLG: 0.360	B B B C C B 4-2 E S BB	B X 1-0 ② 3B 1-2 2-H 1B		C X 0-1 ② F7	X 0-0 ③ FC4-6 1-2f		C X 0-1 ② SF8 3-H		1 SAFE X 0-0 ①② 1-2f G3-6-3 2-3	4	1	1	1	1	0	5
Billy Hatcher, R (1, 8) OBP: 0.304, SLG: 0.363	X 0-0 ① P3	B F F F X 1-2 1-H 2-H 3B		S S X 0-2 ③ FC6-4 1-2f		X 0-0 ① P4	B 1 SAFE S F 1 SAFE F 1 SAFE X 1-2 1B		B X 1-0 1B 3-H 1B	6	0	3	3	0	0	2
Barry Larkin, R (1, 6) OBP: 0.383, SLG: 0.519	B B B B 4-0 1-3 BB	C B B X 2-2 ③ P4			B B C X 2-1 HR 2B	C B S S 1-3 ② K	B B X 2-0 G1-3		B B C X 2-1 1-3 1B	5	1	2	0	1	1	3
Paul O'Neill, L (1, 9) OBP: 0.364, SLG: 0.564	B C 1 SAFE F C 1-3 ② K		X 0-0 F8 2B		S B S S 1-3 ① K	S F X 0-2 1B		C B C F F X 1-2 G4-3	B C X 1-1 ③ F7	6	0	2	0	0	2	5
Hal Morris, L (1, 3) OBP: 0.322, SLG: 0.447	X 0-0 ③ G4-3	C C X 0-2 ① F8 2-3			B F B B B 4-1 HR BB	C X 0-1 ③ G4-3		B B B C X 3-1 ② F7		4	1	0	0	1	0	4
Chris Sabo, R (1, 5) OBP: 0.345, SLG: 0.463		B S B B B 4-1 F8 BB 1B BB	C F B C 1-3 ② K		X 0-0 1-H 2-H HR		B S F F X 1-2 1B E 1B	B S B X 2-1 E5 S		4	3	2	3	1	1	1
Todd Benzinger, S (1, 7) OBP: 0.235, SLG: 0.250 Rob Dibble, L (8, 1)	B B 1 SAFE B B 4-0 1B 1-2 1B BB	B B C C S 2-3 ③ K			B F B B F B 4-2 1B BB		X 0-0 ① F7	1 SAFE B C 1 B B C C X 3-2 ③ G6-3 1-2		3 0	0 0	0 0	0 0	2 0	1 0	3 0
Jeff Reed, L (1, 2) OBP: 0.354, SLG: 0.368	C B X 1-1 ① F8 2-3		C B C X 1-2 FC6-4 1B		X 0-0 ② F8		B F F F F X 1-2 E7 1B 1-H SF8 1B		B F B B B 4-1 G3-6-3 1B 1B BB	4	2	2	0	1	0	3
Jack Armstrong, R (1, 1) OBP: 0.105, SLG: 0.105 Don Carman, L (3, 1) Chris Jones, R (5, PH) OBP: 0.667, SLG: 0.667 Kip Gross, R (5, 1) OBP: 0.500, SLG: 0.500 Luis Quinones, S (7, PH) OBP: 0.231, SLG: 0.267 Randy Myers, L (7, 1) OBP: 0.500, SLG: 0.500 Herm Winningham, L (8, 7) OBP: 0.292, SLG: 0.317	B C X 1-1 1B 1-2 3B 3-H 1B		M L C 0-3 ① K	X 0-0 FC4-6 1-2 1B	C X 0-1 1B 2-3 1B		X 0-0 G3-6-3 1-2 1B	1 1 1 1 0 0 0 1 0 0 0 0 1 1 1 0 1 0 0 0 0 0 0 0 0 0 0 0 1 0 1 0 0 0 0 0 0 0 0 0 0 0 1 0 1 0 0 0 0								

Inning Stats									
	R: 0 E: 0 K: 1 S: 7	H: 0 LOB: 2 BB: 2 P: 16	R: 3 E: 0 K: 0 S: 13	H: 3 LOB: 1 BB: 2 P: 27	R: 0 E: 0 K: 2 S: 10	H: 1 LOB: 1 BB: 0 P: 13	R: 0 E: 0 K: 1 S: 11	H: 1 LOB: 1 BB: 0 P: 12	R: 3 E: 0 K: 1 S: 12	H: 3 LOB: 2 BB: 2 P: 23
	R: 0 E: 0 K: 1 S: 9	H: 1 LOB: 1 BB: 0 P: 10	R: 2 E: 1 K: 0 S: 19	H: 4 LOB: 2 BB: 0 P: 24	R: 0 E: 1 K: 0 S: 12	H: 0 LOB: 1 BB: 0 P: 21	R: 1 E: 0 K: 0 S: 8	H: 3 LOB: 2 BB: 1 P: 16	1B: 12 2B: 2 3B: 1 HR: 1	SF: 1 SAC: 0 DP: 1 HBP: 0	WP: 0 PB: 0 SB: 2 CS: 0	PA: 49

PITCHER		IP	WLS	BF	H	R	ER	SO	BB	IBB	HBP	BLK	WP	HR	S	P	ERA	WHIP
Oil Can Boyd, R ERA: 4.26	(1, 1)	4.2		27	8	6	6	5	6	0	0	0	0	1	52	90	11.57	3.000
Bill Sampen, R ERA: 3.98	(5, 1)	2.1		12	5	2	2	1	0	0	0	0	0	0	29	35	7.71	2.143
Scott Ruskin, L ERA: 2.08	(8, 1)	1.0	W	4	0	0	0	0	0	0	0	0	0	0	12	21	0.00	0.000
Barry Jones, R ERA: 3.79	(9, 1)	0.2		5	3	1	1	0	1	0	0	0	0	0	6	13	13.50	6.000
Jeff Fassero, L ERA: 3.86	(9, 1)	0.1	S	1	0	0	0	0	0	0	0	0	0	0	2	3	0.00	0.000

PITCHER	IP	WLS	BF	H	R	ER	SO	BB	IBB	HBP	BLK	WP	HR	S	P	ERA	WHIP

AB	41
R	9
H	16
RBI	8
BB	7
SO	6
LOB	27

Batter	1	2	3	4	5	6	7	8	9	AB	R	H	RBI	BB	SO	LOB
Delino DeShields, L (1, 4) OBP: 0.371, SLG: 0.389	B C B X 2-1 CS 1B	B X 1-0 ① F8	C B B B F F S 3-3 ③ K		B X 1-0 ② ③ G4-6-3 1-2f			B C B C C 2-3 ① K		5	0	1	0	0	2	3
Marquis Grissom, R (1, 8) OBP: 0.338, SLG: 0.414	1 SAFE 1 SAFE B 1 SAFE P X 2-0 ① S BLK 2B 1-2 1B	B X 1-0 ② F8		B B B C F B 4-2 S G6-3 E BB		S B F B X 2-2 ① G6-3		B B B B 4-0 BB 1B BB		3	3	1	0	2	0	0
Ivan Calderon, R (1, 7) OBP: 0.355, SLG: 0.458	1 SAFE F C F X 0-2 1-H 3B 2B	F B S B B S 3-3 ③ K		B 1 SAFE 1 SAFE X 1-0 ① G6-3 1-2		X 0-0 ② B1-3		1 SAFE 1 SAFE B 1 SAFE B C 1 SAFE B 1 SAFE 4-1 1 SAFE 1 SAFE B 1B 1-2 SF7 BB		4	2	1	1	1	1	1
Tim Wallach, R (1, 5) OBP: 0.328, SLG: 0.364	B C B B B 4-1 3B BB		S B X 1-1 2B 1B 1B	C B X 1-1 2-H HR		B X 1-0 ③ P2		B X 1-0 SF7 1-3 2-H 1B		4	3	3	2	1	0	0
Dave Martinez, L (1, 9) OBP: 0.250, SLG: 0.250 Kenny Williams, R (4, PR) OBP: 0.368, SLG: 0.605 (5, 9) Bill Sampen, R (5, 1) OBP: 0.190, SLG: 0.750 Junior Noboa, R (7, PH) OBP: 0.295, SLG: 0.417 Scott Ruskin, R (8, 1) Mike Fitzgerald, R (8, PH) OBP: 0.000, SLG: 0.000 Eric Bullock, L (8, PH) OBP: 0.316, SLG: 0.353 Barry Jones, R (9, 1) Jeff Fassero, L (9, 1)	C C B X 1-2 1-H 2-H G3 3B		B X 1-0 1B 1-3 SF6 2B	X 0-0 F9 2B			B F B F F F F F B X 3-2 2B CS 1B	B F B X 2-1 ② SF7 1-2 3-H	3 2 3 2 0 0 0 0 0 0 0 0 0 0 0 0 0 0 0 0 0 1 0 1 0 0 0 0 0 0 0 0 0 0 0 0 0 0 0 0 0 0 0 0 0 1 0 0 0 0 0 0 0 0 0 0 0 0 0 0 0 0 0						
Larry Walker, L (1, 3) OBP: 0.330, SLG: 0.387 (5, 9)	B F X 1-1 ② G3 3-H	I I I I 4-0 SF6 1B IBB	X 0-0 ② F9 2-3				X 0-0 1-3 2B	C B S F B S 2-3 ③ K		4	0	1	1	1	1	2
Gilberto Reyes, R (1, 2) OBP: 0.345, SLG: 0.321	B B S C F X 2-2 BB 1B		B F X 1-1 SH1-4 1-2 2-3 3-H 1B	X 0-0 ③ F8			S S C 0-3 ① K			4	0	2	1	0	1	4
Tom Foley, L (1, 6) OBP: 0.282, SLG: 0.319 (5, 3)	B B B B 4-0 1-2 BB		C S B B X 2-2 ① SF6 2-3 3-H		B X 1-0 ① G6-3		M F B B B F F B 4-2 ② 3-H BB			1	0	0	1	2	0	0
Oil Can Boyd, R (1, 1) OBP: 0.167, SLG: 0.091 Spike Owen, S (5, 6) OBP: 0.303, SLG: 0.293	B X 1-0 ③ P3		B X 1-0 ② SH1-4 1-2		B X 1-0 G4-6-3 1B		F C B C 1-3 ③ K			1 0 0 0 0 0 2 2 0 1 0 0 1 2						
Inning Stats	R: 4 E: 0 K: 0 S: 19 H: 5 LOB: 2 BB: 2 P: 35	R: 0 E: 0 K: 1 S: 5 H: 0 LOB: 0 BB: 0 P: 10	R: 2 E: 0 K: 1 S: 13 H: 3 LOB: 2 BB: 1 P: 26	R: 2 E: 0 K: 0 S: 8 H: 2 LOB: 2 BB: 1 P: 14	R: 0 E: 0 K: 0 S: 3 H: 1 LOB: 0 BB: 0 P: 6	R: 0 E: 0 K: 0 S: 5 H: 0 LOB: 0 BB: 0 P: 8	R: 0 E: 0 K: 2 S: 17 H: 2 LOB: 2 BB: 1 P: 25	R: 2 E: 0 K: 2 S: 11 H: 1 LOB: 1 BB: 2 P: 26		1B: 8 2B: 4 3B: 1 HR: 1 SF: 2 SAC: 1 DP: 1 HBP: 0				WP: 0 PB: 0 SB: 2 CS: 2 PA: 42	

PITCHER		IP	WLS	BF	H	R	ER	SO	BB	IBB	HBP	BLK	WP	HR	S	P	ERA	WHIP
Jack Armstrong, R ERA: 4.97	(1, 1)	2.0		16	8	6	6	1	2	1	0	1	0	0	29	57	27.00	5.000
Don Carman, L ERA: 5.4	(3, 1)	2.0		9	2	2	2	1	1	0	0	0	0	1	16	28	9.00	1.500
Kip Gross, R ERA: 1.5	(5, 1)	2.0		6	1	0	0	0	0	0	0	0	0	0	8	14	0.00	0.500
Randy Myers, L ERA: 3.09	(7, 1)	1.1	L	9	3	2	2	3	3	0	0	0	0	0	22	41	13.50	4.500
Rob Dibble, R ERA: 1.5	(8, 1)	0.2		2	0	0	0	1	0	0	0	0	0	0	6	10	0.00	0.000

PITCHER	IP	WLS	BF	H	R	ER	SO	BB	IBB	HBP	BLK	WP	HR	S	P	ERA	WHIP

BOTTOM

Cincinnati Reds @ Montreal Expos

Olympic Stadium, Montreal, QB

Wed Jun 12 1991, 7:05 PM EDT

Att. 11,684 - Dome - 70 F

livebaseballscorecards.com

AB	32
R	10
H	14
RBI	9
BB	7
SO	6
LOB	14

Batter	1	2	3	4	5	6	7	8	9	AB	R	H	RBI	BB	SO	LOB
Billy Hatcher, R (1, 8) (9, 7) OBP: 0.294, SLG: 0.351	B X 1-0 ① F8		C B B B X 3-1 ① L7	B B X 2-0 ② ③ L6-3 1-2		S X 0-1 ③ G4-3		C S F F B B S 2-3 ③ K		5	0	0	0	0	1	2
Mariano Duncan, R (1, 4) OBP: 0.239, SLG: 0.285	B S B B B X 3-1 S BB WP 1B		C B C B X 2-2 E BB FC3-2 1B		B B X 2-0 ① F8		B B F F C 2-3 ① K		C S B C 1-3 ① K	5	1	2	0	0	2	0
Barry Larkin, R (1, 6) OBP: 0.403, SLG: 0.527	1 SAFE 1 SAFE B 1 SAFE B B B 4-0 WP S 1-2 BB		B 1 SAFE 1 SAFE B B B B 4-0 BB FC3-2 1-2 BB		C C B B F B X 3-2 1B 1B		B B C X 2-1 S 1B 1B		B B B B 4-0 G3-1 S BB	2	1	2	0	3	0	0
Chris Sabo, R (1, 5) OBP: 0.346, SLG: 0.457	C C H 1-2 WP HBP 1-2 2-3		S 1 SAFE S X 0-2 ② FC3-2 BB 1-2 2-H		X 0-0 ② F7		B X 1-0 ② F7		B 1 SAFE B F F F B F F B 4-2 G3-1 1-2 BB	3	0	0	0	1	0	4
Glenn Braggs, R (1, 7) OBP: 0.327, SLG: 0.385 Herm Winningham, L (9, 8) OBP: 0.292, SLG: 0.317	F S B S 1-3 ② K		B P B B C F B 4-2 BB 1-2 2-3		1 SAFE 1 SAFE 1 SAFE B S 1 SAFE C X 1-2 1B 1-3		1 SAFE 1 SAFE C B C 1 SAFE B X 2-2 BB 1B 1-H		B X 1-0 ② G3-1 1-2 2-3	4	0	2	1	1	1	5
										0	0	0	0	0	0	0
Paul O'Neill, L (1, 9) OBP: 0.361, SLG: 0.552	B F B C S 2-3 ③ K 1-2 2-3 3-H		C F B C 1-3 ③ K		B X 1-0 ③ P6		B B F B 1 SAFE F B 4-2 BB 1-2		X 0-0 ③ G4-3	4	0	0	0	1	2	9
Hal Morris, L (1, 3) OBP: 0.321, SLG: 0.443		C B B C 2-3 ① K	B C F X 1-2 1B 1B 1B		C X 0-1 ① G6-3	C B S B S 2-3 ③ K				4	1	1	0	0	2	2
Joe Oliver, R (1, 2) OBP: 0.247, SLG: 0.216	F X 0-1 ② F8		1 SAFE S B X 1-1 1B 1-2 1B		C L B B B F F B 4-2 BB			B C F F B B X 3-2 ① P4		3	0	1	0	1	0	0
Chris Hammond, L (1, 1) OBP: 0.333, SLG: 0.350 Randy Myers, L (7, 1) OBP: 0.333, SLG: 0.333 Rob Dibble, L (8, 1)	C C S 0-3 ③ K		X 0-0 ① L6-3 1-3 2-H 1B		1 SAFE B M 1 SAFE 1 SAFE L 1 SAFE M 1-3 ② K			C C C 0-3 ② K		3	0	1	1	0	2	1
										1	0	0	0	0	1	0
										0	0	0	0	0	0	0
Inning Stats	R: 1 E: 0 K: 2 S: 11 H: 1 LOB: 2 BB: 1 P: 23	R: 0 E: 0 K: 2 S: 8 H: 0 LOB: 0 BB: 0 P: 10	R: 0 E: 1 K: 1 S: 14 H: 1 LOB: 3 BB: 2 P: 27	R: 1 E: 0 K: 0 S: 7 H: 3 LOB: 0 BB: 0 P: 11	R: 0 E: 0 K: 0 S: 10 H: 2 LOB: 2 BB: 0 P: 17	R: 0 E: 0 K: 1 S: 11 H: 0 LOB: 1 BB: 1 P: 16	R: 1 E: 0 K: 2 S: 14 H: 2 LOB: 2 BB: 1 P: 27	R: 0 E: 0 K: 2 S: 12 H: 0 LOB: 0 BB: 0 P: 17	R: 0 E: 0 K: 1 S: 9 H: 0 LOB: 2 BB: 2 P: 19	1B: 9 2B: 1 3B: 0 HR: 0	SF: 0 SAC: 0 DP: 1 HBP: 1						

Cincinnati Reds @ Montreal Expos

Olympic Stadium, Montreal, QB

Thu Jun 13 1991, 7:05 PM EDT

Att. 12,279 - Dome - 70 F

TOP

livebaseballscorecards.com

AB	34
R	3
H	9
RBI	2
BB	7
SO	11
LOB	23

PITCHER		IP	WLS	BF	H	R	ER	SO	BB	IBB	HBP	BLK	WP	HR	S	P	ERA	WHIP	PITCHER	IP	WLS	BF	H	R	ER	SO	BB	IBB	HBP	BLK	WP	HR	S	P	ERA	WHIP
Brian Barnes, L ERA: 6.57	(1, 1)	6.2	L	33	9	3	3	7	5	0	1	0	1	0	72	126	4.05	2.100																	
Jeff Fassero, L ERA: 3.24	(7, 1)	1.1		4	0	0	0	3	0	0	0	0	0	0	15	22	0.00	0.000																	
Doug Piatt, R ERA:	(9, 1)	0.2		4	0	0	0	1	2	0	0	0	0	0	8	18	0.00	3.000																	
Scott Ruskin, L ERA: 2.05	(9, 1)	0.1		1	0	0	0	0	0	0	0	0	0	0	1	1	0.00	0.000																	

Batter	1	2	3	4	5	6	7	8	9	AB	R	H	RBI	BB	SO	LOB
Delino DeShields, L (1, 4) OBP: 0.373, SLG: 0.386	C F B B B B 4-2 G6-3 BB		C B C B B B 4-2 G4-6-3 BB		C B B B X 3-1 ② G4-3			C B 1 SAFE B C B C 3-3 ① K		2	0	0	0	2	1	1
Marquis Grissom, R (1, 8) OBP: 0.336, SLG: 0.410	B 1 SAFE 1 SAFE B C F 1 SAFE 1 SAFE P 3-2 X ① G6-3 1-2		1 SAFE B 1 SAFE B X 2-0 ② ③ G4-6-3 1-2f		B B F C F X 2-2 ③ G6-3			C 1 SAFE 1 SAFE S X 0-2 1-2 1B		4	0	1	0	0	0	2
Ivan Calderon, R (1, 7) OBP: 0.362, SLG: 0.456	B B C B 2 SAFE 2 SAFE B 4-1 G1-4-3 BB			B C S B B B B 4-2 HR BB		B B B 4-0 G5-3-5 BB		B B B C F S 3-3 ② K		1	1	0	0	3	1	2
Tim Wallach, R (1, 5) OBP: 0.323, SLG: 0.358	B C B X 2-1 ② ③ G1-4-3 1-2f			X 0-0 ① L9		B C B F X 2-2 ① ② G5-3-5 1-3f		B S B F F B X 3-2 ③ L3		4	0	0	0	0	0	6
Mike Fitzgerald, R (1, 2) OBP: 0.271, SLG: 0.326		B C C B S 2-3 ① K		B 1 SAFE 1 SAFE B B C F F 1 SAFE 3-2 X 1-H HR		B B X 2-0 ③ G6-3			F B C S 1-3 ① K	4	1	1	2	0	2	0
Larry Walker, L (1, 9) OBP: 0.333, SLG: 0.386		C B X 1-1 ② L6		H 1-0 FC3-6 HBP			B B C X 2-1 ① G6-3		X 0-0 CS 1B	3	0	1	0	0	0	0
Tom Foley, L (1, 3) OBP: 0.280, SLG: 0.329		C X 0-1 2B		X 0-0 ② FC3-6 1-2f			C F B B B X 3-2 ② L6		B F C B B X 3-2 ② ③ G4-3 1-2	4	0	1	0	0	0	2
Spike Owen, S (1, 6) OBP: 0.298, SLG: 0.287		C B C T B F C 2-3 ③ K		X 0-0 ③ F8			B B C X 2-1 ③ G3-1			3	0	0	0	0	1	2
Brian Barnes, L (1, 1)			C X 0-1 ① G2-3		L C B B B X 3-2 ① G6-3					2	0	0	0	0	0	0
Jeff Fassero, L (7, 1)										0	0	0	0	0	0	0
Junior Noboa, R (8, PH) OBP: 0.320, SLG: 0.429								B B C F B X 3-2 1B 1B		1	0	1	0	0	0	0
Doug Piatt, L (9, 1)										0	0	0	0	0	0	0
Scott Ruskin, R (9, 1)										0	0	0	0	0	0	0
Inning Stats	R: 0 H: 0 E: 0 LOB: 1 K: 0 BB: 2 S: 9 P: 21	R: 0 H: 1 E: 0 LOB: 1 K: 2 BB: 0 S: 12 P: 17	R: 0 H: 0 E: 0 LOB: 0 K: 0 BB: 1 S: 5 P: 11	R: 2 H: 1 E: 0 LOB: 1 K: 0 BB: 1 S: 9 P: 17	R: 0 H: 0 E: 0 LOB: 0 K: 0 BB: 0 S: 9 P: 17	R: 0 H: 0 E: 0 LOB: 0 K: 0 BB: 1 S: 4 P: 12	R: 0 H: 0 E: 0 LOB: 0 K: 0 BB: 0 S: 7 P: 14	R: 0 H: 2 E: 0 LOB: 2 K: 2 BB: 0 S: 16 P: 28	R: 0 H: 1 E: 0 LOB: 0 K: 1 BB: 0 S: 7 P: 11	1B: 3 SF: 0 2B: 2 SAC: 0 3B: 0 DP: 3 HR: 1 HBP: 1						

PITCHER		IP	WLS	BF	H	R	ER	SO	BB	IBB	HBP	BLK	WP	HR	S	P	ERA	WHIP
Chris Hammond, L ERA: 4.29	(1, 1)	6.0	W	23	2	2	2	2	5	0	1	0	0	1	48	95	3.00	1.167
Randy Myers, L ERA: 2.97	(7, 1)	1.1		6	2	0	0	1	0	0	0	0	0	0	16	29	0.00	1.500
Rob Dibble, R ERA: 1.42	(8, 1)	1.2	S	5	1	0	0	2	0	0	0	0	0	0	14	24	0.00	0.600

PITCHER	IP	WLS	BF	H	R	ER	SO	BB	IBB	HBP	BLK	WP	HR	S	P	ERA	WHIP

BOTTOM

Cincinnati Reds @ Montreal Expos

Olympic Stadium, Montreal, QB

Thu Jun 13 1991, 7:05 PM EDT

Att. 12,279 - Dome - 70 F

livebaseballscorecards.com

AB	28
R	2
H	5
RBI	2
BB	5
SO	5
LOB	15

Atlanta Braves @ Montreal Expos

Olympic Stadium, Montreal, QB

Fri Jun 14 1991, 7:05 PM EDT

Att. 18,001 - Cloudy - 73 F

TOP

livebaseballscorecards.com

Batter	1	2	3	4	5	6	7	8	9	AB	R	H	RBI	BB	SO	LOB
Otis Nixon, S (1, 7) OBP: 0.433, SLG: 0.397	C M B B X 2-2 P6 ①		C C F B X 1-2 G3 ②			B B C B F X 3-2 F7 ①		B X 1-0 SH1-4 1-2 1B		4	0	1	0	0	0	1
Jeff Blauser, R (1, 5) OBP: 0.365, SLG: 0.470	B C B S X 2-2 F7 ②		S C X 0-2 G6-3 ③			B C B X 2-1 FC6-4 BB 1-2f ②		1 SAFE C B X 1-1 SH1-4 1-2 2-3 ①		3	0	0	0	0	0	1
Ron Gant, R (1, 8) OBP: 0.289, SLG: 0.482	X 0-0 HR			C S C 0-3 K ①		B B F B 1 SAFE 1 SAFE B 4-1 BB 1-2		F S X 0-2 G1-3 ②		3	1	1	1	1	1	2
David Justice, L (1, 9) OBP: 0.390, SLG: 0.535	B X 1-0 CS 1B			C B X 1-1 P6 ②		B F B B B F S 3-3 K ③		B X 1-0 G4-3 ③		4	0	1	0	0	1	4
Sid Bream, L (1, 3) OBP: 0.333, SLG: 0.494 Lonnie Smith, R (9, PH) OBP: 0.429, SLG: 0.411	B 1-0 CS 1-2 ③	B B F B B 4-1 FC3-6 HBP BB		C B B C F X 2-2 G3-1 ③			B F B X 2-1 G4-3 ①		X 0-0 L9 ①	2	0	0	0	1	0	0
										1	0	0	0	0	0	0
Greg Olson, R (1, 2) OBP: 0.350, SLG: 0.385		B B F 1 SAFE 1 SAFE H 3-1 FC3-6 HBP 1-2			B B B B 4-0 G3-6 BB		C C B B B X 2-2 1B		S B C X 1-2 G5-3 ②	2	0	1	0	1	0	0
Mark Lemke, S (1, 4) OBP: 0.351, SLG: 0.344 Brian Hunter, R (9, PH) OBP: 0.292, SLG: 0.476	B X 1-0 FC3-6 L3 1-2f 2-3 ①				C B 1 SAFE P X 2-1 G3-6 1-2f ① ②		1 SAFE B 1 SAFE X 1-0 L8 ②		F C X 0-2 G3 ③	3	0	0	0	0	0	4
										1	0	0	0	0	0	0
Rafael Belliard, R (1, 6) OBP: 0.274, SLG: 0.267	X 0-0 L3 1-2 ② ③				F F B C 1-3 K ③		C B X 1-1 G5-3 ③			3	0	0	0	0	1	3
Tom Glavine, L (1, 1) OBP: 0.344, SLG: 0.286 Tommy Gregg, L (8, PH) OBP: 0.400, SLG: 0.385 Randy St. Claire, R (8, 1)			B C B C C 2-3 K ①			B X 1-0 FC6-4 1B		C B X 1-1 SH1-4 1B 1B		2	0	1	0	0	1	0
										1	0	1	0	0	0	0
										0	0	0	0	0	0	0

	AB	29
	R	1
	H	6
	RBI	1
	BB	3
	SO	4
	LOB	15

Inning Stats	1	2	3	4	5	6	7	8	9
	R: 1 E: 0 K: 0 S: 8	H: 2 LOB: 0 BB: 0 P: 14	R: 0 E: 0 K: 0 S: 4	H: 0 LOB: 1 BB: 1 P: 12	R: 0 E: 0 K: 1 S: 10	H: 0 LOB: 0 BB: 0 P: 13	R: 0 E: 0 K: 1 S: 9	H: 0 LOB: 0 BB: 0 P: 12	R: 0 E: 0 K: 1 S: 6	H: 0 LOB: 0 BB: 1 P: 12
	R: 0 E: 0 K: 1 S: 10	H: 1 LOB: 2 BB: 1 P: 23	R: 0 E: 0 K: 0 S: 8	H: 1 LOB: 1 BB: 0 P: 14	R: 0 E: 0 K: 0 S: 9	H: 2 LOB: 2 BB: 0 P: 13	R: 0 E: 0 K: 0 S: 7	H: 0 LOB: 0 BB: 0 P: 8		

	1B: 5	SF: 0	WP: 0	PA: 35
	2B: 1	SAC: 1	PB: 0	
	3B: 0	DP: 2	SB: 0	
	HR: 1	HBP: 1	CS: 1	

PITCHER		IP	WLS	BF	H	R	ER	SO	BB	IBB	HBP	BLK	WP	HR	S	P	ERA	WHIP
Mark Gardner, R ERA: 4.17	(1, 1)	7.0	W	26	4	1	1	4	3	0	1	0	0	1	55	100	1.29	1.000
Tim Burke, R ERA: 4.32	(8, 1)	0.2		4	2	0	0	0	0	0	0	0	0	0	8	11	0.00	3.000
Scott Ruskin, L ERA: 1.95	(8, 1)	1.1	S	4	0	0	0	0	0	0	0	0	0	0	8	10	0.00	0.000

PITCHER	IP	WLS	BF	H	R	ER	SO	BB	IBB	HBP	BLK	WP	HR	S	P	ERA	WHIP

Batter	1	2	3	4	5	6	7	8	9	AB	R	H	RBI	BB	SO	LOB
Delino DeShields, L (1, 4) OBP: 0.375, SLG: 0.388	B B C F C 2-3 ① K		C B F B S 2-3 ② K		X 0-0 1B			C B X 1-1 CS 1B		4	0	2	0	0	2	0
Marquis Grissom, R (1, 8) OBP: 0.340, SLG: 0.417	B S B S X 2-2 ② G5-3		B X 1-0 2B		F 1 SAFE 1 SAFE 1 SAFE C P F 1 SAFE 1 SAFE 1-3 S ③ K			1 SAFE 1 SAFE L P P F X 2-2 ① G5-3 1B 1-2 1B		4	0	2	0	0	1	1
Ivan Calderon, R (1, 7) OBP: 0.364, SLG: 0.454	B S B B B 4-1 S BB		C X 0-1 ③ G3-1			X 0-0 ① L1		X 0-0 G5-3 1B 1-2		3	0	1	0	1	0	1
Tim Wallach, R (1, 5) OBP: 0.322, SLG: 0.361	B S X 1-1 ③ G5-3 1-2			X 0-0 WP G4-3 2B		C B B S X 2-2 ② F8		X 0-0 ②③ G5-3 1-2 2-3f		4	1	1	0	0	0	3
Mike Fitzgerald, R (1, 2) OBP: 0.255, SLG: 0.304		B C X 1-1 ① F8		B B X 2-0 ① G4-3 2-H		X 0-0 ③ F9				3	0	0	1	0	0	0
Larry Walker, L (1, 3) OBP: 0.333, SLG: 0.382		B C B B S B 4-2 FC6-4 BB		C B C X 1-2 ② G4-3			F B C X 1-2 ① G1-3			2	0	0	0	1	0	0
Junior Noboa, R (1, 9) OBP: 0.302, SLG: 0.404 Dave Martinez, L (8, 9) OBP: 0.292, SLG: 0.380		1 SAFE C 1 SAFE 1 SAFE F F B 1 SAFE X 1-2 ② FC6-4 1-2f		B X 1-0 ③ P4			B F X 1-1 ② G4-3			3 0	0 0	0 0	0 0	0 0	0 0	1 0
Spike Owen, S (1, 6) OBP: 0.298, SLG: 0.294	1 SAFE X 0-0 ③ L9		B B X 2-0 ① G5-3				S S B B B B X 3-2 1B 2B			3	1	1	0	0	0	1
Mark Gardner, R (1, 1) Gilberto Reyes, R (7, PH) OBP: 0.352, SLG: 0.329 Tim Burke, R (8, 1) Scott Ruskin, R (8, 1)			B X 1-0 ① G6-3		X 0-0 ② G4-3		X 0-0 ③ 2-H 1B			2 1 0 0	0 0 0 0	0 1 0 0	0 1 0 0	0 0 0 0	0 0 0 0	0 0 0 0
Inning Stats	R: 0 H: 0 E: 0 LOB: 1 K: 1 BB: 1 S: 9 P: 18	R: 0 H: 0 E: 0 LOB: 1 K: 0 BB: 1 S: 9 P: 15	R: 0 H: 1 E: 0 LOB: 1 K: 1 BB: 0 S: 7 P: 11	R: 1 H: 1 E: 0 LOB: 0 K: 0 BB: 0 S: 6 P: 10	R: 0 H: 1 E: 0 LOB: 1 K: 1 BB: 0 S: 8 P: 10	R: 0 H: 0 E: 0 LOB: 0 K: 0 BB: 0 S: 5 P: 7	R: 1 H: 2 E: 0 LOB: 1 K: 0 BB: 0 S: 9 P: 14	R: 0 H: 3 E: 0 LOB: 1 K: 0 BB: 0 S: 9 P: 10		1B: 5 SF: 0 2B: 3 SAC: 0 3B: 0 DP: 1 HR: 0 HBP: 0						

PITCHER		IP	WLS	BF	H	R	ER	SO	BB	IBB	HBP	BLK	WP	HR	S	P	ERA	WHIP
Tom Glavine, L ERA: 2.37	(1, 1)	7.0	L	27	5	2	2	3	2	0	0	0	1	0	53	85	2.57	1.000
Randy St. Claire, R ERA: 5.4	(8, 1)	1.0		4	3	0	0	0	0	0	0	0	0	0	9	10	0.00	3.000

PITCHER		IP	WLS	BF	H	R	ER	SO	BB	IBB	HBP	BLK	WP	HR	S	P	ERA	WHIP

BOTTOM

Atlanta Braves @ Montreal Expos

Olympic Stadium, Montreal, QB

Fri Jun 14 1991, 7:05 PM EDT

Att. 18,001 - Cloudy - 73 F

livebaseballscorecards.com

AB	29
R	2
H	8
RBI	2
BB	2
SO	3
LOB	7

Atlanta Braves @ Montreal Expos

Olympic Stadium, Montreal, QB

Sat Jun 15 1991, 7:05 PM EDT

Att. 16,586 - Dome - 70 F

TOP

livebaseballscorecards.com

Batter	1	2	3	4	5	6	7	8	9	AB	R	H	RBI	BB	SO	LOB
Otis Nixon, S (1, 8) OBP: 0.422, SLG: 0.385	X 0-0 ① F7		B F B B C X 3-2 ③ G4-3			B C B F F F X 2-2 ② G4-3		B C C B B X 3-2 ① G1-3		4	0	0	0	0	0	0
Terry Pendleton, S (1, 5) OBP: 0.376, SLG: 0.512	B B X 2-0 ② G4-3			C S B B B X 3-2 3B		C B B B B 4-1 BB 1B BB		C X 0-1 ② G6-3		3	0	1	0	1	0	0
Tommy Gregg, L (1, 7) OBP: 0.421, SLG: 0.412	S C B B S 2-3 ③ K			C X 0-1 ① F7		S 1 SAFE S X 0-2 BB 1B 1-2		F B X 1-1 WP 1B		4	0	2	0	0	1	1
David Justice, L (1, 9) OBP: 0.392, SLG: 0.537		B B F C F X 2-2 G4-3 2B		C B B S C 2-3 ② K		B B S S S B B 4-2 BB 1-2 2-3		S B F B F X 2-2 ③ G3 1-2		3	0	1	0	1	1	2
Sid Bream, L (1, 3) OBP: 0.332, SLG: 0.488		B B X 2-0 ① G4-3 2-3		C B B B F X 2-2 ③ G5-3		F B C B X 2-2 ③ F9			C B C F X 1-2 1B 1B	4	0	1	0	0	0	5
Jeff Treadway, L (1, 4) OBP: 0.373, SLG: 0.440		F B B F X 2-2 ② F7			X 0-0 ① G4-3		B X 1-0 1B		M F S 0-3 ① K	4	0	1	0	0	1	2
Jeff Blauser, R (1, 6) OBP: 0.362, SLG: 0.464		B C B X 2-1 ③ G5-3			B B X 2-0 G6-4-3 1B		F F X 0-2 ① F9		B B X 2-0 ② P6	4	0	1	0	0	0	3
Greg Olson, R (1, 2) OBP: 0.347, SLG: 0.381 Brian Hunter, R (9, PR) OBP: 0.292, SLG: 0.476			B X 1-0 ① L8		C X 0-1 ②③ G6-4-3 1-2f		F C F B X 1-2 ② F9		F X 0-1 1B 1-2	4 0	0 0	1 0	0 0	0 0	0 0	2 0
29 John Smoltz, R (1, 1) OBP: 0.185, SLG: 0.160 Mike Stanton, L (6, 1) Lonnie Smith, R (7, PH) OBP: 0.425, SLG: 0.407 Randy St. Claire, R (7, 1) Kent Mercker, L (8, 1) Ron Gant, R (9, PH) OBP: 0.288, SLG: 0.479			C C C 0-3 ② K			B C S C 1-3 ① K	C C B B X 2-2 ③ P3		B X 1-0 ③ G6-3	2 0 1 0 0 1	0 0 0 0 0 0	0 0 0 0 0 0	0 0 0 0 0 0	2 0 0 0 0 0	0 0 1 0 0 2	0 0 0 0 0 0

Inning Stats																															
	R: 0	E: 0	K: 1	S: 5	H: 0	LOB: 0	BB: 0	P: 9	R: 0	E: 0	K: 0	S: 10	H: 1	LOB: 1	BB: 0	P: 18	R: 0	E: 0	K: 1	S: 7	H: 0	LOB: 0	BB: 0	P: 11	R: 0	E: 0	K: 1	S: 11	H: 1	LOB: 1	BB: 0	P: 18
	R: 0	E: 0	K: 0	S: 4	H: 1	LOB: 0	BB: 0	P: 6	R: 0	E: 0	K: 1	S: 18	H: 1	LOB: 3	BB: 2	P: 31	R: 0	E: 0	K: 0	S: 11	H: 1	LOB: 1	BB: 0	P: 15	R: 0	E: 0	K: 0	S: 11	H: 1	LOB: 1	BB: 0	P: 17
	R: 0	E: 0	K: 1	S: 11	H: 2	LOB: 2	BB: 0	P: 15																							

	1B: 6	2B: 1	3B: 1	HR: 0	SF: 0	SAC: 0	DP: 1	HBP: 0	WP: 1	PB: 0	SB: 0	CS: 0	PA: 36

AB	34
R	0
H	8
RBI	0
BB	2
SO	5
LOB	18

PITCHER		IP	WLS	BF	H	R	ER	SO	BB	IBB	HBP	BLK	WP	HR	S	P	ERA	WHIP
Dennis Martinez, R ERA: 2.02	(1, 1)	9.0	W	36	8	0	0	5	2	0	0	0	1	0	88	140	0.00	1.111

PITCHER	IP	WLS	BF	H	R	ER	SO	BB	IBB	HBP	BLK	WP	HR	S	P	ERA	WHIP

Batter	1	2	3	4	5	6	7	8	9	AB	R	H	RBI	BB	SO	LOB
Delino DeShields, L (1, 4) OBP: 0.376, SLG: 0.384	F B C B B B 4-2 G4-3 S 1B BB		C B X 1-1 ③ G4-3		S P 1 SAFE F P B F B 4-2 FC6-4 1-2 BB		B B B C C X 3-2 ②③ L4-6 2-3			2	1	0	0	2	0	1
Marquis Grissom, R (1, 8) OBP: 0.342, SLG: 0.419	B C X 1-1 ① G4-3 1-3			X 0-0 S 1B	C F B X 1-2 ③ FC6-4 1-2f			X 0-0 G5-3-5 1B		4	0	2	0	0	0	3
Ivan Calderon, R (1, 7) OBP: 0.362, SLG: 0.450	F S B X 1-2 CS 3-H 1B			F B 1 SAFE F B F S 2-3 ① K	S B S B S 2-3 ① K			B B 1 SAFE L F F X 2-2 ①② G5-3-5 1-3f		4	0	1	1	0	2	2
Tim Wallach, R (1, 5) OBP: 0.321, SLG: 0.359	1 SAFE C 1 S B B S 2-3 ② K			1 SAFE 1 SAFE B S 1 SAFE 1 SAFE F B 2 SAFE 2-3 S ② K 1-2	S B C B F B S 3-3 ② K			B F F B F X 2-2 1B		4	0	1	0	0	3	2
Dave Martinez, L (1, 9) OBP: 0.291, SLG: 0.376	1 SAFE C 0-1 ③ CS 1-2	B F X 1-1 ① L4		C X 0-1 ③ F8		B B X 2-0 1B 1B		C B B X 2-1 ③ L8		4	0	1	0	0	0	2
Ron Hassey, L (1, 2) OBP: 0.366, SLG: 0.386		F B X 1-1 ② G1-3			X 0-0 1B SF9 2B	C B X 1-1 1B 1-2 1B				3	1	2	0	0	0	0
Larry Walker, L (1, 3) OBP: 0.333, SLG: 0.381		S B B F F C 2-3 ③ K			B B C F B X 3-2 BB 2-3 1B	B S C S 1-3 ③ K				3	0	1	0	0	2	2
Tom Foley, L (1, 6) OBP: 0.282, SLG: 0.333			X 0-0 ① G4-3		C X 0-1 ① SF9 3-H		C B B S X 2-2 L4-6 SH1-4 1B			2	0	1	1	0	0	0
Dennis Martinez, R (1, 1) OBP: 0.147, SLG: 0.206			F B F S 1-3 ② K		1 SAFE F L L 0-3 ② K		L X 0-1 ① SH1-4 1-2			2	0	0	0	0	2	1
Inning Stats	R: 1 H: 1 E: 0 LOB: 0 K: 1 BB: 1 S: 12 P: 19	R: 0 H: 0 E: 0 LOB: 0 K: 1 BB: 0 S: 8 P: 12	R: 0 H: 0 E: 0 LOB: 0 K: 1 BB: 0 S: 6 P: 8	R: 0 H: 1 E: 0 LOB: 1 K: 2 BB: 0 S: 9 P: 13	R: 1 H: 2 E: 0 LOB: 2 K: 1 BB: 1 S: 17 P: 23	R: 0 H: 2 E: 0 LOB: 2 K: 3 BB: 0 S: 13 P: 22	R: 0 H: 1 E: 0 LOB: 0 K: 0 BB: 0 S: 8 P: 13	R: 0 H: 2 E: 0 LOB: 1 K: 0 BB: 0 S: 11 P: 17		1B: 8 SF: 1 2B: 3 SAC: 1 3B: 0 DP: 2 HR: 0 HBP: 0						

PITCHER		IP	WLS	BF	H	R	ER	SO	BB	IBB	HBP	BLK	WP	HR	S	P	ERA	WHIP
29 John Smoltz, R ERA: 4.36	(1, 1)	5.2	L	24	6	2	2	8	2	0	0	0	0	0	62	93	3.18	1.412
Mike Stanton, L ERA: 3.63	(6, 1)	0.1		1	0	0	0	1	0	0	0	0	0	0	3	4	0.00	0.000
Randy St. Claire, R ERA: 4.91	(7, 1)	1.0		3	1	0	0	0	0	0	0	0	0	0	8	13	0.00	1.000
Kent Mercker, L ERA: 2.33	(8, 1)	1.0		4	2	0	0	0	0	0	0	0	0	0	11	17	0.00	2.000

PITCHER	IP	WLS	BF	H	R	ER	SO	BB	IBB	HBP	BLK	WP	HR	S	P	ERA	WHIP

Atlanta Braves @ Montreal Expos

Olympic Stadium, Montreal, QB

Sat Jun 15 1991, 7:05 PM EDT

Att. 16,586 - Dome - 70 F

BOTTOM

livebaseballscorecards.com

AB	28
R	2
H	9
RBI	2
BB	2
SO	9
LOB	13

Batter	1	2	3	4	5	6	7	8	9	AB	R	H	RBI	BB	SO	LOB
Otis Nixon, S (1, 9) OBP: 0.428, SLG: 0.393	B C B X 2-1 S S 2B 1B		B F X 1-1 S 1B 1B	C B X 1-1 ③ G6-3		S B B S X 2-2 ③ L6			C B X 1-1 S S 1B	5	2	3	0	0	0	3
Terry Pendleton, S (1, 5) OBP: 0.377, SLG: 0.506	B 1 SAFE 1 SAFE B 1 SAFE 1 SAFE B C 3-2 C X CS S 1-2 1B		C 1 SAFE C B X 1-2 ① L3 1-3		C F B F X 1-2 ① G4-3		B B C C B B 4-2 E BB		1 SAFE 1 SAFE 1 SAFE C 1 SAFE B C S 1-3 ① K 1-2	4	1	1	0	1	1	2
Lonnie Smith, R (1, 7) OBP: 0.415, SLG: 0.396	F B B B C 1 SAFE S 3-3 ① ② K 1-3 2-3		X 0-0 S 3-H 1B		C B S B F S 2-3 ② K		X 0-0 ① L8		S B F S 1-3 ② K	5	0	1	1	0	3	4
Ron Gant, R (1, 8) OBP: 0.286, SLG: 0.477	X 0-0 E 3-H 2B		1 SAFE L B X 1-1 ② F9		C F B B C 2-3 ③ K		S F S 0-3 ② K		B F F S 1-3 ③ K 2-3	5	1	1	1	0	3	3
Jeff Blauser, R (1, 4) OBP: 0.359, SLG: 0.465 (8, 6)	F X 0-1 E1 2-H		F B C B B X 3-2 ③ L3 1-2			B C B X 2-1 ① F9	C B F F F X 1-2 E4 1-H 2B			4	0	1	1	0	0	1
Brian Hunter, R (1, 3) OBP: 0.308, SLG: 0.478 Sid Bream, L (6, PH) (6, 3) OBP: 0.333, SLG: 0.506	C F B 1 SAFE 1 SAFE 1 SAFE S 1-3 ③ K			X 0-0 FC6-4 1B		B F B B F F F F F 3-2 X HR	3 SAFE C B F S 1-3 ③ K			2 2	0 1	1 1	0 1	0 0	1 1	1 1
Mike Heath, R (1, 2) OBP: 0.262, SLG: 0.281		C F X 0-2 ① F9	1 SAFE F F B S 1-3 ① K			F C X 0-2 1B 1B		X 0-0 ① F9		4	0	1	0	0	1	1
Rafael Belliard, R (1, 6) OBP: 0.275, SLG: 0.268 Greg Olson, R (8, PH) OBP: 0.344, SLG: 0.377 Mark Lemke, S (8, 4) OBP: 0.351, SLG: 0.344		B X 1-0 ② L8	1 SAFE C C 1 SAFE S X 0-2 ② FC6-4 1-2f 3B			C 1 SAFE S X 0-2 1-2 1B		F B F X 1-2 ② G5-3		3 1 0	1 0 0	1 0 0	0 0 0	0 0 0	0 0 0	1 0 0
Charlie Leibrandt, R (1, 1) OBP: 0.036, SLG: 0.107 Marvin Freeman, R (5, 1) Tommy Gregg, L (6, PH) OBP: 0.400, SLG: 0.389 Mike Stanton, L (6, 1) Rick Mahler, R (6, 1) OBP: 0.111, SLG: 0.111 David Justice, L (8, PH) OBP: 0.390, SLG: 0.534 Kent Mercker, L (8, 1)		X 0-0 ③ G6-3		X 0-0 1-H 3B		B B F X 2-1 ② F7		C F S 0-3 ③ K		2 0 1 0 0 0 1 0	0 0 0 0 0 0 0 0	1 0 0 0 0 0 0 0	1 0 0 0 0 0 1 0	0 0 0 0 0 0 0 0	0 0 2 0 0 0 0 0	0 0 0 0 0 0 0 0
Inning Stats	R: 2 H: 3 E: 1 LOB: 1 K: 2 BB: 0 S: 14 P: 23	R: 0 H: 0 E: 0 LOB: 0 K: 0 BB: 0 S: 5 P: 6	R: 1 H: 2 E: 0 LOB: 1 K: 0 BB: 0 S: 11 P: 17	R: 1 H: 2 E: 0 LOB: 1 K: 1 BB: 0 S: 10 P: 12	R: 0 H: 0 E: 0 LOB: 0 K: 2 BB: 0 S: 12 P: 17	R: 1 H: 3 E: 0 LOB: 2 K: 0 BB: 0 S: 20 P: 29	R: 1 H: 1 E: 1 LOB: 1 K: 2 BB: 1 S: 14 P: 20	R: 0 H: 0 E: 0 LOB: 0 K: 1 BB: 0 S: 7 P: 8	R: 0 H: 1 E: 0 LOB: 1 K: 3 BB: 0 S: 11 P: 15	1B: 8 SF: 0 2B: 2 SAC: 0 3B: 1 DP: 0 HR: 1 HBP: 0						

PITCHER		IP	WLS	BF	H	R	ER	SO	BB	IBB	HBP	BLK	WP	HR	S	P	ERA	WHIP
Chris Nabholz, L ERA: 4.16	(1, 1)	4.0		19	7	4	3	3	0	0	0	0	0	0	40	58	6.75	1.750
Bill Sampen, R ERA: 4.01	(5, 1)	2.0	W	9	3	1	1	2	0	0	0	0	0	1	32	46	4.50	1.500
Doug Piatt, R ERA: 2.7	(7, 1)	0.2		4	1	1	1	1	1	0	0	0	0	0	11	16	13.50	3.000
Jeff Fassero, L ERA: 2.79	(7, 1)	1.1		4	0	0	0	2	0	0	0	0	0	0	10	12	0.00	0.000
Barry Jones, R ERA: 3.69	(9, 1)	1.0	S	4	1	0	0	3	0	0	0	0	0	0	11	15	0.00	1.000

PITCHER	IP	WLS	BF	H	R	ER	SO	BB	IBB	HBP	BLK	WP	HR	S	P	ERA	WHIP

TOP

Atlanta Braves @ Montreal Expos

Olympic Stadium, Montreal, QB

Sun Jun 16 1991, 3:33 AM EDT
Att. 18,107 - Dome - 70 F

livebaseballscorecards.com

AB	39
R	6
H	12
RBI	5
BB	1
SO	11
LOB	19

1B: 8	SF: 0	WP: 0	PA: 40
2B: 2	SAC: 0	PB: 0	
3B: 1	DP: 0	SB: 8	
HR: 1	HBP: 0	CS: 1	

Atlanta Braves @ Montreal Expos

Olympic Stadium, Montreal, QB

Sun Jun 16 1991, 3:33 AM EDT

Att. 18,107 - Dome - 70 F

BOTTOM

livebaseballscorecards.com

Batter	1	2	3	4	5	6	7	8	9	AB	R	H	RBI	BB	SO	LOB
Marquis Grissom, R (1, 8) OBP: 0.335, SLG: 0.409	B X 1-0 G5-3 ①		C B C S 1-3 K ①		F B B F F X 2-2 L5 ①	B F B X 2-1 FC S 2B 1-3 2-H		S F B X 1-2 FC4-6 S ② 1-2f		5	1	0	1	0	1	2
Delino DeShields, L (1, 4) OBP: 0.381, SLG: 0.391	C B X 1-1 G6-3 ②		B S B B B C X 3-2 S 1B 1B		C B B B B 4-1 2B 1B BB	C B C B X 2-2 CS 1-H 3-H 2B		B 1 SAFE B C F S 2-3 K ③ 1-2		4	2	2	2	1	1	1
Ivan Calderon, R (1, 7) OBP: 0.368, SLG: 0.460	C B F F B B X 3-2 G1-3 ③		1 SAFE S F F 1 SAFE B X 1-2 P3 1-H 1B		F S 1 SAFE 1 SAFE B 1 X 1-2 E 1-3 2B	2 SAFE C B F B X 2-2 2-3 1B ②				4	1	3	1	0	0	0
Tim Wallach, R (1, 5) OBP: 0.320, SLG: 0.357		B X 1-0 G6-3 ①	1 SAFE B B S X 2-1 P3 ② ③ 1-2		B S F B X 2-2 E6 FC6-4 2-H 3-H 1B	C B F X 2-2 F8 ③				4	0	1	1	0	0	2
Dave Martinez, L (1, 9) OBP: 0.290, SLG: 0.380		F C B X 1-2 S 2B	C X 0-1 F9 ①		F 1 SAFE S S 0-3 K ②	C B B B F F X 3-2 F7 ①				4	0	1	0	0	1	1
Mike Fitzgerald, R (1, 2) OBP: 0.255, SLG: 0.286		B B C B B 4-1 S BB	X 0-0 L6 ②		X 0-0 FC6-4 ③ 1-2f		F F X 0-2 F7 ②			3	0	0	0	1	0	1
Larry Walker, L (1, 3) OBP: 0.332, SLG: 0.383	S S B B B B S 3-3 K ②		B X 1-0 2B 2B			F B B C B F F S 3-3 K ①	B B B C X 3-1 G3-1 ③			4	1	1	0	0	2	2
Spike Owen, S (1, 6) OBP: 0.308, SLG: 0.302		I I I I 4-0 1-2 2-3 IBB	B S B X 2-1 2-H 2B			C B B B B 4-1 WP 1B FC BB		B F B X 2-1 L8 ①		2	1	1	1	2	0	0
Chris Nabholz, L (1, 1) OBP: 0.087, SLG: 0.045 Bret Barberie, S (4, PH) Bill Sampen, R (5, 1) OBP: 0.750, SLG: 0.750 Junior Noboa, R (6, PH) OBP: 0.315, SLG: 0.415 Doug Piatt, L (7, 1) Jeff Fassero, L (7, 1) Eric Bullock, L (8, PH) OBP: 0.333, SLG: 0.353 Barry Jones, R (9, 1)		C F B B B X 2-2 G4-3 ③			B X 1-0 G6-3 ③	F 1 SAFE B 1 SAFE X 1-1 FC WP 1-2 2B 1B		B F B B B F F F B 4-2 FC4-6 BB		1 1 0 1 0 0 0 0 0	0 0 0 1 0 0 0 0 0	0 0 0 1 0 0 0 1 0	0 0 0 0 0 0 0 0 0	0 1 0 0 0 0 0 1 0	0 0 0 0 0 0 0 0 0	3 1 0 0 0 0 0 0 0
Inning Stats	R: 0 E: 0 K: 0 S: 7 H: 0 LOB: 0 BB: 0 P: 12	R: 0 E: 0 K: 1 S: 11 H: 1 LOB: 3 BB: 2 P: 26	R: 1 E: 0 K: 1 S: 12 H: 2 LOB: 0 BB: 0 P: 19	R: 1 E: 0 K: 0 S: 7 H: 2 LOB: 1 BB: 0 P: 11	R: 2 E: 1 K: 1 S: 15 H: 2 LOB: 1 BB: 1 P: 24	R: 3 E: 0 K: 1 S: 19 H: 3 LOB: 1 BB: 1 P: 35	R: 0 E: 0 K: 0 S: 9 H: 0 LOB: 0 BB: 0 P: 15	R: 0 E: 0 K: 1 S: 12 H: 0 LOB: 1 BB: 1 P: 21		1B: 5 2B: 5 3B: 0 HR: 0		SF: 0 SAC: 0 DP: 0 HBP: 0				WP: 1 PB: 0 SB: 5 CS: 1	PA: 38

	AB	33
	R	7
	H	10
	RBI	6
	BB	5
	SO	5
	LOB	13

PITCHER		IP	WLS	BF	H	R	ER	SO	BB	IBB	HBP	BLK	WP	HR	S	P	ERA	WHIP
Charlie Leibrandt, L ERA: 3.04	(1, 1)	4.1		21	6	4	3	2	2	1	0	0	0	0	45	83	6.23	1.846
Marvin Freeman, R ERA: 3.24	(5, 1)	0.2		3	1	0	0	1	0	0	0	0	0	0	7	9	0.00	1.500
Mike Stanton, L ERA: 4.37	(6, 1)	0.1	L	3	1	2	2	1	1	0	0	0	0	0	8	16	54.00	6.000
Rick Mahler, R ERA: 3.69	(6, 1)	1.2		7	2	1	1	0	0	0	0	0	1	0	20	34	5.40	1.200
Kent Mercker, L ERA: 2.25	(8, 1)	1.0		4	0	0	0	1	1	0	0	0	0	0	12	21	0.00	1.000

PITCHER		IP	WLS	BF	H	R	ER	SO	BB	IBB	HBP	BLK	WP	HR	S	P	ERA	WHIP

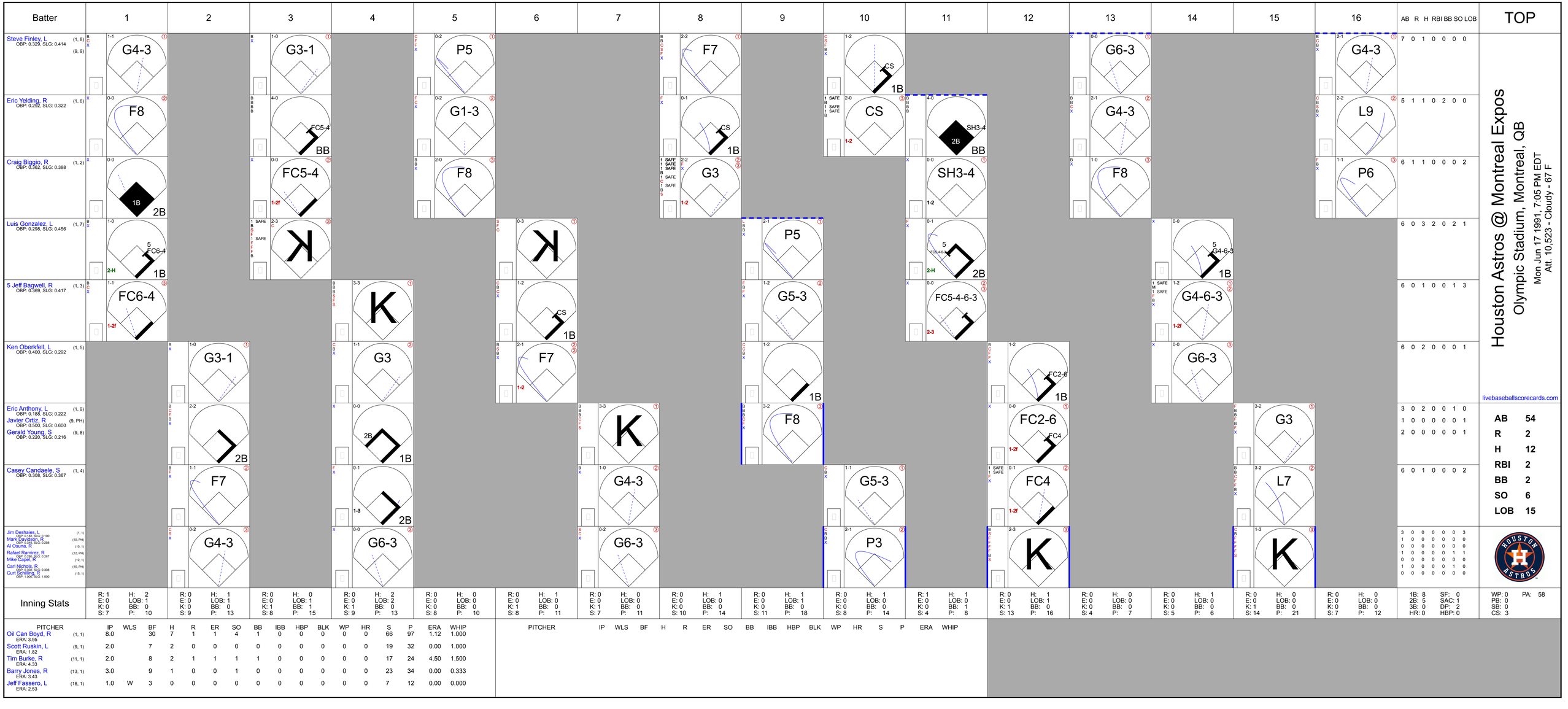
Batter
1
2
3
4
5
6
7
8
9
10
11
12
13
14
15
16
AB R H RBI BB SO LOB
TOP
Steve Finley, L (1, 8) (9, 9)
OBP: 0.329, SLG: 0.414
G4-3
F8
1B 2B
G3-1
FC5-4 BB
FC5-4
1-2f
P5
G1-3
F8
F7
CS 1B
G3
1-2
CS 1B
CS
SH3-4 2B BB
SH3-4
G6-3
G4-3
F8
G4-3
L9
P6
7 0 1 0 0 0 0
5 1 1 0 2 0 0
6 1 1 0 0 0 2
Houston Astros @ Montreal Expos
Olympic Stadium, Montreal, QB
Mon Jun 17 1991, 7:05 PM EDT
Att. 10,523 - Cloudy - 67 F
Craig Biggio, R (1, 2)
OBP: 0.362, SLG: 0.388
Luis Gonzalez, L (1, 7)
OBP: 0.298, SLG: 0.456
5 FC6-4 1B
2-H
FC6-4
1-2f
K
CS 1B
P5
G5-3
FC5-4-6-3
2-3
5 FC5-4 2B
2-H
G4-6-3 1B
G4-6-3
1-2f
6 0 3 2 0 2 1
6 0 1 0 0 1 3
5 Jeff Bagwell, R (1, 3)
OBP: 0.369, SLG: 0.417
Ken Oberkfell, L (1, 5)
OBP: 0.400, SLG: 0.292
G3-1
G3
2B 1B
G3
F7
1-2
FC2-6 1B
FC2-6
FC4
1-2f
G6-3
6 0 2 0 0 0 1
Eric Anthony, L (1, 9)
OBP: 0.188, SLG: 0.222
Javier Ortiz, R (9, PH)
OBP: 0.500, SLG: 0.600
Gerald Young, S (9, 8)
OBP: 0.220, SLG: 0.216
2B
G4-3
G6-3
3 0 2 0 0 1 0
1 0 0 0 0 0 1
2 0 0 0 0 0 1
Casey Candaele, S (1, 4)
OBP: 0.308, SLG: 0.367
F7
1-3 2B
G5-3
P3
FC4
G3
L7
6 0 1 0 0 0 2
Jim Deshaies, L (1, 1)
OBP: 0.182, SLG: 0.100
Mark Davidson, R (10, PH)
OBP: 0.348, SLG: 0.288
Al Osuna, R (10, 1)
Rafael Ramirez, R (12, PH)
OBP: 0.286, SLG: 0.267
Mike Capel, R (12, 1)
Carl Nichols, R (15, PH)
OBP: 0.300, SLG: 0.308
Curt Schilling, R (15, 1)
OBP: 1.000, SLG: 1.000
K
3 0 0 0 0 0 3
1 0 0 0 0 0 0
0 0 0 0 0 0 0
1 0 0 0 0 1 1
0 0 0 0 0 0 0
1 0 0 0 0 1 0
0 0 0 0 0 0 0
Inning Stats
R: 1 E: 0 K: 0 S: 7 H: 2 LOB: 1 BB: 0 P: 10
R: 0 E: 0 K: 0 S: 9 H: 1 LOB: 1 BB: 0 P: 13
R: 0 E: 0 K: 1 S: 8 H: 0 LOB: 1 BB: 1 P: 15
R: 0 E: 0 K: 1 S: 9 H: 2 LOB: 2 BB: 0 P: 13
R: 0 E: 0 K: 0 S: 8 H: 0 LOB: 0 BB: 0 P: 10
R: 0 E: 0 K: 1 S: 8 H: 1 LOB: 0 BB: 0 P: 11
R: 0 E: 0 K: 1 S: 7 H: 0 LOB: 0 BB: 0 P: 11
R: 0 E: 0 K: 0 S: 10 H: 1 LOB: 0 BB: 0 P: 14
R: 0 E: 0 K: 0 S: 11 H: 1 LOB: 1 BB: 0 P: 18
R: 0 E: 0 K: 0 S: 8 H: 1 LOB: 0 BB: 0 P: 14
R: 1 E: 0 K: 0 S: 4 H: 1 LOB: 0 BB: 1 P: 8
R: 0 E: 0 K: 1 S: 13 H: 1 LOB: 1 BB: 0 P: 16
R: 0 E: 0 K: 0 S: 4 H: 0 LOB: 0 BB: 0 P: 7
R: 0 E: 0 K: 0 S: 5 H: 1 LOB: 0 BB: 0 P: 6
R: 0 E: 0 K: 1 S: 14 H: 0 LOB: 0 BB: 0 P: 21
R: 0 E: 0 K: 0 S: 7 H: 0 LOB: 0 BB: 0 P: 12
1B: 8 2B: 5 3B: 0 HR: 0
SF: 0 SAC: 1 DP: 2 HBP: 0
WP: 0 PB: 0 SB: 0 CS: 3
PA: 58
AB 54
R 2
H 12
RBI 2
BB 2
SO 6
LOB 15
livebaseballscorecards.com
PITCHER IP WLS BF H R ER SO BB IBB HBP BLK WP HR S P ERA WHIP
Oil Can Boyd, R (1, 1) ERA: 3.95 8.0 30 7 1 1 4 1 0 0 0 0 0 0 66 97 1.12 1.000
Scott Ruskin, L (9, 1) ERA: 1.82 2.0 7 2 0 0 0 0 0 0 0 0 0 0 19 32 0.00 1.000
Tim Burke, R (11, 1) ERA: 4.33 2.0 8 2 1 1 1 1 0 0 0 0 0 0 17 24 4.50 1.500
Barry Jones, R (13, 1) ERA: 3.43 3.0 9 1 0 0 1 0 0 0 0 0 0 0 23 34 0.00 0.333
Jeff Fassero, L (16, 1) ERA: 2.53 1.0 W 3 0 0 0 0 0 0 0 0 0 0 0 7 12 0.00 0.000
PITCHER IP WLS BF H R ER SO BB IBB HBP BLK WP HR S P ERA WHIP

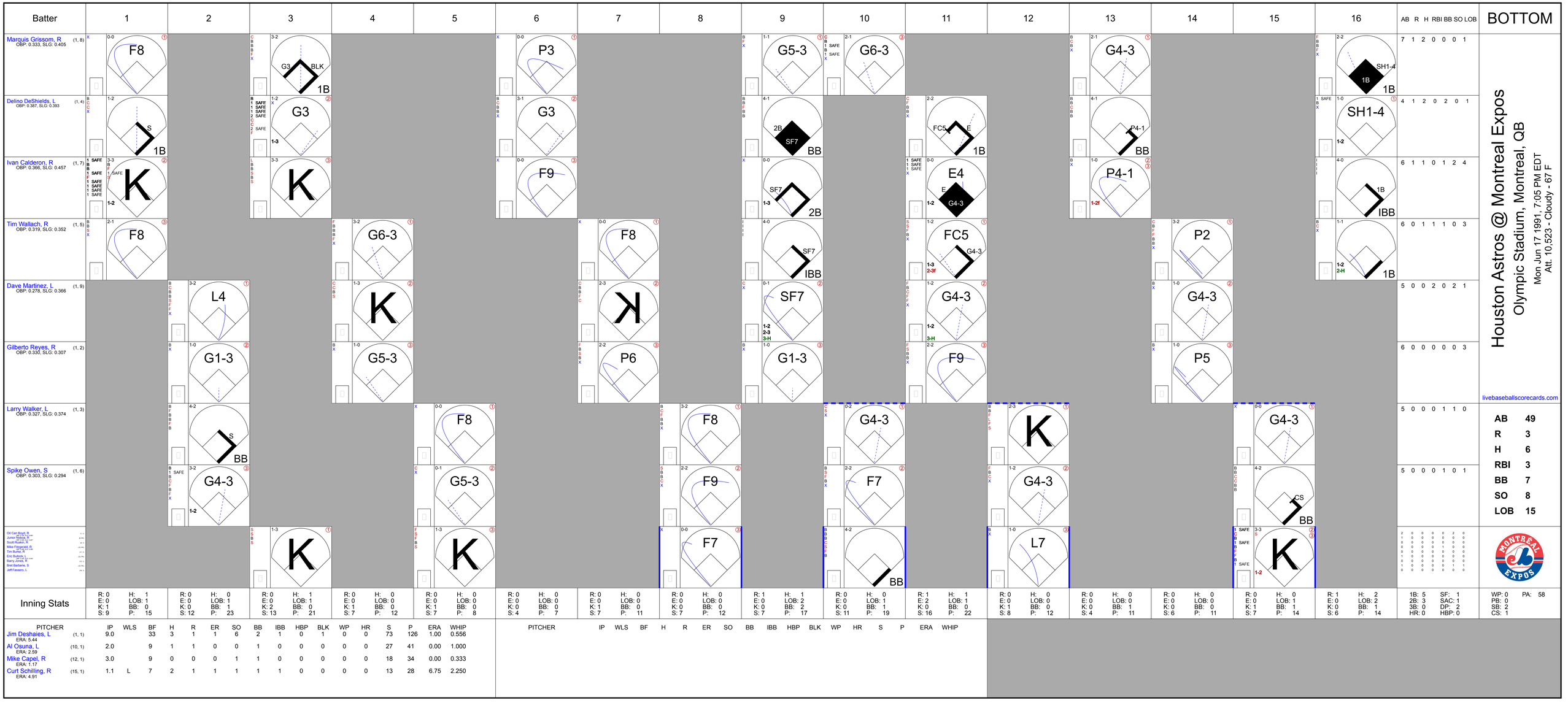
Batter
1
2
3
4
5
6
7
8
9
10
11
12
13
14
15
16
AB R H RBI BB SO LOB
BOTTOM
Marquis Grissom, R (1, 8) OBP: 0.333, SLG: 0.405
F8
G3 BLK 1B
P3
G5-3
G6-3
G4-3
SH1-4 1B
7 1 2 0 0 0 1
Delino DeShields, L (1, 4) OBP: 0.387, SLG: 0.393
S 1B
G3
G3
2B SF7 BB
FC5 E 1B
P4-1 BB
SH1-4
4 1 2 0 2 0 1
Ivan Calderon, R (1, 7) OBP: 0.366, SLG: 0.457
K
K
F9
SF7 2B
E4 E G4-3
P4-1
1B IBB
6 1 1 0 1 2 4
Tim Wallach, R (1, 5) OBP: 0.319, SLG: 0.352
F8
G6-3
F8
SF7 IBB
FC5 G4-3
P2
6 0 1 1 1 0 3
Dave Martinez, L (1, 9) OBP: 0.278, SLG: 0.366
L4
K
SF7
G4-3
G4-3
5 0 0 2 0 2 1
Gilberto Reyes, R (1, 2) OBP: 0.330, SLG: 0.307
G1-3
G5-3
G1-3
F9
P5
6 0 0 0 0 0 3
livebaseballscorecards.com
Larry Walker, L (1, 3) OBP: 0.327, SLG: 0.374
F8
F8
G4-3
K
G4-3
5 0 0 0 1 1 0
Houston Astros @ Montreal Expos
Olympic Stadium, Montreal, QB
Mon Jun 17 1991, 7:05 PM EDT
Att. 10,523 - Cloudy - 67 F
Spike Owen, S (1, 6) OBP: 0.303, SLG: 0.294
S 1B
G4-3
K
G5-3
F9
F7
G4-3
L7
CS BB
5 0 0 0 1 0 1
AB 49
R 3
H 6
RBI 3
BB 7
SO 8
LOB 15
Oil Can Boyd, R
Junior Noboa, R
Scott Ruskin, R
Mike Fitzgerald, R
Tim Burke, R
Eric Bullock, L
Barry Jones, R
Bret Barberie, S
Jeff Fassero, L
Inning Stats
R: 0 E: 0 K: 1 S: 9 H: 1 LOB: 1 BB: 0 P: 15
R: 0 E: 0 K: 0 S: 12 H: 0 LOB: 1 BB: 1 P: 23
R: 0 E: 0 K: 2 S: 13 H: 1 LOB: 1 BB: 0 P: 21
R: 0 E: 0 K: 1 S: 7 H: 0 LOB: 0 BB: 0 P: 12
R: 0 E: 0 K: 1 S: 7 H: 0 LOB: 0 BB: 0 P: 8
R: 0 E: 0 K: 0 S: 4 H: 0 LOB: 0 BB: 0 P: 7
R: 0 E: 0 K: 1 S: 7 H: 0 LOB: 0 BB: 0 P: 11
R: 0 E: 0 K: 0 S: 7 H: 0 LOB: 0 BB: 0 P: 12
R: 1 E: 0 K: 0 S: 7 H: 1 LOB: 2 BB: 2 P: 17
R: 0 E: 0 K: 0 S: 11 H: 0 LOB: 1 BB: 1 P: 19
R: 1 E: 2 K: 0 S: 16 H: 1 LOB: 1 BB: 0 P: 22
R: 0 E: 0 K: 1 S: 8 H: 0 LOB: 0 BB: 0 P: 12
R: 0 E: 0 K: 0 S: 4 H: 0 LOB: 0 BB: 1 P: 11
R: 0 E: 0 K: 0 S: 6 H: 0 LOB: 0 BB: 0 P: 11
R: 0 E: 0 K: 1 S: 7 H: 0 LOB: 1 BB: 1 P: 14
R: 1 E: 0 K: 0 S: 6 H: 2 LOB: 2 BB: 1 P: 14
1B: 5 2B: 3 3B: 0 HR: 0
SF: 1 SAC: 1 DP: 2 HBP: 0
WP: 0 PB: 0 SB: 2 CS: 1
PA: 58
PITCHER IP WLS BF H R ER SO BB IBB HBP BLK WP HR S P ERA WHIP
Jim Deshaies, L (1, 1) ERA: 5.44 9.0 33 3 1 1 1 6 2 1 0 1 0 0 73 126 1.00 0.556
Al Osuna, L (10, 1) ERA: 2.59 2.0 9 1 1 0 0 1 0 0 0 0 0 27 41 0.00 1.000
Mike Capel, R (12, 1) ERA: 1.17 3.0 9 0 0 0 1 1 0 0 0 0 0 18 34 0.00 0.333
Curt Schilling, R (15, 1) ERA: 4.91 1.1 L 7 2 1 1 1 1 1 0 0 0 0 13 28 6.75 2.250
PITCHER IP WLS BF H R ER SO BB IBB HBP BLK WP HR S P ERA WHIP

Houston Astros @ Montreal Expos

Olympic Stadium, Montreal, QB

Tue Jun 18 1991, 7:05 PM EDT

Att. 11,971 - Cloudy - 70 F

livebaseballscorecards.com

TOP

Batter	1	2	3	4	5	6	7	8	9	10	11	12	AB	R	H	RBI	BB	SO	LOB
Gerald Young, S (1, 8) OBP: 0.255, SLG: 0.326	P3		CS 1B 2-3 3-H			HR		P4		G6-4-3 1-2f		1B 1-2 2-H	6	1	3	2	0	0	1
Eric Yelding, R (1, 6) OBP: 0.286, SLG: 0.315	G6-3		K 1-2			G5-3		K			K		5	0	0	0	0	3	2
Luis Gonzalez, L (1, 7) OBP: 0.296, SLG: 0.448	K			S BB		B1-3		G4-3			G3-1		4	0	0	0	1	1	0
5 Jeff Bagwell, R (1, 3) OBP: 0.370, SLG: 0.413		P3		K		1B			F9		BB		4	0	1	0	1	1	1
Rafael Ramirez, R (1, 4) OBP: 0.265, SLG: 0.253		F8		K		P4			F9		K		5	0	0	0	0	2	3
Casey Candaele, S (1, 5) OBP: 0.305, SLG: 0.362		P3		G6-3 1-2			F8		1B			G3	5	0	1	0	0	0	1
Eric Anthony, L (1, 9) OBP: 0.192, SLG: 0.208			E 1B 1B BB		G4-3		K		F8			E4 1B	3	1	0	0	1	1	1
Jim Clancy, R (9, 1)													0	0	0	0	0	0	0
Ken Oberkfell, L (12, PH) OBP: 0.393, SLG: 0.286													1	0	0	0	0	0	0
Mark Portugal, R (12, PR) OBP: 0.360, SLG: 0.300													0	0	0	0	0	0	0
Jim Corsi, R (12, 1)													0	0	0	0	0	0	0
Carl Nichols, R (1, 2) OBP: 0.319, SLG: 0.310			E7 1B 1-3 1B		F8		BB				K		3	0	1	0	1	1	0
Craig Biggio, R (12, PH) OBP: 0.364, SLG: 0.391												1B 1-3 1B	1	0	1	0	0	0	0
(12, 2)																			
Darryl Kile, R (1, 1)			K		K		K				G6-4-3 BB		3	0	0	0	0	3	3
Steve Finley, L (9, 9) OBP: 0.335, SLG: 0.417												1B 1-2 1B	1	0	1	0	1	0	0
Inning Stats	R: 0 E: 0 K: 1 S: 6 H: 0 LOB: 0 BB: 0 P: 12	R: 0 E: 0 K: 0 S: 6 H: 0 LOB: 0 BB: 0 P: 10	R: 1 E: 1 K: 2 S: 10 H: 2 LOB: 1 BB: 1 P: 19	R: 0 E: 0 K: 2 S: 11 H: 0 LOB: 1 BB: 1 P: 18	R: 0 E: 0 K: 1 S: 5 H: 0 LOB: 0 BB: 0 P: 9	R: 1 E: 0 K: 0 S: 11 H: 2 LOB: 1 BB: 0 P: 15	R: 0 E: 0 K: 2 S: 12 H: 0 LOB: 1 BB: 1 P: 21	R: 0 E: 0 K: 1 S: 8 H: 0 LOB: 0 BB: 0 P: 11	R: 0 E: 0 K: 0 S: 6 H: 1 LOB: 1 BB: 0 P: 10	R: 0 E: 0 K: 1 S: 8 H: 0 LOB: 0 BB: 1 P: 15	R: 0 E: 0 K: 2 S: 10 H: 0 LOB: 1 BB: 1 P: 17	R: 0 E: 1 K: 0 S: 11 H: 3 LOB: 2 BB: 0 P: 19	1B: 7 2B: 0 3B: 0 HR: 1	SF: 0 SAC: 0 DP: 1 HBP: 0	WP: 0 PB: 0 SB: 1 CS: 1	PA: 46

	AB	41
	R	2
	H	8
	RBI	2
	BB	5
	SO	12
	LOB	12

PITCHER		IP	WLS	BF	H	R	ER	SO	BB	IBB	HBP	BLK	WP	HR	S	P	ERA	WHIP
Brian Barnes, L ERA: 5.93	(1, 1)	7.0		27	4	2	2	8	3	0	0	0	0	1	61	104	2.57	1.000
Doug Piatt, R ERA: 1.42	(8, 1)	3.0		10	1	0	0	2	1	0	0	0	0	0	22	36	0.00	0.667
Bill Sampen, R ERA: 3.83	(11, 1)	2.0	W	9	3	0	0	2	1	0	0	0	0	0	21	36	0.00	2.000

PITCHER	IP	WLS	BF	H	R	ER	SO	BB	IBB	HBP	BLK	WP	HR	S	P	ERA	WHIP

Batter	1	2	3	4	5	6	7	8	9	10	11	12	AB	R	H	RBI	BB	SO	LOB
Marquis Grissom, R (1, 8) OBP: 0.331, SLG: 0.397	C B B B F X 3-2 L9 ①		B B F B B 4-1 SF7 BB			S F X 0-2 G6-3 ①		F B B F X 2-2 G6-3 ①		F X 0-1 F9 ③			4	0	0	0	1	0	0
Delino DeShields, L (1, 4) OBP: 0.387, SLG: 0.392	C B B B X 3-1 F8 ②		1 SAFE B X 1-0 SF7 ② 1-2 3-H			B C B F B F F X 3-2 HBP 1B		B B B C B 4-1 E S SF8 BB		X 0-0 G4-3 ①			3	1	1	1	1	0	0
Ivan Calderon, R (1, 7) OBP: 0.363, SLG: 0.451	B B F B B 4-1 FC5-4 BB		F X 0-1 G5-3 ③			B B X 2-0 P3 ②		1 SAFE B B B B X 3-0 SF8 ② 1-H			C B B C S 2-3 K ②		3	0	0	1	1	1	2
Tim Wallach, R (1, 5) OBP: 0.317, SLG: 0.347	1 SAFE X 0-0 FC5-4 ③ 1-2f			B F B B X 3-1 P4 ①		1 SAFE H 1-0 FC6-4 1-2 HBP		B X 1-0 L7 ③			F S B B S 2-3 K ③		4	0	0	0	0	1	1
Dave Martinez, L (1, 9) OBP: 0.269, SLG: 0.354		F B X 1-1 L8 ①		C F B X 1-2 G5-3 ②		C X 0-1 FC6-4 ③ 1-2f			C B B S F X 2-2 G4-3 ①			X 0-0 G4-3 ①	5	0	0	0	0	0	2
Mike Fitzgerald, R (1, 2) OBP: 0.262, SLG: 0.264	C B F X 1-2 F7 ②		C B S B B B F X 3-2 F7 ③			C B B B X 2-2 F9 ①			X 0-0 F8 ②			C F B B B F B 4-2 S 1B BB	4	1	0	0	1	0	0
Larry Walker, L (1, 3) OBP: 0.325, SLG: 0.369	B S F B S 2-3 K ③			F S C 0-3 K ①		S F B B B X 3-2 E S 1B			B X 1-0 G3 ③			F B X 1-1 P4 ②	5	0	1	0	0	2	1
Tom Foley, L (1, 6) OBP: 0.289, SLG: 0.350			B X 1-0 SH2-4 SF7 2B	B B X 2-0 G4-3 ②			1 SAFE B S F S 1-3 K ② 1-2			C B B F F X 2-2 G3 ①		1 SAFE B B B X 2-0 1-H 1B	5	1	2	1	0	1	1
Brian Barnes, L (1, 1) Eric Bullock, L (7, PH) OBP: 0.317, SLG: 0.333 Doug Piatt, L (8, 1) Bret Barberie, S (10, PH) Bill Sampen, R (11, 1) OBP: 0.750, SLG: 0.750			L B X 1-1 SH2-4 ① 2-3	L S C 0-3 K ③			B C F F F F B F S 2-3 K ③ 2-3			B B X 2-0 L4 ②			1 1 0 1 0	0 0 0 0 0	0 0 0 0 0	0 0 0 0 0	1 1 0 0 0	0 1 0 0 0	0 1 0 0 0
Inning Stats	R: 0 H: 0 E: 0 LOB: 1 K: 0 BB: 1 S: 7 P: 17	R: 0 H: 0 E: 0 LOB: 0 K: 1 BB: 0 S: 8 P: 12	R: 1 H: 1 E: 0 LOB: 1 K: 0 BB: 1 S: 7 P: 14	R: 0 H: 0 E: 0 LOB: 0 K: 0 BB: 0 S: 9 P: 16	R: 0 H: 0 E: 0 LOB: 0 K: 2 BB: 0 S: 7 P: 9	R: 0 H: 1 E: 0 LOB: 2 K: 0 BB: 0 S: 11 P: 17	R: 0 H: 1 E: 1 LOB: 1 K: 2 BB: 0 S: 17 P: 25	R: 1 H: 0 E: 0 LOB: 0 K: 0 BB: 1 S: 6 P: 16	R: 0 H: 0 E: 0 LOB: 0 K: 0 BB: 0 S: 6 P: 9	R: 0 H: 0 E: 0 LOB: 0 K: 0 BB: 0 S: 7 P: 11	R: 0 H: 0 E: 0 LOB: 0 K: 2 BB: 0 S: 7 P: 11	R: 1 H: 1 E: 0 LOB: 1 K: 0 BB: 1 S: 7 P: 14	1B: 3 2B: 1 3B: 0 HR: 0	SF: 2 SAC: 1 DP: 0 HBP: 1		WP: 0 PB: 0 SB: 3 CS: 0		PA: 44		

PITCHER	IP	WLS	BF	H	R	ER	SO	BB	IBB	HBP	BLK	WP	HR	S	P	ERA	WHIP
Darryl Kile, R (1, 1) ERA: 4.02	8.0		31	3	2	1	5	3	0	1	0	0	0	72	126	1.12	0.750
Jim Clancy, R (9, 1) ERA: 2.04	3.0		9	0	0	0	2	0	0	0	0	0	0	20	31	0.00	0.000
Jim Corsi, R (12, 1) ERA: 3.82	0.2	L	4	1	1	1	0	1	0	0	0	0	0	7	14	13.50	3.000

PITCHER	IP	WLS	BF	H	R	ER	SO	BB	IBB	HBP	BLK	WP	HR	S	P	ERA	WHIP

BOTTOM

Houston Astros @ Montreal Expos

Olympic Stadium, Montreal, QB

Tue Jun 18 1991, 7:05 PM EDT

Att. 11,971 - Cloudy - 70 F

livebaseballscorecards.com

AB	36
R	3
H	4
RBI	3
BB	4
SO	7
LOB	8

Houston Astros @ Montreal Expos

Olympic Stadium, Montreal, QB

Wed Jun 19 1991, 7:05 PM EDT

Att. 15,188 - Cloudy - 82 F

livebaseballscorecards.com

TOP

Batter	1	2	3	4	5	6	7	8	9	AB	R	H	RBI	BB	SO	LOB
Steve Finley, L (1, 8) OBP: 0.329, SLG: 0.409	C B C X 1-2 G4-3 ①		B B F X 2-1 G5-4-3 ②③ 1-2f			B B C C X 2-2 F7 ①		X 0-0 G6-3 ①		4	0	0	0	0	0	2
Craig Biggio, R (1, 2) OBP: 0.371, SLG: 0.394	S X 0-1 P3 ②			B C B F B F X 3-2 S 1B		B S X 1-1 1-2 1B		B S B B C F B 4-2 FC6-4 BB		3	0	2	0	1	0	0
Ken Oberkfell, L (1, 5) OBP: 0.375, SLG: 0.269 Eric Yelding, R (8, PH) OBP: 0.284, SLG: 0.314 (8, 6)	C F B B B F X 3-2 F9 ③			B 1 SAFE 1 SAFE C B 1 SAFE B F X 3-2 F8 ①		B B B C X 3-1 F7 ②		X 0-0 FC6-4 ② 1-2f		3	0	0	0	0	0	3
										1	0	0	0	0	0	1
Luis Gonzalez, L (1, 7) OBP: 0.295, SLG: 0.441		B F C B F B B 4-2 S BB		B 1 SAFE B S 1 SAFE S S 2-3 K ② 1-2		S C S 0-3 K ③		B B B X 3-0 G1-3 ③		3	0	0	0	1	2	4
5 Jeff Bagwell, R (1, 3) OBP: 0.368, SLG: 0.410		X 0-0 F9 ①		C F B B B F F B X 3-2 F9 ③			B B B C X 3-1 G2-3 1B 1B		B X 1-0 F9 ①	4	1	1	0	0	0	2
Eric Anthony, L (1, 9) OBP: 0.182, SLG: 0.196 Mark Davidson, R (9, PH) OBP: 0.343, SLG: 0.283		1 SAFE 1 SAFE B B C S 2 SAFE S 2-3 K ② 1-2			C B B C X 2-2 P5 ①		B X 1-0 F9 ①		C X 0-1 G6-3 ②	3	0	0	0	0	1	2
										1	0	0	0	0	0	0
Rafael Ramirez, R (1, 6) OBP: 0.255, SLG: 0.242 (8, 4)		C S C 0-3 K ③			F X 0-1 G1-3 ②		C B F F B X 2-2 G2-3 ② 1-2		C F B S 1-3 K ③	4	0	0	0	0	2	2
Casey Candaele, S (1, 4) OBP: 0.310, SLG: 0.364 (8, 5)			B B C B B 4-1 FC5-6 BB		C B B F B F X 3-2 L8 ③		B C X 1-1 2-H 1B			2	0	1	1	1	0	0
Pete Harnisch, S (1, 1) OBP: 0.103, SLG: 0.103 Javier Ortiz, R (7, PH) OBP: 0.429, SLG: 0.500 Dwayne Henry, R (7, 1)			X 0-0 FC5-6 ① G5-4-3 1-2f			C X 0-1 1B 1B	F B B S B X 3-2 F9 ③			2	0	1	0	0	0	1
										1	0	0	0	0	0	1
										0	0	0	0	0	0	0
Inning Stats	R: 0 E: 0 K: 0 S: 9 H: 0 LOB: 0 BB: 0 P: 13	R: 0 E: 0 K: 2 S: 10 H: 0 LOB: 1 BB: 1 P: 16	R: 0 E: 0 K: 0 S: 4 H: 0 LOB: 0 BB: 1 P: 10	R: 0 E: 0 K: 1 S: 15 H: 1 LOB: 1 BB: 0 P: 26	R: 0 E: 0 K: 0 S: 9 H: 0 LOB: 0 BB: 0 P: 14	R: 0 E: 0 K: 1 S: 12 H: 2 LOB: 2 BB: 0 P: 18	R: 1 E: 0 K: 0 S: 12 H: 2 LOB: 1 BB: 0 P: 22	R: 0 E: 0 K: 0 S: 6 H: 0 LOB: 1 BB: 1 P: 13	R: 0 E: 0 K: 1 S: 6 H: 0 LOB: 0 BB: 0 P: 8	1B: 5 2B: 0 3B: 0 HR: 0 SF: 0 SAC: 0 DP: 1 HBP: 0						

	AB	31
	R	1
	H	5
	RBI	1
	BB	3
	SO	5
	LOB	18

WP: 0 PB: 0 SB: 2 CS: 0 PA: 34

PITCHER		IP	WLS	BF	H	R	ER	SO	BB	IBB	HBP	BLK	WP	HR	S	P	ERA	WHIP
Mark Gardner, R ERA: 3.75	(1, 1)	7.0	W	27	5	1	1	4	2	0	0	0	0	0	71	119	1.29	1.000
Jeff Fassero, L ERA: 2.13	(8, 1)	2.0	S	7	0	0	0	1	1	0	0	0	0	0	12	21	0.00	0.500

PITCHER		IP	WLS	BF	H	R	ER	SO	BB	IBB	HBP	BLK	WP	HR	S	P	ERA	WHIP

Houston Astros @ Montreal Expos

Olympic Stadium, Montreal, QB

Wed Jun 19 1991, 7:05 PM EDT

Att. 15,188 - Cloudy - 82 F

BOTTOM

livebaseballscorecards.com

Batter	1	2	3	4	5	6	7	8	9	AB	R	H	RBI	BB	SO	LOB
Marquis Grissom, R (1, 8) OBP: 0.329, SLG: 0.395	B B C B C F X 3-2 ① F8		C X 0-1 ③ 2-H 1B		B B F C F S 2-3 ③ K			B F B X 2-1 ① P4		4	0	1	0	0	1	1
Delino DeShields, L (1, 4) OBP: 0.382, SLG: 0.385	S B X 1-1 ② G4-3			C B B B X 3-1 ① F7		B B F F F C 2-3 ① K		B S F X 1-2 ② G5-3		4	0	0	0	0	1	0
Ivan Calderon, R (1, 7) OBP: 0.361, SLG: 0.460	B S B B F X 3-2 ③ G6-3			B C X 1-1 ② F8		X 0-0 HR		X 0-0 ③ G6-3		4	1	1	1	0	0	0
Tim Wallach, R (1, 5) OBP: 0.317, SLG: 0.344		C X 0-1 ① G6-3		S S S 0-3 ③ K		B B B C B 4-1 G3 BB				2	0	0	0	1	1	0
Dave Martinez, L (1, 9) OBP: 0.264, SLG: 0.347		X 0-0 ② P6			B C B C F X 2-2 ① P5	C X 0-1 ② G3 1-2				3	0	0	0	0	0	1
Mike Fitzgerald, R (1, 2) OBP: 0.266, SLG: 0.268		B C B X 2-1 ③ F8			S B B X 2-1 S 1B 1B	B B S F B F F S 3-3 ③ K				3	1	1	0	0	1	1
Larry Walker, L (1, 3) OBP: 0.325, SLG: 0.369			X 0-0 S 1B 1B		X 0-0 ② F8		B S B F S 2-3 ① K			3	0	1	0	0	1	1
Tom Foley, L (1, 6) OBP: 0.290, SLG: 0.341			1 SAFE C B 1 SAFE 1 SAFE B F B F 3-3 S ① K 1-2		C I I I 4-1 1B E 1-2 IBB		B C S X 1-2 ② G3-1			2	1	0	0	1	1	1
Mark Gardner, R (1, 1) OBP: 0.063, SLG: 0.063 Eric Bullock, L (7, PH) OBP: 0.310, SLG: 0.324 Jeff Fassero, L (8, 1)			C S F S 0-3 ② K		C F B X 1-2 1-H 2-H 1B E7		F B B S F B F F X 3-2 ③ F7			2 1 0	0 0 0	1 0 0	1 0 0	0 0 0	1 0 0	1 0 0
Inning Stats	R: 0 E: 0 K: 0 S: 9 H: 0 LOB: 0 BB: 0 P: 16	R: 0 E: 0 K: 0 S: 5 H: 0 LOB: 0 BB: 0 P: 7	R: 0 E: 0 K: 2 S: 11 H: 2 LOB: 1 BB: 0 P: 14	R: 0 E: 0 K: 1 S: 7 H: 0 LOB: 0 BB: 0 P: 11	R: 2 E: 1 K: 1 S: 15 H: 2 LOB: 1 BB: 1 P: 26	R: 1 E: 0 K: 2 S: 14 H: 1 LOB: 1 BB: 1 P: 23	R: 0 E: 0 K: 1 S: 12 H: 0 LOB: 0 BB: 0 P: 18	R: 0 E: 0 K: 0 S: 6 H: 0 LOB: 0 BB: 0 P: 9		1B: 4 2B: 0 3B: 0 HR: 1	SF: 0 SAC: 0 DP: 0 HBP: 0						

AB	28
R	3
H	5
RBI	2
BB	2
SO	7
LOB	6

WP: 0 PB: 0 SB: 2 CS: 0 PA: 30

PITCHER		IP	WLS	BF	H	R	ER	SO	BB	IBB	HBP	BLK	WP	HR	S	P	ERA	WHIP
Pete Harnisch, R ERA: 2.2	(1, 1)	6.0	L	24	5	3	2	6	1	1	0	0	0	1	61	97	3.00	1.000
Dwayne Henry, R ERA: 2.76	(7, 1)	2.0		6	0	0	0	1	0	0	0	0	0	0	18	27	0.00	0.000

PITCHER	IP	WLS	BF	H	R	ER	SO	BB	IBB	HBP	BLK	WP	HR	S	P	ERA	WHIP

Batter	1	2	3	4	5	6	7	8	9	10	11	AB	R	H	RBI	BB	SO	LOB
Marquis Grissom, R (1, 8) OBP: 0.327, SLG: 0.390	C X 0-1 G6-3			F F F B S 1-3 K			C C C 0-3 K		B X 1-0 G6-3		X 0-0 WP S 2-H 1B	5	0	1	1	0	2	0
Delino DeShields, L (1, 4) OBP: 0.382, SLG: 0.383	B F B S F C 2-3 K			B B C B S B 4-2 K BB			C X 0-1 1B		B B S B C S 3-3 K		1 SAFE B X 1-0 P4	4	0	1	0	1	2	1
Eric Bullock, L (1, 7) OBP: 0.289, SLG: 0.300 Ivan Calderon, R (9, PH) OBP: 0.362, SLG: 0.458 (9, 7)	B S F X 1-2 G4-3			1 SAFE F 1 SAFE 1 S B S 1-3 K 1-2			1 SAFE X 0-0 F7		F X 0-1 G5-3		B F 1 SAFE 1 SAFE B C B B 4-2 BB 1-3 BB	3 1	0 0	0 0	0 0	0 1	1 0	2 0
Tim Wallach, R (1, 5) OBP: 0.318, SLG: 0.342		F S S 0-3 K			B C S B X 2-2 L8		1 SAFE X 0-0 G5-3			X 0-0 SH1-4 1B	B C T B F B B 4-2 1-2 BB	4	0	1	0	1	1	1
Dave Martinez, L (1, 9) OBP: 0.276, SLG: 0.357		F C F F X 0-2 G4-6-3 1B			F X 0-1 G6-4-3 1B			F F B B X 2-2 SH3-4 1B		B C 1 SAFE X 1-1 SH1-4 1-2	S X 0-1 P5	4	0	3	0	0	0	3
Ron Hassey, L (1, 2) OBP: 0.357, SLG: 0.375 Junior Noboa, R (10, PH) OBP: 0.304, SLG: 0.400 Gilberto Reyes, R (10, 2) OBP: 0.330, SLG: 0.307		1 SAFE B 1 SAFE 1 SAFE 1 SAFE X 1-0 G4-6-3 1-2f			1 SAFE 1 SAFE 1 SAFE X 0-0 G6-4-3 1-2f			1 SAFE 1 SAFE X 0-0 SH3-4 1-2		B X 1-0 F9		2 1 0	0 0 0	0 0 0	0 0 0	0 0 0	0 0 0	2 1 0
Larry Walker, L (1, 3) OBP: 0.319, SLG: 0.362			F B B S S 2-3 K	S B S X 1-2 G4-3				B B C B F S 3-3 K2-3		B S X 1-1 P2		4	0	0	0	0	2	2
Spike Owen, S (1, 6) OBP: 0.307, SLG: 0.294			C B C B F B S 3-3 K	C B X 1-1 G4-3				I I I I 4-0 IBB			C B B X 2-1 SH1-4 1B 1B	3	1	1	0	1	1	0
Dennis Martinez, R (1, 1) OBP: 0.135, SLG: 0.189 Barry Jones, R (9, 1) Bret Barberie, S (11, PH) Scott Ruskin, R (11, 1)			S C S 0-3 K	F C B F B S 2-3 K				B B C S F F B X 3-2 G4-3			1 SAFE X 0-0 SH1-4 1-2	3 0 0 0	0 0 0 0	0 0 0 0	0 0 0 0	0 0 0 0	2 0 0 0	2 0 0 0
Inning Stats	R: 0 E: 0 K: 1 S: 9 H: 0 LOB: 0 BB: 0 P: 12	R: 0 E: 0 K: 1 S: 9 H: 1 LOB: 0 BB: 0 P: 10	R: 0 E: 0 K: 3 S: 10 H: 0 LOB: 0 BB: 0 P: 15	R: 0 E: 0 K: 2 S: 9 H: 0 LOB: 0 BB: 1 P: 15	R: 0 E: 0 K: 0 S: 6 H: 1 LOB: 0 BB: 0 P: 8	R: 0 E: 0 K: 1 S: 9 H: 0 LOB: 0 BB: 0 P: 13	R: 0 E: 0 K: 1 S: 7 H: 1 LOB: 1 BB: 0 P: 7	R: 0 E: 0 K: 1 S: 12 H: 1 LOB: 2 BB: 1 P: 24	R: 0 E: 0 K: 1 S: 6 H: 0 LOB: 0 BB: 0 P: 10	R: 0 E: 0 K: 0 S: 6 H: 1 LOB: 1 BB: 0 P: 9	R: 1 E: 0 K: 0 S: 12 H: 2 LOB: 3 BB: 2 P: 23	1B: 7 2B: 0 3B: 0 HR: 0 SF: 0 SAC: 3 DP: 2 HBP: 0						

PITCHER		IP	WLS	BF	H	R	ER	SO	BB	IBB	HBP	BLK	WP	HR	S	P	ERA	WHIP
Jose Rijo, R ERA: 2.66	(1, 1)	6.0		18	2	0	0	8	1	0	0	0	0	0	52	73	0.00	0.500
Keith Brown, R ERA:	(7, 1)	1.1		6	2	0	0	1	0	0	0	0	0	0	11	13	0.00	1.500
Randy Myers, L ERA: 3.0	(8, 1)	1.2		6	0	0	0	2	0	1	0	0	0	0	14	28	0.00	0.000
Don Carman, L ERA: 5.04	(10, 1)	2.0	L	11	3	1	1	0	2	0	0	0	1	0	18	32	4.50	2.500

PITCHER	IP	WLS	BF	H	R	ER	SO	BB	IBB	HBP	BLK	WP	HR	S	P	ERA	WHIP

TOP

Montreal Expos @ Cincinnati Reds

Riverfront Stadium, Cincinnati, OH

Thu Jun 20 1991, 7:05 PM EDT

Att. 26,429 - Cloudy - 90 F

livebaseballscorecards.com

AB	34
R	1
H	7
RBI	1
BB	4
SO	11
LOB	14

WP: 1 PA: 41
PB: 0
SB: 1
CS: 0

Batter	1	2	3	4	5	6	7	8	9	10	11	AB	R	H	RBI	BB	SO	LOB
Bill Doran, S (1, 4) OBP: 0.414, SLG: 0.393	G5-3			G1-4-3		CS 1-2	G3		K			4	0	0	0	0	1	0
Herm Winningham, L (1, 8) OBP: 0.282, SLG: 0.292 Randy Myers, L (8, 1) OBP: 0.500, SLG: 0.500 Glenn Braggs, R (9, PH) OBP: 0.333, SLG: 0.396 Don Carman, L (10, 1)	P6			G1-3			F7		K			3 0 1 0	0 0 0 0	0 0 0 0	0 0 0 0	0 0 1 0	0 0 0 0	0 0 0 0
Barry Larkin, R (1, 6) OBP: 0.397, SLG: 0.532	G5-3			K			S HBP		F9			3	0	0	0	0	1	0
Paul O'Neill, L (1, 9) OBP: 0.350, SLG: 0.528		F7			F9		F8 1-2			F8		4	0	0	0	0	0	1
Hal Morris, L (1, 3) OBP: 0.332, SLG: 0.444		K			L6			K		G1-4-3 1B		4	0	1	0	0	2	0
Chris Sabo, R (1, 5) OBP: 0.337, SLG: 0.432		F9			G4-3			G4-3		G1-4-3 1-2f		4	0	0	0	0	0	1
Todd Benzinger, S (1, 7) OBP: 0.259, SLG: 0.288			F7			K		S 1B			F7	4	0	1	0	0	1	0
Jeff Reed, L (1, 2) OBP: 0.338, SLG: 0.341 Chris Jones, R (11, PH) OBP: 0.600, SLG: 0.733			F7			F7		FC5-4 BB 1-2			K	2 1	0 0	0 0	0 0	1 1	0 0	0 0
Jose Rijo, R (1, 1) OBP: 0.265, SLG: 0.265 Keith Brown, S (7, 1) Billy Hatcher, R (8, 8) OBP: 0.293, SLG: 0.347			B5-3			CS 1B		FC5-4 1-2f			G6-3	2 0 2	0 0 0	1 0 0	0 0 0	0 0 0	0 0 2	0 0 2
Inning Stats	R: 0 E: 0 K: 0 S: 7 H: 0 LOB: 0 BB: 0 P: 11	R: 0 E: 0 K: 1 S: 8 H: 0 LOB: 0 BB: 0 P: 10	R: 0 E: 0 K: 0 S: 11 H: 0 LOB: 0 BB: 0 P: 14	R: 0 E: 0 K: 1 S: 9 H: 0 LOB: 0 BB: 0 P: 14	R: 0 E: 0 K: 0 S: 10 H: 0 LOB: 0 BB: 0 P: 15	R: 0 E: 0 K: 1 S: 10 H: 1 LOB: 0 BB: 0 P: 17	R: 0 E: 0 K: 0 S: 7 H: 0 LOB: 1 BB: 0 P: 13	R: 0 E: 0 K: 1 S: 19 H: 1 LOB: 2 BB: 1 P: 28	R: 0 E: 0 K: 2 S: 9 H: 0 LOB: 0 BB: 0 P: 15	R: 0 E: 0 K: 0 S: 5 H: 1 LOB: 0 BB: 0 P: 9	R: 0 E: 0 K: 1 S: 9 H: 0 LOB: 0 BB: 0 P: 14	1B: 3 2B: 0 3B: 0 HR: 0	SF: 0 SAC: 0 DP: 1 HBP: 1	WP: 0 PB: 0 SB: 2 CS: 1	PA: 37				

PITCHER		IP	WLS	BF	H	R	ER	SO	BB	IBB	HBP	BLK	WP	HR	S	P	ERA	WHIP
Dennis Martinez, R ERA: 1.87	(1, 1)	8.0		27	2	0	0	4	1	0	1	0	0	0	81	122	0.00	0.375
Barry Jones, R ERA: 3.27	(9, 1)	2.0	W	6	1	0	0	2	0	0	0	0	0	0	14	24	0.00	0.500
Scott Ruskin, L ERA: 1.76	(11, 1)	1.0	S	3	0	0	0	1	0	0	0	0	0	0	9	14	0.00	0.000

PITCHER	IP	WLS	BF	H	R	ER	SO	BB	IBB	HBP	BLK	WP	HR	S	P	ERA	WHIP

BOTTOM

Montreal Expos @ Cincinnati Reds

Riverfront Stadium, Cincinnati, OH

Thu Jun 20 1991, 7:05 PM EDT

Att. 26,429 - Cloudy - 90 F

livebaseballscorecards.com

AB	34
R	0
H	3
RBI	0
BB	1
SO	7
LOB	4

Batter	1	2	3	4	5	6	7	8	9	AB	R	H	RBI	BB	SO	LOB
Marquis Grissom, R (1, 8) OBP: 0.329, SLG: 0.401	F9		CS 1B		K			1B 3B		4	1	2	0	0	1	1
Delino DeShields, L (1, 4) OBP: 0.384, SLG: 0.385	G4-3		CS 1-2	HR 1B		K		WP 1B 3-H		4	1	2	1	0	1	0
Ivan Calderon, R (1, 7) OBP: 0.364, SLG: 0.471	FC4-6 1B			HR 1-H		F9		K 1-2		4	1	2	2	0	1	1
Tim Wallach, R (1, 5) OBP: 0.314, SLG: 0.337	FC4-6 1-2f			F8		G5-3		F8		4	0	0	0	0	0	2
Dave Martinez, L (1, 9) OBP: 0.269, SLG: 0.348		G4-3		G6-3			G6-3		P6	4	0	0	0	0	0	0
Mike Fitzgerald, R (1, 2) OBP: 0.250, SLG: 0.250		F7		K			G6-3		G6-3	4	0	0	0	0	1	0
Larry Walker, L (1, 3) OBP: 0.318, SLG: 0.357		F7			K		BB		K	3	0	0	0	1	2	0
Spike Owen, S (1, 6) OBP: 0.303, SLG: 0.290			G3-1		G4-3		G4-3			3	0	0	0	0	0	1
Chris Haney, L (1, 1)			G6-3		HBP			K		1	0	0	0	0	0	0
Bret Barberie, S (5, PH)										0	0	0	0	0	0	0
Tim Burke, R (5, 1)										0	0	0	0	0	0	0
Eric Bullock, L (8, PH) OBP: 0.283, SLG: 0.293										1	0	0	0	0	1	0
Bill Sampen, R (8, 1) OBP: 0.750, SLG: 0.750										0	0	0	0	0	0	0
Inning Stats	R: 0 E: 0 K: 0 S: 7 H: 1 LOB: 1 BB: 0 P: 11	R: 0 E: 0 K: 0 S: 7 H: 0 LOB: 0 BB: 0 P: 13	R: 0 E: 0 K: 0 S: 6 H: 1 LOB: 0 BB: 0 P: 9	R: 2 E: 0 K: 1 S: 13 H: 2 LOB: 0 BB: 0 P: 22	R: 0 E: 0 K: 2 S: 11 H: 0 LOB: 1 BB: 0 P: 14	R: 0 E: 0 K: 1 S: 8 H: 0 LOB: 0 BB: 0 P: 14	R: 0 E: 0 K: 0 S: 6 H: 0 LOB: 1 BB: 1 P: 11	R: 1 E: 0 K: 2 S: 12 H: 2 LOB: 1 BB: 0 P: 17	R: 0 E: 0 K: 1 S: 7 H: 0 LOB: 0 BB: 0 P: 12	1B: 4 2B: 0 3B: 1 HR: 1	SF: 0 SAC: 0 DP: 0 HBP: 1						

TOP

Montreal Expos @ Cincinnati Reds

Riverfront Stadium, Cincinnati, OH

Fri Jun 21 1991, 7:05 PM EDT
Att. 32,110 - Cloudy - 85 F

livebaseballscorecards.com

AB	32
R	3
H	6
RBI	3
BB	1
SO	7
LOB	5

WP: 1 PB: 0 SB: 0 CS: 1 PA: 35

PITCHER		IP	WLS	BF	H	R	ER	SO	BB	IBB	HBP	BLK	WP	HR	S	P	ERA	WHIP
Scott Scudder, R ERA: 4.39	(1, 1)	7.0	W	26	4	2	2	4	1	0	1	0	0	1	58	94	2.57	0.714
Ted Power, R ERA: 3.38	(8, 1)	1.0		5	2	1	1	2	0	0	0	0	1	0	12	17	9.00	2.000
Randy Myers, L ERA: 2.92	(9, 1)	1.0		3	0	0	0	1	0	0	0	0	0	0	7	12	0.00	0.000

PITCHER	IP	WLS	BF	H	R	ER	SO	BB	IBB	HBP	BLK	WP	HR	S	P	ERA	WHIP

Montreal Expos @ Cincinnati Reds

Riverfront Stadium, Cincinnati, OH

Fri Jun 21 1991, 7:05 PM EDT

Att. 32,110 - Cloudy - 85 F

livebaseballscorecards.com

BOTTOM

Batter	1	2	3	4	5	6	7	8	9	AB	R	H	RBI	BB	SO	LOB
Billy Hatcher, R (1, 8) OBP: 0.297, SLG: 0.356	B B C F X 2-2 SH1-3 SF9 2B		C S B X 1-2 E5 CS		B C X 1-1 S HR 1B	S X 0-1 ③ P3				4	2	2	0	0	0	0
Hal Morris, L (1, 3) OBP: 0.332, SLG: 0.443	X 0-0 ① SH1-3 2-3		B 1 SAFE F C 1 SAFE S 1-3 ① K		X 0-0 ① F7		X 0-0 G5-4-3 1B			3	0	1	0	0	1	2
Barry Larkin, R (1, 6) OBP: 0.394, SLG: 0.525	C B X 1-1 ② SF9 3-H		B 1 SAFE 1 SAFE B B B 4-0 ② FC6-4 1-2 BB		1 SAFE C B S X 1-2 ② F9 1-2		1 SAFE C X 0-1 ①② G5-4-3 1-2f			2	0	0	1	1	0	2
Chris Sabo, R (1, 5) OBP: 0.343, SLG: 0.463	B B B C F X 3-2 HR		B 1 SAFE 1 SAFE B F X 2-1 ③ FC6-4 1-2f		C X 0-1 2-H HR		B B X 2-0 1B			4	2	3	3	0	0	1
Glenn Braggs, R (1, 7) OBP: 0.331, SLG: 0.385	C B X 1-1 ③ G6-3		F B X 1-1 ① F8	H 1-0 S 1B HBP		1 SAFE 1 SAFE C X 0-1 ③ P4				3	1	0	0	0	0	1
Paul O'Neill, L (1, 9) OBP: 0.360, SLG: 0.537		S H 1-1 FC3-6 HBP	B B F B C B 4-2 HR BB	B C X 2-1 S 1-H 1B		F B B F B X 3-2 2B				2	1	2	1	1	0	0
Mariano Duncan, R (1, 4) OBP: 0.240, SLG: 0.274 Luis Quinones, S (7, 4) OBP: 0.247, SLG: 0.274		C 1 SAFE S B F 1 SAFE F X 1-2 ① FC3-6 1-2f	F B 1 SAFE X 1-1 ② F9	B C B X 2-1 ③ G5-3 1-2			B B B C X 3-1 ① P5			3 1	0 0	0 0	0 0	0 0	0 0	3 1
Joe Oliver, R (1, 2) OBP: 0.266, SLG: 0.291		X 0-0 ② F9	C 1 SAFE X 0-1 1-H HR		C F B B S 2-3 ① K		C C B C 1-3 ② K			4	1	1	2	0	2	2
Scott Scudder, R (1, 1) OBP: 0.100, SLG: 0.100 Ted Power, R (8, 1) Todd Benzinger, S (8, PH) OBP: 0.256, SLG: 0.286 Randy Myers, L (9, 1) OBP: 0.500, SLG: 0.500		1 SAFE 1 SAFE F F 1 SAFE S 0-3 ③ K	B F B X 2-1 ③ P3		F B C B S 2-3 ② K		B X 1-0 ③ G3			3 0 1 0	0 0 0 0	0 0 0 0	0 0 0 0	0 0 0 0	2 0 0 0	1 0 1 0
Inning Stats	R: 2 E: 0 K: 0 S: 12 H: 2 LOB: 0 BB: 0 P: 19	R: 0 E: 0 K: 1 S: 10 H: 0 LOB: 1 BB: 0 P: 12	R: 0 E: 1 K: 1 S: 8 H: 0 LOB: 1 BB: 1 P: 16	R: 2 E: 0 K: 0 S: 10 H: 1 LOB: 0 BB: 1 P: 18	R: 3 E: 0 K: 0 S: 12 H: 3 LOB: 1 BB: 0 P: 19	R: 0 E: 0 K: 2 S: 8 H: 0 LOB: 0 BB: 0 P: 12	R: 0 E: 0 K: 0 S: 6 H: 2 LOB: 1 BB: 0 P: 8	R: 0 E: 0 K: 1 S: 9 H: 1 LOB: 1 BB: 0 P: 17		1B: 4 2B: 2 3B: 0 HR: 3 SF: 1 SAC: 1 DP: 1 HBP: 2					WP: 0 PB: 0 SB: 3 CS: 1 PA: 36	

	AB	30
	R	7
	H	9
	RBI	7
	BB	2
	SO	5
	LOB	14

PITCHER		IP	WLS	BF	H	R	ER	SO	BB	IBB	HBP	BLK	WP	HR	S	P	ERA	WHIP
Chris Haney, L ERA: 9.0	(1, 1)	4.0	L	18	3	4	4	2	2	0	1	0	0	2	40	65	9.00	1.250
Tim Burke, R ERA: 4.7	(5, 1)	3.0		14	5	3	3	2	0	0	1	0	0	1	26	39	9.00	1.667
Bill Sampen, R ERA: 3.74	(8, 1)	1.0		4	1	0	0	1	0	0	0	0	0	0	9	17	0.00	1.000

PITCHER	IP	WLS	BF	H	R	ER	SO	BB	IBB	HBP	BLK	WP	HR	S	P	ERA	WHIP

Batter	1	2	3	4	5	6	7	8	9	AB	R	H	RBI	BB	SO	LOB
Marquis Grissom, R (1, 8) OBP: 0.323, SLG: 0.392	B F B F S 2-3 ① K		B X 1-0 ③ G6-3		B X 1-0 ③ G6-3		X 0-0 ① F7	C B X 1-1 ③ G6-3		5	0	0	0	0	1	2
Delino DeShields, L (1, 4) OBP: 0.387, SLG: 0.384	B B S B B 4-1 S BB			C F B X 1-2 ① F8		C B X 1-1 ① G3	C B B B F F X 3-2 G6-3 S 1B		B B B C B 4-1 F9-4 S 1B BB	3	1	1	0	2	0	0
Ivan Calderon, R (1, 7) OBP: 0.368, SLG: 0.474	**1 SAFE** **1 SAFE** F **1 SAFE** **1 SAFE** **1 SAFE** 1 SAFE B 1 SAFE 3-2 ② G6-3 **1-2**			C C B F B X 2-2 E 1B		X 0-0 B F F F B F X HR 1B	3-2 ② G6-3 **1-3**		C S B B B X 3-2 F9-4 **1-2** 1B	5	1	3	0	0	0	2
Tim Wallach, R (1, 5) OBP: 0.312, SLG: 0.346	B X 1-0 ③ P2			**B** **1 SAFE** **1 SAFE** **1 SAFE** **1 SAFE** X 1-0 ② L8 **1-2**		X 0-0 F S F S **1-H** HR	0-3 ③ K		1 SAFE B B B X 3-0 ① ② F9-4 **1-2** **2-3**	5	1	1	2	0	1	5
Dave Martinez, L (1, 9) OBP: 0.279, SLG: 0.368		X 0-0 ① F8		B B F F F X 2-2 ③ F9		X 0-0 FC3-6 1B 2B		B X 1-0 F8 1B 2B	S X 0-1 3-H 1B	5	2	3	1	0	0	1
Gilberto Reyes, R (1, 2) OBP: 0.333, SLG: 0.315		C C B F B S 2-3 ② K			F F X 0-2 HR 2B	S B B B B 4-1 FC3-6 BB		B S S X 1-2 ① F8 **2-3**	S X 0-1 ③ F7	4	1	1	0	1	1	2
Larry Walker, L (1, 3) OBP: 0.321, SLG: 0.370		X 0-0 ③ P6			F B B B X 2-1 2-H HR	1 **SAFE** B F B B F F F X 3-2 ② FC3-6 1B **1-2f** **2-3**		B F B F B F B 4-2 SH2-4 1B BB		3	1	1	2	1	0	2
Tom Foley, L (1, 6) OBP: 0.299, SLG: 0.349			C B B X 2-1 ① G3-1		B B B C B F F S 3-3 ① K	C F B X 1-2 **1-3** **3-H** 1B		B X 1-0 SH2-4 **1-2** **3-H** 1B		4	0	2	2	0	1	0
Oil Can Boyd, R (1, 1) OBP: 0.143, SLG: 0.077 Junior Noboa, R (6, PH) OBP: 0.298, SLG: 0.393 Doug Piatt, L (6, 1) Barry Jones, R (7, 1)			F B X 1-1 ② L3		S S B F S 1-3 ② K	F X 0-1 ③ P6		S X 0-1 ② SH2-4 **1-2** **2-3**		2 1 0 0	0 0 0 0	0 0 0 0	0 0 0 0	0 0 0 0	1 0 0 0	0 2 0 0
Inning Stats	R: 0 E: 0 K: 1 S: 8 H: 0 LOB: 1 BB: 1 P: 18	R: 0 E: 0 K: 1 S: 6 H: 0 LOB: 0 BB: 0 P: 8	R: 0 E: 0 K: 0 S: 5 H: 0 LOB: 0 BB: 0 P: 9	R: 0 E: 1 K: 0 S: 11 H: 1 LOB: 1 BB: 0 P: 17	R: 2 E: 0 K: 2 S: 15 H: 2 LOB: 0 BB: 0 P: 22	R: 3 E: 0 K: 0 S: 15 H: 4 LOB: 2 BB: 1 P: 24	R: 0 E: 0 K: 1 S: 14 H: 1 LOB: 1 BB: 0 P: 20	R: 1 E: 0 K: 0 S: 12 H: 2 LOB: 2 BB: 1 P: 20	R: 1 E: 0 K: 0 S: 9 H: 2 LOB: 1 BB: 1 P: 19	1B: 7 2B: 4 3B: 0 HR: 2	SF: 0 SAC: 1 DP: 1 HBP: 0	WP: 0 PB: 0 SB: 3 CS: 0	PA: 42				

TOP

Montreal Expos @ Cincinnati Reds

Riverfront Stadium, Cincinnati, OH

Sat Jun 22 1991, 7:05 PM EDT

Att. 32,994 - Cloudy - 69 F

livebaseballscorecards.com

AB	37
R	7
H	12
RBI	7
BB	4
SO	5
LOB	16

PITCHER		IP	WLS	BF	H	R	ER	SO	BB	IBB	HBP	BLK	WP	HR	S	P	ERA	WHIP
Jack Armstrong, R ERA: 5.27	(1, 1)	5.1	L	24	6	5	5	4	2	0	0	0	0	2	51	85	8.44	1.500
Don Carman, L ERA: 4.97	(6, 1)	0.1		2	1	0	0	0	0	0	0	0	0	0	7	11	0.00	3.000
Keith Brown, R ERA:	(6, 1)	0.1		1	0	0	0	0	0	0	0	0	0	0	2	2	0.00	0.000
Tim Layana, R ERA: 18.0	(7, 1)	2.0		10	3	1	1	1	1	0	0	0	0	0	26	40	4.50	2.000
Kip Gross, R ERA: 2.3	(9, 1)	1.0		5	2	1	1	0	1	0	0	0	0	0	9	19	9.00	3.000

PITCHER	IP	WLS	BF	H	R	ER	SO	BB	IBB	HBP	BLK	WP	HR	S	P	ERA	WHIP

Batter	1	2	3	4	5	6	7	8	9	AB	R	H	RBI	BB	SO	LOB
Bill Doran, S (1, 4) OBP: 0.413, SLG: 0.388	BX 1-0 BLK SH1-3 1B		CBBBCB 4-2 F8 BB BB	BFX 1-1 ③ G3			BBBCX 3-1 ① G6-3	BX 1-0 ③ F7		4	0	1	0	1	0	2
Barry Larkin, R (1, 6) OBP: 0.401, SLG: 0.543	X 0-0 ① SH1-3 1-2		BBBCB 4-1 F8 1-2 BB		SBBX 2-1 HR		BBBCB 4-1 2B BB		BCCFX 1-2 ① F9	2	2	1	1	2	0	0
Paul O'Neill, L (1, 9) OBP: 0.357, SLG: 0.527	BBBB 4-0 BLK BB		SBX 1-1 ① F8 1-2 2-3		BX 1-0 ① G3		BBFBX 3-1 ② F7		BX 1-0 ② F8	4	0	0	0	1	0	3
Hal Morris, L (1, 3) OBP: 0.338, SLG: 0.451	CBBBBX 3-1 ② P3		CBBFFBX 3-2 ② G3		X 0-0 G5-4-3 1B		X 0-0 1-H 2B		X 0-0 HR 1B	5	1	3	1	0	0	4
Chris Sabo, R (1, 5) OBP: 0.352, SLG: 0.475	BBFBFFB 4-2 1-2 2-3 BB		CBBBBB 4-1 BB		BBX 2-0 ② ③ G5-4-3 1-2f		BBFBSB 4-2 BB		BBFFBFX 3-2 1-H HR	2	1	1	2	3	0	1
Todd Benzinger, S (1, 7) OBP: 0.254, SLG: 0.282	BCX 1-1 ③ F9		BFFX 1-2 ③ F7			X 0-0 G6-3 1B	FBSFX 1-2 ③ P5		BSFS 1-3 ③ K	5	0	1	0	0	1	8
Billy Hatcher, R (1, 8) OBP: 0.301, SLG: 0.370		CCC 0-3 ① K		SX 0-1 2B		CX 0-1 ① ② G6-3 1-2f		CX 0-1 2B		4	0	2	0	0	1	1
Joe Oliver, R (1, 2) OBP: 0.265, SLG: 0.289		CBBX 2-1 ② F9		BX 1-0 ① G6-3		X 0-0 1B		X 0-0 ① G5-3		4	0	1	0	0	0	2
Jack Armstrong, R (1, 1) OBP: 0.091, SLG: 0.091		FSS 0-3 ③ K		SBBFBS 3-3 ② K		SBBX 2-1 ③ G3		CBX 1-1 ② P6		2	0	0	0	0	2	1
Don Carman, L (6, 1)										0	0	0	0	0	0	0
Keith Brown, S (6, 1)										0	0	0	0	0	0	0
Herm Winningham, L (6, PH) OBP: 0.278, SLG: 0.288										1	0	0	0	0	0	1
Tim Layana, R (7, 1)										0	0	0	0	0	0	0
Luis Quinones, S (8, PH) OBP: 0.244, SLG: 0.271										1	0	0	0	0	0	1
Kip Gross, R (9, 1) OBP: 0.500, SLG: 0.500										0	0	0	0	0	0	0
Inning Stats	R: 0 E: 0 K: 0 S: 9 H: 1 LOB: 3 BB: 2 P: 22	R: 0 E: 0 K: 2 S: 8 H: 0 LOB: 0 BB: 0 P: 10	R: 0 E: 0 K: 0 S: 13 H: 0 LOB: 3 BB: 3 P: 30	R: 0 E: 0 K: 1 S: 8 H: 1 LOB: 1 BB: 0 P: 13	R: 1 E: 0 K: 0 S: 5 H: 2 LOB: 0 BB: 0 P: 10	R: 0 E: 0 K: 0 S: 6 H: 2 LOB: 1 BB: 0 P: 8	R: 1 E: 0 K: 0 S: 12 H: 1 LOB: 2 BB: 2 P: 27	R: 0 E: 0 K: 0 S: 6 H: 1 LOB: 1 BB: 0 P: 8	R: 2 E: 0 K: 1 S: 13 H: 2 LOB: 0 BB: 0 P: 19	1B: 5 2B: 3 3B: 0 HR: 2 SF: 0 SAC: 1 DP: 2 HBP: 0	WP: 0 PB: 0 SB: 0 CS: 0 PA: 42					

PITCHER		IP	WLS	BF	H	R	ER	SO	BB	IBB	HBP	BLK	WP	HR	S	P	ERA	WHIP
Oil Can Boyd, R ERA: 3.83	(1, 1)	5.0	W	23	4	1	1	3	5	0	0	1	0	1	43	85	1.80	1.800
Doug Piatt, R ERA: 2.25	(6, 1)	1.2		9	3	1	1	0	2	0	0	0	0	0	14	30	5.40	3.000
Barry Jones, R ERA: 3.5	(7, 1)	2.1	S	10	3	2	2	1	0	0	0	0	0	1	23	32	7.71	1.286

PITCHER	IP	WLS	BF	H	R	ER	SO	BB	IBB	HBP	BLK	WP	HR	S	P	ERA	WHIP

BOTTOM

Montreal Expos @ Cincinnati Reds

Riverfront Stadium, Cincinnati, OH

Sat Jun 22 1991, 7:05 PM EDT

Att. 32,994 - Cloudy - 69 F

livebaseballscorecards.com

AB	34
R	4
H	10
RBI	4
BB	7
SO	4
LOB	24

Batter	1	2	3	4	5	6	7	8	9	AB	R	H	RBI	BB	SO	LOB
Marquis Grissom, R (1, 8) OBP: 0.324, SLG: 0.390	K		K 1-2		BB CS	FC 1-2 2-3		1B 1-2		4	0	1	0	1	2	3
Delino DeShields, L (1, 4) OBP: 0.384, SLG: 0.378	K		BB		K 1-2	K		K		4	0	0	0	1	4	6
Ivan Calderon, R (1, 7) OBP: 0.366, SLG: 0.466	F8		F8		1B S BB	L9			P6	4	1	0	0	1	0	5
Tim Wallach, R (1, 5) OBP: 0.317, SLG: 0.362		F9		BB BB SF8 1B	1B 1-H		P3		HR	5	2	3	2	0	0	0
Dave Martinez, L (1, 9) OBP: 0.277, SLG: 0.359		BB		K	F8		K		K	4	0	0	0	1	3	2
Mike Fitzgerald, R (1, 3) OBP: 0.264, SLG: 0.242		F9		BB 1-2		FC1-6 BB	F7		G4-3	2	0	0	0	2	0	1
Jeff Fassero, L (7, 1)										0	0	0	0	0	0	0
Ron Hassey, L (9, PH) OBP: 0.353, SLG: 0.370										1	0	0	0	0	0	0
Gilberto Reyes, R (1, 2) OBP: 0.330, SLG: 0.305		G3		BB 1-2 2-3		FC1-6 1-2f 2B		G6-3		3	1	0	0	1	0	2
Bret Barberie, S (1, 6) OBP: 0.250, SLG: 0.333			L8	SF8 3-H		FC 1-H 2B		F7		3	0	1	2	0	0	0
Brian Barnes, L (1, 1)						FC		1B		1	0	0	0	1	1	2
Eric Bullock, L (6, PH) OBP: 0.298, SLG: 0.293										0	0	0	0	1	0	0
Bill Sampen, R (6, 1) OBP: 0.750, SLG: 0.750										0	0	0	0	0	0	0
Tom Foley, L (7, 3) OBP: 0.306, SLG: 0.349			WP BB	K		BB		1B BB		0	0	0	0	1	0	0
Inning Stats	R: 0 E: 0 K: 2 S: 10 H: 0 LOB: 0 BB: 0 P: 18	R: 0 E: 0 K: 0 S: 9 H: 0 LOB: 1 BB: 1 P: 15	R: 0 E: 0 K: 1 S: 12 H: 0 LOB: 2 BB: 2 P: 26	R: 1 E: 1 K: 2 S: 19 H: 1 LOB: 2 BB: 2 P: 28	R: 1 E: 0 K: 1 S: 13 H: 1 LOB: 1 BB: 2 P: 25	R: 1 E: 0 K: 1 S: 20 H: 1 LOB: 3 BB: 2 P: 35	R: 0 E: 0 K: 1 S: 9 H: 0 LOB: 0 BB: 0 P: 12	R: 0 E: 0 K: 1 S: 11 H: 1 LOB: 2 BB: 1 P: 22	R: 1 E: 0 K: 1 S: 15 H: 1 LOB: 0 BB: 0 P: 22	1B: 3 2B: 1 3B: 0 HR: 1	SF: 1 SAC: 0 DP: 0 HBP: 0						

PITCHER		IP	WLS	BF	H	R	ER	SO	BB	IBB	HBP	BLK	WP	HR	S	P	ERA	WHIP
Tom Browning, L ERA: 3.25	(1, 1)	5.0		23	2	2	1	6	7	0	0	0	1	0	63	112	1.80	1.800
Ted Power, R ERA: 3.6	(6, 1)	0.1		3	1	1	1	0	1	0	0	0	0	0	7	14	27.00	6.000
Randy Myers, L ERA: 2.79	(6, 1)	1.2	W	7	0	0	0	2	1	0	0	0	0	0	22	33	0.00	0.600
Keith Brown, R ERA:	(8, 1)	1.0		5	1	0	0	1	1	0	0	0	0	0	11	22	0.00	2.000
Rob Dibble, R ERA: 1.51	(9, 1)	1.0		4	1	1	1	1	0	0	0	0	0	1	15	22	9.00	1.000

PITCHER	IP	WLS	BF	H	R	ER	SO	BB	IBB	HBP	BLK	WP	HR	S	P	ERA	WHIP

TOP

Montreal Expos @ Cincinnati Reds

Riverfront Stadium, Cincinnati, OH

Sun Jun 23 1991, 3:33 AM EDT
Att. 37,771 - Cloudy - 76 F

livebaseballscorecards.com

AB	31
R	4
H	5
RBI	4
BB	10
SO	10
LOB	21

PA: 42
WP: 1 PB: 0 SB: 1 CS: 1

BOTTOM

Montreal Expos @ Cincinnati Reds

Riverfront Stadium, Cincinnati, OH

Sun Jun 23 1991, 3:33 AM EDT

Att. 37,771 - Cloudy - 76 F

Batter	1	2	3	4	5	6	7	8	9	AB	R	H	RBI	BB	SO	LOB
Billy Hatcher, R (1, 8) (8, 7) OBP: 0.295, SLG: 0.362	C B B F F B C 3-3 ① K	B C B X 2-1 ② ③ L5-4 2-3			X 0-0 ① F7		1 SAFE 1 SAFE 1 SAFE X 0-0 SH HBP SH1-4 1-2 3B	F F C 0-3 ② K		4	1	0	0	0	2	1
Mariano Duncan, R (1, 4) OBP: 0.240, SLG: 0.269	B B F F B F B 4-2 1B BB		B B F S X 2-2 ① F9		B B F X 2-1 ② F9		X 0-0 ① SH1-4 1-2 2-3	B X 1-0 ③ F9		3	0	0	0	1	0	0
Barry Larkin, R (1, 6) OBP: 0.398, SLG: 0.533	C B 1 SAFE 1 SAFE 1 SAFE B 1 B X SAFE 3-1 ② P3		B B C B X 3-1 ② G4-3		C C X 0-2 ③ G6-3		I I I I 4-0 HBP 3B IBB			3	1	0	0	1	0	1
Chris Sabo, R (1, 5) OBP: 0.354, SLG: 0.473	F B 1 B B X SAFE 3-1 1-3 1B		C F X 0-2 ③ P2			B C C B X 2-2 ① G5-3	H 1-0 3B 1-2 2-3 3-H HBP			3	1	1	1	0	0	0
Glenn Braggs, R (1, 9) OBP: 0.331, SLG: 0.411	B X 1-0 ③ P6			B B S X 2-1 HR		C B X 1-1 ② P2	B X 1-0 1-H 2-H 3-H 2B 3B			3	1	1	1	0	0	2
Bill Doran, S (7, PH) OBP: 0.417, SLG: 0.410										1	1	1	3	0	0	0
Keith Brown, S (8, 1)										0	0	0	0	0	0	0
Rob Dibble, L (9, 1)										0	0	0	0	0	0	0
Chris Jones, R (1, 7) (8, 9) OBP: 0.632, SLG: 0.737		C X 0-1 HR 1B		X 0-0 1B		B B F B X 3-1 S 1B	B S B S T S 2-3 ② K			4	1	3	0	0	1	1
Hal Morris, L (1, 3) OBP: 0.345, SLG: 0.474		B 1 SAFE X 1-0 1-H HR		B B 1 SAFE B C X 3-1 ① F6		B B I 4-0 1-2 IBB	B B B X 3-0 3-H 2B			3	1	2	3	1	0	1
Joe Oliver, R (1, 2) OBP: 0.265, SLG: 0.289		B B B C B 4-1 L5-4 SH5 BB		1 SAFE B X 1-0 ② F8		C B X 1-1 ③ P2	B C C C X 1-2 ③ F7			0	0	0	0	0	0	0
Jeff Reed, L (2, 2) OBP: 0.336, SLG: 0.333										3	0	0	0	1	0	4
Tom Browning, L (1, 1) OBP: 0.206, SLG: 0.265		L B L 1 SAFE X 1-2 ① SH5 1-2		C B X 1-1 ③ G3			B B C B X 3-1 SH1-4 SH HBP 1B	S B F S 1-3 ① K		1	0	0	0	0	0	1
Ted Power, R (6, 1)										0	0	0	0	0	0	0
Randy Myers, L (6, 1) OBP: 0.500, SLG: 0.500										0	0	0	0	0	0	0
Herm Winningham, L (7, PH) (8, 8) OBP: 0.284, SLG: 0.293										2	1	1	0	0	1	0
Inning Stats	R: 0 E: 0 K: 1 S: 11 H: 1 LOB: 2 BB: 1 P: 25	R: 2 E: 0 K: 0 S: 9 H: 2 LOB: 0 BB: 1 P: 17	R: 0 E: 0 K: 0 S: 8 H: 0 LOB: 0 BB: 0 P: 13	R: 1 E: 0 K: 0 S: 8 H: 2 LOB: 1 BB: 0 P: 15	R: 0 E: 0 K: 0 S: 6 H: 0 LOB: 0 BB: 0 P: 8	R: 0 E: 0 K: 0 S: 9 H: 1 LOB: 2 BB: 1 P: 20	R: 5 E: 1 K: 1 S: 13 H: 3 LOB: 1 BB: 1 P: 28	R: 0 E: 0 K: 2 S: 7 H: 0 LOB: 0 BB: 0 P: 9		1B: 5 2B: 2 3B: 1 HR: 2		SF: 0 SAC: 3 DP: 1 HBP: 1		WP: 0 PB: 0 SB: 1 CS: 0	PA: 38	

	AB	30
	R	8
	H	9
	RBI	8
	BB	4
	SO	4
	LOB	11

livebaseballscorecards.com

PITCHER		IP	WLS	BF	H	R	ER	SO	BB	IBB	HBP	BLK	WP	HR	S	P	ERA	WHIP
Brian Barnes, L ERA: 5.88	(1, 1)	5.0		21	5	3	3	1	2	0	0	0	0	2	42	78	5.40	1.400
Bill Sampen, R ERA: 4.18	(6, 1)	1.2	L	12	3	5	3	1	0	2	1	0	0	0	18	40	16.20	1.800
Jeff Fassero, L ERA: 1.93	(7, 1)	1.1		5	1	0	0	2	0	0	0	0	0	0	11	17	0.00	0.750

PITCHER	IP	WLS	BF	H	R	ER	SO	BB	IBB	HBP	BLK	WP	HR	S	P	ERA	WHIP

Batter	1	2	3	4	5	6	7	8	9	AB	R	H	RBI	BB	SO	LOB
Marquis Grissom, R (1, 8) OBP: 0.326, SLG: 0.388	G6-3		G6-3		1B S 1B	CS BB			P3	4	1	1	0	1	0	0
Delino DeShields, L (1, 4) OBP: 0.382, SLG: 0.376	K		F8		G4-3 1B WP 1-3 3-H 1B	CS 1-2	G4-3			4	1	1	1	0	1	0
Ivan Calderon, R (1, 7) OBP: 0.367, SLG: 0.465	CS BB			G6-3	WP G4-3 2B 1-2 3-H 1B		F8			3	1	1	1	1	0	0
Tim Wallach, R (1, 5) OBP: 0.316, SLG: 0.360	CS 1-2	G4-3 1B		K	G4-3 1-2 2-3		F8			4	0	1	0	0	1	2
Dave Martinez, L (1, 9) OBP: 0.282, SLG: 0.368		F8	1B 1B		1B 2-H 3-H 2B			L7		4	1	2	1	0	0	1
Ron Hassey, L (1, 2) OBP: 0.360, SLG: 0.377		G4-3 1-2	1B 1-2 1B		1B 2-H 1B			G4-3		4	0	2	1	0	0	1
Larry Walker, L (1, 3) OBP: 0.320, SLG: 0.365		BB	G4-3		F7			K		3	0	0	0	1	1	3
Tom Foley, L (1, 6) OBP: 0.304, SLG: 0.356		L7			SH3-4 1B 2B	F7			F7	4	1	1	0	0	0	2
Dennis Martinez, R (1, 1) OBP: 0.128, SLG: 0.179			F9		SH3-4 2-3	G5-3			L9	2	0	0	0	0	0	0
Tim Burke, R (7, 1)										0	0	0	0	0	0	0
Eric Bullock, L (9, PH) OBP: 0.292, SLG: 0.286										1	0	0	0	0	0	0
Barry Jones, R (9, 1)										0	0	0	0	0	0	0
Scott Ruskin, R (9, 1)										0	0	0	0	0	0	0

Montreal Expos @ New York Mets

Shea Stadium, Flushing, NY

Tue Jun 25 1991, 7:05 PM EDT

Att. 28,809 - Sunny - 77 F

TOP

livebaseballscorecards.com

	AB	R	H	RBI	BB	SO	LOB
	33	5	9	4	3	3	9

Inning Stats	1	2	3	4	5	6	7	8	9
R	0	0	0	0	5	0	0	0	0
E	0	0	0	0	0	0	0	0	0
K	1	0	0	1	0	0	0	1	0
S	12	10	8	10	22	5	5	6	13
H	0	1	0	2	6	0	0	0	0
LOB	0	2	0	2	1	0	0	0	0
BB	1	1	0	0	0	1	0	0	0
P	21	19	13	20	30	9	7	9	17

1B	7
2B	2
3B	0
HR	0
SF	0
SAC	1
DP	0
HBP	0
WP	1
PB	0
SB	1
CS	2
PA	39

PITCHER		IP	WLS	BF	H	R	ER	SO	BB	IBB	HBP	BLK	WP	HR	S	P	ERA	WHIP
Dwight Gooden, R ERA: 4.0	(1, 1)	8.0		34	9	5	5	3	3	0	0	0	1	0	78	128	5.62	1.500
Alejandro Pena, R ERA: 2.76	(9, 1)	1.0	W	3	0	0	0	0	0	0	0	0	0	0	13	17	0.00	0.000

PITCHER	IP	WLS	BF	H	R	ER	SO	BB	IBB	HBP	BLK	WP	HR	S	P	ERA	WHIP

Montreal Expos @ New York Mets

Shea Stadium, Flushing, NY

Tue Jun 25 1991, 7:05 PM EDT

Att. 28,809 - Sunny - 77 F

livebaseballscorecards.com

BOTTOM

Batter	1	2	3	4	5	6	7	8	9	AB	R	H	RBI	BB	SO	LOB
Daryl Boston, L (1, 8) OBP: 0.261, SLG: 0.293	P6	G1-3		F8			F9		HR, S, BB	4	1	0	0	1	0	0
Dave Magadan, L (1, 3) OBP: 0.380, SLG: 0.346	HR	FC6-4, 1B		F8			BB		1-2, 2-3, HR, BB	3	2	2	1	2	0	0
Gregg Jefferies, S (1, 4) OBP: 0.338, SLG: 0.385	BB, S, 1B, 1B	FC6-4, 1-2f			S, 1B		G6-4-3, 1-2, BB		P3	4	1	2	0	1	0	4
Kevin McReynolds, R (1, 7) OBP: 0.352, SLG: 0.458	BB, 1-2, 1B, BB	P4			F8		G6-4-3, 1-2f		1-H, 2-H, 3-H, HR	4	2	1	4	1	0	4
Howard Johnson, S (1, 5) OBP: 0.338, SLG: 0.518	1-2, 2-3, 1B, 1B, BB		E4, CS		K, 1-2			F7		3	1	0	0	1	1	1
Hubie Brooks, R (1, 9) OBP: 0.360, SLG: 0.512	1-3, 2-H, 3-H, 1B, FC1-2, 1B		F8, 1-2		G5-3			G6-3		4	0	1	2	0	0	2
Mackey Sasser, L (1, 2) OBP: 0.338, SLG: 0.541	1-3, 3-H, 1B, FC1-2		1B			G4-3		L5		4	0	2	1	0	0	0
Garry Templeton, S (1, 6) OBP: 0.235, SLG: 0.330 Keith Miller, R (9, PR) OBP: 0.400, SLG: 0.511	1-2, 3-H, FC1-2, FC6-4		G4-1			G5-3			S, E, HR, 1B	4 0	0 1	1 0	0 0	0 0	0 0	3 0
Dwight Gooden, R (1, 1) OBP: 0.154, SLG: 0.256 Alejandro Pena, R (9, 1) Tom Herr, S (9, PH) OBP: 0.351, SLG: 0.280	1-2f, FC6-4			L4		G4-3			1-2, K	3 0 1	0 0 0	0 0 0	0 0 0	0 0 1	0 0 1	2 0 1
Inning Stats	R: 4 E: 0 K: 0 S: 26 H: 4 LOB: 2 BB: 2 P: 43	R: 0 E: 0 K: 0 S: 14 H: 1 LOB: 1 BB: 0 P: 22	R: 0 E: 1 K: 0 S: 6 H: 1 LOB: 1 BB: 0 P: 15	R: 0 E: 0 K: 0 S: 6 H: 0 LOB: 0 BB: 0 P: 7	R: 0 E: 0 K: 1 S: 11 H: 1 LOB: 1 BB: 0 P: 16	R: 0 E: 0 K: 0 S: 4 H: 0 LOB: 0 BB: 0 P: 5	R: 0 E: 0 K: 0 S: 5 H: 0 LOB: 1 BB: 2 P: 15	R: 0 E: 0 K: 0 S: 6 H: 0 LOB: 0 BB: 0 P: 9	R: 4 E: 1 K: 1 S: 13 H: 2 LOB: 1 BB: 2 P: 28	1B: 7 2B: 0 3B: 0 HR: 2 SF: 0 SAC: 0 DP: 1 HBP: 0							

	AB	34
	R	8
	H	9
	RBI	8
	BB	6
	SO	2
	LOB	17

	WP: 0	PA: 40
	PB: 0	
	SB: 4	
	CS: 1	

PITCHER		IP	WLS	BF	H	R	ER	SO	BB	IBB	HBP	BLK	WP	HR	S	P	ERA	WHIP
Dennis Martinez, R ERA: 2.08	(1, 1)	6.1		30	7	4	4	1	4	0	0	0	0	1	71	122	5.68	1.737
Tim Burke, R ERA: 4.5	(7, 1)	1.2		4	0	0	0	0	0	0	0	0	0	0	7	10	0.00	0.000
Barry Jones, R ERA: 3.86	(9, 1)	0.1	L	3	1	2	2	1	1	0	0	0	0	0	6	14	54.00	6.000
Scott Ruskin, L ERA: 2.32	(9, 1)	0.1		3	1	2	2	0	1	0	0	0	0	1	7	14	54.00	6.000

PITCHER	IP	WLS	BF	H	R	ER	SO	BB	IBB	HBP	BLK	WP	HR	S	P	ERA	WHIP

Batter	1	2	3	4	5	6	7	8	9	AB	R	H	RBI	BB	SO	LOB
Marquis Grissom, R (1, 8) OBP: 0.338, SLG: 0.404	B B C S S F B X 3-2 1B 1B 1B 1B	X 0-0 WP S 3-H 1B		1 SAFE B S C B F 1 SAFE X 2-2 G3 1B 1-2 1B		F B F X 1-2 2B		C F B X 1-2 1B		5	1	5	1	0	0	0
Delino DeShields, L (1, 4) OBP: 0.383, SLG: 0.376	1 SAFE X 0-0 1B 1B 1-2 1B	1 SAFE 1 SAFE C 1 SAFE P 2 SAFE X 1-1 ② F7 1-2		B B S C X 2-2 G3 1-2 2-3 1B		B X 1-0 ② P5		1 SAFE F B S B S 2-3 ③ K		5	0	2	0	0	1	3
Ivan Calderon, R (1, 7) OBP: 0.365, SLG: 0.460	B B C F B X 3-2 1B 1-2 2-3 1B	S B B X 2-1 ③ G6-3 2-3		X 0-0 ② G3 1-2 2-3 3-H		B B C B X 3-1 ③ F9			C F C 0-3 ① K	5	0	1	1	0	1	4
Tim Wallach, R (1, 5) OBP: 0.317, SLG: 0.358	B S S C 1-3 ① K	X 0-0 ① G6-3	I I I 4-0 IBB		S X 0-1 ① F8			S S X 0-2 1B 1B 1B		4	1	1	0	1	1	3
Dave Martinez, L (1, 9) OBP: 0.280, SLG: 0.364	C C X 0-2 1-2 2-3 3-H 1B	S B F C 1-3 ② K	F X 0-1 ③ F9		X 0-0 ② G6-3			C S T X 0-2 ② L6		5	0	1	1	0	1	4
Mike Fitzgerald, R (1, 2) OBP: 0.286, SLG: 0.273	C B B S S 2-3 ② K	C B B B B B 4-2 BB		F C X 0-2 ① G5-3		B B C C B F F F X 3-2 2B			S C B X 1-2 1B 1-2 1B	4	0	2	0	1	1	3
Larry Walker, L (1, 3) OBP: 0.318, SLG: 0.362	B S S B B S 3-3 ③ K	B C C S 1-3 ③ K		B B X 2-0 ② G6-3		B X 1-0 ③ G6-3			B X 1-0 FC5-4 1-3 2-H 1B	5	0	1	1	0	2	5
Spike Owen, S (1, 6) OBP: 0.307, SLG: 0.301 Ron Hassey, L (9, PH) OBP: 0.360, SLG: 0.377 Gilberto Reyes, R (9, PH) OBP: 0.327, SLG: 0.302		B B B C X 3-1 1B 3B	B C B B B 4-1 1B 1B G3 BB	B F C X 1-2 ③ F9				C X 0-1 ① P5	F B S B X 2-2 ③ FC5-4 1-2f	3 0 1	2 0 0	1 0 0	0 0 0	1 0 0	0 0 0	0 0 2
Mark Gardner, R (1, 1) OBP: 0.056, SLG: 0.056 Junior Noboa, R (6, PH) OBP: 0.293, SLG: 0.386 Doug Piatt, L (6, 1) Eric Bullock, L (8, PH) OBP: 0.286, SLG: 0.279 Bill Sampen, R (8, 1) OBP: 0.750, SLG: 0.750		S F F X 0-2 ① G5-3	1 SAFE S L L 0-3 ① K		B C X 1-1 ① G6-3			F B X 1-1 ② F8		2 1 0 1 0	0 0 0 0 0	0 0 0 0 0	0 0 0 0 0	1 0 0 0 0	2 0 0 0 0	2 0 0 0 0
Inning Stats	R: 1 E: 0 K: 3 S: 21 H: 4 LOB: 3 BB: 0 P: 33	R: 1 E: 0 K: 0 S: 12 H: 2 LOB: 1 BB: 0 P: 17	R: 0 E: 0 K: 2 S: 9 H: 0 LOB: 1 BB: 1 P: 15	R: 1 E: 0 K: 1 S: 14 H: 2 LOB: 3 BB: 2 P: 26	R: 0 E: 0 K: 0 S: 7 H: 0 LOB: 0 BB: 0 P: 10	R: 0 E: 0 K: 0 S: 8 H: 1 LOB: 1 BB: 0 P: 14	R: 0 E: 0 K: 0 S: 10 H: 1 LOB: 1 BB: 0 P: 14	R: 0 E: 0 K: 1 S: 10 H: 1 LOB: 1 BB: 0 P: 14	R: 1 E: 0 K: 1 S: 17 H: 3 LOB: 2 BB: 0 P: 21	1B: 11 2B: 2 3B: 1 HR: 0 SF: 0 SAC: 0 DP: 0 HBP: 0						

TOP

Montreal Expos @ New York Mets

Shea Stadium, Flushing, NY

Wed Jun 26 1991, 7:05 PM EDT

Att. 27,662 - Sunny - 77 F

livebaseballscorecards.com

AB	41
R	4
H	14
RBI	4
BB	3
SO	8
LOB	26

PITCHER		IP	WLS	BF	H	R	ER	SO	BB	IBB	HBP	BLK	WP	HR	S	P	ERA	WHIP
Frank Viola, L ERA: 3.02	(1, 1)	7.0	W	34	10	3	3	6	2	1	0	0	1	0	81	129	3.86	1.714
Alejandro Pena, R ERA: 2.9	(8, 1)	1.2		9	4	1	1	2	0	0	0	0	0	0	24	30	5.40	2.400
John Franco, L ERA: 3.52	(9, 1)	0.1	S	1	0	0	0	0	0	0	0	0	0	0	3	5	0.00	0.000

PITCHER	IP	WLS	BF	H	R	ER	SO	BB	IBB	HBP	BLK	WP	HR	S	P	ERA	WHIP

Montreal Expos @ New York Mets

Shea Stadium, Flushing, NY

Wed Jun 26 1991, 7:05 PM EDT

Att. 27,662 - Sunny - 77 F

livebaseballscorecards.com

BOTTOM

Batter	1	2	3	4	5	6	7	8	9	AB	R	H	RBI	BB	SO	LOB
Daryl Boston, L (1, 8) OBP: 0.283, SLG: 0.337	1-1 G3-1 1B 2B	0-0 CS 1B		2-0 1B 2B 2-H		2-2 ③ G4-3				4	2	3	1	0	0	1
Dave Magadan, L (1, 3) OBP: 0.382, SLG: 0.346	4-1 G3-1 1B BB	1-0 ① F7		1-2 1B 2-H			2-2 ① F7			3	1	1	1	1	0	1
Gregg Jefferies, S (1, 4) OBP: 0.336, SLG: 0.387 Tom Herr, S (8, 4) OBP: 0.351, SLG: 0.280	1-2 ① G3-1 1-2 2-3	1 SAFE 1 SAFE 1 SAFE 3-1 ②③ G4-3 1-2		3-2 ③ F7			3-2 HR 2B			4 0	1 0	1 0	0 0	0 0	0 0	4 0
Kevin McReynolds, R (1, 7) OBP: 0.350, SLG: 0.454	1-1 BB 1B G6-3 1B 2-H 3-H		1-0 ① F8		2-1 ① F9		0-0 ② P4			4	1	1	2	0	0	1
Howard Johnson, S (1, 5) OBP: 0.344, SLG: 0.532	1-0 G6-3 BB 1B 1-2		3-1 ② P3		4-2 CS BB		1-0 HR 2-H			3	1	2	2	1	0	0
Hubie Brooks, R (1, 9) OBP: 0.358, SLG: 0.505 Alejandro Pena, R (8, 1) John Franco, L (9, 1)	4-1 G6-3 BB 1-2 2-3		1-2 ③ F7		1 SAFE 1 SAFE 1-3 ② K		1-0 ③ F9			3 0 0	0 0 0	0 0 0	0 0 0	1 0 0	1 0 0	1 0 0
Rick Cerone, R (1, 2) OBP: 0.359, SLG: 0.360	1-2 ② G6-3 1-2 2-3 3-H			0-0 ① P5	1-0 ③ CS 1-2	0-3 ① K		3-2 ① F9		4	0	0	1	0	1	2
Garry Templeton, S (1, 6) OBP: 0.252, SLG: 0.339	4-0 IBB			2-2 SH2-3 2B 1B		1-2 SH5-4 1B		0-0 ② G6-3		3	1	2	0	1	0	0
Frank Viola, L (1, 1) OBP: 0.103, SLG: 0.105 Mark Carreon, R (8, 9) OBP: 0.299, SLG: 0.366	1-1 ③ G6-3			1 SAFE 0-0 ② SH2-3 1-2		1 SAFE 0-0 ② SH5-4 1-2		1-0 ③ F9		1 1	0 0	0 0	0 0	0 0	0 0	3 0
Inning Stats	R: 3 E: 0 K: 0 S: 16 H: 3 LOB: 3 BB: 3 P: 34	R: 0 E: 0 K: 0 S: 4 H: 1 LOB: 0 BB: 0 P: 8	R: 0 E: 0 K: 0 S: 6 H: 0 LOB: 0 BB: 0 P: 11	R: 2 E: 0 K: 0 S: 17 H: 3 LOB: 1 BB: 0 P: 25	R: 0 E: 0 K: 1 S: 9 H: 0 LOB: 0 BB: 1 P: 16	R: 0 E: 0 K: 1 S: 10 H: 1 LOB: 1 BB: 0 P: 13	R: 2 E: 0 K: 0 S: 12 H: 2 LOB: 0 BB: 0 P: 19	R: 0 E: 0 K: 0 S: 7 H: 0 LOB: 0 BB: 0 P: 11		1B: 6 2B: 3 3B: 0 HR: 1	SF: 0 SAC: 2 DP: 0 HBP: 0			WP: 0 PB: 0 SB: 0 CS: 2	PA: 37	

	AB	30
	R	7
	H	10
	RBI	7
	BB	4
	SO	2
	LOB	13

PITCHER		IP	WLS	BF	H	R	ER	SO	BB	IBB	HBP	BLK	WP	HR	S	P	ERA	WHIP
Mark Gardner, R ERA: 4.25	(1, 1)	5.0	L	24	7	5	5	1	3	1	0	0	0	0	52	94	9.00	2.000
Doug Piatt, R ERA: 3.6	(6, 1)	2.0		9	3	2	2	1	0	0	0	0	0	1	22	32	9.00	1.500
Bill Sampen, R ERA: 4.1	(8, 1)	1.0		3	0	0	0	0	0	0	0	0	0	0	7	11	0.00	0.000

PITCHER	IP	WLS	BF	H	R	ER	SO	BB	IBB	HBP	BLK	WP	HR	S	P	ERA	WHIP

Batter	1	2	3	4	5	6	7	8	9	AB	R	H	RBI	BB	SO	LOB
Marquis Grissom, R (1, 8) OBP: 0.333, SLG: 0.398	P6		P2		P3		FC5, FC6-4 1-2 2-3f			4	0	0	0	0	0	3
Delino DeShields, L (1, 4) OBP: 0.378, SLG: 0.371	P6		F8		L4		F7			4	0	0	0	0	0	3
Ivan Calderon, R (1, 7) OBP: 0.366, SLG: 0.462	K			2B, HBP	2B		FC6-4 1-2f			3	1	1	0	0	1	2
Tim Wallach, R (1, 5) OBP: 0.316, SLG: 0.360		F8		1B, 2B 1-H	P6			K		4	1	1	1	0	1	1
Dave Martinez, L (1, 9) OBP: 0.279, SLG: 0.361		G4-3		2B, 1B 3-H		G4-3		G1-3		4	1	1	1	0	0	0
Tom Foley, L (1, 3) OBP: 0.311, SLG: 0.363		1B		F7		F8		G6-3		1	0	1	0	0	0	0
Spike Owen, S (4, PH) OBP: 0.302, SLG: 0.296 (4, 6)										3	0	0	0	0	0	1
Gilberto Reyes, R (1, 2) OBP: 0.318, SLG: 0.293		K		P4		F8		K	K	3	0	0	0	0	1	2
Larry Walker, L (9, PH) OBP: 0.318, SLG: 0.362										0	0	0	0	0	0	0
Junior Noboa, R (9, PH) OBP: 0.288, SLG: 0.379										1	0	0	0	0	1	0
Bret Barberie, S (1, 6) OBP: 0.417, SLG: 0.600 (4, 3)			SH3-4 1B	2B 1-H			FC5 1B		K	4	0	3	1	0	1	0
Oil Can Boyd, R (1, 1) OBP: 0.138, SLG: 0.074			SH3-4 1-2	K			FC5 1-2		F9	1	0	0	0	0	1	1
Jeff Fassero, L (6, 1)										0	0	0	0	0	0	0
Eric Bullock, L (7, PH) OBP: 0.300, SLG: 0.295										1	0	1	0	0	0	0
Tim Burke, R (7, 1)										0	0	0	0	0	0	0
Mike Fitzgerald, R (9, PH) OBP: 0.282, SLG: 0.269										1	0	0	0	0	0	0
Inning Stats	R: 0 E: 0 K: 1 S: 6 H: 0 LOB: 0 BB: 0 P: 7	R: 0 E: 0 K: 1 S: 7 H: 1 LOB: 1 BB: 0 P: 13	R: 0 E: 0 K: 0 S: 9 H: 1 LOB: 1 BB: 0 P: 16	R: 3 E: 0 K: 1 S: 25 H: 3 LOB: 1 BB: 0 P: 35	R: 0 E: 0 K: 0 S: 10 H: 1 LOB: 1 BB: 0 P: 21	R: 0 E: 0 K: 0 S: 9 H: 0 LOB: 0 BB: 0 P: 15	R: 0 E: 0 K: 0 S: 8 H: 2 LOB: 2 BB: 0 P: 10	R: 0 E: 0 K: 1 S: 6 H: 0 LOB: 0 BB: 0 P: 9	R: 0 E: 0 K: 2 S: 7 H: 0 LOB: 0 BB: 0 P: 10	1B: 5 2B: 3 3B: 0 HR: 0 SF: 0 SAC: 1 DP: 0 HBP: 1						WP: 0 PB: 0 SB: 0 CS: 0 PA: 36

PITCHER		IP	WLS	BF	H	R	ER	SO	BB	IBB	HBP	BLK	WP	HR	S	P	ERA	WHIP
David Cone, R ERA: 3.01	(1, 1)	7.0	W	30	8	3	3	3	0	0	1	0	0	0	74	117	3.86	1.143
Jeff Innis, R ERA: 2.86	(8, 1)	1.0		3	0	0	0	1	0	0	0	0	0	0	6	9	0.00	0.000
John Franco, L ERA: 3.38	(9, 1)	1.0	S	3	0	0	0	2	0	0	0	0	0	0	7	10	0.00	0.000

PITCHER	IP	WLS	BF	H	R	ER	SO	BB	IBB	HBP	BLK	WP	HR	S	P	ERA	WHIP

TOP

Montreal Expos @ New York Mets

Shea Stadium, Flushing, NY

Thu Jun 27 1991, 3:33 AM EDT

Att. 29,302 - Sunny - 83 F

livebaseballscorecards.com

AB	34
R	3
H	8
RBI	3
BB	0
SO	6
LOB	13

Montreal Expos @ New York Mets

Shea Stadium, Flushing, NY

Thu Jun 27 1991, 3:33 AM EDT

Att. 29,302 - Sunny - 83 F

BOTTOM

Batter	1	2	3	4	5	6	7	8	9	AB	R	H	RBI	BB	SO	LOB
Daryl Boston, L (1, 8) OBP: 0.271, SLG: 0.322	X 0-0 ① G6-3		X 0-0 ② FC5-4 PB S 1-2f		C B B F X 2-2 ② P2 1-2	B C F B S 2-3 ② K				4	0	0	0	0	1	3
Dave Magadan, L (1, 3) OBP: 0.380, SLG: 0.344	C B C C B F B S 3-3 ② K		B B C B F F X 3-2 ③ G1-3 1-3		C C X 0-2 1B 1B 2-H 1B	B B B C X 3-1 ③ FC6-4 1-2f				4	1	1	1	0	1	2
Gregg Jefferies, S (1, 4) OBP: 0.335, SLG: 0.384 Jeff Innis, R (8, 1) John Franco, L (9, 1)	B B F B B X 3-1 ③ F8			B F F F X 1-2 ① F8	B C S F X 1-2 PB 1B 1-2 1B		X 0-0 ① F8			4 0 0	1 0 0	1 0 0	0 0 0	0 0 0	0 0 0	0 0 0
Kevin McReynolds, R (1, 9) OBP: 0.352, SLG: 0.455		C B X 1-1 ① G5-3		X 0-0 1B 1B	B C X 1-1 PB 1B 1-2 2-H 1B		X 0-0 ② F8			4	1	2	1	0	0	0
Howard Johnson, S (1, 5) OBP: 0.343, SLG: 0.526		C F X 0-2 ② F8		F S F S 0-3 ② K	B I I I 4-0 1B 1-2 2-3 IBB		B F B X 2-1 ③ F9			3	0	0	0	1	1	1
Mark Carreon, R (1, 7) OBP: 0.315, SLG: 0.381		C C B X 1-2 1B		F B C F X 1-2 1B	S B F B F F X 2-2 1-2 2-H 3-H 1B			C F B B X 2-2 ① F8		4	0	3	2	0	0	0
Rick Cerone, R (1, 2) OBP: 0.348, SLG: 0.348		C B F F X 1-2 ③ G3		C B B X 2-1 ③ F9	X 0-0 ③ F8			B B F F X 2-2 ② F8		4	0	0	0	0	0	5
Kevin Elster, R (1, 6) OBP: 0.323, SLG: 0.381			C C F S 0-3 ① K		B B C C F S 2-3 ① K	C C B F B X 2-2 ① G1-3		C B B F S 2-3 ③ K		4	0	0	0	0	3	0
David Cone, L (1, 1) OBP: 0.257, SLG: 0.194 Tom Herr, S (8, 4) OBP: 0.351, SLG: 0.280			X 0-0 FC5-4 1B		C B X 1-1 E 1B 1B	C B B X 2-1 FC6-4 1B				3 0	1 0	3 0	0 0	0 0	0 0	0 0
Inning Stats	R: 0 E: 0 K: 1 S: 7 H: 0 LOB: 0 BB: 0 P: 13	R: 0 E: 0 K: 0 S: 12 H: 1 LOB: 1 BB: 0 P: 15	R: 0 E: 0 K: 1 S: 10 H: 1 LOB: 1 BB: 0 P: 13	R: 0 E: 0 K: 1 S: 15 H: 2 LOB: 2 BB: 0 P: 19	R: 4 E: 1 K: 1 S: 24 H: 5 LOB: 2 BB: 1 P: 37	R: 0 E: 0 K: 1 S: 11 H: 1 LOB: 1 BB: 0 P: 20	R: 0 E: 0 K: 0 S: 4 H: 0 LOB: 0 BB: 0 P: 6	R: 0 E: 0 K: 1 S: 9 H: 0 LOB: 0 BB: 0 P: 15		1B: 10 2B: 0 3B: 0 HR: 0	SF: 0 SAC: 0 DP: 0 HBP: 0				WP: 0 PB: 2 SB: 1 CS: 0	PA: 35	

	AB	R	H	RBI	BB	SO	LOB
	34	4	10	4	1	6	11

livebaseballscorecards.com

PITCHER		IP	WLS	BF	H	R	ER	SO	BB	IBB	HBP	BLK	WP	HR	S	P	ERA	WHIP
Oil Can Boyd, R ERA: 4.01	(1, 1)	5.0	L	25	9	4	4	4	0	1	0	0	0	0	68	97	7.20	1.800
Jeff Fassero, L ERA: 1.8	(6, 1)	1.0		4	1	0	0	1	0	0	0	0	0	0	11	20	0.00	1.000
Tim Burke, R ERA: 4.29	(7, 1)	2.0		6	0	0	0	1	0	0	0	0	0	0	13	21	0.00	0.000

PITCHER	IP	WLS	BF	H	R	ER	SO	BB	IBB	HBP	BLK	WP	HR	S	P	ERA	WHIP

Batter	1	2	3	4	5	6	7	8	9	AB	R	H	RBI	BB	SO	LOB
Gary Redus, R (1, 3) OBP: 0.293, SLG: 0.333	B B C S S 2-3 ① K	F C B B S 2-3 ③ K		B B S B F F X 3-2 ③ F8			B C B X 2-1 ① G6-3	B X 1-0 1B 1-3 FC4-6 2B		5	1	1	0	0	2	4
Jay Bell, R (1, 6) OBP: 0.320, SLG: 0.445	S B X 1-1 ② F9		X 0-0 ① G4-3		C B X 1-1 E 1B		F X 0-1 HR	X 0-0 FC4-6 2-3 3-H 1B		5	1	3	2	0	0	0
Andy Van Slyke, L (1, 8) OBP: 0.312, SLG: 0.342	C C F B F F S 2-3 ③ K		C F B X 1-2 S 1B 1B		1 SAFE X 0-0 ① F8		B B B C B 4-1 2B BB	B F F B F X 2-2 ② FC4-6 1-2f 3-H		4	1	1	1	1	1	2
Bobby Bonilla, S (1, 5) OBP: 0.376, SLG: 0.465 Joe Redfield, R (8, 5) OBP: 0.400, SLG: 0.182		C C B F X 1-2 ① G6-3	B 1 SAFE B B S 1 SAFE B X 3-1 ② P5		X 0-0 E6 1-2		F B 1 SAFE X 1-1 1B 1-H 2B	F 1 SAFE C B B S 2-3 ③ K		5 0	0 0	1 0	1 0	0 0	1 0	3 0
Barry Bonds, L (1, 7) OBP: 0.379, SLG: 0.461 Mitch Webster, S (9, PR) (9, 7) OBP: 0.239, SLG: 0.262	B B B B 4-0 2B 1B BB	1 SAFE 1 SAFE B B B C 1 SAFE B X 3-1 ③ 1-H 1B			S B B C C 2-3 ② K		B I I 4-0 1B IBB		B C B B F X 3-2 FC5-4 1B	3 0	1 0	2 0	0 0	2 0	1 0	2 0
Lloyd McClendon, R (1, 9) OBP: 0.346, SLG: 0.458	C 1 SAFE 1 SAFE B X 1-1 1B 1-3 1B 2B			B B C F X 2-2 ① G5-3	S X 0-1 ③ G4-3		X 0-0 ② FC5 1-3 2-H 1B		S B B C B X 3-2 ① F8	5	1	2	0	0	0	3
Don Slaught, R (1, 2) OBP: 0.284, SLG: 0.314	S X 0-1 1B 2-3 3-H 1B			B B X 2-0 SH1-4 BB 1B		X 0-0 ① F9	B B X 2-0 ③ FC5 2-3		B C X 1-1 ② FC5-4 1-2f	5	0	2	1	0	0	3
Jose Lind, R (1, 4) OBP: 0.292, SLG: 0.335	X 0-0 1-2 3-H 1B			B B B B 4-0 SH1-4 1-2 BB		C B S F S 1-3 ② K	F F B S 1-3 ① K	X 0-0 ③ L9		4	0	1	1	1	2	1
Zane Smith, L (1, 1) OBP: 0.333, SLG: 0.367 Stan Belinda, R (9, 1)	L S S 0-3 ② K			F X 0-1 ② SH1-4 1-2 2-3		F F B B B X 3-2 ③ G4-1		F S F B B F F B F B 4-2 F B 2B 1B BB		2 0	1 0	0 0	0 0	1 0	1 0	2 0
Inning Stats	R: 0 E: 0 K: 2 S: 11 H: 0 LOB: 0 BB: 0 P: 16	R: 2 E: 0 K: 2 S: 15 H: 3 LOB: 2 BB: 1 P: 23	R: 0 E: 0 K: 0 S: 8 H: 2 LOB: 1 BB: 0 P: 15	R: 0 E: 0 K: 0 S: 10 H: 1 LOB: 2 BB: 1 P: 21	R: 0 E: 1 K: 1 S: 9 H: 1 LOB: 2 BB: 0 P: 12	R: 0 E: 0 K: 1 S: 8 H: 0 LOB: 0 BB: 0 P: 12	R: 2 E: 0 K: 0 S: 9 H: 3 LOB: 2 BB: 2 P: 22	R: 2 E: 0 K: 2 S: 19 H: 2 LOB: 1 BB: 1 P: 29	R: 0 E: 0 K: 0 S: 9 H: 1 LOB: 1 BB: 0 P: 16	1B: 9 2B: 3 3B: 0 HR: 1 SF: 0 SAC: 1 DP: 0 HBP: 0						

PITCHER		IP	WLS	BF	H	R	ER	SO	BB	IBB	HBP	BLK	WP	HR	S	P	ERA	WHIP
Chris Haney, L ERA: 5.4	(1, 1)	6.0	L	27	7	2	2	6	2	0	0	0	0	0	61	99	3.00	1.500
Bill Sampen, R ERA: 4.71	(7, 1)	1.1		11	5	4	4	1	2	1	0	0	0	1	21	40	27.00	5.250
Scott Ruskin, L ERA: 2.27	(8, 1)	0.2		2	0	0	0	1	0	0	0	0	0	0	7	11	0.00	0.000
Doug Piatt, R ERA: 3.27	(9, 1)	1.0		4	1	0	0	0	0	0	0	0	0	0	9	16	0.00	1.000

PITCHER	IP	WLS	BF	H	R	ER	SO	BB	IBB	HBP	BLK	WP	HR	S	P	ERA	WHIP

TOP

Pittsburgh Pirates @ Montreal Expos

Olympic Stadium, Montreal, QB

Fri Jun 28 1991, 7:05 PM EDT
Att. 14,501 - Cloudy - 87 F

livebaseballscorecards.com

AB	38
R	6
H	13
RBI	6
BB	5
SO	8
LOB	20

BOTTOM

Pittsburgh Pirates @ Montreal Expos

Olympic Stadium, Montreal, QB

Fri Jun 28 1991, 7:05 PM EDT

Att. 14,501 - Cloudy - 87 F

Batter	1	2	3	4	5	6	7	8	9	AB	R	H	RBI	BB	SO	LOB
Marquis Grissom, R (1, 8) OBP: 0.336, SLG: 0.397	C X 0-1 ① G5-3		C B F F B B F F F 4-2 B BB			C B B C F S 2-3 ② K			C X 0-1 G6-4-3 E BB 1B	3	1	1	0	1	1	0
Delino DeShields, L (1, 4) OBP: 0.379, SLG: 0.370	C F B X 2-2 S 1B		B 1 SAFE X 1-0 ③ F7			X 0-0 ③ G4-3			B B B C B B 4-1 1-2 G6-4-3 BB	3	0	1	0	1	0	1
Ivan Calderon, R (1, 7) OBP: 0.368, SLG: 0.463	1 SAFE B B S T B 2 SAFE F X 3-2 ② F8 1-2			B X 1-0 G4-6-3 1B			C B B X 2-1 CS 1B		C S X 0-2 ①② G6-4-3 1-2f 2-3	4	0	2	0	0	0	3
Tim Wallach, R (1, 5) OBP: 0.312, SLG: 0.355	C S X 0-2 ③ G6-3			1 SAFE X 0-0 ①② G4-6-3 1-2f			C F X 0-2 ①② G6-3 1-2		X 0-0 E5 3-H	4	0	0	0	0	0	3
Kenny Williams, R (1, 9) OBP: 0.358, SLG: 0.553		B X 1-0 ① G6-3		X 0-0 ③ G6-3			C F S 0-3 ③ K		S S C 0-3 ③ K	4	0	0	0	0	2	1
Mike Fitzgerald, R (1, 3) OBP: 0.272, SLG: 0.257		B C F C 1-3 ② K			B C S X 1-2 ① G5-3			B X 1-0 ① F9		3	0	0	0	0	1	0
Gilberto Reyes, R (1, 2) OBP: 0.309, SLG: 0.284		C B F B X 2-2 ③ G6-3			C B C B X 2-2 ② G5-3			F S B B F F X 2-2 ② G6-3		3	0	0	0	0	0	0
Spike Owen, S (1, 6) OBP: 0.303, SLG: 0.302			C X 0-1 ① G4-3		C F X 0-2 ③ F9			X 0-0 2B		3	0	1	0	0	0	0
Chris Haney, L (1, 1)						C B B X 2-1 ① G6-3				1	0	0	0	0	0	0
Bret Barberie, S (6, PH) OBP: 0.385, SLG: 0.545										1	0	0	0	0	0	0
Bill Sampen, R (7, 1) OBP: 0.750, SLG: 0.750										0	0	0	0	0	0	0
Scott Ruskin, R (8, 1)										0	0	0	0	0	0	0
Junior Noboa, R (8, PH) OBP: 0.283, SLG: 0.373										1	0	0	0	0	0	1
Doug Piatt, L (9, 1)			C B X 1-1 ② G4-3					B L X 1-1 ③ G6-3		0	0	0	0	0	0	0
Inning Stats	R: 0 E: 0 K: 0 S: 12 H: 1 LOB: 1 BB: 0 P: 17	R: 0 E: 0 K: 1 S: 7 H: 0 LOB: 0 BB: 0 P: 11	R: 0 E: 0 K: 0 S: 11 H: 0 LOB: 1 BB: 1 P: 17	R: 0 E: 0 K: 0 S: 3 H: 1 LOB: 0 BB: 0 P: 4	R: 0 E: 0 K: 0 S: 9 H: 0 LOB: 0 BB: 0 P: 12	R: 0 E: 0 K: 1 S: 7 H: 0 LOB: 0 BB: 0 P: 11	R: 0 E: 0 K: 1 S: 9 H: 1 LOB: 0 BB: 0 P: 11	R: 0 E: 0 K: 0 S: 9 H: 1 LOB: 1 BB: 0 P: 13	R: 1 E: 1 K: 1 S: 10 H: 1 LOB: 1 BB: 1 P: 14	1B: 4 2B: 1 3B: 0 HR: 0	SF: 0 SAC: 0 DP: 2 HBP: 0						

PITCHER	IP	WLS	BF	H	R	ER	SO	BB	IBB	HBP	BLK	WP	HR	S	P	ERA	WHIP
Zane Smith, L (1, 1) ERA: 2.79	8.0	W	29	5	1	0	3	2	0	0	0	0	0	70	103	0.00	0.875
Stan Belinda, R (9, 1) ERA: 3.73	1.0		3	0	0	0	1	0	0	0	0	0	0	7	7	0.00	0.000

PITCHER	IP	WLS	BF	H	R	ER	SO	BB	IBB	HBP	BLK	WP	HR	S	P	ERA	WHIP

AB	30
R	1
H	5
RBI	0
BB	2
SO	4
LOB	9

WP: 0	PB: 0	SB: 1	CS: 1
PA: 32			

livebaseballscorecards.com

Batter	1	2	3	4	5	6	7	8	9	AB	R	H	RBI	BB	SO	LOB
Gary Redus, R (1, 3) OBP: 0.297, SLG: 0.336	F8		1B		K		G5-3		1B	5	0	2	1	0	1	0
Jay Bell, R (1, 6) OBP: 0.322, SLG: 0.442	G1-3		CS 1B		1B			G6-3	G5-3	4	0	1	0	1	0	1
Andy Van Slyke, L (1, 8) OBP: 0.315, SLG: 0.342	1B		G4-3		K			2B		3	1	1	0	1	1	2
Bobby Bonilla, S (1, 5) OBP: 0.374, SLG: 0.465	K		G6-3			F7		G4-3		4	0	1	1	0	1	2
Barry Bonds, L (1, 7) OBP: 0.381, SLG: 0.464		G4-3 2B		G4-3 S BB		G6-3		G4-3		3	0	1	0	1	0	1
Lloyd McClendon, R (1, 9) OBP: 0.341, SLG: 0.440		G4-3		G4-3		E S BB		G5-3		3	0	0	0	1	0	3
Don Slaught, R (1, 2) OBP: 0.292, SLG: 0.308 Gary Varsho, L (9, PR) OBP: 0.337, SLG: 0.329 Michael LaValliere, L (9, 2) OBP: 0.345, SLG: 0.360		K		G6-3 BB		F9			SH1-3 1B BB	2 0 0	0 1 0	0 0 0	0 0 0	2 0 0	1 0 0	2 0 0
Jose Lind, R (1, 4) OBP: 0.292, SLG: 0.332		IBB		G6-3			L6		SH1-3	2	0	0	0	1	0	2
Randy Tomlin, L (1, 1) OBP: 0.150, SLG: 0.150 Joe Redfield, R (7, PH) OBP: 0.375, SLG: 0.167 Vicente Palacios, R (7, 1) OBP: 0.071, SLG: 0.071 Neal Heaton, L (8, 1) OBP: 0.400, SLG: 0.600 Mitch Webster, S (9, PH) OBP: 0.237, SLG: 0.260 Bob Patterson, R (9, 1) Bill Landrum, R (9, 1)		K			G4-3		L1		P5	2 1 0 0 1 0	0 0 0 0 0 0	0 0 0 0 0 0	0 0 0 0 0 0	0 0 0 0 0 0	1 0 0 0 0 0	2 0 0 0 2 0
Inning Stats	R: 0 H: 1 E: 0 LOB: 1 K: 1 BB: 0 S: 13 P: 21	R: 0 H: 1 E: 0 LOB: 2 K: 2 BB: 1 S: 11 P: 19	R: 0 H: 1 E: 0 LOB: 1 K: 0 BB: 1 S: 6 P: 15	R: 0 H: 0 E: 0 LOB: 1 K: 0 BB: 2 S: 8 P: 17	R: 0 H: 1 E: 0 LOB: 1 K: 2 BB: 0 S: 9 P: 16	R: 0 H: 0 E: 0 LOB: 1 K: 0 BB: 1 S: 4 P: 11	R: 0 H: 0 E: 0 LOB: 0 K: 0 BB: 0 S: 5 P: 8	R: 1 H: 1 E: 0 LOB: 1 K: 0 BB: 1 S: 10 P: 15	R: 1 H: 1 E: 0 LOB: 1 K: 0 BB: 1 S: 8 P: 15	1B: 4 SF: 0 2B: 2 SAC: 1 3B: 0 DP: 1 HR: 0 HBP: 0						

PITCHER		IP	WLS	BF	H	R	ER	SO	BB	IBB	HBP	BLK	WP	HR	S	P	ERA	WHIP
Brian Barnes, L ERA: 5.27	(1, 1)	7.1		30	4	1	1	5	5	1	0	0	0	0	60	115	1.23	1.227
Scott Ruskin, L ERA: 2.51	(8, 1)	0.2	L	4	1	1	1	0	1	0	0	0	0	0	7	12	13.50	3.000
Barry Jones, R ERA: 3.78	(9, 1)	1.0		4	1	0	0	0	0	0	0	0	0	0	7	10	0.00	1.000

PITCHER IP WLS BF H R ER SO BB IBB HBP BLK WP HR S P ERA WHIP

TOP

Pittsburgh Pirates @ Montreal Expos

Olympic Stadium, Montreal, QB

Sat Jun 29 1991, 7:05 PM EDT

Att. 16,961 - Cloudy - 72 F

livebaseballscorecards.com

AB	30
R	2
H	6
RBI	2
BB	7
SO	5
LOB	17

WP: 0 PA: 38
PB: 0
SB: 2
CS: 1

BOTTOM

Batter	1	2	3	4	5	6	7	8	9	AB	R	H	RBI	BB	SO	LOB
Marquis Grissom, R (1, 8) OBP: 0.335, SLG: 0.395	C C B B X 2-2 ① P6		B B X 2-0 ② F9			F B B X 2-1 S SH1-3 1B 1B	B X 1-0 ③ G5-3			4	1	1	0	0	0	3
Delino DeShields, L (1, 4) OBP: 0.376, SLG: 0.366	B F B S B S 3-3 ② K		B S C B F X 2-2 ③ FC6-4 1-2f			X 0-0 ① SH1-3 1-2		B F F X 1-2 ① G6-3		3	0	0	0	0	1	1
Ivan Calderon, R (1, 3) OBP: 0.373, SLG: 0.471 (8, 7)	B L B S B X 3-2 2B			B B C S X 2-2 ① G1-3		B X 1-0 L6-4 BB 2-H 1B		C F X 0-2 L5-3 1B		4	0	3	1	0	0	0
Tim Wallach, R (1, 5) OBP: 0.312, SLG: 0.352	C B F S 1-3 ③ K			F B F B X 2-2 ② F8		P B B B 4-0 1-2 BB		1 SAFE F 1 SAFE 1 SAFE F F F X 0-2 ②③ L5-3 1-2		3	0	0	0	1	1	2
Dave Martinez, L (1, 7) (8, 9) OBP: 0.278, SLG: 0.355		B B X 2-0 ① G3		B B B B 4-0 BB		C B B B X 2-1 ②③ L6-4 2-3			C X 0-1 ① G3-1	3	0	0	0	1	0	2
Kenny Williams, R (1, 9) OBP: 0.345, SLG: 0.531 Tom Foley, L (7, PH) (8, 3) OBP: 0.308, SLG: 0.359 Junior Noboa, R (9, PH) OBP: 0.279, SLG: 0.367		B B S F B S 3-3 ② K2-3		C S F S 0-3 ③ K			S B C B X 2-2 ① G4-3		F X 0-1 ② G6-3	2 1 1	0 0 0	0 0 0	0 0 0	0 0 0	2 0 0	1 0 0
Mike Fitzgerald, R (1, 2) OBP: 0.271, SLG: 0.257		B S X 1-1 ③ G6-3			C B X 1-1 ① L1		S B F B B X 3-2 ② F8		B B F X 2-1 1B 1B	4	0	1	0	0	0	0
Spike Owen, S (1, 6) OBP: 0.303, SLG: 0.299 Eric Bullock, L (9, PH) OBP: 0.314, SLG: 0.311			B C B F X 2-2 ① G5-3		S C X 0-2 ② L7		B B B B C B 4-1 E 1B BB		B X 1-0 1-3 1B	2 1	0 0	0 1	0 0	1 0	0 0	0 0
Brian Barnes, L (1, 1) OBP: 0.263, SLG: 0.125 Scott Ruskin, R (8, 1) Barry Jones, R (9, 1) Ron Hassey, L (9, PH) OBP: 0.356, SLG: 0.372			X 0-0 FC6-4 1B		S C B X 1-2 ③ F9		X 0-0 E4 1-3 1B		F X 0-1 ③ G3	3 0 0 1	0 0 0 0	2 0 0 0	0 0 0 0	0 0 0 0	0 0 0 0	0 0 0 2
Inning Stats	R: 0 H: 1 E: 0 LOB: 1 K: 2 BB: 0 S: 12 P: 21	R: 0 H: 0 E: 0 LOB: 0 K: 1 BB: 0 S: 6 P: 12	R: 0 H: 1 E: 0 LOB: 1 K: 0 BB: 0 S: 9 P: 15	R: 0 H: 0 E: 0 LOB: 1 K: 1 BB: 1 S: 10 P: 18	R: 0 H: 0 E: 0 LOB: 0 K: 0 BB: 0 S: 8 P: 10	R: 1 H: 2 E: 0 LOB: 1 K: 0 BB: 1 S: 7 P: 15	R: 0 H: 1 E: 1 LOB: 2 K: 0 BB: 1 S: 9 P: 19	R: 0 H: 1 E: 0 LOB: 0 K: 0 BB: 0 S: 10 P: 11	R: 0 H: 2 E: 0 LOB: 2 K: 0 BB: 0 S: 9 P: 12	1B: 7 2B: 3 3B: 0 HR: 0	SF: 0 SAC: 1 DP: 2 HBP: 0			WP: 0 PB: 0 SB: 1 CS: 0	PA: 36		

PITCHER		IP	WLS	BF	H	R	ER	SO	BB	IBB	HBP	BLK	WP	HR	S	P	ERA	WHIP
Randy Tomlin, L ERA: 2.89	(1, 1)	6.0		23	4	1	1	4	2	0	0	0	0	0	52	91	1.50	1.000
Vicente Palacios, R ERA: 2.98	(7, 1)	1.0		5	1	0	0	0	1	0	0	0	0	0	9	19	0.00	2.000
Neal Heaton, L ERA: 3.03	(8, 1)	1.0	W	3	1	0	0	0	0	0	0	0	0	0	10	11	0.00	1.000
Bob Patterson, L ERA: 4.02	(9, 1)	0.2		3	1	0	0	0	0	0	0	0	0	0	6	8	0.00	1.500
Bill Landrum, R ERA: 2.04	(9, 1)	0.1	S	2	1	0	0	0	0	0	0	0	0	0	3	4	0.00	3.000

PITCHER	IP	WLS	BF	H	R	ER	SO	BB	IBB	HBP	BLK	WP	HR	S	P	ERA	WHIP

Pittsburgh Pirates @ Montreal Expos

Olympic Stadium, Montreal, QB

Sat Jun 29 1991, 7:05 PM EDT

Att. 16,961 - Cloudy - 72 F

livebaseballscorecards.com

AB	32
R	1
H	8
RBI	1
BB	3
SO	4
LOB	11

Batter	1	2	3	4	5	6	7	8	9	AB	R	H	RBI	BB	SO	LOB
Orlando Merced, S (1, 3) OBP: 0.366, SLG: 0.401	C B X 1-1 G3		B F F B F B X 3-2 G3		C B S B B B X 3-2 E9 2B 1B		B B C C B X 3-2 P4	C S C 0-3 K		5	1	1	0	0	1	1
Jay Bell, R (1, 6) OBP: 0.323, SLG: 0.439	F B B S C 2-3 K		B C X 1-1 F8		X 0-0 L9		X 0-0 F9 1B 1B 1B		B B B B 4-0 G4-6-3 BB	4	1	1	0	1	1	1
Andy Van Slyke, L (1, 8) OBP: 0.320, SLG: 0.356	S B B C C 2-3 K		C F B F F X 1-2 2B		B B X 2-0 2-H 2B		B 1 SAFE F B 1 SAFE 1 SAFE 1 SAFE F X 2-2 1-2 1B		1 SAFE B X 1-0 F9	5	0	3	1	0	1	1
Bobby Bonilla, S (1, 5) OBP: 0.371, SLG: 0.458		B S B X 2-1 L8	B B S B B 4-1 BB		C B F B F S 2-3 K		B S B F X 2-2 2-3 F9		B F F B 1 SAFE X 2-2 1-2f G4-6-3	4	0	0	0	1	1	4
Barry Bonds, L (1, 7) OBP: 0.386, SLG: 0.464		B B S B C F B 4-2 BB WP BB	X 0-0 G4-3		B F F F B B B 4-2 BB		B C X 1-1 1-2 3-H 1B			2	0	1	1	2	0	2
Gary Varsho, L (1, 9) OBP: 0.333, SLG: 0.316		1 SAFE 1 SAFE B 1 SAFE 1 SAFE B C F 4-2 B 1-2 BB BB		X 0-0 F7	X 0-0 G4-3		B S S F X 1-2 F8			3	0	0	0	1	0	4
Michael LaValliere, L (1, 2) OBP: 0.349, SLG: 0.359		B B B B 4-0 1-2 2-3 BB		C B B X 2-1 1B		C B C B S 2-3 K		C S B S 1-3 K		3	0	1	0	1	2	0
Curtis Wilkerson, S (1, 4) OBP: 0.258, SLG: 0.267 Jose Lind, R (9, 4) OBP: 0.292, SLG: 0.332		S F S 0-3 K		C X 0-1 L4		C S B B X 2-2 L4		F X 0-1 G5-3		4	0	0	0	0	1	4
										0	0	0	0	0	0	0
John Smiley, L (1, 1) OBP: 0.219, SLG: 0.167 Stan Belinda, R (8, 1)		S C X 0-2 G5-3		S B B F F F X 2-2 F8		B X 1-0 G4-3		B B B C C B 4-2 BB		3	0	0	0	1	0	4
										0	0	0	0	0	0	0
Inning Stats	R: 0 E: 0 K: 2 S: 8 H: 0 LOB: 0 BB: 0 P: 13	R: 0 E: 0 K: 1 S: 13 H: 0 LOB: 3 BB: 3 P: 27	R: 0 E: 0 K: 0 S: 13 H: 1 LOB: 2 BB: 1 P: 22	R: 0 E: 0 K: 0 S: 10 H: 1 LOB: 1 BB: 0 P: 14	R: 1 E: 1 K: 1 S: 14 H: 2 LOB: 2 BB: 1 P: 25	R: 0 E: 0 K: 1 S: 7 H: 0 LOB: 0 BB: 0 P: 12	R: 1 E: 0 K: 0 S: 16 H: 3 LOB: 2 BB: 0 P: 25	R: 0 E: 0 K: 2 S: 10 H: 0 LOB: 1 BB: 1 P: 15	R: 0 E: 0 K: 0 S: 4 H: 0 LOB: 0 BB: 1 P: 11	1B: 5 2B: 2 3B: 0 HR: 0 SF: 0 SAC: 0 DP: 1 HBP: 0						

PITCHER		IP	WLS	BF	H	R	ER	SO	BB	IBB	HBP	BLK	WP	HR	S	P	ERA	WHIP
Dennis Martinez, R ERA: 2.03	(1, 1)	7.0	L	33	7	2	1	5	5	0	0	0	1	0	81	138	1.29	1.714
Jeff Fassero, L ERA: 1.59	(8, 1)	2.0		7	0	0	0	2	2	0	0	0	0	0	14	26	0.00	1.000

PITCHER	IP	WLS	BF	H	R	ER	SO	BB	IBB	HBP	BLK	WP	HR	S	P	ERA	WHIP

TOP

Pittsburgh Pirates @ Montreal Expos

Olympic Stadium, Montreal, QB

Sun Jun 30 1991, 3:33 AM EDT

Att. 22,920 - Sunny - 72 F

livebaseballscorecards.com

AB	33
R	2
H	7
RBI	2
BB	7
SO	7
LOB	21

1B: 5	SF: 0	WP: 1	PA: 40
2B: 2	SAC: 0	PB: 0	
3B: 0	DP: 1	SB: 0	
HR: 0	HBP: 0	CS: 0	

Pittsburgh Pirates @ Montreal Expos

Olympic Stadium, Montreal, QB

Sun Jun 30 1991, 3:33 AM EDT

Att. 22,920 - Sunny - 72 F

BOTTOM

livebaseballscorecards.com

Batter	1	2	3	4	5	6	7	8	9	AB	R	H	RBI	BB	SO	LOB
Marquis Grissom, R (1, 8) OBP: 0.330, SLG: 0.389	K		G5-3		K			P6		4	0	0	0	0	2	0
Delino DeShields, L (1, 4) OBP: 0.374, SLG: 0.364	G5-3		K			G6-3 1B		K		4	1	1	0	0	2	0
Ivan Calderon, R (1, 3) OBP: 0.375, SLG: 0.471	1B			G4-3		G6-3 1-2		S 1B		4	0	2	0	0	0	1
Tim Wallach, R (1, 5) OBP: 0.317, SLG: 0.355	K			1B		G4-3 2-H 1B		1-3 BB		3	0	2	1	1	1	1
Dave Martinez, L (1, 7) OBP: 0.278, SLG: 0.353		K		FC6-4 1-2 1B		G4-3 2-3		P3		4	0	1	0	0	1	3
Kenny Williams, R (1, 9) OBP: 0.345, SLG: 0.519		S 1B		K		G3			G6-3	3	0	1	0	0	1	3
Eric Bullock, L (9, PH) OBP: 0.308, SLG: 0.304										1	0	0	0	0	0	0
Mike Fitzgerald, R (1, 2) OBP: 0.258, SLG: 0.244		F9		FC6-4 1-2f			F9		L6	4	0	0	0	0	0	3
Spike Owen, S (1, 6) OBP: 0.299, SLG: 0.294	1-2	K			K		F7		K	3	0	0	0	0	2	1
Ron Hassey, L (9, PH) OBP: 0.352, SLG: 0.367										1	0	0	0	0	1	0
Dennis Martinez, R (1, 1) OBP: 0.122, SLG: 0.171			K		G6-3		G4-3			2	0	0	0	0	1	0
Junior Noboa, R (7, PH) OBP: 0.274, SLG: 0.361										1	0	0	0	0	0	0
Jeff Fassero, L (8, 1)										0	0	0	0	0	0	0

Inning Stats	1	2	3	4	5	6	7	8	9
	R: 0 H: 1 E: 0 LOB: 1 K: 2 BB: 0 S: 11 P: 16	R: 0 H: 1 E: 0 LOB: 1 K: 2 BB: 0 S: 11 P: 14	R: 0 H: 0 E: 0 LOB: 0 K: 2 BB: 0 S: 8 P: 10	R: 0 H: 2 E: 0 LOB: 2 K: 1 BB: 0 S: 11 P: 16	R: 0 H: 0 E: 0 LOB: 0 K: 2 BB: 0 S: 9 P: 13	R: 1 H: 2 E: 0 LOB: 1 K: 0 BB: 0 S: 12 P: 16	R: 0 H: 0 E: 0 LOB: 0 K: 0 BB: 0 S: 6 P: 9	R: 0 H: 1 E: 0 LOB: 2 K: 1 BB: 1 S: 13 P: 25	R: 0 H: 0 E: 0 LOB: 0 K: 1 BB: 0 S: 9 P: 13

| | | | | | | | | | |

Batter	1	2	3	4	5	6	7	8	9	AB	R	H	RBI	BB	SO	LOB
Daryl Boston, L (1, 8) OBP: 0.291, SLG: 0.353	B S S X 1-2 G4-3 1B		B F B B X 3-1 E4 2B BB	B B X 2-0 ③ L8			C B F B X 2-2 ① G6-3		B B C X 2-1 1B 2B	5	2	2	0	0	0	1
Garry Templeton, S (1, 6) OBP: 0.260, SLG: 0.346	C 1 B B 1 B X SAFE SAFE 3-1 ① G4-3 1-2		X 0-0 BB 1B 2B 1-3		F X 0-1 ① G3		B C B B F X 3-2 ② G3		B F X 1-1 G6-3 BB 1B 2-H	5	1	2	1	0	0	1
Dave Magadan, L (1, 3) OBP: 0.377, SLG: 0.343	B C B X 2-1 ② G6-3		H 1-0 BB 1B HBP		B F X 1-1 ② G4-3		B X 1-0 BB BB 1B		B B B B 4-0 G6-3 1-2 BB	3	1	1	0	1	0	1
Kevin McReynolds, R (1, 7) OBP: 0.355, SLG: 0.464	C B C B S 2-3 ③ K		B B B B 4-0 1B 1-2 2-3 3-H BB		X 0-0 ③ P4		C B B F B F B 4-2 BB 1-2 BB		X 0-0 ① ② G6-3 1-2f 2-3	3	0	0	1	2	1	3
Howard Johnson, S (1, 5) OBP: 0.344, SLG: 0.522		C B C B X 2-2 ① G3-1	B B F B C F X 3-2 1-3 2-H 3-H 1B			B F B X 2-1 ① F8	B B B F C B 4-2 FC6-4 1-2 2-3 BB		I I I I 4-0 S IBB	3	0	1	2	2	0	0
Hubie Brooks, R (1, 9) OBP: 0.356, SLG: 0.484 John Franco, L (9, 1)		C F B X 1-2 ② G4-3	B S F 1 X SAFE 1-2 ③ L4			C X 0-1 ② G5-3	B X 1-0 ③ FC6-4 1-2f		S F B X 1-2 ③ P6 1-2	5 0	0 0	0 0	0 0	0 0	0 0	7 0
Rick Cerone, R (1, 2) OBP: 0.352, SLG: 0.341		X 0-0 ③ P4		B B X 2-0 ① F7		C C X 0-2 BB 1B 1B		S X 0-1 ① F9		4	0	1	0	0	0	0
Tom Herr, S (1, 4) OBP: 0.348, SLG: 0.285			C B X 1-1 ① F8	B C B X 2-1 2B		B B B B 4-0 1B 1-2 BB		B B C C B X 3-2 G4-6-3 1B		3	0	2	0	1	0	0
Frank Viola, L (1, 1) OBP: 0.119, SLG: 0.122 Kelvin Torve, L (8, PH) Jeff Innis, R (8, 1) Mark Carreon, R (9, 9) OBP: 0.302, SLG: 0.364			S F C 0-3 ② K	F C S 0-3 ② K		X 0-0 ③ 1-2 2-H 1B		C B F B 1 SAFE 1 SAFE 1 SAFE B X 3-2 ② ③ G4-6-3 1-2f		3 1 0 0	0 0 0 0	1 0 0 0	0 0 0 0	0 0 0 0	2 0 0 0	1 1 0 0
Inning Stats	R: 0 E: 0 K: 1 S: 10 H: 1 LOB: 1 BB: 0 P: 18	R: 0 E: 0 K: 0 S: 7 H: 0 LOB: 0 BB: 0 P: 10	R: 3 E: 1 K: 1 S: 15 H: 2 LOB: 2 BB: 1 P: 28	R: 0 E: 0 K: 1 S: 7 H: 1 LOB: 0 BB: 0 P: 13	R: 0 E: 0 K: 0 S: 5 H: 0 LOB: 0 BB: 0 P: 6	R: 0 E: 0 K: 0 S: 8 H: 2 LOB: 2 BB: 1 P: 14	R: 0 E: 0 K: 0 S: 13 H: 1 LOB: 3 BB: 2 P: 28	R: 0 E: 0 K: 0 S: 8 H: 1 LOB: 0 BB: 0 P: 14	R: 1 E: 0 K: 0 S: 8 H: 2 LOB: 2 BB: 2 P: 20	1B: 7 2B: 3 3B: 0 HR: 0 SF: 0 SAC: 0 DP: 2 HBP: 1						

TOP

New York Mets @ Montreal Expos

Olympic Stadium, Montreal, QB

Mon Jul 01 1991, 3:33 AM EDT

Att. 21,463 - Cloudy - 74 F

livebaseballscorecards.com

AB	35
R	4
H	10
RBI	4
BB	6
SO	3
LOB	15

PITCHER		IP	WLS	BF	H	R	ER	SO	BB	IBB	HBP	BLK	WP	HR	S	P	ERA	WHIP
Mark Gardner, R ERA: 3.77	(1, 1)	6.2	L	32	7	3	0	3	4	0	1	0	0	0	64	115	0.00	1.650
Doug Piatt, R ERA: 2.92	(7, 1)	1.1		4	1	0	0	0	0	0	0	0	0	0	9	16	0.00	0.750
Steve Frey, L ERA: 4.25	(9, 1)	0.0		3	2	1	1	0	1	0	0	0	0	0	4	11	∞	∞
Tim Burke, R ERA: 4.19	(9, 1)	0.0		0	0	0	0	0	0	0	0	0	0	0	0	0	∞	∞

PITCHER	IP	WLS	BF	H	R	ER	SO	BB	IBB	HBP	BLK	WP	HR	S	P	ERA	WHIP

Batter	1	2	3	4	5	6	7	8	9	AB	R	H	RBI	BB	SO	LOB
Marquis Grissom, R (1, 8) OBP: 0.329, SLG: 0.384	B C B F B B 4-2 1B BB		C B F S 1-3 ① K		B S X 1-1 ② G1-3		B F B F F F X 2-2 ② F8			3	0	0	0	1	1	1
Delino DeShields, L (1, 4) OBP: 0.373, SLG: 0.363	1 SAFE 1 SAFE C 1 SAFE C 1 SAFE X 0-2 CS 1B 1-3		S B C X 1-2 ② F9		B F B F B S 3-3 ③ K		B F B C F F S 2-3 ③ K			4	0	1	0	0	2	1
Ivan Calderon, R (1, 3) OBP: 0.376, SLG: 0.471	S B X 1-1 ① ② P3 1-2		B B B C F X 3-2 1B			B F B B B X 3-1 ① F8		B F X 1-1 E6 1B 1B		4	1	2	0	0	0	2
Tim Wallach, R (1, 5) OBP: 0.319, SLG: 0.357	B B S F B C 3-3 ③ K		B C F S 1-3 ③ K			C B S X 1-2 2B 1B		S B X 1-1 CS 2-H 1B		4	0	2	1	0	2	2
Dave Martinez, L (1, 7) OBP: 0.277, SLG: 0.356 (9, 9)		X 0-0 ① F8		B C X 1-1 ① G3		C B X 1-1 1-3 2B		1 SAFE C 1 SAFE B F C 1-3 ① ② K 1-2		4	0	1	0	0	1	1
Junior Noboa, R (1, 9) OBP: 0.262, SLG: 0.344 Bret Barberie, S (8, PH) OBP: 0.357, SLG: 0.500 Steve Frey, R (9, 1) Tim Burke, R (9, 1)		B C B X 2-1 ② G6-3		B X 1-0 E5 G4-6-3		C B B X 2-1 ② P4		B X 1-0 ③ F7		3 1 0 0	0 0 0 0	0 0 0 0	0 0 0 0	0 0 0 0	0 0 0 0	2 0 0 0
Gilberto Reyes, R (1, 2) OBP: 0.310, SLG: 0.286 Doug Piatt, L (7, 1) Eric Bullock, L (9, 7) OBP: 0.308, SLG: 0.304 Kenny Williams, R (9, PH) OBP: 0.339, SLG: 0.509		S X 0-1 1B 1B		F X 0-1 ② ③ G4-6-3 1-2f		S B F X 1-2 ③ L5			C B S S 1-3 ① K	3 0 0 1	0 0 0 0	1 0 0 0	0 0 0 0	0 0 0 0	0 0 0 1	3 0 0 0
Spike Owen, S (1, 6) OBP: 0.307, SLG: 0.318		B B B X 3-0 1-2 1B			B B C X 2-1 SH2-4 1B		B B B C C X 3-2 HR		C B X 1-1 ② L5	4	1	3	1	0	0	0
Mark Gardner, R (1, 1) OBP: 0.053, SLG: 0.053 Mike Fitzgerald, R (7, 2) OBP: 0.253, SLG: 0.238		B S B F B F C 3-3 ③ K			X 0-0 ① SH2-4 1-2		C B B B C X 3-2 ① G5-3		X 0-0 ③ G1-3	1 2	0 0	0 0	0 0	0 0	1 0	2 0
Inning Stats	R: 0 E: 0 K: 1 S: 10 H: 1 LOB: 1 BB: 1 P: 18	R: 0 E: 0 K: 1 S: 10 H: 2 LOB: 2 BB: 0 P: 18	R: 0 E: 0 K: 2 S: 12 H: 1 LOB: 1 BB: 0 P: 18	R: 0 E: 1 K: 0 S: 5 H: 0 LOB: 0 BB: 0 P: 7	R: 0 E: 0 K: 1 S: 8 H: 1 LOB: 1 BB: 0 P: 14	R: 0 E: 0 K: 0 S: 12 H: 2 LOB: 2 BB: 0 P: 20	R: 1 E: 0 K: 1 S: 16 H: 1 LOB: 0 BB: 0 P: 26	R: 1 E: 1 K: 1 S: 8 H: 2 LOB: 0 BB: 0 P: 12	R: 0 E: 0 K: 1 S: 6 H: 0 LOB: 0 BB: 0 P: 8	1B: 8 2B: 1 3B: 0 HR: 1	SF: 0 SAC: 1 DP: 1 HBP: 0						

PITCHER		IP	WLS	BF	H	R	ER	SO	BB	IBB	HBP	BLK	WP	HR	S	P	ERA	WHIP
Frank Viola, L ERA: 2.92	(1, 1)	7.0	W	29	8	1	1	6	1	0	0	0	0	1	73	121	1.29	1.286
Jeff Innis, R ERA: 2.51	(8, 1)	1.0		4	2	1	0	1	0	0	0	0	0	0	8	12	0.00	2.000
John Franco, L ERA: 3.24	(9, 1)	1.0	S	3	0	0	0	1	0	0	0	0	0	0	6	8	0.00	0.000

PITCHER	IP	WLS	BF	H	R	ER	SO	BB	IBB	HBP	BLK	WP	HR	S	P	ERA	WHIP

BOTTOM

New York Mets @ Montreal Expos

Olympic Stadium, Montreal, QB

Mon Jul 01 1991, 3:33 AM EDT

Att. 21,463 - Cloudy - 74 F

livebaseballscorecards.com

AB	34
R	2
H	10
RBI	2
BB	1
SO	8
LOB	14

Batter	1	2	3	4	5	6	7	8	9	AB	R	H	RBI	BB	SO	LOB
Daryl Boston, L (1, 8) OBP: 0.292, SLG: 0.362	L B B X 2-1 2B		B F C F X 1-2 ② G4-3			C S S 0-3 ① K		C B X 1-1 ② ③ F9 1-2		3	0	1	0	0	1	0
Mark Carreon, R (8, PH) OBP: 0.299, SLG: 0.360 (8, 8)										1	0	0	0	0	0	1
Kevin Elster, R (1, 6) OBP: 0.310, SLG: 0.358	C S S 0-3 ① K		S B B S B F X 3-2 ③ G6-3			B B C F S 2-3 ② K			B B C B B 4-1 SH1-3 1B BB	3	1	0	0	1	2	1
Kevin McReynolds, R (1, 7) OBP: 0.351, SLG: 0.458	C C B B B X 3-2 ② F9			C B F X 1-2 ① G6-3		B B F B F X 3-2 ③ G6-3			X 0-0 ① SH1-3 1-2	3	0	0	0	0	0	1
Howard Johnson, S (1, 5) OBP: 0.349, SLG: 0.540	B X 1-0 ③ P4			C B B X 2-1 HR			C F B B X 2-2 G6-3 2B		I I I I 4-0 1B 1B IBB	3	1	2	1	1	0	1
Hubie Brooks, R (1, 9) OBP: 0.351, SLG: 0.476		B F B X 2-1 ① G4-3		B F B F X 2-2 ② P3			X 0-0 ① G6-3 2-3		C X 0-1 ② L7	4	0	0	0	0	0	3
Dave Magadan, L (1, 3) OBP: 0.379, SLG: 0.343		C C B B B B 4-2 BB		C B X 1-1 ③ G4-3			X 0-0 ② G1-3		B B B C F X 3-2 ③ 1-H 2-H 1B	3	0	1	1	1	0	1
Mackey Sasser, L (1, 2) OBP: 0.351, SLG: 0.529		B X 1-0 ② P4			X 0-0 ① F8		C F X 0-2 ③ G6-3			3	0	0	0	0	0	2
Rick Cerone, R (9, 2) OBP: 0.352, SLG: 0.341										0	0	0	0	0	0	0
Tom Herr, S (1, 4) OBP: 0.341, SLG: 0.278		C B B F X 2-2 ③ F8			B B C X 2-1 ② G4-3			C X 0-1 ① P4		3	0	0	0	0	0	1
David Cone, L (1, 1) OBP: 0.243, SLG: 0.182			C C B S 1-3 ① K		X 0-0 ③ F9			B X 1-0 E4 CS		2	0	0	0	0	1	0
Keith Miller, R (8, PH) OBP: 0.392, SLG: 0.500										1	0	0	0	0	0	0
Alejandro Pena, R (8, 1)										0	0	0	0	0	0	0
John Franco, L (9, 1)										0	0	0	0	0	0	0
Inning Stats	R: 0 E: 0 K: 1 S: 9 H: 1 LOB: 1 BB: 0 P: 15	R: 0 E: 0 K: 0 S: 8 H: 0 LOB: 1 BB: 1 P: 17	R: 0 E: 0 K: 1 S: 11 H: 0 LOB: 0 BB: 0 P: 16	R: 1 E: 0 K: 0 S: 10 H: 1 LOB: 0 BB: 0 P: 16	R: 0 E: 0 K: 0 S: 4 H: 0 LOB: 0 BB: 0 P: 6	R: 0 E: 0 K: 2 S: 9 H: 0 LOB: 0 BB: 0 P: 14	R: 0 E: 0 K: 0 S: 8 H: 1 LOB: 1 BB: 0 P: 10	R: 0 E: 1 K: 0 S: 5 H: 0 LOB: 0 BB: 0 P: 7	R: 1 E: 0 K: 0 S: 7 H: 1 LOB: 2 BB: 2 P: 18	1B: 1 2B: 2 3B: 0 HR: 1 SF: 0 SAC: 1 DP: 0 HBP: 0						

PITCHER		IP	WLS	BF	H	R	ER	SO	BB	IBB	HBP	BLK	WP	HR	S	P	ERA	WHIP
Oil Can Boyd, R ERA: 3.82	(1, 1)	7.0		25	3	1	1	4	1	0	0	0	0	1	59	94	1.29	0.571
Jeff Fassero, L ERA: 1.56	(8, 1)	0.1		2	0	0	0	0	0	0	0	0	0	0	3	4	0.00	0.000
Barry Jones, R ERA: 3.86	(8, 1)	1.1	L	5	0	1	1	0	1	1	0	0	0	0	6	15	6.75	0.750
Scott Ruskin, L ERA: 2.48	(9, 1)	0.1		1	1	0	0	0	0	0	0	0	0	0	3	6	0.00	3.000

PITCHER	IP	WLS	BF	H	R	ER	SO	BB	IBB	HBP	BLK	WP	HR	S	P	ERA	WHIP

TOP

New York Mets @ Montreal Expos

Olympic Stadium, Montreal, QB

Tue Jul 02 1991, 7:05 PM EDT
Att. 12,468 - Dome - 70 F

livebaseballscorecards.com

AB	29
R	2
H	4
RBI	2
BB	3
SO	4
LOB	11

WP: 0 PB: 0 SB: 0 CS: 1 PA: 33

BOTTOM

New York Mets @ Montreal Expos

Olympic Stadium, Montreal, QB

Tue Jul 02 1991, 7:05 PM EDT

Att. 12,468 - Dome - 70 F

Batter	1	2	3	4	5	6	7	8	9	AB	R	H	RBI	BB	SO	LOB
Marquis Grissom, R (1, 8) OBP: 0.324, SLG: 0.379	F8		P3		F8			F9		4	0	0	0	0	0	0
Delino DeShields, L (1, 4) OBP: 0.377, SLG: 0.366	S 1B		1B 1B			G4-3		1B S BB		3	0	2	0	1	0	0
Ivan Calderon, R (1, 7) OBP: 0.378, SLG: 0.472	F8		FC6-4 1B			K		G5-4-3 1B		4	0	2	0	0	1	1
Tim Wallach, R (1, 5) OBP: 0.321, SLG: 0.367	BB		FC6-4			HR		G5-4-3		3	1	1	1	1	0	4
Dave Martinez, L (1, 9) OBP: 0.277, SLG: 0.354	K			F8		F7			FC5-4 1B	4	0	1	0	0	1	2
Ron Hassey, L (1, 2) OBP: 0.351, SLG: 0.366		G4-3		G1-3			WP 1B		K	3	0	1	0	0	0	0
Kenny Williams, R (7, PR) OBP: 0.339, SLG: 0.509										0	0	0	0	0	0	0
Gilberto Reyes, R (8, 2) OBP: 0.307, SLG: 0.283										1	0	0	0	0	1	1
Tom Foley, L (1, 3) OBP: 0.299, SLG: 0.347		G4-3		K			F9		FC5-4 1B	3	0	0	0	0	1	1
Mike Fitzgerald, R (9, PH) OBP: 0.250, SLG: 0.235										1	0	0	0	0	0	1
Spike Owen, S (1, 6) OBP: 0.306, SLG: 0.317		L5			G6-3		K		K2-3	4	0	1	0	0	1	2
Oil Can Boyd, R (1, 1) OBP: 0.129, SLG: 0.069			K		K		G4-1			2	0	0	0	0	2	0
Eric Bullock, L (7, PH) OBP: 0.302, SLG: 0.298										1	0	0	0	0	0	2
Jeff Fassero, L (8, 1)										0	0	0	0	0	0	0
Barry Jones, R (8, 1)										0	0	0	0	0	0	0
Scott Ruskin, R (9, 1)										0	0	0	0	0	0	0
Junior Noboa, R (9, PH) OBP: 0.258, SLG: 0.338										1	0	0	0	0	1	2
Inning Stats	R: 0 E: 0 K: 1 S: 12 H: 1 LOB: 2 BB: 1 P: 23	R: 0 E: 0 K: 0 S: 5 H: 0 LOB: 0 BB: 0 P: 7	R: 0 E: 0 K: 1 S: 15 H: 2 LOB: 2 BB: 0 P: 22	R: 0 E: 0 K: 1 S: 6 H: 0 LOB: 0 BB: 0 P: 8	R: 0 E: 0 K: 1 S: 10 H: 0 LOB: 0 BB: 0 P: 14	R: 1 E: 0 K: 1 S: 10 H: 1 LOB: 0 BB: 0 P: 18	R: 0 E: 0 K: 1 S: 10 H: 1 LOB: 2 BB: 0 P: 16	R: 0 E: 0 K: 0 S: 14 H: 1 LOB: 1 BB: 1 P: 23	R: 0 E: 0 K: 2 S: 11 H: 2 LOB: 2 BB: 0 P: 15	1B: 7 2B: 0 3B: 0 HR: 1 SF: 0 SAC: 0 DP: 1 HBP: 0	WP: 1 PB: 0 SB: 2 CS: 0 PA: 36					

livebaseballscorecards.com

	AB	34
	R	1
	H	8
	RBI	1
	BB	2
	SO	8
	LOB	16

PITCHER		IP	WLS	BF	H	R	ER	SO	BB	IBB	HBP	BLK	WP	HR	S	P	ERA	WHIP
David Cone, R ERA: 2.9	(1, 1)	7.0		27	5	1	1	6	1	0	0	0	1	1	68	108	1.29	0.857
Alejandro Pena, R ERA: 2.83	(8, 1)	1.0	W	4	1	0	0	0	1	0	0	0	0	0	14	23	0.00	2.000
John Franco, L ERA: 3.12	(9, 1)	1.0	S	5	2	0	0	2	0	0	0	0	0	0	11	15	0.00	2.000

PITCHER		IP	WLS	BF	H	R	ER	SO	BB	IBB	HBP	BLK	WP	HR	S	P	ERA	WHIP

Batter	1	2	3	4	5	6	7	8	9	AB	R	H	RBI	BB	SO	LOB
Garry Templeton, S (1, 3) OBP: 0.257, SLG: 0.341	C B B S B S 3-3 ① K		S B F X 1-2 ① F9	F F X 0-2 F9 2-3 1B		B B B C X 3-1 ③ G6-3			B X 1-0 ① F7	5	0	1	0	0	1	1
Kevin Elster, R (1, 6) OBP: 0.301, SLG: 0.346	C B S B X 2-2 ② F9		B B X 2-0 ② F9	B X 1-0 ② F9 1-2			C B S B F X 2-2 ① G6-3		C B F B S 2-3 ② K	5	0	0	0	0	1	2
Kevin McReynolds, R (1, 7) OBP: 0.352, SLG: 0.457	B B C X 2-1 HR 1B		B F X 1-1 1B 1B 1B	C B B B C X 3-2 ③ F8			F C B X 1-2 ② G6-3		B X 1-0 ③ P3	5	2	2	0	0	0	2
Howard Johnson, S (1, 5) OBP: 0.354, SLG: 0.554	B X 1-0 1-H HR		B 1 SAFE X 1-0 1B 1B 1-2 1B		C B B B X 3-1 ① G6-3		B B B C B 4-1 CS BB			3	1	2	2	1	0	0
Hubie Brooks, R (1, 9) OBP: 0.353, SLG: 0.474 Daryl Boston, L (8, 8) OBP: 0.292, SLG: 0.362	B S B S B B 4-2 BB		C F F X 0-2 1B 1-2 2-H 1B		X 0-0 ② G6-3		1 SAFE 1 SAFE B 1 SAFE C 1-1 ③ CS 1-2	S C X 0-2 ① G6-3		3	0	1	1	1	0	0
										0	0	0	0	0	0	0
Mark Carreon, R (1, 8) (8, 9) OBP: 0.298, SLG: 0.357	B 1 SAFE 1 SAFE B B C S F S 3-3 ③ K		B F B X 2-1 1-2 2-3 1B		B X 1-0 ③ P6			B C S B B X 3-2 ② L4		4	0	1	0	0	1	1
Rick Cerone, R (1, 2) OBP: 0.356, SLG: 0.346		B C B C X 2-2 ① G5-3	X 0-0 ③ G6-3			B X 1-0 ① 1B		S B F X 1-2 S 1B 1B		4	1	2	0	0	0	3
Tom Herr, S (1, 4) OBP: 0.351, SLG: 0.281		B C B X 2-1 ② G5-3		B B B 4-0 1B SH3-4 BB		B C F B B B 4-2 SH2-4 BB		B B C B F F F X 3-2 1-H 1B		2	0	1	1	2	0	0
Ron Darling, R (1, 1) OBP: 0.125, SLG: 0.219 Alejandro Pena, R (9, 1)		F C B X 1-2 ③ G6-3		1 SAFE 1 SAFE 1 SAFE S 1 SAFE B 1 SAFE M 1 SAFE 1-2 X ① SH3-4 1-2		1 SAFE X 0-0 ② SH2-4 1-2		F X 0-1 ③ F7		2	0	0	0	0	0	1
										0	0	0	0	0	0	0
Inning Stats	R: 2 E: 0 K: 2 S: 15 H: 2 LOB: 1 BB: 1 P: 30	R: 0 E: 0 K: 0 S: 8 H: 0 LOB: 0 BB: 0 P: 13	R: 1 E: 0 K: 0 S: 14 H: 4 LOB: 3 BB: 0 P: 21	R: 0 E: 0 K: 0 S: 10 H: 1 LOB: 2 BB: 1 P: 19	R: 0 E: 0 K: 0 S: 4 H: 0 LOB: 0 BB: 0 P: 8	R: 0 E: 0 K: 0 S: 6 H: 1 LOB: 1 BB: 1 P: 14	R: 0 E: 0 K: 0 S: 9 H: 0 LOB: 0 BB: 1 P: 17	R: 1 E: 0 K: 0 S: 16 H: 2 LOB: 1 BB: 0 P: 23	R: 0 E: 0 K: 1 S: 5 H: 0 LOB: 0 BB: 0 P: 9	1B: 9 2B: 0 3B: 0 HR: 1			SF: 0 SAC: 2 DP: 0 HBP: 0			

PITCHER	IP	WLS	BF	H	R	ER	SO	BB	IBB	HBP	BLK	WP	HR	S	P	ERA	WHIP
Chris Haney, L (1, 1) ERA: 5.06	6.0	L	28	8	3	3	2	3	0	0	0	0	1	57	105	4.50	1.833
Doug Piatt, R (7, 1) ERA: 3.14	2.0		8	2	1	1	0	1	0	0	0	0	0	25	40	4.50	1.500
Barry Jones, R (9, 1) ERA: 3.78	1.0		3	0	0	0	1	0	0	0	0	0	0	5	9	0.00	0.000

PITCHER	IP	WLS	BF	H	R	ER	SO	BB	IBB	HBP	BLK	WP	HR	S	P	ERA	WHIP

TOP

New York Mets @ Montreal Expos

Olympic Stadium, Montreal, QB

Wed Jul 03 1991, 7:05 PM EDT

Att. 13,830 - Cloudy - 69 F

livebaseballscorecards.com

AB	33
R	4
H	10
RBI	4
BB	4
SO	3
LOB	10

WP: 0 PB: 0 SB: 1 CS: 1 PA: 40

Batter	1	2	3	4	5	6	7	8	9	AB	R	H	RBI	BB	SO	LOB
Marquis Grissom, R (1, 8) OBP: 0.320, SLG: 0.373	C X 0-1 ① P4		B B F B X 3-1 ③ L6			X 0-0 ③ G5-3			B B C S S 2-3 ① K	4	0	0	0	0	1	0
Delino DeShields, L (1, 4) OBP: 0.373, SLG: 0.361	C C C B S 2-3 ② K			B C S B S 2-3 ① K			B B C F B X 3-2 ① G4-3		B B C F S S 2-3 ② K	4	0	0	0	0	3	0
Ivan Calderon, R (1, 7) OBP: 0.376, SLG: 0.467	X 0-0 ③ F9			B F B C B B 4-2 CS 1 BB			B X 1-0 ② L4		X 0-0 ③ G5-3	3	0	0	0	1	0	0
Tim Wallach, R (1, 5) OBP: 0.318, SLG: 0.363		F B S X 1-2 ① G6-3		1 SAFE B F 1 SAFE 1 SAFE X 1-1 ② F9			C B C X 1-2 ③ P4			3	0	0	0	0	0	1
Dave Martinez, L (1, 9) OBP: 0.282, SLG: 0.355		B C B S F F X 2-2 G5-4-3 E 1B		B C B 2-1 ③ CS 1-2	F B B B 4-1 F8-3 BB			C B X 1-1 ① F7		2	0	1	0	1	0	0
Tom Foley, L (1, 3) OBP: 0.291, SLG: 0.337	C X 0-1 FC G5-4-3 1-2			B 1 SAFE 1 SAFE S B X 2-1 ① ② F8-3 1-2				X 0-0 ② G4-3		3	0	0	0	0	0	2
Mike Fitzgerald, R (1, 2) OBP: 0.253, SLG: 0.229	X 0-0 ② ③ G5-4-3 1-2f 2-3			B X 1-0 ③ G5-3				B B C B B 4-1 1B BB		2	0	0	0	1	0	2
Spike Owen, S (1, 6) OBP: 0.306, SLG: 0.317			C X 0-1 ① F7			C C B S 1-3 ① K		C B B B X 3-1 1-2 1B		3	0	1	0	0	1	0
Chris Haney, L (1, 1)			S C F C 0-3 ② K			C B B X 2-1 ② G4-3		X 0-0 ③ F7		1	0	0	0	0	1	0
Bret Barberie, S (6, PH) OBP: 0.333, SLG: 0.462										1	0	0	0	0	0	0
Doug Piatt, L (7, 1)										0	0	0	0	0	0	0
Eric Bullock, L (8, PH) OBP: 0.296, SLG: 0.292										1	0	0	0	0	0	2
Barry Jones, R (9, 1)										0	0	0	0	0	0	0
Inning Stats	R: 0 H: 0 E: 0 LOB: 0 K: 1 BB: 0 S: 6 P: 8	R: 0 H: 1 E: 1 LOB: 1 K: 0 BB: 0 S: 11 P: 14	R: 0 H: 0 E: 0 LOB: 0 K: 1 BB: 0 S: 8 P: 11	R: 0 H: 0 E: 0 LOB: 0 K: 1 BB: 1 S: 8 P: 17	R: 0 H: 0 E: 0 LOB: 0 K: 0 BB: 1 S: 4 P: 11	R: 0 H: 0 E: 0 LOB: 0 K: 1 BB: 0 S: 6 P: 9	R: 0 H: 0 E: 0 LOB: 0 K: 0 BB: 0 S: 8 P: 13	R: 0 H: 1 E: 0 LOB: 2 K: 0 BB: 1 S: 7 P: 15	R: 0 H: 0 E: 0 LOB: 0 K: 2 BB: 0 S: 8 P: 12	1B: 2 SF: 0 2B: 1 SAC: 0 3B: 0 DP: 2 HR: 0 HBP: 0					WP: 0 PA: 31 PB: 0 SB: 0 CS: 1		

PITCHER		IP	WLS	BF	H	R	ER	SO	BB	IBB	HBP	BLK	WP	HR	S	P	ERA	WHIP
Ron Darling, R ERA: 4.06	(1, 1)	8.0	W	27	2	0	0	4	3	0	0	0	0	0	58	98	0.00	0.625
Alejandro Pena, R ERA: 2.75	(9, 1)	1.0		3	0	0	0	2	0	0	0	0	0	0	8	12	0.00	0.000

PITCHER	IP	WLS	BF	H	R	ER	SO	BB	IBB	HBP	BLK	WP	HR	S	P	ERA	WHIP

BOTTOM

New York Mets @ Montreal Expos

Olympic Stadium, Montreal, QB

Wed Jul 03 1991, 7:05 PM EDT

Att. 13,830 - Cloudy - 69 F

livebaseballscorecards.com

AB	27
R	0
H	2
RBI	0
BB	3
SO	6
LOB	7

Batter	1	2	3	4	5	6	7	8	9	AB	R	H	RBI	BB	SO	LOB
Garry Templeton, S (1, 3) OBP: 0.255, SLG: 0.336	C B B B X 3-1 ① F9		B X 1-0 ① F8		C X 0-1 ② G6-3			F X 0-1 E4 FC3-6	B C X 1-1 S E 1B	5	1	1	0	0	0	0
Kevin Elster, R (1, 6) OBP: 0.304, SLG: 0.366	X 0-0 HR		B B X 2-0 BB 1B		B B B C S F C 3-3 ③ K			1 SAFE X 0-0 ① FC3-6 E 1-2f 2B	C B B S B X 3-2 ② G5-3 1-2	5	2	2	1	0	1	2
Kevin McReynolds, R (1, 7) OBP: 0.356, SLG: 0.462	B C F F B B X 3-2 2B		F F B F 1 SAFE X 1-2 ② F7			B B B C B 4-1 S BB		B X 1-0 FC 2B 1-2 G5-2-3	C S B X 1-2 E1 2-H 1B	4	0	2	0	1	0	2
Howard Johnson, S (1, 5) OBP: 0.355, SLG: 0.553	C B X 1-1 ② F7		B B B B 4-0 1-2 BB			B 1 SAFE B F F 1 SAFE 1 SAFE B X 3-2 ① F8		C B X 1-1 1-3 2-H 2B	X 0-0 ③ P5	4	0	1	1	1	0	3
Hubie Brooks, R (1, 9) OBP: 0.355, SLG: 0.470 Daryl Boston, L (8, PR) OBP: 0.292, SLG: 0.362 (8, 8)	B B B B 4-0 BB		B S B B C S 2-3 ③ K			C S S 0-3 ② K		I I I I 4-0 IBB		2 0	0 0	0 0	0 0	2 0	2 0	3 0
Mark Carreon, R (1, 8) OBP: 0.288, SLG: 0.345 (8, 9)	B X 1-0 ③ F8			B B X 2-0 ① F8		1 SAFE F C B F 1 SAFE B B S 3-3 ③ K 1-2		B X 1-0 ②③ G5-2-3 3-Hf		4	0	0	0	0	1	6
Rick Cerone, R (1, 2) OBP: 0.353, SLG: 0.338		B X 1-0 ① F8		C X 0-1 ② P5			C B F F B C 2-3 ① K		B C C B F B B 4-2 SH1-4 HR BB	3	1	0	0	1	1	0
Tom Herr, S (1, 4) OBP: 0.345, SLG: 0.275		C B B B X 3-1 ② F8		C F B F C 1-3 ③ K			X 0-0 ② G1-3		X 0-0 ① SH1-4 1-2	3	0	0	0	0	1	0
Wally Whitehurst, R (1, 1) OBP: 0.190, SLG: 0.158 Gregg Jefferies, S (9, PH) OBP: 0.343, SLG: 0.415 Jeff Innis, R (9, 1)		X 0-0 ③ G1-3			B X 1-0 ① G6-3		C C B X 1-2 ③ G1-3		C X 0-1 2-H HR	3 1 0	0 1 0	0 1 0	0 1 0	0 0 0	0 0 0	0 0 0
Inning Stats	R: 1 E: 0 K: 0 S: 10 H: 2 LOB: 2 BB: 1 P: 22	R: 0 E: 0 K: 0 S: 4 H: 0 LOB: 0 BB: 0 P: 8	R: 0 E: 0 K: 1 S: 9 H: 1 LOB: 2 BB: 1 P: 19	R: 0 E: 0 K: 1 S: 7 H: 0 LOB: 0 BB: 0 P: 10	R: 0 E: 0 K: 1 S: 7 H: 0 LOB: 0 BB: 0 P: 11	R: 0 E: 0 K: 2 S: 11 H: 0 LOB: 1 BB: 1 P: 21	R: 0 E: 0 K: 1 S: 8 H: 0 LOB: 0 BB: 0 P: 11	R: 1 E: 2 K: 0 S: 7 H: 1 LOB: 2 BB: 1 P: 14	R: 3 E: 1 K: 0 S: 15 H: 3 LOB: 1 BB: 1 P: 24	1B: 3 2B: 2 3B: 0 HR: 2 SF: 0 SAC: 1 DP: 1 HBP: 0							

PITCHER		IP	WLS	BF	H	R	ER	SO	BB	IBB	HBP	BLK	WP	HR	S	P	ERA	WHIP
Brian Barnes, L ERA: 4.91	(1, 1)	6.0		24	3	1	1	5	3	0	0	0	0	1	48	91	1.50	1.000
Tim Burke, R ERA: 4.0	(7, 1)	0.0	L	0	0	0	0	0	0	0	0	0	0	0	0	0	∞	∞
Barry Jones, R ERA: 4.09	(9, 1)	0.2		6	3	3	2	0	1	0	0	0	0	1	14	23	27.00	6.000
Jeff Fassero, L ERA: 1.53	(9, 1)	0.1		1	0	0	0	0	0	0	0	0	0	0	1	1	0.00	0.000

PITCHER	IP	WLS	BF	H	R	ER	SO	BB	IBB	HBP	BLK	WP	HR	S	P	ERA	WHIP

TOP

New York Mets @ Montreal Expos

Olympic Stadium, Montreal, QB

Thu Jul 04 1991, 7:05 PM EDT

Att. 12,763 - Cloudy - 70 F

livebaseballscorecards.com

AB	34
R	5
H	7
RBI	4
BB	5
SO	6
LOB	16

WP: 0 PB: 0 SB: 2 CS: 0 PA: 40

New York Mets @ Montreal Expos

Olympic Stadium, Montreal, QB

Thu Jul 04 1991, 7:05 PM EDT

Att. 12,763 - Cloudy - 70 F

livebaseballscorecards.com

BOTTOM

Batter	1	2	3	4	5	6	7	8	9	AB	R	H	RBI	BB	SO	LOB
Delino DeShields, L (1, 4) OBP: 0.370, SLG: 0.357	X 0-0 ① G3		B C B C S 2-3 ③ K			1 SAFE X 0-0 ① SH1-3 1-2			C B C F S 1-3 ① K	3	0	0	0	0	2	1
Marquis Grissom, R (1, 8) OBP: 0.316, SLG: 0.368	C B X 1-1 ② G6-3			B F B B S X 3-2 ① G6-3		X 0-0 ② FC6-5 CS 2-3			C C B B F X 2-2 ② P4	4	0	0	0	0	0	1
Ivan Calderon, R (1, 7) OBP: 0.375, SLG: 0.467	C B C B C 2-3 ③ K			B F F F X 1-2 ② G5-3		1 SAFE P 1-0 ③ CS 1-2	B F X 1-1 G4-1 BLK 2B		F F F B B X 2-2 ③ G3	4	1	1	0	0	1	0
Tim Wallach, R (1, 5) OBP: 0.316, SLG: 0.359		B F B B X 3-1 ① F8		F C B S 1-3 ③ K			X 0-0 ① G4-1 2-3			3	0	0	0	0	1	1
Dave Martinez, L (1, 9) OBP: 0.283, SLG: 0.360		B F F B B S 3-3 ② K			X 0-0 S 2B		B C B B F F S 3-3 ② K			3	0	1	0	0	2	1
Andres Galarraga, R (1, 3) OBP: 0.299, SLG: 0.368		X 0-0 ③ G4-3			F X 0-1 ① L3		C X 0-1 ③ G6-3 3-H			3	0	0	0	0	0	1
Mike Fitzgerald, R (1, 2) OBP: 0.245, SLG: 0.221			B B C F B X 3-2 ① G6-3		B C F B B S 2-3 ② K 2-3			F C B B F B X 3-2 ① F8		3	0	0	0	0	1	1
Spike Owen, S (1, 6) OBP: 0.304, SLG: 0.314 Tom Foley, L (8, PH) (9, 6) OBP: 0.297, SLG: 0.343			X 0-0 ② G4-3		B C C B S 2-3 ③ K			C F X 0-2 G4-6-3 1B		2 1	0 0	0 1	0 0	0 0	1 0	1 0
Brian Barnes, L (1, 1) OBP: 0.300, SLG: 0.125 Eric Bullock, L (6, PH) OBP: 0.309, SLG: 0.306 Tim Burke, R (7, 1) Bret Barberie, S (8, PH) OBP: 0.313, SLG: 0.429 Barry Jones, R (9, 1) Jeff Fassero, L (9, 1)			S B B B F B B 4-2 BB			B X 1-0 FC6-5 SH1-3 1B		1 SAFE C B X 1-1 ② ③ G4-6-3 1-2f		0 1 0 1 0 0	0 0 0 0 0 0	0 1 0 0 0 0	0 0 0 0 0 0	1 0 0 0 0 0	0 0 0 1 0 0	0 0 0 0 0 0

Inning Stats	1	2	3	4	5	6	7	8	9
	R: 0 E: 0 K: 1 S: 6	R: 0 E: 0 K: 1 S: 6	R: 0 E: 0 K: 1 S: 9	R: 0 E: 0 K: 1 S: 9	R: 0 E: 0 K: 2 S: 9	R: 0 E: 0 K: 0 S: 4	R: 1 E: 0 K: 1 S: 9	R: 0 E: 0 K: 0 S: 9	R: 0 E: 0 K: 1 S: 12
	H: 0 LOB: 0 BB: 0 P: 9	H: 0 LOB: 0 BB: 0 P: 12	H: 0 LOB: 1 BB: 1 P: 18	H: 0 LOB: 0 BB: 0 P: 14	H: 1 LOB: 1 BB: 0 P: 13	H: 1 LOB: 0 BB: 0 P: 5	H: 1 LOB: 0 BB: 0 P: 13	H: 1 LOB: 0 BB: 0 P: 13	H: 0 LOB: 0 BB: 0 P: 17

1B: 2	SF: 0
2B: 2	SAC: 1
3B: 0	DP: 1
HR: 0	HBP: 0

WP: 0	PA: 31
PB: 0	
SB: 1	
CS: 1	

AB	28
R	1
H	4
RBI	0
BB	1
SO	8
LOB	8

PITCHER		IP	WLS	BF	H	R	ER	SO	BB	IBB	HBP	BLK	WP	HR	S	P	ERA	WHIP
Wally Whitehurst, R ERA: 3.17	(1, 1)	8.0	W	27	4	1	1	7	1	0	0	1	0	0	61	97	1.12	0.625
Jeff Innis, R ERA: 2.43	(9, 1)	1.0		3	0	0	0	1	0	0	0	0	0	0	12	17	0.00	0.000

PITCHER	IP	WLS	BF	H	R	ER	SO	BB	IBB	HBP	BLK	WP	HR	S	P	ERA	WHIP

Batter	1	2	3	4	5	6	7	8	9	AB	R	H	RBI	BB	SO	LOB
Marquis Grissom, R (1, 8) OBP: 0.324, SLG: 0.377	G4-3									4	2	3	0	1	0	0
Spike Owen, S (1, 6) OBP: 0.308, SLG: 0.329	G2-3									3	0	2	2	0	0	1
Dave Martinez, L (7, PH) OBP: 0.286, SLG: 0.368										1	0	1	1	0	0	0
Tom Foley, L (7, 6) OBP: 0.297, SLG: 0.343										0	0	0	0	0	0	0
Ivan Calderon, R (1, 7) OBP: 0.378, SLG: 0.466	G2-3		G6-3		CS		FC6-4		CS	3	0	1	1	2	0	2
Tim Wallach, R (1, 5) OBP: 0.314, SLG: 0.355	K		BB		G5-3		P3		F9	4	0	0	0	1	1	7
Andres Galarraga, R (1, 3) OBP: 0.291, SLG: 0.358		K2-3	K			F8	FC6-4			4	0	0	0	0	2	5
Kenny Williams, R (1, 9) OBP: 0.333, SLG: 0.491		K	G4-3			G6-3		CS		4	0	1	0	0	1	0
Mike Fitzgerald, R (1, 2) OBP: 0.235, SLG: 0.211		G1-3	G6-3			K		F7		4	0	0	0	0	1	1
Bret Barberie, S (1, 4) OBP: 0.350, SLG: 0.471			F8	BB			G1-3		F7	3	0	1	0	1	0	0
Dennis Martinez, R (1, 1) OBP: 0.156, SLG: 0.182			F7	G5-3			FC6-4			3	2	1	0	1	0	2

TOP

Montreal Expos @ Pittsburgh Pirates

Three Rivers Stadium, Pittsburgh, PA

Fri Jul 05 1991, 7:05 PM EDT

Att. 37,807 - Sunny - 85 F

livebaseballscorecards.com

AB	33
R	4
H	10
RBI	4
BB	6
SO	5
LOB	18

Inning Stats	1	2	3	4	5	6	7	8	9
	R: 0 E: 0 K: 1 S: 8	R: 0 E: 0 K: 2 S: 8	R: 2 E: 0 K: 1 S: 12	R: 0 E: 0 K: 0 S: 9	R: 1 E: 0 K: 0 S: 14	R: 0 E: 0 K: 1 S: 9	R: 1 E: 0 K: 0 S: 14	R: 0 E: 0 K: 0 S: 13	R: 0 E: 0 K: 0 S: 3
	H: 1 LOB: 1 BB: 0 P: 11	H: 0 LOB: 0 BB: 0 P: 11	H: 3 LOB: 2 BB: 1 P: 24	H: 0 LOB: 1 BB: 1 P: 14	H: 2 LOB: 0 BB: 0 P: 20	H: 0 LOB: 0 BB: 0 P: 11	H: 2 LOB: 3 BB: 2 P: 27	H: 2 LOB: 1 BB: 0 P: 18	H: 0 LOB: 1 BB: 2 P: 13

1B: 5	SF: 0
2B: 5	SAC: 1
3B: 0	DP: 0
HR: 0	HBP: 0

WP: 0	PA: 40
PB: 0	
SB: 1	
CS: 4	

PITCHER		IP	WLS	BF	H	R	ER	SO	BB	IBB	HBP	BLK	WP	HR	S	P	ERA	WHIP
John Smiley, L ERA: 3.4	(1, 1)	6.1	L	27	6	4	4	5	3	0	0	0	0	0	63	98	5.68	1.421
Vicente Palacios, R ERA: 3.02	(7, 1)	1.2		9	4	0	0	0	0	1	0	0	0	0	24	38	0.00	2.400
Stan Belinda, R ERA: 3.72	(9, 1)	1.0		4	0	0	0	0	1	1	0	0	0	0	3	13	0.00	1.000

PITCHER		IP	WLS	BF	H	R	ER	SO	BB	IBB	HBP	BLK	WP	HR	S	P	ERA	WHIP

Montreal Expos @ Pittsburgh Pirates

Three Rivers Stadium, Pittsburgh, PA

Fri Jul 05 1991, 7:05 PM EDT

Att. 37,807 - Sunny - 85 F

BOTTOM

Batter	1	2	3	4	5	6	7	8	9	AB	R	H	RBI	BB	SO	LOB
Orlando Merced, S (1, 3) OBP: 0.376, SLG: 0.451	B B B C C X 3-2 1B 1B 1B		C B B X 2-1 ① G2-3		B B C X 2-1 ① F7	B C S B S 2-3 ③ K			B B X 2-0 ③ F8	5	1	1	0	0	1	1
Jay Bell, R (1, 6)	1 SAFE 1 SAFE X 0-0 G4-6-3 1B 1-3 1B		B F F B S 2-3 ② K		C C B X 1-2 G3 1B 2B		B X 1-0 ① F7			4	1	2	0	0	1	0
Andy Van Slyke, L (1, 8) OBP: 0.336, SLG: 0.396	B C X 1-1 G4-6-3 1-2 3-H 1B		X 0-0 ③ G6-3		C F B B X 2-2 ② G3 2-3		B X 1-0 G4-6-3 1B			4	0	2	1	0	0	1
Bobby Bonilla, S (1, 5) OBP: 0.371, SLG: 0.460	F X 0-1 ① ② G4-6-3 1-2f 2-3			B X 1-0 ① P5	C B X 1-1 3-H 1B		F B 1 SAFE B X 2-1 ② ③ G4-6-3 1-2f			4	0	1	1	0	0	3
Barry Bonds, L (1, 7) OBP: 0.381, SLG: 0.472	C X 0-1 ③ F9			C X 0-1 ② G3	B C B X 2-1 ③ F8			C B B X 2-1 ① F7		4	0	0	0	0	0	2
Gary Varsho, L (1, 9) OBP: 0.364, SLG: 0.457 Stan Belinda, R (9, 1)		B F B B F F F F E X 3-2 ① G3-1		S B S S B X 2-2 PB 1B 1B		F X 0-1 ① L6		C S B X 1-2 ② F9		4 0	0 0	1 0	0 0	0 0	0 0	0 0
Michael LaValliere, L (1, 2) OBP: 0.366, SLG: 0.386		X 0-0 ② G5-3		1 SAFE 1 SAFE 1 SAFE F 1 SAFE 1 SAFE B C 1 SAFE 1-2 F X PB 1-2 1B		F X 0-1 G5-3 1B 1B		B F B F F X 2-2 ③ G6-3		4	1	2	0	0	0	0
Jose Lind, R (1, 4) OBP: 0.303, SLG: 0.336		C B C F B F X 2-2 1B		B B I I 4-0 1-2 2-3 IBB	B B C 1 SAFE B F F X 3-2 ② G5-3 1-2				B C X 1-1 ① G1-6-3	3	0	1	0	1	0	1
John Smiley, L (1, 1) OBP: 0.229, SLG: 0.182 Vicente Palacios, R (7, 1) OBP: 0.071, SLG: 0.071 Jose Gonzalez, R (9, 9) Lloyd McClendon, R (9, PH) OBP: 0.345, SLG: 0.468		C B B F F X 3-2 ③ F7		X 0-0 ③ F7		C B B B X 3-1 2-H 1B			B X 1-0 ② L7	3 0 0 1	0 0 0 0	1 0 0 0	1 0 0 0	0 0 0 0	0 0 0 0	4 0 0 0
Inning Stats	R: 1 H: 3 E: 0 LOB: 1 K: 0 BB: 0 S: 10 P: 14	R: 0 H: 1 E: 0 LOB: 1 K: 0 BB: 0 S: 17 P: 25	R: 0 H: 0 E: 0 LOB: 0 K: 1 BB: 0 S: 6 P: 10	R: 0 H: 2 E: 0 LOB: 3 K: 0 BB: 1 S: 11 P: 19	R: 1 H: 2 E: 0 LOB: 1 K: 0 BB: 0 S: 12 P: 20	R: 1 H: 2 E: 0 LOB: 1 K: 1 BB: 0 S: 13 P: 21	R: 0 H: 1 E: 0 LOB: 0 K: 0 BB: 0 S: 4 P: 8	R: 0 H: 0 E: 0 LOB: 0 K: 0 BB: 0 S: 9 P: 14	R: 0 H: 0 E: 0 LOB: 0 K: 0 BB: 0 S: 4 P: 8	1B: 10 SF: 0 2B: 1 SAC: 0 3B: 0 DP: 2 HR: 0 HBP: 0						

livebaseballscorecards.com

AB	36
R	3
H	11
RBI	3
BB	1
SO	2
LOB	12

WP: 0 PA: 37
PB: 1
SB: 0
CS: 0

PITCHER		IP	WLS	BF	H	R	ER	SO	BB	IBB	HBP	BLK	WP	HR	S	P	ERA	WHIP
Dennis Martinez, R ERA: 2.1	(1, 1)	9.0	W	37	11	3	3	2	0	1	0	0	0	0	86	139	3.00	1.222

Batter	1	2	3	4	5	6	7	8	9	AB	R	H	RBI	BB	SO	LOB
Marquis Grissom, R (1, 8) OBP: 0.323, SLG: 0.373	F C F X 0-2 ① F9			B B B C B 4-1 SH SF8 BB	B F B B F S 3-3 ② K			B L X 1-1 ① G6-3		3	1	0	0	1	1	1
Delino DeShields, L (1, 4) OBP: 0.369, SLG: 0.354	C B B S B F F B 4-2 CS BB			1 SAFE 1 SAFE 1 SAFE X 0-0 SH SF8 1-3 SF7	F B X 1-1 ③ G4-3			B B C C F B X 3-2 ② G4-3		2	1	0	0	1	0	1
Ivan Calderon, R (1, 7) OBP: 0.376, SLG: 0.465	1 SAFE S B 1 SAFE C B B X 3-2 ② ③ F8 1-2			B X 1-0 ① SF8 2-3 3-H		X 0-0 G6-4-3 1B		B F F B F X 2-2 ③ G5-3		3	0	1	1	0	0	1
Tim Wallach, R (1, 5) OBP: 0.310, SLG: 0.351		B B F F B F X 3-2 ① F9		X 0-0 ② SF7 3-H		C X 0-1 ① ② G6-4-3 1-2f			B F X 1-1 ① F8	3	0	0	1	0	0	1
Dave Martinez, L (1, 9) OBP: 0.290, SLG: 0.371		C F X 0-2 ② F8		C C X 0-2 1B 1B		F B X 1-1 ③ G3			B X 1-0 K S 1B	4	0	2	0	0	0	0
Andres Galarraga, R (1, 3) OBP: 0.290, SLG: 0.355		B S F S 1-3 ③ K		S X 0-1 1-2 1B			B X 1-0 ① L9		1 SAFE P B S 1 SAFE F B 2 SAFE S 3-3 ② ③ K 1-3	4	0	1	0	0	2	1
Gilberto Reyes, R (1, 2) OBP: 0.299, SLG: 0.275			S F B X 1-2 ① F7	F F S 0-3 ③ K			X 0-0 ② P5			3	0	0	0	0	1	2
Spike Owen, S (1, 6) OBP: 0.309, SLG: 0.329			B C C B B X 3-2 ② F8		B B C X 2-1 ① F9		C L B B X 2-2 1B			3	0	1	0	0	0	0
Mark Gardner, R (1, 1) OBP: 0.045, SLG: 0.045			S C B S 1-3 ③ K		B B C C F B X 3-2 E5		X 0-0 G4-3			3	0	0	0	0	1	1
Jeff Fassero, L (9, 1)										0	0	0	0	0	0	0
Tim Burke, R (9, 1)										0	0	0	0	0	0	0
Inning Stats	R: 0 E: 0 K: 0 S: 11 H: 0 LOB: 0 BB: 1 P: 18	R: 0 E: 0 K: 1 S: 10 H: 0 LOB: 0 BB: 0 P: 14	R: 0 E: 0 K: 1 S: 9 H: 0 LOB: 0 BB: 0 P: 14	R: 2 E: 1 K: 1 S: 12 H: 2 LOB: 2 BB: 1 P: 17	R: 0 E: 1 K: 1 S: 11 H: 0 LOB: 1 BB: 0 P: 20	R: 0 E: 0 K: 0 S: 5 H: 1 LOB: 0 BB: 0 P: 6	R: 0 E: 0 K: 0 S: 6 H: 1 LOB: 1 BB: 0 P: 9	R: 0 E: 0 K: 0 S: 10 H: 0 LOB: 0 BB: 0 P: 16	R: 0 E: 0 K: 1 S: 7 H: 1 LOB: 0 BB: 0 P: 11	1B: 5 2B: 0 3B: 0 HR: 0 SF: 2 SAC: 1 DP: 1 HBP: 0						

TOP

Montreal Expos @ Pittsburgh Pirates

Three Rivers Stadium, Pittsburgh, PA

Sat Jul 06 1991, 7:05 PM EDT
Att. 34,182 - Cloudy - 77 F

livebaseballscorecards.com

AB	28
R	2
H	5
RBI	2
BB	2
SO	5
LOB	8

WP: 0 PB: 0 SB: 1 CS: 1 PA: 33

PITCHER		IP	WLS	BF	H	R	ER	SO	BB	IBB	HBP	BLK	WP	HR	S	P	ERA	WHIP
Bob Walk, R ERA: 3.02	(1, 1)	8.0	L	30	4	2	0	4	2	0	0	0	0	0	74	114	0.00	0.750
Bill Landrum, R ERA: 2.29	(9, 1)	1.0		3	1	0	0	1	0	0	0	0	0	0	7	11	0.00	1.000

PITCHER		IP	WLS	BF	H	R	ER	SO	BB	IBB	HBP	BLK	WP	HR	S	P	ERA	WHIP

BOTTOM

Batter	1	2	3	4	5	6	7	8	9	AB	R	H	RBI	BB	SO	LOB
Orlando Merced, S (1, 3) OBP: 0.374, SLG: 0.443	B B C C F X 2-2 ① P5		B C B B X 3-1 ③ F7			C S F B B X 2-2 ① F8			B B B B 4-0 G1-3 BB BB	3	0	0	0	1	0	0
Gary Redus, R (9, PR) OBP: 0.300, SLG: 0.339										0	0	0	0	0	0	0
Jay Bell, R (1, 6) OBP: 0.318, SLG: 0.421	B C X 1-1 ② F9			X 0-0 ① F9		B X 1-0 ② F9			B B B C 1 SAFE B 4-1 1-2 G1-3 BB	3	0	0	0	1	0	0
Andy Van Slyke, L (1, 8) OBP: 0.334, SLG: 0.391	B C B C B F B 4-2 CS BB			C F X 0-2 ② P7		B C B X 2-1 ③ P4			B C F S 1-3 ① K	3	0	0	0	1	1	2
Bobby Bonilla, S (1, 5) OBP: 0.370, SLG: 0.455	B 1-0 ③ CS 1-2	B B F C F B B 4-2 BB		B F C B B F X 3-2 ③ G4-3			C C B B F S 2-3 ① K		C B X 1-1 ② G1-3 1-2 2-3	3	0	0	0	1	1	2
Barry Bonds, L (1, 7) OBP: 0.386, SLG: 0.472		B B F F 1 SAFE X 2-2 ① F8			F C X 0-2 FC4-6 1B		B F B B B 4-1 CS BB		I I I I 4-0 FC5-4 IBB	2	0	1	0	2	0	1
Gary Varsho, L (1, 9) OBP: 0.355, SLG: 0.443		C B B X 2-1 ② F9			1 SAFE B B X 2-0 ① FC4-6 1-2f 2B		B X 1-0 ② ③ F8 1-2		B X 1-0 ③ FC5-4 1-2f	3	1	0	0	0	0	3
Lloyd McClendon, R (9, PH) OBP: 0.341, SLG: 0.463										1	0	0	0	0	0	3
Michael LaValliere, L (1, 2) OBP: 0.361, SLG: 0.379		X 0-0 ③ G1-3			C 1 SAFE C C 0-3 ② K			X 0-0 ① G4-3		3	0	0	0	0	1	2
Jose Lind, R (1, 4) OBP: 0.303, SLG: 0.341			X 0-0 ① F8		1 SAFE 1 SAFE B B X 2-0 1-H 2B			C B X 1-1 ② F8		3	0	1	1	0	0	0
Bob Walk, R (1, 1) OBP: 0.174, SLG: 0.273			F B S F C 1-3 ② K		F X 0-1 ③ F9			B S F S 1-3 ③ K		2	0	0	0	0	1	1
Curtis Wilkerson, S (8, PH) OBP: 0.260, SLG: 0.268										1	0	0	0	0	1	0
Bill Landrum, R (9, 1)										0	0	0	0	0	0	0
Inning Stats	R: 0 E: 0 K: 0 S: 10 H: 0 LOB: 0 BB: 1 P: 18	R: 0 E: 0 K: 0 S: 9 H: 0 LOB: 1 BB: 1 P: 17	R: 0 E: 0 K: 1 S: 7 H: 0 LOB: 0 BB: 0 P: 11	R: 0 E: 0 K: 0 S: 8 H: 0 LOB: 0 BB: 0 P: 11	R: 1 E: 0 K: 1 S: 10 H: 2 LOB: 1 BB: 0 P: 14	R: 0 E: 0 K: 0 S: 7 H: 0 LOB: 0 BB: 0 P: 12	R: 0 E: 0 K: 1 S: 6 H: 0 LOB: 0 BB: 1 P: 13	R: 0 E: 0 K: 1 S: 6 H: 0 LOB: 0 BB: 0 P: 8	R: 0 E: 0 K: 1 S: 7 H: 0 LOB: 3 BB: 3 P: 22	1B: 1 2B: 1 3B: 0 HR: 0	SF: 0 SAC: 0 DP: 0 HBP: 0						

PITCHER		IP	WLS	BF	H	R	ER	SO	BB	IBB	HBP	BLK	WP	HR	S	P	ERA	WHIP
Mark Gardner, R ERA: 3.46	(1, 1)	8.0	W	29	2	1	1	4	5	0	0	0	0	0	64	113	1.12	0.875
Jeff Fassero, L ERA: 1.47	(9, 1)	0.2		3	0	0	0	1	0	1	0	0	0	0	5	11	0.00	0.000
Tim Burke, R ERA: 3.97	(9, 1)	0.1	S	1	0	0	0	0	0	0	0	0	0	0	1	2	0.00	0.000

PITCHER	IP	WLS	BF	H	R	ER	SO	BB	IBB	HBP	BLK	WP	HR	S	P	ERA	WHIP

Montreal Expos @ Pittsburgh Pirates

Three Rivers Stadium, Pittsburgh, PA

Sat Jul 06 1991, 7:05 PM EDT

Att. 34,182 - Cloudy - 77 F

livebaseballscorecards.com

AB	27
R	1
H	2
RBI	1
BB	6
SO	5
LOB	14

1B: 1 2B: 1 3B: 0 HR: 0 SF: 0 SAC: 0 DP: 0 HBP: 0

WP: 0 PB: 0 SB: 0 CS: 2 PA: 34

Batter	1	2	3	4	5	6	7	8	9	AB	R	H	RBI	BB	SO	LOB
Marquis Grissom, R (1, 8) OBP: 0.318, SLG: 0.368	B C S S 1-3 ① K		B S X 1-1 ①② G6-4-3 1-2f		C 1 SAFE F B S 1-3 ② K			C B C F S 1-3 ① K		4	0	0	0	0	3	2
Delino DeShields, L (1, 4) OBP: 0.371, SLG: 0.354	B C B B F B B 4-2 S BB		C B X 1-1 1B		C 1 SAFE B X 1-1 ③ G6-3			C C S 0-3 ② K		3	0	1	0	1	1	1
Ivan Calderon, R (1, 7) OBP: 0.372, SLG: 0.458	1 SAFE B X 1-0 ② F9		1 SAFE F F B F C 1-3 ③ K			X 0-0 ① G5-3		C X 0-1 ③ G6-3		4	0	0	0	0	1	2
Tim Wallach, R (1, 5) OBP: 0.307, SLG: 0.347	1 SAFE 1 SAFE P S 1 SAFE C B 2 SAFE C 2-3 ③ K 1-2			S B B S S 2-3 ① K		C B F F S 1-3 ② K			B F B S F F X 2-2 ① F9	4	0	0	0	0	3	1
Dave Martinez, L (1, 9) OBP: 0.290, SLG: 0.368		F B X 1-1 ① F8		C B F C 1-3 ② K		B C F F S 1-3 ③ K			F B X 1-1 1B	4	0	1	0	0	2	0
Andres Galarraga, R (1, 3) OBP: 0.295, SLG: 0.355		B S X 1-1 1B 1B		F X 0-1 ③ P4			B B B B 4-0 BB		B F S B B S 3-3 ② K	3	0	1	0	1	1	1
Ron Hassey, L (1, 2) OBP: 0.357, SLG: 0.407		F F B B X 2-2 ② 1-3 1B			X 0-0 HR		B B B C X 3-1 ① P7		B B B C X 3-1 ③ L8	4	1	2	1	0	0	2
Spike Owen, S (1, 6) OBP: 0.309, SLG: 0.329		B B S X 2-1 ③ F8			C F X 0-2 1B		1 SAFE B X 1-0 ② F7			3	0	1	0	0	0	2
Oil Can Boyd, R (1, 1) OBP: 0.152, SLG: 0.067			B F S B B B 4-2 G6-4-3 BB		L L M 0-3 ① K		B B F C B C 3-3 ③ K			1	0	0	0	1	1	1
Bret Barberie, S (7, PH) OBP: 0.333, SLG: 0.444										1	0	0	0	0	1	1
Steve Frey, R (7, 1)										0	0	0	0	0	0	0
Doug Piatt, L (8, 1)										0	0	0	0	0	0	0
Scott Ruskin, R (8, 1)										0	0	0	0	0	0	0
Inning Stats	R: 0 E: 0 K: 2 S: 10 H: 0 LOB: 1 BB: 1 P: 17	R: 0 E: 0 K: 0 S: 9 H: 2 LOB: 1 BB: 0 P: 15	R: 0 E: 0 K: 1 S: 10 H: 1 LOB: 1 BB: 1 P: 17	R: 0 E: 0 K: 2 S: 8 H: 0 LOB: 0 BB: 0 P: 11	R: 1 E: 0 K: 2 S: 12 H: 2 LOB: 1 BB: 0 P: 14	R: 0 E: 0 K: 2 S: 9 H: 0 LOB: 0 BB: 0 P: 11	R: 0 E: 0 K: 1 S: 6 H: 0 LOB: 1 BB: 1 P: 17	R: 0 E: 0 K: 2 S: 9 H: 0 LOB: 0 BB: 0 P: 10	R: 0 E: 0 K: 1 S: 12 H: 1 LOB: 1 BB: 0 P: 21	1B: 5 2B: 0 3B: 0 HR: 1 SF: 0 SAC: 0 DP: 1 HBP: 0						

TOP

Montreal Expos @ Pittsburgh Pirates

Three Rivers Stadium, Pittsburgh, PA

Sun Jul 07 1991, 3:33 AM EDT

Att. 41,995 - Cloudy - 90 F

livebaseballscorecards.com

AB	31
R	1
H	6
RBI	1
BB	3
SO	13
LOB	13

PITCHER		IP	WLS	BF	H	R	ER	SO	BB	IBB	HBP	BLK	WP	HR	S	P	ERA	WHIP
Doug Drabek, R ERA: 2.94	(1, 1)	7.0	W	27	5	1	1	10	3	0	0	0	0	1	64	102	1.29	1.143
Stan Belinda, R ERA: 3.52	(8, 1)	2.0	S	7	1	0	0	3	0	0	0	0	0	0	21	31	0.00	0.500

PITCHER		IP	WLS	BF	H	R	ER	SO	BB	IBB	HBP	BLK	WP	HR	S	P	ERA	WHIP

Batter	1	2	3	4	5	6	7	8	9	AB	R	H	RBI	BB	SO	LOB
Orlando Merced, S (1, 3) OBP: 0.374, SLG: 0.447	B C S B X 2-2 ① P6		C X 0-1 1B		B X 1-0 SF7 1-3 3-H 2B		B B C F B X 3-2 ① F7	B C C S 1-3 ② K		5	0	2	1	0	1	3
Jay Bell, R (1, 6) OBP: 0.316, SLG: 0.416	C X 0-1 ② P2		1 SAFE B B C 1 SAFE 1 SAFE B X 3-1 ③ F9		C X 0-1 ① L5		C B X 1-1 ② F9	B B B B 4-0 1-2 2-3 3-H BB		4	0	0	1	1	0	3
Andy Van Slyke, L (1, 8) OBP: 0.332, SLG: 0.393	B B C S B X 3-2 ③ 2B			C X 0-1 ① G1-3	C C F X 0-2 ② SF7 2-3 3-H		S C B S 1-3 ③ K	B C C F S 1-3 ③ K		4	0	1	1	0	2	3
Bobby Bonilla, S (1, 5)		X 0-0 ① G4-3		B F C B S 2-3 ② K	S X 0-1 ③ G4-3			X 0-0 1B E 1B 1B		4	1	1	0	0	1	1
Barry Bonds, L (1, 7) OBP: 0.388, SLG: 0.470		B B X 2-0 ② F7		B B C F F B B B 4-2 S BB		X 0-0 ① L3		X 0-0 E 1B 1-2 BB 1B		3	1	1	0	1	0	0
Gary Varsho, L (1, 9) OBP: 0.354, SLG: 0.460 Jose Gonzalez, R (8, 9) OBP: 0.094, SLG: 0.033		B C X 1-1 3B		B S C S 1-3 ③ K 1-2		C S X 0-2 ② G3-1		X 0-0 BB E 1-2 2-3 BB 1B		3 1	0 1	1 1	0 0	0 0	1 0	1 0
Michael LaValliere, L (1, 2) OBP: 0.364, SLG: 0.379	X 0-0 ③ G4-3			B B B B 4-0 2B 1B BB	S X 0-1 1B E8			B B B B C C S 3-3 ① K		3	1	1	0	1	1	4
Jose Lind, R (1, 4) OBP: 0.306, SLG: 0.345			B X 1-0 ① F9	1 SAFE B 1 SAFE X 1-0 1B 1-3 2B 2B	I I I 4-0 IBB			F B F F B X 2-2 BB BB 1-2 2-3 3-H		3	1	1	0	1	0	2
Doug Drabek, R (1, 1) OBP: 0.190, SLG: 0.214 Stan Belinda, R (8, 1)			F X 0-1 ② G5-3	X 0-0 2B SF7 2-3 3-H 1B	B F F S 1-3 ③ K			B B C B B 4-1 BB 1-2 2-3 3-H BB		3 0	1 0	1 0	1 1	0 1	1 0	2 0
Inning Stats	R: 0 E: 0 K: 0 S: 8 H: 1 LOB: 1 BB: 0 P: 13	R: 0 E: 0 K: 0 S: 5 H: 1 LOB: 1 BB: 0 P: 8	R: 0 E: 0 K: 0 S: 7 H: 1 LOB: 1 BB: 0 P: 11	R: 0 E: 0 K: 2 S: 11 H: 0 LOB: 1 BB: 1 P: 18	R: 3 E: 0 K: 0 S: 11 H: 3 LOB: 1 BB: 1 P: 17	R: 0 E: 1 K: 1 S: 9 H: 1 LOB: 2 BB: 1 P: 14	R: 0 E: 0 K: 1 S: 8 H: 0 LOB: 0 BB: 0 P: 13	R: 3 E: 1 K: 3 S: 18 H: 3 LOB: 3 BB: 2 P: 33		1B: 6 2B: 3 3B: 1 HR: 0	SF: 1 SAC: 0 DP: 0 HBP: 0					

PITCHER		IP	WLS	BF	H	R	ER	SO	BB	IBB	HBP	BLK	WP	HR	S	P	ERA	WHIP
Oil Can Boyd, R ERA: 3.86	(1, 1)	6.0	L	27	7	3	3	3	2	1	0	0	0	0	51	81	4.50	1.500
Steve Frey, L ERA: 4.35	(7, 1)	1.1		7	3	3	1	2	0	0	0	0	0	0	14	22	6.75	2.250
Doug Piatt, R ERA: 3.07	(8, 1)	0.1		4	0	0	0	1	2	0	0	0	0	0	8	19	0.00	6.000
Scott Ruskin, L ERA: 2.45	(8, 1)	0.1		1	0	0	0	1	0	0	0	0	0	0	4	5	0.00	0.000

PITCHER	IP	WLS	BF	H	R	ER	SO	BB	IBB	HBP	BLK	WP	HR	S	P	ERA	WHIP

BOTTOM

Montreal Expos @ Pittsburgh Pirates

Three Rivers Stadium, Pittsburgh, PA

Sun Jul 07 1991, 3:33 AM EDT

Att. 41,995 - Cloudy - 90 F

AB	33
R	6
H	10
RBI	5
BB	5
SO	7
LOB	19

livebaseballscorecards.com

WP: 0 PA: 39
PB: 0
SB: 1
CS: 0

Batter	1	2	3	4	5	6	7	8	9	AB	R	H	RBI	BB	SO	LOB
Brett Butler, L (1, 8) OBP: 0.403, SLG: 0.340	B B B C C F B 4-2 G6-3 BB	B B C F B X 3-2 F8 ③			X 0-0 G3 S 1B	X 0-0 ③ FC4 1-2f			B X 1-0 ② G1-3	4	0	1	0	1	0	3
Juan Samuel, R (1, 4) OBP: 0.354, SLG: 0.440	B 1 SAFE 1 SAFE F F B X 2-2 ① G6-3 1-2	B C C X 1-2 ① L4			1 SAFE P 1 SAFE S B C X 2-2 ① L9 1-2		B S B F F F S 2-3 ① K		B S S F C 1-3 ③ K	5	0	0	0	0	2	2
Darryl Strawberry, L (1, 9) OBP: 0.343, SLG: 0.404	B S B B B 4-1 FC6-4 BB	B B X 2-0 ② F7			B F B X 2-1 ② G3 2-3		C F B C 1-3 ② K			3	0	0	0	1	1	1
Eddie Murray, S (1, 3) OBP: 0.329, SLG: 0.394	F B B X 2-1 ② F7		F B B B B 4-1 E 1B BB		B B C B F F X 3-2 ③ L7		F F C 0-3 ③ K			3	0	0	0	1	1	3
Kal Daniels, L (1, 7) OBP: 0.330, SLG: 0.420	B C X 1-1 ③ FC6-4 1-2f		B 1 SAFE B F 1 SAFE X 2-1 E5 1B 1-2			B C B B B 4-1 1B G1-3 BB		B B F B X 3-1 SH1-4 1B		3	0	1	0	1	0	3
Lenny Harris, L (1, 5) OBP: 0.358, SLG: 0.340		C X 0-1 HR 1B	B B C F X 2-2 ③ 1-2 2-H 1B			B 1 SAFE X 1-0 ① G1-3 1-2		1 SAFE X 0-0 ① SH1-4 1-2		3	1	2	0	0	0	1
Gary Carter, R (1, 2) OBP: 0.343, SLG: 0.407	B B B X 3-0 ① F9	C F B C 1-3 ① K				X 0-0 1B 2-3 1B		B C X 1-1 ② G5-3		4	0	1	0	0	1	2
Alfredo Griffin, S (1, 6) OBP: 0.276, SLG: 0.269	1 SAFE B C 1 SAFE B X 2-1 ② F7	C F C 0-3 ② K				1 SAFE X 0-0 FC4 1-2 1B		C X 0-1 ③ G6-3		4	0	1	0	0	1	2
Bob Ojeda, L (1, 1) OBP: 0.250, SLG: 0.300 Stan Javier, S (6, PH) OBP: 0.286, SLG: 0.339 Tim Crews, R (6, 1) Mike Sharperson, R (9, PH) OBP: 0.354, SLG: 0.357	B C C B B B F F X 3-2 1-H HR	B X 1-0 ③ G4-3				B C C S 1-3 ② K			C B B X 2-1 ① G5-3	2 1 0 1	1 0 0 0	1 0 0 0	2 0 0 0	0 0 0 0	0 1 0 0	0 3 0 0
Inning Stats	R: 0 E: 0 K: 0 S: 11 H: 0 LOB: 2 BB: 2 P: 24	R: 2 E: 0 K: 0 S: 14 H: 2 LOB: 0 BB: 0 P: 25	R: 0 E: 1 K: 0 S: 10 H: 1 LOB: 2 BB: 1 P: 21	R: 0 E: 0 K: 2 S: 7 H: 0 LOB: 0 BB: 0 P: 9	R: 0 E: 0 K: 0 S: 11 H: 1 LOB: 1 BB: 0 P: 17	R: 0 E: 0 K: 1 S: 8 H: 2 LOB: 3 BB: 1 P: 14	R: 0 E: 0 K: 3 S: 11 H: 0 LOB: 0 BB: 0 P: 14	R: 0 E: 0 K: 0 S: 7 H: 1 LOB: 1 BB: 0 P: 11	R: 0 E: 0 K: 1 S: 7 H: 0 LOB: 0 BB: 0 P: 11	1B: 6 2B: 0 3B: 0 HR: 1 SF: 0 SAC: 1 DP: 0 HBP: 0						

PITCHER		IP	WLS	BF	H	R	ER	SO	BB	IBB	HBP	BLK	WP	HR	S	P	ERA	WHIP
Mark Gardner, R ERA: 3.38	(1, 1)	7.0	W	31	6	2	2	6	4	0	0	0	0	1	72	124	2.57	1.429
Scott Ruskin, L ERA: 2.31	(8, 1)	2.0	S	7	1	0	0	1	0	0	0	0	0	0	14	22	0.00	0.500

PITCHER	IP	WLS	BF	H	R	ER	SO	BB	IBB	HBP	BLK	WP	HR	S	P	ERA	WHIP

TOP

Los Angeles Dodgers @ Montreal Expos

Olympic Stadium, Montreal, QB

Thu Jul 11 1991, 7:05 PM EDT

Att. 13,133 - Cloudy - 73 F

livebaseballscorecards.com

AB	33
R	2
H	7
RBI	2
BB	4
SO	7
LOB	20

1B: 6	SF: 0	WP: 0	PA: 38
2B: 0	SAC: 1	PB: 0	
3B: 0	DP: 0	SB: 1	
HR: 1	HBP: 0	CS: 0	

Batter	1	2	3	4	5	6	7	8	9	AB	R	H	RBI	BB	SO	LOB
Marquis Grissom, R (1, 8) OBP: 0.318, SLG: 0.364	BBBCB 4-1 S 1B BB BB	BFBSB 3-2 ③ CS 1-2	CX 0-1 ① F9		BSBCBFFX 3-2 ① G6-3			BX 1-0 ① G6-3		3	1	0	0	1	0	0
Delino DeShields, L (1, 4) OBP: 0.372, SLG: 0.360	X 0-0 BB BB G6-4-3 1-2 1B	BCBCC 2-3 ② K			CBFFBC 2-3 ② K			CBCBX 2-2 F7 2B		4	1	2	0	0	2	0
Ivan Calderon, R (1, 7) OBP: 0.374, SLG: 0.467	1 SAFE F 1 SAFE BBF 1 SAFE BB 4-2 G6-4-3 BB 1-2 2-3 BB	BCBX 2-1 HR			X 0-0 ③ G4-3			X 0-0 ② F7 2-3		3	1	1	1	1	0	1
Tim Wallach, R (1, 5) OBP: 0.312, SLG: 0.351	FBBBB 4-1 G6-4-3 1-2 2-3 3-H BB	BX 1-0 2B				FBX 1-1 ① F8		IIII 4-0 IBB		2	0	1	1	2	0	0
Andres Galarraga, R (1, 3) OBP: 0.288, SLG: 0.346	X 0-0 ① ② G6-4-3 1-2f 2-3 3-H	X 0-0 ③ G6-3				BCFFBX 2-2 ② G1-3		BFBX 2-1 ③ P6		4	0	0	0	0	0	5
Kenny Williams, R (1, 9) OBP: 0.318, SLG: 0.467	SSBS 1-3 ③ K			BSSSBFX 2-2 ① G6-3		FBX 1-1 ③ G5-3				3	0	0	0	0	1	1
Mike Fitzgerald, R (1, 2) OBP: 0.229, SLG: 0.204		CCBX 1-2 ① F8	CX 0-1 ② G5-3				CBFC 1-3 ① K			3	0	0	0	0	1	0
Spike Owen, S (1, 6) OBP: 0.317, SLG: 0.342		BBBCX 3-1 CS 1B	BBX 2-0 2B				BBCX 2-1 G6-3 1B			3	0	3	0	0	0	0
Mark Gardner, R (1, 1) OBP: 0.042, SLG: 0.042 Eric Bullock, L (7, PH) OBP: 0.304, SLG: 0.300 Scott Ruskin, R (8, 1)		LMB 1 SAFE L 1-3 ② K	BFBBX 3-1 ③ G1-3				X 0-0 ② ③ G6-3 1-2f			2 1 0	0 0 0	0 0 0	0 0 0	0 0 0	1 0 0	2 1 0
Inning Stats	R: 2 H: 1 E: 0 LOB: 1 K: 1 BB: 3 S: 9 P: 22	R: 0 H: 1 E: 0 LOB: 0 K: 1 BB: 0 S: 10 P: 18	R: 1 H: 2 E: 0 LOB: 1 K: 1 BB: 0 S: 9 P: 14	R: 0 H: 1 E: 0 LOB: 1 K: 0 BB: 0 S: 9 P: 16	R: 0 H: 0 E: 0 LOB: 0 K: 1 BB: 0 S: 10 P: 15	R: 0 H: 0 E: 0 LOB: 0 K: 0 BB: 0 S: 8 P: 12	R: 0 H: 1 E: 0 LOB: 0 K: 1 BB: 0 S: 6 P: 9	R: 0 H: 1 E: 0 LOB: 2 K: 0 BB: 1 S: 7 P: 16		1B: 3 SF: 0 2B: 3 SAC: 0 3B: 0 DP: 2 HR: 1 HBP: 0						WP: 0 PA: 33 PB: 0 SB: 1 CS: 1

PITCHER		IP	WLS	BF	H	R	ER	SO	BB	IBB	HBP	BLK	WP	HR	S	P	ERA	WHIP
Bob Ojeda, L ERA: 3.23	(1, 1)	5.0	L	21	5	3	3	4	3	0	0	0	0	1	47	85	5.40	1.600
Tim Crews, R ERA: 3.18	(6, 1)	3.0		11	2	0	0	1	0	1	0	0	0	0	21	37	0.00	0.667

PITCHER	IP	WLS	BF	H	R	ER	SO	BB	IBB	HBP	BLK	WP	HR	S	P	ERA	WHIP

BOTTOM

Los Angeles Dodgers @ Montreal Expos

Olympic Stadium, Montreal, QB

Thu Jul 11 1991, 7:05 PM EDT

Att. 13,133 - Cloudy - 73 F

livebaseballscorecards.com

AB	28
R	3
H	7
RBI	2
BB	4
SO	5
LOB	10

Batter	1	2	3	4	5	6	7	8	9	AB	R	H	RBI	BB	SO	LOB
Brett Butler, L (1, 8) OBP: 0.403, SLG: 0.339	B B C B B 4-1 SH1-3 S E BB		C B F S 1-3 ① K		C B 1 SAFE 1 SAFE B F X 2-2 G1-4-3 1-3 1B			C B C B X 2-2 ① G4-3	B C S X 1-2 E1 CS 3-H	4	1	1	0	1	1	0
Juan Samuel, R (1, 4) OBP: 0.353, SLG: 0.439	C X 0-1 ① SH1-3 1-3		C B F B X 2-2 FC4-6 1B		B F F X 1-2 ②③ G1-4-3 1-2f			B S S X 1-2 ② F8	1 SAFE 1 SAFE B 1-0 ③ CS 1-2	3	0	1	0	0	0	2
Darryl Strawberry, L (1, 9) OBP: 0.341, SLG: 0.401	C B B S B X 3-2 E4 3-H		1 SAFE 1 SAFE 1 SAFE X 0-0 ② FC4-6 1-2f			X 0-0 G1-6-3 1B		C B F S 1-3 ③ K		4	0	1	0	0	1	1
Eddie Murray, S (1, 3) OBP: 0.328, SLG: 0.395	F B F B F X 2-2 ② P3		X 0-0 ③ G4-3		C B 1 SAFE B S 1 SAFE 1 SAFE 1 SAFE X 2-2 ①② G1-6-3 1-2f				F X 0-1 1B 2B 2B	4	1	1	0	0	0	3
Kal Daniels, L (1, 7) OBP: 0.332, SLG: 0.417	B B C B F B 4-2 BB			C B X 1-1 ① F8	C B X 1-1 ③ G3-1				B B S B B 4-1 1B 2B BB	2	1	0	0	2	0	0
Lenny Harris, L (1, 5) OBP: 0.353, SLG: 0.335 Mike Sharperson, R (9, PH) OBP: 0.363, SLG: 0.366 (9, 6)	B S B C S 2-3 ③ K			B X 1-0 ② G3			B X 1-0 ① G6-3		X 0-0 1-2 2-3 2B 1B	3 1	0 1	0 1	0 0	0 0	1 0	2 0
Gary Carter, R (1, 2) OBP: 0.333, SLG: 0.394		F X 0-1 ① F8		F X 0-1 ③ F9			B F C B X 2-2 ② F7		F S B C 1-3 ① K	4	0	0	0	0	1	3
Alfredo Griffin, S (1, 6) OBP: 0.273, SLG: 0.265 Chris Gwynn, L (9, PH) OBP: 0.333, SLG: 0.444 Carlos Hernandez, R (9, 5)		F B C F B S 2-3 ② K			C M F S 0-3 ① K		X 0-0 E4 S		B B X 2-0 G4-3 E 1-H 2-H 3-H 2B	3 1 0	0 1 0	0 1 0	0 3 0	0 0 0	2 0 0	0 0 0
Mike Morgan, R (1, 1) OBP: 0.070, SLG: 0.071 Jim Gott, R (3, 1) Dave Hansen, L (5, PH) OBP: 0.167, SLG: 0.167 Mike Hartley, R (5, 1) Stan Javier, S (7, PH) OBP: 0.284, SLG: 0.336 Dennis Cook, L (7, 1) Mitch Webster, S (9, PH) OBP: 0.228, SLG: 0.263 Kevin Gross, R (9, 1) OBP: 0.231, SLG: 0.250		B B C C X 2-2 ③ G6-3			C S F B X 1-2 1B 1B		B B C S B X 3-2 ③ G1-3 1-2		F X 0-1 ② G4-3 2-3	1 0 1 0 1 0 1 0	0 0 0 0 0 0 0 0	0 0 1 0 0 0 0 0	0 0 0 0 0 0 0 0	0 0 0 0 0 0 0 0	0 0 0 0 1 0 0 1	0 0 0 0 0 0 0 0
Inning Stats	R: 1 H: 0 E: 1 LOB: 2 K: 1 BB: 2 S: 15 P: 30	R: 0 H: 0 E: 0 LOB: 0 K: 1 BB: 0 S: 9 P: 13	R: 0 H: 1 E: 0 LOB: 1 K: 1 BB: 0 S: 8 P: 11	R: 0 H: 0 E: 0 LOB: 0 K: 0 BB: 0 S: 5 P: 7	R: 0 H: 2 E: 0 LOB: 1 K: 1 BB: 0 S: 14 P: 18	R: 0 H: 1 E: 0 LOB: 0 K: 0 BB: 0 S: 6 P: 9	R: 0 H: 0 E: 1 LOB: 1 K: 0 BB: 0 S: 8 P: 14	R: 0 H: 0 E: 0 LOB: 0 K: 1 BB: 0 S: 9 P: 13	R: 4 H: 3 E: 1 LOB: 0 K: 1 BB: 1 S: 13 P: 22	1B: 5 SF: 0 2B: 2 SAC: 1 3B: 0 DP: 2 HR: 0 HBP: 0						

TOP

Los Angeles Dodgers @ Montreal Expos

Olympic Stadium, Montreal, QB

Fri Jul 12 1991, 7:05 PM EDT

Att. 21,767 - Cloudy - 78 F

livebaseballscorecards.com

AB	33
R	5
H	7
RBI	3
BB	3
SO	6
LOB	13

PITCHER		IP	WLS	BF	H	R	ER	SO	BB	IBB	HBP	BLK	WP	HR	S	P	ERA	WHIP
Dennis Martinez, R ERA: 1.99	(1, 1)	7.0		27	4	1	0	4	2	0	0	0	0	0	65	102	0.00	0.857
Jeff Fassero, L ERA: 2.33	(8, 1)	1.0		5	1	2	2	1	1	0	0	0	0	0	12	20	18.00	2.000
Tim Burke, R ERA: 4.11	(9, 1)	0.2		4	2	1	1	1	0	0	0	0	0	0	7	10	13.50	3.000
Scott Ruskin, L ERA: 2.29	(9, 1)	0.1	W	1	0	1	0	0	0	0	0	0	0	0	3	5	0.00	0.000

PITCHER	IP	WLS	BF	H	R	ER	SO	BB	IBB	HBP	BLK	WP	HR	S	P	ERA	WHIP

WP: 0	PA: 38																
PB: 0																	
SB: 2																	
CS: 1																	

Batter	1	2	3	4	5	6	7	8	9	AB	R	H	RBI	BB	SO	LOB
Delino DeShields, L (1, 4) OBP: 0.378, SLG: 0.363	B B B C B 4-1 FC5-4 BB		B B B 4-0 1-2 3B BB		B B X 2-0 S 1B		1 SAFE B 1 SAFE B S B X 3-1 ① FC6-4 G6-4-3 1-2f		X 0-0 1-2 2-3 3-H 1B	3	1	2	1	2	0	1
Marquis Grissom, R (1, 8) OBP: 0.317, SLG: 0.369	X 0-0 ① FC5-4 CS S 1-2f		B C X 1-1 1-H 2-H 3B		1 SAFE 1 SAFE B 1 SAFE C 1 P B X 3-1 ③ L1 1-2		B 1 SAFE 1 SAFE S X 1-1 ②③ G6-4-3 1-2f			4	0	1	2	0	0	3
Dave Martinez, L (1, 9) OBP: 0.284, SLG: 0.362	B 1 SAFE S B B X 3-1 ②③ G4-3 1-3		B C X 1-1 ③ G4-3			F C F F B X 1-2 ① F7		B B C F F X 2-2 ① G5-3		4	0	0	0	0	0	2
Tim Wallach, R (1, 5) OBP: 0.310, SLG: 0.349 Tom Foley, L (5, 5) OBP: 0.301, SLG: 0.340		B F X 1-1 ① P6		X 0-0 ① G6-3		B B B B 4-0 G3-4-3 HR BB		C B X 1-1 ② F8		2 1	0 1	0 1	0 0	0 1	0 0	0 0
Ron Hassey, L (1, 2) OBP: 0.343, SLG: 0.389		C B B F F F X 2-2 ② G3-1		B B X 2-0 E4 FC5-4		1 SAFE X 0-0 ② G3-4-3 1-2		F S C 0-3 ③ K		4	0	0	0	0	1	1
Andres Galarraga, R (1, 3) OBP: 0.287, SLG: 0.340		B C B B X 3-1 ③ G5-3		C B F S 1-3 ② K		S B B B F F B 4-2 HR BB			B B F F S 2-3 ① K	3	1	0	0	1	2	1
Eric Bullock, L (1, 7) OBP: 0.333, SLG: 0.407			C B S B F X 2-2 E S FC5-2-5 1B	B X 1-0 ③ FC5-4 1-2f		B C B X 2-1 1-H 2-H HR			B X 1-0 BB 1B 2B	4	2	3	3	0	0	1
Spike Owen, S (1, 6) OBP: 0.316, SLG: 0.338			B 1 SAFE 1 SAFE B 1 SAFE B C X 3-1 ① G6-3 1-3		C B S S 1-3 ① K	C B F B B F X 3-2 ③ F7			I I I I 4-0 1B BB IBB	3	0	0	0	1	1	1
Dennis Martinez, R (1, 1) OBP: 0.149, SLG: 0.174 Junior Noboa, R (7, PH) OBP: 0.269, SLG: 0.348 Jeff Fassero, L (8, 1) Tim Burke, R (9, 1) Scott Ruskin, R (9, 1) Bret Barberie, S (9, PH) OBP: 0.364, SLG: 0.444			F B X 1-1 ② FC5-2-5 BB 3B 3-H		C F X 0-2 ② F8		B X 1-0 FC6-4 1B		C B B F B B B 4-2 1B 1-2 2-3 BB	2 1 0 0 0 0 0	1 0 0 0 0 0 1	0 1 0 0 0 0 0	0 0 0 0 0 0 0	0 0 0 0 0 0 1	0 0 0 0 0 0 0	1 0 0 0 0 0 0
Inning Stats	R: 0 E: 0 K: 0 S: 4 H: 0 LOB: 0 BB: 1 P: 11	R: 0 E: 0 K: 0 S: 9 H: 0 LOB: 0 BB: 0 P: 15	R: 2 E: 0 K: 0 S: 12 H: 2 LOB: 1 BB: 1 P: 24	R: 0 E: 1 K: 1 S: 6 H: 0 LOB: 1 BB: 0 P: 10	R: 0 E: 0 K: 1 S: 10 H: 1 LOB: 1 BB: 0 P: 15	R: 3 E: 0 K: 0 S: 15 H: 1 LOB: 0 BB: 2 P: 29	R: 0 E: 0 K: 0 S: 5 H: 1 LOB: 0 BB: 0 P: 10	R: 0 E: 0 K: 1 S: 9 H: 0 LOB: 0 BB: 0 P: 12	R: 1 E: 0 K: 1 S: 7 H: 2 LOB: 3 BB: 2 P: 18	1B: 4 2B: 1 3B: 1 HR: 1	SF: 0 SAC: 0 DP: 1 HBP: 0			WP: 0 PB: 0 SB: 3 CS: 1	PA: 37		

PITCHER		IP	WLS	BF	H	R	ER	SO	BB	IBB	HBP	BLK	WP	HR	S	P	ERA	WHIP
Mike Morgan, R ERA: 2.52	(1, 1)	2.2		11	2	2	2	0	2	0	0	0	0	0	23	47	6.75	1.500
Jim Gott, R ERA: 3.3	(3, 1)	1.1		5	0	0	0	1	0	0	0	0	0	0	8	13	0.00	0.000
Mike Hartley, R ERA: 4.01	(5, 1)	2.0		10	2	3	3	1	2	0	0	0	0	1	25	44	13.50	2.000
Dennis Cook, L ERA: 2.25	(7, 1)	2.0		6	1	0	0	1	0	0	0	0	0	0	14	22	0.00	0.500
Kevin Gross, R ERA: 4.44	(9, 1)	0.1	L	5	2	1	1	1	1	1	0	0	0	0	7	18	27.00	9.000

PITCHER	IP	WLS	BF	H	R	ER	SO	BB	IBB	HBP	BLK	WP	HR	S	P	ERA	WHIP

BOTTOM

Los Angeles Dodgers @ Montreal Expos

Olympic Stadium, Montreal, QB

Fri Jul 12 1991, 7:05 PM EDT
Att. 21,767 - Cloudy - 78 F

livebaseballscorecards.com

AB	31
R	6
H	7
RBI	6
BB	6
SO	4
LOB	11

Batter	1	2	3	4	5	6	7	8	9	AB	R	H	RBI	BB	SO	LOB
Brett Butler, L (1, 8) OBP: 0.404, SLG: 0.336	C B B B C F B 4-2 1B BB		B B L B C F B 4-2 CS BB			B F F F X 1-2 ① L8	C C C 0-3 ③ K			2	0	0	0	2	1	1
Juan Samuel, R (1, 4) OBP: 0.358, SLG: 0.443	1 SAFE B F 1 SAFE B 1 SAFE X 2-1 1-3 1B		1 SAFE S B S C 1-3 ② ③ K 1-2			L X 0-1 1B	C F F X 0-2 SH1-4 1B			4	0	3	0	0	1	1
Chris Gwynn, L (1, 7) OBP: 0.333, SLG: 0.453	B F 1 SAFE 1 SAFE F B 1 SAFE C 2-3 ① K			F X 0-1 2B		B X 1-0 ② F8		B X 1-0 ① SH1-4 1-2		3	0	1	0	0	1	3
Eddie Murray, S (1, 3) OBP: 0.324, SLG: 0.389	B F F 1 SAFE S 1-3 ② K			B C X 1-1 ① F8		S F 1 SAFE B S 1-3 ③ K		S X 0-1 ② G6-3		4	0	0	0	0	2	5
Darryl Strawberry, L (1, 9) OBP: 0.336, SLG: 0.394	B S B B F B F F X 3-2 ③ G4-3			S F S 0-3 ② K			X 0-0 ① G6-3	B C B S F F S 2-3 ③ K		4	0	0	0	0	2	4
Lenny Harris, L (1, 5) OBP: 0.356, SLG: 0.335		B X 1-0 ① G3-1		S X 0-1 ③ G4-3			B S B B B S B 4-2 2B 2B BB		X 0-0 CS 1B	3	1	1	0	1	0	1
Gary Carter, R (1, 2) OBP: 0.331, SLG: 0.397		C X 0-1 ② G5-3			L B F X 1-2 ① P2		S X 0-1 1-3 2B 2B		1 SAFE 1 SAFE B S F X 1-2 ① ② P3 1-2	4	1	1	0	0	0	1
Alfredo Griffin, S (1, 6) OBP: 0.270, SLG: 0.263 Mitch Webster, S (7, PH) OBP: 0.233, SLG: 0.276 Tim Crews, R (7, 1) Stan Javier, S (9, PH) OBP: 0.282, SLG: 0.333		F B X 1-1 ③ G4-3			B C B C B F S 3-3 ② K		B B X 2-0 WP 2-H 3-H 2B		X 0-0 ③ G5-3	2 1 0 1	0 0 0 0	0 1 0 0	0 2 0 0	0 0 0 0	1 0 0 0	0 0 0 0
Ramon Martinez, R (1, 1) OBP: 0.140, SLG: 0.119 Dave Hansen, L (7, PH) OBP: 0.167, SLG: 0.167 Mike Sharperson, R (7, PH) OBP: 0.358, SLG: 0.361 (7, 6)			C F X 0-2 ① B1-3		X 0-0 ③ F8		C B S B F F S 2-3 ② K 2-3			2 0 1	0 0 0	0 0 0	0 0 0	0 0 0	0 0 1	0 0 1
Inning Stats	R: 0 E: 0 K: 2 S: 17 H: 1 LOB: 2 BB: 1 P: 29	R: 0 E: 0 K: 0 S: 5 H: 0 LOB: 0 BB: 0 P: 7	R: 0 E: 0 K: 1 S: 9 H: 0 LOB: 0 BB: 1 P: 14	R: 0 E: 0 K: 1 S: 9 H: 1 LOB: 1 BB: 0 P: 10	R: 0 E: 0 K: 1 S: 8 H: 0 LOB: 0 BB: 0 P: 12	R: 0 E: 0 K: 1 S: 10 H: 1 LOB: 1 BB: 0 P: 13	R: 2 E: 0 K: 2 S: 14 H: 2 LOB: 1 BB: 1 P: 22	R: 0 E: 0 K: 1 S: 13 H: 1 LOB: 1 BB: 0 P: 16	R: 0 E: 0 K: 0 S: 5 H: 1 LOB: 0 BB: 0 P: 6	1B: 4 2B: 3 3B: 0 HR: 0 SF: 0 SAC: 1 DP: 0 HBP: 0						

TOP

Los Angeles Dodgers @ Montreal Expos

Olympic Stadium, Montreal, QB

Sun Jul 14 1991, 3:33 AM EDT

Sunny - 75 F

livebaseballscorecards.com

AB	31
R	2
H	7
RBI	2
BB	3
SO	9
LOB	17

WP: 1 PA: 35
PB: 0
SB: 0
CS: 2

PITCHER		IP	WLS	BF	H	R	ER	SO	BB	IBB	HBP	BLK	WP	HR	S	P	ERA	WHIP
Oil Can Boyd, R ERA: 3.8	(1, 1)	6.1	W	26	5	2	2	6	3	0	0	0	0	0	64	97	2.84	1.263
Jeff Fassero, L ERA: 2.14	(7, 1)	1.2		7	2	0	0	3	0	0	0	0	1	0	22	27	0.00	1.200
Barry Jones, R ERA: 4.01	(9, 1)	1.0	S	2	0	0	0	0	0	0	0	0	0	0	4	5	0.00	0.000

PITCHER		IP	WLS	BF	H	R	ER	SO	BB	IBB	HBP	BLK	WP	HR	S	P	ERA	WHIP

Batter	1	2	3	4	5	6	7	8	9	AB	R	H	RBI	BB	SO	LOB
Delino DeShields, L (1, 4) OBP: 0.377, SLG: 0.361	C C B B S 2-3 ① K		B B C C F X 2-2 1-2 2B 1B		B F B C B X 3-2 ② F8		C C B B B X 3-2 ③ G4-3			4	1	1	0	0	1	2
Marquis Grissom, R (1, 8) OBP: 0.319, SLG: 0.372	B C X 1-1 ② F9		B X 1-0 1-H 2-H 2B		B B B B 4-0 1-2 BB			C B S X 1-2 ① L6		3	0	1	2	1	0	0
Dave Martinez, L (1, 9) (7, 7) OBP: 0.279, SLG: 0.355	B B F B F X 3-2 ③ F7		X 0-0 ③ P5		B X 1-0 ③ F7			C B X 1-1 ② P5		4	0	0	0	0	0	3
Andres Galarraga, R (1, 3) OBP: 0.298, SLG: 0.345		B F B X 2-1 ① L7		B B B C B 4-1 E SF9 BB		B B X 2-0 FC3-4 1B		C X 0-1 ③ 1B		3	1	2	0	1	0	0
Eric Bullock, L (1, 7) OBP: 0.333, SLG: 0.393 Larry Walker, L (7, 9) OBP: 0.318, SLG: 0.362		B X 1-0 ② F8		B B F B B 4-1 E2 SF9 S 1-3 BB		1 SAFE C B X 1-1 ① FC3-4 L5-3 1-2f				2 0	0 0	0 0	0 0	1 0	0 0	1 0
Bret Barberie, S (1, 5) OBP: 0.320, SLG: 0.400		B B C B X 3-1 ③ F8		B C B 2 SAFE X 2-1 ① ② SF9 1-3 3-H		C 1 SAFE 1 SAFE B C 1 SAFE B X 2-2 ② ③ L5-3 1-2				2	0	0	1	0	0	1
Gilberto Reyes, R (1, 2) OBP: 0.292, SLG: 0.268			B C S B B X 2-2 ① F8	X 0-0 ③ G6-3			M B S F B S 2-3 ① K			3	0	0	0	0	1	0
Spike Owen, S (1, 6) OBP: 0.316, SLG: 0.338			C B X 1-1 ② G4-3		C B X 1-1 ① G4-3		C X 0-1 SH1-4 1B			3	0	1	0	0	0	0
Oil Can Boyd, R (1, 1) OBP: 0.171, SLG: 0.094 Jeff Fassero, L (7, 1) Barry Jones, R (9, 1)			X 0-0 E6 1B 2B		X 0-0 BB 1B		B X 1-1 ② SH1-4 1-2			2 0 0	1 0 0	1 0 0	0 0 0	0 0 0	0 0 0	0 0 0
Inning Stats	R: 0 E: 0 K: 1 S: 8 H: 0 LOB: 0 BB: 0 P: 14	R: 0 E: 0 K: 0 S: 5 H: 0 LOB: 0 BB: 0 P: 11	R: 2 E: 1 K: 0 S: 12 H: 2 LOB: 1 BB: 0 P: 18	R: 1 E: 1 K: 0 S: 5 H: 0 LOB: 0 BB: 2 P: 15	R: 0 E: 0 K: 0 S: 7 H: 1 LOB: 2 BB: 1 P: 16	R: 0 E: 0 K: 0 S: 6 H: 1 LOB: 0 BB: 0 P: 11	R: 0 E: 0 K: 1 S: 11 H: 1 LOB: 1 BB: 0 P: 17	R: 0 E: 0 K: 0 S: 7 H: 1 LOB: 1 BB: 0 P: 9		1B: 5 2B: 2 3B: 0 HR: 0	SF: 1 SAC: 1 DP: 1 HBP: 0					

PITCHER	IP	WLS	BF	H	R	ER	SO	BB	IBB	HBP	BLK	WP	HR	S	P	ERA	WHIP
Ramon Martinez, R (1, 1) ERA: 2.42	6.0	L	24	4	3	0	1	3	0	0	0	0	0	43	85	0.00	1.167
Tim Crews, R (7, 1) ERA: 3.04	2.0		7	2	0	0	1	0	0	0	0	0	0	18	26	0.00	1.000

PITCHER	IP	WLS	BF	H	R	ER	SO	BB	IBB	HBP	BLK	WP	HR	S	P	ERA	WHIP

BOTTOM

Los Angeles Dodgers @ Montreal Expos

Olympic Stadium, Montreal, QB

Sun Jul 14 1991, 3:33 AM EDT

Sunny - 75 F

livebaseballscorecards.com

AB	26
R	3
H	6
RBI	3
BB	3
SO	2
LOB	7

MONTREAL EXPOS

WP: 0	PA: 31				
PB: 0					
SB: 1					
CS: 0					

Batter	1	2	3	4	5	6	7	8	9	AB	R	H	RBI	BB	SO	LOB
Brett Butler, L (1, 8) OBP: 0.401, SLG: 0.334	B X 1-0 B2-3 ①		B F B B X 3-1 SH5-4 1-2 2B 1B		B F X 1-1 G6-3 ①		F 1 SAFE B C F S 1-3 K ①		B F X 1-1 F7 ②	5	1	1	0	0	1	1
Juan Samuel, R (1, 4) OBP: 0.360, SLG: 0.447	L B B F F X 2-2 F9 ②		X 0-0 SH5-4 1-2 2-3 ①		F B B F X 2-2 2B		1 SAFE 1 SAFE B X 1-0 G6-4-3 1-2 1B		C F B F F S 1-3 K ③	4	0	2	0	0	1	0
Stan Javier, S (1, 7) OBP: 0.274, SLG: 0.323	X 0-0 F9 ③		B F B C B C 3-3 K ②		X 0-0 G1-3 ②		B X 1-0 G6-4-3 1-2f ② ③			4	0	0	0	0	1	5
Eddie Murray, S (1, 3) OBP: 0.329, SLG: 0.396		S C B X 1-2 SH2-3 BB SF8 1B	X 0-0 2-H 3-H 2B		I I I 4-0 IBB			B F B C S 2-3 K ①		3	1	2	2	1	1	0
Darryl Strawberry, L (1, 9) OBP: 0.338, SLG: 0.393		B B B B 4-0 SF8 SH2-3 1-2 BB	B X 1-0 G3 ③		B S F B B X 3-2 L8 ③			B X 1-0 2B G5-3 1B		3	1	1	0	1	0	3
Mike Sharperson, R (1, 5) (8, 6) OBP: 0.389, SLG: 0.378		X 0-0 SH2-3 1-2 2-3 ①		X 0-0 G4-3 ①		B C B B B 4-1 G1-4-3 BB		B C S X 1-2 1-3 2B		2	0	1	0	1	0	0
Carlos Hernandez, R (1, 2)		C S F B F X 1-2 SF8 2-3 3-H ②		B X 1-0 G5-3 ②		X 0-0 G1-4-3 1-2f ① ②		X 0-0 G5-3 3-H ②		2	0	0	1	0	0	1
Gary Carter, R (7, 2) OBP: 0.329, SLG: 0.394										1	0	0	1	0	0	1
Alfredo Griffin, S (1, 6) OBP: 0.271, SLG: 0.264		S B B B S S 3-3 K ③		F F F B X 1-2 1B		B B X 2-0 F9 ③		C B B B C X 3-2 G4-3 ③		3	0	1	0	0	1	1
Lenny Harris, L (8, PH) OBP: 0.354, SLG: 0.333										1	0	0	0	0	0	1
Dave Hansen, L (8, 5) OBP: 0.167, SLG: 0.167										0	0	0	0	0	0	0
Tim Belcher, R (1, 1) OBP: 0.184, SLG: 0.211			L X 0-1 SH5-4 1B 2B 1B	C S S 0-3 K2-3 ③			B X 1-0 1B 1B		S B F C 1-3 K ①	2	1	1	0	0	1	1
Dennis Cook, L (6, 1)										0	0	0	0	0	0	0
Mitch Webster, S (7, PH) OBP: 0.238, SLG: 0.281										1	0	1	0	0	0	0
Jim Gott, R (7, 1)										0	0	0	0	0	0	0
Chris Gwynn, L (9, PH) OBP: 0.329, SLG: 0.447										1	0	0	0	0	1	0
Inning Stats	R: 0 E: 0 K: 0 S: 6 H: 0 LOB: 0 BB: 0 P: 9	R: 1 E: 0 K: 1 S: 12 H: 1 LOB: 1 BB: 1 P: 21	R: 2 E: 0 K: 1 S: 10 H: 3 LOB: 1 BB: 0 P: 17	R: 0 E: 0 K: 1 S: 10 H: 1 LOB: 1 BB: 0 P: 12	R: 0 E: 0 K: 0 S: 9 H: 1 LOB: 2 BB: 1 P: 19	R: 0 E: 0 K: 0 S: 3 H: 0 LOB: 0 BB: 1 P: 9	R: 0 E: 0 K: 1 S: 7 H: 2 LOB: 1 BB: 0 P: 11	R: 1 E: 0 K: 1 S: 11 H: 2 LOB: 1 BB: 0 P: 18	R: 0 E: 0 K: 2 S: 10 H: 0 LOB: 0 BB: 0 P: 13	1B: 7 2B: 3 3B: 0 HR: 0	SF: 1 SAC: 2 DP: 2 HBP: 0						

TOP

Los Angeles Dodgers @ Montreal Expos

Olympic Stadium, Montreal, QB

Sun Jul 14 1991, 3:38 AM EDT

Att. 25,368 - Sunny - 78 F

livebaseballscorecards.com

AB	32
R	4
H	10
RBI	4
BB	3
SO	7
LOB	14

WP: 0 PB: 0 SB: 0 CS: 0 PA: 38

PITCHER		IP	WLS	BF	H	R	ER	SO	BB	IBB	HBP	BLK	WP	HR	S	P	ERA	WHIP
Brian Barnes, L ERA: 4.87	(1, 1)	6.0	W	26	6	3	3	3	2	1	0	0	0	0	50	87	4.50	1.333
Steve Frey, L ERA: 4.45	(7, 1)	1.1		7	4	1	1	2	0	0	0	0	0	0	14	22	6.75	3.000
Barry Jones, R ERA: 3.88	(8, 1)	1.2	S	5	0	0	0	2	0	0	0	0	0	0	14	20	0.00	0.000

PITCHER	IP	WLS	BF	H	R	ER	SO	BB	IBB	HBP	BLK	WP	HR	S	P	ERA	WHIP

BOTTOM

Los Angeles Dodgers @ Montreal Expos

Olympic Stadium, Montreal, QB

Sun Jul 14 1991, 3:38 AM EDT

Att. 25,368 - Sunny - 78 F

livebaseballscorecards.com

Batter	1	2	3	4	5	6	7	8	9	AB	R	H	RBI	BB	SO	LOB
Delino DeShields, L (1, 4) OBP: 0.380, SLG: 0.365	B C S F B F B X 3-2 FC6-4 1B			B X 1-0 1B S 2B 1B	B B C B X 3-1 1B 2-H 1B	C B B B X 3-1 ③ G4-3		B F B B S F X 3-2 ② G1-3		5	2	3	1	0	0	3
Marquis Grissom, R (1, 8) OBP: 0.320, SLG: 0.370	B F F X 1-2 ① FC6-4 CS 1-2f			B F B F B B 4-2 1B 1-2 2B BB	1 SAFE B F F 1 P F X 2-2 1-H 1B		B C S B S 2-3 ① K	B F B F B S 3-3 ③ K		4	1	1	1	1	2	1
Dave Martinez, L (1, 7) OBP: 0.283, SLG: 0.357	1 SAFE B C B X 2-1 ② F7			X 0-0 1-2 2-3 2B 1B	1 SAFE S B F X 1-2 ③ G1-3		B S X 1-1 G4-3 1B 1B			4	1	2	0	0	0	2
Andres Galarraga, R (1, 3) OBP: 0.297, SLG: 0.343	C B 1-1 ③ CS 1-2	B X 1-0 ① G6-3		C F C 0-3 ① K		B F B C X 2-2 FC1-5 1B 1B	F S B X 1-2 ② G4-3 1-2			4	0	1	0	0	1	4
Larry Walker, L (1, 9) OBP: 0.324, SLG: 0.370		C B B B S C 3-3 ② K		S X 0-1 ② 1-H 2-H 3-H 2B		B F X 1-1 FC SF7 FC1-5 1-2 1B	I I I I 4-0 E WP 1B IBB			3	2	2	2	1	1	0
Mike Fitzgerald, R (1, 2) OBP: 0.229, SLG: 0.206		C B X 1-1 ③ F7		C B S F B F B X 3-2 ③ G6-3		L B B X 2-1 ① FC1-5 BB FC 1-2 2-3f	F B X 1-1 WP E 1-2 2-H 1B			4	0	1	1	0	0	3
Tom Foley, L (1, 6) OBP: 0.299, SLG: 0.337 (7, 5)	F C X 0-2 ① G4-3				F B X 1-1 G5-3 1B 1B	F C B B X 2-2 FC BB 1-2 2-3	B F X 1-1 E6 WP 1-2 2-3			4	1	1	0	0	0	4
Junior Noboa, R (1, 5) OBP: 0.261, SLG: 0.338 Bret Barberie, S (6, PH) OBP: 0.320, SLG: 0.400 Ivan Calderon, R (6, PH) OBP: 0.372, SLG: 0.467 Steve Frey, R (7, 1) Barry Jones, R (8, 1)	B B X 2-0 ② F9				X 0-0 ① G5-3 1-2	F B F X 1-2 ② SF7 3-H	F C B F S 1-3 ③ K 1-2 2-3 3-H			2 0 0 1 0	0 0 0 0 0	0 0 0 0 0	0 0 1 0 0	0 0 0 1 0	0 0 0 2 0	1 0 0 2 0
Brian Barnes, L (1, 1) OBP: 0.273, SLG: 0.111 Spike Owen, S (6, PH) OBP: 0.318, SLG: 0.336 (7, 6)	F X 0-1 ③ G3				X 0-0 ② G6-3	B C B S B F B 1 SAFE 4-2 1-2 2-3 BB		C B B X 2-1 ① G3-1		2 1	0 0	0 0	0 0	0 1	0 0	1 0
Inning Stats	R: 0 E: 0 K: 0 S: 11 H: 1 LOB: 0 BB: 0 P: 18	R: 0 E: 0 K: 1 S: 6 H: 0 LOB: 0 BB: 0 P: 11	R: 0 E: 0 K: 0 S: 6 H: 0 LOB: 0 BB: 0 P: 8	R: 2 E: 0 K: 1 S: 14 H: 3 LOB: 1 BB: 1 P: 22	R: 2 E: 0 K: 0 S: 14 H: 3 LOB: 1 BB: 1 P: 20	R: 1 E: 0 K: 0 S: 18 H: 2 LOB: 3 BB: 1 P: 33	R: 2 E: 1 K: 2 S: 16 H: 2 LOB: 2 BB: 1 P: 27	R: 0 E: 0 K: 1 S: 9 H: 0 LOB: 0 BB: 0 P: 17		1B: 10 2B: 1 3B: 0 HR: 0		SF: 1 SAC: 0 DP: 0 HBP: 0				WP: 1 PB: 0 SB: 1 CS: 1	PA: 39

	AB	34
	R	7
	H	11
	RBI	6
	BB	3
	SO	5
	LOB	21

PITCHER		IP	WLS	BF	H	R	ER	SO	BB	IBB	HBP	BLK	WP	HR	S	P	ERA	WHIP
Tim Belcher, R ERA: 2.69	(1, 1)	5.1	L	25	9	5	5	2	1	0	0	0	0	0	61	96	8.44	1.875
Dennis Cook, L ERA: 1.93	(6, 1)	0.2		3	0	0	0	0	1	0	0	0	0	0	8	16	0.00	1.500
Jim Gott, R ERA: 3.38	(7, 1)	2.0		10	2	2	1	3	0	1	0	0	1	0	25	44	4.50	1.000

PITCHER	IP	WLS	BF	H	R	ER	SO	BB	IBB	HBP	BLK	WP	HR	S	P	ERA	WHIP

Batter	1	2	3	4	5	6	7	8	9	AB	R	H	RBI	BB	SO	LOB
Bip Roberts, S (1, 4) OBP: 0.331, SLG: 0.317	G5-3		2B		1B		L3-6			4	0	2	0	0	0	2
Tony Fernandez, S (1, 6) OBP: 0.345, SLG: 0.359	P4		F8		G4-3			FC6-4 1B		4	0	1	0	0	0	2
Tony Gwynn, L (1, 9) OBP: 0.378, SLG: 0.467	1B 1B		G1-3			G4-3		K		4	0	1	0	0	1	2
Fred McGriff, L (1, 3) OBP: 0.405, SLG: 0.502	1-2 1B			G6-4-3 BB		BB		FC6-4 1-2f		2	0	1	0	2	0	1
Jerald Clark, R (1, 7) OBP: 0.352, SLG: 0.431	F9			G6-4-3 1-2f		K		G3		4	0	0	0	0	1	5
Tim Teufel, R (1, 5) OBP: 0.335, SLG: 0.326		P5		WP 1B		F8			K	4	0	1	0	0	1	1
Darrin Jackson, R (1, 8) OBP: 0.304, SLG: 0.488		L7		G5-3 1-2			F9		G6-3	4	0	0	0	0	0	1
Dann Bilardello, R (1, 2) OBP: 0.333, SLG: 0.200		G6-3			F7		L3-6 1B		BB	3	0	1	0	1	0	0
Andy Benes, R (1, 1) OBP: 0.132, SLG: 0.143		K			G6-3		1-2 1B		G5-3	2	0	0	0	0	1	0
Benito Santiago, R (7, PH) OBP: 0.275, SLG: 0.402										1	0	1	0	0	0	0
Rich Rodriguez, L (7, 1)										0	0	0	0	0	0	0
Scott Coolbaugh, R (9, PH) OBP: 0.298, SLG: 0.300										1	0	0	0	0	0	1
Inning Stats	R: 0 E: 0 K: 0 S: 9 H: 2 LOB: 2 BB: 0 P: 16	R: 0 E: 0 K: 0 S: 9 H: 0 LOB: 0 BB: 0 P: 16	R: 0 E: 0 K: 1 S: 11 H: 1 LOB: 0 BB: 0 P: 18	R: 0 E: 0 K: 0 S: 8 H: 1 LOB: 1 BB: 1 P: 14	R: 0 E: 0 K: 0 S: 8 H: 1 LOB: 1 BB: 0 P: 12	R: 0 E: 0 K: 1 S: 10 H: 0 LOB: 1 BB: 1 P: 18	R: 0 E: 0 K: 0 S: 6 H: 2 LOB: 1 BB: 0 P: 10	R: 0 E: 0 K: 1 S: 8 H: 1 LOB: 1 BB: 0 P: 10	R: 0 E: 0 K: 1 S: 10 H: 0 LOB: 1 BB: 1 P: 16	1B: 7 2B: 2 3B: 0 HR: 0 SF: 0 SAC: 0 DP: 2 HBP: 0						

PITCHER	IP	WLS	BF	H	R	ER	SO	BB	IBB	HBP	BLK	WP	HR	S	P	ERA	WHIP
Chris Haney, L (1, 1) ERA: 3.63	6.1	W	27	7	0	0	2	2	0	0	0	1	0	59	100	0.00	1.421
Jeff Fassero, L (7, 1) ERA: 1.9	2.2	S	9	1	0	0	2	1	0	0	0	0	0	20	30	0.00	0.750

PITCHER	IP	WLS	BF	H	R	ER	SO	BB	IBB	HBP	BLK	WP	HR	S	P	ERA	WHIP

TOP

San Diego Padres @ Montreal Expos

Olympic Stadium, Montreal, QB

Mon Jul 15 1991, 7:05 PM EDT

Att. 12,369 - Cloudy - 75 F

livebaseballscorecards.com

AB	33
R	0
H	8
RBI	0
BB	3
SO	4
LOB	15

WP: 1 PA: 36
PB: 0
SB: 0
CS: 0

BOTTOM

San Diego Padres @ Montreal Expos

Olympic Stadium, Montreal, QB

Mon Jul 15 1991, 7:05 PM EDT

Att. 12,369 - Cloudy - 75 F

livebaseballscorecards.com

Batter	1	2	3	4	5	6	7	8	9	AB	R	H	RBI	BB	SO	LOB
Delino DeShields, L (1, 4) OBP: 0.378, SLG: 0.364	B X 1-0 1B 1B 1B	B B X 2-0 ③ P6		C F B B B F X 3-2 ③ F7			B C B S S 2-3 ③ K			4	1	1	0	0	1	1
Dave Martinez, L (1, 8) OBP: 0.287, SLG: 0.360	1 SAFE B X 1-0 S 1B 1-3 1B		S B X 1-2 ① P5		B S X 1-1 ① F7			B S C B F B X 3-2 G1-3 1B G1-2-3 1B		4	0	2	0	0	0	0
Ivan Calderon, R (1, 7) OBP: 0.377, SLG: 0.469	C X 0-1 S 1-2 3-H 1B		C F F B B B B 4-2 HR BB		S B B X 2-1 ② G4-3			1 SAFE C B F F B 1 SAFE 1 SAFE X 2-2 G1-3 1-2 1B		3	1	2	1	1	0	0
Larry Walker, L (1, 9) OBP: 0.323, SLG: 0.381	F C B B S 2-3 ① K		B C F X 1-2 1-H HR		B C F C 1-3 ③ K			B 1 SAFE S S X 1-2 ① G1-3 1-2 2-3		4	1	1	2	0	2	4
Andres Galarraga, R (1, 3) OBP: 0.296, SLG: 0.337	B S F B B S 3-3 ② K		B X 1-0 ② G1-3			F F B B X 2-2 ① G5-3		I I I I 4-0 IBB		3	0	0	0	1	1	2
Tom Foley, L (1, 5) OBP: 0.298, SLG: 0.327	B F B B I 4-1 1-2 2-3 IBB		C F F S 0-3 ③ K			B B F B C X 3-2 ② G4-3		F B X 1-1 ②③ G1-2-3 3-Hf		3	0	0	0	1	1	3
Mike Fitzgerald, R (1, 2) OBP: 0.232, SLG: 0.230	B F S F B B S 3-3 ③ K			X 0-0 CS 3B		B X 1-0 ③ G6-3				3	0	1	0	0	1	3
Spike Owen, S (1, 6) OBP: 0.314, SLG: 0.332		B B C T B X 3-2 ① L8		X 0-0 ① P4			C C X 0-2 ① G1-3			3	0	0	0	0	0	1
Chris Haney, L (1, 1) OBP: 0.200, SLG: 0.200 Jeff Fassero, L (7, 1)		F B T F X 1-2 ② G5-3		B P C X 2-1 ② 3-H 1B			C B X 1-1 ② G4-3			2 1	0 0	1 0	0 0	0 0	0 0	0 0
Inning Stats	R: 1 E: 0 K: 3 S: 15 H: 3 LOB: 3 BB: 1 P: 29	R: 0 E: 0 K: 0 S: 8 H: 0 LOB: 0 BB: 0 P: 14	R: 2 E: 0 K: 1 S: 15 H: 1 LOB: 0 BB: 1 P: 22	R: 0 E: 0 K: 0 S: 9 H: 2 LOB: 1 BB: 0 P: 13	R: 0 E: 0 K: 0 S: 7 H: 0 LOB: 0 BB: 0 P: 11	R: 0 E: 0 K: 0 S: 7 H: 0 LOB: 0 BB: 0 P: 13	R: 0 E: 0 K: 1 S: 8 H: 0 LOB: 0 BB: 0 P: 11	R: 0 E: 0 K: 0 S: 13 H: 2 LOB: 2 BB: 1 P: 24		1B: 6 2B: 0 3B: 1 HR: 1	SF: 0 SAC: 0 DP: 1 HBP: 0		WP: 0 PB: 0 SB: 2 CS: 1	PA: 33		

	AB	30
	R	3
	H	8
	RBI	3
	BB	3
	SO	6
	LOB	14

PITCHER		IP	WLS	BF	H	R	ER	SO	BB	IBB	HBP	BLK	WP	HR	S	P	ERA	WHIP
Andy Benes, R ERA: 4.18	(1, 1)	6.0	L	25	6	3	3	5	1	1	0	0	0	1	61	102	4.50	1.167
Rich Rodriguez, L ERA: 3.16	(7, 1)	2.0		8	2	0	0	1	0	1	0	0	0	0	21	35	0.00	1.000

PITCHER	IP	WLS	BF	H	R	ER	SO	BB	IBB	HBP	BLK	WP	HR	S	P	ERA	WHIP

Batter	1	2	3	4	5	6	7	8	9	AB	R	H	RBI	BB	SO	LOB
Bip Roberts, S (1, 4) OBP: 0.336, SLG: 0.317	B B C F B F F X 3-2 FC1-5 S 1B		B B B C B 4-1 BB			B B C F X ① 2-2 G6-3	B 1 SAFE B B B 4-0 1-2 2B BB		F X 0-1 ③ F7	3	1	1	0	2	0	1
Tony Fernandez, S (1, 6) OBP: 0.344, SLG: 0.361	1 SAFE 1 SAFE P X 1-0 ① P6		C F X 0-2 ③ L7			F B C F B B B F X ② 3-2 F7	B B C X 2-1 1-H 2-H 3-H 2B			4	0	1	3	0	0	2
Tony Gwynn, L (1, 9) OBP: 0.376, SLG: 0.465	1 SAFE C F X 0-2 ② FC1-5 1-3			B B B C X 3-1 ① G4-3		C X 0-1 1B	B X 1-0 ③ G3			4	0	1	0	0	0	3
Fred McGriff, L (1, 3) OBP: 0.401, SLG: 0.495	F B C B 1 SAFE F S 2-3 ③ K			C B F X 1-2 ② G1-3		F 1 SAFE C C C 0-3 ③ K		B C B F F F B X 3-2 ① F7		4	0	0	0	0	2	2
Jerald Clark, R (1, 7) OBP: 0.350, SLG: 0.428		C F B B S 2-3 ① K		F F X 0-2 ③ F8			B F C B F X 2-2 FC5-4 1B	X 0-0 ② G5-3		4	0	1	0	0	1	0
Benito Santiago, R (1, 2) OBP: 0.274, SLG: 0.398		B X 1-0 ② P3			B C H 2-1 WP HBP		B X 1-0 ① FC5-4 1B 1-2f E	B X 1-0 ③ F9		3	1	0	0	0	0	1
Tim Teufel, R (1, 5) OBP: 0.333, SLG: 0.324		C C B B S 2-3 ③ K			C S B X 1-2 ① P5 1-2		C B B B X 3-1 E8 G4-3 1-H 2B 1B		C B F S 1-3 ① K	4	1	1	0	0	2	1
Thomas Howard, S (1, 8) OBP: 0.315, SLG: 0.333			C X 0-1 ① F7		C B S S S 1-3 ② K		S X 0-1 ② G4-3 2-3		B B S S S B B 4-2 BB	3	0	0	0	1	1	2
Bruce Hurst, L (1, 1) OBP: 0.176, SLG: 0.098 Phil Stephenson, L (7, PH) Shawn Abner, R (7, PR) OBP: 0.221, SLG: 0.248 John Costello, R (7, 1) Rich Rodriguez, L (7, 1) Larry Andersen, R (8, 1)			X 0-0 ② G1-3		F F C 0-3 ③ K		B S F B B B F B 4-2 BB 2B BB		1 SAFE C X 0-1 ② F9	2 0 0 0 0 0 1	0 0 1 0 0 0 0	0 0 0 0 0 0 0	0 1 0 0 0 0 0	0 1 0 0 0 0 0	1 0 0 0 0 0 0	1 0 0 0 0 0 1
Inning Stats	R: 0 H: 1 E: 0 LOB: 1 K: 1 BB: 0 S: 14 P: 19	R: 0 H: 0 E: 0 LOB: 0 K: 2 BB: 0 S: 7 P: 12	R: 0 H: 0 E: 0 LOB: 1 K: 0 BB: 1 S: 7 P: 11	R: 0 H: 0 E: 0 LOB: 0 K: 0 BB: 0 S: 8 P: 12	R: 0 H: 0 E: 0 LOB: 1 K: 2 BB: 0 S: 10 P: 14	R: 0 H: 1 E: 0 LOB: 1 K: 1 BB: 0 S: 13 P: 18	R: 4 H: 3 E: 1 LOB: 2 K: 0 BB: 2 S: 15 P: 32	R: 0 H: 0 E: 0 LOB: 0 K: 0 BB: 0 S: 7 P: 11	R: 0 H: 0 E: 0 LOB: 1 K: 1 BB: 1 S: 9 P: 14	1B: 4 SF: 0 2B: 1 SAC: 0 3B: 0 DP: 0 HR: 0 HBP: 1						WP: 1 PA: 37 PB: 0 SB: 1 CS: 0

San Diego Padres @ Montreal Expos

Olympic Stadium, Montreal, QB

Tue Jul 16 1991, 7:05 PM EDT

Att. 19,536 - Cloudy - 76 F

TOP

livebaseballscorecards.com

AB	32
R	4
H	5
RBI	3
BB	4
SO	7
LOB	14

PITCHER		IP	WLS	BF	H	R	ER	SO	BB	IBB	HBP	BLK	WP	HR	S	P	ERA	WHIP
Mark Gardner, R ERA: 3.43	(1, 1)	6.2		27	4	3	3	6	2	0	1	0	1	0	71	108	4.05	0.900
Mel Rojas, R ERA: 7.71	(7, 1)	0.0	L	2	1	1	1	0	1	0	0	0	0	0	2	8	∞	∞
Scott Ruskin, L ERA: 2.21	(7, 1)	1.1		4	0	0	0	0	0	0	0	0	0	0	8	13	0.00	0.000
Barry Jones, R ERA: 3.81	(9, 1)	1.0		4	0	0	0	1	1	0	0	0	0	0	9	14	0.00	1.000

PITCHER	IP	WLS	BF	H	R	ER	SO	BB	IBB	HBP	BLK	WP	HR	S	P	ERA	WHIP

Batter	1	2	3	4	5	6	7	8	9	AB	R	H	RBI	BB	SO	LOB
Marquis Grissom, R (1, 8) OBP: 0.325, SLG: 0.375	S B X 1-1 G6-3 ①		B F C F B X 2-2 S 1B		B X 1-0 E 1-2 1B			C B S X 1-2 S 1B		4	0	3	0	0	0	0
Delino DeShields, L (1, 4) OBP: 0.377, SLG: 0.362	C B C X 1-2 G4-3 ②		B C 1 SAFE B 1 SAFE 1 SAFE S P 1 SAFE 3-2 X F8 ②		B F B X 2-1 E2 1-3 2-H 1B			C P B X 2-1 F7 ①		4	0	1	0	0	0	2
Ivan Calderon, R (1, 7) OBP: 0.373, SLG: 0.463	F F S 0-3 K ③		B X 1-0 G6-3 ③ 1-2		L S X 0-2 F9 ③			S S B S 1-3 K ② 1-3		4	0	0	0	0	2	4
Tim Wallach, R (1, 5) OBP: 0.307, SLG: 0.345		F X 0-1 G6-3 ①		C X 0-1 G5-3 ①		S X 0-1 F8 ①		F F B B X 2-2 F9 ③		4	0	0	0	0	0	1
Barry Jones, R (9, 1)										0	0	0	0	0	0	0
Andres Galarraga, R (1, 3) OBP: 0.295, SLG: 0.335		C B B S F X 2-2 2B 1B		L F F B X 1-2 G5-3 ②		X 0-0 G6-3 ②			B F F S 1-3 K ①	4	1	1	0	0	1	0
Larry Walker, L (1, 9) OBP: 0.323, SLG: 0.385		B 1 SAFE B X 2-0 1-H G6-3 2B		B X 1-0 F7 ③		B B S B S S 3-3 K ③			F X 0-1 G1-3 ②	3	1	1	1	0	1	0
Mel Rojas, R (7, 1)										0	0	0	0	0	0	0
Scott Ruskin, R (7, 1)										0	0	0	0	0	0	0
Tom Foley, L (9, 5) OBP: 0.295, SLG: 0.324										1	0	0	0	0	0	0
Mike Fitzgerald, R (1, 2) OBP: 0.233, SLG: 0.231		B X 1-0 G6-3 ② 3-H			C C B F B F F C 2-3 K ①		B B C X 2-1 L9-4 SH3 1B		B S S X 1-2 G6-3 ③	4	0	1	1	0	1	0
Spike Owen, S (1, 6) OBP: 0.312, SLG: 0.329		B C X 1-1 G4-3 ③			X 0-0 G6-3 ②		X 0-0 SH3 ① 1-2			2	0	0	0	0	0	0
Mark Gardner, R (1, 1) OBP: 0.077, SLG: 0.077			B F C X 1-2 G5-3 ①		B X 1-0 1B 1B E 1B		B B X 2-0 L9-4 ② ③ 2-3			2	1	1	0	0	0	0
Dave Martinez, L (7, 9) OBP: 0.286, SLG: 0.358										1	0	0	0	0	0	1
Inning Stats	R: 0 E: 0 K: 1 S: 8 H: 0 LOB: 0 BB: 0 P: 10	R: 2 E: 0 K: 0 S: 10 H: 2 LOB: 0 BB: 0 P: 16	R: 0 E: 0 K: 0 S: 12 H: 1 LOB: 1 BB: 0 P: 18	R: 0 E: 0 K: 0 S: 7 H: 0 LOB: 0 BB: 0 P: 9	R: 1 E: 1 K: 1 S: 14 H: 3 LOB: 2 BB: 0 P: 20	R: 0 E: 0 K: 1 S: 6 H: 0 LOB: 0 BB: 0 P: 9	R: 0 E: 0 K: 0 S: 4 H: 1 LOB: 0 BB: 0 P: 8	R: 0 E: 0 K: 1 S: 12 H: 1 LOB: 1 BB: 0 P: 17	R: 0 E: 0 K: 1 S: 8 H: 0 LOB: 0 BB: 0 P: 10	1B: 7 2B: 2 3B: 0 HR: 0 SF: 0 SAC: 1 DP: 1 HBP: 0							

PITCHER	IP	WLS	BF	H	R	ER	SO	BB	IBB	HBP	BLK	WP	HR	S	P	ERA	WHIP
Bruce Hurst, L (1, 1) ERA: 3.28	6.0	W	24	6	3	2	3	0	0	0	0	0	0	57	82	3.00	1.000
John Costello, R (7, 1) ERA: 3.2	0.1		2	1	0	0	0	0	0	0	0	0	0	3	5	0.00	3.000
Rich Rodriguez, L (7, 1) ERA: 3.12	0.2		1	0	0	0	0	0	0	0	0	0	0	1	3	0.00	0.000
Larry Andersen, R (8, 1) ERA: 2.79	2.0	S	7	1	0	0	2	0	0	0	0	0	0	20	27	0.00	0.500

PITCHER	IP	WLS	BF	H	R	ER	SO	BB	IBB	HBP	BLK	WP	HR	S	P	ERA	WHIP

BOTTOM

San Diego Padres @ Montreal Expos

Olympic Stadium, Montreal, QB

Tue Jul 16 1991, 7:05 PM EDT
Att. 19,536 - Cloudy - 76 F

livebaseballscorecards.com

AB	33
R	3
H	8
RBI	2
BB	0
SO	5
LOB	8

WP: 0	PB: 0	SB: 3	CS: 0
PA: 34			

San Diego Padres @ Montreal Expos

Olympic Stadium, Montreal, QB

Wed Jul 17 1991, 7:05 PM EDT

Att. 12,880 - Cloudy - 76 F

TOP

livebaseballscorecards.com

Batter	1	2	3	4	5	6	7	8	9	AB	R	H	RBI	BB	SO	LOB
Bip Roberts, S (1, 4) OBP: 0.333, SLG: 0.315	K		0-0 S 2B 1B		2-3 K		1-3 K		1-0 G6-3	5	1	1	0	0	3	0
Tony Fernandez, S (1, 6) OBP: 0.348, SLG: 0.371	0-0 G6-3 1B 2B		1 SAFE 3-2 G4-3 1-H G4-3 2B		3-1 G3		0-2 1B			4	2	3	1	0	0	0
Tony Gwynn, L (1, 9) OBP: 0.375, SLG: 0.462	0-1 G6-3 2-3		0-2 G4-3 2-3			3-2 1B S 1B 1B	1 SAFE 1 SAFE 1 SAFE 1 SAFE 1 SAFE 0-1 F7			4	1	1	0	0	0	3
Fred McGriff, L (1, 3) OBP: 0.402, SLG: 0.493	1-1 1B 3-H		3-1 G4-3 3-H			4-1 1B 1B FC5-2 1-2 BB	1 SAFE 1-3 K			3	0	1	2	1	1	1
Jerald Clark, R (1, 7) OBP: 0.353, SLG: 0.429		1-1 G5-4-3 1B	1-3 K			0-0 E 1B 1-2 2-3 1B		1-1 G4-3		4	1	2	0	0	1	0
Benito Santiago, R (1, 2) OBP: 0.274, SLG: 0.396		0-2 G5-4-3 1-2f		1-0 F8		0-2 E 1B 1-2 2-3 3-H 1B		1-3 K		4	1	1	1	0	1	1
Tim Teufel, R (1, 5) OBP: 0.331, SLG: 0.322 Rich Rodriguez, L (8, 1) Larry Andersen, R (9, 1)		3-2 BB 1B		1-1 G6-3		3-2 FC5-2 1-H 2-H 3-H		3-2 G6-3		4 0 0	1 0 0	1 0 0	0 0 0	0 0 0	0 0 0	0 0 0
Thomas Howard, S (1, 8) OBP: 0.314, SLG: 0.327		4-2 BB 1-2		0-1 F7		0-0 G4-3			0-0 P4	3	0	0	0	1	0	0
Adam Peterson, R (1, 1) Scott Coolbaugh, R (2, PH) OBP: 0.297, SLG: 0.298 Jose Melendez, R (2, 1) OBP: 0.125, SLG: 0.067 Mike Maddux, L (8, 1) OBP: 0.375, SLG: 0.167 Paul Faries, R (8, 5) OBP: 0.274, SLG: 0.217		2-2 G3			0-3 K	0-1 P3			1-2 G6-3	0 1 2 0 1	0 0 0 0 0	0 0 0 0 0	0 0 0 0 0	0 0 1 0 0	0 2 0 0 0	0 0 0 0 0
Inning Stats	R: 1 E: 0 K: 1 S: 8 H: 2 LOB: 1 BB: 0 P: 10	R: 0 E: 0 K: 0 S: 16 H: 2 LOB: 2 BB: 1 P: 26	R: 2 E: 0 K: 1 S: 13 H: 2 LOB: 0 BB: 0 P: 20	R: 0 E: 0 K: 0 S: 5 H: 0 LOB: 0 BB: 0 P: 7	R: 0 E: 0 K: 2 S: 10 H: 0 LOB: 0 BB: 0 P: 15	R: 4 E: 1 K: 0 S: 14 H: 3 LOB: 0 BB: 1 P: 24	R: 0 E: 0 K: 2 S: 11 H: 1 LOB: 1 BB: 0 P: 13	R: 0 E: 0 K: 1 S: 10 H: 0 LOB: 0 BB: 0 P: 15	R: 0 E: 0 K: 0 S: 6 H: 0 LOB: 0 BB: 0 P: 8	1B: 8 2B: 2 3B: 0 HR: 0 SF: 0 SAC: 0 DP: 1 HBP: 0						

	AB	35
	R	7
	H	10
	RBI	4
	BB	2
	SO	7
	LOB	7

WP: 0 PB: 0 SB: 2 CS: 0 PA: 37

PITCHER		IP	WLS	BF	H	R	ER	SO	BB	IBB	HBP	BLK	WP	HR	S	P	ERA	WHIP
Dennis Martinez, R ERA: 2.23	(1, 1)	5.1	L	25	9	7	5	4	2	0	0	0	0	0	63	99	8.44	2.062
Mel Rojas, R ERA: 6.48	(6, 1)	1.1		5	1	0	0	1	0	0	0	0	0	0	11	12	0.00	0.750
Jeff Fassero, L ERA: 1.73	(7, 1)	2.1		7	0	0	0	2	0	0	0	0	0	0	19	27	0.00	0.000

PITCHER	IP	WLS	BF	H	R	ER	SO	BB	IBB	HBP	BLK	WP	HR	S	P	ERA	WHIP

Batter	1	2	3	4	5	6	7	8	9	AB	R	H	RBI	BB	SO	LOB
Delino DeShields, L (1, 4) OBP: 0.380, SLG: 0.370	B B F B C X 3-2 1B 2B 2B	C B B B B 4-1 CS BB		S C 1 SAFE B B B S 2-3 K ③			C B S C 1-3 K ②		C B X 1-1 2B	4	1	2	0	1	2	1
Marquis Grissom, R (1, 8) OBP: 0.324, SLG: 0.373	B F B X 2-1 BB 2B 2-3 1B	C B B B F S 3-3 K ② ③ 1-2			B F X 1-1 G3-1 ①		B X 1-0 G6-3 ③		C F B B X 2-2 G4-3 ③	5	1	1	0	0	1	2
Ivan Calderon, R (1, 7) OBP: 0.374, SLG: 0.460	F C B F B B F B 4-2 2B 1-2 BB	X 0-0 P3 ①			C F S 0-3 K ②			B B B B 4-0 SH5-4 BB BB		2	1	0	0	2	1	0
Tim Wallach, R (1, 5) OBP: 0.311, SLG: 0.354	S F B X 1-2 G6-3 G5-3 2B 1-H 2-H 3-H	C X 0-1 2B			B S F X 1-2 F8 ③			B B B B 4-0 SH5-4 1-2 BB		3	1	2	3	1	0	0
Ron Hassey, L (1, 2) OBP: 0.333, SLG: 0.376	B X 1-0 G6-3 ① 2-3	C X 0-1 P6 ②				B B C X 2-1 F8 ①		X 0-0 SH5-4 ① 1-2 2-3		3	0	0	0	0	0	2
Andres Galarraga, R (1, 3) OBP: 0.289, SLG: 0.328	C X 0-1 G5-3 ② 3-H	C F B X 1-2 F8 ③				X 0-0 G1-3 ②		C F S 0-3 K ②		4	0	0	1	0	1	3
Dave Martinez, L (1, 9) OBP: 0.293, SLG: 0.378	C C B F X 1-2 HR			C B X 1-1 1B		B S S F B X 2-2 1B		B B F X 2-1 G6-3 ③		4	1	3	1	0	0	2
Spike Owen, S (1, 6) OBP: 0.308, SLG: 0.325 Jeff Fassero, L (7, 1) Junior Noboa, R (9, PH) OBP: 0.257, SLG: 0.333	C X 0-1 F8 ③			C B X 1-1 F8 ①		X 0-0 G4-3 ③			C S B S 1-3 K ①	3 0 1	0 0 0	0 0 0	0 0 0	0 0 1	0 0 0	2 0 0
Dennis Martinez, R (1, 1) OBP: 0.143, SLG: 0.167 Mel Rojas, R (6, 1) Tom Foley, L (7, 6) OBP: 0.293, SLG: 0.321 Kenny Williams, R (9, PH) OBP: 0.313, SLG: 0.459		F X 0-1 G5-3 ①		1 SAFE L B 1 SAFE L M 1-3 K ②			C B B F F F B F 3-3 S K ①		B B B C F X 3-2 G4-3 ②	2 0 1 1	0 0 0 0	0 0 0 0	0 0 0 0	0 0 1 0	1 0 0 0	1 0 0 0
Inning Stats	R: 5 H: 4 E: 0 LOB: 0 K: 0 BB: 1 S: 21 P: 33	R: 0 H: 0 E: 0 LOB: 1 K: 1 BB: 1 S: 7 P: 13	R: 0 H: 1 E: 0 LOB: 1 K: 0 BB: 0 S: 8 P: 9	R: 0 H: 1 E: 0 LOB: 1 K: 2 BB: 0 S: 10 P: 15	R: 0 H: 0 E: 0 LOB: 0 K: 1 BB: 0 S: 8 P: 10	R: 0 H: 1 E: 0 LOB: 1 K: 0 BB: 0 S: 8 P: 12	R: 0 H: 0 E: 0 LOB: 0 K: 2 BB: 0 S: 11 P: 16	R: 0 H: 0 E: 0 LOB: 2 K: 1 BB: 2 S: 6 P: 16	R: 0 H: 1 E: 0 LOB: 1 K: 1 BB: 0 S: 11 P: 18	1B: 3 SF: 0 2B: 5 SAC: 1 3B: 0 DP: 1 HR: 1 HBP: 0						

PITCHER	IP	WLS	BF	H	R	ER	SO	BB	IBB	HBP	BLK	WP	HR	S	P	ERA	WHIP
Adam Peterson, R (1, 1) ERA: 3.94	1.0		8	4	5	5	0	1	0	0	0	0	1	21	33	45.00	5.000
Jose Melendez, R (2, 1) ERA: 3.35	6.0	W	22	3	0	0	6	2	0	0	0	0	0	52	79	0.00	0.833
Mike Maddux, R (8, 1) ERA: 2.44	0.2		3	0	0	0	1	1	0	0	0	0	0	4	8	0.00	1.500
Rich Rodriguez, L (8, 1) ERA: 3.06	1.0		4	1	0	0	1	0	0	0	0	0	0	10	17	0.00	1.000
Larry Andersen, R (9, 1) ERA: 2.76	0.1	S	1	0	0	0	0	0	0	0	0	0	0	3	5	0.00	0.000

PITCHER	IP	WLS	BF	H	R	ER	SO	BB	IBB	HBP	BLK	WP	HR	S	P	ERA	WHIP

BOTTOM

San Diego Padres @ Montreal Expos

Olympic Stadium, Montreal, QB

Wed Jul 17 1991, 7:05 PM EDT

Att. 12,880 - Cloudy - 76 F

livebaseballscorecards.com

AB	33
R	5
H	8
RBI	5
BB	4
SO	8
LOB	13

WP: 0 PA: 38
PB: 0
SB: 0
CS: 1

Batter	1	2	3	4	5	6	7	8	9	AB	R	H	RBI	BB	SO	LOB
Darren Lewis, R (1, 8) OBP: 0.379, SLG: 0.360	B C C F B B S 3-3 ① K			X 0-0 ① L8		B X 1-0 ① P3		C C B X 1-2 ② P2		4	0	0	0	0	1	3
Mike Felder, S (1, 9) OBP: 0.323, SLG: 0.338 Rod Beck, R (4, 1) Mike Kingery, L (6, PH) OBP: 0.315, SLG: 0.266 Mike Remlinger, L (6, 1) Terry Kennedy, L (8, PH) OBP: 0.269, SLG: 0.364 Francisco Oliveras, R (8, 1) OBP: 0.286, SLG: 0.286	C B F X 1-2 ② F8			C X 0-1 ② B1-3		B F B S S 2-3 ② K		S B B X 2-1 ③ P5		2 0 1 0 1 0	0 0 0 0 0 0	0 0 0 0 0 0	0 0 0 0 0 0	0 0 1 0 0 0	0 0 0 0 0 0	0 0 2 0 1 0
Will Clark, L (1, 3) OBP: 0.359, SLG: 0.530	X 0-0 ③ F8			X 0-0 1B		B X 1-0 ③ F9			X 0-0 2B	4	0	2	0	0	0	2
Kevin Mitchell, R (1, 7) OBP: 0.355, SLG: 0.553		B B X 2-0 ① P4		C F B F S 1-3 ③ K			C C B S 1-3 ① K		F B B B F S 3-3 ① K	4	0	0	0	0	3	2
Matt Williams, R (1, 5) OBP: 0.288, SLG: 0.458		B F F B B X 3-2 ② F7			C X 0-1 ① G5-3		C F B S 1-3 ② K		X 0-0 ② P4	4	0	0	0	0	1	1
Robby Thompson, R (1, 4) OBP: 0.342, SLG: 0.430		B C C S 1-3 ③ K			S X 0-1 ② G6-3		F B C B X 2-2 1B		S X 0-1 ③ G5-3	4	0	1	0	0	1	1
Tony Perezchica, R (1, 6) OBP: 0.265, SLG: 0.362			X 0-0 ① P4		X 0-0 ③ F8		C X 0-1 ③ F8			3	0	0	0	0	0	1
Kirt Manwaring, R (1, 2) OBP: 0.273, SLG: 0.200			C X 0-1 ② G6-3			C B B B C B 4-2 1B BB		X 0-0 ① F8		2	0	0	0	1	0	0
Don Robinson, R (1, 1) OBP: 0.167, SLG: 0.172 Mark Leonard, L (4, 9) OBP: 0.304, SLG: 0.379			B S S S 1-3 ③ K			C S F X 0-2 1-2 1B		B C X 1-1 1B		1 2	0 0	0 2	0 0	0 0	1 0	0 0
Inning Stats	R: 0 H: 0 E: 0 LOB: 0 K: 1 BB: 0 S: 8 P: 12	R: 0 H: 0 E: 0 LOB: 0 K: 1 BB: 0 S: 7 P: 13	R: 0 H: 0 E: 0 LOB: 0 K: 1 BB: 0 S: 6 P: 7	R: 0 H: 1 E: 0 LOB: 1 K: 1 BB: 0 S: 8 P: 9	R: 0 H: 0 E: 0 LOB: 0 K: 0 BB: 0 S: 5 P: 5	R: 0 H: 1 E: 0 LOB: 2 K: 1 BB: 1 S: 11 P: 19	R: 0 H: 1 E: 0 LOB: 1 K: 2 BB: 0 S: 11 P: 15	R: 0 H: 1 E: 0 LOB: 1 K: 0 BB: 0 S: 8 P: 12	R: 0 H: 1 E: 0 LOB: 1 K: 1 BB: 0 S: 7 P: 10	1B: 4 SF: 0 2B: 1 SAC: 0 3B: 0 DP: 0 HR: 0 HBP: 0						WP: 0 PA: 33 PB: 0 SB: 0 CS: 0

PITCHER	IP	WLS	BF	H	R	ER	SO	BB	IBB	HBP	BLK	WP	HR	S	P	ERA	WHIP
Oil Can Boyd, R (1, 1) ERA: 3.52	9.0	W	33	5	0	0	8	1	0	0	0	0	0	71	102	0.00	0.667

PITCHER	IP	WLS	BF	H	R	ER	SO	BB	IBB	HBP	BLK	WP	HR	S	P	ERA	WHIP

TOP

San Francisco Giants @ Montreal Expos

Olympic Stadium, Montreal, QB

Fri Jul 19 1991, 3:33 AM EDT

Att. 15,475 - Sunny - 80 F

livebaseballscorecards.com

AB	32
R	0
H	5
RBI	0
BB	1
SO	8
LOB	13

Batter	1	2	3	4	5	6	7	8	9	AB	R	H	RBI	BB	SO	LOB
Marquis Grissom, R (1, 8) OBP: 0.322, SLG: 0.368	G6-3	E6		F9		G6-4-3 BB		L6		4	1	0	0	1	0	0
Delino DeShields, L (1, 4) OBP: 0.380, SLG: 0.371	S 3B 1B	2-H 1B		G4-3		F7		F8		5	1	2	1	0	0	1
Ivan Calderon, R (1, 7) OBP: 0.373, SLG: 0.464	1-H 1B 3B	F9		G1-3		1-2f G6-4-3				4	1	1	1	0	0	2
Tim Wallach, R (1, 5) OBP: 0.314, SLG: 0.355	3-H FC4-6 1B		P4		1B SF7 1B		L5			4	1	2	1	0	0	0
Larry Walker, L (1, 3) OBP: 0.326, SLG: 0.384	1-2f FC4-6 S		1B 2B 1B		K		BB 1B			3	1	1	0	1	1	2
Dave Martinez, L (1, 9) OBP: 0.305, SLG: 0.386	1-2 IBB		2B SF7 1B		1-3 S 1B		1-2 1B			3	1	3	0	1	0	0
Gilberto Reyes, R (1, 2) OBP: 0.290, SLG: 0.278	K		SF7 1-3 3-H 2B		1-2 SF7 1-2 3-H		P4			3	0	1	2	0	1	4
Spike Owen, S (1, 6) OBP: 0.307, SLG: 0.322		G4-3	SF7 2-3 3-H		FC6-4 IBB		F7			2	0	0	1	1	0	2
Oil Can Boyd, R (1, 1) OBP: 0.154, SLG: 0.083		G6-3	G4-3		1-2f FC6-4			K		4	0	0	0	0	1	3
Inning Stats	R: 2 E: 0 K: 1 S: 12 H: 3 LOB: 2 BB: 1 P: 24	R: 1 E: 1 K: 0 S: 11 H: 1 LOB: 1 BB: 0 P: 17	R: 2 E: 0 K: 0 S: 15 H: 3 LOB: 1 BB: 0 P: 21	R: 0 E: 0 K: 0 S: 6 H: 0 LOB: 0 BB: 0 P: 10	R: 1 E: 0 K: 1 S: 12 H: 2 LOB: 2 BB: 1 P: 19	R: 0 E: 0 K: 0 S: 8 H: 0 LOB: 0 BB: 1 P: 16	R: 0 E: 0 K: 0 S: 7 H: 1 LOB: 2 BB: 1 P: 17	R: 0 E: 0 K: 1 S: 8 H: 0 LOB: 0 BB: 0 P: 11		1B: 8 2B: 1 3B: 1 HR: 0 SF: 2 SAC: 0 DP: 1 HBP: 0						

BOTTOM

San Francisco Giants @ Montreal Expos

Olympic Stadium, Montreal, QB

Fri Jul 19 1991, 3:33 AM EDT
Att. 15,475 - Sunny - 80 F

livebaseballscorecards.com

AB	32
R	6
H	10
RBI	6
BB	4
SO	3
LOB	14

1B: 8 SF: 2
2B: 1 SAC: 0
3B: 1 DP: 1
HR: 0 HBP: 0

WP: 0 PA: 38
PB: 0
SB: 3
CS: 0

PITCHER		IP	WLS	BF	H	R	ER	SO	BB	IBB	HBP	BLK	WP	HR	S	P	ERA	WHIP
Don Robinson, R ERA: 4.19	(1, 1)	3.0	L	18	7	5	4	1	0	1	0	0	0	0	38	62	12.00	2.333
Rod Beck, R ERA: 5.14	(4, 1)	2.0		9	2	1	1	1	0	1	0	0	0	0	18	29	4.50	1.000
Mike Remlinger, L ERA: 4.37	(6, 1)	2.0		8	1	0	0	0	2	0	0	0	0	0	15	33	0.00	1.500
Francisco Oliveras, R ERA: 2.91	(8, 1)	1.0		3	0	0	0	1	0	0	0	0	0	0	8	11	0.00	0.000

PITCHER	IP	WLS	BF	H	R	ER	SO	BB	IBB	HBP	BLK	WP	HR	S	P	ERA	WHIP

San Francisco Giants @ Montreal Expos

Olympic Stadium, Montreal, QB

Sat Jul 20 1991, 3:33 AM EDT

Att. 17,285 - Cloudy - 80 F

TOP

livebaseballscorecards.com

Batter	1	2	3	4	5	6	7	8	9	AB	R	H	RBI	BB	SO	LOB
Darren Lewis, R (1, 8) OBP: 0.412, SLG: 0.467	G3-1 WP 1B	2-H 3-H 1B		3B		L9		G6-3		5	0	3	2	0	0	1
Mike Kingery, L (1, 9) OBP: 0.299, SLG: 0.250	K	F9		G3-1		F8			K	5	0	0	0	0	2	4
Will Clark, L (1, 3) OBP: 0.354, SLG: 0.522	G3-1		G4-3		K		F8		F7	5	0	0	0	0	1	1
Kevin Mitchell, R (1, 7) Mike Felder, S (9, 7) OBP: 0.323, SLG: 0.338	G5-3		K		K		BB 1B		F8	5 0	0 0	1 0	0 0	0 0	2 0	1 0
Matt Williams, R (1, 5) OBP: 0.293, SLG: 0.467		F8	BB	HR			BB			2	1	1	1	2	0	0
Robby Thompson, R (1, 4) OBP: 0.347, SLG: 0.446		S 1B 2B	1-2 BB	HR			K			3	2	2	1	1	1	2
Steve Decker, R (1, 2) OBP: 0.280, SLG: 0.337 Dave Righetti, L (7, 1) Jeff Brantley, R (8, 1)		E 1B 1B 2-3 BB	P6		K		L6			3 0 0	1 0 0	0 0 0	0 0 0	1 0 0	1 0 0	4 0 0
Mike Benjamin, R (1, 6) OBP: 0.180, SLG: 0.200		E5 1B 1-3 3-H 1B		F8		S 1B		G5-3		4	1	2	1	0	0	0
John Burkett, R (1, 1) OBP: 0.108, SLG: 0.111 Kelly Downs, R (6, 1) OBP: 0.091, SLG: 0.091 Kirt Manwaring, R (7, 2) OBP: 0.261, SLG: 0.190		P4		G6-3		F9			F9	3 0 1	0 0 0	0 0 0	0 0 0	0 0 0	0 0 0	3 0 0

Inning Stats	1	2	3	4	5	6	7	8	9
	R: 0 E: 0 K: 1 S: 13	R: 3 E: 1 K: 0 S: 13	R: 0 E: 0 K: 1 S: 13	R: 0 E: 0 K: 0 S: 10	R: 2 E: 0 K: 3 S: 17	R: 0 E: 0 K: 0 S: 7	R: 0 E: 0 K: 1 S: 12	R: 0 E: 0 K: 0 S: 6	R: 0 E: 0 K: 1 S: 7
	H: 1 LOB: 1 BB: 0 P: 17	H: 3 LOB: 1 BB: 1 P: 20	H: 0 LOB: 2 BB: 2 P: 27	H: 1 LOB: 1 BB: 0 P: 15	H: 2 LOB: 0 BB: 0 P: 26	H: 1 LOB: 1 BB: 0 P: 14	H: 1 LOB: 2 BB: 1 P: 23	H: 0 LOB: 0 BB: 0 P: 8	H: 0 LOB: 0 BB: 0 P: 10

AB	36
R	5
H	9
RBI	5
BB	4
SO	7
LOB	16

		1B: 5	SF: 0	WP: 1	PA: 40
		2B: 1	SAC: 0	PB: 0	
		3B: 1	DP: 0	SB: 2	
		HR: 2	HBP: 0	CS: 0	

PITCHER		IP	WLS	BF	H	R	ER	SO	BB	IBB	HBP	BLK	WP	HR	S	P	ERA	WHIP
Ron Darling, R ERA: 3.99	(1, 1)	6.0	L	29	8	5	4	5	3	0	0	0	1	2	73	119	6.00	1.833
Dave Schmidt, R ERA:	(7, 1)	2.0		8	1	0	0	1	1	0	0	0	0	0	18	31	0.00	1.000
Scott Ruskin, L ERA: 2.15	(9, 1)	1.0		3	0	0	0	1	0	0	0	0	0	0	7	10	0.00	0.000

PITCHER	IP	WLS	BF	H	R	ER	SO	BB	IBB	HBP	BLK	WP	HR	S	P	ERA	WHIP

Batter	1	2	3	4	5	6	7	8	9	AB	R	H	RBI	BB	SO	LOB
Marquis Grissom, R (1, 8) OBP: 0.323, SLG: 0.368	C B B X 2-1 P3 SF7 1B 1B		X 0-0 FC6-4 1B 1B	B B B C X 3-1 F8			X 0-0 G6-3		B B B C S S 3-3 K	5	2	2	0	0	1	1
Delino DeShields, L (1, 4) OBP: 0.383, SLG: 0.372	1 SAFE 1 SAFE L 1 SAFE B 1 SAFE 1 SAFE F B 2-2 1 SAFE X 1-2 1B		1 SAFE 1 SAFE B B C 1 SAFE X 2-1 F7		C B B X 2-1 G4-3		B B C B B 4-1 1B BB		C B C F B F B X 3-2 DI 1B	4	0	2	0	1	0	1
Ivan Calderon, R (1, 7) OBP: 0.373, SLG: 0.463	X 0-0 P3 2-3		X 0-0 FC6-4 1-2 1B		X 0-0 F8		B X 1-0 FC4-6 1-3 1B		S B X 1-1 P5	5	0	2	0	0	0	3
Tim Wallach, R (1, 5) OBP: 0.312, SLG: 0.363	1 SAFE 1 SAFE P C 1 SAFE B X 2-1 SF7 3-H		C 1 SAFE X 0-1 FC6-4 1B 1-2f 2-3		X 0-0 HR		C S S 0-3 K		B F B B C F X 3-2 F9 1-2	4	1	1	2	0	1	5
Larry Walker, L (1, 3) OBP: 0.325, SLG: 0.382	B S B 1 SAFE X 2-1 G4-3		B B X 2-0 1-2 3-H 1B		X 0-0 L8		S B X 1-1 FC4-6 1-2f			4	0	1	1	0	0	3
Dave Martinez, L (1, 9) OBP: 0.308, SLG: 0.386		C B B B F X 2-2 G6-3	C B X 1-1 P5			B C X 1-1 1B 1B		B B B B 4-0 1B BLK BB		3	0	1	0	1	0	2
Mike Fitzgerald, R (1, 2) OBP: 0.225, SLG: 0.222		B B F F E B S 3-3 K		C X 0-1 B1-3		X 0-0 P3		C 1 SAFE B S 1 SAFE B F F X 2-2 G5-3 1-2		4	0	0	0	0	1	2
Tom Foley, L (1, 6) OBP: 0.310, SLG: 0.333 Junior Noboa, R (8, PH) (9, 6) OBP: 0.268, SLG: 0.343		B X 1-0 1B		B B C B B 4-1 G6-3 BB		1 SAFE B F 1 SAFE X 1-1 G4-6-3 1-2 1B		F X 0-1 G4-6-3 2-3 1B		2 1	0 0	2 1	0 0	1 0	0 0	0 0
Ron Darling, R (1, 1) OBP: 0.171, SLG: 0.194 Eric Bullock, L (6, PH) OBP: 0.326, SLG: 0.386 Dave Schmidt, R (7, 1) Andres Galarraga, R (8, PH) OBP: 0.289, SLG: 0.328 Ron Hassey, L (8, PH) OBP: 0.330, SLG: 0.372 Scott Ruskin, R (9, 1)		F B B F 1 SAFE F B X 3-2 G5-3		1 SAFE X 0-0 G6-3 1-2		B B F X 2-1 G4-6-3 1-2f		B B 1 SAFE X 2-0 G4-6-3 1-2f		2 1 0 0 1 0	0 0 0 0 0 0	0 0 0 0 0 0	0 0 0 0 0 0	0 0 0 0 0 0	0 2 0 0 2 0	2 2 0 0 2 0
Inning Stats	R: 1 H: 2 E: 0 LOB: 1 K: 0 BB: 0 S: 11 P: 18	R: 0 H: 1 E: 0 LOB: 1 K: 1 BB: 0 S: 12 P: 21	R: 1 H: 3 E: 0 LOB: 2 K: 0 BB: 0 S: 9 P: 14	R: 0 H: 0 E: 0 LOB: 1 K: 0 BB: 1 S: 6 P: 13	R: 1 H: 1 E: 0 LOB: 0 K: 0 BB: 0 S: 5 P: 7	R: 0 H: 2 E: 0 LOB: 1 K: 0 BB: 0 S: 7 P: 11	R: 0 H: 1 E: 0 LOB: 2 K: 1 BB: 1 S: 8 P: 14	R: 0 H: 1 E: 0 LOB: 1 K: 1 BB: 0 S: 8 P: 16	R: 0 H: 1 E: 0 LOB: 1 K: 1 BB: 0 S: 14 P: 24	1B: 11 2B: 0 3B: 0 HR: 1	SF: 1 SAC: 0 DP: 2 HBP: 0			WP: 0 PB: 0 SB: 0 CS: 0	PA: 40		

PITCHER		IP	WLS	BF	H	R	ER	SO	BB	IBB	HBP	BLK	WP	HR	S	P	ERA	WHIP
John Burkett, R ERA: 3.38	(1, 1)	5.1	W	26	9	3	3	1	1	0	0	0	0	1	48	80	5.06	1.875
Kelly Downs, R ERA: 3.31	(6, 1)	1.1		5	1	0	0	1	1	0	0	0	0	0	8	15	0.00	1.500
Dave Righetti, L ERA: 4.09	(7, 1)	0.2		4	1	0	0	0	1	0	0	1	0	0	9	16	0.00	3.000
Jeff Brantley, R ERA: 2.96	(8, 1)	1.2	S	5	1	0	0	1	0	0	0	0	0	0	15	27	0.00	0.600

PITCHER	IP	WLS	BF	H	R	ER	SO	BB	IBB	HBP	BLK	WP	HR	S	P	ERA	WHIP

BOTTOM

San Francisco Giants @ Montreal Expos

Olympic Stadium, Montreal, QB

Sat Jul 20 1991, 3:33 AM EDT

Att. 17,285 - Cloudy - 80 F

livebaseballscorecards.com

AB	36
R	3
H	12
RBI	3
BB	3
SO	3
LOB	23

San Francisco Giants @ Montreal Expos

Olympic Stadium, Montreal, QB

Sun Jul 21 1991, 3:33 AM EDT

Att. 16,242 - Cloudy - 72 F

livebaseballscorecards.com

TOP

Batter	1	2	3	4	5	6	7	8	9	AB	R	H	RBI	BB	SO	LOB
Darren Lewis, R (1, 8) OBP: 0.447, SLG: 0.469	4-2 CS BB		2-2 P4 2-3			0-1 SH3-4 1-2	4-0 FC6-2 BB		2-1 FC3-2 1B 1-2 2-3 3-H	2	0	1	1	2	0	1
Mike Felder, S (1, 7) OBP: 0.321, SLG: 0.339	C 1 SAFE B B B X 2-1 G4-3 1-2			B F B F X 2-2 G4-3		B C 2 SAFE X 1-1 2B 2-H	X 0-0 FC6-2 1-2 2-3 3-Hf		C B C F S 1-3 K	5	0	1	1	0	1	7
Will Clark, L (1, 3) OBP: 0.352, SLG: 0.515	B X 1-0 F7			X 0-0 F8		B B B B 4-0 BB	C B X 2-1 F8		C X 0-1 FC3-2 1-2 2-3 3-Hf	4	0	0	0	1	0	6
Matt Williams, R (1, 5) OBP: 0.289, SLG: 0.460		F B B S S 2-3 K		S X 0-1 F9		B B X 2-0 P5		B X 1-0 G6-3	F S S 0-3 K	5	0	0	0	0	2	5
Mark Leonard, L (1, 9) OBP: 0.295, SLG: 0.367 Francisco Oliveras, R (7, 1) OBP: 0.250, SLG: 0.250 Jeff Brantley, R (9, 1)		B B X 2-0 G4-3			B C X 1-1 F9	F C S 0-3 K		B C T S 1-3 K		3 1 0	0 0 0	0 0 0	0 0 0	0 0 0	1 1 0	2 0 0
Robby Thompson, R (1, 4) OBP: 0.346, SLG: 0.444		B C B S C 2-3 K			B C B B F S 3-3 K		C B F F F X 1-2 E5 SH E 1B	B B X 2-0 G5-3		4	1	1	0	0	2	0
Kirt Manwaring, R (1, 2) OBP: 0.346, SLG: 0.261			S C H 1-2 PB SH1-3 HBP		C C B F X 1-2 1B		2 SAFE X 0-0 SH G6-3 E FC6-2 2-3		F X 0-1 1B BB 1B 1B	2	1	2	0	0	0	0
Mike Benjamin, R (1, 6) OBP: 0.175, SLG: 0.193 Kevin Mitchell, R (7, PH) OBP: 0.354, SLG: 0.544 Mike Kingery, L (7, PR) (7, 9) OBP: 0.306, SLG: 0.250			B 1 SAFE B S C S 2-3 K		B B F C S 2-3 K		1 SAFE B B B C B 4-1 E2 FC6-2 G6-3 1-2 3-H BB		1 SAFE 1 SAFE M 1 SAFE 1 SAFE P B L F 4-2 F F 1 SAFE B B B 1B 1B FC3-2 1-2 BB	2 0 0	0 0 0	0 0 0	0 0 0	2 1 1	2 0 0	2 0 0
Trevor Wilson, L (1, 1) OBP: 0.417, SLG: 0.300 Dave Anderson, R (7, PH) OBP: 0.308, SLG: 0.338 (7, 6)			1 SAFE B L X 1-1 SH1-3 1-2			C B B B B 4-1 SH3-4 2B BB	1 SAFE B L X 1-1 G6-3 1-2 2-3		S X 0-1 FC3-2 1B 1-2 2-3 1B	0 2	1 0	0 1	0 0	1 0	0 0	0 2

Inning Stats										
	R: 0 E: 0 K: 0 S: 7	H: 0 LOB: 0 BB: 1 P: 14	R: 0 E: 0 K: 2 S: 7	H: 0 LOB: 0 BB: 0 P: 13	R: 0 E: 0 K: 1 S: 12	H: 0 LOB: 1 BB: 0 P: 18	R: 0 E: 0 K: 0 S: 6	H: 0 LOB: 0 BB: 0 P: 8	R: 0 E: 0 K: 2 S: 13	H: 1 LOB: 1 BB: 0 P: 20
	R: 1 E: 0 K: 1 S: 9	H: 1 LOB: 2 BB: 2 P: 20	R: 1 E: 2 K: 0 S: 14	H: 1 LOB: 3 BB: 2 P: 25	R: 0 E: 0 K: 1 S: 5	H: 0 LOB: 0 BB: 0 P: 9	R: 1 E: 0 K: 2 S: 21	H: 3 LOB: 3 BB: 1 P: 27	1B: 5 2B: 1 3B: 0 HR: 0	SF: 0 SAC: 3 DP: 0 HBP: 1

PITCHER	IP	WLS	BF	H	R	ER	SO	BB	IBB	HBP	BLK	WP	HR	S	P	ERA	WHIP
Mark Gardner, R (1, 1) ERA: 3.3	6.0	L	26	3	2	1	6	4	0	1	0	0	0	62	106	1.50	1.167
Jeff Fassero, L (7, 1) ERA: 1.61	2.0		7	0	0	0	1	1	0	0	0	0	0	11	21	0.00	0.500
Barry Jones, R (9, 1) ERA: 3.98	0.0		4	3	1	1	0	1	0	0	0	0	0	12	17	∞	∞
Scott Ruskin, L (9, 1) ERA: 2.09	1.0		3	0	0	0	2	0	0	0	0	0	0	9	10	0.00	0.000

PITCHER	IP	WLS	BF	H	R	ER	SO	BB	IBB	HBP	BLK	WP	HR	S	P	ERA	WHIP

AB	30
R	3
H	6
RBI	2
BB	6
SO	9
LOB	25

WP: 0 PB: 1 SB: 0 CS: 1 PA: 40

BOTTOM

San Francisco Giants @ Montreal Expos

Olympic Stadium, Montreal, QB

Sun Jul 21 1991, 3:33 AM EDT

Att. 16,242 - Cloudy - 72 F

livebaseballscorecards.com

Batter	1	2	3	4	5	6	7	8	9	AB	R	H	RBI	BB	SO	LOB
Marquis Grissom, R (1, 8) OBP: 0.322, SLG: 0.367	B F B C B F F X 3-2 F8 ①		B S X 1-1 S 1B		C X 0-1 G1-3 ②		F C X 0-2 F9 ③			4	0	1	0	0	0	0
Delino DeShields, L (1, 4) OBP: 0.379, SLG: 0.368	B F B X 2-1 G3 ②		1 SAFE 1 SAFE C 1 SAFE B C X 1-2 G1-3 ③ 1-2		B B B C S F S 3-3 K ③			B C C X 1-2 G5-3 ①		4	0	0	0	0	1	1
Ivan Calderon, R (1, 7) OBP: 0.374, SLG: 0.462	S B F B B B 4-2 BB			B X 1-0 S 3B 1B		X 0-0 G1-4-3 ①		B B S B F F C 3-3 K ②		3	1	1	0	1	1	0
Tim Wallach, R (1, 5) OBP: 0.314, SLG: 0.363	B B 1 SAFE S X 2-1 L9 ③			1 SAFE B C 1 SAFE 1 SAFE B 1 SAFE C B 3-3 K ① 1 SAFE 1 SAFE S 1-2		B C F X 1-2 E FC 1B		B B C B S B 4-2 BB		3	0	1	0	1	1	2
Andres Galarraga, R (1, 3) OBP: 0.288, SLG: 0.337 Barry Jones, R (9, 1) Scott Ruskin, R (9, 1)		B F B B X 3-1 G1-3 ①		C B X 1-1 2-H 3B		1 SAFE F 1 SAFE 1 SAFE S X 0-2 FC 1-3		X 0-0 F8 ③		4 0 0	0 0 0	1 0 0	1 0 0	0 0 0	0 0 0	2 0 0
Kenny Williams, R (1, 9) OBP: 0.300, SLG: 0.438 Eric Bullock, L (9, 3) OBP: 0.323, SLG: 0.379		B C F F S 1-3 K ②		X 0-0 P3 ②		S F F S 0-3 K ②			C X 0-1 F8 ①	3 1	0 0	0 0	0 0	0 0	2 0	3 0
Gilberto Reyes, R (1, 2) OBP: 0.291, SLG: 0.274 Larry Walker, L (9, PH) OBP: 0.327, SLG: 0.397		C B S C 1-3 K ③		B F S B B B 4-2 BB		1 SAFE B C C S 1-3 K ③			B B X 2-0 HR	2 1	0 1	0 1	0 1	1 0	2 0	2 0
Junior Noboa, R (1, 6) OBP: 0.260, SLG: 0.333 Tom Foley, L (7, PH) OBP: 0.305, SLG: 0.327 (8, 6)			B C B X 2-1 G6-3 ① C B X 1-1 G5-3 ③				C F B B B X 3-2 F7 ①		C X 0-1 G4-3 ②	2 2	0 0	0 0	0 0	0 0	0 0	2 0
Mark Gardner, R (1, 1) OBP: 0.071, SLG: 0.071 Jeff Fassero, L (7, 1) Dave Martinez, L (7, 9) OBP: 0.306, SLG: 0.382			F B F B X 2-2 G1-3 ②		X 0-0 L9 ①		C B F F F F F F B 2-2 F9 ②		C C X 0-2 P4 ③	2 0 2	0 0 0	0 0 0	0 0 0	0 0 0	0 0 0	0 0 0
Inning Stats	R: 0 H: 0 E: 0 LOB: 1 K: 0 BB: 1 S: 11 P: 22	R: 0 H: 0 E: 0 LOB: 0 K: 2 BB: 0 S: 9 P: 14	R: 0 H: 1 E: 0 LOB: 1 K: 0 BB: 0 S: 10 P: 16	R: 1 H: 2 E: 0 LOB: 2 K: 1 BB: 1 S: 11 P: 21	R: 0 H: 0 E: 0 LOB: 0 K: 1 BB: 0 S: 7 P: 10	R: 0 H: 1 E: 1 LOB: 2 K: 2 BB: 0 S: 14 P: 16	R: 0 H: 0 E: 0 LOB: 0 K: 0 BB: 0 S: 17 P: 22	R: 0 H: 0 E: 0 LOB: 1 K: 1 BB: 1 S: 11 P: 19	R: 1 H: 1 E: 0 LOB: 0 K: 0 BB: 0 S: 8 P: 10	1B: 3 SF: 0 2B: 0 SAC: 0 3B: 1 DP: 0 HR: 1 HBP: 0						

	AB	33
	R	2
	H	5
	RBI	2
	BB	3
	SO	7
	LOB	12

PITCHER		IP	WLS	BF	H	R	ER	SO	BB	IBB	HBP	BLK	WP	HR	S	P	ERA	WHIP
Trevor Wilson, L ERA: 4.07	(1, 1)	6.0	W	25	4	1	1	6	2	0	0	0	0	0	62	99	1.50	1.000
Francisco Oliveras, R ERA: 2.79	(7, 1)	2.0		7	0	0	0	1	1	0	0	0	0	0	28	41	0.00	0.500
Jeff Brantley, R ERA: 3.08	(9, 1)	1.0	S	4	1	1	1	0	0	0	0	0	0	1	8	10	9.00	1.000

PITCHER	IP	WLS	BF	H	R	ER	SO	BB	IBB	HBP	BLK	WP	HR	S	P	ERA	WHIP

Batter	1	2	3	4	5	6	7	8	9	10	11	AB	R	H	RBI	BB	SO	LOB
Delino DeShields, L (1, 4) OBP: 0.374, SLG: 0.362	G3		F8		G4-3		K2 1-2f		L5			5	0	0	0	0	1	1
Marquis Grissom, R (1, 8) OBP: 0.318, SLG: 0.361	G5-3		K		G6-3			K2-3		G4-3		5	0	0	0	0	2	0
Ivan Calderon, R (1, 7) OBP: 0.375, SLG: 0.464	E5		1B 2B		F9			FC4-6 BB 1B 1B		K		5	1	2	0	0	1	0
Tim Wallach, R (1, 5) OBP: 0.318, SLG: 0.363	E6 1-2		1B BB			G5-3		FC4-6 1-2 BB		1B		3	0	1	0	2	0	1
Dave Martinez, L (1, 9) OBP: 0.304, SLG: 0.379	P2		1B 1-2 2-3			G6-3		FC4-6 1B 1-2f 2-3		F7		5	0	1	0	0	0	5
Andres Galarraga, R (1, 3) OBP: 0.296, SLG: 0.349		2B	F9			1B		S 1-3 3-H 1B			G4-3	5	0	3	1	0	0	3
Ron Hassey, L (1, 2) OBP: 0.315, SLG: 0.354		K		F7		F8		G6-3 1-2			G4-3	5	0	0	0	0	1	4
Spike Owen, S (1, 6) Dave Schmidt, R (11, 1)		F7		L8			1B		K		L7	5 0	0 0	1 0	0 0	0 0	1 0	1 0
Dennis Martinez, R (1, 1) OBP: 0.135, SLG: 0.157 Junior Noboa, R (9, PH) OBP: 0.257, SLG: 0.329 Barry Jones, R (9, 1) Tom Foley, L (11, 6) OBP: 0.305, SLG: 0.327		K		K			P1		F9			3 1 0 0	0 0 0 0	0 0 0 0	0 0 0 0	0 0 0 0	2 0 0 0	2 0 0 0
Inning Stats	R: 0 E: 2 K: 0 S: 11 H: 0 LOB: 2 BB: 0 P: 19	R: 0 E: 0 K: 2 S: 11 H: 1 LOB: 1 BB: 0 P: 19	R: 0 E: 0 K: 1 S: 14 H: 2 LOB: 3 BB: 1 P: 21	R: 0 E: 0 K: 1 S: 6 H: 0 LOB: 0 BB: 0 P: 8	R: 0 E: 0 K: 0 S: 10 H: 0 LOB: 0 BB: 0 P: 13	R: 0 E: 0 K: 0 S: 11 H: 1 LOB: 1 BB: 0 P: 17	R: 0 E: 0 K: 1 S: 6 H: 1 LOB: 1 BB: 1 P: 11	R: 1 E: 0 K: 1 S: 11 H: 2 LOB: 2 BB: 1 P: 19	R: 0 E: 0 K: 1 S: 9 H: 0 LOB: 0 BB: 0 P: 13	R: 0 E: 0 K: 1 S: 11 H: 1 LOB: 1 BB: 0 P: 16	R: 0 E: 0 K: 0 S: 10 H: 0 LOB: 0 BB: 0 P: 14	1B: 6 2B: 3 3B: 0 HR: 0 SF: 0 SAC: 0 DP: 1 HBP: 0	WP: 0 PB: 0 SB: 1 CS: 0 PA: 44					

PITCHER		IP	WLS	BF	H	R	ER	SO	BB	IBB	HBP	BLK	WP	HR	S	P	ERA	WHIP
Andy Benes, R ERA: 3.98	(1, 1)	8.0		34	7	1	1	6	2	0	0	0	0	0	80	127	1.12	1.125
Craig Lefferts, L ERA: 4.7	(9, 1)	1.0		3	0	0	0	1	0	0	0	0	0	0	9	13	0.00	0.000
Larry Andersen, R ERA: 2.59	(10, 1)	2.0	W	7	1	0	0	1	0	0	0	0	0	0	21	30	0.00	0.500

PITCHER	IP	WLS	BF	H	R	ER	SO	BB	IBB	HBP	BLK	WP	HR	S	P	ERA	WHIP

Montreal Expos @ San Diego Padres

Jack Murphy Stadium, San Diego, CA

Tue Jul 23 1991, 10:05 PM EDT

Att. 14,007 - Cloudy - 66 F

TOP

livebaseballscorecards.com

AB	42
R	1
H	8
RBI	1
BB	2
SO	8
LOB	17

Batter	1	2	3	4	5	6	7	8	9	10	11	AB	R	H	RBI	BB	SO	LOB
Bip Roberts, S (1, 4) OBP: 0.334, SLG: 0.317	C F S 0-3 ① K		F B B S X 2-2 ② P5		F X 0-1 CS 1B		F B F X 1-2 FC4-6 1B			F F X 0-2 G5-3	C X 0-1 1-2 2-H 1B	6	0	3	1	0	1	1
Tony Fernandez, S (1, 6) OBP: 0.336, SLG: 0.355	C B B F B F F F B 4-2 BB		F X 0-1 ③ F8		1 SAFE 1 SAFE 1 SAFE X 0-0 ② F7		1 SAFE 1 SAFE X 0-0 ③ FC4-6 1-2f			B F F X 1-2 ② G6-3		4	0	0	0	1	0	3
Tony Gwynn, L (1, 9) OBP: 0.369, SLG: 0.457	1 SAFE 1 SAFE C 1 SAFE X 0-1 ② F7			C X 0-1 ① L7	P 1-0 ③ CS 1-2	C B X 1-1 ① G1-3		X 0-0 ① G1-3		C B X 1-1 2B		5	0	1	0	0	0	1
Fred McGriff, L (1, 3) OBP: 0.407, SLG: 0.500	1 SAFE 1 SAFE 1 SAFE X 0-0 ③ F7			B C C X 1-2 2B 1B		X 0-0 1B 1B		C B F B F B B 4-2 BB		I I I I 4-0 IBB		3	1	2	0	2	0	1
Jerald Clark, R (1, 7) OBP: 0.341, SLG: 0.432		B F B X 2-1 ① G6-3		F 1 SAFE B X 1-1 1-H 2B		B F X 1-1 ② F9		X 0-0 ② P3		F B X 1-1 ③ G1-3		5	0	1	1	0	0	4
Benito Santiago, R (1, 2) OBP: 0.269, SLG: 0.386	X 0-0 ② F8			S F X 0-2 ② G6-3		B C F X 1-2 1-2 1B		C F F B X 1-2 ③ F9			S B B B F B F S 3-3 ① K	5	0	1	0	0	1	2
Tim Teufel, R (1, 5) OBP: 0.328, SLG: 0.316	F X 0-1 ③ F9			S B B C B C B 4-2 BB		B B C B C X 3-2 ③ F8			C X 0-1 ① G6-3		B X 1-0 ② G5-3	4	0	0	0	1	0	2
Thomas Howard, S (1, 8) OBP: 0.311, SLG: 0.319			B B C B F F F B 4-2 SH5-4 BB	S F X 0-2 ③ G1			B X 1-0 ① G3-1		S C B X 1-2 ② L7		X 0-0 BB 1B 1B	4	1	1	0	1	0	2
Andy Benes, R (1, 1) OBP: 0.125, SLG: 0.135 Craig Lefferts, L (9, 1) Phil Stephenson, L (9, PH) Larry Andersen, R (10, 1) Darrin Jackson, R (11, PH) OBP: 0.301, SLG: 0.465			L 1 SAFE X 0-1 ① SH5-4 1-2		C B C B S 2-3 ① K		C X 0-1 ② F4		B B C C S 2-3 ③ K		1 SAFE B B B 1 SAFE 1 SAFE 1 SAFE B 1 SAFE B 4-0 1B 1-2 BB	2 0 1 0 0	0 0 0 0 0	0 0 0 0 0	0 0 0 0 0	0 0 1 0 1	1 0 0 0 0	0 0 0 0 0
Inning Stats	R: 0 H: 0 E: 0 LOB: 1 K: 1 BB: 1 S: 11 P: 15	R: 0 H: 0 E: 0 LOB: 0 K: 0 BB: 0 S: 5 P: 7	R: 0 H: 0 E: 0 LOB: 1 K: 0 BB: 1 S: 10 P: 16	R: 1 H: 2 E: 0 LOB: 2 K: 0 BB: 1 S: 15 P: 21	R: 0 H: 1 E: 0 LOB: 0 K: 1 BB: 0 S: 7 P: 9	R: 0 H: 2 E: 0 LOB: 2 K: 0 BB: 0 S: 11 P: 17	R: 0 H: 1 E: 0 LOB: 1 K: 0 BB: 0 S: 7 P: 9	R: 0 H: 0 E: 0 LOB: 1 K: 0 BB: 1 S: 9 P: 14	R: 0 H: 0 E: 0 LOB: 0 K: 1 BB: 0 S: 8 P: 11	R: 0 H: 1 E: 0 LOB: 2 K: 0 BB: 1 S: 10 P: 17	R: 1 H: 2 E: 0 LOB: 2 K: 1 BB: 1 S: 8 P: 16	1B: 7 2B: 2 3B: 0 HR: 0	SF: 0 SAC: 1 DP: 0 HBP: 0			WP: 0 PB: 0 SB: 0 CS: 1	PA: 47	

PITCHER		IP	WLS	BF	H	R	ER	SO	BB	IBB	HBP	BLK	WP	HR	S	P	ERA	WHIP
Dennis Martinez, R ERA: 2.17	(1, 1)	8.0		33	6	1	1	2	4	0	0	0	0	0	75	108	1.12	1.250
Barry Jones, R ERA: 3.83	(9, 1)	2.0		8	1	0	0	1	0	1	0	0	0	0	18	28	0.00	0.500
Dave Schmidt, R ERA: 3.38	(11, 1)	0.2	L	5	2	1	1	1	1	0	0	0	0	0	8	16	13.50	4.500

PITCHER	IP	WLS	BF	H	R	ER	SO	BB	IBB	HBP	BLK	WP	HR	S	P	ERA	WHIP

BOTTOM

Montreal Expos @ San Diego Padres

Jack Murphy Stadium, San Diego, CA

Tue Jul 23 1991, 10:05 PM EDT
Att. 14,007 - Cloudy - 66 F

livebaseballscorecards.com

AB	39
R	2
H	9
RBI	2
BB	6
SO	4
LOB	16

Montreal Expos @ San Diego Padres

Jack Murphy Stadium, San Diego, CA

Wed Jul 24 1991, 10:05 PM EDT

Att. 13,718 - Sunny - 72 F

TOP

livebaseballscorecards.com

Batter	1	2	3	4	5	6	7	8	9	AB	R	H	RBI	BB	SO	LOB
Delino DeShields, L (1, 4) OBP: 0.380, SLG: 0.363	FC6-4 1B 1-2 1B BB 1-2 2-3		IBB 1-2 2-3		L3		BB 1B			2	1	1	0	3	0	1
Marquis Grissom, R (1, 8) OBP: 0.319, SLG: 0.362	FC6-4 1B 1-2 1B L4		K			F8	1-2 2-H 3-H 1B			5	1	2	2	0	1	6
Ivan Calderon, R (1, 7) OBP: 0.375, SLG: 0.464	FC6-4 1-2 2-3 1B	G6-3		G3		F7	K			2	0	1	0	0	0	0
Dave Martinez, L (3, 7) OBP: 0.300, SLG: 0.374										3	0	0	0	0	1	2
Tim Wallach, R (1, 5) OBP: 0.316, SLG: 0.360	FC6-4 1B 1B FC5-4 1-2f 2-3 3-H	G5-3		1B		F8		K		5	1	1	1	0	1	2
Tom Foley, L (8, 5) OBP: 0.305, SLG: 0.327										0	0	0	0	0	0	0
Andres Galarraga, R (1, 3) OBP: 0.293, SLG: 0.345	FC5-4 1B S 1-2 3-H 1B	G6-3		K			G6-3	F8		5	1	1	1	0	1	1
Larry Walker, L (1, 9) OBP: 0.325, SLG: 0.393	FC5-4 1-2 2-3 1B		G3	G4-3			K	K		5	0	1	0	0	1	1
Mike Fitzgerald, R (1, 2) OBP: 0.232, SLG: 0.239	FC5-4 E S 1-2f 2-3 3-H 1B		WP BB 1B		G1-3		1B 2B		K	5	2	2	1	0	1	2
Spike Owen, S (1, 6) OBP: 0.311, SLG: 0.327	BB 1B 1-H 3-H 1B		L8		G4-3 2B		1B 1B IBB		G4-3	4	1	2	1	1	0	1
Brian Barnes, L (1, 1) OBP: 0.320, SLG: 0.150	BB 1-2 1B		WP 1 SAFE 1-2 BB		G4-3 2-3		1B 1-3 2-H 1B		K	2	0	1	0	1	0	1
Mel Rojas, R (6, 1)										0	0	0	0	0	0	0
Junior Noboa, R (7, PH) OBP: 0.267, SLG: 0.338										1	1	1	1	0	0	0
Jeff Fassero, L (7, 1)										1	0	0	0	0	1	0
Inning Stats	R: 5 E: 0 K: 0 S: 21 H: 7 LOB: 3 BB: 1 P: 38	R: 0 E: 0 K: 0 S: 4 H: 0 LOB: 0 BB: 0 P: 9	R: 0 E: 0 K: 1 S: 11 H: 1 LOB: 3 BB: 2 P: 25	R: 0 E: 0 K: 1 S: 7 H: 1 LOB: 1 BB: 0 P: 10	R: 0 E: 0 K: 0 S: 9 H: 1 LOB: 1 BB: 0 P: 12	R: 0 E: 0 K: 0 S: 8 H: 0 LOB: 0 BB: 0 P: 9	R: 3 E: 0 K: 1 S: 15 H: 3 LOB: 2 BB: 2 P: 31	R: 0 E: 0 K: 2 S: 7 H: 0 LOB: 0 BB: 0 P: 10	R: 0 E: 0 K: 2 S: 8 H: 0 LOB: 0 BB: 0 P: 11	1B: 11 2B: 2 3B: 0 HR: 0 SF: 0 SAC: 0 DP: 0 HBP: 0						

AB	40
R	8
H	13
RBI	7
BB	5
SO	7
LOB	17

WP: 1 PB: 0 SB: 2 CS: 0 PA: 45

PITCHER		IP	WLS	BF	H	R	ER	SO	BB	IBB	HBP	BLK	WP	HR	S	P	ERA	WHIP
Dennis Rasmussen, L ERA: 3.04	(1, 1)	0.2	L	9	7	5	5	0	0	0	0	0	0	0	19	32	67.50	10.500
Mike Maddux, R ERA: 2.34	(1, 1)	1.1		5	0	0	0	0	1	0	0	0	0	0	6	15	0.00	0.750
John Costello, R ERA: 2.78	(3, 1)	2.0		10	2	0	0	2	1	1	0	0	1	0	18	35	0.00	1.500
Jose Melendez, R ERA: 3.22	(5, 1)	2.0		7	1	0	0	0	0	0	0	0	0	0	17	21	0.00	0.500
Rich Rodriguez, L ERA: 3.38	(7, 1)	3.0		14	3	3	3	5	1	1	0	0	0	0	30	52	9.00	1.333

PITCHER	IP	WLS	BF	H	R	ER	SO	BB	IBB	HBP	BLK	WP	HR	S	P	ERA	WHIP

Montreal Expos @ San Diego Padres

Jack Murphy Stadium, San Diego, CA

Wed Jul 24 1991, 10:05 PM EDT

Att. 13,718 - Sunny - 72 F

livebaseballscorecards.com

BOTTOM

Batter	1	2	3	4	5	6	7	8	9	AB	R	H	RBI	BB	SO	LOB
Bip Roberts, S (1, 4) OBP: 0.333, SLG: 0.316	F9		F8	2-H 3-H 1B			G6-3			4	0	1	1	0	0	0
Darrin Jackson, R (1, 8) OBP: 0.299, SLG: 0.458	F8		1B		P3		L7			4	0	1	0	0	0	0
Tony Gwynn, L (1, 9) OBP: 0.368, SLG: 0.455	G4-3		FC5-4 1-2 1B		F8		G4-3			4	0	1	0	0	0	0
Fred McGriff, L (1, 3) OBP: 0.406, SLG: 0.506		HR	K		F7			K		4	1	1	1	0	2	2
Jerald Clark, R (1, 7) OBP: 0.340, SLG: 0.429		FC1-6 BB 1B	FC5-4 1-2f			G5-3		F9		4	0	1	0	0	0	2
Benito Santiago, R (1, 2) OBP: 0.269, SLG: 0.384		K		SH3-4 BB 1B 1B		L9		F9		4	1	1	0	0	1	1
Tim Teufel, R (1, 5) OBP: 0.337, SLG: 0.314		1 SAFE FC1-6 1-2 BB				WP BB			G4-3	1	0	0	0	3	0	0
Tony Fernandez, S (1, 6) OBP: 0.337, SLG: 0.354		1 SAFE FC1-6 1-2f 2-3		SH3-4 1-2 2-3		WP 1-2 BB			F9	1	0	0	0	1	0	2
Paul Faries, R (9, PH) OBP: 0.268, SLG: 0.212										1	0	0	0	0	0	0
Dennis Rasmussen, L (1, 1) ERA: 4.21, SLG: 0.438 Mike Maddux, L (1, 1) ERA: 0.00, SLG: 0.167 Scott Coolbaugh, R (2, PH) ERA: 2.08, SLG: 0.313 John Costello, R (1, 1) Shawn Abner, R (4, PH) ERA: 2.63, SLG: 0.438 Jose Melendez, R (5, 1) ERA: 6.35, SLG: 0.682 Thomas Howard, S (6, PH) ERA: 3.86, SLG: 0.217 Rich Rodriguez, L (7, 1) Dann Bilardello, R (9, PH) ERA: 3.86, SLG: 0.167		K		P4		K 1-2 2-3			G1-3							

Inning Stats																																			
	R: 0	E: 0	K: 0	S: 5	H: 0	LOB: 0	BB: 0	P: 10	R: 1	E: 0	K: 2	S: 14	H: 2	LOB: 2	BB: 1	P: 23	R: 0	E: 0	K: 1	S: 9	H: 2	LOB: 2	BB: 0	P: 12	R: 1	E: 0	K: 0	S: 9	H: 2	LOB: 1	BB: 1	P: 18	R: 0	E: 0	K: 0	S: 5	H: 0	LOB: 0	BB: 0	P: 9
	R: 0	E: 0	K: 1	S: 7	H: 0	LOB: 2	BB: 2	P: 19	R: 0	E: 0	K: 0	S: 4	H: 0	LOB: 0	BB: 0	P: 6	R: 0	E: 0	K: 1	S: 7	H: 0	LOB: 0	BB: 0	P: 8	R: 0	E: 0	K: 0	S: 7	H: 0	LOB: 0	BB: 0	P: 11	1B: 5	2B: 0	3B: 0	HR: 1	SF: 0	SAC: 1	DP: 0	HBP: 0	WP: 1	PB: 0	SB: 0	CS: 0	PA: 36

PITCHER		IP	WLS	BF	H	R	ER	SO	BB	IBB	HBP	BLK	WP	HR	S	P	ERA	WHIP
Brian Barnes, L ERA: 4.74	(1, 1)	5.2	W	26	6	2	2	3	4	0	0	0	0	1	46	86	3.18	1.765
Mel Rojas, R ERA: 6.23	(6, 1)	0.1		1	0	0	0	1	0	0	0	0	1	0	3	5	0.00	0.000
Jeff Fassero, L ERA: 1.45	(7, 1)	3.0	S	9	0	0	0	1	0	0	0	0	0	0	18	25	0.00	0.000

PITCHER	IP	WLS	BF	H	R	ER	SO	BB	IBB	HBP	BLK	WP	HR	S	P	ERA	WHIP

AB	31
R	2
H	6
RBI	2
BB	4
SO	5
LOB	13

Montreal Expos @ San Diego Padres

Jack Murphy Stadium, San Diego, CA

Thu Jul 25 1991, 6:33 AM EDT

Att. 20,384 - Cloudy - 72 F

TOP

livebaseballscorecards.com

Batter	1	2	3	4	5	6	7	8	9	AB	R	H	RBI	BB	SO	LOB
Delino DeShields, L (1, 4) OBP: 0.377, SLG: 0.361	L7	G3-1		K		F7			1B	5	0	1	0	0	1	2
Dave Martinez, L (1, 8) OBP: 0.302, SLG: 0.375	G4-3		L3		1B	L9			S	5	1	2	0	0	0	0
Ivan Calderon, R (1, 7) OBP: 0.378, SLG: 0.464	G6-3		1B		F8 WP	G6-3			FC5	4	1	2	0	1	0	0
Tim Wallach, R (1, 5) OBP: 0.317, SLG: 0.364		1B	F8		WP F8 G4-3-2	G6-3			FC5	5	1	2	1	0	0	4
Larry Walker, L (1, 9) OBP: 0.327, SLG: 0.394		PB 1B FC1-2-5	1B		F8			G1-3		4	0	2	1	0	0	2
Andres Galarraga, R (1, 3) OBP: 0.297, SLG: 0.345		FC1-2-5 PB 2B	K		WP			G4-3		3	1	1	0	1	1	2
Mike Fitzgerald, R (1, 2) OBP: 0.225, SLG: 0.231		K		G5-3	G4-3-2			L6		4	0	0	0	0	1	4
Tom Foley, L (1, 6) OBP: 0.303, SLG: 0.325		FC1-2-5		SH3-4		G6-3			L7	4	1	1	0	0	0	2
Ron Darling, R (1, 1) OBP: 0.132, SLG: 0.237 Scott Ruskin, R (7, 1) Barry Jones, R (9, 1)				SH3-4		K			G4-3	2 1 0	0 0 0	1 0 0	2 0 0	0 0 0	1 0 0	0 0 0
Inning Stats	R: 0 E: 0 K: 0 S: 5 H: 0 LOB: 0 BB: 0 P: 7	R: 3 E: 0 K: 1 S: 17 H: 4 LOB: 1 BB: 0 P: 29	R: 0 E: 0 K: 1 S: 12 H: 2 LOB: 2 BB: 0 P: 20	R: 0 E: 0 K: 1 S: 10 H: 1 LOB: 1 BB: 0 P: 17	R: 2 E: 0 K: 0 S: 7 H: 3 LOB: 1 BB: 1 P: 14	R: 0 E: 0 K: 1 S: 9 H: 0 LOB: 0 BB: 0 P: 14	R: 0 E: 0 K: 0 S: 7 H: 0 LOB: 0 BB: 0 P: 10	R: 0 E: 0 K: 0 S: 5 H: 0 LOB: 0 BB: 0 P: 8	R: 0 E: 0 K: 0 S: 12 H: 2 LOB: 3 BB: 1 P: 19	1B: 10 2B: 3 3B: 0 HR: 0 SF: 0 SAC: 1 DP: 1 HBP: 0							

	AB	37
	R	5
	H	12
	RBI	4
	BB	2
	SO	4
	LOB	16

WP: 1 PB: 1 SB: 1 CS: 0 PA: 40

PITCHER	IP	WLS	BF	H	R	ER	SO	BB	IBB	HBP	BLK	WP	HR	S	P	ERA	WHIP
Greg Harris, R (1, 1) ERA: 2.59	4.1		24	10	5	4	3	0	1	0	0	0	0	50	85	8.31	2.308
Mike Maddux, R (5, 1) ERA: 2.17	4.2	W	16	2	0	0	1	1	0	0	0	1	0	34	53	0.00	0.643

PITCHER	IP	WLS	BF	H	R	ER	SO	BB	IBB	HBP	BLK	WP	HR	S	P	ERA	WHIP

Montreal Expos @ San Diego Padres

Jack Murphy Stadium, San Diego, CA

Thu Jul 25 1991, 6:33 AM EDT

Att. 20,384 - Cloudy - 72 F

livebaseballscorecards.com

BOTTOM

Batter	1	2	3	4	5	6	7	8	9	AB	R	H	RBI	BB	SO	LOB
Bip Roberts, S (1, 4) OBP: 0.337, SLG: 0.331	1-1 E WP S 1B		3-1 E7 L9 G3 1B	2-1 G5-3 ③			1-0 G5-3 ①		3-2 X 3-H HR	5	3	3	2	0	0	2
Tony Fernandez, S (1, 6) OBP: 0.336, SLG: 0.352	1 SAFE 1 SAFE SAFE 2-2 G4-3 G3 1-H 1B		1-2 L9 ① 2-3		0-0 B5-3 ①		1-3 K ②			4	0	1	0	0	1	1
Tony Gwynn, L (1, 9) OBP: 0.367, SLG: 0.455	1 SAFE 1 SAFE 1-0 G3 ① 1-2		1-2 G3 ② 3-H		0-1 1B 2B		1-2 G1-3 ③			4	1	1	1	0	0	1
Fred McGriff, L (1, 3) OBP: 0.402, SLG: 0.500	2-0 G4-3 ② 2-3		3-3 K ③		2-2 F9 ②			0-3 K ①		4	0	0	0	0	2	2
Jerald Clark, R (1, 7) OBP: 0.342, SLG: 0.430	1-2 G6-3 ③			1-2 1B WP 1B	1-0 2-H 1B			0-1 L8 ②		4	1	2	1	0	0	1
Benito Santiago, R (1, 2) OBP: 0.269, SLG: 0.382		1-0 F9 ①		2-2 G4-3 WP 1-3 1B	3-3 K ③			3-3 K ③		4	0	1	0	0	2	1
Tim Teufel, R (1, 5) OBP: 0.335, SLG: 0.319 Paul Faries, R (9, PR) OBP: 0.268, SLG: 0.212		0-0 G5-3 ②		0-3 K ①		0-2 G3 ①			2-0 SH3-4 HR 2B	4 0	0 1	1 0	0 0	0 0	1 0	2 0
Thomas Howard, S (1, 8) OBP: 0.310, SLG: 0.317		0-1 WP 1B		2-1 G4-3 1-3 3-H		1-0 G3 ②			2 SAFE 1-1 SH3-4 ① 2-3	3	0	1	0	0	0	1
Greg Harris, R (1, 1) OBP: 0.167, SLG: 0.091 Mike Maddux, L (5, 1) OBP: 0.333, SLG: 0.143 Darrin Jackson, R (9, PH) OBP: 0.299, SLG: 0.458 Phil Stephenson, L (9, PH)		2-1 F9 ③ 1-2		1-1 HBP		2-2 L8 ③			0-1 G1-3 ②	1 1 0 1	0 0 0 0	0 0 0 0	0 0 0 0	0 0 0 0	0 0 0 0	1 0 0 2
Inning Stats	R: 1 E: 1 K: 0 S: 10 H: 2 LOB: 1 BB: 0 P: 17	R: 0 E: 0 K: 0 S: 6 H: 1 LOB: 1 BB: 0 P: 9	R: 1 E: 1 K: 1 S: 13 H: 1 LOB: 0 BB: 0 P: 21	R: 1 E: 0 K: 1 S: 15 H: 2 LOB: 2 BB: 0 P: 23	R: 1 E: 0 K: 1 S: 11 H: 2 LOB: 1 BB: 0 P: 16	R: 0 E: 0 K: 0 S: 8 H: 0 LOB: 0 BB: 0 P: 11	R: 0 E: 0 K: 1 S: 7 H: 0 LOB: 0 BB: 0 P: 10	R: 0 E: 0 K: 2 S: 8 H: 0 LOB: 0 BB: 0 P: 11	R: 2 E: 0 K: 0 S: 12 H: 2 LOB: 1 BB: 0 P: 18	1B: 7 2B: 2 3B: 0 HR: 1	SF: 0 SAC: 1 DP: 0 HBP: 1				WP: 3 PB: 0 SB: 1 CS: 0	PA: 37	

PITCHER	IP	WLS	BF	H	R	ER	SO	BB	IBB	HBP	BLK	WP	HR	S	P	ERA	WHIP
Ron Darling, R (1, 1) ERA: 4.01	6.0		27	8	4	3	3	0	0	1	0	3	0	63	97	4.50	1.333
Scott Ruskin, L (7, 1) ERA: 2.2	2.1		8	1	2	2	3	0	0	0	0	0	0	18	27	7.71	0.429
Barry Jones, R (9, 1) ERA: 3.97	0.1	L	2	1	0	0	0	0	0	0	0	0	1	9	12	0.00	3.000

PITCHER	IP	WLS	BF	H	R	ER	SO	BB	IBB	HBP	BLK	WP	HR	S	P	ERA	WHIP

Batter	1	2	3	4	5	6	7	8	9	10	AB	R	H	RBI	BB	SO	LOB
Delino DeShields, L (1, 4) OBP: 0.374, SLG: 0.357	F7			G1-3		G3			K		4	0	0	0	0	1	1
Marquis Grissom, R (1, 8) OBP: 0.318, SLG: 0.361	L4			F7			G6-3		K 1-2 1B		4	0	1	0	0	0	0
Ivan Calderon, R (1, 7) OBP: 0.377, SLG: 0.460	L4			S BB			G6-3		F9		3	0	0	0	1	0	2
Tim Wallach, R (1, 5) OBP: 0.317, SLG: 0.362		G6-3 1B		G5-3 1-2			K			G5-3	4	0	1	0	0	1	1
Larry Walker, L (1, 9) OBP: 0.323, SLG: 0.388		F8			G3-1			K		L7	4	0	0	0	0	1	1
Andres Galarraga, R (1, 3) OBP: 0.292, SLG: 0.338		G6-3 1-2f			G5-3			G4-3		G6-3	4	0	0	0	0	0	1
Gilberto Reyes, R (1, 2) OBP: 0.285, SLG: 0.267			L5		P6			K			3	0	0	0	0	1	0
Spike Owen, S (1, 6) OBP: 0.311, SLG: 0.324			G6-3			G4-3			FC3-6 BB		2	0	0	0	1	0	0
Mark Gardner, R (1, 1) OBP: 0.065, SLG: 0.065 Jeff Fassero, L (10, 1)			F9			K				FC3-6 1B 1-2f	3 0	0 0	0 0	0 0	0 0	1 0	1 0
Inning Stats	R: 0 E: 0 K: 0 S: 5 H: 0 LOB: 0 BB: 0 P: 9	R: 0 E: 0 K: 0 S: 8 H: 1 LOB: 0 BB: 0 P: 12	R: 0 E: 0 K: 0 S: 6 H: 0 LOB: 0 BB: 0 P: 10	R: 0 E: 0 K: 0 S: 9 H: 0 LOB: 1 BB: 1 P: 17	R: 0 E: 0 K: 0 S: 7 H: 0 LOB: 0 BB: 0 P: 13	R: 0 E: 0 K: 1 S: 8 H: 0 LOB: 0 BB: 0 P: 12	R: 0 E: 0 K: 1 S: 10 H: 0 LOB: 0 BB: 0 P: 13	R: 0 E: 0 K: 2 S: 8 H: 0 LOB: 0 BB: 0 P: 13	R: 0 E: 0 K: 1 S: 12 H: 1 LOB: 2 BB: 1 P: 18	R: 0 E: 0 K: 0 S: 5 H: 0 LOB: 0 BB: 0 P: 9	1B: 2 2B: 0 3B: 0 HR: 0	SF: 0 SAC: 0 DP: 1 HBP: 0						

PITCHER		IP	WLS	BF	H	R	ER	SO	BB	IBB	HBP	BLK	WP	HR	S	P	ERA	WHIP
Orel Hershiser, R ERA: 4.01	(1, 1)	6.0		19	1	0	0	1	1	0	0	0	0	0	43	73	0.00	0.333
Kevin Gross, R ERA: 3.88	(7, 1)	3.0		11	1	0	0	4	1	0	0	0	0	0	30	44	0.00	0.667
Jay Howell, R ERA: 2.52	(10, 1)	1.0	W	3	0	0	0	0	0	0	0	0	0	0	5	9	0.00	0.000

PITCHER	IP	WLS	BF	H	R	ER	SO	BB	IBB	HBP	BLK	WP	HR	S	P	ERA	WHIP

TOP

Montreal Expos @ Los Angeles Dodgers

Dodger Stadium, Los Angeles, CA

Fri Jul 26 1991, 7:05 PM PDT

Att. 38,957 - Sunny - 72 F

livebaseballscorecards.com

AB	31
R	0
H	2
RBI	0
BB	2
SO	5
LOB	7

1B: 2 SF: 0
2B: 0 SAC: 0
3B: 0 DP: 1
HR: 0 HBP: 0

WP: 0 PA: 33
PB: 0
SB: 1
CS: 0

Batter	1	2	3	4	5	6	7	8	9	10	AB	R	H	RBI	BB	SO	LOB
Brett Butler, L (1, 8) OBP: 0.405, SLG: 0.337	B B C B X 3-1 ① L9		B C B F X 2-2 ③ G4-3			B C B X 2-1 ③ G4-3			S C B F X 1-2 ③ G4-3		4	0	0	0	0	0	0
Lenny Harris, L (1, 4) OBP: 0.361, SLG: 0.342	B X 1-0 ② F7			C F F B X 1-2 ① G6-3			F B B B X 3-1 ① F8			B C X 1-1 1B 1B 1B	4	1	1	0	0	0	0
Eddie Murray, S (1, 3) OBP: 0.317, SLG: 0.385	B B C B B 4-1 BB			C X 0-1 ② F7			C B B X 2-1 ② F8			1 SAFE S S X 0-1 1-3 1B 1B	3	0	1	0	1	0	0
Darryl Strawberry, L (1, 9) OBP: 0.357, SLG: 0.436	B F B F X 2-2 ③ G3			B B C C B F X 3-2 ③ F9			B X 1-0 ③ F7			B B X 2-0 1-2 3-H 1B	4	0	1	1	0	0	1
Kal Daniels, L (1, 7) OBP: 0.340, SLG: 0.424		B C S B F B C 3-3 ① K			F X 0-1 ① G3-1			B C B B B 4-1 G5-3-6 SH3-4 BB			2	0	0	0	1	1	0
Mike Scioscia, L (1, 2) OBP: 0.374, SLG: 0.401	X 0-0 ② G6-3				C C X 0-2 ② G3-1			1 SAFE F X 0-1 ① SH3-4 1-2			2	0	0	0	0	0	0
Dave Hansen, L (1, 5) OBP: 0.286, SLG: 0.571	B F B C F C 2-3 ③ K				B C F B S 2-3 ③ K			B B C F F F X 2-2 ②③ G5-3-6 2-3f			3	0	0	0	0	2	1
Alfredo Griffin, S (1, 6) OBP: 0.284, SLG: 0.275			B X 1-0 ① F9			B B X 2-0 ① F9			B X 1-0 ① P4		3	0	0	0	0	0	0
Orel Hershiser, R (1, 1) OBP: 0.412, SLG: 0.400			X 0-0 ② F7			F B B B X 2-1 ② F8			C S S 0-3 ② K		1	0	0	0	0	0	0
Stan Javier, S (6, PH) OBP: 0.258, SLG: 0.303											1	0	0	0	0	0	0
Kevin Gross, R (7, 1) OBP: 0.267, SLG: 0.286											0	0	0	0	0	0	0
Chris Gwynn, L (9, PH) OBP: 0.311, SLG: 0.415											1	0	0	0	0	1	0
Jay Howell, R (10, 1)											0	0	0	0	0	0	0
Inning Stats	R: 0 H: 0 E: 0 LOB: 1 K: 0 BB: 1 S: 7 P: 17	R: 0 H: 0 E: 0 LOB: 0 K: 2 BB: 0 S: 9 P: 14	R: 0 H: 0 E: 0 LOB: 0 K: 0 BB: 0 S: 5 P: 8	R: 0 H: 0 E: 0 LOB: 0 K: 0 BB: 0 S: 10 P: 14	R: 0 H: 0 E: 0 LOB: 0 K: 1 BB: 0 S: 8 P: 10	R: 0 H: 0 E: 0 LOB: 0 K: 0 BB: 0 S: 5 P: 11	R: 0 H: 0 E: 0 LOB: 0 K: 0 BB: 0 S: 5 P: 11	R: 0 H: 0 E: 0 LOB: 0 K: 0 BB: 1 S: 8 P: 14	R: 0 H: 0 E: 0 LOB: 0 K: 1 BB: 0 S: 8 P: 10	R: 1 H: 3 E: 0 LOB: 2 K: 0 BB: 0 S: 5 P: 8	1B: 3 SF: 0 2B: 1 SAC: 1 3B: 0 DP: 1 HR: 0 HBP: 0						

PITCHER	IP	WLS	BF	H	R	ER	SO	BB	IBB	HBP	BLK	WP	HR	S	P	ERA	WHIP
Mark Gardner, R (1, 1) ERA: 3.08	9.0	L	30	2	1	1	4	2	0	0	0	0	0	69	114	1.00	0.444
Jeff Fassero, L (10, 1) ERA: 1.45	0.0		1	1	0	0	0	0	0	0	0	0	0	1	3	∞	∞

PITCHER	IP	WLS	BF	H	R	ER	SO	BB	IBB	HBP	BLK	WP	HR	S	P	ERA	WHIP

BOTTOM

Montreal Expos @ Los Angeles Dodgers

Dodger Stadium, Los Angeles, CA

Fri Jul 26 1991, 7:05 PM PDT
Att. 38,957 - Sunny - 72 F

livebaseballscorecards.com

AB	28
R	1
H	3
RBI	1
BB	2
SO	4
LOB	2

WP: 0 PA: 31
PB: 0
SB: 0
CS: 0

Batter	1	2	3	4	5	6	7	8	9	AB	R	H	RBI	BB	SO	LOB
Delino DeShields, L (1, 4) OBP: 0.373, SLG: 0.353	C B S S 1-3 ① K		C B X 1-1 ③ G4-3			B C C B B B 4-2 G5-4-3 1B BB		C F F B B B X 2-2 ② F9		3	0	0	0	1	1	0
Marquis Grissom, R (1, 8) OBP: 0.320, SLG: 0.362	C B X 1-1 S 1B			X 0-0 ① G5-3		C X 0-1 1-2 G5-4-3 1B		B B S F S 2-3 ③ K		4	0	2	0	0	1	0
Ivan Calderon, R (1, 7) OBP: 0.376, SLG: 0.458	F 1 SAFE B 1 SAFE F F 1 SAFE 1 SAFE P 3-3 ② B F C K 1-2			X 0-0 G5-3 1B		B F B X 2-1 ①② G5-4-3 1-2f 2-3			S B X 1-1 ① F7	4	0	1	0	0	1	3
Tim Wallach, R (1, 5) OBP: 0.316, SLG: 0.361 Junior Noboa, R (1, 5) OBP: 0.256, SLG: 0.325	B C C B C 2-3 ③ K			C X 0-1 ② G5-3 1-2		X 0-0 ③ G6-3			X 0-0 ② L8	1 3	0 0	0 0	0 0	0 0	1 0	1 2
Andres Galarraga, R (1, 3) OBP: 0.291, SLG: 0.333		X 0-0 ① F8		B X 1-0 ③ G1-3			B F B B B F B 4-2 L4-6 BB BB		F B B B X 2-1 ③ G4-3	3	0	0	0	1	0	1
Dave Martinez, L (1, 9) OBP: 0.306, SLG: 0.375		B B X 2-0 ② G4-3			F B X 1-1 G6-4-3 1B		C B C B B F F B 4-2 1-2 BB			2	0	1	0	1	0	0
Gilberto Reyes, R (1, 2) OBP: 0.278, SLG: 0.260		B C C B F X 2-2 ③ P4			X 0-0 ①② G6-4-3 1-2f		C X 0-1 ①② L4-6 2-3			3	0	0	0	0	0	3
Spike Owen, S (1, 6) OBP: 0.311, SLG: 0.328			B S B X 2-1 ① G4-3		B X 1-0 2B		B B X 2-0 P5			3	0	1	0	0	0	1
Chris Haney, L (1, 1) OBP: 0.167, SLG: 0.167 Kenny Williams, R (5, PH) OBP: 0.296, SLG: 0.431 Mel Rojas, R (5, 1) Dave Schmidt, R (7, 1) Mike Fitzgerald, R (8, PH) OBP: 0.223, SLG: 0.229 Barry Jones, R (8, 1)			X 0-0 ② G6-3		F B B B X 3-1 ③ G6-3			S B B F B X 3-2 ① F9		1 1 0 0 1 0	0 0 0 0 0 0	0 0 0 0 0 0	0 0 0 0 0 0	0 0 0 0 0 0	0 1 0 0 0 0	0 1 0 0 0 0

TOP

Montreal Expos @ Los Angeles Dodgers

Dodger Stadium, Los Angeles, CA

Sat Jul 27 1991, 7:05 PM PDT

Att. 45,658 - Sunny - 75 F

livebaseballscorecards.com

AB	29
R	0
H	5
RBI	0
BB	3
SO	4
LOB	12

Inning Stats	1	2	3	4	5	6	7	8	9
	R: 0 E: 0 K: 3 S: 14	H: 1 LOB: 1 BB: 0 P: 20	R: 0 E: 0 K: 0 S: 6	H: 0 LOB: 0 BB: 0 P: 10	R: 0 E: 0 K: 0 S: 5	H: 0 LOB: 0 BB: 0 P: 8	R: 0 E: 0 K: 0 S: 5	H: 1 LOB: 1 BB: 0 P: 6	R: 0 E: 0 K: 0 S: 6	H: 2 LOB: 1 BB: 0 P: 11	R: 0 E: 0 K: 0 S: 7	H: 1 LOB: 1 BB: 1 P: 13	R: 0 E: 0 K: 0 S: 9	H: 0 LOB: 1 BB: 2 P: 19	R: 0 E: 0 K: 1 S: 10	H: 0 LOB: 0 BB: 0 P: 17	R: 0 E: 0 K: 0 S: 5	H: 0 LOB: 0 BB: 0 P: 8

| | | |

Batter	1	2	3	4	5	6	7	8	9	AB	R	H	RBI	BB	SO	LOB
Brett Butler, L (1, 8) OBP: 0.403, SLG: 0.339	B C B B C X 3-2 G6-3 ①		C C B X 1-2 2B 1-3 2-H 3-H	X 0-0 L6-5 ② ③		B B B C X 3-1 FC6-5-4 ② 2-3		B B C X 2-1 F8 ①		4	0	1	2	0	0	3
Stan Javier, S (8, 7) OBP: 0.256, SLG: 0.301										1	0	0	0	0	0	0
Juan Samuel, R (1, 4) OBP: 0.344, SLG: 0.427	C F B F X 1-2 L9 ②		C X 0-1 G4-3 ①		B M X 1-1 1B 1B	1 SAFE X 0-0 F8 ③		B B B C X 3-1 G4-3 ②		5	0	1	0	0	0	3
Eddie Murray, S (1, 3) OBP: 0.321, SLG: 0.386	C T T S 0-3 K ③		I I I I 4-0 IBB		1 SAFE S B 1 SAFE F X 1-2 1B 1-2		B B B C X 3-1 PB HR 1B	F B S X 1-2 G4-3 ③		4	1	2	0	1	1	0
Darryl Strawberry, L (1, 9) OBP: 0.359, SLG: 0.447		B B B C C B 4-2 CS BB	F F B S 1-3 K ②		C B C S 1-3 K ①		B X 1-0 1-H HR			3	1	1	2	1	2	5
Kal Daniels, L (1, 7) OBP: 0.339, SLG: 0.433	B F 1 SAFE 1 SAFE 1 SAFE B T C	B F 1 SAFE 1 SAFE 1 SAFE B T C 2-3 K ① ② 1-2	C X 0-1 G3-1 ③		C B F F S 1-3 K ②		B S B B X 3-1 HR			4	1	1	1	0	2	6
Mitch Webster, S (8, 8) OBP: 0.258, SLG: 0.313										0	0	0	0	0	0	0
Gary Carter, R (1, 2) OBP: 0.320, SLG: 0.400	B C C X 1-2 F8 ③		B F C F X 1-2 1B 1B	F F X 0-2 G6-3 ③		C S B B F X 2-2 F7 ①				4	1	1	0	0	0	2
Mike Sharperson, R (1, 5) OBP: 0.387, SLG: 0.398	B X 1-0 1B 1B 2B 1B		B X 1-0 1B 1-3 L6-5 1B			F B B X 2-1 F7 ①	C S B X 1-2 F8 ②			4	1	2	0	0	0	0
Alfredo Griffin, S (1, 6) OBP: 0.294, SLG: 0.290		X 0-0 1B 1-2 2B 1B	B F B X 2-1 G2-3 2-3 3-H 1B			B X 1-0 E 2B	B B S B X 3-1 1B			4	2	4	1	0	0	0
Bob Ojeda, L (1, 1) OBP: 0.231, SLG: 0.278		1 SAFE X 0-0 2B 1-2 2-3 1B	C 1 SAFE X 0-1 G2-3 ① 1-2			C S X 0-2 E3 FC6-5-4 2-H	B F S F X 1-2 P6 ③			4	0	1	0	0	0	3
Inning Stats	R: 0 E: 0 K: 1 S: 11 H: 0 LOB: 0 BB: 0 P: 15	R: 0 E: 0 K: 1 S: 8 H: 0 LOB: 0 BB: 1 P: 15	R: 2 E: 0 K: 1 S: 13 H: 4 LOB: 3 BB: 1 P: 20	R: 1 E: 0 K: 0 S: 10 H: 3 LOB: 1 BB: 0 P: 14	R: 0 E: 0 K: 2 S: 15 H: 2 LOB: 2 BB: 0 P: 19	R: 1 E: 1 K: 0 S: 9 H: 1 LOB: 1 BB: 0 P: 15	R: 3 E: 0 K: 0 S: 18 H: 4 LOB: 1 BB: 0 P: 32	R: 0 E: 0 K: 0 S: 7 H: 0 LOB: 0 BB: 0 P: 13		1B: 10 2B: 3 3B: 0 HR: 2	SF: 0 SAC: 0 DP: 1 HBP: 0			WP: 0 PB: 1 SB: 0 CS: 1	PA: 39	

PITCHER		IP	WLS	BF	H	R	ER	SO	BB	IBB	HBP	BLK	WP	HR	S	P	ERA	WHIP
Chris Haney, L ERA: 4.1	(1, 1)	4.0	L	19	7	3	3	3	1	1	0	0	0	0	42	64	6.75	2.000
Mel Rojas, R ERA: 5.06	(5, 1)	2.0		10	3	1	0	2	0	0	0	0	0	0	24	34	0.00	1.500
Dave Schmidt, R ERA: 9.82	(7, 1)	1.0		7	4	3	3	0	0	0	0	0	0	2	18	32	27.00	4.000
Barry Jones, R ERA: 3.9	(8, 1)	1.0		3	0	0	0	0	0	0	0	0	0	0	7	13	0.00	0.000

PITCHER	IP	WLS	BF	H	R	ER	SO	BB	IBB	HBP	BLK	WP	HR	S	P	ERA	WHIP

BOTTOM

Montreal Expos @ Los Angeles Dodgers

Dodger Stadium, Los Angeles, CA

Sat Jul 27 1991, 7:05 PM PDT

Att. 45,658 - Sunny - 75 F

livebaseballscorecards.com

AB	37
R	7
H	14
RBI	6
BB	2
SO	5
LOB	22

Montreal Expos @ Los Angeles Dodgers

Dodger Stadium, Los Angeles, CA

Sun Jul 28 1991, 3:33 AM PDT

Att. 45,560 - Sunny - 95 F

livebaseballscorecards.com

Batter	1	2	3	4	5	6	7	8	9	AB	R	H	RBI	BB	SO	LOB
Delino DeShields, L (1, 4) OBP: 0.374, SLG: 0.353	1-2 G6-3			2-1 G4-3		4-0 FC6 BB		3-1 WP 1-2 1B		3	0	1	0	1	0	0
Marquis Grissom, R (1, 8) OBP: 0.316, SLG: 0.358	1-0 L4			0-0 G4-3		0-0 FC6 1-2f		2-3 K 1-2 2-3		4	0	0	0	0	1	4
Dave Martinez, L (1, 9) OBP: 0.301, SLG: 0.370	2-1 L6			2-1 F9			2-2 E6 SH1-3 3B	2-1 G3-1		4	1	0	0	0	0	2
Ivan Calderon, R (1, 7) OBP: 0.373, SLG: 0.454		1-3 K			0-0 F9		0-0 SH1-3 1-2		0-0 F9	3	0	0	0	0	1	0
Tim Wallach, R (1, 5) OBP: 0.313, SLG: 0.357		1-2 F8			3-1 F9		1-2 G6-4-3		3-3 K	4	0	0	0	0	1	1
Larry Walker, L (1, 3) OBP: 0.322, SLG: 0.394		2-2 G6-3			0-2 F7		3-2 E 2-H 3B		0-0 G1-3	4	1	1	1	0	0	0
Ron Hassey, L (1, 2) OBP: 0.316, SLG: 0.353			0-3 K			1-0 FC3-6 1B	1-1 E6 CS 3-H			3	0	1	0	0	1	0
Spike Owen, S (1, 6) OBP: 0.308, SLG: 0.324			0-0 F7			1-0 FC3-6 G6-3 1-2f	1-1 CS 1-2	0-1 F7		3	0	0	0	0	0	1
Dennis Martinez, R (1, 1) OBP: 0.145, SLG: 0.167			2-3 K			1-0 G6-3 1-2		0-0 WP 1B 1B		3	0	1	0	0	1	1

Inning Stats	1	2	3	4	5	6	7	8	9	
	R: 0 H: 0 E: 0 LOB: 0 K: 0 BB: 0 S: 6 P: 10	R: 0 H: 0 E: 0 LOB: 0 K: 1 BB: 0 S: 9 P: 13	R: 0 H: 0 E: 0 LOB: 0 K: 2 BB: 0 S: 9 P: 11	R: 0 H: 0 E: 0 LOB: 0 K: 0 BB: 0 S: 5 P: 9	R: 0 H: 0 E: 0 LOB: 0 K: 0 BB: 0 S: 6 P: 9	R: 0 H: 1 E: 0 LOB: 2 K: 0 BB: 1 S: 4 P: 11	R: 2 H: 1 E: 2 LOB: 0 K: 0 BB: 0 S: 14 P: 22	R: 0 H: 2 E: 0 LOB: 2 K: 1 BB: 0 S: 10 P: 17	R: 0 H: 0 E: 0 LOB: 0 K: 1 BB: 0 S: 6 P: 9	1B: 3 SF: 0 2B: 0 SAC: 1 3B: 1 DP: 0 HR: 0 HBP: 0	WP: 1 PA: 34 PB: 0 SB: 0 CS: 1

PITCHER	IP	WLS	BF	H	R	ER	SO	BB	IBB	HBP	BLK	WP	HR	S	P	ERA	WHIP
Mike Morgan, R (1, 1) ERA: 2.53	9.0	L	33	4	2	0	5	1	0	0	0	1	0	69	111	0.00	0.556

PITCHER	IP	WLS	BF	H	R	ER	SO	BB	IBB	HBP	BLK	WP	HR	S	P	ERA	WHIP

AB	31
R	2
H	4
RBI	1
BB	1
SO	5
LOB	9

Batter	1	2	3	4	5	6	7	8	9	AB	R	H	RBI	BB	SO	LOB
Brett Butler, L (1, 8) OBP: 0.400, SLG: 0.336	F C B C 1-3 ① K			B B S F F B X 3-2 ① G6-3			B F B F F X 2-2 ① P5			3	0	0	0	0	1	0
Juan Samuel, R (1, 4) OBP: 0.341, SLG: 0.424	X 0-0 ② G6-3			B F X 1-1 ② G5-3			X 0-0 ② B1-3			3	0	0	0	0	0	0
Eddie Murray, S (1, 3) OBP: 0.319, SLG: 0.383	X 0-0 ③ G4-3			B S F X 1-2 ③ G3-1			B B C S T B X 3-2 ③ G4-3			3	0	0	0	0	0	0
Darryl Strawberry, L (1, 9) OBP: 0.356, SLG: 0.442		B X 1-0 ① G4-3			C B X 1-1 ① G3			B F C B X 2-2 ① G4-3		3	0	0	0	0	0	0
Kal Daniels, L (1, 7) OBP: 0.336, SLG: 0.428		B S C S 1-3 ② K			C B X 1-1 ② G4-3			C B F B B S 3-3 ② K		3	0	0	0	0	2	0
Lenny Harris, L (1, 5) OBP: 0.357, SLG: 0.337		S C B C 1-3 ③ K			X 0-0 ③ F7			B S X 1-1 ③ G1-3		3	0	0	0	0	1	0
Mike Scioscia, L (1, 2) OBP: 0.370, SLG: 0.395			S X 0-1 ① G4-3			F X 0-1 ① G4-3			C X 0-1 ① F7	3	0	0	0	0	0	0
Alfredo Griffin, S (1, 6) OBP: 0.292, SLG: 0.287			S F F X 0-2 ② G3			B S L B X 2-2 ② G4-3			S B S F B S 2-3 ② K	2	0	0	0	0	0	0
Stan Javier, S (9, PH) OBP: 0.255, SLG: 0.299										1	0	0	0	0	1	0
Mike Morgan, R (1, 1) OBP: 0.063, SLG: 0.064			B B F X 2-1 ③ G4-3			B X 1-0 ③ F8			B C F X 1-2 ③ F8	2	0	0	0	0	0	0
Chris Gwynn, L (9, PH) OBP: 0.308, SLG: 0.411										1	0	0	0	0	0	0
Inning Stats	R: 0 H: 0 E: 0 LOB: 0 K: 1 BB: 0 S: 5 P: 6	R: 0 H: 0 E: 0 LOB: 0 K: 2 BB: 0 S: 7 P: 10	R: 0 H: 0 E: 0 LOB: 0 K: 0 BB: 0 S: 8 P: 10	R: 0 H: 0 E: 0 LOB: 0 K: 0 BB: 0 S: 9 P: 14	R: 0 H: 0 E: 0 LOB: 0 K: 0 BB: 0 S: 5 P: 7	R: 0 H: 0 E: 0 LOB: 0 K: 0 BB: 0 S: 6 P: 9	R: 0 H: 0 E: 0 LOB: 0 K: 0 BB: 0 S: 9 P: 14	R: 0 H: 0 E: 0 LOB: 0 K: 1 BB: 0 S: 8 P: 14	R: 0 H: 0 E: 0 LOB: 0 K: 1 BB: 0 S: 9 P: 12	1B: 0 SF: 0 2B: 0 SAC: 0 3B: 0 DP: 0 HR: 0 HBP: 0						

PITCHER	IP	WLS	BF	H	R	ER	SO	BB	IBB	HBP	BLK	WP	HR	S	P	ERA	WHIP
Dennis Martinez, R (1, 1) ERA: 2.05	9.0	W	27	0	0	0	5	0	0	0	0	0	0	66	96	0.00	0.000

PITCHER	IP	WLS	BF	H	R	ER	SO	BB	IBB	HBP	BLK	WP	HR	S	P	ERA	WHIP

BOTTOM

Montreal Expos @ Los Angeles Dodgers

Dodger Stadium, Los Angeles, CA

Sun Jul 28 1991, 3:33 AM PDT

Att. 45,560 - Sunny - 95 F

livebaseballscorecards.com

AB	27
R	0
H	0
RBI	0
BB	0
SO	5
LOB	0

PA: 27

Batter	1	2	3	4	5	6	7	8	9	AB	R	H	RBI	BB	SO	LOB
Delino DeShields, L (1, 4) OBP: 0.369, SLG: 0.348	B C B B X 3-1 ① F7		B B B C X 3-1 ① F8	C S B B B S 3-3 ③ K			X 0-0 ① B2-3		B B 1 SAFE B X 3-0 ②③ G4-6-3 1-2f	5	0	0	0	0	1	2
Marquis Grissom, R (1, 8) OBP: 0.316, SLG: 0.355	C F B B H 3-2 S 1B HBP		B X 1-0 ② F8		B F X 1-1 E6 S 1B		B F C B S 2-3 ② K			3	2	0	0	0	1	0
Dave Martinez, L (1, 9) OBP: 0.308, SLG: 0.375	1 SAFE 1 SAFE B B C F F F B 3-2 X G4-6-3 1-H 1B		C B F F X 1-2 E E 1B		1 SAFE C X 0-1 ① F7 1-2		S B X 1-1 CS 1B			4	1	3	1	0	0	1
Ivan Calderon, R (1, 7) OBP: 0.372, SLG: 0.451	1 SAFE X 0-0 ②③ G4-6-3 1-2f		1 SAFE B C 1 SAFE X 1-1 E6 1B E 1-2		F 2 SAFE X 0-1 2-H 1B		S 1 SAFE B 1-1 ③ CS 1-2	B B S F X 2-2 ① P3		4	0	1	1	0	0	2
Tim Wallach, R (1, 5) OBP: 0.312, SLG: 0.356		B C X 1-1 HR 1B	F F B B X 2-2 E5 1B 1-2 2-3		1 SAFE X 0-0 ② P6			S S S 0-3 ② K		4	1	1	0	0	1	3
Larry Walker, L (1, 3) OBP: 0.324, SLG: 0.407 Scott Ruskin, R (8, 1) Barry Jones, R (8, 1)	X 0-0 1-H HR	B B X 2-0 1-2 2-3 3-H 1B			1 SAFE S X 0-1 ③ P5			S X 0-1 ③ P5		4 0 0	1 0 0	2 0 0	3 0 0	0 0 0	0 0 0	1 0 0
Mike Fitzgerald, R (1, 2) OBP: 0.224, SLG: 0.230 Kenny Williams, R (9, PR) OBP: 0.296, SLG: 0.431	C F C 0-3 ① K	S B X 1-1 ③ F7				B X 1-0 ① F7			C B B X 2-1 E FC 1B	4 0	0 0	1 0	0 0	0 0	1 0	3 0
Tom Foley, L (1, 6) OBP: 0.296, SLG: 0.317 Spike Owen, S (9, PH) OBP: 0.307, SLG: 0.323	X 0-0 ② G6-3			C C F B S 1-3 ① K		S F X 0-2 ② G6-3			1 SAFE 1 SAFE X 0-0 FC G4-6-3 1-3	3 1	0 0	0 0	0 0	0 0	1 0	0 1
Brian Barnes, L (1, 1) OBP: 0.296, SLG: 0.136 Mel Rojas, R (5, 1) Andres Galarraga, R (8, 3) OBP: 0.290, SLG: 0.332	S C B X 1-2 ③ G4-3			S X 0-1 ② B1-3		B F F S 1-3 ③ K			C X 0-1 ① F9	2 1 1	0 0 0	0 0 0	0 0 0	0 0 0	0 1 0	0 0 2
Inning Stats	R: 1 E: 0 K: 0 S: 10 H: 1 LOB: 0 BB: 0 P: 19	R: 2 E: 0 K: 1 S: 10 H: 2 LOB: 0 BB: 0 P: 12	R: 1 E: 2 K: 0 S: 15 H: 2 LOB: 3 BB: 0 P: 26	R: 0 E: 0 K: 2 S: 9 H: 0 LOB: 0 BB: 0 P: 13	R: 1 E: 1 K: 0 S: 9 H: 1 LOB: 1 BB: 0 P: 10	R: 0 E: 0 K: 1 S: 7 H: 0 LOB: 0 BB: 0 P: 9	R: 0 E: 0 K: 1 S: 7 H: 1 LOB: 0 BB: 0 P: 11	R: 0 E: 0 K: 1 S: 8 H: 0 LOB: 0 BB: 0 P: 10	R: 0 E: 1 K: 0 S: 6 H: 1 LOB: 2 BB: 0 P: 11	1B: 7 2B: 0 3B: 0 HR: 1 SF: 0 SAC: 0 DP: 2 HBP: 1							

PITCHER		IP	WLS	BF	H	R	ER	SO	BB	IBB	HBP	BLK	WP	HR	S	P	ERA	WHIP
John Burkett, R ERA: 3.36	(1, 1)	5.0		24	6	5	3	3	0	0	1	0	0	1	53	80	5.40	1.200
Rod Beck, R ERA: 4.5	(6, 1)	2.0		6	1	0	0	2	0	0	0	0	0	0	14	20	0.00	0.500
Kelly Downs, R ERA: 3.28	(8, 1)	1.0	W	4	1	0	0	1	0	0	0	0	0	0	10	14	0.00	1.000
Dave Righetti, L ERA: 3.75	(9, 1)	1.0	S	3	0	0	0	0	0	0	0	0	0	0	4	7	0.00	0.000

PITCHER	IP	WLS	BF	H	R	ER	SO	BB	IBB	HBP	BLK	WP	HR	S	P	ERA	WHIP

TOP

Montreal Expos @ San Francisco Giants

Candlestick Park, San Francisco, CA

Mon Jul 29 1991, 10:05 PM EDT

Att. 16,472 - Cloudy - 68 F

livebaseballscorecards.com

AB	36
R	5
H	8
RBI	5
BB	0
SO	6
LOB	15

WP: 0	PA: 38		
PB: 0			
SB: 2			
CS: 1			

Batter	1	2	3	4	5	6	7	8	9	AB	R	H	RBI	BB	SO	LOB
Darren Lewis, R (1, 8) OBP: 0.464, SLG: 0.456	B F B X 2-1 G6-4-3 1B		C B B X 2-1 2B		X 0-0 1B 1-H SF9 2B	1 SAFE 1 SAFE 1 SAFE P B X 2-0 F9 ③		C F X 0-2 FC6-2 ② 1-2 2-3 3-Hf		5	1	3	1	0	0	4
Dave Anderson, R (1, 3) (7, 6) OBP: 0.300, SLG: 0.323	1 SAFE 1 SAFE 1 SAFE B 1 SAFE B C 1 SAFE X 2-1 G6-4-3 ①② 1-2f		C 2 SAFE C B C 1-3 ②		B C S F B X 2-2 2-3 1B		F C S 0-3 ①	C X 0-1 G5-3 ③		5	0	1	0	0	2	5
Kevin Bass, S (1, 9) OBP: 0.309, SLG: 0.360 Rod Beck, R (6, 1) Mark Leonard, L (7, PH) OBP: 0.290, SLG: 0.360 Kelly Downs, R (8, 1) OBP: 0.087, SLG: 0.087 Dave Righetti, L (9, 1) Mike Kingery, L (9, 9) OBP: 0.310, SLG: 0.247	C F B B B F B 4-2 HR BB		B B S F S 2-3 ③		C X 0-1 SF9 ① 3-H		S B C X 1-2 G3 ②			1 0 1 0 0 0	1 0 0 0 0 0	0 0 0 0 0 0	1 0 0 0 0 0	1 0 0 0 0 0	1 0 0 0 0 0	1 0 0 0 0 0
Kevin Mitchell, R (1, 7) OBP: 0.359, SLG: 0.568	X 0-0 1-H HR			B B B 4-0 G4-1 BB BB	1 SAFE F 1 SAFE B 1 SAFE S X 1-2 F9 ②		F F B S 1-3 K ③			3	1	1	2	1	1	1
Matt Williams, R (1, 5) OBP: 0.289, SLG: 0.466	B B X 2-0 P4 ③			B S B S X 2-2 P9 ①	B S 1 SAFE B F 1 B F F 3-2 X P3 ③			X 0-0 F8 ①		4	0	0	0	0	0	2
Robby Thompson, R (1, 4) OBP: 0.346, SLG: 0.460		B C X 1-1 F7 ①		1 SAFE B C B 1 SAFE S F B B 4-2 G4-1 1-2 BB		C B B F B S 3-3 K ①		C S B X 1-2 1B BB 1B		3	1	1	0	1	1	0
Kirt Manwaring, R (1, 2) OBP: 0.302, SLG: 0.282 Tony Perezchica, R (6, PR) OBP: 0.265, SLG: 0.362 Terry Kennedy, L (7, 2) OBP: 0.274, SLG: 0.365		C F S 0-3 K2-3 ②		B X 1-0 G4-1 ② 1-2 2-3	C X 0-1 G4-3 WP 1B 1B			C 1 SAFE X 0-1 BB BB 1-3 FC6-2 1B		3 0 1	0 1 0	1 0 1	0 0 0	0 0 0	1 0 0	2 0 0
Jose Uribe, S (1, 6) OBP: 0.252, SLG: 0.236 Will Clark, L (6, PH) OBP: 0.349, SLG: 0.503 (7, 3)		S C X 0-2 G6-3 ③		B C B B X 3-2 P4 ③		1 SAFE S B B X 1-1 G4-3 ② 1-3		B B B B 4-0 FC6-2 BB 1-2 BB		2 1	0 0	0 0	0 1	0 0	0 1	2 1
John Burkett, R (1, 1) OBP: 0.100, SLG: 0.103 Mike Felder, S (5, PH) OBP: 0.329, SLG: 0.345 (6, 9) (9, 8)			C C S 0-3 K ①		C C B B X 2-2 2B 1B	C F B F F X 1-2 1B 3-H		C B P C F B B 4-2 FC6-2 1-2 2-3 3-H BB		1 2	0 1	0 2	0 2	0 1	1 0	0 0
Inning Stats	R: 2 E: 0 K: 0 S: 9 H: 2 LOB: 0 BB: 1 P: 19	R: 0 E: 0 K: 1 S: 8 H: 0 LOB: 0 BB: 0 P: 9	R: 0 E: 0 K: 3 S: 11 H: 1 LOB: 1 BB: 0 P: 16	R: 0 E: 0 K: 0 S: 10 H: 0 LOB: 2 BB: 2 P: 24	R: 2 E: 0 K: 0 S: 18 H: 3 LOB: 1 BB: 0 P: 26	R: 1 E: 0 K: 1 S: 14 H: 2 LOB: 1 BB: 0 P: 20	R: 0 E: 0 K: 2 S: 9 H: 0 LOB: 0 BB: 0 P: 11	R: 1 E: 0 K: 0 S: 16 H: 2 LOB: 3 BB: 2 P: 24		1B: 7 2B: 2 3B: 0 HR: 1 SF: 1 SAC: 0 DP: 1 HBP: 0						

PITCHER		IP	WLS	BF	H	R	ER	SO	BB	IBB	HBP	BLK	WP	HR	S	P	ERA	WHIP
Brian Barnes, L ERA: 4.94	(1, 1)	4.1		21	6	4	4	4	3	0	0	0	0	1	48	82	8.31	2.077
Mel Rojas, R ERA: 5.27	(5, 1)	3.0	L	12	3	2	2	3	0	0	0	0	1	0	35	48	6.00	1.000
Scott Ruskin, L ERA: 2.2	(8, 1)	0.0		3	1	0	0	0	2	0	0	0	0	0	7	14	∞	∞
Barry Jones, R ERA: 3.86	(8, 1)	0.2		2	0	0	0	0	0	0	0	0	0	0	5	5	0.00	0.000

PITCHER	IP	WLS	BF	H	R	ER	SO	BB	IBB	HBP	BLK	WP	HR	S	P	ERA	WHIP

BOTTOM

Montreal Expos @ San Francisco Giants

Candlestick Park, San Francisco, CA

Mon Jul 29 1991, 10:05 PM EDT

Att. 16,472 - Cloudy - 68 F

livebaseballscorecards.com

AB	32
R	6
H	10
RBI	6
BB	5
SO	7
LOB	18

1B: 7 SF: 1
2B: 2 SAC: 0
3B: 0 DP: 1
HR: 1 HBP: 0

WP: 1 PA: 38
PB: 0
SB: 0
CS: 0

Batter	1	2	3	4	5	6	7	8	9	AB	R	H	RBI	BB	SO	LOB
Delino DeShields, L (1, 4) OBP: 0.368, SLG: 0.345	F B B B B B 4-1 S HR BB		B X 1-0 ② G1-3		B B S B X 3-1 ③ G3			F B X 1-1 ② G6-3		3	1	0	0	1	0	0
Marquis Grissom, R (1, 8) OBP: 0.313, SLG: 0.351	S 1 SAFE 1 SAFE 1 SAFE B F 1 SAFE 1 SAFE 1 SAFE 2-3 P S ① K 1-2		C B X 1-1 ③ G5-3			B B F X 2-1 ① G5-3		S S B B S 2-3 ③ K		4	0	0	0	0	2	1
Ivan Calderon, R (1, 7) OBP: 0.375, SLG: 0.470	C X 0-1 2-H HR			X 0-0 HR		C B F F C 1-3 ② K			B S F F B F B F F 4-2 B G5-4-3 BB	3	2	2	3	1	1	0
Tim Wallach, R (1, 5) OBP: 0.314, SLG: 0.356	B X 1-0 ② G4-3			B F B B B 4-1 G4-6-3 BB		B X 1-0 1B			B B F B F X 3-2 ① ② G5-4-3 1-2f	3	0	1	0	1	0	1
Larry Walker, L (1, 9) OBP: 0.321, SLG: 0.402	X 0-0 ③ G3-1			S X 0-1 ① ② G4-6-3 1-2f		S S B S 1-3 ③ K			B B C F X 2-2 ③ G5-3	3	0	0	0	0	1	2
Scott Ruskin, R (6, 1)										0	0	0	0	0	0	0
Jeff Fassero, L (8, 1)										0	0	0	0	0	0	0
Junior Noboa, R (9, PH) OBP: 0.253, SLG: 0.321										1	0	0	0	0	0	0
Andres Galarraga, R (1, 3) OBP: 0.290, SLG: 0.332		F F S 0-3 ① K		B F B X 2-1 1B			B X 1-0 ① P6			3	0	1	0	0	1	0
Mike Fitzgerald, R (1, 2) OBP: 0.219, SLG: 0.224		F B X 1-1 ② G1-3		B C 1 SAFE 1 SAFE S S 1-3 ③ K			B S S S 1-3 ② K			3	0	0	0	0	2	1
Spike Owen, S (1, 6) OBP: 0.307, SLG: 0.323		C X 0-1 ③ G6-3			X 0-0 CS 1B		F F B S 1-3 ③ K			3	0	1	0	0	1	0
Ron Darling, R (1, 1) OBP: 0.125, SLG: 0.225			B C X 1-1 ① B5-3		1 SAFE S F S 0-3 ① ② K 1-2			S F B S 1-3 ① K		2	0	0	0	0	1	1
Dave Schmidt, R (6, 1)										0	0	0	0	0	0	0
Kenny Williams, R (6, 9) OBP: 0.292, SLG: 0.424										1	0	0	0	0	1	0

TOP

Montreal Expos @ San Francisco Giants

Candlestick Park, San Francisco, CA

Tue Jul 30 1991, 6:33 AM EDT

Att. 19,177 - Sunny - 70 F

livebaseballscorecards.com

AB	29
R	3
H	5
RBI	3
BB	3
SO	10
LOB	6

Inning Stats	1	2	3	4	5	6	7	8	9
	R: 2 H: 1 E: 0 LOB: 0 K: 1 BB: 1 S: 9 P: 15	R: 0 H: 0 E: 0 LOB: 0 K: 1 BB: 0 S: 7 P: 8	R: 0 H: 0 E: 0 LOB: 0 K: 0 BB: 0 S: 5 P: 8	R: 1 H: 2 E: 0 LOB: 1 K: 1 BB: 1 S: 9 P: 16	R: 0 H: 1 E: 0 LOB: 0 K: 1 BB: 0 S: 6 P: 9	R: 0 H: 1 E: 0 LOB: 1 K: 2 BB: 0 S: 10 P: 15	R: 0 H: 0 E: 0 LOB: 0 K: 2 BB: 0 S: 7 P: 10	R: 0 H: 0 E: 0 LOB: 0 K: 2 BB: 0 S: 8 P: 12	R: 0 H: 0 E: 0 LOB: 0 K: 0 BB: 1 S: 12 P: 21

| | | | | | | | | | |

Batter	1	2	3	4	5	6	7	8	9	AB	R	H	RBI	BB	SO	LOB
Darren Lewis, R (1, 8) OBP: 0.446, SLG: 0.435	X 0-0 G4-3-6-1-6 1B		C B B C S 2-3 ① K	C B B F X 2-2 ③ F7		B F S F C 1-3 ② K	B S C X 1-2 G4-3			5	0	1	0	0	2	2
Kevin Bass, S (1, 9) OBP: 0.312, SLG: 0.362 Mike Felder, S (6, PR) OBP: 0.328, SLG: 0.344 (7, 9)	X 0-0 ① ② G4-3-6-1-6 1-2f		B B C F B X 3-2 S HR 1B		B X 1-0 ① G4-3	C B X 1-1 WP 3-H 1B		C B F B X 2-2 ① G6-3		4 1	1 0	2 0	1 0	0 0	0 0	1 0
Will Clark, L (1, 3) OBP: 0.355, SLG: 0.523	B B C B X 3-1 FC5-4 1B		B B 1 SAFE 2 SAFE X 3-0 1-H HR		B B B C X 3-1 HR	B C 1 SAFE 1 B B B 4-1 1-2 BB		X 0-0 ② G3-1		4	2	3	3	1	0	0
Kevin Mitchell, R (1, 7) OBP: 0.355, SLG: 0.558 Bryan Hickerson, L (9, 1)	B X 1-0 ③ FC5-4 1-2f		C X 0-1 ② G6-3		F B B B C B 4-2 HR BB	C B X 1-1 ③ F9		B B X 2-0 ③ F8		4 0	1 0	0 0	0 0	1 0	0 0	3 0
Matt Williams, R (1, 5) OBP: 0.294, SLG: 0.485		B S B B S S 3-3 ① K	B B F B X 3-1 HR		B 1 SAFE X 1-0 1-H HR		C F B X 1-2 WP 1B 1B			4	3	3	3	0	1	0
Robby Thompson, R (1, 4) OBP: 0.347, SLG: 0.465		B X 1-0 1B 3B	B B S B B 4-1 FC6-4 BB		C F B B B C 2-3 ② K		C S B F B F S 2-3 ① K 1-2			3	1	1	0	1	2	1
Kirt Manwaring, R (1, 2) OBP: 0.319, SLG: 0.302	C C X 0-2 S 3-H 1B		F F 1 SAFE 1 SAFE B P X 2-2 ③ FC6-4 1-2f		B F C X 1-2 ③ L7		C X 0-1 3B 2-H 1B			4	1	2	2	0	0	1
Jose Uribe, S (1, 6) OBP: 0.260, SLG: 0.272 Francisco Oliveras, R (8, 1) OBP: 0.250, SLG: 0.250 Mike Kingery, L (9, 7) OBP: 0.310, SLG: 0.247	1 SAFE S S F B F B F B F 3-2 ② X F8 1-2		X 0-0 ① F7			B B X 2-0 SH1-3 1B 2B	B X 1-0 2-H 3B			4 0 0	1 0 0	2 0 0	1 0 0	0 0 0	0 0 0	1 0 0
Trevor Wilson, L (1, 1) OBP: 0.433, SLG: 0.440 Tony Perezchica, R (7, PH) OBP: 0.260, SLG: 0.354 (8, 6)	S F X 0-2 ③ P6		C X 0-1 ② G3-1			X 0-0 ① SH1-3 2-3	B F C B X 2-2 ② G5-3			2 1	0 0	0 0	0 0	0 0	0 0	1 1
Inning Stats	R: 0 H: 2 E: 0 LOB: 1 K: 0 BB: 0 S: 5 P: 9	R: 1 H: 2 E: 0 LOB: 1 K: 1 BB: 0 S: 16 P: 23	R: 3 H: 3 E: 0 LOB: 1 K: 1 BB: 1 S: 16 P: 32	R: 0 H: 0 E: 0 LOB: 0 K: 0 BB: 0 S: 6 P: 8	R: 3 H: 2 E: 0 LOB: 0 K: 1 BB: 1 S: 12 P: 24	R: 1 H: 2 E: 0 LOB: 2 K: 1 BB: 1 S: 11 P: 20	R: 2 H: 3 E: 0 LOB: 1 K: 1 BB: 0 S: 17 P: 24	R: 0 H: 0 E: 0 LOB: 0 K: 0 BB: 0 S: 5 P: 9		1B: 7 SF: 0 2B: 1 SAC: 1 3B: 2 DP: 1 HR: 4 HBP: 0				WP: 2 PA: 40 PB: 0 SB: 2 CS: 0		

PITCHER		IP	WLS	BF	H	R	ER	SO	BB	IBB	HBP	BLK	WP	HR	S	P	ERA	WHIP
Ron Darling, R ERA: 4.37	(1, 1)	5.0	L	25	9	7	7	3	2	0	0	0	0	4	55	96	12.60	2.200
Dave Schmidt, R ERA: 10.38	(6, 1)	0.2		4	2	1	1	1	0	0	0	0	0	0	8	12	13.50	3.000
Scott Ruskin, L ERA: 2.55	(6, 1)	1.1		8	3	2	2	1	1	0	0	0	2	0	20	32	13.50	3.000
Jeff Fassero, L ERA: 1.41	(8, 1)	1.0		3	0	0	0	0	0	0	0	0	0	0	5	9	0.00	0.000

PITCHER	IP	WLS	BF	H	R	ER	SO	BB	IBB	HBP	BLK	WP	HR	S	P	ERA	WHIP

BOTTOM

Montreal Expos @ San Francisco Giants

Candlestick Park, San Francisco, CA

Tue Jul 30 1991, 6:33 AM EDT

Att. 19,177 - Sunny - 70 F

livebaseballscorecards.com

AB	36
R	10
H	14
RBI	10
BB	3
SO	5
LOB	11

Philadelphia Phillies @ Montreal Expos

Olympic Stadium, Montreal, QB

Thu Aug 01 1991, 7:05 PM EDT

Att. 24,953 - Cloudy - 70 F

TOP

livebaseballscorecards.com

Batter	1	2	3	4	5	6	7	8	9	AB	R	H	RBI	BB	SO	LOB
Lenny Dykstra, L (1, 8) OBP: 0.403, SLG: 0.417	B X 1-0 CS 1B		B C C F X 1-2 ③ G5-3		C F B X 1-2 ② G6-3		B S S F F F X 1-2 ③ F7			4	0	1	0	0	0	0
Darren Daulton, L (1, 2) OBP: 0.299, SLG: 0.319	1 SAFE C X 0-1 ① P6			B C B B F B 4-2 1B 1B BB	B X 1-0 ③ L9			B C S X 1-2 ① P5		3	1	0	0	1	0	1
Dave Hollins, S (1, 5) OBP: 0.430, SLG: 0.662 Charlie Hayes, R (8, 5) OBP: 0.226, SLG: 0.310	P B B B 4-0 ② FC4-6 1-2 BB			X 0-0 1B FC5-2-5 1-2 1B		B X 1-0 L3-6 2B		F B B S S F F X 2-2 ② G6-3		3 0	0 0	2 0	0 0	1 0	0 0	0 0
John Kruk, L (1, 3) OBP: 0.344, SLG: 0.469	B B X 2-0 ③ FC4-6 1-2f			B F B B X 3-1 FC5-2-5 HR 1-3 2-H 1B		B F B B S X 3-2 ① ② L3-6 2-3		B B F C X 2-2 1B		4	1	2	1	0	0	2
Dale Murphy, R (1, 9) OBP: 0.302, SLG: 0.404		S S B F B X 2-2 ① F8		X 0-0 ① FC5-2-5 HR 1-2 3-H		B B C B B 4-1 1B BB		1 SAFE B X 1-0 ③ F8		3	1	0	0	1	0	3
Wes Chamberlain, R (1, 7) OBP: 0.322, SLG: 0.464		F F B F B S 2-3 ② K		B B C F F X 2-2 HR 1-H 2-H		F B S X 1-2 1B 1-2			X 0-0 ① F9	4	1	2	3	0	1	0
Mickey Morandini, L (1, 4) OBP: 0.310, SLG: 0.309		C F B B S 2-3 ③ K		C X 0-1 G6-4-3 1B		B B C F B X 3-2 ③ P6			C B S B B S 3-3 ② K	4	0	1	0	0	2	2
Dickie Thon, R (1, 6) OBP: 0.277, SLG: 0.321			B S F X 1-2 ① G4-3	1 SAFE B F S X 1-2 ② ③ G6-4-3 1-2f			S F F X 0-2 ① G4-3		B B F F X 2-2 ③ F8	4	0	0	0	0	0	1
Terry Mulholland, R (1, 1) OBP: 0.094, SLG: 0.059			B B C S S 2-3 ② K		C S S 0-3 ① K		B C B S F B C 3-3 ② K			3	0	0	0	0	3	0

Inning Stats	R: 0 E: 0 K: 0 S: 5	H: 1 LOB: 1 BB: 1 P: 11	R: 0 E: 0 K: 2 S: 11	H: 0 LOB: 0 BB: 0 P: 17	R: 0 E: 0 K: 1 S: 10	H: 0 LOB: 0 BB: 0 P: 14	R: 4 E: 0 K: 0 S: 15	H: 4 LOB: 0 BB: 1 P: 25	R: 0 E: 0 K: 1 S: 7	H: 0 LOB: 0 BB: 0 P: 9	R: 0 E: 0 K: 0 S: 11	H: 2 LOB: 2 BB: 1 P: 23	R: 0 E: 0 K: 1 S: 14	H: 0 LOB: 0 BB: 0 P: 18	R: 0 E: 0 K: 0 S: 12	H: 1 LOB: 1 BB: 0 P: 18	R: 0 E: 0 K: 1 S: 7	H: 0 LOB: 0 BB: 0 P: 12

	AB	32
	R	4
	H	8
	RBI	4
	BB	3
	SO	6
	LOB	9

1B: 6 2B: 2 3B: 0 HR: 1	SF: 0 SAC: 0 DP: 2 HBP: 0	WP: 0 PB: 0 SB: 0 CS: 1	PA: 35
---	---	---	---

PITCHER		IP	WLS	BF	H	R	ER	SO	BB	IBB	HBP	BLK	WP	HR	S	P	ERA	WHIP
Mark Gardner, R ERA: 3.25	(1, 1)	6.0	L	25	7	4	4	4	3	0	0	0	0	1	59	99	6.00	1.667
Mel Rojas, R ERA: 4.6	(7, 1)	2.0		7	1	0	0	1	0	0	0	0	0	0	26	36	0.00	0.500
Barry Jones, R ERA: 3.79	(9, 1)	1.0		3	0	0	0	1	0	0	0	0	0	0	7	12	0.00	0.000

PITCHER	IP	WLS	BF	H	R	ER	SO	BB	IBB	HBP	BLK	WP	HR	S	P	ERA	WHIP

Batter	1	2	3	4	5	6	7	8	9	AB	R	H	RBI	BB	SO	LOB
Marquis Grissom, R (1, 8) OBP: 0.312, SLG: 0.356	C C F B X 1-2 1B 3B		B B C C F F F F F 2-3 F S K ①		1 SAFE B X 1-0 FC5-4 ③ 1-2f			B F F X 1-2 G5-3 ② 1-2		4	1	1	0	0	1	2
Delino DeShields, L (1, 4) OBP: 0.367, SLG: 0.344	X 0-0 FC1-6 3-H 1B		C B B F X 2-2 G6-3 ②			B C B X 2-1 G3 ①		B C X 1-1 F8 ③		4	0	1	1	0	0	1
Ivan Calderon, R (1, 7) OBP: 0.372, SLG: 0.465	X 0-0 FC1-6 ① 1-2f		B S F X 1-2 G5-3 ③			F X 0-1 F9 ②			B X 1-0 F8 ①	4	0	0	0	0	0	1
Tim Wallach, R (1, 5) OBP: 0.311, SLG: 0.352	B 1 SAFE C C 1 SAFE 1 SAFE B F X 2-2 F9 ②			C F B X 1-2 G6-3 ①		B F X 1-1 P4 ③			X 0-0 F9 ②	4	0	0	0	0	0	1
Andres Galarraga, R (1, 3) OBP: 0.285, SLG: 0.325	B 1 SAFE 1 SAFE X 1-0 G2 ③			B X 1-0 G5-3 ②			F B F B F S 2-3 K ①		B F S S 1-3 K ③	4	0	0	0	0	2	1
Dave Martinez, L (1, 9) OBP: 0.305, SLG: 0.371		B C C X 1-2 F8 ①		C B C X 1-2 F9 ③			X 0-0 G6-3 ②			3	0	0	0	0	0	0
Gilberto Reyes, R (1, 2) OBP: 0.272, SLG: 0.254		C B B C S 2-3 K ②			S F S 0-3 K ①		F S F C 0-3 K ③			3	0	0	0	0	3	0
Spike Owen, S (1, 6) OBP: 0.311, SLG: 0.324		C B S X 1-2 1B			B C X 1-1 E5 FC5-4			B B C F B B 4-2 G5-3 BB		2	0	1	0	1	0	0
Mark Gardner, R (1, 1) OBP: 0.061, SLG: 0.061 Mel Rojas, R (7, 1) Junior Noboa, R (8, PH) OBP: 0.250, SLG: 0.316 Barry Jones, R (9, 1)		F 1 SAFE B S X 1-2 P3 ③			L L B L 1-3 K ②			X 0-0 P4 ①		2 0 1 0	0 0 0 0	0 0 0 0	0 0 0 0	0 0 0 0	1 0 0 0	2 0 1 0
Inning Stats	R: 1 E: 0 K: 0 S: 11 H: 2 LOB: 1 BB: 0 P: 15	R: 0 E: 0 K: 1 S: 12 H: 1 LOB: 1 BB: 0 P: 17	R: 0 E: 0 K: 1 S: 15 H: 0 LOB: 0 BB: 0 P: 20	R: 0 E: 0 K: 0 S: 7 H: 0 LOB: 0 BB: 0 P: 10	R: 0 E: 1 K: 2 S: 9 H: 0 LOB: 1 BB: 0 P: 12	R: 0 E: 0 K: 0 S: 6 H: 0 LOB: 0 BB: 0 P: 9	R: 0 E: 0 K: 2 S: 9 H: 0 LOB: 0 BB: 0 P: 11	R: 0 E: 0 K: 0 S: 8 H: 0 LOB: 1 BB: 1 P: 14	R: 0 E: 0 K: 1 S: 5 H: 0 LOB: 0 BB: 0 P: 7	1B: 2 2B: 0 3B: 1 HR: 0	SF: 0 SAC: 0 DP: 0 HBP: 0					

PITCHER	IP	WLS	BF	H	R	ER	SO	BB	IBB	HBP	BLK	WP	HR	S	P	ERA	WHIP
Terry Mulholland, L (1, 1) ERA: 3.46	9.0	W	32	3	1	1	7	1	0	0	0	0	0	82	115	1.00	0.444

PITCHER	IP	WLS	BF	H	R	ER	SO	BB	IBB	HBP	BLK	WP	HR	S	P	ERA	WHIP

BOTTOM

Philadelphia Phillies @ Montreal Expos

Olympic Stadium, Montreal, QB

Thu Aug 01 1991, 7:05 PM EDT

Att. 24,953 - Cloudy - 70 F

livebaseballscorecards.com

AB	31
R	1
H	3
RBI	1
BB	1
SO	7
LOB	9

WP: 0 PB: 0 SB: 0 CS: 0 PA: 32

Batter	1	2	3	4	5	6	7	8	9	10	11	AB	R	H	RBI	BB	SO	LOB
Lenny Dykstra, L (1, 8) OBP: 0.406, SLG: 0.422	F8		L3		1B 2B		G3-1		1-2 3-H 1B		G4-3 BB	5	1	2	1	1	0	0
Darren Daulton, L (1, 2) OBP: 0.298, SLG: 0.318	G4-3		F8		2-H 1B			K	K		G4-3 1-2	4	0	1	1	0	1	0
Ricky Jordan, R (9, PH) OBP: 0.311, SLG: 0.464												1	0	0	0	0	1	2
Mitch Williams, L (9, 1)												0	0	0	0	0	0	0
Tommy Greene, R (11, PH) OBP: 0.289, SLG: 0.326												1	0	0	0	0	0	1
Mike Hartley, R (11, 1)												0	0	0	0	0	0	0
Wes Chamberlain, R (1, 7) OBP: 0.329, SLG: 0.476	2B BB			PB 3B	G1-3			BB 1B 1B	FC5 2-3f		F9	5	2	2	0	1	0	4
John Kruk, L (1, 3) OBP: 0.350, SLG: 0.474	1-H 2B			S 3-H BB	K			1B 1-2 BB		F9 SH3-4 1B		3	0	2	1	2	1	0
Dale Murphy, R (1, 9) OBP: 0.299, SLG: 0.399	G5-3			L9	G4-3			P5		SH3-4 1-2		4	0	0	0	0	0	4
Joe Boever, R (8, 1) OBP: 0.500, SLG: 0.500												0	0	0	0	0	0	0
Jim Lindeman, R (9, 9) OBP: 0.383, SLG: 0.361												0	0	0	0	0	0	0
Charlie Hayes, R (1, 5) OBP: 0.229, SLG: 0.312		FC6-4 1B		F8	G5-3			1-2 2-H 1B		F9 2-3		5	0	2	0	0	0	2
Mickey Morandini, L (1, 4) OBP: 0.306, SLG: 0.305		FC6-4 L1-3 1-2f		G5-3 1-2			F8		BB 1B 1B	K		3	0	0	0	0	0	2
Randy Ready, R (9, PH) OBP: 0.382, SLG: 0.277												1	1	0	0	1	1	1
(9, 4)																		
Dickie Thon, R (1, 6) OBP: 0.282, SLG: 0.343		L1-3 1-2			G6-3			HR	FC5 1B 1-3 1B		HR	5	2	3	2	0	0	1
Danny Cox, R (1, 1) OBP: 0.143, SLG: 0.053			K		K			K	F7		F9	2	0	0	0	0	2	0
Wally Backman, S (7, PH) OBP: 0.335, SLG: 0.313												1	0	0	0	0	1	0
Wally Ritchie, L (7, 1)												0	0	0	0	0	0	0
John Morris, L (8, 9) OBP: 0.306, SLG: 0.268												0	0	0	0	0	0	0
Dave Hollins, S (9, PH) OBP: 0.422, SLG: 0.652												1	0	0	0	0	0	2
Steve Lake, R (9, 2) OBP: 0.186, SLG: 0.219												1	0	0	0	0	0	0
Inning Stats	R: 1 H: 1 E: 0 LOB: 1 K: 0 BB: 1 S: 8 P: 17	R: 0 H: 1 E: 0 LOB: 0 K: 0 BB: 0 S: 8 P: 11	R: 0 H: 0 E: 0 LOB: 0 K: 1 BB: 0 S: 6 P: 10	R: 1 H: 1 E: 0 LOB: 1 K: 0 BB: 1 S: 7 P: 13	R: 1 H: 2 E: 0 LOB: 1 K: 1 BB: 0 S: 11 P: 16	R: 0 H: 0 E: 0 LOB: 0 K: 1 BB: 0 S: 6 P: 7	R: 1 H: 1 E: 0 LOB: 0 K: 1 BB: 0 S: 8 P: 10	R: 0 H: 2 E: 0 LOB: 2 K: 1 BB: 1 S: 9 P: 18	R: 1 H: 2 E: 0 LOB: 2 K: 1 BB: 1 S: 13 P: 21	R: 0 H: 1 E: 0 LOB: 1 K: 1 BB: 0 S: 11 P: 15	R: 1 H: 1 E: 0 LOB: 1 K: 0 BB: 1 S: 14 P: 25	1B: 7 SF: 0 2B: 3 SAC: 1 3B: 1 DP: 1 HR: 2 HBP: 0						

PITCHER		IP	WLS	BF	H	R	ER	SO	BB	IBB	HBP	BLK	WP	HR	S	P	ERA	WHIP
Dennis Martinez, R ERA: 2.18	(1, 1)	7.0		28	6	4	4	4	2	0	0	0	0	1	54	84	5.14	1.143
Scott Ruskin, L ERA: 2.53	(8, 1)	0.1		3	1	0	0	1	1	0	0	0	0	0	5	11	0.00	6.000
Barry Jones, R ERA: 3.75	(8, 1)	0.2		2	1	0	0	0	0	0	0	0	0	0	4	7	0.00	1.500
Jeff Fassero, L ERA: 1.59	(9, 1)	2.0		10	3	1	1	2	1	0	0	0	0	0	24	36	4.50	2.000
Mel Rojas, R ERA: 4.86	(11, 1)	1.0	L	5	1	1	1	0	1	0	0	0	0	1	14	25	9.00	2.000

PITCHER	IP	WLS	BF	H	R	ER	SO	BB	IBB	HBP	BLK	WP	HR	S	P	ERA	WHIP

TOP

Philadelphia Phillies @ Montreal Expos

Olympic Stadium, Montreal, QB

Fri Aug 02 1991, 7:05 PM EDT

Att. 18,638 - Cloudy - 74 F

livebaseballscorecards.com

AB	42
R	6
H	12
RBI	5
BB	5
SO	7
LOB	19

WP: 0 PA: 48
PB: 1
SB: 1
CS: 0

Philadelphia Phillies @ Montreal Expos

Olympic Stadium, Montreal, QB

Fri Aug 02 1991, 7:05 PM EDT
Att. 18,638 - Cloudy - 74 F

livebaseballscorecards.com

BOTTOM

Batter	1	2	3	4	5	6	7	8	9	10	11	AB	R	H	RBI	BB	SO	LOB
Delino DeShields, L (1, 4) OBP: 0.368, SLG: 0.343	C B X 1-1 G4-3 ①		B C C S 1-3 K ②		B X 1-0 CS 1B		B F F B S 2-3 K ③			L C B B B B 4-2 BLK BB		4	0	1	0	1	2	0
Marquis Grissom, R (1, 8) OBP: 0.313, SLG: 0.356	C S B X 1-2 L5 ②		C C F B X 1-2 1B		B 1-0 CS ③ 1-2	F F B B X 2-2 S 1B 1B		B B C F X 2-2 G6-3 ①		1 SAFE C M S 0-3 K ① 1-2		5	1	2	0	0	1	1
Dave Martinez, L (1, 9) OBP: 0.299, SLG: 0.364 (9, 7)	B B C X 2-1 G3 ③		B X 1-0 G6-3 ③			B B B C X 3-1 F7 ① 1-2		S B B X 2-1 G4-3 ②		B X 1-0 F7 ②		5	0	0	0	0	0	3
Ivan Calderon, R (1, 7) OBP: 0.373, SLG: 0.474		L B X 1-1 F8 ①		B C X 2-1 F9 ①		B X 1-0 S 1B 2-H		B F S B F B X 3-2 HR		X 0-0 P3 ③		4	1	2	2	0	0	0
Jeff Fassero, L (9, 1)												0	0	0	0	0	0	0
Spike Owen, S (10, PH) OBP: 0.310, SLG: 0.323												1	0	0	0	0	0	1
Mel Rojas, R (11, 1)												0	0	0	0	0	0	0
Tim Wallach, R (1, 5) OBP: 0.310, SLG: 0.353		C F X 0-2 2B		S X 0-1 F9 ②		X 0-0 F9 ②		C F F F B F X 1-2 G3 ③			F B B B C X 3-2 G6-3 ①	5	0	1	0	0	0	1
Larry Walker, L (1, 3) OBP: 0.319, SLG: 0.410 (9, 9)	F B X 1-1 P4 ②		B X 1-0 HR			S F B F B F S 2-3 K2-3 ③ 1-2		X 0-0 G4-3 ①			C X 0-1 P6 ②	5	1	1	1	0	1	2
Ron Hassey, L (1, 2) OBP: 0.310, SLG: 0.346	C B X 1-1 G4-3 ③		C B B F X 2-2 G3 ③				B C B S F X 2-2 F7 ①		S B F B B B 4-2 S BB		B C B F F F F S 2-3 K ③	2	0	0	0	0	0	1
Junior Noboa, R (7, PH) OBP: 0.247, SLG: 0.313												1	0	0	0	0	0	0
Gilberto Reyes, R (8, 2) OBP: 0.277, SLG: 0.254												0	0	0	0	1	0	0
Eric Bullock, L (9, PR) OBP: 0.323, SLG: 0.379												0	0	0	0	0	0	0
Mike Fitzgerald, R (10, 2) OBP: 0.217, SLG: 0.222												1	0	0	0	0	1	0
Bret Barberie, S (1, 6) OBP: 0.379, SLG: 0.708			B F B X 2-1 HR		X 0-0 G5-4-3 1B		B X 1-0 HR		B 1 SAFE C B C 1 SAFE B S 3-3 K ② 1-3			4	2	3	2	0	1	1
Dennis Martinez, R (1, 1) OBP: 0.140, SLG: 0.161			X 0-0 G6-3 ①		B B X 2-0 G5-4-3 ① ② 1-2f		X 0-0 B3 ②		S S B S 1-3 K ③			2	0	0	0	0	0	1
Kenny Williams, R (7, PH) OBP: 0.288, SLG: 0.418												1	0	0	0	0	0	0
Scott Ruskin, R (8, 1)												0	0	0	0	0	0	0
Barry Jones, R (8, 1)												0	0	0	0	0	0	0
Andres Galarraga, R (9, 3) OBP: 0.284, SLG: 0.324												1	0	0	0	0	1	2
Inning Stats	R: 0 E: 0 K: 0 S: 7 H: 0 LOB: 0 BB: 0 P: 11	R: 0 E: 0 K: 0 S: 9 H: 1 LOB: 1 BB: 0 P: 12	R: 1 E: 0 K: 1 S: 11 H: 2 LOB: 1 BB: 0 P: 16	R: 1 E: 0 K: 0 S: 8 H: 1 LOB: 0 BB: 0 P: 13	R: 0 E: 0 K: 0 S: 3 H: 2 LOB: 0 BB: 0 P: 7	R: 1 E: 0 K: 1 S: 12 H: 2 LOB: 1 BB: 0 P: 20	R: 1 E: 0 K: 1 S: 9 H: 1 LOB: 0 BB: 0 P: 14	R: 1 E: 0 K: 0 S: 15 H: 1 LOB: 0 BB: 0 P: 23	R: 0 E: 0 K: 2 S: 9 H: 0 LOB: 2 BB: 1 P: 17	R: 0 E: 0 K: 1 S: 7 H: 0 LOB: 1 BB: 1 P: 12	R: 0 E: 0 K: 1 S: 11 H: 0 LOB: 0 BB: 0 P: 16	1B: 5 2B: 1 3B: 0 HR: 4	SF: 0 SAC: 0 DP: 1 HBP: 0					

	AB	41
	R	5
	H	10
	RBI	5
	BB	2
	SO	7
	LOB	13

WP: 0 PB: 0 SB: 4 CS: 1 PA: 44

PITCHER		IP	WLS	BF	H	R	ER	SO	BB	IBB	HBP	BLK	WP	HR	S	P	ERA	WHIP
Danny Cox, R ERA: 4.62	(1, 1)	6.0		24	8	3	3	2	0	0	0	0	0	2	50	79	4.50	1.333
Wally Ritchie, L ERA: 3.13	(7, 1)	1.0		4	1	1	1	1	0	0	0	0	0	1	9	14	9.00	1.000
Joe Boever, R ERA: 3.8	(8, 1)	1.0		4	1	1	1	0	0	0	0	0	0	1	15	23	9.00	1.000
Mitch Williams, L ERA: 2.59	(9, 1)	2.0	W	8	0	0	0	3	2	0	0	1	0	0	16	29	0.00	1.000
Mike Hartley, R ERA: 4.34	(11, 1)	1.0	S	3	0	0	0	1	0	0	0	0	0	0	11	16	0.00	0.000

PITCHER		IP	WLS	BF	H	R	ER	SO	BB	IBB	HBP	BLK	WP	HR	S	P	ERA	WHIP

Batter	1	2	3	4	5	6	7	8	9	AB	R	H	RBI	BB	SO	LOB
Lenny Dykstra, L (1, 8) OBP: 0.398, SLG: 0.412	P4		L4		F9		F8			4	0	0	0	0	0	1
Randy Ready, R (1, 4) OBP: 0.370, SLG: 0.267	K		P2		K			L7		4	0	0	0	0	2	1
Joe Boever, R (8, 1) OBP: 0.500, SLG: 0.500										0	0	0	0	0	0	0
Wes Chamberlain, R (1, 7) OBP: 0.327, SLG: 0.466	K		HR, 1B, BB		F8			G5-3		3	1	0	0	1	1	0
John Kruk, L (1, 3) OBP: 0.351, SLG: 0.477		E, 2B, 2B	HR, 1B			G3-1		G3		4	2	2	1	0	0	0
Dale Murphy, R (1, 9) OBP: 0.301, SLG: 0.407		G6-3	HR			F7			F8, WP, 1B, BB	3	2	1	3	1	0	1
Charlie Hayes, R (1, 5) OBP: 0.233, SLG: 0.318		BLK, E, 2B	L3			1B			F8	4	1	2	1	0	0	1
Dickie Thon, R (1, 6) OBP: 0.279, SLG: 0.339		P3		L9	K				G4-3	4	0	0	0	0	1	2
Steve Lake, R (1, 2) OBP: 0.188, SLG: 0.220		L8		L8			F7		WP, 1B	4	0	1	1	0	0	0
Tommy Greene, R (1, 1) OBP: 0.292, SLG: 0.326			E, 1B	K			G6-3		G6-3	3	1	1	0	0	1	0
Mickey Morandini, L (8, 4) OBP: 0.305, SLG: 0.303										1	0	0	0	0	0	1
Inning Stats	R: 0 E: 0 K: 2 S: 8 H: 0 LOB: 0 BB: 0 P: 13	R: 2 E: 2 K: 0 S: 9 H: 2 LOB: 0 BB: 0 P: 14	R: 4 E: 1 K: 0 S: 14 H: 3 LOB: 0 BB: 1 P: 26	R: 0 E: 0 K: 1 S: 6 H: 0 LOB: 0 BB: 0 P: 7	R: 0 E: 0 K: 1 S: 7 H: 0 LOB: 0 BB: 0 P: 10	R: 0 E: 0 K: 1 S: 9 H: 1 LOB: 1 BB: 0 P: 13	R: 0 E: 0 K: 0 S: 3 H: 0 LOB: 0 BB: 0 P: 6	R: 0 E: 0 K: 0 S: 4 H: 0 LOB: 0 BB: 0 P: 6	R: 1 E: 0 K: 0 S: 12 H: 1 LOB: 1 BB: 1 P: 21	1B: 4 2B: 2 3B: 0 HR: 1 SF: 0 SAC: 0 DP: 0 HBP: 0	WP: 2 PB: 0 SB: 0 CS: 0 PA: 36					

PITCHER		IP	WLS	BF	H	R	ER	SO	BB	IBB	HBP	BLK	WP	HR	S	P	ERA	WHIP
Brian Barnes, L ERA: 5.06	(1, 1)	7.0	L	28	6	6	5	5	1	0	0	1	0	1	56	89	6.43	1.000
David Wainhouse, R ERA: 4.5	(8, 1)	2.0		8	1	1	1	0	1	0	0	0	2	0	16	27	4.50	1.000

PITCHER	IP	WLS	BF	H	R	ER	SO	BB	IBB	HBP	BLK	WP	HR	S	P	ERA	WHIP

TOP

Philadelphia Phillies @ Montreal Expos

Olympic Stadium, Montreal, QB

Sat Aug 03 1991, 7:05 PM EDT

Att. 21,939 - Cloudy - 72 F

livebaseballscorecards.com

AB	34
R	7
H	7
RBI	6
BB	2
SO	5
LOB	7

Batter	1	2	3	4	5	6	7	8	9	AB	R	H	RBI	BB	SO	LOB
Delino DeShields, L (1, 4) OBP: 0.368, SLG: 0.341	B B B B 4-0 CS BB		B X 1-0 ① F8		B X 1-0 ② F7		B C B B B 4-1 1-2 2-3 BB		F C B B C 2-3 ③ K	3	0	0	0	2	1	1
Marquis Grissom, R (1, 8) OBP: 0.310, SLG: 0.352	S S B S 1-3 ① ② K 1-2		X 0-0 ② P3		C S B B X 2-2 ③ G3		B C X 1-1 ③ F7			4	0	0	0	0	1	4
Dave Martinez, L (1, 9) OBP: 0.306, SLG: 0.388	B X 1-0 2B		B B X 2-0 2B			B C X 1-1 ① F7		B C X 1-1 HR		4	1	3	1	0	0	0
Ivan Calderon, R (1, 7) OBP: 0.369, SLG: 0.468	B C X 1-1 ③ F8		B S X 1-1 ③ G6-3			F F F S 0-3 ② K		F B X 1-1 ① F9		4	0	0	0	0	1	2
Tim Wallach, R (1, 5) OBP: 0.309, SLG: 0.350		B S F B B B 4-2 G3 1B BB	S B S B B X 2-2 ① P6			B B X 2-0 ③ F9		F S S 0-3 ② K		3	0	0	0	1	1	0
Larry Walker, L (1, 3) OBP: 0.321, SLG: 0.411		F X 0-1 G3 1-2 1B	S S B F B F F F X 2-2 1B				B B S F X 2-2 ① G4-3	C F X 0-2 ③ G6-3		4	0	2	0	0	0	0
Bret Barberie, S (1, 6) OBP: 0.364, SLG: 0.643		B X 1-0 ① G3 1-2 2-3	X 0-0 ② F7				C F B B F F F B F 3-2 X BB 1B 1B		B B F C S 2-3 ① K	4	0	1	0	0	1	3
Gilberto Reyes, R (1, 2) OBP: 0.277, SLG: 0.254		B C F B B F X 3-2 ② P3	X 0-0 ③ P3				X 0-0 BB 1-2 1B		B B C F S 2-3 ② K	4	0	1	0	0	1	3
Brian Barnes, L (1, 1) OBP: 0.276, SLG: 0.125		C F B C 1-3 ③ K			B C S F F S 1-3 ① K		C F B B F S 2-3 ② K		F F B B B B F B 4-2 BB	2	0	0	0	0	2	2
Tom Foley, L (7, PH) OBP: 0.294, SLG: 0.314										1	0	0	0	0	1	2
David Wainhouse, L (8, 1)										0	0	0	0	0	0	0
Eric Bullock, L (9, PH) OBP: 0.333, SLG: 0.379										0	0	0	0	1	0	0
Junior Noboa, R (9, PR) OBP: 0.247, SLG: 0.313										0	0	0	0	0	0	0
Inning Stats	R: 0 H: 1 E: 0 LOB: 1 K: 1 BB: 1 S: 6 P: 13	R: 0 H: 1 E: 0 LOB: 2 K: 1 BB: 1 S: 12 P: 21	R: 0 H: 1 E: 0 LOB: 1 K: 0 BB: 0 S: 5 P: 9	R: 0 H: 1 E: 0 LOB: 1 K: 0 BB: 0 S: 12 P: 16	R: 0 H: 0 E: 0 LOB: 0 K: 1 BB: 0 S: 9 P: 13	R: 0 H: 0 E: 0 LOB: 0 K: 1 BB: 0 S: 7 P: 10	R: 0 H: 2 E: 0 LOB: 3 K: 1 BB: 1 S: 18 P: 30	R: 1 H: 1 E: 0 LOB: 0 K: 1 BB: 0 S: 10 P: 12	R: 0 H: 0 E: 0 LOB: 1 K: 3 BB: 1 S: 12 P: 22	1B: 4 2B: 2 3B: 0 HR: 1	SF: 0 SAC: 0 DP: 0 HBP: 0			WP: 0 PB: 0 SB: 0 CS: 1	PA: 37		

PITCHER		IP	WLS	BF	H	R	ER	SO	BB	IBB	HBP	BLK	WP	HR	S	P	ERA	WHIP
Tommy Greene, R ERA: 2.82	(1, 1)	7.0	W	29	6	0	0	5	3	0	0	0	0	0	69	112	0.00	1.286
Joe Boever, R ERA: 3.82	(8, 1)	2.0		8	1	1	1	4	1	0	0	0	0	1	22	34	4.50	1.000

PITCHER	IP	WLS	BF	H	R	ER	SO	BB	IBB	HBP	BLK	WP	HR	S	P	ERA	WHIP

BOTTOM

Philadelphia Phillies @ Montreal Expos

Olympic Stadium, Montreal, QB

Sat Aug 03 1991, 7:05 PM EDT
Att. 21,939 - Cloudy - 72 F

livebaseballscorecards.com

AB	33
R	1
H	7
RBI	1
BB	4
SO	9
LOB	17

Batter	1	2	3	4	5	6	7	8	9	10	AB	R	H	RBI	BB	SO	LOB
Lenny Dykstra, L (1, 8) OBP: 0.398, SLG: 0.412	G4-3		L6		1B			F9		2B 1B	5	1	2	1	0	0	0
Darren Daulton, L (1, 2) OBP: 0.293, SLG: 0.311	F7			F8	G4-3			K		SAFE SAFE SAFE SAFE FC5-4 2B	4	0	0	0	0	1	2
Dale Murphy, R (10, PH) OBP: 0.303, SLG: 0.412 (10, 9)											1	0	1	1	0	0	0
Wes Chamberlain, R (1, 7) OBP: 0.335, SLG: 0.470	S BB			K		K		2B		FC5-4 BB	3	0	1	0	2	2	0
Ricky Jordan, R (1, 3) OBP: 0.309, SLG: 0.458	G4-3 1-2			L3		FC6-4 1B		K		FC5-4 1-2f 2-3	5	0	1	0	0	1	4
Charlie Hayes, R (1, 5) OBP: 0.229, SLG: 0.312		F7			E5 G5-3 1B	F9			G6-3	K	5	1	0	0	0	1	3
Randy Ready, R (1, 4) OBP: 0.366, SLG: 0.259		F7			G5-3 1-2	FC6-4 1-2f			4-2 BB		3	0	0	0	1	0	2
Jim Lindeman, R (1, 9) OBP: 0.381, SLG: 0.351		G1-3			SH1-4 1B BB		K		F7		2	1	0	0	1	1	0
John Kruk, L (9, PH) OBP: 0.350, SLG: 0.476											1	0	0	0	0	0	1
Mitch Williams, L (9, 1)											0	0	0	0	0	0	0
Dickie Thon, R (1, 6) OBP: 0.278, SLG: 0.338			K		1B SH1-4 1-2 2-H 1B		P4		G6-3		4	0	1	1	0	1	1
Jose De Jesus, R (1, 1) OBP: 0.182, SLG: 0.163			G1-3		SH1-4 1-2 2-3		G5-3			F9	2	0	0	0	0	0	0
John Morris, L (9, 9) OBP: 0.306, SLG: 0.268											0	0	0	0	0	0	0
Dave Hollins, S (10, PH) OBP: 0.420, SLG: 0.642											1	0	0	0	0	0	0
Steve Lake, R (10, 2) OBP: 0.188, SLG: 0.220											0	0	0	0	0	0	0
Inning Stats	R: 0 H: 0 E: 0 LOB: 1 K: 0 BB: 1 S: 9 P: 21	R: 0 H: 0 E: 0 LOB: 0 K: 0 BB: 0 S: 5 P: 9	R: 0 H: 0 E: 0 LOB: 0 K: 1 BB: 0 S: 13 P: 20	R: 0 H: 0 E: 0 LOB: 0 K: 1 BB: 0 S: 7 P: 11	R: 2 H: 2 E: 1 LOB: 2 K: 0 BB: 1 S: 13 P: 23	R: 0 H: 1 E: 0 LOB: 1 K: 1 BB: 0 S: 9 P: 13	R: 0 H: 0 E: 0 LOB: 0 K: 1 BB: 0 S: 6 P: 7	R: 0 H: 1 E: 0 LOB: 1 K: 2 BB: 0 S: 11 P: 19	R: 0 H: 0 E: 0 LOB: 1 K: 0 BB: 1 S: 9 P: 17	R: 1 H: 2 E: 0 LOB: 2 K: 1 BB: 1 S: 16 P: 30	1B: 4 SF: 0 2B: 2 SAC: 1 3B: 0 DP: 0 HR: 0 HBP: 0						

PITCHER		IP	WLS	BF	H	R	ER	SO	BB	IBB	HBP	BLK	WP	HR	S	P	ERA	WHIP
Chris Haney, L ERA: 3.24	(1, 1)	7.0		27	3	2	0	4	2	0	0	0	0	0	62	104	0.00	0.714
Scott Ruskin, L ERA: 2.49	(8, 1)	0.2		3	1	0	0	1	0	0	0	0	0	0	7	13	0.00	1.500
Barry Jones, R ERA: 3.67	(8, 1)	1.1		5	0	0	0	1	1	0	0	0	0	0	13	23	0.00	0.750
Jeff Fassero, L ERA: 1.8	(10, 1)	1.0	L	6	2	1	1	1	1	0	0	0	0	0	16	30	9.00	3.000

PITCHER	IP	WLS	BF	H	R	ER	SO	BB	IBB	HBP	BLK	WP	HR	S	P	ERA	WHIP

TOP

Philadelphia Phillies @ Montreal Expos

Olympic Stadium, Montreal, QB

Sun Aug 04 1991, 3:33 AM EDT
Att. 17,976 - Overcast - 73 F

livebaseballscorecards.com

AB	36
R	3
H	6
RBI	3
BB	4
SO	7
LOB	13

WP: 0 PA: 41
PB: 0
SB: 2
CS: 0

Philadelphia Phillies @ Montreal Expos

Olympic Stadium, Montreal, QB

Sun Aug 04 1991, 3:33 AM EDT

Att. 17,976 - Overcast - 73 F

livebaseballscorecards.com

BOTTOM

Batter	1	2	3	4	5	6	7	8	9	10	AB	R	H	RBI	BB	SO	LOB
Delino DeShields, L (1, 4) OBP: 0.368, SLG: 0.338	BFBBB 4-1 1B BB		BBFBX 3-1 G6-3 ②		BBBCSB 4-2 2B BB		BX 1-0 F7 ③		BFFBX 2-2 FC3-2 ② 1-2 2-3 3-Hf		3	1	0	0	2	0	3
Marquis Grissom, R (1, 8) OBP: 0.306, SLG: 0.348	CBCFFP1C SAFE 2-3 K ①		FBFC 1-3 K ③		BX 1-0 F9 ②			X 0-0 F7 ①	FBX 1-1 P3 ③		5	0	0	0	0	2	5
Dave Martinez, L (1, 9) OBP: 0.307, SLG: 0.392	BCFX 1-2 P6 ②			CBFFS 1-3 K ①	X 0-0 1-H 2B			CBBSFX 2-2 S 1B		BCBX 2-1 F9 ①	5	0	2	1	0	1	1
Ivan Calderon, R (1, 7) OBP: 0.370, SLG: 0.466	CX 0-1 1-2 1B			BBFFBB 4-2 1B S 1B BB	X 0-0 L3 ③			BBBCCS 3-3 K ② 1-2		SCX 0-2 F9 ②	4	1	1	0	1	1	2
Tim Wallach, R (1, 5) OBP: 0.310, SLG: 0.351	FX 0-1 G5-3 ③			BBCBX 3-1 1-3 1B		BX 1-0 G4-3 1B		X 0-0 G5-3 ③		CFBFBFS 2-3 K ③	5	0	2	0	0	1	3
Larry Walker, L (1, 3) OBP: 0.324, SLG: 0.410		CBSBX 2-2 F7 ①		BBX 2-0 1-2 3-H 1B		BFFBS 2-3 K ①			BCFBBB 4-2 SH FC3-2 BB		3	0	1	1	1	1	1
Mike Fitzgerald, R (1, 2) OBP: 0.213, SLG: 0.217		X 0-0 F9 ②		CX 0-1 P6 ②		BX 1-0 ②③ 1-2f G4-3			1 SAFE BX 1-0 SH FC3-2 1-3		3	0	0	0	0	0	3
Spike Owen, S (1, 6) OBP: 0.308, SLG: 0.321		CFFS 0-3 K2-3 ③		BBCCFS 2-3 K ③			BBBBCX 3-1 G1-3 ①		IIII 4-0 FC3-2 IBB		2	0	0	0	0	2	2
Bret Barberie, S (7, PH) OBP: 0.371, SLG: 0.621 (8, 6)											1	0	0	0	1	0	0
Chris Haney, L (1, 1) OBP: 0.125, SLG: 0.125			BX 1-0 F8 ①		X 0-0 G4-3 ①		CBSFBBBFFF 3-2 F ② F7		CBFFFFX 1-2 P4 ①		2	0	0	0	0	0	0
Tom Foley, L (7, PH) OBP: 0.292, SLG: 0.311											1	0	0	0	0	0	0
Scott Ruskin, R (8, 1)											0	0	0	0	0	0	0
Barry Jones, R (8, 1)											0	0	0	0	0	0	0
Junior Noboa, R (9, PH) OBP: 0.244, SLG: 0.309											1	0	0	0	0	0	3
Jeff Fassero, L (10, 1)											0	0	0	0	0	0	0

Inning Stats						
	R: 0 E: 0 K: 1 S: 14	H: 1 LOB: 2 BB: 1 P: 20	R: 0 E: 0 K: 1 S: 8	H: 0 LOB: 0 BB: 0 P: 10	R: 0 E: 0 K: 1 S: 6	H: 0 LOB: 0 BB: 0 P: 11
	R: 1 E: 0 K: 2 S: 15	H: 2 LOB: 2 BB: 1 P: 27	R: 1 E: 0 K: 0 S: 6	H: 1 LOB: 1 BB: 1 P: 11	R: 0 E: 0 K: 1 S: 5	H: 1 LOB: 0 BB: 0 P: 9
	R: 0 E: 0 K: 0 S: 12	H: 0 LOB: 0 BB: 0 P: 19	R: 0 E: 0 K: 1 S: 9	H: 1 LOB: 1 BB: 0 P: 14	R: 0 E: 1 K: 0 S: 13	H: 0 LOB: 3 BB: 2 P: 26
	R: 0 E: 0 K: 1 S: 10	H: 0 LOB: 0 BB: 0 P: 14				

1B: 5	SF: 0	WP: 0	PA: 41
2B: 1	SAC: 1	PB: 0	
3B: 0	DP: 1	SB: 2	
HR: 0	HBP: 0	CS: 0	

PITCHER		IP	WLS	BF	H	R	ER	SO	BB	IBB	HBP	BLK	WP	HR	S	P	ERA	WHIP
Jose De Jesus, R	(1, 1)	8.0		32	6	2	2	7	3	0	0	0	0	0	75	121	2.25	1.125
ERA: 3.23																		
Mitch Williams, L	(9, 1)	2.0	W	9	0	0	0	1	1	1	0	0	0	0	23	40	0.00	0.500
ERA: 2.49																		

PITCHER	IP	WLS	BF	H	R	ER	SO	BB	IBB	HBP	BLK	WP	HR	S	P	ERA	WHIP

Batter	1	2	3	4	5	6	7	8	9	10	AB	R	H	RBI	BB	SO	LOB
Delino DeShields, L (1, 4) OBP: 0.369, SLG: 0.339	3-2 L3 1B	1-1 G6-3	2-2 FC4-6 1-2f 2-3 3-H			1-2 FC4-6 1B			1-1 G1-3		5	0	2	1	0	0	4
Marquis Grissom, R (1, 8) OBP: 0.305, SLG: 0.348	0-1 L3 1-2		1-0 2B 1-2f 2-3 K			1-2 FC4-6 CS 1-2f			1-3 K		5	1	1	0	0	2	4
Dave Martinez, L (1, 9) OBP: 0.309, SLG: 0.394	1-0 2B		1-1 1B 3B HBP	1-0 F8		0-3 K 1-2			2-1 G4-3		4	2	1	0	0	1	1
Ivan Calderon, R (1, 7) OBP: 0.370, SLG: 0.468	1-1 2-H 2B		0-0 1-3 2-H 3B 1B	1-1 P9			1-0 G6-3			1-2 F9	5	1	2	2	0	0	0
Tim Wallach, R (1, 5) OBP: 0.309, SLG: 0.354	1-2 F7		0-2 1-H 3-H 1B 3B	1-1 L5			0-0 F7			2-2 G1-3	5	1	1	2	0	0	1
Larry Walker, L (1, 3) OBP: 0.325, SLG: 0.413		0-0 G5-4-3 2B	1-1 1B HBP FC4-6 1B 3-H	2-0 G3			1-0 G4-3			0-0 G3-1	5	1	2	1	0	0	0
Bret Barberie, S (1, 6) OBP: 0.385, SLG: 0.594		4-2 G5-4-3 BB	0-0 P5	0-0 1B				3-2 G4-3			3	0	1	0	1	0	1
Gilberto Reyes, R (1, 2) OBP: 0.276, SLG: 0.248		3-2 G5-4-3 1-2 2-3	1-2 FC4-6 1B HBP 1-2	0-0 F9				2-1 L4			3	0	0	0	0	0	3
Chris Nabholz, L (1, 1) OBP: 0.115, SLG: 0.080 Mel Rojas, R (6, 1) Scott Ruskin, R (7, 1) Eric Bullock, L (8, PH) OBP: 0.328, SLG: 0.373 Barry Jones, R (8, 1) Jeff Fassero, L (10, 1)		0-3 K	3-2 FC4-6 1-2 2-3 1B	0-0 P8				1-2 L1			3 0 0 1 0 0 0	0 0 0 0 0 0 0	1 0 0 0 0 0 0	0 0 0 0 0 0 0	0 0 0 0 0 0 0	1 0 0 0 0 0 0	3 0 0 0 0 0 0
Inning Stats	R: 1 E: 0 K: 0 S: 12 H: 3 LOB: 1 BB: 0 P: 18	R: 0 E: 0 K: 1 S: 12 H: 1 LOB: 2 BB: 1 P: 20	R: 5 E: 0 K: 1 S: 22 H: 5 LOB: 2 BB: 0 P: 33	R: 0 E: 0 K: 0 S: 5 H: 0 LOB: 0 BB: 0 P: 8	R: 0 E: 0 K: 0 S: 4 H: 1 LOB: 1 BB: 0 P: 6	R: 0 E: 0 K: 1 S: 9 H: 1 LOB: 0 BB: 0 P: 11	R: 0 E: 0 K: 0 S: 3 H: 0 LOB: 0 BB: 0 P: 5	R: 0 E: 0 K: 0 S: 11 H: 0 LOB: 0 BB: 0 P: 17	R: 0 E: 0 K: 1 S: 7 H: 0 LOB: 0 BB: 0 P: 11	R: 0 E: 0 K: 0 S: 7 H: 0 LOB: 0 BB: 0 P: 10	1B: 6 2B: 5 3B: 1 HR: 0	SF: 0 SAC: 0 DP: 1 HBP: 2		WP: 0 PB: 0 SB: 0 CS: 1		PA: 42	

PITCHER		IP	WLS	BF	H	R	ER	SO	BB	IBB	HBP	BLK	WP	HR	S	P	ERA	WHIP
Bob Tewksbury, R ERA: 2.94	(1, 1)	2.0		14	7	5	5	1	1	0	1	0	0	0	30	46	22.50	4.000
Willie Fraser, R ERA: 5.76	(3, 1)	3.0		13	3	1	1	1	0	0	1	0	0	0	25	39	3.00	1.000
Juan Agosto, L ERA: 5.37	(6, 1)	2.0		6	1	0	0	1	0	0	0	0	0	0	12	16	0.00	0.500
Scott Terry, R ERA: 1.99	(8, 1)	3.0	W	9	0	0	0	1	0	0	0	0	0	0	25	38	0.00	0.000

PITCHER		IP	WLS	BF	H	R	ER	SO	BB	IBB	HBP	BLK	WP	HR	S	P	ERA	WHIP

TOP

Montreal Expos @ St. Louis Cardinals

Busch Stadium, St. Louis, MO

Tue Aug 06 1991, 7:05 PM CDT
Att. 26,089 - Cloudy - 83 F

livebaseballscorecards.com

AB	39
R	6
H	11
RBI	6
BB	1
SO	4
LOB	17

Montreal Expos @ St. Louis Cardinals

Busch Stadium, St. Louis, MO

Tue Aug 06 1991, 7:05 PM CDT
Att. 26,089 - Cloudy - 83 F

livebaseballscorecards.com

Batter	1	2	3	4	5	6	7	8	9	10	AB	R	H	RBI	BB	SO	LOB
Ray Lankford, L (1, 8) OBP: 0.296, SLG: 0.364	S B X 1-1 L7 ①		F B B X 2-1 E 3B		B X 1-0 E 1B 2B 2-H	1 SAFE B 1 SAFE B B C C F F 3-2 F X 1-H 3B		C F S 0-3 K ③		B F C X 1-2 E3 1-2 2-3 3-H	6	2	3	2	0	1	3
Geronimo Pena, S (1, 4) OBP: 0.285, SLG: 0.379	S B X 1-1 F8 ②		B X 1-0 F9 ① 3-H		F F H 1-2 E 1B HBP	F S B B B X 3-2 G4-3 ③			B B C X 2-1 G1-3 ①		4	0	0	0	0	0	1
Gerald Perry, L (1, 3) OBP: 0.320, SLG: 0.438	B B S X 2-1 L7 ③		X 0-0 CS 1B		F F F B X 1-2 E4 1B 1B 1-2 2-3		X 0-0 E7 S		X 0-0 F7 ②		5	1	1	0	0	0	2
Todd Zeile, R (1, 5) OBP: 0.358, SLG: 0.430		C B B F B B 4-2 S 2B BB	1 SAFE 1 SAFE 1 SAFE B X 1-0 1-2 1B ②		B C B C X 2-2 1B 1-3 2-H 3-H ①		B C S C 1-3 K ①		C B B F X 2-2 1B		4	1	3	1	1	1	1
Felix Jose, S (1, 9) OBP: 0.373, SLG: 0.434		B B C F X 2-2 2B 1-H	1 SAFE 1 SAFE X 0-0 F9 ③		C B X 1-1 1B 2-H 3-H ②		F B B B B 4-1 F8-4 BB 2-3		1 SAFE B S B 1 SAFE 1 SAFE X 2-1 G5-3 ③		4	0	2	2	1	0	2
Bernard Gilkey, R (1, 7) OBP: 0.322, SLG: 0.298		B F F B B S 3-3 K ①	X 0-0 F8 ①	B B X 2-0 P4 ③		B 1 SAFE 1 SAFE X 1-0 F8-4 ② ③ 1-2		L B B B B 4-1 FC1-6 BB		3	0	0	0	0	1	2
Juan Agosto, L (6, 1)											0	0	0	0	0	0	0
Craig Wilson, R (7, PH) OBP: 0.258, SLG: 0.218											1	0	0	0	0	0	2
Scott Terry, R (8, 1) OBP: 0.167, SLG: 0.167											0	0	0	0	0	0	0
Luis Alicea, S (10, PH) OBP: 0.290, SLG: 0.259											0	0	0	0	1	0	0
Tom Pagnozzi, R (1, 2) OBP: 0.299, SLG: 0.323		B S F C 1-3 K ②	B C X 1-1 G1-3 ②	B B B B C X 3-1 G6-3 ①			X 0-0 G5-3 ①			1 SAFE 1 SAFE L 1 SAFE P C X 1-2 FC1-6 E 1B 1-2f E ①	5	1	0	0	0	1	2
José Oquendo, S (1, 6) OBP: 0.394, SLG: 0.340		I I I I 4-0 IBB	X 0-0 F9 ③		F B B X 2-1 F8 ②		B B C X 2-1 1B			1 SAFE C X 0-1 E E 1-2 1B	4	0	2	0	1	0	0
Bob Tewksbury, R (1, 1) OBP: 0.194, SLG: 0.194		B X 1-0 G4-1 ③		B C S C X 1-2 2B 2B	B X 1-0 S 3B 1B		B X 1-0 P3 ②			X 0-0 E6 E 1-2 2-3	1	0	0	0	0	0	2
Willie Fraser, R (3, 1)											0	0	0	0	0	0	0
Rex Hudler, R (5, PH) OBP: 0.286, SLG: 0.346											3	2	2	0	0	0	1
(6, 7)																	
Milt Thompson, L (10, PH) OBP: 0.403, SLG: 0.495											1	0	0	0	0	0	2
Inning Stats	R: 0 E: 0 K: 0 S: 6 H: 0 LOB: 0 BB: 0 P: 10	R: 1 E: 0 K: 2 S: 12 H: 1 LOB: 2 BB: 2 P: 27	R: 1 E: 1 K: 0 S: 6 H: 3 LOB: 1 BB: 0 P: 10	R: 0 E: 0 K: 0 S: 4 H: 0 LOB: 0 BB: 0 P: 5	R: 3 E: 1 K: 0 S: 17 H: 4 LOB: 1 BB: 0 P: 26	R: 1 E: 0 K: 0 S: 14 H: 2 LOB: 1 BB: 0 P: 26	R: 0 E: 1 K: 1 S: 6 H: 0 LOB: 1 BB: 1 P: 12	R: 0 E: 0 K: 1 S: 7 H: 1 LOB: 1 BB: 0 P: 10	R: 0 E: 0 K: 0 S: 8 H: 1 LOB: 0 BB: 0 P: 14	R: 1 E: 2 K: 0 S: 11 H: 1 LOB: 3 BB: 1 P: 16	1B: 8 2B: 4 3B: 2 HR: 0	SF: 0 SAC: 0 DP: 1 HBP: 1						

PITCHER		IP	WLS	BF	H	R	ER	SO	BB	IBB	HBP	BLK	WP	HR	S	P	ERA	WHIP
Chris Nabholz, L	(1, 1)	5.0		24	8	5	5	2	1	1	1	0	0	0	45	78	9.00	1.800
ERA: 4.48																		
Mel Rojas, R	(6, 1)	1.0		5	2	1	1	0	0	0	0	0	0	0	14	26	9.00	2.000
ERA: 5.09																		
Scott Ruskin, L	(7, 1)	1.0		4	0	0	0	1	1	0	0	0	0	0	6	12	0.00	1.000
ERA: 2.44																		
Barry Jones, R	(8, 1)	2.1	L	11	3	1	0	1	1	0	0	0	0	0	22	35	0.00	1.714
ERA: 3.53																		
Jeff Fassero, L	(10, 1)	0.0		2	0	0	0	0	0	0	0	0	0	0	4	5	∞	∞
ERA: 1.8																		

PITCHER	IP	WLS	BF	H	R	ER	SO	BB	IBB	HBP	BLK	WP	HR	S	P	ERA	WHIP

BOTTOM

AB	41
R	7
H	13
RBI	5
BB	4
SO	4
LOB	20

WP: 0 PA: 46
PB: 0
SB: 3
CS: 1

Batter	1	2	3	4	5	6	7	8	9	AB	R	H	RBI	BB	SO	LOB
Delino DeShields, L (1, 4) OBP: 0.370, SLG: 0.340	B B X 2-0 ① G4-3		X 0-0 ③ L7			F F B X 1-2 S 3-H 1B		C X 0-1 1-2 1B		4	0	2	1	0	0	1
Dave Martinez, L (1, 8) OBP: 0.305, SLG: 0.388	B X 1-0 ② G4-3			C B X 1-1 ① L5		B 1 SAFE B 1 SAFE F 1 SAFE 1 SAFE 1 SAFE C 2-2 F X ② F8 1-2		B C B S X 2-2 ②③ L5-4 2-3		4	0	0	0	0	0	3
Ivan Calderon, R (1, 7) OBP: 0.367, SLG: 0.463	S B X 1-1 ③ L1			F X 0-1 ② G5-3		B B B X 3-0 ③ F9			S X 0-1 ① F8	4	0	0	0	0	0	1
Tim Wallach, R (1, 5) OBP: 0.306, SLG: 0.350		X 0-0 ① F7		C B C B X 2-2 ③ L1			F B F X 1-2 ① G4-3		F B B F S 2-3 ② K	4	0	0	0	0	1	0
Larry Walker, L (1, 9) OBP: 0.330, SLG: 0.429		S B F F X 1-2 ② G6-3			F B B F X 2-2 CS 2B		S B B X 2-1 1B 2B		B S T B X 2-2 2B	4	0	3	0	0	0	0
Andres Galarraga, R (1, 3) OBP: 0.283, SLG: 0.323		B X 1-0 ③ L5			F F B B F S 2-3 ① K		X 0-0 G1-6-3 2-3 1B		B S B C S 2-3 ③ K	4	0	1	0	0	2	2
Bret Barberie, S (1, 6) OBP: 0.381, SLG: 0.571			C B F X 1-2 G4-3 G5-3 1B		F F B B B C 3-3 ②③ K 2-3		F B P B X 3-1 ②③ G1-6-3 1-2f			3	0	1	0	0	1	3
Gilberto Reyes, R (1, 2) OBP: 0.277, SLG: 0.257			S 1 SAFE B S 1 SAFE B B F X 3-2 ① G5-3 1-2			B X 1-0 SH5-4 1B 2B		F F F B B X 2-2 ① F9		3	1	1	0	0	0	1
Mark Gardner, R (1, 1) OBP: 0.086, SLG: 0.086 Barry Jones, R (9, 1)			C X 0-1 ② G4-3 2-3			B B S M X 2-2 ① SH5-4 2-3		C C B B F B F F X 3-2 L5-4 1B 1B		2 0	0 0	1 0	0 0	0 0	0 0	1 0
Inning Stats	R: 0 E: 0 K: 0 S: 4 H: 0 LOB: 0 BB: 0 P: 8	R: 0 E: 0 K: 0 S: 6 H: 0 LOB: 0 BB: 0 P: 8	R: 0 E: 0 K: 0 S: 10 H: 1 LOB: 1 BB: 0 P: 14	R: 0 E: 0 K: 0 S: 7 H: 0 LOB: 0 BB: 0 P: 10	R: 0 E: 0 K: 2 S: 10 H: 1 LOB: 0 BB: 0 P: 17	R: 1 E: 0 K: 0 S: 12 H: 2 LOB: 1 BB: 0 P: 21	R: 0 E: 0 K: 0 S: 9 H: 2 LOB: 1 BB: 0 P: 14	R: 0 E: 0 K: 0 S: 15 H: 2 LOB: 1 BB: 0 P: 22	R: 0 E: 0 K: 2 S: 11 H: 1 LOB: 1 BB: 0 P: 17	1B: 5 2B: 5 3B: 0 HR: 0	SF: 0 SAC: 1 DP: 2 HBP: 0					

PITCHER	IP	WLS	BF	H	R	ER	SO	BB	IBB	HBP	BLK	WP	HR	S	P	ERA	WHIP
Omar Olivares, R (1, 1) ERA: 4.8	7.1	L	27	7	1	1	2	0	0	0	0	0	0	68	107	1.23	0.955
Bob McClure, L (8, 1) ERA: 7.41	0.2		2	1	0	0	0	0	0	0	0	0	0	5	7	0.00	1.500
Cris Carpenter, R (9, 1) ERA: 4.61	1.0		4	1	0	0	2	0	0	0	0	0	0	11	17	0.00	1.000

PITCHER	IP	WLS	BF	H	R	ER	SO	BB	IBB	HBP	BLK	WP	HR	S	P	ERA	WHIP

TOP

Montreal Expos @ St. Louis Cardinals

Busch Stadium, St. Louis, MO

Wed Aug 07 1991, 7:05 PM CDT
Att. 25,591 - Cloudy - 91 F

livebaseballscorecards.com

AB	32
R	1
H	9
RBI	1
BB	0
SO	4
LOB	12

WP: 0 PB: 0 SB: 1 CS: 1 PA: 33

Montreal Expos @ St. Louis Cardinals

Busch Stadium, St. Louis, MO

Wed Aug 07 1991, 7:05 PM CDT
Att. 25,591 - Cloudy - 91 F

BOTTOM

livebaseballscorecards.com

Batter	1	2	3	4	5	6	7	8	9	AB	R	H	RBI	BB	SO	LOB
Ray Lankford, L (1, 8) OBP: 0.298, SLG: 0.366	CS 1B			1B CS 1B		K		P2		4	0	2	0	0	1	0
Ozzie Smith, S (1, 6) OBP: 0.389, SLG: 0.343	SAFE SAFE 1-2 G5-3			F9		P7			G1-3	4	0	0	0	0	0	2
Gerald Perry, L (1, 3) OBP: 0.324, SLG: 0.436 Geronimo Pena, S (9, PR) OBP: 0.285, SLG: 0.379	G6-3			SAFE SAFE 1-3 1B		F7			CS BB	3 0	0 0	1 0	0 0	1 0	0 0	0 0
Todd Zeile, R (1, 5) OBP: 0.354, SLG: 0.426		F8		F9			K		F7 1-2	4	0	0	0	0	1	3
Felix Jose, S (1, 9) OBP: 0.375, SLG: 0.437		G4-3		SAFE SAFE CS 3-H	G4-3 1B BB		G1-3 2B			2	0	1	0	1	0	0
Milt Thompson, L (1, 7) OBP: 0.402, SLG: 0.492		F8			SAFE 1-2 G4-3 1B		G1-3 2-3			3	0	1	0	0	0	1
Tom Pagnozzi, R (1, 2) OBP: 0.296, SLG: 0.320		P4			SAFE F8		P9			3	0	0	0	0	0	3
José Oquendo, S (1, 4) OBP: 0.390, SLG: 0.336		F8			G4-3 1-2 2-3			F7		3	0	0	0	0	0	2
Omar Olivares, R (1, 1) OBP: 0.276, SLG: 0.286 Bob McClure, R (8, 1) Luis Alicea, S (8, PH) OBP: 0.281, SLG: 0.250 Cris Carpenter, R (9, 1) OBP: 0.333, SLG: 0.333		L9			K			K		2 0 1 0	0 0 0 0	0 0 0 0	0 0 0 0	0 0 1 0	1 0 0 0	2 0 0 0
Inning Stats	R: 0 E: 0 K: 0 S: 7 H: 1 LOB: 0 BB: 0 P: 12	R: 0 E: 0 K: 0 S: 8 H: 0 LOB: 0 BB: 0 P: 11	R: 0 E: 0 K: 0 S: 7 H: 0 LOB: 0 BB: 0 P: 11	R: 0 E: 0 K: 0 S: 11 H: 2 LOB: 1 BB: 0 P: 16	R: 0 E: 0 K: 1 S: 9 H: 1 LOB: 2 BB: 1 P: 17	R: 0 E: 0 K: 1 S: 8 H: 0 LOB: 0 BB: 0 P: 11	R: 0 E: 0 K: 1 S: 12 H: 1 LOB: 1 BB: 0 P: 18	R: 0 E: 0 K: 1 S: 8 H: 0 LOB: 0 BB: 0 P: 9	R: 0 E: 0 K: 0 S: 7 H: 0 LOB: 1 BB: 1 P: 14	1B: 4 2B: 1 3B: 0 HR: 0 SF: 0 SAC: 0 DP: 0 HBP: 0						

	AB	29
	R	0
	H	5
	RBI	0
	BB	2
	SO	4
	LOB	13

WP: 0 PA: 32
PB: 0
SB: 0
CS: 3

PITCHER		IP	WLS	BF	H	R	ER	SO	BB	IBB	HBP	BLK	WP	HR	S	P	ERA	WHIP
Mark Gardner, R ERA: 3.01	(1, 1)	8.1	W	30	5	0	0	4	2	0	0	0	0	0	73	113	0.00	0.840
Barry Jones, R ERA: 3.5	(9, 1)	0.2	S	1	0	0	0	0	0	0	0	0	0	0	4	6	0.00	0.000

PITCHER	IP	WLS	BF	H	R	ER	SO	BB	IBB	HBP	BLK	WP	HR	S	P	ERA	WHIP

Montreal Expos @ Philadelphia Phillies

Veterans Stadium, Philadelphia, PA

Fri Aug 09 1991, 7:05 PM EDT

Att. 13,297 - Cloudy - 76 F

livebaseballscorecards.com

TOP

Batter	1	2	3	4	5	6	7	8	9	AB	R	H	RBI	BB	SO	LOB
Delino DeShields, L (1, 4) OBP: 0.372, SLG: 0.340	S B X 1-1 ① F8		B B B B 4-0 1B BB		B C F F B X 2-2 F9 1B 1B 1B		S B F B B X 3-2 ② F7	B S B F F B B 4-2 G4-3 1-2 2-3 3-H BB		3	1	1	1	2	0	0
Dave Martinez, L (1, 8) OBP: 0.306, SLG: 0.388 Jeff Fassero, L (8, 1)	F B B X 2-1 ② F8		B X 1-0 FC6-4 1-2 2-3 1B		1 SAFE F X 0-1 1B 1-2 1B		B X 1-0 E6 2B	C C X 0-2 ②③ G4-3 1-2f		5	1	2	0	0	0	3
										0	0	0	0	0	0	0
Ivan Calderon, R (1, 7) OBP: 0.365, SLG: 0.462	C F B B F X 2-2 ③ G6-3		X 0-0 ③ FC6-4 1-2f		C S X 0-2 ② F9 2-3		C F F B B X 2-2 1B 2-H 2B		F F B F C 1-3 ① K	5	1	1	1	0	1	5
Tim Wallach, R (1, 5) OBP: 0.309, SLG: 0.356		B S B C F S 2-3 ① K		C S F F B F B X 2-2 ① F8	X 0-0 1-3 3-H 1B		B F B X 2-1 2-H 1B		S B S B X 2-2 2B	5	0	3	2	0	1	0
Larry Walker, L (1, 9) OBP: 0.331, SLG: 0.426 (8, 8)		B F B B S S 2-3 ② K		B X 1-0 G6-3 1B	F B F F X 1-2 ③ F7		F S F X 0-2 ③ G6-3		B H 2-0 HBP	4	0	1	0	0	1	3
Ron Hassey, L (1, 2) OBP: 0.311, SLG: 0.346 Marquis Grissom, R (8, PH) OBP: 0.304, SLG: 0.347 Gilberto Reyes, R (8, 2) OBP: 0.275, SLG: 0.255		C B S B F X 2-2 ③ G4-3	X 0-0 ② G6-3 1-2			B F F B X 2-2 G3-6-3 1B		B F B F X 2-2 ① G4-3	S S B B S 2-3 ② K	3	0	1	0	0	0	1
										1	0	0	0	0	0	0
										1	0	0	0	0	1	2
Bret Barberie, S (1, 6) OBP: 0.404, SLG: 0.553			B B F B C F B 4-2 FC4-6 BB	C S B B B B 4-2 BB	B C C S 1-3 ① K			B C B B X 3-1 1B BB 1B	S B B X 2-1 ③ F9	3	1	1	0	2	1	3
Tom Foley, L (1, 3) OBP: 0.286, SLG: 0.304 Spike Owen, S (8, PH) OBP: 0.310, SLG: 0.323 David Wainhouse, L (8, 1) Eric Bullock, L (8, 9) OBP: 0.328, SLG: 0.373			X 0-0 ① FC4-6 1B SH1-4 1-2f	B B C F S 2-3 ③ K	F B X 1-1 ②③ G3-6-3 1-2f			1 SAFE B F 1 SAFE X 1-1 BB BB 1-3 1B		3	0	0	0	0	1	4
										1	0	1	0	0	0	0
										0	0	0	0	0	0	0
										0	0	0	0	0	0	0
Brian Barnes, L (1, 1) OBP: 0.258, SLG: 0.115 Mel Rojas, R (7, 1) Scott Ruskin, R (7, 1) Barry Jones, R (7, 1) Andres Galarraga, R (8, PH) OBP: 0.286, SLG: 0.323 (8, 3)			L B 1 SAFE L B X 2-2 ② SH1-4 1-2		C X 0-1 ① B5-3		B C S S 1-3 ① K	B B 1 B B 4-0 BB 1-2		2	0	0	0	0	1	0
										0	0	0	0	0	0	0
										0	0	0	0	0	0	0
										0	0	0	0	0	0	0
										0	0	0	0	1	0	0

Inning Stats	1	2	3	4	5	6	7	8	9
R:	0	0	0	0	1	0	2	1	0
E:	0	0	0	0	0	0	1	0	0
K:	0	2	0	1	0	1	1	0	2
S:	8	11	9	13	16	8	17	13	12
H:	0	0	1	1	3	1	2	2	1
LOB:	0	0	2	2	2	0	1	2	2
BB:	0	0	2	1	0	0	0	2	0
P:	13	17	20	22	19	12	26	27	21

	AB	R	H	RBI	BB	SO	LOB
AB	36						
R	4						
H	11						
RBI	4						
BB	5						
SO	7						
LOB	21						

	1B	SF	WP	PA
	9	0	0	43
	2B	2	SAC	1	PB	0
	3B	0	DP	2	SB	0
	HR	0	HBP	1	CS	0

PITCHER		IP	WLS	BF	H	R	ER	SO	BB	IBB	HBP	BLK	WP	HR	S	P	ERA	WHIP
Tommy Greene, R ERA: 2.75	(1, 1)	7.0		32	8	3	1	5	3	0	0	0	0	0	82	129	1.29	1.571
Wally Ritchie, L ERA: 3.28	(8, 1)	0.1		3	2	1	1	0	0	0	0	0	0	0	7	13	27.00	6.000
Mitch Williams, L ERA: 2.32	(8, 1)	1.2	W	8	1	0	0	2	2	0	1	0	0	0	18	35	0.00	1.800

PITCHER	IP	WLS	BF	H	R	ER	SO	BB	IBB	HBP	BLK	WP	HR	S	P	ERA	WHIP

BOTTOM

Montreal Expos @ Philadelphia Phillies

Veterans Stadium, Philadelphia, PA

Fri Aug 09 1991, 7:05 PM EDT

Att. 13,297 - Cloudy - 76 F

livebaseballscorecards.com

Batter	1	2	3	4	5	6	7	8	9	AB	R	H	RBI	BB	SO	LOB
Lenny Dykstra, L (1, 8) OBP: 0.410, SLG: 0.424	B B C B C X 3-2 ① G3		B B B 4-0 G3-6 BB		B F B B F B 4-2 S BB		B B B 4-0 2B BB	C B B C C 2-3 ③ K		2	1	0	0	3	1	3
Darren Daulton, L (1, 2) OBP: 0.299, SLG: 0.316 Ricky Jordan, R (7, PH) OBP: 0.316, SLG: 0.463 Steve Lake, R (8, 2) OBP: 0.189, SLG: 0.219	B C C C 1-3 ② K		C 1 SAFE 1 SAFE F B B 1 SAFE 1 SAFE X 2-2 ②③ G3-6 1-2f		1 SAFE 1 SAFE C B B B X 3-1 ③ P6 1-2		X 0-0 1-H 2-H 3-H 2B			3 1 0	0 0 0	0 1 0	0 3 0	0 0 0	1 0 0	2 0 0
Wes Chamberlain, R (1, 7) OBP: 0.335, SLG: 0.459	C X 0-1 ③ P4			B F B B X 3-1 ① G6-3		X 0-0 ① P4	C B C B X 2-2 ③ G6-3			4	0	0	0	0	0	1
John Kruk, L (1, 3) OBP: 0.355, SLG: 0.478		B B S S F X 2-2 ① F8		B X 1-0 FC6-4 1B		B B C S F X 2-2 ② F8		B F B B B 4-1 E SF7 1B BB		3	1	1	0	1	0	0
Dale Murphy, R (1, 9) OBP: 0.309, SLG: 0.425		B B F F B B 4-2 BB BB		B B X 2-0 ② F9		B X 1-0 ③ G6-3		B B C F S 2-3 ① K		3	0	0	0	1	1	2
Charlie Hayes, R (1, 5) OBP: 0.234, SLG: 0.319		1 SAFE C B 1 SAFE F S 1-3 ② K		1 SAFE B X 1-0 ③ FC6-4 1-2f			X 0-0 G4-3 2B 2B	X 0-0 E8 BB 1-3 1B		4	1	2	0	0	1	2
Randy Ready, R (1, 4) OBP: 0.378, SLG: 0.254		B 1 SAFE F C B 1 SAFE F B F 4-2 B FC5 1-2 BB		B X 1-0 ① G6-3			F B F B X 2-2 ① F7	B B B B 4-0 BB BB		2	0	0	0	2	0	1
Dickie Thon, R (1, 6) OBP: 0.285, SLG: 0.347		X 0-0 ③ FC5 1-2f			S X 0-1 ② G5-3		B X 1-0 G4-3 2B 1B	F X 0-1 ② SF7 3-H		3	1	1	1	0	0	2
Tommy Greene, R (1, 1) OBP: 0.300, SLG: 0.396 Dave Hollins, S (7, PH) OBP: 0.405, SLG: 0.614 Wally Ritchie, L (8, 1) Mitch Williams, L (8, 1)			B C B F B F X 3-2 ① F9		B B F B F X 3-1 HR		B S X 1-1 ② G4-3 1-2 2-3	B B B B 4-0 1-2 2-3 BB		2 1 0 0	1 0 0 0	1 0 0 0	1 0 0 1	0 0 0 0	0 0 0 0	0 2 0 0
Inning Stats	R: 0 E: 0 K: 1 S: 8 H: 0 LOB: 0 BB: 0 P: 12	R: 0 E: 0 K: 1 S: 14 H: 0 LOB: 2 BB: 2 P: 25	R: 0 E: 0 K: 0 S: 7 H: 0 LOB: 0 BB: 1 P: 16	R: 0 E: 0 K: 0 S: 5 H: 1 LOB: 1 BB: 0 P: 12	R: 1 E: 0 K: 0 S: 9 H: 1 LOB: 1 BB: 1 P: 20	R: 0 E: 0 K: 0 S: 6 H: 0 LOB: 0 BB: 0 P: 9	R: 3 E: 0 K: 0 S: 11 H: 3 LOB: 1 BB: 1 P: 21	R: 1 E: 1 K: 2 S: 10 H: 1 LOB: 3 BB: 3 P: 26		1B: 3 2B: 2 3B: 0 HR: 1	SF: 1 SAC: 0 DP: 1 HBP: 0					

	AB	28
	R	5
	H	6
	RBI	5
	BB	8
	SO	4
	LOB	15

WP: 0 PB: 0 SB: 1 CS: 0 PA: 37

PITCHER		IP	WLS	BF	H	R	ER	SO	BB	IBB	HBP	BLK	WP	HR	S	P	ERA	WHIP
Brian Barnes, L ERA: 4.91	(1, 1)	6.1		25	3	2	2	2	4	0	0	0	0	1	53	100	2.84	1.105
Mel Rojas, R ERA: 5.5	(7, 1)	0.1		2	1	0	0	0	0	0	0	0	0	0	3	5	0.00	3.000
Scott Ruskin, L ERA: 2.64	(7, 1)	0.0		1	0	0	0	0	1	0	0	0	0	0	0	4	∞	∞
Barry Jones, R ERA: 3.48	(7, 1)	0.1		2	1	2	2	0	0	0	0	0	0	0	4	6	54.00	3.000
David Wainhouse, R ERA: 6.75	(8, 1)	0.2	L	6	1	1	1	1	3	0	0	0	0	0	7	21	13.50	6.000

PITCHER		IP	WLS	BF	H	R	ER	SO	BB	IBB	HBP	BLK	WP	HR	S	P	ERA	WHIP
Jeff Fassero, L ERA: 1.78	(8, 1)	0.1		1	0	0	0	1	0	0	0	0	0	0	3	5	0.00	0.000

Batter	1	2	3	4	5	6	7	8	9	AB	R	H	RBI	BB	SO	LOB
Delino DeShields, L (1, 4) OBP: 0.375, SLG: 0.344	C B B B B B 4-2 CS BB		B B C C X 2-2 CS 1B 1B		C B X 1-1 ② F7		C X 0-1 ① G6-3		C F B B X 2-2 2B	4	0	2	0	1	0	0
Dave Martinez, L (1, 8) OBP: 0.305, SLG: 0.384 Marquis Grissom, R (9, PH) OBP: 0.303, SLG: 0.346	B F B X 2-1 ① E3 1-2		X 0-0 ① F8		B B B B 4-0 BB		F B B B F F X 3-2 ② F9		C F B X 1-2 ③ G6-3	3 1	0 0	0 0	0 0	1 0	0 0	2 1
Ivan Calderon, R (1, 7) OBP: 0.364, SLG: 0.460	B B C B X 3-1 ② F8		B C B X 2-1 CS 1-2 1B		B C 1 SAFE X 1-1 ③ F8		C B B B C X 3-2 ③ G5-3			4	0	1	0	0	0	2
Tim Wallach, R (1, 5) OBP: 0.309, SLG: 0.355	S F X 0-2 ③ P6		B C B F B S 3-3 ② ③ K 1-2 2-3			B B X 2-0 E 1B SF8 1B		X 0-0 ① F9		4	1	1	0	0	1	3
Larry Walker, L (1, 9) OBP: 0.336, SLG: 0.437		S B F B F X 2-2 FC4-6 2B		F X 0-1 ① G4-3		B F S X 1-2 E4 SF8 1-3 1B		F F X 0-2 2B		4	0	3	0	0	0	0
Andres Galarraga, R (1, 3) OBP: 0.286, SLG: 0.318		H 1-0 FC4-6 HBP		C S B S 1-3 ② K		B B F B F F X 3-2 ① G5-3		S X 0-1 ② F8		3	0	0	0	0	1	3
Bret Barberie, S (1, 6) OBP: 0.373, SLG: 0.512 Mel Rojas, R (8, 1)		C X 0-1 ① FC4-6 BB 1-2f 2-3		X 0-0 ③ F8		B S B B X 2-1 ② SF8 2-3 3-H		B F C B B X 3-2 ③ P5		3 0	0 0	0 0	1 0	0 0	0 0	3 0
Mike Fitzgerald, R (1, 2) OBP: 0.228, SLG: 0.244		B B B B 4-0 G4-6-3 1-2 BB			X 0-0 HR	I I I I 4-0 IBB			X 0-0 ① B1-3	2	1	1	1	2	0	0
Chris Haney, L (1, 1) OBP: 0.100, SLG: 0.100 Ron Hassey, L (6, PH) OBP: 0.308, SLG: 0.343 Scott Ruskin, R (6, 1) Barry Jones, R (7, 1) Tom Foley, L (8, 6) OBP: 0.286, SLG: 0.304 Spike Owen, S (9, PH) OBP: 0.309, SLG: 0.322		X 0-0 ② ③ G4-6-3 1-2f			F B X 1-1 ① G4-3	B F B X 2-1 ③ P5			C B X 1-1 ② G6-3	2 1 0 0 0 1	0 0 0 0 0 0	0 0 0 0 0 0	0 0 0 0 0 0	0 0 0 0 0 0	0 0 0 0 0 0	3 2 0 0 0 0

| Inning Stats | | |

Batter	1	2	3	4	5	6	7	8	9	AB	R	H	RBI	BB	SO	LOB
Lenny Dykstra, L (1, 8) OBP: 0.414, SLG: 0.441	X 0-0 ① G3		C C B B B F B 4-2 G3-6-3 BB		B C B X 2-1 3B		B C B X 2-1 E8 1-H 1B 2B	B C C S 1-3 ③ K		4	1	2	0	1	1	3
Darren Daulton, L (1, 2) OBP: 0.294, SLG: 0.310	C X 0-1 ② F9		1 SAFE 1 SAFE 1 SAFE B 1 SAFE 1 SAFE C 1 SAFE P 3-2 ① ② 1 SAFE B F 1 SAFE F F X G3-6-3 1-2f		B B X 2-0 ② P3		C F B B X 2-2 ② F8			4	0	0	0	0	0	3
Wes Chamberlain, R (1, 7) OBP: 0.333, SLG: 0.454	C B B X 2-1 ③ F8		F F B B F X 2-2 ③ P3		X 0-0 ③ G6-3		F X 0-1 2-H 1B			4	0	1	1	0	0	1
John Kruk, L (1, 3) OBP: 0.356, SLG: 0.475		B B S F B B 4-2 FC5 1B BB		B B B B 4-0 BB BB BB		B X 1-0 ① F7	1 SAFE C B 1 SAFE 1 SAFE S X 1-2 ③ L5			2	0	0	0	2	0	1
Dale Murphy, R (1, 9) OBP: 0.313, SLG: 0.425		F 1 SAFE X 0-1 F9 FC5 1-2 2B 1B		C 1 SAFE B B B B 4-1 BB 1-2 BB		F B B B F B F B 4-2 2B BB		F C S 0-3 ① K		2	2	1	0	2	1	0
Charlie Hayes, R (1, 5) OBP: 0.238, SLG: 0.325		B X 1-0 ① FC5 2B 1-2 2-3f		B C S F F C 1-3 ① K		1 SAFE F B 1 SAFE B B F F 1 SAFE 3-2 X L6-4 1-H 2B		X 0-0 FC4-6 BB 1B		4	0	2	1	0	1	4
Randy Ready, R (1, 4) OBP: 0.381, SLG: 0.250		B B F F X 2-2 ② F9 2-3		C B B F B B 4-2 G6-4-3 1-2 2-3 BB		C X 0-1 ② ③ L6-4 2-3		B B F 1 SAFE B B 4-1 FC4-6 1-2 BB		2	0	0	0	2	0	3
Dickie Thon, R (1, 6) OBP: 0.285, SLG: 0.349		C 1 SAFE X 0-1 1-3 3-H 2B		S X 0-1 ② ③ G6-4-3 1-2f			C X 0-1 ① L7	X 0-0 ② FC4-6 BB 1-2f 2-3		4	0	1	1	0	0	5
Jose De Jesus, R (1, 1) OBP: 0.174, SLG: 0.156 Dave Hollins, S (7, PH) OBP: 0.412, SLG: 0.614 Mike Hartley, R (8, 1) Wally Backman, S (8, PH) OBP: 0.337, SLG: 0.311 Mitch Williams, L (9, 1)		B C B S S 2-3 ③ K			C S B C 1-3 ① K		B B B 4-0 2B E BB	B B B C B 4-1 1-2 BB		2 0 0 0 0	0 1 0 0 0	0 0 0 0 0	0 0 0 0 0	2 1 0 1 0	2 0 0 0 0	2 0 0 0 0
Inning Stats	R: 0 H: 0 E: 0 LOB: 0 K: 0 BB: 0 S: 5 P: 7	R: 1 H: 2 E: 0 LOB: 2 K: 1 BB: 1 S: 13 P: 22	R: 0 H: 0 E: 0 LOB: 0 K: 0 BB: 1 S: 13 P: 21	R: 0 H: 0 E: 0 LOB: 2 K: 1 BB: 3 S: 10 P: 23	R: 0 H: 1 E: 0 LOB: 1 K: 1 BB: 0 S: 7 P: 12	R: 1 H: 1 E: 0 LOB: 0 K: 0 BB: 1 S: 10 P: 18	R: 2 H: 2 E: 1 LOB: 1 K: 0 BB: 1 S: 12 P: 21	R: 0 H: 1 E: 0 LOB: 3 K: 2 BB: 2 S: 10 P: 19		1B: 3 SF: 0 2B: 4 SAC: 0 3B: 1 DP: 3 HR: 0 HBP: 0						

PITCHER		IP	WLS	BF	H	R	ER	SO	BB	IBB	HBP	BLK	WP	HR	S	P	ERA	WHIP
Chris Haney, L ERA: 3.05	(1, 1)	5.0		21	3	1	1	3	5	0	0	0	0	0	48	85	1.80	1.600
Scott Ruskin, L ERA: 3.13	(6, 1)	1.2	L	8	2	3	3	0	2	0	0	0	0	0	17	33	16.20	2.400
Barry Jones, R ERA: 3.46	(7, 1)	0.1		2	1	0	0	0	0	0	0	0	0	0	5	6	0.00	3.000
Mel Rojas, R ERA: 5.21	(8, 1)	1.0		6	1	0	0	2	2	0	0	0	0	0	10	19	0.00	3.000

PITCHER	IP	WLS	BF	H	R	ER	SO	BB	IBB	HBP	BLK	WP	HR	S	P	ERA	WHIP

BOTTOM

Montreal Expos @ Philadelphia Phillies

Veterans Stadium, Philadelphia, PA

Sat Aug 10 1991, 7:05 PM EDT

Att. 31,006 - Sunny - 83 F

livebaseballscorecards.com

AB	28
R	4
H	7
RBI	3
BB	9
SO	5
LOB	22

Batter	1	2	3	4	5	6	7	8	9	AB	R	H	RBI	BB	SO	LOB
Delino DeShields, L (1, 4) OBP: 0.374, SLG: 0.344	C S B X 1-2 G4-6-3 1B		B B C X 2-1 ② G3 2-3 3-H			B L B X 2-1 ① F8		C C B B F F X 2-2 ① FC4-6 S 1-2f 2B		4	1	1	1	0	0	2
Spike Owen, S (1, 6) OBP: 0.311, SLG: 0.328	B B C 1 X SAFE 2-1 ① F7		X 0-0 ③ F7			B B C X 2-1 HR 1B		B 1 P C B X SAFE 3-1 1-H 2B		4	1	2	1	0	0	2
Jeff Fassero, L (8, 1)										0	0	0	0	0	0	0
Larry Walker, L (1, 9) OBP: 0.335, SLG: 0.445	C B 1 C 1 B X SAFE SAFE 2-2 ② ③ G4-6-3 1-2f			B S S S B S 2-3 ① K		B X 1-0 1-H HR		F F B C 1-3 ② K		4	1	1	2	0	2	2
Ivan Calderon, R (1, 7) OBP: 0.360, SLG: 0.455		C C B X 1-2 ① G5-3		S X 0-1 ② G5-3		C X 0-1 ② G5-3		F B C X 1-2 ③ G3		4	0	0	0	0	0	1
Tim Wallach, R (1, 5) OBP: 0.306, SLG: 0.351		C S S 0-3 ② K		X 0-0 ③ F9		X 0-0 ③ P3			X 0-0 ① F7	4	0	0	0	0	1	0
Andres Galarraga, R (1, 3) OBP: 0.285, SLG: 0.314		F X 0-1 ③ L8			X 0-0 ① G6-3		F B B S B F F B 4-2 L5-3 BB		B B X 2-0 ② F7	3	0	0	0	1	0	0
Marquis Grissom, R (1, 8) OBP: 0.308, SLG: 0.350			B B B B 4-0 SH1-4 S G3 BB		X 0-0 CS 2B		B X 1-0 ① F9		B B C F B B 4-2 S BB	2	1	1	0	2	0	1
Gilberto Reyes, R (1, 2) OBP: 0.285, SLG: 0.255			1 SAFE B B B S C B F B 4-2 G3 SH1-4 1-2 BB		B F C B F F B B 4-2 ② 2-3 BB		C B B 1 B X SAFE 3-1 ② ③ L5-3 1-2		B S 1 C B C SAFE 2-3 ③ K 1-2	0	0	0	0	2	0	0
Dave Martinez, L (7, PH) OBP: 0.304, SLG: 0.383										1	0	0	0	0	0	1
Mel Rojas, R (7, 1)										0	0	0	0	0	0	0
Tom Foley, L (8, 6) OBP: 0.286, SLG: 0.304										0	0	0	0	0	0	0
Bret Barberie, S (9, PH) OBP: 0.365, SLG: 0.500										1	0	0	0	0	1	1
Chris Nabholz, L (1, 1) OBP: 0.111, SLG: 0.077			X 0-0 ① SH1-4 1-2 2-3		B C X 1-1 ③ G4-3			B B B C C F B 4-2 FC4-6 BB		1	0	0	0	0	0	1
Mike Fitzgerald, R (7, 2) OBP: 0.233, SLG: 0.244										0	0	0	0	1	0	0
Inning Stats	R: 0 E: 0 K: 0 S: 8 H: 1 LOB: 0 BB: 0 P: 13	R: 0 E: 0 K: 1 S: 8 H: 0 LOB: 0 BB: 0 P: 9	R: 1 E: 0 K: 0 S: 7 H: 0 LOB: 1 BB: 2 P: 17	R: 0 E: 0 K: 1 S: 6 H: 0 LOB: 0 BB: 0 P: 8	R: 0 E: 0 K: 0 S: 8 H: 1 LOB: 1 BB: 1 P: 13	R: 2 E: 0 K: 0 S: 8 H: 2 LOB: 0 BB: 0 P: 13	R: 0 E: 0 K: 0 S: 7 H: 0 LOB: 0 BB: 1 P: 15	R: 1 E: 0 K: 1 S: 17 H: 1 LOB: 1 BB: 1 P: 27	R: 0 E: 0 K: 1 S: 7 H: 0 LOB: 1 BB: 1 P: 15	1B: 2 2B: 3 3B: 0 HR: 1 SF: 0 SAC: 1 DP: 2 HBP: 0						

TOP

Montreal Expos @ Philadelphia Phillies

Veterans Stadium, Philadelphia, PA

Sun Aug 11 1991, 3:33 AM EDT

Att. 35,274 - Sunny - 77 F

livebaseballscorecards.com

AB	28
R	4
H	5
RBI	4
BB	6
SO	4
LOB	11

WP: 0 PA: 35
PB: 0
SB: 4
CS: 1

PITCHER		IP	WLS	BF	H	R	ER	SO	BB	IBB	HBP	BLK	WP	HR	S	P	ERA	WHIP
Bruce Ruffin, L ERA: 2.8	(1, 1)	6.0		23	4	3	3	2	3	0	0	0	0	1	45	73	4.50	1.167
Joe Boever, R ERA: 3.98	(7, 1)	1.0		4	0	1	1	0	2	0	0	0	0	0	10	22	9.00	2.000
Wally Ritchie, L ERA: 3.2	(8, 1)	0.2		3	1	0	0	1	0	0	0	0	0	0	11	16	0.00	1.500
Mike Hartley, R ERA: 4.06	(8, 1)	0.1	W	1	0	0	0	0	0	0	0	0	0	0	3	4	0.00	0.000
Mitch Williams, L ERA: 2.24	(9, 1)	1.0	S	4	0	0	0	1	1	0	0	0	0	0	7	15	0.00	1.000

PITCHER	IP	WLS	BF	H	R	ER	SO	BB	IBB	HBP	BLK	WP	HR	S	P	ERA	WHIP

BOTTOM

Montreal Expos @ Philadelphia Phillies

Veterans Stadium, Philadelphia, PA

Sun Aug 11 1991, 3:33 AM EDT

Att. 35,274 - Sunny - 77 F

Batter	1	2	3	4	5	6	7	8	9	AB	R	H	RBI	BB	SO	LOB
Lenny Dykstra, L (1, 8) OBP: 0.407, SLG: 0.432	F9		K		K		G4-3			4	0	0	0	0	2	1
Randy Ready, R (1, 4) OBP: 0.391, SLG: 0.269	G4-3 WP 2B		1B		L6		FC6-4 BB			3	1	2	0	1	0	1
Wes Chamberlain, R (1, 7) OBP: 0.332, SLG: 0.446	G4-3		G6-3			FC6-4 BB	K			3	0	0	0	1	1	3
Ricky Jordan, R (1, 3) OBP: 0.311, SLG: 0.456	G2-3			F8		FC6-4 1B	FC6-4			4	1	0	0	0	0	2
Mike Hartley, R (8, 1)										0	0	0	0	0	0	0
Darren Daulton, L (9, 2) OBP: 0.294, SLG: 0.310										0	0	0	0	0	0	0
Charlie Hayes, R (1, 5) OBP: 0.241, SLG: 0.327		F9		G5-3		2B 1B		G6-3 WP SH1-4 1B		4	2	2	0	0	0	0
Jim Lindeman, R (1, 9) OBP: 0.413, SLG: 0.400		1B		FC6-4 BB		1B 2B		SH1-4		2	1	2	2	1	0	0
Dickie Thon, R (1, 6) OBP: 0.282, SLG: 0.345		F9	FC6-4			F9		G6-3		4	0	0	0	0	0	4
Steve Lake, R (1, 2) OBP: 0.193, SLG: 0.215		F9			E8	IBB		K		2	0	0	0	1	0	1
Dale Murphy, R (8, PH) OBP: 0.313, SLG: 0.424										1	0	0	0	0	1	0
Mitch Williams, L (9, 1)										0	0	0	0	0	0	0
Bruce Ruffin, S (1, 1)			G1-3		B1-4	1B				2	0	0	0	0	0	1
Dave Hollins, S (6, PH) OBP: 0.419, SLG: 0.620										1	0	1	1	0	0	0
Joe Boever, R (7, 1) OBP: 0.500, SLG: 0.500										0	0	0	0	0	0	0
Wally Ritchie, L (8, 1)										0	0	0	0	0	0	0
John Kruk, L (8, 3) OBP: 0.356, SLG: 0.475										0	0	0	0	0	0	0
Inning Stats	R: 1 E: 0 K: 0 S: 9 H: 1 LOB: 0 BB: 0 P: 13	R: 0 E: 0 K: 0 S: 4 H: 1 LOB: 1 BB: 0 P: 7	R: 0 E: 0 K: 1 S: 10 H: 1 LOB: 1 BB: 0 P: 15	R: 0 E: 0 K: 0 S: 7 H: 0 LOB: 1 BB: 1 P: 13	R: 0 E: 1 K: 1 S: 12 H: 0 LOB: 1 BB: 0 P: 17	R: 3 E: 0 K: 0 S: 10 H: 3 LOB: 2 BB: 2 P: 23	R: 0 E: 0 K: 1 S: 16 H: 0 LOB: 1 BB: 1 P: 24	R: 1 E: 0 K: 1 S: 11 H: 1 LOB: 0 BB: 0 P: 16		1B: 5 2B: 2 3B: 0 HR: 0 SF: 0 SAC: 1 DP: 0 HBP: 0						

	AB	30
	R	5
	H	7
	RBI	3
	BB	4
	SO	4
	LOB	13

livebaseballscorecards.com

PITCHER		IP	WLS	BF	H	R	ER	SO	BB	IBB	HBP	BLK	WP	HR	S	P	ERA	WHIP
Chris Nabholz, L ERA: 4.59	(1, 1)	6.0		27	6	4	4	2	2	1	0	0	1	0	52	88	6.00	1.333
Mel Rojas, R ERA: 4.95	(7, 1)	1.0		4	0	0	0	1	1	0	0	0	0	0	16	24	0.00	1.000
Jeff Fassero, L ERA: 1.98	(8, 1)	1.0	L	4	1	1	1	1	0	0	0	0	1	0	11	16	9.00	1.000

PITCHER	IP	WLS	BF	H	R	ER	SO	BB	IBB	HBP	BLK	WP	HR	S	P	ERA	WHIP

Batter	1	2	3	4	5	6	7	8	9	AB	R	H	RBI	BB	SO	LOB
Delino DeShields, L (1, 4) OBP: 0.371, SLG: 0.340	L F B X 1-2 E6 1B		B X 1-0 ① G5-3		B C X 1-1 ③ G6-3			C F C 0-3 ① K		4	0	0	0	0	1	0
Spike Owen, S (1, 6) OBP: 0.314, SLG: 0.331	B 1 SAFE 1 SAFE C 1 SAFE X 1-1 1-2 G3-6-1 1B		C B F S 1-3 ② K			B B C S B X 3-2 1B 1B		C F C 0-3 ② K		4	1	2	0	0	2	0
Ivan Calderon, R (1, 7) OBP: 0.364, SLG: 0.455	S C X 0-2 ① F7		B B B C B 4-1 BB			L C F B X 2-2 1B 1-3 1B		C B B B C F B 4-2 BB		2	0	1	0	2	0	2
Tim Wallach, R (1, 5) OBP: 0.303, SLG: 0.348	C B X 1-1 ② ③ G3-6-1 1-2f		F X 0-1 ③ F7			1 SAFE S B S S F B S 2-3 ① K		B F X 1-1 ③ L9		4	0	0	0	0	1	6
Larry Walker, L (1, 9) OBP: 0.337, SLG: 0.446		F B S F B X 2-2 1B 1B		B F F X 1-2 ① F8		1 SAFE X 0-0 G5-4-3 1-3 3-H 1B			F X 0-1 ① G4-3	4	0	2	1	0	0	0
Andres Galarraga, R (1, 3) OBP: 0.280, SLG: 0.308		C B X 1-1 ① P3		B C B X 2-1 ② G5-3		C 1 C B B X 1 SAFE 2-2 ② ③ G5-4-3 1-2f			S X 0-1 ② G6-3	4	0	0	0	0	0	3
Marquis Grissom, R (1, 8) OBP: 0.307, SLG: 0.349		B F X 1-1 1-2 1B		B X 1-0 ③ G4-3			X 0-0 ① F8		C F B X 1-2 ③ G5-3	4	0	1	0	0	0	0
Gilberto Reyes, R (1, 2) OBP: 0.279, SLG: 0.250		B F B X 2-1 ② F7			B B X 2-0 ① F7		C B S B B X 3-2 F8			3	0	0	0	0	0	2
Dennis Martinez, R (1, 1) OBP: 0.133, SLG: 0.153		S X 0-1 ③ F8			B B C X 2-1 ② L1		S C X 0-2 ③ G1-4-3			3	0	0	0	0	0	2
Inning Stats	R: 0 H: 1 E: 1 LOB: 1 K: 0 BB: 0 S: 10 P: 13	R: 0 H: 2 E: 0 LOB: 2 K: 0 BB: 0 S: 12 P: 18	R: 0 H: 0 E: 0 LOB: 1 K: 1 BB: 1 S: 7 P: 13	R: 0 H: 0 E: 0 LOB: 0 K: 0 BB: 0 S: 6 P: 10	R: 0 H: 0 E: 0 LOB: 0 K: 0 BB: 0 S: 5 P: 10	R: 1 H: 3 E: 0 LOB: 1 K: 1 BB: 0 S: 15 P: 24	R: 0 H: 0 E: 0 LOB: 0 K: 0 BB: 0 S: 7 P: 10	R: 0 H: 0 E: 0 LOB: 1 K: 2 BB: 1 S: 11 P: 16	R: 0 H: 0 E: 0 LOB: 0 K: 0 BB: 0 S: 7 P: 8	1B: 6 SF: 0 2B: 0 SAC: 0 3B: 0 DP: 2 HR: 0 HBP: 0						

PITCHER	IP	WLS	BF	H	R	ER	SO	BB	IBB	HBP	BLK	WP	HR	S	P	ERA	WHIP
Terry Mulholland, L (1, 1) ERA: 3.38	9.0	W	34	6	1	1	4	2	0	0	0	0	0	80	122	1.00	0.889

PITCHER	IP	WLS	BF	H	R	ER	SO	BB	IBB	HBP	BLK	WP	HR	S	P	ERA	WHIP

TOP

Montreal Expos @ Philadelphia Phillies

Veterans Stadium, Philadelphia, PA

Mon Aug 12 1991, 7:05 PM EDT

Att. 31,001 - Cloudy - 82 F

livebaseballscorecards.com

AB	32
R	1
H	6
RBI	1
BB	2
SO	4
LOB	15

WP: 0	PA: 34					
PB: 0						
SB: 0						
CS: 0						

BOTTOM

Batter	1	2	3	4	5	6	7	8	9	AB	R	H	RBI	BB	SO	LOB
Lenny Dykstra, L (1, 8) OBP: 0.404, SLG: 0.429	B C X 1-1 G5-3 ①		C B X 1-1 G3 ①		C B B X 2-1 F7 ②		B C S F X 1-2 E9 2-H 1B			4	0	1	1	0	0	0
Darren Daulton, L (1, 2) OBP: 0.294, SLG: 0.306	X 0-0 E1 E S 1B		B C B C B X 3-2 G4-3 ②		B B B B 4-0 BB		C F C 0-3 K ③			3	1	0	0	1	1	1
Wes Chamberlain, R (1, 7) OBP: 0.325, SLG: 0.436	B B 1 SAFE F F B S 3-3 K 1-3 ②		B X 1-0 G5-3 ③		B B C 1 SAFE 1 SAFE B 1 SAFE 1 SAFE C 3-2 X G6-3 ③			B C X 1-1 P2 ①		4	0	0	0	0	1	2
John Kruk, L (1, 3) OBP: 0.357, SLG: 0.472	B B B B 4-0 1B BB			X 0-0 G4-3 ①		B X 1-0 G6-3 ①		B B F B B 4-1 2B BB		2	0	0	0	2	0	0
Dale Murphy, R (1, 9) OBP: 0.312, SLG: 0.422	F B X 1-1 1-3 3-H 1B			C B X 1-1 F8 ②		B B X 2-0 G6-3 ②		X 0-0 F8 ②		4	0	1	1	0	0	1
Charlie Hayes, R (1, 5) OBP: 0.244, SLG: 0.335	C B F B F C 2-3 K ③			F B F B X 2-2 2B		B X 1-0 G1-3 ③		X 0-0 1-3 2B		4	0	2	0	0	1	2
Mickey Morandini, L (1, 4) OBP: 0.303, SLG: 0.296		B B B C X 3-1 F9 ①		C B B B B 4-1 BB			X 0-0 F9 ①	C B C B B F S 3-3 K ③		3	0	0	0	1	1	2
Dickie Thon, R (1, 6) OBP: 0.282, SLG: 0.345		C B B S X 2-2 G6-3 ②		F B X 1-1 F9 ③			C X 0-1 G6-3 E 1B			3	1	1	0	0	0	2
Terry Mulholland, R (1, 1) OBP: 0.086, SLG: 0.054		B C C C 1-3 K ③			S S B B X 2-2 G6-3 ①		1 SAFE B 1 SAFE B B C L 1 SAFE 1 SAFE 3-2 X G6-3 1-2 ②			3	0	0	0	0	1	1
Inning Stats	R: 1 E: 2 K: 2 S: 12 H: 1 LOB: 2 BB: 1 P: 23	R: 0 E: 0 K: 1 S: 8 H: 0 LOB: 0 BB: 0 P: 14	R: 0 E: 0 K: 0 S: 6 H: 0 LOB: 0 BB: 0 P: 11	R: 0 E: 0 K: 0 S: 9 H: 1 LOB: 2 BB: 1 P: 17	R: 0 E: 0 K: 0 S: 8 H: 0 LOB: 1 BB: 1 P: 19	R: 0 E: 0 K: 0 S: 3 H: 0 LOB: 0 BB: 0 P: 7	R: 1 E: 1 K: 1 S: 13 H: 2 LOB: 1 BB: 0 P: 17	R: 0 E: 0 K: 1 S: 9 H: 1 LOB: 2 BB: 1 P: 17		1B: 3 2B: 2 3B: 0 HR: 0	SF: 0 SAC: 0 DP: 0 HBP: 0					

PITCHER	IP	WLS	BF	H	R	ER	SO	BB	IBB	HBP	BLK	WP	HR	S	P	ERA	WHIP
Dennis Martinez, R (1, 1) ERA: 2.13	8.0	L	34	5	2	1	5	4	0	0	0	0	0	68	125	1.12	1.125

PITCHER	IP	WLS	BF	H	R	ER	SO	BB	IBB	HBP	BLK	WP	HR	S	P	ERA	WHIP

Montreal Expos @ Philadelphia Phillies

Veterans Stadium, Philadelphia, PA

Mon Aug 12 1991, 7:05 PM EDT

Att. 31,001 - Cloudy - 82 F

livebaseballscorecards.com

AB	30
R	2
H	5
RBI	2
BB	4
SO	5
LOB	11

Montreal Expos @ Chicago Cubs

Wrigley Field, Chicago, IL

Tue Aug 13 1991, 7:05 PM CDT

Att. 34,085 - Sunny - 74 F

TOP

livebaseballscorecards.com

Batter	1	2	3	4	5	6	7	8	9	AB	R	H	RBI	BB	SO	LOB
Marquis Grissom, R (1, 8) OBP: 0.306, SLG: 0.352	G4-3		G6-3		G5-3		G4-3		3B	5	0	1	0	0	0	0
Spike Owen, S (1, 6) OBP: 0.314, SLG: 0.331	HR 1B		K			F8		K	L7	3	1	1	0	0	1	0
Delino DeShields, L (8, PH) OBP: 0.369, SLG: 0.338 (8, 4)										2	0	0	0	0	1	1
Ivan Calderon, R (1, 7) OBP: 0.365, SLG: 0.466	1-H HR		2B			P3		F8		4	1	2	2	0	0	0
Tim Wallach, R (1, 5) OBP: 0.303, SLG: 0.347	F8		G5-3			G5-3		1B E 1B 1B		4	1	1	0	0	0	1
Larry Walker, L (1, 9) OBP: 0.339, SLG: 0.450	2B			F8			G3	E 1-2 1B 1B		4	1	2	0	0	0	0
Andres Galarraga, R (1, 3) OBP: 0.280, SLG: 0.307	G5-3			F9			K	E5 1B 1-3 2-H 1B 1B		4	0	1	0	0	1	1
Bret Barberie, S (1, 4) OBP: 0.375, SLG: 0.500 (8, 6)		P4		F8			BB HR 1B	1-H 3-H 1B		4	1	2	1	0	0	0
Gilberto Reyes, R (1, 2) OBP: 0.278, SLG: 0.245		K			F7		1-2 HR BB		K	3	1	0	0	1	2	0
Mark Gardner, R (1, 1) OBP: 0.081, SLG: 0.081		G5-3			G5-3		1-H 2-H HR		K	2	0	0	0	0	0	0
Mike Fitzgerald, R (7, PH) OBP: 0.238, SLG: 0.273										1	1	1	3	0	0	0
Scott Ruskin, R (7, 1)										0	0	0	0	0	0	0
Bill Sampen, R (7, 1) OBP: 0.750, SLG: 0.750										0	0	0	0	0	0	0
Jeff Fassero, L (8, 1)										1	0	0	0	0	1	0

Inning Stats	1	2	3	4	5	6	7	8	9
	R: 2 E: 0 K: 0 S: 11	H: 3 LOB: 1 BB: 0 P: 17	R: 0 E: 0 K: 1 S: 6	H: 0 LOB: 0 BB: 0 P: 10	R: 0 E: 0 K: 1 S: 12	H: 1 LOB: 1 BB: 0 P: 16	R: 0 E: 0 K: 0 S: 7	H: 0 LOB: 0 BB: 0 P: 14	R: 0 E: 0 K: 0 S: 9	H: 0 LOB: 0 BB: 0 P: 15	R: 0 E: 0 K: 0 S: 5	H: 0 LOB: 0 BB: 0 P: 8	R: 3 E: 0 K: 1 S: 12	H: 2 LOB: 0 BB: 1 P: 20	R: 2 E: 1 K: 1 S: 11	H: 4 LOB: 2 BB: 0 P: 20	R: 0 E: 0 K: 2 S: 9	H: 1 LOB: 1 BB: 0 P: 11

PITCHER		IP	WLS	BF	H	R	ER	SO	BB	IBB	HBP	BLK	WP	HR	S	P	ERA	WHIP	PITCHER		IP	WLS	BF	H	R	ER	SO	BB	IBB	HBP	BLK	WP	HR	S	P	ERA	WHIP
Danny Jackson, L ERA: 6.22	(1, 1)	7.0		28	6	5	5	3	1	0	0	0	0	2	62	100	6.43	1.000																			
Les Lancaster, R ERA: 4.06	(8, 1)	2.0	L	10	5	2	2	3	0	0	0	0	0	0	20	31	9.00	2.500																			

AB	37
R	7
H	11
RBI	6
BB	1
SO	6
LOB	3

1B: 6	SF: 0	WP: 0	PA: 38
2B: 2	SAC: 0	PB: 0	
3B: 1	DP: 0	SB: 0	
HR: 2	HBP: 0	CS: 0	

Montreal Expos @ Chicago Cubs

Wrigley Field, Chicago, IL

Tue Aug 13 1991, 7:05 PM CDT

Att. 34,085 - Sunny - 74 F

BOTTOM

Batter	1	2	3	4	5	6	7	8	9	AB	R	H	RBI	BB	SO	LOB
Chico Walker, S (1, 5) (7, 8) OBP: 0.346, SLG: 0.364	M X 0-1 G3-1 ①		F B B C X 2-2 23 G4-3 1B HR 1B	1 SAFE B X 1-0 F8 ③			S X 0-1 1B 2B		C B B X 2-1 G6-3 ②	5	2	2	0	0	0	1
Mark Grace, L (1, 3) OBP: 0.370, SLG: 0.408	C B C S 1-3 K ②		1 SAFE B X 1-0 23 G4-3 1-2 HR 1B		X 0-0 G3-1 ①		B F C X 1-2 23 1B 2-H 1B		X 0-0 G3-1 ③	5	1	2	1	0	1	0
23 Ryne Sandberg, R (1, 4) OBP: 0.388, SLG: 0.499	F B F X 1-2 G4-3 ③		B B C F X 2-2 G4-3 ① 1-2 2-3		B C X 1-1 F8 ②		S B X 1-1 FC5-4 1-2 1B			4	0	1	0	0	0	2
Andre Dawson, R (1, 9) OBP: 0.308, SLG: 0.483		F X 0-1 2B 1B	B X 1-0 2-H 3-H HR		B F F B F B X 3-2 P5 ③		B F X 1-1 FC5-4 ③ 1-2f			4	1	2	3	0	0	2
George Bell, R (1, 7) OBP: 0.328, SLG: 0.485		B B B F 1 SAFE C B X 3-2 ① 1-2 2B 2B	X 0-0 G4-3 ②			B C C S 1-3 K ①		B C X 1-1 CS 1B		4	1	2	0	0	1	0
Ced Landrum, L (8, PR) OBP: 0.298, SLG: 0.267 (9, 7)										0	0	0	0	0	0	0
Dwight Smith, L (1, 8) OBP: 0.294, SLG: 0.393		B B B X 3-0 E 1B 2-H 2B	B F B B B C B 4-2 CS BB			X 0-0 G3 ②		1 SAFE 1 SAFE 1 SAFE B B C L X 2-2 ① ② F8 1-2		2	1	1	1	1	0	0
Shawon Dunston, R (7, 6) OBP: 0.264, SLG: 0.366										1	0	0	0	0	0	1
Rick Wilkins, L (1, 2) OBP: 0.313, SLG: 0.383		C B X 1-1 ② P6 2-3	F B F B F F F 1 SAFE 3-2 B CS ③ 1-2	B F F B X 2-2 F9 ①		B X 1-0 F7 ③		B X 1-0 1B		4	0	1	0	0	0	1
Jose Vizcaino, S (1, 6) (7, 5) OBP: 0.280, SLG: 0.296		C B X 1-1 3-H 1B		X 0-0 E6			B B C B C F X 3-2 G6-3 ①	X 0-0 G4-3 ③		4	0	1	1	0	0	1
Danny Jackson, R (1, 1) OBP: 0.125, SLG: 0.125		C 1 SAFE F B B X 2-2 G1-3 ③		1 SAFE 1 SAFE L C B L 1-3 K ②			B B S X 2-1 F8 ②		X 0-0 G6-3 ①	2	0	0	0	0	1	2
Luis Salazar, R (7, PH) OBP: 0.324, SLG: 0.488										1	0	0	0	0	0	0
Les Lancaster, R (8, 1) OBP: 0.192, SLG: 0.269										0	0	0	0	0	0	0
Jerome Walton, R (9, PH) OBP: 0.280, SLG: 0.333										1	0	0	0	0	0	0
Inning Stats	R: 0 E: 0 K: 1 S: 8 H: 0 LOB: 0 BB: 0 P: 10	R: 2 E: 1 K: 0 S: 13 H: 4 LOB: 1 BB: 0 P: 23	R: 3 E: 0 K: 0 S: 17 H: 3 LOB: 0 BB: 1 P: 30	R: 0 E: 1 K: 1 S: 8 H: 0 LOB: 1 BB: 0 P: 12	R: 0 E: 0 K: 0 S: 7 H: 0 LOB: 0 BB: 0 P: 11	R: 0 E: 0 K: 1 S: 5 H: 0 LOB: 0 BB: 0 P: 7	R: 1 E: 0 K: 0 S: 15 H: 3 LOB: 2 BB: 0 P: 23	R: 0 E: 0 K: 0 S: 7 H: 2 LOB: 1 BB: 0 P: 11	R: 0 E: 0 K: 0 S: 4 H: 0 LOB: 0 BB: 0 P: 6	1B: 8 2B: 3 3B: 0 HR: 1 SF: 0 SAC: 0 DP: 0 HBP: 0						

livebaseballscorecards.com

AB	37
R	6
H	12
RBI	6
BB	1
SO	3
LOB	10

WP: 0 PB: 0 SB: 0 CS: 2 PA: 39

PITCHER		IP	WLS	BF	H	R	ER	SO	BB	IBB	HBP	BLK	WP	HR	S	P	ERA	WHIP
Mark Gardner, R ERA: 3.24	(1, 1)	6.0		25	7	5	5	3	1	0	0	0	0	1	58	93	7.50	1.333
Scott Ruskin, L ERA: 3.28	(7, 1)	0.2		4	2	1	1	0	0	0	0	0	0	0	11	17	13.50	3.000
Bill Sampen, R ERA: 4.62	(7, 1)	1.0	W	4	2	0	0	0	0	0	0	0	0	0	9	14	0.00	2.000
Jeff Fassero, L ERA: 1.91	(8, 1)	1.1	S	5	1	0	0	0	0	0	0	0	0	0	6	9	0.00	0.750

PITCHER	IP	WLS	BF	H	R	ER	SO	BB	IBB	HBP	BLK	WP	HR	S	P	ERA	WHIP

Batter	1	2	3	4	5	6	7	8	9	AB	R	H	RBI	BB	SO	LOB
Delino DeShields, L (1, 4) OBP: 0.368, SLG: 0.337	C B B F F S 2-3 ① K		B F B S B X 3-2 A4 D8 1B 1B 3-H		B B X 2-0 ③ G5-3			B C B S S 2-3 ② K		4	0	1	1	0	2	1
Dave Martinez, L (1, 8) OBP: 0.304, SLG: 0.381	C C B F S 1-3 ② K		1 SAFE 1 SAFE P B X 2-0 1-2 1B			C C X 0-2 ① G4-3		B B S L F F B F 3-3 S ③ K		4	0	1	0	0	2	0
Ivan Calderon, R (1, 7) OBP: 0.364, SLG: 0.464	X 0-0 ③ G1-3		C 1 SAFE 1 SAFE F B C 1-3 ② ③ K 2-3			B S X 1-1 G3 BLK 1B			B C B F X 2-2 ① F8	4	0	1	0	0	1	2
Ron Hassey, L (1, 2) OBP: 0.298, SLG: 0.330 Barry Jones, R (9, 1)		B B X 2-0 ① L7		X 0-0 ① F8		B 1 SAFE B C C X 2-2 ② G3 1-3			B F X 1-1 ② G3	4 0	0 0	0 0	0 0	0 0	0 0	1 0
Larry Walker, L (1, 9) OBP: 0.335, SLG: 0.444		X 0-0 ② P5		F S F B F F S 1-3 ② K		X 0-0 ③ G4-3			B X 1-0 ③ F7	4	0	0	0	0	1	1
Andres Galarraga, R (1, 3) OBP: 0.281, SLG: 0.308		B X 1-0 ③ P4		B C B S X 2-2 CS 1B			S X 0-1 ① P3			3	0	1	0	0	0	0
Bret Barberie, S (1, 5) OBP: 0.373, SLG: 0.531			C B S X 1-2 3B 3B	S B F 1 SAFE B 2-2 ③ CS 1-2	B C B F X 2-2 ① F8		F F B F C 1-3 ② K			3	1	1	0	0	1	0
Spike Owen, S (1, 6) OBP: 0.314, SLG: 0.338			B X 1-0 1B 3B 3-H		F X 0-1 ② P4		X 0-0 ③ G4-3			3	1	1	1	0	0	0
Brian Barnes, L (1, 1) OBP: 0.265, SLG: 0.107 Gilberto Reyes, R (9, 2) OBP: 0.278, SLG: 0.245			M B C X 1-2 ① G6-3		B B B 4-0 BB			C B C S 1-3 ① K		2 0	0 0	0 0	0 0	1 0	1 0	1 0
Inning Stats	R: 0 E: 0 K: 2 S: 10 H: 0 LOB: 0 BB: 0 P: 13	R: 0 E: 0 K: 0 S: 3 H: 0 LOB: 0 BB: 0 P: 6	R: 2 E: 0 K: 1 S: 15 H: 4 LOB: 0 BB: 0 P: 23	R: 0 E: 0 K: 1 S: 12 H: 1 LOB: 0 BB: 0 P: 17	R: 0 E: 0 K: 0 S: 6 H: 0 LOB: 1 BB: 1 P: 14	R: 0 E: 0 K: 0 S: 9 H: 1 LOB: 1 BB: 0 P: 12	R: 0 E: 0 K: 1 S: 7 H: 0 LOB: 0 BB: 0 P: 8	R: 0 E: 0 K: 3 S: 13 H: 0 LOB: 0 BB: 0 P: 19	R: 0 E: 0 K: 0 S: 6 H: 0 LOB: 0 BB: 0 P: 10	1B: 4 2B: 0 3B: 2 HR: 0 SF: 0 SAC: 0 DP: 0 HBP: 0						

PITCHER		IP	WLS	BF	H	R	ER	SO	BB	IBB	HBP	BLK	WP	HR	S	P	ERA	WHIP
Greg Maddux, R ERA: 3.67	(1, 1)	7.0	L	26	6	2	2	5	1	0	0	1	0	0	62	93	2.57	1.000
Chuck McElroy, L ERA: 1.63	(8, 1)	2.0		6	0	0	0	3	0	0	0	0	0	0	19	29	0.00	0.000

PITCHER	IP	WLS	BF	H	R	ER	SO	BB	IBB	HBP	BLK	WP	HR	S	P	ERA	WHIP

TOP

Montreal Expos @ Chicago Cubs

Wrigley Field, Chicago, IL

Wed Aug 14 1991, 3:33 AM CDT

Att. 34,817 - Sunny - 76 F

livebaseballscorecards.com

AB	31
R	2
H	6
RBI	2
BB	1
SO	8
LOB	6

WP: 0 PB: 0 SB: 0 CS: 1 PA: 33

Montreal Expos @ Chicago Cubs

Wrigley Field, Chicago, IL

Wed Aug 14 1991, 3:33 AM CDT

Att. 34,817 - Sunny - 76 F

livebaseballscorecards.com

BOTTOM

Batter	1	2	3	4	5	6	7	8	9	AB	R	H	RBI	BB	SO	LOB
Chico Walker, S (1, 8) OBP: 0.341, SLG: 0.358	C C X 0-2 ① L9		B B X 2-0 ① P6		B S X 1-1 ① P4			B B C B C X 3-2 ① L6		4	0	0	0	0	0	1
Mark Grace, L (1, 3) OBP: 0.369, SLG: 0.405	B B B B 4-0 FC6-4 23 BB BB		B B B C X 3-1 ② F8		B C L X 1-2 ② G6-3			B X 1-0 ② L6		3	0	0	0	1	0	1
23 Ryne Sandberg, R (1, 4) OBP: 0.387, SLG: 0.495	B B B C B 4-1 FC6-4 1-2 BB		C B X 1-1 ③ FC4 1-2f		B B B C X 3-1 ③ G5-3			B C C B C 2-3 ③ K		3	0	0	0	1	1	1
Andre Dawson, R (1, 9) OBP: 0.307, SLG: 0.479	C F X 0-2 ② FC6-4 FC6-4 1-2f 2-3			B F B H 3-1 BB 1B HBP		C B X 1-1 ① F9			B X 1-0 ① F7	3	0	0	0	0	0	2
George Bell, R (1, 7) OBP: 0.328, SLG: 0.481	B X 1-0 ③ FC6-4 1-2f			1 SAFE F X 0-1 ① L8		B X 1-0 ② L8			B B B B 4-0 FC3-6 BB	3	0	0	0	1	0	3
Luis Salazar, R (1, 5) OBP: 0.320, SLG: 0.481		B S X 1-1 ① G4-3		1 SAFE B X 1-0 ② F9		C X 0-1 ③ F9			X 0-0 ② FC3-6 BB 1-2f	3	0	0	0	0	0	1
Dwight Smith, L (9, PH) OBP: 0.292, SLG: 0.389										1	0	0	0	0	0	1
Shawon Dunston, R (1, 6) OBP: 0.265, SLG: 0.366		C F X 0-2 ② G1-3		B X 1-0 BB 1-2 1B			S T S 0-3 ① K		B B B C B 4-1 1-2 BB	3	0	1	0	0	1	0
Rick Wilkins, L (9, PH) OBP: 0.317, SLG: 0.383										0	0	0	0	1	0	0
Joe Girardi, R (1, 2) OBP: 0.227, SLG: 0.158		C B B X 2-1 ③ G1-3		B S B B B 4-1 1-2 2-3 BB			B F S X 1-2 ② F9		B B C C X 2-1 ③ P4	2	0	0	0	1	0	0
Doug Dascenzo, S (9, PH) OBP: 0.309, SLG: 0.299										1	0	0	0	0	0	2
Greg Maddux, R (1, 1) OBP: 0.254, SLG: 0.323			F B X 1-1 23 FC4 1B	F M F X 0-2 ③ L4			C M F F B B S 2-3 ③ K			2	0	1	0	0	0	3
Jerome Walton, R (7, PH) OBP: 0.279, SLG: 0.332										1	0	0	0	0	1	0
Chuck McElroy, L (8, 1) OBP: 0.429, SLG: 0.571										0	0	0	0	0	0	0
Inning Stats	R: 0 H: 0 E: 0 LOB: 2 K: 0 BB: 2 S: 8 P: 17	R: 0 H: 0 E: 0 LOB: 0 K: 0 BB: 0 S: 7 P: 10	R: 0 H: 1 E: 0 LOB: 1 K: 0 BB: 0 S: 7 P: 14	R: 0 H: 1 E: 0 LOB: 3 K: 0 BB: 1 S: 10 P: 19	R: 0 H: 0 E: 0 LOB: 0 K: 0 BB: 0 S: 7 P: 12	R: 0 H: 0 E: 0 LOB: 0 K: 0 BB: 0 S: 5 P: 7	R: 0 H: 0 E: 0 LOB: 0 K: 2 BB: 0 S: 11 P: 14	R: 0 H: 0 E: 0 LOB: 0 K: 1 BB: 0 S: 7 P: 13	R: 0 H: 0 E: 0 LOB: 2 K: 0 BB: 2 S: 5 P: 16							

	AB	29
	R	0
	H	2
	RBI	0
	BB	5
	SO	3
	LOB	15

1B: 2 SF: 0 WP: 0 PA: 35
2B: 0 SAC: 0 PB: 0
3B: 0 DP: 0 SB: 0
HR: 0 HBP: 1 CS: 0

PITCHER		IP	WLS	BF	H	R	ER	SO	BB	IBB	HBP	BLK	WP	HR	S	P	ERA	WHIP
Brian Barnes, L ERA: 4.5	(1, 1)	8.1	W	32	2	0	0	3	4	0	1	0	0	0	63	112	0.00	0.720
Barry Jones, R ERA: 3.43	(9, 1)	0.2	S	3	0	0	0	0	1	0	0	0	0	0	4	10	0.00	1.500

PITCHER	IP	WLS	BF	H	R	ER	SO	BB	IBB	HBP	BLK	WP	HR	S	P	ERA	WHIP

Batter	1	2	3	4	5	6	7	8	9	AB	R	H	RBI	BB	SO	LOB
Delino DeShields, L (1, 4) OBP: 0.372, SLG: 0.340	B F B C B F B 4-2 3B BB	B B C X 2-1 G6-3 ①		B C X 1-1 CS 1B		C B S B X 2-2 2-H 1B		B B C C F F B F B 4-2 FC4-6 BB		3	1	2	1	2	0	0
Marquis Grissom, R (1, 8) OBP: 0.304, SLG: 0.355	S 1 SAFE 1 SAFE B P X 2-1 1-H 1B 3B	C B X 1-1 G6-3 ②		1 SAFE 1 SAFE B B X 1-0 P5 ②		C B X 1-1 P6 ②		1 SAFE S 1 SAFE S 1 SAFE 1 SAFE 1 SAFE X 0-2 1-2f FC4-6 S ①		5	1	1	1	0	0	3
Dave Martinez, L (1, 7) (8, 9) OBP: 0.302, SLG: 0.378	B S F F F B F X 2-2 3-H 1B 2B 1B	B B F X 2-1 G6-3 ③		1 SAFE P C B B 1 SAFE P 3-1 1-2 CS ③	C X 0-1 F7 ①	C S B F F F S 1-3 K ③		1 SAFE B C 1 S S 1-3 1-2 K ②		5	1	1	1	0	2	2
Tim Wallach, R (1, 5) OBP: 0.306, SLG: 0.348	S X 0-1 1-3 2B G6-3 1B	C F B X 1-2 FC4-6 WP 1B		B X 1-0 G5-3 ②		C F S 0-3 K ①		I I I I 4-0 IBB		4	1	2	0	1	1	0
Larry Walker, L (1, 9) OBP: 0.339, SLG: 0.446 Barry Jones, R (8, 1)	B X 1-0 G6-3 1-3 3-H FC4-2-5-2-6 2B	B B B B 4-0 1-2 FC4-6 BB		F B B B S B 4-2 1B BB		B X 1-0 P5 ②		S X 0-1 G5-3 ③		3 0	0 0	1 0	1 0	2 0	0 0	2 0
Andres Galarraga, R (1, 3) OBP: 0.283, SLG: 0.322	C B F X 1-2 G6-3 ① 2-3 3-H	X 0-0 1-2f 2-3 FC4-6 BB ①		1 SAFE X 0-0 1-2 1B		X 0-0 HR			F X 0-1 F9 ①	5	1	2	2	0	0	3
Bret Barberie, S (1, 6) OBP: 0.371, SLG: 0.510 Spike Owen, S (7, PH) OBP: 0.315, SLG: 0.339 (7, 6)	X 0-0 3-H FC4-2-5-2-6 ②	B S 1 SAFE C B 1 SAFE B B 4-2 1-2 G6-4-3 BB		B C S C 1-3 K ③		C B F F B F F X 2-2 1B 1B			X 0-0 G4-3 ②	2 2	0 0	0 1	0 0	1 0	1 0	3 0
Mike Fitzgerald, R (1, 2) OBP: 0.250, SLG: 0.279	I I I I 4-0 IBB	B C S X 1-2 1-2f G6-4-3 ② ③				B B B C X 3-1 SH3-4 1B 1B	1 SAFE X 0-0 1-3 1B		C B C B B C 3-3 K ③	4	1	2	0	1	1	3
Chris Haney, L (1, 1) OBP: 0.083, SLG: 0.083 Bill Sampen, R (4, 1) OBP: 0.600, SLG: 0.600 Jeff Fassero, L (8, 1) Ivan Calderon, R (8, 7) OBP: 0.364, SLG: 0.464	B X 1-0 F7 ③			B B C S F X 2-2 G4-3 ①		L B X 1-1 1-2 SH3-4 ①	S F C 0-3 K ③			2 1 0 0	0 0 0 0	0 0 0 0	0 0 0 0	0 0 0 0	0 1 0 0	2 2 0 0
Inning Stats	R: 4 E: 0 K: 0 S: 20 H: 4 LOB: 2 BB: 2 P: 34	R: 0 E: 0 K: 0 S: 6 H: 0 LOB: 0 BB: 0 P: 11	R: 0 E: 0 K: 0 S: 9 H: 1 LOB: 2 BB: 2 P: 19	R: 0 E: 0 K: 0 S: 10 H: 1 LOB: 0 BB: 0 P: 15	R: 0 E: 0 K: 1 S: 9 H: 1 LOB: 2 BB: 1 P: 15	R: 1 E: 0 K: 1 S: 15 H: 2 LOB: 1 BB: 0 P: 23	R: 1 E: 0 K: 2 S: 15 H: 3 LOB: 2 BB: 0 P: 18	R: 0 E: 0 K: 1 S: 13 H: 0 LOB: 2 BB: 2 P: 22	R: 0 E: 0 K: 1 S: 6 H: 0 LOB: 0 BB: 0 P: 9	1B: 9 2B: 1 3B: 1 HR: 1 SF: 0 SAC: 1 DP: 1 HBP: 0						

PITCHER		IP	WLS	BF	H	R	ER	SO	BB	IBB	HBP	BLK	WP	HR	S	P	ERA	WHIP
Bob Scanlan, R ERA: 3.93	(1, 1)	5.0		25	7	4	4	1	4	1	0	0	1	0	54	94	7.20	2.200
Paul Assenmacher, L ERA: 3.42	(6, 1)	3.0	W	16	5	2	2	4	1	1	0	0	0	1	43	63	6.00	2.000
Chuck McElroy, L ERA: 1.6	(9, 1)	1.0	S	3	0	0	0	1	0	0	0	0	0	0	6	9	0.00	0.000

PITCHER	IP	WLS	BF	H	R	ER	SO	BB	IBB	HBP	BLK	WP	HR	S	P	ERA	WHIP

TOP

Montreal Expos @ Chicago Cubs

Wrigley Field, Chicago, IL

Thu Aug 15 1991, 3:33 AM CDT

Att. 33,514 - Cloudy - 84 F

livebaseballscorecards.com

AB	36
R	6
H	12
RBI	6
BB	7
SO	6
LOB	20

1B: 9	SF: 0	WP: 1	PA: 45
2B: 1	SAC: 1	PB: 0	
3B: 1	DP: 1	SB: 1	
HR: 1	HBP: 0	CS: 1	

BOTTOM

Batter	1	2	3	4	5	6	7	8	9	AB	R	H	RBI	BB	SO	LOB
Doug Dascenzo, S (1, 8) OBP: 0.308, SLG: 0.295	C X 0-1 ① G5-3	B B B B 4-0 2-3 BB		B B X 2-0 E4 WP S 2B		C S B B X 2-2 ① P7		B C X 1-1 E` 23 SF7 1B 3-H		3	1	0	0	1	0	0
Chico Walker, S (8, PH) OBP: 0.343, SLG: 0.360 (9, 7)										1	1	1	1	0	0	0
Mark Grace, L (1, 3) OBP: 0.370, SLG: 0.406	B B C F B B 4-2 23 1B FC1-6 BB	X 0-0 ③ L1		B 1 SAFE 1 SAFE 1 SAFE C S B B X 3-2 WP 1-H 2B		S F X 0-2 ② F8		B C B C B X 3-2 E5 1-3 2-H		4	1	1	1	1	0	3
23 Ryne Sandberg, R (1, 4) OBP: 0.387, SLG: 0.494	C X 0-1 FC1-6 1-3 1B		B C B X 2-1 E6 F8 1B	B B B C B 4-1 WP BB		B C S S 1-3 ③ K		B B X 2-0 ② SF7 3-H		3	1	1	1	1	1	0
Andre Dawson, R (1, 9) OBP: 0.306, SLG: 0.475	S X 0-1 ② FC1-6 1-2f 3-H		B B X 2-0 ① G6-3	B B B B 4-0 1-2 2-3 BB			C F B X 1-2 ① F8	C X 0-1 ③ G4-3		4	0	0	1	1	0	3
George Bell, R (1, 7) OBP: 0.325, SLG: 0.478	C B F F 1 SAFE F F X 1-2 ③ P6		C X 0-1 ② F8 2-3	C B X 1-1 ③ F8			X 0-0 ② P4			3	0	0	0	0	0	5
Jerome Walton, R (6, 8) OBP: 0.278, SLG: 0.330										1	0	0	0	0	0	0
Luis Salazar, R (1, 5) OBP: 0.323, SLG: 0.486		F B F B X 2-2 1B G5-3 2B	B B F X 2-1 WP 1B 3-H 1B		F B F X 1-2 ① P3		B F X 1-1 ③ G5-3			4	1	2	1	0	0	0
Chuck McElroy, L (9, 1) OBP: 0.429, SLG: 0.571										0	0	0	0	0	0	0
Shawon Dunston, R (1, 6) OBP: 0.272, SLG: 0.379		X 0-0 WP G5-3 2-3 1B	B B S F X 2-2 ③ 1-H 1B		X 0-0 2B			C X 0-1 SH1-4 1B 2B		4	1	4	0	0	0	0
Joe Girardi, R (1, 2) OBP: 0.200, SLG: 0.136		B B 1 SAFE 1 SAFE F X 2-1 ① G5-3 1-2 3-H		C B X 1-1 ① G1-3	B F X 1-1 ② L9			C B B B B 4-1 SH1-4 E BB		3	0	0	1	0	0	2
Rick Wilkins, L (8, PH) OBP: 0.320, SLG: 0.383 (9, 2)										0	1	0	0	1	0	0
Bob Scanlan, R (1, 1)		B F X 1-1 ② G6-3		F S S 0-3 ② K	C F X 0-2 ③ G4-3			X 0-0 ① SH1-4 1-2 2-3		2	0	0	0	0	1	1
Dwight Smith, L (5, PH) OBP: 0.289, SLG: 0.386										1	0	0	0	0	0	1
Paul Assenmacher, L (6, 1) OBP: 0.400, SLG: 0.250										0	0	0	0	0	0	0
Jose Vizcaino, S (8, PH) OBP: 0.280, SLG: 0.296 (9, 5)										0	0	0	0	0	0	0
Inning Stats	R: 1 E: 0 K: 0 S: 14 H: 1 LOB: 1 BB: 1 P: 19	R: 1 E: 0 K: 0 S: 9 H: 2 LOB: 2 BB: 1 P: 18	R: 1 E: 1 K: 0 S: 10 H: 2 LOB: 2 BB: 0 P: 18	R: 1 E: 1 K: 1 S: 12 H: 1 LOB: 3 BB: 2 P: 27	R: 0 E: 0 K: 0 S: 9 H: 1 LOB: 1 BB: 0 P: 11	R: 0 E: 0 K: 1 S: 9 H: 0 LOB: 0 BB: 0 P: 12	R: 0 E: 0 K: 0 S: 6 H: 0 LOB: 0 BB: 0 P: 8	R: 3 E: 1 K: 0 S: 12 H: 2 LOB: 1 BB: 1 P: 22		1B: 5 2B: 4 3B: 0 HR: 0 SF: 1 SAC: 1 DP: 0 HBP: 0						

PITCHER		IP	WLS	BF	H	R	ER	SO	BB	IBB	HBP	BLK	WP	HR	S	P	ERA	WHIP
Chris Haney, L ERA: 3.21	(1, 1)	3.2		22	6	4	2	1	4	0	0	0	4	0	43	79	4.91	2.727
Bill Sampen, R ERA: 4.5	(4, 1)	3.1		12	2	1	1	1	0	0	0	0	0	0	28	36	2.70	0.600
Jeff Fassero, L ERA: 1.89	(8, 1)	0.1	L	4	1	1	0	0	1	0	0	0	0	0	7	15	0.00	6.000
Barry Jones, R ERA: 3.39	(8, 1)	0.2		2	0	1	0	0	0	0	0	0	0	0	3	5	0.00	0.000

PITCHER	IP	WLS	BF	H	R	ER	SO	BB	IBB	HBP	BLK	WP	HR	S	P	ERA	WHIP

Montreal Expos @ Chicago Cubs

Wrigley Field, Chicago, IL

Thu Aug 15 1991, 3:33 AM CDT

Att. 33,514 - Cloudy - 84 F

livebaseballscorecards.com

AB	33
R	7
H	9
RBI	6
BB	5
SO	2
LOB	15

WP: 4 PA: 40
PB: 0
SB: 1
CS: 0

Batter	1	2	3	4	5	6	7	8	9	AB	R	H	RBI	BB	SO	LOB
Ray Lankford, L (1, 8) OBP: 0.294, SLG: 0.367	B B B C F B 4-2 BLK 2B BB		C C B C 1-3 ① K	F F B C 1-3 ② K				X 0-0 1B 3B		3	2	1	0	1	2	0
Ozzie Smith, S (1, 6) OBP: 0.400, SLG: 0.372	1 SAFE B F X 1-1 1-H 1B 2B		B F X 1-1 G6-3 1B	C X 0-1 ③ G5-3				B B C B X 3-1 3-H S 1B		4	1	3	2	0	0	0
Gerald Perry, L (1, 3) OBP: 0.325, SLG: 0.428	F C F X 1-2 S 2-H 1B		1 SAFE 1 SAFE P 1 SAFE 1 SAFE B F 1 SAFE X 2-1 ② G6-3 1-2			X 0-0 ① B1-3		C 1 SAFE B 1 SAFE F 1 SAFE B X 2-2 ① L7 1-2		4	0	1	1	0	0	2
Todd Zeile, R (1, 5) OBP: 0.350, SLG: 0.416	1 SAFE B 1 SAFE C C B S 2-3 ① K 1-2		B C F B X 2-2 ③ P3			C B X 1-1 ② L8		S B F B X 2-2 ② P5		4	0	0	0	0	1	3
Felix Jose, S (1, 9) OBP: 0.389, SLG: 0.453	C S F B F S 1-3 ② K			F B B B F X 3-2 G5-3 SF9 2B		B F S B F B X 3-2 1B		S B B S S 2-3 ③ K		4	1	2	0	0	2	2
Rex Hudler, R (1, 7) OBP: 0.268, SLG: 0.324	C F S 0-3 ③ K2-3			C X 0-1 ① G5-3 2-3		1 SAFE F X 0-1 ③ G5-3			C B S B B X 3-2 ① G5-3	4	0	0	0	0	1	3
Tom Pagnozzi, R (1, 2) OBP: 0.301, SLG: 0.336		B X 1-0 ① G1-3		C F F B X 1-2 ② SF9 3-H			X 0-0 ① F8		F F C 0-3 ② K	3	0	0	1	0	1	0
José Oquendo, S (1, 4) OBP: 0.390, SLG: 0.344		B X 1-0 ② G6-3		B S S F B B X 3-2 ③ F9			C B F C 1-3 ② K		C B B B X 3-1 ③ F7	4	0	0	0	0	1	0
Bob Tewksbury, R (1, 1) OBP: 0.171, SLG: 0.171		X 0-0 ③ L4			L C C 0-3 ① K		B S F B X 2-2 ③ F7			3	0	0	0	0	1	0
Lee Smith, R (9, 1)										0	0	0	0	0	0	0
Inning Stats	R: 2 E: 0 K: 3 S: 20 H: 2 LOB: 1 BB: 1 P: 29	R: 0 E: 0 K: 0 S: 3 H: 0 LOB: 0 BB: 0 P: 5	R: 0 E: 0 K: 1 S: 11 H: 1 LOB: 1 BB: 0 P: 16	R: 1 E: 0 K: 0 S: 13 H: 1 LOB: 0 BB: 0 P: 20	R: 0 E: 0 K: 2 S: 8 H: 0 LOB: 0 BB: 0 P: 9	R: 0 E: 0 K: 0 S: 9 H: 1 LOB: 1 BB: 0 P: 13	R: 0 E: 0 K: 1 S: 7 H: 0 LOB: 0 BB: 0 P: 10	R: 1 E: 0 K: 1 S: 12 H: 2 LOB: 1 BB: 0 P: 21	R: 0 E: 0 K: 1 S: 8 H: 0 LOB: 0 BB: 0 P: 14	1B: 4 2B: 2 3B: 1 HR: 0 SF: 1 SAC: 0 DP: 0 HBP: 0						

PITCHER		IP	WLS	BF	H	R	ER	SO	BB	IBB	HBP	BLK	WP	HR	S	P	ERA	WHIP
Chris Nabholz, L ERA: 4.53	(1, 1)	7.0	L	27	5	3	3	7	1	0	0	1	0	0	71	102	3.86	0.857
Scott Ruskin, L ERA: 3.45	(8, 1)	0.1		3	2	1	1	0	0	0	0	0	0	0	6	11	27.00	6.000
Mel Rojas, R ERA: 4.57	(8, 1)	1.2		5	0	0	0	2	0	0	0	0	0	0	14	24	0.00	0.000

PITCHER	IP	WLS	BF	H	R	ER	SO	BB	IBB	HBP	BLK	WP	HR	S	P	ERA	WHIP

TOP

St. Louis Cardinals @ Montreal Expos

Olympic Stadium, Montreal, QB

Fri Aug 16 1991, 7:05 PM EDT
Att. 14,587 - Cloudy - 78 F

livebaseballscorecards.com

AB	33
R	4
H	7
RBI	4
BB	1
SO	9
LOB	10

WP: 0	PB: 0	SB: 2	CS: 0	PA: 35														

BOTTOM

St. Louis Cardinals @ Montreal Expos

Olympic Stadium, Montreal, QB

Fri Aug 16 1991, 7:05 PM EDT
Att. 14,587 - Cloudy - 78 F

livebaseballscorecards.com

Batter	1	2	3	4	5	6	7	8	9	AB	R	H	RBI	BB	SO	LOB
Delino DeShields, L (1, 4) OBP: 0.373, SLG: 0.342	SH1-3 2B		F9			G3			3B BB	3	1	1	0	1	0	0
Dave Martinez, L (1, 8) OBP: 0.299, SLG: 0.375	SH1-3 2-3			F7		P4			F8	3	0	0	0	0	0	1
Ivan Calderon, R (1, 7) OBP: 0.363, SLG: 0.467	G1-3			F9		G5-3			1-H 2B 3B	4	1	1	1	0	0	1
Tim Wallach, R (1, 5) OBP: 0.306, SLG: 0.350	F7			2B			G6-3		P5	4	0	1	0	0	0	2
Larry Walker, L (1, 9) OBP: 0.338, SLG: 0.447		G1-3		K			F9		3-H 2B	4	0	1	1	0	1	1
Andres Galarraga, R (1, 3) OBP: 0.280, SLG: 0.318 Mel Rojas, R (8, 1) Ron Hassey, L (9, PH) OBP: 0.304, SLG: 0.330 Marquis Grissom, R (9, PR) OBP: 0.304, SLG: 0.355		G5-3			G5-3		K		BB	3 0 0 0	0 0 0 0	0 0 0 0	0 0 1 0	0 0 0 0	1 0 0 0	0 0 0 0
Gilberto Reyes, R (1, 2) OBP: 0.281, SLG: 0.243 Eric Bullock, L (8, PH) OBP: 0.324, SLG: 0.367 Mike Fitzgerald, R (9, 2) OBP: 0.248, SLG: 0.277		F7			1B BB			F8	F8	1 1 1	0 0 0	0 0 0	0 0 0	1 0 0	0 0 0	0 0 2
Spike Owen, S (1, 6) OBP: 0.317, SLG: 0.340 Bret Barberie, S (8, PH) OBP: 0.365, SLG: 0.500 (9, 6)			P5		G4-3 1-2 1B			K		2 1	0 0	1 0	0 0	0 0	0 1	0 0
Chris Nabholz, L (1, 1) OBP: 0.103, SLG: 0.071 Scott Ruskin, R (8, 1) Tom Foley, L (8, 3) OBP: 0.284, SLG: 0.302			F7		G4-3 1-2f			G6-3		2 0 1	0 0 0	0 0 0	0 0 0	0 0 0	0 0 0	2 0 0
Inning Stats	R: 0 H: 1 E: 0 LOB: 1 K: 0 BB: 0 S: 5 P: 8	R: 0 H: 0 E: 0 LOB: 0 K: 0 BB: 0 S: 7 P: 8	R: 0 H: 0 E: 0 LOB: 0 K: 0 BB: 0 S: 4 P: 5	R: 0 H: 1 E: 0 LOB: 1 K: 1 BB: 0 S: 7 P: 10	R: 0 H: 1 E: 0 LOB: 1 K: 0 BB: 1 S: 10 P: 16	R: 0 H: 0 E: 0 LOB: 0 K: 0 BB: 0 S: 6 P: 9	R: 0 H: 0 E: 0 LOB: 0 K: 1 BB: 0 S: 8 P: 12	R: 0 H: 0 E: 0 LOB: 0 K: 1 BB: 0 S: 8 P: 9	R: 2 H: 2 E: 0 LOB: 2 K: 0 BB: 2 S: 12 P: 24	1B: 1 SF: 0 2B: 3 SAC: 1 3B: 1 DP: 1 HR: 0 HBP: 0						

	AB	30
	R	2
	H	5
	RBI	2
	BB	3
	SO	3
	LOB	9

WP: 0 PA: 34
PB: 0
SB: 0
CS: 0

PITCHER		IP	WLS	BF	H	R	ER	SO	BB	IBB	HBP	BLK	WP	HR	S	P	ERA	WHIP
Bob Tewksbury, R ERA: 2.97	(1, 1)	8.1	W	30	4	2	2	3	2	0	0	0	0	0	59	86	2.16	0.720
Lee Smith, R ERA: 2.56	(9, 1)	0.2	S	4	1	0	0	0	1	0	0	0	0	0	8	15	0.00	3.000

PITCHER	IP	WLS	BF	H	R	ER	SO	BB	IBB	HBP	BLK	WP	HR	S	P	ERA	WHIP

Batter	1	2	3	4	5	6	7	8	9	AB	R	H	RBI	BB	SO	LOB
Ray Lankford, L (1, 8) OBP: 0.294, SLG: 0.366	B F B S F X 2-2 ① L8		B C X 1-1 ③ F9			C X 0-1 G5-3 1B		B C F S 1-3 ② K		4	0	1	0	0	1	2
Ozzie Smith, S (1, 6) OBP: 0.399, SLG: 0.371	B F X 1-1 ② G5-3			B C X 1-1 E1 F9 FC5-2-5 1B		1 SAFE C 1 SAFE 1 SAFE B C B B 3-2 ① ② X G5-3 1-2		X 0-0 ③ F9		4	0	1	0	0	0	2
Gerald Perry, L (1, 3) OBP: 0.324, SLG: 0.421	B C X 1-1 ③ P6			X 0-0 ① F9 2-3		C B B B S B 4-2 FC5-4 BB			C B X 1-1 ① F8	3	0	0	0	1	0	1
Todd Zeile, R (1, 5) OBP: 0.349, SLG: 0.415		B B X 2-0 ① F9		B C X 1-1 ② FC5-2-5 1B 3-H		B X 1-0 ③ FC5-4 1-2f			B B C F B X 3-2 FC3-6 1B 1B	4	0	1	0	0	0	2
Felix Jose, S (1, 9) OBP: 0.389, SLG: 0.454		B X 1-0 ② G3		1 SAFE C B C X 1-2 1-2 1B			C B L B F X 2-2 ① F7		C B S B X 2-2 FC3-6 1-2 1B	4	0	2	0	0	0	0
Milt Thompson, L (1, 7) OBP: 0.393, SLG: 0.464		C B X 1-1 ③ F9		B C C B B S 3-3 ③ K			F S B B S 2-3 ② K		X 0-0 ② FC3-6 1-2f 2-3	4	0	0	0	0	2	4
Tom Pagnozzi, R (1, 2) OBP: 0.300, SLG: 0.338			X 0-0 G4-3 2B		X 0-0 ① F9		B X 1-0 ③ G5-3		X 0-0 ③ G6-3	4	0	1	0	0	0	2
José Oquendo, S (1, 4) OBP: 0.389, SLG: 0.341			B B C F B X 3-2 ① G4-3 2-3		C B F X 1-2 ② L9			B C F B B B 4-2 BB		2	0	0	0	1	0	1
Jose DeLeon, R (1, 1) OBP: 0.045, SLG: 0.045 Luis Alicea, S (8, PH) OBP: 0.278, SLG: 0.250 Willie Fraser, R (8, 1)			B B X 2-0 ② G4-3		B B C X 2-1 ③ G6-3			X 0-0 ① F9		2 1 0	0 0 0	0 0 0	0 0 0	0 0 0	0 0 0	1 1 0
Inning Stats	R: 0 H: 0 E: 0 LOB: 0 K: 0 BB: 0 S: 8 P: 12	R: 0 H: 0 E: 0 LOB: 0 K: 0 BB: 0 S: 4 P: 8	R: 0 H: 1 E: 0 LOB: 1 K: 0 BB: 0 S: 7 P: 13	R: 0 H: 2 E: 1 LOB: 2 K: 1 BB: 0 S: 11 P: 17	R: 0 H: 0 E: 0 LOB: 0 K: 0 BB: 0 S: 6 P: 9	R: 0 H: 1 E: 0 LOB: 1 K: 0 BB: 1 S: 8 P: 16	R: 0 H: 0 E: 0 LOB: 0 K: 1 BB: 0 S: 8 P: 13	R: 0 H: 0 E: 0 LOB: 1 K: 1 BB: 1 S: 7 P: 12	R: 0 H: 2 E: 0 LOB: 2 K: 0 BB: 0 S: 10 P: 16	1B: 5 SF: 0 2B: 1 SAC: 0 3B: 0 DP: 0 HR: 0 HBP: 0						

PITCHER		IP	WLS	BF	H	R	ER	SO	BB	IBB	HBP	BLK	WP	HR	S	P	ERA	WHIP
Dennis Martinez, R ERA: 2.03	(1, 1)	9.0	W	34	6	0	0	3	2	0	0	0	0	0	69	116	0.00	0.889

PITCHER	IP	WLS	BF	H	R	ER	SO	BB	IBB	HBP	BLK	WP	HR	S	P	ERA	WHIP

TOP

St. Louis Cardinals @ Montreal Expos

Olympic Stadium, Montreal, QB

Sat Aug 17 1991, 7:05 PM EDT
Att. 15,024 - Cloudy - 79 F

livebaseballscorecards.com

AB	32
R	0
H	6
RBI	0
BB	2
SO	3
LOB	16

WP: 0 PA: 34
PB: 0
SB: 0
CS: 0

Batter	1	2	3	4	5	6	7	8	9	AB	R	H	RBI	BB	SO	LOB
Delino DeShields, L (1, 4) OBP: 0.374, SLG: 0.342	X 0-0 1B 1B		C B B B B 4-1 F7 1B BB		B B C C F F S 2-3 ① K	F B B C X 2-2 ③ G4-3				3	0	1	0	1	1	1
Marquis Grissom, R (1, 8) OBP: 0.306, SLG: 0.357	C C B X 1-2 1-2 1B		S B B X 2-1 FC5-4 1-2 1B		B C X 1-1 ② G4-3		S X 0-1 ① G6-3			4	0	2	0	0	0	0
Ivan Calderon, R (1, 7) OBP: 0.364, SLG: 0.474	C X 0-1 ① L8		X 0-0 ② F7 2-3		C F B X 1-2 HR		C B S F B X 2-2 CS 1B			4	1	2	1	0	0	4
Tim Wallach, R (1, 5) OBP: 0.305, SLG: 0.347	B F B S S 2-3 ② K		C X 0-1 ③ FC5-4 1-2f		C F F B H 2-2 HBP		P F B F F B X 3-2 ② ③ P5 1-2			3	0	0	0	0	1	5
Larry Walker, L (1, 9) OBP: 0.337, SLG: 0.453	C S F X 0-2 ③ G3			B B X 2-0 HR	S B B F F B C 3-3 ③ K			B B F F X 2-2 ① L8		4	1	1	1	0	1	3
Andres Galarraga, R (1, 3) OBP: 0.275, SLG: 0.313		S B X 1-1 ① G6-3		S S S 0-3 ① K		S B X 1-1 ① F7		X 0-0 ② G5-3		4	0	0	0	0	1	0
Gilberto Reyes, R (1, 2) OBP: 0.293, SLG: 0.259		C X 0-1 CS 1B		B S C X 1-2 2B		F F F X 0-2 ② G5-3		F B B B B 4-1 BB		3	0	2	0	1	0	0
Spike Owen, S (1, 6) OBP: 0.316, SLG: 0.337		B F B F F B S 3-3 ② ③ K 1-2		S B B B X 2-1 ② F8		B B B B 4-0 2B BB		F F F X 0-2 ③ G4-3		3	1	0	0	1	1	3
Dennis Martinez, R (1, 1) OBP: 0.143, SLG: 0.177			B X 1-0 ① L5	S F F S 0-3 ③ K		S X 0-1 1-H 2B				3	0	1	1	0	1	1
Inning Stats	R: 0 E: 0 K: 1 S: 13 H: 2 LOB: 2 BB: 0 P: 16	R: 0 E: 0 K: 1 S: 8 H: 1 LOB: 1 BB: 0 P: 12	R: 0 E: 0 K: 0 S: 7 H: 1 LOB: 2 BB: 1 P: 14	R: 1 E: 0 K: 2 S: 13 H: 2 LOB: 1 BB: 0 P: 18	R: 1 E: 0 K: 2 S: 16 H: 1 LOB: 1 BB: 0 P: 25	R: 1 E: 0 K: 0 S: 11 H: 1 LOB: 1 BB: 1 P: 18	R: 0 E: 0 K: 0 S: 11 H: 1 LOB: 0 BB: 0 P: 15	R: 0 E: 0 K: 0 S: 9 H: 0 LOB: 1 BB: 1 P: 15		1B: 5 2B: 3 3B: 0 HR: 2	SF: 0 SAC: 0 DP: 1 HBP: 1			WP: 0 PB: 0 SB: 0 CS: 2	PA: 35		

PITCHER		IP	WLS	BF	H	R	ER	SO	BB	IBB	HBP	BLK	WP	HR	S	P	ERA	WHIP
Jose DeLeon, R ERA: 2.96	(1, 1)	7.0	L	31	9	3	3	6	2	0	1	0	0	2	79	118	3.86	1.571
Willie Fraser, R ERA: 5.62	(8, 1)	1.0		4	0	0	0	0	1	0	0	0	0	0	9	15	0.00	1.000

PITCHER	IP	WLS	BF	H	R	ER	SO	BB	IBB	HBP	BLK	WP	HR	S	P	ERA	WHIP

BOTTOM

St. Louis Cardinals @ Montreal Expos

Olympic Stadium, Montreal, QB

Sat Aug 17 1991, 7:05 PM EDT
Att. 15,024 - Cloudy - 79 F

livebaseballscorecards.com

AB	31
R	3
H	9
RBI	3
BB	3
SO	6
LOB	17

Batter	1	2	3	4	5	6	7	8	9	AB	R	H	RBI	BB	SO	LOB
Ray Lankford, L (1, 8) OBP: 0.292, SLG: 0.364	B C C F B X 2-2 ① F7		C X 0-1 ③ FC6-4 1-2f		C B 1 SAFE B B B F X 3-2 1B 1-3 1B	C F F B B X 2-2 ③ G6-3			F B F F B X 2-2 ③ F8	5	0	1	0	0	0	2
Ozzie Smith, S (1, 6) OBP: 0.400, SLG: 0.372	F S B F B X 2-2 ② G4-3			F B B B F F X 3-2 1B E SF8 1B	X 0-0 S 1-3 3-H 1B		X 0-0 ① F8			4	1	2	1	0	0	0
Gerald Perry, L (1, 3) OBP: 0.323, SLG: 0.418	X 0-0 ③ G6-3			C F F F P 1 SAFE 1 SAFE X 1-2 FC1-5 SF8 1-3 1B	C B S S 1-3 ② K 1-2		C C X 0-2 ② G4-3			4	0	1	0	0	1	2
Todd Zeile, R (1, 5) OBP: 0.348, SLG: 0.414		X 0-0 CS 1B		C X 0-1 ① SF8 1-2 3-H	C X 0-1 ③ G6-3		B B B X 3-0 ③ P4			3	0	1	1	0	0	2
Felix Jose, S (1, 9) OBP: 0.386, SLG: 0.450		1 SAFE B F 1 SAFE C C 1-3 ① K		F F X 0-2 ② FC1-5 S 2-3		B F F C B C 2-3 ① K		F B X 1-1 ① G5-3		4	0	0	0	0	2	2
Milt Thompson, L (1, 7) OBP: 0.391, SLG: 0.458		B 1 SAFE 1 SAFE B S X 2-1 ②③ G6-3 1-2		C B 1 SAFE B B B 4-1 BB 1-2		F S 0-3 ② K		B F S F S S 1-3 ② K		3	0	0	0	1	2	1
Luis Alicea, S (1, 4) OBP: 0.275, SLG: 0.250			B C C C 1-3 ① K	S F S S 0-3 ③ K		X 0-0 1B 2B 1B		B S S S B F F S 2-3 ③ K		4	1	1	0	0	3	2
Geronimo Pena, S (8, 4) OBP: 0.290, SLG: 0.410										0	0	0	0	0	0	0
Tom Pagnozzi, R (1, 2) OBP: 0.307, SLG: 0.344			B X 1-0 FC6-4 1B		B B B C F F F X 3-2 1B 1B 1B	X 0-0 1-3 2B 1B			B B B B 4-0 CS BB	3	2	3	0	1	0	0
Omar Olivares, R (1, 1) OBP: 0.257, SLG: 0.294			1 SAFE B C E B L 2-3 ② K		C X 0-1 ① B2	X 0-0 1-H 3-H 2B			B B B C 1 SAFE F 1 SAFE S 3-3 ①② K 1-2	3	0	1	2	0	1	2
Bob McClure, R (8, 1)										0	0	0	0	0	0	0
Scott Terry, R (8, 1) OBP: 0.143, SLG: 0.143										0	0	0	0	0	0	0
Rex Hudler, R (9, PH) OBP: 0.267, SLG: 0.322										1	0	0	0	0	1	1
Lee Smith, R (9, 1)										0	0	0	0	0	0	0
Inning Stats	R: 0 E: 0 K: 0 S: 9 H: 0 LOB: 0 BB: 0 P: 13	R: 0 E: 0 K: 1 S: 6 H: 1 LOB: 0 BB: 0 P: 9	R: 0 E: 0 K: 2 S: 9 H: 1 LOB: 0 BB: 0 P: 13	R: 1 E: 1 K: 1 S: 18 H: 2 LOB: 2 BB: 1 P: 25	R: 1 E: 0 K: 1 S: 16 H: 3 LOB: 2 BB: 0 P: 23	R: 2 E: 0 K: 2 S: 13 H: 3 LOB: 1 BB: 0 P: 17	R: 0 E: 0 K: 0 S: 5 H: 0 LOB: 0 BB: 0 P: 8	R: 0 E: 0 K: 2 S: 11 H: 0 LOB: 0 BB: 0 P: 15	R: 0 E: 0 K: 1 S: 7 H: 0 LOB: 0 BB: 1 P: 16	1B: 9 2B: 2 3B: 0 HR: 0 SF: 1 SAC: 0 DP: 1 HBP: 0						

PITCHER		IP	WLS	BF	H	R	ER	SO	BB	IBB	HBP	BLK	WP	HR	S	P	ERA	WHIP
Mark Gardner, R ERA: 3.3	(1, 1)	6.0	L	28	10	4	3	7	1	0	0	0	0	0	71	100	4.50	1.833
Bill Sampen, R ERA: 4.34	(7, 1)	2.0		6	0	0	0	2	0	0	0	0	0	0	16	23	0.00	0.000
Barry Jones, R ERA: 3.34	(9, 1)	1.0		3	0	0	0	1	1	0	0	0	0	0	7	16	0.00	1.000

PITCHER	IP	WLS	BF	H	R	ER	SO	BB	IBB	HBP	BLK	WP	HR	S	P	ERA	WHIP

TOP

St. Louis Cardinals @ Montreal Expos

Olympic Stadium, Montreal, QB

Sun Aug 18 1991, 3:33 AM EDT

Att. 21,330 - Dome - 70 F

livebaseballscorecards.com

AB	34
R	4
H	10
RBI	4
BB	2
SO	10
LOB	14

WP: 0	PA: 37		
PB: 0			
SB: 2			
CS: 2			

Batter	1	2	3	4	5	6	7	8	9	AB	R	H	RBI	BB	SO	LOB
Delino DeShields, L (1, 4) OBP: 0.373, SLG: 0.344	B F B C S 2-3 K ①		C B F X 1-2 G1-3 ③			X 0-0 1B 2B		B 1 SAFE C 1 B F S SAFE 2-3 K ①		4	1	1	0	0	2	2
Dave Martinez, L (1, 8) OBP: 0.300, SLG: 0.374 Marquis Grissom, R (8, PH) OBP: 0.308, SLG: 0.358 (9, 8)	B X 1-0 F7 ②			B X 1-0 P4 ①		B B X 2-0 1B 2-H 1B		F F B B F X 2-2 1-2 1B		3 1	0 0	1 1	1 0	0 0	0 0	0 0
Ivan Calderon, R (1, 7) OBP: 0.361, SLG: 0.470	C B X 1-1 G3 ③			X 0-0 G4-3 ②		X 0-0 P4 ①		B S B X 2-1 F8 ②		4	0	0	0	0	0	3
Tim Wallach, R (1, 5) OBP: 0.305, SLG: 0.347		B X 1-0 F7 ①		C X 0-1 F9 ③		B 1 SAFE B B C 1 SAFE S X 3-2 1-2 1B ②		S B F F S 1-3 K ③		4	0	1	0	0	1	2
Larry Walker, L (1, 9) OBP: 0.336, SLG: 0.449		F S H 1-2 L1-3 HBP			F S B B X 2-2 F7 ①	X 0-0 L8 ③			B S F B F F B F S 3-3 K ①	3	0	0	0	0	1	1
Andres Galarraga, R (1, 3) OBP: 0.275, SLG: 0.312	X 0-0 L1-3 ② ③ 1-2				C X 0-1 FC1-6 1B		X 0-0 G1-3 ①		X 0-0 G4-3 ②	4	0	1	0	0	0	1
Tom Foley, L (1, 6) OBP: 0.276, SLG: 0.292			C B X 1-1 F7 ①		F X 0-1 FC1-6 1B ② 1-2f		C F X 0-2 F8 ②		F B X 1-1 G6-3 ③	4	0	0	0	0	0	1
Mike Fitzgerald, R (1, 2) OBP: 0.256, SLG: 0.293			C B X 1-1 F8 2B		B X 1-0 1-2 1B		X 0-0 P6 ③			3	0	2	0	0	0	0
Mark Gardner, R (1, 1) OBP: 0.077, SLG: 0.077 Bill Sampen, R (7, 1) OBP: 0.600, SLG: 0.600 Eric Bullock, L (8, PH) OBP: 0.333, SLG: 0.367 Barry Jones, R (9, 1)			B S B S B F X 3-2 F8 ② 2-3		C F S 0-3 K ③			B B C B B 4-1 1B BB		2 0 0 0	0 0 0 0	0 0 0 0	0 0 1 0	0 0 0 0	1 0 0 0	3 0 0 0
Inning Stats	R: 0 H: 0 E: 0 LOB: 0 K: 1 BB: 0 S: 6 P: 10	R: 0 H: 0 E: 0 LOB: 0 K: 0 BB: 0 S: 4 P: 6	R: 0 H: 1 E: 0 LOB: 1 K: 0 BB: 0 S: 11 P: 17	R: 0 H: 0 E: 0 LOB: 0 K: 0 BB: 0 S: 4 P: 5	R: 0 H: 2 E: 0 LOB: 2 K: 1 BB: 0 S: 11 P: 14	R: 1 H: 3 E: 0 LOB: 1 K: 0 BB: 0 S: 7 P: 12	R: 0 H: 0 E: 0 LOB: 0 K: 0 BB: 0 S: 5 P: 5	R: 0 H: 1 E: 0 LOB: 2 K: 2 BB: 1 S: 14 P: 25	R: 0 H: 0 E: 0 LOB: 0 K: 1 BB: 0 S: 9 P: 13	1B: 5 2B: 3 3B: 0 HR: 0	SF: 0 SAC: 0 DP: 1 HBP: 1					

PITCHER		IP	WLS	BF	H	R	ER	SO	BB	IBB	HBP	BLK	WP	HR	S	P	ERA	WHIP
Omar Olivares, R ERA: 4.53	(1, 1)	7.0	W	27	6	1	1	2	1	0	1	0	0	0	49	74	1.29	1.000
Bob McClure, L ERA: 5.91	(8, 1)	0.1		1	0	0	0	1	0	0	0	0	0	0	3	5	0.00	0.000
Scott Terry, R ERA: 1.83	(8, 1)	0.2		3	1	0	0	1	0	0	0	0	0	0	10	15	0.00	1.500
Lee Smith, R ERA: 2.51	(9, 1)	1.0	S	3	0	0	0	1	0	0	0	0	0	0	9	13	0.00	0.000

PITCHER	IP	WLS	BF	H	R	ER	SO	BB	IBB	HBP	BLK	WP	HR	S	P	ERA	WHIP

BOTTOM

St. Louis Cardinals @ Montreal Expos

Olympic Stadium, Montreal, QB

Sun Aug 18 1991, 3:33 AM EDT
Att. 21,330 - Dome - 70 F

livebaseballscorecards.com

AB	32
R	1
H	7
RBI	1
BB	1
SO	5
LOB	13

WP: 0 PA: 34
PB: 0
SB: 0
CS: 0

Batter	1	2	3	4	5	6	7	8	9	10	11	AB	R	H	RBI	BB	SO	LOB
Chico Walker, S (1, 8) (11, 7) OBP: 0.337, SLG: 0.350	F9		F9		G6-3			F8		2-5	2B FC6-2 1B	5	0	1	0	0	0	1
Mark Grace, L (1, 3) OBP: 0.364, SLG: 0.398	K	G6-3		G6-3				BB			SAFE FC6-2 1-3 BB 2B	4	1	1	0	1	1	0
23 Ryne Sandberg, R (1, 4) OBP: 0.389, SLG: 0.498	S 1B	G5-3			F8			SAFE F8			BB FC6-2 IBB	4	0	1	0	1	0	1
Andre Dawson, R (1, 9) OBP: 0.305, SLG: 0.468	SAFE SAFE G6-3 1-2			G1-3		G5-3			K		FC6-2 BB 1-2 2-3 3-Hf	5	0	0	0	0	1	4
George Bell, R (1, 7) OBP: 0.327, SLG: 0.473 Jerome Walton, R (11, 8) OBP: 0.280, SLG: 0.341		P4			K		K2-3		G5-3		F8	5 0	0 0	0 0	0 0	0 0	2 0	3 0
Luis Salazar, R (1, 5) OBP: 0.322, SLG: 0.487 Jose Vizcaino, S (11, 5) OBP: 0.287, SLG: 0.302		G3			1B E 1B		P4		G6-3		1-2 2-3 3-H BB	4 0	1 0	1 0	1 0	0 0	0 0	0 0
Shawon Dunston, R (1, 6) OBP: 0.282, SLG: 0.389	F9				SAFE SAFE E FC9-6 1B 1-2		S 1B			2-5 SH3-4 1B	G6-3	5	1	3	0	0	0	3
Joe Girardi, R (1, 2) OBP: 0.270, SLG: 0.188		G1-3			E6 FC9-6 1-3 2-H		SAFE SAFE SAFE SAFE G4-3 1-2			SAFE SAFE SH3-4 1-2		3	0	0	0	0	0	2
Greg Maddux, R (1, 1) OBP: 0.242, SLG: 0.308 Chuck McElroy, L (8, 1) OBP: 0.429, SLG: 0.571 Les Lancaster, R (8, 1) OBP: 0.192, SLG: 0.269 Dwight Smith, L (10, PH) OBP: 0.286, SLG: 0.403 Paul Assenmacher, L (10, 1) OBP: 0.400, SLG: 0.250		K			FC9-6 1-2f 3-H			F8			K	3 0 0 1 0	0 0 0 0 0	0 0 0 0 0	1 0 0 0 0	0 0 0 0 0	1 0 0 1 0	1 0 0 1 0
Inning Stats	R: 0 H: 1 E: 0 LOB: 1 K: 1 BB: 0 S: 9 P: 14	R: 0 H: 0 E: 0 LOB: 0 K: 0 BB: 0 S: 6 P: 11	R: 0 H: 0 E: 0 LOB: 0 K: 1 BB: 0 S: 7 P: 12	R: 0 H: 0 E: 0 LOB: 0 K: 0 BB: 0 S: 7 P: 11	R: 2 H: 2 E: 1 LOB: 1 K: 1 BB: 0 S: 15 P: 17	R: 0 H: 0 E: 0 LOB: 0 K: 0 BB: 0 S: 7 P: 12	R: 0 H: 1 E: 0 LOB: 1 K: 1 BB: 0 S: 8 P: 15	R: 0 H: 0 E: 0 LOB: 1 K: 0 BB: 1 S: 5 P: 11	R: 0 H: 0 E: 0 LOB: 0 K: 1 BB: 0 S: 6 P: 10	R: 0 H: 1 E: 0 LOB: 3 K: 1 BB: 0 S: 7 P: 11	R: 1 H: 2 E: 0 LOB: 3 K: 0 BB: 2 S: 17 P: 34	1B: 6 2B: 1 3B: 0 HR: 0	SF: 0 SAC: 1 DP: 0 HBP: 0					

PITCHER		IP	WLS	BF	H	R	ER	SO	BB	IBB	HBP	BLK	WP	HR	S	P	ERA	WHIP
Brian Barnes, L ERA: 4.21	(1, 1)	7.0		26	4	2	0	4	0	0	0	0	0	0	59	92	0.00	0.571
Jeff Fassero, L ERA: 1.86	(8, 1)	0.2		3	0	0	0	0	1	0	0	0	0	0	3	9	0.00	1.500
Barry Jones, R ERA: 3.28	(8, 1)	1.1		4	0	0	0	1	0	0	0	0	0	0	8	12	0.00	0.000
Bill Sampen, R ERA: 4.34	(10, 1)	2.0	L	11	3	1	1	1	1	1	0	0	0	0	24	45	4.50	2.000

PITCHER	IP	WLS	BF	H	R	ER	SO	BB	IBB	HBP	BLK	WP	HR	S	P	ERA	WHIP

TOP

Chicago Cubs @ Montreal Expos

Olympic Stadium, Montreal, QB

Mon Aug 19 1991, 7:05 PM EDT

Att. 10,792 - Overcast - 70 F

livebaseballscorecards.com

AB	39
R	3
H	7
RBI	2
BB	3
SO	6
LOB	16

WP: 0 PA: 43
PB: 0
SB: 2
CS: 0

Batter	1	2	3	4	5	6	7	8	9	10	11	AB	R	H	RBI	BB	SO	LOB
Delino DeShields, L (1, 4) OBP: 0.372, SLG: 0.344	F X 0-1 G1-3 ①		C S B S 1-3 K ①		1 SAFE C X 0-1 G4-3 1-3 2B		B C 1 SAFE B 1 SAFE F S 3-3 K ③		B 1 SAFE 1 SAFE F C X 1-2 G5-3 ②			5	0	1	0	0	2	2
Marquis Grissom, R (1, 8) OBP: 0.309, SLG: 0.361	S X 0-1 G4-3 ②		B X 1-0 G4-3 2B		F B X 1-1 G4-3 2-3 3-H ②			C B X 1-1 1B S WP 1B	B B B C S X 3-2 G5-3 ③			5	1	2	1	0	0	2
Ivan Calderon, R (1, 7) OBP: 0.359, SLG: 0.467	X 0-0 1B		X 0-0 G4-3 2-3 ②		B S L B B X 3-2 G5-3 ③			1 SAFE B 1 SAFE C 1 SAFE F B 2 SAFE S 2-3 K 1-2 ①		B X 1-0 G5-3 ①		5	0	1	0	0	1	3
Tim Wallach, R (1, 5) OBP: 0.304, SLG: 0.345	B 1 SAFE C S F 1 SAFE C 1-3 K ③		B X 1-0 G5-3 ③			C B F B S 2-3 K ①		B F X 1-1 1B WP FC1-5-2 2-3 1B		B F T F B T F X 2-2 F9 ②		5	0	1	0	0	2	2
Larry Walker, L (1, 9) OBP: 0.340, SLG: 0.452		C X 0-1 G6-3 ①		B B X 2-0 CS 1B		C F B X 1-2 G4-6-3 1B		B B B C X 3-1 FC1-5-2 1-3 3-H 1B		S S B X 1-2 G4-3 ③		5	0	3	0	0	0	0
Ron Hassey, L (1, 2) OBP: 0.297, SLG: 0.322	X 0-0 G6-3 ②			C 1 SAFE S X 0-2 F8 ①		1 SAFE X 0-0 G4-6-3 1-2f ② ③		X 0-0 FC1-5-2 1-2 3-H ②			C X 0-1 G6-3 1B	3	0	0	0	0	0	2
Junior Noboa, R (8, PH) OBP: 0.244, SLG: 0.309												0	0	0	0	0	0	0
Eric Bullock, L (8, PH) OBP: 0.329, SLG: 0.361												1	0	0	0	0	0	2
Gilberto Reyes, R (9, 2) OBP: 0.297, SLG: 0.264												1	0	1	0	0	0	0
Spike Owen, S (11, PR) OBP: 0.316, SLG: 0.337												0	0	0	0	0	0	0
Andres Galarraga, R (1, 3) OBP: 0.274, SLG: 0.310	B X 1-0 1B 1B			1 SAFE F S S 0-3 K 1-2 ② ③			X 0-0 G6-3 ①	C B F S 1-3 K ③			B B B T F T F X 2-2 F7 ①	5	0	1	0	0	2	4
Bret Barberie, S (1, 6) OBP: 0.368, SLG: 0.491	C X 0-1 1-2 1B				B C X 1-1 2B G4-3 1B		C B X 1-1 G4-3 ②		C X 0-1 G4-3 ①		1 SAFE B B X 2-0 G6-3 1-2f ② ③	5	1	2	0	0	0	1
Brian Barnes, L (1, 1) OBP: 0.250, SLG: 0.100	B C F B F S 2-3 K ③			L B 1 SAFE L L 1-3 K ①			B C X 1-1 1B		B C C C X 1-2 G5-3 1B			2	0	0	0	0	2	3
Dave Martinez, L (7, PH) OBP: 0.302, SLG: 0.376												1	0	1	0	0	0	0
Jeff Fassero, L (8, 1)												0	0	0	0	0	0	0
Barry Jones, R (8, 1)												0	0	0	0	0	0	0
Tom Foley, L (9, PH) OBP: 0.281, SLG: 0.298												1	0	1	0	0	0	0
Bill Sampen, R (10, 1) OBP: 0.600, SLG: 0.600												0	0	0	0	0	0	0
Inning Stats	R: 0 E: 0 K: 1 S: 9 H: 1 LOB: 1 BB: 0 P: 10	R: 0 E: 0 K: 1 S: 10 H: 2 LOB: 2 BB: 0 P: 13	R: 0 E: 0 K: 1 S: 6 H: 1 LOB: 1 BB: 0 P: 9	R: 0 E: 0 K: 1 S: 7 H: 1 LOB: 0 BB: 0 P: 9	R: 1 E: 0 K: 1 S: 12 H: 2 LOB: 1 BB: 0 P: 18	R: 0 E: 0 K: 1 S: 7 H: 1 LOB: 0 BB: 0 P: 10	R: 0 E: 0 K: 1 S: 8 H: 1 LOB: 1 BB: 0 P: 13	R: 1 E: 0 K: 2 S: 13 H: 3 LOB: 2 BB: 0 P: 21	R: 0 E: 0 K: 0 S: 11 H: 1 LOB: 1 BB: 0 P: 16	R: 0 E: 0 K: 0 S: 9 H: 0 LOB: 0 BB: 0 P: 13	R: 0 E: 0 K: 0 S: 7 H: 1 LOB: 1 BB: 0 P: 11	1B: 12 2B: 2 3B: 0 HR: 0 SF: 0 SAC: 0 DP: 2 HBP: 0						

PITCHER	IP	WLS	BF	H	R	ER	SO	BB	IBB	HBP	BLK	WP	HR	S	P	ERA	WHIP
Greg Maddux, R (1, 1) ERA: 3.62	7.1		31	11	2	2	8	0	0	0	0	0	0	66	93	2.46	1.500
Chuck McElroy, L (8, 1) ERA: 1.72	0.0		1	1	0	0	0	0	0	0	0	1	0	2	5	∞	∞
Les Lancaster, R (8, 1) ERA: 3.93	1.2		6	1	0	0	1	0	0	0	0	0	0	15	21	0.00	0.600
Paul Assenmacher, L (10, 1) ERA: 3.24	2.0	W	6	1	0	0	0	0	0	0	0	0	0	16	24	0.00	0.500

PITCHER	IP	WLS	BF	H	R	ER	SO	BB	IBB	HBP	BLK	WP	HR	S	P	ERA	WHIP

BOTTOM

Chicago Cubs @ Montreal Expos

Olympic Stadium, Montreal, QB

Mon Aug 19 1991, 7:05 PM EDT
Att. 10,792 - Overcast - 70 F

livebaseballscorecards.com

AB	44
R	2
H	14
RBI	1
BB	0
SO	9
LOB	21

WP: 1	PA: 44		
PB: 0			
SB: 1			
CS: 1			

Chicago Cubs @ Montreal Expos

Olympic Stadium, Montreal, QB

Tue Aug 20 1991, 7:05 PM EDT

Att. 12,987 - Sunny - 72 F

TOP

livebaseballscorecards.com

Batter	1	2	3	4	5	6	7	8	9	AB	R	H	RBI	BB	SO	LOB
Jerome Walton, R (1, 8) OBP: 0.274, SLG: 0.333	L4	K			G4-3		G6-3		P4	5	0	0	0	0	1	1
Mark Grace, L (1, 3) OBP: 0.365, SLG: 0.399	K		G3-1		1B		1B			4	0	2	0	0	1	0
23 Ryne Sandberg, R (1, 4) OBP: 0.388, SLG: 0.498	2B		K		F7		K			4	0	1	0	0	2	2
Andre Dawson, R (1, 9) OBP: 0.304, SLG: 0.466	P5		1B		F7			F8		4	0	1	0	0	0	2
George Bell, R (1, 7) OBP: 0.326, SLG: 0.471		2B G4-3 1B	F9			E1 FC6-4		F8		4	1	1	0	0	0	1
Luis Salazar, R (1, 5) OBP: 0.321, SLG: 0.483		F7		G5-3		FC6-4 1-2f		1B		4	0	1	0	0	0	2
Shawon Dunston, R (1, 6) OBP: 0.283, SLG: 0.391		G4-3 1-3 1B 2B		G4-3		P3		G3		3	1	1	0	0	0	1
Dwight Smith, L (8, PH) OBP: 0.283, SLG: 0.400										1	0	0	0	0	0	1
Jose Vizcaino, S (8, 6) OBP: 0.287, SLG: 0.302										0	0	0	0	0	0	0
Rick Wilkins, L (1, 2) OBP: 0.317, SLG: 0.369		G4-3 2-3 3-H		BB		K			F7	3	0	0	1	1	1	2
Bob Scanlan, R (1, 1) OBP: 0.080, SLG: 0.042		1B 3-H		G3			G3		G3-1	2	0	1	1	0	0	1
Doug Dascenzo, S (7, PH) OBP: 0.304, SLG: 0.290										1	0	0	0	0	0	0
Scott May, R (7, 1)										0	0	0	0	0	0	0
Chico Walker, S (9, PH) OBP: 0.336, SLG: 0.349										1	0	0	0	0	0	0

	AB	36
	R	2
	H	8
	RBI	2
	BB	1
	SO	5
	LOB	13

Inning Stats										
	R: 0	H: 1	R: 2	H: 3	R: 0	H: 1	R: 0	H: 0	R: 0	H: 1
	E: 0	LOB: 1	E: 0	LOB: 1	E: 0	LOB: 1	E: 0	LOB: 1	E: 0	LOB: 1
	K: 1	BB: 0	K: 1	BB: 0	K: 1	BB: 0	K: 0	BB: 1	K: 0	BB: 0
	S: 15	P: 23	S: 12	P: 17	S: 16	P: 20	S: 8	P: 17	S: 7	P: 13

Inning Stats										
	R: 0	H: 0	R: 0	H: 1	R: 0	H: 1	R: 0	H: 0	R: 0	H: 0
	E: 1	LOB: 1	E: 0	LOB: 1	E: 0	LOB: 1	E: 0	LOB: 1	E: 0	LOB: 0
	K: 1	BB: 0	K: 1	BB: 0	K: 0	BB: 0	K: 0	BB: 0	K: 0	BB: 0
	S: 13	P: 17	S: 9	P: 16	S: 8	P: 13	S: 5	P: 6		

1B: 6	SF: 0	WP: 0	PA: 37
2B: 2	SAC: 0	PB: 0	
3B: 0	DP: 0	SB: 0	
HR: 0	HBP: 0	CS: 0	

PITCHER		IP	WLS	BF	H	R	ER	SO	BB	IBB	HBP	BLK	WP	HR	S	P	ERA	WHIP
Chris Haney, L ERA: 3.19	(1, 1)	6.0	W	26	6	2	2	4	1	0	0	0	0	0	71	107	3.00	1.167
Scott Ruskin, L ERA: 3.4	(7, 1)	0.2		3	1	0	0	0	0	0	0	0	0	0	6	11	0.00	1.500
Mel Rojas, R ERA: 4.13	(7, 1)	2.1	S	8	1	0	0	1	0	0	0	0	0	0	16	24	0.00	0.429

PITCHER		IP	WLS	BF	H	R	ER	SO	BB	IBB	HBP	BLK	WP	HR	S	P	ERA	WHIP

Chicago Cubs @ Montreal Expos

Olympic Stadium, Montreal, QB

Tue Aug 20 1991, 7:05 PM EDT

Att. 12,987 - Sunny - 72 F

livebaseballscorecards.com

BOTTOM

Batter	1	2	3	4	5	6	7	8	9	AB	R	H	RBI	BB	SO	LOB
Marquis Grissom, R (1, 8) OBP: 0.311, SLG: 0.370	G1-3		3B		2B		F9			4	0	2	0	0	0	1
Bret Barberie, S (1, 4) OBP: 0.361, SLG: 0.475	E4 1B		G6-3		L7		2B 1B			4	0	1	1	0	0	2
Ivan Calderon, R (1, 7) OBP: 0.361, SLG: 0.469	FC6 1B		F9		G5-3		1B			4	0	2	0	0	0	2
Tim Wallach, R (1, 5) OBP: 0.301, SLG: 0.342	K		G6-3		G5-3		K			4	0	0	0	0	2	5
Larry Walker, L (1, 9) OBP: 0.341, SLG: 0.455	FC6			1B G4-3 1B	1B 2B			F8		4	2	2	0	0	0	2
Andres Galarraga, R (1, 3) OBP: 0.281, SLG: 0.317		G4-6-3 BB 1B		SF8 1B	SH5-3 CS			L9		4	1	3	1	0	0	0
Gilberto Reyes, R (1, 2) OBP: 0.304, SLG: 0.267		G4-6-3 BB		G4-3	SH5-3			1B		2	0	1	1	1	0	1
Spike Owen, S (1, 6) OBP: 0.313, SLG: 0.334		G4-6-3		SF8	G4-3			G4-3		2	0	0	1	0	0	3
Mel Rojas, R (7, 1)										1	0	0	0	0	0	1
Chris Haney, L (1, 1) OBP: 0.071, SLG: 0.071		G4-3		G6-3			F9 1B			2	0	0	0	0	0	1
Scott Ruskin, R (7, 1)										0	0	0	0	0	0	0
Tom Foley, L (7, 6) OBP: 0.286, SLG: 0.311							2B			1	1	1	0	0	0	0
Inning Stats	R: 0 E: 1 K: 1 S: 14 H: 1 LOB: 2 BB: 0 P: 20	R: 0 E: 0 K: 0 S: 9 H: 1 LOB: 1 BB: 1 P: 19	R: 0 E: 0 K: 0 S: 7 H: 1 LOB: 1 BB: 0 P: 8	R: 2 E: 0 K: 0 S: 10 H: 2 LOB: 0 BB: 0 P: 15	R: 0 E: 0 K: 0 S: 5 H: 1 LOB: 1 BB: 0 P: 10	R: 1 E: 0 K: 0 S: 6 H: 2 LOB: 0 BB: 0 P: 10	R: 1 E: 0 K: 1 S: 13 H: 3 LOB: 1 BB: 0 P: 17	R: 0 E: 0 K: 0 S: 9 H: 1 LOB: 1 BB: 0 P: 16		1B: 7 2B: 4 3B: 1 HR: 0	SF: 1 SAC: 1 DP: 1 HBP: 0					

	AB	32
	R	4
	H	12
	RBI	4
	BB	1
	SO	2
	LOB	18

WP: 0 PB: 0 SB: 0 CS: 1 PA: 35

PITCHER		IP	WLS	BF	H	R	ER	SO	BB	IBB	HBP	BLK	WP	HR	S	P	ERA	WHIP
Bob Scanlan, R ERA: 3.97	(1, 1)	6.0	L	26	8	3	3	1	1	0	0	0	0	0	51	82	4.50	1.500
Scott May, R ERA: 4.5	(7, 1)	2.0		9	4	1	1	1	0	0	0	0	0	0	22	33	4.50	2.000

PITCHER	IP	WLS	BF	H	R	ER	SO	BB	IBB	HBP	BLK	WP	HR	S	P	ERA	WHIP

Batter	1	2	3	4	5	6	7	8	9	AB	R	H	RBI	BB	SO	LOB
Chico Walker, S (1, 5) (8, 7) OBP: 0.331, SLG: 0.344	B B X 2-0 ① F9		C B X 1-1 ① L8			B C X 1-1 ① G4-3		F B B X 2-1 ② G4-3		4	0	0	0	0	0	0
Doug Dascenzo, S (1, 9) OBP: 0.307, SLG: 0.299	B X 1-0 ② F8		X 0-0 ② P3			C B B B X 3-1 2B		C X 0-1 23 E 23 1B 1B		4	1	2	0	0	0	0
23 Ryne Sandberg, R (1, 4) OBP: 0.390, SLG: 0.499	B B C X 2-1 ③ G6-3		C X 0-1 CS 1B			B C B B B 4-1 BB		1 SAFE 1 SAFE B 1 SAFE C B S B X 3-2 1-H 1B 1B		3	0	2	1	1	0	0
George Bell, R (1, 7) OBP: 0.328, SLG: 0.471 Jose Vizcaino, S (8, PR) (8, 5) OBP: 0.287, SLG: 0.302		B C B B X 3-1 FC5-4 1B	1 SAFE B B F 1 SAFE 1 SAFE 2-1 ③ CS 1-2	X 0-0 ① F8		B F X 1-1 ② F9		1 SAFE B F 1 B F X SAFE 2-2 1-2 1B		4 0	0 0	2 0	0 0	0 0	0 0	2 0
Luis Salazar, R (1, 3) OBP: 0.317, SLG: 0.476 Mark Grace, L (8, PH) (8, 3) OBP: 0.364, SLG: 0.398		C S B F F X 1-2 ① FC5-4 1-2f 2B	C S X 0-2 ② G6-3			S X 0-1 ③ G3-1		C X 0-1 ③ P5		3 1	1 0	0 0	0 0	0 0	0 0	3 2
Shawon Dunston, R (1, 6) OBP: 0.285, SLG: 0.393		1 SAFE B C 1 SAFE X 1-1 S 1-H G5-3 2B	B C X 1-1 ③ F8				C S X 0-2 ① F8		B B B C B 4-1 G5-4-3 BB	3	1	1	1	1	0	0
Jerome Walton, R (1, 8) OBP: 0.270, SLG: 0.328		B S C B X 2-2 ② G5-3 2-H			C B C F C 1-3 ① K		B X 1-0 ② G4-3		1 SAFE B 1 SAFE X 1-0 ① ② G5-4-3 1-2f	4	0	0	1	0	1	1
Joe Girardi, R (1, 2) OBP: 0.275, SLG: 0.176 Les Lancaster, R (7, 1) OBP: 0.185, SLG: 0.259		C F B F B B F B 4-2 BB			B B B C X 3-1 ② F8		F B X 1-1 ③ G4-3		X 0-0 ③ L6	2 1	0 0	0 0	0 0	1 0	0 0	0 0
Rick Sutcliffe, L (1, 1) OBP: 0.100, SLG: 0.105 Rick Wilkins, L (7, 2) OBP: 0.316, SLG: 0.367		S X 0-1 ③ L9			C C S 0-3 ③ K			C B B L F C 2-3 ① K		2 1	0 0	0 0	0 0	0 0	1 0	1 0
Inning Stats	R: 0 E: 0 K: 0 S: 4 H: 0 LOB: 0 BB: 0 P: 9	R: 2 E: 0 K: 0 S: 18 H: 2 LOB: 1 BB: 1 P: 29	R: 0 E: 0 K: 0 S: 6 H: 1 LOB: 0 BB: 0 P: 9	R: 0 E: 0 K: 0 S: 6 H: 0 LOB: 0 BB: 0 P: 7	R: 0 E: 0 K: 2 S: 9 H: 0 LOB: 0 BB: 0 P: 13	R: 0 E: 0 K: 0 S: 9 H: 1 LOB: 2 BB: 1 P: 18	R: 0 E: 0 K: 0 S: 6 H: 0 LOB: 0 BB: 0 P: 8	R: 1 E: 1 K: 1 S: 16 H: 3 LOB: 2 BB: 0 P: 25	R: 0 E: 0 K: 0 S: 3 H: 0 LOB: 0 BB: 1 P: 8	1B: 5 2B: 2 3B: 0 HR: 0 SF: 0 SAC: 0 DP: 1 HBP: 0						

TOP

Chicago Cubs @ Montreal Expos

Olympic Stadium, Montreal, QB

Wed Aug 21 1991, 7:05 PM EDT

Att. 15,192 - Cloudy - 69 F

livebaseballscorecards.com

AB	32
R	3
H	7
RBI	3
BB	3
SO	3
LOB	9

WP: 0 PB: 0 SB: 1 CS: 1 PA: 36

PITCHER		IP	WLS	BF	H	R	ER	SO	BB	IBB	HBP	BLK	WP	HR	S	P	ERA	WHIP
Chris Nabholz, L ERA: 4.39	(1, 1)	7.0	L	26	4	2	2	2	2	0	0	0	0	0	58	93	2.57	0.857
Jeff Fassero, L ERA: 2.06	(8, 1)	0.2		3	1	1	1	1	0	0	0	0	0	0	8	12	13.50	1.500
Barry Jones, R ERA: 3.21	(8, 1)	1.1		6	2	0	0	0	1	0	0	0	0	0	11	21	0.00	2.250

PITCHER	IP	WLS	BF	H	R	ER	SO	BB	IBB	HBP	BLK	WP	HR	S	P	ERA	WHIP

Batter	1	2	3	4	5	6	7	8	9	AB	R	H	RBI	BB	SO	LOB
Delino DeShields, L (1, 4) OBP: 0.373, SLG: 0.344	BBSBB 4-1 1B SF8 BB		BFX 1-1 S 1B		LBX 1-2 ①② G4-6-3 1-2f			CBBCFX 2-2 ① G6-3		3	1	1	0	1	0	1
Marquis Grissom, R (1, 8) OBP: 0.310, SLG: 0.369	1 SAFE 1 SAFE 1 SAFE PB1X SAFE 2-0 WP S 1-3 1B		BSSFFBFS 2-3 ① K 1-2		BBCFFFFF 2-2 X ③ G6-3			BX 1-0 ② F9		4	0	1	0	0	1	1
Ivan Calderon, R (1, 7) OBP: 0.360, SLG: 0.468	1 SAFE 1 SAFE 1B X 1-0 ① SF8 3-H		BX 1-0 ② P3			BCCX 1-2 ① P4		BCX 1-1 1B		3	0	1	1	0	0	1
Larry Walker, L (1, 9) OBP: 0.340, SLG: 0.451	1 SAFE 1 SAFE SP1B1CF SAFE 4-2 PB 1-2 BB		BBFX 2-1 ③ F9			SBX 1-1 ② F9		BBX 2-0 ③ G1-3		3	0	0	0	1	0	2
Andres Galarraga, R (1, 3) OBP: 0.277, SLG: 0.312	FX 0-1 ② L5 2-3			CFBFBS 2-3 ① K		CX 0-1 ③ F8			BX 1-0 ① L6	4	0	0	0	0	1	2
Bret Barberie, S (1, 5) OBP: 0.355, SLG: 0.462	FBCB1C SAFE 2-3 ③ K			BBFX 2-1 1B			BCFBBFC 3-3 ① K		BCX 1-1 ② F7	4	0	1	0	0	2	2
Mike Fitzgerald, R (1, 2) OBP: 0.252, SLG: 0.287 Eric Bullock, L (9, PH) OBP: 0.324, SLG: 0.355		BX 1-0 ① G6-3		BX 1-0 ② P2			BBCBSX 3-2 ② F9		BFBFC 2-3 ③ K	3 1	0 0	0 0	0 0	0 0	0 1	1 0
Spike Owen, S (1, 6) OBP: 0.313, SLG: 0.334		CBBSX 2-2 ② G4-3		CSC 0-3 ③ K			BCBX 2-1 1B			3	0	1	0	0	1	1
Chris Nabholz, L (1, 1) OBP: 0.129, SLG: 0.069 Dave Martinez, L (7, PH) OBP: 0.301, SLG: 0.375 Jeff Fassero, L (8, 1) Barry Jones, R (8, 1)		CBFFX 1-2 ③ G6-3			CBBBB 4-1 G4-6-3 BB		BBX 2-0 ③ L8			1 1 0 0	0 0 0 0	0 0 0 0	0 0 0 0	1 0 0 0	0 0 0 0	0 1 0 0
Inning Stats	R: 1 E: 0 K: 1 S: 14 H: 1 LOB: 2 BB: 2 P: 24	R: 0 E: 0 K: 0 S: 8 H: 0 LOB: 0 BB: 0 P: 12	R: 0 E: 0 K: 1 S: 10 H: 1 LOB: 1 BB: 0 P: 16	R: 0 E: 0 K: 2 S: 10 H: 1 LOB: 1 BB: 0 P: 15	R: 0 E: 0 K: 0 S: 12 H: 0 LOB: 0 BB: 1 P: 19	R: 0 E: 0 K: 0 S: 7 H: 0 LOB: 0 BB: 0 P: 9	R: 0 E: 0 K: 1 S: 10 H: 1 LOB: 1 BB: 0 P: 20	R: 0 E: 0 K: 0 S: 8 H: 1 LOB: 1 BB: 0 P: 14	R: 0 E: 0 K: 1 S: 6 H: 0 LOB: 0 BB: 0 P: 10	1B: 5 2B: 0 3B: 0 HR: 0	SF: 1 SAC: 0 DP: 1 HBP: 0						

PITCHER	IP	WLS	BF	H	R	ER	SO	BB	IBB	HBP	BLK	WP	HR	S	P	ERA	WHIP
Rick Sutcliffe, R (1, 1) ERA: 4.82	6.0	W	23	3	1	1	4	3	0	0	0	1	0	61	95	1.50	1.000
Les Lancaster, R (7, 1) ERA: 3.84	3.0	S	11	2	0	0	2	0	0	0	0	0	0	24	44	0.00	0.667

PITCHER	IP	WLS	BF	H	R	ER	SO	BB	IBB	HBP	BLK	WP	HR	S	P	ERA	WHIP

BOTTOM

Chicago Cubs @ Montreal Expos

Olympic Stadium, Montreal, QB

Wed Aug 21 1991, 7:05 PM EDT
Att. 15,192 - Cloudy - 69 F

livebaseballscorecards.com

AB	30
R	1
H	5
RBI	1
BB	3
SO	6
LOB	12

1B: 5	SF: 1	WP: 1	PA: 34		
2B: 0	SAC: 0	PB: 0			
3B: 0	DP: 1	SB: 2			
HR: 0	HBP: 0	CS: 0			

Montreal Expos @ Houston Astros

Astrodome, Houston, TX

Fri Aug 23 1991, 8:05 PM EDT

Att. 15,052 - Dome - 70 F

TOP

livebaseballscorecards.com

Batter	1	2	3	4	5	6	7	8	9	AB	R	H	RBI	BB	SO	LOB
Delino DeShields, L (1, 4) OBP: 0.369, SLG: 0.340	B C S B X 2-2 ① G4-3		B B B C X 3-1 ②③ G4-6-3 1-2f			B X 1-0 ① G4-3		B B C F C 2-3 ① K	C F B B F X 2-2 ③ G3-1	5	0	0	0	0	1	3
Marquis Grissom, R (1, 8) OBP: 0.310, SLG: 0.370	B X 1-0 ② F9			C B X 1-1 ① G6-3		B B X 2-0 S G6-3 2B		B F B X 2-1 ② F8		4	1	1	0	0	0	0
Dave Martinez, L (1, 7) OBP: 0.309, SLG: 0.384	B X 1-0 2B			B B X 2-0 WP 1B		B B B B 4-0 G6-3 2-3 BB		X 0-0 1B		3	0	3	0	1	0	0
Tim Wallach, R (1, 5) OBP: 0.299, SLG: 0.339	B F X 1-1 ③ G6-3			1 SAFE C C B X 1-2 ② P3 1-2		X 0-0 ② G6-3 1-2 3-H		F B S X 1-2 ③ G6-3		4	0	0	1	0	0	4
Larry Walker, L (1, 9) OBP: 0.339, SLG: 0.452		B B B C X 3-1 ① P5		S X 0-1 ③ G3		B B F S S 2-3 ③ K			F B F F B F X 2-2 E SF7 2B	4	1	1	0	0	1	2
Andres Galarraga, R (1, 3) OBP: 0.273, SLG: 0.307		B X 1-0 ② P4			B S S F C 1-3 ① K		B B X 2-0 ① G6-3		B F S F F X 1-2 ① F8	4	0	0	0	0	1	1
Gilberto Reyes, R (1, 2) OBP: 0.298, SLG: 0.261 Tom Foley, L (9, PH) OBP: 0.284, SLG: 0.308		B B F F F B X 3-2 ③ G5-3			B S S X 1-2 ② G5-3		B B F X 2-1 ② G5-3		B F F X 1-2 E4 BB 2-3	3 1	0 0	0 0	0 0	0 0	0 0	0 1
Spike Owen, S (1, 6) OBP: 0.315, SLG: 0.333			C B F X 1-2 ① L7		B F B B B 4-1 BB		B B C T B B 4-2 BB		S X 0-1 ② SF7 3-H	1	0	0	1	2	0	0
Dennis Martinez, R (1, 1) OBP: 0.154, SLG: 0.188 Eric Bullock, L (7, PH) OBP: 0.319, SLG: 0.349 Bill Sampen, R (7, 1) OBP: 0.600, SLG: 0.600 Mel Rojas, R (8, 1) Bret Barberie, S (9, PH) OBP: 0.364, SLG: 0.462			B C S T X 1-2 G4-6-3 1B		F B F B F B X 3-2 ③ L9		F B B B F S 3-3 ③ K		S B B B F T T T B 4-2 1-2 BB	2 1 0 0 0	0 0 0 0 0	1 0 0 0 0	0 0 0 0 0	0 1 0 0 1	0 1 0 0 0	1 1 0 0 0
Inning Stats	R: 0 H: 1 E: 0 LOB: 1 K: 0 BB: 0 S: 7 P: 12	R: 0 H: 0 E: 0 LOB: 0 K: 0 BB: 0 S: 7 P: 14	R: 0 H: 1 E: 0 LOB: 0 K: 0 BB: 0 S: 9 P: 14	R: 0 H: 1 E: 0 LOB: 1 K: 0 BB: 0 S: 8 P: 12	R: 0 H: 0 E: 0 LOB: 1 K: 1 BB: 1 S: 12 P: 21	R: 1 H: 1 E: 0 LOB: 1 K: 1 BB: 1 S: 6 P: 15	R: 0 H: 0 E: 0 LOB: 1 K: 1 BB: 1 S: 8 P: 19	R: 0 H: 1 E: 0 LOB: 1 K: 1 BB: 0 S: 9 P: 14	R: 1 H: 1 E: 1 LOB: 2 K: 0 BB: 1 S: 24 P: 34	1B: 3 SF: 1 2B: 3 SAC: 0 3B: 0 DP: 1 HR: 0 HBP: 0						

	AB	32
	R	2
	H	6
	RBI	2
	BB	4
	SO	4
	LOB	13

WP: 1 PA: 37
PB: 0
SB: 1
CS: 0

PITCHER		IP	WLS	BF	H	R	ER	SO	BB	IBB	HBP	BLK	WP	HR	S	P	ERA	WHIP
Ryan Bowen, R ERA: 5.05	(1, 1)	8.0	W	31	5	1	1	4	3	0	0	0	1	0	66	121	1.12	1.000
Curt Schilling, R ERA: 4.07	(9, 1)	1.0		6	1	1	0	0	1	0	0	0	0	0	24	34	0.00	2.000

PITCHER		IP	WLS	BF	H	R	ER	SO	BB	IBB	HBP	BLK	WP	HR	S	P	ERA	WHIP

Batter	1	2	3	4	5	6	7	8	9	AB	R	H	RBI	BB	SO	LOB
Steve Finley, L (1, 8) (7, 9) OBP: 0.346, SLG: 0.439	X 0-0 ① G3		B C B X 2-1 ② G6-3			B X 1-0 ① 5 1B BB 1B 2-3	B B X 2-0 G5-3 ①	B F B X 2-1 1-H 2-H 3B		5	1	2	2	0	0	0
Craig Biggio, R (1, 2) OBP: 0.362, SLG: 0.366	C B X 1-1 ② G3		B C B C F S 2-3 ③ K			1 SAFE 1 SAFE B 1 SAFE 1 SAFE B 1 SAFE 1 SAFE 1 SAFE 4-1 B C 1 SAFE B 5 1B 1B BB 1-2	B X 1-0 5 HR 2B	C B S S 1-3 ③ K		4	2	1	0	1	2	1
5 Jeff Bagwell, R (1, 3) OBP: 0.384, SLG: 0.443	B B F B X 3-1 1B			X 0-0 ① F9		C X 0-1 1B BB 1B 1-2 2-H	B B B X 3-0 2-H HR			4	2	3	3	0	0	0
Luis Gonzalez, L (1, 7) OBP: 0.313, SLG: 0.438	F X 0-1 ③ G4-3			C C C 0-3 ② K		C F B B X 2-2 BB FC6-2 1B 1-3 2-H	X 0-0 ② F7			4	0	1	1	0	1	1
Ken Caminiti, S (1, 5) OBP: 0.306, SLG: 0.372		B B B C S S 3-3 ① K		B C S B C 2-3 ③ K		I I I I 4-0 FC6-2 BB 1B IBB	X 0-0 ③ G4-3			3	1	0	0	1	2	0
Mike Simms, R (1, 9) OBP: 0.337, SLG: 0.333		C X 0-1 E3 G5-3	B C B X 2-1 ① G6-3			F B S B B F B 4-2 FC6-2 1B BB 1-2 2-3 3-H		C B X 1-1 1B 3B 1B		2	0	0	1	1	0	0
Gerald Young, S (6, PR) (7, 8) OBP: 0.297, SLG: 0.271										1	2	1	0	0	0	0
Andujar Cedeno, R (1, 6) OBP: 0.257, SLG: 0.400		S S B X 1-2 ② G5-3 1-2	C B X 1-1 ② L9			F B F X 1-2 ② FC6-2 1B 1-2 2-3 3-Hf		B S 1 SAFE B X 2-1 3B 1-2 1B		4	1	1	0	0	0	4
Casey Candaele, S (1, 4) OBP: 0.318, SLG: 0.373		F B C X 1-2 ③ G5-3	F B B B X 3-1 ③ P6			B B X 2-0 1-2 2-H 3-H 1B		X 0-0 ① F8		4	0	1	2	0	0	3
Ryan Bowen, R (1, 1) OBP: 0.333, SLG: 0.364			C B F X 1-2 ① G4-3			X 0-0 1B 2B		B C S S 1-3 ② K		3	0	1	0	0	1	2
Jose Tolentino, L (8, PH) OBP: 0.273, SLG: 0.350						1-3 K				1	0	0	0	0	1	2
Curt Schilling, R (9, 1) OBP: 1.000, SLG: 1.000										0	0	0	0	0	0	0
Inning Stats	R: 0 E: 0 K: 0 S: 7 H: 1 LOB: 1 BB: 0 P: 11	R: 0 E: 1 K: 1 S: 11 H: 0 LOB: 1 BB: 0 P: 16	R: 0 E: 0 K: 1 S: 9 H: 0 LOB: 0 BB: 0 P: 14	R: 0 E: 0 K: 2 S: 7 H: 0 LOB: 0 BB: 0 P: 9	R: 0 E: 0 K: 0 S: 6 H: 0 LOB: 0 BB: 0 P: 12	R: 5 E: 0 K: 1 S: 19 H: 5 LOB: 2 BB: 3 P: 38	R: 2 E: 0 K: 0 S: 5 H: 2 LOB: 0 BB: 0 P: 11	R: 2 E: 0 K: 2 S: 13 H: 3 LOB: 1 BB: 0 P: 20		1B: 7 2B: 2 3B: 1 HR: 1	SF: 0 SAC: 0 DP: 0 HBP: 0					

PITCHER		IP	WLS	BF	H	R	ER	SO	BB	IBB	HBP	BLK	WP	HR	S	P	ERA	WHIP
Dennis Martinez, R ERA: 2.2	(1, 1)	6.0	L	27	6	5	5	5	2	1	0	0	0	0	59	100	7.50	1.333
Bill Sampen, R ERA: 4.58	(7, 1)	1.0		5	2	2	2	0	0	0	0	0	0	1	5	11	18.00	2.000
Mel Rojas, R ERA: 4.68	(8, 1)	1.0		6	3	2	2	2	0	0	0	0	0	0	13	20	18.00	3.000

PITCHER	IP	WLS	BF	H	R	ER	SO	BB	IBB	HBP	BLK	WP	HR	S	P	ERA	WHIP

Montreal Expos @ Houston Astros

Astrodome, Houston, TX

Fri Aug 23 1991, 8:05 PM EDT

Att. 15,052 - Dome - 70 F

BOTTOM

livebaseballscorecards.com

AB	35
R	9
H	11
RBI	9
BB	3
SO	7
LOB	13

WP: 0	PB: 0	SB: 0	CS: 0	PA:	38

Batter	1	2	3	4	5	6	7	8	9	AB	R	H	RBI	BB	SO	LOB
Delino DeShields, L (1, 4) OBP: 0.369, SLG: 0.341	B X 1-0 S 1B		C B C S 1-3 K ③			C S S 0-3 K ②		B X 1-0 1B FC1-5 G6-3 1B 1-2 3-H	B S B F F X 2-2 G1-3 ③	5	1	2	1	0	2	0
Marquis Grissom, R (1, 8) OBP: 0.309, SLG: 0.367	L 1 SAFE 1 SAFE 1 SAFE C S 0-3 K ①			B B C B C F F B 4-2 CS BB		B B F X 2-1 L3 ③		B B C X 2-1 FC1-5 ① G6-3 1B 2B 1-2 2-3f		3	1	0	0	1	1	3
Dave Martinez, L (1, 9) OBP: 0.309, SLG: 0.382	1 SAFE 1 SAFE F X 0-1 F7 ②			S B 1 SAFE F B 1 SAFE S 2-3 K ①② 1-2			B S B C F B F X 3-2 G1-3 ①	C 1 SAFE B B B X 3-1 G6-3 2B 1B 1-2 2-3		4	1	1	0	0	1	2
Ivan Calderon, R (1, 7) OBP: 0.359, SLG: 0.466	P S B B X 3-1 F9 ③ 1-2			B B X 2-0 F7 ③			X 0-0 S 1B	B X 1-0 G6-3 ② 1-2 2-3 3-H		4	0	1	1	0	0	3
Tim Wallach, R (1, 5) OBP: 0.298, SLG: 0.336		B X 1-0 G5-3 ①			C X 0-1 F9 ①		1 SAFE S 1 SAFE F 1 SAFE B F P S 2-3 K ②	I I I I 4-0 2B IBB		3	1	0	0	1	1	1
Ron Hassey, L (1, 2) OBP: 0.298, SLG: 0.316 Eric Bullock, L (7, PR) OBP: 0.319, SLG: 0.349 Mel Rojas, R (7, 1) Tom Foley, L (8, PH) OBP: 0.289, SLG: 0.321 Barry Jones, R (8, 1)		X 0-0 F7 ②			B C F B S 2-3 K ②		1 SAFE B B B B C C B 4-2 1-2 BB	B C X 1-1 1-H 2-H 3-H 2B		2 0 0 1 0 0	0 0 0 0 0 0	0 0 0 1 0 0	0 0 0 3 0 0	1 0 0 0 0 0	1 0 0 0 0 0	0 0 0 0 0 0
Andres Galarraga, R (1, 3) OBP: 0.272, SLG: 0.310		B S X 1-1 F8 ③			F F B F B X 2-2 2B		B B X 2-0 P2 ③	C F X 0-2 F9 ③		4	0	1	0	0	0	3
Bret Barberie, S (1, 6) OBP: 0.358, SLG: 0.464			C B B F B X 3-2 G3-1 ①		F F C 0-3 K ③			F B X 1-1 1B 1B 2B	S B B F F S 2-3 K ①	4	1	1	0	0	2	1
Brian Barnes, L (1, 1) OBP: 0.237, SLG: 0.094 Gilberto Reyes, R (7, 2) OBP: 0.301, SLG: 0.265			B B C C B F F X 3-2 F7 ②			M F S 0-3 K ①		S C X 0-2 FC1-5 1B 1B 2-3	B B X 2-0 G5-3 ②	2 2	0 0	0 1	0 0	0 0	1 0	0 0
Inning Stats	R: 0 H: 1 E: 0 LOB: 1 K: 1 BB: 0 S: 9 P: 12	R: 0 H: 0 E: 0 LOB: 0 K: 0 BB: 0 S: 4 P: 6	R: 0 H: 0 E: 0 LOB: 0 K: 1 BB: 0 S: 11 P: 18	R: 0 H: 0 E: 0 LOB: 0 K: 1 BB: 1 S: 8 P: 16	R: 0 H: 1 E: 0 LOB: 1 K: 2 BB: 0 S: 12 P: 16	R: 0 H: 0 E: 0 LOB: 0 K: 2 BB: 0 S: 8 P: 10	R: 0 H: 1 E: 0 LOB: 2 K: 1 BB: 1 S: 14 P: 24	R: 5 H: 5 E: 0 LOB: 1 K: 0 BB: 1 S: 16 P: 29	R: 0 H: 0 E: 0 LOB: 0 K: 1 BB: 0 S: 9 P: 15	1B: 5 SF: 0 2B: 4 SAC: 0 3B: 0 DP: 1 HR: 0 HBP: 0						

PITCHER		IP	WLS	BF	H	R	ER	SO	BB	IBB	HBP	BLK	WP	HR	S	P	ERA	WHIP
Mark Portugal, R ERA: 4.37	(1, 1)	7.0	L	27	5	2	2	8	2	0	0	0	0	0	71	108	2.57	1.000
Al Osuna, L ERA: 2.24	(8, 1)	0.1		3	2	0	0	0	0	0	0	0	0	0	5	11	0.00	6.000
Dwayne Henry, R ERA: 2.98	(8, 1)	1.2		7	1	3	3	1	0	1	0	0	0	0	15	27	16.20	0.600

PITCHER	IP	WLS	BF	H	R	ER	SO	BB	IBB	HBP	BLK	WP	HR	S	P	ERA	WHIP

TOP

Montreal Expos @ Houston Astros

Astrodome, Houston, TX

Sat Aug 24 1991, 8:05 PM EDT

Att. 15,194 - Dome - 70 F

livebaseballscorecards.com

AB	34
R	5
H	8
RBI	5
BB	3
SO	9
LOB	13

Montreal Expos @ Houston Astros

Astrodome, Houston, TX

Sat Aug 24 1991, 8:05 PM EDT

Att. 15,194 - Dome - 70 F

livebaseballscorecards.com

BOTTOM

Batter	1	2	3	4	5	6	7	8	9	AB	R	H	RBI	BB	SO	LOB
Gerald Young, S (1, 7) (7, 8) OBP: 0.296, SLG: 0.263	G5-3		F8		BB		F8			3	0	0	0	1	0	2
Steve Finley, L (1, 8) (7, 9) OBP: 0.345, SLG: 0.436	G6-3		L3		F8		IBB			3	0	0	0	1	0	3
Craig Biggio, R (1, 2) OBP: 0.363, SLG: 0.369	1B			E 2B	K2-3		K			4	1	2	0	0	2	4
5 Jeff Bagwell, R (1, 3) OBP: 0.385, SLG: 0.441	G5-3			FC4-6 BB		CS BB		G5-3		2	0	0	0	2	0	1
Ken Caminiti, S (1, 5) OBP: 0.306, SLG: 0.373		K		FC4-6 S 1-2f 2-H		2B 1-2		L3		4	0	1	0	0	1	1
Mike Simms, R (1, 9) OBP: 0.327, SLG: 0.322 Mark Davidson, R (7, 7) OBP: 0.301, SLG: 0.339 Luis Gonzalez, L (8, PH) OBP: 0.312, SLG: 0.437 (9, 7)		K		K 1-2		G5-3		G3-1		3 0 1	0 0 0	0 0 0	0 0 0	0 0 0	2 0 0	2 0 0
Andujar Cedeno, R (1, 6) OBP: 0.248, SLG: 0.385		K		K		F8			F9	4	0	0	0	0	2	2
Casey Candaele, S (1, 4) OBP: 0.322, SLG: 0.375			L5		SH3-4 BB		F8 E 1B		G5-4-3 1B	3	0	2	0	1	0	0
Mark Portugal, R (1, 1) OBP: 0.333, SLG: 0.273 Al Osuna, R (8, 1) Dwayne Henry, R (8, 1) Jose Tolentino, L (9, PH) OBP: 0.261, SLG: 0.333			HBP		SH3-4 1-2		P3 1-2		G5-4-3 1-2f	1 0 0 1	0 0 0 0	0 0 0 0	0 0 0 0	0 0 0 0	0 0 0 1	1 0 0 1
Inning Stats	R: 0 H: 1 E: 0 LOB: 1 K: 0 BB: 0 S: 10 P: 19	R: 0 H: 0 E: 0 LOB: 0 K: 3 BB: 0 S: 9 P: 14	R: 0 H: 0 E: 0 LOB: 1 K: 0 BB: 0 S: 10 P: 14	R: 1 H: 1 E: 1 LOB: 1 K: 2 BB: 1 S: 16 P: 26	R: 0 H: 0 E: 0 LOB: 2 K: 1 BB: 2 S: 9 P: 20	R: 0 H: 1 E: 0 LOB: 1 K: 0 BB: 1 S: 5 P: 12	R: 0 H: 1 E: 1 LOB: 2 K: 1 BB: 1 S: 7 P: 11	R: 0 H: 0 E: 0 LOB: 0 K: 0 BB: 0 S: 6 P: 7	R: 0 H: 1 E: 0 LOB: 0 K: 0 BB: 0 S: 10 P: 16	1B: 3 SF: 0 2B: 2 SAC: 1 3B: 0 DP: 1 HR: 0 HBP: 1						WP: 0 PA: 36 PB: 0 SB: 1 CS: 1

	AB	29
	R	1
	H	5
	RBI	0
	BB	5
	SO	7
	LOB	17

PITCHER		IP	WLS	BF	H	R	ER	SO	BB	IBB	HBP	BLK	WP	HR	S	P	ERA	WHIP
Brian Barnes, L ERA: 3.98	(1, 1)	6.0		25	3	1	0	6	4	0	1	0	0	0	59	105	0.00	1.167
Mel Rojas, R ERA: 4.5	(7, 1)	1.0	W	5	1	0	0	1	0	1	0	0	0	0	7	11	0.00	1.000
Barry Jones, R ERA: 3.13	(8, 1)	2.0		6	1	0	0	0	0	0	0	0	0	0	16	23	0.00	0.500

PITCHER	IP	WLS	BF	H	R	ER	SO	BB	IBB	HBP	BLK	WP	HR	S	P	ERA	WHIP

Batter	1	2	3	4	5	6	7	8	9	AB	R	H	RBI	BB	SO	LOB
Delino DeShields, L (1, 4) OBP: 0.370, SLG: 0.342	M B X 1-1 G3 ①		F B B B F C 3-3 K ③		B B C F B X 3-2 CS 1B			M C B S 1-3 K ①	C C B B X 2-2 1-2 2-H 3-H 1B ③	5	0	2	1	0	2	0
Spike Owen, S (1, 6) OBP: 0.318, SLG: 0.339	B B B C S C 3-3 K ②			X 0-0 PB 1B 2B	1 SAFE 1 SAFE B 1 SAFE 1 SAFE B C S 3-2 B F F F X 1-2 P4 ② ③			C B C B F B X 3-2 FC1-4 1B		4	1	2	0	0	1	1
Marquis Grissom, R (1, 8) OBP: 0.309, SLG: 0.373	C B B X 2-1 F6 ③			B X 1-0 P3 ①		B F X 1-1 HR		C F X 0-2 FC1-4 1-2f ②		4	1	1	1	0	0	2
Ivan Calderon, R (1, 7) OBP: 0.356, SLG: 0.462		C X 0-1 P4 ①		B X 1-0 G5-3 ②		S C B B F S 2-3 K ①		B X 1-0 F8 ③		4	0	0	0	0	1	2
Tim Wallach, R (1, 5) OBP: 0.300, SLG: 0.336		B F F X 1-2 P4 ②		B C B B C B 4-2 BB 1B 2-3 BB		S B F B B S 3-3 K ②			B S F F F X 1-2 FC4-6 1B	3	1	1	0	1	1	0
Larry Walker, L (1, 9) OBP: 0.341, SLG: 0.449		B B B F F B 4-2 BB		B F B 1 SAFE B F F B 4-2 1B 1-2 BB		C X 0-1 G1-3 ③			S 1 SAFE S X 0-2 F7 ①	2	0	0	0	2	0	1
Andres Galarraga, R (1, 3) OBP: 0.272, SLG: 0.309		B 1 SAFE F 1 SAFE F B 1 SAFE S 2-3 K ③		B B F X 2-1 1-2 2-H 3-H 1B			B X 1-0 P5 ①		X 0-0 FC4-6 BB BB 1-2f 1B ②	4	1	1	2	0	1	2
Gilberto Reyes, R (1, 2) OBP: 0.299, SLG: 0.259			L B S B F F S 2-3 K ①	X 0-0 L7 ③			B S B B X 3-1 G1-4-3 ②		B B F S S B B 4-2 1-2 1B BB BB	3	0	0	0	1	1	2
Mark Gardner, R (1, 1) OBP: 0.071, SLG: 0.071 Mel Rojas, R (8, 1) Jeff Fassero, L (8, 1)		C X 0-1 L6 ②			F F B B S 2-3 K ①		B S S S 1-3 K ③		S B B F F B B 4-2 1-2 2-3 1B BB	3 0 0	0 0 0	0 0 0	0 0 0	0 0 1	2 0 0	0 0 0
Inning Stats	R: 0 E: 0 K: 1 S: 7 H: 0 LOB: 0 BB: 0 P: 13	R: 0 E: 0 K: 1 S: 10 H: 0 LOB: 1 BB: 1 P: 17	R: 0 E: 0 K: 2 S: 10 H: 0 LOB: 0 BB: 0 P: 15	R: 2 E: 0 K: 0 S: 11 H: 2 LOB: 2 BB: 2 P: 23	R: 0 E: 0 K: 1 S: 12 H: 1 LOB: 0 BB: 0 P: 20	R: 1 E: 0 K: 2 S: 11 H: 1 LOB: 0 BB: 0 P: 17	R: 0 E: 0 K: 1 S: 6 H: 0 LOB: 0 BB: 0 P: 11	R: 0 E: 0 K: 1 S: 11 H: 1 LOB: 1 BB: 0 P: 16	R: 1 E: 0 K: 0 S: 17 H: 2 LOB: 2 BB: 2 P: 28	1B: 5 2B: 1 3B: 0 HR: 1	SF: 0 SAC: 0 DP: 0 HBP: 0			WP: 0 PB: 1 SB: 0 CS: 1	PA: 37	

PITCHER		IP	WLS	BF	H	R	ER	SO	BB	IBB	HBP	BLK	WP	HR	S	P	ERA	WHIP
Jim Deshaies, L ERA: 5.02	(1, 1)	6.0	L	24	4	3	3	7	3	0	0	0	0	1	61	105	4.50	1.167
Jim Corsi, R ERA: 3.66	(7, 1)	2.0		7	1	0	0	2	0	0	0	0	0	0	17	27	0.00	0.500
Curt Schilling, R ERA: 4.17	(9, 1)	1.0		6	2	1	1	0	2	0	0	0	0	0	17	28	9.00	4.000

PITCHER	IP	WLS	BF	H	R	ER	SO	BB	IBB	HBP	BLK	WP	HR	S	P	ERA	WHIP

Montreal Expos @ Houston Astros

Astrodome, Houston, TX

Sun Aug 25 1991, 4:33 AM EDT

Att. 10,851 - Dome - 70 F

TOP

livebaseballscorecards.com

AB	32
R	4
H	7
RBI	4
BB	5
SO	9
LOB	10

Montreal Expos @ Houston Astros

Astrodome, Houston, TX

Sun Aug 25 1991, 4:33 AM EDT

Att. 10,851 - Dome - 70 F

BOTTOM

Batter	1	2	3	4	5	6	7	8	9	AB	R	H	RBI	BB	SO	LOB
Steve Finley, L (1, 8) OBP: 0.342, SLG: 0.432	K			L8		G6-3		FC6-4 (1-2f)		4	0	0	0	0	1	2
Casey Candaele, S (1, 4) OBP: 0.319, SLG: 0.371	P5			L7		L8		F8		4	0	0	0	0	0	2
5 Jeff Bagwell, R (1, 3) OBP: 0.386, SLG: 0.439	F8			BB			BB		F8	2	0	0	0	2	0	0
Luis Gonzalez, L (1, 7) OBP: 0.310, SLG: 0.434 Mike Simms, R (9, PH) OBP: 0.324, SLG: 0.319		P2	F8				P5		K	3 1	0 0	0 0	0 0	0 0	0 1	2 0
Ken Caminiti, S (1, 5) OBP: 0.303, SLG: 0.370		G3-1			L7		F9		K	4	0	0	0	0	1	1
Javier Ortiz, R (1, 9) OBP: 0.418, SLG: 0.458		G5-3			1B		L8			3	0	1	0	0	0	1
Andujar Cedeno, R (1, 6) OBP: 0.259, SLG: 0.402			G4-6-3 1B		P2			F8 2B		3	0	2	0	0	0	1
Tony Eusebio, R (1, 2) OBP: 0.357, SLG: 0.200			G4-6-3 (1-2f)		K			FC6-4 BB		2	0	0	0	1	1	2
Jim Deshaies, L (1, 1) OBP: 0.171, SLG: 0.105 Gerald Young, S (6, PH) OBP: 0.293, SLG: 0.260 Jim Corsi, R (7, 1) Jose Tolentino, L (8, PH) OBP: 0.250, SLG: 0.318 Curt Schilling, R (9, 1) OBP: 1.000, SLG: 1.000			G1-3			P5		F8 2-3		1 1 0 1 0	0 0 0 0 0	0 0 0 0 0	0 0 0 0 0	0 0 0 0 0	0 0 0 0 0	0 0 0 2 0
Inning Stats	R: 0 E: 0 K: 1 S: 11 H: 0 LOB: 0 BB: 0 P: 17	R: 0 E: 0 K: 0 S: 6 H: 0 LOB: 0 BB: 0 P: 11	R: 0 E: 0 K: 0 S: 6 H: 1 LOB: 0 BB: 0 P: 8	R: 0 E: 0 K: 0 S: 8 H: 0 LOB: 1 BB: 1 P: 20	R: 0 E: 0 K: 1 S: 11 H: 1 LOB: 1 BB: 0 P: 12	R: 0 E: 0 K: 0 S: 7 H: 0 LOB: 0 BB: 0 P: 11	R: 0 E: 0 K: 0 S: 6 H: 0 LOB: 1 BB: 1 P: 11	R: 0 E: 0 K: 0 S: 6 H: 1 LOB: 2 BB: 1 P: 11	R: 0 E: 0 K: 2 S: 7 H: 0 LOB: 0 BB: 0 P: 9	1B: 2 2B: 1 3B: 0 HR: 0 SF: 0 SAC: 0 DP: 1 HBP: 0						

livebaseballscorecards.com

AB	29
R	0
H	3
RBI	0
BB	3
SO	4
LOB	13

WP: 0 PB: 0 SB: 0 CS: 0 PA: 32

PITCHER		IP	WLS	BF	H	R	ER	SO	BB	IBB	HBP	BLK	WP	HR	S	P	ERA	WHIP
Mark Gardner, R ERA: 3.12	(1, 1)	7.0	W	26	3	0	0	2	3	0	0	0	0	0	57	96	0.00	0.857
Mel Rojas, R ERA: 4.44	(8, 1)	0.1		1	0	0	0	0	0	0	0	0	0	0	1	2	0.00	0.000
Jeff Fassero, L ERA: 1.98	(8, 1)	1.2	S	5	0	0	0	2	0	0	0	0	0	0	10	12	0.00	0.000

PITCHER	IP	WLS	BF	H	R	ER	SO	BB	IBB	HBP	BLK	WP	HR	S	P	ERA	WHIP

Batter	1	2	3	4	5	6	7	8	9	AB	R	H	RBI	BB	SO	LOB
Delino DeShields, L (1, 4) OBP: 0.370, SLG: 0.341	S B B S F B X 3-2 G4-6-3 1B	X 0-0 ③ G4-3		L B X 1-1 ② F8		B B B C F F B 4-2 E S BB		B C X 1-1 ②③ G6-4-3 1-2f		4	0	1	0	1	0	3
Marquis Grissom, R (1, 8) OBP: 0.305, SLG: 0.369	X 0-0 ①② G4-6-3 1-2f		B X 1-0 ① F8	C X 0-1 ③ G5-3		B B S S X 2-2 ② G4-3 1-3			B C F X 1-2 ① P6	5	0	0	0	0	0	3
Dave Martinez, L (1, 9) OBP: 0.316, SLG: 0.395	B B B C X 3-1 HR 3B		C B X 1-1 HBP 1B		C C X 0-2 HR 1B	C B F F B F S 2-3 ③ K			B C S B B F X 3-2 E8 HR 1B	5	3	4	0	0	1	1
Ivan Calderon, R (1, 7) OBP: 0.360, SLG: 0.469	B C B S B B 4-2 HR BB		1 SAFE F H 1-1 ② S 1-2 HBP		1 SAFE S B 1 SAFE 1 SAFE F X 1-2 ① F7		B B B C B 4-1 G5-4-3 BB		F C F B B X 2-2 3-H HR	2	2	1	2	2	0	1
Tim Wallach, R (1, 5) OBP: 0.299, SLG: 0.341	1 SAFE B X 1-0 1-H 3-H HR		1 SAFE B S C X 1-2 ③ F8 1-2		X 0-0 ② F9		1 SAFE 1 SAFE C X 0-1 ①② G5-4-3 1-2f		B F B X 2-1 ② F8	5	1	1	3	0	0	3
Larry Walker, L (1, 3) OBP: 0.344, SLG: 0.460	X 0-0 ③ G4-3			S F B B X 2-2 ① L6	X 0-0 1-H HR		C B B B F X 3-2 S 1B		X 0-0 1B	5	1	3	2	0	0	0
Mike Fitzgerald, R (1, 2) OBP: 0.264, SLG: 0.295 Scott Ruskin, R (7, 1) Jeff Fassero, L (8, 1) Junior Noboa, R (9, PH) OBP: 0.241, SLG: 0.305		B F S B X 2-2 SH5-4 1B		B B B C B 4-1 3B BB	B X 1-0 1B		F 1 SAFE C F B B B S 3-3 ③ K 1-2		F F F B F F F X 1-2 ③ F8	3 0 0 1	1 0 0 0	2 0 0 0	0 0 0 0	1 0 0 0	1 0 0 1	1 0 0 1
Spike Owen, S (1, 6) OBP: 0.320, SLG: 0.348		C 1 SAFE X 0-1 ① F8		X 0-0 1-H 1B 3B	C X 0-1 ③ L4			B C B X 2-1 G6-4-3 1B		4	1	2	1	0	0	2
Chris Haney, L (1, 1) OBP: 0.133, SLG: 0.133 Bill Sampen, R (5, 1) OBP: 0.500, SLG: 0.500 Gilberto Reyes, R (7, 2) OBP: 0.298, SLG: 0.258		B X 1-0 ② SH5-4 1-2		B F P S X 2-2 3-H 1B		B B C C X 2-2 ① G4-3		F F B F S 1-3 ① K		1 1 1	0 0 0	1 0 0	1 0 0	0 0 0	0 0 1	0 0 1
Inning Stats	R: 3 H: 3 E: 0 LOB: 0 K: 0 BB: 1 S: 11 P: 22	R: 0 H: 1 E: 0 LOB: 1 K: 0 BB: 0 S: 7 P: 10	R: 0 H: 1 E: 0 LOB: 1 K: 0 BB: 0 S: 7 P: 11	R: 2 H: 2 E: 0 LOB: 1 K: 0 BB: 1 S: 13 P: 21	R: 2 H: 3 E: 0 LOB: 1 K: 0 BB: 0 S: 11 P: 13	R: 0 H: 0 E: 0 LOB: 1 K: 1 BB: 1 S: 14 P: 24	R: 0 H: 1 E: 0 LOB: 1 K: 1 BB: 1 S: 10 P: 20	R: 0 H: 1 E: 0 LOB: 0 K: 1 BB: 0 S: 8 P: 12	R: 2 H: 3 E: 1 LOB: 1 K: 0 BB: 0 S: 21 P: 30	1B: 10 SF: 0 2B: 0 SAC: 1 3B: 2 DP: 3 HR: 3 HBP: 1						

PITCHER		IP	WLS	BF	H	R	ER	SO	BB	IBB	HBP	BLK	WP	HR	S	P	ERA	WHIP
Armando Reynoso, R ERA: 5.85	(1, 1)	4.0		20	7	5	5	0	2	0	1	0	0	1	38	64	11.25	2.250
Tony Castillo, L ERA: 7.27	(5, 1)	1.0		6	3	2	2	0	0	0	0	0	0	1	11	13	18.00	3.000
Mark Wohlers, R ERA:	(6, 1)	2.0	W	8	1	0	0	2	2	0	0	0	0	0	24	44	0.00	1.500
Mike Stanton, L ERA: 2.54	(8, 1)	2.0	S	9	4	2	2	1	0	0	0	0	0	1	29	42	9.00	2.000

PITCHER	IP	WLS	BF	H	R	ER	SO	BB	IBB	HBP	BLK	WP	HR	S	P	ERA	WHIP

TOP

Montreal Expos @ Atlanta Braves

Atlanta-Fulton County Stadium, Atlanta, GA

Mon Aug 26 1991, 7:05 PM EDT

Att. 12,889 - Cloudy - 77 F

livebaseballscorecards.com

AB	37
R	9
H	15
RBI	9
BB	4
SO	3
LOB	16

WP: 0	PA: 43		
PB: 0			
SB: 3			
CS: 0			

BOTTOM

Batter	1	2	3	4	5	6	7	8	9	AB	R	H	RBI	BB	SO	LOB
Lonnie Smith, R (1, 7) OBP: 0.390, SLG: 0.408	B B B B 4-0 G6-3 BB		B C B S X 2-2 E6 1B 1B		B X 1-1 1B G3-1 1B 1-3 K	B H 2-0 WP HBP	C B F X 1-2 FC5-4 1B 3-H			3	3	1	0	1	1	2
Mike Stanton, L (8, 1) OBP: 0.500, SLG: 0.667										1	0	1	1	0	0	0
Terry Pendleton, S (1, 5) OBP: 0.361, SLG: 0.510	C B 1 SAFE F B B X 3-2 G6-3 ①② 1-2f		1 SAFE X 0-0 BB 1B 1B 1-3		C X 0-1 G3-1 BB HR 1B 1-3	X 0-0 G3 ①	C F F B S 1-3 K ② B X 1-0 FC5-4 ③ 1-2f			6	1	2	0	0	1	4
Ron Gant, R (1, 8) OBP: 0.326, SLG: 0.513	F B F F B C 2-3 K ③		X 0-0 BB 1B 1-2 3-H		B B B B 4-0 G3-1 HR BB 1-2	F X 0-1 E5 PB HR	B B F X 2-1 F7 ③ 1-H 2-H			4	2	1	1	1	1	0
David Justice, L (1, 9) OBP: 0.379, SLG: 0.519		B X 1-0 F9 ① B B B B 4-0 FC6-4 BB 1-2 2-3			X 0-0 G3-1 ① 1-2 2-3 3-H	1 SAFE 1 SAFE B B B C X 3-1 HR 1-H		B S C C 1-3 K ①		4	1	1	3	1	1	2
Brian Hunter, R (1, 3) OBP: 0.289, SLG: 0.438		B C X 1-1 F8 ② S B X 1-1 FC6-4 ③ 1-2f			B B C X 2-1 E5 HR	F B B F X 2-2 G1-3 ②		B B B F B 4-1 BB 2B BB		4	2	0	0	1	0	5
Jeff Blauser, R (1, 6) OBP: 0.360, SLG: 0.424	B B B C C B 4-2 BB			B X 1-0 FC5-4 1B 1B	B C X 1-1 HR 1-H 2-H 3-H	B C X 1-1 BLK 1B		1 SAFE B B B B 4-0 2B BB 1-2		3	1	3	4	1	0	0
Rafael Belliard, R (7, 6) OBP: 0.275, SLG: 0.272										0	1	0	0	1	0	0
Francisco Cabrera, R (1, 2) OBP: 0.297, SLG: 0.464	C S C 0-3 K ③			B C F X 1-2 FC5-4 1B 1-2	C B F B X 2-2 F7 ② S F S 0-3 K ③ 1-2			B F B B F F X 3-2 2B 2B 1-H 2-H		5	1	2	2	0	2	2
Mark Lemke, S (1, 4) OBP: 0.333, SLG: 0.348			C B B F X 2-2 G6-3 ① B C X 1-1 FC5-4 G1-6-3 ① 1-2f 2-3		B B B B 4-0 1B BB	C X 0-1 WP SH3-4 1B	B X 1-0 G6-3 1B 2B 2-H			4	2	2	1	1	0	2
Armando Reynoso, R (1, 1) Keith Mitchell, R (4, PH) OBP: 0.411, SLG: 0.481 Tony Castillo, L (5, 1) Tommy Gregg, L (5, PH) OBP: 0.276, SLG: 0.318 Mark Wohlers, R (6, 1) Otis Nixon, S (7, PH) OBP: 0.375, SLG: 0.328 (8, 7)			C B X 1-1 G4-3 ② X		B C S B X 3-2 1B 1-3	1 SAFE B 1 SAFE L 1 SAFE 1 SAFE B X 2-1 SH3-4 ① 1-2		F X 0-1 G6-3 ② 2-3		1 1 0 1 0 1	0 0 0 0 0 0	0 0 0 1 0 1	0 0 0 0 0 0	0 0 0 0 0 0	0 2 0 0 0 1	0 0 0 0 0 1
Inning Stats	R: 0 E: 0 K: 1 S: 7 H: 0 LOB: 0 BB: 1 P: 16	R: 0 E: 0 K: 1 S: 8 H: 0 LOB: 1 BB: 1 P: 14	R: 1 E: 1 K: 0 S: 12 H: 2 LOB: 3 BB: 1 P: 22	R: 0 E: 0 K: 0 S: 7 H: 2 LOB: 1 BB: 0 P: 10	R: 5 E: 1 K: 1 S: 18 H: 4 LOB: 2 BB: 2 P: 36	R: 2 E: 1 K: 1 S: 13 H: 2 LOB: 1 BB: 0 P: 19	R: 2 E: 0 K: 1 S: 10 H: 1 LOB: 0 BB: 0 P: 17	R: 4 E: 0 K: 1 S: 15 H: 3 LOB: 1 BB: 2 P: 30		1B: 10 2B: 2 3B: 0 HR: 2	SF: 0 SAC: 1 DP: 2 HBP: 1			WP: 3 PB: 1 SB: 0 CS: 0	PA: 47	

PITCHER		IP	WLS	BF	H	R	ER	SO	BB	IBB	HBP	BLK	WP	HR	S	P	ERA	WHIP
Chris Haney, L ERA: 3.61	(1, 1)	4.1		24	7	6	4	2	4	0	0	0	0	1	43	79	8.31	2.538
Bill Sampen, R ERA: 4.6	(5, 1)	1.2	L	10	3	2	1	2	1	0	0	1	0	1	22	38	5.40	2.400
Scott Ruskin, L ERA: 4.41	(7, 1)	1.1		10	3	6	6	2	2	0	1	0	1	0	19	39	40.50	3.750
Jeff Fassero, L ERA: 1.94	(8, 1)	0.2		3	1	0	0	0	0	0	0	0	0	0	6	8	0.00	1.500

PITCHER	IP	WLS	BF	H	R	ER	SO	BB	IBB	HBP	BLK	WP	HR	S	P	ERA	WHIP

Montreal Expos @ Atlanta Braves

Atlanta-Fulton County Stadium, Atlanta, GA

Mon Aug 26 1991, 7:05 PM EDT

Att. 12,889 - Cloudy - 77 F

livebaseballscorecards.com

AB	38
R	14
H	14
RBI	12
BB	7
SO	6
LOB	20

Batter	1	2	3	4	5	6	7	8	9	AB	R	H	RBI	BB	SO	LOB
Delino DeShields, L (1, 4) OBP: 0.369, SLG: 0.347	X 0-0 HR		B B B C F S 3-3 ② K			B C S S 1-3 ① K		C X 0-1 ② G6-3		4	1	1	1	0	2	0
Spike Owen, S (1, 6) OBP: 0.316, SLG: 0.343	C C B X 1-2 ① P6		S B C B S 2-3 ③ K			B C F S 1-3 ② K		B X 1-0 ③ G6-3		4	0	0	0	0	2	0
Marquis Grissom, R (1, 8) OBP: 0.307, SLG: 0.370	B S X 1-1 S 1B			S B F X 1-2 F9 S 1B		B S X 1-1 ③ G5-3			B X 1-0 ① G5-3	4	0	2	0	0	0	0
Ivan Calderon, R (1, 7) OBP: 0.359, SLG: 0.474	F 1 SAFE 1 SAFE 1 SAFE S B 1 SAFE 1 SAFE B 2-3 F S ② K			S 1 SAFE 1 SAFE B X 1-1 ① F9 1-3			C X 0-1 HR		B B C S S S 2-3 ② K	4	1	1	1	0	2	2
Tim Wallach, R (1, 5) OBP: 0.296, SLG: 0.338	P B B B C F S 3-3 ③ K 1-2			B C B C B S 3-3 ② K			C B S S 1-3 ① K		S B B B B X 3-1 ③ G5-3	4	0	0	0	0	3	2
Larry Walker, L (1, 9) OBP: 0.344, SLG: 0.457		X 0-0 ① G3-1		B B B C S X 3-2 ③ P6			F B B B B 4-1 WP BB			2	0	0	0	1	0	1
Andres Galarraga, R (1, 3) OBP: 0.269, SLG: 0.306		B B S C S 2-3 ② K			B S B C S 2-3 ① K		S 1 SAFE S 1 SAFE S 0-3 ② K			3	0	0	0	0	3	1
Gilberto Reyes, R (1, 2) OBP: 0.293, SLG: 0.253		S C B B S 2-3 ③ K			F B C X 1-2 ② F7		B B B C X 3-1 ③ P4 1-2			3	0	0	0	0	1	1
Chris Nabholz, L (1, 1) OBP: 0.121, SLG: 0.065 Junior Noboa, R (8, PH) OBP: 0.238, SLG: 0.301 Mel Rojas, R (8, 1)			B C C X 1-2 ① F7		B C C F F C 1-3 ③ K			X 0-0 ① G1-3		2 1 0	0 0 0	0 0 0	0 0 0	0 0 0	1 0 0	0 0 0
Inning Stats	R: 1 E: 0 K: 2 S: 14 H: 2 LOB: 1 BB: 0 P: 20	R: 0 E: 0 K: 2 S: 7 H: 0 LOB: 0 BB: 0 P: 11	R: 0 E: 0 K: 2 S: 9 H: 0 LOB: 0 BB: 0 P: 15	R: 0 E: 0 K: 1 S: 11 H: 1 LOB: 1 BB: 0 P: 19	R: 0 E: 0 K: 2 S: 11 H: 0 LOB: 0 BB: 0 P: 15	R: 0 E: 0 K: 2 S: 8 H: 0 LOB: 0 BB: 0 P: 11	R: 1 E: 0 K: 2 S: 11 H: 1 LOB: 1 BB: 1 P: 19	R: 0 E: 0 K: 0 S: 4 H: 0 LOB: 0 BB: 0 P: 5	R: 0 E: 0 K: 1 S: 6 H: 0 LOB: 0 BB: 0 P: 12	1B: 2 2B: 0 3B: 0 HR: 2	SF: 0 SAC: 0 DP: 0 HBP: 0					

Montreal Expos @ Atlanta Braves

Atlanta-Fulton County Stadium, Atlanta, GA

Tue Aug 27 1991, 7:05 PM EDT

Att. 15,806 - Cloudy - 81 F

TOP

livebaseballscorecards.com

AB	31
R	2
H	4
RBI	2
BB	1
SO	14
LOB	7

WP: 1 PB: 0 SB: 2 CS: 0 PA: 32

PITCHER		IP	WLS	BF	H	R	ER	SO	BB	IBB	HBP	BLK	WP	HR	S	P	ERA	WHIP
Charlie Leibrandt, L ERA: 3.54	(1, 1)	8.0	W	29	4	2	2	13	1	0	0	0	1	2	75	115	2.25	0.625
Jim Clancy, R ERA: 3.03	(9, 1)	1.0	S	3	0	0	0	1	0	0	0	0	0	0	6	12	0.00	0.000

PITCHER	IP	WLS	BF	H	R	ER	SO	BB	IBB	HBP	BLK	WP	HR	S	P	ERA	WHIP

Montreal Expos @ Atlanta Braves

Atlanta-Fulton County Stadium, Atlanta, GA

Tue Aug 27 1991, 7:05 PM EDT

Att. 15,806 - Cloudy - 81 F

livebaseballscorecards.com

BOTTOM

Batter	1	2	3	4	5	6	7	8	9	AB	R	H	RBI	BB	SO	LOB
Lonnie Smith, R (1, 7) OBP: 0.389, SLG: 0.407	X 0-0 ① F8	B B B C X 3-1 ③ F9			B B X 2-0 G3-1 1B 1B	B C B X 2-1 ① F7				3	1	1	0	0	0	2
Otis Nixon, S (6, 7) OBP: 0.374, SLG: 0.327										1	0	0	0	0	0	0
Terry Pendleton, S (1, 5) OBP: 0.360, SLG: 0.508	B C X 1-1 ② F9		B C X 1-1 ① G5-3		P B S 1 SAFE B X 3-1 ① G3-1 1-2		B F X 1-1 1B			4	0	1	0	0	0	1
Ron Gant, R (1, 8) OBP: 0.325, SLG: 0.510	B B X 2-0 ③ P2		B X 1-0 ② F8		B X 1-0 G1-3 2-H 1B		C X 0-1 ② F8			4	0	1	1	0	0	1
David Justice, L (1, 9) OBP: 0.374, SLG: 0.511		B C B S X 2-2 ① F7	C B B C B C 3-3 ③ K		B X 1-0 ② G1-3 1-2		B C X 1-1 ③ F8			4	0	0	0	0	1	2
Brian Hunter, R (1, 3) OBP: 0.293, SLG: 0.439		X 0-0 BB 1B 1B		S B B C X 2-2 FC6-4 1B 1B	B X 1-0 ③ F9			F X 0-1 ① G5-3		4	1	2	0	0	0	1
Jeff Blauser, R (1, 6) OBP: 0.359, SLG: 0.421		C B 1 SAFE B 1 SAFE B 1 SAFE B B 4-1 1B 1-2 SF7 BB		1 SAFE C B B X 2-1 ① FC6-4 1B 1-2f		B X 1-0 ① F9		X 0-0 G1-3 1B		2	1	0	0	1	0	1
Rafael Belliard, R (7, 6) OBP: 0.278, SLG: 0.274										1	0	1	0	0	0	0
Greg Olson, R (1, 2) OBP: 0.331, SLG: 0.380		F B B B X 3-1 SF7 1-3 2-H 1B		C 1 SAFE F S 0-3 ② K		B B X 2-0 1B		B X 1-0 ② G1-3 1-2		4	0	2	1	0	1	2
Mark Lemke, S (1, 4) OBP: 0.332, SLG: 0.347	X 0-0 ② SF7 1-2 3-H			1 SAFE X 0-0 1-2 1B		B X 1-0 ② F8		C S S 0-3 ③ K		3	0	1	1	0	1	2
Charlie Leibrandt, R (1, 1) OBP: 0.086, SLG: 0.091		B F B B B 4-1 BB		B B C X 2-1 ③ F7		C B X 1-1 ③ F9				2	0	0	0	1	0	3
Jim Clancy, R (9, 1)										0	0	0	0	0	0	0

	AB	32
	R	3
	H	9
	RBI	3
	BB	2
	SO	3
	LOB	15

Inning Stats	1	2	3	4	5	6	7	8	9
	R: 0 E: 0 K: 0 S: 4	H: 0 LOB: 0 BB: 0 P: 7	R: 2 E: 0 K: 0 S: 11	H: 2 LOB: 2 BB: 2 P: 27	R: 0 E: 0 K: 1 S: 6	H: 0 LOB: 0 BB: 0 P: 11	R: 0 E: 0 K: 1 S: 11	H: 2 LOB: 2 BB: 0 P: 17	R: 1 E: 0 K: 0 S: 7	H: 2 LOB: 1 BB: 0 P: 14
	R: 0 E: 0 K: 0 S: 5	H: 1 LOB: 1 BB: 0 P: 10	R: 0 E: 0 K: 0 S: 8	H: 1 LOB: 1 BB: 0 P: 12	R: 0 E: 0 K: 1 S: 7	H: 1 LOB: 1 BB: 0 P: 8				

	1B: 9	SF: 1	WP: 0	PA: 35
	2B: 0	SAC: 0	PB: 0	
	3B: 0	DP: 0	SB: 0	
	HR: 0	HBP: 0	CS: 0	

PITCHER	IP	WLS	BF	H	R	ER	SO	BB	IBB	HBP	BLK	WP	HR	S	P	ERA	WHIP
Chris Nabholz, L (1, 1) ERA: 4.35	7.0	L	31	8	3	3	2	2	0	0	0	0	0	52	98	3.86	1.429
Mel Rojas, R (8, 1) ERA: 4.28	1.0		4	1	0	0	1	0	0	0	0	0	0	7	8	0.00	1.000

PITCHER	IP	WLS	BF	H	R	ER	SO	BB	IBB	HBP	BLK	WP	HR	S	P	ERA	WHIP

Batter	1	2	3	4	5	6	7	8	9	AB	R	H	RBI	BB	SO	LOB
Delino DeShields, L (1, 4) OBP: 0.366, SLG: 0.344	X 0-0 ① G4-3		B B C S F B C 3-3 ③ K			B C B X 2-1 ① G3		C F F B S 1-3 ② K		4	0	0	0	0	2	1
Spike Owen, S (1, 6) OBP: 0.315, SLG: 0.340	C C B F B B F X 3-2 ② P6			F X 0-1 ① F8		B C X 1-1 ② P5		B B B C B 4-1 BB		3	0	0	0	1	0	0
Marquis Grissom, R (1, 8) OBP: 0.304, SLG: 0.367	F B B B S F C 3-3 ③ K			C X 0-1 ② G6-3		C X 0-1 ③ L5		C X 0-1 ③ G4-3		4	0	0	0	0	1	1
Ivan Calderon, R (1, 7) OBP: 0.361, SLG: 0.483		B S C B B X 3-2 ① G4-3		B B F B F F X 3-2 ③ F7			C X 0-1 HR		X 0-0 1B 2B	4	2	2	1	0	0	0
Tim Wallach, R (1, 5) OBP: 0.299, SLG: 0.349 Bret Barberie, S (7, 5) OBP: 0.366, SLG: 0.471		B B X 2-0 ② G6-3			X 0-0 HR		C B F B X 2-2 G4-3 2B		C C X 0-2 1B 2-H 1B	3 1	1 0	2 1	1 1	0 0	0 0	0 0
Larry Walker, L (1, 9) OBP: 0.343, SLG: 0.455		F B B B F C 2-3 ③ K			S S B B B F X 3-2 1B		B C X 1-1 ① G4-3 2-3		B X 1-0 ① F7	4	0	1	0	0	1	2
Andres Galarraga, R (1, 3) OBP: 0.269, SLG: 0.305			X 0-0 ① F9		C S B F F S 1-3 ① K		B X 1-0 ② L4		X 0-0 1-2 1B	4	0	1	0	0	1	2
Mike Fitzgerald, R (1, 2) OBP: 0.257, SLG: 0.287			B X 1-0 ② F8		X 0-0 ② F8		F X 0-1 ③ P4		C B B B B X 3-1 ② F9	4	0	0	0	0	0	4
Dennis Martinez, R (1, 1) OBP: 0.167, SLG: 0.215 Mel Rojas, R (4, 1) Scott Ruskin, R (6, 1) Jeff Fassero, L (7, 1) Tom Foley, L (8, PH) OBP: 0.287, SLG: 0.319 Barry Jones, R (8, 1) Eric Bullock, L (9, PH) OBP: 0.315, SLG: 0.344			F X 0-1 2B		S S B B B B C 3-3 ③ K			B T S S 1-3 ① K	S X 0-1 ③ G6-3	1 1 0 0 1 0 0 1	0 0 0 0 0 0 0 0	1 0 0 0 0 0 0 0	0 0 0 0 0 1 0 0	0 1 0 0 0 0 0 0	0 1 0 0 0 0 0 0	0 1 0 0 0 0 0 2
Inning Stats	R: 0 E: 0 K: 1 S: 10 H: 0 LOB: 0 BB: 0 P: 16	R: 0 E: 0 K: 1 S: 7 H: 0 LOB: 0 BB: 0 P: 14	R: 0 E: 0 K: 1 S: 8 H: 1 LOB: 1 BB: 0 P: 12	R: 0 E: 0 K: 0 S: 8 H: 0 LOB: 0 BB: 0 P: 11	R: 1 E: 0 K: 2 S: 14 H: 2 LOB: 1 BB: 0 P: 21	R: 0 E: 0 K: 0 S: 6 H: 0 LOB: 0 BB: 0 P: 9	R: 1 E: 0 K: 0 S: 10 H: 2 LOB: 1 BB: 0 P: 14	R: 0 E: 0 K: 2 S: 10 H: 0 LOB: 1 BB: 1 P: 16	R: 1 E: 0 K: 0 S: 10 H: 3 LOB: 2 BB: 0 P: 14	1B: 3 2B: 3 3B: 0 HR: 2 SF: 0 SAC: 0 DP: 0 HBP: 0						

PITCHER		IP	WLS	BF	H	R	ER	SO	BB	IBB	HBP	BLK	WP	HR	S	P	ERA	WHIP
Tom Browning, L ERA: 3.89	(1, 1)	7.0	W	26	5	2	2	5	0	0	0	0	0	2	63	97	2.57	0.714
Milt Hill, R ERA: 2.2	(8, 1)	1.0		4	0	0	0	2	1	0	0	0	0	0	10	16	0.00	1.000
Steve Foster, R ERA: 3.0	(9, 1)	1.0		6	3	1	1	0	0	0	0	0	0	0	10	14	9.00	3.000

PITCHER	IP	WLS	BF	H	R	ER	SO	BB	IBB	HBP	BLK	WP	HR	S	P	ERA	WHIP

TOP

Montreal Expos @ Cincinnati Reds

Riverfront Stadium, Cincinnati, OH

Wed Aug 28 1991, 7:05 PM EDT
Att. 17,264 - Cloudy - 86 F

livebaseballscorecards.com

AB	35
R	3
H	8
RBI	3
BB	1
SO	7
LOB	13

WP: 0 PB: 0 SB: 0 CS: 0 PA: 36

BOTTOM

Montreal Expos @ Cincinnati Reds

Riverfront Stadium, Cincinnati, OH

Wed Aug 28 1991, 7:05 PM EDT

Att. 17,264 - Cloudy - 86 F

livebaseballscorecards.com

Batter	1	2	3	4	5	6	7	8	9	AB	R	H	RBI	BB	SO	LOB
Mariano Duncan, R (1, 4) OBP: 0.281, SLG: 0.397 (7, 6)	C B X 1-1 L5-3 1B		C X 0-1 1-3 3B 2B	C F B X 1-2 1-H HR		B S B B X 3-1 1-H HR		B B F X 2-1 ① FC6-4 WP 1-2f		5	3	4	4	0	0	1
Hal Morris, L (1, 3) OBP: 0.370, SLG: 0.484	B 1 SAFE F 1 SAFE P 1 SAFE 1 SAFE 1 SAFE X 2-1 ①② L5-3 1-2		B B X 2-0 ① FC4-2 3B 3-H	X 0-0 HR		B S B C X 2-2 ① G5-3		B F S B S 2-3 ② K		5	2	1	1	0	1	4
Barry Larkin, R (1, 6) OBP: 0.376, SLG: 0.513 Luis Quinones, S (7, 4) OBP: 0.304, SLG: 0.294	B X 1-0 ③ F8		C X 0-1 1-H 2-H 1B 3B	B B F X 2-1 ③ G5-3		C B B B X 3-1 ② G5-3		C B B C S 2-3 ③ K 1-2		4 1	1 0	1 0	2 0	0 0	0 1	0 1
Paul O'Neill, L (1, 9) OBP: 0.345, SLG: 0.479		F B B B C F F B 4-2 HR BB	B X 1-0 ② G4-3		S X 0-1 S 1B 1B	C C C 0-3 ③ K				3	2	1	0	1	1	1
Chris Sabo, R (1, 5) OBP: 0.364, SLG: 0.513		B F X 1-1 1-H HR	C F F X 0-2 S 3-H 1B		C S S 0-3 ① K		B B X 2-0 G1-3 2B			4	1	3	3	0	1	1
Carmelo Martinez, R (1, 7) OBP: 0.327, SLG: 0.364		C C B B X 2-2 ① F7	B B F B F S 3-3 ③ K 1-2		B B F B S F X 3-2 WP 1-H 1B		S C S 0-3 ① K			4	0	1	1	0	2	2
Jeff Reed, L (1, 2) OBP: 0.333, SLG: 0.351		C B C B S 2-3 ② K		B F S S 1-3 ① K	B X 1-0 ② F9 1-2		B F X 1-1 ② G1-3 2-3			4	0	0	0	0	2	2
Herm Winningham, L (1, 8) OBP: 0.276, SLG: 0.289		C X 0-1 ③ G4-3		F B B F S 2-3 ② K	B S B S S 2-3 ③ K		X 0-0 ③ G6-3			4	0	0	0	0	2	2
Tom Browning, L (1, 1) OBP: 0.226, SLG: 0.237 Milt Hill, R (8, 1) Chris Jones, R (8, PH) OBP: 0.429, SLG: 0.450 Steve Foster, R (9, 1)			X 0-0 2B FC4-2 1B	B B B B 4-0 HR BB		B C B B B 4-1 HR BB		B X 1-0 FC6-4 1B		1 0 1 0	2 0 0 0	1 0 1 0	0 0 0 0	2 0 0 0	0 0 0 0	0 0 0 0
Inning Stats	R: 0 H: 1 E: 0 LOB: 0 K: 0 BB: 0 S: 6 P: 9	R: 2 H: 1 E: 0 LOB: 0 K: 1 BB: 1 S: 14 P: 23	R: 3 H: 4 E: 0 LOB: 1 K: 1 BB: 0 S: 14 P: 20	R: 3 H: 2 E: 0 LOB: 0 K: 2 BB: 1 S: 12 P: 22	R: 1 H: 2 E: 0 LOB: 1 K: 2 BB: 0 S: 13 P: 19	R: 2 H: 1 E: 0 LOB: 0 K: 1 BB: 1 S: 11 P: 23	R: 0 H: 1 E: 0 LOB: 1 K: 1 BB: 0 S: 7 P: 10	R: 0 H: 1 E: 0 LOB: 1 K: 2 BB: 0 S: 9 P: 16		1B: 6 SF: 0 2B: 3 SAC: 0 3B: 1 DP: 1 HR: 4 HBP: 0						

	AB	36
	R	11
	H	13
	RBI	11
	BB	3
	SO	10
	LOB	14

WP: 2 PA: 39
PB: 0
SB: 2
CS: 0

PITCHER		IP	WLS	BF	H	R	ER	SO	BB	IBB	HBP	BLK	WP	HR	S	P	ERA	WHIP
Dennis Martinez, R ERA: 2.4	(1, 1)	3.0	L	15	6	5	5	2	1	0	0	0	0	1	34	52	15.00	2.333
Mel Rojas, R ERA: 5.22	(4, 1)	2.0		11	4	4	4	4	1	0	0	0	1	2	25	41	18.00	2.500
Scott Ruskin, L ERA: 4.68	(6, 1)	1.0		5	1	2	2	1	1	0	0	0	0	1	11	23	18.00	2.000
Jeff Fassero, L ERA: 1.9	(7, 1)	1.0		4	1	0	0	1	0	0	0	0	0	0	7	10	0.00	1.000
Barry Jones, R ERA: 3.08	(8, 1)	1.0		4	1	0	0	2	0	0	0	0	1	0	9	16	0.00	1.000

PITCHER	IP	WLS	BF	H	R	ER	SO	BB	IBB	HBP	BLK	WP	HR	S	P	ERA	WHIP

Montreal Expos @ Cincinnati Reds

Riverfront Stadium, Cincinnati, OH

Thu Aug 29 1991, 7:05 PM EDT

Att. 18,030 - Cloudy - 87 F

livebaseballscorecards.com

TOP

Batter	1	2	3	4	5	6	7	8	9	AB	R	H	RBI	BB	SO	LOB
Delino DeShields, L (1, 4) OBP: 0.367, SLG: 0.351	G6-3	G6-3			3B		G4-3 1-2		1B 2B	5	1	2	0	0	0	1
Dave Martinez, L (1, 8) OBP: 0.317, SLG: 0.404	HR	G6-3			F7		G4-3 2-3		BB 2-H 1B	5	1	2	2	0	0	2
Ivan Calderon, R (1, 7) OBP: 0.365, SLG: 0.482	E S E BB		G1-3		S BB		BB		BB	1	1	0	0	4	0	0
Tim Wallach, R (1, 5) OBP: 0.298, SLG: 0.346	E1 1B 1B 1-H FC6-4		F8		SAFE 1-2 BB		SAFE K		F9	4	1	0	1	1	1	4
Larry Walker, L (1, 9) OBP: 0.343, SLG: 0.453	FC6-4 1B 1-2 1B		F7		G4-3			K		4	0	1	0	0	1	3
Andres Galarraga, R (1, 3) OBP: 0.269, SLG: 0.304	FC6-4 1-2 2-3 1B			P4		F8		F8		4	0	1	0	0	0	0
Tom Foley, L (1, 6) OBP: 0.281, SLG: 0.312 Bill Sampen, R (6, 1) OBP: 0.500, SLG: 0.500 Marquis Grissom, R (8, PH) OBP: 0.304, SLG: 0.366 Jeff Fassero, L (8, 1)	FC6-4 1-2f 2-3 3-H			G4-3		K		G4-3		3 0 1 0	0 0 0 0	0 0 0 0	1 0 0 0	0 0 0 0	1 0 0 0	2 0 0 0
Mike Fitzgerald, R (1, 2) OBP: 0.253, SLG: 0.281 Eric Bullock, L (9, PH) OBP: 0.311, SLG: 0.338	L9			K		K			F7	3 1	0 0	0 0	0 0	0 0	2 0	2 0
Brian Barnes, L (1, 1) OBP: 0.225, SLG: 0.088 Spike Owen, S (6, 6) OBP: 0.317, SLG: 0.342 Bret Barberie, S (9, PH) OBP: 0.361, SLG: 0.465		K			B1-3		G4-3 G4-3 1B		K	2 1 1	0 0 0	0 1 0	0 0 0	0 0 0	1 0 1	0 0 0
Inning Stats	R: 3 E: 2 K: 0 S: 19 H: 3 LOB: 2 BB: 1 P: 31	R: 0 E: 0 K: 1 S: 7 H: 0 LOB: 0 BB: 0 P: 11	R: 0 E: 0 K: 0 S: 8 H: 0 LOB: 0 BB: 0 P: 14	R: 0 E: 0 K: 1 S: 8 H: 0 LOB: 0 BB: 0 P: 12	R: 0 E: 0 K: 0 S: 15 H: 1 LOB: 3 BB: 2 P: 27	R: 0 E: 0 K: 2 S: 11 H: 0 LOB: 0 BB: 0 P: 15	R: 0 E: 0 K: 1 S: 13 H: 1 LOB: 2 BB: 1 P: 25	R: 0 E: 0 K: 1 S: 7 H: 0 LOB: 0 BB: 0 P: 8	R: 1 E: 0 K: 1 S: 13 H: 2 LOB: 2 BB: 1 P: 22	1B: 4 2B: 1 3B: 1 HR: 1 SF: 0 SAC: 0 DP: 0 HBP: 0						

AB	35
R	4
H	7
RBI	4
BB	5
SO	7
LOB	14

WP: 0 PB: 0 SB: 2 CS: 0 PA: 40

PITCHER		IP	WLS	BF	H	R	ER	SO	BB	IBB	HBP	BLK	WP	HR	S	P	ERA	WHIP
Jose Rijo, R ERA: 2.52	(1, 1)	6.0	W	26	4	3	2	4	3	0	0	0	0	1	68	110	3.00	1.167
Norm Charlton, L ERA: 3.35	(7, 1)	2.0		8	1	0	0	2	1	0	0	0	0	0	20	33	0.00	1.000
Rob Dibble, R ERA: 2.47	(9, 1)	1.0	S	6	2	1	1	1	1	0	0	0	0	0	13	22	9.00	3.000

PITCHER	IP	WLS	BF	H	R	ER	SO	BB	IBB	HBP	BLK	WP	HR	S	P	ERA	WHIP

Montreal Expos @ Cincinnati Reds

Riverfront Stadium, Cincinnati, OH

Thu Aug 29 1991, 7:05 PM EDT

Att. 18,030 - Cloudy - 87 F

BOTTOM

Batter	1	2	3	4	5	6	7	8	9	AB	R	H	RBI	BB	SO	LOB
Mariano Duncan, R (1, 4) OBP: 0.285, SLG: 0.396	B B B C B 4-1 SH5-3 BB BB		C X 0-1 ① P6		F B B B X 3-1 1B HR 2-H 1B	B X 1-0 ③ P3 1-2				3	1	1	1	1	0	1
Hal Morris, L (1, 3) OBP: 0.369, SLG: 0.481	1 SAFE C 1 SAFE 1 SAFE C B F S 1-3 ① K		B F C B B F F X 3-2 ② G1-3		1 SAFE 1 SAFE 1 SAFE 1 SAFE X 0-0 HR 1-2 1B		F B X 1-1 ① G1-3			4	1	1	0	0	1	1
Barry Larkin, R (1, 6) OBP: 0.379, SLG: 0.521	B B B B 4-0 SH5-3 1-2 BB		C F F X 0-2 ③ G6-3		B B C X 2-1 HR 1-H 2-H		B B B B 4-0 BB			2	1	1	3	2	0	0
Chris Sabo, R (1, 5) OBP: 0.364, SLG: 0.519	X 0-0 ② SH5-3 1-2 2-3			B X 1-0 ① F7	B X 1-0 HR		1 SAFE X 0-0 ② F9			3	1	1	1	0	0	1
Eric Davis, R (1, 8) OBP: 0.371, SLG: 0.418	B F X 1-1 ③ G6-3			B C B C S 2-3 ② K	B B B B 4-0 BB		1 SAFE B 1 SAFE X 1-0 ③ F9			3	0	0	0	1	1	3
Carmelo Martinez, R (1, 7) OBP: 0.322, SLG: 0.357 Rob Dibble, L (9, 1)		B S B B F X 3-2 ① F9		X 0-0 ③ G5-3	B C 1 SAFE C F 1 SAFE S 1-3 ③ K			X 0-0 ① G6-3		4 0	0 0	0 0	0 0	0 0	1 0	1 0
Paul O'Neill, L (1, 9) OBP: 0.344, SLG: 0.477		B F B C C 2-3 ② K			X 0-0 SH1 1B 1B	C C S 0-3 ① K		B B F X 2-1 ② F9		4	1	1	0	0	2	0
Joe Oliver, R (1, 2) OBP: 0.260, SLG: 0.363		B B B B 4-0 BB			C F X 0-2 ① F9	X 0-0 ② F9		X 0-0 ③ F8		3	0	0	0	1	0	1
Jose Rijo, R (1, 1) OBP: 0.250, SLG: 0.235 Chris Jones, R (6, PH) OBP: 0.442, SLG: 0.463 Norm Charlton, S (7, 1) OBP: 0.043, SLG: 0.087 Herm Winningham, L (9, 7) OBP: 0.276, SLG: 0.289		S X 0-1 ③ F9			1 SAFE X 0-0 ② SH1 1-2	B S S S X 1-2 S 1B				1 1 0 0	0 0 0 0	0 1 0 0	0 0 0 0	0 0 0 0	0 0 0 0	1 0 0 0
Inning Stats	R: 0 E: 0 K: 1 S: 8 H: 0 LOB: 2 BB: 2 P: 18	R: 0 E: 0 K: 1 S: 8 H: 0 LOB: 1 BB: 1 P: 17	R: 0 E: 0 K: 0 S: 11 H: 0 LOB: 0 BB: 0 P: 14	R: 0 E: 0 K: 1 S: 5 H: 0 LOB: 0 BB: 0 P: 8	R: 5 E: 0 K: 1 S: 16 H: 5 LOB: 1 BB: 1 P: 27	R: 0 E: 0 K: 1 S: 8 H: 1 LOB: 1 BB: 0 P: 10	R: 0 E: 0 K: 0 S: 4 H: 0 LOB: 1 BB: 1 P: 10	R: 0 E: 0 K: 0 S: 4 H: 0 LOB: 0 BB: 0 P: 6		1B: 4 2B: 0 3B: 0 HR: 2 SF: 0 SAC: 2 DP: 0 HBP: 0						

livebaseballscorecards.com

	AB	R	H	RBI	BB	SO	LOB
	28	5	6	5	5	5	9

PITCHER		IP	WLS	BF	H	R	ER	SO	BB	IBB	HBP	BLK	WP	HR	S	P	ERA	WHIP
Brian Barnes, L ERA: 4.17	(1, 1)	5.2	L	27	6	5	5	5	4	0	0	0	0	2	55	92	7.94	1.765
Bill Sampen, R ERA: 4.5	(6, 1)	1.1		5	0	0	0	0	1	0	0	0	0	0	5	12	0.00	0.750
Jeff Fassero, L ERA: 1.85	(8, 1)	1.0		3	0	0	0	0	0	0	0	0	0	0	4	6	0.00	0.000

PITCHER	IP	WLS	BF	H	R	ER	SO	BB	IBB	HBP	BLK	WP	HR	S	P	ERA	WHIP

Batter	1	2	3	4	5	6	7	8	9	AB	R	H	RBI	BB	SO	LOB
Steve Finley, L (1, 8) OBP: 0.343, SLG: 0.427	L F B B B C 3-3 K		B C B B B 4-1 1-2 BB		B B F B X 3-1 G4-3			C X 0-1 HBP 1B 3-H		3	0	1	1	1	1	1
Craig Biggio, R (1, 2) OBP: 0.369, SLG: 0.376	B B C F B B 4-2 BB		B C X 1-1 F9			C X 0-1 G4-3		F B F H 2-2 1-2 HBP		2	0	0	0	1	0	2
5 Jeff Bagwell, R (1, 3) OBP: 0.382, SLG: 0.430	B C 1 SAFE B X 2-1 F9		X 0-0 G5-3			X 0-0 F7		C S S 0-3 K		4	0	0	0	0	1	5
Ken Caminiti, S (1, 5) OBP: 0.312, SLG: 0.393 Curt Schilling, R (8, 1) OBP: 1.000, SLG: 1.000	F 1 SAFE B C F X 1-2 G1-3			B B S X 2-1 CS WP 1B		C B B B X 3-1 F9		B X 1-0 G4-3		4 0	0 0	1 0	0 0	0 0	0 0	3 0
Javier Ortiz, R (1, 9) OBP: 0.377, SLG: 0.383		B F X 1-1 G5-3		1 SAFE B X 1-0 L6			B S X 1-1 G5-3		B S X 1-1 G6-3	4	0	0	0	0	0	1
Mark Davidson, R (1, 7) OBP: 0.288, SLG: 0.322		B X 1-0 F7		B 1 SAFE L B F B C 3-3 1-2 K			C B X 1-1 G6-3		C F B F F F B S 2-3 K	4	0	0	0	0	2	1
Andujar Cedeno, R (1, 6) OBP: 0.268, SLG: 0.398		C F X 0-2 G6-3		C B 1-1 2-3 CS	B X 1-0 F7		B F F B B F S 3-3 K		F C S 0-3 K	4	0	0	0	0	2	0
Casey Candaele, S (1, 4) OBP: 0.320, SLG: 0.375			X 0-0 F9		B X 1-0 SH5-4 1B			B S X 1-1 1B 3B		3	1	2	0	0	0	0
Jim Deshaies, L (1, 1) OBP: 0.190, SLG: 0.105 Al Osuna, R (6, 1) Jose Tolentino, L (8, PH) OBP: 0.321, SLG: 0.538 Rafael Ramirez, R (8, PH) OBP: 0.285, SLG: 0.305 (8, 5)			B B B B 4-0 BB		1 SAFE S X 0-1 1-2 SH5-4			B F B B X 3-1 F8		0 0 0 1	0 0 0 0	0 0 0 0	0 0 0 0	1 0 0 0	0 0 0 0	0 0 0 1
Inning Stats	R: 0 H: 0 E: 0 LOB: 1 K: 1 BB: 1 S: 11 P: 21	R: 0 H: 0 E: 0 LOB: 0 K: 0 BB: 0 S: 6 P: 8	R: 0 H: 0 E: 0 LOB: 2 K: 0 BB: 2 S: 5 P: 14	R: 0 H: 1 E: 0 LOB: 0 K: 1 BB: 0 S: 7 P: 14	R: 0 H: 1 E: 0 LOB: 1 K: 0 BB: 0 S: 6 P: 11	R: 0 H: 0 E: 0 LOB: 0 K: 0 BB: 0 S: 5 P: 8	R: 0 H: 0 E: 0 LOB: 0 K: 1 BB: 0 S: 8 P: 13	R: 1 H: 2 E: 0 LOB: 2 K: 1 BB: 0 S: 12 P: 19	R: 0 H: 0 E: 0 LOB: 0 K: 2 BB: 0 S: 11 P: 14	1B: 3 SF: 0 2B: 0 SAC: 1 3B: 1 DP: 0 HR: 0 HBP: 1						

PITCHER		IP	WLS	BF	H	R	ER	SO	BB	IBB	HBP	BLK	WP	HR	S	P	ERA	WHIP
Mark Gardner, R ERA: 2.99	(1, 1)	6.0	W	22	2	0	0	2	3	0	0	0	1	0	40	76	0.00	0.833
Mel Rojas, R ERA: 5.34	(7, 1)	1.0		4	1	1	1	1	0	0	0	0	0	0	10	16	9.00	1.000
Jeff Fassero, L ERA: 1.84	(8, 1)	0.1		2	1	0	0	0	0	0	0	0	0	0	4	7	0.00	3.000
Barry Jones, R ERA: 3.01	(8, 1)	1.2	S	6	0	0	0	3	0	0	1	0	0	0	17	23	0.00	0.000

PITCHER	IP	WLS	BF	H	R	ER	SO	BB	IBB	HBP	BLK	WP	HR	S	P	ERA	WHIP

TOP

Houston Astros @ Montreal Expos

Olympic Stadium, Montreal, QB

Fri Aug 30 1991, 7:05 PM EDT
Att. 7,704 - Cloudy - 85 F

livebaseballscorecards.com

AB	29
R	1
H	4
RBI	1
BB	3
SO	6
LOB	14

WP: 1	PA: 35		
PB: 0			
SB: 0			
CS: 1			

Houston Astros @ Montreal Expos

Olympic Stadium, Montreal, QB

Fri Aug 30 1991, 7:05 PM EDT
Att. 7,704 - Cloudy - 85 F

Batter		1	2	3	4	5	6	7	8	9	AB	R	H	RBI	BB	SO	LOB
Delino DeShields, L OBP: 0.369, SLG: 0.353	(1, 4)	1-1 G5-3 S 2B HBP	2-1 G4-3 2-3			2-0 CS 1B		2-1 1B			3	1	2	0	0	0	1
Spike Owen, S OBP: 0.314, SLG: 0.338	(1, 6)	3-3 K 1-2	2-3 K			3-3 K 1-2		0-0 G4-3			4	0	0	0	0	3	4
Ivan Calderon, R OBP: 0.366, SLG: 0.482	(1, 7)	0-0 G5-3 2-3		3-3 K			3-2 CS 1B		0-0 1B 1B 1B		4	0	2	0	0	1	1
Tim Wallach, R OBP: 0.299, SLG: 0.348	(1, 5)	1-0 2B 3-H 2B		2-1 F6			4-1 WP 1B 1-2 BB		0-3 K		3	1	1	1	1	1	1
Larry Walker, L OBP: 0.349, SLG: 0.461	(1, 9)	2-0 2B 2-H		1-0 CS 1B			0-0 WP 1-2 1B		0-0 1B 1-H 1B		4	1	4	1	0	0	0
Marquis Grissom, R OBP: 0.305, SLG: 0.366	(1, 8)	4-1 BB		1-0 CS 1-2	1-3 K		0-3 K		1-0 1B 3-H		3	0	1	1	1	2	2
Andres Galarraga, R OBP: 0.265, SLG: 0.300	(1, 3)	2-3 K			2-3 K2-3		2-3 K 1-2 2-3		1-0 G3		4	0	0	0	0	3	5
Gilberto Reyes, R OBP: 0.293, SLG: 0.255	(1, 2)		2-2 G4-3 SH5-4 1B		2-3 K			2-3 K			3	0	1	0	0	2	0
Mark Gardner, R OBP: 0.070, SLG: 0.070	(1, 1)		0-0 SH5-4 1-2			2-1 G6-3		0-3 K			1	0	0	0	0	0	0
Mel Rojas, R	(7, 1)										1	0	0	0	0	1	0
Jeff Fassero, L	(8, 1)										0	0	0	0	0	0	0
Barry Jones, R	(8, 1)										0	0	0	0	0	0	0

Inning Stats	1	2	3	4	5	6	7	8	9
	R: 2 H: 2 E: 0 LOB: 2 K: 2 BB: 1 S: 12 P: 25	R: 0 H: 1 E: 0 LOB: 1 K: 1 BB: 0 S: 9 P: 15	R: 0 H: 1 E: 0 LOB: 0 K: 1 BB: 0 S: 6 P: 13	R: 0 H: 0 E: 0 LOB: 0 K: 3 BB: 0 S: 9 P: 14	R: 0 H: 1 E: 0 LOB: 0 K: 1 BB: 0 S: 8 P: 15	R: 0 H: 2 E: 0 LOB: 2 K: 2 BB: 1 S: 12 P: 21	R: 0 H: 1 E: 0 LOB: 1 K: 2 BB: 0 S: 9 P: 13	R: 1 H: 3 E: 0 LOB: 1 K: 1 BB: 0 S: 7 P: 9	

1B: 9	SF: 0
2B: 2	SAC: 1
3B: 0	DP: 0
HR: 0	HBP: 1

WP: 1 PA: 35
PB: 0
SB: 1
CS: 3

livebaseballscorecards.com

AB	30
R	3
H	11
RBI	3
BB	2
SO	13
LOB	14

PITCHER		IP	WLS	BF	H	R	ER	SO	BB	IBB	HBP	BLK	WP	HR	S	P	ERA	WHIP
Jim Deshaies, L ERA: 4.96	(1, 1)	5.1	L	22	6	2	2	8	2	0	1	0	0	0	48	93	3.38	1.500
Al Osuna, L ERA: 2.53	(6, 1)	1.2		7	2	0	0	4	0	0	0	0	1	0	17	23	0.00	1.200
Curt Schilling, R ERA: 4.19	(8, 1)	1.0		5	3	1	1	1	0	0	0	0	0	0	7	9	9.00	3.000

PITCHER	IP	WLS	BF	H	R	ER	SO	BB	IBB	HBP	BLK	WP	HR	S	P	ERA	WHIP

Batter	1	2	3	4	5	6	7	8	9	10	AB	R	H	RBI	BB	SO	LOB
Craig Biggio, R (1, 2) OBP: 0.371, SLG: 0.375	C X 0-1 F6 ①		B B C B B 4-1 5 2B BB		B C X 1-1 G6-3 ①		B C B B B 4-1 5 1B G4-3 BB		B C B B B 4-1 BB		2	2	0	0	3	0	0
Steve Finley, L (1, 8) (6, 9) OBP: 0.342, SLG: 0.424	B C B B B 4-1 E 5 1B WP BB		F X 0-1 F9 ②		C X 0-1 G1-3 ②		B C X 1-1 G4-3 ② 1-2 2-3		B 1 SAFE C X 1-1 F7 ③		4	1	0	0	1	0	4
5 Jeff Bagwell, R (1, 3) OBP: 0.384, SLG: 0.434	B C 1 SAFE X 1-1 WP E 1-2 F7-2 1B		1 SAFE 1 SAFE B F F 1 SAFE B B X 3-2 BB 1-H 2B		C B X 1-1 F9 ③		C B B C F X 2-2 FC4-6 2-H 3-H 1B			B S C B X 2-2 F8 ①	5	0	3	3	0	0	0
Ken Caminiti, S (1, 5) OBP: 0.313, SLG: 0.391	B C B C X 2-2 E6 WP 1-2 2-3		B C B C B B 4-2 BB BB			F C B F F B X 2-2 1B	X 0-0 FC4-6 ③ 1-2f			X 0-0 P2 ②	4	0	1	0	1	0	3
Javier Ortiz, R (1, 9) (6, 7) OBP: 0.370, SLG: 0.365	S S B B B X 3-2 F7-2 ② ③ 1-2 2-H 3-H		C S B B B B B 4-2 1-2 2-3 BB			B 1 SAFE C 1 SAFE B F C 2-3 K ①		B B F F B X 3-2 F8 ①		B B B B C S F B 4-2 BB	3	0	0	0	1	1	3
Mark Davidson, R (8, 7) OBP: 0.293, SLG: 0.322											0	0	0	0	1	0	0
Casey Candaele, S (1, 7) Gerald Young, S (6, 8) OBP: 0.320, SLG: 0.374 OBP: 0.295, SLG: 0.261		C B F F X 1-2 CS 1B	B F F F S 1-3 K ③			C F X 0-2 P4 ②		F B C X 1-2 K2 1B		B X 1-0 F9 ③	3	0	1	0	0	1	4
											2	0	1	0	0	0	1
Andujar Cedeno, R (1, 6) OBP: 0.261, SLG: 0.387	B F S B 1 SAFE X 2-2 F6 ① ② 1-2			X 0-0 F9 ①		B S F S 1-3 K ③		C S B 1 SAFE F 1 SAFE S 1-3 K2 ② ③ 1-2f			4	0	0	0	0	2	3
Andy Mota, R (1, 4) OBP: 0.000, SLG: 0.000	B F B F F F S 2-3 K ③			C F S 0-3 K ②			F S F X 0-2 P5 ①		B B B C X 3-1 G6-3 ①		4	0	0	0	0	2	0
Pete Harnisch, S (1, 1) OBP: 0.158, SLG: 0.132			C B S M 1-3 K ①	B B B C X 3-1 G4-3 ③			B B B C C X 3-2 G4-3 5 1B 2B		C S C 0-3 K ②		3	1	1	0	0	1	0
Rob Mallicoat, L (7, 1)											0	0	0	0	0	0	0
Xavier Hernandez, L (7, 1)											1	0	0	0	0	1	0
Al Osuna, R (10, 1)											0	0	0	0	0	0	0
Inning Stats	R: 1 E: 1 K: 0 S: 11 H: 1 LOB: 1 BB: 1 P: 21	R: 0 E: 0 K: 1 S: 12 H: 1 LOB: 0 BB: 0 P: 17	R: 1 E: 0 K: 2 S: 17 H: 1 LOB: 3 BB: 3 P: 34	R: 0 E: 0 K: 1 S: 6 H: 0 LOB: 0 BB: 0 P: 9	R: 0 E: 0 K: 0 S: 6 H: 0 LOB: 0 BB: 0 P: 8	R: 0 E: 0 K: 2 S: 14 H: 1 LOB: 1 BB: 0 P: 19	R: 2 E: 0 K: 0 S: 15 H: 2 LOB: 1 BB: 1 P: 25	R: 0 E: 0 K: 1 S: 10 H: 1 LOB: 1 BB: 0 P: 15	R: 0 E: 0 K: 1 S: 8 H: 0 LOB: 1 BB: 1 P: 16	R: 0 E: 0 K: 0 S: 8 H: 0 LOB: 1 BB: 1 P: 15	1B: 5 2B: 4 3B: 0 HR: 0	SF: 0 SAC: 0 DP: 2 HBP: 0					

PITCHER		IP	WLS	BF	H	R	ER	SO	BB	IBB	HBP	BLK	WP	HR	S	P	ERA	WHIP
Chris Haney, L ERA: 3.84	(1, 1)	6.1		28	5	4	4	6	5	0	0	0	1	0	74	123	5.68	1.579
Brian Barnes, L ERA: 4.15	(7, 1)	0.2		3	1	0	0	0	0	0	0	0	0	0	7	10	0.00	1.500
Scott Ruskin, L ERA: 4.5	(8, 1)	2.0		7	1	0	0	2	1	0	0	0	0	0	18	31	0.00	1.000
Jeff Fassero, L ERA: 1.8	(10, 1)	1.0	W	4	0	0	0	0	1	0	0	0	0	0	8	15	0.00	1.000

PITCHER	IP	WLS	BF	H	R	ER	SO	BB	IBB	HBP	BLK	WP	HR	S	P	ERA	WHIP

TOP

Houston Astros @ Montreal Expos

Olympic Stadium, Montreal, QB

Sat Aug 31 1991, 7:05 PM EDT

Att. 11,009 - Cloudy - 52 F

livebaseballscorecards.com

AB	35
R	4
H	7
RBI	3
BB	7
SO	8
LOB	18

1B: 5 SF: 0
2B: 4 SAC: 0
3B: 0 DP: 2
HR: 0 HBP: 0

WP: 1 PA: 42
PB: 0
SB: 0
CS: 1

Houston Astros @ Montreal Expos

Olympic Stadium, Montreal, QB

Sat Aug 31 1991, 7:05 PM EDT

Att. 11,009 - Cloudy - 52 F

livebaseballscorecards.com

BOTTOM

Batter	1	2	3	4	5	6	7	8	9	10	AB	R	H	RBI	BB	SO	LOB
Delino DeShields, L (1, 4) OBP: 0.370, SLG: 0.353	B F B B X 3-1 G3 ①		X 0-0 G3 ②			C C B S 1-3 K ① F B X 1-1 HBP 1-2 3-H 1B			C B B X 2-1 S 1-3 1B 1B		5	1	2	1	0	1	0
Dave Martinez, L (1, 9) OBP: 0.324, SLG: 0.408	C B X 1-1 1B		C B B X 2-1 G4-3 ③			B S X 1-1 FC3-6 1B B B F H 3-1 G4-3 1-2 2-3 HBP			B F S 1 SAFE F B B X 3-2 1B 1-H 3-H 1B		4	0	3	2	0	0	0
Ivan Calderon, R (1, 7) OBP: 0.366, SLG: 0.480	B B 1 SAFE X 2-0 P3 ②			B B B B 4-0 G1-3 BB		B F 1 SAFE F 1 SAFE X 1-2 FC3-6 S ② 1-2f 2-1 G4-3 ②③ 1-2f			X 0-0 1-3 1B		4	0	1	0	1	0	5
Tim Wallach, R (1, 5) OBP: 0.298, SLG: 0.345	B B X 2-0 G5-3 ③			1 SAFE C F X 0-2 F7 ①		B B F 1 SAFE B S B 4-2 1-2 BB		C B S C 1-3 K ①	X 0-0 F8 ③		4	0	0	0	1	1	4
Larry Walker, L (1, 3) OBP: 0.350, SLG: 0.463		X 0-0 F9 2B		C 1 SAFE 1 SAFE S B X 1-2 G1-3 ② 1-2		S B F X 1-2 P2 ③		B X 1-0 G1-3 ②		F S B X 2-2 SH SH 1B	5	1	2	0	0	0	3
Marquis Grissom, R (1, 8) OBP: 0.305, SLG: 0.367		F B F X 1-2 F9 ① 2-3	B B X 2-0 F9 ③				B X 1-0 BB SF8 2B	B C X 1-1 G3 ③		1 SAFE B L 1 SAFE X 1-1 SH SH 1-2	4	1	1	0	0	0	2
Tom Foley, L (1, 6) OBP: 0.280, SLG: 0.305 Spike Owen, S (10, PH) OBP: 0.314, SLG: 0.338		B B C F F S 2-3 K ②		B X 1-0 G3 ①			B B B C B 4-1 SF8 BB 1B BB		B C S S S 1-3 K ① B X 1-0 F7 ②	C B X 1-1 SH 1-2 2-H	3	1	0	0	1	2	1
Gilberto Reyes, R (1, 2) OBP: 0.290, SLG: 0.251 Eric Bullock, L (7, PH) OBP: 0.320, SLG: 0.338 Scott Ruskin, R (8, 1) Ron Hassey, L (9, PH) OBP: 0.295, SLG: 0.314 Jeff Fassero, L (10, 1)		C B B F S 2-3 K ③		F S B B B S 3-3 K ②			F F B F B B 4-2 HBP 1B BB 1-2 2-3				2	0	0	0	0	2	1
Chris Haney, L (1, 1) OBP: 0.118, SLG: 0.118 Brian Barnes, L (7, 1) OBP: 0.225, SLG: 0.088 Bret Barberie, S (7, PH) OBP: 0.361, SLG: 0.465 Mike Fitzgerald, R (7, PH) OBP: 0.256, SLG: 0.286 (8, 2)		S B B C X 2-2 G5-3 ①		C S S 0-3 K ③			C X 0-1 SF8 ① 2-3 3-H		B X 1-0 1B 1B		2	0	0	0	0	1	0
											0	0	0	0	0	0	0
											0	0	0	0	0	0	0
											1	1	1	1	0	0	0
Inning Stats	R: 0 H: 1 E: 0 LOB: 1 K: 0 BB: 0 S: 6 P: 14	R: 0 H: 1 E: 0 LOB: 1 K: 2 BB: 0 S: 11 P: 16	R: 0 H: 0 E: 0 LOB: 0 K: 0 BB: 0 S: 6 P: 10	R: 0 H: 0 E: 0 LOB: 1 K: 0 BB: 1 S: 7 P: 14	R: 0 H: 0 E: 0 LOB: 0 K: 2 BB: 0 S: 7 P: 11	R: 0 H: 1 E: 0 LOB: 2 K: 1 BB: 1 S: 13 P: 21	R: 2 H: 2 E: 0 LOB: 2 K: 0 BB: 2 S: 14 P: 29	R: 0 H: 0 E: 0 LOB: 0 K: 1 BB: 0 S: 6 P: 9	R: 2 H: 4 E: 0 LOB: 2 K: 1 BB: 0 S: 13 P: 21	R: 1 H: 1 E: 1 LOB: 2 K: 0 BB: 0 S: 7 P: 11	1B: 8 SF: 1 2B: 2 SAC: 2 3B: 0 DP: 1 HR: 0 HBP: 1						

	AB	35
	R	5
	H	10
	RBI	4
	BB	4
	SO	7
	LOB	16

WP: 0 PA: 43
PB: 0
SB: 2
CS: 0

PITCHER		IP	WLS	BF	H	R	ER	SO	BB	IBB	HBP	BLK	WP	HR	S	P	ERA	WHIP
Pete Harnisch, R ERA: 2.53	(1, 1)	6.0		26	4	2	2	5	4	0	0	0	0	0	57	102	3.00	1.333
Rob Mallicoat, L ERA: 3.0	(7, 1)	0.1		3	1	0	0	0	0	0	1	0	0	0	5	9	0.00	3.000
Xavier Hernandez, R ERA: 6.59	(7, 1)	2.2		11	4	2	2	2	0	0	0	0	0	0	21	34	6.75	1.500
Al Osuna, L ERA: 2.53	(10, 1)	0.0	L	3	1	1	0	0	0	0	0	0	0	0	7	11	∞	∞

PITCHER	IP	WLS	BF	H	R	ER	SO	BB	IBB	HBP	BLK	WP	HR	S	P	ERA	WHIP

Batter	1	2	3	4	5	6	7	8	9	AB	R	H	RBI	BB	SO	LOB
Steve Finley, L (1, 8) OBP: 0.343, SLG: 0.426	B F C X 1-2 5 1B 2B		B F S B B F X 3-2 ① G4-3		B X 1-0 ③ F8			M F X 0-2 G6-4-3 1B		4	1	2	0	0	0	0
Mark Davidson, R (1, 7) OBP: 0.299, SLG: 0.317	B B B C F F B 4-2 G4-3 5 1B BB		B C B B S F S 2-3 ② K			C B B C B F B 4-2 BB		B C 1 SAFE X 1-1 ②③ G6-4-3 1-2f		2	0	0	0	2	1	1
5 Jeff Bagwell, R (1, 3) OBP: 0.385, SLG: 0.435	C F B X 1-2 G4-3 1-2 2-H 1B		S X 0-1 E S 1B			B X 1-0 ① F9			C B B X 2-1 ① G4-3	4	0	2	1	0	0	1
Ken Caminiti, S (1, 5) OBP: 0.310, SLG: 0.388	B S S X 1-2 ①② G4-3 1-2f 2-3		C S F B B X 2-2 ③ F9 1-3			C X 0-1 ② L7			C C B X 1-2 ② F8	4	0	0	0	0	0	4
Javier Ortiz, R (1, 9) OBP: 0.364, SLG: 0.348	X 0-0 ③ F8			F B B B B 4-1 AA 3B BB		X 0-0 ③ P3			C F S 0-3 ③ K	3	0	0	0	1	1	2
Andujar Cedeno, R (1, 6) OBP: 0.255, SLG: 0.379		B B S B F S 3-3 ① K		S F B C 1-3 ① K			C C B B C 2-3 ① K			3	0	0	0	0	3	1
Andy Mota, R (1, 4) Rob Mallicoat, L (7, 1)		B C C B F B B 4-2 S BB		F 1 SAFE S C 0-3 ②③ 1-2 K			C B S F S 1-3 ② K			2 0	0 0	0 0	0 0	1 0	2 0	1 0
Tony Eusebio, R (1, 2) OBP: 0.286, SLG: 0.125	S 1 SAFE 1 SAFE S F B F E C 1-3 ② K 1-2				F B B B F S 3-3 ① K		C B F C 1-3 ③ K			3	0	0	0	0	3	1
Darryl Kile, R (1, 1) Mike Simms, R (5, PH) OBP: 0.322, SLG: 0.303 Jim Corsi, R (5, 1) Rafael Ramirez, R (7, 4) OBP: 0.284, SLG: 0.304		S S S 0-3 ③ K			S C X 0-2 ② G4-3			B S B X 2-1 ① G6-3		1 1 0 1	0 0 0 0	0 0 0 0	0 0 0 0	0 0 0 0	1 0 0 0	1 0 0 0
Inning Stats	R: 1 H: 2 E: 0 LOB: 1 K: 0 BB: 1 S: 13 P: 20	R: 0 H: 0 E: 0 LOB: 1 K: 3 BB: 1 S: 15 P: 23	R: 0 H: 1 E: 0 LOB: 1 K: 1 BB: 0 S: 14 P: 21	R: 0 H: 0 E: 0 LOB: 0 K: 2 BB: 1 S: 7 P: 12	R: 0 H: 0 E: 0 LOB: 0 K: 1 BB: 0 S: 7 P: 11	R: 0 H: 0 E: 0 LOB: 1 K: 0 BB: 1 S: 7 P: 12	R: 0 H: 0 E: 0 LOB: 0 K: 3 BB: 0 S: 10 P: 14	R: 0 H: 1 E: 0 LOB: 0 K: 0 BB: 0 S: 7 P: 10	R: 0 H: 0 E: 0 LOB: 0 K: 1 BB: 0 S: 8 P: 11	1B: 3 2B: 1 3B: 0 HR: 0	SF: 0 SAC: 0 DP: 2 HBP: 0				WP: 0 PB: 0 SB: 2 CS: 0	PA: 32	

PITCHER	IP	WLS	BF	H	R	ER	SO	BB	IBB	HBP	BLK	WP	HR	S	P	ERA	WHIP
Chris Nabholz, L (1, 1) ERA: 4.09	9.0	W	32	4	1	1	11	4	0	0	0	0	0	88	134	1.00	0.889

PITCHER	IP	WLS	BF	H	R	ER	SO	BB	IBB	HBP	BLK	WP	HR	S	P	ERA	WHIP

TOP

Houston Astros @ Montreal Expos

Olympic Stadium, Montreal, QB

Sun Sep 01 1991, 3:33 AM EDT

Att. 13,860 - Sunny - 70 F

livebaseballscorecards.com

AB	28
R	1
H	4
RBI	1
BB	4
SO	11
LOB	12

Houston Astros @ Montreal Expos

Olympic Stadium, Montreal, QB

Sun Sep 01 1991, 3:33 AM EDT

Att. 13,860 - Sunny - 70 F

BOTTOM

Batter	1	2	3	4	5	6	7	8	9	AB	R	H	RBI	BB	SO	LOB
Delino DeShields, L (1, 4) OBP: 0.372, SLG: 0.355	C F S 0-3 ① K		F B F X 1-2 1B 1-2 1B	B S C C 1-3 ② K		C F B X 1-2 1B 1-2 1B		B B B C B 4-1 1B G4-3 BB		4	2	2	0	1	2	0
Marquis Grissom, R (1, 8) OBP: 0.308, SLG: 0.369	F F C 0-3 ② K		B F X 1-1 1B E 1-2 2-3 1B	C B B S S 2-3 ③ K		B X 1-0 1-3 2-H 1B		1 SAFE 1 SAFE 1 SAFE B X 1-0 G4-3 WP 1-3 1B		5	1	3	1	0	2	0
Dave Martinez, L (1, 7) OBP: 0.328, SLG: 0.409	B B F B C F X 3-2 S 1B		F B X 1-1 WP E 1-3 2-H 3-H 1B		B B F F B X 3-2 ① G3-1	I I I 4-0 IBB		B B B C C X 3-2 ② G4-3 1-3 3-H		4	0	2	3	1	0	1
Tim Wallach, R (1, 5) OBP: 0.295, SLG: 0.342	C B X 1-1 ③ L7 1-2		F 1 SAFE X 0-1 ① P4		B S B B S C 3-3 ② K	B C S F C 1-3 ③ K		S C B X 1-2 ③ G5-3		5	0	0	0	0	2	7
Larry Walker, L (1, 9) OBP: 0.349, SLG: 0.459		B F B X 2-1 ① L7	3 SAFE C C F B S 1-3 ② K 1-3 3-H		B B S S B B 4-2 BB		B F F X 1-2 ① G4-3			3	0	0	0	1	1	1
Andres Galarraga, R (1, 3) OBP: 0.268, SLG: 0.311		B S X 1-1 HR	B B F B B 4-1 BB		S F 1 SAFE S 0-3 ③ K		B X 1-0 ② G5-3			3	1	1	1	1	1	1
Bret Barberie, S (1, 6) OBP: 0.379, SLG: 0.458		B B X 2-0 ② G6-3	B B B B 4-0 1-2 BB			C B B C F B F B 4-2 FC2-6 BB	B C B B B 4-1 BB			1	0	0	0	3	0	0
Mike Fitzgerald, R (1, 2) OBP: 0.250, SLG: 0.278		B F B S X 2-2 ③ F8	B X 1-0 ③ F7			1 SAFE B 1 SAFE X 1-0 ① F8	B X 1-0 ③ G5-3			4	0	0	0	0	0	5
Chris Nabholz, L (1, 1) OBP: 0.135, SLG: 0.086			X 0-0 1B 1B 1B 1B	C X 0-1 ① G4-3		X 0-0 ② FC2-6 1-2f 1B 1B		B C X 1-1 ① G6-3		4	2	1	0	0	0	1

Inning Stats	1	2	3	4	5	6	7	8	9
	R: 0 H: 1 E: 0 LOB: 1 K: 2 BB: 0 S: 12 P: 16	R: 1 H: 1 E: 0 LOB: 0 K: 0 BB: 0 S: 8 P: 15	R: 3 H: 4 E: 1 LOB: 3 K: 1 BB: 2 S: 15 P: 28	R: 0 H: 0 E: 0 LOB: 0 K: 2 BB: 0 S: 8 P: 11	R: 0 H: 0 E: 0 LOB: 1 K: 2 BB: 1 S: 11 P: 21	R: 1 H: 2 E: 0 LOB: 3 K: 1 BB: 2 S: 14 P: 26	R: 0 H: 0 E: 0 LOB: 1 K: 0 BB: 1 S: 6 P: 13	R: 1 H: 1 E: 0 LOB: 1 K: 0 BB: 1 S: 10 P: 20	

	AB	R	H	RBI	BB	SO	LOB
	33	6	9	5	7	8	16

	1B	SF	WP	PA
	8	0	2	40
	2B: 0	SAC: 0	PB: 0	
	3B: 0	DP: 0	SB: 1	
	HR: 1	HBP: 0	CS: 0	

livebaseballscorecards.com

PITCHER		IP	WLS	BF	H	R	ER	SO	BB	IBB	HBP	BLK	WP	HR	S	P	ERA	WHIP
Darryl Kile, R ERA: 3.87	(1, 1)	4.0	L	20	6	4	4	5	2	0	0	0	1	1	43	70	9.00	2.000
Jim Corsi, R ERA: 3.86	(5, 1)	2.0		11	2	1	1	3	2	1	0	0	0	0	25	47	4.50	2.000
Rob Mallicoat, L ERA: 3.38	(7, 1)	2.0		9	1	1	1	0	2	0	0	0	1	0	16	33	4.50	1.500

PITCHER	IP	WLS	BF	H	R	ER	SO	BB	IBB	HBP	BLK	WP	HR	S	P	ERA	WHIP

Atlanta Braves @ Montreal Expos

Olympic Stadium, Montreal, QB

Mon Sep 02 1991, 3:33 AM EDT

Att. 16,124 - Cloudy - 67 F

TOP

livebaseballscorecards.com

Batter	1	2	3	4	5	6	7	8	9	AB	R	H	RBI	BB	SO	LOB
Otis Nixon, S (1, 7) OBP: 0.372, SLG: 0.327	C B B B B C B 4-2 PB S BB	B X 1-0 2-3 1B		B X 1-0 G4-3 ③			L B X 1-1 L6 ①		C B X 1-1 1-H 2-H 1B 3B	4	1	2	2	1	0	2
Jeff Treadway, L (1, 4) OBP: 0.372, SLG: 0.423 Keith Mitchell, R (9, PR) OBP: 0.414, SLG: 0.472	1 SAFE 1 SAFE B X 1-0 F7 ① 1-2	B X 1-0 G3 ③			X 0-0 F8 ①		C X 0-1 G4-3 ②		B X 1-0 G4-6-3 3-H 1B	5 0	0 0	1 0	1 0	0 0	0 0	3 0
Terry Pendleton, S (1, 5) OBP: 0.355, SLG: 0.502	B F X 1-1 G5-3 ②		X 0-0 F7 ①		C B X 1-1 FC5-4 1B		C S X 0-2 F7 ③		1 SAFE 1 SAFE X 0-0 ② ③ G4-6-3 1-2f	5	0	1	0	0	0	2
Ron Gant, R (1, 8) OBP: 0.328, SLG: 0.504	B C B C F B B 4-2 BB 2-3 BB		C S B B B X 3-2 G4-3 ②		1 SAFE 1 SAFE B B B C 1 SAFE 1 SAFE F X 2-2 ② FC5-4 S 1-2f			F B X 1-1 G3 ①		3	0	0	0	1	0	1
David Justice, L (1, 9) OBP: 0.373, SLG: 0.509	B B F B B 4-1 1-2 BB		B C C B F F S 2-3 ③ K		1 SAFE 1 SAFE 1 SAFE B B S B F B 4-2 1-2 BB			X 0-0 F8 ②		2	0	0	0	2	1	0
Sid Bream, L (1, 3) OBP: 0.327, SLG: 0.479	B F B B C X 2-2 G1-3 ③			C S S 0-3 K ①	B B X 2-0 F7 ③			C X 0-1 G5-3 ③		4	0	0	0	0	1	5
Greg Olson, R (1, 2) OBP: 0.332, SLG: 0.376		C B X 1-1 1B 2B		X 0-0 SH1-4 HBP 1B		C B C X 1-2 P3 ①			B F F C 1-3 ① K	4	0	2	0	0	1	0
Rafael Belliard, R (1, 6) OBP: 0.279, SLG: 0.273 Tommy Gregg, L (6, PH) OBP: 0.280, SLG: 0.315 Vinny Castilla, R (6, 6) Jerry Willard, L (9, PH) OBP: 0.111, SLG: 0.111 Jeff Blauser, R (9, PR) OBP: 0.357, SLG: 0.414		C L X 0-2 ① F8		P C C H 2-2 SH1-4 1-2 HBP		L E B B C 2-3 ② K			B C S B B X 2-2 BB 3B 1B	1 1 0 1 0	0 0 0 0 1	0 0 0 1 0	0 0 0 0 0	0 1 0 0 0	0 0 0 0 0	1 0 0 0 0
Tom Glavine, L (1, 1) OBP: 0.309, SLG: 0.281 Lonnie Smith, R (9, PH) OBP: 0.390, SLG: 0.412		B C 2 SAFE F F S 1-3 ② K		X 0-0 ② SH1-4 1-2 2-3		S B B X 2-1 ③ G1-3			F B B F B B 4-2 1-2 3B BB	2 0	0 1	0 0	0 0	0 1	1 0	1 0

	AB	32
	R	3
	H	7
	RBI	3
	BB	5
	SO	5
	LOB	15

Inning Stats																																
	R: 0	E: 0	K: 0	S: 12	H: 0	LOB: 3	BB: 3	P: 28	R: 0	E: 0	K: 1	S: 11	H: 2	LOB: 2	BB: 0	P: 15	R: 0	E: 0	K: 1	S: 9	H: 0	LOB: 0	BB: 0	P: 14	R: 0	E: 0	K: 1	S: 9	H: 1	LOB: 2	BB: 0	P: 11
	R: 0	E: 0	K: 0	S: 9	H: 1	LOB: 2	BB: 1	P: 18	R: 0	E: 0	K: 1	S: 8	H: 0	LOB: 0	BB: 0	P: 13	R: 0	E: 0	K: 0	S: 7	H: 0	LOB: 0	BB: 0	P: 8	R: 0	E: 0	K: 0	S: 5	H: 0	LOB: 0	BB: 0	P: 6
	R: 3	E: 0	K: 1	S: 12	H: 3	LOB: 1	BB: 1	P: 21	1B: 5	2B: 1	3B: 1	HR: 0	SF: 0	SAC: 1	DP: 1	HBP: 1	WP: 0	PB: 1	SB: 2	CS: 0	PA: 39											

PITCHER		IP	W/L/S	BF	H	R	ER	SO	BB	IBB	HBP	BLK	WP	HR	S	P	ERA	WHIP
Bill Sampen, R ERA: 4.1	(1, 1)	6.0	W	27	4	0	0	4	4	0	1	0	0	0	58	99	0.00	1.333
Mel Rojas, R ERA: 5.01	(7, 1)	2.0		6	0	0	0	0	0	0	0	0	0	0	12	14	0.00	0.000
Barry Jones, R ERA: 3.33	(9, 1)	1.0		6	3	3	3	1	1	0	0	0	0	0	12	21	27.00	4.000

PITCHER	IP	W/L/S	BF	H	R	ER	SO	BB	IBB	HBP	BLK	WP	HR	S	P	ERA	WHIP

Batter	1	2	3	4	5	6	7	8	9	AB	R	H	RBI	BB	SO	LOB
Delino DeShields, L (1, 4) OBP: 0.370, SLG: 0.352	S C B F S 1-3 K ①			C B B F B F S 3-3 K ①		1 SAFE 1 SAFE X 0-0 SH1-4 ① 1-2		B B S F F X 2-2 G1-3 ①		3	0	0	0	0	2	0
Spike Owen, S (1, 6) OBP: 0.313, SLG: 0.336	B B X 2-0 P3 ②			C S B B B X 2-2 G6-3 ②		B F S F B B F X 3-2 BB 1B 2-3 1B		X 0-0 F8 ②		4	1	1	0	0	0	0
Ivan Calderon, R (1, 7) OBP: 0.368, SLG: 0.479 Mel Rojas, R (7, 1) Bret Barberie, S (8, PH) OBP: 0.375, SLG: 0.452 Barry Jones, R (9, 1)	F B C S 1-3 K ③			S B B B B B 4-1 CS BB		B B B B 4-0 1B 1-2 BB		B F C B S 2-3 K ③		1 0 1 0	0 0 0 0	0 0 0 0	0 0 0 0	2 0 0 0	1 0 1 0	0 0 0 0
Tim Wallach, R (1, 5) OBP: 0.294, SLG: 0.340		B S X 1-1 F8 ①		B 1 SAFE 1 SAFE 1-0 CS ③ 1-2	X 0-0 F7 ①	S B X 1-1 P5 ②				3	0	0	0	0	0	3
Larry Walker, L (1, 9) OBP: 0.349, SLG: 0.458		S B B F C 2-3 K ②			C B B X 2-1 G4-3 ②	X 0-0 1-3 2-H 3-H 1B				3	0	1	2	0	1	0
Marquis Grissom, R (1, 8) OBP: 0.308, SLG: 0.369		C B F S 1-3 K ③			C B F F B X 2-2 HR 1B	B X 1-0 F9 ③				3	1	1	0	0	1	2
Andres Galarraga, R (1, 3) OBP: 0.269, SLG: 0.321		B S F F X 1-2 G3 ①			F 1 SAFE X 0-1 1-H HR		F F F C 0-3 K ①			3	1	1	2	0	1	0
Gilberto Reyes, R (1, 2) OBP: 0.286, SLG: 0.247		B C F B F C 2-3 K ②			B B S S X 2-2 F8 ③		X 0-0 G4-3 ②			3	0	0	0	0	1	0
Bill Sampen, R (1, 1) OBP: 0.429, SLG: 0.429 Junior Noboa, R (6, PH) OBP: 0.247, SLG: 0.310 Dave Martinez, L (6, PR) OBP: 0.327, SLG: 0.408 (7, 7)		C S C 0-3 K ③				B B B C X 3-1 1B SH1-4 1B	C B B F S 2-3 K ③			1 1 1	0 0 1	0 1 0	0 0 0	0 0 0	1 0 1	0 0 0
Inning Stats	R: 0 H: 0 E: 0 LOB: 0 K: 2 BB: 0 S: 8 P: 12	R: 0 H: 0 E: 0 LOB: 0 K: 2 BB: 0 S: 8 P: 12	R: 0 H: 0 E: 0 LOB: 0 K: 2 BB: 0 S: 11 P: 14	R: 0 H: 0 E: 0 LOB: 0 K: 1 BB: 1 S: 8 P: 18	R: 2 H: 2 E: 0 LOB: 0 K: 0 BB: 0 S: 12 P: 18	R: 2 H: 3 E: 0 LOB: 2 K: 0 BB: 1 S: 12 P: 24	R: 0 H: 0 E: 0 LOB: 0 K: 2 BB: 0 S: 8 P: 10	R: 0 H: 0 E: 0 LOB: 0 K: 1 BB: 0 S: 8 P: 12		1B: 4 SF: 0 2B: 0 SAC: 1 3B: 0 DP: 0 HR: 1 HBP: 0				WP: 0 PA: 31 PB: 0 SB: 0 CS: 1		

PITCHER	IP	WLS	BF	H	R	ER	SO	BB	IBB	HBP	BLK	WP	HR	S	P	ERA	WHIP
Tom Glavine, L (1, 1) ERA: 2.23	8.0	L	30	5	4	4	10	2	0	0	0	0	1	75	120	4.50	0.875

PITCHER	IP	WLS	BF	H	R	ER	SO	BB	IBB	HBP	BLK	WP	HR	S	P	ERA	WHIP

BOTTOM

Atlanta Braves @ Montreal Expos

Olympic Stadium, Montreal, QB

Mon Sep 02 1991, 3:33 AM EDT

Att. 16,124 - Cloudy - 67 F

livebaseballscorecards.com

AB	27
R	4
H	5
RBI	4
BB	2
SO	10
LOB	5

Atlanta Braves @ Montreal Expos

Olympic Stadium, Montreal, QB

Tue Sep 03 1991, 7:05 PM EDT

Att. 7,833 - Cloudy - 70 F

TOP

livebaseballscorecards.com

Batter	1	2	3	4	5	6	7	8	9	AB	R	H	RBI	BB	SO	LOB
Lonnie Smith, R (1, 7) OBP: 0.388, SLG: 0.410	B B X 2-0 F9 BB SF7 1B		B C B F B F F F S 3-3 ② K		X 0-0 ① G5-3		B S B C F S 2-3 ① K		C S F B B X 2-2 ③ G6-3	4	1	1	0	0	2	0
Otis Nixon, S (7, 7) OBP: 0.371, SLG: 0.326										1	0	0	0	0	0	0
Jeff Blauser, R (1, 6) OBP: 0.359, SLG: 0.414	B B 1 SAFE C B 1 SAFE B 4-1 1-2 S BB		S B B B B 4-1 E BB 1B BB		B C B B C B 4-2 BB 1B BB		B X 1-0 ② L3			0	0	0	0	1	0	0
Rafael Belliard, R (3, PH) OBP: 0.283, SLG: 0.272	(3, 6)									1	2	0	0	2	0	0
Terry Pendleton, S (1, 5) OBP: 0.356, SLG: 0.500	B B B C X 3-1 ① F9 2-3		B B 1 SAFE 1 SAFE B B 4-0 E 1B 1-2 BB		X 0-0 ② F9		B B F F B B 4-2 FC6-4 BB			2	1	0	0	2	0	3
Ron Gant, R (1, 8) OBP: 0.328, SLG: 0.502	C S B X 1-2 ② SF7 3-H		B B X 2-0 E6 1B 1-2 2-3		1 SAFE B 1 SAFE 1 SAFE B B C B 4-1 1B 1-2 BB		C 1 SAFE P B X 2-1 ③ FC6-4 1-2f			2	0	0	1	1	0	3
David Justice, L (1, 9) OBP: 0.374, SLG: 0.508	C X 1-1 ③ F8 1-2		B B X 2-0 1-3 2-H 3-H 1B		C F B X 1-2 ③ 1-3 2-H 1B			C B S F B X 2-2 ① F9		4	0	2	3	0	0	1
Brian Hunter, R (1, 3) OBP: 0.305, SLG: 0.449		B B X 2-0 ① F7	C X 0-1 ③ F9			B B X 2-0 G6-3 G6-3 1B		X 0-0 ② G6-3		4	0	1	0	0	0	2
Alejandro Pena, R (8, 1)										0	0	0	0	0	0	0
Greg Olson, R (1, 2) OBP: 0.328, SLG: 0.371		B B F X 2-1 ② G6-3		X 0-0 ① P6		F B B X 2-1 ① G6-3 1-2		B B X 2-0 ③ P4		4	0	0	0	0	0	1
Mark Lemke, S (1, 4) OBP: 0.314, SLG: 0.331		B B C S B X 3-2 ③ G5-3		X 0-0 ② F8		C B X 1-1 ② G6-3 2-3			B X 1-0 ① F8	4	0	0	0	0	0	1
29 John Smoltz, R (1, 1) OBP: 0.190, SLG: 0.185			C B C B B S 3-3 ① K	B B C B F X 3-2 ③ F9		B F C X 1-2 ③ G6-3			B B C S B S 3-3 ② K	3	0	0	0	0	1	1
Mike Stanton, L (7, 1) OBP: 0.571, SLG: 0.667										0	0	0	0	0	0	0
Mike Bell, L (8, 3) OBP: 0.185, SLG: 0.269										1	0	0	0	0	1	0

	AB	30
	R	4
	H	4
	RBI	4
	BB	6
	SO	4
	LOB	12

Inning Stats																		
	R: 1	H: 1	R: 0	H: 0	R: 2	H: 1	R: 0	H: 0	R: 1	H: 1	R: 0	H: 1	R: 0	H: 0	R: 0	H: 0	R: 0	H: 0
	E: 0	LOB: 1	E: 0	LOB: 0	E: 1	LOB: 2	E: 0	LOB: 0	E: 0	LOB: 2	E: 0	LOB: 1	E: 0	LOB: 1	E: 0	LOB: 0	E: 0	LOB: 0
	K: 0	BB: 1	K: 0	BB: 0	K: 2	BB: 2	K: 0	BB: 0	K: 0	BB: 2	K: 0	BB: 0	K: 1	BB: 1	K: 0	BB: 0	K: 1	BB: 0
	S: 9	P: 20	S: 6	P: 13	S: 14	P: 32	S: 5	P: 8	S: 8	P: 17	S: 8	P: 14	S: 10	P: 18	S: 6	P: 10	S: 8	P: 14

	1B: 4	SF: 1	WP: 0	PA: 37
	2B: 0	SAC: 0	PB: 0	
	3B: 0	DP: 0	SB: 1	
	HR: 0	HBP: 0	CS: 0	

PITCHER		IP	WLS	BF	H	R	ER	SO	BB	IBB	HBP	BLK	WP	HR	S	P	ERA	WHIP
Brian Barnes, L ERA: 4.13	(1, 1)	5.0	L	23	3	4	2	2	5	0	0	0	0	0	42	90	3.60	1.600
Doug Piatt, R ERA: 2.7	(6, 1)	2.0		8	1	0	0	1	1	0	0	0	0	0	18	32	0.00	1.000
Steve Frey, L ERA: 4.32	(8, 1)	1.0		3	0	0	0	0	0	0	0	0	0	0	6	10	0.00	0.000
Scott Ruskin, L ERA: 4.42	(9, 1)	1.0		3	0	0	0	1	0	0	0	0	0	0	8	14	0.00	0.000

PITCHER	IP	WLS	BF	H	R	ER	SO	BB	IBB	HBP	BLK	WP	HR	S	P	ERA	WHIP

Atlanta Braves @ Montreal Expos

Olympic Stadium, Montreal, QB

Tue Sep 03 1991, 7:05 PM EDT

Att. 7,833 - Cloudy - 70 F

BOTTOM

Batter	1	2	3	4	5	6	7	8	9	AB	R	H	RBI	BB	SO	LOB
Delino DeShields, L (1, 4) OBP: 0.370, SLG: 0.353	X 0-0 G4-6-3 1B		X 0-0 ① F8		B C X 1-1 ③ G3		B B X 2-0 1-2 2-H 1B		S S F B S 1-3 ③ K	5	0	2	1	0	1	3
Dave Martinez, L (1, 8) OBP: 0.326, SLG: 0.405	B 1 SAFE X 1-0 ①② G4-6-3 1-2f		C B B B F S 3-3 ② K		B B F F F B B 4-2 1B PB BB		C B B C B F F F F 3-3 ③ K			3	0	0	0	1	2	3
Ivan Calderon, R (1, 7) OBP: 0.367, SLG: 0.477	B B C X 2-1 1B		F B B B X 3-1 ③ G6-3		F B B B X 2-1 ① F8			C B B B F X 3-2 ① G6-3		4	0	1	0	0	0	1
Tim Wallach, R (1, 5) OBP: 0.293, SLG: 0.339	B B S 1 SAFE X 2-1 ③ F8			F X 0-1 ① G5-3		B S B X 2-1 1-3 G6-3 1B		C B B X 2-1 ② G6-3		4	0	1	0	0	0	1
Larry Walker, L (1, 9) OBP: 0.348, SLG: 0.456		B X 1-0 E 1B		B F F B B S 3-3 ② K		B X 1-0 ②③ G6-3 1-2f		X 0-0 ③ F7		4	0	1	0	0	1	2
Andres Galarraga, R (1, 3) OBP: 0.266, SLG: 0.317		B 1 SAFE F S B F X 2-2 ① F9		S S X 0-2 ③ G1-3			B C B F B X 3-2 ① F9		F B X 1-1 ① P4	4	0	0	0	0	0	1
Bret Barberie, S (1, 6) OBP: 0.380, SLG: 0.447		B 1 SAFE F X 1-1 1-2 E4			C B X 1-1 ① L4		B B B C B 4-1 BB 1B BB		C B B X 2-1 1B 1B	3	1	1	0	1	0	1
Mike Fitzgerald, R (1, 2) OBP: 0.256, SLG: 0.280		F B B B B X 3-1 ② F8			B B X 2-0 E7 G3 1B		C B B B B F F F B 4-2 1-2 1B BB		B C F B S 2-3 ② K	3	0	1	0	1	1	3
Brian Barnes, L (1, 1) OBP: 0.220, SLG: 0.086 Eric Bullock, L (5, PH) OBP: 0.316, SLG: 0.333 Doug Platt, L (6, 1) Tom Foley, L (7, PH) OBP: 0.278, SLG: 0.303 Steve Frey, R (8, 1) Scott Ruskin, R (9, 1) Ron Hassey, L (9, PH) OBP: 0.301, SLG: 0.319 Junior Noboa, R (9, PR) OBP: 0.247, SLG: 0.310		F B X 1-1 ③ G4-3			C X 0-1 ② G3 2-3		C B S B S 2-3 ② K		X 0-0 1-2 1B	1 1 0 1 0 0 0 1 0	0 0 0 0 0 0 0 0 0	0 0 0 0 0 0 0 1 0	0 0 0 0 0 0 0 0 0	0 0 0 0 1 0 0 0 0	0 0 0 0 2 0 0 0 0	2 1 0 2 0 0 0 0 0
Inning Stats	R: 0 E: 0 K: 0 S: 6 H: 2 LOB: 1 BB: 0 P: 11	R: 0 E: 1 K: 0 S: 11 H: 1 LOB: 2 BB: 0 P: 19	R: 0 E: 0 K: 1 S: 6 H: 0 LOB: 0 BB: 0 P: 12	R: 0 E: 0 K: 1 S: 8 H: 0 LOB: 0 BB: 0 P: 11	R: 0 E: 1 K: 0 S: 7 H: 1 LOB: 1 BB: 0 P: 11	R: 0 E: 0 K: 0 S: 7 H: 1 LOB: 1 BB: 1 P: 16	R: 1 E: 0 K: 2 S: 19 H: 1 LOB: 2 BB: 2 P: 37	R: 0 E: 0 K: 0 S: 6 H: 0 LOB: 0 BB: 0 P: 11	R: 0 E: 0 K: 2 S: 12 H: 2 LOB: 2 BB: 0 P: 18	1B: 8 2B: 0 3B: 0 HR: 0	SF: 0 SAC: 0 DP: 2 HBP: 0						

livebaseballscorecards.com

AB	34
R	1
H	8
RBI	1
BB	3
SO	6
LOB	20

WP: 0 PB: 1 SB: 0 CS: 0 PA: 37

PITCHER		IP	WLS	BF	H	R	ER	SO	BB	IBB	HBP	BLK	WP	HR	S	P	ERA	WHIP
29 John Smoltz, R ERA: 4.34	(1, 1)	6.2	W	28	6	1	1	3	3	0	0	0	0	0	56	106	1.35	1.350
Mike Stanton, L ERA: 2.43	(7, 1)	0.1		1	0	0	0	1	0	0	0	0	0	0	8	11	0.00	0.000
Alejandro Pena, R ERA: 2.84	(8, 1)	2.0	S	8	2	0	0	2	0	0	0	0	0	0	18	29	0.00	1.000

PITCHER	IP	WLS	BF	H	R	ER	SO	BB	IBB	HBP	BLK	WP	HR	S	P	ERA	WHIP

Batter	1	2	3	4	5	6	7	8	9	AB	R	H	RBI	BB	SO	LOB
Otis Nixon, S (1, 7) OBP: 0.372, SLG: 0.326	F X 0-1 2B 1B		C B B X 2-1 ② F7			B L B C B B 4-2 G4-3 1B BB	B B C X 2-1 ② G1-3 1-2 2-3			3	2	1	0	1	0	2
Jeff Treadway, L (1, 4) OBP: 0.374, SLG: 0.428 Keith Mitchell, R (7, PR) OBP: 0.414, SLG: 0.472 Jim Clancy, R (7, 1) Mike Stanton, L (7, 1) OBP: 0.571, SLG: 0.667 Pete Smith, R (8, 1) OBP: 0.231, SLG: 0.167	C B B F X 2-2 1-H 2B		B B X 2-0 ③ F9			1 SAFE 1 SAFE L X 0-1 ① G4-3 1-2	S X 0-1 2-H 3-H 1B			4 0 0 0 0 0	0 0 0 0 0 0	2 0 0 0 0 0	3 0 0 0 0 0	0 0 0 0 0 0	0 0 0 0 0 0	1 0 0 0 0 0
Terry Pendleton, S (1, 5) OBP: 0.355, SLG: 0.497	B B F S F F B C 3-3 ① K			S B S B B F X 3-2 ① L4		B B C B 2 SAFE B 4-1 1B BB	B 1 SAFE B X 2-0 ③ F8			3	0	0	0	1	1	2
David Justice, L (1, 9) OBP: 0.370, SLG: 0.502	C B B B F F S 3-3 ② K			B C B X 2-1 ② F7		B X 1-0 ② P6		B X 1-0 ① G4-3		4	0	0	0	0	1	3
Ron Gant, R (1, 8) OBP: 0.329, SLG: 0.501	C X 0-1 ③ P3			B B B B 4-0 CS BB		C S X 0-2 1-2 2-H 1B		C B F B B X 3-2 ② F8		3	0	1	1	1	0	1
Sid Bream, L (1, 3) OBP: 0.322, SLG: 0.472 Kent Mercker, L (6, 1) OBP: 0.500, SLG: 0.333 Mark Lemke, S (7, 4) OBP: 0.312, SLG: 0.330		B B X 2-0 ① P9		B 1-0 ③ CS 1-2	B X 1-0 ① P5	B X 1-0 ③ F8		X 0-0 ③ G6-3		3 0 1	0 0 0	0 0 0	0 0 0	0 0 0	0 0 0	2 0 0
Greg Olson, R (1, 2) OBP: 0.328, SLG: 0.368	C S B B C 2-3 ② K				B B F F B B 4-2 BB	B X 1-0 ① L7		C S B B B B S 3-3 ① K		3	0	0	0	1	2	0
Rafael Belliard, R (1, 6) OBP: 0.281, SLG: 0.270 Tommy Gregg, L (7, PH) OBP: 0.287, SLG: 0.333 Vinny Castilla, R (7, 6)	C C S 0-3 ③ K			F X 0-1 ② L8		B B C F B F X 3-2 G1-3 1B 2B		X 0-0 ② P4		2 1 1	0 1 0	0 1 0	0 0 0	0 0 0	1 0 0	1 0 0
Steve Avery, L (1, 1) OBP: 0.258, SLG: 0.259 Mark Wohlers, R (6, 1) Brian Hunter, R (6, 3) OBP: 0.306, SLG: 0.447			C B X 1-1 ① P6		X 0-0 ③ G4-3	B B B 2 SAFE B 4-0 G1-3 1B BB		B B F F C 2-3 ③ K		2 0 1	0 0 0	0 0 0	0 0 0	0 0 1	0 0 1	1 0 0
Inning Stats	R: 1 E: 0 K: 2 S: 16 H: 2 LOB: 1 BB: 0 P: 24	R: 0 E: 0 K: 2 S: 7 H: 0 LOB: 0 BB: 0 P: 11	R: 0 E: 0 K: 0 S: 5 H: 0 LOB: 0 BB: 0 P: 10	R: 0 E: 0 K: 0 S: 6 H: 0 LOB: 0 BB: 1 P: 16	R: 0 E: 0 K: 0 S: 6 H: 0 LOB: 1 BB: 1 P: 11	R: 1 E: 0 K: 0 S: 10 H: 1 LOB: 2 BB: 2 P: 20	R: 2 E: 0 K: 0 S: 10 H: 2 LOB: 1 BB: 1 P: 22	R: 0 E: 0 K: 0 S: 5 H: 0 LOB: 0 BB: 0 P: 9	R: 0 E: 0 K: 2 S: 7 H: 0 LOB: 0 BB: 0 P: 12	1B: 3 2B: 2 3B: 0 HR: 0 SF: 0 SAC: 0 DP: 0 HBP: 0						

PITCHER		IP	WLS	BF	H	R	ER	SO	BB	IBB	HBP	BLK	WP	HR	S	P	ERA	WHIP
Mark Gardner, R ERA: 3.04	(1, 1)	6.1		26	4	3	3	4	4	0	0	0	0	0	55	101	4.26	1.263
Mel Rojas, R ERA: 5.18	(7, 1)	0.2	W	4	1	1	1	0	1	0	0	0	0	0	5	13	13.50	3.000
Jeff Fassero, L ERA: 1.76	(8, 1)	1.0		3	0	0	0	0	0	0	0	0	0	0	5	9	0.00	0.000
Barry Jones, R ERA: 3.29	(9, 1)	1.0		3	0	0	0	2	0	0	0	0	0	0	7	12	0.00	0.000

PITCHER	IP	WLS	BF	H	R	ER	SO	BB	IBB	HBP	BLK	WP	HR	S	P	ERA	WHIP

TOP

Atlanta Braves @ Montreal Expos

Olympic Stadium, Montreal, QB

Wed Sep 04 1991, 7:05 PM EDT

Att. 6,752 - Cloudy - 66 F

livebaseballscorecards.com

AB	31
R	4
H	5
RBI	4
BB	5
SO	6
LOB	13

1B: 3	SF: 0	WP: 0	PA: 37
2B: 2	SAC: 0	PB: 0	
3B: 0	DP: 0	SB: 0	
HR: 0	HBP: 0	CS: 1	

Batter	1	2	3	4	5	6	7	8	9	AB	R	H	RBI	BB	SO	LOB
Delino DeShields, L (1, 4) OBP: 0.372, SLG: 0.351	G3			1B BB	1B	G3		SAFE SAFE 1B BB		2	1	0	0	3	0	1
Spike Owen, S (1, 6) OBP: 0.320, SLG: 0.344	G5-3			G1-3 1B	1B	BB 1B 1B		1B 1B		5	1	4	0	0	0	0
Ivan Calderon, R (1, 7) OBP: 0.366, SLG: 0.475	K			G1-3	F9	BB 1B		FC6-4 1B		4	1	1	0	0	1	5
Jeff Fassero, L (8, 1)										0	0	0	0	0	0	0
Mike Fitzgerald, R (8, PH) OBP: 0.260, SLG: 0.284										1	0	1	2	0	0	0
Barry Jones, R (9, 1)										0	0	0	0	0	0	0
Tim Wallach, R (1, 5) OBP: 0.294, SLG: 0.338		K		L6		G4-3 1B	BB		P4	4	1	1	0	1	1	4
Larry Walker, L (1, 9) OBP: 0.346, SLG: 0.453		K		K		G4-3	F8		K	5	1	1	0	0	3	7
Marquis Grissom, R (1, 8) OBP: 0.309, SLG: 0.370		P4			S WP	G4-3	S		FC6-4	5	1	2	2	0	0	4
Andres Galarraga, R (1, 3) OBP: 0.265, SLG: 0.319		K			K	2B				4	1	1	2	0	3	3
Gilberto Reyes, R (1, 2) OBP: 0.285, SLG: 0.253		G6-3			K	1B	K			4	0	1	1	0	2	2
Mark Gardner, R (1, 1) OBP: 0.109, SLG: 0.089		G6-3			1B BB				1B BB	2	0	1	0	1	0	0
Mel Rojas, R (7, 1)										0	0	0	0	0	0	0
Dave Martinez, L (8, 7) OBP: 0.328, SLG: 0.406										1	1	1	0	0	0	0
Inning Stats	R: 0 E: 0 K: 1 S: 7 H: 0 LOB: 0 BB: 0 P: 9	R: 0 E: 0 K: 2 S: 12 H: 0 LOB: 0 BB: 0 P: 15	R: 0 E: 0 K: 1 S: 7 H: 0 LOB: 0 BB: 0 P: 12	R: 0 E: 0 K: 1 S: 13 H: 1 LOB: 2 BB: 1 P: 23	R: 1 E: 0 K: 2 S: 20 H: 2 LOB: 3 BB: 2 P: 38	R: 3 E: 0 K: 0 S: 17 H: 5 LOB: 1 BB: 0 P: 26	R: 2 E: 0 K: 2 S: 19 H: 3 LOB: 2 BB: 1 P: 29	R: 2 E: 0 K: 1 S: 24 H: 3 LOB: 2 BB: 1 P: 31		1B: 12 2B: 2 3B: 0 HR: 0 SF: 0 SAC: 0 DP: 0 HBP: 0						

PITCHER		IP	WLS	BF	H	R	ER	SO	BB	IBB	HBP	BLK	WP	HR	S	P	ERA	WHIP
Steve Avery, L ERA: 3.8	(1, 1)	5.0		23	5	3	3	7	3	0	0	0	1	0	61	102	5.40	1.600
Mark Wohlers, R ERA: 2.0	(6, 1)	0.2		4	3	1	1	0	0	0	0	0	0	0	13	18	13.50	4.500
Kent Mercker, L ERA: 2.65	(6, 1)	0.1		1	0	0	0	0	0	0	0	0	0	0	2	3	0.00	0.000
Jim Clancy, R ERA: 3.39	(7, 1)	0.0	L	3	2	2	2	0	1	0	0	0	0	0	6	12	∞	∞
Mike Stanton, L ERA: 2.67	(7, 1)	1.0		8	4	2	2	2	1	0	0	0	0	0	29	36	18.00	5.000

PITCHER		IP	WLS	BF	H	R	ER	SO	BB	IBB	HBP	BLK	WP	HR	S	P	ERA	WHIP
Pete Smith, R ERA: 5.52	(8, 1)	1.0		3	0	0	0	1	0	0	0	0	0	0	8	12	0.00	0.000

BOTTOM

Atlanta Braves @ Montreal Expos

Olympic Stadium, Montreal, QB

Wed Sep 04 1991, 7:05 PM EDT

Att. 6,752 - Cloudy - 66 F

livebaseballscorecards.com

AB	37
R	8
H	14
RBI	7
BB	5
SO	10
LOB	26

Cincinnati Reds @ Montreal Expos

Olympic Stadium, Montreal, QB

Fri Sep 06 1991, 7:05 PM EDT

Att. 9,425 - Cloudy - 75 F

livebaseballscorecards.com

TOP

Batter	1	2	3	4	5	6	7	8	9	AB	R	H	RBI	BB	SO	LOB
Billy Hatcher, R (1, 7) OBP: 0.308, SLG: 0.358	0-0 1B 2B	1-0 FC6-4 1-2f			2-2 F9			2-2 S HBP		3	1	1	0	0	0	1
Stan Jefferson, S (8, PR)										0	0	0	0	0	0	0
Ted Power, R (8, 1)										0	0	0	0	0	0	0
Hal Morris, L (1, 3) OBP: 0.365, SLG: 0.476	1-3 K		0-1 G6-3		3-2 G4-3			2-1 F8 1-2		4	0	0	0	0	1	2
Barry Larkin, R (1, 6) OBP: 0.380, SLG: 0.515	4-0 1B BB		1-2 2B			3-2 L8		1-2 G6-3		3	0	1	0	1	0	2
Chris Sabo, R (1, 5) OBP: 0.357, SLG: 0.510	3-2 1-3 2-H 1B		0-0 F8			1-1 P9			0-0 G6-3	4	0	1	1	0	0	1
Eric Davis, R (1, 8) OBP: 0.362, SLG: 0.400	1-3 K		0-0 F9			2-0 G6-3			0-1 G6-3	4	0	0	0	0	1	3
Mariano Duncan, R (1, 4) OBP: 0.278, SLG: 0.381	2-1 F9			1-3 K			0-0 G5-3		0-3 K	4	0	0	0	0	2	2
Paul O'Neill, L (1, 9) OBP: 0.353, SLG: 0.482		1-2 G6-3		1-0 G1-3			1-0 F8			3	0	0	0	0	0	0
Joe Oliver, R (1, 2) OBP: 0.263, SLG: 0.363		3-1 F9		1-0 F9			2-2 F7			3	0	0	0	0	0	0
Scott Scudder, R (1, 1) OBP: 0.136, SLG: 0.273		2-2 FC6-4 1B			1-0 G5-3			1-3 K		2	0	1	0	0	0	0
Norm Charlton, S (7, 1) OBP: 0.043, SLG: 0.087										0	0	0	0	0	0	0
Herm Winningham, L (8, PH) OBP: 0.279, SLG: 0.292										1	0	0	0	0	1	0
(8, 7)																

Inning Stats	1	2	3	4	5	6	7	8	9
	R: 1 H: 2 E: 0 LOB: 2 K: 2 BB: 1 S: 14 P: 25	R: 0 H: 1 E: 0 LOB: 1 K: 0 BB: 0 S: 9 P: 16	R: 0 H: 1 E: 0 LOB: 1 K: 0 BB: 0 S: 7 P: 8	R: 0 H: 0 E: 0 LOB: 0 K: 1 BB: 0 S: 5 P: 8	R: 0 H: 0 E: 0 LOB: 0 K: 0 BB: 0 S: 8 P: 14	R: 0 H: 0 E: 0 LOB: 0 K: 0 BB: 0 S: 6 P: 12	R: 0 H: 0 E: 0 LOB: 0 K: 0 BB: 0 S: 5 P: 8	R: 0 H: 0 E: 0 LOB: 2 K: 1 BB: 0 S: 12 P: 18	R: 0 H: 0 E: 0 LOB: 0 K: 1 BB: 0 S: 6 P: 6

	AB	31
	R	1
	H	4
	RBI	1
	BB	1
	SO	5
	LOB	11

	1B: 2	SF: 0	WP: 0	PA: 33
	2B: 2	SAC: 0	PB: 0	
	3B: 0	DP: 0	SB: 1	
	HR: 0	HBP: 1	CS: 0	

PITCHER		IP	WLS	BF	H	R	ER	SO	BB	IBB	HBP	BLK	WP	HR	S	P	ERA	WHIP
Chris Haney, L ERA: 3.56	(1, 1)	7.0	W	26	4	1	1	3	1	0	0	0	0	0	54	91	1.29	0.714
Mel Rojas, R ERA: 4.89	(8, 1)	2.0	S	7	0	0	0	2	0	0	1	0	0	0	18	24	0.00	0.000

PITCHER		IP	WLS	BF	H	R	ER	SO	BB	IBB	HBP	BLK	WP	HR	S	P	ERA	WHIP

Cincinnati Reds @ Montreal Expos

Olympic Stadium, Montreal, QB

Fri Sep 06 1991, 7:05 PM EDT

Att. 9,425 - Cloudy - 75 F

livebaseballscorecards.com

BOTTOM

Batter	1	2	3	4	5	6	7	8	9	AB	R	H	RBI	BB	SO	LOB
Delino DeShields, L (1, 4) OBP: 0.374, SLG: 0.353	B X 1-0 S 1B 1B		B C B C X 2-2 G4-3 SH1-4 1B		F B F S 1-3 K ②		X 0-0 SH5-3 ①			3	1	2	0	0	1	1
Marquis Grissom, R (1, 8) OBP: 0.307, SLG: 0.367	X 0-0 L8 ①		1 SAFE X 0-0 SH1-4 ①		C B X 1-1 G4-3 ③		B C F X 1-2 FC6-2-4 ②③			3	0	0	0	0	0	4
Dave Martinez, L (1, 7) OBP: 0.332, SLG: 0.409	1 SAFE 1 SAFE P B B C B 4-1 1B 1-2 BB		B C X 1-1 G4-3 ② 2-3			F B B X 2-1 2B 1B		B C C X 1-2 S 1B E 1B		3	2	2	0	1	0	1
Tim Wallach, R (1, 5) OBP: 0.296, SLG: 0.339	B X 1-0 G4-6-3 1-2 2-H 1B		B B C F B X 3-2 G5-3 ③			S F 1 SAFE X 0-2 P6 ①		C B 1 SAFE F X 1-2 S SF8 1-2 1B		4	1	2	1	0	0	2
Larry Walker, L (1, 9) OBP: 0.347, SLG: 0.456	1 SAFE F B B B X 2-1 G4-6-3 ②③ 1-2f			X 0-0 CS 1B		B 1 SAFE 1 SAFE B S S B X 3-2 G6-3 1-H 2B		B B S X 2-1 P6 ①		4	0	2	1	0	0	4
Nelson Santovenia, R (1, 2) OBP: 0.278, SLG: 0.388		B F B B F X 3-2 FC5-4 1B		1 SAFE C S S B C 1-3 K ①② 1-2		F B B S X 2-2 G6-3 ② 2-3		S B B B 1 SAFE C X 3-2 SF8 ② 1-H 2-H		3	0	1	1	0	1	2
Andres Galarraga, R (1, 3) OBP: 0.265, SLG: 0.318		C B S B X 2-2 P6 ①		B S S S 1-3 K ③		C B C B B X 3-2 G6-3 ③		B F X 1-1 1B		4	0	1	0	0	1	2
Spike Owen, S (1, 6) OBP: 0.322, SLG: 0.342		B B B C F F X 3-2 FC5-4 ② 1-2f			B F F B F B B 4-2 SH5-3 BB		B B B C C F B 4-2 SH5-3 1B FC6-2-4 BB	B C X 1-1 G5-3 ③		2	0	0	0	2	0	2
Chris Haney, L (1, 1) OBP: 0.111, SLG: 0.111 John Vander Wal, L (7, PH) OBP: 1.000, SLG: 1.000 Mel Rojas, R (8, 1)		B X 1-0 L7 ③			X 0-0 SH5-3 ① 1-2		X 0-0 FC6-2-4 SH5-3 1-2 1B			1 1 0	0 0 0	0 1 0	0 0 0	0 0 0	0 0 0	1 0 0
Inning Stats	R: 1 H: 2 E: 0 LOB: 1 K: 0 BB: 1 S: 7 P: 14	R: 0 H: 1 E: 0 LOB: 1 K: 0 BB: 0 S: 11 P: 20	R: 0 H: 1 E: 0 LOB: 1 K: 0 BB: 0 S: 9 P: 15	R: 0 H: 1 E: 0 LOB: 0 K: 2 BB: 0 S: 7 P: 9	R: 0 H: 0 E: 0 LOB: 1 K: 1 BB: 1 S: 10 P: 16	R: 1 H: 2 E: 0 LOB: 1 K: 0 BB: 0 S: 14 P: 24	R: 0 H: 1 E: 0 LOB: 1 K: 0 BB: 1 S: 8 P: 13	R: 2 H: 3 E: 0 LOB: 1 K: 0 BB: 0 S: 15 P: 24		1B: 10 SF: 1 2B: 2 SAC: 3 3B: 0 DP: 2 HR: 0 HBP: 0						

AB	28
R	4
H	11
RBI	3
BB	3
SO	3
LOB	19

WP: 0 PA: 35
PB: 0
SB: 4
CS: 1

PITCHER		IP	WLS	BF	H	R	ER	SO	BB	IBB	HBP	BLK	WP	HR	S	P	ERA	WHIP
Scott Scudder, R ERA: 4.18	(1, 1)	6.0	L	27	8	2	2	3	3	0	0	0	0	0	62	106	3.00	1.833
Norm Charlton, L ERA: 3.4	(7, 1)	1.0		2	0	0	0	0	0	0	0	0	0	0	4	5	0.00	0.000
Ted Power, R ERA: 3.44	(8, 1)	1.0		6	3	2	2	0	0	0	0	0	0	0	15	24	18.00	3.000

PITCHER	IP	WLS	BF	H	R	ER	SO	BB	IBB	HBP	BLK	WP	HR	S	P	ERA	WHIP

Cincinnati Reds @ Montreal Expos

Olympic Stadium, Montreal, QB

Sat Sep 07 1991, 7:05 PM EDT

Att. 9,733 - Sunny - 75 F

livebaseballscorecards.com

TOP

Batter	1	2	3	4	5	6	7	8	9	AB	R	H	RBI	BB	SO	LOB
Billy Hatcher, R (1, 7) OBP: 0.306, SLG: 0.356	B B C X 2-1 G6-3 ①		C F B X 1-2 G3 ②		C B S F F X 1-2 1B			B S X 1-1 G4-3 ②	X 0-0 F8 ③	5	0	1	0	0	0	1
Mariano Duncan, R (1, 4) OBP: 0.278, SLG: 0.379	C T B F F B F F F 2-3 S K ②		F X 0-1 1B		X 0-0 G1-3 ③			C T F S 0-3 K ③		4	0	1	0	0	2	1
Barry Larkin, R (1, 6) OBP: 0.378, SLG: 0.511	C B X 1-1 F9 ③		1 SAFE 1 SAFE 1 SAFE C 1 SAFE B X 1-1 F9 ③			B B C T S 2-3 K ①			B B B B 4-0 2B 2B BB	3	1	0	0	1	1	1
Chris Sabo, R (1, 5) OBP: 0.360, SLG: 0.521		B B X 2-0 HR		C B B X 2-1 1B		B X 1-0 G4-3 ②			F X 0-1 1-3 2B 2B	4	2	3	1	0	0	0
Eric Davis, R (1, 8) OBP: 0.360, SLG: 0.402		S S B B T X 2-2 G5-3 ①		X 0-0 F8 ①		X 0-0 G6-3 ③			B B B C S X 3-2 1B 2-H 3-H 2B	4	1	1	2	0	0	1
Carmelo Martinez, R (1, 3) OBP: 0.323, SLG: 0.353		B B S B B 4-1 BB		X 0-0 F8 ②			B C X 1-1 F7 ①		B B C B B 4-1 1B G4-3 BB	2	1	0	0	2	0	1
Paul O'Neill, L (1, 9) OBP: 0.350, SLG: 0.477		F C B 1 SAFE C 1-3 K ②		S C B C 1-3 K ③			B C X 1-1 P3 ②		B C B F F B C 3-3 K ①	4	0	0	0	0	3	4
Joe Oliver, R (1, 2) OBP: 0.267, SLG: 0.365		X 0-0 F8 ③			X 0-0 G1-6-3 1B		X 0-0 F8 ③		X 0-0 G4-3 1-3 2-H 1B	4	0	2	1	0	0	1
Tom Browning, L (1, 1) OBP: 0.219, SLG: 0.230 Chris Jones, R (5, PH) OBP: 0.396, SLG: 0.413 Kip Gross, R (5, 1) OBP: 0.095, SLG: 0.095 Luis Quinones, S (8, PH) OBP: 0.311, SLG: 0.309 Steve Foster, R (8, 1) Bill Doran, S (9, PH) OBP: 0.356, SLG: 0.370			X 0-0 G4-3 ①		B X 1-0 G1-6-3 ① ② 1-2f			C B S B X 2-2 L6 ①	C B S B X 2-2 G4-3 ② 1-2 3-H	1 1 0 1 0 1	0 0 0 0 0 0	0 0 0 0 0 1	0 0 0 0 0 1	0 0 0 0 0 0	0 0 0 0 0 0	0 1 0 0 0 1

	AB	34
	R	5
	H	8
	RBI	5
	BB	3
	SO	6
	LOB	12

Inning Stats	1	2	3	4	5	6	7	8	9	1B: 5	SF: 0	WP: 0	PA: 37
	R: 0 E: 0 K: 1 S: 12 H: 0 LOB: 0 BB: 0 P: 17	R: 1 E: 0 K: 1 S: 10 H: 1 LOB: 1 BB: 1 P: 19	R: 0 E: 0 K: 0 S: 8 H: 1 LOB: 1 BB: 0 P: 10	R: 0 E: 0 K: 1 S: 7 H: 1 LOB: 1 BB: 0 P: 10	R: 0 E: 0 K: 0 S: 8 H: 2 LOB: 1 BB: 0 P: 10	R: 0 E: 0 K: 1 S: 5 H: 0 LOB: 0 BB: 0 P: 8	R: 0 E: 0 K: 0 S: 5 H: 0 LOB: 0 BB: 0 P: 7	R: 0 E: 0 K: 1 S: 8 H: 0 LOB: 0 BB: 0 P: 11	R: 4 E: 0 K: 1 S: 15 H: 3 LOB: 1 BB: 2 P: 31	2B: 2 3B: 0 HR: 1	SAC: 0 DP: 1 HBP: 0	PB: 0 SB: 0 CS: 0	

PITCHER		IP	WLS	BF	H	R	ER	SO	BB	IBB	HBP	BLK	WP	HR	S	P	ERA	WHIP
Chris Nabholz, L ERA: 4.11	(1, 1)	8.0	W	32	7	4	4	5	2	0	0	0	0	1	68	104	4.50	1.125
Jeff Fassero, L ERA: 1.91	(9, 1)	1.0		5	1	1	1	1	1	0	0	0	0	0	10	19	9.00	2.000

PITCHER	IP	WLS	BF	H	R	ER	SO	BB	IBB	HBP	BLK	WP	HR	S	P	ERA	WHIP

Cincinnati Reds @ Montreal Expos

Olympic Stadium, Montreal, QB

Sat Sep 07 1991, 7:05 PM EDT

Att. 9,733 - Sunny - 75 F

livebaseballscorecards.com

BOTTOM

Batter	1	2	3	4	5	6	7	8	9	AB	R	H	RBI	BB	SO	LOB
Delino DeShields, L (1, 4) OBP: 0.370, SLG: 0.350	L8	L4		K	P6			K		5	0	0	0	0	2	2
Spike Owen, S (1, 6) OBP: 0.323, SLG: 0.342	1B		FC, G6-3, 1B	E1, G4-3		L4		L6		5	1	2	0	0	0	0
Dave Martinez, L (1, 7) OBP: 0.329, SLG: 0.404	L5		FC, G6-3, 2B, 1-3	G4-3, 1-3		G6-3				4	1	0	0	0	0	3
Tim Wallach, R (1, 5) OBP: 0.294, SLG: 0.337	F8		G6-3, 2-3, 3-H	L5		G6-3				4	0	0	1	0	0	3
Larry Walker, L (1, 9) OBP: 0.349, SLG: 0.462		1B, G6-3, 2B	1B, 3-H, 2B		L4		K			4	2	2	1	0	1	0
Marquis Grissom, R (1, 8) OBP: 0.309, SLG: 0.368		S, S, HR, 2-3, 1B	1B, 1B		E4, E, BB, FC6-2		F9			4	1	2	0	0	0	0
Andres Galarraga, R (1, 3) OBP: 0.268, SLG: 0.322		G6-3, 1-2, 3-H	L7		WP, 1B, 1-2, BB		2B			3	1	1	1	1	0	3
Nelson Santovenia, R (1, 2) OBP: 0.293, SLG: 0.453		HR, 2-H	1B, 1-3, 2-H		FC6-2, 1B, 1-2, 2-H		G6-3			4	1	2	3	0	0	3
Chris Nabholz, L (1, 1) OBP: 0.146, SLG: 0.103 Jeff Fassero, L (9, 1)		F7	G1-3		1B, 1-3, 2-H			F8		4 0	0 0	1 0	1 0	0 0	0 0	2 0
Inning Stats	R: 0, E: 0, K: 0, S: 12; H: 1, LOB: 1, BB: 0, P: 17	R: 3, E: 0, K: 0, S: 18; H: 3, LOB: 0, BB: 0, P: 26	R: 3, E: 1, K: 0, S: 18; H: 4, LOB: 2, BB: 0, P: 29	R: 0, E: 1, K: 1, S: 10; H: 0, LOB: 1, BB: 0, P: 17	R: 1, E: 2, K: 0, S: 14; H: 1, LOB: 2, BB: 1, P: 22	R: 0, E: 0, K: 0, S: 7; H: 0, LOB: 0, BB: 0, P: 10	R: 0, E: 0, K: 1, S: 14; H: 1, LOB: 1, BB: 0, P: 17	R: 0, E: 0, K: 1, S: 5; H: 0, LOB: 0, BB: 0, P: 6		1B: 6, 2B: 3, 3B: 0, HR: 1; SF: 0, SAC: 0, DP: 0, HBP: 0						

	AB	37
	R	7
	H	10
	RBI	7
	BB	1
	SO	3
	LOB	16

WP: 1, PB: 0, SB: 3, CS: 0; PA: 38

PITCHER		IP	WLS	BF	H	R	ER	SO	BB	IBB	HBP	BLK	WP	HR	S	P	ERA	WHIP
Tom Browning, L ERA: 4.25	(1, 1)	4.0	L	22	8	6	4	1	0	0	0	0	0	1	58	89	9.00	2.000
Kip Gross, R ERA: 3.65	(5, 1)	3.0		13	2	1	0	1	1	0	0	0	1	0	35	49	0.00	1.000
Steve Foster, R ERA: 2.25	(8, 1)	1.0		3	0	0	0	1	0	0	0	0	0	0	5	6	0.00	0.000

PITCHER		IP	WLS	BF	H	R	ER	SO	BB	IBB	HBP	BLK	WP	HR	S	P	ERA	WHIP

Cincinnati Reds @ Montreal Expos

Olympic Stadium, Montreal, QB

Sun Sep 08 1991, 3:33 AM EDT

Att. 12,272 - Sunny - 80 F

TOP

livebaseballscorecards.com

Batter	1	2	3	4	5	6	7	8	9	AB	R	H	RBI	BB	SO	LOB
Herm Winningham, L (1, 8) OBP: 0.273, SLG: 0.285	X 0-0 ① G4-3		C F B B S 2-3 ① K		S X 0-1 ② G1 2-3			1 SAFE B X 1-0 ①② G6-4-3 1-2f		4	0	0	0	0	1	2
Bill Doran, S (1, 4) OBP: 0.352, SLG: 0.365 Rob Dibble, L (8, 1)	B B X 2-0 ② P5		S B B B F F F F C 2-3 ② K		B B X 2-0 ③ F7			C B B F F F X 2-2 ③ P6		4 0	0 0	0 0	0 0	0 0	1 0	1 0
Hal Morris, L (1, 3) OBP: 0.366, SLG: 0.477	C B C B B F B F X 3-2 S 1B		C C B B F X 2-2 ③ G6-3			B B B C C X 3-1 ① G4-1			X 0-0 G5-4-3 BB 1B	4	0	2	0	0	0	0
Paul O'Neill, L (1, 9) OBP: 0.348, SLG: 0.474 Eric Davis, R (9, PH) OBP: 0.362, SLG: 0.402	C C B C 1-3 ③ K 1-2			X 0-0 ① P6		C F B F X 1-2 ② F7			B B S B B 4-1 G5-4-3 1-2 BB	3 0	0 0	0 0	0 0	0 1	1 0	1 0
Chris Sabo, R (1, 5) OBP: 0.358, SLG: 0.516		C C B X 1-2 ① P4		C B S F X 1-2 ② G5-3		F X 0-1 ③ F8			B X 1-0 ①②③ G5-4-3 1-2f 2-3f	4	0	0	0	0	0	2
Carmelo Martinez, R (1, 7) OBP: 0.323, SLG: 0.357 Norm Charlton, S (7, 1) OBP: 0.043, SLG: 0.087 Luis Quinones, S (8, 4) OBP: 0.311, SLG: 0.309		C X 0-1 ② P4		X 0-0 2B			S B X 1-1 ① F7			3 0 0	0 0 0	1 0 0	0 0 0	0 0 0	0 0 0	0 0 0
Mariano Duncan, R (1, 6) OBP: 0.278, SLG: 0.378		S B C B F X 2-2 HR 1B		C B B X 2-1 ③ G5-3			B F X 1-1 ② P3			3	1	1	0	0	0	1
Jeff Reed, L (1, 2) OBP: 0.336, SLG: 0.376		B 1 SAFE B B C 1 X 3-1 1-H HR			C C X 0-2 G1 SH3-4 1B		C F B F F F X 1-2 ③ L5			3	1	2	2	0	0	0
Jack Armstrong, R (1, 1) OBP: 0.094, SLG: 0.065 Billy Hatcher, R (7, 7) OBP: 0.308, SLG: 0.358		C X 0-1 ③ G3-1			X 0-0 ① SH3-4 1-2			B B C B X 3-1 G6-4-3 1B		1 1	0 0	0 1	0 0	0 0	0 0	0 0
Inning Stats	R: 0 H: 1 E: 0 LOB: 1 K: 1 BB: 0 S: 10 P: 16	R: 2 H: 2 E: 0 LOB: 0 K: 0 BB: 0 S: 13 P: 19	R: 0 H: 0 E: 0 LOB: 0 K: 2 BB: 0 S: 13 P: 19	R: 0 H: 1 E: 0 LOB: 1 K: 0 BB: 0 S: 8 P: 11	R: 0 H: 1 E: 0 LOB: 1 K: 0 BB: 0 S: 7 P: 9	R: 0 H: 0 E: 0 LOB: 0 K: 0 BB: 0 S: 8 P: 12	R: 0 H: 0 E: 0 LOB: 0 K: 0 BB: 0 S: 10 P: 13	R: 0 H: 1 E: 0 LOB: 0 K: 0 BB: 0 S: 8 P: 14	R: 0 H: 1 E: 0 LOB: 0 K: 0 BB: 1 S: 3 P: 8	1B: 5 SF: 0 2B: 1 SAC: 1 3B: 1 DP: 1 HR: 1 HBP: 0						

AB	30
R	2
H	7
RBI	2
BB	1
SO	3
LOB	7

WP: 0 PA: 32
PB: 0
SB: 1
CS: 0

PITCHER		IP	WLS	BF	H	R	ER	SO	BB	IBB	HBP	BLK	WP	HR	S	P	ERA	WHIP
Dennis Martinez, R ERA: 2.4	(1, 1)	7.0	W	26	5	2	2	3	0	0	0	0	0	1	69	99	2.57	0.714
Mel Rojas, R ERA: 4.75	(8, 1)	1.0		4	2	0	0	0	0	0	0	0	0	0	9	15	0.00	2.000
Jeff Fassero, L ERA: 1.91	(9, 1)	0.0		1	0	0	0	0	1	0	0	0	0	0	1	5	∞	∞
Barry Jones, R ERA: 3.24	(9, 1)	1.0	S	1	0	0	0	0	0	0	0	0	0	0	1	2	0.00	0.000

PITCHER	IP	WLS	BF	H	R	ER	SO	BB	IBB	HBP	BLK	WP	HR	S	P	ERA	WHIP

Batter	1	2	3	4	5	6	7	8	9	AB	R	H	RBI	BB	SO	LOB
Delino DeShields, L (1, 4) OBP: 0.368, SLG: 0.348	G6-3	SF8 3-H		G5-3			G4-3			3	0	0	1	0	0	1
Bret Barberie, S (1, 5) OBP: 0.385, SLG: 0.450	3B 1B	F7			F7		1B 1B			4	1	2	0	0	0	1
John Vander Wal, L (1, 7) OBP: 0.500, SLG: 1.000	1B 3B 1-H	G4-3			F7		G5-4-3 1-2 1B			3	1	1	1	0	0	1
Kenny Williams, R (7, 7) OBP: 0.297, SLG: 0.426										1	0	1	0	0	0	0
Nelson Santovenia, R (1, 2) OBP: 0.274, SLG: 0.421	K		K		L7		G5-4-3 1-2f			4	0	0	0	0	2	3
Larry Walker, L (1, 9) OBP: 0.350, SLG: 0.462	E 1B 3-H 1B		G5-4-3 1B		G5-3			G4-3		4	1	2	1	0	0	0
Marquis Grissom, R (1, 8) OBP: 0.310, SLG: 0.369	S 1B 1-H		1 SAFE G5-4-3 1-2f		1B G4-3 1B			K		4	0	2	1	0	1	1
Andres Galarraga, R (1, 3) OBP: 0.265, SLG: 0.317	G1-3 1-2		K		1 SAFE G4-3 1-2			K		4	0	0	0	0	2	2
Tom Foley, L (1, 6) OBP: 0.286, SLG: 0.317		SH SF8 2B	G3		S 2-3 1B					3	1	2	0	0	0	0
Dennis Martinez, R (1, 1) OBP: 0.176, SLG: 0.224		SH 2-3	1B		K 1-2					2	0	1	0	0	1	2
Mel Rojas, R (8, 1)										0	0	0	0	0	0	0
Jeff Fassero, L (9, 1)										0	0	0	0	0	0	0
Barry Jones, R (9, 1)										0	0	0	0	0	0	0
Spike Owen, S (9, 6) OBP: 0.323, SLG: 0.342										0	0	0	0	0	0	0
Inning Stats	R: 3 E: 1 K: 1 S: 16 H: 4 LOB: 1 BB: 0 P: 28	R: 1 E: 0 K: 0 S: 10 H: 1 LOB: 1 BB: 0 P: 16	R: 0 E: 0 K: 1 S: 6 H: 1 LOB: 0 BB: 0 P: 7	R: 0 E: 0 K: 1 S: 9 H: 1 LOB: 1 BB: 0 P: 11	R: 0 E: 0 K: 0 S: 7 H: 0 LOB: 0 BB: 0 P: 12	R: 0 E: 0 K: 1 S: 17 H: 2 LOB: 2 BB: 0 P: 24	R: 0 E: 0 K: 0 S: 8 H: 2 LOB: 1 BB: 0 P: 12	R: 0 E: 0 K: 2 S: 8 H: 0 LOB: 0 BB: 0 P: 10		1B: 9 2B: 1 3B: 1 HR: 0 SF: 1 SAC: 1 DP: 2 HBP: 0						

PITCHER		IP	WLS	BF	H	R	ER	SO	BB	IBB	HBP	BLK	WP	HR	S	P	ERA	WHIP
Jack Armstrong, R ERA: 5.51	(1, 1)	6.0	L	27	9	4	3	4	0	0	0	0	0	0	65	98	4.50	1.500
Norm Charlton, L ERA: 3.36	(7, 1)	1.0		4	2	0	0	0	0	0	0	0	0	0	8	12	0.00	2.000
Rob Dibble, R ERA: 2.42	(8, 1)	1.0		3	0	0	0	2	0	0	0	0	0	0	8	10	0.00	0.000

PITCHER	IP	WLS	BF	H	R	ER	SO	BB	IBB	HBP	BLK	WP	HR	S	P	ERA	WHIP

BOTTOM

Cincinnati Reds @ Montreal Expos

Olympic Stadium, Montreal, QB

Sun Sep 08 1991, 3:33 AM EDT
Att. 12,272 - Sunny - 80 F

livebaseballscorecards.com

AB	32
R	4
H	11
RBI	4
BB	0
SO	6
LOB	11

1B: 9	SF: 1	WP: 0	PA: 34
2B: 1	SAC: 1	PB: 0	
3B: 1	DP: 2	SB: 2	
HR: 0	HBP: 0	CS: 0	

Batter	1	2	3	4	5	6	7	8	9	AB	R	H	RBI	BB	SO	LOB
Delino DeShields, L (1, 4) OBP: 0.370, SLG: 0.353	B F B F S 2-3 ① K		C X 0-1 FC4-6 1B		B B C B X 3-1 ① G4-3		B X 1-0 SF9 3B		C B B B B 4-1 BB	4	1	2	0	1	1	0
Spike Owen, S (1, 6) OBP: 0.321, SLG: 0.347	X 0-0 ② F7		1 SAFE 1 SAFE C 1 SAFE C 1 SAFE B 1 SAFE X 1-2 ③ FC4-6 1-2f		C F B B F X 2-2 FC3-2 3B		X 0-0 ① SF9 3-H		F B B B X 3-1 ② P3	4	0	1	1	0	0	3
Dave Martinez, L (1, 7) OBP: 0.327, SLG: 0.407	B C S B F X 2-2 ③ E4			X 0-0 SF8 3B	X 0-0 ② FC3-2 3-H		B S B C X 2-2 ② F8		X 0-0 ③ G6-3	5	1	1	0	0	0	3
Tim Wallach, R (1, 5) OBP: 0.293, SLG: 0.335		B S C T S 1-3 ① K		B B B B 4-0 1B BLK 1B BB	1 SAFE B B X 2-0 ③ L4		B S F X 1-2 ③ G3			3	1	0	0	1	1	1
Larry Walker, L (1, 9) OBP: 0.349, SLG: 0.461		C C B S 1-3 ② K		B X 1-0 ① SF8 3-H		S B B X 2-1 FC4-6 1B		S C B X 1-2 ① F9		3	0	1	1	0	1	0
Marquis Grissom, R (1, 8) OBP: 0.312, SLG: 0.371		B C C B X 2-2 E 1B		F C B B X 2-2 S 1-3 1B		C 1 SAFE B 1 SAFE C X 1-2 ① FC4-6 S 1-2f		B X 1-0 ② G4-3		4	1	2	0	0	0	1
Andres Galarraga, R (1, 3) OBP: 0.262, SLG: 0.313		1 SAFE 1 SAFE C B F F B S 2-3 ③ K 1-2		S 1 SAFE 1 SAFE B F S 1-3 ② K 1-2		1 SAFE B 1 SAFE B 1 SAFE S C F S 2-3 ② K 1-2		C B S B B X 3-2 ③ G3-1		4	0	0	0	0	3	4
Mike Fitzgerald, R (1, 2) OBP: 0.266, SLG: 0.287 Gilberto Reyes, R (8, 2) OBP: 0.289, SLG: 0.257			B X 1-0 ① P3	B B C C B X 3-2 2-H 3-H 1B	I I I I I 4-0 IBB			B T C F B X 2-2 SH3-4 1B		2 1	0 0	1 1	2 0	1 0	0 0	0 0
Brian Barnes, L (1, 1) OBP: 0.209, SLG: 0.081 John Vander Wal, L (6, PH) OBP: 0.400, SLG: 0.800 Bill Sampen, R (6, 1) OBP: 0.429, SLG: 0.429 Jeff Fassero, L (8, 1)			B B C C F S 2-3 ② K	C X 0-1 ③ B1-3		S X 0-1 ③ F9		1 SAFE X 0-0 ① SH3-4 1-2		2 1 0 0	0 0 0 0	0 0 0 0	0 0 0 0	1 0 0 0	1 2 0 0
Inning Stats	R: 0 E: 1 K: 1 S: 8 H: 0 LOB: 1 BB: 0 P: 12	R: 0 E: 1 K: 3 S: 15 H: 1 LOB: 1 BB: 0 P: 21	R: 0 E: 0 K: 1 S: 10 H: 1 LOB: 1 BB: 0 P: 14	R: 3 E: 0 K: 1 S: 13 H: 3 LOB: 1 BB: 1 P: 24	R: 0 E: 0 K: 0 S: 8 H: 1 LOB: 1 BB: 0 P: 15	R: 0 E: 0 K: 1 S: 11 H: 1 LOB: 2 BB: 1 P: 20	R: 1 E: 0 K: 0 S: 8 H: 1 LOB: 0 BB: 0 P: 12	R: 0 E: 0 K: 0 S: 7 H: 0 LOB: 0 BB: 0 P: 12	R: 0 E: 0 K: 0 S: 9 H: 1 LOB: 2 BB: 1 P: 18	1B: 6 2B: 0 3B: 3 HR: 0	SF: 2 SAC: 1 DP: 0 HBP: 0					

PITCHER		IP	WLS	BF	H	R	ER	SO	BB	IBB	HBP	BLK	WP	HR	S	P	ERA	WHIP
David Cone, R ERA: 3.67	(1, 1)	7.0	L	31	8	4	4	7	1	1	0	1	0	0	73	118	5.14	1.286
Jeff Innis, R ERA: 2.6	(8, 1)	1.1		5	1	0	0	0	0	0	0	0	0	0	12	19	0.00	0.750
Doug Simons, L ERA: 4.63	(9, 1)	0.2		3	0	0	0	0	1	0	0	0	0	0	4	11	0.00	1.500

PITCHER	IP	WLS	BF	H	R	ER	SO	BB	IBB	HBP	BLK	WP	HR	S	P	ERA	WHIP

TOP

Montreal Expos @ New York Mets

Shea Stadium, Flushing, NY

Mon Sep 09 1991, 7:05 PM EDT

Att. 12,950 - Cloudy - 75 F

livebaseballscorecards.com

AB	33
R	4
H	9
RBI	4
BB	3
SO	7
LOB	15

WP: 0 PA: 39
PB: 0
SB: 2
CS: 0

BOTTOM

Montreal Expos @ New York Mets

Shea Stadium, Flushing, NY

Mon Sep 09 1991, 7:05 PM EDT

Att. 12,950 - Cloudy - 75 F

Batter	1	2	3	4	5	6	7	8	9	AB	R	H	RBI	BB	SO	LOB
Keith Miller, R (1, 4) OBP: 0.328, SLG: 0.378	L9		K		K		FC4-6 1-2f		FC6-4 1B 1-2f	5	0	0	0	0	2	2
Garry Templeton, S (1, 3) OBP: 0.233, SLG: 0.292	BB		FC BB 1B BB		S BB		K 1-2		G5-4-3 1B 1-3	0	1	0	0	3	0	0
Chris Donnels, L (7, PH) OBP: 0.314, SLG: 0.233										2	0	1	0	0	1	1
(8, 3)																
Howard Johnson, S (1, 9) OBP: 0.338, SLG: 0.530	F8		FC 1B 1-2 BB		K		F8		G5-4-3 1-2f	4	0	0	0	1	1	5
Kevin McReynolds, R (1, 8) OBP: 0.326, SLG: 0.414	G1-3		FC 1B 1-2 2-3		F7 1-2			G6-3		4	0	0	0	0	0	4
Gregg Jefferies, S (1, 5) OBP: 0.327, SLG: 0.384		E 2B	1B 1-2 2-H 3-H			K		S 1B BB		3	2	2	1	1	1	0
Mark Carreon, R (1, 7) OBP: 0.281, SLG: 0.311		E7 BB 2-H 1B	F9			K		G6-3 1-2		4	0	1	0	0	1	3
Kevin Elster, R (1, 6) OBP: 0.317, SLG: 0.357		G5-3 1-2 BB	G5-4-3 BB			2B		1B 2-H		2	0	2	1	2	0	0
Charlie O'Brien, R (1, 2) OBP: 0.288, SLG: 0.281		G5-3 1-2	G5-4-3 1-2f			F7		G4-3		2	0	0	0	0	0	2
Mackey Sasser, L (6, PH) OBP: 0.295, SLG: 0.433										2	0	0	0	0	0	2
(7, 2)																
David Cone, L (1, 1) OBP: 0.162, SLG: 0.131		K	F7				FC4-6 BB		FC6-4 1B	2	0	0	0	0	1	1
Daryl Boston, L (7, PH) OBP: 0.332, SLG: 0.348										0	0	0	0	1	0	0
Jeff Innis, R (8, 1)										0	0	0	0	0	0	0
Doug Simons, L (9, 1)										0	0	0	0	0	0	0
Rick Cerone, R (9, PH) OBP: 0.364, SLG: 0.350										1	0	1	0	0	0	0
Terry McDaniel, S (9, PR) OBP: 0.286, SLG: 0.333										0	0	0	0	0	0	0

Inning Stats	1	2	3	4	5	6	7	8	9	1B: 5	SF: 0	WP: 0	PA: 39
R:	0	1	1	0	0	0	0	1	0	2B: 2	SAC: 0	PB: 0	
E:	0	1	0	0	0	0	0	0	0	3B: 0	DP: 2	SB: 3	
K:	0	1	1	0	2	1	1	0	0	HR: 0	HBP: 0	CS: 0	
S:	4	13	10	6	11	11	11	10	11				
H:	0	2	1	0	0	1	0	1	2				
LOB:	1	1	2	0	1	1	1	1	2				
BB:	1	1	2	1	1	0	1	1	0				
P:	10	25	26	10	22	13	19	20	15				

PITCHER		IP	WLS	BF	H	R	ER	SO	BB	IBB	HBP	BLK	WP	HR	S	P	ERA	WHIP
Brian Barnes, L ERA: 4.04	(1, 1)	5.0	W	22	3	2	1	4	6	0	0	0	0	0	44	93	1.80	1.800
Bill Sampen, R ERA: 4.08	(6, 1)	2.2		12	2	1	1	3	2	0	0	0	0	0	29	47	3.38	1.500
Jeff Fassero, L ERA: 1.86	(8, 1)	1.1	S	5	2	0	0	0	0	0	0	0	0	0	14	20	0.00	1.500

PITCHER	IP	WLS	BF	H	R	ER	SO	BB	IBB	HBP	BLK	WP	HR	S	P	ERA	WHIP

livebaseballscorecards.com

AB	31
R	3
H	7
RBI	2
BB	8
SO	7
LOB	20

Batter	1	2	3	4	5	6	7	8	9	AB	R	H	RBI	BB	SO	LOB
Delino DeShields, L (1, 4) OBP: 0.370, SLG: 0.352	C B C B S 2-3 ① K			X 0-0 ① F7		B C C B B F B 4-2 WP BB			B F B B X 3-1 ① P3	2	0	0	0	1	1	0
Scott Ruskin, R (6, 1)										0	0	0	0	0	0	0
Nelson Santovenia, R (7, 3) OBP: 0.270, SLG: 0.414										1	0	0	0	0	0	0
Spike Owen, S (1, 6) OBP: 0.318, SLG: 0.343	B B C F X 2-2 ② G4-3			B B X 2-0 ② F8		B C F X 1-2 ② F8 1-2			F F B S 1-3 ② K2-3	4	0	0	0	0	1	1
Marquis Grissom, R (1, 8) OBP: 0.309, SLG: 0.367	S S B S 1-3 ③ K			B B X 2-0 ③ F8		C X 0-1 ③ G6-3			C B F F X 1-2 ③ F9	4	0	0	0	0	1	1
Tim Wallach, R (1, 5) OBP: 0.292, SLG: 0.333		C C X 0-2 ① F9			X 0-0 ① F8		B S F F B B X 3-2 ① P3			3	0	0	0	0	0	0
Larry Walker, L (1, 9) OBP: 0.347, SLG: 0.458		S F C 0-3 ② K			X 0-0 ② L9		B B B C F X 3-2 ② P2			3	0	0	0	0	1	0
Andres Galarraga, R (1, 3) OBP: 0.262, SLG: 0.312		B X 1-0 ③ F7			B S B B B 4-1 1B BB		C B F F S 1-3 ③ K			2	0	0	0	1	1	0
Doug Piatt, L (7, 1)										0	0	0	0	0	0	0
Kenny Williams, R (1, 7) OBP: 0.299, SLG: 0.423			S F B F B S 2-3 ① K		B S F X 1-2 1-2 1B			F B S X 1-2 ① P3		3	0	1	0	0	1	0
Gilberto Reyes, R (1, 2) OBP: 0.284, SLG: 0.253			B F B B S F C 3-3 ② K		S X 0-1 ③ F8			F B B X 2-1 ② F7		3	0	0	0	0	1	2
Mark Gardner, R (1, 1) OBP: 0.106, SLG: 0.087			X 0-0 ③ P8			C X 0-1 ① P4		X 0-0 ③ P3		1	0	0	0	0	0	0
Steve Frey, R (5, 1)										0	0	0	0	0	0	0
Junior Noboa, R (6, PH) OBP: 0.241, SLG: 0.302										2	0	0	0	0	0	0
(6, 4)																
Inning Stats	R: 0 E: 0 K: 2 S: 9 H: 0 LOB: 0 BB: 0 P: 14	R: 0 E: 0 K: 1 S: 7 H: 0 LOB: 0 BB: 0 P: 8	R: 0 E: 0 K: 2 S: 9 H: 0 LOB: 0 BB: 0 P: 14	R: 0 E: 0 K: 0 S: 3 H: 0 LOB: 0 BB: 0 P: 7	R: 0 E: 0 K: 0 S: 8 H: 1 LOB: 2 BB: 1 P: 13	R: 0 E: 0 K: 0 S: 10 H: 0 LOB: 1 BB: 1 P: 15	R: 0 E: 0 K: 1 S: 11 H: 0 LOB: 0 BB: 0 P: 18	R: 0 E: 0 K: 0 S: 6 H: 0 LOB: 0 BB: 0 P: 9	R: 0 E: 0 K: 1 S: 9 H: 0 LOB: 0 BB: 0 P: 14	1B: 1 2B: 0 3B: 0 HR: 0 SF: 0 SAC: 0 DP: 0 HBP: 0						

PITCHER	IP	WLS	BF	H	R	ER	SO	BB	IBB	HBP	BLK	WP	HR	S	P	ERA	WHIP
Pete Schourek, L (1, 1) ERA: 4.19	9.0	W	30	1	0	0	7	2	0	0	0	1	0	72	112	0.00	0.333

PITCHER	IP	WLS	BF	H	R	ER	SO	BB	IBB	HBP	BLK	WP	HR	S	P	ERA	WHIP

TOP

Montreal Expos @ New York Mets

Shea Stadium, Flushing, NY

Tue Sep 10 1991, 3:33 AM EDT

Att. 9,882 - Cloudy - 80 F

livebaseballscorecards.com

AB	28
R	0
H	1
RBI	0
BB	2
SO	7
LOB	4

WP: 1 PB: 0 SB: 0 CS: 0 PA: 30

Batter	1	2	3	4	5	6	7	8	9	AB	R	H	RBI	BB	SO	LOB
Keith Miller, R (1, 4) OBP: 0.325, SLG: 0.370	X 0-0 ① F8		C X 0-1 ① P9 B B B C X 3-1 ③ F9			F B B B B 4-1 1B S BB	B C B F S 2-3 ② K			4	0	0	0	1	1	3
Jeff Gardner, L (1, 6) OBP: 0.600, SLG: 0.333	C X 0-1 ② G6-3		X 0-0 1B HR 1B		B B B B 4-0 G6-3 HR BB	B C F B B X 3-2 ② F7	C B B C B F B 4-2 BB			3	2	1	0	2	0	1
Gregg Jefferies, S (1, 5) OBP: 0.328, SLG: 0.384	B B B C X 3-1 ③ F8		C C B X 1-2 HR 1B		1 SAFE B B B X 2-0 ① G6-3 1-2	F B B B X 3-1 1-3 1B	B C X 1-1 ③ G3-1			5	1	2	0	0	0	4
Howard Johnson, S (1, 9) OBP: 0.342, SLG: 0.540 Terry McDaniel, S (9, 9) OBP: 0.286, SLG: 0.333		B B F X 2-1 BB 2B	B B X 2-0 1-H 2-H HR		B C B B B 4-1 HR BB	B B C S X 2-2 ③ F7		F X 0-1 1B E 1B		4 0	3 0	3 0	3 0	1 0	0 0	2 0
Mackey Sasser, L (1, 7) OBP: 0.303, SLG: 0.454		C F S 0-3 ① K	B F F X 1-2 ② P6		F X 0-1 1-H 2-H HR		F F B F X 1-2 2B 2B 1B	B F C X 1-2 E7 1-H 1B		5	2	3	3	0	1	1
Chris Donnels, L (1, 3) OBP: 0.325, SLG: 0.212		B B B C B 4-1 BB BB	X 0-0 ③ L6		B S F B B B 4-2 BB		X 0-0 ① F7	B C C S 1-3 ① K		3	0	0	0	2	1	2
Daryl Boston, L (1, 8) OBP: 0.333, SLG: 0.351	C X 0-1 ② F7			B F F F F B B B 4-2 E S BB	C F X 0-2 ② F7		B X 1-0 1-3 2B 2B	S C F B B F B S 3-3 ② K		4	1	1	0	1	1	4
Todd Hundley, S (1, 2) OBP: 0.444, SLG: 0.167		C B B B B 4-1 1-2 2-3 BB		1 SAFE C B B C F S 2-3 ① K 1-3	F X 0-1 ③ F9		C S B F H 2-2 2B HBP	F B F C 1-3 ③ K		3	0	0	0	1	2	3
Pete Schourek, L (1, 1) OBP: 0.200, SLG: 0.214		C B S C 1-3 ③ K		B F C S 1-3 ② K		B C B S X 2-2 ① P7	S B X 1-1 1-3 2-H 3-H 2B			4	0	1	2	0	2	4
Inning Stats	R: 0 E: 0 K: 0 S: 5 H: 0 LOB: 0 BB: 0 P: 8	R: 0 E: 0 K: 2 S: 12 H: 1 LOB: 3 BB: 2 P: 23	R: 3 E: 0 K: 0 S: 11 H: 3 LOB: 0 BB: 0 P: 15	R: 0 E: 0 K: 2 S: 13 H: 0 LOB: 1 BB: 1 P: 23	R: 3 E: 0 K: 0 S: 11 H: 1 LOB: 1 BB: 3 P: 25	R: 0 E: 0 K: 0 S: 12 H: 1 LOB: 2 BB: 1 P: 26	R: 2 E: 0 K: 1 S: 19 H: 3 LOB: 3 BB: 1 P: 31	R: 1 E: 1 K: 3 S: 16 H: 2 LOB: 1 BB: 0 P: 22		1B: 6 2B: 3 3B: 0 HR: 2	SF: 0 SAC: 0 DP: 0 HBP: 1					

BOTTOM

Montreal Expos @ New York Mets

Shea Stadium, Flushing, NY

Tue Sep 10 1991, 3:33 AM EDT

Att. 9,882 - Cloudy - 80 F

livebaseballscorecards.com

AB	35
R	9
H	11
RBI	8
BB	8
SO	8
LOB	24

WP: 0 PB: 0 SB: 2 CS: 0 PA: 44

PITCHER		IP	WLS	BF	H	R	ER	SO	BB	IBB	HBP	BLK	WP	HR	S	P	ERA	WHIP
Mark Gardner, R ERA: 3.32	(1, 1)	4.1	L	23	5	6	6	4	5	0	0	0	0	2	45	83	12.46	2.308
Steve Frey, L ERA: 4.24	(5, 1)	0.2		3	0	0	0	0	1	0	0	0	0	0	7	11	0.00	1.500
Scott Ruskin, L ERA: 4.64	(6, 1)	1.1		10	4	2	2	0	1	0	1	0	0	0	23	42	13.50	3.750
Doug Piatt, R ERA: 2.45	(7, 1)	1.2		8	2	1	0	4	1	0	0	0	0	0	24	37	0.00	1.800

PITCHER	IP	WLS	BF	H	R	ER	SO	BB	IBB	HBP	BLK	WP	HR	S	P	ERA	WHIP

Montreal Expos @ Philadelphia Phillies

Veterans Stadium, Philadelphia, PA

Wed Sep 11 1991, 7:05 PM EDT

Att. 13,501 - Cloudy - 79 F

TOP

livebaseballscorecards.com

Batter	1	2	3	4	5	6	7	8	9	AB	R	H	RBI	BB	SO	LOB
Delino DeShields, L (1, 4) OBP: 0.368, SLG: 0.349	L3		BB		E6		F9		K	4	1	0	0	1	1	0
Spike Owen, S (1, 6) OBP: 0.324, SLG: 0.349	E P6 1B		BB		G5-3 BB		G1-4-3		2B	3	0	2	0	2	0	0
Dave Martinez, L (1, 9) OBP: 0.325, SLG: 0.404 (8, 7)	P6		S 1B		G5-3		K		F9	5	0	1	1	0	1	4
Tim Wallach, R (1, 5) OBP: 0.289, SLG: 0.329		G5-3	F8		F8			P4	F8	5	0	0	0	0	0	4
Larry Walker, L (1, 3) OBP: 0.346, SLG: 0.455 (8, 9)		E3 WP WP	F8			1B E 1B		P6		4	1	1	0	0	0	2
Marquis Grissom, R (1, 8) OBP: 0.313, SLG: 0.373		WP BB		G6-3 3B		E9 CS 1B		E6 S HR		3	2	2	0	1	0	0
John Vander Wal, L (1, 7) OBP: 0.375, SLG: 0.571 Ivan Calderon, R (8, PH) OBP: 0.367, SLG: 0.483 Barry Jones, R (8, 1)		K	G6-3			BB		HR		2 1 0	0 1 0	0 1 0	1 2 0	1 0 0	1 0 0	2 0 0
Nelson Santovenia, R (1, 2) OBP: 0.254, SLG: 0.387		F8	G5-3			P4		G6-3		4	0	0	0	0	0	4
Chris Haney, L (1, 1) OBP: 0.095, SLG: 0.095 Bill Sampen, R (6, 1) OBP: 0.429, SLG: 0.429 Andres Galarraga, R (8, 3) OBP: 0.265, SLG: 0.323			F7	G6-3		F7			HR	3 0 1	0 0 1	0 0 1	0 0 1	0 0 0	0 0 0	1 0 0

Inning Stats	1	2	3	4	5	6	7	8	9
	R: 0 E: 1 K: 0 S: 6	R: 0 E: 1 K: 1 S: 12	R: 1 E: 0 K: 0 S: 10	R: 1 E: 0 K: 0 S: 5	R: 0 E: 1 K: 0 S: 12	R: 1 E: 1 K: 0 S: 15	R: 0 E: 0 K: 1 S: 7	R: 2 E: 1 K: 0 S: 12	R: 1 E: 0 K: 1 S: 11
	H: 1 LOB: 1 BB: 0 P: 12	H: 0 LOB: 2 BB: 1 P: 22	H: 1 LOB: 2 BB: 2 P: 24	H: 1 LOB: 0 BB: 0 P: 6	H: 0 LOB: 1 BB: 1 P: 22	H: 2 LOB: 1 BB: 1 P: 27	H: 0 LOB: 0 BB: 0 P: 12	H: 1 LOB: 0 BB: 0 P: 18	H: 2 LOB: 1 BB: 0 P: 19

1B: 4	SF: 0
2B: 1	SAC: 0
3B: 1	DP: 1
HR: 2	HBP: 0
WP: 2	PA: 40
PB: 0	
SB: 4	
CS: 1	

AB	35
R	6
H	8
RBI	5
BB	5
SO	3
LOB	17

PITCHER	IP	WLS	BF	H	R	ER	SO	BB	IBB	HBP	BLK	WP	HR	S	P	ERA	WHIP
Jose De Jesus, R (1, 1) ERA: 3.34	6.0		27	5	3	2	1	5	0	0	0	2	0	60	113	3.00	1.667
Wally Ritchie, L (7, 1) ERA: 2.7	2.2	L	12	3	3	1	2	0	0	0	0	0	2	29	48	3.38	1.125
Joe Boever, R (9, 1) ERA: 3.9	0.1		1	0	0	0	0	0	0	0	0	0	0	1	1	0.00	0.000

PITCHER	IP	WLS	BF	H	R	ER	SO	BB	IBB	HBP	BLK	WP	HR	S	P	ERA	WHIP

BOTTOM

Montreal Expos @ Philadelphia Phillies

Veterans Stadium, Philadelphia, PA

Wed Sep 11 1991, 7:05 PM EDT

Att. 13,501 - Cloudy - 79 F

livebaseballscorecards.com

Batter	1	2	3	4	5	6	7	8	9	AB	R	H	RBI	BB	SO	LOB
Randy Ready, R (1, 4) OBP: 0.396, SLG: 0.321	C B X 1-1 2B		C B B B X 3-1 1B 2B	B B C F B B 4-2 1-2 BB		1 SAFE X 0-0 ① ② G5-6-3 1-2f 2-3			C X 0-1 FC4-6 1B G3-6-3 2-3 1B	4	1	3	0	1	0	2
Dickie Thon, R (1, 6) OBP: 0.284, SLG: 0.358	X 0-0 ① F8		X 0-0 ② L9	B X 1-0 ③ G1		X 0-0 ③ G6-3			1 SAFE X 0-0 FC4-6 1-2 3-H 1B	5	0	1	1	0	0	5
Dave Hollins, S (1, 3) OBP: 0.407, SLG: 0.545	B B B B 4-0 BB		X 0-0 2-3 1B		B C L F S 1-3 ① K		X 0-0 ① G6-3		B B S X 2-1 ① FC4-6 G3-6-3 1-2f 2-3	4	0	1	0	1	1	2
John Kruk, L (1, 8) OBP: 0.359, SLG: 0.459	X 0-0 ② F7		C B C B B X 3-2 ③ G3		B F B F X 2-2 ② F7		B F B F B F X 3-2 ② F8		F F X 0-2 ② ③ G3-6-3 1-2f 3-H	5	0	0	0	0	0	5
Dale Murphy, R (1, 9) OBP: 0.305, SLG: 0.422	B S B B X 3-1 ③ F9			B B F S X 2-2 G6-3 G4-3 2B	F B F B X 2-2 2B 2B		F B X 1-1 ③ F9			4	2	2	0	0	0	2
Charlie Hayes, R (1, 5) OBP: 0.246, SLG: 0.363		B S B C B S 3-3 ① K		X 0-0 ① G6-3 2-3	X 0-0 2-H 2B			B B S F B F X 3-2 ① G5-3		4	0	1	1	0	1	1
Wes Chamberlain, R (1, 7) OBP: 0.309, SLG: 0.410		B C B B B X 3-1 ② G6-3		X 0-0 ② G4-3 3-H	S B X 1-1 ③ G1-3			B C B F F F F B F F 3-3 F S ② K		4	0	0	1	0	1	1
Steve Lake, R (1, 2) OBP: 0.226, SLG: 0.252 Wally Backman, S (8, PH) OBP: 0.340, SLG: 0.318 Darrin Fletcher, L (9, 2) OBP: 0.241, SLG: 0.321		C C B B B S 3-3 ③ K		X 0-0 E2 1B		S B F F B B X 3-2 G5-6-3 BB 1B		B F C X 1-2 ③ G4-3		3 1 0	1 0 0	2 0 0	0 0 0	0 0 0	1 0 0	0 0 0
Jose De Jesus, R (1, 1) OBP: 0.167, SLG: 0.138 Jim Lindeman, R (6, PH) OBP: 0.414, SLG: 0.388 Wally Ritchie, L (7, 1) Joe Boever, R (9, 1) OBP: 0.333, SLG: 0.333 Von Hayes, L (9, PH) OBP: 0.310, SLG: 0.299			C B S S 1-3 ① K	C B F X 2-2 BB 2-H 1B		1 SAFE B B B F 1 SAFE B 1 SAFE F B 4-2 1-2 G5-6-3 BB			B B B C C X 3-2 1B 1B 2B	2 0 0 0 1	0 0 0 0 1	1 0 0 0 1	1 1 0 0 1	0 0 0 0 0	1 0 0 0 0	0 0 0 0 0
Inning Stats	R: 0 E: 0 K: 0 S: 6 H: 1 LOB: 2 BB: 1 P: 14	R: 0 E: 0 K: 2 S: 8 H: 0 LOB: 0 BB: 0 P: 17	R: 0 E: 0 K: 1 S: 10 H: 2 LOB: 2 BB: 0 P: 17	R: 2 E: 1 K: 0 S: 12 H: 3 LOB: 2 BB: 1 P: 21	R: 1 E: 0 K: 1 S: 13 H: 2 LOB: 1 BB: 0 P: 19	R: 0 E: 0 K: 0 S: 8 H: 1 LOB: 1 BB: 1 P: 15	R: 0 E: 0 K: 0 S: 7 H: 0 LOB: 0 BB: 0 P: 11	R: 0 E: 0 K: 1 S: 15 H: 0 LOB: 0 BB: 0 P: 22	R: 2 E: 0 K: 0 S: 11 H: 3 LOB: 0 BB: 0 P: 16	1B: 6 2B: 6 3B: 0 HR: 0	SF: 0 SAC: 0 DP: 2 HBP: 0			WP: 0 PB: 0 SB: 0 CS: 0		PA: 40	

	AB	37
	R	5
	H	12
	RBI	4
	BB	3
	SO	5
	LOB	18

PITCHER		IP	WLS	BF	H	R	ER	SO	BB	IBB	HBP	BLK	WP	HR	S	P	ERA	WHIP
Chris Haney, L ERA: 3.57	(1, 1)	5.0		27	9	3	2	4	3	0	0	0	0	0	55	101	3.60	2.400
Bill Sampen, R ERA: 3.96	(6, 1)	2.0	W	5	0	0	0	0	0	0	0	0	0	0	9	13	0.00	0.000
Barry Jones, R ERA: 3.39	(8, 1)	2.0	S	8	3	2	2	1	0	0	0	0	0	0	26	38	9.00	1.500

PITCHER	IP	WLS	BF	H	R	ER	SO	BB	IBB	HBP	BLK	WP	HR	S	P	ERA	WHIP

Batter	1	2	3	4	5	6	7	8	9	AB	R	H	RBI	BB	SO	LOB
Delino DeShields, L (1, 4) OBP: 0.369, SLG: 0.348	C B B X 2-1 F8 ①	B F B B X 3-1 G4-3 FC3-2 1-2 2-3 1B		B B B B 4-0 G5-3 BB		C C F F B B X 2-2 G6-3 ②			C B F S 1-3 K ①	4	0	1	0	1	1	0
Spike Owen, S (1, 6) OBP: 0.322, SLG: 0.350	C X 0-1 1B 2B	B C T X 1-2 FC3-2 G4-3 ① 1-2 2-3 3-Hf		B 1 SAFE 1 SAFE C 1 B X 2-1 G5-3 ② 1-3		B C X 1-1 G6-3 ③			B B X 2-0 G4-3 ②	5	1	1	0	0	0	4
Marquis Grissom, R (1, 8) OBP: 0.313, SLG: 0.372	B B B F B 4-1 1B 2B BB ②	B B X 2-0 G4-3 ② 1-2 2-3 3-H		S F B F X 1-2 F8 ③			B C X 1-1 G5-3 ①		C B C X 1-2 1B	4	1	1	1	1	0	3
Tim Wallach, R (1, 5) OBP: 0.290, SLG: 0.332	F F F B B X 2-2 2B 1-2 2-H 1B ②	C B S S 1-3 K ③			B X 1-0 1B G6-3 2B		B B B F F X 3-2 G5-3 ②		1 SAFE B C 1 X 1-1 G6-3 ③	5	2	2	1	0	1	3
Larry Walker, L (1, 9) OBP: 0.350, SLG: 0.468 Dave Martinez, L (8, 9) OBP: 0.325, SLG: 0.404	S B X 1-1 G6-3 1-H 2-H 2B		C X 0-1 G1-3 ①		X 0-0 G6-3 2-3 1B		B X 1-0 HR			4 0	1 0	3 0	3 0	0 0	0 0	0 0
Nelson Santovenia, R (1, 2) OBP: 0.254, SLG: 0.379	C F F F B F X 1-2 G6-3 ② 2-3		C X 0-1 FC6-4 1B		B B S S F B X 3-2 G6-3 ① 1-2 3-H		S S F B B F S 2-3 K ③			4	0	1	1	0	1	2
Andres Galarraga, R (1, 3) OBP: 0.261, SLG: 0.319	B B X 2-0 F8 ③		X 0-0 FC6-4 1-2f ②		B C X 1-1 L6 ②			C X 0-1 P5 ①		4	0	0	0	0	0	3
Kenny Williams, R (1, 7) OBP: 0.296, SLG: 0.413		B F B F X 2-2 1B BB FC3-2 1B	S X 0-1 F9 ③		F B B F S 2-3 K ③			C B S B S 2-3 K ②		4	0	1	0	0	2	2
Chris Nabholz, L (1, 1) OBP: 0.156, SLG: 0.095 Mel Rojas, R (8, 1)		B B B B 4-0 FC3-2 1B 1-2 G4-3 BB	X 0-0 G4-3 ①			C S F B S 1-3 K ①		B F X 1-1 G4-3 ③		3 0	1 0	0 0	0 0	1 0	1 0	0 0
Inning Stats	R: 3 E: 0 K: 0 S: 18 H: 3 LOB: 1 BB: 1 P: 30	R: 1 E: 0 K: 1 S: 12 H: 2 LOB: 2 BB: 1 P: 25	R: 0 E: 0 K: 0 S: 7 H: 1 LOB: 1 BB: 0 P: 7	R: 0 E: 0 K: 0 S: 7 H: 0 LOB: 1 BB: 1 P: 14	R: 1 E: 0 K: 1 S: 11 H: 2 LOB: 1 BB: 0 P: 18	R: 0 E: 0 K: 1 S: 11 H: 0 LOB: 0 BB: 0 P: 15	R: 1 E: 0 K: 1 S: 11 H: 1 LOB: 0 BB: 0 P: 18	R: 0 E: 0 K: 1 S: 7 H: 0 LOB: 0 BB: 0 P: 10	R: 0 E: 0 K: 1 S: 9 H: 1 LOB: 1 BB: 0 P: 14	1B: 6 2B: 3 3B: 0 HR: 1 SF: 0 SAC: 0 DP: 0 HBP: 0						

PITCHER		IP	WLS	BF	H	R	ER	SO	BB	IBB	HBP	BLK	WP	HR	S	P	ERA	WHIP
Bruce Ruffin, L ERA: 3.81	(1, 1)	1.0	L	10	5	4	4	0	2	0	0	0	0	0	23	44	36.00	7.000
Cliff Brantley, R ERA: 5.63	(2, 1)	4.0		16	3	1	1	2	1	0	0	0	0	0	32	50	2.25	1.000
Mike Hartley, R ERA: 4.54	(6, 1)	3.0		10	1	1	1	3	0	0	0	0	0	1	29	43	3.00	0.333
Danny Cox, R ERA: 4.85	(9, 1)	1.0		4	1	0	0	1	0	0	0	0	0	0	9	14	0.00	1.000

PITCHER	IP	WLS	BF	H	R	ER	SO	BB	IBB	HBP	BLK	WP	HR	S	P	ERA	WHIP

TOP

Montreal Expos @ Philadelphia Phillies

Veterans Stadium, Philadelphia, PA

Thu Sep 12 1991, 7:05 PM EDT

Att. 13,243 - Sunny - 74 F

livebaseballscorecards.com

AB	37
R	6
H	10
RBI	6
BB	3
SO	6
LOB	17

WP: 0	PA: 40
PB: 0	
SB: 0	
CS: 0	

BOTTOM

Montreal Expos @ Philadelphia Phillies

Veterans Stadium, Philadelphia, PA

Thu Sep 12 1991, 7:05 PM EDT

Att. 13,243 - Sunny - 74 F

livebaseballscorecards.com

Batter	1	2	3	4	5	6	7	8	9	AB	R	H	RBI	BB	SO	LOB
Randy Ready, R (1, 4) OBP: 0.398, SLG: 0.321	0-1 G5-3 1B		2-1 F8			0-1 F7		4-1 G6-4-3 1B 1B 1-2 BB		3	1	1	0	1	0	0
Dickie Thon, R (1, 6) OBP: 0.286, SLG: 0.359	B 1 SAFE 1 SAFE B S 1 SAFE S 1 SAFE 2-3 K		0-0 G5-3			1-2 G6-4-3 1B		0-1 G6-4-3 1-2 2-3 1B		4	0	2	0	0	1	1
Wes Chamberlain, R (1, 7) OBP: 0.305, SLG: 0.404	0-1 G5-3 1-2		2-2 G5-3			0-0 G6-4-3 1-2f		0-0 G6-4-3 1-2f 2-3 3-H		4	0	0	0	0	0	4
John Kruk, L (1, 8) OBP: 0.361, SLG: 0.459	1-1 G4-3			3-1 F7			0-0 1B 1B	4-0 1B BB		3	0	1	0	1	0	1
Dale Murphy, R (1, 9) OBP: 0.307, SLG: 0.423		1-0 F9		2-0 G5-3			0-0 1-2 1B	0-1 1-3 3-H 1B		4	0	2	1	0	0	0
Charlie Hayes, R (1, 5) OBP: 0.246, SLG: 0.360		B S S B F F F B B 4-2 1B BB		B X 1-0 L6			C B C F F B X 2-2 F7	X 0-0 G5-3		3	0	0	0	1	0	4
Rick Schu, R (1, 3) OBP: 0.130, SLG: 0.095 Wally Backman, S (9, PH) OBP: 0.338, SLG: 0.316		B 1 SAFE B X 2-0 F9	C B B F S 2-3 K				C F C 0-3 K	C B C S 1-3 K		3	0	0	0	0	2	3
										1	0	0	0	0	1	0
Steve Lake, R (1, 2) OBP: 0.228, SLG: 0.254 Ron Jones, L (9, PH) OBP: 0.250, SLG: 0.222		X 0-0 1-3 1B	B X 1-0 P3				B C B X 2-1 G6-3		B F B X 2-1 G1-3	3	0	1	0	0	0	2
										1	0	0	0	0	0	0
Bruce Ruffin, S (1, 1) Cliff Brantley, R (2, 1) Kim Batiste, R (5, PH) OBP: 0.400, SLG: 0.333 Mike Hartley, R (6, 1) Jim Lindeman, R (8, PH) OBP: 0.420, SLG: 0.395 Danny Cox, R (9, 1) OBP: 0.167, SLG: 0.107 Von Hayes, L (9, PH) OBP: 0.309, SLG: 0.298		X 0-0 G4-3	C S F F F B B S 2-3 K					B F B S X 2-2 1B BB G6-4-3 1B	B B C B X 3-1 P5	0	0	0	0	0	0	0
										1	0	0	0	0	0	2
										1	0	0	0	0	1	0
										0	0	0	0	0	0	0
										1	1	1	0	0	0	0
										0	0	0	0	0	0	0
										1	0	0	0	0	0	0

Inning Stats	1	2	3	4	5	6	7	8	9
	R: 0 H: 1 E: 0 LOB: 1 K: 1 BB: 0 S: 9 P: 12	R: 0 H: 1 E: 0 LOB: 2 K: 0 BB: 1 S: 9 P: 16	R: 0 H: 0 E: 0 LOB: 0 K: 0 BB: 0 S: 8 P: 12	R: 0 H: 0 E: 0 LOB: 0 K: 0 BB: 0 S: 4 P: 10	R: 0 H: 0 E: 0 LOB: 0 K: 2 BB: 0 S: 9 P: 14	R: 0 H: 1 E: 0 LOB: 0 K: 0 BB: 0 S: 6 P: 7	R: 0 H: 2 E: 0 LOB: 2 K: 1 BB: 0 S: 12 P: 16	R: 2 H: 3 E: 0 LOB: 2 K: 0 BB: 2 S: 10 P: 20	R: 0 H: 0 E: 0 LOB: 0 K: 1 BB: 0 S: 7 P: 13

	AB	33
	R	2
	H	8
	RBI	1
	BB	3
	SO	5
	LOB	17

PITCHER		IP	WLS	BF	H	R	ER	SO	BB	IBB	HBP	BLK	WP	HR	S	P	ERA	WHIP	PITCHER	IP	WLS	BF	H	R	ER	SO	BB	IBB	HBP	BLK	WP	HR	S	P	ERA	WHIP
Chris Nabholz, L (1, 1) ERA: 4.01		7.2	W	31	7	2	2	4	3	0	0	0	0	0	64	104	2.35	1.304																	
Mel Rojas, R (8, 1) ERA: 4.58		1.1		5	1	0	0	1	0	0	0	0	0	0	10	16	0.00	0.750																	

PITCHER		IP	WLS	BF	H	R	ER	SO	BB	IBB	HBP	BLK	WP	HR	S	P	ERA	WHIP	PITCHER	IP	WLS	BF	H	R	ER	SO	BB	IBB	HBP	BLK	WP	HR	S	P	ERA	WHIP

Batter	1	2	3	4	5	6	7	8	9	AB	R	H	RBI	BB	SO	LOB
Delino DeShields, L (1, 4) OBP: 0.366, SLG: 0.346	X 0-0 G1-3		C F B S 1-3 K		S B S X 1-2 SF7 3-H			C F C 0-3 K		3	0	0	1	0	2	0
Bret Barberie, S (1, 6) OBP: 0.380, SLG: 0.452 Spike Owen, S (8, 6) OBP: 0.322, SLG: 0.350	C B B S F S 2-3 K		S X 0-1 G6-3		S B X 1-1 G4-3			M B B X 2-1 2B		4 0	0 0	1 0	0 0	0 0	1 0	0 0
Dave Martinez, L (1, 7) OBP: 0.322, SLG: 0.399	B C B X 2-1 G3		C S B B F B F F S 3-3 K			C X 0-1 G4-3		F 2 B F B S SAFE 2-3 K		4	0	0	0	0	2	1
Tim Wallach, R (1, 5) OBP: 0.290, SLG: 0.331		B S C S 1-3 K		C X 0-1 F8 G4-3 1B		B B B C X 3-1 G4-3		B B X 2-0 G4-3		4	0	1	0	0	1	1
Larry Walker, L (1, 9) OBP: 0.353, SLG: 0.468		S B B F B F B 4-2 G1-3 E BB		X 0-0 G4-3 1-2		B X 1-0 1B			F B F B B B 4-2 1B 1B BB	2	2	1	0	2	0	1
Marquis Grissom, R (1, 8) OBP: 0.311, SLG: 0.369		1 SAFE C B 1 SAFE P X 2-1 G1-3 1-2		B X 1-0 F8 2-3		X 0-0 G1-3			1 SAFE B X 1-0 F7	4	0	0	0	0	0	4
Tom Foley, L (1, 3) OBP: 0.280, SLG: 0.311 Andres Galarraga, R (7, 3) OBP: 0.264, SLG: 0.321		X 0-0 E1 1B 2-H		B X 1-0 G4-3			C F B B X 2-2 L7		1 SAFE B F 1 SAFE X 1-1 1B 1-2 1B	3 1	0 0	0 1	0 0	0 0	0 0	1 0
Gilberto Reyes, R (1, 2) OBP: 0.294, SLG: 0.269		X 0-0 1-2 1B			M X 0-1 SH1-4 SF7 2B		B X 1-0 G6-3		X 0-0 G6-3 1-3 2-H 1B	4	1	3	1	0	0	0
Dennis Martinez, R (1, 1) OBP: 0.171, SLG: 0.217 John Vander Wal, L (9, PH) OBP: 0.333, SLG: 0.500 Barry Jones, R (9, 1)		C F B B F S 2-3 K			X 0-0 SH1-4 2-3		B B C C C 2-3 K		X 0-0 G6-3 1-2f	2 1 0	0 0 0	0 0 0	0 0 0	0 0 0	2 0 0	2 2 0
Inning Stats	R: 0 E: 0 K: 1 S: 7 H: 0 LOB: 0 BB: 0 P: 11	R: 1 E: 1 K: 2 S: 15 H: 1 LOB: 2 BB: 1 P: 23	R: 0 E: 0 K: 2 S: 11 H: 0 LOB: 0 BB: 0 P: 15	R: 0 E: 0 K: 0 S: 5 H: 1 LOB: 1 BB: 0 P: 7	R: 1 E: 0 K: 0 S: 8 H: 1 LOB: 0 BB: 0 P: 10	R: 0 E: 0 K: 0 S: 6 H: 1 LOB: 1 BB: 0 P: 10	R: 0 E: 0 K: 1 S: 7 H: 0 LOB: 0 BB: 0 P: 12	R: 0 E: 0 K: 2 S: 9 H: 1 LOB: 1 BB: 0 P: 15	R: 1 E: 0 K: 0 S: 7 H: 2 LOB: 1 BB: 1 P: 13	1B: 5 2B: 2 3B: 0 HR: 0	SF: 1 SAC: 1 DP: 1 HBP: 0						

PITCHER		IP	WLS	BF	H	R	ER	SO	BB	IBB	HBP	BLK	WP	HR	S	P	ERA	WHIP
Greg Maddux, R ERA: 3.69	(1, 1)	8.0		31	5	2	1	8	1	0	0	0	0	0	68	103	1.12	0.750
Bob Scanlan, R ERA: 4.1	(9, 1)	1.0	L	5	2	1	1	0	1	0	0	0	0	0	7	13	9.00	3.000

PITCHER	IP	WLS	BF	H	R	ER	SO	BB	IBB	HBP	BLK	WP	HR	S	P	ERA	WHIP

TOP

Montreal Expos @ Chicago Cubs

Wrigley Field, Chicago, IL

Fri Sep 13 1991, 3:33 AM CDT

Att. 17,668 - Sunny - 73 F

livebaseballscorecards.com

AB	32
R	3
H	7
RBI	2
BB	2
SO	8
LOB	12

1B: 5	SF: 1	WP: 0	PA: 36
2B: 2	SAC: 1	PB: 0	
3B: 0	DP: 1	SB: 0	
HR: 0	HBP: 0	CS: 0	

Batter	1	2	3	4	5	6	7	8	9	AB	R	H	RBI	BB	SO	LOB
Chico Walker, S (1, 5) OBP: 0.325, SLG: 0.335	0-1 1B SH2-3 1B		2-1 F7 ②			1-1 FC4-6 1B		0-0 3-H 1B		4	0	3	1	0	0	0
Ced Landrum, L (1, 8) OBP: 0.286, SLG: 0.264	0-0 SH2-3 ① 1-2		1-2 F8 ③			1-1 1 SAFE 1 SAFE FC4-6 S ② 1-2f		1-3 K ②		3	0	0	0	0	1	2
Mark Grace, L (1, 3) OBP: 0.352, SLG: 0.375	3-2 G1-3 ②			0-0 G5-3 ①		1-3 1 SAFE 1 SAFE 1 SAFE K ③ 1-2		0-0 G6-3 ③		4	0	0	0	0	1	3
Andre Dawson, R (1, 9) OBP: 0.303, SLG: 0.484	0-0 2-3 1B			1-1 G5-3 ②			1-1 G6-3 ①		1-1 F8 2B	4	0	2	0	0	0	0
George Bell, R (1, 7) OBP: 0.327, SLG: 0.474	1-2 L9 ③			0-0 F7 ③			1-2 L5 ②		1-3 K ①	4	0	0	0	0	1	3
Damon Berryhill, S (1, 2) OBP: 0.226, SLG: 0.318		2-3 K2-3 ①			2-3 K ①		1-2 G5-3 ③		1-0 2-3 F8 ②	4	0	0	0	0	2	1
Shawon Dunston, R (1, 6) OBP: 0.294, SLG: 0.412		0-1 G4-3 ②			0-2 F8 ②			0-2 23 3B G6-3 1B	1-0 G5-3 ③	4	1	1	0	0	0	1
Rey Sanchez, R (1, 4) Dwight Smith, L (8, PH) OBP: 0.276, SLG: 0.376 Jose Vizcaino, S (9, 4) OBP: 0.282, SLG: 0.296		3-3 K ③			0-0 F9 ③			2-2 1 SAFE G6-3 ① 1-2		2 1 0	0 0 0	0 0 0	0 0 0	0 0 0	1 0 0	0 1 0
Greg Maddux, R (1, 1) OBP: 0.221, SLG: 0.276 23 Ryne Sandberg, R (8, PH) OBP: 0.377, SLG: 0.491 Bob Scanlan, R (9, 1) OBP: 0.080, SLG: 0.042			0-2 G4-3 ①			0-0 G1-3 ①		2-2 1B 2-H 3B		2 1 0	0 1 0	0 1 0	0 1 0	0 0 0	0 0 0	0 0 0
Inning Stats	R: 0 E: 0 K: 0 S: 10 H: 2 LOB: 2 BB: 0 P: 14	R: 0 E: 0 K: 2 S: 10 H: 0 LOB: 0 BB: 0 P: 15	R: 0 E: 0 K: 0 S: 10 H: 0 LOB: 0 BB: 0 P: 13	R: 0 E: 0 K: 0 S: 4 H: 0 LOB: 0 BB: 0 P: 5	R: 0 E: 0 K: 1 S: 7 H: 0 LOB: 0 BB: 0 P: 9	R: 0 E: 0 K: 1 S: 8 H: 1 LOB: 1 BB: 0 P: 11	R: 0 E: 0 K: 0 S: 8 H: 0 LOB: 0 BB: 0 P: 11	R: 2 E: 0 K: 1 S: 16 H: 3 LOB: 1 BB: 0 P: 21	R: 0 E: 0 K: 1 S: 7 H: 1 LOB: 1 BB: 0 P: 11	1B: 5 2B: 1 3B: 1 HR: 0	SF: 0 SAC: 1 DP: 0 HBP: 0						

PITCHER		IP	WLS	BF	H	R	ER	SO	BB	IBB	HBP	BLK	WP	HR	S	P	ERA	WHIP
Dennis Martinez, R ERA: 2.4	(1, 1)	8.0	W	30	6	2	2	5	0	0	0	0	0	0	73	99	2.25	0.750
Barry Jones, R ERA: 3.35	(9, 1)	1.0	S	4	1	0	0	1	0	0	0	0	0	0	7	11	0.00	1.000

PITCHER	IP	WLS	BF	H	R	ER	SO	BB	IBB	HBP	BLK	WP	HR	S	P	ERA	WHIP

BOTTOM

Montreal Expos @ Chicago Cubs

Wrigley Field, Chicago, IL

Fri Sep 13 1991, 3:33 AM CDT

Att. 17,668 - Sunny - 73 F

livebaseballscorecards.com

AB	33
R	2
H	7
RBI	2
BB	0
SO	6
LOB	11

WP: 0 PB: 0 SB: 1 CS: 0 PA: 34

Batter	1	2	3	4	5	6	7	8	9	10	AB	R	H	RBI	BB	SO	LOB
Delino DeShields, L (1, 4) OBP: 0.365, SLG: 0.350	C F X 0-2 ① F7		C B X 1-1 1-H HR	C F B B F S 2-3 ③ K		S B F B B X 3-2 ③ G5-3			B C X 1-1 ② G4-3 2-3		5	1	1	2	0	1	4
Spike Owen, S (1, 6) OBP: 0.318, SLG: 0.345	B B B C S S 3-3 ② K		C F B X 1-2 ② G3		B B X 2-0 ① G6-3		B B C X 2-1 ① L4		C B S X 1-2 ③ G6-3		5	0	0	0	0	1	1
Dave Martinez, L (1, 9) (7, 7) OBP: 0.323, SLG: 0.399	C C S 0-3 ③ K		C B B F F B X 3-2 BB 1B 1B		B X 1-0 ② F7		C B S B S 2-3 ② K			F B X 1-1 G4-3 S 1B	5	1	2	0	0	2	0
Tim Wallach, R (1, 5) OBP: 0.289, SLG: 0.329		S F F X 0-2 ① G5-3	1 SAFE B B C S S 1 B B 4-2 1B 1-2 BB		F F X 0-2 ③ G5-3		C B B C S 2-3 ③ K			F B F F B S 2-3 ① K 1-2	4	0	0	0	1	2	1
Larry Walker, L (1, 3) (7, 9) OBP: 0.351, SLG: 0.465		B S S S 1-3 ② K	B B X 2-0 1-2 2-H 1B			S X 0-1 ① G5-3		S S X 0-2 ① G3		X 0-0 ② G4-3 2-3	5	0	1	1	0	1	1
Marquis Grissom, R (1, 8) OBP: 0.310, SLG: 0.368		B F B X 2-1 ③ F9	B F X 1-1 ③ G3-1			X 0-0 S 1B 1B		B C X 1-1 ② L7		C S F F S 0-3 ③ K	5	1	1	0	0	1	3
John Vander Wal, L (1, 7) OBP: 0.333, SLG: 0.727			C X 0-1 HR	X 0-0 ① G1-3		B 1 SAFE B F B S S S 3-3 ② K 1-3		B F S S 1-3 ③ K			3	1	1	1	0	1	1
Tom Foley, L (7, 3) OBP: 0.279, SLG: 0.309											1	0	0	0	0	1	0
Gilberto Reyes, R (1, 2) OBP: 0.298, SLG: 0.270			B F X 1-1 ① P2	X 0-0 SH1-4 1B		I I I I 4-0 1B IBB			S C B S 1-3 K G4-3 SH1-4		3	0	1	0	1	1	0
Brian Barnes, L (1, 1) OBP: 0.244, SLG: 0.105			B B B B 4-0 HR BB	X 0-0 ② SH1-4 1-2		C X 0-1 1-2 3-H 1B			B X 1-0 ① SH1-4 1-2		1	1	1	1	0	0	0
Bill Sampen, R (6, 1) OBP: 0.429, SLG: 0.429											0	0	0	0	0	0	0
Mel Rojas, R (8, 1)											0	0	0	0	0	0	0
Jeff Fassero, L (9, 1)											0	0	0	0	0	0	0
Barry Jones, R (9, 1)											0	0	0	0	0	0	0
Inning Stats	R: 0 E: 0 K: 2 S: 9 H: 0 LOB: 0 BB: 0 P: 12	R: 0 E: 0 K: 1 S: 9 H: 0 LOB: 0 BB: 0 P: 12	R: 4 E: 0 K: 0 S: 18 H: 4 LOB: 2 BB: 2 P: 35	R: 0 E: 0 K: 1 S: 7 H: 1 LOB: 1 BB: 0 P: 9	R: 0 E: 0 K: 0 S: 5 H: 0 LOB: 0 BB: 0 P: 8	R: 1 E: 0 K: 1 S: 11 H: 2 LOB: 2 BB: 1 P: 21	R: 0 E: 0 K: 2 S: 8 H: 0 LOB: 0 BB: 0 P: 14	R: 0 E: 0 K: 1 S: 8 H: 0 LOB: 0 BB: 0 P: 10	R: 0 E: 0 K: 1 S: 9 H: 0 LOB: 1 BB: 0 P: 13	R: 0 E: 0 K: 2 S: 12 H: 1 LOB: 1 BB: 0 P: 15	1B: 6 2B: 0 3B: 0 HR: 2	SF: 0 SAC: 2 DP: 0 HBP: 0						

PITCHER		IP	WLS	BF	H	R	ER	SO	BB	IBB	HBP	BLK	WP	HR	S	P	ERA	WHIP
Shawn Boskie, R ERA: 5.04	(1, 1)	2.2		13	3	4	4	3	2	0	0	0	0	2	33	53	13.50	1.875
Danny Jackson, L ERA: 6.27	(3, 1)	3.1		15	4	1	1	2	0	1	0	0	0	0	26	44	2.70	1.200
Chuck McElroy, L ERA: 1.84	(7, 1)	1.0		3	0	0	0	2	0	0	0	0	0	0	8	14	0.00	0.000
Paul Assenmacher, L ERA: 3.18	(8, 1)	2.0		7	0	0	0	2	0	0	0	0	1	0	17	23	0.00	0.000
Bob Scanlan, R ERA: 4.06	(10, 1)	1.0	W	4	1	0	0	2	0	0	0	0	0	0	12	15	0.00	1.000

PITCHER	IP	WLS	BF	H	R	ER	SO	BB	IBB	HBP	BLK	WP	HR	S	P	ERA	WHIP

TOP

Montreal Expos @ Chicago Cubs

Wrigley Field, Chicago, IL

Sat Sep 14 1991, 7:05 PM CDT

Att. 30,130 - Cloudy - 87 F

livebaseballscorecards.com

AB	37
R	5
H	8
RBI	5
BB	3
SO	11
LOB	11

1B: 6 SF: 0
2B: 0 SAC: 2
3B: 0 DP: 0
HR: 2 HBP: 0

WP: 1 PA: 42
PB: 0
SB: 3
CS: 0

Montreal Expos @ Chicago Cubs

Wrigley Field, Chicago, IL

Sat Sep 14 1991, 7:05 PM CDT

Att. 30,130 - Cloudy - 87 F

livebaseballscorecards.com

BOTTOM

Batter	1	2	3	4	5	6	7	8	9	10	AB	R	H	RBI	BB	SO	LOB
Chico Walker, S (1, 8) OBP: 0.326, SLG: 0.334	C F B F X 1-2 G6-3 ①			C B X 1-1 G6-3 ①		B B F B B 4-1 23 BB HR BB	C F B C 1-3 K ③		B X 1-0 G5-3 23 IBB 1-3 2-H 1B		4	1	1	1	1	1	0
23 Ryne Sandberg, R (1, 4) OBP: 0.380, SLG: 0.491	B B C X 2-1 G5-3 ②			C F B B X 2-2 G1-3 1B		B B B C B 4-1 1-2 HR BB		B B B B 4-0 2B G6-3 BB	P P P I 4-0 1-2 IBB		2	2	1	0	3	0	0
Andre Dawson, R (1, 9) OBP: 0.302, SLG: 0.487	B F X 1-1 G6-3 ③			F F 1 SAFE X 0-2 G1-3 ② 1-2		F X 0-1 1-H 2-H HR		C X 0-1 F7 ①	F X 0-1 G5-3 ② ③ 2-3f		5	1	1	3	0	0	5
George Bell, R (1, 7) OBP: 0.329, SLG: 0.476 Doug Dascenzo, S (8, PR) (9, 7) OBP: 0.317, SLG: 0.309		X 0-0 G5-3 ①		F S B S 1-3 K ③		F S B X 1-2 1B 1B		X 0-0 G6-3 1-3 2B		X 0-0 HR 1B	4 1	0 1	2 1	0 0	0 0	1 0	1 0
Hector Villanueva, R (1, 3) (10, 2) OBP: 0.355, SLG: 0.547		B C X 1-1 F8 ②			B B B C F X 3-2 G5-3 ①	S X 0-1 F8 ②		B F X 1-1 G6-3 ② 2-3 3-H		1 SAFE 1 SAFE X 0-0 1-H HR	5	1	1	3	0	0	2
Luis Salazar, R (1, 5) OBP: 0.306, SLG: 0.449		B F C X 1-2 F8 ③			X 0-0 G6-3 ②	B C S F X 1-2 1-3 1B		B F F X 1-2 P3 ③			4	0	1	0	0	0	2
Joe Girardi, R (1, 2) OBP: 0.280, SLG: 0.227 Damon Berryhill, S (6, PH) (7, 2) OBP: 0.230, SLG: 0.315 Ced Landrum, L (9, PR) OBP: 0.286, SLG: 0.264 Bob Scanlan, R (10, 1) OBP: 0.080, SLG: 0.042			C F C 0-3 K ①		B C B X 2-1 1B	B F C F S 1-3 K ③			C S B B B F F B 4-2 G1-3 1B BB		2 1 0 0	0 0 1 0	1 0 0 0	0 0 0 0	1 1 0 0	0 2 0 0	0 0 0 0
Rey Sanchez, R (1, 6) Dwight Smith, L (7, PH) OBP: 0.274, SLG: 0.373 Jose Vizcaino, S (8, 6) OBP: 0.282, SLG: 0.296 Mark Grace, L (9, PH) OBP: 0.351, SLG: 0.374 (10, 3)			F B X 1-1 G4-3 ②		X 0-0 F8 ③		B F S F F C 1-3 K ①		1 SAFE 1 SAFE X 0-0 G1-3 ① 1-2		2 1 0 1	0 0 0 0	0 0 0 0	0 0 0 0	0 1 0 0	0 0 0 0	1 0 0 1
Shawn Boskie, R (1, 1) OBP: 0.250, SLG: 0.324 Danny Jackson, R (3, 1) OBP: 0.087, SLG: 0.087 Jerome Walton, R (6, PH) OBP: 0.287, SLG: 0.328 Chuck McElroy, L (7, 1) OBP: 0.333, SLG: 0.444 Derrick May, L (7, PH) Paul Assenmacher, L (8, 1) OBP: 0.400, SLG: 0.250 Shawon Dunston, R (9, PH) OBP: 0.295, SLG: 0.414 (10, 6)			B C B F F X 2-2 F9 ③			F S B B S 2-3 K ①	C B X 1-1 G6-3 ②		C X 0-1 1B 1B		0 1 1 0 1 0 1	0 0 0 0 0 0 0	0 0 0 0 0 0 0	0 0 1 0 0 0 0	0 0 0 0 0 0 0	0 0 1 0 0 0 0	0 0 0 0 0 0 0
Inning Stats	R: 0 H: 0 E: 0 LOB: 0 K: 0 BB: 0 S: 8 P: 12	R: 0 H: 0 E: 0 LOB: 0 K: 0 BB: 0 S: 6 P: 8	R: 0 H: 0 E: 0 LOB: 0 K: 1 BB: 0 S: 9 P: 12	R: 0 H: 1 E: 0 LOB: 1 K: 1 BB: 0 S: 11 P: 15	R: 0 H: 1 E: 0 LOB: 1 K: 0 BB: 0 S: 7 P: 12	R: 3 H: 3 E: 0 LOB: 2 K: 2 BB: 2 S: 20 P: 33	R: 0 H: 0 E: 0 LOB: 0 K: 2 BB: 0 S: 10 P: 13	R: 1 H: 1 E: 0 LOB: 2 K: 0 BB: 1 S: 8 P: 14	R: 1 H: 2 E: 0 LOB: 2 K: 0 BB: 2 S: 13 P: 19	R: 2 H: 2 E: 0 LOB: 0 K: 0 BB: 0 S: 2 P: 2	1B: 7 2B: 1 3B: 0 HR: 2	SF: 0 SAC: 0 DP: 1 HBP: 0					

PITCHER		IP	WLS	BF	H	R	ER	SO	BB	IBB	HBP	BLK	WP	HR	S	P	ERA	WHIP
Brian Barnes, L ERA: 4.08	(1, 1)	5.1		21	3	3	3	3	2	0	0	0	0	1	48	76	5.06	0.938
Bill Sampen, R ERA: 4.0	(6, 1)	1.2		8	2	1	1	3	1	0	0	0	0	0	23	33	5.40	1.800
Mel Rojas, R ERA: 4.7	(8, 1)	1.0		5	1	1	1	0	1	0	0	0	0	0	12	18	9.00	2.000
Jeff Fassero, L ERA: 1.85	(9, 1)	0.1		1	0	0	0	0	0	0	0	0	0	0	1	1	0.00	0.000
Barry Jones, R ERA: 3.54	(9, 1)	0.2	L	6	4	2	2	0	0	1	0	0	0	1	10	12	27.00	6.000

PITCHER	IP	WLS	BF	H	R	ER	SO	BB	IBB	HBP	BLK	WP	HR	S	P	ERA	WHIP

AB	36
R	7
H	10
RBI	7
BB	5
SO	6
LOB	14

WP: 0 PA: 41
PB: 0
SB: 0
CS: 0

Montreal Expos @ Chicago Cubs

Wrigley Field, Chicago, IL

Sun Sep 15 1991, 3:33 AM CDT

Att. 25,601 - Cloudy - 87 F

livebaseballscorecards.com

Batter	1	2	3	4	5	6	7	8	9	10	AB	R	H	RBI	BB	SO	LOB
Delino DeShields, L (1, 4) OBP: 0.362, SLG: 0.347	F8	K			G4-3		K			K	5	0	0	0	0	3	3
Marquis Grissom, R (1, 8) OBP: 0.311, SLG: 0.367	F8		E5, L8, 2B		E, S, 1B			G6-3		BB, HBP, BB	4	2	1	0	1	0	0
Dave Martinez, L (1, 9) (8, 7) OBP: 0.322, SLG: 0.395	F9		L8, 2-3		P3			K		BB, HBP	4	0	0	0	0	1	2
John Vander Wal, L (1, 7) OBP: 0.333, SLG: 0.714 Ivan Calderon, R (8, PH) OBP: 0.367, SLG: 0.482 Mel Rojas, R (8, 3) Mike Fitzgerald, R (8, 1) OBP: 0.270, SLG: 0.287 Jeff Fassero, L (10, PH) (10, 1)		G4-3	G3, 2B 3-H		G3-1 1-H			K		BB 1-2, 2-3, 3-H	3 1 0 0 0	0 0 0 0 0	1 0 0 1 0	1 0 0 0 0	0 0 0 0 0	0 1 0 0 0	0 0 0 0 0
Larry Walker, L (1, 3) (8, 9) OBP: 0.352, SLG: 0.470		HR	G3 2-3			FC4-6, BB			P3	G1-6-3	4	1	1	1	1	0	4
Nelson Santovenia, R (1, 2) OBP: 0.253, SLG: 0.386		1B	K			FC4-6, G6-3 1-2f			L7		4	1	1	0	0	1	2
Bret Barberie, S (1, 5) OBP: 0.375, SLG: 0.437		1B, SH1-4, BB			F9	G6-3 1-2f			G5-3		3	1	0	0	1	0	1
Spike Owen, S (1, 6) OBP: 0.318, SLG: 0.344		SH1-4 1-3 2-H			F8		K			L4	4	0	1	1	0	1	0
Mark Gardner, R (1, 1) OBP: 0.106, SLG: 0.087 Kenny Williams, R (4, PH) OBP: 0.293, SLG: 0.408 Doug Piatt, L (4, 1) Junior Noboa, R (7, PH) OBP: 0.250, SLG: 0.310 Eric Bullock, L (7, PR) OBP: 0.316, SLG: 0.333 Bill Sampen, R (7, 1) OBP: 0.429, SLG: 0.429 Scott Ruskin, R (7, 1) Tom Foley, L (8, 3) OBP: 0.283, SLG: 0.313		SH1-4 1-2 3-H			F8		CS, 1B			HBP, S, BB, 1B	0 1 0 1 0 0 0 1	0 0 0 0 0 0 0 1	0 0 0 1 0 0 0 1	1 0 0 0 0 0 0 0	0 0 0 0 0 0 0 0	0 0 0 0 0 0 0 0	0 0 0 1 0 0 0 0
Inning Stats	R: 0 E: 0 K: 0 S: 3 H: 0 LOB: 0 BB: 0 P: 5	R: 3 E: 0 K: 1 S: 15 H: 3 LOB: 1 BB: 1 P: 29	R: 1 E: 1 K: 1 S: 7 H: 1 LOB: 1 BB: 0 P: 13	R: 0 E: 0 K: 0 S: 5 H: 0 LOB: 0 BB: 0 P: 9	R: 1 E: 0 K: 0 S: 10 H: 1 LOB: 0 BB: 0 P: 14	R: 0 E: 0 K: 0 S: 8 H: 0 LOB: 0 BB: 1 P: 16	R: 0 E: 0 K: 2 S: 9 H: 1 LOB: 1 BB: 0 P: 13	R: 0 E: 0 K: 2 S: 12 H: 0 LOB: 0 BB: 0 P: 17	R: 0 E: 0 K: 0 S: 5 H: 0 LOB: 0 BB: 0 P: 6	R: 1 E: 0 K: 1 S: 15 H: 1 LOB: 3 BB: 2 P: 27	1B: 4 2B: 2 3B: 0 HR: 1 SF: 0 SAC: 1 DP: 1 HBP: 1	WP: 0 PB: 0 SB: 2 CS: 1 PA: 41					

PITCHER		IP	WLS	BF	H	R	ER	SO	BB	IBB	HBP	BLK	WP	HR	S	P	ERA	WHIP
Rick Sutcliffe, R ERA: 4.26	(1, 1)	5.0		22	5	5	3	2	1	0	0	0	0	1	40	70	5.40	1.200
Chuck McElroy, L ERA: 1.8	(6, 1)	2.0		6	1	0	0	2	1	0	0	0	0	0	17	29	0.00	1.000
Paul Assenmacher, L ERA: 3.18	(8, 1)	2.2	L	11	1	1	1	3	1	0	1	0	0	0	27	41	3.38	0.750
Bob Scanlan, R ERA: 4.05	(10, 1)	0.1		2	0	0	0	0	1	0	0	0	0	0	5	9	0.00	3.000

PITCHER	IP	WLS	BF	H	R	ER	SO	BB	IBB	HBP	BLK	WP	HR	S	P	ERA	WHIP

AB	35
R	6
H	7
RBI	5
BB	4
SO	7
LOB	12

Batter	1	2	3	4	5	6	7	8	9	10	AB	R	H	RBI	BB	SO	LOB
Chico Walker, S (1, 8) OBP: 0.327, SLG: 0.353	B S C F B B X 3-2 HR		B B B F X 3-1 2-H HR		C C B B F X 2-2 ② F9		1 SAFE 1 SAFE P S 1 SAFE C B 1 SAFE F 3-3 B S K ③			1 SAFE C S F F F C 0-3 ② K 1-3	5	2	2	3	0	2	2
Mark Grace, L (1, 3) OBP: 0.348, SLG: 0.371	B C X 1-1 ① G6-3		B X 1-0 ② G3		B B X 2-0 ③ F8			C B C X 1-2 ① G6-3		S F B F B B C 3-3 ③ K	5	0	0	0	0	1	1
23 Ryne Sandberg, R (1, 4) OBP: 0.379, SLG: 0.490	B C B F F S 2-3 ② K		B C X 1-1 HR 1B			C X 0-1 ① L8		F X 0-1 ② P2			4	1	1	0	0	1	0
Andre Dawson, R (1, 9) OBP: 0.304, SLG: 0.495	B X 1-0 ③ F9		B F 1 SAFE X 1-1 1-H HR			C X 0-1 2B		C S F B X 1-2 ③ G5-3			4	1	2	2	0	0	0
George Bell, R (1, 7) OBP: 0.328, SLG: 0.475		C C B X 1-2 CS 1B	C X 0-1 ③ L5			C S X 0-2 ② L9			B S F B B S 3-3 ① K		4	0	1	0	0	1	1
Hector Villanueva, R (1, 2) OBP: 0.348, SLG: 0.535 Rick Wilkins, L (7, 2) OBP: 0.313, SLG: 0.344 Bob Scanlan, R (10, 1) OBP: 0.080, SLG: 0.042		B B B C S S 3-3 ① ② K 1-2	B B S S S 2-3 ① K			B B B C X 3-1 ③ G5-3			B B B X 3-0 ② F7		3 1 0	0 0 0	0 0 0	0 0 0	0 0 0	2 0 0	2 0 0
Luis Salazar, R (1, 5) OBP: 0.301, SLG: 0.442	C X 0-1 ③ F8		C B S B B F F X 2-2 ② F7				C S B X 1-2 ① F8		B F F B F S 2-3 ③ K		4	0	0	0	0	1	0
Shawon Dunston, R (1, 6) OBP: 0.297, SLG: 0.414			C F X 0-2 SH5-4 HR 1B	B X 1-0 ③ G4-3			B F X 1-1 ② F9			B L X 1-1 E S 1B	4	1	2	0	0	0	0
Rick Sutcliffe, L (1, 1) OBP: 0.103, SLG: 0.107 Chuck McElroy, L (6, 1) OBP: 0.333, SLG: 0.444 Dwight Smith, L (7, PH) OBP: 0.278, SLG: 0.377 Paul Assenmacher, L (8, 1) OBP: 0.400, SLG: 0.250 Damon Berryhill, S (10, 2) OBP: 0.230, SLG: 0.315 Jerome Walton, R (10, PH) OBP: 0.266, SLG: 0.327			1 SAFE 1 SAFE F 1 SAFE X 0-1 ① SH5-4 1-2		B C B B C X 3-2 ① F7		C B F F B B X 3-2 1B			B C 1 SAFE B C S 2-3 ① K	1 0 1 0 0 1	0 0 0 0 0 0	0 0 1 0 0 0	0 0 0 0 0 1	0 0 0 0 0 1	0 0 0 0 0 1	0 0 0 0 0 1
Inning Stats	R: 1 H: 1 E: 0 LOB: 0 K: 1 BB: 0 S: 11 P: 18	R: 0 H: 1 E: 0 LOB: 0 K: 1 BB: 0 S: 8 P: 12	R: 4 H: 4 E: 0 LOB: 0 K: 0 BB: 0 S: 14 P: 20	R: 0 H: 0 E: 0 LOB: 0 K: 1 BB: 0 S: 9 P: 14	R: 0 H: 0 E: 0 LOB: 0 K: 0 BB: 0 S: 8 P: 15	R: 0 H: 1 E: 0 LOB: 1 K: 0 BB: 0 S: 9 P: 12	R: 0 H: 1 E: 0 LOB: 1 K: 1 BB: 0 S: 14 P: 21	R: 0 H: 0 E: 0 LOB: 0 K: 0 BB: 0 S: 9 P: 11	R: 0 H: 0 E: 0 LOB: 0 K: 2 BB: 0 S: 8 P: 16	R: 0 H: 1 E: 0 LOB: 1 K: 3 BB: 0 S: 16 P: 22	1B: 5 2B: 2 3B: 0 HR: 3	SF: 0 SAC: 1 DP: 1 HBP: 0		WP: 0 PB: 0 SB: 1 CS: 1	PA: 38		

PITCHER		IP	WLS	BF	H	R	ER	SO	BB	IBB	HBP	BLK	WP	HR	S	P	ERA	WHIP
Mark Gardner, R ERA: 3.56	(1, 1)	3.0		14	6	5	5	2	0	0	0	0	0	3	33	50	15.00	2.000
Doug Piatt, R ERA: 2.11	(4, 1)	3.0		10	1	0	0	1	0	0	0	0	0	0	26	41	0.00	0.333
Bill Sampen, R ERA: 3.96	(7, 1)	0.2		3	1	0	0	0	0	0	0	0	0	0	9	14	0.00	1.500
Scott Ruskin, L ERA: 4.58	(7, 1)	0.2		2	0	0	0	1	0	0	0	0	0	0	8	11	0.00	0.000
Mel Rojas, R ERA: 4.5	(8, 1)	1.2	W	5	0	0	0	2	0	0	0	0	0	0	14	23	0.00	0.000

PITCHER		IP	WLS	BF	H	R	ER	SO	BB	IBB	HBP	BLK	WP	HR	S	P	ERA	WHIP
Jeff Fassero, L ERA: 1.81	(10, 1)	1.0	S	4	1	0	0	3	0	0	0	0	0	0	16	22	0.00	1.000

BOTTOM

Montreal Expos @ Chicago Cubs

Wrigley Field, Chicago, IL

Sun Sep 15 1991, 3:33 AM CDT

Att. 25,601 - Cloudy - 87 F

livebaseballscorecards.com

AB	37
R	5
H	9
RBI	5
BB	0
SO	9
LOB	7

Batter	1	2	3	4	5	6	7	8	9	AB	R	H	RBI	BB	SO	LOB
Delino DeShields, L (1, 4) OBP: 0.362, SLG: 0.347	C F B X 1-2 G4-3 ①		C X 0-1 E4 FC5-4 1-2		C S F B F F X 1-2 1B 2B 1B		B X 1-0 CS 1B		C C B S 1-3 K ②	5	1	2	0	0	1	1
Spike Owen, S (1, 6) OBP: 0.316, SLG: 0.342	B C B F C 2-3 K ②		B B C X 2-1 FC5-4 1B 1-2f 2-3 ②		1 SAFE L L F X 0-2 2B 1-2 2-3 1B		1 SAFE 1 SAFE 1 SAFE B B 1 SAFE C X 2-1 P4 ② 1-2		B X 1-0 G5-3 ③	5	0	1	0	0	1	3
Bret Barberie, S (1, 5) OBP: 0.398, SLG: 0.467	F B F F F X 1-2 1B ③		C B B F F F B F X 3-2 1-3 3-H 1B		C F F F B B B F X 3-2 SF7 ① 1-H 2-H 3-H 2B		B B I I 4-0 IBB			3	1	3	3	1	0	0
John Vander Wal, L (1, 7) OBP: 0.278, SLG: 0.625 Ivan Calderon, R (7, PH) OBP: 0.366, SLG: 0.481 Kenny Williams, R (7, 7) OBP: 0.293, SLG: 0.408		F F F X 0-2 G4-3 ①	1 SAFE C F S 0-3 K ③		B B X 2-0 SF7 ② 3-H		X 0-0 L8 ③			2 1 0	0 0 0	0 0 0	1 0 0	0 0 0	1 0 0	2 2 0
Larry Walker, L (1, 9) OBP: 0.353, SLG: 0.478		X 0-0 G4-3 ②		B B F F B X 3-2 HR	C S B B B S 3-3 K ③			X 0-0 FC4-6 1B		4	1	2	1	0	1	0
Marquis Grissom, R (1, 8) OBP: 0.310, SLG: 0.366		C B B B C X 3-2 S 1B		S B F X 1-2 G5-3 ①		F F C 0-3 K ①		B 1 SAFE L 1 SAFE F 1 SAFE S 1-3 K ①		4	0	1	0	0	2	1
Tom Foley, L (1, 3) OBP: 0.276, SLG: 0.305		1 SAFE B C B X 2-1 G3-1 ③ 1-2		X 0-0 G3 ②		S C B B B X 3-2 G4-3 ②		1 SAFE C L 1 SAFE 1 SAFE C 0-3 K ②		4	0	0	0	0	1	2
Gilberto Reyes, R (1, 2) OBP: 0.293, SLG: 0.266 Bill Sampen, R (6, 1) OBP: 0.429, SLG: 0.429 Scott Ruskin, R (7, 1) Junior Noboa, R (8, PH) OBP: 0.247, SLG: 0.307 Mel Rojas, R (8, 1)			S S X 0-2 G5-3 ①	B B X 2-0 P3 ③		X 0-0 B1-3 ③		1 SAFE C 1 SAFE X 0-1 FC4-6 ③ 1-2f		3 0 0 1 0	0 0 0 0 0	0 0 0 0 0	0 0 0 0 0	0 0 0 0 0	0 0 0 0 0	0 0 0 1 0
Chris Nabholz, L (1, 1) OBP: 0.191, SLG: 0.136 Nelson Santovenia, R (6, 2) OBP: 0.247, SLG: 0.375			B X 1-0 FC5-4 E 1B 1B	X 0-0 1B 1B 2B 1B			C C B C 1-3 K ①		F X 0-1 F7 ①	2 2	2 0	2 0	0 0	0 0	0 1	0 0

TOP

Montreal Expos @ New York Mets

Shea Stadium, Flushing, NY

Tue Sep 17 1991, 7:05 PM EDT

Cloudy - 91 F

livebaseballscorecards.com

AB	36
R	5
H	11
RBI	5
BB	1
SO	8
LOB	12

Inning Stats	1	2	3	4	5	6	7	8	9	1B	SF	WP	PA
	R: 0 E: 0 K: 1 S: 11 H: 1 LOB: 1 BB: 0 P: 15	R: 0 E: 0 K: 0 S: 10 H: 1 LOB: 1 BB: 0 P: 15	R: 1 E: 1 K: 1 S: 16 H: 2 LOB: 2 BB: 0 P: 22	R: 1 E: 0 K: 0 S: 8 H: 1 LOB: 0 BB: 0 P: 14	R: 3 E: 0 K: 1 S: 22 H: 4 LOB: 0 BB: 0 P: 31	R: 0 E: 0 K: 1 S: 7 H: 0 LOB: 0 BB: 0 P: 10	R: 0 E: 0 K: 1 S: 7 H: 1 LOB: 2 BB: 1 P: 15	R: 0 E: 0 K: 2 S: 9 H: 1 LOB: 1 BB: 0 P: 10	R: 0 E: 0 K: 1 S: 6 H: 0 LOB: 0 BB: 0 P: 8	1B: 9 2B: 1 3B: 0 HR: 1 SF: 1 SAC: 0 DP: 0 HBP: 0		WP: 0 PB: 0 SB: 1 CS: 1	PA: 38

PITCHER		IP	WLS	BF	H	R	ER	SO	BB	IBB	HBP	BLK	WP	HR	S	P	ERA	WHIP
Anthony Young, R ERA: 3.48	(1, 1)	4.1	L	21	9	5	4	2	0	0	0	0	0	1	63	88	8.31	2.077
Doug Simons, L ERA: 4.5	(5, 1)	1.2		5	0	0	0	2	0	0	0	0	0	0	11	19	0.00	0.000
Blaine Beatty, L ERA:	(7, 1)	3.0		12	2	0	0	4	0	1	0	0	0	0	22	33	0.00	0.667

PITCHER		IP	WLS	BF	H	R	ER	SO	BB	IBB	HBP	BLK	WP	HR	S	P	ERA	WHIP

Montreal Expos @ New York Mets

Shea Stadium, Flushing, NY

Tue Sep 17 1991, 7:05 PM EDT

Cloudy - 91 F

BOTTOM

Batter	1	2	3	4	5	6	7	8	9	AB	R	H	RBI	BB	SO	LOB
Keith Miller, R (1, 4) OBP: 0.328, SLG: 0.368	G1-6-3		PB, BB, SF7, 1B		F8		1B		K	5	1	2	0	0	1	2
Kevin Elster, R (1, 6) OBP: 0.323, SLG: 0.366	K2-3-2, 1B		PB, BB		F9		BB			2	0	1	0	2	0	1
Howard Johnson, S (1, 9) OBP: 0.345, SLG: 0.540	K2-3-2		SF7		P5		K			3	0	0	1	0	2	4
Kevin McReynolds, R (1, 8) OBP: 0.318, SLG: 0.417		F8	F8			HR		P5		4	1	1	1	0	0	1
Gregg Jefferies, S (1, 5) OBP: 0.330, SLG: 0.382		G4-3, 1B		G4-6-3, 1B		G6-3		F9		4	2	2	0	0	0	0
Mark Carreon, R (1, 7) OBP: 0.289, SLG: 0.323		G4-3, 2B		G4-6-3, 1B		G4-6-3, 1B		L7		4	0	3	0	0	0	0
Mackey Sasser, L (1, 3) OBP: 0.291, SLG: 0.428 Doug Simons, L (5, 1) Daryl Boston, L (6, PH) OBP: 0.340, SLG: 0.367 Blaine Beatty, L (7, 1) Chris Donnels, L (9, PH) OBP: 0.321, SLG: 0.222		G4-3		G4-6-3		G4-6-3			E4, FC3-6	2 0 1 0 1	0 0 0 0 0	0 0 0 0 0	1 0 0 0 0	0 0 0 0 0	0 0 1 0 0	2 0 1 0 0
Todd Hundley, S (1, 2) OBP: 0.222, SLG: 0.125 Terry McDaniel, S (9, PR) OBP: 0.300, SLG: 0.333		K		K			F7		FC3-6	4 0	0 0	0 0	0 0	0 0	2 0	2 0
Anthony Young, R (1, 1) OBP: 0.111, SLG: 0.222 Garry Templeton, S (5, 3) OBP: 0.236, SLG: 0.298			K		1B		1B, 2B		F7	1 3	0 0	0 2	0 0	0 0	1 0	0 1

Inning Stats	1	2	3	4	5	6	7	8	9
	R: 0 E: 0 K: 1 S: 7	H: 1 LOB: 1 BB: 0 P: 10	R: 1 E: 0 K: 1 S: 12	H: 2 LOB: 1 BB: 0 P: 18	R: 1 E: 0 K: 1 S: 15	H: 1 LOB: 1 BB: 1 P: 25	R: 1 E: 0 K: 1 S: 7	H: 2 LOB: 0 BB: 0 P: 8	R: 0 E: 0 K: 0 S: 5	H: 1 LOB: 1 BB: 0 P: 6	R: 1 E: 0 K: 0 S: 9	H: 2 LOB: 0 BB: 0 P: 13	R: 0 E: 0 K: 1 S: 12	H: 2 LOB: 2 BB: 1 P: 19	R: 0 E: 0 K: 0 S: 10	H: 0 LOB: 0 BB: 0 P: 15	R: 0 E: 1 K: 1 S: 8	H: 0 LOB: 1 BB: 0 P: 11

1B: 8	SF: 1	WP: 0
2B: 3	SAC: 0	PB: 1
3B: 0	DP: 3	SB: 0
HR: 1	HBP: 0	CS: 0
		PA: 37

	AB	34
	R	4
	H	11
	RBI	3
	BB	2
	SO	6
	LOB	14

livebaseballscorecards.com

PITCHER		IP	WLS	BF	H	R	ER	SO	BB	IBB	HBP	BLK	WP	HR	S	P	ERA	WHIP
Chris Nabholz, L ERA: 4.05	(1, 1)	5.1	W	23	8	4	3	4	1	0	0	0	0	1	49	71	5.06	1.688
Bill Sampen, R ERA: 3.89	(6, 1)	1.1		6	3	0	0	0	1	0	0	0	0	0	15	25	0.00	3.000
Scott Ruskin, L ERA: 4.55	(7, 1)	0.1		1	0	0	0	1	0	0	0	0	0	0	3	3	0.00	0.000
Mel Rojas, R ERA: 4.29	(8, 1)	2.0	S	7	0	0	0	1	0	0	0	0	0	0	18	26	0.00	0.000

PITCHER	IP	WLS	BF	H	R	ER	SO	BB	IBB	HBP	BLK	WP	HR	S	P	ERA	WHIP

Batter	1	2	3	4	5	6	7	8	9	AB	R	H	RBI	BB	SO	LOB
Delino DeShields, L (1, 4) OBP: 0.359, SLG: 0.344	C F B S 1-3 ① K		F C F B B S 2-3 ② K		B C F B C 2-3 ① K	C B B C S 2-3 ③ K			C C 1 SAFE B S 1-3 ② K	5	0	0	0	0	5	5
Spike Owen, S (1, 6) OBP: 0.317, SLG: 0.342	B F B X 2-1 1B		C B X 1-1 ③ P5		X 0-0 FC5 1B 1-2 3-H 1B		X 0-0 ① G4-3		S S X 0-2 ③ P4	5	0	2	1	0	0	1
Junior Noboa, R (1, 9) OBP: 0.258, SLG: 0.315	C B F F 1 SAFE 1 SAFE 1 SAFE X 1-2 ② P4			X 0-0 FC5-4 1B	X 0-0 FC5 1-2 2-3 1B		C F B X 1-2 ② F9			4	0	2	0	0	0	1
Tim Wallach, R (1, 5) OBP: 0.287, SLG: 0.326	B F S F 1 SAFE X 1-2 ③ G4-3			S B X 1-1 ① FC5-4 1B 1-2f	X 0-0 ② FC5 1-2 2-3f 3-H		B X 1-0 ③ P5			4	0	0	1	0	0	4
Larry Walker, L (1, 3) OBP: 0.352, SLG: 0.475		F X 0-1 ① G6-3		F B F F F X 1-2 1B	B F F F F S 1-3 ③ K			X 0-0 ① G1-3		4	0	1	0	0	1	2
Marquis Grissom, R (1, 8) OBP: 0.310, SLG: 0.365		B X 1-0 1B		B B C F F C 2-3 ② K		B X 1-0 ① F8		X 0-0 ② G6-3		4	0	1	0	0	1	2
Nelson Santovenia, R (1, 2) OBP: 0.250, SLG: 0.373		X 0-0 ② F9		F B B X 2-1 ③ F9		X 0-0 BB 1B		C S B B X 2-2 ③ F9		3	0	1	0	0	0	3
Dave Martinez, L (6, PR) OBP: 0.322, SLG: 0.395										0	0	0	0	0	0	0
Gilberto Reyes, R (6, 2) OBP: 0.292, SLG: 0.265										1	0	0	0	0	0	0
Kenny Williams, R (1, 7) OBP: 0.302, SLG: 0.405		1 SAFE B 1 SAFE 1 SAFE S 1 SAFE B X 2-1 ③ F8			X 0-0 SH 1B 1B	B B F F B B 4-2 1-2 BB			B S B F C 2-3 ① K	3	1	1	0	1	1	1
Chris Haney, L (1, 1) OBP: 0.091, SLG: 0.091			C F B X 1-2 ① F8		L B M 1 SAFE B X 2-2 SH 1B 1B FC5 1-3	C B F C 1-3 ② K			F S X 0-2 1B	1	1	0	0	0	0	0
Bret Barberie, S (6, PH) OBP: 0.394, SLG: 0.462										1	0	0	0	0	1	2
Doug Piatt, L (6, 1)										0	0	0	0	0	0	0
Barry Jones, R (8, 1)										0	0	0	0	0	0	0
Ivan Calderon, R (9, PH) OBP: 0.367, SLG: 0.482										1	0	1	0	0	0	0
Inning Stats	R: 0 E: 0 K: 1 S: 13 H: 1 LOB: 1 BB: 0 P: 18	R: 0 E: 0 K: 0 S: 6 H: 1 LOB: 1 BB: 0 P: 9	R: 0 E: 0 K: 1 S: 9 H: 0 LOB: 0 BB: 0 P: 13	R: 0 E: 0 K: 1 S: 14 H: 2 LOB: 2 BB: 0 P: 20	R: 2 E: 1 K: 2 S: 15 H: 3 LOB: 2 BB: 0 P: 20	R: 0 E: 0 K: 2 S: 10 H: 1 LOB: 2 BB: 1 P: 18	R: 0 E: 0 K: 0 S: 5 H: 0 LOB: 0 BB: 0 P: 7	R: 0 E: 0 K: 0 S: 5 H: 0 LOB: 0 BB: 0 P: 7	R: 0 E: 0 K: 2 S: 12 H: 1 LOB: 1 BB: 0 P: 15	1B: 9 2B: 0 3B: 0 HR: 0 SF: 0 SAC: 1 DP: 0 HBP: 0						

PITCHER		IP	WLS	BF	H	R	ER	SO	BB	IBB	HBP	BLK	WP	HR	S	P	ERA	WHIP
Tony Castillo, L ERA: 3.38	(1, 1)	4.1		21	7	2	0	4	0	0	0	0	0	0	51	73	0.00	1.615
Wally Whitehurst, R ERA: 4.25	(5, 1)	1.2	W	7	1	0	0	3	1	0	0	0	0	0	16	25	0.00	1.200
Tim Burke, R ERA: 3.63	(7, 1)	0.0		0	0	0	0	0	0	0	0	0	0	0	0	0	∞	∞
John Franco, L ERA: 2.76	(9, 1)	1.0	S	4	1	0	0	2	0	0	0	0	0	0	12	15	0.00	1.000

PITCHER	IP	WLS	BF	H	R	ER	SO	BB	IBB	HBP	BLK	WP	HR	S	P	ERA	WHIP

TOP

Montreal Expos @ New York Mets

Shea Stadium, Flushing, NY

Tue Sep 17 1991, 7:05 PM EDT

Att. 4,355 - Cloudy - 86 F

livebaseballscorecards.com

AB	36
R	2
H	9
RBI	2
BB	1
SO	9
LOB	21

WP: 0	PA: 38		
PB: 0			
SB: 0			
CS: 0			

Montreal Expos @ New York Mets

Shea Stadium, Flushing, NY

Tue Sep 17 1991, 7:05 PM EDT

Att. 4,355 - Cloudy - 86 F

livebaseballscorecards.com

BOTTOM

Batter	1	2	3	4	5	6	7	8	9	AB	R	H	RBI	BB	SO	LOB
Keith Miller, R (1, 4) OBP: 0.331, SLG: 0.381	G6-3	BB			HR		F8			3	1	1	1	1	0	0
Kevin Elster, R (1, 6) OBP: 0.322, SLG: 0.364	HR 1B	F9			G1-3		F8			4	1	1	0	0	0	2
Howard Johnson, S (1, 9) OBP: 0.348, SLG: 0.547	HR		BB		1B		F7			3	1	2	2	1	0	0
Kevin McReynolds, R (1, 8) OBP: 0.318, SLG: 0.414	K		G6-3		F9			1B 1B G5-2-3 BB		3	0	0	0	1	1	2
Gregg Jefferies, S (1, 5) OBP: 0.333, SLG: 0.386	FC5-4 1B		F9			FC4-6 1B		G5-2-3 1B		4	0	3	0	0	0	0
Mark Carreon, R (1, 7) OBP: 0.288, SLG: 0.321	FC5-4			F8		FC4-6 1B		G5-2-3 1B		4	0	1	0	0	0	2
John Franco, L (9, 1)										0	0	0	0	0	0	0
Garry Templeton, S (1, 3) OBP: 0.240, SLG: 0.301		K		FC6-4 1B		1B		G5-2-3		4	0	2	0	0	1	3
Charlie O'Brien, R (1, 2) OBP: 0.290, SLG: 0.274		FC2-6 BB		F8		P6		F8		3	0	0	0	1	0	5
Tony Castillo, L (1, 1)		FC2-6 BB		FC6-4		G3				2	0	0	0	0	0	2
Wally Whitehurst, R (5, 1) OBP: 0.235, SLG: 0.219										0	0	0	0	0	0	0
Daryl Boston, L (6, PH) OBP: 0.339, SLG: 0.366										1	0	0	0	0	0	2
Tim Burke, R (7, 1)										0	0	0	0	0	0	0
Terry McDaniel, S (9, 7) OBP: 0.300, SLG: 0.333										0	0	0	0	0	0	0

Inning Stats	1	2	3	4	5	6	7	8	9
	R: 2 E: 0 K: 1 S: 12	H: 3 LOB: 1 BB: 0 P: 22	R: 0 E: 0 K: 1 S: 9	H: 0 LOB: 2 BB: 2 P: 20	R: 0 E: 0 K: 0 S: 5	H: 0 LOB: 0 BB: 1 P: 10	R: 0 E: 0 K: 0 S: 7	H: 1 LOB: 1 BB: 0 P: 12	R: 1 E: 0 K: 0 S: 10	H: 2 LOB: 0 BB: 0 P: 17
	R: 0 E: 0 K: 0 S: 14	H: 2 LOB: 2 BB: 0 P: 19	R: 0 E: 0 K: 0 S: 14	H: 0 LOB: 0 BB: 0 P: 19	R: 0 E: 0 K: 0 S: 8	H: 2 LOB: 2 BB: 1 P: 12				

	AB	R	H	RBI	BB	SO	LOB
	31	3	10	3	4	2	18

	1B	SF	WP	PA
	8	0	0	35
	2B: 0	SAC: 0	PB: 0	
	3B: 0	DP: 1	SB: 0	
	HR: 2	HBP: 0	CS: 2	

PITCHER		IP	WLS	BF	H	R	ER	SO	BB	IBB	HBP	BLK	WP	HR	S	P	ERA	WHIP
Chris Haney, L ERA: 3.69	(1, 1)	5.0	L	22	6	3	3	2	3	0	0	0	0	2	43	81	5.40	1.800
Doug Piatt, R ERA: 1.93	(6, 1)	2.0		10	3	0	0	0	1	0	0	0	0	0	32	46	0.00	2.000
Barry Jones, R ERA: 3.5	(8, 1)	1.0		3	1	0	0	0	0	0	0	0	0	0	4	4	0.00	1.000

PITCHER	IP	WLS	BF	H	R	ER	SO	BB	IBB	HBP	BLK	WP	HR	S	P	ERA	WHIP

Batter	1	2	3	4	5	6	7	8	9	AB	R	H	RBI	BB	SO	LOB
Marquis Grissom, R (1, 8) OBP: 0.308, SLG: 0.362	S B S C 1-3 ① K		S X 0-1 ③ P3			C S S 0-3 ③ K			F C C 0-3 ③ K	4	0	0	0	0	3	1
Spike Owen, S (1, 6) OBP: 0.315, SLG: 0.340	C B X 1-1 ② P4			B X 1-0 ① G5-3			B C C S 1-3 ① K			3	0	0	0	0	1	0
Junior Noboa, R (1, 4) OBP: 0.250, SLG: 0.305	X 0-0 ③ G6-3			B F X 1-1 ② G3			B F B X 2-1 ② G6-3			3	0	0	0	0	0	0
Tim Wallach, R (1, 5) OBP: 0.287, SLG: 0.326		B F B T F F X 2-2 FC4-6 1B		S X 0-1 ③ P3			C S F B X 1-2 ③ L6			3	0	1	0	0	0	0
Larry Walker, L (1, 9) OBP: 0.350, SLG: 0.472		F 1 SAFE B X 1-1 ① FC4-6 G6-3 1-2f			C C S 0-3 ① K			S C B S 1-3 ① K		3	0	0	0	0	2	1
Nelson Santovenia, R (1, 3) OBP: 0.241, SLG: 0.359		F B 1 SAFE 1 SAFE B F B X 3-2 ②③ G6-3 1-2			C C S 0-3 ② K			B X 1-0 ② G6-3		3	0	0	0	0	1	1
Kenny Williams, R (1, 7) OBP: 0.303, SLG: 0.402			X 0-0 1B		C B S X 1-2 ③ G5-3			F X 0-1 ③ P5		3	0	1	0	0	0	0
Gilberto Reyes, R (1, 2) OBP: 0.289, SLG: 0.262 Mike Fitzgerald, R (9, PH) OBP: 0.269, SLG: 0.285			S F S 0-3 ① K			X 0-0 ① F8			X 0-0 ① F9	2	0	0	0	0	1	1
										1	0	0	0	0	0	0
Dennis Martinez, R (1, 1) OBP: 0.167, SLG: 0.211 Ivan Calderon, R (9, PH) OBP: 0.367, SLG: 0.481			M B L 1 SAFE 1 SAFE S 1-3 ② K			F F F B F X 1-2 ② G6-3			F B T T T T T B T T 3-3 F B S ② K	2	0	0	0	0	1	1
										1	0	0	0	0	1	0
Inning Stats	R: 0 E: 0 K: 1 S: 6 H: 0 LOB: 0 BB: 0 P: 8	R: 0 E: 0 K: 0 S: 10 H: 1 LOB: 0 BB: 0 P: 16	R: 0 E: 0 K: 2 S: 9 H: 1 LOB: 1 BB: 0 P: 10	R: 0 E: 0 K: 0 S: 5 H: 0 LOB: 0 BB: 0 P: 7	R: 0 E: 0 K: 2 S: 9 H: 0 LOB: 0 BB: 0 P: 10	R: 0 E: 0 K: 1 S: 9 H: 0 LOB: 0 BB: 0 P: 10	R: 0 E: 0 K: 1 S: 9 H: 0 LOB: 0 BB: 0 P: 13	R: 0 E: 0 K: 1 S: 6 H: 0 LOB: 0 BB: 0 P: 8	R: 0 E: 0 K: 2 S: 13 H: 0 LOB: 0 BB: 0 P: 16	1B: 2 2B: 0 3B: 0 HR: 0		SF: 0 SAC: 0 DP: 0 HBP: 0			WP: 0 PB: 0 SB: 0 CS: 0		PA: 28

PITCHER	IP	WLS	BF	H	R	ER	SO	BB	IBB	HBP	BLK	WP	HR	S	P	ERA	WHIP
Terry Mulholland, L (1, 1) ERA: 3.55	9.0	W	28	2	0	0	10	0	0	0	0	0	0	76	98	0.00	0.222

PITCHER	IP	WLS	BF	H	R	ER	SO	BB	IBB	HBP	BLK	WP	HR	S	P	ERA	WHIP

TOP

Montreal Expos @ Philadelphia Phillies

Veterans Stadium, Philadelphia, PA

Wed Sep 18 1991, 7:05 PM EDT

Att. 5,963 - Cloudy - 82 F

livebaseballscorecards.com

AB	28
R	0
H	2
RBI	0
BB	0
SO	10
LOB	5

Montreal Expos @ Philadelphia Phillies

Veterans Stadium, Philadelphia, PA

Wed Sep 18 1991, 7:05 PM EDT

Att. 5,963 - Cloudy - 82 F

livebaseballscorecards.com

BOTTOM

Batter	1	2	3	4	5	6	7	8	9	AB	R	H	RBI	BB	SO	LOB
Wally Backman, S (1, 4) OBP: 0.351, SLG: 0.317 Mickey Morandini, L (8, 4) OBP: 0.312, SLG: 0.310	C B C F B X 2-2 ① F8		C B X 1-1 ② G3-1		1 SAFE B B B C B 4-1 FC5-4 1-2 BB		C S B F B B X 3-2 1B			3 0	0 0	1 0	0 0	1 0	0 0	0 0
Dickie Thon, R (1, 6) OBP: 0.283, SLG: 0.357	B F X 1-1 S G6-3 1B		C X 0-1 ③ G5-3		X 0-0 ② FC5-4 1-2f 2-3		X 0-0 ③ G5-3			4	0	1	0	0	0	3
Wes Chamberlain, R (1, 7) OBP: 0.314, SLG: 0.415	B B 1 SAFE F F X 2-2 ② G6-3 1-2			C B B F X 2-2 ① P5	B S B S B F X 3-2 ③ F9			C B B X 2-1 ① F7		4	0	0	0	0	0	3
John Kruk, L (1, 3) OBP: 0.362, SLG: 0.462	B B B C C C 3-3 ③ K 2-3			B B C X 2-1 ② F7		B C C B X 2-2 WP 1B		F B X 1-1 ② G4-3		4	0	1	0	0	1	1
Dale Murphy, R (1, 9) OBP: 0.302, SLG: 0.417		S B B X 2-1 1B CS 1B		S S F F B X 1-2 E6 1B		X 0-0 ① F9		B B C F S 2-3 ③ K		4	1	1	0	0	1	1
Charlie Hayes, R (1, 5) OBP: 0.251, SLG: 0.359		C C C 0-3 ① K		X 0-0 FC4-6 1-2 1B		F B B 1 SAFE 1 SAFE B F B 4-2 G4-6-3 1-2 BB				2	0	1	0	1	1	1
Darrin Fletcher, L (1, 2) OBP: 0.245, SLG: 0.313		C C X 0-2 CS 1-3 1B		X 0-0 ③ FC4-6 1-2f		C F F B X 1-2 ② ③ G4-6-3 1-2f				3	0	1	0	0	0	4
Braulio Castillo, R (1, 8) OBP: 0.188, SLG: 0.194		F B B F S 2-3 ② ③ K 1-2 3-H			C F B X 1-2 FC5-4 S 1B		B C B X 2-1 ① L7			3	0	1	0	0	1	1
Terry Mulholland, R (1, 1) OBP: 0.092, SLG: 0.068			C B B X 2-1 ① F9		L B B L L 2-3 ① K		X 0-0 ② G1-3			3	0	0	0	0	1	1
Inning Stats	R: 0 H: 1 E: 0 LOB: 1 K: 1 BB: 0 S: 12 P: 20	R: 1 H: 2 E: 0 LOB: 0 K: 2 BB: 0 S: 11 P: 15	R: 0 H: 0 E: 0 LOB: 0 K: 0 BB: 0 S: 6 P: 9	R: 0 H: 1 E: 1 LOB: 2 K: 0 BB: 0 S: 12 P: 17	R: 0 H: 1 E: 0 LOB: 2 K: 1 BB: 1 S: 12 P: 22	R: 0 H: 1 E: 0 LOB: 1 K: 0 BB: 1 S: 10 P: 17	R: 0 H: 1 E: 0 LOB: 1 K: 0 BB: 0 S: 8 P: 13	R: 0 H: 0 E: 0 LOB: 0 K: 1 BB: 0 S: 7 P: 12		1B: 7 SF: 0 2B: 0 SAC: 0 3B: 0 DP: 1 HR: 0 HBP: 0						

	AB	30
	R	1
	H	7
	RBI	0
	BB	2
	SO	5
	LOB	15

WP: 1 PA: 32
PB: 0
SB: 2
CS: 2

PITCHER		IP	WLS	BF	H	R	ER	SO	BB	IBB	HBP	BLK	WP	HR	S	P	ERA	WHIP
Dennis Martinez, R ERA: 2.35	(1, 1)	8.0	L	32	7	1	1	5	2	0	0	0	1	0	78	125	1.12	1.125

PITCHER	IP	WLS	BF	H	R	ER	SO	BB	IBB	HBP	BLK	WP	HR	S	P	ERA	WHIP

Batter	1	2	3	4	5	6	7	8	9	10	AB	R	H	RBI	BB	SO	LOB
Delino DeShields, L (1, 4) OBP: 0.359, SLG: 0.343	F8		WP SF8 1B BB	S 1B 3-H		G4-3			B1-3		4	1	1	1	1	0	0
Dave Martinez, L (1, 9) OBP: 0.325, SLG: 0.401	2B 1B		1B WP WP 1B 1-2	F9		2B			G6-3		5	2	3	0	0	0	1
John Vander Wal, L (1, 7) OBP: 0.227, SLG: 0.500 Ivan Calderon, R (9, PH) OBP: 0.368, SLG: 0.482 Kenny Williams, R (9, 7) OBP: 0.303, SLG: 0.402	P6		K 1-2 2-3	K 1-2		K			S 1B		4 1 0	0 0 0	0 1 0	0 0 0	0 0 0	3 0 0	5 0 0
Tim Wallach, R (1, 5) OBP: 0.290, SLG: 0.328	1-H 2B		WP 1B HBP		G6-3		L8		IBB		3	0	1	1	1	0	0
Larry Walker, L (1, 3) OBP: 0.349, SLG: 0.470	K		SF8 3-H		E S 1B		G4-3		G3		4	0	1	1	0	1	3
Marquis Grissom, R (1, 8) OBP: 0.309, SLG: 0.364		G3 2B	WP 1B 1-2 2-3		P4		F8			G6-3	5	0	2	0	0	0	1
Mike Fitzgerald, R (1, 2) OBP: 0.267, SLG: 0.278 Jeff Fassero, L (10, 1)		K	K 1-2 2-3 3-H		SAFE BB 1-3			P2		L6	4 0	0 0	0 0	0 0	1 0	2 0	3 0
Spike Owen, S (1, 6) OBP: 0.313, SLG: 0.343	G3 2-3			1B 3B	G6-3			K		F8	5	1	1	0	0	1	3
Brian Barnes, L (1, 1) OBP: 0.229, SLG: 0.098 Mel Rojas, R (6, 1) Eric Bullock, L (8, PH) OBP: 0.312, SLG: 0.328 Barry Jones, R (8, 1) Scott Ruskin, R (8, 1) Nelson Santovenia, R (10, 2) OBP: 0.241, SLG: 0.359	G6-3			G3		K		P5			3 0 1 0 0 0 0	0 0 0 0 0 0 0	0 0 0 0 0 0 0	0 0 0 0 0 0 0	1 0 0 0 0 0 0	2 0 0 0 0 0 0	
Inning Stats	R: 1 E: 0 K: 1 S: 10 H: 2 LOB: 1 BB: 0 P: 13	R: 0 E: 0 K: 1 S: 8 H: 1 LOB: 1 BB: 0 P: 14	R: 2 E: 0 K: 2 S: 16 H: 2 LOB: 2 BB: 1 P: 28	R: 1 E: 0 K: 1 S: 11 H: 2 LOB: 1 BB: 0 P: 13	R: 0 E: 0 K: 0 S: 12 H: 1 LOB: 2 BB: 1 P: 19	R: 0 E: 0 K: 2 S: 9 H: 1 LOB: 1 BB: 0 P: 14	R: 0 E: 0 K: 0 S: 5 H: 0 LOB: 0 BB: 0 P: 8	R: 0 E: 0 K: 1 S: 6 H: 0 LOB: 0 BB: 0 P: 10	R: 0 E: 0 K: 0 S: 9 H: 1 LOB: 2 BB: 1 P: 15	R: 0 E: 0 K: 0 S: 7 H: 0 LOB: 0 BB: 0 P: 10	1B: 6 2B: 3 3B: 1 HR: 0 SF: 1 SAC: 0 DP: 0 HBP: 1						

PITCHER	IP	WLS	BF	H	R	ER	SO	BB	IBB	HBP	BLK	WP	HR	S	P	ERA	WHIP
Andy Ashby, R (1, 1) ERA: 7.4	3.1		19	7	4	4	4	1	0	1	0	2	0	40	63	10.80	2.400
Steve Searcy, L (4, 1) ERA: 6.16	1.2		7	1	0	0	1	1	0	0	0	0	0	17	24	0.00	1.200
Bruce Ruffin, L (6, 1) ERA: 3.62	2.0		7	1	0	0	2	0	0	0	0	0	0	14	22	0.00	0.500
Joe Boever, R (8, 1) ERA: 3.93	1.0		3	0	0	0	1	0	0	0	0	0	0	6	10	0.00	0.000
Wally Ritchie, L (9, 1) ERA: 2.6	1.0		5	1	0	0	0	0	1	0	0	0	0	9	15	0.00	1.000

PITCHER	IP	WLS	BF	H	R	ER	SO	BB	IBB	HBP	BLK	WP	HR	S	P	ERA	WHIP
Mitch Williams, L (10, 1) ERA: 2.16	1.0	W	3	0	0	0	0	0	0	0	0	0	0	7	10	0.00	0.000

TOP

Montreal Expos @ Philadelphia Phillies

Veterans Stadium, Philadelphia, PA

Thu Sep 19 1991, 7:05 PM EDT

Att. 5,297 - Cloudy - 57 F

livebaseballscorecards.com

AB	39
R	4
H	10
RBI	3
BB	3
SO	8
LOB	18

PA: 44

WP: 2
PB: 0
SB: 3
CS: 0

Batter	1	2	3	4	5	6	7	8	9	10	AB	R	H	RBI	BB	SO	LOB
Randy Ready, R (1, 4) OBP: 0.396, SLG: 0.313 Mitch Williams, L (10, 1)	B X 1-0 F8 ①		B B B C B 4-1 BB		B S B X 2-1 G6-3 ③		B B C X 2-1 G5-3 ②		B C B B B 4-1 1B BB		3	0	0	0	2	0	0
											0	0	0	0	0	0	0
Dickie Thon, R (1, 6) OBP: 0.283, SLG: 0.355	C B S S 1-3 K ②		1 SAFE 1 SAFE S 1 S B 1 B S 2-3 K ②			C B S X 1-2 L7 ①	C F F C 0-3 K ③		C S 1 SAFE F X 0-2 1-2 1B		5	0	1	0	0	3	1
Wes Chamberlain, R (1, 7) OBP: 0.312, SLG: 0.409	B B C F F S 2-3 K ③		B S F 1 SAFE B F F B S 3-3 K ③			F B B B B 4-1 HR BB		C F F B B B X 3-2 F9 ①	B C F F C 1-3 K ③		4	1	0	0	1	3	3
John Kruk, L (1, 3) OBP: 0.367, SLG: 0.474		C F B B B F B 4-2 G6-4-3 1B 2B BB		B C B B B X 3-1 G6-4-3 1B		B 1 SAFE X 1-0 1-H HR		C C B F X 1-2 BB 1B		B F B B F X 3-2 1B 2B	4	2	4	2	1	0	0
Dale Murphy, R (1, 9) OBP: 0.303, SLG: 0.416		B B X 2-0 G6-4-3 1-2 1B		B X 1-0 ①② G6-4-3 1-2f		X 0-0 P3 ②		S 1 SAFE S B 1 SAFE C 1-3 K ②		F B X 1-1 ① G1 2-H 1B 1B	5	1	2	0	0	1	2
Charlie Hayes, R (1, 5) OBP: 0.257, SLG: 0.368		B F B B S X 3-2 ①② G6-4-3 1-2f 2-3		B F B X 2-1 FC4-6 1B		B C S B X 2-2 HR		F B B B B 4-1 1-2 BB		I I I I 4-0 1B G1 IBB	3	1	2	1	2	0	2
Steve Lake, R (1, 2) OBP: 0.240, SLG: 0.285 John Morris, L (6, PR) OBP: 0.290, SLG: 0.278 (7, 8) Ricky Jordan, R (8, PH) OBP: 0.301, SLG: 0.451 Wally Ritchie, L (9, 1) Mickey Morandini, L (10, 4) OBP: 0.311, SLG: 0.309	C X 0-1 WP 3-H 2B		B X 1-0 FC4-6 ③ 1-2f			B B B C X 3-1 E9		B S X 1-1 F9 ③		B B C B X 3-1 ② G1 1-2 2-3	3 0 1 0 1	0 0 0 0 0	1 0 0 0 0	1 0 0 0 0	0 0 0 0 0	0 0 0 0 0	1 0 2 0 2
Braulio Castillo, R (1, 8) OBP: 0.176, SLG: 0.182 Dave Hollins, S (6, PH) OBP: 0.408, SLG: 0.573 Darrin Fletcher, L (7, 2) OBP: 0.250, SLG: 0.317	C C B B S 2-3 K ③ 2-3				B X 1-0 F7 ①	S C X 0-2 F9 ③			B C B F X 2-2 G6-3 ①	B F X 1-1 2-3 3-H 1B	2 1 2	0 0 0	0 0 1	0 0 1	0 0 0	1 0 0	1 1 0
Andy Ashby, R (1, 1) OBP: 0.143, SLG: 0.143 Steve Searcy, L (4, 1) Jim Lindeman, R (5, PH) OBP: 0.412, SLG: 0.386 Bruce Ruffin, S (6, 1) Wally Backman, S (7, PH) OBP: 0.349, SLG: 0.315 Joe Boever, R (8, 1) OBP: 0.333, SLG: 0.333 Von Hayes, L (9, 8) OBP: 0.308, SLG: 0.298			C B F S 1-3 K ①		C X 0-1 G1-3 ②		B X 1-0 P7 ①		C C B C 1-3 K ②		1 0 1 0 1 0 1	0 0 0 0 0 0 0	0 0 0 0 0 0 1	0 0 0 0 0 0 1	1 0 0 0 0 0 0	0 0 0 0 0 0 0	0 0 0 0 0 0 0
Inning Stats	R: 0 E: 0 K: 2 S: 8 H: 0 LOB: 0 BB: 0 P: 12	R: 1 E: 0 K: 1 S: 12 H: 2 LOB: 1 BB: 1 P: 23	R: 0 E: 0 K: 3 S: 12 H: 0 LOB: 1 BB: 1 P: 22	R: 0 E: 0 K: 0 S: 6 H: 2 LOB: 1 BB: 0 P: 13	R: 0 E: 0 K: 0 S: 5 H: 0 LOB: 0 BB: 0 P: 8	R: 3 E: 1 K: 0 S: 14 H: 2 LOB: 1 BB: 1 P: 25	R: 0 E: 0 K: 1 S: 7 H: 0 LOB: 0 BB: 0 P: 10	R: 0 E: 0 K: 1 S: 14 H: 1 LOB: 2 BB: 1 P: 24	R: 0 E: 0 K: 2 S: 15 H: 1 LOB: 2 BB: 1 P: 23	R: 1 E: 0 K: 0 S: 9 H: 3 LOB: 2 BB: 1 P: 21	1B: 7 2B: 2 3B: 0 HR: 2	SF: 0 SAC: 0 DP: 2 HBP: 0					

PITCHER		IP	WLS	BF	H	R	ER	SO	BB	IBB	HBP	BLK	WP	HR	S	P	ERA	WHIP
Brian Barnes, L ERA: 4.17	(1, 1)	5.2		25	6	4	4	6	3	0	0	0	1	2	54	100	6.35	1.588
Mel Rojas, R ERA: 4.15	(6, 1)	1.1		4	0	0	0	1	0	0	0	0	0	0	10	13	0.00	0.000
Barry Jones, R ERA: 3.47	(8, 1)	0.2		4	1	0	0	1	1	0	0	0	0	0	12	21	0.00	3.000
Scott Ruskin, L ERA: 4.58	(8, 1)	1.2	L	9	3	1	1	2	1	1	0	0	0	0	22	39	5.40	2.400
Jeff Fassero, L ERA: 1.8	(10, 1)	0.1		2	1	0	0	0	0	0	0	0	0	0	4	8	0.00	3.000

PITCHER	IP	WLS	BF	H	R	ER	SO	BB	IBB	HBP	BLK	WP	HR	S	P	ERA	WHIP

BOTTOM

Montreal Expos @ Philadelphia Phillies

Veterans Stadium, Philadelphia, PA

Thu Sep 19 1991, 7:05 PM EDT

Att. 5,297 - Cloudy - 57 F

livebaseballscorecards.com

AB	38
R	5
H	11
RBI	5
BB	6
SO	10
LOB	15

WP: 1 PA: 44
PB: 0
SB: 0
CS: 0

Batter	1	2	3	4	5	6	7	8	9	AB	R	H	RBI	BB	SO	LOB
Delino DeShields, L (1, 4) OBP: 0.360, SLG: 0.343	B X 1-0 S S SF7 1B		C X 0-1 ② L9			B B B B 4-0 SH5-4 1B 1B BB	S B S C 1-3 ③ K		B S B F S 2-3 ② K	4	2	1	0	1	2	0
Spike Owen, S (1, 6) OBP: 0.314, SLG: 0.344	C 1 SAFE 1 SAFE 1 SAFE P B 1 SAFE 1 SAFE B 3-3 ① 1 SAFE S S K 1-2		C B B F B F S 2-3 ③ K			C 1 SAFE X 0-1 SH5-4 1B 1-2 1B		B X 1-0 2B 1B	S B X 1-1 ③ F8	5	2	2	0	0	2	1
Dave Martinez, L (1, 7) OBP: 0.328, SLG: 0.406	C B B F B X 3-2 ② SF7 2-H			X 0-0 E S E 1B		L X 0-1 ① SH5-4 1-2 2-3		F C X 0-2 1-H 1B 2B		2	2	2	2	0	0	0
Tim Wallach, R (1, 5) OBP: 0.290, SLG: 0.326	B S F X 1-2 ③ P3			B B X 2-0 E5 FC4-6 1-H		I I I 4-0 FC4-6 1B IBB		C C S 0-3 ① K		3	0	0	1	1	1	1
Larry Walker, L (1, 9) OBP: 0.352, SLG: 0.475		S B B F B X 3-2 L9 2B		S X 0-1 ① FC4-6 G4-6-3 1-2f		S S F X 0-2 FC4-6 1-2 2-H 3-H 1B		X 0-0 1B 2-H 1B		4	0	3	3	0	0	1
Marquis Grissom, R (1, 8) OBP: 0.308, SLG: 0.363		F B B B F X 3-2 ① L9 2-3		1 SAFE B X 1-0 ② G4-6-3 1-2f		B C X 1-1 ② FC4-6 S 1-2f 2-3		B F B B X 3-1 1-2 1B		4	0	1	0	0	0	4
Andres Galarraga, R (1, 3) OBP: 0.261, SLG: 0.317	S F B F B S 2-3 ② K				B B X 2-0 ① G5-3	S B 1 SAFE 1 SAFE B S B C 3-3 ③ K 1-2		F S F B S 1-3 ② K		4	0	0	0	0	3	5
Gilberto Reyes, R (1, 2) OBP: 0.284, SLG: 0.256	C F B C 1-3 ③ K				C B B F F C 2-3 ② K	X 0-0 ① G4-3	S S F X 0-2 ③ F7			4	0	0	0	0	2	3
Mark Gardner, R (1, 1) OBP: 0.098, SLG: 0.080 Barry Jones, R (9, 1)			C B C B X 2-2 ① G6-3		B S C X 1-2 ③ G1-3	B F B F C 2-3 ② K			S B B X 2-1 ① G6-3	4 0	0 0	0 0	0 0	0 0	1 0	0 0
Inning Stats	R: 1 E: 0 K: 1 S: 11 H: 1 LOB: 0 BB: 0 P: 18	R: 0 E: 0 K: 2 S: 13 H: 1 LOB: 1 BB: 0 P: 22	R: 0 E: 0 K: 1 S: 9 H: 0 LOB: 0 BB: 0 P: 13	R: 1 E: 1 K: 0 S: 5 H: 1 LOB: 0 BB: 0 P: 8	R: 0 E: 0 K: 1 S: 8 H: 0 LOB: 0 BB: 0 P: 13	R: 2 E: 0 K: 1 S: 13 H: 2 LOB: 2 BB: 2 P: 25	R: 0 E: 0 K: 2 S: 7 H: 0 LOB: 0 BB: 0 P: 10	R: 2 E: 0 K: 2 S: 18 H: 4 LOB: 2 BB: 0 P: 23	R: 0 E: 0 K: 1 S: 7 H: 0 LOB: 0 BB: 0 P: 12	1B: 7 2B: 2 3B: 0 HR: 0 SF: 1 SAC: 1 DP: 1 HBP: 0						

PITCHER		IP	WLS	BF	H	R	ER	SO	BB	IBB	HBP	BLK	WP	HR	S	P	ERA	WHIP
Rick Sutcliffe, R ERA: 4.12	(1, 1)	5.0	L	18	3	2	1	5	0	0	0	0	0	0	46	74	1.80	0.600
Chuck McElroy, L ERA: 1.96	(6, 1)	2.0		10	2	2	2	3	1	1	0	0	0	0	20	35	9.00	1.500
Danny Jackson, L ERA: 6.75	(8, 1)	0.1		5	4	2	2	1	0	0	0	0	0	0	10	14	54.00	12.000
Heathcliff Slocumb, R ERA: 3.58	(8, 1)	0.2		2	0	0	0	1	0	0	0	0	0	0	8	9	0.00	0.000
Bob Scanlan, R ERA: 4.05	(9, 1)	1.0		3	0	0	0	1	0	0	0	0	0	0	7	12	0.00	0.000

TOP

Montreal Expos @ Chicago Cubs

Wrigley Field, Chicago, IL

Sun Sep 22 1991, 3:33 AM CDT

Cloudy - 57 F

livebaseballscorecards.com

AB	34
R	6
H	9
RBI	6
BB	2
SO	11
LOB	15

WP: 0	PA: 38		
PB: 0			
SB: 4			
CS: 0			

Montreal Expos @ Chicago Cubs

Wrigley Field, Chicago, IL

Sun Sep 22 1991, 3:33 AM CDT

Cloudy - 57 F

BOTTOM

livebaseballscorecards.com

Batter	1	2	3	4	5	6	7	8	9	AB	R	H	RBI	BB	SO	LOB
Chico Walker, S (1, 5) OBP: 0.323, SLG: 0.348	B B C C B X 3-2 ① F7			C S B C 1-3 ① K		B B X 2-0 ① P3		S C B B S 2-3 ③ K		4	0	0	0	0	2	0
Mark Grace, L (1, 3) OBP: 0.349, SLG: 0.373	B C B S X 2-2 ② F8			B B B 4-0 BB		C B X 1-1 ② F8			C B X 1-1 2B 1B	3	1	1	0	1	0	0
23 Ryne Sandberg, R (1, 4) OBP: 0.377, SLG: 0.483	B B F B C S 3-3 ③ K			C X 0-1 ② F9		B B B C X 3-1 ③ G6-3			C B B X 2-1 ① F9	4	0	0	0	0	1	2
Andre Dawson, R (1, 9) OBP: 0.302, SLG: 0.493		B B X 2-0 ① G6-3		C S B S 1-3 ③ K			B X 1-0 2B		B F C F F X 1-2 1B FC6-4 1-H 2B	4	1	2	1	0	1	1
George Bell, R (1, 7) OBP: 0.328, SLG: 0.476		B F B B X 3-1 ② G6-3			B C X 1-1 E BB 1B		F B B C X 2-2 ① L7		B B F F B X 3-2 FC6-4 2-3 1B	4	0	2	0	0	0	1
Dwight Smith, L (1, 8) OBP: 0.279, SLG: 0.365		C B S B F F B F S 3-3 ③ K			B B F B 1 SAFE B 4-1 E 1-2 BB		B C F B X 2-2 ② G6-3		X 0-0 ② FC6-4 E 1B 1-2f 3-H	3	0	0	1	1	1	2
Shawon Dunston, R (1, 6) OBP: 0.294, SLG: 0.409			B X 1-0 ① F8		1 SAFE B X 1-0 ① P3 1-2 2-3		B X 1-0 ③ F9		X 0-0 E 1B 1-2	4	0	1	0	0	0	3
Rick Wilkins, L (1, 2) OBP: 0.306, SLG: 0.335			B F B B B F X 3-2 ② G6-3		F B S F B C 2-3 ② K			X 0-0 ① G4-3	B X 1-0 E4 1-2 2-3	4	0	0	0	0	1	4
Rick Sutcliffe, L (1, 1) OBP: 0.100, SLG: 0.103 Damon Berryhill, S (5, PH) OBP: 0.333, SLG: 0.318 Chuck McElroy, L (6, 1) OBP: 0.333, SLG: 0.444 Danny Jackson, R (8, 1) OBP: 0.087, SLG: 0.087 Heathcliff Slocumb, R (8, 1) Derrick May, L (8, PH) Bob Scanlan, R (9, 1) OBP: 0.080, SLG: 0.042 Hector Villanueva, R (9, PH) OBP: 0.333, SLG: 0.523			C X 0-1 ③ L6		B B B C C S 3-3 ③ K			C F B X 1-2 ② G3	B B F X 2-1 ③ L4	1 1 0 0 0 1 0 1	0 0 0 0 0 0 0 0	0 0 0 0 0 0 0 0	0 0 0 0 0 0 0 0	0 1 0 0 0 0 0 0	0 2 0 0 0 0 0 3	0 1 0 0 0 0 0 0
Inning Stats	R: 0 E: 0 K: 1 S: 9 H: 0 LOB: 0 BB: 0 P: 17	R: 0 E: 0 K: 1 S: 9 H: 0 LOB: 0 BB: 0 P: 17	R: 0 E: 0 K: 0 S: 6 H: 0 LOB: 0 BB: 0 P: 10	R: 0 E: 0 K: 2 S: 8 H: 0 LOB: 1 BB: 1 P: 14	R: 0 E: 1 K: 2 S: 11 H: 1 LOB: 2 BB: 1 P: 22	R: 0 E: 0 K: 0 S: 5 H: 0 LOB: 0 BB: 0 P: 11	R: 0 E: 0 K: 0 S: 8 H: 1 LOB: 1 BB: 0 P: 14	R: 0 E: 0 K: 1 S: 7 H: 0 LOB: 0 BB: 0 P: 10	R: 2 E: 1 K: 0 S: 17 H: 4 LOB: 3 BB: 0 P: 27	1B: 4 2B: 2 3B: 0 HR: 0	SF: 0 SAC: 0 DP: 0 HBP: 0						

	AB	34
	R	2
	H	6
	RBI	2
	BB	2
	SO	7
	LOB	18

WP: 0 PB: 0 SB: 0 CS: 0 PA: 36

PITCHER		IP	WLS	BF	H	R	ER	SO	BB	IBB	HBP	BLK	WP	HR	S	P	ERA	WHIP
Mark Gardner, R ERA: 3.48	(1, 1)	8.1	W	31	4	2	2	7	2	0	0	0	0	0	72	128	2.16	0.720
Barry Jones, R ERA: 3.44	(9, 1)	0.2		5	2	0	0	0	0	0	0	0	0	0	8	14	0.00	3.000

PITCHER	IP	WLS	BF	H	R	ER	SO	BB	IBB	HBP	BLK	WP	HR	S	P	ERA	WHIP

Batter	1	2	3	4	5	6	7	8	9	AB	R	H	RBI	BB	SO	LOB
Delino DeShields, L (1, 4) OBP: 0.358, SLG: 0.348	C C B B X 2-2 P6 ①		C X 0-1 P7 ②		B L X 1-1 HR	B S X 1-1 SF7 ② 2-3 3-H		B C B C B X 3-2 L4 ③		4	1	1	2	0	0	0
Spike Owen, S (1, 6) OBP: 0.315, SLG: 0.347	X 0-0 G3 ②		C S B X 1-2 1B BB 1B		B C F S 1-3 K ②	B X 1-0 P4 ③			B B X 2-0 2B	5	0	2	0	0	1	2
Dave Martinez, L (1, 8) OBP: 0.331, SLG: 0.423 (7, 7)	B B X 2-0 HR		1 SAFE B B B C B 4-1 1B 1-2 BB		B C B X 2-1 HR		B S F B S 3-3 K ①		C L B F C 1-3 K ①	4	2	2	2	1	2	1
John Vander Wal, L (1, 7) OBP: 0.240, SLG: 0.478 Kenny Williams, R (7, PH) (7, 8) OBP: 0.311, SLG: 0.422 Marquis Grissom, R (8, 8) OBP: 0.309, SLG: 0.365	B S S B S 2-3 K ③		B S X 1-1 1B 1-2 2-3		C B F B S 2-3 K ③	B X 1-0 1B 2B			F F B X 1-2 1B	3 1 1	0 0 0	1 1 1	0 0 0	0 0 0	2 0 0	0 0 0
Larry Walker, L (1, 9) OBP: 0.348, SLG: 0.470		X 0-0 G4-3 ①	X 0-0 P6 ③			S S B S 1-3 K ①	F B F F B F S 2-3 K ②		S F S 0-3 K ②	5	0	0	0	0	3	6
Bret Barberie, S (1, 5) OBP: 0.404, SLG: 0.474		B B C B F X 3-2 G4-3 2B		C S B S 1-3 K ①		F B C B X 2-2 2B 1B 1B	B C B B C B 4-2 1B BB		C B X 1-1 L7 ③	4	1	2	0	1	1	2
Mike Fitzgerald, R (1, 2) OBP: 0.272, SLG: 0.289		C S X 0-2 G4-3 ② 2-3		B C F B B X 3-2 G4-3 ②		1 SAFE 1 SAFE B 1 SAFE S 1 SAFE F B 3-2 1 SAFE 1 SAFE B X 1B 1-3 SF7 2B	C X 0-1 ③ 1-2 2-H 1B			4	1	2	0	0	0	1
Tom Foley, L (1, 3) OBP: 0.277, SLG: 0.301 Andres Galarraga, R (8, PH) (8, 3) OBP: 0.260, SLG: 0.316		B X 1-0 P4 ③		C B X 1-1 G1-3 ③		I I I I 4-0 SF7 1B IBB		C S B B S 2-3 K ①		2 1	0 0	0 0	0 0	1 0	0 1	1 0
Bill Sampen, R (1, 1) OBP: 0.333, SLG: 0.333 Ivan Calderon, R (6, PH) OBP: 0.389, SLG: 0.483 Scott Ruskin, R (6, 1) Doug Piatt, L (6, 1) Jeff Fassero, L (8, 1) Mel Rojas, R (9, 1)			F F X 0-2 G6-3 ①		B F X 1-1 F9 ①	X 0-0 1-2 2-3 3-H 1B		B S C X 1-2 G6-3 ②		2 1 0 1 0 0	0 0 0 0 0 0	0 1 0 0 0 0	0 1 0 0 0 0	0 0 0 0 0 0	0 0 0 0 0 0	0 0 0 0 0 0
Inning Stats	R: 1 E: 0 K: 1 S: 8 H: 1 LOB: 0 BB: 0 P: 14	R: 0 E: 0 K: 0 S: 8 H: 1 LOB: 1 BB: 0 P: 12	R: 0 E: 0 K: 0 S: 12 H: 2 LOB: 3 BB: 1 P: 18	R: 0 E: 0 K: 1 S: 8 H: 0 LOB: 0 BB: 0 P: 13	R: 2 E: 0 K: 2 S: 12 H: 2 LOB: 0 BB: 0 P: 19	R: 2 E: 0 K: 1 S: 13 H: 3 LOB: 2 BB: 1 P: 25	R: 0 E: 0 K: 2 S: 13 H: 2 LOB: 2 BB: 1 P: 23	R: 0 E: 0 K: 1 S: 9 H: 0 LOB: 0 BB: 0 P: 15	R: 0 E: 0 K: 2 S: 13 H: 2 LOB: 2 BB: 0 P: 18	1B: 6 2B: 4 3B: 0 HR: 3 SF: 1 SAC: 0 DP: 0 HBP: 0						

TOP

Montreal Expos @ Chicago Cubs

Wrigley Field, Chicago, IL

Sun Sep 22 1991, 3:38 AM CDT

Att. 16,061 - Cloudy - 65 F

livebaseballscorecards.com

AB	38
R	5
H	13
RBI	5
BB	3
SO	10
LOB	13

WP: 0 PB: 0 SB: 0 CS: 0 PA: 42

PITCHER		IP	WLS	BF	H	R	ER	SO	BB	IBB	HBP	BLK	WP	HR	S	P	ERA	WHIP
Frank Castillo, R ERA: 4.13	(1, 1)	5.1	L	27	9	5	5	5	1	1	0	0	0	3	58	96	8.44	1.875
Chuck McElroy, L ERA: 1.93	(6, 1)	1.1		6	1	0	0	2	1	0	0	0	0	0	14	26	0.00	1.500
Heathcliff Slocumb, R ERA: 3.56	(7, 1)	0.1		1	1	0	0	0	0	0	0	0	0	0	2	2	0.00	3.000
Paul Assenmacher, L ERA: 3.12	(8, 1)	2.0		8	2	0	0	3	0	0	0	0	0	0	22	33	0.00	1.000

PITCHER	IP	WLS	BF	H	R	ER	SO	BB	IBB	HBP	BLK	WP	HR	S	P	ERA	WHIP

Batter	1	2	3	4	5	6	7	8	9	AB	R	H	RBI	BB	SO	LOB
Chico Walker, S (1, 4) (7, 9) OBP: 0.325, SLG: 0.350	C B S F B F B B 4-2 1B S SF7 BB		B F B X 2-1 ① F7		X 0-0 ③ G4-3			S B X 1-1 2B		3	1	1	0	1	0	0
Ced Landrum, L (1, 8) OBP: 0.297, SLG: 0.295	1 SAFE 1 S B X 1-1 CS 1-3 1B		C X 0-1 ② G3-1			C B C S 1-3 ① K		C S C 0-3 ② K		4	0	1	0	0	2	1
Mark Grace, L (1, 3) OBP: 0.349, SLG: 0.378 Andre Dawson, R (8, PH) OBP: 0.302, SLG: 0.492 Joe Girardi, R (9, 2) OBP: 0.280, SLG: 0.227	1 SAFE 1 B B B X 2-0 ① ② SF7 1-2 3-H		F B C X 1-2 HR			B B F X 2-1 ② F7		C B B F X 2-2 ③ F9		2 1 0	1 0 0	1 0 0	2 0 0	0 0 0	0 0 0	0 1 0
Hector Villanueva, R (1, 2) (9, 3) OBP: 0.337, SLG: 0.538	B B F C B X 3-2 HR		B C B B X 3-1 ③ P4			B C B C F B B 4-2 BB			X 0-0 ① F8	3	1	1	1	1	0	0
Dwight Smith, L (1, 9) OBP: 0.275, SLG: 0.361 23 Ryne Sandberg, R (6, PH) OBP: 0.377, SLG: 0.484 (7, 4)	B X 1-0 ③ G6-3			F C B S 1-3 ① K		B C F S 1-3 ③ K			C X 0-1 S 1B	2 2	0 0	0 1	0 0	0 0	1 1	0 1
Luis Salazar, R (1, 5) OBP: 0.294, SLG: 0.429		C F X 0-2 CS 1B 1B		B X 1-0 ② P6			B S F X 1-2 ① G1-3		B B B C F F S 3-3 ② K 1-2	4	0	1	0	0	1	1
Derrick May, L (1, 7) OBP: 0.222, SLG: 0.125 George Bell, R (9, PH) OBP: 0.328, SLG: 0.475		X 0-0 CS 1-2 1B		B F F F X 1-2 ③ F9			B B X 2-0 ② P5		B B X 2-0 ③ P5	3 1	0 0	1 0	0 0	0 0	0 0	0 1
Rey Sanchez, R (1, 6) OBP: 0.125, SLG: 0.125 Paul Assenmacher, L (8, 1) OBP: 0.400, SLG: 0.250		B B B X 3-0 ① ② L7 1-2 2-3			B X 1-0 ① P6		B X 1-0 ③ G6-3			3 0	0 0	0 0	0 0	0 0	0 0	2 0
Frank Castillo, R (1, 1) OBP: 0.182, SLG: 0.129 Chuck McElroy, L (6, 1) OBP: 0.333, SLG: 0.444 Heathcliff Slocumb, R (7, 1) Jose Vizcaino, S (8, 6) OBP: 0.279, SLG: 0.293		F X 0-1 ③ G4-3			B S F B X 2-2 ② G6-3			C S B X 1-2 ① F8		2 0 0 1	0 0 0 0	0 0 0 0	0 0 0 0	0 0 0 0	0 0 0 0	1 0 0 0
Inning Stats	R: 2 H: 2 E: 0 LOB: 0 K: 0 BB: 1 S: 11 P: 22	R: 0 H: 2 E: 0 LOB: 1 K: 0 BB: 0 S: 8 P: 10	R: 1 H: 1 E: 0 LOB: 0 K: 0 BB: 0 S: 9 P: 15	R: 0 H: 0 E: 0 LOB: 0 K: 1 BB: 0 S: 8 P: 11	R: 0 H: 0 E: 0 LOB: 0 K: 0 BB: 0 S: 5 P: 8	R: 0 H: 0 E: 0 LOB: 1 K: 2 BB: 1 S: 11 P: 19	R: 0 H: 0 E: 0 LOB: 0 K: 0 BB: 0 S: 5 P: 9	R: 0 H: 1 E: 0 LOB: 1 K: 1 BB: 0 S: 11 P: 15	R: 0 H: 1 E: 0 LOB: 1 K: 1 BB: 0 S: 8 P: 13	1B: 4 SF: 1 2B: 1 SAC: 0 3B: 0 DP: 0 HR: 2 HBP: 0						WP: 0 PA: 34 PB: 0 SB: 2 CS: 3	

PITCHER		IP	WLS	BF	H	R	ER	SO	BB	IBB	HBP	BLK	WP	HR	S	P	ERA	WHIP
Bill Sampen, R ERA: 3.98	(1, 1)	5.0	W	19	5	3	3	1	1	0	0	0	0	2	41	66	5.40	1.200
Scott Ruskin, L ERA: 4.53	(6, 1)	0.2		3	0	0	0	1	1	0	0	0	0	0	8	15	0.00	1.500
Doug Piatt, R ERA: 1.78	(6, 1)	2.0		7	1	0	0	2	0	0	0	0	0	0	16	23	0.00	0.500
Jeff Fassero, L ERA: 1.79	(8, 1)	0.1		1	0	0	0	0	0	0	0	0	0	0	3	5	0.00	0.000
Mel Rojas, R ERA: 4.06	(9, 1)	1.0	S	4	1	0	0	1	0	0	0	0	0	0	8	13	0.00	1.000

PITCHER	IP	WLS	BF	H	R	ER	SO	BB	IBB	HBP	BLK	WP	HR	S	P	ERA	WHIP

BOTTOM

Montreal Expos @ Chicago Cubs

Wrigley Field, Chicago, IL

Sun Sep 22 1991, 3:38 AM CDT

Att. 16,061 - Cloudy - 65 F

AB	31
R	3
H	7
RBI	3
BB	2
SO	5
LOB	8

livebaseballscorecards.com

Batter	1	2	3	4	5	6	7	8	9	AB	R	H	RBI	BB	SO	LOB
Delino DeShields, L (1, 4) OBP: 0.356, SLG: 0.345	C C C 0-3 ① K		B F S B X 2-2 ③ G6-3			X 0-0 ② FC1-6 1-2f 2B		C F F C 0-3 ③ K		4	1	0	0	0	2	1
Spike Owen, S (1, 6) OBP: 0.314, SLG: 0.345	B X 1-0 ② G4-3			B C B X 2-1 ① F8		B C B X 2-1 1-H 2B			X 0-0 ① L8	2	0	0	0	0	0	0
Bret Barberie, S (6, PH) OBP: 0.405, SLG: 0.485 (6, 6)										2	0	1	1	0	0	0
Dave Martinez, L (1, 7) OBP: 0.328, SLG: 0.419 (5, 9)	B X 1-0 ③ P6			C C S 0-3 ② K		F C B C 1-3 ③ K			C B B F X 2-2 E6	4	0	0	0	0	2	1
Tim Wallach, R (1, 5) OBP: 0.290, SLG: 0.326		X 0-0 G4-3 G4-3 1B		X 0-0 P3			B X 1-0 ① P4		B X 1-0 ② P3	4	0	1	0	0	0	1
Larry Walker, L (1, 9) OBP: 0.347, SLG: 0.467		X 0-0 ① G4-3 1-2			B X 1-0 ① G3		C B S X 1-2 ② G4-3		B X 1-0 ③ F8	2	0	0	0	0	0	1
Eric Bullock, L (5, 7) OBP: 0.304, SLG: 0.319										2	0	0	0	0	0	1
Marquis Grissom, R (1, 8) OBP: 0.309, SLG: 0.365		C C B F X 1-2 ② G4-3 2-3			F S X 0-2 ② G5-3		C F B X 1-2 1B			3	0	1	0	0	0	1
Andres Galarraga, R (1, 3) OBP: 0.258, SLG: 0.313		X 0-0 ③ L9			C X 0-1 ③ P9		S X 0-1 ③ G6-3			3	0	0	0	0	0	2
Gilberto Reyes, R (1, 2) OBP: 0.280, SLG: 0.253			S X 0-1 ① G6-3			F B S F C 1-3 ① K		B F B S B X 3-2 ① G6-3		3	0	0	0	0	1	0
Dennis Martinez, R (1, 1) OBP: 0.164, SLG: 0.208			C S S 0-3 ② K			B C B S B B 4-2 FC1-6 BB		B X 1-0 ② G4-3		1	0	0	0	0	1	0
Steve Frey, R (4, 1)										0	0	0	0	1	0	0
John Vander Wal, L (8, PH) OBP: 0.231, SLG: 0.458										1	0	0	0	0	0	0
Scott Ruskin, R (8, 1)										0	0	0	0	0	0	0
Inning Stats	R: 0 E: 0 K: 1 S: 5 H: 0 LOB: 0 BB: 0 P: 7	R: 0 E: 0 K: 0 S: 7 H: 1 LOB: 1 BB: 0 P: 8	R: 0 E: 0 K: 1 S: 8 H: 0 LOB: 0 BB: 0 P: 10	R: 0 E: 0 K: 1 S: 6 H: 0 LOB: 0 BB: 0 P: 8	R: 0 E: 0 K: 0 S: 6 H: 0 LOB: 0 BB: 0 P: 7	R: 1 E: 0 K: 2 S: 12 H: 1 LOB: 1 BB: 1 P: 20	R: 0 E: 0 K: 0 S: 9 H: 1 LOB: 1 BB: 0 P: 12	R: 0 E: 0 K: 1 S: 8 H: 0 LOB: 0 BB: 0 P: 12	R: 0 E: 1 K: 0 S: 6 H: 0 LOB: 1 BB: 0 P: 10	1B: 2 2B: 1 3B: 0 HR: 0 SF: 0 SAC: 0 DP: 0 HBP: 0						

PITCHER	IP	WLS	BF	H	R	ER	SO	BB	IBB	HBP	BLK	WP	HR	S	P	ERA	WHIP
Bryn Smith, R (1, 1) ERA: 3.84	9.0	W	32	3	1	1	6	1	0	0	0	0	0	67	94	1.00	0.444

PITCHER	IP	WLS	BF	H	R	ER	SO	BB	IBB	HBP	BLK	WP	HR	S	P	ERA	WHIP

TOP

Montreal Expos @ St. Louis Cardinals

Busch Stadium, St. Louis, MO

Mon Sep 23 1991, 7:05 PM CDT

Sunny - 69 F

livebaseballscorecards.com

AB	31
R	1
H	3
RBI	1
BB	1
SO	6
LOB	8

WP: 0 PA: 32
PB: 0
SB: 0
CS: 0

Batter	1	2	3	4	5	6	7	8	9	AB	R	H	RBI	BB	SO	LOB
Ray Lankford, L (1, 8) OBP: 0.293, SLG: 0.383	C B X 1-1 1B		B B B B 4-0 BB 2B BB	B B B F B 4-1 E 2B BB	X 0-0 ② 1-3 2-H 3-H 1B		S B B F F B S 3-3 ② K			3	2	2	2	2	1	0
Ozzie Smith, S (1, 6) OBP: 0.379, SLG: 0.369 Geronimo Pena, S (6, 4) OBP: 0.301, SLG: 0.390	1 SAFE 1 SAFE B X 1-0 ① F9		B F S F X 1-2 ② P5	C B F B X 2-2 E3 2B 1-2 2-3	B X 1-0 HR 3-H		X 0-0 ③ F8			4 1	2 0	1 0	2 0	0 0	0 0	5 0
Todd Zeile, R (1, 5) OBP: 0.348, SLG: 0.412 Stan Royer, R (5, PR) OBP: 0.286, SLG: 0.286 (6, 5)	1 SAFE C X 0-1 ② F9		C B B B B 4-1 2B E 1-2 2-3 BB	C X 0-1 1-H 2-H 3-H 2B	B B B B 4-0 1B BB			S S B S 1-3 ① K		2 1	1 0	1 0	3 0	2 0	0 1	1 0
Pedro Guerrero, R (1, 3) OBP: 0.319, SLG: 0.345 Rod Brewer, L (5, PR) OBP: 0.167, SLG: 0.167 (6, 3)	B 1 SAFE 1 SAFE B X 2-0 ③ F9		C B B F X 2-2 E 1-3 2-H 3-H 2B	B S H 2-1 HBP	C X 0-1 1-2 1B			B C B S S 2-3 ② K		3 1	0 0	2 0	2 0	0 0	0 1	1 0
Felix Jose, S (1, 9) OBP: 0.363, SLG: 0.440 Rex Hudler, R (6, 9) OBP: 0.273, SLG: 0.321		B B B C F X 3-2 ① G5-3	C S B F X 1-2 E6 2-3 3-H	C X 0-1 ③ G6-3	F F F S 0-3 ③ K			B B C F F X 2-2 ③ G5-3		4 1	0 0	0 0	0 0	0 0	1 0	5 0
Milt Thompson, L (1, 7) OBP: 0.382, SLG: 0.463		B X 1-0 ② G1-3	S B C B F B S 3-3 ③ K		B B C S B X 3-2 1B BB 1B 1B	X 0-0 G4-6-3 1B				4	1	2	0	0	1	2
Rich Gedman, L (1, 2) OBP: 0.146, SLG: 0.229		B X 1-0 ③ G4-3		X 0-0 ① G4-3	B C B B S F B 4-2 1B 1B 1-2 BB	F B X 1-1 ① ② G4-6-3 1-2f				3	1	0	0	1	0	1
José Oquendo, S (1, 4) OBP: 0.359, SLG: 0.302 (6, 6)			B B F B B 4-1 BB G4-3 2B BB	B B B C F F F B 4-2 E G4-3 2B BB	B F B S X 2-2 1B HR 1-2 2-3 1B	S B B C B F X 3-2 ③ F9				2	3	1	0	2	0	0
Bryn Smith, R (1, 1) OBP: 0.258, SLG: 0.266			B X 1-0 ① G4-3 1-2	L B X 1-1 ② G4-3 1-2	B B C S X 2-2 ① F9		F B C B F X 3-2 ① G6-3			4	0	0	0	0	0	5
Inning Stats	R: 0 E: 0 K: 0 S: 6 H: 1 LOB: 1 BB: 0 P: 10	R: 0 E: 0 K: 0 S: 5 H: 0 LOB: 0 BB: 0 P: 10	R: 3 E: 1 K: 1 S: 18 H: 1 LOB: 2 BB: 3 P: 38	R: 3 E: 1 K: 0 S: 16 H: 1 LOB: 2 BB: 2 P: 29	R: 4 E: 0 K: 1 S: 20 H: 5 LOB: 2 BB: 2 P: 36	R: 0 E: 0 K: 0 S: 7 H: 1 LOB: 0 BB: 0 P: 11	R: 0 E: 0 K: 1 S: 9 H: 0 LOB: 0 BB: 0 P: 15	R: 0 E: 0 K: 2 S: 10 H: 0 LOB: 0 BB: 0 P: 15		1B: 6 2B: 2 3B: 0 HR: 1	SF: 0 SAC: 0 DP: 1 HBP: 1			WP: 0 PB: 0 SB: 0 CS: 0	PA: 41	

PITCHER		IP	WLS	BF	H	R	ER	SO	BB	IBB	HBP	BLK	WP	HR	S	P	ERA	WHIP
Dennis Martinez, R ERA: 2.39	(1, 1)	3.2	L	22	3	6	2	1	5	0	1	0	0	0	43	85	4.91	2.182
Steve Frey, L ERA: 4.82	(4, 1)	3.1		16	6	4	4	2	2	0	0	0	0	1	38	64	10.80	2.400
Scott Ruskin, L ERA: 4.45	(8, 1)	1.0		3	0	0	0	2	0	0	0	0	0	0	10	15	0.00	0.000

PITCHER	IP	WLS	BF	H	R	ER	SO	BB	IBB	HBP	BLK	WP	HR	S	P	ERA	WHIP

BOTTOM

Montreal Expos @ St. Louis Cardinals

Busch Stadium, St. Louis, MO

Mon Sep 23 1991, 7:05 PM CDT

Sunny - 69 F

livebaseballscorecards.com

AB	33
R	10
H	9
RBI	9
BB	7
SO	5
LOB	20

Batter	1	2	3	4	5	6	7	8	9	AB	R	H	RBI	BB	SO	LOB
Marquis Grissom, R (1, 8) OBP: 0.309, SLG: 0.363	X 0-0 CS 1B		C B X 1-1 ③ G5-3			C S F B X 1-2 ① P4		B C B X 2-1 ① F9	C X 0-1 ① F8	5	0	1	0	0	0	0
Dave Martinez, L (1, 9) (8, 7) OBP: 0.333, SLG: 0.422	B B F B B 4-1 ① 1-2 BB			X 0-0 ① L5		C B C X 1-2 1B SF8 1B		B S B C B X 3-2 WP BB 1B 1B	B C X 1-1 S 1B	4	2	3	0	1	0	0
Bret Barberie, S (1, 4) OBP: 0.413, SLG: 0.480	B X 1-0 ② F7			B B B C B 4-1 G1-3 1B BB		B F B 1 SAFE X 2-1 1-3 1B		P P 1 B B 4-0 1-2 WP 1B BB	F F B 1 SAFE S 1-3 ② K	3	0	1	0	2	1	2
Tim Wallach, R (1, 5) OBP: 0.290, SLG: 0.327	C S B S 1-3 ③ K			X 0-0 G1-3 1-2 1B		B B S X 2-1 ② SF8 3-H		F C B X 1-2 ② 1-H 2-H 2B 1B	S 1 SAFE C S 0-3 ③ K 1-2	4	1	2	2	0	2	2
John Vander Wal, L (1, 7) OBP: 0.233, SLG: 0.464 Larry Walker, L (8, 9) OBP: 0.347, SLG: 0.467		F C B X 1-2 ① F7		B S X 1-1 ② G1-3 1-2 2-3		S S S 0-3 ③ K		F B X 1-1 HBP 1B 2-H 2B		4 0	1 0	1 0	1 0	0 0	1 0	3 0
Andres Galarraga, R (1, 3) OBP: 0.258, SLG: 0.311		X 0-0 ② G3		S B B B X 3-1 G4-3			B F X 1-1 ① F7	I I I I 4-0 HBP 1B IBB		3	1	0	0	1	0	2
Tom Foley, L (1, 6) OBP: 0.277, SLG: 0.296		C B S X 1-2 ③ G4-3			X 0-0 ① G1-3		B B X 2-0 ② G3-1	C B H 2-1 1B 1-2 2-3 HBP		3	0	0	0	0	0	0
Nelson Santovenia, R (1, 2) OBP: 0.253, SLG: 0.366			B S S S 1-3 ① K		C C X 0-2 ② P3		C C B B F B X 3-2 FC4 1B	S B F X 1-2 1-3 2-H 3-H 1B		4	0	2	2	0	1	0
Chris Nabholz, L (1, 1) OBP: 0.180, SLG: 0.128 Ivan Calderon, R (8, PH) OBP: 0.368, SLG: 0.482 Jeff Fassero, L (8, 1)			F C B B C 2-3 ② K		B F X 1-1 ③ G1-3		F X 0-1 ③ FC4 1-2f	C B X 1-1 ③ F9		3 1 0	0 0 0	0 0 0	0 0 0	0 0 0	1 0 0	1 2 0
Inning Stats	R: 0 H: 1 E: 0 LOB: 1 K: 1 BB: 1 S: 6 P: 12	R: 0 H: 0 E: 0 LOB: 0 K: 0 BB: 0 S: 7 P: 9	R: 0 H: 0 E: 0 LOB: 0 K: 2 BB: 0 S: 8 P: 12	R: 0 H: 1 E: 0 LOB: 2 K: 0 BB: 1 S: 7 P: 15	R: 0 H: 0 E: 0 LOB: 0 K: 0 BB: 0 S: 6 P: 7	R: 1 H: 2 E: 0 LOB: 1 K: 1 BB: 0 S: 14 P: 20	R: 0 H: 1 E: 0 LOB: 1 K: 0 BB: 0 S: 9 P: 15	R: 4 H: 4 E: 0 LOB: 2 K: 0 BB: 2 S: 18 P: 35	R: 0 H: 1 E: 0 LOB: 1 K: 2 BB: 0 S: 10 P: 12	1B: 9 SF: 1 2B: 1 SAC: 0 3B: 0 DP: 0 HR: 0 HBP: 1						

PITCHER		IP	WLS	BF	H	R	ER	SO	BB	IBB	HBP	BLK	WP	HR	S	P	ERA	WHIP
Jose DeLeon, R ERA: 2.72	(1, 1)	5.0		18	2	0	0	3	2	0	0	0	0	0	34	55	0.00	0.800
Mark Clark, R ERA: 5.73	(6, 1)	2.2	L	14	6	4	4	1	1	0	0	0	1	0	35	56	13.50	2.625
Juan Agosto, L ERA: 4.67	(8, 1)	0.0		3	1	1	1	0	0	1	1	0	0	0	4	11	∞	∞
Willie Fraser, R ERA: 5.5	(8, 1)	1.1		5	1	0	0	2	0	0	0	0	0	0	12	15	0.00	0.750

PITCHER	IP	WLS	BF	H	R	ER	SO	BB	IBB	HBP	BLK	WP	HR	S	P	ERA	WHIP

TOP

Montreal Expos @ St. Louis Cardinals

Busch Stadium, St. Louis, MO

Mon Sep 23 1991, 7:05 PM CDT

Att. 16,172 - Sunny - 67 F

livebaseballscorecards.com

AB	34
R	5
H	10
RBI	5
BB	4
SO	6
LOB	12

WP: 1	PA: 40	1B: 9	SF: 1	R: 0	H: 1
PB: 0		2B: 1	SAC: 0	E: 0	LOB: 1
SB: 1		3B: 0	DP: 0	K: 2	BB: 0
CS: 1		HR: 0	HBP: 1	S: 10	P: 12

Montreal Expos @ St. Louis Cardinals

Busch Stadium, St. Louis, MO

Mon Sep 23 1991, 7:05 PM CDT

Att. 16,172 - Sunny - 67 F

livebaseballscorecards.com

BOTTOM

Batter	1	2	3	4	5	6	7	8	9	AB	R	H	RBI	BB	SO	LOB
Ray Lankford, L (1, 8) OBP: 0.293, SLG: 0.386	G5-3		G4-3			K		3B		4	0	1	1	0	1	0
Ozzie Smith, S (1, 6) OBP: 0.377, SLG: 0.366	G3		P5			F9		L6		4	0	0	0	0	0	1
Todd Zeile, R (1, 5) OBP: 0.349, SLG: 0.413	2B			K			BB	G4-3		3	0	1	0	1	1	1
Pedro Guerrero, R (1, 3) OBP: 0.319, SLG: 0.344	G5-3			G1-4-3			G6-3		G4-6-3 1B	4	0	1	0	0	0	2
Felix Jose, S (1, 9) OBP: 0.364, SLG: 0.440		S G5-3 1B		K			1B		G4-6-3	4	0	2	0	0	1	1
Rex Hudler, R (1, 7) OBP: 0.273, SLG: 0.316		G5-3			F8		BB		L8	3	0	0	0	1	0	1
Geronimo Pena, S (1, 4) OBP: 0.296, SLG: 0.383		G5-3			G5-3		P6			3	0	0	0	0	0	3
Tom Pagnozzi, R (1, 2) OBP: 0.311, SLG: 0.345		G6-3			K			3B BB		2	1	0	0	1	1	1
Jose DeLeon, R (1, 1) OBP: 0.043, SLG: 0.043			K			K		K		1	0	0	0	0	1	0
Mark Clark, R (6, 1)										1	0	0	0	0	1	0
Juan Agosto, L (8, 1) OBP: 0.333, SLG: 0.333										0	0	0	0	0	0	0
Willie Fraser, R (8, 1)										0	0	0	0	0	0	0
Luis Alicea, S (8, 4) OBP: 0.274, SLG: 0.232										1	0	0	0	0	1	1

Inning Stats	1	2	3	4	5	6	7	8	9
R	0	0	0	0	0	0	0	1	0
E	0	0	0	0	0	0	0	0	0
K	0	0	1	2	1	2	0	1	0
S	7	10	8	7	10	8	6	10	11
H	1	1	0	0	0	0	1	1	1
LOB	1	1	0	0	0	0	2	1	0
BB	0	0	0	0	0	0	2	1	0
P	12	16	12	11	15	11	18	18	15

	AB	R	H	RBI	BB	SO	LOB
AB	30						
R	1						
H	5						
RBI	1						
BB	3						
SO	7						
LOB	11						

1B: 3	SF: 0
2B: 1	SAC: 0
3B: 1	DP: 1
HR: 0	HBP: 0

WP: 0	PA: 33
PB: 0	
SB: 1	
CS: 1	

PITCHER		IP	WLS	BF	H	R	ER	SO	BB	IBB	HBP	BLK	WP	HR	S	P	ERA	WHIP
Chris Nabholz, L ERA: 3.85	(1, 1)	7.0	W	25	3	0	0	6	2	0	0	0	0	0	56	95	0.00	0.714
Jeff Fassero, L ERA: 1.89	(8, 1)	2.0		8	2	1	1	1	1	0	0	0	0	0	21	33	4.50	1.500

PITCHER	IP	WLS	BF	H	R	ER	SO	BB	IBB	HBP	BLK	WP	HR	S	P	ERA	WHIP

Batter	1	2	3	4	5	6	7	8	9	AB	R	H	RBI	BB	SO	LOB
Delino DeShields, L (1, 4) OBP: 0.355, SLG: 0.342	S C B S 1-3 ① K		B B C S B S 3-3 ① K		B F F B B B 4-2 S BB		B C X 1-1 ① F7		C S F B X 1-2 ② G4-3	4	0	0	0	1	2	0
Dave Martinez, L (1, 9) OBP: 0.332, SLG: 0.419	C C S 0-3 ② K		B B B C X 3-1 ② L4		B 1 SAFE 1 SAFE 1 SAFE B X 2-0 ② P4		C C F X 0-2 ② F8		B F C F F F X 1-2 1B 1B	5	0	1	0	0	1	1
Bret Barberie, S (1, 5) OBP: 0.437, SLG: 0.495	C B B X 2-1 1B 2B 1B		F F H 1-2 HBP		1 SAFE F C B B B F B 4-2 1-2 BB		B B B C X 3-1 1B		X 0-0 1-3 1B	3	1	3	0	1	0	0
John Vander Wal, L (1, 7) OBP: 0.229, SLG: 0.424	X 0-0 1-2 2B 1B		B B 1 SAFE B C 1 SAFE F X 3-2 ③ F8		B S B F F C 2-3 ③ K		B X 1-0 ③ F7		C B F F S 1-3 ③ K	5	1	1	0	0	2	6
Larry Walker, L (1, 3) OBP: 0.350, SLG: 0.471	B B B X 3-0 1-H 2-H 2B			S S B B X 2-2 ① G3-1		S X 1-1 WP 2B 1B		F B B B S B 4-2 FC6-4 BB		3	1	2	2	1	0	0
Marquis Grissom, R (1, 8) OBP: 0.308, SLG: 0.362	B X 1-0 ③ G3			X 0-0 WP S 1B		B B B C X 3-1 ① G5-3 1-2		1 SAFE C X 0-1 ① FC6-4 S S 1-2f		4	0	1	0	0	0	3
Tom Foley, L (1, 6) OBP: 0.271, SLG: 0.288		C B B F F F X 2-2 ① G4-3		C C 1 SAFE F 1 SAFE 1 SAFE F X 0-2 ② P6		B X 1-0 ② F7		C F B S 1-3 ② K 1-2		4	0	0	0	0	1	3
Gilberto Reyes, R (1, 2) OBP: 0.281, SLG: 0.259 Eric Bullock, L (8, PH) OBP: 0.300, SLG: 0.314 Mike Fitzgerald, R (8, 2) OBP: 0.272, SLG: 0.289		S B S X 1-2 ② P2		B 1 SAFE S F F B B X 3-2 ③ F8 1-3		S F B X 1-2 2-H 2B		C S B S 1-3 ③ K 2-3		3 1 0	0 0 0	1 0 0	1 0 0	0 0 0	0 1 0	1 1 0
Chris Haney, L (1, 1) OBP: 0.080, SLG: 0.080 Doug Piatt, L (6, 1) Ivan Calderon, R (9, PH) OBP: 0.368, SLG: 0.481		F X 0-1 ③ G5-3			B C S C 1-3 ① K	X 0-0 ③ G4-3			C B X 1-1 ① P3	3 0 1	0 0 0	0 0 0	0 0 0	0 0 0	1 0 0	1 0 0
Inning Stats	R: 2 E: 0 K: 2 S: 11 H: 3 LOB: 1 BB: 0 P: 18	R: 0 E: 0 K: 0 S: 10 H: 0 LOB: 0 BB: 0 P: 13	R: 0 E: 0 K: 1 S: 10 H: 0 LOB: 1 BB: 0 P: 20	R: 0 E: 0 K: 0 S: 13 H: 1 LOB: 1 BB: 0 P: 18	R: 0 E: 0 K: 2 S: 13 H: 0 LOB: 2 BB: 2 P: 26	R: 1 E: 0 K: 0 S: 9 H: 2 LOB: 1 BB: 0 P: 15	R: 0 E: 0 K: 0 S: 9 H: 1 LOB: 1 BB: 0 P: 14	R: 0 E: 0 K: 2 S: 10 H: 0 LOB: 1 BB: 1 P: 16	R: 0 E: 0 K: 1 S: 17 H: 2 LOB: 2 BB: 0 P: 21	1B: 7 2B: 2 3B: 0 HR: 0 SF: 0 SAC: 0 DP: 0 HBP: 1						

TOP

Montreal Expos @ St. Louis Cardinals

Busch Stadium, St. Louis, MO

Tue Sep 24 1991, 7:05 PM CDT

Att. 13,310 - Cloudy - 66 F

livebaseballscorecards.com

AB	36
R	3
H	9
RBI	3
BB	3
SO	8
LOB	16

WP: 2 PB: 0 SB: 4 CS: 0 PA: 40

PITCHER		IP	WLS	BF	H	R	ER	SO	BB	IBB	HBP	BLK	WP	HR	S	P	ERA	WHIP
Omar Olivares, R ERA: 3.72	(1, 1)	7.0	W	31	7	3	3	5	2	0	1	0	2	0	75	124	3.86	1.286
Lee Smith, R ERA: 2.48	(8, 1)	2.0	S	9	2	0	0	3	1	0	0	0	0	0	27	37	0.00	1.500

PITCHER	IP	WLS	BF	H	R	ER	SO	BB	IBB	HBP	BLK	WP	HR	S	P	ERA	WHIP

Batter	1	2	3	4	5	6	7	8	9	AB	R	H	RBI	BB	SO	LOB
Ray Lankford, L (1, 8) OBP: 0.292, SLG: 0.385	B C F B X 2-2 WP S E 1B		F B S B X 2-2 ① G4-3		C C X 0-2 ② G4-3 2-3		C C B B S 2-3 ② K			4	1	1	0	0	1	1
Ozzie Smith, S (1, 6) OBP: 0.374, SLG: 0.363	1 SAFE C 1 SAFE C B B X 2-2 ① L9 1-3		C S B S 1-3 ② K		X 0-0 ③ P4		X 0-0 ③ G3			4	0	0	0	0	1	2
Todd Zeile, R (1, 5) OBP: 0.350, SLG: 0.413	B B B B 4-0 WP E BB		B B B X 3-0 ③ G6-3			C B X 1-1 E E 1B		F C B B X 2-2 ① G6-3		3	2	1	0	1	0	0
Pedro Guerrero, R (1, 3) OBP: 0.318, SLG: 0.343 Rod Brewer, L (9, 3) OBP: 0.167, SLG: 0.167	B B S C F F B F X 3-2 ② G5-3 1-H 3-H			B B X 2-0 1B		1 SAFE 1 SAFE 1 SAFE B F 1 SAFE 1 SAFE S F 1-3 ① S K		X 0-0 ② F8		4 0	0 0	1 0	0 0	0 0	1 0	1 0
Felix Jose, S (1, 9) OBP: 0.361, SLG: 0.437	B X 1-0 ③ F9			B S C F S 1-3 ① K		F 1 SAFE X 0-1 FC E 1-2 FC6-4		S S B S 1-3 ③ K		4	1	0	0	0	2	2
Milt Thompson, L (1, 7) OBP: 0.378, SLG: 0.458		C C B B S 2-3 ① K		1 SAFE S B B F F C 1-3 ② K		B B F C X 2-2 E1 FC6-4 1-3 2-H				3	0	0	0	0	2	2
Tom Pagnozzi, R (1, 2) OBP: 0.312, SLG: 0.346 Gerald Perry, L (6, PH) OBP: 0.303, SLG: 0.391 Ray Stephens, R (7, 2) OBP: 0.333, SLG: 0.333		C B F B B F F B F X 3-2 CS 1B		B X 1-0 G5-3		C X 0-1 ② FC6-4 S 1-2f 3-H				2 1 0	0 0 0	1 0 0	0 1 0	0 0 0	0 0 0	1 1 0
José Oquendo, S (1, 4) OBP: 0.359, SLG: 0.302		B 1 SAFE 1 SAFE S C B B X 3-2 ② 1-2 1B			B S C X 1-2 ① F9	B 1 B C 1 C X SAFE SAFE 2-2 ③ G4-3 1-2				3	0	1	0	0	0	1
Omar Olivares, R (1, 1) OBP: 0.240, SLG: 0.286 Luis Alicea, S (7, PH) OBP: 0.270, SLG: 0.228 Lee Smith, R (8, 1)		B B B C X 3-1 ③ F8			B F X 1-1 G4-3 2B		B B C B C F F C 3-3 ① K			2 1 0	0 0 0	1 0 0	0 0 0	0 1 0	0 0 0	1 0 0
Inning Stats	R: 2 E: 1 K: 0 S: 13 H: 1 LOB: 0 BB: 1 P: 25	R: 0 E: 0 K: 1 S: 14 H: 2 LOB: 1 BB: 0 P: 25	R: 0 E: 0 K: 1 S: 7 H: 0 LOB: 0 BB: 0 P: 13	R: 0 E: 0 K: 2 S: 10 H: 1 LOB: 1 BB: 0 P: 15	R: 0 E: 0 K: 0 S: 9 H: 1 LOB: 1 BB: 0 P: 11	R: 2 E: 2 K: 1 S: 16 H: 1 LOB: 1 BB: 0 P: 22	R: 0 E: 0 K: 2 S: 9 H: 0 LOB: 0 BB: 0 P: 14	R: 0 E: 0 K: 1 S: 7 H: 0 LOB: 0 BB: 0 P: 10		1B: 5 2B: 1 3B: 0 HR: 0		SF: 0 SAC: 0 DP: 0 HBP: 0		WP: 2 PB: 0 SB: 2 CS: 1		PA: 32

PITCHER		IP	WLS	BF	H	R	ER	SO	BB	IBB	HBP	BLK	WP	HR	S	P	ERA	WHIP
Chris Haney, L ERA: 3.44	(1, 1)	5.1	L	24	6	4	0	5	1	0	0	0	2	0	64	104	0.00	1.312
Doug Piatt, R ERA: 1.61	(6, 1)	2.2		8	0	0	0	3	0	0	0	0	0	0	21	31	0.00	0.000

PITCHER	IP	WLS	BF	H	R	ER	SO	BB	IBB	HBP	BLK	WP	HR	S	P	ERA	WHIP

BOTTOM

Montreal Expos @ St. Louis Cardinals

Busch Stadium, St. Louis, MO

Tue Sep 24 1991, 7:05 PM CDT
Att. 13,310 - Cloudy - 66 F

livebaseballscorecards.com

AB	31
R	4
H	6
RBI	1
BB	1
SO	8
LOB	12

Batter	1	2	3	4	5	6	7	8	9	AB	R	H	RBI	BB	SO	LOB
Marquis Grissom, R (1, 8) OBP: 0.309, SLG: 0.366	F B S X 1-2 G6-3 ①		C B B X 2-1 2B		S B B X 2-1 G5-3 ①			S X 0-1 E 2B	B F B X 2-1 G6-3 ②	5	1	2	0	0	0	0
Spike Owen, S (1, 6) OBP: 0.313, SLG: 0.344	B B B C X 3-1 L5 ②		C F B X 2-2 G5-3 ③		F B X 1-1 G5-3 ②			B F X 1-1 E4 1B 2B 2-H 1B	B C B S X 2-2 F9 ③	5	1	1	0	0	0	1
Kenny Williams, R (1, 7) OBP: 0.319, SLG: 0.419	S X 0-1 F9 ③			C H 1-1 1B 1B HBP	B S S F X 2-2 G6-3 ③			F S B 1 SAFE F X 1-2 2B 1-2 1B		3	2	1	0	0	0	0
Tim Wallach, R (1, 5) OBP: 0.292, SLG: 0.330		F X 0-1 E5 G4-3 WP	B S 1 SAFE F 1 SAFE F F F F F 1-2 P4 ①			X 0-0 G4-3-6 1B		C F X 0-2 1B SF8 1-H 2-H 2B		4	1	2	2	0	0	1
Larry Walker, L (1, 9) OBP: 0.349, SLG: 0.469		F B B F B X 3-2 G4-3 ① 1-3	F B 1 SAFE X 1-1 1B 2B 1-3 1B			F X 0-1 ①② G4-3-6 1-2f		S X 0-1 ① P5		4	1	1	0	0	0	3
Andres Galarraga, R (1, 3) OBP: 0.260, SLG: 0.311		X 0-0 L4 ②	I I I I 4-0 1B 2B IBB			F B S B S 2-3 K ③		F X 0-1 2-3 1B		3	1	1	0	1	1	1
Mike Fitzgerald, R (1, 2) OBP: 0.271, SLG: 0.290		B S B C X 2-2 P2 ③	C X 0-1 2B 1-2 2-3 3-H 1B				B X 1-0 F9 ①	B S X 1-1 SF8 ② 3-H		3	0	1	2	0	0	1
Bret Barberie, S (1, 4) OBP: 0.431, SLG: 0.495			C B F F B F F B X 3-2 F9 ① C X 0-1 ② 1-H 2-H 3-H 2B				B B X 2-0 P8 ②	X 0-0 F7 ③		4	0	1	2	0	0	1
Brian Barnes, L (1, 1) OBP: 0.212, SLG: 0.089			L B F S 1-3 K ② X 0-0 G4-3 ③				X 0-0 F7 ③		B B X 2-0 G6-3 ①	4	0	0	0	0	1	1
Inning Stats	R: 0 H: 0 E: 0 LOB: 0 K: 0 BB: 0 S: 7 P: 11	R: 0 H: 0 E: 1 LOB: 1 K: 0 BB: 0 S: 9 P: 14	R: 0 H: 1 E: 0 LOB: 1 K: 1 BB: 0 S: 14 P: 22	R: 3 H: 3 E: 0 LOB: 1 K: 0 BB: 1 S: 15 P: 22	R: 0 H: 0 E: 0 LOB: 0 K: 0 BB: 0 S: 8 P: 13	R: 0 H: 1 E: 0 LOB: 0 K: 1 BB: 0 S: 6 P: 8	R: 0 H: 0 E: 0 LOB: 0 K: 0 BB: 0 S: 3 P: 6	R: 4 H: 5 E: 1 LOB: 1 K: 0 BB: 0 S: 18 P: 21	R: 0 H: 0 E: 0 LOB: 0 K: 0 BB: 0 S: 6 P: 12	1B: 6 SF: 1 2B: 4 SAC: 0 3B: 0 DP: 1 HR: 0 HBP: 1						WP: 1 PA: 38 PB: 0 SB: 0 CS: 0

PITCHER		IP	WLS	BF	H	R	ER	SO	BB	IBB	HBP	BLK	WP	HR	S	P	ERA	WHIP
Rheal Cormier, L ERA: 3.86	(1, 1)	7.0	L	30	8	6	6	2	0	1	1	0	1	0	70	106	7.71	1.143
Willie Fraser, R ERA: 5.56	(8, 1)	1.0		5	2	1	1	0	0	0	0	0	0	0	10	11	9.00	2.000
Bob McClure, L ERA: 4.88	(9, 1)	1.0		3	0	0	0	0	0	0	0	0	0	0	6	12	0.00	0.000

PITCHER	IP	WLS	BF	H	R	ER	SO	BB	IBB	HBP	BLK	WP	HR	S	P	ERA	WHIP

TOP

Montreal Expos @ St. Louis Cardinals

Busch Stadium, St. Louis, MO

Wed Sep 25 1991, 7:05 PM CDT
Att. 15,973 - Sunny - 70 F

livebaseballscorecards.com

AB	35
R	7
H	10
RBI	6
BB	1
SO	2
LOB	9

Batter	1	2	3	4	5	6	7	8	9	AB	R	H	RBI	BB	SO	LOB
Ray Lankford, L (1, 8) OBP: 0.290, SLG: 0.382	L8		FC6-4 G5-4-3 1-2f		FC6-4 1-2f			G6-3		4	0	0	0	0	0	2
Ozzie Smith, S (1, 6) OBP: 0.375, SLG: 0.366	2B		G5-4-3 1-2f			L5		1B		4	0	2	0	0	0	1
Tim Jones, L (8, PR) OBP: 0.188, SLG: 0.071 (9, 6)										0	0	0	0	0	0	0
Todd Zeile, R (1, 5) OBP: 0.350, SLG: 0.412	K			FC5-4 1B		K		K		4	0	1	0	0	3	2
Pedro Guerrero, R (1, 3) OBP: 0.317, SLG: 0.342	G6-3			FC5-4 1-2f		F9			FC5-4 1B	4	0	1	0	0	0	2
Felix Jose, S (1, 9) OBP: 0.361, SLG: 0.436		CS 1B 1B		F9			K		FC5-4 2B 1-2f G5-3	4	1	1	0	0	1	2
Rex Hudler, R (1, 7) OBP: 0.277, SLG: 0.325		CS 1-2 1B		K			G6-3		G5-3 WP 1-3 2B	4	1	2	0	0	1	1
Tom Pagnozzi, R (1, 2) OBP: 0.314, SLG: 0.348		K			FC5-4 1B		1B		G5-3 2-3 3-H	4	0	2	1	0	1	3
José Oquendo, S (1, 4) OBP: 0.357, SLG: 0.301		G1-3 1-2 2-3			FC5-4 FC3-6 1-2f		G3		K 3-H	2	0	0	0	0	0	3
Geronimo Pena, S (7, 4) OBP: 0.293, SLG: 0.379										2	0	0	0	0	1	1
Rheal Cormier, L (1, 1) OBP: 0.222, SLG: 0.222			FC6-4 1B		FC3-6 1-2f			G3		2	0	1	0	0	0	1
Willie Fraser, R (8, 1)										0	0	0	0	0	0	0
Gerald Perry, L (8, PH) OBP: 0.302, SLG: 0.390										1	0	0	0	0	0	0
Bob McClure, R (9, 1) OBP: 1.000, SLG: 1.000										0	0	0	0	0	0	0
Inning Stats	R: 0 H: 1 E: 0 LOB: 1 K: 1 BB: 0 S: 8 P: 14	R: 0 H: 2 E: 0 LOB: 1 K: 1 BB: 0 S: 13 P: 16	R: 0 H: 1 E: 0 LOB: 0 K: 0 BB: 0 S: 7 P: 11	R: 0 H: 1 E: 0 LOB: 1 K: 1 BB: 0 S: 10 P: 13	R: 0 H: 1 E: 0 LOB: 1 K: 0 BB: 0 S: 10 P: 13	R: 0 H: 0 E: 0 LOB: 0 K: 1 BB: 0 S: 7 P: 12	R: 0 H: 1 E: 0 LOB: 1 K: 1 BB: 0 S: 11 P: 15	R: 0 H: 1 E: 0 LOB: 1 K: 1 BB: 0 S: 11 P: 14	R: 2 H: 2 E: 0 LOB: 0 K: 1 BB: 0 S: 12 P: 21							

PITCHER	IP	WLS	BF	H	R	ER	SO	BB	IBB	HBP	BLK	WP	HR	S	P	ERA	WHIP
Brian Barnes, L (1, 1) ERA: 4.04	9.0	W	35	10	2	2	7	0	0	0	0	1	0	89	129	2.00	1.111

PITCHER	IP	WLS	BF	H	R	ER	SO	BB	IBB	HBP	BLK	WP	HR	S	P	ERA	WHIP

BOTTOM

Montreal Expos @ St. Louis Cardinals

Busch Stadium, St. Louis, MO

Wed Sep 25 1991, 7:05 PM CDT
Att. 15,973 - Sunny - 70 F

livebaseballscorecards.com

AB	35
R	2
H	10
RBI	1
BB	0
SO	7
LOB	18

1B: 8	SF: 0	WP: 1	PA: 35
2B: 2	SAC: 0	PB: 0	
3B: 0	DP: 1	SB: 0	
HR: 0	HBP: 0	CS: 2	

Batter	1	2	3	4	5	6	7	8	9	AB	R	H	RBI	BB	SO	LOB
Marquis Grissom, R (1, 8) OBP: 0.309, SLG: 0.368	F9		2-0 S 1B 2-3 1B		P3	FC6-4 S 1-2f 2-3		0-0 1B FC6-4 1-3 2-H 2B	1-3 K	6	2	2	1	0	1	2
Spike Owen, S (1, 6) OBP: 0.316, SLG: 0.345	1-1 1B		4-1 1B 1-2 BB		0-0 F8	1 SAFE 1 SAFE 1-3 K 1-2		0-2 FC6-4 2-3 3-H 1B		4	0	2	1	1	1	2
Kenny Williams, R (1, 7) OBP: 0.313, SLG: 0.400	0-3 K		3-2 P4		1-0 F8		4-2 1B FC4-6 BB	1-1 FC6-4 FC2-4 1-2f 3-H		4	1	0	1	1	1	5
Tim Wallach, R (1, 5) OBP: 0.293, SLG: 0.331	1 SAFE 3-2 G5-3		2-1 1-3 2-H 3-H 1B			0-3 K	1-1 FC4-6 1-3 1B	1-0 FC2-4 1B 1-2f HR		5	1	2	2	0	1	2
Larry Walker, L (1, 9) OBP: 0.350, SLG: 0.468		1-0 G5-3	0-0 G4-3			E 1-0 2B 1B	0-0 FC4-6 G6-3 1-2f 3-H	0-1 HR 1-2 1B		5	2	2	1	0	0	3
Andres Galarraga, R (1, 3) OBP: 0.265, SLG: 0.324		3-2 G6-4-3 1B		1-1 G4-3 1B		1 SAFE 0-0 E6 2B 1-3 1B	1 SAFE 0-1 G6-3 1-2	3-2 1-H 2-H HR		5	2	3	3	0	0	2
Mike Fitzgerald, R (1, 2) OBP: 0.270, SLG: 0.293		3-1 G6-4-3 1-2f		1-0 G4-3 1-2		3-0 1-3 3-H 1B 2B	0-0 G5-3	2-1 G5-3		5	1	1	1	0	0	3
Bret Barberie, S (1, 4) OBP: 0.437, SLG: 0.505			0-1 1B 1B 2B	1-1 G5-3		4-0 FC6-4 1B BB		2-2 BB 2B 1B	0-0 F7	4	2	2	0	1	0	1
Mark Gardner, R (1, 1) Scott Ruskin, R (7, 1) Barry Jones, R (8, 1)			0-0 G5-3	2-3 K		0-0 FC6-4 1-2 2-H 3-H 1B		4-1 2B 1-2 BB	1-2 G4-3	3 0 1	0 1 0	1 0 0	2 0 0	0 1 0	1 0 0	2 0 0
Inning Stats	R: 0 H: 1 E: 0 LOB: 1 K: 1 BB: 0 S: 11 P: 15	R: 0 H: 1 E: 0 LOB: 0 K: 0 BB: 0 S: 6 P: 13	R: 2 H: 3 E: 0 LOB: 2 K: 0 BB: 1 S: 11 P: 22	R: 0 H: 1 E: 0 LOB: 1 K: 1 BB: 0 S: 9 P: 14	R: 0 H: 0 E: 0 LOB: 0 K: 0 BB: 0 S: 3 P: 5	R: 3 H: 3 E: 1 LOB: 2 K: 2 BB: 1 S: 13 P: 22	R: 1 H: 1 E: 0 LOB: 1 K: 0 BB: 1 S: 9 P: 13	R: 6 H: 5 E: 0 LOB: 0 K: 0 BB: 1 S: 18 P: 31	R: 0 H: 0 E: 0 LOB: 0 K: 1 BB: 0 S: 10 P: 12	1B: 11 SF: 0 2B: 3 SAC: 0 3B: 0 DP: 1 HR: 1 HBP: 0						

PITCHER		IP	WLS	BF	H	R	ER	SO	BB	IBB	HBP	BLK	WP	HR	S	P	ERA	WHIP
Zane Smith, L ERA: 3.15	(1, 1)	7.0		34	10	6	5	4	3	0	0	0	0	0	62	104	6.43	1.857
Rosario Rodriguez, L ERA: 4.73	(8, 1)	1.0	L	9	5	6	6	0	1	0	0	0	0	1	18	31	54.00	6.000
Vicente Palacios, R ERA: 3.89	(9, 1)	1.0		3	0	0	0	1	0	0	0	0	0	0	10	12	0.00	0.000

PITCHER	IP	WLS	BF	H	R	ER	SO	BB	IBB	HBP	BLK	WP	HR	S	P	ERA	WHIP

TOP

Montreal Expos @ Pittsburgh Pirates

Three Rivers Stadium, Pittsburgh, PA

Fri Sep 27 1991, 7:05 PM EDT

Att. 8,201 - Cloudy - 56 F

livebaseballscorecards.com

AB	42
R	12
H	15
RBI	12
BB	4
SO	5
LOB	22

WP: 0 PA: 46
PB: 0
SB: 2
CS: 0

Montreal Expos @ Pittsburgh Pirates

Three Rivers Stadium, Pittsburgh, PA

Fri Sep 27 1991, 7:05 PM EDT

Att. 8,201 - Cloudy - 56 F

BOTTOM

livebaseballscorecards.com

Batter	1	2	3	4	5	6	7	8	9	AB	R	H	RBI	BB	SO	LOB
Cecil Espy, S (1, 8) OBP: 0.284, SLG: 0.338	F7		G4-3		G3		SH1-4		P6	4	0	0	0	0	0	0
Gary Varsho, L (1, 9) OBP: 0.332, SLG: 0.409	HR, S, 1B		L9			G3	P3		G3, 2B	3	1	1	0	0	0	0
Lloyd McClendon, R (7, PH) OBP: 0.372, SLG: 0.471										1	0	0	0	0	0	1
Rosario Rodriguez, R (8, 1)										0	0	0	0	0	0	0
Vicente Palacios, R (9, 1) OBP: 0.071, SLG: 0.071										0	0	0	0	0	0	0
Don Slaught, R (9, PH) OBP: 0.359, SLG: 0.392										1	1	1	0	0	0	0
Curtis Wilkerson, S (1, 4) OBP: 0.237, SLG: 0.250	F7		S, BB			G4-3	L6		G3	4	0	0	0	1	0	3
Bobby Bonilla, S (1, 3) OBP: 0.391, SLG: 0.500	HR, BB		P5			2B, 3B, BB		HR	FC4, 1B	3	3	2	2	2	0	1
Barry Bonds, L (1, 7) OBP: 0.406, SLG: 0.510	HR			K		3B, 2B		F8, BB, 1B	FC4	4	2	3	3	0	1	0
Scott Bullett, L (8, PR)										1	0	0	0	0	0	1
(9, 7)																
Steve Buechele, R (1, 5) OBP: 0.335, SLG: 0.446	L5			F8		3B, BB		1B, BB		2	1	0	0	2	0	0
Michael LaValliere, L (1, 2) OBP: 0.360, SLG: 0.369		G5-3		G4-3		3B		P6		4	0	1	3	0	0	2
Carlos Garcia, R (1, 6) OBP: 0.217, SLG: 0.273		K			G4-3	G5-3		F8		4	0	0	0	0	1	3
Zane Smith, L (1, 1) OBP: 0.230, SLG: 0.232		F8			F7		SH1-4, 1B	K		2	0	0	0	0	0	0
Gary Redus, R (7, PH) OBP: 0.328, SLG: 0.397										2	0	1	0	0	1	2
(8, 9)																
Inning Stats	R: 3 H: 2 E: 0 LOB: 0 K: 0 BB: 1 S: 8 P: 18		R: 0 H: 0 E: 0 LOB: 0 K: 1 BB: 0 S: 7 P: 12	R: 0 H: 0 E: 0 LOB: 1 K: 0 BB: 1 S: 10 P: 21	R: 0 H: 0 E: 0 LOB: 0 K: 1 BB: 0 S: 6 P: 11	R: 0 H: 0 E: 0 LOB: 0 K: 0 BB: 0 S: 8 P: 14	R: 3 H: 2 E: 0 LOB: 1 K: 0 BB: 2 S: 14 P: 27	R: 0 H: 1 E: 0 LOB: 1 K: 0 BB: 0 S: 5 P: 7	R: 1 H: 2 E: 0 LOB: 2 K: 1 BB: 1 S: 9 P: 16	R: 1 H: 2 E: 0 LOB: 1 K: 0 BB: 0 S: 12 P: 21	1B: 4 SF: 0 2B: 2 SAC: 1 3B: 1 DP: 0 HR: 2 HBP: 0						WP: 0 PA: 41 PB: 0 SB: 2 CS: 0	

	AB	35
	R	8
	H	9
	RBI	8
	BB	5
	SO	3
	LOB	13

PITCHER	IP	WLS	BF	H	R	ER	SO	BB	IBB	HBP	BLK	WP	HR	S	P	ERA	WHIP
Mark Gardner, R (1, 1) ERA: 3.68	6.0		26	4	6	6	2	4	0	0	0	0	1	53	103	9.00	1.333
Scott Ruskin, L (7, 1) ERA: 4.5	1.1	W	8	3	1	1	0	1	0	0	0	0	1	10	19	6.75	3.000
Barry Jones, R (8, 1) ERA: 3.48	1.2		7	2	1	1	1	0	0	0	0	0	0	16	25	5.40	1.200

PITCHER	IP	WLS	BF	H	R	ER	SO	BB	IBB	HBP	BLK	WP	HR	S	P	ERA	WHIP

Batter	1	2	3	4	5	6	7	8	9	AB	R	H	RBI	BB	SO	LOB
Marquis Grissom, R (1, 8) OBP: 0.310, SLG: 0.374	C X 0-1 G4-3 SF7 2B		F X 0-1 ① G5-3		B X 1-0 3B			F F B S 1-3 ① K		4	1	2	0	0	1	0
Spike Owen, S (1, 6) OBP: 0.315, SLG: 0.344	C B 2 B X SAFE 2-1 ① G4-3 2-3		C B X 1-1 PB 1B		B C B X 2-1 ③ L4			B C F C 1-3 ② K		4	0	1	0	0	1	2
Delino DeShields, L (1, 4) OBP: 0.353, SLG: 0.341	F B B C F F B X 3-2 ② SF7 3-H		B B X 2-0 ② F8 1-2			F S B S 1-3 ① K		B X 1-0 ③ G4-3		3	0	0	1	0	1	1
Tim Wallach, R (1, 5) OBP: 0.292, SLG: 0.332	B C X 1-1 ③ L6		S S F B S 1-3 ③ K			X 0-0 ② P3			X 0-0 ① 2B	4	0	1	0	0	1	1
Larry Walker, L (1, 9) OBP: 0.349, SLG: 0.466		B X 1-0 E 2B 1B		S B C B F F S 2-3 ① K		S B F F B C 2-3 ③ K			B B C B F F X 3-2 ② G4-3	4	1	1	0	0	2	0
Andres Galarraga, R (1, 3) OBP: 0.265, SLG: 0.326		C 1 F B 1 S SAFE SAFE 1-3 ① K 1-3		X 0-0 ② G5-3			X 0-0 G3 SF8 2B		B X 1-0 ③ F9	4	1	1	0	0	1	1
John Vander Wal, L (1, 7) OBP: 0.237, SLG: 0.444		C S T B E B T B X 3-2 3-H 2B		X 0-0 ③ G3-1			B C S X 1-2 ① G3 2-3			3	0	1	1	0	0	1
Nelson Santovenia, R (1, 2) OBP: 0.244, SLG: 0.357		B S C C X 1-2 ② P9			C X 0-1 ① F4		S P X 1-1 ② SF8 3-H			2	0	0	1	0	0	1
Chris Nabholz, L (1, 1) OBP: 0.170, SLG: 0.120 Mel Rojas, R (8, 1)		C S S 0-3 ③ K			C B X 1-1 ② G1-3		B X 1-0 ③ G1-3			3	0	0	0	0	1	1
										0	0	0	0	0	0	0
Inning Stats	R: 1 E: 0 K: 0 S: 11 H: 1 LOB: 0 BB: 0 P: 17	R: 1 E: 1 K: 2 S: 16 H: 2 LOB: 1 BB: 0 P: 22	R: 0 E: 0 K: 1 S: 9 H: 1 LOB: 1 BB: 0 P: 13	R: 0 E: 0 K: 1 S: 7 H: 0 LOB: 0 BB: 0 P: 9	R: 0 E: 0 K: 0 S: 7 H: 1 LOB: 1 BB: 0 P: 11	R: 0 E: 0 K: 2 S: 8 H: 0 LOB: 0 BB: 0 P: 11	R: 1 E: 0 K: 0 S: 8 H: 1 LOB: 0 BB: 0 P: 10	R: 0 E: 0 K: 2 S: 7 H: 0 LOB: 0 BB: 0 P: 10	R: 0 E: 0 K: 0 S: 6 H: 1 LOB: 0 BB: 0 P: 10	1B: 2 2B: 4 3B: 1 HR: 0 SF: 2 SAC: 0 DP: 0 HBP: 0							

TOP

Montreal Expos @ Pittsburgh Pirates

Three Rivers Stadium, Pittsburgh, PA

Sat Sep 28 1991, 7:05 PM EDT

Att. 17,122 - Cloudy - 63 F

livebaseballscorecards.com

AB	31
R	3
H	7
RBI	3
BB	0
SO	8
LOB	8

PITCHER		IP	WLS	BF	H	R	ER	SO	BB	IBB	HBP	BLK	WP	HR	S	P	ERA	WHIP
Doug Drabek, R ERA: 3.13	(1, 1)	8.0	L	30	6	3	3	8	0	0	0	0	0	0	73	103	3.38	0.750
Stan Belinda, R ERA: 3.57	(9, 1)	1.0		3	1	0	0	0	0	0	0	0	0	0	6	10	0.00	1.000

PITCHER		IP	WLS	BF	H	R	ER	SO	BB	IBB	HBP	BLK	WP	HR	S	P	ERA	WHIP

Batter	1	2	3	4	5	6	7	8	9	AB	R	H	RBI	BB	SO	LOB
Gary Redus, R (1, 7) OBP: 0.323, SLG: 0.391	B B B C F F F X 3-2 F9 ①		B C F F B B C 3-3 K ②		C X 0-1 G5-3 ③			1 SAFE 1 SAFE 1 SAFE 1 SAFE B F 1 SAFE F B 2-2 X P4 ②		4	0	0	0	0	1	1
Curtis Wilkerson, S (1, 6) OBP: 0.237, SLG: 0.246	C F B X 1-2 F8 ②		B X 1-0 F8 ③			B B F B B 4-1 CS BB		B 1 SAFE 1 SAFE 1 SAFE B B C X 3-1 G1-3 ③ 1-2		3	0	0	0	1	0	1
Don Slaught, R (1, 2) OBP: 0.357, SLG: 0.389	X 0-0 2B 1B			B B X 2-0 G5-3 ①		1 SAFE P 1 SAFE C 1 SAFE C B 1 SAFE F 3-2 B X F8 ①			B S X 1-1 G6-3 ①	4	1	1	0	0	0	1
Bobby Bonilla, S (1, 9) OBP: 0.391, SLG: 0.501 Gary Varsho, L (9, PR) OBP: 0.332, SLG: 0.409	C C 1 SAFE X 0-2 1-H 2B			B B F B X 3-1 P2 ②		F B C S 1-3 1-2 K ② ③			B F B B B 4-1 BB	3 0	0 0	1 0	1 0	1 0	1 0	1 0
Lloyd McClendon, R (1, 3) OBP: 0.369, SLG: 0.465	B B C B X 3-1 F9 ③			X 0-0 FC6-4 1B			B B B C X 3-1 F8 ①		B X 1-0 F7 ②	4	0	1	0	0	0	2
Steve Buechele, R (1, 5) OBP: 0.332, SLG: 0.442		C F B B B F F S 2-3 K ①		X 0-0 FC6-4 1-2f ③			X 0-0 F9 ②		B C S 1 SAFE C 1-3 K ③	4	0	0	0	0	2	2
Cecil Espy, S (1, 8) OBP: 0.286, SLG: 0.338		B F F F F S 1-3 K ②			C X 0-1 PB G6-3 1B		C S X 0-2 G4-3 ③			3	1	1	0	0	1	0
Jose Lind, R (1, 4) OBP: 0.304, SLG: 0.336		C B C S 1-3 K ③			1 SAFE 1 SAFE 1 SAFE B X 1-0 1-H G6-3 ①			S F B B F X 1-2 F9 ①		3	0	0	1	0	1	0
Doug Drabek, R (1, 1) OBP: 0.190, SLG: 0.193 Tom Prince, R (8, PH) OBP: 0.417, SLG: 0.448 Scott Bullett, L (8, PR) Stan Belinda, R (9, 1)			S F C 0-3 K ①		B S C X 1-2 G6-3 ②			B B C B B 4-1 S BB		2 0 0 0	0 0 0 0	0 0 0 0	0 0 0 0	0 1 0 0	1 0 0 0	0 0 0 0
Inning Stats	R: 1 E: 0 K: 0 S: 14 H: 2 LOB: 1 BB: 0 P: 21	R: 0 E: 0 K: 3 S: 13 H: 0 LOB: 0 BB: 0 P: 17	R: 0 E: 0 K: 2 S: 8 H: 0 LOB: 0 BB: 0 P: 12	R: 0 E: 0 K: 0 S: 5 H: 1 LOB: 1 BB: 0 P: 10	R: 1 E: 0 K: 0 S: 8 H: 1 LOB: 0 BB: 0 P: 10	R: 0 E: 0 K: 1 S: 9 H: 0 LOB: 1 BB: 1 P: 16	R: 0 E: 0 K: 0 S: 6 H: 0 LOB: 0 BB: 0 P: 9	R: 0 E: 0 K: 0 S: 10 H: 0 LOB: 2 BB: 1 P: 20	R: 0 E: 0 K: 1 S: 7 H: 0 LOB: 1 BB: 1 P: 14	1B: 3 2B: 2 3B: 0 HR: 0 SF: 0 SAC: 0 DP: 1 HBP: 0						

PITCHER		IP	WLS	BF	H	R	ER	SO	BB	IBB	HBP	BLK	WP	HR	S	P	ERA	WHIP
Chris Nabholz, L ERA: 3.72	(1, 1)	7.1	W	27	4	2	1	6	2	0	0	0	0	0	68	105	1.23	0.818
Mel Rojas, R ERA: 3.91	(8, 1)	1.2	S	6	0	0	0	1	1	0	0	0	0	0	12	24	0.00	0.600

PITCHER	IP	WLS	BF	H	R	ER	SO	BB	IBB	HBP	BLK	WP	HR	S	P	ERA	WHIP

BOTTOM

Montreal Expos @ Pittsburgh Pirates

Three Rivers Stadium, Pittsburgh, PA

Sat Sep 28 1991, 7:05 PM EDT

Att. 17,122 - Cloudy - 63 F

livebaseballscorecards.com

AB	30
R	2
H	4
RBI	2
BB	3
SO	7
LOB	8

Batter	1	2	3	4	5	6	7	8	9	AB	R	H	RBI	BB	SO	LOB
Delino DeShields, L (1, 4) OBP: 0.350, SLG: 0.338	C X 0-1 ① G4-3		C X 0-1 ① G3		X 0-0 ② F8		B B F X 2-1 ③ F8		C C S 0-3 ② K	5	0	0	0	0	1	2
Spike Owen, S (1, 6) OBP: 0.316, SLG: 0.350	X 0-0 ② P5		C C C 0-3 ② K		B C X 1-1 2B			C X 0-1 2B	F S C 0-3 ③ K	5	2	2	0	0	2	2
Bret Barberie, S (1, 5) OBP: 0.453, SLG: 0.539	C B B C F B F X 3-2 ③ 1B		B C X 1-1 FC5-4 1B		X 0-0 2-H 2B			C B B X 2-1 1B 2-H 2B		4	0	4	2	0	0	0
Andres Galarraga, R (1, 3) OBP: 0.265, SLG: 0.325		C B F X 1-2 F8 1B 1B 1B	X 0-0 ③ FC5-4 1-2f		X 0-0 ③ G6-3			B B F C S 2-3 ① K		4	1	1	0	0	1	3
Larry Walker, L (1, 9) OBP: 0.350, SLG: 0.467		B X 1-0 1B 1-2 1B		B F X 1-1 WP 1B		B F X 1-1 ① F7		X 0-0 ② F8		4	0	2	0	0	0	1
Marquis Grissom, R (1, 8) OBP: 0.310, SLG: 0.373		X 0-0 ① F8 2-3		C 1 SAFE S 1 SAFE B X 1-2 ① G5-3 1-2		F X 0-1 ② P3		X 0-0 CS 2-3 1B		4	0	1	0	0	0	3
John Vander Wal, L (1, 7) OBP: 0.244, SLG: 0.436 Doug Platt, L (6, 1) Scott Ruskin, R (7, 1) Tim Wallach, R (8, PH) OBP: 0.282, SLG: 0.332 Jeff Fassero, L (8, 1) Tom Foley, L (9, PH) OBP: 0.269, SLG: 0.287		B B S X 2-1 FC5-2-5-1 1-3 3-H 1B		B B X 2-0 ② P8		C B C B B X 3-2 ③ G1-3		B F B 2-1 ③ CS 1-2	X 0-0 ① G4-1	3 0 0 0 0 1	0 0 0 0 0 0	1 0 0 0 0 0	1 0 0 0 0 0	0 0 0 0 0 0	0 0 0 0 0 0	1 0 0 0 0 0
Mike Fitzgerald, R (1, 2) OBP: 0.269, SLG: 0.292		1 SAFE P 1 SAFE C X 1-1 ② FC5-2-5-1 1-2f		B S F C 1-3 ③ K			B X 1-0 ① L5		B B X 2-0 1B 1B	4	0	1	0	0	1	3
Bill Sampen, R (1, 1) OBP: 0.273, SLG: 0.273 Eric Bullock, L (6, 7) OBP: 0.305, SLG: 0.319		S B B S S S 2-3 ③ K			C C S 0-3 ① K		C B X 1-1 ② G3-1		F X 0-1 1-2 1B	2 2	0 0	0 1	0 0	0 0	2 0	2 0
Inning Stats	R: 0 E: 0 K: 0 S: 8 H: 1 LOB: 1 BB: 0 P: 11	R: 1 E: 0 K: 1 S: 13 H: 3 LOB: 2 BB: 0 P: 19	R: 0 E: 0 K: 1 S: 8 H: 1 LOB: 1 BB: 0 P: 9	R: 0 E: 0 K: 1 S: 9 H: 1 LOB: 1 BB: 0 P: 14	R: 1 E: 0 K: 1 S: 8 H: 2 LOB: 1 BB: 0 P: 9	R: 0 E: 0 K: 0 S: 7 H: 0 LOB: 0 BB: 0 P: 11	R: 0 E: 0 K: 0 S: 5 H: 0 LOB: 0 BB: 0 P: 9	R: 1 E: 0 K: 1 S: 10 H: 3 LOB: 1 BB: 0 P: 16	R: 0 E: 0 K: 2 S: 10 H: 2 LOB: 2 BB: 0 P: 12	1B: 9 2B: 4 3B: 0 HR: 0	SF: 0 SAC: 0 DP: 0 HBP: 0						

Montreal Expos @ Pittsburgh Pirates

Three Rivers Stadium, Pittsburgh, PA

Sun Sep 29 1991, 3:33 AM EDT

Att. 14,798 - Cloudy - 70 F

TOP

livebaseballscorecards.com

AB	38
R	3
H	13
RBI	3
BB	0
SO	7
LOB	17

PITCHER		IP	WLS	BF	H	R	ER	SO	BB	IBB	HBP	BLK	WP	HR	S	P	ERA	WHIP
Bob Walk, R ERA: 3.73	(1, 1)	7.0	W	28	8	2	2	4	0	0	0	0	1	0	58	82	2.57	1.143
Bob Patterson, L ERA: 3.62	(8, 1)	0.2		4	2	1	1	1	0	0	0	0	0	0	8	12	13.50	3.000
Roger Mason, R ERA: 2.39	(8, 1)	0.2		4	3	0	0	0	0	0	0	0	0	0	6	10	0.00	4.500
Bob Kipper, L ERA: 4.73	(9, 1)	0.2	S	2	0	0	0	2	0	0	0	0	0	0	6	6	0.00	0.000

PITCHER	IP	WLS	BF	H	R	ER	SO	BB	IBB	HBP	BLK	WP	HR	S	P	ERA	WHIP

1B: 9	SF: 0	WP: 1	PA: 39
2B: 4	SAC: 0	PB: 0	
3B: 0	DP: 0	SB: 0	
HR: 0	HBP: 0	CS: 1	

Batter	1	2	3	4	5	6	7	8	9	AB	R	H	RBI	BB	SO	LOB
Gary Varsho, L (1, 9) OBP: 0.345, SLG: 0.425	B S X 1-1 S 1B		X 0-0 1B 1B		F X 0-1 G4-3 G6-3 2B	C B B B S B 4-2 G1-6-3 1-2 BB		F C B F X 1-2 G6-3 ②		3	1	3	0	1	0	0
Gary Redus, R (8, PH) OBP: 0.322, SLG: 0.389 (9, 9)										1	0	0	0	0	0	2
Jay Bell, R (1, 6) OBP: 0.328, SLG: 0.422	1 SAFE P X 1-0 F7 ①		1 SAFE 1 SAFE C 1 SAFE 1 SAFE B F F 1 SAFE 1-2 F7 ①		F X 0-1 G4-3 2-3 ①	C B S X 1-2 G1-6-3 1-2f ②③		C X 0-1 2-3 3-H 1B		5	0	1	1	0	0	5
Andy Van Slyke, L (1, 8) OBP: 0.360, SLG: 0.455	1 SAFE C B 1 SAFE 1 SAFE X 1-1 F8 ②		F 1 SAFE C B P X 2-2 1-3 1B		S F B F F X 1-2 G6-3 ② 3-H		C B S C 1-3 K ①	C X 0-1 F8 ③		5	0	1	1	0	1	3
Barry Bonds, L (1, 7) OBP: 0.407, SLG: 0.515	F C F B C 1-3 K ③ 1-2		B C B F X 2-2 P5 ②		B F F X 1-2 HR		B C B B B 4-1 BB			3	1	1	1	1	1	3
Lloyd McClendon, R (1, 3) OBP: 0.367, SLG: 0.466		S F X 0-2 1B G6-3 2B	C B X 1-1 P4 ③		B X 1-0 P2 ③		C C 1 SAFE 1 SAFE S 0-3 K ②			4	1	1	0	0	1	3
Curtis Wilkerson, S (1, 5) OBP: 0.243, SLG: 0.268	B B X 2-0 G6-3 2-3 1B			L B X 1-1 L4 ①		F X 0-1 HR	B 1 SAFE S S 1 SAFE X 1-2 G5-3 ③			4	1	2	1	0	0	1
Jose Lind, R (1, 4) OBP: 0.303, SLG: 0.334	B B B F F X 3-2 G6-3 ① 1-2 3-H			B B B C B 4-1 S BB		F B S B S 2-3 K ①		B C C F S 1-3 K SH5-4 WP 1B		3	1	0	1	1	2	1
Tom Prince, R (1, 2) OBP: 0.425, SLG: 0.469	B S B X 2-1 F8 ②			F B X 1-1 F9 ② 1-2		C F B X 1-2 1B 2B		B S B B F B 4-2 1B SH5-4 1-2 BB		3	1	1	0	1	0	2
Bob Walk, R (1, 1) OBP: 0.225, SLG: 0.308 Bob Patterson, R (8, 1) OBP: 0.250, SLG: 0.250 Roger Mason, R (8, 1) Bob Kipper, R (9, 1)	B F B F S 2-3 K ③			X 0-0 G5-3 ③		X 0-0 BB 2-H 1B		S 1 SAFE X 0-1 SH5-4 ① 1-2 2-3		3 0 0 0	0 0 0 0	1 0 0 0	1 0 0 0	0 0 0 0	1 0 0 0	2 0 0 0
Inning Stats	R: 0 E: 0 K: 1 S: 10 H: 1 LOB: 1 BB: 0 P: 13	R: 1 E: 0 K: 1 S: 12 H: 2 LOB: 1 BB: 0 P: 21	R: 0 E: 0 K: 0 S: 15 H: 2 LOB: 2 BB: 0 P: 20	R: 0 E: 0 K: 0 S: 6 H: 0 LOB: 1 BB: 1 P: 12	R: 2 E: 0 K: 0 S: 13 H: 2 LOB: 0 BB: 0 P: 16	R: 2 E: 0 K: 1 S: 14 H: 3 LOB: 1 BB: 1 P: 22	R: 0 E: 0 K: 2 S: 10 H: 0 LOB: 1 BB: 1 P: 16	R: 1 E: 0 K: 1 S: 16 H: 1 LOB: 2 BB: 1 P: 22		1B: 6 2B: 3 3B: 0 HR: 2 SF: 0 SAC: 1 DP: 1 HBP: 0						

BOTTOM

Montreal Expos @ Pittsburgh Pirates

Three Rivers Stadium, Pittsburgh, PA

Sun Sep 29 1991, 3:33 AM EDT

Att. 14,798 - Cloudy - 70 F

livebaseballscorecards.com

AB	34
R	6
H	11
RBI	6
BB	4
SO	6
LOB	22

PITCHER		IP	WLS	BF	H	R	ER	SO	BB	IBB	HBP	BLK	WP	HR	S	P	ERA	WHIP
Bill Sampen, R ERA: 4.07	(1, 1)	5.0	L	23	7	3	3	2	1	0	0	0	0	1	56	82	5.40	1.600
Doug Piatt, R ERA: 2.17	(6, 1)	1.0		6	3	2	2	1	1	0	0	0	0	1	14	22	18.00	4.000
Scott Ruskin, L ERA: 4.43	(7, 1)	1.0		4	0	0	0	2	1	0	0	0	0	0	10	16	0.00	1.000
Jeff Fassero, L ERA: 2.03	(8, 1)	1.0		6	1	1	1	1	1	0	0	0	2	0	16	22	9.00	2.000

PITCHER	IP	WLS	BF	H	R	ER	SO	BB	IBB	HBP	BLK	WP	HR	S	P	ERA	WHIP

Batter	1	2	3	4	5	6	7	8	9	AB	R	H	RBI	BB	SO	LOB
Delino DeShields, L (1, 4) OBP: 0.349, SLG: 0.335	B S B B C F S 3-3 ① K		F F B S 1-3 ② K		B B C X 2-1 ② G6-3		B B B B 4-0 1-2 BB		C C S 0-3 ② K	4	0	0	0	1	3	0
Marquis Grissom, R (1, 8) OBP: 0.309, SLG: 0.372	B X 1-0 ② G3		B B X 2-0 BB S 1B		C B X 1-1 ③ G5-3		B B S X 2-1 ③ F9		B X 1-0 ③ G4-3	5	0	1	0	0	0	2
Bret Barberie, S (1, 6) OBP: 0.462, SLG: 0.542	B C B B F X 3-2 FC6-4 1B		1 SAFE B B F C B B 4-2 1-2 BB BB			B B X 2-0 ① F8		B B X 2-0 HBP 1B 1B		3	1	2	0	1	0	0
Tim Wallach, R (1, 5) OBP: 0.294, SLG: 0.332	X 0-0 ③ FC6-4 1-2f		B C B B B 4-1 1-2 2-3 BB			C X 0-1 1B		B F X 1-1 ① F9		3	0	1	0	1	0	2
Larry Walker, L (1, 9) OBP: 0.349, SLG: 0.464		C B F F S 1-3 ① K	F F X 0-2 ③ G4-3			F F B F X 1-2 ② F8		F B S F F H 2-2 1-2 1B HBP		3	0	0	0	0	1	4
Andres Galarraga, R (1, 3) OBP: 0.264, SLG: 0.324		X 0-0 ② G3		B F C C 1-3 ① K		X 0-0 ③ L6		X 0-0 1-3 2-H 1B		4	0	1	1	0	1	1
John Vander Wal, L (1, 7) OBP: 0.244, SLG: 0.419		B B B C F X 3-2 1B		B F B X 2-1 ② G4-3			C X 0-1 ① F8	B B C F B C 3-3 ② K		4	0	1	0	0	1	2
Nelson Santovenia, R (1, 2) OBP: 0.245, SLG: 0.352	B X 1-0 ③ P5		S B F F B X 2-2 ③ G6-3				B B C X 2-1 BB 1B	B F C C 1-3 ③ K		4	0	1	0	0	1	3
Chris Haney, L (1, 1) Steve Frey, R (4, 1) Kenny Williams, R (7, PH) OBP: 0.310, SLG: 0.396 Doug Piatt, L (7, 1) Barry Jones, R (8, 1) Mike Fitzgerald, R (9, PH) OBP: 0.268, SLG: 0.290			C F B X 1-2 ① P5		F B S S 1-3 ① K		B F F S 1-3 ② K		B C C S 1-3 ① K	1 1 1 0 0 1	0 0 0 0 0 0	0 0 0 0 0 0	0 1 1 0 0 0	0 0 0 0 0 0	0 1 1 0 0 1	0 0 1 0 0 0
Inning Stats	R: 0 E: 0 K: 1 S: 9 H: 1 LOB: 1 BB: 0 P: 16	R: 0 E: 0 K: 1 S: 9 H: 1 LOB: 1 BB: 0 P: 14	R: 0 E: 0 K: 1 S: 13 H: 1 LOB: 3 BB: 2 P: 25	R: 0 E: 0 K: 1 S: 9 H: 0 LOB: 0 BB: 0 P: 14	R: 0 E: 0 K: 1 S: 7 H: 0 LOB: 0 BB: 0 P: 11	R: 0 E: 0 K: 0 S: 8 H: 1 LOB: 1 BB: 0 P: 11	R: 0 E: 0 K: 1 S: 9 H: 1 LOB: 2 BB: 1 P: 18	R: 1 E: 0 K: 2 S: 15 H: 2 LOB: 2 BB: 0 P: 24	R: 0 E: 0 K: 2 S: 7 H: 0 LOB: 0 BB: 0 P: 9	1B: 7 2B: 0 3B: 0 HR: 0	SF: 0 SAC: 0 DP: 0 HBP: 1					

PITCHER		IP	WLS	BF	H	R	ER	SO	BB	IBB	HBP	BLK	WP	HR	S	P	ERA	WHIP
Jose DeLeon, R ERA: 2.71	(1, 1)	0.2		3	1	0	0	1	0	0	0	0	0	0	8	15	0.00	1.500
Mark Clark, R ERA: 3.63	(1, 1)	5.1	W	21	3	0	0	4	2	0	0	0	0	0	47	76	0.00	0.938
Juan Agosto, L ERA: 4.61	(7, 1)	3.0	S	14	3	1	1	5	1	0	1	0	0	0	31	51	3.00	1.333

PITCHER	IP	WLS	BF	H	R	ER	SO	BB	IBB	HBP	BLK	WP	HR	S	P	ERA	WHIP

TOP

Montreal Expos @ St. Louis Cardinals

Busch Stadium, St. Louis, MO

Mon Sep 30 1991, 7:05 PM CDT

Att. 10,289 - Sunny - 82 F

livebaseballscorecards.com

AB	34
R	1
H	7
RBI	1
BB	3
SO	10
LOB	15

1B: 7	SF: 0	WP: 0	PA: 38
2B: 0	SAC: 0	PB: 0	
3B: 0	DP: 0	SB: 1	
HR: 0	HBP: 1	CS: 0	

Montreal Expos @ St. Louis Cardinals

Busch Stadium, St. Louis, MO

Mon Sep 30 1991, 7:05 PM CDT

Att. 10,289 - Sunny - 82 F

livebaseballscorecards.com

BOTTOM

Batter	1	2	3	4	5	6	7	8	9	AB	R	H	RBI	BB	SO	LOB
Ray Lankford, L (1, 8) OBP: 0.292, SLG: 0.388	4-0 WP S 1B BB	2-3 ② K		4-0 S 3B BB		1-3 ① K	2-1 1-H HR			3	3	1	2	2	2	2
Ozzie Smith, S (1, 6) OBP: 0.382, SLG: 0.371 Tim Jones, L (7, 6) OBP: 0.176, SLG: 0.067	2-1 ① P4 1-3 C 1 SAFE 1 SAFE B B B X	0-0 2-H 3-H 1B X		4-0 1-2 2-3 3B BB		4-0 E WP 2B BB	3-2 ③ F7 B C C B F X			2 1	2 0	1 0	2 0	2 0	0 0	1 0
Felix Jose, S (1, 9) OBP: 0.359, SLG: 0.436 Gerald Perry, L (7, 3) OBP: 0.297, SLG: 0.378	2-2 1B 3-H 1B B B F F X	3-2 ③ G6-3 C 1 SAFE P 1 SAFE 1 SAFE B F F F 1 SAFE		1-1 1-H 2-H 3-H 1B 3B S B X		1-0 E4 2B 1-3 G5-3 B X	3-1 ① G4-3 C B B B X			4 1	2 0	2 0	4 0	0 0	0 0	2 0
Pedro Guerrero, R (1, 3) OBP: 0.328, SLG: 0.356 Juan Agosto, L (7, 1) OBP: 0.500, SLG: 0.333	3-1 S 1-3 1B B C B 1 SAFE B X	X 0-0 ① G5-3 B B B X	3-0 1B 3-H 1B C X	0-1 1-3 3-H 2B B B B B	4-0 FC5-4 BB B X					4 0	0 0	3 0	2 0	0 1	0 0	0 0
Stan Royer, R (1, 5) OBP: 0.308, SLG: 0.250	2-1 ② F9 B F B X	C X 0-1 ② G5-3 B B X	2-0 1-2 1B C B B X	2-1 ② G5-3 3-H B X	1-0 ② F9 C B B X					5	0	1	1	0	0	4
Rex Hudler, R (1, 7) OBP: 0.267, SLG: 0.312	2-2 ③ G6-3 1-2 B B C F X	C F B X 1-2 ③ F9 C F X	0-2 ③ G3 C F X	0-2 ③ G1-3 C B X	1-1 ③ FC5-4 1-2f					5	0	0	0	0	0	6
Geronimo Pena, S (1, 4) OBP: 0.320, SLG: 0.411	B X 1-0 2B 1B 1B	1-0 S SH1-4 3B 1B X	0-0 G4-6-3 1B	B B B B 4-0 HR BB						3	3	3	0	1	0	0
Tom Pagnozzi, R (1, 2) OBP: 0.318, SLG: 0.351 Ray Stephens, R (9, 2) OBP: 0.333, SLG: 0.333	X 0-0 1-3 1B 2B B 1 SAFE B X	2-0 ① F7 C F 1 SAFE S	0-3 ① K B B C F B F F S	3-3 ① K						4 0	1 0	1 0	0 0	0 0	2 0	3 0
Jose DeLeon, R (1, 1) OBP: 0.043, SLG: 0.043 Mark Clark, R (1, 1) Rod Brewer, L (7, 9) OBP: 0.143, SLG: 0.143	S B S B F F B S 3-3 ① K	1 SAFE 1 SAFE M 1 SAFE B X 1-1 ② SH1-4 1-2 C 1 SAFE X 0-1 ② ③ G4-6-3 1-2f		C C S 0-3 ② K						0 2 1	0 0 0	0 0 0	0 0 0	0 1 1	0 3 1	0 3 1
Inning Stats	R: 1 H: 2 E: 0 LOB: 2 K: 0 BB: 1 S: 12 P: 27	R: 2 H: 3 E: 0 LOB: 1 K: 2 BB: 0 S: 16 P: 24	R: 0 H: 0 E: 0 LOB: 0 K: 0 BB: 0 S: 6 P: 7	R: 4 H: 4 E: 0 LOB: 2 K: 0 BB: 2 S: 11 P: 29	R: 0 H: 1 E: 0 LOB: 0 K: 1 BB: 0 S: 6 P: 6	R: 2 H: 1 E: 1 LOB: 1 K: 1 BB: 1 S: 11 P: 19	R: 2 H: 1 E: 0 LOB: 0 K: 2 BB: 1 S: 14 P: 26	R: 0 H: 0 E: 0 LOB: 1 K: 0 BB: 1 S: 5 P: 14		1B: 8 SF: 0 2B: 2 SAC: 1 3B: 1 DP: 1 HR: 1 HBP: 0						WP: 2 PA: 42 PB: 0 SB: 4 CS: 0	

	AB	35
	R	11
	H	12
	RBI	11
	BB	6
	SO	6
	LOB	22

PITCHER		IP	WLS	BF	H	R	ER	SO	BB	IBB	HBP	BLK	WP	HR	S	P	ERA	WHIP
Chris Haney, L ERA: 4.04	(1, 1)	3.2	L	21	7	7	7	2	3	0	0	0	1	0	40	77	17.18	2.727
Steve Frey, L ERA: 4.76	(4, 1)	2.1		12	4	2	1	2	1	0	0	0	1	0	22	35	3.86	2.143
Doug Piatt, R ERA: 2.7	(7, 1)	1.0		5	1	2	2	2	1	0	0	0	0	1	14	26	18.00	2.000
Barry Jones, R ERA: 3.44	(8, 1)	1.0		4	0	0	0	0	1	0	0	0	0	0	5	14	0.00	1.000

PITCHER	IP	WLS	BF	H	R	ER	SO	BB	IBB	HBP	BLK	WP	HR	S	P	ERA	WHIP

Batter	1	2	3	4	5	6	7	8	9	AB	R	H	RBI	BB	SO	LOB
Delino DeShields, L (1, 4) OBP: 0.348, SLG: 0.333	F F B B B S 3-3 ① K		B 1 SAFE B F B F X 3-2 ② L7			B B B C B 4-1 BB		F C 1 SAFE X 0-2 ②③ G1-6-3 1-2f		3	0	0	0	1	1	2
Spike Owen, S (1, 6) OBP: 0.316, SLG: 0.349	F C F C 0-3 ② K		X 0-0 ③ G3			C B 1 SAFE F B 1 SAFE 1 SAFE F X 2-2 ② F7			X 0-0 1B 1B	4	0	1	0	0	1	2
John Vander Wal, L (1, 7) OBP: 0.224, SLG: 0.383	F B B B X 3-1 ③ F9			C C F B B C 2-3 ① K		1 SAFE X 0-0 ③ G4-3			C B B S S C 2-3 ① K	4	0	0	0	0	2	2
Tim Wallach, R (1, 5) OBP: 0.294, SLG: 0.332		C F B B X 2-2 ① F9		X 0-0 ② G1-3			B S B X 2-1 ① F7		B F S B X 2-2 1-2 1B	4	0	1	0	0	0	0
Larry Walker, L (1, 9) OBP: 0.351, SLG: 0.464		B B F F F F X 2-2 1B 1B		S X 0-1 ③ G3			X 0-0 ② 1B		S F F F S 0-3 ② K	4	1	2	0	0	1	2
Marquis Grissom, R (1, 8) OBP: 0.310, SLG: 0.373 Kenny Williams, R (2, 8) OBP: 0.314, SLG: 0.409 Bret Barberie, S (9, PH) OBP: 0.458, SLG: 0.538		X 0-0 1B 1-3 1B			B C F F B X 3-2 ① P6		X 0-0 2B		X 0-0 ③ G6-3	1 2 1	0 0 0	1 1 0	0 0 0	0 0 0	0 0 0	0 0 2
Andres Galarraga, R (1, 3) OBP: 0.265, SLG: 0.324 Scott Ruskin, R (7, 1) Barry Jones, R (8, 1)		B X 1-0 ② CS 1-3 3-H 1B			B S X 1-1 ② G6-3		X 0-0 ③ G5-3			3 0 0	0 0 0	1 0 0	1 0 0	0 0 0	0 0 0	1 0 0
Mike Fitzgerald, R (1, 2) OBP: 0.269, SLG: 0.287		B C S B B 3-2 ③ CS 1-2	B C B B B 4-1 BB		C B S F X 1-2 ③ F9			F X 0-1 ① G3		2	0	0	0	1	0	0
Brian Barnes, L (1, 1) OBP: 0.204, SLG: 0.085 Tom Foley, L (7, 3) OBP: 0.273, SLG: 0.291			M B L B L 2-3 ① K			L X 0-1 ① F8		X 0-0 G1-6-3 1B		2 1	0 0	0 1	0 0	0 0	1 0	1 0
Inning Stats	R: 0 E: 0 K: 2 S: 9 H: 0 LOB: 0 BB: 0 P: 15	R: 1 E: 0 K: 0 S: 12 H: 3 LOB: 0 BB: 0 P: 20	R: 0 E: 0 K: 1 S: 8 H: 0 LOB: 1 BB: 1 P: 17	R: 0 E: 0 K: 1 S: 7 H: 0 LOB: 0 BB: 0 P: 9	R: 0 E: 0 K: 0 S: 10 H: 0 LOB: 0 BB: 0 P: 15	R: 0 E: 0 K: 0 S: 8 H: 0 LOB: 1 BB: 1 P: 14	R: 0 E: 0 K: 0 S: 5 H: 2 LOB: 1 BB: 0 P: 7	R: 0 E: 0 K: 0 S: 6 H: 1 LOB: 0 BB: 0 P: 6	R: 0 E: 0 K: 2 S: 13 H: 2 LOB: 2 BB: 0 P: 17	1B: 7 2B: 1 3B: 0 HR: 0 SF: 0 SAC: 0 DP: 1 HBP: 0						

PITCHER		IP	WLS	BF	H	R	ER	SO	BB	IBB	HBP	BLK	WP	HR	S	P	ERA	WHIP
Omar Olivares, R ERA: 3.59	(1, 1)	8.0	W	28	6	1	1	4	2	0	0	0	0	0	65	103	1.12	1.000
Lee Smith, R ERA: 2.38	(9, 1)	1.0	S	5	2	0	0	2	0	0	0	0	0	0	13	17	0.00	2.000

PITCHER	IP	WLS	BF	H	R	ER	SO	BB	IBB	HBP	BLK	WP	HR	S	P	ERA	WHIP

TOP

Montreal Expos @ St. Louis Cardinals

Busch Stadium, St. Louis, MO

Tue Oct 01 1991, 7:05 PM CDT
Att. 15,137 - Sunny - 80 F

livebaseballscorecards.com

AB	31
R	1
H	8
RBI	1
BB	2
SO	6
LOB	12

WP: 0 PB: 0 SB: 0 CS: 1 PA: 34

Batter	1	2	3	4	5	6	7	8	9	AB	R	H	RBI	BB	SO	LOB
Ray Lankford, L (1, 8) OBP: 0.293, SLG: 0.389	B F C S 1-3 K ①		B B B C X 3-1 G4-3 1B 2B		B X 1-0 E4 CS S		B B B 4-0 1-2 BB			3	1	1	0	1	1	0
Ozzie Smith, S (1, 6) OBP: 0.383, SLG: 0.371	B X 1-0 1B 2B 1B		C S X 0-2 ① G4-3 2-3		B 1 SAFE B B B 4-0 CS 1-2 BB		B X 1-0 ③ FC5 2-3f			3	1	1	0	1	0	4
Felix Jose, S (1, 9) OBP: 0.360, SLG: 0.436	1 SAFE C F 1 SAFE X 0-2 S 1-3 2B 1B		S F F X 0-2 ② G1-3		B F B 1 SAFE 2 SAFE 2-1 ② ③ CS 1-3 2-3	B X 1-0 ① L8		F S F B X 1-2 FC5-4 1B		4	1	2	0	0	0	1
Pedro Guerrero, R (1, 3) OBP: 0.328, SLG: 0.355 Gerald Perry, L (8, PR) OBP: 0.297, SLG: 0.378 Rod Brewer, L (9, 3) OBP: 0.143, SLG: 0.143	C S B B F B X 3-2 ② F4 1-2		B F S X 1-2 1B 3-H			C C B X 1-2 ② G1-3		X 0-0 ① FC5-4 CS 1-2f		4 0 0	0 0 0	1 0 0	1 0 0	0 0 0	0 0 0	3 0 0
Todd Zeile, R (1, 5) OBP: 0.348, SLG: 0.408	X 0-0 2-H 3-H 2B		B B C 1 SAFE F C 2-3 ③ K			B C B X 2-1 ③ G3-1		1 SAFE B B C B X 3-1 ② BB 1-2 1B		4	0	2	2	0	1	1
Geronimo Pena, S (1, 4) OBP: 0.324, SLG: 0.407	F X 0-1 ③ G6-3		B B B B 4-0 FC6-4 BB				S B S S 1-3 ① K	1 SAFE 1 SAFE 1 SAFE 1 SAFE B 1 SAFE B 1 SAFE F 4-1 B B 1-2 BB		2	0	0	0	2	1	1
Rex Hudler, R (1, 7) OBP: 0.266, SLG: 0.315		B C B S B F X 3-2 ① F8	1 SAFE 1 SAFE 1 SAFE C X 0-1 ① FC6-4 CS 1-2f				M B X 1-1 S 2B	B B B C X 3-1 ③ L7		4	0	1	0	0	0	3
Ray Stephens, R (1, 2) OBP: 0.167, SLG: 0.167		B F X 1-1 ② G1-3	F B 1 SAFE S B S 3-2 ② ③ K 1-2				S B 2 SAFE B X 2-1 ② P5			3	0	0	0	0	1	2
Omar Olivares, R (1, 1) OBP: 0.245, SLG: 0.275 Lee Smith, R (9, 1)		X 0-0 ③ G6-3			C X 0-1 ① F8		B S B B B B 4-1 FC5 BB 2-3 BB			2 0	0 0	0 0	0 0	1 0	0 0	0 0
Inning Stats	R: 2 E: 0 K: 1 S: 14 H: 3 LOB: 1 BB: 0 P: 19	R: 0 E: 0 K: 0 S: 7 H: 0 LOB: 0 BB: 0 P: 11	R: 1 E: 0 K: 1 S: 15 H: 2 LOB: 1 BB: 0 P: 21	R: 0 E: 0 K: 1 S: 5 H: 0 LOB: 0 BB: 1 P: 11	R: 0 E: 1 K: 0 S: 4 H: 0 LOB: 0 BB: 1 P: 11	R: 0 E: 0 K: 0 S: 6 H: 0 LOB: 0 BB: 0 P: 10	R: 0 E: 0 K: 1 S: 9 H: 1 LOB: 3 BB: 2 P: 22	R: 0 E: 0 K: 0 S: 10 H: 2 LOB: 2 BB: 1 P: 21		1B: 5 2B: 3 3B: 0 HR: 0 SF: 0 SAC: 0 DP: 0 HBP: 0						

PITCHER		IP	WLS	BF	H	R	ER	SO	BB	IBB	HBP	BLK	WP	HR	S	P	ERA	WHIP
Brian Barnes, L ERA: 4.04	(1, 1)	6.2	L	27	6	3	3	4	3	0	0	0	0	0	59	99	4.05	1.350
Scott Ruskin, L ERA: 4.4	(7, 1)	0.1		3	1	0	0	0	1	0	0	0	0	0	5	11	0.00	6.000
Barry Jones, R ERA: 3.4	(8, 1)	1.0		4	1	0	0	0	1	0	0	0	0	0	6	16	0.00	2.000

PITCHER	IP	WLS	BF	H	R	ER	SO	BB	IBB	HBP	BLK	WP	HR	S	P	ERA	WHIP

BOTTOM

Montreal Expos @ St. Louis Cardinals

Busch Stadium, St. Louis, MO

Tue Oct 01 1991, 7:05 PM CDT
Att. 15,137 - Sunny - 80 F

livebaseballscorecards.com

AB	29
R	3
H	8
RBI	3
BB	5
SO	4
LOB	15

Batter	1	2	3	4	5	6	7	8	9	AB	R	H	RBI	BB	SO	LOB
Kenny Williams, R (1, 8) OBP: 0.318, SLG: 0.402	X 0-0 ① F7			S X 0-1 2B SF9 1B		C S B F S 2-2 ① G3	B B S B B 4-1 G4-3 1-2 2-3 3-H BB		C S B F S 1-3 ② K	4	1	1	0	1	1	1
Spike Owen, S (1, 6) OBP: 0.317, SLG: 0.352	C X 0-1 ② P9			B F B 1 X SAFE 2-1 SF9 1-3 2B		C B F X 1-2 HR 1B	X 0-0 ② ③ G4-3 1-2f		B C B F X 2-2 ③ G4-3	5	1	2	0	0	0	4
Bret Barberie, S (1, 4) OBP: 0.446, SLG: 0.520	B B X 2-0 ③ F8			F B F B F B S 3-3 ① K		C F B X 1-2 ② F8		C B C X 1-2 ① G4-3		4	0	0	0	0	1	3
Tim Wallach, R (1, 5) OBP: 0.293, SLG: 0.337		B S B B X 3-1 ① G6-3		B B X 2-0 ② SF9 2-3 3-H		X 0-0 1-H HR		C X 0-1 ② F8		3	1	1	3	0	0	0
Larry Walker, L (1, 9) OBP: 0.350, SLG: 0.461		B B C C B X 3-2 ② F9		X 0-0 ③ G4-3		B S F B B S 3-3 ③ K		S B B B B 4-1 E 1B BB		3	0	0	0	1	1	1
Andres Galarraga, R (1, 3) OBP: 0.265, SLG: 0.323 Mel Rojas, R (8, 1)		C B B X 2-1 ③ F7			B F S X 1-2 ① G4-3		X 0-0 E5 1B 1B WP	B S X 1-1 E9 1-3 1B		4 0	1 0	1 0	0 0	0 0	0 0	0 0
John Vander Wal, L (1, 7) OBP: 0.226, SLG: 0.373			F B X 1-1 ① L7		B S B X 2-1 ② F7		C X 0-1 WP 1B 1-2 1B	C C S 0-3 ③ K		4	0	1	0	0	1	2
Gilberto Reyes, R (1, 2) OBP: 0.286, SLG: 0.265 Tom Foley, L (9, PH) OBP: 0.272, SLG: 0.289			B X 1-0 ② L5		B C X 1-1 1B		F X 0-1 WP 1-2 2-3 1B		B B C C F C 2-3 ① K	3 1	0 0	2 0	0 0	0 0	0 1	0 0
Mark Gardner, R (1, 1) OBP: 0.107, SLG: 0.091 Doug Piatt, L (5, 1) Mike Fitzgerald, R (7, PH) OBP: 0.268, SLG: 0.286 Bill Sampen, R (7, 1) OBP: 0.273, SLG: 0.273 Nelson Santovenia, R (8, 3) OBP: 0.253, SLG: 0.360			X 0-0 ③ G3		X 0-0 ③ F8		B B C S X 2-2 ① P2		C B X 1-1 1B	2 0 1 0 1	0 0 0 0 0	0 0 0 0 1	0 0 0 0 0	0 0 0 0 0	0 0 0 0 0	1 0 3 0 0
Inning Stats	R: 0 H: 0 E: 0 LOB: 0 K: 0 BB: 0 S: 4 P: 6	R: 0 H: 0 E: 0 LOB: 0 K: 0 BB: 0 S: 7 P: 15	R: 0 H: 0 E: 0 LOB: 0 K: 0 BB: 0 S: 4 P: 6	R: 1 H: 2 E: 0 LOB: 1 K: 1 BB: 0 S: 10 P: 17	R: 0 H: 1 E: 0 LOB: 1 K: 0 BB: 0 S: 8 P: 12	R: 2 H: 2 E: 0 LOB: 0 K: 1 BB: 0 S: 14 P: 21	R: 1 H: 2 E: 1 LOB: 2 K: 0 BB: 1 S: 10 P: 16	R: 0 H: 1 E: 1 LOB: 2 K: 1 BB: 1 S: 11 P: 17	R: 0 H: 1 E: 0 LOB: 1 K: 2 BB: 0 S: 12 P: 18	1B: 7 SF: 1 2B: 1 SAC: 0 3B: 0 DP: 1 HR: 1 HBP: 0						WP: 1 PA: 38 PB: 0 SB: 0 CS: 0

TOP

Montreal Expos @ St. Louis Cardinals

Busch Stadium, St. Louis, MO

Wed Oct 02 1991, 3:33 AM CDT

Att. 12,344 - Sunny - 82 F

livebaseballscorecards.com

AB	35
R	4
H	9
RBI	3
BB	2
SO	5
LOB	15

PITCHER		IP	WLS	BF	H	R	ER	SO	BB	IBB	HBP	BLK	WP	HR	S	P	ERA	WHIP
Rheal Cormier, L ERA: 3.92	(1, 1)	6.0	W	26	7	4	3	2	0	0	0	0	0	1	52	82	4.50	1.167
Willie Fraser, R ERA: 5.25	(7, 1)	1.2		7	1	0	0	0	2	0	0	0	1	0	13	25	0.00	1.800
Bob McClure, L ERA: 4.96	(8, 1)	0.1		1	0	0	0	1	0	0	0	0	0	0	3	3	0.00	0.000
Lee Smith, R ERA: 2.34	(9, 1)	1.0	S	4	1	0	0	2	0	0	0	0	0	0	12	18	0.00	1.000

PITCHER	IP	WLS	BF	H	R	ER	SO	BB	IBB	HBP	BLK	WP	HR	S	P	ERA	WHIP

BOTTOM

Montreal Expos @ St. Louis Cardinals

Busch Stadium, St. Louis, MO

Wed Oct 02 1991, 3:33 AM CDT

Att. 12,344 - Sunny - 82 F

Batter	1	2	3	4	5	6	7	8	9	AB	R	H	RBI	BB	SO	LOB
Ray Lankford, L (1, 8) OBP: 0.296, SLG: 0.388	C S B S 1-3 K ①		B S B S B B 4-2 CS BB		B B B C B 4-1 1-2 HR BB		B S F B B B 4-2 S 2B BB			1	2	0	0	3	1	0
Ozzie Smith, S (1, 6) OBP: 0.380, SLG: 0.368 Tim Jones, L (8, 6) OBP: 0.176, SLG: 0.067	F B X 1-1 F7 ②		B 1-0 CS ③ 1-2	B X 1-0 F7 ①	B B F X 2-1 F8 ②		1 SAFE 1 SAFE 1 SAFE B 1 SAFE 1 SAFE B 1 SAFE X 2-0 F9 ①			4 0	0 0	0 0	0 0	0 0	0 0	3 0
Felix Jose, S (1, 9) OBP: 0.361, SLG: 0.441 Rod Brewer, L (8, 9) OBP: 0.143, SLG: 0.143	B B X 2-0 L4 ③			B B B B 4-0 S BB	C S B X 2-2 1-H 2-H HR		B B C B X 3-1 1-2 P7 ②			3 0	1 0	1 0	3 0	1 0	0 0	1 0
Pedro Guerrero, R (1, 3) OBP: 0.331, SLG: 0.367 Gerald Perry, L (7, PR) OBP: 0.297, SLG: 0.378 (8, 3)		C X 0-1 HR		C C F C 0-3 1-2 ②	C B B B 4-1 1B BB		B C B X 2-1 2-H 2B			3 0	1 0	2 0	2 0	1 0	1 0	1 0
Todd Zeile, R (1, 5) OBP: 0.349, SLG: 0.407		C C B S 1-3 K ①		C B B B 2 SAFE B B 4-1 BB	F F B B F F B F X 3-2 1-2 1B		B B C F B X 3-2 F7 ③			3	0	1	0	1	1	1
Milt Thompson, L (1, 7) OBP: 0.373, SLG: 0.449		B X 1-0 F7 ②		S C B S 1-3 K ③	C B B F C 2-3 K ③			F B X 1-1 2B		4	0	1	0	0	2	4
Geronimo Pena, S (1, 4) OBP: 0.322, SLG: 0.400		B C B B X 3-1 G3 ③			C B B B B 4-1 S 1B BB		B C X 1-1 L3 ①	B B X 2-0 G5-3 ①		3	1	0	0	1	0	1
Rich Gedman, L (1, 2) OBP: 0.137, SLG: 0.213			X 0-0 G3-1 ①		1 SAFE B 1 SAFE 1 SAFE C F 1 SAFE S 1-3 1-2 K ①		B B S S X 2-2 F8 ②	F X 0-1 P6 ②		4	0	0	0	0	1	2
Rheal Cormier, L (1, 1) OBP: 0.238, SLG: 0.238 Willie Fraser, R (7, 1) Bob McClure, R (8, 1) OBP: 1.000, SLG: 1.000 Stan Royer, R (8, PH) OBP: 0.286, SLG: 0.231 Lee Smith, R (9, 1)			X 0-0 G3 ②		B X 1-0 2-H BB HR 1B		X 0-0 G3 ③	C X 0-1 P6 ③		3 0 0 1 0	1 0 0 0 0	1 0 0 0 0	1 0 0 0 0	0 0 0 0 0	0 0 0 0 0	0 0 0 1 0
Inning Stats	R: 0 E: 0 K: 1 S: 6 H: 0 LOB: 0 BB: 0 P: 10	R: 1 E: 0 K: 1 S: 8 H: 1 LOB: 0 BB: 0 P: 13	R: 0 E: 0 K: 0 S: 4 H: 0 LOB: 0 BB: 1 P: 9	R: 0 E: 0 K: 2 S: 9 H: 0 LOB: 2 BB: 2 P: 19	R: 4 E: 0 K: 2 S: 21 H: 3 LOB: 2 BB: 3 P: 44	R: 0 E: 0 K: 0 S: 6 H: 0 LOB: 0 BB: 0 P: 9	R: 1 E: 0 K: 0 S: 10 H: 1 LOB: 1 BB: 1 P: 24	R: 0 E: 0 K: 0 S: 7 H: 1 LOB: 1 BB: 0 P: 10		1B: 2 2B: 2 3B: 0 HR: 2 SF: 0 SAC: 0 DP: 0 HBP: 0						

livebaseballscorecards.com

AB	29
R	6
H	6
RBI	6
BB	7
SO	6
LOB	14

WP: 0 PB: 0 SB: 3 CS: 1 PA: 37

PITCHER		IP	WLS	BF	H	R	ER	SO	BB	IBB	HBP	BLK	WP	HR	S	P	ERA	WHIP
Mark Gardner, R ERA: 3.85	(1, 1)	4.2	L	22	3	5	5	5	6	0	0	0	0	2	39	81	9.64	1.929
Doug Piatt, R ERA: 2.59	(5, 1)	1.1		5	1	0	0	1	0	0	0	0	0	0	15	23	0.00	0.750
Bill Sampen, R ERA: 4.12	(7, 1)	1.0		5	1	1	1	0	1	0	0	0	0	0	10	24	9.00	2.000
Mel Rojas, R ERA: 3.83	(8, 1)	1.0		4	1	0	0	0	0	0	0	0	0	0	7	10	0.00	1.000

PITCHER	IP	WLS	BF	H	R	ER	SO	BB	IBB	HBP	BLK	WP	HR	S	P	ERA	WHIP

Batter	1	2	3	4	5	6	7	8	9	AB	R	H	RBI	BB	SO	LOB
Kenny Williams, R (1, 8) (2, 9) OBP: 0.312, SLG: 0.394	P4	G6-4-3 1-2f			K		E9 2-H		HR	2	0	0	0	0	0	2
Mike Fitzgerald, R (2, 9) OBP: 0.273, SLG: 0.292									1B	3	1	2	1	0	1	0
Spike Owen, S (1, 6) OBP: 0.320, SLG: 0.361	FC3-2 1B 1B 1B		F9		FC6-4 BB		F8		1-H HR	4	1	2	2	1	0	1
Bret Barberie, S (1, 4) OBP: 0.451, SLG: 0.539	FC3-2 1-2 1B		G6-3 1B		FC6-4 1-2f			G4-3	3B	5	0	3	0	0	0	1
Tim Wallach, R (1, 5) OBP: 0.294, SLG: 0.337	FC3-2 1-2 2-3 1B		1 SAFE 1 SAFE G6-3 1-2f			F9		FC4-6 1B	K	5	0	2	0	0	1	2
Larry Walker, L (1, 9) (2, 8) OBP: 0.349, SLG: 0.459	FC3-2 1-2 2-3 3-Hf			S 1B		G6-3		FC4-6 S 1-2f		4	0	1	0	0	0	4
Andres Galarraga, R (1, 3) OBP: 0.265, SLG: 0.321	G6-3			G5-3 1-2		K		1 SAFE 1-2 BB		3	0	0	0	1	1	4
Barry Jones, R (8, 1)										0	0	0	0	0	0	0
Mel Rojas, R (9, 1)										0	0	0	0	0	0	0
John Vander Wal, L (1, 7) OBP: 0.228, SLG: 0.382		1B 2B		G6-3			G6-3	F7		4	0	1	0	0	0	3
Nelson Santovenia, R (1, 2) OBP: 0.263, SLG: 0.376		G6-4-3 2-3 1B		G6-3			E 2B		K	4	1	2	0	0	1	1
Chris Nabholz, L (1, 1) OBP: 0.164, SLG: 0.115		F7			K		K		K	2	0	0	0	0	1	2
Delino DeShields, L (7, PH) OBP: 0.348, SLG: 0.333										1	0	0	0	0	1	1
Doug Piatt, L (7, 1)										0	0	0	0	0	0	0
Scott Ruskin, R (8, 1)										0	0	0	0	0	0	0
Tom Foley, L (8, 3) OBP: 0.270, SLG: 0.287										1	0	0	0	0	1	0
Inning Stats	R: 0 E: 0 K: 0 S: 15 H: 3 LOB: 3 BB: 0 P: 25	R: 0 E: 0 K: 0 S: 12 H: 2 LOB: 1 BB: 0 P: 15	R: 0 E: 0 K: 0 S: 5 H: 1 LOB: 0 BB: 0 P: 8	R: 0 E: 0 K: 0 S: 15 H: 1 LOB: 1 BB: 0 P: 21	R: 0 E: 0 K: 2 S: 10 H: 0 LOB: 1 BB: 1 P: 17	R: 0 E: 0 K: 1 S: 10 H: 0 LOB: 0 BB: 0 P: 16	R: 1 E: 1 K: 1 S: 10 H: 2 LOB: 1 BB: 0 P: 17	R: 0 E: 0 K: 0 S: 15 H: 1 LOB: 2 BB: 1 P: 21	R: 2 E: 0 K: 3 S: 18 H: 3 LOB: 1 BB: 0 P: 28	1B: 9 2B: 2 3B: 1 HR: 1 SF: 0 SAC: 0 DP: 2 HBP: 0	WP: 0 PB: 0 SB: 2 CS: 0 PA: 40					

PITCHER		IP	WLS	BF	H	R	ER	SO	BB	IBB	HBP	BLK	WP	HR	S	P	ERA	WHIP
Doug Drabek, R ERA: 3.07	(1, 1)	5.0		21	7	0	0	2	1	0	0	0	0	0	57	86	0.00	1.600
Rosario Rodriguez, L ERA: 4.11	(6, 1)	1.0		3	0	0	0	1	0	0	0	0	0	0	10	16	0.00	0.000
Neal Heaton, L ERA: 4.33	(7, 1)	1.0		5	2	1	1	1	0	0	0	0	0	0	10	17	9.00	2.000
Bill Landrum, R ERA: 3.23	(8, 1)	1.0		5	1	0	0	0	1	0	0	0	0	0	15	21	0.00	2.000
Roger Mason, R ERA: 3.03	(9, 1)	1.0	L	6	3	2	2	3	0	0	0	0	0	1	18	28	18.00	3.000

PITCHER	IP	WLS	BF	H	R	ER	SO	BB	IBB	HBP	BLK	WP	HR	S	P	ERA	WHIP

TOP

Montreal Expos @ Pittsburgh Pirates

Three Rivers Stadium, Pittsburgh, PA

Fri Oct 04 1991, 7:05 PM EDT

Att. 14,227 - Cloudy - 78 F

livebaseballscorecards.com

AB	38
R	3
H	13
RBI	3
BB	2
SO	7
LOB	21

Montreal Expos @ Pittsburgh Pirates

Three Rivers Stadium, Pittsburgh, PA

Fri Oct 04 1991, 7:05 PM EDT

Att. 14,227 - Cloudy - 78 F

BOTTOM

livebaseballscorecards.com

Batter	1	2	3	4	5	6	7	8	9	AB	R	H	RBI	BB	SO	LOB
Gary Redus, R (1, 3) OBP: 0.320, SLG: 0.393	C X 0-1 ① G5-3	B X 1-0 ③ L8			B X 1-0 ③ G6-3		B C F B F X 2-2 ③ F9			4	0	0	0	0	0	4
Jay Bell, R (1, 6) OBP: 0.329, SLG: 0.425	C X 0-1 ② G6-3		B X 1-0 ① G5-3			B C X 1-1 FC3-6 1B 1B		S S B F F S 1-3 ① K		4	0	1	0	0	1	0
Andy Van Slyke, L (1, 8) OBP: 0.356, SLG: 0.450 Lloyd McClendon, R (9, 7) OBP: 0.363, SLG: 0.460	L S F B B S 2-3 ③ K		B B C X 2-1 CS 2B			1 SAFE B B B F 1 SAFE 1 SAFE X 2-1 ① F9		S C X 0-2 ② F9		4 0	0 0	1 0	0 0	0 0	1 0	1 0
Bobby Bonilla, S (1, 9) OBP: 0.388, SLG: 0.494 Gary Varsho, L (8, PR) OBP: 0.351, SLG: 0.426 (9, 9)		C C B X 1-2 1B FC5-2 1B	C B C B B X 3-2 ② ③ G4-3 2-3			X 0-0 FC3-6 1-2 1B		F B B B B 4-1 1B BB		3 0	0 0	2 0	0 0	1 0	0 0	1 0
Barry Bonds, L (1, 7) OBP: 0.408, SLG: 0.514 Roger Mason, R (9, 1)		X 0-0 FC5-2 S 1-3 1B 1B		B F X 1-1 ① F8		C X 0-1 ② FC3-6 1-2f 2-3		1 SAFE F 1 SAFE X 0-1 1-2 1B		4 0	1 0	2 0	0 0	0 0	0 0	2 0
Steve Buechele, R (1, 5) OBP: 0.331, SLG: 0.441		C B S B B B 4-2 1B FC5-2 1-2 BB		B B C B B 4-1 G4-6-3 BB		1 SAFE 1 SAFE 1 SAFE X 0-0 ③ F9		B C F B S 2-3 ③ K		2	0	0	0	2	1	4
Don Slaught, R (1, 2) OBP: 0.361, SLG: 0.396		B F F B F B X 3-2 ① FC5-2 1B 1-2 2-3 3-Hf		1 SAFE C 1 SAFE X 0-1 ② ③ G4-6-3 1-2f			X 0-0 SH1-3 1B		S X 0-1 ① L4	4	0	1	0	0	0	4
Jose Lind, R (1, 4) OBP: 0.304, SLG: 0.337		C X 0-1 1B 1-2 2-3 3-H			C B F S 1-3 ① K		X 0-0 ① SH1-3 1-2		B B F F S 2-3 ② K	3	0	1	1	0	2	0
Doug Drabek, R (1, 1) OBP: 0.188, SLG: 0.190 Tom Prince, R (5, PH) OBP: 0.405, SLG: 0.441 Rosario Rodriguez, R (6, 1) Neal Heaton, L (7, 1) OBP: 0.333, SLG: 0.357 Curtis Wilkerson, S (7, PH) OBP: 0.242, SLG: 0.271 Bill Landrum, R (8, 1) Cecil Espy, S (9, 8) OBP: 0.284, SLG: 0.333		B F B S S X 2-2 ② F8			B C C F B X 2-2 ② P4		S C B B B S 2-3 ② K		F F F B S 1-3 ③ K2-3	1 1 0 0 1 0 1	0 0 0 0 0 0 0	0 0 0 0 0 0 0	0 0 0 0 0 0 0	0 0 0 0 0 1 1	0 0 0 0 0 0 0	3 0 0 0 1 0 0
Inning Stats	R: 0 E: 0 K: 1 S: 8 H: 0 LOB: 0 BB: 0 P: 10	R: 1 E: 0 K: 0 S: 16 H: 3 LOB: 3 BB: 1 P: 27	R: 0 E: 0 K: 0 S: 6 H: 1 LOB: 0 BB: 0 P: 12	R: 0 E: 0 K: 0 S: 5 H: 0 LOB: 0 BB: 1 P: 10	R: 0 E: 0 K: 1 S: 8 H: 0 LOB: 0 BB: 0 P: 12	R: 0 E: 0 K: 0 S: 8 H: 2 LOB: 2 BB: 0 P: 11	R: 0 E: 0 K: 1 S: 9 H: 1 LOB: 1 BB: 0 P: 13	R: 0 E: 0 K: 2 S: 14 H: 1 LOB: 2 BB: 1 P: 21	R: 0 E: 0 K: 2 S: 9 H: 0 LOB: 0 BB: 0 P: 12	1B: 7 2B: 1 3B: 0 HR: 0	SF: 0 SAC: 1 DP: 1 HBP: 0			WP: 0 PB: 0 SB: 1 CS: 1	PA: 36	

PITCHER		IP	WLS	BF	H	R	ER	SO	BB	IBB	HBP	BLK	WP	HR	S	P	ERA	WHIP
Chris Nabholz, L ERA: 3.63	(1, 1)	6.0		24	6	1	1	2	2	0	0	0	0	0	51	82	1.50	1.333
Doug Piatt, R ERA: 2.48	(7, 1)	1.1		5	1	0	0	2	0	0	0	0	0	0	14	19	0.00	0.750
Scott Ruskin, L ERA: 4.38	(8, 1)	0.1		3	1	0	0	0	1	0	0	0	0	0	6	10	0.00	6.000
Barry Jones, R ERA: 3.39	(8, 1)	0.1	W	1	0	0	0	1	0	0	0	0	0	0	3	5	0.00	0.000
Mel Rojas, R ERA: 3.75	(9, 1)	1.0	S	3	0	0	0	2	0	0	0	0	0	0	9	12	0.00	0.000

PITCHER	IP	WLS	BF	H	R	ER	SO	BB	IBB	HBP	BLK	WP	HR	S	P	ERA	WHIP

AB	32
R	1
H	8
RBI	1
BB	3
SO	7
LOB	20

Batter	1	2	3	4	5	6	7	8	9	AB	R	H	RBI	BB	SO	LOB
Bret Barberie, S (1, 4) OBP: 0.446, SLG: 0.530	C B B S B X 3-2 ① F8		X 0-0 G4-6-3 1B			B C B B C X 3-2 ① F7		B F X 1-1 ② G6-3		4	0	1	0	0	0	0
Spike Owen, S (1, 6) OBP: 0.321, SLG: 0.367	F B F B X 2-2 HR 3B		B C X 1-1 ① ② G4-6-3 1-2f			B B X 2-0 WP BLK 1B		B B B C X 3-1 ③ F7		4	1	2	0	0	0	1
Mike Fitzgerald, R (1, 9) OBP: 0.274, SLG: 0.308 Tom Foley, L (9, PH) OBP: 0.269, SLG: 0.286	B F C F B B X 3-2 HR 3-H		C B B C X 2-2 ③ G1-3			1 SAFE B S 1 SAFE C X 1-2 ② F9 1-2			C F S 0-3 ① K	3 1	1 0	1 0	2 0	0 0	0 1	1 0
Tim Wallach, R (1, 5) OBP: 0.292, SLG: 0.335	C F F F X 0-2 ② L6			C B S B X 2-2 ① G4-3		C B X 1-1 ③ G5-3 2-3			S F B S 1-3 ② K	4	0	0	0	0	1	1
Larry Walker, L (1, 8) OBP: 0.350, SLG: 0.460	F B F B S 2-3 ③ K			B B S F X 2-2 G1-6-3 1B			C X 0-1 ① F9		F X 0-1 1B	4	0	2	0	0	1	0
Andres Galarraga, R (1, 3) OBP: 0.267, SLG: 0.331		C B S B X 2-2 HR		F B X 1-1 ② ③ G1-6-3 1-2f			C X 0-1 L5-4 1B		C 1 SAFE B X 1-1 ③ F8	4	1	2	1	0	0	2
John Vander Wal, L (1, 7) OBP: 0.233, SLG: 0.379		C C F F S 0-3 ① K			S C B C 1-3 ① K		S X 0-1 1-2 1B			3	0	1	0	0	2	0
Gilberto Reyes, R (1, 2) OBP: 0.282, SLG: 0.261		C S B C 1-3 ② K			X 0-0 ② F9		B B S S X 2-2 ② ③ L5-4 2-3			3	0	0	0	0	1	2
Bill Sampen, R (1, 1) OBP: 0.231, SLG: 0.231 Scott Ruskin, R (6, 1) Delino DeShields, L (8, PH) OBP: 0.347, SLG: 0.332 Jeff Fassero, L (8, 1)		F F S 0-3 ③ K			B F F B F F C 2-3 ③ K			C B B F F C 2-3 ① K		2 0 1 0	0 0 0 0	0 0 0 0	0 0 0 0	0 0 0 0	2 0 1 0	0 0 0 0
Inning Stats	R: 2 H: 2 E: 0 LOB: 0 K: 1 BB: 0 S: 18 P: 28	R: 1 H: 1 E: 0 LOB: 0 K: 3 BB: 0 S: 14 P: 17	R: 0 H: 1 E: 0 LOB: 0 K: 0 BB: 0 S: 6 P: 9	R: 0 H: 1 E: 0 LOB: 0 K: 0 BB: 0 S: 8 P: 13	R: 0 H: 0 E: 0 LOB: 0 K: 2 BB: 0 S: 9 P: 12	R: 0 H: 1 E: 0 LOB: 1 K: 0 BB: 0 S: 9 P: 16	R: 0 H: 2 E: 0 LOB: 1 K: 0 BB: 0 S: 9 P: 11	R: 0 H: 0 E: 0 LOB: 0 K: 1 BB: 0 S: 8 P: 14	R: 0 H: 1 E: 0 LOB: 1 K: 2 BB: 0 S: 10 P: 12	1B: 6 SF: 0 2B: 1 SAC: 0 3B: 1 DP: 3 HR: 2 HBP: 0						WP: 1 PA: 33 PB: 0 SB: 0 CS: 0

TOP

Montreal Expos @ Pittsburgh Pirates

Three Rivers Stadium, Pittsburgh, PA

Sat Oct 05 1991, 7:05 PM EDT

Att. 14,038 - Cloudy - 62 F

livebaseballscorecards.com

AB	33
R	3
H	9
RBI	3
BB	0
SO	9
LOB	7

PITCHER		IP	WLS	BF	H	R	ER	SO	BB	IBB	HBP	BLK	WP	HR	S	P	ERA	WHIP
Zane Smith, L ERA: 3.2	(1, 1)	5.0		18	5	3	3	6	0	0	0	0	0	2	55	79	5.40	1.000
Bob Walk, R ERA: 3.6	(6, 1)	3.0	W	11	3	0	0	1	0	0	0	1	1	0	26	41	0.00	1.000
Stan Belinda, R ERA: 3.45	(9, 1)	1.0	S	4	1	0	0	2	0	0	0	0	0	0	10	12	0.00	1.000

PITCHER	IP	WLS	BF	H	R	ER	SO	BB	IBB	HBP	BLK	WP	HR	S	P	ERA	WHIP

BOTTOM

Montreal Expos @ Pittsburgh Pirates

Three Rivers Stadium, Pittsburgh, PA

Sat Oct 05 1991, 7:05 PM EDT

Att. 14,038 - Cloudy - 62 F

livebaseballscorecards.com

Batter	1	2	3	4	5	6	7	8	9	AB	R	H	RBI	BB	SO	LOB
Gary Varsho, L (1, 9) OBP: 0.346, SLG: 0.419 Lloyd McClendon, R (8, PH) OBP: 0.366, SLG: 0.460 Stan Belinda, R (9, 1)	C B S F S 1-3 K ①		F B F X 1-2 P5 ②		C X 0-1 G5-4-3 ①② 1-2f 2-3			S C H 1-2 F8 1B 1B HBP		3 0 0 0 0 1 2 0 1 0 0 0 0 0 0 0 0 0 0 0 0						
Jay Bell, R (1, 6) OBP: 0.330, SLG: 0.425	C F B T T S 1-3 K ②		B B B B 4-0 CS BB		X 0-0 F9 ③			X 0-0 1B F8 1B 1-2 2-H 1B		3 1 1 1 1 1 2						
Andy Van Slyke, L (1, 8) OBP: 0.353, SLG: 0.447	B T T T X 1-2 P4 ③		1 SAFE F B S 1-2 CS ③ 1-2	C S B X 1-2 P5 ①		F B C B B F X 3-2 G3-1 ①		S X 0-1 F8 ① 1-2 2-3		4 0 0 0 0 0 2						
Bobby Bonilla, S (1, 3) OBP: 0.391, SLG: 0.494		B C F B B B 4-2 FC5-4 SF4 BB BB		C B F B B 4-2 1B BB		B B X 2-0 F7 ②		X 0-0 1B 2-3 3-H 1B		2 1 1 1 2 0 0						
Barry Bonds, L (1, 7) OBP: 0.409, SLG: 0.513		B B S B S B 4-2 FC5-4 1-2 BB		X 0-0 F9 ②		X 0-0 G4-3 ③		C B B X 2-1 FC6-4 1-2 3-H 1B		3 0 1 1 1 0 1						
Steve Buechele, R (1, 5) OBP: 0.332, SLG: 0.441 Curtis Wilkerson, S (5, 5) OBP: 0.239, SLG: 0.268		S B B X 2-1 FC5-4 ① 1-2f 2-3		B B X 2-0 1-3 1B			C X 0-1 G6-3 ① S F B C 1-3 K ②			2 0 1 0 0 0 2 2 0 0 0 0 1 2						
Michael LaValliere, L (1, 2) OBP: 0.351, SLG: 0.360		B C B T F B F 1 SAFE X 3-2 SF4 ② 3-H		B B X 2-0 F7 ③			B X 1-0 F7 ② X 0-0 FC6-4 ③ 1-2f			3 0 0 1 0 0 4						
Jose Lind, R (1, 4) OBP: 0.304, SLG: 0.337	C C C 0-3 K ③				B B F B X 3-1 G5-4-3 1B 1B		C B C X 1-2 F9 ③			3 0 1 0 0 1 1						
Zane Smith, L (1, 1) OBP: 0.224, SLG: 0.225 Orlando Merced, S (5, PH) OBP: 0.372, SLG: 0.399 Neal Heaton, L (5, PR) OBP: 0.333, SLG: 0.357 Bob Walk, R (6, 1) OBP: 0.225, SLG: 0.308 Gary Redus, R (8, PH) OBP: 0.323, SLG: 0.395 (9, 9)			S X 0-1 G6-3 ①		B B C B X 3-1 G5-4-3 1-2 1B 1B			B C B B B C X 3-2 HBP 1B 1B		1 0 0 0 0 0 0 1 0 1 0 0 0 0 0 0 0 0 0 0 0 0 0 0 0 0 0 0 1 1 1 0 0 0 0						
Inning Stats	R: 0 H: 0 E: 0 LOB: 0 K: 2 BB: 0 S: 13 P: 16	R: 1 H: 0 E: 0 LOB: 1 K: 1 BB: 2 S: 14 P: 27	R: 0 H: 0 E: 0 LOB: 0 K: 0 BB: 1 S: 7 P: 13	R: 0 H: 1 E: 0 LOB: 2 K: 0 BB: 1 S: 8 P: 17	R: 0 H: 2 E: 0 LOB: 2 K: 0 BB: 0 S: 7 P: 13	R: 0 H: 0 E: 0 LOB: 0 K: 0 BB: 0 S: 6 P: 11	R: 0 H: 0 E: 0 LOB: 0 K: 0 BB: 0 S: 6 P: 8	R: 3 H: 4 E: 0 LOB: 2 K: 1 BB: 0 S: 15 P: 22		1B: 7 SF: 1 2B: 0 SAC: 0 3B: 0 DP: 1 HR: 0 HBP: 1						

	AB	28
	R	4
	H	7
	RBI	4
	BB	4
	SO	4
	LOB	16

WP: 0 PA: 35
PB: 0
SB: 0
CS: 1

PITCHER		IP	WLS	BF	H	R	ER	SO	BB	IBB	HBP	BLK	WP	HR	S	P	ERA	WHIP
Bill Sampen, R ERA: 4.0	(1, 1)	5.0		20	3	1	1	3	4	0	0	0	0	0	49	86	1.80	1.400
Scott Ruskin, L ERA: 4.24	(6, 1)	2.0		6	0	0	0	0	0	0	0	0	0	0	12	19	0.00	0.000
Jeff Fassero, L ERA: 2.48	(8, 1)	1.0	L	8	4	3	3	1	0	0	1	0	0	0	15	22	27.00	4.000

PITCHER	IP	WLS	BF	H	R	ER	SO	BB	IBB	HBP	BLK	WP	HR	S	P	ERA	WHIP

Batter	1	2	3	4	5	6	7	8	9	AB	R	H	RBI	BB	SO	LOB
Bret Barberie, S (1, 4) OBP: 0.435, SLG: 0.515	C B C B X 2-2 G6-3		C X 0-1 G6-3			B S F F B F F X 2-2 F7		B X 1-0 F9		4	0	0	0	0	0	1
Spike Owen, S (1, 6) OBP: 0.321, SLG: 0.366	X 0-0 F8			C B X 1-1 1B 1B		C B X 1-1 L8		C F X 0-2 F7		4	0	1	0	0	0	1
Mike Fitzgerald, R (1, 9) OBP: 0.278, SLG: 0.308	S B B F B B 4-2 CS BB			F 1 SAFE F F B F B 1 SAFE F 2-2 1 SAFE 1 SAFE X F9		F X 0-1 1B			X 0-0 F7	3	0	1	0	1	0	1
Tim Wallach, R (1, 5) OBP: 0.292, SLG: 0.334	B 1-0 CS 1-2	B F X 1-1 F9		B F X 1-1 1B 1-2		B F B F X 2-2 G4-3			B X 1-0 F8	4	0	1	0	0	0	1
Larry Walker, L (1, 8) OBP: 0.349, SLG: 0.458		F B S C 1-3 K		S F X 0-2 F9			B C C X 1-2 G4-6-3 1B		B S B X 2-1 G6-3	4	0	1	0	0	1	2
Andres Galarraga, R (1, 3) OBP: 0.268, SLG: 0.336		C B S X 1-2 3B		C B F F X 1-2 F7			S S B F S 1-3 K			3	0	1	0	0	1	3
John Vander Wal, L (1, 7) OBP: 0.222, SLG: 0.361		B S X 1-1 G4-3			C B B B C F C 3-3 K		S B X 1-1 G4-6-3 1-2f			3	0	0	0	0	1	2
Nelson Santovenia, R (1, 2) OBP: 0.255, SLG: 0.365			B B F X 2-1 F9		B B F F F X 1-2 G1-3			B B C X 2-1 G6-3		3	0	0	0	0	0	0
Brian Barnes, L (1, 1) OBP: 0.196, SLG: 0.082			X 0-0 B2-3		C B C F F X 1-2 G5-3			B B B B 4-0 BB		2	0	0	0	0	0	0
Steve Frey, R (5, 1)										0	0	0	0	0	0	0
Doug Piatt, L (5, 1)										0	0	0	0	0	0	0
Barry Jones, R (7, 1)										0	0	0	0	0	0	0
Gilberto Reyes, R (8, PH) OBP: 0.285, SLG: 0.261										0	0	0	0	1	0	0
Jeff Fassero, L (8, 1)										0	0	0	0	0	0	0
Inning Stats	R: 0 E: 0 K: 0 S: 6 H: 0 LOB: 0 BB: 1 P: 13	R: 0 E: 0 K: 1 S: 10 H: 1 LOB: 1 BB: 0 P: 14	R: 0 E: 0 K: 0 S: 5 H: 0 LOB: 0 BB: 0 P: 7	R: 0 E: 0 K: 0 S: 17 H: 2 LOB: 2 BB: 0 P: 22	R: 0 E: 0 K: 1 S: 13 H: 0 LOB: 0 BB: 0 P: 18	R: 0 E: 0 K: 0 S: 13 H: 1 LOB: 1 BB: 0 P: 18	R: 0 E: 0 K: 1 S: 9 H: 1 LOB: 0 BB: 0 P: 12	R: 0 E: 0 K: 0 S: 6 H: 0 LOB: 1 BB: 1 P: 13	R: 0 E: 0 K: 0 S: 4 H: 0 LOB: 0 BB: 0 P: 7	1B: 4 2B: 0 3B: 1 HR: 0	SF: 0 SAC: 0 DP: 1 HBP: 0					

TOP

Montreal Expos @ Pittsburgh Pirates

Three Rivers Stadium, Pittsburgh, PA

Sun Oct 06 1991, 3:33 AM EDT
Att. 23,429 - Cloudy - 47 F

livebaseballscorecards.com

AB	30
R	0
H	5
RBI	0
BB	2
SO	3
LOB	11

WP: 0 PB: 0 SB: 0 CS: 1 PA: 33

PITCHER		IP	WLS	BF	H	R	ER	SO	BB	IBB	HBP	BLK	WP	HR	S	P	ERA	WHIP
John Smiley, L ERA: 3.08	(1, 1)	7.0	W	25	5	0	0	3	1	0	0	0	0	0	73	104	0.00	0.857
Randy Tomlin, L ERA: 2.98	(8, 1)	1.0		4	0	0	0	0	1	0	0	0	0	0	6	13	0.00	1.000
Bill Landrum, R ERA: 3.18	(9, 1)	1.0		3	0	0	0	0	0	0	0	0	0	0	4	7	0.00	0.000

PITCHER	IP	WLS	BF	H	R	ER	SO	BB	IBB	HBP	BLK	WP	HR	S	P	ERA	WHIP

Batter	1	2	3	4	5	6	7	8	9	AB	R	H	RBI	BB	SO	LOB
Gary Redus, R (1, 3) (9, 7) OBP: 0.324, SLG: 0.393	C B B B X 3-1 S 1B		B C B F B S 3-3 ② K		B F B B B 4-1 3B BB	F C F S 0-3 ① K	C B X 1-1 ③ F9			4	1	1	0	1	2	0
Jay Bell, R (1, 6) OBP: 0.330, SLG: 0.428 Orlando Merced, S (6, PH) OBP: 0.373, SLG: 0.399 Curtis Wilkerson, S (6, PR) OBP: 0.243, SLG: 0.277	1 SAFE B 1 SAFE 1 SAFE C B F 1 SAFE S (7, 6) 2-3 ① K 1-2		B F B B B X 3-1 ③ P6		B 1 SAFE 1 SAFE X 1-0 1-H 2B 3B	F F B B B 4-2 WP 1B BB		X 0-0 2B		3 0 1	1 0 1	1 0 1	1 0 1	0 1 0	1 0 0	1 0 0
Andy Van Slyke, L (1, 8) OBP: 0.355, SLG: 0.446 Lloyd McClendon, R (9, 9) OBP: 0.366, SLG: 0.460	B B B B 4-0 G5-4-3 BB			B B C B X 3-1 ① F8	H 1-0 BB 2B HBP	C B S X 1-2 PB PB 1-H 1B		C B F X 1-2 ① F9		3 0	1 0	1 0	1 0	1 0	0 0	1 0
Bobby Bonilla, S (1, 9) OBP: 0.391, SLG: 0.492 Cecil Espy, S (6, PR) OBP: 0.281, SLG: 0.329 (7, 9) (9, 8)	F C B X 1-2 ②③ G5-4-3 1-2f			B S S B X 2-2 ② L7	B B B 4-0 2B 2B 1-2 BB	B C B C B B 4-2 PB 1-2 BB		C B F X 1-2 ② P3		2 1	1 0	0 0	0 0	2 0	0 0	2 1
Barry Bonds, L (1, 7) OBP: 0.410, SLG: 0.514 Tom Prince, R (9, 3) OBP: 0.405, SLG: 0.441		C B B X 2-1 ① P5		F C B B B B 4-2 BB 1B BB BB	B B B X 3-0 1-3 2-H 3-H 2B 2B	B B B F B 4-1 1-2 2-3 BB		C F B B B X 3-2 ③ G6-3		3 0	2 0	1 0	2 0	2 0	0 0	1 0
Steve Buechele, R (1, 5) OBP: 0.331, SLG: 0.440		C B B X 2-1 ② P3		1 SAFE F 1 SAFE B S X 1-2 BB BB 1-2 1B	C X 0-1 ① G4-3	B C S B F F B S 3-3 ② K				4	0	1	0	0	1	5
Don Slaught, R (1, 2) OBP: 0.363, SLG: 0.395		B S B B X 3-1 1B		B B B S C F B 4-2 BB 1-2 2-3 BB	S B F X 1-2 ② G5-3	F B B F F F B C 3-3 ③ K				3	0	1	0	1	1	5
Jose Lind, R (1, 4) OBP: 0.306, SLG: 0.339		C F B B X 1-2 ③ G5-3		B B B B 4-0 1-2 2-3 3-H BB	B X 1-0 2-H 3-H 2B		C C X 0-2 ① F9			3	0	1	3	1	0	1
John Smiley, L (1, 1) OBP: 0.137, SLG: 0.100 Gary Varsho, L (7, PH) OBP: 0.344, SLG: 0.417 Randy Tomlin, L (8, 1) OBP: 0.222, SLG: 0.212 Bill Landrum, R (9, 1)			X 0-0 ① G4-3	F B C B C 2-3 ③ K	B F B C B C 3-3 ③ K		C B F X 1-2 ② G4-3			3 1 0 0	0 0 0 0	0 0 0 0	0 0 0 0	2 0 0 0	4 0 0 0	
Inning Stats	R: 0 H: 1 E: 0 LOB: 1 K: 1 BB: 1 S: 8 P: 18	R: 0 H: 1 E: 0 LOB: 1 K: 0 BB: 0 S: 9 P: 17	R: 0 H: 0 E: 0 LOB: 0 K: 1 BB: 0 S: 6 P: 12	R: 1 H: 1 E: 0 LOB: 3 K: 1 BB: 3 S: 16 P: 36	R: 5 H: 3 E: 0 LOB: 1 K: 1 BB: 2 S: 12 P: 30	R: 1 H: 1 E: 0 LOB: 3 K: 3 BB: 3 S: 22 P: 41	R: 0 H: 0 E: 0 LOB: 0 K: 0 BB: 0 S: 8 P: 10	R: 0 H: 1 E: 0 LOB: 1 K: 0 BB: 0 S: 10 P: 15		1B: 4 SF: 0 2B: 3 SAC: 0 3B: 1 DP: 1 HR: 0 HBP: 1				WP: 1 PA: 41 PB: 2 SB: 1 CS: 0		

PITCHER		IP	WLS	BF	H	R	ER	SO	BB	IBB	HBP	BLK	WP	HR	S	P	ERA	WHIP
Brian Barnes, L ERA: 4.22	(1, 1)	4.0	L	22	4	5	5	3	6	0	1	0	0	0	41	95	11.25	2.500
Steve Frey, L ERA: 4.99	(5, 1)	0.0		1	1	0	0	0	0	0	0	0	0	0	1	4	∞	∞
Doug Piatt, R ERA: 2.6	(5, 1)	2.0		11	2	2	2	4	3	0	0	0	1	0	31	55	9.00	2.500
Barry Jones, R ERA: 3.35	(7, 1)	1.0		3	0	0	0	0	0	0	0	0	0	0	8	10	0.00	0.000
Jeff Fassero, L ERA: 2.44	(8, 1)	1.0		4	1	0	0	0	0	0	0	0	0	0	10	15	0.00	1.000

PITCHER	IP	WLS	BF	H	R	ER	SO	BB	IBB	HBP	BLK	WP	HR	S	P	ERA	WHIP

BOTTOM

Montreal Expos @ Pittsburgh Pirates

Three Rivers Stadium, Pittsburgh, PA

Sun Oct 06 1991, 3:33 AM EDT

Att. 23,429 - Cloudy - 47 F

livebaseballscorecards.com

AB	31
R	7
H	8
RBI	7
BB	9
SO	7
LOB	21