Montreal Expos - 1992

Batter	1	2	3	4	5	6	7	8	9	AB	R	H	RBI	BB	SO	LOB
Delino DeShields, L (1, 4) OBP: 0.250, SLG: 0.250	C F X 0-2 ① F7			X 0-0 FC5-4 1B		B B C F F X 2-2 ② G6-3		B C B X 2-1 ②③ G6-4-3 1-2f		4	0	1	0	0	0	2
Marquis Grissom, R (1, 8)	C X 0-1 ② G4-3			F B 1 SAFE B F F 1 SAFE X 2-2 ① F8		B S F X 1-2 ③ G4-3			X 0-0 ① P4	4	0	0	0	0	0	1
Ivan Calderon, R (1, 7) OBP: 0.250, SLG: 0.500	B S S B X 2-2 ③ F8			F S B F X 1-2 ② FC5-4 1B 1-2f			C B F X 1-2 ① G6-3		F C X 0-2 2B	4	0	1	0	0	0	1
Larry Walker, L (1, 9) OBP: 0.500, SLG: 0.500		S B F X 1-2 ① G3		C X 0-1 FC6-4 1B 1-3			X 0-0 FC4-6 1B		F S X 0-2 ② G5-3	4	0	2	0	0	0	1
Tim Wallach, R (1, 3)		C S B S 1-3 ② K		C B B F X 2-2 ③ FC6-4 1-2f			X 0-0 ② F7		B F F X 1-2 ③ F8	4	0	0	0	0	1	4
Bret Barberie, S (1, 5)		C X 0-1 ③ G5-3			C B X 1-1 ① G6-3		B X 1-0 ③ FC4-6 1-2f			3	0	0	0	0	0	1
Darrin Fletcher, L (1, 2) OBP: 0.333, SLG: 0.333			F X 0-1 G4-6-3 1B		C B F S 1-3 ② K			B C S B F X 2-2 ① G1-3		3	0	1	0	0	1	0
Spike Owen, S (1, 6) OBP: 0.333, SLG: 0.333			X 0-0 ①② G4-6-3 1-2f		C B B F F X 2-2 ③ P7			C X 0-1 BB 1B		3	0	1	0	0	0	1
Dennis Martinez, R (1, 1)			B X 1-0 ③ G6-3			F F S 0-3 ① K		B B B B 4-0 G6-4-3 1-2 BB		2	0	0	0	0	1	0
John Vander Wal, L (8, PH)										0	0	0	0	1	0	0
Jeff Fassero, L (8, 1)										0	0	0	0	0	0	0
Inning Stats	R: 0 E: 0 K: 0 S: 8 H: 0 LOB: 0 BB: 0 P: 10	R: 0 E: 0 K: 1 S: 8 H: 0 LOB: 0 BB: 0 P: 10	R: 0 E: 0 K: 0 S: 4 H: 1 LOB: 0 BB: 0 P: 5	R: 0 E: 0 K: 0 S: 14 H: 2 LOB: 2 BB: 0 P: 19	R: 0 E: 0 K: 1 S: 9 H: 0 LOB: 0 BB: 0 P: 13	R: 0 E: 0 K: 1 S: 10 H: 0 LOB: 0 BB: 0 P: 13	R: 0 E: 0 K: 0 S: 6 H: 1 LOB: 1 BB: 0 P: 8	R: 0 E: 0 K: 0 S: 8 H: 1 LOB: 1 BB: 1 P: 16	R: 0 E: 0 K: 0 S: 10 H: 1 LOB: 1 BB: 0 P: 11	1B: 5 2B: 1 3B: 0 HR: 0	SF: 0 SAC: 0 DP: 2 HBP: 0					

PITCHER		IP	WLS	BF	H	R	ER	SO	BB	IBB	HBP	BLK	WP	HR	S	P	ERA	WHIP
Doug Drabek, R ERA:	(1, 1)	8.0	W	28	5	0	0	3	1	0	0	0	0	0	67	94	0.00	0.750
Roger Mason, R ERA:	(9, 1)	1.0	S	4	1	0	0	0	0	0	0	0	0	0	10	11	0.00	1.000

PITCHER	IP	WLS	BF	H	R	ER	SO	BB	IBB	HBP	BLK	WP	HR	S	P	ERA	WHIP

TOP

Montreal Expos @ Pittsburgh Pirates

Three Rivers Stadium, Pittsburgh, PA

Mon Apr 06 1992, 7:05 PM EDT

Att. 48,800 - Cloudy - 55 F

livebaseballscorecards.com

AB	31
R	0
H	6
RBI	0
BB	1
SO	3
LOB	11

WP: 0	PA: 32				
PB: 0					
SB: 0					
CS: 0					

Batter	1	2	3	4	5	6	7	8	9	AB	R	H	RBI	BB	SO	LOB
Kirk Gibson, L (1, 9)	B C X 1-1 G4-3 ①		C S B F C 1-3 K ①		B B 1 SAFE 1 SAFE B C 1 SAFE X 3-1 P7 ②			C C X 0-2 E3 G3 S		4	0	0	0	0	1	1
Jay Bell, R (1, 6)	B B C B C X 3-2 P3 ②		B X 1-0 F9 ②		C X 0-1 G6-3 ③			1 SAFE B B B C X 3-1 G3 ② 1-3		4	0	0	0	0	0	2
Andy Van Slyke, L (1, 8)	B C F B F B B 4-2 PO BB		B S C B X 2-2 G3 ③			X 0-0 G4-3 ①		B C B B F S 3-3 K ③		3	0	0	0	1	1	1
Barry Bonds, L (1, 7) OBP: 0.333, SLG: 0.333	B B C 1 SAFE B 1 SAFE 1 SAFE 1 SAFE 3-1 PO ③ 1-2	X 0-0 G3 E SF7 1B		C B X 1-1 G6-3 ①		B B C X 2-1 G3-1 ②				3	1	1	0	0	0	0
Orlando Merced, S (1, 3)		1 SAFE C C C B B B F X 3-2 G3 ① 1-3		C C C 0-3 K ②		C B F B X 2-2 G6-3 ③				3	0	0	0	0	1	1
Steve Buechele, R (1, 5)		B B B B 4-0 1B 1B BB		B B F X 2-1 E5			C C F F B B X 2-2 F7 ①			2	1	0	0	1	0	0
Michael LaValliere, L (1, 2)		B C B 1 SAFE B F F X 3-2 SF7 ② 3-H		C B F B B X 3-2 L5 ③			C F X 0-2 F8 ②			2	0	0	1	0	0	1
Jose Lind, R (1, 4) OBP: 0.667, SLG: 0.667	X 0-0 S 1-3 1B 1B				B B C B X 3-1 1B		B B B C X 3-1 G6-3 ③			3	0	2	0	0	0	0
Doug Drabek, R (1, 1) OBP: 0.500, SLG: 0.500 Gary Redus, R (8, PH) Roger Mason, R (9, 1)	C X 0-1 1-H 3-H 1B ③				1 SAFE M 1 SAFE B L M 1-3 K ①			C S B C 1-3 K ①		2 1 0	0 0 0	1 0 0	1 0 0	0 0 0	1 1 0	1 0 0
Inning Stats	R: 0 E: 0 K: 0 S: 9 H: 0 LOB: 0 BB: 1 P: 20	R: 2 E: 1 K: 0 S: 12 H: 3 LOB: 2 BB: 1 P: 22	R: 0 E: 0 K: 1 S: 8 H: 0 LOB: 0 BB: 0 P: 12	R: 0 E: 1 K: 1 S: 10 H: 0 LOB: 1 BB: 0 P: 16	R: 0 E: 0 K: 1 S: 9 H: 1 LOB: 1 BB: 0 P: 16	R: 0 E: 0 K: 0 S: 6 H: 0 LOB: 0 BB: 0 P: 10	R: 0 E: 0 K: 0 S: 10 H: 0 LOB: 0 BB: 0 P: 15	R: 0 E: 1 K: 2 S: 11 H: 0 LOB: 1 BB: 0 P: 18		1B: 4 2B: 0 3B: 0 HR: 0	SF: 1 SAC: 0 DP: 0 HBP: 0					

PITCHER		IP	WLS	BF	H	R	ER	SO	BB	IBB	HBP	BLK	WP	HR	S	P	ERA	WHIP
Dennis Martinez, R ERA: 2.57	(1, 1)	7.0	L	26	4	2	2	3	2	0	0	0	0	0	64	111	2.57	0.857
Jeff Fassero, L ERA:	(8, 1)	1.0		4	0	0	0	2	0	0	0	0	0	0	11	18	0.00	0.000

PITCHER	IP	WLS	BF	H	R	ER	SO	BB	IBB	HBP	BLK	WP	HR	S	P	ERA	WHIP

BOTTOM

Montreal Expos @ Pittsburgh Pirates

Three Rivers Stadium, Pittsburgh, PA

Mon Apr 06 1992, 7:05 PM EDT

Att. 48,800 - Cloudy - 55 F

livebaseballscorecards.com

AB	27
R	2
H	4
RBI	2
BB	2
SO	5
LOB	7

Batter	1	2	3	4	5	6	7	8	9	AB	R	H	RBI	BB	SO	LOB
Delino DeShields, L (1, 4) OBP: 0.375, SLG: 0.750	C S B X 1-2 ① F7			B X 1-0 IHR		B B B C X 3-1 1B 1B		F C C 0-3 ② K		4	1	2	1	0	1	0
Marquis Grissom, R (1, 8) OBP: 0.125, SLG: 0.125	C X 0-1 ② F8			X 0-0 ① G5-3		B X 1-0 1-2 1B		C X 0-1 ③ G6-3		4	0	1	0	0	0	0
Ivan Calderon, R (1, 7) OBP: 0.125, SLG: 0.250	X 0-0 ③ G3			C B B B F X 3-2 ② G4-3		B S C X 1-2 ③ P5			B X 1-0 ① G1-3	4	0	0	0	0	0	2
Tim Wallach, R (1, 3) OBP: 0.125, SLG: 0.125		B B X 2-0 ① F9		B F X 1-1 ③ G5-3			X 0-0 G3 2B 1B		F B B X 2-1 ② F7	4	1	1	0	0	0	0
Larry Walker, L (1, 9) OBP: 0.250, SLG: 0.250		B S S B B F F X 3-2 ② P5			S F B F B F X 2-2 ① P5		B X 1-0 ① G3 1-2		B F F X 1-2 ③ F8	4	0	0	0	0	0	1
Gary Carter, R (1, 2)		B B F B X 3-1 ③ F8			B X 1-0 ② F9		B C B B X 3-1 ② F7			3	0	0	0	0	0	1
Bret Barberie, S (1, 5) OBP: 0.167, SLG: 0.333			C B F B X 2-2 ① G5-3		C B C S 1-3 ③ K		B C B S F B X 3-2 2-H 2B			3	0	1	1	0	1	0
Jeff Fassero, L (7, 1)										0	0	0	0	0	0	0
Spike Owen, S (1, 6) OBP: 0.167, SLG: 0.167			C B B X 2-1 ② G4-3			B B B B C F X 3-2 ① G4-3	C B X 1-1 ③ F8			3	0	0	0	0	0	1
Mark Gardner, R (1, 1)			X 0-0 ③ G5-3			B F C B F S 2-3 ② K		B C X 1-1 ① F9		2	0	0	0	0	1	0
Bill Sampen, R (7, 1)										0	0	0	0	0	0	0
Archi Cianfrocco, R (7, 5)										1	0	0	0	0	0	0
Inning Stats	R: 0 E: 0 K: 0 S: 6 H: 0 LOB: 0 BB: 0 P: 7	R: 0 E: 0 K: 0 S: 8 H: 0 LOB: 0 BB: 0 P: 16	R: 0 E: 0 K: 0 S: 6 H: 0 LOB: 0 BB: 0 P: 10	R: 1 E: 0 K: 0 S: 7 H: 1 LOB: 0 BB: 0 P: 12	R: 0 E: 0 K: 1 S: 9 H: 0 LOB: 0 BB: 0 P: 13	R: 0 E: 0 K: 1 S: 13 H: 2 LOB: 2 BB: 0 P: 23	R: 1 E: 0 K: 0 S: 10 H: 2 LOB: 1 BB: 0 P: 18	R: 0 E: 0 K: 1 S: 7 H: 0 LOB: 0 BB: 0 P: 8	R: 0 E: 0 K: 0 S: 6 H: 0 LOB: 0 BB: 0 P: 10	1B: 3 2B: 1 3B: 0 HR: 1	SF: 0 SAC: 0 DP: 0 HBP: 0					

TOP

Montreal Expos @ Pittsburgh Pirates

Three Rivers Stadium, Pittsburgh, PA

Wed Apr 08 1992, 7:05 PM EDT

Att. 7,075 - Cloudy - 58 F

livebaseballscorecards.com

AB	32
R	2
H	5
RBI	2
BB	0
SO	3
LOB	5

WP: 0 PB: 0 SB: 0 CS: 0 PA: 32

PITCHER	IP	WLS	BF	H	R	ER	SO	BB	IBB	HBP	BLK	WP	HR	S	P	ERA	WHIP
Zane Smith, L (1, 1) ERA: 2.57	7.0	W	26	5	2	2	2	0	0	0	0	0	0	59	99	2.57	0.714
Stan Belinda, R (8, 1) ERA:	2.0	S	6	0	0	0	1	0	0	0	0	0	0	13	18	0.00	0.000

PITCHER	IP	WLS	BF	H	R	ER	SO	BB	IBB	HBP	BLK	WP	HR	S	P	ERA	WHIP

Batter	1	2	3	4	5	6	7	8	9	AB	R	H	RBI	BB	SO	LOB
Kirk Gibson, L (1, 9) OBP: 0.375, SLG: 0.167	B B C B F X 3-2 G3-1 ①			C C B B X 2-2 CS 1B	B B F C B F B 4-2 1-2 2-3 BB		B B B C C B 4-2 S 2B BB			2	1	1	0	2	0	0
Jay Bell, R (1, 6) OBP: 0.250, SLG: 0.286	B B C C X 2-2 F9 ②			1 SAFE B 1 SAFE 1 SAFE P B B 4-0 1-2 CS BB ①	C B C F X 1-2 F9 ③		B F B X 2-1 1-H 2B			3	0	1	1	1	0	3
Andy Van Slyke, L (1, 8)	C B B X 2-1 G3 ③			B B F B B 4-1 1-2 HR BB ②		F F S 0-3 K ①	B B B B 4-0 BB			2	1	0	0	2	1	0
Barry Bonds, L (1, 7) OBP: 0.429, SLG: 0.833		B C F X 1-2 G6-3 ①		1 SAFE C B B S X 1-2 1-H HR		B B B B 4-0 S 1B BB	C C B B F S 2-3 K ③			3	2	1	2	1	1	2
Orlando Merced, S (1, 3)		B C X 1-1 G1-3 ②		X 0-0 G6-3 ③		1 SAFE 1 SAFE P S 1 SAFE B X 2-1 F8 ②		X 0-0 F9 ①		4	0	0	0	0	0	1
Steve Buechele, R (1, 5) OBP: 0.571, SLG: 0.400		C F F B C 1-3 K ③			C X 0-1 BB 1B 1B	C B F X 1-2 1-H FC4-6 1B		B B B B 4-0 BB		3	0	2	1	1	1	0
Michael LaValliere, L (1, 2) OBP: 0.143, SLG: 0.167			F S B C 1-3 K ①		1 SAFE C B X 1-1 1-2 BB 1B	X 0-0 FC4-6 ③ 1-2f		B 1 SAFE S C X 1-2 F9 ②		4	0	1	0	0	1	2
Jose Lind, R (1, 4) OBP: 0.286, SLG: 0.286			B C F F X 1-2 G6-3 ②		B C F X 1-2 P6 ①		B C X 1-1 F7 ①	S 1 S S X SAFE 0-2 F8 ③		4	0	0	0	0	0	3
Zane Smith, L (1, 1) Stan Belinda, R (8, 1)			F C B S 1-3 K ③		X 0-0 B2 ②		X 0-0 G1-3 ②			3 0	0 0	0 0	0 0	1 0	2 0	2 0
Inning Stats	R: 0 E: 0 K: 0 S: 8 H: 0 LOB: 0 BB: 0 P: 15	R: 0 E: 0 K: 1 S: 9 H: 0 LOB: 0 BB: 0 P: 12	R: 0 E: 0 K: 2 S: 10 H: 0 LOB: 0 BB: 0 P: 13	R: 2 E: 0 K: 0 S: 9 H: 2 LOB: 0 BB: 2 P: 19	R: 0 E: 0 K: 0 S: 15 H: 2 LOB: 3 BB: 1 P: 22	R: 1 E: 0 K: 1 S: 10 H: 1 LOB: 1 BB: 1 P: 16	R: 1 E: 0 K: 1 S: 11 H: 1 LOB: 2 BB: 2 P: 24	R: 0 E: 0 K: 0 S: 7 H: 0 LOB: 1 BB: 1 P: 12		1B: 4 2B: 1 3B: 0 HR: 1	SF: 0 SAC: 0 DP: 0 HBP: 0					

PITCHER		IP	WLS	BF	H	R	ER	SO	BB	IBB	HBP	BLK	WP	HR	S	P	ERA	WHIP
Mark Gardner, R ERA: 4.5	(1, 1)	6.0	L	25	5	3	3	4	4	0	0	0	0	1	61	97	4.50	1.500
Bill Sampen, R ERA: 13.5	(7, 1)	0.2		4	1	1	1	0	1	0	0	0	0	0	7	14	13.50	3.000
Jeff Fassero, L ERA:	(7, 1)	1.1		6	0	0	0	1	2	0	0	0	0	0	11	22	0.00	1.500

PITCHER	IP	WLS	BF	H	R	ER	SO	BB	IBB	HBP	BLK	WP	HR	S	P	ERA	WHIP

BOTTOM

Montreal Expos @ Pittsburgh Pirates

Three Rivers Stadium, Pittsburgh, PA

Wed Apr 08 1992, 7:05 PM EDT

Att. 7,075 - Cloudy - 58 F

livebaseballscorecards.com

AB	28
R	4
H	6
RBI	4
BB	7
SO	5
LOB	13

1B: 4 2B: 1 3B: 0 HR: 1 SF: 0 SAC: 0 DP: 0 HBP: 0

WP: 0 PB: 0 SB: 2 CS: 2 PA: 35

Batter	1	2	3	4	5	6	7	8	9	AB	R	H	RBI	BB	SO	LOB
Delino DeShields, L (1, 4) OBP: 0.462, SLG: 0.692	X 0-0 CS 1B		C B X 1-1 2B G6-3 1B		C X 0-1 ② B1-3	B B B C X 3-1 ③ F8			X 0-0 F9 1B PB 1B	5	2	3	0	0	0	2
Bret Barberie, S (1, 5) OBP: 0.455, SLG: 0.556	B B B B 4-0 ① 1-2 BB		B 1 SAFE X 1-0 1-3 2B		F B B H 3-1 HBP		B S F S 2-3 ① K		X 0-0 PB 1-2 1B 1B	3	1	2	0	1	1	0
Ivan Calderon, R (1, 7) OBP: 0.154, SLG: 0.308	S 1 SAFE B S S 1-3 ② K		S S X 0-2 ② G6-3 3-H		1 SAFE 1 SAFE S B C B X 2-2 ③ P4		C B X 1-1 1B 2B		X 0-0 ① F9 2-3	5	1	1	1	0	1	5
Larry Walker, L (1, 9) OBP: 0.231, SLG: 0.231	S F 1 SAFE B S 1-3 ③ K		S B B B F X 3-2 ③ G1-3			B X 1-0 ① F9	X 0-0 FC6-4 2-H 1B		B B S S B S 3-3 ② K 1-2 3-H	5	0	1	1	0	2	3
Tim Wallach, R (1, 3) OBP: 0.231, SLG: 0.167		B F S F S 1-3 ① K		X 0-0 ① G5-3		B S B X 2-1 1B WP 2B 1B	X 0-0 ② F8		B B B F F B 4-2 1B 1B BB	4	2	1	0	1	1	1
Marquis Grissom, R (1, 8) OBP: 0.231, SLG: 0.231		C X 0-1 ② L6		B C F X 1-2 ② G1-3		B F F B F X 2-2 1-3 2B 1B	1 SAFE F B 1 SAFE 1 SAFE X 1-1 ③ FC6-4 1-2f		F X 0-1 1-3 2-H 1B 1B	5	2	2	1	0	0	1
Darrin Fletcher, L (1, 2) OBP: 0.625, SLG: 0.714		B X 1-0 1B		C B B X 2-1 FC6 1B		B B X 2-0 1-H 3-H 2B		B X 1-0 ① F7	B B I I 4-0 1B IBB	4	0	3	2	1	0	0
Tom Foley, L (1, 6) OBP: 0.200, SLG: 0.200		B B B C X 3-1 ③ F7		F B F F X 1-2 ③ FC6 1-2f		X 0-0 ② F7		F S B S 1-3 ② K2-3	B X 1-0 1-2 2-H 3-H 1B	5	0	1	2	0	1	3
Chris Nabholz, L (1, 1) John Vander Wal, L (6, PH) Doug Simons, L (6, 1) Bill Sampen, R (6, 1) Archi Cianfrocco, R (8, PH) Bill Landrum, R (8, 1) Moises Alou, R (9, PH) John Wetteland, R (9, 1)			C S B X 1-2 ① G3-1		B X 1-0 ① G4-3	S B B B F F F B 4-2 BB		F C S 0-3 ③ K	B C B B X 3-1 ③ F9	2 0 0 0 1 0 0 1 0 1	0 0 0 0 0 0 0 0 0 0	0 0 0 0 0 0 0 0 0 0	0 0 0 0 0 0 0 0 0 0	0 0 0 0 1 0 0 0 0 1	0 0 0 0 0 0 0 0 0 0	0 0 0 0 0 0 0 2 0 0
Inning Stats	R: 0 E: 0 K: 2 S: 7 H: 1 LOB: 1 BB: 1 P: 13	R: 0 E: 0 K: 1 S: 9 H: 1 LOB: 1 BB: 0 P: 14	R: 1 E: 0 K: 0 S: 12 H: 2 LOB: 1 BB: 0 P: 18	R: 0 E: 0 K: 0 S: 10 H: 1 LOB: 1 BB: 0 P: 14	R: 0 E: 0 K: 0 S: 7 H: 0 LOB: 1 BB: 0 P: 13	R: 2 E: 0 K: 0 S: 15 H: 3 LOB: 2 BB: 1 P: 29	R: 1 E: 0 K: 1 S: 9 H: 2 LOB: 1 BB: 0 P: 13	R: 0 E: 0 K: 2 S: 7 H: 0 LOB: 0 BB: 0 P: 9	R: 4 E: 0 K: 1 S: 13 H: 4 LOB: 2 BB: 2 P: 28	1B: 11 2B: 3 3B: 0 HR: 0 SF: 0 SAC: 0 DP: 0 HBP: 1						

PITCHER		IP	WLS	BF	H	R	ER	SO	BB	IBB	HBP	BLK	WP	HR	S	P	ERA	WHIP
Bob Walk, R ERA: 4.76	(1, 1)	5.2	L	27	8	3	3	3	2	0	1	0	1	0	58	96	4.76	1.765
Denny Neagle, L ERA: 6.75	(6, 1)	1.1		6	2	1	1	1	0	0	0	0	0	0	11	18	6.75	1.500
Vicente Palacios, R ERA: 18.0	(8, 1)	2.0		12	4	4	4	3	1	1	0	0	0	0	20	37	18.00	2.500

PITCHER	IP	WLS	BF	H	R	ER	SO	BB	IBB	HBP	BLK	WP	HR	S	P	ERA	WHIP

TOP

Montreal Expos @ Pittsburgh Pirates

Three Rivers Stadium, Pittsburgh, PA

Thu Apr 09 1992, 3:33 AM EDT

Att. 10,342 - Cloudy - 62 F

livebaseballscorecards.com

AB	40
R	8
H	14
RBI	7
BB	4
SO	7
LOB	17

1B: 11	SF: 0	WP: 1	PA: 45
2B: 3	SAC: 0	PB: 1	
3B: 0	DP: 0	SB: 0	
HR: 0	HBP: 1	CS: 1	

BOTTOM

Batter	1	2	3	4	5	6	7	8	9	AB	R	H	RBI	BB	SO	LOB
Gary Redus, R (1, 9) Gary Varsho, L (7, PH) Vicente Palacios, R (8, 1) Kirk Gibson, L (9, PH) OBP: 0.333, SLG: 0.143	S B B B F X 3-2 G5-3 ①		B F C B B X 3-2 G5-3 ②		C F B B B B 4-2 1B BB		1 SAFE 1 SAFE 1 SAFE F X 0-1 F8 ①		B B C F F S 2-3 K ②	2 1 0 1	0 0 0 0	0 0 0 0	0 0 0 0	1 0 0 1	0 0 0 0	0 1 0 1
Jay Bell, R (1, 6) OBP: 0.385, SLG: 0.364	B C B C X 2-2 1B		B B C F X 2-2 L7 ③		1 SAFE B 1 SAFE B X 2-0 S 1-3 1B		1 SAFE C B B F X 2-2 G6-3 ② 1-3		B C B F B F B 4-2 2B BB 1-2	4	0	2	0	1	0	1
Andy Van Slyke, L (1, 8) OBP: 0.385, SLG: 0.300	1 SAFE F X 0-1 L8 ②			B C B B F F F S 3-3 K ①	B F B F 1 SAFE 2-3 K ② 1-2		X 0-0 1B ② 3-H		B F C X 1-2 2B ② 1-3 2-H	5	0	2	2	0	2	3
Jeff King, R (1, 3)	B B B C 1 SAFE 1 SAFE S X 3-2 G6-3 ③			C C B B F B X 3-2 G5-3 ②	F C S 0-3 K ③		B B B C X 3-1 P5 ③		C B S B F C 2-3 K ③	5	0	0	0	0	2	6
Barry Bonds, L (1, 7) OBP: 0.455, SLG: 0.625		C F B B B C 2-3 K ①		B B B B 4-0 1B E BB		C C B B B B B 4-2 G4-3 S BB		F B X 1-1 F7 ①		2	1	0	0	2	1	0
Steve Buechele, R (1, 5) OBP: 0.455, SLG: 0.333		B C B X 2-1 G5-3 ②		1 SAFE 1 SAFE 1 SAFE B X 1-0 E 1-2 1B		B B X 2-0 G4-3 ① 1-3		X 0-0 G6-3 ②		4	0	1	0	0	0	1
Tom Prince, R (1, 2)		B B B C B 4-1 S BB		B B X 2-0 E6 FC4-6 1-3 2-H		B X 1-0 P3 ②		X 0-0 G6-3 ③		3	0	0	0	1	0	2
Jose Lind, R (1, 4) OBP: 0.182, SLG: 0.182		B B C C X 2-2 G6-3 ③ 1-2		X 0-0 FC4-6 ③ 1-2f		C X 0-1 G3 ③			C F B X 1-2 F9 ①	4	0	0	0	0	0	4
Bob Walk, R (1, 1) Denny Neagle, L (6, 1) Cecil Espy, S (7, PH) (8, 9) OBP: 1.000, SLG: 1.000			B C B B X 3-1 G6-3 ①		F B S S 1-3 K ①		F X 0-1 G6-3 S 1B 1B		X 0-0 BB 2B 1B	2 0 2	0 0 2	0 0 2	0 0 2	0 0 0	1 0 0	0 0 0
Inning Stats	R: 0 E: 0 K: 0 S: 11 H: 1 LOB: 1 BB: 0 P: 19	R: 0 E: 0 K: 1 S: 9 H: 0 LOB: 1 BB: 1 P: 19	R: 0 E: 0 K: 0 S: 8 H: 0 LOB: 0 BB: 0 P: 16	R: 1 E: 1 K: 1 S: 13 H: 1 LOB: 2 BB: 1 P: 26	R: 0 E: 0 K: 3 S: 12 H: 1 LOB: 2 BB: 1 P: 21	R: 0 E: 0 K: 0 S: 6 H: 0 LOB: 1 BB: 1 P: 13	R: 1 E: 0 K: 0 S: 10 H: 2 LOB: 1 BB: 0 P: 15	R: 0 E: 0 K: 0 S: 4 H: 0 LOB: 0 BB: 0 P: 5	R: 1 E: 0 K: 2 S: 18 H: 2 LOB: 2 BB: 1 P: 28	1B: 6 2B: 1 3B: 0 HR: 0	SF: 0 SAC: 0 DP: 0 HBP: 0						

PITCHER		IP	WLS	BF	H	R	ER	SO	BB	IBB	HBP	BLK	WP	HR	S	P	ERA	WHIP
Chris Nabholz, L ERA:	(1, 1)	5.0	W	22	3	1	0	5	3	0	0	0	0	0	53	101	0.00	1.200
Doug Simons, L ERA:	(6, 1)	0.0		1	0	0	0	0	1	0	0	0	0	0	2	6	∞	∞
Bill Sampen, R ERA: 6.75	(6, 1)	2.0		8	2	1	1	0	0	0	0	0	0	0	14	22	4.50	1.000
Bill Landrum, R ERA:	(8, 1)	1.0		3	0	0	0	0	0	0	0	0	0	0	4	5	0.00	0.000
John Wetteland, R ERA: 9.0	(9, 1)	1.0		6	2	1	1	2	1	0	0	0	0	0	18	28	9.00	3.000

PITCHER	IP	WLS	BF	H	R	ER	SO	BB	IBB	HBP	BLK	WP	HR	S	P	ERA	WHIP

Montreal Expos @ Pittsburgh Pirates

Three Rivers Stadium, Pittsburgh, PA

Thu Apr 09 1992, 3:33 AM EDT

Att. 10,342 - Cloudy - 62 F

livebaseballscorecards.com

AB	35
R	3
H	7
RBI	2
BB	5
SO	7
LOB	19

Batter	1	2	3	4	5	6	7	8	9	AB	R	H	RBI	BB	SO	LOB
Delino DeShields, L (1, 4) OBP: 0.353, SLG: 0.529	C B F F X 1-2 ① F7		B X 1-0 ③ G3-1			X 0-0 ① F8		B F F X 1-2 ① G5-3		4	0	0	0	0	0	0
Bret Barberie, S (1, 5) OBP: 0.400, SLG: 0.538	B B C S B F S 3-3 ② K			B X 1-0 ① F8		C C F F B X 1-2 ② F8		B C B B X 3-1 1B 2B		4	1	1	0	0	1	0
Ivan Calderon, R (1, 7) OBP: 0.235, SLG: 0.313	S X 0-1 ③ F9			B F B F B B 4-2 BLK 2B BB		X 0-0 ③ F7		X 0-0 2-H 1B		3	1	1	1	1	0	0
Larry Walker, L (1, 9) OBP: 0.294, SLG: 0.353		S B B X 2-1 ① G1-3		1 SAFE B X 1-0 1-H 2B			B B C F X 2-2 G4-3 1B 1B	1 SAFE B 1 SAFE B S F 1 SAFE 1 SAFE S 2-3 ② K		4	1	2	1	0	1	1
Tim Wallach, R (1, 3) OBP: 0.235, SLG: 0.133		B F B X 2-1 ② G5-3		F S F F H 1-2 G6-4-3 HBP			1 SAFE 1 SAFE B X 1-0 ① G4-3 1-2	1 SAFE X 0-0 ③ F8		3	0	0	0	0	0	2
Marquis Grissom, R (1, 8) OBP: 0.294, SLG: 0.438		C B F F B F B B 4-2 E S BB		F S F X 0-2 ② ③ G6-4-3 1-2f			B B B C X 3-1 ② P4		X 0-0 HR	3	1	1	1	1	0	3
Darrin Fletcher, L (1, 2) OBP: 0.500, SLG: 0.500		1 SAFE 1 SAFE B X 1-0 ③ F8 1-3			X 0-0 ① L4		I I I I 4-0 1B IBB		X 0-0 ① F8	3	0	0	0	1	0	1
Spike Owen, S (1, 6) OBP: 0.200, SLG: 0.200			B X 1-0 ① F8		C B F S 1-3 ② K		B B X 2-0 1-2 2-H 1B		B X 1-0 ② G3	4	0	1	1	0	1	0
Ken Hill, R (1, 1)			F C S 0-3 ② K		C F B B X 2-2 ③ G3-1		F X 0-1 ③ G1-3		C C F B C 1-3 ③ K	4	0	0	0	0	2	2
Inning Stats	R: 0 E: 0 K: 1 S: 10 H: 0 LOB: 0 BB: 0 P: 14	R: 0 E: 0 K: 0 S: 9 H: 0 LOB: 1 BB: 1 P: 18	R: 0 E: 0 K: 1 S: 5 H: 0 LOB: 0 BB: 0 P: 7	R: 1 E: 0 K: 0 S: 11 H: 1 LOB: 1 BB: 1 P: 18	R: 0 E: 0 K: 1 S: 7 H: 0 LOB: 0 BB: 0 P: 10	R: 0 E: 0 K: 0 S: 7 H: 0 LOB: 0 BB: 0 P: 8	R: 1 E: 0 K: 0 S: 9 H: 2 LOB: 2 BB: 1 P: 21	R: 1 E: 0 K: 1 S: 10 H: 2 LOB: 1 BB: 0 P: 16	R: 1 E: 0 K: 1 S: 7 H: 1 LOB: 0 BB: 0 P: 9	1B: 3 2B: 2 3B: 0 HR: 1 SF: 0 SAC: 0 DP: 1 HBP: 1						

TOP

Montreal Expos @ New York Mets

Shea Stadium, Flushing, NY

Fri Apr 10 1992, 3:33 AM EDT

Att. 47,218 - Sunny - 65 F

livebaseballscorecards.com

AB	32
R	4
H	6
RBI	4
BB	3
SO	5
LOB	9

WP: 0 PA: 36
PB: 0
SB: 1
CS: 0

PITCHER		IP	WLS	BF	H	R	ER	SO	BB	IBB	HBP	BLK	WP	HR	S	P	ERA	WHIP
Dwight Gooden, R ERA: 2.7	(1, 1)	6.2	L	26	3	2	2	3	2	1	1	1	0	0	56	94	2.70	0.750
Wally Whitehurst, R ERA: 3.0	(7, 1)	1.1		6	2	1	1	1	0	0	0	0	0	0	12	18	6.75	1.500
Jeff Innis, R ERA: 4.5	(9, 1)	1.0		4	1	1	1	1	0	0	0	0	0	1	7	9	9.00	1.000

PITCHER		IP	WLS	BF	H	R	ER	SO	BB	IBB	HBP	BLK	WP	HR	S	P	ERA	WHIP

Montreal Expos @ New York Mets

Shea Stadium, Flushing, NY

Fri Apr 10 1992, 3:33 AM EDT

Att. 47,218 - Sunny - 65 F

BOTTOM

livebaseballscorecards.com

Batter	1	2	3	4	5	6	7	8	9	AB	R	H	RBI	BB	SO	LOB
Daryl Boston, L (1, 7) OBP: 0.167, SLG: 0.500	F8		3B		F7			F8		4	0	1	0	0	0	1
Willie Randolph, R (1, 4) OBP: 0.294, SLG: 0.214	G6-3		G4-3			G5-3		FC4-6 1B		4	0	1	0	0	0	1
Bobby Bonilla, S (1, 9) OBP: 0.391, SLG: 0.619	F8		F7			F9		FC4-6 1-2f		4	0	0	0	0	0	2
Howard Johnson, S (1, 8) OBP: 0.227, SLG: 0.409		K		G4-3		G3			E4 S	4	0	0	0	0	1	0
Eddie Murray, S (1, 3) OBP: 0.350, SLG: 0.235		1B BB		P6			K		K 1-2	3	0	0	0	1	2	1
Dave Magadan, L (1, 5)		F8		G3-4-1			B1-3 BB		F8	2	0	0	0	1	0	1
Bill Pecota, R (7, PR) OBP: 0.313, SLG: 0.375 (8, 5)										1	0	0	0	0	0	1
Kevin Elster, R (1, 6) OBP: 0.231, SLG: 0.231		1-2 1B			F8		B1-3 1-2		F9	4	0	1	0	0	0	2
Charlie O'Brien, R (1, 2) OBP: 0.333, SLG: 0.667		P4			F7		F8			2	0	0	0	0	0	2
Mackey Sasser, L (7, PH) OBP: 0.167, SLG: 0.333 (8, 2)										1	0	0	0	0	0	2
Dwight Gooden, R (1, 1) OBP: 0.500, SLG: 0.500			P4		1B			F8		2	0	1	0	0	0	0
Wally Whitehurst, R (7, 1)										0	0	0	0	0	0	0
Junior Noboa, R (8, PH) OBP: 0.333, SLG: 0.250										1	0	0	0	0	0	0
Jeff Innis, R (9, 1)										0	0	0	0	0	0	0
Inning Stats	R: 0 E: 0 K: 0 S: 5 H: 0 LOB: 0 BB: 0 P: 8	R: 0 E: 0 K: 1 S: 13 H: 1 LOB: 2 BB: 1 P: 24	R: 0 E: 0 K: 0 S: 7 H: 1 LOB: 1 BB: 0 P: 10	R: 0 E: 0 K: 0 S: 4 H: 0 LOB: 0 BB: 0 P: 5	R: 0 E: 0 K: 0 S: 6 H: 1 LOB: 1 BB: 0 P: 10	R: 0 E: 0 K: 0 S: 4 H: 0 LOB: 0 BB: 0 P: 7	R: 0 E: 0 K: 1 S: 10 H: 0 LOB: 2 BB: 1 P: 16	R: 0 E: 0 K: 0 S: 6 H: 1 LOB: 1 BB: 0 P: 8	R: 0 E: 1 K: 1 S: 7 H: 0 LOB: 1 BB: 0 P: 14	1B: 3 2B: 0 3B: 1 HR: 0	SF: 0 SAC: 0 DP: 0 HBP: 0						

	AB	32
	R	0
	H	4
	RBI	0
	BB	2
	SO	3
	LOB	13

PITCHER	IP	WLS	BF	H	R	ER	SO	BB	IBB	HBP	BLK	WP	HR	S	P	ERA	WHIP
Ken Hill, R (1, 1) ERA:	9.0	W	34	4	0	0	3	2	0	0	0	0	0	62	102	0.00	0.667

PITCHER	IP	WLS	BF	H	R	ER	SO	BB	IBB	HBP	BLK	WP	HR	S	P	ERA	WHIP

Batter	1	2	3	4	5	6	7	8	9	AB	R	H	RBI	BB	SO	LOB
Delino DeShields, L (1, 4) OBP: 0.318, SLG: 0.455	F F S 0-3 K ①		B S L B F F L 2-3 K ③		B B F B X 3-1 CS 1B		C S B S 1-3 K ①	B S F S 1-3 K ③		5	0	1	0	0	4	1
Bret Barberie, S (1, 5) OBP: 0.400, SLG: 0.471	C B B B F S 3-3 K ②			X 0-0 1B 2B 1B	1 SAFE B B B B 4-0 S 1-2 BB ①		C F S 0-3 K ②		C B F F S 1-3 K ①	4	1	1	0	1	3	0
John Vander Wal, L (1, 7) OBP: 0.429, SLG: 0.200	C S B X 1-2 G6-3 ③			B 1 SAFE 1 SAFE C C 1 SAFE X 1-2 2B G6-3 1B	1 SAFE F 1 SAFE S S 0-3 K ②		S B F X 1-2 G3 ③	B X 1-0 G6-3 ②		5	1	1	0	0	1	1
Larry Walker, L (1, 9) OBP: 0.273, SLG: 0.364		B C X 1-1 P6 ①		B C X 1-1 G6-3 1B 2B 1-3 2-H	1 SAFE B S 1 SAFE S B S 2-3 K ③ 1-2			L B X 1-1 G4-3 ① B S B F F B X	3-2 E6 2B	5	2	1	1	0	1	1
Tim Wallach, R (1, 3) OBP: 0.364, SLG: 0.368		X 0-0 1B		B B C X 2-1 G6-3 ① 2-3 3-H		X 0-0 S 2B		B B B B 4-0 E 1B BB C F B F B X	2-2 1B 2B 1-H	4	1	3	2	1	0	1
Marquis Grissom, R (1, 8) OBP: 0.364, SLG: 0.450		B C 1 SAFE F B S 2-3 K ②		B B S F X 2-2 S S WP 1B 3-H		B B B B C S B 4-2 BB		X 0-0 E1 1B 1B 1B 1-2	F B X 1-1 FC6-4 1B 3-H	4	2	2	2	1	1	2
Gary Carter, R (1, 2) OBP: 0.143, SLG: 0.143 Rick Cerone, R (8, 2)	X 0-0 G4-3 ③			1 SAFE 1 SAFE P 1 SAFE X 1-0 F9 ②		S C S 0-3 K ① 2-3		X 0-0 1B 1B 1-2 2-H ②	X 0-0 FC6-4 ③ 1-2f	4 1	1 0	1 0	0 0	0 0	1 0	4 1
Spike Owen, S (1, 6) OBP: 0.286, SLG: 0.231			C B S X 1-2 P6 ①	1 SAFE P B B I 4-0 WP S IBB 1-2		1 SAFE C B F X 1-2 P4 ②		X 0-0 1B 1B 1B 1-2 2-3		3	1	1	0	1	0	2
Dennis Martinez, R (1, 1) Archi Cianfrocco, R (8, PH) OBP: 0.333, SLG: 0.333 Jeff Fassero, L (8, 1)			S S B F S 1-3 K ② S C B C	1-3 2-H ③		X 0-0 F9 ③		B B S F F F B F F 3-2 X 1-H 2-H 3-H 1B		3 1 0	0 0 0	0 1 0	0 3 0	0 0 0	2 0 0	3 0 0

TOP

Montreal Expos @ New York Mets
Shea Stadium, Flushing, NY
Sat Apr 11 1992, 3:33 AM EDT
Att. 22,967 - Cloudy - 40 F

livebaseballscorecards.com

AB	39
R	9
H	12
RBI	8
BB	4
SO	13
LOB	16

Inning Stats	1	2	3	4	5	6	7	8	9	1B: 9	SF: 0	WP: 1	PA: 43
	R: 0 E: 0 K: 2 S: 9 H: 0 LOB: 0 BB: 0 P: 13	R: 0 E: 0 K: 1 S: 7 H: 1 LOB: 1 BB: 0 P: 10	R: 0 E: 0 K: 2 S: 12 H: 0 LOB: 0 BB: 0 P: 16	R: 4 E: 0 K: 1 S: 17 H: 4 LOB: 1 BB: 1 P: 27	R: 0 E: 0 K: 2 S: 8 H: 1 LOB: 1 BB: 1 P: 17	R: 0 E: 0 K: 1 S: 10 H: 1 LOB: 2 BB: 1 P: 15	R: 0 E: 0 K: 2 S: 9 H: 0 LOB: 0 BB: 0 P: 11	R: 3 E: 1 K: 1 S: 15 H: 3 LOB: 1 BB: 1 P: 24	R: 2 E: 1 K: 1 S: 16 H: 2 LOB: 1 BB: 0 P: 24	2B: 3 3B: 0 HR: 0	SAC: 0 DP: 0 HBP: 0	PB: 0 SB: 5 CS: 1	

PITCHER		IP	WLS	BF	H	R	ER	SO	BB	IBB	HBP	BLK	WP	HR	S	P	ERA	WHIP
David Cone, R ERA: 3.6	(1, 1)	7.0	L	30	7	4	4	11	2	1	0	0	1	0	72	109	5.14	1.286
Tim Burke, R ERA: 4.5	(8, 1)	2.0		13	5	5	0	2	1	0	0	0	0	0	31	48	0.00	3.000

PITCHER	IP	WLS	BF	H	R	ER	SO	BB	IBB	HBP	BLK	WP	HR	S	P	ERA	WHIP

Montreal Expos @ New York Mets

Shea Stadium, Flushing, NY

Sat Apr 11 1992, 3:33 AM EDT
Att. 22,967 - Cloudy - 40 F

livebaseballscorecards.com

BOTTOM

Batter	1	2	3	4	5	6	7	8	9	AB	R	H	RBI	BB	SO	LOB
Daryl Boston, L (1, 7) OBP: 0.222, SLG: 0.375	S X 0-1 ① F9		B S S B B B 4-2 CS BB		B X 1-0 ③ F9			B B C S F B X 3-2 G6-3 1B 1B		2	0	0	0	1	0	1
Dave Gallagher, R (8, PH) OBP: 0.500, SLG: 0.400 (9, 7)										1	0	1	0	0	0	0
Willie Randolph, R (1, 4) OBP: 0.381, SLG: 0.389	B C B F C 2-3 ② K		1 SAFE 1 SAFE P 1-0 ③ CS 1-2	B C C X 1-2 BB 1B	X 0-0 G4-3 SF9 2B			B C B C F X 2-2 G6-3 1-2 1B		4	1	3	0	0	1	0
Bobby Bonilla, S (1, 9) OBP: 0.370, SLG: 0.542	B B C B B 4-1 BB			L B 1 SAFE F B 1 SAFE B S 3-3 ① K	C B B X 2-1 ① G4-3 2-3			X 0-0 ① ② G6-3 1-2f 2-3		3	0	0	0	1	1	4
Howard Johnson, S (1, 8) OBP: 0.192, SLG: 0.360	B B X 2-0 ③ F8			F 1 SAFE B F B X 2-2 ② F7	X 0-0 ② SF9 3-H			B B F X 2-1 ③ P4		3	0	0	1	0	0	3
Eddie Murray, S (1, 3) OBP: 0.417, SLG: 0.350		F B B X 2-1 ① G4-3		B B B B 4-0 1-2 BB	C B F B F X 2-2 1B				B S S X 1-2 G4-3 G5-3 2B	3	1	2	0	1	0	0
Dave Magadan, L (1, 5)		B B C F S 2-3 ② K		C C B B F F F B F 3-3 ③ S K	B F 1 SAFE 1 SAFE X 1-1 ③ G3				C X 0-1 ① G4-3 2-3	4	0	0	0	0	2	4
Bill Pecota, R (1, 6) OBP: 0.250, SLG: 0.300		C B X 1-1 ③ G5-3			B B X 2-0 ① P3		C X 0-1 ① F7		B S F F B B X 3-2 ② G5-3 3-H	4	0	0	1	0	0	0
Todd Hundley, S (1, 2) OBP: 0.273, SLG: 0.111			C X 0-1 ① G3-1		B B B B 4-0 BB		F X 0-1 ② P3		B F B B C F X 2-2 ③ G1-3	1	0	0	0	1	0	0
Junior Noboa, R (7, PH) OBP: 0.300, SLG: 0.222										1	0	0	0	0	0	0
Tim Burke, R (8, 1)										0	0	0	0	0	0	0
Kevin Elster, R (9, PH) OBP: 0.214, SLG: 0.214										1	0	0	0	0	0	0
David Cone, L (1, 1)			X 0-0 ② G1-3		1 SAFE F C L 0-3 ② K		C B F X 1-2 ③ G5-3			2	0	0	0	0	1	1
Mackey Sasser, L (7, PH) OBP: 0.143, SLG: 0.286										1	0	0	0	0	0	0
(8, 2)																

Inning Stats									
	R: 0 H: 0 E: 0 LOB: 1 K: 1 BB: 1 S: 7 P: 15	R: 0 H: 0 E: 0 LOB: 0 K: 1 BB: 0 S: 7 P: 12	R: 0 H: 0 E: 0 LOB: 0 K: 0 BB: 1 S: 6 P: 10	R: 0 H: 1 E: 0 LOB: 2 K: 2 BB: 1 S: 16 P: 29	R: 0 H: 0 E: 0 LOB: 1 K: 1 BB: 1 S: 5 P: 12	R: 1 H: 2 E: 0 LOB: 1 K: 0 BB: 0 S: 10 P: 15	R: 0 H: 0 E: 0 LOB: 0 K: 0 BB: 0 S: 7 P: 8	R: 0 H: 2 E: 0 LOB: 1 K: 0 BB: 0 S: 11 P: 18	R: 1 H: 1 E: 0 LOB: 0 K: 0 BB: 0 S: 13 P: 19

| | | | | | | | | | | | | | | | |

Batter	1	2	3	4	5	6	7	8	9	AB	R	H	RBI	BB	SO	LOB
Delino DeShields, L (1, 4) OBP: 0.407, SLG: 0.458	B B F B B 4-1 HR BB		B B B 4-0 BB		S B X 1-1 BB 1-3 1B 1B	B B B C B 4-1 CS BB			C B F C 1-3 ② K	2	2	1	0	3	1	0
Bret Barberie, S (1, 5) OBP: 0.360, SLG: 0.381	C 1 SAFE B 1 SAFE 1 SAFE F F 1 SAFE S 1-3 ① K		1 SAFE S B B X 1-1 ② L8		1 SAFE S B B B B S B 4-2 1B E 1-2 BB	1 SAFE 1 SAFE B P 2-0 ③ CS 1-2	B B X 2-0 ① F8		C B B S B S 3-3 ③ K	4	1	0	0	1	2	2
Ivan Calderon, R (1, 7) OBP: 0.286, SLG: 0.500	C B 1 SAFE 1 SAFE X 1-1 1-H HR		F F 1 SAFE B S 1-3 ③ K		B B B C X 3-1 E8 2B 1-H 2-H 3-H 1B		C B B X 2-1 ② P6			4	2	2	4	0	1	1
Larry Walker, L (1, 9) OBP: 0.269, SLG: 0.385	C B X 1-1 ② G1-3			S S C 0-3 ① K	C B F X 1-2 1B 2-H 2B		S B B F X 2-2 ③ P6			4	1	1	1	0	1	0
Tim Wallach, R (1, 3) OBP: 0.346, SLG: 0.318	B C C S 1-3 ③ K			C X 0-1 ② G5-3	B B C B F F B 4-2 1B BB			B S S F S 1-3 ① K		3	0	0	0	1	2	0
Marquis Grissom, R (1, 8) OBP: 0.385, SLG: 0.458		C B F B S 2-3 ① K		B S B B B X 3-1 ③ P4	B X 1-0 1-2 2-H 1B			C X 0-1 G3 S PB 1B		4	1	2	1	0	1	0
Darrin Fletcher, L (1, 2) OBP: 0.500, SLG: 0.462 Bill Landrum, R (8, 1) John Wetteland, R (9, 1)		C B B F F B F F F 4-2 H L7-3 HBP			P1 FC1-3 1B 2-2 G3-1			1 SAFE B B 1 SAFE B X 3-0 ② G3 1-3		3	0	1	0	0	0	3
										0	0	0	0	0	0	0
										0	0	0	0	0	0	0
Spike Owen, S (1, 6) OBP: 0.222, SLG: 0.176		B S B X 2-1 ② ③ L7-3 1-2			B C F C 1-3 ① K	B B B C X 3-1 ① E3		B B B C X 3-1 ③ G1-3 3-H		4	0	0	0	0	1	2
Chris Haney, L (1, 1) Eric Bullock, L (6, PH) Bill Sampen, R (6, 1) Rick Cerone, R (8, 2)			S C S 0-3 ① K		X 0-0 ② FC1-6 1B 1-2f 1B	C F B B B X 3-2 ② G4-3			C F B X 1-2 ① G1-3	2	1	0	0	0	1	1
										1	0	0	0	0	0	0
										0	0	0	0	0	0	0
										1	0	0	0	0	0	0

Montreal Expos @ New York Mets

Shea Stadium, Flushing, NY

Sun Apr 12 1992, 3:33 AM EDT

Att. 21,636 - Cloudy - 51 F

TOP

livebaseballscorecards.com

AB	32
R	8
H	7
RBI	6
BB	5
SO	10
LOB	9

Inning Stats	1	2	3	4	5	6	7	8	9
	R: 2 E: 0 K: 2 S: 12	H: 1 LOB: 0 BB: 1 P: 20	R: 0 E: 0 K: 1 S: 11	H: 0 LOB: 0 BB: 0 P: 19	R: 0 E: 0 K: 2 S: 8	H: 0 LOB: 1 BB: 1 P: 14	R: 0 E: 0 K: 1 S: 7	H: 0 LOB: 0 BB: 0 P: 10	R: 5 E: 1 K: 1 S: 23	H: 5 LOB: 2 BB: 2 P: 41
	R: 0 E: 1 K: 0 S: 7	H: 0 LOB: 0 BB: 1 P: 18	R: 0 E: 0 K: 0 S: 6	H: 0 LOB: 0 BB: 0 P: 12	R: 1 E: 0 K: 1 S: 9	H: 1 LOB: 0 BB: 0 P: 16	R: 0 E: 0 K: 2 S: 9	H: 0 LOB: 0 BB: 0 P: 14		

| | | | | | | | | | |

Montreal Expos @ New York Mets

Shea Stadium, Flushing, NY

Sun Apr 12 1992, 3:33 AM EDT

Att. 21,636 - Cloudy - 51 F

livebaseballscorecards.com

BOTTOM

Batter	1	2	3	4	5	6	7	8	9	AB	R	H	RBI	BB	SO	LOB
Dave Gallagher, R (1, 7) OBP: 0.300, SLG: 0.250	2-1 G6-3		3-1 SF9 3-H		0-0 G6-3 1-2f			2-2 F8		3	0	0	1	0	0	1
Willie Randolph, R (1, 4) OBP: 0.400, SLG: 0.545	3-3 K		1-1 BB 1B		3-2 HR			1-1 G5-3		4	1	2	1	0	1	0
Bobby Bonilla, S (1, 9) OBP: 0.387, SLG: 0.519	0-1 FC6-4 1B		1 SAFE 1 SAFE 4-1 FC5-4 1-2 BB		1-2 F7			0-0 E5		3	0	1	0	1	0	0
Howard Johnson, S (1, 8) OBP: 0.167, SLG: 0.310	0-0 FC6-4 1-2f		0-0 FC5-4 1-2f			1-1 G6-3		2-1 F8		4	0	0	0	0	0	4
Eddie Murray, S (1, 3) OBP: 0.357, SLG: 0.292		0-0 P4		2-0 F8		0-0 F7			3-3 K	4	0	0	0	0	1	0
Bill Pecota, R (1, 5) OBP: 0.250, SLG: 0.261		2-1 G5-3		2-0 E6 G4-3 WP		1-0 G5-3			4-1 1B BB	3	0	0	0	1	0	0
Kevin Elster, R (1, 6) OBP: 0.222, SLG: 0.222		3-1 F8		3-1 G4-3 1-3				1-0 P6	1-1 1-3 1B	4	0	1	0	0	0	1
Todd Hundley, S (1, 2) OBP: 0.308, SLG: 0.182 Mark Dewey, R (5, 1) Daryl Boston, L (7, PH) OBP: 0.300, SLG: 0.444 Jeff Innis, R (8, 1) John Franco, L (9, 1) Dave Magadan, L (9, PH)			0-1 E5 WP SF9 1B	1-0 F8				2-2 G4-6-3 1B	3-3 K	2 0 1 0 0 1	1 0 0 0 0 0	1 0 1 0 0 0	0 0 0 0 0 0	0 0 0 0 0 0	0 0 0 0 0 1	1 0 0 0 0 2
Bret Saberhagen, R (1, 1) Charlie O'Brien, R (5, 2) OBP: 0.429, SLG: 0.667 Mackey Sasser, L (7, PH) OBP: 0.111, SLG: 0.222 (8, 2)			1-3 K 2-3		4-2 G6-3 BB			0-1 G4-6-3 1-2f	0-2 G3-1	1 0 2	0 0 0	0 0 0	0 0 0	1 1 0	1 0 0	1 0 3
Inning Stats	R: 0 E: 0 K: 1 S: 8 H: 1 LOB: 1 BB: 0 P: 13	R: 0 E: 0 K: 0 S: 5 H: 0 LOB: 0 BB: 0 P: 10	R: 1 E: 1 K: 1 S: 11 H: 2 LOB: 2 BB: 1 P: 20	R: 0 E: 1 K: 0 S: 5 H: 0 LOB: 1 BB: 0 P: 13	R: 1 E: 0 K: 0 S: 11 H: 1 LOB: 0 BB: 1 P: 19	R: 0 E: 0 K: 0 S: 4 H: 0 LOB: 0 BB: 0 P: 6	R: 0 E: 0 K: 0 S: 7 H: 1 LOB: 0 BB: 0 P: 10	R: 0 E: 1 K: 0 S: 9 H: 0 LOB: 1 BB: 0 P: 14	R: 0 E: 0 K: 2 S: 13 H: 1 LOB: 2 BB: 1 P: 24	1B: 5 2B: 0 3B: 0 HR: 1	SF: 1 SAC: 0 DP: 2 HBP: 0						

	AB	R	H	RBI	BB	SO	LOB
	32	2	6	2	3	4	13

WP: 2 PB: 0 SB: 0 CS: 0 PA: 36

PITCHER		IP	WLS	BF	H	R	ER	SO	BB	IBB	HBP	BLK	WP	HR	S	P	ERA	WHIP
Chris Haney, L ERA: 3.6	(1, 1)	5.0	W	21	4	2	2	2	2	0	0	0	2	1	40	75	3.60	1.200
Bill Sampen, R ERA: 3.86	(6, 1)	2.0		6	1	0	0	0	0	0	0	0	0	0	11	16	0.00	0.500
Bill Landrum, R ERA:	(8, 1)	1.0		4	0	0	0	0	0	0	0	0	0	0	9	14	0.00	0.000
John Wetteland, R ERA: 4.5	(9, 1)	1.0		5	1	0	0	2	1	0	0	0	0	0	13	24	0.00	2.000

PITCHER	IP	WLS	BF	H	R	ER	SO	BB	IBB	HBP	BLK	WP	HR	S	P	ERA	WHIP

Batter	1	2	3	4	5	6	7	8	9	AB	R	H	RBI	BB	SO	LOB
Ray Lankford, L (1, 8) OBP: 0.432, SLG: 0.452	C S B B X 2-2 G6-3 ①		X 0-0 HR	C F B B F B S 3-3 K ②			X 0-0 G4-3 ①		B B F F F F B F X 3-2 WP S 1B	5	1	2	1	0	1	3
Ozzie Smith, S (1, 6) OBP: 0.235, SLG: 0.188	B F S B X 2-2 G6-3 ②		B F B B C C 3-3 K ①	F B B X 2-1 G1-3 ③			C X 0-1 G4-3 ②		B 1 SAFE 1 SAFE X 1-0 F9 ①	5	0	0	0	0	1	4
Milt Thompson, L (1, 7) OBP: 0.269, SLG: 0.462	C C S 0-3 K ③		S B C F F R B X 3-2 G1-3 ②		B F F X 1-2 S 1B		C B B F X 2-2 S 1B		B F F B S 2-3 K ② 1-3	5	0	2	0	0	2	1
Pedro Guerrero, R (1, 3) OBP: 0.345, SLG: 0.407		C B C X 1-2 G5-3 1B 1B	F B S B X 2-2 S 1B		B 1 SAFE X 1-0 F9 ①		S S B 1 SAFE 1 SAFE B S 2-3 K ③ 1-2		X 0-0 F7 ③	5	0	2	0	0	1	3
Brian Jordan, R (1, 9) OBP: 0.200, SLG: 0.320		F S C 0-3 K ①	F F B 1 SAFE B B S 3-3 K ③ 1-2		1 SAFE X 0-0 F7 ②			F B S F B X 2-2 SF9 3B		4	1	1	0	0	2	3
Luis Alicea, S (1, 4) OBP: 0.192, SLG: 0.217		1 SAFE B B B F 1 SAFE X 2-1 G5-3 1-2 1B		X 0-0 1B 1B	1 SAFE 1 SAFE P C B X 2-1 G3-1 ③ 1-2			B B X 2-0 SF9 ① 3-H		3	0	2	1	0	0	1
Tom Pagnozzi, R (1, 2) OBP: 0.346, SLG: 0.462		B C X 1-1 G5-3 ② 1-2 2-3		1 SAFE P 1 SAFE C 1 SAFE 1 SAFE X 1-1 BB 1B 1-3		C B X 1-1 F9 ①		X 0-0 1B		4	0	2	0	0	0	2
Craig Wilson, R (1, 5) Gerald Perry, L (8, PH) OBP: 0.300, SLG: 0.400 Todd Worrell, R (8, 1)		B B I I 4-0 IBB		C B B C B B 4-2 BB 1-2		F X 0-1 G1-3 ②		S S F F F S 0-3 K ② 1-2		1 1 0	0 0 0	0 0 0	0 0 0	2 0 0	0 1 0	0 1 0
Rheal Cormier, L (1, 1) Rex Hudler, R (6, PH) OBP: 0.200, SLG: 0.400 Mike Perez, R (6, 1) Todd Zeile, R (8, PH) OBP: 0.394, SLG: 0.667 (8, 5)		C C B B C 2-3 K ③		C S S 0-3 K ①		B S X 1-1 P4 ③		C S S F F F B X 1-2 P6 ③		2 1 0 1	0 0 0 0	0 0 0 0	0 0 0 0	0 0 0 0	2 0 0 0	6 0 0 1
Inning Stats	R: 0 E: 0 K: 1 S: 9 H: 0 LOB: 0 BB: 0 P: 13	R: 0 E: 0 K: 2 S: 13 H: 2 LOB: 3 BB: 1 P: 23	R: 1 E: 0 K: 2 S: 16 H: 2 LOB: 1 BB: 0 P: 27	R: 0 E: 0 K: 2 S: 15 H: 2 LOB: 3 BB: 1 P: 24	R: 0 E: 0 K: 0 S: 8 H: 1 LOB: 1 BB: 0 P: 11	R: 0 E: 0 K: 0 S: 6 H: 0 LOB: 0 BB: 0 P: 8	R: 0 E: 0 K: 1 S: 9 H: 1 LOB: 1 BB: 0 P: 13	R: 1 E: 0 K: 1 S: 18 H: 2 LOB: 1 BB: 0 P: 23	R: 0 E: 0 K: 1 S: 10 H: 1 LOB: 1 BB: 0 P: 16	1B: 9 2B: 0 3B: 1 HR: 1	SF: 1 SAC: 0 DP: 0 HBP: 0	WP: 1 PB: 0 SB: 4 CS: 0	PA: 40				

PITCHER		IP	WLS	BF	H	R	ER	SO	BB	IBB	HBP	BLK	WP	HR	S	P	ERA	WHIP
Mark Gardner, R ERA: 3.27	(1, 1)	5.0	W	24	7	1	1	7	1	1	0	0	0	1	61	98	1.80	1.600
Bill Sampen, R ERA: 3.86	(6, 1)	2.1		10	3	1	1	1	0	0	0	0	0	0	21	31	3.86	1.286
John Wetteland, R ERA: 2.45	(8, 1)	1.2	S	6	1	0	0	2	0	0	0	0	1	0	22	29	0.00	0.600

PITCHER	IP	WLS	BF	H	R	ER	SO	BB	IBB	HBP	BLK	WP	HR	S	P	ERA	WHIP

TOP

St. Louis Cardinals @ Montreal Expos

Olympic Stadium, Montreal, QB

Mon Apr 13 1992, 3:33 AM EDT

Att. 40,907 - Dome - 70 F

livebaseballscorecards.com

AB	37
R	2
H	11
RBI	2
BB	2
SO	10
LOB	25

Batter	1	2	3	4	5	6	7	8	9	AB	R	H	RBI	BB	SO	LOB
Delino DeShields, L (1, 4) OBP: 0.419, SLG: 0.571	B B X 2-0 HR	B C S X 1-2 BB 1-2 2-3 1B		C B B F F B S 3-3 ② K		C B B 1 F X SAFE 2-2 ③ F8				4	1	2	1	0	1	2
Spike Owen, S (1, 6) OBP: 0.273, SLG: 0.200	C X 0-1 ① G5-3	B B B B 4-0 FC5-4 BB 1-2 2-3 3-H		B F X 1-1 2-3 1B			B B C X 2-1 ① G4-3			3	0	1	1	1	0	0
Ivan Calderon, R (1, 7) OBP: 0.240, SLG: 0.417	S C B S 1-3 ② K	X 0-0 ③ FC5-4 1-2f		B C F B S 2-3 ③ K			B S X 1-1 ② G4-3			4	0	0	0	0	2	5
Tim Wallach, R (1, 3) OBP: 0.333, SLG: 0.280	S S B S 1-3 ③ K		S B F C 1-3 ① K		X 0-0 ① F8		B S F B B B 4-2 BB			3	0	0	0	1	2	0
Larry Walker, L (1, 9) OBP: 0.267, SLG: 0.367		C E X 0-2 1B E 1B	B S B B X 3-1 ② G4-3		X 0-0 ② G3		S C B F F B F S 2-3 ③ K			4	1	1	0	0	1	1
Marquis Grissom, R (1, 8) OBP: 0.367, SLG: 0.407		F F C 0-3 ① K	B B B B 4-0 BB		S B B B X 3-1 ③ G6-3			C B B F F B S 3-3 ① K		3	0	0	0	1	2	1
Gary Carter, R (1, 2) OBP: 0.200, SLG: 0.200 Rick Cerone, R (7, 2) OBP: 0.333, SLG: 0.333		X 0-0 1B E BB 1-2 1B	F 1 SAFE B 1 X SAFE 1-1 ③ G2-3			X 0-0 ① P6		X 0-0 S 1B		3 1	1 0	1 1	0 0	0 0	0 0	1 0
Archi Cianfrocco, R (1, 5) OBP: 0.429, SLG: 0.429	B S S B F F 1 S SAFE 2-3 ② K			B X 1-0 1B SH1-4 1B		C X 0-2 1B		S C F B B B S 3-3 ② K 1-2		4	0	2	0	0	2	3
Mark Gardner, R (1, 1) Bill Sampen, R (6, 1) John Wetteland, R (8, 1)	F B X 1-1 E6 BB 1B 1-2 2-H			B X 1-0 ① SH1-4 1-2		L B B F F 2-3 ② K		S S B B B C 3-3 ③ K		1 1 1	0 0 0	0 0 0	0 0 0	0 0 0	0 1 1	1 1 1
Inning Stats	R: 1 H: 1 E: 0 LOB: 0 K: 2 BB: 0 S: 9 P: 13	R: 2 H: 3 E: 1 LOB: 3 K: 2 BB: 1 S: 18 P: 26	R: 0 H: 0 E: 0 LOB: 1 K: 1 BB: 1 S: 7 P: 16	R: 0 H: 2 E: 0 LOB: 2 K: 2 BB: 0 S: 12 P: 20	R: 0 H: 0 E: 0 LOB: 0 K: 0 BB: 0 S: 4 P: 7	R: 0 H: 1 E: 0 LOB: 1 K: 1 BB: 0 S: 10 P: 14	R: 0 H: 0 E: 0 LOB: 1 K: 1 BB: 1 S: 12 P: 21	R: 0 H: 1 E: 0 LOB: 1 K: 3 BB: 0 S: 12 P: 21		1B: 7 SF: 0 2B: 0 SAC: 1 3B: 0 DP: 0 HR: 1 HBP: 0						WP: 0 PA: 36 PB: 0 SB: 1 CS: 0

PITCHER		IP	WLS	BF	H	R	ER	SO	BB	IBB	HBP	BLK	WP	HR	S	P	ERA	WHIP
Rheal Cormier, L ERA: 1.8	(1, 1)	5.0	L	24	6	3	1	7	2	0	0	0	0	1	50	82	1.80	1.600
Mike Perez, R ERA: 1.93	(6, 1)	2.0		8	1	0	0	2	1	0	0	0	0	0	22	35	0.00	1.000
Todd Worrell, R ERA:	(8, 1)	1.0		4	1	0	0	3	0	0	0	0	0	0	12	21	0.00	1.000

PITCHER	IP	WLS	BF	H	R	ER	SO	BB	IBB	HBP	BLK	WP	HR	S	P	ERA	WHIP

BOTTOM

St. Louis Cardinals @ Montreal Expos

Olympic Stadium, Montreal, QB

Mon Apr 13 1992, 3:33 AM EDT

Att. 40,907 - Dome - 70 F

livebaseballscorecards.com

AB	32
R	3
H	8
RBI	2
BB	3
SO	12
LOB	16

Batter	1	2	3	4	5	6	7	8	9	AB	R	H	RBI	BB	SO	LOB
Ray Lankford, L (1, 8) OBP: 0.463, SLG: 0.455	B B B C X 3-1 ① F8		B B C F H 3-2 HBP			B X 1-0 S S WP 1B		B B C C H 3-2 BLK S E HBP		2	2	1	0	0	0	0
Ozzie Smith, S (1, 6) OBP: 0.286, SLG: 0.167	S B F F B F B F F 4-2 B FC1-6 BB		1 SAFE P P 1 SAFE 1 SAFE 1 SAFE X 2-0 ③ G5-3			B B 1 SAFE 1 SAFE 1 SAFE 1 SAFE C X 2-1 ① G1-3 1-2		1 SAFE 1 SAFE P 1 SAFE 1 SAFE F 1 SAFE 1 SAFE F 4-2 B 1 SAFE 1 SAFE 1 SAFE B B FC5-4 E 1-3 BB		2	0	0	0	2	0	2
Todd Zeile, R (1, 5) OBP: 0.405, SLG: 0.621	B 1 SAFE 1 SAFE X 1-0 ② FC1-6 S 1-2f			B C X 1-1 ① G6-3		B B B 4-0 G5-4-3 2-H BB		B B 1 B C B SAFE 4-1 FC5-4 1-2 3-H BB		2	0	0	0	2	0	1
Pedro Guerrero, R (1, 3) OBP: 0.333, SLG: 0.419 Cris Carpenter, R (8, 1) Lee Smith, R (8, 1)	1 SAFE S B B B X 3-1 ③ F9 1-2			B X 1-0 1B 2B		1 SAFE X 0-0 ②③ G5-4-3 1-2f		X 0-0 ② FC5-4 S 1-2f 2-3		4 0 0	0 0 0	1 0 0	0 0 0	0 0 0	0 0 0	4 0 0
Brian Jordan, R (1, 9) OBP: 0.172, SLG: 0.276		B S X 1-1 ① P3		X 0-0 ② L4			B S X 1-1 ① G6-3	B S B F B F X 3-2 ③ F8 1-2		4	0	0	0	0	0	3
Bernard Gilkey, R (1, 7) OBP: 0.667, SLG: 0.800		S B B F F C 2-3 ② K		C B X 1-1 ③ 2-H 1B			B B C B X 3-1 CS 1B		C B B X 2-1 G3-1 G5-3 1B	4	0	3	0	0	1	0
Tom Pagnozzi, R (1, 2) OBP: 0.300, SLG: 0.400		C B X 1-1 ③ F9	B S X 1-1 ① F9				1 SAFE C 1 SAFE F B X 1-2 ②③ F8 1-2		1 SAFE C B B 1 SAFE X 2-1 ① G5-3 1-2	4	0	0	0	0	0	2
Luis Alicea, S (1, 4) OBP: 0.172, SLG: 0.192 Tim Jones, L (8, 4) OBP: 0.217, SLG: 0.217			X 0-0 ① G6-3		B F X 1-1 ② G6-3			B X 1-0 ① G1-3	C X 0-1 ② G3-1 2-3	3 1	0 0	0 0	0 0	0 0	0 0	0 1
Donovan Osborne, S (1, 1) Rex Hudler, R (8, PH) OBP: 0.286, SLG: 0.857 (8, 3)			C B C C 1-3 ② K		C S S 0-3 ③ K			B C B X 2-1 HR	B C X 1-1 ③ G6-3	2 2	0 1	0 1	0 1	0 0	2 0	0 1
Inning Stats	R: 0 E: 0 K: 0 S: 11 H: 0 LOB: 1 BB: 1 P: 22	R: 0 E: 0 K: 1 S: 8 H: 0 LOB: 0 BB: 0 P: 12	R: 0 E: 0 K: 1 S: 9 H: 0 LOB: 1 BB: 0 P: 13	R: 0 E: 0 K: 0 S: 6 H: 2 LOB: 2 BB: 0 P: 9	R: 0 E: 0 K: 1 S: 7 H: 0 LOB: 0 BB: 0 P: 9	R: 1 E: 0 K: 0 S: 4 H: 1 LOB: 0 BB: 1 P: 11	R: 0 E: 0 K: 0 S: 7 H: 1 LOB: 0 BB: 0 P: 12	R: 2 E: 1 K: 0 S: 14 H: 1 LOB: 2 BB: 2 P: 30	R: 0 E: 0 K: 0 S: 8 H: 1 LOB: 1 BB: 0 P: 13	1B: 4 2B: 1 3B: 0 HR: 1 SF: 0 SAC: 0 DP: 1 HBP: 2						

TOP

St. Louis Cardinals @ Montreal Expos

Olympic Stadium, Montreal, QB

Tue Apr 14 1992, 7:05 PM EDT

Att. 12,874 - Dome - 70 F

livebaseballscorecards.com

AB	30
R	3
H	6
RBI	1
BB	4
SO	3
LOB	14

PITCHER		IP	WLS	BF	H	R	ER	SO	BB	IBB	HBP	BLK	WP	HR	S	P	ERA	WHIP
Chris Nabholz, L ERA: 2.19	(1, 1)	7.1	L	29	5	3	3	3	3	0	2	1	1	1	60	105	3.68	1.091
Bill Landrum, R ERA:	(8, 1)	1.2		7	1	0	0	0	1	0	0	0	0	0	14	26	0.00	1.200

PITCHER		IP	WLS	BF	H	R	ER	SO	BB	IBB	HBP	BLK	WP	HR	S	P	ERA	WHIP

WP: 1	PA: 36
PB: 0	
SB: 5	
CS: 1	

BOTTOM

St. Louis Cardinals @ Montreal Expos

Olympic Stadium, Montreal, QB

Tue Apr 14 1992, 7:05 PM EDT

Att. 12,874 - Dome - 70 F

livebaseballscorecards.com

Batter	1	2	3	4	5	6	7	8	9	AB	R	H	RBI	BB	SO	LOB
Delino DeShields, L (1, 4) OBP: 0.429, SLG: 0.563	G6-3 1B		CS 1B		P6			F7		4	0	2	0	0	0	2
Spike Owen, S (1, 6) OBP: 0.269, SLG: 0.250	G6-3 1-2		G4-3 1-2			F9		2B		4	0	1	0	0	0	2
Ivan Calderon, R (1, 7) OBP: 0.241, SLG: 0.429	P3			F8		2B		G4-3		4	0	1	0	0	0	2
Tim Wallach, R (1, 3) OBP: 0.324, SLG: 0.310	G5-3			F8		K			2B	4	0	1	0	0	1	2
Larry Walker, L (1, 9) OBP: 0.294, SLG: 0.455		HR		G4-3		K			BB	3	1	1	1	1	1	1
Marquis Grissom, R (1, 8) OBP: 0.324, SLG: 0.355		K			G3	F9			F8	4	0	0	0	0	1	2
Gary Carter, R (1, 2) OBP: 0.214, SLG: 0.214		F9			SH5-3 1B 1B	G6-3			F9	4	0	1	0	0	0	2
Bret Barberie, S (1, 5) OBP: 0.357, SLG: 0.375		G4-3			SH5-3 1-2 1B	F8			K	3	0	1	0	0	0	0
Bill Landrum, R (8, 1)										0	0	0	0	0	0	0
John Vander Wal, L (9, PH) OBP: 0.375, SLG: 0.167										1	0	0	0	0	1	2
Chris Nabholz, L (1, 1)										1	0	0	0	0	0	0
Archi Cianfrocco, R (8, 5) OBP: 0.375, SLG: 0.375			G4-3		SH5-3 1-2 2-3			K		1	0	0	0	0	1	0
Inning Stats	R: 0 E: 0 K: 0 S: 10 H: 1 LOB: 1 BB: 0 P: 16	R: 1 E: 0 K: 1 S: 10 H: 1 LOB: 0 BB: 0 P: 14	R: 0 E: 0 K: 0 S: 10 H: 1 LOB: 0 BB: 0 P: 16	R: 0 E: 0 K: 0 S: 8 H: 0 LOB: 0 BB: 0 P: 11	R: 0 E: 0 K: 0 S: 8 H: 2 LOB: 2 BB: 0 P: 12	R: 0 E: 0 K: 2 S: 12 H: 1 LOB: 1 BB: 0 P: 17	R: 0 E: 0 K: 0 S: 4 H: 0 LOB: 0 BB: 0 P: 7	R: 0 E: 0 K: 1 S: 11 H: 1 LOB: 1 BB: 0 P: 18	R: 0 E: 0 K: 1 S: 16 H: 1 LOB: 2 BB: 1 P: 23	1B: 4 2B: 3 3B: 0 HR: 1	SF: 0 SAC: 1 DP: 0 HBP: 0						

	AB	33
	R	1
	H	8
	RBI	1
	BB	1
	SO	5
	LOB	15

PITCHER		IP	WLS	BF	H	R	ER	SO	BB	IBB	HBP	BLK	WP	HR	S	P	ERA	WHIP
Donovan Osborne, L ERA: 1.0	(1, 1)	7.0	W	26	6	1	1	3	0	0	0	0	0	1	62	93	1.29	0.857
Cris Carpenter, R ERA:	(8, 1)	0.2		3	1	0	0	1	0	0	0	0	0	0	8	12	0.00	1.500
Lee Smith, R ERA: 7.36	(8, 1)	1.1	S	6	1	0	0	1	1	0	0	0	0	0	19	29	0.00	1.500

PITCHER	IP	WLS	BF	H	R	ER	SO	BB	IBB	HBP	BLK	WP	HR	S	P	ERA	WHIP

Batter	1	2	3	4	5	6	7	8	9	AB	R	H	RBI	BB	SO	LOB
Ray Lankford, L (1, 8) OBP: 0.435, SLG: 0.405	C B F B F S 2-3 K ①		X 0-0 E4 CS 2-3		C X 0-1 F8 ③		B B B C B 4-1 1B E 1-2 BB		C B F B F B X 3-2 L5 ③	4	1	0	0	1	1	1
Ozzie Smith, S (1, 6) OBP: 0.360, SLG: 0.318	B X 1-0 FC5 2B		B 1 SAFE 1 SAFE 1 SAFE 1 SAFE 1 SAFE C F B 2-2 X G6-3 ① 1-2 1B			C S B X 1-2 G4-3 ① 1-3	S B B X 2-1 E 1-3 2-H 1B			4	0	3	1	0	0	0
Todd Zeile, R (1, 5) OBP: 0.415, SLG: 0.625	B C B B F B 4-2 FC5 BB		B X 1-0 G6-3 ② 1-2 3-H			C B B X 2-1 1B 2B	1 SAFE C C B 1 SAFE F X 1-2 E4 1-2 3-H			3	0	1	1	1	0	2
Pedro Guerrero, R (1, 3) OBP: 0.297, SLG: 0.371	X 0-0 FC5 ② 1-2 2-3f		B S X 1-1 G5-3 ③			F X 0-1 F8 ②	S C B F S 1-3 K ③			4	0	0	0	0	1	6
Brian Jordan, R (1, 9) OBP: 0.212, SLG: 0.303	X 0-0 L8 ③			X 0-0 G6-4-3 1B		B X 1-0 2-H 1B		F F B X 1-2 G6-3 ①		4	0	2	0	0	0	2
Milt Thompson, L (1, 7) OBP: 0.241, SLG: 0.414 Bernard Gilkey, R (8, PH) OBP: 0.615, SLG: 0.727 (8, 7)		F C B F F X 1-2 G4-3 ①		C 1 SAFE S S S 0-3 K ①			F S B F X 1-2 E5 1B SF8	C B X 1-1 G1-3 ②		3 1	1 0	0 0	0 0	0 0	1 0	1 0
Tom Pagnozzi, R (1, 2) OBP: 0.294, SLG: 0.382		B C X 1-1 L4 ②		1 SAFE X 0-0 G6-4-3 ② ③ 1-2f			1 SAFE F 1 SAFE 1 SAFE X 0-1 S 1-3 1B 1B	C C B X 1-2 G6-3 ③		4	1	1	0	0	0	1
Luis Alicea, S (1, 4) OBP: 0.152, SLG: 0.167 Lee Smith, R (9, 1)		B X 1-0 F7 ③		X 0-0 G3 ①			X 0-0 F7 ①		B X 1-0 F8 ①	4 0	0 0	0 0	0 0	0 0	0 0	2 0
Bob Tewksbury, R (1, 1) Gerald Perry, L (7, PH) OBP: 0.273, SLG: 0.400 Cris Carpenter, R (7, 1) Todd Worrell, R (8, 1) Tim Jones, L (9, PH) OBP: 0.208, SLG: 0.208 (9, 4)			X 0-0 E5 E G6-3		S S S 0-3 K ②		S B F X 1-2 SF8 ② 3-H		X 0-0 P4 ②	2 0 0 0 1	1 0 0 0 0	0 0 0 0 0	0 1 0 0 0	0 0 0 0 0	1 0 0 0 0	0 0 0 0 0
Inning Stats	R: 0 H: 1 E: 0 LOB: 2 K: 1 BB: 1 S: 10 P: 17	R: 0 H: 0 E: 0 LOB: 0 K: 0 BB: 0 S: 8 P: 11	R: 1 H: 1 E: 2 LOB: 1 K: 0 BB: 0 S: 8 P: 12	R: 0 H: 1 E: 0 LOB: 0 K: 1 BB: 0 S: 5 P: 5	R: 0 H: 0 E: 0 LOB: 0 K: 1 BB: 0 S: 6 P: 6	R: 0 H: 2 E: 0 LOB: 2 K: 0 BB: 0 S: 8 P: 12	R: 3 H: 2 E: 2 LOB: 2 K: 1 BB: 1 S: 21 P: 31	R: 0 H: 0 E: 0 LOB: 0 K: 0 BB: 0 S: 8 P: 11	R: 0 H: 0 E: 0 LOB: 0 K: 0 BB: 0 S: 6 P: 10	1B: 5 SF: 1 2B: 2 SAC: 0 3B: 0 DP: 1 HR: 0 HBP: 0						

TOP

St. Louis Cardinals @ Montreal Expos

Olympic Stadium, Montreal, QB

Wed Apr 15 1992, 7:05 PM EDT

Att. 10,095 - Dome - 70 F

livebaseballscorecards.com

AB	34
R	4
H	7
RBI	3
BB	2
SO	4
LOB	15

PITCHER		IP	WLS	BF	H	R	ER	SO	BB	IBB	HBP	BLK	WP	HR	S	P	ERA	WHIP
Ken Hill, R ERA:	(1, 1)	7.0	L	31	7	4	0	4	2	0	0	0	0	0	66	94	0.00	1.286
Jeff Fassero, L ERA: 1.69	(8, 1)	1.0		3	0	0	0	0	0	0	0	0	0	0	8	11	0.00	0.000
Bill Landrum, R ERA:	(9, 1)	1.0		3	0	0	0	0	0	0	0	0	0	0	6	10	0.00	0.000

PITCHER	IP	WLS	BF	H	R	ER	SO	BB	IBB	HBP	BLK	WP	HR	S	P	ERA	WHIP

Batter	1	2	3	4	5	6	7	8	9	AB	R	H	RBI	BB	SO	LOB
Delino DeShields, L (1, 4) OBP: 0.385, SLG: 0.500	G4-3		G3-1			G3		G5-3		4	0	0	0	0	0	1
Bret Barberie, S (1, 5) OBP: 0.375, SLG: 0.393	F7			G6-3 1B		1B		K		4	0	2	0	0	1	0
Ivan Calderon, R (1, 7) OBP: 0.212, SLG: 0.375	F9			G6-3 1-2f		P6			G1-3	4	0	0	0	0	0	2
Larry Walker, L (1, 9) OBP: 0.316, SLG: 0.528		G5-4-3 BB		P5			HR		K	3	1	1	1	1	1	0
Tim Wallach, R (1, 3) OBP: 0.342, SLG: 0.394		G5-4-3 1-2f			F8 SF8 2B		F9 2B		F7	4	1	2	0	0	0	1
Marquis Grissom, R (1, 8) OBP: 0.297, SLG: 0.324		G4-3			F8 2-3		F8			3	0	0	0	0	0	2
Darrin Fletcher, L (1, 2) OBP: 0.474, SLG: 0.467			FC4-6 1B		SF8 3-H		F9 2-3			2	0	1	1	0	0	1
Spike Owen, S (1, 6) OBP: 0.241, SLG: 0.222			FC4-6 SH1-4 1-2f		F8		G6-3			3	0	0	0	0	0	2
Ken Hill, R (1, 1)			SH1-4 1-2			L9		G6-3		1	0	0	0	0	0	0
Jeff Fassero, L (8, 1)										0	0	0	0	0	0	0
Tom Foley, L (8, PH) OBP: 0.167, SLG: 0.167										1	0	0	0	0	0	0
Bill Landrum, R (9, 1)										0	0	0	0	0	0	0
Inning Stats	R: 0 E: 0 K: 0 S: 7 H: 0 LOB: 0 BB: 0 P: 11	R: 0 E: 0 K: 0 S: 8 H: 0 LOB: 0 BB: 1 P: 15	R: 0 E: 0 K: 0 S: 6 H: 1 LOB: 1 BB: 0 P: 7	R: 0 E: 0 K: 0 S: 4 H: 1 LOB: 0 BB: 0 P: 5	R: 1 E: 0 K: 0 S: 7 H: 1 LOB: 0 BB: 0 P: 10	R: 0 E: 0 K: 0 S: 10 H: 1 LOB: 1 BB: 0 P: 16	R: 1 E: 0 K: 0 S: 13 H: 2 LOB: 1 BB: 0 P: 19	R: 0 E: 0 K: 1 S: 7 H: 0 LOB: 0 BB: 0 P: 12	R: 0 E: 0 K: 1 S: 7 H: 0 LOB: 0 BB: 0 P: 12	1B: 3 2B: 2 3B: 0 HR: 1	SF: 1 SAC: 1 DP: 2 HBP: 0						

PITCHER		IP	WLS	BF	H	R	ER	SO	BB	IBB	HBP	BLK	WP	HR	S	P	ERA	WHIP
Bob Tewksbury, R ERA: 1.29	(1, 1)	6.0	W	21	4	1	1	0	1	0	0	0	0	0	42	64	1.50	0.833
Cris Carpenter, R ERA: 1.59	(7, 1)	1.0		5	2	1	1	0	0	0	0	0	0	1	13	19	9.00	2.000
Todd Worrell, R ERA:	(8, 1)	1.0		3	0	0	0	1	0	0	0	0	0	0	7	12	0.00	0.000
Lee Smith, R ERA: 5.79	(9, 1)	1.0	S	3	0	0	0	1	0	0	0	0	0	0	7	12	0.00	0.000

PITCHER	IP	WLS	BF	H	R	ER	SO	BB	IBB	HBP	BLK	WP	HR	S	P	ERA	WHIP

BOTTOM

St. Louis Cardinals @ Montreal Expos

Olympic Stadium, Montreal, QB

Wed Apr 15 1992, 7:05 PM EDT
Att. 10,095 - Dome - 70 F

livebaseballscorecards.com

AB	29
R	2
H	6
RBI	2
BB	1
SO	2
LOB	9

Batter	1	2	3	4	5	6	7	8	9	AB	R	H	RBI	BB	SO	LOB
Willie Randolph, R (1, 4) OBP: 0.341, SLG: 0.395	C S B S 1-3 K ①		B C B F B B 4-2 BB 1B 2B BB 2-3	C C B X 1-2 G5-3 ③		B L B B X 3-1 L8 ① 2-3		B B C F F X 2-2 G4-3 ①		4	1	0	0	1	1	2
Dick Schofield, R (1, 6) OBP: 0.500, SLG: 0.529	C S T F H 1-2 S HBP		1 SAFE C 1 SAFE 1 SAFE B 1 SAFE B X 2-1 BB 2B 1B 1-2 3-H	F F X 0-2 G5-3 ①		S B B F B B 4-2 2B BB		C B S X 1-2 WP SF9 2B		3	3	2	1	1	0	0
Bobby Bonilla, S (1, 9) OBP: 0.458, SLG: 0.526 Dave Gallagher, R (7, 9) OBP: 0.412, SLG: 0.455	S B B S S S 2-3 K ② 1-2		S B F B B B B 4-2 2B BB 1-2 2-3		B B X 2-0 G4-3 S 1B	X 0-0 2B 1-H 3-H		C F F B X 1-2 SF9 ② 2-H		3	1	2	2	1	1	1
										0	0	0	1	0	0	0
Howard Johnson, S (1, 8) OBP: 0.250, SLG: 0.282 Rodney McCray, R (8, PR) (8, 8)	B B S B B C X 3-2 P6 ③		C B X 1-1 P6 ②		S B B B B C X 3-2 G4-3 ② 1-3	B B B B 4-0 G4-6-3 BB		B B B B 4-0 1B BB		3	0	0	0	2	0	5
										0	0	0	0	0	0	0
Eddie Murray, S (1, 3) OBP: 0.364, SLG: 0.395 Mackey Sasser, L (8, PH) OBP: 0.273, SLG: 0.364 (8, 3)		X 0-0 G4-3 ①	C B B B X 3-1 2B 1-H 2-H 3-H		S B B B C S 2-3 K ③	B F B F F X 2-2 G4-6-3 ② ③ 1-2f		B X 1-0 1B 1-3		4	0	1	3	0	1	3
										1	0	1	0	0	0	0
Dave Magadan, L (1, 5) OBP: 0.280, SLG: 0.182 Chris Donnels, L (7, 5)		B B C X 2-1 G4-6-3 1B	C B C X 1-2 G3 ③			B F B X 2-1 HBP 2B 1B	B B C F F F C 2-3 K ①	B C B F F C 2-3 K ③		4	1	2	0	0	1	1
										1	0	0	0	0	1	2
Daryl Boston, L (1, 7) OBP: 0.370, SLG: 0.455		C 1 SAFE B X 1-1 G4-6-3 ② ③ 1-2f		S C B X 1-2 F7 ①		L 1 SAFE C B 1 SAFE 1 SAFE H 2-2 2B HBP 1-2	B B B B 4-0 BB		F B B X 2-1 G6-4-3 1B	3	1	1	0	1	0	1
Charlie O'Brien, R (1, 2) OBP: 0.350, SLG: 0.556			B B B C F F X 3-2 WP 1B 2B	F X 0-1 E3		L X 0-1 2B 1-H 2-H	B C B C F B X 3-2 F9 ②		X 0-0 G6-4-3 ① ② 1-2f	5	2	2	2	0	0	2
David Cone, L (1, 1)			L C S 0-3 K ①	B L C L 1-3 K ②		L X 0-1 SH L8 2B 2-H	B B S X 2-1 G1-3 ③		F C S 0-3 K ③	4	1	0	0	0	3	3
Inning Stats	R: 0 H: 0 E: 0 LOB: 1 K: 2 BB: 0 S: 13 P: 20	R: 0 H: 1 E: 0 LOB: 0 K: 0 BB: 0 S: 5 P: 8	R: 4 H: 3 E: 0 LOB: 1 K: 1 BB: 2 S: 20 P: 38	R: 0 H: 0 E: 1 LOB: 1 K: 1 BB: 0 S: 11 P: 14	R: 0 H: 1 E: 0 LOB: 1 K: 1 BB: 0 S: 10 P: 17	R: 5 H: 3 E: 1 LOB: 1 K: 0 BB: 2 S: 18 P: 35	R: 0 H: 0 E: 0 LOB: 1 K: 1 BB: 1 S: 11 P: 22	R: 1 H: 2 E: 0 LOB: 2 K: 1 BB: 1 S: 16 P: 27	R: 0 H: 1 E: 0 LOB: 0 K: 1 BB: 0 S: 6 P: 8	1B: 6 SF: 1 2B: 5 SAC: 1 3B: 0 DP: 3 HR: 0 HBP: 2						

TOP

New York Mets @ Montreal Expos

Olympic Stadium, Montreal, QB

Fri Apr 17 1992, 7:05 PM EDT
Att. 22,406 - Dome - 70 F

livebaseballscorecards.com

AB	35
R	10
H	11
RBI	9
BB	6
SO	8
LOB	20

PITCHER		IP	WLS	BF	H	R	ER	SO	BB	IBB	HBP	BLK	WP	HR	S	P	ERA	WHIP
Dennis Martinez, R ERA: 3.32	(1, 1)	5.0	L	23	5	4	4	5	2	0	1	0	1	0	59	97	7.20	1.400
Doug Simons, L ERA: 108.0	(6, 1)	0.1		5	2	4	4	0	0	0	1	0	0	0	10	17	108.00	6.000
Bill Sampen, R ERA: 4.15	(6, 1)	1.2		8	1	1	1	1	3	0	0	0	0	0	19	40	5.40	2.400
Chris Haney, L ERA: 3.86	(8, 1)	2.0		9	3	1	1	2	1	0	0	0	1	0	22	35	4.50	2.000

PITCHER	IP	WLS	BF	H	R	ER	SO	BB	IBB	HBP	BLK	WP	HR	S	P	ERA	WHIP

1B: 6	SF: 1	WP: 2	PA: 45
2B: 5	SAC: 1	PB: 0	
3B: 0	DP: 3	SB: 2	
HR: 0	HBP: 2	CS: 0	

New York Mets @ Montreal Expos

Olympic Stadium, Montreal, QB

Fri Apr 17 1992, 7:05 PM EDT

Att. 22,406 - Dome - 70 F

BOTTOM

livebaseballscorecards.com

Batter	1	2	3	4	5	6	7	8	9	AB	R	H	RBI	BB	SO	LOB
Delino DeShields, L (1, 4) OBP: 0.386, SLG: 0.512	C B X 1-1 PB BB 1B		C B X 1-1 WP G4-3 2B		B C B B C F F X 3-2 ② G6-3		X 0-0 ③ G3		B F B F S 2-3 ③ K	5	1	2	0	0	1	1
Bret Barberie, S (1, 5) OBP: 0.417, SLG: 0.379	B 1 SAFE B 1 SAFE B B C 1 SAFE B 4-1 PB 1-2 BB		B B C B F B 4-2 G4-3 2-3 BB		C B B B F B 4-2 BB			B X 1-0 ① F8		1	0	0	0	3	0	0
Ivan Calderon, R (1, 7) OBP: 0.216, SLG: 0.361 Rick Cerone, R (9, 2) OBP: 0.333, SLG: 0.333	S B X 1-1 ① F8 1-2 2-3		S 1 SAFE F B X 1-2 ② G4-3 1-2 3-H		1 SAFE C B B S X 2-2 ③ F9			B B C X 2-1 G1-3 1B 1B		4 0	1 0	1 0	1 0	0 0	0 0	4 0
Larry Walker, L (1, 9) OBP: 0.310, SLG: 0.487	B S B B B 4-1 G6-4-3 BB		B B X 2-0 ③ G4-3			F B X 1-1 ① G4-3		X 0-0 ② G1-3 1-2		3	0	0	0	1	0	2
Tim Wallach, R (1, 3) OBP: 0.357, SLG: 0.432	B C B F X 2-2 ②③ G6-4-3 1-2f			B F X 1-1 2B		X 0-0 ② G1-3		B S X 1-1 2-H 1B		4	0	2	1	0	0	3
Marquis Grissom, R (1, 8) OBP: 0.317, SLG: 0.351		B B C X 2-1 ① F8		C B S B B B 4-2 G1-4-3 BB		X 0-0 2B		B B F B F F X 3-2 ③ F8		3	0	1	0	1	0	1
Darrin Fletcher, L (1, 2) OBP: 0.409, SLG: 0.389 John Vander Wal, L (9, 7) OBP: 0.444, SLG: 0.286		C C B X 1-2 ② F7	C X 0-1 ① F8			X 0-0 ③ G6-3			F B S B X 2-2 1B	3 1	0 0	0 1	0 0	0 0	0 0	3 0
Spike Owen, S (1, 6) OBP: 0.212, SLG: 0.194		B B C F B F X 3-2 ③ F7		B B C B X 3-1 ②③ G1-4-3 1-2f			B X 1-0 ① F9		C B C F F S 1-3 ① K	4	0	0	0	0	1	3
Dennis Martinez, R (1, 1) Eric Bullock, L (5, PH) Doug Simons, L (6, 1) Bill Sampen, R (6, 1) Tom Foley, L (7, PH) OBP: 0.143, SLG: 0.143 Chris Haney, L (8, 1) Archi Cianfrocco, R (9, PH) OBP: 0.333, SLG: 0.333			B S F S 1-3 ① K		S B S B B F F X 2-2 ① F8		X 0-0 ② F9		S B B B X 2-1 ② F9	1 1 0 0 1 0 1	0 0 0 0 0 0 0	0 0 0 0 0 0 0	0 0 0 0 0 0 0	1 0 0 0 0 0 0	0 0 0 0 0 0 0	0 0 0 0 0 0 1
Inning Stats	R: 0 H: 1 E: 0 LOB: 2 K: 0 BB: 2 S: 9 P: 21	R: 0 H: 0 E: 0 LOB: 0 K: 0 BB: 0 S: 9 P: 15	R: 1 H: 1 E: 0 LOB: 1 K: 1 BB: 1 S: 11 P: 20	R: 0 H: 1 E: 0 LOB: 1 K: 0 BB: 1 S: 8 P: 16	R: 0 H: 0 E: 0 LOB: 1 K: 0 BB: 1 S: 15 P: 26	R: 0 H: 1 E: 0 LOB: 1 K: 0 BB: 0 S: 5 P: 6	R: 0 H: 0 E: 0 LOB: 0 K: 0 BB: 0 S: 3 P: 4	R: 1 H: 2 E: 0 LOB: 1 K: 0 BB: 0 S: 10 P: 17	R: 0 H: 1 E: 0 LOB: 1 K: 2 BB: 0 S: 13 P: 20	1B: 4 SF: 0 2B: 3 SAC: 0 3B: 0 DP: 2 HR: 0 HBP: 0						

	AB	32
	R	2
	H	7
	RBI	2
	BB	5
	SO	3
	LOB	18

WP: 1 PA: 37
PB: 1
SB: 0
CS: 0

PITCHER		IP	WLS	BF	H	R	ER	SO	BB	IBB	HBP	BLK	WP	HR	S	P	ERA	WHIP
David Cone, R ERA: 3.0	(1, 1)	9.0	W	37	7	2	2	3	5	0	0	0	1	0	83	145	2.00	1.333

PITCHER	IP	WLS	BF	H	R	ER	SO	BB	IBB	HBP	BLK	WP	HR	S	P	ERA	WHIP

New York Mets @ Montreal Expos

Olympic Stadium, Montreal, QB

Sat Apr 18 1992, 3:33 AM EDT

Att. 14,847 - Dome - 70 F

TOP

livebaseballscorecards.com

Batter	1	2	3	4	5	6	7	8	9	AB	R	H	RBI	BB	SO	LOB
Junior Noboa, R (1, 4) OBP: 0.200, SLG: 0.143	X 0-0 ① F9		C B B F S 2-3 ③ K		C X 0-1 ③ F8		C S B X 1-2 ② G3		B B B C B 4-1 1B BB	4	0	0	0	0	1	1
(6, 5)										0	0	0	0	0	0	0
Paul Gibson, R (7, 1)										0	0	0	0	0	0	0
Jeff Innis, R (7, 1)										0	0	0	0	0	0	0
Chris Donnels, L (8, 5)										0	0	0	0	1	0	0
Dick Schofield, R (1, 6) OBP: 0.440, SLG: 0.500	C X 0-1 ② P5			C B F S 1-3 ① K		C B B X 2-1 BB 1B 2B	S B B S B X 3-2 P4		C S S 0-3 ② K	5	1	1	0	0	2	2
Bobby Bonilla, S (1, 9) OBP: 0.472, SLG: 0.548	F C B B B X 3-2 2B			X 0-0 ② G6-3		B B B C F B 4-2 BB 1B BB		C F B S 1-3 ① K	B S B F X 2-2 1-2 2-H 1B	4	1	2	1	1	1	0
Rodney McCray, R (9, PR)										0	0	0	0	0	0	0
Howard Johnson, S (1, 8) OBP: 0.245, SLG: 0.256	C F B B X 2-2 ③ F7			C B F B F S 2-3 ③ K		B B B B 4-0 1B 1-2 2-3 FC5-4 BB		X 0-0 ② L9	S F C 0-3 ③ K	4	1	0	0	1	2	3
Eddie Murray, S (1, 3) OBP: 0.396, SLG: 0.415		B B X 2-0 ① P4			B C B B B 4-1 PB BB G3 BB	B X 1-0 1-3 2-H 3-H FC5-4 1B		C F B X 1-2 1B 1B		3	1	2	2	1	0	0
Daryl Boston, L (1, 7) OBP: 0.379, SLG: 0.435		B C C F S 1-3 ② K			B B B B 4-0 G3 PB 1-2 SF7 BB	S X 0-1 ① 1-2f 3-H FC5-4 BB 1B		F X 0-1 1-2 1B		1	1	0	0	1	1	0
Dave Gallagher, R (6, PH) OBP: 0.421, SLG: 0.462										2	0	1	1	0	0	1
(6, 7)																
Dave Magadan, L (1, 5) OBP: 0.259, SLG: 0.167		C C B X 1-2 ③ F7			C B B F X 2-2 ① 1-3 2-H G3	1 SAFE 1 SAFE S 1 SAFE B B B 1 SAFE F 1 SAFE 4-2 B B 1-2 1B BB		X 0-0 ③ G3		2	0	0	1	0	0	1
Willie Randolph, R (6, PH) OBP: 0.348, SLG: 0.385										1	0	0	0	1	0	2
(6, 4)										0	0	0	0	0	0	0
Wally Whitehurst, R (8, 1)																
Charlie O'Brien, R (1, 2) OBP: 0.333, SLG: 0.526			B B F C B F C 3-3 ① K		B B F B X 3-1 ② SF7 3-H	X 0-0 ② ③ 1-H 2-H 1B			B B B C C C X 3-2 G3-1 1B	1	0	0	0	0	1	0
Mackey Sasser, L (5, PH) OBP: 0.357, SLG: 0.462										2	1	2	1	0	0	0
(5, 2)																
Bret Saberhagen, R (1, 1) OBP: 0.250, SLG: 0.250			B C C S 1-3 ② K		F B X 1-1 1B		B X 1-0 ① G6-3		B C X 1-1 ① 1-2 G3-1	2	0	1	0	0	1	0
Bill Pecota, R (7, PH) OBP: 0.235, SLG: 0.219										2	0	0	0	0	0	1
(7, 5)																
(8, 4)																
Inning Stats	R: 0 E: 0 K: 0 S: 9 H: 1 LOB: 1 BB: 0 P: 14	R: 0 E: 0 K: 1 S: 8 H: 0 LOB: 0 BB: 0 P: 12	R: 0 E: 0 K: 3 S: 10 H: 0 LOB: 0 BB: 0 P: 16	R: 0 E: 0 K: 2 S: 8 H: 0 LOB: 0 BB: 0 P: 11	R: 2 E: 0 K: 0 S: 10 H: 1 LOB: 1 BB: 2 P: 24	R: 3 E: 0 K: 0 S: 10 H: 3 LOB: 3 BB: 3 P: 25	R: 0 E: 0 K: 0 S: 7 H: 0 LOB: 0 BB: 0 P: 12	R: 0 E: 0 K: 1 S: 12 H: 2 LOB: 2 BB: 0 P: 14	R: 1 E: 0 K: 2 S: 15 H: 2 LOB: 2 BB: 1 P: 25	1B: 7 2B: 2 3B: 0 HR: 0	SF: 1 SAC: 0 DP: 0 HBP: 0						

	AB	33
	R	6
	H	9
	RBI	6
	BB	6
	SO	9
	LOB	11

WP: 0 PB: 1 SB: 0 CS: 0 PA: 40

PITCHER		IP	WLS	BF	H	R	ER	SO	BB	IBB	HBP	BLK	WP	HR	S	P	ERA	WHIP
Mark Gardner, R ERA: 4.5	(1, 1)	5.0		21	3	4	4	6	3	0	0	0	0	0	49	87	7.20	1.200
Jeff Fassero, L ERA: 2.45	(6, 1)	2.0		8	2	1	1	0	2	0	0	0	0	0	13	27	4.50	2.000
Bill Landrum, R ERA:	(8, 1)	1.0	W	5	2	0	0	1	0	0	0	0	0	0	12	14	0.00	2.000
John Wetteland, R ERA: 3.86	(9, 1)	1.0	S	6	2	1	1	2	1	0	0	0	0	0	15	25	9.00	3.000

PITCHER	IP	WLS	BF	H	R	ER	SO	BB	IBB	HBP	BLK	WP	HR	S	P	ERA	WHIP

BOTTOM

New York Mets @ Montreal Expos

Olympic Stadium, Montreal, QB

Sat Apr 18 1992, 3:33 AM EDT

Att. 14,847 - Dome - 70 F

Batter	1	2	3	4	5	6	7	8	9	AB	R	H	RBI	BB	SO	LOB
Delino DeShields, L (1, 4) OBP: 0.375, SLG: 0.489	C X 0-1 1B 1B		X 0-0 ① P5	F B B F F S 2-3 ③ K			S B F S 1-3 ② K			4	0	1	0	0	2	2
Bret Barberie, S (1, 5) OBP: 0.400, SLG: 0.364	1 SAFE B B F 1 SAFE 1 SAFE 1 SAFE X 2-1 L4-3 1-3 1B		S S B S 1-3 ② K		X 0-0 ① F7		B C B C X 2-2 ③ F8			4	0	1	0	0	1	2
Ivan Calderon, R (1, 7) OBP: 0.220, SLG: 0.375	B X 1-0 ① ② L4-3 1-2		B B B C X 3-1 1-H 1B 2B		B C F F F F X 1-2 ② G6-3			C X 0-1 ① F8		4	1	1	1	0	0	2
Larry Walker, L (1, 9) OBP: 0.326, SLG: 0.488	S C S 0-3 ③ K		S C B X 1-2 2-H BLK 1B 1B		S B F B S 2-3 ③ K			B B B C X 3-1 2B 1B		4	2	2	1	0	2	1
Tim Wallach, R (1, 3) OBP: 0.391, SLG: 0.475		B C F F B F B B 4-2 BB	1 SAFE 1 C S X 0-2 1-H HR 1B	F F C 0-3 ① K				P 1 X SAFE 1-0 1B 1-H FC4-6 2B		3	2	2	2	1	1	0
Marquis Grissom, R (1, 8) OBP: 0.333, SLG: 0.439		B C B X 2-1 ① F9	B X 1-0 2-H HR	C F X 0-2 E5 G1-6-3				L B X 1-1 2-3 FC4-6 1B		4	1	2	2	0	0	1
Darrin Fletcher, L (1, 2) OBP: 0.360, SLG: 0.333 Rick Cerone, R (7, 2) OBP: 0.250, SLG: 0.250	S C F B S 1-3 ② K	B B B C F X 3-2 ③ G6-3		1 SAFE 1 SAFE 1 SAFE B 1 SAFE X 1-0 ② ③ G1-6-3 1-2f				C B B X 2-1 ② FC4-6 FC E 1-2f 3-H		3 1	0 1	0 1	0 0	0 1	1 0	2 1
Tom Foley, L (1, 6) OBP: 0.111, SLG: 0.111 Moises Alou, R (7, PH) OBP: 0.500, SLG: 1.000 Bill Landrum, R (8, 1) John Vander Wal, L (8, PH) OBP: 0.400, SLG: 0.250 John Wetteland, R (9, 1)	F B B S F F S 2-3 ③ K		X 0-0 ① F7			B C B X 2-1 SH3 2B	F F F X 0-2 FC 1-H			2 1 0 1 0	0 0 0 0 0	0 1 0 0 0	0 0 0 0 0	1 0 0 0 0	1 0 0 0 0	1 0 0 0 0
Mark Gardner, R (1, 1) OBP: 0.200, SLG: 0.200 Jeff Fassero, L (6, 1) Spike Owen, S (7, PH) OBP: 0.206, SLG: 0.188 (8, 6)			F B X 1-1 2B 1B	B S C B F F S 2-3 ② K		X 0-0 ① SH3 2-3	B X 1-0 ③ G4-3			2 0 1	1 0 0	1 0 0	0 0 0	1 0 0	0 0 1	0 0 1
Inning Stats	R: 0 H: 2 E: 0 LOB: 1 K: 1 BB: 0 S: 8 P: 11	R: 0 H: 0 E: 0 LOB: 1 K: 2 BB: 1 S: 15 P: 24	R: 5 H: 5 E: 0 LOB: 0 K: 1 BB: 0 S: 19 P: 29	R: 0 H: 0 E: 0 LOB: 0 K: 2 BB: 0 S: 10 P: 14	R: 0 H: 0 E: 0 LOB: 0 K: 1 BB: 0 S: 10 P: 13	R: 0 H: 0 E: 1 LOB: 0 K: 1 BB: 0 S: 7 P: 8	R: 0 H: 1 E: 0 LOB: 1 K: 1 BB: 0 S: 9 P: 14	R: 3 H: 3 E: 1 LOB: 1 K: 0 BB: 0 S: 15 P: 22		1B: 7 SF: 0 2B: 4 SAC: 1 3B: 0 DP: 2 HR: 1 HBP: 0				WP: 0 PA: 36 PB: 0 SB: 0 CS: 0		

livebaseballscorecards.com

AB	34
R	8
H	11
RBI	7
BB	1
SO	9
LOB	13

PITCHER	IP	WLS	BF	H	R	ER	SO	BB	IBB	HBP	BLK	WP	HR	S	P	ERA	WHIP
Bret Saberhagen, R (1, 1) ERA: 13.15	6.0		25	7	5	5	8	1	0	0	1	0	1	69	99	7.50	1.333
Paul Gibson, L (7, 1) ERA: 12.71	0.0		1	1	0	0	0	0	0	0	0	0	0	2	4	∞	∞
Jeff Innis, R (7, 1) ERA: 4.26	1.1	L	7	3	3	2	1	0	0	0	0	0	0	15	22	13.50	2.250
Wally Whitehurst, R (8, 1) ERA: 1.13	0.2		3	0	0	0	0	0	0	0	0	0	0	7	10	0.00	0.000

PITCHER	IP	WLS	BF	H	R	ER	SO	BB	IBB	HBP	BLK	WP	HR	S	P	ERA	WHIP

Batter	1	2	3	4	5	6	7	8	9	AB	R	H	RBI	BB	SO	LOB
Willie Randolph, R (1, 4) OBP: 0.385, SLG: 0.381	B B B B 4-0 FC2-6 BB		1 SAFE C 1 SAFE B B B C F F B 4-2 B BB BB 1-2	X 0-0 E1 1-3 2-H			1 SAFE C B 1 SAFE 1 SAFE L F F F 4-2 B 1 SAFE B B B FC5-2 HBP E BB 1-2	B S F B F F B F X 3-2 BB 1B 1B	C B X 1-1 ③ F8	3	2	1	0	3	0	1
Dick Schofield, R (1, 6) OBP: 0.467, SLG: 0.458	C 1 SAFE 1 SAFE X 0-1 ① FC2-6 G6-4-3 1-2f		B B B B 4-0 BB 1-2 2-3	F F 1 SAFE P B 1 SAFE S 2-3 ③ K			B L H 2-1 FC5-2 E HBP 1-2 2-3	F B B B 1 B SAFE 4-1 1B 2B BB 1-2		2	2	0	0	2	1	3
Bobby Bonilla, S (1, 9) OBP: 0.448, SLG: 0.511 Rodney McCray, R (9, 9)	C X 0-1 ② ③ G6-4-3 1-2f		B B X 2-0 ③ F8		S B X 1-1 ① G6-3		B X 1-0 ① FC5-2 E 1-2 2-3 3-Hf	X 0-0 1B 2B 1-2 2-H		5	2	1	1	0	0	7
										0	0	0	0	0	0	0
Howard Johnson, S (1, 8) OBP: 0.278, SLG: 0.333		B S C B S 2-3 ① K		C X 0-1 1B 2B 1B	X 0-0 ② G6-3		X 0-0 E7 1-H 2-H 3-H 2B	X 0-0 G5-4-3 1-H 2-H 2B		5	2	3	5	0	1	0
Eddie Murray, S (1, 3) OBP: 0.396, SLG: 0.400		C S B B F X 2-2 ② G5-3		F F F X 0-2 2B 1-3 1B	X 0-0 ③ G6-3		B B B C F X 3-2 ② F9	F B B B 4-1 G5-4-3 BB		4	0	1	0	1	0	0
Dave Gallagher, R (1, 7) OBP: 0.417, SLG: 0.556		C B B F X 2-2 ③ F8		1 SAFE B C C F B F X 2-2 ① 1-2 3-H 2B		C B L B X 3-2 ① F8	B C X 1-1 2B	X 0-0 ① ② G5-4-3 1-2f 2-3		5	1	2	1	0	0	2
Dave Magadan, L (1, 5) OBP: 0.281, SLG: 0.179			C B F B B C 3-3 ① K	C C F X 0-2 E E 2-H 1B		C B F F C 1-3 ② K	I I I 4-0 IBB	F F S 0-3 ③ K		4	1	1	1	1	3	1
Charlie O'Brien, R (1, 2) OBP: 0.333, SLG: 0.476 Anthony Young, R (6, 1) OBP: 0.125, SLG: 0.125			B B C B B 4-1 BB WP BB	1 SAFE 1 SAFE B X 1-0 FC E 1-2		B F C B X 2-2 ③ G4-3	X 0-0 ③ F8		S B S B X 2-2 ① F9	2	0	0	0	1	0	1
										2	0	0	0	0	0	2
Sid Fernandez, L (1, 1) Todd Hundley, S (6, 2) OBP: 0.316, SLG: 0.412			B X 1-0 ② P1	B L M S 1-3 ② K			S C B X 1-2 HBP BB FC5-2 1B	F S B B B F F F X 3-2 HR	C B C S 1-3 ② K	2	0	0	0	0	1	3
										3	1	2	1	0	1	0
Inning Stats	R: 0 E: 0 K: 0 S: 4 H: 0 LOB: 0 BB: 1 P: 8	R: 0 E: 0 K: 1 S: 10 H: 0 LOB: 0 BB: 0 P: 16	R: 0 E: 0 K: 1 S: 10 H: 0 LOB: 3 BB: 3 P: 28	R: 3 E: 2 K: 2 S: 24 H: 4 LOB: 2 BB: 0 P: 29	R: 0 E: 0 K: 0 S: 4 H: 0 LOB: 0 BB: 0 P: 5	R: 0 E: 0 K: 1 S: 10 H: 0 LOB: 0 BB: 0 P: 16	R: 4 E: 1 K: 0 S: 17 H: 3 LOB: 2 BB: 2 P: 33	R: 4 E: 0 K: 1 S: 20 H: 4 LOB: 1 BB: 2 P: 34	R: 0 E: 0 K: 1 S: 8 H: 0 LOB: 0 BB: 0 P: 12	1B: 6 2B: 4 3B: 0 HR: 1 SF: 0 SAC: 0 DP: 2 HBP: 1						

TOP

New York Mets @ Montreal Expos

Olympic Stadium, Montreal, QB

Sun Apr 19 1992, 3:33 AM EDT

Att. 13,739 - Dome - 70 F

livebaseballscorecards.com

AB	37
R	11
H	11
RBI	9
BB	8
SO	7
LOB	20

WP: 1 PA: 46
PB: 0
SB: 0
CS: 0

PITCHER		IP	WLS	BF	H	R	ER	SO	BB	IBB	HBP	BLK	WP	HR	S	P	ERA	WHIP
Chris Nabholz, L ERA: 2.45	(1, 1)	6.0		26	4	3	2	5	4	0	0	0	1	0	62	102	3.00	1.333
Jeff Fassero, L ERA: 6.75	(7, 1)	0.2	L	7	3	4	4	0	1	0	1	0	0	0	16	28	54.00	6.000
Bill Landrum, R ERA:	(7, 1)	0.1		2	0	0	0	0	0	1	0	0	0	0	1	5	0.00	0.000
Doug Simons, L ERA: 216.0	(8, 1)	0.0		4	3	4	4	0	1	0	0	0	0	1	14	24	∞	∞
Bill Sampen, R ERA: 3.38	(8, 1)	2.0		7	1	0	0	2	1	0	0	0	0	0	14	22	0.00	1.000

PITCHER	IP	WLS	BF	H	R	ER	SO	BB	IBB	HBP	BLK	WP	HR	S	P	ERA	WHIP

BOTTOM

New York Mets @ Montreal Expos

Olympic Stadium, Montreal, QB

Sun Apr 19 1992, 3:33 AM EDT

Att. 13,739 - Dome - 70 F

livebaseballscorecards.com

Batter	1	2	3	4	5	6	7	8	9	AB	R	H	RBI	BB	SO	LOB
Delino DeShields, L (1, 4) OBP: 0.358, SLG: 0.500	K		K		F9		F9		SF9 3B 1-H	5	1	1	1	0	2	0
Spike Owen, S (1, 6) OBP: 0.205, SLG: 0.171	S BB		K		F8		F7		SF9 3-H	3	0	0	1	1	1	0
Ivan Calderon, R (1, 7) OBP: 0.217, SLG: 0.378	K 1-2			1B 2B		K	F8		G5-3	5	1	1	0	0	2	1
Larry Walker, L (1, 9) OBP: 0.340, SLG: 0.478	BB			E2 SF7 1B 2-H		K		G3		3	1	1	1	1	1	0
Tim Wallach, R (1, 3) OBP: 0.380, SLG: 0.452	F8			SF7 3-H		HR BB		L6		2	1	0	1	1	0	2
Marquis Grissom, R (1, 8) OBP: 0.327, SLG: 0.489		K		P5		HR 1-H		E5		4	1	1	2	0	1	0
Gary Carter, R (1, 2) OBP: 0.353, SLG: 0.375 Eric Bullock, L (6, PR) Rick Cerone, R (7, 2) OBP: 0.200, SLG: 0.200		CS BB		1B		2B		F7		2 0 1	0 0 0	2 0 0	0 0 0	1 0 0	0 0 0	0 0 1
Archi Cianfrocco, R (1, 5) OBP: 0.273, SLG: 0.273 Bret Barberie, S (6, PH) OBP: 0.429, SLG: 0.364 (7, 5)		K 1-2		K		IBB			3B BB	2 0	0 1	0 0	0 0	0 2	2 0	2 0
Chris Nabholz, L (1, 1) John Vander Wal, L (6, PH) OBP: 0.364, SLG: 0.222 Jeff Fassero, L (7, 1) Bill Landrum, R (7, 1) Doug Simons, L (8, 1) Bill Sampen, R (8, 1) Tom Foley, L (9, PH) OBP: 0.100, SLG: 0.100			K		F7	G3-1			L8	2 1 0 0 0 0 1	0 0 0 0 0 0 0	0 0 0 0 0 0 0	0 0 0 0 0 0 0	0 0 0 0 0 0 0	1 0 0 0 0 0 0	0 2 0 0 0 0 1
Inning Stats	R: 0 E: 0 K: 2 S: 15 H: 0 LOB: 2 BB: 2 P: 29	R: 0 E: 0 K: 2 S: 10 H: 0 LOB: 0 BB: 1 P: 18	R: 0 E: 0 K: 3 S: 11 H: 0 LOB: 0 BB: 0 P: 15	R: 2 E: 1 K: 1 S: 12 H: 3 LOB: 1 BB: 0 P: 16	R: 0 E: 0 K: 0 S: 7 H: 0 LOB: 0 BB: 0 P: 10	R: 2 E: 0 K: 2 S: 12 H: 2 LOB: 2 BB: 2 P: 24	R: 0 E: 0 K: 0 S: 6 H: 0 LOB: 0 BB: 0 P: 8	R: 0 E: 1 K: 0 S: 9 H: 0 LOB: 1 BB: 0 P: 12	R: 2 E: 0 K: 0 S: 9 H: 1 LOB: 0 BB: 1 P: 20	1B: 2 2B: 2 3B: 1 HR: 1	SF: 2 SAC: 0 DP: 0 HBP: 0						

AB	31
R	6
H	6
RBI	6
BB	6
SO	10
LOB	9

PITCHER		IP	WLS	BF	H	R	ER	SO	BB	IBB	HBP	BLK	WP	HR	S	P	ERA	WHIP
Sid Fernandez, L ERA: 8.49	(1, 1)	5.2		25	5	4	4	10	4	0	0	0	0	1	66	106	6.35	1.588
Anthony Young, R ERA: 2.45	(6, 1)	3.1	W	14	1	2	2	0	1	1	0	0	0	0	25	46	5.40	0.600

PITCHER	IP	WLS	BF	H	R	ER	SO	BB	IBB	HBP	BLK	WP	HR	S	P	ERA	WHIP

Batter	1	2	3	4	5	6	7	8	9	AB	R	H	RBI	BB	SO	LOB
Kirk Gibson, L (1, 9) OBP: 0.276, SLG: 0.333	C B F B S 2-3 ① K		B S S F B B X 3-2 ③ G1-3			C X 0-1 SH1-3 1B 1B		B X 1-0 ① G6-3	F B F B F B X 3-2 1-H 2-H 3-H HR	5	2	2	4	0	1	0
Jay Bell, R (1, 6) OBP: 0.407, SLG: 0.262	F B X 1-1 ② L9			B X 1-0 ① F9		1 SAFE 1 SAFE X 0-0 ① SH1-3 1-2		C B C F X 1-2 ② P9	B S B X 2-1 1B HR 1B	4	1	1	0	0	0	0
Andy Van Slyke, L (1, 8) OBP: 0.375, SLG: 0.293 Stan Belinda, R (9, 1)	B B C B B 4-1 BB			F C B C 1-3 ② K		X 0-0 FC3-6 2-H 1B		B B C S X 2-2 ③ G3	X 0-0 1-2 HR 1B	4 0	1 0	2 0	1 0	1 0	1 0	0 0
Barry Bonds, L (1, 7) OBP: 0.435, SLG: 0.811 Lloyd McClendon, R (9, 7) OBP: 0.692, SLG: 1.200	X 0-0 ③ G1-3			C C B X 1-2 ③ G1-3		F B F 1 SAFE X 1-2 ② FC3-6 1-2f			B C X 2-2 F8 S 3B 1B B B C S X 3-2 1-H 2-H HR	5 0	2 0	2 0	3 0	0 0	0 0	2 0
Orlando Merced, S (1, 3) OBP: 0.313, SLG: 0.154		C B F S 1-3 ① K			X 0-0 1B G5-3 FC4-6 1B	B 1 SAFE 1 SAFE X 1-0 ③ F7			B X 1-1 F8 1-3 B B C S X 4-2 BB	4	1	1	0	1	1	2
Steve Buechele, R (1, 5) OBP: 0.348, SLG: 0.405		C B B S S X 2-2 ② G5-3			B 1 SAFE B B C X 3-1 ① G5-3 1-2		B B B C F X 3-2 ① G6-3		B X 1-1 1B 3B 3-H C B B X 2-1 P3	5	1	1	1	0	0	2
Michael LaValliere, L (1, 2) OBP: 0.464, SLG: 0.600		C B F B X 2-2 ③ G3-1			S S B F F X 1-2 FC4-6 2-3 1B		X 0-0 2B		B X 2-0 BB 1B HR 3-H 1B B B C S X 3-2 G1-3	5	1	3	1	0	0	1
Jose Lind, R (1, 4) OBP: 0.220, SLG: 0.237			C F B X 1-2 ① L9		B F F B F 1 SAFE B X 3-2 ② FC4-6 1-2f 3-H		B S F B B F F F X 2-2 ② P6		X 0-0 BB 1-2 HR 1B	4	1	1	1	0	0	2
Randy Tomlin, L (1, 1) Dennis Lamp, R (7, 1) Gary Varsho, L (9, PH) OBP: 0.444, SLG: 1.000 (9, 8)			B X 1-0 ② G6-3		1 SAFE X 0-0 ③ B1-3		S C B B B B X 3-2 ③ L8		B B B B 4-0 1-2 2-3 HR BB	3 0 0	0 0 1	0 0 0	0 0 1	0 0 0	0 0 0	2 0 0

Inning Stats	1	2	3	4	5	6	7	8	9
	R: 0 E: 0 K: 1 S: 7	R: 0 E: 0 K: 1 S: 9	R: 0 E: 0 K: 0 S: 9	R: 0 E: 0 K: 1 S: 7	R: 1 E: 0 K: 0 S: 13	R: 1 E: 0 K: 0 S: 8	R: 0 E: 0 K: 0 S: 13	R: 0 E: 0 K: 0 S: 8	R: 9 E: 0 K: 0 S: 26
	H: 0 LOB: 1 BB: 1 P: 14	H: 0 LOB: 0 BB: 0 P: 14	H: 0 LOB: 0 BB: 0 P: 14	H: 0 LOB: 0 BB: 0 P: 10	H: 2 LOB: 1 BB: 0 P: 20	H: 2 LOB: 1 BB: 0 P: 10	H: 1 LOB: 1 BB: 0 P: 21	H: 0 LOB: 0 BB: 0 P: 12	H: 8 LOB: 1 BB: 2 P: 53

1B: 9 SF: 0
2B: 1 SAC: 1
3B: 1 DP: 0
HR: 2 HBP: 0

WP: 0 PA: 43
PB: 0
SB: 1
CS: 0

PITCHER		IP	WLS	BF	H	R	ER	SO	BB	IBB	HBP	BLK	WP	HR	S	P	ERA	WHIP
Ken Hill, R ERA: 0.78	(1, 1)	7.0	L	27	5	2	2	3	1	0	0	0	0	0	66	103	2.57	0.857
Bill Landrum, R ERA: 6.14	(8, 1)	1.1		9	4	5	5	0	1	0	0	0	0	0	17	31	33.75	3.750
Bill Sampen, R ERA: 6.35	(9, 1)	0.2		7	4	4	4	0	1	0	0	0	0	2	17	34	54.00	7.500

PITCHER	IP	WLS	BF	H	R	ER	SO	BB	IBB	HBP	BLK	WP	HR	S	P	ERA	WHIP

TOP

Pittsburgh Pirates @ Montreal Expos

Olympic Stadium, Montreal, QB

Mon Apr 20 1992, 3:33 AM EDT

Att. 12,351 - Dome - 70 F

livebaseballscorecards.com

AB	39
R	11
H	13
RBI	11
BB	3
SO	3
LOB	11

Batter	1	2	3	4	5	6	7	8	9	AB	R	H	RBI	BB	SO	LOB
Delino DeShields, L (1, 4) OBP: 0.362, SLG: 0.481	C S B S 1-3 K	X 0-0 F7			B C B B F X 3-2 1B S 1B		B B C B B 4-1 G6-3 SH1-4 1-2 BB		B X 1-0 G3-6-1 1-2f	4	0	1	0	1	1	2
Bret Barberie, S (1, 5) OBP: 0.422, SLG: 0.361	B X 1-0 G5-3		C C F X 0-2 P3		1 SAFE 1 SAFE 1 SAFE B B X 2-0 1-3 1B		B X 1-0 SH1-4 1-2 2-3			3	0	1	0	0	0	0
Archi Cianfrocco, R (1, 7) OBP: 0.286, SLG: 0.231 Ivan Calderon, R (7, PH) OBP: 0.213, SLG: 0.370 (8, 7)	B B B B 4-0 BB HBP BB		C B X 1-1 P4		B S S S 1-3 K		B X 1-0 G6-3 2-3 3-H			2 1	0 0	0 0	0 1	1 0	1 0	2 1
Larry Walker, L (1, 9) OBP: 0.333, SLG: 0.449	1 SAFE H 1-0 BB 1-2 HBP		F F B B F F S 2-3 K		B S X 1-1 G1-3		B X 1-0 P6			3	0	0	0	0	1	3
Tim Wallach, R (1, 3) OBP: 0.407, SLG: 0.455	B S B B F F B 4-2 1-2 2-3 BB			C X 0-1 G6-4-3 1B		H 1-0 FC1-6 HBP		X 0-0 G6-3		2	0	1	0	1	0	0
Marquis Grissom, R (1, 8) OBP: 0.302, SLG: 0.449	B B X 2-0 F8			C F F X 0-2 G6-4-3 1-2f		B X 1-0 FC1-6 S 1-2f		C F F B X 1-2 F9		4	0	0	0	0	0	5
Gary Carter, R (1, 2) OBP: 0.333, SLG: 0.350		B C B C X 2-2 P6		F S F B X 1-2 FC5-4 1B		B B B C 2 C C SAFE 3-3 1-3		B S X 1-1 F9		4	0	1	0	0	1	1
Spike Owen, S (1, 6) OBP: 0.233, SLG: 0.162		B B F B B 4-1 SH1-4 BB		C B S X 1-2 FC5-4 1-2f		C B B S C B X 3-2 F7			B C F B B 4-2 G3-6-1 BB	2	0	0	0	2	0	2
Ken Hill, R (1, 1) Moises Alou, R (7, PH) OBP: 0.667, SLG: 1.000 Bill Landrum, R (8, 1) Bill Sampen, R (9, 1) John Vander Wal, L (9, PH) OBP: 0.333, SLG: 0.200		X 0-0 SH1-4 1-2			X 0-0 F8		X 0-0 SH1-4 BB G6-3 1B		C B S S S 1-3 K	1 1 0 0 1	0 1 0 0 0	0 1 0 0 1	0 0 0 0 0	0 0 0 0 0	0 0 0 0 1	0 0 0 0 1
Inning Stats	R: 0 H: 0 E: 0 LOB: 3 K: 1 BB: 2 S: 8 P: 21	R: 0 H: 0 E: 0 LOB: 1 K: 0 BB: 1 S: 6 P: 12	R: 0 H: 0 E: 0 LOB: 0 K: 1 BB: 0 S: 11 P: 14	R: 0 H: 2 E: 0 LOB: 1 K: 0 BB: 0 S: 13 P: 15	R: 0 H: 2 E: 0 LOB: 2 K: 1 BB: 0 S: 10 P: 17	R: 0 H: 0 E: 0 LOB: 1 K: 1 BB: 0 S: 7 P: 15	R: 1 H: 1 E: 0 LOB: 1 K: 0 BB: 1 S: 5 P: 12	R: 0 H: 0 E: 0 LOB: 0 K: 0 BB: 0 S: 7 P: 9	R: 0 H: 0 E: 0 LOB: 1 K: 1 BB: 1 S: 6 P: 12	1B: 5 SF: 0 2B: 0 SAC: 2 3B: 0 DP: 2 HR: 0 HBP: 2					WP: 0 PA: 37 PB: 0 SB: 3 CS: 0	

PITCHER		IP	WLS	BF	H	R	ER	SO	BB	IBB	HBP	BLK	WP	HR	S	P	ERA	WHIP
Randy Tomlin, L ERA: 2.37	(1, 1)	6.1	W	29	5	1	1	4	4	0	2	0	0	0	58	102	1.42	1.421
Dennis Lamp, R ERA:	(7, 1)	1.2		5	0	0	0	0	0	0	0	0	0	0	9	13	0.00	0.000
Stan Belinda, R ERA:	(9, 1)	1.0		3	0	0	0	1	1	0	0	0	0	0	6	12	0.00	1.000

PITCHER	IP	WLS	BF	H	R	ER	SO	BB	IBB	HBP	BLK	WP	HR	S	P	ERA	WHIP

BOTTOM

Pittsburgh Pirates @ Montreal Expos

Olympic Stadium, Montreal, QB

Mon Apr 20 1992, 3:33 AM EDT

Att. 12,351 - Dome - 70 F

livebaseballscorecards.com

AB	28
R	1
H	5
RBI	1
BB	5
SO	5
LOB	17

Pittsburgh Pirates @ Montreal Expos

Olympic Stadium, Montreal, QB

Tue Apr 21 1992, 7:05 PM EDT

Att. 7,013 - Dome - 70 F

TOP

livebaseballscorecards.com

Batter	1	2	3	4	5	6	7	8	9	AB	R	H	RBI	BB	SO	LOB
Jeff King, R (1, 3) OBP: 0.263, SLG: 0.235	C F F B B X 2-2 2B 3B 1B	B F C X 1-2 ① F8		B F B B C X 3-2 WP 1B 1B		B F X 1-1 ③ G6-3		C F F B B X 2-2 ③ F9		5	2	2	0	0	0	0
Jay Bell, R (1, 6) OBP: 0.441, SLG: 0.311	1 SAFE 1 SAFE B X 1-0 1-3 3B 2B	B H 2-0 PB HBP		B X 1-0 1-H 1B			B B B C B 4-1 2B BB		B C C X 1-2 ① G6-3	3	2	2	1	1	0	0
Andy Van Slyke, L (1, 8) OBP: 0.396, SLG: 0.378	C B X 1-1 2-H 3-H 1B 3B	F B C B X 2-2 ② F8 1-2		B C X 1-1 ② F8			B C 1 SAFE 1 SAFE X 1-1 1-H 2B		B B F C F F B F B 4-2 HBP BB	4	1	2	3	1	0	2
Lloyd McClendon, R (1, 9) OBP: 0.588, SLG: 0.923 Jerry Don Gleaton, L (7, 1) Gary Varsho, L (8, 9) OBP: 0.400, SLG: 0.889	B B C B B B 4-1 HBP 1B G5-4-3 BB	X 0-0 ③ G6-3		X 0-0 ③ F8			B F F S 1-3 ① K		B X 1-0 ② F7	3 0 1	1 0 0	0 0 0	0 0 0	1 0 0	1 0 0	3 0 1
Barry Bonds, L (1, 7) OBP: 0.451, SLG: 0.854	B F 1 SAFE B B F 1 SAFE X 3-2 G5-4-3 HBP 1-2 3-H 1B 1B	B C C B B X 3-2 HR			B C S B F B C 3-3 ① K		F B X 1-1 ② G3		H 1-0 1-2 HBP	4	2	2	2	0	1	1
Steve Buechele, R (1, 5) OBP: 0.353, SLG: 0.378	C C H 1-2 G5-4-3 1-2 2-3 HBP	C B X 1-1 ① L5			B B X 2-0 ② G5-3		C B B B B 4-1 FC6-4 BB		X 0-0 ③ F9	3	0	0	0	1	0	2
Tom Prince, R (1, 2) OBP: 0.200, SLG: 0.150	B X 1-0 ① ② G5-4-3 1-2f 2-3 3-H	C B C X 1-2 ② F7			B B X 2-0 ③ F7		B B X 2-0 ③ FC6-4 1-2f			4	0	0	0	0	0	4
Jose Lind, R (1, 4) OBP: 0.222, SLG: 0.238	B C X 1-1 FC4-6 3-H 1B	B C C B B X 2-2 ③ F7				B F B S B X 3-2 ① G4-3		S X 0-1 ① G6-3		4	0	1	1	0	0	0
Denny Neagle, L (1, 1) Vicente Palacios, R (5, 1) OBP: 0.500, SLG: 0.500 Cecil Espy, S (7, 9) OBP: 0.692, SLG: 1.000 Roger Mason, R (8, 1)	F C X 0-2 ③ FC4-6 1-2f			X 0-0 ① G3		B X 1-0 ② 1B		C F B X 1-2 ② G5-3		2 1 1 0	0 0 0 0	0 1 0 0	0 0 0 0	0 0 0 0	0 0 0 0	1 0 0 0

Inning Stats	1	2	3	4	5	6	7	8	9
	R: 5 E: 0 K: 0 S: 19	H: 5 LOB: 1 BB: 1 P: 33	R: 0 E: 0 K: 0 S: 7	H: 0 LOB: 1 BB: 0 P: 12	R: 1 E: 0 K: 0 S: 11	H: 1 LOB: 0 BB: 0 P: 18	R: 1 E: 0 K: 0 S: 8	H: 2 LOB: 1 BB: 0 P: 13	R: 0 E: 0 K: 1 S: 6	H: 0 LOB: 0 BB: 0 P: 13
	R: 0 E: 0 K: 0 S: 6	H: 1 LOB: 0 BB: 0 P: 11	R: 1 E: 0 K: 1 S: 10	H: 1 LOB: 2 BB: 2 P: 23	R: 0 E: 0 K: 0 S: 10	H: 0 LOB: 0 BB: 0 P: 13	R: 0 E: 0 K: 0 S: 10	H: 0 LOB: 2 BB: 1 P: 17	1B: 6 2B: 2 3B: 1 HR: 1	SF: 0 SAC: 0 DP: 1 HBP: 3

	AB	35
	R	8
	H	10
	RBI	7
	BB	4
	SO	2
	LOB	14

WP: 1 PB: 1 SB: 0 CS: 0 PA: 42

PITCHER		IP	WLS	BF	H	R	ER	SO	BB	IBB	HBP	BLK	WP	HR	S	P	ERA	WHIP
Chris Haney, L ERA: 8.18	(1, 1)	4.0	L	22	8	7	7	0	1	0	2	0	1	1	45	76	15.75	2.250
Mel Rojas, R ERA:	(5, 1)	2.0		6	1	0	0	1	0	0	0	0	0	0	12	24	0.00	0.500
Jeff Fassero, L ERA: 6.3	(7, 1)	2.0		9	1	1	1	1	2	0	0	0	0	0	20	36	4.50	1.500
John Wetteland, R ERA: 3.18	(9, 1)	1.0		5	0	0	0	0	1	0	1	0	0	0	10	17	0.00	1.000

PITCHER	IP	WLS	BF	H	R	ER	SO	BB	IBB	HBP	BLK	WP	HR	S	P	ERA	WHIP

Pittsburgh Pirates @ Montreal Expos

Olympic Stadium, Montreal, QB

Tue Apr 21 1992, 7:05 PM EDT

Att. 7,013 - Dome - 70 F

livebaseballscorecards.com

BOTTOM

Batter	1	2	3	4	5	6	7	8	9	AB	R	H	RBI	BB	SO	LOB
Delino DeShields, L (1, 4) OBP: 0.349, SLG: 0.448	X 0-0 ① F6	C C F B S 1-3 ③ K			C C F H 1-2 G6-3 1B HBP		B C F S 1-3 ① K		B C B X 2-1 ① F8	4	0	0	0	0	2	2
Bret Barberie, S (1, 5) OBP: 0.420, SLG: 0.350	B B C B F S 3-3 ② K		B C B F B C 3-3 ① K		B 1 SAFE 1 SAFE X 1-0 G6-3 1-2 1B		F B X 1-1 ② F9		B B B C B 4-1 HR BB	4	1	1	0	1	2	0
Ivan Calderon, R (1, 7) OBP: 0.212, SLG: 0.412	C X 0-1 ③ L4		S X 0-1 ② F9		F F B X 1-2 ①② G6-3 1-2f 2-3		B F X 1-1 ③ G4-3		X 0-0 1-H HR	5	1	1	2	0	0	2
Larry Walker, L (1, 9) OBP: 0.322, SLG: 0.415		C S B B S 2-3 ① K	S B X 1-1 ③ G5-3		B F B B S F B 4-2 BB BB			X 0-0 ① G4-3	B F B S F T B X 3-2 ② P6	4	0	0	0	1	1	0
Tim Wallach, R (1, 3) OBP: 0.424, SLG: 0.521		C X 0-1 ② F8		S S X 0-2 ① G1-3	B B F B F B 4-2 1-2 BB			B X 1-0 HR	B S S S X 1-2 1B	4	1	2	1	1	0	0
Marquis Grissom, R (1, 8) OBP: 0.310, SLG: 0.453		B C B B B 4-1 1B S 2B BB		F X 0-1 1B SF8 2B	F F F C 0-3 ③ K			B X 1-0 ② B1-3	B S B X 2-1 ③ F8	4	2	1	0	1	1	4
Rick Cerone, R (1, 2) OBP: 0.444, SLG: 0.778		F E B F X 1-2 2B 1-3 1B 1B		B X 1-0 2-3 1B		C B X 1-1 ① P3		B F X 1-1 HR		4	2	3	1	0	0	0
Spike Owen, S (1, 6) OBP: 0.255, SLG: 0.225		C B X 1-1 1B 1-3 3-H 2B		B B F X 2-1 ② SF8 3-H		B F X 1-1 ② G1-3		B C B X 2-1 1B		3	0	2	2	0	0	0
Chris Haney, L (1, 1) OBP: 0.333, SLG: 0.333 Gary Carter, R (4, PH) OBP: 0.318, SLG: 0.333 Mel Rojas, R (5, 1) Eric Bullock, L (6, PH) Jeff Fassero, L (7, 1) Moises Alou, R (8, PH) OBP: 0.667, SLG: 1.000 John Vander Wal, L (8, PH) OBP: 0.308, SLG: 0.182 John Wetteland, R (9, 1)		B B C X 2-1 2-3 3-H 1B		B F B S X 2-2 ③ F9		F B C B X 2-2 ③ G3-1		F B B X 2-1 ③ G4-3		1 1 0 1 0 0 0 1 0	0 0 0 0 0 0 0 0 0	1 0 0 0 0 0 0 0 0	1 0 0 0 0 0 0 0 0	0 0 0 0 0 0 0 0 0	0 0 0 0 0 0 0 0 0	0 1 0 0 0 0 0 1 0
Inning Stats	R: 0 H: 0 E: 0 LOB: 0 K: 1 BB: 0 S: 6 P: 9	R: 2 H: 3 E: 0 LOB: 2 K: 2 BB: 1 S: 18 P: 29	R: 0 H: 0 E: 0 LOB: 0 K: 1 BB: 0 S: 7 P: 11	R: 1 H: 2 E: 0 LOB: 1 K: 0 BB: 0 S: 11 P: 16	R: 0 H: 1 E: 0 LOB: 3 K: 1 BB: 2 S: 16 P: 27	R: 0 H: 0 E: 0 LOB: 0 K: 0 BB: 0 S: 7 P: 11	R: 0 H: 0 E: 0 LOB: 0 K: 1 BB: 0 S: 7 P: 10	R: 2 H: 3 E: 0 LOB: 1 K: 0 BB: 0 S: 9 P: 16	R: 2 H: 2 E: 0 LOB: 1 K: 0 BB: 1 S: 13 P: 25	1B: 6 SF: 1 2B: 2 SAC: 0 3B: 0 DP: 1 HR: 3 HBP: 1						

AB	36
R	7
H	11
RBI	7
BB	4
SO	6
LOB	10

WP: 0	PA: 42
PB: 0	
SB: 1	
CS: 0	

PITCHER		IP	WLS	BF	H	R	ER	SO	BB	IBB	HBP	BLK	WP	HR	S	P	ERA	WHIP
Denny Neagle, L ERA: 5.68	(1, 1)	4.0		20	6	3	3	4	1	0	1	0	0	0	46	71	6.75	1.750
Vicente Palacios, R ERA: 4.5	(5, 1)	2.0	W	7	0	0	0	1	2	0	0	0	0	0	19	32	0.00	1.000
Jerry Don Gleaton, L ERA: 6.75	(7, 1)	1.2		8	3	2	2	1	0	0	0	0	0	2	14	22	10.80	1.800
Roger Mason, R ERA: 2.35	(8, 1)	1.1	S	7	2	2	2	0	1	0	0	0	0	1	15	29	13.50	2.250

PITCHER		IP	WLS	BF	H	R	ER	SO	BB	IBB	HBP	BLK	WP	HR	S	P	ERA	WHIP

Batter	1	2	3	4	5	6	7	8	9	AB	R	H	RBI	BB	SO	LOB
Kirk Gibson, L (1, 9) OBP: 0.303, SLG: 0.452	B B X 2-0 HR		X 0-0 1B			F X 0-1 ① G4-1		B S B X 2-1 ② F7		4	1	2	1	0	0	0
Jay Bell, R (1, 6) OBP: 0.413, SLG: 0.286	B C X 1-1 ① F9		C 1 SAFE S X 0-2 ③ F9			B C X 1-1 ② F8		B C S F X 1-2 ③ G3		4	0	0	0	0	0	1
Andy Van Slyke, L (1, 8) OBP: 0.386, SLG: 0.367	X 0-0 ② P6			B C C F B F B F C 3-3 ① K		B B X 2-1 ③ F6			C B B B X 3-1 G4-3 1B 1B	4	1	1	0	0	1	0
Barry Bonds, L (1, 7) OBP: 0.418, SLG: 0.778	C C F B X 1-2 ③ L5			X 0-0 ② G4-3			F B B C F B X 3-2 ① P4		1 SAFE C 1 SAFE X 0-1 ① G4-3 1-2	4	0	0	0	0	0	1
Orlando Merced, S (1, 3) OBP: 0.333, SLG: 0.143		B X 1-0 ① F7		B B B B 4-0 BB			C S B B B B 4-2 CS BB		C S S 0-3 ② K	2	0	0	0	2	1	1
Steve Buechele, R (1, 5) OBP: 0.345, SLG: 0.367		B C C X 1-2 ② F8		B 1 SAFE C 1 SAFE 1 SAFE B F F F 2-3 F S ③ K			1 SAFE X 0-0 ② F8		C F F B B X 2-2 ③ 2-H 1B	4	0	1	1	0	1	2
Michael LaValliere, L (1, 2) OBP: 0.452, SLG: 0.556		C B S B F B X 3-2 ③ G6-3			C C B S 1-3 ① K		B 1 SAFE 1 SAFE F B 1 SAFE 1 SAFE P I 4-1 1-2 IBB			2	0	0	0	1	1	0
Jose Lind, R (1, 4) OBP: 0.208, SLG: 0.222			C X 0-1 ① P4		C X 0-1 ② G5-3		C B F B B F X 3-2 ③ G5-3			3	0	0	0	0	0	2
Doug Drabek, R (1, 1) OBP: 0.111, SLG: 0.111			B S B F X 2-2 ② G5-3		B S F B X 2-2 ③ P3			C B S B X 2-2 ① P3		3	0	0	0	0	0	0
Inning Stats	R: 1 E: 0 K: 0 S: 8 H: 1 LOB: 0 BB: 0 P: 12	R: 0 E: 0 K: 0 S: 8 H: 0 LOB: 0 BB: 0 P: 13	R: 0 E: 0 K: 0 S: 9 H: 1 LOB: 1 BB: 0 P: 11	R: 0 E: 0 K: 2 S: 13 H: 0 LOB: 1 BB: 1 P: 22	R: 0 E: 0 K: 1 S: 8 H: 0 LOB: 0 BB: 0 P: 11	R: 0 E: 0 K: 0 S: 6 H: 0 LOB: 0 BB: 0 P: 9	R: 0 E: 0 K: 0 S: 13 H: 0 LOB: 2 BB: 2 P: 26	R: 0 E: 0 K: 0 S: 9 H: 0 LOB: 0 BB: 0 P: 14	R: 1 E: 0 K: 1 S: 11 H: 2 LOB: 1 BB: 0 P: 16	1B: 3 2B: 0 3B: 0 HR: 1 SF: 0 SAC: 0 DP: 0 HBP: 0							

PITCHER		IP	WLS	BF	H	R	ER	SO	BB	IBB	HBP	BLK	WP	HR	S	P	ERA	WHIP
Dennis Martinez, R ERA: 2.67	(1, 1)	8.0	L	29	2	1	1	3	2	1	0	0	0	1	74	118	1.12	0.500
Mel Rojas, R ERA: 3.0	(9, 1)	1.0		4	2	1	1	1	0	0	0	0	0	0	11	16	9.00	2.000

PITCHER	IP	WLS	BF	H	R	ER	SO	BB	IBB	HBP	BLK	WP	HR	S	P	ERA	WHIP

TOP

Pittsburgh Pirates @ Montreal Expos

Olympic Stadium, Montreal, QB

Wed Apr 22 1992, 7:05 PM EDT

Att. 8,421 - Dome - 70 F

livebaseballscorecards.com

AB	30
R	2
H	4
RBI	2
BB	3
SO	4
LOB	7

WP: 0 PB: 0 SB: 0 CS: 1 PA: 33

Pittsburgh Pirates @ Montreal Expos

Olympic Stadium, Montreal, QB

Wed Apr 22 1992, 7:05 PM EDT

Att. 8,421 - Dome - 70 F

BOTTOM

livebaseballscorecards.com

Batter	1	2	3	4	5	6	7	8	9	AB	R	H	RBI	BB	SO	LOB
Delino DeShields, L (1, 4) OBP: 0.343, SLG: 0.435	F F B F S 1-3 K ①		B C S B F X 2-2 CS 1B		C C S 0-3 K ③			B S B C S 2-3 K ③		4	0	1	0	0	3	1
Bret Barberie, S (1, 5) OBP: 0.426, SLG: 0.333	F B F F B F B F F F 4-2 F F F F B FC4-6 BB		1 SAFE 1 SAFE B P B B 4-0 ② 1-2 BB			C B F X 1-2 G3 ①			B X 1-0 F7 ①	2	0	0	0	2	0	0
Ivan Calderon, R (1, 7) OBP: 0.196, SLG: 0.382	F 1 SAFE 1 SAFE F B B X 1-2 FC4-6 HBP ② 1-2f		B B C B F X 3-2 F9 ③			F F B X 1-2 G1-3 ②			S F B C 1-3 K ②	4	0	0	0	0	1	2
Larry Walker, L (1, 9) OBP: 0.333, SLG: 0.411	H 1-0 1-2 HBP			F B B C X 2-2 G3 ①		S B X 1-1 F8 ③			B C X 1-1 1B 1B	3	0	1	0	0	0	0
Tim Wallach, R (1, 3) OBP: 0.413, SLG: 0.500 Eric Bullock, L (9, PR)	C B B C X 2-2 F7 ③			X 0-0 G6-3 ②			X 0-0 G5-3 ①		C B X 1-1 1-2 1B	4 0	0 0	1 0	0 0	0 0	0 0	2 0
Marquis Grissom, R (1, 8) OBP: 0.306, SLG: 0.439		X 0-0 G4-3 S 1B		S B B X 2-1 F9 ③			B B X 2-0 L5 ②		B F C B X 2-2 F8 ③	4	0	1	0	0	0	2
Darrin Fletcher, L (1, 2) OBP: 0.321, SLG: 0.292		B B B 2 SAFE C X 3-1 ① ② G4-3 1-3			C B B X 2-1 P5 ①		C B B F X 2-2 F8 ③			3	0	0	0	0	0	1
Tom Foley, L (1, 6) OBP: 0.154, SLG: 0.154		B F X 1-1 G6-3 ③			B X 1-0 SH2-4 1B			B C F X 1-2 F7 ①		3	0	1	0	0	0	0
Dennis Martinez, R (1, 1) John Vander Wal, L (8, PH) OBP: 0.286, SLG: 0.167 Mel Rojas, R (9, 1)			F B B X 2-1 F8 ①		X 0-0 SH2-4 1-2 ②			C B B F X 2-2 G6-3 ②		1 1 0	0 0 0	0 0 0	0 0 0	0 0 0	0 0 0	0 0 0
Inning Stats	R: 0 H: 0 E: 0 LOB: 2 K: 1 BB: 1 S: 20 P: 29	R: 0 H: 1 E: 0 LOB: 0 K: 0 BB: 0 S: 5 P: 9	R: 0 H: 1 E: 0 LOB: 1 K: 0 BB: 1 S: 10 P: 20	R: 0 H: 0 E: 0 LOB: 0 K: 0 BB: 0 S: 6 P: 10	R: 0 H: 1 E: 0 LOB: 1 K: 1 BB: 0 S: 7 P: 10	R: 0 H: 0 E: 0 LOB: 0 K: 0 BB: 0 S: 8 P: 11	R: 0 H: 0 E: 0 LOB: 0 K: 0 BB: 0 S: 5 P: 9	R: 0 H: 0 E: 0 LOB: 0 K: 1 BB: 0 S: 9 P: 14	R: 0 H: 2 E: 0 LOB: 2 K: 1 BB: 0 S: 11 P: 17	1B: 5 2B: 0 3B: 0 HR: 0	SF: 0 SAC: 1 DP: 0 HBP: 1						

	AB	29
	R	0
	H	5
	RBI	0
	BB	2
	SO	4
	LOB	8

PITCHER	IP	WLS	BF	H	R	ER	SO	BB	IBB	HBP	BLK	WP	HR	S	P	ERA	WHIP
Doug Drabek, R (1, 1) ERA: 2.4	9.0	W	33	5	0	0	4	2	0	1	0	0	0	81	129	0.00	0.778

PITCHER	IP	WLS	BF	H	R	ER	SO	BB	IBB	HBP	BLK	WP	HR	S	P	ERA	WHIP

WP: 0 PB: 0 SB: 1 CS: 1 PA: 33

Batter	1	2	3	4	5	6	7	8	9	AB	R	H	RBI	BB	SO	LOB
Kirk Gibson, L (1, 9) OBP: 0.270, SLG: 0.400	B B S S S S 3-3 ① K		B B B X 3-0 ③ G4-3			B X 1-0 ① P6		C F S 0-3 ③ K		4	0	0	0	0	2	1
Jay Bell, R (1, 6) OBP: 0.403, SLG: 0.283	X 0-0 ② G6-3			B B S S B F X 3-2 ① F7		B C X 1-1 ② P2			C B B X 2-1 2B 1B	4	1	1	0	0	0	0
Andy Van Slyke, L (1, 8) OBP: 0.393, SLG: 0.396	B C C T T T B S 3-3 ③ K			B F X 1-1 FC6 1B		C F C 0-3 ③ K			C B F X 1-2 1-H 2B 2B	4	1	2	1	0	2	0
Cecil Espy, S (1, 7) OBP: 0.588, SLG: 0.938		F B B S X 2-2 ① F9		B F B 1 SAFE B C X 3-2 ② FC6 1-2f			B F F X 1-2 SF8 3B		B C B S F S 2-3 ① K	4	1	1	0	0	1	2
Orlando Merced, S (1, 3) OBP: 0.350, SLG: 0.200		C H 1-1 CS HBP		1 SAFE 1 SAFE C S 1 SAFE P 1 SAFE X 1-2 ③ F8			S C B F X 1-2 ① SF8 3-H		C B B C X 2-2 2-H 2B	2	0	1	2	0	0	1
Steve Buechele, R (1, 5) OBP: 0.339, SLG: 0.358		S B B B X 3-1 ②③ G3 1-2			B X 1-0 FC6-4 1B		B C X 1-1 ② F9		C C B F B C 2-3 ② K	4	0	1	0	0	1	2
Michael LaValliere, L (1, 2) OBP: 0.412, SLG: 0.500			C X 0-1 ① G6-3		B X 1-0 ① L7		C X 0-1 ③ G6-3		C B B X 1-1 ③ F8	3	0	0	0	0	0	1
Jerry Don Gleaton, L (7, 1)										0	0	0	0	0	0	0
Gary Varsho, L (9, PH) OBP: 0.364, SLG: 0.800										1	0	0	0	0	0	1
Jose Lind, R (1, 4) OBP: 0.216, SLG: 0.229			C C X 0-2 SH1-4 1B		B 1 SAFE F X 1-1 ② FC6-4 1-2f			C F X 0-2 ① F8		3	0	1	0	0	0	1
Zane Smith, L (1, 1) OBP: 0.100, SLG: 0.200			X 0-0 ② SH1-4 1-2		X 0-0 ③ L6			B C X 1-1 ② P4		1	0	0	0	0	0	1
Dennis Lamp, R (6, 1)										0	0	0	0	0	0	0
Don Slaught, R (7, 2)										1	0	0	0	0	0	0
Inning Stats	R: 0 E: 0 K: 2 S: 10 H: 0 LOB: 0 BB: 0 P: 16	R: 0 E: 0 K: 0 S: 6 H: 0 LOB: 0 BB: 0 P: 12	R: 0 E: 0 K: 0 S: 7 H: 1 LOB: 1 BB: 0 P: 10	R: 0 E: 0 K: 0 S: 13 H: 1 LOB: 1 BB: 0 P: 20	R: 0 E: 0 K: 0 S: 5 H: 1 LOB: 1 BB: 0 P: 8	R: 0 E: 0 K: 1 S: 6 H: 0 LOB: 0 BB: 0 P: 8	R: 1 E: 0 K: 0 S: 11 H: 1 LOB: 0 BB: 0 P: 14	R: 0 E: 0 K: 1 S: 8 H: 0 LOB: 0 BB: 0 P: 9	R: 2 E: 0 K: 2 S: 18 H: 3 LOB: 1 BB: 0 P: 28	1B: 4 2B: 2 3B: 1 HR: 0	SF: 1 SAC: 1 DP: 0 HBP: 1						

TOP

Pittsburgh Pirates @ Montreal Expos

Olympic Stadium, Montreal, QB

Thu Apr 23 1992, 3:33 AM EDT

Att. 5,806 - Dome - 70 F

livebaseballscorecards.com

AB	31
R	3
H	7
RBI	3
BB	0
SO	6
LOB	10

PITCHER		IP	WLS	BF	H	R	ER	SO	BB	IBB	HBP	BLK	WP	HR	S	P	ERA	WHIP	PITCHER	IP	WLS	BF	H	R	ER	SO	BB	IBB	HBP	BLK	WP	HR	S	P	ERA	WHIP
Mark Gardner, R ERA: 4.07	(1, 1)	8.1	W	32	7	3	3	5	0	0	1	0	0	0	78	116	3.24	0.840																	
John Wetteland, R ERA: 2.84	(9, 1)	0.2	S	2	0	0	0	1	0	0	0	0	0	0	6	9	0.00	0.000																	

WP: 0 PB: 0 SB: 0 CS: 1 PA: 34

Pittsburgh Pirates @ Montreal Expos

Olympic Stadium, Montreal, QB

Thu Apr 23 1992, 3:33 AM EDT
Att. 5,806 - Dome - 70 F

livebaseballscorecards.com

BOTTOM

Batter	1	2	3	4	5	6	7	8	9	AB	R	H	RBI	BB	SO	LOB
Marquis Grissom, R (1, 8) OBP: 0.328, SLG: 0.459	E7	FC5-2, 1B 1-2 1B		G5-3 ②		2B 1-2 BB		E6		4	2	2	0	1	0	1
Spike Owen, S (1, 6) OBP: 0.269, SLG: 0.267	E2, E FC4-6 3-H	FC5-2 1-2 2-3 1B		G1-3 ③		E 1-H 2-H 2B		1 SAFE 1 SAFE F8 ③		5	2	2	2	0	0	2
Ivan Calderon, R (1, 7) OBP: 0.217, SLG: 0.407	E5, FC4-6 2-3	FC5-2 ② 1-2 2-3 3-Hf			G4-3 SF9 2B	E6 2-H 1B				4	1	2	0	0	0	4
Larry Walker, L (1, 9) OBP: 0.313, SLG: 0.383	FC4-6 ① 1B 1-2f 3-H	G6-3 ③			G4-3 ① 2-3	G4-3 ③				4	0	0	1	0	0	6
Tim Wallach, R (1, 3) OBP: 0.388, SLG: 0.473	1 SAFE 1 SAFE 1 SAFE F9 ②		L5 ①		SF9 ② 3-H	G5-3 ①				3	0	0	1	0	0	1
Gary Carter, R (1, 2) OBP: 0.308, SLG: 0.320	1 SAFE 1 SAFE 1-2 1B	F7 ②			L9 ③		G5-3 ②			4	0	1	0	0	0	0
Bret Barberie, S (1, 5) OBP: 0.414, SLG: 0.326	K ③	G6-3 ③				FC4-6 1B	P3 ③			4	0	1	0	0	1	2
Tom Foley, L (1, 4) OBP: 0.176, SLG: 0.176		K ①		SH5-4 1B		FC4-6, S 1-2f 2B		F8 ①		4	1	1	0	0	1	1
Mark Gardner, R (1, 1) OBP: 0.250, SLG: 0.250		1B, 1B FC5-2 1B		1 SAFE SH5-4 ① 1-2		1 SAFE 1 SAFE K ②		F8 ②		3	0	1	0	0	1	1
John Wetteland, R (9, 1)										0	0	0	0	0	0	0
Inning Stats	R: 2 E: 3 K: 1 S: 20 H: 2 LOB: 2 BB: 0 P: 27	R: 0 E: 0 K: 1 S: 9 H: 3 LOB: 3 BB: 0 P: 14	R: 0 E: 0 K: 0 S: 11 H: 0 LOB: 0 BB: 0 P: 16	R: 0 E: 0 K: 0 S: 13 H: 1 LOB: 1 BB: 0 P: 18	R: 1 E: 0 K: 0 S: 12 H: 1 LOB: 0 BB: 0 P: 17	R: 3 E: 1 K: 1 S: 14 H: 3 LOB: 1 BB: 1 P: 25	R: 0 E: 0 K: 0 S: 7 H: 0 LOB: 0 BB: 0 P: 12	R: 0 E: 1 K: 0 S: 10 H: 0 LOB: 1 BB: 0 P: 16		1B: 7 2B: 3 3B: 0 HR: 0 SF: 1 SAC: 1 DP: 0 HBP: 0						

AB	35
R	6
H	10
RBI	4
BB	1
SO	3
LOB	18

WP: 0 PB: 0 SB: 1 CS: 0 PA: 38

PITCHER		IP	WLS	BF	H	R	ER	SO	BB	IBB	HBP	BLK	WP	HR	S	P	ERA	WHIP
Zane Smith, L ERA: 2.7	(1, 1)	5.2	L	29	9	6	3	3	1	0	0	0	0	0	74	109	4.76	1.765
Dennis Lamp, R ERA:	(6, 1)	0.1		2	1	0	0	0	0	0	0	0	0	0	5	8	0.00	3.000
Jerry Don Gleaton, L ERA: 3.86	(7, 1)	2.0		7	0	0	0	0	0	0	0	0	0	0	17	28	0.00	0.000

PITCHER	IP	WLS	BF	H	R	ER	SO	BB	IBB	HBP	BLK	WP	HR	S	P	ERA	WHIP

Batter	1	2	3	4	5	6	7	8	9	AB	R	H	RBI	BB	SO	LOB
Marquis Grissom, R (1, 8) OBP: 0.324, SLG: 0.446	G6-3	CS, 2-H, 1B			G5-3		FC6-4, 1-2f			4	0	1	1	0	0	1
Bret Barberie, S (1, 5) OBP: 0.419, SLG: 0.360	G1-3	CS, 1-2	1B		2B			L7		4	0	2	0	0	0	0
Ivan Calderon, R (1, 7) OBP: 0.219, SLG: 0.397	2B, 1B		P4		P7			K		4	1	1	0	0	1	2
Larry Walker, L (1, 9) OBP: 0.310, SLG: 0.391	1-H, 2B		K			P3		G1-3		4	0	1	1	0	1	1
Tim Wallach, R (1, 3) OBP: 0.366, SLG: 0.441	K		K			G5-3			P5	4	0	0	0	0	2	2
Darrin Fletcher, L (1, 2) OBP: 0.290, SLG: 0.259 Rick Cerone, R (7, 2) OBP: 0.400, SLG: 0.700		F8		P7		K			G6-3	3 1	0 0	0 0	0 0	0 0	1 0	0 0
Delino DeShields, L (1, 4) OBP: 0.352, SLG: 0.431 John Wetteland, R (9, 1)		PB, 2B, 1B		G6-3			F8		BB	3 0	1 0	1 0	0 0	1 0	0 0	0 0
Spike Owen, S (1, 6) OBP: 0.286, SLG: 0.306		1-H, 1B, 2B		P7			FC6-4, 1B		K	4	1	2	1	0	1	1
Chris Nabholz, L (1, 1) Bill Sampen, R (5, 1) John Vander Wal, L (7, PH) OBP: 0.267, SLG: 0.154 Jeff Fassero, L (7, 1) Bill Landrum, R (8, 1) Tom Foley, L (9, 4) OBP: 0.176, SLG: 0.176		F8			G4-3		F7			2 0 1 0 0 0	0 0 0 0 0 0	0 0 0 0 0 0	0 0 0 0 0 0	0 0 0 0 0 0	0 0 1 0 0 0	1 0 1 0 0 0
Inning Stats	R: 1 E: 0 K: 1 S: 12 H: 2 LOB: 1 BB: 0 P: 17	R: 2 E: 0 K: 0 S: 10 H: 3 LOB: 0 BB: 0 P: 19	R: 0 E: 0 K: 2 S: 11 H: 1 LOB: 1 BB: 0 P: 19	R: 0 E: 0 K: 0 S: 7 H: 0 LOB: 0 BB: 0 P: 9	R: 0 E: 0 K: 0 S: 6 H: 1 LOB: 1 BB: 0 P: 11	R: 0 E: 0 K: 1 S: 6 H: 0 LOB: 0 BB: 0 P: 9	R: 0 E: 0 K: 0 S: 8 H: 1 LOB: 1 BB: 0 P: 14	R: 0 E: 0 K: 1 S: 10 H: 0 LOB: 0 BB: 0 P: 14	R: 0 E: 0 K: 1 S: 8 H: 0 LOB: 1 BB: 1 P: 15	1B: 5 2B: 3 3B: 0 HR: 0 SF: 0 SAC: 0 DP: 0 HBP: 0						

PITCHER	IP	WLS	BF	H	R	ER	SO	BB	IBB	HBP	BLK	WP	HR	S	P	ERA	WHIP
Omar Olivares, R (1, 1) ERA: 4.34	9.0	W	35	8	3	3	6	1	0	0	0	0	0	78	127	3.00	1.000

PITCHER	IP	WLS	BF	H	R	ER	SO	BB	IBB	HBP	BLK	WP	HR	S	P	ERA	WHIP

TOP

Montreal Expos @ St. Louis Cardinals

Busch Stadium, St. Louis, MO

Fri Apr 24 1992, 7:05 PM CDT

Att. 23,187 - Cloudy - 56 F

livebaseballscorecards.com

AB	34
R	3
H	8
RBI	3
BB	1
SO	6
LOB	9

PA: 36

WP: 0
PB: 1
SB: 0
CS: 1

Batter	1	2	3	4	5	6	7	8	9	AB	R	H	RBI	BB	SO	LOB
Ray Lankford, L (1, 8) OBP: 0.446, SLG: 0.433	B X 1-0 G5-3 S 1B 1B		C C B B F S 2-3 ① K		C X 0-1 BB S 1B 1B		S F S 0-3 ② K		B B C B X 3-1 1-H 1B 2B	5	2	3	1	0	2	0
Ozzie Smith, S (1, 6) OBP: 0.364, SLG: 0.308	1 SAFE 1 SAFE 1 SAFE 1 SAFE C F 1 SAFE 1 SAFE P 2-3 ① F 1 SAFE 1 SAFE B F S K		X 0-0 ② P3		1 SAFE B B B B 4-0 BB 1-2 BB		B X 1-0 ③ G4-3		B B B C X 3-1 2-H 1B	4	0	1	1	1	1	1
Todd Zeile, R (1, 5) OBP: 0.379, SLG: 0.538	B C B 1 SAFE S B X 3-2 ② G5-3 1-3		X 0-0 ③ G1-3		B B B C B 4-1 FC4 1-2 2-3 BB			C B B X 2-1 1B 1B		3	0	1	0	1	0	1
Pedro Guerrero, R (1, 3) OBP: 0.290, SLG: 0.351 Tim Jones, L (8, PR) OBP: 0.206, SLG: 0.182 (9, 4)	X 0-0 3-H 1B			B B C B B 4-1 FC1-6 BB	B C C S 1-3 ② K			1 SAFE 1 SAFE X 0-0 F9-3 1-3 1B		3 0	0 0	2 0	1 0	1 0	1 0	3 0
Brian Jordan, R (1, 9) OBP: 0.241, SLG: 0.351	C S B B S 2-3 ③ K			B X 1-0 ① FC1-6 S E 1-2f	C X 0-1 ③ FC4 1-2f			C S B B S 2-3 ① K		4	1	0	0	0	2	7
Rex Hudler, R (1, 4) OBP: 0.235, SLG: 0.529 Gerald Perry, L (8, PH) OBP: 0.214, SLG: 0.308 (9, 3)		B B X 2-0 S 1B		1 SAFE C B 1 SAFE 1 SAFE P F F S 2-3 ② K 1-2		C B X 1-1 ① F7		B C X 1-1 ② ③ F9-3 1-2		3 1	0 0	1 0	0 0	0 0	1 0	1 2
Bernard Gilkey, R (1, 7) OBP: 0.419, SLG: 0.429		S B C X 1-2 ① P9 1-2		X 0-0 E5 2-H 1B		B S B C F X 2-2 ② G6-3			B S X 1-1 ① P4	4	0	1	0	0	0	1
Tom Pagnozzi, R (1, 2) OBP: 0.273, SLG: 0.400		C S F S 0-3 ② K		C B B S B X 3-2 ③ G6-3		B C X 1-1 ③ F7			B X 1-0 ② F9	4	0	0	0	0	1	2
Omar Olivares, R (1, 1) OBP: 0.364, SLG: 0.300 Milt Thompson, L (9, PH) OBP: 0.275, SLG: 0.436		S B B B S S S 3-3 ③ K			B F S B B F X 3-2 ① G1-3		B B C X 2-1 ① G5-3		B X 1-0 S 2B 1B	3 1	0 1	0 1	0 0	0 0	1 0	1 0
Inning Stats	R: 1 H: 2 E: 0 LOB: 1 K: 2 BB: 0 S: 14 P: 21	R: 0 H: 1 E: 0 LOB: 1 K: 2 BB: 0 S: 11 P: 17	R: 0 H: 0 E: 0 LOB: 0 K: 1 BB: 0 S: 6 P: 8	R: 1 H: 1 E: 1 LOB: 1 K: 1 BB: 1 S: 11 P: 20	R: 0 H: 1 E: 0 LOB: 3 K: 1 BB: 2 S: 12 P: 24	R: 0 H: 0 E: 0 LOB: 0 K: 0 BB: 0 S: 8 P: 12	R: 0 H: 0 E: 0 LOB: 0 K: 1 BB: 0 S: 6 P: 9	R: 0 H: 2 E: 0 LOB: 2 K: 1 BB: 0 S: 8 P: 13	R: 2 H: 3 E: 0 LOB: 1 K: 0 BB: 0 S: 8 P: 17	1B: 9 SF: 0 2B: 2 SAC: 0 3B: 0 DP: 1 HR: 0 HBP: 0						WP: 0 PA: 38 PB: 0 SB: 5 CS: 0

PITCHER		IP	WLS	BF	H	R	ER	SO	BB	IBB	HBP	BLK	WP	HR	S	P	ERA	WHIP
Chris Nabholz, L ERA: 2.38	(1, 1)	4.1		21	5	2	1	6	3	0	0	0	0	0	49	84	2.08	1.846
Bill Sampen, R ERA: 5.54	(5, 1)	1.2		5	0	0	0	1	0	0	0	0	0	0	13	18	0.00	0.000
Jeff Fassero, L ERA: 5.73	(7, 1)	1.0		3	0	0	0	1	0	0	0	0	0	0	6	9	0.00	0.000
Bill Landrum, R ERA: 5.4	(8, 1)	1.0		4	2	0	0	1	0	0	0	0	0	0	8	13	0.00	2.000
John Wetteland, R ERA: 5.14	(9, 1)	0.2	L	5	3	2	2	0	0	0	0	0	0	0	8	17	27.00	4.500

PITCHER	IP	WLS	BF	H	R	ER	SO	BB	IBB	HBP	BLK	WP	HR	S	P	ERA	WHIP

BOTTOM

Montreal Expos @ St. Louis Cardinals

Busch Stadium, St. Louis, MO

Fri Apr 24 1992, 7:05 PM CDT
Att. 23,187 - Cloudy - 56 F

livebaseballscorecards.com

AB	35
R	4
H	10
RBI	3
BB	3
SO	9
LOB	19

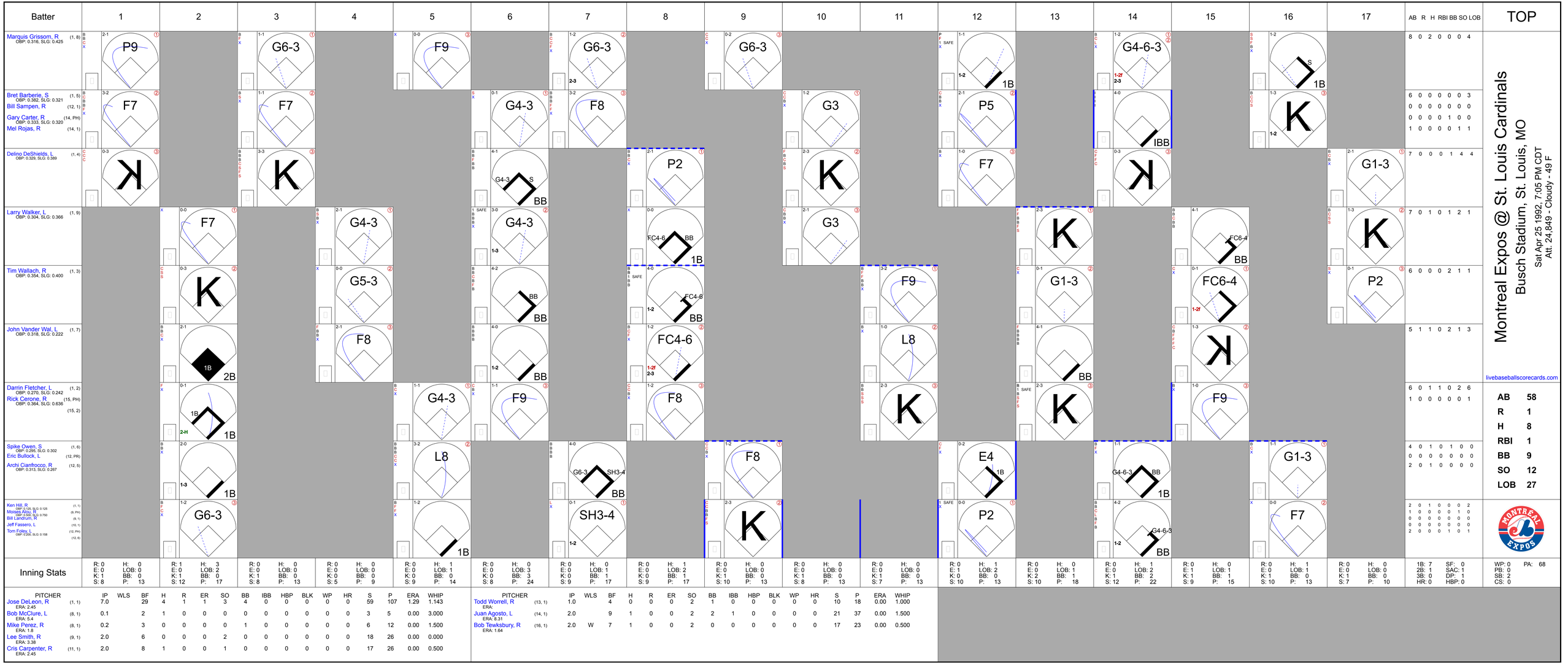

PITCHER		IP	WLS	BF	H	R	ER	SO	BB	IBB	HBP	BLK	WP	HR	S	P	ERA	WHIP
Jose DeLeon, R	(1, 1)	7.0		29	4	1	1	3	4	0	0	0	0	0	59	107	1.29	1.143
ERA: 2.45																		
Bob McClure, L	(8, 1)	0.1		2	1	0	0	0	0	0	0	0	0	0	3	5	0.00	3.000
ERA: 5.4																		
Mike Perez, R	(8, 1)	0.2		3	0	0	0	0	1	0	0	0	0	0	6	12	0.00	1.500
ERA: 1.8																		
Lee Smith, R	(9, 1)	2.0		6	0	0	0	2	0	0	0	0	0	0	18	26	0.00	0.000
ERA: 3.38																		
Cris Carpenter, R	(11, 1)	2.0		8	1	0	0	1	0	0	0	0	0	0	17	26	0.00	0.500
ERA: 2.45																		

PITCHER		IP	WLS	BF	H	R	ER	SO	BB	IBB	HBP	BLK	WP	HR	S	P	ERA	WHIP
Todd Worrell, R	(13, 1)	1.0		4	0	0	0	2	0	0	0	0	0	0	10	18	0.00	1.000
ERA:																		
Juan Agosto, L	(14, 1)	2.0		9	1	0	0	2	2	1	0	0	0	0	21	37	0.00	1.500
ERA: 8.31																		
Bob Tewksbury, R	(16, 1)	2.0	W	7	1	0	0	2	0	0	0	0	0	0	17	23	0.00	0.500
ERA: 1.64																		

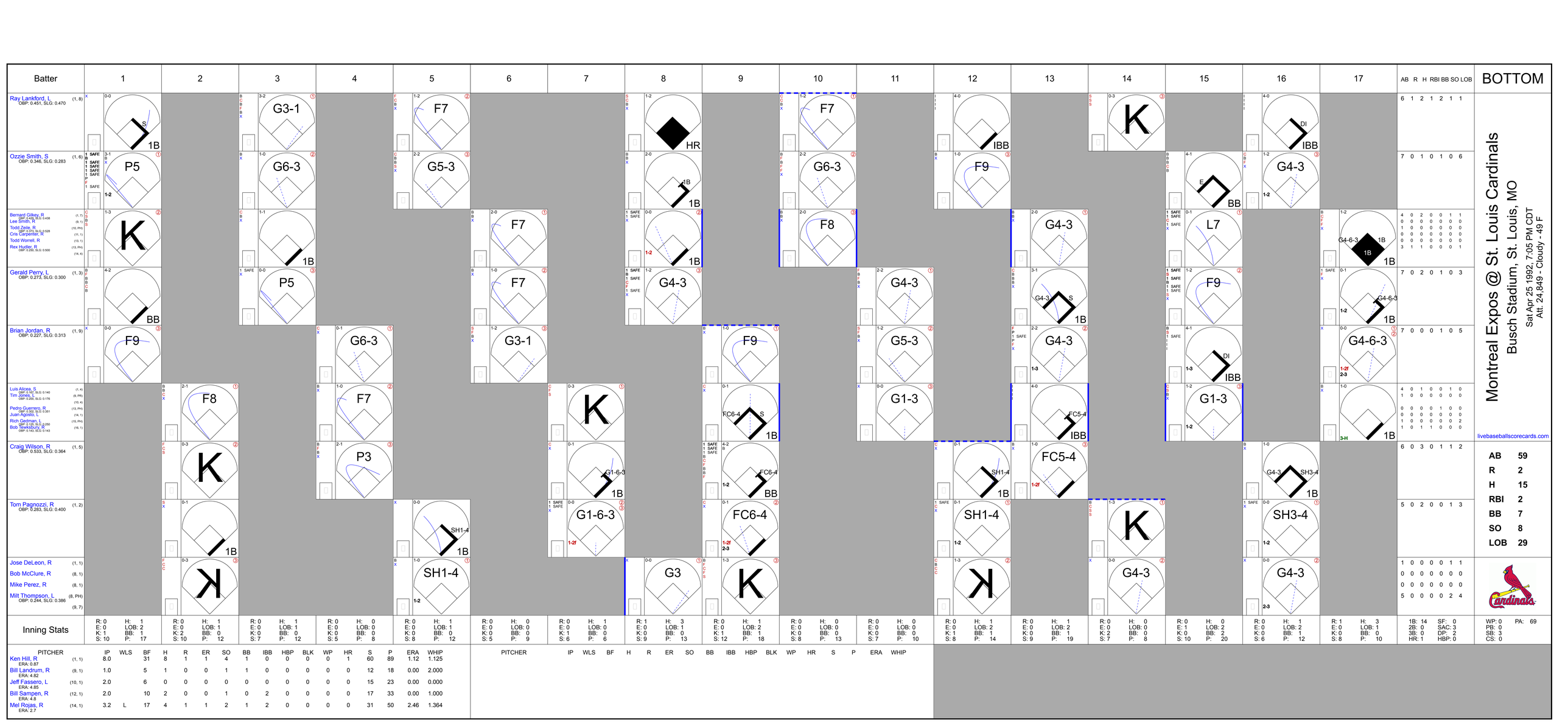
Batter
1
2
3
4
5
6
7
8
9
10
11
12
13
14
15
16
17
AB R H RBI BB SO LOB
BOTTOM
Ray Lankford, L (1, 8) OBP: 0.451, SLG: 0.470
Ozzie Smith, S (1, 6) OBP: 0.346, SLG: 0.283
Bernard Gilkey, R (1, 7) OBP: 0.419, SLG: 0.438
Lee Smith, R (8, 1)
Todd Zeile, R (10, PH) OBP: 0.370, SLG: 0.528
Cris Carpenter, R (11, 1)
Todd Worrell, R (13, 1)
Rex Hudler, R (13, PH) OBP: 0.250, SLG: 0.500
(14, 4)
Gerald Perry, L (1, 3) OBP: 0.273, SLG: 0.300
Brian Jordan, R (1, 9) OBP: 0.227, SLG: 0.313
Luis Alicea, S (1, 4)
Tim Jones, R (9, PR) OBP: 0.000, SLG: 0.176
(10, 4)
Pedro Guerrero, R (13, PH) OBP: 0.302, SLG: 0.351
Juan Agosto, L (14, 1)
Rich Gedman, L (15, PH) OBP: 0.125, SLG: 0.250
Bob Tewksbury, R (16, 1) OBP: 0.143, SLG: 0.143
Craig Wilson, R (1, 5) OBP: 0.533, SLG: 0.364
Tom Pagnozzi, R (1, 2) OBP: 0.283, SLG: 0.400
Jose DeLeon, R (1, 1)
Bob McClure, R (8, 1)
Mike Perez, R (8, 1)
Milt Thompson, L (8, PH) OBP: 0.244, SLG: 0.386
(9, 7)
Montreal Expos @ St. Louis Cardinals
Busch Stadium, St. Louis, MO
Sat Apr 25 1992, 7:05 PM CDT
Att. 24,849 - Cloudy - 49 F
livebaseballscorecards.com
AB 59
R 2
H 15
RBI 2
BB 7
SO 8
LOB 29
Inning Stats
PITCHER IP WLS BF H R ER SO BB IBB HBP BLK WP HR S P ERA WHIP
Ken Hill, R (1, 1) ERA: 0.87 8.0 31 8 1 1 4 1 0 0 0 0 1 60 89 1.12 1.125
Bill Landrum, R (9, 1) ERA: 4.82 1.0 5 1 0 0 1 1 0 0 0 0 0 12 18 0.00 2.000
Jeff Fassero, L (10, 1) ERA: 4.85 2.0 6 0 0 0 0 0 0 0 0 0 0 15 23 0.00 0.000
Bill Sampen, R (12, 1) ERA: 4.8 2.0 10 2 0 0 1 0 2 0 0 0 0 17 33 0.00 1.000
Mel Rojas, R (14, 1) ERA: 2.7 3.2 L 17 4 1 1 2 1 2 0 0 0 0 31 50 2.46 1.364
1B: 14 2B: 0 3B: 0 HR: 1
SF: 0 SAC: 3 DP: 2 HBP: 0
WP: 0 PB: 0 SB: 3 CS: 0
PA: 69

Batter	1	2	3	4	5	6	7	8	9	AB	R	H	RBI	BB	SO	LOB
Marquis Grissom, R (1, 8) OBP: 0.321, SLG: 0.416	P4	FC6-4 1-2f			1B	G5-3 3-H			BB	4	1	1	1	1	0	1
Spike Owen, S (1, 6) OBP: 0.288, SLG: 0.328	G5-3		K	1 SAFE 2 SAFE	G6-3 1-2	K			SF8 1-H 3B	5	1	1	0	0	2	1
Archi Cianfrocco, R (1, 7) OBP: 0.238, SLG: 0.211	G5-3	G5-3	G5-3		L5 2-3			F8	SF8 3-H	4	0	0	1	0	0	1
Tim Wallach, R (1, 3) OBP: 0.357, SLG: 0.400		G4-3 1B 1B	K		K			2B 1B	P2	5	1	2	0	0	2	1
Gary Carter, R (1, 2) OBP: 0.323, SLG: 0.345		G4-3 1-2		G6-3		F7		1 SAFE 1-3 2B		4	0	1	0	0	0	1
Bret Barberie, S (1, 5) OBP: 0.389, SLG: 0.310		2 SAFE K		S 1B BB		P9		IBB		2	0	0	0	2	1	1
Delino DeShields, L (1, 4) OBP: 0.337, SLG: 0.378		1B 1B BB		1B 1-2 BB		G4-3		P9		2	1	0	0	2	0	3
Moises Alou, R (1, 9) OBP: 0.714, SLG: 1.000 Larry Walker, L (7, 9) OBP: 0.300, SLG: 0.361		1B 1-3 2-H 1B		1-3 2-H 1B			SH5-4 G5-3 2B	K		3 1	2 0	3 0	1 0	0 0	0 1	0 3
Chris Haney, L (1, 1) OBP: 0.333, SLG: 0.333		FC6-4 2-H 3-H 1B		G4-3			SH5-4 2-3		G1-3	3	0	1	2	0	0	2
Inning Stats	R: 0 E: 0 K: 0 S: 6 H: 0 LOB: 0 BB: 0 P: 7	R: 3 E: 0 K: 1 S: 20 H: 3 LOB: 1 BB: 1 P: 32	R: 0 E: 0 K: 2 S: 8 H: 0 LOB: 0 BB: 0 P: 13	R: 0 E: 0 K: 0 S: 9 H: 1 LOB: 2 BB: 2 P: 18	R: 0 E: 0 K: 1 S: 10 H: 1 LOB: 1 BB: 0 P: 13	R: 0 E: 0 K: 0 S: 6 H: 0 LOB: 0 BB: 0 P: 7	R: 1 E: 0 K: 1 S: 8 H: 1 LOB: 0 BB: 0 P: 13	R: 0 E: 0 K: 1 S: 13 H: 2 LOB: 3 BB: 1 P: 21	R: 2 E: 0 K: 0 S: 9 H: 1 LOB: 0 BB: 1 P: 17	1B: 6 2B: 2 3B: 1 HR: 0 SF: 1 SAC: 1 DP: 0 HBP: 0						

Montreal Expos @ St. Louis Cardinals

Busch Stadium, St. Louis, MO

Sun Apr 26 1992, 3:33 AM CDT

Att. 25,622 - Cloudy - 50 F

TOP

livebaseballscorecards.com

AB	33
R	6
H	9
RBI	5
BB	5
SO	6
LOB	14

WP: 0 PB: 0 SB: 4 CS: 0 PA: 40

PITCHER		IP	WLS	BF	H	R	ER	SO	BB	IBB	HBP	BLK	WP	HR	S	P	ERA	WHIP
Rheal Cormier, L ERA: 4.5	(1, 1)	7.1	L	33	8	4	4	5	3	1	0	0	0	0	75	116	4.91	1.500
Bob McClure, L ERA: 4.76	(8, 1)	0.2		2	0	0	0	1	0	0	0	0	0	0	5	8	0.00	0.000
Juan Agosto, L ERA: 9.31	(9, 1)	1.0		5	1	2	2	0	1	0	0	0	0	0	9	17	18.00	2.000

PITCHER	IP	WLS	BF	H	R	ER	SO	BB	IBB	HBP	BLK	WP	HR	S	P	ERA	WHIP

Montreal Expos @ St. Louis Cardinals

Busch Stadium, St. Louis, MO

Sun Apr 26 1992, 3:33 AM CDT

Att. 25,622 - Cloudy - 50 F

BOTTOM

livebaseballscorecards.com

Batter	1	2	3	4	5	6	7	8	9	AB	R	H	RBI	BB	SO	LOB
Ray Lankford, L (1, 8) OBP: 0.430, SLG: 0.443	G4-3		F7		F7			F7		4	0	0	0	0	0	2
Ozzie Smith, S (1, 6) OBP: 0.375, SLG: 0.320	G4-3			S S 1B		F9 BLK 1B		S 1B		4	0	3	0	0	0	0
Todd Zeile, R (1, 5) OBP: 0.366, SLG: 0.500	G4-3			1-2 BB		1 SAFE 1 SAFE 1-3 F9		1-2 K		3	0	0	0	1	1	2
Pedro Guerrero, R (1, 3) OBP: 0.284, SLG: 0.328		F9		P9		P3			K	4	0	0	0	0	1	3
Brian Jordan, R (1, 9) OBP: 0.214, SLG: 0.294		G3		SSSBB 1 SAFE 3-3 K		G6-3			L5	4	0	0	0	0	1	3
Rex Hudler, R (1, 4) OBP: 0.208, SLG: 0.417		K2-3		F9			G6-3		G5-3	4	0	0	0	0	1	2
Bernard Gilkey, R (1, 7) OBP: 0.395, SLG: 0.400			K		G5-3		P3			3	0	0	0	0	1	0
Rich Gedman, L (1, 2) OBP: 0.091, SLG: 0.182			K		K		K			3	0	0	0	0	3	0
Rheal Cormier, L (1, 1) OBP: 0.333, SLG: 0.500 Bob McClure, R (8, 1) Milt Thompson, L (8, PH) OBP: 0.239, SLG: 0.378 Juan Agosto, L (9, 1)			1B		2B			P5		2 0 1 0	0 0 0 0	2 0 0 0	0 0 0 0	0 0 0 0	0 0 0 0	0 0 0 0

Inning Stats	1	2	3	4	5	6	7	8	9
	R: 0 H: 0 E: 0 LOB: 0 K: 0 BB: 0 S: 7 P: 12	R: 0 H: 0 E: 0 LOB: 0 K: 1 BB: 0 S: 9 P: 12	R: 0 H: 1 E: 0 LOB: 1 K: 2 BB: 0 S: 9 P: 14	R: 0 H: 1 E: 0 LOB: 2 K: 1 BB: 1 S: 10 P: 19	R: 0 H: 1 E: 0 LOB: 1 K: 1 BB: 0 S: 12 P: 16	R: 0 H: 1 E: 0 LOB: 1 K: 0 BB: 0 S: 6 P: 12	R: 0 H: 0 E: 0 LOB: 0 K: 1 BB: 0 S: 6 P: 9	R: 0 H: 1 E: 0 LOB: 1 K: 1 BB: 0 S: 8 P: 12	R: 0 H: 0 E: 0 LOB: 0 K: 1 BB: 0 S: 9 P: 12

	AB	32
	R	0
	H	5
	RBI	0
	BB	1
	SO	8
	LOB	12

	1B: 4	SF: 0	WP: 0	PA: 33
	2B: 1	SAC: 0	PB: 0	
	3B: 0	DP: 0	SB: 3	
	HR: 0	HBP: 0	CS: 0	

PITCHER		IP	WLS	BF	H	R	ER	SO	BB	IBB	HBP	BLK	WP	HR	S	P	ERA	WHIP
Chris Haney, L ERA: 4.5	(1, 1)	9.0	W	33	5	0	0	8	1	0	0	1	0	0	76	118	0.00	0.667

PITCHER	IP	WLS	BF	H	R	ER	SO	BB	IBB	HBP	BLK	WP	HR	S	P	ERA	WHIP

Batter	1	2	3	4	5	6	7	8	9	AB	R	H	RBI	BB	SO	LOB
Marquis Grissom, R (1, 8) OBP: 0.330, SLG: 0.444	C B B C X 2-2 G4-6-3 1B		B B S X 2-1 F9 ②			F L C 0-3 K ①		C B C X 1-2 SF8 3B		4	1	2	0	0	1	1
Delino DeShields, L (1, 4) OBP: 0.322, SLG: 0.364	1 SAFE 1 SAFE B 1 SAFE X 1-0 G4-6-3 ① ② 1-2f		C S B F X 1-2 G3 ③			B X 1-0 FC6-4 1B ② 1-2f		C X 0-1 SF8 ② 3-H		3	0	0	1	0	0	2
John Vander Wal, L (1, 7) OBP: 0.360, SLG: 0.286 Archi Cianfrocco, R (8, PH) OBP: 0.227, SLG: 0.200 (8, 7)	B C F B X 2-2 1B 1B			B S B X 2-1 G6-3 ①		X 0-0 1-2 1B		B C S B S 2-3 K ③		3 1	0 0	2 0	0 0	0 0	0 1	0 0
Larry Walker, L (1, 9) OBP: 0.310, SLG: 0.360	B B X 2-0 1-3 1B			B F B B F X 3-2 F8 ②		X 0-0 F9 ③			S C B B B B 4-2 F8 S BB	3	0	1	0	1	0	2
Tim Wallach, R (1, 3) OBP: 0.341, SLG: 0.378	C B B F 1 SAFE X 2-2 G4-3 ③			X 0-0 F9 ③			C B F F F X 1-2 F9 ①		B 1 SAFE B S F B F F X 3-2 F8 ① 1-3	4	0	0	0	0	0	3
Bret Barberie, S (1, 5) OBP: 0.382, SLG: 0.295		B X 1-0 F8 ①			B X 1-0 B5-3 ①		B B B C F F F B 4-2 1B BB		F C B C 1-3 K ②	3	0	0	0	1	1	1
Gary Carter, R (1, 2) OBP: 0.314, SLG: 0.333		C S F B F B B F X 3-2 G6-3 ②			B F B F X 2-2 P6 ②		C F X 0-2 1-2 G6-3 1B		F F F B B C 2-3 K ③	4	0	1	0	0	1	1
Spike Owen, S (1, 6) OBP: 0.275, SLG: 0.311		C F B B F B F X 3-2 P2 ③			C X 0-1 F7 ③		B B C C C X 2-2 ②③ G6-3 1-2f			3	0	0	0	0	0	2
Dennis Martinez, R (1, 1) OBP: 0.111, SLG: 0.111 Moises Alou, R (8, PH) OBP: 0.625, SLG: 0.875 Bill Landrum, R (8, 1)			S B X 1-1 G4-3 ①			X 0-0 FC6-4 1B		C B S B S 2-3 K ①		2 1 0	0 0 0	1 0 0	0 0 0	0 0 0	0 1 0	0 0 0
Inning Stats	R: 0 E: 0 K: 0 S: 11 H: 3 LOB: 2 BB: 0 P: 20	R: 0 E: 0 K: 0 S: 12 H: 0 LOB: 0 BB: 0 P: 19	R: 0 E: 0 K: 0 S: 8 H: 0 LOB: 0 BB: 0 P: 12	R: 0 E: 0 K: 0 S: 6 H: 0 LOB: 0 BB: 0 P: 11	R: 0 E: 0 K: 0 S: 6 H: 0 LOB: 0 BB: 0 P: 9	R: 0 E: 0 K: 1 S: 7 H: 2 LOB: 2 BB: 0 P: 8	R: 0 E: 0 K: 0 S: 15 H: 1 LOB: 1 BB: 1 P: 22	R: 1 E: 0 K: 2 S: 11 H: 1 LOB: 0 BB: 0 P: 16	R: 0 E: 0 K: 2 S: 14 H: 0 LOB: 1 BB: 1 P: 24	1B: 6 2B: 0 3B: 1 HR: 0	SF: 1 SAC: 0 DP: 2 HBP: 0						

TOP

Montreal Expos @ San Francisco Giants

Candlestick Park, San Francisco, CA

Mon Apr 27 1992, 10:05 PM EDT

Att. 8,044 - Sunny - 63 F

livebaseballscorecards.com

AB	31
R	1
H	7
RBI	1
BB	2
SO	5
LOB	12

WP: 0 PB: 0 SB: 1 CS: 0 PA: 34

PITCHER		IP	WLS	BF	H	R	ER	SO	BB	IBB	HBP	BLK	WP	HR	S	P	ERA	WHIP
Dave Burba, R ERA: 3.32	(1, 1)	6.0	W	22	5	0	0	1	0	0	0	0	0	0	50	79	0.00	0.833
Michael Jackson, R ERA: 3.38	(7, 1)	1.1		6	2	1	1	1	1	0	0	0	0	0	21	31	6.75	2.250
Bryan Hickerson, L ERA: 1.04	(8, 1)	0.2		2	0	0	0	1	0	0	0	0	0	0	5	7	0.00	0.000
Jeff Brantley, R ERA: 2.25	(9, 1)	1.0	S	4	0	0	0	2	1	0	0	0	0	0	14	24	0.00	1.000

PITCHER	IP	WLS	BF	H	R	ER	SO	BB	IBB	HBP	BLK	WP	HR	S	P	ERA	WHIP

Batter	1	2	3	4	5	6	7	8	9	AB	R	H	RBI	BB	SO	LOB
Darren Lewis, R (1, 8) OBP: 0.382, SLG: 0.354	B C C B B C 3-3 ① K		C F B F F X 1-2 S 1B		B B B 4-0 CS BB			X 0-0 ① G6-3		3	0	1	0	1	1	0
Willie McGee, S (1, 9) OBP: 0.329, SLG: 0.309	X 0-0 ② G3-1		1 SAFE B F F B X 2-2 ③ G4-3 1-2		1 SAFE 1 SAFE F 1 SAFE P X 1-1 ① ② G4-3 1-2			L B B F X 2-2 ② G6-3		4	0	0	0	0	0	2
Will Clark, L (1, 3) OBP: 0.442, SLG: 0.500	C B F X 1-2 ③ L3			C X 0-1 ① F7	S S F B B F X 2-2 ③ F8			B B B F B 4-1 BB		3	0	0	0	1	0	0
Kevin Bass, S (1, 7) OBP: 0.467, SLG: 0.556 Michael Jackson, R (7, 1) Bryan Hickerson, L (8, 1) Chris James, R (8, PH) OBP: 0.273, SLG: 0.263 Jeff Brantley, R (9, 1)		C B S B X 2-2 G4-3 1B		B C F X 1-2 WP 2B		C C B C 1-3 ① K		1 SAFE B S F F F X 1-2 ③ L5		3 0 0 1 0	1 0 0 0 0	2 0 0 0 0	0 0 0 0 0	0 0 0 0 0	1 0 0 0 0	0 0 0 1 0
Matt Williams, R (1, 5) OBP: 0.194, SLG: 0.348	X 0-0 ① ② G4-3 1-2f			H 1-0 WP 1B HBP		B B C C F X 2-2 ② G5-3				2	1	0	0	0	0	1
Robby Thompson, R (1, 4) OBP: 0.430, SLG: 0.545	B S C X 1-2 FC6-4 1B			C F F F B X 1-2 1B 1-H 2-H 1B		C F B F F X 1-2 ③ P4				3	0	2	1	0	0	0
Jim McNamara, L (1, 2) OBP: 0.417, SLG: 0.500	1 SAFE X 0-0 ③ FC6-4 1-2f			1 SAFE C 1 SAFE 1 SAFE X 0-1 ② P4			B B S C S 2-3 ① K			3	0	0	0	0	1	2
Royce Clayton, R (1, 6) OBP: 0.261, SLG: 0.286			B C F X 1-2 ① G5-3	1 SAFE B C F B F X 2-2 1-3 1B			C F X 0-2 ② G4-3			3	0	1	0	0	0	0
Dave Burba, R (1, 1) Mike Felder, S (7, 7) OBP: 0.353, SLG: 0.333			B B C X 2-1 ② G6-3	S S C 0-3 ③ K			C B X 1-1 ③ P4			2 1	0 0	0 0	0 0	0 0	1 0	2 0
Inning Stats	R: 0 H: 0 E: 0 LOB: 0 K: 1 BB: 0 S: 7 P: 11	R: 0 H: 2 E: 0 LOB: 1 K: 0 BB: 0 S: 8 P: 11	R: 0 H: 1 E: 0 LOB: 1 K: 0 BB: 0 S: 13 P: 19	R: 2 H: 3 E: 0 LOB: 2 K: 1 BB: 0 S: 19 P: 24	R: 0 H: 0 E: 0 LOB: 0 K: 0 BB: 1 S: 8 P: 14	R: 0 H: 0 E: 0 LOB: 0 K: 1 BB: 0 S: 12 P: 16	R: 0 H: 0 E: 0 LOB: 0 K: 1 BB: 0 S: 8 P: 11	R: 0 H: 0 E: 0 LOB: 1 K: 0 BB: 1 S: 9 P: 16		1B: 5 SF: 0 2B: 1 SAC: 0 3B: 0 DP: 1 HR: 0 HBP: 1						

PITCHER		IP	WLS	BF	H	R	ER	SO	BB	IBB	HBP	BLK	WP	HR	S	P	ERA	WHIP
Dennis Martinez, R ERA: 2.65	(1, 1)	7.0	L	27	6	2	2	4	1	0	1	0	1	0	75	106	2.57	1.000
Bill Landrum, R ERA: 4.35	(8, 1)	1.0		4	0	0	0	0	1	0	0	0	0	0	9	16	0.00	1.000

PITCHER	IP	WLS	BF	H	R	ER	SO	BB	IBB	HBP	BLK	WP	HR	S	P	ERA	WHIP

BOTTOM

Montreal Expos @ San Francisco Giants

Candlestick Park, San Francisco, CA

Mon Apr 27 1992, 10:05 PM EDT

Att. 8,044 - Sunny - 63 F

livebaseballscorecards.com

AB	28
R	2
H	6
RBI	1
BB	2
SO	4
LOB	8

1B: 5 SF: 0
2B: 1 SAC: 0
3B: 0 DP: 1
HR: 0 HBP: 1

WP: 3 PA: 31
PB: 0
SB: 1
CS: 1

Batter	1	2	3	4	5	6	7	8	9	10	AB	R	H	RBI	BB	SO	LOB
Marquis Grissom, R (1, 8) OBP: 0.323, SLG: 0.424	B C F X 1-2 ① F7		F X 0-1 ② F9		X 0-0 ② L6			X 0-0 ① P1		B B B C B 4-1 1B BB	4	0	0	0	1	0	2
Delino DeShields, L (1, 4) OBP: 0.315, SLG: 0.354	F B B S B X 3-2 ② P5		B B S C X 2-2 ③ F7		C S X 0-2 ③ G6-3			X 0-0 ② FC4-6 1-2f		1 SAFE B B B C S F X 3-2 1-3 BB 1B	5	0	1	0	0	0	2
John Vander Wal, L (1, 7) OBP: 0.367, SLG: 0.280	C B X 1-1 1B			S S B X 1-2 ① P7		X 0-0 ① L8		1 SAFE P 1 SAFE F 1 SAFE 1 SAFE X 1-1 ③ G5-3		B B C B B 4-1 1-2 BB	4	0	1	0	1	0	1
Larry Walker, L (1, 9) OBP: 0.303, SLG: 0.350	X 0-0 ③ G3			B X 1-0 S 1B		X 0-0 ② G3-1			B S B X 2-1 ① P5	S F S 0-3 ③ K	5	0	1	0	0	1	4
Tim Wallach, R (1, 3) OBP: 0.348, SLG: 0.368		F B S B F B B 4-2 F9 E SF7-5-4 BB		B 1 SAFE B B B 4-0 1-2 BB		C C B X 1-2 ③ F8			B X 1-0 ② P5		2	1	0	0	2	0	0
Bret Barberie, S (1, 5) OBP: 0.375, SLG: 0.292		1 SAFE B 1 SAFE X 1-0 FC SF7-5-4 1-2		C F F F B X 1-2 ② F7			S B F S 1-3 ① K		F X 0-1 1B		4	0	1	0	0	1	3
Darrin Fletcher, L (1, 2) OBP: 0.244, SLG: 0.216		B S B X 2-1 ① F9 2-3		X 0-0 ③ P6			F F S 0-3 ② K		1 SAFE X 0-0 ③ G4-3		4	0	0	0	0	1	5
Tom Foley, L (1, 6) OBP: 0.217, SLG: 0.190 Jeff Fassero, L (7, 1) Moises Alou, R (10, PH) OBP: 0.556, SLG: 0.778 Bill Sampen, R (10, 1)		1 SAFE X 0-0 ② ③ SF7-5-4 1-2 3-H			S X 0-1 SH5-4 1B		F B F F C 1-3 ③ K			S B B S F F X 2-2 ① F9	2 0 1 0	0 0 0 0	1 0 0 0	1 0 0 0	0 0 0 0	1 0 0 0	0 0 0 0
Mark Gardner, R (1, 1) OBP: 0.222, SLG: 0.222 Spike Owen, S (7, 6) OBP: 0.282, SLG: 0.306			S C X 0-2 ① P4		L 1 SAFE B L X 1-2 ① SH5-4 1-2			B B B B 4-0 FC4-6 BB		C C B X 1-2 ② F8	1 1	0 0	0 0	0 1	0 0	0 0	0 0
Inning Stats	R: 0 E: 0 K: 0 S: 9 H: 1 LOB: 1 BB: 0 P: 14	R: 1 E: 1 K: 0 S: 7 H: 0 LOB: 0 BB: 1 P: 14	R: 0 E: 0 K: 0 S: 8 H: 0 LOB: 0 BB: 0 P: 10	R: 0 E: 0 K: 0 S: 10 H: 1 LOB: 2 BB: 1 P: 17	R: 0 E: 0 K: 0 S: 9 H: 1 LOB: 1 BB: 0 P: 10	R: 0 E: 0 K: 0 S: 5 H: 0 LOB: 0 BB: 0 P: 6	R: 0 E: 0 K: 3 S: 10 H: 0 LOB: 0 BB: 0 P: 12	R: 0 E: 0 K: 0 S: 5 H: 0 LOB: 1 BB: 1 P: 9	R: 0 E: 0 K: 0 S: 6 H: 1 LOB: 1 BB: 0 P: 9	R: 0 E: 0 K: 1 S: 17 H: 1 LOB: 3 BB: 2 P: 31	1B: 5 2B: 1 3B: 0 HR: 0	SF: 1 SAC: 1 DP: 1 HBP: 0					

PITCHER		IP	WLS	BF	H	R	ER	SO	BB	IBB	HBP	BLK	WP	HR	S	P	ERA	WHIP
Kelly Downs, R ERA: 2.32	(1, 1)	9.0		34	4	1	0	3	3	0	0	0	0	0	69	101	0.00	0.778
Jeff Brantley, R ERA: 2.0	(10, 1)	1.0	W	6	1	0	0	1	2	0	0	0	0	0	17	31	0.00	3.000

PITCHER	IP	WLS	BF	H	R	ER	SO	BB	IBB	HBP	BLK	WP	HR	S	P	ERA	WHIP

TOP

Montreal Expos @ San Francisco Giants

Candlestick Park, San Francisco, CA

Tue Apr 28 1992, 10:05 PM EDT

Att. 8,144 - Cloudy - 60 F

livebaseballscorecards.com

AB	33
R	1
H	5
RBI	1
BB	5
SO	4
LOB	17

WP: 0	PA: 40								
PB: 0									
SB: 1									
CS: 0									

Batter	1	2	3	4	5	6	7	8	9	10	AB	R	H	RBI	BB	SO	LOB
Darren Lewis, R (1, 8) OBP: 0.394, SLG: 0.361	C B B C B B 4-2 BB S BB		B F B X 2-1 2B SF7 1B		B C C F S 1-3 ① K		1 SAFE 1 SAFE P B C F X 2-2 ② BB S 1-2 1B		X 0-0 ② G4-3		4	1	2	0	1	1	0
Robby Thompson, R (1, 4) OBP: 0.432, SLG: 0.559 Craig Colbert, R (5, PH) OBP: 0.294, SLG: 0.250 (6, 4) (9, 2)	B 1 SAFE X 1-0 ① P3		1 SAFE 1 SAFE C X 0-1 G4-3 1-3 2B		S S B X 1-2 ② G3		F B 1 SAFE B F B F B 4-2 BB 1-2 BB		X 0-0 1B 1B		2 2	0 0	1 1	0 0	0 1	0 0	1 0
Will Clark, L (1, 3) OBP: 0.440, SLG: 0.493	F 1 SAFE 1 SAFE X 0-1 ② F9		X 0-0 ① SF7 3-H		C X 0-1 ③ F8		B B B B 4-0 1-2 2-3 BB		1 SAFE B B B B C C X 3-2 1-2 1B		3	0	1	1	1	0	1
Kevin Bass, S (1, 9) OBP: 0.429, SLG: 0.484 (9, 7) Jeff Brantley, R (10, 1)	1 SAFE B B F F B B 4-2 BB 1-2 BB		B C F X 1-2 ② G4-3 2-3		C X 0-1 ① G4-3		C F B S 1-3 ③ K		B S X 1-1 ③ F8		4 0	0 0	0 0	0 0	1 0	1 0	6 0
Matt Williams, R (1, 5) OBP: 0.221, SLG: 0.397	B B B F B 4-1 1-2 2-3 BB		B C F F B X 2-2 ③ P3			X 0-0 1B		F X 0-1 ① F7		X 0-0 HR	4	1	2	1	1	0	1
Chris James, R (1, 7) OBP: 0.269, SLG: 0.261 Mike Felder, S (8, PR) OBP: 0.353, SLG: 0.333 (9, 9) (10, 7)	B X 1-0 ③ P3		B F C X 1-2 ① G6-3			B S B 1 SAFE F F C 2-3 ② K		X 0-0 E8 1B			4 0	0 0	1 0	0 0	0 0	1 0	4 0
Jim McNamara, L (1, 2) OBP: 0.370, SLG: 0.440 Cory Snyder, R (8, PH) OBP: 0.240, SLG: 0.250 (9, 4)		C S B B X 2-2 ① G3-1	C S S 0-3 ② K			S S B B B F F X 3-2 ③ F9		S C X 0-2 ② P3			3 1	0 0	0 0	0 0	0 0	1 0	1 1
Royce Clayton, R (1, 6) OBP: 0.274, SLG: 0.288		C F X 0-2 ② G6-3	C B X 1-1 1B				F B S F B B B 4-2 CS BB	B X 1-0 ③ L4			3	0	1	0	1	0	1
Kelly Downs, R (1, 1) Willie McGee, S (9, PH) OBP: 0.325, SLG: 0.304 (10, 9)		S B C F B X 2-2 ③ G5-3	F 1 SAFE X 0-1 ③ B1-3				L X 0-1 ① P3		C F S 0-3 ① K2-3		3 1	0 0	0 0	0 0	0 0	0 1	2 0
Inning Stats	R: 0 E: 0 K: 0 S: 9 H: 0 LOB: 3 BB: 3 P: 23	R: 0 E: 0 K: 0 S: 10 H: 0 LOB: 0 BB: 0 P: 14	R: 1 E: 0 K: 0 S: 12 H: 2 LOB: 1 BB: 0 P: 17	R: 0 E: 0 K: 1 S: 10 H: 1 LOB: 1 BB: 0 P: 12	R: 0 E: 0 K: 1 S: 9 H: 0 LOB: 0 BB: 0 P: 11	R: 0 E: 0 K: 1 S: 12 H: 1 LOB: 1 BB: 0 P: 17	R: 0 E: 0 K: 1 S: 15 H: 1 LOB: 3 BB: 3 P: 29	R: 0 E: 1 K: 0 S: 7 H: 1 LOB: 1 BB: 0 P: 8	R: 0 E: 0 K: 1 S: 10 H: 2 LOB: 2 BB: 0 P: 14	R: 1 E: 0 K: 0 S: 1 H: 1 LOB: 0 BB: 0 P: 1	1B: 7 2B: 1 3B: 0 HR: 1	SF: 1 SAC: 0 DP: 0 HBP: 0					WP: 0 PB: 0 SB: 2 CS: 1	PA: 41

PITCHER		IP	WLS	BF	H	R	ER	SO	BB	IBB	HBP	BLK	WP	HR	S	P	ERA	WHIP
Mark Gardner, R ERA: 3.48	(1, 1)	6.2		29	5	1	1	3	5	0	0	0	0	0	74	115	1.35	1.500
Jeff Fassero, L ERA: 4.11	(7, 1)	2.1		11	3	0	0	2	1	0	0	0	0	0	20	30	0.00	1.714
Bill Sampen, R ERA: 5.4	(10, 1)	0.0	L	1	1	1	1	0	0	0	0	0	0	1	1	1	∞	∞

PITCHER	IP	WLS	BF	H	R	ER	SO	BB	IBB	HBP	BLK	WP	HR	S	P	ERA	WHIP

BOTTOM

Montreal Expos @ San Francisco Giants

Candlestick Park, San Francisco, CA

Tue Apr 28 1992, 10:05 PM EDT

Att. 8,144 - Cloudy - 60 F

livebaseballscorecards.com

AB	34
R	2
H	9
RBI	2
BB	6
SO	5
LOB	18

Batter	1	2	3	4	5	6	7	8	9	AB	R	H	RBI	BB	SO	LOB
Marquis Grissom, R (1, 8) OBP: 0.330, SLG: 0.438	B B C X 2-1 ① F7		C F B X 1-2 2B		F B B C F B X 3-2 ③ 1-H 1B			X 0-0 ① G5-3		4	0	2	0	0	0	0
Delino DeShields, L (1, 4) OBP: 0.313, SLG: 0.349	B C C F B F X 2-2 CS S 1B		B B X 2-0 ③ G4-3			B F X 1-1 ① G3		C F B S 1-3 ② K		4	0	1	0	0	1	1
Ivan Calderon, R (1, 7) OBP: 0.221, SLG: 0.379	B B B S 2 SAFE B 4-1 ② 1-3 CS BB			B C X 1-1 ① L8		X 0-0 ② L8		F F S 0-3 ③ K		3	0	0	0	1	1	0
Larry Walker, L (1, 9) OBP: 0.323, SLG: 0.452	1 SAFE S P B B B 3-1 ③ 1-2 CS	X 0-0 ① G3-1		B B F S F X 2-2 E9 2B		F F B F X 1-2 HR			B F B F F B X 3-2 HR	4	2	3	2	0	0	0
Tim Wallach, R (1, 3) OBP: 0.333, SLG: 0.350		B C X 1-1 ② L9		C S B X 1-2 ② P4		X 0-0 ③ G6-3			B S X 1-1 ① P6	4	0	0	0	0	0	1
Archi Cianfrocco, R (1, 5) OBP: 0.231, SLG: 0.208		C X 0-1 1B		B S S B S 2-3 ③ K			B X 1-0 ① P3		F C S 0-3 ② K	4	0	1	0	0	2	1
Darrin Fletcher, L (1, 2) OBP: 0.244, SLG: 0.220		C 1 SAFE X 0-1 ③ G3			X 0-0 FC1-6 1B		B X 1-0 ② P6		B B F B F X 3-2 ③ L8	4	0	1	0	0	0	1
Spike Owen, S (1, 6) OBP: 0.284, SLG: 0.308			B B B C F X 3-2 ① F8		B F C S 1-3 ① K		B X 1-0 1B			3	0	1	0	0	1	1
Chris Nabholz, L (1, 1)			B B C X 2-1 ② G1-4-3		X 0-0 ② FC1-6 WP 1-2f 1B		B B F C B F X 3-2 ③ G6-3			2	0	0	0	0	0	1
Mel Rojas, R (5, 1)										0	0	0	0	0	0	0
Eric Bullock, L (7, PH)										1	0	0	0	0	0	1
Bill Landrum, R (7, 1)										0	0	0	0	0	0	0
John Wetteland, R (8, 1)										0	0	0	0	0	0	0
Inning Stats	R: 0 E: 0 K: 0 S: 10 H: 1 LOB: 0 BB: 1 P: 20	R: 0 E: 0 K: 0 S: 7 H: 1 LOB: 1 BB: 0 P: 8	R: 0 E: 0 K: 0 S: 9 H: 1 LOB: 1 BB: 0 P: 17	R: 0 E: 1 K: 1 S: 12 H: 1 LOB: 1 BB: 0 P: 18	R: 0 E: 0 K: 1 S: 9 H: 2 LOB: 1 BB: 0 P: 13	R: 1 E: 0 K: 0 S: 8 H: 1 LOB: 0 BB: 0 P: 10	R: 0 E: 0 K: 0 S: 7 H: 1 LOB: 1 BB: 0 P: 13	R: 0 E: 0 K: 2 S: 7 H: 0 LOB: 0 BB: 0 P: 8	R: 1 E: 0 K: 1 S: 12 H: 1 LOB: 0 BB: 0 P: 19	1B: 5 2B: 2 3B: 0 HR: 2	SF: 0 SAC: 0 DP: 0 HBP: 0						

PITCHER		IP	WLS	BF	H	R	ER	SO	BB	IBB	HBP	BLK	WP	HR	S	P	ERA	WHIP
Greg Harris, R ERA: 2.06	(1, 1)	9.0	W	34	9	2	2	5	1	0	0	0	1	2	81	126	2.00	1.111

PITCHER		IP	WLS	BF	H	R	ER	SO	BB	IBB	HBP	BLK	WP	HR	S	P	ERA	WHIP

TOP

Montreal Expos @ San Diego Padres

Jack Murphy Stadium, San Diego, CA

Wed Apr 29 1992, 10:05 PM EDT

Att. 9,704 - Cloudy - 73 F

livebaseballscorecards.com

AB	33
R	2
H	9
RBI	2
BB	1
SO	5
LOB	7

1B: 5	SF: 0	WP: 1	PA: 35
2B: 2	SAC: 0	PB: 0	
3B: 0	DP: 0	SB: 1	
HR: 2	HBP: 0	CS: 2	

BOTTOM

Montreal Expos @ San Diego Padres

Jack Murphy Stadium, San Diego, CA

Wed Apr 29 1992, 10:05 PM EDT

Att. 9,704 - Cloudy - 73 F

livebaseballscorecards.com

Batter	1	2	3	4	5	6	7	8	9	AB	R	H	RBI	BB	SO	LOB
Tony Fernandez, S (1, 6) OBP: 0.360, SLG: 0.395	C B X 1-1 L9 ①		B B F C X 2-2 G6-3 ② 2-3 3-H		B B F S X 2-2 F8 ① B B S S 4-2 1-2 BB		X 0-0 G3 ③			4	0	0	1	1	0	1
Craig Shipley, R (8, 6) OBP: 0.188, SLG: 0.188										0	0	0	0	0	0	0
Tony Gwynn, L (1, 9) OBP: 0.412, SLG: 0.452	C S B X 1-2 L8 ②		C B F X 1-2 1B 3-H 1B		C X 0-1 2B 3B 1B B X 1-0 F7 ③			B B F B X 3-1 G3-1 ①		5	1	2	1	0	0	3
Gary Sheffield, R (1, 5) OBP: 0.429, SLG: 0.543	C B S F B B X 3-2 P7 ③		1 SAFE X 0-0 1-2 1B		1 SAFE F X 0-1 1-3 3B 2B	B C B X 2-1 WP 2B		B B C B F X 3-2 P3 ②		5	1	3	0	0	0	0
Fred McGriff, L (1, 3) OBP: 0.392, SLG: 0.568		B C F X 1-2 L4 ①	C X 0-1 G4-3 ③		B B B X 3-0 2-H 3-H 1B 3B	S B C B X 2-2 F7 ①		B C C B F C 2-3 K ③		5	1	1	2	0	1	3
Benito Santiago, R (1, 2) OBP: 0.264, SLG: 0.310		B F B B B X 3-1 G5-3 ②		L B B X 2-1 G6-3 ①	X 0-0 3-H CS 1B	B X 1-0 L7 ②				4	0	1	1	0	0	1
Darrin Jackson, R (1, 8) OBP: 0.267, SLG: 0.410		B B C X 2-1 G6-3 ③		C X 0-1 2B	1 SAFE B C B 1 SAFE X 2-1 1-2 E5 ② S 1B	B B B 4-0 WP BB				3	1	1	0	1	0	1
Jerald Clark, R (1, 7) OBP: 0.250, SLG: 0.350			B S X 1-1 SH3-4 G6-3 1B 1B	C C S 0-3 K ②	B B S B S B 4-2 1-2 E 1B BB	C S B X 1-2 F9 ③ 1-2 2-3				3	2	1	0	1	1	3
Tim Teufel, R (1, 4) OBP: 0.359, SLG: 0.324			1 SAFE B X 1-0 G6-3 SH3-4 1-2 1B 1B	4-0 IBB	C S B X 1-2 E 1-2 2-H 1B		X 0-0 F9 ①			3	1	2	1	1	0	0
Greg Harris, R (1, 1) OBP: 0.200, SLG: 0.111			X 0-0 SH3-4 ① 1-2 2-3	B X 1-0 G3 ③	X 0-0 E4 BB 1-3 2-H		B X 1-0 G6-3 ②			3	0	0	0	0	0	3
Inning Stats	R: 0 E: 0 K: 0 S: 9 H: 0 LOB: 0 BB: 0 P: 14	R: 0 E: 0 K: 0 S: 7 H: 0 LOB: 0 BB: 0 P: 13	R: 2 E: 0 K: 0 S: 13 H: 4 LOB: 2 BB: 0 P: 18	R: 0 E: 0 K: 1 S: 8 H: 1 LOB: 2 BB: 1 P: 15	R: 5 E: 2 K: 0 S: 24 H: 5 LOB: 3 BB: 2 P: 41	R: 0 E: 0 K: 0 S: 9 H: 1 LOB: 2 BB: 1 P: 19	R: 0 E: 0 K: 0 S: 3 H: 0 LOB: 0 BB: 0 P: 4	R: 0 E: 0 K: 1 S: 9 H: 0 LOB: 0 BB: 0 P: 17		1B: 7 2B: 3 3B: 1 HR: 0 SF: 0 SAC: 1 DP: 0 HBP: 0						

	AB	35
	R	7
	H	11
	RBI	6
	BB	4
	SO	2
	LOB	15

WP: 1 PB: 0 SB: 1 CS: 1 PA: 40

PITCHER		IP	WLS	BF	H	R	ER	SO	BB	IBB	HBP	BLK	WP	HR	S	P	ERA	WHIP
Chris Nabholz, L ERA: 3.62	(1, 1)	4.2	L	24	9	6	5	1	0	1	0	0	0	0	50	80	9.64	1.929
Mel Rojas, R ERA: 2.25	(5, 1)	1.1		10	2	1	0	0	3	0	0	0	1	0	20	40	0.00	3.750
Bill Landrum, R ERA: 3.97	(7, 1)	1.0		3	0	0	0	0	0	0	0	0	0	0	3	4	0.00	0.000
John Wetteland, R ERA: 4.5	(8, 1)	1.0		3	0	0	0	1	0	0	0	0	0	0	9	17	0.00	0.000

PITCHER	IP	WLS	BF	H	R	ER	SO	BB	IBB	HBP	BLK	WP	HR	S	P	ERA	WHIP

Batter	1	2	3	4	5	6	7	8	9	AB	R	H	RBI	BB	SO	LOB
Marquis Grissom, R (1, 8) OBP: 0.333, SLG: 0.447	F8		G4-3, S 2-3 1B		G6-3		S 2-H 1B 2B		F8	5	1	2	1	0	0	1
Delino DeShields, L (1, 4) OBP: 0.337, SLG: 0.385	S 1B		G4-3 1-3 3-H			HR 1B	G6-3, S 2-H 1B		1B 2B	5	2	4	2	0	0	1
John Vander Wal, L (1, 7) OBP: 0.314, SLG: 0.233	K 1-2		P5			1 SAFE 1 SAFE 1 SAFE 1 SAFE F7	1 SAFE G6-3 1-3		G6-3	5	0	0	0	0	1	5
Larry Walker, L (1, 9) OBP: 0.327, SLG: 0.483	K			F8		HR 1-H	P5		1B 2-H 1B	5	1	2	3	0	1	2
Tim Wallach, R (1, 3) OBP: 0.327, SLG: 0.341		P4		K		K	K		1B 1-3	5	0	1	0	0	3	1
Bret Barberie, S (1, 5) OBP: 0.365, SLG: 0.286		K		G3		HR 1B		G3-1	K	5	1	1	0	0	2	2
Darrin Fletcher, L (1, 2) OBP: 0.245, SLG: 0.289 Rick Cerone, R (8, 2) OBP: 0.364, SLG: 0.636	K				L8 HR 1-H			L8		4 0	1 0	1 0	2 0	0 0	1 0	0 0
Spike Owen, S (1, 6) OBP: 0.308, SLG: 0.377			1B SH1-4 G4-3 1B		SH3-4 1B	G5-3			HR	4	2	3	1	0	0	0
Ken Hill, R (1, 1) OBP: 0.222, SLG: 0.333 Eric Bullock, L (8, PH) Jeff Fassero, L (8, 1)			SH1-4 1-2		SH3-4 1-2		2B 2B			1 1 0	1 0 0	1 0 0	0 0 0	0 0 0	0 1 0	0 0 0
Inning Stats	R: 0 E: 0 K: 2 S: 10 H: 1 LOB: 1 BB: 0 P: 15	R: 0 E: 0 K: 2 S: 8 H: 0 LOB: 0 BB: 0 P: 10	R: 1 E: 0 K: 0 S: 10 H: 2 LOB: 1 BB: 0 P: 15	R: 0 E: 0 K: 1 S: 5 H: 0 LOB: 0 BB: 0 P: 8	R: 0 E: 0 K: 0 S: 7 H: 1 LOB: 1 BB: 0 P: 7	R: 4 E: 0 K: 1 S: 22 H: 4 LOB: 0 BB: 0 P: 29	R: 2 E: 0 K: 1 S: 12 H: 3 LOB: 1 BB: 0 P: 17	R: 1 E: 0 K: 1 S: 15 H: 1 LOB: 0 BB: 0 P: 21	R: 1 E: 0 K: 1 S: 14 H: 3 LOB: 2 BB: 0 P: 17	1B: 9 2B: 3 3B: 0 HR: 3 SF: 0 SAC: 2 DP: 0 HBP: 0	WP: 0 PB: 0 SB: 4 CS: 0 PA: 42					

PITCHER		IP	WLS	BF	H	R	ER	SO	BB	IBB	HBP	BLK	WP	HR	S	P	ERA	WHIP
Andy Benes, R ERA: 3.97	(1, 1)	6.0	L	28	10	7	7	6	0	0	0	0	0	2	64	88	10.50	1.667
Pat Clements, L ERA: 4.7	(7, 1)	0.2		3	1	0	0	0	0	0	0	0	0	0	7	9	0.00	1.500
Jose Melendez, R ERA: 1.74	(7, 1)	1.1		5	1	1	1	2	0	0	0	0	0	1	18	25	6.75	0.750
Rich Rodriguez, L ERA: 2.29	(9, 1)	1.0		6	3	1	1	1	0	0	0	0	0	0	14	17	9.00	3.000

PITCHER	IP	WLS	BF	H	R	ER	SO	BB	IBB	HBP	BLK	WP	HR	S	P	ERA	WHIP

TOP

Montreal Expos @ San Diego Padres

Jack Murphy Stadium, San Diego, CA

Thu Apr 30 1992, 6:33 AM EDT

Att. 31,139 - Sunny - 79 F

livebaseballscorecards.com

AB	40
R	9
H	15
RBI	9
BB	0
SO	9
LOB	12

Montreal Expos @ San Diego Padres

Jack Murphy Stadium, San Diego, CA

Thu Apr 30 1992, 6:33 AM EDT

Att. 31,139 - Sunny - 79 F

BOTTOM

Batter	1	2	3	4	5	6	7	8	9	AB	R	H	RBI	BB	SO	LOB
Tony Fernandez, S (1, 6) OBP: 0.352, SLG: 0.384	B C F B B C 3-3 K ①		C L S 0-3 K ③		C B S X 1-2 G3 ③		B C X 1-1 G3-1 ②		X 0-0 1-3 1B	5	0	1	0	0	2	2
Tony Gwynn, L (1, 9) OBP: 0.393, SLG: 0.429	C X 0-1 L3 ②			C S S 0-3 K ①		C X 0-1 G1-6-3 ①	B X 1-0 E4		F S B S 1-3 K ③	5	0	0	0	0	2	2
Gary Sheffield, R (1, 5) OBP: 0.431, SLG: 0.536	C X 0-1 P5 ③			C X 0-1 G1-3 1B		B B B 4-0 FC4-6 BB	B B C C B F F X 3-2 F7 ③			3	0	1	0	1	0	1
Fred McGriff, L (1, 3) OBP: 0.376, SLG: 0.541		B C X 1-1 L7 ①		B X 1-0 G1-3 1-2 ②		C B S X 1-2 FC4-6 1B 1-2f 1B ②		C B X 1-1 G3 ①		4	1	0	0	0	0	2
Benito Santiago, R (1, 2) OBP: 0.264, SLG: 0.307		C C X 0-2 L9 ②		S F F X 0-2 P4 ③		X 0-0 1B 1B 1-2 WP 1B		S S B B B F S 3-3 K ②		4	1	1	0	0	1	1
Darrin Jackson, R (1, 8) OBP: 0.278, SLG: 0.427		F S S 0-3 K ③			X 0-0 G5-3 1B 2B	B S X 1-1 WP 1B 1-2 2-H 1B		C B F X 1-2 G3 ③		4	1	2	1	0	1	0
Jerald Clark, R (1, 7) OBP: 0.261, SLG: 0.349			S C B B B B 4-2 SH3-4 BB		S X 0-1 G5-3 ①	S B B X 2-1 WP 1-2 2-3 1B			X 0-0 L9 ①	3	0	1	0	1	0	1
Tim Teufel, R (1, 4) OBP: 0.333, SLG: 0.297 Jose Melendez, R (7, 1) Rich Rodriguez, L (9, 1) Kevin Ward, R (9, PH) OBP: 0.385, SLG: 0.545			1 SAFE B F 1 SAFE B 1 SAFE B X 2-1 F8 ①		X 0-0 2-3 G5-3 ②	F B C B S 2-3 K 1-2 2-3 3-H ③			C S B B B X 2-2 1B 1B	3 0 0 1	0 0 0 0	0 0 0 1	0 0 0 0	0 0 0 0	1 0 0 0	4 0 0 0
Andy Benes, R (1, 1) OBP: 0.556, SLG: 0.625 Pat Clements, R (7, 1) Craig Shipley, R (7, 4) OBP: 0.167, SLG: 0.167			X 0-0 SH3-4 1-2 ②		F B X 1-1 3-H 1B		F B S F C 1-3 K ①		B B X 2-0 L8 ②	1 0 2	0 0 0	1 0 0	1 0 0	0 0 0	0 0 1	0 0 1
Inning Stats	R: 0 E: 0 K: 1 S: 7 H: 0 LOB: 0 BB: 0 P: 10	R: 0 E: 0 K: 1 S: 8 H: 0 LOB: 0 BB: 0 P: 9	R: 0 E: 0 K: 1 S: 8 H: 0 LOB: 1 BB: 1 P: 14	R: 0 E: 0 K: 1 S: 10 H: 1 LOB: 1 BB: 0 P: 11	R: 1 E: 0 K: 0 S: 9 H: 2 LOB: 1 BB: 0 P: 11	R: 2 E: 0 K: 1 S: 13 H: 3 LOB: 2 BB: 1 P: 23	R: 0 E: 1 K: 1 S: 12 H: 0 LOB: 1 BB: 0 P: 18	R: 0 E: 0 K: 1 S: 10 H: 0 LOB: 0 BB: 0 P: 15	R: 0 E: 0 K: 1 S: 9 H: 2 LOB: 2 BB: 0 P: 14	1B: 7 2B: 1 3B: 0 HR: 0	SF: 0 SAC: 1 DP: 0 HBP: 0			WP: 1 PB: 0 SB: 0 CS: 0	PA: 38		

PITCHER		IP	WLS	BF	H	R	ER	SO	BB	IBB	HBP	BLK	WP	HR	S	P	ERA	WHIP
Ken Hill, R ERA: 1.42	(1, 1)	7.0	W	30	6	3	3	6	2	0	0	0	1	0	67	96	3.86	1.143
Jeff Fassero, L ERA: 3.63	(8, 1)	2.0		8	2	0	0	2	0	0	0	0	0	0	19	29	0.00	1.000

PITCHER	IP	WLS	BF	H	R	ER	SO	BB	IBB	HBP	BLK	WP	HR	S	P	ERA	WHIP

AB	35
R	3
H	8
RBI	2
BB	2
SO	8
LOB	14

livebaseballscorecards.com

Batter	1	2	3	4	5	6	7	8	9	AB	R	H	RBI	BB	SO	LOB
Tony Fernandez, S (1, 6) OBP: 0.315, SLG: 0.333	E4 CS		F7		F9		K		G4-1 3-H	5	0	0	0	0	1	2
Tony Gwynn, L (1, 9) OBP: 0.400, SLG: 0.430	1B 1-2 1B		S 1B		1B 1-2 BB		1B		G4-3	4	0	3	0	1	0	1
Gary Sheffield, R (1, 5) OBP: 0.398, SLG: 0.480	G3-6-1 1-2 1B		BB 1-2		1-3 2-H 1B		G4-3			3	0	2	1	1	0	1
Fred McGriff, L (1, 3) OBP: 0.385, SLG: 0.580	G3-6-1 1-2f		K		G3			G6-4-3 1B		4	0	1	0	0	1	6
Benito Santiago, R (1, 2) OBP: 0.262, SLG: 0.320		P8		F9		G5-3		G6-4-3 1-2f		4	0	0	0	0	0	1
Darrin Jackson, R (1, 8) OBP: 0.276, SLG: 0.402		E7 1B		G4-3		F8		G5-3		4	0	1	0	0	0	0
Jerald Clark, R (1, 7) OBP: 0.255, SLG: 0.340		F8		P4		E4 FC4			G4-3	4	0	0	0	0	0	1
Kurt Stillwell, S (1, 4) OBP: 0.301, SLG: 0.380		G6-3			K	FC4 1-2f			2B G4-1 1B	4	1	1	0	0	1	2
Greg Harris, R (1, 1) OBP: 0.250, SLG: 0.182			F8		BB 1B	G6-3			1-3 2B	2	1	1	0	0	0	0
Oscar Azocar, L (7, PH) OBP: 0.214, SLG: 0.154										1	0	0	0	0	0	0
Mike Maddux, L (7, 1)										0	0	0	0	0	0	0
Gary Pettis, S (9, PH) OBP: 0.200, SLG: 0.222										1	0	1	0	0	0	0
Inning Stats	R: 0 E: 1 K: 0 S: 8 H: 2 LOB: 1 BB: 0 P: 12	R: 0 E: 1 K: 0 S: 7 H: 1 LOB: 1 BB: 0 P: 9	R: 0 E: 0 K: 1 S: 13 H: 1 LOB: 2 BB: 1 P: 19	R: 0 E: 0 K: 0 S: 8 H: 0 LOB: 0 BB: 0 P: 11	R: 1 E: 0 K: 1 S: 12 H: 2 LOB: 2 BB: 1 P: 22	R: 0 E: 1 K: 0 S: 10 H: 0 LOB: 1 BB: 0 P: 14	R: 0 E: 0 K: 1 S: 10 H: 1 LOB: 1 BB: 0 P: 12	R: 0 E: 0 K: 0 S: 8 H: 1 LOB: 0 BB: 0 P: 12	R: 1 E: 0 K: 0 S: 12 H: 2 LOB: 1 BB: 0 P: 17	1B: 9 2B: 1 3B: 0 HR: 0 SF: 0 SAC: 0 DP: 2 HBP: 0						

PITCHER		IP	WLS	BF	H	R	ER	SO	BB	IBB	HBP	BLK	WP	HR	S	P	ERA	WHIP
Dennis Martinez, R ERA: 2.41	(1, 1)	7.0	W	30	7	1	1	3	2	0	0	0	0	0	68	99	1.29	1.286
Bill Landrum, R ERA: 4.05	(8, 1)	2.0		8	3	1	1	0	0	0	0	0	0	0	20	29	4.50	1.500

PITCHER	IP	WLS	BF	H	R	ER	SO	BB	IBB	HBP	BLK	WP	HR	S	P	ERA	WHIP

TOP

San Diego Padres @ Montreal Expos

Olympic Stadium, Montreal, QB

Tue May 05 1992, 7:05 PM EDT

Att. 6,555 - Dome - 70 F

livebaseballscorecards.com

AB	36
R	2
H	10
RBI	1
BB	2
SO	3
LOB	14

Batter	1	2	3	4	5	6	7	8	9	AB	R	H	RBI	BB	SO	LOB
Marquis Grissom, R (1, 8) OBP: 0.321, SLG: 0.429	G5-3	P4		K			FC1-4			4	0	0	0	0	1	3
Delino DeShields, L (1, 4) OBP: 0.333, SLG: 0.389		K			F8		K			4	1	1	0	0	2	3
Bill Landrum, R (8, 1)										0	0	0	0	0	0	0
John Vander Wal, L (1, 7) OBP: 0.333, SLG: 0.353			HR		G6-3		P6			4	2	2	1	0	0	1
Larry Walker, L (1, 9) OBP: 0.333, SLG: 0.516			HR		K			L3		4	1	2	2	0	1	0
Tim Wallach, R (1, 3) OBP: 0.314, SLG: 0.330	SF8		G5-3			F7		K		3	0	0	1	0	1	0
Gary Carter, R (1, 2) OBP: 0.308, SLG: 0.405	K		G5-3			HR		G6-3		4	1	1	1	0	1	1
Bret Barberie, S (1, 5) OBP: 0.364, SLG: 0.288		F8 1B	G4-3			G4-3				3	0	1	0	0	0	0
Spike Owen, S (1, 6) OBP: 0.309, SLG: 0.375				G4-3		K				3	0	1	0	0	1	0
Dennis Martinez, R (1, 1) OBP: 0.091, SLG: 0.091		F8		P4						2	0	0	0	0	0	2
Tom Foley, L (7, PH) OBP: 0.250, SLG: 0.227 (8, 4)							FC1-4			1	0	1	0	0	0	0
Inning Stats	R: 2 E: 0 K: 1 S: 13 H: 3 LOB: 1 BB: 0 P: 15	R: 0 E: 0 K: 1 S: 7 H: 2 LOB: 2 BB: 0 P: 11	R: 2 E: 0 K: 0 S: 7 H: 2 LOB: 0 BB: 0 P: 11	R: 0 E: 0 K: 1 S: 9 H: 0 LOB: 0 BB: 0 P: 11	R: 0 E: 0 K: 1 S: 9 H: 0 LOB: 0 BB: 0 P: 15	R: 1 E: 0 K: 1 S: 8 H: 1 LOB: 0 BB: 0 P: 11	R: 0 E: 0 K: 1 S: 10 H: 1 LOB: 1 BB: 0 P: 14	R: 0 E: 0 K: 1 S: 9 H: 0 LOB: 0 BB: 0 P: 12		1B: 5 2B: 1 3B: 0 HR: 3	SF: 1 SAC: 0 DP: 0 HBP: 0					

PITCHER		IP	WLS	BF	H	R	ER	SO	BB	IBB	HBP	BLK	WP	HR	S	P	ERA	WHIP
Greg Harris, R ERA: 2.85	(1, 1)	6.0	L	26	8	5	5	5	0	0	0	0	0	3	53	74	7.50	1.333
Mike Maddux, R ERA:	(7, 1)	2.0		7	1	0	0	2	0	0	0	0	0	0	19	26	0.00	0.500

PITCHER	IP	WLS	BF	H	R	ER	SO	BB	IBB	HBP	BLK	WP	HR	S	P	ERA	WHIP

BOTTOM

San Diego Padres @ Montreal Expos

Olympic Stadium, Montreal, QB

Tue May 05 1992, 7:05 PM EDT

Att. 6,555 - Dome - 70 F

livebaseballscorecards.com

AB	32
R	5
H	9
RBI	5
BB	0
SO	7
LOB	10

Batter	1	2	3	4	5	6	7	8	9	AB	R	H	RBI	BB	SO	LOB
Tony Fernandez, S (1, 6) OBP: 0.330, SLG: 0.368	B F B B X 3-1 F8 G5-3 2B		B C X 1-1 1B BLK 1B		X 0-0 2B		B C F X 1-2 ③ G6-3			4	1	3	0	0	0	0
Tony Gwynn, L (1, 9) OBP: 0.395, SLG: 0.424	C X 0-1 ① F8 2-3		1 SAFE X 0-0 G5-4-3 1-3 1B		X 0-0 ③ G3			F B F F X 1-2 ① F8		4	0	1	0	0	0	2
Darrin Jackson, R (1, 8) OBP: 0.266, SLG: 0.386	S B S X 1-2 ② G5-3 3-H		F 1 SAFE B 1 SAFE X 1-1 ② ③ G5-4-3 1-2f			B B F X 2-1 ① F9		B B F C X 2-2 ② F8		4	0	0	1	0	0	2
Fred McGriff, L (1, 3) OBP: 0.388, SLG: 0.569	S B B B B 4-1 S BB			B F F B B B 4-2 G5-4-3 BB		F S C 0-3 ② K		C X 0-1 ③ G3-1		2	0	0	0	2	1	0
Benito Santiago, R (1, 2) OBP: 0.261, SLG: 0.318	B C B F X 2-2 ③ G6-3 1-2			1 SAFE X 0-1 ① ② G5-4-3 1-2f		B S B X 2-1 ③ G5-3			X 0-0 1B	4	0	1	0	0	0	2
Tim Teufel, R (1, 5) OBP: 0.354, SLG: 0.310		C C B B F F X 2-2 ① P4		B X 1-0 1B			L B S B B B 4-2 PB BB SF8 BB		C S B B B F F S 3-3 ① K	3	1	1	0	1	1	1
Jerald Clark, R (1, 7) OBP: 0.255, SLG: 0.330		B F F F F F E B F B 3-3 S ② K		F C S 0-3 ③ K			1 SAFE F C B B F B F B 4-2 SF8 PB SF9 1-2 BB		1 SAFE F B S S 1-3 ② K	3	1	0	0	1	3	2
Kurt Stillwell, S (1, 4) OBP: 0.286, SLG: 0.365		B X 1-0 ③ F7			B F C S 1-3 ① K		B B F B X 3-1 ① SF8 1-3 2-H		F F B F C 1-3 ③ K	3	0	0	1	0	2	1
Andy Benes, R (1, 1) OBP: 0.455, SLG: 0.500 Kevin Ward, R (7, PH) OBP: 0.333, SLG: 0.500 Jose Melendez, R (7, 1)			C B C B S 2-3 ① K		S B C C 1-3 ② K		S B B C B X 3-2 ② SF9 3-H			2 0 0	0 0 0	0 0 0	0 1 0	0 0 0	2 0 0	0 0 0
Inning Stats	R: 1 H: 1 E: 0 LOB: 1 K: 0 BB: 1 S: 11 P: 21	R: 0 H: 0 E: 0 LOB: 0 K: 1 BB: 0 S: 13 P: 19	R: 0 H: 2 E: 0 LOB: 1 K: 1 BB: 0 S: 8 P: 12	R: 0 H: 1 E: 0 LOB: 1 K: 1 BB: 1 S: 8 P: 13	R: 0 H: 1 E: 0 LOB: 1 K: 2 BB: 0 S: 8 P: 10	R: 0 H: 0 E: 0 LOB: 0 K: 1 BB: 0 S: 7 P: 11	R: 2 H: 0 E: 0 LOB: 0 K: 0 BB: 2 S: 14 P: 29	R: 0 H: 0 E: 0 LOB: 0 K: 0 BB: 0 S: 9 P: 12	R: 0 H: 1 E: 0 LOB: 1 K: 3 BB: 0 S: 13 P: 18	1B: 4 SF: 2 2B: 2 SAC: 0 3B: 0 DP: 2 HR: 0 HBP: 0						WP: 0 PA: 35 PB: 1 SB: 1 CS: 0

PITCHER		IP	WLS	BF	H	R	ER	SO	BB	IBB	HBP	BLK	WP	HR	S	P	ERA	WHIP
Ken Hill, R ERA: 1.64	(1, 1)	6.0	W	25	5	3	2	6	4	0	0	1	0	0	61	100	3.00	1.500
Jeff Fassero, L ERA: 3.44	(7, 1)	1.0		3	0	0	0	0	0	0	0	0	0	0	8	15	0.00	0.000
John Wetteland, R ERA: 3.6	(8, 1)	2.0	S	7	1	0	0	3	0	0	0	0	0	0	22	30	0.00	0.500

PITCHER	IP	WLS	BF	H	R	ER	SO	BB	IBB	HBP	BLK	WP	HR	S	P	ERA	WHIP

TOP

San Diego Padres @ Montreal Expos

Olympic Stadium, Montreal, QB

Wed May 06 1992, 7:05 PM EDT

Att. 7,984 - Dome - 70 F

livebaseballscorecards.com

AB	29
R	3
H	6
RBI	3
BB	4
SO	9
LOB	10

Batter	1	2	3	4	5	6	7	8	9	AB	R	H	RBI	BB	SO	LOB
Marquis Grissom, R (1, 8) OBP: 0.327, SLG: 0.431	X 0-0 ① F8		B C B S X 2-2 ② 1-3 1B 1B		B B C X 2-1 S 2B 2-H 1B		C X 0-1 ② G5-3			4	2	2	1	0	0	0
Delino DeShields, L (1, 4) OBP: 0.339, SLG: 0.394	B F X 1-1 1B		B X 1-0 S E 2-H 1B		L 1 SAFE C B S 1-3 ② K 1-2		C B S S 1-3 ③ K			4	1	2	1	0	2	1
John Vander Wal, L (1, 7) OBP: 0.349, SLG: 0.395	1 SAFE B X 1-0 ② F7		1 SAFE 1 SAFE C B C F X 1-2 E9 1-H 1B		B B B C C X 3-2 2-H 2B			F C X 0-2 ① L3		4	0	2	2	0	0	1
Larry Walker, L (1, 9) OBP: 0.340, SLG: 0.505	1 SAFE S X 0-1 ③ F7		B C S F X 1-2 ③ P5		I I I 4-0 IBB			B C F B B B 4-2 CS BB		2	0	0	0	2	0	2
Tim Wallach, R (1, 3) OBP: 0.312, SLG: 0.326		F B F B F B B X 3-2 ① F9	F B F F F B X 3-2 G6-4-3 1B		F C B B F S 2-3 ③ K			1 SAFE B S 1 SAFE S B 1 SAFE 1 SAFE 1 SAFE 3-2 ②③ F F F B X G5-3 1-2		4	0	1	0	0	1	3
Darrin Fletcher, L (1, 2) OBP: 0.231, SLG: 0.271		F C B B B F X 3-2 ② F8	X 0-0 ①② G6-4-3 1-2f			C X 0-1 ① F9				3	0	0	0	0	0	1
Bret Barberie, S (1, 5) OBP: 0.352, SLG: 0.276		S S S 0-3 ③ K	F C X 0-2 ③ G5-3			B B X 2-0 ② L4				3	0	0	0	0	1	0
Spike Owen, S (1, 6) OBP: 0.310, SLG: 0.373			C B X 1-1 ① G5-3		B C B X 2-1 SH3-4 1B 1B	C B S B X 2-2 ③ F9				3	1	1	0	0	0	0
Ken Hill, R (1, 1) OBP: 0.300, SLG: 0.333 Jeff Fassero, L (7, 1) Jerry Goff, L (7, PH) John Wetteland, R (8, 1)			B C F B B B 4-2 1B BB		X 0-0 ① SH3-4 1-2		F B F S 1-3 ① K			0 0 1 0	0 0 0 0	0 0 0 0	0 0 0 0	1 0 1 0	0 0 0 0	0 0 0 0
Inning Stats	R: 0 E: 0 K: 0 S: 6 H: 1 LOB: 1 BB: 0 P: 8	R: 0 E: 0 K: 1 S: 11 H: 0 LOB: 0 BB: 0 P: 17	R: 2 E: 1 K: 0 S: 16 H: 3 LOB: 1 BB: 1 P: 26	R: 0 E: 0 K: 0 S: 8 H: 1 LOB: 0 BB: 0 P: 11	R: 2 E: 0 K: 2 S: 15 H: 3 LOB: 2 BB: 1 P: 29	R: 0 E: 0 K: 0 S: 6 H: 0 LOB: 0 BB: 0 P: 10	R: 0 E: 0 K: 2 S: 8 H: 0 LOB: 0 BB: 0 P: 10	R: 0 E: 0 K: 0 S: 11 H: 0 LOB: 0 BB: 1 P: 18		1B: 7 2B: 1 3B: 0 HR: 0 SF: 0 SAC: 1 DP: 1 HBP: 0				WP: 0 PB: 0 SB: 2 CS: 1	PA: 32	

PITCHER		IP	WLS	BF	H	R	ER	SO	BB	IBB	HBP	BLK	WP	HR	S	P	ERA	WHIP
Andy Benes, R ERA: 4.28	(1, 1)	6.0	L	26	8	4	4	3	1	1	0	0	0	0	62	101	6.00	1.500
Jose Melendez, R ERA: 1.4	(7, 1)	2.0		6	0	0	0	2	1	0	0	0	0	0	19	28	0.00	0.500

PITCHER	IP	WLS	BF	H	R	ER	SO	BB	IBB	HBP	BLK	WP	HR	S	P	ERA	WHIP

BOTTOM

San Diego Padres @ Montreal Expos

Olympic Stadium, Montreal, QB

Wed May 06 1992, 7:05 PM EDT

Att. 7,984 - Dome - 70 F

livebaseballscorecards.com

AB	28
R	4
H	8
RBI	4
BB	3
SO	5
LOB	8

Batter	1	2	3	4	5	6	7	8	9	AB	R	H	RBI	BB	SO	LOB
Darren Lewis, R (1, 8) OBP: 0.354, SLG: 0.316	C B C F F X 1-2 F9 ①		B F F F X 1-2 G4-3 ② 2-3		C X 0-1 B5-3 ③		X 0-0 SH5-4 ① 1-2 2-3		B F C B X 2-2 S 1B	4	0	1	0	0	0	1
Willie McGee, S (1, 9) OBP: 0.339, SLG: 0.310	C S B X 1-2 G4-3 ②		B X 1-0 G4-3 ③			C X 0-1 G3-1 ① 2-3	S B B X 2-1 FC BLK HR 2-3 3-H		1 SAFE 1 SAFE P S S B S 2-3 K ① 1-2	5	1	0	0	0	1	3
Will Clark, L (1, 3) OBP: 0.444, SLG: 0.543	X 0-0 1B			B B F B C F F F S 3-3 K ①		B B X 2-0 G4-3 ② 1-H	B C X 1-1 HR 3-H		I I I I 4-0 FC6-4 IBB	4	1	2	2	1	1	0
Chris James, R (1, 7) OBP: 0.286, SLG: 0.207 Rod Beck, R (7, 1) Kevin Bass, S (9, PH) OBP: 0.328, SLG: 0.407 Jeff Brantley, R (9, 1)	C F 1 SAFE P X 1-2 G5-3 ③			C B B C B F B 4-2 G5-3 1B BB		B B C B B 4-1 1B 1B BB	C B X 1-1 G5-3 ② 3-H		F S X 0-2 P2 ②	2 0 0 0	0 0 0 0	0 0 0 0	0 0 0 0	2 0 0 0	0 0 0 0	2 0 2 0
Matt Williams, R (1, 5) OBP: 0.277, SLG: 0.466		B C F C 1-3 K ①	X 0-0 G5-3 1-2 1B			B C X 1-1 1B 1-2 1B	B X 1-0 CS 1B		B S B F X 2-2 FC6-4 ③ 1-2f	5	0	3	0	0	1	2
Greg Litton, R (1, 4) OBP: 0.091, SLG: 0.091		B F C X 1-2 F9 ②	C C X 0-2 G5-3 ② 1-2 2-3			X 0-0 ③ 1-3 2-3 1B	1 SAFE B B S B 2-1 CS ③ 1-2	B F C C 1-3 K ①		4	0	1	0	0	1	2
Royce Clayton, R (1, 6) OBP: 0.297, SLG: 0.352 Jim McNamara, L (7, 2) OBP: 0.314, SLG: 0.344		B B F B S F S 3-3 K ③	B B C S S 2-3 K ③				C F B X 1-2 HR	B B S X 2-1 G1-3 ②		3 1	1 0	1 0	1 0	0 0	2 0	2 0
Kirt Manwaring, R (1, 2) OBP: 0.338, SLG: 0.266 Jose Uribe, S (7, PR) OBP: 0.182, SLG: 0.545 (7, 6)			B C B S H 3-2 G4-3 SH1-4 HBP		C B B F B F X 3-2 G1-3 ①		B C B B C F B 4-2 SH5-4 BB FC BB	B X 1-0 HR		1 1	0 2	0 1	0 1	1 0	0 0	0 0
Trevor Wilson, L (1, 1) OBP: 0.286, SLG: 0.333 Mike Felder, S (7, PH) OBP: 0.357, SLG: 0.333 (7, 7)			X 0-0 SH1-4 ① 1-2		B C B B B S C 3-3 K ②		B C 1 B B B 4-1 E SH5-4 BLK BB	B F B X 2-1 G3 ③		1 1	0 1	0 0	0 0	0 1	1 0	0 0
Inning Stats	R: 0 H: 1 E: 0 LOB: 1 K: 0 BB: 0 S: 13 P: 15	R: 0 H: 0 E: 0 LOB: 0 K: 2 BB: 0 S: 10 P: 15	R: 0 H: 0 E: 0 LOB: 1 K: 0 BB: 0 S: 8 P: 13	R: 0 H: 1 E: 0 LOB: 2 K: 2 BB: 1 S: 16 P: 25	R: 0 H: 0 E: 0 LOB: 0 K: 1 BB: 0 S: 9 P: 15	R: 0 H: 2 E: 0 LOB: 3 K: 0 BB: 1 S: 7 P: 14	R: 5 H: 3 E: 1 LOB: 1 K: 0 BB: 2 S: 16 P: 32	R: 1 H: 1 E: 0 LOB: 0 K: 1 BB: 0 S: 8 P: 14	R: 0 H: 1 E: 0 LOB: 2 K: 1 BB: 1 S: 13 P: 22	1B: 6 SF: 0 2B: 0 SAC: 2 3B: 0 DP: 0 HR: 3 HBP: 1						

PITCHER		IP	WLS	BF	H	R	ER	SO	BB	IBB	HBP	BLK	WP	HR	S	P	ERA	WHIP
Mark Gardner, R ERA: 3.41	(1, 1)	6.0		26	5	2	2	5	3	0	1	0	0	1	69	108	3.00	1.333
Jeff Fassero, L ERA: 4.34	(7, 1)	0.1	L	4	1	3	2	0	1	0	0	1	0	1	6	13	54.00	6.000
Bill Landrum, R ERA: 4.2	(7, 1)	1.2		6	2	1	1	1	0	0	0	0	0	1	12	22	5.40	1.200
Bill Sampen, R ERA: 5.06	(9, 1)	1.0		5	1	0	0	1	0	1	0	0	0	0	13	22	0.00	1.000

PITCHER	IP	WLS	BF	H	R	ER	SO	BB	IBB	HBP	BLK	WP	HR	S	P	ERA	WHIP

TOP

San Francisco Giants @ Montreal Expos

Olympic Stadium, Montreal, QB

Fri May 08 1992, 7:05 PM EDT

Att. 13,281 - Dome - 70 F

livebaseballscorecards.com

AB	33
R	6
H	9
RBI	4
BB	5
SO	7
LOB	14

WP: 0	PA: 42																	
PB: 0																		
SB: 1																		
CS: 1																		

BOTTOM

San Francisco Giants @ Montreal Expos

Olympic Stadium, Montreal, QB

Fri May 08 1992, 7:05 PM EDT

Att. 13,281 - Dome - 70 F

livebaseballscorecards.com

Batter	1	2	3	4	5	6	7	8	9	AB	R	H	RBI	BB	SO	LOB
Marquis Grissom, R (1, 8) OBP: 0.325, SLG: 0.453	B B B C F F X 3-2 P3 ①		F B X 1-1 HR		B F B X 2-1 F9 ②		B C X 1-1 L6 ③			4	1	1	1	0	0	0
Delino DeShields, L (1, 4) OBP: 0.345, SLG: 0.392	B B B B 4-0 CS BB		C B B S F X 2-2 G6-3 ②		F B B X 2-1 FC6-4 S 1B			B B C B S S 3-3 K ①		3	0	1	0	1	1	0
Moises Alou, R (1, 7) OBP: 0.500, SLG: 0.636 John Vander Wal, L (8, PH) OBP: 0.341, SLG: 0.385 (9, 7)	1 SAFE 1 SAFE B 1 SAFE F B B S S 3-3 K ② ③ 1-2		B F X 1-1 F9 ③		1 SAFE 1 SAFE B B B 1 SAFE 1 SAFE 1 SAFE B B 4-0 FC6-4 BB 1-2			F S B B F S 2-3 K ②		2 1	0 0	0 0	0 0	1 0	1 1	1 0
Larry Walker, L (1, 9) OBP: 0.336, SLG: 0.505		B X 1-0 G4-3 FC3-2 2B		B B X 2-0 G6-3 ①	F X 0-1 FC6-4 ③ 1-2f 2-3			F B F S 1-3 K ③		4	0	1	0	0	1	2
Tim Wallach, R (1, 3) OBP: 0.310, SLG: 0.316		B B X 2-0 E5 FC3-2 G4-3		C B S B F B B 4-2 HR BB		X 0-0 G6-3 ①			C B X 1-1 P5 ①	3	1	0	0	1	0	1
Gary Carter, R (1, 2) OBP: 0.326, SLG: 0.488	B B B B C F X 3-2 G4-3 ① 1-2 2-3			1 SAFE F X 0-1 HR 1-H		X 0-0 F8 ②			F X 0-1 G6-4-3 1B	4	1	2	2	0	0	2
Archi Cianfrocco, R (1, 5) OBP: 0.207, SLG: 0.185 Bill Landrum, R (7, 1) Bill Sampen, R (9, 1) Tom Foley, L (9, PH) OBP: 0.240, SLG: 0.217	X 0-0 FC3-2 ② 2-3 3-H			B X 1-0 G1-3 ②		B X 1-0 G5-3 ③			B B B C F F X 3-2 G6-4-3 ② ③ 1-2f	3 0 0 1	0 0 0 0	0 0 0 0	0 0 0 0	0 0 0 0	0 0 0 0	2 0 0 1
Spike Owen, S (1, 6) OBP: 0.299, SLG: 0.359	B B C S 1 SAFE B X 3-2 F7 ③			B B F F X 2-2 F9 ③			C C X 0-2 F8 ①			3	0	0	0	0	0	2
Mark Gardner, R (1, 1) OBP: 0.182, SLG: 0.182 Jeff Fassero, L (7, 1) Bret Barberie, S (7, 5) OBP: 0.348, SLG: 0.273			B X 1-0 G1-3 ①		F B S B B F F X 3-2 P3 ①		X 0-0 F7 ②			2 0 1	0 0 0	0 0 0	0 0 0	0 0 0	0 0 0	0 0 0
Inning Stats	R: 0 E: 0 K: 1 S: 7 H: 0 LOB: 0 BB: 1 P: 17	R: 0 E: 1 K: 0 S: 9 H: 1 LOB: 2 BB: 0 P: 18	R: 1 E: 0 K: 0 S: 9 H: 1 LOB: 0 BB: 0 P: 14	R: 2 E: 0 K: 0 S: 10 H: 1 LOB: 0 BB: 1 P: 19	R: 0 E: 0 K: 0 S: 11 H: 1 LOB: 2 BB: 1 P: 22	R: 0 E: 0 K: 0 S: 3 H: 0 LOB: 0 BB: 0 P: 4	R: 0 E: 0 K: 0 S: 6 H: 0 LOB: 0 BB: 0 P: 7	R: 0 E: 0 K: 3 S: 10 H: 0 LOB: 0 BB: 0 P: 16	R: 0 E: 0 K: 0 S: 8 H: 1 LOB: 0 BB: 0 P: 12	1B: 2 2B: 1 3B: 0 HR: 2	SF: 0 SAC: 0 DP: 1 HBP: 0			WP: 0 PB: 0 SB: 1 CS: 1		PA: 34

	AB	31
	R	3
	H	5
	RBI	3
	BB	3
	SO	4
	LOB	11

PITCHER		IP	WLS	BF	H	R	ER	SO	BB	IBB	HBP	BLK	WP	HR	S	P	ERA	WHIP
Trevor Wilson, L ERA: 4.5	(1, 1)	6.0	W	25	4	3	3	1	3	0	0	0	0	2	49	94	4.50	1.167
Rod Beck, R ERA: 2.11	(7, 1)	2.0		6	0	0	0	3	0	0	0	0	0	0	16	23	0.00	0.000
Jeff Brantley, R ERA: 1.54	(9, 1)	1.0	S	3	1	0	0	0	0	0	0	0	0	0	8	12	0.00	1.000

PITCHER	IP	WLS	BF	H	R	ER	SO	BB	IBB	HBP	BLK	WP	HR	S	P	ERA	WHIP

Batter	1	2	3	4	5	6	7	8	9	AB	R	H	RBI	BB	SO	LOB
Darren Lewis, R (1, 8) OBP: 0.346, SLG: 0.308	B C C B X 2-2 F9 ①		X 0-0 G3-1 ②		C X 0-1 F9 ③			C C B S 1-3 K ①	F B X 1-1 F8 ③	3	0	0	0	0	0	1
Mike Felder, S (7, 8) OBP: 0.341, SLG: 0.317										2	0	0	0	0	1	2
Royce Clayton, R (1, 6) OBP: 0.286, SLG: 0.337	B C X 1-1 G6-3 ②		F B X 1-1 F8 ③			B F X 1-1 F9 ①		X 0-0 G5-3 ②		4	0	0	0	0	0	0
Will Clark, L (1, 3) OBP: 0.438, SLG: 0.541	F S B X 1-2 G6-3 ③			B B X 2-0 F7 ①		C X 0-1 G4-3 ②		B B X 2-0 2B		4	0	1	0	0	0	0
Kevin Bass, S (1, 7) OBP: 0.324, SLG: 0.413		B X 1-0 G6-3 ①		S C B B B F X 3-2 2B		B B X 2-0 G6-3 ③		S B S S 1-3 K ③		4	0	1	0	0	1	1
Matt Williams, R (1, 5) OBP: 0.278, SLG: 0.462		F S B X 1-2 HR 1B		X 0-0 P2 ②			B X 1-0 F7 ①		X 0-0 G5-3 ①	3	1	1	0	0	0	1
Craig Colbert, R (7, 5) OBP: 0.238, SLG: 0.211										1	0	0	0	0	0	0
Greg Litton, R (1, 4) OBP: 0.133, SLG: 0.133		S 1 SAFE 1 SAFE F C 0-3 K ②		B F F S 1-3 K ③			X 0-0 F9 ②		C B S X 1-2 1B 1B	4	1	1	0	0	2	2
Cory Snyder, R (1, 9) OBP: 0.281, SLG: 0.367		S S B B X 2-2 1-H HR			B C X 1-1 L7 ①		B B B B 4-0 BB		X 0-0 L8 ②	3	1	1	2	1	0	1
Kirt Manwaring, R (1, 2) OBP: 0.360, SLG: 0.284		B F B F B X 3-2 G6-3 ③			B X 1-0 SH1-4 1B		B B B B 4-0 1-2 BB		B B S X 2-1 1-3 1B	3	0	2	0	1	0	0
Bud Black, L (1, 1)			B C C E E C 1-3 K ①		L X 0-1 SH1-4 ② 1-2		B C B X 2-1 G1-3 ③		B X 1-0 1-2 3-H 1B	1	0	0	0	0	1	0
Dave Burba, R (5, 1)										0	0	0	0	0	0	0
Chris James, R (7, PH) OBP: 0.278, SLG: 0.200										1	0	0	0	0	0	2
Bryan Hickerson, L (7, 1)										0	0	0	0	0	0	0
Michael Jackson, R (8, 1)										0	0	0	0	0	0	0
Willie McGee, S (9, PH) OBP: 0.345, SLG: 0.317										1	0	1	1	0	0	0
Inning Stats	R: 0 E: 0 K: 0 S: 8 H: 0 LOB: 0 BB: 0 P: 12	R: 2 E: 0 K: 1 S: 13 H: 2 LOB: 0 BB: 0 P: 20	R: 0 E: 0 K: 1 S: 8 H: 0 LOB: 0 BB: 0 P: 10	R: 0 E: 0 K: 1 S: 9 H: 1 LOB: 1 BB: 0 P: 15	R: 0 E: 0 K: 0 S: 7 H: 1 LOB: 1 BB: 0 P: 9	R: 0 E: 0 K: 0 S: 5 H: 0 LOB: 0 BB: 0 P: 8	R: 0 E: 0 K: 0 S: 4 H: 0 LOB: 2 BB: 2 P: 15	R: 0 E: 0 K: 2 S: 8 H: 1 LOB: 1 BB: 0 P: 12	R: 1 E: 0 K: 0 S: 10 H: 3 LOB: 2 BB: 0 P: 15	1B: 5 2B: 2 3B: 0 HR: 1	SF: 0 SAC: 1 DP: 0 HBP: 0						

PITCHER		IP	WLS	BF	H	R	ER	SO	BB	IBB	HBP	BLK	WP	HR	S	P	ERA	WHIP
Chris Nabholz, L ERA: 3.41	(1, 1)	7.0	W	27	4	2	2	3	2	0	0	0	0	1	54	89	2.57	0.857
Mel Rojas, R ERA: 2.0	(8, 1)	1.0		4	1	0	0	2	0	0	0	0	0	0	8	12	0.00	1.000
John Wetteland, R ERA: 4.09	(9, 1)	1.0		6	3	1	1	0	0	0	0	0	0	0	10	15	9.00	3.000

PITCHER	IP	WLS	BF	H	R	ER	SO	BB	IBB	HBP	BLK	WP	HR	S	P	ERA	WHIP

TOP

San Francisco Giants @ Montreal Expos

Olympic Stadium, Montreal, QB

Sat May 09 1992, 3:33 AM EDT

Att. 9,403 - Dome - 70 F

livebaseballscorecards.com

AB	34
R	3
H	8
RBI	3
BB	2
SO	5
LOB	10

WP: 0	PA: 37		
PB: 0			
SB: 0			
CS: 0			

Batter	1	2	3	4	5	6	7	8	9	AB	R	H	RBI	BB	SO	LOB
Marquis Grissom, R (1, 8) OBP: 0.322, SLG: 0.445	B X 1-0 ① G3-1		B C X 1-1 ③ G6-3		C S B F B X 2-2 SF9 1B PB 1B	B S B F F C 2-3 ② K				4	1	1	0	0	1	1
Delino DeShields, L (1, 4) OBP: 0.333, SLG: 0.377	B B X 2-0 ② G3			X 0-0 ① G3	L 1 SAFE X 0-1 ① F7	B F B F C 2-3 ③ K				4	0	0	0	0	1	3
Moises Alou, R (1, 7) OBP: 0.500, SLG: 0.667 Mel Rojas, R (8, 1) John Wetteland, R (9, 1)	C X 0-1 ③ F9			X 0-0 3B 2B	B S B X 2-1 PB BB 1-2 2-3 1B		X 0-0 ① L9			4 0 0	2 0 0	2 0 0	0 0 0	0 0 0	0 0 0	0 0 0
Larry Walker, L (1, 9) OBP: 0.333, SLG: 0.510		B X 1-0 ① F8		X 0-0 ② P5	B X 1-0 ② SF9 2-3 3-H		X 0-0 2B			3	0	1	1	0	0	1
Gary Carter, R (1, 3) OBP: 0.340, SLG: 0.465		B C F X 1-2 ② F9		B B B C B 4-1 3B BB	1 SAFE B B 1 SAFE B B 4-0 PB 1-2 1B BB		B B B C X 3-1 ② G5-3			2	2	0	0	2	0	1
Archi Cianfrocco, R (1, 5) OBP: 0.273, SLG: 0.419		C B X 1-1 HR		F X 0-1 E 1-H 2-H 3B	F B X 1-1 1-H 2-H 3-H 1B		F S B S 1-3 ③ K			4	2	3	5	0	1	1
Rick Cerone, R (1, 2) OBP: 0.267, SLG: 0.467		C B B X 2-1 ③ G5-3		B C B X 2-1 E6 CS 3-H	B C F C 1-3 ③ K			X 0-0 ① G5-3		4	0	0	0	0	1	1
Spike Owen, S (1, 6) OBP: 0.308, SLG: 0.402			B C B F X 2-2 ① G5-3	B 1-0 ③ CS 1-2	F B X 1-1 HR	B F F X 1-2 1B		C B X 1-1 ② G6-3		4	1	2	1	0	0	0
Chris Nabholz, L (1, 1) OBP: 0.083, SLG: 0.167 Steve Lyons, L (8, 7) OBP: 0.067, SLG: 0.200			X 0-0 ② L7		X 0-0 1B SF9 2B	F F F F C 0-3 ① K		F B C B B X 3-2 ③ L9		3 1	1 0	1 0	0 0	0 0	1 0	1 0
Inning Stats	R: 0 E: 0 K: 0 S: 4 H: 0 LOB: 0 BB: 0 P: 7	R: 1 E: 0 K: 0 S: 8 H: 1 LOB: 0 BB: 0 P: 13	R: 0 E: 0 K: 0 S: 6 H: 0 LOB: 0 BB: 0 P: 9	R: 3 E: 1 K: 0 S: 8 H: 2 LOB: 0 BB: 1 P: 15	R: 5 E: 0 K: 1 S: 17 H: 5 LOB: 1 BB: 1 P: 29	R: 0 E: 0 K: 3 S: 16 H: 1 LOB: 1 BB: 0 P: 21	R: 0 E: 0 K: 1 S: 7 H: 1 LOB: 1 BB: 0 P: 11	R: 0 E: 0 K: 0 S: 6 H: 0 LOB: 0 BB: 0 P: 10		1B: 4 2B: 3 3B: 1 HR: 2	SF: 1 SAC: 0 DP: 0 HBP: 0					

PITCHER		IP	WLS	BF	H	R	ER	SO	BB	IBB	HBP	BLK	WP	HR	S	P	ERA	WHIP
Bud Black, L ERA: 13.5	(1, 1)	4.2	L	22	7	8	7	0	1	0	0	0	0	2	38	62	13.50	1.714
Dave Burba, R ERA: 2.88	(5, 1)	1.1		7	2	1	0	4	1	0	0	0	0	0	21	32	0.00	2.250
Bryan Hickerson, L ERA: 1.2	(7, 1)	1.0		4	1	0	0	1	0	0	0	0	0	0	7	11	0.00	1.000
Michael Jackson, R ERA: 2.93	(8, 1)	1.0		3	0	0	0	0	0	0	0	0	0	0	6	10	0.00	0.000

PITCHER	IP	WLS	BF	H	R	ER	SO	BB	IBB	HBP	BLK	WP	HR	S	P	ERA	WHIP

BOTTOM

San Francisco Giants @ Montreal Expos

Olympic Stadium, Montreal, QB

Sat May 09 1992, 3:33 AM EDT

Att. 9,403 - Dome - 70 F

livebaseballscorecards.com

AB	33
R	9
H	10
RBI	7
BB	2
SO	5
LOB	9

1B: 4	SF: 1	WP: 0	PA: 37
2B: 3	SAC: 0	PB: 1	
3B: 1	DP: 0	SB: 0	
HR: 2	HBP: 0	CS: 1	

Batter	1	2	3	4	5	6	7	8	9	10	11	AB	R	H	RBI	BB	SO	LOB
Mike Felder, S (1, 8) OBP: 0.340, SLG: 0.370	M C C 0-3 ① K	C B S F X 1-2 ① G3	B 1 SAFE B X 2-0 ② F7	B B B B 4-0 G3 BB	X 0-0 F9	B B X 2-0 1-H 3-H HR	5	1	1	3	1	1	2
Willie McGee, S (1, 9) OBP: 0.345, SLG: 0.318	F F B B F S 2-3 ② K	S C S 0-3 ② K	X 0-0 1B 1-2 3-H 1B	1 SAFE C F F F 1 SAFE B X 1-2 G3 1-2	B C B C C 2-3 ② K	B B X 2-0 WP HBP 1B	6	0	2	1	0	3	1
Will Clark, L (1, 3) OBP: 0.434, SLG: 0.526	S T B F F F S 1-3 ③ K	C F B B X 2-2 ③ G3	F C F B X 1-2 1-2 2-H 1B	C B C S 1-3 ③ K	B C B B F S 3-3 ③ K	H 1-0 1-2 WP HBP	5	0	1	1	0	3	1
Kevin Bass, S (1, 7) OBP: 0.324, SLG: 0.449	B C X 1-1 ① G4-3	C X 0-1 ① G4-3	X 0-0 ③ G1-3	B B S F F F B F F F 3-2 F X 1B 3B	1 2 3 SH1-3 2B 2B 1-0 3 P4 1-2 2-3	6	2	2	0	0	0	4
Cory Snyder, R (1, 5) OBP: 0.250, SLG: 0.324 (9, 4)	C C B F X 1-2 ② G6-3	X 0-0 ② P3	X 0-0 ① G6-3	S S F S 0-3 ① K	X 0-0 ① SH1-3 2-3	4	0	0	0	0	1	1
Greg Litton, R (1, 4) OBP: 0.118, SLG: 0.118	X 0-0 ③ G6-3	C X 0-1 ③ L8	C H 1-1 HBP	X 0-0 WP HBP 3-H 1B	I I I I 4-0 2B IBB	2	0	0	0	0	0	0
Rod Beck, R (5, 1)												0	0	0	0	0	0	0
Chris James, R (7, PH) OBP: 0.297, SLG: 0.200												0	0	0	0	0	0	0
Dave Righetti, L (7, 1)												0	0	0	0	0	0	0
Michael Jackson, R (8, 1)												0	0	0	0	0	0	0
Matt Williams, R (9, PH) OBP: 0.291, SLG: 0.467												1	1	1	1	1	0	0
Kirt Manwaring, R (1, 2) OBP: 0.363, SLG: 0.296		C B C B F X 2-2 ① G6-3	B X 1-0 ① P8	1 SAFE C X 0-1 ② L9	S B 1 S H 2-2 WP 1-2 HBP	1 SAFE X 0-0 1-H 3-H HR 2B	4	1	1	2	0	0	1
Jose Uribe, S (1, 6) OBP: 0.188, SLG: 0.500	C B S S 1-3 ② K	S C X 0-2 E 1B 2B	X 0-0 ③ P9	B F B F B X 3-2 ② P6	X 0-0 ② G3-4	5	1	1	0	0	1	4
Kelly Downs, R (1, 1)	B S B X 2-1 ③ P3	B C X 1-1 E5 1B 1B 2-3	B B X 2-0 ① F7	B F F S 1-3 ③ K2-3 1-2 2-3	F B S B F B F B 4-2 HR BB	1	0	0	0	0	0	0
Craig Colbert, R (5, 4) OBP: 0.208, SLG: 0.182						3	1	0	0	0	1	3
Jeff Brantley, R (9, 1)						0	1	0	0	1	0	0
Inning Stats	R: 0 E: 0 K: 3 S: 13 H: 0 LOB: 0 BB: 0 P: 16	R: 0 E: 0 K: 0 S: 7 H: 0 LOB: 0 BB: 0 P: 9	R: 0 E: 0 K: 1 S: 9 H: 0 LOB: 0 BB: 0 P: 14	R: 0 E: 0 K: 1 S: 10 H: 0 LOB: 0 BB: 0 P: 13	R: 0 E: 0 K: 0 S: 5 H: 0 LOB: 0 BB: 0 P: 5	R: 2 E: 1 K: 0 S: 13 H: 3 LOB: 2 BB: 0 P: 18	R: 0 E: 0 K: 0 S: 5 H: 0 LOB: 1 BB: 0 P: 6	R: 0 E: 0 K: 1 S: 9 H: 0 LOB: 1 BB: 1 P: 17	R: 1 E: 0 K: 2 S: 21 H: 2 LOB: 2 BB: 0 P: 30	R: 0 E: 0 K: 2 S: 7 H: 0 LOB: 0 BB: 0 P: 12	R: 5 E: 0 K: 0 S: 15 H: 4 LOB: 2 BB: 2 P: 30	1B: 4 2B: 3 3B: 1 HR: 1 SF: 0 SAC: 1 DP: 0 HBP: 3						

PITCHER		IP	WLS	BF	H	R	ER	SO	BB	IBB	HBP	BLK	WP	HR	S	P	ERA	WHIP
Dennis Martinez, R ERA: 2.05	(1, 1)	7.1		28	3	2	0	5	1	0	1	0	0	0	63	88	0.00	0.545
John Wetteland, R ERA: 4.26	(8, 1)	1.2		8	2	1	1	3	0	0	1	0	1	0	29	40	5.40	1.200
Bill Landrum, R ERA: 6.48	(10, 1)	1.2	L	12	4	5	5	2	1	1	1	0	0	1	21	40	27.00	3.000
Jeff Fassero, L ERA: 4.26	(11, 1)	0.1		1	0	0	0	0	0	0	0	0	1	0	1	2	0.00	0.000

PITCHER	IP	WLS	BF	H	R	ER	SO	BB	IBB	HBP	BLK	WP	HR	S	P	ERA	WHIP

TOP

San Francisco Giants @ Montreal Expos

Olympic Stadium, Montreal, QB

Sun May 10 1992, 3:33 AM EDT

Att. 11,275 - Dome - 70 F

livebaseballscorecards.com

AB	42
R	8
H	9
RBI	8
BB	3
SO	10
LOB	17

WP: 2	PA: 49		
PB: 0			
SB: 0			
CS: 0			

San Francisco Giants @ Montreal Expos

Olympic Stadium, Montreal, QB

Sun May 10 1992, 3:33 AM EDT

Att. 11,275 - Dome - 70 F

livebaseballscorecards.com

BOTTOM

Batter	1	2	3	4	5	6	7	8	9	10	11	AB	R	H	RBI	BB	SO	LOB
Marquis Grissom, R (1, 8) OBP: 0.306, SLG: 0.422	0-3 K ①	0-1 F7 ②		0-3 K ③		3-2 L5 ③		0-2 G6-3 ③			0-0 F8 ②	6	0	0	0	0	2	5
Delino DeShields, L (1, 4) OBP: 0.328, SLG: 0.378	2-0 2B	2-2 G6-3 ③			0-1 G6-3 ①		2-3 K ①		0-3 K ①		1-0 FC6-4 ③ 1-2f	5	0	1	0	0	2	1
Bill Landrum, R (10, 1)												0	0	0	0	0	0	0
Jeff Fassero, L (11, 1)												0	0	0	0	0	0	0
Bret Barberie, S (11, PH) OBP: 0.344, SLG: 0.269												1	0	0	0	0	0	1
John Vander Wal, L (1, 7) OBP: 0.340, SLG: 0.366	3-3 K ②		1-0 F9 ①		4-2 E 1B BB		0-0 2B		4-2 CS BB			2	0	0	0	1	1	1
Moises Alou, R (7, PH) OBP: 0.529, SLG: 0.750												1	0	1	0	0	0	0
Steve Lyons, L (8, 7) OBP: 0.125, SLG: 0.200												0	0	0	0	1	0	0
Larry Walker, L (1, 9) OBP: 0.328, SLG: 0.495	1-1 F8 ③		1-0 P6 ②		1-0 E9 1-3 1B		0-0 P5 ②		1-0 F8 ②			5	0	1	0	0	0	3
Gary Carter, R (1, 2) OBP: 0.373, SLG: 0.455		4-0 HR HBP BB	4-0 BB		4-1 BB		0-1 G6-3 ③		3-2 CS ③ 1-2	1-3 K ①		1	1	0	0	3	0	1
John Wetteland, R (8, 1)												0	0	0	0	0	0	0
Darrin Fletcher, L (9, PH) OBP: 0.231, SLG: 0.271												0	0	0	0	0	0	0
Tom Foley, L (10, 4) OBP: 0.231, SLG: 0.208												1	0	0	0	0	1	0
Tim Wallach, R (1, 3) OBP: 0.305, SLG: 0.303		3-2 1-2 HR HBP	0-0 F8 ③		0-3 K ②			1-1 G5-3 ①		2-2 P4 ②		4	1	0	0	0	1	4
Archi Cianfrocco, R (1, 5) OBP: 0.263, SLG: 0.472		3-2 1-H 2-H HR		0-2 G5-3 ①	1-3 K ③			1-1 P4 ②		3-3 K ③		5	1	1	3	0	2	3
Spike Owen, S (1, 6) OBP: 0.313, SLG: 0.395		4-2 SH3-4 BB		2-1 G4-3 ②		1-2 P6 ①		2-2 1B 1B			0-0 G6-3 ①	4	0	1	0	1	0	0
Dennis Martinez, R (1, 1) OBP: 0.154, SLG: 0.154	0-0 SH3-4 ① 1-2			0-1 1B		1-3 K ②		0-1 1B 1-2			4-2 FC6-4 BB	2	0	1	0	0	1	0
Rick Cerone, R (8, 2) OBP: 0.353, SLG: 0.500												1	0	1	0	1	0	0

Inning Stats	1	2	3	4	5	6	7	8	9	10	11
	R: 0 H: 1 E: 0 LOB: 1 K: 2 BB: 0 S: 10 P: 16	R: 3 H: 1 E: 0 LOB: 1 K: 0 BB: 2 S: 17 P: 33	R: 0 H: 0 E: 0 LOB: 1 K: 0 BB: 1 S: 3 P: 9	R: 0 H: 1 E: 0 LOB: 1 K: 1 BB: 0 S: 10 P: 12	R: 0 H: 1 E: 1 LOB: 3 K: 2 BB: 2 S: 15 P: 24	R: 0 H: 0 E: 0 LOB: 0 K: 1 BB: 0 S: 9 P: 14	R: 0 H: 1 E: 0 LOB: 1 K: 1 BB: 0 S: 7 P: 9	R: 0 H: 2 E: 0 LOB: 2 K: 0 BB: 0 S: 14 P: 18	R: 0 H: 0 E: 0 LOB: 0 K: 1 BB: 1 S: 14 P: 21	R: 0 H: 0 E: 0 LOB: 0 K: 2 BB: 0 S: 10 P: 16	R: 0 H: 0 E: 0 LOB: 1 K: 0 BB: 1 S: 5 P: 10

AB	38
R	3
H	7
RBI	3
BB	7
SO	10
LOB	19

1B: 4	SF: 0	WP: 0	PA: 48
2B: 2	SAC: 1	PB: 0	
3B: 0	DP: 0	SB: 0	
HR: 1	HBP: 1	CS: 1	

PITCHER		IP	WLS	BF	H	R	ER	SO	BB	IBB	HBP	BLK	WP	HR	S	P	ERA	WHIP
Kelly Downs, R ERA: 3.76	(1, 1)	4.1		23	4	3	3	3	5	0	1	0	0	1	47	85	6.23	2.077
Rod Beck, R ERA: 1.96	(5, 1)	1.2		5	0	0	0	3	0	0	0	0	0	0	17	23	0.00	0.000
Dave Righetti, L ERA: 4.15	(7, 1)	1.0		4	1	0	0	1	0	0	0	0	0	0	7	9	0.00	1.000
Michael Jackson, R ERA: 2.76	(8, 1)	1.0		5	2	0	0	0	0	0	0	0	0	0	14	18	0.00	2.000
Jeff Brantley, R ERA: 1.23	(9, 1)	3.0	W	10	0	0	0	3	2	0	0	0	0	0	29	47	0.00	0.667

PITCHER	IP	WLS	BF	H	R	ER	SO	BB	IBB	HBP	BLK	WP	HR	S	P	ERA	WHIP

Batter	1	2	3	4	5	6	7	8	9	10	AB	R	H	RBI	BB	SO	LOB
Brett Butler, L (1, 8) OBP: 0.367, SLG: 0.395	C X 0-1 ① G3-1		C B X 1-1 BLK 2B 1B		F C B B B F F X 3-2 ② G4-3		C B C X 1-2 ③ F7		C F B C 1-3 ② K		5	1	1	0	0	1	2
Stan Javier, S (1, 7) OBP: 0.300, SLG: 0.192 Mike Sharperson, R (8, PH) OBP: 0.433, SLG: 0.367 (8, 4)	B B C S F C 2-3 ② K		1 SAFE P B S F F C 2-3 ① K 1-2		S H 1-1 1B CS HBP			B C X 1-1 ① G5-3	I I I 4-0 IBB		2 1	0 0	0 0	0 0	0 1	2 0	1 0
Lenny Harris, L (1, 4) OBP: 0.370, SLG: 0.348 (8, 7)	C B X 1-1 ③ G3		B X 1-0 2-H 2B		1 SAFE F X 0-1 CS 1-3 1B			F F F B F S 1-3 ② X K	 0-0 ③ G1-3		5	0	2	1	0	1	2
Mitch Webster, S (1, 9) OBP: 0.400, SLG: 0.727		B X 1-0 1B 3B	C B B F B F B 4-2 G6-4-3 BB		B B F C 2-2 ③ CS 1-2 3-H	C B L S 1-3 ① K		S B F B B B 4-2 S E BB		S L X 1-2 E4 3B	3	3	2	0	2	1	0
Eric Karros, R (1, 3) OBP: 0.279, SLG: 0.439		B B C X 2-1 G3 1B G5-3 3-H 1B	C F X 0-2 ② ③ G6-4-3 1-2f			F X 0-1 ② F8		1 SAFE F B 1 B S S X 2-2 E5 1-H		L C B F B X 2-2 E3 L3-6 SH3	5	1	1	1	0	0	2
Dave Hansen, L (1, 5) OBP: 0.216, SLG: 0.217 Eric Davis, R (8, PH) OBP: 0.352, SLG: 0.429 John Candelaria, L (8, 1) Roger McDowell, R (8, 1) Steve Wilson, L (10, 1)	X 0-0 G3 1-2 1B			B X 1-0 ① F8		B B B C C X 3-2 ③ G6-3		I I I 4-0 IBB		C X 0-1 ① SH3 1-2	3 0 0 0 0	0 0 0 0 0	1 0 0 0 0	0 1 0 0 0	0 0 0 0 0	0 0 0 0 0	0 0 0 0 0
Mike Scioscia, L (1, 2) OBP: 0.298, SLG: 0.278	C X 0-1 ① G3 1-2 2-3		X 0-0 FC3-6 1B				C S B B B F X 2-2 ① F7	C B X 1-1 ③ G6-3		F B X 1-1 ② ③ L3-6 2-3	5	0	1	0	0	0	5
Jose Offerman, S (1, 6) OBP: 0.311, SLG: 0.323	C S B B F B X 3-2 ② G5-3 3-H		B B X 2-0 ② FC3-6 PO 1-2f				B S C S 1-3 ② K		C B X 1-1 ① G1-4-3		4	0	0	1	0	1	2
Ramon Martinez, R (1, 1) OBP: 0.214, SLG: 0.214 Todd Benzinger, S (7, PH) OBP: 0.271, SLG: 0.295 Tim Crews, R (7, 1) Dave Anderson, R (8, 5) OBP: 0.200, SLG: 0.300	C F X 0-2 ③ G5-3		B F M 1-2 ③ PO 1-2	X 0-0 ① G6-3			S F F F B B B B 4-2 BB		L B B X 2-1 2B		2 0 0 1	0 0 0 0	0 0 0 1	0 1 0 0	0 0 0 0	0 0 0 0	1 0 0 0
Inning Stats	R: 0 H: 0 E: 0 LOB: 0 K: 1 BB: 0 S: 8 P: 11	R: 2 H: 3 E: 0 LOB: 1 K: 0 BB: 0 S: 13 P: 19	R: 1 H: 2 E: 0 LOB: 1 K: 1 BB: 1 S: 15 P: 22	R: 0 H: 1 E: 0 LOB: 0 K: 0 BB: 0 S: 5 P: 9	R: 0 H: 1 E: 0 LOB: 1 K: 0 BB: 0 S: 11 P: 17	R: 0 H: 0 E: 0 LOB: 0 K: 1 BB: 0 S: 8 P: 12	R: 0 H: 0 E: 0 LOB: 1 K: 1 BB: 1 S: 14 P: 22	R: 1 H: 0 E: 1 LOB: 2 K: 1 BB: 2 S: 14 P: 27	R: 0 H: 1 E: 0 LOB: 2 K: 1 BB: 1 S: 8 P: 16	R: 1 H: 1 E: 2 LOB: 0 K: 0 BB: 0 S: 11 P: 15	1B: 5 2B: 3 3B: 2 HR: 0	SF: 0 SAC: 1 DP: 2 HBP: 1					

PITCHER	IP	WLS	BF	H	R	ER	SO	BB	IBB	HBP	BLK	WP	HR	S	P	ERA	WHIP
Ken Hill, R (1, 1) ERA: 2.02	5.0		21	7	3	3	2	1	0	1	1	0	0	52	78	5.40	1.600
Mel Rojas, R (6, 1) ERA: 1.64	2.0		7	0	0	0	2	1	0	0	0	0	0	22	34	0.00	0.500
Jeff Fassero, L (8, 1) ERA: 4.09	3.0	W	15	2	2	1	2	1	2	0	0	0	0	33	58	3.00	1.000

PITCHER	IP	WLS	BF	H	R	ER	SO	BB	IBB	HBP	BLK	WP	HR	S	P	ERA	WHIP

TOP

Los Angeles Dodgers @ Montreal Expos

Olympic Stadium, Montreal, QB

Mon May 11 1992, 7:05 PM EDT
Att. 7,075 - Dome - 70 F

livebaseballscorecards.com

AB	36
R	5
H	9
RBI	3
BB	5
SO	6
LOB	15

WP: 0	PA: 45		
PB: 0			
SB: 1			
CS: 2			

Los Angeles Dodgers @ Montreal Expos

Olympic Stadium, Montreal, QB

Mon May 11 1992, 7:05 PM EDT
Att. 7,075 - Dome - 70 F

livebaseballscorecards.com

Batter	1	2	3	4	5	6	7	8	9	10	AB	R	H	RBI	BB	SO	LOB
Marquis Grissom, R (1, 8) OBP: 0.302, SLG: 0.413	0-0 1B S 1B 1B	3-3 ① K		3-2 ① G6-3		2-3 ① K	2-1 ③ FC6-4 1-2f			0-0 ① SH1-4 1-2	5	1	1	0	0	2	2
Delino DeShields, L (1, 4) OBP: 0.352, SLG: 0.405	1 SAFE 1 SAFE 1 SAFE 3-2 1B BB 2B 1B 1-3	1-1 S 1B		1-1 G4-3 2B		3-2 ② L8		1-1 E3 CS 1B		4-0 G4-3 1B BB	5	2	4	0	1	0	0
John Vander Wal, L (1, 7) OBP: 0.353, SLG: 0.386 Steve Lyons, L (6, PR) OBP: 0.118, SLG: 0.188 (7, 7) Moises Alou, R (10, PH) OBP: 0.500, SLG: 0.706	1 SAFE 1 SAFE 4-1 1B 2B BB 1-2	1 SAFE 2 SAFE 1-3 ② K 1-2		1-1 ② G4-3 2-3		0-1 2B		1-3 ① K		1-1 ② G4-3 1-2 2-3	3 1 1	1 0 0	1 0 0	0 0 0	1 0 0	1 1 0	2 1 2
Larry Walker, L (1, 9) OBP: 0.360, SLG: 0.505	0-0 2B 1B 1-2 2-3 3-H	4-2 BB		4-0 S IBB		4-0 IBB		4-1 BB		0-0 2-H 1B 3-H	2	1	2	3	4	0	0
Gary Carter, R (1, 2) OBP: 0.375, SLG: 0.458	1-2 F8 2B 1-H 2-H 3-H	3-2 ③ P3		4-2 1-2 BB		2-1 ③ G1-3		3-3 ②③ K 2-3			4	0	1	3	1	1	6
Tim Wallach, R (1, 3) OBP: 0.301, SLG: 0.308	2-2 ① P1		3-1 2B	1-3 ③ K			X 0-0 ① G4-3		2-2 ① F9		5	0	1	0	0	1	4
Archi Cianfrocco, R (1, 5) OBP: 0.279, SLG: 0.450	1-1 ② F8 2-3		1-3 ① K		1-2 B3-4 1B		4-1 FC4-6 BB		0-1 ② G6-3		4	0	1	0	1	1	2
Spike Owen, S (1, 6) OBP: 0.307, SLG: 0.378	4-0 IBB		2-3 ② K		2-2 ①② B3-4 1-2f		1 SAFE 0-0 ② FC4-6 1B 1-2f		0-0 ③ G6-3		4	0	0	0	1	1	3
Ken Hill, R (1, 1) OBP: 0.250, SLG: 0.273 Jerry Goff, L (5, PH) Mel Rojas, R (6, 1) Darrin Fletcher, L (7, PH) OBP: 0.240, SLG: 0.286 Chris Haney, L (7, PR) OBP: 0.333, SLG: 0.333 Jeff Fassero, L (8, 1) Bret Barberie, S (10, PH) OBP: 0.351, SLG: 0.278	3-2 ③ G6-3		1-2 ③ G4-3		1-3 ③ K		1 SAFE 2-2 FC6-4 1B 1-3		2-2 G4-3 SH1-4 1B 1B		2 1 0 1 0 0 1	0 0 0 0 0 0 1	0 0 0 1 0 0 1	0 0 0 0 0 0 0	0 1 0 0 0 0 0	0 0 0 0 0 0 0	3 0 0 0 0 0 0
Inning Stats	R: 4 H: 4 E: 0 LOB: 2 K: 0 BB: 2 S: 17 P: 35	R: 0 H: 1 E: 0 LOB: 2 K: 2 BB: 1 S: 14 P: 26	R: 0 H: 1 E: 0 LOB: 1 K: 2 BB: 0 S: 11 P: 18	R: 0 H: 1 E: 0 LOB: 3 K: 1 BB: 2 S: 12 P: 26	R: 0 H: 1 E: 0 LOB: 0 K: 1 BB: 0 S: 10 P: 14	R: 0 H: 1 E: 0 LOB: 2 K: 1 BB: 1 S: 10 P: 21	R: 0 H: 1 E: 0 LOB: 2 K: 0 BB: 1 S: 10 P: 18	R: 0 H: 1 E: 1 LOB: 2 K: 2 BB: 1 S: 11 P: 20	R: 0 H: 0 E: 0 LOB: 0 K: 0 BB: 0 S: 8 P: 10	R: 2 H: 2 E: 0 LOB: 1 K: 0 BB: 1 S: 7 P: 14	1B: 9 2B: 5 3B: 0 HR: 0	SF: 0 SAC: 1 DP: 2 HBP: 0					

PITCHER		IP	WLS	BF	H	R	ER	SO	BB	IBB	HBP	BLK	WP	HR	S	P	ERA	WHIP
Ramon Martinez, R ERA: 3.64	(1, 1)	6.0		32	9	4	4	7	3	3	0	0	0	0	74	140	6.00	2.000
Tim Crews, R ERA: 6.19	(7, 1)	1.0		5	1	0	0	0	1	0	0	0	0	0	10	18	0.00	2.000
John Candelaria, L ERA: 1.0	(8, 1)	0.1		3	1	0	0	1	1	0	0	0	0	0	6	12	0.00	6.000
Roger McDowell, R ERA: 3.78	(8, 1)	2.0		6	1	1	1	1	0	0	0	0	0	0	17	24	4.50	0.500
Steve Wilson, L ERA: 2.77	(10, 1)	0.1	L	3	1	1	1	0	1	0	0	0	0	0	3	8	27.00	6.000

PITCHER	IP	WLS	BF	H	R	ER	SO	BB	IBB	HBP	BLK	WP	HR	S	P	ERA	WHIP

AB	39
R	6
H	13
RBI	6
BB	9
SO	9
LOB	25

WP: 0 PA: 49
PB: 0
SB: 3
CS: 1

Batter	1	2	3	4	5	6	7	8	9	AB	R	H	RBI	BB	SO	LOB
Brett Butler, L (1, 8) OBP: 0.371, SLG: 0.388	B C H 2-1 WP HR HBP		L B B X 2-1 ① ② G4-6-3 1-2f			C B X 1-1 ② B1-3		B B B C C B 4-2 F9 1B BB		2	1	0	0	1	0	1
Mike Sharperson, R (1, 4) (7, 5) OBP: 0.438, SLG: 0.377	1 SAFE L 1 SAFE 1 SAFE X 0-1 ① F9		C C B B B X 3-2 ③ F7			B B C X 2-1 1B		1 SAFE 1 SAFE 1 B B B C X 3-1 1-2 1B		4	0	2	0	0	0	1
Darryl Strawberry, L (1, 9) OBP: 0.349, SLG: 0.469 Stan Javier, S (8, 9) OBP: 0.300, SLG: 0.192	F B B B X 3-1 1-H HR			B C C S 1-3 ① K		B B C C S 2-3 ③ K		B X 1-0 ② F9 2-3		4 0	1 0	1 0	2 0	0 0	2 0	3 0
Mitch Webster, S (1, 7) OBP: 0.382, SLG: 0.692	C B F B B C 3-3 ② K			X 0-0 ② G4-3			X 0-0 G3 2B	C B S F B S 2-3 ③ K		4	0	1	0	0	2	2
Eric Karros, R (1, 3) OBP: 0.270, SLG: 0.424 Todd Benzinger, S (7, PH) OBP: 0.260, SLG: 0.283 (7, 3)	B C B X 2-1 ③ F8			B C F X 1-2 ③ G3			C B F B B F X 3-2 ① F8		B B F B F S 3-3 ① K	2 2	0 0	0 0	0 0	0 0	0 1	0 1
Dave Anderson, R (1, 5) OBP: 0.250, SLG: 0.333 Lenny Harris, L (7, PH) OBP: 0.373, SLG: 0.352 (7, 4)		C S B X 1-2 G4-6-3 1B			X 0-0 ① F8		2 SAFE X 0-0 G3 2-3		B B X 2-0 1B 1B	2 2	0 0	1 1	0 0	0 0	0 0	0 1
Mike Scioscia, L (1, 2) OBP: 0.307, SLG: 0.280		1 SAFE 1 SAFE B F F B X 2-2 ① ② G4-6-3 1-2f			B B X 2-0 ② G3-1		B C B B F B 4-2 BB		C X 0-1 G4-3 1-3 1B	3	0	1	0	1	0	1
Jose Offerman, S (1, 6) OBP: 0.299, SLG: 0.309		C F B X 1-2 ③ G6-3			X 0-0 ③ G6-3		C B B B F S 3-3 ③ K		B X 1-0 ② G4-3 1-2	4	0	0	0	0	1	4
Kevin Gross, R (1, 1) OBP: 0.250, SLG: 0.182			B B C X 2-1 G4-6-3 1B			F B B X 2-1 ① G6-3		F F B B B X 3-2 ① P2	B B F X 2-1 ③ F7	4	0	1	0	0	0	2
Inning Stats	R: 2 E: 0 K: 1 S: 10 H: 1 LOB: 0 BB: 0 P: 20	R: 0 E: 0 K: 0 S: 9 H: 1 LOB: 0 BB: 0 P: 13	R: 0 E: 0 K: 0 S: 7 H: 1 LOB: 0 BB: 0 P: 14	R: 0 E: 0 K: 1 S: 7 H: 0 LOB: 0 BB: 0 P: 9	R: 0 E: 0 K: 0 S: 3 H: 0 LOB: 0 BB: 0 P: 5	R: 0 E: 0 K: 1 S: 9 H: 1 LOB: 1 BB: 0 P: 16	R: 0 E: 0 K: 1 S: 12 H: 1 LOB: 2 BB: 1 P: 22	R: 0 E: 0 K: 1 S: 12 H: 1 LOB: 2 BB: 1 P: 25	R: 0 E: 0 K: 1 S: 9 H: 2 LOB: 2 BB: 0 P: 17	1B: 6 2B: 1 3B: 0 HR: 1	SF: 0 SAC: 0 DP: 2 HBP: 1						

TOP

Los Angeles Dodgers @ Montreal Expos

Olympic Stadium, Montreal, QB

Tue May 12 1992, 7:05 PM EDT

Att. 10,170 - Dome - 70 F

livebaseballscorecards.com

AB	33
R	2
H	8
RBI	2
BB	2
SO	6
LOB	16

WP: 1 PB: 0 SB: 0 CS: 0 PA: 36

1B: 6 2B: 1 3B: 0 HR: 1 SF: 0 SAC: 0 DP: 2 HBP: 1

PITCHER		IP	WLS	BF	H	R	ER	SO	BB	IBB	HBP	BLK	WP	HR	S	P	ERA	WHIP
Chris Haney, L ERA: 4.15	(1, 1)	6.0	L	21	4	2	2	3	0	0	1	0	1	1	45	77	3.00	0.667
Bill Sampen, R ERA: 4.67	(7, 1)	1.1		8	2	0	0	1	2	0	0	0	0	0	19	39	0.00	3.000
Mel Rojas, R ERA: 1.54	(8, 1)	0.2		2	0	0	0	1	0	0	0	0	0	0	5	8	0.00	0.000
Bill Landrum, R ERA: 6.11	(9, 1)	1.0		5	2	0	0	1	0	0	0	0	0	0	9	17	0.00	2.000

PITCHER	IP	WLS	BF	H	R	ER	SO	BB	IBB	HBP	BLK	WP	HR	S	P	ERA	WHIP

Los Angeles Dodgers @ Montreal Expos

Olympic Stadium, Montreal, QB

Tue May 12 1992, 7:05 PM EDT

Att. 10,170 - Dome - 70 F

livebaseballscorecards.com

BOTTOM

Batter	1	2	3	4	5	6	7	8	9	AB	R	H	RBI	BB	SO	LOB
Marquis Grissom, R (1, 8) OBP: 0.293, SLG: 0.400	C B B B F X 3-2 G6-3 ①		B B F F S 2-3 K ③			C B C F F X 1-2 F7 ②			B C F B X 2-2 G2-3 ①	4	0	0	0	0	1	1
Delino DeShields, L (1, 4) OBP: 0.341, SLG: 0.392	C F B B F S 2-3 K ②			C C B B S 2-3 K ①		B S C F S 1-3 K ③			B F B C F F F B S 3-3 K ②	4	0	0	0	0	4	0
John Vander Wal, L (1, 7) OBP: 0.327, SLG: 0.354	C B B S B B X 3-2 F7 ③			C C B B C 2-3 K ②			C C S 0-3 K ①		C F X 0-2 G4-3 ③	4	0	0	0	0	2	0
Larry Walker, L (1, 9) OBP: 0.352, SLG: 0.491		L X 0-1 G4-1 ①		F B B C C 2-3 K ③			B S B F X 2-2 G6-3 ②			3	0	0	0	0	1	0
Gary Carter, R (1, 2) OBP: 0.373, SLG: 0.451		B X 1-0 G6-3 ②			C C C 0-3 K ①		B C F B B F X 3-2 1B			3	0	1	0	0	1	0
Archi Cianfrocco, R (1, 3) OBP: 0.283, SLG: 0.429		B B C X 2-1 F9 ③			B B H 3-0 1B G3-2 HBP		B S C B S 2-3 K ③			2	0	0	0	0	1	1
Bret Barberie, S (1, 5) OBP: 0.351, SLG: 0.280			B B C X 2-1 F8 ①		B C X 1-1 G3-2 1-3 1B			C C B F S 1-3 K ①		3	0	1	0	0	1	0
Tom Foley, L (1, 6) OBP: 0.241, SLG: 0.259			X 0-0 2B		X 0-0 ② ③ G3-2 1-2 3-Hf			B B C C X 2-2 L8 ②		3	0	1	0	0	0	2
Chris Haney, L (1, 1) OBP: 0.286, SLG: 0.286 Steve Lyons, L (6, PH) OBP: 0.111, SLG: 0.176 Bill Sampen, R (7, 1) Mel Rojas, R (8, 1) Jerry Goff, L (8, PH) Bill Landrum, R (9, 1)		C B F X 1-2 F7 ②				C S S 0-3 K ①		S C S 0-3 K ③		1 1 0 0 1 0	0 0 0 0 0 0	0 0 0 0 0 0	0 0 0 0 0 0	0 0 0 0 0 0	0 0 0 0 1 0	1 0 0 0 0 0
Inning Stats	R: 0 E: 0 K: 1 S: 10 H: 0 LOB: 0 BB: 0 P: 18	R: 0 E: 0 K: 0 S: 5 H: 0 LOB: 0 BB: 0 P: 8	R: 0 E: 0 K: 1 S: 9 H: 1 LOB: 1 BB: 0 P: 14	R: 0 E: 0 K: 3 S: 9 H: 0 LOB: 0 BB: 0 P: 15	R: 0 E: 0 K: 1 S: 6 H: 1 LOB: 1 BB: 0 P: 10	R: 0 E: 0 K: 2 S: 12 H: 0 LOB: 0 BB: 0 P: 14	R: 0 E: 0 K: 2 S: 13 H: 1 LOB: 1 BB: 0 P: 20	R: 0 E: 0 K: 2 S: 10 H: 0 LOB: 0 BB: 0 P: 13	R: 0 E: 0 K: 1 S: 12 H: 0 LOB: 0 BB: 0 P: 17	1B: 2 2B: 2 3B: 0 HR: 0 SF: 0 SAC: 0 DP: 1 HBP: 1						

	AB	29
	R	0
	H	3
	RBI	0
	BB	0
	SO	13
	LOB	5

PITCHER		IP	WLS	BF	H	R	ER	SO	BB	IBB	HBP	BLK	WP	HR	S	P	ERA	WHIP
Kevin Gross, R ERA: 2.97	(1, 1)	9.0	W	30	3	0	0	13	0	0	1	0	0	0	86	129	0.00	0.333

PITCHER	IP	WLS	BF	H	R	ER	SO	BB	IBB	HBP	BLK	WP	HR	S	P	ERA	WHIP

Batter	1	2	3	4	5	6	7	8	9	AB	R	H	RBI	BB	SO	LOB
Brett Butler, L (1, 8) OBP: 0.360, SLG: 0.375	C F B F F B F S 2-3 ① K			F S F B X 1-2 ① G1-6-3		B X 1-0 ② F9		B C F B F F B C 3-3 ③ K		4	0	0	0	0	2	3
Lenny Harris, L (1, 4) OBP: 0.354, SLG: 0.333	B C S X 1-2 ② G3			X 0-0 ② G6-3		B B F C B X 3-2 ③ F8			S S X 0-2 ① P6	4	0	0	0	0	0	2
Darryl Strawberry, L (1, 9) OBP: 0.336, SLG: 0.450	C S S 0-3 ③ K			C B B B S C 3-3 ③ K			C C B B F F S 2-3 ① K		C S B F B S 2-3 ② K	4	0	0	0	0	4	0
Mitch Webster, S (1, 7) OBP: 0.368, SLG: 0.733		C L B B F F C 2-3 ① K			B C C F X 1-2 ① F8		B F S B B X 3-2 HR		B F C F S 1-3 ③ K	4	1	1	1	0	2	0
Eric Karros, R (1, 3) OBP: 0.258, SLG: 0.403		B S B F S 2-3 ② K			B C B C F S 2-3 ② K		B C F C 1-3 ② K			3	0	0	0	0	3	0
Mike Scioscia, L (1, 2) OBP: 0.297, SLG: 0.269		X 0-0 ③ P4			C B B C X 2-2 ③ F9		C F X 0-2 ③ G4-3			3	0	0	0	0	0	0
Dave Hansen, L (1, 5) OBP: 0.204, SLG: 0.204			C X 0-1 ① G4-3			X 0-0 ① G6-3		C C B C 1-3 ① K		3	0	0	0	0	1	0
Jose Offerman, S (1, 6) OBP: 0.300, SLG: 0.303			B S F C 1-3 ② K			C B B C B F B 4-2 1B BB		L F B F C 1-3 ② K		2	0	0	0	1	2	0
Orel Hershiser, R (1, 1) OBP: 0.267, SLG: 0.429 Stan Javier, S (6, PH) OBP: 0.323, SLG: 0.222 Jim Gott, R (6, 1) Todd Benzinger, S (8, PH) OBP: 0.275, SLG: 0.298 Tim Crews, R (8, 1) Steve Wilson, L (8, 1) Kip Gross, R (8, 1)			C X 0-1 ③ G4-3			1 SAFE X 0-0 1-2 1B		X 0-0 1B		1 0 0 0 0 0 0 1 0 1 0 0 0 0 0 0 0 0 0 0 0 1 0 1 0 0 0 0 0 0 0 0 0 0 0 0 0 0 0 0 0 0 0 0 0 0 0 0 0						
Inning Stats	R: 0 H: 0 E: 0 LOB: 0 K: 2 BB: 0 S: 12 P: 15	R: 0 H: 0 E: 0 LOB: 0 K: 2 BB: 0 S: 9 P: 13	R: 0 H: 0 E: 0 LOB: 0 K: 1 BB: 0 S: 7 P: 8	R: 0 H: 0 E: 0 LOB: 0 K: 1 BB: 0 S: 8 P: 12	R: 0 H: 0 E: 0 LOB: 0 K: 1 BB: 0 S: 11 P: 16	R: 0 H: 1 E: 0 LOB: 2 K: 0 BB: 1 S: 9 P: 17	R: 1 H: 1 E: 0 LOB: 0 K: 2 BB: 0 S: 15 P: 21	R: 0 H: 1 E: 0 LOB: 1 K: 3 BB: 0 S: 13 P: 18	R: 0 H: 0 E: 0 LOB: 0 K: 2 BB: 0 S: 11 P: 14	1B: 2 SF: 0 2B: 0 SAC: 0 3B: 0 DP: 0 HR: 1 HBP: 0						WP: 0 PA: 31 PB: 0 SB: 0 CS: 0

PITCHER	IP	WLS	BF	H	R	ER	SO	BB	IBB	HBP	BLK	WP	HR	S	P	ERA	WHIP
Mark Gardner, R (1, 1) ERA: 3.02	7.2	W	27	3	1	1	11	1	0	0	0	0	1	79	112	1.17	0.522
John Wetteland, R (8, 1) ERA: 3.86	1.1	S	4	0	0	0	3	0	0	0	0	0	0	16	22	0.00	0.000

PITCHER	IP	WLS	BF	H	R	ER	SO	BB	IBB	HBP	BLK	WP	HR	S	P	ERA	WHIP

TOP

Los Angeles Dodgers @ Montreal Expos

Olympic Stadium, Montreal, QB

Wed May 13 1992, 7:05 PM EDT

Att. 17,562 - Dome - 70 F

livebaseballscorecards.com

AB	30
R	1
H	3
RBI	1
BB	1
SO	14
LOB	5

Los Angeles Dodgers @ Montreal Expos

Olympic Stadium, Montreal, QB

Wed May 13 1992, 7:05 PM EDT

Att. 17,562 - Dome - 70 F

livebaseballscorecards.com

BOTTOM

Batter	1	2	3	4	5	6	7	8	9	AB	R	H	RBI	BB	SO	LOB
Marquis Grissom, R (1, 8) OBP: 0.307, SLG: 0.411	B C B C 2-3 ① K		X 0-0 G4-3 2B 1B		F X 0-1 FC5 1-2 1B			S B C B X 2-2 S 2B 1B		4	2	3	0	0	1	0
Delino DeShields, L (1, 4) OBP: 0.338, SLG: 0.395	B C X 1-1 ② L6		1 SAFE C C 1 SAFE B X 1-1 ① G4-3 1-2		B S S X 1-2 ② FC5 1-2 2-3f			1 SAFE B X 1-0 S 1B 1-H 2B		4	1	1	1	0	0	3
Moises Alou, R (1, 7) OBP: 0.500, SLG: 0.700	C C X 0-2 ③ G6-3		B B X 2-0 ② 2-H 2B		B X 1-0 ③ P2			B B S B S F B 4-2 1B 2-3 BB		3	0	1	1	1	0	2
Larry Walker, L (1, 9) OBP: 0.348, SLG: 0.478		B B B F B 4-1 2B BB	X 0-0 ③ G4-3			C C F B S 1-3 ① K		C C B 1 SAFE S 1-3 ① K		3	1	0	0	1	2	2
Gary Carter, R (1, 2) OBP: 0.365, SLG: 0.436		C F X 0-2 ① F8		C C B B B S 3-3 ① K		X 0-0 ② G3		X 0-0 G6-4-3 1-3 3-H 1B		4	0	1	1	0	1	1
Tim Wallach, R (1, 3) OBP: 0.299, SLG: 0.315		B B 1 SAFE X 2-0 1-H 1B 2B		C B F B F F X 2-2 ② P6		S F B F C 1-3 ③ K		C B B X 2-1 ② ③ G6-4-3 1-2f		4	1	1	1	0	1	2
Bret Barberie, S (1, 5) OBP: 0.360, SLG: 0.294	C X 0-1 G4-3 2-H 1B			C F C 0-3 ③ K			B F X 1-1 CS 1B			3	0	2	1	0	1	0
Tom Foley, L (1, 6) OBP: 0.219, SLG: 0.233		S B X 1-1 ② G4-3 2-3			B S S F B X 2-2 ① G4-3		1 SAFE 1 SAFE B 1 SAFE 1 SAFE S S B X 2-2 ① ② P3 1-2			3	0	0	0	0	0	2
Mark Gardner, R (1, 1) OBP: 0.214, SLG: 0.214 John Wetteland, R (8, 1)		S X 0-1 ③ P4			F X 0-1 FC5 1B 1B		S C F C 0-3 ③ K			3 0	0 0	1 0	0 0	0 0	1 0	1 0

Inning Stats									
	R: 0 H: 0 E: 0 LOB: 0 K: 1 BB: 0 S: 8 P: 11	R: 2 H: 2 E: 0 LOB: 1 K: 0 BB: 1 S: 11 P: 18	R: 1 H: 2 E: 0 LOB: 0 K: 0 BB: 0 S: 5 P: 8	R: 0 H: 0 E: 0 LOB: 0 K: 2 BB: 0 S: 11 P: 16	R: 0 H: 2 E: 0 LOB: 2 K: 0 BB: 0 S: 11 P: 15	R: 0 H: 0 E: 0 LOB: 0 K: 2 BB: 0 S: 9 P: 11	R: 0 H: 1 E: 0 LOB: 0 K: 1 BB: 0 S: 9 P: 12	R: 2 H: 3 E: 0 LOB: 1 K: 1 BB: 1 S: 13 P: 23	

AB	31	
R	5	
H	10	
RBI	5	
BB	2	
SO	7	
LOB	13	

1B: 7	SF: 0	WP: 0	PA: 33
2B: 3	SAC: 0	PB: 0	
3B: 0	DP: 1	SB: 2	
HR: 0	HBP: 0	CS: 1	

PITCHER		IP	WLS	BF	H	R	ER	SO	BB	IBB	HBP	BLK	WP	HR	S	P	ERA	WHIP
Orel Hershiser, R ERA: 3.8	(1, 1)	5.0	L	21	6	3	3	3	1	0	0	0	0	0	46	68	5.40	1.400
Jim Gott, R ERA: 2.55	(6, 1)	2.0		6	1	0	0	3	0	0	0	0	0	0	18	23	0.00	0.500
Tim Crews, R ERA: 7.31	(8, 1)	0.0		3	2	2	2	0	1	0	0	0	0	0	7	14	∞	∞
Steve Wilson, L ERA: 2.7	(8, 1)	0.1		1	0	0	0	1	0	0	0	0	0	0	3	4	0.00	0.000
Kip Gross, R ERA: 3.38	(8, 1)	0.2		2	1	0	0	0	0	0	0	0	0	0	3	5	0.00	1.500

PITCHER	IP	WLS	BF	H	R	ER	SO	BB	IBB	HBP	BLK	WP	HR	S	P	ERA	WHIP

Montreal Expos @ Atlanta Braves

Atlanta-Fulton County Stadium, Atlanta, GA

Fri May 15 1992, 7:05 PM EDT

Att. 37,551 - Cloudy - 79 F

livebaseballscorecards.com

Batter	1	2	3	4	5	6	7	8	9	AB	R	H	RBI	BB	SO	LOB
Marquis Grissom, R (1, 8) OBP: 0.310, SLG: 0.402	BBBB 4-0 F8 S 2B BB	BCBBFC 3-3 ③ K			CFBBX 2-2 ① L9		BX 1-0 ② L9 2-3		BBBFB 4-1 1-2 BB	3	1	0	0	2	1	2
Delino DeShields, L (1, 4) OBP: 0.333, SLG: 0.388	1 SAFE B 2 SAFE BCBSS 3-3 ① K 1-2	BBBCX 3-1 ① P5			FSBBFFBX 2-2 ② G4-3		CFBBBX 3-2 3-H 1B		BCBBX 3-1 ③ F9	5	0	1	1	0	1	3
Moises Alou, R (1, 7) OBP: 0.423, SLG: 0.583	X 0-0 ② F8 2-3	CBSX 1-2 ② L8			BCSX 1-2 ③ G4-3		1 SAFE FB 1 SAFE FBX 2-2 ③ F8			4	0	0	0	0	0	2
Mel Rojas, R (8, 1)										0	0	0	0	0	0	0
Larry Walker, L (1, 9) OBP: 0.360, SLG: 0.496	FX 0-1 3-H 2B	X 0-0 1B				CFFX 0-2 S 1B		CX 0-1 ① F7		4	0	3	1	0	0	0
Gary Carter, R (1, 2) OBP: 0.358, SLG: 0.414	CBBBB 4-1 FC6-4 BB	S 1 SAFE F 1 SAFE PBX 2-2 ③ F8				X 0-0 ① P6		SBBSX 2-2 ② F7		3	0	0	0	1	0	2
Tim Wallach, R (1, 3) OBP: 0.290, SLG: 0.304	CBBX 2-1 ③ FC6-4 1-2f			X 0-0 ① G4-3		BX 1-0 ② F8		SX 0-1 ③ G4-3		4	0	0	0	0	0	3
Bret Barberie, S (1, 5) OBP: 0.369, SLG: 0.291		SBFFH 2-2 S HBP		BBBB 4-0 G5-3 BB		1 SAFE FBBCS 2-3 ③ K 1-2			CBSSS 1-3 ① K	1	0	0	0	1	1	1
Bill Sampen, R (6, 1)										0	0	0	0	0	0	0
Bill Landrum, R (8, 1)										0	0	0	0	0	0	0
Darren Reed, R (8, 7)										1	0	0	0	0	1	0
Spike Owen, S (1, 6) OBP: 0.305, SLG: 0.372		BBBBCCF 1 SAFE X 3-2 ① L9 1-2		BBBCFX 3-2 ② G5-3 1-2			SBX 1-1 ① G3-1		X 0-0 BB 1B	4	0	1	0	0	0	2
Chris Nabholz, L (1, 1) OBP: 0.071, SLG: 0.143		BBCFS 2-3 ② K		BBCCX 2-2 ③ G6-3			X 0-0 L9 1B 2B		X 0-0 ② F8	2	0	0	0	0	1	2
Archi Cianfrocco, R (6, 5) OBP: 0.292, SLG: 0.455										2	1	1	0	0	0	1

TOP	
AB	33
R	2
H	6
RBI	2
BB	4
SO	5
LOB	18

Inning Stats	1	2	3	4	5	6	7	8	9
	R: 1 E: 0 K: 1 S: 9	H: 1 LOB: 2 BB: 2 P: 22	R: 0 E: 0 K: 2 S: 13	H: 0 LOB: 1 BB: 0 P: 23	R: 0 E: 0 K: 0 S: 10	H: 1 LOB: 1 BB: 0 P: 15	R: 0 E: 0 K: 0 S: 7	H: 0 LOB: 1 BB: 1 P: 16	R: 0 E: 0 K: 0 S: 11	H: 0 LOB: 0 BB: 0 P: 16
	R: 0 E: 0 K: 1 S: 9	H: 1 LOB: 1 BB: 0 P: 12	R: 1 E: 0 K: 0 S: 11	H: 2 LOB: 1 BB: 0 P: 18	R: 0 E: 0 K: 0 S: 7	H: 0 LOB: 0 BB: 0 P: 9	R: 0 E: 0 K: 1 S: 8	H: 1 LOB: 2 BB: 1 P: 16		

	1B: 4	SF: 0	WP: 0	PA: 38
	2B: 2	SAC: 0	PB: 0	
	3B: 0	DP: 0	SB: 3	
	HR: 0	HBP: 1	CS: 0	

PITCHER		IP	WLS	BF	H	R	ER	SO	BB	IBB	HBP	BLK	WP	HR	S	P	ERA	WHIP
Mike Bielecki, R (1, 1) ERA: 3.03		0.1		2	0	1	1	1	1	0	0	0	0	0	3	10	27.00	3.000
Kent Mercker, L (1, 1) ERA: 3.74		3.2	W	16	2	0	0	2	2	0	1	0	0	0	36	66	0.00	1.091
Juan Berenguer, R (5, 1) ERA: 2.91		3.0		12	3	1	1	1	0	0	0	0	0	0	31	46	3.00	1.000
Mike Stanton, L (8, 1) ERA: 4.5		2.0	S	8	1	0	0	1	1	0	0	0	0	0	15	25	0.00	1.000

PITCHER	IP	WLS	BF	H	R	ER	SO	BB	IBB	HBP	BLK	WP	HR	S	P	ERA	WHIP

Montreal Expos @ Atlanta Braves

Atlanta-Fulton County Stadium, Atlanta, GA

Fri May 15 1992, 7:05 PM EDT

Att. 37,551 - Cloudy - 79 F

livebaseballscorecards.com

BOTTOM

Batter	1	2	3	4	5	6	7	8	9	AB	R	H	RBI	BB	SO	LOB
Otis Nixon, S (1, 8) OBP: 0.446, SLG: 0.450	C B X 1-1 BB 1B 1B		B C L X 1-2 S 1B		B B B B 4-0 S 1B BB		X 0-0 G6-3 ②			3	2	2	0	1	0	0
Terry Pendleton, S (1, 5) OBP: 0.363, SLG: 0.540	B 1 SAFE 1 SAFE 1 SAFE P B B 4-0 1B SF4 1-2 BB		1 SAFE 1 SAFE B B B C 1 SAFE F F 3-2 ① F 1 SAFE F X F8		B X 1-0 S 1-H 1B		C B C F X 1-2 ③ G5-3			3	2	1	1	1	0	1
Ron Gant, R (1, 7) OBP: 0.373, SLG: 0.486	B F B F B X 3-2 S 1-3 2-H 1B		1 SAFE P B 2 SAFE S S X 2-1 ② L1 1-2		B C F B F X 2-2 1-H 1B			X 0-0 1B 1B		4	0	3	2	0	0	1
David Justice, L (1, 9) OBP: 0.290, SLG: 0.302	B 1 SAFE F S 1 S SAFE 1-3 ① K 1-2		X 0-0 ③ L3		B B C F S 2-3 ③ K			1 SAFE 1 SAFE X 0-0 ① L9		4	0	0	0	0	2	5
Brian Hunter, R (1, 3) OBP: 0.222, SLG: 0.369	B X 1-0 ② SF4 3-H			B X 1-0 ① G6-3		B B B B 4-0 G6-3 S BB		B C F F 1 SAFE X 1-2 1-2 1B		2	0	1	1	1	0	0
Damon Berryhill, S (1, 2) OBP: 0.247, SLG: 0.405	F B C X 1-2 ③ G6-3			F S F S 0-3 ② K		1 SAFE 1 SAFE B 1 SAFE X 1-0 ① F2		B B B C X 3-1 ② F7		4	0	0	0	0	1	4
Mark Lemke, S (1, 4) OBP: 0.204, SLG: 0.221		B C X 1-1 ① F7		B C C F B S 2-3 ③ K		B B X 2-0 ② G6-3 1-3		S S B X 1-2 ③ G1-3		4	0	0	0	0	1	3
Rafael Belliard, R (1, 6) OBP: 0.243, SLG: 0.208		S B F S 1-3 ② K			B C X 1-1 ① G6-3	X 0-0 ③ B1-3				3	0	0	0	0	1	1
Mike Bielecki, R (1, 1) OBP: 0.154, SLG: 0.154 Kent Mercker, L (1, 1) Juan Berenguer, R (5, 1) Lonnie Smith, R (7, PH) OBP: 0.133, SLG: 0.107 Mike Stanton, L (8, 1) OBP: 1.000, SLG: 1.000		B C C F C 1-3 ③ K			F X 0-1 ② G4-3		X 0-0 ① L7			0 1 1 1 0	0 0 0 0 0	0 0 0 0 0	0 0 0 0 0	0 1 0 0 0	0 0 0 0 0	0 0 0 0 0
Inning Stats	R: 2 H: 2 E: 0 LOB: 1 K: 1 BB: 1 S: 13 P: 23	R: 0 H: 0 E: 0 LOB: 0 K: 2 BB: 0 S: 9 P: 12	R: 0 H: 1 E: 0 LOB: 1 K: 0 BB: 0 S: 13 P: 18	R: 0 H: 0 E: 0 LOB: 0 K: 2 BB: 0 S: 9 P: 12	R: 2 H: 2 E: 0 LOB: 1 K: 1 BB: 1 S: 12 P: 22	R: 0 H: 0 E: 0 LOB: 1 K: 0 BB: 1 S: 3 P: 10	R: 0 H: 0 E: 0 LOB: 0 K: 0 BB: 0 S: 6 P: 7	R: 0 H: 2 E: 0 LOB: 2 K: 0 BB: 0 S: 11 P: 16		1B: 7 SF: 1 2B: 0 SAC: 0 3B: 0 DP: 0 HR: 0 HBP: 0				WP: 0 PA: 34 PB: 0 SB: 5 CS: 0		

	AB	30
	R	4
	H	7
	RBI	4
	BB	3
	SO	6
	LOB	15

PITCHER		IP	WLS	BF	H	R	ER	SO	BB	IBB	HBP	BLK	WP	HR	S	P	ERA	WHIP
Chris Nabholz, L ERA: 3.83	(1, 1)	5.2	L	25	5	4	4	6	3	0	0	0	0	0	58	96	6.35	1.412
Bill Sampen, R ERA: 4.34	(6, 1)	1.1		4	0	0	0	0	0	0	0	0	0	0	7	8	0.00	0.000
Bill Landrum, R ERA: 6.0	(8, 1)	0.1		3	2	0	0	0	0	0	0	0	0	0	6	7	0.00	6.000
Mel Rojas, R ERA: 1.46	(8, 1)	0.2		2	0	0	0	0	0	0	0	0	0	0	5	9	0.00	0.000

PITCHER	IP	WLS	BF	H	R	ER	SO	BB	IBB	HBP	BLK	WP	HR	S	P	ERA	WHIP

Batter	1	2	3	4	5	6	7	8	9	AB	R	H	RBI	BB	SO	LOB
Marquis Grissom, R (1, 8) OBP: 0.299, SLG: 0.387	B C S S 1-3 K ①		C B C C 1-3 K ③		B B F X 2-1 G5-3 ③		F C B F X 1-2 FC5-2 ② 1B 1-2 2-3 3-Hf	F F F X 0-2 P3 ③		5	0	0	0	0	2	5
Delino DeShields, L (1, 4) OBP: 0.336, SLG: 0.383	S S T S 0-3 K ②			B B C B F F B 4-2 S S 1B BB		B C F S 1-3 K ① B X	1-0 FC6-4 1B 1-3 2-H 3-H		X 0-0 F7 ①	4	1	1	2	1	2	0
Moises Alou, R (1, 7) OBP: 0.355, SLG: 0.483 Darren Reed, R (9, 9)	C S B B X 2-2 L9 ③			1 SAFE B 1 SAFE C C X 1-2 G5-3 ① 1-2		C X 0-1 L4 ② P B X	2-0 FC6-4 ③ 1-2f		F B B B C F S 3-3 K ②	5 0	0 0	0 0	0 0	0 0	1 0	3 0
Larry Walker, L (1, 9) OBP: 0.371, SLG: 0.528 John Vander Wal, L (9, PH) OBP: 0.321, SLG: 0.347 (9, 7)		X 0-0 F8 ①		S B F B B F F X 3-2 S 1B 2-H		B B X 2-0 1B		B B X 2-0 HR	X 0-0 F7 ③	4 1	1 0	3 0	2 0	0 0	0 0	0 0
Gary Carter, R (1, 2) OBP: 0.352, SLG: 0.393		C B S C 1-3 K ②		S F B B B 2 SAFE B B 4-2 G6-4-3 BB 1-3		1 SAFE P X 1-0 P6 ③		C B B X 2-1 F7 ①		3	0	0	0	1	1	1
Tim Wallach, R (1, 3) OBP: 0.289, SLG: 0.302		B X 1-0 P3 ③		X 0-0 G6-4-3 ② ③ 1-2f			C B S B X 2-2 E6 1B 1B FC5-2	B C X 1-1 HR 1B		4	1	1	0	0	0	2
Archi Cianfrocco, R (1, 5) OBP: 0.308, SLG: 0.521			F C B X 1-2 F9 ①		C X 0-1 HR		X 0-0 FC5-2 1B 1B 1-2	B S 1 SAFE X 1-1 P3 ②		4	2	2	1	0	0	1
Spike Owen, S (1, 6) OBP: 0.312, SLG: 0.408			B C B X 2-1 P4 ②		B F B B X 3-1 L6 ①		B F C X 1-2 FC5-2 1B 1-2 2-3	B F B B X 3-1 HR 1-H		4	2	2	2	0	0	0
Dennis Martinez, R (1, 1) OBP: 0.188, SLG: 0.188 Mel Rojas, R (7, 1) OBP: 0.500, SLG: 0.500			X 0-0 1B		C X 0-1 G5-3 ②		F C C 0-3 K ①	X 0-0 1B		3 1	0 0	1 1	0 0	0 0	1 0	3 0
Inning Stats	R: 0 H: 0 E: 0 LOB: 0 K: 2 BB: 0 S: 10 P: 13	R: 0 H: 0 E: 0 LOB: 0 K: 1 BB: 0 S: 5 P: 7	R: 0 H: 1 E: 0 LOB: 1 K: 1 BB: 0 S: 9 P: 13	R: 1 H: 1 E: 0 LOB: 1 K: 0 BB: 2 S: 14 P: 26	R: 1 H: 1 E: 0 LOB: 0 K: 0 BB: 0 S: 8 P: 13	R: 0 H: 1 E: 0 LOB: 1 K: 1 BB: 0 S: 8 P: 11	R: 2 H: 3 E: 1 LOB: 2 K: 1 BB: 0 S: 17 P: 23	R: 3 H: 4 E: 0 LOB: 1 K: 0 BB: 0 S: 14 P: 23	R: 0 H: 0 E: 0 LOB: 0 K: 1 BB: 0 S: 6 P: 9	1B: 8 SF: 0 2B: 0 SAC: 0 3B: 0 DP: 1 HR: 3 HBP: 0						

PITCHER		IP	WLS	BF	H	R	ER	SO	BB	IBB	HBP	BLK	WP	HR	S	P	ERA	WHIP
Steve Avery, L ERA: 3.56	(1, 1)	7.0	L	30	7	4	2	6	2	0	0	0	0	1	71	106	2.57	1.286
Alejandro Pena, R ERA: 7.9	(8, 1)	1.0		7	4	3	3	0	0	0	0	0	0	2	14	23	27.00	4.000
Ben Rivera, R ERA: 4.7	(9, 1)	1.0		3	0	0	0	1	0	0	0	0	0	0	6	9	0.00	0.000

PITCHER	IP	WLS	BF	H	R	ER	SO	BB	IBB	HBP	BLK	WP	HR	S	P	ERA	WHIP

TOP

Montreal Expos @ Atlanta Braves

Atlanta-Fulton County Stadium, Atlanta, GA

Sat May 16 1992, 7:05 PM EDT

Att. 40,504 - Sunny - 80 F

livebaseballscorecards.com

AB	38
R	7
H	11
RBI	7
BB	2
SO	7
LOB	15

WP: 0	PB: 0	SB: 4	CS: 0	PA:	40

Batter	1	2	3	4	5	6	7	8	9	AB	R	H	RBI	BB	SO	LOB
Deion Sanders, L (1, 8) OBP: 0.371, SLG: 0.548	C F B B S 2-3 K ①		F X 0-1 G3-1 ②		B C B S B X 3-2 F8 ③		S S B F S 1-3 K ③			4	0	0	0	0	2	2
Terry Pendleton, S (1, 5) OBP: 0.360, SLG: 0.532	X 0-0 F8 ②		B F B B F B S 3-3 K ③			B F X 1-1 FC1-6 E FC4-6 1B		X 0-0 F8 ①		4	1	1	0	0	1	0
Ron Gant, R (1, 7) OBP: 0.370, SLG: 0.479	C B B F B S 3-3 K ③			F F X 0-2 CS 1B		X 0-0 FC FC1-6 1-2		F B S B X 2-2 F8 ②		4	0	1	0	0	1	1
David Justice, L (1, 9) OBP: 0.298, SLG: 0.295		B C S F B B B 4-2 CS BB		1 SAFE 1 SAFE B F B B B 4-1 1-2 BB ①		B F B X 2-1 FC1-6 FC4-6 1-2f 2-3 ①		C F F X 0-2 F7 ③		2	0	0	0	2	0	2
Sid Bream, L (1, 3) OBP: 0.369, SLG: 0.379 Brian Hunter, R (6, PR) OBP: 0.219, SLG: 0.364 (7, 3)		1 SAFE X 0-0 F7 ①		C B 1 SAFE 1 SAFE 1 SAFE P 1 SAFE X 2-1 F7 ②		X 0-0 FC4-6 1-2f 3-H ②			C B S F X 1-2 P4 ①	3 1	0 0	0 0	1 0	0 0	0 0	3 0
Damon Berryhill, S (1, 2) OBP: 0.247, SLG: 0.398		1 SAFE 1 SAFE F B F B 1 SAFE 1 SAFE B 3-2 X 1B 1-2 1B ②		B F B 1 SAFE C B F X 3-2 F7 ③		X 0-0 L3 ③			S B X 1-1 G3-1 ②	4	0	1	0	0	0	2
Mark Lemke, S (1, 4) OBP: 0.225, SLG: 0.253	C L B B X 2-2 1-2 1B				F C B X 1-2 SH1-3 2B	X 0-0 G5-3 HBP 1B			C B S S 1-3 K ③	4	0	3	0	0	1	0
Rafael Belliard, R (1, 6) OBP: 0.241, SLG: 0.206 Jeff Blauser, R (7, PH) OBP: 0.263, SLG: 0.360 (8, 6)	B C S X 1-2 F8 ③				X 0-0 SH1-3 2-3 ①	C H 1-1 G5-3 1-2 HBP				1 0	0 0	0 0	0 0	0 0	0 0	2 0
Steve Avery, L (1, 1) OBP: 0.188, SLG: 0.375 Lonnie Smith, R (7, PH) OBP: 0.129, SLG: 0.103 Alejandro Pena, R (8, 1) Ben Rivera, R (9, 1)			F X 0-1 G5-3 ①		C B B S X 2-2 G1-3 ②	X 0-0 G5-3 1-2 2-3f ① ②				2 1 0 0	0 0 0 0	0 0 0 0	0 0 0 0	0 0 0 0	0 0 0 0	1 2 0 0
Inning Stats	R: 0 E: 0 K: 2 S: 7 H: 0 LOB: 0 BB: 0 P: 12	R: 0 E: 0 K: 0 S: 13 H: 2 LOB: 2 BB: 1 P: 23	R: 0 E: 0 K: 1 S: 7 H: 0 LOB: 0 BB: 0 P: 10	R: 0 E: 0 K: 0 S: 11 H: 1 LOB: 1 BB: 1 P: 19	R: 0 E: 0 K: 0 S: 10 H: 1 LOB: 1 BB: 0 P: 16	R: 1 E: 1 K: 0 S: 7 H: 1 LOB: 1 BB: 0 P: 10	R: 0 E: 0 K: 1 S: 7 H: 1 LOB: 1 BB: 0 P: 9	R: 0 E: 0 K: 0 S: 8 H: 0 LOB: 0 BB: 0 P: 10	R: 0 E: 0 K: 1 S: 9 H: 0 LOB: 0 BB: 0 P: 12	1B: 5 2B: 1 3B: 0 HR: 0	SF: 0 SAC: 1 DP: 1 HBP: 1						

PITCHER	IP	WLS	BF	H	R	ER	SO	BB	IBB	HBP	BLK	WP	HR	S	P	ERA	WHIP
Dennis Martinez, R (1, 1) ERA: 1.82	6.0	W	26	6	1	0	3	2	0	1	0	0	0	57	93	0.00	1.333
Mel Rojas, R (7, 1) ERA: 1.17	3.0	S	8	0	0	0	2	0	0	0	0	0	0	22	28	0.00	0.000

PITCHER	IP	WLS	BF	H	R	ER	SO	BB	IBB	HBP	BLK	WP	HR	S	P	ERA	WHIP

BOTTOM

Montreal Expos @ Atlanta Braves

Atlanta-Fulton County Stadium, Atlanta, GA

Sat May 16 1992, 7:05 PM EDT
Att. 40,504 - Sunny - 80 F

livebaseballscorecards.com

AB	30
R	1
H	6
RBI	1
BB	2
SO	5
LOB	15

Montreal Expos @ Atlanta Braves

Atlanta-Fulton County Stadium, Atlanta, GA

Sun May 17 1992, 3:33 AM EDT

Att. 41,480 - Cloudy - 80 F

TOP

livebaseballscorecards.com

Batter	1	2	3	4	5	6	7	8	9	AB	R	H	RBI	BB	SO	LOB
Marquis Grissom, R (1, 8) OBP: 0.305, SLG: 0.386	F7	F7		L4-3 1B		HBP			P2	3	0	1	0	0	0	0
Steve Lyons, L (7, 8) OBP: 0.105, SLG: 0.167										1	0	0	0	0	0	0
Delino DeShields, L (1, 4) OBP: 0.331, SLG: 0.380	SF9 1B 1B 1B	G3-1		SF8		K			K	4	1	1	1	0	2	3
Tom Foley, L (9, 4) OBP: 0.219, SLG: 0.233										0	0	0	0	0	0	0
Moises Alou, R (1, 7) OBP: 0.361, SLG: 0.455	1B 2B 1B		F9 S 1B BB	L4-3		F9			L1	4	2	1	0	1	0	4
Larry Walker, L (1, 9) OBP: 0.368, SLG: 0.520	2B 1B		F9		K		K			4	1	1	0	0	2	1
Archi Cianfrocco, R (1, 5) OBP: 0.304, SLG: 0.510	SF9		BB 1B		K		F9			3	0	1	2	0	1	0
Tim Wallach, R (1, 3) OBP: 0.295, SLG: 0.311	2B		FC5 BB		F7		F8			3	0	1	2	1	0	0
Rick Cerone, R (1, 2) OBP: 0.333, SLG: 0.421	BB		P3			P3		K		3	0	0	0	1	1	2
Spike Owen, S (1, 6) OBP: 0.310, SLG: 0.402	F8		FC5			HBP S 1B		L9		4	0	1	0	0	0	4
Ken Hill, R (1, 1) OBP: 0.333, SLG: 0.357		L9		1B SF8 1B		HBP 1B		K		3	1	2	0	0	0	0
Bill Sampen, R (7, 1)										1	0	0	0	0	1	0
John Wetteland, R (8, 1)										0	0	0	0	0	0	0
Inning Stats	R: 3 E: 0 K: 0 S: 12 H: 4 LOB: 2 BB: 1 P: 24	R: 0 E: 0 K: 0 S: 8 H: 0 LOB: 0 BB: 0 P: 11	R: 1 E: 0 K: 0 S: 16 H: 1 LOB: 2 BB: 2 P: 27	R: 1 E: 0 K: 0 S: 9 H: 2 LOB: 0 BB: 0 P: 13	R: 0 E: 0 K: 2 S: 9 H: 0 LOB: 0 BB: 0 P: 13	R: 0 E: 0 K: 1 S: 15 H: 2 LOB: 3 BB: 0 P: 22	R: 0 E: 0 K: 1 S: 8 H: 0 LOB: 0 BB: 0 P: 14	R: 0 E: 0 K: 2 S: 7 H: 0 LOB: 0 BB: 0 P: 14	R: 0 E: 0 K: 1 S: 10 H: 0 LOB: 0 BB: 0 P: 15	1B: 8 2B: 2 3B: 0 HR: 0 SF: 2 SAC: 0 DP: 1 HBP: 1						

AB	33
R	5
H	9
RBI	5
BB	3
SO	7
LOB	14

WP: 0 PB: 0 SB: 2 CS: 0 PA: 39

PITCHER		IP	WLS	BF	H	R	ER	SO	BB	IBB	HBP	BLK	WP	HR	S	P	ERA	WHIP
Tom Glavine, L ERA: 2.66	(1, 1)	4.0	L	21	7	5	5	0	3	0	0	0	0	0	45	75	11.25	2.500
Kent Mercker, L ERA: 3.42	(5, 1)	2.0		9	2	0	0	3	0	0	1	0	0	0	24	35	0.00	1.000
Mike Bielecki, R ERA: 2.87	(7, 1)	2.0		6	0	0	0	3	0	0	0	0	0	0	15	28	0.00	0.000
Mike Stanton, L ERA: 4.15	(9, 1)	1.0		3	0	0	0	1	0	0	0	0	0	0	10	15	0.00	0.000

Montreal Expos @ Atlanta Braves

Atlanta-Fulton County Stadium, Atlanta, GA

Sun May 17 1992, 3:33 AM EDT

Att. 41,480 - Cloudy - 80 F

livebaseballscorecards.com

BOTTOM

Batter	1	2	3	4	5	6	7	8	9	AB	R	H	RBI	BB	SO	LOB
Otis Nixon, S (1, 8) OBP: 0.457, SLG: 0.453	3-1 CS 1B			4-1 S BB		1-0 F7 ②		1-0 BB 1B SF7 1-2 1B	1-0 G5-3 ③	4	1	2	0	1	0	0
Terry Pendleton, S (1, 5) OBP: 0.357, SLG: 0.525	B 1 SAFE B F 1 SAFE 1 S X	2-2 L5 ①② 1-2		1-3 K 1-2 ①		1-2 G6-3 ③		2-0 BB 1B 1-2 2-H		4	0	1	1	0	1	2
Ron Gant, R (1, 7) OBP: 0.367, SLG: 0.470		2-2 F8 ③		0-1 G5-3 ②			1-2 E5 FC5 G4-3	4-2 BB 1-2 2-3		3	0	0	0	1	0	1
David Justice, L (1, 9) OBP: 0.296, SLG: 0.289		2-2 F8 ①		4-2 BB			2-2 G4-3 ① 1-2	2-2 SF7 ② 3-H		2	0	0	1	1	0	1
Jeff Blauser, R (1, 6) OBP: 0.262, SLG: 0.346		2-3 K ②		0-3 K ③			4-2 FC5 BB		2-1 G5-3 ③	3	0	0	0	1	2	4
Brian Hunter, R (1, 3) OBP: 0.208, SLG: 0.343		1-2 P8 ③			3-2 P2 ①		1-2 FC5 ② 1-2 2-3f		2-3 K ①	4	0	0	0	0	1	2
Greg Olson, R (1, 2) OBP: 0.321, SLG: 0.282			1-0 G4-3 ①		2-2 G6-3 ②		0-1 L1 ③		0-3 K ②	4	0	0	0	0	1	2
Mark Lemke, S (1, 4) OBP: 0.226, SLG: 0.262			2-1 G4-3 ②		1-1 F8 ③			1-1 G4-3 ①	0-2 HR 2B	4	1	1	0	0	0	0
Tom Glavine, L (1, 1) OBP: 0.320, SLG: 0.333 Kent Mercker, L (5, 1) Lonnie Smith, R (6, PH) OBP: 0.125, SLG: 0.100 Mike Bielecki, R (7, 1) OBP: 0.154, SLG: 0.154 Deion Sanders, L (8, PH) OBP: 0.376, SLG: 0.552 Mike Stanton, L (9, 1) OBP: 1.000, SLG: 1.000 Jerry Willard, L (9, PH) OBP: 0.353, SLG: 0.750			0-0 L7 ③			1-1 P8 ①		1-1 1B 1B 1B	2-2 HR 2-H	1 0 1 0 1 0 1	0 0 0 0 0 0 0	0 0 0 0 1 0 1	0 0 0 0 0 0 2	0 0 0 0 0 0 0	0 0 0 0 0 0 0	0 0 0 0 0 0 0
Inning Stats	R: 0 E: 0 K: 0 S: 8 H: 1 LOB: 0 BB: 0 P: 15	R: 0 E: 0 K: 1 S: 14 H: 0 LOB: 0 BB: 0 P: 19	R: 0 E: 0 K: 0 S: 4 H: 0 LOB: 0 BB: 0 P: 7	R: 0 E: 0 K: 2 S: 16 H: 0 LOB: 2 BB: 2 P: 25	R: 0 E: 0 K: 0 S: 10 H: 0 LOB: 0 BB: 0 P: 16	R: 0 E: 0 K: 0 S: 6 H: 0 LOB: 0 BB: 0 P: 9	R: 0 E: 1 K: 0 S: 14 H: 0 LOB: 2 BB: 1 P: 22	R: 2 E: 0 K: 0 S: 13 H: 3 LOB: 2 BB: 1 P: 26	R: 2 E: 0 K: 2 S: 14 H: 2 LOB: 0 BB: 0 P: 19	1B: 4 2B: 1 3B: 0 HR: 1	SF: 1 SAC: 0 DP: 0 HBP: 0			WP: 0 PB: 0 SB: 1 CS: 1		PA: 37	

PITCHER		IP	WLS	BF	H	R	ER	SO	BB	IBB	HBP	BLK	WP	HR	S	P	ERA	WHIP
Ken Hill, R ERA: 1.79	(1, 1)	6.1	W	23	1	0	0	3	3	0	0	0	0	0	67	107	0.00	0.632
Bill Sampen, R ERA: 5.03	(7, 1)	1.0		6	3	2	2	0	0	0	0	0	0	0	11	17	18.00	3.000
John Wetteland, R ERA: 4.6	(8, 1)	1.2	S	8	2	2	2	2	1	0	0	0	0	1	21	34	10.80	1.800

PITCHER	IP	WLS	BF	H	R	ER	SO	BB	IBB	HBP	BLK	WP	HR	S	P	ERA	WHIP

Batter	1	2	3	4	5	6	7	8	9	AB	R	H	RBI	BB	SO	LOB
Bip Roberts, S (1, 7) OBP: 0.377, SLG: 0.362 Jacob Brumfield, R (9, 7) OBP: 0.212, SLG: 0.133	B B C B B 4-1 CS BB	S B B S F X 2-2 ③ P4			B F X 1-1 2B		B B C B X 3-1 1B 1B 1B		C F F B B S 2-3 ② K	4 0	1 0	2 0	0 0	1 0	1 0	3 0
Barry Larkin, R (1, 6) OBP: 0.326, SLG: 0.308	1 SAFE 1 SAFE 1 SAFE F 1 P B X SAFE 2-1 ①② G5-3 1-2		B X 1-0 ① L9		B X 1-0 1B		1 SAFE C 1 SAFE 1 SAFE B F X 1-2 BB 1B 1B 1-3		B F X 1-1 ③ G4-3	5	0	2	0	0	0	1
Paul O'Neill, L (1, 9) OBP: 0.421, SLG: 0.472	C B B B F F F F S 3-3 ③ K		B B C B X 3-1 ② F8		X 0-0 ② F7		C X 0-1 BB 1B 1-2 3-H			4	0	1	1	0	1	2
Chris Sabo, R (1, 5) OBP: 0.308, SLG: 0.417		B X 1-0 1B 2B	X 0-0 ③ F7		B C B F X 2-2 ③ P6		B B B F B 4-1 1-2 2-3 BB			3	1	1	0	1	0	2
Hal Morris, L (1, 3) OBP: 0.340, SLG: 0.341		C B X 1-1 2B 1B 2-H		B X 1-1 ① P4		C X 0-1 ① F8	B F F X 1-2 ③ G4-3			4	0	1	1	0	0	3
Bill Doran, S (1, 4) OBP: 0.302, SLG: 0.386 Scott Bankhead, R (6, 1) OBP: 0.333, SLG: 0.333 Norm Charlton, S (8, 1)		F X 0-1 2B 1-3		C B X 1-1 ② L6		B X 1-0 ② G4-3		C S S 0-3 ① K		3 1 0	0 0 0	1 0 0	0 0 0	0 1 0	0 0 0	0 0 0
Dave Martinez, L (1, 8) OBP: 0.337, SLG: 0.289		B B X 2-0 ① G3		X 0-0 1B		B B F X 2-1 ③ L7		X 0-0 ② P8		4	0	1	0	0	0	2
Joe Oliver, R (1, 2) OBP: 0.298, SLG: 0.359	I I I I 4-0 IBB			F 1 SAFE B 1 SAFE X 1-1 ③ L8			C C B F C 1-3 ① K	X 0-0 ③ L8		3	0	0	0	1	1	1
Jose Rijo, R (1, 1) OBP: 0.143, SLG: 0.143 Jeff Branson, L (6, 4) OBP: 0.214, SLG: 0.333 Freddie Benavides, R (9, PH) OBP: 0.241, SLG: 0.316 (9, 4)	C C S 0-3 ② K				F X 0-1 ① P2		C B C F B C 2-3 ② K		B S S B S 2-3 ① K	2 1 1	0 0 0	0 0 0	0 0 0	0 0 0	1 1 1	3 0 0
Inning Stats	R: 0 H: 0 E: 0 LOB: 0 K: 1 BB: 1 S: 10 P: 18	R: 1 H: 3 E: 0 LOB: 3 K: 1 BB: 1 S: 13 P: 23	R: 0 H: 0 E: 0 LOB: 0 K: 0 BB: 0 S: 4 P: 8	R: 0 H: 1 E: 0 LOB: 1 K: 0 BB: 0 S: 7 P: 10	R: 0 H: 2 E: 0 LOB: 2 K: 0 BB: 0 S: 9 P: 13	R: 0 H: 0 E: 0 LOB: 0 K: 0 BB: 0 S: 5 P: 8	R: 1 H: 3 E: 0 LOB: 3 K: 2 BB: 1 S: 19 P: 31	R: 0 H: 0 E: 0 LOB: 0 K: 1 BB: 0 S: 5 P: 5	R: 0 H: 0 E: 0 LOB: 0 K: 2 BB: 0 S: 9 P: 14	1B: 6 SF: 0 2B: 3 SAC: 0 3B: 0 DP: 0 HR: 0 HBP: 0					WP: 0 PA: 38 PB: 0 SB: 0 CS: 1	

PITCHER		IP	WLS	BF	H	R	ER	SO	BB	IBB	HBP	BLK	WP	HR	S	P	ERA	WHIP
Mark Gardner, R ERA: 2.98	(1, 1)	6.2	L	31	9	2	2	4	2	1	0	0	0	0	64	107	2.70	1.650
Jeff Fassero, L ERA: 3.7	(7, 1)	2.1		7	0	0	0	3	0	0	0	0	0	0	17	23	0.00	0.000

PITCHER	IP	WLS	BF	H	R	ER	SO	BB	IBB	HBP	BLK	WP	HR	S	P	ERA	WHIP

Cincinnati Reds @ Montreal Expos

Olympic Stadium, Montreal, QB

Mon May 18 1992, 3:33 AM EDT

Att. 13,470 - Dome - 70 F

TOP

livebaseballscorecards.com

AB	35
R	2
H	9
RBI	2
BB	3
SO	7
LOB	17

Cincinnati Reds @ Montreal Expos

Olympic Stadium, Montreal, QB

Mon May 18 1992, 3:33 AM EDT

Att. 13,470 - Dome - 70 F

BOTTOM

livebaseballscorecards.com

Batter	1	2	3	4	5	6	7	8	9	AB	R	H	RBI	BB	SO	LOB
Delino DeShields, L (1, 4) OBP: 0.329, SLG: 0.376	2-2 G4-6-3 1B BB 1B		0-0 L8 ①		3-2 G4-3 ②			1-0 F8 ①		4	1	1	0	0	0	0
Bret Barberie, S (1, 5) OBP: 0.364, SLG: 0.281	4-2 G4-6-3 1B 1-2 BB		1-3 K ②		0-0 G3-1 ③			1-3 K ②		3	0	0	0	1	2	0
Moises Alou, R (1, 8) OBP: 0.425, SLG: 0.541	0-2 G4-6-3 1-2 2-3 1B		0-1 S 1B			1-0 E 1B		3-2 2B		4	0	4	0	0	0	0
Larry Walker, L (1, 9) OBP: 0.358, SLG: 0.504	0-0 G4-6-3 ①② 1-2f 2-3 3-H		2-1 F7 ③ 1-2			1-2 P2 ① 1-2		0-3 K ③		4	0	0	0	0	1	5
Gary Carter, R (1, 2) OBP: 0.347, SLG: 0.375	2-2 G6-3 ③			0-1 G5-3 ①		2-2 F9 ②			4-2 CS SH3-4 BB	3	0	0	0	1	0	2
Marquis Grissom, R (9, PR) OBP: 0.305, SLG: 0.386										0	0	0	0	0	0	0
John Vander Wal, L (1, 7) OBP: 0.322, SLG: 0.346		3-3 K ①		2-0 FC5-4 1B		0-3 K ③			1-0 SH3-4 ① 1-2	3	0	1	0	0	2	1
Jeff Fassero, L (7, 1)										0	0	0	0	0	0	0
Rick Cerone, R (9, PH) OBP: 0.333, SLG: 0.421										0	0	0	0	0	0	0
Archi Cianfrocco, R (1, 3) OBP: 0.283, SLG: 0.473		1-2 F7 ②		1-1 FC5-4 S ② 1-2f			3-3 K ①		2-3 K ②③ 2-3	4	0	0	0	0	2	3
Spike Owen, S (1, 6) OBP: 0.310, SLG: 0.394		4-2 BB		2-3 K ③ 1-2			0-0 E4 G4-6-3			2	0	0	0	1	1	1
Mark Gardner, R (1, 1) OBP: 0.188, SLG: 0.188		0-0 P3 ③			1-3 K ①		0-0 G4-6-3 ②③ 1-2f			2	0	0	0	0	1	1
Steve Lyons, L (7, 7) OBP: 0.100, SLG: 0.158										1	0	0	0	0	0	1

	AB	30
	R	1
	H	6
	RBI	0
	BB	3
	SO	9
	LOB	14

Inning Stats										
	R: 1	H: 2	R: 0	H: 0	R: 0	H: 1	R: 0	H: 1	R: 0	H: 0
	E: 0	LOB: 1	E: 0	LOB: 1	K: 1	LOB: 1	K: 1	LOB: 0	E: 1	LOB: 1
	K: 0	BB: 1	K: 1	BB: 1	S: 8	BB: 0	S: 8	BB: 0	K: 1	BB: 0
	S: 14	P: 22	S: 11	P: 19		P: 11		P: 13	S: 8	P: 12

Inning Stats										
	R: 0	H: 1	R: 0	H: 0	R: 0	H: 1	R: 0	H: 0	1B: 5	SF: 0
	E: 1	LOB: 1	E: 1	LOB: 0	E: 0	LOB: 1	E: 0	LOB: 1	2B: 1	SAC: 1
	K: 1	BB: 0	K: 1	BB: 0	K: 2	BB: 0	K: 1	BB: 1	3B: 0	DP: 2
	S: 10	P: 14	S: 5	P: 8	S: 11	P: 16	S: 8	P: 15	HR: 0	HBP: 0

	WP: 0	PA: 34
	PB: 0	
	SB: 2	
	CS: 1	

PITCHER		IP	WLS	BF	H	R	ER	SO	BB	IBB	HBP	BLK	WP	HR	S	P	ERA	WHIP
Jose Rijo, R ERA: 3.95	(1, 1)	5.0		20	4	1	1	4	2	0	0	0	0	0	49	77	1.80	1.200
Scott Bankhead, R ERA: 1.42	(6, 1)	2.2	W	10	2	0	0	3	0	0	0	0	0	0	23	35	0.00	0.750
Norm Charlton, L ERA: 1.9	(8, 1)	1.1	S	4	0	0	0	2	1	0	0	0	0	0	11	18	0.00	0.750

PITCHER	IP	WLS	BF	H	R	ER	SO	BB	IBB	HBP	BLK	WP	HR	S	P	ERA	WHIP

Batter	1	2	3	4	5	6	7	8	9	AB	R	H	RBI	BB	SO	LOB
Bip Roberts, S (1, 8) (5, 7) OBP: 0.377, SLG: 0.371	F9		2B		L7		G3		HR	5	2	2	0	0	0	0
Bill Doran, S (1, 4) OBP: 0.306, SLG: 0.407	F8		K		G6-3		K		HR	4	1	1	4	1	2	2
Barry Larkin, R (1, 6) OBP: 0.330, SLG: 0.337	2B		1B		G6-3		K		G1-4-3	5	1	2	2	0	1	2
Chris Sabo, R (1, 5) OBP: 0.304, SLG: 0.412	K		1B		IBB			K	F8	1	0	0	0	0	1	1
Hal Morris, L (1, 3) OBP: 0.352, SLG: 0.340										3	0	1	1	1	1	1
Glenn Braggs, R (1, 7) OBP: 0.262, SLG: 0.233		P5	L8		P4			K		3	0	0	0	0	0	3
Dwayne Henry, R (5, 1)										1	0	0	0	0	1	0
Rob Dibble, L (9, 1) OBP: 1.000, SLG: 1.000										0	0	0	0	0	0	0
Darnell Coles, R (1, 3) (1, 5) OBP: 0.385, SLG: 0.600		2B	F7			FC4-6 1B		F9		4	0	2	0	0	0	1
Paul O'Neill, L (1, 9) OBP: 0.410, SLG: 0.457		K		G4-3		FC4-6			F7	4	0	0	0	0	1	2
Joe Oliver, R (1, 2) OBP: 0.297, SLG: 0.349		K2-3		F7		F8			HR BB	3	0	0	0	1	1	2
Jacob Brumfield, R (9, PR) OBP: 0.212, SLG: 0.133										0	1	0	0	0	0	0
Troy Afenir, R (9, 2) OBP: 0.500, SLG: 0.667										0	0	0	0	0	0	0
Chris Hammond, L (1, 1) OBP: 0.400, SLG: 0.333			2B 1B	G1-3		P5			HR BB	2	1	1	0	0	0	0
Dave Martinez, L (5, 8) OBP: 0.340, SLG: 0.286										1	1	0	0	1	0	1
Inning Stats	R: 0 E: 0 K: 1 S: 12 H: 1 LOB: 1 BB: 0 P: 18	R: 0 E: 0 K: 2 S: 12 H: 1 LOB: 1 BB: 0 P: 15	R: 3 E: 0 K: 1 S: 15 H: 4 LOB: 1 BB: 0 P: 23	R: 0 E: 0 K: 0 S: 6 H: 0 LOB: 0 BB: 0 P: 8	R: 0 E: 0 K: 0 S: 5 H: 0 LOB: 2 BB: 2 P: 14	R: 0 E: 0 K: 0 S: 11 H: 1 LOB: 1 BB: 0 P: 12	R: 0 E: 0 K: 2 S: 9 H: 0 LOB: 0 BB: 0 P: 13	R: 0 E: 0 K: 2 S: 8 H: 0 LOB: 0 BB: 0 P: 10	R: 4 E: 0 K: 0 S: 14 H: 2 LOB: 1 BB: 2 P: 28	1B: 4 2B: 4 3B: 0 HR: 1	SF: 0 SAC: 0 DP: 0 HBP: 0						

PITCHER	IP	WLS	BF	H	R	ER	SO	BB	IBB	HBP	BLK	WP	HR	S	P	ERA	WHIP
Chris Haney, L (1, 1) ERA: 4.45	4.1		20	6	3	3	4	1	0	0	0	0	0	47	70	6.23	1.615
Bill Sampen, R (5, 1) ERA: 4.43	2.2		10	1	0	0	2	0	1	0	0	0	0	23	33	0.00	0.375
Mel Rojas, R (8, 1) ERA: 1.1	1.0		3	0	0	0	2	0	0	0	0	0	0	8	10	0.00	0.000
John Wetteland, R (9, 1) ERA: 6.48	1.0	L	7	2	4	4	0	2	0	0	0	0	1	14	28	36.00	4.000

PITCHER	IP	WLS	BF	H	R	ER	SO	BB	IBB	HBP	BLK	WP	HR	S	P	ERA	WHIP

TOP

Cincinnati Reds @ Montreal Expos

Olympic Stadium, Montreal, QB

Tue May 19 1992, 7:05 PM EDT

Att. 8,760 - Dome - 70 F

livebaseballscorecards.com

AB	36
R	7
H	9
RBI	7
BB	4
SO	8
LOB	15

WP: 0	PA: 40		
PB: 0			
SB: 1			
CS: 0			

Batter	1	2	3	4	5	6	7	8	9	AB	R	H	RBI	BB	SO	LOB
Marquis Grissom, R (1, 8) OBP: 0.310, SLG: 0.396	C C B X 1-2 BB E 2B		B X 1-0 ② F8		B X 1-0 G3 1-3 1B		1 SAFE L 1 SAFE P 1 SAFE X 1-1 ① ② G4-6-3 1-2f			4	1	2	0	0	0	1
Delino DeShields, L (1, 4) OBP: 0.327, SLG: 0.368	B B B B 4-0 E G6-4-3 BB		B X 1-0 ③ G3-1		B 1 SAFE X 1-0 ② G3 1-2		X 0-0 ③ F7			3	1	0	0	1	0	2
Moises Alou, R (1, 9) OBP: 0.455, SLG: 0.590 (9, 7)	C B B B B B 4-1 E2 G6-4-3 1-3 2-H BB			B F B X 2-1 ① G6-3	B B B B 4-0 FC6-4 BB			F B X 1-1 SF8 3B		2	1	1	0	2	0	0
Ivan Calderon, R (1, 7) OBP: 0.222, SLG: 0.377 John Wetteland, R (9, 1)	B X 1-0 ① ② G6-4-3 1-2f 3-H			X 0-0 2B 1B	S C B X 1-2 ③ FC6-4 1-2f			F B X 1-1 ① SF8 3-H		3 0	1 0	1 0	1 0	0 0	0 0	4 0
Gary Carter, R (1, 2) OBP: 0.342, SLG: 0.382	F C B F C 1-3 ③ K			X 0-0 1-H F9-2 2B		B F X 1-1 ① L6		B X 1-0 ② F8		4	0	1	1	0	1	0
Tim Wallach, R (1, 3) OBP: 0.294, SLG: 0.303		X 0-0 ① G5-3		B S B B S B B 4-2 BB		C B S S S 1-3 ② K		S X 0-1 ③ G5-3		3	0	0	0	1	1	0
Archi Cianfrocco, R (1, 5) OBP: 0.281, SLG: 0.448		B C S B X 2-2 ② G6-3		S B B B 1 SAFE B X 3-1 ② ③ F9-2 3-H		B B S S B F B 4-2 BB			C B S B X 2-2 ① G5-3	3	0	0	0	1	0	2
Spike Owen, S (1, 6) OBP: 0.308, SLG: 0.383		B B X 2-0 ③ G5-3			B B B B 4-0 1B BB	F X 0-1 ③ P6			C X 0-1 ② G6-3	3	0	0	0	1	0	1
Chris Haney, L (1, 1) OBP: 0.250, SLG: 0.250 Bill Sampen, R (5, 1) Bret Barberie, S (7, PH) OBP: 0.370, SLG: 0.289 Mel Rojas, R (8, 1) OBP: 0.500, SLG: 0.500 Larry Walker, L (9, 9) OBP: 0.356, SLG: 0.500			B C C C F X 1-2 ① G3		L B L B 1 SAFE 1 SAFE B 1 SAFE L 3-3 ① K		B C C B F B F X 3-2 G4-6-3 1B		C B B B C 2-3 ③ K	1 1 1 0 1	0 0 0 0 0	0 0 1 0 0	0 0 0 0 0	0 1 0 0 1	0 1 0 0 0	0 1 0 0 0
Inning Stats	R: 2 E: 1 K: 1 S: 9 H: 1 LOB: 0 BB: 2 P: 20	R: 0 E: 0 K: 0 S: 5 H: 0 LOB: 0 BB: 0 P: 9	R: 0 E: 0 K: 0 S: 6 H: 0 LOB: 0 BB: 0 P: 9	R: 1 E: 0 K: 0 S: 8 H: 2 LOB: 1 BB: 1 P: 17	R: 0 E: 0 K: 1 S: 8 H: 1 LOB: 3 BB: 2 P: 22	R: 0 E: 0 K: 1 S: 11 H: 0 LOB: 1 BB: 1 P: 17	R: 0 E: 0 K: 0 S: 9 H: 1 LOB: 0 BB: 0 P: 12	R: 1 E: 0 K: 0 S: 7 H: 1 LOB: 0 BB: 0 P: 10	R: 0 E: 0 K: 1 S: 8 H: 0 LOB: 0 BB: 0 P: 12	1B: 3 2B: 3 3B: 1 HR: 0	SF: 1 SAC: 0 DP: 3 HBP: 0					

PITCHER		IP	WLS	BF	H	R	ER	SO	BB	IBB	HBP	BLK	WP	HR	S	P	ERA	WHIP
Chris Hammond, L ERA: 3.46	(1, 1)	4.2		20	4	3	2	2	4	0	0	0	0	0	33	69	3.86	1.714
Dwayne Henry, R ERA: 3.33	(5, 1)	3.1	W	13	2	1	1	1	2	0	0	0	0	0	30	47	2.70	1.200
Rob Dibble, R ERA: 3.77	(9, 1)	1.0	S	3	0	0	0	1	0	0	0	0	0	0	8	12	0.00	0.000

PITCHER	IP	WLS	BF	H	R	ER	SO	BB	IBB	HBP	BLK	WP	HR	S	P	ERA	WHIP

BOTTOM

Cincinnati Reds @ Montreal Expos

Olympic Stadium, Montreal, QB

Tue May 19 1992, 7:05 PM EDT

Att. 8,760 - Dome - 70 F

livebaseballscorecards.com

AB	29
R	4
H	6
RBI	2
BB	6
SO	4
LOB	11

1B: 3	SF: 1	WP: 0	PA: 36
2B: 3	SAC: 0	PB: 0	
3B: 1	DP: 3	SB: 0	
HR: 0	HBP: 0	CS: 0	

Batter	1	2	3	4	5	6	7	8	9	AB	R	H	RBI	BB	SO	LOB
Bip Roberts, S (1, 8) OBP: 0.368, SLG: 0.361	B X 1-0 G6-3		C X 0-1 F9			C X 0-1 G4-3	1 SAFE M B X 1-1 E5 1B 1-2 1B	S B S X 1-2 F8		4	1	0	0	0	0	1
Scott Bankhead, R (7, 1) OBP: 0.333, SLG: 0.333										0	0	0	0	0	0	0
Jeff Branson, L (8, PH) OBP: 0.200, SLG: 0.308										1	0	0	0	0	0	2
Norm Charlton, S (8, 1)										0	0	0	0	0	0	0
Rob Dibble, L (9, 1) OBP: 1.000, SLG: 1.000										0	0	0	0	0	0	0
Hal Morris, L (1, 3) OBP: 0.373, SLG: 0.365	B B C X 2-1 G5-3			B C X 1-1 CS 1B		B B F F X 2-2 F8	C B C X 1-2 E 1B 1-2 2-3 1B		B F B X 2-1 2B 1B	5	0	3	0	0	0	0
Barry Larkin, R (1, 6) OBP: 0.343, SLG: 0.364	X 0-0 1B			B B B C 1 SAFE F C 3-3 K 1-2		B F X 1-1 G4-3	X 0-0 E8 1-3 2-H 3-H 1B		1 SAFE C X 0-1 1-3 2B	5	0	3	2	0	1	1
Chris Sabo, R (1, 5) OBP: 0.320, SLG: 0.432	B F 1 SAFE B B 1 SAFE F X 3-2 P5			X 0-0 3B			B S F B B 4-2 FC4-6 BB 4-2 BB		B X 1-0 G5-3	3	0	1	0	2	0	3
Darnell Coles, R (1, 9) OBP: 0.345, SLG: 0.536		C X 0-1 G5-3		C X 0-1 F9			X 0-0 FC4-6 1B 1-2f 2-2 F9		I I I I 4-0 IBB	3	1	0	0	0	0	2
Dave Martinez, L (7, PH) OBP: 0.343, SLG: 0.283										1	0	0	0	1	0	3
(7, 8)																
Glenn Braggs, R (1, 7) OBP: 0.271, SLG: 0.234		B B C H 3-1 G6-4-3 HBP			C B B X 2-1 G3		B 1 SAFE X 1-0 FC6-4 1B 1-2 1B	C X 0-1 G6-3	B F F F B F X 2-2 P6	4	1	1	0	0	0	3
Bill Doran, S (1, 4) OBP: 0.317, SLG: 0.410		X 0-0 G6-4-3 1-2f			C B B B B 4-1 FC4 BB		B B X 2-0 FC6-4 1-2 2-H 1B	B X 1-0 S 1B	S S B X 1-2 G3	4	0	2	1	1	0	4
Troy Afenir, R (1, 2) OBP: 0.375, SLG: 0.462			S S B S 1-3 K		X 0-0 F9		S B C X 1-2 FC6-4 WP 1-2f 2-3 1B	S F B X 1-2 G5-3 1-2		4	1	0	0	0	1	4
Tom Browning, L (1, 1) OBP: 0.222, SLG: 0.235			X 0-0 F8		B F S X 1-2 FC4 1-2f		B F F B X 2-2 1B E 1-H 3-H 1B	I I I I 4-0 IBB		2	0	0	0	0	0	1
Paul O'Neill, L (7, PH) OBP: 0.418, SLG: 0.462										1	1	1	2	1	0	0
(7, 9)																

Inning Stats	1	2	3	4	5	6	7	8	9
R:	0	0	0	0	0	0	5	0	0
E:	0	0	0	0	0	0	2	0	0
K:	0	0	1	1	0	0	0	0	0
S:	7	4	6	8	7	7	24	9	13
H:	1	0	0	2	0	0	5	1	2
LOB:	1	0	0	1	1	0	3	2	3
BB:	0	0	0	0	1	0	2	1	1
P:	13	7	7	12	14	10	42	16	23

1B: 9	SF: 0	WP: 1	PA: 43
2B: 2	SAC: 0	PB: 0	
3B: 1	DP: 2	SB: 1	
HR: 0	HBP: 1	CS: 1	

PITCHER		IP	WLS	BF	H	R	ER	SO	BB	IBB	HBP	BLK	WP	HR	S	P	ERA	WHIP
Chris Nabholz, L ERA: 3.88	(1, 1)	6.1		25	5	3	3	2	2	0	1	0	0	0	46	77	4.26	1.105
Jeff Fassero, L ERA: 3.65	(7, 1)	0.1		4	2	0	0	0	0	0	0	0	1	0	11	16	0.00	6.000
Mel Rojas, R ERA: 0.96	(7, 1)	2.1	W	14	4	2	0	0	1	2	0	0	0	0	28	51	0.00	2.143

PITCHER	IP	WLS	BF	H	R	ER	SO	BB	IBB	HBP	BLK	WP	HR	S	P	ERA	WHIP

TOP

Cincinnati Reds @ Montreal Expos

Olympic Stadium, Montreal, QB

Wed May 20 1992, 7:05 PM EDT

Att. 9,651 - Dome - 70 F

livebaseballscorecards.com

AB	37
R	5
H	11
RBI	5
BB	5
SO	2
LOB	24

Cincinnati Reds @ Montreal Expos

Olympic Stadium, Montreal, QB

Wed May 20 1992, 7:05 PM EDT

Att. 9,651 - Dome - 70 F

livebaseballscorecards.com

BOTTOM

Batter	1	2	3	4	5	6	7	8	9	AB	R	H	RBI	BB	SO	LOB
Marquis Grissom, R (1, 8) OBP: 0.313, SLG: 0.396	1-1 S 1B 1B	2-1 F8 ② 2-3			1-0 G3-1 ②			3-3 K ②	0-1 1-2 2-H 3-H 1B	5	1	2	2	0	1	1
Delino DeShields, L (1, 4) OBP: 0.325, SLG: 0.365	3-2 G4-3 WP 1B 1-H 1B	1-1 G4-3 ③			3-2 G4-3 ③			1-2 F7 ③		4	1	1	1	0	0	1
Ivan Calderon, R (1, 7) OBP: 0.224, SLG: 0.370	2-0 G4-3 ① 1-3		2-0 L9 ①			0-2 L8 ①			2-1 1B 1B BB 1B	4	1	1	0	0	0	1
Larry Walker, L (1, 9) OBP: 0.359, SLG: 0.500	2-2 S 1B 3-H		1-1 F9 ②			0-0 F7 ②			0-0 BB 1B 1-2 BB 1B	4	1	2	1	0	0	0
Gary Carter, R (1, 2) OBP: 0.329, SLG: 0.366 Mel Rojas, R (7, 1) OBP: 0.500, SLG: 0.500 Moises Alou, R (9, PH) OBP: 0.444, SLG: 0.575	2-2 F8 ② 1-2		3-3 K ③			0-0 P1 ③			3-3 K ①	3	0	0	0	0	1	1
										0	0	0	0	0	0	0
										1	0	0	0	0	1	2
Tim Wallach, R (1, 3) OBP: 0.299, SLG: 0.304 Steve Lyons, L (9, PR) OBP: 0.100, SLG: 0.158	2-2 FC6-4 HBP			0-0 F9 ①			2-2 G5-3 ①		1-1 BB BB 1B 1-2 2-3 1B	3	0	1	0	0	0	0
										0	1	0	0	0	0	0
Archi Cianfrocco, R (1, 5) OBP: 0.269, SLG: 0.426 John Vander Wal, L (9, PH) OBP: 0.333, SLG: 0.346	2-2 FC6-4 ③ 1-2f			1-2 G5-3 ②			3-3 K ②		4-2 BB 1B 1-2 2-3 3-H BB	3	0	0	0	0	1	2
										0	1	0	1	1	0	0
Spike Owen, S (1, 6) OBP: 0.309, SLG: 0.376 Tom Foley, L (9, PH) OBP: 0.212, SLG: 0.226		4-0 F8 SH1 BB		0-1 G6-3 ③			2-1 F8 ③		2-3 K ②	2	0	0	0	1	0	0
										1	0	0	0	0	1	3
Chris Nabholz, L (1, 1) OBP: 0.067, SLG: 0.133 Jeff Fassero, L (7, 1) Rick Cerone, R (7, 2) OBP: 0.318, SLG: 0.400 Bret Barberie, S (9, PH) OBP: 0.376, SLG: 0.289		0-0 SH1 ① 1-2			0-0 G6-3 ①			0-0 P6 ①	4-2 1B BB 1-2 2-3 3-H	1	0	0	0	0	0	0
										0	0	0	0	0	0	0
										1	0	0	0	0	0	0
										0	0	0	1	1	0	0
Inning Stats	R: 2 E: 0 K: 0 S: 18 H: 3 LOB: 2 BB: 0 P: 32	R: 0 E: 0 K: 0 S: 5 H: 0 LOB: 1 BB: 1 P: 12	R: 0 E: 0 K: 1 S: 6 H: 0 LOB: 0 BB: 0 P: 12	R: 0 E: 0 K: 0 S: 8 H: 0 LOB: 0 BB: 0 P: 9	R: 0 E: 0 K: 0 S: 5 H: 0 LOB: 0 BB: 0 P: 9	R: 0 E: 0 K: 0 S: 6 H: 0 LOB: 0 BB: 0 P: 6	R: 0 E: 0 K: 1 S: 8 H: 0 LOB: 0 BB: 0 P: 15	R: 0 E: 0 K: 1 S: 7 H: 0 LOB: 0 BB: 0 P: 11	R: 4 E: 0 K: 2 S: 18 H: 4 LOB: 2 BB: 2 P: 34	1B: 7 2B: 0 3B: 0 HR: 0	SF: 0 SAC: 1 DP: 0 HBP: 1						

	AB	32
	R	6
	H	7
	RBI	6
	BB	3
	SO	5
	LOB	11

WP: 1 PB: 0 SB: 2 CS: 0 PA: 37

PITCHER		IP	WLS	BF	H	R	ER	SO	BB	IBB	HBP	BLK	WP	HR	S	P	ERA	WHIP
Tom Browning, L ERA: 5.63	(1, 1)	6.0		23	3	2	2	1	1	0	1	0	1	0	48	80	3.00	0.667
Scott Bankhead, R ERA: 1.35	(7, 1)	1.0		3	0	0	0	1	0	0	0	0	0	0	8	15	0.00	0.000
Norm Charlton, L ERA: 2.55	(8, 1)	1.0		5	2	2	2	1	0	0	0	0	0	0	10	16	18.00	2.000
Rob Dibble, R ERA: 4.8	(9, 1)	0.2	L	6	2	2	2	2	2	0	0	0	0	0	15	29	27.00	6.000

PITCHER	IP	WLS	BF	H	R	ER	SO	BB	IBB	HBP	BLK	WP	HR	S	P	ERA	WHIP

Atlanta Braves @ Montreal Expos

Olympic Stadium, Montreal, QB

Fri May 22 1992, 7:05 PM EDT

Att. 20,313 - Dome - 70 F

livebaseballscorecards.com

TOP

Batter	1	2	3	4	5	6	7	8	9	AB	R	H	RBI	BB	SO	LOB
Deion Sanders, L (1, 8) OBP: 0.358, SLG: 0.520	C C X 0-2 ① G6-3			S B S S 1-3 ① K			X 0-0 ① G4-3		B F F X 1-2 ③ L6	4	0	0	0	0	1	0
Terry Pendleton, S (1, 5) OBP: 0.342, SLG: 0.511	C X 0-1 ② G5-3			C B F X 1-2 ② F8			F F C 0-3 ② K			3	0	0	0	0	1	0
Ron Gant, R (1, 7) OBP: 0.357, SLG: 0.457	B X 1-0 ③ P6			C C B X 1-2 ③ F8			F F B B X 2-2 ③ G6-3			3	0	0	0	0	0	0
David Justice, L (1, 9) OBP: 0.317, SLG: 0.340		B S C B F X 2-2 CS 1B			B C F F B X 2-2 ① F9			S S B X 1-2 ① G4-3		3	0	1	0	0	0	0
Damon Berryhill, S (1, 2) OBP: 0.250, SLG: 0.456		B 1 SAFE C B 1 SAFE S X 2-2 ① ② G3 1-2			L B X 1-1 ② G3			S B C B X 2-2 HR		3	1	1	1	0	0	1
Brian Hunter, R (1, 3) OBP: 0.239, SLG: 0.422		C F B X 1-2 ③ G3			S B B F F X 2-2 ③ G6-3			F B B S B S 3-3 ② K		3	0	0	0	0	1	0
Mark Lemke, S (1, 4) OBP: 0.215, SLG: 0.248			C B B B X 3-1 ① F7			B B C X 2-1 ① F7		C B B X 2-1 ③ L3		3	0	0	0	0	0	0
Rafael Belliard, R (1, 6) OBP: 0.250, SLG: 0.218 Jeff Blauser, R (8, 6) OBP: 0.270, SLG: 0.361			X 0-0 ② G6-3			X 0-0 ② G4-3			B C C C F F C 1-3 ① K	2 1	0 0	0 0	0 0	0 0	0 1	0 0
Tom Glavine, L (1, 1) OBP: 0.296, SLG: 0.308 Marvin Freeman, R (7, 1) OBP: 1.000, SLG: 1.000 Mike Stanton, L (7, 1) OBP: 1.000, SLG: 1.000 Alejandro Pena, R (8, 1) Lonnie Smith, R (9, PH) OBP: 0.147, SLG: 0.097			B S X 1-1 ③ G5-3			S X 0-1 ③ G6-3			F B S B F B X 3-2 ② F8	2 0 0 0 1	0 0 0 0 0	0 0 0 0 0	0 0 0 0 0	0 0 0 0 0	0 0 0 0 0	0 0 0 0 0
Inning Stats	R: 0 E: 0 K: 0 S: 6 H: 0 LOB: 0 BB: 0 P: 7	R: 0 E: 0 K: 0 S: 10 H: 1 LOB: 0 BB: 0 P: 15	R: 0 E: 0 K: 0 S: 5 H: 0 LOB: 0 BB: 0 P: 9	R: 0 E: 0 K: 1 S: 9 H: 0 LOB: 0 BB: 0 P: 12	R: 0 E: 0 K: 0 S: 10 H: 0 LOB: 0 BB: 0 P: 15	R: 0 E: 0 K: 0 S: 5 H: 0 LOB: 0 BB: 0 P: 7	R: 0 E: 0 K: 1 S: 7 H: 0 LOB: 0 BB: 0 P: 9	R: 1 E: 0 K: 1 S: 11 H: 1 LOB: 0 BB: 0 P: 19	R: 0 E: 0 K: 1 S: 12 H: 0 LOB: 0 BB: 0 P: 17	1B: 1 2B: 0 3B: 0 HR: 1	SF: 0 SAC: 0 DP: 0 HBP: 0						

	AB	28
	R	1
	H	2
	RBI	1
	BB	0
	SO	4
	LOB	1

WP: 0 PB: 0 SB: 0 CS: 1 PA: 28

PITCHER		IP	WLS	BF	H	R	ER	SO	BB	IBB	HBP	BLK	WP	HR	S	P	ERA	WHIP
Dennis Martinez, R ERA: 1.71	(1, 1)	9.0	W	28	2	1	1	4	0	0	0	0	0	1	75	110	1.00	0.222

PITCHER	IP	WLS	BF	H	R	ER	SO	BB	IBB	HBP	BLK	WP	HR	S	P	ERA	WHIP

Atlanta Braves @ Montreal Expos

Olympic Stadium, Montreal, QB

Fri May 22 1992, 7:05 PM EDT

Att. 20,313 - Dome - 70 F

livebaseballscorecards.com

BOTTOM

Batter	1	2	3	4	5	6	7	8	9	AB	R	H	RBI	BB	SO	LOB
Marquis Grissom, R (1, 8) OBP: 0.323, SLG: 0.408	BBBB 4-0 S BB		FX 0-1 ② FC5-4 1-2f			BBBCX 3-1 B1-3 2B 1B	CCBFX 1-2 1-3 2-H 3-H 2B 2B			3	2	2	2	1	0	1
Delino DeShields, L (1, 4) OBP: 0.317, SLG: 0.355	C 1 SAFE 1 SAFE P X 1-1 ① F9		X 0-0 ③ G4-3			1 SAFE B 1 SAFE 1 SAFE 1 SAFE X 1-0 ② B1-3 1-2	X 0-0 ① G5-3			4	0	0	0	0	0	5
Ivan Calderon, R (1, 7) OBP: 0.238, SLG: 0.403 Moises Alou, R (7, PR) (8, 7) OBP: 0.444, SLG: 0.575	F P 1 SAFE X 1-1 ② P4			B X 1-0 ① P4		BBBFBSX 3-2 WP 2-H 2B	SFX 0-2 G6-3 2-H 3-H 2B			4 0	0 0	2 0	3 0	0 0	0 0	1 0
Larry Walker, L (1, 9) OBP: 0.357, SLG: 0.489	1 SAFE C 1 SAFE BBFBB 4-2 CS 1-2 BB			SCX 0-2 ② G6-3		FFBBBFX 3-2 ③ F9 2-3	BBX 2-0 ② G6-3 2-3			3	0	0	0	1	0	2
Tim Wallach, R (1, 3) OBP: 0.298, SLG: 0.302	B 1-0 ③ CS 1-2	BX 1-0 ① F9		SX 0-1 ③ G4-3			BBCBX 3-2 1B 1B BBCBX 3-2 P3			4	1	1	0	0	0	2
Gary Carter, R (1, 2) OBP: 0.326, SLG: 0.360		BBX 2-0 ② G6-3		BBBFSBX 3-2 ① F8			1 SAFE SSSBB 1 SAFE 1 SAFE FBF 3-2 1 SAFE BBX BB 1B 1-3 1B BBCX 2-1 ① P3			4	1	1	0	0	0	0
Archi Cianfrocco, R (1, 5) OBP: 0.268, SLG: 0.415 Tom Foley, L (9, 5) OBP: 0.212, SLG: 0.226		SX 0-1 ③ G3-1		BBCFX 2-2 ② G4-3			BS 1 SAFE FBX 2-2 1B BB 2B 1-2 3-H 1B SX 0-1 ② F9			4 0	1 0	1 0	1 0	0 0	0 0	0 0
Spike Owen, S (1, 6) OBP: 0.307, SLG: 0.366			C X 0-1 ① F9	X 0-0 ③ F7			BCBSBB 4-2 1B 2B 1-2 2-3 BB CBCBFX 2-2 ③ G6-3			3	1	0	0	1	0	0
Dennis Martinez, R (1, 1) OBP: 0.263, SLG: 0.263			F X 0-1 FC5-4 1B			FBX 1-1 ① G5-3	BFX 1-1 2B 2B 1-2 2-3 3-H 1B			3	1	2	1	0	0	0
Inning Stats	R: 0 E: 0 K: 0 S: 8 H: 0 LOB: 1 BB: 2 P: 17	R: 0 E: 0 K: 0 S: 4 H: 0 LOB: 0 BB: 0 P: 7	R: 0 E: 0 K: 0 S: 7 H: 1 LOB: 1 BB: 0 P: 7	R: 0 E: 0 K: 0 S: 6 H: 0 LOB: 0 BB: 0 P: 7	R: 0 E: 0 K: 0 S: 7 H: 0 LOB: 0 BB: 0 P: 12	R: 1 E: 0 K: 0 S: 12 H: 2 LOB: 1 BB: 0 P: 23	R: 6 E: 0 K: 0 S: 26 H: 6 LOB: 2 BB: 1 P: 43	R: 0 E: 0 K: 0 S: 8 H: 0 LOB: 0 BB: 0 P: 12		1B: 6 2B: 3 3B: 0 HR: 0	SF: 0 SAC: 0 DP: 0 HBP: 0					

	AB	32
	R	7
	H	9
	RBI	7
	BB	3
	SO	0
	LOB	11

WP: 1 PB: 0 SB: 1 CS: 1 PA: 36

PITCHER		IP	WLS	BF	H	R	ER	SO	BB	IBB	HBP	BLK	WP	HR	S	P	ERA	WHIP
Tom Glavine, L ERA: 3.07	(1, 1)	6.0	L	26	6	5	5	0	3	0	0	0	1	0	57	98	7.50	1.500
Marvin Freeman, R ERA: 3.66	(7, 1)	0.1		4	3	2	2	0	0	0	0	0	0	0	10	12	54.00	9.000
Mike Stanton, L ERA: 4.4	(7, 1)	0.2		2	0	0	0	0	0	0	0	0	0	0	3	6	0.00	0.000
Alejandro Pena, R ERA: 7.36	(8, 1)	1.0		3	0	0	0	0	0	0	0	0	0	0	8	12	0.00	0.000

PITCHER	IP	WLS	BF	H	R	ER	SO	BB	IBB	HBP	BLK	WP	HR	S	P	ERA	WHIP

Batter	1	2	3	4	5	6	7	8	9	AB	R	H	RBI	BB	SO	LOB
Otis Nixon, S (1, 8) OBP: 0.470, SLG: 0.468	C X	C B X	C B X	1-1 ② G4-3	1 SAFE 1 SAFE 1 SAFE B X	1-0 ① SH1-3 1-3		X	0-0 ① F8	4	1	2	0	0	0	0
Terry Pendleton, S (1, 5) OBP: 0.333, SLG: 0.497	1 SAFE C 1 SAFE 1 SAFE P B 1 SAFE X 2-1 ① G1-3 1-2	1 SAFE X 0-0 ③ G4-3	B X 1-0 ③ G3-1	F X 0-1 ② FC4-5-2 WP 3-H		X	0-0 ② F7	5	0	0	0	0	0	3
Ron Gant, R (1, 7) OBP: 0.374, SLG: 0.482	B B F 2 SAFE B F B 4-2 S 2B 2-3 BB	H 1-0 S WP 1B HBP	S B B X 2-1 HR	B B B C B 4-1 BB	B F B F B X 3-2 1B			2	3	2	1	2	0	0
David Justice, L (1, 9) OBP: 0.313, SLG: 0.327	B B 1 SAFE B F 1 SAFE B 4-1 2B 1-2 BB	B B B F S C 3-3 ① K 1-2	S B B S B X 3-2 ① F7	B S S T F B F F X 2-2 ③ G3-1 2-3		X 0-0 ③ G3		4	0	0	0	1	1	4
Jeff Blauser, R (1, 6) OBP: 0.277, SLG: 0.368	B B B C X 3-1 1-3 2-H 3-H 2B	B B B C F B 4-2 1B 2-3 BB	B C B X 2-1 ② F9	F X 0-1 ① F9		C B F B X 2-2 ① P3		4	0	1	2	1	0	0
Greg Olson, R (1, 2) OBP: 0.330, SLG: 0.345	F B B F X 2-2 ② G4-3	1 SAFE B B F 1 SAFE F X 1-2 ② P3	S C B F B X 2-2 2B	B S 1 SAFE X 1-1 ② P6		B B F C X 3-2 HR		5	2	3	1	0	0	4
Brian Hunter, R (1, 3) OBP: 0.247, SLG: 0.432	S C S 0-3 ③ K	B S X 1-1 1-2 3-H 1B	X 0-0 2-H 2B					C C S 0-3 ② K		5	0	2	2	0	2	3
Mark Lemke, S (1, 4) OBP: 0.216, SLG: 0.248 Jerry Willard, L (9, PH) OBP: 0.368, SLG: 0.722 Rafael Belliard, R (9, PR) OBP: 0.250, SLG: 0.218		F B B X 2-1 ① G1-3	F C B B B X 3-2 ③ G3-1	B F C B B S 3-3 ③ K		B C 1 SAFE 1 SAFE P C F X 2-2 FC4-6 1-2 1B		B B F C X 2-2 1B	4 0 0	0 0 0	1 0 0	0 0 0	0 0 0	1 0 0	3 0 0
Charlie Leibrandt, R (1, 1) Mike Bielecki, R (4, 1) Kent Mercker, L (8, 1) Deion Sanders, L (6, PH) Marvin Freeman, R (9, 1) Lonnie Smith, R (7, PH) Mike Stanton, L (7, 1) Juan Berenguer, R (8, 1) Damon Berryhill, S (9, PH)		X 0-0 ② G1-3	C C C 0-3 ① K			B X 1-0 SH1-3 BLK FC4-5-2 1B	F S B B X 2-2 ③ FC4-6 1-2f	S C S 0-3 ③ K								
Inning Stats	R: 2 E: 0 K: 1 S: 16 H: 2 LOB: 2 BB: 2 P: 30	R: 0 E: 0 K: 0 S: 6 H: 1 LOB: 1 BB: 0 P: 9	R: 1 E: 0 K: 1 S: 13 H: 1 LOB: 2 BB: 1 P: 26	R: 0 E: 0 K: 1 S: 6 H: 0 LOB: 0 BB: 0 P: 8	R: 2 E: 0 K: 1 S: 15 H: 3 LOB: 1 BB: 0 P: 27	R: 0 E: 0 K: 0 S: 12 H: 1 LOB: 2 BB: 1 P: 20	R: 0 E: 0 K: 0 S: 14 H: 2 LOB: 2 BB: 0 P: 20	R: 0 E: 0 K: 0 S: 6 H: 1 LOB: 1 BB: 0 P: 9	R: 1 E: 0 K: 2 S: 15 H: 2 LOB: 1 BB: 0 P: 22	1B: 8 2B: 3 3B: 0 HR: 2	SF: 0 SAC: 1 DP: 0 HBP: 1	WP: 3 PB: 0 SB: 2 CS: 0	PA: 45			

PITCHER		IP	WLS	BF	H	R	ER	SO	BB	IBB	HBP	BLK	WP	HR	S	P	ERA	WHIP
Ken Hill, R ERA: 2.39	(1, 1)	5.0		26	7	5	5	4	3	0	1	0	2	1	56	100	9.00	2.000
Bill Sampen, R ERA: 4.3	(6, 1)	0.2		4	1	0	0	0	1	0	0	1	0	0	5	11	0.00	3.000
Mel Rojas, R ERA: 0.9	(6, 1)	1.1		6	2	0	0	0	0	0	0	0	1	0	21	29	0.00	1.500
Jeff Fassero, L ERA: 3.51	(8, 1)	1.0	W	4	1	0	0	0	0	0	0	0	0	0	6	9	0.00	1.000
John Wetteland, R ERA: 6.62	(9, 1)	1.0	S	5	2	1	1	2	0	0	0	0	0	1	15	22	9.00	2.000

PITCHER	IP	WLS	BF	H	R	ER	SO	BB	IBB	HBP	BLK	WP	HR	S	P	ERA	WHIP

Atlanta Braves @ Montreal Expos

Olympic Stadium, Montreal, QB

Sat May 23 1992, 3:33 AM EDT

Att. 15,918 - Dome - 70 F

TOP

livebaseballscorecards.com

AB	38
R	6
H	12
RBI	6
BB	4
SO	6
LOB	20

Atlanta Braves @ Montreal Expos

Olympic Stadium, Montreal, QB

Sat May 23 1992, 3:33 AM EDT

Att. 15,918 - Dome - 70 F

BOTTOM

livebaseballscorecards.com

Batter	1	2	3	4	5	6	7	8	9	AB	R	H	RBI	BB	SO	LOB
Marquis Grissom, R (1, 8) OBP: 0.315, SLG: 0.397	L5		K	G6-3		CS	F7			4	0	0	0	0	1	2
Delino DeShields, L (1, 4) OBP: 0.322, SLG: 0.359	1B		F8		FC6-4		F7			4	2	2	0	0	0	1
Ivan Calderon, R (1, 7) OBP: 0.250, SLG: 0.407	1B		F8		FC6-4		F8			4	0	2	1	0	0	1
John Wetteland, R (9, 1)										0	0	0	0	0	0	0
Larry Walker, L (1, 9) OBP: 0.366, SLG: 0.538	2B			1B	FC6-4			HR		4	2	3	2	0	0	1
Tim Wallach, R (1, 5) OBP: 0.303, SLG: 0.331 (6, 3)	G4-3			HR	G5-3			HR		4	2	2	2	0	0	2
Archi Cianfrocco, R (1, 3) OBP: 0.284, SLG: 0.471		FC5-4		HR	K			G6-3		3	1	2	2	0	1	1
Mel Rojas, R (6, 1) OBP: 0.500, SLG: 0.500		1B		1B						0	0	0	0	0	0	0
Tom Foley, L (8, 5) OBP: 0.206, SLG: 0.219										1	0	0	0	0	0	0
Spike Owen, S (1, 6) OBP: 0.298, SLG: 0.353		FC5-4 CS		F9		G3		P5		4	0	0	0	0	0	1
Rick Cerone, R (1, 2) OBP: 0.333, SLG: 0.455		G1-6-3						F9		2	0	1	0	0	0	1
Gary Carter, R (6, PH) OBP: 0.330, SLG: 0.364 (7, 2)				G3-1		CS				2	0	1	0	0	0	0
Ken Hill, R (1, 1) OBP: 0.353, SLG: 0.438				G3-1		K				2	0	1	0	0	0	1
Bill Sampen, R (6, 1)										0	0	0	0	0	0	0
Bret Barberie, S (6, 5) OBP: 0.373, SLG: 0.286										1	0	0	0	0	1	1
Jeff Fassero, L (8, 1)										0	0	0	0	0	0	0
Moises Alou, R (9, 7) OBP: 0.444, SLG: 0.575										0	0	0	0	0	0	0
Inning Stats	R: 1 E: 0 K: 0 S: 10 H: 3 LOB: 1 BB: 0 P: 14	R: 0 E: 0 K: 0 S: 6 H: 1 LOB: 0 BB: 0 P: 12	R: 0 E: 0 K: 1 S: 11 H: 1 LOB: 1 BB: 0 P: 17	R: 3 E: 0 K: 0 S: 10 H: 4 LOB: 1 BB: 0 P: 13	R: 1 E: 0 K: 1 S: 17 H: 2 LOB: 1 BB: 0 P: 24	R: 0 E: 0 K: 1 S: 8 H: 1 LOB: 0 BB: 0 P: 12	R: 0 E: 0 K: 0 S: 8 H: 0 LOB: 0 BB: 0 P: 9	R: 2 E: 0 K: 0 S: 9 H: 2 LOB: 0 BB: 0 P: 13		1B: 7 2B: 3 3B: 1 HR: 3 SF: 0 SAC: 0 DP: 0 HBP: 0						

AB	35
R	7
H	14
RBI	7
BB	0
SO	3
LOB	12

WP: 1 PA: 36
PB: 0
SB: 0
CS: 2

PITCHER		IP	WLS	BF	H	R	ER	SO	BB	IBB	HBP	BLK	WP	HR	S	P	ERA	WHIP
Charlie Leibrandt, L ERA: 4.81	(1, 1)	3.0		15	8	4	4	1	0	0	0	0	0	1	31	49	12.00	2.667
Mike Bielecki, R ERA: 3.03	(4, 1)	1.0		6	3	1	1	0	0	0	0	0	1	0	13	17	9.00	3.000
Kent Mercker, L ERA: 3.51	(5, 1)	1.0		3	0	0	0	1	0	0	0	0	0	0	10	14	0.00	0.000
Marvin Freeman, R ERA: 3.48	(6, 1)	1.0		3	1	0	0	1	0	0	0	0	0	0	8	12	0.00	1.000
Mike Stanton, L ERA: 5.28	(7, 1)	1.0	L	5	2	2	2	0	0	0	0	0	0	2	13	16	18.00	2.000

PITCHER		IP	WLS	BF	H	R	ER	SO	BB	IBB	HBP	BLK	WP	HR	S	P	ERA	WHIP
Juan Berenguer, R ERA: 2.66	(8, 1)	1.0		3	0	0	0	0	0	0	0	0	0	0	4	6	0.00	0.000

Batter	1	2	3	4	5	6	7	8	9	AB	R	H	RBI	BB	SO	LOB
Otis Nixon, S (1, 8) OBP: 0.448, SLG: 0.444	L8	FC1-6 CS 1-2f			G6-3			P1		4	0	0	0	0	0	1
Terry Pendleton, S (1, 5) OBP: 0.337, SLG: 0.503	HBP 1B 2B	G3 1-2			P4			S 1B		4	1	2	0	0	0	1
Ron Gant, R (1, 7) OBP: 0.371, SLG: 0.482	P3		P5			G3 2B		K 1-2		4	0	1	0	0	1	2
David Justice, L (1, 9) OBP: 0.311, SLG: 0.318	HBP 1B BB		F9			G3 2-3		K		3	1	0	0	1	1	2
Sid Bream, L (1, 3) OBP: 0.374, SLG: 0.378 Deion Sanders, L (9, PR) OBP: 0.363, SLG: 0.524 Brian Hunter, R (9, 3) OBP: 0.247, SLG: 0.432	BB 1B HBP 1-2 2-3		K	L8		G4-3			G5-3 S CS 1B	3 0 0	0 0 0	1 0 0	0 0 0	0 0 0	1 0 0	1 0 0
Greg Olson, R (1, 2) OBP: 0.327, SLG: 0.341	BB 1B 1-2 2-H 3-H					K			G5-3 1-3	4	0	1	2	0	1	2
Jeff Blauser, R (1, 6) OBP: 0.289, SLG: 0.371 Rafael Belliard, R (7, 6) OBP: 0.256, SLG: 0.234	BB 1-2 2-3			G6-3			G4-6-3 1B		G5-3 2B 3-H	2 1	0 0	1 1	0 0	1 0	0 0	0 0
Mark Lemke, S (1, 4) OBP: 0.217, SLG: 0.242	K			F7			G4-6-3 1-2f		29 FC6-4 IBB	3	0	0	0	1	1	4
29 John Smoltz, R (1, 1) OBP: 0.292, SLG: 0.364		FC1-6 BB			K		K		FC6-4 1-2f	3	0	0	0	1	2	2
Inning Stats	R: 2 E: 0 K: 1 S: 14 H: 2 LOB: 3 BB: 2 P: 30	R: 0 E: 0 K: 0 S: 5 H: 0 LOB: 0 BB: 1 P: 11	R: 0 E: 0 K: 1 S: 10 H: 0 LOB: 0 BB: 0 P: 15	R: 0 E: 0 K: 0 S: 7 H: 0 LOB: 0 BB: 0 P: 8	R: 0 E: 0 K: 1 S: 5 H: 0 LOB: 0 BB: 0 P: 8	R: 0 E: 0 K: 1 S: 12 H: 1 LOB: 1 BB: 0 P: 16	R: 0 E: 0 K: 1 S: 7 H: 1 LOB: 0 BB: 0 P: 8	R: 0 E: 0 K: 2 S: 9 H: 1 LOB: 1 BB: 0 P: 15	R: 0 E: 0 K: 0 S: 9 H: 2 LOB: 2 BB: 1 P: 16	1B: 4 2B: 3 3B: 0 HR: 0 SF: 0 SAC: 0 DP: 1 HBP: 1	WP: 0 PB: 0 SB: 2 CS: 2 PA: 36					

PITCHER		IP	WLS	BF	H	R	ER	SO	BB	IBB	HBP	BLK	WP	HR	S	P	ERA	WHIP
Mark Gardner, R ERA: 2.9	(1, 1)	7.2	L	30	5	2	2	6	3	0	1	0	0	0	65	106	2.35	1.043
Jeff Fassero, L ERA: 3.46	(8, 1)	0.1		1	0	0	0	1	0	0	0	0	0	0	4	5	0.00	0.000
Bill Sampen, R ERA: 4.18	(9, 1)	0.2		4	2	0	0	0	0	1	0	0	0	0	8	15	0.00	3.000
Mel Rojas, R ERA: 0.89	(9, 1)	0.1		1	0	0	0	0	0	0	0	0	0	0	1	1	0.00	0.000

PITCHER	IP	WLS	BF	H	R	ER	SO	BB	IBB	HBP	BLK	WP	HR	S	P	ERA	WHIP

TOP

Atlanta Braves @ Montreal Expos

Olympic Stadium, Montreal, QB

Sun May 24 1992, 3:33 AM EDT

Att. 27,682 - Dome - 70 F

livebaseballscorecards.com

AB	31
R	2
H	7
RBI	2
BB	4
SO	7
LOB	15

Atlanta Braves @ Montreal Expos

Olympic Stadium, Montreal, QB

Sun May 24 1992, 3:33 AM EDT

Att. 27,682 - Dome - 70 F

livebaseballscorecards.com

BOTTOM

Batter	1	2	3	4	5	6	7	8	9	AB	R	H	RBI	BB	SO	LOB
Marquis Grissom, R (1, 8) OBP: 0.314, SLG: 0.394	B C X 1-1 G6-3 ①		C B F S 1-3 K ③			B F X 1-1 SH3 1B ①		F L B B X 2-2 F9 ①		4	0	1	0	0	1	1
Delino DeShields, L (1, 4) OBP: 0.322, SLG: 0.354	B F B C F F S 2-3 K ②			B B B B 4-0 CS BB ①		X 0-0 SH3 1-2 ①		1 SAFE 1 SAFE F C F B B S 2-3 K ②		2	0	0	0	1	2	1
Moises Alou, R (1, 7) OBP: 0.429, SLG: 0.535	S B C X 1-2 G4-3 ③			C S B 1 SAFE F F F S 1-3 K ①		B S B F B B B 4-2 G1-6-3 BB ①		B C F F B B S 2-3 K ③		3	0	0	0	1	2	2
Larry Walker, L (1, 9) OBP: 0.358, SLG: 0.524		C F C 0-3 K ①		B 1 SAFE B S F S 2-3 K ② ③ 1-2		X 0-0 G1-6-3 ② ③ 1-2f			B B X 2-0 F7 ①	4	0	0	0	0	2	3
Tim Wallach, R (1, 3) OBP: 0.302, SLG: 0.336		S S S B S 1-3 K ②			M X 0-1 G3-1 1B 2B		C B B F B F C 3-3 K ①		F B B F F F X 2-2 F8 ②	4	1	1	0	0	2	0
Gary Carter, R (1, 2) OBP: 0.326, SLG: 0.358		B X 1-0 1B			F F S 0-3 K ①		F B S S S 1-3 K ②		S B C S 1-3 K ③	4	0	1	0	0	3	1
Bret Barberie, S (1, 5) OBP: 0.372, SLG: 0.287		B S B C S 2-3 K ③			X 0-0 G3-1 2-3 ②		X 0-0 1B			3	0	1	0	0	1	2
Tom Foley, L (1, 6) OBP: 0.216, SLG: 0.229			C C F B B F B S 3-3 K2-3 ①		F X 0-1 1B 3-H		F 1 SAFE X 0-1 G4-3 ③			3	0	1	1	0	1	1
Mark Gardner, R (1, 1) OBP: 0.167, SLG: 0.167			B S S S C 1-3 K ②		B B C F X 2-2 P3 ③			C B B B X 3-1 1B		2	0	0	0	0	1	1
Jeff Fassero, L (8, 1)										0	0	0	0	0	0	0
John Vander Wal, L (8, PH) OBP: 0.344, SLG: 0.358										1	0	1	0	0	0	0
Bill Sampen, R (9, 1)										0	0	0	0	0	0	0
Mel Rojas, R (9, 1) OBP: 0.500, SLG: 0.500										0	0	0	0	0	0	0

Inning Stats	1	2	3	4	5	6	7	8	9
	R: 0 H: 0 E: 0 LOB: 0 K: 1 BB: 0 S: 10 P: 14	R: 0 H: 1 E: 0 LOB: 1 K: 3 BB: 0 S: 10 P: 14	R: 0 H: 0 E: 0 LOB: 0 K: 3 BB: 0 S: 11 P: 16	R: 0 H: 0 E: 0 LOB: 0 K: 2 BB: 1 S: 9 P: 16	R: 1 H: 2 E: 0 LOB: 1 K: 1 BB: 0 S: 11 P: 13	R: 0 H: 1 E: 0 LOB: 1 K: 0 BB: 1 S: 6 P: 11	R: 0 H: 1 E: 0 LOB: 1 K: 2 BB: 0 S: 10 P: 14	R: 0 H: 1 E: 0 LOB: 1 K: 2 BB: 0 S: 13 P: 22	R: 0 H: 0 E: 0 LOB: 0 K: 1 BB: 0 S: 8 P: 13

AB	30
R	1
H	6
RBI	1
BB	2
SO	15
LOB	12

1B: 5 SF: 0
2B: 1 SAC: 1
3B: 0 DP: 1
HR: 0 HBP: 0

WP: 0 PA: 33
PB: 0
SB: 0
CS: 1

PITCHER	IP	WLS	BF	H	R	ER	SO	BB	IBB	HBP	BLK	WP	HR	S	P	ERA	WHIP
29 John Smoltz, R (1, 1) ERA: 3.57	9.0	W	33	6	1	1	15	2	0	0	0	0	0	88	133	1.00	0.889

PITCHER	IP	WLS	BF	H	R	ER	SO	BB	IBB	HBP	BLK	WP	HR	S	P	ERA	WHIP

Batter	1	2	3	4	5	6	7	8	9	AB	R	H	RBI	BB	SO	LOB
Craig Biggio, R (1, 4) OBP: 0.375, SLG: 0.441	0-1 CS 1B	1-1 HR	2-3 K		2-2 G5-3		0-3 K			5	1	2	1	0	2	2
Steve Finley, L (1, 8) OBP: 0.330, SLG: 0.434	1 SAFE 1-2 2B 3B	0-1 2B	1-1 FC6-4 1-2f		1-1 F8			S 0-1 G3		4	1	2	0	0	0	1
Chris Jones, R (5, 8) OBP: 0.279, SLG: 0.243	1 SAFE									1	0	0	0	0	0	0
Ken Caminiti, S (1, 5) OBP: 0.313, SLG: 0.419	3-2 E SF9 2B 3-H	0-0 G5-3		1-1 BB 1B 1B	2-0 L4			1-0 L8		4	2	2	1	0	0	1
Juan Guerrero, R (7, 5) OBP: 0.233, SLG: 0.222										1	0	0	0	0	0	0
5 Jeff Bagwell, R (1, 3) OBP: 0.312, SLG: 0.373	4-2 SF9 E S BB		4-1 HR BB	2-3 K		2-3 K		2-1 F9		3	2	0	0	2	2	1
Benny Distefano, L (8, 3) OBP: 0.409, SLG: 0.316										0	0	0	0	0	0	0
Eric Anthony, L (1, 9) OBP: 0.316, SLG: 0.361	1-2 E3 S 1-2 2-3		1-1 P9	4-2 1B 1B BB 1-2		0-0 G4-1			1-3 K	4	1	0	0	1	1	3
Pete Incaviglia, R (1, 7) OBP: 0.296, SLG: 0.364	0-0 SF9 2-3 3-H		1 SAFE 3-2 HR 1-H	0-2 1B 1B 1-3 2-H		3-2 F8			0-0 HBP 1B	4	1	3	4	0	0	0
Scott Servais, R (1, 2) OBP: 0.232, SLG: 0.241	3-2 P3 1-2 3-H		1-1 2B 1B	2-2 F9			2-2 P4		2-2 HBP 1-2	4	1	1	0	0	0	3
Andujar Cedeno, R (1, 6) OBP: 0.262, SLG: 0.306		1-2 G5-3	0-2 1B 2B 1-H	1-0 1-2 3-H 1B			0-3 K		2-3 K	5	1	2	2	0	2	2
Butch Henry, L (1, 1) OBP: 0.188, SLG: 0.375		2-3 K	0-0 FC6-4 1B 3-H	0-3 K			0-0 1B		3-1 G4-3	5	0	2	1	0	2	4
Xavier Hernandez, L (9, 1)										0	0	0	0	0	0	0
Rob Murphy, L (9, 1)										0	0	0	0	0	0	0
Doug Jones, R (9, 1)										0	0	0	0	0	0	0
Inning Stats	R: 3 H: 3 E: 1 LOB: 1 K: 0 BB: 1 S: 20 P: 31	R: 1 H: 2 E: 0 LOB: 1 K: 1 BB: 0 S: 11 P: 15	R: 4 H: 4 E: 0 LOB: 1 K: 1 BB: 1 S: 17 P: 29	R: 2 H: 3 E: 0 LOB: 2 K: 2 BB: 1 S: 20 P: 30	R: 0 H: 0 E: 0 LOB: 0 K: 0 BB: 0 S: 11 P: 16	R: 0 H: 0 E: 0 LOB: 0 K: 1 BB: 0 S: 9 P: 14	R: 0 H: 1 E: 0 LOB: 1 K: 2 BB: 0 S: 11 P: 13	R: 0 H: 0 E: 0 LOB: 0 K: 0 BB: 0 S: 5 P: 8	R: 0 H: 1 E: 0 LOB: 2 K: 2 BB: 0 S: 12 P: 20	1B: 8 SF: 1 2B: 3 SAC: 0 3B: 1 DP: 0 HR: 2 HBP: 1						

PITCHER		IP	WLS	BF	H	R	ER	SO	BB	IBB	HBP	BLK	WP	HR	S	P	ERA	WHIP
Chris Haney, L ERA: 5.23	(1, 1)	2.1	L	15	6	6	4	1	2	0	0	0	0	2	37	60	15.43	3.429
Scott Service, R ERA: 21.6	(3, 1)	1.2		12	6	4	4	3	1	0	0	0	0	0	31	45	21.60	4.200
Bill Sampen, R ERA: 3.71	(5, 1)	3.0		10	1	0	0	3	0	0	0	0	0	0	31	43	0.00	0.333
Jeff Fassero, L ERA: 3.33	(8, 1)	1.0		3	0	0	0	0	0	0	0	0	0	0	5	8	0.00	0.000
John Wetteland, R ERA: 6.27	(9, 1)	1.0		5	1	0	0	2	0	0	1	0	0	0	12	20	0.00	1.000

PITCHER	IP	WLS	BF	H	R	ER	SO	BB	IBB	HBP	BLK	WP	HR	S	P	ERA	WHIP

Houston Astros @ Montreal Expos

Olympic Stadium, Montreal, QB

Mon May 25 1992, 3:33 AM EDT

Att. 5,765 - Dome - 70 F

TOP

livebaseballscorecards.com

AB	40
R	10
H	14
RBI	9
BB	3
SO	9
LOB	17

1B: 8	SF: 1	WP: 0	PA: 45
2B: 3	SAC: 0	PB: 0	
3B: 1	DP: 0	SB: 2	
HR: 2	HBP: 1	CS: 1	

Houston Astros @ Montreal Expos

Olympic Stadium, Montreal, QB

Mon May 25 1992, 3:33 AM EDT

Att. 5,765 - Dome - 70 F

BOTTOM

Batter	1	2	3	4	5	6	7	8	9	AB	R	H	RBI	BB	SO	LOB
Marquis Grissom, R (1, 8) OBP: 0.314, SLG: 0.405	BBBCX 3-1 ① G6-3		CCBX 1-2 3B		BBSFFX 2-2 ②③ G6-4-3 1-2f			BFX 1-1 2-H 1B	X 0-0 G4-6-3 1B 1-2 2-3 1B	3	0	1	0	0	0	2
Steve Lyons, L (6, 7) OBP: 0.182, SLG: 0.238										2	0	2	1	0	0	0
Spike Owen, S (1, 6) OBP: 0.294, SLG: 0.347	X 0-0 ② F7		BCBSBX 3-2 ③ F8			BBCCCX 2-2 ① G6-3		BX 1-0 ② F7	CX 0-1 G4-6-3 1B 1-2 2-3 3-H	5	0	1	1	0	0	2
Moises Alou, R (1, 7) OBP: 0.407, SLG: 0.500 (6, 8)	BSTFS 1-3 ③ K			BFFBX 2-2 G4-6-3 1B		SBX 1-1 ② F7		FBSBX 2-2 ③ F6	CBSX 1-2 ①② G4-6-3 1-2f 2-3 3-H	5	0	1	0	0	1	3
Larry Walker, L (1, 9) OBP: 0.351, SLG: 0.513		BBCFS 2-3 ① K		BX 1-0 ①② G4-6-3 1-2f		X 0-0 ③ G4-3			X 1-0 1B 1B E 1B	3	0	0	0	0	1	1
Darren Reed, R (7, 9) OBP: 0.333, SLG: 0.333									1-0 F8 2-1	2	1	1	0	0	0	1
Tim Wallach, R (1, 5) OBP: 0.302, SLG: 0.343		X 0-0 1B 2B		CX 0-1 F8			BX 1-0 ① F7		X 0-0 E 1B 1-2 BB 1B	3	0	1	0	0	0	0
John Vander Wal, L (8, 3) OBP: 0.355, SLG: 0.370										1	1	1	0	0	0	0
Gary Carter, R (1, 2) OBP: 0.326, SLG: 0.369		FBBBX 3-1 ② G6-3			CBBX 2-1 1B FC 2B		X 0-0 ② F7		BX 1-0 BB E 1B 1-2 2-3 1B	3	1	1	0	0	0	1
Jeff Fassero, L (8, 1)										0	0	0	0	0	0	0
John Wetteland, R (9, 1)										0	0	0	0	0	0	0
Tom Foley, L (9, PH) OBP: 0.237, SLG: 0.250										1	1	1	0	0	0	0
Archi Cianfrocco, R (1, 3) OBP: 0.295, SLG: 0.472 (8, 5)		FBX 1-1 ③ 2-H 1B			SCX 0-2 E FC 2-3 1B		FX 0-1 ③ G5-3		BFX 1-1 E5 BB 1B 1-2 2-3 3-H	4	1	2	1	0	0	2
Bret Barberie, S (1, 4) OBP: 0.368, SLG: 0.278			CBBCS 2-3 ① K		BBBCSFX 2-2 FC G6-4-3 1-3 3-H			CX 0-1 ① G5-3	BBBB 4-0 1B 1B 1B 1-2 2-3 3-H BB	3	1	0	2	1	1	1
Chris Haney, L (1, 1) OBP: 0.250, SLG: 0.250			FBSTC 1-3 ② K		LCBFC 1-3 ① K			BBX 2-0 1B 2B	FX 0-1 1B 1B G4-6-3 1B 1-2 2-H 3-H	0	0	0	0	0	0	0
Scott Service, R (3, 1)										1	0	0	0	0	1	0
Bill Sampen, R (5, 1)										1	0	0	0	0	1	2
Rick Cerone, R (8, 2) OBP: 0.385, SLG: 0.542										2	2	2	2	0	0	0
Inning Stats	R: 0 E: 0 K: 1 S: 6 H: 0 LOB: 0 BB: 0 P: 10	R: 0 E: 0 K: 1 S: 8 H: 2 LOB: 1 BB: 0 P: 14	R: 0 E: 0 K: 2 S: 13 H: 1 LOB: 1 BB: 0 P: 20	R: 0 E: 0 K: 0 S: 6 H: 1 LOB: 0 BB: 0 P: 9	R: 1 E: 1 K: 1 S: 17 H: 2 LOB: 1 BB: 0 P: 24	R: 0 E: 0 K: 0 S: 6 H: 0 LOB: 0 BB: 0 P: 9	R: 0 E: 0 K: 0 S: 4 H: 0 LOB: 0 BB: 0 P: 5	R: 1 E: 0 K: 0 S: 9 H: 2 LOB: 1 BB: 0 P: 15	R: 6 E: 1 K: 0 S: 15 H: 6 LOB: 1 BB: 1 P: 25	1B: 10 2B: 3 3B: 1 HR: 0 SF: 0 SAC: 0 DP: 3 HBP: 0							

PITCHER		IP	WLS	BF	H	R	ER	SO	BB	IBB	HBP	BLK	WP	HR	S	P	ERA	WHIP
Butch Henry, L ERA: 4.94	(1, 1)	8.0	W	35	11	7	7	5	1	0	0	0	0	0	74	118	7.88	1.500
Xavier Hernandez, R ERA: 2.3	(9, 1)	0.0		1	1	0	0	0	0	0	0	0	0	0	2	2	∞	∞
Rob Murphy, L ERA: 4.5	(9, 1)	0.0		1	1	0	0	0	0	0	0	0	0	0	1	1	∞	∞
Doug Jones, R ERA: 2.93	(9, 1)	1.0	S	3	1	1	0	0	0	0	0	0	0	0	7	10	0.00	1.000

PITCHER	IP	WLS	BF	H	R	ER	SO	BB	IBB	HBP	BLK	WP	HR	S	P	ERA	WHIP

livebaseballscorecards.com

AB	39
R	8
H	14
RBI	7
BB	1
SO	5
LOB	15

WP: 0 PB: 0 SB: 0 CS: 0 PA: 40

Batter	1	2	3	4	5	6	7	8	9	AB	R	H	RBI	BB	SO	LOB
Craig Biggio, R (1, 4) OBP: 0.376, SLG: 0.440	S F S 0-3 ① K		M B S C 1-3 ① K		C B F S 1-3 ① K		1 SAFE S B B 1 SAFE 1 SAFE X 2-1 1-3 3-H 1B S 1B		1 SAFE B F X 1-1 1-3 3B 1B	5	2	2	1	0	3	0
Steve Finley, L (1, 8) OBP: 0.332, SLG: 0.444	B B C B X 3-1 ② L6		B B B C C S 3-3 ② K		B X 1-0 ② G3		B 1 SAFE B C F X 2-2 ② 1-H 3-H 1B		X 0-0 1-H 3-H 3B	5	0	2	4	0	1	0
Ken Caminiti, S (1, 5) OBP: 0.306, SLG: 0.394	C M B X 1-2 ③ G5-3		B X 1-0 ③ G2-3		B B B X 3-0 ③ F8		S B C B F B 4-2 5 HBP BB		S C B F X 1-2 ① G6-3	4	0	0	0	1	0	1
5 Jeff Bagwell, R (1, 3) OBP: 0.325, SLG: 0.381		B S B B X 3-1 G3 2B 2B		B B B B 4-0 HR BB		B C S S 1-3 ① K	B S B C H 3-2 1-2 HBP		F B B S B B 4-2 WP BB	2	2	1	0	2	1	0
Eric Anthony, L (1, 9) OBP: 0.313, SLG: 0.395 Al Osuna, R (7, 1) Doug Jones, R (8, 1)		B X 1-0 ① G3 2-3		B C X 1-1 1-H HR		C C X 0-2 ② G3	B S X 1-1 ③ G1-3		1 SAFE S F F M 0-3 ② K	4 0 1	1 0 0	1 0 0	2 0 0	0 0 1	0 0 2	3 0 2
Pete Incaviglia, R (1, 7) OBP: 0.300, SLG: 0.356	C B B B S B 4-2 2B BB			C S B F B X 2-2 ① G5-3	S B X 1-1 ③ G1-3			S C B F B X 2-2 ① F6	B S C B B B 4-2 1-2 BB	3	1	0	0	2	0	0
Scott Servais, R (1, 2) OBP: 0.271, SLG: 0.316 Chris Jones, R (7, PR) OBP: 0.267, SLG: 0.231 (7, 9)	1 SAFE B B S 1 SAFE 1 SAFE F X 2-2 1-H 3-H 2B			L B X 1-1 FC5-4 1B		B X 1-0 WP 1B 2B		B F X 1-1 ② G6-3	S S S 0-3 ③ K	3 2	0 1	3 0	2 0	0 0	0 1	0 3
Andujar Cedeno, R (1, 6) OBP: 0.257, SLG: 0.300 Casey Candaele, S (7, PH) OBP: 0.225, SLG: 0.231 (7, 6)	C B C S 1-3 ② K			1 SAFE X 0-0 ② FC5-4 1-2f			B B B B 4-0 1B 1B 2-3 BB	B S B F F F F F B F 3-2 F X F9		2 1	0 1	0 1	0 0	0 1	1 0	2 0
Darryl Kile, R (1, 1) OBP: 0.267, SLG: 0.083 Xavier Hernandez, L (3, 1) Juan Guerrero, R (4, PH) OBP: 0.226, SLG: 0.214 Rob Mallicoat, L (4, 1) Joe Boever, R (5, 1) Benny Distefano, L (7, PH) OBP: 0.391, SLG: 0.300 Eddie Taubensee, L (7, 2) OBP: 0.278, SLG: 0.232	B X 1-0 ③ G6-3			1 SAFE 1 SAFE C S S 0-3 ③ K2-3			B 1 SAFE S S S S 1-3 ① K		C C B X 1-2 1B 3B 1B	1 0 1 0 0 1 1	0 0 0 0 0 0 0	0 0 0 0 0 0 0	0 0 0 0 0 0 0	0 0 0 1 0 1 0	0 0 1 0 0 3 0	1 0 1 0 0 3 0
Inning Stats	R: 0 E: 0 K: 1 S: 8 H: 0 LOB: 0 BB: 0 P: 12	R: 2 E: 0 K: 1 S: 12 H: 2 LOB: 1 BB: 1 P: 24	R: 0 E: 0 K: 2 S: 7 H: 0 LOB: 0 BB: 0 P: 12	R: 2 E: 0 K: 1 S: 12 H: 2 LOB: 1 BB: 1 P: 20	R: 0 E: 0 K: 1 S: 5 H: 0 LOB: 0 BB: 0 P: 10	R: 0 E: 0 K: 1 S: 8 H: 0 LOB: 0 BB: 0 P: 10	R: 3 E: 0 K: 1 S: 16 H: 3 LOB: 2 BB: 2 P: 34	R: 0 E: 0 K: 0 S: 14 H: 0 LOB: 0 BB: 0 P: 20	R: 2 E: 0 K: 2 S: 21 H: 3 LOB: 3 BB: 2 P: 32	1B: 5 2B: 3 3B: 1 HR: 1	SF: 0 SAC: 0 DP: 0 HBP: 1			WP: 2 PB: 0 SB: 1 CS: 0	PA: 43	

TOP

Houston Astros @ Montreal Expos

Olympic Stadium, Montreal, QB

Tue May 26 1992, 7:05 PM EDT

Att. 10,093 - Dome - 70 F

livebaseballscorecards.com

AB	36
R	9
H	10
RBI	9
BB	6
SO	10
LOB	16

PITCHER		IP	WLS	BF	H	R	ER	SO	BB	IBB	HBP	BLK	WP	HR	S	P	ERA	WHIP
Chris Nabholz, L ERA: 4.47	(1, 1)	6.0	L	26	5	7	7	7	3	0	0	0	1	1	53	94	10.50	1.333
Mel Rojas, R ERA: 1.27	(7, 1)	1.0		6	2	0	0	1	1	0	1	0	0	0	15	28	0.00	3.000
Jeff Fassero, L ERA: 3.72	(8, 1)	2.0		11	3	2	2	2	2	0	0	0	1	0	35	52	9.00	2.500

PITCHER	IP	WLS	BF	H	R	ER	SO	BB	IBB	HBP	BLK	WP	HR	S	P	ERA	WHIP

BOTTOM

Batter	1	2	3	4	5	6	7	8	9	AB	R	H	RBI	BB	SO	LOB
Marquis Grissom, R (1, 8) OBP: 0.317, SLG: 0.419	B B C F F S 2-3 K ①		F B B F X 2-2 HR	C C F S 0-3 K2-3 ②		B C B B B 4-1 S BB			B C C F S 1-3 K ①	4	1	1	1	1	3	0
Delino DeShields, L (1, 4) OBP: 0.324, SLG: 0.348	B B B C B 4-1 BLK BB		B F B B B 4-1 WP E HR BB	X 0-0 L7 ③		1 SAFE F 1 SAFE 1 SAFE C 1 SAFE S 0-3 K ②			B C S X 1-2 G4-3 ②	3	1	0	0	2	1	1
John Vander Wal, L (1, 7) OBP: 0.343, SLG: 0.345	B 1 SAFE C B B F 2 SAFE F X 3-2 F7 ② 1-2		1 SAFE X 0-0 F8 ①		B B F F F B B 4-2 BB BB BB	P B C F C 2-3 K ③ 1-2			F B B X 2-1 F9 ③	4	0	0	0	1	1	3
Larry Walker, L (1, 9) OBP: 0.349, SLG: 0.526	C F F F B F B S 2-3 K ③		F 1 SAFE S B X 1-2 HR 1-H		C F B 1 SAFE B 1 SAFE X 2-2 F7 ①		S B X 1-1 F7 ①			4	1	1	2	0	1	2
Tim Wallach, R (1, 5) OBP: 0.313, SLG: 0.357		B X 1-0 2B 2B	C B F B B F X 3-2 1B 1B		B B 1 SAFE B B 4-0 BB 1-2 BB		F B F X 1-2 G6-3 ②			3	1	2	0	1	0	0
Gary Carter, R (1, 2) OBP: 0.333, SLG: 0.386 Jeff Fassero, L (8, 1)		X 0-0 L7-6-5 2B 2-H 2B	B X 1-0 1B 1-3 1B		C F S 0-3 K ②		S F B X 1-2 F7 ③			4 0	0 0	2 0	1 0	0 0	1 0	2 0
Archi Cianfrocco, R (1, 3) OBP: 0.293, SLG: 0.453	B B C F B F X 3-2 L7-6-5 ①② 2-3		F B S F E B F F S 2-3 K ②		B B F B S F B 4-2 BB 1-2 2-3			S F B X 1-2 F8 ①		3	0	0	0	1	1	3
Spike Owen, S (1, 6) OBP: 0.300, SLG: 0.355	X 0-0 2B		B B B X 3-0 G6-3 ③		C C X 0-2 G6-3 ③			B B C B B 4-1 L4-3 BB		3	0	1	0	1	0	5
Chris Nabholz, L (1, 1) OBP: 0.056, SLG: 0.111 Mel Rojas, R (7, 1) OBP: 0.500, SLG: 0.500 Rick Cerone, R (8, 2) OBP: 0.370, SLG: 0.520		F S C 0-3 K ③		B F X 1-1 G6-3 ①		F B X 1-1 P5 ①		B X 1-0 L4-3 ②③ 1-2		3 0 1	0 0 0	0 0 0	0 0 0	0 0 0	1 0 0	1 0 1
Inning Stats	R: 0 H: 0 E: 0 LOB: 1 K: 2 BB: 1 S: 15 P: 26	R: 1 H: 3 E: 0 LOB: 1 K: 1 BB: 0 S: 10 P: 14	R: 3 H: 4 E: 1 LOB: 2 K: 1 BB: 1 S: 21 P: 37	R: 0 H: 0 E: 0 LOB: 0 K: 1 BB: 0 S: 7 P: 8	R: 0 H: 0 E: 0 LOB: 3 K: 1 BB: 3 S: 15 P: 29	R: 0 H: 0 E: 0 LOB: 1 K: 2 BB: 0 S: 10 P: 16	R: 0 H: 0 E: 0 LOB: 0 K: 0 BB: 0 S: 8 P: 11	R: 0 H: 0 E: 0 LOB: 0 K: 0 BB: 1 S: 5 P: 11	R: 0 H: 0 E: 0 LOB: 0 K: 1 BB: 0 S: 9 P: 13	1B: 2 2B: 5 3B: 0 HR: 2	SF: 0 SAC: 0 DP: 2 HBP: 0				WP: 1 PB: 0 SB: 1 CS: 0	PA: 39	

PITCHER		IP	WLS	BF	H	R	ER	SO	BB	IBB	HBP	BLK	WP	HR	S	P	ERA	WHIP
Darryl Kile, R ERA: 3.63	(1, 1)	2.1		14	6	4	4	3	2	0	0	1	1	2	37	62	15.43	3.429
Xavier Hernandez, R ERA: 2.25	(3, 1)	0.2		3	1	0	0	1	0	0	0	0	0	0	9	15	0.00	1.500
Rob Mallicoat, L ERA: 2.77	(4, 1)	1.2		8	0	0	0	2	3	0	0	0	0	0	19	34	0.00	1.800
Joe Boever, R ERA: 2.18	(5, 1)	1.1	W	5	0	0	0	2	1	0	0	0	0	0	13	19	0.00	0.750
Al Osuna, L ERA: 3.05	(7, 1)	1.1		5	0	0	0	0	1	0	0	0	0	0	12	20	0.00	0.750

PITCHER		IP	WLS	BF	H	R	ER	SO	BB	IBB	HBP	BLK	WP	HR	S	P	ERA	WHIP
Doug Jones, R ERA: 2.78	(8, 1)	1.2	S	4	0	0	0	1	0	0	0	0	0	0	10	15	0.00	0.000

Houston Astros @ Montreal Expos

Olympic Stadium, Montreal, QB

Tue May 26 1992, 7:05 PM EDT

Att. 10,093 - Dome - 70 F

livebaseballscorecards.com

AB	32
R	4
H	7
RBI	4
BB	7
SO	9
LOB	18

Batter	1	2	3	4	5	6	7	8	9	AB	R	H	RBI	BB	SO	LOB
Craig Biggio, R (1, 4) OBP: 0.376, SLG: 0.441	B F F C 1-3 K		B B C X 2-1 2-H 2B		B C X 1-1 G5-3	B F S S 1-3 K			B B C F B B 4-2 BB	4	0	1	1	1	2	3
Steve Finley, L (1, 8) OBP: 0.328, SLG: 0.438	C C B X 1-2 G1-3		S X 0-1 G6-3			C B X 1-1 5 2B 1B	C X 0-1 G4-3		C X 0-1 P5	5	1	1	0	0	0	2
5 Jeff Bagwell, R (1, 3) OBP: 0.333, SLG: 0.392	B B B B 4-0 CS BB			X 0-0 FC4-6 1B		C B F B 1 SAFE 1 SAFE X 2-2 1B BB 1-H 2B	B C S S 2-3 K			3	1	2	1	1	1	0
Eric Anthony, L (1, 9) OBP: 0.310, SLG: 0.388	B C F B 2-2 CS 1-2	C B F B X 2-2 G4-3		B S S B B X 3-2 F7		S B X 1-1 BB BB 1B 2-3 1B	S C B S 1-3 K			4	1	1	0	0	1	1
Ken Caminiti, S (1, 5) OBP: 0.303, SLG: 0.377		B C B B C C 3-3 K		X 0-0 FC4-6 1-2f		B C B B F B 4-2 1B BB FC3-6 1-2 BB		C F S 0-3 K		3	1	0	0	1	2	1
Pete Incaviglia, R (1, 7) OBP: 0.299, SLG: 0.348		B X 1-0 G1-3		S B S B S 2-3 K		F B S B B B 4-2 FC3-6 1B 1-2 2-3 3-H BB		C B S F B B S 3-3 K		3	0	0	1	1	2	1
Rafael Ramirez, R (1, 6) OBP: 0.246, SLG: 0.293 Joe Boever, R (8, 1)			C X 0-1 SH3 2B 1B		F B S B X 2-2 F9	C X 0-1 FC3-6 1-2 2-3 3-H 1B		B F X 1-1 L9		4 0	1 0	2 0	1 0	0 0	0 0	0 0
Eddie Taubensee, L (1, 2) OBP: 0.277, SLG: 0.242			B B S B X 3-1 F8		X 0-0 2B	B X 1-0 FC3-6 1-2f 2-3 3-H			B X 1-0 F8	4	0	1	1	0	0	3
Mark Portugal, R (1, 1) OBP: 0.063, SLG: 0.063 Juan Guerrero, R (5, PH) OBP: 0.219, SLG: 0.207 Xavier Hernandez, L (5, 1) Benny Distefano, L (6, PH) OBP: 0.375, SLG: 0.286 Rob Murphy, L (6, 1) Casey Candaele, S (8, 6) OBP: 0.223, SLG: 0.230			B X 1-0 SH3 1-2		B C B C S 2-3 K	1 SAFE B S B X 2-1 P5			C S S 0-3 K	0 1 0 1 0 1	0 0 0 0 0 0	0 0 0 0 0 1	0 0 0 0 0 0	0 1 0 0 0 1	0 1 0 2 0 0	0 1 0 0 0 0
Inning Stats	R: 0 E: 0 K: 1 S: 8 H: 0 LOB: 0 BB: 1 P: 16	R: 0 E: 0 K: 1 S: 7 H: 0 LOB: 0 BB: 0 P: 13	R: 1 E: 0 K: 0 S: 9 H: 2 LOB: 0 BB: 0 P: 15	R: 0 E: 0 K: 1 S: 8 H: 1 LOB: 1 BB: 0 P: 13	R: 0 E: 0 K: 1 S: 9 H: 1 LOB: 1 BB: 0 P: 14	R: 4 E: 0 K: 1 S: 19 H: 4 LOB: 2 BB: 2 P: 35	R: 0 E: 0 K: 2 S: 8 H: 0 LOB: 0 BB: 0 P: 11	R: 0 E: 0 K: 2 S: 10 H: 0 LOB: 0 BB: 0 P: 14	R: 0 E: 0 K: 1 S: 8 H: 0 LOB: 1 BB: 1 P: 13	1B: 5 2B: 3 3B: 0 HR: 0 SF: 0 SAC: 1 DP: 0 HBP: 0						

TOP

Houston Astros @ Montreal Expos

Olympic Stadium, Montreal, QB

Wed May 27 1992, 3:33 AM EDT

Att. 10,110 - Dome - 70 F

livebaseballscorecards.com

AB	33
R	5
H	8
RBI	5
BB	4
SO	10
LOB	14

WP: 0 PB: 0 SB: 0 CS: 1 PA: 39

PITCHER		IP	WLS	BF	H	R	ER	SO	BB	IBB	HBP	BLK	WP	HR	S	P	ERA	WHIP
Dennis Martinez, R ERA: 2.24	(1, 1)	5.0	W	24	7	5	5	4	3	0	0	0	0	0	52	94	9.00	2.000
Scott Service, R ERA: 13.5	(6, 1)	1.0		4	1	0	0	1	0	0	0	0	0	0	8	12	0.00	1.000
Mel Rojas, R ERA: 1.16	(7, 1)	2.0		6	0	0	0	4	0	0	0	0	0	0	18	25	0.00	0.000
John Wetteland, R ERA: 5.95	(9, 1)	1.0	S	4	0	0	0	1	1	0	0	0	0	0	8	13	0.00	1.000

PITCHER	IP	WLS	BF	H	R	ER	SO	BB	IBB	HBP	BLK	WP	HR	S	P	ERA	WHIP

Batter	1	2	3	4	5	6	7	8	9	AB	R	H	RBI	BB	SO	LOB
Marquis Grissom, R (1, 8) OBP: 0.314, SLG: 0.413	B B X 2-0 1B S HR 1B	F B X 1-1 ① F9		X 0-0 ② G3-1		B B X 2-0 ① F8		X 0-0 ① F9		5	1	1	0	0	0	0
Delino DeShields, L (1, 4) OBP: 0.332, SLG: 0.348	1 SAFE B F C X 1-2 1-3 HR 1B	B S B C X 2-2 ② G6-3		B F S F B B 4-2 BB		C B X 1-1 ② L9		B C B B B 4-1 BB		3	1	1	0	2	0	0
Moises Alou, R (1, 7) OBP: 0.407, SLG: 0.547	1 SAFE 1 SAFE X 0-0 1-H 3-H HR	B X 1-0 1B		1 SAFE P X 1-0 ③ G5-3		C X 0-1 E6 E S 1B		X 0-0 ② F7		5	2	2	3	0	0	2
Larry Walker, L (1, 9) OBP: 0.350, SLG: 0.519	B B F B F B 4-2 1B BB E BB	X 0-0 ③ F8			B S B C X 2-2 ① F8	1 SAFE B C X 1-1 1-H 1B		B B B C X 3-1 ③ L5		4	1	1	1	1	0	2
Tim Wallach, R (1, 3) OBP: 0.318, SLG: 0.352	B 1 SAFE S B 1 SAFE B 1 B 4-1 E 1B 1-2 BB		S S B B X 2-2 ① G5-3		F H 1-1 BB 1B G6-3 HBP	B 1 SAFE F 1 SAFE S P S 2-3 ③ K				2	2	0	0	1	1	1
Gary Carter, R (1, 2) OBP: 0.340, SLG: 0.391	B X 1-0 E7 1B 1-3 2-H 1B		B B F X 2-1 ② G6-3		X 0-0 G6-3 BB 1-2 1B		C B B X 2-1 ① P3			4	0	2	0	0	0	0
Bret Barberie, S (1, 5) OBP: 0.380, SLG: 0.283	C B B B C F X 3-2 G5-4-3 2-3 3-H 1B		B B X 2-0 ③ G3-1		C B B B 4-1 G6-3 1-2 2-3 BB		C C B F B B B 4-2 G4-3 BB			2	0	1	1	2	0	0
Spike Owen, S (1, 6) OBP: 0.299, SLG: 0.375	C B B B X 3-1 ① F7			C X 0-1 HR	X 0-0 ② G6-3 1-2 2-3 3-H		C C B 1 SAFE B B X 3-2 ② G4-3 1-2			4	1	1	2	0	0	5
Dennis Martinez, R (1, 1) OBP: 0.227, SLG: 0.227 Scott Service, R (6, 1) Mel Rojas, R (7, 1) OBP: 0.333, SLG: 0.333 John Wetteland, R (9, 1)	S B M B X 2-2 ② ③ G5-4-3 1-2f			B B B C F X 3-2 ① G1-3	S B C F X 1-2 ③ G4-3		S B F B B X 3-2 ③ G5-3			3 0 1 0	0 0 0 0	0 0 0 0	0 0 0 0	0 0 0 0	0 0 0 0	4 0 1 0
Inning Stats	R: 5 E: 1 K: 0 S: 18 H: 5 LOB: 1 BB: 2 P: 38	R: 0 E: 0 K: 0 S: 7 H: 1 LOB: 1 BB: 0 P: 11	R: 0 E: 0 K: 0 S: 6 H: 0 LOB: 0 BB: 0 P: 12	R: 1 E: 0 K: 0 S: 11 H: 1 LOB: 1 BB: 1 P: 18	R: 1 E: 0 K: 0 S: 11 H: 1 LOB: 2 BB: 1 P: 19	R: 1 E: 1 K: 1 S: 11 H: 1 LOB: 1 BB: 0 P: 16	R: 0 E: 0 K: 0 S: 11 H: 0 LOB: 1 BB: 1 P: 23	R: 0 E: 0 K: 0 S: 5 H: 0 LOB: 1 BB: 1 P: 12		1B: 7 2B: 0 3B: 0 HR: 2	SF: 0 SAC: 0 DP: 1 HBP: 1			WP: 0 PB: 0 SB: 2 CS: 0	PA: 40	

PITCHER		IP	WLS	BF	H	R	ER	SO	BB	IBB	HBP	BLK	WP	HR	S	P	ERA	WHIP
Mark Portugal, R ERA: 3.13	(1, 1)	4.0	L	21	7	6	5	0	3	0	0	0	0	2	42	79	11.25	2.500
Xavier Hernandez, R ERA: 2.48	(5, 1)	1.0		6	1	1	1	0	1	0	1	0	0	0	11	19	9.00	2.000
Rob Murphy, L ERA: 3.86	(6, 1)	2.0		9	1	1	0	1	1	0	0	0	0	0	22	39	0.00	1.000
Joe Boever, R ERA: 2.12	(8, 1)	1.0		4	0	0	0	0	1	0	0	0	0	0	5	12	0.00	1.000

PITCHER	IP	WLS	BF	H	R	ER	SO	BB	IBB	HBP	BLK	WP	HR	S	P	ERA	WHIP

BOTTOM

Houston Astros @ Montreal Expos

Olympic Stadium, Montreal, QB

Wed May 27 1992, 3:33 AM EDT
Att. 10,110 - Dome - 70 F

livebaseballscorecards.com

AB	33
R	8
H	9
RBI	7
BB	6
SO	1
LOB	15

Batter	1	2	3	4	5	6	7	8	9	10	11	AB	R	H	RBI	BB	SO	LOB
Marquis Grissom, R (1, 8) OBP: 0.311, SLG: 0.407	C F X 0-2 P6 ①		B S X 1-1 G5-3 ③		C C F X 0-2 2-3 1B		C 1 SAFE X 0-2 1-2 F7 ③			S B S B F S 2-3 K ③		5	0	1	0	0	1	1
Delino DeShields, L (1, 4) OBP: 0.328, SLG: 0.343	B C X 1-1 G6-3 ②			C B S F F B X 2-2 G6-3 ①	X 0-0 P7 ③			X 0-0 F8 ①			B X 1-0 F9 SH 1B	5	0	1	0	0	0	2
Moises Alou, R (1, 7) OBP: 0.397, SLG: 0.526 Steve Lyons, L (10, 7) OBP: 0.182, SLG: 0.238 Bill Sampen, R (11, 1)	F X 0-1 1B			S F B B F X 2-2 G5-3 ②		F S S 0-3 K ①		C F X 0-2 P3 ②			1 SAFE X 0-0 1-2 SH S	4 0 0	0 0 0	1 0 0	0 0 0	0 0 0	1 0 0	0 0 0
Larry Walker, L (1, 9) OBP: 0.346, SLG: 0.509	X 0-0 F9 ③			C B B F F B X 3-2 1B		C B X 1-1 F8 ②		F S B B S 2-3 K ③			F F B F F S 1-3 K ①	5	0	1	0	0	2	3
Tim Wallach, R (1, 3) OBP: 0.314, SLG: 0.367		C B X 1-1 G3-1 ①		S 1 SAFE F X 0-2 P4 ③		X 0-0 HR			B C B F B S 3-3 K ①		X 0-0 2-3 F9 ②	5	1	1	1	0	1	3
Gary Carter, R (1, 2) OBP: 0.333, SLG: 0.392		C X 0-1 F7 ②			B F S F B X 2-2 F8 1B 2B	F B B X 2-1 F8 ③			B F B S F S 3-3 K ②		B F B F B X 3-2 1-2 G6-3 ③	5	1	1	0	0	1	2
Archi Cianfrocco, R (1, 5) OBP: 0.279, SLG: 0.430		F C B F X 1-2 G1-3 ③			X 0-0 2-3 F8 ①		B F F C 1-3 K ①		C B S X 1-2 L8 ③			4	0	0	0	0	1	1
Spike Owen, S (1, 6) OBP: 0.304, SLG: 0.379			B B C C X 2-2 P6 ①		B L C X 1-2 1B SH1-4 3-H 1B		C X 0-1 S 1B			B G S T F X 1-2 P2 ①		4	0	2	1	0	0	0
Ken Hill, R (1, 1) OBP: 0.333, SLG: 0.412 Darren Reed, R (7, PH) OBP: 0.250, SLG: 0.250 Jeff Fassero, L (7, 1) Matt Stairs, L (10, PH) Mel Rojas, R (10, 1) OBP: 0.333, SLG: 0.333 John Vander Wal, L (11, 7) OBP: 0.343, SLG: 0.345			S C F C 0-3 K ②		X 0-0 SH1-4 ② 1-2		S S S 0-3 K ②			S S B S 1-3 K ②		1 1 0 1 0 0	0 0 0 0 0 0	0 0 0 0 0 0	0 0 0 0 0 0	1 1 0 0 0 0	0 1 0 1 0 0	0 1 0 0 0 0
Inning Stats	R: 0 E: 0 K: 0 S: 8 H: 1 LOB: 1 BB: 0 P: 9	R: 0 E: 0 K: 0 S: 8 H: 0 LOB: 0 BB: 0 P: 10	R: 0 E: 0 K: 1 S: 9 H: 0 LOB: 0 BB: 0 P: 12	R: 0 E: 0 K: 0 S: 16 H: 1 LOB: 1 BB: 0 P: 23	R: 1 E: 0 K: 0 S: 14 H: 3 LOB: 2 BB: 0 P: 17	R: 1 E: 0 K: 1 S: 8 H: 1 LOB: 0 BB: 0 P: 11	R: 0 E: 0 K: 2 S: 11 H: 1 LOB: 1 BB: 0 P: 12	R: 0 E: 0 K: 1 S: 7 H: 0 LOB: 0 BB: 0 P: 9	R: 0 E: 0 K: 2 S: 10 H: 0 LOB: 0 BB: 0 P: 17	R: 0 E: 0 K: 2 S: 12 H: 0 LOB: 0 BB: 0 P: 16	R: 0 E: 0 K: 1 S: 11 H: 1 LOB: 2 BB: 0 P: 16	1B: 6 2B: 1 3B: 0 HR: 1	SF: 0 SAC: 2 DP: 0 HBP: 0		WP: 0 PB: 0 SB: 2 CS: 0	PA: 42		

PITCHER		IP	WLS	BF	H	R	ER	SO	BB	IBB	HBP	BLK	WP	HR	S	P	ERA	WHIP
Greg Swindell, L ERA: 2.88	(1, 1)	8.0		31	7	2	2	5	0	0	0	0	0	1	81	103	2.25	0.875
Rob Dibble, R ERA: 4.24	(9, 1)	2.0		6	0	0	0	4	0	0	0	0	0	0	22	33	0.00	0.000
Scott Bankhead, R ERA: 1.21	(11, 1)	1.0	W	5	1	0	0	1	0	0	0	0	0	0	11	16	0.00	1.000

PITCHER	IP	WLS	BF	H	R	ER	SO	BB	IBB	HBP	BLK	WP	HR	S	P	ERA	WHIP

TOP

Montreal Expos @ Cincinnati Reds

Riverfront Stadium, Cincinnati, OH

Fri May 29 1992, 7:05 PM EDT

Att. 12,704 - Cloudy - 54 F

livebaseballscorecards.com

AB	40
R	2
H	8
RBI	2
BB	0
SO	10
LOB	13

Batter	1	2	3	4	5	6	7	8	9	10	11	AB	R	H	RBI	BB	SO	LOB
Bip Roberts, S (1, 7) (9, 4) OBP: 0.368, SLG: 0.356	C X 0-1 F8 ①		X 0-0 G6-3 ①		B B C F F X 2-2 FC3-6 S 1B ①	X 0-0 FC3-6 1B 1-2 ①			X 0-0 G6-3 ②		1 SAFE P 1 SAFE 1 SAFE F B 1 SAFE X 2-1 G6-3 ② 1-2	6	0	2	0	0	0	1
Dave Martinez, L (1, 8) OBP: 0.336, SLG: 0.284	B F X 1-1 G6-3 ②		B B C S B X 3-2 L9 ②		1 SAFE B B L B F F B 2 SAFE B 4-2 FC3-6 BB 1-2 ②	X 0-0 FC3-6 1-2f ③			C C B S 1-3 K ③		B B B C B 4-1 1B BB ②	4	0	0	0	2	1	2
Barry Larkin, R (1, 6) OBP: 0.341, SLG: 0.379	B X 1-0 S 1B		B F S X 1-2 HR		B C B S C 2-3 K ①		B B B S S 3-3 K ①			C B B C F X 2-2 FC1-6 1B	C C B F F B F B X 3-2 1-2 2-H 1B	6	1	4	2	0	2	2
Paul O'Neill, L (1, 9) OBP: 0.411, SLG: 0.456	C 1 SAFE C F X 0-2 G6-3 ③ 1-2		F B B X 2-1 F8 ③		S B X 1-1 FC3-6 ② 1-2f 2-3		S C C 0-3 K ②			1 SAFE I 1 SAFE B 1 SAFE X 1-1 FC1-6 G6-3 ① 1-2f		5	0	0	0	0	1	4
Hal Morris, L (1, 3) OBP: 0.386, SLG: 0.408		B B B C X 3-1 G4-3 ①		B X 1-0 F7 ①	F B X 1-1 G4-3 ③		S F B S 1-3 K ③			B 1 SAFE S 1 SAFE 1 SAFE 1 SAFE X 1-1 G6-3 ② 1-2		5	0	0	0	0	1	3
Chris Sabo, R (1, 5) OBP: 0.320, SLG: 0.409		C C B S 1-3 K ②		F X 0-1 G3 WP 1B		F X 0-1 F8 ①		C B S F X 1-2 P2 ①		I I I I 4-0 IBB		4	0	1	0	1	1	0
Bill Doran, S (1, 4) OBP: 0.321, SLG: 0.384 Rob Dibble, L (9, 1) OBP: 1.000, SLG: 1.000 Scott Bradley, L (10, PH) Scott Bankhead, R (11, 1) OBP: 0.333, SLG: 0.333	X 0-0 E1 BB			1 SAFE 1 SAFE F 1 SAFE B X 1-1 G3 1-3 ②		B B B C C B 4-2 S 1B BB ②		B C B C S 2-3 K ②	X 0-0 G3 ③			3 0 1 0	1 0 0 0	0 0 0 0	1 0 0 0	1 0 0 0	1 0 2 0	1 0 0 0
Joe Oliver, R (1, 2) OBP: 0.312, SLG: 0.331 Billy Hatcher, R (11, PH) OBP: 0.296, SLG: 0.353	1 SAFE B B B B 4-0 FC4 BB 1-2			B B B I 4-0 IBB		B 1 SAFE 1 SAFE S X 1-1 FC3-6 1B 1-H ②		F B S B F F F S 2-3 K ③			B B B B 4-0 G6-3 1B BB	2 0	0 1	1 0	1 0	2 0	1 0	0 0
Greg Swindell, L (1, 1) OBP: 0.172, SLG: 0.250 Reggie Sanders, R (9, 7) OBP: 0.385, SLG: 0.495	X 0-0 FC4 ③ 1-2f			B X 1-0 G6-3 ③		B L 1 SAFE X 1-1 FC3-6 1B ② 1-2f			S S X 0-2 G5-3 ①		1 SAFE 1 SAFE X 0-0 P3 ①	3 2	0 0	0 0	0 0	0 0	0 0	5 1
Inning Stats	R: 0 H: 1 E: 0 LOB: 1 K: 0 BB: 0 S: 9 P: 11	R: 0 H: 0 E: 1 LOB: 2 K: 1 BB: 1 S: 7 P: 15	R: 1 H: 1 E: 0 LOB: 0 K: 0 BB: 0 S: 9 P: 15	R: 0 H: 1 E: 0 LOB: 2 K: 0 BB: 1 S: 6 P: 13	R: 0 H: 1 E: 0 LOB: 2 K: 1 BB: 1 S: 14 P: 24	R: 1 H: 2 E: 0 LOB: 2 K: 0 BB: 1 S: 10 P: 16	R: 0 H: 0 E: 0 LOB: 0 K: 3 BB: 0 S: 9 P: 13	R: 0 H: 0 E: 0 LOB: 0 K: 2 BB: 0 S: 13 P: 18	R: 0 H: 0 E: 0 LOB: 0 K: 1 BB: 0 S: 7 P: 8	R: 0 H: 1 E: 0 LOB: 2 K: 0 BB: 1 S: 9 P: 17	R: 1 H: 1 E: 0 LOB: 2 K: 0 BB: 2 S: 11 P: 23	1B: 7 SF: 0 2B: 0 SAC: 0 3B: 0 DP: 0 HR: 1 HBP: 0						

PITCHER		IP	WLS	BF	H	R	ER	SO	BB	IBB	HBP	BLK	WP	HR	S	P	ERA	WHIP
Ken Hill, R ERA: 2.44	(1, 1)	6.0		29	6	2	2	2	3	1	0	0	1	1	55	94	3.00	1.500
Jeff Fassero, L ERA: 3.38	(7, 1)	3.0		9	0	0	0	6	0	0	0	0	0	0	29	39	0.00	0.000
Mel Rojas, R ERA: 1.11	(10, 1)	1.0		5	1	0	0	0	0	1	0	0	0	0	9	17	0.00	1.000
Bill Sampen, R ERA: 3.95	(11, 1)	0.2	L	5	1	1	1	0	2	0	0	0	0	0	11	23	13.50	4.500

PITCHER	IP	WLS	BF	H	R	ER	SO	BB	IBB	HBP	BLK	WP	HR	S	P	ERA	WHIP

Montreal Expos @ Cincinnati Reds

Riverfront Stadium, Cincinnati, OH

Fri May 29 1992, 7:05 PM EDT
Att. 12,704 - Cloudy - 54 F

BOTTOM

livebaseballscorecards.com

AB	41
R	3
H	8
RBI	3
BB	7
SO	8
LOB	21

WP: 1	PA: 48		
PB: 0			
SB: 3			
CS: 0			

Batter	1	2	3	4	5	6	7	8	9	AB	R	H	RBI	BB	SO	LOB
Marquis Grissom, R (1, 8) OBP: 0.309, SLG: 0.403	F B F F F X 1-2 ① G6-3		F B F F X 1-2 S 1B		F X 0-1 ② F8		C F F S 0-3 ② K			4	0	1	0	0	1	1
Delino DeShields, L (1, 4) OBP: 0.326, SLG: 0.341	B X 1-0 ② F7		F 1 SAFE B B B C F F X 2-2 ③ L6 1-2		C B B C B X 3-2 2-3 1B		F B B C B X 3-2 ③ G6-3			4	0	1	0	0	0	1
Moises Alou, R (1, 7) OBP: 0.379, SLG: 0.500	B S F B X 2-2 ③ L8			X 0-0 ① F9	C X 0-1 ③ F8			C C F B X 1-2 ① G1-3		3	0	0	0	0	0	2
Matt Stairs, L (7, 7)										1	0	0	0	0	0	0
Larry Walker, L (1, 9) OBP: 0.344, SLG: 0.506		B C C X 1-2 ① G3		C B S S 1-3 ② K		X 0-0 HR		C B S X 1-2 ② F8		1	0	0	0	0	0	0
Darren Reed, R (3, 9) OBP: 0.286, SLG: 0.714										3	1	1	1	0	1	0
Tim Wallach, R (1, 5) OBP: 0.313, SLG: 0.364		S F F X 0-2 ② F8		X 0-0 ③ G6-3		C C B X 1-2 1B		B X 1-0 ③ G3		4	0	1	0	0	0	0
Gary Carter, R (1, 2) OBP: 0.333, SLG: 0.392		B B B C F F X 3-2 ③ P6			X 0-0 HR 1B	B B C F B X 3-2 ① F8			X 0-0 1B	0	0	0	0	0	0	0
Rick Cerone, R (1, 2) OBP: 0.387, SLG: 0.517										4	1	2	0	0	0	1
Archi Cianfrocco, R (1, 3) OBP: 0.278, SLG: 0.458			S B X 1-1 ① F9		F F B F B F X 2-2 1-H HR	B F 1 SAFE B X 2-1 ② P2			S C S S 0-3 ① K	4	1	1	2	0	1	2
Spike Owen, S (1, 6) OBP: 0.309, SLG: 0.412			C B B X 2-1 HR		B F X 1-1 1B 2B	B B C F C 2-3 ③ K			B F S S 1-3 ② K	4	1	2	1	0	2	2
Mark Gardner, R (1, 1) OBP: 0.167, SLG: 0.167			C C S 0-3 ② K		C F S 0-3 ① K		C F X 0-2 ① G3		B F S S 1-3 ③ K	0	0	0	0	0	0	0
Scott Service, R (2, 1)										1	0	0	0	0	1	0
Bret Barberie, S (5, PH) OBP: 0.377, SLG: 0.280										1	0	0	0	0	1	1
Chris Haney, L (5, 1) OBP: 0.222, SLG: 0.222										1	0	0	0	0	0	0
John Wetteland, R (8, 1)										0	0	0	0	0	0	0
John Vander Wal, L (9, PH) OBP: 0.338, SLG: 0.339										1	0	0	0	0	1	1
Inning Stats	R: 0 E: 0 K: 0 S: 9 H: 0 LOB: 0 BB: 0 P: 13	R: 0 E: 0 K: 0 S: 10 H: 0 LOB: 0 BB: 0 P: 14	R: 1 E: 0 K: 1 S: 16 H: 2 LOB: 1 BB: 0 P: 22	R: 0 E: 0 K: 1 S: 5 H: 0 LOB: 0 BB: 0 P: 6	R: 2 E: 0 K: 1 S: 18 H: 4 LOB: 2 BB: 0 P: 24	R: 1 E: 0 K: 1 S: 12 H: 2 LOB: 1 BB: 0 P: 20	R: 0 E: 0 K: 1 S: 10 H: 0 LOB: 0 BB: 0 P: 13	R: 0 E: 0 K: 0 S: 8 H: 0 LOB: 0 BB: 0 P: 11	R: 0 E: 0 K: 3 S: 10 H: 1 LOB: 1 BB: 0 P: 12	1B: 5 2B: 1 3B: 0 HR: 3	SF: 0 SAC: 0 DP: 0 HBP: 0			WP: 0 PB: 0 SB: 1 CS: 0	PA: 36		

TOP

Montreal Expos @ Cincinnati Reds

Riverfront Stadium, Cincinnati, OH

Sat May 30 1992, 7:05 PM EDT

Att. 27,226 - Cloudy - 58 F

livebaseballscorecards.com

AB	36
R	4
H	9
RBI	4
BB	0
SO	8
LOB	11

PITCHER		IP	WLS	BF	H	R	ER	SO	BB	IBB	HBP	BLK	WP	HR	S	P	ERA	WHIP
Tom Browning, L ERA: 5.79	(1, 1)	5.0	W	23	8	4	4	3	0	0	0	0	0	3	62	84	7.20	1.600
Dwayne Henry, R ERA: 2.61	(6, 1)	3.0		9	0	0	0	2	0	0	0	0	0	0	26	39	0.00	0.000
Norm Charlton, L ERA: 2.48	(9, 1)	1.0		4	1	0	0	3	0	0	0	0	0	0	10	12	0.00	1.000

PITCHER	IP	WLS	BF	H	R	ER	SO	BB	IBB	HBP	BLK	WP	HR	S	P	ERA	WHIP

Batter	1	2	3	4	5	6	7	8	9	AB	R	H	RBI	BB	SO	LOB
Bip Roberts, S (1, 7) OBP: 0.380, SLG: 0.367 Freddie Benavides, R (7, 4) OBP: 0.250, SLG: 0.321	C X 0-1 1B 1B 1B	S B C B B F X 3-2 1-2 2B 1B		C B X 1-1 1B G3 1B 1B	B S B B F F F B 4-2 2B BB		C B C X 1-2 E5			3 4 3 0 1 0 0 1 0 0 0 0 0 0						
Dave Martinez, L (1, 8) OBP: 0.338, SLG: 0.298 (2, 3) (7, 8)	1 SAFE C 1 SAFE 1 SAFE P 1 SAFE P B X 3-1 1B S WP 1-3 1B	B C C S 1-3 ① K		1 SAFE 1 SAFE X 0-0 ① G3 1-2	C B B S X 2-2 1-H 2-H 2B		1 SAFE C B B 1 SAFE F S 2-3 ③ K			5 1 2 2 0 2 4						
Barry Larkin, R (1, 6) OBP: 0.343, SLG: 0.380	B S X 1-1 WP 1B 1-3 3-H 1B	B F S X 1-2 ② F9		B B S S S X 2-2 1B 2-3 1B	C B C F B B B X 3-2 ③ G5-3			S S B X 1-2 ① F9		5 1 2 1 0 0 3						
Paul O'Neill, L (1, 9) OBP: 0.411, SLG: 0.461	B B C X 2-1 ① F7 1-3 3-H	B X 1-0 1-H 2-H 2B		B 1 SAFE C C F 1 SAFE 1 SAFE X 2-2 FC5-4 1-2 3-H 1B		C B S B X 2-2 ① G3		C B F F F B X 2-2 ② G3		5 0 2 3 0 0 1						
Hal Morris, L (1, 3) OBP: 0.393, SLG: 0.408 Reggie Sanders, R (2, 8) OBP: 0.380, SLG: 0.481 (7, 7)	C B B B B 4-1 BB 1B BB	C F F X 0-2 ③ F9		C B B S F F C 2-3 ② K		B F X 1-1 ② G1-3		S B S B B F B 4-2 BB		0 0 0 0 1 0 0 3 0 0 0 1 1 3						
Chris Sabo, R (1, 5) OBP: 0.315, SLG: 0.395	B B B B 4-0 1B 1-2 BB	C S F S 0-3 ① K	X 0-0 ③ FC5-4 1-2f		B F F S 1-3 ③ K			F S B B S 2-3 ③ K		4 0 0 0 1 3 3						
Bill Doran, S (1, 4) OBP: 0.337, SLG: 0.426 (7, 3)	F B X 1-1 ② 1-2 2-H 3-H 1B	B F B B B B 4-1 G5-3 BB			C F B B B X 2-2 2B 2B		B F B B F X 3-2 HR			3 2 3 2 1 0 0						
Joe Oliver, R (1, 2) OBP: 0.303, SLG: 0.320	C B F S 1-3 ③ K2-3		X 0-0 ② G5-3 1-2		B X 1-0 ① G6-3		S S C 0-3 ① K			4 0 0 0 0 2 4						
Tom Browning, L (1, 1) OBP: 0.238, SLG: 0.250 Dwayne Henry, R (6, 1) Norm Charlton, S (9, 1)		B X 1-0 1B 2B 1B	C B X 1-1 ③ G4-3		B F S S 1-3 ② K		S B S B S 2-3 ② K			3 1 1 0 0 1 2 1 0 0 0 0 1 0 0 0 0 0 0 0 0						
Inning Stats	R: 3 H: 4 E: 0 LOB: 2 K: 1 BB: 2 S: 16 P: 30	R: 2 H: 3 E: 0 LOB: 1 K: 1 BB: 0 S: 16 P: 23	R: 0 H: 0 E: 0 LOB: 1 K: 1 BB: 1 S: 8 P: 13	R: 1 H: 3 E: 0 LOB: 2 K: 1 BB: 0 S: 16 P: 23	R: 2 H: 2 E: 0 LOB: 1 K: 1 BB: 1 S: 18 P: 31	R: 0 H: 0 E: 0 LOB: 0 K: 1 BB: 0 S: 8 P: 12	R: 1 H: 1 E: 1 LOB: 1 K: 3 BB: 0 S: 15 P: 23	R: 0 H: 0 E: 0 LOB: 1 K: 1 BB: 1 S: 14 P: 23		1B: 9 SF: 0 2B: 3 SAC: 0 3B: 0 DP: 0 HR: 1 HBP: 0						

PITCHER		IP	WLS	BF	H	R	ER	SO	BB	IBB	HBP	BLK	WP	HR	S	P	ERA	WHIP
Mark Gardner, R ERA: 3.56	(1, 1)	1.2	L	13	7	5	5	2	2	0	0	0	1	0	28	49	27.00	5.400
Scott Service, R ERA: 9.0	(2, 1)	2.1		11	3	1	1	2	1	0	0	0	0	0	28	40	3.86	1.714
Chris Haney, L ERA: 5.55	(5, 1)	3.0		14	3	3	3	5	1	0	0	0	0	1	41	66	9.00	1.333
John Wetteland, R ERA: 5.66	(8, 1)	1.0		4	0	0	0	1	1	0	0	0	0	0	14	23	0.00	1.000

PITCHER	IP	WLS	BF	H	R	ER	SO	BB	IBB	HBP	BLK	WP	HR	S	P	ERA	WHIP

BOTTOM

Montreal Expos @ Cincinnati Reds

Riverfront Stadium, Cincinnati, OH

Sat May 30 1992, 7:05 PM EDT

Att. 27,226 - Cloudy - 58 F

livebaseballscorecards.com

AB	37
R	9
H	13
RBI	8
BB	5
SO	10
LOB	20

REDS

Montreal Expos @ Cincinnati Reds

Riverfront Stadium, Cincinnati, OH

Sun May 31 1992, 3:33 AM EDT

Att. 29,954 - Cloudy - 62 F

TOP

livebaseballscorecards.com

Batter	1	2	3	4	5	6	7	8	9	AB	R	H	RBI	BB	SO	LOB
Marquis Grissom, R (1, 8) OBP: 0.317, SLG: 0.414	G4-3 2B	BB 1B 1-2 3-H 1B		G6-3			G5-3		0-1 1-2 1B	5	1	3	1	0	0	0
Delino DeShields, L (1, 4) OBP: 0.328, SLG: 0.339	K	1B 1-2 2-3 BB		G3			1B		K	4	0	1	0	1	2	3
Matt Stairs, L (1, 7) OBP: 0.143, SLG: 0.143	G4-3 2-3	1-3 2-H 3-H 1B			K		1 SAFE 1 SAFE G3		K	5	0	1	2	0	2	4
Tim Wallach, R (1, 5) OBP: 0.310, SLG: 0.358	G6-3	P4			F9			G5-3 G5-3 HR 1B	F8	5	1	1	0	0	0	5
Gary Carter, R (1, 2) OBP: 0.330, SLG: 0.416		HR	K		G5-3			G5-3 1-2		4	1	1	1	0	1	1
Archi Cianfrocco, R (1, 3) OBP: 0.277, SLG: 0.448		E9 1B G4-3 1B	1B			K		G5-3 2-3		4	1	1	0	0	1	1
Darren Reed, R (1, 9) OBP: 0.273, SLG: 0.818		F9	K			G4-3		HR 3-H		4	1	1	2	0	1	2
Tom Foley, L (1, 6) OBP: 0.214, SLG: 0.225		G4-3 1-2	G5-3			K		L4		4	0	0	0	0	1	2
Chris Nabholz, L (1, 1) OBP: 0.095, SLG: 0.143		BB 1B 1B 2-3 1B		P3			G4-3	1B BB		3	1	1	0	0	0	0
Jeff Fassero, L (7, 1)										0	0	0	0	0	0	0
Mel Rojas, R (7, 1) OBP: 0.333, SLG: 0.333										0	0	0	0	0	0	0
John Vander Wal, L (9, PH) OBP: 0.348, SLG: 0.339										0	0	0	0	1	0	0
John Wetteland, R (9, 1)										0	0	0	0	0	0	0
Inning Stats	R: 0 E: 0 K: 1 S: 9 H: 1 LOB: 1 BB: 0 P: 14	R: 4 E: 1 K: 0 S: 17 H: 4 LOB: 2 BB: 1 P: 29	R: 0 E: 0 K: 2 S: 13 H: 1 LOB: 1 BB: 0 P: 19	R: 0 E: 0 K: 0 S: 5 H: 0 LOB: 0 BB: 0 P: 7	R: 0 E: 0 K: 1 S: 5 H: 0 LOB: 0 BB: 0 P: 10	R: 0 E: 0 K: 2 S: 9 H: 0 LOB: 0 BB: 0 P: 16	R: 0 E: 0 K: 0 S: 9 H: 1 LOB: 1 BB: 0 P: 15	R: 2 E: 0 K: 0 S: 17 H: 2 LOB: 0 BB: 0 P: 27	R: 0 E: 0 K: 2 S: 10 H: 1 LOB: 2 BB: 1 P: 18	1B: 7 2B: 1 3B: 0 HR: 2 SF: 0 SAC: 0 DP: 0 HBP: 0	WP: 0 PB: 0 SB: 0 CS: 0 PA: 40					

	AB	38
	R	6
	H	10
	RBI	6
	BB	2
	SO	8
	LOB	18

PITCHER		IP	WLS	BF	H	R	ER	SO	BB	IBB	HBP	BLK	WP	HR	S	P	ERA	WHIP
Jose Rijo, R ERA: 3.63	(1, 1)	5.0	L	23	6	4	1	4	1	0	0	0	0	1	49	79	1.80	1.400
Chris Hammond, L ERA: 2.9	(6, 1)	2.0		7	1	0	0	2	0	0	0	0	0	0	18	31	0.00	0.500
Scott Bankhead, R ERA: 1.93	(8, 1)	1.0		5	2	2	2	0	0	0	0	0	0	1	17	27	18.00	2.000
Rob Dibble, R ERA: 4.0	(9, 1)	1.0		5	1	0	0	2	1	0	0	0	0	0	10	18	0.00	2.000

PITCHER		IP	WLS	BF	H	R	ER	SO	BB	IBB	HBP	BLK	WP	HR	S	P	ERA	WHIP

Batter	1	2	3	4	5	6	7	8	9	AB	R	H	RBI	BB	SO	LOB
Billy Hatcher, R (1, 7) OBP: 0.305, SLG: 0.357	F B F B F X 2-2 E BB G6-3 1B		B F X 1-1 ① F8		X 0-0 ② G3		X 0-0 FC6-5 1B 1-2 2-3		F F B F B S 2-3 ③ K	5	1	2	0	0	1	1
Reggie Sanders, R (1, 8) OBP: 0.384, SLG: 0.477	S 1 SAFE 1 SAFE C B F 1 SAFE B B 4-2 G6-3 E BB 1-2		C B B X 2-1 FC6-4 1B 1-3		B S X 1-1 ③ G5-3		B S B B X 3-1 ② FC6-5 1-2 2-3f 3-H			3	0	1	1	1	0	2
Barry Larkin, R (1, 6) OBP: 0.333, SLG: 0.368	B B B C X 3-1 ① G6-3 1-3 2-H		1 SAFE F B X 1-1 ② FC6-4 1-2f			C C B B F B S 3-3 ① K	X 0-0 ③ G6-3			4	0	0	1	0	1	5
Chris Sabo, R (1, 5) OBP: 0.305, SLG: 0.381	B X 1-0 ② P8		X 0-0 ③ P6			S X 0-1 ② F8		B F S F B X 2-2 ① G5-3		4	0	0	0	0	0	3
Darnell Coles, R (1, 3) OBP: 0.342, SLG: 0.622	B C F B S 2-3 ③ K			X 0-0 ① G5-3		B B B C F F X 3-2 3B		C S F B X 1-2 ② F9		4	0	1	0	0	1	1
Glenn Braggs, R (1, 9) OBP: 0.279, SLG: 0.211		B X 1-0 ① P2		B S B B B 4-1 BB		C B X 1-1 ③ P3		B B F B B 4-1 BB		2	0	0	0	2	0	1
Freddie Benavides, R (1, 4) OBP: 0.256, SLG: 0.317 Chris Hammond, L (6, 1) OBP: 0.444, SLG: 0.357 Troy Afenir, R (7, PH) OBP: 0.450, SLG: 0.647 Scott Bankhead, R (8, 1) OBP: 0.333, SLG: 0.333 Dave Martinez, L (8, PH) OBP: 0.336, SLG: 0.296 Rob Dibble, L (9, 1) OBP: 1.000, SLG: 1.000		B B B C B 4-1 G6-4-3 BB		F C S 0-3 ② K			B S S X 1-2 1B FC6-5 1B	C B C F B F F X 2-2 ③ F7		1 0 0 0 1 1 1 0 0 0 0 0 0 0 1 1 1 0 0 0 0 0 0 0 0 0 0 0 1 0 0 0 0 0 1 0 0 0 0 0 0 0						
Joe Oliver, R (1, 2) OBP: 0.303, SLG: 0.320 Bip Roberts, S (9, PH) OBP: 0.379, SLG: 0.365		X 0-0 ② ③ G6-4-3 1-2f		B 1 SAFE X 1-0 ③ G6-3			B C X 1-1 FC6-5 1B 1-2 1B		B C B B C S 3-3 ① K	3 0 1 0 0 0 2 1 0 0 0 0 1 0						
Jose Rijo, R (1, 1) OBP: 0.235, SLG: 0.235 Bill Doran, S (5, PH) OBP: 0.331, SLG: 0.417 (6, 4)			F B X 1-1 1B 1B		C B F F B F B X 3-2 ① G4-3		B B X 2-0 ① P9		C B F F F B B X 3-2 ② P8	1 0 1 0 0 0 0 3 0 0 0 0 0 2						
Inning Stats	R: 1 H: 1 E: 1 LOB: 1 K: 1 BB: 1 S: 13 P: 25	R: 0 H: 0 E: 0 LOB: 0 K: 0 BB: 1 S: 3 P: 8	R: 0 H: 2 E: 0 LOB: 2 K: 0 BB: 0 S: 9 P: 14	R: 0 H: 0 E: 0 LOB: 1 K: 1 BB: 1 S: 6 P: 11	R: 0 H: 0 E: 0 LOB: 0 K: 0 BB: 0 S: 7 P: 11	R: 0 H: 1 E: 0 LOB: 1 K: 1 BB: 0 S: 12 P: 19	R: 1 H: 3 E: 0 LOB: 2 K: 0 BB: 0 S: 10 P: 17	R: 0 H: 0 E: 0 LOB: 1 K: 0 BB: 1 S: 16 P: 25	R: 0 H: 0 E: 0 LOB: 0 K: 2 BB: 0 S: 11 P: 19	1B: 6 SF: 0 2B: 0 SAC: 0 3B: 1 DP: 1 HR: 0 HBP: 0				WP: 0 PA: 37 PB: 0 SB: 0 CS: 0		

PITCHER		IP	WLS	BF	H	R	ER	SO	BB	IBB	HBP	BLK	WP	HR	S	P	ERA	WHIP
Chris Nabholz, L ERA: 4.17	(1, 1)	6.0	W	25	5	2	1	3	3	0	0	0	0	0	53	92	1.50	1.333
Jeff Fassero, L ERA: 3.31	(7, 1)	0.2		4	2	0	0	0	0	0	0	0	0	0	6	12	0.00	3.000
Mel Rojas, R ERA: 1.05	(7, 1)	1.1		5	0	0	0	0	1	0	0	0	0	0	17	26	0.00	0.750
John Wetteland, R ERA: 5.4	(9, 1)	1.0		3	0	0	0	2	0	0	0	0	0	0	11	19	0.00	0.000

PITCHER	IP	WLS	BF	H	R	ER	SO	BB	IBB	HBP	BLK	WP	HR	S	P	ERA	WHIP

BOTTOM

Montreal Expos @ Cincinnati Reds

Riverfront Stadium, Cincinnati, OH

Sun May 31 1992, 3:33 AM EDT

Att. 29,954 - Cloudy - 62 F

livebaseballscorecards.com

AB	33
R	2
H	7
RBI	2
BB	4
SO	5
LOB	19

Batter	1	2	3	4	5	6	7	8	9	AB	R	H	RBI	BB	SO	LOB
Marquis Grissom, R (1, 8) OBP: 0.328, SLG: 0.420	B B B C B 4-1 CS BB		B B B 4-0 BB 1-2 2-3 BB		L S B F X 1-2 SH1-3 2B 2B	B B B 4-0 BB 1B BB		S X 0-1 ② FC5-4 1-2f		2	2	1	0	3	0	1
Delino DeShields, L (1, 4) OBP: 0.332, SLG: 0.335	F 1 SAFE P C C 1-3 ① ② K 1-2		F B B B B 4-1 BB 1-2 2-3 3-H		X 0-0 ① SH1-3 2-3	P B 1 P B SAFE 4-0 1B 1-2 BB		B B B C F F S 3-3 ③ K		2	0	0	1	2	2	2
Matt Stairs, L (1, 7) OBP: 0.333, SLG: 0.400 Moises Alou, R (9, 7) OBP: 0.379, SLG: 0.500	S F B F X 1-2 ③ G4-3		B F B B X 3-1 ② SF7 3-H		B F X 1-1 2B 3-H	F B B X 2-1 1B 1-3 2-H			B B B B 4-0 1B SF7 BB	3 0	1 0	2 0	3 0	1 0	0 0	0 0
Tim Wallach, R (1, 3) OBP: 0.307, SLG: 0.354		B B C T F X 2-2 ① G6-3	B X 1-0 ③ F7		B B F B X 3-1 ② G5-3	B X 1-0 ③ F8			S B B X 2-1 1-3 1B	5	0	1	0	0	0	5
Gary Carter, R (1, 2) OBP: 0.316, SLG: 0.396		C F X 0-2 ② P2		B F F F B X 2-2 E1 BB	X 0-0 ③ G6-3		F F C 0-3 ① K		B S S B S 2-3 ① K	5	0	0	0	0	2	3
Bret Barberie, S (1, 5) OBP: 0.370, SLG: 0.272		C X 0-1 ③ G3		B B C S B 1 SAFE B 4-2 1-2 BB		S C B C 1-3 ① K	C B X 1-1 ② G4-3		B B C B C X 3-2 ② SF7 3-H	3	0	0	1	1	1	0
Darren Reed, R (1, 9) OBP: 0.250, SLG: 0.625			C X 0-1 ① G6-3	S B B X 2-1 ① P3	X 0-0 3B 1B	B B F F B F S 3-3 ③ K			C C B X 1-2 ③ F9	5	1	1	0	0	1	3
Spike Owen, S (1, 6) OBP: 0.314, SLG: 0.429			C X 0-1 BB 1B BB 1B	F S C 0-3 ② K	B 1 SAFE B F 1 SAFE X 2-1 1-H WP 3B			C X 0-1 ① P4		4	2	2	1	0	1	2
Dennis Martinez, R (1, 1) OBP: 0.269, SLG: 0.269			1 SAFE X 0-0 BB BB 1-2 SF7 1B	F C X 0-2 ③ F7	F S B F B X 2-2 ② G4-3 3-H			S X 0-1 FC5-4 1B		4	1	2	0	0	0	2
Inning Stats	R: 0 E: 0 K: 1 S: 9 H: 0 LOB: 0 BB: 1 P: 14	R: 0 E: 0 K: 0 S: 9 H: 0 LOB: 0 BB: 0 P: 11	R: 2 E: 0 K: 0 S: 9 H: 2 LOB: 2 BB: 2 P: 21	R: 0 E: 1 K: 1 S: 14 H: 0 LOB: 2 BB: 1 P: 22	R: 1 E: 0 K: 0 S: 10 H: 2 LOB: 1 BB: 0 P: 15	R: 3 E: 0 K: 1 S: 15 H: 3 LOB: 2 BB: 2 P: 29	R: 0 E: 0 K: 2 S: 9 H: 0 LOB: 0 BB: 0 P: 13	R: 0 E: 0 K: 1 S: 11 H: 1 LOB: 1 BB: 0 P: 14	R: 1 E: 0 K: 1 S: 11 H: 1 LOB: 1 BB: 1 P: 23	1B: 6 2B: 2 3B: 1 HR: 0 SF: 2 SAC: 1 DP: 0 HBP: 0						

TOP

Montreal Expos @ Houston Astros

Astrodome, Houston, TX

Mon Jun 01 1992, 8:05 PM EDT

Att. 7,544 - Dome - 70 F

livebaseballscorecards.com

AB	33
R	7
H	9
RBI	6
BB	7
SO	7
LOB	18

WP: 1 PB: 0 SB: 0 CS: 1 PA: 43

PITCHER		IP	WLS	BF	H	R	ER	SO	BB	IBB	HBP	BLK	WP	HR	S	P	ERA	WHIP
Darryl Kile, R ERA: 3.77	(1, 1)	5.0	L	23	4	3	3	2	4	0	0	0	0	0	51	83	5.40	1.600
Xavier Hernandez, R ERA: 3.0	(6, 1)	2.0		11	3	3	3	3	2	0	0	0	1	0	24	42	13.50	2.500
Al Osuna, L ERA: 3.42	(8, 1)	2.0		9	2	1	1	2	1	0	0	0	0	0	22	37	4.50	1.500

PITCHER	IP	WLS	BF	H	R	ER	SO	BB	IBB	HBP	BLK	WP	HR	S	P	ERA	WHIP

Montreal Expos @ Houston Astros

Astrodome, Houston, TX

Mon Jun 01 1992, 8:05 PM EDT

Att. 7,544 - Dome - 70 F

BOTTOM

Batter	1	2	3	4	5	6	7	8	9	AB	R	H	RBI	BB	SO	LOB
Craig Biggio, R (1, 4) OBP: 0.360, SLG: 0.422	K			G5-3		L9		K		4	0	0	0	0	2	0
Steve Finley, L (1, 8) OBP: 0.327, SLG: 0.428	G4-3			5 S 5 1B 2B		G3		L1		4	1	1	0	0	0	0
5 Jeff Bagwell, R (1, 3) OBP: 0.333, SLG: 0.385	G4-3			FC5 BB 2-H 1B		G5-3			G5-3	4	0	1	1	0	0	0
Eric Anthony, L (1, 9) OBP: 0.305, SLG: 0.368		K		1 SAFE SSS B 1 SAFE 1 SAFE B F FC5 1-2 BB			G4-3		G6-3	3	0	0	0	1	1	0
Ken Caminiti, S (1, 5) OBP: 0.356, SLG: 0.413		K		FC5 1-2 2-3f			1B 1B		F8	4	0	1	0	0	1	2
Pete Incaviglia, R (1, 7) OBP: 0.289, SLG: 0.340		G5-3		P6			F8			3	0	0	0	0	0	3
Rafael Ramirez, R (1, 6) OBP: 0.253, SLG: 0.306			F9		P4		1-2 1B			3	0	1	0	0	0	0
Al Osuna, R (8, 1)										0	0	0	0	0	0	0
Eddie Taubensee, L (1, 2) OBP: 0.252, SLG: 0.218			K		K		G3-1			3	0	0	0	0	2	2
Darryl Kile, R (1, 1) OBP: 0.250, SLG: 0.077			K		K			L4		1	0	0	0	0	1	0
Juan Guerrero, R (5, PH) OBP: 0.256, SLG: 0.206										1	0	0	0	0	1	0
Xavier Hernandez, L (6, 1)										0	0	0	0	0	0	0
Casey Candaele, S (8, 6) OBP: 0.226, SLG: 0.233										1	0	0	0	0	0	0

	AB	31
	R	1
	H	4
	RBI	1
	BB	1
	SO	8
	LOB	7

livebaseballscorecards.com

Inning Stats	1	2	3	4	5	6	7	8	9
	R: 0 H: 0 E: 0 LOB: 0 K: 1 BB: 0 S: 10 P: 15	R: 0 H: 0 E: 0 LOB: 0 K: 2 BB: 0 S: 10 P: 14	R: 0 H: 0 E: 0 LOB: 0 K: 2 BB: 0 S: 7 P: 10	R: 1 H: 2 E: 0 LOB: 2 K: 0 BB: 1 S: 16 P: 29	R: 0 H: 0 E: 0 LOB: 0 K: 2 BB: 0 S: 9 P: 16	R: 0 H: 0 E: 0 LOB: 0 K: 0 BB: 0 S: 9 P: 13	R: 0 H: 2 E: 0 LOB: 2 K: 0 BB: 0 S: 11 P: 13	R: 0 H: 0 E: 0 LOB: 0 K: 1 BB: 0 S: 7 P: 10	R: 0 H: 0 E: 0 LOB: 0 K: 0 BB: 0 S: 4 P: 8

| | | | | | | | | | |

Batter	1	2	3	4	5	6	7	8	9	AB	R	H	RBI	BB	SO	LOB
Marquis Grissom, R (1, 8) OBP: 0.322, SLG: 0.411	L9	G4-6-3 1-2f			G5-3			F9		4	0	0	0	0	0	3
Delino DeShields, L (1, 4) OBP: 0.330, SLG: 0.333	P6		G6-3		B3			1B		4	0	1	0	0	0	0
Matt Stairs, L (1, 7) OBP: 0.313, SLG: 0.308	1B BB		G6-3			G3		L4		3	0	0	0	1	0	1
Tim Wallach, R (1, 5) OBP: 0.316, SLG: 0.355	SAFE 1-2 1B		G4-3			G1-4-3 BB			1B 1B BB	2	0	1	0	2	0	0
Darren Reed, R (1, 9) OBP: 0.263, SLG: 0.556 Chris Haney, L (6, 1) OBP: 0.222, SLG: 0.222 Steve Lyons, L (9, PH) OBP: 0.217, SLG: 0.273	K			G3 BB		G1-4-3 1-2f			1B 1-2 1B	2 0 1	0 0 0	0 0 1	0 0 0	1 0 0	1 0 0	3 0 0
Archi Cianfrocco, R (1, 3) OBP: 0.276, SLG: 0.440		SH 1B 1B		SAFE F8			F8		K	4	0	1	0	0	1	3
Spike Owen, S (1, 6) OBP: 0.313, SLG: 0.424		F8		G3 1-2			G4-3		1B 1-2 2-3	4	0	1	0	0	0	2
Rick Cerone, R (1, 2) OBP: 0.371, SLG: 0.485		SH 1-2 1B		G1-3			F9		P3	4	0	1	0	0	0	4
Bill Sampen, R (1, 1) Bret Barberie, S (5, PH) OBP: 0.367, SLG: 0.269 Scott Service, R (5, 1) John Vander Wal, L (6, 9) OBP: 0.338, SLG: 0.328		SH G4-6-3 1-2 2-3			G2-3			G1-3	K	0 1 0 2	0 0 0 0	0 0 0 0	0 0 0 0	0 0 0 1	0 0 0 3	0 0 0 3
Inning Stats	R: 0 E: 0 K: 1 S: 8 H: 1 LOB: 2 BB: 1 P: 17	R: 0 E: 0 K: 0 S: 10 H: 2 LOB: 2 BB: 0 P: 16	R: 0 E: 0 K: 0 S: 7 H: 0 LOB: 0 BB: 0 P: 11	R: 0 E: 0 K: 0 S: 5 H: 0 LOB: 1 BB: 1 P: 12	R: 0 E: 0 K: 0 S: 4 H: 0 LOB: 0 BB: 0 P: 7	R: 0 E: 0 K: 0 S: 3 H: 0 LOB: 0 BB: 1 P: 7	R: 0 E: 0 K: 0 S: 5 H: 0 LOB: 0 BB: 0 P: 10	R: 0 E: 0 K: 0 S: 10 H: 1 LOB: 1 BB: 0 P: 17	R: 0 E: 0 K: 2 S: 12 H: 2 LOB: 3 BB: 1 P: 19	1B: 6 2B: 0 3B: 0 HR: 0 SF: 0 SAC: 1 DP: 2 HBP: 0						

PITCHER	IP	WLS	BF	H	R	ER	SO	BB	IBB	HBP	BLK	WP	HR	S	P	ERA	WHIP
Mark Portugal, R (1, 1) ERA: 2.74	9.0	W	36	6	0	0	3	4	0	0	0	0	0	64	116	0.00	1.111

PITCHER	IP	WLS	BF	H	R	ER	SO	BB	IBB	HBP	BLK	WP	HR	S	P	ERA	WHIP

TOP

Montreal Expos @ Houston Astros

Astrodome, Houston, TX

Tue Jun 02 1992, 8:05 PM EDT

Att. 8,238 - Dome - 70 F

livebaseballscorecards.com

AB	31
R	0
H	6
RBI	0
BB	4
SO	3
LOB	19

WP: 0 PA: 36
PB: 0
SB: 0
CS: 0

Montreal Expos @ Houston Astros

Astrodome, Houston, TX

Tue Jun 02 1992, 8:05 PM EDT

Att. 8,238 - Dome - 70 F

BOTTOM

Batter	1	2	3	4	5	6	7	8	9	AB	R	H	RBI	BB	SO	LOB
Craig Biggio, R (1, 4) OBP: 0.363, SLG: 0.418	G4-3		L8		3B S BB		5 S G4-3 5 G6-3 BB			2	2	0	0	2	0	0
Steve Finley, L (1, 8) OBP: 0.335, SLG: 0.438	5 S 5 1B BB		BB		1-H 3B		G4-3 1-2			2	1	1	1	2	0	1
5 Jeff Bagwell, R (1, 3) OBP: 0.332, SLG: 0.382	E7 1-H 1B 1B		1 SAFE 1 SAFE 1 SAFE 1 SAFE G5-3		K		G6-3 2-H			4	1	1	2	0	1	2
Eric Anthony, L (1, 9) OBP: 0.321, SLG: 0.378	G3-6-3 3-H 1B			G3		G4-3 1B 2B 1B	HBP			3	1	2	1	0	0	0
Ken Caminiti, S (1, 5) OBP: 0.351, SLG: 0.405	1 SAFE G3-6-3 1-2f			G3		G4-3 1-2 2B 1B	G1-3			4	1	1	0	0	0	2
Benny Distefano, L (1, 7) OBP: 0.333, SLG: 0.231		G4-1		BB		G4-3 1-2 2-3		K		2	0	0	0	1	0	2
Chris Jones, R (8, PH) OBP: 0.255, SLG: 0.220 (9, 7)										1	0	0	0	0	1	0
Rafael Ramirez, R (1, 6) OBP: 0.241, SLG: 0.289		G6-3		P4		K		F8		4	0	0	0	0	1	3
Eddie Taubensee, L (1, 2) OBP: 0.252, SLG: 0.228		F7			K	2-H 3-H 2B		K		4	0	1	2	0	2	0
Mark Portugal, R (1, 1) OBP: 0.053, SLG: 0.053			G6-3		K	G6-3				3	0	0	0	0	1	1
Inning Stats	R: 2 E: 1 K: 0 S: 12 H: 2 LOB: 0 BB: 1 P: 22	R: 0 E: 0 K: 0 S: 7 H: 0 LOB: 0 BB: 0 P: 10	R: 0 E: 0 K: 0 S: 8 H: 0 LOB: 1 BB: 1 P: 13	R: 0 E: 0 K: 0 S: 8 H: 0 LOB: 1 BB: 1 P: 14	R: 1 E: 0 K: 3 S: 12 H: 1 LOB: 1 BB: 1 P: 20	R: 2 E: 0 K: 1 S: 16 H: 3 LOB: 1 BB: 0 P: 26	R: 1 E: 0 K: 0 S: 11 H: 0 LOB: 1 BB: 1 P: 18	R: 0 E: 0 K: 2 S: 8 H: 0 LOB: 0 BB: 0 P: 12		1B: 4 2B: 1 3B: 1 HR: 0	SF: 0 SAC: 0 DP: 1 HBP: 1		WP: 0 PB: 0 SB: 3 CS: 0	PA: 35		

livebaseballscorecards.com

	AB	29
	R	6
	H	6
	RBI	6
	BB	5
	SO	6
	LOB	11

PITCHER		IP	WLS	BF	H	R	ER	SO	BB	IBB	HBP	BLK	WP	HR	S	P	ERA	WHIP
Bill Sampen, R ERA: 4.02	(1, 1)	4.0	L	16	2	2	2	0	3	0	0	0	0	0	35	59	4.50	1.250
Scott Service, R ERA: 10.8	(5, 1)	1.2		9	3	3	3	4	1	0	0	0	0	0	23	38	16.20	2.400
Chris Haney, L ERA: 5.45	(6, 1)	2.1		10	1	1	1	2	1	0	1	0	0	0	24	38	3.86	0.857

PITCHER	IP	WLS	BF	H	R	ER	SO	BB	IBB	HBP	BLK	WP	HR	S	P	ERA	WHIP

Batter	1	2	3	4	5	6	7	8	9	AB	R	H	RBI	BB	SO	LOB
Marquis Grissom, R (1, 8) OBP: 0.319, SLG: 0.403	C S F B X 1-2 F7 ①		F B S B F B B 4-2 E BB		F B B B C F X 3-2 G6-3 ①	B B C X 2-1 F7 ③			C C S 0-3 K ①	4	0	0	0	1	1	1
Delino DeShields, L (1, 4) OBP: 0.332, SLG: 0.346	B B S B X 3-1 F7 ②		B 1 SAFE 1 SAFE 1 SAFE X 1-0 F7 ②		C F B B B X 3-2 G2-3 3B	B X 1-0 G6-3 1B			C C S 0-3 K ②	5	1	2	0	0	1	1
Moises Alou, R (1, 9) OBP: 0.371, SLG: 0.531	B X 1-0 HR		1 SAFE 1 SAFE S C B S 1-3 K ③		C F B F B B X 3-2 G2-3 ②	1 SAFE C 1 SAFE F 1 SAFE 1 SAFE B X 1-2 F9 ①			S C X 0-2 L1 ③	4	1	1	2	0	1	2
Jeff Fassero, L (7, 1)					3-H					0	0	0	0	0	0	0
Steve Lyons, L (9, PH) OBP: 0.208, SLG: 0.261										1	0	0	0	0	0	0
Tim Wallach, R (1, 5) OBP: 0.315, SLG: 0.353	C F B S 1-3 K ③			S B B F X 2-2 F9 ①	S B B F X 2-2 BB 1B		1 SAFE X 0-0 G6-3 ② 1-2			4	0	1	0	0	1	1
Gary Carter, R (1, 2) OBP: 0.314, SLG: 0.385		C B B F S 2-3 K ①		B B F B X 3-1 P3 ②	B B B C 1 SAFE 4-1 1-2 BB		B B B X 3-0 F8 ③			3	0	0	0	1	1	1
Matt Stairs, L (1, 7) OBP: 0.316, SLG: 0.267		F S B F B B X 3-2 F8 ②		C B S B F B F B BB 1B BB	S C B S 1-3 K ③			B C F X 1-2 F9 ①		2	0	0	0	1	1	2
Mel Rojas, R (5, 1) OBP: 0.333, SLG: 0.333										0	0	0	0	0	0	0
Darren Reed, R (7, 9) OBP: 0.250, SLG: 0.526										1	0	0	0	0	0	0
Archi Cianfrocco, R (1, 3) OBP: 0.304, SLG: 0.495		S X 0-1 HR		B C X 1-1 BB 1-2 1B		F C F B X 1-2 1B		S B S F B F X 2-2 1B		4	1	4	1	0	0	0
Spike Owen, S (1, 6) OBP: 0.311, SLG: 0.421		B C X 1-1 F8 ③		B B C B F B 4-2 1-2 2-3 BB		B F C 1 SAFE S 1-3 K ①		F X 0-1 P6 ②		1	0	0	0	0	0	0
Tom Foley, L (3, 6) OBP: 0.222, SLG: 0.214										2	0	0	0	1	1	2
Ken Hill, R (1, 1) OBP: 0.300, SLG: 0.368			F B F B X 2-2 G6-3 ①	X 0-0 G4-3 ③		C 1 SAFE S C 0-3 K ②		X 0-0 F7 ③		2	0	0	0	0	0	3
John Vander Wal, L (5, 7) OBP: 0.329, SLG: 0.317										2	0	0	0	0	1	2

Inning Stats	1	2	3	4	5	6	7	8	9
	R: 1 E: 0 K: 1 S: 10	H: 1 LOB: 0 BB: 0 P: 16	R: 1 E: 0 K: 1 S: 11	H: 1 LOB: 0 BB: 0 P: 17	R: 0 E: 1 K: 1 S: 10	H: 0 LOB: 1 BB: 1 P: 18	R: 0 E: 0 K: 0 S: 14	H: 1 LOB: 3 BB: 2 P: 28	R: 1 E: 0 K: 1 S: 18	H: 2 LOB: 2 BB: 1 P: 34	R: 0 E: 0 K: 2 S: 12	H: 1 LOB: 1 BB: 0 P: 16	R: 0 E: 0 K: 0 S: 6	H: 1 LOB: 1 BB: 0 P: 11	R: 0 E: 0 K: 0 S: 11	H: 1 LOB: 1 BB: 0 P: 14	R: 0 E: 0 K: 2 S: 9	H: 0 LOB: 0 BB: 0 P: 9

PITCHER		IP	WLS	BF	H	R	ER	SO	BB	IBB	HBP	BLK	WP	HR	S	P	ERA	WHIP	PITCHER	IP	WLS	BF	H	R	ER	SO	BB	IBB	HBP	BLK	WP	HR	S	P	ERA	WHIP
Pete Harnisch, R ERA: 4.1	(1, 1)	5.0	W	24	5	3	3	4	4	0	0	0	0	2	63	113	5.40	1.800																	
Joe Boever, R ERA: 1.8	(6, 1)	3.0		12	3	0	0	2	0	0	0	0	0	0	29	41	0.00	1.000																	
Doug Jones, R ERA: 2.48	(9, 1)	1.0	S	3	0	0	0	2	0	0	0	0	0	0	9	9	0.00	0.000																	

TOP

Montreal Expos @ Houston Astros

Astrodome, Houston, TX

Wed Jun 03 1992, 8:05 PM EDT

Att. 8,239 - Dome - 70 F

livebaseballscorecards.com

AB	35
R	3
H	8
RBI	3
BB	4
SO	8
LOB	15

1B: 5	SF: 0	WP: 0	PA: 39
2B: 0	SAC: 0	PB: 0	
3B: 1	DP: 0	SB: 0	
HR: 2	HBP: 0	CS: 0	

Montreal Expos @ Houston Astros

Astrodome, Houston, TX

Wed Jun 03 1992, 8:05 PM EDT

Att. 8,239 - Dome - 70 F

BOTTOM

Batter	1	2	3	4	5	6	7	8	9	AB	R	H	RBI	BB	SO	LOB
Craig Biggio, R (1, 4) OBP: 0.361, SLG: 0.420	1-2 1B 2B	0-1 E3 FC6-4		2-2 F7 ③		1-2 F9 ③				4	1	1	0	0	0	0
Steve Finley, L (1, 8) OBP: 0.329, SLG: 0.430	1-2 G1-3 ①	1 SAFE 1 SAFE B 1 SAFE 1-0 FC6-4 5 5 G6-3 S ① 1-2f			0-0 B3-1 ①		0-0 P8 ①			4	0	0	0	0	0	2
5 Jeff Bagwell, R (1, 3) OBP: 0.339, SLG: 0.407	4-1 1B 1B BB	1 SAFE 1 SAFE S 0-1 G6-3 ② 1-3			1-2 HR		3-2 G6-3 2B			3	2	2	1	1	0	1
Eric Anthony, L (1, 9) OBP: 0.319, SLG: 0.373 Chris Jones, R (8, 9) OBP: 0.255, SLG: 0.220	2-2 L4 ②	1-1 F7 ③			1-1 CS 1B		3-2 G6-3 ② 2-3			4 0	0 0	1 0	0 0	0 0	0 0	4 0
Ken Caminiti, S (1, 5) OBP: 0.357, SLG: 0.409	2-1 1B 1B 1-3 2-H 1B		3-1 G4-3 ①		1 SAFE S B 1 SAFE F F 1 SAFE F 1 SAFE 3-2 P B 1B 1-2 ② 1B		1-3 K2-3 ③			4	1	2	1	0	1	1
Benny Distefano, L (1, 7) OBP: 0.364, SLG: 0.276 Pete Incaviglia, R (8, PH) (9, 7) OBP: 0.288, SLG: 0.338	1 SAFE X 0-0 1B E 1-2 3-H 1B		0-2 P2 ②		2-0 1-3 1B			2-3 K ①		3 1	1 0	2 0	1 0	0 0	0 1	0 0
Rafael Ramirez, R (1, 6) OBP: 0.244, SLG: 0.291 Joe Boever, R (6, 1) Juan Guerrero, R (8, PH) OBP: 0.250, SLG: 0.200 Doug Jones, R (9, 1)	1-1 E9 1-H 2-H 1B		0-0 F9 ③		0-0 P4 ③			1-3 K ②		3 0 1 0	0 0 0 0	1 0 0 0	1 0 0 0	0 0 1 0	0 0 0 0	2 0 0 0
Eddie Taubensee, L (1, 2) OBP: 0.252, SLG: 0.222	4-0 IBB			0-1 F9 ①		1-3 K ①		0-0 G6-3 ③		3	0	0	0	1	1	0
Pete Harnisch, S (1, 1) OBP: 0.192, SLG: 0.308 Casey Candaele, S (6, 6) OBP: 0.225, SLG: 0.231	0-2 G6-3 ③			0-3 K ②		1-1 F7 ②				2 1	0 0	0 0	0 0	0 0	1 0	2 0
Inning Stats	R: 4 E: 1 K: 0 S: 22 H: 4 LOB: 2 BB: 2 P: 37	R: 0 E: 1 K: 0 S: 7 H: 0 LOB: 1 BB: 0 P: 9	R: 0 E: 0 K: 0 S: 6 H: 0 LOB: 0 BB: 0 P: 9	R: 0 E: 0 K: 1 S: 8 H: 0 LOB: 0 BB: 0 P: 10	R: 1 E: 0 K: 0 S: 14 H: 4 LOB: 2 BB: 0 P: 20	R: 0 E: 0 K: 1 S: 8 H: 0 LOB: 0 BB: 0 P: 11	R: 0 E: 0 K: 1 S: 15 H: 1 LOB: 1 BB: 0 P: 22	R: 0 E: 0 K: 2 S: 9 H: 0 LOB: 0 BB: 0 P: 12		1B: 6 2B: 2 3B: 0 HR: 1	SF: 0 SAC: 0 DP: 0 HBP: 0					

livebaseballscorecards.com

AB	33
R	5
H	9
RBI	4
BB	2
SO	5
LOB	12

WP: 0 PB: 0 SB: 1 CS: 1 PA: 35

PITCHER		IP	WLS	BF	H	R	ER	SO	BB	IBB	HBP	BLK	WP	HR	S	P	ERA	WHIP
Ken Hill, R ERA: 2.79	(1, 1)	4.2	L	24	8	5	4	1	1	1	0	0	0	1	56	84	7.71	1.929
Mel Rojas, R ERA: 0.98	(5, 1)	2.0		7	1	0	0	1	0	0	0	0	0	0	21	30	0.00	0.500
Jeff Fassero, L ERA: 3.18	(7, 1)	1.1		4	0	0	0	3	0	0	0	0	0	0	12	16	0.00	0.000

PITCHER	IP	WLS	BF	H	R	ER	SO	BB	IBB	HBP	BLK	WP	HR	S	P	ERA	WHIP

Chicago Cubs @ Montreal Expos

Olympic Stadium, Montreal, QB

Fri Jun 05 1992, 7:05 PM EDT

Dome - 70 F

TOP

livebaseballscorecards.com

Batter	1	2	3	4	5	6	7	8	9	AB	R	H	RBI	BB	SO	LOB
Jose Vizcaino, S (1, 6) OBP: 0.225, SLG: 0.250	G3-1		G1-3		1B 23 FC1-2-5 2B		B5-3	1B 1-2 BB		4	0	1	0	1	0	0
Dwight Smith, L (1, 9) OBP: 0.297, SLG: 0.329	23 2B 1B		23 2B 1B		23 FC1-2-5 1B 2-3 1B		23 WP 23 1B 1B	1B 1-3 2-H 3-H 1B		3	3	3	0	0	0	0
Doug Dascenzo, S (7, PH) (7, 9) OBP: 0.304, SLG: 0.278										2	1	2	2	0	0	0
23 Ryne Sandberg, R (1, 4) OBP: 0.356, SLG: 0.452	1 SAFE 2B 1-H 2B		1 SAFE 1 SAFE G3-1 1-H 2B		FC1-2-5 G1-3 1B 1-3 3-H		G4-3 1-H 1B		S HR BB	4	2	3	3	1	0	2
Mark Grace, L (1, 3) OBP: 0.411, SLG: 0.471	G3 2-H 2B		G3-1 2-3		G1-3 1-2 3-H 1B		G4-3 1-2		HR 1-2 BB	4	1	2	2	1	0	2
Derrick May, L (1, 7) OBP: 0.265, SLG: 0.244	G3 2-3		P6		G1-3 1-2 2-3		G4-3		K	3	0	0	0	0	0	4
Jerome Walton, R (7, PH) (7, 7) OBP: 0.245, SLG: 0.167										2	0	0	0	0	1	3
Sammy Sosa, R (1, 8) OBP: 0.304, SLG: 0.335	K			F7	P6			1B 3B	1-H 2-H HR	5	2	2	3	0	1	3
Joe Girardi, R (1, 2) OBP: 0.359, SLG: 0.325		F7		P6		G3		G6-3	G6-4-3 1B	5	0	1	0	0	0	1
Gary Scott, R (1, 5) OBP: 0.172, SLG: 0.167		F9		1B		F7		BB 1B IBB	1-2f G6-4-3	4	1	1	0	1	0	1
Danny Jackson, R (1, 1) OBP: 0.091, SLG: 0.091		K		G1-3		K		K		3	0	0	0	0	2	1
Bob Scanlan, R (7, 1)										1	0	0	0	0	1	2
Inning Stats	R: 2 E: 0 K: 1 S: 14 H: 3 LOB: 1 BB: 0 P: 22	R: 0 E: 0 K: 1 S: 9 H: 0 LOB: 0 BB: 0 P: 13	R: 1 E: 0 K: 0 S: 13 H: 2 LOB: 1 BB: 0 P: 22	R: 0 E: 0 K: 0 S: 6 H: 1 LOB: 1 BB: 0 P: 7	R: 1 E: 0 K: 0 S: 13 H: 3 LOB: 2 BB: 0 P: 16	R: 0 E: 0 K: 1 S: 8 H: 0 LOB: 0 BB: 0 P: 15	R: 1 E: 0 K: 0 S: 14 H: 2 LOB: 1 BB: 0 P: 18	R: 2 E: 0 K: 1 S: 15 H: 2 LOB: 0 BB: 2 P: 26	R: 3 E: 0 K: 1 S: 9 H: 2 LOB: 0 BB: 2 P: 18	1B: 9 2B: 4 3B: 1 HR: 1 SF: 0 SAC: 0 DP: 1 HBP: 0							

AB	40
R	10
H	15
RBI	10
BB	4
SO	5
LOB	19

WP: 1 PB: 0 SB: 1 CS: 0 PA: 44

PITCHER		IP	WLS	BF	H	R	ER	SO	BB	IBB	HBP	BLK	WP	HR	S	P	ERA	WHIP
Mark Gardner, R ERA: 3.88	(1, 1)	4.1	L	22	9	4	4	2	0	0	0	0	0	0	50	73	8.31	2.077
Pete Young, R ERA:	(5, 1)	1.2		5	0	0	0	1	0	0	0	0	0	0	13	22	0.00	0.000
Jeff Fassero, L ERA: 3.34	(7, 1)	1.0		5	2	1	1	0	0	0	0	0	1	0	14	18	9.00	2.000
Mel Rojas, R ERA: 1.57	(8, 1)	1.0		6	2	2	2	1	1	1	0	0	0	0	15	26	18.00	3.000
Scott Service, R ERA: 14.14	(9, 1)	0.1		5	2	3	3	1	2	0	0	0	0	1	8	17	81.00	12.000

PITCHER		IP	WLS	BF	H	R	ER	SO	BB	IBB	HBP	BLK	WP	HR	S	P	ERA	WHIP
Bill Sampen, R ERA: 3.94	(9, 1)	0.2		1	0	0	0	0	0	0	0	0	0	0	1	1	0.00	0.000

Chicago Cubs @ Montreal Expos

Olympic Stadium, Montreal, QB

Fri Jun 05 1992, 7:05 PM EDT

Dome - 70 F

BOTTOM

livebaseballscorecards.com

Batter	1	2	3	4	5	6	7	8	9	AB	R	H	RBI	BB	SO	LOB
Marquis Grissom, R (1, 8) OBP: 0.321, SLG: 0.400	4-2 S 1B 1B BB	0-0 2-H 1B			1-1 G5-3		2-2 G6-3		1-1 P3	4	1	1	0	1	0	1
Delino DeShields, L (1, 4) OBP: 0.333, SLG: 0.344	0-1 L7		2-0 G5-3		2-1 1B 1B 1B		4-2 S 1B BB		0-0 G4-3	4	2	1	0	1	0	2
Moises Alou, R (1, 7) OBP: 0.392, SLG: 0.544	1-2 S 1B 1-2 1B		0-0 L8		0-0 1B 1-2 1B		1-1 1-H 1B			4	1	3	1	0	0	0
Tim Wallach, R (1, 5) OBP: 0.323, SLG: 0.358	2-0 1-H 2-H 1B		4-0 FC5-4 BB		1-0 1-3 2-H 1B		3-3 K			3	0	2	3	1	1	1
Archi Cianfrocco, R (1, 3) OBP: 0.302, SLG: 0.485	2-1 G6-3		0-0 FC5-4 1-2f		0-2 L6			1-1 G6-4-3 1B		4	0	1	0	0	0	3
Gary Carter, R (1, 2) OBP: 0.312, SLG: 0.381	3-2 L4			1-0 F8 1B		1-0 L4		0-1 G6-4-3 1-2f		4	0	1	0	0	0	2
Darren Reed, R (1, 9) OBP: 0.208, SLG: 0.435		0-0 F9		3-2 F8 1-2		0-0 F8		1-2 F8		4	0	0	0	0	0	1
Tom Foley, L (1, 6) OBP: 0.229, SLG: 0.222 Jeff Fassero, L (7, 1) Mel Rojas, R (8, 1) OBP: 0.333, SLG: 0.333 Scott Service, R (9, 1) Bill Sampen, R (9, 1) John Vander Wal, L (9, PH) OBP: 0.324, SLG: 0.313		0-0 S 1B 1B		1-0 F7		2-0 F4			1-0 L8	3 0 0 0 0 1	0 0 0 0 0 0	1 0 0 0 0 0	0 0 0 0 0 0	0 0 0 0 0 0	0 0 0 0 0 0	1 0 0 0 0 0
Mark Gardner, R (1, 1) OBP: 0.150, SLG: 0.150 Pete Young, R (5, 1) Bret Barberie, S (7, 6) OBP: 0.369, SLG: 0.267		1-3 K 1-2		0-3 K			2-2 G4-3		4-1 BB	2 0 1	0 0 0	0 0 0	0 0 1	0 0 0	2 0 0	2 0 0
Inning Stats	R: 2 H: 2 E: 0 LOB: 1 K: 0 BB: 1 S: 13 P: 25	R: 0 H: 2 E: 0 LOB: 2 K: 1 BB: 0 S: 8 P: 9	R: 0 H: 0 E: 0 LOB: 1 K: 0 BB: 1 S: 3 P: 9	R: 0 H: 1 E: 0 LOB: 1 K: 1 BB: 0 S: 9 P: 14	R: 1 H: 3 E: 0 LOB: 1 K: 0 BB: 0 S: 9 P: 13	R: 0 H: 0 E: 0 LOB: 0 K: 0 BB: 0 S: 3 P: 6	R: 1 H: 1 E: 0 LOB: 1 K: 1 BB: 1 S: 16 P: 28	R: 0 H: 1 E: 0 LOB: 0 K: 0 BB: 0 S: 7 P: 9	R: 0 H: 0 E: 0 LOB: 1 K: 0 BB: 1 S: 5 P: 11	1B: 10 2B: 0 3B: 0 HR: 0	SF: 0 SAC: 0 DP: 1 HBP: 0			WP: 0 PB: 0 SB: 4 CS: 0	PA: 38		

	AB	34
	R	4
	H	10
	RBI	4
	BB	4
	SO	3
	LOB	13

PITCHER		IP	WLS	BF	H	R	ER	SO	BB	IBB	HBP	BLK	WP	HR	S	P	ERA	WHIP
Danny Jackson, L ERA: 4.88	(1, 1)	6.0	W	26	8	3	3	2	2	0	0	0	0	0	45	76	4.50	1.667
Bob Scanlan, R ERA: 1.78	(7, 1)	3.0	S	12	2	1	1	1	2	0	0	0	0	0	28	48	3.00	1.333

PITCHER	IP	WLS	BF	H	R	ER	SO	BB	IBB	HBP	BLK	WP	HR	S	P	ERA	WHIP

Chicago Cubs @ Montreal Expos

Olympic Stadium, Montreal, QB

Fri Jun 05 1992, 7:05 PM EDT

Att. 20,244 - Dome - 70 F

TOP

livebaseballscorecards.com

Batter	1	2	3	4	5	6	7	8	9	AB	R	H	RBI	BB	SO	LOB
Jerome Walton, R (1, 7) OBP: 0.245, SLG: 0.174	B C C B C 2-3 ① K		B X 1-0 ② 1B		B X 1-0 G6-3		C S F B C 1-3 ③ K			4	0	1	0	0	2	1
Sammy Sosa, R (1, 8) OBP: 0.299, SLG: 0.329	C C X 0-2 ② P4		X 0-0 ① L7		F B B F S 2-3 ③ K			X 0-0 ① G1		4	0	0	0	0	1	1
23 Ryne Sandberg, R (1, 4) OBP: 0.355, SLG: 0.448	B C S B S 2-3 ③ K		B 1 SAFE B B C F C 3-3 ② K			C B F X 1-2 ① G6-3		B X 1-0 1B		4	0	1	0	0	2	1
Andre Dawson, R (1, 9) OBP: 0.324, SLG: 0.497		S S S 0-3 ① K	B 1 SAFE X 1-0 1-2 1B			F B X 1-1 ② F8		B X 1-0 1-2 1B		4	0	2	0	0	1	0
Mark Grace, L (1, 3) OBP: 0.412, SLG: 0.476		B B B C X 3-1 1B 2B	B B X 2-0 ③ F8			F X 0-1 FC6-4 1B		B B B C S X 3-2 ② F7		4	1	2	0	0	0	4
Luis Salazar, R (1, 5) OBP: 0.229, SLG: 0.255 Dwight Smith, L (8, PH) OBP: 0.293, SLG: 0.324 Gary Scott, R (8, 5) OBP: 0.172, SLG: 0.167		C B F C 1-3 ② K		S F X 0-2 FC6-4 1B		X 0-0 ③ FC6-4 1-2f		S C B F B X 2-2 ③ P6		3 1 0	0 0 0	1 0 0	0 0 0	0 0 0	1 0 0	2 2 0
Hector Villanueva, R (1, 2) OBP: 0.205, SLG: 0.222		C B B B X 3-1 2-H 3B 1B		X 0-0 ① FC6-4 G5-4-3 1-2f			F F X 0-2 ① G5-3		S B C X 1-2 ① P6	4	1	1	1	0	0	1
Rey Sanchez, R (1, 6) OBP: 0.150, SLG: 0.421 Jose Vizcaino, S (9, PH) OBP: 0.223, SLG: 0.247		B 1 SAFE X 1-0 1-H 3B		B B F S X 2-2 ② ③ G5-4-3 1-2f			X 0-0 G4-3 2B		C S B S 1-3 ② K	3 1	0 0	2 0	1 0	0 0	0 1	1 0
Greg Maddux, R (1, 1) OBP: 0.138, SLG: 0.250 Doug Dascenzo, S (7, PH) OBP: 0.298, SLG: 0.273 Jeff Robinson, R (7, 1) Derrick May, L (9, PH) OBP: 0.262, SLG: 0.241		X 0-0 ③ G6-3			B B C X 2-1 ① G5-3		F X 0-1 ② G4-3 2-3		S C S 0-3 ③ K	2 1 0 1	0 0 0 0	0 0 0 0	0 0 0 0	0 0 0 0	0 0 0 1	1 1 0 0
Inning Stats	R: 0 H: 0 E: 0 LOB: 0 K: 2 BB: 0 S: 9 P: 13	R: 2 H: 3 E: 0 LOB: 1 K: 2 BB: 0 S: 12 P: 20	R: 0 H: 2 E: 0 LOB: 2 K: 1 BB: 0 S: 7 P: 14	R: 0 H: 1 E: 0 LOB: 0 K: 0 BB: 0 S: 7 P: 9	R: 0 H: 0 E: 0 LOB: 0 K: 1 BB: 0 S: 6 P: 11	R: 0 H: 1 E: 0 LOB: 1 K: 0 BB: 0 S: 8 P: 10	R: 0 H: 1 E: 0 LOB: 1 K: 1 BB: 0 S: 10 P: 11	R: 0 H: 2 E: 0 LOB: 2 K: 0 BB: 0 S: 10 P: 17	R: 0 H: 0 E: 0 LOB: 0 K: 2 BB: 0 S: 9 P: 11	1B: 7 2B: 2 3B: 1 HR: 0	SF: 0 SAC: 0 DP: 1 HBP: 0					

	AB	36
	R	2
	H	10
	RBI	2
	BB	0
	SO	9
	LOB	15

PITCHER		IP	WLS	BF	H	R	ER	SO	BB	IBB	HBP	BLK	WP	HR	S	P	ERA	WHIP
Chris Nabholz, L ERA: 3.97	(1, 1)	7.1	W	31	10	2	2	7	0	0	0	0	0	0	62	93	2.46	1.364
John Wetteland, R ERA: 5.01	(8, 1)	1.2	S	5	0	0	0	2	0	0	0	0	0	0	16	23	0.00	0.000

PITCHER		IP	WLS	BF	H	R	ER	SO	BB	IBB	HBP	BLK	WP	HR	S	P	ERA	WHIP

Batter	1	2	3	4	5	6	7	8	9	AB	R	H	RBI	BB	SO	LOB
Marquis Grissom, R (1, 8) OBP: 0.320, SLG: 0.397	X 0-0 ① P5	B X 1-0 S G4-3 1B		B C S S 1-3 ① K			B C B B X 3-1 ① F9			4	1	1	0	0	1	0
Delino DeShields, L (1, 4) OBP: 0.341, SLG: 0.349	B B F B X 3-1 E 3B 1B	1 SAFE B 1 SAFE B 2 SAFE C S B B B 4-2 G4-3 S 1-3 1B BB		B C B S X 2-2 ② G3			X 0-0 2B 1B			3	3	2	0	1	0	0
Moises Alou, R (1, 9) OBP: 0.397, SLG: 0.583	1 SAFE S F X 0-2 E 1-H 3B	C S X 0-2 ② G4-3 1-3 3-H		B F X 1-1 ③ F9			1 SAFE 1 SAFE X 0-0 G6-3 1-H 2B			4	1	2	3	0	0	1
Tim Wallach, R (1, 5) OBP: 0.337, SLG: 0.366	C B C B H 3-2 BB E HBP	B B X 2-0 BB 3-H 1B			B X 1-0 G5-4-3 1B		B B B B 4-0 G6-3 BB			2	1	2	1	1	0	0
Matt Stairs, L (1, 7) OBP: 0.348, SLG: 0.235 Steve Lyons, L (8, 7) OBP: 0.208, SLG: 0.261	B B B B B 4-0 G5-3 E 1-2 BB	B B B B B 4-0 1-2 BB			B X 1-0 ① F7		C B X 1-1 ② G6-3 1-2 2-3			2 0	0 0	0 0	0 0	2 0	0 0	3 0
Archi Cianfrocco, R (1, 3) OBP: 0.291, SLG: 0.466	B F X 1-1 E5 G5-3 1-2 2-H 3-H	X 0-0 ③ F7			X 0-0 ② ③ G5-4-3 1-2f		C S B S 1-3 ③ K			4	0	0	1	0	1	6
Rick Cerone, R (1, 2) OBP: 0.359, SLG: 0.459	F B X 1-1 ② G5-3 1-2 2-3		B B C X 2-1 B3-6-4 1B			B C C X 1-2 ① G4-1		B S C F F X 1-2 ① P5		4	0	1	0	0	0	2
Tom Foley, L (1, 6) OBP: 0.212, SLG: 0.204	F X 0-1 ③ G3		B X 1-0 ① L9			C C C 0-3 ② K		B S F X 1-2 ② G4-3		4	0	0	0	0	1	3
Chris Nabholz, L (1, 1) OBP: 0.083, SLG: 0.125 John Wetteland, R (8, 1)		F S B X 1-2 ① G6-3	X 0-0 ② ③ B3-6-4 1-2f			B X 1-0 ③ G3-1		B C C C 1-3 ③ K		3 1	0 0	0 0	0 0	0 0	0 1	1 0
Inning Stats	R: 3 H: 2 E: 2 LOB: 2 K: 0 BB: 1 S: 14 P: 26	R: 2 H: 2 E: 0 LOB: 2 K: 0 BB: 2 S: 11 P: 23	R: 0 H: 1 E: 0 LOB: 0 K: 0 BB: 0 S: 4 P: 7	R: 0 H: 0 E: 0 LOB: 0 K: 1 BB: 0 S: 8 P: 12	R: 0 H: 1 E: 0 LOB: 0 K: 0 BB: 0 S: 3 P: 5	R: 0 H: 0 E: 0 LOB: 0 K: 1 BB: 0 S: 7 P: 9	R: 1 H: 2 E: 0 LOB: 2 K: 1 BB: 1 S: 9 P: 18	R: 0 H: 0 E: 0 LOB: 0 K: 1 BB: 0 S: 11 P: 14		1B: 6 SF: 0 2B: 1 SAC: 0 3B: 1 DP: 2 HR: 0 HBP: 1				WP: 0 PA: 36 PB: 0 SB: 3 CS: 0		

PITCHER		IP	WLS	BF	H	R	ER	SO	BB	IBB	HBP	BLK	WP	HR	S	P	ERA	WHIP
Greg Maddux, R ERA: 2.68	(1, 1)	6.0	L	27	6	5	4	2	3	0	1	0	0	0	47	82	6.00	1.500
Jeff Robinson, R ERA: 2.25	(7, 1)	2.0		9	2	1	1	2	1	0	0	0	0	0	20	32	4.50	1.500

PITCHER	IP	WLS	BF	H	R	ER	SO	BB	IBB	HBP	BLK	WP	HR	S	P	ERA	WHIP

Chicago Cubs @ Montreal Expos

Olympic Stadium, Montreal, QB

Fri Jun 05 1992, 7:05 PM EDT

Att. 20,244 - Dome - 70 F

livebaseballscorecards.com

AB	31
R	6
H	8
RBI	5
BB	4
SO	4
LOB	16

Batter	1	2	3	4	5	6	7	8	9	AB	R	H	RBI	BB	SO	LOB
Jose Vizcaino, S (1, 5) OBP: 0.213, SLG: 0.235	F X 0-1 ① L6		S C C 0-3 ③ K		S B X 1-1 ③ G6-3		S F S 0-3 ③ K		1 SAFE B B 1 SAFE C 1 SAFE 1 SAFE X 2-1 ③ G4-3	5	0	0	0	0	2	2
Doug Dascenzo, S (1, 8) OBP: 0.311, SLG: 0.288	B B B C C X 3-2 1B			C X 0-1 ① G3-1		B C F B X 2-2 BB 23 S FC3-2 1B		B X 1-0 ① F8		4	0	2	0	0	0	0
23 Ryne Sandberg, R (1, 4) OBP: 0.362, SLG: 0.448	B 1 SAFE 1 SAFE C 1 SAFE X 1-1 ② F7			B X 1-0 G3 1B 1B		B 1 SAFE 1 SAFE B B B 4-0 FC3-2 BB 1-2 BB		B B B B 4-0 WP 1B BB		2	2	1	0	2	0	1
Andre Dawson, R (1, 9) OBP: 0.328, SLG: 0.494	C X 0-1 ③ G6-3			S B 1 SAFE C 1 SAFE 1 SAFE X 1-2 ② G3 1-2		B F B B F F B 4-2 FC3-2 1-2 2-3 BB		S B X 1-1 S 1-H 1B		3	0	1	1	1	0	2
Mark Grace, L (1, 3) OBP: 0.409, SLG: 0.472		B C F X 1-2 ① G6-3		B S X 1-1 2-H 1B		S B X 1-1 ① FC3-2 FC5-4 1-2 2-3 3-Hf		B B X 2-0 ② F8		4	0	1	1	0	0	4
Dwight Smith, L (1, 7) OBP: 0.278, SLG: 0.307		C F B B S 2-3 ② K		C F B 1 SAFE S 1-3 ③ K		B B C C F F S 2-3 ② K		F B F B C 2-3 ③ K 1-2		4	0	0	0	0	4	5
Joe Girardi, R (1, 2) OBP: 0.356, SLG: 0.322		C B X 1-1 ③ G6-3			X 0-0 SH2-4 1B	C T X 0-2 ③ FC5-4 1-2f			S X 0-1 ① F9	4	0	1	0	0	0	3
Rey Sanchez, R (1, 6) OBP: 0.125, SLG: 0.348			B X 1-0 ① L3		1 SAFE C F F 1 SAFE B S 1-3 ① K		X 0-0 ① G6-3		F C C 0-3 ② K	4	0	0	0	0	2	1
Mike Morgan, R (1, 1) OBP: 0.143, SLG: 0.111 Derrick May, L (7, PH) OBP: 0.259, SLG: 0.238 Paul Assenmacher, L (7, 1) Jerome Walton, R (9, PH) OBP: 0.259, SLG: 0.174 Bob Scanlan, R (9, 1)			B X 1-0 ② F9		L B B M X 2-2 ② SH2-4 1-2		F B S T X 1-2 ② G3		B B B C B 4-1 BB	1 1 0 0 0	0 0 0 0 0	0 0 0 0 0	0 0 0 1 0	0 0 0 0 0	0 0 0 0 0	0 0 0 0 0
Inning Stats	R: 0 E: 0 K: 0 S: 9 H: 1 LOB: 1 BB: 0 P: 13	R: 0 E: 0 K: 1 S: 8 H: 0 LOB: 0 BB: 0 P: 12	R: 0 E: 0 K: 1 S: 5 H: 0 LOB: 0 BB: 0 P: 7	R: 1 E: 0 K: 1 S: 11 H: 2 LOB: 1 BB: 0 P: 15	R: 0 E: 0 K: 1 S: 10 H: 1 LOB: 1 BB: 0 P: 14	R: 0 E: 0 K: 1 S: 17 H: 1 LOB: 3 BB: 2 P: 30	R: 0 E: 0 K: 1 S: 8 H: 0 LOB: 0 BB: 0 P: 9	R: 1 E: 0 K: 1 S: 7 H: 1 LOB: 1 BB: 1 P: 17	R: 0 E: 0 K: 1 S: 8 H: 0 LOB: 1 BB: 1 P: 14	1B: 6 2B: 0 3B: 0 HR: 0	SF: 0 SAC: 1 DP: 0 HBP: 0					

PITCHER		IP	WLS	BF	H	R	ER	SO	BB	IBB	HBP	BLK	WP	HR	S	P	ERA	WHIP
Dennis Martinez, R ERA: 2.03	(1, 1)	7.0		28	5	1	1	6	2	0	0	0	0	0	68	100	1.29	1.000
John Wetteland, R ERA: 5.04	(8, 1)	1.2		8	1	1	1	2	2	0	0	0	1	0	13	27	5.40	1.800
Jeff Fassero, L ERA: 3.31	(9, 1)	0.1	W	1	0	0	0	0	0	0	0	0	0	0	2	4	0.00	0.000

PITCHER	IP	WLS	BF	H	R	ER	SO	BB	IBB	HBP	BLK	WP	HR	S	P	ERA	WHIP

TOP

Chicago Cubs @ Montreal Expos

Olympic Stadium, Montreal, QB

Sun Jun 07 1992, 3:33 AM EDT

Att. 26,511 - Dome - 70 F

livebaseballscorecards.com

AB	32
R	2
H	6
RBI	2
BB	4
SO	8
LOB	18

WP: 1	PA: 37		
PB: 0			
SB: 2			
CS: 0			

Batter	1	2	3	4	5	6	7	8	9	AB	R	H	RBI	BB	SO	LOB
Marquis Grissom, R (1, 8) OBP: 0.323, SLG: 0.399	C X 0-1 FC4-6 1B		X 0-0 ② G1-3			B C X 1-1 WP SH3 SF9 1B	B C B F F S 2-3 ③ K			4	1	2	0	0	1	0
Delino DeShields, L (1, 4) OBP: 0.341, SLG: 0.348	1 SAFE P 1 SAFE B 1 SAFE C F X 2-2 ① FC4-6 WP S 1-2f		C B X 1-1 1B			1 SAFE B S X 1-1 ① SH3 1-2		C F B F X 1-2 ① G4-3		3	0	1	0	0	0	1
Moises Alou, R (1, 7) OBP: 0.378, SLG: 0.560	1 SAFE X 0-0 ② F7		1 SAFE 1 SAFE B X 1-0 ③ G5-3			F B S X 1-2 ② SF9 2-H		C F X 0-2 ② P6		3	0	0	1	0	0	2
Larry Walker, L (1, 9) OBP: 0.353, SLG: 0.527	1 SAFE F B 1 SAFE S 1 SAFE B B 4-2 FC6-4 1-3 BB			B X 1-0 CS 1B		X 0-0 HR		B S F F S 1-3 ③ K		3	1	2	1	1	1	0
Tim Wallach, R (1, 5) OBP: 0.340, SLG: 0.374 Steve Lyons, L (9, PR) OBP: 0.208, SLG: 0.261	B B X 2-0 ③ FC6-4 1-2f			B F C F B F 1 SAFE S 3-3 ① ② K 1-2		C B B B X 3-1 1B 1B			B F B X 2-1 WP 1B 2B	4 0	0 1	2 0	0 0	0 0	1 0	3 0
Gary Carter, R (1, 2) OBP: 0.318, SLG: 0.385		B C B X 2-1 ① L6		C B F F C 1-3 ③ K		B X 1-0 FC5-4 1-2 1B			B B C X 2-1 1B WP 1B	4	0	2	0	0	1	0
Archi Cianfrocco, R (1, 3) OBP: 0.283, SLG: 0.453 Bret Barberie, S (9, PH) OBP: 0.374, SLG: 0.267		B X 1-0 ② F9		S B X 1-1 ① G1-3		B X 1-0 ③ FC5-4 1-2f			L B I I I 4-1 1B 1-2 2-3 IBB	3 0	0 0	0 0	0 1	0 0	0 0	2 0
Tom Foley, L (1, 6) OBP: 0.200, SLG: 0.192 John Vander Wal, L (9, PH) OBP: 0.333, SLG: 0.323		F F B B F F F X 2-2 ③ F7		B F C X 1-2 ② G1-3			F F X 0-2 ① F8		B X 1-0 1-2 2-3 3-H 1B	3 1	0 0	0 1	0 1	0 0	0 0	0 0
Dennis Martinez, R (1, 1) OBP: 0.250, SLG: 0.250 Darren Reed, R (7, PH) OBP: 0.200, SLG: 0.417 John Wetteland, R (8, 1) Jeff Fassero, L (9, 1)			X 0-0 ① G5-3	X 0-0 ③ G6-3			X 0-0 ② F8			2 1 0 0	0 0 0 0	0 0 0 0	0 0 0 0	0 0 0 0	0 0 0 0	0 0 0 0
Inning Stats	R: 0 E: 0 K: 0 S: 10 H: 1 LOB: 2 BB: 1 P: 17	R: 0 E: 0 K: 0 S: 9 H: 0 LOB: 0 BB: 0 P: 14	R: 0 E: 0 K: 0 S: 5 H: 1 LOB: 1 BB: 0 P: 7	R: 0 E: 0 K: 2 S: 10 H: 1 LOB: 0 BB: 0 P: 15	R: 0 E: 0 K: 0 S: 6 H: 0 LOB: 0 BB: 0 P: 8	R: 2 E: 0 K: 0 S: 12 H: 4 LOB: 2 BB: 0 P: 20	R: 0 E: 0 K: 1 S: 9 H: 0 LOB: 0 BB: 0 P: 11	R: 0 E: 0 K: 1 S: 11 H: 0 LOB: 0 BB: 0 P: 13	R: 1 E: 0 K: 0 S: 6 H: 3 LOB: 3 BB: 1 P: 15	1B: 8 2B: 2 3B: 0 HR: 1 SF: 1 SAC: 1 DP: 1 HBP: 0						

PITCHER		IP	WLS	BF	H	R	ER	SO	BB	IBB	HBP	BLK	WP	HR	S	P	ERA	WHIP
Mike Morgan, R ERA: 3.35	(1, 1)	6.0		25	7	2	2	2	1	0	0	0	2	1	52	81	3.00	1.333
Paul Assenmacher, L ERA: 1.59	(7, 1)	2.0		6	0	0	0	2	0	0	0	0	0	0	20	24	0.00	0.000
Bob Scanlan, R ERA: 2.08	(9, 1)	0.0	L	4	3	1	1	0	0	1	0	0	1	0	6	15	∞	∞

PITCHER	IP	WLS	BF	H	R	ER	SO	BB	IBB	HBP	BLK	WP	HR	S	P	ERA	WHIP

Chicago Cubs @ Montreal Expos

Olympic Stadium, Montreal, QB

Sun Jun 07 1992, 3:33 AM EDT

Att. 26,511 - Dome - 70 F

BOTTOM

livebaseballscorecards.com

AB	31
R	3
H	10
RBI	3
BB	2
SO	4
LOB	8

1B: 8	SF: 1	WP: 3	PA: 35
2B: 2	SAC: 1	PB: 0	
3B: 0	DP: 1	SB: 1	
HR: 1	HBP: 0	CS: 1	

Batter	1	2	3	4	5	6	7	8	9	AB	R	H	RBI	BB	SO	LOB
Vince Coleman, S (1, 7) OBP: 0.400, SLG: 0.408	C C F B S 1-3 ① K		S B B S B X 3-2 ② G1-3		B F F X 1-2 ③ G4-3			C F B X 1-2 ② F8		4	0	0	0	0	1	1
Willie Randolph, R (1, 4) OBP: 0.358, SLG: 0.320	B B B B 4-0 FC1-6 BB		B X 1-0 ③ G5-3			C X 0-1 ① F7		C C B B X 2-2 ③ G5-3		3	0	0	0	1	0	0
Howard Johnson, S (1, 8) OBP: 0.338, SLG: 0.339	1 SAFE F B B B C 1 S 3-3 ② K			C S C 0-3 ① K		B B F X 2-1 ② G3			X 0-0 ① F7	4	0	0	0	0	2	1
Eddie Murray, S (1, 3) OBP: 0.347, SLG: 0.425	B 1 SAFE X 1-0 ③ FC1-6 1-2f			C B B X 2-1 ② P5		B B B F B 4-1 BB			B B C S S 2-3 ② K	3	0	0	0	1	1	1
Bobby Bonilla, S (1, 9) OBP: 0.383, SLG: 0.426		B B B C S F B 4-2 BB		B S B F B B 4-2 FC4-6 BB		C F B C 1-3 ③ K			X 0-0 ③ L7	2	0	0	0	2	1	1
Dave Magadan, L (1, 5) OBP: 0.397, SLG: 0.374 Chico Walker, S (4, PH) (4, 5) OBP: 0.254, SLG: 0.308		F F F B F 1 SAFE B F B 3-2 ① F7		X 0-0 ③ FC4-6 1-2f			B S C F B X 2-2 ① F7			1 2	0 0	0 0	0 0	0 0	0 0	1 1
Dick Schofield, R (1, 6) OBP: 0.325, SLG: 0.298	C B 1 SAFE C B X 2-2 ② P4				C S S 0-3 ① K		X 0-0 ② G6-3			3	0	0	0	0	1	1
Todd Hundley, S (1, 2) OBP: 0.256, SLG: 0.310 Paul Gibson, R (8, 1) Tim Burke, R (8, 1)	B S X 1-1 ③ F7				S F B B B F C 3-3 ② K		X 0-0 ③ G4-3			3 0 0	0 0 0	0 0 0	0 0 0	0 0 0	1 0 0	1 0 0
Anthony Young, R (1, 1) OBP: 0.167, SLG: 0.130 Wally Whitehurst, R (7, 1) OBP: 0.333, SLG: 0.400 Mackey Sasser, L (7, 2) OBP: 0.255, SLG: 0.289			F B C S 1-3 ① K		X 0-0 1B			X 0-0 ① P2		2 0 1	0 0 0	1 0 0	0 0 0	0 0 0	1 0 0	0 0 0
Inning Stats	R: 0 E: 0 K: 2 S: 8 H: 0 LOB: 1 BB: 1 P: 17	R: 0 E: 0 K: 0 S: 16 H: 0 LOB: 1 BB: 1 P: 26	R: 0 E: 0 K: 1 S: 7 H: 0 LOB: 0 BB: 0 P: 12	R: 0 E: 0 K: 1 S: 8 H: 0 LOB: 1 BB: 1 P: 14	R: 0 E: 0 K: 2 S: 11 H: 1 LOB: 1 BB: 0 P: 15	R: 0 E: 0 K: 1 S: 8 H: 0 LOB: 1 BB: 1 P: 15	R: 0 E: 0 K: 0 S: 6 H: 0 LOB: 0 BB: 0 P: 8	R: 0 E: 0 K: 0 S: 7 H: 0 LOB: 0 BB: 0 P: 10	R: 0 E: 0 K: 1 S: 5 H: 0 LOB: 0 BB: 0 P: 7	1B: 1 2B: 0 3B: 0 HR: 0 SF: 0 SAC: 0 DP: 0 HBP: 0						

TOP

New York Mets @ Montreal Expos

Olympic Stadium, Montreal, QB

Mon Jun 08 1992, 7:05 PM EDT

Att. 11,132 - Dome - 70 F

livebaseballscorecards.com

AB	28
R	0
H	1
RBI	0
BB	4
SO	8
LOB	8

PITCHER		IP	WLS	BF	H	R	ER	SO	BB	IBB	HBP	BLK	WP	HR	S	P	ERA	WHIP
Ken Hill, R ERA: 2.48	(1, 1)	9.0	W	32	1	0	0	8	4	0	0	0	0	0	76	124	0.00	0.556

PITCHER	IP	WLS	BF	H	R	ER	SO	BB	IBB	HBP	BLK	WP	HR	S	P	ERA	WHIP

BOTTOM

New York Mets @ Montreal Expos

Olympic Stadium, Montreal, QB

Mon Jun 08 1992, 7:05 PM EDT

Att. 11,132 - Dome - 70 F

livebaseballscorecards.com

Batter	1	2	3	4	5	6	7	8	9	AB	R	H	RBI	BB	SO	LOB
Marquis Grissom, R (1, 8) OBP: 0.317, SLG: 0.392	B B C C X 2-2 G4-3 ①		B X 1-0 FC6-4 ① G6-4-3 1-2f		C X 0-1 F9 ②		B C X 1-1 G3 ③			4	0	0	0	0	0	1
Delino DeShields, L (1, 4) OBP: 0.339, SLG: 0.347	B S S C 1-3 K ②		C C 1 SAFE 1 SAFE F F F X 0-2 G6-4-3 ② ③ 1-2f		B X 1-0 G4-1 ③			B C C B B F X 3-2 1B S FC3-2 1B		4	0	1	0	0	1	1
Moises Alou, R (1, 7) OBP: 0.384, SLG: 0.557	B X 1-0 1B 1B			F B B X 2-1 G6-3 ①	X 0-0 F9 ①			B B X 2-0 FC3-2 S 1-3 1B 1B		4	1	2	0	0	0	0
Larry Walker, L (1, 9) OBP: 0.366, SLG: 0.541	F B 1 SAFE B X 2-1 1-2 1B			C X 0-1 1B 2B	F B X 1-1 FC6-4 1B			C S B B B B 4-2 1B FC3-2 1-2 1B BB		3	2	3	0	1	0	0
Tim Wallach, R (1, 5) OBP: 0.333, SLG: 0.366	B F X 1-1 F9 ③			X 0-0 F7 ②	1 SAFE C X 0-1 P4 ②			B S X 1-1 FC3-2 ① 1B 1-2 2-3 3-Hf 1B		4	0	0	0	0	0	7
Archi Cianfrocco, R (1, 3) OBP: 0.291, SLG: 0.455		B X 1-0 P6 ①	B C B B X 3-1 2B 2-H 1B		C 1 SAFE F P B 1 SAFE X 2-2 FC6-4 ③ 1-2f			B C S X 1-2 BB 1B WP 1-2 2-3 3-H 1B		4	2	2	2	0	0	1
Rick Cerone, R (1, 2) OBP: 0.395, SLG: 0.537		C B B X 2-1 G6-3 ②	X 0-0 2B 2-H 2B				B F B C X 2-2 F8 G4-3 2B	B X 1-0 WP BB 1-2 2-H 3-H 1B ②		4	1	3	2	0	0	0
Tom Foley, L (1, 6) OBP: 0.203, SLG: 0.182		X 0-0 G3 ③	X 0-0 G1-3 ③				X 0-0 F8 ① 2-3	B C S B B F B 4-2 WP 1-2 2-3 BB		3	0	0	0	1	0	2
Ken Hill, R (1, 1) OBP: 0.250, SLG: 0.304			B B C C X 2-1 E3 FC6-4		B B C C X 2-2 G4-3 ①		X 0-0 G4-3 ② 3-H	B X 1-0 F9 ③ 1-2 2-3 3-H		4	0	0	1	0	0	2
Inning Stats	R: 0 E: 0 K: 1 S: 11 H: 2 LOB: 2 BB: 0 P: 18	R: 0 E: 0 K: 0 S: 4 H: 0 LOB: 0 BB: 0 P: 7	R: 0 E: 1 K: 0 S: 9 H: 0 LOB: 0 BB: 0 P: 12	R: 2 E: 0 K: 0 S: 9 H: 3 LOB: 1 BB: 0 P: 14	R: 0 E: 0 K: 0 S: 6 H: 0 LOB: 0 BB: 0 P: 9	R: 0 E: 0 K: 0 S: 9 H: 1 LOB: 1 BB: 0 P: 11	R: 1 E: 0 K: 0 S: 7 H: 1 LOB: 0 BB: 0 P: 10	R: 3 E: 0 K: 0 S: 17 H: 4 LOB: 2 BB: 2 P: 34		1B: 8 2B: 3 3B: 0 HR: 0 SF: 0 SAC: 0 DP: 1 HBP: 0						

	AB	34
	R	6
	H	11
	RBI	5
	BB	2
	SO	1
	LOB	14

WP: 1 PB: 0 SB: 2 CS: 0 PA: 36

PITCHER		IP	WLS	BF	H	R	ER	SO	BB	IBB	HBP	BLK	WP	HR	S	P	ERA	WHIP
Anthony Young, R ERA: 4.66	(1, 1)	6.0	L	25	7	3	3	1	0	0	0	0	0	0	51	76	4.50	1.167
Wally Whitehurst, R ERA: 2.84	(7, 1)	1.0		3	0	0	0	0	0	0	0	0	0	0	4	5	0.00	0.000
Paul Gibson, L ERA: 5.54	(8, 1)	0.1		5	3	3	3	0	1	0	0	0	0	0	12	23	81.00	12.000
Tim Burke, R ERA: 5.74	(8, 1)	0.2		3	1	0	0	0	1	0	0	0	1	0	5	11	0.00	3.000

PITCHER	IP	WLS	BF	H	R	ER	SO	BB	IBB	HBP	BLK	WP	HR	S	P	ERA	WHIP

Batter	1	2	3	4	5	6	7	8	9	AB	R	H	RBI	BB	SO	LOB
Vince Coleman, S (1, 7) OBP: 0.417, SLG: 0.444	C B F B B X 3-2 G6-3 2B		B F B X 2-1 CS 1B 3-H		B C F F B X 2-2 HBP 2B 1B 1-2 2-3	X 0-0 ③ F7		B S X 1-1 ③ F7		5	1	3	1	0	0	2
Willie Randolph, R (1, 4) OBP: 0.361, SLG: 0.320 Dave Gallagher, R (9, PH) OBP: 0.333, SLG: 0.379 Dave Magadan, L (9, 5) OBP: 0.397, SLG: 0.374	L B 2 SAFE X 1-1 ① G6-3 2-3		1 SAFE 1 SAFE P C X 1-1 ② WP 1B 1-2		C C F B H 2-2 2B SF8 HBP 1-2 2-3 3-H		C B S B X 2-2 ① G3-1		F B X 1-1 ① F9	3 1 0	1 0 0	1 0 0	1 0 0	1 0 0	0 0 0	1 0 0
Howard Johnson, S (1, 8) OBP: 0.343, SLG: 0.352	B B F F B S 3-3 ② K		B S F X 1-2 ③ F8 1-2		B B X 2-0 1-3 2-H 3-H 2B		F B B C B F B 4-2 1B BB		S B F B X 2-2 2B 1B 2B	4	1	2	2	1	1	2
Eddie Murray, S (1, 3) OBP: 0.348, SLG: 0.431	X 0-0 ③ F8			B B B F X 3-1 ① L9	C B B X 2-1 ② SF8 3-H		B 1 SAFE X 1-0 ② 1B 1-3 1B		C C F B X 1-2 1B 2-3 2B	4	0	2	1	0	0	1
Bobby Bonilla, S (1, 9) OBP: 0.388, SLG: 0.425		B F F F C 1-3 ① K		X 0-0 ② L7	I I I I 4-0 IBB		S X 0-1 1-3 1B		I I I I 4-0 1B IBB	3	0	1	0	2	1	0
Bill Pecota, R (1, 5) OBP: 0.244, SLG: 0.215 Chico Walker, S (9, PH) OBP: 0.264, SLG: 0.318 (9, 4)		B C F F X 1-2 ② 1B		C B X 1-1 ③ L4	B B C C S 2-3 ③ K		F C S 0-3 ③ K		B B X 2-0 1-2 2-3 3-H 1B	4 1	0 0	1 1	0 1	0 0	2 0	4 0
Charlie O'Brien, R (1, 2) OBP: 0.319, SLG: 0.339 Mackey Sasser, L (9, PH) OBP: 0.250, SLG: 0.283 Todd Hundley, S (9, 2) OBP: 0.256, SLG: 0.310		B B C C X 2-2 ③ G5-3			B F B X 2-1 ① G5-3	B B B C F F S 3-3 ① K		C C B F B B X 3-2 CS 1B	B B X 2-0 ② F8	4 1 0	0 0 0	1 0 0	0 0 0	0 0 0	1 0 0	0 3 0
Dick Schofield, R (1, 6) OBP: 0.332, SLG: 0.308			B X 1-0 G2-3 1B 2B		B X 1-0 1B 1B HBP 1B	C C B X 1-2 ② G6-3		1 SAFE F B 1 SAFE 1 SAFE P B B 4-1 ① S BB 1-2	X 0-0 ③ G3	4	2	2	0	1	0	3
Dwight Gooden, R (1, 1) OBP: 0.310, SLG: 0.310 John Franco, L (8, 1)			C B L X 1-2 ① G2-3 2-3		1 SAFE L 1 SAFE F X 0-2 HBP 1B 1-2 2B 1B	B C B F B B X 3-2 1B		S S X 0-2 ② G5-3 1-2		4 0	1 0	2 0	0 0	0 0	0 0	2 0
Inning Stats	R: 0 H: 1 E: 0 LOB: 1 K: 1 BB: 0 S: 9 P: 16	R: 0 H: 1 E: 0 LOB: 0 K: 1 BB: 0 S: 11 P: 15	R: 1 H: 3 E: 0 LOB: 1 K: 0 BB: 0 S: 12 P: 17	R: 0 H: 0 E: 0 LOB: 0 K: 0 BB: 0 S: 5 P: 9	R: 4 H: 4 E: 0 LOB: 2 K: 1 BB: 1 S: 19 P: 36	R: 0 H: 1 E: 0 LOB: 1 K: 1 BB: 0 S: 11 P: 18	R: 0 H: 2 E: 0 LOB: 2 K: 1 BB: 1 S: 12 P: 19	R: 0 H: 1 E: 0 LOB: 1 K: 0 BB: 1 S: 11 P: 18	R: 1 H: 3 E: 0 LOB: 3 K: 0 BB: 1 S: 12 P: 24	1B: 11 SF: 1 2B: 5 SAC: 0 3B: 0 DP: 0 HR: 0 HBP: 1						

PITCHER		IP	WLS	BF	H	R	ER	SO	BB	IBB	HBP	BLK	WP	HR	S	P	ERA	WHIP
Jonathan Hurst, R ERA: 10.38	(1, 1)	4.1		20	8	5	5	2	0	0	1	0	1	0	50	77	10.38	1.846
Pete Young, R ERA:	(5, 1)	0.2		4	1	0	0	1	0	1	0	0	0	0	6	16	0.00	1.500
Bill Sampen, R ERA: 3.71	(6, 1)	2.0		9	3	0	0	2	1	0	0	0	0	0	23	37	0.00	2.000
Mel Rojas, R ERA: 1.52	(8, 1)	1.0		4	1	0	0	0	1	0	0	0	0	0	11	18	0.00	2.000
Jeff Fassero, L ERA: 3.53	(9, 1)	0.1	L	4	2	1	1	0	0	1	0	0	0	0	9	17	27.00	6.000

PITCHER		IP	WLS	BF	H	R	ER	SO	BB	IBB	HBP	BLK	WP	HR	S	P	ERA	WHIP
John Wetteland, R ERA: 4.91	(9, 1)	0.2		3	1	0	0	0	0	0	0	0	0	0	3	7	0.00	1.500

TOP

New York Mets @ Montreal Expos

Olympic Stadium, Montreal, QB

Tue Jun 09 1992, 7:05 PM EDT

Att. 12,581 - Dome - 70 F

livebaseballscorecards.com

AB	38
R	6
H	16
RBI	6
BB	4
SO	5
LOB	18

1B: 11	SF: 1	WP: 1	PA:	44
2B: 5	SAC: 0	PB: 0		
3B: 0	DP: 0	SB: 1		
HR: 0	HBP: 1	CS: 2		

BOTTOM

Batter	1	2	3	4	5	6	7	8	9	AB	R	H	RBI	BB	SO	LOB
Marquis Grissom, R (1, 8) OBP: 0.323, SLG: 0.403	2-0 S 2B		1-2 FC G4-6-3 1-2		3-2 ③ G5-3			1-1 G4-3 SF8 2B 1-H	4-0 G1-6-3 BB	4	1	2	1	1	0	1
Delino DeShields, L (1, 4) OBP: 0.336, SLG: 0.343	1-0 ① G1-3		0-1 ②③ G4-6-3 1-2f			3-1 1B		1-1 ① G4-3 2-3	0-1 ②③ G1-6-3 1-2f	5	0	1	0	0	0	6
Moises Alou, R (1, 7) OBP: 0.378, SLG: 0.549	2-3 ② K2-1-3 2-3			0-0 E 1B		0-1 ① F9		0-0 ② SF8 3-H		3	1	1	1	0	1	2
Larry Walker, L (1, 9) OBP: 0.364, SLG: 0.532	0-0 ③ G6-3			0-3 ① K		0-3 ② K		4-0 2B BB		3	1	0	0	1	2	3
Tim Wallach, R (1, 5) OBP: 0.332, SLG: 0.369		0-3 ① K		1-1 E6 1-H		1-1 ③ G5-3		1-2 1B 2B 1-H		4	1	1	2	0	1	1
Gary Carter, R (1, 2) OBP: 0.316, SLG: 0.380 Jeff Fassero, L (9, 1) John Wetteland, R (9, 1)		2-1 ② F8		2-0 ② L4			2-0 ① F7	0-0 1B 2-H		4 0 0	0 0 0	1 0 0	1 0 0	0 0 0	0 0 0	1 0 0
Archi Cianfrocco, R (1, 3) OBP: 0.281, SLG: 0.439		2-3 ③ K		0-2 ③ F9			1-3 ② K	3-1 ③ F8		4	0	0	0	0	2	2
Spike Owen, S (1, 6) OBP: 0.311, SLG: 0.415 Mel Rojas, R (8, 1) OBP: 0.333, SLG: 0.333 Rick Cerone, R (9, 2) OBP: 0.386, SLG: 0.524			4-1 FC5-6 BB		1-2 ① L7		0-1 ③ P3		0-0 ① G4-3	2 0 1	0 0 0	0 0 0	0 0 0	1 0 0	0 0 0	0 0 0
Jonathan Hurst, R (1, 1) Pete Young, R (5, 1) Matt Stairs, L (5, PH) OBP: 0.333, SLG: 0.222 Bill Sampen, R (6, 1) Tom Foley, L (8, 6) OBP: 0.217, SLG: 0.196 Darren Reed, R (9, PH) OBP: 0.231, SLG: 0.480 Bret Barberie, S (9, PR) OBP: 0.374, SLG: 0.267			0-0 ① FC5-6 E 1-2f		0-3 ② K			2-2 2B 1B	3-1 2B	1 0 1 0 1 1 0	0 0 0 0 1 0 0	0 0 0 0 1 0 0	0 0 0 0 0 0 0	0 0 0 0 0 0 0	0 0 0 0 0 0 0	1 0 0 0 0 0 0
Inning Stats	R: 0 E: 0 K: 1 S: 6 H: 1 LOB: 1 BB: 0 P: 11	R: 0 E: 0 K: 2 S: 8 H: 0 LOB: 0 BB: 0 P: 12	R: 0 E: 1 K: 0 S: 7 H: 0 LOB: 1 BB: 1 P: 12	R: 1 E: 2 K: 1 S: 11 H: 1 LOB: 1 BB: 0 P: 14	R: 0 E: 0 K: 1 S: 11 H: 0 LOB: 0 BB: 0 P: 15	R: 0 E: 0 K: 1 S: 9 H: 1 LOB: 1 BB: 0 P: 13	R: 0 E: 0 K: 1 S: 8 H: 0 LOB: 0 BB: 0 P: 11	R: 4 E: 0 K: 0 S: 16 H: 4 LOB: 1 BB: 1 P: 28	R: 0 E: 0 K: 0 S: 5 H: 1 LOB: 1 BB: 1 P: 12	1B: 4 2B: 4 3B: 0 HR: 0	SF: 1 SAC: 0 DP: 2 HBP: 0					

PITCHER		IP	WLS	BF	H	R	ER	SO	BB	IBB	HBP	BLK	WP	HR	S	P	ERA	WHIP
Dwight Gooden, R ERA: 3.91	(1, 1)	7.2		31	5	4	3	7	2	0	0	0	0	0	70	106	3.52	0.913
John Franco, L ERA: 0.55	(8, 1)	1.1	W	7	3	1	1	0	1	0	0	0	0	0	11	22	6.75	3.000

PITCHER	IP	WLS	BF	H	R	ER	SO	BB	IBB	HBP	BLK	WP	HR	S	P	ERA	WHIP

New York Mets @ Montreal Expos

Olympic Stadium, Montreal, QB

Tue Jun 09 1992, 7:05 PM EDT

Att. 12,581 - Dome - 70 F

livebaseballscorecards.com

AB	34
R	5
H	8
RBI	5
BB	3
SO	7
LOB	17

WP: 0 PB: 0 SB: 1 CS: 0 PA: 38

Batter	1	2	3	4	5	6	7	8	9	AB	R	H	RBI	BB	SO	LOB
Vince Coleman, S (1, 7) OBP: 0.431, SLG: 0.448	C C F H 1-2 F9 S HBP	B B S X 2-1 ③ FC6 1-2f			C C B B X 2-2 S 1B 1B		B B C F S 2-3 ② K		C X 0-1 DI S 1B	4	1	2	0	0	1	3
Dave Magadan, L (1, 5) OBP: 0.402, SLG: 0.382	B C 1 SAFE B B X 3-1 ① F7 1-2		C B X 1-1 ① L9		1 SAFE C B B F F X 2-2 1-H 1B		B C B X 2-1 2B		B S B B B 4-1 1-2 BB	4	0	2	1	1	0	1
Howard Johnson, S (1, 8) OBP: 0.336, SLG: 0.343	B X 1-0 ② F9 2-3		B B C X 2-1 ② L4		F B B B X 3-1 ③ L9		S F F B B C 2-3 ③ K		C S S 0-3 ② K 2-3	5	0	0	0	0	2	5
Eddie Murray, S (1, 3) OBP: 0.340, SLG: 0.421	C B B F F F X 2-2 ③ F9		B B C C B S 3-3 ③ K			F X 0-1 ① G4-3		B B X 2-0 ① F8	B X 1-0 ③ G5-3	5	0	0	0	0	1	3
Bobby Bonilla, S (1, 9) OBP: 0.393, SLG: 0.443 Dave Gallagher, R (8, 9) OBP: 0.333, SLG: 0.379		C B B B C B 4-2 F8 S BB		C B B B C C 3-3 ① K		B X 1-0 1B 1B		S B F X 1-2 HR		3 0	1 0	2 0	1 0	1 0	1 0	0 0
Chico Walker, S (1, 4) OBP: 0.263, SLG: 0.314		B B B C 1 SAFE F C 3-3 ① K 1-2		F B B B F C 3-3 ② K		C C X 0-2 1-2 1B		X 0-0 ② G4-3		4	0	1	0	0	2	1
Dick Schofield, R (1, 6) OBP: 0.335, SLG: 0.314		B B S B C B 4-2 BB BB		F X 0-1 ③ F7		X 0-0 ② L8		B X 1-0 2B		3	0	1	0	1	0	2
Todd Hundley, S (1, 2) OBP: 0.252, SLG: 0.305 Paul Gibson, R (5, 1) Wally Whitehurst, R (5, 1) OBP: 0.333, SLG: 0.400 Daryl Boston, L (6, PH) OBP: 0.320, SLG: 0.397 Jeff Innis, R (6, 1) Bill Pecota, R (8, PH) OBP: 0.241, SLG: 0.213 Lee Guetterman, L (8, 1)		C X 0-1 ② F8 2-3			C B X 1-1 ① G4-3	S B S X 1-2 ③ P5		X 0-0 ③ G4-3		2 0 0 1 0 1 0	0 0 0 0 0 0 0	0 0 0 0 0 0 0	0 0 0 0 0 0 0	0 0 0 0 0 0 0	0 0 0 2 0 0 1	2 0 0 0 0 1 0
David Cone, L (1, 1) OBP: 0.147, SLG: 0.065 Mackey Sasser, L (5, PH) OBP: 0.235, SLG: 0.265 (5, 2)		B 1 SAFE B B B 4-0 FC6 1-2 BB			B C B C X 2-2 ② G4-3		F F X 0-2 ① G3		X 0-0 ① G3	0 3	0 0	0 0	0 0	1 0	0 0	0 0
Inning Stats	R: 0 E: 0 K: 0 S: 11 H: 0 LOB: 1 BB: 0 P: 18	R: 0 E: 0 K: 1 S: 11 H: 0 LOB: 3 BB: 3 P: 28	R: 0 E: 0 K: 1 S: 7 H: 0 LOB: 0 BB: 0 P: 13	R: 0 E: 0 K: 2 S: 8 H: 0 LOB: 0 BB: 0 P: 14	R: 1 E: 0 K: 0 S: 14 H: 2 LOB: 1 BB: 0 P: 24	R: 0 E: 0 K: 0 S: 10 H: 2 LOB: 2 BB: 0 P: 12	R: 0 E: 0 K: 2 S: 12 H: 1 LOB: 1 BB: 0 P: 18	R: 1 E: 0 K: 0 S: 7 H: 2 LOB: 1 BB: 0 P: 11	R: 0 E: 0 K: 1 S: 8 H: 1 LOB: 2 BB: 1 P: 13	1B: 5 2B: 2 3B: 0 HR: 1 SF: 0 SAC: 0 DP: 0 HBP: 1						

PITCHER		IP	W/L/S	BF	H	R	ER	SO	BB	IBB	HBP	BLK	WP	HR	S	P	ERA	WHIP
Mark Gardner, R ERA: 3.73	(1, 1)	5.0	W	21	2	1	1	4	3	0	1	0	0	0	51	97	1.80	1.000
Mel Rojas, R ERA: 1.67	(6, 1)	2.2		13	5	1	1	2	0	0	0	0	0	1	28	40	3.38	1.875
Jeff Fassero, L ERA: 3.41	(8, 1)	1.1		6	1	0	0	1	1	0	0	0	0	0	9	14	0.00	1.500

PITCHER	IP	W/L/S	BF	H	R	ER	SO	BB	IBB	HBP	BLK	WP	HR	S	P	ERA	WHIP

TOP

New York Mets @ Montreal Expos

Olympic Stadium, Montreal, QB

Wed Jun 10 1992, 7:05 PM EDT
Att. 11,839 - Dome - 70 F

livebaseballscorecards.com

AB	35
R	2
H	8
RBI	2
BB	4
SO	7
LOB	20

1B: 5	SF: 0	WP: 0	PA: 40
2B: 2	SAC: 0	PB: 0	
3B: 0	DP: 0	SB: 4	
HR: 1	HBP: 1	CS: 0	

BOTTOM

Batter	1	2	3	4	5	6	7	8	9	AB	R	H	RBI	BB	SO	LOB
Marquis Grissom, R (1, 8) OBP: 0.325, SLG: 0.407	1-2 E5 BLK S 1B	3-3 ② K 1-2		X 0-0 1B E 2B	1 SAFE B 1 SAFE X 2-0 ③ P3 1-2		C B F X 1-2 E5 1B			5	2	2	0	0	1	2
Delino DeShields, L (1, 4) OBP: 0.342, SLG: 0.346	B 1 SAFE 4-0 E 1B FC1-4-6 1-3 BB	C B F S 2-3 ③ K		X 0-0 F8 S 2-3 1B		C C B X 1-2 S 1B 1B	B C B X 2-1 ② F7			4	2	2	0	1	1	2
Moises Alou, R (1, 7) OBP: 0.379, SLG: 0.535	B 1 SAFE X 1-1 FC1-4-6 1-2 3-H 1B	B S C B B S 3-3 ① K	B 1 SAFE 1 SAFE 1 SAFE C 2 SAFE B B B 2 SAFE 3-3 F S ① K 1-2 3-H			1 SAFE B B B B 4-0 1B 1-2 BB	X 0-0 ③ G6-3			4	1	1	1	1	2	2
Larry Walker, L (1, 9) OBP: 0.365, SLG: 0.528	X 0-0 ① F7	B X 1-0 1B HBP 1B	C F B F B B X 3-2 F8 2-3			X 0-0 1B 1B 1-2 2-H 1B		C X 0-1 ① F9		5	2	2	1	0	0	3
Tim Wallach, R (1, 3) OBP: 0.338, SLG: 0.375	F 1 SAFE F X 0-2 ② FC1-4-6 HBP 1-2f 2-H	F 1 SAFE B 1 SAFE X 1-1 HBP BB 1-3 1B	B S X 1-1 ③ G5-3			B F X 1-1 1B 1-3 2-H 1B		B B X 2-0 1B		5	0	3	2	0	0	2
Gary Carter, R (1, 2) OBP: 0.333, SLG: 0.382	F S B H 2-2 1-2 HBP	B B B 4-0 HBP 1-2 BB			F S B B F F B B 4-2 E BB	B 1 SAFE F B B F X 3-2 G4-6-3 1-2 3-H 1B		B B X 2-0 ② F7		2	1	1	1	2	0	1
Bret Barberie, S (1, 5) OBP: 0.368, SLG: 0.257	B S X 1-1 ③ G3-1	B F S F H 2-2 1-2 2-3 3-H HBP			B 1 SAFE B C F B X 3-2 ① F7	F F C 0-3 ① K		B F X 1-1 ③ G6-3		4	0	0	1	0	1	6
Spike Owen, S (1, 6) OBP: 0.315, SLG: 0.424		X 0-0 S 1B	B B B C X 3-1 ② P2		C B P X 2-1 E8 1-H FC6-2 2B	C B X 1-1 ② ③ G4-6-3 1-2f				4	0	2	1	0	0	5
Mark Gardner, R (1, 1) OBP: 0.136, SLG: 0.136 Darren Reed, R (5, PH) OBP: 0.231, SLG: 0.480 Steve Lyons, L (5, PH) OBP: 0.200, SLG: 0.250 Mel Rojas, R (6, 1) OBP: 0.250, SLG: 0.250 Jeff Fassero, L (8, 1)		M L B 1 SAFE B B C 3-3 ① K	B S F S 1-3 ③ K		F S B B F X 2-2 ② FC6-2 CS 3-H		X 0-0 ① G6-3			2 0 1 1 0	0 0 0 0 0	0 0 0 0 0	0 0 0 0 0	0 0 0 0 0	2 0 0 0 0	4 0 1 0 0
Inning Stats	R: 2 E: 2 K: 0 S: 14 H: 1 LOB: 2 BB: 1 P: 23	R: 0 E: 0 K: 3 S: 10 H: 1 LOB: 1 BB: 0 P: 18	R: 1 E: 0 K: 2 S: 14 H: 2 LOB: 3 BB: 1 P: 29	R: 1 E: 0 K: 1 S: 11 H: 2 LOB: 1 BB: 0 P: 18	R: 1 E: 1 K: 0 S: 15 H: 1 LOB: 1 BB: 1 P: 27	R: 3 E: 0 K: 1 S: 14 H: 4 LOB: 1 BB: 1 P: 24	R: 0 E: 1 K: 0 S: 7 H: 1 LOB: 1 BB: 0 P: 10	R: 0 E: 0 K: 0 S: 6 H: 1 LOB: 1 BB: 0 P: 11		1B: 11 2B: 2 3B: 0 HR: 0	SF: 0 SAC: 0 DP: 1 HBP: 2			WP: 0 PB: 0 SB: 4 CS: 1	PA: 43	

PITCHER		IP	WLS	BF	H	R	ER	SO	BB	IBB	HBP	BLK	WP	HR	S	P	ERA	WHIP
David Cone, R ERA: 2.57	(1, 1)	4.0	L	23	6	4	2	6	2	0	2	1	0	0	49	88	4.50	2.000
Paul Gibson, L ERA: 5.81	(5, 1)	0.1		3	1	1	1	0	1	0	0	0	0	0	10	18	27.00	6.000
Wally Whitehurst, R ERA: 2.78	(5, 1)	0.2		2	0	0	0	0	0	0	0	0	0	0	5	9	0.00	0.000
Jeff Innis, R ERA: 3.82	(6, 1)	2.0		11	5	3	3	1	1	0	0	0	0	0	21	34	13.50	3.000
Lee Guetterman, L ERA: 9.13	(8, 1)	1.0		4	1	0	0	0	0	0	0	0	0	0	6	11	0.00	1.000

PITCHER	IP	WLS	BF	H	R	ER	SO	BB	IBB	HBP	BLK	WP	HR	S	P	ERA	WHIP

New York Mets @ Montreal Expos

Olympic Stadium, Montreal, QB

Wed Jun 10 1992, 7:05 PM EDT

Att. 11,839 - Dome - 70 F

livebaseballscorecards.com

AB	37
R	8
H	13
RBI	7
BB	4
SO	7
LOB	28

Batter	1	2	3	4	5	6	7	8	9	AB	R	H	RBI	BB	SO	LOB
Marquis Grissom, R (1, 8) OBP: 0.324, SLG: 0.406	B B F C C 2-3 ① K		B X 1-0 2-H 1B		B F B X 2-1 ② SF8 1-2 2-3 3-H		C B X 1-1 ② ③ L4 2-3			3	0	1	2	0	1	1
Delino DeShields, L (1, 4) OBP: 0.344, SLG: 0.346	C B F C 1-3 ② K		1 SAFE 1 SAFE B X 1-0 ③ L6		B B B I 4-0 IBB			S B F X 1-2 G1-6-3 1B		3	0	1	0	1	1	1
Ivan Calderon, R (1, 7) OBP: 0.239, SLG: 0.388	C B C B C 2-3 ③ K			B F X 1-1 ① G1-3	F B B X 2-1 ③ L9			1 SAFE F 1 SAFE F X 0-2 ① ② G1-6-3 1-2f		4	0	0	0	0	1	4
Larry Walker, L (1, 9) OBP: 0.363, SLG: 0.522		F B X 1-1 ① G1-3		B B X 2-0 G6-4-3 1B		X 0-0 ① F8		S X 0-1 ③ F8		4	0	1	0	0	0	0
Tim Wallach, R (1, 5) OBP: 0.332, SLG: 0.367		B B C F B X 3-2 ② L8		1 SAFE X 0-0 ② ③ G6-4-3 1-2f		C B B X 2-1 ② G4-3			B F C B F S 2-3 ① K	4	0	0	0	0	1	1
Gary Carter, R (1, 2) OBP: 0.345, SLG: 0.417		B B X 2-0 ③ G1-3			B B C B F X 3-2 1B SF8 2B	C B B F F F X 2-2 2B			B F B F B X 3-2 2B	4	1	3	0	0	0	0
Archi Cianfrocco, R (1, 3) OBP: 0.288, SLG: 0.436			C C B B B B 4-2 G6-3 1B BB		X 0-0 SF8 BB 2-3 1B	X 0-0 ③ L1			B F F S 1-3 ② K	3	1	1	0	1	1	2
Spike Owen, S (1, 6) OBP: 0.326, SLG: 0.421			B 1 SAFE X 1-0 ① G6-3 1-2		C B B B F F 1 SAFE B 4-2 SF8 1-2 BB		B B B C F B 4-2 L4 SH1-4 BB		B C B B B 4-1 BB	1	0	0	0	3	0	1
Dennis Martinez, R (1, 1) OBP: 0.233, SLG: 0.233 John Vander Wal, L (9, PH) OBP: 0.329, SLG: 0.318			S C B F F F B S 2-3 ② K		B X 1-0 ① L6		X 0-0 ① SH1-4 1-2		B C S S S 1-3 ③ K	2 1	0 0	0 0	0 0	0 0	1 1	4 2
Inning Stats	R: 0 E: 0 K: 3 S: 9 H: 0 LOB: 0 BB: 0 P: 14	R: 0 E: 0 K: 0 S: 6 H: 0 LOB: 0 BB: 0 P: 12	R: 1 E: 0 K: 1 S: 11 H: 1 LOB: 1 BB: 1 P: 20	R: 0 E: 0 K: 0 S: 4 H: 1 LOB: 0 BB: 0 P: 7	R: 1 E: 0 K: 0 S: 12 H: 2 LOB: 3 BB: 2 P: 28	R: 0 E: 0 K: 0 S: 9 H: 1 LOB: 1 BB: 0 P: 13	R: 0 E: 0 K: 0 S: 5 H: 0 LOB: 0 BB: 1 P: 10	R: 0 E: 0 K: 0 S: 8 H: 1 LOB: 0 BB: 0 P: 9	R: 0 E: 0 K: 3 S: 14 H: 1 LOB: 2 BB: 1 P: 25	1B: 4 2B: 4 3B: 0 HR: 0 SF: 1 SAC: 1 DP: 3 HBP: 0						

PITCHER		IP	WLS	BF	H	R	ER	SO	BB	IBB	HBP	BLK	WP	HR	S	P	ERA	WHIP
Mike Morgan, R ERA: 3.29	(1, 1)	7.0		28	5	2	2	4	3	1	0	0	0	0	56	104	2.57	1.143
Chuck McElroy, L ERA: 2.51	(8, 1)	1.2	W	7	2	0	0	2	1	0	0	0	0	0	19	30	0.00	1.800
Jim Bullinger, R ERA: 4.76	(9, 1)	0.1	S	1	0	0	0	1	0	0	0	0	0	0	3	4	0.00	0.000

PITCHER	IP	WLS	BF	H	R	ER	SO	BB	IBB	HBP	BLK	WP	HR	S	P	ERA	WHIP

TOP

Montreal Expos @ Chicago Cubs

Wrigley Field, Chicago, IL

Fri Jun 12 1992, 3:33 AM CDT

Att. 33,483 - Sunny - 74 F

livebaseballscorecards.com

AB	29
R	2
H	7
RBI	2
BB	5
SO	7
LOB	16

WP: 0 PB: 0 SB: 0 CS: 0 PA: 36

Montreal Expos @ Chicago Cubs

Wrigley Field, Chicago, IL

Fri Jun 12 1992, 3:33 AM CDT

Att. 33,483 - Sunny - 74 F

livebaseballscorecards.com

Batter	1	2	3	4	5	6	7	8	9	AB	R	H	RBI	BB	SO	LOB
Jose Vizcaino, S (1, 6) OBP: 0.234, SLG: 0.264	G3		G6-3		HBP 1B		CS	SH1-4 23 FC5-2-5-1 2B		4	0	2	0	0	0	0
Sammy Sosa, R (1, 8) OBP: 0.301, SLG: 0.350	G5-3			HR BB	HBP			SH1-4		1	1	0	0	1	0	0
Doug Dascenzo, S (6, 8) OBP: 0.312, SLG: 0.301										0	0	0	0	0	0	0
23 Ryne Sandberg, R (1, 4) OBP: 0.365, SLG: 0.463	CS 1B			L9	F9			FC5-2-5-1 HR		4	1	1	0	0	0	5
Andre Dawson, R (1, 9) OBP: 0.332, SLG: 0.495	CS	S BB		HR		P3		HR IBB		2	2	1	2	2	0	0
Derrick May, L (1, 7) OBP: 0.267, SLG: 0.281		K		G6-4-3 1B		G4-3		HR		4	1	2	3	0	1	1
Luis Salazar, R (1, 3) OBP: 0.217, SLG: 0.241		F8		G6-4-3		K		K		4	0	0	0	0	2	2
Joe Girardi, R (1, 2) OBP: 0.347, SLG: 0.311		K			G1-3		FC1-6 1B			3	0	1	0	0	1	1
Gary Scott, R (1, 5) OBP: 0.185, SLG: 0.195			B5-3		P6		K			3	0	0	0	0	1	1
Mike Morgan, R (1, 1) OBP: 0.167, SLG: 0.138			K		HBP 1B		FC1-6 CS			2	0	1	0	0	1	0
Dwight Smith, L (7, PH) OBP: 0.279, SLG: 0.305										1	0	0	0	0	0	1
Chuck McElroy, L (8, 1) OBP: 0.750, SLG: 1.500										0	0	0	0	0	0	0
Jim Bullinger, R (9, 1) OBP: 1.000, SLG: 4.000										0	0	0	0	0	0	0
Inning Stats	R: 0 E: 0 K: 0 S: 7 H: 1 LOB: 0 BB: 0 P: 11	R: 0 E: 0 K: 2 S: 8 H: 0 LOB: 1 BB: 1 P: 18	R: 0 E: 0 K: 1 S: 6 H: 0 LOB: 0 BB: 0 P: 8	R: 2 E: 0 K: 0 S: 8 H: 2 LOB: 0 BB: 1 P: 14	R: 0 E: 0 K: 0 S: 14 H: 2 LOB: 3 BB: 0 P: 20	R: 0 E: 0 K: 1 S: 6 H: 0 LOB: 0 BB: 0 P: 10	R: 0 E: 0 K: 1 S: 9 H: 1 LOB: 0 BB: 0 P: 14	R: 3 E: 0 K: 1 S: 10 H: 2 LOB: 0 BB: 1 P: 19		1B: 5 2B: 1 3B: 0 HR: 2	SF: 0 SAC: 1 DP: 1 HBP: 1						

PITCHER	IP	WLS	BF	H	R	ER	SO	BB	IBB	HBP	BLK	WP	HR	S	P	ERA	WHIP
Dennis Martinez, R (1, 1) ERA: 2.34	8.0	L	33	8	5	5	6	2	1	1	0	0	2	68	114	5.62	1.250

PITCHER	IP	WLS	BF	H	R	ER	SO	BB	IBB	HBP	BLK	WP	HR	S	P	ERA	WHIP

AB	28
R	5
H	8
RBI	5
BB	3
SO	6
LOB	11

WP: 0 PB: 0 SB: 1 CS: 2 PA: 35

Batter	1	2	3	4	5	6	7	8	9	AB	R	H	RBI	BB	SO	LOB
Marquis Grissom, R (1, 8) OBP: 0.319, SLG: 0.399	C X 0-1 ① G5-3		B F S X 1-2 ② L5		C F S 0-3 ③ K2-3		C X 0-1 ③ G4-3			4	0	0	0	0	1	3
Delino DeShields, L (1, 4) OBP: 0.339, SLG: 0.339	B X 1-0 ② G4-3		B C S F B S 2-3 ③ K			X 0-0 ① B5-3		F B F B X 2-2 ① F8		4	0	0	0	0	1	1
Ivan Calderon, R (1, 7) OBP: 0.239, SLG: 0.393	B X 1-0 ③ G1-3			B S B B X 3-1 ① F9		X 0-0 HR 2B		L F F X 0-2 ② F7		4	1	1	0	0	0	0
Larry Walker, L (1, 9) OBP: 0.361, SLG: 0.532		C X 0-1 ① G4-3		F B B X 2-1 ② P2		X 0-0 2-H HR		S S S 0-3 ③ K		4	1	1	2	0	1	0
Tim Wallach, R (1, 5) OBP: 0.330, SLG: 0.365		B B X 2-0 1B		B B C X 2-1 ③ G6-3		B X 1-0 ② F8			C B B S S 2-3 ① K	4	0	1	0	0	1	0
Gary Carter, R (1, 2) OBP: 0.336, SLG: 0.405		B 1 SAFE C X 1-1 ② L5			F B C B X 2-2 ① G5-3	B S X 1-1 ③ F8			B F F X 1-2 ② G6-3	4	0	0	0	0	0	1
Archi Cianfrocco, R (1, 3) OBP: 0.295, SLG: 0.438 Moises Alou, R (9, PR) OBP: 0.379, SLG: 0.535		B F S F 1 SAFE S 1-3 ③ K			C F S 0-3 ② K		X 0-0 G4-3 SH3 1B		B C S X 1-2 1B	4 0	0 0	2 0	0 0	0 0	2 0	1 0
Spike Owen, S (1, 6) OBP: 0.331, SLG: 0.432			C C X 0-2 SH3 1B		B B C B X 3-1 2B 2B		X 0-0 ① SH3 1-2		B 1 SAFE C X 1-1 ③ G3	3	1	2	0	0	0	1
Chris Nabholz, L (1, 1) OBP: 0.120, SLG: 0.200 Mel Rojas, R (6, 1) OBP: 0.250, SLG: 0.250 John Vander Wal, L (7, PH) OBP: 0.325, SLG: 0.313 Jeff Fassero, L (7, 1)			C X 0-1 ① SH3 1-2		F X 0-1 2-H 2B		B B X 2-0 ② G4-3 2-3			1 0 1 0	0 0 0 0	1 0 0 0	1 0 0 0	0 0 0 0	0 0 0 0	0 0 1 0
Inning Stats	R: 0 E: 0 K: 0 S: 4 H: 0 LOB: 0 BB: 0 P: 6	R: 0 E: 0 K: 1 S: 9 H: 1 LOB: 1 BB: 0 P: 13	R: 0 E: 0 K: 1 S: 12 H: 1 LOB: 1 BB: 0 P: 15	R: 0 E: 0 K: 0 S: 6 H: 0 LOB: 0 BB: 0 P: 13	R: 1 E: 0 K: 2 S: 13 H: 2 LOB: 1 BB: 0 P: 18	R: 2 E: 0 K: 0 S: 6 H: 2 LOB: 0 BB: 0 P: 8	R: 0 E: 0 K: 0 S: 5 H: 1 LOB: 1 BB: 0 P: 7	R: 0 E: 0 K: 1 S: 10 H: 0 LOB: 0 BB: 0 P: 12	R: 0 E: 0 K: 1 S: 11 H: 1 LOB: 1 BB: 0 P: 16	1B: 4 2B: 3 3B: 0 HR: 1 SF: 0 SAC: 2 DP: 0 HBP: 0						

PITCHER		IP	WLS	BF	H	R	ER	SO	BB	IBB	HBP	BLK	WP	HR	S	P	ERA	WHIP
Frank Castillo, R ERA: 3.15	(1, 1)	6.0	W	24	6	3	3	4	0	0	0	0	0	1	50	73	4.50	1.000
Bob Scanlan, R ERA: 2.14	(7, 1)	1.0		4	1	0	0	0	0	0	0	0	0	0	5	7	0.00	1.000
Paul Assenmacher, L ERA: 1.8	(8, 1)	1.0		3	0	0	0	1	0	0	0	0	0	0	10	12	0.00	0.000
Jim Bullinger, R ERA: 4.38	(9, 1)	1.0	S	4	1	0	0	1	0	0	0	0	0	0	11	16	0.00	1.000

PITCHER		IP	WLS	BF	H	R	ER	SO	BB	IBB	HBP	BLK	WP	HR	S	P	ERA	WHIP

TOP

Montreal Expos @ Chicago Cubs

Wrigley Field, Chicago, IL

Sat Jun 13 1992, 7:05 PM CDT

Att. 32,857 - Sunny - 83 F

livebaseballscorecards.com

AB	33
R	3
H	8
RBI	3
BB	0
SO	6
LOB	8

PA: 35

WP: 0
PB: 0
SB: 0
CS: 0

Batter	1	2	3	4	5	6	7	8	9	AB	R	H	RBI	BB	SO	LOB
Jose Vizcaino, S (1, 6) OBP: 0.235, SLG: 0.264	C B X 1-1 F7 ①		B X 1-0 1B 2B 1B ③	X 0-0 G6-3			C B B X 2-1 G4-3 ①			4	1	1	0	0	0	0
Doug Dascenzo, S (1, 8) OBP: 0.309, SLG: 0.299	B B B C C X 3-2 G6-3 ②		1 SAFE X 0-0 2B 1B 1-2 1B		X 0-0 B1-3 ①		X 0-0 G6-3 ②			4	1	1	0	0	0	0
23 Ryne Sandberg, R (1, 4) OBP: 0.360, SLG: 0.455	C X 0-1 G6-3 ③		B F S B F S 2-3 K ①		B X 1-0 L1 ②		S B X 1-1 G4-1 ③			4	0	0	0	0	1	2
Andre Dawson, R (1, 9) OBP: 0.330, SLG: 0.495		B F C S 1-3 K ①	F B X 1-1 1B 1-3 2-H 2B		B F X 1-1 G4-3 ③			X 0-0 G6-3 ①		4	0	1	1	0	1	0
Luis Salazar, R (1, 3) OBP: 0.244, SLG: 0.255		L B X 1-1 E S 1B 1B	X 0-0 FC5-4 2-3 3-H 1B			B B B B 4-0 FC1-6 BB		B B F F F B B 4-2 FC1-6 BB		2	1	2	1	2	0	0
Jerome Walton, R (1, 7) OBP: 0.277, SLG: 0.167		B B 1 SAFE 1 SAFE B C S S S 3-3 K ② 1-3	1 SAFE S F C 0-3 K ②			1 SAFE B B 1 SAFE X 2-0 FC1-6 ① 1-2f 2B		1 SAFE B 1 SAFE P F X 2-1 FC1-6 E S ② 1-2f		4	1	0	0	0	2	5
Hector Villanueva, R (1, 2) OBP: 0.198, SLG: 0.193		B B B B 4-0 1B BB	X 0-0 FC5-4 ③ 1-2f			X 0-0 P3 ②		B B X 2-0 G5-3 ③ 1-3		3	0	0	0	1	0	4
Gary Scott, R (1, 5) OBP: 0.202, SLG: 0.225		X 0-0 1-2 3-H 1B	C X 0-1 G5-3 ①			1 SAFE B B X 2-0 1-H 2B				3	0	2	2	0	0	0
Frank Castillo, R (1, 1) OBP: 0.040, SLG: 0.040		B S C S S 1-3 K ③	F F S 0-3 K ②			S F B B X 2-2 G6-3 ③				2	0	0	0	0	2	2
Doug Strange, S (6, PH) OBP: 0.250, SLG: 0.232										1	0	0	0	0	0	1
Bob Scanlan, R (7, 1)										0	0	0	0	0	0	0
Paul Assenmacher, L (8, 1)										0	0	0	0	0	0	0
Jim Bullinger, R (9, 1) OBP: 1.000, SLG: 4.000										0	0	0	0	0	0	0
Inning Stats	R: 0 E: 0 K: 0 S: 7 H: 0 LOB: 0 BB: 0 P: 11	R: 1 E: 0 K: 3 S: 12 H: 2 LOB: 2 BB: 1 P: 22	R: 2 E: 0 K: 2 S: 13 H: 4 LOB: 2 BB: 0 P: 17	R: 0 E: 0 K: 1 S: 6 H: 0 LOB: 0 BB: 0 P: 6	R: 0 E: 0 K: 0 S: 4 H: 0 LOB: 0 BB: 0 P: 6	R: 1 E: 0 K: 0 S: 6 H: 1 LOB: 1 BB: 1 P: 16	R: 0 E: 0 K: 0 S: 5 H: 0 LOB: 0 BB: 0 P: 8	R: 0 E: 0 K: 0 S: 8 H: 0 LOB: 1 BB: 1 P: 15		1B: 5 2B: 2 3B: 0 HR: 0	SF: 0 SAC: 0 DP: 0 HBP: 0					

BOTTOM

Montreal Expos @ Chicago Cubs

Wrigley Field, Chicago, IL

Sat Jun 13 1992, 7:05 PM CDT

Att. 32,857 - Sunny - 83 F

livebaseballscorecards.com

AB	31
R	4
H	7
RBI	4
BB	3
SO	6
LOB	14

WP: 0 PB: 0 SB: 2 CS: 0 PA: 34

PITCHER		IP	WLS	BF	H	R	ER	SO	BB	IBB	HBP	BLK	WP	HR	S	P	ERA	WHIP
Chris Nabholz, L ERA: 4.16	(1, 1)	5.2	L	26	7	4	4	6	2	0	0	0	0	0	45	73	6.35	1.588
Mel Rojas, R ERA: 1.65	(6, 1)	0.1		1	0	0	0	0	0	0	0	0	0	0	3	5	0.00	0.000
Jeff Fassero, L ERA: 3.23	(7, 1)	2.0		7	0	0	0	0	1	0	0	0	0	0	13	23	0.00	0.500

PITCHER	IP	WLS	BF	H	R	ER	SO	BB	IBB	HBP	BLK	WP	HR	S	P	ERA	WHIP

Batter	1	2	3	4	5	6	7	8	9	AB	R	H	RBI	BB	SO	LOB
Marquis Grissom, R (1, 8) OBP: 0.321, SLG: 0.409	G4-3		FC6-4 S 1-2f			1B 3B		1B 1B		4	1	2	0	0	0	1
Delino DeShields, L (1, 4) OBP: 0.349, SLG: 0.345	CS BB		1 SAFE 1 SAFE 2 SAFE G4-3 1-2 BB			E 3-H 1B		1 SAFE 1B 1-2		2	0	2	1	2	0	0
Moises Alou, R (1, 7) OBP: 0.374, SLG: 0.533	1 SAFE 1 SAFE 2B 1-2		G4-3 1-2f			E5 G6-4-3 1-2		F8 2-3		4	0	1	0	0	0	5
Larry Walker, L (1, 9) OBP: 0.354, SLG: 0.521	K			G2-3		F8		G4-3		4	0	0	0	0	1	5
Tim Wallach, R (1, 5) OBP: 0.325, SLG: 0.358		G6-3		F9		G6-4-3 1-2f			P2	4	0	0	0	0	0	2
Archi Cianfrocco, R (1, 3) OBP: 0.286, SLG: 0.424		K		P3			K		K	4	0	0	0	0	3	0
Spike Owen, S (1, 6) OBP: 0.330, SLG: 0.424		BB			F8		F9		G4-3	3	0	0	0	1	0	0
Rick Cerone, R (1, 2) OBP: 0.362, SLG: 0.489		F9			G5-3		G6-3			3	0	0	0	0	0	1
Ken Hill, R (1, 1) OBP: 0.280, SLG: 0.304			FC6-4 BB		G6-3			G4-3		0	0	0	0	1	0	0
Pete Young, R (3, 1)										0	0	0	0	0	0	0
Darren Reed, R (5, PH) OBP: 0.222, SLG: 0.462										1	0	0	0	0	0	0
Bill Sampen, R (5, 1)										0	0	0	0	0	0	0
Bret Barberie, S (8, PH) OBP: 0.365, SLG: 0.255										1	0	0	0	0	0	0
John Wetteland, R (8, 1)										0	0	0	0	0	0	0
Inning Stats	R: 0 E: 0 K: 1 S: 19 H: 1 LOB: 1 BB: 1 P: 28	R: 0 E: 0 K: 1 S: 12 H: 0 LOB: 1 BB: 1 P: 19	R: 0 E: 0 K: 0 S: 5 H: 0 LOB: 1 BB: 2 P: 14	R: 0 E: 0 K: 0 S: 6 H: 0 LOB: 0 BB: 0 P: 9	R: 0 E: 0 K: 0 S: 6 H: 0 LOB: 0 BB: 0 P: 11	R: 1 E: 1 K: 0 S: 10 H: 2 LOB: 1 BB: 0 P: 16	R: 0 E: 0 K: 1 S: 9 H: 0 LOB: 0 BB: 0 P: 14	R: 0 E: 0 K: 0 S: 7 H: 2 LOB: 2 BB: 0 P: 10	R: 0 E: 0 K: 1 S: 7 H: 0 LOB: 0 BB: 0 P: 9	1B: 3 2B: 1 3B: 1 HR: 0	SF: 0 SAC: 0 DP: 2 HBP: 0					

Montreal Expos @ Chicago Cubs

Wrigley Field, Chicago, IL

Sun Jun 14 1992, 3:33 AM CDT

Att. 31,367 - Sunny - 78 F

TOP

livebaseballscorecards.com

AB	30
R	1
H	5
RBI	1
BB	4
SO	4
LOB	14

PA: 34

WP: 0 PB: 0 SB: 1 CS: 1

PITCHER		IP	WLS	BF	H	R	ER	SO	BB	IBB	HBP	BLK	WP	HR	S	P	ERA	WHIP
Danny Jackson, L ERA: 4.76	(1, 1)	7.0	W	26	3	1	1	3	4	0	0	0	0	0	67	111	1.29	1.000
Jeff Robinson, R ERA: 1.65	(8, 1)	0.1		2	1	0	0	0	0	0	0	0	0	0	3	6	0.00	3.000
Paul Assenmacher, L ERA: 1.75	(8, 1)	0.2		3	1	0	0	0	0	0	0	0	0	0	4	4	0.00	1.500
Bob Scanlan, R ERA: 2.08	(9, 1)	1.0		3	0	0	0	1	0	0	0	0	0	0	7	9	0.00	0.000

PITCHER	IP	WLS	BF	H	R	ER	SO	BB	IBB	HBP	BLK	WP	HR	S	P	ERA	WHIP

Batter	1	2	3	4	5	6	7	8	9	AB	R	H	RBI	BB	SO	LOB
Jose Vizcaino, S (1, 6) OBP: 0.235, SLG: 0.264	B C F B S 2-3 ① K		F B F F S 1-3 ① K	X 0-0 ② G3-1			X 0-0 1B 1B			4	0	1	0	0	2	0
Doug Dascenzo, S (1, 8) OBP: 0.329, SLG: 0.304	S C B B F B F B 4-2 BB		F F F B F X 1-2 ② F7	B B B B 4-0 23 CS BB			1 SAFE C 1 SAFE 1 SAFE C B X 1-3 1B			2	0	1	0	2	0	0
23 Ryne Sandberg, R (1, 4) OBP: 0.362, SLG: 0.456	1 SAFE F F 1 SAFE X 0-2 ② L4		C B B B B X 3-1 S 1B 1B	1 SAFE 1 SAFE P 1-0 ③ CS 1-2	B S B X 2-1 G4-6-3 1B		C X 0-1 ② P2			4	1	2	0	0	0	3
Andre Dawson, R (1, 9) OBP: 0.329, SLG: 0.490	S 1 SAFE S B 1 SAFE 1 SAFE 1 SAFE S 1-3 ③ K		1 SAFE C F X 0-2 1B 1-H 2B 1B		X 0-0 ① ② G4-6-3 1-2f		X 0-0 ③ G6-3			4	1	1	1	0	1	4
Mark Grace, L (1, 3) OBP: 0.418, SLG: 0.476		B B C X 2-1 G6-3 E 2B	C 1 SAFE B X 1-1 1-2 2B 1B		B B C B X 3-1 ③ G4-3			B B X 2-0 ① G3		4	2	2	0	0	0	0
Derrick May, L (1, 7) OBP: 0.267, SLG: 0.290		C B B F X 2-2 ① G6-3 2-3	S B B F X 2-2 1B 1-H 2-H 2B			X 0-0 ① F8		C F B F B B F F F 3-2 X ② L8		4	1	1	2	0	0	1
Joe Girardi, R (1, 2) OBP: 0.344, SLG: 0.309		S X 0-1 ② G6-3	B S S B F X 2-2 2-H 1B			C C B X 1-2 ② G6-3		F B S X 1-2 ③ P4		4	0	1	1	0	0	1
Gary Scott, R (1, 5) OBP: 0.195, SLG: 0.217		X 0-0 E4 3-H	B C X 1-1 ③ F9			S X 0-1 ③ F9				3	0	0	0	0	0	1
Danny Jackson, R (1, 1) OBP: 0.077, SLG: 0.077		F F S 0-3 ③ K	F S S 0-3 ① K				S F B B B X 3-2 ① G1-3			2	0	0	0	0	2	1
Dwight Smith, L (7, PH) OBP: 0.276, SLG: 0.301										1	0	0	0	0	0	0
Jeff Robinson, R (8, 1)										0	0	0	0	0	0	0
Paul Assenmacher, L (8, 1)										0	0	0	0	0	0	0
Bob Scanlan, R (9, 1)										0	0	0	0	0	0	0
Inning Stats	R: 0 E: 0 K: 2 S: 13 H: 0 LOB: 1 BB: 1 P: 20	R: 1 E: 1 K: 1 S: 11 H: 1 LOB: 1 BB: 0 P: 15	R: 4 E: 0 K: 1 S: 25 H: 5 LOB: 1 BB: 0 P: 36	R: 0 E: 0 K: 1 S: 5 H: 0 LOB: 0 BB: 1 P: 9	R: 0 E: 0 K: 0 S: 5 H: 1 LOB: 0 BB: 0 P: 10	R: 0 E: 0 K: 0 S: 6 H: 0 LOB: 0 BB: 0 P: 7	R: 0 E: 0 K: 0 S: 10 H: 2 LOB: 2 BB: 0 P: 14	R: 0 E: 0 K: 0 S: 11 H: 0 LOB: 0 BB: 0 P: 17		1B: 7 2B: 2 3B: 0 HR: 0	SF: 0 SAC: 0 DP: 1 HBP: 0					

PITCHER		IP	WLS	BF	H	R	ER	SO	BB	IBB	HBP	BLK	WP	HR	S	P	ERA	WHIP
Ken Hill, R ERA: 2.83	(1, 1)	2.2	L	16	6	5	4	4	1	0	0	0	0	0	47	68	13.50	2.625
Pete Young, R ERA:	(3, 1)	1.1		4	0	0	0	1	1	0	0	0	0	0	7	12	0.00	0.750
Bill Sampen, R ERA: 3.41	(5, 1)	3.0		11	3	0	0	0	0	0	0	0	0	0	21	31	0.00	1.000
John Wetteland, R ERA: 4.73	(8, 1)	1.0		3	0	0	0	0	0	0	0	0	0	0	11	17	0.00	0.000

PITCHER	IP	WLS	BF	H	R	ER	SO	BB	IBB	HBP	BLK	WP	HR	S	P	ERA	WHIP

BOTTOM

Montreal Expos @ Chicago Cubs

Wrigley Field, Chicago, IL

Sun Jun 14 1992, 3:33 AM CDT

Att. 31,367 - Sunny - 78 F

livebaseballscorecards.com

AB	32
R	5
H	9
RBI	4
BB	2
SO	5
LOB	11

WP: 0	PB: 0	SB: 1	CS: 1	PA:	35

Batter	1	2	3	4	5	6	7	8	9	AB	R	H	RBI	BB	SO	LOB
Marquis Grissom, R (1, 8) OBP: 0.323, SLG: 0.414	C C B X 1-2 G6-3 ①		B B C F X 2-2 F7 ②		F B F B F X 2-2 S 1B SF8 1B		X 0-0 F9 ②		C S X 0-2 WP 2-H 3-H 2B	5	1	2	2	0	0	0
Delino DeShields, L (1, 4) OBP: 0.354, SLG: 0.364	B C B X 2-1 FC5 2B		B B X 2-0 3B		F X 0-1 S 1-2 3-H 1B		C X 0-1 G3-1 ③		C B F B B X 3-2 G3 ③ 2-3	5	0	3	1	0	0	1
Moises Alou, R (1, 7) OBP: 0.369, SLG: 0.522	B 2 F B B S B F F B SAFE 4-2 FC5 BB		X 0-0 P9 ③		1 B S X SAFE 1-1 SF8 ② 1-2 2-H			B S B X 2-1 G6-3 ①		2	0	0	1	1	0	1
Larry Walker, L (1, 9) OBP: 0.352, SLG: 0.515	X 0-0 FC5 ② 1-2 2-3f			B X 1-0 S 1B	S S B X 1-2 G6-3 ③			S S X 0-2 G3-1 ②		4	0	1	0	0	0	3
Tim Wallach, R (1, 5) OBP: 0.319, SLG: 0.351	B B C B X 3-1 F7 ③			C B F B F F F X 2-2 G5-3 ① 1-2		B B F F X 2-2 G6-3 ①		B C X 1-1 G6-3 ③		4	0	0	0	0	0	3
Gary Carter, R (1, 2) OBP: 0.333, SLG: 0.400		B X 1-0 G5-3 ①		X 0-0 P4 ②		B X 1-0 1B			B F C X 1-2 F7 ①	4	0	1	0	0	0	1
Archi Cianfrocco, R (1, 3) OBP: 0.285, SLG: 0.419		S B B F B S 3-3 K ②		C S C 0-3 K ③		X 0-0 P9 ②			S X 0-1 SH1-4 BB 2B 1B	4	1	1	0	0	2	2
Spike Owen, S (1, 6) OBP: 0.328, SLG: 0.416		C X 0-1 P3 ③			B C B B C X 3-2 G3 ①	B B F X 2-1 P5 ③			P 1 B B C B SAFE 4-1 SH1-4 1-2 2B BB	3	1	0	0	1	0	1
Mark Gardner, R (1, 1) OBP: 0.160, SLG: 0.240 John Wetteland, R (8, 1)			F S S 0-3 K ①		S B X 1-1 1B 3B		F X 0-1 G6-3 ①		X 0-0 SH1-4 ② 1-2 2-3	3 0	1 0	1 0	0 0	0 0	1 0	0 0
Inning Stats	R: 0 E: 0 K: 0 S: 12 H: 1 LOB: 2 BB: 1 P: 22	R: 0 E: 0 K: 1 S: 6 H: 0 LOB: 0 BB: 0 P: 10	R: 0 E: 0 K: 1 S: 8 H: 1 LOB: 1 BB: 0 P: 12	R: 0 E: 0 K: 1 S: 11 H: 1 LOB: 1 BB: 0 P: 14	R: 2 E: 0 K: 0 S: 16 H: 3 LOB: 1 BB: 0 P: 24	R: 0 E: 0 K: 0 S: 7 H: 1 LOB: 1 BB: 0 P: 12	R: 0 E: 0 K: 0 S: 5 H: 0 LOB: 0 BB: 0 P: 5	R: 0 E: 0 K: 0 S: 7 H: 0 LOB: 0 BB: 0 P: 10	R: 2 E: 0 K: 0 S: 14 H: 2 LOB: 1 BB: 1 P: 21	1B: 5 2B: 2 3B: 2 HR: 0 SF: 1 SAC: 1 DP: 0 HBP: 0						

PITCHER	IP	WLS	BF	H	R	ER	SO	BB	IBB	HBP	BLK	WP	HR	S	P	ERA	WHIP
Anthony Young, R (1, 1) ERA: 4.46	7.0	L	29	7	2	2	3	1	0	0	0	0	0	65	99	2.57	1.143
Wally Whitehurst, R (8, 1) ERA: 3.5	2.0		9	2	2	2	0	1	0	0	0	1	0	21	31	9.00	1.500

PITCHER	IP	WLS	BF	H	R	ER	SO	BB	IBB	HBP	BLK	WP	HR	S	P	ERA	WHIP

TOP

Montreal Expos @ New York Mets

Shea Stadium, Flushing, NY

Mon Jun 15 1992, 7:05 PM EDT

Att. 18,733 - Sunny - 77 F

livebaseballscorecards.com

AB	34
R	4
H	9
RBI	4
BB	2
SO	3
LOB	12

WP: 1 PB: 0 SB: 3 CS: 0

PA: 38

Montreal Expos @ New York Mets

Shea Stadium, Flushing, NY

Mon Jun 15 1992, 7:05 PM EDT

Att. 18,733 - Sunny - 77 F

livebaseballscorecards.com

BOTTOM

Batter	1	2	3	4	5	6	7	8	9	AB	R	H	RBI	BB	SO	LOB
Vince Coleman, S (1, 7) OBP: 0.390, SLG: 0.392	K		BB	P2			F8			3	1	0	0	1	1	1
Dave Magadan, L (1, 5) OBP: 0.411, SLG: 0.374	FC4-6 BB		F7		F9			CS BB		2	0	0	0	2	0	1
Bill Pecota, R (8, PR) OBP: 0.241, SLG: 0.213 (9, 5)										0	0	0	0	0	0	0
Eddie Murray, S (1, 3) OBP: 0.339, SLG: 0.421	FC4-6 BB 1-2f		1B BB 1-2		G3			K 1-2		3	0	0	0	1	1	2
Bobby Bonilla, S (1, 9) OBP: 0.388, SLG: 0.438	BB 1-2		F7		G3			K		3	0	0	0	1	1	3
Howard Johnson, S (1, 8) OBP: 0.342, SLG: 0.367	F7		1B 1-3 2-H			G3-1			K	4	0	1	1	0	1	2
Mackey Sasser, L (1, 2) OBP: 0.228, SLG: 0.255		F7	F9			F7			G4-6-3 1B	4	0	1	0	0	0	2
Junior Noboa, R (9, PR) OBP: 0.238, SLG: 0.158										0	0	0	0	0	0	0
Willie Randolph, R (1, 4) OBP: 0.344, SLG: 0.309	2B			K		K			G4-6-3 1-2f	4	0	1	0	0	2	1
Dick Schofield, R (1, 6) OBP: 0.326, SLG: 0.301	K			SH1-4 BB			G5-3			2	0	0	0	1	1	1
Anthony Young, R (1, 1) OBP: 0.160, SLG: 0.125	F9			SH1-4 1-2			K			1	0	0	0	0	0	1
Daryl Boston, L (7, PH) OBP: 0.315, SLG: 0.390										1	0	0	0	0	1	0
Wally Whitehurst, R (8, 1) OBP: 0.286, SLG: 0.333										0	0	0	0	0	0	0
Inning Stats	R: 0 E: 0 K: 1 S: 15 H: 0 LOB: 2 BB: 2 P: 31	R: 0 E: 0 K: 1 S: 12 H: 1 LOB: 1 BB: 0 P: 16	R: 1 E: 0 K: 0 S: 15 H: 1 LOB: 2 BB: 2 P: 26	R: 0 E: 0 K: 1 S: 9 H: 0 LOB: 1 BB: 1 P: 17	R: 0 E: 0 K: 0 S: 7 H: 0 LOB: 0 BB: 0 P: 12	R: 0 E: 0 K: 1 S: 6 H: 0 LOB: 0 BB: 0 P: 8	R: 0 E: 0 K: 1 S: 8 H: 0 LOB: 0 BB: 0 P: 11	R: 0 E: 0 K: 2 S: 11 H: 0 LOB: 1 BB: 1 P: 21	R: 0 E: 0 K: 1 S: 6 H: 1 LOB: 1 BB: 0 P: 8	1B: 2 2B: 2 3B: 0 HR: 0	SF: 0 SAC: 1 DP: 2 HBP: 0						

	AB	27
	R	1
	H	3
	RBI	1
	BB	6
	SO	8
	LOB	14

WP: 0 PB: 0 SB: 1 CS: 1 PA: 34

PITCHER		IP	WLS	BF	H	R	ER	SO	BB	IBB	HBP	BLK	WP	HR	S	P	ERA	WHIP
Mark Gardner, R ERA: 3.51	(1, 1)	7.0	W	29	2	1	1	5	6	0	0	0	0	0	75	128	1.29	1.143
John Wetteland, R ERA: 4.4	(8, 1)	2.0	S	5	1	0	0	3	0	0	0	0	0	0	14	22	0.00	0.500

PITCHER	IP	WLS	BF	H	R	ER	SO	BB	IBB	HBP	BLK	WP	HR	S	P	ERA	WHIP

Batter	1	2	3	4	5	6	7	8	9	AB	R	H	RBI	BB	SO	LOB
Marquis Grissom, R (1, 8) OBP: 0.322, SLG: 0.415	C B S S 1-3 ① K		B B C C F X 2-2 ③ G6-3		S F X 0-2 PO 2-H 2B			S B X 1-1 ③ F8		4	0	1	1	0	1	0
Delino DeShields, L (1, 4) OBP: 0.353, SLG: 0.360	C C B B B B 4-2 S BB			C C S 0-3 ① K	B 2 SAFE 1-0 ③ PO 2-3	F B B X 2-1 ① F9			C B B S X 2-2 ① F8	3	0	0	0	1	1	0
John Vander Wal, L (1, 7) OBP: 0.321, SLG: 0.310	1 SAFE C B F B X 2-2 ② L8 1-2			B F B X 2-1 ② L6		X 0-0 ② G4-3			B X 1-0 G3-1 1B	4	0	1	0	0	0	1
Larry Walker, L (1, 9) OBP: 0.350, SLG: 0.508	S S C 0-3 ③ K			B B B C C B 4-2 WP 1B BB		C S B X 1-2 ③ F8			C S F X 0-2 ② G3-1 1-2	3	1	0	0	1	1	2
Darrin Fletcher, L (1, 2) OBP: 0.246, SLG: 0.283		X 0-0 ① F9		1 SAFE 1 SAFE B 1 SAFE B F 1 SAFE B F 3-2 F X 1-H 1B			S B X 1-1 ① G4-3		X 0-0 ③ F7	4	0	1	1	0	0	1
Tim Wallach, R (1, 5) OBP: 0.315, SLG: 0.346		B X 1-0 ② G6-3		S F S 0-3 ③ K			S S B B B X 3-2 ② G6-3			3	0	0	0	0	1	1
Steve Lyons, L (1, 3) OBP: 0.179, SLG: 0.222		B S F C 1-3 ③ K			B S X 1-1 ① F7		S X 0-1 ③ F9			3	0	0	0	0	1	0
Tom Foley, L (1, 6) OBP: 0.222, SLG: 0.190			C B F B S 2-3 ① K		F S B B B F F B B 4-2 SH1-4 2B BB			F F B C 1-3 ① K		2	1	0	0	1	2	0
Jonathan Hurst, R (1, 1) Pete Young, R (5, 1) Spike Owen, S (8, PH) OBP: 0.326, SLG: 0.414 Bill Sampen, R (8, 1)			S C F B S 1-3 ② K		C X 0-1 ② SH1-4 1-2			B B C B C F X 3-2 ② F8		1 0 1 0	0 0 0 0	0 0 0 0	0 0 0 0	1 0 0 0	0 0 0 0	0 0 0 0
Inning Stats	R: 0 H: 0 E: 0 LOB: 1 K: 2 BB: 1 S: 11 P: 18	R: 0 H: 0 E: 0 LOB: 0 K: 1 BB: 0 S: 5 P: 7	R: 0 H: 0 E: 0 LOB: 0 K: 2 BB: 0 S: 11 P: 16	R: 1 H: 1 E: 0 LOB: 1 K: 2 BB: 1 S: 14 P: 23	R: 1 H: 1 E: 0 LOB: 0 K: 0 BB: 1 S: 11 P: 17	R: 0 H: 0 E: 0 LOB: 0 K: 0 BB: 0 S: 6 P: 9	R: 0 H: 0 E: 0 LOB: 0 K: 0 BB: 0 S: 7 P: 11	R: 0 H: 0 E: 0 LOB: 0 K: 1 BB: 0 S: 9 P: 14	R: 0 H: 1 E: 0 LOB: 1 K: 0 BB: 0 S: 9 P: 12	1B: 2 SF: 0 2B: 1 SAC: 1 3B: 0 DP: 0 HR: 0 HBP: 0						

PITCHER	IP	WLS	BF	H	R	ER	SO	BB	IBB	HBP	BLK	WP	HR	S	P	ERA	WHIP
David Cone, R (1, 1) ERA: 2.52	9.0	W	32	3	2	2	8	3	0	0	0	1	0	83	127	2.00	0.667

PITCHER	IP	WLS	BF	H	R	ER	SO	BB	IBB	HBP	BLK	WP	HR	S	P	ERA	WHIP

TOP

Montreal Expos @ New York Mets

Shea Stadium, Flushing, NY

Tue Jun 16 1992, 7:05 PM EDT

Att. 18,880 - Sunny - 71 F

livebaseballscorecards.com

AB	28
R	2
H	3
RBI	2
BB	3
SO	8
LOB	5

WP: 1 PA: 33
PB: 0
SB: 1
CS: 0

Montreal Expos @ New York Mets

Shea Stadium, Flushing, NY

Tue Jun 16 1992, 7:05 PM EDT

Att. 18,880 - Sunny - 71 F

livebaseballscorecards.com

BOTTOM

Batter	1	2	3	4	5	6	7	8	9	AB	R	H	RBI	BB	SO	LOB
Vince Coleman, S (1, 7) OBP: 0.384, SLG: 0.377	C B X 1-1 F7 ①		F B X 1-1 G3-1 ③		B X 1-0 G4-3 ① 2-3	B B B C B 4-1 1-2 BB				3	0	0	0	1	0	1
Dick Schofield, R (1, 6) OBP: 0.324, SLG: 0.296	B C B X 2-1 F9 ②			B F B F B F F B 4-2 3B BB	X 0-0 G5-3 ②	B B F S 2-3 K ②				3	1	0	0	1	1	3
Eddie Murray, S (1, 3) OBP: 0.345, SLG: 0.431	B F B F B B 4-2 CS BB			1 SAFE X 0-0 1-H 3B	B B F C B B 4-2 E 1B 1B BB	C S F B F X 1-2 G3-1 ③				2	1	1	1	2	0	2
Bobby Bonilla, S (1, 9) OBP: 0.390, SLG: 0.436 Daryl Boston, L (8, 9) OBP: 0.315, SLG: 0.390	B S 1 SAFE 1-1 CS ③ 1-2	F X 0-1 F9 ①	F B X 1-1 P5 ①		X 0-0 E9 1-3 3-H 1B 1B		B F C F B B B 4-2 G4-6-3 BB			3	1	1	1	1	0	1
										0	0	0	0	0	0	0
Howard Johnson, S (1, 8) OBP: 0.349, SLG: 0.382		B B X 2-0 HR	B B B B 4-0 BB	B B B B 4-0 1B BB			B 1 SAFE C C S 1-3 K ①			2	1	1	1	2	1	1
Dave Magadan, L (1, 5) OBP: 0.413, SLG: 0.374		C B C X 1-2 F9 ②	1 SAFE B 1 SAFE B B B B 4-0 1-2 BB	F C B F B X 2-2 1-2 2-H 3-H 1B			1 SAFE B 1 SAFE C X 1-1 1-2f G4-6-3 ②③			3	0	1	2	1	0	1
Willie Randolph, R (1, 4) OBP: 0.338, SLG: 0.303	B X 1-0 L7 ③		B B X 2-0 F9 ②	X 0-0 F8 ③				S F B C 1-3 K ①		4	0	0	0	0	1	5
Todd Hundley, S (1, 2) OBP: 0.255, SLG: 0.313			C X 0-1 P5 ①	B F S X 1-2 G4-3 ③		F F B X 1-2 F8 ①		F B B F X 2-2 G6-4-3 1B		4	0	1	0	0	0	3
David Cone, L (1, 1) OBP: 0.184, SLG: 0.143			F F F B F B F F B 3-2 F8 ②		B B B C C F X 3-2 G4-3 1B 2B	F F B X 1-2 BB 1B		L F X 0-2 1-2f G6-4-3 ②③		4	1	2	0	0	0	1

Inning Stats									
	R: 0 H: 0 E: 0 LOB: 0 K: 0 BB: 1 S: 7 P: 15	R: 1 H: 1 E: 0 LOB: 0 K: 0 BB: 0 S: 7 P: 11	R: 0 H: 0 E: 0 LOB: 0 K: 0 BB: 0 S: 11 P: 15	R: 1 H: 1 E: 0 LOB: 3 K: 0 BB: 3 S: 11 P: 27	R: 3 H: 3 E: 1 LOB: 2 K: 0 BB: 2 S: 14 P: 28	R: 0 H: 1 E: 0 LOB: 2 K: 1 BB: 1 S: 15 P: 24	R: 0 H: 0 E: 0 LOB: 0 K: 1 BB: 1 S: 8 P: 14	R: 0 H: 1 E: 0 LOB: 0 K: 1 BB: 0 S: 9 P: 12	1B: 4 SF: 0 2B: 1 SAC: 0 3B: 1 DP: 2 HR: 1 HBP: 0	WP: 0 PA: 37 PB: 0 SB: 0 CS: 1

AB	28
R	5
H	7
RBI	5
BB	8
SO	3
LOB	18

PITCHER		IP	WLS	BF	H	R	ER	SO	BB	IBB	HBP	BLK	WP	HR	S	P	ERA	WHIP
Jonathan Hurst, R ERA: 10.0	(1, 1)	4.2	L	24	5	5	5	0	6	0	0	0	0	1	49	95	9.64	2.357
Pete Young, R ERA:	(5, 1)	2.1		9	1	0	0	2	2	0	0	0	0	0	24	39	0.00	1.286
Bill Sampen, R ERA: 3.32	(8, 1)	1.0		3	1	0	0	1	0	0	0	0	0	0	9	12	0.00	1.000

PITCHER	IP	WLS	BF	H	R	ER	SO	BB	IBB	HBP	BLK	WP	HR	S	P	ERA	WHIP

Batter	1	2	3	4	5	6	7	8	9	AB	R	H	RBI	BB	SO	LOB
Marquis Grissom, R (1, 8) OBP: 0.325, SLG: 0.416	C B F X 1-2 E G5-3 1B		C F B B X 2-2 ② P4			L S X 0-2 3B 1B	C B X 1-1 ② G5-3			4	2	2	0	0	0	0
Delino DeShields, L (1, 4) OBP: 0.359, SLG: 0.377	B B F L X 2-2 ① G5-3 1-H		X 0-0 2B			B 1 SAFE 1 SAFE 1 SAFE X 1-0 1-H HR 3B	C B B B C B 4-2 S BB			3	1	2	1	1	0	0
Moises Alou, R (1, 7) OBP: 0.364, SLG: 0.542	C S C 0-3 ② K		F B B X 2-1 ③ P3			S S B X 1-2 3-H HR	1 SAFE 1 SAFE B P C X 2-1 ③ G6-3 1-2			4	1	1	2	0	1	2
Larry Walker, L (1, 9) OBP: 0.344, SLG: 0.498	C F B B F S 2-3 ③ K			B S F B F S 2-3 ① K		B C B S B F F S 3-3 ① K		C B X 1-1 ① G3-1		4	0	0	0	0	3	0
Tim Wallach, R (1, 5) OBP: 0.314, SLG: 0.344		C X 0-1 ① G5-3		B F S B B X 3-2 ② F7		X 0-0 G5-3 1B		B X 1-0 ② F9		4	0	1	0	0	0	0
Gary Carter, R (1, 2) OBP: 0.325, SLG: 0.388		X 0-0 ② P3		B S B S B S 3-3 ③ K		X 0-0 ② G5-3 1-2		C B S X 1-2 ③ F7		4	0	0	0	0	1	1
Spike Owen, S (1, 6) OBP: 0.330, SLG: 0.430		B X 1-0 HR			B B X 2-0 ① F7	B B C F B F B 4-2 BB			C C X 0-2 ① G6-3	3	1	1	1	1	0	0
Archi Cianfrocco, R (1, 3) OBP: 0.277, SLG: 0.406		B B X 2-0 ③ P3			S B B B S F F X 2-2 ② F9	S S B B F B S 3-3 ③ K			B C B F S 2-3 ② K	4	0	0	0	0	2	2
Dennis Martinez, R (1, 1) OBP: 0.212, SLG: 0.212 Mel Rojas, R (8, 1) OBP: 0.200, SLG: 0.200			F C S 0-3 ① K		F B B S F F C 2-3 ③ K		S B S B F X 2-2 ① F9		S C B S 1-3 ③ K	3 1	0 0	0 0	0 0	0 0	2 1	0 0
Inning Stats	R: 1 E: 1 K: 2 S: 13 H: 1 LOB: 0 BB: 0 P: 18	R: 1 E: 0 K: 0 S: 5 H: 1 LOB: 0 BB: 0 P: 8	R: 0 E: 0 K: 1 S: 9 H: 1 LOB: 1 BB: 0 P: 13	R: 0 E: 0 K: 2 S: 10 H: 0 LOB: 0 BB: 0 P: 18	R: 0 E: 0 K: 1 S: 11 H: 0 LOB: 0 BB: 0 P: 17	R: 3 E: 0 K: 2 S: 21 H: 4 LOB: 2 BB: 1 P: 33	R: 0 E: 0 K: 0 S: 11 H: 0 LOB: 1 BB: 1 P: 19	R: 0 E: 0 K: 0 S: 6 H: 0 LOB: 0 BB: 0 P: 9	R: 0 E: 0 K: 2 S: 9 H: 0 LOB: 0 BB: 0 P: 12	1B: 3 2B: 1 3B: 1 HR: 2	SF: 0 SAC: 0 DP: 0 HBP: 0						

PITCHER		IP	WLS	BF	H	R	ER	SO	BB	IBB	HBP	BLK	WP	HR	S	P	ERA	WHIP
Sid Fernandez, L ERA: 3.25	(1, 1)	5.1	L	23	7	5	4	7	0	0	0	0	0	2	61	92	6.75	1.312
Jeff Innis, R ERA: 3.31	(6, 1)	1.2		7	0	0	0	1	2	0	0	0	0	0	19	34	0.00	1.200
Paul Gibson, L ERA: 5.4	(8, 1)	2.0		6	0	0	0	2	0	0	0	0	0	0	15	21	0.00	0.000

PITCHER	IP	WLS	BF	H	R	ER	SO	BB	IBB	HBP	BLK	WP	HR	S	P	ERA	WHIP

TOP

Montreal Expos @ New York Mets

Shea Stadium, Flushing, NY

Wed Jun 17 1992, 7:05 PM EDT

Att. 20,269 - Sunny - 73 F

livebaseballscorecards.com

AB	34
R	5
H	7
RBI	4
BB	2
SO	10
LOB	5

WP: 0 PB: 0 SB: 1 CS: 0 PA: 36

Montreal Expos @ New York Mets

Shea Stadium, Flushing, NY

Wed Jun 17 1992, 7:05 PM EDT

Att. 20,269 - Sunny - 73 F

BOTTOM

Batter	1	2	3	4	5	6	7	8	9	AB	R	H	RBI	BB	SO	LOB
Vince Coleman, S (1, 7) OBP: 0.400, SLG: 0.388	FC3-6; BB; 1B		G4-3; SH5-4; 1-2; 1B		G5-3			HBP		3	1	2	0	0	0	0
Dick Schofield, R (1, 6) OBP: 0.324, SLG: 0.293	SAFE; SAFE; FC3-6; 1-2; BB		SH5-4; 1-2; 2-3			F7		SAFE; G4-3; 1-2		2	0	0	0	1	0	1
Eddie Murray, S (1, 3) OBP: 0.344, SLG: 0.428	FC3-6; 1-2f; 2-3		G4-3; 2-3; 3-H			G5-3		2-H; 1B		4	0	1	2	0	0	3
Howard Johnson, S (1, 8) OBP: 0.343, SLG: 0.376	SAFE; P4		K			G5-3		K		4	0	0	0	0	2	4
Chico Walker, S (1, 9) OBP: 0.247, SLG: 0.291	K			G3			G1-3	G3		4	0	0	0	0	1	3
Dave Magadan, L (1, 5) OBP: 0.410, SLG: 0.371		F7		G4-3			BB; 1B		K	4	0	1	0	0	1	0
Willie Randolph, R (1, 4) OBP: 0.345, SLG: 0.313		G5-4-3; 1B		2B			BB		K	3	0	2	0	1	1	0
Todd Hundley, S (1, 2) OBP: 0.250, SLG: 0.305		G5-4-3; 1-2f			B5-3		F9		FC5-4; 1B	3	0	0	0	0	0	3
Paul Gibson, R (8, 1)										0	0	0	0	0	0	0
Bobby Bonilla, S (9, PH) OBP: 0.392, SLG: 0.439										1	0	1	0	0	0	0
Junior Noboa, R (9, PR) OBP: 0.238, SLG: 0.158										0	0	0	0	0	0	0
Sid Fernandez, L (1, 1) OBP: 0.219, SLG: 0.250			SH5-4; G4-3; 1B		G6-3		K		FC5-4; 1-2f	2	1	1	0	0	0	0
Jeff Innis, R (6, 1)										0	0	0	0	0	0	0
Mackey Sasser, L (7, PH) OBP: 0.220, SLG: 0.246										2	0	0	0	0	1	3
(8, 2)																
Inning Stats	R: 0 E: 0 K: 1 S: 10 H: 1 LOB: 2 BB: 1 P: 20	R: 0 E: 0 K: 0 S: 7 H: 1 LOB: 0 BB: 0 P: 9	R: 1 E: 0 K: 1 S: 10 H: 2 LOB: 1 BB: 0 P: 14	R: 0 E: 0 K: 0 S: 6 H: 1 LOB: 1 BB: 0 P: 10	R: 0 E: 0 K: 0 S: 5 H: 0 LOB: 0 BB: 0 P: 7	R: 0 E: 0 K: 0 S: 8 H: 0 LOB: 0 BB: 0 P: 13	R: 0 E: 0 K: 1 S: 13 H: 1 LOB: 2 BB: 1 P: 21	R: 1 E: 0 K: 1 S: 11 H: 1 LOB: 1 BB: 0 P: 17	R: 0 E: 0 K: 2 S: 9 H: 1 LOB: 1 BB: 0 P: 13	1B: 7 2B: 1 3B: 0 HR: 0 SF: 0 SAC: 1 DP: 1 HBP: 1							

PITCHER		IP	WLS	BF	H	R	ER	SO	BB	IBB	HBP	BLK	WP	HR	S	P	ERA	WHIP
Dennis Martinez, R ERA: 2.35	(1, 1)	7.1	W	30	7	2	2	3	2	0	1	0	0	0	65	104	2.46	1.227
Mel Rojas, R ERA: 1.57	(8, 1)	1.2	S	6	1	0	0	3	0	0	0	0	0	0	14	20	0.00	0.600

PITCHER	IP	WLS	BF	H	R	ER	SO	BB	IBB	HBP	BLK	WP	HR	S	P	ERA	WHIP

AB	32
R	2
H	8
RBI	2
BB	2
SO	6
LOB	17

WP: 0 PB: 0 SB: 0 CS: 0 PA: 36

livebaseballscorecards.com

Montreal Expos @ Pittsburgh Pirates

Three Rivers Stadium, Pittsburgh, PA

Thu Jun 18 1992, 7:05 PM EDT

Att. 20,512 - Cloudy - 77 F

TOP

livebaseballscorecards.com

Batter	1	2	3	4	5	6	7	8	9	AB	R	H	RBI	BB	SO	LOB
Marquis Grissom, R (1, 8) OBP: 0.330, SLG: 0.420	G5-3	1-0 CS 2-H 1B			G6-4-3 1B		1B		G4-3	5	0	3	1	0	0	1
Delino DeShields, L (1, 4) OBP: 0.357, SLG: 0.374	1-0 2B 1B	1 SAFE G5-3 1-2			1 SAFE 1-0 G6-4-3 1-2f		1 SAFE 1 SAFE 1-1 G5-3			4	1	1	0	0	0	3
Moises Alou, R (1, 7) OBP: 0.369, SLG: 0.550	1 SAFE 1-1 2B 1-H 2B	1-1 F8			0-0 1B			0-1 F8		4	1	2	1	0	0	0
Larry Walker, L (1, 9) OBP: 0.342, SLG: 0.498	0-1 2B 2-H 2B	0-0 G6-3			0-0 G4-3			0-1 F7		4	1	1	1	0	0	1
Darrin Fletcher, L (1, 2) OBP: 0.246, SLG: 0.281	1-3 K	0-0 F8				0-0 F7		0-0 1B		4	0	1	0	0	1	1
Tim Wallach, R (1, 5) OBP: 0.313, SLG: 0.347	1-1 2-H 2B		3-1 F9			2-0 G6-3		1-2 F9		4	0	1	1	0	0	1
Archi Cianfrocco, R (1, 3) OBP: 0.276, SLG: 0.401	2-3 K		3-1 1B			1-1 F8			0-1 F8	4	0	1	0	0	1	1
Spike Owen, S (1, 6) OBP: 0.333, SLG: 0.438		0-1 WP 1B 2B	1 SAFE 0-0 F7				2-1 F8		2-1 SH3-4 1B	4	1	2	0	0	0	1
Chris Nabholz, L (1, 1) OBP: 0.111, SLG: 0.185 Jeff Fassero, L (6, 1)		2-3 K	0-3 K				0-0 G6-3		0-0 SH3-4 1-2	2 1	0 0	0 0	0 0	0 0	2 0	2 0
Inning Stats	R: 3 E: 0 K: 2 S: 15 H: 4 LOB: 1 BB: 0 P: 21	R: 1 E: 0 K: 1 S: 12 H: 2 LOB: 0 BB: 0 P: 16	R: 0 E: 0 K: 0 S: 4 H: 0 LOB: 0 BB: 0 P: 5	R: 0 E: 0 K: 1 S: 8 H: 1 LOB: 1 BB: 0 P: 14	R: 0 E: 0 K: 0 S: 5 H: 2 LOB: 1 BB: 0 P: 6	R: 0 E: 0 K: 0 S: 4 H: 0 LOB: 0 BB: 0 P: 7	R: 0 E: 0 K: 0 S: 8 H: 1 LOB: 1 BB: 0 P: 12	R: 0 E: 0 K: 0 S: 8 H: 1 LOB: 1 BB: 0 P: 9	R: 0 E: 0 K: 0 S: 8 H: 1 LOB: 1 BB: 0 P: 12	1B: 8 2B: 4 3B: 0 HR: 0	SF: 0 SAC: 1 DP: 1 HBP: 0			WP: 1 PB: 0 SB: 0 CS: 1	PA: 37		

	AB	36
	R	4
	H	12
	RBI	4
	BB	0
	SO	4
	LOB	11

PITCHER		IP	WLS	BF	H	R	ER	SO	BB	IBB	HBP	BLK	WP	HR	S	P	ERA	WHIP
Vicente Palacios, R ERA: 4.25	(1, 1)	1.1	L	10	6	4	4	3	0	0	0	0	1	0	22	31	27.00	4.500
Jerry Don Gleaton, L ERA: 5.01	(2, 1)	3.2		12	3	0	0	1	0	0	0	0	0	0	22	31	0.00	0.818
Victor Cole, R ERA: 6.0	(6, 1)	2.0		7	1	0	0	0	0	0	0	0	0	0	12	19	0.00	0.500
Bob Patterson, L ERA: 2.54	(8, 1)	1.0		4	1	0	0	0	0	0	0	0	0	0	8	9	0.00	1.000
Roger Mason, R ERA: 3.51	(9, 1)	1.0		4	1	0	0	0	0	0	0	0	0	0	8	12	0.00	1.000

PITCHER	IP	WLS	BF	H	R	ER	SO	BB	IBB	HBP	BLK	WP	HR	S	P	ERA	WHIP

Montreal Expos @ Pittsburgh Pirates

Three Rivers Stadium, Pittsburgh, PA

Thu Jun 18 1992, 7:05 PM EDT

Att. 20,512 - Cloudy - 77 F

BOTTOM

Batter	1	2	3	4	5	6	7	8	9	AB	R	H	RBI	BB	SO	LOB
Cecil Espy, S (1, 9) OBP: 0.290, SLG: 0.330	C X 0-1 G5-3 ①		C C B S 1-3 K ①		B B C C B S 3-3 K ②		X 0-0 G4-3 ③			4	0	0	0	0	2	1
Bob Patterson, R (8, 1) OBP: 0.500, SLG: 0.600										0	0	0	0	0	0	0
Gary Varsho, L (9, 7) OBP: 0.286, SLG: 0.409										0	0	0	0	0	0	0
Jay Bell, R (1, 6) OBP: 0.345, SLG: 0.339	B C H 2-1 S HBP		C C B F S 1-3 K ②		C X 0-1 F7 ③			B B B B 4-0 G6-4-3 BB		2	0	0	0	1	1	1
Andy Van Slyke, L (1, 8) OBP: 0.433, SLG: 0.509	B 1 SAFE B 1 SAFE F F 1 SAFE F 1 SAFE 1 SAFE 2-3 F S K ② 1-2		B X 1-0 L1 ③			F B B F B B 4-2 BB BB G5-3 BB		B F F S 1-3 K ①		3	0	0	0	1	2	3
Lloyd McClendon, R (1, 7) OBP: 0.386, SLG: 0.361	B F X 1-1 G6-3 ③			B B F B F F B 4-2 FC6-4 BB		B B B B 4-0 BB 1-2 BB		B X 1-0 G6-4-3 ②③ 1-2f		2	0	0	0	2	0	2
Roger Mason, R (9, 1)										0	0	0	0	0	0	0
Jeff King, R (1, 3) OBP: 0.244, SLG: 0.335		B L B B F F X 3-2 G6-3 ①		B C F S 1-3 K ①		F B X 1-1 F8 ①			C B X 1-1 G3 ①	4	0	0	0	0	1	3
Steve Buechele, R (1, 5) OBP: 0.341, SLG: 0.399		C B C F B B S 3-3 K ②		F F X 0-2 FC6-4 1B ② 1-2f		B B B B 4-0 1-2 2-3 BB			B C B B C X 3-2 G6-3 ②	3	0	0	0	1	1	1
Don Slaught, R (1, 2) OBP: 0.439, SLG: 0.538		C B X 1-1 2B		X 0-0 FC4 1B 1-3		X 0-0 ②③ G5-3 3-Hf			X 0-0 1B	4	0	3	0	0	0	3
Jose Lind, R (1, 4) OBP: 0.283, SLG: 0.290		B C B F S 2-3 K ③		F B X 1-1 FC4 ③ 1-2f			B X 1-0 G4-3 ①		C X 0-1 G5-3 ③	4	0	0	0	0	1	4
Vicente Palacios, R (1, 1) Jerry Don Gleaton, L (2, 1) John Wehner, R (5, PH) Victor Cole, S (6, 1) Orlando Merced, S (7, PH) (8, 9) OBP: 0.071, SLG: 0.071 OBP: 0.222, SLG: 0.333 OBP: 0.350, SLG: 0.348			B B C B B 4-1 BB		C B X 1-1 L5 ①		C S B F B S 2-3 K ②			0 0 1 0 1	0 0 0 0 0	0 0 0 0 0	0 0 0 0 0	0 1 0 0 1	0 0 0 0 0	0 0 0 0 0
Inning Stats	R: 0 H: 0 E: 0 LOB: 1 K: 1 BB: 0 S: 10 P: 15	R: 0 H: 1 E: 0 LOB: 1 K: 2 BB: 0 S: 13 P: 22	R: 0 H: 0 E: 0 LOB: 1 K: 2 BB: 1 S: 9 P: 16	R: 0 H: 1 E: 0 LOB: 2 K: 1 BB: 1 S: 12 P: 18	R: 0 H: 0 E: 0 LOB: 0 K: 1 BB: 0 S: 7 P: 11	R: 0 H: 0 E: 0 LOB: 2 K: 0 BB: 3 S: 5 P: 18	R: 0 H: 0 E: 0 LOB: 0 K: 1 BB: 0 S: 6 P: 9	R: 0 H: 0 E: 0 LOB: 0 K: 1 BB: 1 S: 4 P: 10	R: 0 H: 1 E: 0 LOB: 1 K: 0 BB: 0 S: 8 P: 12	1B: 2 SF: 0 2B: 1 SAC: 0 3B: 0 DP: 2 HR: 0 HBP: 1						

livebaseballscorecards.com

AB	28
R	0
H	3
RBI	0
BB	6
SO	9
LOB	18

WP: 0 PA: 35
PB: 0
SB: 1
CS: 0

PITCHER		IP	WLS	BF	H	R	ER	SO	BB	IBB	HBP	BLK	WP	HR	S	P	ERA	WHIP
Chris Nabholz, L ERA: 3.87	(1, 1)	5.1	W	24	2	0	0	7	5	0	1	0	0	0	55	99	0.00	1.312
Jeff Fassero, L ERA: 2.95	(6, 1)	3.2	S	11	1	0	0	2	1	0	0	0	0	0	19	32	0.00	0.545

PITCHER	IP	WLS	BF	H	R	ER	SO	BB	IBB	HBP	BLK	WP	HR	S	P	ERA	WHIP

Batter	1	2	3	4	5	6	7	8	9	AB	R	H	RBI	BB	SO	LOB
Marquis Grissom, R (1, 8) OBP: 0.328, SLG: 0.417	B B B C X 3-1 S S 1B 1B		C C S 0-3 ① K			B X 1-0 ① G4-3		B C X 1-1 ③ G5-3		4	1	1	0	0	1	0
Delino DeShields, L (1, 4) OBP: 0.356, SLG: 0.372	B C C S 1-3 ① K 1-2		B B C B X 3-1 ② G1-3			B F F B F X 2-2 K 1B			X 0-0 ① P8	4	0	1	0	0	1	1
Moises Alou, R (1, 9) OBP: 0.365, SLG: 0.538	2 SAFE B B C C B X 3-2 2B 2-H 1B		X 0-0 ③ G5-3			1 SAFE S C B B F S 2-3 ② ③ K 1-2			S B F X 1-2 ② P6	4	1	1	1	0	1	1
John Vander Wal, L (1, 3) OBP: 0.318, SLG: 0.320 (7, 7)	C 1 SAFE B 1 SAFE X 1-1 FC1-4 1-H 2B			B X 1-0 ① G4-3			B C B F X 2-2 ① G3		F B B X 2-1 ③ F7	4	0	1	1	0	0	0
Tim Wallach, R (1, 5) OBP: 0.310, SLG: 0.342	C F B F X 1-2 ② FC1-4 2-3			B F S S S 1-3 ② K			S B C F B S 2-3 ② K			3	0	0	0	0	2	1
Gary Carter, R (1, 2) OBP: 0.325, SLG: 0.387	B B S S F S 2-3 ③ K			S X 0-1 ③ G5-3			B S B F B X 3-2 1B			3	0	1	0	0	1	1
Matt Stairs, L (1, 7) OBP: 0.296, SLG: 0.190		C X 0-1 ① G4-3			X 0-0 ① G4-3		B C C S 1-3 ③ K			3	0	0	0	0	1	1
Archi Cianfrocco, R (7, 3) OBP: 0.276, SLG: 0.401										0	0	0	0	0	0	0
Spike Owen, S (1, 6) OBP: 0.328, SLG: 0.430		B C B X 2-1 ② G6-3			C C S 0-3 ② K			B C B X 2-1 ① G6-3		3	0	0	0	0	1	0
Ken Hill, R (1, 1) OBP: 0.259, SLG: 0.280		B C S B X 2-2 ③ G6-3			X 0-0 ③ G6-3			B X 1-0 ② F7		2	0	0	0	0	0	0
Darrin Fletcher, L (8, PH) OBP: 0.242, SLG: 0.276										1	0	0	0	0	0	0
Mel Rojas, R (8, 1) OBP: 0.200, SLG: 0.200										0	0	0	0	0	0	0
John Wetteland, R (8, 1)										0	0	0	0	0	0	0
Inning Stats	R: 2 E: 0 K: 2 S: 17 H: 3 LOB: 1 BB: 0 P: 28	R: 0 E: 0 K: 0 S: 7 H: 0 LOB: 0 BB: 0 P: 11	R: 0 E: 0 K: 1 S: 6 H: 0 LOB: 0 BB: 0 P: 9	R: 0 E: 0 K: 1 S: 6 H: 0 LOB: 0 BB: 0 P: 8	R: 0 E: 0 K: 1 S: 5 H: 0 LOB: 0 BB: 0 P: 5	R: 0 E: 0 K: 1 S: 9 H: 1 LOB: 0 BB: 0 P: 14	R: 0 E: 0 K: 2 S: 13 H: 1 LOB: 1 BB: 0 P: 21	R: 0 E: 0 K: 0 S: 5 H: 0 LOB: 0 BB: 0 P: 9	R: 0 E: 0 K: 0 S: 6 H: 0 LOB: 0 BB: 0 P: 9	1B: 4 2B: 1 3B: 0 HR: 0 SF: 0 SAC: 0 DP: 0 HBP: 0						

PITCHER		IP	WLS	BF	H	R	ER	SO	BB	IBB	HBP	BLK	WP	HR	S	P	ERA	WHIP
Doug Drabek, R ERA: 3.11	(1, 1)	8.0	L	28	5	2	2	8	0	0	0	0	0	0	68	105	2.25	0.625
Denny Neagle, L ERA: 4.09	(9, 1)	1.0		3	0	0	0	0	0	0	0	0	0	0	6	9	0.00	0.000

PITCHER	IP	WLS	BF	H	R	ER	SO	BB	IBB	HBP	BLK	WP	HR	S	P	ERA	WHIP

TOP

Montreal Expos @ Pittsburgh Pirates

Three Rivers Stadium, Pittsburgh, PA

Fri Jun 19 1992, 7:05 PM EDT
Att. 22,091 - Cloudy - 70 F

livebaseballscorecards.com

AB	31
R	2
H	5
RBI	2
BB	0
SO	8
LOB	5

WP: 0 PA: 31
PB: 0
SB: 2
CS: 0

Montreal Expos @ Pittsburgh Pirates

Three Rivers Stadium, Pittsburgh, PA

Fri Jun 19 1992, 7:05 PM EDT

Att. 22,091 - Cloudy - 70 F

BOTTOM

Batter	1	2	3	4	5	6	7	8	9	AB	R	H	RBI	BB	SO	LOB
Gary Varsho, L (1, 7) OBP: 0.284, SLG: 0.414	C C B B S 2-3 ① K		M C B X 1-2 ② G3-1		S F P X 1-2 ③ G3			C L B B F B X 3-2 2B		4	0	1	0	0	1	2
Jay Bell, R (1, 6) OBP: 0.344, SLG: 0.341	B X 1-0 WP SF7 2B		B C F C 1-3 ③ K			C F B X 1-2 ① P8		F X 0-1 ② F8		4	1	1	0	0	1	1
Andy Van Slyke, L (1, 8) OBP: 0.427, SLG: 0.502 Denny Neagle, L (9, 1)	B B B F F F F X 3-2 ② SF7 2-H			F F B F X 1-2 ① F9		X 0-0 ② F8		C S S 0-3 ③ K		3 0	0 0	0 0	1 0	0 0	1 0	1 0
Orlando Merced, S (1, 3) OBP: 0.342, SLG: 0.340	B C F X 1-2 ③ L4			B C X 1-1 ② G4-3		B B C X 2-1 ③ G4-3			F B B X 2-1 ① F8	4	0	0	0	0	0	0
Dave Clark, L (1, 9) OBP: 0.200, SLG: 0.111		F B S S 1-3 ① K		B X 1-0 ③ G4-3			B C X 1-1 SH2-4 1B		B S B B X 3-1 ② F7	4	0	1	0	0	1	0
John Wehner, R (1, 5) OBP: 0.250, SLG: 0.333		B C C B X 2-2 1B BLK 1B			B B S X 2-1 ① P3		1 SAFE X 0-0 ① SH2-4 1-2		F B B S T F X 2-2 ③ G3	3	0	1	0	0	0	0
Don Slaught, R (1, 2) OBP: 0.446, SLG: 0.553		1 SAFE B B F X 2-1 L6-3 1-3 1B			S B S B F F B X 3-2 1B 2B		S F S 0-3 ② K			3	0	2	0	0	1	1
Jose Lind, R (1, 4) OBP: 0.284, SLG: 0.291		1 SAFE B 1 SAFE X 1-0 ② ③ L6-3 1-2			B F B X 2-1 2-3 1B		X 0-0 ③ F9			3	0	1	0	0	0	3
Doug Drabek, R (1, 1) OBP: 0.086, SLG: 0.114 Cecil Espy, S (8, PH) (9, 8) OBP: 0.287, SLG: 0.326			S C X 0-2 ① L6		1 SAFE 1 SAFE X 0-0 ② L7			F B S X 1-2 ① P5		2 1	0 0	0 0	0 0	0 0	0 0	2 0
Inning Stats	R: 1 H: 1 E: 0 LOB: 0 K: 1 BB: 0 S: 12 P: 19	R: 0 H: 2 E: 0 LOB: 1 K: 1 BB: 0 S: 9 P: 15	R: 0 H: 0 E: 0 LOB: 0 K: 1 BB: 0 S: 9 P: 11	R: 0 H: 0 E: 0 LOB: 0 K: 0 BB: 0 S: 7 P: 10	R: 0 H: 2 E: 0 LOB: 2 K: 0 BB: 0 S: 14 P: 21	R: 0 H: 0 E: 0 LOB: 0 K: 0 BB: 0 S: 6 P: 9	R: 0 H: 1 E: 0 LOB: 1 K: 1 BB: 0 S: 7 P: 8	R: 0 H: 1 E: 0 LOB: 1 K: 1 BB: 0 S: 12 P: 16	R: 0 H: 0 E: 0 LOB: 0 K: 0 BB: 0 S: 8 P: 15	1B: 4 SF: 1 2B: 4 SAC: 1 3B: 0 DP: 1 HR: 0 HBP: 0						

livebaseballscorecards.com

AB	31
R	1
H	7
RBI	1
BB	0
SO	5
LOB	10

PITCHER		IP	WLS	BF	H	R	ER	SO	BB	IBB	HBP	BLK	WP	HR	S	P	ERA	WHIP
Ken Hill, R ERA: 2.71	(1, 1)	7.0	W	26	6	1	1	4	0	0	0	1	1	0	64	93	1.29	0.857
Mel Rojas, R ERA: 1.56	(8, 1)	0.1		2	1	0	0	0	0	0	0	0	0	0	7	11	0.00	3.000
John Wetteland, R ERA: 4.15	(8, 1)	1.2	S	5	0	0	0	1	0	0	0	0	0	0	13	20	0.00	0.000

PITCHER	IP	WLS	BF	H	R	ER	SO	BB	IBB	HBP	BLK	WP	HR	S	P	ERA	WHIP

Batter	1	2	3	4	5	6	7	8	9	AB	R	H	RBI	BB	SO	LOB
Marquis Grissom, R (1, 8) OBP: 0.327, SLG: 0.412	G4-3	FC6-4 1-2f 3-H		IBB			F8			3	0	0	1	1	0	1
Delino DeShields, L (1, 4) OBP: 0.350, SLG: 0.366	K	F7		K			K			4	0	0	0	0	3	4
Moises Alou, R (1, 7) OBP: 0.353, SLG: 0.519	F9		G5-3		F8			K		4	0	0	0	0	1	0
Tim Wallach, R (1, 5) OBP: 0.309, SLG: 0.345		E 1B 2B	F9		K			G5-3		4	1	1	0	0	1	0
Archi Cianfrocco, R (1, 3) OBP: 0.268, SLG: 0.390		E5 1B 1B 2-3	G6-3		K			F8		4	1	0	0	0	1	1
Rick Cerone, R (1, 2) OBP: 0.373, SLG: 0.490		BB SF8 1B 2-3 3-H 1B		1B CS FC5-2-6 1B		L4			K	4	1	2	1	0	1	0
Spike Owen, S (1, 6) OBP: 0.332, SLG: 0.432		SF8 BB FC6-4 1-2 3-H 1B		SH5-4 FC5-2-6 1-3 1B		F7			F8	4	1	2	1	0	0	0
Darren Reed, R (1, 9) OBP: 0.226, SLG: 0.414		FC6-4 1-2 2-3 BB		FC5-2-6 SH5-4 1-2 3-H		G6-3			K	3	0	0	0	1	1	2
Mark Gardner, R (1, 1) OBP: 0.148, SLG: 0.231 John Wetteland, R (9, 1)		SF8 2-3 3-H		SH5-4 1-2 2-3			G4-3			1 0	0 0	0 0	1 0	0 0	0 0	0 0
Inning Stats	R: 0 E: 0 K: 1 S: 6 H: 0 LOB: 0 BB: 0 P: 8	R: 4 E: 1 K: 0 S: 18 H: 3 LOB: 1 BB: 1 P: 32	R: 0 E: 0 K: 0 S: 7 H: 0 LOB: 0 BB: 0 P: 8	R: 0 E: 0 K: 1 S: 9 H: 2 LOB: 3 BB: 1 P: 17	R: 0 E: 0 K: 2 S: 11 H: 0 LOB: 0 BB: 0 P: 14	R: 0 E: 0 K: 0 S: 4 H: 0 LOB: 0 BB: 0 P: 5	R: 0 E: 0 K: 1 S: 10 H: 0 LOB: 0 BB: 0 P: 15	R: 0 E: 0 K: 1 S: 7 H: 0 LOB: 0 BB: 0 P: 11	R: 0 E: 0 K: 2 S: 7 H: 0 LOB: 0 BB: 0 P: 10	1B: 4 2B: 1 3B: 0 HR: 0 SF: 1 SAC: 1 DP: 0 HBP: 0						

PITCHER	IP	WLS	BF	H	R	ER	SO	BB	IBB	HBP	BLK	WP	HR	S	P	ERA	WHIP
Zane Smith, L (1, 1) ERA: 3.15	7.0	L	29	5	4	2	5	1	1	0	0	0	0	65	99	2.57	0.857
Stan Belinda, R (8, 1) ERA: 3.03	2.0		6	0	0	0	3	0	0	0	0	0	0	14	21	0.00	0.000

PITCHER	IP	WLS	BF	H	R	ER	SO	BB	IBB	HBP	BLK	WP	HR	S	P	ERA	WHIP

TOP

Montreal Expos @ Pittsburgh Pirates

Three Rivers Stadium, Pittsburgh, PA

Sat Jun 20 1992, 7:05 PM EDT

Att. 31,614 - Cloudy - 56 F

livebaseballscorecards.com

AB	31
R	4
H	5
RBI	4
BB	2
SO	8
LOB	8

WP: 0 PB: 0 SB: 0 CS: 1 PA: 35

Montreal Expos @ Pittsburgh Pirates

Three Rivers Stadium, Pittsburgh, PA

Sat Jun 20 1992, 7:05 PM EDT

Att. 31,614 - Cloudy - 56 F

BOTTOM

Batter	1	2	3	4	5	6	7	8	9	AB	R	H	RBI	BB	SO	LOB
Gary Varsho, L (1, 7) OBP: 0.282, SLG: 0.405 Stan Belinda, R (8, 1) Dave Clark, L (9, PH) OBP: 0.182, SLG: 0.100	B C B B C F X 3-2 F9 ①	1 SAFE B 1 SAFE F C B B X 2-2 1B 1-3 1B		C S B B X 2-2 F8 ② 2-3			B X 1-0 F7 ②		F 1 SAFE F B C 1-3 K ③ 1-2	4 0 1	0 0 0	1 0 0	0 0 0	0 0 0	0 0 1	1 0 1
Jay Bell, R (1, 6) OBP: 0.349, SLG: 0.360	B C B B X 2-1 HR	C X 0-1 1B 1-2 3-H		C F B B B X 3-2 F7 ③			F X 0-1 S 1B			4	1	3	2	0	0	1
Andy Van Slyke, L (1, 8) OBP: 0.424, SLG: 0.498	C B F X 1-2 BB 1B 1B	C C C 0-3 K ②			C X 0-1 G3 ①		F B 1 SAFE B C 1 SAFE 1 SAFE B C 3-3 K ③ 1-2			4	1	1	0	0	2	3
Orlando Merced, S (1, 9) OBP: 0.340, SLG: 0.333	B B 1 SAFE B C B 4-1 1B BB 1-2 FC5-2-5	B B X 2-0 F8 ③			C B B B C X 3-2 G3-1 ②			C B C B X 2-2 F7 ①		3	0	0	0	1	0	2
Michael LaValliere, L (1, 2) OBP: 0.350, SLG: 0.328	B C C C F B X 2-2 FC5-2-5 1-3 2-H 1B		C B X 1-1 G4-3 ①		X 0-0 G4-3 ③			C X 0-1 G4-3 ②		4	0	1	1	0	0	0
Steve Buechele, R (1, 5) OBP: 0.336, SLG: 0.392	C C X 0-2 FC5-2-5 ② 1-2 3-H		C B B B C X 2-2 F9 ②			B F X 1-1 F8 ①		C B C B X 2-2 P8 ③		4	0	0	0	0	0	2
Jeff King, R (1, 3) OBP: 0.240, SLG: 0.328	C S B C 1-3 K ③		X 0-0 F8 ③			C B C F F X 1-2 F8 ②			X 0-0 F8 ①	4	0	0	0	0	1	2
Jose Lind, R (1, 4) OBP: 0.283, SLG: 0.290		C F B X 1-2 1B 1B 1B		B C X 1-1 E5 F8 SH1-3		B C F F F B B X 3-2 F9 ③			C F F B F F B X 2-2 G5-3 ②	4	1	1	0	0	0	0
Zane Smith, L (1, 1) OBP: 0.162, SLG: 0.194 Cecil Espy, S (7, PH) OBP: 0.291, SLG: 0.330 (8, 7)		X 0-0 P2 ①		1 SAFE F X 0-1 SH1-3 ① 1-2			B B C C F F X 2-2 F8 ①		B F F X 1-2 S 1B	1 2	0 0	0 1	0 0	0 0	0 0	1 0
Inning Stats	R: 2 E: 0 K: 1 S: 20 H: 3 LOB: 2 BB: 1 P: 33	R: 1 E: 0 K: 1 S: 13 H: 3 LOB: 2 BB: 0 P: 18	R: 0 E: 0 K: 0 S: 6 H: 0 LOB: 0 BB: 0 P: 9	R: 0 E: 1 K: 0 S: 10 H: 0 LOB: 1 BB: 0 P: 16	R: 0 E: 0 K: 0 S: 6 H: 0 LOB: 0 BB: 0 P: 9	R: 0 E: 0 K: 0 S: 12 H: 0 LOB: 0 BB: 0 P: 17	R: 0 E: 0 K: 1 S: 10 H: 1 LOB: 1 BB: 0 P: 16	R: 0 E: 0 K: 0 S: 8 H: 0 LOB: 0 BB: 0 P: 12	R: 0 E: 0 K: 1 S: 13 H: 1 LOB: 1 BB: 0 P: 17	1B: 7 2B: 0 3B: 0 HR: 1 SF: 0 SAC: 1 DP: 0 HBP: 0						

livebaseballscorecards.com

AB	35
R	3
H	8
RBI	3
BB	1
SO	4
LOB	13

WP: 0 PB: 0 SB: 2 CS: 0 PA: 37

PITCHER		IP	WLS	BF	H	R	ER	SO	BB	IBB	HBP	BLK	WP	HR	S	P	ERA	WHIP
Mark Gardner, R ERA: 3.47	(1, 1)	8.2	W	36	8	3	3	3	1	0	0	0	0	1	95	143	3.12	1.038
John Wetteland, R ERA: 4.11	(9, 1)	0.1	S	1	0	0	0	1	0	0	0	0	0	0	3	4	0.00	0.000

PITCHER	IP	WLS	BF	H	R	ER	SO	BB	IBB	HBP	BLK	WP	HR	S	P	ERA	WHIP

Montreal Expos @ Pittsburgh Pirates

Three Rivers Stadium, Pittsburgh, PA

Sun Jun 21 1992, 3:33 AM EDT

Att. 20,138 - Cloudy - 52 F

TOP

livebaseballscorecards.com

Batter	1	2	3	4	5	6	7	8	9	AB	R	H	RBI	BB	SO	LOB
Marquis Grissom, R (1, 8) OBP: 0.332, SLG: 0.414	G6-3		E6 G4-3 1B			F7	F9 BB 1-2 2-3 3-H		S 1B	4	0	2	1	1	0	0
Delino DeShields, L (1, 4) OBP: 0.349, SLG: 0.366	S 1B		G4-3 2-3			F8	SF8 3-H		K	3	0	1	1	0	0	1
Darren Reed, R (9, PH) OBP: 0.219, SLG: 0.400										1	0	0	0	0	1	1
Moises Alou, R (1, 9) OBP: 0.347, SLG: 0.504	G5-3 1-2		G6-3			1B 1B	F9 1-2 2-3		P9 1-3	5	0	1	0	0	0	5
John Vander Wal, L (1, 3) OBP: 0.315, SLG: 0.316	L6			G6-3		FC6-4 1-3 1B	F7		K	4	0	1	0	0	0	3
Mel Rojas, R (7, 1) OBP: 0.200, SLG: 0.200										0	0	0	0	0	0	0
Rick Cerone, R (9, PH) OBP: 0.365, SLG: 0.480										1	0	0	0	0	1	1
Gary Carter, R (1, 2) OBP: 0.323, SLG: 0.379		P3		BB CS		FC6-4 1-2f		K		3	0	0	0	1	1	2
(8, 3)																
Tim Wallach, R (1, 5) OBP: 0.315, SLG: 0.357		1B		F8			WP 1B 2B	2B SF7 1B		4	2	3	0	0	0	1
Matt Stairs, L (1, 7) OBP: 0.323, SLG: 0.250		P5		CS 1-2	G4-3		1B 1B BB BB	1-3 2B		3	1	1	0	1	0	1
Spike Owen, S (1, 6) OBP: 0.332, SLG: 0.430		F7			P5		1-2 2-H 1B	3-H		3	1	1	1	0	0	1
Larry Walker, L (8, PH) OBP: 0.341, SLG: 0.498										0	0	0	1	0	0	0
Tom Foley, L (8, 6) OBP: 0.222, SLG: 0.190										0	0	0	0	0	0	0
Dennis Martinez, R (1, 1) OBP: 0.206, SLG: 0.206			F9		K		F9 BB 1-2 2-3 1B	K		1	0	0	0	0	0	0
Bill Sampen, R (4, 1)										1	0	0	0	0	1	0
Archi Cianfrocco, R (7, PH) OBP: 0.273, SLG: 0.394										1	0	1	0	0	0	0
(7, 3)																
Darrin Fletcher, L (8, PH) OBP: 0.238, SLG: 0.271										1	0	0	0	0	1	1
(8, 2)																
Inning Stats	R: 0 E: 0 K: 0 S: 9 H: 1 LOB: 1 BB: 0 P: 17	R: 0 E: 0 K: 0 S: 8 H: 1 LOB: 1 BB: 0 P: 15	R: 0 E: 1 K: 0 S: 9 H: 1 LOB: 1 BB: 0 P: 10	R: 0 E: 0 K: 0 S: 10 H: 0 LOB: 0 BB: 1 P: 21	R: 0 E: 0 K: 1 S: 8 H: 0 LOB: 0 BB: 0 P: 11	R: 0 E: 0 K: 0 S: 9 H: 2 LOB: 2 BB: 0 P: 16	R: 3 E: 0 K: 0 S: 19 H: 3 LOB: 2 BB: 2 P: 33	R: 1 E: 0 K: 2 S: 14 H: 2 LOB: 1 BB: 0 P: 21	R: 0 E: 0 K: 2 S: 11 H: 1 LOB: 1 BB: 0 P: 18	1B: 9 2B: 2 3B: 0 HR: 0 SF: 2 SAC: 0 DP: 0 HBP: 0	WP: 1 PB: 0 SB: 3 CS: 1 PA: 41					

PITCHER		IP	WLS	BF	H	R	ER	SO	BB	IBB	HBP	BLK	WP	HR	S	P	ERA	WHIP
Jeff Robinson, R ERA: 4.47	(1, 1)	6.0	W	23	5	0	0	1	1	0	0	0	0	0	53	90	0.00	1.000
Denny Neagle, L ERA: 4.7	(7, 1)	0.0		3	2	3	3	0	1	0	0	0	1	0	6	12	∞	∞
Roger Mason, R ERA: 3.56	(7, 1)	2.0		11	4	1	1	2	1	0	0	0	0	0	29	46	4.50	2.500
Bob Patterson, L ERA: 2.51	(9, 1)	0.1		1	0	0	0	1	0	0	0	0	0	0	3	5	0.00	0.000
Stan Belinda, R ERA: 2.97	(9, 1)	0.2	S	2	0	0	0	1	0	0	0	0	0	0	6	9	0.00	0.000

PITCHER	IP	WLS	BF	H	R	ER	SO	BB	IBB	HBP	BLK	WP	HR	S	P	ERA	WHIP

AB	35
R	4
H	11
RBI	4
BB	3
SO	5
LOB	17

Montreal Expos @ Pittsburgh Pirates

Three Rivers Stadium, Pittsburgh, PA

Sun Jun 21 1992, 3:33 AM EDT

Att. 20,138 - Cloudy - 52 F

BOTTOM

Batter	1	2	3	4	5	6	7	8	9	AB	R	H	RBI	BB	SO	LOB
Gary Varsho, L (1, 9) OBP: 0.268, SLG: 0.385	C B B B X 3-1 ① F8		C X 0-1 ① F7	1 SAFE C B B X 2-1 ② FC3-6 S 1B 1-2f 3-H		F X 0-1 ③ G4-3				4	1	0	1	0	0	2
Jay Bell, R (1, 6) OBP: 0.351, SLG: 0.359	C C C 0-3 ② K		B B B C C B 4-2 HR BB	1 C B B C B F F X 3-2 1-H 1B			B C F C 1-3 ① K			3	1	1	1	1	2	0
Andy Van Slyke, L (1, 8) OBP: 0.422, SLG: 0.494	C X 0-1 1B		B 1 SAFE 1 SAFE X 1-0 ② F8	C X 0-1 ③ F7			S B B X 2-1 ② G4-3			4	0	1	0	0	0	2
Orlando Merced, S (1, 3) OBP: 0.338, SLG: 0.349	X 0-0 ③ F7		1 SAFE C 1 SAFE 1 SAFE F X 0-2 1-H HR		C B X 1-1 ① G5-3		S B X 1-1 ③ G4-3			4	1	1	2	0	0	1
Cecil Espy, S (1, 7) OBP: 0.280, SLG: 0.317		B C F X 1-2 ① P6	F E C 0-3 ③ K		S B B X 2-1 ② G6-3			C X 0-1 ① F8		4	0	0	0	0	1	0
Michael LaValliere, L (1, 2) OBP: 0.354, SLG: 0.328		B X 1-0 1B E6		B C B B F B 4-2 F9 BB 1B BB	F F F B X 1-2 ③ F7			B C X 1-1 ② P5		3	1	1	0	1	0	0
John Wehner, R (1, 5) OBP: 0.250, SLG: 0.267 Stan Belinda, R (9, 1)		C B S B F B X 3-2 ② F7		1 SAFE B B B B B 4-0 E 1B 1-2 FC3-6 BB		B F X 1-1 ① P6		B F F X 1-2 ③ F8		3 0	1 0	0 0	0 0	1 0	0 0	1 0
Jose Lind, R (1, 4) OBP: 0.284, SLG: 0.287	I I I I 4-0 IBB			F X 0-1 ① F9 2-3		C X 0-1 ② F7				2	0	0	0	1	0	2
Jeff Robinson, R (1, 1) OBP: 0.250, SLG: 0.250 Zane Smith, L (6, PH) OBP: 0.184, SLG: 0.194 Denny Neagle, L (7, 1) Roger Mason, R (7, 1) Bob Patterson, R (9, 1) OBP: 0.500, SLG: 0.600 Steve Buechele, R (9, 5) OBP: 0.336, SLG: 0.392		S F C 0-3 ③ K		1 SAFE X 0-0 E1 FC3-6 1-3 3-H 1B		B B B B 4-0 BB				2 0 0 0 0 0	0 0 0 0 0 0	1 0 0 0 0 0	1 1 0 0 0 0	0 0 0 0 0 0	1 0 0 0 0 0	2 0 0 0 0 0
Inning Stats	R: 0 E: 0 K: 1 S: 8 H: 1 LOB: 1 BB: 0 P: 11	R: 0 E: 1 K: 1 S: 11 H: 1 LOB: 2 BB: 1 P: 20	R: 2 E: 0 K: 1 S: 11 H: 1 LOB: 0 BB: 1 P: 16	R: 3 E: 1 K: 0 S: 14 H: 2 LOB: 1 BB: 2 P: 27	R: 0 E: 0 K: 0 S: 8 H: 0 LOB: 0 BB: 0 P: 12	R: 0 E: 0 K: 0 S: 6 H: 0 LOB: 1 BB: 1 P: 11	R: 0 E: 0 K: 1 S: 7 H: 0 LOB: 0 BB: 0 P: 11	R: 0 E: 0 K: 0 S: 7 H: 0 LOB: 0 BB: 0 P: 9		1B: 4 2B: 0 3B: 0 HR: 1 SF: 0 SAC: 0 DP: 0 HBP: 0						

livebaseballscorecards.com

AB	29
R	5
H	5
RBI	5
BB	5
SO	4
LOB	10

WP: 0 PA: 34
PB: 0
SB: 1
CS: 0

PITCHER		IP	WLS	BF	H	R	ER	SO	BB	IBB	HBP	BLK	WP	HR	S	P	ERA	WHIP
Dennis Martinez, R ERA: 2.7	(1, 1)	3.2	L	20	5	5	5	3	3	1	0	0	0	1	42	72	12.27	2.182
Bill Sampen, R ERA: 3.12	(4, 1)	2.1		8	0	0	0	0	1	0	0	0	0	0	16	25	0.00	0.429
Mel Rojas, R ERA: 1.47	(7, 1)	2.0		6	0	0	0	1	0	0	0	0	0	0	14	20	0.00	0.000

PITCHER	IP	WLS	BF	H	R	ER	SO	BB	IBB	HBP	BLK	WP	HR	S	P	ERA	WHIP

Batter	1	2	3	4	5	6	7	8	9	AB	R	H	RBI	BB	SO	LOB
Lenny Dykstra, L (1, 8) OBP: 0.357, SLG: 0.377	C B B B B 4-1 S 1B BB	C X 0-1 1-3 2-H 1B			C C S 0-3 ① K	F C B X 1-2 ② G4-3			F B C F F B B X 3-2 ② P7	4	1	1	1	1	1	1
Mariano Duncan, R (1, 4) (8, 7) OBP: 0.313, SLG: 0.408	B C C 1 SAFE 1 SAFE X 1-2 S 1-H 1B	B F C X 1-2 ③ G6-3			F B F B B H 4-2 S 2B HBP	C F B B F B B 4-2 3B BB			B B X 2-0 ③ G5-3	3	2	1	1	1	0	3
Dave Hollins, S (1, 5) OBP: 0.380, SLG: 0.428	1 SAFE C B F 1 SAFE F X 1-2 ① L7		B F X 2-1 G3 1B 2B		B 1 SAFE B B C X 3-1 ② F9 1-2	C X 0-1 1-H 3B				4	1	2	1	0	0	2
Darren Daulton, L (1, 2) OBP: 0.414, SLG: 0.584	1 SAFE C C C 0-3 ② K 1-2		B S B X 2-1 ① G3 2-3		B B C C X 2-2 2-H 2B	C B C B C 2-3 ③ K				4	0	1	1	0	2	3
Ricky Jordan, R (1, 3) OBP: 0.280, SLG: 0.364	B C X 1-1 ③ G5-3		S X 0-1 G5-4-3 3-H 1B		X 0-0 ③ L1			B B F C S 2-3 ① K		4	0	1	1	0	1	2
Wes Chamberlain, R (1, 7) OBP: 0.225, SLG: 0.333 Mitch Williams, L (8, 1) OBP: 0.500, SLG: 0.500		B S F F B B B 4-2 FC1-5 1B BB	B B F 1 SAFE X 2-1 ② ③ G5-4-3 1-2f			C X 0-1 ① G5-3		L B B X 2-1 ② G5-3		3 0	0 0	0 0	0 0	1 0	0 0	1 0
Tom Marsh, R (1, 9) OBP: 0.308, SLG: 0.371 Ruben Amaro Jr, S (4, 9) OBP: 0.313, SLG: 0.321		B S X 1-1 FC1-5 1-2 1B 1B		C F X 0-2 ① G5-3		B F B X 2-1 ② L8		X 0-0 ③ G6-3		2 2	1 0	1 0	0 0	0 0	0 0	0 0
Dale Sveum, S (1, 6) OBP: 0.225, SLG: 0.178		C B S F C 1-3 ① K		C F B F X 1-2 ② G3		F F B F B B F S 3-3 K			B C B B B 4-1 SH1-4 BB	3	0	0	0	1	2	2
Pat Combs, L (1, 1) Mike Hartley, R (6, 1) Barry Jones, R (8, 1) Mickey Morandini, L (8, 4) OBP: 0.320, SLG: 0.358		C X 0-1 ② FC1-5 1B 1-2 2-3f		C S B C 1-3 ③ K			C S B F X 1-2 ① G1-3		1 SAFE L 1 SAFE B 1 X 1-1 ① SH1-4 1-2	2 1 0 0	0 0 0 0	0 0 0 0	0 0 0 0	0 0 0 0	1 0 0 0	2 0 0 0
Inning Stats	R: 1 H: 1 E: 0 LOB: 1 K: 1 BB: 1 S: 13 P: 20	R: 1 H: 2 E: 0 LOB: 2 K: 1 BB: 1 S: 17 P: 24	R: 1 H: 2 E: 0 LOB: 0 K: 0 BB: 0 S: 8 P: 14	R: 0 H: 0 E: 0 LOB: 0 K: 1 BB: 0 S: 10 P: 12	R: 1 H: 1 E: 0 LOB: 1 K: 1 BB: 0 S: 11 P: 20	R: 0 H: 0 E: 0 LOB: 0 K: 1 BB: 0 S: 9 P: 14	R: 1 H: 1 E: 0 LOB: 0 K: 1 BB: 1 S: 15 P: 23	R: 0 H: 0 E: 0 LOB: 0 K: 1 BB: 0 S: 6 P: 10	R: 0 H: 0 E: 0 LOB: 1 K: 0 BB: 1 S: 9 P: 19	1B: 4 SF: 0 2B: 2 SAC: 1 3B: 1 DP: 1 HR: 0 HBP: 1						

TOP

Philadelphia Phillies @ Montreal Expos

Olympic Stadium, Montreal, QB

Mon Jun 22 1992, 7:05 PM EDT

Att. 15,157 - Dome - 70 F

livebaseballscorecards.com

AB	32
R	5
H	7
RBI	5
BB	4
SO	7
LOB	16

WP: 0 PA: 38
PB: 0
SB: 3
CS: 0

PITCHER		IP	WLS	BF	H	R	ER	SO	BB	IBB	HBP	BLK	WP	HR	S	P	ERA	WHIP
Brian Barnes, L ERA: 7.71	(1, 1)	4.2	L	22	6	4	4	4	2	0	1	0	0	0	58	89	7.71	1.714
Pete Young, R ERA:	(5, 1)	1.1		4	0	0	0	1	0	0	0	0	0	0	10	15	0.00	0.000
Jeff Fassero, L ERA: 3.02	(7, 1)	2.0		8	1	1	1	2	1	0	0	0	0	0	21	33	4.50	1.000
Bill Sampen, R ERA: 3.1	(9, 1)	0.1		2	0	0	0	0	1	0	0	0	0	0	3	8	0.00	3.000
Mel Rojas, R ERA: 1.45	(9, 1)	0.2		2	0	0	0	0	0	0	0	0	0	0	6	11	0.00	0.000

PITCHER	IP	WLS	BF	H	R	ER	SO	BB	IBB	HBP	BLK	WP	HR	S	P	ERA	WHIP

BOTTOM

Philadelphia Phillies @ Montreal Expos

Olympic Stadium, Montreal, QB

Mon Jun 22 1992, 7:05 PM EDT

Att. 15,157 - Dome - 70 F

livebaseballscorecards.com

Batter	1	2	3	4	5	6	7	8	9	AB	R	H	RBI	BB	SO	LOB
Marquis Grissom, R (1, 8) OBP: 0.330, SLG: 0.408	BCBFBFB 4-2 WP S BB		BBCBX 3-1 FC5-4 F9 BB 1B 1-2f ①		BX 1-0 P5 ②		CX 0-1 FC6-5 1-2 2-3f ①		BCX 1-1 G6-3 ①	4	1	0	0	1	0	3
Delino DeShields, L (1, 4) OBP: 0.346, SLG: 0.360	B 1 SAFE 1 SAFE S B 2 SAFE FS 2-3 K 1-2 ①		CBBBSB 4-2 1B 1-2 BB		CBBX 2-1 G1-3 ③		BBCSBS 3-3 K ②		BCBSX 2-2 P6 ②	4	0	0	0	1	2	3
Moises Alou, R (1, 7) OBP: 0.349, SLG: 0.491 (5, 9)	BCBFX 2-2 G1-3 2-3 ②		CX 0-1 F9 2-3 ②			BBBCB 4-1 FC4-6 S SF4 BB	X 0-0 L6 ③		BFBBB 4-1 BB	3	1	0	0	2	0	5
Tim Wallach, R (1, 5) OBP: 0.317, SLG: 0.355	CSBS 1-3 K ③		BS 1 SAFE CBX 2-2 1-2 3-H 1B			BBBCSFB 4-2 FC4-6 1-2 BB		BX 1-0 G5-3 ①	CBFBX 2-2 G4-3 ③	4	0	1	1	1	1	2
Gary Carter, R (1, 2) OBP: 0.321, SLG: 0.372 (7, 3)		BBBB 4-0 G5-3 BB	CX 0-1 P9 ③			BSX 1-1 FC4-6 1-2f 2-3 ①		X 0-0 L5 ②		3	0	0	0	1	0	4
Spike Owen, S (1, 6) OBP: 0.330, SLG: 0.429	BCBBX 3-1 P4 ①			CBSBX 2-2 E5 G5-4-3		SSFFX 0-2 SF4 3-H ②		CFFX 0-2 BB 1B 1B		3	1	1	1	0	0	1
Archi Cianfrocco, R (1, 3) OBP: 0.268, SLG: 0.386 Jeff Fassero, L (7, 1) John Vander Wal, L (8, PH) OBP: 0.322, SLG: 0.316 (9, 7)	CX 0-1 G5-3 1-2 ②			BSX 1-1 G5-4-3 1-2f ①②		SCS 0-3 K ③		BBBCB 4-1 1B 1-2 BB		3 0 0	0 0 0	0 0 0	0 0 0	0 0 1	1 0 0	3 0 0
Darren Reed, R (1, 9) OBP: 0.206, SLG: 0.375 Pete Young, R (5, 1) Darrin Fletcher, L (7, 2) OBP: 0.250, SLG: 0.283 Larry Walker, L (8, PH) OBP: 0.343, SLG: 0.500 Steve Lyons, L (8, PR) OBP: 0.179, SLG: 0.222 Bill Sampen, R (9, 1) Mel Rojas, R (9, 1) OBP: 0.200, SLG: 0.200		BBBCSX 2-2 G6-3 ③		CBBBX 2-1 P4 ③			CBFBX 2-2 FC6-5 1-3 2-H BB 1B		CFBBBFX 3-2 1B	2 0 1 1 0 0 0 0	0 0 0 0 0 0 0 0	0 0 1 1 0 0 0 0	0 0 0 1 0 0 0 0	0 0 0 0 0 0 0 0	0 0 0 0 0 0 0 0	1 0 0 0 0 0 0 0
Brian Barnes, L (1, 1) Matt Stairs, L (5, 7) OBP: 0.333, SLG: 0.240 Rick Cerone, R (8, PH) OBP: 0.358, SLG: 0.471 (9, 2)			BBBB 4-0 FC5-4 BB	X 0-0 G6-3 ①			BBFBB 4-1 FC6-5 1-2 BB	B 1 SAFE FFX 1-2 P6 ③		0 1 1	0 0 0	0 0 0	0 0 0	1 1 0	0 0 0	0 0 2
Inning Stats	R: 0 H: 0 E: 0 LOB: 1 K: 2 BB: 1 S: 12 P: 21	R: 0 H: 0 E: 0 LOB: 1 K: 0 BB: 1 S: 7 P: 16	R: 1 H: 1 E: 0 LOB: 2 K: 0 BB: 2 S: 11 P: 24	R: 0 H: 0 E: 1 LOB: 0 K: 0 BB: 0 S: 7 P: 12	R: 0 H: 0 E: 0 LOB: 0 K: 0 BB: 0 S: 4 P: 7	R: 1 H: 0 E: 0 LOB: 1 K: 1 BB: 2 S: 14 P: 23	R: 0 H: 1 E: 0 LOB: 2 K: 1 BB: 1 S: 10 P: 19	R: 1 H: 2 E: 0 LOB: 2 K: 0 BB: 1 S: 14 P: 23	R: 0 H: 0 E: 0 LOB: 1 K: 0 BB: 1 S: 9 P: 18	1B: 4 2B: 0 3B: 0 HR: 0	SF: 1 SAC: 0 DP: 1 HBP: 0			WP: 1 PB: 0 SB: 2 CS: 0	PA: 40		

PITCHER		IP	WLS	BF	H	R	ER	SO	BB	IBB	HBP	BLK	WP	HR	S	P	ERA	WHIP
Pat Combs, L ERA: 3.6	(1, 1)	5.0	W	22	1	2	2	2	6	0	0	0	1	0	45	92	3.60	1.400
Mike Hartley, R ERA: 1.56	(6, 1)	2.0		8	1	0	0	2	1	0	0	0	0	0	20	30	0.00	1.000
Barry Jones, R ERA: 4.24	(8, 1)	0.2		4	1	1	1	0	1	0	0	0	0	0	7	12	13.50	3.000
Mitch Williams, L ERA: 2.58	(8, 1)	1.1	S	6	1	0	0	0	1	0	0	0	0	0	16	29	0.00	1.500

PITCHER		IP	WLS	BF	H	R	ER	SO	BB	IBB	HBP	BLK	WP	HR	S	P	ERA	WHIP

AB	30
R	3
H	4
RBI	3
BB	9
SO	4
LOB	24

Batter	1	2	3	4	5	6	7	8	9	AB	R	H	RBI	BB	SO	LOB
Lenny Dykstra, L (1, 8) OBP: 0.353, SLG: 0.373	F B C X 1-2 G4-1 ①		B C X 1-1 FC3-2 ② 2-3 3-H		C F C 0-3 K ③		X 0-0 P9 ①		B B X 2-0 1B S FC4-6 1B	5	1	1	0	0	1	4
Mariano Duncan, R (1, 4) OBP: 0.311, SLG: 0.412	C B B F X 2-2 P3 ②		C X 0-1 G5-3 ③			B B X 2-0 1B 3B	B X 1-0 F9 ②		B 1 SAFE C 1 SAFE 1 SAFE B 1 SAFE B X 3-1 F8 ①	5	1	1	0	0	0	3
Dave Hollins, S (1, 5) OBP: 0.377, SLG: 0.424	B B X 2-0 G5-3 ③			B X 1-0 P4 ①		X 0-0 F8 ①	C X 0-1 F7 ③		B F B X 2-1 FC4-6 1-3 1B	5	0	1	0	0	0	1
Darren Daulton, L (1, 2) OBP: 0.410, SLG: 0.573		B B S F B X 3-2 P3 ①		B X 1-0 F9 ②		C C F B B B B 4-2 1B 2B BB		C C B F B X 2-2 G6-3 ①	C B X 1-1 FC4-6 FC5-4 ② 1-2f 3-H	4	1	0	1	1	0	1
Ricky Jordan, R (1, 3) OBP: 0.286, SLG: 0.366		B F C S 1-3 K ②		C F X 0-2 G1-3 ③		1 SAFE B F 1 SAFE 1 SAFE X 1-1 1-2 2B 3-H 1B		C S B X 1-2 2B 1B	X 0-0 FC5-4 ③ 1-2f	5	2	2	1	0	1	1
Wes Chamberlain, R (1, 7) OBP: 0.235, SLG: 0.348		C X 0-1 F9 ③			X 0-0 FC6-4 1B	F X 0-1 F8 ②		B X 1-0 1-H 2B		4	0	2	1	0	0	2
Ruben Amaro Jr, S (1, 9) OBP: 0.316, SLG: 0.337			B B C X 2-1 SH1-4 FC3-2 2B		1 SAFE 1 SAFE C 1 SAFE X 0-1 FC6-4 ① 1B 1-2f	C B F F B F X 3-2 1-H 2-H 2B		X 0-0 G3 ②		4	0	2	2	0	0	2
Dale Sveum, S (1, 6) OBP: 0.245, SLG: 0.176			B B B C B 4-1 FC3-2 SH1-4 BB		1 SAFE 1 SAFE B 1 SAFE B S 1 SAFE F 1 SAFE 3-2 1 SAFE F B X F9 ②	I I I I 4-0 IBB		I I I I 4-0 FC6 IBB		1	0	0	0	3	0	1
Curt Schilling, R (1, 1) OBP: 0.130, SLG: 0.174			B B L X 2-1 SH1-4 ① 1-2 2-3		S X 0-1 1-2 1B	S S S 0-3 K ③		C X 0-1 FC6 ③ 1-2f		3	0	1	0	0	1	4
Inning Stats	R: 0 E: 0 K: 0 S: 7 H: 0 LOB: 0 BB: 0 P: 12	R: 0 E: 0 K: 1 S: 8 H: 0 LOB: 0 BB: 0 P: 12	R: 0 E: 0 K: 0 S: 9 H: 1 LOB: 2 BB: 1 P: 18	R: 0 E: 0 K: 0 S: 5 H: 0 LOB: 0 BB: 0 P: 7	R: 0 E: 0 K: 1 S: 12 H: 2 LOB: 2 BB: 0 P: 15	R: 3 E: 0 K: 1 S: 17 H: 3 LOB: 2 BB: 2 P: 31	R: 0 E: 0 K: 0 S: 4 H: 0 LOB: 0 BB: 0 P: 5	R: 1 E: 0 K: 0 S: 11 H: 2 LOB: 2 BB: 1 P: 19	R: 1 E: 0 K: 0 S: 8 H: 2 LOB: 1 BB: 0 P: 16	1B: 6 2B: 3 3B: 1 HR: 0 SF: 0 SAC: 1 DP: 0 HBP: 0							

TOP

Philadelphia Phillies @ Montreal Expos

Olympic Stadium, Montreal, QB

Tue Jun 23 1992, 7:05 PM EDT

Att. 30,313 - Dome - 70 F

livebaseballscorecards.com

AB	36
R	5
H	10
RBI	5
BB	4
SO	3
LOB	19

WP: 0 PB: 0 SB: 1 CS: 0 PA: 41

PITCHER		IP	WLS	BF	H	R	ER	SO	BB	IBB	HBP	BLK	WP	HR	S	P	ERA	WHIP
Chris Nabholz, L ERA: 3.87	(1, 1)	7.0	L	30	6	3	3	3	2	1	0	0	0	0	62	100	3.86	1.143
Pete Young, R ERA: 1.93	(8, 1)	2.0		11	4	2	2	0	0	1	0	0	0	0	19	35	9.00	2.000

PITCHER	IP	WLS	BF	H	R	ER	SO	BB	IBB	HBP	BLK	WP	HR	S	P	ERA	WHIP

Batter	1	2	3	4	5	6	7	8	9	AB	R	H	RBI	BB	SO	LOB
Marquis Grissom, R (1, 8) OBP: 0.336, SLG: 0.416	C F B B X 2-2 G6-4-3 1B		C B C B X 2-2 S 2-3 1B		B X 1-0 P5 ②		B X 1-0 1-3 2B			4	0	3	0	0	0	0
Delino DeShields, L (1, 4) OBP: 0.345, SLG: 0.356	X 0-0 G6-4-3 ① ② 1-2f		B B B C B 4-1 1-2 BB		C C B S 1-3 K ③		B B C F B X 3-2 G6-3 ③			3	0	0	0	1	1	3
Moises Alou, R (1, 9) OBP: 0.346, SLG: 0.483	B B F X 2-1 F9 ③		B C B X 2-1 F8 ③			C X 0-1 1B		B B B C X 3-1 F8 ①		4	0	1	0	0	0	3
Darrin Fletcher, L (1, 2) OBP: 0.235, SLG: 0.266		C B F S 1-3 K ①		C B F B F F X 2-2 P4 ①		B B 1 SAFE X 2-0 F7 ①		B T F B F X 2-2 F7 ②		4	0	0	0	0	1	1
Tim Wallach, R (1, 5) OBP: 0.316, SLG: 0.353		B X 1-0 G4-3 ②		F S B B X 2-2 G3 1B		S S X 0-2 P2 ②		C X 0-1 F9 ③		4	0	1	0	0	0	1
Matt Stairs, L (1, 7) OBP: 0.297, SLG: 0.207		B C C S 1-3 K ③		C S B B X 2-2 G3 1-2 ②		X 0-0 P4 ③			B C B X 2-1 F7 ①	4	0	0	0	0	1	2
Spike Owen, S (1, 6) OBP: 0.333, SLG: 0.424			B B B B 4-0 1B SH1-4 BB	B B B C C F B 4-2 BB			C X 0-1 G3 ①		C C X 0-2 G1-3 ②	2	0	0	0	2	0	0
Archi Cianfrocco, R (1, 3) OBP: 0.268, SLG: 0.383			B F F S 1-3 K ①	F B F S 1-3 K ③			B C F B X 2-2 2B 1B		F B S F B F B X 3-2 G5-3 ③	4	0	1	0	0	2	3
Chris Nabholz, L (1, 1) OBP: 0.107, SLG: 0.179 John Vander Wal, L (7, PH) OBP: 0.319, SLG: 0.313 Pete Young, R (8, 1)			X 0-0 SH1-4 ② 1-2		S F X 0-2 G3-1 ①		B C S F B X 2-2 F7 ②			1 1 0	0 0 0	0 0 0	0 0 0	0 0 0	0 0 0	0 1 0
Inning Stats	R: 0 H: 1 E: 0 LOB: 0 K: 0 BB: 0 S: 6 P: 10	R: 0 H: 0 E: 0 LOB: 0 K: 2 BB: 0 S: 7 P: 10	R: 0 H: 1 E: 0 LOB: 3 K: 1 BB: 2 S: 10 P: 23	R: 0 H: 1 E: 0 LOB: 2 K: 1 BB: 1 S: 17 P: 28	R: 0 H: 0 E: 0 LOB: 0 K: 1 BB: 0 S: 7 P: 9	R: 0 H: 1 E: 0 LOB: 1 K: 0 BB: 0 S: 7 P: 9	R: 0 H: 2 E: 0 LOB: 2 K: 0 BB: 0 S: 13 P: 21	R: 0 H: 0 E: 0 LOB: 0 K: 0 BB: 0 S: 8 P: 13	R: 0 H: 0 E: 0 LOB: 0 K: 0 BB: 0 S: 10 P: 15	1B: 5 2B: 1 3B: 0 HR: 0	SF: 0 SAC: 1 DP: 1 HBP: 0			WP: 0 PB: 0 SB: 1 CS: 0	PA: 35		

PITCHER	IP	WLS	BF	H	R	ER	SO	BB	IBB	HBP	BLK	WP	HR	S	P	ERA	WHIP
Curt Schilling, R (1, 1) ERA: 2.28	9.0	W	35	6	0	0	5	3	0	0	0	0	0	85	138	0.00	1.000

PITCHER	IP	WLS	BF	H	R	ER	SO	BB	IBB	HBP	BLK	WP	HR	S	P	ERA	WHIP

BOTTOM

Philadelphia Phillies @ Montreal Expos

Olympic Stadium, Montreal, QB

Tue Jun 23 1992, 7:05 PM EDT

Att. 30,313 - Dome - 70 F

livebaseballscorecards.com

AB	31
R	0
H	6
RBI	0
BB	3
SO	5
LOB	14

Batter	1	2	3	4	5	6	7	8	9	AB	R	H	RBI	BB	SO	LOB
Lenny Dykstra, L (1, 8) OBP: 0.360, SLG: 0.381	3-2 SH2-3 2B 2B	4-0 FC6-4 BB			0-0 G1-3		1-0 BB 1-2 1B		0-0 G1-3	3	1	2	0	1	0	0
Ricky Jordan, R (7, 7) OBP: 0.283, SLG: 0.362										1	0	0	0	0	0	0
Mariano Duncan, R (1, 6) OBP: 0.307, SLG: 0.406	0-0 SH2-3 2-3	0-1 FC6-4 1-2f			0-1 G5-3		0-1 P4		2-0 G6-3	4	0	0	0	0	0	4
Dave Hollins, S (1, 5) OBP: 0.376, SLG: 0.419	1-3 K2-3		2-1 G6-3		3-2 F8		4-2 BB 1-2 2-3			3	0	0	0	1	1	1
John Kruk, L (1, 3) OBP: 0.451, SLG: 0.496	2-1 3-H 2B		3-1 F7			3-2 FC5-4 S 1B	2-3 K			4	0	2	1	0	1	3
Ben Rivera, R (7, 1)										0	0	0	0	0	0	0
Darren Daulton, L (1, 2) OBP: 0.415, SLG: 0.572	4-2 BB		1-0 E4			4-2 FC5-4 1-2 BB		0-0 S 1B		2	0	1	0	2	0	0
Steve Lake, R (8, 2) OBP: 0.342, SLG: 0.474										0	0	0	0	0	0	0
Wes Chamberlain, R (1, 7) OBP: 0.227, SLG: 0.336	0-0 F9		1 SAFE 0-1 F9			1-2 FC5-4 G4-6-3 1-2f 2-3		0-2 F9		4	0	0	0	0	0	6
(7, 9)																
Ruben Amaro Jr, S (1, 9) OBP: 0.310, SLG: 0.329		3-1 G1-6-3		1-2 G4-3		1-0 G4-6-3 1-2f		3-2 F8		4	0	0	0	0	0	3
(7, 8)																
Mickey Morandini, L (1, 4) OBP: 0.319, SLG: 0.367		2-1 3B		0-1 G4-3			0-1 F9	0-2 G3 1-2		4	0	1	0	0	0	1
Mickey Weston, R (1, 1)		0-3 K		0-3 K			2-0 BB 1B 1B		3-2 F8	2	0	0	0	0	2	1
Bob Ayrault, R (4, 1)										0	0	0	0	0	0	0
Wally Ritchie, L (6, 1)										0	0	0	0	0	0	0
Jeff Grotewold, L (7, PH) OBP: 0.333, SLG: 0.316										2	0	1	0	0	0	0
(7, 3)																
Inning Stats	R: 1 E: 0 K: 1 S: 12 H: 2 LOB: 2 BB: 1 P: 22	R: 0 E: 0 K: 1 S: 9 H: 1 LOB: 2 BB: 1 P: 18	R: 0 E: 1 K: 0 S: 7 H: 0 LOB: 1 BB: 0 P: 13	R: 0 E: 0 K: 1 S: 8 H: 0 LOB: 0 BB: 0 P: 9	R: 0 E: 0 K: 0 S: 8 H: 0 LOB: 0 BB: 0 P: 11	R: 0 E: 0 K: 0 S: 9 H: 1 LOB: 1 BB: 1 P: 18	R: 0 E: 0 K: 1 S: 11 H: 2 LOB: 3 BB: 1 P: 20	R: 0 E: 0 K: 0 S: 10 H: 1 LOB: 1 BB: 0 P: 13	R: 0 E: 0 K: 0 S: 6 H: 0 LOB: 0 BB: 0 P: 11	1B: 4 2B: 2 3B: 1 HR: 0 SF: 0 SAC: 1 DP: 1 HBP: 0							

TOP

Philadelphia Phillies @ Montreal Expos

Olympic Stadium, Montreal, QB

Wed Jun 24 1992, 3:33 AM EDT

Att. 17,422 - Dome - 70 F

livebaseballscorecards.com

AB	33
R	1
H	7
RBI	1
BB	4
SO	4
LOB	19

WP: 0 PB: 0 SB: 2 CS: 0 PA: 38

PITCHER		IP	WLS	BF	H	R	ER	SO	BB	IBB	HBP	BLK	WP	HR	S	P	ERA	WHIP
Ken Hill, R ERA: 2.62	(1, 1)	6.2	W	30	6	1	1	3	4	0	0	0	0	0	61	106	1.35	1.500
Mel Rojas, R ERA: 1.4	(7, 1)	1.1		5	1	0	0	1	0	0	0	0	0	0	13	18	0.00	0.750
John Wetteland, R ERA: 3.98	(9, 1)	1.0		3	0	0	0	0	0	0	0	0	0	0	6	11	0.00	0.000

PITCHER	IP	WLS	BF	H	R	ER	SO	BB	IBB	HBP	BLK	WP	HR	S	P	ERA	WHIP

BOTTOM

Philadelphia Phillies @ Montreal Expos

Olympic Stadium, Montreal, QB

Wed Jun 24 1992, 3:33 AM EDT

Att. 17,422 - Dome - 70 F

livebaseballscorecards.com

Batter	1	2	3	4	5	6	7	8	9	AB	R	H	RBI	BB	SO	LOB
Delino DeShields, L (1, 4) OBP: 0.353, SLG: 0.368	C C B B F B F X 3-2 S 1B		X 0-0 2B 1B 1B 1-2	C B B B C X 3-2 2B		C B X 1-1 S 2B 1B 1-3 2-H		B C B C B F F S 3-3 ② K		5	2	4	1	0	1	1
Moises Alou, R (1, 9) OBP: 0.348, SLG: 0.496	B 1 SAFE 1 SAFE B C 1 SAFE 1 SAFE C F 2-2 ① G5-3 X 1-2		F X 0-1 1B 2B 1-3 2-H	B B B C F F X 3-2 ③ F9		C S B F B B X 3-2 2B 1-H 3-H		C X 0-1 ③ FC6-4 1-2f		5	1	2	3	0	0	3
Marquis Grissom, R (1, 8) OBP: 0.338, SLG: 0.413	B B B B 4-0 G4-6-3 BB		C H 1-1 1B G4-3 HBP		B F B F S 2-3 ① K	B S X 1-1 ③ G4-3				2	1	0	0	1	1	2
John Vander Wal, L (1, 7) OBP: 0.316, SLG: 0.310	X 0-0 ②③ G4-6-3 1-2f		X 0-0 G4-3 1B 1-3 2-H 3-H		X 0-0 ② F7		X 0-0 ① G4-3			4	0	1	2	0	0	2
Tim Wallach, R (1, 5) OBP: 0.311, SLG: 0.347		C S X 0-2 ① G5-3	B B B C X 3-1 ② G4-3 1-2 3-H		S F B B X 2-2 ③ L5		B F C F X 1-2 ② F8			4	0	0	1	0	0	1
Darrin Fletcher, L (1, 2) OBP: 0.250, SLG: 0.269		C B S B X 2-2 ② G6-3	B X 1-0 ③ F8			B B B C F X 3-2 FC3-5 HBP 1B	B B B B 4-0 BB			3	0	1	0	1	0	1
Gary Carter, R (1, 3) OBP: 0.321, SLG: 0.367 Archi Cianfrocco, R (6, PR) OBP: 0.266, SLG: 0.380 (7, 3)		B F S X 1-2 ③ G5-3		C B B X 2-1 ① L4		H 1-0 FC3-5 1-2 1B HBP	B B C S B S 3-3 ③ K			2 1	0 1	0 0	0 0	0 0	0 1	0 1
Tom Foley, L (1, 6) OBP: 0.209, SLG: 0.177			B F B B F F X 3-2 ① F7	X 0-0 ② F8		F F X 0-2 ① F7		S X 0-1 ① G6-3		4	0	0	0	0	0	2
Ken Hill, R (1, 1) OBP: 0.300, SLG: 0.429 Mel Rojas, R (7, 1) OBP: 0.200, SLG: 0.200 Matt Stairs, L (8, PH) OBP: 0.316, SLG: 0.233 John Wetteland, R (9, 1)			S B F F F X 1-2 1B 2B 1B	X 0-0 HR		B F X 1-1 ② FC3-5 1B 2B 1-2 2-3f		B B X 2-0 FC6-4 1B		3 0 1 0	3 0 0 0	2 0 1 0	1 0 0 0	0 0 0 0	0 0 0 0	2 0 0 0
Inning Stats	R: 0 H: 1 E: 0 LOB: 1 K: 0 BB: 1 S: 10 P: 19	R: 0 H: 0 E: 0 LOB: 0 K: 0 BB: 0 S: 9 P: 12	R: 4 H: 4 E: 0 LOB: 1 K: 0 BB: 0 S: 17 P: 26	R: 1 H: 2 E: 0 LOB: 1 K: 0 BB: 0 S: 11 P: 19	R: 0 H: 0 E: 0 LOB: 0 K: 1 BB: 0 S: 7 P: 11	R: 3 H: 3 E: 0 LOB: 2 K: 0 BB: 0 S: 16 P: 26	R: 0 H: 0 E: 0 LOB: 1 K: 1 BB: 1 S: 8 P: 16	R: 0 H: 1 E: 0 LOB: 1 K: 1 BB: 0 S: 11 P: 16		1B: 7 SF: 0 2B: 3 SAC: 0 3B: 0 DP: 1 HR: 1 HBP: 2						

	AB	34
	R	8
	H	11
	RBI	8
	BB	2
	SO	3
	LOB	15

WP: 0 PA: 38
PB: 0
SB: 2
CS: 0

PITCHER		IP	WLS	BF	H	R	ER	SO	BB	IBB	HBP	BLK	WP	HR	S	P	ERA	WHIP
Mickey Weston, R ERA: 12.27	(1, 1)	3.2	L	19	7	5	5	0	1	0	1	0	0	1	43	69	12.27	2.182
Bob Ayrault, R ERA: 2.63	(4, 1)	2.0		8	1	2	2	1	0	0	1	0	0	0	19	31	9.00	0.500
Wally Ritchie, L ERA: 2.93	(6, 1)	0.1		3	2	1	1	0	0	0	0	0	0	0	8	13	27.00	6.000
Ben Rivera, R ERA: 3.95	(7, 1)	2.0		8	1	0	0	2	1	0	0	0	0	0	19	32	0.00	1.000

PITCHER	IP	WLS	BF	H	R	ER	SO	BB	IBB	HBP	BLK	WP	HR	S	P	ERA	WHIP

Pittsburgh Pirates @ Montreal Expos

Olympic Stadium, Montreal, QB

Fri Jun 26 1992, 7:05 PM EDT

Att. 23,014 - Dome - 70 F

TOP

livebaseballscorecards.com

Batter	1	2	3	4	5	6	7	8	9	AB	R	H	RBI	BB	SO	LOB
Cecil Espy, S (1, 7) OBP: 0.305, SLG: 0.348	0-2 SH1-3 G4-3 2B	1-1 FC4-6 CS 1-2f			0-2 F8		0-0 L9			4	1	1	0	0	0	2
Jay Bell, R (1, 6) OBP: 0.349, SLG: 0.352	0-1 SH1-3 2-3	1 SAFE B 1 SAFE 1 SAFE P 2-0 CS 1-2	1-1 G1-3		3-2 G1-3			2-1 E5 FC5-4		3	0	0	0	0	0	0
Andy Van Slyke, L (1, 8) OBP: 0.414, SLG: 0.478	4-2 G4-3 1B BB		0-3 K		2-2 G4-3			3-3 K		3	1	0	0	1	2	1
Orlando Merced, S (1, 3) OBP: 0.332, SLG: 0.363	B 1 SAFE 3-1 G4-3 1-2 3-H		2-2 L3			1-3 K		1-2 FC5-4 1B 1-2f		4	0	0	1	0	1	2
Michael LaValliere, L (1, 2) OBP: 0.355, SLG: 0.320 Don Slaught, R (8, PH) OBP: 0.449, SLG: 0.560 (8, 2)	4-2 1B BB			2-2 BB 1B		0-0 G1-4-3		1-1 1-2 1B		2 1	0 0	1 1	0 0	1 0	0 0	0 0
Steve Buechele, R (1, 5) OBP: 0.336, SLG: 0.394 Denny Neagle, L (6, 1) Lloyd McClendon, R (8, PH) OBP: 0.390, SLG: 0.368 Gary Varsho, L (8, PH) OBP: 0.261, SLG: 0.393 Jerry Don Gleaton, L (8, 1)	0-1 FC6 1-2 2-H 1B			0-2 L9		2-0 G6-3		0-3 K		3 0 0 1 0	0 0 0 0 0	1 0 0 0 0	1 0 0 0 0	0 0 0 1 0	0 0 0 0 0	1 0 0 2 0
Dave Clark, L (1, 9) OBP: 0.333, SLG: 0.353	2-2 FC6 1-2f			4-1 1-2 BB			4-2 G4-6-3 1B BB		1-0 G4-3	2	0	0	0	2	0	2
Jose Lind, R (1, 4) OBP: 0.281, SLG: 0.281		0-1 F8		1-1 F7			0-0 1-2 G4-6-3 1B		3-2 P3	4	0	1	0	0	0	2
Zane Smith, L (1, 1) OBP: 0.205, SLG: 0.216 Bob Walk, R (2, 1) John Wehner, R (6, 5) OBP: 0.238, SLG: 0.211		2-1 FC4-6 1B		0-3 K			1-0 G4-6-3 1-2f 2-3		2-1 F9	1 1 2	0 0 0	1 0 0	0 0 0	0 0 0	0 1 0	0 2 2

Inning Stats																		
	R: 2	H: 2	R: 0	H: 1	R: 0	H: 0	R: 0	H: 1	R: 0	H: 0	R: 0	H: 0	R: 0	H: 1	R: 0	H: 0	1B: 5	SF: 0
	E: 0	LOB: 2	E: 0	LOB: 0	E: 0	LOB: 0	E: 0	LOB: 2	E: 0	LOB: 0	E: 0	LOB: 0	E: 1	LOB: 2	E: 0	LOB: 0	2B: 1	SAC: 1
	K: 0	BB: 2	K: 0	BB: 0	K: 1	BB: 0	K: 1	BB: 1	K: 0	BB: 0	K: 1	BB: 0	K: 0	BB: 1	K: 2	BB: 0	3B: 0	DP: 1
	S: 17	P: 30	S: 7	P: 11	S: 9	P: 12	S: 13	P: 20	S: 10	P: 15	S: 7	P: 10	S: 6	P: 11	S: 14	P: 21	HR: 0	HBP: 0

PITCHER		IP	WLS	BF	H	R	ER	SO	BB	IBB	HBP	BLK	WP	HR	S	P	ERA	WHIP	PITCHER		IP	WLS	BF	H	R	ER	SO	BB	IBB	HBP	BLK	WP	HR	S	P	ERA	WHIP
Dennis Martinez, R ERA: 2.72	(1, 1)	6.0	W	26	5	2	2	3	4	0	0	0	0	0	67	106	3.00	1.500																				
Jeff Fassero, L ERA: 2.91	(7, 1)	1.2		6	1	0	0	1	0	0	0	0	0	0	13	21	0.00	0.600																				
Mel Rojas, R ERA: 1.35	(8, 1)	1.1	S	4	0	0	0	1	0	0	0	0	0	0	10	16	0.00	0.000																				

AB	31
R	2
H	6
RBI	2
BB	4
SO	5
LOB	16

WP: 0	PA: 37
PB: 0	
SB: 0	
CS: 1	

Pittsburgh Pirates @ Montreal Expos

Olympic Stadium, Montreal, QB

Fri Jun 26 1992, 7:05 PM EDT

Att. 23,014 - Dome - 70 F

BOTTOM

livebaseballscorecards.com

Batter	1	2	3	4	5	6	7	8	9	AB	R	H	RBI	BB	SO	LOB
Delino DeShields, L (1, 4) OBP: 0.358, SLG: 0.379	4-1 SH3 S 2B BB	0-2 1B 2-H 3B			2-2 F5 ①		2-1 G1-3 E 1B			3	3	2	1	1	0	0
Moises Alou, R (1, 7) OBP: 0.348, SLG: 0.492	0-1 SH3 ① 1-3	2-1 FC6-4 3-H 1B			1-0 F9 ②		2-2 F G1-3 ① 1-H			3	0	1	1	0	0	0
Marquis Grissom, R (1, 8) OBP: 0.340, SLG: 0.418	0-0 G4-3 3-H 2B	0-1 FC6-4 ③ 1-2f			0-1 FC6 1B		2-2 F7 ②			4	0	2	1	0	0	1
Larry Walker, L (1, 9) OBP: 0.338, SLG: 0.490	2 SAFE 0-0 G4-3 ②③ 2-3		2-0 G3 ①		0-0 FC6 ③ 1-2f		1-0 G4-3 ③			4	0	0	0	0	0	2
Tim Wallach, R (1, 3) OBP: 0.318, SLG: 0.354		3-2 1B 1B 1B	0-1 F9 ②			1-2 CS 1B		1-0 G5-4-3 1B		4	1	3	0	0	0	0
Gary Carter, R (1, 2) OBP: 0.320, SLG: 0.364		2-1 FC6-4 1B SH3-4 1-3 1B	0-1 P3 ③			3-3 K ①② 1-2		2-1 F8 ①		4	1	1	0	0	1	2
Spike Owen, S (1, 6) OBP: 0.336, SLG: 0.426		2-2 FC6-4 1-2 3-H 1B		3-2 G6-3 ①		2-2 S 1B		1-2 G5-4-3 ②③ 1-2f		4	0	2	1	0	0	1
Bret Barberie, S (1, 5) OBP: 0.364, SLG: 0.250		1-2 FC6-4 ① SH3-4 1-2f 3B 2-3		1-1 G6-3 ②		4-2 1-2 BB				2	1	0	0	1	0	2
Dennis Martinez, R (1, 1) OBP: 0.194, SLG: 0.194		1-1 SH3-4 ② 1-2 3-H		1-2 G4-3 ③		0-2 G1-3 ③				2	0	0	1	0	0	2
Jeff Fassero, L (7, 1)										0	0	0	0	0	0	0
Mel Rojas, R (8, 1) OBP: 0.200, SLG: 0.200										0	0	0	0	0	0	0
Inning Stats	R: 1 H: 1 E: 0 LOB: 0 K: 0 BB: 1 S: 5 P: 9	R: 4 H: 5 E: 0 LOB: 1 K: 0 BB: 0 S: 22 P: 33	R: 0 H: 0 E: 0 LOB: 0 K: 0 BB: 0 S: 5 P: 7	R: 0 H: 0 E: 0 LOB: 0 K: 0 BB: 0 S: 8 P: 13	R: 0 H: 1 E: 0 LOB: 1 K: 0 BB: 0 S: 7 P: 10	R: 0 H: 2 E: 0 LOB: 2 K: 1 BB: 1 S: 19 P: 29	R: 1 H: 1 E: 1 LOB: 0 K: 0 BB: 0 S: 14 P: 21	R: 0 H: 1 E: 0 LOB: 0 K: 0 BB: 0 S: 6 P: 10		1B: 9 SF: 0 2B: 2 SAC: 2 3B: 1 DP: 2 HR: 0 HBP: 0						

AB	30
R	6
H	11
RBI	5
BB	2
SO	1
LOB	10

WP: 0 PA: 34
PB: 0
SB: 2
CS: 1

PITCHER		IP	WLS	BF	H	R	ER	SO	BB	IBB	HBP	BLK	WP	HR	S	P	ERA	WHIP
Zane Smith, L ERA: 3.52	(1, 1)	1.2	L	10	5	5	5	0	1	0	0	0	0	0	23	36	27.00	3.600
Bob Walk, R ERA: 3.65	(2, 1)	3.1		12	2	0	0	0	0	0	0	0	0	0	24	36	0.00	0.600
Denny Neagle, L ERA: 4.82	(6, 1)	2.0		9	3	1	1	1	1	0	0	0	0	0	33	50	4.50	2.000
Jerry Don Gleaton, L ERA: 4.44	(8, 1)	1.0		3	1	0	0	0	0	0	0	0	0	0	6	10	0.00	1.000

PITCHER	IP	WLS	BF	H	R	ER	SO	BB	IBB	HBP	BLK	WP	HR	S	P	ERA	WHIP

Batter	1	2	3	4	5	6	7	8	9	AB	R	H	RBI	BB	SO	LOB
Cecil Espy, S (1, 9) (8, 7) OBP: 0.309, SLG: 0.353	B X 1-0 1B HR 1B	C C B F B F C 2-3 ③ K		F F B F X 1-2 ② SF8 2-3 3-H 2B			B C B B X 3-1 ① G4-3		1 SAFE 1 SAFE B C B X 2-1 1B 1-3 3B 1B	4	2	2	1	0	1	1
Jay Bell, R (1, 6) OBP: 0.347, SLG: 0.349	1 SAFE X 0-0 ① F7	C F C 0-3 ① K	C X 0-1 ③ F8				X 0-0 ② F9		1 SAFE B X 1-0 3B 1-2 1B 3-H	5	1	1	1	0	1	2
Andy Van Slyke, L (1, 8) OBP: 0.421, SLG: 0.492	1 SAFE 1 SAFE C B 1 SAFE B B X 3-1 HR 1-3 1B	B B S X 2-1 G4-3 1B			B B S X 2-1 FC3-6 1B		B S F C 1-3 ③ K		X 0-0 3B 1-H 3B 2-H	5	2	4	2	0	1	0
Orlando Merced, S (1, 3) (8, 9) (8, 3) OBP: 0.333, SLG: 0.391	B F 1 SAFE S F 1 SAFE 1 SAFE B F 2-2 1 SAFE X 1-H HR 3-H	F C 1 SAFE 1 SAFE X 0-2 ② G4-3 1-2			S 1 SAFE 1 SAFE X 0-1 ① FC3-6 FC3-6 1-2f			C S S 0-3 ① K2-3	C F F X 0-2 2B 3-H 3B	5	2	2	4	0	1	2
Gary Varsho, L (1, 7) OBP: 0.253, SLG: 0.379 Jeff King, R (8, PH) OBP: 0.234, SLG: 0.321 (8, 3) Stan Belinda, R (8, 1) OBP: 0.500, SLG: 1.000	B C F B B S 3-3 ② K	C X 0-1 ③ G3-1			B 1 SAFE X 1-0 ② FC3-6 1-2f			S B S F B X 2-2 ② G6-3	C S F X 1-2 WP SF7 2B 3-H	3 1 1	0 0 1	0 0 1	0 0 1	0 0 0	1 0 0	2 0 0
Steve Buechele, R (1, 5) OBP: 0.340, SLG: 0.408	X 0-0 ③ L8			C X 0-1 HR	B 1 SAFE C 1 SAFE S 1 SAFE P 1 SAFE B 3-3 ③ K			B X 1-0 1B	B B B B 4-0 G4-6-3 2-3 BB	4	1	2	1	1	1	1
Michael LaValliere, L (1, 2) OBP: 0.350, SLG: 0.326		B C B X 2-1 ① G4-3		C X 0-1 1B SF8 2B		F X 0-1 ① F7		X 0-0 ③ G4-3	B C F X 1-2 ① SF7 3-H	4	1	1	1	0	0	1
Jose Lind, R (1, 4) OBP: 0.288, SLG: 0.298		B B F X 2-1 2B		B S F F X 1-2 SF8 SH3 2-3 1B			C B B F S 2-3 ② K		1-2 E 2B 2-2 G4-6-3 1-2f	5	1	3	0	0	1	1
Jeff Robinson, R (1, 1) OBP: 0.167, SLG: 0.167 Bob Patterson, R (6, 1) OBP: 0.500, SLG: 0.600 Roger Mason, R (6, 1) Jerry Don Gleaton, L (8, 1) Will Pennyfeather, R (8, 9) OBP: 1.000, SLG: 1.000		S B B S S C 2-3 ② K		X 0-0 ① SH3 1-2		F S F S 0-3 ③ K			L B X 1-1 E1 1B 1B 1B 2-H	2 0 0 0 1	0 0 0 0 1	0 0 0 0 1	0 0 0 0 1	0 0 0 0 0	2 0 0 0 0	1 0 0 0 0
Inning Stats	R: 3 H: 3 E: 0 LOB: 0 K: 1 BB: 0 S: 13 P: 22	R: 0 H: 1 E: 0 LOB: 1 K: 2 BB: 0 S: 12 P: 20	R: 0 H: 1 E: 0 LOB: 1 K: 1 BB: 0 S: 10 P: 12	R: 2 H: 3 E: 0 LOB: 1 K: 0 BB: 0 S: 15 P: 17	R: 0 H: 1 E: 0 LOB: 1 K: 1 BB: 0 S: 9 P: 14	R: 0 H: 0 E: 0 LOB: 0 K: 2 BB: 0 S: 9 P: 11	R: 0 H: 0 E: 0 LOB: 0 K: 1 BB: 0 S: 6 P: 10	R: 0 H: 1 E: 0 LOB: 1 K: 1 BB: 0 S: 9 P: 12	R: 7 H: 7 E: 1 LOB: 0 K: 0 BB: 1 S: 23 P: 36	1B: 9 SF: 2 2B: 4 SAC: 1 3B: 2 DP: 1 HR: 2 HBP: 0						WP: 1 PA: 44 PB: 0 SB: 0 CS: 0	

PITCHER		IP	WLS	BF	H	R	ER	SO	BB	IBB	HBP	BLK	WP	HR	S	P	ERA	WHIP
Mark Gardner, R ERA: 3.81	(1, 1)	4.0	L	20	8	5	5	4	0	0	0	0	0	2	50	71	11.25	2.000
Sergio Valdez, R ERA:	(5, 1)	1.0		4	1	0	0	1	0	0	0	0	0	0	9	14	0.00	1.000
Bill Sampen, R ERA: 2.95	(6, 1)	2.0		6	0	0	0	3	0	0	0	0	0	0	15	21	0.00	0.000
Jeff Fassero, L ERA: 2.85	(8, 1)	1.0		4	1	0	0	1	0	0	0	0	0	0	9	12	0.00	1.000
John Wetteland, R ERA: 5.12	(9, 1)	0.0		4	4	4	4	0	0	0	0	0	0	0	8	13	∞	∞

PITCHER		IP	WLS	BF	H	R	ER	SO	BB	IBB	HBP	BLK	WP	HR	S	P	ERA	WHIP
Pete Young, R ERA: 4.35	(9, 1)	1.0		6	3	3	3	0	1	0	0	0	1	0	15	23	27.00	4.000

Pittsburgh Pirates @ Montreal Expos

Olympic Stadium, Montreal, QB

Sat Jun 27 1992, 7:05 PM EDT

Att. 20,146 - Dome - 70 F

TOP

livebaseballscorecards.com

AB	40
R	12
H	17
RBI	11
BB	1
SO	9
LOB	11

BOTTOM

Pittsburgh Pirates @ Montreal Expos

Olympic Stadium, Montreal, QB

Sat Jun 27 1992, 7:05 PM EDT
Att. 20,146 - Dome - 70 F

livebaseballscorecards.com

Batter	1	2	3	4	5	6	7	8	9	AB	R	H	RBI	BB	SO	LOB
Delino DeShields, L (1, 4) OBP: 0.355, SLG: 0.376	C B C B S 2-3 K ①		B B C B C X 3-2 L8 ③		B X 1-0 G1-3 ③		C B C B F F X 2-2 S 1B		C B B X 2-1 G4-3 ①	5	0	1	0	0	1	1
Moises Alou, R (1, 7) OBP: 0.349, SLG: 0.485	B F S X 1-2 P4 ②			B X 1-0 BB 1B 1B		B B B B 4-0 2B SF9 BB	C F B X 1-2 F9 ③ 1-2		C B B F S 2-3 K ②	4	2	1	0	1	1	1
Marquis Grissom, R (1, 8) OBP: 0.344, SLG: 0.423	B B F B B X 3-1 G5-3 ③			B B F B B 4-1 F9 1B BB 1-2		B X 1-0 SF9 1B 2B 1-3		C X 0-1 G3 1B 1B	C B C F S 1-3 K ③	4	2	2	0	1	1	0
Larry Walker, L (1, 9) OBP: 0.336, SLG: 0.488		F C S 0-3 K ①		F F X 0-2 1B 1-2 2-H	X 0-0 SF9 ① 2-3 3-H			B X 1-0 G3 ① 1-2		3	0	1	2	0	1	1
Tim Wallach, R (1, 5) OBP: 0.320, SLG: 0.356		X 0-0 G4-3 ②		B 1 SAFE X 1-0 F9 ① 2-3		F B F X 1-2 1B 3-H		X 0-0 BB 1B 1B 2-H		4	0	2	2	0	0	2
Darrin Fletcher, L (1, 2) OBP: 0.243, SLG: 0.261 Gary Carter, R (6, PH) OBP: 0.316, SLG: 0.359 (7, 2)		C B X 1-1 L7 ③		S F S 0-3 K ②		B F S B F F F X 2-2 L7 ②		X 0-0 P4 ②		2 2	0 0	0 0	0 0	0 0	1 0	2 2
Archi Cianfrocco, R (1, 3) OBP: 0.261, SLG: 0.373 Tom Foley, L (8, PH) OBP: 0.221, SLG: 0.190 (9, 3)			B F C F X 1-2 E5 1B	B B F B X 3-1 F8 ③		C S B S 1-3 K ③		B C F X 1-2 BB 1B 1-2		3 1	0 0	0 1	0 0	0 0	1 0	3 0
Spike Owen, S (1, 6) OBP: 0.339, SLG: 0.424			C B X 1-1 ① 1-3 1B		C B B B S F F X 2-2 P8 ①		C B X 1-1 G4-3 ①	B B B B 4-0 1-2 2-3 BB		3	0	1	0	1	0	0
Mark Gardner, R (1, 1) Sergio Valdez, R (6, 1) Bret Barberie, S (5, PH) Bill Sampen, R (8, 1) John Vander Wal, L (7, PH) Jeff Fassero, L (8, 1) Rick Cerone, R (8, PH) John Wetteland, R (9, 1) Pete Young, R (8, 1)			C S B F F S 1-3 K ②		X 0-0 F9 ②		F F C 0-3 K ②	B F F X 1-2 F8 ③		1 0 1 0 1 0 1 0 0	0 0 0 0 0 0 0 0 0	0 0 0 0 1 0 0 0 0	0 0 0 0 0 0 0 0 0	0 0 0 0 1 0 0 3 0	1 0 0 0 0 0 0 0 0	1 0 0 0 0 0 0 0 0
Inning Stats	R: 0 E: 0 K: 1 S: 8 H: 0 LOB: 0 BB: 0 P: 14	R: 0 E: 0 K: 1 S: 6 H: 0 LOB: 0 BB: 0 P: 7	R: 0 E: 1 K: 1 S: 14 H: 1 LOB: 1 BB: 0 P: 20	R: 1 E: 0 K: 1 S: 11 H: 2 LOB: 2 BB: 1 P: 20	R: 0 E: 0 K: 0 S: 7 H: 0 LOB: 0 BB: 0 P: 10	R: 2 E: 0 K: 1 S: 14 H: 2 LOB: 1 BB: 1 P: 23	R: 0 E: 0 K: 1 S: 13 H: 1 LOB: 1 BB: 0 P: 17	R: 1 E: 0 K: 0 S: 11 H: 3 LOB: 3 BB: 1 P: 18	R: 0 E: 0 K: 2 S: 9 H: 0 LOB: 0 BB: 0 P: 14	1B: 8 2B: 1 3B: 0 HR: 0		SF: 1 SAC: 0 DP: 0 HBP: 0			WP: 0 PB: 0 SB: 1 CS: 0	PA: 39	

	AB	R	H	RBI	BB	SO	LOB
BOTTOM	35	4	9	4	3	8	16

PITCHER		IP	WLS	BF	H	R	ER	SO	BB	IBB	HBP	BLK	WP	HR	S	P	ERA	WHIP
Jeff Robinson, R ERA: 4.55	(1, 1)	5.0	W	21	4	3	3	4	2	0	0	0	0	0	47	77	5.40	1.200
Bob Patterson, L ERA: 2.4	(6, 1)	0.1		2	1	0	0	0	0	0	0	0	0	0	4	5	0.00	3.000
Roger Mason, R ERA: 3.47	(6, 1)	1.2		7	2	1	1	2	0	0	0	0	0	0	24	31	5.40	1.200
Jerry Don Gleaton, L ERA: 4.39	(8, 1)	0.1		1	0	0	0	0	0	0	0	0	0	0	1	2	0.00	0.000
Stan Belinda, R ERA: 2.81	(8, 1)	1.2	S	8	2	0	0	2	1	0	0	0	0	0	17	28	0.00	1.800

PITCHER		IP	WLS	BF	H	R	ER	SO	BB	IBB	HBP	BLK	WP	HR	S	P	ERA	WHIP

Batter	1	2	3	4	5	6	7	8	9	AB	R	H	RBI	BB	SO	LOB
Cecil Espy, S (1, 9) OBP: 0.307, SLG: 0.345	C X 0-1 ① G1-3		B B B B 4-0 CS BB		B X 1-0 ③ G6-3			C C B B C 2-3 ① K		3	0	0	0	1	1	0
Jay Bell, R (1, 6) OBP: 0.343, SLG: 0.344	C X 0-1 ② G5-3		1 SAFE C 1 SAFE B B 1 SAFE S 1 SAFE 1 SAFE 2-2 ① F F 1 SAFE X P6			C F B X 1-2 ① F8		B X 1-0 E5		4	0	0	0	0	0	1
John Wehner, R (1, 3) OBP: 0.280, SLG: 0.190	B B B C B 4-1 2B BB		1 SAFE 1 SAFE 1 SAFE B X 1-0 ② ③ F9 1-2			C B C B B B 4-2 F9 1B BB		X 0-0 ② L9		2	0	0	0	2	0	2
Lloyd McClendon, R (1, 7) OBP: 0.394, SLG: 0.385	C B B 1 SAFE B X 3-1 1-3 2B			C B X 1-1 ① G5-3		B F 1 SAFE B X 2-1 1-2 1B		B B C B F X 3-2 ③ F8		4	0	2	0	0	0	1
Jeff King, R (1, 4) OBP: 0.230, SLG: 0.315	C B F S 1-3 ③ K			B F S X 1-2 ② G6-3		B B X 2-0 ② F9 2-3			X 0-0 ① F8	4	0	0	0	0	1	4
Steve Buechele, R (1, 5) OBP: 0.343, SLG: 0.407 Gary Varsho, L (9, PR) OBP: 0.253, SLG: 0.379		X 0-0 ① G6-3		B B C B X 3-1 1B		B C X 1-1 ③ L8			B B B C B 4-1 G5-3 1B BB	3 0	0 0	1 0	0 0	1 0	0 0	2 0
Don Slaught, R (1, 2) OBP: 0.450, SLG: 0.558		B S B X 2-1 1B	B F L 1 SAFE F B B X 3-2 ③ G5-3				F F B X 1-2 ① F9		C C B F F X 1-2 G5-3 1-2 1B	4	0	2	0	0	0	1
Will Pennyfeather, R (1, 8) OBP: 0.200, SLG: 0.200		X 0-0 ② F9			B S B X 2-1 ① G5-3		X 0-0 ② F9		C X 0-1 ② ③ G5-3 1-2 2-3f	4	0	0	0	0	0	3
Randy Tomlin, L (1, 1) OBP: 0.242, SLG: 0.167 Jose Lind, R (7, PH) OBP: 0.287, SLG: 0.296 Denny Neagle, L (7, 1)		B X 1-0 ③ F9			X 0-0 ② F7		B C X 1-1 ③ F9			2 1 0	0 0 0	0 0 0	0 0 0	0 0 0	0 0 0	1 0 0
Inning Stats	R: 0 H: 1 E: 0 LOB: 2 K: 1 BB: 1 S: 10 P: 18	R: 0 H: 1 E: 0 LOB: 1 K: 0 BB: 0 S: 5 P: 8	R: 0 H: 0 E: 0 LOB: 0 K: 0 BB: 1 S: 6 P: 13	R: 0 H: 1 E: 0 LOB: 1 K: 0 BB: 0 S: 11 P: 19	R: 0 H: 0 E: 0 LOB: 0 K: 0 BB: 0 S: 4 P: 7	R: 0 H: 1 E: 0 LOB: 2 K: 0 BB: 1 S: 10 P: 20	R: 0 H: 0 E: 0 LOB: 0 K: 0 BB: 0 S: 6 P: 8	R: 0 H: 0 E: 1 LOB: 1 K: 1 BB: 0 S: 8 P: 14	R: 0 H: 1 E: 0 LOB: 2 K: 0 BB: 1 S: 9 P: 14	1B: 4 SF: 0 2B: 1 SAC: 0 3B: 0 DP: 1 HR: 0 HBP: 0						WP: 0 PA: 35 PB: 0 SB: 0 CS: 1

Pittsburgh Pirates @ Montreal Expos

Olympic Stadium, Montreal, QB

Sun Jun 28 1992, 3:33 AM EDT

Att. 24,793 - Dome - 70 F

TOP

livebaseballscorecards.com

AB	31
R	0
H	5
RBI	0
BB	4
SO	2
LOB	15

PITCHER		IP	WLS	BF	H	R	ER	SO	BB	IBB	HBP	BLK	WP	HR	S	P	ERA	WHIP
Brian Barnes, L ERA: 2.77	(1, 1)	8.1	W	34	5	0	0	2	4	0	0	0	0	0	67	119	0.00	1.080
Mel Rojas, R ERA: 1.33	(9, 1)	0.2		1	0	0	0	0	0	0	0	0	0	0	2	2	0.00	0.000

PITCHER	IP	WLS	BF	H	R	ER	SO	BB	IBB	HBP	BLK	WP	HR	S	P	ERA	WHIP

BOTTOM

Pittsburgh Pirates @ Montreal Expos

Olympic Stadium, Montreal, QB

Sun Jun 28 1992, 3:33 AM EDT

Att. 24,793 - Dome - 70 F

livebaseballscorecards.com

Batter	1	2	3	4	5	6	7	8	9	AB	R	H	RBI	BB	SO	LOB
Delino DeShields, L (1, 4) OBP: 0.361, SLG: 0.377	C B B C B X 3-2 G6-4-3 1B		B B C X 2-1 G1-3 ③			B B F B B 4-1 2B BB		B S C B B B 4-2 S 2B BB		2	2	1	0	2	0	0
Marquis Grissom, R (1, 8) OBP: 0.346, SLG: 0.426	L 1 SAFE 1 SAFE 1 SAFE B 1 SAFE X 1-1 G6-4-3 ① ② 1-2f			B F X 1-1 P3 ①		C S X 0-2 S HR 2B 1-H		B B B B 4-0 2B BB 1-2		3	2	1	1	1	0	1
Moises Alou, R (1, 7) OBP: 0.360, SLG: 0.522	B X 1-0 CS 1B			C F B X 1-2 P6 ②		C B X 1-1 HR 2-H		B C X 1-1 HR 2B 1-H 2-H		4	2	3	4	0	0	0
Larry Walker, L (1, 9) OBP: 0.343, SLG: 0.521	1 SAFE 0-0 CS ③ 1-2	L X 0-1 HR		B B C X 2-1 CS 1B		F S S 0-3 K ①		F C X 0-2 HR 2-H		4	2	3	3	0	1	0
Tim Wallach, R (1, 3) OBP: 0.316, SLG: 0.350		B C S S 1-3 K ①		1 SAFE 1 SAFE 0-0 CS ③ 1-2	S X 0-1 F8 ①	B S X 1-1 F8 ②		B B X 2-0 L4 ①		4	0	0	0	0	1	0
Spike Owen, S (1, 6) OBP: 0.338, SLG: 0.426		C B F B B S 3-3 K ②			B B C F B F X 3-2 1B 2B	B S B X 2-1 L5 ③		B C B B X 3-1 G5-3 ②		4	1	1	0	0	1	0
Bret Barberie, S (1, 5) OBP: 0.359, SLG: 0.248		C B B X 2-1 F9 ③			B B F B F F F X 3-2 2-H 1B		B F F F C 1-3 K ①	S B X 1-1 L9 ③		4	0	1	1	0	1	0
Rick Cerone, R (1, 2) OBP: 0.333, SLG: 0.436			X 0-0 G5-3 ①		1 SAFE X 0-0 F7 ②		B B X 2-0 F7 ②			3	0	0	0	0	0	1
Brian Barnes, L (1, 1) Mel Rojas, R (9, 1) OBP: 0.200, SLG: 0.200			B C B S F B C 3-3 K ②		F S B B B X 3-2 G6-3 ③		C C B F S 1-3 K ③			3 0	0 0	0 0	0 0	0 0	2 0	1 0
Inning Stats	R: 0 H: 2 E: 0 LOB: 0 K: 0 BB: 0 S: 6 P: 11	R: 1 H: 1 E: 0 LOB: 0 K: 2 BB: 0 S: 10 P: 16	R: 0 H: 0 E: 0 LOB: 0 K: 1 BB: 0 S: 7 P: 12	R: 0 H: 1 E: 0 LOB: 0 K: 0 BB: 0 S: 7 P: 11	R: 1 H: 2 E: 0 LOB: 1 K: 0 BB: 0 S: 15 P: 24	R: 3 H: 2 E: 0 LOB: 0 K: 1 BB: 1 S: 13 P: 21	R: 0 H: 0 E: 0 LOB: 0 K: 2 BB: 0 S: 9 P: 13	R: 4 H: 2 E: 0 LOB: 0 K: 0 BB: 2 S: 12 P: 27		1B: 4 SF: 0 2B: 3 SAC: 0 3B: 0 DP: 1 HR: 3 HBP: 0						

	AB	31
	R	9
	H	10
	RBI	9
	BB	3
	SO	6
	LOB	3

WP: 0 PA: 36
PB: 0
SB: 2
CS: 2

PITCHER		IP	WLS	BF	H	R	ER	SO	BB	IBB	HBP	BLK	WP	HR	S	P	ERA	WHIP
Randy Tomlin, L ERA: 3.32	(1, 1)	6.0	L	24	8	5	5	4	1	0	0	0	0	2	58	95	7.50	1.500
Denny Neagle, L ERA: 5.36	(7, 1)	2.0		10	2	4	4	2	2	0	0	0	0	1	21	40	18.00	2.000

PITCHER	IP	WLS	BF	H	R	ER	SO	BB	IBB	HBP	BLK	WP	HR	S	P	ERA	WHIP

Montreal Expos @ Philadelphia Phillies

Veterans Stadium, Philadelphia, PA

Mon Jun 29 1992, 7:05 PM EDT

Att. 27,426 - Sunny - 81 F

TOP

livebaseballscorecards.com

Batter	1	2	3	4	5	6	7	8	9	AB	R	H	RBI	BB	SO	LOB
Delino DeShields, L (1, 4) OBP: 0.359, SLG: 0.375	C X 0-1 ① G4-3		B B C B X 3-1 PO 1B 3-H		B C B B C S 3-3 ③ K			C B B X 2-1 ① G6-3		4	0	1	1	0	1	0
Marquis Grissom, R (1, 8) OBP: 0.342, SLG: 0.420	C C B B S 2-3 ② K		C B X 1-1 ② L9			B X 1-0 ① F8		X 0-0 ② F7		4	0	0	0	0	1	1
Moises Alou, R (1, 7) OBP: 0.364, SLG: 0.518	F X 0-1 ③ G1-3		B 1 SAFE 1-0 ③ PO 1-2	C B B B F F B 4-2 BB BB		B X 1-0 FC6-4 1B		B C B X 2-1 ③ G6-3		3	0	1	0	1	0	0
Larry Walker, L (1, 9) OBP: 0.341, SLG: 0.514		X 0-0 ① G4-3		1 SAFE S B B B B 4-1 ① 1B SF7 1-2 BB		B 1 SAFE F X 1-1 ② FC6-4 1-2f			S X 0-1 ① G1-3	3	1	0	0	1	0	1
Tim Wallach, R (1, 5) OBP: 0.318, SLG: 0.353		B S X 1-1 1B		C 1 SAFE X 0-1 SF7 1-3 1B		X 0-0 ③ F8			C X 0-1 ② P4	4	0	2	0	0	0	1
Gary Carter, R (1, 2) OBP: 0.315, SLG: 0.365		F X 0-1 ② P4		B S F B F X 2-2 ② SF7 1-2 3-H			C X 0-1 ① F8		B F X 1-1 2B 2B	3	1	1	1	0	0	1
Spike Owen, S (1, 6) OBP: 0.336, SLG: 0.427		B X 1-0 ③ L4		C C X 0-2 ③ G4-3			B C B X 2-1 ② G5-3		B X 1-0 2-H 1B 2B	4	1	1	1	0	0	2
Archi Cianfrocco, R (1, 3) OBP: 0.273, SLG: 0.389			X 0-0 SH5-4 1B 2B		B S X 1-1 ① L4		B X 1-0 1B		B F F B X 2-2 2-H 1B	4	1	3	1	0	0	0
Chris Nabholz, L (1, 1) OBP: 0.103, SLG: 0.172 Jeff Fassero, L (6, 1) Bret Barberie, S (7, PH) OBP: 0.356, SLG: 0.246 Bill Sampen, R (7, 1) Sergio Valdez, R (7, 1) Darren Reed, R (9, PH) OBP: 0.200, SLG: 0.364			X 0-0 ① SH5-4 2-3		B C X 1-1 ② P6		B F 1 SAFE B F S 2-3 ③ K		C 1 SAFE S F B S 1-3 ③ K	1 0 1 0 0 1	0 0 0 0 0 0	0 0 0 0 0 0	0 0 0 0 0 0	0 0 1 0 0 1	0 0 0 0 0 1	0 0 1 0 0 1
Inning Stats	R: 0 H: 0 E: 0 LOB: 0 K: 1 BB: 0 S: 7 P: 9	R: 0 H: 1 E: 0 LOB: 1 K: 0 BB: 0 S: 6 P: 8	R: 1 H: 2 E: 0 LOB: 0 K: 0 BB: 0 S: 6 P: 11	R: 1 H: 1 E: 0 LOB: 1 K: 0 BB: 2 S: 13 P: 23	R: 0 H: 0 E: 0 LOB: 0 K: 1 BB: 0 S: 7 P: 12	R: 0 H: 1 E: 0 LOB: 1 K: 0 BB: 0 S: 5 P: 8	R: 0 H: 1 E: 0 LOB: 1 K: 1 BB: 0 S: 8 P: 13	R: 0 H: 0 E: 0 LOB: 0 K: 0 BB: 0 S: 5 P: 9	R: 2 H: 3 E: 0 LOB: 1 K: 1 BB: 0 S: 14 P: 19	1B: 6 SF: 1 2B: 3 SAC: 1 3B: 0 DP: 0 HR: 0 HBP: 0						WP: 0 PA: 37 PB: 0 SB: 0 CS: 0

	AB	32
	R	4
	H	9
	RBI	4
	BB	2
	SO	4
	LOB	8

PITCHER		IP	WLS	BF	H	R	ER	SO	BB	IBB	HBP	BLK	WP	HR	S	P	ERA	WHIP
Terry Mulholland, L ERA: 3.65	(1, 1)	8.2	W	34	8	4	4	3	2	0	0	0	0	0	64	102	4.15	1.154
Mitch Williams, L ERA: 2.5	(9, 1)	0.1	S	2	1	0	0	1	0	0	0	0	0	0	7	10	0.00	3.000

PITCHER	IP	WLS	BF	H	R	ER	SO	BB	IBB	HBP	BLK	WP	HR	S	P	ERA	WHIP

Batter	1	2	3	4	5	6	7	8	9	AB	R	H	RBI	BB	SO	LOB
Ruben Amaro Jr, S (1, 8) OBP: 0.307, SLG: 0.313	B F C C 1-3 K ①		C B F B X 2-2 F8 ②		B B B C F B 4-2 BB		X 0-0 G4-3 ①	C B B B 4-1 CS BB		3	0	0	0	2	1	0
Mariano Duncan, R (1, 7) OBP: 0.307, SLG: 0.406	B S B F X 2-2 G5-3 ②		B B B C S X 3-2 P3 ③		S F B F F S 1-3 K ③		B B X 2-0 S S 1B 1B	B 1 SAFE 1 SAFE F 1 SAFE 1 SAFE P 2-1 CS ③ 1-2		4	1	1	0	0	1	2
Dave Hollins, S (1, 5) OBP: 0.375, SLG: 0.436	B C C C 1-3 K ③			C F S 0-3 K ①		B B B 4-0 1B 1B BB	1 SAFE B B C B B F B 4-2 1B 1B WP 1-2 BB			2	2	0	0	2	2	0
John Kruk, L (1, 3)		F B C X 1-2 G4-3 ①		B C B S B C 3-3 K ②		1 SAFE C B C X 1-2 1B 2B 1B 1-2	B C B X 2-1 F7 ②			4	1	1	0	0	1	2
Wes Chamberlain, R (1, 9) OBP: 0.261, SLG: 0.395		C S B X 1-2 P5 ②		B B B B 4-0 BB		F F B X 1-2 2B FC3-2-1-9 1B 1-2 2-H	B B C F B X 3-2 WP 1B 1-3 2-H			3	0	2	2	1	0	0
Darren Daulton, L (1, 2) OBP: 0.405, SLG: 0.550		C B B B B 4-1 BB BB		1 SAFE B B S 1 SAFE B X 3-1 F9 ③		C C S 0-3 K ① 1-3 3-H	B 1 SAFE 1 SAFE S B B B 4-1 BB 1-3 3-H			2	0	0	0	2	1	3
Dale Sveum, S (1, 6) OBP: 0.261, SLG: 0.194		1 SAFE 1 SAFE B B F 1 SAFE F B B 4-2 BB 1-2			F X 0-1 SH5-4 1B	C X 0-1 E 2B 1-3 2-H	B B X 2-0 F7 ③			3	1	2	1	1	0	2
Mickey Morandini, L (1, 4) OBP: 0.318, SLG: 0.362		C C F S 0-3 K ③			C F B 1 SAFE B C 2-3 K ①	P P I I 4-0 E IBB		X 0-0 L7 ①		3	0	0	0	1	2	3
Terry Mulholland, R (1, 1) OBP: 0.167, SLG: 0.152 Mitch Williams, L (9, 1) OBP: 0.500, SLG: 0.500			S S C 0-3 K ①		1 SAFE X 0-0 SH5-4 ② 1-2	C X 0-1 FC3-2-1-9 ②③ 1-2 2-H 3-H		C C C 0-3 K ②		3 0	0 0	0 0	0 0	0 0	2 0	2 0
Inning Stats	R: 0 H: 0 E: 0 LOB: 0 K: 2 BB: 0 S: 9 P: 13	R: 0 H: 0 E: 0 LOB: 2 K: 1 BB: 2 S: 13 P: 23	R: 0 H: 0 E: 0 LOB: 0 K: 1 BB: 0 S: 9 P: 14	R: 0 H: 0 E: 0 LOB: 1 K: 2 BB: 1 S: 8 P: 18	R: 0 H: 1 E: 0 LOB: 2 K: 2 BB: 1 S: 14 P: 21	R: 3 H: 3 E: 1 LOB: 1 K: 1 BB: 2 S: 15 P: 23	R: 2 H: 2 E: 0 LOB: 2 K: 0 BB: 2 S: 12 P: 29	R: 0 H: 0 E: 0 LOB: 0 K: 1 BB: 1 S: 7 P: 12		1B: 5 SF: 0 2B: 2 SAC: 1 3B: 0 DP: 1 HR: 0 HBP: 0						

PITCHER		IP	WLS	BF	H	R	ER	SO	BB	IBB	HBP	BLK	WP	HR	S	P	ERA	WHIP
Chris Nabholz, L ERA: 3.86	(1, 1)	5.0		22	2	2	2	8	5	0	0	0	0	0	56	97	3.60	1.400
Jeff Fassero, L ERA: 2.79	(6, 1)	1.0	L	5	2	1	0	1	0	1	0	0	0	0	12	15	0.00	2.000
Bill Sampen, R ERA: 3.32	(7, 1)	0.2		5	2	2	2	0	1	0	0	0	0	0	10	21	27.00	4.500
Sergio Valdez, R ERA:	(7, 1)	1.1		5	0	0	0	1	2	0	0	0	1	0	9	20	0.00	1.500

PITCHER	IP	WLS	BF	H	R	ER	SO	BB	IBB	HBP	BLK	WP	HR	S	P	ERA	WHIP

BOTTOM

Montreal Expos @ Philadelphia Phillies

Veterans Stadium, Philadelphia, PA

Mon Jun 29 1992, 7:05 PM EDT

Att. 27,426 - Sunny - 81 F

livebaseballscorecards.com

AB	27
R	5
H	6
RBI	3
BB	9
SO	10
LOB	14

WP: 2	PA: 38		
PB: 0			
SB: 2			
CS: 1			

Batter	1	2	3	4	5	6	7	8	9	AB	R	H	RBI	BB	SO	LOB
Delino DeShields, L (1, 4) OBP: 0.360, SLG: 0.379	F8		K		2B		1B	L7		5	1	2	1	0	1	3
Marquis Grissom, R (1, 8) OBP: 0.346, SLG: 0.419	HR BB		CS 1B		P2		BB BB	P3		3	1	1	0	2	0	3
John Vander Wal, L (1, 7) OBP: 0.337, SLG: 0.364	HR		2B		K		BB		1B 1B FC6-5 BB	3	2	2	3	2	1	1
Larry Walker, L (1, 9) OBP: 0.343, SLG: 0.527	L3		G4-3			HR	SF7		FC6-5 1B	4	1	2	2	0	0	1
Tim Wallach, R (1, 5) OBP: 0.320, SLG: 0.351	G5-3			G6-3		F8			E FC6-5 1B	4	0	1	0	1	0	0
Darrin Fletcher, L (1, 2) OBP: 0.228, SLG: 0.243		L8		F8		G4-3	G4-3		FC6-5 E	5	0	0	1	0	0	5
Archi Cianfrocco, R (1, 3) OBP: 0.271, SLG: 0.383		K		G6-3		1B		E6 1B	E4 G4-6-3	5	0	1	0	0	1	2
Spike Owen, S (1, 6) OBP: 0.333, SLG: 0.422		F7			G4-3	F9			G4-6-3	5	0	1	0	0	0	4
Ken Hill, R (1, 1) OBP: 0.333, SLG: 0.484			1B 2B 2B		2B 1B		K	K		3	2	2	0	0	1	0
Bret Barberie, S (8, PH) OBP: 0.354, SLG: 0.244										1	0	0	0	0	1	2
Mel Rojas, R (8, 1) OBP: 0.200, SLG: 0.200										0	0	0	0	0	0	0
Inning Stats	R: 2 E: 0 K: 0 S: 6 H: 1 LOB: 0 BB: 1 P: 13	R: 0 E: 0 K: 1 S: 8 H: 0 LOB: 0 BB: 0 P: 12	R: 1 E: 0 K: 1 S: 10 H: 3 LOB: 1 BB: 0 P: 18	R: 0 E: 0 K: 0 S: 4 H: 0 LOB: 0 BB: 0 P: 8	R: 1 E: 0 K: 1 S: 15 H: 2 LOB: 1 BB: 0 P: 28	R: 1 E: 0 K: 0 S: 10 H: 2 LOB: 1 BB: 0 P: 18	R: 1 E: 0 K: 1 S: 18 H: 1 LOB: 3 BB: 3 P: 35	R: 0 E: 1 K: 1 S: 10 H: 1 LOB: 2 BB: 0 P: 16	R: 1 E: 1 K: 0 S: 12 H: 2 LOB: 2 BB: 1 P: 19	1B: 7 2B: 3 3B: 0 HR: 2 SF: 1 SAC: 0 DP: 1 HBP: 0						

TOP

Montreal Expos @ Philadelphia Phillies

Veterans Stadium, Philadelphia, PA

Tue Jun 30 1992, 7:05 PM EDT

Att. 22,282 - Cloudy - 87 F

livebaseballscorecards.com

AB	38
R	7
H	12
RBI	7
BB	5
SO	5
LOB	21

WP: 0 PB: 0 SB: 1 CS: 1 PA: 44

PITCHER		IP	WLS	BF	H	R	ER	SO	BB	IBB	HBP	BLK	WP	HR	S	P	ERA	WHIP
Mike Williams, R ERA: 7.71	(1, 1)	4.2	L	20	6	4	4	2	1	0	0	0	0	1	38	71	7.71	1.500
Wally Ritchie, L ERA: 3.0	(5, 1)	1.1		6	2	1	1	1	0	0	0	0	0	1	15	26	6.75	1.500
Bob Ayrault, R ERA: 2.7	(7, 1)	1.0		7	1	1	1	1	3	0	0	0	0	0	18	35	9.00	4.000
Ben Rivera, R ERA: 3.99	(8, 1)	2.0		11	3	1	1	1	1	0	0	0	0	0	22	35	4.50	2.000

Batter	1	2	3	4	5	6	7	8	9	AB	R	H	RBI	BB	SO	LOB
Ruben Amaro Jr, S (1, 8) OBP: 0.306, SLG: 0.308	G4-3		G3			2B SF7 HBP	G3			3	1	0	0	0	0	1
Mariano Duncan, R (1, 7) OBP: 0.306, SLG: 0.408	G4-3			L4		SF7 2B (1-3)		F8		4	0	1	0	0	0	0
John Kruk, L (1, 3) OBP: 0.453, SLG: 0.502	G3			G4-3		BB		1B BB		2	0	0	0	2	0	0
Darren Daulton, L (1, 2) OBP: 0.403, SLG: 0.547		K		F9		SF7 (2-3 3-H)		1B (1-2)		3	0	1	1	0	1	0
Dave Hollins, S (1, 5) OBP: 0.373, SLG: 0.433		G1-3			G3 1B	P5		L8		4	0	1	0	0	0	4
Wes Chamberlain, R (1, 9) OBP: 0.268, SLG: 0.429		2B			F8		HR	F7		4	1	2	1	0	0	3
Dale Sveum, S (1, 6) OBP: 0.261, SLG: 0.188		G4-3			G3 (1-2) SAFE		FC6-4 BB		P6	3	0	0	0	1	0	2
Mickey Morandini, L (1, 4) OBP: 0.311, SLG: 0.354			G4-3		G3-1		FC6-4 FC4-6 (1-2f)		L7	4	0	0	0	0	0	2
Mike Williams, R (1, 1) Wally Ritchie, L (5, 1) Jeff Grotewold, L (6, PH) OBP: 0.292, SLG: 0.273 Bob Ayrault, R (7, 1) Wally Backman, S (7, PH) OBP: 0.361, SLG: 0.313 Ben Rivera, R (8, 1) Ricky Jordan, R (9, PH) OBP: 0.269, SLG: 0.350			K			F8	FC4-6 (1-2f)		G5-3	1 0 1 0 1 0 1	0 0 0 0 0 0 0	0 0 0 0 0 0 0	0 0 0 0 0 0 0	1 0 0 0 0 0 0	0 0 0 0 0 0 0	0 0 0 0 1 0 0
Inning Stats	R: 0 E: 0 K: 0 S: 7 H: 0 LOB: 0 BB: 0 P: 12	R: 0 E: 0 K: 1 S: 8 H: 1 LOB: 1 BB: 0 P: 14	R: 0 E: 0 K: 1 S: 8 H: 0 LOB: 0 BB: 0 P: 9	R: 0 E: 0 K: 0 S: 11 H: 0 LOB: 0 BB: 0 P: 17	R: 0 E: 0 K: 0 S: 9 H: 1 LOB: 1 BB: 0 P: 10	R: 1 E: 0 K: 0 S: 9 H: 1 LOB: 2 BB: 1 P: 16	R: 1 E: 0 K: 0 S: 7 H: 1 LOB: 1 BB: 1 P: 13	R: 0 E: 0 K: 0 S: 9 H: 1 LOB: 2 BB: 1 P: 15	R: 0 E: 0 K: 0 S: 5 H: 0 LOB: 0 BB: 0 P: 7	1B: 2 2B: 2 3B: 0 HR: 1	SF: 1 SAC: 0 DP: 0 HBP: 1			WP: 0 PB: 0 SB: 0 CS: 0		PA: 36	

PITCHER		IP	WLS	BF	H	R	ER	SO	BB	IBB	HBP	BLK	WP	HR	S	P	ERA	WHIP
Ken Hill, R ERA: 2.61	(1, 1)	7.0	W	28	4	2	2	2	2	0	1	0	0	1	59	91	2.57	0.857
Mel Rojas, R ERA: 1.27	(8, 1)	2.0		8	1	0	0	0	1	0	0	0	0	0	14	22	0.00	1.000

PITCHER	IP	WLS	BF	H	R	ER	SO	BB	IBB	HBP	BLK	WP	HR	S	P	ERA	WHIP

BOTTOM

Montreal Expos @ Philadelphia Phillies

Veterans Stadium, Philadelphia, PA

Tue Jun 30 1992, 7:05 PM EDT

Att. 22,282 - Cloudy - 87 F

livebaseballscorecards.com

AB	31
R	2
H	5
RBI	2
BB	3
SO	2
LOB	13

Batter	1	2	3	4	5	6	7	8	9	AB	R	H	RBI	BB	SO	LOB
Delino DeShields, L (1, 4) OBP: 0.367, SLG: 0.387	C B S B B X 3-2 F8 1B 1B 1B		C B X 1-1 E S SF9 1B		B B C B X 3-1 S 1B		C L 1 SAFE 1 SAFE 1 SAFE F B X 1-2 BB 1B 1-2 1B		C B C S 1-3 ① K	5	2	4	0	0	1	0
Marquis Grissom, R (1, 8) OBP: 0.344, SLG: 0.416	C 1 SAFE B X 1-1 F8 1-2 1B 1B		B B C X 2-1 ① SF9 1-H		1 SAFE 1 SAFE X 0-0 ③ P3 1-2		B C B F S 2-3 ① K		S F F B S 1-3 ② K	4	1	1	1	0	2	3
Moises Alou, R (1, 7) OBP: 0.352, SLG: 0.500	B X 1-0 ① F8 1-2 2-3		B X 1-0 ② L4			X 0-0 ① F9	B S S S 1-3 ② K		F F S 0-3 ③ K	5	0	0	0	0	2	4
Larry Walker, L (1, 9) OBP: 0.345, SLG: 0.526	F S B B X 2-2 2-H 3-H 1B		X 0-0 ③ G6-3			B B C F X 2-2 ② G1-6-3	F B X 1-1 BB 1-2 2-3 1B			4	0	2	2	0	0	0
Tim Wallach, R (1, 5) OBP: 0.322, SLG: 0.348	B B B C X 3-1 ② F9			X 0-0 ① L5		B S B B F B 4-2 BB	B B F B B 4-1 1-2 2-3 3-H BB			2	0	0	1	2	0	1
Spike Owen, S (1, 6) OBP: 0.328, SLG: 0.413	C B 1 SAFE X 1-1 ③ P7			B B C X 2-1 ② G4-3		B X 1-0 ③ L8	C S S 0-3 ③ K			4	0	0	0	0	1	5
Gary Carter, R (1, 2) OBP: 0.313, SLG: 0.362		C B B F F B F F X 3-2 ① F9		C B B F B X 3-2 ③ P5			B B F C B X 3-2 3B 1B	B F F B B X 3-2 ① P7		4	1	1	0	0	0	0
Archi Cianfrocco, R (1, 3) OBP: 0.270, SLG: 0.392		X 0-0 ② L9			C F F B X 1-2 ① L7		B S X 1-1 1-H WP 3B	B C B S S 2-3 ② K		4	1	1	1	0	1	0
Dennis Martinez, R (1, 1) OBP: 0.184, SLG: 0.184 Bret Barberie, S (7, PH) OBP: 0.358, SLG: 0.244 Jeff Fassero, L (7, 1) John Wetteland, R (8, 1)		S S B S 1-3 ③ K			F S B C 1-3 ② K		B B F S S B F B 4-2 1B 1B BB 3-H BB	B C S B B S 3-3 ③ K		2 0 1 0	0 1 0 0	0 0 0 0	0 0 0 0	0 1 0 0	2 0 1 0	0 0 0 0
Inning Stats	R: 2 E: 0 K: 0 S: 13 H: 3 LOB: 1 BB: 0 P: 24	R: 0 E: 0 K: 1 S: 10 H: 0 LOB: 0 BB: 0 P: 14	R: 1 E: 0 K: 0 S: 6 H: 1 LOB: 0 BB: 0 P: 10	R: 0 E: 0 K: 0 S: 6 H: 0 LOB: 0 BB: 0 P: 11	R: 0 E: 0 K: 1 S: 10 H: 1 LOB: 1 BB: 0 P: 15	R: 0 E: 0 K: 0 S: 7 H: 0 LOB: 1 BB: 1 P: 14	R: 3 E: 0 K: 3 S: 24 H: 4 LOB: 3 BB: 2 P: 41	R: 0 E: 0 K: 2 S: 9 H: 0 LOB: 0 BB: 0 P: 17	R: 0 E: 0 K: 3 S: 10 H: 0 LOB: 0 BB: 0 P: 12	1B: 8 2B: 0 3B: 1 HR: 0 SF: 1 SAC: 0 DP: 0 HBP: 0						

TOP

Montreal Expos @ Philadelphia Phillies

Veterans Stadium, Philadelphia, PA

Wed Jul 01 1992, 7:05 PM EDT

Att. 41,222 - Overcast - 83 F

livebaseballscorecards.com

AB	35
R	6
H	9
RBI	5
BB	3
SO	10
LOB	13

PITCHER		IP	WLS	BF	H	R	ER	SO	BB	IBB	HBP	BLK	WP	HR	S	P	ERA	WHIP
Kyle Abbott, L ERA: 5.61	(1, 1)	6.0	L	27	7	6	5	2	2	0	0	0	1	0	60	104	7.50	1.500
Barry Jones, R ERA: 3.95	(7, 1)	1.0		6	2	0	0	3	1	0	0	0	0	0	16	25	0.00	3.000
Mike Hartley, R ERA: 1.29	(8, 1)	2.0		6	0	0	0	5	0	0	0	0	0	0	19	29	0.00	0.000

PITCHER	IP	WLS	BF	H	R	ER	SO	BB	IBB	HBP	BLK	WP	HR	S	P	ERA	WHIP

WP: 1 PB: 0 SB: 2 CS: 0 PA: 39

Batter	1	2	3	4	5	6	7	8	9	AB	R	H	RBI	BB	SO	LOB
Ruben Amaro Jr, S (1, 8) OBP: 0.303, SLG: 0.305	L3		G4-3		L7		FC6-4 1-2 1B		K	5	0	1	0	0	1	1
Mariano Duncan, R (1, 7) OBP: 0.302, SLG: 0.403	F9		K			G3-1	FC6-4 FC6-4 1-2f 2-3			4	0	0	0	0	1	2
John Kruk, L (1, 3) OBP: 0.454, SLG: 0.512	1B BB			K		HR	FC6-4 1-2f			3	1	1	1	1	1	2
Darren Daulton, L (1, 2) OBP: 0.404, SLG: 0.550	1B 1-2			K		G1 E 2B		K		4	1	2	0	0	2	0
Dave Hollins, S (1, 5) OBP: 0.372, SLG: 0.434	P4			2B		G1 2-3		E5 1B		4	1	1	0	0	0	3
Wes Chamberlain, R (1, 9) OBP: 0.275, SLG: 0.431		G4-6-3 1B		P6		E8 3-H		G4-6-3 2-H 1B		4	0	2	1	0	0	1
Dale Sveum, S (1, 6) OBP: 0.252, SLG: 0.181		G4-6-3 1-2f			G1-3	P2		G4-6-3 1-2f		4	0	0	0	0	0	3
Mickey Morandini, L (1, 4) OBP: 0.315, SLG: 0.357		F9			1B		FC6-4 1B		G4-3	4	0	2	0	0	0	0
Kyle Abbott, L (1, 1) OBP: 0.158, SLG: 0.167			G6-3		K		FC6-4 FC6-4 1B 1-2f		K	2	0	0	0	0	1	1
Barry Jones, R (7, 1)										0	0	0	0	0	0	0
Steve Lake, R (7, PH) OBP: 0.333, SLG: 0.462										1	0	0	0	0	0	1
Mike Hartley, R (8, 1)										0	0	0	0	0	0	0
Wally Backman, S (9, PH) OBP: 0.351, SLG: 0.303										1	0	0	0	0	1	0
Inning Stats	R: 0 E: 0 K: 0 S: 11 H: 1 LOB: 2 BB: 1 P: 20	R: 0 E: 0 K: 0 S: 7 H: 1 LOB: 0 BB: 0 P: 10	R: 0 E: 0 K: 1 S: 7 H: 0 LOB: 0 BB: 0 P: 8	R: 0 E: 0 K: 2 S: 12 H: 1 LOB: 1 BB: 0 P: 19	R: 0 E: 0 K: 1 S: 9 H: 1 LOB: 1 BB: 0 P: 15	R: 2 E: 1 K: 0 S: 13 H: 2 LOB: 1 BB: 0 P: 25	R: 0 E: 0 K: 0 S: 9 H: 2 LOB: 2 BB: 0 P: 17	R: 1 E: 1 K: 1 S: 11 H: 1 LOB: 0 BB: 0 P: 16	R: 0 E: 0 K: 2 S: 11 H: 0 LOB: 0 BB: 0 P: 15	1B: 6 2B: 2 3B: 0 HR: 1 SF: 0 SAC: 0 DP: 2 HBP: 0			WP: 0 PB: 0 SB: 0 CS: 0	PA: 37		

PITCHER	IP	WLS	BF	H	R	ER	SO	BB	IBB	HBP	BLK	WP	HR	S	P	ERA	WHIP
Dennis Martinez, R (1, 1) ERA: 2.65	6.0	W	25	6	2	1	4	1	0	0	0	0	1	59	97	1.50	1.167
Jeff Fassero, L (7, 1) ERA: 2.72	1.1		8	3	1	0	1	0	0	0	0	0	0	17	27	0.00	2.250
John Wetteland, R (8, 1) ERA: 4.86	1.2	S	4	0	0	0	2	0	0	0	0	0	0	14	21	0.00	0.000

PITCHER	IP	WLS	BF	H	R	ER	SO	BB	IBB	HBP	BLK	WP	HR	S	P	ERA	WHIP

BOTTOM

Montreal Expos @ Philadelphia Phillies

Veterans Stadium, Philadelphia, PA

Wed Jul 01 1992, 7:05 PM EDT

Att. 41,222 - Overcast - 83 F

livebaseballscorecards.com

AB	36
R	3
H	9
RBI	2
BB	1
SO	7
LOB	14

Batter	1	2	3	4	5	6	7	8	9	AB	R	H	RBI	BB	SO	LOB
Delino DeShields, L (1, 4) OBP: 0.367, SLG: 0.390	C X 0-1 ① L7		C B X 1-1 1B 2B 1B		B F C C 1-3 ① K		C B B C B X 3-2 ① F8		B C B B X 3-1 1-3 2-H 2B	5	1	2	1	0	1	0
Marquis Grissom, R (1, 8) OBP: 0.348, SLG: 0.418	B B C X 2-1 S 1B		1 SAFE 1 SAFE 1 SAFE X 0-0 2B 1-2 1B		B B B C X 3-1 ② L4		B X 1-0 ② G6-3		I I I I 4-0 IBB	4	0	2	0	1	0	0
Moises Alou, R (1, 7) OBP: 0.348, SLG: 0.497	C 1 SAFE B B B X 2-2 ② P6 1-2		S B X 1-1 1-3 2-H 2B		C B B X 2-1 ③ G6-3		X 0-0 ③ L9		S B S X 1-2 ②③ F9-2 3-H	5	0	1	1	0	0	4
Larry Walker, L (1, 9) OBP: 0.340, SLG: 0.517	C B B C S 2-3 ③ K		F B F F B B F X 3-2 ② P4			S B X 1-1 ① G4-3		X 0-0 ① F7		4	0	0	0	0	1	3
Tim Wallach, R (1, 3) OBP: 0.325, SLG: 0.346		C S F B F B F X 2-2 ① G6-3	F B B F B F B 4-2 BB			B B S S B F B 4-2 BB BB		C S X 0-2 ② G6-3		2	1	0	0	2	0	0
Bret Barberie, S (1, 5) OBP: 0.355, SLG: 0.238		X 0-0 ② F9	X 0-0 ③ L8			B F 1 SAFE B F F F B B 4-2 1B 1-2 BB		B B X 2-0 ③ G3-1		3	0	0	0	1	0	3
Darrin Fletcher, L (1, 2) OBP: 0.253, SLG: 0.260 Spike Owen, S (9, PR) OBP: 0.328, SLG: 0.413 (9, 6)	B B B B 4-0 BB		C B X 1-1 ① L6			X 0-0 1-3 2-H 1B			B S X 1-1 SH3-4 2B 1B	3 0	0 1	2 0	1 0	1 0	0 0	0 0
Tom Foley, L (1, 6) OBP: 0.211, SLG: 0.182 Gary Carter, R (9, 2) OBP: 0.313, SLG: 0.362	C X 0-1 ③ F8		S X 0-1 ② L7			1 SAFE B B L X 2-1 ② P6			X 0-0 ① SH3-4 1-2	3 0	0 0	0 0	0 0	0 0	0 0	3 0
Mark Gardner, R (1, 1) OBP: 0.129, SLG: 0.200 John Vander Wal, L (9, PH) OBP: 0.343, SLG: 0.364 John Wetteland, R (9, 1)			B C C B S 2-3 ① K	X 0-0 ③ L8		F B X 1-1 ③ F8			B S B B B 4-1 2B F9-2 BB	3 0 0	0 0 0	0 0 0	0 0 0	1 0 0	2 0 0	0 0 0
Inning Stats	R: 0 E: 0 K: 1 S: 10 H: 1 LOB: 1 BB: 0 P: 16	R: 0 E: 0 K: 0 S: 9 H: 0 LOB: 1 BB: 1 P: 15	R: 1 E: 0 K: 1 S: 17 H: 3 LOB: 3 BB: 1 P: 28	R: 0 E: 0 K: 0 S: 5 H: 0 LOB: 0 BB: 0 P: 6	R: 0 E: 0 K: 1 S: 7 H: 0 LOB: 0 BB: 0 P: 13	R: 1 E: 0 K: 0 S: 12 H: 1 LOB: 2 BB: 2 P: 24	R: 0 E: 0 K: 0 S: 5 H: 0 LOB: 0 BB: 0 P: 9	R: 0 E: 0 K: 0 S: 5 H: 0 LOB: 0 BB: 0 P: 7	R: 1 E: 0 K: 0 S: 9 H: 2 LOB: 2 BB: 2 P: 22	1B: 5 2B: 3 3B: 0 HR: 0		SF: 0 SAC: 1 DP: 1 HBP: 0			WP: 0 PB: 0 SB: 1 CS: 0	PA: 39	

PITCHER	IP	WLS	BF	H	R	ER	SO	BB	IBB	HBP	BLK	WP	HR	S	P	ERA	WHIP
Andy Benes, R (1, 1) ERA: 3.53	8.1	L	37	7	3	3	3	5	0	0	0	0	0	76	132	3.24	1.440
Jose Melendez, R (9, 1) ERA: 3.24	0.2		2	0	0	0	0	0	1	0	0	0	0	3	8	0.00	0.000

PITCHER	IP	WLS	BF	H	R	ER	SO	BB	IBB	HBP	BLK	WP	HR	S	P	ERA	WHIP

TOP

Montreal Expos @ San Diego Padres

Jack Murphy Stadium, San Diego, CA

Thu Jul 02 1992, 10:05 PM EDT

Att. 13,859 - Sunny - 72 F

livebaseballscorecards.com

AB	32
R	3
H	7
RBI	3
BB	6
SO	3
LOB	15

Montreal Expos @ San Diego Padres

Jack Murphy Stadium, San Diego, CA

Thu Jul 02 1992, 10:05 PM EDT

Att. 13,859 - Sunny - 72 F

BOTTOM

livebaseballscorecards.com

Batter	1	2	3	4	5	6	7	8	9	AB	R	H	RBI	BB	SO	LOB
Tony Fernandez, S (1, 6) OBP: 0.366, SLG: 0.391	B L C X 1-2 G1-3 ①		B B X 2-0 F8 ③			C F B X 1-2 G4-3 ①		C X 0-1 G3 ③		4	0	0	0	0	0	0
Tony Gwynn, L (1, 9) OBP: 0.392, SLG: 0.452	S C F X 1-2 G3 ②			B C X 1-1 E 1B		C C F X 0-2 F9 ②			S S C 0-3 K ①	1	0	0	0	0	0	0
Jerald Clark, R (4, 9) OBP: 0.252, SLG: 0.302										3	0	1	0	0	1	0
Gary Sheffield, R (1, 5) OBP: 0.377, SLG: 0.526	B F B F B X 3-2 P4 ③			F 1 SAFE C B 1 SAFE 1 SAFE F B 1 SAFE 2-3 C K ①		X 0-0 P2 ③			B B F F B F F F X 3-2 1B 1B	4	0	1	0	0	1	1
Fred McGriff, L (1, 3) OBP: 0.435, SLG: 0.587		C B B B C X 3-2 HR		S B B C 1 SAFE X 2-2 E6 1-2			B F B C B B 4-2 G6-4-3 BB		S B C F X 1-2 FC6-4 1B 1-2	3	1	2	1	1	0	1
Darrin Jackson, R (1, 8) OBP: 0.305, SLG: 0.428		B B S B X 3-1 P8 ①		B X 1-0 F7 ②			1 SAFE C X 0-1 G6-4-3 ①② 1-2f		F F F X 0-2 F7 ②	4	0	0	0	0	0	5
Phil Stephenson, L (1, 7) OBP: 0.318, SLG: 0.350		C B B B X 3-1 F9 ②		B B B X 3-0 P4 ③			B C F B B F X 3-2 F7 ③		X 0-0 FC6-4 ③ 1-2f	4	0	0	0	0	0	4
Dan Walters, R (1, 2) OBP: 0.323, SLG: 0.424		B B X 2-0 P3 ③			C B B X 2-1 P6 ①			B C X 1-1 HR		3	1	1	1	0	0	0
Kurt Stillwell, S (1, 4) OBP: 0.289, SLG: 0.301			C X 0-1 G3-1 ①		B B X 2-0 F7 ②			C B B B X 2-1 F8 ①		3	0	0	0	0	0	0
Andy Benes, R (1, 1) OBP: 0.216, SLG: 0.182			F C C 0-3 K ②		C C C 0-3 K ③			L S S 0-3 K ②		3	0	0	0	0	3	0
Jose Melendez, R (9, 1)										0	0	0	0	0	0	0
Inning Stats	R: 0 E: 0 K: 0 S: 10 H: 0 LOB: 0 BB: 0 P: 15	R: 1 E: 0 K: 0 S: 8 H: 1 LOB: 0 BB: 0 P: 19	R: 0 E: 0 K: 1 S: 6 H: 0 LOB: 0 BB: 0 P: 8	R: 0 E: 1 K: 1 S: 11 H: 1 LOB: 2 BB: 0 P: 20	R: 0 E: 0 K: 1 S: 6 H: 0 LOB: 0 BB: 0 P: 10	R: 0 E: 0 K: 0 S: 8 H: 0 LOB: 0 BB: 0 P: 9	R: 0 E: 0 K: 0 S: 8 H: 0 LOB: 0 BB: 1 P: 15	R: 1 E: 0 K: 1 S: 9 H: 1 LOB: 0 BB: 0 P: 12	R: 0 E: 0 K: 1 S: 18 H: 2 LOB: 2 BB: 0 P: 22	1B: 3 2B: 0 3B: 0 HR: 2	SF: 0 SAC: 0 DP: 1 HBP: 0						

	AB	32
	R	2
	H	5
	RBI	2
	BB	1
	SO	5
	LOB	11

WP: 0 PB: 0 SB: 0 CS: 0 PA: 33

PITCHER		IP	WLS	BF	H	R	ER	SO	BB	IBB	HBP	BLK	WP	HR	S	P	ERA	WHIP
Mark Gardner, R ERA: 3.69	(1, 1)	8.0	W	28	3	2	2	4	1	0	0	0	0	2	66	108	2.25	0.500
John Wetteland, R ERA: 4.72	(9, 1)	1.0	S	5	2	0	0	1	0	0	0	0	0	0	18	22	0.00	2.000

PITCHER	IP	WLS	BF	H	R	ER	SO	BB	IBB	HBP	BLK	WP	HR	S	P	ERA	WHIP

Batter	1	2	3	4	5	6	7	8	9	AB	R	H	RBI	BB	SO	LOB
Delino DeShields, L (1, 4) OBP: 0.368, SLG: 0.386	B C X 1-1 L8 ①		B B C C S 2-3 K ③		B B B C B 4-1 1-2 2-3 BB		C F B B F B B 4-2 2B BB		B B S F S 2-3 K ①	3	1	0	0	2	2	3
Marquis Grissom, R (1, 8) OBP: 0.342, SLG: 0.411	C C F S 0-3 K ②			B B F B C F X 3-2 G3-1 ①	C X 0-1 F8 ③		C 1 SAFE X 0-1 L9 ②		S X 0-1 FC5-4 S 1B 1-2f 3-H ②	5	1	0	1	0	1	5
Moises Alou, R (1, 7) OBP: 0.355, SLG: 0.513	C B S F X 1-2 G6-3 ③			S S B X 1-2 G1-3 ②		B B B C C F X 3-2 BLK 1B 2B	1 SAFE 1 SAFE S 1 SAFE 1 SAFE X 0-1 1-H 2B		C B B F X 2-2 1-H 1B	5	1	3	2	0	0	0
Larry Walker, L (1, 9) OBP: 0.341, SLG: 0.515		X 0-0 G1-3 ①		B F B B F F X 3-2 1B		C F B F B X 2-2 BB 2-H 1B	S B X 1-1 P4 ③		C B F S 1-3 K ③	5	0	2	1	0	1	2
Tim Wallach, R (1, 5) OBP: 0.320, SLG: 0.341		B B C X 2-1 G5-3 ②		C B 1 SAFE S 1 SAFE X 1-2 L8 ③		B B S 1 SAFE 1 SAFE F S 2-3 K ①		X 0-0 F9 ①		4	0	0	0	0	1	2
Archi Cianfrocco, R (1, 3) OBP: 0.264, SLG: 0.382		B S X 1-1 F9 ③			S F F X 0-2 L9 ①	X 0-0 L7 ②		C S B B B X 2-2 G5-3 ②		4	0	0	0	0	0	1
Gary Carter, R (1, 2) OBP: 0.312, SLG: 0.355			B B F X 2-1 F8 ①		C B X 1-1 L7 ②	S S B B B B 4-2 1-2 BB		B F B B S X 3-2 F4 ③		3	0	0	0	1	0	0
Spike Owen, S (1, 6) OBP: 0.335, SLG: 0.414			B B B B 4-0 SH1-4 BB		C X 0-1 BB BB 1B	B C X 1-1 G3-1 ③			C B S B F F B B 4-2 1B FC5-4 BB	2	1	1	0	2	0	2
Brian Barnes, L (1, 1) John Vander Wal, L (5, PH) OBP: 0.350, SLG: 0.364 Bill Sampen, R (5, 1) Bret Barberie, S (7, PH) OBP: 0.353, SLG: 0.236 Pete Young, R (7, 1) Darrin Fletcher, L (9, PH) OBP: 0.262, SLG: 0.269			1 SAFE X 0-0 SH1-4 ② 1-2		B B F B B 4-1 BB 1-2 BB	C X 0-1 L6 ①			C C X 0-2 FC5-4 1-3 1B	0 0 0 1 0 1	0 0 0 0 0 0	0 0 0 0 0 1	0 1 0 0 0 0	0 0 0 0 0 0	0 0 0 0 0 0	0 0 0 0 0 0
Inning Stats	R: 0 E: 0 K: 1 S: 10 H: 0 LOB: 0 BB: 0 P: 12	R: 0 E: 0 K: 0 S: 5 H: 0 LOB: 0 BB: 0 P: 8	R: 0 E: 0 K: 1 S: 6 H: 0 LOB: 1 BB: 1 P: 14	R: 0 E: 0 K: 0 S: 14 H: 1 LOB: 1 BB: 0 P: 22	R: 0 E: 0 K: 0 S: 12 H: 1 LOB: 3 BB: 2 P: 21	R: 1 E: 0 K: 1 S: 16 H: 2 LOB: 2 BB: 1 P: 28	R: 1 E: 0 K: 0 S: 11 H: 1 LOB: 1 BB: 1 P: 16	R: 0 E: 0 K: 0 S: 7 H: 0 LOB: 0 BB: 0 P: 12	R: 2 E: 0 K: 2 S: 18 H: 2 LOB: 1 BB: 1 P: 27	1B: 5 2B: 2 3B: 0 HR: 0 SF: 0 SAC: 1 DP: 0 HBP: 0						

PITCHER		IP	WLS	BF	H	R	ER	SO	BB	IBB	HBP	BLK	WP	HR	S	P	ERA	WHIP
Frank Seminara, R ERA: 4.82	(1, 1)	6.0	W	26	4	1	1	3	4	0	0	1	0	0	63	105	1.50	1.333
Randy Myers, L ERA: 6.08	(7, 1)	1.0		5	1	1	1	0	1	0	0	0	0	0	11	16	9.00	2.000
Larry Andersen, R ERA: 4.2	(8, 1)	2.0	S	9	2	2	2	2	1	0	0	0	0	0	25	39	9.00	1.500

PITCHER	IP	WLS	BF	H	R	ER	SO	BB	IBB	HBP	BLK	WP	HR	S	P	ERA	WHIP

TOP

Montreal Expos @ San Diego Padres

Jack Murphy Stadium, San Diego, CA

Fri Jul 03 1992, 10:05 PM EDT

Att. 24,476 - Sunny - 73 F

livebaseballscorecards.com

AB	33
R	4
H	7
RBI	4
BB	6
SO	5
LOB	15

1B: 5	SF: 0	WP: 0	PA: 40
2B: 2	SAC: 1	PB: 0	
3B: 0	DP: 0	SB: 1	
HR: 0	HBP: 0	CS: 0	

Montreal Expos @ San Diego Padres

Jack Murphy Stadium, San Diego, CA

Fri Jul 03 1992, 10:05 PM EDT

Att. 24,476 - Sunny - 73 F

BOTTOM

livebaseballscorecards.com

Batter	1	2	3	4	5	6	7	8	9	AB	R	H	RBI	BB	SO	LOB
Tony Fernandez, S (1, 6) OBP: 0.365, SLG: 0.389	F X 0-1 ① G6-3	B F F X 1-2 1-2 1B		B B B C X 3-1 ③ L9			F X 0-1 ① G4-3			4	0	1	0	0	0	0
Kurt Stillwell, S (1, 4) OBP: 0.288, SLG: 0.305	C I B X 1-2 ② G5-3	B S X 1-1 ②③ G5-3 2-3f			C B B X 2-1 G4-3 HR 2B		C F F X 0-2 ② G4-3			4	1	1	0	0	0	2
Gary Sheffield, R (1, 5) OBP: 0.379, SLG: 0.536	B F X 1-1 BB 1B	X 0-0 HR			X 0-0 ① G4-3 2-3		S X 0-1 ③ G6-3			4	1	2	1	0	0	1
Fred McGriff, L (1, 3) OBP: 0.439, SLG: 0.600	B 1 SAFE B B B 4-0 1-2 BB	B F C B C 2-3 ① K			C B B B X 3-1 3-H HR			C B F B X 2-2 1B 1B 1B		3	2	2	2	1	1	0
Darrin Jackson, R (1, 8) OBP: 0.304, SLG: 0.425	B F B X 2-1 ③ P5	X 0-0 ② B2			S X 0-1 ② G3-1			1 SAFE X 0-0 1-2 1B 1B		4	0	1	0	0	0	2
Kevin Ward, R (1, 7) OBP: 0.291, SLG: 0.307 Phil Stephenson, L (8, PH) OBP: 0.304, SLG: 0.333 (9, 7)	B C B C X 2-2 ① F7	B F B S X 2-2 1B			C B X 1-1 ③ G4-3			C S F C 0-3 ① K		3 1	0 0	1 0	0 0	0 0	0 1	0 2
Dan Walters, R (1, 2) OBP: 0.330, SLG: 0.427	B F X 1-1 HR 1B	1 SAFE 1 SAFE C 1 SAFE X 0-1 ③ F7					F B X 1-1 G6-3 1B	F F C 0-3 ② K		4	1	2	0	0	1	3
Jerald Clark, R (1, 9) OBP: 0.256, SLG: 0.318	B X 1-0 1-H HR			C B B F B F F X 3-2 ① F8			B 1 SAFE X 1-0 ①② G6-3 1-2f	B S X 1-1 1-2 2-H 1B		4	1	2	3	0	0	1
Frank Seminara, R (1, 1) Oscar Azocar, L (6, PH) OBP: 0.247, SLG: 0.222 Randy Myers, L (7, 1) Larry Andersen, R (8, 1)	B B B B 4-0 G5-3 1B BB			S X 0-1 ② P4			C X 0-1 ③ L6	S S S 0-3 ③ K		1 1 0 1	0 0 0 0	0 0 0 0	0 0 0 0	1 0 0 1	0 0 0 2	0 0 0 2
Inning Stats	R: 0 H: 1 E: 0 LOB: 2 K: 0 BB: 1 S: 9 P: 17	R: 2 H: 3 E: 0 LOB: 1 K: 0 BB: 1 S: 11 P: 21	R: 1 H: 2 E: 0 LOB: 1 K: 1 BB: 0 S: 10 P: 14	R: 0 H: 0 E: 0 LOB: 0 K: 0 BB: 0 S: 9 P: 15	R: 2 H: 2 E: 0 LOB: 0 K: 0 BB: 0 S: 9 P: 15	R: 0 H: 1 E: 0 LOB: 0 K: 0 BB: 0 S: 5 P: 7	R: 0 H: 0 E: 0 LOB: 0 K: 0 BB: 0 S: 8 P: 8	R: 1 H: 3 E: 0 LOB: 2 K: 3 BB: 0 S: 16 P: 19		1B: 8 SF: 0 2B: 1 SAC: 0 3B: 0 DP: 2 HR: 3 HBP: 0						

AB	34
R	6
H	12
RBI	6
BB	2
SO	4
LOB	13

WP: 0 PA: 36
PB: 0
SB: 0
CS: 0

PITCHER		IP	WLS	BF	H	R	ER	SO	BB	IBB	HBP	BLK	WP	HR	S	P	ERA	WHIP
Brian Barnes, L ERA: 3.71	(1, 1)	4.0	L	19	6	3	3	1	2	0	0	0	0	2	39	67	6.75	2.000
Bill Sampen, R ERA: 3.57	(5, 1)	2.0		8	3	2	2	0	0	0	0	0	0	1	14	22	9.00	1.500
Pete Young, R ERA: 4.38	(7, 1)	2.0		9	3	1	1	3	0	0	0	0	0	0	24	27	4.50	1.500

PITCHER	IP	WLS	BF	H	R	ER	SO	BB	IBB	HBP	BLK	WP	HR	S	P	ERA	WHIP

Batter	1	2	3	4	5	6	7	8	9	10	AB	R	H	RBI	BB	SO	LOB
Delino DeShields, L (1, 4) OBP: 0.368, SLG: 0.384	C B C B B F F S 3-3 K ①		C X 0-1 S 3-H 1B			B C C B X 2-2 G4-3 ①		C S S 0-3 K ②		I I I 4-0 1B IBB	4	0	1	1	1	2	0
Marquis Grissom, R (1, 8) OBP: 0.343, SLG: 0.410	C X 0-1 G4-3 ②		B 1 SAFE 1 SAFE C B F X 2-2 F9 ③ 1-2			B C X 1-1 2B G6-3 1B		X 0-0 E6 1B S		X 0-0 1-2 2-H 1B	5	1	2	1	0	0	1
Moises Alou, R (1, 7) OBP: 0.356, SLG: 0.516	F B X 1-1 F9 ③			B S X 1-1 G5-3 ①		F B X 1-1 G6-3 1-3 2B		B X 1-0 1-3 1B		B C S C 1-3 K ②	5	0	2	0	0	1	2
Larry Walker, L (1, 9) OBP: 0.335, SLG: 0.504		M X 0-1 G6-3 ①		C B S S 1-3 K ②		B X 1-0 G6-3 2-3 3-H ②		X 0-0 F7 ③		B B B X 3-0 P6 ③	5	0	0	1	0	1	5
Darrin Fletcher, L (1, 2) OBP: 0.261, SLG: 0.259		B B B C X 3-1 G1-3 ②		B B B 4-0 BB		B C S S 2-3 K ③			C B S X 1-2 G5-3 ①		3	0	0	0	1	1	1
Tim Wallach, R (1, 3) OBP: 0.316, SLG: 0.336		B X 1-0 F7 ③		B B X 2-0 P6 ③			X 0-0 G4-3 ①		B S B F S 2-3 K ②		4	0	0	0	0	1	1
Bret Barberie, S (1, 5) OBP: 0.350, SLG: 0.244			C B B S F X 2-2 G3 1B 2B		X 0-0 F8 ①		C B F B X 2-2 G1-3 ②		C C F B F S 1-3 K ③		4	1	1	0	0	1	0
Spike Owen, S (1, 6) OBP: 0.333, SLG: 0.408			B X 1-0 G3 2-3 ①		B B B C B C X 3-2 F8 ②		B B B C X 3-1 G5-3 ③			B C S B B B 4-2 SH3-4 1B BB	3	1	0	0	1	0	1
Chris Nabholz, L (1, 1) OBP: 0.094, SLG: 0.156			C X 0-1 G1-3 ②		B C B X 2-1 G4-3 ③			X 0-0 G4-3 ①		L 1 SAFE B B X 2-1 1-2 SH3-4 ①	3	0	0	0	0	0	1
Jeff Fassero, L (8, 1)											0	0	0	0	0	0	0
John Wetteland, R (8, 1)											0	0	0	0	0	0	0
Tom Foley, L (10, PH) OBP: 0.211, SLG: 0.182											0	0	0	0	0	0	0
Mel Rojas, R (10, 1) OBP: 0.200, SLG: 0.200											0	0	0	0	0	0	0
Inning Stats	R: 0 H: 0 E: 0 LOB: 0 K: 1 BB: 0 S: 9 P: 13	R: 0 H: 0 E: 0 LOB: 0 K: 0 BB: 0 S: 5 P: 9	R: 1 H: 2 E: 0 LOB: 1 K: 0 BB: 0 S: 12 P: 17	R: 0 H: 0 E: 0 LOB: 1 K: 1 BB: 1 S: 6 P: 14	R: 0 H: 0 E: 0 LOB: 0 K: 0 BB: 0 S: 6 P: 11	R: 1 H: 2 E: 0 LOB: 1 K: 1 BB: 0 S: 11 P: 18	R: 0 H: 0 E: 0 LOB: 0 K: 0 BB: 0 S: 6 P: 11	R: 0 H: 1 E: 1 LOB: 2 K: 1 BB: 0 S: 7 P: 8	R: 0 H: 0 E: 0 LOB: 0 K: 2 BB: 0 S: 11 P: 15	R: 1 H: 1 E: 0 LOB: 2 K: 1 BB: 2 S: 9 P: 23	1B: 4 SF: 0 2B: 2 SAC: 1 3B: 0 DP: 0 HR: 0 HBP: 0						

PITCHER		IP	WLS	BF	H	R	ER	SO	BB	IBB	HBP	BLK	WP	HR	S	P	ERA	WHIP
Dave Eiland, R ERA: 5.67	(1, 1)	3.0		11	2	1	1	1	0	0	0	0	0	0	26	39	3.00	0.667
Rich Rodriguez, L ERA: 2.19	(4, 1)	4.0		15	2	1	1	2	1	0	0	0	0	0	29	54	2.25	0.750
Mike Maddux, R ERA: 1.93	(8, 1)	1.0		5	1	0	0	1	0	0	0	0	0	0	7	8	0.00	1.000
Jose Melendez, R ERA: 3.28	(9, 1)	2.0	L	9	1	1	1	3	1	1	0	0	0	0	20	38	4.50	1.000

PITCHER	IP	WLS	BF	H	R	ER	SO	BB	IBB	HBP	BLK	WP	HR	S	P	ERA	WHIP

TOP

Montreal Expos @ San Diego Padres

Jack Murphy Stadium, San Diego, CA

Sat Jul 04 1992, 10:05 PM EDT

Att. 29,304 - Sunny - 76 F

livebaseballscorecards.com

AB	36
R	3
H	6
RBI	3
BB	3
SO	7
LOB	12

1B: 4 SF: 0
2B: 2 SAC: 1
3B: 0 DP: 0
HR: 0 HBP: 0

WP: 0 PA: 40
PB: 0
SB: 2
CS: 0

Batter	1	2	3	4	5	6	7	8	9	10	AB	R	H	RBI	BB	SO	LOB
Tony Fernandez, S (1, 6) OBP: 0.360, SLG: 0.384	G9-3		F8		G1-3			G3		SH1-3	4	0	0	0	0	0	3
Tim Teufel, R (1, 4) OBP: 0.331, SLG: 0.349	K		BB			G5-3		E8		P6	4	0	1	1	1	1	1
Gary Sheffield, R (1, 5) OBP: 0.382, SLG: 0.535	G6-3		1B			WP		HBP		P6	4	0	2	0	0	0	1
Fred McGriff, L (1, 3) OBP: 0.443, SLG: 0.611		HR		BB		BB		G6-4-3			2	1	1	1	2	0	2
Darrin Jackson, R (1, 8) OBP: 0.300, SLG: 0.419		F7		G4-3		G6-4-3			K		4	0	0	0	0	1	3
Dan Walters, R (1, 2) OBP: 0.327, SLG: 0.414		F8		P5			P5		FC3-6		3	0	0	0	1	0	0
Kevin Ward, R (1, 7) OBP: 0.287, SLG: 0.303		G5-3					K		FC3-6		1	0	0	0	0	0	0
Phil Stephenson, L (5, 7) OBP: 0.308, SLG: 0.333					E						3	0	1	0	0	1	1
Jerald Clark, R (1, 9) OBP: 0.256, SLG: 0.317			FC1-6		L4		K		K		4	0	1	0	0	2	2
Dave Eiland, R (1, 1) OBP: 0.111, SLG: 0.444			FC1-6		L3			G3		SH1-3	1	0	0	0	0	0	1
Rich Rodriguez, L (4, 1) OBP: 0.000, SLG: 0.000											1	0	0	0	0	0	1
Mike Maddux, L (8, 1) OBP: 0.000, SLG: 0.000											0	0	0	0	0	0	0
Craig Shipley, R (8, PH) OBP: 0.241, SLG: 0.245											1	1	1	0	0	0	0
Jose Melendez, R (9, 1) OBP: 0.000, SLG: 0.000											0	0	0	0	0	0	0
Oscar Azocar, L (10, PH) OBP: 0.256, SLG: 0.233											1	0	1	0	0	0	0
Inning Stats	R: 0 E: 0 K: 1 S: 9 H: 0 LOB: 0 BB: 0 P: 14	R: 1 E: 0 K: 0 S: 7 H: 1 LOB: 0 BB: 0 P: 10	R: 0 E: 0 K: 0 S: 13 H: 2 LOB: 2 BB: 1 P: 21	R: 0 E: 0 K: 0 S: 4 H: 0 LOB: 0 BB: 1 P: 11	R: 0 E: 1 K: 0 S: 8 H: 1 LOB: 1 BB: 0 P: 13	R: 0 E: 0 K: 0 S: 6 H: 1 LOB: 1 BB: 1 P: 14	R: 0 E: 0 K: 2 S: 8 H: 0 LOB: 0 BB: 0 P: 10	R: 1 E: 1 K: 0 S: 11 H: 2 LOB: 1 BB: 0 P: 19	R: 0 E: 0 K: 2 S: 13 H: 0 LOB: 1 BB: 1 P: 21	R: 0 E: 0 K: 0 S: 6 H: 1 LOB: 1 BB: 0 P: 7	1B: 7 2B: 0 3B: 0 HR: 1	SF: 0 SAC: 1 DP: 2 HBP: 1		WP: 1 PB: 0 SB: 0 CS: 1	PA: 39			

PITCHER		IP	WLS	BF	H	R	ER	SO	BB	IBB	HBP	BLK	WP	HR	S	P	ERA	WHIP
Chris Nabholz, L ERA: 3.76	(1, 1)	7.0		27	6	2	2	3	3	0	0	0	1	1	57	96	2.57	1.286
Jeff Fassero, L ERA: 2.7	(8, 1)	0.1		1	0	0	0	0	0	0	0	0	0	0	2	4	0.00	0.000
John Wetteland, R ERA: 4.5	(8, 1)	1.2	W	7	1	0	0	2	1	0	1	0	0	0	20	33	0.00	1.200
Mel Rojas, R ERA: 1.24	(10, 1)	1.0	S	4	1	0	0	0	0	0	0	0	0	0	6	7	0.00	1.000

PITCHER	IP	WLS	BF	H	R	ER	SO	BB	IBB	HBP	BLK	WP	HR	S	P	ERA	WHIP

BOTTOM

Montreal Expos @ San Diego Padres

Jack Murphy Stadium, San Diego, CA

Sat Jul 04 1992, 10:05 PM EDT

Att. 29,304 - Sunny - 76 F

livebaseballscorecards.com

AB	33
R	2
H	8
RBI	2
BB	4
SO	5
LOB	15

Batter	1	2	3	4	5	6	7	8	9	10	AB	R	H	RBI	BB	SO	LOB
Marquis Grissom, R (1, 8) OBP: 0.341, SLG: 0.407	G5-3		K			F8		S 1B	P3		5	1	1	0	0	1	3
Bret Barberie, S (1, 4) (9, 5) OBP: 0.352, SLG: 0.250	CS 1B		K			G5-3		1B		K	5	0	2	1	0	2	1
Moises Alou, R (1, 7) (8, 9) OBP: 0.358, SLG: 0.509	K			G6-3		K		1B		FC S SH5-4	4	1	1	0	1	2	1
Gary Carter, R (1, 2) OBP: 0.314, SLG: 0.353		1B		BB			P6	F8		FC SH5-4	4	0	1	0	1	0	3
Tim Wallach, R (1, 5) OBP: 0.318, SLG: 0.347		P6		L5			HR		1B SF8 BB	SH5-4	3	1	1	1	1	0	2
Delino DeShields, L (9, PR) (9, 4) OBP: 0.368, SLG: 0.384											0	1	0	1	0	0	0
Archi Cianfrocco, R (1, 3) OBP: 0.268, SLG: 0.389		F8		F9			L5-4 2B		G4-3 1B	K	5	0	2	0	0	1	3
Spike Owen, S (1, 6) OBP: 0.328, SLG: 0.403		K			P2		L5-4		SF8		3	0	0	1	0	1	2
Darren Reed, R (1, 9) OBP: 0.189, SLG: 0.343			K		G1-3			P2	G4-3		2	0	0	0	0	1	0
Rick Cerone, R (8, PH) OBP: 0.328, SLG: 0.429											1	0	0	0	0	0	0
John Vander Wal, L (8, 7) OBP: 0.346, SLG: 0.360											1	0	0	0	0	0	2
Ken Hill, R (1, 1) OBP: 0.343, SLG: 0.469											1	0	0	0	1	0	0
Larry Walker, L (8, PH) OBP: 0.333, SLG: 0.502											1	0	0	0	0	0	0
Jeff Fassero, L (8, 1)											0	0	0	0	0	0	0
Darrin Fletcher, L (9, PH) OBP: 0.270, SLG: 0.259											0	0	0	0	1	0	0
Mel Rojas, R (9, 1) OBP: 0.200, SLG: 0.200			BB		G6-3			F7	BB		0	0	0	0	0	0	0
Inning Stats	R: 0 E: 0 K: 1 S: 9 / H: 1 LOB: 0 BB: 0 P: 13	R: 0 E: 0 K: 1 S: 13 / H: 1 LOB: 1 BB: 0 P: 19	R: 0 E: 0 K: 3 S: 10 / H: 0 LOB: 1 BB: 1 P: 18	R: 0 E: 0 K: 0 S: 6 / H: 0 LOB: 1 BB: 1 P: 12	R: 0 E: 0 K: 0 S: 10 / H: 0 LOB: 0 BB: 0 P: 12	R: 0 E: 0 K: 1 S: 9 / H: 0 LOB: 0 BB: 0 P: 12	R: 1 E: 0 K: 0 S: 9 / H: 2 LOB: 0 BB: 0 P: 11	R: 1 E: 0 K: 0 S: 12 / H: 3 LOB: 2 BB: 0 P: 14	R: 1 E: 0 K: 0 S: 16 / H: 1 LOB: 2 BB: 2 P: 30	R: 1 E: 0 K: 2 S: 12 / H: 0 LOB: 1 BB: 1 P: 19	1B: 6 2B: 2 3B: 0 HR: 1 / SF: 1 SAC: 1 DP: 1 HBP: 0						

PITCHER		IP	WLS	BF	H	R	ER	SO	BB	IBB	HBP	BLK	WP	HR	S	P	ERA	WHIP
Bruce Hurst, L ERA: 3.03	(1, 1)	8.0		32	7	3	3	6	3	0	0	0	0	1	82	119	3.38	1.250
Mike Maddux, R ERA: 1.89	(9, 1)	0.2		3	1	0	0	0	0	0	0	0	0	0	8	12	0.00	1.500
Randy Myers, L ERA: 6.03	(9, 1)	0.1		2	0	0	0	0	1	0	0	0	0	0	4	10	0.00	3.000
Tim Scott, R ERA: 7.56	(10, 1)	1.0	L	5	0	1	1	2	1	0	0	0	0	0	12	19	9.00	1.000

PITCHER	IP	WLS	BF	H	R	ER	SO	BB	IBB	HBP	BLK	WP	HR	S	P	ERA	WHIP

TOP

Montreal Expos @ San Diego Padres

Jack Murphy Stadium, San Diego, CA

Sun Jul 05 1992, 6:33 AM EDT

Att. 18,840 - Sunny - 84 F

livebaseballscorecards.com

AB	35
R	4
H	8
RBI	4
BB	5
SO	8
LOB	17

1B: 6 SF: 1
2B: 2 SAC: 1
3B: 0 DP: 1
HR: 1 HBP: 0

WP: 0 PA: 42
PB: 0
SB: 2
CS: 1

Batter	1	2	3	4	5	6	7	8	9	10	AB	R	H	RBI	BB	SO	LOB
Tony Fernandez, S (1, 6) OBP: 0.361, SLG: 0.387	B B C F F F C 2-3 ① K		X 0-0 ② G6-3		C S F F X 0-2 ② G4-3			C F B X 1-2 G4-3 1B 2B		C B X 1-1 CS 1B	5	1	2	0	0	1	0
Oscar Azocar, L (1, 7) OBP: 0.241, SLG: 0.218	S B X 1-1 ② F7		C B C X 1-2 ③ G4-3		X 0-0 ③ P6			B C L F X 1-2 ① G4-3 2-3		1 SAFE 1 SAFE 1 SAFE C S B X 1-2 ①② G4-3 1-2	5	0	0	0	0	0	2
Gary Sheffield, R (1, 5) OBP: 0.383, SLG: 0.543 Craig Shipley, R (10, 5) OBP: 0.236, SLG: 0.241	B C S X 1-2 HR			C X 0-1 ① P6		C B S X 1-2 ① G6-3		I I I I 4-0 CS 1B IBB		B B C F F S 2-3 ③ K	3 1	1 0	1 0	1 0	1 0	0 1	0 0
Fred McGriff, L (1, 3) OBP: 0.447, SLG: 0.624	B B S B B 4-1 BB			X 0-0 HR		B X 1-0 ② G5-3		B X 1-0 CS 1B 1-2 3-H			3	1	2	2	1	0	0
Phil Stephenson, L (1, 9) OBP: 0.333, SLG: 0.333	C 1 SAFE X 0-1 ③ G4-3			B B X 2-0 ② F8		B B B B 4-0 BB		B C C B X 2-2 ②③ 1-H 2-3 1B			3	0	1	0	1	0	1
Kurt Stillwell, S (1, 4) OBP: 0.288, SLG: 0.300		X 0-0 ① G3		B B B C B 4-1 S BB		1 SAFE C X 0-1 ③ G3			B B C B C X 3-2 ① F9		3	0	0	0	1	0	1
Jerald Clark, R (1, 8) OBP: 0.256, SLG: 0.313		C X 0-1 ② G6-3		1 SAFE 1 SAFE C 1 SAFE 1 SAFE P 1 SAFE B S 4-2 B B 1-2 BB			X 0-0 ① B1-3		B X 1-0 ② F8		3	0	0	0	1	0	0
Dann Bilardello, R (1, 2) OBP: 0.200, SLG: 0.156 Dan Walters, R (9, PH) OBP: 0.333, SLG: 0.414 (10, 2)		B F C S 1-3 ③ K		C S S 0-3 ③ K			F S F F F F X 0-2 ② G6-3		B S F B B B B 4-2 BB		3 0	0 0	0 0	0 0	0 1	2 0	2 0
Bruce Hurst, L (1, 1) OBP: 0.136, SLG: 0.143 Mike Maddux, L (9, 1) Randy Myers, L (9, 1) Tim Teufel, R (9, PH) OBP: 0.329, SLG: 0.346 Tim Scott, R (10, 1)			X 0-0 ① F9		X 0-0 ① G6-3		C S F B S 1-3 ③ K		B B C F F S 2-3 ③ K		3 0 0 1 0	0 0 0 0 0	0 0 0 0 0	0 0 0 0 0	0 0 0 1 0	1 0 0 1 0	0 0 0 1 0
Inning Stats	R: 1 H: 1 E: 0 LOB: 1 K: 1 BB: 1 S: 13 P: 21	R: 0 H: 0 E: 0 LOB: 0 K: 1 BB: 0 S: 6 P: 7	R: 0 H: 0 E: 0 LOB: 0 K: 0 BB: 0 S: 5 P: 6	R: 1 H: 1 E: 0 LOB: 2 K: 1 BB: 2 S: 11 P: 20	R: 0 H: 0 E: 0 LOB: 0 K: 0 BB: 0 S: 7 P: 7	R: 0 H: 0 E: 0 LOB: 1 K: 0 BB: 1 S: 6 P: 12	R: 0 H: 0 E: 0 LOB: 0 K: 1 BB: 0 S: 12 P: 13	R: 1 H: 3 E: 0 LOB: 1 K: 0 BB: 1 S: 11 P: 20	R: 0 H: 0 E: 0 LOB: 1 K: 1 BB: 1 S: 10 P: 20	R: 0 H: 1 E: 0 LOB: 0 K: 1 BB: 0 S: 9 P: 13	1B: 3 SF: 0 2B: 1 SAC: 0 3B: 0 DP: 0 HR: 2 HBP: 0						

PITCHER		IP	WLS	BF	H	R	ER	SO	BB	IBB	HBP	BLK	WP	HR	S	P	ERA	WHIP
Ken Hill, R ERA: 2.61	(1, 1)	7.0		27	2	2	2	4	4	0	0	0	0	2	60	86	2.57	0.857
Jeff Fassero, L ERA: 2.82	(8, 1)	1.0		5	3	1	1	0	0	1	0	0	0	0	11	20	9.00	3.000
Mel Rojas, R ERA: 1.18	(9, 1)	2.0	W	7	1	0	0	2	1	0	0	0	0	0	19	33	0.00	1.000

PITCHER	IP	WLS	BF	H	R	ER	SO	BB	IBB	HBP	BLK	WP	HR	S	P	ERA	WHIP

BOTTOM

Montreal Expos @ San Diego Padres

Jack Murphy Stadium, San Diego, CA

Sun Jul 05 1992, 6:33 AM EDT
Att. 18,840 - Sunny - 84 F

livebaseballscorecards.com

AB	33
R	3
H	6
RBI	3
BB	6
SO	6
LOB	7

1B: 3	SF: 0	WP: 0	PA: 39
2B: 1	SAC: 0	PB: 0	
3B: 0	DP: 0	SB: 1	
HR: 2	HBP: 0	CS: 3	

Batter	1	2	3	4	5	6	7	8	9	AB	R	H	RBI	BB	SO	LOB
Delino DeShields, L (1, 4) OBP: 0.375, SLG: 0.389	1-1 S 2B 1B	3-2 1B			3-2 G5-3 1-2		4-0 FC6-4 BB		1-0 1B 1B	4	1	3	0	1	0	1
Marquis Grissom, R (1, 8) OBP: 0.336, SLG: 0.401	1-1 G2-3 1-2	1 SAFE 1 SAFE 1 SAFE 1-0 L8			2-1 G6-3		1-2 FC6-4 1-2f		1-3 K	5	0	0	0	0	1	5
Moises Alou, R (1, 7) OBP: 0.364, SLG: 0.518	3-1 1B 2B 2-H		0-0 G6-3		1-0 S 2-3 1B		1 SAFE 1 SAFE 1 SAFE 1 SAFE 1-0 F9		0-0 1-3 1B	5	1	3	1	0	0	1
Larry Walker, L (1, 9) OBP: 0.335, SLG: 0.498	2-0 BLK 1B 1B 2-H		1-3 K		4-2 BB 1-2		1-3 K		3-2 G4-3	4	1	1	1	1	2	3
Bret Barberie, S (1, 5) OBP: 0.345, SLG: 0.244 Pete Young, R (5, 1) John Vander Wal, L (8, PH) OBP: 0.352, SLG: 0.360 Sergio Valdez, R (8, 1)	2-1 L3 2-3		3-3 K		2-3 K			4-2 G6-4-3 1B BB		3 0 0 0	0 0 0 0	0 0 0 0	0 0 1 0	0 0 0 0	2 0 0 0	4 0 0 0
Tim Wallach, R (1, 3) OBP: 0.321, SLG: 0.349 (5, 5)	1-2 3-H 1B			1-0 G5-3		0-1 P2		2-1 G6-4-3 1-2 1B		4	0	2	1	0	0	0
Gary Carter, R (1, 2) OBP: 0.308, SLG: 0.345	1-1 F7			2-0 F8		1-0 P4		0-1 G6-4-3 1-2f 2-3		4	0	0	0	0	0	3
Spike Owen, S (1, 6) OBP: 0.327, SLG: 0.397		0-1 G1-4-3		0-1 G5-3		4-0 BB		1-0 G4-3		3	0	0	0	1	0	1
Dennis Martinez, R (1, 1) OBP: 0.200, SLG: 0.200 Archi Cianfrocco, R (5, 3) OBP: 0.265, SLG: 0.384		0-3 K			1-1 1B G5-3 1B	0-1 P4			2-3 K	2 2	0 0	1 0	0 0	0 0	1 1	0 1
Inning Stats	R: 3 H: 4 E: 0 LOB: 1 K: 0 BB: 0 S: 14 P: 25	R: 0 H: 1 E: 0 LOB: 1 K: 1 BB: 0 S: 9 P: 13	R: 0 H: 0 E: 0 LOB: 0 K: 2 BB: 0 S: 7 P: 11	R: 0 H: 0 E: 0 LOB: 0 K: 0 BB: 0 S: 4 P: 7	R: 0 H: 2 E: 0 LOB: 3 K: 1 BB: 1 S: 14 P: 27	R: 0 H: 0 E: 0 LOB: 1 K: 0 BB: 1 S: 5 P: 10	R: 0 H: 0 E: 0 LOB: 1 K: 1 BB: 1 S: 7 P: 14	R: 0 H: 1 E: 0 LOB: 1 K: 0 BB: 1 S: 8 P: 15	R: 0 H: 2 E: 0 LOB: 2 K: 2 BB: 0 S: 15 P: 22	1B: 9 SF: 0 2B: 1 SAC: 0 3B: 0 DP: 1 HR: 0 HBP: 0						

PITCHER	IP	WLS	BF	H	R	ER	SO	BB	IBB	HBP	BLK	WP	HR	S	P	ERA	WHIP
Kip Gross, R (1, 1) ERA: 4.15	6.0	W	28	7	3	3	4	3	0	0	1	0	0	53	97	4.50	1.667
Jim Gott, R (7, 1) ERA: 1.74	2.0		7	1	0	0	1	1	0	0	0	0	0	15	25	0.00	1.000
Roger McDowell, R (9, 1) ERA: 2.84	1.0		5	2	0	0	2	0	0	0	0	0	0	15	22	0.00	2.000

PITCHER	IP	WLS	BF	H	R	ER	SO	BB	IBB	HBP	BLK	WP	HR	S	P	ERA	WHIP

TOP

Montreal Expos @ Los Angeles Dodgers

Dodger Stadium, Los Angeles, CA

Mon Jul 06 1992, 3:33 AM PDT

Cloudy - 90 F

livebaseballscorecards.com

AB	36
R	3
H	10
RBI	3
BB	4
SO	7
LOB	19

WP: 0 PA: 40
PB: 0
SB: 2
CS: 0

Batter	1	2	3	4	5	6	7	8	9	AB	R	H	RBI	BB	SO	LOB
Brett Butler, L (1, 8) OBP: 0.371, SLG: 0.349	G4-3	FC1-2 S 3-H		2B 1-2 BB	K		G3			4	0	0	0	1	1	3
Mike Sharperson, R (1, 4) OBP: 0.429, SLG: 0.443	BB 1B BB 1B	G5-3 1-2		1-3 2-H 2B		E4 F8 1B 1B	F9			5	2	3	1	0	0	2
Eric Karros, R (1, 3) OBP: 0.298, SLG: 0.456	BB BB E 1-2 1B		E1 1B 1B G4-6-3	F8		1B HBP		G5-3		4	2	1	0	0	0	2
Eric Davis, R (1, 7) OBP: 0.314, SLG: 0.352	K		G4-6-3 1B 1-2 1B	G6-3		F8 2-3		K		5	0	1	0	0	2	6
Todd Benzinger, S (1, 9) OBP: 0.260, SLG: 0.328 Mitch Webster, S (7, 9) OBP: 0.344, SLG: 0.415	BB E 1-2 2-3 BB		G4-6-3 1-2 2-3 1B		G3	K		G4-3		3 1	1 0	1 0	0 0	1 0	1 0	2 0
Mike Scioscia, L (1, 2) OBP: 0.292, SLG: 0.302 Roger McDowell, R (9, 1)	E E4 1-2 2-3 3-H BB		G4-6-3 1-2f 2-3 3-H		1B 1B	1B 1-3 3-H 1B				3 0	0 0	2 0	2 0	1 0	0 0	2 0
Dave Hansen, L (1, 5) OBP: 0.288, SLG: 0.331	E4 1-H 2-H 3-H		F8		1B 1-2 1B	G4-3				4	1	1	0	0	0	4
Jose Offerman, S (1, 6) OBP: 0.327, SLG: 0.337		SH5-4 FC1-2 2B		G4-3	E 1-2 2-H 1B		G4-3 2B			4	1	3	0	0	0	0
Kip Gross, R (1, 1) OBP: 1.000, SLG: 1.000 Jim Gott, R (7, 1) Carlos Hernandez, R (7, 2) OBP: 0.319, SLG: 0.279		SH5-4 2-3		BB 2B 1B	E8 1-H 2-H 1B		G4-3 2-3			2 0 1	1 0 0	2 0 0	1 0 0	0 0 0	0 0 0	0 0 1
Inning Stats	R: 3 H: 2 E: 1 LOB: 1 K: 1 BB: 2 S: 18 P: 32	R: 0 H: 1 E: 0 LOB: 1 K: 0 BB: 0 S: 8 P: 11	R: 1 H: 2 E: 1 LOB: 1 K: 0 BB: 0 S: 6 P: 7	R: 1 H: 2 E: 0 LOB: 2 K: 0 BB: 1 S: 7 P: 15	R: 2 H: 4 E: 1 LOB: 1 K: 1 BB: 0 S: 15 P: 19	R: 1 H: 2 E: 1 LOB: 2 K: 1 BB: 0 S: 14 P: 28	R: 0 H: 1 E: 0 LOB: 1 K: 0 BB: 0 S: 7 P: 12	R: 0 H: 0 E: 0 LOB: 0 K: 1 BB: 0 S: 7 P: 8		1B: 11 SF: 0 2B: 3 SAC: 1 3B: 0 DP: 1 HR: 0 HBP: 1				WP: 0 PA: 41 PB: 0 SB: 1 CS: 0		

PITCHER	IP	WLS	BF	H	R	ER	SO	BB	IBB	HBP	BLK	WP	HR	S	P	ERA	WHIP
Dennis Martinez, R (1, 1) ERA: 2.78	4.2	L	27	11	7	3	1	3	0	0	0	0	0	48	77	5.79	3.000
Pete Young, R (5, 1) ERA: 4.3	2.1		11	3	1	1	2	0	0	1	0	0	0	27	47	3.86	1.286
Sergio Valdez, R (8, 1) ERA:	1.0		3	0	0	0	1	0	0	0	0	0	0	7	8	0.00	0.000

PITCHER	IP	WLS	BF	H	R	ER	SO	BB	IBB	HBP	BLK	WP	HR	S	P	ERA	WHIP

BOTTOM

Montreal Expos @ Los Angeles Dodgers

Dodger Stadium, Los Angeles, CA

Mon Jul 06 1992, 3:33 AM PDT

Cloudy - 90 F

livebaseballscorecards.com

AB	36
R	8
H	14
RBI	4
BB	3
SO	4
LOB	22

Montreal Expos @ Los Angeles Dodgers

Dodger Stadium, Los Angeles, CA

Tue Jul 07 1992, 3:33 AM PDT

Cloudy - 89 F

livebaseballscorecards.com

TOP

Batter	1	2	3	4	5	6	7	8	9	AB	R	H	RBI	BB	SO	LOB
Delino DeShields, L (1, 4) OBP: 0.376, SLG: 0.404	C B C X 1-2 L7 ①		C C B F F B C 2-3 K ③		C C B X 1-2 F8 ③		S B X 1-1 1-H 3-H HR			4	1	1	3	0	1	1
Marquis Grissom, R (1, 8) OBP: 0.336, SLG: 0.399	X 0-0 L9 ②			F B B X 2-1 CS 1B		C B F X 1-2 S 1B	F X 0-1 P3 ③			4	0	2	0	0	0	0
Bret Barberie, S (1, 5) OBP: 0.353, SLG: 0.248 Archi Cianfrocco, R (8, 3) OBP: 0.269, SLG: 0.388	F B B B B 4-1 BB			1 SAFE B 1 SAFE 1 SAFE P B B 4-0 1-2 BB ①		1 SAFE 1 SAFE 1 SAFE C 1 SAFE B 1 SAFE P 1 SAFE 2-1 1 SAFE X P5 ①		S B F X 1-2 G6-3 ①		2 0	0 0	0 0	0 0	2 0	0 0	1 0
Larry Walker, L (1, 9) OBP: 0.331, SLG: 0.486	F B X 1-1 P2 ③			B B X 2-0 P2 ②		S S 1 SAFE S 0-3 K ②		B B C S C 2-3 K ②		4	0	0	0	0	2	3
John Vander Wal, L (1, 7) OBP: 0.336, SLG: 0.371		C B C S 1-3 K ①		S F X 0-2 F7 ③		1 SAFE P 1 SAFE 1 SAFE B S F F X 2-2 1-2 G4-3 ③		M F C 0-3 K ③		4	0	0	0	0	2	2
Tim Wallach, R (1, 3) OBP: 0.325, SLG: 0.352 (8, 5)		X 0-0 G4-3 ②			B B B B 4-0 2B BB		F X 0-1 F8 HR 2B		B X 1-0 P4 ①	3	2	1	0	1	0	0
Darrin Fletcher, L (1, 2) OBP: 0.278, SLG: 0.281		C F X 0-2 G4-3 ③			B 1 SAFE 1 SAFE B C X 2-1 1-H 2B		B B B C X 3-1 F8 ① 2-3		C X 0-1 F8 ②	4	0	1	1	0	0	1
Spike Owen, S (1, 6) OBP: 0.328, SLG: 0.395			C X 0-1 F7 ①		C B F X 1-2 F7 ①		I I I 3 SAFE I 4-0 HR IBB		B B B C X 3-1 G5-3 ③	3	1	0	0	1	0	1
Mark Gardner, R (1, 1) OBP: 0.121, SLG: 0.188 Tom Foley, L (7, PH) OBP: 0.211, SLG: 0.197 Mel Rojas, R (7, 1) OBP: 0.200, SLG: 0.200 John Wetteland, R (9, 1)			X 0-0 G6-3 ②		F F B B X 2-2 G1-3 ②		C S S 0-3 K ②			2 1 0 0	0 0 0 0	0 0 0 0	0 0 0 0	0 1 0 0	0 0 0 0	1 2 0 0
Inning Stats	R: 0 E: 0 K: 0 S: 7 H: 0 LOB: 1 BB: 1 P: 13	R: 0 E: 0 K: 1 S: 7 H: 0 LOB: 0 BB: 0 P: 8	R: 0 E: 0 K: 1 S: 8 H: 0 LOB: 0 BB: 0 P: 10	R: 0 E: 0 K: 0 S: 7 H: 1 LOB: 1 BB: 1 P: 14	R: 1 E: 0 K: 0 S: 11 H: 1 LOB: 1 BB: 1 P: 21	R: 0 E: 0 K: 1 S: 14 H: 1 LOB: 1 BB: 0 P: 17	R: 3 E: 0 K: 1 S: 11 H: 2 LOB: 0 BB: 1 P: 19	R: 0 E: 0 K: 2 S: 9 H: 0 LOB: 0 BB: 0 P: 12	R: 0 E: 0 K: 0 S: 5 H: 0 LOB: 0 BB: 0 P: 9	1B: 2 2B: 2 3B: 0 HR: 1	SF: 0 SAC: 0 DP: 0 HBP: 0						

	AB	31
	R	4
	H	5
	RBI	4
	BB	4
	SO	6
	LOB	12

WP: 0 PB: 0 SB: 1 CS: 1 PA: 35

PITCHER		IP	WLS	BF	H	R	ER	SO	BB	IBB	HBP	BLK	WP	HR	S	P	ERA	WHIP
Kevin Gross, R ERA: 4.0	(1, 1)	7.0	L	29	5	4	4	4	3	1	0	0	0	1	65	102	5.14	1.143
Steve Wilson, L ERA: 3.55	(8, 1)	2.0		6	0	0	0	2	0	0	0	0	0	0	14	21	0.00	0.000

PITCHER		IP	WLS	BF	H	R	ER	SO	BB	IBB	HBP	BLK	WP	HR	S	P	ERA	WHIP

Batter	1	2	3	4	5	6	7	8	9	AB	R	H	RBI	BB	SO	LOB
Brett Butler, L (1, 8) OBP: 0.380, SLG: 0.352	F F B X 1-2 S G6-3 1B		B C B X 2-1 ① L7	F C B B X 2-2 ③ G4-3			C B C X 1-2 FC4-6 1B		B B C B C F B 4-2 BB	4	0	2	0	1	0	2
Mike Sharperson, R (1, 4) OBP: 0.430, SLG: 0.447 Mitch Webster, S (4, 7) OBP: 0.341, SLG: 0.409	B 1 SAFE X 1-0 ① G6-3 1-2		B C C B B X 2-2 G5-3 1B		S S B F L 1-3 ① K		1 SAFE X 0-0 ② FC4-6 1-2f		C B X 1-1 ③ P5	2 3	0 0	1 0	0 0	0 0	0 1	1 3
Lenny Harris, L (1, 7) OBP: 0.315, SLG: 0.303 (4, 4)	C B F X 1-2 ② F8		B 1 SAFE X 1-0 ② G5-3 1-2		B C F X 1-2 S 1B		1 SAFE X 0-0 ③ L3			4	0	1	0	0	0	3
Darryl Strawberry, L (1, 9) OBP: 0.331, SLG: 0.430	B B S B B 4-1 S BB		S B B C C 2-3 ③ K		B B X 2-0 ② F7			B B X 2-0 ① G3-1		3	0	0	0	1	1	2
Eric Karros, R (1, 3) OBP: 0.296, SLG: 0.449	B C B B X 3-1 ③ F9 1-2 2-3			B X 1-0 G2-3 2B 1B	1 SAFE 1 SAFE S F B C 1-3 ③ K 1-2			B B F B F F X 3-2 ② L5		4	1	1	0	0	1	3
Mike Scioscia, L (1, 2) OBP: 0.287, SLG: 0.295		L F X 0-2 ① G6-3	1 SAFE 1 SAFE C C B B F 1 SAFE F F F 2-2 P X ① G2-3 1-2			F F B X 1-2 ① G6-3		C B F X 1-2 ③ G4-3		4	0	0	0	0	0	1
Dave Hansen, L (1, 5) OBP: 0.289, SLG: 0.338		C C B B X 2-2 1B	B S X 1-1 SH2-4 2B 2-H			X 0-0 ② G6-3			C X 0-1 ① F7	4	0	2	1	0	0	0
Jose Offerman, S (1, 6) OBP: 0.329, SLG: 0.333		1 SAFE C B 1 SAFE C F F C 1-3 ② K	B F B B B F F F B 4-2 SH2-4 BB			F B B C B X 2-2 F7			B X 1-0 E1 1B	3	0	1	0	1	1	1
Kevin Gross, R (1, 1) OBP: 0.148, SLG: 0.080 Juan Samuel, R (7, PH) OBP: 0.308, SLG: 0.274 Steve Wilson, L (8, 1) Carlos Hernandez, R (9, PH) OBP: 0.313, SLG: 0.267		B F C B B S 3-3 ③ K	P L X 1-1 ② SH2-4 1-2 2-3				S X 0-1 ① F8		X 0-0 ② P4	1 1 0 1	0 0 0 0	0 0 0 0	0 0 0 0	0 0 0 0	1 0 0 0	1 0 0 1
Inning Stats	R: 0 H: 1 E: 0 LOB: 2 K: 0 BB: 1 S: 10 P: 20	R: 0 H: 1 E: 0 LOB: 1 K: 2 BB: 0 S: 14 P: 20	R: 0 H: 1 E: 0 LOB: 1 K: 1 BB: 0 S: 9 P: 16	R: 1 H: 2 E: 0 LOB: 2 K: 0 BB: 1 S: 20 P: 29	R: 0 H: 1 E: 0 LOB: 1 K: 2 BB: 0 S: 11 P: 16	R: 0 H: 0 E: 0 LOB: 0 K: 0 BB: 0 S: 7 P: 10	R: 0 H: 1 E: 0 LOB: 1 K: 0 BB: 0 S: 7 P: 8	R: 0 H: 0 E: 0 LOB: 0 K: 0 BB: 0 S: 8 P: 14	R: 0 H: 1 E: 1 LOB: 2 K: 0 BB: 1 S: 9 P: 15	1B: 7 SF: 0 2B: 1 SAC: 1 3B: 0 DP: 0 HR: 0 HBP: 0						

PITCHER		IP	WLS	BF	H	R	ER	SO	BB	IBB	HBP	BLK	WP	HR	S	P	ERA	WHIP
Mark Gardner, R ERA: 3.56	(1, 1)	6.0	W	26	6	1	1	5	2	0	0	0	0	0	71	111	1.50	1.333
Mel Rojas, R ERA: 1.13	(7, 1)	2.1		9	2	0	0	0	0	0	0	0	0	0	18	26	0.00	0.857
John Wetteland, R ERA: 4.42	(9, 1)	0.2	S	3	0	0	0	0	1	0	0	0	0	0	6	11	0.00	1.500

PITCHER	IP	WLS	BF	H	R	ER	SO	BB	IBB	HBP	BLK	WP	HR	S	P	ERA	WHIP

BOTTOM

Montreal Expos @ Los Angeles Dodgers

Dodger Stadium, Los Angeles, CA

Tue Jul 07 1992, 3:33 AM PDT

Cloudy - 89 F

livebaseballscorecards.com

AB	34
R	1
H	8
RBI	1
BB	3
SO	5
LOB	18

WP: 0	PB: 0	SB: 3	CS: 0
PA: 38			

Batter	1	2	3	4	5	6	7	8	9	AB	R	H	RBI	BB	SO	LOB
Delino DeShields, L (1, 4) OBP: 0.382, SLG: 0.408	C X 0-1 ① F7		C C B B X 2-2 SF8 S 2-3 1B		C C B X 1-2 CS 1B		I I I 4-0 FC6-4 IBB		C F B X 1-2 S BLK 1B 1B	4	1	3	0	1	0	0
Marquis Grissom, R (1, 8) OBP: 0.334, SLG: 0.398	B X 1-0 ② F9		S X 0-1 ② SF8 1-3 3-H		C 1 SAFE B B 1 SAFE 1 SAFE B F X 3-2 ② CS 1-2 1B		X 0-0 ③ FC6-4 1-2f		1 SAFE B C C X 1-2 ② P4 1-3	4	0	1	1	0	0	3
John Vander Wal, L (1, 7) OBP: 0.347, SLG: 0.382	X 0-0 1B		B X 1-0 ③ L4		F 1 SAFE B B P 3-1 ③ CS 1-2	B C S B B X 2-2 ① L3		B C S B B X 3-1 HR 1B	C F X 0-2 S 3-H 1B	5	1	3	1	0	0	1
Larry Walker, L (1, 9) OBP: 0.332, SLG: 0.500	X 0-0 ③ F8			X 0-0 ① F8		C F B X 1-2 1B 2B		X 0-0 1-H HR	B C C B C 2-3 ③ K 1-2	5	1	2	2	0	1	2
Tim Wallach, R (1, 5) OBP: 0.324, SLG: 0.351		C F X 0-2 ① G5-3		C F F X 1-2 ② G6-3		B X 1-0 ② 2-H 1B		B B C X 2-1 ① G1-3		4	0	1	0	0	0	0
Archi Cianfrocco, R (1, 3) OBP: 0.268, SLG: 0.385		C S B B F F X 2-2 ② F7		B S B X 2-1 1B 1B		C S S 0-3 ③ K		C X 0-1 ② G3		4	0	1	0	0	1	1
Tom Foley, L (1, 6) OBP: 0.238, SLG: 0.216		C S X 0-2 ③ P6		X 0-0 1-3 1B			B X 1-0 S 1B	B C B B C F B 4-2 FC5-4 BB		3	0	2	0	1	0	0
Rick Cerone, R (1, 2) OBP: 0.323, SLG: 0.407			H 1-0 1B SH1-4 SF8 HBP	B F X 1-1 ③ F8			B 1 SAFE F 1 SAFE S B S 2-3 ① K2-3 1-2	1 SAFE F 1 SAFE B B 1 SAFE X 2-1 ③ FC5-4 1-2f		3	1	0	0	0	1	4
Jonathan Hurst, R (1, 1) John Wetteland, R (8, 1)			B X 1-0 ① SH1-4 1-2		X 0-0 ① F8		C S S 0-3 ② K		C S B C 1-3 ① K	2 1	0 0	0 0	0 0	0 0	1 1	1 0
Inning Stats	R: 0 E: 0 K: 0 S: 5 H: 1 LOB: 1 BB: 0 P: 6	R: 0 E: 0 K: 0 S: 11 H: 0 LOB: 0 BB: 0 P: 13	R: 1 E: 0 K: 0 S: 7 H: 1 LOB: 1 BB: 0 P: 12	R: 0 E: 0 K: 0 S: 9 H: 2 LOB: 2 BB: 0 P: 13	R: 0 E: 0 K: 0 S: 9 H: 2 LOB: 0 BB: 0 P: 15	R: 0 E: 0 K: 1 S: 10 H: 2 LOB: 1 BB: 0 P: 14	R: 0 E: 0 K: 2 S: 8 H: 1 LOB: 2 BB: 1 P: 15	R: 2 E: 0 K: 0 S: 12 H: 2 LOB: 1 BB: 1 P: 23	R: 1 E: 0 K: 2 S: 15 H: 2 LOB: 1 BB: 0 P: 20	1B: 11 2B: 1 3B: 0 HR: 1	SF: 1 SAC: 1 DP: 0 HBP: 1			WP: 0 PB: 0 SB: 4 CS: 2	PA: 41		

PITCHER		IP	WLS	BF	H	R	ER	SO	BB	IBB	HBP	BLK	WP	HR	S	P	ERA	WHIP
Tim Crews, R ERA: 5.19	(1, 1)	6.0	L	24	8	1	1	1	0	0	1	0	0	0	51	73	1.50	1.333
Jim Gott, R ERA: 2.02	(7, 1)	2.0		11	3	2	2	2	1	1	0	0	0	1	20	38	9.00	2.000
Jay Howell, R ERA: 1.42	(9, 1)	1.0		5	2	1	1	2	0	0	0	1	0	0	15	20	9.00	2.000

PITCHER	IP	WLS	BF	H	R	ER	SO	BB	IBB	HBP	BLK	WP	HR	S	P	ERA	WHIP

TOP

Montreal Expos @ Los Angeles Dodgers

Dodger Stadium, Los Angeles, CA

Tue Jul 07 1992, 7:05 PM PDT

Att. 26,511 - Cloudy - 83 F

livebaseballscorecards.com

AB	35
R	4
H	13
RBI	4
BB	2
SO	5
LOB	12

Batter	1	2	3	4	5	6	7	8	9	AB	R	H	RBI	BB	SO	LOB
Brett Butler, L (1, 8) OBP: 0.381, SLG: 0.354	B C F X 1-2 CS 1B		B B C L B X 3-2 E6 F9 1B		C B B B C X 3-2 ③ F7			C B B X 2-1 1B S 1B		4	0	2	0	0	0	0
Mitch Webster, S (1, 9) OBP: 0.338, SLG: 0.404	1 SAFE 1 SAFE 1 SAFE B C B X 2-1 ① ② B1-3 1-2		1 SAFE X 0-0 S 1-2 1B			C B F X 1-2 ① G4-3		C S F F 1 SAFE B C 1-3 ② K 1-2		4	0	1	0	0	1	2
Lenny Harris, L (1, 7) OBP: 0.314, SLG: 0.302	B B B C X 3-1 ③ F8		B B 1 SAFE X 2-0 ② F9 2-3			B X 1-0 ② F8		F F B F X 1-2 2-3 1B		4	0	1	0	0	0	2
Eric Karros, R (1, 3)		X 0-0 ① F7	C X 0-1 ③ F8 1-2			B C X 1-1 ③ F7		1 SAFE B F B S X 2-2 ③ G5-3		4	0	0	0	0	0	4
Juan Samuel, R (1, 4) OBP: 0.296, SLG: 0.263		B B X 2-0 ② F8		F F F B X 1-2 ① G5-3			B X 1-0 ① P2		B C B B C X 3-2 ① G6-3	4	0	0	0	0	0	0
Dave Hansen, L (1, 5) OBP: 0.294, SLG: 0.342	B C T F X 1-2 BB 1B			L F B X 1-2 ② G3-1			S B B S X 2-2 G5-3 1B		C S B X 1-2 ② G4-3	4	0	2	0	0	0	0
Carlos Hernandez, R (1, 2) OBP: 0.311, SLG: 0.258	B B B B 4-0 1-2 BB			F F B X 1-2 ③ G5-3			B 1 SAFE 1 SAFE X 1-0 ② G5-3 1-2		C C B B C 2-3 ③ K	3	0	0	0	1	1	1
Jose Offerman, S (1, 6) OBP: 0.325, SLG: 0.329	B B B X 3-0 ③ F8				X 0-0 ① F8		C X 0-1 ③ L8			3	0	0	0	0	0	3
Tim Crews, R (1, 1) Jim Gott, R (7, 1) Mike Scioscia, L (8, PH) OBP: 0.286, SLG: 0.294 Jay Howell, R (9, 1)		C F C 0-3 ① K			F C S 0-3 ② K			B C T F F B B F X 3-2 ① P8		2 0 1 0	0 0 0 0	0 0 0 0	0 0 0 0	0 0 0 0	2 0 0 0	0 0 0 0
Inning Stats	R: 0 H: 1 E: 0 LOB: 0 K: 0 BB: 0 S: 7 P: 13	R: 0 H: 1 E: 0 LOB: 2 K: 0 BB: 1 S: 7 P: 17	R: 0 H: 1 E: 1 LOB: 2 K: 1 BB: 0 S: 10 P: 15	R: 0 H: 0 E: 0 LOB: 0 K: 0 BB: 0 S: 10 P: 13	R: 0 H: 0 E: 0 LOB: 0 K: 1 BB: 0 S: 7 P: 10	R: 0 H: 0 E: 0 LOB: 0 K: 0 BB: 0 S: 6 P: 9	R: 0 H: 1 E: 0 LOB: 1 K: 0 BB: 0 S: 7 P: 11	R: 0 H: 2 E: 0 LOB: 2 K: 1 BB: 0 S: 19 P: 28	R: 0 H: 0 E: 0 LOB: 0 K: 1 BB: 0 S: 9 P: 15	1B: 6 SF: 0 2B: 0 SAC: 0 3B: 0 DP: 0 HR: 0 HBP: 0						

PITCHER		IP	WLS	BF	H	R	ER	SO	BB	IBB	HBP	BLK	WP	HR	S	P	ERA	WHIP
Jonathan Hurst, R ERA: 5.51	(1, 1)	7.1	W	28	5	0	0	2	1	0	0	0	0	0	61	100	0.00	0.818
John Wetteland, R ERA: 4.23	(8, 1)	1.2	S	6	1	0	0	2	0	0	0	0	0	0	21	31	0.00	0.600

PITCHER	IP	WLS	BF	H	R	ER	SO	BB	IBB	HBP	BLK	WP	HR	S	P	ERA	WHIP

BOTTOM

Montreal Expos @ Los Angeles Dodgers

Dodger Stadium, Los Angeles, CA

Tue Jul 07 1992, 7:05 PM PDT

Att. 26,511 - Cloudy - 83 F

livebaseballscorecards.com

AB	33
R	0
H	6
RBI	0
BB	1
SO	4
LOB	12

Batter	1	2	3	4	5	6	7	8	9	10	11	AB	R	H	RBI	BB	SO	LOB
Delino DeShields, L (1, 4) OBP: 0.383, SLG: 0.408 Sergio Valdez, R (9, 1) Tom Foley, L (11, 6) OBP: 0.238, SLG: 0.216	B B B C C F X 3-2 G3-1 G6-3 1B		M B B X 2-1 ① B1-3		C C B X 1-2 ① F9		B B B C F F X 3-2 BB 1B 1-2 1B		X 0-0 ② G6-3			5 0 2 0 0 0 0 0 0 0 0 0 0 0 0 0 0 0 0 0 0						
Marquis Grissom, R (1, 8) OBP: 0.332, SLG: 0.395	1 SAFE L B B B B F X 3-2 ① G6-3 1-2		C B F B B F B X 3-2 ② P3		X 0-0 E5 S		C B B B X 3-1 ② BB 1B 1-2 2-H		B S C X 1-2 ③ G4-3			5 0 1 0 0 0 1						
Archi Cianfrocco, R (1, 3) OBP: 0.277, SLG: 0.387 (11, 7) (11, 3)	C B B B X 2-1 ② G3-1 2-3		X 0-0 1B		C S B B F B S 3-3 ② K 2-3		B B B B 4-0 BB 1-2 2-3			C X 0-1 PB 1B		4 0 2 0 1 1 2						
Larry Walker, L (1, 9) OBP: 0.327, SLG: 0.491	S S B X 1-2 ③ G3-1		B S S 1 SAFE F S 1-3 ③ K		S B C S 1-3 ③ K		C B F B F B S 3-3 ③ K			C 1 SAFE 1 SAFE 1 SAFE B B F X 2-2 ① G1-3 1-2		5 0 0 0 0 0 3 7						
Tim Wallach, R (1, 5) OBP: 0.325, SLG: 0.347		B S B F X 2-2 ① F9		B B S B B B 4-1 S BB		B F S B X 1-2 ① F8		B B B F B 4-2 SH1-4 BB		F C B F X 1-2 ② G1-3		3 0 0 0 2 0 1						
Gary Carter, R (1, 2) OBP: 0.307, SLG: 0.343 Jeff Fassero, L (8, 1) Bill Sampen, R (8, 1) Bret Barberie, S (9, 4) OBP: 0.351, SLG: 0.246		B X 1-0 ② F8		X 0-0 ① F9		X 0-0 CS 1B		L X 0-1 ① SH1-4 1-2		B F B F C 2-3 ③ K		3 0 1 0 0 0 1 0 0 0 0 0 0 0 0 0 0 0 0 0 0 1 0 0 0 0 1 1						
Spike Owen, S (1, 6) OBP: 0.326, SLG: 0.390 Matt Maysey, R (11, 1)		C B F F X 1-2 BB 1B		C B 1 SAFE 1 SAFE S B B B S 3-3 ② K 1-2		C B B B F B F S 3-3 ② ③ K 1-2		C B C F F E S 1-3 ② K			C B X 1-1 ① G3	5 0 1 0 0 3 3 0 0 0 0 0 0 0						
Darren Reed, R (1, 7) OBP: 0.225, SLG: 0.333 John Vander Wal, L (8, PH) OBP: 0.342, SLG: 0.375 (8, 7) (11, 3) (11, 7)		B B F B B 4-1 1-2 BB		I I I 4-0 IBB			S X 0-1 ① F8	F C B S 1-3 ③ K			F S S 0-3 ② K	1 0 0 0 2 0 0 2 0 0 0 0 2 1						
Brian Barnes, L (1, 1) OBP: 0.286, SLG: 0.167 Darrin Fletcher, L (8, 2) OBP: 0.273, SLG: 0.275		B C B F C 2-3 ③ K		C S B B B S 3-3 ③ K			B X 1-0 1B 1B		C B F B X 2-2 ① G1-3		F B X 1-1 ③ F8	3 0 1 0 0 2 4 2 0 0 0 0 0 0						
Inning Stats	R: 0 H: 1 E: 0 LOB: 1 K: 0 BB: 0 S: 12 P: 21	R: 0 H: 1 E: 0 LOB: 2 K: 1 BB: 1 S: 12 P: 22	R: 0 H: 1 E: 0 LOB: 1 K: 1 BB: 0 S: 11 P: 17	R: 0 H: 0 E: 0 LOB: 2 K: 2 BB: 2 S: 8 P: 22	R: 0 H: 0 E: 1 LOB: 1 K: 2 BB: 0 S: 11 P: 16	R: 0 H: 1 E: 0 LOB: 1 K: 1 BB: 0 S: 10 P: 14	R: 0 H: 3 E: 0 LOB: 3 K: 1 BB: 1 S: 13 P: 27	R: 0 H: 0 E: 0 LOB: 1 K: 2 BB: 1 S: 13 P: 19	R: 0 H: 0 E: 0 LOB: 0 K: 0 BB: 0 S: 7 P: 10	R: 0 H: 1 E: 0 LOB: 1 K: 1 BB: 0 S: 12 P: 17	R: 0 H: 0 E: 0 LOB: 0 K: 1 BB: 0 S: 7 P: 9	1B: 8 SF: 0 2B: 1 SAC: 1 3B: 0 DP: 1 HR: 0 HBP: 0						

PITCHER		IP	WLS	BF	H	R	ER	SO	BB	IBB	HBP	BLK	WP	HR	S	P	ERA	WHIP
Bob Ojeda, L ERA: 3.01	(1, 1)	6.2		30	7	0	0	7	3	1	0	0	0	0	73	132	0.00	1.500
John Candelaria, L ERA: 1.17	(7, 1)	0.1		1	0	0	0	1	0	0	0	0	0	0	4	7	0.00	0.000
Roger McDowell, R ERA: 2.61	(8, 1)	3.0		11	1	0	0	3	1	0	0	0	0	0	32	46	0.00	0.667
Tom Candiotti, R ERA: 3.0	(11, 1)	1.0	W	3	0	0	0	1	0	0	0	0	0	0	7	9	0.00	0.000

PITCHER	IP	WLS	BF	H	R	ER	SO	BB	IBB	HBP	BLK	WP	HR	S	P	ERA	WHIP

TOP

Montreal Expos @ Los Angeles Dodgers

Dodger Stadium, Los Angeles, CA

Wed Jul 08 1992, 3:33 AM PDT

Cloudy - 83 F

livebaseballscorecards.com

AB	39
R	0
H	8
RBI	0
BB	5
SO	12
LOB	21

WP: 0	PA: 45		
PB: 1			
SB: 2			
CS: 1			

Montreal Expos @ Los Angeles Dodgers

Dodger Stadium, Los Angeles, CA

Wed Jul 08 1992, 3:33 AM PDT

Cloudy - 83 F

livebaseballscorecards.com

BOTTOM

Batter	1	2	3	4	5	6	7	8	9	10	11	AB	R	H	RBI	BB	SO	LOB
Jose Offerman, S (1, 6) OBP: 0.330, SLG: 0.332	G5-3		BB		L6			1B		1B		4	0	2	0	1	0	1
Brett Butler, L (1, 8) OBP: 0.390, SLG: 0.359	BB		1-2 1B		BB			L5-4 S 1B		G6-4-3 IBB		2	0	2	0	3	0	0
Mike Sharperson, R (1, 5) OBP: 0.421, SLG: 0.435	P8		F7		K			L5-4		G6-4-3		5	0	0	0	0	1	7
Tom Candiotti, R (11, 1) OBP: 0.118, SLG: 0.091								1-3		1-2f		0	0	0	0	0	0	0
Eric Davis, R (1, 7) OBP: 0.319, SLG: 0.353	CS 1-2	2B 1B		F7		F9			G6-3		E FC6-2 1B	5	0	2	0	0	0	0
Eric Karros, R (1, 3) OBP: 0.293, SLG: 0.444		1-3 2B		G5-3		F8			1B		F7	5	0	2	0	0	0	1
Mitch Webster, S (1, 9) OBP: 0.338, SLG: 0.397		L6		BB		F8			L5		FC6-2 E 1-2 1B 1B	2	0	0	0	1	0	2
Darryl Strawberry, L (9, PH) OBP: 0.333, SLG: 0.431												2	1	1	0	0	0	1
(10, 9)																		
Juan Samuel, R (1, 4) OBP: 0.297, SLG: 0.257		BB				G6-3			1-2		E3 1B FC6-2 1-2 2-3	2	0	0	0	1	0	1
Lenny Harris, L (9, PH) OBP: 0.316, SLG: 0.304		G5-3		G5-3								2	0	1	0	0	0	2
(10, 4)																		
Carlos Hernandez, R (1, 2) OBP: 0.311, SLG: 0.271		G5-3 1-2f			G3-4 2B	G4-3			G5-3		FC6-2 1B 1-2 2-3 3-Hf	3	0	1	0	0	0	3
Mike Scioscia, L (9, PH) OBP: 0.283, SLG: 0.291												2	0	0	0	0	0	5
(10, 2)																		
Bob Ojeda, L (1, 1) OBP: 0.133, SLG: 0.172			P7		G3-4 2-3			F8		F8 1-0	3-2 1-2 2-3 3-H	2	0	0	0	0	0	1
John Candelaria, L (7, 1) OBP: 0.000, SLG: 0.000												0	0	0	0	0	0	0
Todd Benzinger, S (7, PH) OBP: 0.207, SLG: 0.325												1	0	0	0	0	0	0
Roger McDowell, R (8, 1) OBP: 0.000, SLG: 0.000												0	0	0	0	0	0	0
Dave Hansen, L (10, PH) OBP: 0.297, SLG: 0.345												2	0	1	1	0	0	0
(11, 5)																		
Inning Stats	R: 0 E: 0 K: 0 S: 10 H: 0 LOB: 0 BB: 1 P: 17	R: 0 E: 0 K: 0 S: 14 H: 2 LOB: 2 BB: 1 P: 20	R: 0 E: 0 K: 0 S: 8 H: 1 LOB: 1 BB: 1 P: 15	R: 0 E: 0 K: 0 S: 9 H: 0 LOB: 1 BB: 1 P: 15	R: 0 E: 0 K: 1 S: 10 H: 1 LOB: 2 BB: 1 P: 17	R: 0 E: 0 K: 0 S: 6 H: 0 LOB: 0 BB: 0 P: 7	R: 0 E: 0 K: 0 S: 13 H: 0 LOB: 0 BB: 0 P: 16	R: 0 E: 0 K: 0 S: 9 H: 2 LOB: 0 BB: 0 P: 16	R: 0 E: 0 K: 0 S: 11 H: 2 LOB: 2 BB: 0 P: 17	R: 0 E: 0 K: 0 S: 8 H: 1 LOB: 1 BB: 1 P: 16	R: 1 E: 1 K: 0 S: 11 H: 3 LOB: 3 BB: 0 P: 19	1B: 10 2B: 3 3B: 0 HR: 0 SF: 0 SAC: 0 DP: 3 HBP: 0	WP: 0 PB: 0 SB: 2 CS: 3	PA: 46					

PITCHER		IP	WLS	BF	H	R	ER	SO	BB	IBB	HBP	BLK	WP	HR	S	P	ERA	WHIP
Brian Barnes, L ERA: 2.63	(1, 1)	7.0		27	4	0	0	1	5	0	0	0	0	0	70	107	0.00	1.286
Jeff Fassero, L ERA: 3.25	(8, 1)	0.1		2	2	0	0	0	0	0	0	0	0	0	6	11	0.00	6.000
Bill Sampen, R ERA: 3.66	(8, 1)	1.1		5	2	0	0	0	0	0	0	0	0	0	10	15	0.00	1.500
Sergio Valdez, R ERA:	(9, 1)	1.2	L	8	3	1	0	0	0	1	0	0	0	0	16	32	0.00	1.800
Matt Maysey, R ERA:	(11, 1)	0.1		3	1	0	0	0	0	0	0	0	0	0	7	10	0.00	3.000

PITCHER	IP	WLS	BF	H	R	ER	SO	BB	IBB	HBP	BLK	WP	HR	S	P	ERA	WHIP

AB	39
R	1
H	12
RBI	1
BB	6
SO	1
LOB	24

Batter	1	2	3	4	5	6	7	8	9	AB	R	H	RBI	BB	SO	LOB
Delino DeShields, L (1, 4) OBP: 0.383, SLG: 0.416	B C X 1-1 G6-3 ①		B C S F B X 2-2 G4-3 ①		C B B X 2-1 G4-3 ②		X 0-0 HR		B B B B 4-0 F9 WP BB	4	1	1	1	1	0	0
Marquis Grissom, R (1, 8) OBP: 0.331, SLG: 0.395	C B B B X 3-1 L6 ②		X 0-0 1B FC1-2 2B		C B X 1-1 G6-3 ③		F B F X 1-2 E6 1B SF7		1 SAFE C F B X 1-2 F9 ① 1-3	5	1	1	0	0	0	1
John Vander Wal, L (1, 7) OBP: 0.352, SLG: 0.385	S B X 1-1 F8 ③		X 0-0 FC1-2 2-3 1B			X 0-0 2B 1B 1B	2 SAFE S X 0-1 S 2-3 1B		F B F B X 2-2 P5 ②	5	1	3	0	0	0	1
Larry Walker, L (1, 9) OBP: 0.328, SLG: 0.494		B B X 2-0 G5-3 1B 1B	F B X 1-1 FC1-2 ② 1-2 3-H			1 SAFE X 0-0 1-3 1B 2B	B S B F X 2-2 SF7 ① 3-H		C B F S 1-3 K ③	4	1	2	1	0	1	3
Tim Wallach, R (1, 5) OBP: 0.324, SLG: 0.346 (6, 3)		B 1 SAFE S X 1-1 G5-3 1-2 1B	F B S F X 1-2 P3 ③			X 0-0 F9 ①	S F B 1 B S 1 SAFE 2-3 K ② 1-2			4	0	1	0	0	1	5
Darrin Fletcher, L (1, 2) OBP: 0.272, SLG: 0.266		B C F X 1-2 F7 ①		F B B X 2-1 F8 ①		B F C H 2-2 IBB 1B HBP	C B F X 1-2 F7 ③			3	0	0	0	0	0	3
Archi Cianfrocco, R (1, 3) OBP: 0.274, SLG: 0.383 Bret Barberie, S (6, PH) OBP: 0.352, SLG: 0.250 (6, 5)		B B F F X 2-2 G5-3 ② 1-2 2-3		C S B S 1-3 K ②		C B X 1-1 IBB 1B 1-2 2-H 3-H		C B F X 1-2 G4-3 ①		2 0 0 0 0 1 2 2 0 1 2 0 0 0						
Tom Foley, L (1, 6) OBP: 0.250, SLG: 0.211		I I I I 4-0 FC6-4 IBB		F X 0-1 G1-3 ③		B B I 4-0 IBB ② 1-2 2-3		X 0-0 G3 ②		2	0	0	0	2	0	0
Bill Risley, R (1, 1) Rick Cerone, R (6, PH) OBP: 0.317, SLG: 0.400 Bill Sampen, R (6, 1) Mel Rojas, R (9, 1) OBP: 0.200, SLG: 0.200		F B X 1-1 FC6-4 ③ 1-2f			X 0-0 F8 ①	F B B C X 2-2 P8 ③		F B F B B X 3-2 G6-3 ③		2 0 0 0 0 0 3 1 0 0 0 0 0 2 1 0 0 0 0 0 0 0 0 0 0 0 0 0						
Inning Stats	R: 0 E: 0 K: 0 S: 6 H: 0 LOB: 0 BB: 0 P: 11	R: 0 E: 0 K: 0 S: 11 H: 2 LOB: 3 BB: 1 P: 22	R: 0 E: 0 K: 0 S: 12 H: 2 LOB: 2 BB: 0 P: 16	R: 0 E: 0 K: 1 S: 7 H: 0 LOB: 0 BB: 0 P: 10	R: 0 E: 0 K: 0 S: 5 H: 0 LOB: 0 BB: 0 P: 8	R: 2 E: 0 K: 0 S: 10 H: 3 LOB: 2 BB: 1 P: 19	R: 2 E: 1 K: 1 S: 15 H: 2 LOB: 1 BB: 0 P: 21	R: 0 E: 0 K: 0 S: 7 H: 0 LOB: 0 BB: 0 P: 11	R: 0 E: 0 K: 1 S: 9 H: 0 LOB: 1 BB: 1 P: 17	1B: 6 2B: 2 3B: 0 HR: 1 SF: 1 SAC: 0 DP: 0 HBP: 1						

PITCHER	IP	WLS	BF	H	R	ER	SO	BB	IBB	HBP	BLK	WP	HR	S	P	ERA	WHIP
Pedro Astacio, R (1, 1) ERA: 1.69	7.0	L	33	9	4	3	2	0	2	1	0	0	1	66	107	3.86	1.286
Steve Wilson, L (8, 1) ERA: 3.38	2.0		7	0	0	0	1	1	0	0	0	1	0	16	28	0.00	0.500

PITCHER	IP	WLS	BF	H	R	ER	SO	BB	IBB	HBP	BLK	WP	HR	S	P	ERA	WHIP

TOP

Montreal Expos @ Los Angeles Dodgers

Dodger Stadium, Los Angeles, CA

Wed Jul 08 1992, 7:05 PM PDT

Att. 27,601 - Cloudy - 85 F

livebaseballscorecards.com

AB	35
R	4
H	9
RBI	4
BB	3
SO	3
LOB	20

Batter	1	2	3	4	5	6	7	8	9	AB	R	H	RBI	BB	SO	LOB
Brett Butler, L (1, 8) OBP: 0.386, SLG: 0.354	B B C F B F X 3-2 G6-3 ①		B C X 1-1 P3 ③		1 SAFE 1 SAFE B X 1-0 G1-3 ③ 1-2		X 0-0 P7 ③			4	0	0	0	0	0	3
Lenny Harris, L (1, 4) OBP: 0.314, SLG: 0.303 (9, 9)	B C X 1-1 F8 ②			B B B C C F X 3-2 S 1B 1B		F X 1-1 G1-3 ①		C B X 1-1 G4-3 ①		4	1	1	0	0	0	0
Darryl Strawberry, L (1, 9) OBP: 0.331, SLG: 0.434 Juan Samuel, R (9, 4) OBP: 0.297, SLG: 0.257	C S F X 0-2 L5 ③			B B F F B X 3-2 F9 ①		C X 0-1 1B 2B		F B F B F S 2-3 K ②		4 0	0 0	1 0	0 0	0 0	1 0	1 0
Eric Karros, R (1, 3) OBP: 0.297, SLG: 0.449		F X 0-1 F9 2B		B X 1-0 P6 ② 1-2		C C F B F X 1-2 G6-4-3 1B 2-3		B B C F S 2-3 K ③		4	0	2	0	0	1	1
Dave Hansen, L (1, 5) OBP: 0.296, SLG: 0.342		B X 1-0 F9 ① 2-3		B B X 2-0 2-H 1B		X 0-0 G6-4-3 ② ③ 1-2f			B C S S 1-3 K ①	4	0	1	1	0	1	3
Mitch Webster, S (1, 7) OBP: 0.329, SLG: 0.383		F S B X 1-2 P2 ②		B B B F X 3-1 F7 ③			C B S B X 2-2 G6-3 ①		S B S B X 2-2 F8 ②	4	0	0	0	0	0	2
Mike Scioscia, L (1, 2) OBP: 0.281, SLG: 0.288 Todd Benzinger, S (7, PH) OBP: 0.261, SLG: 0.328 Carlos Hernandez, R (8, 2) OBP: 0.308, SLG: 0.268		C X 0-1 G4-3 ③			C B C B S 2-3 K ①		F B B X 2-1 1B 1B		C B B B X 2-1 F8 ③	2 1 1	0 0 0	0 1 0	0 0 0	0 0 0	1 0 0	1 0 0
Jose Offerman, S (1, 6) OBP: 0.333, SLG: 0.333			B X 1-0 SH3-4 1B		C F B B F B B F B 4-2 S BB		M B X 1-1 L7 ②			2	0	1	0	1	0	1
Pedro Astacio, R (1, 1) Mike Sharperson, R (7, PH) OBP: 0.424, SLG: 0.438 Steve Wilson, L (8, 1)			1 SAFE M 1 SAFE 1 SAFE L X 0-2 SH3-4 ① ② 1-3f		L 1 SAFE L M 0-3 K ②		C X 0-1 1-2 1B			1 1 0	0 0 0	0 1 0	0 0 0	0 0 0	1 0 0	1 0 0
Inning Stats	R: 0 H: 0 E: 0 LOB: 0 K: 0 BB: 0 S: 10 P: 14	R: 0 H: 1 E: 0 LOB: 1 K: 0 BB: 0 S: 8 P: 10	R: 0 H: 1 E: 0 LOB: 0 K: 0 BB: 0 S: 6 P: 8	R: 1 H: 2 E: 0 LOB: 1 K: 0 BB: 0 S: 11 P: 23	R: 0 H: 0 E: 0 LOB: 1 K: 2 BB: 1 S: 11 P: 18	R: 0 H: 2 E: 0 LOB: 1 K: 0 BB: 0 S: 10 P: 12	R: 0 H: 2 E: 0 LOB: 2 K: 0 BB: 0 S: 10 P: 15	R: 0 H: 0 E: 0 LOB: 0 K: 2 BB: 0 S: 9 P: 14	R: 0 H: 0 E: 0 LOB: 0 K: 1 BB: 0 S: 8 P: 13	1B: 6 SF: 0 2B: 3 SAC: 1 3B: 0 DP: 2 HR: 0 HBP: 0						

PITCHER		IP	WLS	BF	H	R	ER	SO	BB	IBB	HBP	BLK	WP	HR	S	P	ERA	WHIP
Bill Risley, R ERA: 1.8	(1, 1)	5.0	W	19	4	1	1	2	1	0	0	0	0	0	46	73	1.80	1.000
Bill Sampen, R ERA: 3.44	(6, 1)	3.0		12	4	0	0	2	0	0	0	0	0	0	29	41	0.00	1.333
Mel Rojas, R ERA: 1.1	(9, 1)	1.0	S	3	0	0	0	1	0	0	0	0	0	0	8	13	0.00	0.000

PITCHER	IP	WLS	BF	H	R	ER	SO	BB	IBB	HBP	BLK	WP	HR	S	P	ERA	WHIP

BOTTOM

Montreal Expos @ Los Angeles Dodgers

Dodger Stadium, Los Angeles, CA

Wed Jul 08 1992, 7:05 PM PDT

Att. 27,601 - Cloudy - 85 F

livebaseballscorecards.com

AB	32
R	1
H	8
RBI	1
BB	1
SO	5
LOB	13

WP: 0	PA: 34		
PB: 0			
SB: 2			
CS: 0			

Batter	1	2	3	4	5	6	7	8	9	10	11	12	AB	R	H	RBI	BB	SO	LOB
Delino DeShields, L (1, 4) OBP: 0.379, SLG: 0.414	P4	K			P6		F7		1B 2B			K2-3	6	1	1	0	0	2	2
Marquis Grissom, R (1, 8) OBP: 0.331, SLG: 0.394	G1-3		K		G5-3			K	CS 1B 2-H			S WP E 1B	6	1	2	1	0	2	0
John Vander Wal, L (1, 7) OBP: 0.359, SLG: 0.386	G4-3		FC6-4 1B			F7		WP 2B 1B 1 SAFE 1 SAFE	K 1-2			G6-3 1B BB 1 SAFE 1 SAFE 1-H	5	1	2	0	1	1	1
Larry Walker, L (1, 9)		HR	F7			FC5-2 3B		2B G4-3 BB 1-2		G4-3		G6-3 1B 1 SAFE 1 SAFE 1-2	5	2	3	1	1	0	1
Bret Barberie, S (1, 5) OBP: 0.352, SLG: 0.280	HR	FC6-4 1-2f				FC5-2 1B 3-H		G4-3 2B 1-3 2-H		K		G6-3 1-2 2-3	6	1	2	2	0	1	4
Greg Colbrunn, R (1, 3) OBP: 0.400, SLG: 0.400	SH1-4 1B			K		1-3		E5 G4-3		G5-3		K	5	0	2	0	0	1	2
John Wetteland, R (10, 1)													1	0	0	0	0	1	2
Gary Carter, R (1, 2) OBP: 0.304, SLG: 0.339	P3			G4-3 1B		K		G4-3 1-2 2-3 3-H			F8		5	0	1	1	0	1	5
Spike Owen, S (1, 6) OBP: 0.327, SLG: 0.391	SH1-4 1-2			G4-3 1-2f			F8	F7			CS 1B		5	0	2	0	0	0	3
Chris Nabholz, L (1, 1) OBP: 0.091, SLG: 0.152 Darrin Fletcher, C (7, PH) OBP: 0.269, SLG: 0.263 Matt Maysey, R (7, 1) Tim Wallach, R (9, PH) OBP: 0.324, SLG: 0.344 Sergio Valdez, R (9, 1) Archi Cianfrocco, R (10, 3) OBP: 0.273, SLG: 0.381	SH1-4 1-2 2-3		G6-3				F9		K		K 1-2		1	0	0	0	0	0	0
													1	0	0	0	0	0	0
													0	0	0	0	0	0	0
													1	0	0	0	0	1	0
													0	0	0	0	0	0	0
													1	0	0	0	0	1	1
Inning Stats	R: 0 E: 0 K: 0 S: 8 H: 0 LOB: 0 BB: 0 P: 14	R: 2 E: 0 K: 1 S: 16 H: 4 LOB: 2 BB: 0 P: 23	R: 0 E: 0 K: 1 S: 11 H: 1 LOB: 1 BB: 0 P: 14	R: 0 E: 0 K: 1 S: 5 H: 1 LOB: 0 BB: 0 P: 7	R: 0 E: 0 K: 0 S: 8 H: 0 LOB: 0 BB: 0 P: 12	R: 0 E: 0 K: 1 S: 15 H: 2 LOB: 2 BB: 0 P: 20	R: 0 E: 0 K: 0 S: 11 H: 0 LOB: 0 BB: 0 P: 14	R: 2 E: 1 K: 1 S: 15 H: 2 LOB: 2 BB: 1 P: 23	R: 1 E: 0 K: 2 S: 18 H: 2 LOB: 0 BB: 0 P: 24	R: 0 E: 0 K: 1 S: 7 H: 0 LOB: 0 BB: 0 P: 10	R: 0 E: 0 K: 1 S: 7 H: 1 LOB: 1 BB: 0 P: 10	R: 1 E: 0 K: 2 S: 13 H: 2 LOB: 2 BB: 1 P: 25	1B: 10 2B: 3 3B: 1 HR: 2 SF: 0 SAC: 1 DP: 2 HBP: 0						

PITCHER		IP	WLS	BF	H	R	ER	SO	BB	IBB	HBP	BLK	WP	HR	S	P	ERA	WHIP
Francisco Oliveras, R ERA: 1.84	(1, 1)	2.0		10	4	2	2	1	0	0	0	0	0	2	24	37	9.00	2.000
Bryan Hickerson, L ERA: 2.51	(3, 1)	3.2		14	4	0	0	2	0	0	0	0	0	0	36	49	0.00	1.091
Jeff Brantley, R ERA: 3.02	(6, 1)	2.1		11	2	2	1	2	1	0	0	0	1	0	29	41	3.86	1.286
Rod Beck, R ERA: 2.36	(9, 1)	1.0		4	2	1	1	2	0	0	0	0	0	0	18	24	9.00	2.000
Dave Righetti, L ERA: 5.83	(10, 1)	3.0	L	12	3	1	1	4	1	0	0	0	1	0	27	45	3.00	1.333

PITCHER	IP	WLS	BF	H	R	ER	SO	BB	IBB	HBP	BLK	WP	HR	S	P	ERA	WHIP

TOP

Montreal Expos @ San Francisco Giants

Candlestick Park, San Francisco, CA

Thu Jul 09 1992, 6:33 AM EDT

Att. 10,299 - Cloudy - 90 F

livebaseballscorecards.com

AB	48
R	6
H	15
RBI	5
BB	2
SO	11
LOB	21

WP: 2	PA: 51		
PB: 0			
SB: 1			
CS: 2			

Batter	1	2	3	4	5	6	7	8	9	10	11	12	AB	R	H	RBI	BB	SO	LOB
Robby Thompson, R (1, 4) OBP: 0.346, SLG: 0.408	1-1 BB 1B 1B	2-0 F9 ②			1-1 L7 ①		2-2 HR		0-1 L3 ②			0-1 G6-3 SH1-4 1B	6	2	3	1	0	0	1
Kevin Bass, S (1, 9) OBP: 0.304, SLG: 0.418	1-1 L8 ①	2-1 G6-3 ③			0-1 F8 ②		2-1 1B		2-3 K ③			0-0 SH1-4 1-2 ①	5	0	1	0	0	1	2
Will Clark, L (1, 3) OBP: 0.417, SLG: 0.493	4-2 1B 1B 1-2 BB		2-1 F8 ①		0-0 F7 ③		0-0 L6 ③			0-0 P6 ①		0-1 G6-3 2-3 ②	5	1	0	0	1	0	2
Cory Snyder, R (1, 8) (7, 7) OBP: 0.330, SLG: 0.515	1-0 BB 1B 2B 1-2 2-H 1B		1-1 F8 ②			1-2 G1-6-3 1B		2-2 P3 ①		4-0 CS BB		1-0 F8 ③	5	1	2	1	1	0	1
Matt Williams, R (1, 5) OBP: 0.279, SLG: 0.391	2-3 K ②		4-2 BB			0-0 G1-6-3 1-2f ① ②		1-1 1B CS HBP		1-3 K ②			3	0	0	0	1	2	4
Chris James, R (1, 7) OBP: 0.273, SLG: 0.340	3-2 BB 2B 1-2 2-H 1B		2-2 F8 ③			1-0 3B		0-0 CS 1-3 1B		0-1 CS 1-2 ③	0-0 P6 ①		3	1	2	1	0	0	1
Mike Felder, S (6, PR) OBP: 0.307, SLG: 0.360													2	0	1	0	0	0	0
Kirt Manwaring, R (1, 2) OBP: 0.331, SLG: 0.329	4-0 2B BB 1-2 2-3				0-0 G4-3 ①	0-0 F9 ③		1-0 F8 ② ③ 1-2 3-H			1-3 K ②		4	0	0	0	1	1	3
Jose Uribe, S (1, 6) OBP: 0.294, SLG: 0.389	1-1 2B 1-H 2-H 3-H ③				2-1 F8 ②		1-0 F9 ①		3-3 K ①			3-2 1B	5	0	2	2	0	1	0
Francisco Oliveras, R (1, 1)		0-3 K ①			2-3 K ③		3-3 K ②		4-2 BB			1-3 K ③	0	0	0	0	0	0	0
Willie McGee, S (2, PH) OBP: 0.350, SLG: 0.359													1	0	0	0	0	1	0
Bryan Hickerson, L (3, 1)													1	0	0	0	0	1	0
Jeff Brantley, R (6, 1) OBP: 0.667, SLG: 0.500													1	0	0	0	0	1	0
Rod Beck, R (9, 1)													0	0	0	0	0	0	0
Mark Bailey, S (9, PH)													0	0	0	0	1	0	0
Bill Swift, R (9, PR) OBP: 0.207, SLG: 0.250													0	0	0	0	0	0	0
Dave Righetti, L (10, 1)													1	0	0	0	0	1	1
Inning Stats	R: 4 E: 0 K: 1 S: 16 H: 4 LOB: 2 BB: 2 P: 33	R: 0 E: 0 K: 1 S: 7 H: 0 LOB: 0 BB: 0 P: 11	R: 0 E: 0 K: 0 S: 9 H: 0 LOB: 1 BB: 1 P: 18	R: 0 E: 0 K: 1 S: 6 H: 0 LOB: 0 BB: 0 P: 10	R: 0 E: 0 K: 0 S: 5 H: 0 LOB: 0 BB: 0 P: 6	R: 0 E: 0 K: 0 S: 7 H: 2 LOB: 1 BB: 0 P: 9	R: 1 E: 0 K: 1 S: 14 H: 2 LOB: 1 BB: 0 P: 22	R: 0 E: 0 K: 0 S: 10 H: 1 LOB: 1 BB: 0 P: 13	R: 0 E: 0 K: 2 S: 12 H: 0 LOB: 1 BB: 1 P: 21	R: 0 E: 0 K: 1 S: 5 H: 0 LOB: 0 BB: 1 P: 10	R: 0 E: 0 K: 2 S: 11 H: 1 LOB: 1 BB: 0 P: 16	R: 0 E: 0 K: 0 S: 6 H: 1 LOB: 1 BB: 0 P: 7	1B: 8 2B: 1 3B: 1 HR: 1	SF: 0 SAC: 1 DP: 1 HBP: 1					

PITCHER	IP	WLS	BF	H	R	ER	SO	BB	IBB	HBP	BLK	WP	HR	S	P	ERA	WHIP
Chris Nabholz, L (1, 1) ERA: 3.9	6.0		25	6	4	4	3	3	0	0	0	0	0	50	87	6.00	1.500
Matt Maysey, R (7, 1) ERA: 3.86	2.0		9	3	1	1	1	0	0	1	0	0	1	24	35	4.50	1.500
Sergio Valdez, R (9, 1) ERA:	1.0		4	0	0	0	2	1	0	0	0	0	0	12	21	0.00	1.000
John Wetteland, R (10, 1) ERA: 3.92	3.0	W	11	2	0	0	3	1	0	0	0	0	0	22	33	0.00	1.000

PITCHER	IP	WLS	BF	H	R	ER	SO	BB	IBB	HBP	BLK	WP	HR	S	P	ERA	WHIP

BOTTOM

Montreal Expos @ San Francisco Giants

Candlestick Park, San Francisco, CA

Thu Jul 09 1992, 6:33 AM EDT

Att. 10,299 - Cloudy - 90 F

livebaseballscorecards.com

AB	42
R	5
H	11
RBI	5
BB	5
SO	9
LOB	15

Batter	1	2	3	4	5	6	7	8	9	AB	R	H	RBI	BB	SO	LOB
Marquis Grissom, R (1, 8) OBP: 0.332, SLG: 0.395	C F B F X 1-2 G6-3 ①		B X 1-0 F9 ② 2-3		B B C F X 2-2 3-H 2B		C B B I I 4-1 HBP IBB		X 0-0 FC6-4 ② FC6-4 1-2f	4	0	1	1	1	0	2
Bret Barberie, S (1, 4) OBP: 0.349, SLG: 0.275 Archi Cianfrocco, R (7, 3) OBP: 0.271, SLG: 0.379	L B X 1-1 F9 ②		F B S X 1-2 G4-3 ③		F B S C 1-3 K ③		S F B B B H 4-2 1-2 2-3 HBP		1 SAFE B B X 2-0 FC6-4 ③ 1-2f	3 1	0 0	0 0	0 0	0 0	1 0	2 1
Greg Colbrunn, R (1, 3) OBP: 0.222, SLG: 0.222 Tom Foley, L (7, 4) OBP: 0.250, SLG: 0.211	B B S S F B F F S 3-3 K ③			S F F F S 0-3 K ①		B X 1-0 G5-3 ① S B B X 2-1 F8 ③				4 0	0 0	0 0	0 0	0 0	2 0	3 0
Larry Walker, L (1, 9) OBP: 0.337, SLG: 0.514		B X 1-0 1B		S B B B X 3-1 G4-3 ②		C B X 1-1 G1-3 ②		F B X 1-1 CS 1B		4	0	2	0	0	0	0
Tim Wallach, R (1, 5) OBP: 0.320, SLG: 0.340		B B 1 SAFE X 2-0 F9 ①		F X 0-1 G6-3 ③		B F F F B F F S 2-3 K ③		B S B B X 3-1 1-2 P9 ① ②		4	0	0	0	0	1	2
Spike Owen, S (1, 6) OBP: 0.330, SLG: 0.390		X 0-0 F7 ②			B C F X 1-2 FC6-4 1B		C F X 0-2 P3 ①		B B C B F B 4-2 BB	3	0	1	0	1	0	1
John Vander Wal, L (1, 7) OBP: 0.356, SLG: 0.381 Mel Rojas, R (8, 1) OBP: 0.200, SLG: 0.200		B 1 SAFE S X 1-1 F7 ③			1 SAFE X 0-0 P5 ①		B B C X 2-1 1B 1B 1B	X 0-0 G1-4-3 ③		4 0	1 0	1 0	0 0	0 0	0 0	3 0
Rick Cerone, R (1, 2) OBP: 0.313, SLG: 0.381			B B F C F B B 4-2 F9 SH5-4 BB		1 SAFE B 1 SAFE 1 SAFE X 1-0 FC6-4 ② 1-2f 3B		1 SAFE B 1 SAFE X 1-0 F8 ②		F C F F X 0-2 F9 ①	3	1	0	0	1	0	2
Ken Hill, R (1, 1) OBP: 0.378, SLG: 0.559 Darren Reed, R (8, 7) OBP: 0.244, SLG: 0.333			X 0-0 SH5-4 ① 1-2		B F C F X 1-2 2B 1-H 3B		S B 1 SAFE F B B X 3-2 HBP 1-H 1B		C F F B H 2-2 FC6-4 HBP	2 0	1 0	2 0	2 0	0 0	0 0	0 0
Inning Stats	R: 0 E: 0 K: 1 S: 12 H: 0 LOB: 0 BB: 0 P: 17	R: 0 E: 0 K: 0 S: 5 H: 1 LOB: 1 BB: 0 P: 9	R: 0 E: 0 K: 0 S: 8 H: 0 LOB: 1 BB: 1 P: 14	R: 0 E: 0 K: 1 S: 9 H: 0 LOB: 0 BB: 0 P: 12	R: 2 E: 0 K: 1 S: 15 H: 3 LOB: 1 BB: 0 P: 21	R: 0 E: 0 K: 1 S: 9 H: 0 LOB: 0 BB: 0 P: 13	R: 1 E: 0 K: 0 S: 14 H: 2 LOB: 3 BB: 1 P: 30	R: 0 E: 0 K: 0 S: 7 H: 1 LOB: 1 BB: 1 P: 15	R: 0 E: 0 K: 0 S: 10 H: 0 LOB: 1 BB: 0 P: 14	1B: 5 2B: 1 3B: 1 HR: 0	SF: 0 SAC: 1 DP: 0 HBP: 2					

PITCHER		IP	WLS	BF	H	R	ER	SO	BB	IBB	HBP	BLK	WP	HR	S	P	ERA	WHIP
Trevor Wilson, L ERA: 4.19	(1, 1)	6.2	L	29	6	3	3	4	1	1	1	0	0	0	70	112	4.05	1.050
Jim Pena, L ERA: 4.26	(7, 1)	0.1		1	0	0	0	0	0	0	0	0	0	0	2	4	0.00	0.000
Pat Rapp, R ERA:	(8, 1)	2.0		8	1	0	0	0	1	0	1	0	0	0	17	29	0.00	1.000

PITCHER	IP	WLS	BF	H	R	ER	SO	BB	IBB	HBP	BLK	WP	HR	S	P	ERA	WHIP

TOP

Montreal Expos @ San Francisco Giants

Candlestick Park, San Francisco, CA

Fri Jul 10 1992, 10:05 PM EDT

Att. 12,007 - Cloudy - 66 F

livebaseballscorecards.com

AB	32
R	3
H	7
RBI	3
BB	3
SO	4
LOB	16

WP: 0	PB: 0	SB: 0	CS: 1
PA: 38			

Batter	1	2	3	4	5	6	7	8	9	AB	R	H	RBI	BB	SO	LOB
Robby Thompson, R (1, 4) OBP: 0.339, SLG: 0.398	C B B F X 2-2 G1-3 ①		C S B X 1-2 G1-3 ③		X 0-0 G5-3 ③		C X 0-1 G5-3 ③		X 0-0 G5-3 ③	5	0	0	0	0	0	5
Willie McGee, S (1, 8) OBP: 0.349, SLG: 0.361	C F B F F S 1-3 K ②			S F F F B S 1-3 K ①		B B X 2-0 2B		B S X 1-1 G4-3 ①		4	0	1	0	0	2	0
Will Clark, L (1, 3) OBP: 0.415, SLG: 0.490	B C F S 1-3 K ③			B X 1-0 1B		C B S S 1-3 K ①		X 0-0 G6-3 ②		4	0	1	0	0	2	1
Cory Snyder, R (1, 5) OBP: 0.329, SLG: 0.507		C B B S B X 3-2 G5-3 ①		B C B B X 3-1 F9 ②		F S F F S 0-3 K ②		B B C B B 4-1 BB		3	0	0	0	1	1	2
Kevin Bass, S (1, 9) OBP: 0.299, SLG: 0.410		B S F F B S 2-3 K ②		F B S 1 SAFE 1 SAFE X 1-2 L6 ③		B B C B X 3-1 G3 ③		B B C C S 2-3 K ③		4	0	0	0	0	2	3
Chris James, R (1, 7) OBP: 0.281, SLG: 0.347 Jose Uribe, S (9, PR) OBP: 0.294, SLG: 0.389		S B C S 1-3 K ③			X 0-0 2B 1B		B X 1-0 L5 ①		B F B X 2-1 SH1-4 1B	4 0	0 0	2 0	0 0	0 0	1 0	0 0
Craig Colbert, R (1, 2) OBP: 0.229, SLG: 0.194			X 0-0 F7 ①		B 1 SAFE S F S 1-3 K ①		B C S S X 1-2 HR 2B		1 SAFE X 0-0 SH1-4 ① 1-2	3	1	1	0	0	1	1
Mike Benjamin, R (1, 6) OBP: 0.200, SLG: 0.300 Mike Felder, S (9, PH) OBP: 0.311, SLG: 0.360			B B C L B X 3-2 WP 1B		1 SAFE B X 1-0 1-3 2B		C S C 0-3 K ②		S B B B B S B 4-2 BB	3 0	0 0	2 0	0 0	0 1	1 0	1 0
Trevor Wilson, L (1, 1) OBP: 0.148, SLG: 0.083 Jim Pena, L (7, 1) OBP: 0.500, SLG: 0.500 Mark Leonard, L (7, PH) OBP: 0.308, SLG: 0.727 Pat Rapp, R (8, 1) Mark Bailey, S (9, PH)			L 1 SAFE L B X 1-2 B2-3 ② 1-2		F F S 0-3 K ②		S X 0-1 2-H HR		C S S 0-3 K ②	2 0 1 0 1	0 0 1 0 0	0 0 1 0 0	0 0 2 0 0	0 0 0 0 0	1 0 0 0 1	3 0 0 0 2
Inning Stats	R: 0 E: 0 K: 2 S: 10 H: 0 LOB: 0 BB: 0 P: 14	R: 0 E: 0 K: 2 S: 10 H: 0 LOB: 0 BB: 0 P: 16	R: 0 E: 0 K: 0 S: 10 H: 1 LOB: 1 BB: 0 P: 15	R: 0 E: 0 K: 1 S: 11 H: 1 LOB: 1 BB: 0 P: 17	R: 0 E: 0 K: 2 S: 9 H: 2 LOB: 2 BB: 0 P: 11	R: 0 E: 0 K: 2 S: 11 H: 1 LOB: 1 BB: 0 P: 17	R: 2 E: 0 K: 1 S: 11 H: 2 LOB: 0 BB: 0 P: 13	R: 0 E: 0 K: 1 S: 7 H: 0 LOB: 1 BB: 1 P: 14	R: 0 E: 0 K: 1 S: 9 H: 1 LOB: 2 BB: 1 P: 15	1B: 4 2B: 3 3B: 0 HR: 1		SF: 0 SAC: 1 DP: 0 HBP: 0			WP: 1 PB: 0 SB: 0 CS: 0		PA: 37

PITCHER		IP	WLS	BF	H	R	ER	SO	BB	IBB	HBP	BLK	WP	HR	S	P	ERA	WHIP
Ken Hill, R ERA: 2.59	(1, 1)	7.2	W	31	7	2	2	10	1	0	0	0	1	1	76	112	2.35	1.043
Mel Rojas, R ERA: 1.07	(8, 1)	1.1	S	6	1	0	0	2	1	0	0	0	0	0	12	20	0.00	1.500

PITCHER	IP	WLS	BF	H	R	ER	SO	BB	IBB	HBP	BLK	WP	HR	S	P	ERA	WHIP

BOTTOM

Montreal Expos @ San Francisco Giants

Candlestick Park, San Francisco, CA

Fri Jul 10 1992, 10:05 PM EDT

Att. 12,007 - Cloudy - 66 F

livebaseballscorecards.com

AB	34
R	2
H	8
RBI	2
BB	2
SO	12
LOB	18

Batter	1	2	3	4	5	6	7	8	9	AB	R	H	RBI	BB	SO	LOB
Delino DeShields, L (1, 4) OBP: 0.381, SLG: 0.413	C L B X 1-2 F7 ①		B F 1 SAFE 1 SAFE B X 2-1 F9 ③			L C B B B 1 SAFE B 4-2 1B 1-2 BB		X 0-0 FC6-4 1B 1B		3	0	1	0	1	0	1
Spike Owen, S (1, 6) OBP: 0.332, SLG: 0.392	X 0-0 F7 ②			C B B F X 2-2 G1-3 ①		C C F B X 1-2 1-2 2-3 1B		C B 1 SAFE 1 SAFE F F X 2-2 FC6-4 1-2 1B		4	0	2	0	0	0	0
Marquis Grissom, R (1, 8) OBP: 0.328, SLG: 0.390	B B X 2-0 P4 ③			B X 1-0 F7 ②		B X 1-0 P3 ②		B X 1-0 FC6-4 ② 1-2f 2-3		4	0	0	0	0	0	5
Larry Walker, L (1, 9) OBP: 0.332, SLG: 0.507		B B X 2-0 G4-3 ①		B C X 1-1 P5 ③		B F S X 1-2 F8 ③		B S B S B S 3-3 K		4	0	0	0	0	1	5
Tim Wallach, R (1, 5) OBP: 0.316, SLG: 0.336		B B S F X 2-2 L4 ②			C B B F S 2-3 K ①		B F B S F X 2-2 G5-3 ①		B C F B X 2-2 F8 ①	4	0	0	0	0	1	0
Gary Carter, R (1, 2) OBP: 0.298, SLG: 0.332		X 0-0 P3 ③			B F B S F F S 2-3 K ②		B X 1-0 P4 ②		X 0-0 P5 ②	4	0	0	0	0	1	0
Greg Colbrunn, R (1, 3) OBP: 0.231, SLG: 0.231			C B F B B X 3-2 P6 ①		B B F S S 2-3 K ③		C F B X 1-2 1B		C B X 1-1 F8 ③	4	0	1	0	0	1	0
John Vander Wal, L (1, 7) OBP: 0.355, SLG: 0.380			C X 0-1 1B			F B C X 1-2 G5-3 ①	F B X 1-1 F8 ③			3	0	1	0	0	0	1
Dennis Martinez, R (1, 1) OBP: 0.214, SLG: 0.214 Bill Sampen, R (6, 1) Archi Cianfrocco, R (8, PH) OBP: 0.270, SLG: 0.377 Sergio Valdez, R (8, 1)			1 SAFE X 0-0 P4 ②			X 0-0 1B BB 1B		C B F S 1-3 K ①		2	0	1	0	0	0	1
										0	0	0	0	0	0	0
										1	0	0	0	0	1	0
										0	0	0	0	0	0	0

Montreal Expos @ San Francisco Giants

Candlestick Park, San Francisco, CA

Sat Jul 11 1992, 6:33 AM EDT

Att. 23,631 - Cloudy - 69 F

TOP

livebaseballscorecards.com

AB	33
R	0
H	6
RBI	0
BB	1
SO	5
LOB	13

Inning Stats	1	2	3	4	5	6	7	8	9
	R: 0 E: 0 K: 0 S: 5	R: 0 E: 0 K: 0 S: 5	R: 0 E: 0 K: 0 S: 8	R: 0 E: 0 K: 0 S: 6	R: 0 E: 0 K: 3 S: 11	R: 0 E: 0 K: 0 S: 14	R: 0 E: 0 K: 0 S: 10	R: 0 E: 0 K: 2 S: 12	R: 0 E: 0 K: 0 S: 6
	H: 0 LOB: 0 BB: 0 P: 8	H: 0 LOB: 0 BB: 0 P: 9	H: 1 LOB: 1 BB: 0 P: 13	H: 0 LOB: 0 BB: 0 P: 10	H: 0 LOB: 0 BB: 0 P: 17	H: 2 LOB: 3 BB: 1 P: 22	H: 1 LOB: 1 BB: 0 P: 15	H: 2 LOB: 2 BB: 0 P: 19	H: 0 LOB: 0 BB: 0 P: 9

1B: 6 SF: 0
2B: 0 SAC: 0
3B: 0 DP: 0
HR: 0 HBP: 0

WP: 0 PA: 34
PB: 0
SB: 0
CS: 0

PITCHER	IP	WLS	BF	H	R	ER	SO	BB	IBB	HBP	BLK	WP	HR	S	P	ERA	WHIP
Bud Black, L (1, 1) ERA: 3.0	9.0	W	34	6	0	0	5	1	0	0	0	0	0	77	122	0.00	0.778

PITCHER	IP	WLS	BF	H	R	ER	SO	BB	IBB	HBP	BLK	WP	HR	S	P	ERA	WHIP

Batter	1	2	3	4	5	6	7	8	9	AB	R	H	RBI	BB	SO	LOB
Mike Felder, S (1, 8) OBP: 0.309, SLG: 0.357	B C B F X 2-2 FC4-6 1B 1B	C X 0-1 ③ G1-3			B X 1-0 ② G6-3		C X 0-1 ① G3-1			4	0	1	0	0	0	1
Willie McGee, S (1, 9) OBP: 0.351, SLG: 0.363	B X 1-0 FC4-6 1B 1-2	S X 0-1 S 1B			S B F B B X 3-2 ③ G4-3		B S X 1-1 ② F7			4	0	2	0	0	0	0
Will Clark, L (1, 3) OBP: 0.413, SLG: 0.497	C B F S 1-3 ① K	1 SAFE 1 SAFE B B C S S X 2-2 ① F7 1-2				C B F B F F F 3-2 X HR	B B X 2-0 ③ G4-3			4	1	1	1	0	1	3
Kevin Bass, S (1, 7) OBP: 0.298, SLG: 0.407	B X 1-0 ② FC4-6 1-2f 2-3	B B C S S 2-3 ② K				X 0-0 1B S 1B 1B		C X 0-1 ① F7		4	1	1	0	0	1	3
Matt Williams, R (1, 5) OBP: 0.279, SLG: 0.389	B B S B S X 3-2 ③ G6-3	C F C 0-3 ③ K				C M F X 0-2 1B 1-3 1B		C S B S 1-3 ② K		4	0	1	0	0	2	3
Robby Thompson, R (1, 4) OBP: 0.341, SLG: 0.397		B C C F H 2-2 G3 1B HBP	B C B B C X 3-2 ① F9			C B 1 SAFE F F X 1-2 FC6 1B 1-2 3-H		B B C X 2-1 ③ G3-1		3	1	1	1	0	0	0
Kirt Manwaring, R (1, 2) OBP: 0.326, SLG: 0.324		1 SAFE B X 1-0 ① G3 1-2	X 0-0 ② F7			C X 0-1 ① P3				3	0	0	0	0	0	3
Jose Uribe, S (1, 6) OBP: 0.295, SLG: 0.388		C B X 1-1 G6-3 2-H 1B	C B F B C 2-3 ③ K			C F B B B X 3-2 ② P6				3	0	1	1	0	1	2
Bud Black, L (1, 1) OBP: 0.038, SLG: 0.038		C S X 0-2 ② G6-3 2-3			B C X 1-1 ① L5	X 0-0 ③ FC6 1-2f				3	0	0	0	0	0	3
Inning Stats	R: 0 H: 2 E: 0 LOB: 2 K: 1 BB: 0 S: 11 P: 19	R: 1 H: 1 E: 0 LOB: 1 K: 0 BB: 0 S: 11 P: 15	R: 0 H: 1 E: 0 LOB: 1 K: 2 BB: 0 S: 11 P: 15	R: 0 H: 0 E: 0 LOB: 0 K: 1 BB: 0 S: 7 P: 12	R: 0 H: 0 E: 0 LOB: 0 K: 0 BB: 0 S: 6 P: 11	R: 2 H: 4 E: 0 LOB: 2 K: 0 BB: 0 S: 22 P: 29	R: 0 H: 0 E: 0 LOB: 0 K: 0 BB: 0 S: 5 P: 8	R: 0 H: 0 E: 0 LOB: 0 K: 1 BB: 0 S: 7 P: 10		1B: 7 SF: 0 2B: 0 SAC: 0 3B: 0 DP: 0 HR: 1 HBP: 1				WP: 0 PA: 33 PB: 0 SB: 2 CS: 0		

PITCHER		IP	WLS	BF	H	R	ER	SO	BB	IBB	HBP	BLK	WP	HR	S	P	ERA	WHIP
Dennis Martinez, R ERA: 2.88	(1, 1)	5.0	L	24	8	3	3	4	0	0	1	0	0	1	62	92	5.40	1.600
Bill Sampen, R ERA: 3.31	(6, 1)	2.0		6	0	0	0	0	0	0	0	0	0	0	11	17	0.00	0.000
Sergio Valdez, R ERA:	(8, 1)	1.0		3	0	0	0	1	0	0	0	0	0	0	7	10	0.00	0.000

PITCHER	IP	WLS	BF	H	R	ER	SO	BB	IBB	HBP	BLK	WP	HR	S	P	ERA	WHIP

BOTTOM

Montreal Expos @ San Francisco Giants

Candlestick Park, San Francisco, CA

Sat Jul 11 1992, 6:33 AM EDT

Att. 23,631 - Cloudy - 69 F

livebaseballscorecards.com

AB	32
R	3
H	8
RBI	3
BB	0
SO	5
LOB	18

Montreal Expos @ San Francisco Giants

Candlestick Park, San Francisco, CA

Sun Jul 12 1992, 6:33 AM EDT

Att. 18,597 - Cloudy - 81 F

livebaseballscorecards.com

Batter	1	2	3	4	5	6	7	8	9	AB	R	H	RBI	BB	SO	LOB
Delino DeShields, L (1, 4) OBP: 0.379, SLG: 0.410	G4-3		G4-3		FC1-4, BB			K		3	0	0	0	1	1	0
Marquis Grissom, R (1, 8) OBP: 0.327, SLG: 0.389	K		1B		FC1-4, G4-6-3			K		4	0	1	0	0	2	1
John Vander Wal, L (1, 7) OBP: 0.359, SLG: 0.384	2B, 1B		G1-4-3, 1B		G4-6-3			L9		4	0	2	0	0	0	1
Larry Walker, L (1, 9) OBP: 0.333, SLG: 0.511	FC6-5, 2B		G1-4-3			G6-3			K	2	0	1	0	0	0	2
Darren Reed, R (3, 9) OBP: 0.233, SLG: 0.316	SAFE									2	0	0	0	0	1	0
Darrin Fletcher, L (1, 2) OBP: 0.269, SLG: 0.263	FC6-5			G6-4-3, 1B		G3-1			G3	4	0	1	0	0	0	2
Tim Wallach, R (1, 5) OBP: 0.313, SLG: 0.331		G6-3		G6-4-3		G6-3			K	4	0	0	0	0	1	1
Greg Colbrunn, R (1, 3) OBP: 0.313, SLG: 0.313		L4		E, 1B			G6-3, 1B			3	0	2	0	0	0	0
Tom Foley, L (1, 6) OBP: 0.253, SLG: 0.205		HBP		E6			G6-3			2	0	0	0	0	0	2
Mark Gardner, R (1, 1) OBP: 0.114, SLG: 0.176		G6-3		G1-3			G4-3			2	0	0	0	0	0	3
Bret Barberie, S (7, PH) OBP: 0.348, SLG: 0.273										1	0	0	0	0	0	0
Brian Barnes, L (7, 1) OBP: 0.286, SLG: 0.167										0	0	0	0	0	0	0
Inning Stats	R: 0 E: 0 K: 1 S: 9 H: 2 LOB: 2 BB: 0 P: 13	R: 0 E: 0 K: 0 S: 11 H: 0 LOB: 1 BB: 0 P: 18	R: 0 E: 0 K: 0 S: 6 H: 2 LOB: 1 BB: 0 P: 9	R: 0 E: 1 K: 0 S: 12 H: 2 LOB: 2 BB: 0 P: 16	R: 0 E: 0 K: 0 S: 3 H: 0 LOB: 0 BB: 1 P: 7	R: 0 E: 0 K: 0 S: 8 H: 0 LOB: 0 BB: 0 P: 12	R: 0 E: 0 K: 0 S: 6 H: 1 LOB: 0 BB: 0 P: 8	R: 0 E: 0 K: 2 S: 7 H: 0 LOB: 0 BB: 0 P: 10	R: 0 E: 0 K: 2 S: 11 H: 0 LOB: 0 BB: 0 P: 17	1B: 6 2B: 1 3B: 0 HR: 0 SF: 0 SAC: 0 DP: 4 HBP: 1						

TOP

AB	31
R	0
H	7
RBI	0
BB	1
SO	5
LOB	12

WP: 0 PB: 0 SB: 0 CS: 0 PA: 33

PITCHER		IP	WLS	BF	H	R	ER	SO	BB	IBB	HBP	BLK	WP	HR	S	P	ERA	WHIP
Bill Swift, R ERA: 2.53	(1, 1)	7.0	W	27	7	0	0	1	1	0	1	0	0	0	55	83	0.00	1.143
Rod Beck, R ERA: 2.28	(8, 1)	2.0		6	0	0	0	4	0	0	0	0	0	0	18	27	0.00	0.000

PITCHER		IP	WLS	BF	H	R	ER	SO	BB	IBB	HBP	BLK	WP	HR	S	P	ERA	WHIP

Montreal Expos @ San Francisco Giants

Candlestick Park, San Francisco, CA

Sun Jul 12 1992, 6:33 AM EDT

Att. 18,597 - Cloudy - 81 F

livebaseballscorecards.com

BOTTOM

Batter	1	2	3	4	5	6	7	8	9	AB	R	H	RBI	BB	SO	LOB
Mike Felder, S (1, 8) OBP: 0.301, SLG: 0.347	F7	FC4-2 2-H 3-H		P6		F7		K		5	0	0	0	0	1	5
Willie McGee, S (1, 9) OBP: 0.348, SLG: 0.364	2B	F8			G4-3		K	F9		5	0	1	0	0	1	4
Will Clark, L (1, 3) OBP: 0.411, SLG: 0.497	K		G6-3		F9 2B		F7			4	0	1	0	0	1	1
Chris James, R (1, 7) OBP: 0.297, SLG: 0.394	F8		HR		BB		2B			3	1	2	1	1	0	1
Rod Beck, R (8, 1)					F9					0	0	0	0	0	0	0
Matt Williams, R (1, 5) OBP: 0.282, SLG: 0.391		1B 2B 1B	1B 1B		F9 1-2 2-3		K			4	1	2	0	0	1	3
Robby Thompson, R (1, 4) OBP: 0.348, SLG: 0.401		SAFE 2B 1-2 1B	CS 1-3 1B		F7			SH 1B BB		3	1	2	0	1	0	2
Kirt Manwaring, R (1, 2) OBP: 0.329, SLG: 0.332	1B FC4-2 1-H 2-H 2B	1 SAFE 1 SAFE 1 SAFE K 1-2				F9		SH 1-2 1B		4	0	2	2	0	1	2
Jose Uribe, S (1, 6) OBP: 0.296, SLG: 0.386	SH2-4 E 2-3 1B		G1-3			G4-3		SH 1-2 2-3		3	1	1	0	0	0	0
Bill Swift, R (1, 1) OBP: 0.226, SLG: 0.267	SH2-4 1-2		K			1B		K		2	0	1	0	0	1	0
Kevin Bass, S (8, 7) OBP: 0.297, SLG: 0.405										1	0	0	0	0	1	3
Inning Stats	R: 0 E: 0 K: 1 S: 11 H: 1 LOB: 1 BB: 0 P: 18	R: 3 E: 1 K: 0 S: 15 H: 4 LOB: 1 BB: 0 P: 23	R: 1 E: 0 K: 1 S: 9 H: 3 LOB: 1 BB: 0 P: 14	R: 0 E: 0 K: 1 S: 9 H: 0 LOB: 0 BB: 0 P: 11	R: 0 E: 0 K: 0 S: 15 H: 1 LOB: 2 BB: 1 P: 22	R: 0 E: 0 K: 0 S: 5 H: 1 LOB: 1 BB: 0 P: 9	R: 0 E: 0 K: 2 S: 9 H: 1 LOB: 1 BB: 0 P: 13	R: 0 E: 0 K: 2 S: 12 H: 1 LOB: 3 BB: 1 P: 18		1B: 7 2B: 4 3B: 0 HR: 1 SF: 0 SAC: 2 DP: 0 HBP: 0						

AB	34
R	4
H	12
RBI	3
BB	2
SO	7
LOB	21

PITCHER		IP	WLS	BF	H	R	ER	SO	BB	IBB	HBP	BLK	WP	HR	S	P	ERA	WHIP
Mark Gardner, R ERA: 3.61	(1, 1)	6.0	L	28	10	4	3	3	1	0	0	0	0	1	64	97	4.50	1.833
Brian Barnes, L ERA: 2.42	(7, 1)	2.0		10	2	0	0	4	1	0	0	0	0	0	21	31	0.00	1.500

PITCHER	IP	WLS	BF	H	R	ER	SO	BB	IBB	HBP	BLK	WP	HR	S	P	ERA	WHIP

Batter	1	2	3	4	5	6	7	8	9	AB	R	H	RBI	BB	SO	LOB
Tony Fernandez, S (1, 6) OBP: 0.358, SLG: 0.380	C F X 0-2 ① G4-3		C B F B S 2-3 ② K		B F X 1-1 ③ L9		X 0-0 ② F7		X 0-0 ③ L8	5	0	0	0	0	1	2
Tony Gwynn, L (1, 9) OBP: 0.381, SLG: 0.432	X 0-0 ② F8		C B F F X 1-2 ③ F8			C B C X 1-2 ① L8	B X 1-0 ③ F8			4	0	0	0	0	0	0
Gary Sheffield, R (1, 5) OBP: 0.386, SLG: 0.560	B B C X 2-1 BB 1B			F C X 0-2 ① F8		B S X 1-1 HR 2B		B C S B X 2-2 ① G4-3		4	1	2	0	0	0	0
Fred McGriff, L (1, 3) OBP: 0.430, SLG: 0.589	1 SAFE B F B B B 4-1 1-2 BB			B C S B F X 2-2 FC4-6 1B		X 0-0 2-H HR		S B B X 2-1 ② F6		3	1	2	2	1	0	0
Darrin Jackson, R (1, 8) OBP: 0.307, SLG: 0.422	B B S S S 2-3 ③ K			F S F 1 SAFE F S 0-3 ② K		B B C B B 4-1 3B BB		B F C S 1-3 ③ K		3	1	0	0	1	3	3
Benito Santiago, R (1, 2) OBP: 0.280, SLG: 0.362		X 0-0 ① G5-3		S F X 0-2 ③ FC4-6 1-2f		X 0-0 ② F7			C B X 1-1 2B 1B	4	1	1	0	0	0	2
Jerald Clark, R (1, 7) OBP: 0.281, SLG: 0.367		C X 0-1 ② L6			B F X 1-1 ① F7	S X 0-1 1-H 3B			C B B F B S 3-3 ① K	4	0	1	1	0	1	1
Tim Teufel, R (1, 4) OBP: 0.340, SLG: 0.400 Kurt Stillwell, S (6, PH) OBP: 0.271, SLG: 0.281 (6, 4)		M B F C 1-3 ③ K			B S S B B B 4-2 SH3-4 BB	B X 1-0 ③ L6			F C F B X 1-2 ② F9	1 2	0 0	0 0	0 0	1 0	1 0	0 2
Bruce Hurst, L (1, 1) OBP: 0.130, SLG: 0.136 Jose Melendez, R (5, 1) Rich Rodriguez, L (6, 1) Oscar Azocar, L (7, PH) OBP: 0.281, SLG: 0.253 Mike Maddux, L (7, 1) Phil Stephenson, L (9, PH) OBP: 0.324, SLG: 0.353			X 0-0 ① G4-3		X 0-0 ② SH3-4 1-2		C X 0-1 ① G3-1		B X 1-0 1-H 2B	1 0 0 1 0 1	0 0 0 0 0 0	0 0 0 0 0 1	0 0 0 0 0 1	0 0 0 0 0 1	0 0 0 0 0 0	0 0 0 0 0 0
Inning Stats	R: 0 E: 0 K: 1 S: 10 H: 1 LOB: 2 BB: 1 P: 18	R: 0 E: 0 K: 1 S: 6 H: 0 LOB: 0 BB: 0 P: 7	R: 0 E: 0 K: 1 S: 8 H: 0 LOB: 0 BB: 0 P: 11	R: 0 E: 0 K: 1 S: 15 H: 1 LOB: 1 BB: 0 P: 17	R: 0 E: 0 K: 0 S: 7 H: 0 LOB: 1 BB: 1 P: 13	R: 3 E: 0 K: 0 S: 11 H: 3 LOB: 1 BB: 1 P: 18	R: 0 E: 0 K: 0 S: 4 H: 0 LOB: 0 BB: 0 P: 5	R: 0 E: 0 K: 1 S: 8 H: 0 LOB: 0 BB: 0 P: 13	R: 1 E: 0 K: 1 S: 11 H: 2 LOB: 1 BB: 0 P: 17	1B: 3 2B: 2 3B: 1 HR: 1	SF: 0 SAC: 1 DP: 0 HBP: 0					

PITCHER		IP	WLS	BF	H	R	ER	SO	BB	IBB	HBP	BLK	WP	HR	S	P	ERA	WHIP
Ken Hill, R ERA: 2.69	(1, 1)	5.2	W	25	5	3	3	4	3	0	0	0	0	1	56	82	4.76	1.412
Mel Rojas, R ERA: 1.18	(6, 1)	3.0		11	2	1	1	2	0	0	0	0	0	0	23	36	3.00	0.667
John Wetteland, R ERA: 3.89	(9, 1)	0.1	S	1	0	0	0	0	0	0	0	0	0	0	1	1	0.00	0.000

PITCHER	IP	WLS	BF	H	R	ER	SO	BB	IBB	HBP	BLK	WP	HR	S	P	ERA	WHIP

TOP

San Diego Padres @ Montreal Expos

Olympic Stadium, Montreal, QB

Thu Jul 16 1992, 7:05 PM EDT

Att. 30,790 - Dome - 70 F

livebaseballscorecards.com

AB	33
R	4
H	7
RBI	4
BB	3
SO	6
LOB	10

1B: 3	SF: 0	WP: 0	PA: 37
2B: 2	SAC: 1	PB: 0	
3B: 1	DP: 0	SB: 0	
HR: 1	HBP: 0	CS: 0	

BOTTOM

San Diego Padres @ Montreal Expos

Olympic Stadium, Montreal, QB

Thu Jul 16 1992, 7:05 PM EDT

Att. 30,790 - Dome - 70 F

livebaseballscorecards.com

Batter	1	2	3	4	5	6	7	8	9	AB	R	H	RBI	BB	SO	LOB
Delino DeShields, L (1, 4) OBP: 0.380, SLG: 0.408	S B C X 1-2 G3-1 ①		C B B X 2-1 F9 ②		X 0-0 S G1-3 HR 1B	B B B C F B 4-2 1B S BB		C B C B X 2-2 G4-3 ②		4	1	1	0	1	0	1
Spike Owen, S (1, 6) OBP: 0.333, SLG: 0.392	B X 1-0 1B		B F C 1 SAFE X 1-2 1B 1-3 1B		1 SAFE 1 SAFE B 1 SAFE 1 SAFE C X 1-1 G1-3 ① 1-2	1 SAFE 1 SAFE B 1 SAFE 1 SAFE B F 1 SAFE 1 SAFE 2-2 F 1 SAFE X L7 ②		B B X 2-0 F7 ③		5	1	2	0	0	0	2
Marquis Grissom, R (1, 8) OBP: 0.332, SLG: 0.401	B 1 SAFE F F 1 SAFE S 1-3 K ②		C X 0-1 1B 1-3 3-H 1B		C F X 0-2 2-H HR	1 SAFE C S X 0-2 1-3 1B				4	1	3	3	0	1	1
Larry Walker, L (1, 9) OBP: 0.335, SLG: 0.510	X 0-0 F8 ③		1 SAFE X 0-0 1-3 3-H 1B		X 0-0 BB E 1B	B X 1-0 G1-3 ③				4	1	2	1	0	0	3
Tim Wallach, R (1, 5) OBP: 0.312, SLG: 0.328		C X 0-1 P4 ①	F C B X 1-2 F8 ③		C B S B B F B 4-2 E 1-2 SF7 BB		F X 0-1 G6-3 ①			3	1	0	0	1	0	2
Gary Carter, R (1, 2) OBP: 0.292, SLG: 0.326		C B X 1-1 G1-3 ②		S C X 0-2 G4-3 ①	C S B F F F X 1-2 SF7 ② 1-H 2-H		X 0-0 G6-3 ②			3	0	0	1	0	0	0
Archi Cianfrocco, R (1, 3) OBP: 0.279, SLG: 0.381		C X 0-1 F7 ③		B B B B 4-0 S G3-1 BB	S X 0-1 1B		C S X 0-2 FC4-6 1B			3	1	2	0	1	0	0
John Vander Wal, L (1, 7) OBP: 0.349, SLG: 0.372			C X 0-1 G3 ①	B F 1 SAFE B X 2-1 G3-1 ② 1-H	B F F S 1-3 K ③		X 0-0 FC4-6 ③ 1-2f			4	0	0	1	0	1	2
Ken Hill, R (1, 1) OBP: 0.385, SLG: 0.543 Mel Rojas, R (6, 1) OBP: 0.143, SLG: 0.143 John Wetteland, R (9, 1)			C B S F B B F B 4-2 1B 1B BB	F B X 1-1 G5-3 ③		S S C 0-3 K ①		X 0-0 F9 ①		1 2 0	1 0 0	0 0 0	0 0 0	1 0 0	0 1 0	0 0 0
Inning Stats	R: 0 E: 0 K: 1 S: 8 H: 1 LOB: 1 BB: 0 P: 11	R: 0 E: 0 K: 0 S: 6 H: 0 LOB: 0 BB: 0 P: 7	R: 2 E: 0 K: 0 S: 17 H: 3 LOB: 2 BB: 1 P: 25	R: 1 E: 0 K: 0 S: 7 H: 0 LOB: 0 BB: 1 P: 14	R: 4 E: 1 K: 1 S: 21 H: 4 LOB: 1 BB: 1 P: 28	R: 0 E: 0 K: 1 S: 12 H: 1 LOB: 2 BB: 1 P: 19	R: 0 E: 0 K: 0 S: 7 H: 1 LOB: 1 BB: 0 P: 7	R: 0 E: 0 K: 0 S: 5 H: 0 LOB: 0 BB: 0 P: 9		1B: 9 2B: 0 3B: 0 HR: 1	SF: 1 SAC: 0 DP: 0 HBP: 0				WP: 0 PB: 0 SB: 3 CS: 0	PA: 38	

PITCHER		IP	WLS	BF	H	R	ER	SO	BB	IBB	HBP	BLK	WP	HR	S	P	ERA	WHIP
Bruce Hurst, L ERA: 3.54	(1, 1)	4.1	L	23	7	7	6	1	3	0	0	0	0	1	48	72	12.46	2.308
Jose Melendez, R ERA: 3.03	(5, 1)	1.1		7	2	0	0	2	1	0	0	0	0	0	22	30	0.00	2.250
Rich Rodriguez, L ERA: 2.14	(6, 1)	0.1		1	0	0	0	0	0	0	0	0	0	0	1	2	0.00	0.000
Mike Maddux, R ERA: 1.73	(7, 1)	2.0		7	1	0	0	0	0	0	0	0	0	0	12	16	0.00	0.500

PITCHER	IP	WLS	BF	H	R	ER	SO	BB	IBB	HBP	BLK	WP	HR	S	P	ERA	WHIP

AB	33
R	7
H	10
RBI	6
BB	4
SO	3
LOB	11

Batter	1	2	3	4	5	6	7	8	9	AB	R	H	RBI	BB	SO	LOB
Tony Fernandez, S (1, 6) OBP: 0.354, SLG: 0.375	B X 1-0 G1-3 ①		B F X 1-1 L9 ③			X 0-0 F7 ②		F B X 1-1 FC6-4 ③ 1-2f		4	0	0	0	0	0	2
Tony Gwynn, L (1, 9) OBP: 0.382, SLG: 0.433	C C B F X 1-2 L1-3 1B			C X 0-1 G3-1 ①		C B X 1-1 F8 ③			B B C X 2-1 FC4-6 1B	4	0	2	0	0	0	0
Gary Sheffield, R (1, 5) OBP: 0.385, SLG: 0.556	C C X 0-2 L1-3 ②③ 1-2			X 0-0 G3-6 1B			S S F X 0-2 P6 ①		F F B F X 1-2 FC4-6 ① 1-2f DI	4	0	1	0	0	0	2
Fred McGriff, L (1, 3) OBP: 0.431, SLG: 0.588		B C C F X 1-2 G4-6-3 1B		B B X 2-0 G3-6 ②③ 1-2f			B B B F X 3-1 1B		X 0-0 L4 ②	4	0	2	0	0	0	2
Darrin Jackson, R (1, 8) OBP: 0.303, SLG: 0.417		B 1 SAFE X 1-0 F9 ①			C X 0-1 G5-3 ①		C B F X 1-2 L9 ②		F B B C B X 3-2 G6-3 ③ 1-2	4	0	0	0	0	0	3
Benito Santiago, R (1, 2) OBP: 0.276, SLG: 0.357		B S 1 SAFE 1 SAFE C F 1 SAFE X 1-2 G4-6-3 ②③ 1-2f			B X 1-0 G1-3 ②		1 SAFE B X 1-0 G4-3 ③			3	0	0	0	0	0	2
Jerald Clark, R (1, 7) OBP: 0.285, SLG: 0.368			B X 1-0 G4-3 1B		B B B C C B 4-2 FC6-4 BB			B B C X 2-1 F8 ①		2	0	1	0	1	0	0
Kurt Stillwell, S (1, 4) OBP: 0.271, SLG: 0.282			1 SAFE X 0-0 G4-3 ① 1-2		1 SAFE B B B X 2-0 FC6-4 ③ 1-2f			B F F B B F F F X 3-2 FC6-4 1B		3	0	1	0	0	0	2
Andy Benes, R (1, 1) OBP: 0.209, SLG: 0.205 Kevin Ward, R (8, PH) OBP: 0.289, SLG: 0.286 Rich Rodriguez, L (8, 1)			F C C 0-3 K ②			C C S 0-3 K2-3 ①		C X 0-1 F9 ②		2 1 0	0 0 0	0 0 0	0 0 0	0 0 0	2 0 0	1 1 0
Inning Stats	R: 0 H: 1 E: 0 LOB: 0 K: 0 BB: 0 S: 8 P: 10	R: 0 H: 1 E: 0 LOB: 0 K: 0 BB: 0 S: 9 P: 12	R: 0 H: 1 E: 0 LOB: 1 K: 1 BB: 0 S: 7 P: 9	R: 0 H: 1 E: 0 LOB: 0 K: 0 BB: 0 S: 4 P: 6	R: 0 H: 0 E: 0 LOB: 1 K: 0 BB: 1 S: 6 P: 13	R: 0 H: 0 E: 0 LOB: 0 K: 1 BB: 0 S: 6 P: 7	R: 0 H: 1 E: 0 LOB: 1 K: 0 BB: 0 S: 10 P: 15	R: 0 H: 1 E: 0 LOB: 1 K: 0 BB: 0 S: 12 P: 18	R: 0 H: 1 E: 0 LOB: 1 K: 0 BB: 0 S: 10 P: 16	1B: 7 SF: 0 2B: 1 SAC: 0 3B: 0 DP: 3 HR: 0 HBP: 0						

TOP

San Diego Padres @ Montreal Expos

Olympic Stadium, Montreal, QB

Fri Jul 17 1992, 7:05 PM EDT

Att. 31,123 - Dome - 70 F

livebaseballscorecards.com

AB	31
R	0
H	7
RBI	0
BB	1
SO	2
LOB	15

WP: 0 PB: 0 SB: 0 CS: 0 PA: 32

PITCHER		IP	WLS	BF	H	R	ER	SO	BB	IBB	HBP	BLK	WP	HR	S	P	ERA	WHIP
Chris Nabholz, L ERA: 3.61	(1, 1)	8.0	W	29	7	0	0	2	1	0	0	0	0	0	64	94	0.00	1.000
John Wetteland, R ERA: 3.8	(9, 1)	1.0	S	3	0	0	0	0	0	0	0	0	0	0	8	12	0.00	0.000

PITCHER	IP	WLS	BF	H	R	ER	SO	BB	IBB	HBP	BLK	WP	HR	S	P	ERA	WHIP

Batter	1	2	3	4	5	6	7	8	9	AB	R	H	RBI	BB	SO	LOB
Delino DeShields, L (1, 4) OBP: 0.378, SLG: 0.406	B C F X 1-2 G1-3 ①			C X 0-1 G3 1B 1B 1B		C B B S B S 3-3 K ①		X 0-0 L7 ①		4	1	1	0	0	1	0
Marquis Grissom, R (1, 8) OBP: 0.331, SLG: 0.399	C X 0-1 F8 ②			1 SAFE C 1 SAFE 1 SAFE X 0-1 F9 ①		F C X 0-2 1B		F S X 0-2 G6-3 ②		4	0	1	0	0	0	1
John Vander Wal, L (1, 7) OBP: 0.353, SLG: 0.376	C F B C 1-3 K ③			1 SAFE X 0-0 G3 1B 1-2 1B		B P C 1 SAFE B 1 SAFE X 3-1 F8 ②		C X 0-1 E 1B WP 1B		4	2	2	0	0	1	1
Larry Walker, L (1, 9) OBP: 0.334, SLG: 0.507		B B S X 2-1 P6 ①		B X 1-0 G3 ② 1-2 2-3		1 SAFE F B F B S 2-3 K ③		S B F B B X 3-2 E4 WP 1-3 1B		4	0	1	0	0	1	3
Darrin Fletcher, L (1, 2) OBP: 0.277, SLG: 0.272		X 0-0 P5 ②		B B X 2-0 2-H 3-H 1B			B B X 2-0 G6-3 1B 1B	C B F X 1-2 F7 ③ 1-2 3-H		4	0	2	2	0	0	1
Tim Wallach, R (1, 5) OBP: 0.309, SLG: 0.325		C B F X 1-2 G5-3 ③		F C S 0-3 K ③			C S F B B S 2-3 K ①			3	0	0	0	0	2	2
Greg Colbrunn, R (1, 3) OBP: 0.368, SLG: 0.368 Archi Cianfrocco, R (8, 3) OBP: 0.279, SLG: 0.381			C B C X 1-2 G4-3 1B		B F F F F F S 1-3 K ①		X 0-0 G6-3 1-2 1B			3 0	0 0	2 0	0 0	0 0	1 0	0 0
Spike Owen, S (1, 6) OBP: 0.330, SLG: 0.387			1 SAFE C B 1 SAFE 1 SAFE F B F X 2-2 G4-3 ① ② 1-2f		B F B X 2-1 P5 ②		C B X 1-1 G6-3 ② 1-2 2-3			3	0	0	0	0	0	3
Chris Nabholz, L (1, 1) OBP: 0.083, SLG: 0.139 John Wetteland, R (9, 1)			X 0-0 P6 ③		X 0-0 G4-3 ③		B B C X 2-1 G4-3 ③			3 0	0 0	0 0	0 0	0 0	0 0	2 0
Inning Stats	R: 0 E: 0 K: 1 S: 8 H: 0 LOB: 0 BB: 0 P: 10	R: 0 E: 0 K: 0 S: 6 H: 0 LOB: 0 BB: 0 P: 9	R: 0 E: 0 K: 0 S: 8 H: 1 LOB: 0 BB: 0 P: 11	R: 2 E: 0 K: 1 S: 10 H: 3 LOB: 1 BB: 0 P: 13	R: 0 E: 0 K: 1 S: 10 H: 0 LOB: 0 BB: 0 P: 13	R: 0 E: 0 K: 2 S: 12 H: 1 LOB: 1 BB: 0 P: 19	R: 0 E: 0 K: 1 S: 10 H: 2 LOB: 2 BB: 0 P: 17	R: 1 E: 1 K: 0 S: 12 H: 2 LOB: 1 BB: 0 P: 16		1B: 9 2B: 0 3B: 0 HR: 0 SF: 0 SAC: 0 DP: 1 HBP: 0				WP: 1 PB: 0 SB: 0 CS: 0 PA: 32		

PITCHER		IP	WLS	BF	H	R	ER	SO	BB	IBB	HBP	BLK	WP	HR	S	P	ERA	WHIP
Andy Benes, R ERA: 3.65	(1, 1)	7.0	L	27	7	2	2	6	0	0	0	0	0	0	64	92	2.57	1.000
Rich Rodriguez, L ERA: 2.1	(8, 1)	1.0		5	2	1	0	0	0	0	0	0	1	0	12	16	0.00	2.000

PITCHER	IP	WLS	BF	H	R	ER	SO	BB	IBB	HBP	BLK	WP	HR	S	P	ERA	WHIP

BOTTOM

San Diego Padres @ Montreal Expos

Olympic Stadium, Montreal, QB

Fri Jul 17 1992, 7:05 PM EDT

Att. 31,123 - Dome - 70 F

livebaseballscorecards.com

AB	32
R	3
H	9
RBI	2
BB	0
SO	6
LOB	13

Batter	1	2	3	4	5	6	7	8	9	AB	R	H	RBI	BB	SO	LOB
Tony Fernandez, S (1, 6) OBP: 0.357, SLG: 0.379	F8		1B		E3 1B SF7 1B		E 1B	G6-4-3		5	1	3	1	0	0	1
Craig Shipley, R (9, 6) OBP: 0.224, SLG: 0.228										0	0	0	0	0	0	0
Tony Gwynn, L (1, 9) OBP: 0.385, SLG: 0.434	G1-3		F9		1B		E9 1B		2B BB	4	1	2	1	1	0	1
Gary Sheffield, R (1, 5) OBP: 0.385, SLG: 0.557	BB			F7	SF7		L9		2B	3	1	1	1	1	0	2
Fred McGriff, L (1, 3) OBP: 0.431, SLG: 0.582	K			BB	G3-1		IBB		K	3	0	0	0	2	2	4
Darrin Jackson, R (1, 8) OBP: 0.302, SLG: 0.417		G6-3		P3		G6-3	G5-3		1B 2B	5	1	1	2	0	0	4
Benito Santiago, R (1, 2) OBP: 0.274, SLG: 0.350		G5-3		K		F7		HR BB	L4	4	1	0	0	1	1	2
Jerald Clark, R (1, 7) OBP: 0.287, SLG: 0.368		G4-3			1B 1B	K		F7	3B 1B	5	2	2	1	0	1	1
Kurt Stillwell, S (1, 4) OBP: 0.281, SLG: 0.307			G4-3		BB		FC3-6 BB	HR	3B	3	2	2	3	2	0	0
Frank Seminara, R (1, 1) OBP: 0.105, SLG: 0.056			K		SH1-4		FC3-6 1B	G6-4-3 1B	K	3	1	1	0	0	1	1
Randy Myers, L (8, 1)										1	0	0	0	0	1	1
Inning Stats	R: 0 E: 0 K: 1 S: 7 H: 0 LOB: 1 BB: 1 P: 15	R: 0 E: 0 K: 0 S: 10 H: 0 LOB: 0 BB: 0 P: 17	R: 0 E: 0 K: 1 S: 9 H: 1 LOB: 1 BB: 0 P: 13	R: 0 E: 0 K: 1 S: 10 H: 0 LOB: 1 BB: 1 P: 18	R: 3 E: 1 K: 0 S: 14 H: 3 LOB: 1 BB: 1 P: 24	R: 0 E: 0 K: 1 S: 5 H: 0 LOB: 0 BB: 0 P: 9	R: 1 E: 1 K: 0 S: 9 H: 2 LOB: 3 BB: 2 P: 17	R: 2 E: 0 K: 0 S: 9 H: 2 LOB: 0 BB: 1 P: 17	R: 4 E: 0 K: 2 S: 19 H: 4 LOB: 1 BB: 1 P: 30	1B: 8 2B: 2 3B: 1 HR: 1	SF: 1 SAC: 1 DP: 1 HBP: 0					

TOP

San Diego Padres @ Montreal Expos

Olympic Stadium, Montreal, QB

Sat Jul 18 1992, 7:05 PM EDT

Att. 32,370 - Dome - 70 F

livebaseballscorecards.com

AB	36
R	10
H	12
RBI	9
BB	7
SO	6
LOB	17

PITCHER		IP	WLS	BF	H	R	ER	SO	BB	IBB	HBP	BLK	WP	HR	S	P	ERA	WHIP
Dennis Martinez, R ERA: 2.95	(1, 1)	6.1	L	29	6	4	3	4	4	0	0	0	0	0	60	105	4.26	1.579
Bill Sampen, R ERA: 3.27	(7, 1)	0.2		3	0	0	0	0	0	1	0	0	0	0	4	8	0.00	0.000
Bill Landrum, R ERA: 6.63	(8, 1)	1.0		5	2	2	2	0	1	0	0	0	0	1	9	17	18.00	3.000
Sergio Valdez, R ERA: 2.89	(9, 1)	0.1		4	2	3	3	1	1	0	0	0	0	0	7	13	81.00	9.000
Jeff Fassero, L ERA: 3.38	(9, 1)	0.2		4	2	1	1	1	0	0	0	0	0	0	12	17	13.50	3.000

PITCHER	IP	WLS	BF	H	R	ER	SO	BB	IBB	HBP	BLK	WP	HR	S	P	ERA	WHIP

BOTTOM

Batter	1	2	3	4	5	6	7	8	9	AB	R	H	RBI	BB	SO	LOB
Delino DeShields, L (1, 4) OBP: 0.379, SLG: 0.407	F8		F8 E FC1-2-5 1B		K			2B 1B		4	1	2	0	0	1	0
Marquis Grissom, R (1, 8) OBP: 0.330, SLG: 0.401	L8		F8			G4-3		G3 1-H 2-H 2B		4	0	1	2	0	0	1
John Vander Wal, L (1, 7) OBP: 0.353, SLG: 0.375 Greg Colbrunn, R (8, PH) OBP: 0.350, SLG: 0.350 Darren Reed, R (9, 7) OBP: 0.233, SLG: 0.316	1B 1B 1B		FC1-2-5 3-H			E3 1B		K		3 1 0	1 0 0	1 0 0	0 0 0	0 1 0	0 1 0	1 1 0
Larry Walker, L (1, 9) OBP: 0.336, SLG: 0.507	1B 1-2 1B		G6-3			1B 1-2 1B		G3 2-3		4	0	2	0	0	0	2
Bret Barberie, S (1, 5) OBP: 0.347, SLG: 0.274 Spike Owen, S (8, PH) OBP: 0.332, SLG: 0.387 (9, 6)	1-3 2-H 1B			G4-3		F7		FC5-4 BB		3 0	0 0	1 0	1 0	0 1	0 0	1 0
Tim Wallach, R (1, 3) OBP: 0.306, SLG: 0.321	G1-3			F9			F7	FC5-4 1-2f		4	0	0	0	0	0	4
Gary Carter, R (1, 2) OBP: 0.292, SLG: 0.321		L7		L9			G3-6-3 BB		F8	3	0	0	0	1	0	0
Tom Foley, L (1, 6) OBP: 0.244, SLG: 0.198 (9, 5) Archi Cianfrocco, R (9, PH) OBP: 0.283, SLG: 0.381		G5-3			G4-3		G3-6-3 1-2f		G4-6-3 BB	3 0	0 0	0 0	0 0	0 1	0 0	1 0
Dennis Martinez, R (1, 1) OBP: 0.205, SLG: 0.205 Bill Sampen, R (7, 1) Bill Landrum, R (8, 1) Darrin Fletcher, L (8, PH) OBP: 0.283, SLG: 0.279 Sergio Valdez, R (9, 1) Jeff Fassero, L (9, 1) Rob Natal, R (9, PH)		G1-3			K			1B 2B 1B	G4-6-3 1-2f	2 0 0 1 0 0 1	0 0 0 1 0 0 0	0 0 0 1 0 0 0	0 0 0 0 0 0 0	1 0 0 0 0 0 0	0 0 0 0 0 0 0	0 0 0 0 0 0 1
Inning Stats	R: 1 E: 0 K: 0 S: 11 H: 3 LOB: 2 BB: 0 P: 19	R: 0 E: 0 K: 0 S: 5 H: 0 LOB: 0 BB: 0 P: 6	R: 0 E: 1 K: 0 S: 8 H: 1 LOB: 1 BB: 0 P: 11	R: 0 E: 0 K: 0 S: 5 H: 0 LOB: 0 BB: 0 P: 9	R: 0 E: 0 K: 2 S: 8 H: 0 LOB: 0 BB: 0 P: 12	R: 0 E: 1 K: 0 S: 16 H: 1 LOB: 1 BB: 0 P: 24	R: 0 E: 0 K: 0 S: 3 H: 0 LOB: 0 BB: 1 P: 9	R: 2 E: 0 K: 1 S: 15 H: 3 LOB: 2 BB: 1 P: 25	R: 0 E: 0 K: 0 S: 5 H: 0 LOB: 0 BB: 1 P: 11	1B: 7 2B: 1 3B: 0 HR: 0	SF: 0 SAC: 0 DP: 2 HBP: 0						

PITCHER		IP	WLS	BF	H	R	ER	SO	BB	IBB	HBP	BLK	WP	HR	S	P	ERA	WHIP
Frank Seminara, R ERA: 3.96	(1, 1)	7.0	W	28	7	3	3	2	1	0	0	0	0	0	61	97	3.86	1.143
Randy Myers, L ERA: 5.4	(8, 1)	2.0		8	1	0	0	1	2	0	0	0	0	0	15	29	0.00	1.500

PITCHER	IP	WLS	BF	H	R	ER	SO	BB	IBB	HBP	BLK	WP	HR	S	P	ERA	WHIP

San Diego Padres @ Montreal Expos

Olympic Stadium, Montreal, QB

Sat Jul 18 1992, 7:05 PM EDT

Att. 32,370 - Dome - 70 F

livebaseballscorecards.com

AB	33
R	3
H	8
RBI	3
BB	3
SO	3
LOB	12

1B: 7	SF: 0	WP: 0	PA: 36
2B: 1	SAC: 0	PB: 0	
3B: 0	DP: 2	SB: 0	
HR: 0	HBP: 0	CS: 0	

San Diego Padres @ Montreal Expos

Olympic Stadium, Montreal, QB

Sun Jul 19 1992, 3:33 AM EDT

Att. 25,821 - Dome - 70 F

TOP

livebaseballscorecards.com

Batter	1	2	3	4	5	6	7	8	9	AB	R	H	RBI	BB	SO	LOB
Tony Fernandez, S (1, 6) OBP: 0.354, SLG: 0.374	L6		G6-3		G4-3		SH5-3 1-2	P5		4	0	0	0	0	0	2
Craig Shipley, R (9, 6) OBP: 0.224, SLG: 0.228										0	0	0	0	0	0	0
Tony Gwynn, L (1, 9) OBP: 0.388, SLG: 0.442	FC3-6 1B 1B		P6		3-H 1B		E6 2-H 3B	1-2f FC4-6		5	2	3	2	0	0	1
Gary Sheffield, R (1, 5) OBP: 0.388, SLG: 0.559	1-3 FC3-6 1B		P5	1 SAFE 1 SAFE 1 SAFE	P3		G6-3 2B 2B		S 2B HBP	4	2	2	0	0	0	1
Fred McGriff, L (1, 3) OBP: 0.429, SLG: 0.578	FC3-6 1B 1-2f 3-H			FC4 1B	F8		G6-3 2-3		1B FC5-4 1-H 2B	4	0	1	1	0	0	2
Phil Stephenson, L (9, PH) (9, 3) OBP: 0.342, SLG: 0.400										1	1	1	1	0	0	0
Darrin Jackson, R (1, 8) OBP: 0.309, SLG: 0.426	1-2 1B			1 SAFE K	E S 1B		3-H 2B		FC5-4 2-3 1B	5	0	4	1	0	1	1
Jerald Clark, R (1, 7) OBP: 0.282, SLG: 0.362	K			1 SAFE K	1 SAFE 1 SAFE 1 SAFE 1 SAFE 1 SAFE K		G5-3		FC5-4 F9 BB 1-2f 3-H	5	0	0	1	0	3	6
Dan Walters, R (1, 2) OBP: 0.323, SLG: 0.442		P3		1 SAFE 1 SAFE FC4 1-2f	F8 1-3			HR	FC6 1-2 BB	4	1	1	1	1	0	2
Kurt Stillwell, S (1, 4) OBP: 0.284, SLG: 0.321		F7			G4-3 1B 2B		1B 3B	G4-3	F9 2-3	5	2	2	0	0	0	2
Craig Lefferts, L (1, 1) OBP: 0.053, SLG: 0.053		L7			K		E SH5-3 3-H 1B	FC4-6 1B	FC6 1-2f	2	0	0	0	0	1	1
Oscar Azocar, L (7, PH) OBP: 0.269, SLG: 0.261										1	1	1	1	0	0	0
Mike Maddux, L (7, 1) OBP: 0.400, SLG: 0.250										1	0	1	0	0	0	0
Kevin Ward, R (9, PH) OBP: 0.286, SLG: 0.282										1	0	0	0	0	0	2
Tim Scott, R (9, 1)										0	0	0	0	0	0	0
Inning Stats	R: 1 E: 0 K: 1 S: 14 H: 3 LOB: 2 BB: 0 P: 19	R: 0 E: 0 K: 0 S: 4 H: 0 LOB: 0 BB: 0 P: 6	R: 0 E: 0 K: 0 S: 7 H: 0 LOB: 0 BB: 0 P: 10	R: 0 E: 0 K: 2 S: 14 H: 1 LOB: 1 BB: 0 P: 19	R: 1 E: 0 K: 1 S: 10 H: 2 LOB: 1 BB: 0 P: 13	R: 0 E: 0 K: 1 S: 9 H: 1 LOB: 1 BB: 0 P: 16	R: 4 E: 1 K: 0 S: 13 H: 5 LOB: 1 BB: 0 P: 21	R: 1 E: 0 K: 0 S: 13 H: 2 LOB: 1 BB: 0 P: 17	R: 2 E: 0 K: 0 S: 13 H: 2 LOB: 2 BB: 1 P: 23	1B: 9 2B: 4 3B: 2 HR: 1 SF: 0 SAC: 1 DP: 0 HBP: 1	WP: 0 PB: 0 SB: 2 CS: 0 PA: 45					

PITCHER		IP	WLS	BF	H	R	ER	SO	BB	IBB	HBP	BLK	WP	HR	S	P	ERA	WHIP
Mark Gardner, R ERA: 3.8	(1, 1)	6.1	L	29	10	5	5	5	0	0	0	0	0	0	65	95	7.11	1.579
Mel Rojas, R ERA: 1.33	(7, 1)	0.2		4	2	1	1	0	0	0	0	0	0	0	6	9	13.50	3.000
Sergio Valdez, R ERA: 3.48	(8, 1)	1.0		5	2	1	1	0	0	0	0	0	0	1	13	17	9.00	2.000
Bill Landrum, R ERA: 7.2	(9, 1)	1.0		7	2	2	2	0	1	0	1	0	0	0	13	23	18.00	3.000

PITCHER	IP	WLS	BF	H	R	ER	SO	BB	IBB	HBP	BLK	WP	HR	S	P	ERA	WHIP

AB	42
R	9
H	16
RBI	8
BB	1
SO	5
LOB	20

BOTTOM

San Diego Padres @ Montreal Expos

Olympic Stadium, Montreal, QB

Sun Jul 19 1992, 3:33 AM EDT

Att. 25,821 - Dome - 70 F

livebaseballscorecards.com

Batter	1	2	3	4	5	6	7	8	9	AB	R	H	RBI	BB	SO	LOB
Delino DeShields, L (1, 4) OBP: 0.381, SLG: 0.408 Bill Landrum, R (9, 1)	SH3 BLK 2B 1B		F8		K			S 1B		4 0	1 0	2 0	0 0	0 0	1 0	2 0
Spike Owen, S (1, 6) OBP: 0.332, SLG: 0.387 Tom Foley, L (2, 6) OBP: 0.237, SLG: 0.190	1 SAFE 1 SAFE SH3 1-3		G6-4-3 1-2f		K			P6		0 3	0 0	0 0	0 0	0 0	0 1	0 3
Marquis Grissom, R (1, 8) OBP: 0.332, SLG: 0.404	S 2B 3-H			G4-3		G6-3 1B		K		4	0	2	1	0	1	1
Larry Walker, L (1, 9) OBP: 0.332, SLG: 0.500	K			K		G6-3 1-2	1 SAFE 1 SAFE 1 SAFE 1 SAFE 1 SAFE 1 SAFE	K 1-2		4	0	0	0	0	3	3
Greg Colbrunn, R (1, 3) OBP: 0.375, SLG: 0.375	G5-3 2-3			S 2B 1B		F8			G5-4-3 1B	4	1	2	0	0	0	1
Tim Wallach, R (1, 5) OBP: 0.308, SLG: 0.326		F8		1 SAFE 1 SAFE 1 SAFE S 1 SAFE 1-H 2B				FC6-4 1B	G5-4-3 1-2f	4	0	2	1	0	0	1
Rob Natal, R (1, 2)		K		F8				FC6-4 G3 1-2f	G3	4	0	0	0	0	1	2
John Vander Wal, L (1, 7) OBP: 0.353, SLG: 0.374		G4-3			SH2-4 1B			G3 1-2		3	0	1	0	0	0	1
Mark Gardner, R (1, 1) OBP: 0.139, SLG: 0.200 Mel Rojas, R (7, 1) OBP: 0.143, SLG: 0.143 Darrin Fletcher, L (7, PH) OBP: 0.281, SLG: 0.276 Sergio Valdez, R (8, 1) Bret Barberie, S (9, 4) OBP: 0.347, SLG: 0.274			G6-4-3 1B		SH2-4 1-2		P5			1 0 1 0 0	0 0 0 0 0	1 0 0 0 0	0 0 0 0 0	0 0 0 0 0	0 0 1 0 0	0 0 1 0 0
Inning Stats	R: 1 E: 0 K: 1 S: 13 H: 2 LOB: 1 BB: 0 P: 16	R: 0 E: 0 K: 1 S: 7 H: 0 LOB: 0 BB: 0 P: 9	R: 0 E: 0 K: 0 S: 5 H: 1 LOB: 0 BB: 0 P: 9	R: 1 E: 0 K: 1 S: 13 H: 2 LOB: 1 BB: 0 P: 19	R: 0 E: 0 K: 2 S: 11 H: 1 LOB: 1 BB: 0 P: 15	R: 0 E: 0 K: 0 S: 5 H: 1 LOB: 0 BB: 0 P: 9	R: 0 E: 0 K: 0 S: 9 H: 1 LOB: 1 BB: 0 P: 13	R: 0 E: 0 K: 2 S: 9 H: 1 LOB: 1 BB: 0 P: 11	R: 0 E: 0 K: 0 S: 8 H: 1 LOB: 0 BB: 0 P: 10	1B: 8 2B: 2 3B: 0 HR: 0	SF: 0 SAC: 2 DP: 2 HBP: 0					

	AB	32
	R	2
	H	10
	RBI	2
	BB	0
	SO	7
	LOB	15

PITCHER		IP	WLS	BF	H	R	ER	SO	BB	IBB	HBP	BLK	WP	HR	S	P	ERA	WHIP
Craig Lefferts, L ERA: 3.51	(1, 1)	6.0	W	23	7	2	2	5	0	0	0	1	0	0	54	77	3.00	1.167
Mike Maddux, R ERA: 1.65	(7, 1)	2.0		8	2	0	0	2	0	0	0	0	0	0	18	24	0.00	1.000
Tim Scott, R ERA: 4.61	(9, 1)	1.0		3	1	0	0	0	0	0	0	0	0	0	8	10	0.00	1.000

PITCHER	IP	WLS	BF	H	R	ER	SO	BB	IBB	HBP	BLK	WP	HR	S	P	ERA	WHIP

Batter	1	2	3	4	5	6	7	8	9	AB	R	H	RBI	BB	SO	LOB
Willie McGee, S (1, 8) OBP: 0.350, SLG: 0.366	B C C B X 2-2 L9 ①			B B X 2-0 G6-3 ①		B S F S 1-3 K ②			B B C B C F X 3-2 G6-4-3 1-3 1B	4	0	1	0	0	1	1
Greg Litton, R (1, 4) OBP: 0.271, SLG: 0.299	F C X 0-2 G6-3 ②			X 0-0 G5-3 BB 1B		C B B C X 2-2 G3-1 ③			F X 0-1 G6-4-3 ① ② 1-2f 3-H	3	0	1	0	0	0	1
Kevin Bass, S (9, PH) OBP: 0.294, SLG: 0.392										1	0	0	0	0	0	1
Will Clark, L (1, 3) OBP: 0.399, SLG: 0.476	B X 1-0 F7 ③			B B B F 1 SAFE 1 SAFE F F B 4-2 1-2 BB			B S F C 1-3 K ①		X 0-0 G3-1 ③	3	0	0	0	1	1	0
Cory Snyder, R (1, 9) OBP: 0.322, SLG: 0.479		X 0-0 G5-3 ①		X 0-0 G5-3 ② ③ 2-3f			B F B B X 3-1 F7 ②			3	0	0	0	0	0	2
Matt Williams, R (1, 5) OBP: 0.277, SLG: 0.380		C B F S 1-3 K ②			C S S 0-3 K ①		B B F F F S 2-3 K ③			3	0	0	0	0	3	0
Chris James, R (1, 7) OBP: 0.305, SLG: 0.397		B B X 2-0 CS 1B			B X 1-0 G5-3 ②			C B B F C 2-3 K ①		3	0	1	0	0	1	0
Rod Beck, R (8, 1)										0	0	0	0	0	0	0
Kirt Manwaring, R (1, 2) OBP: 0.320, SLG: 0.319		B C S F F 1 SAFE 1-2 CS ③ 1-2	F F B F F S 1-3 K ①		B B X 2-0 L9 ③			X 0-0 G4-3 ②		3	0	0	0	0	1	0
Mike Benjamin, R (1, 6) OBP: 0.222, SLG: 0.407			C S S B B X 2-2 G4-3 ②			F B B X 2-1 SH3-4 1B		C C X 0-2 P6 ③		3	0	1	0	0	0	0
Pat Rapp, R (1, 1)			B S F S 1-3 K ③			1 SAFE C 1 SAFE 1 SAFE X 0-1 SH3-4 ① 1-2			B B B C B 4-1 1B G6-4-3 BB	1	0	0	0	0	1	0
Michael Jackson, R (6, 1)										0	0	0	0	0	0	0
Mike Felder, S (8, 7) OBP: 0.305, SLG: 0.347										0	1	0	0	1	0	0

Inning Stats	1	2	3	4	5	6	7	8	9	1B	SF	WP	PA
	R: 0 E: 0 K: 0 S: 7 H: 0 LOB: 0 BB: 0 P: 10	R: 0 E: 0 K: 1 S: 9 H: 1 LOB: 0 BB: 0 P: 13	R: 0 E: 0 K: 2 S: 11 H: 0 LOB: 0 BB: 0 P: 15	R: 0 E: 0 K: 0 S: 6 H: 1 LOB: 1 BB: 1 P: 12	R: 0 E: 0 K: 1 S: 5 H: 0 LOB: 0 BB: 0 P: 8	R: 0 E: 0 K: 1 S: 10 H: 1 LOB: 1 BB: 0 P: 15	R: 0 E: 0 K: 2 S: 9 H: 0 LOB: 0 BB: 0 P: 15	R: 0 E: 0 K: 1 S: 7 H: 0 LOB: 0 BB: 0 P: 9	R: 1 E: 0 K: 0 S: 8 H: 1 LOB: 0 BB: 1 P: 15	1B: 4 2B: 0 3B: 0 HR: 0	SF: 0 SAC: 1 DP: 2 HBP: 0	WP: 0 PB: 0 SB: 0 CS: 1	PA: 31

PITCHER	IP	WLS	BF	H	R	ER	SO	BB	IBB	HBP	BLK	WP	HR	S	P	ERA	WHIP
Brian Barnes, L (1, 1) ERA: 2.12	8.0	W	27	3	1	1	8	2	0	0	0	0	0	65	102	1.12	0.625
John Wetteland, R (9, 1) ERA: 3.71	1.0	S	3	1	0	0	0	0	0	0	0	0	0	7	10	0.00	1.000

PITCHER	IP	WLS	BF	H	R	ER	SO	BB	IBB	HBP	BLK	WP	HR	S	P	ERA	WHIP

TOP

San Francisco Giants @ Montreal Expos

Olympic Stadium, Montreal, QB

Mon Jul 20 1992, 7:05 PM EDT

Att. 17,315 - Dome - 70 F

livebaseballscorecards.com

AB	27
R	1
H	4
RBI	0
BB	2
SO	8
LOB	5

BOTTOM

San Francisco Giants @ Montreal Expos

Olympic Stadium, Montreal, QB

Mon Jul 20 1992, 7:05 PM EDT

Att. 17,315 - Dome - 70 F

livebaseballscorecards.com

Batter	1	2	3	4	5	6	7	8	9	AB	R	H	RBI	BB	SO	LOB
Delino DeShields, L (1, 4) OBP: 0.378, SLG: 0.405	C X 0-1 G6-3 ①		X 0-0 G5-3 ③			C B 1 SAFE X 1-1 SH2-4 ① 1-2		F B C B C 2-3 K ②		3	0	0	0	0	1	1
Marquis Grissom, R (1, 8) OBP: 0.328, SLG: 0.400	B B C B X 3-1 G6-3 ②			F X 0-1 G5-3 ①		X 0-0 G6-3 ②		F B C C 1-3 K ③		4	0	0	0	0	1	1
John Vander Wal, L (1, 7) OBP: 0.352, SLG: 0.380	C X 0-1 L6 ③			B B F B X 3-1 G3-1 ②		X 0-0 2-H 2B				3	0	1	1	0	0	0
Larry Walker, L (1, 9) OBP: 0.332, SLG: 0.497		F B F B X 2-2 G6-3 ①		F F C 0-3 K ③		I I I 4-0 IBB				2	0	0	0	1	1	0
Darrin Fletcher, L (1, 2) OBP: 0.282, SLG: 0.278		X 0-0 G5-4-3 1B			B B B C C X 3-2 G4-3 ①	B F F F S 1-3 K ③				3	0	1	0	0	1	2
Tim Wallach, R (1, 5) OBP: 0.305, SLG: 0.323		C B 1 SAFE B B X 3-1 G5-4-3 ② ③ 1-2f			B B B C X 3-1 F7 ②		C B B S S 2-3 K ①			3	0	0	0	0	1	1
Greg Colbrunn, R (1, 3) OBP: 0.370, SLG: 0.407 Archi Cianfrocco, R (8, 3) OBP: 0.283, SLG: 0.381			B B X 2-0 SH1-3 2B		B C F X 1-2 G3-1 ③		S S B F S 1-3 K ②			3 0 0 0	0 0 0 0	1 0 0 0	0 0 0 0	0 0 0 0	1 0 0 0	0 0 0 0
Tom Foley, L (1, 6) OBP: 0.240, SLG: 0.218			X 0-0 F7 ①			F F B B F X 2-2 1B 3B	C B X 1-1 P5 ③			3	1	1	0	0	0	1
Brian Barnes, L (1, 1) OBP: 0.333, SLG: 0.250 John Wetteland, R (9, 1)			X 0-0 SH1-3 ② 2-3			C X 0-1 SH2-4 2B 1B 3-H		F S F X 0-2 G4-3 ①		2 1 0 0	1 0 0 0	1 0 0 0	1 0 0 0	0 0 0 0	0 0 0 0	0 0 0 0
Inning Stats	R: 0 E: 0 K: 0 S: 6 H: 0 LOB: 0 BB: 0 P: 9	R: 0 E: 0 K: 0 S: 6 H: 1 LOB: 0 BB: 0 P: 11	R: 0 E: 0 K: 0 S: 4 H: 1 LOB: 1 BB: 0 P: 6	R: 0 E: 0 K: 1 S: 7 H: 0 LOB: 0 BB: 0 P: 10	R: 0 E: 0 K: 0 S: 8 H: 0 LOB: 0 BB: 0 P: 15	R: 2 E: 0 K: 1 S: 14 H: 3 LOB: 2 BB: 1 P: 22	R: 0 E: 0 K: 2 S: 9 H: 0 LOB: 0 BB: 0 P: 13	R: 0 E: 0 K: 2 S: 10 H: 0 LOB: 0 BB: 0 P: 13		1B: 2 2B: 2 3B: 1 HR: 0	SF: 0 SAC: 2 DP: 1 HBP: 0			WP: 0 PB: 0 SB: 0 CS: 0	PA: 29		

PITCHER		IP	WLS	BF	H	R	ER	SO	BB	IBB	HBP	BLK	WP	HR	S	P	ERA	WHIP
Pat Rapp, R ERA: 2.35	(1, 1)	5.2	L	21	5	2	2	1	0	0	0	0	0	0	41	64	3.18	0.882
Michael Jackson, R ERA: 2.53	(6, 1)	1.1		5	0	0	0	3	0	1	0	0	0	0	13	22	0.00	0.000
Rod Beck, R ERA: 2.34	(8, 1)	1.0		3	0	0	0	2	0	0	0	0	0	0	10	13	0.00	0.000

PITCHER	IP	WLS	BF	H	R	ER	SO	BB	IBB	HBP	BLK	WP	HR	S	P	ERA	WHIP

AB	26
R	2
H	5
RBI	2
BB	1
SO	6
LOB	6

Batter	1	2	3	4	5	6	7	8	9	AB	R	H	RBI	BB	SO	LOB
Willie McGee, S (1, 8) OBP: 0.348, SLG: 0.361	C F X 0-2 ① G3-1		F C B F B F B B 4-2 ② 2B BB		X 0-0 ① F7		X 0-0 ② L7		B F B X 2-1 ③ G5-3	4	1	0	0	1	0	3
Kevin Bass, S (1, 9) OBP: 0.294, SLG: 0.387	F B B S S 2-3 ② K		1 SAFE C F B 1 SAFE 1 SAFE B B B X 3-2 ① F7		B B B C B 4-1 CS BB		C B B B F X 3-2 ③ F8			3	0	0	0	1	1	3
Will Clark, L (1, 3) OBP: 0.398, SLG: 0.476	B C F F F X 2-2 2B		S 1 SAFE B B F X 2-2 ② L9		C F X 0-2 ② F8			B F B X 2-1 ① F8		4	0	1	0	0	0	2
Mark Leonard, L (1, 7) OBP: 0.350, SLG: 0.647	B B S F S 2-3 ③ K		1 SAFE 1 SAFE B B B X 3-0 1-H 2B		1 SAFE B S 1-1 ③ CS 1-2	C X 0-1 ① G4-3		B C X 1-1 1B		4	0	2	1	0	1	1
Matt Williams, R (1, 5) OBP: 0.277, SLG: 0.378		B S F F F X 1-2 G3 1B	S S F S 0-3 ③ K			S F X 0-2 ② G6-3		B S F X 1-2 ② F7		4	0	1	0	0	1	2
Kirt Manwaring, R (1, 2) OBP: 0.319, SLG: 0.318 Craig Colbert, R (4, PH) OBP: 0.214, SLG: 0.184 (4, 2)		X 0-0 ① G3 1-2		C B S X 1-2 ① G1-3		B X 1-0 ③ L7		F B S B S 2-3 ③ K		1 3	0 0	0 0	0 0	0 0	0 1	1 1
Greg Litton, R (1, 4) OBP: 0.270, SLG: 0.297		B F S B S 2-3 ② K		S B S S 1-3 ② K			B C X 1-1 1B 1B		F F X 0-2 ① F9	4	0	1	0	0	2	1
Jose Uribe, S (1, 6) OBP: 0.308, SLG: 0.367 Cory Snyder, R (9, PH) OBP: 0.325, SLG: 0.482		I I I I 4-0 IBB		S X 0-1 E1 FC4-6			C B X 1-1 ① L8		B F F F B X 2-2 1B	2 1	0 0	0 1	0 0	1 0	0 0	1 0
Bud Black, L (1, 1) OBP: 0.065, SLG: 0.033 Mike Felder, S (7, PH) OBP: 0.309, SLG: 0.350 Jeff Brantley, R (7, 1) OBP: 0.667, SLG: 0.500 Dave Righetti, L (8, 1) Chris James, R (9, PH) OBP: 0.303, SLG: 0.393		B S F S 1-3 ③ K		S X 0-1 ③ FC4-6 1-2f			F X 0-1 1-2 1B		F F S 0-3 ② K	2 1 0 0 1	0 0 0 0 0	0 1 0 0 0	0 0 0 0 0	1 0 0 0 1	3 0 0 0 1	3 0 0 0 1
Inning Stats	R: 0 E: 0 K: 2 S: 13 H: 1 LOB: 1 BB: 0 P: 19	R: 0 E: 0 K: 2 S: 12 H: 1 LOB: 2 BB: 1 P: 20	R: 1 E: 0 K: 1 S: 15 H: 1 LOB: 1 BB: 1 P: 27	R: 0 E: 1 K: 1 S: 10 H: 0 LOB: 1 BB: 0 P: 12	R: 0 E: 1 K: 0 S: 6 H: 0 LOB: 0 BB: 1 P: 11	R: 0 E: 0 K: 0 S: 6 H: 0 LOB: 0 BB: 0 P: 7	R: 0 E: 0 K: 0 S: 10 H: 2 LOB: 2 BB: 0 P: 15	R: 0 E: 0 K: 1 S: 10 H: 1 LOB: 1 BB: 0 P: 16	R: 0 E: 0 K: 1 S: 11 H: 1 LOB: 1 BB: 0 P: 15	1B: 5 2B: 2 3B: 0 HR: 0	SF: 0 SAC: 0 DP: 0 HBP: 0						

PITCHER		IP	WLS	BF	H	R	ER	SO	BB	IBB	HBP	BLK	WP	HR	S	P	ERA	WHIP
Ken Hill, R ERA: 2.63	(1, 1)	6.1	W	27	5	1	1	6	2	1	0	0	0	0	68	104	1.42	1.105
Mel Rojas, R ERA: 1.27	(7, 1)	2.2	S	10	2	0	0	2	0	0	0	0	0	0	25	38	0.00	0.750

PITCHER	IP	WLS	BF	H	R	ER	SO	BB	IBB	HBP	BLK	WP	HR	S	P	ERA	WHIP

TOP

San Francisco Giants @ Montreal Expos

Olympic Stadium, Montreal, QB

Tue Jul 21 1992, 7:05 PM EDT

Att. 25,719 - Dome - 70 F

livebaseballscorecards.com

AB	34
R	1
H	7
RBI	1
BB	3
SO	8
LOB	19

1B: 5	SF: 0	WP: 0	PA: 38
2B: 2	SAC: 0	PB: 0	
3B: 0	DP: 0	SB: 0	
HR: 0	HBP: 0	CS: 1	

Batter	1	2	3	4	5	6	7	8	9	AB	R	H	RBI	BB	SO	LOB
Delino DeShields, L (1, 4) OBP: 0.379, SLG: 0.406	C B F X 1-2 FC6-4 1B		B S X 1-1 B1-3 ①		B B B C X 3-1 CS 1B		B F B F F S 2-3 K ①			4	0	2	0	0	1	0
Marquis Grissom, R (1, 8) OBP: 0.330, SLG: 0.401	C 1 SAFE 1 SAFE P 1 SAFE X 1-1 FC6-4 S ① 1-2f		X 0-0 S FC 1B		C B X 1-1 G6-3 ① ② 1-2		S B X 1-1 S 1B 1B			4	2	2	0	0	0	2
Greg Colbrunn, R (1, 3) OBP: 0.355, SLG: 0.387 Archi Cianfrocco, R (8, 3) OBP: 0.283, SLG: 0.381	B B 1 SAFE X 2-0 F7 ②		B B 1 SAFE 1 SAFE C S B X 3-2 FC HR 1-H		C B B X 2-1 G6-3 ③		B 1 SAFE F 1 SAFE B X 2-1 1B 1B 1-H			4 0	1 0	1 0	2 0	0 0	0 0	1 0
Larry Walker, L (1, 9) OBP: 0.337, SLG: 0.510	B S 1 SAFE 1 B X 2-1 L9 ③ 1-2		1 SAFE X 0-0 HR 1-H			C X 0-1 F8 BB SF9 1B	S F X 0-2 1B 1-3			4	2	3	2	0	0	1
Tim Wallach, R (1, 5) OBP: 0.307, SLG: 0.323		B F F X 1-2 G3-1 1B 1B	B X 1-0 G5-3 ②			1 SAFE C 1 SAFE F B 1 SAFE B 1 SAFE F 4-2 B 1 SAFE B SF9 F8 BB 1-2	C F B C 1-3 K ②			3	0	1	0	1	1	2
John Vander Wal, L (1, 7) OBP: 0.350, SLG: 0.377		C X 0-1 G3-1 1B 1-2	S B F B S 2-3 K ③			X 0-0 F8 ① 1-2 2-3	F B X 1-1 F7 ③			4	0	1	0	0	1	4
Gary Carter, R (1, 2) OBP: 0.295, SLG: 0.321		C S B S 1-3 K ①	F X 0-1 G4-6-3 1B			I I I 4-0 SF9 IBB		C X 0-1 F9 ①		3	0	1	0	1	1	2
Tom Foley, L (1, 6) OBP: 0.230, SLG: 0.211		X 0-0 G3-1 ② 1-2 2-3	B X 1-0 G4-6-3 ① ② 1-2f			B F B X 2-1 SF9 ② 1-2 2-3 3-H		X 0-0 G6-3 ②		3	0	0	1	0	0	3
Ken Hill, R (1, 1) OBP: 0.357, SLG: 0.500 Mel Rojas, R (7, 1) OBP: 0.125, SLG: 0.125		C B F X 1-2 G6-3 ③	B C B C C 2-3 K ③			B F C X 1-2 G3 ③		S S S 0-3 K ③		3 1	0 0	0 0	0 0	0 0	1 1	4 0
Inning Stats	R: 0 E: 0 K: 0 S: 9 H: 1 LOB: 1 BB: 0 P: 14	R: 0 E: 0 K: 1 S: 12 H: 2 LOB: 2 BB: 0 P: 15	R: 3 E: 0 K: 1 S: 11 H: 2 LOB: 0 BB: 0 P: 18	R: 0 E: 0 K: 1 S: 6 H: 1 LOB: 0 BB: 0 P: 9	R: 0 E: 0 K: 0 S: 6 H: 1 LOB: 0 BB: 0 P: 12	R: 1 E: 0 K: 0 S: 11 H: 1 LOB: 2 BB: 2 P: 22	R: 1 E: 0 K: 2 S: 16 H: 3 LOB: 2 BB: 0 P: 23	R: 0 E: 0 K: 1 S: 6 H: 0 LOB: 0 BB: 0 P: 6		1B: 10 2B: 0 3B: 0 HR: 1	SF: 1 SAC: 0 DP: 1 HBP: 0					

PITCHER		IP	WLS	BF	H	R	ER	SO	BB	IBB	HBP	BLK	WP	HR	S	P	ERA	WHIP
Bud Black, L ERA: 3.09	(1, 1)	6.0	L	27	8	4	4	3	1	1	0	0	0	1	55	90	6.00	1.500
Jeff Brantley, R ERA: 3.09	(7, 1)	1.0		6	3	1	1	2	0	0	0	0	0	0	16	23	9.00	3.000
Dave Righetti, L ERA: 5.59	(8, 1)	1.0		3	0	0	0	1	0	0	0	0	0	0	6	6	0.00	0.000

PITCHER	IP	WLS	BF	H	R	ER	SO	BB	IBB	HBP	BLK	WP	HR	S	P	ERA	WHIP

BOTTOM

San Francisco Giants @ Montreal Expos

Olympic Stadium, Montreal, QB

Tue Jul 21 1992, 7:05 PM EDT

Att. 25,719 - Dome - 70 F

livebaseballscorecards.com

AB	33
R	5
H	11
RBI	5
BB	2
SO	6
LOB	19

WP: 0	PB: 0	SB: 4	CS: 1
PA: 36			

Batter	1	2	3	4	5	6	7	8	9	AB	R	H	RBI	BB	SO	LOB
Willie McGee, S (1, 8) OBP: 0.346, SLG: 0.356	F S H 1-2 G5-4-3 HBP		S F S 0-3 ① K		B S X 1-1 ③ G3			S F S 0-3 ② K	C B F F F S 1-3 ③ K	4	0	0	0	0	3	2
Robby Thompson, R (1, 4) OBP: 0.347, SLG: 0.407	C 1 SAFE 1 SAFE B B X 2-1 ① ② G5-4-3 1-2f		B B F F F X 2-2 ② F9			L C F F F C 0-3 ① K		B X 1-0 1B 1B		4	0	1	0	0	1	1
Will Clark, L (1, 3) OBP: 0.396, SLG: 0.474	B B B C X 3-1 ③ F9		B X 1-0 ③ F8			X 0-0 ② G4-3		X 0-0 1-2 1B		4	0	1	0	0	0	0
Chris James, R (1, 7) OBP: 0.309, SLG: 0.405		C B S C 1-3 ① K		X 0-0 G1-3 1B		B C B X 2-1 1B 2B		C B X 1-1 ③ F7		4	1	2	0	0	1	2
Mike Felder, S (8, 7) OBP: 0.309, SLG: 0.350		B F X 1-1 HR 1B		S F C 0-3 ① K		X 0-0 CS 2-H 1B			B B S X 2-1 G5-3 1B 1B	0	0	0	0	0	0	0
Cory Snyder, R (1, 9) OBP: 0.332, SLG: 0.487										4	2	3	1	0	1	1
Matt Williams, R (1, 5) OBP: 0.279, SLG: 0.387	S B B B 1 SAFE 1 B X 3-1 1-H HR		B F 1 SAFE X 1-1 ② G1-3 1-2			F 1 SAFE 0-1 ③ CS 1-2	B B B B 4-0 G4-3 BB		B 1 SAFE C S 1 SAFE B X 2-2 ① G5-3 1-2	3	1	1	2	1	0	2
Craig Colbert, R (1, 2) OBP: 0.196, SLG: 0.167	B B X 2-0 ② L4		X 0-0 ③ G5-3				1 SAFE 1 SAFE S X 0-1 ① ② G4-3 1-2f		S S S 0-3 ② K	4	0	0	0	0	1	3
Mike Benjamin, R (1, 6) OBP: 0.233, SLG: 0.400 Bryan Hickerson, L (7, 1) Kevin Bass, S (9, PH) OBP: 0.296, SLG: 0.387 Rod Beck, R (9, 1)	S X 0-1 1B				L B S C 1-3 ① K	X 0-0 ③ G6-3			B S B B B F B 4-2 1B BB	3	0	1	0	0	1	0
										0	0	0	0	0	0	0
										0	0	0	0	1	0	0
										0	0	0	0	0	0	0
Bill Swift, R (1, 1) OBP: 0.194, SLG: 0.229 Jose Uribe, S (7, 6) OBP: 0.311, SLG: 0.369		C B F 1 SAFE C 1-3 ③ K			F F B S 1-3 ② K			C X 0-1 ① G5-3	F C B F B X 2-2 1-2 2-H 1B	2	0	0	0	0	2	1
										2	0	1	1	0	0	0

Inning Stats									
	R: 0 E: 0 K: 0 S: 6	H: 0 LOB: 0 BB: 0 P: 12	R: 2 E: 0 K: 2 S: 13	H: 3 LOB: 1 BB: 0 P: 21	R: 0 E: 0 K: 1 S: 8	H: 0 LOB: 0 BB: 0 P: 11	R: 0 E: 0 K: 1 S: 7	H: 1 LOB: 1 BB: 0 P: 8
	R: 0 E: 0 K: 2 S: 8	H: 0 LOB: 0 BB: 0 P: 11	R: 1 E: 0 K: 1 S: 11	H: 2 LOB: 0 BB: 0 P: 13	R: 0 E: 0 K: 0 S: 3	H: 0 LOB: 0 BB: 1 P: 7	R: 0 E: 0 K: 1 S: 9	H: 2 LOB: 2 BB: 0 P: 11
	R: 1 E: 0 K: 2 S: 20	H: 2 LOB: 2 BB: 1 P: 31	1B: 8 2B: 1 3B: 0 HR: 1	SF: 0 SAC: 0 DP: 2 HBP: 1	WP: 0 PB: 0 SB: 0 CS: 1	PA: 38		

PITCHER	IP	WLS	BF	H	R	ER	SO	BB	IBB	HBP	BLK	WP	HR	S	P	ERA	WHIP
Chris Nabholz, L (1, 1) ERA: 3.63	7.0	L	26	6	3	3	7	1	0	1	0	0	1	56	83	3.86	1.000
Jeff Fassero, L (8, 1) ERA: 3.44	1.2		10	4	1	1	2	1	0	0	0	0	0	23	35	5.40	3.000
Bill Sampen, R (9, 1) ERA: 3.25	0.1		1	0	0	0	1	0	0	0	0	0	0	6	7	0.00	0.000

PITCHER	IP	WLS	BF	H	R	ER	SO	BB	IBB	HBP	BLK	WP	HR	S	P	ERA	WHIP

TOP

San Francisco Giants @ Montreal Expos

Olympic Stadium, Montreal, QB

Wed Jul 22 1992, 7:05 PM EDT

Att. 26,822 - Dome - 70 F

livebaseballscorecards.com

AB	34
R	4
H	10
RBI	4
BB	2
SO	10
LOB	12

Batter	1	2	3	4	5	6	7	8	9	AB	R	H	RBI	BB	SO	LOB
Delino DeShields, L (1, 4) OBP: 0.379, SLG: 0.404	C B X 1-1 G4-3 ①		B X 1-0 G6-3 1B		C B B B 4-1 F8 BLK BB		X 0-0 FC5-4 G6-3 1-2f ①		C B S S 1-3 K ②	4	0	1	0	1	1	2
Marquis Grissom, R (1, 8) OBP: 0.326, SLG: 0.396	B X 1-0 P6 ②		1 SAFE F X 0-1 G6-3 1-2f ① ②		F 1 B B S X SAFE 2-2 F8 1-3 ②		X 0-0 G6-3 1-2 ②		C X 0-1 G5-3 ③	5	0	0	0	0	0	4
John Vander Wal, L (1, 7) OBP: 0.347, SLG: 0.369	C B B B B 4-1 1B BB		X 0-0 F7 ③		B X 1-0 G4-3 ③		B B C X 2-1 G4-3 ③			3	0	0	0	1	0	2
Larry Walker, L (1, 9) OBP: 0.339, SLG: 0.510	C B X 1-1 1-3 1B			S B S S X 1-2 G1-3 ①		X 0-0 FC6-4 1B		C F B F C 1-3 K ①		4	0	2	0	0	1	0
Darrin Fletcher, L (1, 2) OBP: 0.275, SLG: 0.270 Archi Cianfrocco, R (8, PH) OBP: 0.282, SLG: 0.379 Rob Natal, R (9, 2)	C C X 0-2 G4-3 ③			B B F X 2-1 G1-3 ②		X 0-0 F9 ①		C X 0-1 G5-3 ②		3 1 0	0 0 0	0 0 0	0 0 0	0 0 0	0 0 0	3 0 0
Tim Wallach, R (1, 5) OBP: 0.310, SLG: 0.328		X 0-0 G5-3 ①		C C X 0-2 PB 2B		C B B X 2-1 1-2 FC6-4 1B		B B F X 2-1 F8 ③		4	0	2	0	0	0	0
Greg Colbrunn, R (1, 3) OBP: 0.343, SLG: 0.457		C B X 1-1 G1-3 ②		B S S B F S 2-3 K 2-3		S X 0-1 FC6-4 1-2f 2-3 ②			F X 0-1 HR	4	1	1	1	0	1	3
Tom Foley, L (1, 6) OBP: 0.240, SLG: 0.226		C C F F X 0-2 2B		B C F F B X 2-2 F9 ③		B X 1-0 G3 ③			C F B F B F F B F 4-2 B BB	3	0	1	0	1	0	4
Chris Nabholz, L (1, 1) OBP: 0.079, SLG: 0.132 Bret Barberie, S (7, PH) OBP: 0.351, SLG: 0.278 Jeff Fassero, L (8, 1) Bill Sampen, R (9, 1) Gary Carter, R (9, PH) OBP: 0.294, SLG: 0.320	B C B X 2-1 G1-4-3 ③		C C X 0-2 G4-3 ①			B B C B X 3-1 FC5-4 1B			B B F X 2-1 F8 ①	2 1 0 0 1	0 0 0 0 0	0 1 0 0 0	0 0 0 0 0	0 0 0 0 0	0 0 0 0 0	1 0 0 0 1
Inning Stats	R: 0 H: 1 E: 0 LOB: 2 K: 0 BB: 1 S: 9 P: 16	R: 0 H: 1 E: 0 LOB: 1 K: 0 BB: 0 S: 10 P: 13	R: 0 H: 1 E: 0 LOB: 0 K: 0 BB: 0 S: 4 P: 5	R: 0 H: 1 E: 0 LOB: 2 K: 1 BB: 0 S: 16 P: 23	R: 0 H: 0 E: 0 LOB: 1 K: 0 BB: 1 S: 8 P: 15	R: 0 H: 2 E: 0 LOB: 2 K: 0 BB: 0 S: 7 P: 10	R: 0 H: 1 E: 0 LOB: 1 K: 0 BB: 0 S: 6 P: 11	R: 0 H: 0 E: 0 LOB: 0 K: 1 BB: 0 S: 8 P: 11	R: 1 H: 1 E: 0 LOB: 1 K: 1 BB: 1 S: 15 P: 22	1B: 5 2B: 2 3B: 0 HR: 1	SF: 0 SAC: 0 DP: 1 HBP: 0			WP: 0 PB: 1 SB: 0 CS: 0	PA: 38		

PITCHER		IP	WLS	BF	H	R	ER	SO	BB	IBB	HBP	BLK	WP	HR	S	P	ERA	WHIP
Bill Swift, R ERA: 2.29	(1, 1)	6.2	W	29	7	0	0	1	2	0	0	1	0	0	58	89	0.00	1.350
Bryan Hickerson, L ERA: 2.88	(7, 1)	1.1		4	0	0	0	1	0	0	0	0	0	0	10	15	0.00	0.000
Rod Beck, R ERA: 2.45	(9, 1)	1.0		5	1	1	1	1	1	0	0	0	0	1	15	22	9.00	2.000

PITCHER	IP	WLS	BF	H	R	ER	SO	BB	IBB	HBP	BLK	WP	HR	S	P	ERA	WHIP

BOTTOM

San Francisco Giants @ Montreal Expos

Olympic Stadium, Montreal, QB

Wed Jul 22 1992, 7:05 PM EDT

Att. 26,822 - Dome - 70 F

livebaseballscorecards.com

AB	35
R	1
H	8
RBI	1
BB	3
SO	3
LOB	20

Los Angeles Dodgers @ Montreal Expos

Olympic Stadium, Montreal, QB

Fri Jul 24 1992, 7:05 PM EDT

Att. 25,180 - Dome - 70 F

livebaseballscorecards.com

TOP

Batter	1	2	3	4	5	6	7	8	9	AB	R	H	RBI	BB	SO	LOB
Jose Offerman, S (1, 6) OBP: 0.338, SLG: 0.335	C F B C 1-3 ① K		B F S B X 2-2 ③ G1-3			B X 1-0 ① G6-3		B X 1-0 ③ G4-3		4	0	0	0	0	1	0
Brett Butler, L (1, 8) OBP: 0.405, SLG: 0.395	B X 1-0 ② G4-3			B X 1-0 G1-3 1B 1B		C S B X 1-2 ② G5-3			B C B B C X 3-2 F8 S 1B 1B	4	2	2	0	0	0	0
Mike Sharperson, R (1, 4) OBP: 0.412, SLG: 0.434	C B B X 2-1 ③ G5-3			C C B B X 2-2 ① G1-3 1-2		C C X 1-2 1B			C C B X 1-2 ① F8 1-3	4	0	1	0	0	0	2
Eric Davis, R (1, 7) OBP: 0.326, SLG: 0.350		B C B F S 2-3 ① K		F S X 0-2 2-H 1B		C B X 1-1 ③ F9			B S X 1-1 S 3-H 1B	4	0	2	2	0	1	1
Henry Rodriguez, L (1, 9) Todd Benzinger, S (9, PH) OBP: 0.272, SLG: 0.342		B F B B B X 3-1 ② F9		C S F F B B F S 2-3 ② K			B S B B X 2-1 ① P4		F 1 SAFE 1 SAFE F 1 S SAFE 0-3 ② K	3 1	0 0	0 0	0 0	0 0	1 1	1 1
Eric Karros, R (1, 3) OBP: 0.290, SLG: 0.438		B F B X 2-1 HR		B X 1-0 ③ F7			B F F B B B C 3-3 ② K		1 SAFE 1 SAFE C B S B X 2-2 ③ G6-3 1-3	4	1	1	1	0	1	2
Mike Scioscia, L (1, 2) OBP: 0.292, SLG: 0.287	C B X 1-1 ③ G1-3				X 0-0 ① F8		C X 0-1 ③ G3			3	0	0	0	0	0	0
Dave Hansen, L (1, 5) OBP: 0.296, SLG: 0.329			X 0-0 ① G5-3		B C F B X 2-2 ② L8			B B X 2-0 ① F7		3	0	0	0	0	0	0
Ramon Martinez, R (1, 1) OBP: 0.132, SLG: 0.132 Lenny Harris, L (8, PH) OBP: 0.313, SLG: 0.307 Jim Gott, R (8, 1)			C B X 1-1 ② G6-3		C B B X 2-1 ③ G5-3			X 0-0 ② G1-3		2 1 0	0 0 0	0 0 0	0 0 0	0 0 0	0 0 0	0 0 0

	AB	33
	R	3
	H	6
	RBI	3
	BB	0
	SO	5
	LOB	7

Inning Stats																																
	R: 0	E: 0	K: 1	S: 6	H: 0	LOB: 0	BB: 0	P: 10	R: 1	E: 0	K: 1	S: 9	H: 1	LOB: 0	BB: 0	P: 17	R: 0	E: 0	K: 0	S: 6	H: 0	LOB: 0	BB: 0	P: 9	R: 1	E: 0	K: 1	S: 14	H: 2	LOB: 1	BB: 0	P: 20
	R: 0	E: 0	K: 0	S: 6	H: 0	LOB: 0	BB: 0	P: 10	R: 0	E: 0	K: 0	S: 9	H: 1	LOB: 1	BB: 0	P: 13	R: 0	E: 0	K: 1	S: 7	H: 0	LOB: 0	BB: 0	P: 12	R: 0	E: 0	K: 0	S: 3	H: 0	LOB: 0	BB: 0	P: 6
	R: 1	E: 0	K: 1	S: 14	H: 2	LOB: 1	BB: 0	P: 21	1B: 5	2B: 0	3B: 0	HR: 1	SF: 0	SAC: 0	DP: 0	HBP: 0	WP: 0	PB: 0	SB: 3	CS: 0	PA: 33												

PITCHER		IP	WLS	BF	H	R	ER	SO	BB	IBB	HBP	BLK	WP	HR	S	P	ERA	WHIP
Dennis Martinez, R ERA: 2.91	(1, 1)	8.0	W	28	4	2	2	4	0	0	0	0	0	1	60	97	2.25	0.500
John Wetteland, R ERA: 3.83	(9, 1)	1.0	S	5	2	1	1	1	0	0	0	0	0	0	14	21	9.00	2.000

PITCHER	IP	WLS	BF	H	R	ER	SO	BB	IBB	HBP	BLK	WP	HR	S	P	ERA	WHIP

Batter	1	2	3	4	5	6	7	8	9	AB	R	H	RBI	BB	SO	LOB
Delino DeShields, L (1, 4) OBP: 0.376, SLG: 0.399	C B F B X 2-2 G1-3 ①		B F X 1-1 G4-3 ② 2-3 3-H		B X 1-0 F8 ②		C B B X 2-1 G6-3 ③			4	0	0	1	0	0	3
Bret Barberie, S (1, 5) OBP: 0.359, SLG: 0.296	X 0-0 G4-3 ②		B F B X 2-1 S 3-H 1B		B F B X 2-1 2-H 1B			F B X 1-1 G3-1 1B 2B		4	1	3	2	0	0	0
Marquis Grissom, R (1, 8) OBP: 0.323, SLG: 0.392	B C C F B S 2-3 K ③		1 SAFE S S S B B F X 2-2 L6 ③ 1-2		S 1 B S F X SAFE 1-2 F8 ③			B B X 2-0 G3-1 ① 2-3		4	0	0	0	0	1	3
John Vander Wal, L (1, 9) OBP: 0.345, SLG: 0.362 (8, 7)		B C B C F X 2-2 G4-3 ①		X 0-0 F8 ①		B B X 2-0 G4-3 ①		I I I I 4-0 1B IBB		3	0	0	0	1	0	0
Tim Wallach, R (1, 3) OBP: 0.309, SLG: 0.327		X 0-0 G5-3 ②		B C S S S 1-3 K ②		C F B S 1-3 K ②		B B 1 SAFE F S X 2-2 1-3 3-H 1B		4	0	1	1	0	2	0
Darrin Fletcher, L (1, 2) OBP: 0.274, SLG: 0.287		B B X 2-0 G4-3 ③		B B X 2-0 3B		B B C B X 3-1 F8 ③		F F F 1 S SAFE 0-3 K ②		4	0	1	0	0	1	2
Archi Cianfrocco, R (1, 7) OBP: 0.282, SLG: 0.379 Darren Reed, R (8, 9) OBP: 0.227, SLG: 0.308			C B X 1-1 1B G4-3 1B	C B F B C 2-3 K ③			B F X 1-1 F7 ①	F B F X 1-2 L8 ③		3 1	1 0	1 0	0 0	0 0	1 0	1 2
Wil Cordero, R (1, 6) OBP: 0.667, SLG: 0.667			B C 1 SAFE B 1 SAFE X 2-1 G4-3 SH1-4 1-3 1B 1B		B X 1-0 SH3-4 1B 1B		C C B S 1-3 K ②			3	2	2	0	0	1	0
Dennis Martinez, R (1, 1) OBP: 0.222, SLG: 0.222 John Wetteland, R (9, 1)			X 0-0 SH1-4 ① 1-2		B X 1-0 SH3-4 ① 1-2		X 0-0 1B			1 0	0 0	1 0	0 0	0 0	0 0	0 0
Inning Stats	R: 0 E: 0 K: 1 S: 8 H: 0 LOB: 0 BB: 0 P: 12	R: 0 E: 0 K: 0 S: 6 H: 0 LOB: 0 BB: 0 P: 10	R: 2 E: 0 K: 0 S: 13 H: 3 LOB: 1 BB: 0 P: 21	R: 0 E: 0 K: 2 S: 8 H: 1 LOB: 1 BB: 0 P: 13	R: 1 E: 0 K: 0 S: 9 H: 2 LOB: 1 BB: 0 P: 15	R: 0 E: 0 K: 1 S: 6 H: 0 LOB: 0 BB: 0 P: 12	R: 0 E: 0 K: 1 S: 8 H: 1 LOB: 1 BB: 0 P: 12	R: 1 E: 0 K: 1 S: 13 H: 2 LOB: 2 BB: 1 P: 23		1B: 7 2B: 1 3B: 1 HR: 0	SF: 0 SAC: 2 DP: 0 HBP: 0					

PITCHER		IP	WLS	BF	H	R	ER	SO	BB	IBB	HBP	BLK	WP	HR	S	P	ERA	WHIP
Ramon Martinez, R ERA: 3.94	(1, 1)	7.0	L	28	7	3	3	5	0	0	0	0	0	0	58	95	3.86	1.000
Jim Gott, R ERA: 2.08	(8, 1)	1.0		6	2	1	1	1	0	1	0	0	0	0	13	23	9.00	2.000

PITCHER	IP	WLS	BF	H	R	ER	SO	BB	IBB	HBP	BLK	WP	HR	S	P	ERA	WHIP

BOTTOM

Los Angeles Dodgers @ Montreal Expos

Olympic Stadium, Montreal, QB

Fri Jul 24 1992, 7:05 PM EDT

Att. 25,180 - Dome - 70 F

livebaseballscorecards.com

AB	31
R	4
H	9
RBI	4
BB	1
SO	6
LOB	11

Batter	1	2	3	4	5	6	7	8	9	AB	R	H	RBI	BB	SO	LOB
Jose Offerman, S (1, 6) OBP: 0.334, SLG: 0.331	X 0-0 E5 S SH2-3		C C B S 1-3 ② K			B C C C 1-3 ① K		C 1 SAFE C F F C 0-3 ① K		4	0	0	0	0	3	1
Brett Butler, L (1, 8) OBP: 0.407, SLG: 0.395	C 1 SAFE 1 SAFE X 0-1 ① SH2-3 1-2		C B F X 1-2 ③ L8			B C B B B 4-1 S BB		B B C B C X 3-2 ② S 1-2 1B		2	0	1	0	1	0	0
Mike Sharperson, R (1, 4) OBP: 0.413, SLG: 0.430	2 SAFE B C B C B B 4-2 S BB			C C X 0-2 ① F7		B 1 SAFE X 1-0 ② F8		1 SAFE 1 B B C B C B 4-2 1-2 BB		2	0	0	0	2	0	1
Eric Davis, R (1, 7) OBP: 0.324, SLG: 0.348	B C S B B S 3-3 ② K 1-2 2-3			C B S X 1-2 1B		B B S C B X 3-2 ③ L3 1-3		X 0-0 ③ G6-3		4	0	1	0	0	1	5
Henry Rodriguez, L (1, 9) Jay Howell, R (7, 1) Steve Wilson, L (8, 1) OBP: 0.333, SLG: 0.333 Lenny Harris, L (9, PH) OBP: 0.311, SLG: 0.306	B X 1-0 ③ F8			1 SAFE X 0-0 ② F8			F X 0-1 ① G4-3		B C C F B X 2-2 ① G5-3	3 0 0 1	0 0 0 0	0 0 0 0	0 0 0 0	0 0 0 0	0 0 0 0	3 0 0 0
Eric Karros, R (1, 3) OBP: 0.287, SLG: 0.432		B F C B F F S 2-3 ① K		1 SAFE S 1 SAFE P F S 1-3 ③ K			B X 1-0 ② G5-3		B C X 1-1 ② F8	4	0	0	0	0	2	1
Mike Scioscia, L (1, 2) OBP: 0.287, SLG: 0.282		C B C S 1-3 ② K			C B B X 2-1 ① P4		C X 0-1 ③ F7		B F B B C S 3-3 ③ K	4	0	0	0	0	2	0
Dave Hansen, L (1, 5) OBP: 0.297, SLG: 0.347		B C B B C X 3-2 ③ G5-3			B F C X 1-2 ② G4-3			B S F X 1-2 HR		3	1	1	1	0	0	0
Bob Ojeda, L (1, 1) OBP: 0.118, SLG: 0.152 Mitch Webster, S (7, 9) OBP: 0.342, SLG: 0.423			F C X 0-2 ① G1-3		B X 1-0 ③ F7			C X 0-1 CS 1B		2 1	0 0	0 1	0 0	0 0	0 0	0 0
Inning Stats	R: 0 E: 1 K: 1 S: 9 H: 0 LOB: 2 BB: 1 P: 17	R: 0 E: 0 K: 2 S: 11 H: 0 LOB: 0 BB: 0 P: 17	R: 0 E: 0 K: 1 S: 9 H: 0 LOB: 0 BB: 0 P: 11	R: 0 E: 0 K: 1 S: 11 H: 1 LOB: 1 BB: 0 P: 12	R: 0 E: 0 K: 0 S: 6 H: 0 LOB: 0 BB: 0 P: 10	R: 0 E: 0 K: 1 S: 8 H: 0 LOB: 1 BB: 1 P: 17	R: 0 E: 0 K: 0 S: 5 H: 0 LOB: 0 BB: 0 P: 6	R: 1 E: 0 K: 1 S: 16 H: 3 LOB: 2 BB: 1 P: 24	R: 0 E: 0 K: 1 S: 9 H: 0 LOB: 0 BB: 0 P: 15	1B: 3 2B: 0 3B: 0 HR: 1 SF: 0 SAC: 1 DP: 0 HBP: 0						WP: 0 PB: 0 SB: 5 CS: 1 PA: 34	

PITCHER		IP	WLS	BF	H	R	ER	SO	BB	IBB	HBP	BLK	WP	HR	S	P	ERA	WHIP
Mark Gardner, R ERA: 3.64	(1, 1)	7.2	W	29	4	1	1	7	2	0	0	0	0	1	72	107	1.17	0.783
Mel Rojas, R ERA: 1.27	(8, 1)	0.0		1	0	0	0	0	1	0	0	0	0	0	2	6	∞	∞
John Wetteland, R ERA: 3.72	(8, 1)	1.1	S	4	0	0	0	1	0	0	0	0	0	0	10	16	0.00	0.000

PITCHER	IP	WLS	BF	H	R	ER	SO	BB	IBB	HBP	BLK	WP	HR	S	P	ERA	WHIP

TOP

Los Angeles Dodgers @ Montreal Expos

Olympic Stadium, Montreal, QB

Sat Jul 25 1992, 7:05 PM EDT

Att. 41,935 - Dome - 70 F

livebaseballscorecards.com

AB	30
R	1
H	4
RBI	1
BB	3
SO	8
LOB	11

BOTTOM

Los Angeles Dodgers @ Montreal Expos

Olympic Stadium, Montreal, QB

Sat Jul 25 1992, 7:05 PM EDT

Att. 41,935 - Dome - 70 F

livebaseballscorecards.com

Batter	1	2	3	4	5	6	7	8	9	AB	R	H	RBI	BB	SO	LOB
Delino DeShields, L (1, 4) OBP: 0.373, SLG: 0.397	F7		FC 1-3		FC 1B 1-2 1B	G4-3		FC6-4 1-2f		5	1	1	0	0	0	4
Wil Cordero, R (1, 6) OBP: 0.571, SLG: 0.571	FC6-4 1B		P6		FC 1-2 2-3 1B		F9			4	1	2	0	0	0	2
Marquis Grissom, R (1, 8) OBP: 0.322, SLG: 0.390	L9		G3		FC 1B 1-2 2-3 3-H		G3 S 1B			4	0	1	1	0	0	5
Tim Wallach, R (1, 5) OBP: 0.306, SLG: 0.324	FC6-4 1-2f		G6-3		K		G3 1-3			4	0	0	0	0	1	7
Greg Colbrunn, R (1, 3) OBP: 0.333, SLG: 0.436 Archi Cianfrocco, R (8, 3) OBP: 0.282, SLG: 0.379		F9		G6-3	1-3 2-H 3-H 1B		P4			4 0	0 0	1 0	2 0	0 0	0 0	1 0
Gary Carter, R (1, 2) OBP: 0.293, SLG: 0.318		G3		B1-3	F9			1B		4	0	1	0	0	0	2
John Vander Wal, L (1, 7) OBP: 0.337, SLG: 0.353		F7				G4-3		F7		4	0	0	0	0	1	1
Darren Reed, R (1, 9) OBP: 0.250, SLG: 0.395			HR		G5-3	SH1-4 1B		F8		4	1	2	1	0	0	1
Mark Gardner, R (1, 1) OBP: 0.184, SLG: 0.222 Mel Rojas, R (8, 1) OBP: 0.125, SLG: 0.125 John Wetteland, R (8, 1) OBP: 0.200, SLG: 0.200			E FC 1B		1B 1B FC BB	SH1-4 1-2		FC6-4 1-2 1B		1 0 1	1 0 0	1 0 1	0 0 0	1 0 0	0 0 0	0 0 0
Inning Stats	R: 0 E: 0 K: 0 S: 6 H: 1 LOB: 1 BB: 0 P: 11	R: 0 E: 0 K: 0 S: 5 H: 0 LOB: 0 BB: 0 P: 9	R: 1 E: 1 K: 0 S: 13 H: 2 LOB: 2 BB: 0 P: 16	R: 0 E: 0 K: 1 S: 7 H: 0 LOB: 0 BB: 0 P: 9	R: 3 E: 0 K: 1 S: 21 H: 3 LOB: 2 BB: 1 P: 34	R: 0 E: 0 K: 0 S: 9 H: 1 LOB: 1 BB: 0 P: 16	R: 0 E: 0 K: 0 S: 5 H: 1 LOB: 1 BB: 0 P: 8	R: 0 E: 0 K: 0 S: 18 H: 2 LOB: 2 BB: 0 P: 24		1B: 9 2B: 0 3B: 0 HR: 1 SF: 0 SAC: 1 DP: 0 HBP: 0				WP: 0 PB: 0 SB: 1 CS: 0 PA: 37	

	AB	35
	R	4
	H	10
	RBI	4
	BB	1
	SO	2
	LOB	23

PITCHER		IP	WLS	BF	H	R	ER	SO	BB	IBB	HBP	BLK	WP	HR	S	P	ERA	WHIP
Bob Ojeda, L ERA: 3.46	(1, 1)	6.0	L	28	7	4	4	2	1	0	0	0	0	1	61	95	6.00	1.333
Jay Howell, R ERA: 1.63	(7, 1)	1.2		8	3	0	0	0	0	0	0	0	0	0	20	27	0.00	1.800
Steve Wilson, L ERA: 3.4	(8, 1)	0.1		1	0	0	0	0	0	0	0	0	0	0	3	5	0.00	0.000

PITCHER	IP	WLS	BF	H	R	ER	SO	BB	IBB	HBP	BLK	WP	HR	S	P	ERA	WHIP

Batter	1	2	3	4	5	6	7	8	9	AB	R	H	RBI	BB	SO	LOB
Jose Offerman, S (1, 6) OBP: 0.339, SLG: 0.340	FC1-6 1B		1B 2B		F9			S SH1-3 SF8 1B		4	2	3	0	0	0	0
Brett Butler, L (1, 8) OBP: 0.409, SLG: 0.398	FC1-6 S 1-2f		L4-1 2-H 1B			S 1B		SH1-3 1-2		3	0	2	1	0	0	1
Mike Sharperson, R (1, 4) OBP: 0.407, SLG: 0.425 Roger McDowell, R (8, 1) Steve Wilson, L (9, 1) OBP: 0.333, SLG: 0.333	K 1-2		L4-1 1-2			P2		SF8 2-H		3 0 0	0 0 0	0 0 0	1 0 0	0 0 0	1 0 0	3 0 0
Eric Davis, R (1, 7) OBP: 0.323, SLG: 0.343	BB			F8		P F B 1 SAFE B X F9 3-1		F7		3	0	0	0	1	0	1
Eric Karros, R (1, 3) OBP: 0.286, SLG: 0.440	P6			HR		P6 1-2			G5-3	4	1	1	1	0	0	3
Mitch Webster, S (1, 9) OBP: 0.346, SLG: 0.426		K		K2-3			E8 G4-3 1B		1B	4	0	2	0	0	2	0
Carlos Hernandez, R (1, 2) OBP: 0.297, SLG: 0.278		G1-3		G5-3			G4-3 2-3		P4	4	0	0	0	0	0	2
Dave Hansen, L (1, 5) OBP: 0.291, SLG: 0.339		K			P4		G3		F9	4	0	0	0	0	1	2
Kevin Gross, R (1, 1) OBP: 0.139, SLG: 0.088 Jim Gott, R (7, 1) John Candelaria, L (7, 1) Lenny Harris, L (8, 4) OBP: 0.311, SLG: 0.306			P5		P3		G5-3			3 0 0 0	0 0 0 0	0 0 0 0	0 0 0 0	0 0 0 0	0 0 0 0	1 0 0 0
Inning Stats	R: 0 E: 0 K: 1 S: 9 H: 1 LOB: 2 BB: 1 P: 15	R: 0 E: 0 K: 2 S: 8 H: 0 LOB: 0 BB: 0 P: 11	R: 1 E: 0 K: 0 S: 8 H: 2 LOB: 0 BB: 0 P: 10	R: 1 E: 0 K: 1 S: 12 H: 1 LOB: 0 BB: 0 P: 17	R: 0 E: 0 K: 0 S: 6 H: 0 LOB: 0 BB: 0 P: 9	R: 0 E: 0 K: 0 S: 6 H: 1 LOB: 1 BB: 0 P: 12	R: 0 E: 1 K: 0 S: 6 H: 1 LOB: 1 BB: 0 P: 9	R: 1 E: 0 K: 0 S: 4 H: 1 LOB: 0 BB: 0 P: 7	R: 0 E: 0 K: 0 S: 6 H: 1 LOB: 1 BB: 0 P: 9	1B: 6 2B: 2 3B: 0 HR: 1 SF: 1 SAC: 1 DP: 1 HBP: 0						

PITCHER		IP	WLS	BF	H	R	ER	SO	BB	IBB	HBP	BLK	WP	HR	S	P	ERA	WHIP
Brian Barnes, L ERA: 2.25	(1, 1)	6.0		23	5	2	2	4	1	0	0	0	0	1	49	74	3.00	1.000
Bill Sampen, R ERA: 3.19	(7, 1)	1.0		4	1	0	0	0	0	0	0	0	0	0	6	9	0.00	1.000
Jeff Fassero, L ERA: 3.58	(8, 1)	0.1		2	1	1	1	0	0	0	0	0	0	0	2	3	27.00	3.000
Mel Rojas, R ERA: 1.23	(8, 1)	1.2	W	6	1	0	0	0	0	0	0	0	0	0	8	13	0.00	0.600

PITCHER	IP	WLS	BF	H	R	ER	SO	BB	IBB	HBP	BLK	WP	HR	S	P	ERA	WHIP

TOP

Los Angeles Dodgers @ Montreal Expos

Olympic Stadium, Montreal, QB

Sun Jul 26 1992, 3:33 AM EDT

Att. 46,620 - Dome - 70 F

livebaseballscorecards.com

AB	32
R	3
H	8
RBI	3
BB	1
SO	4
LOB	13

WP: 0 PB: 0 SB: 3 CS: 0 PA: 35

BOTTOM

Los Angeles Dodgers @ Montreal Expos

Olympic Stadium, Montreal, QB

Sun Jul 26 1992, 3:33 AM EDT

Att. 46,620 - Dome - 70 F

livebaseballscorecards.com

Batter	1	2	3	4	5	6	7	8	9	AB	R	H	RBI	BB	SO	LOB
Delino DeShields, L (1, 4) OBP: 0.376, SLG: 0.402	X 0-0 ① G4-3		B B X 2-0 ① G4-3			B F C X 1-2 FC6-4 BB 1B	C B X 1-1 FC6-4 1-2 3-H 1B		F B S F F X 1-2 2B 2-H 2B	5	1	3	2	0	0	0
Bret Barberie, S (1, 5) OBP: 0.365, SLG: 0.303	B B B B 4-0 1B BB BB		C F S 0-3 ② K			1 SAFE B C 1 SAFE F B F B B 4-2 FC6-4 1-2 BB	B X 1-0 ③ FC6-4 1-2f		B F B X 2-1 2-H 2B	3	0	1	1	2	1	2
Marquis Grissom, R (1, 8) OBP: 0.322, SLG: 0.387	B B F B B 4-1 1B 1-2 BB		B C S S S 1-3 ③ K			M B B C F X 2-2 ① FC6-4 S 1-2f 2-3		B F B X 2-1 E6 F7 SF9		3	1	0	0	1	1	2
John Vander Wal, L (1, 7) OBP: 0.335, SLG: 0.350	C S X 0-2 FC6-4 1-2 2-3 1B			B C X 1-1 ① G4-3		1 SAFE X 0-0 ② P7		X 0-0 ① F7 2-3		4	0	1	0	0	0	3
Darrin Fletcher, L (1, 2) OBP: 0.266, SLG: 0.280	C B C F S 1-3 ② K			S B B B X 3-1 ② G4-3		B C B B X 3-1 ③ G1-3 1-2		C B X 1-1 SF9 3-H		3	0	0	1	0	1	5
Tim Wallach, R (1, 3) OBP: 0.305, SLG: 0.323	B B C B X 3-1 ③ FC6-4 1-2f			C X 0-1 ③ F8			B X 1-0 FC4-6 1B 1B 1B	F S B X 1-2 ③ G6-3		4	1	1	0	0	0	3
Wil Cordero, R (1, 6) OBP: 0.545, SLG: 0.500		B B B C X 3-1 G6-4-3 1B			B C X 1-1 ① G6-3		B B C F F S 2-3 ① K		B B B C B 4-1 SH3-4 2B BB	3	1	1	0	1	1	1
Darren Reed, R (1, 9) OBP: 0.255, SLG: 0.391 Tom Foley, L (9, PH) OBP: 0.240, SLG: 0.226		C F X 0-2 ① ② G6-4-3 1-2f			B B C S F S 2-3 ② K		B F X 1-1 FC4-6 1-2 1B		B B L X 2-1 ① SH3-4 1-2	3	0	1	0	0	1	1
										0	0	0	0	0	0	0
Brian Barnes, L (1, 1) OBP: 0.273, SLG: 0.200 Bill Sampen, R (7, 1) Archi Cianfrocco, R (7, PH) OBP: 0.281, SLG: 0.377 Jeff Fassero, L (8, 1) Mel Rojas, R (8, 1) OBP: 0.125, SLG: 0.125 Greg Colbrunn, R (9, PH) OBP: 0.325, SLG: 0.425		B X 1-0 ③ G5-3			C L S 0-3 ③ K		B X 1-0 ② FC4-6 1B 1-2f 2-3		C S S 0-3 ② K	2	0	0	0	0	1	0
										0	0	0	0	0	0	0
										1	0	0	0	0	0	2
										0	0	0	0	0	0	0
										0	0	0	0	0	0	0
										1	0	0	0	0	1	1
Inning Stats	R: 0 E: 0 K: 1 S: 11 H: 1 LOB: 3 BB: 2 P: 23	R: 0 E: 0 K: 0 S: 6 H: 1 LOB: 0 BB: 0 P: 10	R: 0 E: 0 K: 2 S: 7 H: 0 LOB: 0 BB: 0 P: 10	R: 0 E: 0 K: 0 S: 6 H: 0 LOB: 0 BB: 0 P: 10	R: 0 E: 0 K: 2 S: 10 H: 0 LOB: 0 BB: 0 P: 13	R: 0 E: 0 K: 0 S: 13 H: 1 LOB: 2 BB: 1 P: 23	R: 1 E: 0 K: 1 S: 11 H: 3 LOB: 2 BB: 0 P: 18	R: 1 E: 1 K: 0 S: 8 H: 0 LOB: 0 BB: 0 P: 12	R: 2 E: 0 K: 1 S: 13 H: 2 LOB: 1 BB: 1 P: 22	1B: 6 2B: 2 3B: 0 HR: 0		SF: 1 SAC: 1 DP: 1 HBP: 0		WP: 0 PB: 0 SB: 1 CS: 0	PA: 38	

	AB	32
	R	4
	H	8
	RBI	4
	BB	4
	SO	7
	LOB	20

PITCHER		IP	WLS	BF	H	R	ER	SO	BB	IBB	HBP	BLK	WP	HR	S	P	ERA	WHIP
Kevin Gross, R ERA: 3.49	(1, 1)	6.1		26	5	1	1	6	3	0	0	0	0	0	60	100	1.42	1.263
Jim Gott, R ERA: 2.06	(7, 1)	0.1		1	0	0	0	0	0	0	0	0	0	0	1	2	0.00	0.000
John Candelaria, L ERA: 2.04	(7, 1)	0.1		2	1	0	0	0	0	0	0	0	0	0	3	5	0.00	3.000
Roger McDowell, R ERA: 3.06	(8, 1)	1.2		7	0	2	1	1	1	0	0	0	0	0	14	24	5.40	0.600
Steve Wilson, L ERA: 3.6	(9, 1)	0.0	L	2	2	1	1	0	0	0	0	0	0	0	7	10	∞	∞

PITCHER	IP	WLS	BF	H	R	ER	SO	BB	IBB	HBP	BLK	WP	HR	S	P	ERA	WHIP

Montreal Expos @ St. Louis Cardinals

Busch Stadium, St. Louis, MO

Mon Jul 27 1992, 7:05 PM CDT

Att. 24,863 - Sunny - 82 F

TOP

livebaseballscorecards.com

Batter	1	2	3	4	5	6	7	8	9	AB	R	H	RBI	BB	SO	LOB
Delino DeShields, L (1, 4) OBP: 0.376, SLG: 0.415	G4-3	HR		3B		G4-3			K	5	1	2	2	0	1	0
Marquis Grissom, R (1, 8) OBP: 0.320, SLG: 0.393	G6-3	P2		P6			F8		HR	5	1	1	1	0	0	1
Bret Barberie, S (1, 5) OBP: 0.371, SLG: 0.304	HBP		G1-3		CS BB		1B		K	3	0	1	0	1	1	0
John Vander Wal, L (1, 7) John Wetteland, R (8, 1) OBP: 0.200, SLG: 0.200	F7		F7		G3-1 1-2		P6			4 0	0 0	0 0	0 0	0 0	0 0	3 0
Darrin Fletcher, L (1, 2) OBP: 0.280, SLG: 0.303		1B HR 2B		1B	BB 1B		G3			4	1	3	0	0	0	1
Tim Wallach, R (1, 3) OBP: 0.307, SLG: 0.323		HR 2-3 1B	P3		1-2 BB			G6-3		3	1	1	0	1	0	1
Wil Cordero, R (1, 6) OBP: 0.400, SLG: 0.357		K		K	K			F9		4	0	0	0	0	3	4
Darren Reed, R (1, 9) OBP: 0.273, SLG: 0.449		1-H 3-H HR		3B BB		G4-3		L4		3	2	1	3	1	0	0
Ken Hill, R (1, 1) OBP: 0.341, SLG: 0.475 Greg Colbrunn, R (6, PH) OBP: 0.317, SLG: 0.415 Bill Sampen, R (6, 1) Jeff Fassero, L (6, 1) Mel Rojas, R (7, 1) OBP: 0.125, SLG: 0.125 Moises Alou, R (7, 7) OBP: 0.356, SLG: 0.506		G4-3		F9 1 SAFE		K			G5-3	2 1 0 0 0 0 1	0 0 0 0 0 0 0	0 0 0 0 0 0 0	0 0 0 0 0 0 0	0 1 0 0 0 0 0	0 0 0 0 0 0 0	1 0 0 0 0 0 0

AB	35
R	6
H	9
RBI	6
BB	3
SO	6
LOB	11

Inning Stats	1	2	3	4	5	6	7	8	9	1B: 4	SF: 0	WP: 0	PA: 39
R:	0	4	0	1	0	0	0	0	1	2B: 1	SAC: 0	PB: 0	
E:	0	0	0	0	0	0	0	0	0	3B: 1	DP: 0	SB: 0	
K:	0	1	0	1	1	1	0	0	2	HR: 3	HBP: 1	CS: 1	
S:	11	15	11	15	11	7	8	7	8				
H:	0	4	1	1	1	0	1	0	1				
LOB:	1	0	1	1	2	0	1	0	1				
BB:	0	0	0	1	2	0	0	0	0				
P:	18	21	15	27	22	10	12	10	11				

PITCHER	IP	WLS	BF	H	R	ER	SO	BB	IBB	HBP	BLK	WP	HR	S	P	ERA	WHIP
Omar Olivares, R (1, 1) ERA: 3.78	4.2	L	24	7	5	5	2	3	0	1	0	0	2	60	99	9.64	2.143
Jose DeLeon, R (5, 1) ERA: 4.24	1.1		4	0	0	0	2	0	0	0	0	0	0	10	14	0.00	0.000
Mike Perez, R (7, 1) ERA: 1.53	2.0		7	1	0	0	0	0	0	0	0	0	0	15	22	0.00	0.500
Cris Carpenter, R (9, 1) ERA: 3.1	1.0		4	1	1	1	2	0	0	0	0	0	1	8	11	9.00	1.000

PITCHER	IP	WLS	BF	H	R	ER	SO	BB	IBB	HBP	BLK	WP	HR	S	P	ERA	WHIP

BOTTOM

Batter	1	2	3	4	5	6	7	8	9	AB	R	H	RBI	BB	SO	LOB
Bernard Gilkey, R (1, 7) OBP: 0.359, SLG: 0.384	C S S 0-3 K ①		B B C C B X 3-2 P2 ①	B C F C 1-3 K ③		B B S F F B B 4-2 FC5-2 BB 1-2 2-3		C B F F S 1-3 K ②		3	0	0	0	1	2	0
Mike Perez, R (7, 1)										0	0	0	0	0	0	0
Rex Hudler, R (8, PH) OBP: 0.244, SLG: 0.355										1	0	0	0	0	1	0
Cris Carpenter, R (9, 1) OBP: 0.500, SLG: 0.500										0	0	0	0	0	0	0
Ozzie Smith, S (1, 6) OBP: 0.381, SLG: 0.343	B X 1-0 HR 1B		B C X 1-1 1B 1B 1B		F B B B B 4-1 F8 WP BB	B X 1-0 ② FC5-2 1-2 2-3 3-Hf		B F F X 1-2 1B		4	2	3	0	1	0	3
Ray Lankford, L (1, 8) OBP: 0.374, SLG: 0.471	1 SAFE B B 1 SAFE 1 SAFE X 2-0 1-H HR		B S 1 SAFE X 1-1 1B 1B 1-2 1B		B 1 SAFE F B B B B 4-1 FC4-6 1-2 BB	F B S B B S 3-3 K ③		F 1 SAFE B 1 SAFE 1 SAFE B F 1 SAFE S 2-3 K ③		4	2	2	2	1	2	4
Felix Jose, S (1, 9) OBP: 0.358, SLG: 0.442	S S B S 1-3 K ②		C X 0-1 1B 1-3 2-H 1B		B X 1-0 L7 ①		F B B B C F X 3-2 S 1B		C B F B S 2-3 K ①	5	0	2	1	0	2	2
Andres Galarraga, R (1, 3) OBP: 0.267, SLG: 0.347	C B B X 2-1 G3 ③		F X 0-1 FC3-6 2-3 3-H 1B		S X 0-1 F8 ② 2-3		1 SAFE B 1 SAFE B X 2-0 S 1-2 1B		X 0-0 WP BB 1B	5	0	3	1	0	0	2
Todd Zeile, R (1, 5) OBP: 0.348, SLG: 0.369		C B X 1-1 P4 ①	S B C B S 2-3 K ②		1 SAFE X 0-0 FC4-6 ③ 1-2f		B 1 SAFE X 1-0 F7 ①		C X 0-1 F9 ②	5	0	0	0	0	1	7
Luis Alicea, S (1, 4) OBP: 0.343, SLG: 0.432		B B B C B 4-1 WP BB	X 0-0 FC3-6 ③ 1-2f			C X 0-1 G3-1 ①	C S X 0-2 P9 ② 1-2 2-3		B B B C B 4-1 WP 1-2 BB	3	0	0	0	2	0	4
Tom Pagnozzi, R (1, 2) OBP: 0.320, SLG: 0.408		1 SAFE C F B X 1-2 G5-6-3 ② 1-3		S F C 0-3 K ①		B F X 1-1 BB 1B FC5-2 1B	C S X 0-2 L6 ③		C B B F S 2-3 K ③ 1-2 2-3	4	0	1	0	0	1	3
Gerald Perry, L (9, PH) OBP: 0.294, SLG: 0.289										1	0	0	0	0	1	2
Omar Olivares, R (1, 1) OBP: 0.279, SLG: 0.357		C C X 0-2 G5-3 ③		C F S 0-3 K ②		B B F X 2-1 FC5-2 BB 1-2 1B		B S B C F X 2-2 G4-3 ①		2	0	0	0	0	1	1
Jose DeLeon, R (5, 1)										0	0	0	0	0	0	0
Milt Thompson, L (6, PH) OBP: 0.359, SLG: 0.432										2	0	1	0	0	0	0
(7, 7)																
Inning Stats	R: 2 E: 0 K: 2 S: 10 H: 2 LOB: 0 BB: 0 P: 16	R: 0 E: 0 K: 0 S: 9 H: 0 LOB: 1 BB: 1 P: 15	R: 2 E: 0 K: 1 S: 15 H: 4 LOB: 2 BB: 0 P: 22	R: 0 E: 0 K: 3 S: 9 H: 0 LOB: 0 BB: 0 P: 10	R: 0 E: 0 K: 0 S: 6 H: 0 LOB: 2 BB: 2 P: 15	R: 0 E: 0 K: 1 S: 13 H: 2 LOB: 3 BB: 1 P: 24	R: 0 E: 0 K: 0 S: 12 H: 2 LOB: 2 BB: 0 P: 18	R: 0 E: 0 K: 2 S: 14 H: 1 LOB: 1 BB: 0 P: 20	R: 0 E: 0 K: 2 S: 10 H: 1 LOB: 2 BB: 1 P: 18	1B: 11 2B: 0 3B: 0 HR: 1	SF: 0 SAC: 0 DP: 0 HBP: 0						

PITCHER		IP	WLS	BF	H	R	ER	SO	BB	IBB	HBP	BLK	WP	HR	S	P	ERA	WHIP
Ken Hill, R ERA: 2.8	(1, 1)	5.0	W	24	6	4	4	6	3	0	0	0	2	1	49	78	7.20	1.800
Bill Sampen, R ERA: 3.17	(6, 1)	0.1		4	2	0	0	0	1	0	0	0	0	0	9	16	0.00	9.000
Jeff Fassero, L ERA: 3.54	(6, 1)	0.2		3	1	0	0	1	0	0	0	0	0	0	8	15	0.00	1.500
Mel Rojas, R ERA: 1.2	(7, 1)	1.2		7	2	0	0	1	0	0	0	0	0	0	19	26	0.00	1.200
John Wetteland, R ERA: 3.61	(8, 1)	1.1	S	6	1	0	0	3	1	0	0	0	1	0	13	23	0.00	1.500

PITCHER	IP	WLS	BF	H	R	ER	SO	BB	IBB	HBP	BLK	WP	HR	S	P	ERA	WHIP

Montreal Expos @ St. Louis Cardinals

Busch Stadium, St. Louis, MO

Mon Jul 27 1992, 7:05 PM CDT

Att. 24,863 - Sunny - 82 F

livebaseballscorecards.com

AB	39
R	4
H	12
RBI	4
BB	5
SO	11
LOB	28

WP: 4 PA: 44
PB: 0
SB: 2
CS: 0

Montreal Expos @ St. Louis Cardinals

Busch Stadium, St. Louis, MO

Tue Jul 28 1992, 7:05 PM CDT

Att. 24,330 - Sunny - 89 F

TOP

livebaseballscorecards.com

Batter	1	2	3	4	5	6	7	8	9	AB	R	H	RBI	BB	SO	LOB
Delino DeShields, L (1, 4) OBP: 0.383, SLG: 0.420	2-1 3B 1B	0-2 1B S 1B		4-1 1B G5-3 BB		0-0 CS 1B		0-1 G4-3 S SH3 1B 2-H	1-1 G4-6-3 ①② 1-2f 2-3	5	3	4	1	1	0	2
Marquis Grissom, R (1, 8) OBP: 0.323, SLG: 0.399	1-2 1B 3B 1-H	3-2 S 1B 1-3		0-1 E S 1B 1-3		0-3 ① K		1-2 ① G4-3 1-3	3-0 ③ F7	6	1	3	1	0	1	4
Moises Alou, R (1, 7) OBP: 0.354, SLG: 0.497	0-0 ① G5-3	2-1 ③ P4 1-2		3-1 ① G1-3 1-2		4-2 ② S BB 1-2		0-1 ② SH3 3-H		3	0	0	1	1	0	5
Archi Cianfrocco, R (1, 3) OBP: 0.279, SLG: 0.369	1-3 ② K	0-3 ① K		1-1 ② G5-3 3-H		1-2 ③ F7 1-2		4-2 S 2B BB		4	1	0	1	1	2	3
Tim Wallach, R (1, 5) OBP: 0.308, SLG: 0.327	2-2 1B 1B 3-H	0-0 ② G6-3		0-2 E6 FC5-4 2-3			2-1 ① G4-3	0-2 2B 1-H		5	0	2	2	0	0	1
Darren Reed, R (1, 9) OBP: 0.300, SLG: 0.509	1-2 1B 1-2	3-1 HR		0-0 ③ FC5-4 1-2f			2-3 ② K	4-0 IBB		4	1	2	1	1	1	2
Gary Carter, R (1, 2) OBP: 0.297, SLG: 0.322	0-0 ③ F9	2-1 1B 1B		2-2 ① F8			0-0 1B	0-3 ③ K		4	0	2	0	0	0	2
Wil Cordero, R (1, 6) OBP: 0.400, SLG: 0.333		0-2 ① G5-3	1-2 FC6-4 1B 1-2	3-2 ② L8			1-3 ③ K		4-2 G4-6-3 BB BB	4	0	1	0	1	1	1
Chris Nabholz, L (1, 1) OBP: 0.073, SLG: 0.122 Bill Sampen, R (5, 1) Jeff Fassero, L (7, 1) Darrin Fletcher, L (7, 2) OBP: 0.286, SLG: 0.317 Bret Barberie, S (8, PR) OBP: 0.371, SLG: 0.304 Rob Natal, R (8, 2)		2-2 ② G5-3	1-2 ③ FC6-4 1-2f	0-3 ③ K				3-2 1B 2B	4-2 G4-6-3 BB 1-2	3 0 1 1 0 0	0 0 0 0 1 0	0 0 0 1 0 0	0 0 0 0 0 0	1 0 0 0 0 1	2 0 2 0 0 0	2 0 0 0 0 0
Inning Stats	R: 2 H: 4 E: 0 LOB: 2 K: 1 BB: 0 S: 16 P: 23	R: 0 H: 2 E: 0 LOB: 2 K: 0 BB: 0 S: 15 P: 22	R: 1 H: 3 E: 0 LOB: 2 K: 1 BB: 0 S: 16 P: 23	R: 1 H: 1 E: 1 LOB: 2 K: 0 BB: 1 S: 12 P: 20	R: 0 H: 0 E: 0 LOB: 0 K: 1 BB: 0 S: 9 P: 14	R: 0 H: 1 E: 0 LOB: 1 K: 1 BB: 1 S: 14 P: 17	R: 0 H: 1 E: 0 LOB: 1 K: 2 BB: 0 S: 11 P: 16	R: 3 H: 3 E: 0 LOB: 2 K: 1 BB: 2 S: 23 P: 35	R: 0 H: 0 E: 0 LOB: 1 K: 0 BB: 2 S: 8 P: 20	1B: 11 2B: 2 3B: 1 HR: 1	SF: 0 SAC: 1 DP: 1 HBP: 0					

AB	40
R	7
H	15
RBI	7
BB	6
SO	7
LOB	24

WP: 0 PA: 47
PB: 0
SB: 6
CS: 1

PITCHER		IP	WLS	BF	H	R	ER	SO	BB	IBB	HBP	BLK	WP	HR	S	P	ERA	WHIP
Rheal Cormier, L ERA: 4.95	(1, 1)	3.0		20	10	4	4	2	1	0	0	0	0	1	50	75	12.00	3.667
Mike Perez, R ERA: 1.45	(4, 1)	3.0		11	1	0	0	2	1	0	0	0	0	0	32	44	0.00	0.667
Donovan Osborne, L ERA: 3.9	(7, 1)	1.0	L	6	3	3	3	2	0	0	0	0	0	0	17	25	27.00	3.000
Todd Worrell, R ERA: 3.44	(8, 1)	1.0		6	1	0	0	1	1	1	0	0	0	0	17	26	0.00	2.000
Bob McClure, L ERA: 2.72	(9, 1)	1.0		4	0	0	0	0	2	0	0	0	0	0	8	20	0.00	2.000

PITCHER	IP	WLS	BF	H	R	ER	SO	BB	IBB	HBP	BLK	WP	HR	S	P	ERA	WHIP

Montreal Expos @ St. Louis Cardinals

Busch Stadium, St. Louis, MO

Tue Jul 28 1992, 7:05 PM CDT
Att. 24,330 - Sunny - 89 F

BOTTOM

Batter	1	2	3	4	5	6	7	8	9	AB	R	H	RBI	BB	SO	LOB
Rex Hudler, R (1, 9) OBP: 0.265, SLG: 0.363	4-0 FC4-6 BB		1-1 G3 ②		0-0 1B 1B 1B		2-0 S 1B		0-3 K ①	4	1	2	0	1	1	1
Ozzie Smith, S (1, 6) OBP: 0.378, SLG: 0.341	2-1 FC4-6 1B ① 1-2f		1-0 F9 ③		0-1 S 1B 1B 1-3 1B		0-3 K ①		0-0 FC6-4 ② 1-2f	5	1	1	0	0	1	3
Ray Lankford, L (1, 8) OBP: 0.376, SLG: 0.472	0-1 G6-4-3 1B 1-2			1-1 G6-3 1B	0-0 S 1B 1-2 3-H 1B		2-1 F7 ② 1-2		0-0 F9 ③	5	1	3	1	0	0	2
Andres Galarraga, R (1, 3) OBP: 0.267, SLG: 0.342	1-0 G6-4-3 ② ③ 1-2f			0-0 G6-3 ① 1-2	4-2 1B BB 1-2 2-3		1-0 G5-3 ③			3	0	0	0	1	0	4
Todd Zeile, R (1, 5) OBP: 0.352, SLG: 0.370		4-0 G6-4-3 1B BB		0-1 P3 ②	2-1 1B 1-2 2-H 3-H			4-2 BB		2	0	1	2	2	0	1
Bernard Gilkey, R (1, 7) OBP: 0.357, SLG: 0.381		1-1 G6-4-3 1B 1-2		1-1 G5-3 ③	1-1 G6-3 ③			1-3 K ①		4	0	1	0	0	1	4
Luis Alicea, S (1, 4) OBP: 0.333, SLG: 0.419		0-2 G6-4-3 ① ② 1-2f 2-3			0-2 G5-3 ①		3-2 G3-1 ①	1-3 K ②		4	0	0	0	0	1	3
Tom Pagnozzi, R (1, 2) OBP: 0.319, SLG: 0.415		0-3 K ③			3-1 HR		0-1 G4-3 ②	0-2 G5-3 ③		4	1	1	1	0	1	2
Rheal Cormier, L (1, 1) OBP: 0.172, SLG: 0.241			0-1 L6 ①		0-3 K ②		2-3 K ③		4-0 FC6-4 BB	1	0	0	0	0	0	0
Mike Perez, R (4, 1)										1	0	0	0	0	1	0
Gerald Perry, L (6, PH) OBP: 0.291, SLG: 0.287										1	0	0	0	0	1	0
Donovan Osborne, S (7, 1) OBP: 0.154, SLG: 0.205										0	0	0	0	0	0	0
Todd Worrell, R (8, 1)										0	0	0	0	0	0	0
Bob McClure, R (9, 1)										0	0	0	0	0	0	0
Craig Wilson, R (9, PH) OBP: 0.352, SLG: 0.346										0	0	0	0	1	0	0
Inning Stats	R: 0 E: 0 K: 0 S: 5 H: 1 LOB: 1 BB: 1 P: 12	R: 0 E: 0 K: 1 S: 9 H: 1 LOB: 1 BB: 1 P: 14	R: 0 E: 0 K: 0 S: 5 H: 0 LOB: 0 BB: 0 P: 7	R: 0 E: 0 K: 0 S: 7 H: 1 LOB: 1 BB: 0 P: 9	R: 4 E: 0 K: 1 S: 18 H: 5 LOB: 2 BB: 1 P: 28	R: 0 E: 0 K: 1 S: 9 H: 0 LOB: 0 BB: 0 P: 14	R: 0 E: 0 K: 1 S: 7 H: 1 LOB: 1 BB: 0 P: 12	R: 0 E: 0 K: 2 S: 11 H: 0 LOB: 1 BB: 1 P: 17	R: 0 E: 0 K: 1 S: 5 H: 0 LOB: 1 BB: 1 P: 9	1B: 8 2B: 0 3B: 0 HR: 1	SF: 0 SAC: 0 DP: 2 HBP: 0						

	AB	34
	R	4
	H	9
	RBI	4
	BB	5
	SO	7
	LOB	20

WP: 0 PB: 0 SB: 3 CS: 0 PA: 39

livebaseballscorecards.com

PITCHER		IP	WLS	BF	H	R	ER	SO	BB	IBB	HBP	BLK	WP	HR	S	P	ERA	WHIP
Chris Nabholz, L ERA: 3.78	(1, 1)	4.2		23	8	4	4	2	3	0	0	0	0	1	42	67	7.71	2.357
Bill Sampen, R ERA: 3.09	(5, 1)	1.1		5	1	0	0	1	0	0	0	0	0	0	12	20	0.00	0.750
Jeff Fassero, L ERA: 3.36	(7, 1)	3.0	W	11	0	0	0	4	2	0	0	0	0	0	22	35	0.00	0.667

PITCHER	IP	WLS	BF	H	R	ER	SO	BB	IBB	HBP	BLK	WP	HR	S	P	ERA	WHIP

Batter	1	2	3	4	5	6	7	8	9	AB	R	H	RBI	BB	SO	LOB
Delino DeShields, L (1, 4) OBP: 0.379, SLG: 0.416	C B F S 1-3 K		F B S S 1-3 K			C C B B X 2-2 F8	C B B X 2-1 G1-3			4	0	0	0	0	2	1
Marquis Grissom, R (1, 8) OBP: 0.322, SLG: 0.400	B F X 1-1 L4		C B X 1-1 G5-3			C X 0-1 1B 2B		C S X 0-2 F9		4	1	1	0	0	0	0
Bret Barberie, S (1, 5) OBP: 0.373, SLG: 0.300	B B F B B 4-1 E 1B BB		B B X 2-0 F7			B B B C C B 4-2 1B BB		B X 1-0 G4-3		2	0	0	0	2	0	0
Larry Walker, L (1, 9) OBP: 0.341, SLG: 0.510	C B X 1-1 E4 1-3 1B			X 0-0 L6		X 0-0 1-2 2-H 1B		X 0-0 F7		4	0	2	1	0	0	0
Darrin Fletcher, L (1, 2) OBP: 0.277, SLG: 0.307	S C X 0-2 G4-3			C X 0-1 G3		C B C S 1-3 K			F B B S S 2-3 K	4	0	0	0	0	2	4
Moises Alou, R (1, 7) OBP: 0.347, SLG: 0.486		B C S S 1-3 K		C F B X 1-2 G6-3		C B X 1-1 G6-3			C S S 0-3 K	4	0	0	0	0	2	2
Archi Cianfrocco, R (1, 3) OBP: 0.274, SLG: 0.362		B F S B S 2-3 K			C B X 1-1 G5-3		X 0-0 G6-3		B C F S 1-3 K	4	0	0	0	0	2	0
Wil Cordero, R (1, 6) OBP: 0.435, SLG: 0.350		B F X 1-1 1B			C B S S 1-3 K		B B C B B 4-1 SH1-4 BB			2	0	1	0	1	1	0
Dennis Martinez, R (1, 1) OBP: 0.213, SLG: 0.213		C S B B B S 2-3 K			X 0-0 F8		1 SAFE L L X 0-2 SH1-4 1-2			2	0	0	0	0	1	1
Inning Stats	R: 0 H: 1 E: 1 LOB: 2 K: 1 BB: 1 S: 11 P: 18	R: 0 H: 1 E: 0 LOB: 1 K: 3 BB: 0 S: 11 P: 17	R: 0 H: 0 E: 0 LOB: 0 K: 1 BB: 0 S: 6 P: 10	R: 0 H: 0 E: 0 LOB: 0 K: 0 BB: 0 S: 6 P: 7	R: 0 H: 0 E: 0 LOB: 0 K: 1 BB: 0 S: 6 P: 8	R: 1 H: 2 E: 0 LOB: 2 K: 1 BB: 1 S: 13 P: 21	R: 0 H: 0 E: 0 LOB: 1 K: 0 BB: 1 S: 7 P: 13	R: 0 H: 0 E: 0 LOB: 0 K: 0 BB: 0 S: 5 P: 6	R: 0 H: 0 E: 0 LOB: 0 K: 3 BB: 0 S: 9 P: 12	1B: 3 SF: 0 2B: 1 SAC: 1 3B: 0 DP: 0 HR: 0 HBP: 0						

PITCHER		IP	WLS	BF	H	R	ER	SO	BB	IBB	HBP	BLK	WP	HR	S	P	ERA	WHIP
Bob Tewksbury, R ERA: 1.97	(1, 1)	8.0		31	4	1	1	7	3	0	0	0	0	0	65	100	1.12	0.875
Lee Smith, R ERA: 2.86	(9, 1)	1.0	W	3	0	0	0	3	0	0	0	0	0	0	9	12	0.00	0.000

PITCHER		IP	WLS	BF	H	R	ER	SO	BB	IBB	HBP	BLK	WP	HR	S	P	ERA	WHIP

TOP

Montreal Expos @ St. Louis Cardinals

Busch Stadium, St. Louis, MO

Wed Jul 29 1992, 7:05 PM CDT

Att. 28,495 - Sunny - 83 F

livebaseballscorecards.com

AB	30
R	1
H	4
RBI	1
BB	3
SO	10
LOB	8

Montreal Expos @ St. Louis Cardinals

Busch Stadium, St. Louis, MO

Wed Jul 29 1992, 7:05 PM CDT

Att. 28,495 - Sunny - 83 F

BOTTOM

livebaseballscorecards.com

Batter	1	2	3	4	5	6	7	8	9	AB	R	H	RBI	BB	SO	LOB
Milt Thompson, L (1, 9) OBP: 0.351, SLG: 0.421	B C C C 1-3 ① K		S B S F B S 2-3 ③ K			B X 1-0 ① F8		B C B B S X 3-2 ② G6-3		4	0	0	0	0	2	2
Luis Alicea, S (1, 4) OBP: 0.331, SLG: 0.421	C S B S 1-3 ② K			X 0-0 E7 2B		B X 1-0 ② FC4-6 1-2f		B X 1-0 ③ F8		4	0	1	0	0	1	1
Ray Lankford, L (1, 8) OBP: 0.375, SLG: 0.470	X 0-0 ③ L5			B F F B C 2-3 ① K		B S 1 SAFE 1 SAFE B B X 3-1 ③ G6-3			C X 0-1 HBP HR 1B	4	1	1	0	0	1	2
Andres Galarraga, R (1, 3) OBP: 0.271, SLG: 0.356		C B X 1-1 ① G6-3		F F B C 1-3 ② K			C X 0-1 HR		H 1-0 1-2 HR HBP	3	2	1	1	0	1	1
Todd Zeile, R (1, 5) OBP: 0.351, SLG: 0.366		C B B B B 4-1 CS BB		C C B X 1-2 ③ G5-3			C B B F X 2-2 ① G4-3		X 0-0 ① P1	3	0	0	0	1	0	3
Bernard Gilkey, R (1, 7) OBP: 0.359, SLG: 0.399		B 1 SAFE S S S 1-3 ② ③ K 1-2			C X 0-1 ① G5-3		B B C C X 2-2 CS 1B		B X 1-0 1-H 2-H HR	4	1	2	3	0	1	1
Tom Pagnozzi, R (1, 2) OBP: 0.322, SLG: 0.419			X 0-0 FC6-5 2B		B X 1-0 ② F8		1 SAFE 1 SAFE P B B B 4-0 ② 1-2 BB			2	0	1	0	1	0	0
Tim Jones, L (1, 6) OBP: 0.237, SLG: 0.220			S B F B B F C 3-3 ① K		C B S C 1-3 ③ K		1 SAFE F B 1 SAFE C 1 SAFE 1 SAFE B C 2-3 ③ K			3	0	0	0	0	3	2
Bob Tewksbury, R (1, 1) OBP: 0.100, SLG: 0.063			X 0-0 ② FC6-5 2-3			B F F B B B 4-2 FC4-6 BB		B C M S 1-3 ① K		1	0	0	0	1	0	1
Rex Hudler, R (8, PH) OBP: 0.262, SLG: 0.358										1	0	0	0	0	1	0
Lee Smith, R (9, 1)										0	0	0	0	0	0	0
Inning Stats	R: 0 E: 0 K: 2 S: 7 H: 0 LOB: 0 BB: 0 P: 9	R: 0 E: 0 K: 1 S: 6 H: 0 LOB: 0 BB: 1 P: 12	R: 0 E: 0 K: 2 S: 10 H: 1 LOB: 1 BB: 0 P: 15	R: 0 E: 1 K: 2 S: 10 H: 1 LOB: 1 BB: 0 P: 14	R: 0 E: 0 K: 1 S: 6 H: 0 LOB: 0 BB: 0 P: 8	R: 0 E: 0 K: 0 S: 6 H: 0 LOB: 1 BB: 1 P: 15	R: 1 E: 0 K: 1 S: 12 H: 2 LOB: 1 BB: 1 P: 21	R: 0 E: 0 K: 1 S: 7 H: 0 LOB: 0 BB: 0 P: 12	R: 3 E: 0 K: 0 S: 4 H: 2 LOB: 0 BB: 0 P: 6	1B: 2 2B: 2 3B: 0 HR: 2	SF: 0 SAC: 0 DP: 0 HBP: 1						

	AB	29
	R	4
	H	6
	RBI	4
	BB	3
	SO	10
	LOB	13

WP: 0 PB: 0 SB: 0 CS: 2 PA: 33

PITCHER	IP	WLS	BF	H	R	ER	SO	BB	IBB	HBP	BLK	WP	HR	S	P	ERA	WHIP
Dennis Martinez, R (1, 1) ERA: 2.99	8.1	L	33	6	4	4	10	3	0	1	0	0	2	68	112	4.32	1.080

PITCHER	IP	WLS	BF	H	R	ER	SO	BB	IBB	HBP	BLK	WP	HR	S	P	ERA	WHIP

Batter	1	2	3	4	5	6	7	8	9	AB	R	H	RBI	BB	SO	LOB
Lenny Dykstra, L (1, 8) OBP: 0.376, SLG: 0.404	P5		HR		K		SF8			3	1	1	2	0	1	1
Mariano Duncan, R (1, 7) OBP: 0.298, SLG: 0.394	G6-3		P4		BB		G5-3			3	0	0	0	1	0	1
Bob Ayrault, R (7, 1)										0	0	0	0	0	0	0
Jay Baller, R (8, 1)										0	0	0	0	0	0	0
Dave Hollins, S (1, 5) OBP: 0.369, SLG: 0.444	G1-3			G3-1	L3			G3-1		4	0	0	0	0	0	2
John Kruk, L (1, 3) OBP: 0.448, SLG: 0.484		K		1B		F7		G5-3		4	0	1	0	0	1	0
Darren Daulton, L (1, 2) OBP: 0.394, SLG: 0.531		G5-6-3 2B		1B		F8		K		4	0	2	0	0	1	0
Wes Chamberlain, R (1, 9) OBP: 0.283, SLG: 0.425		G5-6-3		P4		G5-3			K	4	0	0	0	0	1	3
Mickey Morandini, L (1, 4) OBP: 0.319, SLG: 0.365		G5-3		G3-1			F7		G4-3 2B	4	0	1	0	0	0	3
(7, 6)																
Joe Millette, R (1, 6) OBP: 0.333, SLG: 0.282			L6		BB 1B					2	0	1	0	0	0	0
Wally Backman, S (7, PH) OBP: 0.346, SLG: 0.283							1B S SF8 BB		G4-3	1	1	0	0	1	0	1
(7, 4)																
Greg Mathews, R (1, 1)			K		K					1	0	0	0	0	1	0
Cliff Brantley, R (3, 1) OBP: 0.200, SLG: 0.200										1	0	0	0	0	1	1
Jeff Grotewold, L (7, PH) OBP: 0.405, SLG: 0.676					SAFE		1-3 1B		K	2	0	1	0	0	1	1
(7, 7)																
Inning Stats	R: 0 E: 0 K: 0 S: 8 H: 0 LOB: 0 BB: 0 P: 14	R: 0 E: 0 K: 1 S: 12 H: 1 LOB: 1 BB: 0 P: 15	R: 1 E: 0 K: 1 S: 11 H: 1 LOB: 0 BB: 0 P: 14	R: 0 E: 0 K: 0 S: 11 H: 2 LOB: 2 BB: 0 P: 19	R: 0 E: 0 K: 2 S: 13 H: 1 LOB: 2 BB: 1 P: 20	R: 0 E: 0 K: 0 S: 5 H: 0 LOB: 0 BB: 0 P: 6	R: 1 E: 0 K: 0 S: 14 H: 1 LOB: 1 BB: 1 P: 25	R: 0 E: 0 K: 1 S: 6 H: 0 LOB: 0 BB: 0 P: 10	R: 0 E: 0 K: 2 S: 13 H: 1 LOB: 1 BB: 0 P: 17	1B: 4 2B: 2 3B: 0 HR: 1 SF: 1 SAC: 0 DP: 0 HBP: 0						

PITCHER		IP	WLS	BF	H	R	ER	SO	BB	IBB	HBP	BLK	WP	HR	S	P	ERA	WHIP
Mark Gardner, R ERA: 3.6	(1, 1)	6.1	W	27	6	2	2	4	2	0	0	0	0	1	71	109	2.84	1.263
Mel Rojas, R ERA: 1.15	(7, 1)	2.2		9	1	0	0	3	0	0	0	0	0	0	22	31	0.00	0.375

PITCHER		IP	WLS	BF	H	R	ER	SO	BB	IBB	HBP	BLK	WP	HR	S	P	ERA	WHIP

TOP

Philadelphia Phillies @ Montreal Expos

Olympic Stadium, Montreal, QB

Thu Jul 30 1992, 7:05 PM EDT

Att. 28,106 - Dome - 70 F

livebaseballscorecards.com

AB	33
R	2
H	7
RBI	2
BB	2
SO	7
LOB	13

BOTTOM

Philadelphia Phillies @ Montreal Expos

Olympic Stadium, Montreal, QB

Thu Jul 30 1992, 7:05 PM EDT

Att. 28,106 - Dome - 70 F

livebaseballscorecards.com

Batter	1	2	3	4	5	6	7	8	9	AB	R	H	RBI	BB	SO	LOB
Delino DeShields, L (1, 4) OBP: 0.380, SLG: 0.415	C B S X 1-2 CS 1B	B B B B 4-0 BB		X 0-0 SH 1B 1-2 1B		B F C B X 2-2 ① G6-3		B B B C X 3-1 ③ G3		3	1	1	0	1	0	0
Marquis Grissom, R (1, 8) OBP: 0.326, SLG: 0.400 Moises Alou, R (6, PR) OBP: 0.347, SLG: 0.486 (7, 8)	B 1 SAFE 1 SAFE B B B 4-0 ① HR BB 1-2	B F S S 1-3 ③ K		X 0-0 1B 1B 1-2 2-3		H 1-0 HBP				2 1 1 0 1 1 2 0 0 0 0 0 0 0						
Darren Reed, R (1, 7) OBP: 0.313, SLG: 0.526	B X 1-0 ② F9		B F B X 2-1 E SF9 2B	B C X 1-1 FC5-4 1B 1-3 2-H 3-H		S X 0-1 ② F8				4	1	2	2	0	0	2
Larry Walker, L (1, 9) OBP: 0.340, SLG: 0.516	1 SAFE 1 SAFE X 0-0 1-H HR	X 0-0 E3 2B 2-3	B F S F S 1-3 ① K			C F B B X 2-2 ③ G4-3				4	2	1	2	0	1	4
Tim Wallach, R (1, 5) OBP: 0.305, SLG: 0.324	C B S B X 2-2 ③ G1-3		X 0-0 ① SF9 3-H	S F B B X 2-2 ② L5			S X 0-1 ① G4-3			3	0	0	1	0	0	2
Greg Colbrunn, R (1, 3) OBP: 0.333, SLG: 0.432 Archi Cianfrocco, R (8, 3) OBP: 0.274, SLG: 0.362		B B B B 4-0 BLK 1B BB	B 1 SAFE B X 2-0 WP 1-H 2B	S B F X 1-2 ③ FC5-4 1-2f			C X 0-1 E5 G4-6-3			3 1 1 1 1 0 2 0 0 0 0 0 0 0						
Gary Carter, R (1, 2) OBP: 0.292, SLG: 0.316		B F B X 2-1 ① F9	B X 1-0 ② F7		B X 1-0 ① P4		X 0-0 ② ③ G4-6-3 1-2f			4	0	0	0	0	0	3
Wil Cordero, R (1, 6) OBP: 0.407, SLG: 0.333		1 SAFE B B C X 1-1 SH2-4 1-H 1B	B B C X 2-2 ③ G4-3 2-3		B S X 1-1 ② F8			B B F F B S 3-3 ① K		4	0	1	1	0	1	1
Mark Gardner, R (1, 1) OBP: 0.200, SLG: 0.216 Mel Rojas, R (7, 1) OBP: 0.111, SLG: 0.111		B X 1-0 ② SH2-4 1-2		F F B B B B 4-2 1B SH 1B BB	B F X 1-1 ③ G6-3			S S B B B S 3-3 ② K		1 1 0 0 1 0 0 1 0 0 0 0 1 0						
Inning Stats	R: 2 E: 0 K: 0 S: 8 H: 2 LOB: 0 BB: 1 P: 16	R: 1 E: 0 K: 1 S: 8 H: 1 LOB: 2 BB: 2 P: 21	R: 2 E: 1 K: 0 S: 9 H: 2 LOB: 1 BB: 0 P: 16	R: 2 E: 1 K: 1 S: 16 H: 2 LOB: 2 BB: 1 P: 25	R: 0 E: 0 K: 0 S: 5 H: 0 LOB: 0 BB: 0 P: 8	R: 0 E: 0 K: 0 S: 8 H: 0 LOB: 1 BB: 0 P: 13	R: 0 E: 1 K: 0 S: 5 H: 0 LOB: 0 BB: 0 P: 5	R: 0 E: 0 K: 2 S: 8 H: 0 LOB: 0 BB: 0 P: 17		1B: 4 2B: 2 3B: 0 HR: 1 SF: 1 SAC: 2 DP: 1 HBP: 1				WP: 1 PB: 0 SB: 0 CS: 1 PA: 37		

	AB	29
	R	7
	H	7
	RBI	7
	BB	4
	SO	4
	LOB	16

PITCHER		IP	WLS	BF	H	R	ER	SO	BB	IBB	HBP	BLK	WP	HR	S	P	ERA	WHIP
Greg Mathews, L ERA: 3.63	(1, 1)	2.1	L	15	5	5	4	1	3	0	0	1	0	1	21	46	15.43	3.429
Cliff Brantley, R ERA: 4.83	(3, 1)	3.2		16	2	2	1	1	1	0	1	0	1	0	33	53	2.46	0.818
Bob Ayrault, R ERA: 3.65	(7, 1)	1.0		3	0	0	0	0	0	0	0	0	0	0	5	5	0.00	0.000
Jay Baller, R ERA:	(8, 1)	1.0		3	0	0	0	2	0	0	0	0	0	0	8	17	0.00	0.000

PITCHER	IP	WLS	BF	H	R	ER	SO	BB	IBB	HBP	BLK	WP	HR	S	P	ERA	WHIP

Batter	1	2	3	4	5	6	7	8	9	AB	R	H	RBI	BB	SO	LOB
Lenny Dykstra, L (1, 8) OBP: 0.377, SLG: 0.407	G6-3		2B		1B		F8		G3	5	0	2	0	0	0	0
Stan Javier, S (1, 7) OBP: 0.329, SLG: 0.292	P8		BB		1B		BB		BB	2	1	1	0	3	0	0
Dave Hollins, S (1, 5) OBP: 0.367, SLG: 0.444	2B		K		K		G5-3		L1-6	5	0	1	0	0	2	5
John Kruk, L (1, 3) OBP: 0.444, SLG: 0.478	K		E4		P5-2		G4-3			4	0	0	0	0	1	5
Darren Daulton, L (1, 2) OBP: 0.397, SLG: 0.542		HR	K			HBP		FC4-6 BB		3	1	2	1	0	1	3
Wes Chamberlain, R (1, 9) OBP: 0.282, SLG: 0.420		K	FC5-4			L8		1B 4-0 FC4-6 BB		3	0	0	0	1	1	4
Mickey Morandini, L (1, 4) OBP: 0.318, SLG: 0.363		FC6-4 1B		G6-3		K		F9		4	0	1	0	0	1	3
Joe Millette, R (1, 6) OBP: 0.326, SLG: 0.262		P3		L4		IBB		FC4-6 FC3		3	0	0	0	1	0	3
Terry Mulholland, R (1, 1) OBP: 0.136, SLG: 0.111		FC6-4		K		F9		FC3		4	0	0	0	0	1	5
Inning Stats	R: 0 E: 0 K: 1 S: 12 H: 1 LOB: 1 BB: 0 P: 17	R: 1 E: 0 K: 1 S: 12 H: 2 LOB: 1 BB: 0 P: 20	R: 0 E: 1 K: 2 S: 10 H: 1 LOB: 3 BB: 1 P: 18	R: 0 E: 0 K: 1 S: 6 H: 0 LOB: 0 BB: 0 P: 8	R: 0 E: 0 K: 1 S: 8 H: 2 LOB: 1 BB: 0 P: 12	R: 0 E: 0 K: 1 S: 12 H: 0 LOB: 2 BB: 1 P: 25	R: 1 E: 0 K: 0 S: 7 H: 0 LOB: 0 BB: 1 P: 15	R: 0 E: 0 K: 0 S: 11 H: 1 LOB: 2 BB: 1 P: 17	R: 0 E: 0 K: 0 S: 12 H: 0 LOB: 0 BB: 1 P: 18	1B: 4 2B: 4 3B: 0 HR: 1 SF: 0 SAC: 0 DP: 2 HBP: 1						

TOP

Philadelphia Phillies @ Montreal Expos

Olympic Stadium, Montreal, QB

Fri Jul 31 1992, 7:05 PM EDT

Att. 30,470 - Dome - 70 F

livebaseballscorecards.com

AB	33
R	2
H	7
RBI	1
BB	5
SO	7
LOB	28

PITCHER		IP	WLS	BF	H	R	ER	SO	BB	IBB	HBP	BLK	WP	HR	S	P	ERA	WHIP
Brian Barnes, L ERA: 2.15	(1, 1)	6.0	L	27	6	1	1	7	1	1	1	0	0	1	60	100	1.50	1.167
Jeff Fassero, L ERA: 3.3	(7, 1)	1.0		5	1	1	0	0	1	0	0	0	0	0	10	20	0.00	2.000
Bill Sampen, R ERA: 2.98	(8, 1)	2.0		7	0	0	0	0	2	0	0	0	0	0	20	30	0.00	1.000

PITCHER	IP	WLS	BF	H	R	ER	SO	BB	IBB	HBP	BLK	WP	HR	S	P	ERA	WHIP

Batter	1	2	3	4	5	6	7	8	9	AB	R	H	RBI	BB	SO	LOB
Delino DeShields, L (1, 4) OBP: 0.381, SLG: 0.419	G3		F7			1B		2B		4	0	2	0	0	0	0
Moises Alou, R (1, 8) OBP: 0.345, SLG: 0.481	1B		F8			P3		F9		4	0	1	0	0	0	2
Darren Reed, R (1, 7) OBP: 0.294, SLG: 0.492	P2			G5-3		F9			G5-3	4	0	0	0	0	0	2
Larry Walker, L (1, 9) OBP: 0.336, SLG: 0.509	F8			G1-3		G4-3			G4-3	4	0	0	0	0	0	2
Tim Wallach, R (1, 5) OBP: 0.305, SLG: 0.323		FC6-4 1B		G6-3			F8		G6-3	4	0	1	0	0	0	0
Greg Colbrunn, R (1, 3) OBP: 0.313, SLG: 0.404		K			G5-3		F4			3	0	0	0	0	1	1
Gary Carter, R (1, 2) OBP: 0.288, SLG: 0.311		F7			G4-3		G3			3	0	0	0	0	0	1
Wil Cordero, R (1, 6) OBP: 0.400, SLG: 0.333		FC6-4 1-2f			1B			L9		3	0	1	0	0	0	1
Brian Barnes, L (1, 1) OBP: 0.231, SLG: 0.167			B1-3		K			G1-3		2	0	0	0	0	1	1
Jeff Fassero, L (7, 1)										0	0	0	0	0	0	0
Bill Sampen, R (8, 1)										0	0	0	0	0	0	0
Rob Natal, R (8, 2)										1	0	0	0	0	0	0
Inning Stats	R: 0 E: 0 K: 0 S: 12 H: 1 LOB: 1 BB: 0 P: 16	R: 0 E: 0 K: 1 S: 8 H: 1 LOB: 1 BB: 0 P: 13	R: 0 E: 0 K: 0 S: 8 H: 0 LOB: 0 BB: 0 P: 13	R: 0 E: 0 K: 0 S: 9 H: 0 LOB: 0 BB: 0 P: 12	R: 0 E: 0 K: 1 S: 8 H: 1 LOB: 1 BB: 0 P: 11	R: 0 E: 0 K: 0 S: 7 H: 1 LOB: 1 BB: 0 P: 12	R: 0 E: 0 K: 0 S: 5 H: 0 LOB: 0 BB: 0 P: 8	R: 0 E: 0 K: 0 S: 14 H: 1 LOB: 1 BB: 0 P: 21	R: 0 E: 0 K: 0 S: 4 H: 0 LOB: 0 BB: 0 P: 6	1B: 4 2B: 1 3B: 0 HR: 0 SF: 0 SAC: 0 DP: 0 HBP: 0							

PITCHER		IP	WLS	BF	H	R	ER	SO	BB	IBB	HBP	BLK	WP	HR	S	P	ERA	WHIP
Terry Mulholland, L ERA: 3.3	(1, 1)	9.0	W	32	5	0	0	2	0	0	0	0	0	0	75	112	0.00	0.556

PITCHER		IP	WLS	BF	H	R	ER	SO	BB	IBB	HBP	BLK	WP	HR	S	P	ERA	WHIP

BOTTOM

Philadelphia Phillies @ Montreal Expos

Olympic Stadium, Montreal, QB

Fri Jul 31 1992, 7:05 PM EDT

Att. 30,470 - Dome - 70 F

livebaseballscorecards.com

AB	32
R	0
H	5
RBI	0
BB	0
SO	2
LOB	10

1B: 4	SF: 0	WP: 0	PA: 32
2B: 1	SAC: 0	PB: 0	
3B: 0	DP: 0	SB: 0	
HR: 0	HBP: 0	CS: 0	

Batter	1	2	3	4	5	6	7	8	9	AB	R	H	RBI	BB	SO	LOB
Lenny Dykstra, L (1, 8) OBP: 0.377, SLG: 0.407	X 0-0 1B G4-6-3 HR 1B	B B C X 2-1 WP S 1B			B F B X 2-1 ① G5-3		X 0-0 ② G6-3		C S B F B B S 3-3 ③ K	5	1	2	0	0	1	0
Stan Javier, S (1, 7) OBP: 0.321, SLG: 0.284	C 1 SAFE X 0-1 ① G4-6-3 1-2	1 SAFE 1 SAFE C B X 1-1 ③ G4-3 1-3			F F B C 1-3 ② K		B S L C 1-3 ③ K			4	0	0	0	0	2	2
Dave Hollins, S (1, 5) OBP: 0.370, SLG: 0.444	X 0-0 BB HR 2-3 1B		C F B F B B F B 4-2 1B BB		B C C X 1-2 ③ G4-3			B B B B 4-0 F8 1B BB		2	1	1	0	2	0	0
John Kruk, L (1, 3) OBP: 0.449, SLG: 0.486	B B B F S T F B 4-2 HR 1-2 BB		B F F X 1-2 G5-4-3 1-2 1B			B B X 2-0 1B 2B		B F 1 SAFE X 1-1 1-2 1B		3	1	3	0	1	0	0
Darren Daulton, L (1, 2) OBP: 0.393, SLG: 0.535	C F S 0-3 ② K		B X 1-0 ① P5			F X 0-1 ① G5-3		B B X 2-0 ① F8 2-3		4	0	0	0	0	1	8
Wes Chamberlain, R (1, 9) OBP: 0.286, SLG: 0.434	B X 1-0 1-H 2-H 3-H HR		X 0-0 ② ③ G5-4-3 1-2f			B X 1-0 1B 1B		F S B S 1-3 ② K		4	1	2	4	0	1	4
Mickey Morandini, L (1, 4) OBP: 0.317, SLG: 0.362	B C F S 1-3 ③ K			X 0-0 ① L3		C X 0-1 G5-4-3 1-2 2-3 1B		L F P X 1-2 ③ F8		4	0	1	0	0	1	2
Joe Millette, R (1, 6) OBP: 0.300, SLG: 0.239		X 0-0 ① G5-3		B C B X 2-1 ② G6-3		X 0-0 ② ③ G5-4-3 1-2f			B F F X 1-2 ① P4	4	0	0	0	0	0	3
Curt Schilling, R (1, 1) OBP: 0.154, SLG: 0.158 Mitch Williams, L (8, 1) OBP: 0.333, SLG: 0.333 Jim Lindeman, R (8, 9) OBP: 0.250, SLG: 0.318		B C F C 1-3 ② K		S X 0-1 ③ G6-3			B C F F X 1-2 ① G1-3		B X 1-0 ② F9	3 0 1	0 0 0	0 0 0	0 0 0	0 0 0	1 0 0	0 0 0
Inning Stats	R: 4 E: 0 K: 2 S: 15 H: 3 LOB: 0 BB: 1 P: 21	R: 0 E: 0 K: 1 S: 8 H: 1 LOB: 1 BB: 0 P: 12	R: 0 E: 0 K: 0 S: 9 H: 1 LOB: 1 BB: 1 P: 15	R: 0 E: 0 K: 0 S: 5 H: 0 LOB: 0 BB: 0 P: 7	R: 0 E: 0 K: 1 S: 8 H: 0 LOB: 0 BB: 0 P: 12	R: 0 E: 0 K: 0 S: 7 H: 3 LOB: 2 BB: 0 P: 10	R: 0 E: 0 K: 1 S: 8 H: 0 LOB: 0 BB: 0 P: 10	R: 0 E: 0 K: 1 S: 10 H: 1 LOB: 2 BB: 1 P: 18	R: 0 E: 0 K: 1 S: 8 H: 0 LOB: 0 BB: 0 P: 13	1B: 7 2B: 1 3B: 0 HR: 1 SF: 0 SAC: 0 DP: 2 HBP: 0						

TOP

Philadelphia Phillies @ Montreal Expos

Olympic Stadium, Montreal, QB

Sat Aug 01 1992, 7:05 PM EDT

Att. 30,511 - Dome - 70 F

livebaseballscorecards.com

AB	34
R	4
H	9
RBI	4
BB	3
SO	7
LOB	19

WP: 1 PB: 0 SB: 1 CS: 0 PA: 37

PITCHER		IP	WLS	BF	H	R	ER	SO	BB	IBB	HBP	BLK	WP	HR	S	P	ERA	WHIP
Ken Hill, R ERA: 2.92	(1, 1)	7.0	L	30	8	4	4	5	3	0	0	0	1	1	60	91	5.14	1.571
Mel Rojas, R ERA: 1.13	(8, 1)	1.0		4	1	0	0	1	0	0	0	0	0	0	10	14	0.00	1.000
John Wetteland, R ERA: 3.54	(9, 1)	1.0		3	0	0	0	1	0	0	0	0	0	0	8	13	0.00	0.000

PITCHER	IP	WLS	BF	H	R	ER	SO	BB	IBB	HBP	BLK	WP	HR	S	P	ERA	WHIP

Batter	1	2	3	4	5	6	7	8	9	AB	R	H	RBI	BB	SO	LOB
Delino DeShields, L (1, 4) OBP: 0.383, SLG: 0.420	C F F B B B X 3-2 ① G1-3		B F F B X 2-2 ③ G4-3			S B S X 1-2 2B 1B		B C B X 2-1 B5-3 2-H 1B		4	1	2	1	0	0	0
Marquis Grissom, R (1, 8) OBP: 0.325, SLG: 0.401 John Wetteland, R (9, 1) OBP: 0.200, SLG: 0.200	X 0-0 ② G6-3			X 0-0 ① P6		C 1 B B X SAFE 1-1 1-H 2B		1 B B X SAFE 2-0 ① F7		4 0	0 0	1 0	1 0	0 0	0 0	1 0
Bret Barberie, S (1, 5) OBP: 0.371, SLG: 0.299	C S B B X 2-2 ③ G3			B F B X 2-1 1B		F B F F B X 2-2 ② L8		X 0-0 ② B5-3 1-2		4	0	1	0	0	0	2
Larry Walker, L (1, 9) OBP: 0.332, SLG: 0.503		S B S S 1-3 ① K		S B F F X 1-2 ② F7		B X 1-0 ③ F8		C X 0-1 ③ P6		4	0	0	0	0	1	3
John Vander Wal, L (1, 7) OBP: 0.328, SLG: 0.337 Gary Carter, R (9, PH) OBP: 0.287, SLG: 0.310		B F B B B 4-1 BB		B X 1-0 ③ F7			X 0-0 ① F8		S X 0-1 ① G4-3	2 1	0 0	0 0	0 0	1 0	0 0	1 0
Tim Wallach, R (1, 3) OBP: 0.304, SLG: 0.322		B X 1-0 ② P6	B B B C F X 3-2 ① G5-3				B X 1-0 1B		C X 0-1 ② G6-3	4	0	1	0	0	0	1
Darrin Fletcher, L (1, 2) OBP: 0.271, SLG: 0.300 Greg Colbrunn, R (9, PH) OBP: 0.327, SLG: 0.404		F B X 1-1 ③ L4	X 0-0 ② L8				X 0-0 ② F8		C B B B B F F B 4-2 BB	3 0	0 0	0 0	0 0	0 1	0 0	2 0
Wil Cordero, R (1, 6) OBP: 0.375, SLG: 0.310 Darren Reed, R (7, PH) OBP: 0.290, SLG: 0.484 Tom Foley, L (8, 6) OBP: 0.240, SLG: 0.226 Archi Cianfrocco, R (9, PH) OBP: 0.273, SLG: 0.361			C X 0-1 ① F9		C B F C 1-3 ③ K		S B S S 1-3 ③ K		S B S S B B F X 3-2 ③ G6-3	2 1 0 1	0 0 0 0	0 0 0 0	0 0 0 0	1 1 0 0	0 1 0 1	0 1 0 1
Ken Hill, R (1, 1) OBP: 0.326, SLG: 0.452 Mel Rojas, R (8, 1) OBP: 0.111, SLG: 0.111 Moises Alou, R (8, PH) OBP: 0.348, SLG: 0.489 (9, 8)			X 0-0 ② G5-3			C B C F C 1-3 ① K		X 0-0 1B 2B		2 0 1	0 0 1	0 0 1	0 0 0	1 0 0	0 0 0	0 0 0
Inning Stats	R: 0 H: 0 E: 0 LOB: 0 K: 0 BB: 0 S: 8 P: 13	R: 0 H: 0 E: 0 LOB: 1 K: 1 BB: 1 S: 7 P: 14	R: 0 H: 0 E: 0 LOB: 0 K: 0 BB: 0 S: 6 P: 8	R: 0 H: 1 E: 0 LOB: 1 K: 0 BB: 0 S: 8 P: 12	R: 0 H: 0 E: 0 LOB: 0 K: 1 BB: 0 S: 7 P: 11	R: 1 H: 2 E: 0 LOB: 1 K: 1 BB: 0 S: 14 P: 20	R: 0 H: 1 E: 0 LOB: 1 K: 1 BB: 0 S: 6 P: 8	R: 1 H: 2 E: 0 LOB: 1 K: 0 BB: 0 S: 7 P: 11	R: 0 H: 0 E: 0 LOB: 1 K: 0 BB: 1 S: 11 P: 18	1B: 4 2B: 2 3B: 0 HR: 0	SF: 0 SAC: 0 DP: 0 HBP: 0			WP: 0 PB: 0 SB: 0 CS: 0	PA: 35		

PITCHER	IP	WLS	BF	H	R	ER	SO	BB	IBB	HBP	BLK	WP	HR	S	P	ERA	WHIP
Curt Schilling, R (1, 1) ERA: 2.4	7.0	W	28	6	2	2	4	1	0	0	0	0	0	59	91	2.57	1.000
Mitch Williams, L (8, 1) ERA: 3.59	2.0	S	7	0	0	0	0	1	0	0	0	0	0	15	24	0.00	0.500

PITCHER	IP	WLS	BF	H	R	ER	SO	BB	IBB	HBP	BLK	WP	HR	S	P	ERA	WHIP

BOTTOM

Philadelphia Phillies @ Montreal Expos

Olympic Stadium, Montreal, QB

Sat Aug 01 1992, 7:05 PM EDT

Att. 30,511 - Dome - 70 F

livebaseballscorecards.com

AB	33
R	2
H	6
RBI	2
BB	2
SO	4
LOB	12

Philadelphia Phillies @ Montreal Expos

Olympic Stadium, Montreal, QB

Sun Aug 02 1992, 3:33 AM EDT

Att. 28,645 - Dome - 70 F

livebaseballscorecards.com

Batter	1	2	3	4	5	6	7	8	9	AB	R	H	RBI	BB	SO	LOB
Lenny Dykstra, L (1, 8) OBP: 0.375, SLG: 0.405	G4-3		G3-1			CS 1B		F9		4	0	1	0	0	0	2
Mariano Duncan, R (1, 4) OBP: 0.298, SLG: 0.392 (8, 6)	F8			G4-3		G1-3 1-2			FC6-4 1B	4	0	1	0	0	0	1
Dave Hollins, S (1, 5) OBP: 0.369, SLG: 0.442	L5			E6 G4-6-3			G6-4-3 1B		F9	4	0	1	0	0	0	1
Ricky Jordan, R (1, 3) OBP: 0.260, SLG: 0.340		SH1-3 FC5-2-5 2B		G4-6-3 1-3			L9		K	3	0	1	0	0	0	2
John Kruk, L (9, PH) OBP: 0.448, SLG: 0.484										1	0	0	0	0	1	1
Wes Chamberlain, R (1, 9) OBP: 0.282, SLG: 0.429		SH1-3 2-3		G6-3			G6-4-3 1-2f		FC6-4 1-2f	3	0	0	0	0	0	3
Todd Pratt, R (1, 2) OBP: 0.167, SLG: 0.167		FC5-2-5 3-H			G4-3			FC5-4 1B		3	0	1	0	0	0	1
Mickey Morandini, L (8, PR) OBP: 0.317, SLG: 0.362 (8, 4)										0	0	0	0	0	0	0
Stan Javier, S (1, 7) OBP: 0.315, SLG: 0.278		G4-3			G5-3			FC5-4 1-2f BB		3	0	0	0	0	0	2
Joe Millette, R (1, 6) OBP: 0.288, SLG: 0.229			P2		G5-3			BB 1-2		2	0	0	0	0	0	0
Jim Lindeman, R (8, PH) OBP: 0.280, SLG: 0.318										0	0	0	0	1	0	0
Mike Hartley, R (8, 1)										0	0	0	0	0	0	0
Ben Rivera, R (1, 1)			G1-3			G4-3		K		2	0	0	0	0	0	0
Darren Daulton, L (8, PH) OBP: 0.392, SLG: 0.533 (8, 2)										1	0	0	0	0	1	2
Inning Stats	R: 0 E: 0 K: 0 S: 8 H: 0 LOB: 0 BB: 0 P: 13	R: 0 E: 0 K: 0 S: 5 H: 1 LOB: 1 BB: 0 P: 6	R: 0 E: 0 K: 0 S: 4 H: 0 LOB: 0 BB: 0 P: 6	R: 0 E: 1 K: 0 S: 6 H: 0 LOB: 1 BB: 0 P: 11	R: 0 E: 0 K: 0 S: 5 H: 0 LOB: 0 BB: 0 P: 8	R: 0 E: 0 K: 0 S: 5 H: 1 LOB: 0 BB: 0 P: 8	R: 0 E: 0 K: 0 S: 5 H: 1 LOB: 0 BB: 0 P: 7	R: 0 E: 0 K: 1 S: 14 H: 1 LOB: 2 BB: 1 P: 22	R: 0 E: 0 K: 1 S: 10 H: 1 LOB: 1 BB: 0 P: 12	1B: 4 2B: 1 3B: 0 HR: 0 SF: 0 SAC: 1 DP: 1 HBP: 0						

TOP	
AB	30
R	0
H	5
RBI	0
BB	1
SO	2
LOB	15

WP: 0 PB: 0 SB: 0 CS: 1 PA: 32

PITCHER		IP	WLS	BF	H	R	ER	SO	BB	IBB	HBP	BLK	WP	HR	S	P	ERA	WHIP
Chris Nabholz, L ERA: 3.55	(1, 1)	8.0	W	28	4	0	0	1	1	0	0	0	0	0	52	81	0.00	0.625
John Wetteland, R ERA: 3.47	(9, 1)	1.0	S	4	1	0	0	1	0	0	0	0	0	0	10	12	0.00	1.000

PITCHER		IP	WLS	BF	H	R	ER	SO	BB	IBB	HBP	BLK	WP	HR	S	P	ERA	WHIP

Batter	1	2	3	4	5	6	7	8	9	AB	R	H	RBI	BB	SO	LOB
Delino DeShields, L (1, 4) OBP: 0.384, SLG: 0.425	B F F B F X 2-2 F8-2 3B		F X 0-1 ① SH3 1-2			B F B F B B 4-2 S S 2B BB		B 1 SAFE B B C S S 3-3 ② K 1-2		2	1	1	0	1	1	1
Marquis Grissom, R (1, 8) OBP: 0.325, SLG: 0.399	B C F X 1-2 ①② F8-2 3-H		F B B X 2-1 ② G5-3			1 SAFE 1 SAFE C 1 SAFE C 1 SAFE 1 SAFE F B 1-3 1 SAFE S ① K 1-2		B B B B 4-0 BB		3	0	0	0	1	1	3
Moises Alou, R (1, 7) OBP: 0.341, SLG: 0.479	C X 0-1 ③ G6-3		B F B X 2-1 ③ F9			C F B B S 2-3 ② K 2-3		S C C 0-3 ③ K		4	0	0	0	0	2	4
Larry Walker, L (1, 9) OBP: 0.335, SLG: 0.506		B B B B 4-0 G3 S BB		S S B X 2-2 ① F9		S B X 1-1 ③ 2B 3-H				2	0	1	1	1	0	0
Bret Barberie, S (1, 5) OBP: 0.370, SLG: 0.295		B B X 2-0 ① G3 1-3		C B B X 2-1 ② G3			F F H 1-2 E S L6-5 HBP			2	0	0	0	0	0	1
Tim Wallach, R (1, 3) OBP: 0.302, SLG: 0.320		C C B S 1-3 ② K		B S C B X 2-2 ③ G5-3			C S F B F S 1-3 ① K 1-3			3	0	0	0	0	2	2
Darrin Fletcher, L (1, 2) OBP: 0.280, SLG: 0.303		B B F F B F B 4-2 BB		C B X 1-1 G6-3 1B			B X 1-0 ②③ L6-5 3-H			2	0	1	0	1	0	1
Wil Cordero, R (1, 6) OBP: 0.343, SLG: 0.281		B B C S 1 SAFE S 2-3 ③ K		C 1 SAFE F B 1 SAFE F X 1-2 ①② G6-3 1-2f				F S B X 1-2 ① F7		3	0	0	0	0	1	3
Chris Nabholz, L (1, 1) OBP: 0.093, SLG: 0.140 John Vander Wal, L (8, PH) OBP: 0.332, SLG: 0.337 John Wetteland, R (9, 1) OBP: 0.200, SLG: 0.200			X 0-0 SH3 1B		X 0-0 ③ F7			S B B B B 4-1 S BB		2 0 0	0 0 0	1 0 0	0 0 0	0 1 0	0 0 0	0 0 0
Inning Stats	R: 0 E: 0 K: 0 S: 9 H: 1 LOB: 0 BB: 0 P: 12	R: 0 E: 0 K: 2 S: 10 H: 0 LOB: 2 BB: 2 P: 23	R: 0 E: 0 K: 0 S: 7 H: 1 LOB: 1 BB: 0 P: 11	R: 0 E: 0 K: 0 S: 8 H: 0 LOB: 0 BB: 0 P: 14	R: 0 E: 0 K: 0 S: 7 H: 1 LOB: 0 BB: 0 P: 9	R: 1 E: 0 K: 2 S: 11 H: 1 LOB: 1 BB: 1 P: 19	R: 0 E: 0 K: 1 S: 8 H: 0 LOB: 0 BB: 0 P: 11	R: 0 E: 0 K: 2 S: 10 H: 0 LOB: 2 BB: 2 P: 22		1B: 2 2B: 3 3B: 1 HR: 0	SF: 0 SAC: 1 DP: 3 HBP: 1			WP: 0 PB: 0 SB: 5 CS: 0	PA: 30	

PITCHER		IP	WLS	BF	H	R	ER	SO	BB	IBB	HBP	BLK	WP	HR	S	P	ERA	WHIP
Ben Rivera, R ERA: 3.23	(1, 1)	7.0	L	25	4	1	1	5	3	0	1	0	0	0	60	99	1.29	1.000
Mike Hartley, R ERA: 2.78	(8, 1)	1.0		5	0	0	0	2	2	0	0	0	0	0	10	22	0.00	2.000

PITCHER	IP	WLS	BF	H	R	ER	SO	BB	IBB	HBP	BLK	WP	HR	S	P	ERA	WHIP

BOTTOM

Philadelphia Phillies @ Montreal Expos

Olympic Stadium, Montreal, QB

Sun Aug 02 1992, 3:33 AM EDT

Att. 28,645 - Dome - 70 F

livebaseballscorecards.com

AB	23
R	1
H	4
RBI	1
BB	5
SO	7
LOB	15

Chicago Cubs @ Montreal Expos

Olympic Stadium, Montreal, QB

Mon Aug 03 1992, 7:05 PM EDT

Att. 24,338 - Dome - 70 F

TOP

livebaseballscorecards.com

Batter	1	2	3	4	5	6	7	8	9	AB	R	H	RBI	BB	SO	LOB
Rey Sanchez, R (1, 6) OBP: 0.257, SLG: 0.298	C B C X 1-2 G6-3 ①		X 0-0 F9 ②		B B X 2-0 G5-3 ③		C B C B B X 3-2 G5-3 ③		B B B C B 4-1 23 FC4 1-2 BB	4	0	0	0	1	0	2
23 Ryne Sandberg, R (1, 4) OBP: 0.366, SLG: 0.481	B C S B F B F X 3-2 G6-3 ②		C X 0-1 1-3 2B			F F B X 1-2 F9 ①		B X 1-0 E6 1B	C F X 0-2 1-2f FC4 ③	5	1	1	0	0	0	2
Mark Grace, L (1, 3) OBP: 0.405, SLG: 0.444	B C B F B F X 3-2 L9 ③		B B X 2-0 G3 ③			B B X 2-0 F7 ②		B C C B B F X 3-2 1B 1B		4	0	1	0	0	0	2
Andre Dawson, R (1, 9) OBP: 0.287, SLG: 0.427		C S F B B X 2-2 G6-3 ①		F B X 1-1 G4-3 ①		B X 1-0 1B 2B		F X 0-1 1-2 2-H G5-4-3 1B		4	1	2	1	0	0	0
Derrick May, L (1, 7) OBP: 0.293, SLG: 0.350		B X 1-0 2B		B F B X 2-1 L9 ②		S B F X 1-2 2-H 1B 1B		L C B C 1-3 K ①		4	0	2	1	0	1	2
Sammy Sosa, R (1, 8) OBP: 0.314, SLG: 0.386		F B C S 1-3 K ②		C B X 1-1 CS 1B		C X 0-1 1-2 1B		B S X 1-1 1-2f G5-4-3 ②③		4	0	2	0	0	1	3
Rick Wilkins, L (1, 2) OBP: 0.333, SLG: 0.446		B X 1-0 G1-3 ③		1 SAFE 1 SAFE F 1 SAFE 1 SAFE P 1-1 1-2 CS ③	B F B B B 4-1 SH3-4 BB	C X 0-1 G3 ③			B X 1-0 BB 1B	3	0	1	0	1	0	3
Jose Vizcaino, S (1, 5) OBP: 0.245, SLG: 0.275			C F C 0-3 K ①		B F F F S 1-3 K ①		C X 0-1 G3 ①		B C S C C 1-3 K ①	3	0	0	0	0	2	1
Dwight Smith, L (9, PH) OBP: 0.287, SLG: 0.373										1	0	0	0	0	1	1
Frank Castillo, R (1, 1) OBP: 0.122, SLG: 0.077			B F X 1-1 23 2B 1B		X 0-0 SH3-4 ② 1-2		C X 0-1 G4-3 ②		B S B F B S 3-3 K ②	1	0	1	0	0	0	0
Doug Dascenzo, S (7, PH) OBP: 0.304, SLG: 0.292										1	0	0	0	0	0	0
Jim Bullinger, R (7, 1) OBP: 0.500, SLG: 2.000										0	0	0	0	0	0	0
Kal Daniels, L (9, PH) OBP: 0.310, SLG: 0.373										1	0	0	0	0	1	1
Inning Stats	R: 0 E: 0 K: 0 S: 12 H: 0 LOB: 0 BB: 0 P: 19	R: 0 E: 0 K: 1 S: 9 H: 1 LOB: 1 BB: 0 P: 14	R: 0 E: 0 K: 1 S: 9 H: 2 LOB: 2 BB: 0 P: 12	R: 0 E: 0 K: 0 S: 8 H: 1 LOB: 0 BB: 0 P: 12	R: 0 E: 0 K: 1 S: 7 H: 0 LOB: 1 BB: 1 P: 14	R: 1 E: 0 K: 0 S: 12 H: 3 LOB: 2 BB: 0 P: 17	R: 0 E: 0 K: 0 S: 7 H: 0 LOB: 0 BB: 0 P: 10	R: 1 E: 1 K: 1 S: 12 H: 2 LOB: 1 BB: 0 P: 18	R: 0 E: 0 K: 2 S: 11 H: 1 LOB: 2 BB: 1 P: 20	1B: 7 2B: 3 3B: 0 HR: 0 SF: 0 SAC: 1 DP: 1 HBP: 0							

	AB	35
	R	2
	H	10
	RBI	2
	BB	2
	SO	6
	LOB	17

WP: 0 PB: 0 SB: 0 CS: 1 PA: 39

PITCHER		IP	WLS	BF	H	R	ER	SO	BB	IBB	HBP	BLK	WP	HR	S	P	ERA	WHIP
Dennis Martinez, R ERA: 2.91	(1, 1)	7.0	W	28	7	1	1	3	1	0	0	0	0	0	64	98	1.29	1.143
Jeff Fassero, L ERA: 3.28	(8, 1)	0.1		4	2	1	0	1	0	0	0	0	0	0	10	15	0.00	6.000
Bill Sampen, R ERA: 2.95	(8, 1)	0.2		1	0	0	0	0	0	0	0	0	0	0	2	3	0.00	0.000
John Wetteland, R ERA: 3.4	(9, 1)	1.0	S	5	1	0	0	2	1	0	0	0	0	0	11	20	0.00	2.000

PITCHER	IP	WLS	BF	H	R	ER	SO	BB	IBB	HBP	BLK	WP	HR	S	P	ERA	WHIP

BOTTOM

Batter	1	2	3	4	5	6	7	8	9	AB	R	H	RBI	BB	SO	LOB
Delino DeShields, L (1, 4) OBP: 0.383, SLG: 0.422	C B X 1-1 G6-3 ①		B B F B C B 4-2 BB		B C S B B F X 3-2 F7 ②		B X 1-0 FC3-6 ③ 1-2f			3	0	0	0	1	0	2
Marquis Grissom, R (1, 8) OBP: 0.322, SLG: 0.395	F C F F B X 1-2 F8 ②		1 SAFE 1 SAFE B S B 1 X 2-1 F8 ③		B S B B F X 2-2 G6-3 ③			X 0-0 F9 ①		4	0	0	0	0	0	1
Moises Alou, R (1, 7) OBP: 0.340, SLG: 0.490	F C F B B S 2-3 K ③			F B X 1-1 HR		C S B S 1-3 K ①		C X 0-1 L4 ②		4	1	1	1	0	2	0
Larry Walker, L (1, 9) OBP: 0.337, SLG: 0.509		F S B B S 2-3 K ①		X 0-0 HR 2B		C B X 1-1 P5 ②		B B S X 2-1 1B		4	1	2	0	0	1	0
Bret Barberie, S (1, 5) OBP: 0.364, SLG: 0.289		B C X 1-1 F8 ②		B F F X 1-2 P4 ①		F X 0-1 G3-1 ③		1 SAFE C C C 1 SAFE 1 SAFE B S 1-3 K ③		4	0	0	0	0	1	2
Tim Wallach, R (1, 3) OBP: 0.307, SLG: 0.333		C X 0-1 1B		F B B C F X 2-2 2-H HR			B B X 2-0 G4-6-3 1B			3	1	3	2	0	0	0
Darrin Fletcher, L (1, 2) OBP: 0.274, SLG: 0.296		B X 1-0 G6-3 ③		C B B S X 2-2 F8 ②			1 SAFE X 0-0 G4-6-3 ① ② 1-2f			3	0	0	0	0	0	2
Wil Cordero, R (1, 6) OBP: 0.342, SLG: 0.265			C B B X 2-1 G4-3 ①	B X 1-0 P3 ③			B B B B 4-0 1B BB			2	0	0	0	1	0	0
Dennis Martinez, R (1, 1) OBP: 0.204, SLG: 0.204			B F X 1-1 P6 ②		X 0-0 G6-3 ①		B C 1 SAFE C X 1-2 FC3-6 1-2 1B			2	0	0	0	0	0	0
John Vander Wal, L (7, PH) OBP: 0.335, SLG: 0.341										1	0	1	0	0	0	0
Jeff Fassero, L (8, 1)										0	0	0	0	0	0	0
Bill Sampen, R (8, 1)										0	0	0	0	0	0	0
John Wetteland, R (9, 1) OBP: 0.200, SLG: 0.200										0	0	0	0	0	0	0
Inning Stats	R: 0 E: 0 K: 1 S: 10 H: 0 LOB: 0 BB: 0 P: 14	R: 0 E: 0 K: 1 S: 8 H: 1 LOB: 1 BB: 0 P: 12	R: 0 E: 0 K: 0 S: 8 H: 0 LOB: 1 BB: 1 P: 17	R: 3 E: 0 K: 0 S: 14 H: 3 LOB: 0 BB: 0 P: 21	R: 0 E: 0 K: 0 S: 8 H: 0 LOB: 0 BB: 0 P: 13	R: 0 E: 0 K: 1 S: 7 H: 0 LOB: 0 BB: 0 P: 9	R: 0 E: 0 K: 0 S: 6 H: 2 LOB: 2 BB: 1 P: 14	R: 0 E: 0 K: 1 S: 8 H: 1 LOB: 1 BB: 0 P: 11		1B: 4 2B: 1 3B: 0 HR: 2		SF: 0 SAC: 0 DP: 1 HBP: 0			WP: 0 PB: 0 SB: 0 CS: 0	PA: 32	

PITCHER		IP	WLS	BF	H	R	ER	SO	BB	IBB	HBP	BLK	WP	HR	S	P	ERA	WHIP
Frank Castillo, R ERA: 3.2	(1, 1)	6.0	L	23	4	3	3	3	1	0	0	0	0	2	55	86	4.50	0.833
Jim Bullinger, R ERA: 4.94	(7, 1)	2.0		9	3	0	0	1	1	0	0	0	0	0	14	25	0.00	2.000

PITCHER	IP	WLS	BF	H	R	ER	SO	BB	IBB	HBP	BLK	WP	HR	S	P	ERA	WHIP

Chicago Cubs @ Montreal Expos

Olympic Stadium, Montreal, QB

Mon Aug 03 1992, 7:05 PM EDT

Att. 24,338 - Dome - 70 F

livebaseballscorecards.com

AB	30
R	3
H	7
RBI	3
BB	2
SO	4
LOB	7

Batter	1	2	3	4	5	6	7	8	9	AB	R	H	RBI	BB	SO	LOB
Sammy Sosa, R (1, 8) OBP: 0.313, SLG: 0.395	G5-3		K	HR 1-H 2-H		F8		SH5-4 1-2 2-3		4	1	1	3	0	1	0
23 Ryne Sandberg, R (1, 4) OBP: 0.364, SLG: 0.478	K		F8	1B S 2B		G5-3		G6-3		5	1	1	0	0	1	2
Mark Grace, L (1, 3) OBP: 0.410, SLG: 0.450	1B		FC6-4 BB	2B 1-H			F8	1B 2-H 3-H		4	0	3	3	1	0	0
Andre Dawson, R (1, 9) OBP: 0.283, SLG: 0.421 Jim Bullinger, R (8, 1) OBP: 0.500, SLG: 2.000 Paul Assenmacher, L (9, 1)	F9		FC6-4 1-2f	G5-3			G6-3	P4		5 0 0	0 0 0	0 0 0	0 0 0	0 0 0	0 0 0	4 0 0
Derrick May, L (1, 7) OBP: 0.301, SLG: 0.354		G4-3		SF8 1B BB 1B G3-1			HBP 1B		FC4-6 1B	4	1	2	0	0	0	1
Steve Buechele, R (1, 5) OBP: 0.343, SLG: 0.402	1B	E		SF8 1B 1-2 1B BB	K2-3		1-2 1B		P2	4	1	2	0	1	1	1
Rick Wilkins, L (1, 2) OBP: 0.327, SLG: 0.434		K		HR 1B 1-2 2-3 1B	K		L5		F8	5	1	1	0	0	2	4
Rey Sanchez, R (1, 6) OBP: 0.255, SLG: 0.297		E5 1-3		SF8 2-3 3-H	G5-3			SH5-4 1B 1B 1B	FC4-6 1-2f	4	1	1	1	0	0	2
Mike Harkey, R (1, 1) OBP: 0.167, SLG: 0.167 Kal Daniels, L (4, PH) OBP: 0.314, SLG: 0.377 Heathcliff Slocumb, R (4, 1) Chuck McElroy, L (6, 1) OBP: 0.667, SLG: 1.333 Doug Dascenzo, S (8, PH) OBP: 0.307, SLG: 0.295 (8, 9)	K		HR 1-2 3-H 1B	B1				SH5-4 1B 1-2 1B		1 1 1 0 1	0 1 0 0 1	0 1 0 0 1	0 1 0 0 0	0 0 0 0 0	1 0 0 0 0	2 0 0 0 0
Inning Stats	R: 0 E: 0 K: 1 S: 11 H: 1 LOB: 1 BB: 0 P: 14	R: 0 E: 1 K: 2 S: 14 H: 1 LOB: 2 BB: 0 P: 20	R: 0 E: 0 K: 1 S: 12 H: 0 LOB: 1 BB: 1 P: 19	R: 6 E: 0 K: 0 S: 19 H: 6 LOB: 1 BB: 1 P: 35	R: 0 E: 0 K: 2 S: 7 H: 0 LOB: 0 BB: 0 P: 9	R: 0 E: 0 K: 0 S: 8 H: 0 LOB: 0 BB: 0 P: 11	R: 0 E: 0 K: 0 S: 12 H: 1 LOB: 2 BB: 0 P: 17	R: 2 E: 0 K: 0 S: 12 H: 3 LOB: 1 BB: 0 P: 18	R: 0 E: 0 K: 0 S: 6 H: 1 LOB: 1 BB: 0 P: 8	1B: 11 2B: 1 3B: 0 HR: 1	SF: 1 SAC: 1 DP: 0 HBP: 1					

PITCHER		IP	WLS	BF	H	R	ER	SO	BB	IBB	HBP	BLK	WP	HR	S	P	ERA	WHIP
Mark Gardner, R ERA: 3.92	(1, 1)	3.1		20	7	6	6	4	2	0	0	0	0	1	50	79	16.20	2.700
Sergio Valdez, R ERA: 2.77	(4, 1)	2.2		9	1	0	0	2	0	0	0	0	0	0	21	29	0.00	0.375
Bill Sampen, R ERA: 3.15	(7, 1)	2.0	L	11	4	2	2	0	0	0	1	0	0	0	24	35	9.00	2.000
Jeff Fassero, L ERA: 3.23	(9, 1)	1.0		4	1	0	0	0	0	0	0	0	0	0	6	8	0.00	1.000

PITCHER	IP	WLS	BF	H	R	ER	SO	BB	IBB	HBP	BLK	WP	HR	S	P	ERA	WHIP

TOP

Chicago Cubs @ Montreal Expos

Olympic Stadium, Montreal, QB

Tue Aug 04 1992, 7:05 PM EDT

Att. 31,704 - Dome - 70 F

livebaseballscorecards.com

AB	39
R	8
H	13
RBI	8
BB	2
SO	6
LOB	16

WP: 0 PA: 44
PB: 0
SB: 1
CS: 0

Chicago Cubs @ Montreal Expos

Olympic Stadium, Montreal, QB

Tue Aug 04 1992, 7:05 PM EDT

Att. 31,704 - Dome - 70 F

livebaseballscorecards.com

BOTTOM

Batter	1	2	3	4	5	6	7	8	9	AB	R	H	RBI	BB	SO	LOB
Delino DeShields, L (1, 4) OBP: 0.383, SLG: 0.424	G1-3	1-3 2-H 2B		K			SH5-4 1B		G3	5	2	2	1	0	1	0
Marquis Grissom, R (1, 8) OBP: 0.323, SLG: 0.397	P6	2-H 3-H 2B			G5-3		1-2 P1-5 1B		G6-3	5	0	2	2	0	0	0
Moises Alou, R (1, 7) OBP: 0.340, SLG: 0.487	S 1B	K			F9		SH5-4 1-2 2-3			3	0	1	0	0	1	1
Larry Walker, L (1, 9) OBP: 0.339, SLG: 0.515	1 SAFE 1 SAFE 1 SAFE K 1-2		1B 3B		F7		2-3 3-H 1B			4	1	2	1	0	1	1
Bret Barberie, S (1, 5) OBP: 0.371, SLG: 0.295		E S SF8 BB	G1-6-3 3-H 1B			E 1B	P1-5 3-Hf			3	1	2	1	1	0	2
Tim Wallach, R (1, 3) OBP: 0.304, SLG: 0.330		K 1-2	P6			L6 1-2		G6-3		4	0	0	0	0	1	3
Darrin Fletcher, L (1, 2) OBP: 0.277, SLG: 0.294 Gary Carter, R (6, PH) OBP: 0.285, SLG: 0.307 (7, 2)	E 2B BB	1 SAFE 1-2f G1-6-3				K		L5		1 2	1 0	0 0	0 0	1 0	0 1	1 1
Wil Cordero, R (1, 6) OBP: 0.333, SLG: 0.243 Jeff Fassero, L (9, 1)	E5 2B 1-2 2-3 2B			L1		BB		F7		3 0	1 0	0 0	0 0	1 0	0 0	2 0
Mark Gardner, R (1, 1) OBP: 0.195, SLG: 0.216 Sergio Valdez, R (4, 1) Spike Owen, S (6, PH) OBP: 0.331, SLG: 0.386 Bill Sampen, R (7, 1) Tom Foley, L (9, 6) OBP: 0.240, SLG: 0.226 John Vander Wal, L (9, PH) OBP: 0.335, SLG: 0.341 Archi Cianfrocco, R (9, PH) OBP: 0.271, SLG: 0.359	SF8 3-H			G4-3		P2			K	0 1 1 0 0 0 1	0 0 0 0 0 0 0	0 0 0 0 0 0 0	1 0 0 0 0 0 0	0 0 0 0 0 0 0	0 0 0 0 0 0 1	0 0 2 0 0 0 0
Inning Stats	R: 0 E: 0 K: 1 S: 10 H: 1 LOB: 1 BB: 0 P: 15	R: 4 E: 1 K: 2 S: 22 H: 2 LOB: 1 BB: 2 P: 37	R: 1 E: 0 K: 0 S: 5 H: 2 LOB: 0 BB: 0 P: 6	R: 0 E: 0 K: 1 S: 7 H: 0 LOB: 0 BB: 0 P: 12	R: 0 E: 0 K: 0 S: 6 H: 0 LOB: 0 BB: 0 P: 11	R: 0 E: 1 K: 1 S: 11 H: 1 LOB: 2 BB: 1 P: 19	R: 1 E: 0 K: 0 S: 8 H: 3 LOB: 1 BB: 0 P: 10	R: 0 E: 0 K: 0 S: 7 H: 0 LOB: 0 BB: 0 P: 11	R: 0 E: 0 K: 1 S: 8 H: 0 LOB: 0 BB: 0 P: 11	1B: 6 2B: 3 3B: 1 HR: 0 SF: 1 SAC: 1 DP: 2 HBP: 0	WP: 0 PB: 0 SB: 2 CS: 0 PA: 38					

PITCHER		IP	WLS	BF	H	R	ER	SO	BB	IBB	HBP	BLK	WP	HR	S	P	ERA	WHIP
Mike Harkey, R ERA: 1.88	(1, 1)	3.0		16	5	5	1	3	2	0	0	0	0	0	37	58	3.00	2.333
Heathcliff Slocumb, R ERA: 4.5	(4, 1)	2.1		8	1	0	0	1	0	0	0	0	0	0	17	30	0.00	0.429
Chuck McElroy, L ERA: 2.81	(6, 1)	1.2	W	8	3	1	1	1	1	0	0	0	0	0	15	22	5.40	2.400
Jim Bullinger, R ERA: 4.76	(8, 1)	1.0		3	0	0	0	0	0	0	0	0	0	0	7	11	0.00	0.000
Paul Assenmacher, L ERA: 3.25	(9, 1)	1.0	S	3	0	0	0	1	0	0	0	0	0	0	8	11	0.00	0.000

PITCHER	IP	WLS	BF	H	R	ER	SO	BB	IBB	HBP	BLK	WP	HR	S	P	ERA	WHIP

AB	33
R	6
H	9
RBI	6
BB	3
SO	6
LOB	13

Chicago Cubs @ Montreal Expos

Olympic Stadium, Montreal, QB

Wed Aug 05 1992, 7:05 PM EDT

Att. 23,617 - Dome - 70 F

TOP

livebaseballscorecards.com

Batter	1	2	3	4	5	6	7	8	9	AB	R	H	RBI	BB	SO	LOB
Sammy Sosa, R (1, 8) OBP: 0.315, SLG: 0.393	C B L F B B B F B 4-2 23 E 23 S BB		X 0-0 HR 1B	B F F X 1-2 ③ P2			S F F F 2 SAFE B B X 2-2 ② P5 2-3		X 0-0 ③ F7	4	1	1	0	1	0	3
23 Ryne Sandberg, R (1, 4) OBP: 0.363, SLG: 0.474	B 1 SAFE B B B 4-0 BB 1-3 BB		1 SAFE 1 SAFE 1 SAFE B C 1 SAFE 1 SAFE X 1-1 ① F8		B F X 1-1 ① P6		B S X 1-1 ③ G5-3			3	0	0	0	1	0	2
Mark Grace, L (1, 3) OBP: 0.408, SLG: 0.456	B F X 1-1 ① F7		1 SAFE X 0-0 1-H HR		C B C X 1-2 ② F7			C X 0-1 ① F8		4	1	1	2	0	0	2
Andre Dawson, R (1, 9) OBP: 0.283, SLG: 0.417	B B B F 1 SAFE 1 SAFE F B 4-2 G6-4-3 1-2 BB		B C F B S 2-3 ② K		X 0-0 ③ G5-3			C F X 0-2 ② G5-3		3	0	0	0	1	1	0
Steve Buechele, R (1, 5) OBP: 0.342, SLG: 0.398	X 0-0 ② ③ G6-4-3 1-2f		B C B B B B 4-1 BB			B B F S X 2-2 ① F7		B C B F X 2-2 ③ F9		3	0	0	0	1	0	3
Luis Salazar, R (1, 7) OBP: 0.242, SLG: 0.289 Dwight Smith, L (9, PH) OBP: 0.293, SLG: 0.387		B S B X 2-1 ① G6-3	C F B X 1-2 ③ F7			F B S F X 1-2 ② L9			B B X 2-0 1B 2B	3 1	0 1	0 1	0 1	0 0	0 0	1 0
Joe Girardi, R (1, 2) OBP: 0.344, SLG: 0.311 Rick Wilkins, L (9, PH) OBP: 0.333, SLG: 0.439		C S B F F X 1-2 ② P3	B F F S 1-3 ① K			X 0-0 CS 1B			B B X 2-0 2-H 1B	3 1	0 0	1 1	0 1	0 0	1 0	0 0
Rey Sanchez, R (1, 6) OBP: 0.267, SLG: 0.309 Kal Daniels, L (9, PH) OBP: 0.312, SLG: 0.375		L B B X 2-1 FC6-4 1B	X 0-0 SH1-4 1B			B S 1 SAFE S 1 SAFE 1-2 ③ CS 1-2	C B X 1-1 WP SH1-4 1B		C S B S 1-3 ① K	3 1	0 0	3 0	0 0	0 0	0 1	0 1
Jeff Robinson, R (1, 1) Ken Patterson, L (4, 1) Doug Dascenzo, S (7, PH) OBP: 0.307, SLG: 0.295 Heathcliff Slocumb, R (7, 1) Bob Scanlan, R (7, 1) Derrick May, L (9, PH) OBP: 0.299, SLG: 0.352		F S B X 1-2 ③ FC6-4 1-2f	1 SAFE X 0-0 ② SH1-4 1-2				1 SAFE 1 SAFE X 0-0 ① SH1-4 1-2		F B T T T F T C 1-3 ② K	1 0 0 0 0 1	0 0 0 0 0 0	0 0 0 0 0 1	0 0 0 0 0 1	0 0 0 0 0 1	0 0 0 0 0 1	1 0 0 0 0 1

	AB	31
	R	3
	H	8
	RBI	3
	BB	4
	SO	4
	LOB	14

Inning Stats	1	2	3	4	5	6	7	8	9	1B: 6	SF: 0	WP: 1	PA: 38
	R: 0 E: 0 K: 0 S: 9 H: 0 LOB: 2 BB: 3 P: 22	R: 0 E: 0 K: 0 S: 12 H: 1 LOB: 1 BB: 0 P: 18	R: 2 E: 0 K: 1 S: 11 H: 2 LOB: 1 BB: 1 P: 19	R: 0 E: 0 K: 1 S: 8 H: 1 LOB: 1 BB: 0 P: 10	R: 0 E: 0 K: 0 S: 6 H: 0 LOB: 0 BB: 0 P: 8	R: 0 E: 0 K: 0 S: 10 H: 1 LOB: 0 BB: 0 P: 14	R: 0 E: 0 K: 0 S: 10 H: 1 LOB: 1 BB: 0 P: 14	R: 0 E: 0 K: 0 S: 8 H: 0 LOB: 0 BB: 0 P: 10	R: 1 E: 0 K: 2 S: 12 H: 2 LOB: 1 BB: 0 P: 18	2B: 1 3B: 0 HR: 1	SAC: 2 DP: 1 HBP: 0	PB: 0 SB: 1 CS: 1	

PITCHER		IP	WLS	BF	H	R	ER	SO	BB	IBB	HBP	BLK	WP	HR	S	P	ERA	WHIP
Brian Barnes, L ERA: 2.24	(1, 1)	6.1	W	27	6	2	2	2	4	0	0	0	0	1	59	95	2.84	1.579
Mel Rojas, R ERA: 1.24	(7, 1)	1.2		7	2	1	1	0	0	0	0	0	1	0	17	26	5.40	1.200
John Wetteland, R ERA: 3.33	(9, 1)	1.0	S	3	0	0	0	2	0	0	0	0	0	0	10	12	0.00	0.000

PITCHER	IP	WLS	BF	H	R	ER	SO	BB	IBB	HBP	BLK	WP	HR	S	P	ERA	WHIP

Chicago Cubs @ Montreal Expos

Olympic Stadium, Montreal, QB

Wed Aug 05 1992, 7:05 PM EDT

Att. 23,617 - Dome - 70 F

BOTTOM

Batter	1	2	3	4	5	6	7	8	9	AB	R	H	RBI	BB	SO	LOB
Delino DeShields, L (1, 4) OBP: 0.390, SLG: 0.428	C L B F X 1-2 G3 WP 1B	H 1-0 1-2 HBP		X 0-0 1-2 3-H G1-3 1B		C B X 1-1 SH1 E SF9 1B	B C B B B 4-1 1-2 2-3 3-H FC6-4 BB			3	1	3	2	1	0	0
Marquis Grissom, R (1, 8) OBP: 0.320, SLG: 0.394	1 SAFE S B L 2 SAFE X 1-2 ① G5-3 1-2	C B F X 1-2 ③ P3		F S X 0-2 ② G1-3 1-2 2-3		1 B B X SAFE 2-0 ① SH1 1-3	F B B S X 2-2 ② P3			4	0	0	0	0	0	8
Moises Alou, R (1, 7) OBP: 0.341, SLG: 0.482	B F B B F B 4-2 G3 BB		S S X 0-2 ① G1-3	M B B B B 4-1 BB		B F B X 2-1 ② SF9 3-H	X 0-0 ③ FC6-4 1-2f			2	0	0	1	2	0	3
Larry Walker, L (1, 9) OBP: 0.334, SLG: 0.507	B X 1-0 ② G3 1-2 2-3	B C X 1-1 ② F8	B C X 1-1 ③ P6			C B B X 2-1 ③ L9		B S C F X 1-2 ① P6		5	0	0	0	0	0	5
Bret Barberie, S (1, 5) OBP: 0.380, SLG: 0.310	F B F S 1-3 ③ K	B F B F X 2-2 1B		X 0-0 G6-3 2B		C H 1-1 1B 1B 1B HBP	C X 0-1 S 1B			4	1	3	0	0	1	2
Tim Wallach, R (1, 3) OBP: 0.305, SLG: 0.329	B B F B B 4-1 1B SF7 BB	B 1 SAFE F F B F X 2-2 ③ F8		B S B X 2-1 ① G6-3		C F B 1 SAFE X 1-2 1B 1B 1-2 BB 1B	B F F B X 2-2 ② L3 1-2			4	2	1	0	1	0	3
Gary Carter, R (1, 2) OBP: 0.295, SLG: 0.324	1 SAFE B B S C B B X 3-2 ① 1-3 1B	C X 0-1 1B 3B	B B B B 4-0 G6-3 BB			S B X 1-1 BB 1B 1-2 2-3 1B	B C X 1-1 ③ G4-3			4	1	3	0	1	0	1
Spike Owen, S (1, 6) OBP: 0.333, SLG: 0.386	B C X 1-1 ② SF7 3-H	B B B B 4-0 G1-3 1B BB	B F B B X 3-1 ② G6-3 1-2 2-3			B X 1-0 BB 1-2 2-3 3-H 1B				2	0	1	2	1	0	2
Brian Barnes, L (1, 1) OBP: 0.250, SLG: 0.200 Mel Rojas, R (7, 1) OBP: 0.100, SLG: 0.100 John Wetteland, R (9, 1) OBP: 0.200, SLG: 0.200	X 0-0 HBP 1B	C L L 0-3 ① K	X 0-0 ③ B2-3			C B C C 1-3 ① K				3 1 0	0 0 0	1 0 0	0 0 0	0 1 0	1 3 0	4 3 0
Inning Stats	R: 0 H: 1 E: 0 LOB: 2 K: 1 BB: 1 S: 13 P: 21	R: 1 H: 2 E: 0 LOB: 2 K: 0 BB: 1 S: 10 P: 20	R: 0 H: 1 E: 0 LOB: 1 K: 0 BB: 0 S: 12 P: 17	R: 1 H: 2 E: 0 LOB: 3 K: 1 BB: 2 S: 12 P: 21	R: 0 H: 1 E: 0 LOB: 2 K: 0 BB: 1 S: 6 P: 15	R: 1 H: 1 E: 1 LOB: 0 K: 0 BB: 0 S: 7 P: 14	R: 2 H: 3 E: 0 LOB: 3 K: 1 BB: 1 S: 15 P: 26	R: 0 H: 1 E: 0 LOB: 1 K: 0 BB: 0 S: 11 P: 15		1B: 10 SF: 2 2B: 1 SAC: 1 3B: 1 DP: 0 HR: 0 HBP: 2						

livebaseballscorecards.com

AB	32
R	5
H	12
RBI	5
BB	6
SO	3
LOB	31

PITCHER		IP	WLS	BF	H	R	ER	SO	BB	IBB	HBP	BLK	WP	HR	S	P	ERA	WHIP
Jeff Robinson, R ERA: 2.13	(1, 1)	3.2		21	6	2	2	2	4	0	1	0	1	0	45	76	4.91	2.727
Ken Patterson, L ERA: 2.36	(4, 1)	2.1	L	10	2	1	0	0	1	0	0	0	0	0	15	32	0.00	1.286
Heathcliff Slocumb, R ERA: 5.79	(7, 1)	0.0		4	3	2	2	0	0	0	1	0	0	0	7	11	∞	∞
Bob Scanlan, R ERA: 1.96	(7, 1)	2.0		8	1	0	0	1	1	0	0	0	0	0	19	30	0.00	1.000

PITCHER	IP	WLS	BF	H	R	ER	SO	BB	IBB	HBP	BLK	WP	HR	S	P	ERA	WHIP

Montreal Expos @ Philadelphia Phillies

Veterans Stadium, Philadelphia, PA

Thu Aug 06 1992, 7:05 PM EDT

Att. 18,848 - Sunny - 79 F

TOP

livebaseballscorecards.com

Batter	1	2	3	4	5	6	7	8	9	AB	R	H	RBI	BB	SO	LOB
Delino DeShields, L (1, 4) OBP: 0.390, SLG: 0.442	B C B B F X 3-2 G6-3 ①		B B F B X 3-1 P4 ③		B X 1-0 HR	B B C B C X 3-2 1-H 2-H HR		C F X 0-2 L8 ②		5	2	2	4	0	0	1
Marquis Grissom, R (1, 8) OBP: 0.323, SLG: 0.403	F F F X 0-2 1B			X 0-0 HR	B F X 1-1 S 1B 1B	C F X 0-2 G5-3 ③		F C B S 1-3 K ③		5	2	3	1	0	1	1
Moises Alou, R (1, 7) OBP: 0.347, SLG: 0.488	B 1 SAFE 1 SAFE C 1 F X 1-2 F9 ②			B B F B B 4-1 E 1B SF8 BB	C B F F X 2-2 1-H 1B		S B S T X 1-2 1B 2B		C S B B B X 2-2 P6 ①	4	1	2	1	1	0	1
Larry Walker, L (1, 9) OBP: 0.338, SLG: 0.507	S X 0-1 P5 ③			X 0-0 SF8 E 1-2 1B	I I I 4-0 IBB		X 0-0 S 2-3 1B		B B B C C T F F C 3-3 K2-3 ②	4	0	2	0	1	1	1
Bret Barberie, S (1, 5) OBP: 0.376, SLG: 0.304		F C X 0-2 G4-3 ①		L 1 SAFE F B S 1-3 K ①	B B X 2-0 F9 ③		B F B 1 SAFE B S S 3-3 1-2 K ①		B B F F B H 4-2 CS HBP	4	0	0	0	0	2	6
Darrin Fletcher, L (1, 2) OBP: 0.276, SLG: 0.290		B F C S 1-3 K ②		1 SAFE B B F F B X 3-2 1-3 2-H SF8 ②		C X 0-1 L8 ①	I I I 4-0 G4-6-3 IBB		B 1 SAFE 1-0 1-2 CS ③	2	0	0	1	1	1	0
Spike Owen, S (1, 6) OBP: 0.332, SLG: 0.384		X 0-0 F8 ③		C B F B B F X 3-2 G3 ③		B C B X 2-1 FC1-5 1B 1B	X 0-0 1-2f G4-6-3 ② ③			4	0	1	0	0	0	4
Archi Cianfrocco, R (1, 3) OBP: 0.276, SLG: 0.366			C C X 0-2 G6-3 ①		C S S 0-3 K ①	B X 1-0 1-2 FC1-5 HR 1B		F X 0-1 2B		4	1	2	0	0	1	0
Ken Hill, R (1, 1) OBP: 0.306, SLG: 0.422			B F F B S 2-3 K ②		B F S B F S 2-3 K ②	X 0-0 1-2 2-3f FC1-5 HR ②		B X 1-0 P3 ①		3	1	0	0	0	2	2
Jeff Fassero, L (6, 1)										0	0	0	0	0	0	0
Mel Rojas, R (7, 1) OBP: 0.091, SLG: 0.091										1	0	0	0	0	0	1
John Wetteland, R (9, 1) OBP: 0.200, SLG: 0.200										0	0	0	0	0	0	0
Inning Stats	R: 0 E: 0 K: 0 S: 12 H: 1 LOB: 1 BB: 0 P: 16	R: 0 E: 0 K: 1 S: 7 H: 0 LOB: 0 BB: 0 P: 8	R: 0 E: 0 K: 1 S: 8 H: 0 LOB: 0 BB: 0 P: 13	R: 2 E: 1 K: 1 S: 13 H: 2 LOB: 1 BB: 1 P: 24	R: 2 E: 0 K: 2 S: 15 H: 3 LOB: 2 BB: 1 P: 27	R: 3 E: 0 K: 0 S: 12 H: 3 LOB: 0 BB: 0 P: 18	R: 0 E: 0 K: 1 S: 9 H: 2 LOB: 2 BB: 1 P: 17	R: 0 E: 0 K: 1 S: 9 H: 1 LOB: 1 BB: 0 P: 11	R: 0 E: 0 K: 1 S: 11 H: 0 LOB: 0 BB: 0 P: 21	1B: 7 2B: 2 3B: 0 HR: 3 SF: 1 SAC: 0 DP: 1 HBP: 1							

	AB	36
	R	7
	H	12
	RBI	7
	BB	3
	SO	8
	LOB	17

WP: 0 PB: 0 SB: 2 CS: 1 PA: 42

PITCHER		IP	WLS	BF	H	R	ER	SO	BB	IBB	HBP	BLK	WP	HR	S	P	ERA	WHIP
Curt Schilling, R ERA: 2.68	(1, 1)	5.2	L	28	9	7	6	5	1	1	0	0	0	3	64	103	9.53	1.765
Cliff Brantley, R ERA: 4.53	(6, 1)	0.1		1	0	0	0	0	0	0	0	0	0	0	3	3	0.00	0.000
Mike Hartley, R ERA: 3.09	(7, 1)	2.0		9	3	0	0	2	0	1	0	0	0	0	18	28	0.00	1.500
Mitch Williams, L ERA: 4.17	(9, 1)	1.0		3	0	0	0	1	0	0	1	0	0	0	11	21	0.00	0.000

PITCHER	IP	WLS	BF	H	R	ER	SO	BB	IBB	HBP	BLK	WP	HR	S	P	ERA	WHIP

BOTTOM

Batter	1	2	3	4	5	6	7	8	9	AB	R	H	RBI	BB	SO	LOB
Lenny Dykstra, L (1, 8) OBP: 0.381, SLG: 0.410	C X 0-1 FC3-6 BB 1B		B C S F B B X 3-2 BB 1B		C B F B X 2-2 ① F7	C F X 0-2 FC6-4 1-3 2-H 1B		C B X 1-1 FC5-4 1-2 1B		5	0	4	1	0	0	0
Mariano Duncan, R (1, 6) OBP: 0.291, SLG: 0.380	1 SAFE 1 SAFE P B 1 SAFE B B 4-0 FC3-6 1-2 BB		X 0-0 ① F9		F X 0-1 ② G3-1	1 SAFE X 0-0 ③ FC6-4 1-2f		B B S X 2-1 ③ FC5-4 1-2f		4	0	0	0	1	0	5
Dave Hollins, S (1, 5) OBP: 0.365, SLG: 0.432	S B C B S 2-3 ① K		C 1 SAFE 1 SAFE B B B F B 4-2 ② 1-2 BB		F S B B B B C 3-3 ③ K		B B B C X 3-1 ① F7		C C F S 0-3 ① K	4	0	0	0	1	3	2
Darren Daulton, L (1, 2) OBP: 0.397, SLG: 0.539	F B X 1-1 ② FC3-6 1-2f 2-3		S B 1 SAFE X 1-1 ③ L8			B B C B X 3-1 2B 1B 1B	F B C X 1-2 FC1-4-6 1B		B B B B 4-0 1B BB	4	1	2	0	1	0	3
John Kruk, L (1, 3) OBP: 0.443, SLG: 0.481	B B C X 2-1 ③ L5			B F C X 1-2 ① F8		B B X 2-0 1B 1-3 E 2B	B B B C S X 3-2 ② FC1-4-6 1-2f		F S B X 1-2 1B	5	1	2	0	0	0	3
Wes Chamberlain, R (1, 9) OBP: 0.288, SLG: 0.437		F B B B C S 3-3 ① K		X 0-0 ② G6-3		X 0-0 ① G5-3	C X 0-1 ③ F8		F B S S 1-3 ② K	5	0	0	0	0	2	5
Stan Javier, S (1, 7) OBP: 0.330, SLG: 0.283		C B B S F F F C 1-3 ② K		X 0-0 S 3B 1B		F F F X 0-2 E 1B 2-3 3-H 1B		C B C F B B B 4-2 1B BB	B C F B S 2-3 ③ K	4	2	2	1	1	2	2
Mickey Morandini, L (1, 4) OBP: 0.311, SLG: 0.360		B B X 2-0 1B		B S F X 1-2 1-H 3B		1 SAFE B F C 1 SAFE X 1-2 E6 1B 1-2 3-H	1 SAFE 1 SAFE M 1 SAFE B X 1-1 F9			4	0	2	2	0	0	2
Curt Schilling, R (1, 1) OBP: 0.146, SLG: 0.150 Cliff Brantley, R (6, 1) OBP: 0.200, SLG: 0.200 Jeff Grotewold, L (6, PH) OBP: 0.366, SLG: 0.605 Mike Hartley, R (7, 1) Ricky Jordan, R (8, PH) OBP: 0.256, SLG: 0.336 Mitch Williams, L (9, 1) OBP: 0.333, SLG: 0.333	F F X 0-2 ③ G5-3			X 0-0 ③ G3		B F B C B S 3-3 ② K		S B 1 SAFE C F X 1-2 ② F9		2 0 1 0 1 0	0 0 0 0 0 0	0 0 0 0 0 0	0 0 0 0 0 0	0 0 1 0 0 0	0 0 2 0 1 0	2 0 2 0 1 0
Inning Stats	R: 0 E: 0 K: 1 S: 10 H: 1 LOB: 2 BB: 1 P: 18	R: 0 E: 0 K: 2 S: 13 H: 1 LOB: 1 BB: 0 P: 19	R: 0 E: 0 K: 0 S: 9 H: 1 LOB: 1 BB: 1 P: 17	R: 1 E: 0 K: 0 S: 9 H: 2 LOB: 1 BB: 0 P: 11	R: 0 E: 0 K: 1 S: 8 H: 0 LOB: 0 BB: 0 P: 13	R: 3 E: 1 K: 1 S: 18 H: 4 LOB: 2 BB: 0 P: 27	R: 0 E: 0 K: 0 S: 10 H: 1 LOB: 1 BB: 0 P: 17	R: 0 E: 0 K: 0 S: 13 H: 1 LOB: 2 BB: 1 P: 22	R: 0 E: 0 K: 3 S: 13 H: 1 LOB: 2 BB: 1 P: 21	1B: 10 2B: 1 3B: 1 HR: 0 SF: 0 SAC: 0 DP: 0 HBP: 0						

PITCHER		IP	WLS	BF	H	R	ER	SO	BB	IBB	HBP	BLK	WP	HR	S	P	ERA	WHIP
Ken Hill, R ERA: 2.99	(1, 1)	5.1	W	26	8	4	3	4	2	0	0	0	0	0	60	95	5.06	1.875
Jeff Fassero, L ERA: 3.16	(6, 1)	1.1		6	2	0	0	1	0	0	0	0	0	0	15	25	0.00	1.500
Mel Rojas, R ERA: 1.22	(7, 1)	1.1		6	1	0	0	0	1	0	0	0	0	0	15	24	0.00	1.500
John Wetteland, R ERA: 3.27	(9, 1)	1.0	S	5	1	0	0	3	1	0	0	0	0	0	13	21	0.00	2.000

PITCHER	IP	WLS	BF	H	R	ER	SO	BB	IBB	HBP	BLK	WP	HR	S	P	ERA	WHIP

Montreal Expos @ Philadelphia Phillies

Veterans Stadium, Philadelphia, PA

Thu Aug 06 1992, 7:05 PM EDT

Att. 18,848 - Sunny - 79 F

livebaseballscorecards.com

AB	39
R	4
H	12
RBI	4
BB	4
SO	8
LOB	27

WP: 0 PA: 43
PB: 0
SB: 1
CS: 0

Batter	1	2	3	4	5	6	7	8	9	AB	R	H	RBI	BB	SO	LOB
Delino DeShields, L (1, 4) OBP: 0.389, SLG: 0.440	C C X 0-2 ① F9		B B F X 2-1 PO 1B 3-H			C B C X 1-2 ② F8		X 0-0 ③ B1-3		4	0	1	1	0	0	1
Marquis Grissom, R (1, 8) OBP: 0.322, SLG: 0.400	B S C B B F X 3-2 ② F7		P 1 SAFE 1 SAFE 1-0 ③ PO 1-2	C F X 0-2 ① G6-3		B B B C B 4-1 1-2 BB			B B C B X 3-1 ① F8	3	0	0	0	1	0	0
Moises Alou, R (1, 7) OBP: 0.341, SLG: 0.478	C X 0-1 ③ L8			F F B B F B X 3-2 ② F8		B B F B B S 3-3 ③ K			B C B X 2-1 ② G5-3	4	0	0	0	0	1	2
Larry Walker, L (1, 9) OBP: 0.334, SLG: 0.501		X 0-0 ① P2		S X 0-1 ③ P5			C B B F S 2-3 ① K		B C B X 2-1 ③ L8	4	0	0	0	0	1	0
Bret Barberie, S (1, 5) OBP: 0.371, SLG: 0.299		C C B B S 2-3 ② K			S C B F B X 2-2 ① G3		B B S F F X 2-2 ② F7			3	0	0	0	0	1	0
Darrin Fletcher, L (1, 2) OBP: 0.277, SLG: 0.298		B C B C X 2-2 ③ G4-3			B X 1-0 ② G3		B B X 2-0 2B			3	0	1	0	0	0	0
Spike Owen, S (1, 6) OBP: 0.329, SLG: 0.380			F B C B X 2-2 ① F9		B B C X 2-1 ③ P4		X 0-0 ③ F9			3	0	0	0	0	0	1
Archi Cianfrocco, R (1, 3) OBP: 0.276, SLG: 0.370			B F F F F F B F F F 3-2 B F X G4-3 1B 2B			X 0-0 ① F8		B X 1-0 ① F8		3	1	1	0	0	0	0
Chris Nabholz, L (1, 1) Sergio Valdez, R (7, 1) John Vander Wal, L (8, PH) OBP: 0.333, SLG: 0.339 Pete Young, R (8, 1)			B B C X 2-1 ② G4-3 2-3			F B C F B X 2-2 BB 1B		C X 0-1 ② G4-3		2 0 1 0	0 0 0 0	1 0 0 0	0 0 0 0	0 0 0 0	0 0 0 0	1 0 0 0
Inning Stats	R: 0 H: 0 E: 0 LOB: 0 K: 0 BB: 0 S: 9 P: 12	R: 0 H: 0 E: 0 LOB: 0 K: 1 BB: 0 S: 7 P: 11	R: 1 H: 2 E: 0 LOB: 0 K: 0 BB: 0 S: 17 P: 26	R: 0 H: 0 E: 0 LOB: 0 K: 0 BB: 0 S: 9 P: 12	R: 0 H: 0 E: 0 LOB: 0 K: 0 BB: 0 S: 7 P: 12	R: 0 H: 1 E: 0 LOB: 2 K: 1 BB: 1 S: 12 P: 22	R: 0 H: 1 E: 0 LOB: 1 K: 1 BB: 0 S: 9 P: 15	R: 0 H: 0 E: 0 LOB: 0 K: 0 BB: 0 S: 4 P: 5	R: 0 H: 0 E: 0 LOB: 0 K: 0 BB: 0 S: 6 P: 13	1B: 2 SF: 0 2B: 2 SAC: 0 3B: 0 DP: 0 HR: 0 HBP: 0						

PITCHER		IP	WLS	BF	H	R	ER	SO	BB	IBB	HBP	BLK	WP	HR	S	P	ERA	WHIP
Ben Rivera, R ERA: 2.87	(1, 1)	8.0	W	28	4	1	1	3	1	0	0	0	0	0	74	115	1.12	0.625
Mitch Williams, L ERA: 4.09	(9, 1)	1.0	S	3	0	0	0	0	0	0	0	0	0	0	6	13	0.00	0.000

PITCHER	IP	WLS	BF	H	R	ER	SO	BB	IBB	HBP	BLK	WP	HR	S	P	ERA	WHIP

Montreal Expos @ Philadelphia Phillies

Veterans Stadium, Philadelphia, PA

Fri Aug 07 1992, 7:05 PM EDT

Att. 22,673 - Sunny - 79 F

TOP

livebaseballscorecards.com

AB	30
R	1
H	4
RBI	1
BB	1
SO	3
LOB	5

1B: 2	SF: 0	WP: 0	PA: 32
2B: 2	SAC: 0	PB: 0	
3B: 0	DP: 0	SB: 0	
HR: 0	HBP: 0	CS: 0	

BOTTOM

Montreal Expos @ Philadelphia Phillies

Veterans Stadium, Philadelphia, PA

Fri Aug 07 1992, 7:05 PM EDT

Att. 22,673 - Sunny - 79 F

livebaseballscorecards.com

Batter	1	2	3	4	5	6	7	8	9	AB	R	H	RBI	BB	SO	LOB
Lenny Dykstra, L (1, 8) OBP: 0.385, SLG: 0.422	HR		L3		G6-4-3 BB		SH1-3 1B			3	1	2	1	1	0	1
Stan Javier, S (1, 7) OBP: 0.330, SLG: 0.284	F8		FC4-6 1B		G6-4-3		SH1-3			3	0	1	0	0	0	1
Dave Hollins, S (1, 5) OBP: 0.366, SLG: 0.434	K		FC4-6		2B		BB			3	0	1	0	1	1	2
Darren Daulton, L (1, 2) OBP: 0.393, SLG: 0.533	K		G1-3		K		F8			4	0	0	0	0	2	5
Ricky Jordan, R (1, 3) OBP: 0.263, SLG: 0.359 John Kruk, L (9, 3) OBP: 0.443, SLG: 0.481		G5-3		1B 2B	HR		G5-3			4 0	2 0	2 0	1 0	0 0	0 0	2 0
Wes Chamberlain, R (1, 9) OBP: 0.287, SLG: 0.434		G6-3		1-3 1B	F8				F8	4	0	1	0	0	0	0
Mariano Duncan, R (1, 4) OBP: 0.295, SLG: 0.385 Mitch Williams, L (9, 1) OBP: 0.333, SLG: 0.333	1B			3-H 2B	G6-3 1B				F8	4 0	0 0	3 0	1 0	0 0	0 0	0 0
Joe Millette, R (1, 6) OBP: 0.246, SLG: 0.193	G4-3			P3	G6-3				G4-3	4	0	0	0	0	0	3
Ben Rivera, R (1, 1) Mickey Morandini, L (9, 4) OBP: 0.311, SLG: 0.360			FC4-6 1B BB		K		G1-3			2 0	0 0	0 0	0 0	1 0	1 0	2 0
Inning Stats	R: 1 E: 0 K: 2 S: 17 H: 1 LOB: 0 BB: 0 P: 24	R: 0 E: 0 K: 0 S: 8 H: 1 LOB: 1 BB: 0 P: 9	R: 0 E: 0 K: 0 S: 9 H: 1 LOB: 2 BB: 1 P: 16	R: 1 E: 0 K: 1 S: 14 H: 3 LOB: 1 BB: 0 P: 17	R: 0 E: 0 K: 1 S: 11 H: 1 LOB: 1 BB: 1 P: 17	R: 1 E: 0 K: 0 S: 11 H: 2 LOB: 1 BB: 0 P: 15	R: 0 E: 0 K: 0 S: 11 H: 1 LOB: 2 BB: 1 P: 20	R: 0 E: 0 K: 0 S: 8 H: 0 LOB: 0 BB: 0 P: 10		1B: 6 2B: 2 3B: 0 HR: 2	SF: 0 SAC: 1 DP: 1 HBP: 0			WP: 0 PB: 0 SB: 0 CS: 0	PA: 35	

PITCHER		IP	WLS	BF	H	R	ER	SO	BB	IBB	HBP	BLK	WP	HR	S	P	ERA	WHIP
Chris Nabholz, L ERA: 3.58	(1, 1)	6.1	L	29	10	3	3	4	2	0	0	0	0	2	75	106	4.26	1.895
Sergio Valdez, R ERA: 2.63	(7, 1)	0.2		3	0	0	0	0	1	0	0	0	0	0	6	12	0.00	1.500
Pete Young, R ERA: 4.02	(8, 1)	1.0		3	0	0	0	0	0	0	0	0	0	0	8	10	0.00	0.000

PITCHER	IP	WLS	BF	H	R	ER	SO	BB	IBB	HBP	BLK	WP	HR	S	P	ERA	WHIP

AB	31
R	3
H	10
RBI	3
BB	3
SO	4
LOB	16

Batter	1	2	3	4	5	6	7	8	9	AB	R	H	RBI	BB	SO	LOB
Delino DeShields, L (1, 4) OBP: 0.387, SLG: 0.436	B B C X 2-1 F7 ①		B C B B X 3-1 P2 ①		B H 2-0 1-2 HBP		C C B F B X 2-2 1-2 G1-3 ②		B C X 1-1 G3 ①	4	0	0	0	0	0	1
Marquis Grissom, R (1, 8) OBP: 0.323, SLG: 0.405	X 0-0 G1-3 ②		B B B B 4-0 CS BB		B C B S F F F F 2-3 S K ②		B X 1-0 2-H HR		B B C X 2-1 P3 ②	4	1	1	2	1	1	2
Moises Alou, R (1, 7) OBP: 0.333, SLG: 0.467	B F C B B X 3-2 F8 ③		B F B 1 SAFE 1 SAFE B F F X 3-2 1-2 G6-3 ② ③		B B X 2-0 L7 ③		B X 1-0 F7 ③		C F F S 0-3 K ③	5	0	0	0	0	1	3
Larry Walker, L (1, 9) OBP: 0.341, SLG: 0.510		X 0-0 3B 1B		B B X 2-0 F8 WP 2B		X 0-0 CS 1B		B F B X 2-1 1B 1B SF8 1B		4	3	4	0	0	0	0
Tim Wallach, R (1, 5) OBP: 0.305, SLG: 0.328		C B B S F C 2-3 K ①		X 0-0 F8 ① 2-3		S S B B B S 3-3 1-2 K ① ②		C B X 1-1 SF8 1B 1-2 1B		4	0	1	0	0	2	3
Spike Owen, S (1, 6) OBP: 0.334, SLG: 0.393		B 1 SAFE B F F X 2-2 1-H SF8 3B		B X 1-0 F8 ② 3-H		B B C F X 2-2 1B		B B C X 2-1 1-2 2-3 1B		4	1	3	1	0	0	0
Gary Carter, R (1, 2) OBP: 0.290, SLG: 0.321		B F X 1-1 SF8 ② 3-H		B X 1-0 F8 ③		C B B X 2-1 F7 ③		B B X 2-0 SF8 ① 2-3 3-H		2	0	0	2	0	0	1
Archi Cianfrocco, R (1, 3) OBP: 0.272, SLG: 0.364		B X 1-0 E6		X 0-0 G6-3 ①			B S S X 1-2 F9 ①	F S F B S 1-3 K ②		4	0	0	0	0	1	2
Dennis Martinez, R (1, 1) OBP: 0.226, SLG: 0.226		S B F S 1-3 K ③		S F X 0-2 HBP 1B			B F X 1-1 HR G1-3 1B	B X 1-0 L9 ③		4	1	2	0	0	1	3
Inning Stats	R: 0 E: 0 K: 0 S: 6 H: 0 LOB: 0 BB: 0 P: 11	R: 2 E: 1 K: 2 S: 14 H: 2 LOB: 1 BB: 0 P: 21	R: 0 E: 0 K: 0 S: 6 H: 0 LOB: 0 BB: 1 P: 16	R: 1 E: 0 K: 0 S: 4 H: 1 LOB: 0 BB: 0 P: 8	R: 0 E: 0 K: 1 S: 13 H: 1 LOB: 2 BB: 0 P: 19	R: 0 E: 0 K: 1 S: 9 H: 2 LOB: 1 BB: 0 P: 16	R: 2 E: 0 K: 0 S: 11 H: 2 LOB: 0 BB: 0 P: 17	R: 1 E: 0 K: 1 S: 12 H: 3 LOB: 2 BB: 0 P: 21	R: 0 E: 0 K: 1 S: 8 H: 0 LOB: 0 BB: 0 P: 11	1B: 8 2B: 2 3B: 1 HR: 1	SF: 2 SAC: 0 DP: 1 HBP: 1						

PITCHER		IP	WLS	BF	H	R	ER	SO	BB	IBB	HBP	BLK	WP	HR	S	P	ERA	WHIP
Kyle Abbott, L ERA: 4.78	(1, 1)	7.0	L	30	8	5	5	4	1	0	1	0	1	1	63	108	6.43	1.286
Cliff Brantley, R ERA: 4.61	(8, 1)	1.0		6	3	1	1	1	0	0	0	0	0	0	12	21	9.00	3.000
Bob Ayrault, R ERA: 3.9	(9, 1)	1.0		3	0	0	0	1	0	0	0	0	0	0	8	11	0.00	0.000

PITCHER	IP	WLS	BF	H	R	ER	SO	BB	IBB	HBP	BLK	WP	HR	S	P	ERA	WHIP

TOP

Montreal Expos @ Philadelphia Phillies

Veterans Stadium, Philadelphia, PA

Sat Aug 08 1992, 7:05 PM EDT

Att. 26,338 - Cloudy - 79 F

livebaseballscorecards.com

AB	35
R	6
H	11
RBI	5
BB	1
SO	6
LOB	15

WP: 1	PA: 39		
PB: 0			
SB: 0			
CS: 2			

Batter	1	2	3	4	5	6	7	8	9	AB	R	H	RBI	BB	SO	LOB
Lenny Dykstra, L (1, 8) OBP: 0.380, SLG: 0.417	G4-3		F7			G5-3			G4-3	4	0	0	0	0	0	1
Mickey Morandini, L (1, 4) OBP: 0.307, SLG: 0.355	F9		F8			G6-3			G4-3	4	0	0	0	0	0	1
Dave Hollins, S (1, 5) OBP: 0.363, SLG: 0.430	G4-3			F7		G6-3			E1 DI 1B	4	1	0	0	0	0	0
Darren Daulton, L (1, 2) OBP: 0.391, SLG: 0.530		G3		L5			P4		1B DI 1-H 1B	4	0	1	1	0	0	0
John Kruk, L (1, 3) OBP: 0.444, SLG: 0.481		FC4-6 1B		G1-4-3			G1-3		1-3 1B	4	0	2	0	0	0	0
Wes Chamberlain, R (1, 9) OBP: 0.283, SLG: 0.427		K	G3				G4-3		P9	4	0	0	0	0	1	3
Stan Javier, S (1, 7) OBP: 0.324, SLG: 0.278		FC4-6 1-2f	G6-3					G3-1		3	0	0	0	0	0	1
Joe Millette, R (1, 6) OBP: 0.270, SLG: 0.207			SH2-4 BB					G4-3		1	0	1	0	1	0	0
Dale Sveum, S (8, PH) OBP: 0.261, SLG: 0.252 (9, 6)					1B					1	0	0	0	0	0	0
Kyle Abbott, L (1, 1) OBP: 0.107, SLG: 0.111			1 SAFE SH2-4 1-2		K			G4-3		1	0	0	0	0	1	1
Cliff Brantley, R (8, 1) OBP: 0.200, SLG: 0.200										0	0	0	0	0	0	0
Jeff Grotewold, L (8, PH) OBP: 0.357, SLG: 0.590										1	0	0	0	0	0	0
Bob Ayrault, R (9, 1)										0	0	0	0	0	0	0
Inning Stats	R: 0 E: 0 K: 0 S: 7 H: 0 LOB: 0 BB: 0 P: 13	R: 0 E: 0 K: 1 S: 8 H: 1 LOB: 1 BB: 0 P: 14	R: 0 E: 0 K: 0 S: 5 H: 0 LOB: 1 BB: 1 P: 12	R: 0 E: 0 K: 0 S: 13 H: 0 LOB: 0 BB: 0 P: 18	R: 0 E: 0 K: 1 S: 8 H: 1 LOB: 1 BB: 0 P: 10	R: 0 E: 0 K: 0 S: 6 H: 0 LOB: 0 BB: 0 P: 8	R: 0 E: 0 K: 0 S: 3 H: 0 LOB: 0 BB: 0 P: 6	R: 0 E: 0 K: 0 S: 5 H: 0 LOB: 0 BB: 0 P: 6	R: 1 E: 1 K: 0 S: 15 H: 2 LOB: 2 BB: 0 P: 23	1B: 4 2B: 0 3B: 0 HR: 0	SF: 0 SAC: 1 DP: 0 HBP: 0					

PITCHER	IP	WLS	BF	H	R	ER	SO	BB	IBB	HBP	BLK	WP	HR	S	P	ERA	WHIP
Dennis Martinez, R (1, 1) ERA: 2.75	9.0	W	33	4	1	0	2	1	0	0	0	0	0	70	110	0.00	0.556

PITCHER	IP	WLS	BF	H	R	ER	SO	BB	IBB	HBP	BLK	WP	HR	S	P	ERA	WHIP

BOTTOM

Montreal Expos @ Philadelphia Phillies

Veterans Stadium, Philadelphia, PA

Sat Aug 08 1992, 7:05 PM EDT
Att. 26,338 - Cloudy - 79 F

livebaseballscorecards.com

AB	31
R	1
H	4
RBI	1
BB	1
SO	2
LOB	7

1B: 4	SF: 0	WP: 0	PA: 33
2B: 0	SAC: 1	PB: 0	
3B: 0	DP: 0	SB: 0	
HR: 0	HBP: 0	CS: 0	

Batter	1	2	3	4	5	6	7	8	9	AB	R	H	RBI	BB	SO	LOB
Delino DeShields, L (1, 4) OBP: 0.385, SLG: 0.436	C C B X 1-2 G3 ①		C X 0-1 G4-3 2B		B B C F X 2-2 F8 ①	C C B B F S 2-1 F8 ② 2-3 K ③				5	0	1	0	0	1	4
Marquis Grissom, R (1, 8) OBP: 0.320, SLG: 0.401	C B B F B X 3-2 G6-3 ②		B C F B S 2-3 K ①		S B S B X 2-2 G5-3 ②	S C X 1-2 L4 ③ 1-2 2-3		B S S B B X 3-2 P2 ①		5	0	0	0	0	1	3
Moises Alou, R (1, 7) OBP: 0.339, SLG: 0.467	B F F X 1-2 2B 1B		B C X 1-1 G4-3 ② 2-3		B B B B 4-0 BB		X 0-0 G3 S SF9 1B	B S F F X 1-2 G6-3 ②		4	2	2	0	1	0	1
Larry Walker, L (1, 9) OBP: 0.339, SLG: 0.508	X 0-0 1-H 2B		B C B S X 2-2 F8 ③		S X 0-1 P8 ③		B 1 SAFE F 1 SAFE 1 SAFE F B X 2-2 G3 ① 1-3	B B F S S 2-3 K ③		5	0	1	1	0	1	3
Tim Wallach, R (1, 5) OBP: 0.301, SLG: 0.325	C S X 0-2 F9 ③			B B X 2-0 F8 ①		X 0-0 G6-3 ①	B X 1-0 SF9 ② 3-H		F B B F F F F F B 3-2 X L7 ①	4	0	0	1	0	0	1
Spike Owen, S (1, 6) OBP: 0.342, SLG: 0.398		B B B C X 3-1 G4-3 FC5-2-6 2B		B F B B B 4-1 1B BB		B F B B B 4-1 HR BB	B B B B 4-0 BB BB 1B BB		C B F F S 1-3 K ②	2	2	1	0	3	1	0
Gary Carter, R (1, 2) OBP: 0.296, SLG: 0.335	C B X 1-1 G4-3 ① 2-3		S 1 SAFE F 1 SAFE B 1 SAFE F B X 2-2 P3 ②		B 1 SAFE B X 2-0 1-H HR	1 SAFE B B B B 4-0 BB 1B 1-2 BB			C B B F B B 4-2 BB	3	2	1	2	2	0	2
Archi Cianfrocco, R (1, 3) OBP: 0.278, SLG: 0.366	C B X 1-1 FC5-2-6 ② 3-H		B B 1 SAFE X 2-0 1-3 1B		X 0-0 PB BB 1B	B B C B B 4-1 1B 1-2 2-3 BB			F S S 0-3 K ③	4	0	2	0	1	1	2
Mark Gardner, R (1, 1) OBP: 0.205, SLG: 0.205 John Vander Wal, L (7, PH) OBP: 0.337, SLG: 0.343 Mel Rojas, R (7, 1) OBP: 0.091, SLG: 0.091		S F 1 SAFE C 0-3 K ③		X 0-0 P4 ③		L 1 SAFE B B 1 B B 4-1 PB 1-2 BB	C B F F F X 1-2 1-3 2-H 3-H 1B			2 1 0	0 0 0	0 1 0	0 2 0	1 0 0	1 0 0	3 0 0
Inning Stats	R: 1 H: 2 E: 0 LOB: 1 K: 0 BB: 0 S: 13 P: 18	R: 0 H: 1 E: 0 LOB: 1 K: 1 BB: 0 S: 9 P: 14	R: 0 H: 1 E: 0 LOB: 1 K: 1 BB: 0 S: 10 P: 15	R: 0 H: 1 E: 0 LOB: 2 K: 0 BB: 1 S: 8 P: 18	R: 0 H: 0 E: 0 LOB: 1 K: 0 BB: 1 S: 8 P: 16	R: 2 H: 2 E: 0 LOB: 2 K: 0 BB: 2 S: 10 P: 23	R: 3 H: 2 E: 0 LOB: 2 K: 1 BB: 3 S: 15 P: 33	R: 0 H: 0 E: 0 LOB: 0 K: 1 BB: 0 S: 10 P: 16	R: 0 H: 0 E: 0 LOB: 1 K: 2 BB: 1 S: 16 P: 24	1B: 5 SF: 1 2B: 3 SAC: 0 3B: 0 DP: 0 HR: 1 HBP: 0						WP: 0 PA: 44 PB: 1 SB: 1 CS: 0

TOP

Montreal Expos @ Philadelphia Phillies

Veterans Stadium, Philadelphia, PA

Sun Aug 09 1992, 3:33 AM EDT

Att. 25,683 - Cloudy - 85 F

livebaseballscorecards.com

AB	35
R	6
H	9
RBI	6
BB	8
SO	6
LOB	19

PITCHER		IP	WLS	BF	H	R	ER	SO	BB	IBB	HBP	BLK	WP	HR	S	P	ERA	WHIP
Greg Mathews, L ERA: 3.72	(1, 1)	5.2	L	28	7	3	3	2	4	0	0	0	0	1	55	100	4.76	1.941
Jay Baller, R ERA: 6.0	(6, 1)	1.0		7	1	3	3	0	3	0	0	0	0	0	9	25	27.00	4.000
Bob Ayrault, R ERA: 3.86	(7, 1)	0.1		2	1	0	0	1	0	0	0	0	0	0	9	12	0.00	3.000
Cliff Brantley, R ERA: 4.45	(8, 1)	2.0		7	0	0	0	3	1	0	0	0	0	0	26	40	0.00	0.500

PITCHER	IP	WLS	BF	H	R	ER	SO	BB	IBB	HBP	BLK	WP	HR	S	P	ERA	WHIP

BOTTOM

Montreal Expos @ Philadelphia Phillies

Veterans Stadium, Philadelphia, PA

Sun Aug 09 1992, 3:33 AM EDT

Att. 25,683 - Cloudy - 85 F

livebaseballscorecards.com

Batter	1	2	3	4	5	6	7	8	9	AB	R	H	RBI	BB	SO	LOB
Lenny Dykstra, L (1, 8) OBP: 0.376, SLG: 0.412	G3	G4-3 1-2			L6			G3		4	0	0	0	0	0	1
Mariano Duncan, R (1, 4) (8, 6) OBP: 0.292, SLG: 0.382	E1 S 1B	K			P6			K		4	1	0	0	0	2	1
Dave Hollins, S (1, 5) OBP: 0.360, SLG: 0.425	K 1-2		P4			G3		P8		4	0	0	0	0	1	1
John Kruk, L (1, 7) OBP: 0.442, SLG: 0.477	1B BB		F9			G3-1			G3	3	0	0	0	1	0	0
Ricky Jordan, R (1, 3) OBP: 0.268, SLG: 0.363	1-2 2-H 1B		F9			FC6-4 1B			G5-3	4	0	2	1	0	0	0
Wes Chamberlain, R (1, 9) OBP: 0.279, SLG: 0.420	K			F9		FC6-4 1-2f			G5-3	4	0	0	0	0	1	3
Todd Pratt, R (1, 2) OBP: 0.222, SLG: 0.556		HR		G4-3			K			3	1	1	1	0	1	0
Joe Millette, R (1, 6) OBP: 0.262, SLG: 0.200		L3		P3			P6			2	0	0	0	0	0	0
Mickey Morandini, L (7, PH) (8, 4) OBP: 0.306, SLG: 0.354										1	0	0	0	0	0	0
Greg Mathews, R (1, 1)		G4-3 BB			K		K			1	0	0	0	1	1	0
Jay Baller, R (6, 1)										0	0	0	0	0	0	0
Bob Ayrault, R (7, 1)										0	0	0	0	0	0	0
Jeff Grotewold, L (7, PH) OBP: 0.349, SLG: 0.575										1	0	0	0	0	1	0
Cliff Brantley, R (8, 1) OBP: 0.200, SLG: 0.200										0	0	0	0	0	0	0

Inning Stats	1	2	3	4	5	6	7	8	9
	R: 1 H: 1 E: 1 LOB: 2 K: 2 BB: 1 S: 15 P: 26	R: 1 H: 1 E: 0 LOB: 1 K: 1 BB: 1 S: 8 P: 19	R: 0 H: 0 E: 0 LOB: 0 K: 0 BB: 0 S: 8 P: 13	R: 0 H: 0 E: 0 LOB: 0 K: 0 BB: 0 S: 10 P: 16	R: 0 H: 0 E: 0 LOB: 0 K: 1 BB: 0 S: 6 P: 9	R: 0 H: 1 E: 0 LOB: 1 K: 0 BB: 0 S: 7 P: 9	R: 0 H: 0 E: 0 LOB: 0 K: 2 BB: 0 S: 8 P: 11	R: 0 H: 0 E: 0 LOB: 0 K: 1 BB: 0 S: 11 P: 16	R: 0 H: 0 E: 0 LOB: 0 K: 0 BB: 0 S: 9 P: 14

AB	31
R	2
H	3
RBI	2
BB	2
SO	7
LOB	6

1B: 2 SF: 0
2B: 0 SAC: 0
3B: 0 DP: 0
HR: 1 HBP: 0

WP: 0 PA: 33
PB: 0
SB: 1
CS: 0

PITCHER		IP	WLS	BF	H	R	ER	SO	BB	IBB	HBP	BLK	WP	HR	S	P	ERA	WHIP
Mark Gardner, R ERA: 3.81	(1, 1)	6.0	W	24	3	2	1	4	2	0	0	0	0	1	54	92	1.50	0.833
Mel Rojas, R ERA: 1.16	(7, 1)	3.0	S	9	0	0	0	3	0	0	0	0	0	0	28	41	0.00	0.000

PITCHER	IP	WLS	BF	H	R	ER	SO	BB	IBB	HBP	BLK	WP	HR	S	P	ERA	WHIP

Montreal Expos @ Chicago Cubs

Wrigley Field, Chicago, IL

Mon Aug 10 1992, 3:33 AM CDT

Att. 32,911 - Cloudy - 86 F

TOP

livebaseballscorecards.com

Batter	1	2	3	4	5	6	7	8	9	AB	R	H	RBI	BB	SO	LOB
Delino DeShields, L (1, 4) OBP: 0.385, SLG: 0.435	B B F F X 2-2 G4-3 ①	B S X 1-1 G4-3 ③	C X 0-1 BLK 1B 2-H			F F B F B B F X 3-2 G4-3 ①	X 0-0 FC6-4 1B 1-2 2-H 3-H		C F F F X 0-2 L6 ①	5	0	2	3	0	0	2
Archi Cianfrocco, R (8, 3) OBP: 0.277, SLG: 0.364										1	0	0	0	0	0	0
Marquis Grissom, R (1, 8) OBP: 0.325, SLG: 0.406	C B X 1-1 S 2B	C B X 1-1 1B 1B B B F F B B 4-2 1-2 BB				B F B C X 2-2 1B	B B S B C S 3-3 K ②		X 0-0 G5-3 ②	4	1	3	0	1	1	2
John Vander Wal, L (9, PH) OBP: 0.335, SLG: 0.341 (9, 7)										1	0	0	0	0	0	0
Moises Alou, R (1, 7) OBP: 0.343, SLG: 0.470 (9, 8)	B B C C B B 4-2 G4-6-3 BB 2-3	1 SAFE T-0 1 SAFE 1B S 1B 1-3				F B S X 1-2 F8 ②	C X 0-1 FC6-4 ③ 1-2f		F X 0-1 WP 2B	5	1	2	0	1	1	5
Larry Walker, L (1, 9) OBP: 0.337, SLG: 0.503	X 0-0 G4-6-3 ② ③ 1-2f		1 SAFE S B F F F B X 2-2 WP 1B E 1B 1-3 3-H	B F S X 1-2 P5 ①		F F B B X 2-2 G4-3 ③		F F S 0-3 K ①	B S F B B X 3-2 L4 ③ 2-3	6	1	1	1	0	1	4
Darren Reed, R (9, 9) OBP: 0.290, SLG: 0.484										0	0	0	0	0	0	0
Darrin Fletcher, L (1, 2) OBP: 0.288, SLG: 0.303		B B B C B 4-1 F8 1B 1B BB	C B 1 SAFE F X 1-2 E WP WP 1B 1-2 3-H	C B B X 2-1 G5-3 ②			B F X 1-1 E7 1B 1B	C B B C X 2-2 G6-3 ②		4	3	2	1	1	0	0
Tim Wallach, R (1, 3) OBP: 0.302, SLG: 0.333	X 0-0 1B 1B 1-2	C B B F X 2-2 F9 ①	B F S B S 2-3 K ③				S S S 0-3 K ①	F B F X 1-2 HR		5	1	2	1	0	2	3
Tom Foley, L (8, 4) OBP: 0.240, SLG: 0.226										0	0	0	0	0	0	0
Bret Barberie, S (1, 5) OBP: 0.372, SLG: 0.302	B S S F X 1-2 F8 ① 2-3	C B S B X 2-2 FC WP E 1-3 2-H		B C C S 1-3 K ①			F X 0-1 1B 1B 1B 1B 2-H	B C X 1-1 1B 1B		5	2	2	1	0	1	3
Spike Owen, S (1, 6) OBP: 0.343, SLG: 0.398	1 SAFE B B B C 1 SAFE X 3-1 1-3 3-H 1B	I B C F F F X 2-2 FC SH2-4 1B 2-H 3-H		C B S C C 1-3 K ②			F X 0-1 1B 1B 1B 1-2	C B F F F F F X 1-2 1-2 1B		2	1	1	1	0	0	0
Wil Cordero, R (3, 6) OBP: 0.356, SLG: 0.275										3	1	2	0	0	1	0
Brian Barnes, L (1, 1) OBP: 0.250, SLG: 0.211	B S X 1-1 G3 ②	M X 0-1 SH2-4 ② 1-2		C C F B S 1-3 K ③			F X 0-1 1B 1-2 2-3	C S C 0-3 K ③		4	0	1	0	0	2	4
Bill Sampen, R (8, 1)										0	0	0	0	0	0	0
Jeff Fassero, L (9, 1)										0	0	0	0	0	0	0
Inning Stats	R: 0 E: 0 K: 0 S: 8 H: 1 LOB: 1 BB: 1 P: 15	R: 1 E: 0 K: 0 S: 12 H: 2 LOB: 2 BB: 1 P: 22	R: 6 E: 2 K: 1 S: 33 H: 5 LOB: 2 BB: 1 P: 50	R: 0 E: 0 K: 1 S: 8 H: 0 LOB: 0 BB: 0 P: 13	R: 0 E: 0 K: 3 S: 10 H: 0 LOB: 0 BB: 0 P: 13	R: 0 E: 0 K: 0 S: 14 H: 1 LOB: 1 BB: 0 P: 22	R: 3 E: 1 K: 2 S: 17 H: 5 LOB: 2 BB: 0 P: 21	R: 1 E: 0 K: 2 S: 22 H: 3 LOB: 2 BB: 0 P: 27	R: 0 E: 0 K: 0 S: 11 H: 1 LOB: 1 BB: 0 P: 14	1B: 15 2B: 2 3B: 0 HR: 1	SF: 0 SAC: 1 DP: 1 HBP: 0			WP: 3 PB: 0 SB: 2 CS: 0		PA: 49	

AB	45
R	11
H	18
RBI	8
BB	3
SO	9
LOB	23

PITCHER		IP	WLS	BF	H	R	ER	SO	BB	IBB	HBP	BLK	WP	HR	S	P	ERA	WHIP
Jeff Robinson, R ERA: 2.73	(1, 1)	2.0	L	13	6	4	4	0	2	0	0	0	0	0	27	48	18.00	4.000
Ken Patterson, L ERA: 2.3	(3, 1)	0.2		7	2	3	0	0	1	0	0	1	2	0	20	31	0.00	4.500
Heathcliff Slocumb, R ERA: 5.89	(3, 1)	4.1		19	6	3	3	7	0	0	0	0	0	0	55	77	6.23	1.385
Chuck McElroy, L ERA: 2.85	(8, 1)	1.0		6	3	1	1	2	0	0	0	0	0	1	22	27	9.00	3.000
Bob Scanlan, R ERA: 1.93	(9, 1)	1.0		4	1	0	0	0	0	0	0	0	1	0	11	14	0.00	1.000

PITCHER	IP	WLS	BF	H	R	ER	SO	BB	IBB	HBP	BLK	WP	HR	S	P	ERA	WHIP

Batter	1	2	3	4	5	6	7	8	9	AB	R	H	RBI	BB	SO	LOB
Doug Dascenzo, S (1, 8) OBP: 0.309, SLG: 0.315	C B C T F B X 2-2 G1-3 ①		B C T B X 2-2 G5-3 ①		B C B X 2-1 E7			X 0-0 G4-3 ① B X 1-0 FC5-4 ③ 1-2f		5	0	0	0	0	0	2
23 Ryne Sandberg, R (1, 4) OBP: 0.362, SLG: 0.478 Jose Vizcaino, S (7, 4) OBP: 0.251, SLG: 0.281	C X 0-1 F9 ②		B C B X 2-1 F9 2B		C B X 1-1 L7 ②			B B T X 2-1 2B 1B		3 1	0 0	1 1	0 0	0 0	0 0	1 0
Mark Grace, L (1, 3) OBP: 0.406, SLG: 0.452 Derrick May, L (7, 7) OBP: 0.311, SLG: 0.372	C B B X 2-1 WP 1B		C S B B B H 4-2 HBP		X 0-0 G4-3 ③			X 0-0 1-3 2B		2 1	0 0	1 1	0 0	0 0	0 0	1 0
Andre Dawson, R (1, 9) OBP: 0.285, SLG: 0.419	S T B X 1-2 F7 ③ 1-2		B C T T F X 1-2 F9 ② 2-3			B B C X 2-1 F8 ①		S B X 1-1 L7 ②		4	0	0	0	0	0	5
Steve Buechele, R (1, 5) OBP: 0.340, SLG: 0.394		C B F X 1-2 L4 ① B C S S 1-3 K ③				B X 1-0 G5-3 ②		B S C X 1-2 F9 ③		4	0	0	0	0	1	4
Luis Salazar, R (1, 7) OBP: 0.242, SLG: 0.293 (7, 3)		C X 0-1 E6 FC6-4	S X 0-1 G5-3 ①			B B C X 2-1 F8 ③			S F X 0-2 1B 1B	4	0	1	0	0	0	0
Joe Girardi, R (1, 2) OBP: 0.341, SLG: 0.319		X 0-0 FC6-4 ② 1B 1-2f	S X 0-1 G6-4-3 1B				X 0-0 L5 ①		C F B S 1-3 K ①	4	0	1	0	0	1	2
Rey Sanchez, R (1, 6) OBP: 0.283, SLG: 0.337 Jeff Kunkel, R (7, 6) OBP: 0.071, SLG: 0.071		X 0-0 1-2 1B	B X 1-0 G6-4-3 ②③ 1-2f				F S C 0-3 K ②		S B B F S 2-3 K ②	2 2	0 0	1 0	0 0	0 0	0 2	1 1
Jeff Robinson, R (1, 1) Ken Patterson, L (3, 1) Heathcliff Slocumb, R (3, 1) Dwight Smith, L (7, PH) OBP: 0.294, SLG: 0.381 Chuck McElroy, L (8, 1) OBP: 0.667, SLG: 1.333 Bob Scanlan, R (9, 1) Rick Wilkins, L (9, PH) OBP: 0.354, SLG: 0.436		B F F S 1-3 K ③			S S B F C 1-3 K ①		C C C 0-3 K ③		B C C X 1-1 FC5-4 1-2 1B	1 0 1 1 0 0 0	0 0 0 0 0 0 1	0 0 0 0 0 0 0	0 0 0 0 0 0 0	0 0 1 0 0 0 0	1 0 0 1 0 0 0	2 0 0 0 0 0 0
Inning Stats	R: 0 H: 1 E: 0 LOB: 1 K: 0 BB: 0 S: 12 P: 17	R: 0 H: 1 E: 1 LOB: 2 K: 1 BB: 0 S: 10 P: 12	R: 0 H: 1 E: 0 LOB: 2 K: 1 BB: 0 S: 15 P: 25	R: 0 H: 1 E: 0 LOB: 0 K: 0 BB: 0 S: 5 P: 6	R: 0 H: 0 E: 1 LOB: 1 K: 1 BB: 0 S: 9 P: 13	R: 0 H: 0 E: 0 LOB: 0 K: 0 BB: 0 S: 5 P: 10	R: 0 H: 0 E: 0 LOB: 0 K: 2 BB: 0 S: 7 P: 7	R: 0 H: 2 E: 0 LOB: 2 K: 0 BB: 0 S: 9 P: 13	R: 0 H: 2 E: 0 LOB: 2 K: 2 BB: 0 S: 12 P: 17	1B: 6 2B: 2 3B: 0 HR: 0	SF: 0 SAC: 0 DP: 1 HBP: 1				WP: 1 PB: 0 SB: 0 CS: 0	PA: 37	

PITCHER		IP	WLS	BF	H	R	ER	SO	BB	IBB	HBP	BLK	WP	HR	S	P	ERA	WHIP
Brian Barnes, L ERA: 1.95	(1, 1)	7.2	W	31	6	0	0	5	0	0	1	0	1	0	69	99	0.00	0.783
Bill Sampen, R ERA: 3.13	(8, 1)	0.1		1	0	0	0	0	0	0	0	0	0	0	3	4	0.00	0.000
Jeff Fassero, L ERA: 3.11	(9, 1)	1.0		5	2	0	0	2	0	0	0	0	0	0	12	17	0.00	2.000

PITCHER	IP	WLS	BF	H	R	ER	SO	BB	IBB	HBP	BLK	WP	HR	S	P	ERA	WHIP

BOTTOM

Montreal Expos @ Chicago Cubs
Wrigley Field, Chicago, IL
Mon Aug 10 1992, 3:33 AM CDT
Att. 32,911 - Cloudy - 86 F

livebaseballscorecards.com

AB	36
R	0
H	8
RBI	0
BB	0
SO	7
LOB	19

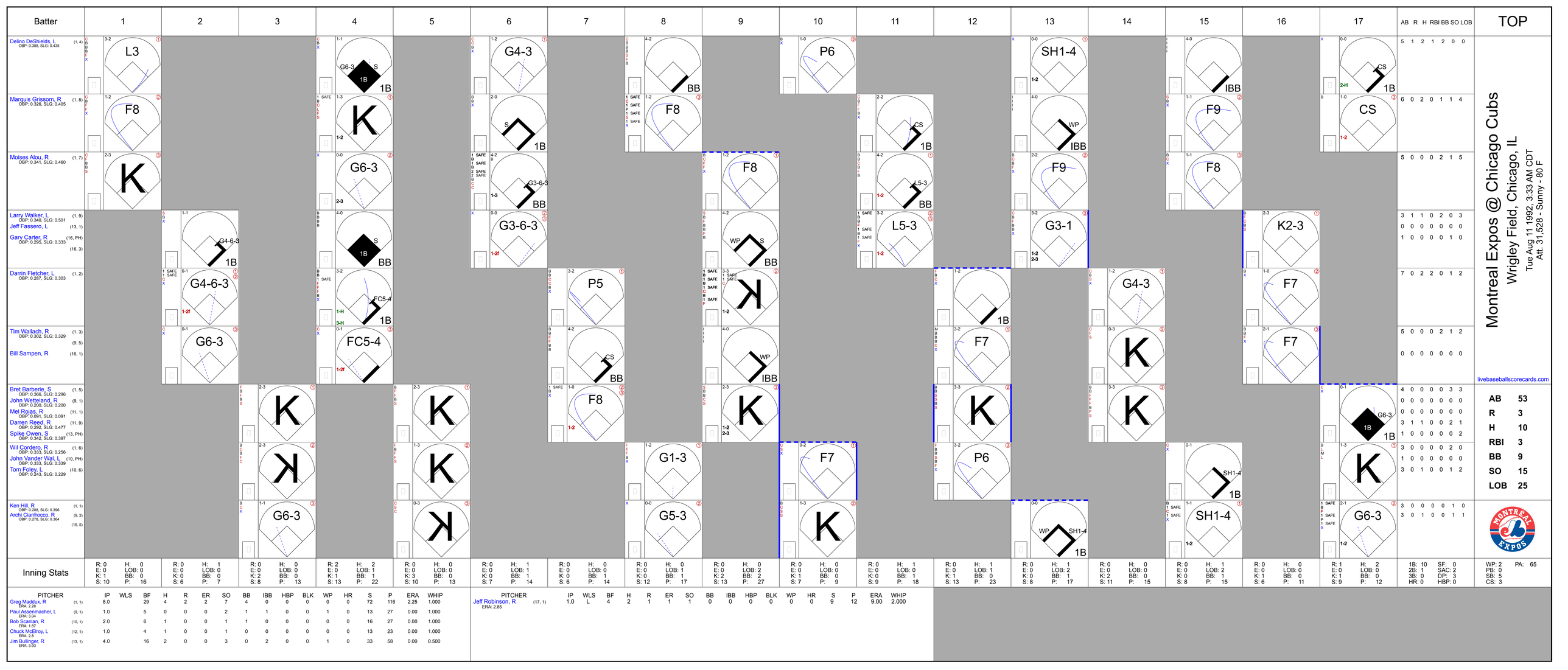

Montreal Expos @ Chicago Cubs

Wrigley Field, Chicago, IL

Tue Aug 11 1992, 3:33 AM CDT
Att. 31,528 - Sunny - 80 F

livebaseballscorecards.com

Batter	1	2	3	4	5	6	7	8	9	10	11	12	13	14	15	16	17	AB	R	H	RBI	BB	SO	LOB
Delino DeShields, L (1, 4) OBP: 0.388, SLG: 0.435	L3			G6-3 1B S 1B		G4-3		BB		P6			SH1-4 1-2		IBB		CS 2-H 1B	5	1	2	1	2	0	0
Marquis Grissom, R (1, 8) OBP: 0.326, SLG: 0.405	F8			K 1-2		S 1B		F8			CS 1B		WP IBB		F9		CS 1-2	6	0	2	0	1	1	4
Moises Alou, R (1, 7) OBP: 0.341, SLG: 0.460	K			G6-3 2-3		G3-6-3 BB			F8		L5-3 1-2 BB		F9		F8			5	0	0	0	2	1	5
Larry Walker, L (1, 9) OBP: 0.340, SLG: 0.501		G4-6-3 1B		S 1B BB		G3-6-3 1-2f			WP S BB		L5-3 1-2		G3-1 1-2 2-3			K2-3		3	1	1	0	2	0	3
Jeff Fassero, L (13, 1)																		0	0	0	0	0	0	0
Gary Carter, R (16, PH) OBP: 0.295, SLG: 0.333 (16, 3)																		1	0	0	0	0	1	0
Darrin Fletcher, L (1, 2) OBP: 0.287, SLG: 0.303		G4-6-3 1-2f		FC5-4 1-H 3-H 1B			P5		K 1-2			1B		G4-3		F7		7	0	2	2	0	1	2
Tim Wallach, R (1, 3) OBP: 0.302, SLG: 0.329 (9, 5)		G6-3		FC5-4 1-2f			CS BB		WP IBB			F7		K		F7		5	0	0	0	2	1	2
Bill Sampen, R (16, 1)																		0	0	0	0	0	0	0
Bret Barberie, S (1, 5) OBP: 0.366, SLG: 0.296			K		K		F8 1-2		K 1-2 2-3			K		K			G6-3 1B 1B	4	0	0	0	0	3	3
John Wetteland, R (9, 1) OBP: 0.200, SLG: 0.200																		0	0	0	0	0	0	0
Mel Rojas, R (11, 1) OBP: 0.091, SLG: 0.091																		0	0	0	0	0	0	0
Darren Reed, R (11, 9) OBP: 0.292, SLG: 0.477																		3	1	1	0	0	2	1
Spike Owen, S (13, PH) OBP: 0.342, SLG: 0.397																		1	0	0	0	0	0	2
Wil Cordero, R (1, 6) OBP: 0.333, SLG: 0.256			K		K			G1-3		F7		P6			SH1-4 1B		K	3	0	0	0	0	2	0
John Vander Wal, L (10, PH) OBP: 0.333, SLG: 0.339																		1	0	0	0	0	0	0
Tom Foley, L (10, 6) OBP: 0.243, SLG: 0.229																		3	0	1	0	0	1	2
Ken Hill, R (1, 1) OBP: 0.288, SLG: 0.396			G6-3		K			G5-3		K			WP SH1-4 1B		SH1-4 1-2		G6-3 1-2	3	0	0	0	0	1	0
Archi Cianfrocco, R (9, 3) OBP: 0.278, SLG: 0.364 (16, 5)																		3	0	1	0	0	1	1

Inning Stats	R: 0 E: 0 K: 1 S: 10	H: 0 LOB: 0 BB: 0 P: 16	R: 0 E: 0 K: 0 S: 6	H: 1 LOB: 0 BB: 0 P: 7	R: 0 E: 0 K: 2 S: 8	H: 0 LOB: 0 BB: 0 P: 13	R: 2 E: 0 K: 1 S: 13	H: 2 LOB: 1 BB: 1 P: 22	R: 0 E: 0 K: 3 S: 10	H: 0 LOB: 0 BB: 0 P: 13	R: 0 E: 0 K: 0 S: 7	H: 1 LOB: 1 BB: 1 P: 14	R: 0 E: 0 K: 0 S: 6	H: 0 LOB: 0 BB: 1 P: 14	R: 0 E: 0 K: 0 S: 12	H: 0 LOB: 1 BB: 1 P: 17	R: 0 E: 0 K: 2 S: 13	H: 0 LOB: 2 BB: 2 P: 27	R: 0 E: 0 K: 1 S: 7	H: 0 LOB: 0 BB: 0 P: 9	R: 0 E: 0 K: 0 S: 9	H: 1 LOB: 0 BB: 1 P: 18	R: 0 E: 0 K: 1 S: 13	H: 1 LOB: 1 BB: 0 P: 23	R: 0 E: 0 K: 0 S: 8	H: 1 LOB: 2 BB: 1 P: 17	R: 0 E: 0 K: 2 S: 11	H: 0 LOB: 0 BB: 0 P: 15	R: 0 E: 0 K: 0 S: 8	H: 1 LOB: 2 BB: 1 P: 15	R: 0 E: 0 K: 1 S: 6	H: 0 LOB: 0 BB: 0 P: 11	R: 1 E: 0 K: 1 S: 9	H: 2 LOB: 0 BB: 0 P: 12	1B: 10 2B: 1 3B: 0 HR: 0	SF: 0 SAC: 2 DP: 3 HBP: 0	WP: 2 PB: 0 SB: 5 CS: 3	PA: 65
PITCHER	IP	WLS	BF	H	R	ER	SO	BB	IBB	HBP	BLK	WP	HR	S	P	ERA	WHIP	PITCHER	IP	WLS	BF	H	R	ER	SO	BB	IBB	HBP	BLK	WP	HR	S	P	ERA	WHIP
Greg Maddux, R (1, 1) ERA: 2.26	8.0		29	4	2	2	7	4	0	0	0	0	0	72	116	2.25	1.000	Jeff Robinson, R (17, 1) ERA: 2.85	1.0	L	4	2	1	1	1	0	0	0	0	0	0	9	12	9.00	2.000
Paul Assenmacher, L (9, 1) ERA: 3.04	1.0		5	0	0	0	2	1	1	0	0	1	0	13	27	0.00	1.000																			
Bob Scanlan, R (10, 1) ERA: 1.87	2.0		6	1	0	0	1	1	0	0	0	0	0	16	27	0.00	1.000																			
Chuck McElroy, L (12, 1) ERA: 2.8	1.0		4	1	0	0	1	0	0	0	0	0	0	13	23	0.00	1.000																			
Jim Bullinger, R (13, 1) ERA: 3.93	4.0		16	2	0	0	3	0	2	0	0	1	0	33	58	0.00	0.500																			

TOP	AB	R	H	RBI	BB	SO	LOB
Delino DeShields, L	5	1	2	1	2	0	0
Marquis Grissom, R	6	0	2	0	1	1	4
Moises Alou, R	5	0	0	0	2	1	5
Larry Walker, L	3	1	1	0	2	0	3
Jeff Fassero, L	0	0	0	0	0	0	0
Gary Carter, R	1	0	0	0	0	1	0
Darrin Fletcher, L	7	0	2	2	0	1	2
Tim Wallach, R	5	0	0	0	2	1	2
Bill Sampen, R	0	0	0	0	0	0	0
Bret Barberie, S	4	0	0	0	0	3	3
John Wetteland, R	0	0	0	0	0	0	0
Mel Rojas, R	0	0	0	0	0	0	0
Darren Reed, R	3	1	1	0	0	2	1
Spike Owen, S	1	0	0	0	0	0	2
Wil Cordero, R	3	0	0	0	0	2	0
John Vander Wal, L	1	0	0	0	0	0	0
Tom Foley, L	3	0	1	0	0	1	2
Ken Hill, R	3	0	0	0	0	1	0
Archi Cianfrocco, R	3	0	1	0	0	1	1

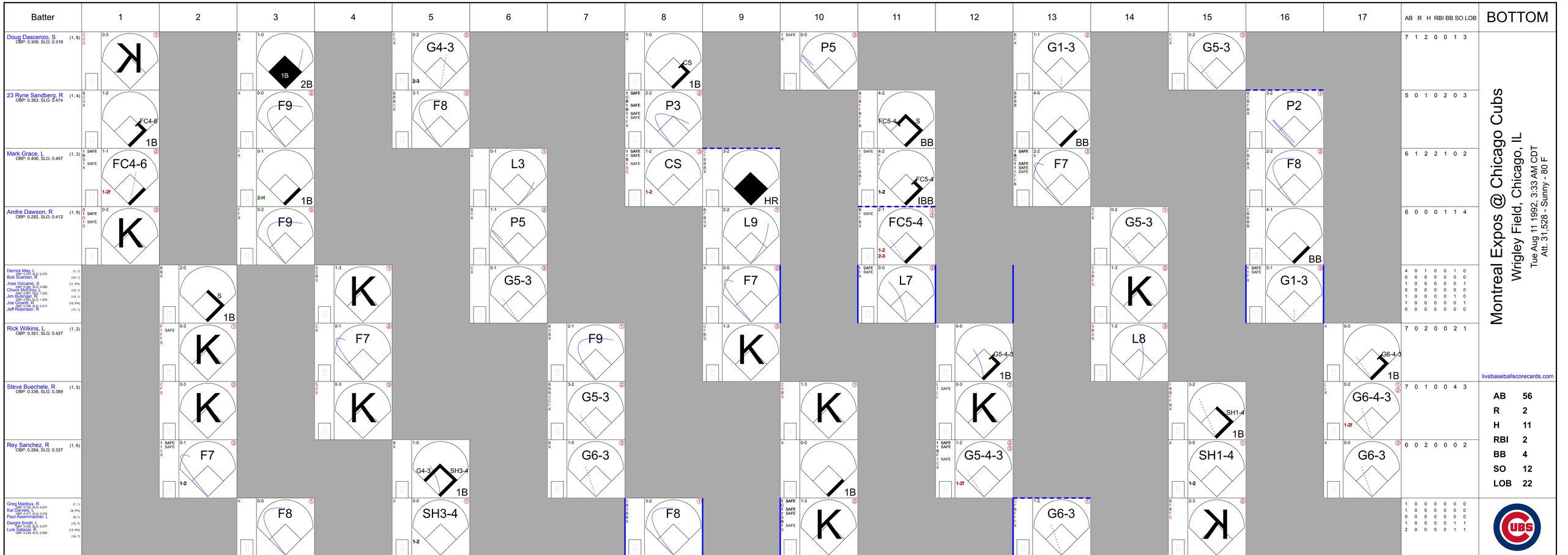
Batter
1
2
3
4
5
6
7
8
9
10
11
12
13
14
15
16
17
AB R H RBI BB SO LOB
BOTTOM
Doug Dascenzo, S (1, 8) OBP: 0.309, SLG: 0.319
7 1 2 0 0 1 3
23 Ryne Sandberg, R (1, 4) OBP: 0.363, SLG: 0.474
5 0 1 0 2 0 3
Mark Grace, L (1, 3) OBP: 0.406, SLG: 0.457
6 1 2 2 1 0 2
Andre Dawson, R (1, 9) OBP: 0.282, SLG: 0.412
6 0 0 0 1 1 4
Derrick May, L (1, 7) OBP: 0.316, SLG: 0.370
Bob Scanlan, R (10, 1)
Jose Vizcaino, S (11, PH) OBP: 2.000, SLG: 0.280
Chuck McElroy, L (12, 1) OBP: 0.333, SLG: 1.333
Jim Bullinger, R (13, 1) OBP: 0.500, SLG: 1.333
Joe Girardi, R (16, PH) OBP: 0.250, SLG: 0.317
Jeff Robinson, R (17, 1)
4 0 1 0 0 1 0
0 0 0 0 0 0 0
1 0 0 0 0 0 1
0 0 0 0 0 0 0
1 0 0 0 0 1 0
1 0 0 0 0 0 1
0 0 0 0 0 0 0
Rick Wilkins, L (1, 2) OBP: 0.351, SLG: 0.427
7 0 2 0 0 2 1
Steve Buechele, R (1, 5) OBP: 0.336, SLG: 0.389
7 0 1 0 0 4 3
Rey Sanchez, R (1, 6) OBP: 0.284, SLG: 0.337
6 0 2 0 0 0 2
Greg Maddux, R (1, 1) OBP: 0.231, SLG: 0.231
Kal Daniels, L (9, PH) OBP: 0.317, SLG: 0.376
Paul Assenmacher, L (9, 1)
Dwight Smith, L (10, 7) OBP: 0.292, SLG: 0.377
Luis Salazar, R (13, PH) OBP: 0.238, SLG: 0.290
(14, 7)
1 0 0 0 0 0 0
1 1 0 0 0 0 0
0 0 0 0 0 0 0
1 0 0 0 0 1 1
2 0 0 0 0 1 1
AB 56
R 2
H 11
RBI 2
BB 4
SO 12
LOB 22
livebaseballscorecards.com
Montreal Expos @ Chicago Cubs
Wrigley Field, Chicago, IL
Tue Aug 11 1992, 3:33 AM CDT
Att. 31,528 - Sunny - 80 F
Inning Stats
R: 0 E: 0 K: 2 S: 11 H: 1 LOB: 1 BB: 0 P: 13
R: 0 E: 0 K: 2 S: 10 H: 1 LOB: 1 BB: 0 P: 12
R: 1 E: 0 K: 0 S: 8 H: 2 LOB: 1 BB: 0 P: 9
R: 0 E: 0 K: 2 S: 8 H: 0 LOB: 0 BB: 0 P: 9
R: 0 E: 0 K: 0 S: 7 H: 1 LOB: 1 BB: 0 P: 11
R: 0 E: 0 K: 0 S: 6 H: 0 LOB: 0 BB: 0 P: 7
R: 0 E: 0 K: 0 S: 7 H: 0 LOB: 0 BB: 0 P: 13
R: 0 E: 0 K: 0 S: 9 H: 1 LOB: 0 BB: 0 P: 16
R: 1 E: 0 K: 1 S: 10 H: 1 LOB: 0 BB: 0 P: 16
R: 0 E: 0 K: 2 S: 8 H: 1 LOB: 1 BB: 0 P: 10
R: 0 E: 0 K: 0 S: 15 H: 0 LOB: 1 BB: 2 P: 25
R: 0 E: 0 K: 1 S: 7 H: 1 LOB: 0 BB: 0 P: 8
R: 0 E: 0 K: 0 S: 12 H: 0 LOB: 1 BB: 1 P: 20
R: 0 E: 0 K: 1 S: 10 H: 0 LOB: 0 BB: 0 P: 12
R: 0 E: 0 K: 1 S: 11 H: 1 LOB: 1 BB: 0 P: 16
R: 0 E: 0 K: 0 S: 9 H: 0 LOB: 1 BB: 1 P: 18
R: 0 E: 0 K: 0 S: 5 H: 1 LOB: 0 BB: 0 P: 5
1B: 9 2B: 2 3B: 0 HR: 1
SF: 0 SAC: 2 DP: 3 HBP: 0
WP: 0 PB: 0 SB: 2 CS: 1
PA: 63
PITCHER IP WLS BF H R ER SO BB IBB HBP BLK WP HR S P ERA WHIP
Ken Hill, R (1, 1) ERA: 2.9 8.0 29 6 1 1 1 6 0 0 0 0 0 0 66 90 1.12 0.750
John Wetteland, R (9, 1) ERA: 3.31 2.0 10 2 1 1 3 1 1 0 0 0 1 0 30 46 4.50 1.500
Mel Rojas, R (11, 1) ERA: 1.13 2.0 5 1 0 0 1 0 0 0 0 0 0 0 10 13 0.00 0.500
Jeff Fassero, L (13, 1) ERA: 2.97 3.0 11 1 0 0 2 1 0 0 0 0 0 0 33 48 0.00 0.667
Bill Sampen, R (16, 1) ERA: 3.03 2.0 W 7 1 0 0 0 1 0 0 0 0 0 0 14 23 0.00 1.000
PITCHER IP WLS BF H R ER SO BB IBB HBP BLK WP HR S P ERA WHIP

Batter	1	2	3	4	5	6	7	8	9	AB	R	H	RBI	BB	SO	LOB
Delino DeShields, L (1, 4) OBP: 0.384, SLG: 0.430	B X 1-0 G4-3 ①		C X 0-1 F8 ①		C B B F B X 3-2 G4-3 ①		C B B S B X 3-2 G3 ②		C S F F X 0-2 G5-3 ②	5	0	0	0	0	0	0
Marquis Grissom, R (1, 8) OBP: 0.327, SLG: 0.405	B X 1-0 F9 ②		B C F B B X 3-2 1B 1B		B F B C F B F X 3-2 L9 ②		B F F X 1-2 G5-3 ③		S F F B F X 1-2 1B	5	0	2	0	0	0	0
Bret Barberie, S (1, 5) OBP: 0.363, SLG: 0.293	C B F C 1-3 K ③		1 SAFE B X 1-0 G1-6-3 1B 1-3		B X 1-0 G4-3 ③			X 0-0 G4-3 ①	C 1 SAFE B X 1-1 G4-3 ③	5	0	1	0	0	1	1
Larry Walker, L (1, 9) OBP: 0.342, SLG: 0.501		S B C X 1-2 1B G1-3 1B	X 0-0 G1-6-3 ② ③ 1-2f			B S B X 2-1 G5-3 ①		B F B X 2-1 3B 1B		4	1	2	0	0	0	2
John Vander Wal, L (1, 7) OBP: 0.332, SLG: 0.349 Moises Alou, R (8, 7) OBP: 0.341, SLG: 0.460		X 0-0 F8 ①		B B X 2-0 L1 ①		C B X 1-1 F7 ②		1 SAFE B X 1-0 3B 1-H		4 0	0 0	1 0	1 0	0 0	0 0	1 0
Tim Wallach, R (1, 3) OBP: 0.304, SLG: 0.331		B 1 SAFE S B X 2-1 G1-3 ② 1-2		B F B X 2-1 1B 1B		B B F C B X 3-2 HR 1B		B X 1-0 P3 ②		4	1	2	0	0	0	2
Gary Carter, R (1, 2) OBP: 0.302, SLG: 0.348		B B B B 4-0 1B BB		B 1 SAFE C B X 3-1 L7 ②		B 1 SAFE B X 2-0 1-H HR		C B B C B B 4-2 BB		2	1	1	2	2	0	1
Tom Foley, L (1, 6) OBP: 0.252, SLG: 0.240		F B C X 1-2 1B 1-2 2-3		F B X 1-1 1B 1-3		B S B B B X 3-1 G3 ③		S X 0-1 L8 ③		4	0	2	0	0	0	2
Chris Nabholz, L (1, 1) OBP: 0.102, SLG: 0.143 Mel Rojas, R (9, 1) OBP: 0.091, SLG: 0.091		X 0-0 G4-3 ③		B C 1 SAFE F S 1-3 K2-3 ③			X 0-0 G6-3 ①		X 0-0 G4-3 ①	4 0	0 0	0 0	0 0	0 0	1 0	5 0
Inning Stats	R: 0 H: 0 E: 0 LOB: 0 K: 1 BB: 0 S: 5 P: 8	R: 0 H: 2 E: 0 LOB: 3 K: 0 BB: 1 S: 10 P: 18	R: 0 H: 2 E: 0 LOB: 1 K: 0 BB: 0 S: 7 P: 11	R: 0 H: 2 E: 0 LOB: 2 K: 1 BB: 0 S: 10 P: 19	R: 0 H: 0 E: 0 LOB: 0 K: 0 BB: 0 S: 9 P: 16	R: 2 H: 2 E: 0 LOB: 0 K: 0 BB: 0 S: 10 P: 21	R: 0 H: 0 E: 0 LOB: 0 K: 0 BB: 0 S: 7 P: 11	R: 1 H: 2 E: 0 LOB: 2 K: 0 BB: 1 S: 9 P: 17	R: 0 H: 1 E: 0 LOB: 1 K: 0 BB: 0 S: 13 P: 15	1B: 9 SF: 0 2B: 0 SAC: 0 3B: 1 DP: 1 HR: 1 HBP: 0						

TOP

Montreal Expos @ Chicago Cubs

Wrigley Field, Chicago, IL

Wed Aug 12 1992, 3:33 AM CDT

Att. 29,984 - Cloudy - 65 F

livebaseballscorecards.com

AB	37
R	3
H	11
RBI	3
BB	2
SO	2
LOB	14

PITCHER		IP	WLS	BF	H	R	ER	SO	BB	IBB	HBP	BLK	WP	HR	S	P	ERA	WHIP
Mike Morgan, R ERA: 2.51	(1, 1)	8.0	L	35	10	3	3	2	2	0	0	0	0	1	67	121	3.38	1.500
Bob Scanlan, R ERA: 1.84	(9, 1)	1.0		4	1	0	0	0	0	0	0	0	0	0	13	15	0.00	1.000

PITCHER	IP	WLS	BF	H	R	ER	SO	BB	IBB	HBP	BLK	WP	HR	S	P	ERA	WHIP

WP: 0	PB: 0	SB: 0	CS: 0
PA: 39			

Batter	1	2	3	4	5	6	7	8	9	AB	R	H	RBI	BB	SO	LOB
Doug Dascenzo, S (1, 8) OBP: 0.304, SLG: 0.313	L X 0-1 ① G4-3		B B B C X 3-1 ③ G5-3			B X 1-0 ① G5-3			C X 0-1 ① G6-3	4	0	0	0	0	0	0
23 Ryne Sandberg, R (1, 4) OBP: 0.366, SLG: 0.476	B C C T B F X 2-2 ② 1B		B B B C B 4-1 G6-3 1B BB			B B C B C X 3-2 ② G6-3			B C X 1-1 FC4 1B	3	1	2	0	1	0	0
Mark Grace, L (1, 3) OBP: 0.403, SLG: 0.453	B C X 1-1 ② F9			X 0-0 ① G6-3 **1-2**		C B X 1-1 ③ F8			B X 1-0 ② L8	4	0	0	0	0	0	3
Andre Dawson, R (1, 9) OBP: 0.282, SLG: 0.411	1 SAFE B X 1-0 ③ P4			B X 1-0 G5-3 **2-H** 1B			C X 0-1 ① F9		X 0-0 ③ FC4 **1-2f**	4	0	1	1	0	0	2
Steve Buechele, R (1, 5) OBP: 0.334, SLG: 0.386		C B F B S 2-3 ① K		1 SAFE X 0-0 ② G5-3 **1-2**			C X 0-1 ② G5-3			3	0	0	0	0	1	1
Luis Salazar, R (1, 7) OBP: 0.236, SLG: 0.285		C B C X 1-2 ② F8		B B F S C 2-3 ③ K			X 0-0 ③ F8			3	0	0	0	0	1	1
Joe Girardi, R (1, 2) OBP: 0.335, SLG: 0.313	B S S B C 2-3 ③ K				X 0-0 ① G6-3			X 0-0 ① F7		3	0	0	0	0	1	0
Rey Sanchez, R (1, 6) OBP: 0.280, SLG: 0.332			C F B B X 2-2 ① P5		C B X 1-1 ② G3			F X 0-1 ② L7		3	0	0	0	0	0	0
Mike Morgan, R (1, 1) OBP: 0.113, SLG: 0.098 Jose Vizcaino, S (8, PH) OBP: 0.249, SLG: 0.279 Bob Scanlan, R (9, 1)			C B S S S 1-3 ② K		F S F B S 1-3 ③ K			B X 1-0 ③ G6-3		2 1 0	0 0 0	0 0 0	0 0 0	0 0 0	2 0 0	0 0 0
Inning Stats	R: 0 E: 0 K: 0 S: 10 H: 1 LOB: 1 BB: 0 P: 14	R: 0 E: 0 K: 2 S: 9 H: 0 LOB: 0 BB: 0 P: 14	R: 0 E: 0 K: 1 S: 8 H: 0 LOB: 0 BB: 0 P: 14	R: 1 E: 0 K: 1 S: 7 H: 1 LOB: 1 BB: 1 P: 14	R: 0 E: 0 K: 1 S: 7 H: 0 LOB: 0 BB: 0 P: 9	R: 0 E: 0 K: 0 S: 6 H: 0 LOB: 0 BB: 0 P: 11	R: 0 E: 0 K: 0 S: 5 H: 0 LOB: 0 BB: 0 P: 5	R: 0 E: 0 K: 0 S: 4 H: 0 LOB: 0 BB: 0 P: 5	R: 0 E: 0 K: 0 S: 6 H: 1 LOB: 1 BB: 0 P: 8	1B: 3 2B: 0 3B: 0 HR: 0	SF: 0 SAC: 0 DP: 0 HBP: 0					

PITCHER		IP	WLS	BF	H	R	ER	SO	BB	IBB	HBP	BLK	WP	HR	S	P	ERA	WHIP
Chris Nabholz, L ERA: 3.43	(1, 1)	8.2	W	30	3	1	1	5	1	0	0	0	0	0	61	93	1.04	0.462
Mel Rojas, R ERA: 1.13	(9, 1)	0.1	S	1	0	0	0	0	0	0	0	0	0	0	1	1	0.00	0.000

PITCHER	IP	WLS	BF	H	R	ER	SO	BB	IBB	HBP	BLK	WP	HR	S	P	ERA	WHIP

BOTTOM

Montreal Expos @ Chicago Cubs

Wrigley Field, Chicago, IL

Wed Aug 12 1992, 3:33 AM CDT

Att. 29,984 - Cloudy - 65 F

livebaseballscorecards.com

AB	30
R	1
H	3
RBI	1
BB	1
SO	5
LOB	7

WP: 0	PA: 31		
PB: 0			
SB: 0			
CS: 0			

St. Louis Cardinals @ Montreal Expos

Olympic Stadium, Montreal, QB

Fri Aug 14 1992, 7:05 PM EDT

Att. 36,343 - Dome - 70 F

livebaseballscorecards.com

Batter	1	2	3	4	5	6	7	8	9	AB	R	H	RBI	BB	SO	LOB
Bernard Gilkey, R (1, 7) OBP: 0.363, SLG: 0.411	C B B F B F X 3-2 G5-3		C B B F F X 2-2 P4			C C X 0-2 F8			F C X 0-2 F9	4	0	0	0	0	0	0
Luis Alicea, S (1, 4) OBP: 0.356, SLG: 0.430	B B B C S F X 3-2 P5		C C C 0-3 K			S X 0-1 G3-1			C B B S B B 4-2 S BB	3	0	0	0	1	1	0
Ray Lankford, L (1, 8) OBP: 0.364, SLG: 0.458	C F F B X 1-2 P6			F X 0-1 G6-3			C B F F F B S 2-3 K		B B B C F S 3-3 K 1-2	4	0	0	0	0	2	1
Felix Jose, S (1, 9) OBP: 0.348, SLG: 0.446		B F B B B C B 4-2 S E BB		B F F F B S 2-3 K			C B C B X 2-2 CS 1B		C F S 0-3 K	3	1	1	0	1	2	1
Andres Galarraga, R (1, 3) OBP: 0.268, SLG: 0.349		1 SAFE B C B S 2 SAFE S 2-3 K 1-2		X 0-0 G5-3			1 SAFE 1 SAFE B F 1 SAFE P B B 4-1 1-2 BB			2	0	0	0	1	1	1
Tracy Woodson, R (1, 5) OBP: 0.333, SLG: 0.333		B X 1-0 E8 G4-3 2-H 1B			C B X 1-1 F9		1 SAFE X 0-0 G6-3			3	0	1	1	0	0	1
Tom Pagnozzi, R (1, 2) OBP: 0.302, SLG: 0.386		B F B X 2-1 G4-3 2-3			C B C X 1-2 G4-3			F X 0-1 L8		3	0	0	0	0	0	1
Tim Jones, L (1, 6) OBP: 0.232, SLG: 0.215		C B C B B S 3-3 K			F B C F B C 2-3 K			B C B X 2-1 F8		3	0	0	0	0	2	1
Rheal Cormier, L (1, 1) OBP: 0.147, SLG: 0.206			S B S S 1-3 K			C C X 0-2 G1-3		C B X 1-1 G1-3		2	0	0	0	0	1	0
Mike Perez, R (7, 1)										0	0	0	0	0	0	0
Milt Thompson, L (8, PH) OBP: 0.355, SLG: 0.420										1	0	0	0	0	0	0
Cris Carpenter, R (8, 1) OBP: 0.500, SLG: 0.500										0	0	0	0	0	0	0
Inning Stats	R: 0 E: 0 K: 0 S: 13 H: 0 LOB: 0 BB: 0 P: 20	R: 1 E: 1 K: 2 S: 11 H: 1 LOB: 1 BB: 1 P: 23	R: 0 E: 0 K: 2 S: 10 H: 0 LOB: 0 BB: 0 P: 13	R: 0 E: 0 K: 1 S: 7 H: 0 LOB: 0 BB: 0 P: 9	R: 0 E: 0 K: 1 S: 9 H: 0 LOB: 0 BB: 0 P: 13	R: 0 E: 0 K: 0 S: 8 H: 0 LOB: 0 BB: 0 P: 8	R: 0 E: 0 K: 1 S: 11 H: 1 LOB: 1 BB: 1 P: 18	R: 0 E: 0 K: 0 S: 6 H: 0 LOB: 0 BB: 0 P: 9	R: 0 E: 0 K: 2 S: 11 H: 0 LOB: 1 BB: 1 P: 18	1B: 2 2B: 0 3B: 0 HR: 0	SF: 0 SAC: 0 DP: 0 HBP: 0						

	AB	28
	R	1
	H	2
	RBI	1
	BB	3
	SO	9
	LOB	6

WP: 0 PB: 0 SB: 2 CS: 1 PA: 31

PITCHER		IP	WLS	BF	H	R	ER	SO	BB	IBB	HBP	BLK	WP	HR	S	P	ERA	WHIP
Dennis Martinez, R ERA: 2.69	(1, 1)	7.0	W	24	2	1	1	7	2	0	0	0	0	0	69	104	1.29	0.571
Mel Rojas, R ERA: 1.11	(8, 1)	1.0		3	0	0	0	0	0	0	0	0	0	0	6	9	0.00	0.000
John Wetteland, R ERA: 3.25	(9, 1)	1.0	S	4	0	0	0	2	1	0	0	0	0	0	11	18	0.00	1.000

PITCHER	IP	WLS	BF	H	R	ER	SO	BB	IBB	HBP	BLK	WP	HR	S	P	ERA	WHIP

Batter	1	2	3	4	5	6	7	8	9	AB	R	H	RBI	BB	SO	LOB
Delino DeShields, L (1, 4) OBP: 0.383, SLG: 0.429	C B B X 2-1 G1-3 ①			S B B C F F B S 3-3 K ①		B C F C 1-3 K ①	C B C F B F X 2-2 S 1B 1-3 2-H 3-H			4	0	1	2	0	2	0
Marquis Grissom, R (1, 8) OBP: 0.324, SLG: 0.402	B X 1-0 G6-3 ②			B B C F S 2-3 K ②		X 0-0 F8 ②	C C B S 1-3 K ③ 1-2			4	0	0	0	0	2	2
Moises Alou, R (1, 7) OBP: 0.336, SLG: 0.452	B F B F X 2-2 G5-3 ③			X 0-0 F8 ③		C F B F B B S 3-3 K ③		C S B B B X 3-2 G5-3 ①		4	0	0	0	0	1	0
Larry Walker, L (1, 9) OBP: 0.341, SLG: 0.499		F B B F X 2-2 G3 ①			X 0-0 G3-1 ①		B F X 1-1 2B BB 1B	S F S 0-3 K ②		4	1	1	0	0	1	0
Tim Wallach, R (1, 5) OBP: 0.303, SLG: 0.328		B F F F B S 2-3 K ②			C B F H 2-2 1B 2B HBP		L F B 1 SAFE S 1-3 K ①	S B S F B B X 3-2 G1-3 ③		3	1	0	0	0	2	1
Spike Owen, S (1, 6) OBP: 0.345, SLG: 0.404		C B F F X 1-2 G3-1 ③			B X 1-0 2B 1-2 FC5-2 1B		B 1 SAFE 1 SAFE X 1-0 BB 1-3 1B 2B			3	1	2	0	0	0	0
Gary Carter, R (1, 2) OBP: 0.307, SLG: 0.354			B C X 1-1 F8 ①		1 SAFE B F B X 2-1 FC5-2 1-3 2-H 2B		I I I I 4-0 BB 1B IBB			2	1	1	1	1	0	0
Archi Cianfrocco, R (1, 3) OBP: 0.279, SLG: 0.361			F B S B S 2-3 K ②		S P X 1-1 FC5-2 ② 2-3 3-H		B B B B 4-0 1B 1-2 2-3 3-H BB			2	0	0	1	1	1	2
Dennis Martinez, R (1, 1) OBP: 0.218, SLG: 0.218 Bret Barberie, S (7, PH) OBP: 0.361, SLG: 0.292 Mel Rojas, R (8, 1) OBP: 0.091, SLG: 0.091 John Wetteland, R (9, 1) OBP: 0.200, SLG: 0.200			X 0-0 G3-1 ③		S S B F B S 2-3 K ③		C S S 0-3 K ②			2 1 0 0	0 0 0 0	0 0 0 0	0 0 0 0	0 1 0 0	1 3 0 0	2 3 0 0
Inning Stats	R: 0 E: 0 K: 0 S: 6 H: 0 LOB: 0 BB: 0 P: 11	R: 0 E: 0 K: 1 S: 11 H: 0 LOB: 0 BB: 0 P: 16	R: 0 E: 0 K: 1 S: 6 H: 0 LOB: 0 BB: 0 P: 9	R: 0 E: 0 K: 2 S: 9 H: 0 LOB: 0 BB: 0 P: 14	R: 1 E: 0 K: 1 S: 13 H: 2 LOB: 2 BB: 0 P: 20	R: 0 E: 0 K: 2 S: 8 H: 0 LOB: 0 BB: 0 P: 12	R: 3 E: 0 K: 3 S: 17 H: 3 LOB: 2 BB: 2 P: 31	R: 0 E: 0 K: 1 S: 10 H: 0 LOB: 0 BB: 0 P: 16		1B: 3 2B: 2 3B: 0 HR: 0		SF: 0 SAC: 0 DP: 0 HBP: 1				

BOTTOM

St. Louis Cardinals @ Montreal Expos

Olympic Stadium, Montreal, QB

Fri Aug 14 1992, 7:05 PM EDT

Att. 36,343 - Dome - 70 F

livebaseballscorecards.com

AB	29
R	4
H	5
RBI	4
BB	2
SO	11
LOB	10

WP: 0 PA: 32
PB: 0
SB: 1
CS: 0

PITCHER		IP	WLS	BF	H	R	ER	SO	BB	IBB	HBP	BLK	WP	HR	S	P	ERA	WHIP
Rheal Cormier, L ERA: 4.59	(1, 1)	6.2	L	28	5	4	4	9	1	1	1	0	0	0	67	109	5.40	0.900
Mike Perez, R ERA: 1.42	(7, 1)	0.1		1	0	0	0	1	0	0	0	0	0	0	3	4	0.00	0.000
Cris Carpenter, R ERA: 3.43	(8, 1)	1.0		3	0	0	0	1	0	0	0	0	0	0	10	16	0.00	0.000

PITCHER	IP	WLS	BF	H	R	ER	SO	BB	IBB	HBP	BLK	WP	HR	S	P	ERA	WHIP

Batter	1	2	3	4	5	6	7	8	9	AB	R	H	RBI	BB	SO	LOB
Bernard Gilkey, R (1, 7) OBP: 0.360, SLG: 0.405	B F B S B B 4-2 1B S HBP BB	B B B C X 3-1 ② F9			B X 1-0 ② P6			1 SAFE 1 SAFE F X 0-1 ① F9	C C B F B S 2-3 ② K	4	1	0	0	1	1	3
Ozzie Smith, S (1, 6) OBP: 0.365, SLG: 0.326	1 SAFE 1 SAFE B L C X 1-2 ① F7 **1-2**	C F B B B X 3-2 ③ G6-3			X 0-0 ③ G4-3			1 SAFE 1 SAFE C 1 SAFE B C 1 SAFE F 1 SAFE 4-2 P B F B **1-2** HR BB BB	B S X 1-1 ③ F9	4	1	0	0	1	0	3
Ray Lankford, L (1, 8) OBP: 0.363, SLG: 0.455	F H 1-1 HBP 1B HBP HBP		C B S X 1-2 ① G1-3			B C B X 2-1 ① F7		C B F F B C 2-3 ② K		3	1	0	0	0	1	2
Felix Jose, S (1, 9) OBP: 0.349, SLG: 0.445	X 0-0 HBP HBP **1-2** **2-3** 1B		B X 1-0 ② G3			F X 0-1 ② P5		B B S B F B 4-2 HR **1-2** **2-3** BB		3	1	1	0	1	0	0
Andres Galarraga, R (1, 3) OBP: 0.272, SLG: 0.360	B H 2-0 HBP **1-2** **2-3** **3-H** HBP		B S X 1-2 ③ F7			B F F X 1-2 ③ L7		B S B B F X 3-2 **1-H** **2-H** **3-H** HR		3	1	1	5	0	0	0
Tracy Woodson, R (1, 5) OBP: 0.250, SLG: 0.250	C S B S 1-3 ② K			C B C F X 1-2 ① F9			X 0-0 ① L9	F F B S 1-3 ③ K		4	0	0	0	0	2	3
Luis Alicea, S (1, 4) OBP: 0.354, SLG: 0.423	C C B H 2-2 **1-2** **2-3** **3-H** HBP			C B C F X 1-2 ② F9			C B B X 2-1 ② F8		B X 1-0 ① G6-3	3	0	0	1	0	0	0
Tom Pagnozzi, R (1, 2) OBP: 0.302, SLG: 0.385	F X 0-1 ③ P8			C B C F B S 2-3 ③ K			B B F F X 2-2 ③ G1-3		S S F F X 0-2 1B 1B	4	0	1	0	0	1	3
Bob Tewksbury, R (1, 1) OBP: 0.105, SLG: 0.056 Milt Thompson, L (8, PH) OBP: 0.359, SLG: 0.420 Todd Worrell, R (8, 1) Craig Wilson, R (9, PH) OBP: 0.357, SLG: 0.353 Lee Smith, R (9, 1)		X 0-0 ① F8			C F C 0-3 ① K			C B B B F B 4-2 BB S HR BB	1 SAFE B X 1-0 **1-2** 1B	2 0 0 1 0	0 1 0 0 0	0 0 0 1 0	0 1 0 0 0	1 0 0 0 0	0 0 0 0 0	0 0 0 0 0
Inning Stats	R: 2 H: 1 E: 0 LOB: 3 K: 1 BB: 1 S: 14 P: 25	R: 0 H: 0 E: 0 LOB: 0 K: 0 BB: 0 S: 6 P: 12	R: 0 H: 0 E: 0 LOB: 0 K: 0 BB: 0 S: 7 P: 10	R: 0 H: 0 E: 0 LOB: 0 K: 1 BB: 0 S: 12 P: 16	R: 0 H: 0 E: 0 LOB: 0 K: 1 BB: 0 S: 5 P: 6	R: 0 H: 0 E: 0 LOB: 0 K: 0 BB: 0 S: 7 P: 10	R: 0 H: 0 E: 0 LOB: 0 K: 0 BB: 0 S: 6 P: 10	R: 4 H: 1 E: 0 LOB: 0 K: 2 BB: 3 S: 21 P: 38	R: 0 H: 2 E: 0 LOB: 2 K: 1 BB: 0 S: 13 P: 18	1B: 3 SF: 0 2B: 0 SAC: 0 3B: 0 DP: 0 HR: 1 HBP: 3						

PITCHER		IP	WLS	BF	H	R	ER	SO	BB	IBB	HBP	BLK	WP	HR	S	P	ERA	WHIP
Mark Gardner, R ERA: 3.87	(1, 1)	7.1		29	1	4	4	3	3	0	3	0	0	0	66	105	4.91	0.545
John Wetteland, R ERA: 3.54	(8, 1)	0.2	L	4	1	2	2	2	1	0	0	0	0	1	12	22	27.00	3.000
Jeff Fassero, L ERA: 2.93	(9, 1)	1.0		5	2	0	0	1	0	0	0	0	0	0	13	18	0.00	2.000

PITCHER	IP	WLS	BF	H	R	ER	SO	BB	IBB	HBP	BLK	WP	HR	S	P	ERA	WHIP

TOP

St. Louis Cardinals @ Montreal Expos

Olympic Stadium, Montreal, QB

Sat Aug 15 1992, 7:05 PM EDT
Att. 31,185 - Dome - 70 F

livebaseballscorecards.com

AB	31
R	6
H	4
RBI	6
BB	4
SO	6
LOB	14

WP: 0	PA: 38		
PB: 0			
SB: 2			
CS: 0			

BOTTOM

St. Louis Cardinals @ Montreal Expos

Olympic Stadium, Montreal, QB

Sat Aug 15 1992, 7:05 PM EDT
Att. 31,185 - Dome - 70 F

Batter	1	2	3	4	5	6	7	8	9	AB	R	H	RBI	BB	SO	LOB
Delino DeShields, L (1, 4) OBP: 0.384, SLG: 0.429	B C B B C X 3-2 2B SF8 1B	C B X 1-1 ② G4-3 2-3 3-H		C X 0-1 2-H 1B			B B X 2-0 ② G4-3			4	1	2	2	0	0	1
Marquis Grissom, R (1, 8) OBP: 0.324, SLG: 0.403	1 SAFE X 0-0 1-3 1B 2B	C F B B X 2-2 ③ G5-3		B B 1 SAFE X 2-0 ③ F8			C S T X 0-2 ③ G6-3			4	1	1	0	0	0	2
John Vander Wal, L (1, 7) OBP: 0.332, SLG: 0.354 Moises Alou, R (8, 7) OBP: 0.335, SLG: 0.450	B C X 1-1 ① G3	S X 0-1 2B	C B C X 1-2 ① G3-1					X 0-0 ① P5		3 1	0 0	1 0	0 0	0 0	0 0	2 0
Larry Walker, L (1, 9) OBP: 0.340, SLG: 0.500	B S X 1-1 ② SF8 3-H	B B 2 SAFE X 2-0 ① F7	B X 1-0 ② F7					S T X 0-2 2B		3	0	1	1	0	0	1
Darrin Fletcher, L (1, 2) OBP: 0.287, SLG: 0.301	C F B X 1-2 2-H 1B	B C C B X 2-2 ② F7	C F B X 1-2 ③ G4-3					C C X 0-2 ② L3		4	0	1	1	0	0	2
Tim Wallach, R (1, 3) OBP: 0.301, SLG: 0.325	B C S S F C 1-3 ③ K	X 0-0 ③ F7				C B F X 1-2 ① F9		B S B F B S 3-3 ③ K		4	0	0	0	0	2	3
Bret Barberie, S (1, 5) OBP: 0.363, SLG: 0.300		C B B X 2-1 1B G4-3 1B		F B X 1-1 1B 2B		C X 0-1 ② G1-3		C B B X 2-1 ① F8		4	2	2	0	0	0	0
Spike Owen, S (1, 6) OBP: 0.347, SLG: 0.403		B B X 2-0 G4-3 SH1-4 1-3 1B		B B C X 2-1 ① G6-3		C S C 0-3 ③ K		B C B F F B B 4-2 G5-4-3 BB		3	0	1	0	1	1	1
Mark Gardner, R (1, 1) OBP: 0.196, SLG: 0.195 John Wetteland, R (8, 1) OBP: 0.200, SLG: 0.200 Jeff Fassero, L (9, 1) Darren Reed, R (9, PH) OBP: 0.288, SLG: 0.470		C X 0-1 ① SH1-4 1-2		C S S 0-3 ② K			X 0-0 ① G6-3		X 0-0 ② ③ G5-4-3 1-2f	2 0 0 1	0 0 0 0	0 0 0 0	0 0 0 0	1 0 0 0	1 0 0 1	1 0 0 1
Inning Stats	R: 2 H: 3 E: 0 LOB: 1 K: 1 BB: 0 S: 16 P: 23	R: 1 H: 2 E: 0 LOB: 1 K: 0 BB: 0 S: 10 P: 17	R: 0 H: 1 E: 0 LOB: 1 K: 0 BB: 0 S: 7 P: 11	R: 1 H: 2 E: 0 LOB: 1 K: 1 BB: 0 S: 10 P: 15	R: 0 H: 0 E: 0 LOB: 0 K: 0 BB: 0 S: 7 P: 10	R: 0 H: 0 E: 0 LOB: 0 K: 1 BB: 0 S: 8 P: 9	R: 0 H: 0 E: 0 LOB: 0 K: 0 BB: 0 S: 6 P: 8	R: 0 H: 1 E: 0 LOB: 1 K: 1 BB: 0 S: 10 P: 13	R: 0 H: 0 E: 0 LOB: 0 K: 0 BB: 1 S: 6 P: 12	1B: 5 2B: 4 3B: 0 HR: 0	SF: 1 SAC: 1 DP: 1 HBP: 0						

livebaseballscorecards.com

AB	33
R	4
H	9
RBI	4
BB	1
SO	4
LOB	14

WP: 0 PA: 36
PB: 0
SB: 0
CS: 0

PITCHER		IP	WLS	BF	H	R	ER	SO	BB	IBB	HBP	BLK	WP	HR	S	P	ERA	WHIP
Bob Tewksbury, R ERA: 2.07	(1, 1)	7.0	W	29	8	4	4	3	0	0	0	0	0	0	64	93	5.14	1.143
Todd Worrell, R ERA: 2.98	(8, 1)	1.0		4	1	0	0	1	0	0	0	0	0	0	10	13	0.00	1.000
Lee Smith, R ERA: 3.14	(9, 1)	1.0	S	3	0	0	0	0	1	0	0	0	0	0	6	12	0.00	1.000

PITCHER	IP	WLS	BF	H	R	ER	SO	BB	IBB	HBP	BLK	WP	HR	S	P	ERA	WHIP

Batter	1	2	3	4	5	6	7	8	9	AB	R	H	RBI	BB	SO	LOB
Bernard Gilkey, R (1, 7) OBP: 0.355, SLG: 0.398	C S B B S 2-3 ① K		B C X 1-1 ② F9		B B S B X 3-1 E5 FC5 1-2		B X 1-0 SH5-4 2-3		X 0-0 ③ G6-3	4	0	0	0	0	1	1
Ozzie Smith, S (1, 6) OBP: 0.366, SLG: 0.324	C B X 1-1 ② F8		L B B B F B 4-2 FC5-4 BB		C S F X 0-2 ③ FC5 1-2f		B C B B B 4-1 G4-3 BB 3-H			2	0	0	0	2	0	2
Felix Jose, S (1, 9) OBP: 0.348, SLG: 0.443	B C B S C 2-3 ③ K		C 1 SAFE 1 SAFE B X 1-1 ③ FC5-4 1-2f			B X 1-0 SH1 S 1B 1B	1 SAFE 1 SAFE B S 1 SAFE 1 SAFE P F X 2-2 ② G4-3 1-2			4	1	1	0	0	1	2
Andres Galarraga, R (1, 3) OBP: 0.271, SLG: 0.356		C S S 0-3 ① K		B B B X 3-0 ① F7		1 SAFE B B B B C B 4-1 SH1 1B 1-2 BB	X 0-0 ③ P2			3	1	0	0	1	1	1
Ray Lankford, L (1, 8) OBP: 0.363, SLG: 0.453		L B B B F F B 4-2 S HR BB		C F S 0-3 ② K		F X 0-1 ① SH1 1-2 2-3		C B X 1-1 ① G3		2	1	0	0	1	1	0
Tracy Woodson, R (1, 5) OBP: 0.300, SLG: 0.450		B 1 SAFE B X 2-0 1-H HR		S F F F B C 1-3 ③ K		X 0-0 2-H 3-H 1B		B B X 2-0 ② P2		4	1	2	4	0	1	0
Tom Pagnozzi, R (1, 2) OBP: 0.299, SLG: 0.381	C X 0-1 ② F8				B X 1-0 ① F9	1 SAFE S X 0-1 ② F8		B X 1-0 ③ P6		4	0	0	0	0	0	1
Luis Alicea, S (1, 4) OBP: 0.352, SLG: 0.416		C B S C 1-3 ③ K			B F B B B 4-1 FC1-6 BB	1 SAFE F X 0-1 ③ F9			S L F B B B B F X 3-2 ① G3-1	3	0	0	0	1	1	1
Donovan Osborne, S (1, 1) OBP: 0.143, SLG: 0.190 Milt Thompson, L (7, PH) OBP: 0.562, SLG: 0.429 Mike Perez, R (7, 1) Todd Worrell, R (8, 1) Gerald Perry, L (9, PH) OBP: 0.267, SLG: 0.298 Lee Smith, R (9, 1)			B X 1-0 ① G1-3		1 SAFE X 0-0 ② FC1-6 E 1-2f		B C X 1-1 SH5-4 BLK 2B		B S X 1-1 ② G4-3	2 1 0 0 1 0	0 1 0 0 0 0	0 1 0 0 0 0	0 0 0 0 0 0	0 0 0 0 0 0	0 0 0 0 0 0	1 0 0 0 0 0
Inning Stats	R: 0 E: 0 K: 2 S: 8 H: 0 LOB: 0 BB: 0 P: 13	R: 2 E: 0 K: 2 S: 12 H: 1 LOB: 0 BB: 1 P: 19	R: 0 E: 0 K: 0 S: 7 H: 0 LOB: 1 BB: 1 P: 14	R: 0 E: 0 K: 2 S: 9 H: 0 LOB: 0 BB: 0 P: 13	R: 0 E: 1 K: 0 S: 9 H: 0 LOB: 2 BB: 1 P: 17	R: 2 E: 0 K: 0 S: 9 H: 2 LOB: 1 BB: 1 P: 14	R: 1 E: 0 K: 0 S: 9 H: 1 LOB: 1 BB: 1 P: 16	R: 0 E: 0 K: 0 S: 4 H: 0 LOB: 0 BB: 0 P: 8	R: 0 E: 0 K: 0 S: 8 H: 0 LOB: 0 BB: 0 P: 12	1B: 2 2B: 1 3B: 0 HR: 1 SF: 0 SAC: 2 DP: 0 HBP: 0						

TOP

St. Louis Cardinals @ Montreal Expos

Olympic Stadium, Montreal, QB

Sun Aug 16 1992, 3:33 AM EDT

Att. 36,405 - Dome - 70 F

livebaseballscorecards.com

AB	30
R	5
H	4
RBI	4
BB	5
SO	6
LOB	9

		WP: 0	PA: 37
1B: 2	SF: 0	PB: 0	
2B: 1	SAC: 2	SB: 2	
3B: 0	DP: 0	CS: 0	
HR: 1	HBP: 0		

PITCHER		IP	WLS	BF	H	R	ER	SO	BB	IBB	HBP	BLK	WP	HR	S	P	ERA	WHIP
Brian Barnes, L ERA: 2.34	(1, 1)	5.1	L	23	2	4	4	6	4	0	0	0	0	1	49	85	6.75	1.125
Bill Sampen, R ERA: 3.13	(6, 1)	1.0		6	2	1	1	0	1	0	0	1	0	0	9	15	9.00	3.000
Pete Young, R ERA: 3.63	(7, 1)	1.2		5	0	0	0	0	0	0	0	0	0	0	9	14	0.00	0.000
Sergio Valdez, R ERA: 2.45	(9, 1)	1.0		3	0	0	0	0	0	0	0	0	0	0	8	12	0.00	0.000

PITCHER	IP	WLS	BF	H	R	ER	SO	BB	IBB	HBP	BLK	WP	HR	S	P	ERA	WHIP

St. Louis Cardinals @ Montreal Expos

Olympic Stadium, Montreal, QB

Sun Aug 16 1992, 3:33 AM EDT

Att. 36,405 - Dome - 70 F

livebaseballscorecards.com

BOTTOM

Batter	1	2	3	4	5	6	7	8	9	AB	R	H	RBI	BB	SO	LOB
Marquis Grissom, R (1, 8) OBP: 0.327, SLG: 0.414	1-0 2B		2-0 G6-3 ③			3-1 HR		0-1 S L3-5 1B		4	1	3	1	0	0	0
Bret Barberie, S (1, 4) OBP: 0.358, SLG: 0.295	3-3 K ①			3-2 F8 ①		1-1 F9 ①		1-2 L3-5 ②③ 1-H		4	0	0	0	0	1	2
Moises Alou, R (1, 7) OBP: 0.329, SLG: 0.442	2 SAFE 2-1 F8 ②			1-0 F9 ②		1-0 F9 ②			1-0 P4 ①	4	0	0	0	0	0	1
Larry Walker, L (1, 9) OBP: 0.339, SLG: 0.497	0-1 F8 ③			0-1 S 1B		3-3 K ③			1-1 F8 ②	4	0	1	0	0	1	1
Gary Carter, R (1, 2) OBP: 0.306, SLG: 0.349		2-1 F7 ①		4-2 BB 1-2			1-1 L5 ①		0-0 G5-3 ③	3	0	0	0	1	0	0
Spike Owen, S (1, 6) OBP: 0.344, SLG: 0.399		1-0 G6-3 ②		0-0 P4 ③			3-2 G4-3 ②			3	0	0	0	0	0	2
Tim Wallach, R (1, 5) OBP: 0.299, SLG: 0.323		3-3 K ③			1-1 F7 ①		2-3 K ③			3	0	0	0	0	2	0
Archi Cianfrocco, R (1, 3) OBP: 0.276, SLG: 0.358 John Vander Wal, L (8, PH) OBP: 0.335, SLG: 0.374 (9, 3)			1-3 K ①		1-1 G5-3 ②			0-1 HR		2 1	0 1	0 1	0 1	0 0	1 0	0 0
Brian Barnes, L (1, 1) OBP: 0.227, SLG: 0.190 Bill Sampen, R (6, 1) Pete Young, R (7, 1) Darrin Fletcher, L (8, PH) OBP: 0.285, SLG: 0.299 Sergio Valdez, R (9, 1)			1-3 K ②		1-3 K ③			0-1 G4-3 ①		2 0 0 1 0	0 0 0 0 0	0 0 0 0 0	0 0 0 0 0	0 0 0 0 0	2 0 0 0 0	0 0 0 0 0
Inning Stats	R: 0 E: 0 K: 1 S: 8 H: 1 LOB: 1 BB: 0 P: 14	R: 0 E: 0 K: 1 S: 7 H: 0 LOB: 0 BB: 0 P: 13	R: 0 E: 0 K: 2 S: 7 H: 0 LOB: 0 BB: 0 P: 11	R: 0 E: 0 K: 0 S: 12 H: 1 LOB: 2 BB: 1 P: 20	R: 0 E: 0 K: 1 S: 7 H: 0 LOB: 0 BB: 0 P: 10	R: 1 E: 0 K: 1 S: 8 H: 1 LOB: 0 BB: 0 P: 16	R: 0 E: 0 K: 1 S: 8 H: 0 LOB: 0 BB: 0 P: 14	R: 1 E: 0 K: 0 S: 10 H: 2 LOB: 0 BB: 0 P: 11	R: 0 E: 0 K: 0 S: 4 H: 0 LOB: 0 BB: 0 P: 6	1B: 2 2B: 2 3B: 0 HR: 2	SF: 0 SAC: 0 DP: 1 HBP: 0						

	AB	31
	R	2
	H	5
	RBI	2
	BB	1
	SO	7
	LOB	6

PITCHER		IP	WLS	BF	H	R	ER	SO	BB	IBB	HBP	BLK	WP	HR	S	P	ERA	WHIP
Donovan Osborne, L ERA: 3.66	(1, 1)	6.0	W	22	3	1	1	6	1	0	0	0	0	1	49	84	1.50	0.667
Mike Perez, R ERA: 1.52	(7, 1)	1.1		6	2	1	1	1	0	0	0	0	0	1	14	20	6.75	1.500
Todd Worrell, R ERA: 2.93	(8, 1)	0.2		1	0	0	0	0	0	0	0	0	0	0	4	5	0.00	0.000
Lee Smith, R ERA: 3.08	(9, 1)	1.0	S	3	0	0	0	0	0	0	0	0	0	0	4	6	0.00	0.000

PITCHER	IP	WLS	BF	H	R	ER	SO	BB	IBB	HBP	BLK	WP	HR	S	P	ERA	WHIP

Batter	1	2	3	4	5	6	7	8	9	AB	R	H	RBI	BB	SO	LOB
Deion Sanders, L (1, 8) OBP: 0.352, SLG: 0.521	X 0-0 G6-3 S 1B		C S B X 1-2 1B SH 1B	B B X 2-0 ② G5-3		B B X 2-0 ③ G4-3			X 0-0 ② G3	5	1	2	0	0	0	2
Mark Lemke, S (1, 4) OBP: 0.304, SLG: 0.329	C 1 SAFE 1 SAFE B 1 SAFE 1 SAFE B F B 3-2 ① X G5-3 1-2		1 SAFE 1 SAFE X 0-0 ② 1-2 SH 1B	F F C 0-3 ③			F B B X 2-1 ① F8		B B B C B 4-1 FC6-4 BB	4	1	1	0	1	1	2
Terry Pendleton, S (1, 5) OBP: 0.337, SLG: 0.477	X 0-0 ② G6-3 2-3		B L X 1-1 SH FC6-5 1-H 2-H		X 0-0 ① G5-3		C B C B B X 3-2 ② G5-3		C 1 SAFE F 1 SAFE B 1 SAFE X 1-2 ③ 1-2f FC6-4	4	0	0	0	0	0	2
David Justice, L (1, 9) OBP: 0.348, SLG: 0.377	B B S B C X 3-2 ③ L9		B B B B 4-0 E FC6-5 1B BB		X 0-0 ② G3-1		F X 0-1 ③ G5-3			3	1	0	0	1	0	1
Ron Gant, R (1, 7) OBP: 0.329, SLG: 0.405		C C X 0-2 G6-3 S G6-3 1B	C S X 0-2 ① FC6-5 1B E 1-2 2-3f		B B B B 4-0 S BB			C C B F B B X 3-2 1B G4-6-3 1B		3	2	2	0	1	0	2
Sid Bream, L (1, 3) OBP: 0.351, SLG: 0.428		1 SAFE B 1 SAFE S 1 SAFE P B C B 4-2 G6-3 G6-3 1-2 BB	B B B F 1 SAFE S X 3-2 G6-3 1-3 2-H 1B		1 SAFE B X 1-0 ③ G6-3 1-2			1 SAFE 1 SAFE 1 SAFE B X 1-0 G4-6-3 1-3 1B		3	0	2	1	1	0	1
Greg Olson, R (1, 2) OBP: 0.323, SLG: 0.349		B B B C X 3-1 ① G6-3 1-2 2-3	C 1 SAFE X 0-1 ② ③ G6-3 1-2f			B X 1-0 ① G5-3		B X 1-0 ① ② G4-6-3 1-2f 3-H		4	0	0	0	0	0	5
Rafael Belliard, R (1, 6) OBP: 0.257, SLG: 0.236		S X 0-1 ② G6-3 2-3 3-H		X 0-0 SH1-4 2B		C B X 1-1 SH5-4 1B		B C B X 2-1 ③ G5-3		4	0	2	1	0	0	1
Charlie Leibrandt, R (1, 1) OBP: 0.116, SLG: 0.119		C B F X 1-2 ③ G3-1		L L F X 0-2 ① SH1-4 2-3		X 0-0 ② SH5-4 1-2			F X 0-1 ① P4	2	0	0	0	0	0	1
Inning Stats	R: 0 H: 1 E: 0 LOB: 1 K: 0 BB: 0 S: 8 P: 14	R: 1 H: 1 E: 0 LOB: 1 K: 0 BB: 1 S: 13 P: 20	R: 3 H: 3 E: 2 LOB: 1 K: 0 BB: 1 S: 14 P: 23	R: 0 H: 1 E: 0 LOB: 1 K: 1 BB: 0 S: 9 P: 11	R: 0 H: 0 E: 0 LOB: 1 K: 0 BB: 1 S: 3 P: 8	R: 0 H: 1 E: 0 LOB: 1 K: 0 BB: 0 S: 5 P: 9	R: 0 H: 0 E: 0 LOB: 0 K: 0 BB: 0 S: 7 P: 12	R: 1 H: 2 E: 0 LOB: 0 K: 0 BB: 0 S: 8 P: 15	R: 0 H: 0 E: 0 LOB: 1 K: 0 BB: 1 S: 7 P: 12	1B: 8 SF: 0 2B: 1 SAC: 3 3B: 0 DP: 2 HR: 0 HBP: 0						

PITCHER		IP	WLS	BF	H	R	ER	SO	BB	IBB	HBP	BLK	WP	HR	S	P	ERA	WHIP
Ken Hill, R ERA: 2.96	(1, 1)	6.0	L	28	7	4	3	1	3	0	0	0	0	0	52	85	4.50	1.667
Sergio Valdez, R ERA: 2.7	(7, 1)	2.0		7	2	1	1	0	0	0	0	0	0	0	15	27	4.50	1.000
Pete Young, R ERA: 3.44	(9, 1)	1.0		4	0	0	0	0	1	0	0	0	0	0	7	12	0.00	1.000

PITCHER	IP	WLS	BF	H	R	ER	SO	BB	IBB	HBP	BLK	WP	HR	S	P	ERA	WHIP

TOP

Atlanta Braves @ Montreal Expos

Olympic Stadium, Montreal, QB

Tue Aug 18 1992, 7:05 PM EDT
Att. 32,920 - Dome - 70 F

livebaseballscorecards.com

AB	32
R	5
H	9
RBI	2
BB	4
SO	1
LOB	17

WP: 0	PA: 39		
PB: 0			
SB: 3			
CS: 0			

Batter	1	2	3	4	5	6	7	8	9	AB	R	H	RBI	BB	SO	LOB
Delino DeShields, L (1, 4) OBP: 0.381, SLG: 0.425	C C B F B X 2-2 ① G4-3		B B B C X 3-1 ③ G4-3			B C X 1-1 ② B1-3		X 0-0 ③ F8		4	0	0	0	0	0	1
Wil Cordero, R (1, 6) OBP: 0.327, SLG: 0.255	C S B X 1-2 E6			S X 0-1 ① P6		C X 0-1 ③ L8			B X 1-0 G5-3 1B	4	0	1	0	0	0	0
Marquis Grissom, R (1, 8) OBP: 0.326, SLG: 0.417	C 1 SAFE B 1 SAFE 1 SAFE B C C 2-3 ② K			X 0-0 ② G5-3			B C X 1-1 SF7 3B		B F B F X 2-2 ① P4	4	1	1	0	0	1	2
Larry Walker, L (1, 9) OBP: 0.338, SLG: 0.496	F 1 SAFE X 0-1 ③ G4-3			F X 0-1 1B			F S B X 1-2 ① SF7 3-H		X 0-0 ② G5-3 1-2	3	0	1	1	0	0	2
Darren Reed, R (1, 7) OBP: 0.273, SLG: 0.443		B X 1-0 ① L5		1 SAFE F 1 SAFE B 1 SAFE B S S 2-3 ③ K			F B B B S X 3-2 ② G5-3		B C S B F X 2-2 ③ F7	4	0	0	0	0	1	2
Gary Carter, R (1, 2) OBP: 0.302, SLG: 0.345 Tim Laker, R (8, 2)		X 0-0 ② G5-3			C X 0-1 ① P4		B C B B X 3-1 ③ F9			3 0	0 0	0 0	0 0	0 0	0 0	0 0
Tim Wallach, R (1, 5) OBP: 0.297, SLG: 0.320		B F X 1-1 ③ F9			B X 1-0 ② F7			X 0-0 ① G4-3		3	0	0	0	0	0	0
Greg Colbrunn, R (1, 3) OBP: 0.308, SLG: 0.380			C B X 1-1 ① F9		C B S X 1-2 ③ G5-3			B C C S 1-3 ② K		3	0	0	0	0	1	0
Ken Hill, R (1, 1) OBP: 0.283, SLG: 0.388 Bret Barberie, S (6, PH) OBP: 0.356, SLG: 0.294 Sergio Valdez, R (7, 1) Moises Alou, R (8, PH) OBP: 0.332, SLG: 0.444 Pete Young, R (9, 1)			C B S B F B C 3-3 ② K			B C B S X 2-2 ① F9		S B F X 1-2 1B		1 1 0 1 0	0 0 0 0 0	0 0 0 1 0	0 0 0 0 0	1 0 0 0 0	0 0 0 0 0	0 0 0 0 0
Inning Stats	R: 0 E: 1 K: 1 S: 12 H: 0 LOB: 1 BB: 0 P: 17	R: 0 E: 0 K: 0 S: 4 H: 0 LOB: 0 BB: 0 P: 6	R: 0 E: 0 K: 1 S: 8 H: 0 LOB: 0 BB: 0 P: 15	R: 0 E: 0 K: 1 S: 8 H: 1 LOB: 1 BB: 0 P: 10	R: 0 E: 0 K: 0 S: 6 H: 0 LOB: 0 BB: 0 P: 8	R: 0 E: 0 K: 0 S: 7 H: 0 LOB: 0 BB: 0 P: 10	R: 1 E: 0 K: 0 S: 10 H: 1 LOB: 0 BB: 0 P: 18	R: 0 E: 0 K: 1 S: 8 H: 1 LOB: 1 BB: 0 P: 10	R: 0 E: 0 K: 0 S: 9 H: 1 LOB: 1 BB: 0 P: 14	1B: 3 2B: 0 3B: 1 HR: 0	SF: 1 SAC: 0 DP: 0 HBP: 0					

PITCHER	IP	WLS	BF	H	R	ER	SO	BB	IBB	HBP	BLK	WP	HR	S	P	ERA	WHIP
Charlie Leibrandt, L (1, 1) ERA: 3.11	9.0	W	32	4	1	1	4	0	0	0	0	0	0	72	108	1.00	0.444

PITCHER	IP	WLS	BF	H	R	ER	SO	BB	IBB	HBP	BLK	WP	HR	S	P	ERA	WHIP

BOTTOM

Atlanta Braves @ Montreal Expos

Olympic Stadium, Montreal, QB

Tue Aug 18 1992, 7:05 PM EDT
Att. 32,920 - Dome - 70 F

livebaseballscorecards.com

AB	31
R	1
H	4
RBI	1
BB	0
SO	4
LOB	7

Batter	1	2	3	4	5	6	7	8	9	AB	R	H	RBI	BB	SO	LOB
Otis Nixon, S (1, 8) OBP: 0.382, SLG: 0.391	F M S 0-3 ① K		B X 1-0 ② G6-3 2-3		C X 0-1 ③ G6-3		F B B B X 3-1 ③ FC3-6 1-2f		F B B S F B B 4-2 FC4 BB	4	0	0	0	1	1	3
Jeff Blauser, R (1, 6) OBP: 0.323, SLG: 0.416 Rafael Belliard, R (8, 6) OBP: 0.256, SLG: 0.235	C B M B F B B 4-2 FC4-6 BB		B B B C X 3-1 3-H HR			B B F B S F B 4-2 1B BB		C B C S 1-3 ① K2-3	1 SAFE S X 0-1 ③ FC4 1-2f	2	1	1	2	2	1	0
										1	0	0	0	0	0	2
Terry Pendleton, S (1, 5) OBP: 0.338, SLG: 0.476	C 1 SAFE 1 SAFE 1 SAFE X 0-1 ② FC4-6 1-2f		F F B F B F X 2-2 ③ G3			1 SAFE X 0-0 ① G4-6-3 1-3 1B		C B B B B 4-1 WP 1B BB		3	0	1	0	1	0	1
Ron Gant, R (1, 7) OBP: 0.326, SLG: 0.401	1 SAFE F C 1 SAFE S 0-3 ③ K			B B F X 2-1 ① L4		C 1 SAFE X 0-1 ②③ G4-6-3 1-2f		F B B S X 2-2 ② G6-3 1-2		4	0	0	0	0	1	3
David Justice, L (1, 9) OBP: 0.352, SLG: 0.379		B F X 1-1 ① G5-3		B X 1-0 1B			B B F C F F B B 4-2 G1-3 1B BB	B B S B F X 3-2 ③ 2-H 1B		3	1	2	0	1	0	0
Brian Hunter, R (1, 3) OBP: 0.276, SLG: 0.475		B F B X 2-1 ② G5-3		F S 1 SAFE S 0-3 ② K			X 0-0 ① G1-3 1-2		S B B S X 2-2 SH5-3 PB SH5-3 1B	4	1	1	0	0	1	2
Greg Olson, R (1, 2) OBP: 0.322, SLG: 0.344	C C B F F B X 2-2 ③ F8			1 SAFE C F B 1 SAFE B 1 SAFE X 2-2 ③ G5-3			B C S S 1-3 ② K		B B F B B 4-1 SH5-3 SH5-3 1-2 BB	3	0	0	0	1	1	2
Mark Lemke, S (1, 4) OBP: 0.307, SLG: 0.330			X 0-0 G6-3 SH5-4 HR 1B		X 0-0 ① F8		I I I I 4-0 1B IBB		X 0-0 ① SH5-3 1-2 2-3	2	1	1	0	1	0	0
Tom Glavine, L (1, 1) OBP: 0.271, SLG: 0.299 Marvin Freeman, R (9, 1) OBP: 0.500, SLG: 0.500 Mike Stanton, L (9, 1) OBP: 0.500, SLG: 0.500			X 0-0 ① SH5-4 1-2		C B B X 2-1 ② G4-3		X 0-0 FC3-6 1-3 2-H 1B		B S S B X 2-2 ② SH5-3 2-3 3-H	2	0	1	2	0	0	0
										0	0	0	0	0	0	0
										0	0	0	0	0	0	0
Inning Stats	R: 0 E: 0 K: 2 S: 11 H: 0 LOB: 1 BB: 1 P: 15	R: 0 E: 0 K: 0 S: 9 H: 0 LOB: 0 BB: 0 P: 14	R: 2 E: 0 K: 0 S: 10 H: 2 LOB: 0 BB: 0 P: 16	R: 0 E: 0 K: 1 S: 9 H: 1 LOB: 1 BB: 0 P: 14	R: 0 E: 0 K: 0 S: 5 H: 0 LOB: 0 BB: 0 P: 7	R: 0 E: 0 K: 0 S: 7 H: 1 LOB: 0 BB: 1 P: 11	R: 1 E: 0 K: 1 S: 11 H: 1 LOB: 2 BB: 2 P: 23	R: 0 E: 0 K: 1 S: 10 H: 1 LOB: 1 BB: 1 P: 20	R: 1 E: 0 K: 0 S: 13 H: 1 LOB: 2 BB: 2 P: 25	1B: 6 2B: 0 3B: 0 HR: 1 SF: 0 SAC: 3 DP: 1 HBP: 0						

PITCHER		IP	WLS	BF	H	R	ER	SO	BB	IBB	HBP	BLK	WP	HR	S	P	ERA	WHIP
Chris Nabholz, L ERA: 3.46	(1, 1)	6.1	L	24	4	3	3	3	3	0	0	0	0	1	56	86	4.26	1.105
Mel Rojas, R ERA: 1.1	(7, 1)	0.2		4	1	0	0	1	0	1	0	0	0	0	6	14	0.00	1.500
Jeff Fassero, L ERA: 2.88	(8, 1)	1.0		4	1	0	0	1	1	0	0	0	1	0	10	20	0.00	2.000
John Wetteland, R ERA: 3.63	(9, 1)	1.0		6	1	1	1	0	2	0	0	0	0	0	13	25	9.00	3.000

PITCHER	IP	WLS	BF	H	R	ER	SO	BB	IBB	HBP	BLK	WP	HR	S	P	ERA	WHIP

TOP

Atlanta Braves @ Montreal Expos

Olympic Stadium, Montreal, QB

Wed Aug 19 1992, 7:05 PM EDT

Att. 27,235 - Dome - 70 F

livebaseballscorecards.com

AB	28
R	4
H	7
RBI	4
BB	7
SO	5
LOB	13

WP: 1	PB: 1	SB: 0	CS: 0
PA: 38			

Atlanta Braves @ Montreal Expos

Olympic Stadium, Montreal, QB

Wed Aug 19 1992, 7:05 PM EDT

Att. 27,235 - Dome - 70 F

BOTTOM

Batter	1	2	3	4	5	6	7	8	9	AB	R	H	RBI	BB	SO	LOB
Delino DeShields, L (1, 4) OBP: 0.378, SLG: 0.422	K		L9			K		F7		4	0	0	0	0	2	2
Bret Barberie, S (1, 5) OBP: 0.355, SLG: 0.290	CS BB		G6-3			G6-3		F8		3	0	0	0	1	0	2
Marquis Grissom, R (1, 8) OBP: 0.326, SLG: 0.415	G4-3 1-2			F7		S 1B		K		4	0	1	0	0	1	1
Larry Walker, L (1, 9) OBP: 0.337, SLG: 0.492		F8		F9		F8 1-2			2B BB	3	1	0	0	1	0	1
Moises Alou, R (1, 7) OBP: 0.331, SLG: 0.441		F9		F7			2B G6-3 1B		K	4	1	1	0	0	1	1
Spike Owen, S (1, 6) OBP: 0.343, SLG: 0.400		G6-3			K		L6		1-H 2B	4	0	1	1	0	1	1
Tim Wallach, R (1, 3) OBP: 0.303, SLG: 0.328 Wil Cordero, R (9, PR) OBP: 0.327, SLG: 0.255			1B 1B		G4-3 1B		G6-3 1-3 2B		BB	3 0	0 0	3 0	0 0	1 0	0 0	0 0
Tim Laker, R (1, 2) OBP: 0.333, SLG: 0.333 John Vander Wal, L (9, PH) OBP: 0.335, SLG: 0.374 Gary Carter, R (9, PH) OBP: 0.301, SLG: 0.343			1-2 1B		G4-3 1-2		G6-3 2-3 3-H		P3	3 0 1	0 0 0	1 0 0	1 0 0	0 0 0	0 0 0	2 0 2
Chris Nabholz, L (1, 1) OBP: 0.098, SLG: 0.137 Mel Rojas, R (7, 1) OBP: 0.091, SLG: 0.091 Darren Reed, R (7, PH) OBP: 0.269, SLG: 0.437 Jeff Fassero, L (8, 1) John Wetteland, R (9, 1) OBP: 0.200, SLG: 0.200 Greg Colbrunn, R (9, PH) OBP: 0.302, SLG: 0.373			K		G6-3		F9		F8	2 0 1 0 0 0 1	0 0 0 0 0 0 0	0 0 0 0 0 0 0	0 0 0 0 0 0 0	0 0 0 0 0 0 0	1 0 0 0 0 0 0	3 0 1 0 0 0 2
Inning Stats	R: 0 H: 0 E: 0 LOB: 0 K: 1 BB: 1 S: 6 P: 15	R: 0 H: 0 E: 0 LOB: 0 K: 0 BB: 0 S: 5 P: 7	R: 0 H: 2 E: 0 LOB: 2 K: 1 BB: 0 S: 12 P: 17	R: 0 H: 0 E: 0 LOB: 0 K: 0 BB: 0 S: 7 P: 8	R: 0 H: 1 E: 0 LOB: 1 K: 0 BB: 0 S: 10 P: 13	R: 0 H: 1 E: 0 LOB: 1 K: 1 BB: 0 S: 8 P: 14	R: 1 H: 2 E: 0 LOB: 1 K: 0 BB: 0 S: 10 P: 18	R: 0 H: 0 E: 0 LOB: 0 K: 1 BB: 0 S: 8 P: 11	R: 1 H: 1 E: 0 LOB: 2 K: 1 BB: 2 S: 11 P: 21	1B: 5 2B: 2 3B: 0 HR: 0	SF: 0 SAC: 0 DP: 0 HBP: 0			WP: 0 PB: 0 SB: 1 CS: 1	PA: 36		

livebaseballscorecards.com

AB	33
R	2
H	7
RBI	2
BB	3
SO	6
LOB	18

PITCHER		IP	WLS	BF	H	R	ER	SO	BB	IBB	HBP	BLK	WP	HR	S	P	ERA	WHIP
Tom Glavine, L ERA: 2.48	(1, 1)	8.1	W	33	7	2	2	6	2	0	0	0	0	0	73	114	2.16	1.080
Marvin Freeman, R ERA: 3.94	(9, 1)	0.0		1	0	0	0	0	1	0	0	0	0	0	0	4	∞	∞
Mike Stanton, L ERA: 5.72	(9, 1)	0.2	S	2	0	0	0	0	0	0	0	0	0	0	4	6	0.00	0.000

PITCHER	IP	WLS	BF	H	R	ER	SO	BB	IBB	HBP	BLK	WP	HR	S	P	ERA	WHIP

Atlanta Braves @ Montreal Expos

Olympic Stadium, Montreal, QB

Thu Aug 20 1992, 7:05 PM EDT

Att. 23,896 - Dome - 70 F

TOP

livebaseballscorecards.com

Batter	1	2	3	4	5	6	7	8	9	AB	R	H	RBI	BB	SO	LOB
Deion Sanders, L (1, 8) OBP: 0.351, SLG: 0.517	X 0-0 ① G1-3		B B S S B F F X 3-2 ③ G6-3			S B B S S F X 2-2 S 1B 1B		F B F B X 2-2 ① F7		4	1	1	0	0	0	0
Jeff Treadway, L (1, 4) OBP: 0.277, SLG: 0.282	C X 0-1 ② G4-3			B F C B X 2-2 ① G6-3		1 SAFE 1 SAFE B 1 SAFE 1 SAFE 1 SAFE 1 SAFE B 1 SAFE 3-1 ① C B X P6 1-2		X 0-0 ② F7		4	0	0	0	0	0	1
Ron Gant, R (1, 7) OBP: 0.326, SLG: 0.400	C F B B C 2-3 ③ K			B C C C 1-3 ② K		C X 0-1 E5 1B		F C B X 1-2 1B		4	0	1	0	0	2	1
David Justice, L (1, 9) OBP: 0.353, SLG: 0.387		C X 0-1 HR		C B B B C F B 4-2 BB		F B B F B X 3-2 ② F7		1 SAFE X 0-0 ③ G4-3		3	1	1	1	1	0	3
Sid Bream, L (1, 3) OBP: 0.351, SLG: 0.426		B B B X 3-0 ① F8		1 SAFE C 1 SAFE 1 SAFE B X 1-1 ③ F7		X 0-0 1-3 2-H 1B			C S S B S 1-3 ① K	3	0	1	1	0	0	1
Brian Hunter, R (9, PH) OBP: 0.275, SLG: 0.473 (9, 3)										1	0	0	0	0	1	0
Damon Berryhill, S (1, 2) OBP: 0.267, SLG: 0.384		B C X 1-1 ② G3			X 0-0 1B	B X 1-0 ③ F7			B F B X 2-1 1B 1B	4	0	2	0	0	0	2
Jeff Blauser, R (1, 6) OBP: 0.319, SLG: 0.410		C B C F F X 1-2 ③ G5-3			1 SAFE X 0-0 ① L9		C B B X 2-1 ① F8		1 SAFE X 0-0 G5-4-3 1-2 1B	3	0	0	0	0	0	1
Rafael Belliard, R (7, 6) OBP: 0.258, SLG: 0.238										1	0	1	0	0	0	0
Mark Lemke, S (1, 5) OBP: 0.303, SLG: 0.326			B C C B C 2-3 ① K		1 SAFE S B 1 SAFE S F F S 1-3 ② K		B L X 1-1 ② F8		X 0-0 ② ③ G5-4-3 1-2f	4	0	0	0	0	2	3
Steve Avery, L (1, 1) OBP: 0.206, SLG: 0.233			F B F S 1-3 ② K		C S B S 1-3 ③ K		B B S X 2-1 ③ L1			3	0	0	0	0	2	1
Alejandro Pena, R (9, 1)										0	0	0	0	0	0	0

	AB	R	H	RBI	BB	SO	LOB
	34	2	7	2	1	7	13

Inning Stats	1	2	3	4	5	6	7	8	9	1B: 6	SF: 0	WP: 0	PA: 35
R:	0	1	0	0	0	1	0	0	0	2B: 0	SAC: 0	PB: 0	
E:	0	0	0	0	0	0	0	0	0	3B: 0	DP: 1	SB: 1	
K:	1	0	2	1	2	0	0	0	1	HR: 1	HBP: 0	CS: 0	
S:	6	10	11	11	10	13	6	8	8				
H:	0	1	0	0	1	2	0	1	2				
LOB:	0	0	0	1	1	2	0	1	1				
BB:	0	0	0	1	0	0	0	0	0				
P:	8	15	17	19	12	22	11	11	11				

PITCHER		IP	WLS	BF	H	R	ER	SO	BB	IBB	HBP	BLK	WP	HR	S	P	ERA	WHIP
Dennis Martinez, R ERA: 2.62	(1, 1)	8.0		31	5	2	1	6	1	0	0	0	0	1	75	115	1.12	0.750
Jeff Fassero, L ERA: 2.84	(9, 1)	1.0	W	4	2	0	0	1	0	0	0	0	0	0	8	11	0.00	2.000

PITCHER		IP	WLS	BF	H	R	ER	SO	BB	IBB	HBP	BLK	WP	HR	S	P	ERA	WHIP

Batter	1	2	3	4	5	6	7	8	9	AB	R	H	RBI	BB	SO	LOB
Delino DeShields, L (1, 4) OBP: 0.377, SLG: 0.420	C B F S 1-3 K ①		C B B F B F F S 3-3 K ③			C S B B B X 3-2 G6-3 ①		B F B 1 X SAFE 2-1 FC6 1-3 1B		4	0	1	0	0	2	0
Spike Owen, S (1, 6) OBP: 0.342, SLG: 0.398 Jeff Fassero, L (9, 1)	C F B B X 2-2 L8 ②			B S C B X 2-2 1B		C X 0-1 G6-3 ②		1 SAFE B B 1 SAFE X 2-0 FC6 1-2f ③		4 0	0 0	1 0	0 0	0 0	0 0	2 0
Marquis Grissom, R (1, 8) OBP: 0.325, SLG: 0.414	C X 0-1 G5-3 ③			1 SAFE S X 0-1 F9 ①		B B F X 2-1 F9 ③			F B X 1-1 SH5-4 1B 2B 1B	4	1	1	0	0	0	1
Larry Walker, L (1, 9) OBP: 0.336, SLG: 0.490		B C X 1-1 G4-3 ①		1 SAFE F B F S 1-3 K ②			C X 0-1 G4-3 ①		F F 1 SAFE B X 1-2 SH5-4 1-2 2B 1B	4	1	1	0	0	1	1
Moises Alou, R (1, 7) OBP: 0.327, SLG: 0.436		F X 0-1 G6-3 ②		1 SAFE 1 SAFE S P B X 2-1 F8 ③			X 0-0 F9 ②		L X 0-1 SH5-4 ① 1-2 2-3	3	0	0	0	0	0	1
Tim Wallach, R (1, 5) OBP: 0.307, SLG: 0.333		B B B C B 4-1 FC5-4 BB			X 0-0 G1-3 1B		B X 1-0 F8 ③		B F X 1-1 1B 2B 2-H 3-H	3	1	2	2	1	0	0
Gary Carter, R (1, 2) OBP: 0.298, SLG: 0.339 John Vander Wal, L (9, PH) OBP: 0.338, SLG: 0.374		C 1 SAFE X 0-1 FC5-4 1-2f ③			B X 1-0 G1-3 ① 1-2			B F B F B S 3-3 K ①	I N I N 4-0 1B IBB	3 0	0 0	0 0	0 0	0 1	1 0	2 0
Greg Colbrunn, R (1, 3) OBP: 0.286, SLG: 0.352 Darrin Fletcher, L (9, PH) OBP: 0.283, SLG: 0.297			C B F B S 2-3 K2-3 ①		B F F S 1-3 K ②			X 0-0 P4 ②	F B B S 1-3 K ②	3 1	0 0	0 0	0 0	0 0	2 1	1 2
Dennis Martinez, R (1, 1) OBP: 0.211, SLG: 0.211 Wil Cordero, R (8, PH) OBP: 0.352, SLG: 0.286 (9, 6)			X 0-0 G6-3 ②		B F X 1-1 P1 ③			C B X 1-1 1B 1B	B B B C X 3-1 1-2 2-H 1B	2 2	0 0	0 2	0 1	0 0	0 0	1 0
Inning Stats	R: 0 E: 0 K: 1 S: 8 H: 0 LOB: 0 BB: 0 P: 11	R: 0 E: 0 K: 0 S: 7 H: 0 LOB: 1 BB: 1 P: 12	R: 0 E: 0 K: 2 S: 9 H: 0 LOB: 0 BB: 0 P: 14	R: 0 E: 0 K: 1 S: 11 H: 1 LOB: 1 BB: 0 P: 15	R: 0 E: 0 K: 1 S: 7 H: 1 LOB: 1 BB: 0 P: 10	R: 0 E: 0 K: 0 S: 7 H: 0 LOB: 0 BB: 0 P: 12	R: 0 E: 0 K: 0 S: 4 H: 0 LOB: 0 BB: 0 P: 5	R: 0 E: 0 K: 1 S: 9 H: 2 LOB: 2 BB: 0 P: 17	R: 3 E: 0 K: 1 S: 14 H: 4 LOB: 2 BB: 1 P: 25	1B: 7 2B: 1 3B: 0 HR: 0	SF: 0 SAC: 1 DP: 0 HBP: 0						

PITCHER		IP	WLS	BF	H	R	ER	SO	BB	IBB	HBP	BLK	WP	HR	S	P	ERA	WHIP
Steve Avery, L ERA: 2.91	(1, 1)	8.0		31	6	2	2	6	1	0	0	0	0	0	67	103	2.25	0.875
Alejandro Pena, R ERA: 4.08	(9, 1)	0.2	L	5	2	1	1	1	0	1	0	0	0	0	9	18	13.50	3.000

PITCHER	IP	WLS	BF	H	R	ER	SO	BB	IBB	HBP	BLK	WP	HR	S	P	ERA	WHIP

BOTTOM

Atlanta Braves @ Montreal Expos

Olympic Stadium, Montreal, QB

Thu Aug 20 1992, 7:05 PM EDT

Att. 23,896 - Dome - 70 F

livebaseballscorecards.com

AB	33
R	3
H	8
RBI	3
BB	2
SO	7
LOB	11

1B: 7	SF: 0	WP: 0	PA: 36
2B: 1	SAC: 1	PB: 0	
3B: 0	DP: 0	SB: 0	
HR: 0	HBP: 0	CS: 0	

Batter	1	2	3	4	5	6	7	8	9	AB	R	H	RBI	BB	SO	LOB
Bip Roberts, S (1, 7) OBP: 0.373, SLG: 0.382	F7	P6			G4-3		F8		F8	5	0	0	0	0	0	2
Jeff Branson, L (1, 4) OBP: 0.366, SLG: 0.431	G5-3	G3			F8		F8		1B	5	0	1	0	0	0	2
Barry Larkin, R (1, 6) OBP: 0.381, SLG: 0.444	2B		F7		L9			F8	P6	5	0	1	0	0	0	1
Hal Morris, L (1, 3) OBP: 0.369, SLG: 0.423	G3		G4-3			F7		1B 2B		4	0	1	0	0	0	1
Dave Martinez, L (8, PR) OBP: 0.323, SLG: 0.328 (8, 3)										0	1	0	0	0	0	0
Paul O'Neill, L (1, 9) OBP: 0.356, SLG: 0.385		FC E 1B	K			2B		BB		3	1	2	0	1	1	0
Reggie Sanders, R (1, 8) OBP: 0.364, SLG: 0.505		E 1B 1-2		S BB		K		1B 1-2 2-H		3	1	2	1	1	1	1
Chris Sabo, R (1, 5) OBP: 0.299, SLG: 0.417		FC 1B 1-3 2-H		F8		BB		P3		3	0	0	0	1	0	4
Joe Oliver, R (1, 2) OBP: 0.309, SLG: 0.376		K		K 1-2		K		G1-3		4	0	0	0	0	3	7
Tim Belcher, R (1, 1) OBP: 0.123, SLG: 0.175		1B 2-3 3-H		F8			F8		K	3	0	1	1	0	0	1
Rob Dibble, L (8, 1) OBP: 0.333, SLG: 0.333										0	0	0	0	0	0	0
Bill Doran, S (9, PH) OBP: 0.318, SLG: 0.353										1	0	0	0	0	1	0
Inning Stats	R: 0 E: 0 K: 0 S: 9 H: 1 LOB: 1 BB: 0 P: 13	R: 2 E: 1 K: 1 S: 20 H: 3 LOB: 2 BB: 0 P: 25	R: 0 E: 0 K: 1 S: 7 H: 0 LOB: 0 BB: 0 P: 13	R: 0 E: 0 K: 1 S: 10 H: 0 LOB: 1 BB: 1 P: 17	R: 0 E: 0 K: 0 S: 5 H: 0 LOB: 0 BB: 0 P: 6	R: 0 E: 0 K: 2 S: 13 H: 1 LOB: 2 BB: 1 P: 25	R: 0 E: 0 K: 0 S: 3 H: 0 LOB: 0 BB: 0 P: 4	R: 1 E: 0 K: 0 S: 11 H: 2 LOB: 2 BB: 1 P: 17	R: 0 E: 0 K: 1 S: 12 H: 1 LOB: 1 BB: 0 P: 20	1B: 5 2B: 3 3B: 0 HR: 0 SF: 0 SAC: 0 DP: 0 HBP: 0						

PITCHER	IP	WLS	BF	H	R	ER	SO	BB	IBB	HBP	BLK	WP	HR	S	P	ERA	WHIP
Mark Gardner, R (1, 1) ERA: 3.75	7.0		29	5	2	1	5	2	0	0	0	0	0	67	103	1.29	1.000
Mel Rojas, R (8, 1) ERA: 1.22	0.1		2	1	1	1	0	0	0	0	0	0	0	3	4	27.00	3.000
John Wetteland, R (8, 1) ERA: 3.53	1.2	W	8	2	0	0	1	1	0	0	0	0	0	20	33	0.00	1.800

PITCHER	IP	WLS	BF	H	R	ER	SO	BB	IBB	HBP	BLK	WP	HR	S	P	ERA	WHIP

TOP

Cincinnati Reds @ Montreal Expos

Olympic Stadium, Montreal, QB

Fri Aug 21 1992, 7:05 PM EDT
Att. 24,900 - Dome - 70 F

livebaseballscorecards.com

AB	36
R	3
H	8
RBI	2
BB	3
SO	6
LOB	19

1B: 5	SF: 0	WP: 0	PA: 39
2B: 3	SAC: 0	PB: 0	
3B: 0	DP: 0	SB: 1	
HR: 0	HBP: 0	CS: 0	

BOTTOM

Cincinnati Reds @ Montreal Expos

Olympic Stadium, Montreal, QB

Fri Aug 21 1992, 7:05 PM EDT

Att. 24,900 - Dome - 70 F

Batter	1	2	3	4	5	6	7	8	9	AB	R	H	RBI	BB	SO	LOB
Delino DeShields, L (1, 4) OBP: 0.376, SLG: 0.419	1-2 SF8 1B		1-0 F9 ①		2-3 K ②		0-0 G6-3 ② 1-2 3-H			4	1	1	1	0	1	1
Spike Owen, S (1, 6) OBP: 0.343, SLG: 0.403 Mel Rojas, R (8, 1) OBP: 0.091, SLG: 0.091 John Wetteland, R (8, 1) OBP: 0.200, SLG: 0.200	1 SAFE 1 SAFE 2-1 1-3 1B		3-2 P6 ②		3-2 2B		2-2 G3 ③			4 0 0	0 0 0	2 0 0	0 0 0	0 0 0	0 0 0	2 0 0
Marquis Grissom, R (1, 8) OBP: 0.325, SLG: 0.412	1-1 SF8 ① 3-H		3-1 G6-3 ③		1-0 G3 ③			4-2 1B HR BB		2	1	0	1	1	0	1
Larry Walker, L (1, 9) OBP: 0.338, SLG: 0.492	1-3 K ②			1-0 G4-3 1B 2B		1-1 F8 ①		1-0 HR 1B 1-3		4	2	2	0	0	1	1
John Vander Wal, L (1, 7) OBP: 0.333, SLG: 0.368 Moises Alou, R (7, 7) OBP: 0.330, SLG: 0.450	1-0 P6 ③			0-0 G4-3 ① 2-3		1-0 G4-3 ②		0-0 HR 1-H 3-H		3 1	0 1	0 1	0 3	0 0	0 0	2 0
Jerry Willard, L (1, 3) OBP: 0.370, SLG: 0.615 Tom Foley, L (8, 5) OBP: 0.250, SLG: 0.238		0-1 G6-3 ①		1-1 F8-5 1B 1B 3-H		2-2 F8 ③		1-3 K ①		3 1	0 0	1 0	1 0	0 0	0 1	0 0
Tim Wallach, R (1, 5) OBP: 0.308, SLG: 0.333 (8, 3)		2-2 F9 ②		0-0 1-2 1B			2-1 F8 ①	4-1 FC5-4 BB		3	0	1	0	1	0	0
Tim Laker, R (1, 2) OBP: 0.286, SLG: 0.286		1-0 E4		0-0 F8-5 ②③ 2-3			1-2 1B G6-3 1B	1-3 K ②		4	1	1	0	0	1	3
Mark Gardner, R (1, 1) OBP: 0.188, SLG: 0.186 Darrin Fletcher, L (7, PH) OBP: 0.287, SLG: 0.302 Wil Cordero, R (7, PR) OBP: 0.345, SLG: 0.280 (8, 6)		0-3 K ③			2-1 G4-3 ①		2-1 G6-3 1B 1-3	2-0 FC5-4 ③ 1-2f		2 1 1	0 0 0	0 1 0	0 0 0	0 0 0	1 0 1	1 0 1
Inning Stats	R: 1 H: 2 E: 0 LOB: 1 K: 1 BB: 0 S: 13 P: 19	R: 0 H: 0 E: 1 LOB: 1 K: 1 BB: 0 S: 10 P: 13	R: 0 H: 0 E: 0 LOB: 0 K: 0 BB: 0 S: 6 P: 13	R: 1 H: 3 E: 0 LOB: 1 K: 0 BB: 0 S: 6 P: 8	R: 0 H: 1 E: 0 LOB: 1 K: 1 BB: 0 S: 12 P: 20	R: 0 H: 0 E: 0 LOB: 0 K: 0 BB: 0 S: 7 P: 11	R: 1 H: 2 E: 0 LOB: 2 K: 0 BB: 0 S: 13 P: 20	R: 3 H: 2 E: 0 LOB: 1 K: 2 BB: 2 S: 12 P: 25		1B: 7 SF: 1 2B: 3 SAC: 0 3B: 0 DP: 1 HR: 1 HBP: 0						WP: 0 PA: 36 PB: 0 SB: 0 CS: 0

livebaseballscorecards.com

AB	33
R	6
H	10
RBI	6
BB	2
SO	5
LOB	12

PITCHER		IP	WLS	BF	H	R	ER	SO	BB	IBB	HBP	BLK	WP	HR	S	P	ERA	WHIP
Tim Belcher, R ERA: 4.16	(1, 1)	7.0	L	31	9	5	5	3	1	0	0	0	0	0	70	112	6.43	1.429
Rob Dibble, R ERA: 3.42	(8, 1)	1.0		5	1	1	1	2	1	0	0	0	0	1	9	17	9.00	2.000

PITCHER	IP	WLS	BF	H	R	ER	SO	BB	IBB	HBP	BLK	WP	HR	S	P	ERA	WHIP

Batter	1	2	3	4	5	6	7	8	9	AB	R	H	RBI	BB	SO	LOB
Reggie Sanders, R (1, 8) (8, 7) OBP: 0.363, SLG: 0.502	G5-3		G4-3		FC6-4 1-2f			1B S 1B		4	0	1	0	0	0	2
Hal Morris, L (1, 3) OBP: 0.368, SLG: 0.418	F7		G6-3			E5 B1-5-4 BB		1 SAFE 1 SAFE 1 SAFE S B 1 SAFE 1 SAFE 1 SAFE B 4-2 F 1 SAFE F F 1 SAFE 1 SAFE 1 SAFE P 1-2 1B BB		3	0	0	0	1	0	0
Barry Larkin, R (1, 6) OBP: 0.379, SLG: 0.441	F7			F9		1 SAFE 1 SAFE B 1-2 B1-5-4 BB		F9		3	0	0	0	1	0	2
Glenn Braggs, R (1, 7) OBP: 0.332, SLG: 0.381 Norm Charlton, S (8, 1) OBP: 0.250, SLG: 0.250		1B S SF8 1B		F9		B1-5-4 1-2 2-3f		FC6 1-2 2-3 1B		4 0	1 0	2 0	0 0	0 0	0 0	2 0
Chris Sabo, R (1, 5) OBP: 0.296, SLG: 0.412		1 SAFE 1 SAFE K 1-2		L8		F9		FC6 1-2f		4	0	0	0	0	1	5
Joe Oliver, R (1, 2) OBP: 0.312, SLG: 0.377 Bip Roberts, S (9, PH) OBP: 0.372, SLG: 0.381		2-3 1B			FC5-6 1B BB		K		F7	2 1	0 0	1 0	0 0	1 0	1 0	0 0
Paul O'Neill, L (1, 9) OBP: 0.355, SLG: 0.383		SF8 3-H			K		K		FC6-4 BB	2	0	0	1	1	2	1
Freddie Benavides, R (1, 4) OBP: 0.271, SLG: 0.318 Jeff Branson, L (7, PH) (7, 4) OBP: 0.356, SLG: 0.418		1 SAFE K			1 SAFE FC5-6 1-2 1B		G3		FC6-4 FC4-6 1-2f	2 2	0 0	1 0	0 0	0 0	1 0	1 1
Greg Swindell, L (1, 1) OBP: 0.149, SLG: 0.167 Scott Bankhead, R (7, 1) OBP: 0.222, SLG: 0.222 Dave Martinez, L (8, PH) (8, 8) OBP: 0.321, SLG: 0.326			P4		FC5-6 FC6-4 1-2 2-3f			P5	FC4-6 1-2f	2 0 2	0 0 0	0 0 0	0 0 0	0 0 0	0 0 0	2 0 1
Inning Stats	R: 0 E: 0 K: 0 S: 5 H: 0 LOB: 0 BB: 0 P: 8	R: 1 E: 0 K: 2 S: 10 H: 2 LOB: 1 BB: 0 P: 15	R: 0 E: 0 K: 0 S: 5 H: 0 LOB: 0 BB: 0 P: 11	R: 0 E: 0 K: 0 S: 6 H: 0 LOB: 0 BB: 0 P: 8	R: 0 E: 0 K: 1 S: 7 H: 1 LOB: 2 BB: 1 P: 13	R: 0 E: 1 K: 0 S: 7 H: 0 LOB: 1 BB: 1 P: 14	R: 0 E: 0 K: 2 S: 9 H: 0 LOB: 0 BB: 0 P: 13	R: 0 E: 0 K: 0 S: 14 H: 2 LOB: 3 BB: 1 P: 23	R: 0 E: 0 K: 0 S: 5 H: 0 LOB: 1 BB: 1 P: 11	1B: 5 2B: 0 3B: 0 HR: 0	SF: 1 SAC: 0 DP: 1 HBP: 0					

PITCHER		IP	WLS	BF	H	R	ER	SO	BB	IBB	HBP	BLK	WP	HR	S	P	ERA	WHIP
Brian Barnes, L ERA: 2.3	(1, 1)	5.0		21	3	1	1	3	2	0	0	0	0	0	36	65	1.80	1.000
Mel Rojas, R ERA: 1.18	(6, 1)	2.1	W	7	1	0	0	2	0	0	0	0	0	0	16	23	0.00	0.429
Jeff Fassero, L ERA: 2.84	(8, 1)	0.0		1	0	0	0	0	1	0	0	0	0	0	5	8	∞	∞
John Wetteland, R ERA: 3.43	(8, 1)	1.2	S	7	1	0	0	0	1	0	0	0	0	0	11	20	0.00	1.200

PITCHER	IP	WLS	BF	H	R	ER	SO	BB	IBB	HBP	BLK	WP	HR	S	P	ERA	WHIP

TOP

Cincinnati Reds @ Montreal Expos

Olympic Stadium, Montreal, QB

Sat Aug 22 1992, 7:05 PM EDT

Att. 38,200 - Dome - 70 F

livebaseballscorecards.com

AB	31
R	1
H	5
RBI	1
BB	4
SO	5
LOB	17

WP: 0	PA: 36					
PB: 0						
SB: 2						
CS: 0						

Batter	1	2	3	4	5	6	7	8	9	AB	R	H	RBI	BB	SO	LOB
Delino DeShields, L (1, 4) OBP: 0.373, SLG: 0.415	C B X 1-1 F7 ①		B F C X 1-2 G6-3 ③		B X 1-0 P4 ③		1 SAFE X 0-0 F8 ②			4	0	0	0	0	0	4
Spike Owen, S (1, 6) OBP: 0.342, SLG: 0.401	B F X 1-1 G6-3 ②			C S X 0-2 G6-3 ①		B B F B C X 3-2 F8 ①	B 1 SAFE X 1-0 1-H 1B ③			4	0	1	0	0	0	0
Marquis Grissom, R (1, 8) OBP: 0.328, SLG: 0.423	B S F X 1-2 G4-3 ③			B S X 1-1 E7 S 1B		X 0-0 HR		B X 1-0 E S 2B		4	2	3	1	0	0	0
Larry Walker, L (1, 9) OBP: 0.339, SLG: 0.492 Darren Reed, R (3, 9) OBP: 0.259, SLG: 0.419		M C H 1-2 G4-3 HBP		B S B B C S 3-3 K ② 2-3		F B B B F S 3-3 K ②		L 2 SAFE C B S 1-3 K ①		0 3	0 0	0 0	0 0	0 0	0 3	0 2
Moises Alou, R (1, 7) OBP: 0.328, SLG: 0.447		1 SAFE B B B X 2-0 G4-3 ① ② 1-2f		C X 0-1 P3 ③		C B F X 1-2 S 2B 1B		2 SAFE B B 2 SAFE C C 2 SAFE B B S S 2 SAFE M 2-3 K ② 2-H		4	1	1	0	0	1	2
Tim Wallach, R (1, 5) OBP: 0.308, SLG: 0.334		X 0-0 F8 ③			C B B F B S 3-3 K ①	B X 1-0 1-H 2B		C F B X 1-2 G6-3 ③		4	0	1	1	0	1	0
Gary Carter, R (1, 2) OBP: 0.295, SLG: 0.335 Tim Laker, R (8, 2) OBP: 0.286, SLG: 0.286			B C B F X 2-2 P3 ①		B C X 1-1 F9 ②	F X 0-1 F9 ③				3 0	0 0	0 0	0 0	0 0	0 0	1 0
Greg Colbrunn, R (1, 3) OBP: 0.322, SLG: 0.404 Tom Foley, L (8, 3) OBP: 0.250, SLG: 0.238			F B X 1-1 2B		B C F X 1-2 1B 1B		B F B X 2-1 1B 1B 1B			3 0	0 0	3 0	0 0	0 0	0 0	0 0
Brian Barnes, L (1, 1) OBP: 0.250, SLG: 0.217 Mel Rojas, R (6, 1) OBP: 0.083, SLG: 0.083 Jeff Fassero, L (8, 1) John Wetteland, R (8, 1) OBP: 0.200, SLG: 0.200			C F B C 1-3 K ②		L B X 1-1 1-2 1B		1 SAFE 1 SAFE B B B M L L 2-3 K ①			2 1 0 0	0 0 0 0	1 0 0 0	0 0 0 0	0 0 0 0	1 1 0 0	1 1 0 0
Inning Stats	R: 0 E: 0 K: 0 S: 7 H: 0 LOB: 0 BB: 0 P: 10	R: 0 E: 0 K: 0 S: 4 H: 0 LOB: 0 BB: 0 P: 7	R: 0 E: 0 K: 1 S: 11 H: 1 LOB: 1 BB: 0 P: 16	R: 0 E: 1 K: 1 S: 10 H: 1 LOB: 1 BB: 0 P: 14	R: 0 E: 0 K: 1 S: 11 H: 2 LOB: 2 BB: 0 P: 18	R: 2 E: 0 K: 1 S: 13 H: 3 LOB: 1 BB: 0 P: 21	R: 0 E: 0 K: 1 S: 7 H: 2 LOB: 2 BB: 0 P: 12	R: 1 E: 1 K: 2 S: 10 H: 1 LOB: 0 BB: 0 P: 15		1B: 6 2B: 3 3B: 0 HR: 1	SF: 0 SAC: 0 DP: 1 HBP: 1					

BOTTOM

Cincinnati Reds @ Montreal Expos

Olympic Stadium, Montreal, QB

Sat Aug 22 1992, 7:05 PM EDT

Att. 38,200 - Dome - 70 F

livebaseballscorecards.com

AB	32
R	3
H	10
RBI	2
BB	0
SO	7
LOB	11

WP: 0 PB: 0 SB: 3 CS: 0 PA: 33

PITCHER		IP	WLS	BF	H	R	ER	SO	BB	IBB	HBP	BLK	WP	HR	S	P	ERA	WHIP
Greg Swindell, L ERA: 2.58	(1, 1)	6.0	L	25	7	2	2	4	0	0	1	0	0	1	56	86	3.00	1.167
Scott Bankhead, R ERA: 2.5	(7, 1)	1.0		4	2	0	0	1	0	0	0	0	0	0	7	12	0.00	2.000
Norm Charlton, L ERA: 2.74	(8, 1)	1.0		4	1	1	0	2	0	0	0	0	0	0	10	15	0.00	1.000

PITCHER	IP	WLS	BF	H	R	ER	SO	BB	IBB	HBP	BLK	WP	HR	S	P	ERA	WHIP

Batter	1	2	3	4	5	6	7	8	9	AB	R	H	RBI	BB	SO	LOB
Bip Roberts, S (1, 7) OBP: 0.373, SLG: 0.382	B C S X 1-2 S 1B		X 0-0 S 1B		S B F X 1-2 ② G3-1 1-2		X 0-0 ③ G4-3			4	0	2	0	0	0	2
Reggie Sanders, R (1, 8) OBP: 0.361, SLG: 0.497	B C X 1-1 ① P4 1-2		1 SAFE 1 SAFE C B S S 1-3 ① K 1-2		B F B B X 3-1 ③ F8			F F B B F B B 4-2 L4-6 1B BB		3	0	0	0	1	1	3
Barry Larkin, R (1, 6) OBP: 0.378, SLG: 0.439	2 SAFE X 0-0 ② F9		X 0-0 ② G6-3			B X 1-0 ① G5-3		1 SAFE X 0-0 WP 1-2 1B		4	0	1	0	0	0	2
Hal Morris, L (1, 3) OBP: 0.363, SLG: 0.413	B B C B S S 3-3 ③ K		C B X 1-1 ③ G4-3			B F X 1-1 ② G3		X 0-0 ① ② L4-6 2-3		4	0	0	0	0	1	4
Paul O'Neill, L (1, 9) OBP: 0.356, SLG: 0.385		X 0-0 E3 1B G3		F B B X 2-1 ① F7		X 0-0 2B		1 SAFE B 1 SAFE B C B B 1-2 BB		3	1	1	0	1	0	0
Bill Doran, S (1, 4) OBP: 0.317, SLG: 0.352 Rob Dibble, L (8, 1) OBP: 0.333, SLG: 0.333		1 SAFE B 1 SAFE X 1-0 F8 G3 1-3 1B		C F B F F B S 2-3 ② K		S F B B F X 2-2 ③ F8		B C F B B S 3-3 ③ K		4 0	0 0	1 0	0 0	0 0	2 0	3 0
Darnell Coles, R (1, 5) OBP: 0.321, SLG: 0.489		1 SAFE 1 SAFE C X 0-1 ① G3 1-2 3-H		C F B S 1-3 ③ K			B C B X 2-1 ① P2		C X 0-1 ① F9	4	0	0	1	0	1	1
Joe Oliver, R (1, 2) OBP: 0.311, SLG: 0.375		B X 1-0 ② F8 2-3			C X 0-1 ① F9		B F X 1-1 1B		C B X 1-1 ② G6-3	4	0	1	0	0	0	1
Jose Rijo, R (1, 1) OBP: 0.212, SLG: 0.250 Jeff Branson, L (8, 4) OBP: 0.351, SLG: 0.412		X 0-0 ③ G5-3			X 0-0 G3-1 1B		L L L 0-3 ② K		S B B S S S 2-3 ③ K	3 1	0 0	1 0	0 0	0 0	1 1	2 0
Inning Stats	R: 0 H: 1 E: 0 LOB: 1 K: 1 BB: 0 S: 9 P: 14	R: 1 H: 1 E: 1 LOB: 1 K: 0 BB: 0 S: 6 P: 8	R: 0 H: 1 E: 0 LOB: 1 K: 1 BB: 0 S: 7 P: 9	R: 0 H: 0 E: 0 LOB: 0 K: 2 BB: 0 S: 10 P: 15	R: 0 H: 1 E: 0 LOB: 1 K: 0 BB: 0 S: 8 P: 12	R: 0 H: 1 E: 0 LOB: 1 K: 0 BB: 0 S: 8 P: 12	R: 0 H: 1 E: 0 LOB: 1 K: 1 BB: 0 S: 8 P: 11	R: 0 H: 1 E: 0 LOB: 2 K: 1 BB: 2 S: 9 P: 20	R: 0 H: 0 E: 0 LOB: 0 K: 1 BB: 0 S: 7 P: 10	1B: 6 2B: 2 3B: 0 HR: 0	SF: 0 SAC: 0 DP: 1 HBP: 0			WP: 1 PB: 0 SB: 2 CS: 0	PA: 36		

PITCHER	IP	WLS	BF	H	R	ER	SO	BB	IBB	HBP	BLK	WP	HR	S	P	ERA	WHIP
Ken Hill, R (1, 1) ERA: 2.82	8.0	L	33	7	1	0	6	2	0	0	0	1	0	65	101	0.00	1.125
Sergio Valdez, R (9, 1) ERA: 2.55	1.0		3	0	0	0	1	0	0	0	0	0	0	7	10	0.00	0.000

PITCHER	IP	WLS	BF	H	R	ER	SO	BB	IBB	HBP	BLK	WP	HR	S	P	ERA	WHIP

TOP

Cincinnati Reds @ Montreal Expos

Olympic Stadium, Montreal, QB

Sun Aug 23 1992, 3:33 AM EDT
Att. 34,998 - Dome - 70 F

livebaseballscorecards.com

AB	34
R	1
H	7
RBI	1
BB	2
SO	7
LOB	18

Batter	1	2	3	4	5	6	7	8	9	AB	R	H	RBI	BB	SO	LOB
Delino DeShields, L (1, 4) OBP: 0.372, SLG: 0.414	B B C X 2-1 FC6-4 1B		C B L B X 2-2 ②③ G3 1-2			C C B X 1-2 ① G6-3			B S C F C 1-3 ① K	4	0	1	0	0	1	1
Wil Cordero, R (1, 6) OBP: 0.345, SLG: 0.283 Darrin Fletcher, L (9, PH) OBP: 0.286, SLG: 0.300	1 SAFE B 1 SAFE C F 1 SAFE 1 SAFE S 1-3 ① K			C B X 1-1 FC6-4 1B		B B C X 2-1 ② G6-3			B C S B S 2-3 ② K	3 1	0 0	1 0	0 0	0 0	1 1	1 0
Marquis Grissom, R (1, 8) OBP: 0.325, SLG: 0.420	X 0-0 ② FC6-4 CS 1-2f			C F X 0-2 ① FC6-4 F7 1B 1-2f		B F B S S 2-3 ③ K			C B X 1-1 ③ F9	4	0	0	0	0	1	2
Larry Walker, L (1, 9) OBP: 0.339, SLG: 0.491	S S 1 SAFE B 1-2 ③ CS 1-2	F X 0-1 ① G4-3		B 1 SAFE 1 SAFE X 1-0 1-2 1B			X 0-0 ① G1-3			3	0	1	0	0	0	0
Jerry Willard, L (1, 3) OBP: 0.333, SLG: 0.552		S S S 0-3 ② K		S B C B B X 3-2 ② F7 2-3			B C B B C X 3-2 ② F7			3	0	0	0	0	1	2
John Vander Wal, L (1, 7) OBP: 0.333, SLG: 0.368		C C F B T F X 1-2 1B		C B B S S 2-3 ③ K			B S X 1-1 ③ F8			3	0	1	0	0	1	2
Tim Wallach, R (1, 5) OBP: 0.306, SLG: 0.332		C C B S 1-3 ③ K			B S X 1-1 ① F8			C B B S S 2-3 ① K		3	0	0	0	0	2	1
Tim Laker, R (1, 2) OBP: 0.300, SLG: 0.300			S S B X 1-2 CS 1B		C S B B S 2-3 ② K			C F S 0-3 ② K		3	0	1	0	0	2	0
Ken Hill, R (1, 1) OBP: 0.273, SLG: 0.373 Moises Alou, R (8, PH) OBP: 0.327, SLG: 0.445 Sergio Valdez, R (9, 1)			1 SAFE C F L 0-3 ① K		C S C 0-3 ③ K			C X 0-1 ③ P4		2 1 0	0 0 0	0 0 0	0 0 0	0 0 0	2 0 0	1 0 0
Inning Stats	R: 0 E: 0 K: 1 S: 8 H: 1 LOB: 0 BB: 0 P: 12	R: 0 E: 0 K: 2 S: 14 H: 1 LOB: 1 BB: 0 P: 16	R: 0 E: 0 K: 1 S: 9 H: 1 LOB: 0 BB: 0 P: 12	R: 0 E: 0 K: 1 S: 12 H: 2 LOB: 2 BB: 0 P: 19	R: 0 E: 0 K: 2 S: 8 H: 0 LOB: 0 BB: 0 P: 11	R: 0 E: 0 K: 1 S: 8 H: 0 LOB: 0 BB: 0 P: 13	R: 0 E: 0 K: 0 S: 6 H: 0 LOB: 0 BB: 0 P: 10	R: 0 E: 0 K: 2 S: 8 H: 0 LOB: 0 BB: 0 P: 10	R: 0 E: 0 K: 2 S: 9 H: 0 LOB: 0 BB: 0 P: 13	1B: 5 2B: 0 3B: 0 HR: 0		SF: 0 SAC: 0 DP: 0 HBP: 0			WP: 0 PB: 0 SB: 0 CS: 2	PA: 31

PITCHER		IP	WLS	BF	H	R	ER	SO	BB	IBB	HBP	BLK	WP	HR	S	P	ERA	WHIP
Jose Rijo, R ERA: 2.96	(1, 1)	7.0	W	24	5	0	0	8	0	0	0	0	0	0	65	93	0.00	0.714
Rob Dibble, R ERA: 3.29	(8, 1)	2.0	S	6	0	0	0	4	0	0	0	0	0	0	17	23	0.00	0.000

PITCHER	IP	WLS	BF	H	R	ER	SO	BB	IBB	HBP	BLK	WP	HR	S	P	ERA	WHIP

Cincinnati Reds @ Montreal Expos

Olympic Stadium, Montreal, QB

Sun Aug 23 1992, 3:33 AM EDT

Att. 34,998 - Dome - 70 F

BOTTOM

livebaseballscorecards.com

AB	30
R	0
H	5
RBI	0
BB	0
SO	12
LOB	10

Batter	1	2	3	4	5	6	7	8	9	AB	R	H	RBI	BB	SO	LOB
Delino DeShields, L (1, 4) OBP: 0.374, SLG: 0.415	B C F X 1-2 1B	C B B B B 4-1 1B 1-2 2-3 3-H BB		C C B S 1-3 ② K	C B X 1-1 ② F7	B B C X 2-1 E FC5 1-2 2-H 1B			4	0	2	2	1	1	0
Spike Owen, S (1, 6) OBP: 0.340, SLG: 0.397	C 1 SAFE 1 SAFE B 1 SAFE B 1 SAFE X 2-1 ① P3	B C X 1-1 1-2 2-3 3-H 1B		C F S 0-3 ③ K	C B B X 2-1 ③ G4-3	C B X 1-1 ② FC5 E 1-2 2-3f			5	0	1	1	0	1	3
Marquis Grissom, R (1, 8) OBP: 0.324, SLG: 0.416	X 0-0 ② P4	B B X 2-0 ③ L4			B B B C X 3-1 ① P3		C B F B F B S 3-3 ① K	1 SAFE B B B B C B 4-1 1-2 2-3 BB		4	0	0	0	1	1	4
Moises Alou, R (1, 7) OBP: 0.329, SLG: 0.446	B 1 SAFE 1 SAFE F 1 SAFE 1 SAFE X 1-1 ③ F8		S C X 0-2 3B 2B		S X 0-1 ② G1-3		B B B B 4-0 G5-3 BB	C C F S 0-3 ③ K		4	1	1	0	1	1	4
Tim Wallach, R (1, 5) OBP: 0.307, SLG: 0.337		X 0-0 ① G6-3 B S S 2 SAFE B F F B F 3-2 X SF9 2-H 3B			B B C B F X 3-2 BB 1B		C 1 SAFE P 1 SAFE B B B F X 3-2 ② G5-3 1-2		C C B X 1-2 ① F8	5	2	2	1	0	0	1
Gary Carter, R (1, 2) OBP: 0.296, SLG: 0.333		X 0-0 BB E BB 1B	B F C S 1-3 ① K		F 1 SAFE S B B B 1 SAFE B F B 4-2 1B 1-2 BB		B C F B B X 2-2 ③ G5-3		X 0-0 ② P4	4	1	1	0	1	1	2
Greg Colbrunn, R (1, 3) OBP: 0.333, SLG: 0.417 Tom Foley, L (8, 3) OBP: 0.248, SLG: 0.235	B 1 SAFE B S X 2-1 E3 BB BB 1-2 1B	B C X 1-1 ② SF9 3-H		F B B X 2-1 1-2 2-H 1B				C X 0-1 1B 1B	C S S 0-3 ③ K	3 1	2 0	2 0	2 0	0 0	0 1	1 0
Darren Reed, R (1, 9) OBP: 0.247, SLG: 0.397	C B F F S 1-3 ② K	F F B X 1-2 ③ G6-3		X 0-0 ③ F8				F B B S B S 3-3 ① K		4	0	0	0	0	2	5
Chris Nabholz, L (1, 1) OBP: 0.127, SLG: 0.148 Mel Rojas, R (8, 1) OBP: 0.083, SLG: 0.083	B C B B B 4-1 1B BB 1-2 2-3 BB			C S B F S 1-3 ① K		S X 0-1 ① L6		B X 1-0 FC5 1B 1-2 1B		3 0	0 0	1 0	0 0	1 0	1 0	0 0
Inning Stats	R: 0 H: 1 E: 0 LOB: 1 K: 0 BB: 0 S: 8 P: 12	R: 2 H: 2 E: 1 LOB: 3 K: 1 BB: 2 S: 13 P: 27	R: 2 H: 2 E: 0 LOB: 0 K: 1 BB: 0 S: 17 P: 23	R: 0 H: 0 E: 0 LOB: 0 K: 3 BB: 0 S: 10 P: 12	R: 1 H: 2 E: 0 LOB: 2 K: 0 BB: 1 S: 13 P: 25	R: 0 H: 0 E: 0 LOB: 0 K: 0 BB: 0 S: 6 P: 9	R: 0 H: 0 E: 0 LOB: 1 K: 1 BB: 1 S: 11 P: 22	R: 1 H: 3 E: 1 LOB: 3 K: 2 BB: 1 S: 15 P: 26	R: 0 H: 0 E: 0 LOB: 0 K: 1 BB: 0 S: 7 P: 8	1B: 8 SF: 1 2B: 1 SAC: 0 3B: 1 DP: 0 HR: 0 HBP: 0						

PITCHER		IP	WLS	BF	H	R	ER	SO	BB	IBB	HBP	BLK	WP	HR	S	P	ERA	WHIP
Tom Glavine, L ERA: 2.56	(1, 1)	4.2	L	25	7	5	3	5	3	0	0	0	0	0	60	98	5.79	2.143
Randy St. Claire, R ERA: 2.25	(5, 1)	2.1		8	0	0	0	1	1	0	0	0	0	0	18	32	0.00	0.429
Mark Davis, L ERA: 6.94	(8, 1)	2.0		10	3	1	1	3	1	0	0	0	0	0	22	34	4.50	2.000

PITCHER	IP	WLS	BF	H	R	ER	SO	BB	IBB	HBP	BLK	WP	HR	S	P	ERA	WHIP

TOP

Montreal Expos @ Atlanta Braves

Atlanta-Fulton County Stadium, Atlanta, GA

Tue Aug 25 1992, 7:05 PM EDT
Att. 38,455 - Cloudy - 83 F

livebaseballscorecards.com

AB	37
R	6
H	10
RBI	6
BB	5
SO	9
LOB	20

1B: 8	SF: 1	WP: 0	PA: 43
2B: 1	SAC: 0	PB: 0	
3B: 1	DP: 0	SB: 0	
HR: 0	HBP: 0	CS: 0	

Batter	1	2	3	4	5	6	7	8	9	AB	R	H	RBI	BB	SO	LOB
Otis Nixon, S (1, 8) OBP: 0.372, SLG: 0.378	F9		G6-4-3 BB 1B		FC6 S 1-2f		FC4-6 1-2f			4	0	1	0	0	0	2
Jeff Blauser, R (1, 6) OBP: 0.330, SLG: 0.421	G5-4-3 1B BB		G6-4-3 1-2 BB		FC6-4 1-2 BB			F9		1	0	0	0	3	0	0
Terry Pendleton, S (1, 5) OBP: 0.335, SLG: 0.468 Jeff Treadway, L (8, PR) OBP: 0.273, SLG: 0.277 (9, 4)	G5-4-3 1-2 1B		G6-4-3 1-2f 2-3		FC6-4 1-2f			G5-4-3 1B		4 0	0 0	2 0	0 0	0 0	0 0	4 0
Ron Gant, R (1, 7) OBP: 0.320, SLG: 0.392	G5-4-3 1-2f 2-3			K		G6-3		G5-4-3 1-2f		4	0	0	0	0	1	3
David Justice, L (1, 9) OBP: 0.359, SLG: 0.404		K		1B		K			L9	4	0	1	0	0	2	0
Brian Hunter, R (1, 3) OBP: 0.281, SLG: 0.495 Sid Bream, L (9, PH) OBP: 0.349, SLG: 0.424		F9 2B		P4		P4			1B BB	3 0	0 0	1 0	0 0	0 1	0 0	1 0
Greg Olson, R (1, 2) OBP: 0.324, SLG: 0.341 Randy St. Claire, R (5, 1) Lonnie Smith, R (7, PH) OBP: 0.323, SLG: 0.419 Mark Davis, L (8, 1) Deion Sanders, L (9, PH) OBP: 0.346, SLG: 0.505	F9 2-3			F8			F9		1B 1-2	2 0 1 0 1	0 0 0 0 0	0 0 0 0 1	0 0 0 0 0	0 0 0 0 0	0 0 0 0 0	2 0 0 0 0
Mark Lemke, S (1, 4) OBP: 0.304, SLG: 0.326 (9, 5)	G5-3				P3		FC4 1B		F7	4	0	1	0	0	0	3
Tom Glavine, L (1, 1) OBP: 0.278, SLG: 0.304 Damon Berryhill, S (5, 2) OBP: 0.268, SLG: 0.386		K			FC6 1B		FC4 FC4-6 1-2f		G4-3	1 3	0 0	0 1	0 0	1 0	0 0	0 3
Inning Stats	R: 0 H: 1 E: 0 LOB: 1 K: 0 BB: 1 S: 5 P: 15	R: 0 H: 1 E: 0 LOB: 1 K: 1 BB: 0 S: 8 P: 15	R: 0 H: 1 E: 0 LOB: 1 K: 1 BB: 1 S: 8 P: 13	R: 0 H: 1 E: 0 LOB: 1 K: 1 BB: 0 S: 8 P: 10	R: 0 H: 1 E: 0 LOB: 2 K: 0 BB: 1 S: 11 P: 16	R: 0 H: 0 E: 0 LOB: 0 K: 1 BB: 0 S: 8 P: 10	R: 0 H: 1 E: 0 LOB: 1 K: 0 BB: 0 S: 6 P: 10	R: 0 H: 1 E: 0 LOB: 1 K: 0 BB: 0 S: 5 P: 9	R: 0 H: 1 E: 0 LOB: 2 K: 0 BB: 1 S: 13 P: 21	1B: 7 2B: 1 3B: 0 HR: 0	SF: 0 SAC: 0 DP: 3 HBP: 0					

PITCHER		IP	WLS	BF	H	R	ER	SO	BB	IBB	HBP	BLK	WP	HR	S	P	ERA	WHIP
Chris Nabholz, L ERA: 3.3	(1, 1)	7.1	W	30	7	0	0	4	3	0	0	0	0	0	57	94	0.00	1.364
Mel Rojas, R ERA: 1.15	(8, 1)	1.2		6	1	0	0	0	1	0	0	0	0	0	15	25	0.00	1.200

PITCHER	IP	WLS	BF	H	R	ER	SO	BB	IBB	HBP	BLK	WP	HR	S	P	ERA	WHIP

BOTTOM

Montreal Expos @ Atlanta Braves

Atlanta-Fulton County Stadium, Atlanta, GA

Tue Aug 25 1992, 7:05 PM EDT

Att. 38,455 - Cloudy - 83 F

livebaseballscorecards.com

AB	32
R	0
H	8
RBI	0
BB	4
SO	4
LOB	18

Batter	1	2	3	4	5	6	7	8	9	AB	R	H	RBI	BB	SO	LOB
Delino DeShields, L (1, 4) OBP: 0.376, SLG: 0.417	C B B X 2-1 1B SF9 1B	B X 1-0 ② F8 2-3		C X 0-1 S 2B		B B C B X 3-1 ③ F7		B B B B 4-0 BB		4	1	2	0	1	0	1
Marquis Grissom, R (1, 8) OBP: 0.323, SLG: 0.414	1 SAFE F 1 P 1 B X SAFE 2-1 S 1B 1B 1-3 1B	B C S B X 2-2 ③ G6-3		F F B S 1-3 ② K 2-3			S B C X 1-2 ① L4	1 SAFE 1 SAFE F B S S 1-3 ③ K		5	1	1	0	0	2	3
Moises Alou, R (1, 7) OBP: 0.326, SLG: 0.443	X 0-0 ① SF9 3-H	S X 0-1 ① F7	B X 1-0 ③ F9				X 0-0 S 1B 1B		C B X 1-1 ① L9	4	1	1	1	0	0	1
Larry Walker, L (1, 9) OBP: 0.345, SLG: 0.501	X 0-0 1B 1B 1-2	B X 1-0 1B 1B 1B			F B B X 2-1 HR		B C B B B 4-1 1B 1B 1-2 BB		X 0-0 ② G5-3	4	2	3	1	1	0	0
Tim Wallach, R (1, 5) OBP: 0.306, SLG: 0.336	B 1 B C X SAFE 2-1 ② P4 2-3	1 SAFE X 0-0 1B 1B 1-2			C B B F S 2-3 ① K		F X 0-1 ② L8		B S B S X 2-2 ③ F9	5	0	1	0	0	1	4
Spike Owen, S (1, 6) OBP: 0.348, SLG: 0.405	C B 1 F B X SAFE 2-2 1-3 3-H 1B	C F B B B X 2-2 1-3 2-H 1B			B X 1-0 CS 1B		B F F B B B F X 3-2 FC5 1-2 2-H 1B			4	0	4	3	0	0	0
Gary Carter, R (1, 2) OBP: 0.292, SLG: 0.328 Tim Laker, R (8, 2) OBP: 0.300, SLG: 0.300	C X 0-1 ③ P3	X 0-0 ② P9			1 SAFE P X 1-0 ② ③ L7 1-2		B F B B B X 3-1 ③ FC5 1-2f			4 0 0 0 0 0 7 0 0 0 0 0 0 0						
Greg Colbrunn, R (1, 3) OBP: 0.328, SLG: 0.406 Tom Foley, L (8, 3) OBP: 0.248, SLG: 0.235		X 0-0 F8 SH3-4 1B	B S B B X 3-1 ③ G1-3			B F C F X 1-2 ① L8		C B B X 2-1 ① G5-3		4 0 1 0 0 0 2 0 0 0 0 0 0 0						
Dennis Martinez, R (1, 1) OBP: 0.203, SLG: 0.203 Darren Reed, R (8, PH) OBP: 0.244, SLG: 0.392 Jeff Fassero, L (8, 1) John Wetteland, R (8, 1) OBP: 0.200, SLG: 0.200		1 SAFE X 0-0 ① SH3-4 1-2		B X 1-0 ① F8		B X 1-0 ② G4-3		B S X 1-1 ② F8		2 0 0 0 0 0 0 1 0 0 0 0 0 0 0 0 0 0 0 0 0 0 0 0 0 0 0 0						
Inning Stats	R: 2 E: 0 K: 0 S: 14 H: 4 LOB: 2 BB: 0 P: 21	R: 0 E: 0 K: 0 S: 6 H: 1 LOB: 1 BB: 0 P: 9	R: 1 E: 0 K: 0 S: 10 H: 3 LOB: 2 BB: 0 P: 16	R: 0 E: 0 K: 1 S: 7 H: 1 LOB: 1 BB: 0 P: 10	R: 1 E: 0 K: 1 S: 8 H: 2 LOB: 0 BB: 0 P: 13	R: 0 E: 0 K: 0 S: 7 H: 0 LOB: 0 BB: 0 P: 12	R: 1 E: 0 K: 0 S: 13 H: 2 LOB: 2 BB: 1 P: 24	R: 0 E: 0 K: 1 S: 7 H: 0 LOB: 1 BB: 1 P: 15	R: 0 E: 0 K: 0 S: 6 H: 0 LOB: 0 BB: 0 P: 9	1B: 11 2B: 1 3B: 0 HR: 1 SF: 1 SAC: 1 DP: 0 HBP: 0						

PITCHER		IP	WLS	BF	H	R	ER	SO	BB	IBB	HBP	BLK	WP	HR	S	P	ERA	WHIP
Steve Avery, L ERA: 3.02	(1, 1)	5.0	L	25	11	4	4	2	0	0	0	0	0	1	45	69	7.20	2.200
Kent Mercker, L ERA: 2.8	(6, 1)	1.2		8	2	1	1	0	1	0	0	0	0	0	18	31	5.40	1.800
Marvin Freeman, R ERA: 4.01	(7, 1)	0.1		1	0	0	0	0	0	0	0	0	0	0	2	5	0.00	0.000
Mike Stanton, L ERA: 5.31	(8, 1)	2.0		7	0	0	0	1	1	0	0	0	0	0	13	24	0.00	0.500

PITCHER	IP	WLS	BF	H	R	ER	SO	BB	IBB	HBP	BLK	WP	HR	S	P	ERA	WHIP

TOP

Montreal Expos @ Atlanta Braves

Atlanta-Fulton County Stadium, Atlanta, GA

Wed Aug 26 1992, 7:05 PM EDT

Att. 36,275 - Cloudy - 84 F

livebaseballscorecards.com

AB	37
R	5
H	13
RBI	5
BB	2
SO	3
LOB	18

1B: 11	SF: 1	WP: 0	PA: 41
2B: 1	SAC: 1	PB: 0	
3B: 0	DP: 0	SB: 3	
HR: 1	HBP: 0	CS: 1	

BOTTOM

Batter	1	2	3	4	5	6	7	8	9	AB	R	H	RBI	BB	SO	LOB
Deion Sanders, L (1, 8) OBP: 0.343, SLG: 0.500	B F C 1-3 ① K		B B F X 2-1 G5-3 1B 2-3 3-H 1B		C 1 SAFE F B S 1-3 ① K		B C X 1-1 ② FC7-5 1-2 2-3f 3-H		C X 0-1 ③ P4	5	1	1	2	0	2	5
Lonnie Smith, R (1, 7) OBP: 0.320, SLG: 0.404 Mike Stanton, L (8, 1) OBP: 0.500, SLG: 0.500	C C B F B B 4-2 G6-3 BB		1 SAFE 1 SAFE 1 SAFE X 0-0 ② G5-3 1-2		1 SAFE B 1 SAFE 1 SAFE S F C 1-3 ②③ K 1-2		B X 1-0 ③ P9			3 0	0 0	0 0	0 0	1 0	1 0	5 0
Terry Pendleton, S (1, 5) OBP: 0.334, SLG: 0.466	1 SAFE C F X 0-2 ②③ G6-3 1-2f		X 0-0 1B 2-H 3-H 1B			C B B B X 3-1 ① L7		C B F X 1-2 ① L4		4	0	1	2	0	0	1
David Justice, L (1, 9) OBP: 0.358, SLG: 0.403		C B B C S 2-3 ① K	B C X 1-1 1-2 1B			X 0-0 ② F7		F F S 0-3 ② K		4	0	1	0	0	2	0
Sid Bream, L (1, 3) OBP: 0.346, SLG: 0.420 Brian Hunter, R (8, PH) OBP: 0.280, SLG: 0.492 (9, 3)	X 0-0 ② G6-3		B B X 2-0 ③ G4-3			B B S F X 2-2 ③ G4-3		S S B F C 1-3 ③ K		3 1	0 0	0 0	0 0	0 1	0 0	2 0
Damon Berryhill, S (1, 2) OBP: 0.269, SLG: 0.385 Rafael Belliard, R (7, PR) OBP: 0.257, SLG: 0.237 Greg Olson, R (8, 2) OBP: 0.326, SLG: 0.344	S S S 0-3 ③ K			F B F B S 2-3 ① K			X 0-0 SH E FC5-2 1B		C B B X 2-1 SH3 1B	3 0 1	0 0 0	1 0 1	0 0 0	0 0 0	2 0 0	0 0 0
Jeff Blauser, R (1, 6) OBP: 0.330, SLG: 0.420			C B X 1-1 SH3-4 BB 1B	X 0-0 ② F9			X 0-0 FC FC5-2 SH 1-2 FC7-5		X 0-0 ① SH3 1-2	3	2	1	0	0	0	1
Mark Lemke, S (1, 4) OBP: 0.305, SLG: 0.324			C F B 1 SAFE 1 SAFE B B B 1 SAFE 4-2 1B SH3-4 1B 1-2 BB	C C B B S 2-3 ③ K			B X 1-0 SH FC7-5 FC5-2 1-2 2-3		F B B X 2-1 ② P6	2	1	0	0	1	1	1
Steve Avery, L (1, 1) OBP: 0.206, SLG: 0.233 Jeff Treadway, L (5, PH) OBP: 0.281, SLG: 0.286 Kent Mercker, L (6, 1) Marvin Freeman, R (7, 1) OBP: 0.500, SLG: 0.500 Ron Gant, R (7, PH) OBP: 0.321, SLG: 0.391 (8, 7)			S L B X 1-2 ① SH3-4 1-2 2-3		S C X 0-2 CS 1B		X 0-0 ① FC5-2 FC7-5 1-2 2-3 3-Hf		F B B B B 4-1 BB	0 1 0 0 1	0 0 0 0 0	0 1 0 0 0	0 0 0 0 1	0 0 0 0 0	0 0 0 0 3	0 0 0 0 1
Inning Stats	R: 0 E: 0 K: 1 S: 9 H: 0 LOB: 0 BB: 1 P: 14	R: 0 E: 0 K: 2 S: 7 H: 0 LOB: 0 BB: 0 P: 9	R: 3 E: 0 K: 0 S: 14 H: 4 LOB: 2 BB: 1 P: 25	R: 0 E: 0 K: 2 S: 7 H: 0 LOB: 0 BB: 0 P: 11	R: 0 E: 0 K: 2 S: 9 H: 1 LOB: 0 BB: 0 P: 11	R: 0 E: 0 K: 0 S: 6 H: 0 LOB: 0 BB: 0 P: 11	R: 1 E: 2 K: 0 S: 7 H: 1 LOB: 2 BB: 0 P: 10	R: 0 E: 0 K: 2 S: 10 H: 0 LOB: 0 BB: 0 P: 12	R: 0 E: 0 K: 0 S: 8 H: 1 LOB: 2 BB: 1 P: 16	1B: 7 2B: 0 3B: 0 HR: 0	SF: 0 SAC: 3 DP: 1 HBP: 0				WP: 0 PB: 0 SB: 0 CS: 1	PA: 37	

PITCHER		IP	WLS	BF	H	R	ER	SO	BB	IBB	HBP	BLK	WP	HR	S	P	ERA	WHIP
Dennis Martinez, R ERA: 2.67	(1, 1)	7.0	W	29	6	4	3	7	2	0	0	0	0	0	59	91	3.86	1.143
Jeff Fassero, L ERA: 2.82	(8, 1)	0.2		2	0	0	0	1	0	0	0	0	0	0	6	7	0.00	0.000
John Wetteland, R ERA: 3.36	(8, 1)	1.1	S	6	1	0	0	1	1	0	0	0	0	0	12	21	0.00	1.500

PITCHER	IP	WLS	BF	H	R	ER	SO	BB	IBB	HBP	BLK	WP	HR	S	P	ERA	WHIP

Montreal Expos @ Atlanta Braves

Atlanta-Fulton County Stadium, Atlanta, GA

Wed Aug 26 1992, 7:05 PM EDT

Att. 36,275 - Cloudy - 84 F

livebaseballscorecards.com

AB	31
R	4
H	7
RBI	4
BB	3
SO	9
LOB	18

Batter	1	2	3	4	5	6	7	8	9	AB	R	H	RBI	BB	SO	LOB
Delino DeShields, L (1, 4) OBP: 0.374, SLG: 0.415	C F X 0-2 ① P5	C B B F B F S 3-3 ③ K	C F S 0-3 ① K	B F B X 2-1 ② G4-3						3	0	0	0	0	2	0
Tom Foley, L (6, 4) OBP: 0.246, SLG: 0.233										1	0	0	0	0	0	0
Marquis Grissom, R (1, 8) OBP: 0.324, SLG: 0.417	B B F X 2-1 ② G4-3			C F B X 1-2 E S 1B		X 0-0 1B FC4-6 2B		X 0-0 ③ F9		4	1	2	0	0	0	0
Moises Alou, R (1, 7) OBP: 0.329, SLG: 0.444	B C S B X 2-2 ③ F9			B S F F X 1-2 ① L4 1-3		X 0-0 FC4-6 2-3 1B			B X 1-0 FC3-6 1B	4	0	2	0	0	0	1
Larry Walker, L (1, 9) OBP: 0.342, SLG: 0.498		C F C 0-3 ① K		S F S 0-3 ② K		X 0-0 ② FC4-6 1-2f 3-H			B S S S 1-3 ① K	3	0	0	1	0	2	2
Darren Reed, R (9, PH) OBP: 0.241, SLG: 0.388										1	0	0	0	0	1	1
Greg Colbrunn, R (1, 3) OBP: 0.338, SLG: 0.418		B F B B F F X 2-2 F8 2B		B B B B 4-0 BB		F S F B F X 1-2 ③ F7			C F X 0-2 ② FC3-6 1-2f	3	0	1	0	1	0	2
Tim Wallach, R (1, 5) OBP: 0.303, SLG: 0.333		B B C C T B F X 3-2 ② F8 2-3		B B F S F S 2-3 ③ K			B X 1-0 ① F8		F C S 0-3 ③ K	4	0	0	0	0	2	4
Spike Owen, S (1, 6) OBP: 0.345, SLG: 0.401		B X 1-0 ③ F9	C F C 0-3 ① K				C F B X 1-2 ② G2-3			3	0	0	0	0	1	1
Tim Laker, R (1, 2) OBP: 0.231, SLG: 0.231		C B C S 1-3 ① K	S F B S 1-3 ② K				F C S 0-3 ③ K			3	0	0	0	0	3	0
Pete Young, R (7, 1)										0	0	0	0	0	0	0
Mark Gardner, R (1, 1) OBP: 0.184, SLG: 0.182								C B B B S X 3-2 ① F7		1	0	0	0	0	0	0
Sergio Valdez, R (4, 1)		C S B X 1-2 ② G1-3			C C C 0-3 ③ K					1	0	0	0	0	1	0
Darrin Fletcher, L (7, 2) OBP: 0.284, SLG: 0.298										1	0	0	0	0	0	0
Inning Stats	R: 0 E: 0 K: 0 S: 8 H: 0 LOB: 0 BB: 0 P: 12	R: 0 E: 0 K: 1 S: 13 H: 1 LOB: 1 BB: 0 P: 19	R: 0 E: 0 K: 2 S: 10 H: 0 LOB: 0 BB: 0 P: 15	R: 0 E: 0 K: 2 S: 14 H: 1 LOB: 2 BB: 1 P: 22	R: 0 E: 0 K: 3 S: 9 H: 0 LOB: 0 BB: 0 P: 10	R: 1 E: 0 K: 1 S: 12 H: 2 LOB: 1 BB: 0 P: 13	R: 0 E: 0 K: 1 S: 7 H: 0 LOB: 0 BB: 0 P: 9	R: 0 E: 0 K: 0 S: 6 H: 0 LOB: 0 BB: 0 P: 11	R: 0 E: 0 K: 2 S: 10 H: 1 LOB: 1 BB: 0 P: 12	1B: 3 2B: 2 3B: 0 HR: 0 SF: 0 SAC: 0 DP: 0 HBP: 0						

PITCHER		IP	WLS	BF	H	R	ER	SO	BB	IBB	HBP	BLK	WP	HR	S	P	ERA	WHIP
Pete Harnisch, R ERA: 3.87	(1, 1)	8.0	W	29	4	1	1	10	1	0	0	0	0	0	79	111	1.12	0.625
Rob Murphy, L ERA: 4.91	(9, 1)	1.0		4	1	0	0	2	0	0	0	0	0	0	10	12	0.00	1.000

PITCHER		IP	WLS	BF	H	R	ER	SO	BB	IBB	HBP	BLK	WP	HR	S	P	ERA	WHIP

TOP

Montreal Expos @ Houston Astros

Astrodome, Houston, TX

Fri Aug 28 1992, 8:05 PM EDT

Att. 10,629 - Dome - 70 F

livebaseballscorecards.com

AB	32
R	1
H	5
RBI	1
BB	1
SO	12
LOB	11

WP: 0	PA: 33
PB: 0	
SB: 1	
CS: 0	

Montreal Expos @ Houston Astros

Astrodome, Houston, TX

Fri Aug 28 1992, 8:05 PM EDT

Att. 10,629 - Dome - 70 F

BOTTOM

livebaseballscorecards.com

Batter	1	2	3	4	5	6	7	8	9	AB	R	H	RBI	BB	SO	LOB
Craig Biggio, R (1, 4) OBP: 0.384, SLG: 0.383	H 1-0 2B HBP	B C X 1-1 F7 ③		C F F B B X 2-2 1B 1-2 2-3 1B		B B C B C B 4-2 BB		C X 0-1 F9 ① 2-3		3	2	1	0	1	0	2
Steve Finley, L (1, 8) OBP: 0.333, SLG: 0.384	1 SAFE B C 1 SAFE 1 SAFE P X 2-1 5 1B 1-H 2B		B C B B C X 3-2 CS 1B	B X 1-0 5 BB 1B 1-2 2-3 3-H 1B		B 1 SAFE B 1 SAFE 1 SAFE F 1 SAFE X 2-1 P6 ②		X 0-0 G4-3 1-2 3-H 1B		5	1	4	3	0	0	1
Luis Gonzalez, L (1, 7) OBP: 0.314, SLG: 0.421	B F F F X 1-2 L8 ①		C B 1 SAFE S X 1-2 1-2 1B	B B X 2-0 5 BB 1-2 2-H 3-H 1B		B 1 SAFE X 1-0 F9 ③		B X 1-0 G4-3 ② 1-2 2-3		5	0	2	2	0	0	4
5 Jeff Bagwell, R (1, 3) OBP: 0.350, SLG: 0.405	F C B B B X 3-2 2B 2-H 1B		C X 0-1 F9 ②	B B B C S F B 4-2 1-2 2-3 BB			F B B S X 2-2 G6-3 ①	X 0-0 F8 ③		4	1	1	1	1	0	3
Eric Anthony, L (1, 9) OBP: 0.303, SLG: 0.407 Gerald Young, S (7, PR) OBP: 0.313, SLG: 0.224 (8, 9)	F B X 1-1 F8 2-H 2B		C B 1 SAFE B F B S 3-3 K	C S F F B S 1-3 K ③			B F B B B 4-1 S 1B BB			3 0	0 1	1 0	1 0	1 0	2 0	4 0
Ken Caminiti, S (1, 5) OBP: 0.354, SLG: 0.434	B C B X 2-1 F8 ② 2-3			B C B B X 3-1 WP FC5-2-5 2B	B S X 1-1 G4-3 ①		B 1 SAFE 1 SAFE 1 SAFE F 1 SAFE 1 SAFE P S 2-2 X ② 1-H 1B			4	0	2	1	0	0	1
Andujar Cedeno, R (1, 6) OBP: 0.289, SLG: 0.379	X 0-0 F9 ③			C F B F B F F S 2-3 K ①	B B X 2-0 F8 ②		B S C X 1-2 G6-3 ③			4	0	0	0	0	1	3
Eddie Taubensee, L (1, 2) OBP: 0.273, SLG: 0.326		X 0-0 L8 ①		B B B C C B 4-2 1B FC5-2-5 1B BB	B S S B S 2-3 K ③			B B X 2-0 F9 1B 2B		3	2	1	0	1	1	0
Pete Harnisch, S (1, 1) OBP: 0.170, SLG: 0.216 Ernest Riles, L (8, PH) OBP: 0.229, SLG: 0.242 Rob Murphy, L (9, 1)		C X 0-1 G5-3 ②		2 SAFE X 0-0 FC5-2-5 ② 1B 1B 1B 1-2 2-H		B C F F B F S 2-3 K ①		B C B F B B 4-2 G4-3 1B BB		3 0 0	1 0 0	0 0 0	0 0 0	1 1 0	2 0 0	0 0 0
Inning Stats	R: 3 E: 0 K: 0 S: 15 H: 3 LOB: 1 BB: 0 P: 24	R: 0 E: 0 K: 0 S: 5 H: 0 LOB: 0 BB: 0 P: 6	R: 0 E: 0 K: 1 S: 11 H: 2 LOB: 1 BB: 0 P: 18	R: 3 E: 0 K: 2 S: 25 H: 4 LOB: 3 BB: 2 P: 44	R: 0 E: 0 K: 1 S: 6 H: 0 LOB: 0 BB: 0 P: 11	R: 0 E: 0 K: 1 S: 10 H: 0 LOB: 1 BB: 1 P: 19	R: 1 E: 0 K: 0 S: 11 H: 1 LOB: 1 BB: 1 P: 19	R: 1 E: 0 K: 0 S: 8 H: 2 LOB: 2 BB: 1 P: 15		1B: 8 2B: 4 3B: 0 HR: 0 SF: 0 SAC: 0 DP: 0 HBP: 1						

	AB	34
	R	8
	H	12
	RBI	8
	BB	5
	SO	5
	LOB	20

WP: 1 PA: 40
PB: 0
SB: 1
CS: 1

PITCHER		IP	WLS	BF	H	R	ER	SO	BB	IBB	HBP	BLK	WP	HR	S	P	ERA	WHIP
Mark Gardner, R ERA: 4.0	(1, 1)	3.2	L	21	9	6	6	2	1	0	1	0	1	0	48	79	14.73	2.727
Sergio Valdez, R ERA: 2.25	(4, 1)	2.1		9	0	0	0	3	2	0	0	0	0	0	24	43	0.00	0.857
Pete Young, R ERA: 3.98	(7, 1)	2.0		10	3	2	2	0	2	0	0	0	0	0	19	34	9.00	2.500

PITCHER	IP	WLS	BF	H	R	ER	SO	BB	IBB	HBP	BLK	WP	HR	S	P	ERA	WHIP

Montreal Expos @ Houston Astros

Astrodome, Houston, TX

Sat Aug 29 1992, 8:05 PM EDT

Att. 16,657 - Dome - 70 F

TOP

livebaseballscorecards.com

Batter	1	2	3	4	5	6	7	8	9	AB	R	H	RBI	BB	SO	LOB
Marquis Grissom, R (1, 8) OBP: 0.324, SLG: 0.415	P2		BB			P4	K			2	0	0	0	1	0	1
John Vander Wal, L (6, 7) OBP: 0.332, SLG: 0.366										1	0	0	0	0	1	1
Spike Owen, S (1, 6) OBP: 0.350, SLG: 0.404	FC5-4 1B		F7			2B SF8 1B		1B BB		3	1	2	0	1	0	1
Moises Alou, R (1, 7) OBP: 0.331, SLG: 0.449 (6, 8)	FC5-4 SAFE 1-2f			G5-3		2B		1B		4	0	2	1	0	0	1
Larry Walker, L (1, 9) OBP: 0.341, SLG: 0.494	L8			G3-1		BB		F8		3	0	0	0	1	0	3
Jerry Willard, L (1, 3) OBP: 0.313, SLG: 0.516		F8		G4-3		SF8		K		2	0	0	0	0	0	0
Greg Colbrunn, R (6, PH) (6, 3) OBP: 0.329, SLG: 0.412										1	0	0	1	0	1	2
Tim Wallach, R (1, 5) OBP: 0.301, SLG: 0.330		G5-3			F7	P6		K		3	0	0	0	0	0	2
Sean Berry, R (7, 5)										1	0	0	0	0	1	2
Gary Carter, R (1, 2) OBP: 0.293, SLG: 0.325		G5-3			F7		BB		P4	2	0	0	0	1	0	0
Mel Rojas, R (7, 1) OBP: 0.083, SLG: 0.083										0	0	0	0	0	0	0
John Wetteland, R (8, 1) OBP: 0.200, SLG: 0.200										0	0	0	0	0	0	0
Darren Reed, R (9, PH) OBP: 0.239, SLG: 0.383										1	0	0	0	0	0	0
Tom Foley, L (1, 4) OBP: 0.241, SLG: 0.229			G3		L7		K		F9	2	0	0	0	0	0	0
Jeff Fassero, L (5, 1)										0	0	0	0	0	0	0
Darrin Fletcher, L (7, PH) OBP: 0.281, SLG: 0.294 (7, 2)										2	0	0	0	0	1	1
Brian Barnes, L (1, 1) OBP: 0.250, SLG: 0.217			K			1B 2B	K		K	0	0	0	0	0	0	0
Sergio Valdez, R (2, 1)										1	0	0	0	0	1	0
Wil Cordero, R (5, 4) OBP: 0.344, SLG: 0.304						2B				3	1	1	0	0	2	1

| | | | | | | | | | |

BOTTOM

Montreal Expos @ Houston Astros

Astrodome, Houston, TX

Sat Aug 29 1992, 8:05 PM EDT

Att. 16,657 - Dome - 70 F

Batter	1	2	3	4	5	6	7	8	9	AB	R	H	RBI	BB	SO	LOB
Craig Biggio, R (1, 4) OBP: 0.385, SLG: 0.386	G3	2B		1B		F8		F8		4	0	2	3	0	0	0
Eric Anthony, L (8, PH) OBP: 0.302, SLG: 0.406										1	0	0	0	0	0	0
Doug Jones, R (9, 1)										0	0	0	0	0	0	0
Steve Finley, L (1, 8) OBP: 0.337, SLG: 0.384	BB	1B		G3-1		HBP		BB		2	3	1	0	2	0	2
Ken Caminiti, S (1, 5) OBP: 0.357, SLG: 0.446	L5	HR		WP 1B		L5		2B		5	1	3	4	0	0	2
5 Jeff Bagwell, R (1, 3) OBP: 0.347, SLG: 0.401	E5 1B	F8		K		G5-3		F8		5	0	0	0	0	1	4
Pete Incaviglia, R (1, 9) OBP: 0.316, SLG: 0.428	1B	K		K			2B			4	0	2	0	0	2	2
Gerald Young, S (7, PR) OBP: 0.313, SLG: 0.224 (8, 9)										0	0	0	0	0	0	0
Luis Gonzalez, L (1, 7) OBP: 0.310, SLG: 0.415	F8		G1-3		G1-3		K2-3			4	0	0	0	0	1	3
Andujar Cedeno, R (1, 6) OBP: 0.295, SLG: 0.387		BB	L7		2B		K			3	1	1	0	1	1	1
Eddie Taubensee, L (1, 2) OBP: 0.273, SLG: 0.325		1B	K		F8		K			4	1	1	0	0	2	3
Jimmy Jones, R (1, 1) OBP: 0.263, SLG: 0.152		BB		G3-1 1B	K			K2-3		1	2	0	0	2	1	1
Rob Murphy, L (6, 1)										0	0	0	0	0	0	0
Xavier Hernandez, L (6, 1)										0	0	0	0	0	0	0
Casey Candaele, S (8, PH) OBP: 0.256, SLG: 0.257 (9, 4)										1	0	0	0	0	1	0
Inning Stats	R: 1 E: 1 K: 0 S: 13 H: 1 LOB: 2 BB: 1 P: 23	R: 5 E: 0 K: 1 S: 17 H: 4 LOB: 0 BB: 2 P: 35	R: 0 E: 0 K: 1 S: 5 H: 0 LOB: 0 BB: 0 P: 7	R: 1 E: 0 K: 2 S: 16 H: 2 LOB: 2 BB: 1 P: 24	R: 0 E: 0 K: 1 S: 10 H: 1 LOB: 1 BB: 0 P: 17	R: 0 E: 0 K: 0 S: 7 H: 0 LOB: 1 BB: 0 P: 12	R: 0 E: 0 K: 3 S: 12 H: 1 LOB: 2 BB: 0 P: 18	R: 1 E: 0 K: 1 S: 9 H: 1 LOB: 1 BB: 1 P: 18		1B: 5 2B: 4 3B: 0 HR: 1 SF: 0 SAC: 0 DP: 0 HBP: 1						

livebaseballscorecards.com

AB	34
R	8
H	10
RBI	7
BB	5
SO	9
LOB	18

WP: 1 PB: 0 SB: 3 CS: 0 PA: 40

PITCHER		IP	WLS	BF	H	R	ER	SO	BB	IBB	HBP	BLK	WP	HR	S	P	ERA	WHIP
Brian Barnes, L ERA: 2.89	(1, 1)	1.1	L	12	5	6	5	0	3	0	0	1	0	1	26	51	33.75	6.000
Sergio Valdez, R ERA: 2.38	(2, 1)	2.2		11	2	1	1	4	1	0	0	0	1	0	25	38	3.38	1.125
Jeff Fassero, L ERA: 2.74	(5, 1)	2.0		8	1	0	0	1	0	0	1	0	0	0	17	29	0.00	0.500
Mel Rojas, R ERA: 1.14	(7, 1)	1.0		4	1	0	0	3	0	0	0	0	0	0	12	18	0.00	1.000
John Wetteland, R ERA: 3.45	(8, 1)	1.0		5	1	1	1	1	1	0	0	0	0	0	9	18	9.00	2.000

PITCHER	IP	WLS	BF	H	R	ER	SO	BB	IBB	HBP	BLK	WP	HR	S	P	ERA	WHIP

Batter	1	2	3	4	5	6	7	8	9	AB	R	H	RBI	BB	SO	LOB
Marquis Grissom, R (1, 8) OBP: 0.324, SLG: 0.414	K		F9 BB E 1B		G4-3		K			4	1	1	0	0	2	1
Spike Owen, S (1, 6) OBP: 0.354, SLG: 0.406	FC5-4 1B		1 SAFE 1 SAFE B 1 SAFE 1 SAFE B 1 SAFE B B 1-2 S E BB		FC6 1B		F7			3	1	2	0	1	0	1
Moises Alou, R (1, 7) OBP: 0.327, SLG: 0.442	FC5-4 1-2f		F9 2-3		L8			P4		4	0	0	0	0	0	4
Larry Walker, L (1, 9) OBP: 0.341, SLG: 0.492	G3		F B B B 1 SAFE S X E1 SF8 1B 1-H 3-H		B 1 SAFE B C B 1 SAFE X FC6 1-2f			G4-3		4	1	1	1	0	0	2
Greg Colbrunn, R (1, 3) OBP: 0.325, SLG: 0.408 Tom Foley, L (8, 3) OBP: 0.241, SLG: 0.229		G4-6-3 PB 1B	SF8 3-H			G6-3		G5-3		3 0	1 0	1 0	1 0	0 0	0 0	0 0
Sean Berry, R (1, 5) OBP: 0.200, SLG: 0.200		G4-6-3 1-2 1B	G5-3			K			F8	4	0	1	0	0	1	0
Darrin Fletcher, L (1, 2) OBP: 0.275, SLG: 0.287		G4-6-3 1-2f 2-3		F8		F8			G3-1	4	0	0	0	0	0	2
Wil Cordero, R (1, 4) OBP: 0.354, SLG: 0.305		PB HBP		P6			SH1-3 1B		K	3	0	1	0	0	1	0
Ken Hill, R (1, 1) OBP: 0.263, SLG: 0.358		K 1-2 3-H		G4-3			SH1-3 1-2			2	0	0	0	0	1	1
Inning Stats	R: 0 E: 0 K: 1 S: 9 H: 1 LOB: 1 BB: 0 P: 13	R: 1 E: 0 K: 1 S: 7 H: 2 LOB: 1 BB: 0 P: 14	R: 3 E: 1 K: 0 S: 11 H: 2 LOB: 0 BB: 1 P: 21	R: 0 E: 0 K: 0 S: 12 H: 0 LOB: 0 BB: 0 P: 17	R: 0 E: 0 K: 0 S: 7 H: 1 LOB: 1 BB: 0 P: 12	R: 0 E: 0 K: 1 S: 11 H: 0 LOB: 0 BB: 0 P: 17	R: 0 E: 0 K: 1 S: 8 H: 1 LOB: 1 BB: 0 P: 10	R: 0 E: 0 K: 0 S: 6 H: 0 LOB: 0 BB: 0 P: 10	R: 0 E: 0 K: 1 S: 6 H: 0 LOB: 0 BB: 0 P: 7	1B: 7 2B: 0 3B: 0 HR: 0	SF: 1 SAC: 1 DP: 1 HBP: 1						

PITCHER		IP	WLS	BF	H	R	ER	SO	BB	IBB	HBP	BLK	WP	HR	S	P	ERA	WHIP
Darryl Kile, R ERA: 4.5	(1, 1)	3.0	L	15	5	4	2	2	1	0	1	0	0	0	27	48	6.00	2.000
Willie Blair, R ERA: 3.69	(4, 1)	3.0		10	1	0	0	1	0	0	0	0	0	0	30	46	0.00	0.333
Al Osuna, L ERA: 3.73	(7, 1)	2.0		7	1	0	0	1	0	0	0	0	0	0	14	20	0.00	0.500
Joe Boever, R ERA: 2.72	(9, 1)	1.0		3	0	0	0	1	0	0	0	0	0	0	6	7	0.00	0.000

PITCHER	IP	WLS	BF	H	R	ER	SO	BB	IBB	HBP	BLK	WP	HR	S	P	ERA	WHIP

TOP

Montreal Expos @ Houston Astros

Astrodome, Houston, TX

Sun Aug 30 1992, 4:33 AM EDT

Att. 14,939 - Dome - 70 F

livebaseballscorecards.com

AB	31
R	4
H	7
RBI	2
BB	1
SO	5
LOB	11

1B: 7	SF: 1	WP: 0	PA: 35
2B: 0	SAC: 1	PB: 1	
3B: 0	DP: 1	SB: 1	
HR: 0	HBP: 1	CS: 0	

Montreal Expos @ Houston Astros

Astrodome, Houston, TX

Sun Aug 30 1992, 4:33 AM EDT

Att. 14,939 - Dome - 70 F

BOTTOM

Batter	1	2	3	4	5	6	7	8	9	AB	R	H	RBI	BB	SO	LOB
Craig Biggio, R (1, 4) OBP: 0.382, SLG: 0.383	F X 0-1 G4-3 ①		B C C X 1-2 F9 ②			B C X 1-1 F8 ②			C X 0-1 F8 ①	4	0	0	0	0	0	1
Steve Finley, L (1, 8) OBP: 0.338, SLG: 0.383	B C B B F B 4-2 G4-6-3 BB		B B F C X 2-2 F7 ③			X 0-0 F9 ③			B B C B B 4-1 BB	2	0	0	0	2	0	1
Luis Gonzalez, L (1, 7) OBP: 0.306, SLG: 0.409	B 1 B X SAFE 2-0 G4-6-3 ② ③ 1-2f			X 0-0 B1-3 ①			C S S 0-3 K ①		X 0-0 F7 ②	4	0	0	0	0	1	2
5 Jeff Bagwell, R (1, 3) OBP: 0.346, SLG: 0.402		F B B X 2-1 2B		C C S 0-3 K ②			B X 1-0 G6-3 ②		F P C F S 1-3 K ③	4	0	1	0	0	2	1
Eric Anthony, L (1, 9) OBP: 0.300, SLG: 0.402		S B X 1-1 P6 ①		C C C 0-3 K ③			B S F B X 2-2 P6 ③			3	0	0	0	0	1	1
Ken Caminiti, S (1, 5) OBP: 0.357, SLG: 0.446		C B B F B X 3-2 L8 ②			B F B S X 2-2 G3 ①			C B C F X 1-2 S 1B 1B		3	0	1	0	0	0	1
Andujar Cedeno, R (1, 6) OBP: 0.289, SLG: 0.377		B S C B S 2-3 K ③			C B B B X 3-1 F8 ②			C S B B C 2-3 K ①		3	0	0	0	0	2	2
Eddie Taubensee, L (1, 2) OBP: 0.273, SLG: 0.329			B F F B X 2-2 2B		B B C F X 2-2 F8 ③			C S F B S 1-3 K ② 1-2		3	0	1	0	0	1	1
Darryl Kile, R (1, 1) OBP: 0.208, SLG: 0.095			C B S S 1-3 K ①			C X 0-2 G4-3 ①		C X 0-1 ③ 2-H 1B		0	0	0	0	0	0	0
Juan Guerrero, R (3, PH) OBP: 0.262, SLG: 0.297										1	0	0	0	0	1	1
Willie Blair, R (4, 1) OBP: 0.167, SLG: 0.091										0	0	0	0	0	0	0
Gerald Young, S (6, PH) OBP: 0.309, SLG: 0.220										1	0	0	0	0	0	0
Al Osuna, R (7, 1)										0	0	0	0	0	0	0
Ernest Riles, L (8, PH) OBP: 0.250, SLG: 0.265										1	0	1	0	0	0	0
Joe Boever, R (9, 1)										0	0	0	0	0	0	0
Inning Stats	R: 0 E: 0 K: 0 S: 5 H: 0 LOB: 0 BB: 1 P: 11	R: 0 E: 0 K: 1 S: 10 H: 1 LOB: 1 BB: 0 P: 18	R: 0 E: 0 K: 1 S: 12 H: 1 LOB: 1 BB: 0 P: 18	R: 0 E: 0 K: 2 S: 7 H: 0 LOB: 0 BB: 0 P: 7	R: 0 E: 0 K: 0 S: 8 H: 0 LOB: 0 BB: 0 P: 15	R: 0 E: 0 K: 0 S: 6 H: 0 LOB: 0 BB: 0 P: 7	R: 0 E: 0 K: 1 S: 7 H: 0 LOB: 0 BB: 0 P: 10	R: 0 E: 0 K: 2 S: 13 H: 2 LOB: 2 BB: 0 P: 17	R: 0 E: 0 K: 1 S: 9 H: 0 LOB: 1 BB: 1 P: 13	1B: 2 2B: 2 3B: 0 HR: 0 SF: 0 SAC: 0 DP: 1 HBP: 0	WP: 0 PB: 0 SB: 1 CS: 0 PA: 31					

livebaseballscorecards.com

AB	29
R	0
H	4
RBI	0
BB	2
SO	8
LOB	11

PITCHER		IP	WLS	BF	H	R	ER	SO	BB	IBB	HBP	BLK	WP	HR	S	P	ERA	WHIP
Ken Hill, R ERA: 2.67	(1, 1)	9.0	W	31	4	0	0	8	2	0	0	0	0	0	77	116	0.00	0.667

PITCHER	IP	WLS	BF	H	R	ER	SO	BB	IBB	HBP	BLK	WP	HR	S	P	ERA	WHIP

Batter	1	2	3	4	5	6	7	8	9	AB	R	H	RBI	BB	SO	LOB
Marquis Grissom, R (1, 8) OBP: 0.323, SLG: 0.412	C B B X 2-1 ① G5-3		B F X 1-1 ③ FC6-4 1-2f		C F X 0-2 ② F7		C X 0-1 S 1B 1B	B C B F X 2-2 ③ G4-3		5	1	1	0	0	0	2
Spike Owen, S (1, 6) OBP: 0.358, SLG: 0.411	B X 1-0 ② G1-3			C X 0-1 F8 HR 2B	B B B 4-0 HBP 1-2 1B BB		1 SAFE C 1 SAFE 1 SAFE B X 1-1 G4-3 1-H 2B 1B		C X 0-1 ① P4	4	3	2	1	1	0	0
Moises Alou, R (1, 7) OBP: 0.328, SLG: 0.443	B C C S 1-3 ③ K			L B F X 1-2 ① F8 2-3	C S B H 2-2 1B 1-2 2-3 HBP		B X 1-0 ② G4-3 2-3		S B F X 1-2 1B 2B	4	0	1	0	0	1	2
Larry Walker, L (1, 9) OBP: 0.346, SLG: 0.505		S C B B S 2-3 ① K		X 0-0 3-H HR	B F B X 2-1 ③ 1-3 2-H 3-H 1B		X 0-0 1B 3-H 2B		B X 1-0 S 2-3 1B	5	2	4	5	0	1	0
Tim Wallach, R (1, 5) OBP: 0.300, SLG: 0.327		B F X 1-1 ② G6-3		B X 1-0 ② G3-1		B S S C F X 2-2 ① L8	B S B F B F F B 4-2 1B BB		S S S 0-3 ② K	4	0	0	0	1	1	2
Greg Colbrunn, R (1, 3) OBP: 0.329, SLG: 0.447		C S T F B B F X 2-2 ③ F8		B X 1-0 HR		B C B B C C 3-3 ② K	B B B B C F F X 3-2 1-3 2-H 1B		S B B B S S 2-3 ③ K 1-2	5	1	2	2	0	2	2
Wil Cordero, R (1, 4) OBP: 0.362, SLG: 0.306			C B B B X 3-1 FC2-6 1B	B B C B F C 3-3 ③ K		B F C F F F B B F F 4-2 F B BB	B B B C F S 3-3 ③ K			3	0	1	0	1	2	2
Tim Laker, R (1, 2) OBP: 0.235, SLG: 0.188			1 SAFE B C B 1 SAFE F C 2-3 ① K		B B S F B B 4-2 HBP BB 1B BB	C C B C 1-3 ③ K		F B F B B X 3-2 ① F8		3	1	0	0	1	2	2
Chris Nabholz, L (1, 1) OBP: 0.123, SLG: 0.143 Mel Rojas, R (5, 1) OBP: 0.071, SLG: 0.071			C C X 0-2 ② FC2-6 FC6-4 1-2f		M L B 1 SAFE S 1-3 ① K		B B C S S 2-3 ① K	S B B S S S 2-3 ② K		2	0	0	0	0	1	2
										2	0	0	0	0	2	0
Inning Stats	R: 0 E: 0 K: 1 S: 6 H: 0 LOB: 0 BB: 0 P: 10	R: 0 E: 0 K: 1 S: 11 H: 0 LOB: 0 BB: 0 P: 16	R: 0 E: 0 K: 1 S: 10 H: 1 LOB: 1 BB: 0 P: 16	R: 3 E: 0 K: 1 S: 11 H: 3 LOB: 0 BB: 0 P: 17	R: 2 E: 0 K: 1 S: 12 H: 1 LOB: 2 BB: 2 P: 25	R: 0 E: 0 K: 2 S: 17 H: 0 LOB: 1 BB: 1 P: 27	R: 3 E: 0 K: 2 S: 20 H: 4 LOB: 2 BB: 1 P: 34	R: 0 E: 0 K: 1 S: 9 H: 0 LOB: 0 BB: 0 P: 16	R: 0 E: 0 K: 2 S: 12 H: 2 LOB: 2 BB: 0 P: 16	1B: 6 2B: 3 3B: 0 HR: 2	SF: 0 SAC: 0 DP: 0 HBP: 1					

TOP

Montreal Expos @ Cincinnati Reds

Riverfront Stadium, Cincinnati, OH

Mon Aug 31 1992, 7:05 PM EDT

Att. 17,388 - Cloudy - 70 F

livebaseballscorecards.com

AB	37
R	8
H	11
RBI	8
BB	4
SO	12
LOB	14

WP: 0 PB: 0 SB: 2 CS: 0 PA: 42

PITCHER		IP	WLS	BF	H	R	ER	SO	BB	IBB	HBP	BLK	WP	HR	S	P	ERA	WHIP
Tom Bolton, L ERA: 4.62	(1, 1)	5.0	L	22	5	5	5	5	2	0	1	0	0	2	50	84	9.00	1.400
Dwayne Henry, R ERA: 3.28	(6, 1)	1.0		4	0	0	0	2	1	0	0	0	0	0	17	27	0.00	1.000
Scott Bankhead, R ERA: 3.21	(7, 1)	1.0		8	4	3	3	2	1	0	0	0	0	0	20	34	27.00	5.000
Scott Ruskin, L ERA: 4.27	(8, 1)	1.0		3	0	0	0	1	0	0	0	0	0	0	9	16	0.00	0.000
Norm Charlton, L ERA: 3.04	(9, 1)	1.0		5	2	0	0	2	0	0	0	0	0	0	12	16	0.00	2.000

PITCHER	IP	WLS	BF	H	R	ER	SO	BB	IBB	HBP	BLK	WP	HR	S	P	ERA	WHIP

Montreal Expos @ Cincinnati Reds

Riverfront Stadium, Cincinnati, OH

Mon Aug 31 1992, 7:05 PM EDT

Att. 17,388 - Cloudy - 70 F

livebaseballscorecards.com

BOTTOM

Batter	1	2	3	4	5	6	7	8	9	AB	R	H	RBI	BB	SO	LOB
Bip Roberts, S (1, 4) OBP: 0.371, SLG: 0.387	C B B X 2-1 G1-3 ①		1 SAFE F S X 0-2 F9 ②		B B B B 4-0 1B 1B BB		C B X 1-1 G4-3 ①		B F X 1-1 G4-3 ③	4	1	0	0	1	0	1
Reggie Sanders, R (1, 8) OBP: 0.356, SLG: 0.479	C B F S 1-3 K ②		S 1 SAFE F 1 SAFE B B X 2-2 F9 ③		C B 1 SAFE 1 SAFE 1 SAFE C X 1-2 BB 1B 1-3 1B		B C S X 1-2 F9 ②			4	0	1	0	0	1	1
Barry Larkin, R (1, 6) OBP: 0.386, SLG: 0.458	B B C C X 2-2 G4-3 ③			C B B B X 3-1 HR 1B	B C X 1-1 BB 1-2 3-H 1B		B B B C X 3-1 G4-3 ③			4	1	2	1	0	0	0
Glenn Braggs, R (1, 9) OBP: 0.329, SLG: 0.396 (7, 7)		B S S F C 1-3 K ①		B F X 1-1 P4 ①	B B B C B 4-1 1-2 2-3 BB			C S B X 1-2 G1 ①		3	0	0	0	1	1	1
Chris Sabo, R (1, 5) OBP: 0.301, SLG: 0.432		B B B B 4-0 FC5-4 BB		1 SAFE F X 0-1 1-H HR	C B F B B S 3-3 K ③			X 0-0 HR		3	2	2	3	1	1	3
Joe Oliver, R (1, 2) OBP: 0.316, SLG: 0.390		C B 1 SAFE B 1 SAFE F X 2-2 FC5-4 ② 1-2f		X 0-0 L9 ②		X 0-0 G4-3 2B		C B F S 1-3 K ②		4	0	1	0	0	1	1
Hal Morris, L (1, 3) OBP: 0.363, SLG: 0.420 Norm Charlton, S (9, 1) OBP: 0.250, SLG: 0.250		B X 1-0 G4-3 ③		C F B B F X 2-2 G5-3 ③		S X 0-1 F8 ①		B S C X 1-2 G1-3 ③		4 0	0 0	0 0	0 0	0 0	0 0	2 0
Geronimo Berroa, R (1, 7) OBP: 0.375, SLG: 0.286 Paul O'Neill, L (6, PH) (7, 9) OBP: 0.363, SLG: 0.387		B X 1-0 1B			B F B B X 3-1 G6-3 ①	S B F B B X 3-2 G4-3 ② 2-3			B B X 2-0 F7 ①	2 2	0 0	1 0	0 0	0 0	0 0	0 1
Tom Bolton, L (1, 1) Cesar Hernandez, R (5, PH) OBP: 0.303, SLG: 0.394 Dwayne Henry, R (6, 1) OBP: 0.250, SLG: 0.250 Jeff Branson, L (6, PH) OBP: 0.325, SLG: 0.378 Scott Bankhead, R (7, 1) OBP: 0.222, SLG: 0.222 Scott Ruskin, R (8, 1) Bill Doran, S (9, 3) OBP: 0.325, SLG: 0.343			1 SAFE B L F M 1-3 K ①		B X 1-0 G5-3 ②	S F X 0-2 F8 ③			S F X 0-2 G6-3 ②	1 1 0 1 0 0 1	0 0 0 0 0 0 0	0 0 0 0 0 0 0	0 0 0 0 0 0 0	1 0 0 0 0 0 0	1 0 0 0 0 0 0	1 0 0 1 0 0 0
Inning Stats	R: 0 E: 0 K: 1 S: 8 H: 0 LOB: 0 BB: 0 P: 13	R: 0 E: 0 K: 1 S: 8 H: 0 LOB: 1 BB: 1 P: 16	R: 0 E: 0 K: 1 S: 10 H: 1 LOB: 1 BB: 0 P: 14	R: 2 E: 0 K: 0 S: 11 H: 2 LOB: 0 BB: 0 P: 17	R: 1 E: 0 K: 1 S: 12 H: 2 LOB: 3 BB: 2 P: 29	R: 0 E: 0 K: 0 S: 10 H: 1 LOB: 1 BB: 0 P: 13	R: 0 E: 0 K: 0 S: 7 H: 0 LOB: 0 BB: 0 P: 12	R: 1 E: 0 K: 1 S: 10 H: 1 LOB: 0 BB: 0 P: 13	R: 0 E: 0 K: 0 S: 6 H: 0 LOB: 0 BB: 0 P: 9	1B: 4 2B: 1 3B: 0 HR: 2 SF: 0 SAC: 0 DP: 0 HBP: 0							WP: 0 PB: 0 SB: 0 CS: 0 PA: 37

PITCHER	IP	WLS	BF	H	R	ER	SO	BB	IBB	HBP	BLK	WP	HR	S	P	ERA	WHIP
Chris Nabholz, L (1, 1) ERA: 3.38	4.2		22	5	3	3	3	3	0	0	0	0	1	46	83	5.79	1.714
Mel Rojas, R (5, 1) ERA: 1.19	4.1	W	15	2	1	1	2	0	0	0	0	0	1	36	53	2.08	0.462

PITCHER	IP	WLS	BF	H	R	ER	SO	BB	IBB	HBP	BLK	WP	HR	S	P	ERA	WHIP

Batter	1	2	3	4	5	6	7	8	9	AB	R	H	RBI	BB	SO	LOB
Marquis Grissom, R (1, 8) OBP: 0.323, SLG: 0.417	F C X 0-2 HR	S C B X 1-2 ② G1-3		X 0-0 1B 1B			B C X 1-1 ① G3		B X 1-0 ② P2	5	1	2	1	0	0	1
Spike Owen, S (1, 6) OBP: 0.361, SLG: 0.410	B B B B 4-0 1B E BB	B C X 1-1 ③ G3-1		1 SAFE 1 SAFE B 1 SAFE P 1 SAFE C 1 SAFE C 2-2 X ② 1-2 1B			C F X 0-2 ② L5		C B B B B 4-1 1B S BB	3	1	1	0	2	0	1
Moises Alou, R (1, 7) OBP: 0.329, SLG: 0.442	C B X 1-1 ① F9		B F F X 1-2 BB 2B 1B	C B X 1-1 ③ F8			X 0-0 ③ G5-3		1 SAFE F 1 SAFE F B B X 2-2 1-3 1B	5	1	2	0	0	0	2
Larry Walker, L (1, 9) OBP: 0.348, SLG: 0.507	X 0-0 1-H E8 1B		1 SAFE 1 SAFE B 1 SAFE B 1 SAFE B C F 4-2 1 SAFE F F 1 SAFE B 1-2 2B 1B BB		S B F B X 2-2 ① G3-1			X 0-0 1B 2B	1 SAFE 1 SAFE B F F S 1-3 ③ K	4	2	2	0	1	1	2
Greg Colbrunn, R (1, 3) OBP: 0.337, SLG: 0.456 Tom Foley, L (9, 3) OBP: 0.241, SLG: 0.229	C S H 1-2 S HBP		B B B C X 3-1 F8 1-3 2-H 2B		X 0-0 ② F8			S F B S 1-3 ① K		3 0	0 0	1 0	1 0	0 0	1 0	1 0
Sean Berry, R (1, 5) OBP: 0.222, SLG: 0.222	B S S S F B B F X 3-2 ② P6 1-2		F X 0-1 L3 3-H 1B		S F X 0-2 ③ P3			F C B C 1-3 ② K		4	0	1	1	0	1	3
Gary Carter, R (1, 2) OBP: 0.292, SLG: 0.324	C T B B X 2-2 ③ G4-3		F X 0-1 ① F8 2-3			C S B B X 2-2 ① F7		S X 0-1 2-H 1B		4	0	1	1	0	0	4
Wil Cordero, R (1, 4) OBP: 0.356, SLG: 0.303		C B B F B X 3-2 SH3-4 1B	C X 0-1 ②③ L3 1-2			C B X 1-1 ② G5-3		B S C C 1-3 ③ K		4	0	1	0	0	1	3
Dennis Martinez, R (1, 1) OBP: 0.194, SLG: 0.194 John Wetteland, R (9, 1) OBP: 0.200, SLG: 0.200		1 SAFE X 0-0 ① SH3-4 1-2		F X 0-1 ① F8		S S B X 1-2 ③ G3-1			F B B X 2-1 ① L3	3 0	0 0	0 0	0 0	0 0	0 0	0 0
Inning Stats	R: 2 E: 1 K: 0 S: 16 H: 2 LOB: 2 BB: 1 P: 27	R: 0 E: 0 K: 0 S: 9 H: 1 LOB: 1 BB: 0 P: 14	R: 2 E: 0 K: 0 S: 15 H: 3 LOB: 1 BB: 1 P: 23	R: 0 E: 0 K: 0 S: 9 H: 2 LOB: 1 BB: 0 P: 11	R: 0 E: 0 K: 0 S: 7 H: 0 LOB: 0 BB: 0 P: 9	R: 0 E: 0 K: 0 S: 8 H: 0 LOB: 0 BB: 0 P: 12	R: 0 E: 0 K: 0 S: 6 H: 0 LOB: 0 BB: 0 P: 7	R: 1 E: 0 K: 3 S: 12 H: 2 LOB: 1 BB: 0 P: 15	R: 0 E: 0 K: 1 S: 10 H: 1 LOB: 2 BB: 1 P: 20	1B: 8 2B: 3 3B: 0 HR: 1 SF: 0 SAC: 1 DP: 1 HBP: 1						

Montreal Expos @ Cincinnati Reds

Riverfront Stadium, Cincinnati, OH

Tue Sep 01 1992, 7:05 PM EDT

Att. 18,204 - Sunny - 75 F

TOP

livebaseballscorecards.com

AB	35
R	5
H	11
RBI	4
BB	3
SO	4
LOB	17

WP: 0 PB: 0 SB: 2 CS: 0 PA: 40

PITCHER		IP	WLS	BF	H	R	ER	SO	BB	IBB	HBP	BLK	WP	HR	S	P	ERA	WHIP
Tim Pugh, R ERA: 6.75	(1, 1)	4.0	L	21	8	4	3	0	2	0	1	0	0	1	49	75	6.75	2.500
Milt Hill, R ERA:	(5, 1)	3.0		9	0	0	0	0	0	0	0	0	0	0	21	28	0.00	0.000
Dwayne Henry, R ERA: 3.33	(8, 1)	1.2		9	3	1	1	3	1	0	0	0	0	0	19	31	5.40	2.400
Scott Ruskin, L ERA: 4.24	(9, 1)	0.1		1	0	0	0	1	0	0	0	0	0	0	3	4	0.00	0.000

PITCHER	IP	WLS	BF	H	R	ER	SO	BB	IBB	HBP	BLK	WP	HR	S	P	ERA	WHIP

Batter	1	2	3	4	5	6	7	8	9	AB	R	H	RBI	BB	SO	LOB
Bip Roberts, S (1, 4) OBP: 0.369, SLG: 0.385	X 0-0 G4-3 S 1B		C F B B X 2-2 ① G6-3		X 0-0 ① G6-3		B B C X 2-1 ② F7		B F B S F F B S 3-3 ② K	5	0	1	0	0	1	3
Reggie Sanders, R (1, 7) OBP: 0.354, SLG: 0.478	C C B F B C 2-3 ① K 1-2		C B X 1-1 G4-3 2B		F C S 0-3 ② K		C S B F F S 1-3 ③ K		F B B S S 2-3 ③ K	5	0	1	0	0	4	4
Barry Larkin, R (1, 6) OBP: 0.385, SLG: 0.456	X 0-0 ② G4-3 2-3		S X 0-1 ② G4-3 2-3		C B F X 1-2 BB 1B			B B B C X 3-1 ① G5-3		4	0	1	0	0	0	2
Hal Morris, L (1, 3) OBP: 0.362, SLG: 0.416	C B B F B X 3-2 ③ L4		F B B B X 3-1 ③ G4-3		1 SAFE 1 SAFE B 1 SAFE C 1 SAFE 1 B B 4-1 B 1-2 BB			F C F X 0-2 ② F8		3	0	0	0	1	0	2
Paul O'Neill, L (1, 9) OBP: 0.362, SLG: 0.384		B B C B B 4-1 2B SF9 BB		X 0-0 ① P5	C B F B B X 3-2 ③ G1-3			X 0-0 ③ G3		3	1	0	0	1	0	2
Willie Greene, L (1, 5) OBP: 0.750, SLG: 1.000		X 0-0 SF9 SF9 1-3 2B		F C F B B B S 3-3 ② K		B B X 2-0 G1-3 1B			C B X 1-1 2B 1B	4	1	3	0	0	1	0
Joe Oliver, R (1, 2) OBP: 0.318, SLG: 0.394		B X 1-0 ① SF9 2-3 3-H		C F B X 1-2 1B 1B		1 SAFE X 0-0 ① ② G1-3 1-2			C X 0-1 1-3 2B	3	0	2	1	0	0	1
Dave Martinez, L (1, 8) OBP: 0.319, SLG: 0.323		B X 1-0 ② SF9 3-H		B B B B C X 3-1 1-2 1B		B F F B F F F X 2-2 ③ P5			B B C F S 2-3 ① K	3	0	1	1	0	1	2
Tim Pugh, R (1, 1) Jeff Branson, L (4, PH) OBP: 0.321, SLG: 0.373 Milt Hill, R (5, 1) Jeff Reed, L (7, PH) OBP: 0.250, SLG: 0.211 Dwayne Henry, R (8, 1) OBP: 0.250, SLG: 0.250 Scott Ruskin, R (9, 1) Bill Doran, S (9, PH) OBP: 0.327, SLG: 0.343		B X 1-0 ③ G6-3		B B S F X 2-2 ③ G4-1			B B C X 2-1 ① G4-3		B B B C C S B 4-2 BB	1 1 0 1 0 0 0 0	0 0 0 0 0 0 0 0	0 0 0 0 0 0 0 1	0 0 0 0 0 0 0 0	0 2 0 0 0 0 0 0	0 0 0 0 0 0 0 0	0 0 0 0 0 0 0 0
Inning Stats	R: 0 H: 1 E: 0 LOB: 1 K: 1 BB: 0 S: 9 P: 14	R: 2 H: 1 E: 0 LOB: 0 K: 0 BB: 1 S: 5 P: 12	R: 0 H: 1 E: 0 LOB: 1 K: 0 BB: 0 S: 9 P: 15	R: 0 H: 2 E: 0 LOB: 2 K: 1 BB: 0 S: 13 P: 22	R: 0 H: 1 E: 0 LOB: 2 K: 1 BB: 1 S: 11 P: 19	R: 0 H: 1 E: 0 LOB: 0 K: 0 BB: 0 S: 8 P: 12	R: 0 H: 0 E: 0 LOB: 0 K: 1 BB: 0 S: 9 P: 14	R: 0 H: 0 E: 0 LOB: 0 K: 0 BB: 0 S: 7 P: 10	R: 0 H: 2 E: 0 LOB: 3 K: 3 BB: 1 S: 18 P: 30	1B: 6 2B: 3 3B: 0 HR: 0	SF: 2 SAC: 0 DP: 0 HBP: 0			WP: 0 PB: 0 SB: 1 CS: 0	PA: 38		

PITCHER		IP	WLS	BF	H	R	ER	SO	BB	IBB	HBP	BLK	WP	HR	S	P	ERA	WHIP
Dennis Martinez, R ERA: 2.65	(1, 1)	8.0	W	33	8	2	2	4	2	0	0	0	0	0	73	121	2.25	1.250
John Wetteland, R ERA: 3.39	(9, 1)	1.0	S	5	1	0	0	3	1	0	0	0	0	0	16	27	0.00	2.000

PITCHER	IP	WLS	BF	H	R	ER	SO	BB	IBB	HBP	BLK	WP	HR	S	P	ERA	WHIP

BOTTOM

Montreal Expos @ Cincinnati Reds

Riverfront Stadium, Cincinnati, OH

Tue Sep 01 1992, 7:05 PM EDT

Att. 18,204 - Sunny - 75 F

livebaseballscorecards.com

AB	33
R	2
H	9
RBI	2
BB	3
SO	7
LOB	18

Batter	1	2	3	4	5	6	7	8	9	AB	R	H	RBI	BB	SO	LOB
Marquis Grissom, R (1, 8) OBP: 0.326, SLG: 0.419	C X 0-1 G6-3 2B 1B		C C B X 1-2 ② G1-3		S F B F B B X 3-2 ③ G6-3			B 1 SAFE X 1-0 E1 1-H 1B 1B	X 0-0 FC4-6 BB 1-2 1B 1B	5	3	3	0	0	0	0
Spike Owen, S (1, 6) OBP: 0.361, SLG: 0.408	B 1 SAFE 1 SAFE B 1 SAFE C 1 SAFE 1 SAFE 1 SAFE 3-2 ① G6-3 1-2		F X 0-1 ③ F7			X 0-0 ① F8		B F S X 1-2 1B S E 3-H 1B	B B B B 4-0 FC4-6 1-2 2-3 BB	4	1	1	1	1	0	1
Moises Alou, R (1, 7) OBP: 0.324, SLG: 0.434	X 0-0 ② F8			B C X 1-1 ① G6-3		C B B F C 2-3 ② K		B X 1-0 ① F8	B C F B X 2-2 ② FC4-6 1B 1-2f 2-3 3-H	5	0	0	1	0	1	4
Larry Walker, L (1, 9) OBP: 0.353, SLG: 0.512	F X 0-1 2-H 2B			F B B B B 4-1 1B 1B BB		B B S F X 2-2 ③ F7		B B X 2-0 E 1-3 1B	X 0-0 1-2 3-H 1B	4	1	3	2	1	0	0
Greg Colbrunn, R (1, 3) OBP: 0.341, SLG: 0.452	S B S B B X 3-2 ③ G6-3			F B S F 1 SAFE X 1-2 CS 1B 1-2 1B			S X 0-1 SH1-3 1B	1 SAFE B 1 SAFE X 1-0 ② P3	X 0-0 ③ F8	5	0	2	0	0	0	5
Darrin Fletcher, L (1, 2) OBP: 0.277, SLG: 0.290 Jeff Fassero, L (7, 1) John Wetteland, R (8, 1) OBP: 0.200, SLG: 0.200		B C F B C 2-3 ① K		F B B X 2-1 CS 1-2 2-H 1B			1 SAFE 1 SAFE X 0-0 ① SH1-3 1-2	S C X 0-2 E5 1-2 3-H		2 1 0	0 0 0	1 0 0	1 0 0	0 0 0	1 1 0	0 1 0
Tim Wallach, R (1, 5) OBP: 0.298, SLG: 0.325		B B X 2-0 ② G6-3		B F B S X 2-2 ②③ F8 1-2 2-3			B C S F B C 2-3 ② K	B X 1-0 ③ F8		4	0	0	0	0	1	5
Wil Cordero, R (1, 4) OBP: 0.347, SLG: 0.294 Jerry Willard, L (7, PH) OBP: 0.303, SLG: 0.500 Tom Foley, L (7, 4) OBP: 0.248, SLG: 0.236		B B F X 2-1 ③ G3-1			B F X 1-1 ① G4-3		C B S B B C 3-3 ③ K		C X 0-1 BB 1B FC4-6 1B	2 1 1	0 0 1	0 0 1	0 0 1	0 1 0	0 1 0	0 1 0
Mark Gardner, R (1, 1) OBP: 0.176, SLG: 0.174 Tim Laker, R (7, 2) OBP: 0.263, SLG: 0.222			B S C B X 2-2 ① G1-3		X 0-0 ② L3			S F B B X 2-2 1B E 1B	X 0-0 ① P1	2 2	0 1	0 1	0 0	0 0	0 0	0 1
Inning Stats	R: 1 E: 0 K: 0 S: 11 H: 2 LOB: 1 BB: 0 P: 17	R: 0 E: 0 K: 1 S: 6 H: 0 LOB: 0 BB: 0 P: 12	R: 0 E: 0 K: 0 S: 8 H: 0 LOB: 0 BB: 0 P: 11	R: 1 E: 0 K: 0 S: 12 H: 2 LOB: 1 BB: 1 P: 22	R: 0 E: 0 K: 0 S: 7 H: 0 LOB: 0 BB: 0 P: 11	R: 0 E: 0 K: 1 S: 7 H: 0 LOB: 0 BB: 0 P: 11	R: 0 E: 0 K: 2 S: 10 H: 1 LOB: 1 BB: 0 P: 15	R: 3 E: 2 K: 0 S: 14 H: 4 LOB: 2 BB: 0 P: 23	R: 2 E: 0 K: 0 S: 9 H: 3 LOB: 2 BB: 1 P: 15	1B: 11 2B: 1 3B: 0 HR: 0	SF: 0 SAC: 1 DP: 0 HBP: 0					

TOP

Montreal Expos @ Cincinnati Reds

Riverfront Stadium, Cincinnati, OH

Wed Sep 02 1992, 7:05 PM EDT

Att. 14,382 - Cloudy - 74 F

livebaseballscorecards.com

AB	38
R	7
H	12
RBI	5
BB	2
SO	4
LOB	18

WP: 0 PB: 0 SB: 1 CS: 2 PA: 41

PITCHER		IP	WLS	BF	H	R	ER	SO	BB	IBB	HBP	BLK	WP	HR	S	P	ERA	WHIP
Jose Rijo, R ERA: 2.93	(1, 1)	7.0		26	5	2	2	4	1	0	0	0	0	0	61	99	2.57	0.857
Norm Charlton, L ERA: 3.15	(8, 1)	0.1	L	5	4	3	1	0	0	0	0	0	0	0	9	16	27.00	12.000
Dwayne Henry, R ERA: 3.52	(8, 1)	1.1		8	2	2	2	0	1	0	0	0	0	0	12	20	13.50	2.250
Scott Ruskin, L ERA: 4.21	(9, 1)	0.1		2	1	0	0	0	0	0	0	0	0	0	2	2	0.00	3.000

PITCHER	IP	WLS	BF	H	R	ER	SO	BB	IBB	HBP	BLK	WP	HR	S	P	ERA	WHIP

Batter	1	2	3	4	5	6	7	8	9	AB	R	H	RBI	BB	SO	LOB
Bip Roberts, S (1, 4) OBP: 0.370, SLG: 0.384	BCBFFFBB 4-2 PB S 1B BB	CX 0-1 ③ G3			FX 0-1 2B 1B	SBX 1-1 ② L7			FX 0-1 ③ G5-3	4	2	1	0	1	0	3
Dave Martinez, L (1, 8) OBP: 0.321, SLG: 0.328	1 SAFE BCC 1 SAFE 1 SAFE PBX 3-2 ① L6 1-2	CCBX 1-2 CS 1B			1 SAFE PP 1 SAFE 1 SAFE X 1-0 1-H 2B		CBCS 1-3 ③ K2-3			4	0	2	1	0	1	2
Barry Larkin, R (1, 6) OBP: 0.384, SLG: 0.455	BFBSBS 3-3 ② K 2-3		1 SAFE BCC 1 SAFE BFFBX 3-2 ① F8		CBCBX 2-2 ③ F8			CBFBX 2-2 1B G6-4-3 1B		4	1	1	0	0	1	3
Hal Morris, L (1, 3) OBP: 0.366, SLG: 0.420	BCX 1-1 1B 3-H		BCFBC 2-3 ②③ K 1-2			CCFFX 0-2 FC5-4 1B		FX 0-1 G6-4-3 1-3 1B		4	0	3	1	0	1	1
Paul O'Neill, L (1, 9) OBP: 0.359, SLG: 0.380	CCBX 1-2 ③ F8			CBFX 1-2 ① G4-3		X 0-0 ① FC5-4 1-2f		BX 1-0 ①② G6-4-3 1-2f 3-H		4	0	0	0	0	0	3
Willie Greene, L (1, 5) OBP: 0.625, SLG: 0.714		CBBBCFBB 4-2 FC5-4 BB		CBCCS 1-3 ② K		SBCX 1-2 ② L8		BFBX 2-1 1B		3	0	1	0	1	1	1
Joe Oliver, R (1, 2) OBP: 0.315, SLG: 0.390	1 SAFE CFFB 1 SAFE FX 1-2 ① FC5-4 SH5-4 1-2f			CBFX 1-2 ③ F7		1 SAFE X 0-0 ③ L9		SX 0-1 ③ G5-3		4	0	0	0	0	0	3
Reggie Sanders, R (1, 7) OBP: 0.356, SLG: 0.476	BBBSBB 4-1 SH5-4 BB				CBCBS 2-3 ① K		X 0-0 SH3-4 1B		FSBBC 2-3 ① K	3	0	1	0	1	2	0
Jose Rijo, R (1, 1) OBP: 0.196, SLG: 0.232 Norm Charlton, S (8, 1) OBP: 0.250, SLG: 0.250 Dwayne Henry, R (8, 1) OBP: 0.250, SLG: 0.250 Scott Ruskin, R (9, 1) Jeff Branson, L (9, PH) OBP: 0.317, SLG: 0.368		X 0-0 ② SH5-4 1-2 2-3			FSBS 1-3 ② K		X 0-0 ① SH3-4 1-2		CBFX 1-2 ② L3	1 0 0 0 1	0 0 0 0 0	0 0 0 0 0	0 0 0 0 0	1 0 0 0 0	0 0 0 0 0	0 0 0 0 0
Inning Stats	R: 1 H: 1 E: 0 LOB: 1 K: 1 BB: 1 S: 16 P: 27	R: 0 H: 0 E: 1 LOB: 2 K: 0 BB: 2 S: 12 P: 21	R: 0 H: 1 E: 0 LOB: 0 K: 1 BB: 0 S: 10 P: 16	R: 0 H: 0 E: 0 LOB: 0 K: 1 BB: 0 S: 9 P: 12	R: 1 H: 2 E: 0 LOB: 1 K: 2 BB: 0 S: 13 P: 18	R: 0 H: 1 E: 0 LOB: 1 K: 0 BB: 0 S: 10 P: 11	R: 0 H: 1 E: 0 LOB: 1 K: 1 BB: 0 S: 7 P: 9	R: 1 H: 3 E: 0 LOB: 1 K: 0 BB: 0 S: 10 P: 15	R: 0 H: 0 E: 0 LOB: 0 K: 1 BB: 0 S: 8 P: 11	1B: 8 2B: 1 3B: 0 HR: 0	SF: 0 SAC: 2 DP: 1 HBP: 0			WP: 0 PB: 1 SB: 1 CS: 1	PA: 37		

PITCHER		IP	WLS	BF	H	R	ER	SO	BB	IBB	HBP	BLK	WP	HR	S	P	ERA	WHIP
Mark Gardner, R ERA: 3.96	(1, 1)	6.1		27	6	2	2	5	3	0	0	0	0	0	72	107	2.84	1.421
Jeff Fassero, L ERA: 2.81	(7, 1)	1.1	W	6	3	1	1	1	0	0	0	0	0	0	13	20	6.75	2.250
John Wetteland, R ERA: 3.32	(8, 1)	1.1	S	4	0	0	0	1	0	0	0	0	0	0	10	13	0.00	0.000

PITCHER	IP	WLS	BF	H	R	ER	SO	BB	IBB	HBP	BLK	WP	HR	S	P	ERA	WHIP

BOTTOM

Montreal Expos @ Cincinnati Reds

Riverfront Stadium, Cincinnati, OH

Wed Sep 02 1992, 7:05 PM EDT

Att. 14,382 - Cloudy - 74 F

livebaseballscorecards.com

AB	32
R	3
H	9
RBI	2
BB	3
SO	7
LOB	16

Montreal Expos @ Atlanta Braves

Atlanta-Fulton County Stadium, Atlanta, GA

Thu Sep 03 1992, 7:05 PM EDT

Att. 27,824 - Cloudy - 83 F

TOP

livebaseballscorecards.com

Batter	1	2	3	4	5	6	7	8	9	AB	R	H	RBI	BB	SO	LOB
Delino DeShields, L (1, 4) OBP: 0.374, SLG: 0.411	C B B B F X 3-2 F7 ①	B C C B B F B B 4-2 2B BB		C C B B F X 3-2 G1-3 ①		F B B F B B X 3-2 FC5-4 FC6-4 ① 1-2f		C B F B B B 4-2 F8-4-3 BB	B C C B F B F F F 3-2 X G6-3 ③	4	1	0	0	2	0	3
Marquis Grissom, R (1, 8) OBP: 0.326, SLG: 0.423	B B C C X 2-2 S 1B 2B	X 0-0 1B 2B ② 1-H 2-H		X 0-0 G6-3 ②		B 1 SAFE S B F S 2-3 K ②		X 0-0 F8-4-3 ② ③ 1-2		5	2	2	2	0	1	2
Moises Alou, R (1, 7) OBP: 0.328, SLG: 0.435	2 SAFE B 2 SAFE B X 2-0 G6-3 ② 2-3	S X 0-1 1B ③ 2-H		B F B S B B 4-2 PO BB		C X 0-1 FC6-4 ③ 1-2f			B B B C C C X 3-2 FC6-4 1B	4	0	2	1	1	0	2
John Vander Wal, L (9, 7) OBP: 0.332, SLG: 0.366										0	0	0	0	0	0	0
Larry Walker, L (1, 9) OBP: 0.354, SLG: 0.510	X 0-0 S 1B 1B ③ 3-H	1 SAFE 1 SAFE X 0-0 F8 ③		1 SAFE 1 SAFE 0-0 PO ③ 1-2	S F C 0-3 K ①		F B B X 2-1 BB 1B		B C X 1-1 FC6-4 WP ① 1-2f 1B	5	2	2	1	0	1	2
Greg Colbrunn, R (1, 3) OBP: 0.337, SLG: 0.443	1 SAFE B B B X 2-0 BLK 1B 1-H	F B C X 1-2 G6-3 ①		B X 1-0 G6-3 ②			S C B S 1-3 K ①		C B X 1-1 1B WP 2B 1B 1-H	4	0	1	1	0	1	1
Wil Cordero, R (9, PH) (9, 6) OBP: 0.355, SLG: 0.304										1	1	1	1	0	0	0
Spike Owen, S (1, 6) OBP: 0.365, SLG: 0.406	1 SAFE C X 0-1 G3-1 ③ 1-2	C B F X 1-2 E5 2B		B C B B B 4-1 HR BB			B C B B B 4-1 1-2 BB		B S C B B B 4-2 1B 2B BB 1-2	2	2	0	0	3	0	1
Tom Foley, L (9, PR) (9, 3) OBP: 0.248, SLG: 0.236										0	1	0	0	0	0	0
Tim Wallach, R (1, 5) OBP: 0.301, SLG: 0.336	C X 0-1 F8 ① 1 SAFE C 1 SAFE 1 SAFE B B X 2-1 2B 1-H	C 1 SAFE X 0-1 HR 1-H		B F B S F F S 2-3 K ②			X 0-0 2B 1B 1-2 2-3		5	1	3	3	0	1	2
Sean Berry, R (9, 5) OBP: 0.222, SLG: 0.222										0	0	0	0	0	0	0
Gary Carter, R (1, 2) OBP: 0.294, SLG: 0.333	B B X 2-0 2B 2B F B B C F X 2-2 G5-3 ②	C B F B S 2-3 K ③		B C C S 1-3 K ③			X 0-0 2B 1-3 2-H 3-H		5	1	2	2	0	2	3
Tim Laker, R (9, PR) (9, 2) OBP: 0.263, SLG: 0.222										0	0	0	0	0	0	0
Brian Barnes, L (1, 1) OBP: 0.259, SLG: 0.231	C B C C 1-3 K ②	C S B S 1-3 K ③				X 0-0 FC5-4 1B		C F B F F B F S 2-3 K ①	B B F F X 2-2 G1-3 ②	3	0	1	0	0	2	2
Kent Bottenfield, R (6, 1)										2	0	0	0	0	1	2

	AB	40
	R	11
	H	14
	RBI	11
	BB	6
	SO	9
	LOB	20

Inning Stats									
	R: 2 E: 0 K: 0 S: 11	H: 3 LOB: 1 BB: 0 P: 20	R: 3 E: 0 K: 1 S: 13	H: 3 LOB: 1 BB: 1 P: 20	R: 1 E: 1 K: 1 S: 16	H: 1 LOB: 1 BB: 0 P: 23	R: 0 E: 0 K: 0 S: 7	H: 0 LOB: 0 BB: 1 P: 14	
	R: 2 E: 0 K: 2 S: 10	H: 1 LOB: 0 BB: 1 P: 17	R: 0 E: 0 K: 1 S: 9	H: 1 LOB: 1 BB: 0 P: 14	R: 0 E: 0 K: 3 S: 14	H: 1 LOB: 2 BB: 1 P: 24	R: 0 E: 0 K: 1 S: 9	H: 0 LOB: 0 BB: 1 P: 15	
	R: 3 E: 0 K: 0 S: 21	H: 4 LOB: 2 BB: 1 P: 35	1B: 8 2B: 6 3B: 0 HR: 1	SF: 0 SAC: 0 DP: 1 HBP: 0	WP: 2 PB: 0 SB: 2 CS: 0	PA: 47			

PITCHER		IP	WLS	BF	H	R	ER	SO	BB	IBB	HBP	BLK	WP	HR	S	P	ERA	WHIP
Charlie Leibrandt, L ERA: 3.45	(1, 1)	2.1	L	16	7	6	5	1	1	0	0	1	0	0	33	53	19.29	3.429
Randy St. Claire, R ERA: 4.5	(3, 1)	2.2		10	1	2	2	3	2	0	0	0	0	1	24	41	6.75	1.125
Marvin Freeman, R ERA: 3.78	(6, 1)	2.0		9	2	0	0	4	1	0	0	0	0	0	23	38	0.00	1.500
Kent Mercker, L ERA: 3.18	(8, 1)	2.0		11	4	3	3	1	2	0	0	0	2	0	30	50	13.50	3.000

PITCHER		IP	WLS	BF	H	R	ER	SO	BB	IBB	HBP	BLK	WP	HR	S	P	ERA	WHIP

BOTTOM

Batter	1	2	3	4	5	6	7	8	9	AB	R	H	RBI	BB	SO	LOB
Otis Nixon, S (1, 9) OBP: 0.366, SLG: 0.384	C B S B S 2-3 K ①		C B M X 1-2 L5 ②			C X 0-1 BB BB SF8 1B	X 0-0 FC6-4 ③ 1-2f		X 0-0 F7 ③	4	1	1	0	0	1	1
Kent Mercker, L (8, 1)										0	0	0	0	0	0	0
David Justice, L (9, PH) OBP: 0.353, SLG: 0.418										1	0	0	0	0	0	2
Ron Gant, R (1, 8) OBP: 0.324, SLG: 0.400	S B F X 1-2 F7 ②		C S B B X 2-2 1B			B B F S B B 4-2 BB 1-2 BB		C C B B X 2-2 FC6-4 1B		3	0	2	0	1	0	0
Terry Pendleton, S (1, 5) OBP: 0.340, SLG: 0.472	B S S S X 1-2 P8 ③		C 1 SAFE S X 0-2 G5-3 ③			B B B B 4-0 BB 1-2 2-3		B X 1-0 L9 ①		2	0	0	0	1	0	1
Jeff Treadway, L (7, 4) OBP: 0.276, SLG: 0.290										1	0	0	0	0	0	1
Lonnie Smith, R (1, 7) OBP: 0.322, SLG: 0.458		F C X 0-2 G5-4-3 BB 1B 1B		X 0-0 G6-3 ①		X 0-0 F9 ①		B C B B X 3-1 F8 ②		4	1	1	0	0	0	4
Brian Hunter, R (1, 3) OBP: 0.272, SLG: 0.485		B S B B B 4-1 G5-4-3 1-2 BB		B F B B F X 3-2 F8 ②		C S X 0-2 SF8 ② 3-H		S B F X 1-2 FC6-4 ③ 1-2f		2	0	0	1	1	0	1
Greg Olson, R (1, 2) OBP: 0.318, SLG: 0.333		C C B X 1-2 G5-4-3 ① ② 1-2f 2-3		C B B X 2-1 P3 ③		C X 0-1 F9 ③			B C C C X 1-2 G6-3 ①	4	0	0	0	0	0	4
Mark Lemke, S (1, 4) OBP: 0.311, SLG: 0.324		C F B X 1-2 3-H 1B		X 0-0 F7 ①			C C B X 1-2 G4-3 ①		B C X 1-1 G3-1 ②	4	0	1	1	0	0	0
(7, 5)																
Rafael Belliard, R (1, 6) OBP: 0.263, SLG: 0.248	1 SAFE B 1 SAFE F X 1-1 F9 ③			S B B S X 2-2 G5-3 ②			B C B F B X 3-2 F8 ②		C C B X 1-2 HBP 1B	1	0	0	0	0	0	1
Randy St. Claire, R (3, 1)										0	0	0	0	0	0	0
Melvin Nieves, S (5, PH) OBP: 0.333, SLG: 0.333										1	0	0	0	0	0	0
Marvin Freeman, R (6, 1) OBP: 0.500, SLG: 0.500										0	0	0	0	0	0	0
Tommy Gregg, L (7, PH) OBP: 0.667, SLG: 0.500										2	0	1	0	0	0	0
(8, 9)																
Charlie Leibrandt, R (1, 1) OBP: 0.106, SLG: 0.109			S C S O 0-3 K ①			B X 1-0 F8 ③	F S B X 1-2 FC6-4 1B		F B F F H 2-2 1-2 HBP	0	0	0	0	0	0	0
Vinny Castilla, R (3, 6) OBP: 0.500, SLG: 0.333										3	0	1	0	0	1	0
Inning Stats	R: 0 E: 0 K: 1 S: 9 H: 0 LOB: 0 BB: 0 P: 13	R: 1 E: 0 K: 0 S: 12 H: 2 LOB: 1 BB: 1 P: 19	R: 0 E: 0 K: 1 S: 12 H: 1 LOB: 1 BB: 0 P: 15	R: 0 E: 0 K: 0 S: 6 H: 0 LOB: 0 BB: 0 P: 11	R: 0 E: 0 K: 0 S: 5 H: 0 LOB: 0 BB: 0 P: 8	R: 1 E: 0 K: 0 S: 10 H: 1 LOB: 2 BB: 2 P: 18	R: 0 E: 0 K: 0 S: 10 H: 1 LOB: 1 BB: 0 P: 15	R: 0 E: 0 K: 0 S: 9 H: 1 LOB: 1 BB: 0 P: 16	R: 0 E: 0 K: 0 S: 12 H: 1 LOB: 2 BB: 0 P: 17	1B: 7 2B: 0 3B: 0 HR: 0	SF: 1 SAC: 0 DP: 1 HBP: 1						

PITCHER		IP	W/L/S	BF	H	R	ER	SO	BB	IBB	HBP	BLK	WP	HR	S	P	ERA	WHIP
Brian Barnes, L ERA: 2.93	(1, 1)	5.0	W	21	4	2	2	2	3	0	0	0	0	0	48	78	3.60	1.400
Kent Bottenfield, R ERA:	(6, 1)	4.0	S	16	3	0	0	0	0	0	1	0	0	0	37	54	0.00	0.750

PITCHER	IP	W/L	BF	H	R	ER	SO	BB	IBB	HBP	BLK	WP	HR	S	P	ERA	WHIP

Montreal Expos @ Atlanta Braves

Atlanta-Fulton County Stadium, Atlanta, GA

Thu Sep 03 1992, 7:05 PM EDT

Att. 27,824 - Cloudy - 83 F

livebaseballscorecards.com

AB	32
R	2
H	7
RBI	2
BB	3
SO	2
LOB	15

Braves

Batter	1	2	3	4	5	6	7	8	9	AB	R	H	RBI	BB	SO	LOB
Craig Biggio, R (1, 4) OBP: 0.389, SLG: 0.388	B C X 1-1 G3-1 G6-3 1B		C B B I F S 2-3 ② K		X 0-0 E 5 1B G5-3 2-3 1B		B C S S 1-3 ① K2-3		B C X 1-1 ③ G6-3	5	1	2	0	0	2	0
Steve Finley, L (1, 8) OBP: 0.341, SLG: 0.379	1 SAFE B B B F 1 SAFE X 2-1 ① G6-3 1-2		B C B B X 2-1 ③ L4		F 1 SAFE F F 1 SAFE X 0-2 5 E G5-3 1-2 3-H 1B		B C B B B C X 3-2 ② G3			4	0	1	1	0	0	1
Luis Gonzalez, L (1, 7) OBP: 0.305, SLG: 0.415	C X 0-1 ② G3-1 2-3			C B X 1-1 ① G3	B F C X 1-2 E5 5 G5-3 1-2 2-3		C S F B X 1-2 ③ G3-1			4	0	0	0	0	0	3
5 Jeff Bagwell, R (1, 3) OBP: 0.348, SLG: 0.405	B B B F B 4-1 BB			B X 1-0 ② G5-3	B F B X 2-1 ② G5-3 1-2 2-3 3-H			S B B C B B 4-2 G4-3 BB		2	0	0	1	2	0	2
Eric Anthony, L (1, 9) OBP: 0.302, SLG: 0.405	B B C C B S 3-3 ③ K			C X 0-1 1B 1B	B X 1-0 ③ P6			X 0-0 ① F7		4	0	1	0	0	1	5
Ken Caminiti, S (1, 5) OBP: 0.363, SLG: 0.468		B C X 1-1 ① G4-3		X 0-0 1-2 1B		F B B F X 2-2 FC4-6 1B		C S F B B X 2-2 ② G4-3 1-2		4	0	2	0	0	0	1
Andujar Cedeno, R (1, 6) OBP: 0.276, SLG: 0.348		X 0-0 ② F8		S B C X 1-2 ③ G1-3		1 SAFE 1 SAFE F B 1 C F B S 2-3 ① K SAFE		X 0-0 ③ G4-3		4	0	0	0	0	1	4
Eddie Taubensee, L (1, 2) OBP: 0.280, SLG: 0.325 Casey Candaele, S (9, PH) OBP: 0.254, SLG: 0.255		B S F X 1-2 ③ F9			B C B C X 2-2 ① F8	1 SAFE C F F B X 1-2 ② FC4-6 1-2f			C B S B X 2-2 ① F7	3 1	0 0	0 0	0 0	0 0	0 0	1 0
Jimmy Jones, R (1, 1) OBP: 0.268, SLG: 0.194 Joe Boever, R (8, 1) Ernest Riles, L (9, PH) OBP: 0.243, SLG: 0.257			B C X 1-1 ① P3		C B X 1-1 1B 1B 2B	X 0-0 ③ L7			C B X 1-1 ② G1-3	3 0 1	1 0 0	1 0 0	0 0 0	0 0 0	0 0 0	1 0 0
Inning Stats	R: 0 H: 1 E: 0 LOB: 2 K: 1 BB: 1 S: 10 P: 20	R: 0 H: 0 E: 0 LOB: 0 K: 0 BB: 0 S: 6 P: 8	R: 0 H: 0 E: 0 LOB: 0 K: 1 BB: 0 S: 8 P: 13	R: 0 H: 2 E: 0 LOB: 2 K: 0 BB: 0 S: 9 P: 12	R: 2 H: 3 E: 1 LOB: 2 K: 0 BB: 0 S: 16 P: 23	R: 0 H: 1 E: 0 LOB: 1 K: 1 BB: 0 S: 12 P: 17	R: 0 H: 0 E: 0 LOB: 0 K: 1 BB: 0 S: 10 P: 15	R: 0 H: 0 E: 0 LOB: 1 K: 0 BB: 1 S: 8 P: 14	R: 0 H: 0 E: 0 LOB: 0 K: 0 BB: 0 S: 7 P: 11	1B: 6 SF: 0 2B: 1 SAC: 0 3B: 0 DP: 0 HR: 0 HBP: 0						

TOP

Houston Astros @ Montreal Expos

Olympic Stadium, Montreal, QB

Fri Sep 04 1992, 7:05 PM EDT

Att. 25,357 - Dome - 70 F

livebaseballscorecards.com

AB	35
R	2
H	7
RBI	2
BB	2
SO	4
LOB	18

PITCHER		IP	WLS	BF	H	R	ER	SO	BB	IBB	HBP	BLK	WP	HR	S	P	ERA	WHIP
Ken Hill, R ERA: 2.64	(1, 1)	6.0	W	27	7	2	1	3	1	0	0	0	0	0	61	93	1.50	1.333
Mel Rojas, R ERA: 1.16	(7, 1)	1.2		6	0	0	0	1	1	0	0	0	0	0	17	28	0.00	0.600
John Wetteland, R ERA: 3.26	(8, 1)	1.1	S	4	0	0	0	0	0	0	0	0	0	0	8	12	0.00	0.000

PITCHER	IP	WLS	BF	H	R	ER	SO	BB	IBB	HBP	BLK	WP	HR	S	P	ERA	WHIP

Batter	1	2	3	4	5	6	7	8	9	AB	R	H	RBI	BB	SO	LOB
Delino DeShields, L (1, 4) OBP: 0.373, SLG: 0.410	X 0-0 SH1-3 S G6-3 1B	C B C F X 1-2 ③ F8 2-3 3-H			B B X 2-0 ② G4-3			C X 0-1 ① G4-3		4	1	1	0	0	0	1
Marquis Grissom, R (1, 8) OBP: 0.326, SLG: 0.422	1 SAFE 1 SAFE B 1 SAFE C X 1-1 ① SH1-3 1-3		B F X 1-1 ① G6-3		C B B B X 3-1 ③ G6-3			B B C X 2-1 FC6-4 1B		3	0	1	0	0	0	0
Moises Alou, R (1, 7) OBP: 0.324, SLG: 0.429	B X 1-0 ② G6-3 3-H		B C X 1-1 ② G6-3			M C B F X 1-2 ① F9		1 SAFE 1 SAFE 1 SAFE C 1 SAFE B X 1-1 ② FC6-4 1-2f 2B		4	1	0	1	0	0	1
Larry Walker, L (1, 9) OBP: 0.355, SLG: 0.517	X 0-0 ③ L9		C S C 0-3 ③ K			B F X 1-1 SF9 3B		X 0-0 1-H 2B		4	1	2	1	0	1	0
Tim Wallach, R (1, 3) OBP: 0.303, SLG: 0.335		B F B B B 4-1 2B BB		F F B B B B 4-2 G4-3 BB		B X 1-0 ② SF9 3-H		F C F S 0-3 ③ K		1	1	0	1	2	1	1
Darrin Fletcher, L (1, 2) OBP: 0.278, SLG: 0.297 Mel Rojas, R (7, 1) OBP: 0.071, SLG: 0.071 John Wetteland, R (8, 1) OBP: 0.200, SLG: 0.200		B F 1 SAFE F F B X 2-2 1B WP 1-H 2B		X 0-0 ① F8		C B F F F X 1-2 ③ G3-1				3 0 0	1 0 0	1 0 0	1 0 0	0 0 0	0 0 0	1 0 0
Sean Berry, R (1, 5) OBP: 0.167, SLG: 0.167	X 0-0 ① G5-3			F S B F F F B 1 SAFE X 2-2 ② G4-3 1-2			C F B F X 1-2 ① F7			3	0	0	0	0	0	2
Spike Owen, S (1, 6) OBP: 0.364, SLG: 0.405		B C X 1-1 WP SH5-4 2-3 1B		B X 1-0 ③ G3			B C B X 2-1 ② F8			3	0	1	0	0	0	1
Ken Hill, R (1, 1) OBP: 0.259, SLG: 0.352 Tim Laker, R (7, 2) OBP: 0.250, SLG: 0.211	1 SAFE 1 SAFE X 0-0 ② SH5-4 1-2				S C B X 1-2 ① G5-3		S S S 0-3 ③ K			1 1	0 0	0 0	0 0	0 0	0 1	0 0
Inning Stats	R: 1 H: 1 E: 0 LOB: 0 K: 0 BB: 0 S: 5 P: 7	R: 2 H: 2 E: 0 LOB: 1 K: 0 BB: 1 S: 13 P: 21	R: 0 H: 0 E: 0 LOB: 0 K: 1 BB: 0 S: 7 P: 9	R: 0 H: 0 E: 0 LOB: 1 K: 0 BB: 1 S: 9 P: 16	R: 0 H: 0 E: 0 LOB: 0 K: 0 BB: 0 S: 6 P: 12	R: 1 H: 1 E: 0 LOB: 0 K: 0 BB: 0 S: 12 P: 16	R: 0 H: 0 E: 0 LOB: 0 K: 1 BB: 0 S: 9 P: 12	R: 1 H: 2 E: 0 LOB: 1 K: 1 BB: 0 S: 11 P: 14		1B: 3 SF: 1 2B: 2 SAC: 2 3B: 1 DP: 0 HR: 0 HBP: 0				WP: 1 PA: 32 PB: 0 SB: 1 CS: 0		

PITCHER		IP	WLS	BF	H	R	ER	SO	BB	IBB	HBP	BLK	WP	HR	S	P	ERA	WHIP
Jimmy Jones, R ERA: 4.03	(1, 1)	7.2	L	31	6	5	5	2	2	0	0	0	1	0	68	103	5.87	1.043
Joe Boever, R ERA: 2.71	(8, 1)	0.1		1	0	0	0	1	0	0	0	0	0	0	4	4	0.00	0.000

PITCHER	IP	WLS	BF	H	R	ER	SO	BB	IBB	HBP	BLK	WP	HR	S	P	ERA	WHIP

BOTTOM

Houston Astros @ Montreal Expos

Olympic Stadium, Montreal, QB

Fri Sep 04 1992, 7:05 PM EDT

Att. 25,357 - Dome - 70 F

livebaseballscorecards.com

AB	27
R	5
H	6
RBI	4
BB	2
SO	3
LOB	7

Batter	1	2	3	4	5	6	7	8	9	AB	R	H	RBI	BB	SO	LOB
Craig Biggio, R (1, 4) OBP: 0.389, SLG: 0.386	C F B X 1-2 G5-3 ①		B B C B B 4-1 5 1B 1B BB BB	B B C B B 4-1 S BB		B C B S X 2-2 F8 ③		B C B C X 2-2 G6-3 ③		3	1	0	0	2	0	2
Steve Finley, L (1, 8) OBP: 0.343, SLG: 0.380	C B B X 2-1 S 1B		B 1 SAFE F F X 1-2 BB 5 1B 1-2 1B 1B	1 SAFE B B X 2-0 G4-3 ③ 1-2			B B C F B F B 4-2 HR BB		C X 0-1 G5-3 ①	4	2	2	0	1	0	1
Ken Caminiti, S (1, 5) OBP: 0.362, SLG: 0.472	B 1 SAFE C 1 SAFE 1 SAFE 1 SAFE C S 1-3 K ② 1-2		X 0-0 L8 ②		X 0-0 F8 ①		1 SAFE 1 SAFE B 1 B X 2-0 HR 1-H		B F F B B B F F S 3-3 K ②	5	1	1	2	0	2	3
5 Jeff Bagwell, R (1, 3) OBP: 0.349, SLG: 0.407	C C B S 1-3 K ③		C F B X 1-2 1B BB E 1-2 2-3 1B		B C B F X 2-2 2B		F F B B F F S 2-3 K ①		X 0-0 G6-3 ③	5	1	2	0	0	2	1
Pete Incaviglia, R (1, 7) OBP: 0.317, SLG: 0.426		B B B C F C 3-3 K ①	B S B B S E B 4-2 E 1-2 2-3 3-H BB		B X 1-0 G5-3 ②		B B S B X 3-1 F9 ②			3	0	0	1	1	1	1
Eric Anthony, L (1, 9) OBP: 0.304, SLG: 0.406 Gerald Young, S (7, 9) OBP: 0.301, SLG: 0.219		B F X 1-1 FC6-4 1B	C S F X 0-2 E3 1-3 2-H 3-H 1B		C F B X 1-2 P2 ③		B B C C B C 3-3 K ③			4 0	0 0	2 0	1 0	0 0	1 0	1 0
Andujar Cedeno, R (1, 6) OBP: 0.269, SLG: 0.338		S B 1 SAFE X 1-1 FC6-4 ② 1-2f	C X 0-1 F7 ③			X 0-0 G6-3 ①		B C S C 1-3 K ①		4	0	0	0	0	1	3
Scott Servais, R (1, 2) OBP: 0.254, SLG: 0.233		1 SAFE B F 1 SAFE B 1 SAFE X 2-1 G6-3 ③		B X 1-0 L1 ①		B B C F F B B 4-2 SH1-4 BB		X 0-0 SH1-3 1B		3	0	1	0	1	0	1
Darryl Kile, R (1, 1) OBP: 0.192, SLG: 0.087 Rob Mallicoat, L (9, 1) Doug Jones, R (9, 1)			B B C S F X 2-2 F8 ①	X 0-0 G6-3 ②	X 0-0 SH1-4 ② 1-2			1 SAFE B X 1-0 SH1-3 ② 1-2		2 0 0	0 0 0	0 0 0	0 0 0	0 0 0	0 0 0	0 0 0
Inning Stats	R: 0 E: 0 K: 2 S: 11 H: 1 LOB: 1 BB: 0 P: 16	R: 0 E: 0 K: 1 S: 9 H: 1 LOB: 1 BB: 0 P: 16	R: 3 E: 1 K: 0 S: 21 H: 3 LOB: 2 BB: 2 P: 33	R: 0 E: 0 K: 0 S: 4 H: 0 LOB: 1 BB: 1 P: 11	R: 0 E: 0 K: 0 S: 8 H: 1 LOB: 1 BB: 0 P: 12	R: 0 E: 0 K: 0 S: 8 H: 0 LOB: 1 BB: 1 P: 14	R: 2 E: 0 K: 2 S: 14 H: 1 LOB: 0 BB: 1 P: 28	R: 0 E: 0 K: 1 S: 8 H: 1 LOB: 1 BB: 0 P: 12	R: 0 E: 0 K: 1 S: 8 H: 0 LOB: 0 BB: 0 P: 11	1B: 6 2B: 1 3B: 0 HR: 1		SF: 0 SAC: 2 DP: 0 HBP: 0				

TOP

Houston Astros @ Montreal Expos

Olympic Stadium, Montreal, QB

Sat Sep 05 1992, 7:05 PM EDT

Att. 28,143 - Dome - 70 F

livebaseballscorecards.com

AB	33
R	5
H	8
RBI	4
BB	5
SO	7
LOB	13

PITCHER		IP	WLS	BF	H	R	ER	SO	BB	IBB	HBP	BLK	WP	HR	S	P	ERA	WHIP
Chris Nabholz, L ERA: 3.38	(1, 1)	5.0	L	24	6	3	2	3	3	0	0	0	0	0	53	88	3.60	1.800
Sergio Valdez, R ERA: 2.66	(6, 1)	1.0		5	0	1	1	0	2	0	0	0	0	0	11	21	9.00	2.000
Doug Simons, L ERA: 60.75	(7, 1)	1.0		4	1	1	1	2	0	0	0	0	0	1	11	21	9.00	1.000
Gil Heredia, R ERA: 5.23	(8, 1)	1.0		4	1	0	0	1	0	0	0	0	0	0	8	12	0.00	1.000
Bill Krueger, L ERA: 4.27	(9, 1)	1.0		3	0	0	0	1	0	0	0	0	0	0	8	11	0.00	0.000

PITCHER	IP	WLS	BF	H	R	ER	SO	BB	IBB	HBP	BLK	WP	HR	S	P	ERA	WHIP

Houston Astros @ Montreal Expos

Olympic Stadium, Montreal, QB

Sat Sep 05 1992, 7:05 PM EDT

Att. 28,143 - Dome - 70 F

BOTTOM

Batter	1	2	3	4	5	6	7	8	9	AB	R	H	RBI	BB	SO	LOB
Delino DeShields, L (1, 4) OBP: 0.370, SLG: 0.407	G3		L6		K			P6		4	0	0	0	0	1	1
Marquis Grissom, R (1, 8) OBP: 0.326, SLG: 0.421	2B 1B		G5-3			F8		F8		4	1	1	0	0	0	1
Moises Alou, R (1, 7) OBP: 0.326, SLG: 0.433	G3 1-H 2B		P4			FC6-4 1B		F7		4	0	2	1	0	0	1
Larry Walker, L (1, 9) OBP: 0.356, SLG: 0.519	G3 2-3			G5-3 1B		FC6-4 E 1-2f			1B 2B	4	1	2	0	0	0	2
Darrin Fletcher, L (1, 2) OBP: 0.279, SLG: 0.293 Ivan Calderon, R (9, PH) OBP: 0.239, SLG: 0.393 Jerry Willard, L (9, PH) OBP: 0.294, SLG: 0.485	FC5-4 BB			F8		G6-3 1-2			F7	2 0 1	0 0 0	0 0 0	0 0 0	1 0 0	0 0 0	2 0 1
Tim Wallach, R (1, 3) OBP: 0.302, SLG: 0.335	FC5-4 1-2f			G5-3 1-2			K		2-H 1B	4	0	1	1	0	1	3
Spike Owen, S (1, 6) OBP: 0.361, SLG: 0.401 Gil Heredia, R (8, 1) OBP: 0.167, SLG: 0.167 Bill Krueger, L (9, 1) Bret Barberie, S (9, PH) OBP: 0.353, SLG: 0.288		G3		G4-3			P5		K	3 0 0 1	0 0 0 0	0 0 0 1	0 0 0 1	0 0 0 1	0 0 0 1	1 0 0 1
Sean Berry, R (1, 5) OBP: 0.188, SLG: 0.188		B3-6-4 1B			G6-3		F9		G3	4	0	1	0	0	0	1
Chris Nabholz, L (1, 1) OBP: 0.121, SLG: 0.140 John Vander Wal, L (5, PH) OBP: 0.330, SLG: 0.364 Sergio Valdez, R (6, 1) Doug Simons, L (7, 1) Wil Cordero, R (8, 6) OBP: 0.364, SLG: 0.304		B3-6-4 1-2f			G6-3			BB		1 1 0 0 0	0 0 0 0 0	0 0 0 0 0	0 0 0 0 0	0 0 0 0 1	0 0 0 0 0	1 0 0 0 0
Inning Stats	R: 1 E: 0 K: 0 S: 8 H: 2 LOB: 2 BB: 1 P: 16	R: 0 E: 0 K: 0 S: 7 H: 1 LOB: 0 BB: 0 P: 11	R: 0 E: 0 K: 0 S: 6 H: 0 LOB: 0 BB: 0 P: 11	R: 0 E: 0 K: 0 S: 6 H: 1 LOB: 1 BB: 0 P: 13	R: 0 E: 0 K: 1 S: 10 H: 0 LOB: 0 BB: 0 P: 17	R: 0 E: 1 K: 0 S: 9 H: 1 LOB: 1 BB: 0 P: 16	R: 0 E: 0 K: 1 S: 13 H: 0 LOB: 0 BB: 0 P: 20	R: 0 E: 0 K: 0 S: 8 H: 0 LOB: 1 BB: 1 P: 16	R: 1 E: 0 K: 1 S: 14 H: 2 LOB: 1 BB: 0 P: 22	1B: 5 2B: 2 3B: 0 HR: 0	SF: 0 SAC: 0 DP: 1 HBP: 0						

livebaseballscorecards.com

AB	33
R	2
H	7
RBI	2
BB	2
SO	3
LOB	15

WP: 0 PB: 0 SB: 0 CS: 0 PA: 35

PITCHER		IP	WLS	BF	H	R	ER	SO	BB	IBB	HBP	BLK	WP	HR	S	P	ERA	WHIP
Darryl Kile, R ERA: 4.22	(1, 1)	8.0	W	30	5	1	1	2	2	0	0	0	0	0	67	120	1.12	0.875
Rob Mallicoat, L ERA: 6.35	(9, 1)	0.0		1	1	1	1	0	0	0	0	0	0	0	3	6	∞	∞
Doug Jones, R ERA: 2.03	(9, 1)	1.0		4	1	0	0	1	0	0	0	0	0	0	11	16	0.00	1.000

PITCHER	IP	WLS	BF	H	R	ER	SO	BB	IBB	HBP	BLK	WP	HR	S	P	ERA	WHIP

Batter	1	2	3	4	5	6	7	8	9	AB	R	H	RBI	BB	SO	LOB
Craig Biggio, R (1, 4) OBP: 0.390, SLG: 0.387	4-2 5 S G1-3 BB	1-2 F8			1-2 G6-3			0-1 G4-3 1-3 2B		3	0	1	0	1	0	1
Steve Finley, L (1, 8) OBP: 0.341, SLG: 0.377	3-2 F 1 SAFE F7		0-0 G4-3			2-2 F8		0-0 G4-3 2-3 3-H		4	0	0	1	0	0	2
Luis Gonzalez, L (1, 7) OBP: 0.301, SLG: 0.409	0-0 G1-3 1-2		2-2 L5			1-0 F9		1-3 K		4	0	0	0	0	1	2
5 Jeff Bagwell, R (1, 3) OBP: 0.348, SLG: 0.405	3-3 K 2-3		0-0 G5-3			3-1 G5-3			4-2 K E BB	3	0	0	0	1	1	1
Eric Anthony, L (1, 9) OBP: 0.304, SLG: 0.405 Gerald Young, S (7, 9) OBP: 0.297, SLG: 0.215		1-2 1B S 1B 1B		1-3 K			3-3 K		0-0 E3 1-2	3 1	1 0	1 0	0 0	0 0	2 0	0 1
Ken Caminiti, S (1, 5) OBP: 0.363, SLG: 0.472		3-2 S 1-3 1B		0-0 CS 1B			1-1 F7		2-3 1 SAFE K 2-3	4	1	2	0	0	1	2
Andujar Cedeno, R (1, 6) OBP: 0.263, SLG: 0.329 Doug Jones, R (9, 1)		2-3 1 SAFE K 1-2		3-3 K 1-2			2-2 G3		2-2 1 SAFE F8	4 0	0 0	0 0	0 0	0 0	2 0	4 0
Eddie Taubensee, L (1, 2) OBP: 0.280, SLG: 0.325		2-3 K			1-3 K			2-2 FC5-6 1B		3	0	1	0	0	2	2
Butch Henry, L (1, 1) OBP: 0.164, SLG: 0.204 Xavier Hernandez, L (6, 1) Rob Murphy, L (8, 1) Rafael Ramirez, R (9, 6) OBP: 0.278, SLG: 0.302		1-2 2-H 3-H 1B			0-2 G3			1-1 FC5-6 2B 1-2f G4-3		2 1 0 0	0 1 0 0	1 0 0 0	2 0 0 0	0 0 0 0	0 0 0 0	0 1 0 0
Inning Stats	R: 0 E: 0 K: 1 S: 12 H: 0 LOB: 1 BB: 1 P: 22	R: 2 E: 0 K: 2 S: 19 H: 3 LOB: 1 BB: 0 P: 29	R: 0 E: 0 K: 0 S: 6 H: 0 LOB: 0 BB: 0 P: 8	R: 0 E: 0 K: 2 S: 12 H: 1 LOB: 0 BB: 0 P: 16	R: 0 E: 0 K: 1 S: 10 H: 0 LOB: 0 BB: 0 P: 12	R: 0 E: 0 K: 0 S: 8 H: 0 LOB: 0 BB: 0 P: 14	R: 0 E: 0 K: 1 S: 9 H: 0 LOB: 0 BB: 0 P: 15	R: 1 E: 0 K: 1 S: 14 H: 2 LOB: 1 BB: 0 P: 18	R: 0 E: 1 K: 1 S: 10 H: 0 LOB: 1 BB: 1 P: 17	1B: 5 2B: 1 3B: 0 HR: 0 SF: 0 SAC: 0 DP: 0 HBP: 0						

PITCHER		IP	WLS	BF	H	R	ER	SO	BB	IBB	HBP	BLK	WP	HR	S	P	ERA	WHIP
Dennis Martinez, R ERA: 2.69	(1, 1)	7.1	L	28	6	3	3	7	1	0	0	0	0	0	86	129	3.68	0.955
Jeff Fassero, L ERA: 2.78	(8, 1)	0.2		2	0	0	0	1	0	0	0	0	0	0	4	5	0.00	0.000
Mel Rojas, R ERA: 1.15	(9, 1)	1.0		4	0	0	0	1	1	0	0	0	0	0	10	17	0.00	1.000

PITCHER	IP	WLS	BF	H	R	ER	SO	BB	IBB	HBP	BLK	WP	HR	S	P	ERA	WHIP

TOP

Houston Astros @ Montreal Expos

Olympic Stadium, Montreal, QB

Sun Sep 06 1992, 3:33 AM EDT

Att. 33,311 - Dome - 70 F

livebaseballscorecards.com

AB	32
R	3
H	6
RBI	3
BB	2
SO	9
LOB	16

WP: 0 PB: 0 SB: 3 CS: 1 PA: 34

Houston Astros @ Montreal Expos

Olympic Stadium, Montreal, QB

Sun Sep 06 1992, 3:33 AM EDT

Att. 33,311 - Dome - 70 F

BOTTOM

Batter	1	2	3	4	5	6	7	8	9	AB	R	H	RBI	BB	SO	LOB
Delino DeShields, L (1, 4) OBP: 0.368, SLG: 0.404	C B X 1-1 ① F7		C B B X 2-1 ③ G5-3			X 0-0 ① P2		S T B S 1-3 ③ K		4	0	0	0	0	1	2
Mel Rojas, R (9, 1) OBP: 0.071, SLG: 0.071										0	0	0	0	0	0	0
Marquis Grissom, R (1, 8) OBP: 0.324, SLG: 0.418	B F B T B X 3-2 ② G4-3			B X 1-0 ① P6		F B X 1-1 ② F9			B S B X 2-1 ① L7	4	0	0	0	0	0	1
Ivan Calderon, R (1, 7) OBP: 0.240, SLG: 0.409	C B S F B X 2-2 ③ F8			X 0-0 ② F9		B X 1-0 ③ F9			B C B X 2-1 3B	4	0	1	0	0	0	1
Larry Walker, L (1, 9) OBP: 0.353, SLG: 0.515		S X 0-1 ① G3-1		X 0-0 ③ G4-3			B C S S 1-3 ① K		F F X 0-2 ② G3	4	0	0	0	0	1	1
Greg Colbrunn, R (1, 3) OBP: 0.330, SLG: 0.433		B S S F T T X 1-2 ② G4-3			B F C X 1-2 ① F7		B F B B X 3-1 ② L7		X 0-0 ③ G5-3	2	0	0	0	0	0	0
John Vander Wal, L (7, PH) OBP: 0.329, SLG: 0.362										1	0	0	0	0	0	0
Tom Foley, L (8, 3) OBP: 0.248, SLG: 0.236										0	0	0	0	0	0	0
Moises Alou, R (9, PH) OBP: 0.325, SLG: 0.432										1	0	0	0	0	0	1
Spike Owen, S (1, 6) OBP: 0.361, SLG: 0.410		X 0-0 HR			C S S 0-3 ② K		C F X 0-2 ③ F8			3	1	1	1	0	1	0
Tim Wallach, R (1, 5) OBP: 0.302, SLG: 0.337		C X 0-1 ③ G6-3			X 0-0 2B			B X 1-0 ① F9		3	0	1	0	0	0	0
Gary Carter, R (1, 2) OBP: 0.292, SLG: 0.331			B B C F B C 3-3 ① K		F B B F X 2-2 ③ F8			B B B C B 4-1 BB		2	0	0	0	0	1	1
Bret Barberie, S (8, PH) OBP: 0.356, SLG: 0.288										0	0	0	0	1	0	0
(9, 4)																
Dennis Martinez, R (1, 1) OBP: 0.203, SLG: 0.203			B X 1-0 ② G6-3			B F B F B X 3-2 1B		X 0-0 ② F8		2	0	1	0	0	0	0
Jeff Fassero, L (8, 1)										0	0	0	0	0	0	0
Jerry Willard, L (8, PH) OBP: 0.286, SLG: 0.471										1	0	0	0	0	0	1
Tim Laker, R (9, 2) OBP: 0.250, SLG: 0.211										0	0	0	0	0	0	0
Inning Stats	R: 0 E: 0 K: 0 S: 9 H: 0 LOB: 0 BB: 0 P: 15	R: 1 E: 0 K: 0 S: 10 H: 1 LOB: 0 BB: 0 P: 11	R: 0 E: 0 K: 1 S: 6 H: 0 LOB: 0 BB: 0 P: 12	R: 0 E: 0 K: 0 S: 3 H: 0 LOB: 0 BB: 0 P: 4	R: 0 E: 0 K: 1 S: 10 H: 1 LOB: 1 BB: 0 P: 13	R: 0 E: 0 K: 0 S: 7 H: 1 LOB: 1 BB: 0 P: 12	R: 0 E: 0 K: 1 S: 8 H: 0 LOB: 0 BB: 0 P: 12	R: 0 E: 0 K: 1 S: 6 H: 0 LOB: 1 BB: 1 P: 12	R: 0 E: 0 K: 0 S: 8 H: 1 LOB: 1 BB: 0 P: 12	1B: 1 2B: 1 3B: 1 HR: 1	SF: 0 SAC: 0 DP: 0 HBP: 0			WP: 0 PB: 0 SB: 0 CS: 0		PA: 32	

livebaseballscorecards.com

AB	31
R	1
H	4
RBI	1
BB	1
SO	4
LOB	8

PITCHER		IP	WLS	BF	H	R	ER	SO	BB	IBB	HBP	BLK	WP	HR	S	P	ERA	WHIP
Butch Henry, L ERA: 4.02	(1, 1)	5.1	W	19	3	1	1	2	0	0	0	0	0	1	42	62	1.69	0.562
Xavier Hernandez, R ERA: 2.07	(6, 1)	2.1		8	0	0	0	1	1	0	0	0	0	0	14	25	0.00	0.429
Rob Murphy, L ERA: 4.76	(8, 1)	0.1		1	0	0	0	1	0	0	0	0	0	0	3	4	0.00	0.000
Doug Jones, R ERA: 2.0	(9, 1)	1.0	S	4	1	0	0	0	0	0	0	0	0	0	8	12	0.00	1.000

PITCHER	IP	WLS	BF	H	R	ER	SO	BB	IBB	HBP	BLK	WP	HR	S	P	ERA	WHIP

St. Louis Cardinals @ Montreal Expos

Olympic Stadium, Montreal, QB

Mon Sep 07 1992, 3:33 AM EDT

Att. 21,933 - Dome - 70 F

TOP

livebaseballscorecards.com

Batter	1	2	3	4	5	6	7	8	9	10	AB	R	H	RBI	BB	SO	LOB
Geronimo Pena, S (1, 4) OBP: 0.386, SLG: 0.522	X 0-0 1B SF8 1B	B C S B B X 3-2 ③ P5		S C B X 1-2 ③ G4-3		B C B X 2-1 1B		X 0-0 ③ G4-3			5	1	2	0	0	0	3
Ozzie Smith, S (1, 6) OBP: 0.364, SLG: 0.341	B 1 SAFE F X 1-1 S 1-3 1B	B B X 2-0 1B 2B	C B X 1-1 PB HBP 2B 1B	1 SAFE 1 SAFE 1 SAFE C P 1 SAFE 1 SAFE P X 2-1 ③ F7		F X 0-1 S 1B 1B				5	3	4	0	0	0	1
Ray Lankford, L (1, 8) OBP: 0.366, SLG: 0.456	B X 1-0 ① SF8 1-2 3-H	B B S F C 2-3 ① K	B 1 SAFE 1 SAFE F F H 2-2 PB 2B 1-2 HBP			B X 1-0 ① F8			1 SAFE B B F S T C 2-3 ① K 1-2		3	1	0	1	0	2	2
Felix Jose, S (1, 9) OBP: 0.346, SLG: 0.444	B C F S 1-3 K	B B C S F F C 2-3 ② K	B B S F B C 3-3 ① K 1-2 2-3			B F X 1-1 ② G5-3			B C F B S 2-3 ② K		5	0	0	0	0	4	5
Rod Brewer, L (1, 3) OBP: 0.400, SLG: 0.526 Mike Perez, R (7, 1) Bob McClure, R (8, 1) Todd Worrell, R (8, 1) Gerald Perry, L (9, PH) OBP: 0.306, SLG: 0.311 Tim Jones, L (9, PR) OBP: 0.245, SLG: 0.212 Bryn Smith, R (9, 1) Lee Smith, R (10, 1)	C T B F X 1-2 ③ G3	C X 0-1 2-H 1B	C B B B F X 3-2 PB 2-H 3-H 2B			C F C 0-3 ③ K		B S X 1-1 CS 2-H 1B		4 0 0 0 0 1 0 0 0	0 0 0 0 0 0 0 0 0	2 0 0 0 1 0 0 0 0	3 0 0 0 1 0 0 0 0	0 0 0 0 0 0 0 0 0	1 0 0 0 0 0 0 0 0	1 0 0 0 0 0 0 0 0
Ozzie Canseco, R (1, 7) OBP: 0.333, SLG: 0.333 Bernard Gilkey, R (8, PR) OBP: 0.349, SLG: 0.400 (8, 7)		B B B B 4-0 2B BB	C B B F F 1 SAFE C 2-3 ③ K		C B F B B X 3-2 ② F8 2-3			S C X 0-2 1B 2B	B 1-0 ③ CS 1-2	B B X 2-0 HR	3 1	1 2	1 1	0 1	1 0	1 0	2 0
Todd Zeile, R (1, 5) OBP: 0.346, SLG: 0.364	B C S B X 2-2 G4-3 1-H 2B	C B F B X 2-2 ① G6-3	B C X 1-1 ③ G6-3					B F X 1-1 FC1-6 2-H 1B		B F S B F B F X 3-2 ① P3	5	0	2	2	0	0	1
Tom Pagnozzi, R (1, 2) OBP: 0.295, SLG: 0.377	C S S 0-3 ① K	X 0-0 F8 2B				X 0-0 ① F8		1 SAFE X 0-0 ① FC1-6 PB 1-2f		X 0-0 ② L9	5	0	1	0	0	1	3
Donovan Osborne, S (1, 1) OBP: 0.120, SLG: 0.160 Cris Carpenter, R (4, 1) OBP: 0.333, SLG: 0.333 Frank DiPino, L (7, 1) Andres Galarraga, R (7, 3) OBP: 0.278, SLG: 0.373	X 0-0 ② G4-3 2-3	X 0-0 ② F8 2-3				B C F C 1-3 ② K		B F F F S 1-3 ② K 1-2		B C X 1-1 ③ G4-3	2 1 0 2	0 0 0 0	0 0 0 0	0 0 0 0	0 0 0 0	0 1 0 1	2 0 0 2
Inning Stats	R: 1 E: 0 K: 1 S: 11 H: 2 LOB: 1 BB: 0 P: 15	R: 1 E: 0 K: 1 S: 10 H: 1 LOB: 1 BB: 1 P: 19	R: 1 E: 0 K: 3 S: 15 H: 2 LOB: 1 BB: 0 P: 23	R: 0 E: 0 K: 0 S: 8 H: 1 LOB: 1 BB: 0 P: 11	R: 2 E: 0 K: 1 S: 15 H: 2 LOB: 1 BB: 0 P: 28	R: 0 E: 0 K: 1 S: 10 H: 1 LOB: 1 BB: 0 P: 13	R: 0 E: 0 K: 1 S: 6 H: 0 LOB: 0 BB: 0 P: 8	R: 1 E: 0 K: 1 S: 11 H: 2 LOB: 1 BB: 0 P: 13	R: 1 E: 0 K: 2 S: 12 H: 2 LOB: 1 BB: 0 P: 18	R: 1 E: 0 K: 0 S: 9 H: 1 LOB: 0 BB: 0 P: 15	1B: 8 2B: 5 3B: 0 HR: 1	SF: 1 SAC: 0 DP: 0 HBP: 1	WP: 0 PB: 3 SB: 2 CS: 1	PA: 46			

	AB	42
	R	8
	H	14
	RBI	8
	BB	1
	SO	11
	LOB	22

PITCHER		IP	WLS	BF	H	R	ER	SO	BB	IBB	HBP	BLK	WP	HR	S	P	ERA	WHIP
Mark Gardner, R ERA: 4.05	(1, 1)	3.0		15	5	3	3	5	1	0	0	0	0	0	36	57	9.00	2.000
Sergio Valdez, R ERA: 2.55	(4, 1)	1.0		4	1	0	0	0	0	0	0	0	0	0	8	11	0.00	1.000
Bill Krueger, L ERA: 4.37	(5, 1)	0.1		4	2	2	2	1	0	0	1	0	0	0	10	19	54.00	6.000
Kent Bottenfield, R ERA:	(5, 1)	1.2		6	1	0	0	1	0	0	0	0	0	0	15	22	0.00	0.600
Jeff Fassero, L ERA: 2.87	(7, 1)	1.0		5	2	1	1	1	0	0	0	0	0	0	11	14	9.00	2.000

PITCHER		IP	WLS	BF	H	R	ER	SO	BB	IBB	HBP	BLK	WP	HR	S	P	ERA	WHIP
Mel Rojas, R ERA: 1.14	(8, 1)	1.0		3	0	0	0	1	0	0	0	0	0	0	6	7	0.00	0.000
John Wetteland, R ERA: 3.42	(9, 1)	2.0	L	8	3	2	2	2	0	0	0	0	0	1	21	33	9.00	1.500

St. Louis Cardinals @ Montreal Expos

Olympic Stadium, Montreal, QB

Mon Sep 07 1992, 3:33 AM EDT
Att. 21,933 - Dome - 70 F

livebaseballscorecards.com

BOTTOM

Batter	1	2	3	4	5	6	7	8	9	10	AB	R	H	RBI	BB	SO	LOB
Marquis Grissom, R (1, 8) OBP: 0.324, SLG: 0.422	F8		BB SH G6-4-3 1B 3-H	G1-3			G5-3	3-H HR		F7	6	2	2	2	0	0	3
Wil Cordero, R (1, 4) OBP: 0.359, SLG: 0.300	K		SH G6-4-3 BB 1-2 2-3		WP 1B 1B		1B 1B	K			1	0	0	0	0	1	0
Bret Barberie, S (5, PH) OBP: 0.358, SLG: 0.291											1	0	1	0	0	0	0
(6, 4)																	
Moises Alou, R (7, PH) OBP: 0.327, SLG: 0.434											1	0	1	0	0	0	0
Tom Foley, L (8, 4) OBP: 0.246, SLG: 0.234											1	0	0	0	0	1	0
Ivan Calderon, R (1, 7) OBP: 0.257, SLG: 0.412	FC6-4 1B		G6-4-3 BB 1-2 2-3 3-H		F8		1-3 1B		F9		4	0	2	1	1	0	1
Larry Walker, L (1, 9) OBP: 0.350, SLG: 0.509	FC6-4 1-2f		G6-4-3 1-2f 2-3 3-H		1 SAFE F7		K		G6-3		5	0	0	0	0	1	6
Tim Wallach, R (1, 5) OBP: 0.301, SLG: 0.335		K	G4-3		WP 1-2 1B		P6		G6-3		5	0	1	0	0	1	3
Spike Owen, S (1, 6) OBP: 0.362, SLG: 0.408		L4		G5-3	G3 1-2 2-3			2B G4-3 BB		FC3-6 1B	4	1	1	0	1	0	2
Greg Colbrunn, R (1, 3) OBP: 0.324, SLG: 0.432		L6		F8		P1		1 SAFE G4-3 WP 2B 1-3		FC3-6 S 1-2f	5	1	1	0	0	0	1
Delino DeShields, L (10, PR) OBP: 0.368, SLG: 0.404											0	0	0	0	0	0	0
Tim Laker, R (1, 2) OBP: 0.320, SLG: 0.304			1B 1B 1B	2B 2B		F8		G4-3 2-3 3-H		BB 1-2	4	2	2	1	1	0	1
Mark Gardner, R (1, 1) OBP: 0.176, SLG: 0.176											0	0	0	0	0	0	0
Sean Berry, R (3, PH) OBP: 0.206, SLG: 0.206											1	1	1	0	0	0	0
Sergio Valdez, R (4, 1)											0	0	0	0	0	0	0
Gary Carter, R (4, PH) OBP: 0.284, SLG: 0.337											0	0	0	0	0	0	0
Bill Krueger, L (5, 1)											0	0	0	0	0	0	0
Kent Bottenfield, R (5, 1)											0	0	0	0	0	0	0
John Vander Wal, L (6, PH) OBP: 0.321, SLG: 0.392											1	0	0	0	0	1	0
Jeff Fassero, L (7, 1)											0	0	0	0	0	0	0
Mel Rojas, R (8, 1) OBP: 0.000, SLG: 0.071											0	0	0	0	0	0	0
Darrin Fletcher, L (9, PH) OBP: 0.270, SLG: 0.364											1	0	0	0	0	1	1
John Wetteland, R (9, 1) OBP: 0.000, SLG: 0.000											0	0	0	0	0	0	0
Jerry Willard, L (10, PH) OBP: 0.276, SLG: 0.457			1B SH 1B BB 1-3	2B 2-H		K		K		K	1	0	0	0	0	1	2
Inning Stats	R: 0 H: 1 E: 0 LOB: 1 K: 1 BB: 0 S: 13 P: 19	R: 0 H: 0 E: 0 LOB: 0 K: 1 BB: 0 S: 11 P: 16	R: 3 H: 3 E: 1 LOB: 1 K: 0 BB: 1 S: 13 P: 21	R: 1 H: 2 E: 0 LOB: 1 K: 0 BB: 0 S: 19 P: 27	R: 0 H: 2 E: 0 LOB: 2 K: 0 BB: 0 S: 13 P: 22	R: 0 H: 0 E: 0 LOB: 0 K: 1 BB: 0 S: 12 P: 15	R: 0 H: 2 E: 0 LOB: 2 K: 1 BB: 0 S: 11 P: 17	R: 3 H: 2 E: 0 LOB: 0 K: 2 BB: 1 S: 18 P: 29	R: 0 H: 0 E: 0 LOB: 0 K: 0 BB: 0 S: 4 P: 5	R: 0 H: 1 E: 0 LOB: 2 K: 1 BB: 1 S: 14 P: 19	1B: 9 SF: 0 2B: 3 SAC: 1 3B: 0 DP: 1 HR: 1 HBP: 0						

AB	42
R	7
H	13
RBI	5
BB	3
SO	7
LOB	20

WP: 2 PA: 46
PB: 0
SB: 1
CS: 0

PITCHER		IP	WLS	BF	H	R	ER	SO	BB	IBB	HBP	BLK	WP	HR	S	P	ERA	WHIP
Donovan Osborne, L ERA: 3.61	(1, 1)	3.2		18	6	4	2	2	1	0	0	0	0	0	55	81	4.91	1.909
Cris Carpenter, R ERA: 3.33	(4, 1)	2.1		9	2	0	0	1	0	0	0	0	1	0	26	39	0.00	0.857
Frank DiPino, L ERA:	(7, 1)	0.2		4	2	0	0	1	0	0	0	0	0	0	10	15	0.00	3.000
Mike Perez, R ERA: 1.79	(7, 1)	0.2		4	1	2	2	0	1	0	0	0	0	0	10	19	27.00	3.000
Bob McClure, L ERA: 2.82	(8, 1)	0.1		1	0	0	0	1	0	0	0	0	0	0	3	4	0.00	0.000

PITCHER		IP	WLS	BF	H	R	ER	SO	BB	IBB	HBP	BLK	WP	HR	S	P	ERA	WHIP
Todd Worrell, R ERA: 2.55	(8, 1)	0.1		2	1	1	1	1	0	0	0	0	1	1	6	8	27.00	3.000
Bryn Smith, R ERA: 2.35	(9, 1)	1.0	W	3	0	0	0	0	0	0	0	0	0	0	4	5	0.00	0.000
Lee Smith, R ERA: 2.89	(10, 1)	1.0	S	5	1	0	0	1	1	0	0	0	0	0	14	19	0.00	2.000

Batter	1	2	3	4	5	6	7	8	9	AB	R	H	RBI	BB	SO	LOB
Chuck Carr, S (1, 8) OBP: 0.400, SLG: 0.500	X 0-0 G6-3 2B		C B B X 2-1 ① G4-3		B S C B X 2-2 ② G5-3		B X 1-0 ① G6-3		B B B B 4-0 S BB	4	0	1	0	1	0	0
Ozzie Smith, S (1, 6) OBP: 0.367, SLG: 0.346	C B X 1-1 ① G6-3 2-3		C B X 1-1 2B 2B		F B B F X 2-2 FC6-4 1B		B B C F X 2-2 E BB 1B		B B C B X 3-1 ① P3 1-2	5	1	3	0	0	0	2
Bernard Gilkey, R (1, 9) OBP: 0.349, SLG: 0.396	B C C B B B 4-2 S BB		S X 0-1 ② G6-3		B C X 1-1 ③ FC6-4 1-2f		B F B 1 SAFE B F B 4-2 E 1-2 BB		F B X 1-1 ② G5-3	3	0	0	0	2	0	3
Tracy Woodson, R (1, 5) OBP: 0.333, SLG: 0.410 Tim Jones, L (7, PR) OBP: 0.245, SLG: 0.212 (7, 5) Gerald Perry, L (9, PH) OBP: 0.303, SLG: 0.309	C F F 1 F S SAFE 0-3 ② K 1-2		B X 1-0 2-H 2B			B C B B F X 3-2 ① G5-3	X 0-0 E5 1-2 2-3		S F B B S 2-3 ③ K	4 0 1	0 0 0	1 0 0	1 0 0	0 0 0	1 0 1	4 0 1
Ozzie Canseco, R (1, 7) OBP: 0.364, SLG: 0.294	B C B S B B 4-2 BB		C B B B B X 3-1 ③ P3			C F B B B B 4-2 FC4-6 BB	B F F B B X 3-2 ② F9			2	0	0	0	2	0	4
Rod Brewer, L (1, 3) OBP: 0.333, SLG: 0.435	B C S B X 2-2 ③ G3-1			X 0-0 ① G3		C 1 SAFE B F X 1-2 ② FC4-6 1B BB 1-2f	B S B X 2-1 ③ P6			4	0	0	0	0	0	7
Geronimo Pena, S (1, 4) OBP: 0.383, SLG: 0.511		X 0-0 ① F8		C B B X 2-1 ② P4		B B S S B B 4-2 1B 1-2 BB		S B B X 2-1 ① G3		3	0	0	0	1	0	0
Tom Pagnozzi, R (1, 2) OBP: 0.295, SLG: 0.376		B F F S 1-3 ② K		S B S X 1-2 ③ L5		C X 0-1 1-2 2-3 1B		X 0-0 ② G4-3		4	0	1	0	0	1	0
Mark Clark, R (1, 1) OBP: 0.161, SLG: 0.161 Craig Wilson, R (6, PH) OBP: 0.354, SLG: 0.350 Mike Perez, R (6, 1) Bob McClure, R (7, 1) Milt Thompson, L (8, PH) OBP: 0.354, SLG: 0.416 Frank DiPino, L (8, 1)		X 0-0 ③ B1-3			X 0-0 ① B1-3	B C F B S 2-3 ③ K		X 0-0 ③ G3-1		2 1 0 0 1 0	0 0 0 0 0 0	0 0 0 0 0 0	0 0 0 0 0 0	0 1 0 0 0 0	0 0 0 0 0 0	0 3 0 0 0 0
Inning Stats	R: 0 E: 0 K: 1 S: 15 H: 1 LOB: 3 BB: 2 P: 26	R: 0 E: 0 K: 1 S: 5 H: 0 LOB: 0 BB: 0 P: 6	R: 1 E: 0 K: 0 S: 9 H: 2 LOB: 1 BB: 0 P: 16	R: 0 E: 0 K: 0 S: 6 H: 0 LOB: 0 BB: 0 P: 9	R: 0 E: 0 K: 0 S: 9 H: 1 LOB: 1 BB: 0 P: 14	R: 0 E: 0 K: 1 S: 15 H: 1 LOB: 3 BB: 2 P: 29	R: 0 E: 1 K: 0 S: 12 H: 1 LOB: 3 BB: 1 P: 24	R: 0 E: 0 K: 0 S: 4 H: 0 LOB: 0 BB: 0 P: 6	R: 0 E: 0 K: 1 S: 7 H: 0 LOB: 1 BB: 1 P: 17	1B: 3 2B: 3 3B: 0 HR: 0	SF: 0 SAC: 0 DP: 0 HBP: 0						

TOP

St. Louis Cardinals @ Montreal Expos

Olympic Stadium, Montreal, QB

Tue Sep 08 1992, 7:05 PM EDT

Att. 13,704 - Dome - 70 F

livebaseballscorecards.com

AB	34
R	1
H	6
RBI	1
BB	6
SO	4
LOB	24

WP: 0 PB: 0 SB: 2 CS: 0 PA: 40

PITCHER		IP	WLS	BF	H	R	ER	SO	BB	IBB	HBP	BLK	WP	HR	S	P	ERA	WHIP
Brian Barnes, L ERA: 2.84	(1, 1)	5.2	W	26	5	1	1	2	4	0	0	0	0	0	56	95	1.59	1.588
Jeff Fassero, L ERA: 2.84	(6, 1)	0.2		4	1	0	0	1	1	0	0	0	0	0	9	18	0.00	3.000
Mel Rojas, R ERA: 1.1	(7, 1)	2.2	S	10	0	0	0	1	1	0	0	0	0	0	17	34	0.00	0.375

PITCHER	IP	WLS	BF	H	R	ER	SO	BB	IBB	HBP	BLK	WP	HR	S	P	ERA	WHIP

Batter	1	2	3	4	5	6	7	8	9	AB	R	H	RBI	BB	SO	LOB
Marquis Grissom, R (1, 8) OBP: 0.323, SLG: 0.421	C B B X 2-1 G3 S G6-3 1B	X 0-0 ③ F9		B B X 2-0 FC F8 S 3-H			F F X 0-2 ① G4-3			4	1	1	1	0	0	1
Bret Barberie, S (1, 4) OBP: 0.360, SLG: 0.295	C 1 SAFE C B X 1-2 ① G3 1-3		C B X 1-1 1B 1B 1B	1 SAFE 1 SAFE B F B F X 2-2 ② F8 1-3			C F X 0-2 1B HR 1B			4	2	2	0	0	0	2
Ivan Calderon, R (1, 7) OBP: 0.267, SLG: 0.416 Moises Alou, R (7, PR) OBP: 0.327, SLG: 0.434 (8, 7)	B S C C F X 2-2 ② G6-3 3-H		P C B B F 1 SAFE X 3-2 1B 1-2 1B	L B F S 1-3 ③ K			F B B F X 2-2 1-3 HR 1B			4 0	0 1	2 0	1 0	0 0	1 0	1 0
Larry Walker, L (1, 9) OBP: 0.353, SLG: 0.520	X 0-0 2B		S B X 1-1 ① WP E 1-3 2-H 1B		C B X 1-1 ① F8		C 1 SAFE X 0-1 1-H 3-H HR			4	1	3	4	0	0	0
Greg Colbrunn, R (1, 3) OBP: 0.330, SLG: 0.429	B B B B 4-0 BB		1 SAFE B X 1-0 E5 1-2		B X 1-0 G6-4-3 1B		C X 0-1 ② G5-3			3	0	1	0	1	0	2
Tim Wallach, R (1, 5) OBP: 0.299, SLG: 0.333	B F S S 1-3 ③ K		B S S S 1-3 ② K		B X 1-0 ② ③ G6-4-3 1-2f		F B F F X 1-2 ③ F8			4	0	0	0	0	2	6
Spike Owen, S (1, 6) OBP: 0.361, SLG: 0.406		B F C B X 2-2 SH1-3 G4-3 1B	X 0-0 ③ G1-3 2-3			C B B B C X 3-2 ① G4-3		B B X 2-0 ① P3		4	0	1	0	0	0	2
Tim Laker, R (1, 2) OBP: 0.310, SLG: 0.333		B 1 SAFE X 1-0 ① G4-3 1-2		B X 1-0 SH2-4 FC 2B		B X 1-0 ② G6-3		B F B F X 2-2 ② L8		4	1	1	0	0	0	1
Brian Barnes, L (1, 1) OBP: 0.259, SLG: 0.231 Jeff Fassero, L (6, 1) Mel Rojas, R (7, 1) OBP: 0.067, SLG: 0.067		X 0-0 ② SH1-3 2-3		X 0-0 ① SH2-4 2-3		B B C S S S 2-3 ③ K		B S S S 1-3 ③ K		0 1 1	0 0 0	0 0 0	0 0 0	0 1 1	0 0 0	0 0 0
Inning Stats	R: 1 E: 0 K: 1 S: 13 H: 2 LOB: 2 BB: 1 P: 23	R: 0 E: 0 K: 0 S: 6 H: 1 LOB: 1 BB: 0 P: 9	R: 1 E: 1 K: 1 S: 13 H: 3 LOB: 2 BB: 0 P: 19	R: 1 E: 0 K: 1 S: 9 H: 1 LOB: 1 BB: 0 P: 15	R: 0 E: 0 K: 0 S: 4 H: 1 LOB: 0 BB: 0 P: 7	R: 0 E: 0 K: 1 S: 7 H: 0 LOB: 0 BB: 0 P: 13	R: 3 E: 0 K: 0 S: 17 H: 3 LOB: 1 BB: 0 P: 20	R: 0 E: 0 K: 1 S: 7 H: 0 LOB: 0 BB: 0 P: 12		1B: 8 2B: 2 3B: 0 HR: 1 SF: 0 SAC: 2 DP: 1 HBP: 0						

PITCHER		IP	WLS	BF	H	R	ER	SO	BB	IBB	HBP	BLK	WP	HR	S	P	ERA	WHIP
Mark Clark, R ERA: 4.06	(1, 1)	5.0	L	24	8	3	3	3	1	0	0	0	1	0	45	73	5.40	1.800
Mike Perez, R ERA: 1.98	(6, 1)	1.1		6	2	2	2	1	0	0	0	0	0	0	16	24	13.50	1.500
Bob McClure, L ERA: 2.98	(7, 1)	0.2		3	1	1	1	0	0	0	0	0	0	1	8	9	13.50	1.500
Frank DiPino, L ERA:	(8, 1)	1.0		3	0	0	0	1	0	0	0	0	0	0	7	12	0.00	0.000

PITCHER	IP	WLS	BF	H	R	ER	SO	BB	IBB	HBP	BLK	WP	HR	S	P	ERA	WHIP

BOTTOM

St. Louis Cardinals @ Montreal Expos

Olympic Stadium, Montreal, QB

Tue Sep 08 1992, 7:05 PM EDT

Att. 13,704 - Dome - 70 F

livebaseballscorecards.com

AB	33
R	6
H	11
RBI	6
BB	1
SO	5
LOB	15

WP: 1 PA: 36
PB: 0
SB: 2
CS: 0

Batter	1	2	3	4	5	6	7	8	9	AB	R	H	RBI	BB	SO	LOB
Chuck Carr, S (1, 9) OBP: 0.455, SLG: 0.444	BBBCB 4-1 S 1B BB	BCCX 1-2 ① P6	BFBX 2-1 1-2 1B			FSX 0-2 ② G6-3		BBX 2-0 ② F8	BX 1-0 WP 1-2 1B	5	1	2	0	1	0	0
Ozzie Smith, S (1, 6) OBP: 0.367, SLG: 0.347 Tim Jones, L (8, 6) OBP: 0.243, SLG: 0.210	1 SAFE BBBX 2-0 G4-3 S 1-H 1B 1B	BSSX 1-2 ② F7	CBX 1-1 ③ G1-3			BBCCX 2-2 ③ G5-3		BBFCFX 2-2 S HR 1B	BBX 2-0 ③ F9 1-2 2-3	5 1	2 0	2 0	1 0	0 0	0 0	2 2
Ray Lankford, L (1, 8) OBP: 0.368, SLG: 0.462	S 1 SAFE BB 1 SAFE 1 SAFE FBF 3-2 G4-3 ① 1-3	CBBBFBB 4-2 1B BB		CBX 2-1 G4-3 ①			CX 0-1 S S G5-3 1B	1 SAFE 1 SAFE BFFBX 2-2 1-H HR		4	2	2	2	1	0	1
Todd Zeile, R (1, 5) OBP: 0.349, SLG: 0.365	SX 0-1 1B FC5-2-5-1 3-H 1B	1 SAFE 1 SAFE CBP 1 SAFE 1 SAFE BX 3-1 1-2 1B		X 0-0 ② P3			1 SAFE BBBB 4-0 1B G5-3 1-2 BB	CCX 0-2 ③ F7		4	0	2	1	1	0	0
Rod Brewer, L (1, 3) OBP: 0.345, SLG: 0.429	BX 1-0 FC5-2-5-1 1-3 1B 1B	BX 1-0 ③ P6		BSBBX 2-1 ③ G4-3			FBSSBF 1 SAFE S 2-3 ① K		CX 0-1 2B 1B	5	2	2	0	0	1	4
Ozzie Canseco, R (1, 7) OBP: 0.370, SLG: 0.409	BCBFBX 3-2 ② FC5-2-5-1 1-3 3-H 1B		FBX 1-1 SH1-3 1B 2B		BFX 1-1 ① F7		FBFFBBX 3-2 ② G5-3 1-2 2-H		SSBFBBX 3-2 1B 1-H SF7 2B	5	3	2	2	0	0	3
Luis Alicea, S (1, 4) OBP: 0.328, SLG: 0.386	X 0-0 2-H 3-H 1B		X 0-0 ① SH1-3 2-3		CFBBBFBFX 3-2 ② G5-3		BBX 2-0 2-3 1B		BBSX 2-1 ① F9	4	0	2	2	0	0	1
Tom Pagnozzi, R (1, 2) OBP: 0.296, SLG: 0.375	IIII 4-0 IBB	FSSS 0-3 ② K			X 0-0 ③ G5-3		1 SAFE C 1 SAFE X 0-1 ③ G5-3		BX 1-0 WP 1B 2-3 1B	4	0	1	0	1	1	3
Joe Magrane, R (1, 1) OBP: 0.333, SLG: 0.333 Cris Carpenter, R (6, 1) OBP: 0.333, SLG: 0.333 Bryn Smith, R (7, 1) Milt Thompson, L (8, PH) OBP: 0.353, SLG: 0.414 Todd Worrell, R (8, 1) Stan Royer, R (9, PH) Mike Perez, R (9, 1)	FX 0-1 ③ G3-1	X 0-0 1B 3-H 1B				BBFCX 2-1 ① F7		BFBCBFX 3-2 G1-3 ①	CBX 1-1 ② SF7 3-H	3 0 0 0 1 0 0 0	0 0 0 0 0 0 0 0	1 0 0 0 0 0 0 0	1 0 0 0 0 0 0 0	0 0 0 0 0 0 0 0	0 0 0 0 0 0 0 0	2 0 0 0 0 0 0 0
Inning Stats	R: 4 E: 0 K: 0 S: 15 H: 4 LOB: 2 BB: 2 P: 32	R: 0 E: 0 K: 0 S: 13 H: 1 LOB: 2 BB: 1 P: 22	R: 1 E: 0 K: 1 S: 11 H: 3 LOB: 2 BB: 0 P: 15	R: 0 E: 0 K: 0 S: 5 H: 0 LOB: 0 BB: 0 P: 9	R: 0 E: 0 K: 0 S: 8 H: 0 LOB: 0 BB: 0 P: 12	R: 0 E: 0 K: 0 S: 8 H: 0 LOB: 0 BB: 0 P: 12	R: 1 E: 0 K: 1 S: 13 H: 2 LOB: 2 BB: 1 P: 24	R: 2 E: 0 K: 0 S: 15 H: 2 LOB: 0 BB: 0 P: 24	R: 2 E: 0 K: 0 S: 13 H: 4 LOB: 2 BB: 0 P: 23	1B: 13 2B: 2 3B: 0 HR: 1 SF: 1 SAC: 1 DP: 0 HBP: 0						

TOP

St. Louis Cardinals @ Montreal Expos

Olympic Stadium, Montreal, QB

Wed Sep 09 1992, 7:05 PM EDT

Att. 16,068 - Dome - 70 F

livebaseballscorecards.com

AB	41
R	10
H	16
RBI	10
BB	4
SO	2
LOB	18

WP: 1 PB: 0 SB: 5 CS: 0 PA: 47

PITCHER		IP	WLS	BF	H	R	ER	SO	BB	IBB	HBP	BLK	WP	HR	S	P	ERA	WHIP
Ken Hill, R ERA: 2.84	(1, 1)	2.2	L	18	7	5	5	1	2	1	0	0	0	0	35	62	16.88	3.375
Bill Krueger, L ERA: 4.31	(3, 1)	2.1		8	1	0	0	0	0	0	0	0	0	0	17	28	0.00	0.429
Gil Heredia, R ERA: 5.34	(6, 1)	1.0		5	1	1	1	0	1	0	0	0	0	0	10	18	9.00	2.000
Sergio Valdez, R ERA: 2.45	(7, 1)	1.0		4	1	0	0	1	0	0	0	0	0	0	11	18	0.00	1.000
Kent Bottenfield, R ERA: 1.59	(8, 1)	1.0		5	2	2	2	0	0	0	0	0	0	1	15	24	18.00	2.000

PITCHER		IP	WLS	BF	H	R	ER	SO	BB	IBB	HBP	BLK	WP	HR	S	P	ERA	WHIP
Doug Simons, L ERA: 42.43	(9, 1)	1.0		7	4	2	2	0	0	0	0	0	1	0	13	23	18.00	4.000

BOTTOM

Batter	1	2	3	4	5	6	7	8	9	AB	R	H	RBI	BB	SO	LOB
Marquis Grissom, R (1, 8) OBP: 0.322, SLG: 0.419	C F S 0-3 ① K		B X 1-0 G4-6-3 1B		B X 1-0 ② FC5-4 1-2f		C B F X 1-2 ② G6-3		C X 0-1 ② L4	5	0	1	0	0	1	2
Todd Haney, R (1, 4)	B F B S B X 3-2 ② F9		C 1 SAFE 1 SAFE F B SAFE 1 B 1 SAFE X 2-2 ① ② G4-6-3 1-2f		1 SAFE B C 1 SAFE B 1 B X 3-1 ③ F8		C B B X 2-1 ③ G1-3		B F B X 2-1 ③ F9	5	0	0	0	0	0	3
Ivan Calderon, R (1, 7) OBP: 0.294, SLG: 0.442	B C X 1-1 2B		B C B B B 4-1 BB			F B B F F B X 3-2 G6-3 1B 1B 1B		C B B X 2-1 FC6-4 BB 1B		3	1	3	0	1	0	0
Larry Walker, L (1, 9) OBP: 0.354, SLG: 0.519	B C B B B C X 3-2 ③ G3		B B F F B X 3-2 ③ P6			X 0-0 1B G6-3 1-2 1B		B B B B 4-0 FC6-4 1-2 BB		3	0	1	0	1	0	2
Greg Colbrunn, R (1, 3) OBP: 0.318, SLG: 0.412		C S F B X 1-2 ① G4-3		X 0-0 ① F8		C F F X 0-2 ① G6-3 1-2 2-3		B C X 1-1 ① FC6-4 S 1-2f 2-3		4	0	0	0	0	0	4
Spike Owen, S (1, 6) OBP: 0.363, SLG: 0.405 Jerry Willard, L (8, PH) OBP: 0.270, SLG: 0.444 Doug Simons, L (9, 1)		B B B B 4-0 HR BB		C C X 0-2 ② G6-3		B B F B B 4-1 1B BB		C B B F F B S 3-3 ② K 1-2		1 1 0	1 0 0	0 0 0	0 0 0	2 0 0	0 1 0	0 2 0
Tim Wallach, R (1, 5) OBP: 0.301, SLG: 0.340		B B C 1 SAFE B C 1 SAFE 1 SAFE X 1-H 3-2 HR		B B C B X 3-1 ③ F9		S B S B F X 2-2 G6-3 1-2 2-3 3-H 1B		C F B B S 2-3 ③ K		4	1	2	3	0	1	2
Tim Laker, R (1, 2) OBP: 0.290, SLG: 0.310 Bret Barberie, S (6, PH) OBP: 0.359, SLG: 0.294 Gary Carter, R (7, 2) OBP: 0.293, SLG: 0.336		S C X 0-2 ② G1-3			S F S 0-3 ① K	X 0-0 ② ③ G6-3 1-2f			S B F X 1-2 ① L7	2 1 1	0 0 0	0 0 0	0 0 0	1 0 0	0 0 0	0 3 0
Ken Hill, R (1, 1) OBP: 0.254, SLG: 0.345 Bill Krueger, L (3, 1) Sean Berry, R (5, PH) OBP: 0.278, SLG: 0.278 Gil Heredia, R (6, 1) OBP: 0.167, SLG: 0.167 Sergio Valdez, R (7, 1) John Vander Wal, L (7, PH) OBP: 0.325, SLG: 0.358 Kent Bottenfield, R (8, 1) Wil Cordero, R (9, 6) OBP: 0.367, SLG: 0.338		B B C S F F B X 3-2 ③ G1-3			B X 1-0 FC5-4 1B		C B X 1-1 ① G4-3		B F X 1-1 3B	1 0 0 0 0 1 0 1	0 0 1 0 0 0 0 0	0 0 0 0 0 0 0 1	0 0 0 0 0 0 0 0	0 0 0 0 0 0 0 0	0 0 0 0 0 0 0 0	0 0 0 0 0 0 0 1
Inning Stats	R: 0 H: 1 E: 0 LOB: 1 K: 1 BB: 0 S: 11 P: 18	R: 2 H: 1 E: 0 LOB: 0 K: 0 BB: 1 S: 15 P: 26	R: 0 H: 1 E: 0 LOB: 1 K: 0 BB: 1 S: 8 P: 18	R: 0 H: 0 E: 0 LOB: 0 K: 0 BB: 0 S: 6 P: 9	R: 0 H: 1 E: 0 LOB: 1 K: 1 BB: 0 S: 7 P: 12	R: 1 H: 3 E: 0 LOB: 2 K: 0 BB: 1 S: 15 P: 24	R: 0 H: 0 E: 0 LOB: 0 K: 0 BB: 0 S: 7 P: 11	R: 0 H: 1 E: 0 LOB: 2 K: 2 BB: 1 S: 11 P: 23	R: 0 H: 1 E: 0 LOB: 1 K: 0 BB: 0 S: 9 P: 13	1B: 6 2B: 1 3B: 1 HR: 1	SF: 0 SAC: 0 DP: 2 HBP: 0			WP: 0 PB: 0 SB: 1 CS: 0	PA: 38		

PITCHER		IP	WLS	BF	H	R	ER	SO	BB	IBB	HBP	BLK	WP	HR	S	P	ERA	WHIP
Joe Magrane, L ERA: 5.06	(1, 1)	5.1	W	24	6	3	3	2	3	0	0	0	0	1	57	100	5.06	1.688
Cris Carpenter, R ERA: 3.3	(6, 1)	0.2		2	1	0	0	0	0	0	0	0	0	0	5	7	0.00	1.500
Bryn Smith, R ERA: 2.08	(7, 1)	1.0		3	0	0	0	0	0	0	0	0	0	0	7	11	0.00	0.000
Todd Worrell, R ERA: 2.5	(8, 1)	1.0		5	1	0	0	2	1	0	0	0	0	0	11	23	0.00	2.000
Mike Perez, R ERA: 1.95	(9, 1)	1.0		4	1	0	0	0	0	0	0	0	0	0	9	13	0.00	1.000

PITCHER	IP	WLS	BF	H	R	ER	SO	BB	IBB	HBP	BLK	WP	HR	S	P	ERA	WHIP

St. Louis Cardinals @ Montreal Expos

Olympic Stadium, Montreal, QB

Wed Sep 09 1992, 7:05 PM EDT

Att. 16,068 - Dome - 70 F

livebaseballscorecards.com

AB	34
R	3
H	9
RBI	3
BB	4
SO	4
LOB	18

Batter	1	2	3	4	5	6	7	8	9	AB	R	H	RBI	BB	SO	LOB
Ryan Thompson, R (1, 8) OBP: 0.222, SLG: 0.324	C B X 1-1 F9 ①		B B X 2-0 2B 2B		F B X 1-1 P4 ②			C F B B B F B F B 4-2 BB		3	1	1	0	1	0	0
Chico Walker, S (1, 5) OBP: 0.350, SLG: 0.392 Bill Pecota, R (8, 5) OBP: 0.304, SLG: 0.306	X 0-0 G1-3 ②		X 0-0 2B SF8 2-H 2B		B B X 2-0 P4 ③			1 SAFE 1 SAFE B 1 SAFE X 1-0 F9 ①		4 0	1 0	1 0	1 0	0 0	0 0	1 0
Kevin Bass, S (1, 7) OBP: 0.308, SLG: 0.423	B B X 2-0 L8 ③		C S X 0-2 SF8 2-3 2B			B C X 1-1 2B		1 SAFE X 0-0 P6 ②		4	0	2	0	0	0	1
Eddie Murray, S (1, 3) OBP: 0.328, SLG: 0.413		B B X 2-0 F8 ①	B X 1-0 SF8 ② 2-3 3-H			C X 0-1 G5-3 ①		1 SAFE 1 SAFE X 0-0 G5-3 ③		3	0	0	1	0	0	2
Bobby Bonilla, S (1, 9) OBP: 0.346, SLG: 0.434		X 0-0 E FC SF8 1B	S B B B X 2-1 F9 ③			C X 0-1 P4 ②			B B C F B F F X 3-2 P2 ①	4	1	1	0	0	0	2
Jeff Kent, R (1, 4) OBP: 0.305, SLG: 0.419 Daryl Boston, L (9, PH) OBP: 0.322, SLG: 0.429		C C X 0-2 FC 1-3		X 0-0 F8 ①		B S F S 1-3 K ③			C S C 0-3 K ②	3 1	0 0	0 0	0 0	0 0	1 1	2 0
Todd Hundley, S (1, 2) OBP: 0.262, SLG: 0.337 Mackey Sasser, L (9, PH) OBP: 0.250, SLG: 0.314		B 1 SAFE X 1-0 SF8 ② 3-H		C X 0-1 G5-3 ②			X 0-0 G3 ①		B F B B B X 3-1 F9 ③	2 1	0 0	0 0	1 0	0 0	0 0	0 0
Dick Schofield, R (1, 6) OBP: 0.306, SLG: 0.274		B 1 SAFE 1 SAFE C F 1 SAFE B F C 2-3 K ③		F B B B C X 3-2 F9 ③			C B B B C S 3-3 K ②			3	0	0	0	0	2	1
Eric Hillman, L (1, 1) OBP: 0.100, SLG: 0.100 Wally Whitehurst, R (6, 1) OBP: 0.238, SLG: 0.250 Dave Gallagher, R (7, PH) OBP: 0.292, SLG: 0.324 Bret Saberhagen, R (7, 1) OBP: 0.105, SLG: 0.105 Jeff Innis, R (8, 1)			F B B S B S 3-3 K ①		S C X 0-2 G5-3 ①		B B F B F F X 3-2 G6-3 ③			2 0 1 0 0	0 0 0 0 0	0 0 0 0 0	0 0 0 0 0	0 0 0 0 0	1 0 0 0 0	0 0 0 0 0

New York Mets @ Montreal Expos

Olympic Stadium, Montreal, QB

Fri Sep 11 1992, 7:05 PM EDT

Att. 21,252 - Dome - 70 F

TOP

livebaseballscorecards.com

AB	31
R	3
H	5
RBI	3
BB	1
SO	5
LOB	9

Inning Stats	1	2	3	4	5	6	7	8	9
	R: 0 E: 0 K: 0 S: 4	H: 0 LOB: 0 BB: 0 P: 7	R: 1 E: 1 K: 1 S: 10	H: 1 LOB: 1 BB: 0 P: 15	R: 2 E: 0 K: 1 S: 11	H: 3 LOB: 1 BB: 0 P: 19	R: 0 E: 0 K: 0 S: 6	H: 0 LOB: 0 BB: 0 P: 9	R: 0 E: 0 K: 0 S: 6	H: 0 LOB: 0 BB: 0 P: 9
	R: 0 E: 0 K: 1 S: 9	H: 1 LOB: 1 BB: 0 P: 11	R: 0 E: 0 K: 1 S: 8	H: 0 LOB: 0 BB: 0 P: 14	R: 0 E: 0 K: 0 S: 7	H: 0 LOB: 1 BB: 1 P: 12	R: 0 E: 0 K: 1 S: 10	H: 0 LOB: 0 BB: 0 P: 16		

| | | |

New York Mets @ Montreal Expos

Olympic Stadium, Montreal, QB

Fri Sep 11 1992, 7:05 PM EDT

Att. 21,252 - Dome - 70 F

BOTTOM

Batter	1	2	3	4	5	6	7	8	9	AB	R	H	RBI	BB	SO	LOB
Marquis Grissom, R (1, 8) OBP: 0.323, SLG: 0.423	X 0-0 WP SF8 2B		B B X 2-0 G4-3 2B		X 0-0 ①② G6-4-3 1-2f		F S X 0-2 ① F7	X 0-0 ③ G4-3		5	1	2	0	0	0	3
Spike Owen, S (1, 6) OBP: 0.359, SLG: 0.401	B B B C F X 3-2 ① SF8 2-H		B B B C X 3-1 ① G4-3 2-3		B C F X 1-2 ③ P2		C B F X 1-2 ② G5-3			3	0	0	1	0	0	1
Ivan Calderon, R (1, 7) OBP: 0.292, SLG: 0.430 Moises Alou, R (9, 7) OBP: 0.327, SLG: 0.434	B C S B X 2-2 ② P4		B B B B 4-0 L3 BB			L X 0-1 ① F8	C F B C 1-3 ③ K			3 0	0 0	0 0	0 0	1 0	1 0	0 0
Larry Walker, L (1, 9) OBP: 0.355, SLG: 0.521	X 0-0 1B 1B		B F X 1-1 ②③ L3 1-2			F F X 0-2 F8 1B 2B	C S S 0-3 ① K			4	1	2	0	0	1	2
Greg Colbrunn, R (1, 3) OBP: 0.333, SLG: 0.425	B F F 1 SAFE F X 1-2 1B			F F B F X 1-2 1B		X 0-0 ② F8 2-3	C X 0-1 BB 1B 1B 1B			4	1	3	0	0	0	1
Tim Wallach, R (1, 5) OBP: 0.300, SLG: 0.340	B B X 2-0 ③ F9			F X 0-1 ① F8		C F B X 1-2 BB 1B 3-H 1B	C S X 0-2 ② L8			4	0	1	1	0	0	4
Wil Cordero, R (1, 4) OBP: 0.373, SLG: 0.347 Tim Laker, R (9, 2) OBP: 0.290, SLG: 0.310		B B B C X 3-1 ① G5-3		B F B B X 3-1 ② F9		C X 0-1 BB 1-2 1B	C C B X 1-2 BB 1-2 1B			4 0	1 0	2 0	0 0	0 0	0 0	1 0
Gary Carter, R (1, 2) OBP: 0.294, SLG: 0.333 John Vander Wal, L (8, PH) OBP: 0.329, SLG: 0.358 John Wetteland, R (9, 1) OBP: 0.200, SLG: 0.200		C X 0-1 ② G6-3		B X 1-0 ③ F8		B B B B 4-0 1-2 2-3 BB	F S B T B B B 4-2 1B 1-2 2-3 BB			2 0 0	0 0 0	0 0 0	0 0 0	1 1 0	0 0 0	1 0 0
Chris Nabholz, L (1, 1) OBP: 0.133, SLG: 0.153 Jerry Willard, L (6, PH) OBP: 0.263, SLG: 0.432 Jeff Fassero, L (7, 1) Bret Barberie, S (8, PH) OBP: 0.361, SLG: 0.297 (9, 4)		F B X 1-1 ③ G4-3			X 0-0 G6-4-3 1B	B B C X 2-1 ③ F7		F X 0-1 1-3 2-H 3-H 1B		2 1 0 1	0 0 0 0	1 0 0 1	0 0 0 2	0 0 0 0	0 0 0 0	0 3 0 0
Inning Stats	R: 1 E: 0 K: 0 S: 13 H: 3 LOB: 2 BB: 0 P: 21	R: 0 E: 0 K: 0 S: 6 H: 0 LOB: 0 BB: 0 P: 10	R: 0 E: 0 K: 0 S: 5 H: 1 LOB: 1 BB: 1 P: 15	R: 0 E: 0 K: 0 S: 9 H: 1 LOB: 1 BB: 0 P: 14	R: 0 E: 0 K: 0 S: 5 H: 1 LOB: 0 BB: 0 P: 6	R: 1 E: 0 K: 0 S: 13 H: 3 LOB: 3 BB: 1 P: 20	R: 0 E: 0 K: 1 S: 9 H: 0 LOB: 0 BB: 0 P: 11	R: 2 E: 0 K: 1 S: 17 H: 3 LOB: 2 BB: 1 P: 22		1B: 9 2B: 4 3B: 0 HR: 0	SF: 1 SAC: 0 DP: 2 HBP: 0					

livebaseballscorecards.com

AB	33
R	4
H	12
RBI	4
BB	3
SO	2
LOB	16

WP: 1 PB: 0 SB: 0 CS: 0 PA: 37

PITCHER		IP	WLS	BF	H	R	ER	SO	BB	IBB	HBP	BLK	WP	HR	S	P	ERA	WHIP
Eric Hillman, L ERA: 4.34	(1, 1)	5.2		25	9	2	2	0	1	0	0	0	1	0	49	78	3.18	1.765
Wally Whitehurst, R ERA: 3.02	(6, 1)	0.1		2	0	0	0	0	1	0	0	0	0	0	2	8	0.00	3.000
Bret Saberhagen, R ERA: 3.97	(7, 1)	1.2	L	9	3	2	2	2	1	0	0	0	0	0	25	32	10.80	2.400
Jeff Innis, R ERA: 2.61	(8, 1)	0.1		1	0	0	0	0	0	0	0	0	0	0	1	1	0.00	0.000

PITCHER	IP	WLS	BF	H	R	ER	SO	BB	IBB	HBP	BLK	WP	HR	S	P	ERA	WHIP

Batter	1	2	3	4	5	6	7	8	9	AB	R	H	RBI	BB	SO	LOB
Vince Coleman, S (1, 8) OBP: 0.353, SLG: 0.346	C S B X 1-2 ① G3			B S S X 1-2 ① G4-3		C F B B B X 3-2 ③ G1-6-3			B F F S 1-3 ① K	4	0	0	0	0	1	0
Chico Walker, S (1, 5) OBP: 0.357, SLG: 0.413	B B C F B X 3-2 ② L4			C X 0-1 G1-6-3 1B			X 0-0 S 1B		B X 1-0 HR	4	1	3	1	0	0	0
Kevin Bass, S (1, 7) OBP: 0.305, SLG: 0.418	C X 0-1 ③ G6-3			1 SAFE 1 SAFE C X 0-1 ② ③ G1-6-3 1-2f			1 SAFE B C C 1 SAFE F C 1-3 ① K 1-2		C B X 1-1 ② G4-3	4	0	0	0	0	1	2
Eddie Murray, S (1, 3) OBP: 0.327, SLG: 0.412		F B X 1-1 ① F8			X 0-0 FC1-6 1B		X 0-0 ② F7		B C B S X 2-2 ③ G4-3	4	0	1	0	0	0	1
Bobby Bonilla, S (1, 9) OBP: 0.344, SLG: 0.431		B S X 1-1 ② G5-3			X 0-0 ① FC1-6 FC6-4 1-2f		B X 1-0 ③ G3			3	0	0	0	0	0	2
Todd Hundley, S (1, 2) OBP: 0.259, SLG: 0.333		B F F B S 2-3 ③ K			F B C X 1-2 ② F7			F X 0-1 ① L1		3	0	0	0	0	1	1
Jeff Kent, R (1, 4) OBP: 0.309, SLG: 0.420			C B C B B B 4-2 L1-3 BB		X 0-0 ③ FC6-4 1-2f			C X 0-1 FC6-4 1B		2	0	1	0	1	0	1
Dick Schofield, R (1, 6) OBP: 0.304, SLG: 0.272			X 0-0 ① ② L1-3 1-2			C X 0-1 ① G5-3		C X 0-1 ② FC6-4 1-2f		3	0	0	0	0	0	2
Pete Schourek, L (1, 1) OBP: 0.061, SLG: 0.063 Daryl Boston, L (6, PH) OBP: 0.321, SLG: 0.427 Mark Dewey, R (6, 1) Mackey Sasser, L (8, PH) OBP: 0.248, SLG: 0.311 Lee Guetterman, L (8, 1) Barry Jones, R (8, 1)			X 0-0 ③ G4-3			C C B S 1-3 ② K		X 0-0 ③ G4-3		1 1 0 1 0 0	0 0 0 0 0 0	0 0 0 0 0 0	0 0 0 0 0 0	0 1 0 0 0 0	0 0 0 1 0 0	0 0 0 1 0 0
Inning Stats	R: 0 E: 0 K: 0 S: 8 H: 0 LOB: 0 BB: 0 P: 12	R: 0 E: 0 K: 1 S: 7 H: 0 LOB: 0 BB: 0 P: 11	R: 0 E: 0 K: 0 S: 4 H: 0 LOB: 0 BB: 1 P: 8	R: 0 E: 0 K: 0 S: 7 H: 1 LOB: 0 BB: 0 P: 8	R: 0 E: 0 K: 0 S: 6 H: 1 LOB: 1 BB: 0 P: 7	R: 0 E: 0 K: 1 S: 8 H: 0 LOB: 0 BB: 0 P: 12	R: 0 E: 0 K: 1 S: 7 H: 1 LOB: 1 BB: 0 P: 9	R: 0 E: 0 K: 0 S: 7 H: 1 LOB: 1 BB: 0 P: 7	R: 1 E: 0 K: 1 S: 9 H: 1 LOB: 0 BB: 0 P: 14	1B: 4 2B: 1 3B: 0 HR: 1 SF: 0 SAC: 0 DP: 2 HBP: 0						

PITCHER	IP	WLS	BF	H	R	ER	SO	BB	IBB	HBP	BLK	WP	HR	S	P	ERA	WHIP
Dennis Martinez, R (1, 1) ERA: 2.61	9.0	W	31	5	1	1	4	1	0	0	0	0	1	63	88	1.00	0.667

PITCHER	IP	WLS	BF	H	R	ER	SO	BB	IBB	HBP	BLK	WP	HR	S	P	ERA	WHIP

TOP

New York Mets @ Montreal Expos

Olympic Stadium, Montreal, QB

Sat Sep 12 1992, 7:05 PM EDT

Att. 30,691 - Dome - 70 F

livebaseballscorecards.com

AB	30
R	1
H	5
RBI	1
BB	1
SO	4
LOB	10

1B: 4	SF: 0	WP: 0	PA: 31
2B: 1	SAC: 0	PB: 0	
3B: 0	DP: 2	SB: 1	
HR: 1	HBP: 0	CS: 0	

Batter	1	2	3	4	5	6	7	8	9	AB	R	H	RBI	BB	SO	LOB
Marquis Grissom, R (1, 8) OBP: 0.321, SLG: 0.420	B C B X 2-1 F8 ①	B X 1-0 L9 ③			X 0-0 F8 ①		B B F C X 2-2 G1-3 ①			4	0	0	0	0	0	1
Spike Owen, S (1, 6) OBP: 0.358, SLG: 0.399	B B X 2-0 F8 ②		B B C X 2-1 L4 ①		B C C F X 1-2 BB 1B		B X 1-0 G5-3 ②			4	0	1	0	0	0	0
Ivan Calderon, R (1, 7) OBP: 0.291, SLG: 0.418 Moises Alou, R (8, 7) OBP: 0.327, SLG: 0.434	C B C B X 2-2 G6-3 ③		B B F S C 2-3 K ②		B B 1 SAFE B C 1 SAFE F B 4-2 G4-6-3 1-2 BB		C S B F B C 2-3 K ③			3 0	0 0	0 0	0 0	1 0	2 0	0 0
Larry Walker, L (1, 9) OBP: 0.358, SLG: 0.522		B B X 2-0 HR 1B	S X 0-1 1B		X 0-0 G4-6-3 ②③ 1-2f			F H 1-1 1B SF7 HBP		3	2	2	0	0	0	2
Greg Colbrunn, R (1, 3) OBP: 0.339, SLG: 0.427		B 1 SAFE C T F X 1-2 HR 1B	C X 0-1 P3 ③			F S F F B S 1-3 K ①		B 1 SAFE 1 SAFE B F F X 2-2 F8 BB 1-3 1B		4	1	2	0	0	1	1
Tim Wallach, R (1, 5) OBP: 0.305, SLG: 0.350		B B B C C X 3-2 1-H 2-H HR	X 0-0 F9-5 2B			B B F B S B 4-2 G6-3 BB		B B B B 4-0 1-2 BB		2	1	2	3	2	0	0
Wil Cordero, R (1, 4) OBP: 0.360, SLG: 0.333 Bret Barberie, S (7, 4) OBP: 0.360, SLG: 0.297	B X 1-0 G5-3 ①		B B C X 2-1 F9-5 ①② 2-3			1 SAFE B B X 1-0 G6-3 ② 1-2		B C X 1-1 SF7 ① 3-H		3 0	0 0	0 0	0 1	0 0	0 0	2 0
Gary Carter, R (1, 2) OBP: 0.300, SLG: 0.338	X 0-0 2B		B B B B 4-0 BB			I I I 4-0 IBB		B X 1-0 F8 ② 2-3		2	0	1	0	2	0	2
Dennis Martinez, R (1, 1) OBP: 0.191, SLG: 0.191		F C S 0-3 K ②		X 0-0 L4 ③		B F F X 1-2 F8 ③		X 0-0 F9 ③		4	0	0	0	0	1	6
Inning Stats	R: 0 H: 0 E: 0 LOB: 0 K: 0 BB: 0 S: 6 P: 12	R: 3 H: 4 E: 0 LOB: 1 K: 1 BB: 0 S: 14 P: 22	R: 0 H: 1 E: 0 LOB: 1 K: 1 BB: 0 S: 9 P: 13	R: 0 H: 1 E: 0 LOB: 1 K: 0 BB: 1 S: 4 P: 10	R: 0 H: 1 E: 0 LOB: 1 K: 0 BB: 1 S: 8 P: 13	R: 0 H: 0 E: 0 LOB: 2 K: 1 BB: 2 S: 11 P: 22	R: 0 H: 0 E: 0 LOB: 0 K: 1 BB: 0 S: 8 P: 13	R: 1 H: 1 E: 0 LOB: 2 K: 0 BB: 1 S: 8 P: 17		1B: 5 SF: 1 2B: 3 SAC: 0 3B: 0 DP: 2 HR: 1 HBP: 1						

BOTTOM

New York Mets @ Montreal Expos

Olympic Stadium, Montreal, QB

Sat Sep 12 1992, 7:05 PM EDT

Att. 30,691 - Dome - 70 F

livebaseballscorecards.com

AB	29
R	4
H	8
RBI	4
BB	5
SO	4
LOB	14

PITCHER		IP	WLS	BF	H	R	ER	SO	BB	IBB	HBP	BLK	WP	HR	S	P	ERA	WHIP
Pete Schourek, L ERA: 3.44	(1, 1)	5.0	L	22	7	3	3	2	2	0	0	0	0	1	41	70	5.40	1.800
Mark Dewey, R ERA: 3.42	(6, 1)	2.0		8	0	0	0	2	1	1	0	0	0	0	19	35	0.00	0.500
Lee Guetterman, L ERA: 6.75	(8, 1)	0.0		1	0	1	1	0	0	0	1	0	0	0	1	2	∞	∞
Barry Jones, R ERA: 4.86	(8, 1)	1.0		5	1	0	0	0	1	0	0	0	0	0	7	15	0.00	2.000

PITCHER	IP	WLS	BF	H	R	ER	SO	BB	IBB	HBP	BLK	WP	HR	S	P	ERA	WHIP

WP: 0 PA: 36
PB: 0
SB: 0
CS: 0

Batter	1	2	3	4	5	6	7	8	9	AB	R	H	RBI	BB	SO	LOB
Vince Coleman, S (1, 7) OBP: 0.354, SLG: 0.356	F B B C X 2-2 F7 ①		B B F B X 3-1 S 1B 2-H	B F C X 1-2 3B 2-H		F S 0-3 K ②		B S C F B F X 2-2 G4-3 ③		5	0	2	2	0	1	2
Ryan Thompson, R (1, 8) OBP: 0.220, SLG: 0.289 (9, 9)	B B S X 2-1 P3 ②		C C S 0-3 K ②	B C S B B B 4-2 BB		F F B B B X 3-2 F9 ③			C X 0-1 G5-3 ①	4	0	0	0	1	1	2
Chico Walker, S (1, 5) OBP: 0.357, SLG: 0.417 Bill Pecota, R (5, 5) OBP: 0.301, SLG: 0.304	C X 0-1 2B		B C S S F B S 2-3 K ③ 2-3	F 1 SAFE 1 SAFE B 1 SAFE X 1-1 F8 ③			C F B F X 1-2 G4-3 ①		C B F F B X 2-2 G4-3 ②	3 2	0 0	1 0	0 0	0 0	1 0	3 0
Eddie Murray, S (1, 3) OBP: 0.324, SLG: 0.407	C X 0-1 G1-3 ③			B S S B F F X 2-2 G4-3 ①	B X 1-0 G5-3 ①		B B C F C 2-3 K ②		C S B F B S 2-3 K ③	5	0	0	0	0	2	1
Bobby Bonilla, S (1, 9) OBP: 0.347, SLG: 0.435 Pat Howell, S (9, 8) OBP: 0.204, SLG: 0.170		C S B X 1-2 G1-3 ①		X 0-0 2B 2B	B X 1-0 G5-3 1B		B B B B 4-0 BB			3 0	1 0	2 0	0 0	1 0	0 0	0 0
Jeff Kent, R (1, 4) OBP: 0.309, SLG: 0.421		B F F B F B X 3-2 G5-3 ②		B C B C F X 2-2 2B 2-H 2B	X 0-0 G5-3 ② 1-2		B 1 SAFE C 1 SAFE C B F 1 SAFE C 2-3 K ③			4	1	1	1	0	1	2
Charlie O'Brien, R (1, 2) OBP: 0.280, SLG: 0.306		C B B F F F X 2-2 L8 ③		C B F B X 2-2 P6 ② F F S 0-3 K ③				B B C C X 2-2 L8 ①		4	0	0	0	0	1	2
Dick Schofield, R (1, 6) OBP: 0.308, SLG: 0.271			B C S B B B 4-2 SH3-4 1B BB	B B B 4-0 2B BB		C B B B C F B 4-2 S BB		C S F X 0-2 G6-3 ②		1	2	0	0	3	0	0
Dwight Gooden, R (1, 1) OBP: 0.290, SLG: 0.387 Lee Guetterman, L (8, 1) Jeff Innis, R (8, 1) Anthony Young, R (9, 1) OBP: 0.143, SLG: 0.111			1 SAFE 1 SAFE F X 0-1 SH3-4 ① 1-2	F B B X 2-1 3B 1-H 2-H 2B		1 SAFE L F B B B F X 2-2 L7 ① 1-2		X 0-0 1B		3 0 0 0	1 0 0 0	2 0 0 0	2 0 0 0	0 0 0 0	0 0 0 0	1 0 0 0
Inning Stats	R: 0 H: 1 E: 0 LOB: 1 K: 0 BB: 0 S: 9 P: 13	R: 0 H: 0 E: 0 LOB: 0 K: 0 BB: 0 S: 12 P: 18	R: 1 H: 1 E: 0 LOB: 1 K: 2 BB: 1 S: 13 P: 22	R: 4 H: 4 E: 0 LOB: 2 K: 0 BB: 2 S: 22 P: 40	R: 0 H: 1 E: 0 LOB: 1 K: 1 BB: 0 S: 6 P: 8	R: 0 H: 0 E: 0 LOB: 1 K: 1 BB: 1 S: 13 P: 22	R: 0 H: 0 E: 0 LOB: 1 K: 2 BB: 1 S: 11 P: 20	R: 0 H: 1 E: 0 LOB: 1 K: 0 BB: 0 S: 13 P: 17	R: 0 H: 0 E: 0 LOB: 0 K: 1 BB: 0 S: 10 P: 14	1B: 3 SF: 0 2B: 4 SAC: 1 3B: 1 DP: 0 HR: 0 HBP: 0						

New York Mets @ Montreal Expos

Olympic Stadium, Montreal, QB

Sun Sep 13 1992, 7:05 PM EDT

Att. 15,492 - Dome - 70 F

TOP

livebaseballscorecards.com

AB	34
R	5
H	8
RBI	5
BB	5
SO	7
LOB	13

WP: 0 PA: 40
PB: 0
SB: 2
CS: 0

PITCHER		IP	WLS	BF	H	R	ER	SO	BB	IBB	HBP	BLK	WP	HR	S	P	ERA	WHIP
Mark Gardner, R ERA: 4.23	(1, 1)	3.2		18	5	5	5	2	2	0	0	0	0	0	49	80	12.27	1.909
Bill Krueger, L ERA: 4.25	(4, 1)	2.1		11	2	0	0	2	2	0	0	0	0	0	26	43	0.00	1.714
Kent Bottenfield, R ERA: 1.35	(7, 1)	2.0		8	1	0	0	2	1	0	0	0	0	0	24	37	0.00	1.000
Mel Rojas, R ERA: 1.09	(9, 1)	1.0	W	3	0	0	0	1	0	0	0	0	0	0	10	14	0.00	0.000

PITCHER	IP	WLS	BF	H	R	ER	SO	BB	IBB	HBP	BLK	WP	HR	S	P	ERA	WHIP

New York Mets @ Montreal Expos

Olympic Stadium, Montreal, QB

Sun Sep 13 1992, 7:05 PM EDT

Att. 15,492 - Dome - 70 F

BOTTOM

Batter	1	2	3	4	5	6	7	8	9	AB	R	H	RBI	BB	SO	LOB
Marquis Grissom, R (1, 8) OBP: 0.323, SLG: 0.423	G6-3	G6-3 1-2f			G3-1 2B		S 1B		HR 1B	5	2	3	0	0	0	3
Bret Barberie, S (1, 4) OBP: 0.364, SLG: 0.300	FC4-6 BB		1B 1B		G3-1 2-3		F7 1-2		HR 1B	4	1	2	0	1	0	2
Ivan Calderon, R (1, 7) OBP: 0.295, SLG: 0.443	FC4-6 1-2f		S 1-3 1B		G3 3-H			HR	P3	5	1	2	2	0	0	3
Larry Walker, L (1, 9) OBP: 0.359, SLG: 0.527	K		K 1-2		G6-3			1B FC1-6 1B	1-H 2-H HR	5	2	2	3	0	2	3
Greg Colbrunn, R (1, 3) OBP: 0.344, SLG: 0.430		G5-3	F9			G6-4-3 1B		FC1-6 1-3 1B		4	0	2	0	0	0	2
Tim Wallach, R (1, 5) OBP: 0.305, SLG: 0.348 Sean Berry, R (8, PR) OBP: 0.278, SLG: 0.278 (9, 5)		1B 1B BB	K			K		FC1-6 FC6-4 BB 1-2f 3-H		3 0	1 0	0 0	1 0	1 0	2 0	4 0
Darrin Fletcher, L (1, 2) OBP: 0.278, SLG: 0.292 Kent Bottenfield, R (7, 1) John Vander Wal, L (8, PH) OBP: 0.332, SLG: 0.358 Mel Rojas, R (9, 1) OBP: 0.067, SLG: 0.067	1B 1B 1-3 1B		F8			G6-4-3 1-2f		FC6-4 1-2 BB		3 0 0 0	0 0 0 0	1 0 0 0	0 0 1 0	0 0 0 0	0 0 0 0	1 0 0 0
Spike Owen, S (1, 6) OBP: 0.360, SLG: 0.399	1B 1-2 3-H 1B		F8				G6-4-3 BB	FC6-4 1-2f 2-3		3	0	1	1	1	0	2
Mark Gardner, R (1, 1) OBP: 0.192, SLG: 0.191 Bill Krueger, L (4, 1) Tim Laker, R (7, 2) OBP: 0.290, SLG: 0.310 Jerry Willard, L (7, PH) OBP: 0.256, SLG: 0.421 Gary Carter, R (8, 2) OBP: 0.299, SLG: 0.337	G6-3 1-2 2-3 1B		K				G6-4-3 1-2f	P4		1 1 0 1 1	0 0 0 0 0	1 0 0 0 0	0 0 0 0 0	0 1 0 0 0	0 0 0 0 0	0 0 0 1 2
Inning Stats	R: 0 E: 0 K: 1 S: 6 H: 0 LOB: 1 BB: 1 P: 14	R: 1 E: 0 K: 0 S: 9 H: 3 LOB: 2 BB: 1 P: 18	R: 0 E: 0 K: 2 S: 15 H: 2 LOB: 2 BB: 0 P: 23	R: 0 E: 0 K: 1 S: 9 H: 0 LOB: 0 BB: 0 P: 9	R: 1 E: 0 K: 0 S: 9 H: 1 LOB: 0 BB: 0 P: 16	R: 0 E: 0 K: 1 S: 8 H: 1 LOB: 0 BB: 0 P: 10	R: 0 E: 0 K: 0 S: 9 H: 1 LOB: 1 BB: 1 P: 17	R: 2 E: 0 K: 0 S: 15 H: 3 LOB: 2 BB: 1 P: 24	R: 3 E: 0 K: 0 S: 10 H: 3 LOB: 0 BB: 0 P: 15	1B: 11 2B: 1 3B: 0 HR: 2 SF: 0 SAC: 0 DP: 3 HBP: 0						

PITCHER	IP	WLS	BF	H	R	ER	SO	BB	IBB	HBP	BLK	WP	HR	S	P	ERA	WHIP
Dwight Gooden, R (1, 1) ERA: 3.75	7.0		30	9	3	3	5	3	0	0	0	0	1	68	112	3.86	1.714
Lee Guetterman, L (8, 1) ERA: 6.89	0.0		1	1	0	0	0	0	0	0	0	0	0	1	1	∞	∞
Jeff Innis, R (8, 1) ERA: 2.58	1.0		5	1	1	1	0	1	0	0	0	0	0	11	18	9.00	2.000
Anthony Young, R (9, 1) ERA: 4.07	0.1	L	4	3	3	3	0	0	0	0	0	0	1	10	15	81.00	9.000

PITCHER	IP	WLS	BF	H	R	ER	SO	BB	IBB	HBP	BLK	WP	HR	S	P	ERA	WHIP

livebaseballscorecards.com

AB	36
R	7
H	14
RBI	7
BB	4
SO	5
LOB	23

WP: 0 PA: 40
PB: 0
SB: 2
CS: 0

Montreal Expos @ Philadelphia Phillies

Veterans Stadium, Philadelphia, PA

Mon Sep 14 1992, 7:05 PM EDT

Att. 12,130 - Sunny - 73 F

TOP

livebaseballscorecards.com

Batter	1	2	3	4	5	6	7	8	9	AB	R	H	RBI	BB	SO	LOB
Marquis Grissom, R (1, 8) OBP: 0.324, SLG: 0.424	P3		2B		E1 1-3 2-H 1B		K		F9	5	0	2	0	0	1	1
Bret Barberie, S (1, 4) OBP: 0.363, SLG: 0.297	F8		P9		BB		K			3	0	0	0	1	1	1
Ivan Calderon, R (1, 7) OBP: 0.294, SLG: 0.432	F9			P3	P2			BB		3	0	0	0	1	0	3
Larry Walker, L (1, 9) OBP: 0.360, SLG: 0.529		G4-3 SF9 2B		G6-3		FC6-4 1B		F7		4	1	2	0	0	0	1
Greg Colbrunn, R (1, 3) OBP: 0.333, SLG: 0.415		G4-3 2-3		G1-3		FC6-4 1B 1-2f		P4		4	0	0	0	0	0	3
Tim Wallach, R (1, 5) OBP: 0.303, SLG: 0.346		SF9 3-H			G5-3	F8		L6		3	0	0	1	0	0	2
Spike Owen, S (1, 6) OBP: 0.359, SLG: 0.397		K			F9	1B 1-2			G4-3	4	0	1	0	0	1	0
Gary Carter, R (1, 2) OBP: 0.299, SLG: 0.337 Jeff Fassero, L (6, 1) Gil Heredia, R (7, 1) OBP: 0.167, SLG: 0.167 Sergio Valdez, R (8, 1) Jerry Willard, L (9, PH) OBP: 0.275, SLG: 0.436			K		1B E	G4-3			1B	3 0 0 0 1	1 0 0 0 0	1 0 0 0 1	0 0 0 0 0	0 0 0 0 0	1 0 0 0 0	2 0 0 0 0
Brian Barnes, L (1, 1) OBP: 0.276, SLG: 0.250 Darrin Fletcher, L (6, 2) OBP: 0.276, SLG: 0.289			K		E 1-2 1B	P5			F7	2 2	0 0	1 0	0 0	0 0	1 0	0 1
										AB 34						
										R 2						
										H 8						
										RBI 1						
										BB 2						
										SO 5						
										LOB 14						

| Inning Stats | | | | | | | | | |

Batter	1	2	3	4	5	6	7	8	9	AB	R	H	RBI	BB	SO	LOB
Ruben Amaro Jr, S (1, 9) (3, 8) OBP: 0.305, SLG: 0.342	P4			F8		F8	L9			4	0	0	0	0	0	1
Mickey Morandini, L (1, 4) OBP: 0.316, SLG: 0.364	G4-3			F7		G3		HR		4	1	1	1	0	0	0
John Kruk, L (1, 3) OBP: 0.425, SLG: 0.454	F8			L7		WP 1B 2B		G6-3		4	1	1	0	0	0	0
Dave Hollins, S (1, 5) OBP: 0.361, SLG: 0.455		G5-3			BB HR 1B	2-5 1B BB		G3		3	1	1	0	1	0	0
Darren Daulton, L (1, 2) OBP: 0.388, SLG: 0.545		P5			HR BB	1B		3B		3	1	2	1	1	0	0
Stan Javier, S (1, 8) OBP: 0.327, SLG: 0.309 Braulio Castillo, R (2, PH) OBP: 0.179, SLG: 0.429 (3, 9)	G6-3			HR	2-5	SH1-3 1B 2B		G6-3		0 4	0 2	0 2	0 3	0 0	0 0	0 1
Tom Marsh, R (1, 7) OBP: 0.217, SLG: 0.310		K		G6-3			SH1-3			2	0	0	0	0	1	0
Juan Bell, R (1, 6) OBP: 0.306, SLG: 0.279		F8		G5-3			BB 1B			3	0	1	1	0	0	0
Tommy Greene, R (1, 1) OBP: 0.118, SLG: 0.118 Mike Hartley, R (7, 1) Jeff Grotewold, L (7, PH) OBP: 0.333, SLG: 0.453 Keith Shepherd, R (8, 1)		K			F7		BB			2 0 0 0	0 0 0 0	0 0 0 0	0 0 1 0	1 0 0 0	0 0 0 0	0 0 0 0
Inning Stats	R: 0 E: 0 K: 0 S: 6 H: 0 LOB: 0 BB: 0 P: 9	R: 0 E: 0 K: 0 S: 9 H: 0 LOB: 0 BB: 0 P: 14	R: 0 E: 0 K: 2 S: 12 H: 0 LOB: 0 BB: 0 P: 18	R: 0 E: 0 K: 0 S: 8 H: 0 LOB: 0 BB: 0 P: 14	R: 3 E: 0 K: 0 S: 10 H: 2 LOB: 0 BB: 1 P: 21	R: 1 E: 0 K: 0 S: 10 H: 2 LOB: 2 BB: 1 P: 17	R: 1 E: 0 K: 0 S: 10 H: 2 LOB: 1 BB: 1 P: 17	R: 1 E: 0 K: 0 S: 13 H: 2 LOB: 1 BB: 0 P: 20		1B: 3 2B: 2 3B: 1 HR: 2	SF: 0 SAC: 1 DP: 0 HBP: 0						

PITCHER		IP	WLS	BF	H	R	ER	SO	BB	IBB	HBP	BLK	WP	HR	S	P	ERA	WHIP
Brian Barnes, L ERA: 2.99	(1, 1)	5.0	L	18	2	3	3	2	1	0	0	0	0	1	45	76	5.40	0.600
Jeff Fassero, L ERA: 2.85	(6, 1)	1.0		6	2	1	1	0	1	0	0	0	1	0	10	17	9.00	3.000
Gil Heredia, R ERA: 5.45	(7, 1)	1.0		5	2	1	1	0	1	0	0	0	0	0	10	17	9.00	3.000
Sergio Valdez, R ERA: 2.7	(8, 1)	1.0		5	2	1	1	0	0	0	0	0	0	1	13	20	9.00	2.000

PITCHER	IP	WLS	BF	H	R	ER	SO	BB	IBB	HBP	BLK	WP	HR	S	P	ERA	WHIP

BOTTOM

Montreal Expos @ Philadelphia Phillies

Veterans Stadium, Philadelphia, PA

Mon Sep 14 1992, 7:05 PM EDT

Att. 12,130 - Sunny - 73 F

livebaseballscorecards.com

AB	29
R	6
H	8
RBI	6
BB	3
SO	2
LOB	2

Batter	1	2	3	4	5	6	7	8	9	AB	R	H	RBI	BB	SO	LOB
Marquis Grissom, R (1, 8) OBP: 0.324, SLG: 0.424	G5-3	1B			G4-6-3 1B		K		F8	5	0	2	2	0	1	0
Bret Barberie, S (1, 4) OBP: 0.361, SLG: 0.296	F8	G3			G4-6-3 1-2f		1B			4	0	1	0	0	0	3
Ivan Calderon, R (1, 7) OBP: 0.292, SLG: 0.434	K		F9		2B		F7			4	0	1	0	0	1	1
Moises Alou, R (7, 7) OBP: 0.327, SLG: 0.434										0	0	0	0	0	0	0
Larry Walker, L (1, 9) OBP: 0.361, SLG: 0.527		G4-3	1B		IBB		G4-3			3	0	1	0	1	0	1
Tim Wallach, R (1, 3) OBP: 0.302, SLG: 0.347		1B 2B	F9		P4			L6		4	1	1	0	0	0	3
Darrin Fletcher, L (1, 2) OBP: 0.270, SLG: 0.283		F7	F8			F7		G3		4	0	0	0	0	0	2
Wil Cordero, R (1, 6) OBP: 0.367, SLG: 0.354		1B 1B 1B		L6		F9 2B		K		4	1	2	1	0	1	0
Sean Berry, R (1, 5) OBP: 0.273, SLG: 0.273		BB 1B 1B		F9		F9 2-3			F9	4	1	1	0	0	0	1
Ken Hill, R (1, 1) OBP: 0.258, SLG: 0.333		1B BB		G6-3		G5-3			P6	2	0	0	0	1	0	1
John Vander Wal, L (9, PH) OBP: 0.330, SLG: 0.356										1	0	0	0	0	0	0
John Wetteland, R (9, 1) OBP: 0.200, SLG: 0.200										0	0	0	0	0	0	0
Inning Stats	R: 0 E: 0 K: 1 S: 7 H: 0 LOB: 0 BB: 0 P: 11	R: 3 E: 0 K: 0 S: 17 H: 4 LOB: 2 BB: 1 P: 27	R: 0 E: 0 K: 0 S: 9 H: 1 LOB: 1 BB: 0 P: 14	R: 0 E: 0 K: 0 S: 7 H: 0 LOB: 0 BB: 0 P: 12	R: 0 E: 0 K: 0 S: 8 H: 2 LOB: 2 BB: 1 P: 16	R: 0 E: 0 K: 0 S: 5 H: 1 LOB: 1 BB: 0 P: 8	R: 0 E: 0 K: 1 S: 9 H: 1 LOB: 1 BB: 0 P: 11	R: 0 E: 0 K: 1 S: 8 H: 0 LOB: 0 BB: 0 P: 13	R: 0 E: 0 K: 0 S: 6 H: 0 LOB: 0 BB: 0 P: 12	1B: 6 2B: 3 3B: 0 HR: 0 SF: 0 SAC: 0 DP: 1 HBP: 0						

PITCHER	IP	WLS	BF	H	R	ER	SO	BB	IBB	HBP	BLK	WP	HR	S	P	ERA	WHIP
Curt Schilling, R (1, 1) ERA: 2.47	8.0	L	34	9	3	3	3	1	1	0	0	0	0	70	112	3.38	1.250
Mike Hartley, R (9, 1) ERA: 3.45	1.0		3	0	0	0	0	0	0	0	0	0	0	6	12	0.00	0.000

PITCHER	IP	WLS	BF	H	R	ER	SO	BB	IBB	HBP	BLK	WP	HR	S	P	ERA	WHIP

TOP

Montreal Expos @ Philadelphia Phillies

Veterans Stadium, Philadelphia, PA

Tue Sep 15 1992, 7:05 PM EDT

Att. 13,799 - Cloudy - 74 F

livebaseballscorecards.com

AB	35
R	3
H	9
RBI	3
BB	2
SO	3
LOB	12

Batter	1	2	3	4	5	6	7	8	9	AB	R	H	RBI	BB	SO	LOB
Ruben Amaro Jr, S (1, 8) OBP: 0.302, SLG: 0.338	C S S 0-3 ① K		X 0-0 ③ F7		S B F X 1-2 ③ F7			C X 0-1 ② G4-3		4	0	0	0	0	1	3
Mickey Morandini, L (1, 4) OBP: 0.315, SLG: 0.363	C B C B S 2-3 ② K			F X 0-1 ① F9		C B F B B X 3-2 E6 G4-3 WP		C X 0-1 1B		4	0	1	0	0	1	0
John Kruk, L (1, 3) OBP: 0.422, SLG: 0.451	F B S X 1-2 ③ G1-3			F B F F B X 2-2 ② G3		B F 1 SAFE F 1 S 1-3 ① K		S B X 1-1 ③ F7		4	0	0	0	0	1	2
Darren Daulton, L (1, 2) OBP: 0.387, SLG: 0.541		B F B B T S 3-3 ① K		B F F B B F B 4-2 BB		B B C 1 SAFE C F B X 3-2 ② G4-3 1-3			X 0-0 ① P6	3	0	0	0	1	1	1
Dave Hollins, S (1, 5) OBP: 0.361, SLG: 0.452		B C S B X 2-2 ② G3		C F S 0-3 ③ K		B F X 1-1 ③ G4-3			B B C B B 4-1 G6-3 DI BB	3	0	0	0	1	1	2
Braulio Castillo, R (1, 9) OBP: 0.156, SLG: 0.375		B B C B F X 3-2 ③ G6-3			F B S B F B C 3-3 ① K		B C F F B C 2-3 ① K		B C S X 1-2 ② G6-3 1-3	4	0	0	0	0	2	1
Tom Marsh, R (1, 7) OBP: 0.219, SLG: 0.308			B X 1-0 ① G6-3		X 0-0 FC4-6 1B		C S B B F B F X 3-2 ② F7		C B B S X 2-2 ③ F9	4	0	1	0	0	0	1
Juan Bell, R (1, 6) OBP: 0.307, SLG: 0.273			B B B C B 4-1 SH3-4 BB		C S X 0-2 ② FC4-6 1B 1-2f		X 0-0 ③ L8			2	0	0	0	1	0	1
Curt Schilling, R (1, 1) OBP: 0.161, SLG: 0.164 Jeff Grotewold, L (8, PH) OBP: 0.328, SLG: 0.444 Mike Hartley, R (9, 1)			1 SAFE X 0-0 ② SH3-4 1-2		X 0-0 1-2 1B			X 0-0 ① G4-3		1	0	1	0	0	0	0
										1	0	0	0	0	0	0
										0	0	0	0	0	0	0
Inning Stats	R: 0 H: 0 E: 0 LOB: 0 K: 2 BB: 0 S: 9 P: 12	R: 0 H: 0 E: 0 LOB: 0 K: 1 BB: 0 S: 9 P: 17	R: 0 H: 0 E: 0 LOB: 1 K: 0 BB: 1 S: 4 P: 9	R: 0 H: 0 E: 0 LOB: 1 K: 1 BB: 1 S: 12 P: 18	R: 0 H: 2 E: 0 LOB: 2 K: 1 BB: 0 S: 12 P: 16	R: 0 H: 0 E: 1 LOB: 1 K: 1 BB: 0 S: 12 P: 20	R: 0 H: 0 E: 0 LOB: 0 K: 1 BB: 0 S: 10 P: 15	R: 0 H: 1 E: 0 LOB: 1 K: 0 BB: 0 S: 7 P: 8	R: 0 H: 0 E: 0 LOB: 1 K: 0 BB: 1 S: 8 P: 15	1B: 3 SF: 0 2B: 0 SAC: 1 3B: 0 DP: 0 HR: 0 HBP: 0						WP: 1 PA: 34 PB: 0 SB: 0 CS: 0	

PITCHER		IP	WLS	BF	H	R	ER	SO	BB	IBB	HBP	BLK	WP	HR	S	P	ERA	WHIP
Ken Hill, R ERA: 2.72	(1, 1)	8.0	W	30	3	0	0	7	2	0	0	0	1	0	75	115	0.00	0.625
John Wetteland, R ERA: 3.33	(9, 1)	1.0	S	4	0	0	0	0	1	0	0	0	0	0	8	15	0.00	1.000

PITCHER	IP	WLS	BF	H	R	ER	SO	BB	IBB	HBP	BLK	WP	HR	S	P	ERA	WHIP

BOTTOM

Montreal Expos @ Philadelphia Phillies

Veterans Stadium, Philadelphia, PA

Tue Sep 15 1992, 7:05 PM EDT

Att. 13,799 - Cloudy - 74 F

livebaseballscorecards.com

AB	30
R	0
H	3
RBI	0
BB	3
SO	7
LOB	11

Montreal Expos @ Pittsburgh Pirates

Three Rivers Stadium, Pittsburgh, PA

Wed Sep 16 1992, 7:05 PM EDT

Att. 37,436 - Cloudy - 78 F

livebaseballscorecards.com

TOP

Batter	1	2	3	4	5	6	7	8	9	AB	R	H	RBI	BB	SO	LOB
Marquis Grissom, R (1, 8) OBP: 0.327, SLG: 0.434	SF6 1B	G4-3			1B 3B		HR		P5	5	3	3	1	0	0	1
Bret Barberie, S (1, 4) OBP: 0.365, SLG: 0.303	L8	F8			1B BB		BB 1B		2B	4	0	2	1	1	0	1
Ivan Calderon, R (1, 7) OBP: 0.306, SLG: 0.435	SF6 2B BB	G1-3			1B		BB		P4	2	1	1	1	2	0	0
Moises Alou, R (7, PR) (7, 7) OBP: 0.326, SLG: 0.432										1	0	0	0	0	0	1
Larry Walker, L (1, 9) OBP: 0.358, SLG: 0.524	SF6	G4-3	G4-3		G4-3		G3-1			3	0	0	1	0	0	4
Greg Colbrunn, R (1, 3) OBP: 0.331, SLG: 0.418	2B	G6-3		G6-3		F7		K		4	0	1	1	0	1	0
Tom Foley, L (8, 3) OBP: 0.246, SLG: 0.234										0	0	0	0	0	0	0
Tim Wallach, R (1, 5) OBP: 0.300, SLG: 0.345	G6-3			G6-3		F8		F7		4	0	0	0	0	0	1
Darrin Fletcher, L (1, 2) OBP: 0.271, SLG: 0.299		HR		G4-3		L8		2B		3	1	1	1	0	0	0
Mel Rojas, R (6, 1) OBP: 0.067, SLG: 0.067										0	0	0	0	0	0	0
Jeff Fassero, L (7, 1) OBP: 0.143, SLG: 0.286										1	0	1	0	0	0	0
John Wetteland, R (8, 1) OBP: 0.200, SLG: 0.200										0	0	0	0	0	0	0
Spike Owen, S (1, 6) OBP: 0.355, SLG: 0.393		G6-3			G4-3		F8		G6-3	4	0	0	0	0	0	0
Chris Nabholz, L (1, 1) OBP: 0.129, SLG: 0.148		F8			K		G5-3		S 2B 1B	2	0	0	0	0	1	0
Tim Laker, R (6, 2) OBP: 0.303, SLG: 0.323										2	1	1	0	0	0	0
Inning Stats	R: 2 E: 0 K: 0 S: 14 H: 2 LOB: 1 BB: 1 P: 21	R: 1 E: 0 K: 0 S: 12 H: 1 LOB: 0 BB: 0 P: 19	R: 0 E: 0 K: 0 S: 4 H: 0 LOB: 0 BB: 0 P: 5	R: 0 E: 0 K: 0 S: 6 H: 0 LOB: 0 BB: 0 P: 12	R: 1 E: 0 K: 1 S: 13 H: 2 LOB: 2 BB: 1 P: 23	R: 0 E: 0 K: 0 S: 7 H: 0 LOB: 0 BB: 0 P: 10	R: 1 E: 0 K: 0 S: 12 H: 2 LOB: 2 BB: 1 P: 22	R: 0 E: 0 K: 1 S: 7 H: 1 LOB: 1 BB: 0 P: 10	R: 1 E: 0 K: 0 S: 14 H: 2 LOB: 1 BB: 0 P: 20	1B: 4 2B: 3 3B: 1 HR: 2 SF: 1 SAC: 0 DP: 0 HBP: 0						

	AB	35
	R	6
	H	10
	RBI	6
	BB	3
	SO	2
	LOB	8

WP: 0 PB: 0 SB: 3 CS: 0 PA: 39

PITCHER

PITCHER		IP	WLS	BF	H	R	ER	SO	BB	IBB	HBP	BLK	WP	HR	S	P	ERA	WHIP
Bob Walk, R ERA: 3.33	(1, 1)	6.2	L	30	7	5	5	1	3	0	0	0	0	2	67	111	6.75	1.500
Denny Neagle, L ERA: 4.43	(7, 1)	0.1		1	0	0	0	0	0	0	0	0	0	0	1	1	0.00	0.000
Roger Mason, R ERA: 4.0	(8, 1)	1.0		3	1	0	0	1	0	0	0	0	0	0	7	10	0.00	1.000
Stan Belinda, R ERA: 3.27	(9, 1)	1.0		5	2	1	1	0	0	0	0	0	0	0	14	20	9.00	2.000

PITCHER

PITCHER	IP	WLS	BF	H	R	ER	SO	BB	IBB	HBP	BLK	WP	HR	S	P	ERA	WHIP

Montreal Expos @ Pittsburgh Pirates

Three Rivers Stadium, Pittsburgh, PA

Wed Sep 16 1992, 7:05 PM EDT

Att. 37,436 - Cloudy - 78 F

BOTTOM

Batter	1	2	3	4	5	6	7	8	9	AB	R	H	RBI	BB	SO	LOB
Gary Redus, R (1, 3) OBP: 0.304, SLG: 0.331	B X 1-0 1B 1B 2B		C C F B X 1-2 P8 ①			C X 0-1 FC 1B E 1B	S B S F B B B 4-2 BB BB	B B X 2-0 G3 ③		3	2	2	0	0	0	0
Orlando Merced, S (7, PH) (8, 3) OBP: 0.333, SLG: 0.388										1	0	0	0	1	0	3
Jay Bell, R (1, 6) OBP: 0.332, SLG: 0.390	B C X 1-1 1B 1B 2-3 1B		C F B B X 2-2 G6-3 ②			C F X 0-2 G4-3 E 1-2 1B	B B B B 4-0 1-2 BB		F B S S 1-3 K ①	4	0	2	0	1	1	0
Andy Van Slyke, L (1, 8) OBP: 0.392, SLG: 0.515	C F 1 SAFE B X 1-2 1B 1-2 3-H 1B		C B X 1-1 G3 ③			B C X 1-1 FC G4-3 1-2 2-H	X 0-0 G3 ③		F F X 0-2 F8 ②	5	0	1	1	0	0	4
Barry Bonds, L (1, 7) OBP: 0.450, SLG: 0.601	S B X 1-1 ① 1-2 2-H 1B			B C C S 1-3 K G6-4-3		B C F F B X 2-2 ①② G4-3 1-2f 2-3		X 0-0 1B 2B 2B	C X 0-1 F8 ③	5	1	2	0	0	1	2
Jeff King, R (1, 5) (8, 4) OBP: 0.274, SLG: 0.385	B X 1-0 P9 ②			1 SAFE X 0-0 ①② G6-4-3 1-2f		S S H 1-2 HBP		S C F B S 1-3 K ①		3	0	0	0	0	1	4
Lloyd McClendon, R (1, 9) OBP: 0.345, SLG: 0.329	C B X 1-1 G6-3 ③			B F B F B X 2-2 P4 ③		B C X 1-1 F8 ③		C B F B X 2-2 2B 2-3 1B		2	0	0	0	0	0	2
Alex Cole, L (6, PH) (7, 9) OBP: 0.336, SLG: 0.337										2	0	1	0	0	0	2
Don Slaught, R (1, 2) OBP: 0.381, SLG: 0.478		B B B C C X 3-2 F9 ①			B X 1-0 G1-3 ①		B X 1-0 3B	1 SAFE S B 1 SAFE X 1-1 1-3 3-H 2B		4	0	2	1	0	0	0
Will Pennyfeather, R (8, PR) OBP: 0.167, SLG: 0.167										0	0	0	0	0	0	0
Kevin Young, R (9, 5) OBP: 0.500, SLG: 0.500										0	0	0	0	0	0	0
Jose Lind, R (1, 4) OBP: 0.273, SLG: 0.271		X 0-0 P3 ②			C X 0-1 G1-3 ②		F B F B S 2-3 K ①	B B B B 4-0 BB		2	0	0	0	0	0	0
Gary Varsho, L (7, PH) OBP: 0.268, SLG: 0.354										1	0	0	0	0	1	1
Roger Mason, R (8, 1)										0	0	0	0	0	0	0
Dave Clark, L (8, PH) OBP: 0.343, SLG: 0.448										0	0	0	0	1	0	0
Tom Prince, R (9, 2) OBP: 0.205, SLG: 0.125										0	0	0	0	0	0	0
Bob Walk, R (1, 1) OBP: 0.077, SLG: 0.077		S X 0-1 G6-3 ③			B F X 1-1 G6-3 ③		F F B B S 2-3 K ②	S B C B S 2-3 K ②		2	0	0	0	0	0	0
Denny Neagle, L (7, 1)										0	0	0	0	0	0	0
Cecil Espy, S (7, PH) OBP: 0.305, SLG: 0.333										1	0	0	0	0	1	1
John Wehner, R (8, 5) OBP: 0.267, SLG: 0.241										0	0	0	0	0	0	0
Al Martin, L (8, PH)										1	0	0	0	0	1	3
Stan Belinda, R (9, 1) OBP: 0.667, SLG: 1.000										0	0	0	0	0	0	0
Inning Stats	R: 1 H: 4 E: 0 LOB: 2 K: 0 BB: 0 S: 11 P: 17	R: 0 H: 0 E: 0 LOB: 0 K: 0 BB: 0 S: 6 P: 9	R: 0 H: 0 E: 0 LOB: 0 K: 0 BB: 0 S: 9 P: 13	R: 0 H: 0 E: 0 LOB: 0 K: 1 BB: 0 S: 7 P: 10	R: 0 H: 0 E: 0 LOB: 0 K: 0 BB: 0 S: 5 P: 7	R: 1 H: 2 E: 1 LOB: 2 K: 0 BB: 2 S: 15 P: 20	R: 0 H: 1 E: 0 LOB: 3 K: 2 BB: 2 S: 11 P: 24	R: 1 H: 3 E: 0 LOB: 3 K: 2 BB: 1 S: 15 P: 27	R: 0 H: 0 E: 0 LOB: 0 K: 1 BB: 0 S: 8 P: 9	1B: 6 2B: 3 3B: 1 HR: 0	SF: 0 SAC: 0 DP: 2 HBP: 1						

	AB	36
	R	3
	H	10
	RBI	2
	BB	3
	SO	6
	LOB	22

WP: 1 PA: 40
PB: 0
SB: 0
CS: 0

livebaseballscorecards.com

PITCHER		IP	WLS	BF	H	R	ER	SO	BB	IBB	HBP	BLK	WP	HR	S	P	ERA	WHIP
Chris Nabholz, L	(1, 1)	5.2	W	22	6	2	1	1	0	0	0	0	1	0	49	70	1.59	1.059
ERA: 3.31																		
Mel Rojas, R	(6, 1)	1.0		7	1	0	0	2	2	0	1	0	0	0	14	29	0.00	3.000
ERA: 1.08																		
Jeff Fassero, L	(7, 1)	0.1		1	0	0	0	0	0	0	0	0	0	0	1	1	0.00	0.000
ERA: 2.84																		
John Wetteland, R	(8, 1)	2.0	S	10	3	1	1	3	1	0	0	0	0	0	23	36	4.50	2.000
ERA: 3.36																		

PITCHER	IP	WLS	BF	H	R	ER	SO	BB	IBB	HBP	BLK	WP	HR	S	P	ERA	WHIP

Batter	1	2	3	4	5	6	7	8	9	10	11	12	13	AB	R	H	RBI	BB	SO	LOB
Marquis Grissom, R (1, 8) OBP: 0.327, SLG: 0.432	C B F S 1-3 K		B B F X 2-1 SH5-4 1-2 1B		B B B C X 3-1 G6-3	I I I I 4-0 IBB			C X 0-1 P3		B X 1-0 G5-3			5	0	1	0	1	1	0
Spike Owen, S (1, 6) OBP: 0.353, SLG: 0.390	B X 1-0 F8		B X 1-0 SH5-4 1-2 2-3		C X 0-1 P9	B S B F F X 2-2 P4			B B C X 2-1 F8			C X 0-1 SH1-4 1B		5	0	1	0	0	0	2
Ivan Calderon, R (1, 7) OBP: 0.312, SLG: 0.433 Moises Alou, R (7, 7) OBP: 0.325, SLG: 0.431	C B B B X 3-2 L3		I I I I 4-0 IBB		X 0-0 1B		B B F B X 3-1 L9		B C F X 1-2 F7			X 0-0 SH1-4 1-2		3 1	0 0	1 0	0 0	1 0	0 0	0 0
Larry Walker, L (1, 9) OBP: 0.360, SLG: 0.522		S S B X 1-2 BB 1B	B B F F S 2-3 K		F X 0-1 F7		S X 0-1 G6-3			B B B B 4-0 SH5-4 BB		I I I I 4-0 IBB		4	0	1	0	2	1	4
Greg Colbrunn, R (1, 3) OBP: 0.328, SLG: 0.413 Todd Haney, R (10, PH) John Wetteland, R (10, 1) OBP: 0.200, SLG: 0.200 Jerry Willard, L (12, PH) OBP: 0.268, SLG: 0.425 Kent Bottenfield, R (12, 1)	S B 1 SAFE 1 SAFE F 1 SAFE S 1-3 K		B F X 1-1 G4-3		C X 0-1 L8	X 0-0 CS 1B				X 0-0 SH5-4 1-2		C C C S S 1-3 K		4 0 0 0 1	0 0 0 0 0	1 0 0 0 0	0 0 0 0 0	1 0 0 0 0	4 0 0 1 0	4 0 0 2 0
Tim Wallach, R (1, 5) OBP: 0.301, SLG: 0.343 (10, 3)	C S X 0-2 L7			F F X 0-2 G4-3		B S B B S F X 2-2 1B 2B 1B	B 1-0 CS 1-2	B X 1-0 P6		I I I I 4-0 G6-4-3 IBB		X 0-0 F9		5	1	1	0	1	0	3
Wil Cordero, R (1, 4) OBP: 0.387, SLG: 0.381 Bret Barberie, S (6, 4) OBP: 0.367, SLG: 0.303 Sean Berry, R (10, PH) OBP: 0.250, SLG: 0.250 (10, 5)	1 SAFE B B B B F B 4-2 1-2 BB			X 0-0 G6-3 2B		B 1 SAFE F 1 SAFE B B X 3-1 1-2 2B 1B		C B C B F B B 4-2 S BB		X 0-0 G6-4-3 1-2f		B S S F S 2-3 K		2 0 2	1 0 0	2 0 0	0 0 0	1 1 0	0 0 1	0 0 2
Gary Carter, R (1, 2) OBP: 0.298, SLG: 0.339 Tim Laker, R (8, 2) OBP: 0.286, SLG: 0.303	X 0-0 G6-3			B X 1-0 G6-3 2-3		B X 1-0 1-H 2-H 2B		C S B 1 SAFE B F B 1 SAFE F 3-3 C 1-2 K			B S S S 1-3 K		C C B F F B X 2-2 G1-3	4 2	0 0	1 0	2 0	0 0	1 1	4 0
Dennis Martinez, R (1, 1) OBP: 0.194, SLG: 0.194 Mel Rojas, R (8, 1) OBP: 0.067, SLG: 0.067 Tom Foley, L (10, 4) OBP: 0.242, SLG: 0.229			F X 0-1 SH5-4 1B 1B	B B C X 2-1 G5-3		S B B B B C F X 3-2 G6-3		B F C B S 2-3 K			B B B B C C C 3-3 K		F B B B B C X 3-2 F7	4 0 0	0 0 0	1 0 0	0 0 0	0 0 0	1 0 1	3 0 0
Inning Stats	R: 0 H: 0 E: 0 LOB: 0 K: 1 BB: 0 S: 7 P: 12	R: 0 H: 1 E: 0 LOB: 2 K: 1 BB: 1 S: 12 P: 18	R: 0 H: 2 E: 0 LOB: 3 K: 1 BB: 1 S: 11 P: 21	R: 0 H: 1 E: 0 LOB: 1 K: 0 BB: 0 S: 7 P: 10	R: 0 H: 1 E: 0 LOB: 1 K: 0 BB: 0 S: 7 P: 10	R: 2 H: 3 E: 0 LOB: 2 K: 0 BB: 1 S: 18 P: 33	R: 0 H: 1 E: 0 LOB: 0 K: 0 BB: 0 S: 5 P: 9	R: 0 H: 0 E: 0 LOB: 1 K: 2 BB: 1 S: 12 P: 22	R: 0 H: 0 E: 0 LOB: 0 K: 0 BB: 0 S: 7 P: 10	R: 0 H: 0 E: 0 LOB: 1 K: 0 BB: 2 S: 2 P: 10	R: 0 H: 0 E: 0 LOB: 0 K: 2 BB: 0 S: 7 P: 12	R: 0 H: 1 E: 0 LOB: 2 K: 1 BB: 1 S: 7 P: 12	R: 0 H: 0 E: 0 LOB: 0 K: 1 BB: 0 S: 11 P: 18	1B: 8 2B: 2 3B: 0 HR: 0	SF: 0 SAC: 3 DP: 1 HBP: 0		WP: 0 PB: 0 SB: 1 CS: 1	PA: 55	

PITCHER		IP	WLS	BF	H	R	ER	SO	BB	IBB	HBP	BLK	WP	HR	S	P	ERA	WHIP
Danny Jackson, L ERA: 3.84	(1, 1)	6.0		29	8	2	2	3	1	2	0	0	0	0	62	104	3.00	1.500
Roger Mason, R ERA: 3.95	(7, 1)	1.0		3	1	0	0	0	0	0	0	0	0	0	5	9	0.00	1.000
Denny Neagle, L ERA: 4.37	(8, 1)	1.0		4	0	0	0	2	1	0	0	0	0	0	12	22	0.00	1.000
Stan Belinda, R ERA: 3.22	(9, 1)	1.0		3	0	0	0	0	0	0	0	0	0	0	7	10	0.00	0.000
Bob Patterson, L ERA: 3.12	(10, 1)	2.0		7	0	0	0	2	1	1	0	0	0	0	9	22	0.00	0.500

PITCHER		IP	WLS	BF	H	R	ER	SO	BB	IBB	HBP	BLK	WP	HR	S	P	ERA	WHIP
Danny Cox, R ERA: 4.77	(12, 1)	2.0	W	8	1	0	0	2	0	1	0	0	0	0	18	30	0.00	0.500

TOP

Montreal Expos @ Pittsburgh Pirates

Three Rivers Stadium, Pittsburgh, PA

Thu Sep 17 1992, 7:05 PM EDT

Att. 20,802 - Sunny - 75 F

livebaseballscorecards.com

AB	44
R	2
H	10
RBI	2
BB	7
SO	9
LOB	24

Batter	1	2	3	4	5	6	7	8	9	10	11	12	13	AB	R	H	RBI	BB	SO	LOB
Alex Cole, L (1, 9) OBP: 0.338, SLG: 0.335	L B B F F B B 4-2 1B BB	S B C B S 2-3 K			B X 1-0 E4 1B		B S B S B S 3-3 K		1 SAFE 1 SAFE B 1 SAFE C X 1-1 P2		B C C B F C 2-3 K		I I I I 4-0 1B IBB	5	0	1	0	2	3	3
Jay Bell, R (1, 6) OBP: 0.332, SLG: 0.389	1 SAFE 1 SAFE B 1 SAFE 1 SAFE 1 SAFE C 1 SAFE L 1-3 S K	B C B F X 2-2 G4-3	B X 1-0 P6			C X 0-1 P8		1 SAFE 1 SAFE F X 0-1 F9		S X 0-1 1B 1B	F F B X 1-2 1-2 3-H 1B		7	0	2	1	0	1	3
Andy Van Slyke, L (1, 8) OBP: 0.393, SLG: 0.514 Bob Patterson, R (10, 1) OBP: 0.429, SLG: 0.500 Al Martin, L (11, PH) Danny Cox, R (12, 1) OBP: 0.071, SLG: 0.071	1 SAFE C B 1 SAFE 1 SAFE X 1-1 F9	B S F X 1-2 G6-3				C B X 1-1 2B 1B		X 0-0 E 1B 1B	1 SAFE S 1 SAFE 1 SAFE P B S B S 3-3 K		C S S 0-3 K			5 0 1 0	2 0 0 0	2 0 0 0	0 0 0 0	0 0 1 0	1 0 1 0	2 0 1 0
Barry Bonds, L (1, 7) OBP: 0.455, SLG: 0.606	X 0-0 S 1-3 1B	B C B X 2-1 G4-3				C B B F X 2-2 G4-3 2B 1-H		1 SAFE B C S X 1-2 E 1B		B C B B C B 4-2 G3 S BB	X 0-0 1-2 1B			5	0	4	1	1	0	0
Jeff King, R (1, 5) OBP: 0.273, SLG: 0.380 (9, 4) (11, 5)	C B F C 1-3 K 1-2			C B B S C 2-3 K		X 0-0 P8		B B X 2-0 E6 BB 1-3 2-H		B 1 SAFE B B B 4-0 G3 BB 1-2	S B F S 1-3 K			5	0	0	0	1	3	6
Orlando Merced, S (1, 3) OBP: 0.330, SLG: 0.383		C B B X 2-1 L9		B X 1-0 G1-3		B X 1-0 G4-3 2-3		1 SAFE C B B B B S B 4-2 1-2 BB		L F X 0-2 G3 1-2 2-3		C X 0-1 G4-3		5	0	0	0	1	0	3
Michael LaValliere, L (1, 2) OBP: 0.352, SLG: 0.325	X 0-0 FC1-5 1B 1B		C B X 1-1 F8			B C C B X 2-2 F7		X 0-0 P4		I I I I 4-0 IBB	B C C B X 2-2 G4-3			5	0	1	0	1	0	4
Jose Lind, R (1, 4) OBP: 0.273, SLG: 0.271 Dave Clark, L (8, PH) OBP: 0.333, SLG: 0.433 John Wehner, R (9, 5) OBP: 0.267, SLG: 0.241 Don Slaught, R (10, PH) OBP: 0.379, SLG: 0.476 Carlos Garcia, R (11, 4) OBP: 0.188, SLG: 0.226	1 SAFE X 0-0 FC1-5 1B 1-2 1B		C B X 1-1 G6-3				X 0-0 G6-3	S B S S 1-3 K		S B B B F F X 2-2 P8	S X 0-1 G6-3			3 1 0 1 1	0 0 0 0 0	1 0 0 0 0	0 0 0 0 0	0 1 0 0 0	0 3 0 3 0	0 3 0 0 0
Danny Jackson, R (1, 1) OBP: 0.071, SLG: 0.071 Roger Mason, R (7, 1) Gary Varsho, L (7, PH) OBP: 0.266, SLG: 0.351 Denny Neagle, L (8, 1) Stan Belinda, R (9, 1) OBP: 0.667, SLG: 1.000 Cecil Espy, S (9, PH) OBP: 0.311, SLG: 0.350 (10, 8)	C X 0-1 FC1-5 1-2 2-3f		C B C C 1-3 K				S X 0-1 F9	B B B C X 3-2 1B		B B C T F F F B S 3-3 K			C B B C X 2-2 1B 3B	2 0 1 0 0 3	0 0 0 0 0 1	0 0 0 0 0 3	0 0 0 0 0 1	0 0 0 0 0 3	1 0 0 0 0 3	2 3 0 0 0 3
Inning Stats	R: 0 E: 0 K: 2 S: 12 H: 1 LOB: 2 BB: 1 P: 19	R: 0 E: 0 K: 1 S: 9 H: 2 LOB: 2 BB: 0 P: 13	R: 0 E: 0 K: 0 S: 8 H: 0 LOB: 0 BB: 0 P: 13	R: 0 E: 0 K: 1 S: 6 H: 0 LOB: 0 BB: 0 P: 10	R: 0 E: 1 K: 1 S: 7 H: 1 LOB: 1 BB: 0 P: 11	R: 1 E: 0 K: 0 S: 10 H: 2 LOB: 1 BB: 0 P: 16	R: 0 E: 0 K: 1 S: 6 H: 0 LOB: 0 BB: 0 P: 9	R: 1 E: 1 K: 1 S: 13 H: 2 LOB: 3 BB: 1 P: 21	R: 0 E: 0 K: 1 S: 11 H: 1 LOB: 1 BB: 0 P: 17	R: 0 E: 0 K: 1 S: 16 H: 0 LOB: 3 BB: 3 P: 33	R: 0 E: 0 K: 3 S: 13 H: 2 LOB: 2 BB: 0 P: 16	R: 0 E: 0 K: 0 S: 7 H: 0 LOB: 0 BB: 0 P: 9	R: 1 E: 0 K: 0 S: 6 H: 2 LOB: 2 BB: 1 P: 13	1B: 11 2B: 1 3B: 1 HR: 0		SF: 0 SAC: 0 DP: 0 HBP: 0		WP: 0 PB: 0 SB: 2 CS: 0		PA: 56

PITCHER		IP	WLS	BF	H	R	ER	SO	BB	IBB	HBP	BLK	WP	HR	S	P	ERA	WHIP
Dennis Martinez, R ERA: 2.57	(1, 1)	7.1		30	7	2	1	6	1	0	0	0	0	0	61	94	1.23	1.091
Mel Rojas, R ERA: 1.06	(8, 1)	1.2		9	2	0	0	2	1	0	0	0	0	0	21	35	0.00	1.800
John Wetteland, R ERA: 3.27	(10, 1)	2.0		11	2	0	0	4	2	1	0	0	0	0	29	49	0.00	2.000
Kent Bottenfield, R ERA: 1.88	(12, 1)	1.0	L	6	2	1	1	0	0	1	0	0	0	0	13	22	9.00	2.000

PITCHER	IP	WLS	BF	H	R	ER	SO	BB	IBB	HBP	BLK	WP	HR	S	P	ERA	WHIP

BOTTOM

Montreal Expos @ Pittsburgh Pirates

Three Rivers Stadium, Pittsburgh, PA

Thu Sep 17 1992, 7:05 PM EDT

Att. 20,802 - Sunny - 75 F

livebaseballscorecards.com

AB	50
R	3
H	13
RBI	2
BB	6
SO	12
LOB	33

Montreal Expos @ New York Mets

Shea Stadium, Flushing, NY

Fri Sep 18 1992, 7:05 PM EDT

Att. 16,856 - Cloudy - 80 F

TOP

livebaseballscorecards.com

Batter	1	2	3	4	5	6	7	8	9	AB	R	H	RBI	BB	SO	LOB
Marquis Grissom, R (1, 8) OBP: 0.327, SLG: 0.434	K		G6-3		CS 2B 2-H			1B 2B 1B K		5	1	2	1	0	2	1
Bret Barberie, S (1, 4) OBP: 0.368, SLG: 0.305	FC1-6 1B 1B		G1-3		G4-3 2-3			SAFE SAFE SAFE 2B 1-2 FC1-2 1B	G3-1	5	1	2	0	0	0	1
Ivan Calderon, R (1, 7) OBP: 0.317, SLG: 0.443 Moises Alou, R (8, 7) OBP: 0.324, SLG: 0.430	FC1-6 1-2 1B			2B 2B	K	K		L7	G6-3	4 1	1 0	2 0	0 0	0 0	1 0	2 0
Larry Walker, L (1, 9) OBP: 0.362, SLG: 0.527	FC1-6 S 1-2f 2-3 1B			WP 1B 2-H 2B	F9	F9		FC1-2 1-3 2-H 1B 2B	K 1B	5	2	3	2	0	0	2
Greg Colbrunn, R (1, 3) OBP: 0.331, SLG: 0.408 Jeff Fassero, L (9, 1) OBP: 0.143, SLG: 0.286	SAFE 1-H 3-H 1B			K 2-3		F8		FC1-2 1B IBB	K	4 0	1 0	1 0	1 0	1 0	2 0	2 0
Tim Wallach, R (1, 5) OBP: 0.301, SLG: 0.343 Sean Berry, R (7, PR) OBP: 0.240, SLG: 0.240 (7, 5)		K		K			SH3 1B	FC1-2 1B 1-2 2-3 3-Hf HR		3 1	0 1	1 0	0 0	0 0	2 0	1 3
Darrin Fletcher, L (1, 2) OBP: 0.273, SLG: 0.302 Tim Laker, R (7, 2) OBP: 0.306, SLG: 0.324		G4-3	CS 3-H 1B				SH3 1-2 1B	HR 1-2 2-H 3-H 1B		2 1	0 1	1 1	1 2	0 0	0 0	0 0
Wil Cordero, R (1, 6) OBP: 0.392, SLG: 0.420		G6-3	CS 1-2	SH3-4 2B 1B			L7	HR 1-H 2-H		4	2	2	3	0	0	2
Bill Krueger, L (1, 1) Mark Gardner, R (5, 1) OBP: 0.192, SLG: 0.191 John Vander Wal, L (7, PH) OBP: 0.329, SLG: 0.354 Kent Bottenfield, R (7, 1) OBP: 0.250, SLG: 0.250 Tom Foley, L (9, 3) OBP: 0.242, SLG: 0.229			G3		SH3-4 1-2		G4-3	1B		1 0 1 1 0	0 0 0 0 0	0 0 0 1 0	0 0 0 0 0	0 0 0 0 0	0 0 2 0 0	0 0 0 0 0

Inning Stats	1	2	3	4	5	6	7	8	9
	R: 1 E: 0 K: 1 S: 12	R: 0 E: 0 K: 1 S: 10	R: 0 E: 0 K: 0 S: 6	R: 2 E: 0 K: 2 S: 13	R: 1 E: 0 K: 0 S: 8	R: 0 E: 0 K: 1 S: 10	R: 0 E: 0 K: 0 S: 9	R: 6 E: 0 K: 1 S: 22	R: 0 E: 0 K: 1 S: 7
	H: 3 LOB: 2 BB: 0 P: 17	H: 0 LOB: 0 BB: 0 P: 13	H: 0 LOB: 0 BB: 0 P: 9	H: 3 LOB: 0 BB: 0 P: 22	H: 2 LOB: 0 BB: 0 P: 13	H: 0 LOB: 0 BB: 0 P: 14	H: 1 LOB: 2 BB: 0 P: 13	H: 6 LOB: 1 BB: 1 P: 35	H: 1 LOB: 1 BB: 0 P: 10

AB	38
R	10
H	16
RBI	10
BB	1
SO	7
LOB	16

		1B	2B	3B	HR	SF	SAC	DP	HBP	WP	PB	SB	CS	PA
		11	4	0	1	0	2	0	0	1	0	1	2	42

PITCHER		IP	WLS	BF	H	R	ER	SO	BB	IBB	HBP	BLK	WP	HR	S	P	ERA	WHIP
Dwight Gooden, R ERA: 3.8	(1, 1)	7.0	L	27	9	4	4	5	0	0	0	0	1	0	68	101	5.14	1.286
Barry Jones, R ERA: 6.12	(8, 1)	0.2		7	4	5	5	0	0	1	0	0	0	0	14	22	67.50	6.000
Mark Dewey, R ERA: 3.41	(8, 1)	0.1		3	2	1	1	1	0	0	0	0	0	1	8	13	27.00	6.000
Joe Vitko, R ERA:	(9, 1)	1.0		4	1	0	0	1	0	0	0	0	0	0	7	10	0.00	1.000

PITCHER		IP	WLS	BF	H	R	ER	SO	BB	IBB	HBP	BLK	WP	HR	S	P	ERA	WHIP

BOTTOM

Montreal Expos @ New York Mets

Shea Stadium, Flushing, NY

Fri Sep 18 1992, 7:05 PM EDT

Att. 16,856 - Cloudy - 80 F

Batter	1	2	3	4	5	6	7	8	9	AB	R	H	RBI	BB	SO	LOB
Ryan Thompson, R (1, 8) OBP: 0.220, SLG: 0.291	C X 0-1 ① F8		B S B C B F B 4-2 G6-3 BB		X 0-0 BB 1-2 1B 1B		C S X 0-2 E5		C F B S 1-3 ② K	4	1	1	0	1	1	0
Dave Gallagher, R (1, 9) OBP: 0.296, SLG: 0.317	X 0-0 ② G6-3		1 SAFE 1 SAFE B 1 SAFE X 1-0 ② G6-3 1-2		B F B F B 4-2 1B 1B 1-2 2-3 BB		F X 0-1 ② G5-3		B B B C X 3-1 DI 1B	3	1	0	0	1	0	2
Barry Jones, R (8, 1)										0	0	0	0	0	0	0
Mark Dewey, R (8, 1)										0	0	0	0	0	0	0
Joe Vitko, R (9, 1)										0	0	0	0	0	0	0
Bill Pecota, R (9, PH) OBP: 0.301, SLG: 0.307										1	0	1	0	0	0	0
Chico Walker, S (1, 5) OBP: 0.359, SLG: 0.416	F B S X 1-2 1B		B B X 2-0 ③ L9		B B C B S F X 3-2 ② SF8 3-H		C B S B F B F S 3-3 ③ K		S B S X 1-2 ③ F8 1-2	4	0	1	1	0	1	3
Eddie Murray, S (1, 3) OBP: 0.329, SLG: 0.415	B F X 1-1 ③ G3			B F S F B X 2-2 ① F9	F B S F X 1-2 1B 1-2 2-H 1B			B F B F F F X 2-2 G3 1B G3 1B		4	1	2	1	0	0	1
Kevin Bass, S (1, 7) OBP: 0.307, SLG: 0.420 (8, 9)		C B B X 2-1 ① G5-3		B C B F F B X 3-2 G4-3 2B	C X 0-1 ③ 1-3 2-H 1B			C B B X 2-1 G3 1-2 1B		4	0	3	1	0	0	0
Jeff Kent, R (1, 4) OBP: 0.307, SLG: 0.420		B S X 1-1 ② G4-3		F X 0-1 ② G4-3 2-3		C X 0-1 ① P2		B X 1-0 ① G3 1-2 2-3		4	0	0	0	0	0	3
Charlie O'Brien, R (1, 2) OBP: 0.292, SLG: 0.325		X 0-0 2B 1B		F B B X 2-1 ③ G5-3		F B F F F X 1-2 ② F8		S B X 1-1 ② G3 3-H		3	0	1	0	0	0	1
Todd Hundley, S (8, PH) OBP: 0.260, SLG: 0.331 (9, 2)										1	0	0	1	0	0	1
Dick Schofield, R (1, 6) OBP: 0.312, SLG: 0.282		X 0-0 ③ 1-H 2B			B B C F X 2-2 FC4-6 1B		C S F B X 1-2 ③ F7	C B X 1-1 ③ F8		3	0	2	0	0	0	0
Jeff McKnight, S (8, PH) OBP: 0.313, SLG: 0.435 (9, 6)										1	0	0	0	0	0	1
Dwight Gooden, R (1, 1) OBP: 0.281, SLG: 0.375			F S B S 1-3 ① K		F B X 1-1 ① FC4-6 BB 1B SF8 1-2f		S C B C 1-3 ① K		S B B B F S 3-3 ① K	2	1	0	0	0	1	1
Daryl Boston, L (7, PH) OBP: 0.320, SLG: 0.423 (8, 7)										1	0	0	0	0	1	0
D.J. Dozier, R (9, PH) OBP: 0.256, SLG: 0.206										1	0	0	0	0	1	0
Inning Stats	R: 0 E: 0 K: 0 S: 8 H: 1 LOB: 1 BB: 0 P: 10	R: 0 E: 0 K: 0 S: 6 H: 2 LOB: 2 BB: 0 P: 9	R: 0 E: 0 K: 1 S: 8 H: 0 LOB: 1 BB: 1 P: 16	R: 0 E: 0 K: 0 S: 12 H: 1 LOB: 1 BB: 0 P: 19	R: 3 E: 0 K: 0 S: 18 H: 4 LOB: 2 BB: 1 P: 29	R: 0 E: 0 K: 0 S: 11 H: 0 LOB: 0 BB: 0 P: 13	R: 0 E: 1 K: 2 S: 13 H: 0 LOB: 1 BB: 0 P: 17	R: 1 E: 0 K: 0 S: 12 H: 2 LOB: 1 BB: 0 P: 19	R: 0 E: 0 K: 2 S: 11 H: 1 LOB: 1 BB: 0 P: 19	1B: 9 2B: 2 3B: 0 HR: 0	SF: 1 SAC: 0 DP: 0 HBP: 0						

livebaseballscorecards.com

AB	36
R	4
H	11
RBI	4
BB	2
SO	5
LOB	13

WP: 0 PB: 0 SB: 0 CS: 0 PA: 39

PITCHER		IP	WLS	BF	H	R	ER	SO	BB	IBB	HBP	BLK	WP	HR	S	P	ERA	WHIP
Bill Krueger, L ERA: 4.3	(1, 1)	4.1		20	6	3	3	1	2	0	0	0	0	0	42	69	6.23	1.846
Mark Gardner, R ERA: 4.19	(5, 1)	1.2	W	6	2	0	0	0	0	0	0	0	0	0	21	27	0.00	1.200
Kent Bottenfield, R ERA: 2.2	(7, 1)	2.0		9	2	1	1	2	0	0	0	0	0	0	25	36	4.50	1.000
Jeff Fassero, L ERA: 2.8	(9, 1)	1.0		4	1	0	0	2	0	0	0	0	0	0	11	19	0.00	1.000

PITCHER	IP	WLS	BF	H	R	ER	SO	BB	IBB	HBP	BLK	WP	HR	S	P	ERA	WHIP

Montreal Expos @ New York Mets

Shea Stadium, Flushing, NY

Sat Sep 19 1992, 7:05 PM EDT

Att. 21,501 - Cloudy - 67 F

TOP

livebaseballscorecards.com

Batter	1	2	3	4	5	6	7	8	9	AB	R	H	RBI	BB	SO	LOB
Delino DeShields, L (1, 4) OBP: 0.368, SLG: 0.406	K		2B		1B		F8		F9	5	1	2	1	0	1	2
Marquis Grissom, R (1, 8) OBP: 0.329, SLG: 0.434	HBP		K		FC5-4 1B		FC6-2 FC6-4		1B 1B	4	1	2	0	0	1	3
Ivan Calderon, R (1, 7) OBP: 0.308, SLG: 0.430	F9		G6-3		FC5-4 2B		FC6-4		1B	4	1	0	1	0	0	5
Jeff Fassero, L (7, 1) OBP: 0.143, SLG: 0.286										0	0	0	0	0	0	0
Mel Rojas, R (8, 1) OBP: 0.067, SLG: 0.067										0	0	0	0	0	0	0
Gil Heredia, R (8, 1) OBP: 0.167, SLG: 0.167										0	0	0	0	0	0	0
Sean Berry, R (9, PH) OBP: 0.269, SLG: 0.269										1	0	1	0	0	0	0
Larry Walker, L (1, 9) OBP: 0.362, SLG: 0.527	G4-3			K	2B			K	1B	5	0	2	3	0	2	1
Greg Colbrunn, R (1, 3) OBP: 0.326, SLG: 0.396		K		HBP	F8			K	F9	4	0	0	0	0	2	3
Bret Barberie, S (1, 5) OBP: 0.370, SLG: 0.303		F8		BB		F7		BB		2	0	0	0	2	0	0
Wil Cordero, R (1, 6) OBP: 0.376, SLG: 0.402		F7		F7		K		K		4	0	0	0	0	2	3
Darrin Fletcher, L (1, 2) OBP: 0.273, SLG: 0.301			SH2-4 2B 1B	F8		K			K	4	1	1	0	0	2	2
Brian Barnes, L (1, 1) OBP: 0.276, SLG: 0.250			SH2-4		K		E7 F8 FC6-2		1B 1B 1B BB	0	0	0	0	0	0	0
John Vander Wal, L (5, PH) OBP: 0.327, SLG: 0.352										1	0	0	0	0	1	0
Sergio Valdez, R (5, 1)										0	0	0	0	0	0	0
Jerry Willard, L (7, PH) OBP: 0.262, SLG: 0.415										1	0	0	0	0	0	0
Spike Owen, S (7, PR) OBP: 0.353, SLG: 0.390										0	0	0	0	0	0	0
Moises Alou, R (7, 7) OBP: 0.326, SLG: 0.430										0	1	0	0	1	0	0

Inning Stats	1	2	3	4	5	6	7	8	9
	R: 0 E: 0 K: 1 S: 10	R: 0 E: 0 K: 1 S: 9	R: 1 E: 0 K: 1 S: 12	R: 0 E: 0 K: 1 S: 12	R: 2 E: 0 K: 1 S: 14	R: 0 E: 0 K: 2 S: 10	R: 0 E: 1 K: 0 S: 9	R: 0 E: 0 K: 3 S: 13	R: 2 E: 0 K: 1 S: 15
	H: 0 LOB: 1 BB: 0 P: 15	H: 0 LOB: 0 BB: 0 P: 15	H: 2 LOB: 1 BB: 0 P: 17	H: 0 LOB: 2 BB: 1 P: 25	H: 3 LOB: 1 BB: 0 P: 18	H: 0 LOB: 0 BB: 0 P: 15	H: 0 LOB: 2 BB: 0 P: 15	H: 0 LOB: 1 BB: 1 P: 21	H: 3 LOB: 2 BB: 1 P: 24

	AB	35
	R	5
	H	8
	RBI	5
	BB	3
	SO	11
	LOB	19

1B: 6 SF: 0
2B: 2 SAC: 1
3B: 0 DP: 0
HR: 0 HBP: 2

WP: 0 PA: 41
PB: 0
SB: 1
CS: 0

PITCHER		IP	WLS	BF	H	R	ER	SO	BB	IBB	HBP	BLK	WP	HR	S	P	ERA	WHIP
Bret Saberhagen, R ERA: 4.15	(1, 1)	5.0		23	5	3	3	5	1	0	2	0	0	0	57	90	5.40	1.200
Wally Whitehurst, R ERA: 3.18	(6, 1)	3.0	W	11	0	0	0	5	1	0	0	0	0	0	32	51	0.00	0.333
Jeff Innis, R ERA: 2.95	(9, 1)	1.0		7	3	2	2	1	1	0	0	0	0	0	15	24	18.00	4.000

PITCHER	IP	WLS	BF	H	R	ER	SO	BB	IBB	HBP	BLK	WP	HR	S	P	ERA	WHIP

BOTTOM

Batter	1	2	3	4	5	6	7	8	9	AB	R	H	RBI	BB	SO	LOB
Ryan Thompson, R (1, 8) OBP: 0.210, SLG: 0.276	S B B X 2-1 F7 ①		B F B 1 SAFE 1 SAFE S C 2-3 K 1-2 ③		S S B F S 1-3 K ③			B B B 4-0 1B FC 1B BB		3	0	0	0	0	2	1
Daryl Boston, L (8, PH) OBP: 0.322, SLG: 0.423 (9, 9)										0	1	0	0	1	0	0
Dave Gallagher, R (1, 9) OBP: 0.297, SLG: 0.313	C S B S 1-3 K ②			B B C B B 4-1 1B HR BB		B C M S 1-3 K ①		X 0-0 FC 1B 1B BB 1-2		2	1	0	0	1	2	0
Mackey Sasser, L (8, PH) OBP: 0.250, SLG: 0.320										1	0	0	0	0	0	2
Bill Pecota, R (8, PR) OBP: 0.301, SLG: 0.307 (9, 5)										0	1	0	0	0	0	0
Chico Walker, S (1, 5) OBP: 0.361, SLG: 0.418	B B F B S T T T F 3-3 C K ③			B 1 SAFE S 1 SAFE B B B F X 3-2 HR 1-3 1B		C B X 1-1 G3-1 ②		B S X 1-1 BB 1B SF7 1-2 2-3 3-H 1B		4	2	2	1	0	1	0
Jeff Innis, R (9, 1)										0	0	0	0	0	0	0
Eddie Murray, S (1, 3) OBP: 0.332, SLG: 0.423		F B B F B X 3-2 F9 ①		C B 1 SAFE B B F 1 SAFE X 3-2 HR 1-H 3-H		B C F X 1-2 1B		S X 0-1 BB 1B 1-2 2-3 3-H		4	1	3	4	0	0	0
Jeff Kent, R (1, 4) OBP: 0.309, SLG: 0.419		B C S B X 2-2 CS 1B		C B X 1-1 G5-3 ①		C 1 SAFE F S 0-3 K ③		B B B B 4-0 G5-4-3 BB 1-2 2-3 3-H		3	0	1	1	1	1	1
Todd Hundley, S (1, 2) OBP: 0.257, SLG: 0.328		B F 1 SAFE F 1 SAFE B X 2-2 F8 ②		F C S 0-3 K ②			X 0-0 L8 ①	B B B C X 3-1 SF7 ① 3-H		3	0	0	1	0	1	1
Dick Schofield, R (1, 6) OBP: 0.310, SLG: 0.280	1 SAFE 1 SAFE M 0-1 CS 1-2 ③	B B C X 2-1 F9 ①	B C X 1-1 F9 ③				C S B X 1-2 F7 ②	B F X 1-1 G5-4-3 1-2f ② ③		4	0	0	0	0	0	3
D.J. Dozier, R (1, 7) OBP: 0.262, SLG: 0.216		C B C B B X 3-2 S 1B			F F B F S 1-3 K ①		B F F X 1-2 F8 ③			3	0	1	0	0	1	0
Bret Saberhagen, R (1, 1) OBP: 0.095, SLG: 0.095		1 SAFE X 0-0 P1 ②			C B F F F X 1-2 F7 ②			S X 0-1 1B 3B		1	0	0	0	0	0	1
Chris Donnels, L (5, PH) OBP: 0.282, SLG: 0.211										1	0	0	0	0	0	0
Wally Whitehurst, R (6, 1) OBP: 0.227, SLG: 0.238										0	0	0	0	0	0	0
Kevin Bass, S (8, PH) OBP: 0.309, SLG: 0.427										1	0	1	0	0	0	0
Pat Howell, S (8, PR) OBP: 0.204, SLG: 0.192 (9, 8)										0	1	0	0	0	0	0
Inning Stats	R: 0 E: 0 K: 2 S: 12 H: 0 LOB: 0 BB: 0 P: 18	R: 0 E: 0 K: 0 S: 10 H: 1 LOB: 0 BB: 0 P: 17	R: 0 E: 0 K: 1 S: 9 H: 1 LOB: 1 BB: 0 P: 16	R: 3 E: 0 K: 1 S: 14 H: 2 LOB: 0 BB: 1 P: 26	R: 0 E: 0 K: 2 S: 13 H: 0 LOB: 0 BB: 0 P: 16	R: 0 E: 0 K: 2 S: 11 H: 1 LOB: 1 BB: 0 P: 14	R: 0 E: 0 K: 0 S: 7 H: 0 LOB: 0 BB: 0 P: 9	R: 4 E: 0 K: 0 S: 11 H: 3 LOB: 3 BB: 2 P: 24		1B: 6 2B: 0 3B: 1 HR: 1	SF: 1 SAC: 0 DP: 1 HBP: 0					

PITCHER		IP	WLS	BF	H	R	ER	SO	BB	IBB	HBP	BLK	WP	HR	S	P	ERA	WHIP
Brian Barnes, L ERA: 3.15	(1, 1)	4.0		16	4	3	3	4	1	0	0	0	0	1	45	77	6.75	1.250
Sergio Valdez, R ERA: 2.51	(5, 1)	2.0		7	1	0	0	4	0	0	0	0	0	0	24	30	0.00	0.500
Jeff Fassero, L ERA: 2.88	(7, 1)	1.0	L	4	1	1	1	0	0	0	0	0	0	0	9	11	9.00	1.000
Mel Rojas, R ERA: 1.35	(8, 1)	0.0		5	2	2	2	0	2	0	0	0	0	0	5	14	∞	∞
Gil Heredia, R ERA: 5.29	(8, 1)	1.0		2	0	1	1	0	0	0	0	0	0	0	4	8	9.00	0.000

PITCHER	IP	WLS	BF	H	R	ER	SO	BB	IBB	HBP	BLK	WP	HR	S	P	ERA	WHIP

Montreal Expos @ New York Mets

Shea Stadium, Flushing, NY

Sat Sep 19 1992, 7:05 PM EDT

Att. 21,501 - Cloudy - 67 F

livebaseballscorecards.com

AB	30
R	7
H	8
RBI	7
BB	3
SO	8
LOB	9

1B: 6 SF: 1
2B: 0 SAC: 0
3B: 1 DP: 1
HR: 1 HBP: 0

WP: 0 PA: 35
PB: 0
SB: 1
CS: 1

Batter	1	2	3	4	5	6	7	8	9	AB	R	H	RBI	BB	SO	LOB
Delino DeShields, L (1, 4) OBP: 0.366, SLG: 0.403	C S S 0-3 ① K		F C C 0-3 ② K		S B C B B S 3-3 ③ K			B X 1-0 ① SH5-3 1-2		3	0	0	0	0	3	3
Marquis Grissom, R (1, 8) OBP: 0.327, SLG: 0.431	B S F X 1-2 ② P4		C S C 0-3 ③ K			B X 1-0 ① P3		F B S B X 2-2 ② G6-3		4	0	0	0	0	1	3
Moises Alou, R (1, 7) OBP: 0.325, SLG: 0.427	B F C B C 2-3 ③ K			B F F S 1-3 ① K		C C B X 1-2 1B		S X 0-1 ③ F9		4	0	1	0	0	2	1
Larry Walker, L (1, 9) OBP: 0.363, SLG: 0.526		C B S S 1-3 ① K		H 1-0 F7-4 1B HBP		B C S 1 SAFE B F 1 SAFE S 2-3 ② K			F S B F F X 1-2 1B	3	0	1	0	0	2	1
Greg Colbrunn, R (1, 3) OBP: 0.324, SLG: 0.391		B S S F B B F F S 3-3 ② K		B X 1-0 1-2 1B		B B X 2-0 ③ P4			B S B B F S 2-3 ① K	4	0	1	0	0	2	2
Spike Owen, S (1, 6) OBP: 0.350, SLG: 0.386		C B B X 2-1 ③ F7		B B F B C F F X 3-2 ② ③ F7-4 2-3			B B B C X 3-1 ① F9		B X 1-0 ② P6	4	0	0	0	0	0	3
Tim Wallach, R (1, 5) OBP: 0.302, SLG: 0.343			B X 1-0 BB 1B		X 0-0 ① L7		H 1-0 G4-6-3 HBP		B F 1 SAFE X 1-1 ③ G5-3	3	0	1	0	0	0	1
Gary Carter, R (1, 2) OBP: 0.296, SLG: 0.336			B X 1-0 ① F9		F X 0-1 ② F9		F F B X 1-2 ② ③ G4-6-3 1-2f			3	0	0	0	0	0	2
Ken Hill, R (1, 1) OBP: 0.281, SLG: 0.333 Ivan Calderon, R (8, PH) OBP: 0.313, SLG: 0.434 Sergio Valdez, R (8, 1)			C L 1 SAFE B B B 1 SAFE B B B 4-2 1-2 BB		B B B C B 4-1 BB			B C F X 1-2 SH5-3 1B		0	0	0	0	2	0	0
										1	0	1	0	0	0	0
										0	0	0	0	0	0	0
Inning Stats	R: 0 E: 0 K: 2 S: 9 H: 0 LOB: 0 BB: 0 P: 12	R: 0 E: 0 K: 2 S: 11 H: 0 LOB: 0 BB: 0 P: 17	R: 0 E: 0 K: 2 S: 10 H: 1 LOB: 2 BB: 1 P: 16	R: 0 E: 0 K: 1 S: 9 H: 1 LOB: 1 BB: 0 P: 15	R: 0 E: 0 K: 1 S: 7 H: 0 LOB: 1 BB: 1 P: 14	R: 0 E: 0 K: 1 S: 9 H: 1 LOB: 1 BB: 0 P: 15	R: 0 E: 0 K: 0 S: 5 H: 0 LOB: 0 BB: 0 P: 10	R: 0 E: 0 K: 0 S: 9 H: 1 LOB: 1 BB: 0 P: 13	R: 0 E: 0 K: 1 S: 11 H: 1 LOB: 1 BB: 0 P: 16	1B: 5 2B: 1 3B: 0 HR: 0	SF: 0 SAC: 1 DP: 2 HBP: 2					

PITCHER	IP	WLS	BF	H	R	ER	SO	BB	IBB	HBP	BLK	WP	HR	S	P	ERA	WHIP
Sid Fernandez, L (1, 1) ERA: 2.7	9.0	W	34	5	0	0	10	2	0	2	0	0	0	80	128	0.00	0.778

PITCHER	IP	WLS	BF	H	R	ER	SO	BB	IBB	HBP	BLK	WP	HR	S	P	ERA	WHIP

TOP

Montreal Expos @ New York Mets

Shea Stadium, Flushing, NY

Sun Sep 20 1992, 3:33 AM EDT

Att. 22,257 - Sunny - 72 F

livebaseballscorecards.com

AB	29
R	0
H	5
RBI	0
BB	2
SO	10
LOB	16

WP: 0	PA: 34		
PB: 0			
SB: 0			
CS: 0			

Montreal Expos @ New York Mets

Shea Stadium, Flushing, NY

Sun Sep 20 1992, 3:33 AM EDT

Att. 22,257 - Sunny - 72 F

livebaseballscorecards.com

BOTTOM

Batter	1	2	3	4	5	6	7	8	9	AB	R	H	RBI	BB	SO	LOB
Ryan Thompson, R (1, 8) (8, 9) OBP: 0.212, SLG: 0.274	C C C 0-3 ① K	S X 0-1 S 1-3 3-H 1B			C X 0-1 ① P3		B C F S 1-3 ② K			4	0	1	1	0	2	1
Dave Gallagher, R (1, 9) OBP: 0.297, SLG: 0.309 Mackey Sasser, L (7, PH) OBP: 0.248, SLG: 0.317 Pat Howell, S (8, 8) OBP: 0.204, SLG: 0.192	B S F C 1-3 ② K	B 1 SAFE B B C X 3-1 ③ P6 1-2			F C B B B 4-2 1B BB		C X 0-1 ③ G6-3			2 1 0	0 0 0	0 0 0	0 0 0	1 0 0	1 0 0	2 1 0
Chico Walker, S (1, 5) OBP: 0.367, SLG: 0.421 Bill Pecota, R (9, 5) OBP: 0.301, SLG: 0.307	B B F C B F X 3-2 S 1B	C B B B C B 4-2 S BB	F 1 SAFE C F 1 SAFE X 0-2 G1-6-3 1-2 1B				B S B C S 2-3 ① K			3 0	0 0	2 0	0 0	1 0	1 0	0 0
Eddie Murray, S (1, 3) OBP: 0.331, SLG: 0.421	S 1 SAFE B 1 SAFE C 1 SAFE 1 SAFE F P 4-2 B B 1-2 BB	C B 1 SAFE 1 SAFE F F S 1-3 ① K	F X 0-1 ② ③ G1-6-3 1-2f				F F B F B B F X 3-2 ② G3-1			3	0	0	0	1	1	3
Daryl Boston, L (1, 7) OBP: 0.318, SLG: 0.416	S B X 1-1 ③ P4	S S C 0-3 ② K 1-2				B B C S X 2-2 ① G4-3	C B B F B X 3-2 ③ F7			4	0	0	0	0	1	3
Jeff Kent, R (1, 4) OBP: 0.309, SLG: 0.419		C F F B X 1-2 1B 1B 1B	C S F B B X 2-2 ③ G6-3			B C S F X 1-2 ② G6-3				3	1	1	0	0	0	1
Todd Hundley, S (1, 2) OBP: 0.254, SLG: 0.325		X 0-0 ① F9		S X 0-1 ① G4-3		F S X 0-2 ③ G6-3				3	0	0	0	0	0	1
Dick Schofield, R (1, 6) OBP: 0.312, SLG: 0.283		1 SAFE X 0-0 1B 1-3 1B		B S B F X 2-2 ② G1-3			X 0-0 SH1 1B			3	0	2	0	0	0	0
Sid Fernandez, L (1, 1) OBP: 0.214, SLG: 0.257		1 SAFE X 0-0 ② L6		C F S 0-3 ③ K			L B 1 SAFE X 1-1 ① SH1 1-2			2	0	0	0	0	1	2
Inning Stats	R: 0 H: 1 E: 0 LOB: 2 K: 2 BB: 1 S: 16 P: 24	R: 1 H: 3 E: 0 LOB: 2 K: 0 BB: 0 S: 11 P: 15	R: 0 H: 0 E: 0 LOB: 1 K: 2 BB: 1 S: 13 P: 20	R: 0 H: 0 E: 0 LOB: 0 K: 1 BB: 0 S: 8 P: 10	R: 0 H: 1 E: 0 LOB: 1 K: 0 BB: 1 S: 10 P: 14	R: 0 H: 0 E: 0 LOB: 0 K: 0 BB: 0 S: 10 P: 13	R: 0 H: 1 E: 0 LOB: 1 K: 1 BB: 0 S: 8 P: 10	R: 0 H: 0 E: 0 LOB: 0 K: 1 BB: 0 S: 11 P: 19		1B: 6 SF: 0 2B: 0 SAC: 1 3B: 0 DP: 1 HR: 0 HBP: 0						

	AB	28
	R	1
	H	6
	RBI	1
	BB	3
	SO	7
	LOB	14

WP: 0 PA: 32
PB: 0
SB: 3
CS: 0

PITCHER		IP	WLS	BF	H	R	ER	SO	BB	IBB	HBP	BLK	WP	HR	S	P	ERA	WHIP
Ken Hill, R ERA: 2.67	(1, 1)	7.0	L	29	6	1	1	6	3	0	0	0	0	0	76	106	1.29	1.286
Sergio Valdez, R ERA: 2.43	(8, 1)	1.0		3	0	0	0	1	0	0	0	0	0	0	11	19	0.00	0.000

PITCHER	IP	WLS	BF	H	R	ER	SO	BB	IBB	HBP	BLK	WP	HR	S	P	ERA	WHIP

Batter	1	2	3	4	5	6	7	8	9	AB	R	H	RBI	BB	SO	LOB
Stan Javier, S (1, 8) OBP: 0.330, SLG: 0.320	C B S F X 1-2 ① F9		F B S F F F F X 1-2 ① FC5-4 S 1-2f 2B	C X 0-1 1B 1B 1-2 HBP 1B	C C S 0-3 ③ K			C X 0-1 1B		5	2	2	0	0	1	1
Mickey Morandini, L (1, 4) OBP: 0.314, SLG: 0.361	C F B B B X 2-2 ② G1-3		C F B F B B B 4-2 1-2 2B BB	X 0-0 HBP 1B 1-2 HR 1B 2-3		B F S C 1-3 ① K	X 0-0 ② L6	X 0-0 ② F7		4	2	1	0	1	1	1
John Kruk, L (1, 3) OBP: 0.423, SLG: 0.458	B C F F B B 4-2 1B BB		B B C X 2-1 1B 1-H 1B 2B 2-H	B F X 2-1 HBP 1-2 HR 1B 2-3 3-H		X 0-0 ② L6		B S C B S 2-3 ③ K		4	2	2	3	1	1	1
Dave Hollins, S (1, 5) OBP: 0.363, SLG: 0.462	C C B B X 2-2 1-2 1B		B X 1-0 1B 2-3 1B	B F B S B H 4-2 HR 1-2 HBP 2-3 3-H		C F X 0-2 ③ G5-3			F S F S 0-3 ① K	4	1	2	1	0	1	0
Darren Daulton, L (1, 2) OBP: 0.383, SLG: 0.533	C X 0-1 ③ G4-3		C 1 SAFE B X 1-1 ② P6	B X 1-0 1-H HR 2-H 3-H			C C C 0-3 ① K		S X 0-1 1B	5	1	2	4	0	1	4
Mariano Duncan, R (1, 7) OBP: 0.292, SLG: 0.389		C B C X 1-2 ① G6-3	C X 0-1 1-2 1B 3-H	X 0-0 ② G1-3			S X 0-1 ② G4-3		B X 1-0 ② P6	5	0	1	1	0	0	1
Tom Marsh, R (1, 9) OBP: 0.202, SLG: 0.279		C S B X 1-2 ② G1-3	B S S B F X 2-2 ③ F7	B X 2-0 ③ F9			C X 0-1 1B		S F B S 1-3 ③ K	5	0	1	0	0	1	3
Juan Bell, R (1, 6) OBP: 0.317, SLG: 0.278	X 0-0 ③ F9			C C X 0-2 ① G3	B C C S 1-3 ① K		X 0-0 ③ F7			4	0	0	0	0	1	1
Ben Rivera, R (1, 1) OBP: 0.143, SLG: 0.077			B B C B B 4-1 FC5-4 BB	X 0-0 E6 1B 1B 1B	F X 0-1 ② G3			B S F B F X 2-2 ① G6-3		3	1	0	0	1	0	0
Inning Stats	R: 0 H: 1 E: 0 LOB: 2 K: 0 BB: 1 S: 15 P: 24	R: 0 H: 0 E: 0 LOB: 0 K: 0 BB: 0 S: 7 P: 9	R: 3 H: 3 E: 0 LOB: 2 K: 0 BB: 2 S: 24 P: 39	R: 6 H: 4 E: 1 LOB: 0 K: 0 BB: 0 S: 14 P: 23	R: 0 H: 0 E: 0 LOB: 0 K: 2 BB: 0 S: 8 P: 9	R: 0 H: 0 E: 0 LOB: 0 K: 1 BB: 0 S: 7 P: 8	R: 0 H: 1 E: 0 LOB: 1 K: 1 BB: 0 S: 8 P: 8	R: 0 H: 1 E: 0 LOB: 1 K: 1 BB: 0 S: 10 P: 14	R: 0 H: 1 E: 0 LOB: 1 K: 2 BB: 0 S: 11 P: 13	1B: 9 SF: 0 2B: 1 SAC: 0 3B: 0 DP: 0 HR: 1 HBP: 1						

TOP

Philadelphia Phillies @ Montreal Expos

Olympic Stadium, Montreal, QB

Mon Sep 21 1992, 7:05 PM EDT

Att. 11,596 - Dome - 70 F

livebaseballscorecards.com

AB	39
R	9
H	11
RBI	9
BB	3
SO	7
LOB	12

WP: 0 PA: 43
PB: 0
SB: 1
CS: 0

PITCHER		IP	WLS	BF	H	R	ER	SO	BB	IBB	HBP	BLK	WP	HR	S	P	ERA	WHIP
Chris Nabholz, L ERA: 3.41	(1, 1)	2.2	L	15	4	3	3	0	3	0	0	0	0	0	42	66	10.12	2.625
Mark Gardner, R ERA: 4.38	(3, 1)	0.2		7	3	5	4	0	0	0	1	0	0	0	15	23	54.00	4.500
Gil Heredia, R ERA: 5.02	(4, 1)	3.2		13	2	1	1	4	0	0	0	0	0	1	26	31	2.46	0.545
Doug Simons, L ERA: 22.85	(8, 1)	2.0		8	2	0	0	3	0	0	0	0	0	0	21	27	0.00	1.000

PITCHER	IP	WLS	BF	H	R	ER	SO	BB	IBB	HBP	BLK	WP	HR	S	P	ERA	WHIP

Batter	1	2	3	4	5	6	7	8	9	AB	R	H	RBI	BB	SO	LOB
Delino DeShields, L (1, 4) OBP: 0.365, SLG: 0.402	X 0-0 G6-3 ①		X 0-0 S 2B 1B		CBFS 1-3 K ②			X 0-0 G4-3 ①		4	1	1	0	0	1	0
Todd Haney, R (9, 4)										0	0	0	0	0	0	0
Marquis Grissom, R (1, 8) OBP: 0.328, SLG: 0.433	BBX 2-0 G6-3 ②		1 SAFE BBCX 1-1 G4-3 1-H 2B		B X 1-0 1B			X 0-0 G6-3 ②		4	0	2	1	0	0	0
Ivan Calderon, R (1, 7) OBP: 0.311, SLG: 0.424	BBBB 4-0 BB		MBCX 1-2 G4-3 ② 2-3		X 0-0 F8 ③			CCC 0-3 K ③		3	0	0	0	1	1	2
Larry Walker, L (1, 9) OBP: 0.362, SLG: 0.523	X 0-0 P6 ③		FFH 1-2 HBP			BBFCFS 2-3 K ①			X 0-0 F8 ①	3	0	0	0	0	1	1
Darrin Fletcher, L (1, 2) OBP: 0.269, SLG: 0.296		BBCX 2-2 F7 ①	CFFBFX 1-2 G4-3 ③			B X 1-0 F7 ②			X 0-0 G4-3 ②	3	0	0	0	0	0	2
Tim Laker, R (8, 2) OBP: 0.297, SLG: 0.314										1	0	0	0	0	0	0
Tim Wallach, R (1, 5) OBP: 0.301, SLG: 0.341		CFC 0-3 K ②		SFBX 1-2 G4-3 ①		X 0-0 P4 ③			CCC 0-3 K ③	3	0	0	0	0	1	0
Sean Berry, R (7, 5) OBP: 0.259, SLG: 0.259										1	0	0	0	0	1	0
Greg Colbrunn, R (1, 3) OBP: 0.318, SLG: 0.383		BBX 2-0 F9 ③		BBFX 2-1 F8 ②			FCBFS 1-3 K ①			3	0	0	0	0	1	0
Wil Cordero, R (1, 6) OBP: 0.375, SLG: 0.432			BFBX 2-1 HR	BFBSX 2-2 G1-3 ③			CBCBBX 3-2 F7 ②			3	1	1	1	0	0	0
Chris Nabholz, L (1, 1) OBP: 0.129, SLG: 0.148			BSSSC 1-3 K ①		CX 0-1 G6-3 ①		CCBX 1-2 P4 ③			0	0	0	0	0	0	0
Mark Gardner, R (3, 1) OBP: 0.189, SLG: 0.188										1	0	0	0	0	1	0
Gil Heredia, R (4, 1) OBP: 0.143, SLG: 0.143										1	0	0	0	0	0	0
John Vander Wal, L (7, PH) OBP: 0.326, SLG: 0.351										1	0	0	0	0	0	0
Doug Simons, L (8, 1)										0	0	0	0	0	0	0
Inning Stats	R: 0 E: 0 K: 0 S: 3 H: 0 LOB: 1 BB: 1 P: 9	R: 0 E: 0 K: 1 S: 7 H: 0 LOB: 0 BB: 0 P: 11	R: 2 E: 0 K: 1 S: 18 H: 3 LOB: 2 BB: 0 P: 25	R: 0 E: 0 K: 0 S: 8 H: 0 LOB: 0 BB: 0 P: 13	R: 0 E: 0 K: 0 S: 7 H: 1 LOB: 1 BB: 0 P: 9	R: 0 E: 0 K: 1 S: 6 H: 0 LOB: 0 BB: 0 P: 9	R: 0 E: 0 K: 1 S: 10 H: 0 LOB: 0 BB: 0 P: 15	R: 0 E: 0 K: 1 S: 5 H: 0 LOB: 0 BB: 0 P: 5	R: 0 E: 0 K: 1 S: 5 H: 0 LOB: 0 BB: 0 P: 5	1B: 2 2B: 1 3B: 0 HR: 1	SF: 0 SAC: 0 DP: 0 HBP: 1					

PITCHER	IP	WLS	BF	H	R	ER	SO	BB	IBB	HBP	BLK	WP	HR	S	P	ERA	WHIP
Ben Rivera, R (1, 1) ERA: 3.46	9.0	W	33	4	2	2	7	1	0	1	0	0	1	69	101	2.00	0.556

PITCHER	IP	WLS	BF	H	R	ER	SO	BB	IBB	HBP	BLK	WP	HR	S	P	ERA	WHIP

BOTTOM

Philadelphia Phillies @ Montreal Expos

Olympic Stadium, Montreal, QB

Mon Sep 21 1992, 7:05 PM EDT
Att. 11,596 - Dome - 70 F

livebaseballscorecards.com

AB	31
R	2
H	4
RBI	2
BB	1
SO	7
LOB	5

Philadelphia Phillies @ Montreal Expos

Olympic Stadium, Montreal, QB

Tue Sep 22 1992, 7:05 PM EDT

Att. 11,196 - Dome - 70 F

TOP

livebaseballscorecards.com

Batter	1	2	3	4	5	6	7	8	9	AB	R	H	RBI	BB	SO	LOB
Stan Javier, S (1, 8) OBP: 0.328, SLG: 0.322	1-3 K	0-0 FC, FC3-6 1-2 3-H		0-1 1B 2B 1-H			0-0 L4		1-1 G1 1-2	5	1	1	2	0	1	2
Mickey Morandini, L (1, 4) OBP: 0.313, SLG: 0.360	2-2 G6-3	0-1 FC3-6 1-2f 2-H		0-0 1B 2-H			1-1 F8			4	0	1	1	0	0	1
John Kruk, L (1, 3) OBP: 0.422, SLG: 0.455	4-2 1B BB	2-1 G4-3		0-1 G6-3			2-3 K			3	0	0	0	1	1	2
Darren Daulton, L (1, 2) OBP: 0.382, SLG: 0.531	2-0 1-2 1B	2-1 G3-1		0-1 F9				3-3 K		4	0	1	0	0	1	0
Dave Hollins, S (1, 5) OBP: 0.361, SLG: 0.458	3-3 K	0-1 P4		3-1 L9				0-1 G5-3		4	0	0	0	0	1	2
Mariano Duncan, R (1, 7) OBP: 0.292, SLG: 0.390		0-2 1B SF7 2B	3-3 K	0-3 K				0-0 G3		4	1	1	0	0	2	0
Tom Marsh, R (1, 9) OBP: 0.212, SLG: 0.287		0-1 1B SF7 FC 2-3		1-2 F7		1-3 K			0-0 FC4-6	4	1	2	0	0	1	0
Juan Bell, R (1, 6) OBP: 0.307, SLG: 0.270		2-2 SF7 1-2 3-H		2-1 F8		0-3 K			1-2 FC4-6 S 1-2f	3	0	0	1	0	1	1
Jose DeLeon, R (1, 1) OBP: 0.179, SLG: 0.115 Jim Lindeman, R (4, PH) OBP: 0.281, SLG: 0.345 Kyle Abbott, L (4, 1) OBP: 0.107, SLG: 0.111 Braulio Castillo, R (6, PH) OBP: 0.146, SLG: 0.317 Mike Hartley, R (6, 1) Jeff Grotewold, L (9, PH) OBP: 0.319, SLG: 0.400 Mitch Williams, L (9, 1) OBP: 0.333, SLG: 0.333		1-0 FC E 2-3		0-2 2B		1-3 K			0-0 F8	1 1 0 1 0 0 1 0	1 1 0 0 0 0 0 0	1 1 0 0 0 0 0 0	0 0 0 0 0 0 0 0	0 0 0 0 0 1 0 0	0 0 0 0 0 0 0 0	0 0 0 0 0 0 0 0
Inning Stats	R: 0 E: 0 K: 2 S: 14 H: 1 LOB: 2 BB: 1 P: 26	R: 3 E: 1 K: 0 S: 14 H: 3 LOB: 1 BB: 0 P: 19	R: 0 E: 0 K: 1 S: 11 H: 0 LOB: 0 BB: 0 P: 16	R: 2 E: 0 K: 0 S: 13 H: 3 LOB: 1 BB: 0 P: 16	R: 0 E: 0 K: 1 S: 7 H: 0 LOB: 0 BB: 0 P: 10	R: 0 E: 0 K: 3 S: 9 H: 0 LOB: 0 BB: 0 P: 11	R: 0 E: 0 K: 1 S: 6 H: 0 LOB: 0 BB: 0 P: 9	R: 0 E: 0 K: 1 S: 7 H: 0 LOB: 0 BB: 0 P: 10	R: 0 E: 0 K: 0 S: 7 H: 1 LOB: 1 BB: 0 P: 9	1B: 6 2B: 2 3B: 0 HR: 0 SF: 1 SAC: 0 DP: 0 HBP: 0						

	AB	35
	R	5
	H	8
	RBI	4
	BB	1
	SO	9
	LOB	9

WP: 0 PB: 0 SB: 1 CS: 0 PA: 37

PITCHER		IP	WLS	BF	H	R	ER	SO	BB	IBB	HBP	BLK	WP	HR	S	P	ERA	WHIP
Kent Bottenfield, R ERA: 3.54	(1, 1)	4.0	L	21	7	5	4	3	1	0	0	0	0	0	52	77	9.00	2.000
Sergio Valdez, R ERA: 2.35	(5, 1)	1.0		3	0	0	0	1	0	0	0	0	0	0	7	10	0.00	0.000
Brian Barnes, L ERA: 3.09	(6, 1)	2.0		6	0	0	0	4	0	0	0	0	0	0	15	20	0.00	0.000
Jeff Fassero, L ERA: 2.84	(8, 1)	1.0		3	0	0	0	1	0	0	0	0	0	0	7	10	0.00	0.000
John Wetteland, R ERA: 3.23	(9, 1)	1.0		4	1	0	0	0	0	0	0	0	0	0	7	9	0.00	1.000

PITCHER	IP	WLS	BF	H	R	ER	SO	BB	IBB	HBP	BLK	WP	HR	S	P	ERA	WHIP

BOTTOM

Philadelphia Phillies @ Montreal Expos

Olympic Stadium, Montreal, QB

Tue Sep 22 1992, 7:05 PM EDT

Att. 11,196 - Dome - 70 F

livebaseballscorecards.com

Batter	1	2	3	4	5	6	7	8	9	AB	R	H	RBI	BB	SO	LOB
Delino DeShields, L (1, 4) OBP: 0.364, SLG: 0.401	B B B C X 3-1 P2 ①		B B X 2-0 G4-6-3 1-3 1B		B F B B X 3-1 G4-3 ②			C B B C X 2-2 G4-3 ①		4	0	1	0	0	0	0
Bret Barberie, S (1, 5) OBP: 0.370, SLG: 0.302 Todd Haney, R (5, PH) Greg Colbrunn, R (6, 3) OBP: 0.316, SLG: 0.380	C B B C B B 4-2 FC6-4 BB		B B X 2-0 ①② G4-6-3 1-2f 3-H		C B X 1-1 P2 ③			F S S 0-3 K ②		1 1 1	0 0 0	0 0 0	0 0 0	1 0 0	0 0 1	1 0 0
Marquis Grissom, R (1, 8) OBP: 0.326, SLG: 0.430	B C F X 1-2 FC6-4 ② 1-2f		B B F X 2-1 F8 ③			B F F F B F X 2-2 G6-3 ①		X 0-0 G6-3 ③		4	0	0	0	0	0	1
Larry Walker, L (1, 9) OBP: 0.362, SLG: 0.521	X 0-0 F8 ③			C B X 1-1 2B G4-3 1B		B S S X 1-2 G4-3 ②			C S B S 1-3 K ①	4	1	1	0	0	1	1
Ivan Calderon, R (1, 7) OBP: 0.316, SLG: 0.434		C B X 1-1 1B		B B F B X 3-1 G4-3 1-3 2B		C B C B X 2-2 F9 ③			C B F X 1-2 F9 ②	4	0	2	0	0	0	0
Tim Wallach, R (1, 3) OBP: 0.302, SLG: 0.341 (6, 5)	F F F B X 1-2 P3 ①			B F X 1-1 G4-3 ① 2-3 3-H			B B S B B 4-1 G3 WP BB		X 0-0 1B	3	0	1	1	1	0	2
Wil Cordero, R (1, 6) OBP: 0.361, SLG: 0.414	B B F F S 2-3 K ②			C B C F F S 1-3 K ②			C B S F B F X 2-2 F8 ① 1-2		C B S X 1-2 F8 ③	4	0	0	0	0	2	4
Tim Laker, R (1, 2) OBP: 0.282, SLG: 0.297 John Vander Wal, L (7, PH) OBP: 0.324, SLG: 0.349 Jeff Fassero, L (8, 1) OBP: 0.143, SLG: 0.286 John Wetteland, R (9, 1) OBP: 0.200, SLG: 0.200	C S B S 1-3 K ③			B B B C F X 3-2 G4-3 ③			X 0-0 G3 ② 2-3			2 1 0 0	0 0 0 0	0 0 0 0	0 0 0 0	1 0 0 0	2 1 0 0	2 1 0 0
Kent Bottenfield, R (1, 1) OBP: 0.400, SLG: 0.400 Sergio Valdez, R (5, 1) Spike Owen, S (5, PH) OBP: 0.349, SLG: 0.385 Brian Barnes, L (6, 1) OBP: 0.276, SLG: 0.250 Darrin Fletcher, L (7, PH) OBP: 0.268, SLG: 0.294 (8, 2)			B X 1-0 1B G4-6-3 1B		C B X 1-1 G4-3 ①			C X 0-1 L9 ③		1 0 1 0 1	1 0 0 0 0	1 0 0 0 0	0 0 0 0 0	0 0 0 0 0	0 0 0 0 0	0 0 0 0 1
Inning Stats	R: 0 H: 0 E: 0 LOB: 1 K: 0 BB: 1 S: 8 P: 16	R: 0 H: 1 E: 0 LOB: 1 K: 2 BB: 0 S: 12 P: 17	R: 1 H: 2 E: 0 LOB: 0 K: 0 BB: 0 S: 5 P: 12	R: 1 H: 2 E: 0 LOB: 1 K: 1 BB: 0 S: 14 P: 23	R: 0 H: 0 E: 0 LOB: 0 K: 0 BB: 0 S: 6 P: 11	R: 0 H: 0 E: 0 LOB: 0 K: 0 BB: 0 S: 11 P: 16	R: 0 H: 0 E: 0 LOB: 1 K: 0 BB: 1 S: 9 P: 15	R: 0 H: 0 E: 0 LOB: 0 K: 1 BB: 0 S: 7 P: 9	R: 0 H: 1 E: 0 LOB: 1 K: 1 BB: 0 S: 10 P: 13	1B: 5 2B: 1 3B: 0 HR: 0	SF: 0 SAC: 0 DP: 1 HBP: 0			WP: 1 PB: 0 SB: 0 CS: 0	PA: 34		

	AB	32
	R	2
	H	6
	RBI	1
	BB	2
	SO	5
	LOB	13

PITCHER		IP	WLS	BF	H	R	ER	SO	BB	IBB	HBP	BLK	WP	HR	S	P	ERA	WHIP
Jose DeLeon, R ERA: 4.37	(1, 1)	3.0		12	3	1	1	2	1	0	0	0	0	0	25	45	3.00	1.333
Kyle Abbott, L ERA: 5.28	(4, 1)	2.0		8	2	1	1	1	0	0	0	0	0	0	20	34	4.50	1.000
Mike Hartley, R ERA: 3.18	(6, 1)	3.0	W	10	0	0	0	1	1	0	0	0	1	0	27	40	0.00	0.333
Mitch Williams, L ERA: 4.14	(9, 1)	1.0	S	4	1	0	0	1	0	0	0	0	0	0	10	13	0.00	1.000

PITCHER	IP	WLS	BF	H	R	ER	SO	BB	IBB	HBP	BLK	WP	HR	S	P	ERA	WHIP

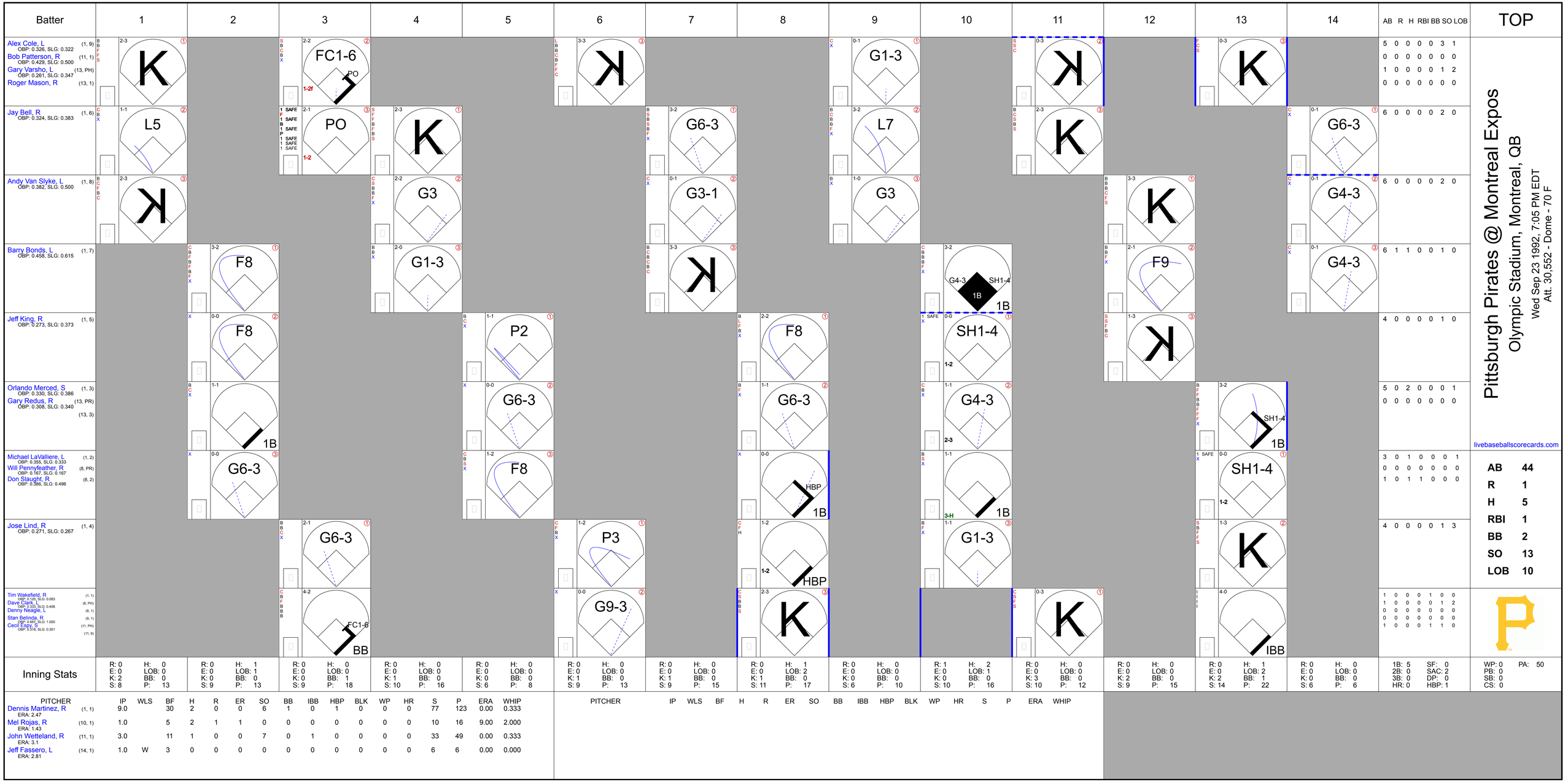

Pittsburgh Pirates @ Montreal Expos

Olympic Stadium, Montreal, QB

Wed Sep 23 1992, 7:05 PM EDT

Att. 30,552 - Dome - 70 F

Batter	1	2	3	4	5	6	7	8	9	10	11	12	13	14	AB	R	H	RBI	BB	SO	LOB
Alex Cole, L (1, 9) OBP: 0.326, SLG: 0.322	B B F F S 2-3 K ①		S B C B X 2-2 FC1-6 PO 1-2f ②			L B B C B F F C 3-3 K ③			C X 0-1 G1-3 ①		S S C 0-3 K ②		F C S 0-3 K ③		5	0	0	0	0	3	1
Bob Patterson, R (11, 1) OBP: 0.429, SLG: 0.500															0	0	0	0	0	0	0
Gary Varsho, L (13, PH) OBP: 0.261, SLG: 0.347															1	0	0	0	0	1	2
Roger Mason, R (13, 1)															0	0	0	0	0	0	0
Jay Bell, R (1, 6) OBP: 0.324, SLG: 0.383	C B X 1-1 L5 ②		1 SAFE 1 SAFE 1 SAFE 1 SAFE 1 SAFE 1 SAFE 2-1 PO 1-2 ③	S F B F B S 2-3 K ①			B S B S B F X 3-2 G6-3 ①		B C B B F X 3-2 L7 ②		B C S B S 2-3 K ③			C X 0-1 G6-3 ①	6	0	0	0	0	2	0
Andy Van Slyke, L (1, 8) OBP: 0.382, SLG: 0.500	B C F B C 2-3 K ③			C S B B F X 2-2 G3 ②			C X 0-1 G3-1 ②		B X 1-0 G3 ③			B B B C F S 3-3 K ①		C X 0-1 G4-3 ②	6	0	0	0	0	2	0
Barry Bonds, L (1, 7) OBP: 0.458, SLG: 0.615		C B F B F X 3-2 F8 ①		B B X 2-0 G1-3 ③			B C B C B C 3-3 K ③			C B B B F X 3-2 G4-3 SH1-4 1B 1B		B B F X 2-1 F9 ②		C X 0-1 G4-3 ③	6	1	1	0	0	1	0
Jeff King, R (1, 5) OBP: 0.273, SLG: 0.373		X 0-0 F8 ②			B C X 1-1 P2 ①			B L F B X 2-2 F8 ①		1 SAFE X 0-0 SH1-4 1-2 ①		S S F B C 1-3 K ③			4	0	0	0	0	1	0
Orlando Merced, S (1, 3) OBP: 0.330, SLG: 0.386		B C X 1-1 1B			X 0-0 G6-3 ②			B F X 1-1 G6-3 ②		C B X 1-1 G4-3 2-3 ②			B F F B B F F F X 3-2 SH1-4 1B		5	0	2	0	0	0	1
Gary Redus, R (13, PR) OBP: 0.308, SLG: 0.340															0	0	0	0	0	0	0
(13, 3)																					
Michael LaValliere, L (1, 2) OBP: 0.355, SLG: 0.333		X 0-0 G6-3 ③			C B S X 1-2 F8 ③			X 0-0 HBP 1B		B S X 1-1 1B 3-H			1 SAFE X 0-0 SH1-4 1-2 ①		3	0	1	0	0	0	1
Will Pennyfeather, R (8, PR) OBP: 0.167, SLG: 0.167															0	0	0	0	0	0	0
Don Slaught, R (8, 2) OBP: 0.386, SLG: 0.496															1	0	1	1	0	0	0
Jose Lind, R (1, 4) OBP: 0.271, SLG: 0.267			B B C X 2-1 G6-3 ①			C F B X 1-2 P3 ①		C F H 1-2 HBP 1-2		B F X 1-1 G1-3 ③			S B F F S 1-3 K ②		4	0	0	0	0	1	3
Tim Wakefield, R (1, 1) OBP: 0.120, SLG: 0.083			C B F B B B 4-2 FC1-6 BB			X 0-0 G9-3 ②		C S B B S 2-3 K ③			C S F S 0-3 K ①		I I I I 4-0 IBB		1	0	0	0	1	0	0
Dave Clark, L (8, PH) OBP: 0.333, SLG: 0.406															1	0	0	0	0	1	2
Denny Neagle, L (8, 1)															0	0	0	0	0	0	0
Stan Belinda, R (9, 1) OBP: 0.667, SLG: 1.000															0	0	0	0	0	0	0
Cecil Espy, S (11, PH) OBP: 0.318, SLG: 0.351															1	0	0	0	1	1	0
(11, 9)																					
Inning Stats	R: 0 E: 0 K: 2 S: 8	H: 0 LOB: 0 BB: 0 P: 13	R: 0 E: 0 K: 0 S: 9	H: 1 LOB: 1 BB: 0 P: 13	R: 0 E: 0 K: 0 S: 9	H: 0 LOB: 0 BB: 1 P: 18	R: 0 E: 0 K: 1 S: 10	H: 0 LOB: 0 BB: 0 P: 16	R: 0 E: 0 K: 0 S: 6	H: 0 LOB: 0 BB: 0 P: 8	R: 0 E: 0 K: 1 S: 9	H: 0 LOB: 0 BB: 0 P: 13	R: 0 E: 0 K: 1 S: 9	H: 0 LOB: 0 BB: 0 P: 15	R: 0 E: 0 K: 1 S: 11	H: 1 LOB: 2 BB: 0 P: 17	R: 0 E: 0 K: 0 S: 6	H: 0 LOB: 0 BB: 0 P: 10	R: 1 E: 0 K: 0 S: 10	H: 2 LOB: 1 BB: 0 P: 16	R: 0 E: 0 K: 3 S: 10	H: 0 LOB: 0 BB: 0 P: 12	R: 0 E: 0 K: 2 S: 9	H: 0 LOB: 0 BB: 0 P: 15	R: 0 E: 0 K: 2 S: 14	H: 1 LOB: 2 BB: 1 P: 22	R: 0 E: 0 K: 0 S: 6	H: 0 LOB: 0 BB: 0 P: 6	1B: 5 2B: 0 3B: 0 HR: 0	SF: 0 SAC: 2 DP: 0 HBP: 1	WP: 0 PB: 0 SB: 0 CS: 0	PA: 50

PITCHER		IP	WLS	BF	H	R	ER	SO	BB	IBB	HBP	BLK	WP	HR	S	P	ERA	WHIP
Dennis Martinez, R ERA: 2.47	(1, 1)	9.0		30	2	0	0	6	1	0	1	0	0	0	77	123	0.00	0.333
Mel Rojas, R ERA: 1.43	(10, 1)	1.0		5	2	1	1	0	0	0	0	0	0	0	10	16	9.00	2.000
John Wetteland, R ERA: 3.1	(11, 1)	3.0		11	1	0	0	7	0	1	0	0	0	0	33	49	0.00	0.333
Jeff Fassero, L ERA: 2.81	(14, 1)	1.0	W	3	0	0	0	0	0	0	0	0	0	0	6	6	0.00	0.000

PITCHER	IP	WLS	BF	H	R	ER	SO	BB	IBB	HBP	BLK	WP	HR	S	P	ERA	WHIP

livebaseballscorecards.com

AB	44
R	1
H	5
RBI	1
BB	2
SO	13
LOB	10

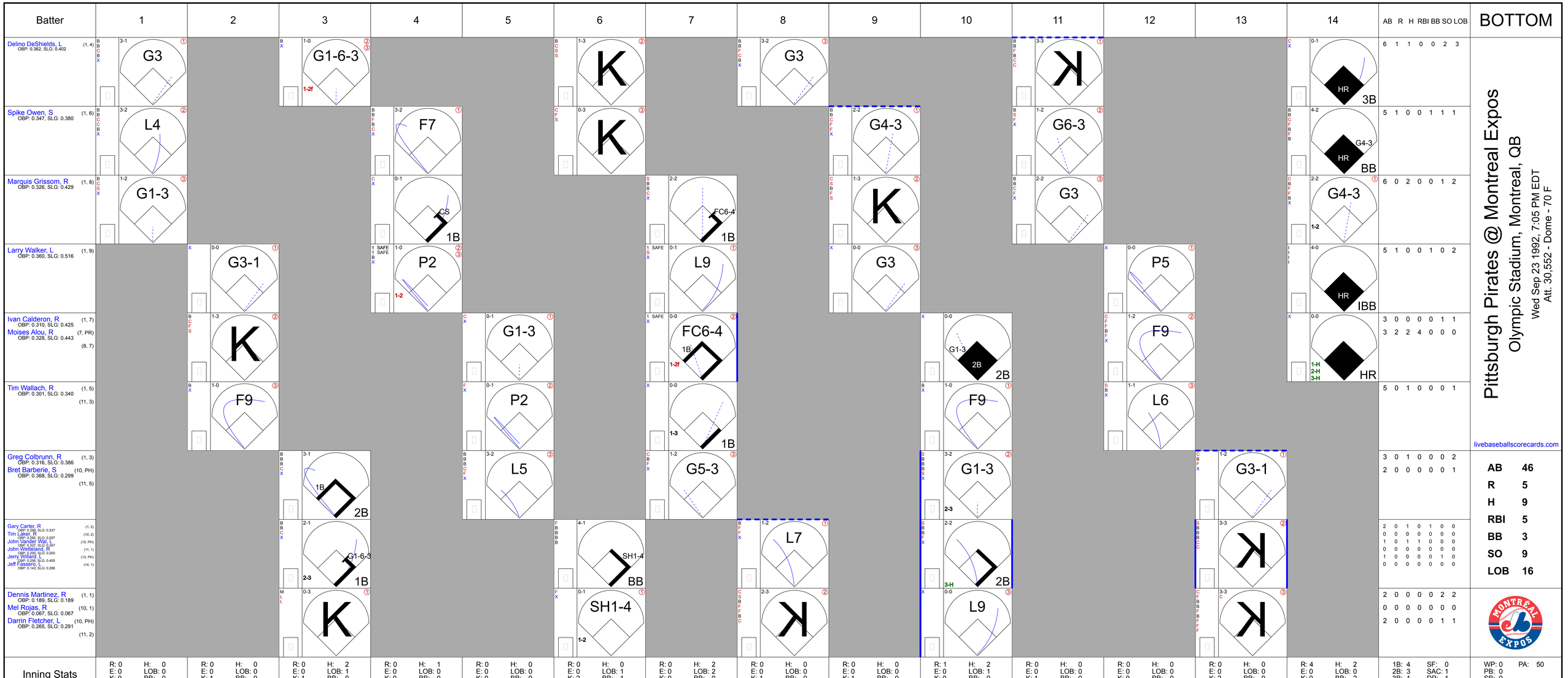
Batter
1
2
3
4
5
6
7
8
9
10
11
12
13
14
AB R H RBI BB SO LOB
BOTTOM
Delino DeShields, L (1, 4)
OBP: 0.362, SLG: 0.402
G3
G1-6-3
1-2f
K
G3
K
6 1 1 0 0 2 3
HR
3B
Spike Owen, S (1, 6)
OBP: 0.347, SLG: 0.380
L4
F7
K
G4-3
K
G6-3
5 1 0 0 1 1 1
G4-3
HR
BB
Marquis Grissom, R (1, 8)
OBP: 0.326, SLG: 0.429
G1-3
CS
1B
FC6-4
1B
K
G3
6 0 2 0 0 1 2
G4-3
1-2
Larry Walker, L (1, 9)
OBP: 0.360, SLG: 0.516
G3-1
P2
1-2
L9
G3
P5
5 1 0 0 1 0 2
HR
IBB
Ivan Calderon, R (1, 7)
OBP: 0.310, SLG: 0.425
Moises Alou, R (7, PR)
OBP: 0.328, SLG: 0.443
(8, 7)
K
G1-3
FC6-4
1B
1-2f
G1-3
2B
2B
F9
3 0 0 0 0 1 1
3 2 2 4 0 0 0
F9
1-3
F9
F9
1-H
2-H
3-H
HR
livebaseballscorecards.com
Tim Wallach, R (1, 5)
OBP: 0.301, SLG: 0.340
(11, 3)
F9
P2
L6
5 0 1 0 0 0 1
Greg Colbrunn, R (1, 3)
OBP: 0.316, SLG: 0.386
Bret Barberie, S (10, PH)
OBP: 0.368, SLG: 0.299
(11, 5)
1B
2B
L5
G5-3
G1-3
2-3
G3-1
3 0 1 0 0 0 2
2 0 0 0 0 0 1
Gary Carter, R (1, 2)
OBP: 0.299, SLG: 0.337
Tim Laker, R (10, 2)
OBP: 0.262, SLG: 0.297
John Vander Wal (10, PH)
OBP: 0.320, SLG: 0.357
John Wetteland, R (11, 1)
OBP: 0.250, SLG: 0.200
Jerry Willard, L (13, PH)
OBP: 0.256, SLG: 0.405
Jeff Fassero, L (14, 1)
OBP: 0.143, SLG: 0.286
G1-6-3
2-3
1B
SH1-4
BB
L7
2B
3-H
2 0 1 0 1 0 0
0 0 0 0 0 0 0
1 0 1 1 0 0 0
0 0 0 0 0 0 0
1 0 0 0 0 1 0
0 0 0 0 0 0 0
Dennis Martinez, R (1, 1)
OBP: 0.189, SLG: 0.189
Mel Rojas, R (10, 1)
OBP: 0.067, SLG: 0.067
Darrin Fletcher, L (10, PH)
OBP: 0.265, SLG: 0.291
(11, 2)
K
SH1-4
1-2
K
K
L9
K
K
2 0 0 0 0 2 2
0 0 0 0 0 0 0
2 0 0 0 0 1 1
Inning Stats
R: 0 H: 0
E: 0 LOB: 0
K: 0 BB: 0
S: 8 P: 15
R: 0 H: 0
E: 0 LOB: 0
K: 1 BB: 0
S: 5 P: 7
R: 0 H: 2
E: 0 LOB: 1
K: 1 BB: 0
S: 8 P: 14
R: 0 H: 1
E: 0 LOB: 0
K: 0 BB: 0
S: 6 P: 10
R: 0 H: 0
E: 0 LOB: 0
K: 0 BB: 0
S: 7 P: 10
R: 0 H: 0
E: 0 LOB: 1
K: 2 BB: 1
S: 9 P: 14
R: 0 H: 2
E: 0 LOB: 2
K: 0 BB: 0
S: 10 P: 13
R: 0 H: 0
E: 0 LOB: 0
K: 1 BB: 0
S: 11 P: 17
R: 0 H: 0
E: 0 LOB: 0
K: 1 BB: 0
S: 9 P: 12
R: 1 H: 2
E: 0 LOB: 1
K: 0 BB: 0
S: 9 P: 15
R: 0 H: 0
E: 0 LOB: 0
K: 1 BB: 0
S: 9 P: 15
R: 0 H: 0
E: 0 LOB: 0
K: 0 BB: 0
S: 8 P: 10
R: 0 H: 0
E: 0 LOB: 0
K: 2 BB: 0
S: 13 P: 20
R: 4 H: 2
E: 0 LOB: 0
K: 0 BB: 2
S: 10 P: 20
1B: 4 SF: 0
2B: 3 SAC: 1
3B: 1 DP: 1
HR: 1 HBP: 0
WP: 0 PA: 50
PB: 0
SB: 0
CS: 1
Pittsburgh Pirates @ Montreal Expos
Olympic Stadium, Montreal, QB
Wed Sep 23 1992, 7:05 PM EDT
Att. 30,552 - Dome - 70 F
AB 46
R 5
H 9
RBI 5
BB 3
SO 9
LOB 16
PITCHER IP WLS BF H R ER SO BB IBB HBP BLK WP HR S P ERA WHIP
Tim Wakefield, R (1, 1) ERA: 2.25 7.0 25 5 0 0 4 1 0 0 0 0 0 53 83 0.00 0.857
Denny Neagle, L (8, 1) ERA: 4.38 1.0 3 0 0 0 1 0 0 0 0 0 0 11 17 0.00 0.000
Stan Belinda, R (9, 1) ERA: 3.15 2.0 8 2 1 1 1 0 0 0 0 0 0 18 27 4.50 1.000
Bob Patterson, L (11, 1) ERA: 2.98 2.0 6 0 0 0 1 0 0 0 0 0 0 17 25 0.00 0.000
Roger Mason, R (13, 1) ERA: 4.19 1.1 L 8 2 4 4 2 1 1 0 0 0 1 23 40 27.00 2.250
PITCHER IP WLS BF H R ER SO BB IBB HBP BLK WP HR S P ERA WHIP

Batter	1	2	3	4	5	6	7	8	9	AB	R	H	RBI	BB	SO	LOB
Gary Redus, R (1, 3) OBP: 0.313, SLG: 0.350	B C B X 2-1 CS 1B		B B C F B C 3-3 ① K	C X 0-1 ③ FC5-4 1-2f		S B B X 2-1 1B HR 2B	B C X 1-1 ③ G3			4	1	2	0	0	1	2
Orlando Merced, S (7, PH) OBP: 0.329, SLG: 0.385 (7, 3)										1	0	0	0	0	0	1
Jay Bell, R (1, 6) OBP: 0.326, SLG: 0.385	B F 1 SAFE 1 SAFE F B C 2-3 ① K		C S B B X 2-2 1B		C F B F X 1-2 1B WP 1B	B B F C X 2-2 2-3 HR 1B		C C B B X 2-2 ① L7		5	2	3	0	0	1	1
Andy Van Slyke, L (1, 8) OBP: 0.382, SLG: 0.499	C B 1 SAFE B X 2-1 ② BB 1B 1-2 1B		C B C 1 SAFE F X 1-2 ② F9		B S B C X 2-2 BB 1B 1-3 1B	C F 1 SAFE B S 1-3 ① K		X 0-0 ② F8		5	2	2	0	0	1	3
Barry Bonds, L (1, 7) OBP: 0.460, SLG: 0.621	1 SAFE F B B 1 B B SAFE 4-1 1B 1-2 BB		F 1 SAFE X 0-1 ③ F9		C B B 1 SAFE B B B 4-1 S 1B FC6-2-5 1-2 BB	X 0-0 1-H 3-H HR		C B C B B B 4-2 BB		2	1	1	3	3	0	1
Jeff King, R (1, 5) OBP: 0.272, SLG: 0.371	B X 1-0 1-2 2-H 1B			C B C X 1-2 ① G6-3	B F S X 1-2 ① P5	B B C X 2-1 ② G6-3		B B X 2-0 ③ L7		5	0	1	1	0	0	4
Lloyd McClendon, R (1, 9) OBP: 0.340, SLG: 0.320	C S B B B B X 3-2 ③ F9			B X 1-0 ② P4	X 0-0 FC6-2-5 S 2B 1-2 2-H 3-H 1B	B F F F X 1-2 ③ G5-3			X 0-0 ① G6-3	2	0	0	0	0	0	2
Cecil Espy, S (5, PH) OBP: 0.319, SLG: 0.351 (5, 9)										3	1	1	2	0	0	0
Don Slaught, R (1, 2) OBP: 0.383, SLG: 0.490		F B F C 1-3 ① K		B C F B B F F F X 3-2 BB 1B 1B	S S B B X 3-2 ② FC6-2-5 1-3 2-H 2B		B B F B F X 3-2 ① F9		C B B F B X 3-2 ② G6-3	5	2	1	0	0	1	2
Jose Lind, R (1, 4) OBP: 0.274, SLG: 0.271		F X 0-1 ② P6		C F B B B B 4-2 1B 1-2 BB	X 0-0 1-H 3-H 2B		B X 1-0 1B		B X 1-0 ③ G5-3	4	0	2	2	1	0	0
Doug Drabek, R (1, 1) OBP: 0.180, SLG: 0.195		X 0-0 ③ F8		B X 1-0 FC5-4 1-2 2-H 1B	C B S S 1-3 ③ K		L L B L 1-3 ② K			4	0	1	1	0	2	2
Inning Stats	R: 1 E: 0 K: 1 S: 12 H: 3 LOB: 2 BB: 1 P: 26	R: 0 E: 0 K: 1 S: 6 H: 0 LOB: 0 BB: 0 P: 7	R: 0 E: 0 K: 1 S: 12 H: 1 LOB: 1 BB: 0 P: 18	R: 1 E: 0 K: 0 S: 15 H: 2 LOB: 2 BB: 1 P: 25	R: 4 E: 0 K: 1 S: 19 H: 4 LOB: 1 BB: 1 P: 31	R: 3 E: 0 K: 1 S: 15 H: 3 LOB: 0 BB: 0 P: 23	R: 0 E: 0 K: 1 S: 9 H: 1 LOB: 1 BB: 0 P: 15	R: 0 E: 0 K: 0 S: 7 H: 0 LOB: 1 BB: 1 P: 15	R: 0 E: 0 K: 0 S: 5 H: 0 LOB: 0 BB: 0 P: 9	1B: 11 2B: 2 3B: 0 HR: 1 SF: 0 SAC: 0 DP: 0 HBP: 0						

TOP

Pittsburgh Pirates @ Montreal Expos

Olympic Stadium, Montreal, QB

Thu Sep 24 1992, 7:05 PM EDT

Att. 33,493 - Dome - 70 F

livebaseballscorecards.com

AB	40
R	9
H	14
RBI	9
BB	4
SO	6
LOB	18

WP: 1 PB: 0 SB: 2 CS: 1 PA: 44

PITCHER		IP	WLS	BF	H	R	ER	SO	BB	IBB	HBP	BLK	WP	HR	S	P	ERA	WHIP
Bill Krueger, L ERA: 4.46	(1, 1)	4.0	L	22	8	5	5	3	3	0	0	0	1	0	53	91	11.25	2.750
Sergio Valdez, R ERA: 2.56	(5, 1)	1.0		5	2	1	1	1	0	0	0	0	0	0	11	16	9.00	2.000
Doug Simons, L ERA: 23.63	(6, 1)	1.0		6	3	3	3	1	0	0	0	0	0	1	15	23	27.00	3.000
Gil Heredia, R ERA: 4.76	(7, 1)	2.0		8	1	0	0	1	1	0	0	0	0	0	16	30	0.00	1.000
Brian Barnes, L ERA: 3.05	(9, 1)	1.0		3	0	0	0	0	0	0	0	0	0	0	5	9	0.00	0.000

PITCHER	IP	WLS	BF	H	R	ER	SO	BB	IBB	HBP	BLK	WP	HR	S	P	ERA	WHIP

Batter	1	2	3	4	5	6	7	8	9	AB	R	H	RBI	BB	SO	LOB
Delino DeShields, L (1, 4) OBP: 0.360, SLG: 0.399	X	0-0 ① G3	B S B B S C	3-3 ③ K	B X	1-0 ② FC3-6 1B 1-2f		B C X	1-1 ① G1-3	4	0	0	0	0	1	1
Todd Haney, R (9, 4)										0	0	0	0	0	0	0
Spike Owen, S (1, 6) OBP: 0.350, SLG: 0.384	C F B F X	2-2 E 1B 1B	B B X	2-0 ① G4-3	B X	1-0 FC6-4 1-2 1B		X	0-0 G6-4-3 1B	4	1	3	0	0	0	0
Marquis Grissom, R (1, 8) OBP: 0.326, SLG: 0.428	C B C 1 SAFE X	1-2 E 1-2 1B	X	0-0 ② F8	C B X	1-1 ③ FC6-4 1-2f		X	0-0 ② ③ G6-4-3 1-2f	4	1	1	0	0	0	3
Larry Walker, L (1, 9) OBP: 0.357, SLG: 0.512	X	0-0 ② L8	B B X	2-0 ③ G5-3		B S F X	1-2 E1 G6-4-3	F S B F X	1-2 ① G4-3	4	0	0	0	0	0	2
Moises Alou, R (1, 7) OBP: 0.327, SLG: 0.443	B X	1-0 E7 2B 1-H 2-H 2B		C B X	1-1 ① L9	F X	0-1 ① ② G6-4-3 1-2f	B S F S	1-3 ② K	4	1	1	2	0	1	1
Darrin Fletcher, L (1, 2) OBP: 0.266, SLG: 0.297	C B X	1-1 2B 3-H		C B C X	1-2 ② G3	X	0-0 ③ F8	C X	0-1 1B	3	0	1	1	0	0	0
Gil Heredia, R (7, 1) OBP: 0.143, SLG: 0.143										0	0	0	0	0	0	0
Brian Barnes, L (9, 1) OBP: 0.276, SLG: 0.250										0	0	0	0	0	0	0
Jerry Willard, L (9, PH) OBP: 0.273, SLG: 0.419										1	0	1	0	0	0	0
Tim Wallach, R (1, 5) OBP: 0.299, SLG: 0.338	F B S B X	2-2 ③ G6-3		S S B F B F S	2-3 ③ K		B F B S F X	2-2 ① G6-3	B F B F S	3	0	0	0	0	1	1
Sean Berry, R (8, 5) OBP: 0.250, SLG: 0.250										1	0	0	0	0	1	1
Greg Colbrunn, R (1, 3) OBP: 0.310, SLG: 0.378		C B X	1-1 ① G5-3		X	0-0 ① L6	S B F X	1-2 ② F7		3	0	0	0	0	0	0
Bill Krueger, L (1, 1)		F S S	0-3 ② K		B B B C F B	4-2 FC3-6 BB	B X	1-0 ③ P4		1	0	0	0	0	1	0
Sergio Valdez, R (5, 1)										0	0	0	0	0	0	0
Bret Barberie, S (5, PH) OBP: 0.370, SLG: 0.299										0	0	0	0	1	0	0
Doug Simons, L (6, 1)										0	0	0	0	0	0	0
Tim Laker, R (7, 2) OBP: 0.275, SLG: 0.289										1	0	0	0	0	0	0
Inning Stats	R: 3 E: 1 K: 0 S: 15 H: 4 LOB: 1 BB: 0 P: 22	R: 0 E: 0 K: 2 S: 8 H: 0 LOB: 0 BB: 0 P: 12	R: 0 E: 0 K: 0 S: 3 H: 0 LOB: 0 BB: 0 P: 7	R: 0 E: 0 K: 1 S: 10 H: 0 LOB: 0 BB: 0 P: 14	R: 0 E: 0 K: 0 S: 8 H: 1 LOB: 2 BB: 1 P: 15	R: 0 E: 1 K: 0 S: 6 H: 0 LOB: 0 BB: 0 P: 7	R: 0 E: 0 K: 0 S: 8 H: 0 LOB: 0 BB: 0 P: 12	R: 0 E: 0 K: 0 S: 4 H: 1 LOB: 0 BB: 0 P: 5	R: 0 E: 0 K: 2 S: 12 H: 1 LOB: 1 BB: 0 P: 16	1B: 5 2B: 2 3B: 0 HR: 0	SF: 0 SAC: 0 DP: 2 HBP: 0						

PITCHER	IP	WLS	BF	H	R	ER	SO	BB	IBB	HBP	BLK	WP	HR	S	P	ERA	WHIP
Doug Drabek, R (1, 1) ERA: 2.72	9.0	W	34	7	3	3	5	1	0	0	0	0	0	74	110	3.00	0.889

PITCHER	IP	WLS	BF	H	R	ER	SO	BB	IBB	HBP	BLK	WP	HR	S	P	ERA	WHIP

BOTTOM

Pittsburgh Pirates @ Montreal Expos

Olympic Stadium, Montreal, QB

Thu Sep 24 1992, 7:05 PM EDT

Att. 33,493 - Dome - 70 F

livebaseballscorecards.com

AB	33
R	3
H	7
RBI	3
BB	1
SO	5
LOB	9

1B: 5	SF: 0	WP: 0	PA: 34
2B: 2	SAC: 0	PB: 0	
3B: 0	DP: 2	SB: 0	
HR: 0	HBP: 0	CS: 0	

Batter	1	2	3	4	5	6	7	8	9	10	AB	R	H	RBI	BB	SO	LOB
Dwight Smith, L (1, 8) OBP: 0.319, SLG: 0.406	C B F C 1-3 ① K		B B F S B X 3-2 ① FC4-6 23 CS 1-2f		X 0-0 ②③ F8-2 3-H		B S F B X 2-2 ③ F7			S F X 0-2 ② G5-3	5	0	0	0	0	1	4
23 Ryne Sandberg, R (1, 4) OBP: 0.366, SLG: 0.504	B B C F B B 4-2 1B FC5-4 BB		1 SAFE P X 1-0 ②③ P2 1-2			B C F C 1-3 ① K		B S B F F S 2-3 ① K		X 0-0 ③ F9	4	1	0	0	1	2	1
Mark Grace, L (1, 3) OBP: 0.385, SLG: 0.434	1 SAFE B B B C X 3-1 FC5-4 1-3 1B			B X 1-0 ① G6-3		X 0-0 1B		S X 0-1 1B			4	0	3	0	0	0	0
Andre Dawson, R (1, 9) OBP: 0.321, SLG: 0.461	B S S B 1 SAFE X 2-2 ② FC5-4 1-2f 3-H			B X 1-0 ② G4-3		C 1 SAFE F B 1 SAFE X 1-2 ② F7		1 SAFE B B S S X 2-1 ② P5			4	0	0	1	0	0	3
Derrick May, L (1, 7) OBP: 0.314, SLG: 0.383	B F 1 SAFE F S 1-3 ③ K			S F F B F X 1-2 ③ G4-3		F X 0-1 ③ L4		B 1 SAFE X 1-0 ③ G3			4	0	0	0	0	1	3
Steve Buechele, R (1, 5) OBP: 0.334, SLG: 0.372		S B X 1-1 CS 1B			C B X 1-1 ① G5-3		F F C 0-3 ① K		B B C F F S 2-3 ① K		4	0	1	0	0	2	0
Rick Wilkins, L (1, 2) OBP: 0.354, SLG: 0.436		B 1 SAFE S S S 1-3 ① K			F B S X 1-2 1B 2B		B F F X 1-2 HR		S B X 1-1 ② P5		4	2	2	1	0	1	1
Alex Arias, R (1, 6) OBP: 0.412, SLG: 0.384		B 1 B S 1 S B S SAFE SAFE 3-3 ②③ K 1-2			B C F F F X 1-2 E5 1B F8-2		C B B B B 4-1 SH3 BB		F C C 0-3 ③ K		3	0	0	0	1	2	2
Greg Maddux, R (1, 1) OBP: 0.196, SLG: 0.247 Jeff Robinson, R (7, 1) Paul Assenmacher, L (8, 1) Bob Scanlan, R (8, 1) Doug Dascenzo, S (10, PH) OBP: 0.307, SLG: 0.315 Heathcliff Slocumb, R (10, 1)			F X 0-1 FC4-6 1B		X 0-0 1-3 2-H 1B		1 SAFE X 0-0 ② SH3 1-2			C B F S 1-3 ① K	2 0 0 0 0 1 0	0 0 0 0 0 0 0	2 0 0 0 0 0 0	1 0 0 0 0 0 0	0 0 0 0 0 1 0	0 0 0 0 0 0 0	0 0 0 0 0 0 0
Inning Stats	R: 1 E: 0 K: 2 S: 13 H: 1 LOB: 1 BB: 1 P: 24	R: 0 E: 0 K: 2 S: 8 H: 1 LOB: 1 BB: 0 P: 13	R: 0 E: 0 K: 0 S: 7 H: 1 LOB: 0 BB: 0 P: 10	R: 0 E: 0 K: 0 S: 7 H: 0 LOB: 0 BB: 0 P: 10	R: 1 E: 1 K: 0 S: 12 H: 2 LOB: 1 BB: 0 P: 15	R: 0 E: 0 K: 1 S: 9 H: 1 LOB: 1 BB: 0 P: 11	R: 1 E: 0 K: 1 S: 11 H: 1 LOB: 1 BB: 1 P: 18	R: 0 E: 0 K: 1 S: 10 H: 1 LOB: 1 BB: 0 P: 15	R: 0 E: 0 K: 2 S: 9 H: 0 LOB: 0 BB: 0 P: 12	R: 0 E: 0 K: 1 S: 7 H: 0 LOB: 0 BB: 0 P: 8	1B: 6 2B: 3 3B: 0 HR: 1	SF: 0 SAC: 1 DP: 2 HBP: 0				WP: 0 PB: 0 SB: 0 CS: 2	PA: 38

PITCHER		IP	WLS	BF	H	R	ER	SO	BB	IBB	HBP	BLK	WP	HR	S	P	ERA	WHIP
Ken Hill, R ERA: 2.71	(1, 1)	7.0		28	7	3	3	6	2	0	0	0	0	1	67	101	3.86	1.286
Mel Rojas, R ERA: 1.4	(8, 1)	2.0		7	1	0	0	3	0	0	0	0	0	0	19	27	0.00	0.500
John Wetteland, R ERA: 3.06	(10, 1)	1.0	W	3	0	0	0	1	0	0	0	0	0	0	7	8	0.00	0.000

PITCHER	IP	WLS	BF	H	R	ER	SO	BB	IBB	HBP	BLK	WP	HR	S	P	ERA	WHIP

TOP

Chicago Cubs @ Montreal Expos

Olympic Stadium, Montreal, QB

Fri Sep 25 1992, 7:05 PM EDT
Att. 16,873 - Dome - 70 F

livebaseballscorecards.com

AB	35
R	3
H	8
RBI	3
BB	2
SO	10
LOB	14

Batter	1	2	3	4	5	6	7	8	9	10	AB	R	H	RBI	BB	SO	LOB
Delino DeShields, L (1, 4) OBP: 0.359, SLG: 0.398	C B F B F B X 3-2 ① G4-3		C S B B X 2-2 1B		B B S C S 2-3 ③ K		C B B S B B 4-2 ② 1-2 2-3 BB		C B C C 1-3 ② K		1	0	0	0	0	0	0
Bret Barberie, S (3, PH) (4, 4) OBP: 0.372, SLG: 0.300											3	0	1	0	1	2	3
Marquis Grissom, R (1, 8) OBP: 0.326, SLG: 0.429	B X 1-0 2B		B X 1-0 ③ G1-3			C H 1-1 S S FC6-2 HBP	B X 1-0 ③ L8		B X 1-0 ③ P6		4	0	1	0	0	0	5
John Wetteland, R (10, 1) OBP: 0.200, SLG: 0.200											0	0	0	0	0	0	0
Ivan Calderon, R (1, 7) OBP: 0.301, SLG: 0.411	B B C 2 SAFE X 2-1 ② G5-3			B S B F F X 2-2 ① G4-3		B F X 1-1 ① G5-3 1-2		B B C F B S 3-3 ① K		B B C X 2-1 ① G6-3	5	0	0	0	0	1	2
Larry Walker, L (1, 9) OBP: 0.356, SLG: 0.515	X 0-0 ③ G4-3			C B F F S 1-3 ② K		B B X 2-0 ② FC6-2 S 2B 2-H		C S B B X 2-2 ② F7		S B X 1-1 HR	5	2	1	1	0	1	2
Darrin Fletcher, L (1, 2) OBP: 0.271, SLG: 0.307		C F X 0-2 G6-4-3 1B		C B F F X 1-2 ③ G4-3		1 SAFE B B B F 3-2 X 1 SAFE F F 1 SAFE B 1-H 2B		F X 0-1 ③ F7			3	0	2	1	0	0	0
Tim Wallach, R (8, PH) OBP: 0.299, SLG: 0.338											0	0	0	0	0	0	0
John Vander Wal, L (8, PH) OBP: 0.326, SLG: 0.355											1	0	0	0	0	0	0
Tim Laker, R (9, 2) OBP: 0.275, SLG: 0.289											0	0	0	0	0	0	0
Greg Colbrunn, R (1, 3) OBP: 0.309, SLG: 0.375		1 SAFE B C X 1-1 ① ② G6-4-3 1-2f			X 0-0 ① F8	B X 1-0 ③ F8			B S X 1-1 FC6-4 1B		4	0	1	0	0	0	2
Spike Owen, S (1, 6) OBP: 0.351, SLG: 0.384	C B S B B B F S 3-3 ③ K				C B B S S X 2-2 2B 1B		C F B X 1-2 FC1-6-5 1B 1B		B B C L F X 2-2 ① FC6-4 1B 1-2f 1B		2	1	1	0	0	1	0
Wil Cordero, R (6, 6) OBP: 0.364, SLG: 0.416											2	1	1	0	0	0	1
Sean Berry, R (1, 5) OBP: 0.313, SLG: 0.344			C C X 0-2 ① G4-3		S X 0-1 1-H FC5-2 2B		1 SAFE B L 1 SAFE B L X 2-2 CS FC1-6-5 1-2 1B		1 SAFE B X 1-0 1B 1-3 1B		4	0	3	1	0	0	0
Ken Hill, R (1, 1) OBP: 0.273, SLG: 0.322			B C B C F F X 2-2 ② G4-3		F F B B X 2-2 ② FC5-2 3-H		C L B X 1-2 ① FC1-6-5 CS 1-2 2-3f		C S B X 1-2 1-2 3-H 1B		2	0	0	0	0	0	1
Tom Foley, L (7, PH) OBP: 0.240, SLG: 0.227											1	0	0	0	0	0	2
Mel Rojas, R (8, 1) OBP: 0.067, SLG: 0.067											0	0	0	0	0	0	0
Moises Alou, R (9, PH) (10, 8) OBP: 0.329, SLG: 0.445											1	0	1	1	0	0	0
Inning Stats	R: 0 H: 1 E: 0 LOB: 1 K: 0 BB: 0 S: 8 P: 14	R: 0 H: 1 E: 0 LOB: 0 K: 1 BB: 0 S: 9 P: 13	R: 0 H: 1 E: 0 LOB: 1 K: 0 BB: 0 S: 12 P: 17	R: 0 H: 0 E: 0 LOB: 0 K: 1 BB: 0 S: 12 P: 16	R: 1 H: 2 E: 0 LOB: 1 K: 1 BB: 0 S: 12 P: 18	R: 1 H: 1 E: 0 LOB: 1 K: 0 BB: 0 S: 9 P: 17	R: 0 H: 2 E: 0 LOB: 2 K: 0 BB: 1 S: 12 P: 21	R: 0 H: 0 E: 0 LOB: 0 K: 1 BB: 0 S: 8 P: 13	R: 1 H: 3 E: 0 LOB: 2 K: 1 BB: 0 S: 14 P: 21	R: 1 H: 1 E: 0 LOB: 0 K: 0 BB: 0 S: 4 P: 7	1B: 8 SF: 0 2B: 3 SAC: 0 3B: 0 DP: 1 HR: 1 HBP: 1						

PITCHER	IP	WLS	BF	H	R	ER	SO	BB	IBB	HBP	BLK	WP	HR	S	P	ERA	WHIP
Greg Maddux, R (1, 1) ERA: 2.26	6.1		27	8	2	2	3	0	0	1	0	0	0	71	108	2.84	1.263
Jeff Robinson, R (7, 1) ERA: 3.09	1.0		3	0	0	0	1	1	0	0	0	0	0	6	14	0.00	1.000
Paul Assenmacher, L (8, 1) ERA: 4.13	0.1		1	0	0	0	0	0	0	0	0	0	0	3	5	0.00	0.000
Bob Scanlan, R (8, 1) ERA: 2.91	1.1		7	3	1	1	1	0	0	0	0	0	0	16	23	6.75	2.250
Heathcliff Slocumb, R (10, 1) ERA: 5.5	0.1	L	2	1	1	1	0	0	0	0	0	0	1	4	7	27.00	3.000

PITCHER	IP	WLS	BF	H	R	ER	SO	BB	IBB	HBP	BLK	WP	HR	S	P	ERA	WHIP

BOTTOM

Chicago Cubs @ Montreal Expos

Olympic Stadium, Montreal, QB

Fri Sep 25 1992, 7:05 PM EDT
Att. 16,873 - Dome - 70 F

livebaseballscorecards.com

AB	38
R	4
H	12
RBI	4
BB	1
SO	5
LOB	18

WP: 0 PA: 40
PB: 0
SB: 3
CS: 2

Batter	1	2	3	4	5	6	7	8	9	AB	R	H	RBI	BB	SO	LOB
Doug Dascenzo, S (1, 8) (8, 9) OBP: 0.304, SLG: 0.312	B B C X 2-1 ① G6-3		C B C F B S 2-3 ② K		X 0-0 ② ③ G1-6-3 1-2f			X 0-0 ② L9		4	0	0	0	0	1	4
23 Ryne Sandberg, R (1, 4) OBP: 0.366, SLG: 0.503 Doug Strange, S (8, PH) (8, 4) OBP: 0.250, SLG: 0.211	B B B C X 3-1 ② G6-3		B B B C X 3-1 ③ FC5-4 1-2f			B B C S X 2-2 1B		X 0-0 ③ G4-3		3 1	0 0	1 0	0 0	0 0	0 0	2 0
Mark Grace, L (1, 3) OBP: 0.385, SLG: 0.434 Jorge Pedre, R (8, 2)	C C B X 1-2 ③ G3-1			B C B S X 2-2 1B		B F F C 1-3 ① K			B X 1-0 ① G6-3	3 1	0 0	1 0	0 0	0 0	1 0	1 0
Andre Dawson, R (1, 9) OBP: 0.319, SLG: 0.458 Fernando Ramsey, R (8, 8) OBP: 0.167, SLG: 0.167		B F S F S B F X 2-2 ① G3		X 0-0 ① F8		B B S X 2-1 ② F9			S F F X 0-2 ② G1-3	3 1	0 0	0 0	0 0	0 0	0 0	2 0
Luis Salazar, R (1, 5) OBP: 0.241, SLG: 0.296		B S F S 1-3 ② K		C S F S 0-3 ② K		C 1 SAFE S S 0-3 ③ K			B F X 1-1 ③ G3	4	0	0	0	0	3	2
Derrick May, L (1, 7) OBP: 0.311, SLG: 0.380		X 0-0 ③ G4-3		1 SAFE S C B S 1-3 ③ K			B F C B S 3-3 ① K			3	0	0	0	0	2	1
Rick Wilkins, L (1, 2) OBP: 0.349, SLG: 0.430 Heathcliff Slocumb, R (7, 1) Jessie Hollins, R (7, 1)			C X 0-1 ① P4		C B C S 1-3 ① K		C F B C 1-3 ② K			3 0 0	0 0 0	0 0 0	0 0 0	0 0 0	2 0 0	0 0 0
Alex Arias, R (1, 6) OBP: 0.420, SLG: 0.387 Gary Scott, R (8, 6) OBP: 0.190, SLG: 0.232			B B F B F B 4-2 1B BB		X 0-0 BB 1B		C F B S 1-3 ③ K			2 0	0 0	1 0	0 0	1 0	1 0	0 0
Shawn Boskie, R (1, 1) OBP: 0.241, SLG: 0.222 Hector Villanueva, R (7, 2) (8, 3) OBP: 0.235, SLG: 0.269			B 1 SAFE B X 2-0 23 FC5-4 1-2 1B		B B B B 4-0 G1-6-3 1-2 BB			B X 1-0 ① F9		1 1	0 0	1 0	0 0	1 0	0 0	0 0
Inning Stats	R: 0 E: 0 K: 0 S: 7 H: 0 LOB: 0 BB: 0 P: 13	R: 0 E: 0 K: 1 S: 9 H: 0 LOB: 0 BB: 0 P: 12	R: 0 E: 0 K: 1 S: 11 H: 1 LOB: 2 BB: 1 P: 22	R: 0 E: 0 K: 2 S: 11 H: 1 LOB: 1 BB: 0 P: 14	R: 0 E: 0 K: 1 S: 5 H: 1 LOB: 1 BB: 1 P: 10	R: 0 E: 0 K: 2 S: 11 H: 1 LOB: 1 BB: 0 P: 16	R: 0 E: 0 K: 3 S: 9 H: 0 LOB: 0 BB: 0 P: 14	R: 0 E: 0 K: 0 S: 3 H: 0 LOB: 0 BB: 0 P: 4	R: 0 E: 0 K: 0 S: 7 H: 0 LOB: 0 BB: 0 P: 9	1B: 4 2B: 0 3B: 0 HR: 0	SF: 0 SAC: 0 DP: 1 HBP: 0						

TOP

Chicago Cubs @ Montreal Expos

Olympic Stadium, Montreal, QB

Sat Sep 26 1992, 3:33 AM EDT

Att. 26,257 - Dome - 70 F

livebaseballscorecards.com

AB	30
R	0
H	4
RBI	0
BB	2
SO	10
LOB	12

WP: 0 PB: 0 SB: 0 CS: 0 PA: 32

PITCHER		IP	WLS	BF	H	R	ER	SO	BB	IBB	HBP	BLK	WP	HR	S	P	ERA	WHIP
Chris Nabholz, L ERA: 3.25	(1, 1)	9.0	W	32	4	0	0	10	2	0	0	0	0	0	73	114	0.00	0.667

PITCHER	IP	WLS	BF	H	R	ER	SO	BB	IBB	HBP	BLK	WP	HR	S	P	ERA	WHIP

Batter	1	2	3	4	5	6	7	8	9	AB	R	H	RBI	BB	SO	LOB
Marquis Grissom, R (1, 8) OBP: 0.326, SLG: 0.427	P2	E5		F8			BB			5	1	1	0	0	0	4
Tom Foley, L (9, 7) OBP: 0.240, SLG: 0.227		2-H					1B	G5-3		0	0	0	0	0	0	0
Bret Barberie, S (1, 4) OBP: 0.372, SLG: 0.299	1B	F7			F9		1 SAFE FC 1B E 1-2 BB	G3-1		4	1	1	0	1	0	1
Ivan Calderon, R (1, 7) OBP: 0.299, SLG: 0.406	L4		G6-3		K		E 1B 1-2 2-H 1B	HR 1B		4	0	1	1	0	1	1
John Vander Wal, L (7, PR) (8, 7) (9, 9) OBP: 0.329, SLG: 0.359										1	2	1	0	0	0	0
Moises Alou, R (1, 9) (9, 8) OBP: 0.330, SLG: 0.457	F9		E7 SF7 2B		K		FC 1B 1B 1-3 2-H	HR 1-H		5	3	2	2	0	1	2
Darrin Fletcher, L (1, 2) OBP: 0.279, SLG: 0.317		1B FC6-4-5 2B	SF7 3-H			F7	SF8 1B 1-2 3-H 1B	FC6-4 BB		3	2	2	2	1	0	0
Sean Berry, R (1, 5) OBP: 0.351, SLG: 0.361	FC6-4-5 1B BB	F8				S 1B 1B	G3 1B 1-3 2-H 1B	F8		4	1	2	1	1	0	1
Greg Colbrunn, R (1, 3) OBP: 0.311, SLG: 0.378	FC6-4-5 1-2 2-3 1B			F8		1B 1-H 1B	SF8 3-H	FC6-4 1-2f		4	0	2	2	0	0	1
Wil Cordero, R (1, 6) OBP: 0.377, SLG: 0.429	FC6-4-5 2B 1-2 2-3 3-H			SH1-4 1B		G6-4-3 1-2 1B	G3 1-2 1B			4	1	3	0	0	0	2
Chris Nabholz, L (1, 1) OBP: 0.138, SLG: 0.172	E 2B 1-H			SH1-4 1-2		G6-4-3 1-2f	G3 1-2 2-3			3	1	1	1	0	0	4
Inning Stats	R: 0 E: 0 K: 0 S: 7 H: 1 LOB: 1 BB: 0 P: 11	R: 3 E: 1 K: 0 S: 16 H: 3 LOB: 1 BB: 1 P: 27	R: 1 E: 1 K: 0 S: 6 H: 1 LOB: 0 BB: 0 P: 8	R: 0 E: 0 K: 0 S: 5 H: 1 LOB: 1 BB: 0 P: 8	R: 0 E: 0 K: 2 S: 8 H: 0 LOB: 0 BB: 0 P: 10	R: 1 E: 0 K: 0 S: 12 H: 3 LOB: 1 BB: 0 P: 19	R: 5 E: 1 K: 0 S: 21 H: 5 LOB: 3 BB: 1 P: 32	R: 2 E: 0 K: 0 S: 12 H: 2 LOB: 1 BB: 1 P: 22		1B: 12 2B: 3 3B: 0 HR: 1 SF: 2 SAC: 1 DP: 2 HBP: 0						

PITCHER		IP	WLS	BF	H	R	ER	SO	BB	IBB	HBP	BLK	WP	HR	S	P	ERA	WHIP
Shawn Boskie, R ERA: 5.1	(1, 1)	6.0	L	27	9	5	3	2	1	0	0	0	0	0	54	83	4.50	1.667
Heathcliff Slocumb, R ERA: 6.5	(7, 1)	0.0		6	4	5	4	0	1	0	0	0	0	0	13	21	∞	∞
Jessie Hollins, R ERA: 17.18	(7, 1)	2.0		10	3	2	2	0	1	0	0	0	0	1	20	33	9.00	2.000

PITCHER	IP	WLS	BF	H	R	ER	SO	BB	IBB	HBP	BLK	WP	HR	S	P	ERA	WHIP

BOTTOM

Chicago Cubs @ Montreal Expos

Olympic Stadium, Montreal, QB

Sat Sep 26 1992, 3:33 AM EDT

Att. 26,257 - Dome - 70 F

livebaseballscorecards.com

AB	37
R	12
H	16
RBI	9
BB	3
SO	2
LOB	16

Batter	1	2	3	4	5	6	7	8	9	AB	R	H	RBI	BB	SO	LOB
Dwight Smith, L (1, 8) OBP: 0.318, SLG: 0.403	F C B B X 2-2 PO 1B			C B B C B F X 3-2 G3 ①	X 0-0 E4 23 S	B L X 1-1 FC1-6 23 1B ① 1-2 r			4	0	1	0	0	0	1
23 Ryne Sandberg, R (1, 4) OBP: 0.368, SLG: 0.504	1 SAFE 1 SAFE C F B 1 SAFE S 1-3 K ①			C B X 1-1 G4-3 1B	1 SAFE F 1 SAFE 1 SAFE F 1 SAFE B B B 4-2 B 1-2 BB	C 1 SAFE S F X 0-2 1-2 1B			3	0	2	0	1	1	1
Mark Grace, L (1, 3) OBP: 0.382, SLG: 0.431	1 SAFE 1 SAFE C F 1 SAFE F X 0-2 F8 ②			B 1 SAFE B X 2-0 G4-3 1-3 ②	C B F X 1-2 F9 ③	B F B X 2-1 F7 ②			4	0	0	0	0	0	6
Andre Dawson, R (1, 9) OBP: 0.320, SLG: 0.460	1 SAFE C 1 SAFE S B F 1 SAFE 1-2 PO 1-2 ③	F B S F B F F X 2-2 2B ①		B C F F X 1-2 F8 ③			B X 1-0 S 1B	S B S F F S 1-3 K ③		4	0	2	0	0	1	3
Derrick May, L (1, 7) OBP: 0.308, SLG: 0.375		X 0-0 F8 ②			X 0-0 F8 ①		S 1 SAFE 1 SAFE B F B S 2-3 K 1-2 ①		F F B S 1-3 K ①	4	0	0	0	0	2	1
Luis Salazar, R (1, 5) OBP: 0.237, SLG: 0.291		C B S C 1-3 K ③			L S X 0-2 F9 ②		C F X 0-2 L6 ②		C X 0-1 L8 ②	4	0	0	0	0	1	1
Rick Wilkins, L (1, 2) OBP: 0.348, SLG: 0.425			B F C B S 2-3 K ①		X 0-0 P5 ③		I I I I 4-0 IBB		S S F F C 0-3 K ③	3	0	0	0	1	2	0
Alex Arias, R (1, 6) OBP: 0.407, SLG: 0.372			B C B C B S 3-3 K ②			C B S B F B X 3-2 F8 ①	B B S T F B X 3-2 G5-3 ③			3	0	0	0	0	1	2
Mike Morgan, R (1, 1) OBP: 0.122, SLG: 0.099 Doug Dascenzo, S (8, PH) OBP: 0.305, SLG: 0.312 Jeff Robinson, R (8, 1)			B F S C 1-3 K ③			C B B B F X 3-2 F9 ②		B B C B C B 4-2 FC1-6 BB		2 0 0	0 0 0	0 0 0	0 0 0	0 1 0	1 0 0	0 0 0
Inning Stats	R: 0 E: 0 K: 1 S: 13 H: 1 LOB: 0 BB: 0 P: 17	R: 0 E: 0 K: 1 S: 10 H: 1 LOB: 0 BB: 0 P: 13	R: 0 E: 0 K: 3 S: 9 H: 0 LOB: 0 BB: 0 P: 15	R: 0 E: 0 K: 0 S: 11 H: 1 LOB: 0 BB: 0 P: 18	R: 0 E: 0 K: 0 S: 5 H: 0 LOB: 0 BB: 0 P: 5	R: 0 E: 1 K: 0 S: 13 H: 0 LOB: 2 BB: 1 P: 24	R: 0 E: 0 K: 1 S: 10 H: 1 LOB: 2 BB: 1 P: 20	R: 0 E: 0 K: 1 S: 15 H: 1 LOB: 2 BB: 1 P: 23	R: 0 E: 0 K: 2 S: 10 H: 0 LOB: 0 BB: 0 P: 11	1B: 4 2B: 1 3B: 0 HR: 0 SF: 0 SAC: 0 DP: 0 HBP: 0						

TOP

Chicago Cubs @ Montreal Expos

Olympic Stadium, Montreal, QB

Sun Sep 27 1992, 3:33 AM EDT

Att. 41,802 - Dome - 70 F

livebaseballscorecards.com

AB	31
R	0
H	5
RBI	0
BB	3
SO	9
LOB	15

WP: 0 PB: 0 SB: 2 CS: 0 PA: 35

PITCHER		IP	WLS	BF	H	R	ER	SO	BB	IBB	HBP	BLK	WP	HR	S	P	ERA	WHIP
Kent Bottenfield, R ERA: 2.73	(1, 1)	6.0		21	3	0	0	5	1	0	0	0	0	0	61	92	0.00	0.667
Mel Rojas, R ERA: 1.39	(7, 1)	1.0	W	5	1	0	0	1	0	1	0	0	0	0	10	20	0.00	1.000
Jeff Fassero, L ERA: 2.79	(8, 1)	0.2		4	1	0	0	0	1	0	0	0	0	0	10	17	0.00	3.000
John Wetteland, R ERA: 3.01	(8, 1)	1.1	S	4	0	0	0	3	0	0	0	0	0	0	15	17	0.00	0.000

PITCHER	IP	WLS	BF	H	R	ER	SO	BB	IBB	HBP	BLK	WP	HR	S	P	ERA	WHIP

Batter	1	2	3	4	5	6	7	8	9	AB	R	H	RBI	BB	SO	LOB
Marquis Grissom, R (1, 8) OBP: 0.325, SLG: 0.425	G5-3		G5-4-3 1-2f			P6		IBB		3	0	0	0	1	0	1
Bret Barberie, S (1, 4) OBP: 0.368, SLG: 0.294	L4			F8			G4-3	G3		4	0	0	0	0	0	2
Ivan Calderon, R (1, 7) OBP: 0.300, SLG: 0.401	BB			G5-3			G4-3			2	0	0	0	1	0	0
Larry Walker, L (1, 9) OBP: 0.356, SLG: 0.513 John Wetteland, R (8, 1) OBP: 0.200, SLG: 0.200	G3			L7			2B BB			2 0	1 0	0 0	0 0	1 0	0 0	1 0
Gary Carter, R (1, 2) OBP: 0.299, SLG: 0.340 Tim Laker, R (7, PR) OBP: 0.275, SLG: 0.289 (8, 2)		G4-3			K		1-H 2B			3 0	0 0	1 0	1 0	0 0	1 0	0 0
Wil Cordero, R (1, 6) OBP: 0.368, SLG: 0.417		G4-3			G6-3		G6-3			3	0	0	0	0	0	1
Sean Berry, R (1, 5) OBP: 0.350, SLG: 0.359		G4-3			G6-3			G5-3		3	0	1	0	0	0	0
Greg Colbrunn, R (1, 3) OBP: 0.306, SLG: 0.371			K			K		G5-3 1-2		3	0	0	0	0	2	1
Kent Bottenfield, R (1, 1) OBP: 0.500, SLG: 0.500 Jerry Willard, L (6, PH) OBP: 0.267, SLG: 0.409 Mel Rojas, R (7, 1) OBP: 0.067, SLG: 0.067 Jeff Fassero, L (8, 1) OBP: 0.143, SLG: 0.286 Moises Alou, R (8, 9) OBP: 0.329, SLG: 0.456			G5-4-3 1B			L9		G5-3		1 1 0 0 1	0 0 0 0 0	1 0 0 0 0	0 0 0 0 0	0 0 0 0 0	0 0 0 0 0	0 0 0 0 1
Inning Stats	R: 0 E: 0 K: 0 S: 7 H: 0 LOB: 1 BB: 1 P: 15	R: 0 E: 0 K: 0 S: 5 H: 0 LOB: 0 BB: 0 P: 8	R: 0 E: 0 K: 1 S: 7 H: 1 LOB: 0 BB: 0 P: 10	R: 0 E: 0 K: 0 S: 3 H: 0 LOB: 0 BB: 0 P: 6	R: 0 E: 0 K: 1 S: 7 H: 0 LOB: 0 BB: 0 P: 9	R: 0 E: 0 K: 1 S: 6 H: 0 LOB: 0 BB: 0 P: 12	R: 1 E: 0 K: 0 S: 11 H: 1 LOB: 1 BB: 1 P: 20	R: 0 E: 0 K: 0 S: 9 H: 1 LOB: 2 BB: 1 P: 19		1B: 2 2B: 1 3B: 0 HR: 0 SF: 0 SAC: 0 DP: 1 HBP: 0						

PITCHER		IP	WLS	BF	H	R	ER	SO	BB	IBB	HBP	BLK	WP	HR	S	P	ERA	WHIP
Mike Morgan, R ERA: 2.61	(1, 1)	7.0	L	24	2	1	1	3	2	0	0	0	0	0	46	80	1.29	0.571
Jeff Robinson, R ERA: 3.05	(8, 1)	1.0		5	1	0	0	0	0	1	0	0	0	0	9	19	0.00	1.000

PITCHER	IP	WLS	BF	H	R	ER	SO	BB	IBB	HBP	BLK	WP	HR	S	P	ERA	WHIP

BOTTOM

Chicago Cubs @ Montreal Expos

Olympic Stadium, Montreal, QB

Sun Sep 27 1992, 3:33 AM EDT

Att. 41,802 - Dome - 70 F

livebaseballscorecards.com

AB	26
R	1
H	3
RBI	1
BB	3
SO	3
LOB	7

Batter	1	2	3	4	5	6	7	8	9	AB	R	H	RBI	BB	SO	LOB
Marquis Grissom, R (1, 8) OBP: 0.326, SLG: 0.424	C F B X 1-2 G6-3		X 0-0 P6		B B C B B 4-1 BB			B B B C B 4-1 F8 S BB		2	0	0	0	2	0	0
Bret Barberie, S (1, 4) OBP: 0.363, SLG: 0.290	B B B C C X 3-2 G4-3		B B X 2-0 F7		X 0-0 G5-3			C F F X 0-2 F8 1-3		4	0	0	0	0	0	3
Moises Alou, R (1, 9) OBP: 0.329, SLG: 0.453	B X 1-0 1B		B C S B B X 2-2 G6-3			X 0-0 G6-3		F B F S 1-3 K		4	0	1	0	0	1	1
John Vander Wal, L (1, 7) OBP: 0.323, SLG: 0.351	B 1 SAFE C B 1 SAFE 1 SAFE X 2-1 F7			X 0-0 G4-3		C X 0-1 P5		B B X 2-0 G3-1		4	0	0	0	0	0	2
Darrin Fletcher, L (1, 2) OBP: 0.278, SLG: 0.316		C C B F F X 1-2 1B BB G4-6-3 1B		C B C B F B F X 3-2 F9		C B B B X 3-1 G5-3			B F F X 1-2 L9	4	1	1	0	0	0	0
Wil Cordero, R (1, 6) OBP: 0.372, SLG: 0.423		C F B F F 1 SAFE B 1 SAFE B 4-2 F B G4-6-3 1B 1-2 BB		F B S S 1-3 K			C B B X 2-1 2B		B C S X 1-2 L7	3	0	1	0	1	1	0
Sean Berry, R (1, 5) OBP: 0.364, SLG: 0.372		B X 1-0 G4-6-3 1B 1-2 2-3			B X 1-0 S 1B		F S B B X 2-2 G6-3		F B X 1-1 F9	4	0	2	0	0	0	1
Tom Foley, L (1, 3) OBP: 0.236, SLG: 0.223 Jerry Willard, L (7, PH) OBP: 0.261, SLG: 0.400 (7, 3)		X 0-0 G4-6-3 1-2f 2-3 3-H			F B B F 1 SAFE S 2-3 K 1-2		C F C 0-3 K			2 1	0 0	0 0	0 0	0 0	1 1	3 1
Gil Heredia, R (1, 1) OBP: 0.111, SLG: 0.111 Bill Krueger, L (6, 1) Sergio Valdez, R (6, 1) Larry Walker, L (7, PH) OBP: 0.355, SLG: 0.512 Mark Gardner, R (7, 1) OBP: 0.189, SLG: 0.188		C B X 1-1 G6-3			C S X 0-2 G1-3		C B C B X 2-2 G6-3			2 0 0 1 0	0 0 0 0 0	0 0 0 0 0	0 0 0 0 0	0 0 0 0 0	0 0 0 0 0	2 0 0 1 0
Inning Stats	R: 0 E: 0 K: 0 S: 9 H: 1 LOB: 1 BB: 0 P: 16	R: 1 E: 0 K: 0 S: 14 H: 2 LOB: 1 BB: 1 P: 21	R: 0 E: 0 K: 0 S: 5 H: 0 LOB: 0 BB: 0 P: 9	R: 0 E: 0 K: 1 S: 9 H: 0 LOB: 0 BB: 0 P: 13	R: 0 E: 0 K: 1 S: 9 H: 1 LOB: 2 BB: 1 P: 16	R: 0 E: 0 K: 0 S: 5 H: 0 LOB: 0 BB: 0 P: 8	R: 0 E: 0 K: 1 S: 11 H: 1 LOB: 1 BB: 0 P: 17	R: 0 E: 0 K: 1 S: 9 H: 0 LOB: 1 BB: 1 P: 16	R: 0 E: 0 K: 0 S: 8 H: 0 LOB: 0 BB: 0 P: 11	1B: 4 2B: 1 3B: 0 HR: 0		SF: 0 SAC: 0 DP: 1 HBP: 0				WP: 0 PB: 0 SB: 2 CS: 0 PA: 34

TOP

Montreal Expos @ St. Louis Cardinals

Busch Stadium, St. Louis, MO

Mon Sep 28 1992, 7:05 PM CDT

Att. 12,713 - Sunny - 68 F

livebaseballscorecards.com

AB	31
R	1
H	5
RBI	0
BB	3
SO	4
LOB	14

PITCHER		IP	WLS	BF	H	R	ER	SO	BB	IBB	HBP	BLK	WP	HR	S	P	ERA	WHIP
Omar Olivares, R ERA: 3.9	(1, 1)	7.0	W	27	5	1	1	3	2	0	0	0	0	0	62	100	1.29	1.000
Todd Worrell, R ERA: 2.21	(8, 1)	1.0		4	0	0	0	1	1	0	0	0	0	0	9	16	0.00	1.000
Lee Smith, R ERA: 3.2	(9, 1)	1.0	S	3	0	0	0	0	0	0	0	0	0	0	8	11	0.00	0.000

PITCHER		IP	WLS	BF	H	R	ER	SO	BB	IBB	HBP	BLK	WP	HR	S	P	ERA	WHIP

Batter	1	2	3	4	5	6	7	8	9	AB	R	H	RBI	BB	SO	LOB
Chuck Carr, S (1, 8) OBP: 0.354, SLG: 0.304	B C X 1-1 G4-3 ①			C X 0-1 2B S FC5-2-5 1B		F B B S F X 2-2 1B 1B 1B	B F B B F X 3-2 CS S 1B			4	1	3	0	0	0	0
Ozzie Smith, S (1, 6) OBP: 0.367, SLG: 0.345	B B C B C C 3-3 K ②			1 SAFE 1 SAFE B 1 SAFE 1 SAFE B B C S 3-2 X FC5-2-5 1-3 2B		B 1 SAFE X 1-0 1B 1-2 1B	C B B X 2-1 L5 ② ③ 1-3			4	1	2	0	0	1	1
Bernard Gilkey, R (1, 7) OBP: 0.364, SLG: 0.429	B F B X 2-1 CS 1B			X 0-0 FC5-2-5 ① 2-3 3-H		F B B X 2-1 1B E 1-2 2-3 1B		B X 1-0 1B		4	1	3	0	0	0	2
Felix Jose, S (1, 9) OBP: 0.348, SLG: 0.441	B 1-0 CS ③ 1-2	C B B X 2-1 G3 ①		B B B 4-0 G4-6-3 BB		F X 0-1 E2 1B 1-H 2-H 3-H 1B		1 SAFE 1 SAFE C S X 0-2 1-2 1B		3	1	2	2	1	0	0
Todd Zeile, R (1, 5) OBP: 0.352, SLG: 0.367		B C B X 2-1 P6 ②		C B X 1-1 G4-6-3 ② ③ 1-2f		F X 0-1 WP G1-3 3-H 1B		B F C C 1-3 K ①		4	0	1	1	0	1	5
Rod Brewer, L (1, 3) OBP: 0.365, SLG: 0.345		B C B X 2-1 G4-3 ③		X 0-0 G4-6-3 1B		1 SAFE B S S C 1-3 K ①		B C B X 2-1 F7 ②		4	0	1	0	0	1	3
Luis Alicea, S (1, 4) OBP: 0.314, SLG: 0.363		L F F B F F B X 2-2 G4-3 ①		1 SAFE B 1 SAFE X 1-0 G4-6-3 ① ② 1-2f		1 SAFE C C X 0-2 G1-3 ② 1-2		F C X 0-2 F9 ③		4	0	0	0	0	0	4
Rich Gedman, L (1, 2) OBP: 0.292, SLG: 0.277		C S X 0-2 G6-3 ②		B B S X 2-1 FC6-4 1B		S B B B X 3-1 F7 ③ 2-3				3	0	1	0	0	0	1
Omar Olivares, R (1, 1) OBP: 0.254, SLG: 0.303		S C B F F X 1-2 F9 ③		X 0-0 FC6-4 ③ 1-2f			F B B X 2-1 G4-3 ①			2	0	0	0	0	0	1
Milt Thompson, L (7, PH) OBP: 0.347, SLG: 0.405										1	0	0	0	0	0	0
Todd Worrell, R (8, 1)										0	0	0	0	0	0	0
Lee Smith, R (9, 1)										0	0	0	0	0	0	0
Inning Stats	R: 0 E: 0 K: 1 S: 7 H: 1 LOB: 0 BB: 0 P: 14	R: 0 E: 0 K: 0 S: 6 H: 0 LOB: 0 BB: 0 P: 12	R: 0 E: 0 K: 0 S: 14 H: 0 LOB: 0 BB: 0 P: 17	R: 0 E: 0 K: 0 S: 8 H: 2 LOB: 2 BB: 1 P: 16	R: 0 E: 0 K: 0 S: 5 H: 2 LOB: 1 BB: 0 P: 8	R: 4 E: 1 K: 1 S: 19 H: 5 LOB: 1 BB: 0 P: 28	R: 0 E: 0 K: 0 S: 7 H: 1 LOB: 0 BB: 0 P: 14	R: 0 E: 0 K: 1 S: 12 H: 2 LOB: 2 BB: 0 P: 16		1B: 12 2B: 1 3B: 0 HR: 0	SF: 0 SAC: 0 DP: 2 HBP: 0					

PITCHER		IP	WLS	BF	H	R	ER	SO	BB	IBB	HBP	BLK	WP	HR	S	P	ERA	WHIP
Gil Heredia, R ERA: 4.23	(1, 1)	5.0		18	5	0	0	1	1	0	0	0	0	0	40	67	0.00	1.200
Bill Krueger, L ERA: 4.61	(6, 1)	0.0	L	3	3	3	3	0	0	0	0	0	0	0	7	12	∞	∞
Sergio Valdez, R ERA: 2.76	(6, 1)	1.0		5	2	1	1	1	0	0	0	0	1	0	12	16	9.00	2.000
Mark Gardner, R ERA: 4.33	(7, 1)	2.0		8	3	0	0	1	0	0	0	0	0	0	19	30	0.00	1.500

PITCHER	IP	WLS	BF	H	R	ER	SO	BB	IBB	HBP	BLK	WP	HR	S	P	ERA	WHIP

BOTTOM

Montreal Expos @ St. Louis Cardinals

Busch Stadium, St. Louis, MO

Mon Sep 28 1992, 7:05 PM CDT
Att. 12,713 - Sunny - 68 F

livebaseballscorecards.com

AB	33
R	4
H	13
RBI	3
BB	1
SO	3
LOB	17

WP: 1 PB: 0 SB: 2 CS: 2 PA: 35

Batter	1	2	3	4	5	6	7	8	9	10	AB	R	H	RBI	BB	SO	LOB
Bret Barberie, S (1, 4) OBP: 0.359, SLG: 0.286	C C X 0-2 G6-3 ①		X 0-0 G4-6-3 ②③ 1-2f			C C F X 0-2 G3 ③			B S B X 2-1 F8 ①		4	0	0	0	0	0	1
Moises Alou, R (1, 8) OBP: 0.328, SLG: 0.460	B X 1-0 F7 ②			B F C B B S 3-3 K ①			B B S B F X 3-2 HR		X 0-0 F8 ②		4	1	1	1	0	1	0
Ivan Calderon, R (1, 7) OBP: 0.305, SLG: 0.400	X 0-0 1B			C F B X 1-2 G6-3 ②			B B C B B 4-1 G3 BB		C B S B F X 2-2 G5-3 ③		3	0	1	0	1	0	0
Larry Walker, L (1, 9) OBP: 0.353, SLG: 0.509 Tim Wallach, R (10, PH) OBP: 0.299, SLG: 0.337 John Vander Wal, L (10, 9) OBP: 0.323, SLG: 0.351	X 0-0 F8 ③			F F F X 0-2 L8 ③			C B 1 SAFE F X 1-2 P5 ①			B X 1-0 F7 ①	3 1 0	0 0 0	0 0 0	0 0 0	0 0 0	0 0 0	2 0 0
Darrin Fletcher, L (1, 2) OBP: 0.282, SLG: 0.319		C B C B X 2-2 CS 1B			X 0-0 G4-6-3 1B		B X 1-0 G3 ② 1-2			B X 1-0 G3 ②	4	0	2	0	0	0	1
Sean Berry, R (1, 5) OBP: 0.354, SLG: 0.362		S B S B F S 2-3 K ①② 1-2			X 0-0 F9 ①		B C S C 1-3 K ③			B S B C X 2-2 1B	4	0	1	0	0	2	3
Wil Cordero, R (1, 6) OBP: 0.360, SLG: 0.409		B B F B X 3-1 G5-3 ③			C F B X 1-2 G4-6-3 ②③ 1-2f			C B X 1-1 F8 ①		B 1 SAFE X 1-0 G4-3 ③	4	0	0	0	0	0	2
Tom Foley, L (1, 3) OBP: 0.230, SLG: 0.217			C F B B B F B X 3-2 G4-3 ①			C X 0-1 F7 ①		B S F B C 2-3 K ②			3	0	0	0	0	1	0
Brian Barnes, L (1, 1) OBP: 0.300, SLG: 0.276 Jeff Fassero, L (5, 1) OBP: 0.143, SLG: 0.286 Jerry Willard, L (6, PH) OBP: 0.255, SLG: 0.391 Mel Rojas, R (6, 1) OBP: 0.067, SLG: 0.087 Marquis Grissom, R (8, PH) OBP: 0.326, SLG: 0.423 John Wetteland, R (8, 1) OBP: 0.200, SLG: 0.200 Sergio Valdez, R (9, 1)			X 0-0 G4-6-3 1B			X 0-0 G6-3 ②		F F X 0-2 P8 ③			1 0 1 0 1 0 0	0 0 0 0 0 0 0	1 0 0 0 0 0 0	0 0 0 0 0 0 0	0 0 0 0 0 0 0	0 0 0 0 0 0 0	0 0 0 0 0 0 0
Inning Stats	R: 0 E: 0 K: 0 S: 6 H: 1 LOB: 1 BB: 0 P: 7	R: 0 E: 0 K: 1 S: 9 H: 1 LOB: 0 BB: 0 P: 16	R: 0 E: 0 K: 0 S: 6 H: 1 LOB: 0 BB: 0 P: 9	R: 0 E: 0 K: 1 S: 10 H: 0 LOB: 0 BB: 0 P: 14	R: 0 E: 0 K: 0 S: 5 H: 1 LOB: 0 BB: 0 P: 6	R: 0 E: 0 K: 0 S: 7 H: 0 LOB: 0 BB: 0 P: 7	R: 1 E: 0 K: 1 S: 11 H: 1 LOB: 1 BB: 1 P: 21	R: 0 E: 0 K: 1 S: 8 H: 0 LOB: 0 BB: 0 P: 11	R: 0 E: 0 K: 0 S: 7 H: 0 LOB: 0 BB: 0 P: 11	R: 0 E: 0 K: 0 S: 6 H: 1 LOB: 1 BB: 0 P: 11	1B: 5 2B: 0 3B: 0 HR: 1	SF: 0 SAC: 0 DP: 2 HBP: 0					

PITCHER		IP	WLS	BF	H	R	ER	SO	BB	IBB	HBP	BLK	WP	HR	S	P	ERA	WHIP
Bob Tewksbury, R ERA: 2.16	(1, 1)	7.0		24	5	1	1	3	1	0	0	0	0	1	54	80	1.29	0.857
Todd Worrell, R ERA: 2.18	(8, 1)	1.0		3	0	0	0	1	0	0	0	0	0	0	8	11	0.00	0.000
Lee Smith, R ERA: 3.15	(9, 1)	1.0		3	0	0	0	0	0	0	0	0	0	0	7	11	0.00	0.000
Bob McClure, L ERA: 3.19	(10, 1)	0.2		2	0	0	0	0	0	0	0	0	0	0	2	4	0.00	0.000
Mike Perez, R ERA: 1.87	(10, 1)	0.1	W	2	1	0	0	0	0	0	0	0	0	0	4	7	0.00	3.000

PITCHER	IP	WLS	BF	H	R	ER	SO	BB	IBB	HBP	BLK	WP	HR	S	P	ERA	WHIP

TOP

Montreal Expos @ St. Louis Cardinals

Busch Stadium, St. Louis, MO

Tue Sep 29 1992, 7:05 PM CDT
Att. 13,434 - Sunny - 65 F

livebaseballscorecards.com

AB	33
R	1
H	6
RBI	1
BB	1
SO	4
LOB	9

WP: 0 PB: 0 SB: 0 CS: 1 PA: 34

Batter	1	2	3	4	5	6	7	8	9	10	AB	R	H	RBI	BB	SO	LOB
Bernard Gilkey, R (1, 7) OBP: 0.364, SLG: 0.427	C S B B B X 3-2 F9 ①		B B C B B 4-1 BB		C X 0-1 BB 1-2 2-H 1B		1 SAFE 1 SAFE B 1 SAFE 1 SAFE B X 2-0 P6 ③		F B F X 1-2 G5-3 ②		4	0	1	1	1	0	3
Ozzie Smith, S (1, 6) OBP: 0.367, SLG: 0.343	B B X 2-0 F7 ②		B F B F F F B S 3-3 K ③		B S B B B 4-1 BB 1-2 2-3			B C B B F B 4-2 1B BB BB	B C B X 2-1 P8 ③		3	0	0	0	2	1	4
Ray Lankford, L (1, 8) OBP: 0.373, SLG: 0.477	C S B X 1-2 F7 ③			B F B B B 4-1 CS BB	C B X 1-1 G4-3 ③			1 SAFE B B B B 4-0 1B 1-2 BB		S B B F X 2-2 F8 ①	3	0	0	0	2	0	3
Felix Jose, S (1, 9) OBP: 0.345, SLG: 0.437		C C X 0-2 L7 ①		1 SAFE B 1 SAFE 1 SAFE 1 SAFE F X 1-1 G1-3 ①② 1-2		B S S B S 2-3 K ①		B F B X 2-1 F7 ①		B S B B C S 2-3 K ②	5	0	0	0	0	2	3
Tracy Woodson, R (1, 5) OBP: 0.333, SLG: 0.407 Rex Hudler, R (10, PR) OBP: 0.265, SLG: 0.378		C B X 1-1 F9 ②		X 0-0 F9 ③		C S X 0-2 G4-3 ②		B C X 1-1 F7 ②		C X 0-1 E6 1B	5 0	0 1	0 0	0 0	0 0	0 0	2 0
Stan Royer, R (1, 3) OBP: 0.350, SLG: 0.556 Rod Brewer, L (7, 3) OBP: 0.378, SLG: 0.360		B X 1-0 G3 ③			B B X 2-0 G1-3 ①	F S C 0-3 K ③		X 0-0 1-2 2-3 1B		B B B C X 3-1 2-H 1B	3 2	0 0	0 2	0 1	0 0	1 0	0 0
Geronimo Pena, S (1, 4) OBP: 0.393, SLG: 0.490			X 0-0 BLK 1B		C B C B X 2-2 G6-3 ②		X 0-0 G4-3 ①	B B F B C S 3-3 K ③			4	0	1	0	0	1	3
Tom Pagnozzi, R (1, 2) OBP: 0.290, SLG: 0.360 Chuck Carr, S (9, PR) OBP: 0.354, SLG: 0.304 Rich Gedman, L (10, 2) OBP: 0.292, SLG: 0.277			B S B F 1 SAFE S 2-3 K ① 1-2		B B B C B 4-1 1B BB		S X 0-1 CS 1B		C B S X 1-2 E5 S		3 0 0	1 0 0	1 0 0	0 0 0	1 0 0	1 0 0	1 0 0
Bob Tewksbury, R (1, 1) OBP: 0.135, SLG: 0.100 Milt Thompson, L (7, PH) OBP: 0.350, SLG: 0.405 Todd Worrell, R (8, 1) Lee Smith, R (9, 1) Luis Alicea, S (9, PH) OBP: 0.313, SLG: 0.362 Bob McClure, R (10, 1) Mike Perez, R (10, 1)			B S C S 1-3 K ②		B C F B B B 1 SAFE B 4-2 BB 1B 1-2 BB		B B C 1 SAFE B S B 4-2 1-2 BB		1 SAFE B 1 SAFE 1 SAFE 1 SAFE B 1 SAFE L 1 SAFE 2-2 C X P3 ① 1-2		1 0 0 0 1 0 0	0 0 0 0 0 0 0	0 0 0 0 0 0 0	0 0 0 0 0 0 0	1 1 0 0 0 0 0	1 0 0 0 0 0 0	1 0 0 0 1 0 0
Inning Stats	R: 0 H: 0 E: 0 LOB: 0 K: 0 BB: 0 S: 7 P: 13	R: 0 H: 0 E: 0 LOB: 0 K: 0 BB: 0 S: 6 P: 8	R: 0 H: 1 E: 0 LOB: 2 K: 3 BB: 1 S: 12 P: 22	R: 0 H: 0 E: 0 LOB: 0 K: 0 BB: 1 S: 4 P: 9	R: 1 H: 1 E: 0 LOB: 3 K: 0 BB: 3 S: 13 P: 30	R: 0 H: 0 E: 0 LOB: 0 K: 2 BB: 0 S: 9 P: 11	R: 0 H: 1 E: 0 LOB: 1 K: 0 BB: 1 S: 6 P: 12	R: 0 H: 1 E: 0 LOB: 3 K: 1 BB: 2 S: 10 P: 24	R: 0 H: 0 E: 1 LOB: 2 K: 0 BB: 0 S: 11 P: 17	R: 1 H: 1 E: 1 LOB: 2 K: 1 BB: 0 S: 10 P: 17	1B: 5 2B: 0 3B: 0 HR: 0	SF: 0 SAC: 0 DP: 0 HBP: 0					

PITCHER		IP	WLS	BF	H	R	ER	SO	BB	IBB	HBP	BLK	WP	HR	S	P	ERA	WHIP
Brian Barnes, L ERA: 3.0	(1, 1)	4.2		20	2	1	1	3	5	0	0	1	0	0	40	79	1.93	1.500
Jeff Fassero, L ERA: 2.77	(5, 1)	0.1		1	0	0	0	0	0	0	0	0	0	0	2	3	0.00	0.000
Mel Rojas, R ERA: 1.36	(6, 1)	2.0		7	1	0	0	2	1	0	0	0	0	0	15	23	0.00	1.000
John Wetteland, R ERA: 2.98	(8, 1)	1.0		6	1	0	0	1	2	0	0	0	0	0	10	24	0.00	3.000
Sergio Valdez, R ERA: 2.62	(9, 1)	1.2	L	8	1	1	0	1	0	0	0	0	0	0	21	34	0.00	0.600

PITCHER	IP	WLS	BF	H	R	ER	SO	BB	IBB	HBP	BLK	WP	HR	S	P	ERA	WHIP

BOTTOM

Montreal Expos @ St. Louis Cardinals

Busch Stadium, St. Louis, MO

Tue Sep 29 1992, 7:05 PM CDT
Att. 13,434 - Sunny - 65 F

livebaseballscorecards.com

AB	34
R	2
H	5
RBI	2
BB	8
SO	7
LOB	21

1B: 5	SF: 0	WP: 0	PA: 42
2B: 0	SAC: 0	PB: 0	
3B: 0	DP: 0	SB: 1	
HR: 0	HBP: 0	CS: 2	

Montreal Expos @ St. Louis Cardinals

Busch Stadium, St. Louis, MO

Wed Sep 30 1992, 7:05 PM CDT

Att. 13,627 - Sunny - 69 F

TOP

livebaseballscorecards.com

Batter	1	2	3	4	5	6	7	8	9	10	11	AB	R	H	RBI	BB	SO	LOB
Marquis Grissom, R (1, 8) OBP: 0.324, SLG: 0.421	C B B B X 3-1 ① G6-3		C B F X 1-2 ② F9		B X 1-0 ① FC5-4 FC5-4 1-2f		C X 0-1 ② F8		C B X 1-1 S S 1B		X 0-0 ② P5	6	0	1	0	0	0	1
Wil Cordero, R (1, 6) OBP: 0.359, SLG: 0.405	C F X 0-2 ② F7		X 0-0 WP 1B		1 SAFE 1 SAFE 1 SAFE C P 1 SAFE 1 SAFE 1 SAFE B 3-2 1 SAFE S B F 1 SAFE K FC5-4 BB 1-2f		B B S S B F X 3-2 1B 1B 1B		1 SAFE B B S S B 1 SAFE L 1 S 2-3 ① K		B B F S S 2-3 ③ K	6	1	2	0	0	2	2
Ivan Calderon, R (1, 7) OBP: 0.315, SLG: 0.401 John Vander Wal, L (7, 7) OBP: 0.322, SLG: 0.350	B H 2-0 HBP		B B B X 3-0 ③ G3 1-2		S B 1 SAFE B S B B 4-2 1-2 BB		X 0-0 1B 1-2 1B		1 SAFE B C S S 1 SAFE 1 SAFE 1 SAFE S 1-3 ② K 1-2			2	0	1	0	1	0	1
												1	0	0	0	0	1	1
Moises Alou, R (1, 9) OBP: 0.329, SLG: 0.459	X 0-0 ③ P3			C F B B F X 2-2 S 1B 1B	B C S X 1-2 ③ G5-3		B S F X 1-2 1-3 2-H 1B		B B X 2-0 ③ P2 2-3			5	1	2	1	0	0	4
Tim Wallach, R (1, 5) OBP: 0.298, SLG: 0.335 Jeff Fassero, L (10, 1) OBP: 0.143, SLG: 0.286		B B B C B 4-1 E BB	1 SAFE 1 SAFE B S S F B S 2-3 ① K 1-2		B X 1-0 ① G4-3		B B F X 2-1 ③ F9			F S X 0-2 ① L1		4	0	0	0	1	1	3
												0	0	0	0	0	0	0
Greg Colbrunn, R (1, 3) OBP: 0.297, SLG: 0.360		B C X 1-1 E5 G5-4-3 1-2		F F S 0-3 ② K	B S X 1-1 ② F9			B S F S 1-3 ① K		X 0-0 ② G5-3		5	0	0	0	0	2	2
Todd Haney, R (1, 4) OBP: 0.300, SLG: 0.400 Tom Foley, L (8, 4) OBP: 0.230, SLG: 0.217 Bret Barberie, S (10, PH) OBP: 0.361, SLG: 0.288 (10, 4)		B F F B X 2-2 ① P3		B C B X 2-1 2-H 1B	C F X 0-2 FC6-4 1B			B X 1-0 2B		X 0-0 1B		4	0	3	1	0	0	2
												0	0	0	0	0	0	0
												1	0	1	0	0	0	0
Tim Laker, R (1, 2) OBP: 0.250, SLG: 0.262 Darrin Fletcher, L (10, PH) OBP: 0.281, SLG: 0.318 (10, 2)		B C X 1-1 ②③ G5-4-3 1-2f		S F B C 1-3 ③	X 0-0 ③ FC6-4 1-2f			B F B S B F F S 3-3 ② K		1 SAFE C B 1 SAFE X 1-1 ③ G4-3		4	0	0	0	0	2	5
												1	0	0	0	0	0	1
Ken Hill, R (1, 1) OBP: 0.271, SLG: 0.306 Sean Berry, R (10, 5) OBP: 0.347, SLG: 0.354			S B F B F X 2-2 ① G4-3		B F C F F B F B B 4-2 FC5-4 BB		C B F B B X 3-2 ① L4	F C F X 0-2 ③ G4-3			F F X 0-2 ① P3	3	0	0	0	1	0	1
												1	0	0	0	0	0	0
Inning Stats	R: 0 H: 0 E: 0 LOB: 1 K: 0 BB: 0 S: 6 P: 11	R: 0 H: 0 E: 1 LOB: 1 K: 0 BB: 1 S: 8 P: 16	R: 0 H: 1 E: 0 LOB: 1 K: 0 BB: 0 S: 9 P: 15	R: 1 H: 2 E: 0 LOB: 1 K: 3 BB: 0 S: 16 P: 23	R: 0 H: 0 E: 0 LOB: 2 K: 0 BB: 2 S: 16 P: 28	R: 0 H: 1 E: 0 LOB: 1 K: 0 BB: 0 S: 7 P: 9	R: 1 H: 3 E: 0 LOB: 2 K: 0 BB: 0 S: 14 P: 23	R: 0 H: 1 E: 0 LOB: 1 K: 2 BB: 0 S: 13 P: 18	R: 0 H: 1 E: 0 LOB: 1 K: 2 BB: 0 S: 9 P: 15	R: 0 H: 1 E: 0 LOB: 1 K: 0 BB: 0 S: 7 P: 8	R: 0 H: 0 E: 0 LOB: 0 K: 1 BB: 0 S: 7 P: 9	1B: 9 SF: 0 2B: 1 SAC: 0 3B: 0 DP: 1 HR: 0 HBP: 1						

	AB	43
	R	2
	H	10
	RBI	2
	BB	3
	SO	8
	LOB	23

WP: 1 PA: 47
PB: 0
SB: 3
CS: 0

PITCHER		IP	WLS	BF	H	R	ER	SO	BB	IBB	HBP	BLK	WP	HR	S	P	ERA	WHIP
Joe Magrane, L ERA: 4.02	(1, 1)	7.0		32	7	2	2	3	3	0	1	0	1	0	76	125	2.57	1.429
Cris Carpenter, R ERA: 2.97	(8, 1)	1.0		4	1	0	0	2	0	0	0	0	0	0	13	18	0.00	1.000
Lee Smith, R ERA: 3.11	(9, 1)	1.0		4	1	0	0	2	0	0	0	0	0	0	9	15	0.00	1.000
Bryn Smith, R ERA: 4.64	(10, 1)	2.0	W	7	1	0	0	1	0	0	0	0	0	0	14	17	0.00	0.500

PITCHER	IP	WLS	BF	H	R	ER	SO	BB	IBB	HBP	BLK	WP	HR	S	P	ERA	WHIP

Batter	1	2	3	4	5	6	7	8	9	10	11	AB	R	H	RBI	BB	SO	LOB
Chuck Carr, S (1, 7) OBP: 0.333, SLG: 0.283	G4-3		F8			G3-1		K			SH1-4 1-2	4	0	0	0	0	1	1
Ozzie Smith, S (1, 6) OBP: 0.367, SLG: 0.342	G6-3			F7		S 1B		G6-3			1B IBB	4	0	1	0	1	0	0
Ray Lankford, L (1, 8) OBP: 0.373, SLG: 0.478	F8			BLK 2B		G1-3 1-2			K		1-2 2-H 1B	5	0	2	1	0	1	1
Felix Jose, S (1, 9) OBP: 0.344, SLG: 0.434		G1-4-3 BB		K 2-3			K		L7			3	0	0	0	1	2	1
Todd Zeile, R (1, 5) OBP: 0.352, SLG: 0.366 Tim Jones, L (7, PR) OBP: 0.256, SLG: 0.225 Cris Carpenter, R (8, 1) OBP: 0.333, SLG: 0.333 Lee Smith, R (9, 1) Gerald Perry, L (9, PH) OBP: 0.317, SLG: 0.315 Bryn Smith, R (10, 1)	G1-4-3 1-2f			G4-3			E S F8-2 BB		K			2 0 0 0 1 0	0 0 0 0 0 0	0 0 0 0 0 0	0 0 0 0 0 0	1 0 0 0 0 0	0 0 0 0 1 0	2 0 0 0 0 0
Rod Brewer, L (1, 3) OBP: 0.363, SLG: 0.344	G3				L8		F8-2 1-H			G4-3		4	0	0	0	0	0	1
Geronimo Pena, S (1, 4) OBP: 0.391, SLG: 0.485			K		K			HR 1B		G6-3		4	1	1	0	0	2	0
Rich Gedman, L (1, 2) OBP: 0.291, SLG: 0.276			SH5-4 1B		F8			F7		G4-3		4	0	1	0	0	0	1
Joe Magrane, R (1, 1) OBP: 0.200, SLG: 0.500 Stan Royer, R (8, 5) OBP: 0.409, SLG: 0.750 Bernard Gilkey, R (11, PR) OBP: 0.364, SLG: 0.427			SH5-4 1-2			K		1-H HR			SH1-4 1B 1B	1 2 0	0 1 1	0 2 0	0 2 0	0 0 0	1 0 0	0 0 0
Inning Stats	R: 0 E: 0 K: 0 S: 5 H: 0 LOB: 0 BB: 0 P: 6	R: 0 E: 0 K: 0 S: 6 H: 0 LOB: 0 BB: 1 P: 12	R: 0 E: 0 K: 1 S: 7 H: 1 LOB: 1 BB: 0 P: 9	R: 0 E: 0 K: 1 S: 13 H: 1 LOB: 1 BB: 0 P: 20	R: 0 E: 0 K: 1 S: 5 H: 0 LOB: 0 BB: 0 P: 9	R: 0 E: 0 K: 1 S: 11 H: 1 LOB: 1 BB: 0 P: 13	R: 0 E: 0 K: 1 S: 5 H: 0 LOB: 1 BB: 1 P: 13	R: 2 E: 0 K: 1 S: 10 H: 2 LOB: 0 BB: 0 P: 12	R: 0 E: 0 K: 2 S: 10 H: 0 LOB: 0 BB: 0 P: 18	R: 0 E: 0 K: 0 S: 5 H: 0 LOB: 0 BB: 0 P: 8	R: 1 E: 0 K: 0 S: 7 H: 2 LOB: 2 BB: 1 P: 15	1B: 5 2B: 2 3B: 0 HR: 1 SF: 0 SAC: 2 DP: 2 HBP: 0						

PITCHER	IP	WLS	BF	H	R	ER	SO	BB	IBB	HBP	BLK	WP	HR	S	P	ERA	WHIP
Ken Hill, R (1, 1) ERA: 2.68	9.0		32	5	2	2	8	2	0	0	1	0	1	72	112	2.00	0.778
Jeff Fassero, L (10, 1) ERA: 2.84	1.1	L	7	2	1	1	0	0	1	0	0	0	0	12	23	6.75	1.500

PITCHER	IP	WLS	BF	H	R	ER	SO	BB	IBB	HBP	BLK	WP	HR	S	P	ERA	WHIP

BOTTOM

Montreal Expos @ St. Louis Cardinals

Busch Stadium, St. Louis, MO

Wed Sep 30 1992, 7:05 PM CDT

Att. 13,627 - Sunny - 69 F

livebaseballscorecards.com

AB	34
R	3
H	7
RBI	3
BB	3
SO	8
LOB	7

Batter	1	2	3	4	5	6	7	8	9	AB	R	H	RBI	BB	SO	LOB
Marquis Grissom, R (1, 8) OBP: 0.322, SLG: 0.418	G1-3		G6-3			K		P3		4	0	0	0	0	1	0
Bret Barberie, S (1, 4) OBP: 0.359, SLG: 0.285	BB			F7		G4-3			G3	3	0	0	0	1	0	0
Ivan Calderon, R (1, 7) OBP: 0.319, SLG: 0.404	K			CS 1B		F8			FC4-6 1B	4	0	2	0	0	1	1
John Vander Wal, L (1, 3) OBP: 0.320, SLG: 0.357	G5-3			1B 3B			G3		FC4-6 DI	4	1	1	0	0	0	2
Moises Alou, R (1, 9) OBP: 0.328, SLG: 0.456		F7		S 1B			G5-3		P3	4	0	1	1	0	0	1
Darrin Fletcher, L (1, 2) OBP: 0.282, SLG: 0.323		G4-3		G6-3			2B			3	0	1	0	0	0	1
Tim Wallach, R (1, 5) OBP: 0.297, SLG: 0.333		G6-3			G1-3		G1-3			3	0	0	0	0	0	1
Wil Cordero, R (1, 6) OBP: 0.351, SLG: 0.395			G6-3		K			G5-3		3	0	0	0	0	1	0
Chris Nabholz, L (1, 1) OBP: 0.136, SLG: 0.169			F7		G6-3			K		1	0	0	0	0	0	0
Jerry Willard, L (5, PH) OBP: 0.250, SLG: 0.383										1	0	0	0	0	0	0
Sergio Valdez, R (5, 1)										0	0	0	0	0	0	0
Sean Berry, R (8, PH) OBP: 0.340, SLG: 0.347										1	0	0	0	0	1	0
Bill Krueger, L (8, 1)										0	0	0	0	0	0	0
Inning Stats	R: 0 E: 0 K: 1 S: 12 H: 0 LOB: 1 BB: 1 P: 18	R: 0 E: 0 K: 0 S: 8 H: 0 LOB: 0 BB: 0 P: 12	R: 0 E: 0 K: 0 S: 8 H: 0 LOB: 0 BB: 0 P: 12	R: 1 E: 0 K: 0 S: 12 H: 3 LOB: 1 BB: 0 P: 18	R: 0 E: 0 K: 1 S: 6 H: 0 LOB: 0 BB: 0 P: 8	R: 0 E: 0 K: 1 S: 5 H: 0 LOB: 0 BB: 0 P: 8	R: 0 E: 0 K: 0 S: 7 H: 1 LOB: 1 BB: 0 P: 13	R: 0 E: 0 K: 1 S: 7 H: 0 LOB: 0 BB: 0 P: 12	R: 0 E: 0 K: 0 S: 10 H: 1 LOB: 1 BB: 0 P: 16	1B: 3 2B: 1 3B: 1 HR: 0 SF: 0 SAC: 0 DP: 0 HBP: 0						

PITCHER	IP	WLS	BF	H	R	ER	SO	BB	IBB	HBP	BLK	WP	HR	S	P	ERA	WHIP
Mike Morgan, R (1, 1) ERA: 2.55	9.0	W	32	5	1	1	4	1	0	0	0	0	0	75	117	1.00	0.667

PITCHER	IP	WLS	BF	H	R	ER	SO	BB	IBB	HBP	BLK	WP	HR	S	P	ERA	WHIP

TOP

Montreal Expos @ Chicago Cubs

Wrigley Field, Chicago, IL

Fri Oct 02 1992, 3:33 AM CDT

Att. 15,719 - Sunny - 76 F

livebaseballscorecards.com

AB	31
R	1
H	5
RBI	1
BB	1
SO	4
LOB	6

WP: 0 PB: 0 SB: 2 CS: 1 PA: 32

Batter	1	2	3	4	5	6	7	8	9	AB	R	H	RBI	BB	SO	LOB
Doug Dascenzo, S (1, 7) OBP: 0.302, SLG: 0.312	F B B X 2-1 SF8 3B		C B C X 1-2 ② G4-1	B C B F B X 3-2 ③ E9 1-H 2-H 1B			F F X 0-2 ② G3-1			4	1	2	1	0	0	0
23 Ryne Sandberg, R (1, 4) OBP: 0.370, SLG: 0.508	C B B F S 2-3 ① K		B C B F X 2-2 1B 1B		C B X 1-1 ① G4-3		B F F X 1-2 ③ G5-3			4	0	1	0	0	1	1
Mark Grace, L (1, 3) OBP: 0.383, SLG: 0.434	X 0-0 ② SF8 3-H		C X 0-1 1-3 1B		C F B S 1-3 ② K			B C B F C 2-3 ① K		3	0	1	1	0	2	0
Andre Dawson, R (1, 9) OBP: 0.315, SLG: 0.451 Dwight Smith, L (5, PH) OBP: 0.323, SLG: 0.403 (6, 9)	C B X 1-1 ③ F8		C F B F F 1 SAFE F F S 1-3 ③ K		F X 0-1 1B			C C C 0-3 ② K		2 2	0 0	0 1	0 0	0 0	1 1	2 0
Luis Salazar, R (1, 5) OBP: 0.240, SLG: 0.315		F B C B F X 2-2 ① F9		C B X 1-1 HR	1 SAFE 1 SAFE 1 SAFE B 1 SAFE C 1 SAFE X 1-1 ③ P6			C B F F F F F X 1-2 2B		4	1	2	1	0	0	1
Alex Arias, R (1, 6) OBP: 0.381, SLG: 0.359		C B C B B X 2-2 2B		B C F X 1-2 1B E 1B		X 0-0 ① L7		B X 1-0 ③ G5-3		4	1	2	0	0	0	1
Rick Wilkins, L (1, 2) OBP: 0.342, SLG: 0.412		C S X 0-2 ② L3		1 SAFE X 0-0 ① P4		B C S B S 2-3 ② K				3	0	0	0	0	1	2
Fernando Ramsey, R (1, 8) OBP: 0.130, SLG: 0.130		B C B B C F F F 3-3 ③ K		B F 1 SAFE 1 SAFE C S 1-3 ② K		L F B S 1-3 ③ K				3	0	0	0	0	3	2
Mike Morgan, R (1, 1) OBP: 0.130, SLG: 0.108			X 0-0 ① F8	C X 0-1 E 1-2 1B 1B			C X 0-1 ① G1-3			3	0	1	0	0	0	0
Inning Stats	R: 1 H: 1 E: 0 LOB: 0 K: 1 BB: 0 S: 8 P: 13	R: 0 H: 1 E: 0 LOB: 1 K: 1 BB: 0 S: 20 P: 27	R: 0 H: 2 E: 0 LOB: 2 K: 1 BB: 0 S: 16 P: 20	R: 2 H: 4 E: 1 LOB: 1 K: 1 BB: 0 S: 14 P: 20	R: 0 H: 1 E: 0 LOB: 1 K: 1 BB: 0 S: 9 P: 12	R: 0 H: 0 E: 0 LOB: 0 K: 2 BB: 0 S: 7 P: 10	R: 0 H: 0 E: 0 LOB: 0 K: 0 BB: 0 S: 8 P: 9	R: 0 H: 1 E: 0 LOB: 1 K: 2 BB: 0 S: 15 P: 19		1B: 6 SF: 1 2B: 2 SAC: 0 3B: 1 DP: 0 HR: 1 HBP: 0				WP: 0 PA: 33 PB: 0 SB: 0 CS: 0		

PITCHER		IP	WLS	BF	H	R	ER	SO	BB	IBB	HBP	BLK	WP	HR	S	P	ERA	WHIP
Chris Nabholz, L ERA: 3.32	(1, 1)	4.0	L	19	8	3	3	4	0	0	0	0	0	1	58	80	6.75	2.000
Sergio Valdez, R ERA: 2.41	(5, 1)	3.0		10	1	0	0	3	0	0	0	0	0	0	24	31	0.00	0.333
Bill Krueger, L ERA: 4.58	(8, 1)	1.0		4	1	0	0	2	0	0	0	0	0	0	15	19	0.00	1.000

PITCHER	IP	WLS	BF	H	R	ER	SO	BB	IBB	HBP	BLK	WP	HR	S	P	ERA	WHIP

BOTTOM

Montreal Expos @ Chicago Cubs

Wrigley Field, Chicago, IL

Fri Oct 02 1992, 3:33 AM CDT

Att. 15,719 - Sunny - 76 F

livebaseballscorecards.com

AB	32
R	3
H	10
RBI	3
BB	0
SO	9
LOB	9

Batter	1	2	3	4	5	6	7	8	9	AB	R	H	RBI	BB	SO	LOB
Moises Alou, R (1, 8) OBP: 0.329, SLG: 0.457	C X 0-1 ① G3		B C B F C 2-3 ② K			X 0-0 G4-3 2B 2B	F B B B X 3-1 ③ L9		B B B C C B 4-2 CS BB	4	1	1	0	1	1	0
Bret Barberie, S (1, 4) OBP: 0.355, SLG: 0.281	B B X 2-0 ② L7		C F X 0-2 ③ G1-3			X 0-0 ① G4-3 2-3		C B S F B F X 2-2 ① L9	P 1-0 ③ CS 1-2	4	0	0	0	0	0	1
Ivan Calderon, R (1, 7) OBP: 0.323, SLG: 0.424	X 0-0 ③ F8			C S B S S 1-3 ① K		B C B X 2-1 BB 3-H 2B		F B S X 1-2 1B 3B		4	1	2	1	0	1	0
Larry Walker, L (1, 9) OBP: 0.354, SLG: 0.508		X 0-0 ① G4-3		B B X 2-0 ② F7		I I I 4-0 BB IBB		X 0-0 WP S 3-H 1B		3	0	1	1	1	0	0
Darrin Fletcher, L (1, 2) OBP: 0.289, SLG: 0.333		B B B B 4-0 FC4-6 BB		B B C B X 3-1 3B		B B B B 4-0 1-2 2-3 BB		B C X 1-1 ② F8 1-2		2	0	1	0	2	0	1
John Vander Wal, L (1, 3) OBP: 0.318, SLG: 0.354 Greg Colbrunn, R (6, PH) OBP: 0.299, SLG: 0.358 (6, 3) John Wetteland, R (8, 1) OBP: 0.200, SLG: 0.200		C B 1 SAFE B X 2-1 ② FC4-6 1-2f		B B C C B F X 3-2 G4-3		F F X 0-2 ② L6		B B B B 4-0 2-3 BB		2 1 0	0 0 0	0 0 0	0 0 0	0 1 0	0 0 0	2 3 0
Spike Owen, S (1, 6) OBP: 0.348, SLG: 0.380 Wil Cordero, R (8, 6) OBP: 0.351, SLG: 0.395		B X 1-0 ③ F7			B X 1-0 ① F7	C B F X 1-2 ③ G4-3		C B B X 2-1 ③ P7		4 0	0 0	0 0	0 0	0 0	0 0	6 0
Sean Berry, R (1, 5) OBP: 0.352, SLG: 0.415			B C B S X 2-2 HR		X 0-0 ② F9		X 0-0 G6-4-3 1B		C S B B B X 3-2 ① F8	4	1	2	1	0	0	0
Kent Bottenfield, R (1, 1) OBP: 0.375, SLG: 0.375 Jerry Willard, L (7, PH) OBP: 0.245, SLG: 0.375 Mel Rojas, R (7, 1) OBP: 0.067, SLG: 0.067 Tim Wallach, R (8, 3) OBP: 0.296, SLG: 0.332			X 0-0 ① P3		C F B C 1-3 ③ K		1 SAFE F X 0-1 ①② G6-4-3 1-2f		X 0-0 ② G6-3	2 1 0 1	0 0 0 0	0 0 0 0	0 0 0 0	1 0 0 0	0 0 0 0	0 1 0 0
Inning Stats	R: 0 H: 0 E: 0 LOB: 0 K: 0 BB: 0 S: 4 P: 6	R: 0 H: 0 E: 0 LOB: 1 K: 0 BB: 1 S: 4 P: 11	R: 1 H: 1 E: 0 LOB: 0 K: 1 BB: 0 S: 10 P: 14	R: 0 H: 1 E: 0 LOB: 1 K: 1 BB: 0 S: 10 P: 19	R: 0 H: 0 E: 0 LOB: 0 K: 1 BB: 0 S: 5 P: 7	R: 1 H: 2 E: 0 LOB: 3 K: 0 BB: 2 S: 10 P: 21	R: 0 H: 1 E: 0 LOB: 0 K: 0 BB: 0 S: 5 P: 8	R: 1 H: 2 E: 0 LOB: 2 K: 0 BB: 1 S: 13 P: 23	R: 0 H: 0 E: 0 LOB: 0 K: 0 BB: 1 S: 7 P: 14	1B: 2 SF: 0 2B: 2 SAC: 0 3B: 2 DP: 1 HR: 1 HBP: 0						WP: 1 PA: 38 PB: 0 SB: 1 CS: 1

PITCHER		IP	WLS	BF	H	R	ER	SO	BB	IBB	HBP	BLK	WP	HR	S	P	ERA	WHIP
Jim Bullinger, R ERA: 4.66	(1, 1)	5.1	L	22	4	2	2	3	1	1	0	0	0	1	37	67	3.38	0.938
Chuck McElroy, L ERA: 3.55	(6, 1)	0.0		1	0	0	0	0	1	0	0	0	0	0	0	4	∞	∞
Shawn Boskie, R ERA: 5.01	(6, 1)	1.2		5	1	0	0	0	0	0	0	0	0	0	11	15	0.00	0.600
Paul Assenmacher, L ERA: 4.14	(8, 1)	0.2		4	2	1	1	0	0	0	0	0	0	0	11	15	13.50	3.000
Jeff Robinson, R ERA: 3.0	(8, 1)	1.1		5	0	0	0	0	2	0	0	0	1	0	9	22	0.00	1.500

PITCHER	IP	WLS	BF	H	R	ER	SO	BB	IBB	HBP	BLK	WP	HR	S	P	ERA	WHIP

Montreal Expos @ Chicago Cubs

Wrigley Field, Chicago, IL

Sat Oct 03 1992, 3:33 AM CDT

Att. 25,290 - Sunny - 68 F

TOP

livebaseballscorecards.com

AB	32
R	3
H	7
RBI	3
BB	5
SO	3
LOB	14

BOTTOM

Montreal Expos @ Chicago Cubs

Wrigley Field, Chicago, IL

Sat Oct 03 1992, 3:33 AM CDT

Att. 25,290 - Sunny - 68 F

livebaseballscorecards.com

Batter	1	2	3	4	5	6	7	8	9	AB	R	H	RBI	BB	SO	LOB
Doug Dascenzo, S (1, 7) (8, 8) OBP: 0.302, SLG: 0.309	G6-3		BB FC6-4		G4-3			G3-1 1-2		3	0	0	0	1	0	2
Alex Arias, R (1, 6) OBP: 0.385, SLG: 0.365	23 FC5-4 1B		1 SAFE FC6-4 1-2f			F7		G4-1 23 1B 2-3		4	0	2	0	0	0	1
23 Ryne Sandberg, R (1, 4) OBP: 0.371, SLG: 0.510	FC5-4 S 1-2f			G4-3 2B		G6-3		1-0 G4-1 1-2 3-H 1B		4	0	2	1	0	0	1
Mark Grace, L (1, 3) OBP: 0.381, SLG: 0.431	F9 1-2			G4-3 2-3		F7		G4-1 1-2 2-3		4	0	0	0	0	0	4
Dwight Smith, L (1, 9) OBP: 0.322, SLG: 0.397		L6		G5-4-3 BB			K	G4-3		3	0	0	0	1	1	3
Luis Salazar, R (1, 5) (8, 7) OBP: 0.240, SLG: 0.313		G6-4-3 1B		G5-4-3 1-2f			F9		F8	4	0	1	0	0	0	2
Rick Wilkins, L (1, 2) OBP: 0.344, SLG: 0.415		G6-4-3 1-2f			2B		BB		K	3	0	1	0	1	1	1
Fernando Ramsey, R (1, 8) OBP: 0.120, SLG: 0.120			L4		P5		G4-3		L3	2	0	0	0	0	0	1
Andre Dawson, R (7, PH) OBP: 0.315, SLG: 0.450										1	0	0	0	0	0	1
Paul Assenmacher, L (8, 1)										0	0	0	0	0	0	0
Jeff Robinson, R (8, 1)										0	0	0	0	0	0	0
Doug Strange, S (9, PH) OBP: 0.245, SLG: 0.207										1	0	0	0	0	0	0
Jim Bullinger, R (1, 1) OBP: 0.286, SLG: 0.400			L4	L8				1B 23 1B G3-1 1B		2	0	0	0	0	0	1
Chuck McElroy, L (6, 1) OBP: 0.667, SLG: 1.333										0	0	0	0	0	0	0
Shawn Boskie, R (6, 1) OBP: 0.241, SLG: 0.222										0	0	0	0	0	0	0
Steve Buechele, R (8, 5) OBP: 0.334, SLG: 0.372										1	0	1	0	0	0	0
Gary Scott, R (8, PR) (9, 5) OBP: 0.198, SLG: 0.240										0	1	0	0	0	0	0
Inning Stats	R: 0 E: 0 K: 0 S: 12 H: 1 LOB: 1 BB: 0 P: 18	R: 0 E: 0 K: 0 S: 9 H: 1 LOB: 0 BB: 0 P: 14	R: 0 E: 0 K: 0 S: 6 H: 0 LOB: 1 BB: 1 P: 11	R: 0 E: 0 K: 0 S: 4 H: 1 LOB: 1 BB: 1 P: 10	R: 0 E: 0 K: 0 S: 10 H: 1 LOB: 1 BB: 0 P: 13	R: 0 E: 0 K: 0 S: 4 H: 0 LOB: 0 BB: 0 P: 6	R: 0 E: 0 K: 1 S: 16 H: 0 LOB: 1 BB: 1 P: 24	R: 1 E: 0 K: 0 S: 15 H: 3 LOB: 3 BB: 0 P: 21	R: 0 E: 0 K: 1 S: 13 H: 0 LOB: 0 BB: 0 P: 19	1B: 5 2B: 2 3B: 0 HR: 0	SF: 0 SAC: 0 DP: 2 HBP: 0						

	AB	32
	R	1
	H	7
	RBI	1
	BB	3
	SO	2
	LOB	17

PITCHER		IP	WLS	BF	H	R	ER	SO	BB	IBB	HBP	BLK	WP	HR	S	P	ERA	WHIP
Kent Bottenfield, R ERA: 2.23	(1, 1)	6.0	W	22	4	0	0	0	2	0	0	0	0	0	45	72	0.00	1.000
Mel Rojas, R ERA: 1.43	(7, 1)	1.1		7	2	1	1	1	1	0	0	0	0	0	23	34	6.75	2.250
John Wetteland, R ERA: 2.92	(8, 1)	1.2	S	6	1	0	0	1	0	0	0	0	0	0	21	30	0.00	0.600

PITCHER	IP	WLS	BF	H	R	ER	SO	BB	IBB	HBP	BLK	WP	HR	S	P	ERA	WHIP

Batter	1	2	3	4	5	6	7	8	9	AB	R	H	RBI	BB	SO	LOB
Bret Barberie, S (1, 4) OBP: 0.354, SLG: 0.281	F X	0-1 FC5-4 1B	B B C S X	2-2 ③ G6-3		B F B F S	2-3 ③ K	C F F C	0-3 ② K	4	0	1	0	0	2	2
Todd Haney, R (8, 4) OBP: 0.300, SLG: 0.400										0	0	0	0	0	0	0
Spike Owen, S (1, 6) OBP: 0.348, SLG: 0.381	X	0-0 ① FC5-4 1B 1B 1-2f	B F B F F B X	3-2 CS 1B		F B F C	1-3 ① K	C X	0-1 1-2 1B	2	1	1	0	0	0	1
Wil Cordero, R (4, 6) OBP: 0.353, SLG: 0.397										2	0	1	0	0	1	0
Moises Alou, R (1, 8) OBP: 0.328, SLG: 0.455	1 SAFE C B P 1 SAFE F F X	2-2 E 1B 1-3 1B	B X	1-0 ① L7		X	0-0 ② F9	C B C B X	2-2 ③ P6	4	1	1	0	0	0	3
Larry Walker, L (1, 9) OBP: 0.353, SLG: 0.506	B 1 SAFE S F B 1 SAFE X	2-2 E7 1-H 3-H 1B	1 SAFE C S F S	0-3 ② K		C F X	0-2 ③ G4-3		X	0-0 ① F8	4	0	1	1	0	1	1
John Vander Wal, L (1, 7) OBP: 0.316, SLG: 0.352	C B B S S	2-3 ② K	B	1-0 ③ CS 1-2	X	0-0 ① L7	C S B S	1-3 ① K	C B X	1-1 1B 1B	4	0	1	0	0	2	1
Sean Berry, R (1, 5) OBP: 0.345, SLG: 0.404	B F S B C	2-3 ③ K			F X	0-1 ② G4-3	C F S	0-3 ② K	1 SAFE X	0-0 1-2 1B	4	0	1	0	0	2	1
Greg Colbrunn, R (1, 3) OBP: 0.294, SLG: 0.351		F X	0-1 ① L7		B X	1-0 ③ P5	C S X	0-2 ③ L6	C B B F S	2-3 ② K	3	0	0	0	0	0	0
Bill Krueger, L (7, 1)											0	0	0	0	0	0	0
Darrin Fletcher, L (9, PH) OBP: 0.289, SLG: 0.333											0	0	0	0	0	0	0
Tim Wallach, R (9, PH) OBP: 0.296, SLG: 0.331											1	0	0	0	0	1	2
Tim Laker, R (1, 2) OBP: 0.250, SLG: 0.283		X	0-0 2B		C B X	1-1 ① L5		X	0-0 ① F7	B C C B B X	3-2 ③ G4-3	4	0	1	0	0	0	2
Mark Gardner, R (1, 1) OBP: 0.182, SLG: 0.180		F F B S	1-3 ② K		F X	0-1 ② P3		F S B B F B F F F	4-2 F F B 1B BB		2	0	0	0	0	1	1
Brian Barnes, L (6, 1) OBP: 0.300, SLG: 0.276											0	0	0	0	0	0	0
Jerry Willard, L (7, 3) OBP: 0.260, SLG: 0.375											0	0	0	0	1	0	0
Inning Stats	R: 2 E: 1 K: 2 S: 17 H: 3 LOB: 1 BB: 0 P: 24	R: 0 E: 0 K: 1 S: 9 H: 1 LOB: 1 BB: 0 P: 12	R: 0 E: 0 K: 1 S: 9 H: 1 LOB: 0 BB: 0 P: 14	R: 0 E: 0 K: 0 S: 4 H: 0 LOB: 0 BB: 0 P: 5	R: 0 E: 0 K: 1 S: 7 H: 0 LOB: 0 BB: 0 P: 10	R: 0 E: 0 K: 1 S: 7 H: 0 LOB: 0 BB: 0 P: 8	R: 0 E: 0 K: 2 S: 9 H: 0 LOB: 0 BB: 0 P: 10	R: 0 E: 0 K: 1 S: 18 H: 1 LOB: 2 BB: 1 P: 24	R: 0 E: 0 K: 1 S: 10 H: 2 LOB: 2 BB: 0 P: 16	1B: 7 2B: 1 3B: 0 HR: 0 SF: 0 SAC: 0 DP: 0 HBP: 0						

PITCHER	IP	WLS	BF	H	R	ER	SO	BB	IBB	HBP	BLK	WP	HR	S	P	ERA	WHIP
Frank Castillo, R (1, 1) ERA: 3.46	8.1	W	33	8	2	1	9	1	0	0	0	0	0	84	112	1.08	1.080
Paul Assenmacher, L (9, 1) ERA: 4.1	0.2	S	2	0	0	0	1	0	0	0	0	0	0	6	11	0.00	0.000

PITCHER	IP	WLS	BF	H	R	ER	SO	BB	IBB	HBP	BLK	WP	HR	S	P	ERA	WHIP

Montreal Expos @ Chicago Cubs

Wrigley Field, Chicago, IL

Sun Oct 04 1992, 3:33 AM CDT

Att. 23,496 - Sunny - 64 F

TOP

livebaseballscorecards.com

AB	34
R	2
H	8
RBI	1
BB	1
SO	10
LOB	14

1B: 7	SF: 0	WP: 0	PA: 36
2B: 1	SAC: 0	PB: 0	
3B: 0	DP: 0	SB: 0	
HR: 0	HBP: 0	CS: 1	

BOTTOM

Montreal Expos @ Chicago Cubs

Wrigley Field, Chicago, IL

Sun Oct 04 1992, 3:33 AM CDT

Att. 23,496 - Sunny - 64 F

livebaseballscorecards.com

Batter	1	2	3	4	5	6	7	8	9	AB	R	H	RBI	BB	SO	LOB
Doug Dascenzo, S (1, 7) OBP: 0.304, SLG: 0.311	B C B X 2-1 1B		B S F B F F B X 3-2 L9 ②		X 0-0 1B		X 0-0 F9 ③			4	0	2	0	0	0	0
23 Ryne Sandberg, R (1, 4) OBP: 0.371, SLG: 0.510 Doug Strange, S (4, 4) OBP: 0.240, SLG: 0.202	C S S 0-3 K ①		C F B F F F B F X 2-2 1B HR 1B		1 SAFE X 0-0 F9 ②			C S C 0-3 K ①		2	1	1	0	0	1	1
										2	0	0	0	0	1	1
Mark Grace, L (1, 3) OBP: 0.380, SLG: 0.430	B 1 SAFE X 1-0 F7 ②		B F X 1-1 1-2 HR 1B		X 0-0 L8 ③			F B B F B X 3-2 F7 ②		4	1	1	0	0	0	2
Andre Dawson, R (1, 9) OBP: 0.316, SLG: 0.456	B C X 1-1 G5-3 ③		X 0-0 1-H 2-H HR			B X 1-0 G6-3 G1 1B		B F B C F B S 3-3 K ③		4	1	2	3	0	1	1
Dwight Smith, L (1, 8) OBP: 0.318, SLG: 0.392		C B B B F F X 3-2 F9 ①	B B F F B F X 3-2 F7 ③			C B X 1-1 1-2 G1 ①				3	0	0	0	0	0	1
Luis Salazar, R (1, 5) OBP: 0.237, SLG: 0.310		B X 1-0 F7 ②		C B B B C X 3-2 L7 ①		C F X 0-2 2-3 G6-3 ②				3	0	0	0	0	0	1
Rick Wilkins, L (1, 2) OBP: 0.344, SLG: 0.414		B X 1-0 1B		C X 0-1 F7 ②		C S 0-3 K ③				3	0	1	0	0	1	1
Alex Arias, R (1, 6) OBP: 0.375, SLG: 0.354		C B C X 1-2 G6-3 ③		B X 1-0 G4-3 ③			C F S 0-3 K ①			3	0	0	0	0	1	1
Frank Castillo, R (1, 1) OBP: 0.132, SLG: 0.092 Paul Assenmacher, L (9, 1)			C S B F S 1-3 K ①		B S F F F X 1-2 P3 ①		B F C X 1-2 G6-3 ②			3	0	0	0	0	1	0
										0	0	0	0	0	0	0

	AB	31
	R	3
	H	7
	RBI	3
	BB	0
	SO	6
	LOB	9

Inning Stats																				
	R: 0	H: 1		R: 0	H: 1		R: 3	H: 3		R: 0	H: 0		R: 0	H: 1		R: 0	H: 1		R: 0	H: 0	
	E: 0	LOB: 1		E: 0	LOB: 1		E: 0	LOB: 0		E: 0	LOB: 0		E: 0	LOB: 1		E: 0	LOB: 0		E: 0	LOB: 0	
	K: 1	BB: 0		K: 0	BB: 0		K: 1	BB: 0		K: 0	BB: 0		K: 1	BB: 0		K: 1	BB: 0		K: 2	BB: 0	
	S: 8	P: 12		S: 9	P: 15		S: 23	P: 33		S: 6	P: 10		S: 8	P: 9		S: 9	P: 11		S: 7	P: 8		S: 10	P: 16	

	1B: 6	SF: 0	WP: 0	PA: 31
	2B: 0	SAC: 0	PB: 0	
	3B: 0	DP: 0	SB: 0	
	HR: 1	HBP: 0	CS: 0	

PITCHER		IP	WLS	BF	H	R	ER	SO	BB	IBB	HBP	BLK	WP	HR	S	P	ERA	WHIP
Mark Gardner, R ERA: 4.36	(1, 1)	5.0	L	21	6	3	3	2	0	0	0	0	0	1	54	79	5.40	1.200
Brian Barnes, L ERA: 2.97	(6, 1)	1.0		4	1	0	0	1	0	0	0	0	0	0	9	11	0.00	1.000
Bill Krueger, L ERA: 4.53	(7, 1)	2.0		6	0	0	0	3	0	0	0	0	0	0	17	24	0.00	0.000

PITCHER	IP	WLS	BF	H	R	ER	SO	BB	IBB	HBP	BLK	WP	HR	S	P	ERA	WHIP