

# Montreal Expos - 1992

Batter	1	2	3	4	5	6	7	8	9	AB	R	H	RBI	BB	SO	LOB	TOP				
<b>Delino DeShields, L</b> (1,4) OBP: 0.250, SLG: 0.250	0-2 F7			0-0 FC5-4 1B		2-2 G6-3		2-1 G6-4-3		4	0	1	0	0	0	2	<b>Montreal Expos @ Pittsburgh Pirates</b> Three Rivers Stadium, Pittsburgh, PA Mon Apr 06 1992, 7:05 PM EDT Att: 48,800 - Cloudy - 55 F				
<b>Marquis Grissom, R</b> (1,8)	0-1 G4-3			2-2 F8		1-2 G4-3		0-0 P4		4	0	0	0	0	0	1					
<b>Ivan Calderon, R</b> (1,7) OBP: 0.250, SLG: 0.500	2-2 F8			1-2 FC5-4 1B			1-2 G6-3		0-2 2B	4	0	1	0	0	0	1					
<b>Larry Walker, L</b> (1,9) OBP: 0.500, SLG: 0.500		1-2 G3		0-1 FC6-4 1B			0-0 FC4-6 1B		0-2 G5-3	4	0	2	0	0	0	1					
<b>Tim Wallach, R</b> (1,3)		1-3 K		2-2 FC6-4			0-0 F7		1-2 F8	4	0	0	0	0	1	4					
<b>Bret Barberie, S</b> (1,5)		0-1 G5-3			1-1 G6-3			1-0 FC4-6		3	0	0	0	0	0	1					
<b>Darrin Fletcher, L</b> (1,2) OBP: 0.333, SLG: 0.333			0-1 G4-6-3 1B		1-3 K			2-2 G1-3		3	0	1	0	0	1	0					
<b>Spike Owen, S</b> (1,6) OBP: 0.333, SLG: 0.333			0-0 G4-6-3		2-2 P7			0-1 BB 1B		3	0	1	0	0	0	1					
<b>Dennis Martinez, R</b> (1,1)			1-0 G6-3			0-3 K			4-0 BB 1B	2	0	0	0	0	1	0					
<b>John Vander Wal, L</b> (8, PH)										0	0	0	0	1	0	0					
<b>Jeff Fassero, L</b> (8, 1)										0	0	0	0	0	0	0					
<b>Inning Stats</b>	R: 0 E: 0 K: 0 S: 8	H: 0 LOB: 0 BB: 0 P: 10	R: 0 E: 0 K: 1 S: 8	H: 0 LOB: 0 BB: 0 P: 10	R: 0 E: 0 K: 0 S: 4	H: 1 LOB: 0 BB: 0 P: 5	R: 0 E: 0 K: 0 S: 14	H: 2 LOB: 2 BB: 0 P: 19	R: 0 E: 0 K: 1 S: 9	H: 0 LOB: 0 BB: 0 P: 13	R: 0 E: 0 K: 0 S: 6	H: 1 LOB: 1 BB: 0 P: 8	R: 0 E: 0 K: 0 S: 8	H: 1 LOB: 1 BB: 1 P: 16	R: 0 E: 0 K: 0 S: 10	H: 1 LOB: 1 BB: 0 P: 11	1B: 5 2B: 1 3B: 0 HR: 0	SF: 0 SAC: 0 DP: 2 HBP: 0	WP: 0 SB: 0 CS: 0	PA: 32	
<b>PITCHER</b>	IP	WLS	BF	H	R	ER	SO	BB	IBB	HBP	BLK	WP	HR	S	P	ERA	WHIP				
<b>Doug Drabek, R</b> (1, 1) ERA:	8.0	W	28	5	0	0	3	1	0	0	0	0	0	67	94	0.00	0.750				
<b>Roger Mason, R</b> (9, 1) ERA:	1.0	S	4	1	0	0	0	0	0	0	0	0	0	10	11	0.00	1.000				

Batter	1	2	3	4	5	6	7	8	9	AB	R	H	RBI	BB	SO	LOB	BOTTOM				
<b>Kirk Gibson, L</b> (1,9)	1-1 G4-3		1-3 K		3-1 P7			0-2 E3		4	0	0	0	0	1	1	<b>Montreal Expos @ Pittsburgh Pirates</b> Three Rivers Stadium, Pittsburgh, PA Mon Apr 06 1992, 7:05 PM EDT Att: 48,800 - Cloudy - 55 F				
<b>Jay Bell, R</b> (1,6)	3-2 P3		1-0 F9		0-1 G6-3			1 SAFE 3-1 G3		4	0	0	0	0	0	2					
<b>Andy Van Slyke, L</b> (1,8)	4-2 PO BB		2-2 G3			0-0 G4-3		3-3 K		3	0	0	0	1	1	1					
<b>Barry Bonds, L</b> (1,7) OBP: 0.333, SLG: 0.333	3-1 PO	0-0 G3 SF7 1B		1-1 G6-3		2-1 G3-1				3	1	1	0	0	0	0					
<b>Orlando Merced, S</b> (1,3)		1 SAFE 3-2 G3		0-3 K		2-2 G6-3				3	0	0	0	0	1	1					
<b>Steve Buechele, R</b> (1,5)		4-0 1B BB		2-1 E5			2-2 F7			2	1	0	0	1	0	0					
<b>Michael LaValliere, L</b> (1,2)		3-2 SF7		3-2 L5			0-2 F8			2	0	0	1	0	0	1					
<b>Jose Lind, R</b> (1,4) OBP: 0.667, SLG: 0.667		3-H 0-0 1B			3-1 K			3-1 G6-3		3	0	2	0	0	0	0					
<b>Doug Drabek, R</b> (1, 1) OBP: 0.500, SLG: 0.500		0-1 1B			1-3 K			1-3 K		2	0	1	1	0	1	1					
<b>Gary Redus, R</b> (8, PH)										1	0	0	0	0	1	0					
<b>Roger Mason, R</b> (9, 1)										0	0	0	0	0	0	0					
<b>Inning Stats</b>	R: 0 E: 0 K: 0 S: 9	H: 0 LOB: 1 BB: 1 P: 20	R: 2 E: 1 K: 0 S: 12	H: 3 LOB: 2 BB: 1 P: 22	R: 0 E: 0 K: 1 S: 8	H: 0 LOB: 0 BB: 0 P: 12	R: 0 E: 1 K: 1 S: 10	H: 0 LOB: 1 BB: 0 P: 16	R: 0 E: 0 K: 1 S: 9	H: 1 LOB: 1 BB: 0 P: 16	R: 0 E: 0 K: 0 S: 6	H: 0 LOB: 0 BB: 0 P: 10	R: 0 E: 0 K: 0 S: 10	H: 0 LOB: 0 BB: 0 P: 15	R: 0 E: 1 K: 2 S: 11	H: 0 LOB: 1 BB: 0 P: 18	1B: 4 2B: 0 3B: 0 HR: 0	SF: 1 SAC: 0 DP: 0 HBP: 0	WP: 0 SB: 0 CS: 0	PA: 31	
<b>PITCHER</b>	IP	WLS	BF	H	R	ER	SO	BB	IBB	HBP	BLK	WP	HR	S	P	ERA	WHIP				
<b>Dennis Martinez, R</b> (1, 1) ERA: 2.57	7.0	L	26	4	2	2	3	2	0	0	0	0	0	64	111	2.57	0.857				
<b>Jeff Fassero, L</b> (8, 1) ERA:	1.0		4	0	0	0	2	0	0	0	0	0	0	11	18	0.00	0.000				

AB	31
R	0
H	6
RBI	0
BB	1
SO	3
LOB	11





Batter	1	2	3	4	5	6	7	8	9	AB	R	H	RBI	BB	SO	LOB	TOP					
<b>Delino DeShields, L</b> (1, 4) OBP: 0.375, SLG: 0.750	F7			IHR		1B		K		4	1	2	1	0	1	0	<b>Montreal Expos @ Pittsburgh Pirates</b> Three Rivers Stadium, Pittsburgh, PA Wed Apr 08 1992, 7:05 PM EDT Att: 7,075 - Cloudy - 58 F					
<b>Marquis Grissom, R</b> (1, 8) OBP: 0.125, SLG: 0.125	F8			G5-3		1B		G6-3		4	0	1	0	0	0	0						
<b>Ivan Calderon, R</b> (1, 7) OBP: 0.125, SLG: 0.250	G3			G4-3		P5			G1-3	4	0	0	0	0	0	2						
<b>Tim Wallach, R</b> (1, 3)		F9		G5-3					F7	4	1	1	0	0	0	0						
<b>Larry Walker, L</b> (1, 9)		P5			P5				F8	4	0	0	0	0	0	1						
<b>Gary Carter, R</b> (1, 2)		F8			F9					3	0	0	0	0	0	1						
<b>Bret Barberie, S</b> (1, 5) OBP: 0.167, SLG: 0.333 <b>Jeff Fassero, L</b> (7, 1)				G5-3		K				3	0	1	1	0	1	0						
<b>Spike Owen, S</b> (1, 6) OBP: 0.167, SLG: 0.167				G4-3		G4-3			F8	3	0	0	0	0	0	1						
<b>Mark Gardner, R</b> (1, 1) <b>Bill Sampen, R</b> (7, 1) <b>Archi Cianfrocco, R</b> (7, 5)				G5-3		K			F9	2	0	0	0	0	1	0						
<b>Inning Stats</b>	R: 0 E: 0 K: 0 S: 6	H: 0 LOB: 0 BB: 0 P: 7	R: 0 E: 0 K: 0 S: 8	H: 0 LOB: 0 BB: 0 P: 16	R: 0 E: 0 K: 0 S: 6	H: 0 LOB: 0 BB: 0 P: 10	R: 1 E: 0 K: 0 S: 7	H: 1 LOB: 0 BB: 0 P: 12	R: 0 E: 0 K: 1 S: 9	H: 0 LOB: 0 BB: 0 P: 13	R: 0 E: 0 K: 1 S: 13	H: 2 LOB: 2 BB: 0 P: 23	R: 1 E: 0 K: 0 S: 10	H: 2 LOB: 1 BB: 0 P: 18	R: 0 E: 0 K: 1 S: 7	H: 0 LOB: 0 BB: 0 P: 8		R: 0 E: 0 K: 0 S: 6	H: 0 LOB: 0 BB: 0 P: 10	1B: 3 2B: 1 3B: 0 HR: 1	SF: 0 SAC: 0 DP: 0 HBP: 0	WP: 0 SB: 0 CS: 0
<b>PITCHER</b>	IP	WLS	BF	H	R	ER	SO	BB	IBB	HBP	BLK	WP	HR	S	P	ERA	WHIP					
<b>Zane Smith, L</b> (1, 1) ERA: 2.57	7.0	W	26	5	2	2	2	0	0	0	0	0	0	59	99	2.57	0.714					
<b>Stan Belinda, R</b> (8, 1) ERA:	2.0	S	6	0	0	0	1	0	0	0	0	0	0	13	18	0.00	0.000					

Batter	1	2	3	4	5	6	7	8	9	AB	R	H	RBI	BB	SO	LOB	BOTTOM				
<b>Kirk Gibson, L</b> (1, 9) OBP: 0.375, SLG: 0.167	G3-1			CS						2	1	1	0	2	0	0	<b>Montreal Expos @ Pittsburgh Pirates</b> Three Rivers Stadium, Pittsburgh, PA Wed Apr 08 1992, 7:05 PM EDT Att: 7,075 - Cloudy - 58 F				
<b>Jay Bell, R</b> (1, 6) OBP: 0.250, SLG: 0.286	F9			CS						3	0	1	1	1	0	3					
<b>Andy Van Slyke, L</b> (1, 8)	G3			HR						2	1	0	0	2	1	0					
<b>Barry Bonds, L</b> (1, 7) OBP: 0.429, SLG: 0.833		G6-3		HR						3	2	1	2	1	1	2					
<b>Orlando Merced, S</b> (1, 3)		G1-3		G6-3						4	0	0	0	0	0	1					
<b>Steve Buechele, R</b> (1, 5) OBP: 0.571, SLG: 0.400										3	0	2	1	1	1	0					
<b>Michael LaValliere, L</b> (1, 2) OBP: 0.143, SLG: 0.167										4	0	1	0	0	1	2					
<b>Jose Lind, R</b> (1, 4) OBP: 0.286, SLG: 0.286										4	0	0	0	0	0	3					
<b>Zane Smith, L</b> (1, 1) <b>Stan Belinda, R</b> (8, 1)										3	0	0	0	0	1	2					
<b>Inning Stats</b>	R: 0 E: 0 K: 0 S: 8	H: 0 LOB: 0 BB: 0 P: 15	R: 0 E: 0 K: 1 S: 9	H: 0 LOB: 0 BB: 0 P: 12	R: 0 E: 0 K: 2 S: 10	H: 0 LOB: 0 BB: 0 P: 13	R: 2 E: 0 K: 0 S: 9	H: 2 LOB: 2 BB: 2 P: 19	R: 0 E: 0 K: 0 S: 15	H: 2 LOB: 3 BB: 1 P: 22	R: 1 E: 0 K: 1 S: 10	H: 1 LOB: 1 BB: 1 P: 16	R: 1 E: 0 K: 1 S: 11	H: 1 LOB: 2 BB: 2 P: 24	R: 0 E: 0 K: 0 S: 7	H: 0 LOB: 1 BB: 1 P: 12		1B: 4 2B: 1 3B: 0 HR: 1	SF: 0 SAC: 0 DP: 0 HBP: 0	WP: 0 SB: 0 CS: 2	PA: 35
<b>PITCHER</b>	IP	WLS	BF	H	R	ER	SO	BB	IBB	HBP	BLK	WP	HR	S	P	ERA	WHIP				
<b>Mark Gardner, R</b> (1, 1) ERA: 4.5	6.0	L	25	5	3	3	4	4	0	0	0	0	0	61	97	4.50	1.500				
<b>Bill Sampen, R</b> (7, 1) ERA: 13.5	0.2		4	1	1	1	0	1	0	0	0	0	0	7	14	13.50	3.000				
<b>Jeff Fassero, L</b> (7, 1) ERA:	1.1		6	0	0	0	1	2	0	0	0	0	0	11	22	0.00	1.500				









Batter	1	2	3	4	5	6	7	8	9	AB	R	H	RBI	BB	SO	LOB	TOP					
<b>Delino DeShields, L</b> OBP: 0.353, SLG: 0.529 (1, 4)	F7		G3-1			F8		G5-3		4	0	0	0	0	0	0	<b>Montreal Expos @ New York Mets</b> Shea Stadium, Flushing, NY Fri Apr 10 1992, 3:33 AM EDT Att: 47,218 - Sunny - 65 F					
<b>Bret Barberie, S</b> OBP: 0.400, SLG: 0.538 (1, 5)	K				F8	F8		1B 2B		4	1	1	0	0	1	0						
<b>Ivan Calderon, R</b> OBP: 0.235, SLG: 0.313 (1, 7)	F9				BLK 2B BB	F7		2-H 1B		3	1	1	1	1	0	0						
<b>Larry Walker, L</b> OBP: 0.294, SLG: 0.353 (1, 9)		G1-3			1-H 2B		G4-3 1B	K		4	1	2	1	0	1	1						
<b>Tim Wallach, R</b> OBP: 0.235, SLG: 0.133 (1, 3)	G5-3				G6-4-3 HBP	G4-3		F8		3	0	0	0	0	0	2						
<b>Marquis Grissom, R</b> OBP: 0.294, SLG: 0.438 (1, 8)	E S BB				G6-4-3 1-2f	P4			HR	3	1	1	1	1	0	3						
<b>Darrin Fletcher, L</b> OBP: 0.500, SLG: 0.500 (1, 2)	F8				L4		1B IBB	F8		3	0	0	0	1	0	1						
<b>Spike Owen, S</b> OBP: 0.200, SLG: 0.200 (1, 6)			F8		K		2-H 1B	G3		4	0	1	1	0	1	0						
<b>Ken Hill, R</b> (1, 1)			K		G3-1		G1-3	K		4	0	0	0	0	2	2						
<b>Inning Stats</b>	R: 0 E: 0 K: 1 S: 10	H: 0 LOB: 0 BB: 0 P: 14	R: 0 E: 0 K: 0 S: 9	H: 0 LOB: 1 BB: 1 P: 18	R: 0 E: 0 K: 1 S: 5	H: 0 LOB: 0 BB: 0 P: 7	R: 1 E: 0 K: 0 S: 11	H: 1 LOB: 1 BB: 1 P: 18	R: 0 E: 0 K: 1 S: 7	H: 0 LOB: 0 BB: 0 P: 10	R: 0 E: 0 K: 0 S: 7	H: 0 LOB: 0 BB: 0 P: 8	R: 1 E: 0 K: 0 S: 9	H: 2 LOB: 2 BB: 1 P: 21	R: 1 E: 0 K: 1 S: 10	H: 2 LOB: 1 BB: 0 P: 16		R: 1 E: 0 K: 1 S: 7	H: 1 LOB: 0 BB: 0 P: 9	1B: 3 2B: 2 3B: 0 HR: 1	SF: 0 SAC: 0 DP: 1 HBP: 1	WP: 0 PB: 0 SB: 1 CS: 0
<b>PITCHER</b>	IP	WLS	BF	H	R	ER	SO	BB	IBB	HBP	BLK	WP	HR	S	P	ERA	WHIP					
<b>Dwight Gooden, R</b> ERA: 2.7 (1, 1)	6.2	L	26	3	2	2	3	2	1	1	1	0	0	56	94	2.70	0.750					
<b>Wally Whitehurst, R</b> ERA: 3.0 (7, 1)	1.1		6	2	1	1	1	0	0	0	0	0	0	12	18	6.75	1.500					
<b>Jeff Innis, R</b> ERA: 4.5 (9, 1)	1.0		4	1	1	1	1	0	0	0	0	0	1	7	9	9.00	1.000					

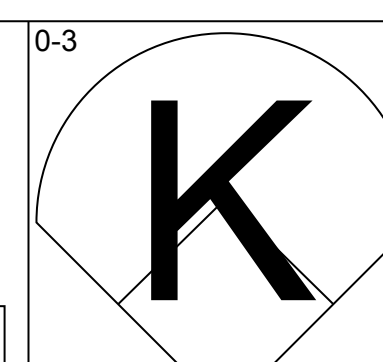
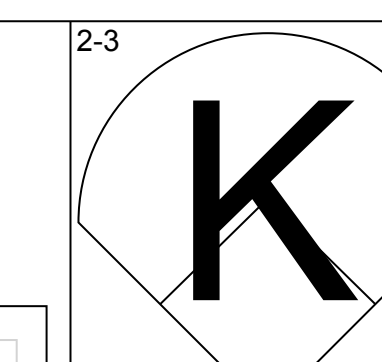
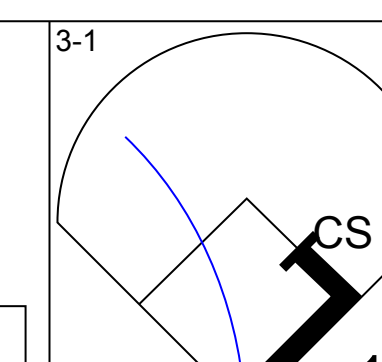
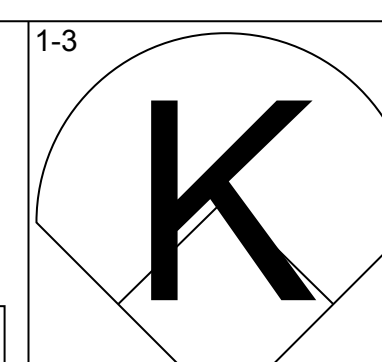
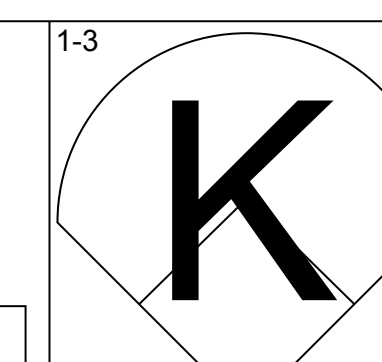
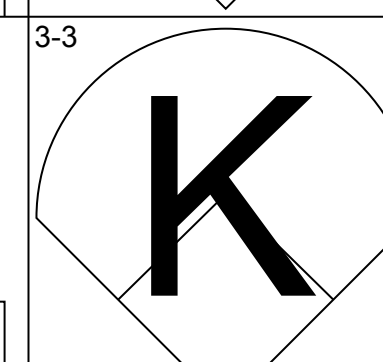
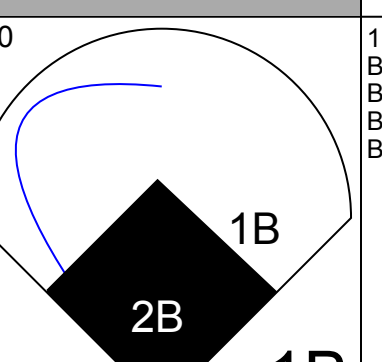
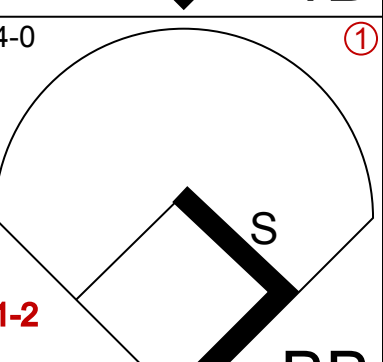
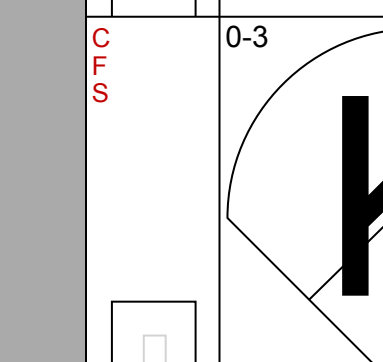
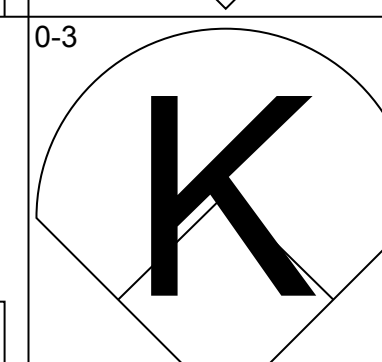
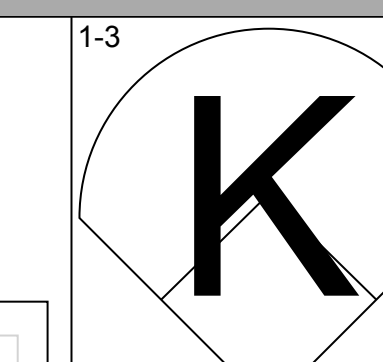
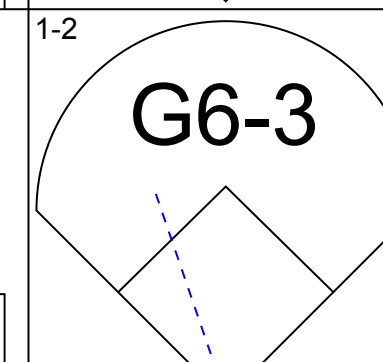
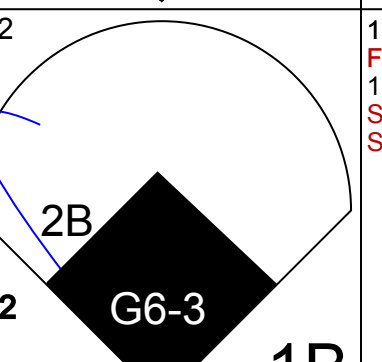
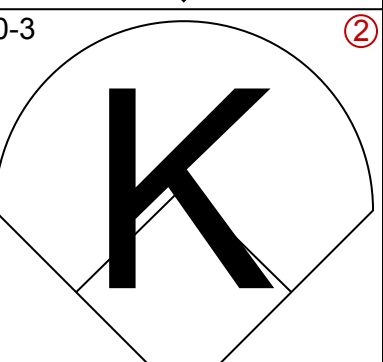
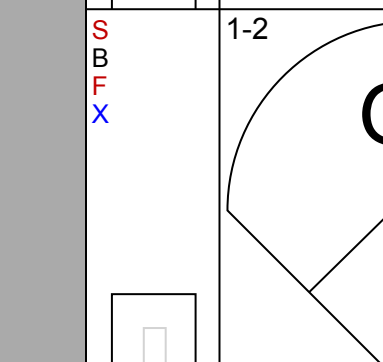
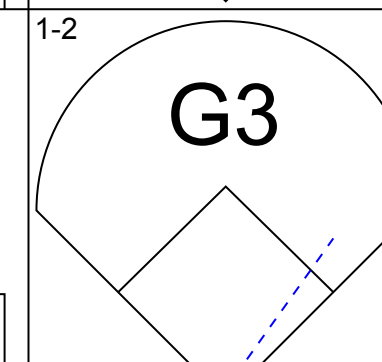
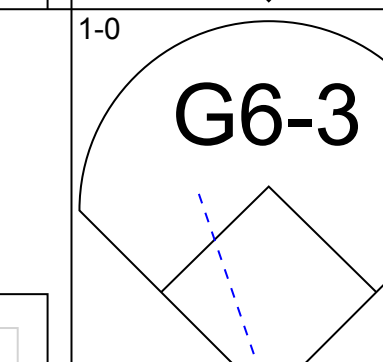
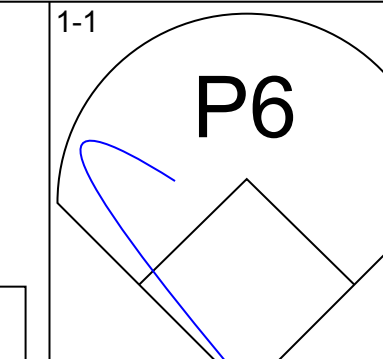
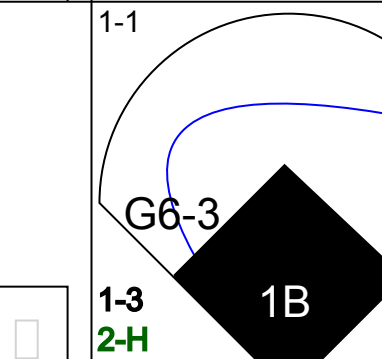
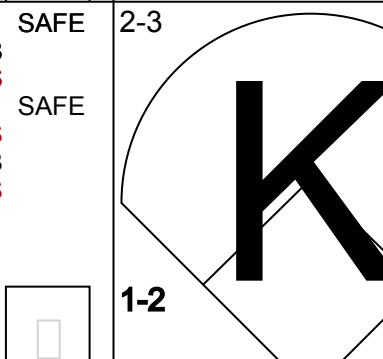

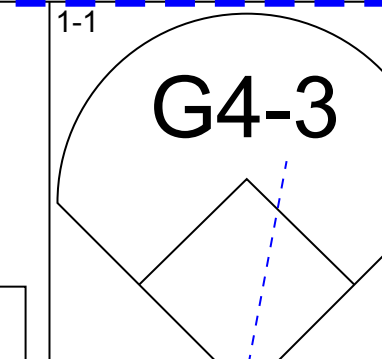
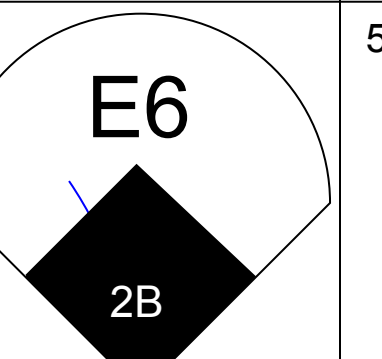
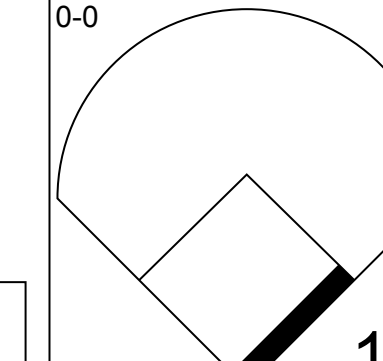
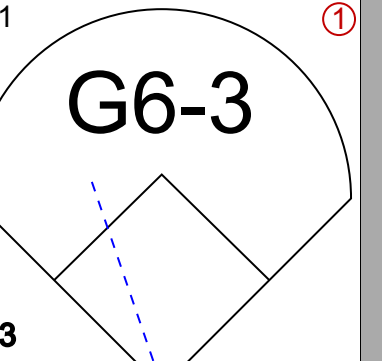
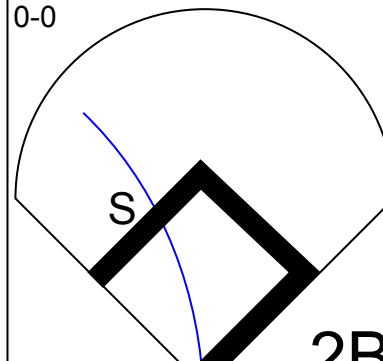
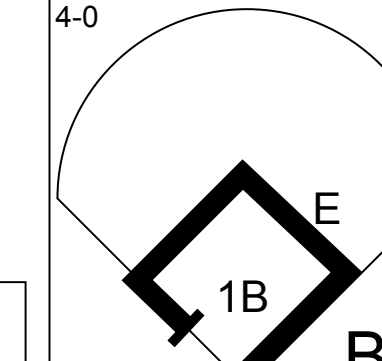
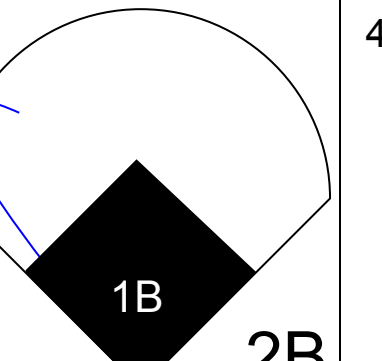
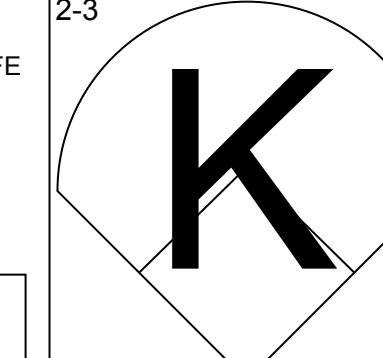
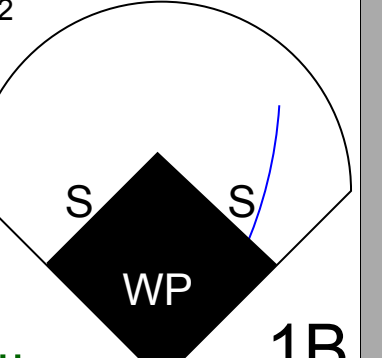

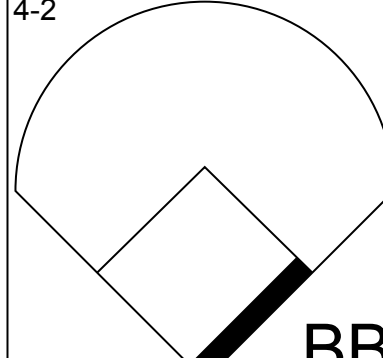
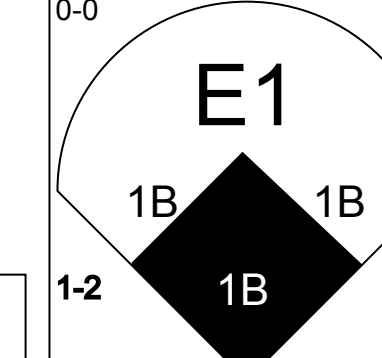
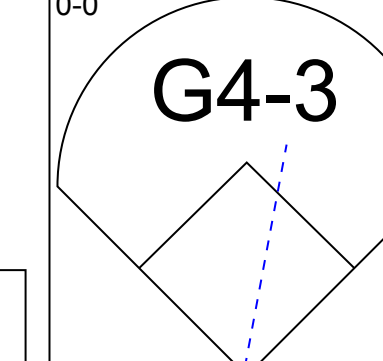
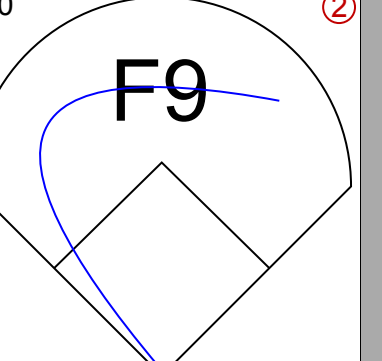

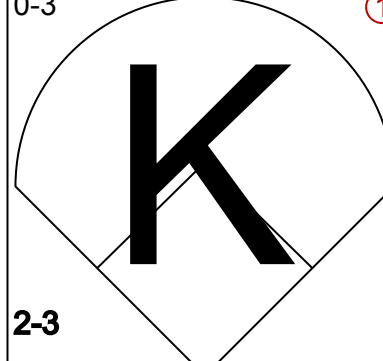
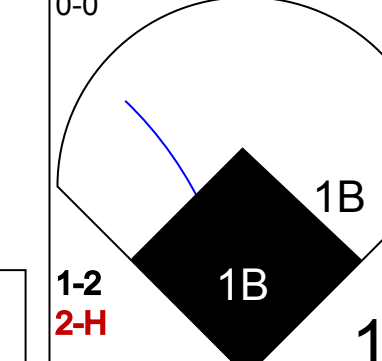
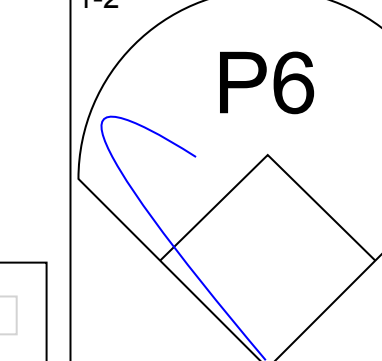
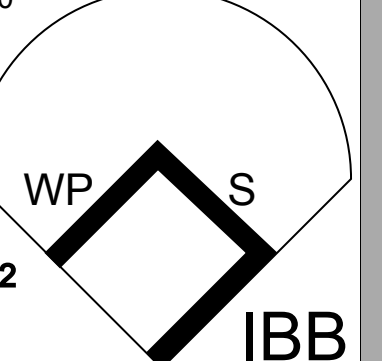

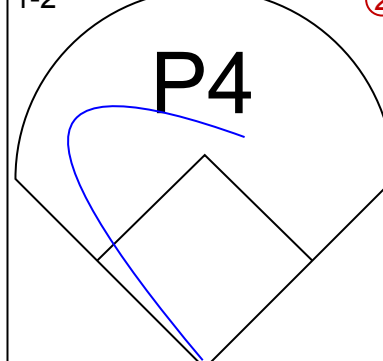
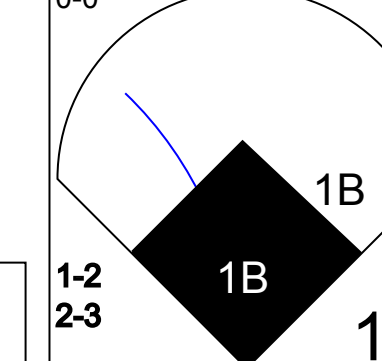
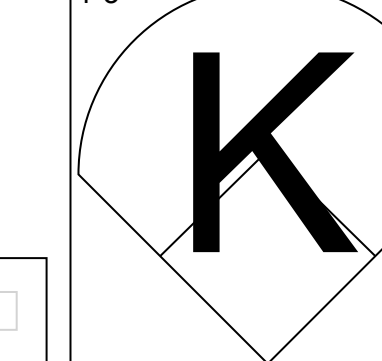
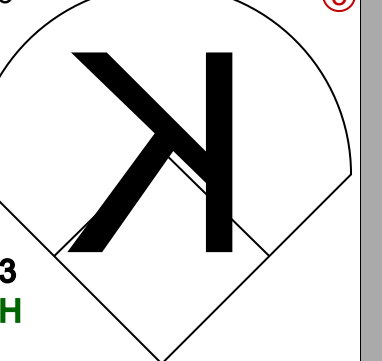

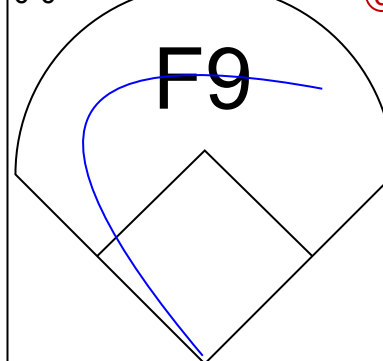
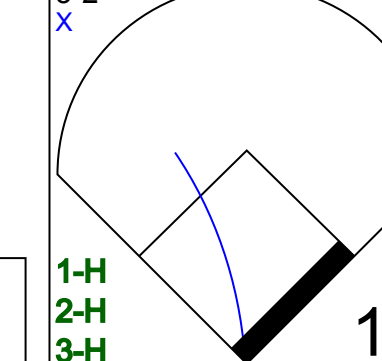
AB	32
R	4
H	6
RBI	4
BB	3
SO	5
LOB	9



Batter	1	2	3	4	5	6	7	8	9	AB	R	H	RBI	BB	SO	LOB	BOTTOM					
<b>Daryl Boston, L</b> OBP: 0.167, SLG: 0.500 (1, 7)	F8				F7			F8		4	0	1	0	0	0	1	<b>Montreal Expos @ New York Mets</b> Shea Stadium, Flushing, NY Fri Apr 10 1992, 3:33 AM EDT Att: 47,218 - Sunny - 65 F					
<b>Willie Randolph, R</b> OBP: 0.294, SLG: 0.214 (1, 4)	G6-3		G4-3			G5-3		FC4-6 1B		4	0	1	0	0	0	1						
<b>Bobby Bonilla, S</b> OBP: 0.391, SLG: 0.619 (1, 9)	F8		F7			F9		FC4-6 1-2f		4	0	0	0	0	0	2						
<b>Howard Johnson, S</b> OBP: 0.227, SLG: 0.409 (1, 8)		K			G4-3	G3		E4 S		4	0	0	0	0	1	0						
<b>Eddie Murray, S</b> OBP: 0.350, SLG: 0.235 (1, 3)		1B BB			P6		K	K		3	0	0	0	1	2	1						
<b>Dave Magadan, L</b> (1, 5)		1B BB			P6		K	K		3	0	0	0	1	2	1						
<b>Bill Pecota, R</b> OBP: 0.313, SLG: 0.375 (7, PR) (8, 5)	F8				G3-4-1		B1-3 BB	F8		2	0	0	0	1	0	1						
<b>Kevin Elster, R</b> OBP: 0.231, SLG: 0.231 (1, 6)							B1-3	F9		4	0	1	0	0	0	2						
<b>Charlie O'Brien, R</b> OBP: 0.333, SLG: 0.667 (7, PH) (8, 2)							B1-3	F8		2	0	0	0	0	0	2						
<b>Mackey Sasser, L</b> OBP: 0.167, SLG: 0.333 (8, 2)							B1-3	F8		1	0	0	0	0	0	2						
<b>Dwight Gooden, R</b> OBP: 0.500, SLG: 0.500 (7, 1) Junior Noboa, R OBP: 0.333, SLG: 0.250 Jeff Innis, R (9, 1)								F8		2	0	1	0	0	0	0						
<b>Inning Stats</b>	R: 0 E: 0 K: 0 S: 5	H: 1 LOB: 2 BB: 1 P: 8	R: 0 E: 0 K: 1 S: 13	H: 1 LOB: 1 BB: 1 P: 24	R: 0 E: 0 K: 0 S: 7	H: 1 LOB: 1 BB: 0 P: 10	R: 0 E: 0 K: 0 S: 4	H: 0 LOB: 0 BB: 0 P: 5	R: 0 E: 0 K: 0 S: 6	H: 1 LOB: 1 BB: 0 P: 10	R: 0 E: 0 K: 0 S: 4	H: 0 LOB: 0 BB: 0 P: 7	R: 0 E: 0 K: 1 S: 10	H: 0 LOB: 2 BB: 1 P: 16	R: 0 E: 0 K: 0 S: 6	H: 1 LOB: 1 BB: 0 P: 8	R: 0 E: 1 K: 1 S: 7	H: 0 LOB: 1 BB: 0 P: 14	1B: 3 2B: 0 3B: 1 HR: 0	SF: 0 SAC: 0 DP: 0 HBP: 0	WP: 0 PB: 0 SB: 1 CS: 0	PA: 34
<b>PITCHER</b>	IP	WLS	BF	H	R	ER	SO	BB	IBB	HBP	BLK	WP	HR	S	P	ERA	WHIP					
<b>Ken Hill, R</b> ERA: (1, 1)	9.0	W	34	4	0	0	3	2	0	0	0	0	0	62	102	0.00	0.667					



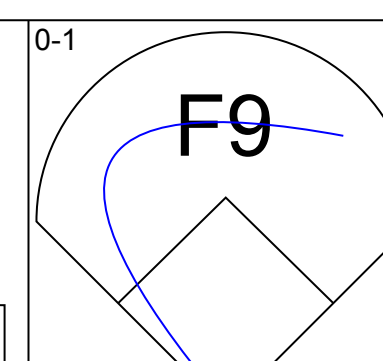
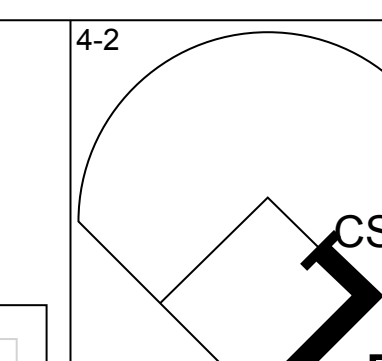
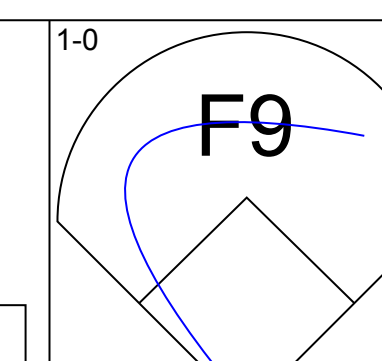
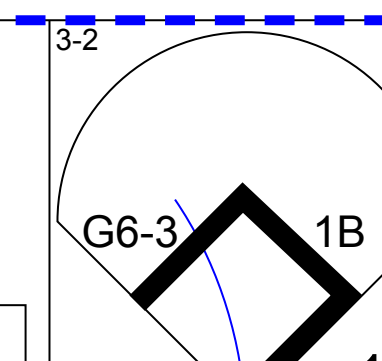
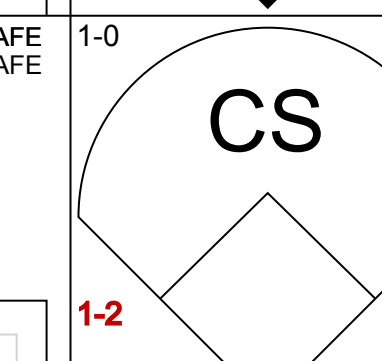
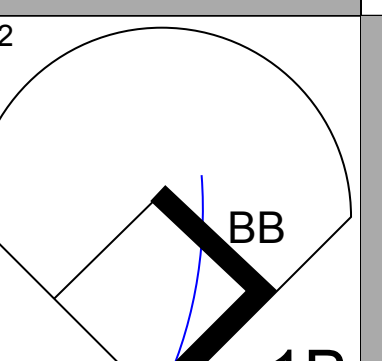
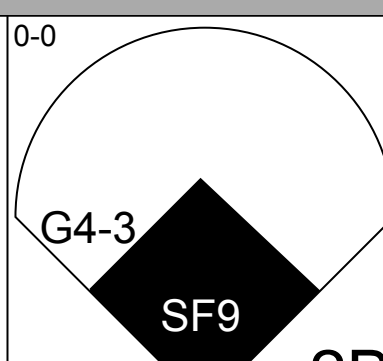
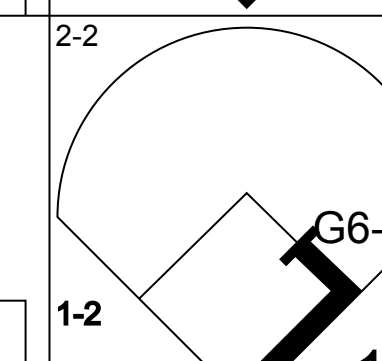

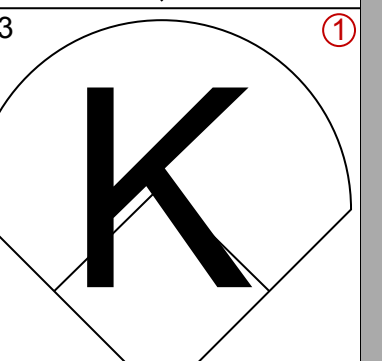
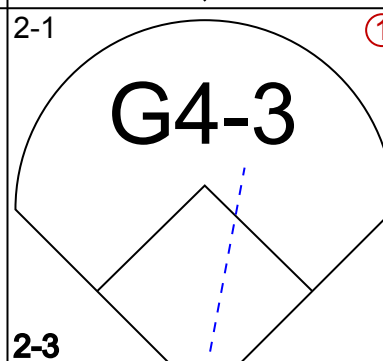
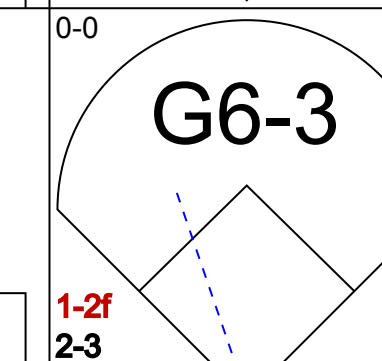

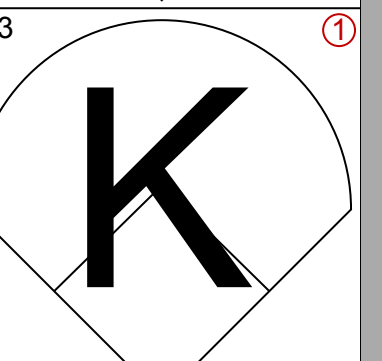
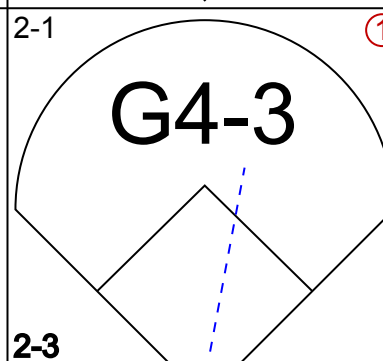
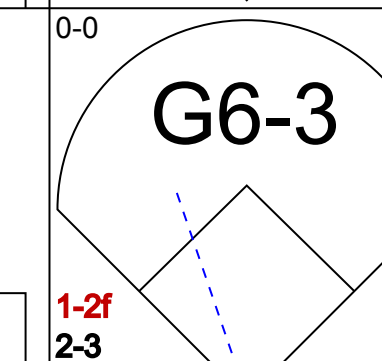

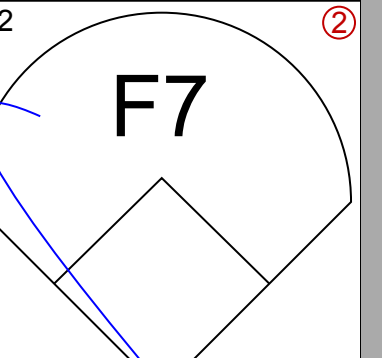
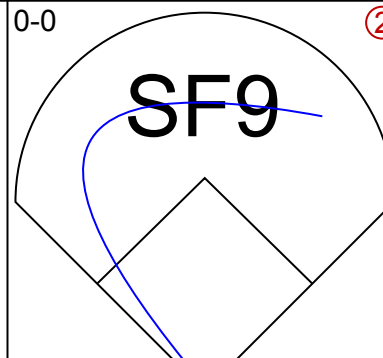
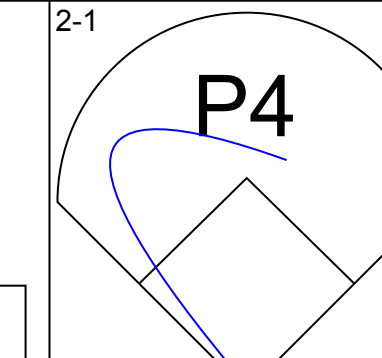
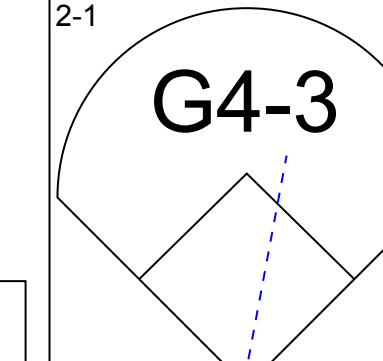
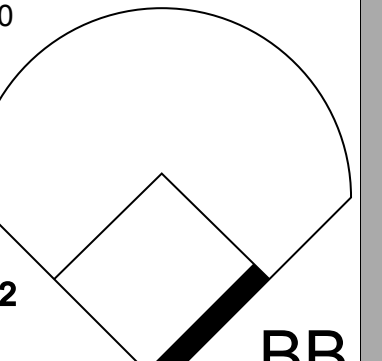
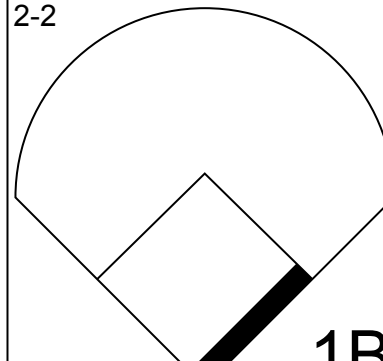
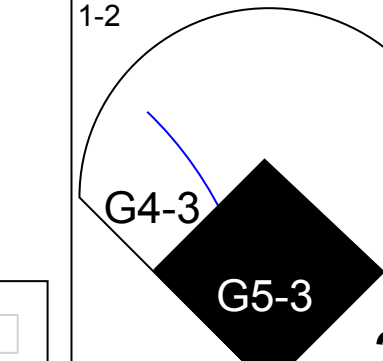
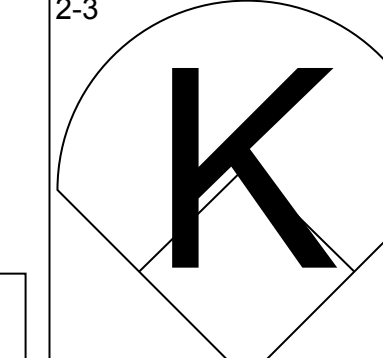

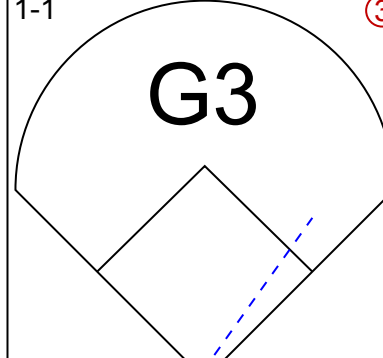
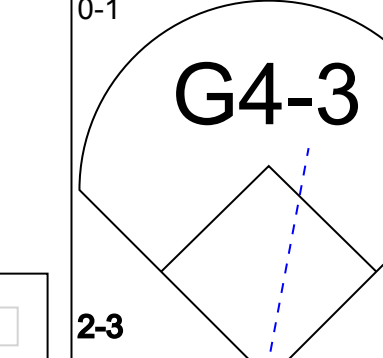
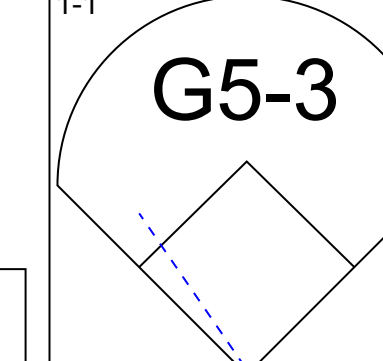
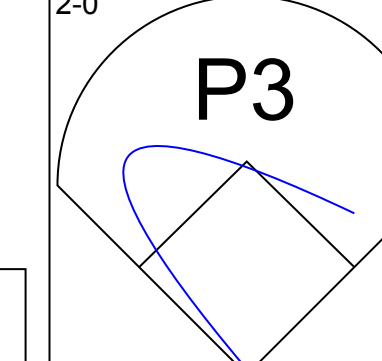
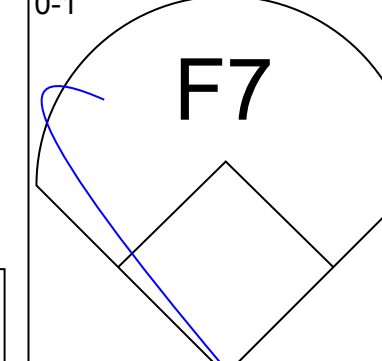
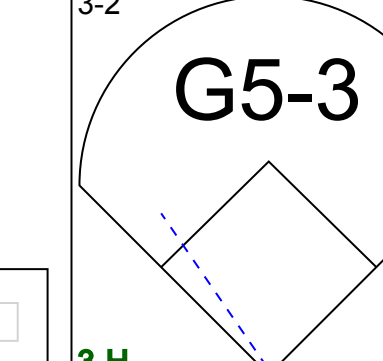
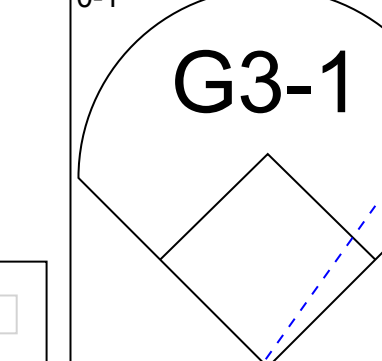
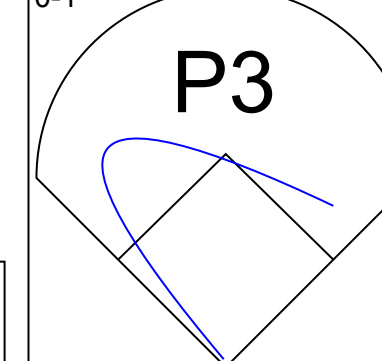
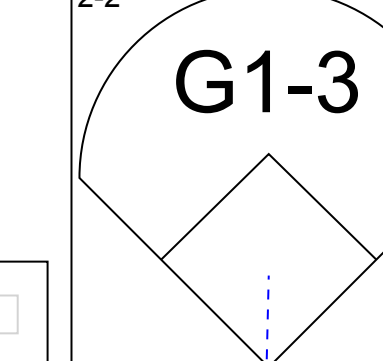

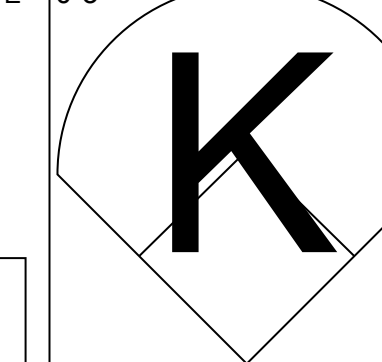
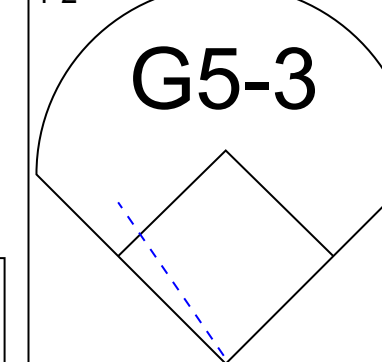


Batter	1	2	3	4	5	6	7	8	9	AB	R	H	RBI	BB	SO	LOB	TOP					
<b>Delino DeShields, L</b> OBP: 0.318, SLG: 0.455 (1, 4)					 1B					5	0	1	0	0	4	1						
<b>Bret Barberie, S</b> OBP: 0.400, SLG: 0.471 (1, 5)				 2B	 1B	 1-2 BB				4	1	1	0	1	3	0						
<b>John Vander Wal, L</b> OBP: 0.429, SLG: 0.200 (1, 7)				 G6-3	 1B					5	1	1	0	0	1	1						
<b>Larry Walker, L</b> OBP: 0.273, SLG: 0.364 (1, 9)				 1B	 2B				 2B	5	2	1	1	0	1	1						
<b>Tim Wallach, R</b> OBP: 0.364, SLG: 0.368 (1, 3)						 2B		 1B	 2B	4	1	3	2	1	0	1						
<b>Marquis Grissom, R</b> OBP: 0.364, SLG: 0.450 (1, 8)				 WP	 1B				 1B	4	2	2	2	1	1	2						
<b>Gary Carter, R</b> <b>Rick Cerone, R</b> (8, 2)				 F9	 1B				 1B	4	1	1	0	0	1	4						
<b>Spike Owen, S</b> OBP: 0.286, SLG: 0.231 (1, 6)				 S	 IBB				 1B	3	1	1	0	1	0	2						
<b>Dennis Martinez, R</b> <b>Archi Cianfranco, R</b> (8, PH) <b>Jeff Fassero, L</b> (8, 1)					 2-H				 1B	3	0	0	0	0	2	3						
<b>Inning Stats</b>	R: 0 E: 0 K: 2 S: 9	H: 0 LOB: 0 BB: 0 P: 13	R: 0 E: 0 K: 1 S: 7	H: 1 LOB: 1 BB: 0 P: 10	R: 0 E: 0 K: 2 S: 12	H: 0 LOB: 0 BB: 0 P: 16	R: 4 E: 0 K: 1 S: 17	H: 4 LOB: 1 BB: 1 P: 27	R: 0 E: 0 K: 2 S: 8	H: 1 LOB: 1 BB: 1 P: 17	R: 0 E: 0 K: 1 S: 10	H: 1 LOB: 2 BB: 1 P: 15	R: 0 E: 0 K: 2 S: 9	H: 0 LOB: 0 BB: 0 P: 11	R: 3 E: 1 K: 1 S: 15	H: 3 LOB: 1 BB: 1 P: 24	R: 2 E: 1 K: 1 S: 16	H: 2 LOB: 1 BB: 0 P: 24	1B: 9 2B: 3 3B: 0 HR: 0	SF: 0 SAC: 0 DP: 0 HBP: 0	WP: 1 PB: 0 SB: 5 CS: 1	PA: 43
<b>PITCHER</b>	IP	WLS	BF	H	R	ER	SO	BB	IBB	HBP	BLK	WP	HR	S	P	ERA	WHIP					
<b>David Cone, R</b> ERA: 3.6 (1, 1)	7.0	L	30	7	4	4	11	2	1	0	0	1	0	72	109	5.14	1.286					
<b>Tim Burke, R</b> ERA: 4.5 (8, 1)	2.0		13	5	5	0	2	1	0	0	0	0	0	31	48	0.00	3.000					

**Montreal Expos @ New York Mets**  
 Shea Stadium, Flushing, NY  
 Sat Apr 11 1992, 3:33 AM EDT  
 Att: 22,967 - Cloudy - 40 F

AB	39
R	9
H	12
RBI	8
BB	4
SO	13
LOB	16



Batter	1	2	3	4	5	6	7	8	9	AB	R	H	RBI	BB	SO	LOB	BOTTOM					
<b>Daryl Boston, L</b> OBP: 0.222, SLG: 0.375 (1, 7)			 BB					 1B		2	0	0	0	1	0	1						
<b>Dave Gallagher, R</b> OBP: 0.500, SLG: 0.400 (8, PH) (9, 7)					 1B		 SF9	 1B		4	1	3	0	0	1	0						
<b>Willie Randolph, R</b> OBP: 0.381, SLG: 0.389 (1, 4)										3	0	0	0	1	1	4						
<b>Bobby Bonilla, S</b> OBP: 0.370, SLG: 0.542 (1, 9)										3	0	0	1	0	3							
<b>Howard Johnson, S</b> OBP: 0.192, SLG: 0.360 (1, 8)										3	0	0	1	0	0	3						
<b>Eddie Murray, S</b> OBP: 0.417, SLG: 0.350 (1, 3)					 BB				 G6-3	3	1	2	0	1	0	0						
<b>Dave Magadan, L</b> OBP: 0.250, SLG: 0.300 (1, 6)										4	0	0	0	0	2	4						
<b>Bill Pecota, R</b> OBP: 0.250, SLG: 0.300 (1, 6)										4	0	0	1	0	0	0						
<b>Todd Hundley, S</b> OBP: 0.273, SLG: 0.111 (1, 2)										1	0	0	0	1	0	0						
<b>Junior Notboe, R</b> OBP: 0.300, SLG: 0.222 (7, PH)										1	0	0	0	0	0	0						
<b>Tim Burke, R</b> OBP: 0.214, SLG: 0.214 (9, PH)										0	0	0	0	0	0	0						
<b>Kevin Elster, R</b> OBP: 0.214, SLG: 0.214 (9, PH)										1	0	0	0	0	0	0						
<b>David Cone, L</b> <b>Mackey Sasser, L</b> (7, PH) (8, 2)										2	0	0	0	0	1	1						
<b>Inning Stats</b>	R: 0 E: 0 K: 1 S: 7	H: 0 LOB: 0 BB: 1 P: 15	R: 0 E: 0 K: 1 S: 7	H: 0 LOB: 0 BB: 0 P: 12	R: 0 E: 0 K: 0 S: 6	H: 0 LOB: 0 BB: 1 P: 10	R: 0 E: 0 K: 2 S: 16	H: 1 LOB: 2 BB: 1 P: 29	R: 0 E: 0 K: 1 S: 5	H: 0 LOB: 1 BB: 1 P: 12	R: 1 E: 0 K: 0 S: 10	H: 2 LOB: 1 BB: 0 P: 15	R: 0 E: 0 K: 0 S: 7	H: 0 LOB: 0 BB: 0 P: 8	R: 0 E: 0 K: 0 S: 11	H: 2 LOB: 1 BB: 0 P: 18	R: 1 E: 0 K: 0 S: 13	H: 1 LOB: 0 BB: 0 P: 19	1B: 4 2B: 2 3B: 0 HR: 0	SF: 1 SAC: 0 DP: 1 HBP: 0	WP: 0 PB: 0 SB: 0 CS: 1	PA: 36
<b>PITCHER</b>	IP	WLS	BF	H	R	ER	SO	BB	IBB	HBP	BLK	WP	HR	S	P	ERA	WHIP					
<b>Dennis Martinez, R</b> ERA: 1.93 (1, 1)	7.0	W	27	3	1	1	5	4	0	0	0	0	0	58	101	1.29	1.000					
<b>Jeff Fassero, L</b> ERA: 2.06 (8, 1)	2.0		8	3	1	1	0	0	0	0	0	0	0	24	37	4.50	1.500					

**Montreal Expos @ New York Mets**  
 Shea Stadium, Flushing, NY  
 Sat Apr 11 1992, 3:33 AM EDT  
 Att: 22,967 - Cloudy - 40 F

AB	30
R	2
H	6
RBI	2
BB	4
SO	5
LOB	13










Batter	1	2	3	4	5	6	7	8	9	AB	R	H	RBI	BB	SO	LOB	TOP					
Ray Lankford, L (1, 8) OBP: 0.432, SLG: 0.452	G6-3		HR	K			G4-3		WP 1B	5	1	2	1	0	1	3						
Ozzie Smith, S (1, 6) OBP: 0.235, SLG: 0.188	G6-3		K	G1-3			G4-3		F9	5	0	0	0	0	1	4						
Milt Thompson, L (1, 7) OBP: 0.269, SLG: 0.462	K		G1-3				S 1B		K	5	0	2	0	0	2	1						
Pedro Guerrero, R (1, 3) OBP: 0.345, SLG: 0.407		G5-3 1B	S 1B				F9		F7	5	0	2	0	0	1	3						
Brian Jordan, R (1, 9) OBP: 0.200, SLG: 0.320		K	K				F7		SF9 3B	4	1	1	0	0	2	3						
Luis Alica, S (1, 4) OBP: 0.192, SLG: 0.217		G5-3 1B					G3-1		SF9	3	0	2	1	0	0	1						
Tom Pagnozzi, R (1, 2) OBP: 0.346, SLG: 0.462		G5-3					F9			4	0	2	0	0	0	2						
Craig Wilson, R (1, 5) Gerald Perry, L (8, PH) Todd Worrell, R (8, 1)							G1-3		K	1	0	0	0	2	0	0						
Rheal Cormier, L (1, 1) Rex Hudler, R (6, PH) Mike Perez, R (6, 1) Todd Zeile, R (8, PH)							P4		P6	2	0	0	0	0	2	6						
<b>Inning Stats</b>	R: 0 E: 0 K: 1 S: 9	H: 0 LOB: 0 BB: 0 P: 13	R: 0 E: 0 K: 2 S: 13	H: 2 LOB: 3 BB: 1 P: 23	R: 1 E: 0 K: 2 S: 16	H: 2 LOB: 1 BB: 0 P: 27	R: 0 E: 0 K: 2 S: 15	H: 2 LOB: 3 BB: 1 P: 24	R: 0 E: 0 K: 0 S: 8	H: 1 LOB: 1 BB: 0 P: 11	R: 0 E: 0 K: 0 S: 6	H: 0 LOB: 0 BB: 0 P: 8	R: 0 E: 0 K: 1 S: 9	H: 1 LOB: 1 BB: 0 P: 13	R: 1 E: 0 K: 0 S: 18	H: 2 LOB: 1 BB: 0 P: 23	R: 0 E: 0 K: 1 S: 10	H: 1 LOB: 1 BB: 0 P: 16	1B: 9 2B: 0 3B: 1 HR: 1	SF: 1 SAC: 0 DP: 0 HBP: 0	WP: 1 PB: 0 SB: 4 CS: 0	PA: 40
<b>PITCHER</b>	IP	WLS	BF	H	R	ER	SO	BB	IBB	HBP	BLK	WP	HR	S	P	ERA	WHIP					
Mark Gardner, R (1, 1) ERA: 3.27	5.0	W	24	7	1	1	7	1	1	0	0	0	1	61	98	1.80	1.600					
Bill Sampen, R (6, 1) ERA: 3.86	2.1		10	3	1	1	1	0	0	0	0	0	0	21	31	3.86	1.286					
John Wetteland, R (8, 1) ERA: 2.45	1.2	S	6	1	0	0	2	0	0	0	0	1	0	22	29	0.00	0.600					

St. Louis Cardinals @ Montreal Expos  
Olympic Stadium, Montreal, QB  
Mon Apr 13 1992, 3:33 AM EDT  
Att: 40,907 - Dome - 70 F

livebaseballscorecards.com

AB 37  
R 2  
H 11  
RBI 2  
BB 2  
SO 10  
LOB 25




Batter	1	2	3	4	5	6	7	8	9	AB	R	H	RBI	BB	SO	LOB	BOTTOM					
Delino DeShields, L (1, 4) OBP: 0.419, SLG: 0.571	HR	BB 1B		K		F8				4	1	2	1	0	1	2						
Spike Owen, S (1, 6) OBP: 0.273, SLG: 0.200	G5-3	FC5-4 BB					G4-3			3	0	1	1	1	0	0						
Ivan Calderon, R (1, 7) OBP: 0.240, SLG: 0.417	K	FC5-4		K			G4-3			4	0	0	0	0	2	5						
Tim Wallach, R (1, 3) OBP: 0.333, SLG: 0.280	K			K		F8				3	0	0	0	1	2	0						
Larry Walker, L (1, 9) OBP: 0.267, SLG: 0.367		1B E 1B		G4-3		G3			K	4	1	1	0	0	1	1						
Marquis Grissom, R (1, 8) OBP: 0.367, SLG: 0.407		K				G6-3			K	3	0	0	0	1	2	1						
Gary Carter, R (1, 2) OBP: 0.200, SLG: 0.200							P6			3	1	1	0	0	0	1						
Rick Cerone, R (7, 2) OBP: 0.333, SLG: 0.333		1B E 1B		G2-3					S 1B	1	0	1	0	0	0	0						
Archi Cianfrocco, R (1, 5) OBP: 0.429, SLG: 0.429		K				1B SH1-4 1B			K	4	0	2	0	0	2	3						
Mark Gardner, R (1, 1) Bill Sampen, R (6, 1) John Wetteland, R (8, 1)		E6					K			1	0	0	0	0	0	1						
<b>Inning Stats</b>	R: 1 E: 0 K: 2 S: 9	H: 1 LOB: 0 BB: 0 P: 13	R: 2 E: 1 K: 2 S: 18	H: 3 LOB: 3 BB: 1 P: 26	R: 0 E: 0 K: 1 S: 7	H: 0 LOB: 1 BB: 1 P: 16	R: 0 E: 0 K: 2 S: 12	H: 2 LOB: 2 BB: 0 P: 20	R: 0 E: 0 K: 0 S: 4	H: 0 LOB: 0 BB: 0 P: 7	R: 0 E: 0 K: 1 S: 10	H: 1 LOB: 0 BB: 0 P: 14	R: 0 E: 0 K: 1 S: 12	H: 0 LOB: 1 BB: 1 P: 21	R: 0 E: 0 K: 3 S: 12	H: 1 LOB: 1 BB: 0 P: 21	R: 0 E: 0 K: 3 S: 12	H: 1 LOB: 1 BB: 0 P: 21	1B: 7 2B: 0 3B: 0 HR: 1	SF: 0 SAC: 1 DP: 0 HBP: 0	WP: 0 PB: 0 SB: 1 CS: 0	PA: 36
<b>PITCHER</b>	IP	WLS	BF	H	R	ER	SO	BB	IBB	HBP	BLK	WP	HR	S	P	ERA	WHIP					
Rheal Cormier, L (1, 1) ERA: 1.8	5.0	L	24	6	3	1	7	2	0	0	0	0	1	50	82	1.80	1.600					
Mike Perez, R (6, 1) ERA: 1.53	2.0		8	1	0	0	2	1	0	0	0	0	0	22	35	0.00	1.000					
Todd Worrell, R (8, 1) ERA:	1.0		4	1	0	0	3	0	0	0	0	0	0	12	21	0.00	1.000					

St. Louis Cardinals @ Montreal Expos  
Olympic Stadium, Montreal, QB  
Mon Apr 13 1992, 3:33 AM EDT  
Att: 40,907 - Dome - 70 F

livebaseballscorecards.com

AB 32  
R 3  
H 8  
RBI 2  
BB 3  
SO 12  
LOB 16





Batter	1	2	3	4	5	6	7	8	9	AB	R	H	RBI	BB	SO	LOB	TOP								
Ray Lankford, L (1, 8) OBP: 0.463, SLG: 0.455	F8		HBP			WP 1B		BLK E HBP		2	2	1	0	0	0	0									
Ozzie Smith, S (1, 6) OBP: 0.286, SLG: 0.167	FC1-6 BB		G5-3			G1-3		FC5-4 E BB		2	0	0	0	2	0	2									
Todd Zeile, R (1, 5) OBP: 0.405, SLG: 0.621	FC1-6 S					G6-3		FC5-4 BB		2	0	0	0	2	0	1									
Pedro Guerrero, R (1, 3) Cris Carpenter, R (8, 1) Lee Smith, R (8, 1)	F9					G5-4-3 BB		FC5-4 S		4	0	1	0	0	0	4									
Brian Jordan, R (1, 9) OBP: 0.172, SLG: 0.276		P3				L4		F8		4	0	0	0	0	0	3									
Bernard Gilkey, R (1, 7) OBP: 0.967, SLG: 0.800		K						G3-1 G5-3 1B		4	0	3	0	0	1	0									
Tom Pagnozzi, R (1, 2) OBP: 0.300, SLG: 0.400						F9		F8		4	0	0	0	0	0	2									
Luis Alica, S (1, 4) Tim Jones, L (8, 4) OBP: 0.217, SLG: 0.217			G6-3			G6-3		G1-3	G3-1	3	0	0	0	0	0	0									
Donovan Osborne, S (1, 1) Rex Hudler, R (8, PH) OBP: 0.286, SLG: 0.857			K			K		HR	G6-3	2	1	1	1	0	0	1									
<b>Inning Stats</b>	R: 0 E: 0 K: 0 S: 11	H: 0 LOB: 1 BB: 1 P: 22	R: 0 E: 0 K: 1 S: 8	H: 0 LOB: 0 BB: 0 P: 12	R: 0 E: 0 K: 1 S: 9	H: 0 LOB: 1 BB: 0 P: 13	R: 0 E: 0 K: 0 S: 6	H: 2 LOB: 2 BB: 0 P: 9	R: 0 E: 0 K: 1 S: 7	H: 0 LOB: 0 BB: 0 P: 9	R: 1 E: 0 K: 0 S: 4	H: 1 LOB: 0 BB: 0 P: 11	R: 0 E: 0 K: 0 S: 7	H: 1 LOB: 0 BB: 0 P: 12	R: 2 E: 1 K: 0 S: 14	H: 1 LOB: 2 BB: 2 P: 30	R: 0 E: 0 K: 0 S: 8	H: 1 LOB: 1 BB: 0 P: 13	1B: 4 2B: 1 3B: 0 HR: 1	SF: 0 SAC: 0 DP: 1 HBP: 2	WP: 1 PB: 0 SB: 5 CS: 1	PA: 36			
<b>PITCHER</b>	IP WLS BF H R ER SO BB IBB HBP BLK WP HR S P ERA WHIP	7.1 L 29 5 3 3 3 3 0 0 2 1 1 1 60 105 3.68 1.091	1.2 7 1 0 0 0 1 0 0 0 0 0 0 14 26 0.00 1.200																						

St. Louis Cardinals @ Montreal Expos  
Olympic Stadium, Montreal, QB  
Tue Apr 14 1992, 7:05 PM EDT  
Att: 12,874 - Dome - 70 F

AB	30
R	3
H	6
RBI	1
BB	4
SO	3
LOB	14



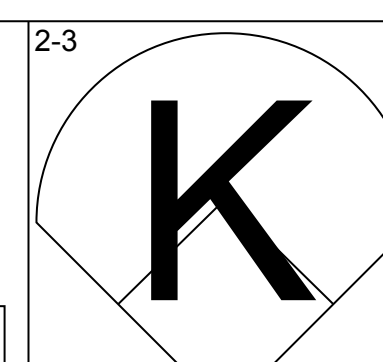
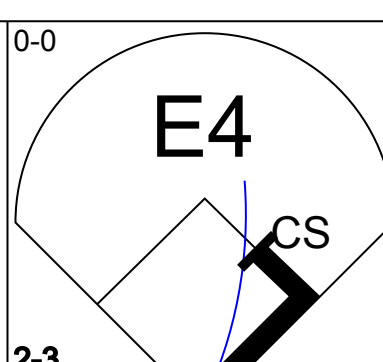
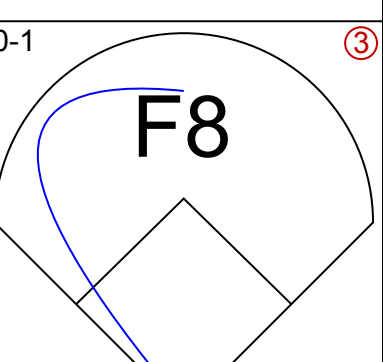
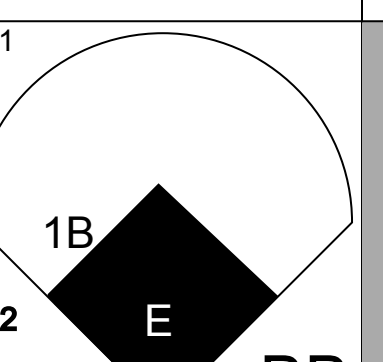
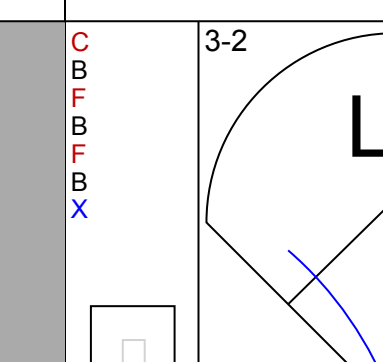
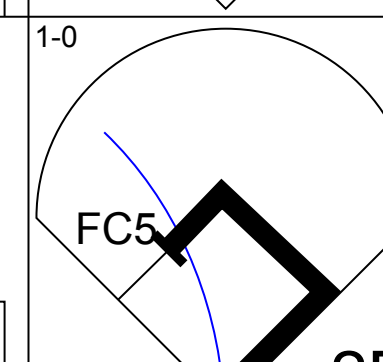
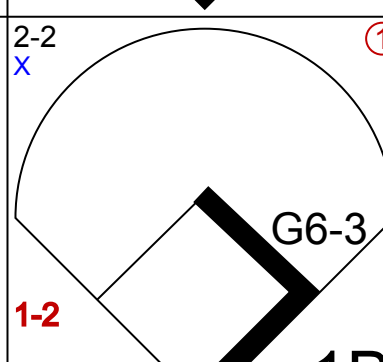
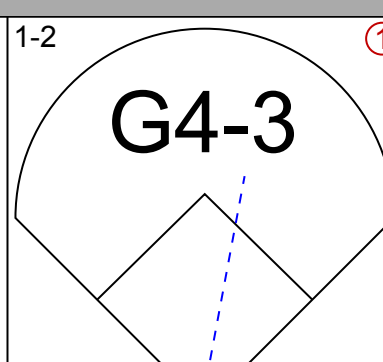
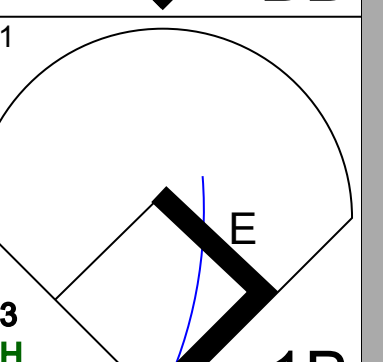
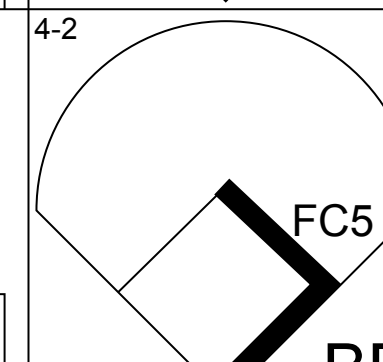
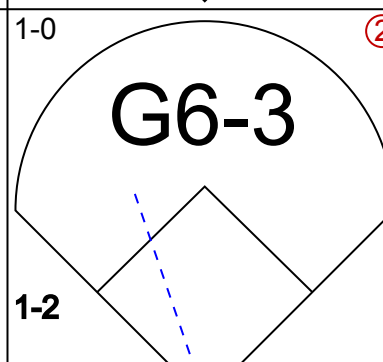
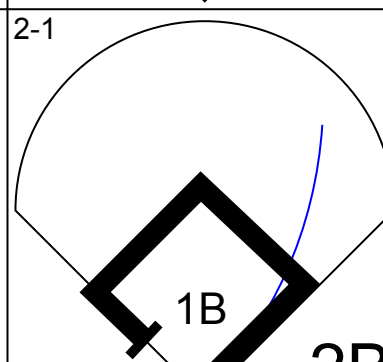
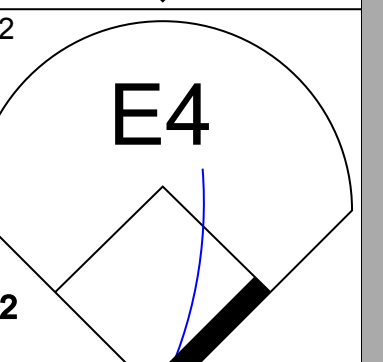
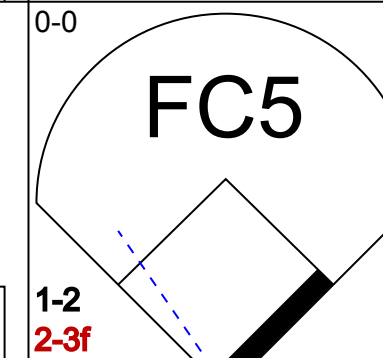
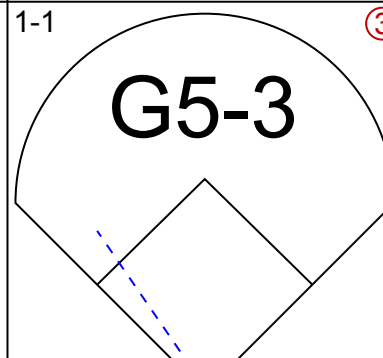
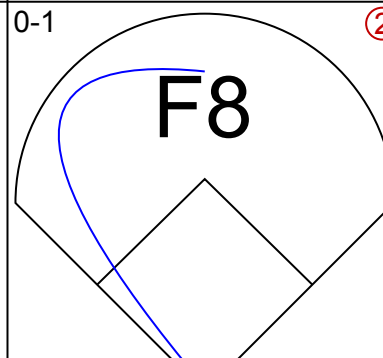

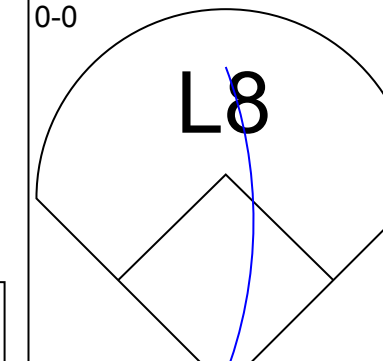
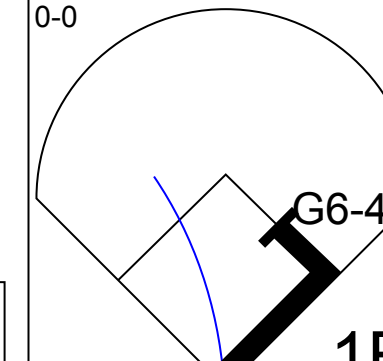
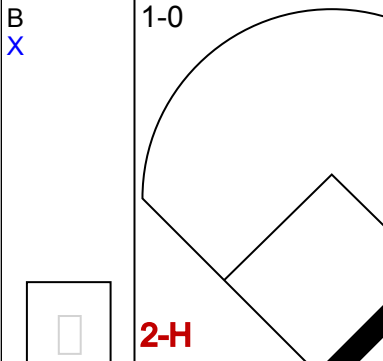
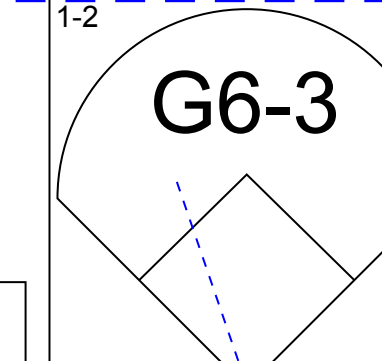
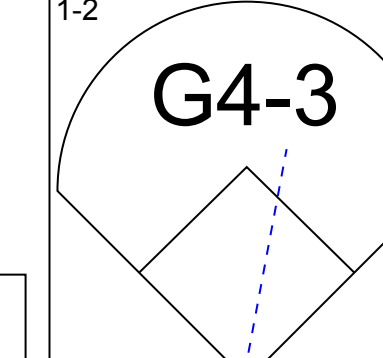
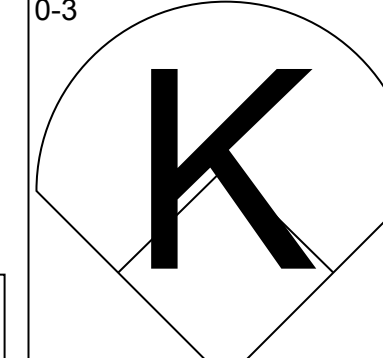
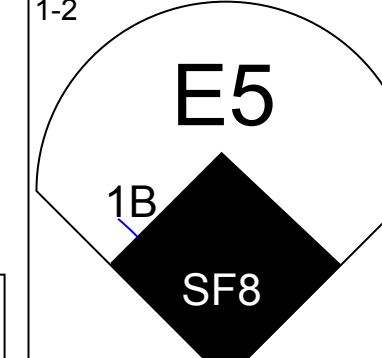
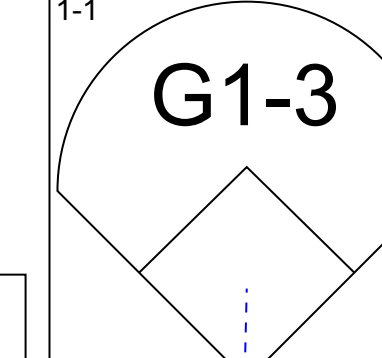
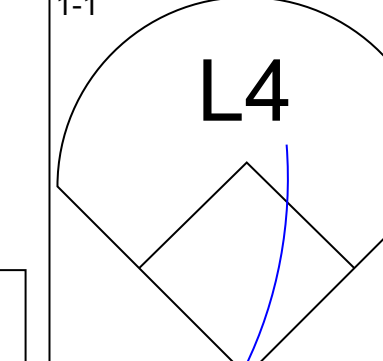
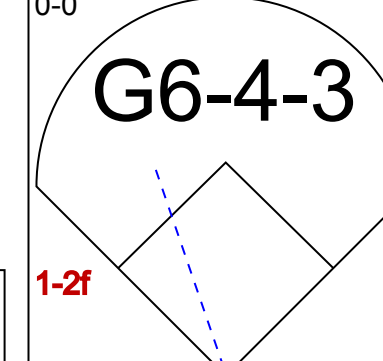
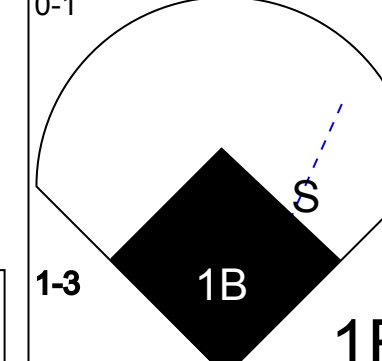
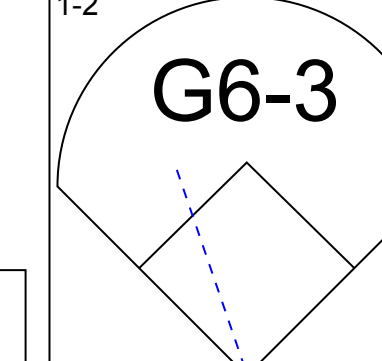
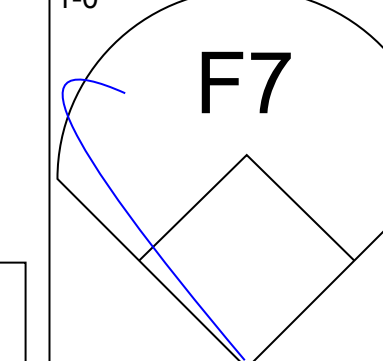
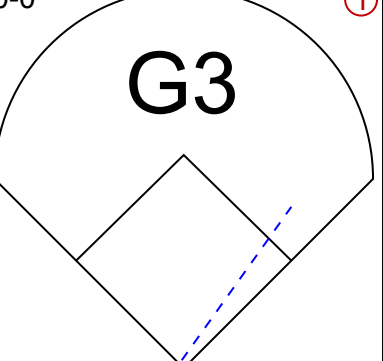
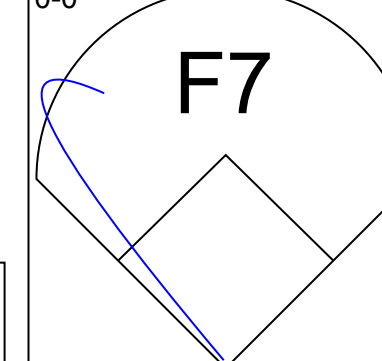
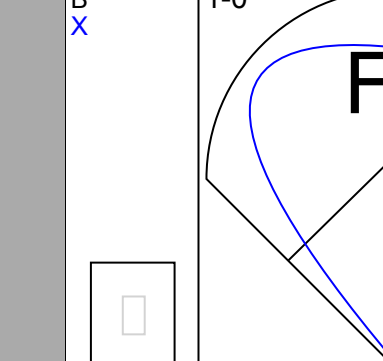
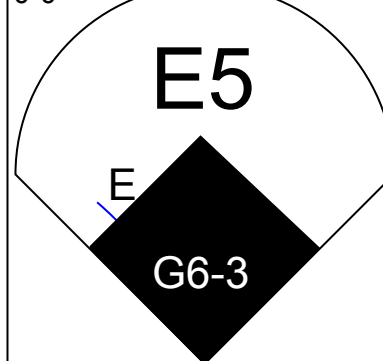
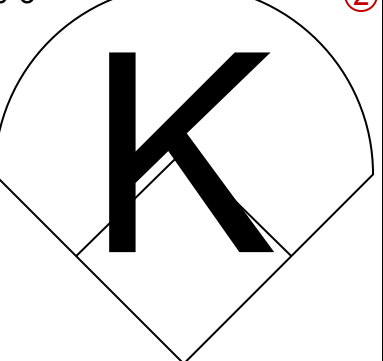
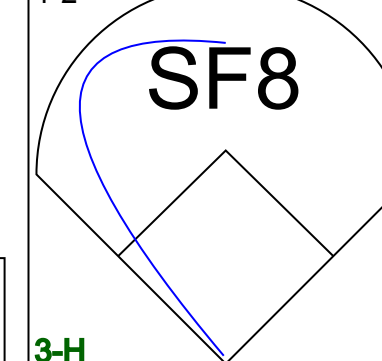
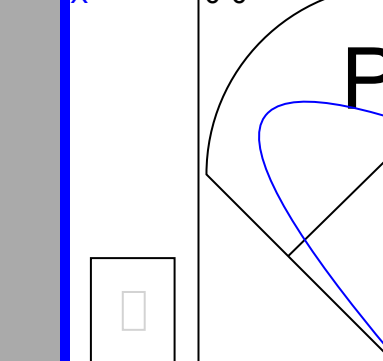
Batter	1	2	3	4	5	6	7	8	9	AB	R	H	RBI	BB	SO	LOB	BOTTOM						
Delino DeShields, L (1, 4) OBP: 0.429, SLG: 0.563	G6-3 1B		CS 1B			P6		F7		4	0	2	0	0	0	2							
Spike Owen, S (1, 6) OBP: 0.269, SLG: 0.250	G6-3		G4-3			F9		2B		4	0	1	0	0	0	2							
Ivan Calderon, R (1, 7) OBP: 0.241, SLG: 0.429	P3					F8		G4-3		4	0	1	0	0	0	2							
Tim Wallach, R (1, 3) OBP: 0.324, SLG: 0.310	G5-3					F8		K		4	0	1	0	0	1	2							
Larry Walker, L (1, 9) OBP: 0.294, SLG: 0.455						G4-3		K		3	1	1	1	1	1	1							
Marquis Grissom, R (1, 8) OBP: 0.324, SLG: 0.355			K			G3		F9		4	0	0	0	0	1	2							
Gary Carter, R (1, 2) OBP: 0.214, SLG: 0.214			F9			SH5-3 1B		G6-3		4	0	1	0	0	0	2							
Bret Barberie, S (1, 5) Bill Landrum, R (8, 1) John Vander Wal, L (9, PH) OBP: 0.375, SLG: 0.167			G4-3					F8		3	0	1	0	0	0	0							
Chris Nabholz, L (1, 1) Archi Cianfrocco, R (8, 5) OBP: 0.375, SLG: 0.375			G4-3			SH5-3 1B		K		1	0	0	0	0	0	0							
<b>Inning Stats</b>	R: 0 E: 0 K: 0 S: 10	H: 1 LOB: 1 BB: 0 P: 16	R: 1 E: 0 K: 1 S: 10	H: 1 LOB: 0 BB: 0 P: 14	R: 0 E: 0 K: 0 S: 10	H: 1 LOB: 0 BB: 0 P: 16	R: 0 E: 0 K: 0 S: 8	H: 0 LOB: 0 BB: 0 P: 11	R: 0 E: 0 K: 2 S: 12	H: 1 LOB: 1 BB: 0 P: 17	R: 0 E: 0 K: 0 S: 4	H: 0 LOB: 0 BB: 0 P: 7	R: 0 E: 0 K: 1 S: 11	H: 1 LOB: 1 BB: 0 P: 18	R: 0 E: 0 K: 1 S: 16	H: 1 LOB: 2 BB: 1 P: 23	1B: 4 2B: 3 3B: 0 HR: 1	SF: 0 SAC: 1 DP: 0 HBP: 0	WP: 0 PB: 0 SB: 0 CS: 1	PA: 35			
<b>PITCHER</b>	IP WLS BF H R ER SO BB IBB HBP BLK WP HR S P ERA WHIP	7.0 W 26 6 1 1 3 0 0 0 0 0 0 8 12 0.00 1.500	0.2 3 1 0 0 1 0 0 0 0 0 0 0 8 12 0.00 1.500	1.1 S 6 1 0 0 1 1 0 0 0 0 0 19 29 0.00 1.500																			

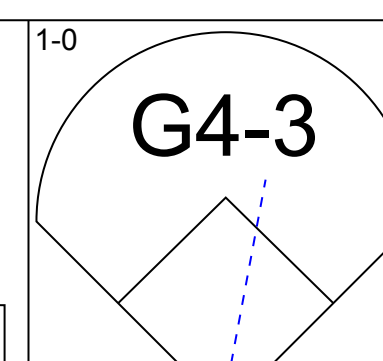
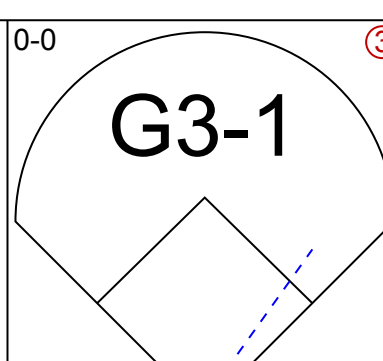
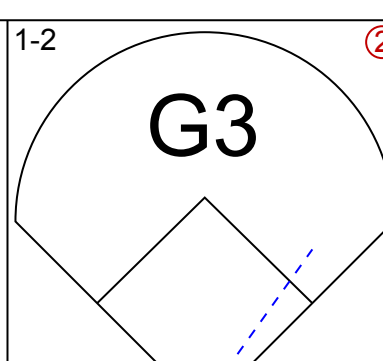
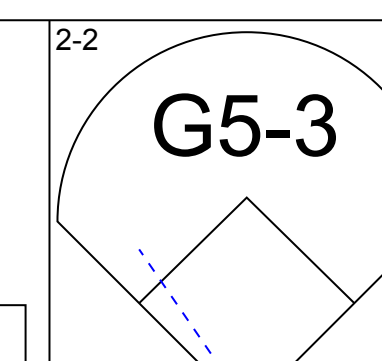
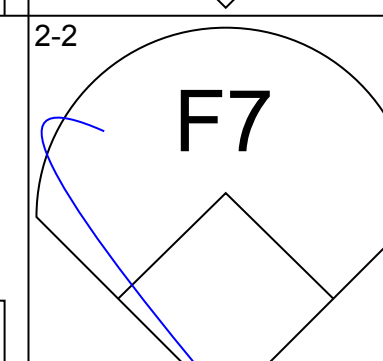
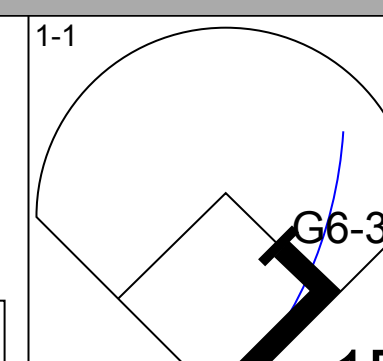
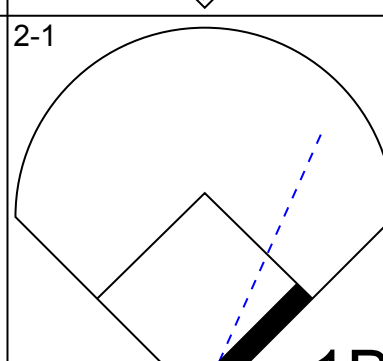
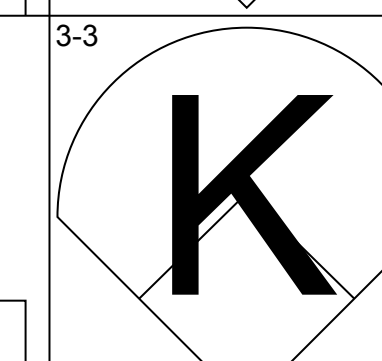
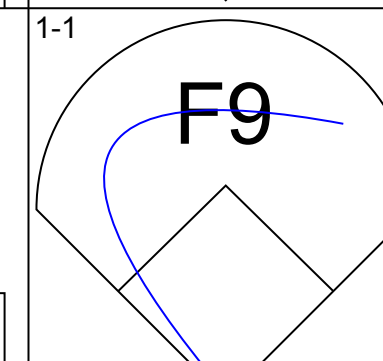
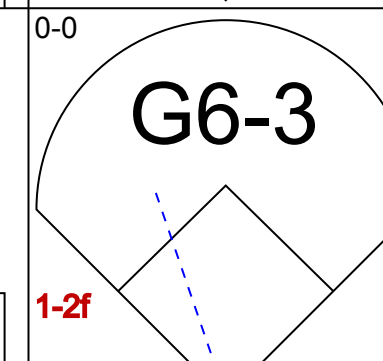
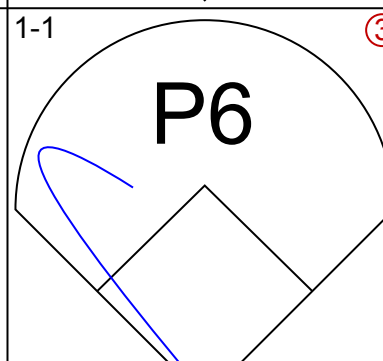
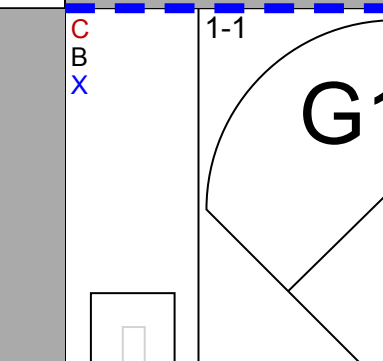
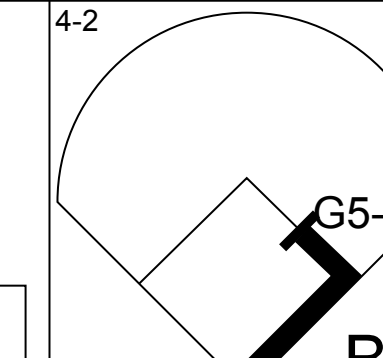
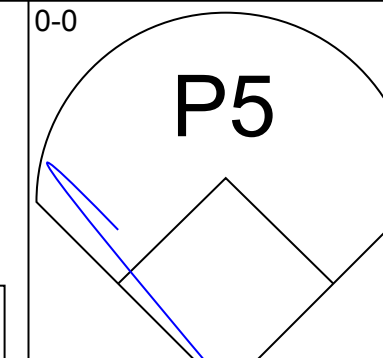
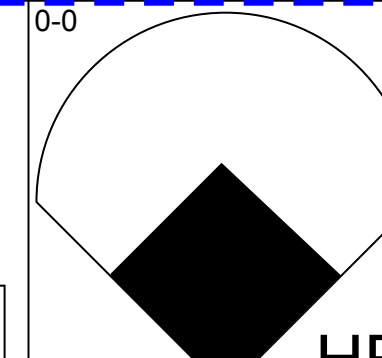
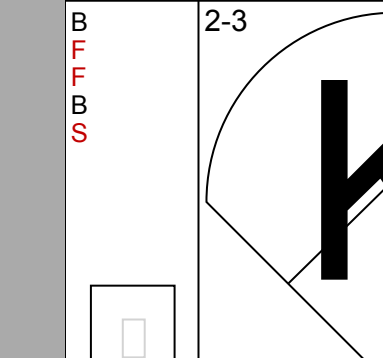
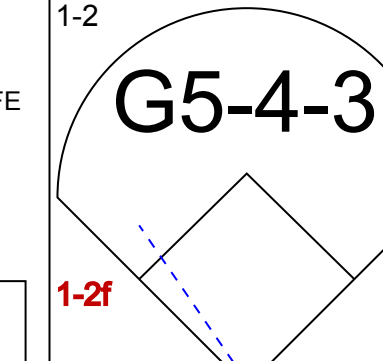
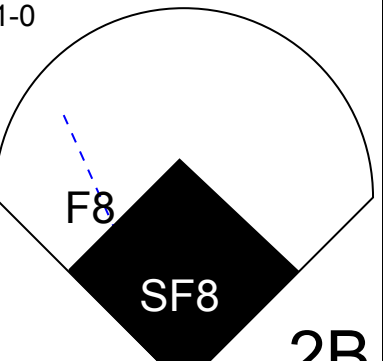

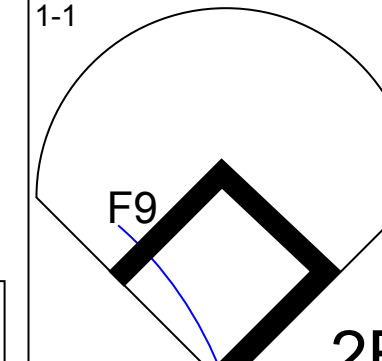
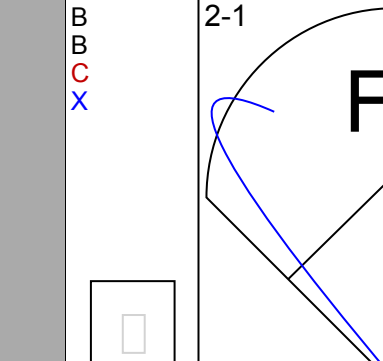
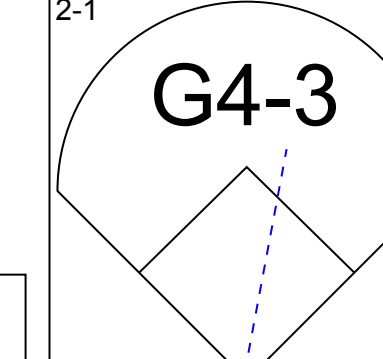
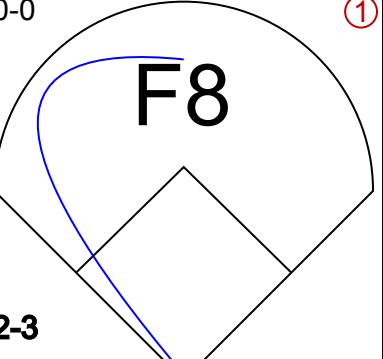
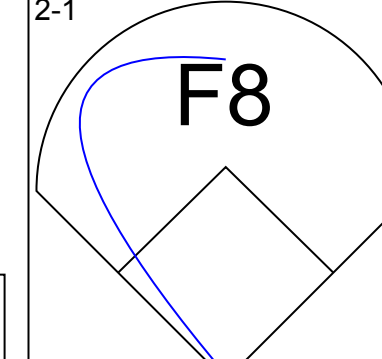
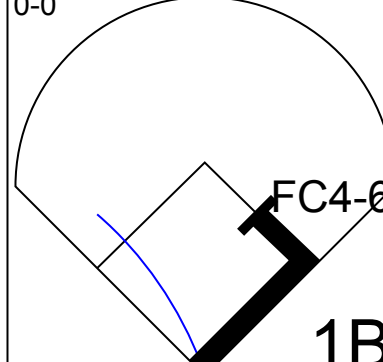
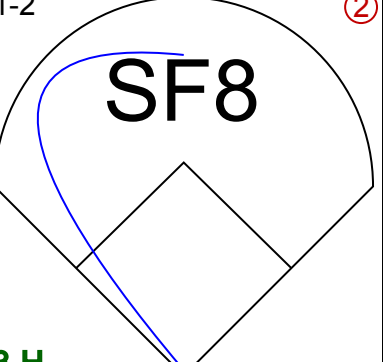
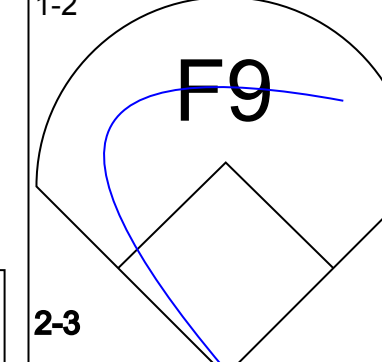
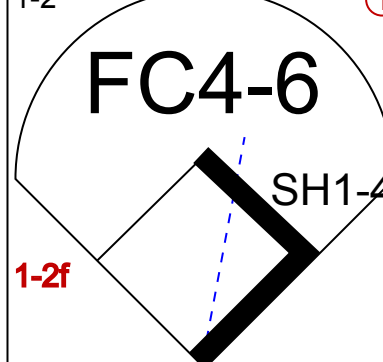
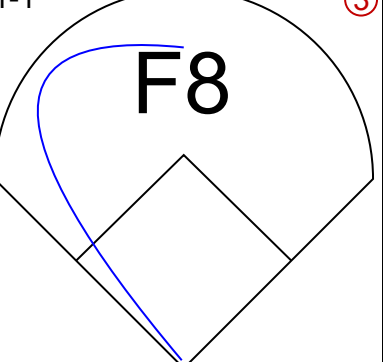
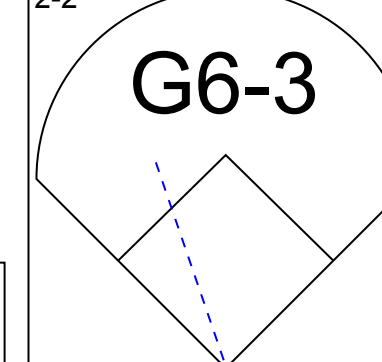
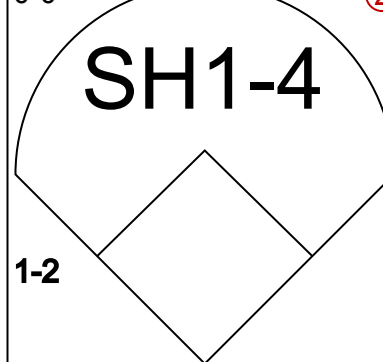
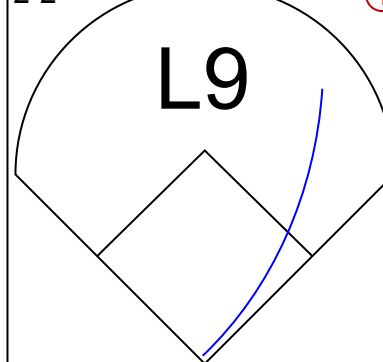
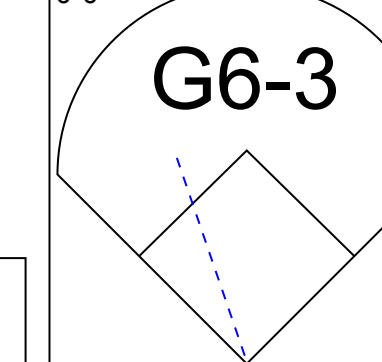
St. Louis Cardinals @ Montreal Expos  
Olympic Stadium, Montreal, QB  
Tue Apr 14 1992, 7:05 PM EDT  
Att: 12,874 - Dome - 70 F

AB	33
R	1
H	8
RBI	1
BB	1
SO	5
LOB	15

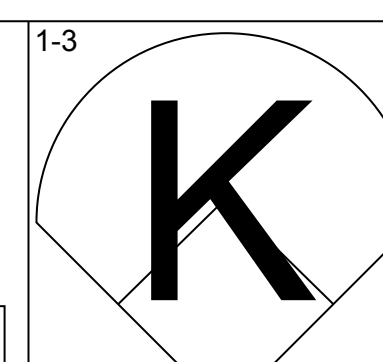
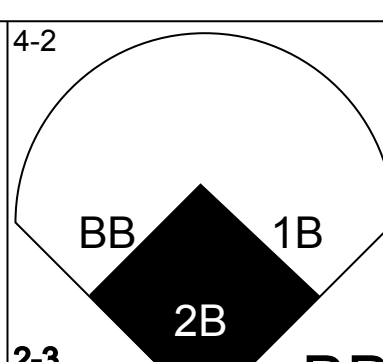
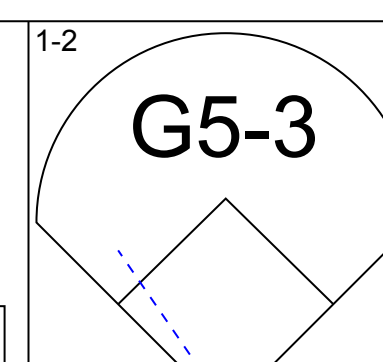
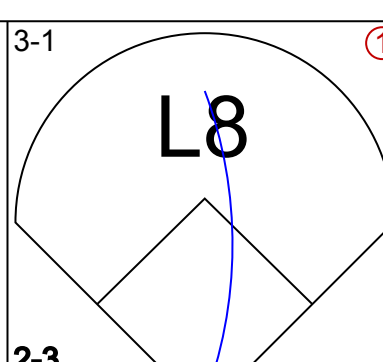
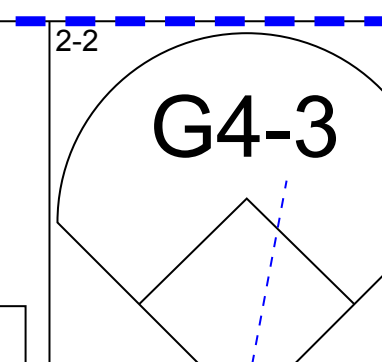
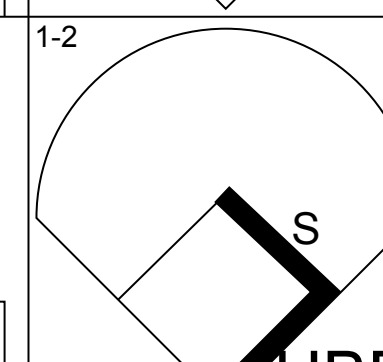
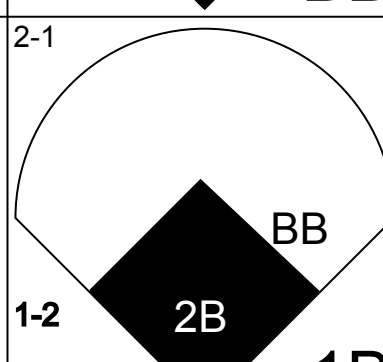
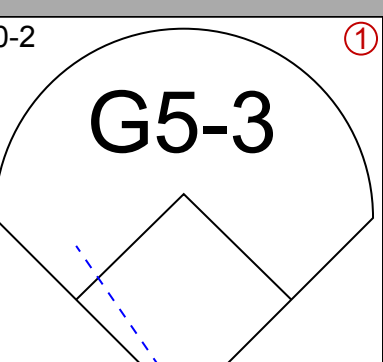
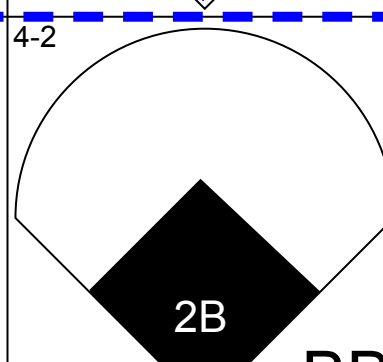
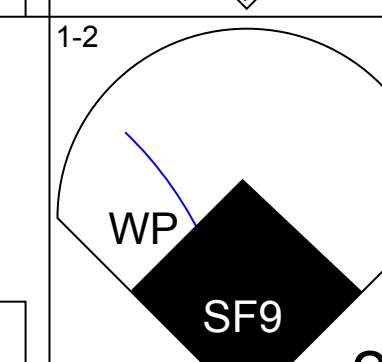
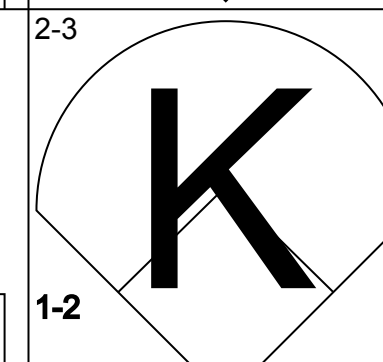
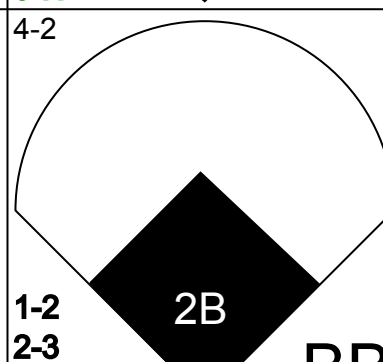
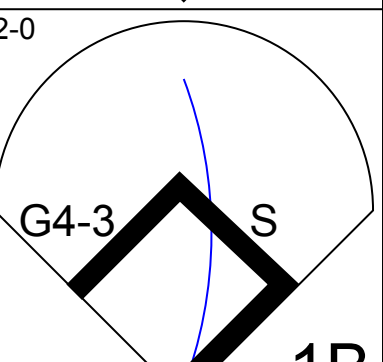
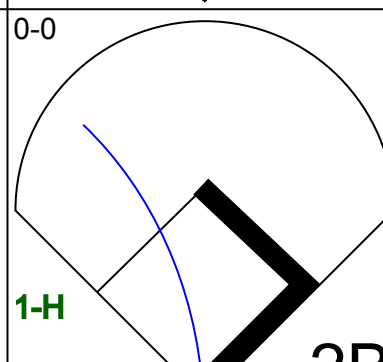
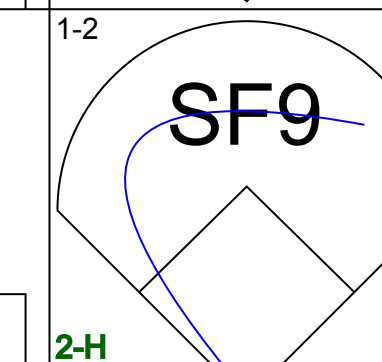
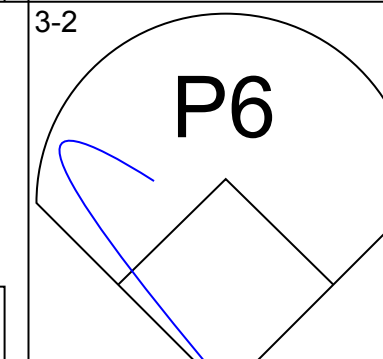
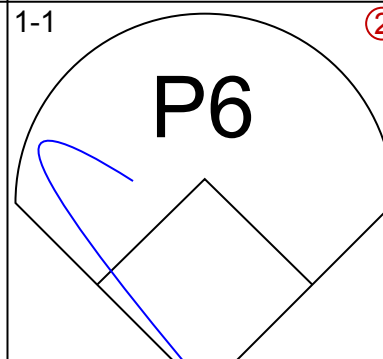

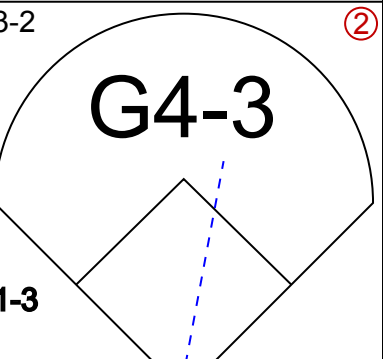
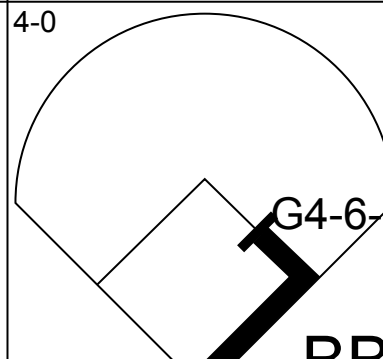
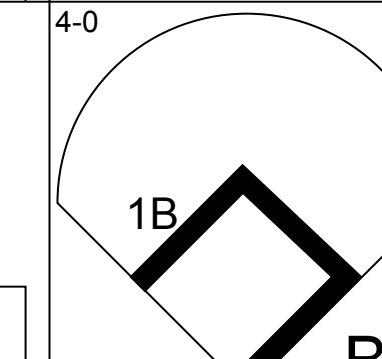
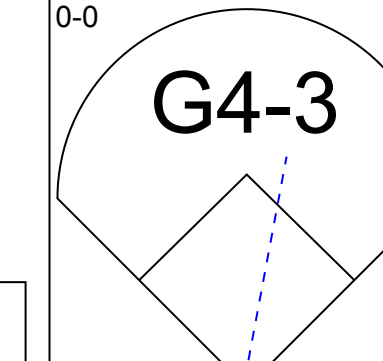
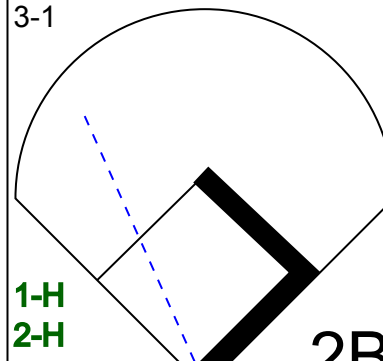
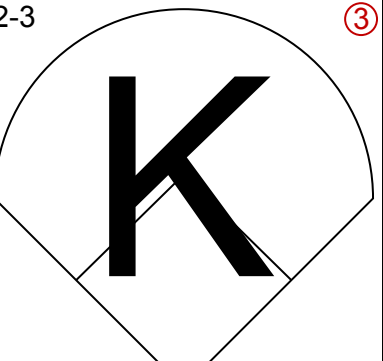
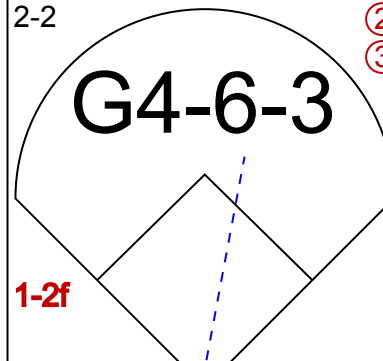
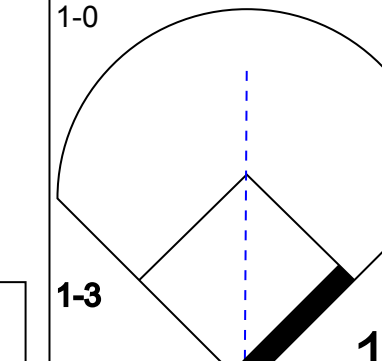
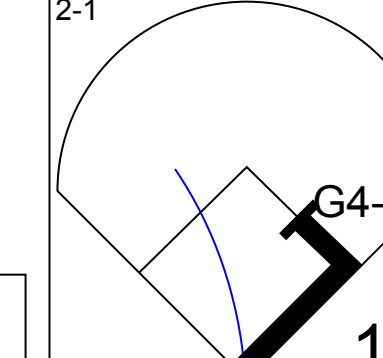
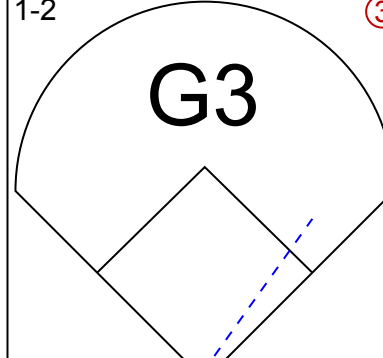
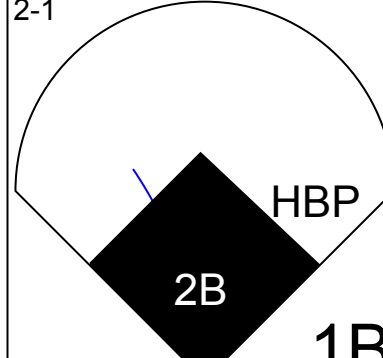
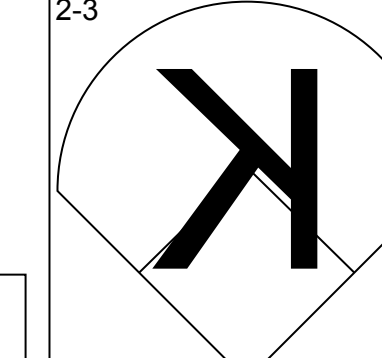

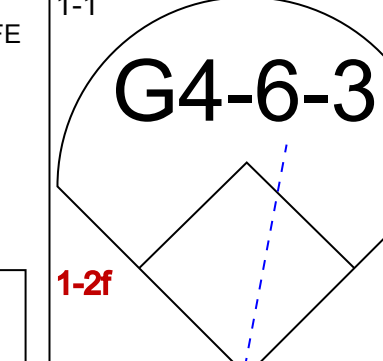
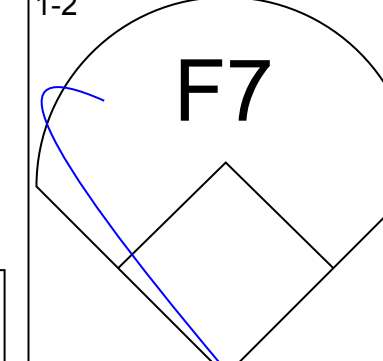
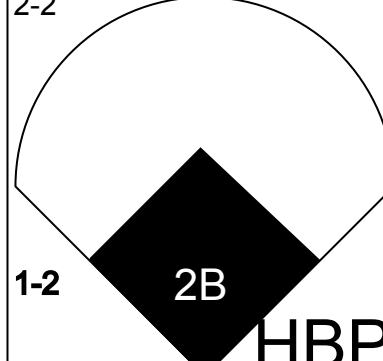
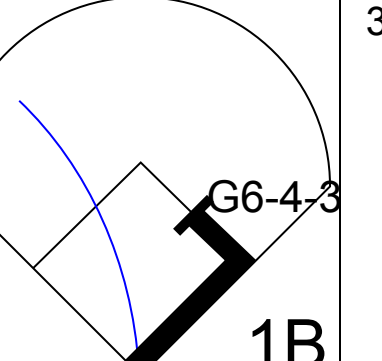
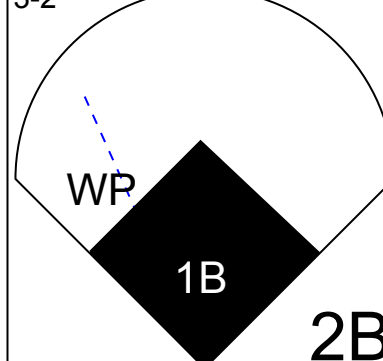
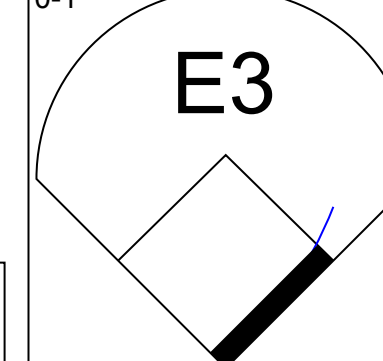
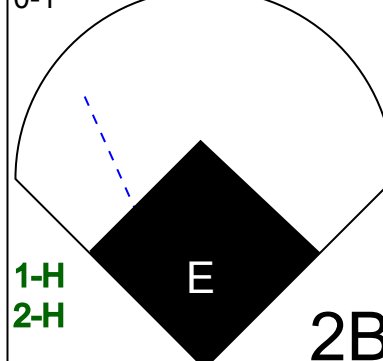
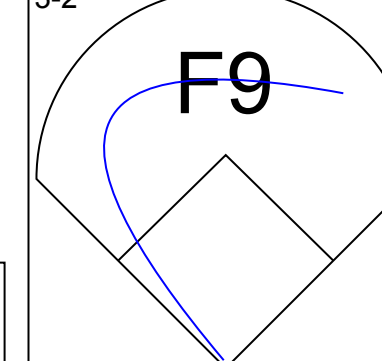
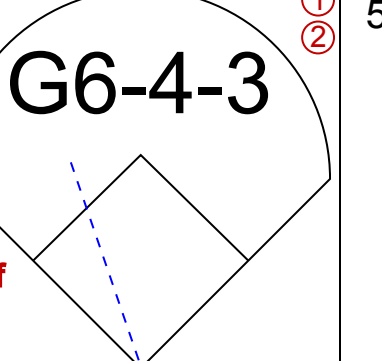

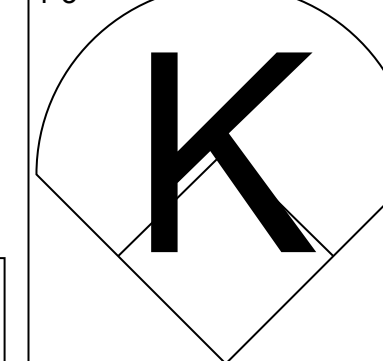
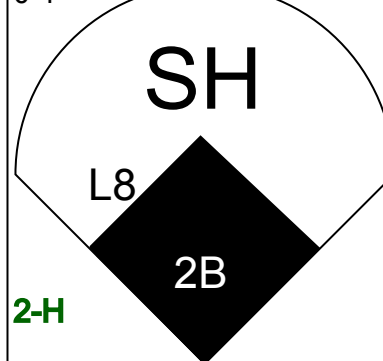
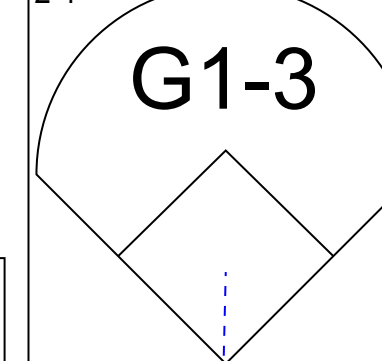
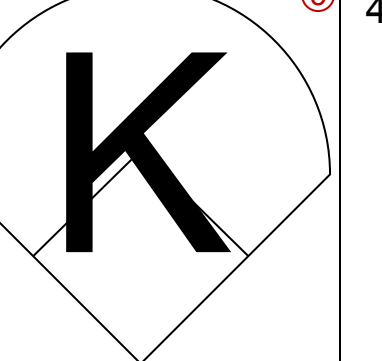


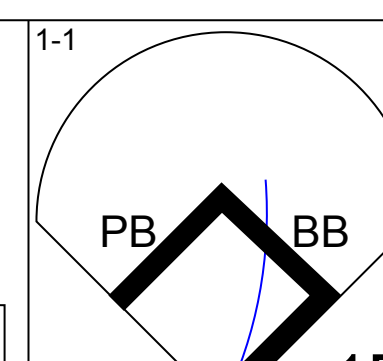
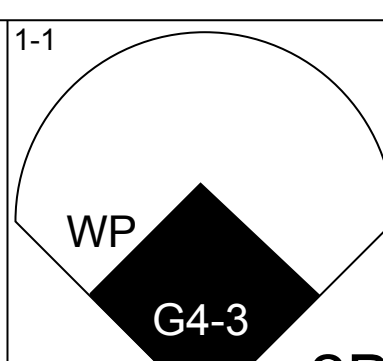
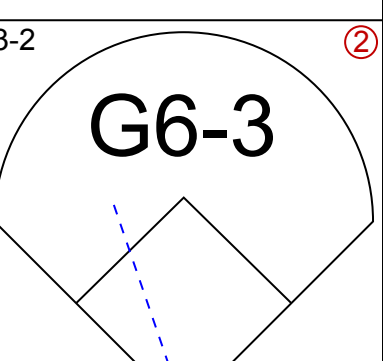
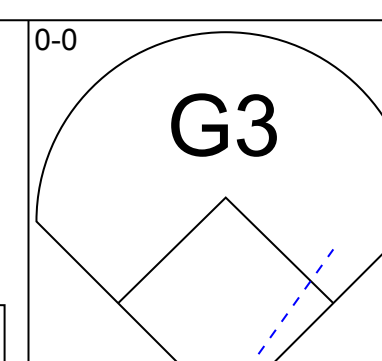
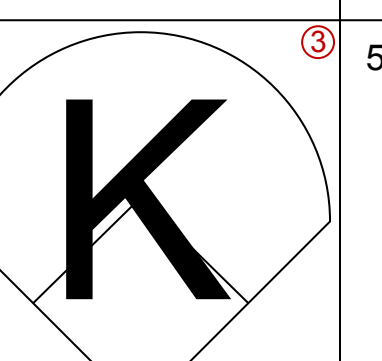
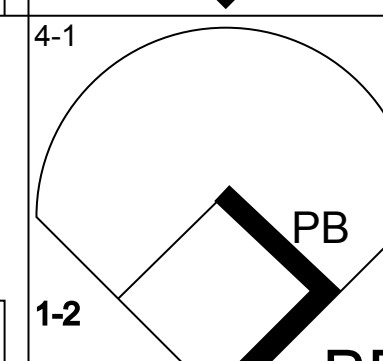
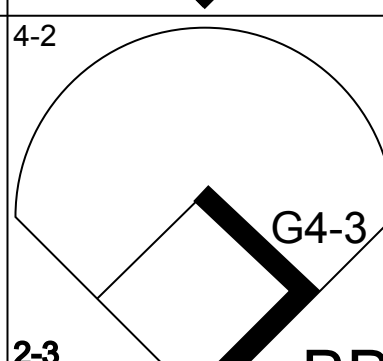
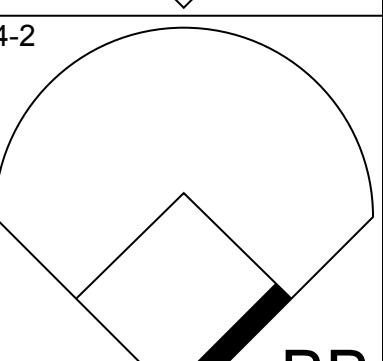
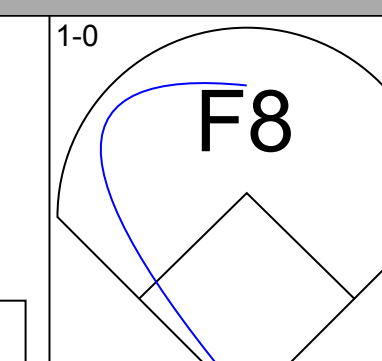
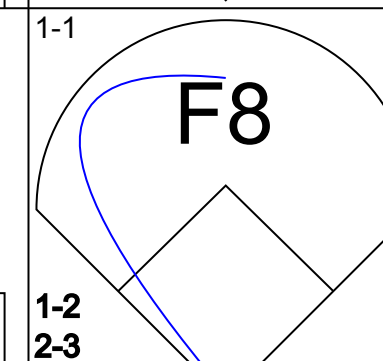
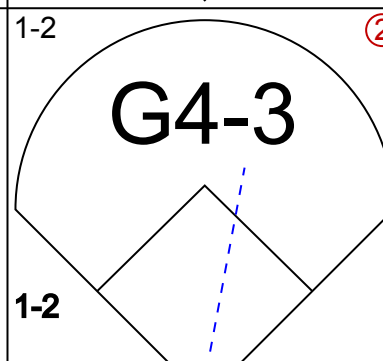
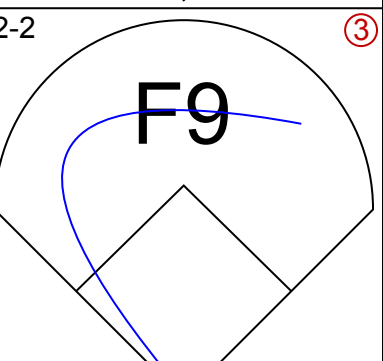
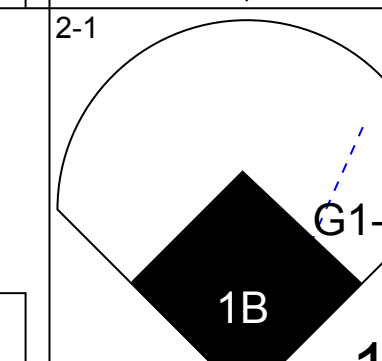
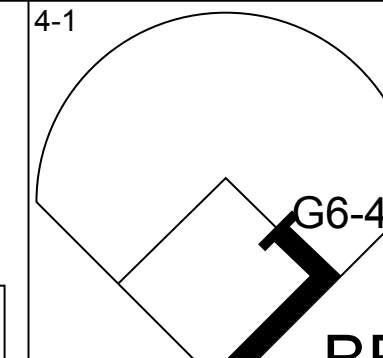
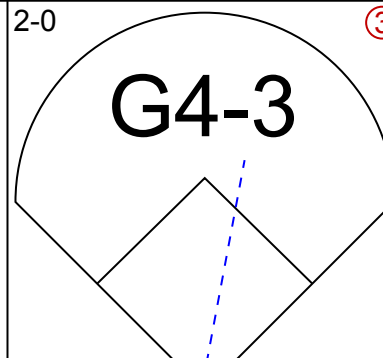
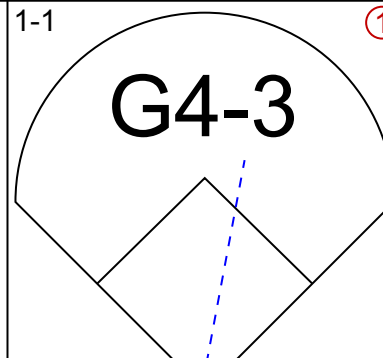
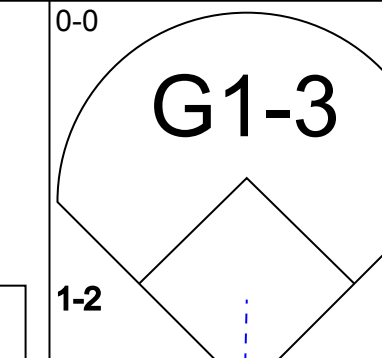
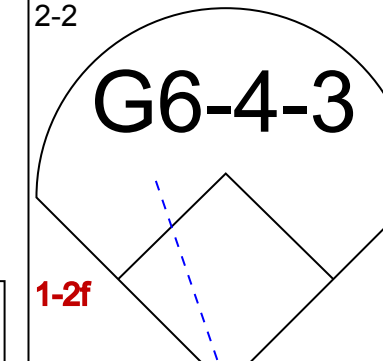
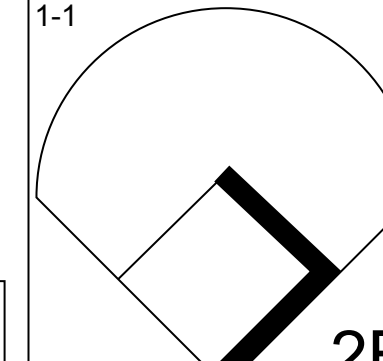
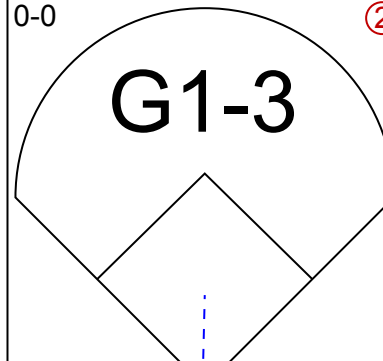
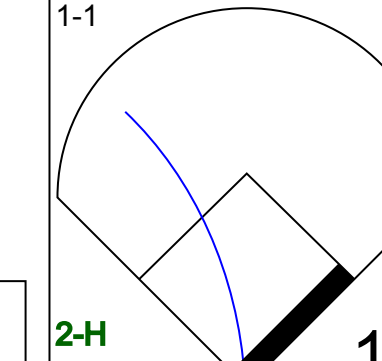
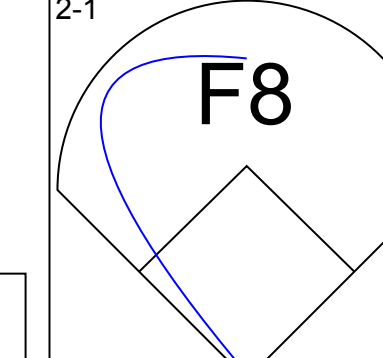
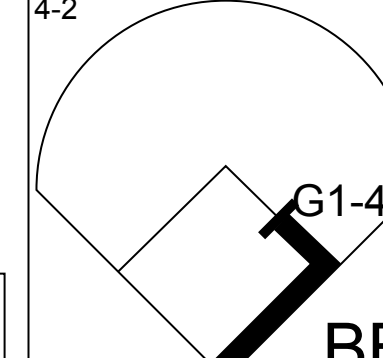
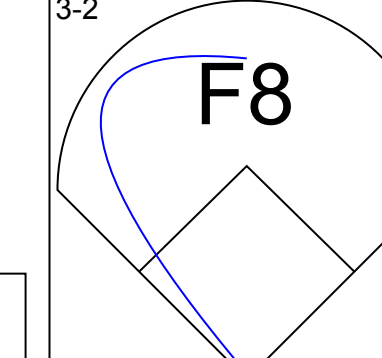
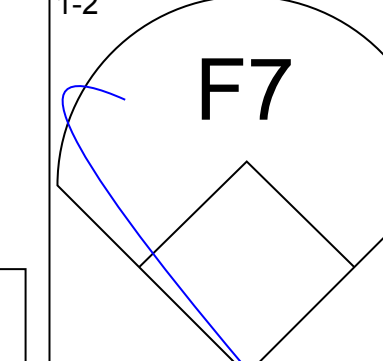
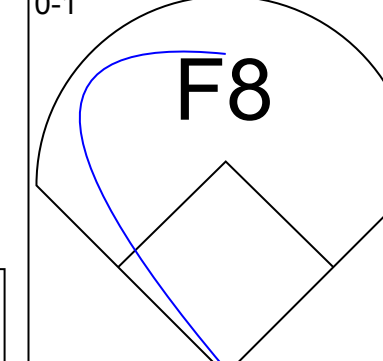
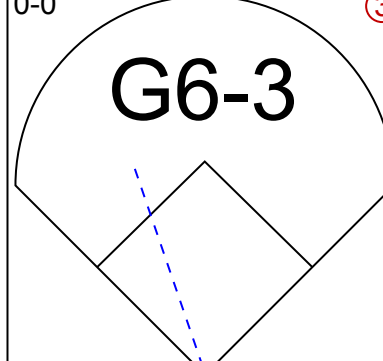
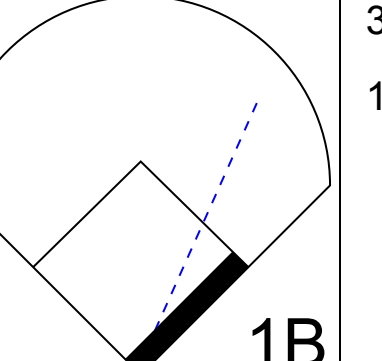
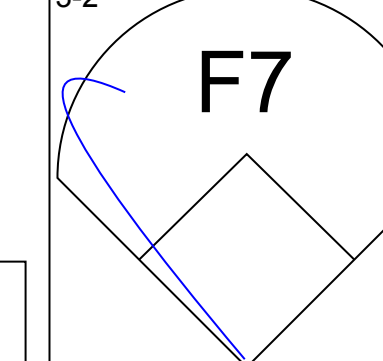
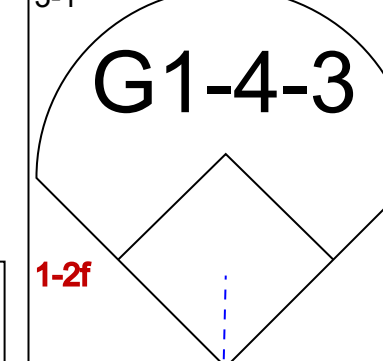
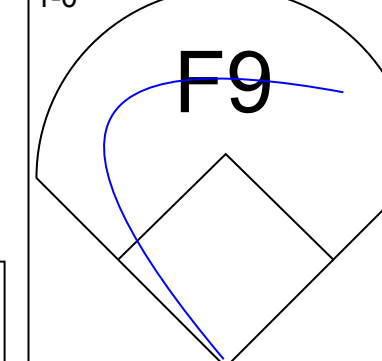
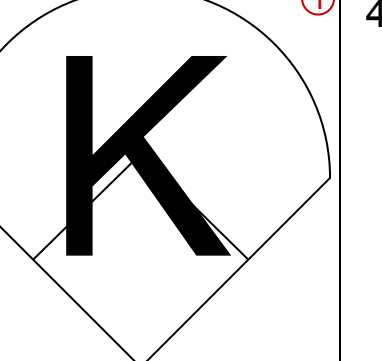
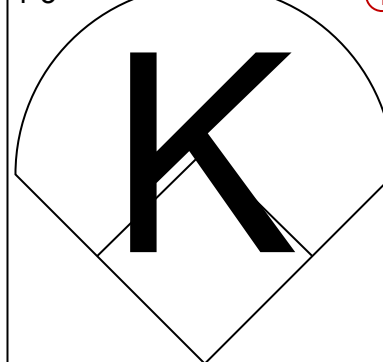
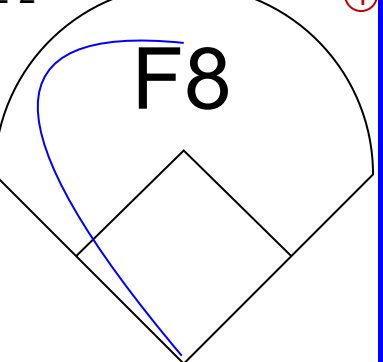
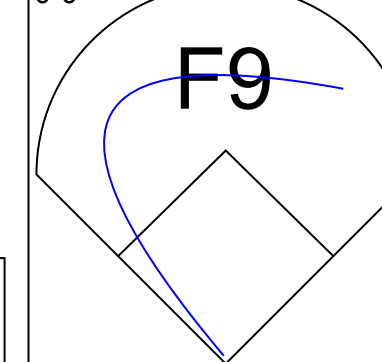
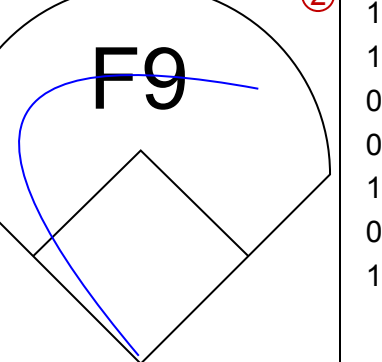


Batter	1	2	3	4	5	6	7	8	9	AB	R	H	RBI	BB	SO	LOB	TOP				
Ray Lankford, L OBP: 0.435, SLG: 0.405 (1, 8)										4	1	0	0	1	1	1	<b>St. Louis Cardinals @ Montreal Expos</b> Olympic Stadium, Montreal, QB Wed Apr 15 1992, 7:05 PM EDT Att: 10,095 - Dome - 70 F  livebaseballscores.com				
Ozzie Smith, S OBP: 0.360, SLG: 0.318 (1, 6)										4	0	3	1	0	0	0					
Todd Zeile, R OBP: 0.415, SLG: 0.625 (1, 5)										3	0	1	1	1	0	2					
Pedro Guerrero, R OBP: 0.297, SLG: 0.371 (1, 3)										4	0	0	0	0	1	6					
Brian Jordan, R OBP: 0.212, SLG: 0.303 (1, 9)										4	0	2	0	0	0	2					
Milt Thompson, L OBP: 0.241, SLG: 0.414 Bernard Gilkey, R OBP: 0.615, SLG: 0.727 (8, 7)										3	1	0	0	0	1	1					
Tom Pagnozzi, R OBP: 0.294, SLG: 0.382 (1, 2)										4	1	1	0	0	0	1					
Luis Alicea, S OBP: 0.152, SLG: 0.167 Lee Smith, R (9, 1)										4	0	0	0	0	0	2					
Bob Tewksbury, R Gerard Perry, L Cris Carpenter, R Todd Worrell, R Tim Jones, L OBP: 0.228, SLG: 0.228 (7, 1)										2	1	0	0	0	1	0					
<b>Inning Stats</b>	R: 0 E: 0 K: 1 S: 10	H: 1 LOB: 2 BB: 1 P: 17	R: 0 E: 0 K: 0 S: 8	H: 0 LOB: 0 BB: 0 P: 11	R: 1 E: 2 K: 0 S: 8	H: 1 LOB: 1 BB: 0 P: 12	R: 0 E: 0 K: 1 S: 5	H: 1 LOB: 0 BB: 0 P: 5	R: 0 E: 0 K: 0 S: 6	H: 2 LOB: 2 BB: 0 P: 12	R: 3 E: 2 K: 1 S: 21	H: 2 LOB: 2 BB: 1 P: 31	R: 0 E: 0 K: 0 S: 8	H: 0 LOB: 0 BB: 0 P: 11	R: 0 E: 0 K: 0 S: 6	H: 0 LOB: 0 BB: 0 P: 10		1B: 5 2B: 2 3B: 0 HR: 0	SF: 1 SAC: 0 DP: 1 HBP: 0	WP: 0 PB: 0 SB: 1 CS: 1	PA: 37
<b>PITCHER</b>	IP WLS BF H R ER SO BB IBB HBP BLK WP HR S P ERA WHIP	7.0 L 31 7 4 0 4 2 0 0 0 0 0 0 66 94 0.00 1.286	1.0 3 0 0 0 0 0 0 0 0 0 0 0 8 11 0.00 0.000	1.0 3 0 0 0 0 0 0 0 0 0 0 0 6 10 0.00 0.000																	

Batter	1	2	3	4	5	6	7	8	9	AB	R	H	RBI	BB	SO	LOB	BOTTOM					
Delino DeShields, L OBP: 0.385, SLG: 0.500 (1, 4)										4	0	0	0	0	0	1	<b>St. Louis Cardinals @ Montreal Expos</b> Olympic Stadium, Montreal, QB Wed Apr 15 1992, 7:05 PM EDT Att: 10,095 - Dome - 70 F  livebaseballscores.com					
Bret Barberie, S OBP: 0.375, SLG: 0.393 (1, 5)										4	0	2	0	0	1	0						
Ivan Calderon, R OBP: 0.212, SLG: 0.375 (1, 7)										4	0	0	0	0	0	2						
Larry Walker, L OBP: 0.316, SLG: 0.528 (1, 9)										3	1	1	1	1	1	0						
Tim Wallach, R OBP: 0.342, SLG: 0.394 (1, 3)										4	1	2	0	0	0	1						
Marquis Grissom, R OBP: 0.297, SLG: 0.324 (1, 8)										3	0	0	0	0	0	2						
Darrin Fletcher, L OBP: 0.474, SLG: 0.467 (1, 2)										2	0	1	1	0	0	1						
Spike Owen, S OBP: 0.241, SLG: 0.222 (1, 6)										3	0	0	0	0	0	2						
Ken Hill, R Jeff Fassero, L Tom Foley, L Bill Landrum, R (8, 1)										1	0	0	0	0	0	0						
<b>Inning Stats</b>	R: 0 E: 0 K: 0 S: 7	H: 0 LOB: 0 BB: 0 P: 11	R: 0 E: 0 K: 0 S: 8	H: 0 LOB: 0 BB: 1 P: 15	R: 0 E: 0 K: 0 S: 6	H: 1 LOB: 1 BB: 0 P: 7	R: 0 E: 0 K: 0 S: 4	H: 1 LOB: 0 BB: 0 P: 5	R: 1 E: 0 K: 0 S: 7	H: 1 LOB: 1 BB: 0 P: 10	R: 0 E: 0 K: 0 S: 10	H: 1 LOB: 1 BB: 0 P: 16	R: 1 E: 0 K: 0 S: 13	H: 2 LOB: 1 BB: 0 P: 19	R: 0 E: 0 K: 1 S: 7	H: 0 LOB: 0 BB: 0 P: 12		R: 0 E: 0 K: 1 S: 7	H: 0 LOB: 0 BB: 0 P: 12	1B: 3 2B: 2 3B: 0 HR: 1	SF: 1 SAC: 1 DP: 2 HBP: 0	WP: 0 PB: 0 SB: 0 CS: 0
<b>PITCHER</b>	IP WLS BF H R ER SO BB IBB HBP BLK WP HR S P ERA WHIP	6.0 W 21 4 1 1 0 1 0 0 0 0 0 1 42 64 1.50 0.833	1.0 5 2 1 1 0 0 0 0 0 0 0 0 13 19 9.00 2.000	1.0 3 0 0 0 1 0 0 0 0 0 0 0 7 12 0.00 0.000	1.0 S 3 0 0 0 1 0 0 0 0 0 0 0 7 12 0.00 0.000																	



Batter	1	2	3	4	5	6	7	8	9	AB	R	H	RBI	BB	SO	LOB	TOP			
<b>Willie Randolph, R</b> OBP: 0.341, SLG: 0.395 (1, 4)										4	1	0	0	1	1	2	<b>New York Mets @ Montreal Expos</b> Olympic Stadium, Montreal, QB Fri Apr 17 1992, 7:05 PM EDT Att: 22,406 - Dome - 70 F			
<b>Dick Schofield, R</b> OBP: 0.500, SLG: 0.529 (1, 6)										3	3	2	1	1	0	0				
<b>Bobby Bonilla, S</b> OBP: 0.458, SLG: 0.526 <b>Dave Gallagher, R</b> OBP: 0.412, SLG: 0.455 (1, 9) (7, 9)										3	1	2	2	1	1	1				
<b>Howard Johnson, S</b> OBP: 0.250, SLG: 0.282 <b>Rodney McCray, R</b> (8, PR) (8, 8)										3	0	0	0	2	0	5				
<b>Eddie Murray, S</b> OBP: 0.364, SLG: 0.395 <b>Mackey Sasser, L</b> OBP: 0.273, SLG: 0.364 (1, 3) (8, PH) (8, 3)										4	0	1	3	0	1	3				
<b>Dave Magadan, L</b> OBP: 0.280, SLG: 0.182 <b>Chris Donnels, L</b> (1, 5) (7, 5)										4	1	2	0	0	1	1				
<b>Daryl Boston, L</b> OBP: 0.370, SLG: 0.455 (1, 7)										3	1	1	0	1	0	1				
<b>Charlie O'Brien, R</b> OBP: 0.350, SLG: 0.556 (1, 2)										5	2	2	2	0	0	2				
<b>David Cone, L</b> (1, 1)										4	1	0	0	0	3	3				
<b>Inning Stats</b>	R: 0 E: 0 K: 2 S: 13	H: 0 LOB: 1 BB: 0 P: 20	R: 0 E: 0 K: 0 S: 5	H: 1 LOB: 0 BB: 8 P: 8	R: 4 E: 0 K: 1 S: 20	H: 3 LOB: 1 BB: 2 P: 38	R: 0 E: 1 K: 1 S: 11	H: 0 LOB: 1 BB: 0 P: 14	R: 0 E: 0 K: 0 S: 10	H: 1 LOB: 1 BB: 0 P: 17	R: 0 E: 0 K: 0 S: 11	H: 0 LOB: 1 BB: 1 P: 22	R: 1 E: 0 K: 1 S: 16	H: 2 LOB: 2 BB: 1 P: 27	R: 0 E: 0 K: 1 S: 6	H: 1 LOB: 0 BB: 0 P: 8		1B: 6 2B: 5 3B: 0 HR: 0	SF: 1 SAC: 1 DP: 3 HBP: 2	WP: 2 PB: 0 SB: 2 CS: 0
<b>PITCHER</b>	IP WLS BF H R ER SO BB IBB HBP BLK WP HR S P ERA WHIP																			
<b>Dennis Martinez, R</b> ERA: 3.32 (1, 1)	5.0 L 23 5 4 4 4 5 2 0 1 0 0 1 0 59 97 7.20 1.400																			
<b>Doug Simons, L</b> ERA: 109.0 (6, 1)	0.1 5 2 4 4 0 0 0 0 1 0 0 0 0 10 17 108.00 6.000																			
<b>Bill Sampen, R</b> ERA: 4.15 (6, 1)	1.2 8 1 1 1 1 3 0 0 0 0 0 0 0 19 40 5.40 2.400																			
<b>Chris Haney, L</b> ERA: 3.86 (8, 1)	2.0 9 3 1 1 2 1 0 0 0 0 1 0 0 22 35 4.50 2.000																			

Batter	1	2	3	4	5	6	7	8	9	AB	R	H	RBI	BB	SO	LOB	BOTTOM					
<b>Delino DeShields, L</b> OBP: 0.386, SLG: 0.512 (1, 4)										5	1	2	0	0	1	1	<b>New York Mets @ Montreal Expos</b> Olympic Stadium, Montreal, QB Fri Apr 17 1992, 7:05 PM EDT Att: 22,406 - Dome - 70 F					
<b>Bret Barberie, S</b> OBP: 0.417, SLG: 0.379 (1, 5)										1	0	0	0	3	0	0						
<b>Ivan Calderon, R</b> OBP: 0.216, SLG: 0.361 <b>Rick Cerone, R</b> OBP: 0.333, SLG: 0.333 (1, 7) (9, 2)										4	1	1	1	0	0	4						
<b>Larry Walker, L</b> OBP: 0.310, SLG: 0.487 (1, 9)										3	0	0	0	1	0	2						
<b>Tim Wallach, R</b> OBP: 0.357, SLG: 0.432 (1, 3)										4	0	2	1	0	0	3						
<b>Marquis Grissom, R</b> OBP: 0.317, SLG: 0.351 (1, 8)										3	0	1	0	1	0	1						
<b>Darrin Fletcher, L</b> OBP: 0.409, SLG: 0.389 <b>John Vander Wal, L</b> OBP: 0.444, SLG: 0.286 (1, 2) (9, 7)										3	0	0	0	0	0	3						
<b>Spike Owen, S</b> OBP: 0.212, SLG: 0.194 (1, 6)										4	0	0	0	0	1	3						
<b>Dennis Martinez, R</b> <b>Eric Bullock, L</b> <b>Doug Simons, L</b> <b>Bill Sampen, R</b> <b>Tom Foley, L</b> <b>Chris Haney, L</b> <b>Archi Cianfrocco, R</b> (1, 1) (5, PH) (8, 1) (8, 1) (7, PH) (8, 1) (8, PH)										1	0	0	0	0	1	0						
<b>Inning Stats</b>	R: 0 E: 0 K: 0 S: 9	H: 1 LOB: 2 BB: 2 P: 21	R: 0 E: 0 K: 0 S: 9	H: 0 LOB: 0 BB: 0 P: 15	R: 1 E: 0 K: 1 S: 11	H: 1 LOB: 1 BB: 1 P: 20	R: 0 E: 0 K: 0 S: 8	H: 1 LOB: 1 BB: 1 P: 16	R: 0 E: 0 K: 0 S: 15	H: 0 LOB: 1 BB: 1 P: 26	R: 0 E: 0 K: 0 S: 5	H: 1 LOB: 1 BB: 0 P: 6	R: 0 E: 0 K: 0 S: 3	H: 0 LOB: 0 BB: 0 P: 4	R: 1 E: 0 K: 0 S: 10	H: 2 LOB: 1 BB: 0 P: 17		R: 0 E: 0 K: 2 S: 13	H: 1 LOB: 1 BB: 0 P: 20	1B: 4 2B: 3 3B: 0 HR: 0	SF: 0 SAC: 0 DP: 2 HBP: 0	WP: 1 PB: 1 SB: 0 CS: 0
<b>PITCHER</b>	IP WLS BF H R ER SO BB IBB HBP BLK WP HR S P ERA WHIP																					
<b>David Cone, R</b> ERA: 3.0 (1, 1)	9.0 W 37 7 2 2 3 5 0 0 0 0 1 0 0 83 145 2.00 1.333																					

AB	35
R	10
H	11
RBI	9
BB	6
SO	8
LOB	20






Batter	1	2	3	4	5	6	7	8	9	AB	R	H	RBI	BB	SO	LOB	TOP					
Junior Noboa, R OBP: 0.200, SLG: 0.143 (1,4)	F9		K		F8		G3			4	0	0	0	0	1	1	<p>New York Mets @ Montreal Expos</p> <p>Olympic Stadium, Montreal, QB</p> <p>Sat Apr 18 1992, 3:33 AM EDT</p> <p>Att: 14,847 - Dome - 70 F</p>					
Paul Gibson, R (7,1)										0	0	0	0	0	0	0						
Jeff Innis, R (7,1)										0	0	0	0	0	0	0						
Chris Donnels, L (8,5)										0	0	0	0	1	0	0						
Dick Schofield, R OBP: 0.440, SLG: 0.500 (1,6)	P5			K		BB	P4		K	5	1	1	0	0	2	2						
Bobby Bonilla, S OBP: 0.259, SLG: 0.548 Rodney McCray, R (9, PR)				G6-3		BB		K		4	1	2	1	1	1	0						
Howard Johnson, S OBP: 0.245, SLG: 0.256 (1,8)	F7			K		BB		L9		4	1	0	0	1	2	3						
Eddie Murray, S OBP: 0.396, SLG: 0.415 (1,3)		P4			PB	BB				3	1	2	2	1	0	0						
Daryl Boston, L OBP: 0.379, SLG: 0.435 Dave Gallagher, R OBP: 0.421, SLG: 0.462 (6,7)			K		G3	PB	FC5-4			1	1	0	0	1	1	0						
Dave Magadan, L OBP: 0.167 Willie Randolph, R OBP: 0.348, SLG: 0.385 (6,4)			F7		G3	BB				2	0	0	1	0	0	1						
Wally Whitehurst, R (8,1)								G3		1	0	0	0	1	0	2						
Charlie O'Brien, R OBP: 0.333, SLG: 0.526 Mackey Sasser, L OBP: 0.337, SLG: 0.462 (5, PH)					SF7					0	0	0	0	1	0	1						
Bret Saberhagen, R OBP: 0.250, SLG: 0.250 Bill Pecota, R OBP: 0.235, SLG: 0.219 (7, PH)			K							2	1	2	1	0	0	0						
Bret Saberhagen, R OBP: 0.250, SLG: 0.250 Bill Pecota, R OBP: 0.235, SLG: 0.219 (7, PH)			K				G6-3		G3-1	2	0	1	0	0	1	0						
										2	0	0	0	0	1	1						
<b>Inning Stats</b>	R: 0 E: 0 K: 0 S: 9	H: 1 LOB: 1 BB: 0 P: 14	R: 0 E: 0 K: 1 S: 8	H: 0 LOB: 0 BB: 0 P: 12	R: 0 E: 0 K: 3 S: 10	H: 0 LOB: 0 BB: 0 P: 16	R: 0 E: 0 K: 2 S: 8	H: 0 LOB: 0 BB: 0 P: 11	R: 2 E: 0 K: 0 S: 10	H: 1 LOB: 1 BB: 2 P: 24	R: 3 E: 0 K: 0 S: 10	H: 3 LOB: 3 BB: 3 P: 25	R: 0 E: 0 K: 0 S: 7	H: 0 LOB: 0 BB: 0 P: 12	R: 0 E: 0 K: 1 S: 12	H: 2 LOB: 2 BB: 0 P: 14	R: 1 E: 0 K: 2 S: 15	H: 2 LOB: 2 BB: 1 P: 25	1B: 7 2B: 2 3B: 0 HR: 0	SF: 1 SAC: 0 DP: 0 HBP: 0	WP: 0 PB: 1 SB: 0 CS: 0	PA: 40
<b>PITCHER</b>	IP WLS BF H R ER SO BB IBB HBP BLK WP HR S P ERA WHIP																					
Mark Gardner, R ERA: 4.5 (1,1)	5.0 21 3 4 4 6 3 0 0 0 0 0 0 49 87 7.20 1.200																					
Jeff Fassero, L ERA: 2.45 (6,1)	2.0 8 2 1 1 0 2 0 0 0 0 0 0 13 27 4.50 2.000																					
Bill Landrum, R ERA: (8,1)	1.0 W 5 2 0 0 1 0 0 0 0 0 0 0 12 14 0.00 2.000																					
John Wetteland, R ERA: 3.86 (9,1)	1.0 S 6 2 1 1 2 1 0 0 0 0 0 0 15 25 9.00 3.000																					

AB	33
R	6
H	9
RBI	6
BB	6
SO	9
LOB	11



Batter	1	2	3	4	5	6	7	8	9	AB	R	H	RBI	BB	SO	LOB	BOTTOM	
Delino DeShields, L OBP: 0.375, SLG: 0.489 (1,4)	1B		P5	K			K			4	0	1	0	0	2	2	<p>New York Mets @ Montreal Expos</p> <p>Olympic Stadium, Montreal, QB</p> <p>Sat Apr 18 1992, 3:33 AM EDT</p> <p>Att: 14,847 - Dome - 70 F</p>	
Bret Barberie, S OBP: 0.400, SLG: 0.364 (1,5)			K		F7		F8			4	0	1	0	0	1	2		
Ivan Calderon, R OBP: 0.220, SLG: 0.375 (1,7)	L4-3				G6-3			F8		4	1	1	1	0	0	2		
Larry Walker, L OBP: 0.326, SLG: 0.488 (1,9)	K				K					4	2	2	1	0	2	1		
Tim Wallach, R OBP: 0.391, SLG: 0.475 (1,3)										3	2	2	2	1	1	0		
Marquis Grissom, R OBP: 0.333, SLG: 0.439 (1,8)										4	1	2	2	0	0	1		
Darrin Fletcher, L OBP: 0.360, SLG: 0.333 Rick Cerone, R OBP: 0.250, SLG: 0.250 (7,2)										3	0	0	0	0	1	2		
Tom Foley, L OBP: 0.111, SLG: 0.111 Moises Alou, R OBP: 0.500, SLG: 1.000 Bill Landrum, R (8,1)										2	0	0	0	0	1	1		
John Vander Wal, L OBP: 0.250, SLG: 0.250 John Wetteland, R (9,1)										1	0	0	0	0	0	0		
Mark Gardner, R OBP: 0.200, SLG: 0.200 Jeff Fassero, L (6,1)										2	1	1	0	0	1	0		
Spike Owen, S OBP: 0.206, SLG: 0.188 (7, PH)										1	0	0	0	0	0	1		
<b>Inning Stats</b>	R: 0 E: 0 K: 1 S: 8	H: 2 LOB: 1 BB: 0 P: 11	R: 0 E: 0 K: 2 S: 15	H: 0 LOB: 1 BB: 1 P: 24	R: 5 E: 0 K: 1 S: 19	H: 5 LOB: 0 BB: 0 P: 29	R: 0 E: 0 K: 2 S: 10	H: 0 LOB: 0 BB: 0 P: 14	R: 0 E: 1 K: 1 S: 7	H: 0 LOB: 0 BB: 0 P: 8	R: 0 E: 0 K: 1 S: 9	H: 1 LOB: 1 BB: 0 P: 14	R: 3 E: 1 K: 0 S: 15	H: 3 LOB: 1 BB: 0 P: 22	1B: 7 2B: 4 3B: 0 HR: 1	SF: 0 SAC: 1 DP: 2 HBP: 0	WP: 0 PB: 0 SB: 0 CS: 0	PA: 36
<b>PITCHER</b>	IP WLS BF H R ER SO BB IBB HBP BLK WP HR S P ERA WHIP																	
Bret Saberhagen, R ERA: 13.75 (1,1)	6.0 1 1 0 0 0 0 0 0 0 0 0 0 69 99 7.50 1.333																	
Paul Gibson, L ERA: 12.71 (7,1)	0.0 1 1 0 0 0 0 0 0 0 0 0 0 2 4 - - -																	
Jeff Innis, R ERA: 4.26 (7,1)	1.1 L 7 3 3 2 1 0 0 0 0 0 0 0 15 22 13.50 2.250																	
Wally Whitehurst, R ERA: 1.13 (8,1)	0.2 3 0 0 0 0 0 0 0 0 0 0 0 7 10 0.00 0.000																	

AB	34
R	8
H	11
RBI	7
BB	1
SO	9
LOB	13









Batter	1	2	3	4	5	6	7	8	9	AB	R	H	RBI	BB	SO	LOB	TOP					
Kirk Gibson, L OBP: 0.276, SLG: 0.333										5	2	4	0	1	0		<b>Pittsburgh Pirates @ Montreal Expos</b> Olympic Stadium, Montreal, QB Mon Apr 20 1992, 3:33 AM EDT Att: 12,351 - Dome - 70 F					
Jay Bell, R OBP: 0.407, SLG: 0.262										4	1	1	0	0	0							
Andy Van Slyke, L OBP: 0.375, SLG: 0.293 Stan Belinda, R										4	1	2	1	1	1	0						
Barry Bonds, L OBP: 0.435, SLG: 0.811 Lloyd McClendon, R OBP: 0.092, SLG: 1.200										5	2	2	3	0	0	2						
Orlando Merced, S OBP: 0.313, SLG: 0.154										4	1	1	0	1	1	2						
Steve Buechele, R OBP: 0.348, SLG: 0.405										5	1	1	1	0	0	2						
Michael LaValliere, L OBP: 0.464, SLG: 0.660										5	1	3	1	0	0	1						
Jose Lind, R OBP: 0.220, SLG: 0.237										4	1	1	1	0	0	2						
Randy Tomlin, L Dennis Lamp, R Gary Varsho, L OBP: 0.444, SLG: 1.000										3	0	0	0	0	0	2						
<b>Inning Stats</b>	R: 0 E: 0 K: 1 S: 7	H: 0 LOB: 1 BB: 1 P: 14	R: 0 E: 0 K: 1 S: 9	H: 0 LOB: 0 BB: 0 P: 14	R: 0 E: 0 K: 1 S: 9	H: 0 LOB: 0 BB: 0 P: 14	R: 0 E: 0 K: 1 S: 7	H: 0 LOB: 0 BB: 0 P: 10	R: 1 E: 0 K: 0 S: 13	H: 2 LOB: 1 BB: 0 P: 20	R: 1 E: 0 K: 0 S: 8	H: 2 LOB: 1 BB: 0 P: 10	R: 0 E: 0 K: 0 S: 13	H: 1 LOB: 1 BB: 0 P: 21	R: 0 E: 0 K: 0 S: 8	H: 0 LOB: 0 BB: 0 P: 12		R: 9 E: 0 K: 0 S: 26	H: 8 LOB: 1 BB: 2 P: 53	1B: 9 2B: 1 3B: 1 HR: 2	SF: 0 SAC: 1 DP: 0 HBP: 0	WP: 0 PB: 0 SB: 1 CS: 0
<b>PITCHER</b>	IP WLS BF H R ER SO BB IBB HBP BLK WP HR S P ERA WHIP																					
Ken Hill, R ERA: 0.78	(1, 1) 7.0 L 27 5 2 2 3 1 0 0 0 0 0 66 103 2.57 0.857																					
Bill Landrum, R ERA: 6.14	(8, 1) 1.1 9 4 5 5 0 1 0 0 0 0 0 17 31 33.75 3.750																					
Bill Sampen, R ERA: 6.35	(9, 1) 0.2 7 4 4 4 0 1 0 0 0 0 0 2 17 34 54.00 7.500																					

AB 39  
R 11  
H 13  
RBI 11  
BB 3  
SO 3  
LOB 11



Batter	1	2	3	4	5	6	7	8	9	AB	R	H	RBI	BB	SO	LOB	BOTTOM					
Delino DeShields, L OBP: 0.362, SLG: 0.481										4	0	1	0	1	1	2	<b>Pittsburgh Pirates @ Montreal Expos</b> Olympic Stadium, Montreal, QB Mon Apr 20 1992, 3:33 AM EDT Att: 12,351 - Dome - 70 F					
Bret Barberie, S OBP: 0.422, SLG: 0.361										3	0	1	0	0	0	0						
Archi Cianfrocco, R OBP: 0.296, SLG: 0.231 Ivan Calderon, R OBP: 0.213, SLG: 0.370										2	0	0	0	1	1	2						
Larry Walker, L OBP: 0.333, SLG: 0.449										3	0	0	0	0	1	3						
Tim Wallach, R OBP: 0.407, SLG: 0.455										2	0	1	0	1	0	0						
Marquis Grissom, R OBP: 0.302, SLG: 0.449										4	0	0	0	0	0	5						
Gary Carter, R OBP: 0.333, SLG: 0.350										4	0	1	0	0	1	1						
Spike Owen, S OBP: 0.233, SLG: 0.162										2	0	0	0	2	0	2						
Ken Hill, R Moises Alou, R OBP: 0.687, SLG: 1.000 Bill Landrum, R Stan Belinda, R										1	0	0	0	0	0	0						
John Vander Wal, L OBP: 0.333, SLG: 0.200										1	1	1	0	0	0	0						
<b>Inning Stats</b>	R: 0 E: 0 K: 1 S: 8	H: 0 LOB: 3 BB: 2 P: 21	R: 0 E: 0 K: 0 S: 6	H: 0 LOB: 1 BB: 1 P: 12	R: 0 E: 0 K: 1 S: 11	H: 0 LOB: 0 BB: 0 P: 14	R: 0 E: 0 K: 0 S: 13	H: 2 LOB: 1 BB: 0 P: 15	R: 0 E: 0 K: 1 S: 10	H: 2 LOB: 2 BB: 0 P: 17	R: 0 E: 0 K: 1 S: 7	H: 0 LOB: 1 BB: 0 P: 15	R: 1 E: 0 K: 0 S: 5	H: 1 LOB: 1 BB: 1 P: 12	R: 0 E: 0 K: 0 S: 7	H: 0 LOB: 0 BB: 0 P: 9	R: 0 E: 0 K: 1 S: 6	H: 0 LOB: 0 BB: 1 P: 12	1B: 5 2B: 0 3B: 0 HR: 0	SF: 0 SAC: 2 DP: 2 HBP: 2	WP: 0 PB: 0 SB: 3 CS: 0	PA: 37
<b>PITCHER</b>	IP WLS BF H R ER SO BB IBB HBP BLK WP HR S P ERA WHIP																					
Randy Tomlin, L ERA: 2.37	(1, 1) 6.1 W 29 5 1 1 4 4 0 2 0 0 0 9 102 1.42 1.421																					
Dennis Lamp, R ERA:	(7, 1) 1.2 5 0 0 0 0 0 0 0 0 0 0 9 13 0.00 0.000																					
Stan Belinda, R ERA:	(9, 1) 1.0 3 0 0 0 0 1 1 0 0 0 0 6 12 0.00 1.000																					

AB 28  
R 1  
H 5  
RBI 1  
BB 5  
SO 5  
LOB 17





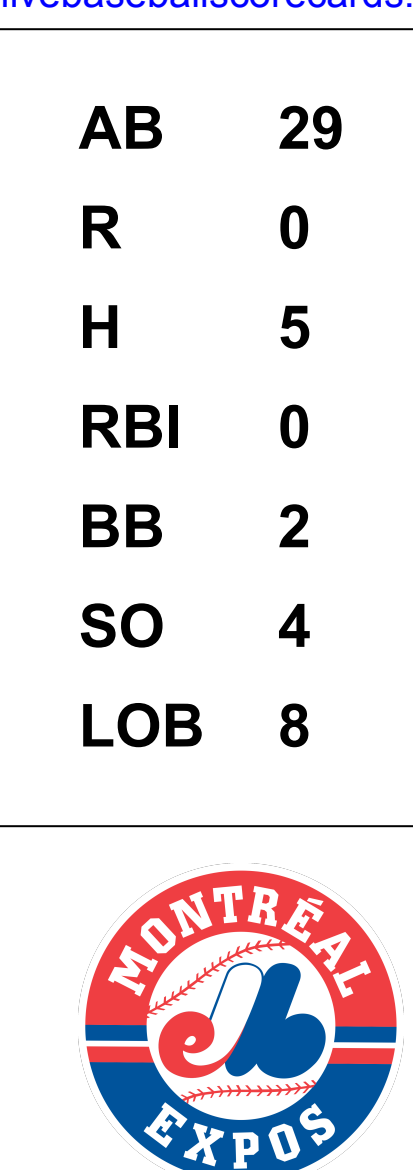




Batter	1	2	3	4	5	6	7	8	9	AB	R	H	RBI	BB	SO	LOB	TOP											
<b>Kirk Gibson, L</b> OBP: 0.303, SLG: 0.452	2-0 		0-0 			0-1 		2-1 		4	1	2	1	0	0	0	<b>Pittsburgh Pirates @ Montreal Expos</b> <b>Olympic Stadium, Montreal, QB</b> Wed Apr 22 1992, 7:05 PM EDT Att. 8,421 - Dome - 70 F											
<b>Jay Bell, R</b> OBP: 0.413, SLG: 0.286	1-1 		0-2 			1-1 		1-2 		4	0	0	0	0	0	1												
<b>Andy Van Slyke, L</b> OBP: 0.386, SLG: 0.367	0-0 			3-3 		2-1 			3-1 	4	1	1	0	0	1	0												
<b>Barry Bonds, L</b> OBP: 0.418, SLG: 0.778	1-2 			0-0 			3-2 		0-1 	4	0	0	0	0	0	1												
<b>Orlando Merced, S</b> OBP: 0.333, SLG: 0.143		1-0 		4-0 		4-2 		0-3 		2	0	0	0	2	1	1												
<b>Steve Buechele, R</b> OBP: 0.345, SLG: 0.367		1-2 		2-3 		0-0 		2-2 		4	0	1	1	0	1	2												
<b>Michael LaValliere, L</b> OBP: 0.452, SLG: 0.556		3-2 			1-3 		4-1 			2	0	0	0	1	1	0												
<b>Jose Lind, R</b> OBP: 0.208, SLG: 0.222			0-1 		0-1 		3-2 			3	0	0	0	0	0	2												
<b>Doug Drabek, R</b> OBP: 0.111, SLG: 0.111			2-2 		2-2 			2-2 		3	0	0	0	0	0	0												
<b>Inning Stats</b>	R: 1 E: 0 K: 0 S: 8	H: 1 LOB: 0 BB: 0 P: 12	R: 0 E: 0 K: 0 S: 8	H: 0 LOB: 0 BB: 0 P: 13	R: 0 E: 0 K: 0 S: 9	H: 1 LOB: 1 BB: 0 P: 11	R: 0 E: 0 K: 2 S: 13	H: 0 LOB: 1 BB: 1 P: 22	R: 0 E: 0 K: 1 S: 8	H: 0 LOB: 0 BB: 0 P: 11	R: 0 E: 0 K: 0 S: 6	H: 0 LOB: 0 BB: 2 P: 9	R: 0 E: 0 K: 0 S: 13	H: 0 LOB: 2 BB: 2 P: 26	R: 0 E: 0 K: 0 S: 9	H: 0 LOB: 0 BB: 0 P: 14		R: 1 E: 0 K: 1 S: 11	H: 2 LOB: 1 BB: 0 P: 16	1B: 3 2B: 0 3B: 0 HR: 1	SF: 0 SAC: 0 DP: 0 HBP: 0	WP: 0 PB: 0 SB: 0 CS: 1	PA: 33					
<b>PITCHER</b>	IP	WLS	BF	H	R	ER	SO	BB	IBB	HBP	BLK	WP	HR	S	P	ERA	WHIP											
<b>Dennis Martinez, R</b> ERA: 2.67	(1, 1)	8.0	L	29	2	1	1	3	2	1	0	0	0	1	74	118	1.12	0.500										
<b>Mel Rojas, R</b> ERA: 3.0	(9, 1)	1.0		4	2	1	1	1	0	0	0	0	0	0	11	16	9.00	2.000										

Batter	1	2	3	4	5	6	7	8	9	AB	R	H	RBI	BB	SO	LOB	BOTTOM											
<b>Delino DeShields, L</b> OBP: 0.321, SLG: 0.435	1-3 		2-2 			0-3 		2-3 		4	0	1	0	0	3	1	<b>Pittsburgh Pirates @ Montreal Expos</b> <b>Olympic Stadium, Montreal, QB</b> Wed Apr 22 1992, 7:05 PM EDT Att. 8,421 - Dome - 70 F											
<b>Bret Barberie, S</b> OBP: 0.426, SLG: 0.333	4-2 		4-0 			1-2 			1-0 	2	0	0	0	2	0	0												
<b>Ivan Calderon, R</b> OBP: 0.196, SLG: 0.382	1-2 		3-2 			1-2 			1-3 	4	0	0	0	0	1	2												
<b>Larry Walker, L</b> OBP: 0.333, SLG: 0.411	1-0 			2-2 		1-1 			1-1 	3	0	1	0	0	0	0												
<b>Tim Wallach, R</b> OBP: 0.413, SLG: 0.500	2-2 			0-0 			0-0 		1-1 	4	0	1	0	0	0	2												
<b>Eric Bullock, L</b> (9, PR)									1-2 	0	0	0	0	0	0	0												
<b>Marquis Grissom, R</b> OBP: 0.306, SLG: 0.439		0-0 		2-1 		2-0 			2-2 	4	0	1	0	0	0	2												
<b>Darrin Fletcher, L</b> OBP: 0.321, SLG: 0.292		3-1 			2-1 		2-2 			3	0	0	0	0	0	1												
<b>Tom Foley, L</b> OBP: 0.154, SLG: 0.154		1-1 			1-0 			1-2 		3	0	1	0	0	0	0												
<b>Dennis Martinez, R</b> (1, 1)			2-1 		0-0 			2-2 		1	0	0	0	0	0	0												
<b>John Vander Wal, L</b> OBP: 0.288, SLG: 0.167										1	0	0	0	0	0	0												
<b>Mel Rojas, R</b> (9, 1)										0	0	0	0	0	0	0												
<b>Inning Stats</b>	R: 0 E: 0 K: 1 S: 20	H: 0 LOB: 2 BB: 1 P: 29	R: 0 E: 0 K: 0 S: 5	H: 1 LOB: 0 BB: 0 P: 9	R: 0 E: 0 K: 0 S: 10	H: 1 LOB: 1 BB: 1 P: 20	R: 0 E: 0 K: 0 S: 6	H: 0 LOB: 0 BB: 0 P: 10	R: 0 E: 0 K: 1 S: 7	H: 1 LOB: 1 BB: 0 P: 10	R: 0 E: 0 K: 0 S: 8	H: 0 LOB: 0 BB: 0 P: 11	R: 0 E: 0 K: 0 S: 5	H: 0 LOB: 0 BB: 0 P: 9	R: 0 E: 0 K: 1 S: 9	H: 0 LOB: 0 BB: 0 P: 14	R: 0 E: 0 K: 1 S: 11	H: 2 LOB: 2 BB: 0 P: 17	1B: 5 2B: 0 3B: 0 HR: 0	SF: 0 SAC: 1 DP: 0 HBP: 1	WP: 0 PB: 0 SB: 1 CS: 1	PA: 33						
<b>PITCHER</b>	IP	WLS	BF	H	R	ER	SO	BB	IBB	HBP	BLK	WP	HR	S	P	ERA	WHIP											
<b>Doug Drabek, R</b> ERA: 2.4	(1, 1)	9.0	W	33	5	0	0	4	2	0	1	0	0	0	81	129	0.00	0.778										

AB	30
R	2
H	4
RBI	2
BB	3
SO	4
LOB	7





Batter	1	2	3	4	5	6	7	8	9	AB	R	H	RBI	BB	SO	LOB	TOP			
<b>Kirk Gibson, L</b> OBP: 0.270, SLG: 0.400 (1, 9)										4	0	0	0	0	2	1				
<b>Jay Bell, R</b> OBP: 0.403, SLG: 0.283 (1, 6)										4	1	1	0	0	0	0				
<b>Andy Van Slyke, L</b> OBP: 0.393, SLG: 0.396 (1, 8)										4	1	2	1	0	2	0				
<b>Cecil Espy, S</b> OBP: 0.588, SLG: 0.938 (1, 7)										4	1	1	0	0	1	2				
<b>Orlando Merced, S</b> OBP: 0.350, SLG: 0.200 (1, 3)										2	0	1	2	0	0	1				
<b>Steve Buechele, R</b> OBP: 0.339, SLG: 0.358 (1, 5)										4	0	1	0	0	1	2				
<b>Michael LaValliere, L</b> OBP: 0.412, SLG: 0.550 (7, 1)										3	0	0	0	0	0	1	AB 31			
<b>Gary Varsho, L</b> OBP: 0.364, SLG: 0.800 (9, PH)										0	0	0	0	0	0	1	R 3			
<b>Jose Lind, R</b> OBP: 0.216, SLG: 0.229 (1, 4)										3	0	1	0	0	0	1	H 7			
<b>Zane Smith, L</b> OBP: 0.100, SLG: 0.200 (6, 1)										1	0	0	0	0	0	1	RBI 3			
<b>Don Slaught, R</b> (7, 2)										0	0	0	0	0	0	0	BB 0			
<b>Inning Stats</b>	R: 0 E: 0 K: 2 S: 10	H: 0 LOB: 0 BB: 0 P: 16	R: 0 E: 0 K: 0 S: 6	H: 0 LOB: 0 BB: 0 P: 12	R: 0 E: 0 K: 0 S: 7	H: 1 LOB: 1 BB: 0 P: 10	R: 0 E: 0 K: 0 S: 13	H: 1 LOB: 1 BB: 0 P: 20	R: 0 E: 0 K: 0 S: 5	H: 0 LOB: 0 BB: 0 P: 8	R: 1 E: 0 K: 0 S: 11	H: 1 LOB: 0 BB: 0 P: 14	R: 0 E: 0 K: 1 S: 8	H: 0 LOB: 0 BB: 0 P: 9	R: 2 E: 0 K: 2 S: 18	H: 3 LOB: 1 BB: 0 P: 28	1B: 4 2B: 2 3B: 1 HR: 0	SF: 1 SAC: 1 DP: 0 HBP: 1	WP: 0 PA: 34 PB: 0 SB: 0 CS: 1	
<b>PITCHER</b>	IP	WLS	BF	H	R	ER	SO	BB	IBB	HBP	BLK	WP	HR	S	P	ERA	WHIP			
<b>Mark Gardner, R</b> ERA: 4.07	8.1	W	32	7	3	3	5	0	0	1	0	0	0	78	116	3.24	0.840			
<b>John Wetteland, R</b> ERA: 2.84	0.2	S	2	0	0	0	1	0	0	0	0	0	0	6	9	0.00	0.000			

Pittsburgh Pirates @ Montreal Expos  
Olympic Stadium, Montreal, QB  
Thu Apr 23 1992, 3:33 AM EDT  
Att. 5,806 - Dome - 70 F

AB	31
R	3
H	7
RBI	3
BB	0
SO	6
LOB	10



Batter	1	2	3	4	5	6	7	8	9	AB	R	H	RBI	BB	SO	LOB	BOTTOM			
<b>Marquis Grissom, R</b> OBP: 0.328, SLG: 0.459 (1, 8)										4	2	2	0	1	0	1				
<b>Spike Owen, S</b> OBP: 0.269, SLG: 0.267 (1, 6)										5	2	2	2	0	0	2				
<b>Ivan Calderon, R</b> OBP: 0.217, SLG: 0.407 (1, 7)										4	1	2	0	0	4					
<b>Larry Walker, L</b> OBP: 0.313, SLG: 0.383 (1, 9)										4	0	0	1	0	0	6				
<b>Tim Wallach, R</b> OBP: 0.388, SLG: 0.473 (1, 3)										3	0	0	1	0	0	1				
<b>Gary Carter, R</b> OBP: 0.308, SLG: 0.320 (1, 2)										4	0	1	0	0	0	0				
<b>Bret Barberie, S</b> OBP: 0.414, SLG: 0.326 (1, 5)										4	0	1	0	0	1	2	AB 35			
<b>Tom Foley, L</b> OBP: 0.176, SLG: 0.176 (1, 4)										4	1	1	0	0	1	1	R 6			
<b>Mark Gardner, R</b> OBP: 0.250, SLG: 0.250 (9, 1)										3	0	1	0	0	1	1	H 10			
<b>Inning Stats</b>	R: 2 E: 3 K: 1 S: 20	H: 2 LOB: 2 BB: 0 P: 27	R: 0 E: 0 K: 1 S: 9	H: 3 LOB: 3 BB: 0 P: 14	R: 0 E: 0 K: 0 S: 11	H: 0 LOB: 0 BB: 0 P: 16	R: 0 E: 0 K: 0 S: 13	H: 1 LOB: 1 BB: 0 P: 18	R: 1 E: 0 K: 0 S: 12	H: 1 LOB: 0 BB: 0 P: 17	R: 3 E: 1 K: 1 S: 14	H: 3 LOB: 1 BB: 1 P: 25	R: 0 E: 0 K: 0 S: 7	H: 0 LOB: 0 BB: 0 P: 12	R: 0 E: 1 K: 0 S: 10	H: 0 LOB: 1 BB: 0 P: 16	1B: 7 2B: 3 3B: 0 HR: 0	SF: 1 SAC: 1 DP: 0 HBP: 0	WP: 0 PA: 38 PB: 0 SB: 1 CS: 0	
<b>PITCHER</b>	IP	WLS	BF	H	R	ER	SO	BB	IBB	HBP	BLK	WP	HR	S	P	ERA	WHIP			
<b>Zane Smith, L</b> ERA: 2.7	5.2	L	29	9	6	3	3	1	0	0	0	0	0	74	109	4.76	1.765			
<b>Dennis Lamp, R</b> ERA:	0.1		2	1	0	0	0	0	0	0	0	0	0	5	8	0.00	3.000			
<b>Jerry Don Gleaton, L</b> ERA: 3.86	2.0		7	0	0	0	0	0	0	0	0	0	0	17	28	0.00	0.000			

Pittsburgh Pirates @ Montreal Expos  
Olympic Stadium, Montreal, QB  
Thu Apr 23 1992, 3:33 AM EDT  
Att. 5,806 - Dome - 70 F

AB	35
R	6
H	10
RBI	4
BB	1
SO	3
LOB	18





Batter	1	2	3	4	5	6	7	8	9	AB	R	H	RBI	BB	SO	LOB	TOP			
Marquis Grissom, R OBP: 0.324, SLG: 0.446	G6-3				G5-3		FC6-4			4	0	1	1	0	0	1	<b>Montreal Expos @ St. Louis Cardinals</b> Busch Stadium, St. Louis, MO Fri Apr 24 1992, 7:05 PM CDT Att: 23,187 - Cloudy - 56 F			
Bret Barberie, S OBP: 0.419, SLG: 0.360	G1-3	CS						L7		4	0	2	0	0	0	0				
Ivan Calderon, R OBP: 0.219, SLG: 0.397				P4						4	1	1	0	0	1	2				
Larry Walker, L OBP: 0.310, SLG: 0.391										4	0	1	1	0	1	1				
Tim Wallach, R OBP: 0.366, SLG: 0.441										4	0	0	0	0	2	2				
Darin Fletcher, L OBP: 0.290, SLG: 0.259										3	0	0	0	0	1	0				
Rick Cerone, R OBP: 0.400, SLG: 0.700										1	0	0	0	0	0	0				
Delino DeShields, L OBP: 0.352, SLG: 0.431										3	1	1	0	1	0	0				
John Wetteland, R										0	0	0	0	0	0	0				
Spike Owen, S OBP: 0.286, SLG: 0.306										4	1	2	1	0	1	1				
Chris Nabholz, L										2	0	0	0	0	0	1				
Bill Sampen, R										0	0	0	0	0	0	0				
John Vander Wal, L										1	0	0	0	0	0	1				
Jeff Fassero, L										0	0	0	0	0	0	0				
Bill Landrum, R										0	0	0	0	0	0	0				
Tom Foley, L OBP: 0.176, SLG: 0.176										0	0	0	0	0	0	0				
<b>Inning Stats</b>	R: 1 E: 0 K: 1 S: 12	H: 2 LOB: 1 BB: 0 P: 17	R: 2 E: 0 K: 0 S: 10	H: 3 LOB: 0 BB: 0 P: 19	R: 0 E: 0 K: 2 S: 11	H: 1 LOB: 1 BB: 0 P: 19	R: 0 E: 0 K: 0 S: 7	H: 0 LOB: 0 BB: 0 P: 9	R: 0 E: 0 K: 1 S: 6	H: 0 LOB: 0 BB: 0 P: 9	R: 0 E: 0 K: 0 S: 8	H: 1 LOB: 1 BB: 0 P: 14	R: 0 E: 0 K: 1 S: 10	H: 0 LOB: 0 BB: 0 P: 14	R: 0 E: 0 K: 1 S: 8	H: 0 LOB: 1 BB: 1 P: 15	1B: 5 2B: 3 3B: 0 HR: 0	SF: 0 SAC: 0 DP: 0 HBP: 0	WP: 0 PB: 1 SB: 0 CS: 1	PA: 36
<b>PITCHER</b> Omar Olivares, R ERA: 4.34	IP: 9.0 WLS: W BF: 35 H: 8 R: 3 ER: 3 SO: 6 BB: 1 IBB: 0 HBP: 0 BLK: 0 WP: 0 HR: 0 S: 78 P: 127 ERA: 3.00 WHIP: 1.000																			

AB	34
R	3
H	8
RBI	3
BB	1
SO	6
LOB	9



Batter	1	2	3	4	5	6	7	8	9	AB	R	H	RBI	BB	SO	LOB	BOTTOM					
Ray Lankford, L OBP: 0.446, SLG: 0.433	G5-3									5	2	3	1	0	2	0	<b>Montreal Expos @ St. Louis Cardinals</b> Busch Stadium, St. Louis, MO Fri Apr 24 1992, 7:05 PM CDT Att: 23,187 - Cloudy - 56 F					
Ozzie Smith, S OBP: 0.364, SLG: 0.308										4	0	1	1	1	1	1						
Todd Zeile, R OBP: 0.379, SLG: 0.538										3	0	1	0	1	0	1						
Pedro Guerrero, R OBP: 0.290, SLG: 0.351										3	0	2	1	1	1	3						
Tim Jones, L OBP: 0.206, SLG: 0.182										0	0	0	0	0	0	0						
Brian Jordan, R OBP: 0.241, SLG: 0.351										4	1	0	0	0	2	7						
Rex Hudler, R OBP: 0.235, SLG: 0.529										3	0	1	0	0	1	1						
Gerald Perry, L OBP: 0.214, SLG: 0.308										1	0	0	0	0	0	2						
Bernard Gilkey, R OBP: 0.419, SLG: 0.429										4	0	1	0	0	0	1						
Tom Pagnozzi, R OBP: 0.273, SLG: 0.400										4	0	0	0	0	1	2						
Omar Olivares, R OBP: 0.364, SLG: 0.300										3	0	0	0	0	1	1						
Milt Thompson, L OBP: 0.275, SLG: 0.436										1	1	1	0	0	0	0						
<b>Inning Stats</b>	R: 1 E: 0 K: 2 S: 14	H: 2 LOB: 1 BB: 0 P: 21	R: 0 E: 0 K: 2 S: 11	H: 1 LOB: 1 BB: 0 P: 17	R: 0 E: 0 K: 1 S: 6	H: 0 LOB: 0 BB: 0 P: 8	R: 1 E: 1 K: 1 S: 11	H: 1 LOB: 1 BB: 1 P: 20	R: 0 E: 0 K: 1 S: 12	H: 1 LOB: 3 BB: 2 P: 24	R: 0 E: 0 K: 0 S: 8	H: 0 LOB: 0 BB: 0 P: 12	R: 0 E: 0 K: 1 S: 6	H: 0 LOB: 0 BB: 0 P: 9	R: 0 E: 0 K: 1 S: 8	H: 2 LOB: 2 BB: 0 P: 13	R: 2 E: 0 K: 0 S: 8	H: 3 LOB: 1 BB: 0 P: 17	1B: 9 2B: 2 3B: 0 HR: 0	SF: 0 SAC: 0 DP: 1 HBP: 0	WP: 0 PB: 0 SB: 5 CS: 0	PA: 38
<b>PITCHER</b> Chris Nabholz, L ERA: 2.38	IP: 4.1 WLS: 5 BF: 21 H: 5 R: 2 ER: 1 SO: 6 BB: 3 IBB: 0 HBP: 0 BLK: 0 WP: 0 HR: 0 S: 49 P: 84 ERA: 2.08 WHIP: 1.846																					
Bill Sampen, R ERA: 5.54	1.2	5	0	0	1	0	0	0	0	0	0	13	18	0.00	0.000							
Jeff Fassero, L ERA: 5.73	1.0	3	0	0	1	0	0	0	0	0	0	6	9	0.00	0.000							
Bill Landrum, R ERA: 5.4	1.0	4	2	0	1	0	0	0	0	0	0	8	13	0.00	2.000							
John Wetteland, R ERA: 5.14	0.2	L	5	3	2	2	0	0	0	0	0	8	17	27.00	4.500							





Batter	1	2	3	4	5	6	7	8	9	10	11	12	13	14	15	16	17	AB	R	H	RBI	BB	SO	LOB	TOP			
<b>Marcus Grissom, R</b> <small>(1, 4)            C: 0.316, SLG: 0.425</small>																		8	0	2	0	0	0	4				
<b>Bret Barberie, S</b> <small>(1, 5)            C: 0.362, SLG: 0.321</small>																		6	0	0	0	0	0	3				
<b>Gary Carter, R</b> <small>(14, PH)            C: 0.333, SLG: 0.320</small>																			7	0	0	0	1	4				
<b>Delino DeShields, L</b> <small>(1, 4)            C: 0.326, SLG: 0.389</small>																			7	0	1	0	1	2	1			
<b>Larry Walker, L</b> <small>(1, 9)            C: 0.304, SLG: 0.366</small>																			7	0	1	0	1	2	1			
<b>Tim Lincecum, R</b> <small>(1, 3)            C: 0.354, SLG: 0.400</small>																			6	0	0	0	2	1	1			
<b>John Vander Wal, L</b> <small>(1, 7)            C: 0.318, SLG: 0.222</small>																			5	1	1	0	2	1	3			
<b>Darin Fletcher, L</b> <small>(1, 2)            C: 0.270, SLG: 0.242</small>																			6	0	1	1	0	2	6			
<b>Rick Cerone, R</b> <small>(15, PH)            C: 0.364, SLG: 0.630</small>																			1	0	0	0	0	0	1			
<b>Spike Owen, S</b> <small>(1, 6)            C: 0.280, SLG: 0.302</small>																			4	0	1	0	1	0	0			
<b>Eric Bullock, L</b> <small>(12, PH)            C: 0.313, SLG: 0.387</small>																			2	0	1	0	0	0	2			
<b>Ken Hill, R</b> <small>(8, PH)            C: 0.322, SLG: 0.370</small>																			2	0	0	0	0	0	1			
<b>Moises Alou, R</b> <small>(8, PH)            C: 0.322, SLG: 0.370</small>																			2	0	0	0	0	0	1			
<b>Bill Landrum, R</b> <small>(8, PH)            C: 0.322, SLG: 0.370</small>																			2	0	0	0	0	0	1			
<b>Jeff Fassero, L</b> <small>(16, PH)            C: 0.322, SLG: 0.370</small>																			2	0	0	0	0	0	1			
<b>Tom Faby, L</b> <small>(12, PH)            C: 0.322, SLG: 0.370</small>																			2	0	0	0	0	0	1			
<b>Tom Faby, L</b> <small>(12, PH)            C: 0.322, SLG: 0.370</small>																			2	0	0	0	0	0	1			
<b>Inning Stats</b>	R: 0 E: 0 K: 1 S: 8	H: 0 LOB: 0 BB: 0 P: 13	R: 1 E: 0 K: 1 S: 12	H: 3 LOB: 2 BB: 0 P: 17	R: 0 E: 0 K: 1 S: 5	H: 0 LOB: 0 BB: 0 P: 9	R: 0 E: 0 K: 0 S: 5	H: 0 LOB: 0 BB: 0 P: 9	R: 0 E: 0 K: 0 S: 5	H: 1 LOB: 1 BB: 0 P: 14	R: 0 E: 0 K: 0 S: 8	H: 0 LOB: 0 BB: 0 P: 17	R: 0 E: 0 K: 1 S: 10	H: 0 LOB: 0 BB: 0 P: 13	R: 0 E: 1 K: 1 S: 7	H: 0 LOB: 1 BB: 0 P: 13	R: 0 E: 0 K: 2 S: 10	H: 0 LOB: 1 BB: 1 P: 18	R: 0 E: 1 K: 1 S: 9	H: 0 LOB: 1 BB: 1 P: 15	R: 0 E: 0 K: 1 S: 7	H: 1 LOB: 1 BB: 0 P: 13	R: 0 E: 0 K: 1 S: 10	H: 0 LOB: 0 BB: 0 P: 10	1B: 7 2B: 1 3B: 0 HR: 0	SF: 0 DP: 1 HBP: 0	WP: 0 PB: 0 CS: 0	PA: 68
<b>PITCHER</b>	IP 7.0	WLS 29	BF 4	H 1	R 1	ER 1	SO 3	BB 0	IBB 0	HBP 0	BLK 0	WP 0	HR 0	S 5	P 107	ERA 1.29	WHIP 1.143											
<b>Jose DeLeon, R</b> <small>(1, 1)            ERA: 2.45</small>	IP 7.0	WLS 29	BF 4	H 1	R 1	ER 1	SO 3	BB 0	IBB 0	HBP 0	BLK 0	WP 0	HR 0	S 5	P 107	ERA 1.29	WHIP 1.143											
<b>Bob McClure, L</b> <small>(8, 1)            ERA: 5.4</small>	IP 0.1	WLS 2	BF 1	H 0	R 0	ER 0	SO 0	BB 0	IBB 0	HBP 0	BLK 0	WP 0	HR 0	S 3	P 5	ERA 0.00	WHIP 3.000											
<b>Mike Perez, R</b> <small>(8, 1)            ERA: 1.8</small>	IP 2.0	WLS 3	BF 0	H 0	R 0	ER 0	SO 0	BB 0	IBB 0	HBP 0	BLK 0	WP 0	HR 0	S 6	P 12	ERA 0.00	WHIP 1.500											
<b>Lee Smith, R</b> <small>(8, 1)            ERA: 3.39</small>	IP 2.0	WLS 6	BF 0	H 0	R 0	ER 2	SO 0	BB 0	IBB 0	HBP 0	BLK 0	WP 0	HR 0	S 18	P 26	ERA 0.00	WHIP 0.000											
<b>Cris Carpenter, R</b> <small>(11, 1)            ERA: 2.45</small>	IP 2.0	WLS 8	BF 1	H 0	R 0	ER 1	SO 0	BB 0	IBB 0	HBP 0	BLK 0	WP 0	HR 0	S 17	P 26	ERA 0.00	WHIP 0.500											
<b>PITCHER</b>	IP 1.0	WLS 4	BF 0	H 0	R 0	ER 0	SO 2	BB 0	IBB 0	HBP 0	BLK 0	WP 0	HR 0	S 10	P 18	ERA 0.00	WHIP 1.000											
<b>Todd Worrell, R</b> <small>(13, 1)            ERA: 6.31</small>	IP 1.0	WLS 4	BF 0	H 0	R 0	ER 0	SO 2	BB 0	IBB 0	HBP 0	BLK 0	WP 0	HR 0	S 10	P 18	ERA 0.00	WHIP 1.000											
<b>Juan Agosto, L</b> <small>(14, 1)            ERA: 6.31</small>	IP 2.0	WLS 9	BF 1	H 0	R 0	ER 0	SO 2	BB 2	IBB 1	HBP 0	BLK 0	WP 0	HR 0	S 21	P 37	ERA 0.00	WHIP 1.500											
<b>Bob Tewksbury, R</b> <small>(16, 1)            ERA: 1.84</small>	IP 2.0	WLS 7	BF 1	H 0	R 0	ER 0	SO 2	BB 0	IBB 0	HBP 0	BLK 0	WP 0	HR 0	S 17	P 23	ERA 0.00	WHIP 0.500											

Batter	1	2	3	4	5	6	7	8	9	10	11	12	13	14	15	16	17	AB	R	H	RBI	BB	SO	LOB	BOTTOM	
<b>Ray Lankford, L</b> <small>(1, 8)            C: 0.451, SLG: 0.470</small>																		6	1	2	1	2	1	1		
<b>Ozzie Smith, S</b> <small>(1, 6)            C: 0.346, SLG: 0.283</small>																			7	0	1	0	1	0	6	
<b>Bernard Gilkey, R</b> <small>(8, PH)            C: 0.375, SLG: 0.528</small>																			4	0	2	0	0	1	1	
<b>Lee Smith, R</b> <small>(8, PH)            C: 0.375, SLG: 0.528</small>																			4	0	2	0	0	1	1	
<b>Tom Faby, L</b> <small>(11, 1)            C: 0.375, SLG: 0.528</small>																			4	0	2	0	0	1	1	
<b>Todd Worrell, R</b> <small>(11, 1)            C: 0.375, SLG: 0.528</small>																			4	0	2	0	0	1	1	
<b>Rick Cerone, R</b> <small>(14, 1)            C: 0.375, SLG: 0.528</small>																			4	0	2	0	0	1	1	
<b>Gerard Perry, L</b> <small>(1, 3)            C: 0.273, SLG: 0.300</small>																			7	0	2	0	1	0	3	
<b>Brian Jordan, R</b> <small>(1, 9)            C: 0.227, SLG: 0.313</small>																			7	0	2	0	1	0	3	
<b>Luis Alpire, S</b> <small>(1, 4)            C: 0.311, SLG: 0.140</small>																			7	0	2	0	1	0	3	
<b>Tim Jones, L</b> <small>(15, PH)            C: 0.200, SLG: 0.176</small>																			7	0	2	0	1	0	3	
<b>Pedro Guerrero, R</b> <small>(13, PH)            C: 0.375, SLG: 0.528</small>																			7	0	2	0	1	0	3	
<b>Juan Agosto, L</b> <small>(14, 1)            C: 0.375, SLG: 0.528</small>																			7	0	2	0	1	0	3	
<b>Rick Cerone, R</b> <small>(15, PH)            C: 0.375, SLG: 0.528</small>																			7	0	2	0	1	0	3	
<b>Bob Tewksbury, R</b> <small>(16, 1)            C: 0.375, SLG: 0.528</small>																			7	0	2	0	1	0	3	
<b>Craig Wilson, R</b> <small>(1, 5)            C: 0.533, SLG: 0.384</small>																			6	0	3	0	1	1	2	
<b>Tom Pagnozzi, R</b> <small>(1, 2)            C: 0.283, SLG: 0.400</small>																										







Batter	1	2	3	4	5	6	7	8	9	AB	R	H	RBI	BB	SO	LOB	TOP
Marquis Grissom, R OBP: 0.330, SLG: 0.444	2-2 G4-6-3 1B		2-1 F9			0-3 K		1-2 SF8 3B		4	1	2	0	0	1	1	
Delino DeShields, L OBP: 0.322, SLG: 0.354	1-0 G4-6-3 1-2f		1-2 G3			1-0 FC6-4 1B		0-1 SF8		3	0	0	1	0	0	2	
John Vander Wal, L OBP: 0.360, SLG: 0.286 Archi Cianfrocco, R OBP: 0.227, SLG: 0.200	2-2 1B			2-1 G6-3		0-0 1B		3-H 2-3 K		3	0	2	0	0	0	0	
Larry Walker, L OBP: 0.310, SLG: 0.360	2-0 1B			3-2 F8		0-0 F9			4-2 F8 S BB	3	0	1	0	1	0	2	
Tim Wallach, R OBP: 0.341, SLG: 0.378	2-2 G4-3			0-0 F9			1-2 F9		3-2 F8 1-3	4	0	0	0	0	0	3	
Bret Barberie, S OBP: 0.382, SLG: 0.295		1-0 F8			1-0 B5-3				1-3 K	3	0	0	0	1	1	1	
Gary Carter, R OBP: 0.314, SLG: 0.333		3-2 G6-3			2-2 P6				2-3 K	4	0	1	0	0	1	1	
Spike Owen, S OBP: 0.275, SLG: 0.311		3-2 P2			0-1 F7					3	0	0	0	0	0	2	
Dennis Martinez, R OBP: 0.111, SLG: 0.111 Moises Alou, R OBP: 0.625, SLG: 0.875 Bill Landrum, R OBP: 0.194, SLG: 0.348			1-1 G4-3			0-0 FC6-4 1B			2-3 K	2	0	1	0	0	0	0	
<b>Inning Stats</b>	R: 0 H: 3 E: 0 K: 0 S: 11	H: 0 R: 0 ER: 0 LOB: 0 BB: 0 P: 20	H: 0 R: 0 ER: 0 LOB: 0 BB: 0 P: 19	H: 0 R: 0 ER: 0 LOB: 0 BB: 0 P: 12	H: 0 R: 0 ER: 0 LOB: 0 BB: 0 P: 11	H: 0 R: 0 ER: 0 LOB: 0 BB: 0 P: 9	H: 2 R: 0 ER: 0 LOB: 2 BB: 0 P: 8	H: 1 R: 0 ER: 0 LOB: 1 BB: 1 P: 22	H: 1 R: 1 ER: 0 LOB: 0 BB: 1 P: 16	H: 0 R: 0 ER: 0 LOB: 1 BB: 1 P: 24	1B: 6 2B: 0 3B: 1 HR: 0	SF: 1 SAC: 0 DP: 2 HBP: 0	WP: 0 PB: 0 SB: 1 CS: 1	PA: 34			
<b>PITCHER</b>	IP WLS BF H R ER SO BB IBB HBP BLK WP HR S P ERA WHIP																
Dave Burba, R ERA: 3.32	6.0 W 22 5 0 0 1 0 0 0 0 0 0 50 79 0.00 0.833																
Michael Jackson, R ERA: 3.39	7.1 1.1 6 2 1 1 1 1 0 0 0 0 0 21 31 6.75 2.250																
Bryan Hickerson, L ERA: 1.04	8.1 0.2 2 0 0 0 1 0 0 0 0 0 5 7 0.00 0.000																
Jeff Brantley, R ERA: 2.25	9.1 1.0 S 4 0 0 0 2 1 0 0 0 0 0 14 24 0.00 1.000																

**Montreal Expos @ San Francisco Giants**  
 Candlestick Park, San Francisco, CA  
 Mon Apr 27 1992, 10:05 PM EDT  
 Att: 8,044 - Sunny - 63 F

AB	31
R	1
H	7
RBI	1
BB	2
SO	5
LOB	12




Batter	1	2	3	4	5	6	7	8	9	AB	R	H	RBI	BB	SO	LOB	BOTTOM
Darren Lewis, R OBP: 0.382, SLG: 0.354	3-3 K		1-2 S 1B		4-0 CS BB			0-0 G6-3		3	0	1	0	1	1	0	
Willie McGee, S OBP: 0.329, SLG: 0.309	0-0 G3-1		2-2 G4-3 1-2		1-1 G4-3 1-2			2-2 G6-3		4	0	0	0	0	0	2	
Will Clark, L OBP: 0.442, SLG: 0.500	1-2 L3			0-1 F7	2-2 F8			4-1 BB		3	0	0	0	1	0	0	
Kevin Bass, S OBP: 0.467, SLG: 0.556 Michael Jackson, R OBP: 0.625, SLG: 0.875 Bryan Hickerson, L OBP: 0.275, SLG: 0.311 Chris James, R OBP: 0.263, SLG: 0.263 Jeff Brantley, R OBP: 0.194, SLG: 0.348		2-2 G4-3 1B		1-2 WP 2B		1-3 K		1-2 L5		3	1	2	0	0	1	0	
Matt Williams, R OBP: 0.194, SLG: 0.348		0-0 G4-3 1-2f		1-0 WP 1B HBP		2-2 G5-3				2	1	0	0	0	0	1	
Robby Thompson, R OBP: 0.430, SLG: 0.545		1-2 FC6-4 1B		1-2 1B 1H 2H		1-2 P4				3	0	2	1	0	0	0	
Jim McNamara, L OBP: 0.417, SLG: 0.500		0-0 FC6-4 1-2f		0-1 P4			2-3 K			3	0	0	0	0	1	2	
Royce Clayton, R OBP: 0.261, SLG: 0.286			1-2 G5-3		2-2 1B			0-2 G4-3		3	0	1	0	0	0	0	
Dave Burba, R OBP: 0.353, SLG: 0.333			2-1 G6-3		0-3 K			1-1 P4		2	0	0	0	0	1	2	
<b>Inning Stats</b>	R: 0 H: 0 E: 0 K: 1 S: 7	H: 2 R: 0 ER: 0 LOB: 1 BB: 0 P: 11	H: 1 R: 0 ER: 0 LOB: 1 BB: 0 P: 11	H: 1 R: 0 ER: 0 LOB: 1 BB: 0 P: 19	H: 3 R: 2 ER: 0 LOB: 2 BB: 0 P: 24	H: 0 R: 0 ER: 0 LOB: 0 BB: 1 P: 14	H: 0 R: 0 ER: 0 LOB: 0 BB: 0 P: 16	H: 0 R: 0 ER: 0 LOB: 0 BB: 0 P: 11	H: 0 R: 0 ER: 0 LOB: 1 BB: 1 P: 16	1B: 5 2B: 1 3B: 0 HR: 0	SF: 0 SAC: 0 DP: 1 HBP: 1	WP: 3 PB: 0 SB: 1 CS: 1	PA: 31				
<b>PITCHER</b>	IP WLS BF H R ER SO BB IBB HBP BLK WP HR S P ERA WHIP																
Dennis Martinez, R ERA: 2.85	7.0 L 27 6 2 2 4 1 0 0 1 0 0 75 106 2.57 1.000																
Bill Landrum, R ERA: 4.35	1.0 4 0 0 0 0 1 0 0 0 0 0 9 16 0.00 1.000																


**Montreal Expos @ San Francisco Giants**  
 Candlestick Park, San Francisco, CA  
 Mon Apr 27 1992, 10:05 PM EDT  
 Att: 8,044 - Sunny - 63 F

AB	28
R	2
H	6
RBI	1
BB	2
SO	4
LOB	8





Batter	1	2	3	4	5	6	7	8	9	10	AB	R	H	RBI	BB	SO	LOB	TOP								
Marquis Grissom, R OBP: 0.323, SLG: 0.424	(1, 8) F7		(0, 1) F9		(0, 0) L6			(0, 0) P1		(4, 1) BB	4	0	0	0	1	0	2	<b>Montreal Expos @ San Francisco Giants</b> Candlestick Park, San Francisco, CA Tue Apr 28 1992, 10:05 PM EDT Att: 8,144 - Cloudy - 60 F <a href="http://livebaseballscorecards.com">livebaseballscorecards.com</a> AB 33 R 1 H 5 RBI 1 BB 5 SO 4 LOB 17 								
Delino DeShields, L OBP: 0.315, SLG: 0.354	(1, 4) P5		(2, 2) F7		(0, 2) G6-3			(0, 0) FC4-6		(1, 3) BB	5	0	1	0	0	0	2									
John Vander Wal, L OBP: 0.367, SLG: 0.280	(1, 7) 1B			(1, 2) P7		(0, 0) L8		(1, 1) G5-3		(4, 1) BB	4	0	1	0	1	0	1									
Larry Walker, L OBP: 0.303, SLG: 0.350	(1, 9) G3			(1, 0) 1B		(0, 0) G3-1			(2, 1) P5	(0, 3) K	5	0	1	0	0	1	4									
Tim Wallach, R OBP: 0.348, SLG: 0.366		(4, 2) F9 E BB SF7-5-4		(4, 0) BB		(1, 2) F8			(1, 0) P5		2	1	0	0	2	0	0									
Bret Barberie, S OBP: 0.375, SLG: 0.292	(1, 5) FC	(1, 0) FC		(1, 2) F7					(0, 1) K		4	0	1	0	0	1	3									
Darrin Fletcher, L OBP: 0.244, SLG: 0.216	(2, 1) F9	(2, 3) F9		(0, 0) P6					(1, 0) G4-3		4	0	0	0	0	1	5									
Tom Foley, L OBP: 0.217, SLG: 0.190 Jeff Fassero, L (7, 1)	(0, 0) SF7-5-4										2	0	1	1	0	1	0									
Moises Alou, R OBP: 0.556, SLG: 0.778 Bill Sampen, R (10, 1)	(1, 2) SF7-5-4										0	0	0	0	0	0	0									
Mark Gardner, R OBP: 0.222, SLG: 0.222 Spike Owen, S (7, 6)	(1, 1) P4		(0, 2) P4		(1, 2) SH5-4			(4, 0) FC4-6 BB		(1, 2) F8	1	0	0	0	0	0	0									
<b>Inning Stats</b>	R: 0 E: 0 K: 0 S: 9	H: 1 LOB: 1 BB: 0 P: 14	R: 1 E: 1 K: 0 S: 7	H: 0 LOB: 0 BB: 1 P: 14	R: 0 E: 0 K: 0 S: 8	H: 0 LOB: 0 BB: 0 P: 10	R: 0 E: 0 K: 0 S: 10	H: 1 LOB: 2 BB: 1 P: 17	R: 0 E: 0 K: 0 S: 9	H: 1 LOB: 1 BB: 0 P: 10	R: 0 E: 0 K: 3 S: 10	H: 0 LOB: 0 BB: 0 P: 12	R: 0 E: 0 K: 0 S: 5	H: 0 LOB: 1 BB: 1 P: 9	R: 0 E: 0 K: 1 S: 6	H: 1 LOB: 1 BB: 0 P: 9	R: 0 E: 0 K: 1 S: 17	H: 1 LOB: 3 BB: 2 P: 31	1B: 5 2B: 1 3B: 0 HR: 0	SF: 1 SAC: 1 DP: 1 HBP: 0	WP: 0 PA: 40 PB: 0 SB: 1 CS: 0					
<b>PITCHER</b>	IP WLS BF H R ER SO BB IBB HBP BLK WP HR S P ERA WHIP																									
Kelly Downs, R ERA: 2.32	(1, 1) 9.0	WLS: 34	H: 4	R: 1	ER: 0	SO: 3	BB: 3	IBB: 0	HBP: 0	BLK: 0	WP: 0	HR: 0	S: 69	P: 101	ERA: 0.00	WHIP: 0.778										
Jeff Brantley, R ERA: 2.0	(10, 1) 1.0	WLS: 6	H: 1	R: 0	ER: 0	SO: 1	BB: 2	IBB: 0	HBP: 0	BLK: 0	WP: 0	HR: 0	S: 17	P: 31	ERA: 0.00	WHIP: 3.000										

Batter	1	2	3	4	5	6	7	8	9	10	AB	R	H	RBI	BB	SO	LOB	BOTTOM								
Darren Lewis, R OBP: 0.394, SLG: 0.361	(1, 8) BB S BB		(2, 1) 2B SF7		(1, 3) K			(1, 2) BB S		(0, 0) G4-3	4	1	2	0	1	1	0	<b>Montreal Expos @ San Francisco Giants</b> Candlestick Park, San Francisco, CA Tue Apr 28 1992, 10:05 PM EDT Att: 8,144 - Cloudy - 60 F <a href="http://livebaseballscorecards.com">livebaseballscorecards.com</a> AB 34 R 2 H 9 RBI 2 BB 6 SO 5 LOB 18 								
Robby Thompson, R OBP: 0.432, SLG: 0.559 Craig Colbert, R OBP: 0.294, SLG: 0.250	(1, 4) P3		(0, 1) G4-3		(1, 2) G3		(4, 2) BB S		(0, 0) BB		2	0	1	0	0	0	1									
Will Clark, L OBP: 0.440, SLG: 0.493	(1, 3) F9		(0, 0) SF7		(0, 1) F8		(4, 0) BB		(1, 0) BB		3	0	1	1	1	0	1									
Kevin Bass, S OBP: 0.429, SLG: 0.484 Jeff Brantley, R (10, 1)	(1, 9) BB		(1, 2) G4-3		(0, 1) G4-3		(1, 3) K		(1, 1) F8		4	0	0	0	1	1	6									
Matt Williams, R OBP: 0.221, SLG: 0.397	(1, 5) BB		(2, 2) P3		(0, 0) 1B				(0, 1) F7		4	1	2	1	1	0	1									
Chris James, R OBP: 0.269, SLG: 0.261 Mike Felder, S OBP: 0.353, SLG: 0.333	(1, 7) P3		(1, 2) G6-3		(2, 3) K		(0, 0) E8		(0, 0) 1B		4	0	1	0	0	1	4									
Jim McNamara, L OBP: 0.370, SLG: 0.440 Cory Snyder, R OBP: 0.240, SLG: 0.250	(1, 2) G3-1		(0, 3) K		(3, 2) F9				(0, 2) P3		3	0	0	0	0	1	1									
Royce Clayton, R OBP: 0.274, SLG: 0.288	(1, 6) G6-3		(1, 1) 1B		(4, 2) CS BB		(1, 0) L4				3	0	1	0	1	0	1									
Kelly Downs, R Willie McGee, S OBP: 0.325, SLG: 0.304	(1, 1) G5-3		(0, 1) B1-3		(0, 1) P3				(0, 3) K2-3		3	0	0	0	0	0	2									
<b>Inning Stats</b>	R: 0 E: 0 K: 0 S: 9	H: 0 LOB: 3 BB: 3 P: 23	R: 0 E: 0 K: 0 S: 10	H: 0 LOB: 0 BB: 0 P: 14	R: 1 E: 0 K: 0 S: 12	H: 2 LOB: 1 BB: 0 P: 17	R: 0 E: 0 K: 1 S: 10	H: 1 LOB: 1 BB: 0 P: 12	R: 0 E: 0 K: 1 S: 12	H: 1 LOB: 3 BB: 3 P: 17	R: 0 E: 1 K: 0 S: 7	H: 1 LOB: 1 BB: 0 P: 8	R: 0 E: 0 K: 1 S: 10	H: 2 LOB: 2 BB: 0 P: 14	R: 1 E: 0 K: 0 S: 1	H: 1 LOB: 0 BB: 0 P: 1	1B: 7 2B: 1 3B: 0 HR: 1		SF: 1 SAC: 0 DP: 0 HBP: 0	WP: 0 PA: 41 PB: 0 SB: 2 CS: 1						
<b>PITCHER</b>	IP WLS BF H R ER SO BB IBB HBP BLK WP HR S P ERA WHIP																									
Mark Gardner, R ERA: 3.48	(1, 1) 6.2	WLS: 29	H: 5	R: 1	ER: 1	SO: 3	BB: 5	IBB: 0	HBP: 0	BLK: 0	WP: 0	HR: 0	S: 74	P: 115	ERA: 1.35	WHIP: 1.500										
Jeff Fassero, L ERA: 4.11	(7, 1) 2.1	WLS: 11	H: 3	R: 0	ER: 0	SO: 2	BB: 1	IBB: 0	HBP: 0	BLK: 0	WP: 0	HR: 0	S: 20	P: 30	ERA: 0.00	WHIP: 1.714										
Bill Sampen, R ERA: 5.4	(10, 1) 0.0	WLS: 1	H: 1	R: 1	ER: 1	SO: 0	BB: 0	IBB: 0	HBP: 0	BLK: 0	WP: 0	HR: 1	S: 1	P: 1	ERA: ∞	WHIP: ∞										



Batter	1	2	3	4	5	6	7	8	9	AB	R	H	RBI	BB	SO	LOB	TOP					
Marquis Grissom, R (1, 8) OBP: 0.330, SLG: 0.438	F7		2B		1B			G5-3		4	0	2	0	0	0	0	<b>Montreal Expos @ San Diego Padres</b> Jack Murphy Stadium, San Diego, CA Wed Apr 29 1992, 10:05 PM EDT Att: 9,704 - Cloudy - 73 F					
Delino DeShields, L (1, 4) OBP: 0.313, SLG: 0.349	1B		G4-3				G3	K		4	0	1	0	0	1	1						
Ivan Calderon, R (1, 7) OBP: 0.221, SLG: 0.379	1B			L8			L8	K		3	0	0	0	1	1	0						
Larry Walker, L (1, 9) OBP: 0.323, SLG: 0.452	CS	G3-1		E9	2B		HR		HR	4	2	3	2	0	0	0						
Tim Wallach, R (1, 3)		L9		P4			G6-3		P6	4	0	0	0	0	0	1						
Archi Cianfrocco, R (1, 5) OBP: 0.231, SLG: 0.208		1B		K				P3	K	4	0	1	0	0	2	1						
Darrin Fletcher, L (1, 2) OBP: 0.244, SLG: 0.220		G3						P6	L8	4	0	1	0	0	0	1						
Spike Owen, S (1, 6) OBP: 0.284, SLG: 0.308			F8		K					3	0	1	0	0	1	1						
Chris Nabholz, L (1, 1)			G1-4-3							2	0	0	0	0	0	1						
Mel Rojas, R (5, 1)					FC1-6			G6-3		0	0	0	0	0	0	0						
Eric Bullock, L (7, PH)										1	0	0	0	0	0	1						
Bill Landrum, R (7, 1)										0	0	0	0	0	0	0						
John Wetteland, R (8, 1)										0	0	0	0	0	0	0						
<b>Inning Stats</b>	R: 0 E: 0 K: 0 S: 10	H: 1 LOB: 0 BB: 1 P: 20	R: 0 E: 0 K: 0 S: 7	H: 1 LOB: 1 BB: 0 P: 8	R: 0 E: 0 K: 0 S: 9	H: 1 LOB: 1 BB: 0 P: 17	R: 0 E: 1 K: 1 S: 12	H: 1 LOB: 1 BB: 0 P: 18	R: 0 E: 0 K: 0 S: 9	H: 2 LOB: 2 BB: 0 P: 13	R: 1 E: 0 K: 0 S: 8	H: 1 LOB: 0 BB: 0 P: 10	R: 0 E: 0 K: 0 S: 7	H: 1 LOB: 1 BB: 0 P: 13	R: 0 E: 0 K: 2 S: 7	H: 0 LOB: 0 BB: 0 P: 8	R: 1 E: 0 K: 1 S: 12	H: 1 LOB: 0 BB: 0 P: 19	1B: 5 2B: 2 3B: 0 HR: 2	SF: 0 SAC: 0 DP: 0 HBP: 0	WP: 1 PB: 0 SB: 1 CS: 2	PA: 35
<b>PITCHER</b> Greg Harris, R (1, 1) ERA: 2.06	IP: 9.0 WLS: W BF: 34 H: 9 R: 2 ER: 2 SO: 5 BB: 1 IBB: 0 HBP: 0 BLK: 0 WP: 1 HR: 2 S: 81 P: 126 ERA: 2.00 WHIP: 1.111															<b>PITCHER</b>						

AB	33
R	2
H	9
RBI	2
BB	1
SO	5
LOB	7



Batter	1	2	3	4	5	6	7	8	9	AB	R	H	RBI	BB	SO	LOB	BOTTOM			
Tony Fernandez, S (1, 6) OBP: 0.360, SLG: 0.395	L9		G6-3		F8			G3		4	0	0	1	1	0	1	<b>Montreal Expos @ San Diego Padres</b> Jack Murphy Stadium, San Diego, CA Wed Apr 29 1992, 10:05 PM EDT Att: 9,704 - Cloudy - 73 F			
Craig Shipley, R (8, 6) OBP: 0.188, SLG: 0.188										0	0	0	0	0	0	0				
Tony Gwynn, L (1, 9) OBP: 0.412, SLG: 0.452	L8		1B					G3-1		5	1	2	1	0	0	3				
Gary Sheffield, R (1, 5) OBP: 0.429, SLG: 0.543	P7		1B		3B			P3		5	1	3	0	0	0	0				
Fred McGriff, L (1, 3) OBP: 0.392, SLG: 0.568	L4		G4-3		1B			K		5	1	1	2	0	1	3				
Benito Santiago, R (1, 2) OBP: 0.284, SLG: 0.310	G5-3			G6-3				L7		4	0	1	1	0	0	1				
Darrin Jackson, R (1, 8) OBP: 0.287, SLG: 0.410	G6-3				E5			WP		3	1	1	0	1	0	1				
Jerald Clark, R (1, 7) OBP: 0.250, SLG: 0.350			SH3-4	K				F9		3	2	1	0	1	1	3				
Tim Teufel, R (1, 4) OBP: 0.359, SLG: 0.324			1B							3	1	2	1	1	0	0				
Greg Harris, R (1, 1) OBP: 0.200, SLG: 0.111			SH3-4	G3	E4			G6-3		3	0	0	0	0	0	3				
<b>Inning Stats</b>	R: 0 E: 0 K: 0 S: 9	H: 0 LOB: 0 BB: 0 P: 14	R: 0 E: 0 K: 0 S: 7	H: 0 LOB: 0 BB: 0 P: 13	R: 2 E: 0 K: 0 S: 13	H: 4 LOB: 2 BB: 0 P: 18	R: 0 E: 0 K: 1 S: 8	H: 1 LOB: 2 BB: 1 P: 15	R: 5 E: 2 K: 0 S: 24	H: 5 LOB: 3 BB: 2 P: 41	R: 0 E: 0 K: 0 S: 9	H: 1 LOB: 2 BB: 1 P: 19	R: 0 E: 0 K: 0 S: 3	H: 0 LOB: 0 BB: 0 P: 4	R: 0 E: 0 K: 1 S: 9	H: 0 LOB: 0 BB: 0 P: 17	1B: 7 2B: 3 3B: 1 HR: 0	SF: 0 SAC: 1 DP: 0 HBP: 0	WP: 1 PB: 0 SB: 1 CS: 1	PA: 40
<b>PITCHER</b> Chris Nabholz, L (1, 1) ERA: 3.62	IP: 4.2 WLS: L BF: 24 H: 9 R: 6 ER: 5 SO: 1 BB: 0 IBB: 1 HBP: 0 BLK: 0 WP: 0 HR: 0 S: 50 P: 80 ERA: 9.64 WHIP: 1.929															<b>PITCHER</b>				
Mel Rojas, R (5, 1) ERA: 2.25	1.1	10	2	1	0	0	3	0	0	0	0	1	0	20	40	0.00	3.750			
Bill Landrum, R (7, 1) ERA: 3.97	1.0	3	0	0	0	0	0	0	0	0	0	0	0	3	4	0.00	0.000			
John Wetteland, R (8, 1) ERA: 4.5	1.0	3	0	0	0	1	0	0	0	0	0	0	0	9	17	0.00	0.000			

AB	35
R	7
H	11
RBI	6
BB	4
SO	2
LOB	15









Batter	1	2	3	4	5	6	7	8	9	AB	R	H	RBI	BB	SO	LOB	TOP					
Tony Fernandez, S (1,6) OBP: 0.315, SLG: 0.333	E4 CS		F7		F9		K		G4-1	5	0	0	0	0	1	2	<p>San Diego Padres @ Montreal Expos</p> <p>Olympic Stadium, Montreal, QB</p> <p>Tue May 05 1992, 7:05 PM EDT</p> <p>Att: 6,555 - Dome - 70 F</p>					
Tony Gwynn, L (1,9) OBP: 0.400, SLG: 0.430	1B 1B		1B		1B		1B		G4-3	4	0	3	0	1	0	1						
Gary Sheffield, R (1,5) OBP: 0.398, SLG: 0.480	1B G3-6-1		1B		1B		G4-3		G4-3	3	0	2	1	1	0	1						
Fred McGriff, L (1,3) OBP: 0.385, SLG: 0.580	G3-6-1		BB		G3				G6-4-3 1B	4	0	1	0	0	1	6						
Benito Santiago, R (1,2) OBP: 0.282, SLG: 0.320		P8		F9		G5-3		G6-4-3	4	0	0	0	0	0	1							
Darin Jackson, R (1,8) OBP: 0.276, SLG: 0.402	E7 1B		G4-3		F8		G5-3		G5-3	4	0	1	0	0	0	0						
Jerald Clark, R (1,7) OBP: 0.295, SLG: 0.340	F8		P4		E4 FC4		G4-3		G4-3	4	0	0	0	0	0	1						
Kurt Stillwell, S (1,4) OBP: 0.301, SLG: 0.380	G6-3				K		FC4		2B G4-1 1B	4	1	1	0	0	1	2						
Greg Harris, R (1,1) OBP: 0.250, SLG: 0.182			F8				G6-3			2	1	1	0	0	0	0						
Oscar Azocar, L (7, PH) OBP: 0.214, SLG: 0.154					BB 1B					1	0	0	0	0	0	0						
Mike Maddux, L (7, 1) OBP: 0.250, SLG: 0.222										1	0	1	0	0	0	0						
Gary Pettis, S (9, PH)										1	0	1	0	0	0	0						
<b>Inning Stats</b>	R: 0 E: 1 K: 0 S: 8	H: 2 LOB: 1 BB: 0 P: 12	R: 0 E: 1 K: 0 S: 7	H: 1 LOB: 1 BB: 0 P: 9	R: 0 E: 0 K: 1 S: 13	H: 1 LOB: 2 BB: 1 P: 19	R: 0 E: 0 K: 0 S: 8	H: 0 LOB: 0 BB: 0 P: 11	R: 1 E: 0 K: 1 S: 12	H: 2 LOB: 2 BB: 1 P: 22	R: 0 E: 1 K: 0 S: 10	H: 0 LOB: 1 BB: 0 P: 14	R: 0 E: 0 K: 0 S: 10	H: 1 LOB: 0 BB: 0 P: 12	R: 0 E: 0 K: 0 S: 8	H: 1 LOB: 0 BB: 0 P: 12	R: 1 E: 0 K: 0 S: 12	H: 2 LOB: 1 BB: 0 P: 17	1B: 9 2B: 1 3B: 0 HR: 0	SF: 0 SAC: 0 DP: 2 HBP: 0	WP: 0 PB: 0 SB: 1 CS: 1	PA: 38
<b>PITCHER</b>	IP WLS BF H R ER SO BB IBB HBP BLK WP HR S P ERA WHIP																					
Dennis Martinez, R (1,1) ERA: 2.41	7.0 W 30 7 1 1 3 2 0 0 0 0 0 0 68 99 1.29 1.286																					
Bill Landrum, R (8,1) ERA: 4.05	2.0 8 3 1 1 0 0 0 0 0 0 0 0 20 29 4.50 1.500																					

AB 36  
R 2  
H 10  
RBI 1  
BB 2  
SO 3  
LOB 14



Batter	1	2	3	4	5	6	7	8	9	AB	R	H	RBI	BB	SO	LOB	BOTTOM					
Marquis Grissom, R (1,8) OBP: 0.321, SLG: 0.429	G5-3		P4		K		FC1-4			4	0	0	0	0	1	3	<p>San Diego Padres @ Montreal Expos</p> <p>Olympic Stadium, Montreal, QB</p> <p>Tue May 05 1992, 7:05 PM EDT</p> <p>Att: 6,555 - Dome - 70 F</p>					
Delino DeShields, L (1,4) OBP: 0.333, SLG: 0.389	1B 2B		K		F8		K			4	1	1	0	0	2	3						
Bill Landrum, R (8,1)										0	0	0	0	0	0	0						
John Vander Wal, L (1,7) OBP: 0.333, SLG: 0.353	1B SF8		HR		G6-3		P6			4	2	2	1	0	0	1						
Larry Walker, L (1,9) OBP: 0.333, SLG: 0.516	SF8 1B		HR		K				L3	4	1	2	2	0	1	0						
Tim Wallach, R (1,3) OBP: 0.314, SLG: 0.330	SF8		G5-3				F7		K	3	0	0	1	0	1	0						
Gary Carter, R (1,2) OBP: 0.308, SLG: 0.405	K		G5-3						G6-3	4	1	1	1	0	1	1						
Bret Barberie, S (1,5) OBP: 0.364, SLG: 0.288			G4-3				G4-3			3	0	1	0	0	0	0						
Spike Owen, S (1,6) OBP: 0.309, SLG: 0.375			G4-3				K			3	0	1	0	0	1	0						
Dennis Martinez, R (1,1) ERA: 2.85			F8		P4					2	0	0	0	0	0	2						
Tom Foley, L (7, PH) OBP: 0.250, SLG: 0.227							FC1-4 1B			1	0	1	0	0	0	0						
<b>Inning Stats</b>	R: 2 E: 0 K: 1 S: 13	H: 3 LOB: 1 BB: 0 P: 15	R: 0 E: 0 K: 1 S: 7	H: 2 LOB: 0 BB: 0 P: 11	R: 2 E: 0 K: 1 S: 9	H: 2 LOB: 0 BB: 0 P: 11	R: 0 E: 0 K: 1 S: 9	H: 0 LOB: 0 BB: 0 P: 11	R: 0 E: 0 K: 1 S: 8	H: 1 LOB: 0 BB: 0 P: 11	R: 0 E: 0 K: 1 S: 10	H: 1 LOB: 1 BB: 0 P: 14	R: 0 E: 0 K: 1 S: 9	H: 0 LOB: 0 BB: 0 P: 12	R: 0 E: 0 K: 1 S: 10	H: 0 LOB: 0 BB: 0 P: 12	R: 0 E: 0 K: 1 S: 10	H: 0 LOB: 0 BB: 0 P: 14	1B: 5 2B: 1 3B: 0 HR: 3	SF: 1 SAC: 0 DP: 0 HBP: 0	WP: 0 PB: 0 SB: 1 CS: 0	PA: 33
<b>PITCHER</b>	IP WLS BF H R ER SO BB IBB HBP BLK WP HR S P ERA WHIP																					
Greg Harris, R (7, 1) ERA: 2.85	6.0 L 26 8 5 5 5 0 0 0 0 0 0 3 53 74 7.50 1.333																					
Mike Maddux, R (7, 1)	2.0 7 1 0 0 2 0 0 0 0 0 0 0 19 26 0.00 0.500																					











Batter	1	2	3	4	5	6	7	8	9	AB R H RBI BB SO LOB	TOP							
<b>Darren Lewis, R</b> OBP: 0.354, SLG: 0.316 (1, 8)	1-2 F9		1-2 G4-3		0-1 B5-3		0-0 SH5-4		2-2 S 1B	4 0 1 0 0 0 1	<b>San Francisco Giants @ Montreal Expos</b> Olympic Stadium, Montreal, QB Fri May 08 1992, 7:05 PM EDT Att: 13,281 - Dome - 70 F <a href="http://livebaseballscorecards.com">livebaseballscorecards.com</a>							
<b>Willie McGee, S</b> OBP: 0.338, SLG: 0.310 (1, 9)	1-2 G4-3		1-0 G4-3			0-1 G3-1	2-1 FC BLK HR		2-3 K 1-2	5 1 0 0 0 1 3								
<b>Will Clark, L</b> OBP: 0.444, SLG: 0.543 (1, 3)	0-0 1B					2-0 G4-3	1-1 3-H HR		4-0 FC6-4 IBB	4 1 2 2 1 1 0								
<b>Chris James, R</b> OBP: 0.286, SLG: 0.207 <b>Rod Beck, R</b> (7, 1)	1-2 G5-3					4-1 1B BB	1-1 G5-3		0-2 P2	2 0 0 0 2 0 2 0 0 0 0 0 0 0 1 0 0 0 0 0 2 0 0 0 0 0 0 0								
<b>Kevin Bass, S</b> OBP: 0.328, SLG: 0.407 <b>Jeff Brantley, R</b> (9, 1)																		
<b>Matt Williams, R</b> OBP: 0.277, SLG: 0.466 (1, 5)		1-3 K				0-0 G5-3 1B	1-2 1B		2-2 FC6-4	5 0 3 0 0 1 2								
<b>Greg Litton, R</b> OBP: 0.091, SLG: 0.091 (1, 4)	1-2 F9					0-0 G5-3	2-1 CS		1-2 K	4 0 1 0 0 1 2								
<b>Royce Clayton, R</b> OBP: 0.338, SLG: 0.352 <b>Jim McNamara, L</b> OBP: 0.314, SLG: 0.344 (7, 2)							1-2 HR		2-1 G1-3	3 1 1 1 0 2 2 1 0 0 0 0 0 0								
<b>Kirt Manwaring, R</b> OBP: 0.338, SLG: 0.266 <b>Jose Uribe, S</b> OBP: 0.182, SLG: 0.545 (7, 6)			3-2 G4-3 SH1-4 HBP			3-2 G1-3	4-2 SH5-4 FC BB		1-0 HR	1 0 0 0 1 0 0 1 2 1 1 0 0 0								
<b>Trevor Wilson, L</b> OBP: 0.286, SLG: 0.333 <b>Mike Felder, S</b> OBP: 0.357, SLG: 0.333 (7, 7)			0-0 SH1-4			3-3 K	4-1 E SH5-4 BLK BB		2-1 G3	1 0 0 0 0 1 0 1 1 0 0 1 0 0								
<b>Inning Stats</b>	R: 0 E: 0 K: 0 S: 13	H: 1 LOB: 1 BB: 0 P: 15	R: 0 E: 0 K: 2 S: 10	H: 0 LOB: 0 BB: 0 P: 15	R: 0 E: 0 K: 2 S: 8	H: 1 LOB: 2 BB: 1 P: 25	R: 0 E: 0 K: 1 S: 9	H: 2 LOB: 3 BB: 1 P: 14	R: 5 E: 1 K: 0 S: 16	H: 3 LOB: 1 BB: 2 P: 32	R: 1 E: 0 K: 1 S: 8	H: 1 LOB: 0 BB: 0 P: 14	R: 0 E: 0 K: 1 S: 13	H: 1 LOB: 2 BB: 1 P: 22	1B: 6 2B: 0 3B: 0 HR: 3	SF: 0 SAC: 2 DP: 0 HBP: 1	WP: 0 PB: 0 SB: 1 CS: 1	PA: 42
<b>PITCHER</b>	IP WLS BF H R ER SO BB IBB HBP BLK WP HR S P ERA WHIP											IP WLS BF H R ER SO BB IBB HBP BLK WP HR S P ERA WHIP						
<b>Mark Gardner, R</b> ERA: 3.41	(1, 1) 6.0 26 5 2 2 5 3 0 1 0 0 1 69 108 3.00 1.333																	
<b>Jeff Fassero, L</b> ERA: 4.34	(7, 1) 0.1 L 4 1 3 2 0 1 0 0 0 1 0 1 6 13 54.00 6.000																	
<b>Bill Landrum, R</b> ERA: 4.2	(7, 1) 1.2 6 2 1 1 1 0 0 0 0 0 1 12 22 5.40 1.200																	
<b>Bill Sampen, R</b> ERA: 5.06	(9, 1) 1.0 5 1 0 0 1 0 1 0 0 0 0 13 22 0.00 1.000																	

Batter	1	2	3	4	5	6	7	8	9	AB R H RBI BB SO LOB	BOTTOM									
<b>Marquis Grissom, R</b> OBP: 0.325, SLG: 0.453 (1, 8)	3-2 P3		1-1 HR		2-1 F9		1-1 L6			4 1 1 1 0 0 0	<b>San Francisco Giants @ Montreal Expos</b> Olympic Stadium, Montreal, QB Fri May 08 1992, 7:05 PM EDT Att: 13,281 - Dome - 70 F <a href="http://livebaseballscorecards.com">livebaseballscorecards.com</a>									
<b>Delino DeShields, L</b> OBP: 0.345, SLG: 0.392 (1, 4)	4-0 CS BB		2-2 G6-3		2-1 FC6-4 S 1B			3-3 K		3 0 1 0 1 1 0										
<b>Moises Alou, R</b> OBP: 0.500, SLG: 0.636 <b>John Vander Wal, L</b> OBP: 0.341, SLG: 0.385 (9, 7)	1-2 K		1-1 F9		4-0 FC6-4 BB			2-3 K		2 0 0 0 1 1 1 1 0 0 0 0 1 0										
<b>Larry Walker, L</b> OBP: 0.336, SLG: 0.505 (1, 9)		1-0 G4-3 FC3-2 2B		2-0 G6-3	0-1 FC6-4			1-3 K		4 0 1 0 0 1 2										
<b>Tim Lincecum, R</b> OBP: 0.310, SLG: 0.316 (1, 3)		2-0 E5 FC3-2 G4-3		4-2 HR BB		0-0 G6-3			1-1 P5	3 1 0 0 1 0 1										
<b>Gary Carter, R</b> OBP: 0.326, SLG: 0.488 (1, 2)		3-2 G4-3		0-1 HR		0-0 F8			0-1 G6-4-3 1B	4 1 2 2 0 0 2										
<b>Archi Cianfrocco, R</b> OBP: 0.207, SLG: 0.185 <b>Bill Landrum, R</b> <b>Bill Sampen, R</b> <b>Tom Foley, L</b> OBP: 0.240, SLG: 0.217 (9, 7)		0-0 FC3-2		1-0 G1-3		1-0 G5-3			3-2 G6-4-3	3 0 0 0 0 0 2 0 0 0 0 0 0 0 0 0 0 0 0 0 0 1 0 0 0 0 0 1										
<b>Spike Owen, S</b> OBP: 0.299, SLG: 0.359 (1, 6)	2-3 3-H F7		2-2 F9				0-2 F8			3 0 0 0 0 0 2										
<b>Mark Gardner, R</b> OBP: 0.182, SLG: 0.182 <b>Jeff Fassero, L</b> <b>Bret Barberie, S</b> OBP: 0.348, SLG: 0.273 (7, 5)			1-0 G1-3		3-2 P3		0-0 F7			2 0 0 0 0 0 0 0 0 0 0 0 0 0 1 0 0 0 0 0 0										
<b>Inning Stats</b>	R: 0 E: 0 K: 1 S: 7	H: 0 LOB: 0 BB: 1 P: 17	R: 0 E: 1 K: 0 S: 9	H: 1 LOB: 2 BB: 0 P: 18	R: 1 E: 0 K: 0 S: 9	H: 1 LOB: 0 BB: 1 P: 14	R: 2 E: 0 K: 0 S: 10	H: 1 LOB: 0 BB: 1 P: 19	R: 0 E: 0 K: 0 S: 11	H: 1 LOB: 2 BB: 1 P: 22		R: 0 E: 0 K: 0 S: 3	H: 0 LOB: 0 BB: 0 P: 4	R: 0 E: 0 K: 3 S: 10	H: 0 LOB: 0 BB: 0 P: 16	R: 0 E: 0 K: 0 S: 8	H: 1 LOB: 0 BB: 0 P: 12	1B: 2 2B: 1 3B: 0 HR: 2	SF: 0 SAC: 0 DP: 1 HBP: 0	WP: 0 PB: 0 SB: 1 CS: 1
<b>PITCHER</b>	IP WLS BF H R ER SO BB IBB HBP BLK WP HR S P ERA WHIP											IP WLS BF H R ER SO BB IBB HBP BLK WP HR S P ERA WHIP								
<b>Trevor Wilson, L</b> ERA: 4.5	(1, 1) 6.0 W 25 4 3 3 3 3 0 0 0 0 0 2 49 94 4.50 1.167																			
<b>Rod Beck, R</b> ERA: 2.11	(7, 1) 2.0 6 0 0 0 3 0 0 0 0 0 0 16 23 0.00 0.000																			
<b>Jeff Brantley, R</b> ERA: 1.54	(9, 1) 1.0 S 3 1 0 0 0 0 0 0 0 0 0 8 12 0.00 1.000																			





Batter	1	2	3	4	5	6	7	8	9	AB R H RBI BB SO LOB	TOP	
Darren Lewis, R (1.8) Mike Felder, S (7.8) OBP: 0.346, SLG: 0.308 OBP: 0.341, SLG: 0.317	F9		G3-1		F9			K	F8	3 0 0 0 0 0 1 2 0 0 0 0 1 2	<b>San Francisco Giants @ Montreal Expos</b> Olympic Stadium, Montreal, QB Sat May 09 1992, 3:33 AM EDT Att. 9,403 - Dome - 70 F  livebaseballscores.com  <b>AB 34</b> <b>R 3</b> <b>H 8</b> <b>RBI 3</b> <b>BB 2</b> <b>SO 5</b> <b>LOB 10</b>  	
Royce Clayton, R (1.6) OBP: 0.266, SLG: 0.337	G6-3		F8		F9			G5-3		4 0 0 0 0 0 0		
Will Clark, L (1.3) OBP: 0.438, SLG: 0.541	G6-3			F7		G4-3		2B		4 0 1 0 0 0 0		
Kevin Bass, S (1.7) OBP: 0.324, SLG: 0.413		G6-3		2B		G6-3		K		4 0 1 0 0 1 1		
Matt Williams, R (1.5) Craig Colbert, R (7.5) OBP: 0.278, SLG: 0.462 OBP: 0.238, SLG: 0.211		HR		P2			F7		G5-3	3 1 1 0 0 0 1 1 0 0 0 0 0 0		
Greg Litton, R (1.4) OBP: 0.133, SLG: 0.133		K		K			F9		1B	4 1 1 0 0 2 2		
Cory Snyder, R (1.9) OBP: 0.281, SLG: 0.367		HR			L7			BB	L8	3 1 1 2 1 0 1		
Kirt Manwaring, R (1.2) OBP: 0.360, SLG: 0.284		G6-3			SH1-4			BB	1B	3 0 2 0 1 0 0		
Bud Black, L (1.1) Dave Burba, R (5.1) Chris James, R (7.9) Bryan Hickerson, L (7.1) Michael Jackson, R (8.1) Willie McGee, S (8.9) OBP: 0.340, SLG: 0.317			K		SH1-4			G1-3	1B	1 0 0 0 0 0 1 0 0 0 0 0 0 0 0 2 0 0 0 0 0 0 0 0 0 0 0 0 0 0 0 0 1 0 1 1 0 0 0 0		
<b>Inning Stats</b>	R: 0 H: 0 E: 0 LOB: 0 K: 0 BB: 0 S: 8 P: 12	R: 2 H: 2 E: 0 LOB: 0 K: 1 BB: 0 S: 13 P: 20	R: 0 H: 0 E: 0 LOB: 0 K: 1 BB: 0 S: 8 P: 10	R: 0 H: 1 E: 0 LOB: 1 K: 1 BB: 0 S: 9 P: 15	R: 0 H: 1 E: 0 LOB: 1 K: 0 BB: 0 S: 7 P: 9	R: 0 H: 0 E: 0 LOB: 0 K: 0 BB: 0 S: 5 P: 8	R: 0 H: 0 E: 0 LOB: 2 K: 0 BB: 2 S: 4 P: 15	R: 0 H: 1 E: 0 LOB: 1 K: 2 BB: 0 S: 8 P: 12	R: 1 H: 3 E: 0 LOB: 2 K: 0 BB: 0 S: 10 P: 15	1B: 5 SF: 0 2B: 2 SAC: 1 3B: 0 DP: 0 HR: 1 HBP: 0		WP: 0 PA: 37 PB: 0 SB: 0 CS: 0
<b>PITCHER</b>	IP WLS BF H R ER SO BB IBB HBP BLK WP HR S P ERA WHIP	IP WLS BF H R ER SO BB IBB HBP BLK WP HR S P ERA WHIP										
Chris Nabholz, L (1.1) ERA: 3.41	7.0 W 27 4 2 2 3 2 0 0 0 0 0 1 54 89 2.57 0.857											
Mel Rojas, R (8.1) ERA: 2.0	1.0 4 1 0 0 2 0 0 0 0 0 0 0 8 12 0.00 1.000											
John Wetteland, R (9.1) ERA: 4.09	1.0 6 3 1 1 0 0 0 0 0 0 0 0 10 15 9.00 3.000											

Batter	1	2	3	4	5	6	7	8	9	AB R H RBI BB SO LOB	BOTTOM	
Marquis Grissom, R (1.8) OBP: 0.322, SLG: 0.445	G3-1		G6-3		SF9			K		4 1 1 0 0 1 1	<b>San Francisco Giants @ Montreal Expos</b> Olympic Stadium, Montreal, QB Sat May 09 1992, 3:33 AM EDT Att. 9,403 - Dome - 70 F  livebaseballscores.com  <b>AB 33</b> <b>R 9</b> <b>H 10</b> <b>RBI 7</b> <b>BB 2</b> <b>SO 5</b> <b>LOB 9</b>  	
Delino DeShields, L (1.4) OBP: 0.333, SLG: 0.377	G3			G3	F7			K		4 0 0 0 0 1 3		
Moises Alou, R (1.7) Mel Rojas, R (8.1) John Wetteland, R (9.1) OBP: 0.500, SLG: 0.667	F9				3B			L9		4 2 2 0 0 0 0 0 0 0 0 0 0 0 0 0 0 0 0 0 0		
Larry Walker, L (1.9) OBP: 0.333, SLG: 0.510		F8		P5	SF9			2B		3 0 1 1 0 0 1		
Gary Carter, R (1.3) OBP: 0.340, SLG: 0.465		F9		3B	BB			G5-3		2 2 0 0 2 0 1		
Archi Cianfrocco, R (1.5) OBP: 0.273, SLG: 0.419		HR		E	BB			K		4 2 3 5 0 1 1		
Rick Cerone, R (1.2) OBP: 0.267, SLG: 0.467		G5-3		E6	K			G5-3		4 0 0 0 0 1 1		
Spike Owen, S (1.6) OBP: 0.308, SLG: 0.402			G5-3	CS	HR			G6-3		4 1 2 1 0 0 0		
Chris Nabholz, L (1.1) Steve Lyons, L (8.7) OBP: 0.083, SLG: 0.167 OBP: 0.067, SLG: 0.200			L7		1B			L9		3 1 1 0 0 1 1 1 0 0 0 0 0 0		
<b>Inning Stats</b>	R: 0 H: 0 E: 0 LOB: 0 K: 0 BB: 0 S: 4 P: 7	R: 1 H: 1 E: 0 LOB: 0 K: 0 BB: 0 S: 8 P: 13	R: 0 H: 0 E: 0 LOB: 0 K: 0 BB: 0 S: 6 P: 9	R: 3 H: 2 E: 1 LOB: 0 K: 0 BB: 1 S: 8 P: 15	R: 5 H: 5 E: 0 LOB: 1 K: 1 BB: 1 S: 17 P: 29	R: 0 H: 1 E: 0 LOB: 1 K: 3 BB: 0 S: 16 P: 21	R: 0 H: 1 E: 0 LOB: 1 K: 1 BB: 0 S: 7 P: 11	R: 0 H: 0 E: 0 LOB: 0 K: 0 BB: 0 S: 6 P: 10	R: 0 H: 0 E: 0 LOB: 0 K: 0 BB: 0 S: 6 P: 10	1B: 4 SF: 1 2B: 3 SAC: 0 3B: 1 DP: 0 HR: 2 HBP: 0		WP: 0 PA: 37 PB: 1 SB: 0 CS: 1
<b>PITCHER</b>	IP WLS BF H R ER SO BB IBB HBP BLK WP HR S P ERA WHIP	IP WLS BF H R ER SO BB IBB HBP BLK WP HR S P ERA WHIP										
Bud Black, L (1.1) ERA: 13.5	4.2 L 22 7 8 7 0 1 0 0 0 0 0 0 21 32 0.00 2.250											
Dave Burba, R (5.1) ERA: 2.99	1.1 7 2 1 0 4 1 0 0 0 0 0 0 7 11 0.00 1.000											
Bryan Hickerson, L (7.1) ERA: 1.2	1.0 4 1 0 0 1 0 0 0 0 0 0 0 6 10 0.00 0.000											
Michael Jackson, R (8.1) ERA: 2.93	1.0 3 0 0 0 0 0 0 0 0 0 0 0 6 10 0.00 0.000											



Batter	1	2	3	4	5	6	7	8	9	10	11	AB R H RBI BB SO LOB														
Mike Felder, S OBP: 0.340, SLG: 0.370	(1, 8) 0-3 K			(1, 2) 0-3 G3		(2, 0) 2-0 F7		(0, 0) 4-0 G3 BB		(0, 0) 0-0 F9	(2, 0) 2-0 HR	5 1 1 3 1 1 2														
Wille McCree, S OBP: 0.345, SLG: 0.318	(1, 9) 2-3 K			(0, 3) 0-3 K		(0, 0) 0-0 1B		(1, 2) 1-2 G3		(2, 3) 2-3 K	(2, 0) WP 1B	6 0 2 1 0 3 1														
Will Clark, L OBP: 0.434, SLG: 0.526	(1, 3) 1-3 K			(2, 2) 2-2 G3		(1, 2) 1-2 1B		(1, 3) 1-3 K		(3, 3) 3-3 K	(1, 0) WP 1B	5 0 1 1 0 3 1														
Kevin Bass, S OBP: 0.324, SLG: 0.449		(1, 1) 1-1 G4-3			(0, 1) 0-1 G4-3	(0, 0) 0-0 G1-3			(3, 2) 3-2 1B 3B		(2, 0) 2B	6 2 2 0 0 0 4														
Cory Snyder, R OBP: 0.250, SLG: 0.324	(1, 5) 1-2 G6-3				(0, 0) 0-0 P3		(0, 0) 0-0 G6-3		(0, 3) 0-3 K		(0, 0) SH1-3	4 0 0 0 0 1 1														
Greg Linton, R OBP: 0.373, SLG: 0.018	(1, 4) 0-0 G6-3				(0, 1) 0-1 L8		(1, 1) 1-1 HBP		(0, 0) 0-0 WP 1B		(4, 0) 2B	2 0 0 0 0 0 0														
Chris James, R OBP: 0.287, SLG: 0.200	(7, PH) 0-0 G6-3								(3, H) 3-H 1B		(2, 2) 2B	0 0 0 0 0 0 0														
Dave Righetti, L OBP: 0.201, SLG: 0.487	(8, PH) 0-0 G6-3								(2, 2) 2-2 WP 1B		(0, 0) 2B	0 0 0 0 0 0 0														
Michael Jackson, R OBP: 0.201, SLG: 0.487	(9, PH) 0-0 G6-3								(1, 2) 1-2 HBP		(1, 2) 2B	1 1 1 1 1 0 0														
Kirt Manwaring, R OBP: 0.383, SLG: 0.296	(1, 2) 2-2 G6-3				(1, 0) 1-0 P8	(0, 1) 0-1 L9			(2, 2) 2-2 WP 1B		(4, 1) 1H HR 2B	4 1 1 2 0 0 1														
Jose Uribe, S OBP: 0.188, SLG: 0.500	(1, 6) 1-3 K				(0, 2) 0-2 1B		(0, 0) 0-0 P9		(3, 2) 3-2 P6		(0, 0) G3-4	5 1 1 1 0 0 1 4														
Kelly Downs, R OBP: 0.208, SLG: 0.182	(1, 1) 2-1 P3				(1, 1) 1-1 2B			(2, 0) 2-0 F7	(1, 3) 1-3 K2-3		(4, 2) HR	1 0 0 0 0 0 0														
Craig Colbert, R OBP: 0.208, SLG: 0.182	(5, 4) 2-3 1B								(1, 2) 1-2 2B			3 1 0 0 0 1 3														
Jeff Brantley, R OBP: 0.208, SLG: 0.182	(9, 1) 2-3 1B								(1, 2) 1-2 2B			0 1 0 0 1 0 0														
<b>Inning Stats</b>	R: 0 E: 0 K: 3 S: 13	H: 0 LOB: 0 BB: 0 P: 16	R: 0 E: 0 K: 0 S: 7	H: 0 LOB: 0 BB: 0 P: 9	R: 0 E: 0 K: 1 S: 9	H: 0 LOB: 0 BB: 0 P: 14	R: 0 E: 0 K: 1 S: 10	H: 0 LOB: 0 BB: 0 P: 13	R: 0 E: 0 K: 0 S: 5	H: 0 LOB: 0 BB: 0 P: 5	R: 2 E: 1 K: 0 S: 13	H: 3 LOB: 2 BB: 0 P: 18	R: 0 E: 0 K: 1 S: 9	H: 0 LOB: 1 BB: 1 P: 6	R: 0 E: 0 K: 1 S: 9	H: 0 LOB: 1 BB: 1 P: 17	R: 1 E: 0 K: 2 S: 21	H: 2 LOB: 2 BB: 0 P: 30	R: 0 E: 0 K: 2 S: 7	H: 0 LOB: 0 BB: 0 P: 12	R: 5 E: 0 K: 0 S: 15	H: 4 LOB: 2 BB: 2 P: 30	1B: 4 2B: 3 3B: 1 HR: 1	SF: 0 SAC: 1 DP: 0 HBP: 3	WP: 2 PB: 0 SB: 0 CS: 0	PA: 49
<b>PITCHER</b>	IP WLS BF H R ER SO BB IBB HBP BLK WP HR S P ERA WHIP												IP WLS BF H R ER SO BB IBB HBP BLK WP HR S P ERA WHIP													
Dennis Martinez, R ERA: 2.05	(1, 1) 7.1 0 0 0 0 0 0 0 0 0 0 0 0 0 0 0.00 0.545												(1, 1) 7.1 0 0 0 0 0 0 0 0 0 0 0 0 0 0 0.00 0.545													
John Wetteland, R ERA: 4.26	(8, 1) 1.2 8 2 1 1 3 0 0 1 0 1 0 29 40 5.40 1.200												(8, 1) 1.2 8 2 1 1 3 0 0 1 0 1 0 29 40 5.40 1.200													
Bill Landrum, R ERA: 6.48	(10, 1) 1.2 L 12 4 5 5 2 1 1 1 0 0 1 21 40 27.00 3.000												(10, 1) 1.2 L 12 4 5 5 2 1 1 1 0 0 1 21 40 27.00 3.000													
Jeff Fassero, L ERA: 4.26	(11, 1) 0.1 1 0 0 0 0 0 0 0 0 0 1 0 1 2 0.00 0.000												(11, 1) 0.1 1 0 0 0 0 0 0 0 0 0 1 0 1 2 0.00 0.000													

**San Francisco Giants @ Montreal Expos**  
Olympic Stadium, Montreal, QB  
Sun May 10 1992, 3:33 AM EDT  
Att. 11,275 - Dome - 70 F

livebaseballscorecards.com

AB 42  
R 8  
H 9  
RBI 8  
BB 3  
SO 10  
LOB 17

**GIANTS**

Batter	1	2	3	4	5	6	7	8	9	10	11	AB R H RBI BB SO LOB												
Marquis Grissom, R OBP: 0.306, SLG: 0.422	(1, 8) 0-3 K	(0, 1) 0-1 F7		(0, 3) 0-3 K		(3, 2) 3-2 L5		(0, 2) 0-2 G6-3			(0, 0) 0-0 F8	6 0 0 0 0 2 5												
Delino DeShields, L OBP: 0.328, SLG: 0.378	(1, 4) 2-0 2B	(2, 2) 2-2 G6-3			(0, 1) 0-1 G6-3		(2, 3) 2-3 K		(0, 3) 0-3 K		(1, 0) FC6-4	5 0 1 0 0 2 1												
Bill Landrum, R ERA: 4.26	(10, 1) 2-0 2B											0 0 0 0 0 0 0												
Jeff Fassero, L ERA: 4.26	(11, 1) 2-0 2B											0 0 0 0 0 0 0												
Bret Barberie, S OBP: 0.344, SLG: 0.269	(11, PH) 2-0 2B											1 0 0 0 0 0 1												
John Vander Wal, L OBP: 0.340, SLG: 0.366	(1, 7) 3-3 K			(1, 0) 1-0 F9		(4, 2) 4-2 E 1B			(0, 0) 0-0 2B		(4, 2) 4-2 CS	2 0 0 0 1 1 1												
Moises Alou, R OBP: 0.529, SLG: 0.750	(7, PH) 3-3 K											1 0 1 0 0 0 0												
Steve Lyons, L OBP: 0.125, SLG: 0.200	(8, 7) 3-3 K											0 0 0 0 1 0 0												
Larry Walker, L OBP: 0.328, SLG: 0.495	(1, 9) 1-1 F8			(1, 0) 1-0 P6		(1, 0) 1-0 E9		(0, 0) 0-0 P5		(1, 0) 1-0 F8		5 0 1 0 0 0 3												
Gary Carter, R OBP: 0.373, SLG: 0.455	(1, 2) 4-0 2B			(4, 0) 4-0 HBP		(4, 1) 4-1 1B			(3, 2) 3-2 G6-3		(3, 2) 3-2 CS	1 1 0 0 3 0 1												
John Wetteland, R ERA: 4.26	(8, 1) 4-0 2B											0 0 0 0 0 0 0												
Darin Fletcher, L OBP: 0.231, SLG: 0.271	(9, PH) 4-0 2B											0 0 0 0 0 0 0												
Tom Foley, L OBP: 0.231, SLG: 0.208	(10, 4) 4-0 2B											1 0 0 0 0 1 0												
Tim Wallach, R OBP: 0.305, SLG: 0.303	(1, 3) 3-2 1B	(4, 2) 4-2 HR		(0, 0) 0-0 F8		(0, 3) 0-3 K			(1, 1) 1-1 G5-3		(2, 2) 2-2 P4	4 1 0 0 0 1 4												
Archi Cianfocco, R OBP: 0.263, SLG: 0.472	(1, 5) 3-2 HR			(0, 2) 0-2 G5-3		(1, 3) 1-3 K			(1, 1) 1-1 P4		(3, 3) 3-3 K	5 1 1 3 0 2 3												
Spike Owen, S OBP: 0.313, SLG: 0.395	(1, 6) 4-2 HR			(2, 1) 2-1 G4-3		(1, 2) 1-2 P6			(2, 2) 2-2 1B		(0, 0) 0-0 G6-3	4 0 1 0 1 0 0												
Dennis Martinez, R ERA: 3.76	(1, 1) 0-0 SH3-4											2 0 1 0 0 1 0												
Rick Cerone, R OBP: 0.353, SLG: 0.500	(8, 2) 1-2 SH3-4											1 0 1 0 1 0 0												
<b>Inning Stats</b>	R: 0 E: 0 K: 2 S: 10	H: 1 LOB: 1 BB: 0 P: 16	R: 3 E: 0 K: 0 S: 17	H: 1 LOB: 1 BB: 2 P: 33	R: 0 E: 0 K: 0 S: 3	H: 0 LOB: 1 BB: 1 P: 9	R: 0 E: 0 K: 1 S: 10	H: 1 LOB: 1 BB: 0 P: 12	R: 0 E: 0 K: 1 S: 15	H: 1 LOB: 1 BB: 2 P: 24	R: 0 E: 0 K: 1 S: 9	H: 0 LOB: 0 BB: 0 P: 14	R: 0 E: 0 K: 0 S: 14	H: 2 LOB: 2 BB: 1 P: 18	R: 0 E: 0 K: 1 S: 14	H: 0 LOB: 0 BB: 1 P: 21	R: 0 E: 0 K: 2 S: 10	H: 0 LOB: 0 BB: 0 P: 16	R: 0 E: 0 K: 0 S: 5	H: 0 LOB: 1 BB: 1 P: 10	1B: 4 2B: 2 3B: 0 HR: 1	SF: 0 SAC: 1 DP: 0 HBP: 1	WP: 0 PB: 0 SB: 0 CS: 1	PA: 48
<b>PITCHER</b>	IP WLS BF H R ER SO BB IBB HBP BLK WP HR S P ERA WHIP												IP WLS BF H R ER SO BB IBB HBP BLK WP HR S P ERA WHIP											
Kelly Downs, R ERA: 3.76	(1, 1) 4.1 0 0 0 0 0 0 0 0 0 0 0 0 0 0.00 0.000												(1, 1) 4.1 0 0 0 0 0 0 0 0 0 0 0 0 0 0.00 0.000											
Rod Beck, R ERA: 1.96	(5, 1) 1.2 5 0 0 0 3 0 0 0 0 0 0 17 23 0.00 0.000												(5, 1) 1.2 5 0 0 0 3 0 0 0 0 0 0 17 23 0.00 0.000											
Dave Righetti, L ERA: 4.15	(7, 1) 1.0 4 1 0 0 1 0 0 0 0 0 0 7 9 0.00 1.000												(7, 1) 1.0 4 1 0 0 1 0 0 0 0 0 0 7 9 0.00 1.000											
Michael Jackson, R ERA: 2.76	(8, 1) 1.0 5 2 0 0 0 0 0 0 0 0 0 14 18 0.00 2.000												(8, 1) 1.0 5 2 0 0 0 0 0 0 0 0 0 14 18 0.00 2.000											
Jeff Brantley, R ERA: 1.23	(9, 1) 3.0 W 10 0 0 0 3 2 0 0 0 0 0 29 47 0.00 0.667												(9, 1) 3.0 W 10 0 0 0 3 2 0 0 0 0 0 29 47 0.00 0.667											

**San Francisco Giants @ Montreal Expos**  
Olympic Stadium, Montreal, QB  
Sun May 10 1992, 3:33 AM EDT  
Att. 11,275 - Dome - 70 F

livebaseballscorecards.com

AB 38  
R 3  
H 7  
RBI 3  
BB 7  
SO 10  
LOB 19

**MONTEAL EXPOS**



Batter	1	2	3	4	5	6	7	8	9	10	AB	R	H	RBI	BB	SO	LOB	TOP							
<b>Brett Butler, L</b> OBP: 0.367, SLG: 0.395 (1, 8) X	G3-1 1-1		BLK 2B 1B		G4-3 3-2		F7 1-2		K 1-3		5	1	1	0	0	1	2								
<b>Stan Javier, S</b> OBP: 0.300, SLG: 0.192 (1, 7) B	K 2-3		K 2-3		1B CS HBP 1-1			G5-3 1-1			2	0	0	0	0	2	1								
<b>Mike Sharperson, R</b> OBP: 0.433, SLG: 0.367 (8, 4) PH	K (8, 4)		K 1-2		1B CS HBP 1-2				IBB 4-0		1	0	0	0	1	0	0								
<b>Lenny Harris, L</b> OBP: 0.370, SLG: 0.348 (1, 4) B (8, 7) X	G3 1-1		2B 1-0		CS 1B 1-3			K 1-3	G1-3 0-0		5	0	2	1	0	1	2								
<b>Mitch Webster, S</b> OBP: 0.400, SLG: 0.727 (1, 9) X		1B 1-0	G6-4-3 BB 4-2		CS 1-2	K 1-3		E S BB 4-2	E4 1-2		3	3	2	0	2	1	0								
<b>Eric Karros, R</b> OBP: 0.271, SLG: 0.439 (1, 3) X	G3 1B G5-3 1B 3-H		G6-4-3 1B 1-2		F8 0-0		F8 0-1	E5 1-H	E3 L3-6 SH3 2-2		5	1	1	1	0	0	2								
<b>Dave Hansen, L</b> OBP: 0.216, SLG: 0.217 (8, PH) X	G3 1B 1-2		F8 0-0		F8 3-2		G6-3 3-2		SH3 1-2		3	0	1	0	0	0	0								
<b>Eric Davis, R</b> OBP: 0.352, SLG: 0.429 (8, 1) X	G3 1B 1-2		F8 0-0		F8 3-2		G6-3 3-2		SH3 1-2		0	0	0	0	1	0	0								
<b>John Candelaria, L</b> (8, 1) X	G3 1B 1-2		F8 0-0		F8 3-2		G6-3 3-2		SH3 1-2		0	0	0	0	0	0	0								
<b>Roger McDowell, R</b> (8, 1) X	G3 1B 1-2		F8 0-0		F8 3-2		G6-3 3-2		SH3 1-2		0	0	0	0	0	0	0								
<b>Steve Wilson, L</b> (10, 1) X	G3 1B 1-2		F8 0-0		F8 3-2		G6-3 3-2		SH3 1-2		0	0	0	0	0	0	0								
<b>Mike Scioscia, L</b> OBP: 0.298, SLG: 0.278 (1, 2) X	G3 1B 1-2		F8 0-0		F8 3-2		G6-3 3-2		SH3 1-2		0	0	0	0	0	0	0								
<b>Jose Offerman, S</b> OBP: 0.311, SLG: 0.323 (1, 6) X	G5-3 1B 3-H		FC3-6 1B 1-2		FC3-6 1B 1-2		K 1-3		G1-4-3 1-1		4	0	0	1	0	1	2								
<b>Ramon Martinez, R</b> OBP: 0.214, SLG: 0.214 (1, 1) X	G5-3 1B 3-H		FC3-6 1B 1-2		FC3-6 1B 1-2		K 1-3		G1-4-3 1-1		2	0	0	0	0	0	1								
<b>Todd Benzing, S</b> OBP: 0.271, SLG: 0.295 (7, PH) X	G5-3 1B 3-H		FC3-6 1B 1-2		FC3-6 1B 1-2		K 1-3		G1-4-3 1-1		0	0	0	0	1	0	0								
<b>Tim Crews, R</b> (7, 1) X	G5-3 1B 3-H		FC3-6 1B 1-2		FC3-6 1B 1-2		K 1-3		G1-4-3 1-1		0	0	0	0	0	0	0								
<b>Dave Anderson, R</b> OBP: 0.200, SLG: 0.300 (8, 5) X	G5-3 1B 3-H		FC3-6 1B 1-2		FC3-6 1B 1-2		K 1-3		G1-4-3 1-1		1	0	1	0	0	0	0								
<b>Inning Stats</b>	R: 0 E: 0 K: 1 S: 8	H: 0 LOB: 0 BB: 0 P: 11	R: 2 E: 0 K: 0 S: 13	H: 3 LOB: 1 BB: 0 P: 19	R: 1 E: 0 K: 1 S: 15	H: 2 LOB: 1 BB: 0 P: 22	R: 0 E: 0 K: 0 S: 5	H: 1 LOB: 0 BB: 0 P: 9	R: 0 E: 0 K: 0 S: 11	H: 0 LOB: 0 BB: 0 P: 17	R: 0 E: 0 K: 1 S: 14	H: 0 LOB: 1 BB: 1 P: 22	R: 0 E: 0 K: 1 S: 14	H: 0 LOB: 2 BB: 2 P: 27	R: 0 E: 0 K: 1 S: 8	H: 1 LOB: 2 BB: 0 P: 16	R: 1 E: 2 K: 0 S: 11	H: 1 LOB: 0 BB: 0 P: 15	1B: 5 2B: 3 3B: 2 HR: 0	SF: 0 SAC: 1 DP: 2 HBP: 1	WP: 0 PB: 0 SB: 1 CS: 2	PA: 45			
<b>PITCHER</b>	IP 5.0	WLS 7	BF 21	H 7	R 3	ER 3	SO 2	BB 1	IBB 0	HBP 1	BLK 1	WP 0	HR 0	S 52	P 78	ERA 5.40	WHIP 1.600								
<b>Ken Hill, R</b> ERA: 2.02 (1, 1) X	2.0	7	0	0	0	2	1	0	0	0	0	0	0	22	34	0.00	0.500								
<b>Mel Rojas, R</b> ERA: 1.84 (6, 1) X	3.0	W	15	2	2	1	2	1	2	0	0	0	0	33	58	3.00	1.000								
<b>Jeff Fassero, L</b> ERA: 4.09 (8, 1) X																									

Los Angeles Dodgers @ Montreal Expos  
Olympic Stadium, Montreal, QB  
Mon May 11 1992, 7:05 PM EDT  
Att: 7,075 - Dome - 70 F

AB 36  
R 5  
H 9  
RBI 3  
BB 5  
SO 6  
LOB 15



Batter	1	2	3	4	5	6	7	8	9	10	AB	R	H	RBI	BB	SO	LOB	BOTTOM						
<b>Marquis Grissom, R</b> OBP: 0.302, SLG: 0.413 (1, 8) X	1B S 1B 1B		K 1-1		G6-3 3-2		K 2-1		FC6-4 1-2		5	1	1	0	0	2	2							
<b>Delino DeShields, L</b> OBP: 0.352, SLG: 0.405 (1, 4) X	1B BB 2B 1B		S 1B 1-1		G4-3 2B 1-1		L8 3-2		E3 CS 1B 1-1		5	2	4	0	1	0	0							
<b>John Vander Wal, L</b> OBP: 0.353, SLG: 0.386 (1, 7) B	1B BB 2B 1B		S 1B 1-1		G4-3 2B 1-1		L8 3-2		E3 CS 1B 1-1		3	1	1	0	1	1	2							
<b>Steve Lyons, L</b> OBP: 0.118, SLG: 0.188 (6, PR) X	1B BB 2B 1B		S 1B 1-1		G4-3 2B 1-1		L8 3-2		E3 CS 1B 1-1		1	0	0	0	0	1	1							
<b>Moises Alou, R</b> OBP: 0.500, SLG: 0.706 (10, PH) X	1B BB 2B 1B		S 1B 1-1		G4-3 2B 1-1		L8 3-2		E3 CS 1B 1-1		1	0	0	0	0	0	2							
<b>Larry Walker, L</b> OBP: 0.360, SLG: 0.505 (1, 9) X	1B BB 2B 1B		S 1B 1-1		G4-3 2B 1-1		L8 3-2		E3 CS 1B 1-1		2	1	2	3	4	0	0							
<b>Gary Carter, R</b> OBP: 0.375, SLG: 0.458 (1, 2) X	1B BB 2B 1B		S 1B 1-1		G4-3 2B 1-1		L8 3-2		E3 CS 1B 1-1		4	0	1	3	1	1	6							
<b>Tim Wallach, R</b> OBP: 0.301, SLG: 0.308 (1, 3) X	1B BB 2B 1B		S 1B 1-1		G4-3 2B 1-1		L8 3-2		E3 CS 1B 1-1		5	0	1	0	0	1	4							
<b>Archi Cianfrocco, R</b> OBP: 0.279, SLG: 0.450 (1, 9) X	1B BB 2B 1B		S 1B 1-1		G4-3 2B 1-1		L8 3-2		E3 CS 1B 1-1		4	0	1	0	1	1	2							
<b>Spike Owen, S</b> OBP: 0.307, SLG: 0.378 (1, 6) X	1B BB 2B 1B		S 1B 1-1		G4-3 2B 1-1		L8 3-2		E3 CS 1B 1-1		4	0	0	0	1	1	3							
<b>Ken Hill, R</b> ERA: 2.02 (1, 1) X	1B BB 2B 1B		S 1B 1-1		G4-3 2B 1-1		L8 3-2		E3 CS 1B 1-1		2	0	0	0	0	0	3							
<b>Jerry Scott, L</b> ERA: 6.19 (8, PH) X	1B BB 2B 1B		S 1B 1-1		G4-3 2B 1-1		L8 3-2		E3 CS 1B 1-1		1	0	0	0	0	1	0							
<b>Mel Rojas, R</b> ERA: 1.0 (7, PH) X	1B BB 2B 1B		S 1B 1-1		G4-3 2B 1-1		L8 3-2		E3 CS 1B 1-1		1	0	1	0	0	0	0							
<b>Darin Fletcher, L</b> ERA: 3.78 (7, PR) X	1B BB 2B 1B		S 1B 1-1		G4-3 2B 1-1		L8 3-2		E3 CS 1B 1-1		0	0	0	0	0	0	0							
<b>Chris Haney, R</b> ERA: 2.77 (8, PH) X	1B BB 2B 1B		S 1B 1-1		G4-3 2B 1-1		L8 3-2		E3 CS 1B 1-1		0	0	0	0	0	0	0							
<b>Jeff Fassero, L</b> ERA: 4.09 (8, 1) X	1B BB 2B 1B		S 1B 1-1		G4-3 2B 1-1		L8 3-2		E3 CS 1B 1-1		0	0	0	0	0	0	0							
<b>Bret Barberie, S</b> OBP: 0.351, SLG: 0.278 (10, PH) X	1B BB 2B 1B		S 1B 1-1		G4-3 2B 1-1		L8 3-2		E3 CS 1B 1-1		1	1	1	0	0	0	0							
<b>Inning Stats</b>	R: 4 E: 0 K: 0 S: 17	H: 4 LOB: 2 BB: 2 P: 35	R: 0 E: 0 K: 2 S: 14	H: 1 LOB: 2 BB: 1 P: 26	R: 0 E: 0 K: 2 S: 11	H: 1 LOB: 1 BB: 0 P: 18	R: 0 E: 0 K: 1 S: 12	H: 1 LOB: 3 BB: 2 P: 26	R: 0 E: 0 K: 1 S: 10	H: 1 LOB: 0 BB: 0 P: 14	R: 0 E: 0 K: 1 S: 10	H: 1 LOB: 2 BB: 1 P: 21	R: 0 E: 1 K: 2 S: 11	H: 1 LOB: 2 BB: 1 P: 20	R: 0 E: 0 K: 0 S: 8	H: 0 LOB: 0 BB: 0 P: 10	R: 2 E: 0 K: 0 S: 7	H: 2 LOB: 1 BB: 1 P: 14	1B: 9 2B: 5 3B: 0 HR: 0	SF: 0 SAC: 1 DP: 2 HBP: 0	WP: 0 PB: 0 SB: 3 CS: 1	PA: 49		
<b>PITCHER</b>	IP 6.0	WLS 9	BF 32	H 9	R 4	ER 4	SO 7	BB 3	IBB 0	HBP 0	BLK 0	WP 0	HR 0	S 74	P 140	ERA 6.00	WHIP 2.000							
<b>Ramon Martinez, R</b> ERA: 3.64 (1, 1) X	1.0	5	1	0	0	0	1	0	0	0	0	0	0	10	18	0.00	2.000							
<b>Tim Crews, R</b> ERA: 1.0 (7, 1) X	0.1	3	1	0	0	1	1	0	0	0	0	0	0	6	12	0.00	6.000							
<b>John Candelaria, L</b> ERA: 1.0 (8, 1) X	2.0	6	1	1	1	1	1	0	0	0	0	0	0	17	24	4.50	0.500							
<b>Roger McDowell, R</b> ERA: 3.78 (8, 1) X	0.1	L	3	1	1	1	0	1	0	0	0	0	0	3	8	27.00	6.000							

Los Angeles Dodgers @ Montreal Expos  
Olympic Stadium, Montreal, QB  
Mon May 11 1992, 7:05 PM EDT  
Att: 7,075 - Dome - 70 F

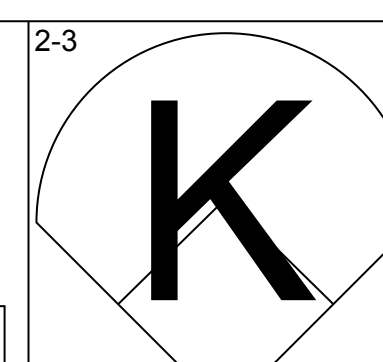
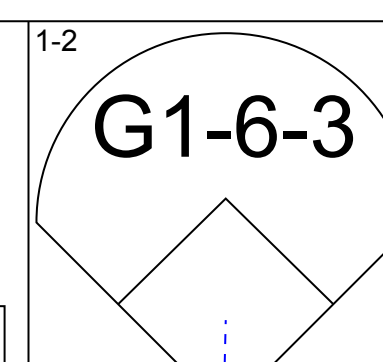
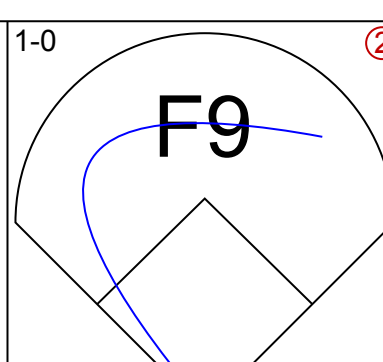
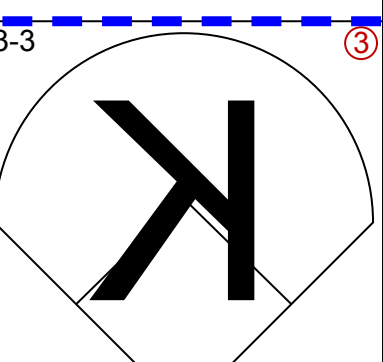
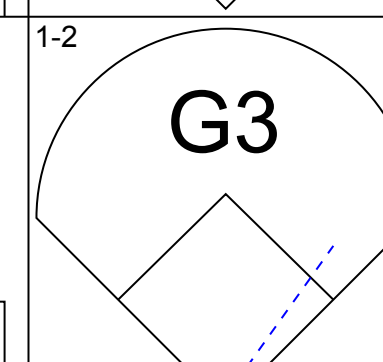
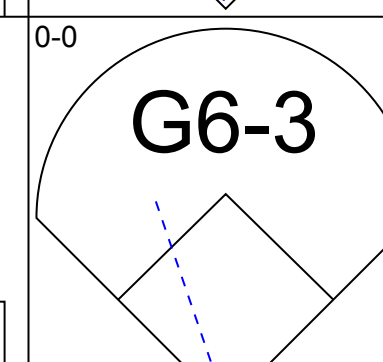
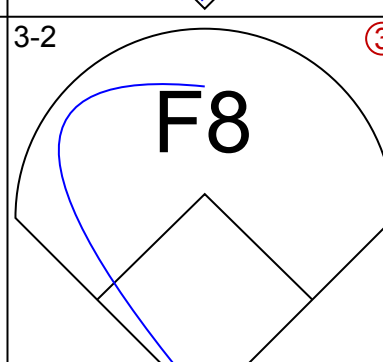
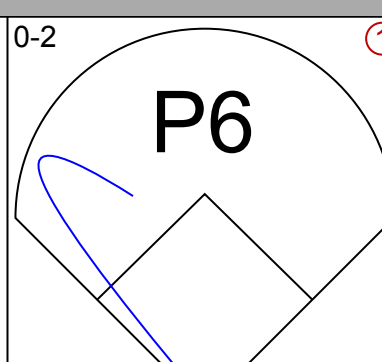
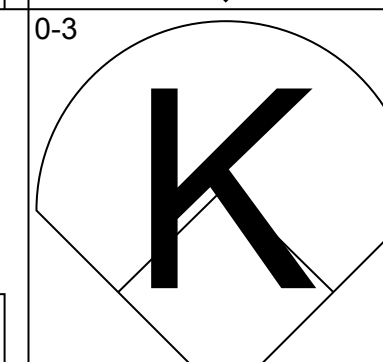
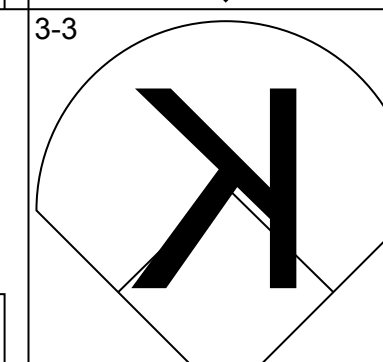

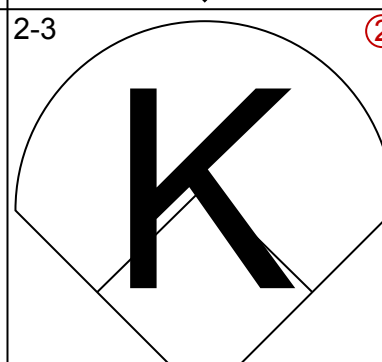
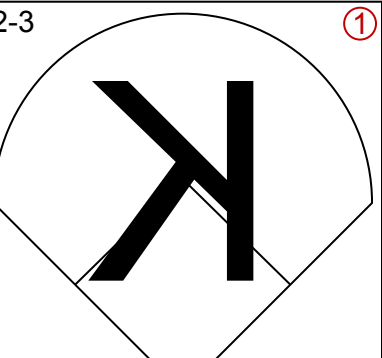
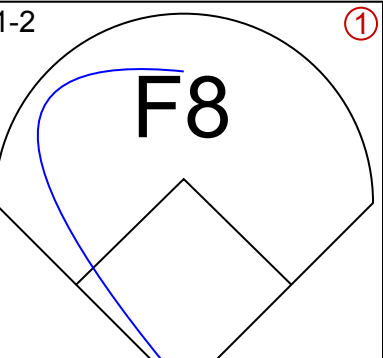
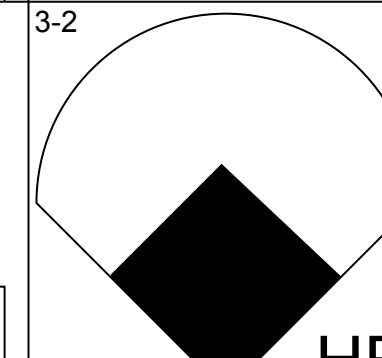
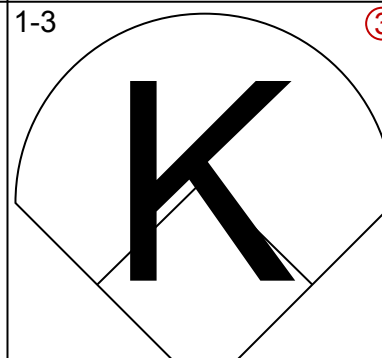
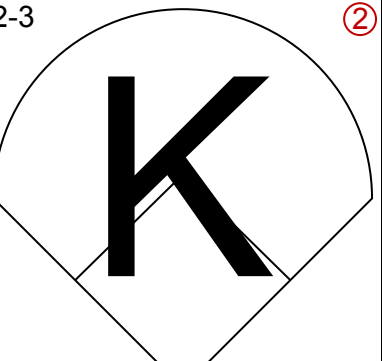
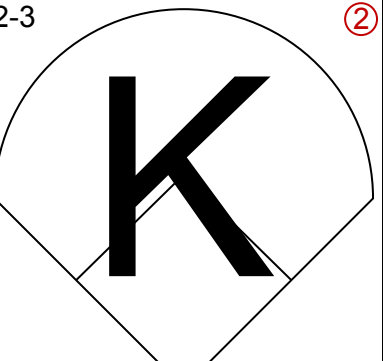
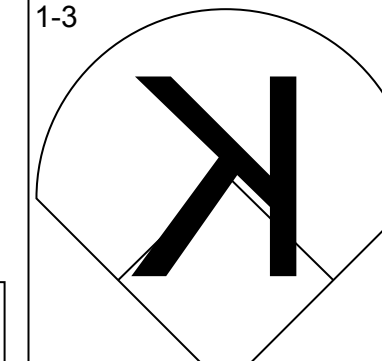

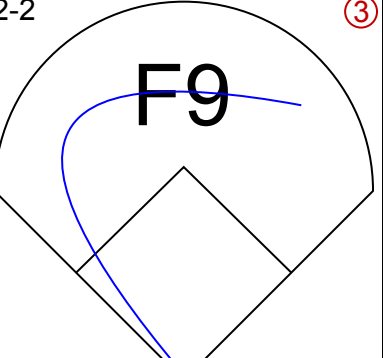
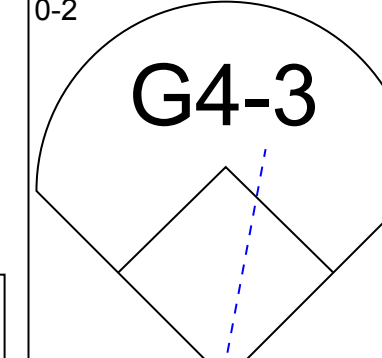
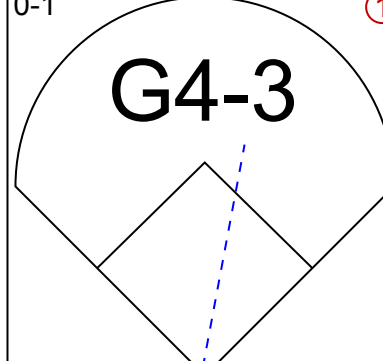
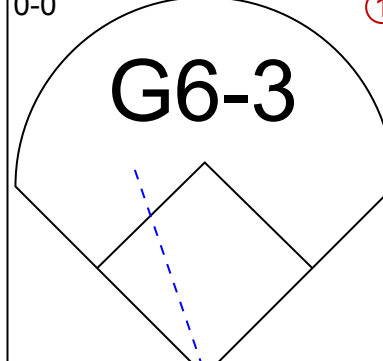
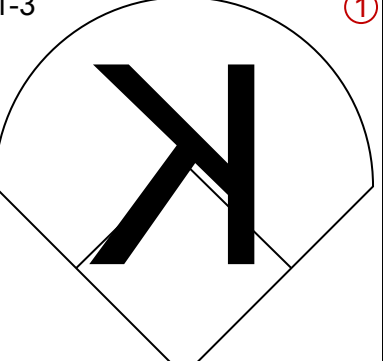
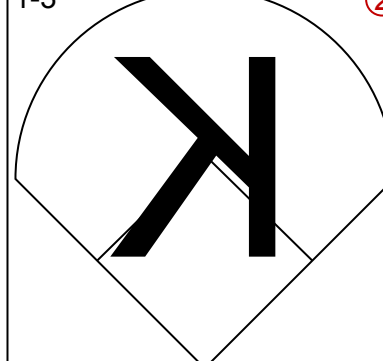
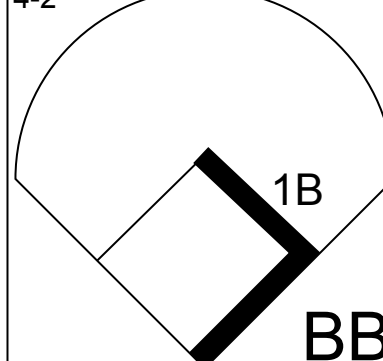
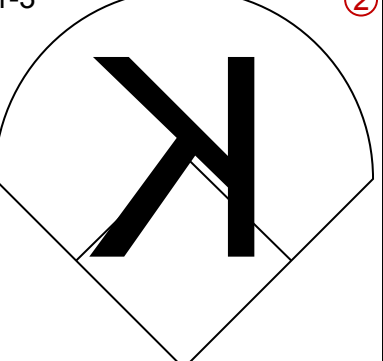
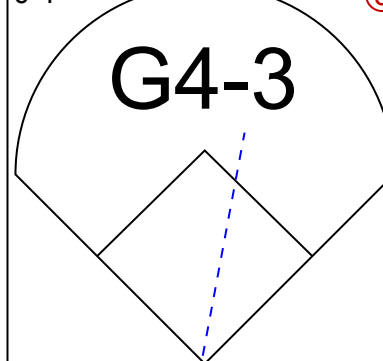
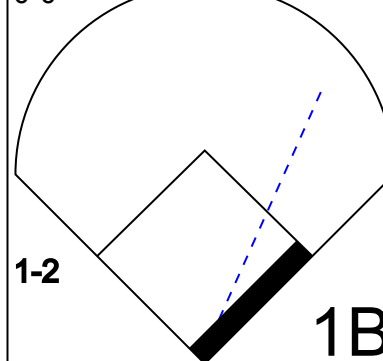
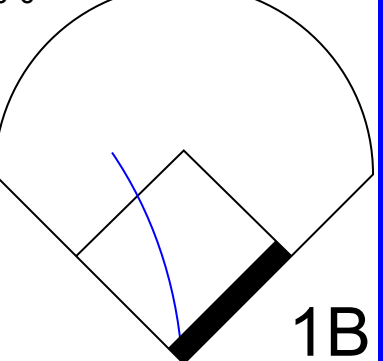
AB 39  
R 6  
H 13  
RBI 6  
BB 9  
SO 9  
LOB 25







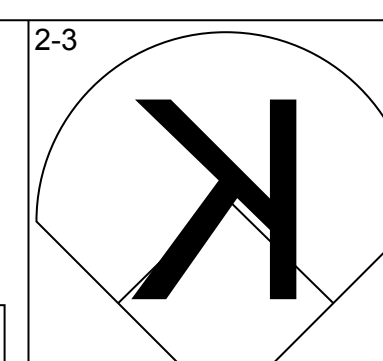
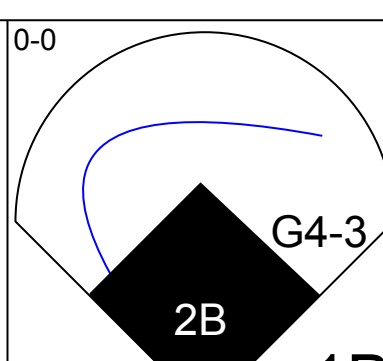
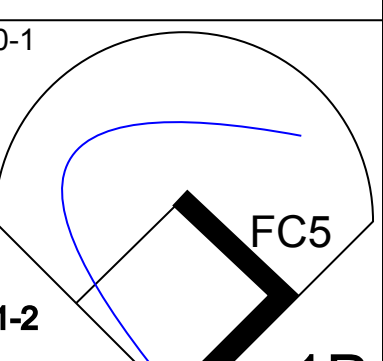
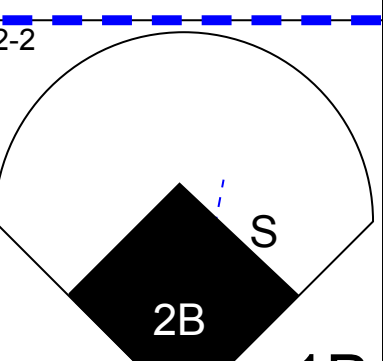
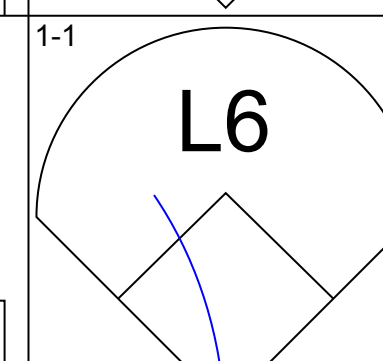
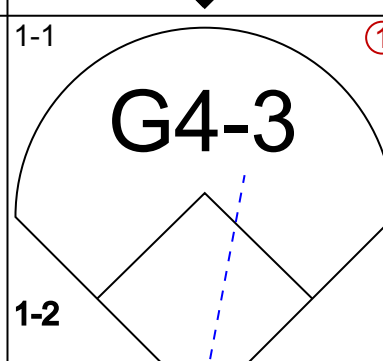
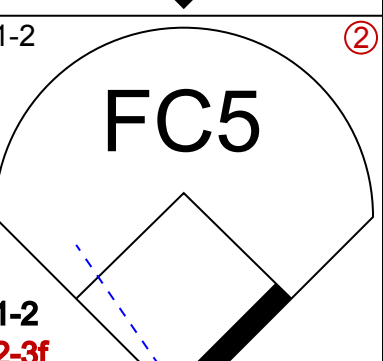
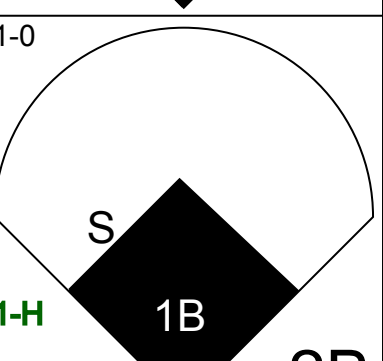
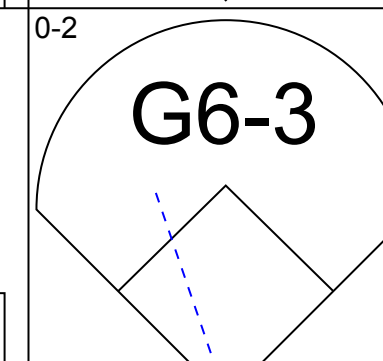
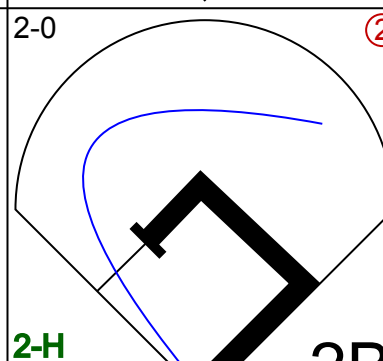
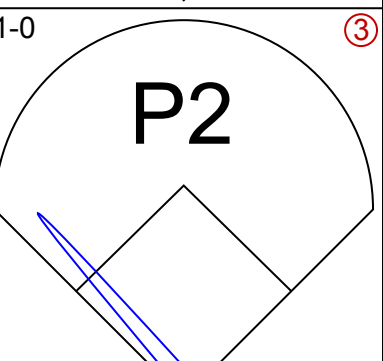
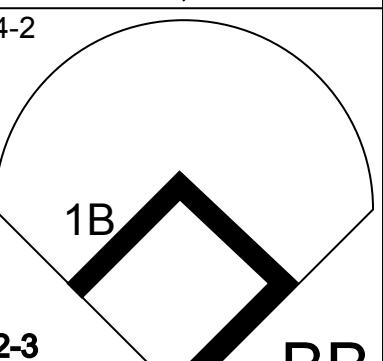
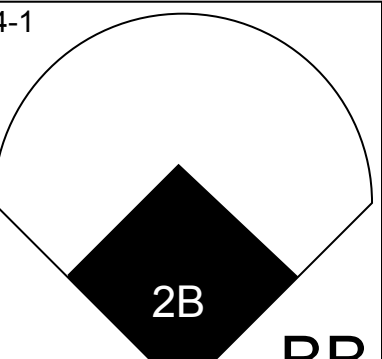
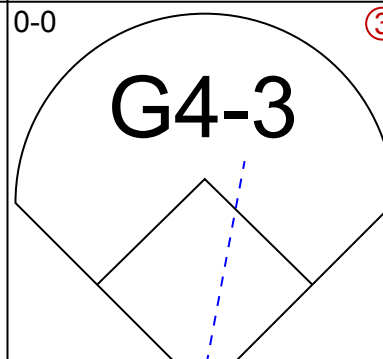
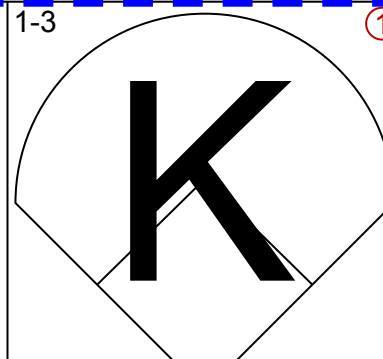
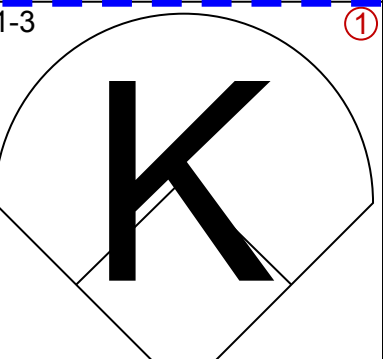
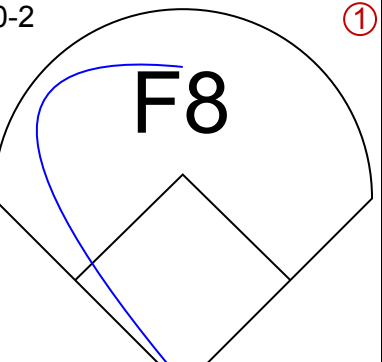
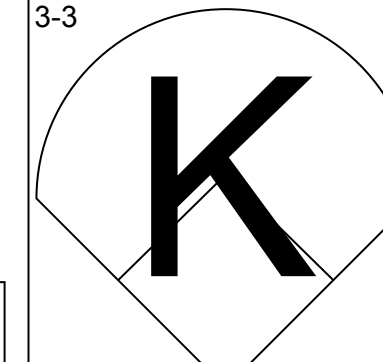
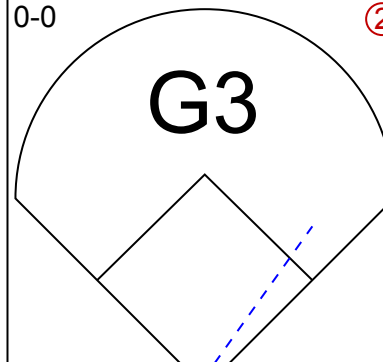
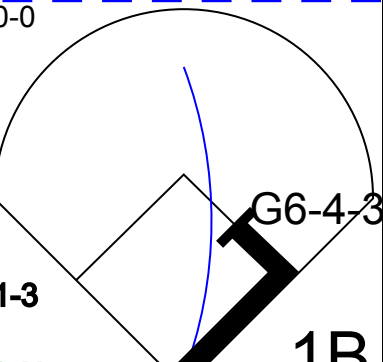
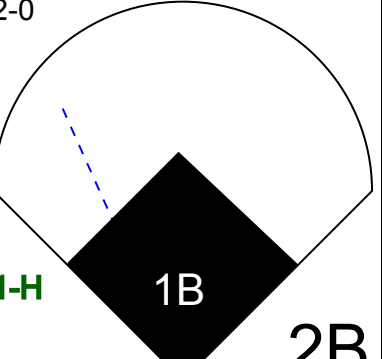
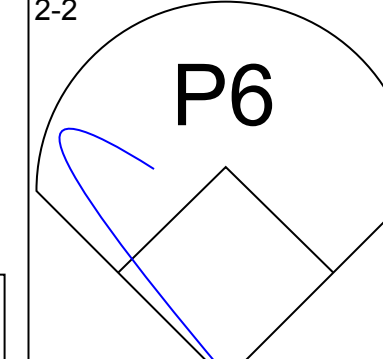
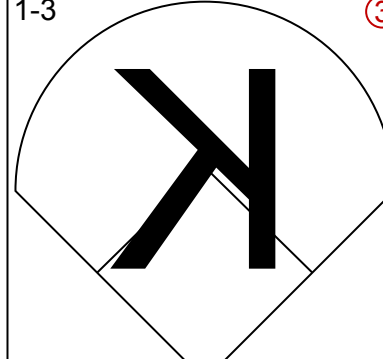
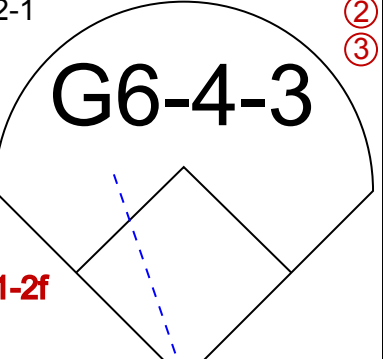
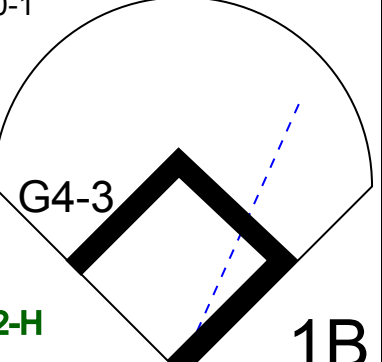
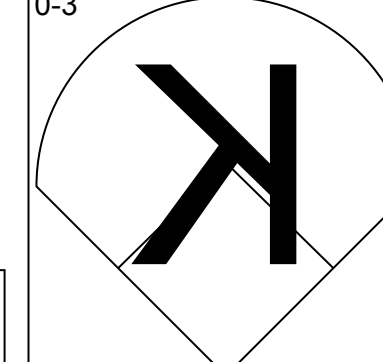
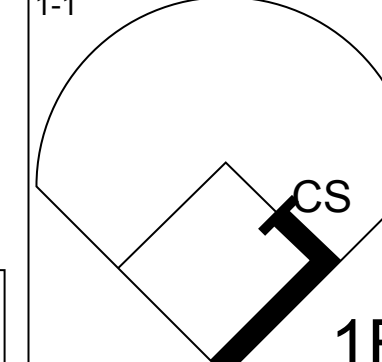
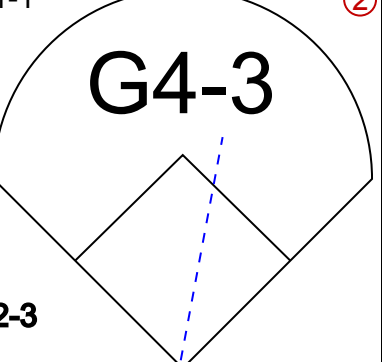
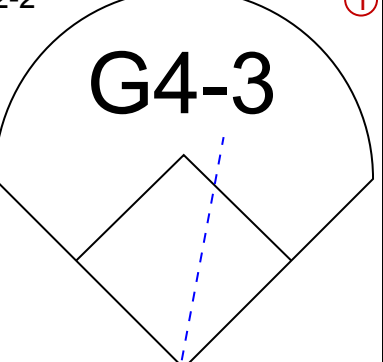
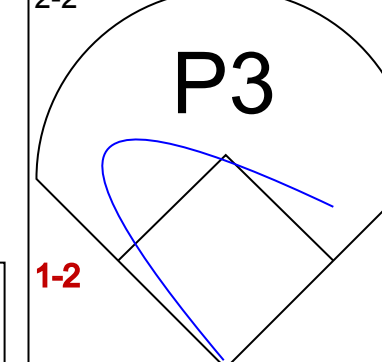
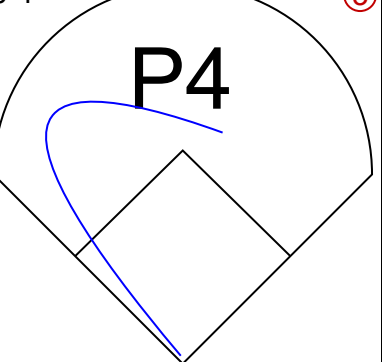
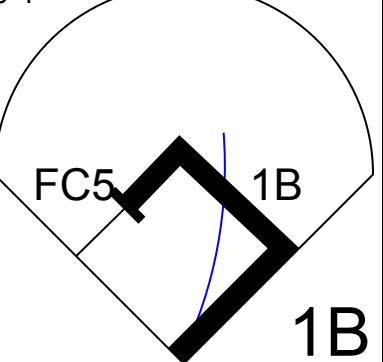
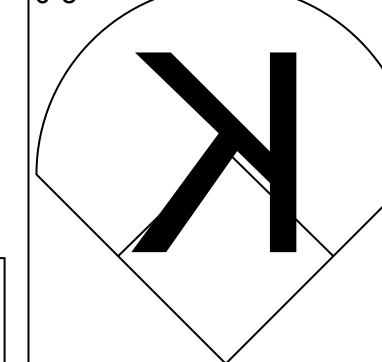


Batter	1	2	3	4	5	6	7	8	9	AB	R	H	RBI	BB	SO	LOB	TOP			
<b>Brett Butler, L</b> OBP: 0.360, SLG: 0.375 (1, 8)										4	0	0	0	0	2	3				
<b>Lenny Harris, L</b> OBP: 0.354, SLG: 0.333 (1, 4)										4	0	0	0	0	0	2				
<b>Daryl Strawberry, L</b> OBP: 0.330, SLG: 0.450 (1, 9)										4	0	0	0	0	4	0				
<b>Mitch Webster, S</b> OBP: 0.368, SLG: 0.733 (1, 7)										4	1	1	1	0	2	0				
<b>Eric Karros, R</b> OBP: 0.258, SLG: 0.403 (1, 3)										3	0	0	0	0	3	0				
<b>Mike Scioscia, L</b> OBP: 0.297, SLG: 0.269 (1, 2)										3	0	0	0	0	0	0				
<b>Dave Hansen, L</b> OBP: 0.204, SLG: 0.204 (1, 5)										3	0	0	0	0	1	0				
<b>Jose Offerman, S</b> OBP: 0.300, SLG: 0.303 (1, 6)										2	0	0	0	1	2	0				
<b>Orel Hershiser, R</b> OBP: 0.287, SLG: 0.429 (5, PH) <b>Stan Javier, S</b> OBP: 0.223, SLG: 0.222 (5, 1) <b>Jim Gott, R</b> OBP: 0.229, SLG: 0.248 (5, PH) <b>Todd Benzinger, S</b> OBP: 0.295, SLG: 0.248 (5, 1) <b>Tim Crews, R</b> OBP: 0.297, SLG: 0.248 (5, 1) <b>Steve Wilson, L</b> OBP: 0.297, SLG: 0.248 (5, 1) <b>Kip Gross, R</b> OBP: 0.297, SLG: 0.248 (5, 1)										1	0	0	0	0	0	0				
<b>Inning Stats</b>	R: 0 E: 0 K: 2 S: 12	H: 0 LOB: 0 BB: 0 P: 15	R: 0 E: 0 K: 2 S: 9	H: 0 LOB: 0 BB: 0 P: 13	R: 0 E: 0 K: 1 S: 7	H: 0 LOB: 0 BB: 0 P: 8	R: 0 E: 0 K: 1 S: 8	H: 0 LOB: 0 BB: 0 P: 12	R: 0 E: 0 K: 0 S: 11	H: 1 LOB: 2 BB: 1 P: 16	R: 1 E: 0 K: 2 S: 15	H: 1 LOB: 0 BB: 0 P: 21	R: 0 E: 0 K: 3 S: 13	H: 1 LOB: 1 BB: 0 P: 18	R: 0 E: 0 K: 2 S: 11	H: 0 LOB: 0 BB: 0 P: 14	1B: 2 2B: 0 3B: 0 HR: 1	SF: 0 SAC: 0 DP: 0 HBP: 0	WP: 0 PB: 0 SB: 0 CS: 0	PA: 31
<b>PITCHER</b>	IP	WLS	BF	H	R	ER	SO	BB	IBB	HBP	BLK	WP	HR	S	P	ERA	WHIP			
<b>Mark Gardner, R</b> ERA: 3.02	7.2	W	27	3	1	1	11	1	0	0	0	0	1	79	112	1.17	0.522			
<b>John Wetteland, R</b> ERA: 3.86	1.1	S	4	0	0	0	3	0	0	0	0	0	0	16	22	0.00	0.000			

**Los Angeles Dodgers @ Montreal Expos**  
Olympic Stadium, Montreal, QB  
Wed May 13, 1992, 7:05 PM EDT  
Att. 17,562 - Dome - 70 F

AB 30  
R 1  
H 3  
RBI 1  
BB 1  
SO 14  
LOB 5



Batter	1	2	3	4	5	6	7	8	9	AB	R	H	RBI	BB	SO	LOB	BOTTOM			
<b>Marquis Grissom, R</b> OBP: 0.307, SLG: 0.411 (1, 8)										4	2	3	0	0	1	0				
<b>Delino DeShields, L</b> OBP: 0.338, SLG: 0.395 (1, 4)										4	1	1	1	0	0	3				
<b>Moises Alou, R</b> OBP: 0.500, SLG: 0.700 (1, 7)										3	0	1	1	1	0	2				
<b>Larry Walker, L</b> OBP: 0.348, SLG: 0.478 (1, 9)										3	1	0	0	1	2	2				
<b>Gary Carter, R</b> OBP: 0.365, SLG: 0.436 (1, 2)										4	0	1	1	0	1	1				
<b>Tim Lincecum, R</b> OBP: 0.299, SLG: 0.315 (1, 3)										4	1	1	1	0	1	2				
<b>Bret Barberie, S</b> OBP: 0.360, SLG: 0.294 (1, 5)										3	0	2	1	0	1	0				
<b>Tom Foley, L</b> OBP: 0.219, SLG: 0.233 (1, 6)										3	0	0	0	0	0	2				
<b>Mark Gardner, R</b> OBP: 0.214, SLG: 0.214 <b>John Wetteland, R</b> ERA: 3.38										3	0	1	0	0	1	1				
<b>Inning Stats</b>	R: 0 E: 0 K: 1 S: 8	H: 0 LOB: 0 BB: 0 P: 11	R: 2 E: 0 K: 0 S: 11	H: 2 LOB: 1 BB: 1 P: 18	R: 1 E: 0 K: 0 S: 5	H: 2 LOB: 0 BB: 0 P: 8	R: 0 E: 0 K: 2 S: 11	H: 0 LOB: 0 BB: 0 P: 16	R: 0 E: 0 K: 0 S: 11	H: 2 LOB: 2 BB: 0 P: 15	R: 0 E: 0 K: 2 S: 9	H: 0 LOB: 0 BB: 0 P: 11	R: 0 E: 0 K: 1 S: 9	H: 1 LOB: 0 BB: 0 P: 12	R: 2 E: 0 K: 1 S: 13	H: 3 LOB: 1 BB: 1 P: 23	1B: 7 2B: 3 3B: 0 HR: 0	SF: 0 SAC: 0 DP: 1 HBP: 0	WP: 0 PB: 0 SB: 2 CS: 1	PA: 33
<b>PITCHER</b>	IP	WLS	BF	H	R	ER	SO	BB	IBB	HBP	BLK	WP	HR	S	P	ERA	WHIP			
<b>Orel Hershiser, R</b> ERA: 3.8	5.0	L	21	6	3	3	3	1	0	0	0	0	0	18	23	0.00	0.500			
<b>Jim Gott, R</b> ERA: 2.55	2.0		6	1	0	0	3	0	0	0	0	0	0	7	14	∞	∞			
<b>Tim Crews, R</b> ERA: 7.31	0.0		3	2	2	2	0	1	0	0	0	0	0	3	4	0.00	0.000			
<b>Steve Wilson, L</b> ERA: 2.7	0.1		1	0	0	0	1	0	0	0	0	0	0	3	5	0.00	1.500			
<b>Kip Gross, R</b> ERA: 3.38	0.2		2	1	0	0	0	0	0	0	0	0	0	3	5	0.00	1.500			

**Los Angeles Dodgers @ Montreal Expos**  
Olympic Stadium, Montreal, QB  
Wed May 13, 1992, 7:05 PM EDT  
Att. 17,562 - Dome - 70 F

AB 31  
R 5  
H 10  
RBI 5  
BB 2  
SO 7  
LOB 13





Batter	1	2	3	4	5	6	7	8	9	AB	R	H	RBI	BB	SO	LOB	TOP		
Marquis Grissom, R OBP: 0.310, SLG: 0.402	4-0 F8 S 2B BB	3-3 K			2-2 L9		1-0 L9		4-1 BB	3	1	0	0	2	1	2	<b>Montreal Expos @ Atlanta Braves</b> Atlanta-Fulton County Stadium, Atlanta, GA Fri May 15 1992, 7:05 PM EDT Att: 37,551 - Cloudy - 79 F		
Delino DeShields, L OBP: 0.333, SLG: 0.388	3-3 K		3-1 P5		2-2 G4-3		3-2 BB		3-1 F9	5	0	1	1	0	1	3			
Moises Alou, R Mel Rojas, R	0-0 F8		1-2 L8		1-2 G4-3		2-2 F8			4	0	0	0	0	0	2			
Larry Walker, L OBP: 0.360, SLG: 0.496	0-1 2B		0-0 1B		0-2 1B				0-1 F7	4	0	3	1	0	0	0			
Gary Carter, R OBP: 0.358, SLG: 0.414	4-1 FC6-4 BB		2-2 F8		0-0 P6		2-2 F7			3	0	0	0	1	0	2			
Tim Lincecum, R OBP: 0.290, SLG: 0.304	2-1 FC6-4		0-0 G4-3		1-0 F8		0-1 G4-3			4	0	0	0	0	0	3			
Bret Barberie, S Bill Sampen, R Bill Landrum, R Darren Reed, R		2-2 HBP	4-0 G5-3 BB		2-3 K				1-3 K	1	0	0	0	1	1	1		<b>AB</b> 33 <b>R</b> 2 <b>H</b> 6 <b>RBI</b> 2 <b>BB</b> 4 <b>SO</b> 5 <b>LOB</b> 18	
Spike Owen, S		3-2 L9	3-2 G5-3		1-1 G3-1				0-0 BB	4	0	1	0	0	0	2			
Chris Nabholz, L Archi Cianfrocco, R		2-3 K	2-2 G6-3		0-0 L9 1B 2B				0-0 F8	2	0	0	0	0	1	2			
<b>Inning Stats</b>	R: 1 E: 0 K: 1 S: 9	H: 1 LOB: 2 BB: 2 P: 22	R: 0 E: 0 K: 2 S: 13	H: 0 LOB: 1 BB: 0 P: 23	R: 0 E: 0 K: 0 S: 10	H: 1 LOB: 1 BB: 0 P: 15	R: 0 E: 0 K: 0 S: 7	H: 0 LOB: 1 BB: 1 P: 16	R: 0 E: 0 K: 1 S: 11	H: 1 LOB: 1 BB: 0 P: 12	R: 1 E: 0 K: 0 S: 11	H: 2 LOB: 1 BB: 0 P: 18	R: 0 E: 0 K: 0 S: 7	H: 0 LOB: 0 BB: 0 P: 9	R: 0 E: 0 K: 1 S: 8	H: 1 LOB: 2 BB: 1 P: 16		<b>1B:</b> 4 <b>SF:</b> 0 <b>2B:</b> 2 <b>3B:</b> 0 <b>HR:</b> 0 <b>SF:</b> 0 <b>SAC:</b> 0 <b>DP:</b> 0 <b>HBP:</b> 1	<b>WP:</b> 0 <b>PA:</b> 38 <b>SB:</b> 0 <b>CS:</b> 0
<b>PITCHER</b>	IP	WLS	BF	H	R	ER	SO	BB	IBB	HBP	BLK	WP	HR	S	P	ERA	WHIP		
Mike Bielecki, R ERA: 3.03	0.1		2	0	1	0	1	1	0	0	0	0	0	3	10	27.00	3.000		
Kent Mercker, L ERA: 3.74	3.2	W	16	2	0	0	2	2	0	1	0	0	0	36	66	0.00	1.091		
Juan Berenguer, R ERA: 2.91	3.0		12	3	1	1	1	0	0	0	0	0	0	31	46	3.00	1.000		
Mike Stanton, L ERA: 4.5	2.0	S	8	1	0	0	1	1	0	0	0	0	0	15	25	0.00	1.000		

<b>AB</b>	33
<b>R</b>	2
<b>H</b>	6
<b>RBI</b>	2
<b>BB</b>	4
<b>SO</b>	5
<b>LOB</b>	18



Batter	1	2	3	4	5	6	7	8	9	AB	R	H	RBI	BB	SO	LOB	BOTTOM		
Otis Nixon, S OBP: 0.446, SLG: 0.450	1-1 BB 1B		1-2 S 1B		4-0 S 1B BB		0-0 G6-3			3	2	2	0	1	0	0	<b>Montreal Expos @ Atlanta Braves</b> Atlanta-Fulton County Stadium, Atlanta, GA Fri May 15 1992, 7:05 PM EDT Att: 37,551 - Cloudy - 79 F		
Terry Pendleton, S OBP: 0.363, SLG: 0.540	4-0 1B SF4 BB		3-2 F8		1-0 S 1B		1-2 G5-3			3	2	1	1	1	0	1			
Ron Gant, R OBP: 0.373, SLG: 0.486	3-2 S 1B		2-1 L1		2-2 S 1B				0-0 1B	4	0	3	2	0	0	1			
David Justice, L OBP: 0.290, SLG: 0.302	1-3 K		0-0 L3		2-3 K				0-0 L9	4	0	0	0	0	2	5			
Brian Hunter, R OBP: 0.222, SLG: 0.369	1-0 SF4			1-0 G6-3		4-0 G6-3 S BB		1-2 1B		2	0	1	1	1	0	0			
Damon Berryhill, S OBP: 0.247, SLG: 0.405	1-2 G6-3			0-3 K		1-0 F2		3-1 F7		4	0	0	0	0	1	4			
Mark Lemke, S OBP: 0.204, SLG: 0.221		1-1 F7		2-3 K		2-0 G6-3		1-2 G1-3		4	0	0	0	0	1	3			
Rafael Belliard, R OBP: 0.243, SLG: 0.208		1-3 K			1-1 G6-3		0-0 B1-3			3	0	0	0	0	1	1			
Mike Bielecki, R Kent Mercker, L Juan Berenguer, R Lonnie Smith, R Mike Stanton, L		1-3 K			0-1 G4-3				0-0 L7	0	0	0	0	0	0	0		<b>AB</b> 30 <b>R</b> 4 <b>H</b> 7 <b>RBI</b> 4 <b>BB</b> 3 <b>SO</b> 6 <b>LOB</b> 15	
<b>Inning Stats</b>	R: 2 E: 0 K: 1 S: 13	H: 2 LOB: 1 BB: 1 P: 23	R: 0 E: 0 K: 2 S: 9	H: 0 LOB: 0 BB: 0 P: 12	R: 0 E: 0 K: 0 S: 13	H: 1 LOB: 1 BB: 0 P: 18	R: 0 E: 0 K: 2 S: 9	H: 0 LOB: 0 BB: 0 P: 12	R: 2 E: 0 K: 1 S: 12	H: 2 LOB: 1 BB: 1 P: 22	R: 0 E: 0 K: 0 S: 3	H: 0 LOB: 1 BB: 1 P: 10	R: 0 E: 0 K: 0 S: 6	H: 0 LOB: 0 BB: 0 P: 7	R: 0 E: 0 K: 0 S: 11	H: 2 LOB: 2 BB: 0 P: 16		<b>1B:</b> 7 <b>SF:</b> 1 <b>2B:</b> 0 <b>3B:</b> 0 <b>HR:</b> 0 <b>SF:</b> 1 <b>SAC:</b> 0 <b>DP:</b> 0 <b>HBP:</b> 0	<b>WP:</b> 0 <b>PA:</b> 34 <b>SB:</b> 5 <b>CS:</b> 0
<b>PITCHER</b>	IP	WLS	BF	H	R	ER	SO	BB	IBB	HBP	BLK	WP	HR	S	P	ERA	WHIP		
Chris Nabholz, L ERA: 3.83	5.2	L	25	5	4	4	6	3	0	0	0	0	0	7	8	6.35	1.412		
Bill Sampen, R ERA: 4.34	1.1		4	0	0	0	0	0	0	0	0	0	0	6	7	0.00	6.000		
Bill Landrum, R ERA: 6.0	0.1		3	2	0	0	0	0	0	0	0	0	0	5	9	0.00	0.000		
Mel Rojas, R ERA: 1.46	0.2		2	0	0	0	0	0	0	0	0	0	0	5	9	0.00	0.000		





Batter	1	2	3	4	5	6	7	8	9	AB	R	H	RBI	BB	SO	LOB	TOP					
Marquis Grissom, R OBP: 0.299, SLG: 0.387	(1, 8) K		(1, 3) K		(2, 1) G5-3		(1, 2) FC5-2 1B	(0, 2) P3		5	0	0	0	0	2	5	<b>Montreal Expos @ Atlanta Braves</b> Atlanta-Fulton County Stadium, Atlanta, GA Sat May 16 1992, 7:05 PM EDT Att: 40,504 - Sunny - 80 F					
Delino DeShields, L OBP: 0.336, SLG: 0.383	(1, 4) K			(4, 2) S 1B BB		(1, 3) K	(1, 0) FC6-4 1B		(0, 0) F7	4	1	1	2	1	2	0						
Moises Alou, R OBP: 0.483 Darren Reed, R (9, 9)	(1, 7) L9			(1, 2) G5-3		(0, 1) L4	(2, 0) FC6-4 1-2		(3, 3) K	5	0	0	0	0	1	3						
Larry Walker, L OBP: 0.371, SLG: 0.528 John Vander Wal, L (9, PH) OBP: 0.321, SLG: 0.347 (9, 7)		(0, 0) F8		(3, 2) S 2H 1B		(2, 0) 1B		(2, 0) HR	(0, 0) F7	4	1	3	2	0	0	0						
Gary Carter, R OBP: 0.352, SLG: 0.393	(1, 2) K			(4, 2) G6-4-3 1B BB		(1, 0) P6		(2, 1) F7		3	0	0	0	1	1	1						
Tim Lincecum, R OBP: 0.289, SLG: 0.302	(1, 3) P3			(0, 0) G6-4-3 1-2			(2, 2) E6 1B FC5-2	(1, 1) HR 1B		4	1	1	0	0	0	2						
Archi Cianfrocco, R OBP: 0.309, SLG: 0.521			(1, 2) F9		(0, 1) HR		(0, 0) FC5-2 1B 1B	(1, 1) P3		4	2	2	1	0	0	1						
Spike Owen, S OBP: 0.312, SLG: 0.408			(2, 1) P4		(3, 1) L6		(1, 2) FC5-2 1B 1B	(3, 1) HR		4	2	2	2	0	0	0						
Dennis Martinez, R OBP: 0.188, SLG: 0.188 Mel Rojas, R OBP: 0.500, SLG: 0.500	(1, 1) Mel Rojas, R (7, 1)		(0, 0) 1B		(0, 1) G5-3		(0, 3) K	(0, 0) 1B		3	0	1	0	0	1	3						
<b>Inning Stats</b>	R: 0 E: 0 K: 2 S: 10	H: 0 LOB: 0 BB: 0 P: 13	R: 0 E: 0 K: 1 S: 5	H: 0 LOB: 0 BB: 0 P: 7	R: 0 E: 0 K: 1 S: 9	H: 1 LOB: 1 BB: 0 P: 13	R: 1 E: 0 K: 0 S: 14	H: 1 LOB: 1 BB: 2 P: 26	R: 1 E: 0 K: 1 S: 8	H: 1 LOB: 0 BB: 0 P: 13	R: 0 E: 0 K: 1 S: 8	H: 1 LOB: 1 BB: 0 P: 11	R: 2 E: 1 K: 1 S: 17	H: 3 LOB: 2 BB: 0 P: 23	R: 3 E: 0 K: 0 S: 14	H: 4 LOB: 1 BB: 0 P: 23	R: 0 E: 0 K: 1 S: 6	H: 0 LOB: 0 BB: 0 P: 9	1B: 8 2B: 0 3B: 0 HR: 3	SF: 0 SAC: 0 DP: 1 HBP: 0	WP: 0 PB: 0 SB: 4 CS: 0	PA: 40
<b>PITCHER</b>	IP WLS BF H R ER SO BB IBB HBP BLK WP HR S P ERA WHIP																					
Steve Avery, L ERA: 3.56	(1, 1) 7.0 L 30 7 4 2 6 2 0 0 0 0 0 1 71 106 2.57 1.286																					
Alejandro Pena, R ERA: 7.5	(8, 1) 1.0 7 4 3 3 0 0 0 0 0 0 2 14 23 27.00 4.000																					
Ben Rivera, R ERA: 4.7	(9, 1) 1.0 3 0 0 0 1 0 0 0 0 0 0 6 9 0.00 0.000																					

AB	38
R	7
H	11
RBI	7
BB	2
SO	7
LOB	15



Batter	1	2	3	4	5	6	7	8	9	AB	R	H	RBI	BB	SO	LOB	BOTTOM					
Deion Sanders, L OBP: 0.371, SLG: 0.548	(1, 8) K		(0, 1) G3-1		(3, 2) F8		(1, 3) K			4	0	0	0	0	2	2	<b>Montreal Expos @ Atlanta Braves</b> Atlanta-Fulton County Stadium, Atlanta, GA Sat May 16 1992, 7:05 PM EDT Att: 40,504 - Sunny - 80 F					
Terry Pendleton, S OBP: 0.365, SLG: 0.532	(1, 5) F8		(3, 3) K			(1, 1) FC1-6 FC4-6 1B		(0, 0) F8		4	1	1	0	0	1	0						
Ron Gant, R OBP: 0.370, SLG: 0.479	(1, 7) K			(0, 2) CS 1B		(0, 0) FC FC1-6		(2, 2) F8		4	0	1	0	0	1	1						
David Justice, L OBP: 0.298, SLG: 0.295		(4, 2) CS BB		(4, 1) CS 1-2 BB		(2, 1) FC1-6 FC4-6		(0, 2) F7		2	0	0	0	2	0	2						
Sid Bream, L OBP: 0.369, SLG: 0.379 Brian Hunter, R (6, PR) OBP: 0.219, SLG: 0.364 (7, 3)		(0, 0) F7		(2, 1) F7		(0, 0) FC4-6		(1, 2) P4		3	0	0	1	0	0	3						
Damon Berryhill, S OBP: 0.247, SLG: 0.398		(3, 2) 1B		(3, 2) F7		(1, 2) L3		(1, 1) G3-1		4	0	1	0	0	0	2						
Mark Lemke, S OBP: 0.225, SLG: 0.253		(2, 2) 1B		(1, 2) SH1-3 2B			(0, 0) G5-3 HBP 1B		(1, 3) K	4	0	3	0	0	1	0						
Rafael Belliard, R OBP: 0.241, SLG: 0.206 Jeff Blauser, R OBP: 0.263, SLG: 0.360 (7, PH) (8, 6)		(1, 2) F8		(0, 0) SH1-3		(1, 1) G5-3 HBP				1	0	0	0	0	0	2						
Steve Avery, L OBP: 0.188, SLG: 0.375 Lonnie Smith, R OBP: 0.129, SLG: 0.103 Alejandro Pena, R (8, 1) Ben Rivera, R (9, 1)	(1, 1) Steve Avery, L (7, PH)		(0, 1) G5-3		(2, 2) G1-3		(0, 0) G5-3			2	0	0	0	0	0	1						
<b>Inning Stats</b>	R: 0 E: 0 K: 2 S: 7	H: 0 LOB: 0 BB: 0 P: 12	R: 0 E: 0 K: 0 S: 13	H: 2 LOB: 2 BB: 1 P: 23	R: 0 E: 0 K: 1 S: 7	H: 0 LOB: 0 BB: 0 P: 10	R: 0 E: 0 K: 0 S: 11	H: 1 LOB: 1 BB: 1 P: 19	R: 0 E: 0 K: 1 S: 10	H: 1 LOB: 1 BB: 0 P: 16	R: 1 E: 1 K: 0 S: 7	H: 1 LOB: 1 BB: 0 P: 10	R: 0 E: 0 K: 1 S: 7	H: 1 LOB: 1 BB: 0 P: 9	R: 0 E: 0 K: 0 S: 8	H: 0 LOB: 0 BB: 0 P: 10	R: 0 E: 0 K: 1 S: 9	H: 0 LOB: 0 BB: 0 P: 12	1B: 5 2B: 1 3B: 0 HR: 0	SF: 0 SAC: 1 DP: 1 HBP: 1	WP: 0 PB: 0 SB: 0 CS: 2	PA: 34
<b>PITCHER</b>	IP WLS BF H R ER SO BB IBB HBP BLK WP HR S P ERA WHIP																					
Dennis Martinez, R ERA: 1.82	(1, 1) 6.0 W 26 6 1 0 3 2 0 0 1 0 0 0 57 93 0.00 1.333																					
Mel Rojas, R ERA: 1.17	(7, 1) 3.0 S 8 0 0 0 2 0 0 0 0 0 0 0 22 28 0.00 0.000																					









Batter	1	2	3	4	5	6	7	8	9	AB	R	H	RBI	BB	SO	LOB	TOP										
<b>Bip Roberts, S</b> (1, 7) OBP: 0.377, SLG: 0.362 <b>Jacob Brumfield, R</b> (9, 7) OBP: 0.212, SLG: 0.133	4-1 CS BB	2-2 P4			1-1 2B		3-1 1B 1B		2-3 K	4	1	2	0	1	1	3											
<b>Barry Larkin, R</b> (1, 6) OBP: 0.326, SLG: 0.308	2-1 G5-3		1-0 L9		1-0 1B		1-2 BB 1B		1-1 G4-3	5	0	2	0	0	0	1											
<b>Paul O'Neill, L</b> (1, 9) OBP: 0.421, SLG: 0.472	3-3 K		3-1 F8		0-0 F7		0-1 BB 1B			4	0	1	1	0	1	2											
<b>Chris Sabo, R</b> (1, 5) OBP: 0.308, SLG: 0.417		1-0 1B 2B	0-0 F7		2-2 P6		1-2 3-H 1B			3	1	1	0	1	0	2											
<b>Hal Morris, L</b> (1, 3) OBP: 0.340, SLG: 0.341		1-1 2B 2H 1B		1-1 P4		0-1 F8		1-2 G4-3		4	0	1	1	0	0	3											
<b>Bill Doran, S</b> (1, 4) OBP: 0.302, SLG: 0.386 <b>Scott Bankhead, R</b> (6, 1) OBP: 0.333, SLG: 0.333 <b>Norm Charlton, S</b> (8, 1)	0-1 1-3 2B		0-1 L6		1-0 G4-3		0-3 K			3	0	1	0	0	0	0											
<b>Dave Martinez, L</b> (1, 8) OBP: 0.337, SLG: 0.289	2-0 G3		0-0 1B		2-1 L7		0-0 P8			4	0	1	0	0	0	2											
<b>Joe Oliver, R</b> (1, 2) OBP: 0.298, SLG: 0.359	4-0 IBB		1-1 L8				1-3 K		0-0 L8	3	0	0	0	1	1												
<b>Jose Rijo, R</b> (1, 1) OBP: 0.143, SLG: 0.143 <b>Jeff Branson, L</b> (6, 4) OBP: 0.214, SLG: 0.333 <b>Freddie Benavides, R</b> (9, PH) OBP: 0.241, SLG: 0.316	0-3 K				0-1 P2		2-3 K		2-3 K	2	0	0	0	0	1	3											
<b>Inning Stats</b>	R: 0 E: 0 K: 1 S: 10	H: 0 LOB: 0 BB: 1 P: 18	R: 1 E: 0 K: 1 S: 13	H: 3 LOB: 3 BB: 1 P: 23	R: 0 E: 0 K: 0 S: 4	H: 0 LOB: 0 BB: 0 P: 8	R: 0 E: 0 K: 0 S: 7	H: 1 LOB: 1 BB: 0 P: 10	R: 0 E: 0 K: 0 S: 9	H: 2 LOB: 2 BB: 0 P: 13	R: 0 E: 0 K: 0 S: 5	H: 0 LOB: 0 BB: 0 P: 8	R: 1 E: 0 K: 2 S: 19	H: 3 LOB: 3 BB: 1 P: 31	R: 0 E: 0 K: 1 S: 5	H: 0 LOB: 0 BB: 0 P: 5	R: 0 E: 0 K: 2 S: 9	H: 0 LOB: 0 BB: 0 P: 14	1B: 6 2B: 3 3B: 0 HR: 0	SF: 0 SAC: 0 DP: 0 HBP: 0	WP: 0 PB: 0 SB: 0 CS: 1	PA: 38					
<b>PITCHER</b>	IP	WLS	BF	H	R	ER	SO	BB	IBB	HBP	BLK	WP	HR	S	P	ERA	WHIP										
<b>Mark Gardner, R</b> (1, 1) ERA: 2.98	6.2	L	31	9	2	2	4	2	1	0	0	0	0	64	107	2.70	1.650										
<b>Jeff Fassero, L</b> (7, 1) ERA: 3.7	2.1		7	0	0	0	3	0	0	0	0	0	0	17	23	0.00	0.000										

Cincinnati Reds @ Montreal Expos  
Olympic Stadium, Montreal, QB  
Mon May 18, 1992, 3:33 AM EDT  
Att. 13,470 - Dome - 70 F

AB	35
R	2
H	9
RBI	2
BB	3
SO	7
LOB	17



Batter	1	2	3	4	5	6	7	8	9	AB	R	H	RBI	BB	SO	LOB	BOTTOM										
<b>Delino DeShields, L</b> (1, 4) OBP: 0.329, SLG: 0.376	2-2 1B BB G4-6-3		0-0 L8		3-2 G4-3			1-0 F8		4	1	1	0	0	0	0											
<b>Bret Barberie, S</b> (1, 5) OBP: 0.364, SLG: 0.281	4-2 G4-6-3 1B BB		1-3 K		0-0 G3-1			1-3 K		3	0	0	0	1	2	0											
<b>Moises Alou, R</b> (1, 8) OBP: 0.425, SLG: 0.541	0-2 G4-6-3 1B		0-1 S 1B		1-0 E 1B			3-2 2B		4	0	4	0	0	0	0											
<b>Larry Walker, L</b> (1, 9) OBP: 0.358, SLG: 0.504	0-0 G4-6-3		2-1 F7		1-2 P2			0-3 K		4	0	0	0	0	1	5											
<b>Gary Carter, R</b> (1, 2) OBP: 0.347, SLG: 0.375 <b>Marquis Grissom, R</b> (9, PR) OBP: 0.305, SLG: 0.386	2-2 G6-3				0-1 G5-3			2-2 F9		3	0	0	0	1	0	2											
<b>John Vander Wal, L</b> (1, 7) OBP: 0.322, SLG: 0.346 <b>Jeff Fassero, L</b> (7, 1)					2-0 FC5-4 1B			0-3 K		3	0	1	0	0	2	1											
<b>Rick Cerone, R</b> (9, PH) OBP: 0.333, SLG: 0.421					1-1 FC5-4					3	0	0	0	0	0	0											
<b>Archi Cianfrocco, R</b> (1, 3) OBP: 0.263, SLG: 0.473			1-2 F7		1-1 FC5-4					4	0	0	0	0	2	3											
<b>Spike Owen, S</b> (1, 6) OBP: 0.310, SLG: 0.394					2-3 K					2	0	0	0	1	1	1											
<b>Mark Gardner, R</b> (1, 1) OBP: 0.188, SLG: 0.188 <b>Steve Lyons, L</b> (7, 7) OBP: 0.100, SLG: 0.158			0-0 P3		1-3 K					2	0	0	0	0	1	1											
<b>Inning Stats</b>	R: 1 E: 0 K: 0 S: 14	H: 2 LOB: 1 BB: 1 P: 22	R: 0 E: 0 K: 1 S: 11	H: 0 LOB: 1 BB: 1 P: 19	R: 0 E: 0 K: 1 S: 8	H: 1 LOB: 1 BB: 0 P: 11	R: 0 E: 0 K: 1 S: 8	H: 1 LOB: 1 BB: 0 P: 13	R: 0 E: 0 K: 1 S: 10	H: 0 LOB: 0 BB: 0 P: 12	R: 0 E: 1 K: 1 S: 5	H: 1 LOB: 1 BB: 0 P: 14	R: 0 E: 1 K: 1 S: 11	H: 0 LOB: 0 BB: 0 P: 16	R: 0 E: 0 K: 1 S: 8	H: 0 LOB: 1 BB: 1 P: 15	1B: 5 2B: 1 3B: 0 HR: 0	SF: 0 SAC: 1 DP: 2 HBP: 0	WP: 0 PB: 0 SB: 2 CS: 1	PA: 34							
<b>PITCHER</b>	IP	WLS	BF	H	R	ER	SO	BB	IBB	HBP	BLK	WP	HR	S	P	ERA	WHIP										
<b>Jose Rijo, R</b> (1, 1) ERA: 3.95	5.0		20	4	1	1	4	2	0	0	0	0	0	49	77	1.80	1.200										
<b>Scott Bankhead, R</b> (6, 1) ERA: 1.42	2.2	W	10	2	0	0	3	0	0	0	0	0	0	23	35	0.00	0.750										
<b>Norm Charlton, L</b> (8, 1) ERA: 1.9	1.1	S	4	0	0	0	2	1	0	0	0	0	0	11	18	0.00	0.750										

Cincinnati Reds @ Montreal Expos  
Olympic Stadium, Montreal, QB  
Mon May 18, 1992, 3:33 AM EDT  
Att. 13,470 - Dome - 70 F

AB	30
R	1
H	6
RBI	0
BB	3
SO	9
LOB	14





Batter	1	2	3	4	5	6	7	8	9	AB	R	H	RBI	BB	SO	LOB	TOP				
<b>Bip Roberts, S</b> OBP: 0.377, SLG: 0.371 (1, 8)	F9		2B		L7		G3		HR	5	2	2	0	0	0	0	<b>Cincinnati Reds @ Montreal Expos</b> Olympic Stadium, Montreal, QB Tue May 19 1992, 7:05 PM EDT Att. 8,760 - Dome - 70 F				
<b>Bill Doran, S</b> OBP: 0.306, SLG: 0.407 (1, 4)	F8		K		G6-3		K		HR	4	1	1	4	1	2	2					
<b>Barry Larkin, R</b> OBP: 0.330, SLG: 0.337 (1, 6)	2B		1B		G6-3		K		G1-4-3	5	1	2	2	0	1	2					
<b>Chris Sabo, R</b> OBP: 0.304, SLG: 0.412 <b>Hal Morris, L</b> OBP: 0.352, SLG: 0.340 (1, 3)	K		1B		IBB		K		F8	1	0	0	0	0	1	1					
<b>Glenn Braggs, R</b> OBP: 0.282, SLG: 0.233 <b>Dwayne Henry, R</b> (5, 1)		P5	L8		P4		K			3	0	0	0	0	0	3					
<b>Rob Dibble, L</b> OBP: 1.000, SLG: 1.000 (9, 1)										1	0	0	0	0	1	0					
<b>Darnell Coles, R</b> OBP: 0.385, SLG: 0.600 (1, 5)	2B		F7				F9			4	0	2	0	0	0	1					
<b>Paul O'Neill, L</b> OBP: 0.410, SLG: 0.457 (1, 9)	K		G4-3		FC4-6		F7			4	0	0	0	0	1	2					
<b>Joe Oliver, R</b> OBP: 0.297, SLG: 0.349 <b>Jacob Brumfield, R</b> OBP: 0.212, SLG: 0.133 <b>Troy Afenir, R</b> OBP: 0.500, SLG: 0.667 (9, PR)	K2-3		F7		F8		1B		S	3	0	0	0	1	1	2					
<b>Chris Hammond, L</b> OBP: 0.400, SLG: 0.333 <b>Dave Martinez, L</b> OBP: 0.340, SLG: 0.286 (5, 8)			G1-3		P5		HR		1B	2	1	1	0	0	0	0					
<b>Inning Stats</b>	R: 0 E: 0 K: 1 S: 12	H: 1 LOB: 1 BB: 0 P: 18	R: 0 E: 0 K: 2 S: 12	H: 1 LOB: 1 BB: 0 P: 15	R: 3 E: 0 K: 1 S: 15	H: 4 LOB: 1 BB: 0 P: 23	R: 0 E: 0 K: 0 S: 6	H: 0 LOB: 0 BB: 0 P: 8	R: 0 E: 0 K: 0 S: 5	H: 1 LOB: 1 BB: 0 P: 12	R: 0 E: 0 K: 2 S: 9	H: 0 LOB: 0 BB: 0 P: 13	R: 0 E: 0 K: 2 S: 8	H: 0 LOB: 0 BB: 0 P: 10	R: 4 E: 0 K: 0 S: 14	H: 2 LOB: 1 BB: 2 P: 28	1B: 4 2B: 4 3B: 0 HR: 1	SF: 0 SAC: 0 DP: 0 HBP: 0	WP: 0 PB: 0 SB: 1 CS: 0	PA: 40	
<b>PITCHER</b>	IP	WLS	BF	H	R	ER	SO	BB	IBB	HBP	BLK	WP	HR	S	P	ERA	WHIP				
<b>Chris Haney, L</b> ERA: 4.45	4.1		20	6	3	3	4	1	0	0	0	0	0	47	70	6.23	1.615				
<b>Bill Sampen, R</b> ERA: 4.43	2.2		10	1	0	0	2	0	1	0	0	0	0	23	33	0.00	0.375				
<b>Mel Rojas, R</b> ERA: 1.1	1.0		3	0	0	0	2	0	0	0	0	0	0	8	10	0.00	0.000				
<b>John Wetteland, R</b> ERA: 6.48	1.0	L	7	2	4	4	0	2	0	0	0	0	1	14	28	36.00	4.000				

Batter	1	2	3	4	5	6	7	8	9	AB	R	H	RBI	BB	SO	LOB	BOTTOM				
<b>Marquis Grissom, R</b> OBP: 0.310, SLG: 0.396 (1, 8)	BB		F8		G3		G4-6-3			4	1	2	0	0	0	1	<b>Cincinnati Reds @ Montreal Expos</b> Olympic Stadium, Montreal, QB Tue May 19 1992, 7:05 PM EDT Att. 8,760 - Dome - 70 F				
<b>Delino DeShields, L</b> OBP: 0.327, SLG: 0.308 (1, 4)	G6-4-3		G3-1		G3		F7			3	1	0	0	1	0	2					
<b>Moises Alou, R</b> OBP: 0.455, SLG: 0.590 (9, 7)	E2		G6-3		FC6-4				SF8	2	1	1	0	2	0	0					
<b>Ivan Calderon, R</b> OBP: 0.222, SLG: 0.377 <b>John Wetteland, R</b> (9, 1)	G6-4-3				FC6-4		2B		SF8	3	1	1	1	0	0	4					
<b>Gary Carter, R</b> OBP: 0.342, SLG: 0.382 (1, 2)	K				1B		1B		F8	4	0	1	1	0	1	0					
<b>Tim Lincecum, R</b> OBP: 0.294, SLG: 0.303 (1, 3)			G5-3		BB		K		G5-3	3	0	0	0	1	1	0					
<b>Archi Cianfrocco, R</b> OBP: 0.281, SLG: 0.448 (1, 5)			G6-3		F9-2				G5-3	3	0	0	0	1	0	2					
<b>Spike Owen, S</b> OBP: 0.308, SLG: 0.383 (1, 6)			G5-3		1B		P6		G6-3	3	0	0	0	1	0	1					
<b>Chris Haney, L</b> OBP: 0.250, SLG: 0.250 <b>Bill Sampen, R</b> (5, 1)			G3		K				K	1	0	0	0	0	1	1					
<b>Bret Barberie, S</b> OBP: 0.370, SLG: 0.289 <b>Mel Rojas, R</b> OBP: 0.500, SLG: 0.500 <b>Larry Walker, L</b> OBP: 0.356, SLG: 0.500 (7, PH)					K		G4-6-3			1	0	1	0	0	0	0					
<b>Inning Stats</b>	R: 2 E: 1 K: 1 S: 9	H: 1 LOB: 2 BB: 0 P: 20	R: 0 E: 0 K: 0 S: 5	H: 0 LOB: 0 BB: 0 P: 9	R: 0 E: 0 K: 0 S: 6	H: 0 LOB: 0 BB: 0 P: 9	R: 1 E: 0 K: 0 S: 8	H: 2 LOB: 1 BB: 1 P: 17	R: 0 E: 0 K: 1 S: 8	H: 1 LOB: 3 BB: 2 P: 22	R: 0 E: 0 K: 0 S: 9	H: 1 LOB: 0 BB: 0 P: 12	R: 1 E: 0 K: 0 S: 7	H: 1 LOB: 0 BB: 0 P: 10	R: 0 E: 0 K: 1 S: 8	H: 0 LOB: 0 BB: 0 P: 12	1B: 3 2B: 3 3B: 1 HR: 0	SF: 1 SAC: 0 DP: 3 HBP: 0	WP: 0 PB: 0 SB: 0 CS: 0	PA: 36	
<b>PITCHER</b>	IP	WLS	BF	H	R	ER	SO	BB	IBB	HBP	BLK	WP	HR	S	P	ERA	WHIP				
<b>Chris Haney, L</b> ERA: 3.46	4.2		20	4	3	2	2	4	0	0	0	0	0	30	47	2.70	1.200				
<b>Dwayne Henry, R</b> ERA: 3.33	3.1	W	13	2	1	1	1	2	0	0	0	0	0	8	12	0.00	0.000				
<b>Rob Dibble, R</b> ERA: 3.77	1.0	S	3	0	0	0	1	0	0	0	0	0	0	8	12	0.00	0.000				





Batter	1	2	3	4	5	6	7	8	9	AB	R	H	RBI	BB	SO	LOB	TOP								
<b>Bip Roberts, S</b> (1, 8) OBP: 0.368, SLG: 0.361	1-0 G6-3		0-1 F9					1-2 F8		4	1	0	0	0	0	1	<b>Cincinnati Reds @ Montreal Expos</b> Olympic Stadium, Montreal, QB Wed May 20 1992, 7:05 PM EDT Att. 9,651 - Dome - 70 F								
<b>Scott Bankhead, R</b> (7, 1) OBP: 0.333, SLG: 0.333						0-1 G4-3	1-1 E5			0	0	0	0	0	0	0									
<b>Jeff Branson, L</b> (8, PH) OBP: 0.200, SLG: 0.308							1-2 1B			1	0	0	0	0	0	2									
<b>Norm Charlton, S</b> (8, 1) OBP: 0.200, SLG: 0.308										0	0	0	0	0	0	0									
<b>Rob Dibble, L</b> (9, 1) OBP: 1.000, SLG: 1.000										0	0	0	0	0	0	0									
<b>Hal Morris, L</b> (1, 3) OBP: 0.373, SLG: 0.365	2-1 G5-3			1-1 CS 1B		2-2 F8	1-2 1B		2-1 2B 1B	5	0	3	0	0	0	0									
<b>Barry Larkin, R</b> (1, 6) OBP: 0.343, SLG: 0.364	0-0 1B			3-3 SAFE 1-2		1-1 G4-3	0-0 E8 1-3 2-H 3-H		0-1 2B 1B	5	0	3	2	0	1	1									
<b>Chris Sabo, R</b> (1, 5) OBP: 0.320, SLG: 0.432	3-2 SAFE SAFE SAFE			0-0 3B					1-0 G5-3	3	0	1	0	2	0	3									
<b>Darnell Coles, R</b> (1, 9) OBP: 0.345, SLG: 0.536		0-1 G5-3		0-1 F9					4-0 IBB	3	1	0	0	0	0	2									
<b>Dave Martinez, L</b> (7, PH) OBP: 0.343, SLG: 0.283										1	0	0	0	1	0	3									
<b>Glenn Braggs, R</b> (1, 7) OBP: 0.271, SLG: 0.234	3-1 G6-4-3 HBP				2-1 G3			1-0 FC6-4 1B	2-2 P6	4	1	1	0	0	0	3									
<b>Bill Doran, S</b> (1, 4) OBP: 0.317, SLG: 0.410	0-0 G6-4-3				4-1 FC4 BB			1-0 G6-3	1-2 G3	4	0	2	1	1	0	4									
<b>Troy Afenir, R</b> (1, 2) OBP: 0.375, SLG: 0.462			1-3 K		0-0 F9			1-2 FC6-4 1B	1-2 G5-3	4	1	0	0	0	1	4									
<b>Tom Browning, L</b> (1, 1) OBP: 0.222, SLG: 0.235			0-0 F8		1-2 FC4			2-2 1B E	4-0 IBB	2	0	0	0	0	0	1									
<b>Paul O'Neill, L</b> (7, PH) OBP: 0.418, SLG: 0.462					1-2 FC4			1-H 1B		1	1	1	2	1	0	0									
<b>Inning Stats</b>	R: 0 E: 0 K: 0 S: 7	H: 1 LOB: 1 BB: 0 P: 13	R: 0 E: 0 K: 0 S: 4	H: 0 LOB: 1 BB: 0 P: 7	R: 0 E: 0 K: 1 S: 6	H: 0 LOB: 0 BB: 0 P: 7	R: 0 E: 0 K: 1 S: 8	H: 2 LOB: 1 BB: 0 P: 12	R: 0 E: 0 K: 0 S: 7	H: 0 LOB: 1 BB: 1 P: 14	R: 0 E: 0 K: 0 S: 7	H: 0 LOB: 0 BB: 0 P: 10	R: 5 E: 2 K: 0 S: 24	H: 5 LOB: 3 BB: 2 P: 42	R: 0 E: 0 K: 0 S: 9	H: 1 LOB: 2 BB: 1 P: 16	R: 0 E: 0 K: 0 S: 13	H: 2 LOB: 3 BB: 1 P: 23	1B: 9 2B: 2 3B: 1 HR: 0	SF: 0 SAC: 0 DP: 2 HBP: 1	WP: 1 PB: 0 SB: 1 CS: 1	PA: 43			
<b>PITCHER</b>	IP	WLS	BF	H	R	ER	SO	BB	IBB	HBP	BLK	WP	HR	S	P	ERA	WHIP								
<b>Chris Nabholz, L</b> (1, 1) ERA: 3.88	6.1		25	5	3	3	2	2	0	1	0	0	0	46	77	4.26	1.105								
<b>Jeff Fassero, L</b> (7, 1) ERA: 3.95	0.1		4	2	0	0	0	0	0	0	0	1	0	11	16	0.00	6.000								
<b>Mel Rojas, R</b> (7, 1) ERA: 0.96	2.1	W	14	4	2	0	0	1	2	0	0	0	0	28	51	0.00	2.143								

AB	37
R	5
H	11
RBI	5
BB	5
SO	2
LOB	24



Batter	1	2	3	4	5	6	7	8	9	AB	R	H	RBI	BB	SO	LOB	BOTTOM								
<b>Marquis Grissom, R</b> (1, 8) OBP: 0.313, SLG: 0.396	1-1 S 1B	2-1 F8			1-0 G3-1			3-3 K	0-1 1B	5	1	2	2	0	1	1	<b>Cincinnati Reds @ Montreal Expos</b> Olympic Stadium, Montreal, QB Wed May 20 1992, 7:05 PM EDT Att. 9,651 - Dome - 70 F								
<b>Delino DeShields, L</b> (1, 4) OBP: 0.325, SLG: 0.305	3-2 SAFE SAFE SAFE 1-H 1B	1-1 G4-3			3-2 G4-3			1-2 F7		4	1	1	1	0	0	1									
<b>Ivan Calderon, R</b> (1, 7) OBP: 0.224, SLG: 0.370	2-0 G4-3		2-0 L9			0-2 L8			2-1 1B BB 1B	4	1	1	0	0	0	1									
<b>Larry Walker, L</b> (1, 9) OBP: 0.359, SLG: 0.500	2-2 S 1B		1-1 F9			0-0 F7			0-0 BB 1B 1B	4	1	2	1	0	0	0									
<b>Gary Carter, R</b> (1, 2) OBP: 0.329, SLG: 0.366	2-2 F8		3-3 K			0-0 P1			3-3 K	3	0	0	0	0	1	1									
<b>Mel Rojas, R</b> (7, 1) OBP: 0.300, SLG: 0.500										0	0	0	0	0	0	0									
<b>Moises Alou, R</b> (9, PH) OBP: 0.444, SLG: 0.575										1	0	0	0	0	1	2									
<b>Tim Lincecum, R</b> (1, 3) OBP: 0.299, SLG: 0.304	2-2 FC6-4 HBP			0-0 F9				2-2 G5-3		3	0	1	0	0	0	0									
<b>Steve Lyons, L</b> (9, FR) OBP: 0.100, SLG: 0.158									1-2 2-3 1B 1B	0	1	0	0	0	0	0									
<b>Archi Cianfrocco, R</b> (1, 5) OBP: 0.299, SLG: 0.426	2-2 FC6-4			1-2 G5-3				3-3 K	4-2 BB 1B BB	3	0	0	0	0	1	2									
<b>John Vander Wal, L</b> (9, PH) OBP: 0.333, SLG: 0.346									1-2 2-3 3-H	0	1	0	1	1	0	0									
<b>Spike Owen, S</b> (1, 6) OBP: 0.309, SLG: 0.376		4-0 F8 SH1 BB			0-1 G6-3			2-1 F8		2	0	0	0	1	0	0									
<b>Tom Foley, L</b> (9, PH) OBP: 0.212, SLG: 0.226									2-3 K	1	0	0	0	0	1	3									
<b>Chris Nabholz, L</b> (1, 1) OBP: 0.067, SLG: 0.133		0-0 SH1						0-0 G6-3		1	0	0	0	0	0	0									
<b>Jeff Fassero, L</b> (7, 1) ERA: 1.35										0	0	0	0	0	0	0									
<b>Rick Cerone, R</b> (7, 2) OBP: 0.318, SLG: 0.400										1	0	0	0	0	0	0									
<b>Bret Barberie, S</b> (9, PH) OBP: 0.376, SLG: 0.289									1-2 2-3 3-H	0	0	0	1	1	0	0									
<b>Inning Stats</b>	R: 2 E: 0 K: 0 S: 18	H: 3 LOB: 2 BB: 0 P: 32	R: 0 E: 0 K: 0 S: 5	H: 0 LOB: 1 BB: 1 P: 12	R: 0 E: 0 K: 1 S: 6	H: 0 LOB: 0 BB: 0 P: 12	R: 0 E: 0 K: 0 S: 8	H: 0 LOB: 0 BB: 0 P: 9	R: 0 E: 0 K: 0 S: 5	H: 0 LOB: 0 BB: 0 P: 9	R: 0 E: 0 K: 0 S: 6	H: 0 LOB: 0 BB: 0 P: 6	R: 0 E: 0 K: 1 S: 8	H: 0 LOB: 0 BB: 0 P: 15	R: 0 E: 0 K: 1 S: 7	H: 0 LOB: 0 BB: 0 P: 11	R: 4 E: 0 K: 2 S: 18	H: 4 LOB: 2 BB: 2 P: 34	1B: 7 2B: 0 3B: 0 HR: 0	SF: 0 SAC: 1 DP: 0 HBP: 1	WP: 1 PB: 0 SB: 2 CS: 0	PA: 37			
<b>PITCHER</b>	IP	WLS	BF	H	R	ER	SO	BB	IBB	HBP	BLK	WP	HR	S	P	ERA	WHIP								
<b>Tom Browning, L</b> (1, 1) ERA: 5.63	6.0		23	3	2	2	1	1	0	0	0	0	0	8	15	0.00	0.667								
<b>Scott Bankhead, R</b> (7, 1) ERA: 1.35	1.0		3	0	0	0	1	0	0	0	0	0	0	10	16	18.00	2.000								
<b>Norm Charlton, L</b> (8, 1) ERA: 2.55	1.0		5	2	2	2	1	0	0	0	0	0	0	15	29	27.00	6.000								
<b>Rob Dibble, R</b> (9, 1) ERA: 4.8	0.2	L	6	2	2	2	2	2	0	0	0	0	0	15	29	27.00	6.000								


AB	32
R	6
H	7
RBI	6
BB	3
SO	5
LOB	11





Batter	1	2	3	4	5	6	7	8	9	AB	R	H	RBI	BB	SO	LOB	TOP					
Deion Sanders, L (1, 8) OBP: 0.358, SLG: 0.520	G6-3			K			G4-3		L6	4	0	0	0	0	1	0	<b>Atlanta Braves @ Montreal Expos</b> Olympic Stadium, Montreal, QB Fri May 22 1992, 7:05 PM EDT Att: 20,313 - Dome - 70 F					
Terry Pendleton, S (1, 5) OBP: 0.342, SLG: 0.511	G5-3			F8			K			3	0	0	0	0	1	0						
Ron Gant, R (1, 7) OBP: 0.357, SLG: 0.457	P6			F8			G6-3			3	0	0	0	0	0	0						
David Justice, L (1, 9) OBP: 0.317, SLG: 0.340						F9			G4-3	3	0	1	0	0	0	0						
Damon Berryhill, S (1, 2) OBP: 0.250, SLG: 0.456						G3				3	1	1	1	0	0	1						
Brian Hunter, R (1, 3) OBP: 0.239, SLG: 0.422						G6-3			K	3	0	0	0	0	1	0						
Mark Lemke, S (1, 4) OBP: 0.215, SLG: 0.248									L3	3	0	0	0	0	0	0						
Rafael Belliard, R (1, 6) OBP: 0.250, SLG: 0.218										2	0	0	0	0	0	0						
Jeff Blauser, R (8, 6) OBP: 0.270, SLG: 0.361									K	1	0	0	0	0	1	0						
Tom Glavine, L (1, 1) OBP: 0.296, SLG: 0.308										2	0	0	0	0	0	0						
Marvin Freeman, R (7, 1) OBP: 1.000, SLG: 1.000										0	0	0	0	0	0	0						
Mike Stanton, L (7, 1) OBP: 1.000, SLG: 1.000										0	0	0	0	0	0	0						
Alejandro Pena, R (8, 1) OBP: 0.147, SLG: 0.097										0	0	0	0	0	0	0						
Lonnie Smith, R (9, PH)										1	0	0	0	0	0	0						
<b>Inning Stats</b>	R: 0 E: 0 K: 0 S: 6	H: 0 LOB: 0 BB: 0 P: 7	R: 0 E: 0 K: 0 S: 10	H: 1 LOB: 0 BB: 0 P: 15	R: 0 E: 0 K: 0 S: 5	H: 0 LOB: 0 BB: 0 P: 9	R: 0 E: 0 K: 1 S: 9	H: 0 LOB: 0 BB: 0 P: 12	R: 0 E: 0 K: 0 S: 10	H: 0 LOB: 0 BB: 0 P: 15	R: 0 E: 0 K: 0 S: 5	H: 0 LOB: 0 BB: 0 P: 7	R: 0 E: 0 K: 1 S: 7	H: 0 LOB: 0 BB: 0 P: 9	R: 1 E: 0 K: 1 S: 11	H: 1 LOB: 0 BB: 0 P: 19	R: 0 E: 0 K: 1 S: 12	H: 0 LOB: 0 BB: 0 P: 17	1B: 1 2B: 0 3B: 0 HR: 1	SF: 0 SAC: 0 DP: 0 HBP: 0	WP: 0 PB: 0 SB: 0 CS: 1	PA: 28
<b>PITCHER</b> Dennis Martinez, R (1, 1) ERA: 1.71	IP: 9.0 WLS: W BF: 28 H: 2 R: 1 ER: 1 SO: 4 BB: 0 IBB: 0 HBP: 0 BLK: 0 WP: 0 HR: 1 S: 75 P: 110 ERA: 1.00 WHIP: 0.222															<b>PITCHER</b>						

Batter	1	2	3	4	5	6	7	8	9	AB	R	H	RBI	BB	SO	LOB	BOTTOM			
Marquis Grissom, R (1, 8) OBP: 0.323, SLG: 0.408										3	2	2	2	1	0	1	<b>Atlanta Braves @ Montreal Expos</b> Olympic Stadium, Montreal, QB Fri May 22 1992, 7:05 PM EDT Att: 20,313 - Dome - 70 F			
Delino DeShields, L (1, 4) OBP: 0.377, SLG: 0.355	F9									4	0	0	0	0	0	5				
Ivan Calderon, R (1, 7) OBP: 0.238, SLG: 0.403										4	0	2	3	0	0	1				
Moises Alou, R (7, PR) OBP: 0.444, SLG: 0.575										0	0	0	0	0	0	0				
Larry Walker, L (1, 9) OBP: 0.357, SLG: 0.489										3	0	0	0	1	0	2				
Tim Wallach, R (1, 3) OBP: 0.298, SLG: 0.302										4	1	1	0	0	0	2				
Gary Carter, R (1, 2) OBP: 0.326, SLG: 0.360										4	1	1	0	0	0	0				
Archi Cianfrocco, R (1, 5) OBP: 0.259, SLG: 0.415										4	1	1	1	0	0	0				
Tom Foley, L (9, 5) OBP: 0.212, SLG: 0.226										0	0	0	0	0	0	0				
Spike Owen, S (1, 6) OBP: 0.307, SLG: 0.366										3	1	0	0	1	0	0				
Dennis Martinez, R (1, 1) OBP: 0.263, SLG: 0.263										3	1	2	1	0	0	0				
<b>Inning Stats</b>	R: 0 E: 0 K: 0 S: 8	H: 0 LOB: 1 BB: 2 P: 17	R: 0 E: 0 K: 0 S: 4	H: 0 LOB: 0 BB: 0 P: 7	R: 0 E: 0 K: 0 S: 7	H: 1 LOB: 1 BB: 0 P: 7	R: 0 E: 0 K: 0 S: 6	H: 0 LOB: 0 BB: 0 P: 7	R: 0 E: 0 K: 0 S: 7	H: 0 LOB: 0 BB: 0 P: 12	R: 1 E: 0 K: 0 S: 12	H: 2 LOB: 1 BB: 0 P: 23	R: 6 E: 0 K: 0 S: 26	H: 6 LOB: 2 BB: 1 P: 43	R: 0 E: 0 K: 0 S: 8	H: 0 LOB: 0 BB: 0 P: 12	1B: 6 2B: 3 3B: 0 HR: 0	SF: 0 SAC: 0 DP: 0 HBP: 0	WP: 1 PB: 0 SB: 1 CS: 1	PA: 36
<b>PITCHER</b> Tom Glavine, L (1, 1) ERA: 3.07	IP: 6.0 WLS: L BF: 26 H: 6 R: 5 ER: 5 SO: 5 BB: 3 IBB: 0 HBP: 0 BLK: 0 WP: 0 HR: 0 S: 10 P: 57 ERA: 7.50 WHIP: 1.500															<b>PITCHER</b>				
Marvin Freeman, R (7, 1) ERA: 3.66	0.1	4	3	2	2	0	0	0	0	0	0	10	12	54.00	9.000					
Mike Stanton, L (7, 1) ERA: 4.4	0.2	2	0	0	0	0	0	0	0	0	3	6	0.00	0.000						
Alejandro Pena, R (8, 1) ERA: 7.36	1.0	3	0	0	0	0	0	0	0	0	8	12	0.00	0.000						





Batter	1	2	3	4	5	6	7	8	9	AB	R	H	RBI	BB	SO	LOB	TOP
<b>Otis Nixon, S</b> <small>OBP: 0.470, SLG: 0.468</small> 																4 1 2 0 0 0 0	<b>Atlanta Braves @ Montreal Expos</b> Olympic Stadium, Montreal, QB Sat May 23 1992, 3:33 AM EDT Att: 15,918 - Dome - 70 F
															5 0 0 0 0 0 3		
															2 3 2 1 2 0 0		
															4 0 0 0 1 1 4		
															4 0 1 2 1 0 0		
															5 2 3 1 0 0 4		
															5 0 2 2 0 2 3		
															4 0 1 0 0 1 3		
															0 0 0 0 0 0 0		
															0 0 0 0 0 0 0		
															2 0 0 0 0 1 0		
															3 0 0 0 0 0 0		
															1 0 0 0 0 0 0		
															4 0 0 0 0 0 1		
															4 0 2 1 0 0 1		



Batter	1	2	3	4	5	6	7	8	9	AB	R	H	RBI	BB	SO	LOB	TOP
<b>Otis Nixon, S</b> <small>OBP: 0.448, SLG: 0.444</small> 										4	0	0	0	0	0	1	
<b>Terry Pendleton, S</b> <small>OBP: 0.337, SLG: 0.503</small> 										4	1	2	0	0	0	1	
<b>Ron Gant, R</b> <small>OBP: 0.371, SLG: 0.482</small> 										4	0	1	0	0	1	2	
<b>David Justice, L</b> <small>OBP: 0.311, SLG: 0.318</small> 										3	1	0	0	1	1	2	
<b>Sid Bream, L</b> <small>OBP: 0.374, SLG: 0.378</small> <b>Deion Sanders, L</b> <small>OBP: 0.363, SLG: 0.524</small> <b>Brian Hunter, R</b> <small>OBP: 0.247, SLG: 0.432</small> 										3	0	1	0	0	1	1	
<b>Greg Olson, R</b> <small>OBP: 0.327, SLG: 0.341</small> 										4	0	1	2	0	1	2	
<b>Jeff Blauser, R</b> <small>OBP: 0.289, SLG: 0.371</small> <b>Rafael Belliard, R</b> <small>OBP: 0.256, SLG: 0.234</small> 										2	0	1	0	1	0	0	
<b>Mark Lemke, S</b> <small>OBP: 0.217, SLG: 0.242</small> 										3	0	0	0	1	1	4	
<b>29 John Smoltz, R</b> <small>OBP: 0.292, SLG: 0.364</small> 										3	0	0	0	1	2	2	
<b>Inning Stats</b>	R: 2 H: 2 E: 0 K: 1 S: 14	H: 2 LOB: 3 BB: 2 P: 30	R: 0 H: 0 E: 0 K: 0 S: 5	H: 0 LOB: 0 BB: 1 P: 11	R: 0 H: 0 E: 0 K: 1 S: 10	H: 0 LOB: 0 BB: 0 P: 15	R: 0 H: 0 E: 0 K: 0 S: 7	H: 0 LOB: 0 BB: 0 P: 8	R: 0 H: 1 E: 0 K: 1 S: 12	H: 1 LOB: 1 BB: 0 P: 16	R: 0 H: 1 E: 0 K: 1 S: 9	H: 1 LOB: 1 BB: 1 P: 15	R: 0 H: 2 E: 0 K: 0 S: 9	H: 2 LOB: 2 BB: 1 P: 16	1B: 4 2B: 3 3B: 0 HR: 0	SF: 0 SAC: 0 DP: 1 HBP: 1	WP: 0 PA: 36 PB: 0 SB: 2 CS: 2
<b>PITCHER</b>	IP WLS BF H R ER SO BB IBB HBP BLK WP HR S P ERA WHIP																
<b>Mark Gardner, R</b> <small>ERA: 2.9</small>	7.2 L 30 5 2 2 6 3 0 1 0 0 0 65 106 2.35 1.043																
<b>Jeff Fassero, L</b> <small>ERA: 3.46</small>	0.1 1 0 0 0 1 0 0 0 0 0 0 4 5 0.00 0.000																
<b>Bill Sampen, R</b> <small>ERA: 4.18</small>	0.2 4 2 0 0 0 0 0 1 0 0 0 8 15 0.00 3.000																
<b>Mel Rojas, R</b> <small>ERA: 0.89</small>	0.1 1 0 0 0 0 0 0 0 0 0 0 1 1 0.00 0.000																

Atlanta Braves @ Montreal Expos  
Olympic Stadium, Montreal, QB  
Sun May 24 1992, 3:33 AM EDT  
Att: 27,682 - Dome - 70 F

AB 31  
R 2  
H 7  
RBI 2  
BB 4  
SO 7  
LOB 15



Batter	1	2	3	4	5	6	7	8	9	AB	R	H	RBI	BB	SO	LOB	BOTTOM				
<b>Marquis Grissom, R</b> <small>OBP: 0.314, SLG: 0.394</small> 										4	0	1	0	0	1	1					
<b>Delino DeShields, L</b> <small>OBP: 0.322, SLG: 0.354</small> 										2	0	0	0	1	2	1					
<b>Moises Alou, R</b> <small>OBP: 0.429, SLG: 0.535</small> 										3	0	0	0	1	2	2					
<b>Larry Walker, L</b> <small>OBP: 0.358, SLG: 0.524</small> 										4	0	0	0	0	2	3					
<b>Tim Wallach, R</b> <small>OBP: 0.302, SLG: 0.336</small> 										4	1	1	0	0	2	0					
<b>Gary Carter, R</b> <small>OBP: 0.326, SLG: 0.358</small> 										4	0	1	0	0	3	1					
<b>Bret Barberie, S</b> <small>OBP: 0.372, SLG: 0.287</small> 										3	0	1	0	0	1	2					
<b>Tom Foley, L</b> <small>OBP: 0.216, SLG: 0.229</small> 										3	0	1	1	0	1	1					
<b>Mark Gardner, R</b> <small>OBP: 0.167, SLG: 0.167</small> <b>Jeff Fassero, L</b> <small>ERA: 3.46</small> <b>John Vander Wal, L</b> <small>OBP: 0.344, SLG: 0.358</small> <b>Bill Sampen, R</b> <small>ERA: 4.18</small> <b>Mel Rojas, R</b> <small>OBP: 0.500, SLG: 0.500</small> 										2	0	0	0	0	1	1					
<b>Inning Stats</b>	R: 0 H: 0 E: 0 K: 1 S: 10	H: 1 LOB: 1 BB: 0 P: 14	R: 0 H: 1 E: 0 K: 3 S: 10	H: 1 LOB: 0 BB: 0 P: 14	R: 0 H: 0 E: 0 K: 3 S: 11	H: 0 LOB: 0 BB: 0 P: 16	R: 0 H: 0 E: 0 K: 2 S: 9	H: 0 LOB: 0 BB: 1 P: 16	R: 1 H: 2 E: 0 K: 1 S: 11	H: 2 LOB: 1 BB: 0 P: 13	R: 0 H: 1 E: 0 K: 0 S: 6	H: 1 LOB: 1 BB: 1 P: 11	R: 0 H: 1 E: 0 K: 2 S: 10	H: 1 LOB: 1 BB: 0 P: 14	R: 0 H: 1 E: 0 K: 2 S: 13	H: 1 LOB: 0 BB: 0 P: 22	R: 0 H: 0 E: 0 K: 1 S: 8	H: 0 LOB: 0 BB: 0 P: 13	1B: 5 2B: 1 3B: 0 HR: 0	SF: 0 SAC: 1 DP: 1 HBP: 0	WP: 0 PA: 33 PB: 0 SB: 0 CS: 1
<b>PITCHER</b>	IP WLS BF H R ER SO BB IBB HBP BLK WP HR S P ERA WHIP																				
<b>29 John Smoltz, R</b> <small>ERA: 3.57</small>	9.0 W 33 6 1 1 15 2 0 0 0 0 0 88 133 1.00 0.889																				

Atlanta Braves @ Montreal Expos  
Olympic Stadium, Montreal, QB  
Sun May 24 1992, 3:33 AM EDT  
Att: 27,682 - Dome - 70 F

AB 30  
R 1  
H 6  
RBI 1  
BB 2  
SO 15  
LOB 12






Batter	1	2	3	4	5	6	7	8	9	AB	R	H	RBI	BB	SO	LOB	TOP										
<b>Craig Biggio, R</b> OBP: 0.375, SLG: 0.441 (1, 4)	0-1 CS 1B	1-1 HR	2-3 K		2-2 G5-3		0-3 K			5	1	2	1	0	2	2											
<b>Steve Finley, L</b> OBP: 0.330, SLG: 0.434 <b>Chris Jones, R</b> OBP: 0.279, SLG: 0.243 (1, 8) (5, 8)	1-2 2B 3B	0-1 2B	1-1 FC6-4		1-1 F8			0-1 G3		4	1	2	0	0	0	1											
<b>Ken Caminiti, S</b> OBP: 0.313, SLG: 0.419 <b>Juan Guerrero, R</b> OBP: 0.233, SLG: 0.222 (1, 5) (7, 5)	3-2 SF9 2B	0-0 G5-3		1-1 1B	2-0 L4			1-0 L8		4	2	2	1	0	0	1											
<b>5 Jeff Bagwell, R</b> OBP: 0.312, SLG: 0.373 <b>Benny Disfano, L</b> OBP: 0.409, SLG: 0.316 (1, 3) (8, 3)	4-2 SF9 E S BB		4-1 HR	2-3 K		2-3 K		2-1 F9		3	2	0	0	2	2	1											
<b>Eric Anthony, L</b> OBP: 0.316, SLG: 0.361 (1, 9)	1-2 E3 1-2 2-3		1-1 P9	4-2 1B		0-0 G4-1		1-3 K		4	1	0	0	1	1	3											
<b>Pete Incaviglia, R</b> OBP: 0.295, SLG: 0.364 (1, 7)	0-0 SF9		3-2 HR	0-2 1B		3-2 F8		0-0 HBP 1B		4	1	3	4	0	0	0											
<b>Scott Servais, R</b> OBP: 0.232, SLG: 0.241 (1, 2)	3-2 P3 1-2 3-H		1-1 2B	2-2 F9		2-2 P4		2-2 HBP 1B		4	1	1	0	0	0	3											
<b>Andujar Cedeno, R</b> OBP: 0.262, SLG: 0.306 (1, 6)		1-2 G5-3	0-2 1B	1-0 1B		0-3 K		2-3 K		5	1	2	2	0	2	2											
<b>Butch Henry, L</b> OBP: 0.188, SLG: 0.375 <b>Xavier Hernandez, L</b> <b>Rob Murphy, L</b> <b>Doug Jones, R</b> (1, 1) (9, 1) (9, 1) (9, 1)		2-3 K	0-0 FC6-4 1B	0-3 K		0-0 1B		3-1 G4-3		5	0	2	1	0	2	4											
<b>Inning Stats</b>	R: 3 E: 1 K: 0 S: 20	H: 3 LOB: 1 BB: 1 P: 31	R: 1 E: 0 K: 1 S: 11	H: 2 LOB: 1 BB: 0 P: 15	R: 4 E: 0 K: 1 S: 17	H: 4 LOB: 1 BB: 1 P: 29	R: 2 E: 0 K: 2 S: 20	H: 3 LOB: 2 BB: 1 P: 30	R: 0 E: 0 K: 0 S: 11	H: 0 LOB: 0 BB: 0 P: 16	R: 0 E: 0 K: 1 S: 9	H: 0 LOB: 0 BB: 0 P: 14	R: 0 E: 0 K: 2 S: 11	H: 1 LOB: 1 BB: 0 P: 13	R: 0 E: 0 K: 0 S: 5	H: 0 LOB: 0 BB: 0 P: 8	R: 0 E: 0 K: 2 S: 12	H: 1 LOB: 2 BB: 0 P: 20	1B: 8 2B: 3 3B: 1 HR: 2	SF: 1 SAC: 0 DP: 0 HBP: 1	WP: 0 PB: 0 SB: 2 CS: 1	PA: 45					
<b>PITCHER</b>	IP	WLS	BF	H	R	ER	SO	BB	IBB	HBP	BLK	WP	HR	S	P	ERA	WHIP										
<b>Chris Haney, L</b> ERA: 5.23 <b>Scott Service, R</b> ERA: 21.6 <b>Bill Sampen, R</b> ERA: 3.71 <b>Jeff Fassero, L</b> ERA: 3.33 <b>John Wetteland, R</b> ERA: 6.27	(1, 1) (3, 1) (5, 1) (8, 1) (9, 1)	2.1 1.2 3.0 1.0 1.0	L 12 10 3 5	15 6 1 0 1	6 4 0 0 0	4 4 0 0 0	1 3 0 0 2	2 1 0 0 0	0 0 0 0 0	0 0 0 0 0	0 0 0 0 0	0 0 0 0 0	2 31 31 5 12	37 45 8 20	60 43 8 20	15.43 21.60 0.00 0.00 0.00	3.429 4.200 0.333 0.000 1.000										

Houston Astros @ Montreal Expos  
Olympic Stadium, Montreal, QB  
Mon May 25 1992, 3:33 AM EDT  
Att. 5,765 - Dome - 70 F


AB 40  
R 10  
H 14  
RBI 9  
BB 3  
SO 9  
LOB 17



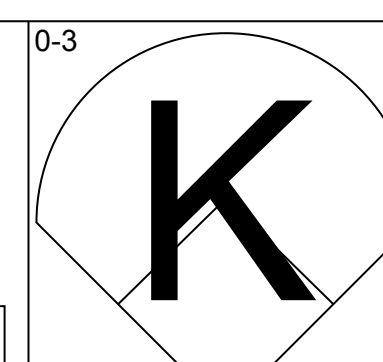
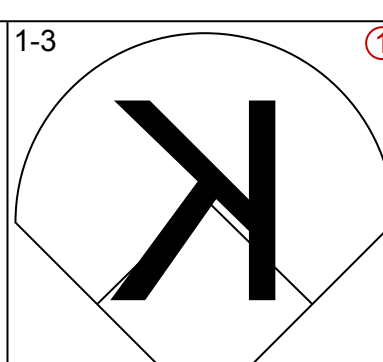
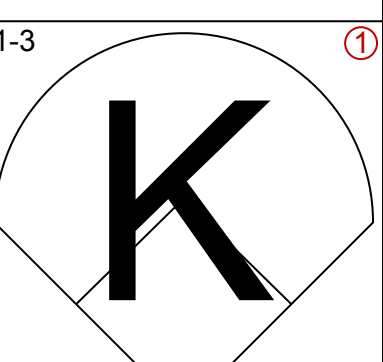
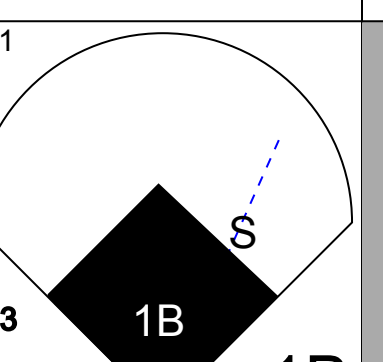
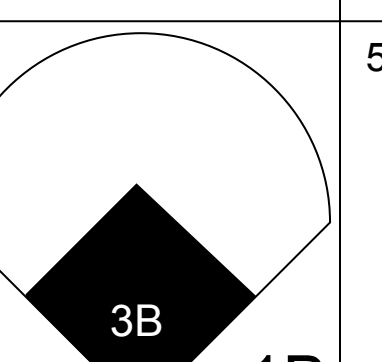
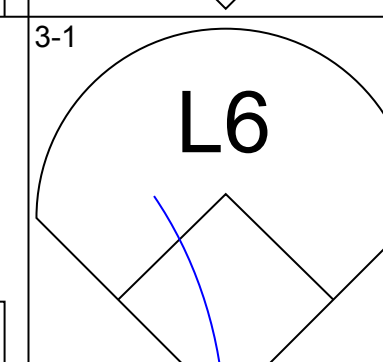
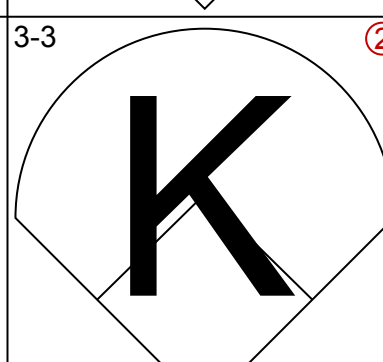
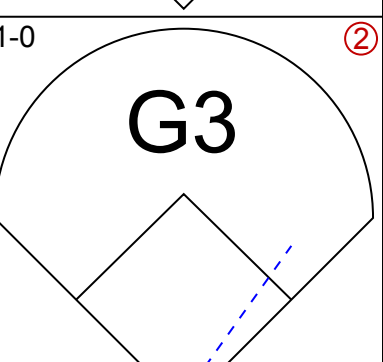
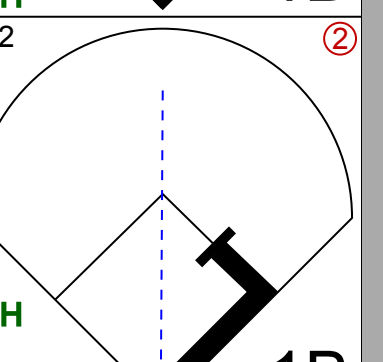
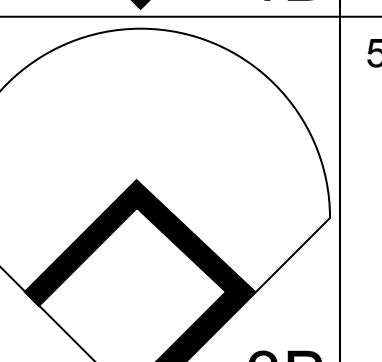
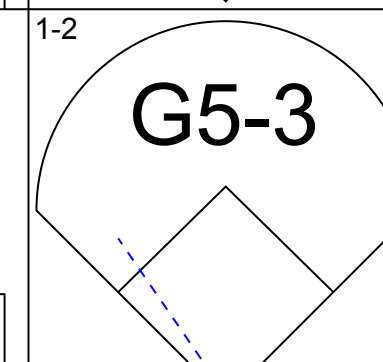
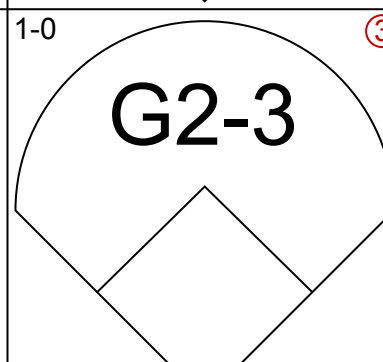
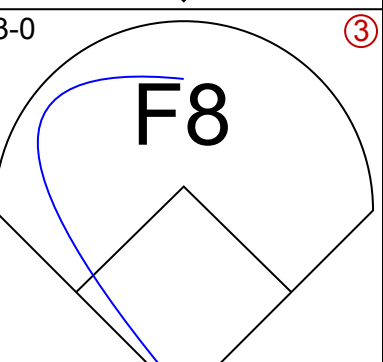
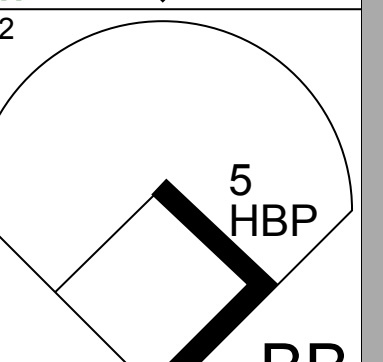
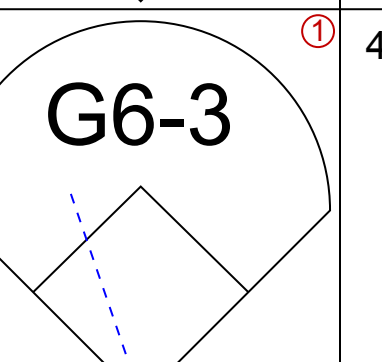
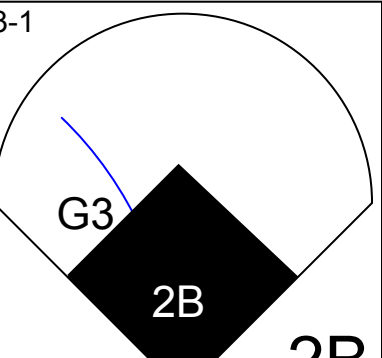
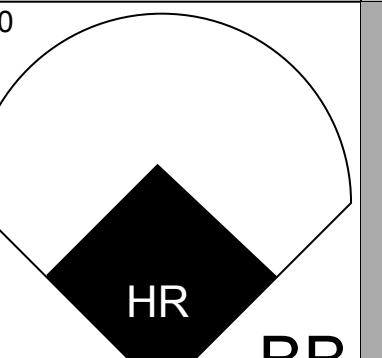
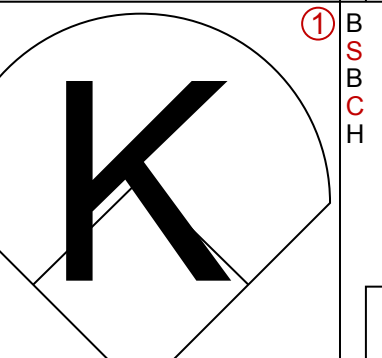

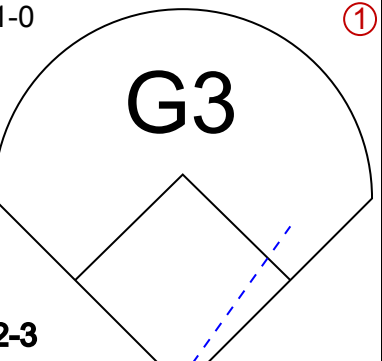
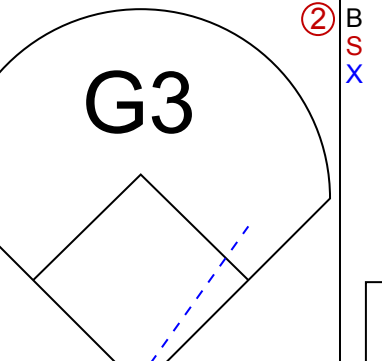
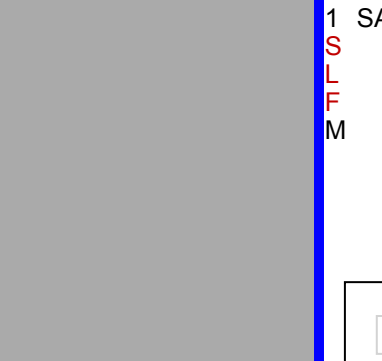
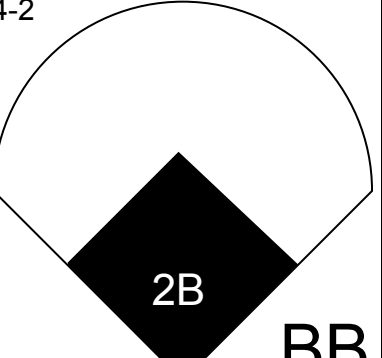
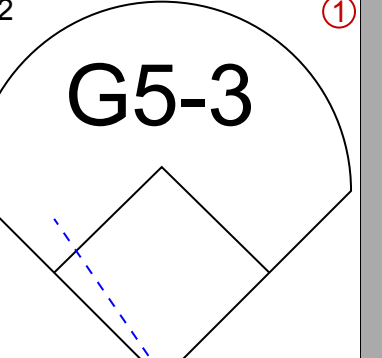
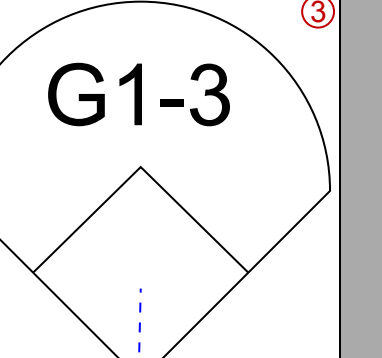
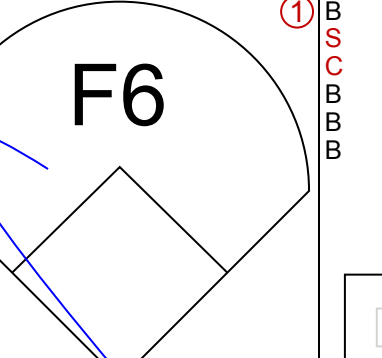
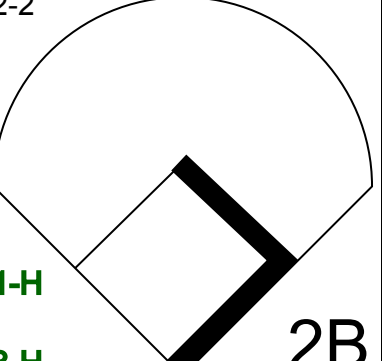
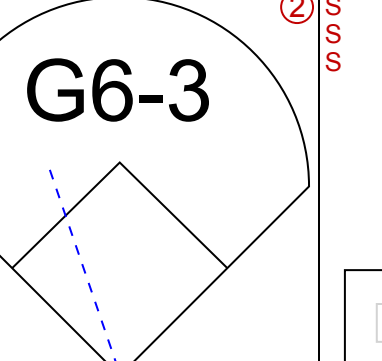
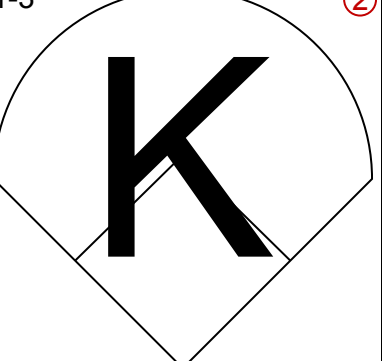
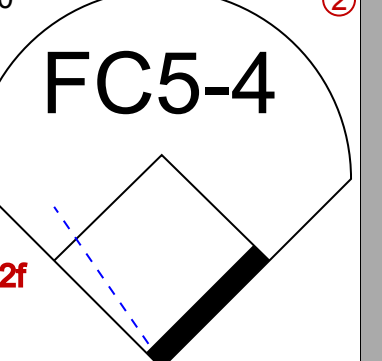
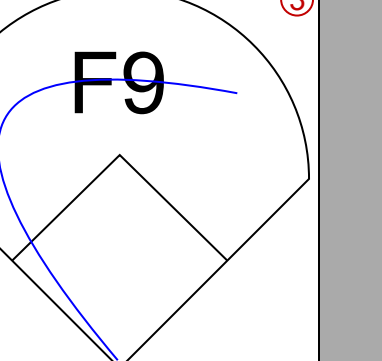
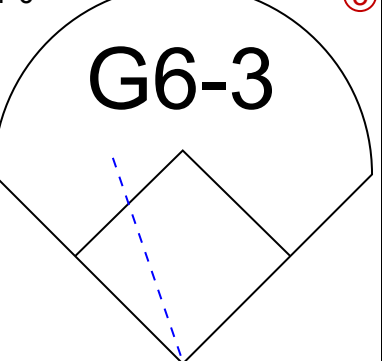
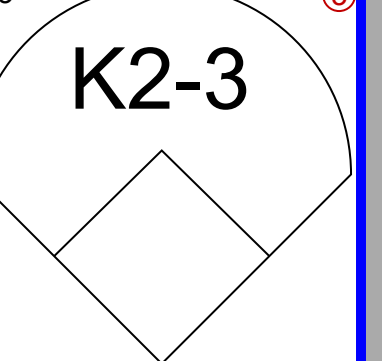
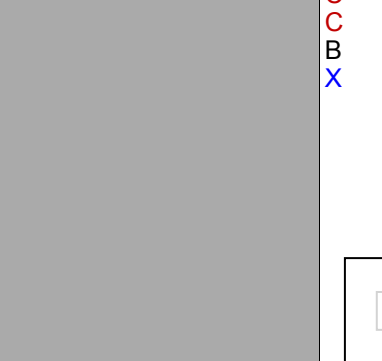
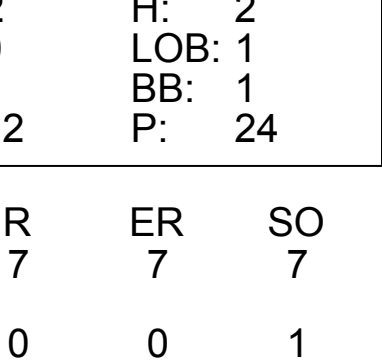
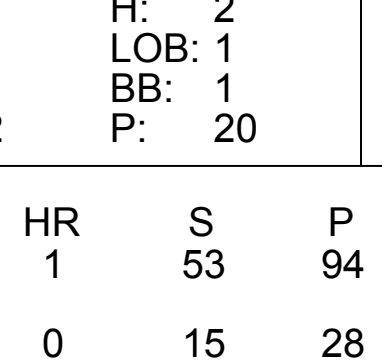
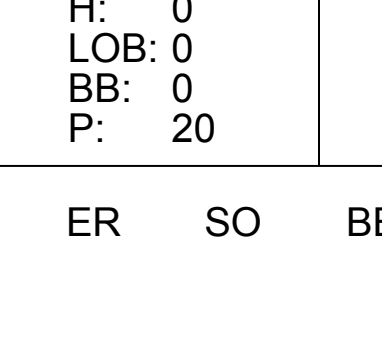
Batter	1	2	3	4	5	6	7	8	9	AB	R	H	RBI	BB	SO	LOB	BOTTOM										
<b>Marquis Grissom, R</b> OBP: 0.314, SLG: 0.405 <b>Steve Lyons, L</b> OBP: 0.182, SLG: 0.238 (1, 8) (6, 7)	3-1 G6-3		1-2 3B		2-2 G6-4-3			1-1 1B	0-0 G4-6-3 1B	3	0	1	0	0	0	2											
<b>Spike Owen, S</b> OBP: 0.294, SLG: 0.347 (1, 6)	0-0 F7		3-2 F8			2-2 G6-3		1-0 F7	0-1 G4-6-3 1B	5	0	1	1	0	0	2											
<b>Moises Alou, R</b> OBP: 0.407, SLG: 0.500 (1, 7) (6, 8)	1-3 K			2-2 G4-6-3 1B		1-1 F7		2-2 F6	2-2 G4-6-3 1B	5	0	1	0	0	1	3											
<b>Larry Walker, L</b> OBP: 0.351, SLG: 0.513 <b>Darren Reed, R</b> OBP: 0.333, SLG: 0.333 (1, 9) (7, 9)		2-3 K		1-0 G4-6-3 1B		0-0 G4-3			1B F8	3	0	0	0	0	1	1											
<b>Tim Wallach, R</b> OBP: 0.302, SLG: 0.343 <b>John Vander Wal, L</b> OBP: 0.355, SLG: 0.370 (1, 5) (8, 3)		0-0 1B 2B		0-1 F8			1-0 F7		0-0 E 1B BB 1B	3	0	1	0	0	0	0											
<b>Gary Carter, R</b> OBP: 0.326, SLG: 0.369 <b>Jeff Fassero, L</b> <b>John Wetteland, R</b> <b>Tom Foley, L</b> OBP: 0.237, SLG: 0.250 (1, 2) (8, 1) (9, 1) (9, PH)		3-1 G6-3			2-1 1B FC 2B		0-0 F7		1-0 BB E 1B 1B	3	1	1	0	0	0	1											
<b>Archi Cianfrocco, R</b> OBP: 0.295, SLG: 0.472 (1, 3) (8, 5)		1-1 1B			0-2 E FC 1B		0-1 G5-3		1-1 E5 BB 1B	4	1	2	1	0	0	2											
<b>Bret Barberie, S</b> OBP: 0.368, SLG: 0.278 (1, 4)			2-3 K		2-2 FC G6-4-3			0-1 G5-3	4-0 1B 1B 1B BB	3	1	0	2	1	1	1											
<b>Chris Haney, L</b> OBP: 0.250, SLG: 0.250 <b>Scott Service, R</b> <b>Bill Sampen, R</b> <b>Rick Cerone, R</b> OBP: 0.385, SLG: 0.542 (1, 1) (3, 1) (5, 1) (8, 2)			1-3 K		1-3 K			2-0 1B 2B	0-1 G4-6-3 1B	0	0	0	0	0	0	0											
<b>Inning Stats</b>	R: 0 E: 0 K: 1 S: 6	H: 0 LOB: 0 BB: 0 P: 10	R: 0 E: 0 K: 1 S: 8	H: 2 LOB: 1 BB: 0 P: 14	R: 0 E: 0 K: 2 S: 13	H: 1 LOB: 1 BB: 0 P: 20	R: 0 E: 0 K: 0 S: 6	H: 1 LOB: 0 BB: 0 P: 9	R: 1 E: 1 K: 1 S: 17	H: 2 LOB: 1 BB: 0 P: 24	R: 0 E: 0 K: 0 S: 6	H: 0 LOB: 0 BB: 0 P: 9	R: 0 E: 0 K: 0 S: 4	H: 0 LOB: 0 BB: 0 P: 5	R: 1 E: 0 K: 0 S: 9	H: 2 LOB: 1 BB: 0 P: 15	R: 6 E: 1 K: 0 S: 15	H: 6 LOB: 1 BB: 1 P: 25	1B: 10 2B: 3 3B: 1 HR: 0	SF: 0 SAC: 0 DP: 3 HBP: 0	WP: 0 PB: 0 SB: 0 CS: 0	PA: 40					
<b>PITCHER</b>	IP	WLS	BF	H	R	ER	SO	BB	IBB	HBP	BLK	WP	HR	S	P	ERA	WHIP										
<b>Butch Henry, L</b> ERA: 4.84 <b>Xavier Hernandez, R</b> ERA: 2.3 <b>Rob Murphy, L</b> ERA: 4.5 <b>Doug Jones, R</b> ERA: 2.93	(1, 1) (9, 1) (9, 1) (9, 1)	8.0 0.0 0.0 1.0	W 1 1 3	35 1 1 3	11 0 0 1	7 0 0 1	7 0 0 0	5 0 0 0	0 0 0 0	0 0 0 0	0 0 0 0	0 0 0 0	0 0 0 7	18 2 1 10	118 2 1 10	7.88 * * 0.00	1.500 * * 1.000										

Houston Astros @ Montreal Expos  
Olympic Stadium, Montreal, QB  
Mon May 25 1992, 3:33 AM EDT  
Att. 5,765 - Dome - 70 F

AB 39  
R 8  
H 14  
RBI 7  
BB 1  
SO 5  
LOB 15

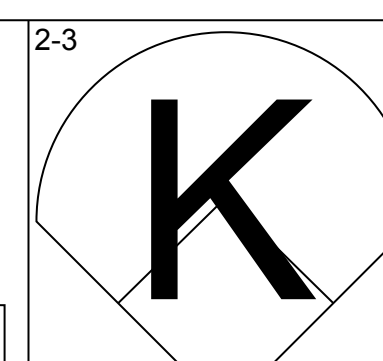
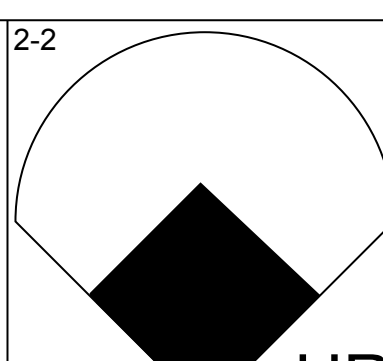
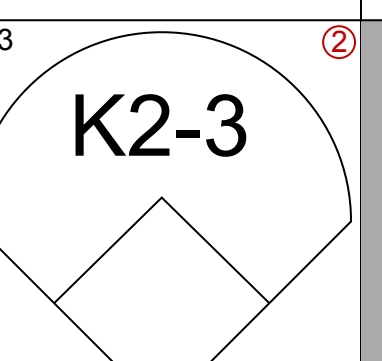
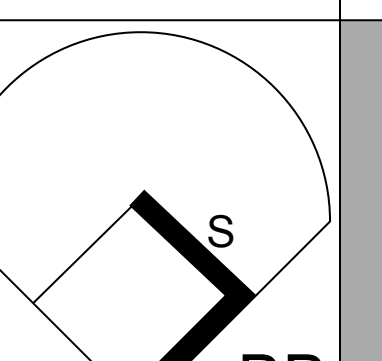
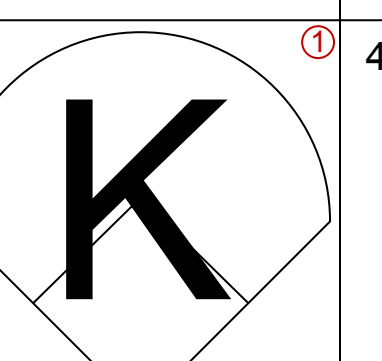
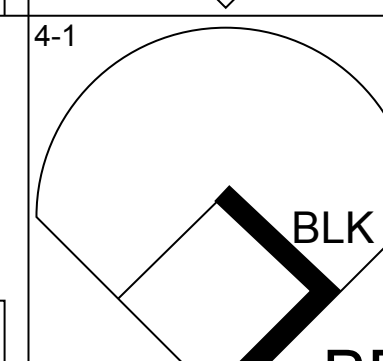
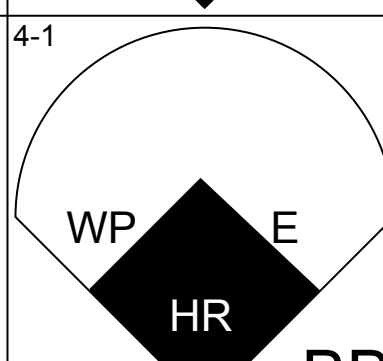
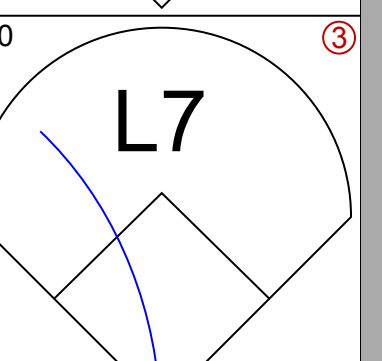
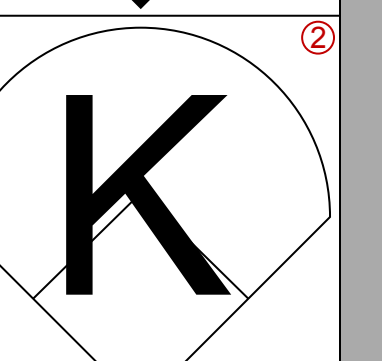
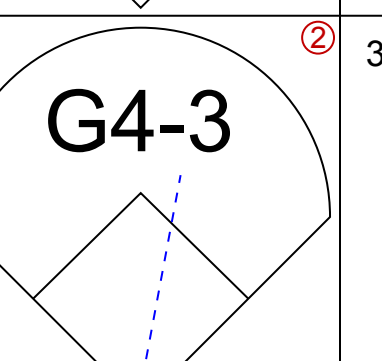
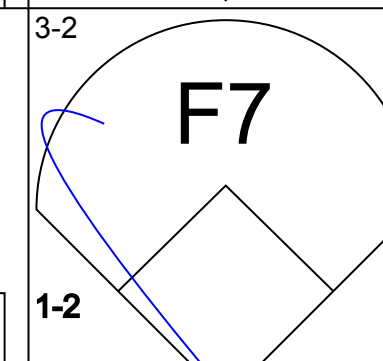
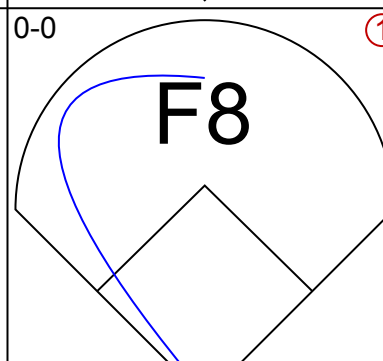
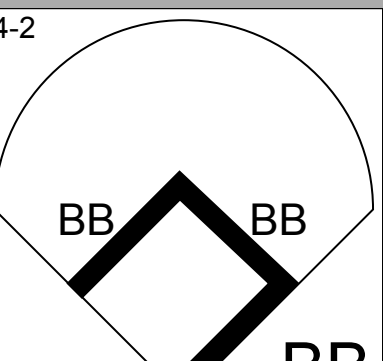
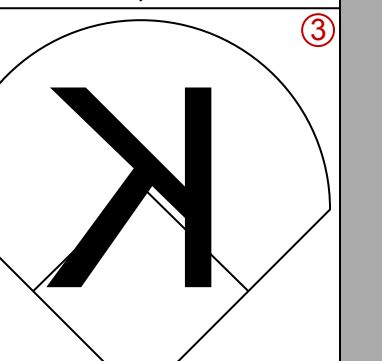
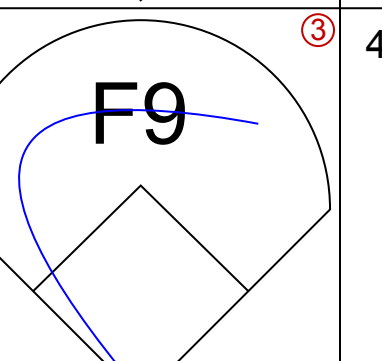
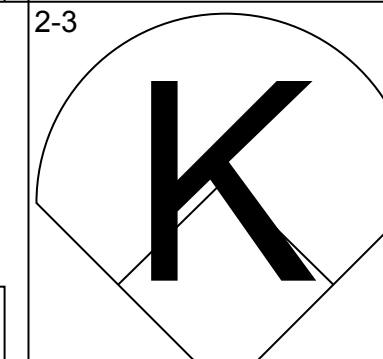
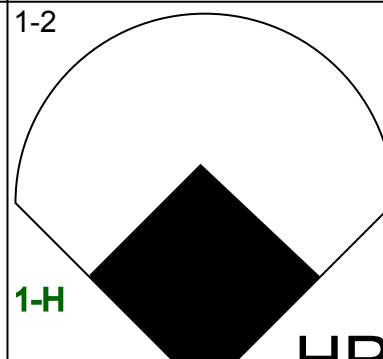
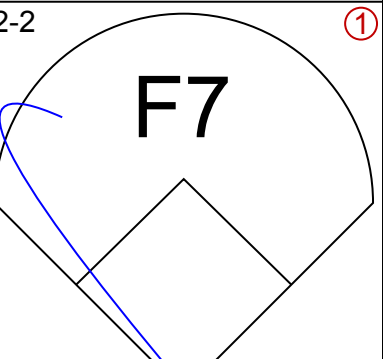
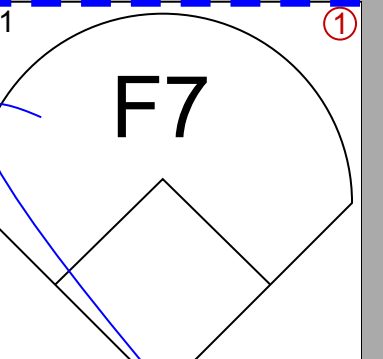
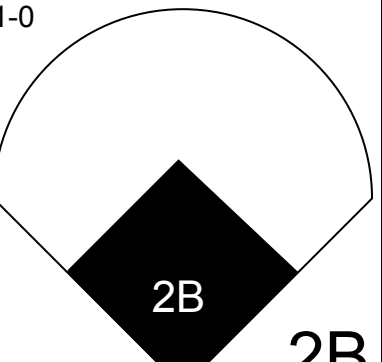



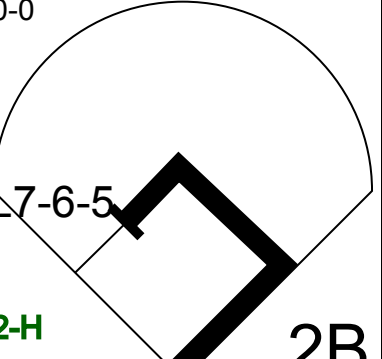
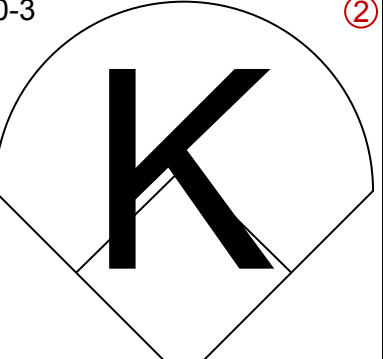
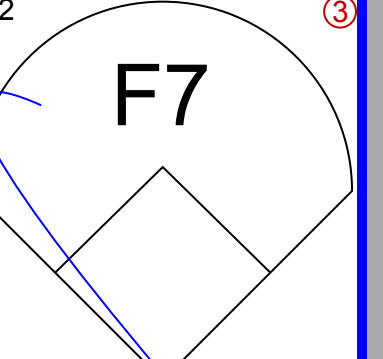
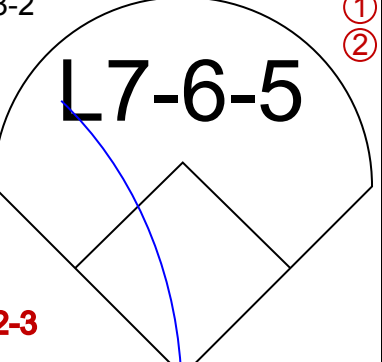


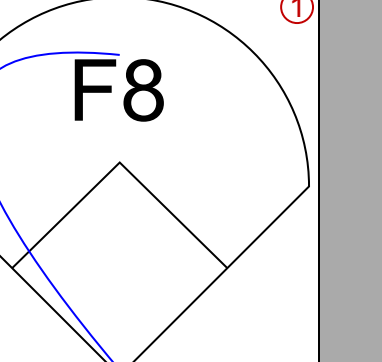
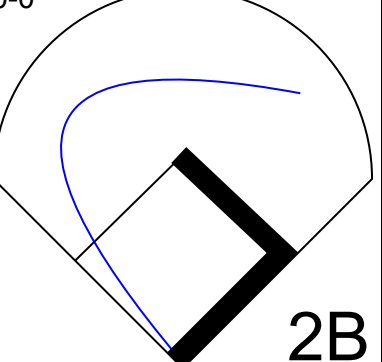


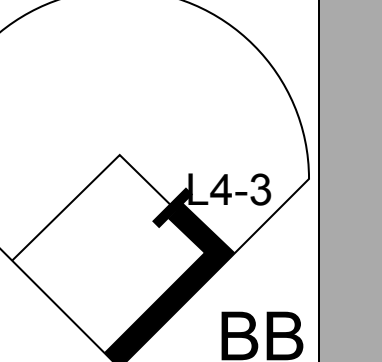
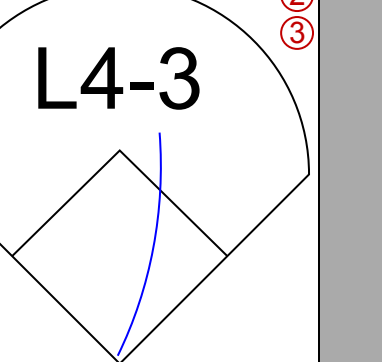
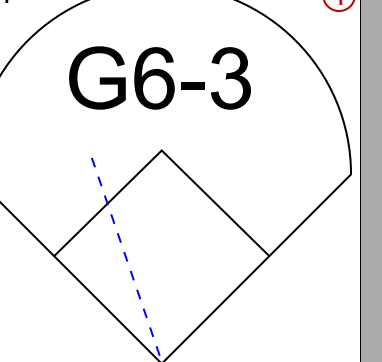
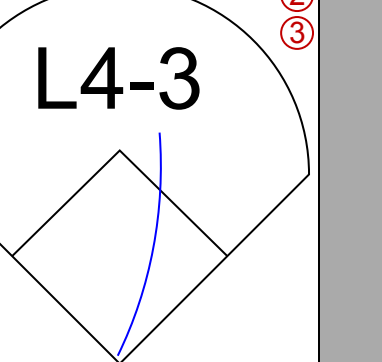
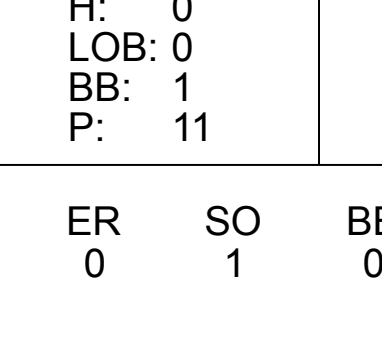




Batter	1	2	3	4	5	6	7	8	9	AB	R	H	RBI	BB	SO	LOB	TOP				
<b>Craig Biggio, R</b> OBP: 0.376, SLG: 0.440 (1, 4)										5	2	2	1	0	3	0	<b>Houston Astros @ Montreal Expos</b> Olympic Stadium, Montreal, QB Tue May 26 1992, 7:05 PM EDT Att: 10,093 - Dome - 70 F				
<b>Steve Finley, L</b> OBP: 0.332, SLG: 0.444 (1, 8)										5	0	2	4	0	1	0					
<b>Ken Caminiti, S</b> OBP: 0.306, SLG: 0.394 (1, 5)										4	0	0	0	1	0	1					
<b>5 Jeff Bagwell, R</b> OBP: 0.325, SLG: 0.381 (1, 3)										2	2	1	0	2	1	0					
<b>Eric Anthony, L</b> OBP: 0.313, SLG: 0.395 (7, 1)										4	1	1	2	0	0	3					
<b>Al Osuna, R</b> (7, 1)										0	0	0	0	0	0	0					
<b>Doug Jones, R</b> (8, 1)										1	0	0	0	0	1	2					
<b>Pete Incaviglia, R</b> OBP: 0.300, SLG: 0.356 (1, 7)										3	1	0	0	2	0	0					
<b>Scott Servais, R</b> OBP: 0.287, SLG: 0.316 (7, 7)										3	0	3	2	0	0	0					
<b>Chris Jones, R</b> OBP: 0.267, SLG: 0.231 (7, 9)										2	1	0	0	0	1	3					
<b>Andujar Cedeno, R</b> OBP: 0.257, SLG: 0.300 (7, 7)										2	0	0	0	0	1	2					
<b>Casey Candaele, S</b> OBP: 0.225, SLG: 0.231 (7, 6)										1	1	0	0	1	0	0					
<b>Darryl Kile, R</b> OBP: 0.287, SLG: 0.383 (3, 1)										1	0	0	0	0	0	1					
<b>Xavier Hernandez, L</b> OBP: 0.226, SLG: 0.214 (4, 1)										0	0	0	0	0	0	0					
<b>Juan Guerrero, R</b> OBP: 0.226, SLG: 0.214 (4, 1)										0	0	0	0	0	0	0					
<b>Rob Mallicoat, L</b> OBP: 0.226, SLG: 0.214 (4, 1)										0	0	0	0	0	0	0					
<b>Joe Boever, R</b> OBP: 0.226, SLG: 0.214 (4, 1)										0	0	0	0	0	0	0					
<b>Benny Distefano, L</b> OBP: 0.226, SLG: 0.214 (4, 1)										0	0	0	0	0	0	0					
<b>Eddie Taubensee, L</b> OBP: 0.226, SLG: 0.214 (4, 1)										1	1	1	0	0	0	0					
<b>Inning Stats</b>	R: 0 E: 0 K: 1 S: 8	H: 0 LOB: 0 BB: 0 P: 12	R: 2 E: 0 K: 1 S: 12	H: 2 LOB: 1 BB: 1 P: 24	R: 0 E: 0 K: 2 S: 7	H: 0 LOB: 0 BB: 0 P: 12	R: 2 E: 0 K: 1 S: 12	H: 2 LOB: 1 BB: 1 P: 20	R: 0 E: 0 K: 1 S: 5	H: 0 LOB: 0 BB: 0 P: 10	R: 3 E: 0 K: 1 S: 16	H: 3 LOB: 2 BB: 2 P: 34	R: 0 E: 0 K: 0 S: 14	H: 0 LOB: 0 BB: 0 P: 20	R: 2 E: 0 K: 2 S: 21	H: 3 LOB: 3 BB: 2 P: 32	1B: 5 2B: 3 3B: 1 HR: 1	SF: 0 SAC: 0 DP: 0 HBP: 1	WP: 2 PB: 0 SB: 1 CS: 0	PA: 43	
<b>PITCHER</b>	IP WLS BF H R ER SO BB IBB HBP BLK WP HR S P ERA WHIP	IP WLS BF H R ER SO BB IBB HBP BLK WP HR S P ERA WHIP	IP WLS BF H R ER SO BB IBB HBP BLK WP HR S P ERA WHIP	IP WLS BF H R ER SO BB IBB HBP BLK WP HR S P ERA WHIP	IP WLS BF H R ER SO BB IBB HBP BLK WP HR S P ERA WHIP	IP WLS BF H R ER SO BB IBB HBP BLK WP HR S P ERA WHIP	IP WLS BF H R ER SO BB IBB HBP BLK WP HR S P ERA WHIP	IP WLS BF H R ER SO BB IBB HBP BLK WP HR S P ERA WHIP	IP WLS BF H R ER SO BB IBB HBP BLK WP HR S P ERA WHIP	IP WLS BF H R ER SO BB IBB HBP BLK WP HR S P ERA WHIP	IP WLS BF H R ER SO BB IBB HBP BLK WP HR S P ERA WHIP	IP WLS BF H R ER SO BB IBB HBP BLK WP HR S P ERA WHIP	IP WLS BF H R ER SO BB IBB HBP BLK WP HR S P ERA WHIP	IP WLS BF H R ER SO BB IBB HBP BLK WP HR S P ERA WHIP	IP WLS BF H R ER SO BB IBB HBP BLK WP HR S P ERA WHIP	IP WLS BF H R ER SO BB IBB HBP BLK WP HR S P ERA WHIP	IP WLS BF H R ER SO BB IBB HBP BLK WP HR S P ERA WHIP	IP WLS BF H R ER SO BB IBB HBP BLK WP HR S P ERA WHIP	IP WLS BF H R ER SO BB IBB HBP BLK WP HR S P ERA WHIP	IP WLS BF H R ER SO BB IBB HBP BLK WP HR S P ERA WHIP	IP WLS BF H R ER SO BB IBB HBP BLK WP HR S P ERA WHIP
<b>Chris Nabholz, L</b> ERA: 4.47 (1, 1)	6.0	L	26	5	7	7	7	3	0	0	0	0	1	0	0	0	10.50	1.333			
<b>Mel Rojas, R</b> ERA: 1.27 (7, 1)	1.0		6	2	0	0	1	1	0	1	0	0	0	0	15	28	0.00	3.000			
<b>Jeff Fassero, L</b> ERA: 3.72 (8, 1)	2.0		11	3	2	2	2	2	0	0	0	1	0	35	52	9.00	2.500				

AB	36
R	9
H	10
RBI	9
BB	6
SO	10
LOB	16



Batter	1	2	3	4	5	6	7	8	9	AB	R	H	RBI	BB	SO	LOB	BOTTOM				
<b>Marquis Grissom, R</b> OBP: 0.317, SLG: 0.419 (1, 8)										4	1	1	1	1	3	0	<b>Houston Astros @ Montreal Expos</b> Olympic Stadium, Montreal, QB Tue May 26 1992, 7:05 PM EDT Att: 10,093 - Dome - 70 F				
<b>Delino DeShields, L</b> OBP: 0.304, SLG: 0.348 (1, 4)										3	1	0	0	2	1	1					
<b>John Vander Wal, L</b> OBP: 0.343, SLG: 0.345 (1, 7)										4	0	0	0	1	1	3					
<b>Larry Walker, L</b> OBP: 0.349, SLG: 0.526 (1, 9)										4	1	1	2	0	1	2					
<b>Tim Wallach, R</b> OBP: 0.313, SLG: 0.357 (1, 5)										3	1	2	0	1	0	0					
<b>Gary Carter, R</b> OBP: 0.333, SLG: 0.386 (8, 1)										4	0	2	1	0	1	2					
<b>Jeff Fassero, L</b> (8, 1)										0	0	0	0	0	0	0					
<b>Archi Cianfrocco, R</b> OBP: 0.293, SLG: 0.453 (1, 3)										3	0	0	0	1	1	3					
<b>Spike Owen, S</b> OBP: 0.300, SLG: 0.355 (1, 6)										3	0	1	0	1	0	5					
<b>Chris Nabholz, L</b> OBP: 0.056, SLG: 0.111 (1, 1)										3	0	0	0	0	1	1					
<b>Mel Rojas, R</b> OBP: 0.300, SLG: 0.500 (7, 1)										0	0	0	0	0	0	0					
<b>Rick Cerone, R</b> OBP: 0.370, SLG: 0.520 (8, 2)										1	0	0	0	0	0	1					
<b>Inning Stats</b>	R: 0 E: 0 K: 2 S: 15	H: 0 LOB: 1 BB: 1 P: 26	R: 1 E: 0 K: 1 S: 10	H: 3 LOB: 1 BB: 0 P: 14	R: 3 E: 1 K: 1 S: 21	H: 4 LOB: 2 BB: 1 P: 37	R: 0 E: 0 K: 1 S: 7	H: 0 LOB: 0 BB: 0 P: 8	R: 0 E: 0 K: 2 S: 10	H: 0 LOB: 1 BB: 1 P: 16	R: 0 E: 0 K: 0 S: 8	H: 0 LOB: 0 BB: 0 P: 11	R: 0 E: 0 K: 0 S: 5	H: 0 LOB: 0 BB: 1 P: 11	R: 0 E: 0 K: 1 S: 9	H: 0 LOB: 0 BB: 0 P: 13		1B: 2 2B: 5 3B: 0 HR: 2	SF: 0 SAC: 0 DP: 2 HBP: 0	WP: 1 PB: 0 SB: 1 CS: 0	PA: 39
<b>PITCHER</b>	IP WLS BF H R ER SO BB IBB HBP BLK WP HR S P ERA WHIP	IP WLS BF H R ER SO BB IBB HBP BLK WP HR S P ERA WHIP	IP WLS BF H R ER SO BB IBB HBP BLK WP HR S P ERA WHIP	IP WLS BF H R ER SO BB IBB HBP BLK WP HR S P ERA WHIP	IP WLS BF H R ER SO BB IBB HBP BLK WP HR S P ERA WHIP	IP WLS BF H R ER SO BB IBB HBP BLK WP HR S P ERA WHIP	IP WLS BF H R ER SO BB IBB HBP BLK WP HR S P ERA WHIP	IP WLS BF H R ER SO BB IBB HBP BLK WP HR S P ERA WHIP	IP WLS BF H R ER SO BB IBB HBP BLK WP HR S P ERA WHIP	IP WLS BF H R ER SO BB IBB HBP BLK WP HR S P ERA WHIP	IP WLS BF H R ER SO BB IBB HBP BLK WP HR S P ERA WHIP	IP WLS BF H R ER SO BB IBB HBP BLK WP HR S P ERA WHIP	IP WLS BF H R ER SO BB IBB HBP BLK WP HR S P ERA WHIP	IP WLS BF H R ER SO BB IBB HBP BLK WP HR S P ERA WHIP	IP WLS BF H R ER SO BB IBB HBP BLK WP HR S P ERA WHIP	IP WLS BF H R ER SO BB IBB HBP BLK WP HR S P ERA WHIP	IP WLS BF H R ER SO BB IBB HBP BLK WP HR S P ERA WHIP	IP WLS BF H R ER SO BB IBB HBP BLK WP HR S P ERA WHIP	IP WLS BF H R ER SO BB IBB HBP BLK WP HR S P ERA WHIP	IP WLS BF H R ER SO BB IBB HBP BLK WP HR S P ERA WHIP	IP WLS BF H R ER SO BB IBB HBP BLK WP HR S P ERA WHIP
<b>Darryl Kile, R</b> ERA: 3.63 (3, 1)	2.1		14	6	4	4	3	2	0	0	1	0	0	0	0	0	0.00	1.500			
<b>Xavier Hernandez, L</b> ERA: 2.25 (4, 1)	0.2		3	1	0	0	1	0	0	0	0	0	0	0	0	0	0.00	1.800			
<b>Rob Mallicoat, L</b> ERA: 2.71 (5, 1)	1.2		8	0	0	0	2	3	0	0	0	0	0	19	34	0.00	0.750				
<b>Joe Boever, R</b> ERA: 2.18 (7, 1)	1.1	W	5	0	0	0	0	2	1	0	0	0	0	13	19	0.00	0.750				
<b>Al Osuna, L</b> ERA: 3.05 (7, 1)	1.1		5	0	0	0	0	1	0	0	0	0	0	12	20	0.00	0.750				





Batter	1	2	3	4	5	6	7	8	9	AB	R	H	RBI	BB	SO	LOB	TOP					
<b>Craig Biggio, R</b> OBP: 0.376, SLG: 0.441 (1, 4)										4	0	1	1	1	2	3	<b>Houston Astros @ Montreal Expos</b> Olympic Stadium, Montreal, QB Wed May 27 1992, 3:33 AM EDT Att: 10,110 - Dome - 70 F					
<b>Steve Finley, L</b> OBP: 0.326, SLG: 0.438 (1, 8)										5	1	1	0	0	0	2						
<b>5 Jeff Bagwell, R</b> OBP: 0.333, SLG: 0.392 (1, 3)										3	1	2	1	1	1	0						
<b>Eric Anthony, L</b> OBP: 0.310, SLG: 0.388 (1, 9)										4	1	1	0	0	1	1						
<b>Ken Caminiti, S</b> OBP: 0.303, SLG: 0.377 (1, 5)										3	1	0	0	1	2	1						
<b>Pete Incaviglia, R</b> OBP: 0.295, SLG: 0.348 (1, 7)										3	0	0	1	1	2	1						
<b>Rafael Ramirez, R</b> OBP: 0.248, SLG: 0.293 <b>Joe Boever, R</b> (8, 1)										4	1	2	1	0	0	0						
<b>Eddie Taubensee, L</b> OBP: 0.277, SLG: 0.242 (1, 2)										4	0	1	1	0	0	3						
<b>Mark Portugal, R</b> OBP: 0.285, SLG: 0.303 <b>Juan Guerrero, R</b> OBP: 0.278, SLG: 0.297 <b>Xavier Hernandez, L</b> (5, 1)										0	0	0	0	0	0	0						
<b>Benny Distefano, L</b> OBP: 0.235, SLG: 0.288 <b>Rob Murphy, L</b> (8, 1)										1	0	0	0	0	0	1						
<b>Casey Candaele, S</b> OBP: 0.223, SLG: 0.236 (8, 6)										1	0	0	0	0	0	1						
<b>Inning Stats</b>	R: 0 E: 0 K: 1 S: 8	H: 0 LOB: 0 BB: 1 P: 16	R: 0 E: 0 K: 1 S: 7	H: 0 LOB: 0 BB: 0 P: 13	R: 1 E: 0 K: 0 S: 9	H: 2 LOB: 1 BB: 0 P: 15	R: 0 E: 0 K: 1 S: 8	H: 1 LOB: 1 BB: 0 P: 13	R: 0 E: 0 K: 1 S: 9	H: 1 LOB: 1 BB: 0 P: 14	R: 4 E: 0 K: 1 S: 19	H: 4 LOB: 2 BB: 2 P: 35	R: 0 E: 0 K: 2 S: 10	H: 0 LOB: 0 BB: 0 P: 11	R: 0 E: 0 K: 2 S: 10	H: 0 LOB: 1 BB: 1 P: 14	R: 0 E: 0 K: 1 S: 8	H: 0 LOB: 1 BB: 1 P: 13	1B: 5 2B: 3 3B: 0 HR: 0	SF: 0 SAC: 1 DP: 0 HBP: 0	WP: 0 PB: 0 SB: 0 CS: 1	PA: 39
<b>PITCHER</b>	IP WLS BF H R ER SO BB IBB HBP BLK WP HR S P ERA WHIP																					
<b>Dennis Martinez, R</b> ERA: 2.24 (1, 1)	5.0 W 24 7 5 5 4 3 0 0 0 0 0 0 52 94 9.00 2.000																					
<b>Scott Service, R</b> ERA: 13.5 (6, 1)	1.0 4 1 0 0 1 0 0 0 0 0 0 0 8 12 0.00 1.000																					
<b>Mel Rojas, R</b> ERA: 1.16 (7, 1)	2.0 6 0 0 0 4 0 0 0 0 0 0 0 18 25 0.00 0.000																					
<b>John Wetteland, R</b> ERA: 5.95 (9, 1)	1.0 S 4 0 0 0 1 1 0 0 0 0 0 0 8 13 0.00 1.000																					

AB	33
R	5
H	8
RBI	5
BB	4
SO	10
LOB	14



Batter	1	2	3	4	5	6	7	8	9	AB	R	H	RBI	BB	SO	LOB	BOTTOM					
<b>Marquis Grissom, R</b> OBP: 0.314, SLG: 0.413 (1, 8)										5	1	1	0	0	0	0	<b>Houston Astros @ Montreal Expos</b> Olympic Stadium, Montreal, QB Wed May 27 1992, 3:33 AM EDT Att: 10,110 - Dome - 70 F					
<b>Delino DeShields, L</b> OBP: 0.332, SLG: 0.348 (1, 4)										3	1	1	0	2	0	0						
<b>Moises Alou, R</b> OBP: 0.407, SLG: 0.547 (1, 7)										5	2	2	3	0	0	2						
<b>Larry Walker, L</b> OBP: 0.350, SLG: 0.519 (1, 9)										4	1	1	1	1	0	2						
<b>Tim Wallach, R</b> OBP: 0.318, SLG: 0.352 (1, 3)										2	2	0	0	1	1	1						
<b>Gary Carter, R</b> OBP: 0.340, SLG: 0.391 (1, 2)										4	0	2	0	0	0	0						
<b>Bret Barberie, S</b> OBP: 0.380, SLG: 0.283 (1, 5)										2	0	1	1	2	0	0						
<b>Spike Owen, S</b> OBP: 0.299, SLG: 0.375 (1, 6)										4	1	1	2	0	0	5						
<b>Dennis Martinez, R</b> OBP: 0.227, SLG: 0.227 <b>Scott Service, R</b> (6, 1)										3	0	0	0	0	0	4						
<b>Mel Rojas, R</b> OBP: 0.333, SLG: 0.333 <b>John Wetteland, R</b> (9, 1)										0	0	0	0	0	0	0						
<b>Inning Stats</b>	R: 5 E: 1 K: 0 S: 18	H: 5 LOB: 1 BB: 2 P: 38	R: 0 E: 0 K: 0 S: 7	H: 1 LOB: 0 BB: 0 P: 11	R: 0 E: 0 K: 0 S: 6	H: 0 LOB: 0 BB: 0 P: 12	R: 1 E: 0 K: 0 S: 11	H: 1 LOB: 1 BB: 1 P: 18	R: 1 E: 0 K: 1 S: 11	H: 1 LOB: 2 BB: 1 P: 19	R: 1 E: 1 K: 1 S: 11	H: 1 LOB: 1 BB: 0 P: 16	R: 0 E: 0 K: 0 S: 11	H: 0 LOB: 1 BB: 1 P: 23	R: 0 E: 0 K: 0 S: 5	H: 0 LOB: 1 BB: 1 P: 12	R: 0 E: 0 K: 0 S: 5	H: 0 LOB: 1 BB: 1 P: 12	1B: 7 2B: 0 3B: 0 HR: 2	SF: 0 SAC: 0 DP: 1 HBP: 1	WP: 0 PB: 0 SB: 2 CS: 0	PA: 40
<b>PITCHER</b>	IP WLS BF H R ER SO BB IBB HBP BLK WP HR S P ERA WHIP																					
<b>Mark Portugal, R</b> ERA: 3.15 (1, 1)	4.0 L 21 7 6 5 0 3 0 0 0 0 0 0 2 42 79 11.25 2.500																					
<b>Xavier Hernandez, R</b> ERA: 2.48 (5, 1)	1.0 6 1 1 1 0 1 0 0 0 0 0 0 11 19 9.00 2.000																					
<b>Rob Murphy, L</b> ERA: 1.98 (6, 1)	2.0 9 1 1 0 1 1 0 0 0 0 0 0 22 39 0.00 1.000																					
<b>Joe Boever, R</b> ERA: 2.12 (8, 1)	1.0 4 0 0 0 0 1 0 0 0 0 0 0 5 12 0.00 1.000																					

AB	33
R	8
H	9
RBI	7
BB	6
SO	1
LOB	15









Batter	1	2	3	4	5	6	7	8	9	AB	R	H	RBI	BB	SO	LOB	TOP										
Marquis Grissom, R OBP: 0.309, SLG: 0.403	1-2 G6-3		1-2 1B		0-1 F8		0-3 K			4	0	1	0	0	1	1											
Delino DeShields, L OBP: 0.336, SLG: 0.341	1-0 F7		2-2 L6		3-2 1B		3-2 G6-3			4	0	1	0	0	0	1											
Moises Alou, R OBP: 0.379, SLG: 0.500 Matt Stairs, L (7, 7)	2-2 L8			0-0 F9	0-1 F8			1-2 G1-3		3	0	0	0	0	0	2											
Larry Walker, L OBP: 0.344, SLG: 0.506 Darren Reed, R OBP: 0.296, SLG: 0.714		1-2 G3		1-3 K		0-0 HR		1-2 F8		1	0	0	0	0	0	0											
Tim Wallach, R OBP: 0.313, SLG: 0.364		0-2 F8		0-0 G6-3		1-2 1B		1-0 G3		4	0	1	0	0	0	0											
Gary Carter, R OBP: 0.333, SLG: 0.392 Rick Cerone, R OBP: 0.387, SLG: 0.517		3-2 P6			0-0 HR	3-2 F8			0-0 1B	0	0	0	0	0	0	0											
Archi Cianfrocco, R OBP: 0.279, SLG: 0.458			1-1 F9		2-2 HR	2-1 P2			0-3 K	4	1	1	2	0	1	2											
Spike Owen, S OBP: 0.309, SLG: 0.412			2-1 HR		1-1 1B	2-3 K			1-3 K	4	1	2	1	0	2	2											
Mark Gardner, R Scott Service, R Bret Barberie, S Chris Haney, L John Wetteland, R John Vander Wal, L			0-3 K		0-3 K				1-3 K	0	0	0	0	0	0	0											
<b>Inning Stats</b>	R: 0 E: 0 K: 0 S: 9	H: 0 LOB: 0 BB: 0 P: 13	R: 0 E: 0 K: 0 S: 10	H: 0 LOB: 0 BB: 0 P: 14	R: 1 E: 0 K: 1 S: 16	H: 2 LOB: 1 BB: 0 P: 22	R: 0 E: 0 K: 1 S: 5	H: 0 LOB: 0 BB: 0 P: 6	R: 2 E: 0 K: 1 S: 18	H: 4 LOB: 2 BB: 0 P: 24	R: 1 E: 0 K: 1 S: 12	H: 2 LOB: 1 BB: 0 P: 20	R: 0 E: 0 K: 1 S: 10	H: 0 LOB: 0 BB: 0 P: 13	R: 0 E: 0 K: 3 S: 8	H: 1 LOB: 1 BB: 0 P: 12	1B: 5 2B: 1 3B: 0 HR: 3	SF: 0 SAC: 0 DP: 0 HBP: 0	WP: 0 PB: 0 SB: 1 CS: 0	PA: 36							
<b>PITCHER</b>	IP	WLS	BF	H	R	ER	SO	BB	IBB	HBP	BLK	WP	HR	S	P	ERA	WHIP										
Tom Browning, L ERA: 5.79	5.0	W	23	8	4	4	3	0	0	0	0	0	3	62	84	7.20	1.600										
Dwayne Henry, R ERA: 2.51	3.0		9	0	0	0	2	0	0	0	0	0	0	26	39	0.00	0.000										
Norm Charlton, L ERA: 2.48	1.0		4	1	0	0	3	0	0	0	0	0	0	10	12	0.00	1.000										

**Montreal Expos @ Cincinnati Reds**  
Riverfront Stadium, Cincinnati, OH  
Sat May 30 1992, 7:05 PM EDT  
Att: 27,226 - Cloudy - 58 F

AB	36
R	4
H	9
RBI	4
BB	0
SO	8
LOB	11



Batter	1	2	3	4	5	6	7	8	9	AB	R	H	RBI	BB	SO	LOB	BOTTOM										
Bip Roberts, S OBP: 0.380, SLG: 0.367 Freddie Benavides, R OBP: 0.250, SLG: 0.321	0-1 1B	3-2 2B		1-1 1B	4-2 2B		1-2 E5			3	4	3	0	1	0	0											
Dave Martinez, L OBP: 0.338, SLG: 0.298	3-1 1B	1-2 2B		0-0 G3	2-2 BB		2-3 K			5	1	2	2	0	2	4											
Barry Larkin, R OBP: 0.343, SLG: 0.380	1-1 WP	1-2 F9		2-2 1B	3-2 G5-3			1-2 F9		5	1	2	1	0	0	3											
Paul O'Neill, L OBP: 0.411, SLG: 0.461	2-1 F7	1-0 K		2-2 FC5-4	1-2 1B		2-2 G3	2-2 G3		5	0	2	3	0	0	1											
Hal Morris, L OBP: 0.393, SLG: 0.408 Reggie Sanders, R OBP: 0.380, SLG: 0.481	4-1 1B	0-2 F9		1-2 K	2-3 K		1-1 G1-3	4-2 BB		0	0	0	0	1	0	0											
Chris Sabo, R OBP: 0.315, SLG: 0.395	4-0 1B		0-3 K	0-0 FC5-4	1-2 K		1-3 K	2-3 K		4	0	0	0	1	3	3											
Bill Doran, S OBP: 0.337, SLG: 0.426	1-1 1B		4-1 G5-3		2-2 2B		3-2 HR			3	2	3	2	1	0	0											
Joe Oliver, R OBP: 0.303, SLG: 0.320	1-2 K2-3		0-0 G5-3		1-0 G6-3		0-3 K			4	0	0	0	0	2	4											
Tom Browning, L OBP: 0.238, SLG: 0.250 Dwayne Henry, R Norm Charlton, S		1-0 1B	1-1 G4-3		1-3 K		2-3 K			3	1	1	0	0	1	2											
<b>Inning Stats</b>	R: 3 E: 0 K: 1 S: 16	H: 4 LOB: 2 BB: 2 P: 30	R: 2 E: 0 K: 1 S: 16	H: 3 LOB: 1 BB: 0 P: 23	R: 0 E: 0 K: 1 S: 8	H: 0 LOB: 1 BB: 1 P: 13	R: 1 E: 0 K: 1 S: 16	H: 3 LOB: 2 BB: 0 P: 23	R: 2 E: 0 K: 1 S: 18	H: 2 LOB: 1 BB: 1 P: 31	R: 0 E: 0 K: 1 S: 8	H: 0 LOB: 0 BB: 0 P: 12	R: 1 E: 1 K: 3 S: 15	H: 1 LOB: 1 BB: 0 P: 23	R: 0 E: 0 K: 1 S: 14	H: 0 LOB: 1 BB: 1 P: 23	1B: 9 2B: 3 3B: 0 HR: 1	SF: 0 SAC: 0 DP: 0 HBP: 0	WP: 2 PB: 0 SB: 1 CS: 0	PA: 42							
<b>PITCHER</b>	IP	WLS	BF	H	R	ER	SO	BB	IBB	HBP	BLK	WP	HR	S	P	ERA	WHIP										
Mark Gardner, R ERA: 3.56	1.2	L	13	7	5	5	2	2	0	0	0	0	0	28	49	27.00	5.400										
Scott Service, R ERA: 9.0	2.1		11	3	1	1	2	1	0	0	0	0	0	28	40	3.86	1.714										
Chris Haney, L ERA: 5.55	3.0		14	3	3	3	5	1	0	0	0	0	1	41	66	9.00	1.333										
John Wetteland, R ERA: 5.66	1.0		4	0	0	0	1	1	0	0	0	0	0	14	23	0.00	1.000										

**Montreal Expos @ Cincinnati Reds**  
Riverfront Stadium, Cincinnati, OH  
Sat May 30 1992, 7:05 PM EDT  
Att: 27,226 - Cloudy - 58 F

AB	37
R	9
H	13
RBI	8
BB	5
SO	10
LOB	20






Batter	1	2	3	4	5	6	7	8	9	AB	R	H	RBI	BB	SO	LOB	TOP										
Marquis Grissom, R (1, 8) OBP: 0.317, SLG: 0.414	1-1 G4-3 2B	2-0 BB 1B	1-2 3-H 1B	1-2 G6-3			3-2 G5-3		0-1 1B	5	1	3	1	0	0	0											
Delino DeShields, L (1, 4) OBP: 0.328, SLG: 0.339	2-3 K	4-2 1B BB	1-0 G3				2-0 1B		2-3 K	4	0	1	0	1	2	3											
Matt Stairs, L (1, 7) OBP: 0.143, SLG: 0.143	0-1 G4-3	0-0 1B			1-3 K		2-2 G3		2-3 K	5	0	1	2	0	2	4											
Tim Wallach, R (1, 5) OBP: 0.310, SLG: 0.358	2-1 G6-3	0-0 P4			2-0 F9			3-2 G5-3 HR 1B	0-0 F8	5	1	1	0	0	0	5											
Gary Carter, R (1, 2) OBP: 0.330, SLG: 0.416		1-0 HR	2-3 K		2-0 G5-3			3-2 G5-3		4	1	1	1	0	1	1											
Archi Cianfrocco, R (1, 3) OBP: 0.277, SLG: 0.448		2-2 E9 1B G4-3	1-1 1B			2-3 K		0-1 G5-3		4	1	1	0	0	1	1											
Darren Reed, R (1, 9) OBP: 0.273, SLG: 0.818		0-0 F9	0-3 K			3-2 G4-3		3-2 HR		4	1	1	2	0	1	2											
Tom Foley, L (1, 6) OBP: 0.214, SLG: 0.225		3-1 G4-3	3-2 G5-3			2-3 K		1-1 L4		4	0	0	0	0	1	2											
Chris Nabholz, L (1, 1) OBP: 0.095, SLG: 0.143		0-1 BB 1B	0-0 P3						4-0 1B BB	3	1	1	0	0	0	0											
Jeff Fassero, L (7, 1)										0	0	0	0	0	0	0											
Mel Rojas, R (7, 1) OBP: 0.333, SLG: 0.333										0	0	0	0	0	0	0											
John Vander Wal, L (9, PH) OBP: 0.348, SLG: 0.339										0	0	0	0	1	0	0											
John Wetteland, R (9, 1) OBP: 0.348, SLG: 0.339										0	0	0	0	0	0	0											
<b>Inning Stats</b>	R: 0 E: 0 K: 1 S: 9	H: 1 LOB: 1 BB: 0 P: 14	R: 4 E: 1 K: 0 S: 17	H: 4 LOB: 2 BB: 1 P: 29	R: 0 E: 0 K: 2 S: 13	H: 1 LOB: 1 BB: 0 P: 19	R: 0 E: 0 K: 0 S: 5	H: 0 LOB: 0 BB: 0 P: 7	R: 0 E: 0 K: 2 S: 9	H: 0 LOB: 0 BB: 0 P: 10	R: 0 E: 0 K: 2 S: 9	H: 1 LOB: 1 BB: 0 P: 15	R: 2 E: 0 K: 0 S: 17	H: 2 LOB: 0 BB: 1 P: 27	R: 0 E: 0 K: 2 S: 10	H: 1 LOB: 2 BB: 1 P: 18	1B: 7 2B: 1 3B: 0 HR: 2	SF: 0 SAC: 0 DP: 0 HBP: 0	WP: 0 PB: 0 CS: 0	PA: 40							
<b>PITCHER</b>	IP	WLS	BF	H	R	ER	SO	BB	IBB	HBP	BLK	WP	HR	S	P	ERA	WHIP										
Jose Rijo, R (1, 1) ERA: 3.63	5.0	L	23	6	4	1	4	1	0	0	0	0	1	49	79	1.80	1.400										
Chris Hammond, L (6, 1) ERA: 2.9	2.0		7	1	0	0	2	0	0	0	0	0	0	18	31	0.00	0.500										
Scott Bankhead, R (8, 1) ERA: 1.93	1.0		5	2	2	2	0	0	0	0	0	0	1	17	27	18.00	2.000										
Rob Dibble, R (9, 1) ERA: 4.0	1.0		5	1	0	0	2	1	0	0	0	0	0	10	18	0.00	2.000										

**Montreal Expos @ Cincinnati Reds**  
Riverfront Stadium, Cincinnati, OH  
Sun May 31, 1992, 3:33 AM EDT  
Att: 29,954 - Cloudy - 62 F

livebaseballscorecards.com

AB 38  
R 6  
H 10  
RBI 6  
BB 2  
SO 8  
LOB 18



Batter	1	2	3	4	5	6	7	8	9	AB	R	H	RBI	BB	SO	LOB	BOTTOM										
Billy Hatcher, R (1, 7) OBP: 0.305, SLG: 0.357	2-2 E BB G6-3 1B		1-1 F8		0-0 G3		0-0 FC6-5 1B		2-3 K	5	1	2	0	0	1	1											
Reggie Sanders, R (1, 8) OBP: 0.384, SLG: 0.477	4-2 BB G6-3 E BB		2-1 FC6-4 1B		1-1 G5-3		3-1 FC6-5 1B		1-2 2-3 3-H 0-0	3	0	1	1	1	0	2											
Barry Larkin, R (1, 6) OBP: 0.333, SLG: 0.368	3-1 G6-3		1-1 FC6-4 1B			3-3 K			0-0 G6-3	4	0	0	1	0	1	5											
Chris Sabo, R (1, 5) OBP: 0.305, SLG: 0.381	1-3 2-H P8		0-0 P6			0-1 F8			2-2 G5-3	4	0	0	0	0	0	3											
Darnell Coles, R (1, 3) OBP: 0.342, SLG: 0.622	2-3 K				0-0 G5-3		3-2 3B		1-2 F9	4	0	1	0	0	1	1											
Glenn Braggs, R (1, 9) OBP: 0.279, SLG: 0.211		1-0 P2		4-1 BB		1-1 P3		4-1 BB		2	0	0	0	2	0	1											
Freddie Benavides, R (1, 4) OBP: 0.266, SLG: 0.311		4-1 BB		0-3 BB					2-2 F7	1	0	0	0	1	1	1											
Chris Hammond, L (6, 1) ERA: 2.9										0	0	0	0	0	0	0											
Troy Alenz, R (7, PH) OBP: 0.333, SLG: 0.647										0	1	1	0	0	0	0											
Dave Martinez, L (8, 1) OBP: 0.333, SLG: 0.333										0	0	0	0	0	0	0											
Dave Martinez, L (8, PH) OBP: 0.333, SLG: 0.296										0	0	0	0	0	0	0											
Rob Dibble, R (9, 1) OBP: 1.000, SLG: 1.000										0	0	0	0	0	0	0											
Joe Oliver, R (1, 2) OBP: 0.303, SLG: 0.320		0-0 G6-4-3		1-0 G6-3					3-3 K	3	0	1	0	0	0	2											
Bip Roberts, S (9, PH) OBP: 0.379, SLG: 0.365										1	0	0	0	0	1	0											
Jose Rijo, R (1, 1) OBP: 0.235, SLG: 0.235									3-2 P8	1	0	1	0	0	0	0											
Bill Doran, S (5, PH) OBP: 0.331, SLG: 0.417										3	0	0	0	0	0	2											
<b>Inning Stats</b>	R: 1 E: 1 K: 1 S: 13	H: 1 LOB: 1 BB: 1 P: 25	R: 0 E: 0 K: 0 S: 3	H: 0 LOB: 0 BB: 1 P: 8	R: 0 E: 0 K: 0 S: 9	H: 2 LOB: 2 BB: 0 P: 14	R: 0 E: 0 K: 1 S: 6	H: 0 LOB: 1 BB: 1 P: 11	R: 0 E: 0 K: 0 S: 7	H: 0 LOB: 0 BB: 0 P: 11	R: 0 E: 0 K: 1 S: 12	H: 1 LOB: 1 BB: 0 P: 19	R: 1 E: 0 K: 0 S: 10	H: 3 LOB: 2 BB: 0 P: 17	R: 0 E: 0 K: 0 S: 16	H: 0 LOB: 1 BB: 1 P: 25	R: 0 E: 0 K: 2 S: 11	H: 0 LOB: 0 BB: 0 P: 19	1B: 6 2B: 0 3B: 1 HR: 0	SF: 0 SAC: 0 DP: 1 HBP: 0	WP: 0 PB: 0 CS: 0	PA: 37					
<b>PITCHER</b>	IP	WLS	BF	H	R	ER	SO	BB	IBB	HBP	BLK	WP	HR	S	P	ERA	WHIP										
Chris Nabholz, L (1, 1) ERA: 4.17	6.0	W	25	5	2	1	3	3	0	0	0	0	0	53	92	1.50	1.333										
Jeff Fassero, L (7, 1) ERA: 3.31	0.2		4	2	0	0	0	0	0	0	0	0	0	6	12	0.00	3.000										
Mel Rojas, R (7, 1) ERA: 1.05	1.1		5	0	0	0	0	1	0	0	0	0	0	17	26	0.00	0.750										
John Wetteland, R (9, 1) ERA: 5.4	1.0		3	0	0	0	2	0	0	0	0	0	0	11	19	0.00	0.000										

**Montreal Expos @ Cincinnati Reds**  
Riverfront Stadium, Cincinnati, OH  
Sun May 31, 1992, 3:33 AM EDT  
Att: 29,954 - Cloudy - 62 F

livebaseballscorecards.com

AB 33  
R 2  
H 7  
RBI 2  
BB 4  
SO 5  
LOB 19







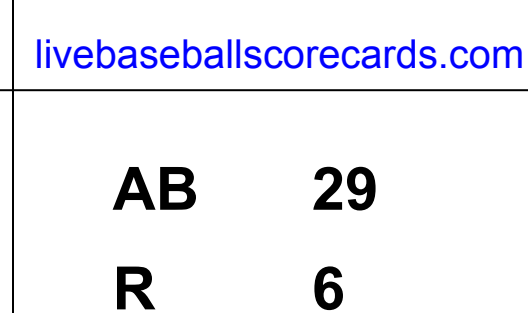


Batter	1	2	3	4	5	6	7	8	9	AB	R	H	RBI	BB	SO	LOB	TOP					
Marquis Grissom, R OBP: 0.322, SLG: 0.411	L9	G4-6-3			G5-3			F9		4	0	0	0	0	0	3	<b>Montreal Expos @ Houston Astros</b> Astrodome, Houston, TX Tue Jun 02 1992, 8:05 PM EDT Att: 8,238 - Dome - 70 F					
Delino DeShields, L OBP: 0.330, SLG: 0.333	P6		G6-3		B3			1B		4	0	1	0	0	0	0						
Matt Stairs, L OBP: 0.313, SLG: 0.308	1B BB		G6-3		G3			L4		3	0	0	0	1	0	1						
Tim Wallach, R OBP: 0.316, SLG: 0.355	1-2 1B		G4-3		G1-4-3 BB			1B 1B BB		2	0	1	0	2	0	0						
Darren Reed, R OBP: 0.263, SLG: 0.556	K				G1-4-3			1B BB		2	0	0	0	1	1	3						
Chris Haney, L OBP: 0.222, SLG: 0.222					1-2			1-2 1B		0	0	0	0	0	0	0						
Steve Lyons, L OBP: 0.217, SLG: 0.273					1-2			1-2 1B		1	0	1	0	0	0	0						
Archi Cianfrocco, R OBP: 0.276, SLG: 0.440		SH 1B			F8			K		4	0	1	0	0	1	3						
Spike Owen, S OBP: 0.313, SLG: 0.424		F8			G3			1-2 2-3 1B		4	0	1	0	0	0	2						
Rick Cerone, R OBP: 0.371, SLG: 0.485		SH 1B			G1-3			P3		4	0	1	0	0	0	4						
Bill Sampen, R OBP: 0.367, SLG: 0.269	SH				G2-3			K		0	0	0	0	0	0	0						
Bret Barberie, S OBP: 0.367, SLG: 0.269										1	0	0	0	0	0	0						
John Vander Wal, L OBP: 0.338, SLG: 0.328	1-2 2-3									2	0	0	0	0	1	3						
<b>Inning Stats</b>	R: 0 E: 0 K: 1 S: 8	H: 1 LOB: 2 BB: 1 P: 17	R: 0 E: 0 K: 0 S: 10	H: 2 LOB: 2 BB: 0 P: 16	R: 0 E: 0 K: 0 S: 7	H: 0 LOB: 1 BB: 0 P: 11	R: 0 E: 0 K: 0 S: 5	H: 0 LOB: 1 BB: 1 P: 12	R: 0 E: 0 K: 0 S: 4	H: 0 LOB: 0 BB: 0 P: 7	R: 0 E: 0 K: 0 S: 3	H: 0 LOB: 0 BB: 0 P: 7	R: 0 E: 0 K: 0 S: 5	H: 0 LOB: 0 BB: 0 P: 10	R: 0 E: 0 K: 2 S: 10	H: 1 LOB: 1 BB: 0 P: 17	R: 0 E: 0 K: 12 S: 12	H: 2 LOB: 3 BB: 1 P: 19	1B: 6 2B: 0 3B: 0 HR: 0	SF: 0 SAC: 1 DP: 2 HBP: 0	WP: 0 PB: 0 SB: 0 CS: 0	PA: 36
<b>PITCHER</b> Mark Portugal, R ERA: 2.74	IP: 9.0 WLS: W BF: 36 H: 6 R: 0 ER: 0 SO: 3 BB: 4 IBB: 0 HBP: 0 BLK: 0 WP: 0 HR: 0 S: 64 P: 116 ERA: 0.00 WHIP: 1.111															<b>PITCHER</b>						

livebaseballscorecards.com



Batter	1	2	3	4	5	6	7	8	9	AB	R	H	RBI	BB	SO	LOB	BOTTOM			
Craig Biggio, R OBP: 0.363, SLG: 0.418	G4-3		L8		S 3B BB		G4-3 5 G6-3 BB			2	2	0	0	2	0	0	<b>Montreal Expos @ Houston Astros</b> Astrodome, Houston, TX Tue Jun 02 1992, 8:05 PM EDT Att: 8,238 - Dome - 70 F			
Steve Finley, L OBP: 0.335, SLG: 0.438	5 1B BB				1-H 3B		G4-3			2	1	1	1	2	0	1				
5 Jeff Bagwell, R OBP: 0.332, SLG: 0.382	E7 1H 1B		G5-3		K		G6-3			4	1	1	2	0	1	2				
Eric Anthony, L OBP: 0.321, SLG: 0.378	G3-6-3 1B				G3		G4-3 2B 1B			3	1	2	1	0	0	0				
Ken Caminiti, S OBP: 0.351, SLG: 0.405	G3-6-3				G3		G4-3 2B 1B			4	1	1	0	0	0	2				
Benny DiStefano, L OBP: 0.333, SLG: 0.231	G4-1				BB		G4-3			2	0	0	0	1	0	2				
Chris Jones, R OBP: 0.255, SLG: 0.220							1-2 2-3			1	0	0	0	0	1	0				
Rafael Ramirez, R OBP: 0.241, SLG: 0.289	G6-3				P4		K			4	0	0	0	0	1	3				
Eddie Taubensee, L OBP: 0.252, SLG: 0.228	F7				K		K			4	0	1	2	0	2	0				
Mark Portugal, R OBP: 0.053, SLG: 0.053			G6-3		K		G6-3			3	0	0	0	0	1	1				
<b>Inning Stats</b>	R: 2 E: 1 K: 0 S: 12	H: 2 LOB: 0 BB: 1 P: 22	R: 0 E: 0 K: 0 S: 7	H: 0 LOB: 0 BB: 0 P: 10	R: 0 E: 0 K: 0 S: 8	H: 0 LOB: 1 BB: 1 P: 13	R: 0 E: 0 K: 0 S: 8	H: 0 LOB: 1 BB: 1 P: 14	R: 1 E: 0 K: 3 S: 12	H: 1 LOB: 1 BB: 1 P: 20	R: 2 E: 0 K: 1 S: 16	H: 3 LOB: 1 BB: 0 P: 26	R: 1 E: 0 K: 0 S: 11	H: 0 LOB: 1 BB: 1 P: 18	R: 0 E: 0 K: 2 S: 8	H: 0 LOB: 0 BB: 0 P: 12	1B: 4 2B: 1 3B: 1 HR: 0	SF: 0 SAC: 0 DP: 1 HBP: 1	WP: 0 PB: 0 SB: 3 CS: 0	PA: 35
<b>PITCHER</b> Bill Sampen, R ERA: 4.02	IP: 4.0 WLS: L BF: 16 H: 2 R: 2 ER: 2 SO: 2 BB: 3 IBB: 0 HBP: 0 BLK: 0 WP: 0 HR: 0 S: 35 P: 59 ERA: 4.50 WHIP: 1.250															<b>PITCHER</b>				
Scott Service, R ERA: 10.8	IP: 1.2 WLS: 9 BF: 3 H: 3 R: 3 ER: 3 SO: 4 BB: 1 IBB: 0 HBP: 0 BLK: 0 WP: 0 HR: 0 S: 23 P: 38 ERA: 16.20 WHIP: 2.400																			
Chris Haney, L ERA: 5.45	IP: 2.1 WLS: 10 BF: 1 H: 1 R: 1 ER: 1 SO: 2 BB: 1 IBB: 0 HBP: 1 BLK: 0 WP: 0 HR: 0 S: 24 P: 38 ERA: 3.86 WHIP: 0.857																			





Batter	1	2	3	4	5	6	7	8	9	AB R H RBI BB SO LOB	TOP												
Marquis Grissom, R OBP: 0.319, SLG: 0.403	1-2 F7		4-2 E BB		3-2 G6-3	2-1 F7			0-3 K	4 0 0 0 1 1 1	<b>Montreal Expos @ Houston Astros</b> Astrodome, Houston, TX Wed Jun 03 1992, 8:05 PM EDT Att: 8,239 - Dome - 70 F												
Delino DeShields, L OBP: 0.332, SLG: 0.346	3-1 F7		1-0 F7		3-2 G2-3 3B		1-0 G6-3 1B		0-3 K	5 1 2 0 0 1 1													
Moises Alou, R OBP: 0.371, SLG: 0.531 Jeff Fassero, L (7, 1)	1-0 HR		1-3 K		3-2 G2-3		1-2 F9		0-2 L1	4 1 1 2 0 1 2 0 0 0 0 0 0 0 1 0 0 0 0 0 0													
Steve Lyons, L OBP: 0.208, SLG: 0.261					3-H 2-2		0-0 G6-3			4 0 1 0 0 1 1													
Tim Wallach, R OBP: 0.315, SLG: 0.353	1-3 K			2-2 F9		2-2 BB 1B		1-2 G6-3		4 0 1 0 0 1 1													
Gary Carter, R OBP: 0.314, SLG: 0.385		2-3 K		3-1 P3		4-1 BB 1-2 BB		3-0 F8		3 0 0 0 1 1 1													
Matt Stairs, L OBP: 0.316, SLG: 0.267 Mel Rojas, R OBP: 0.333, SLG: 0.333 Darren Reed, R OBP: 0.250, SLG: 0.526		3-2 F8		4-2 BB 1B BB		1-3 K		1-2 F9		2 0 0 0 1 1 2 0 0 0 0 0 0 0 1 0 0 0 0 0 0													
Archi Cianfrocco, R OBP: 0.304, SLG: 0.495		0-1 HR		1-1 BB 1B		1-2 BB 1B		2-2 BB 1B		4 1 4 1 0 0 0													
Spike Owen, S OBP: 0.311, SLG: 0.421 Tom Foley, L OBP: 0.222, SLG: 0.214		1-1 F8		4-2 BB 1B BB		1-3 K		0-1 P6		1 0 0 0 0 0 0 2 0 0 0 1 1 2													
Ken Hill, R OBP: 0.300, SLG: 0.368 John Vander Wal, L OBP: 0.329, SLG: 0.317			2-2 G6-3		0-0 G4-3		0-3 K		0-0 F7	2 0 0 0 0 0 3 2 0 0 0 0 1 2													
<b>Inning Stats</b>	R: 1 E: 0 K: 1 S: 10	H: 1 LOB: 0 BB: 0 P: 16	R: 1 E: 0 K: 1 S: 11	H: 1 LOB: 0 BB: 0 P: 17	R: 0 E: 1 K: 1 S: 10	H: 0 LOB: 1 BB: 1 P: 18	R: 0 E: 0 K: 0 S: 14	H: 1 LOB: 3 BB: 2 P: 28	R: 1 E: 0 K: 1 S: 18	H: 2 LOB: 2 BB: 1 P: 34		R: 0 E: 0 K: 2 S: 12	H: 1 LOB: 1 BB: 0 P: 16	R: 0 E: 0 K: 0 S: 6	H: 1 LOB: 0 BB: 0 P: 11	R: 0 E: 0 K: 0 S: 11	H: 1 LOB: 1 BB: 0 P: 14	R: 0 E: 0 K: 2 S: 9	H: 0 LOB: 0 BB: 0 P: 9	1B: 5 2B: 0 3B: 1 HR: 2	SF: 0 SAC: 0 DP: 0 HBP: 0	WP: 0 PB: 0 SB: 0 CS: 0	PA: 39
<b>PITCHER</b>	IP WLS BF H R ER SO BB IBB HBP BLK WP HR S P ERA WHIP											IP WLS BF H R ER SO BB IBB HBP BLK WP HR S P ERA WHIP											
Pete Harnisch, R ERA: 4.1	(1, 1) 5.0 W 24 5 3 3 4 4 0 0 0 0 2 63 113 5.40 1.800																						
Joe Boever, R ERA: 1.8	(6, 1) 3.0 12 3 0 0 2 0 0 0 0 0 0 29 41 0.00 1.000																						
Doug Jones, R ERA: 2.48	(9, 1) 1.0 S 3 0 0 0 2 0 0 0 0 0 0 9 9 0.00 0.000																						

AB	35
R	3
H	8
RBI	3
BB	4
SO	8
LOB	15



Batter	1	2	3	4	5	6	7	8	9	AB R H RBI BB SO LOB	BOTTOM										
Craig Biggio, R OBP: 0.361, SLG: 0.420	1-2 1B 2B		0-1 E3 FC6-4		2-2 F7		1-2 F9			4 1 1 0 0 0 0	<b>Montreal Expos @ Houston Astros</b> Astrodome, Houston, TX Wed Jun 03 1992, 8:05 PM EDT Att: 8,239 - Dome - 70 F										
Steve Finley, L OBP: 0.325, SLG: 0.430	1-2 G1-3		1-0 FC6-4 G6-3 1-2		0-0 B3-1		0-0 P8			4 0 0 0 0 0 2											
5 Jeff Bagwell, R OBP: 0.339, SLG: 0.407	4-1 1B BB		0-1 G6-3		1-2 HR		3-2 G6-3 2B			3 2 2 1 1 0 1											
Eric Anthony, L OBP: 0.319, SLG: 0.373 Chris Jones, R OBP: 0.295, SLG: 0.220	2-2 L4		1-1 F7		1-1 CS 1B		3-2 G6-3		2-3 K2-3	4 0 1 0 0 0 4 0 0 0 0 0 0 0											
Ken Caminiti, S OBP: 0.357, SLG: 0.409	2-1 1B 1B		3-1 G4-3		3-2 1B 1-2 1B		1-3 K2-3			4 1 2 1 0 1 1											
Benny DiStefano, L OBP: 0.394, SLG: 0.276 Pete Incaviglia, R OBP: 0.288, SLG: 0.338	0-0 1B		0-2 P2		2-0 1B		2-3 K			3 1 2 1 0 0 0 1 0 0 0 0 1 0											
Rafael Ramirez, R OBP: 0.244, SLG: 0.291 Joe Boever, R OBP: 0.250, SLG: 0.200 Doug Jones, R	1-2 E 1B		1-1 F9		1-1 P4		1-3 K			3 0 1 1 0 0 2 0 0 0 0 0 0 0 1 0 0 0 0 1 0 0 0 0 0 0 0 0											
Eddie Taubensee, L OBP: 0.252, SLG: 0.222	4-0 1B			0-1 F9		1-3 K		0-0 G6-3		3 0 0 0 1 1 0											
Pete Harnisch, S OBP: 0.192, SLG: 0.308 Casey Candaele, S OBP: 0.225, SLG: 0.231	0-2 G6-3			0-3 K		1-1 F7				2 0 0 0 0 1 2 1 0 0 0 0 0 0											
<b>Inning Stats</b>	R: 4 E: 1 K: 0 S: 22	H: 4 LOB: 2 BB: 2 P: 37	R: 0 E: 1 K: 0 S: 7	H: 0 LOB: 1 BB: 0 P: 9	R: 0 E: 0 K: 0 S: 6	H: 0 LOB: 0 BB: 0 P: 9	R: 0 E: 0 K: 1 S: 8	H: 0 LOB: 0 BB: 0 P: 10	R: 1 E: 0 K: 0 S: 14	H: 4 LOB: 2 BB: 0 P: 20		R: 0 E: 0 K: 1 S: 8	H: 0 LOB: 0 BB: 0 P: 11	R: 0 E: 0 K: 1 S: 15	H: 1 LOB: 1 BB: 0 P: 22	R: 0 E: 0 K: 2 S: 9	H: 0 LOB: 0 BB: 0 P: 12	1B: 6 2B: 2 3B: 0 HR: 1	SF: 0 SAC: 0 DP: 0 HBP: 0	WP: 0 PB: 0 SB: 1 CS: 1	PA: 35
<b>PITCHER</b>	IP WLS BF H R ER SO BB IBB HBP BLK WP HR S P ERA WHIP											IP WLS BF H R ER SO BB IBB HBP BLK WP HR S P ERA WHIP									
Ken Hill, R ERA: 2.79	(1, 1) 4.2 L 24 8 5 4 1 1 0 0 0 0 0 56 84 7.71 1.929																				
Mel Rojas, R ERA: 0.99	(5, 1) 2.0 7 1 0 0 1 0 0 0 0 0 0 21 30 0.00 0.500																				
Jeff Fassero, L ERA: 3.18	(7, 1) 1.1 4 0 0 0 3 0 0 0 0 0 0 12 16 0.00 0.000																				

AB	33
R	5
H	9
RBI	4
BB	2
SO	5
LOB	12













Batter	1	2	3	4	5	6	7	8	9	AB	R	H	RBI	BB	SO	LOB	TOP			
Jose Vizcaino, S OBP: 0.213, SLG: 0.235	L6		K		G6-3		K		G4-3	5	0	0	0	0	2	2				
Doug Dasenczo, S OBP: 0.311, SLG: 0.288	1B				G3-1		FC3-2 23 S		F8	4	0	2	0	0	0	0				
23 Ryne Sandberg, R OBP: 0.362, SLG: 0.448	F7				G3 1B		FC3-2 BB		WP 1B BB	2	2	1	0	2	0	1				
Andre Dawson, R OBP: 0.328, SLG: 0.494	G6-3				G3 1B		FC3-2 BB		S 1B	3	0	1	1	1	0	2				
Mark Grace, L OBP: 0.409, SLG: 0.472	G6-3				1B		FC3-2 FC5-4		F8	4	0	1	1	0	0	4				
Dwight Smith, L OBP: 0.276, SLG: 0.307	K				K		K		K	4	0	0	0	0	4	5				
Joe Girardi, R OBP: 0.356, SLG: 0.322	G6-3						SH2-4 1B		F9	4	0	1	0	0	0	3				
Rey Sanchez, R OBP: 0.125, SLG: 0.348			L3		K		G6-3		K	4	0	0	0	0	2	1				
Mike Morgan, R OBP: 0.143, SLG: 0.111			F9		SH2-4		G3			1	0	0	0	0	0	0				
Demick May, L OBP: 0.259, SLG: 0.238										1	0	0	0	0	0	0				
Paul Assenmacher, L OBP: 0.259, SLG: 0.174										0	0	0	0	0	0	0				
Jerome Walton, R OBP: 0.259, SLG: 0.174										0	0	0	0	1	0	0				
Bob Scanlan, R OBP: 0.259, SLG: 0.174										0	0	0	0	0	0	0				
<b>Inning Stats</b>	R: 0 E: 0 K: 0 S: 9	H: 1 LOB: 1 BB: 0 P: 13	R: 0 E: 0 K: 1 S: 8	H: 0 LOB: 0 BB: 0 P: 12	R: 0 E: 0 K: 1 S: 5	H: 0 LOB: 0 BB: 0 P: 7	R: 1 E: 0 K: 1 S: 11	H: 2 LOB: 1 BB: 0 P: 15	R: 0 E: 0 K: 1 S: 17	H: 1 LOB: 3 BB: 2 P: 30	R: 0 E: 0 K: 1 S: 8	H: 0 LOB: 0 BB: 0 P: 9	R: 1 E: 0 K: 1 S: 7	H: 1 LOB: 1 BB: 1 P: 17	R: 0 E: 0 K: 1 S: 8	H: 0 LOB: 1 BB: 1 P: 14	1B: 6 2B: 0 3B: 0 HR: 0	SF: 0 SAC: 1 DP: 0 HBP: 0	WP: 1 PB: 0 SB: 2 CS: 0	PA: 37
<b>PITCHER</b>	IP WLS BF H R ER SO BB IBB HBP BLK WP HR S P ERA WHIP																			
Dennis Martinez, R ERA: 2.03	(1, 1) 7.0 28 5 1 1 6 2 0 0 0 0 0 0 68 100 1.29 1.000																			
John Wetteland, R ERA: 5.04	(8, 1) 1.2 8 1 1 1 2 2 0 0 0 1 0 13 27 5.40 1.800																			
Jeff Fassero, L ERA: 3.31	(9, 1) 0.1 W 1 0 0 0 0 0 0 0 0 0 0 2 4 0.00 0.000																			

Chicago Cubs @ Montreal Expos  
Olympic Stadium, Montreal, QB  
Sun Jun 07 1992, 3:33 AM EDT  
Att: 26,511 - Dome - 70 F

AB	32
R	2
H	6
RBI	2
BB	4
SO	8
LOB	18



Batter	1	2	3	4	5	6	7	8	9	AB	R	H	RBI	BB	SO	LOB	BOTTOM					
Marquis Grissom, R OBP: 0.323, SLG: 0.399	FC4-6 1B		G1-3			WP SH3 SF9 1B	K			4	1	2	0	0	1	0						
Delino DeShields, L OBP: 0.341, SLG: 0.348	FC4-6 WP S 1-2		1B			SH3		G4-3		3	0	1	0	0	0	1						
Moises Alou, R OBP: 0.378, SLG: 0.560	F7		G5-3			SF9		P6		3	0	0	1	0	0	2						
Larry Walker, L OBP: 0.353, SLG: 0.527	FC6-4 BB					HR		K		3	1	2	1	1	1	0						
Tim Wallach, R OBP: 0.340, SLG: 0.374	FC6-4					1B				4	0	2	0	0	1	3						
Steve Lyons, L OBP: 0.208, SLG: 0.261	FC6-4					1B				0	1	0	0	0	0	0						
Gary Carter, R OBP: 0.316, SLG: 0.385	L6					1B		1B WP		4	0	2	0	0	1	0						
Archi Cianfrocco, R ERA: 3.38	F9					1B		1B WP		3	0	0	0	0	0	2						
Bret Barberie, S OBP: 0.374, SLG: 0.267						FC5-4				0	0	0	0	1	0	0						
Tom Foley, L OBP: 0.200, SLG: 0.192	F7					1-2				3	0	0	0	0	0	0						
John Vander Wal, L OBP: 0.333, SLG: 0.323										1	0	1	1	0	0	0						
Dennis Martinez, R ERA: 2.03	(1, 1) 6.0 25 7 2 2 2 1 0 0 0 0 0 68 100 1.29 1.000																					
Darren Reed, R ERA: 1.59	(7, 1) 2.0 6 0 0 0 2 0 0 0 0 0 0 20 24 0.00 0.000																					
Bob Scanlan, R ERA: 2.08	(9, 1) 0.0 L 4 3 1 1 0 0 0 1 0 0 1 0 6 15 * *																					
<b>Inning Stats</b>	R: 0 E: 0 K: 0 S: 10	H: 1 LOB: 2 BB: 1 P: 17	R: 0 E: 0 K: 0 S: 9	H: 0 LOB: 0 BB: 0 P: 14	R: 0 E: 0 K: 0 S: 5	H: 1 LOB: 1 BB: 0 P: 7	R: 0 E: 0 K: 2 S: 10	H: 1 LOB: 0 BB: 0 P: 15	R: 0 E: 0 K: 0 S: 6	H: 0 LOB: 0 BB: 0 P: 8	R: 2 E: 0 K: 0 S: 12	H: 4 LOB: 2 BB: 0 P: 20	R: 0 E: 0 K: 1 S: 9	H: 0 LOB: 0 BB: 0 P: 11	R: 0 E: 0 K: 1 S: 11	H: 0 LOB: 0 BB: 0 P: 13	R: 1 E: 0 K: 0 S: 6	H: 3 LOB: 3 BB: 1 P: 15	1B: 8 2B: 2 3B: 0 HR: 1	SF: 1 SAC: 1 DP: 1 HBP: 0	WP: 3 PB: 0 SB: 1 CS: 1	PA: 35
<b>PITCHER</b>	IP WLS BF H R ER SO BB IBB HBP BLK WP HR S P ERA WHIP																					
Paul Assenmacher, L ERA: 1.59	(7, 1) 2.0 6 0 0 0 2 0 0 0 0 0 0 20 24 0.00 0.000																					
Bob Scanlan, R ERA: 2.08	(9, 1) 0.0 L 4 3 1 1 0 0 0 1 0 0 1 0 6 15 * *																					

Chicago Cubs @ Montreal Expos  
Olympic Stadium, Montreal, QB  
Sun Jun 07 1992, 3:33 AM EDT  
Att: 26,511 - Dome - 70 F

AB	31
R	3
H	10
RBI	3
BB	2
SO	4
LOB	8





Batter	1	2	3	4	5	6	7	8	9	AB	R	H	RBI	BB	SO	LOB	TOP			
Vince Coleman, S (1, 7) OBP: 0.400, SLG: 0.408	1-3 K		3-2 G1-3		1-2 G4-3			1-2 F8		4	0	0	0	0	1	1				
Willie Randolph, R (1, 4) OBP: 0.356, SLG: 0.320	4-0 FC1-6 BB		1-0 G5-3				0-1 F7	2-2 G5-3		3	0	0	0	1	0	0				
Howard Johnson, S (1, 8) OBP: 0.338, SLG: 0.339	3-3 K			0-3 K			2-1 G3		0-0 F7	4	0	0	0	0	2	1				
Eddie Murray, S (1, 3) OBP: 0.347, SLG: 0.425	1-0 FC1-6			2-1 P5			4-1 BB		2-3 K	3	0	0	0	1	1	1				
Bobby Bonilla, S (1, 9) OBP: 0.383, SLG: 0.426		4-2 BB		4-2 FC4-6 BB			1-3 K		0-0 L7	2	0	0	0	2	1	1				
Dave Magadan, L (1, 5) OBP: 0.397, SLG: 0.374		3-2 F7		0-0 FC4-6				2-2 F7		1	0	0	0	0	0	1				
Chico Walker, S (4, FH) OBP: 0.254, SLG: 0.308		2-2 P4		1-2				0-0 G6-3		2	0	0	0	0	0	1				
Dick Schofield, R (1, 6) OBP: 0.325, SLG: 0.298		1-1 F7						0-0 G4-3		3	0	0	0	0	1	1				
Todd Hundley, S (1, 2) OBP: 0.256, SLG: 0.310										3	0	0	0	0	1	1				
Paul Gibson, R (8, 1)										0	0	0	0	0	0	0				
Tim Burke, R (8, 1)										0	0	0	0	0	0	0				
Anthony Young, R (1, 1) OBP: 0.167, SLG: 0.130				1-3 K					0-0 P2	2	0	1	0	0	1	0				
Wally Whitehurst, R (7, 1) OBP: 0.333, SLG: 0.400										0	0	0	0	0	0	0				
Mackey Sasser, L (7, 2) OBP: 0.253, SLG: 0.289										1	0	0	0	0	0	0				
<b>Inning Stats</b>	R: 0 E: 0 K: 2 S: 8	H: 0 LOB: 1 BB: 1 P: 17	R: 0 E: 0 K: 0 S: 16	H: 0 LOB: 1 BB: 1 P: 26	R: 0 E: 0 K: 1 S: 7	H: 0 LOB: 0 BB: 0 P: 12	R: 0 E: 0 K: 1 S: 8	H: 0 LOB: 1 BB: 1 P: 14	R: 0 E: 0 K: 2 S: 11	H: 1 LOB: 1 BB: 0 P: 15	R: 0 E: 0 K: 0 S: 6	H: 0 LOB: 0 BB: 0 P: 8	R: 0 E: 0 K: 0 S: 7	H: 0 LOB: 0 BB: 0 P: 10	R: 0 E: 0 K: 1 S: 5	H: 0 LOB: 0 BB: 0 P: 7	1B: 1 2B: 0 3B: 0 HR: 0	SF: 0 SAC: 0 DP: 0 HBP: 0	WP: 0 PB: 0 SB: 0 CS: 0	PA: 32
<b>PITCHER</b> Ken Hill, R (1, 1) ERA: 2.48	IP: 9.0 WLS: W BF: 32 H: 1 R: 0 ER: 0 SO: 8 BB: 4 IBB: 0 HBP: 0 BLK: 0 WP: 0 HR: 0 S: 76 P: 124 ERA: 0.00 WHIP: 0.556															<b>PITCHER</b>				

New York Mets @ Montreal Expos  
Olympic Stadium, Montreal, QB  
Mon Jun 08 1992, 7:05 PM EDT  
Att: 11,132 - Dome - 70 F

AB 28  
R 0  
H 1  
RBI 0  
BB 4  
SO 8  
LOB 8



Batter	1	2	3	4	5	6	7	8	9	AB	R	H	RBI	BB	SO	LOB	BOTTOM			
Marquis Grissom, R (1, 8) OBP: 0.317, SLG: 0.392	2-2 G4-3		1-0 FC6-4		0-1 F9		1-1 G3			4	0	0	0	0	0	1				
Delino DeShields, L (1, 4) OBP: 0.336, SLG: 0.347	1-3 K		0-2 G6-4-3		1-0 G4-1			3-2 1B FC3-2 1B		4	0	1	0	0	1	1				
Moises Alou, R (1, 7) OBP: 0.384, SLG: 0.557	1-0 1B			2-1 G6-3		0-0 F9		2-0 FC3-2 1B		4	1	2	0	0	0	0				
Larry Walker, L (1, 9) OBP: 0.366, SLG: 0.541	2-1 1B			0-1 1B		1-1 FC6-4 1B		4-2 1B FC3-2 1B		3	2	3	0	1	0	0				
Tim Wallach, R (1, 5) OBP: 0.333, SLG: 0.366	1-1 F9			0-0 F7		0-1 P4		1-2 FC3-2 1B BB		4	0	0	0	0	0	7				
Archi Cianfrocco, R (1, 3) OBP: 0.291, SLG: 0.455		1-0 P6		3-1 2B 1B		2-2 FC6-4		1-2 BB 1B WP 1B		4	2	2	2	0	0	1				
Rick Cerone, R (1, 2) OBP: 0.395, SLG: 0.537		2-1 G6-3		0-0 2B			2-2 F8 G4-3 2B	1-0 WP BB 1B		4	1	3	2	0	0	0				
Tom Foley, L (1, 6) OBP: 0.203, SLG: 0.182		0-0 G3		0-0 G1-3			0-0 F8	4-2 WP BB		3	0	0	0	1	0	2				
Ken Hill, R (1, 1) OBP: 0.250, SLG: 0.304			2-1 E3 FC6-4		2-2 G4-3		0-0 G4-3	1-0 F9		4	0	0	1	0	0	2				
<b>Inning Stats</b>	R: 0 E: 0 K: 1 S: 11	H: 2 LOB: 2 BB: 0 P: 18	R: 0 E: 0 K: 0 S: 4	H: 0 LOB: 0 BB: 0 P: 7	R: 0 E: 1 K: 0 S: 9	H: 0 LOB: 0 BB: 0 P: 12	R: 2 E: 0 K: 0 S: 9	H: 3 LOB: 1 BB: 0 P: 14	R: 0 E: 0 K: 0 S: 6	H: 0 LOB: 0 BB: 0 P: 9	R: 0 E: 0 K: 0 S: 9	H: 1 LOB: 1 BB: 0 P: 11	R: 1 E: 0 K: 0 S: 7	H: 1 LOB: 0 BB: 0 P: 10	R: 3 E: 0 K: 0 S: 17	H: 4 LOB: 2 BB: 2 P: 34	1B: 8 2B: 3 3B: 0 HR: 0	SF: 0 SAC: 0 DP: 1 HBP: 0	WP: 1 PB: 0 SB: 2 CS: 0	PA: 36
<b>PITCHER</b> Anthony Young, R (1, 1) ERA: 4.66 Wally Whitehurst, R (7, 1) ERA: 2.84 Paul Gibson, L (8, 1) ERA: 5.54 Tim Burke, R (8, 1) ERA: 5.74	IP: 6.0 WLS: L BF: 25 H: 7 R: 3 ER: 3 SO: 3 BB: 0 IBB: 0 HBP: 0 BLK: 0 WP: 0 HR: 0 S: 51 P: 76 ERA: 4.50 WHIP: 1.167															<b>PITCHER</b>				

New York Mets @ Montreal Expos  
Olympic Stadium, Montreal, QB  
Mon Jun 08 1992, 7:05 PM EDT  
Att: 11,132 - Dome - 70 F

AB 34  
R 6  
H 11  
RBI 5  
BB 2  
SO 1  
LOB 14



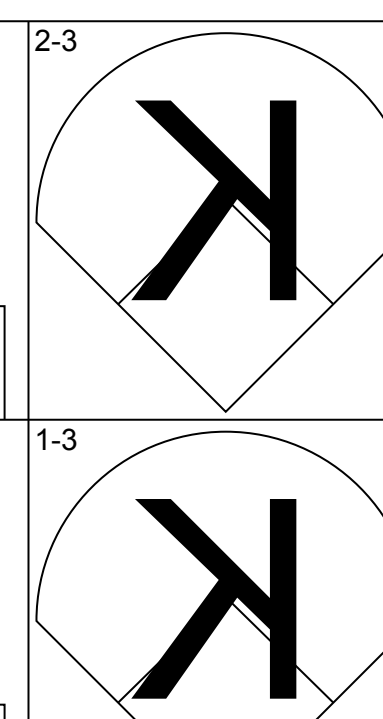
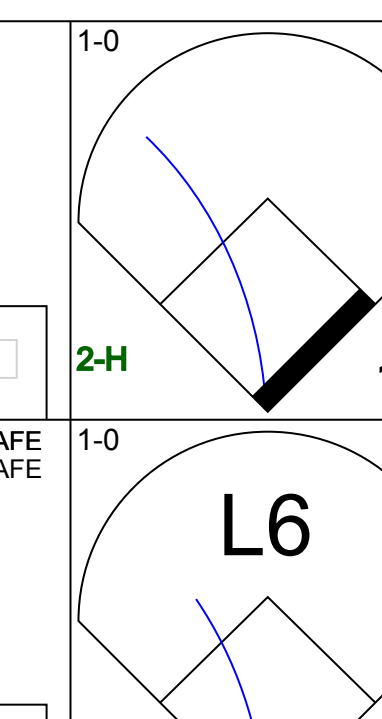
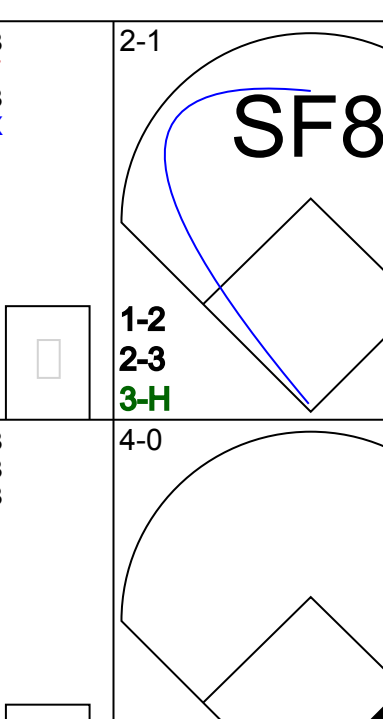
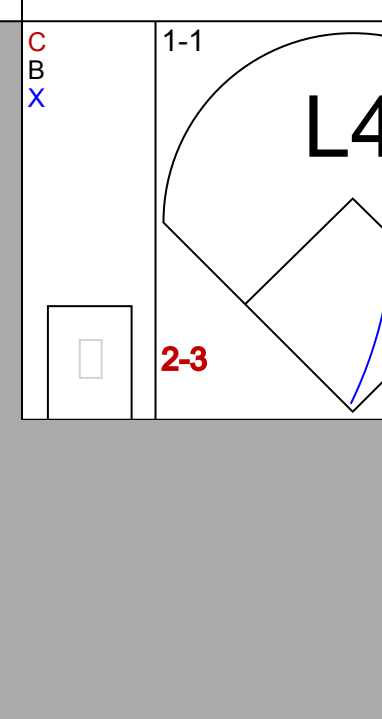


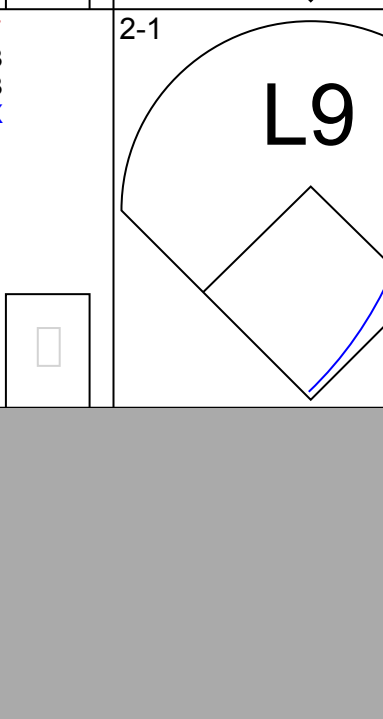
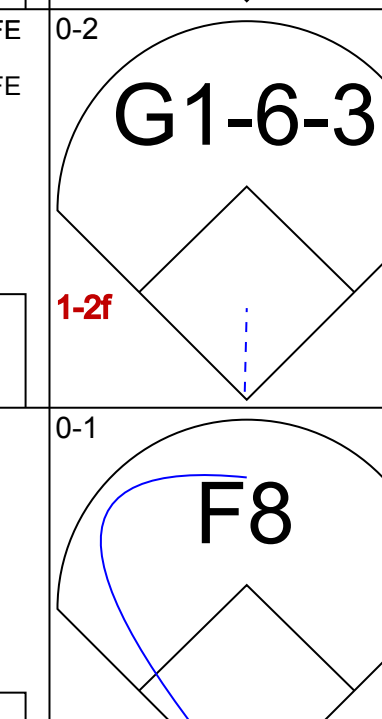

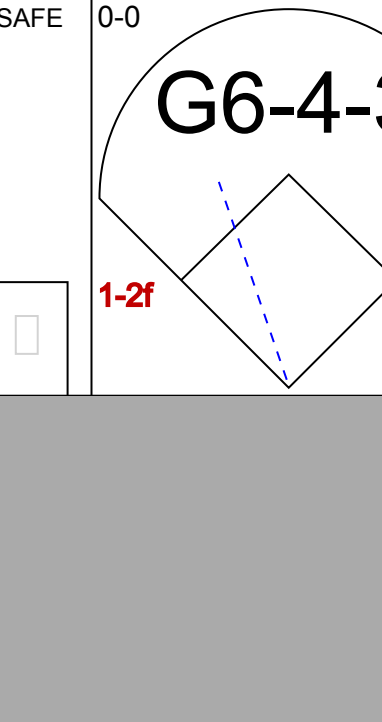
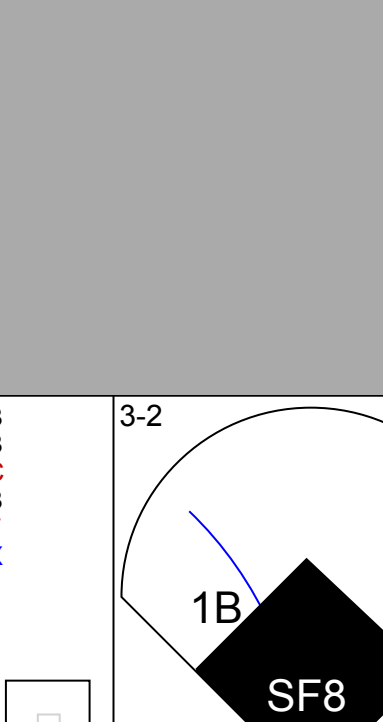

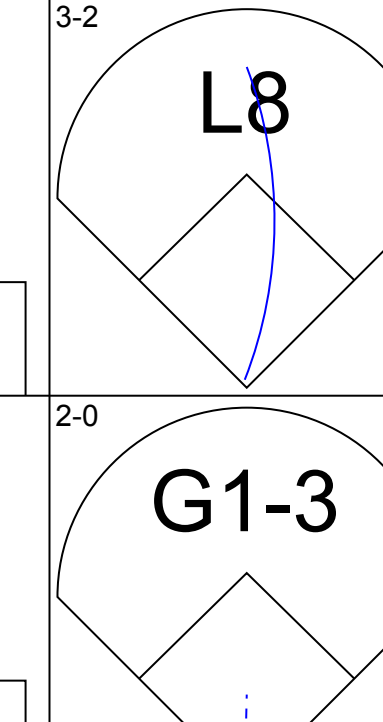
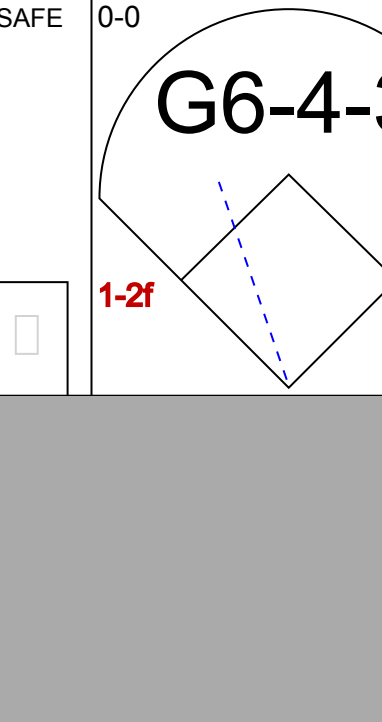
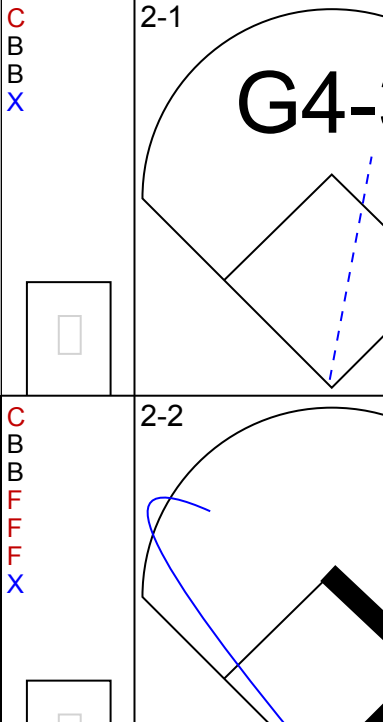



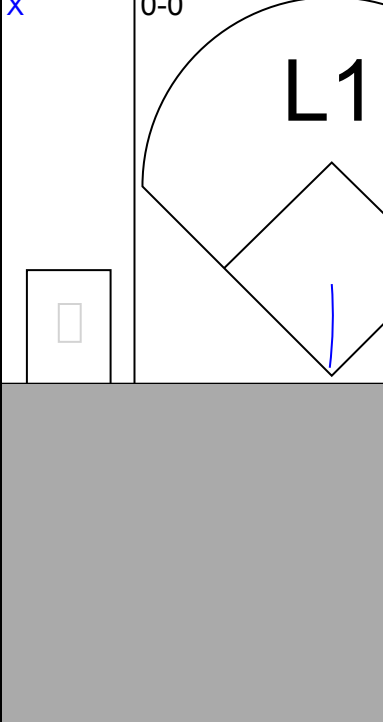
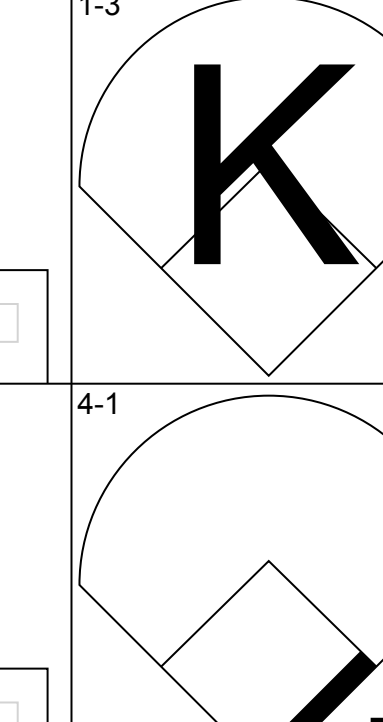

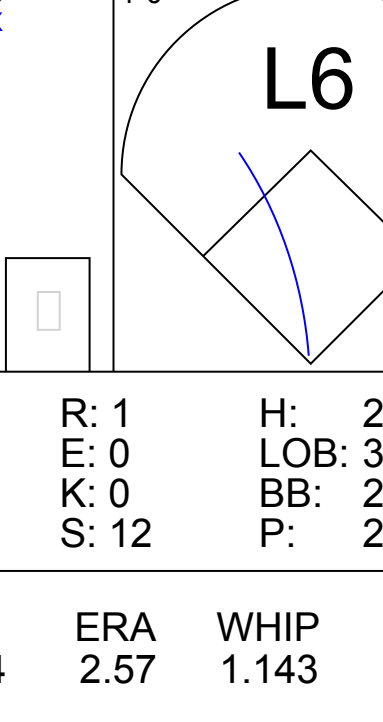
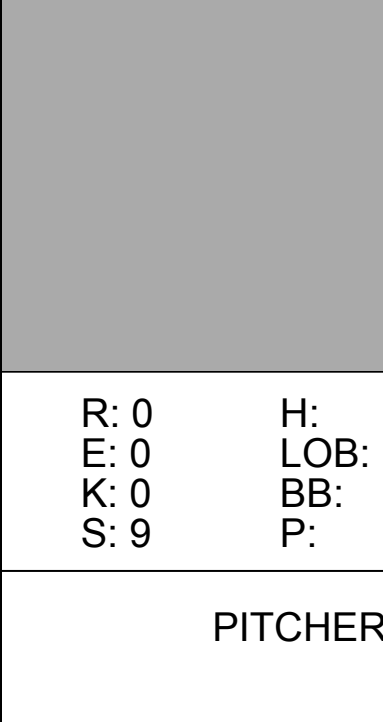
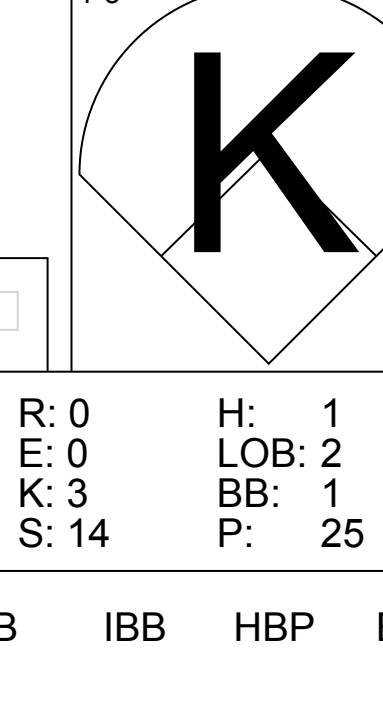
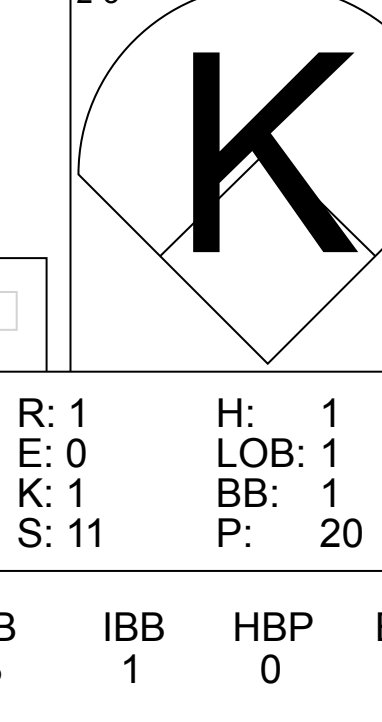
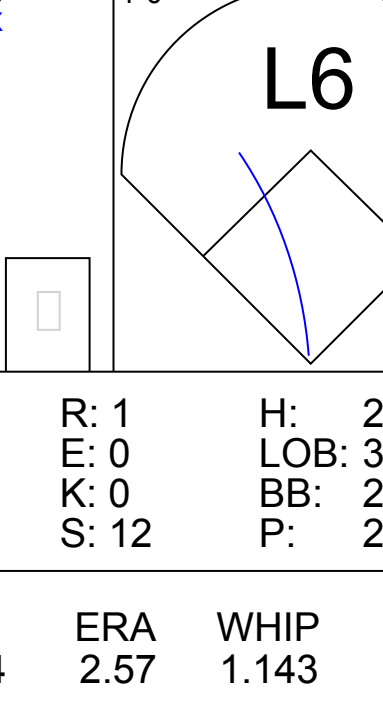
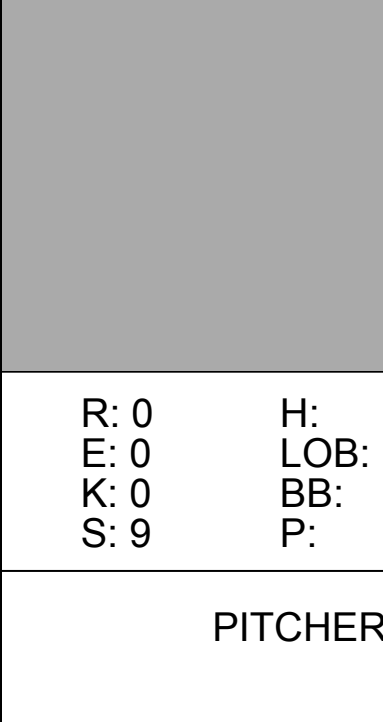
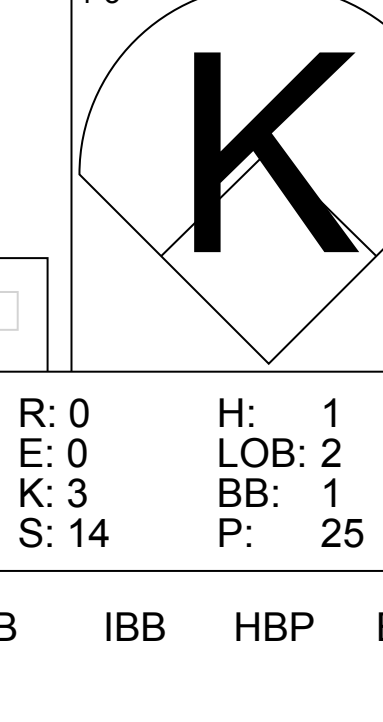
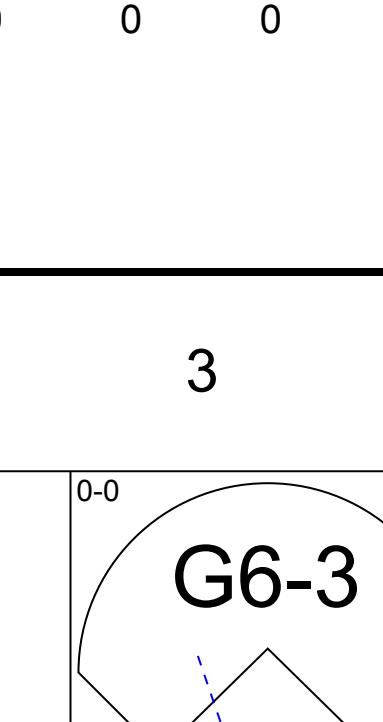
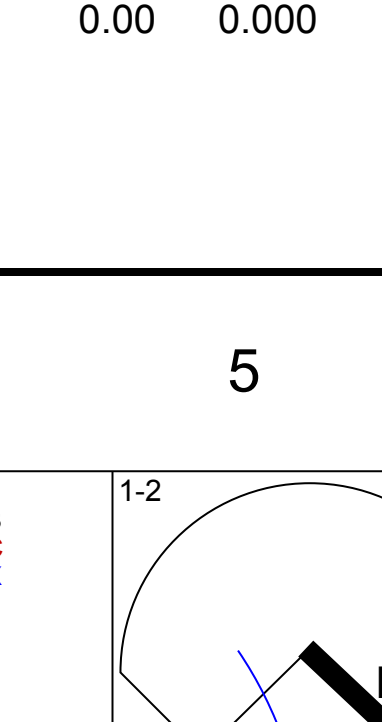

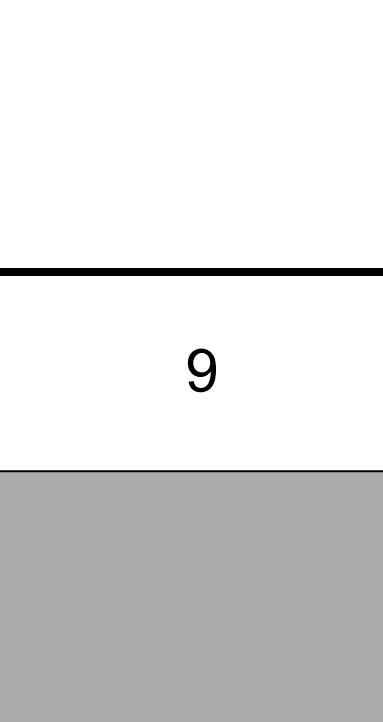

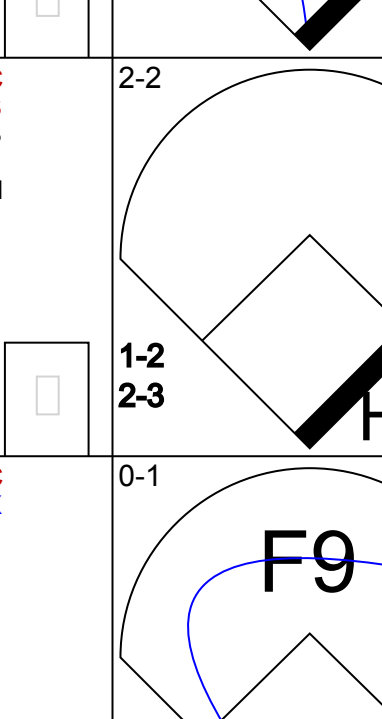






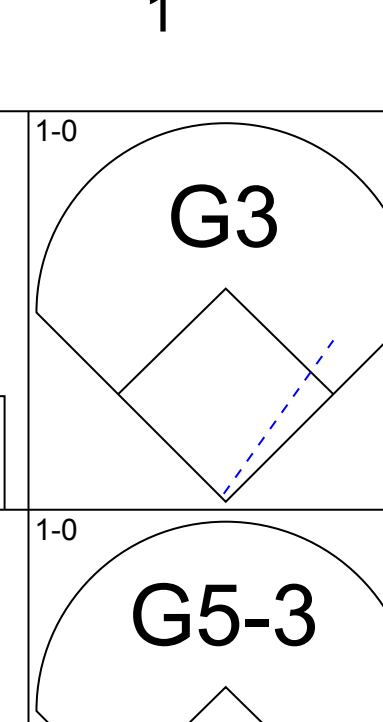
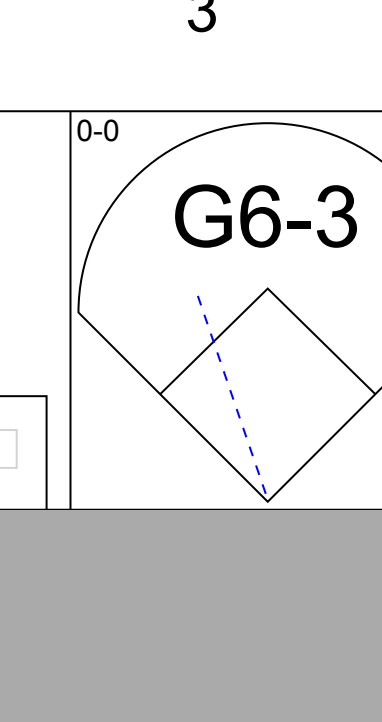
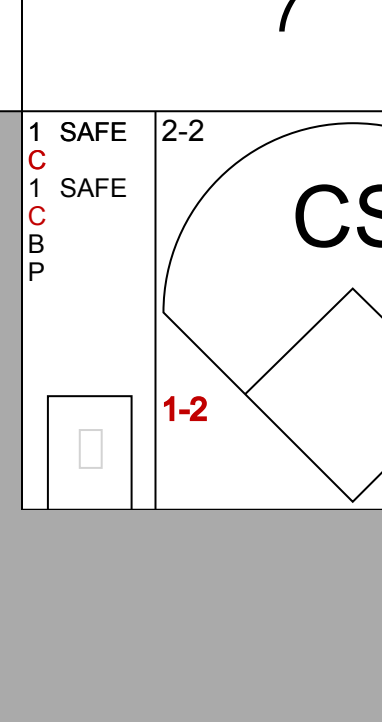
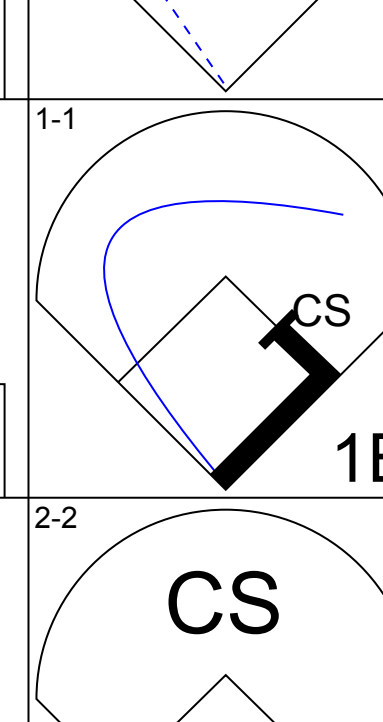
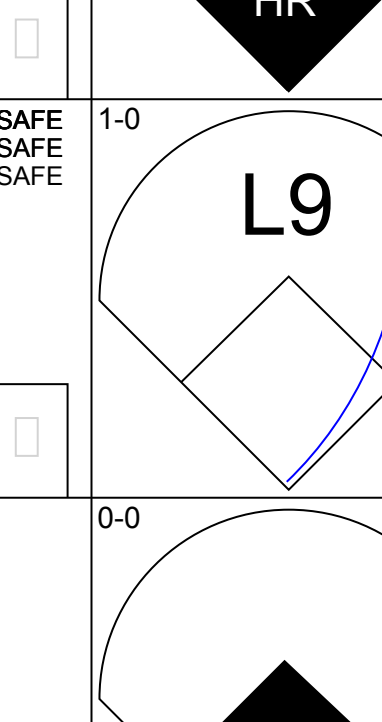
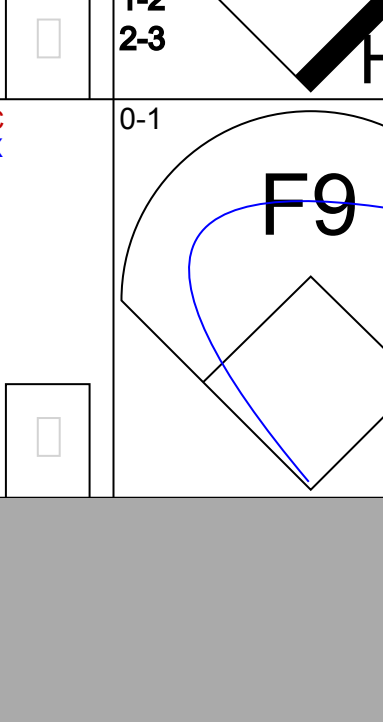
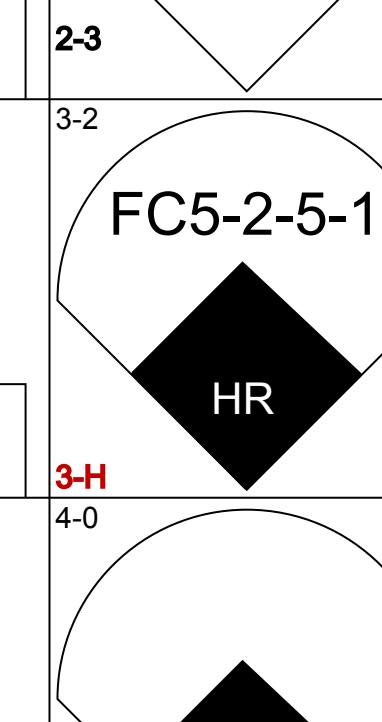
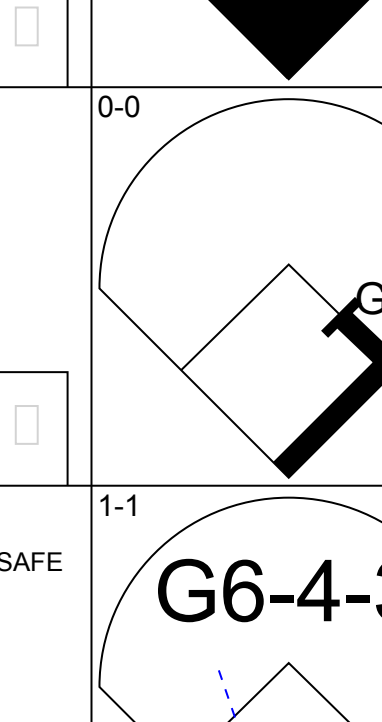

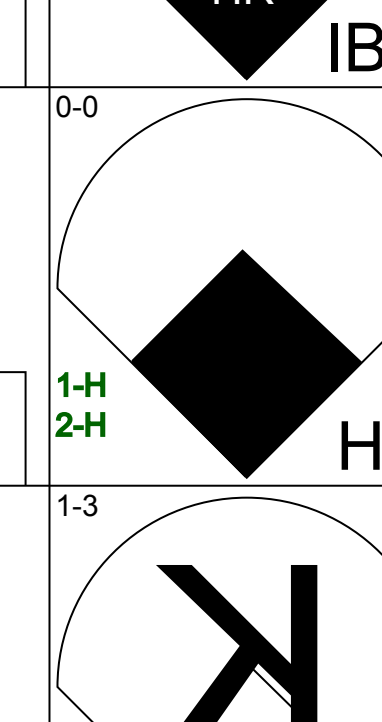


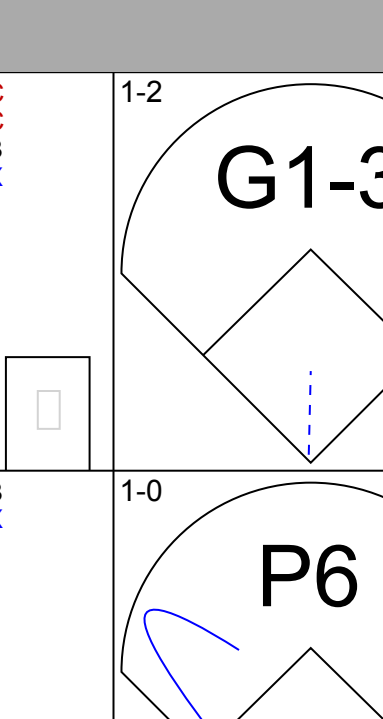

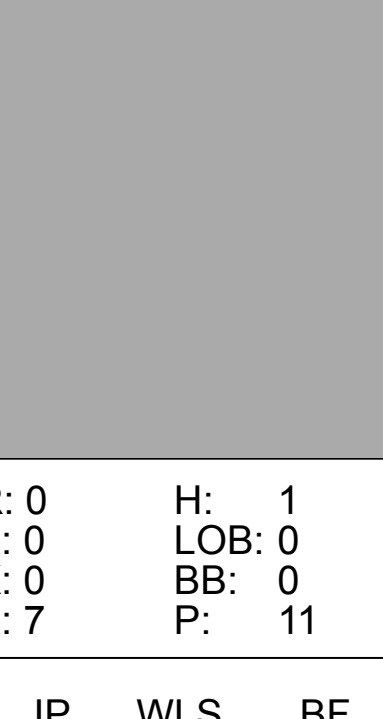
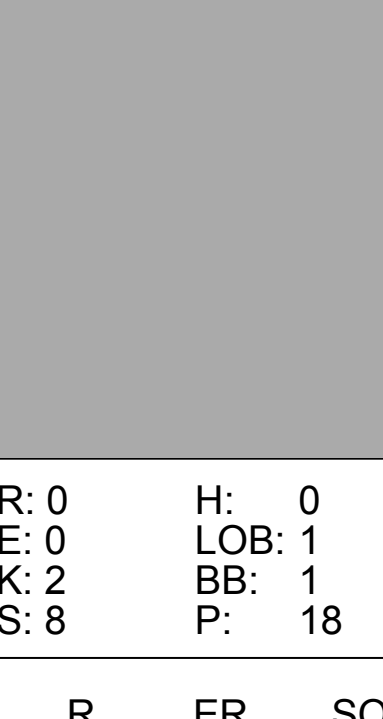
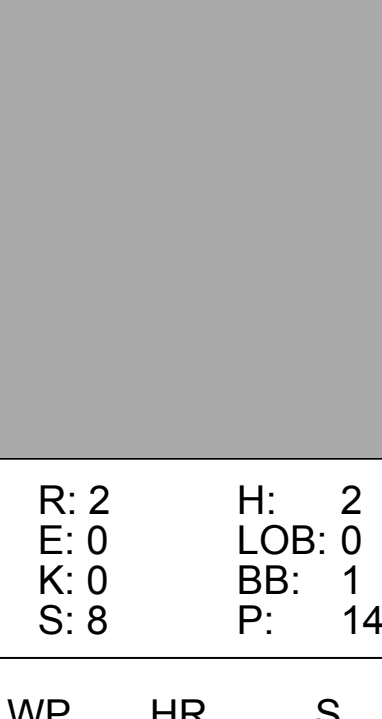
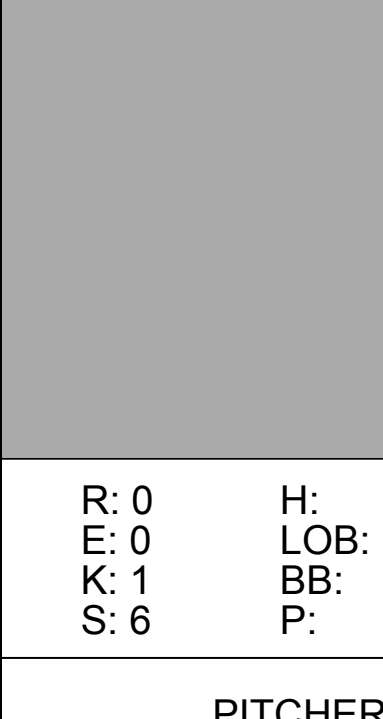
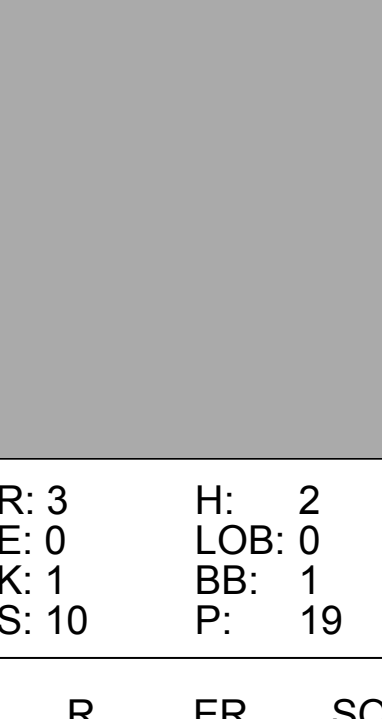












Batter	1	2	3	4	5	6	7	8	9	AB	R	H	RBI	BB	SO	LOB	TOP								
Marquis Grissom, R OBP: 0.324, SLG: 0.406										3	0	1	2	0	1	1	<p><b>Montreal Expos @ Chicago Cubs</b> Wrigley Field, Chicago, IL Fri Jun 12 1992, 3:33 AM CDT Att: 33,483 - Sunny - 74 F</p>								
Delino DeShields, L OBP: 0.344, SLG: 0.346										3	0	1	0	1	1	1									
Ivan Calderon, R OBP: 0.239, SLG: 0.388										4	0	0	0	0	1	4									
Larry Walker, L OBP: 0.363, SLG: 0.522										4	0	1	0	0	0	0									
Tim Wallach, R OBP: 0.332, SLG: 0.367										4	0	0	0	0	1	1									
Gary Carter, R OBP: 0.345, SLG: 0.417										4	1	3	0	0	0	0									
Archi Cianfrocco, R OBP: 0.289, SLG: 0.436										3	1	1	0	1	1	2									
Spike Owen, S OBP: 0.326, SLG: 0.421										1	0	0	0	3	0	1									
Dennis Martinez, R OBP: 0.233, SLG: 0.233										2	0	0	0	0	1	4									
John Vander Wal, L OBP: 0.329, SLG: 0.318										1	0	0	0	0	1	2									
<b>Inning Stats</b>	R: 0 E: 0 K: 3 S: 9	H: 0 LOB: 0 BB: 0 P: 14	R: 0 E: 0 K: 0 S: 6	H: 0 LOB: 0 BB: 0 P: 12	R: 1 E: 0 K: 1 S: 11	H: 1 LOB: 1 BB: 1 P: 20	R: 0 E: 0 K: 0 S: 4	H: 1 LOB: 0 BB: 0 P: 7	R: 1 E: 0 K: 0 S: 12	H: 2 LOB: 3 BB: 2 P: 28	R: 0 E: 0 K: 0 S: 9	H: 1 LOB: 1 BB: 0 P: 13	R: 0 E: 0 K: 0 S: 5	H: 0 LOB: 0 BB: 1 P: 10	R: 0 E: 0 K: 0 S: 8	H: 1 LOB: 2 BB: 1 P: 9	R: 0 E: 0 K: 3 S: 14	H: 1 LOB: 2 BB: 1 P: 25	1B: 4 2B: 4 3B: 0 HR: 0	SF: 1 SAC: 1 DP: 3 HBP: 0	WP: 0 PB: 0 SB: 0 CS: 0	PA: 36			
<b>PITCHER</b>	IP	WLS	BF	H	R	ER	SO	BB	IBB	HBP	BLK	WP	HR	S	P	ERA	WHIP								
Mike Morgan, R ERA: 3.29	(1, 1)	7.0	28	5	2	2	4	3	1	0	0	0	0	56	104	2.57	1.143								
Chuck McElroy, L ERA: 2.51	(8, 1)	1.2	W	7	2	0	2	1	0	0	0	0	0	19	30	0.00	1.800								
Jim Bullinger, R ERA: 4.76	(9, 1)	0.1	S	1	0	0	1	0	0	0	0	0	0	3	4	0.00	0.000								

Batter	1	2	3	4	5	6	7	8	9	AB	R	H	RBI	BB	SO	LOB	BOTTOM								
Jose Vizcaino, S OBP: 0.234, SLG: 0.264										4	0	2	0	0	0	0	<p><b>Montreal Expos @ Chicago Cubs</b> Wrigley Field, Chicago, IL Fri Jun 12 1992, 3:33 AM CDT Att: 33,483 - Sunny - 74 F</p>								
Sammy Sosa, R OBP: 0.301, SLG: 0.350										1	1	0	0	1	0	0									
Doug Dascenzo, S OBP: 0.312, SLG: 0.301										0	0	0	0	0	0	0									
23 Ryne Sandberg, R OBP: 0.365, SLG: 0.463										4	1	1	0	0	0	5									
Andre Dawson, R OBP: 0.332, SLG: 0.495										2	2	1	2	2	0	0									
Derrick May, L OBP: 0.267, SLG: 0.281										4	1	2	3	0	1	1									
Luis Salazar, R OBP: 0.217, SLG: 0.241										4	0	0	0	0	2	2									
Joe Girardi, R OBP: 0.347, SLG: 0.311										3	0	1	0	0	1	1									
Gary Scott, R OBP: 0.185, SLG: 0.195										3	0	0	0	0	1	1									
Mike Morgan, R OBP: 0.167, SLG: 0.138										2	0	1	0	0	1	0									
Dwight Smith, L OBP: 0.279, SLG: 0.305										1	0	0	0	0	0	1									
Chuck McElroy, L OBP: 0.750, SLG: 1.500										0	0	0	0	0	0	0									
Jim Bullinger, R OBP: 1.000, SLG: 4.000										0	0	0	0	0	0	0									
<b>Inning Stats</b>	R: 0 E: 0 K: 0 S: 7	H: 1 LOB: 0 BB: 0 P: 11	R: 0 E: 0 K: 2 S: 8	H: 0 LOB: 1 BB: 1 P: 18	R: 0 E: 0 K: 1 S: 6	H: 0 LOB: 0 BB: 0 P: 8	R: 2 E: 0 K: 0 S: 8	H: 2 LOB: 0 BB: 1 P: 14	R: 0 E: 0 K: 1 S: 14	H: 2 LOB: 3 BB: 0 P: 20	R: 0 E: 0 K: 1 S: 6	H: 0 LOB: 0 BB: 0 P: 10	R: 0 E: 0 K: 1 S: 9	H: 1 LOB: 0 BB: 0 P: 14	R: 3 E: 0 K: 1 S: 10	H: 2 LOB: 0 BB: 1 P: 19	1B: 5 2B: 1 3B: 0 HR: 2	SF: 0 SAC: 1 DP: 1 HBP: 1	WP: 0 PB: 0 SB: 1 CS: 2	PA: 35					
<b>PITCHER</b>	IP	WLS	BF	H	R	ER	SO	BB	IBB	HBP	BLK	WP	HR	S	P	ERA	WHIP								
Dennis Martinez, R ERA: 2.34	(1, 1)	8.0	L	8	5	5	6	2	1	1	0	0	2	68	114	5.62	1.250								

AB	29
R	2
H	7
RBI	2
BB	5
SO	7
LOB	16



AB	28
R	5
H	8
RBI	5
BB	3
SO	6
LOB	11









Batter	1	2	3	4	5	6	7	8	9	AB	R	H	RBI	BB	SO	LOB	TOP					
Marquis Grissom, R OBP: 0.321, SLG: 0.409	G4-3		FC6-4					F8 1B		4	1	2	0	0	0	1	<b>Montreal Expos @ Chicago Cubs</b> Wrigley Field, Chicago, IL Sun Jun 14 1992, 3:33 AM CDT Att: 31,367 - Sunny - 78 F					
Delino DeShields, L OBP: 0.349, SLG: 0.345	CS		G4-3					1B		2	0	2	1	2	0	0						
Moises Alou, R OBP: 0.374, SLG: 0.533	BB		G4-3					1B		4	0	1	0	0	0	5						
Larry Walker, L OBP: 0.354, SLG: 0.521	2B		G4-3					F8		4	0	0	0	0	1	5						
Tim Wallach, R OBP: 0.325, SLG: 0.358	K		G2-3					G4-3		4	0	0	0	0	2							
Archi Cianfrocco, R OBP: 0.289, SLG: 0.424	K		F9					P2		4	0	0	0	0	3	0						
Spike Owen, S OBP: 0.330, SLG: 0.424	BB		P3					K		3	0	0	0	0	1	0						
Rick Cerone, R OBP: 0.362, SLG: 0.489	F9		F8					G4-3		3	0	0	0	0	1	0						
Ken Hill, R ERA: 4.76 Pete Young, R ERA: 1.65 Darren Reed, R ERA: 1.75 Bill Sampen, L ERA: 2.08 Bret Barberie, S ERA: 2.08 John Wetteland, R	FC6-4		G6-3					G4-3		0	0	0	0	1	0	0						
<b>Inning Stats</b>	R: 0 E: 0 K: 1 S: 19	H: 1 LOB: 1 BB: 1 P: 28	R: 0 E: 0 K: 1 S: 12	H: 0 LOB: 1 BB: 1 P: 19	R: 0 E: 0 K: 0 S: 5	H: 0 LOB: 0 BB: 2 P: 14	R: 0 E: 0 K: 0 S: 6	H: 0 LOB: 0 BB: 0 P: 9	R: 0 E: 0 K: 0 S: 6	H: 0 LOB: 0 BB: 0 P: 11	R: 1 E: 1 K: 0 S: 10	H: 2 LOB: 1 BB: 0 P: 16	R: 0 E: 0 K: 1 S: 9	H: 0 LOB: 0 BB: 0 P: 14	R: 0 E: 0 K: 0 S: 7	H: 2 LOB: 2 BB: 0 P: 10	R: 0 E: 0 K: 1 S: 7	H: 0 LOB: 0 BB: 0 P: 9	1B: 3 2B: 1 3B: 1 HR: 0	SF: 0 SAC: 0 DP: 2 HBP: 0	WP: 0 PB: 0 SB: 1 CS: 1	PA: 34
<b>PITCHER</b>	IP	WLS	BF	H	R	ER	SO	BB	IBB	HBP	BLK	WP	HR	S	P	ERA	WHIP					
Danny Jackson, L	7.0	W	26	3	1	1	3	4	0	0	0	0	0	67	111	1.29	1.000					
Jeff Robinson, R	0.1		2	1	0	0	0	0	0	0	0	0	0	3	6	0.00	3.000					
Paul Assenmacher, L	0.2		3	1	0	0	0	0	0	0	0	0	0	4	4	0.00	1.500					
Bob Scanlan, R	1.0		3	0	0	0	1	0	0	0	0	0	0	7	9	0.00	0.000					

Batter	1	2	3	4	5	6	7	8	9	AB	R	H	RBI	BB	SO	LOB	BOTTOM				
Jose Vizcaino, S OBP: 0.235, SLG: 0.264	K		K	G3-1				1B		4	0	1	0	0	2	0	<b>Montreal Expos @ Chicago Cubs</b> Wrigley Field, Chicago, IL Sun Jun 14 1992, 3:33 AM CDT Att: 31,367 - Sunny - 78 F				
Doug Descenzo, S OBP: 0.329, SLG: 0.304	BB		F7	CS				1B		2	0	1	0	2	0	0					
23 Ryne Sandberg, R OBP: 0.362, SLG: 0.456	L4		1B	CS				P2		4	1	2	0	0	0	3					
Andre Dawson, R OBP: 0.329, SLG: 0.490	K		1B	1B				G6-3		4	1	1	1	0	1	4					
Mark Grace, L OBP: 0.418, SLG: 0.476	G6-3		1B	G4-3				G3		4	2	2	0	0	0	0					
Derrick May, L OBP: 0.287, SLG: 0.290	G6-3		1B	G4-3				L8		4	1	1	2	0	0	1					
Joe Girardi, R OBP: 0.344, SLG: 0.309	G6-3		1B	G4-3				P4		4	0	1	1	0	0	1					
Gary Scott, R OBP: 0.195, SLG: 0.217	E4		F9	F9				F9		3	0	0	0	0	0	1					
Danny Jackson, R ERA: 2.83 Dwight Smith, L ERA: 3.41 Jeff Robinson, R ERA: 3.41 Paul Assenmacher, L ERA: 4.73 Bob Scanlan, R	K		K	K				G1-3		2	0	0	0	0	2	1					
<b>Inning Stats</b>	R: 0 E: 0 K: 2 S: 13	H: 0 LOB: 1 BB: 1 P: 20	R: 1 E: 1 K: 1 S: 11	H: 1 LOB: 1 BB: 0 P: 15	R: 4 E: 0 K: 1 S: 25	H: 5 LOB: 1 BB: 0 P: 36	R: 0 E: 0 K: 1 S: 5	H: 0 LOB: 0 BB: 1 P: 9	R: 0 E: 0 K: 0 S: 6	H: 0 LOB: 0 BB: 0 P: 7	R: 0 E: 0 K: 0 S: 10	H: 2 LOB: 2 BB: 0 P: 14	R: 0 E: 0 K: 0 S: 11	H: 0 LOB: 0 BB: 0 P: 17	1B: 7 2B: 2 3B: 0 HR: 0	SF: 0 SAC: 0 DP: 1 HBP: 0	WP: 0 PB: 0 SB: 1 CS: 1	PA: 35			
<b>PITCHER</b>	IP	WLS	BF	H	R	ER	SO	BB	IBB	HBP	BLK	WP	HR	S	P	ERA	WHIP				
Ken Hill, R	2.2	L	16	6	5	4	4	1	0	0	0	0	0	7	12	0.00	0.750				
Pete Young, R	1.1		4	0	0	0	1	1	0	0	0	0	0	7	12	0.00	0.750				
Bill Sampen, R	3.0		11	3	0	0	0	0	0	0	0	0	0	21	31	0.00	1.000				
John Wetteland, R	1.0		3	0	0	0	0	0	0	0	0	0	0	11	17	0.00	0.000				

AB	30
R	1
H	5
RBI	1
BB	4
SO	4
LOB	14



AB	32
R	5
H	9
RBI	4
BB	2
SO	5
LOB	11






Batter	1	2	3	4	5	6	7	8	9	AB	R	H	RBI	BB	SO	LOB	TOP							
Marquis Grissom, R OBP: 0.323, SLG: 0.414	1-2 G6-3		2-2 F7		2-2 S SF8 1B		0-0 F9		0-2 WP 2B	5	1	2	2	0	0	0								
Delino DeShields, L OBP: 0.354, SLG: 0.354	2-1 FC5 2B		2-0 3B		0-1 S 1B		0-1 G3-1		2-H 3-H G3	5	0	3	1	0	0	1								
Moises Alou, R OBP: 0.369, SLG: 0.522	1-2 FC5 BB		0-0 P9		1-1 SAFE SF8			2-1 G6-3		2	0	0	1	1	0	1								
Larry Walker, L OBP: 0.352, SLG: 0.515	0-0 FC5			1-0 S 1B		1-2 G6-3		0-2 G3-1		4	0	1	0	0	0	3								
Tim Wallach, R OBP: 0.319, SLG: 0.351	3-1 F7			2-2 G5-3		2-2 G6-3		1-1 G6-3		4	0	0	0	0	0	3								
Gary Carter, R OBP: 0.333, SLG: 0.400		1-0 G5-3		0-0 P4		1-0 1B		1-2 F7		4	0	1	0	0	0	1								
Archi Cianfrocco, R OBP: 0.285, SLG: 0.419		3-3 K		0-3 K		0-0 P9		0-1 SH1-4 2B 1B		4	1	1	0	0	2	2								
Spike Owen, S OBP: 0.328, SLG: 0.416		0-1 P3			3-2 G3	2-1 P5		4-1 SH1-4 2B BB		3	1	0	0	1	0	1								
Mark Gardner, R OBP: 0.160, SLG: 0.240				0-3 K		1-1 1B 3B		0-0 SH1-4		3	1	1	0	0	1	0								
John Wetteland, R (8, 1)								1-2 2-3		0	0	0	0	0	0	0								
<b>Inning Stats</b>	R: 0 E: 0 K: 0 S: 12	H: 1 LOB: 2 BB: 1 P: 22	R: 0 E: 0 K: 1 S: 6	H: 0 LOB: 0 BB: 0 P: 10	R: 0 E: 0 K: 1 S: 8	H: 1 LOB: 1 BB: 0 P: 12	R: 0 E: 0 K: 1 S: 11	H: 1 LOB: 1 BB: 0 P: 14	R: 2 E: 0 K: 0 S: 16	H: 3 LOB: 1 BB: 0 P: 24	R: 0 E: 0 K: 0 S: 7	H: 1 LOB: 1 BB: 0 P: 12	R: 0 E: 0 K: 0 S: 5	H: 0 LOB: 0 BB: 0 P: 5	R: 0 E: 0 K: 0 S: 7	H: 0 LOB: 0 BB: 0 P: 10	R: 2 E: 0 K: 0 S: 14	H: 2 LOB: 1 BB: 1 P: 21	1B: 5 2B: 2 3B: 2 HR: 0	SF: 1 SAC: 1 DP: 0 HBP: 0	WP: 1 PB: 0 SB: 3 CS: 0	PA: 38		
<b>PITCHER</b>	IP WLS BF H R ER SO BB IBB HBP BLK WP HR S P ERA WHIP	7.0 L 29 7 2 2 3 1 0 0 0 0 0 65 99 2.57 1.143	2.0 S 9 2 2 2 0 1 0 0 0 1 0 21 31 9.00 1.500																					

**Montreal Expos @ New York Mets**  
 Shea Stadium, Flushing, NY  
 Mon Jun 15, 1992, 7:05 PM EDT  
 Att: 18,733 - Sunny - 77 F


AB 34  
 R 4  
 H 9  
 RBI 4  
 BB 2  
 SO 3  
 LOB 12



Batter	1	2	3	4	5	6	7	8	9	AB	R	H	RBI	BB	SO	LOB	BOTTOM							
Vince Coleman, S OBP: 0.390, SLG: 0.392	3-3 K		4-1 S 1B BB	1-1 P2			1-2 F8			3	1	0	0	1	1	1								
Dave Magadan, L OBP: 0.311, SLG: 0.374	4-0 FC4-6 BB		1 SAFE 1 SAFE 1 SAFE 1 SAFE P X	3-1 F7		1-1 F9		4-2 CS BB		2	0	0	0	2	0	1								
Bill Pecota, R OBP: 0.241, SLG: 0.213										0	0	0	0	0	0	0								
Eddie Murray, S OBP: 0.339, SLG: 0.421	2-1 FC4-6 BB		4-2 1B BB		3-1 G3			3-3 K		3	0	0	0	1	1	2								
Bobby Bonilla, S OBP: 0.388, SLG: 0.438	4-2 BB		0-0 F7		1-2 G3			3-3 K		3	0	0	0	1	1	3								
Howard Johnson, S OBP: 0.342, SLG: 0.367	3-1 F7		1-2 1-3 2-H 1B		0-0 G3-1			2-3 K		4	0	1	1	0	1	2								
Mackey Sasser, L OBP: 0.228, SLG: 0.255		0-0 F7		1-1 F9		0-1 F7		0-0 G4-6-3 1B		4	0	1	0	0	0	2								
Junior Noboa, R OBP: 0.238, SLG: 0.158										0	0	0	0	0	0	0								
Willie Randolph, R OBP: 0.344, SLG: 0.309		0-2 2B		3-3 K		2-3 K		0-0 G4-6-3		4	0	1	0	0	2	1								
Dick Schofield, R OBP: 0.326, SLG: 0.301		2-3 K		4-2 SH1-4 BB			0-1 G5-3			2	0	0	0	1	1	1								
Anthony Young, R OBP: 0.160, SLG: 0.125		2-2 F9		0-0 SH1-4			2-3 K			1	0	0	0	0	0	1								
Daryl Boston, L OBP: 0.315, SLG: 0.390										1	0	0	0	0	1	0								
Wally Whitehurst, R OBP: 0.286, SLG: 0.333										0	0	0	0	0	0	0								
<b>Inning Stats</b>	R: 0 E: 0 K: 1 S: 15	H: 0 LOB: 2 BB: 2 P: 31	R: 0 E: 0 K: 1 S: 12	H: 1 LOB: 1 BB: 0 P: 16	R: 1 E: 0 K: 0 S: 15	H: 1 LOB: 2 BB: 1 P: 26	R: 0 E: 0 K: 1 S: 9	H: 0 LOB: 1 BB: 1 P: 17	R: 0 E: 0 K: 0 S: 7	H: 0 LOB: 0 BB: 0 P: 12	R: 0 E: 0 K: 1 S: 6	H: 0 LOB: 0 BB: 0 P: 8	R: 0 E: 0 K: 1 S: 8	H: 0 LOB: 0 BB: 0 P: 11	R: 0 E: 0 K: 2 S: 11	H: 0 LOB: 1 BB: 1 P: 21	R: 0 E: 0 K: 1 S: 6	H: 1 LOB: 1 BB: 0 P: 8	1B: 2 2B: 2 3B: 0 HR: 0	SF: 0 SAC: 1 DP: 2 HBP: 0	WP: 0 PB: 0 SB: 1 CS: 1	PA: 34		
<b>PITCHER</b>	IP WLS BF H R ER SO BB IBB HBP BLK WP HR S P ERA WHIP	7.0 W 29 2 1 1 5 6 0 0 0 0 0 75 128 1.29 1.143	2.0 S 5 1 0 0 3 0 0 0 0 0 0 14 22 0.00 0.500																					

**Montreal Expos @ New York Mets**  
 Shea Stadium, Flushing, NY  
 Mon Jun 15, 1992, 7:05 PM EDT  
 Att: 18,733 - Sunny - 77 F

AB 27  
 R 1  
 H 3  
 RBI 1  
 BB 6  
 SO 8  
 LOB 14





Batter	1	2	3	4	5	6	7	8	9	AB	R	H	RBI	BB	SO	LOB	TOP					
Marquis Grissom, R OBP: 0.322, SLG: 0.415	1-3 K		2-2 G6-3		0-2 PO 2B			1-1 F8		4	0	1	1	0	1	0						
Delino DeShields, L OBP: 0.353, SLG: 0.350	4-2 S BB			0-3 K	1-0 PO	2-1 F9		2-2 F8		3	0	0	0	1	1	0						
John Vander Wal, L OBP: 0.321, SLG: 0.310	1 SAFE L8	2-2 L8		2-1 L6		0-0 G4-3		1-0 G3-1 1B		4	0	1	0	0	0	1						
Larry Walker, L OBP: 0.350, SLG: 0.508	0-3 K			4-2 WP 1B BB		1-2 F8		0-2 G3-1	1-2 G3-1	3	1	0	0	1	1	2						
Darrin Fletcher, L OBP: 0.246, SLG: 0.283		0-0 F9		3-2 1B SAFE		1-1 G4-3		0-0 F7		4	0	1	1	0	0	1						
Tim Lincecum, R OBP: 0.315, SLG: 0.346		1-0 G6-3		0-3 K		3-2 G6-3				3	0	0	0	0	1	1						
Steve Lyons, L OBP: 0.179, SLG: 0.222		1-3 K			1-1 F7		0-1 F9			3	0	0	0	0	1	0						
Tom Foley, L OBP: 0.222, SLG: 0.190			2-3 K		4-2 SH1-4 2B BB		1-3 K			2	1	0	0	1	2	0						
Jonathan Hurst, R Pete Young, R Spike Owen, S Bill Sampen, R	(1, 1) (5, 1) (8, PH) (8, 1)		1-3 K		0-1 SH1-4		3-2 F8			1	0	0	0	0	1	0						
<b>Inning Stats</b>	R: 0 E: 0 K: 2 S: 11	H: 0 LOB: 1 BB: 1 P: 18	R: 0 E: 0 K: 1 S: 5	H: 0 LOB: 0 BB: 0 P: 7	R: 0 E: 0 K: 2 S: 11	H: 0 LOB: 0 BB: 0 P: 16	R: 1 E: 0 K: 2 S: 14	H: 1 LOB: 1 BB: 1 P: 23	R: 1 E: 0 K: 0 S: 11	H: 1 LOB: 0 BB: 1 P: 17	R: 0 E: 0 K: 0 S: 6	H: 0 LOB: 0 BB: 0 P: 9	R: 0 E: 0 K: 0 S: 7	H: 0 LOB: 0 BB: 0 P: 11	R: 0 E: 0 K: 1 S: 9	H: 0 LOB: 0 BB: 0 P: 14	R: 0 E: 0 K: 0 S: 9	H: 1 LOB: 1 BB: 0 P: 12	1B: 2 2B: 1 3B: 0 HR: 0	SF: 0 SAC: 1 DP: 0 HBP: 0	WP: 1 PB: 0 SB: 1 CS: 0	PA: 33
<b>PITCHER</b> David Cone, R ERA: 2.52	(1, 1)	IP: 9.0 WLS: W BF: 32 H: 3 R: 2 ER: 2 SO: 8 BB: 3 IBB: 0 HBP: 0 BLK: 0 WP: 1 HR: 0 S: 83 P: 127 ERA: 2.00 WHIP: 0.667											<b>PITCHER</b>	IP: 9.0 WLS: W BF: 32 H: 3 R: 2 ER: 2 SO: 8 BB: 3 IBB: 0 HBP: 0 BLK: 0 WP: 1 HR: 0 S: 83 P: 127 ERA: 2.00 WHIP: 0.667								

Montreal Expos @ New York Mets  
Shea Stadium, Flushing, NY  
Tue Jun 16 1992, 7:05 PM EDT  
Att. 18,880 - Sunny - 71 F

AB	28
R	2
H	3
RBI	2
BB	3
SO	8
LOB	5



Batter	1	2	3	4	5	6	7	8	9	AB	R	H	RBI	BB	SO	LOB	BOTTOM			
Vince Coleman, S OBP: 0.384, SLG: 0.377	1-1 F7		1-1 G3-1		1-0 G4-3	4-1 BB				3	0	0	0	1	0	1				
Dick Schofield, R OBP: 0.324, SLG: 0.296	2-1 F9			4-2 3B BB	0-0 G5-3	2-3 K				3	1	0	0	1	1	3				
Eddie Murray, S OBP: 0.345, SLG: 0.431	4-2 CS BB			0-0 1H 3B	4-2 E 1B BB	1-2 G3-1				2	1	1	1	2	0	2				
Bobby Bonilla, S Daryl Boston, L	(1, 9) (8, 9)	1-1 CS	0-1 F9	1-1 P5	0-0 E9 1B BB	4-2 G4-6-3 BB				3	1	1	1	1	0	1				
Howard Johnson, S	(1, 8)		2-0 HR	4-0 BB BB	4-0 1B BB	1-3 K				2	1	1	1	2	1	1				
Dave Magadan, L	(1, 5)	1-2 F9		4-0 BB BB	2-2 BB 1B	1-1 G4-6-3				3	0	1	2	1	0	1				
Willie Randolph, R	(1, 4)	1-0 L7		2-0 F9	0-0 F8			1-3 K		4	0	0	0	0	1	5				
Todd Hundley, S	(1, 2)		0-1 P5	1-2 G4-3		1-2 F8		2-2 G6-4-3 1B		4	0	1	0	0	0	3				
David Cone, L	(1, 1)		3-2 F8		3-2 G4-3 1B 2B	1-2 BB 1B		0-2 G6-4-3		4	1	2	0	0	0	1				
<b>Inning Stats</b>	R: 0 E: 0 K: 0 S: 7	H: 0 LOB: 0 BB: 1 P: 15	R: 1 E: 0 K: 0 S: 7	H: 1 LOB: 0 BB: 0 P: 11	R: 0 E: 0 K: 0 S: 11	H: 0 LOB: 0 BB: 0 P: 15	R: 1 E: 0 K: 0 S: 11	H: 1 LOB: 3 BB: 3 P: 27	R: 3 E: 1 K: 0 S: 14	H: 3 LOB: 2 BB: 2 P: 28	R: 0 E: 0 K: 1 S: 15	H: 1 LOB: 2 BB: 1 P: 24	R: 0 E: 0 K: 1 S: 8	H: 0 LOB: 0 BB: 1 P: 14	R: 0 E: 0 K: 1 S: 9	H: 1 LOB: 0 BB: 0 P: 12	1B: 4 2B: 1 3B: 1 HR: 1	SF: 0 SAC: 0 DP: 2 HBP: 0	WP: 0 PB: 0 SB: 0 CS: 1	PA: 37
<b>PITCHER</b> Jonathan Hurst, R Pete Young, R Bill Sampen, R	(1, 1) (5, 1) (8, 1)	IP: 4.2 WLS: L BF: 24 H: 5 R: 5 ER: 5 SO: 0 BB: 5 IBB: 5 HBP: 0 BLK: 0 WP: 0 HR: 1 S: 49 P: 95 ERA: 9.64 WHIP: 2.357											<b>PITCHER</b>	IP: 4.2 WLS: L BF: 24 H: 5 R: 5 ER: 5 SO: 0 BB: 5 IBB: 5 HBP: 0 BLK: 0 WP: 0 HR: 1 S: 49 P: 95 ERA: 9.64 WHIP: 2.357						

Montreal Expos @ New York Mets  
Shea Stadium, Flushing, NY  
Tue Jun 16 1992, 7:05 PM EDT  
Att. 18,880 - Sunny - 71 F

AB	28
R	5
H	7
RBI	5
BB	8
SO	3
LOB	18





Batter	1	2	3	4	5	6	7	8	9	AB	R	H	RBI	BB	SO	LOB	TOP						
Marquis Grissom, R OBP: 0.325, SLG: 0.416	1-2 G5-3 E 1B		2-2 P4			0-2 3B 1B	1-1 G5-3			4	2	2	0	0	0	0	<p><b>Montreal Expos @ New York Mets</b> Shea Stadium, Flushing, NY Wed Jun 17 1992, 7:05 PM EDT Att: 20,269 - Sunny - 73 F</p>						
Delino DeShields, L OBP: 0.359, SLG: 0.377	2-2 G5-3 1-H		0-0			1-0 HR 3B	4-2 S BB			3	1	2	1	1	0	0							
Moises Alou, R OBP: 0.364, SLG: 0.542	0-3 K		2-1 P3			1-2 HR	2-1 G6-3			4	1	1	2	0	1	2							
Larry Walker, L OBP: 0.344, SLG: 0.498	2-3 K			2-3 K		3-3 HR		1-1 G3-1		4	0	0	0	0	3	0							
Tim Wallach, R OBP: 0.314, SLG: 0.344		0-1 G5-3		3-2 F7		0-0 G5-3 1B		1-0 F9		4	0	1	0	0	0	0							
Gary Carter, R OBP: 0.325, SLG: 0.388		0-0 P3		3-3 K		0-0 G5-3		1-2 F7		4	0	0	0	0	1	1							
Spike Owen, S OBP: 0.330, SLG: 0.430		1-0 HR			2-0 F7	4-2 BB		0-2 G6-3		3	1	1	1	1	0	0							
Archi Cianfrocco, R OBP: 0.277, SLG: 0.406		2-0 P3			2-2 F9	3-3 K		2-3 K		4	0	0	0	0	2	2							
Dennis Martinez, R OBP: 0.212, SLG: 0.212			0-3 K		2-3 K		2-2 F9		1-3 K	3	0	0	0	0	2	0							
Mel Rojas, R OBP: 0.200, SLG: 0.200										1	0	0	0	0	1	0							
<b>Inning Stats</b>	R: 1 E: 1 K: 2 S: 13	H: 1 LOB: 0 BB: 0 P: 18	R: 1 E: 0 K: 0 S: 5	H: 1 LOB: 0 BB: 0 P: 8	R: 0 E: 0 K: 1 S: 9	H: 1 LOB: 1 BB: 0 P: 13	R: 0 E: 0 K: 2 S: 10	H: 0 LOB: 0 BB: 0 P: 18	R: 0 E: 0 K: 1 S: 11	H: 0 LOB: 0 BB: 0 P: 17	R: 3 E: 0 K: 2 S: 21	H: 4 LOB: 2 BB: 1 P: 33	R: 0 E: 0 K: 0 S: 6	H: 0 LOB: 0 BB: 0 P: 9	R: 0 E: 0 K: 2 S: 9	H: 0 LOB: 0 BB: 0 P: 12	1B: 3 2B: 1 3B: 1 HR: 2	SF: 0 SAC: 0 DP: 0 HBP: 0	WP: 0 PB: 0 SB: 1 CS: 0	PA: 36			
<b>PITCHER</b>	IP WLS BF H R ER SO BB IBB HBP BLK WP HR S P ERA WHIP	5.1 L 23 7 5 4 7 0 0 0 0 0 2 61 92 6.75 1.312	1.2 7 0 0 0 1 2 0 0 0 0 0 0 19 34 0.00 1.200	2.0 6 0 0 0 2 0 0 0 0 0 0 0 15 21 0.00 0.000																			

AB	34
R	5
H	7
RBI	4
BB	2
SO	10
LOB	5



Batter	1	2	3	4	5	6	7	8	9	AB	R	H	RBI	BB	SO	LOB	BOTTOM						
Vince Coleman, S OBP: 0.400, SLG: 0.388	1-0 FC3-6 BB 1B		0-1 G4-3 SH5-4 1-2 1B		1-1 G5-3			1-1 G4-3 1B HBP		3	1	2	0	0	0	0	<p><b>Montreal Expos @ New York Mets</b> Shea Stadium, Flushing, NY Wed Jun 17 1992, 7:05 PM EDT Att: 20,269 - Sunny - 73 F</p>						
Dick Schofield, R OBP: 0.324, SLG: 0.293	4-0 FC3-6 1-2 BB		1-0 SH5-4 1-2 2-3			1-1 F7		0-1 G4-3		2	0	0	0	1	0	1							
Eddie Murray, S OBP: 0.344, SLG: 0.428	1-2 FC3-6 1-2 2-3		1-1 G4-3 2-3 3-H 2-3			2-2 G5-3		3-2 G4-3 2-H 1B		4	0	1	2	0	0	3							
Howard Johnson, S OBP: 0.343, SLG: 0.376	2-2 P4					2-1 G5-3		1-3 K		4	0	0	0	0	2	4							
Chico Walker, S OBP: 0.247, SLG: 0.291	2-3 K			1-0 G3			2-2 G1-3	1-1 G3		4	0	0	0	0	1	3							
Dave Magadan, L OBP: 0.310, SLG: 0.371		2-2 F7		1-2 G4-3			1-2 BB 1B		3-3 K	4	0	1	0	0	1	0							
Willie Randolph, R OBP: 0.345, SLG: 0.313		0-1 G5-4-3 1B		2-1 2B			4-1 BB 1-2 BB		0-3 K	3	0	2	0	1	1	0							
Todd Hundley, S OBP: 0.250, SLG: 0.305		0-1 G5-4-3			0-0 B5-3		0-1 F9		1-0 FC5-4 1B	3	0	0	0	0	0	3							
Paul Gibson, R										0	0	0	0	0	0	0							
Bobby Bonilla, S OBP: 0.392, SLG: 0.439										1	0	1	0	0	0	0							
Junior Noboa, R OBP: 0.238, SLG: 0.158										0	0	0	0	0	0	0							
Sid Fernandez, L OBP: 0.219, SLG: 0.250					0-0 G6-3					2	1	1	0	0	0	0							
Jeff Innis, R										0	0	0	0	0	0	0							
Mackey Sasser, L OBP: 0.220, SLG: 0.246				SH5-4 G4-3 1B					1-2 FC5-4	2	0	0	0	0	0	1							
<b>Inning Stats</b>	R: 0 E: 0 K: 1 S: 10	H: 1 LOB: 2 BB: 1 P: 20	R: 0 E: 0 K: 0 S: 7	H: 1 LOB: 0 BB: 0 P: 9	R: 1 E: 0 K: 1 S: 10	H: 2 LOB: 1 BB: 0 P: 14	R: 0 E: 0 K: 0 S: 6	H: 1 LOB: 0 BB: 0 P: 10	R: 0 E: 0 K: 0 S: 5	H: 0 LOB: 0 BB: 0 P: 7	R: 0 E: 0 K: 0 S: 8	H: 0 LOB: 0 BB: 0 P: 13	R: 0 E: 0 K: 1 S: 13	H: 1 LOB: 2 BB: 1 P: 21	R: 1 E: 0 K: 1 S: 11	H: 1 LOB: 1 BB: 0 P: 17	R: 0 E: 0 K: 2 S: 9	H: 1 LOB: 1 BB: 0 P: 13	1B: 7 2B: 1 3B: 0 HR: 0	SF: 0 SAC: 1 DP: 1 HBP: 1	WP: 0 PB: 0 SB: 0 CS: 0	PA: 36	
<b>PITCHER</b>	IP WLS BF H R ER SO BB IBB HBP BLK WP HR S P ERA WHIP	7.1 W 30 7 2 2 3 2 0 1 0 0 0 65 104 2.46 1.227	1.2 S 6 1 0 0 3 0 0 0 0 0 0 14 20 0.00 0.600																				

AB	32
R	2
H	8
RBI	2
BB	2
SO	6
LOB	17





Batter	1	2	3	4	5	6	7	8	9	AB	R	H	RBI	BB	SO	LOB	TOP										
Marquis Grissom, R OBP: 0.330, SLG: 0.420	G5-3	1-0							G4-3	5	0	3	1	0	0	1	<b>Montreal Expos @ Pittsburgh Pirates</b> Three Rivers Stadium, Pittsburgh, PA Thu Jun 18 1992, 7:05 PM EDT Att: 20,512 - Cloudy - 77 F										
Delino DeShields, L OBP: 0.397, SLG: 0.374	2B	G5-3								4	1	1	0	0	0	3											
Moises Alou, R OBP: 0.369, SLG: 0.550	1-H	2B			F8				F8	4	1	2	1	0	0	0											
Larry Walker, L OBP: 0.342, SLG: 0.498	2H	2B			G6-3				F7	4	1	1	1	0	0	1											
Darrin Fletcher, L OBP: 0.246, SLG: 0.281	K				F8				1B	4	0	1	0	0	1	1											
Tim Lincecum, R OBP: 0.313, SLG: 0.347	2H	2B			F9				F9	4	0	1	1	0	0	1											
Archi Cianfrocco, R OBP: 0.276, SLG: 0.401	K				1B				F8	4	0	1	0	0	1	1											
Spike Owen, S OBP: 0.333, SLG: 0.438	WP	1B			F7				F8	4	1	2	0	0	0	1											
Chris Nabholz, L OBP: 0.111, SLG: 0.185 Jeff Fassero, L (6, 1)	K	K			K				SH3-4	2	0	0	0	0	2	2											
<b>Inning Stats</b>	R: 3 E: 0 K: 2 S: 15	H: 4 LOB: 1 BB: 0 P: 21	R: 1 E: 0 K: 1 S: 12	H: 2 LOB: 0 BB: 0 P: 16	R: 0 E: 0 K: 0 S: 4	H: 0 LOB: 0 BB: 0 P: 5	R: 0 E: 0 K: 1 S: 8	H: 1 LOB: 1 BB: 0 P: 14	R: 0 E: 0 K: 0 S: 5	H: 2 LOB: 1 BB: 0 P: 6	R: 0 E: 0 K: 0 S: 4	H: 0 LOB: 0 BB: 0 P: 7	R: 0 E: 0 K: 0 S: 8	H: 1 LOB: 1 BB: 0 P: 12	R: 0 E: 0 K: 0 S: 8	H: 1 LOB: 1 BB: 0 P: 9	R: 0 E: 0 K: 0 S: 8	H: 1 LOB: 1 BB: 0 P: 12	1B: 8 2B: 4 3B: 0 HR: 0	SF: 0 SAC: 1 DP: 1 HBP: 0	WP: 1 PB: 0 CS: 1	PA: 37					
<b>PITCHER</b>	IP	WLS	BF	H	R	ER	SO	BB	IBB	HBP	BLK	WP	HR	S	P	ERA	WHIP										
Vicente Palacios, R ERA: 4.25	1.1	L	10	6	4	4	3	0	0	0	0	1	0	22	31	27.00	4.500										
Jerry Don Gleason, L ERA: 5.01	3.2		12	3	0	0	1	0	0	0	0	0	0	22	31	0.00	0.818										
Victor Cole, R ERA: 5.0	2.0		7	1	0	0	0	0	0	0	0	0	0	12	19	0.00	0.500										
Bob Patterson, L ERA: 2.54	1.0		4	1	0	0	0	0	0	0	0	0	0	8	9	0.00	1.000										
Roger Mason, R ERA: 3.51	1.0		4	1	0	0	0	0	0	0	0	0	0	8	12	0.00	1.000										

AB	36
R	4
H	12
RBI	4
BB	0
SO	4
LOB	11



Batter	1	2	3	4	5	6	7	8	9	AB	R	H	RBI	BB	SO	LOB	BOTTOM										
Cecil Espy, S OBP: 0.290, SLG: 0.330	G5-3									4	0	0	0	0	2	1	<b>Montreal Expos @ Pittsburgh Pirates</b> Three Rivers Stadium, Pittsburgh, PA Thu Jun 18 1992, 7:05 PM EDT Att: 20,512 - Cloudy - 77 F										
Bob Patterson, R OBP: 0.500, SLG: 0.600										0	0	0	0	0	0	0											
Gary Varsho, L OBP: 0.286, SLG: 0.409										0	0	0	0	0	0	0											
Jay Bell, R OBP: 0.345, SLG: 0.339	HBP									2	0	0	0	1	1	1											
Andy Van Slyke, L OBP: 0.433, SLG: 0.509	K									3	0	0	0	1	2	3											
Lloyd McClendon, R OBP: 0.386, SLG: 0.361	G6-3									2	0	0	0	2	0	2											
Roger Mason, R										0	0	0	0	0	0	0											
Jeff King, R OBP: 0.244, SLG: 0.335	G6-3									4	0	0	0	0	1	3											
Steve Buechele, R OBP: 0.341, SLG: 0.399	K									3	0	0	0	1	1	1											
Don Slaught, R OBP: 0.439, SLG: 0.538										4	0	3	0	0	0	3											
Jose Lind, R OBP: 0.283, SLG: 0.290	K									4	0	0	0	0	1	4											
Vicente Palacios, R ERA: 4.25										0	0	0	0	0	0	0											
Jerry Don Gleason, L ERA: 5.01										0	0	0	0	1	0	0											
John Wehner, R OBP: 0.222, SLG: 0.333										1	0	0	0	0	0	0											
Victor Cole, S ERA: 5.0										0	0	0	0	0	0	0											
Orlando Merced, S OBP: 0.356, SLG: 0.346										1	0	0	0	0	1	0											
<b>Inning Stats</b>	R: 0 E: 0 K: 1 S: 10	H: 0 LOB: 1 BB: 0 P: 15	R: 0 E: 0 K: 2 S: 13	H: 1 LOB: 1 BB: 0 P: 22	R: 0 E: 0 K: 2 S: 9	H: 0 LOB: 1 BB: 1 P: 16	R: 0 E: 0 K: 1 S: 12	H: 1 LOB: 2 BB: 1 P: 18	R: 0 E: 0 K: 0 S: 5	H: 0 LOB: 2 BB: 3 P: 18	R: 0 E: 0 K: 1 S: 6	H: 0 LOB: 0 BB: 0 P: 9	R: 0 E: 0 K: 1 S: 4	H: 0 LOB: 0 BB: 1 P: 10	R: 0 E: 0 K: 0 S: 8	H: 1 LOB: 1 BB: 0 P: 12	1B: 2 2B: 1 3B: 0 HR: 0	SF: 0 SAC: 0 DP: 2 HBP: 1	WP: 0 PB: 0 CS: 0	PA: 35							
<b>PITCHER</b>	IP	WLS	BF	H	R	ER	SO	BB	IBB	HBP	BLK	WP	HR	S	P	ERA	WHIP										
Chris Nabholz, L ERA: 3.87	5.1	W	24	1	0	0	2	1	0	0	0	0	0	19	32	0.00	0.545										
Jeff Fassero, L ERA: 2.95	3.2	S	11	1	0	0	2	1	0	0	0	0	0	19	32	0.00	0.545										





Batter	1	2	3	4	5	6	7	8	9	AB	R	H	RBI	BB	SO	LOB	TOP		
Marquis Grissom, R OBP: 0.328, SLG: 0.417	3-1 S 1B		0-3 K			1-0 G4-3		1-1 G5-3		4	1	1	0	0	1	0			
Delino DeShields, L OBP: 0.356, SLG: 0.372	1-3 K		3-1 G1-3			2-2 K 1B		0-0 P8		4	0	1	0	0	0	1			
Moises Alou, R OBP: 0.365, SLG: 0.538	2 SAFE 2B 1B		0-0 G5-3			1 SAFE 2-3 K 1-2		1-2 P6		4	1	1	1	0	1	1			
John Vander Wal, L OBP: 0.318, SLG: 0.320	1-1 FC1-4 1H 2B				1-0 G4-3			2-2 G3		2-1 F7		4	0	1	1	0	0		
Tim Wallach, R OBP: 0.310, SLG: 0.342	1-2 FC1-4				1-3 K			2-3 K				3	0	0	0	2	1		
Gary Carter, R OBP: 0.325, SLG: 0.387	2-3 K				0-1 G5-3			3-2 1B				3	0	1	0	0	1		
Matt Stairs, L OBP: 0.290, SLG: 0.190			0-1 G4-3			0-0 G4-3		1-3 K				3	0	0	0	0	1		
Archi Cianfrocco, R OBP: 0.276, SLG: 0.401												0	0	0	0	0	0		
Spike Owen, S OBP: 0.328, SLG: 0.430			2-1 G6-3			0-3 K		2-1 G6-3				3	0	0	0	0	1		
Ken Hill, R OBP: 0.259, SLG: 0.280												2	0	0	0	0	0		
Darrin Fletcher, L OBP: 0.242, SLG: 0.276			2-2 G6-3			0-0 G6-3		1-0 F7				1	0	0	0	0	0		
Mel Rojas, R OBP: 0.200, SLG: 0.200												0	0	0	0	0	0		
John Wetteland, R OBP: 0.200, SLG: 0.200												0	0	0	0	0	0		
<b>Inning Stats</b>	R: 2 H: 3 E: 0 K: 2 S: 17	H: 3 LOB: 1 BB: 0 P: 28	R: 0 H: 0 E: 0 K: 0 S: 7	H: 0 LOB: 0 BB: 0 P: 11	R: 0 H: 0 E: 0 K: 1 S: 6	H: 0 LOB: 0 BB: 0 P: 9	R: 0 H: 0 E: 0 K: 1 S: 6	H: 0 LOB: 0 BB: 0 P: 8	R: 0 H: 1 E: 0 K: 1 S: 9	H: 1 LOB: 1 BB: 0 P: 14	R: 0 H: 1 E: 0 K: 2 S: 13	H: 1 LOB: 1 BB: 0 P: 21	R: 0 H: 0 E: 0 K: 0 S: 5	H: 0 LOB: 0 BB: 0 P: 9	R: 0 H: 0 E: 0 K: 0 S: 6	H: 0 LOB: 0 BB: 0 P: 9	1B: 4 2B: 1 3B: 0 HR: 0	SF: 0 SAC: 0 DP: 0 HBP: 0	WP: 0 PA: 31 CS: 0
<b>PITCHER</b>	IP WLS BF H R ER SO BB IBB HBP BLK WP HR S P ERA WHIP	IP WLS BF H R ER SO BB IBB HBP BLK WP HR S P ERA WHIP																	
Doug Drabek, R ERA: 3.11	(1, 1) 8.0 L 28 5 2 2 8 0 0 0 0 0 0 68 105 2.25 0.625	(9, 1) 1.0 3 0 0 0 0 0 0 0 0 0 0 0 6 9 0.00 0.000																	

**Montreal Expos @ Pittsburgh Pirates**  
Three Rivers Stadium, Pittsburgh, PA  
Fri Jun 19 1992, 7:05 PM EDT  
Att: 22,091 - Cloudy - 70 F

AB 31  
R 2  
H 5  
RBI 2  
BB 0  
SO 8  
LOB 5



Batter	1	2	3	4	5	6	7	8	9	AB	R	H	RBI	BB	SO	LOB	BOTTOM				
Gary Varsho, L OBP: 0.284, SLG: 0.414	2-3 K		1-2 G3-1			1-2 G3		3-2 2B		4	0	1	0	0	1	2					
Jay Bell, R OBP: 0.344, SLG: 0.341	1-0 WP SF7 2B		1-3 K			1-2 P8		0-1 F8		4	1	1	0	0	1	1					
Andy Van Slyke, L OBP: 0.427, SLG: 0.502	3-2 SF7				1-2 F9			0-3 K		3	0	0	1	0	1	1					
Denny Neagle, L ERA: 4.09												0	0	0	0	0	0				
Orlando Merced, S OBP: 0.342, SLG: 0.340	1-2 L4				1-1 G4-3			2-1 G4-3		2-1 F8		4	0	0	0	0	0				
Dave Clark, L OBP: 0.200, SLG: 0.111			1-3 K			1-0 G4-3		1-1 SH2-4 1B		3-1 F7		4	0	1	0	1	0				
John Wehner, R OBP: 0.250, SLG: 0.333			2-2 1B BLK 1B			2-1 P3		0-0 SH2-4		1-2 G3		3	0	1	0	0	0				
Don Slaught, R OBP: 0.446, SLG: 0.553			1 SAFE 2-1 1B 1B			3-2 1B		0-3 K				3	0	2	0	0	1				
Jose Lind, R OBP: 0.284, SLG: 0.291			1 SAFE 1-0 L6-3			2-1 1B		0-0 F9				3	0	1	0	0	3				
Doug Drabek, R OBP: 0.086, SLG: 0.114												2	0	0	0	0	2				
Cecil Espy, S OBP: 0.287, SLG: 0.326			0-2 L6			2-3 1B		1-2 P5				1	0	0	0	0	0				
<b>Inning Stats</b>	R: 1 H: 1 E: 0 K: 1 S: 12	H: 2 LOB: 1 BB: 0 P: 19	R: 0 H: 0 E: 0 K: 1 S: 9	H: 2 LOB: 1 BB: 0 P: 15	R: 0 H: 0 E: 0 K: 1 S: 9	H: 0 LOB: 0 BB: 0 P: 11	R: 0 H: 0 E: 0 K: 0 S: 7	H: 0 LOB: 0 BB: 0 P: 10	R: 0 H: 2 E: 0 K: 0 S: 14	H: 2 LOB: 2 BB: 0 P: 21	R: 0 H: 0 E: 0 K: 0 S: 6	H: 0 LOB: 0 BB: 0 P: 9	R: 0 H: 1 E: 0 K: 1 S: 7	H: 1 LOB: 1 BB: 0 P: 8	R: 0 H: 1 E: 0 K: 1 S: 12	H: 1 LOB: 1 BB: 0 P: 16	R: 0 H: 0 E: 0 K: 0 S: 8	H: 0 LOB: 0 BB: 0 P: 15	1B: 4 2B: 4 3B: 0 HR: 0	SF: 1 SAC: 1 DP: 1 HBP: 0	WP: 1 PA: 33 CS: 0
<b>PITCHER</b>	IP WLS BF H R ER SO BB IBB HBP BLK WP HR S P ERA WHIP	IP WLS BF H R ER SO BB IBB HBP BLK WP HR S P ERA WHIP																			
Ken Hill, R ERA: 2.71	(1, 1) 7.0 W 26 6 1 1 4 0 0 0 0 0 0 7 11 0.00 0.857	(8, 1) 0.1 2 1 0 0 0 0 0 0 0 0 0 0 7 11 0.00 3.000	(8, 1) 1.2 S 5 0 0 0 0 1 0 0 0 0 0 0 13 20 0.00 0.000																		

**Montreal Expos @ Pittsburgh Pirates**  
Three Rivers Stadium, Pittsburgh, PA  
Fri Jun 19 1992, 7:05 PM EDT  
Att: 22,091 - Cloudy - 70 F

AB 31  
R 1  
H 7  
RBI 1  
BB 0  
SO 5  
LOB 10





Batter	1	2	3	4	5	6	7	8	9	AB	R	H	RBI	BB	SO	LOB	TOP				
<b>Marquis Grissom, R</b> OBP: 0.327, SLG: 0.412 (1, 8)	G4-3	FC6-4		IBB			F8			3	0	0	1	1	0	1	<b>Montreal Expos @ Pittsburgh Pirates</b> Three Rivers Stadium, Pittsburgh, PA Sat Jun 20 1992, 7:05 PM EDT Att: 31,614 - Cloudy - 56 F				
<b>Delino DeShields, L</b> OBP: 0.350, SLG: 0.366 (1, 4)	K	F7		K			K			4	0	0	0	0	3	4					
<b>Moises Alou, R</b> OBP: 0.353, SLG: 0.519 (1, 7)	F9		G5-3		F8			K		4	0	0	0	0	1	0					
<b>Tim Wallach, R</b> OBP: 0.309, SLG: 0.345 (1, 5)		1B	F9		K			G5-3		4	1	1	0	0	1	0					
<b>Archi Cianfrocco, R</b> OBP: 0.289, SLG: 0.390 (1, 3)		E5	G6-3		K			F8		4	1	0	0	0	1	1					
<b>Rick Cerone, R</b> OBP: 0.373, SLG: 0.490 (1, 2)		BB		CS		L4			K	4	1	2	1	0	1	0					
<b>Spike Owen, S</b> OBP: 0.332, SLG: 0.432 (1, 6)		SF8		SH5-4		F7			F8	4	1	2	1	0	0	0					
<b>Darren Reed, R</b> OBP: 0.226, SLG: 0.414 (1, 9)			FC5-2-6		G6-3				K	3	0	0	0	1	1	2					
<b>Mark Gardner, R</b> OBP: 0.148, SLG: 0.231 <b>John Wetteland, R</b> (9, 1)	SF8		SH5-4			G4-3				1	0	0	1	0	0	0					
										0	0	0	0	0	0	0					
<b>Inning Stats</b>	R: 0 E: 0 K: 1 S: 6	H: 0 LOB: 0 BB: 0 P: 8	R: 4 E: 1 K: 0 S: 18	H: 3 LOB: 1 BB: 1 P: 32	R: 0 E: 0 K: 0 S: 7	H: 0 LOB: 0 BB: 0 P: 8	R: 0 E: 0 K: 1 S: 9	H: 2 LOB: 3 BB: 1 P: 17	R: 0 E: 0 K: 0 S: 11	H: 0 LOB: 0 BB: 0 P: 14	R: 0 E: 0 K: 1 S: 10	H: 0 LOB: 0 BB: 0 P: 15	R: 0 E: 0 K: 1 S: 7	H: 0 LOB: 0 BB: 0 P: 11	R: 0 E: 0 K: 2 S: 7	H: 0 LOB: 0 BB: 0 P: 10	1B: 4 2B: 1 3B: 0 HR: 0	SF: 1 SAC: 1 DP: 0 HBP: 0	WP: 0 PB: 0 CS: 1	PA: 35	
<b>PITCHER</b>	IP	WLS	BF	H	R	ER	SO	BB	IBB	HBP	BLK	WP	HR	S	P	ERA	WHIP				
<b>Zane Smith, L</b> ERA: 3.15	(1, 1)	7.0	L	29	5	4	2	5	1	1	0	0	0	65	99	2.57	0.857				
<b>Stan Belinda, R</b> ERA: 3.03	(8, 1)	2.0		6	0	0	0	3	0	0	0	0	0	14	21	0.00	0.000				

AB	31
R	4
H	5
RBI	4
BB	2
SO	8
LOB	8



Batter	1	2	3	4	5	6	7	8	9	AB	R	H	RBI	BB	SO	LOB	BOTTOM					
<b>Gary Varsho, L</b> OBP: 0.282, SLG: 0.405 <b>Stan Belinda, R</b> (8, 1)	F9	1B		F8			F7		K	4	0	1	0	0	0	1	<b>Montreal Expos @ Pittsburgh Pirates</b> Three Rivers Stadium, Pittsburgh, PA Sat Jun 20 1992, 7:05 PM EDT Att: 31,614 - Cloudy - 56 F					
<b>Dave Clark, L</b> OBP: 0.182, SLG: 0.100 (9, PH)										0	0	0	0	0	0	0						
<b>Jay Bell, R</b> OBP: 0.349, SLG: 0.360 (1, 6)	HR	1B		F7			S			4	1	3	2	0	0	1						
<b>Andy Van Slyke, L</b> OBP: 0.424, SLG: 0.498 (1, 8)	1B				G3		K			4	1	1	0	0	2	3						
<b>Orlando Merced, S</b> OBP: 0.340, SLG: 0.333 (1, 9)	1B	F8			G3-1			F7		3	0	0	0	1	0	2						
<b>Michael LaValliere, L</b> OBP: 0.350, SLG: 0.328 (1, 2)	1B			G4-3		G4-3		G4-3		4	0	1	1	0	0	0						
<b>Steve Buechele, R</b> OBP: 0.336, SLG: 0.392 (1, 5)	FC5-2-5			F9			F8		P8	4	0	0	0	0	0	2						
<b>Jeff King, R</b> OBP: 0.240, SLG: 0.328 (1, 3)	K			F8			F8		F8	4	0	0	0	0	1	2						
<b>Jose Lind, R</b> OBP: 0.283, SLG: 0.290 (1, 4)		1B		E5			F9		G5-3	4	1	1	0	0	0	0						
<b>Zane Smith, L</b> OBP: 0.162, SLG: 0.194 <b>Cecil Espy, S</b> (7, PH) (8, 7)	P2			SH1-3			F8			1	0	0	0	0	0	1						
										2	0	1	0	0	0	0						
<b>Inning Stats</b>	R: 2 E: 0 K: 1 S: 20	H: 3 LOB: 2 BB: 1 P: 33	R: 1 E: 0 K: 1 S: 13	H: 3 LOB: 0 BB: 0 P: 18	R: 0 E: 0 K: 0 S: 6	H: 0 LOB: 0 BB: 0 P: 9	R: 0 E: 1 K: 0 S: 10	H: 0 LOB: 1 BB: 0 P: 16	R: 0 E: 0 K: 0 S: 6	H: 0 LOB: 0 BB: 0 P: 9	R: 0 E: 0 K: 0 S: 12	H: 0 LOB: 0 BB: 0 P: 17	R: 0 E: 0 K: 1 S: 10	H: 1 LOB: 1 BB: 0 P: 16	R: 0 E: 0 K: 0 S: 8	H: 0 LOB: 0 BB: 0 P: 12	R: 0 E: 0 K: 1 S: 13	H: 1 LOB: 1 BB: 0 P: 17	1B: 7 2B: 0 3B: 0 HR: 1	SF: 0 SAC: 1 DP: 0 HBP: 0	WP: 0 PB: 0 CS: 0	PA: 37
<b>PITCHER</b>	IP	WLS	BF	H	R	ER	SO	BB	IBB	HBP	BLK	WP	HR	S	P	ERA	WHIP					
<b>Mark Gardner, R</b> ERA: 3.47	(1, 1)	8.2	W	36	8	3	3	3	1	0	0	0	0	95	143	3.12	1.038					
<b>John Wetteland, R</b> ERA: 4.11	(9, 1)	0.1	S	1	0	0	0	1	0	0	0	0	0	3	4	0.00	0.000					





Batter	1	2	3	4	5	6	7	8	9	AB R H RBI BB SO LOB	TOP										
Marquis Grissom, R (1, 8) OBP: 0.332, SLG: 0.414	G6-3		E6 G4-3 1B			F7	F9 BB		S 1B	4 0 2 1 1 0 0	<b>Montreal Expos @ Pittsburgh Pirates</b> Three Rivers Stadium, Pittsburgh, PA Sun Jun 21 1992, 3:33 AM EDT Att: 20,138 - Cloudy - 52 F										
Delino DeShields, L (1, 4) OBP: 0.349, SLG: 0.366 Darren Reed, R (9, PH) OBP: 0.219, SLG: 0.400	S 1B		G4-3			F8	SF8		K 1B	3 0 1 1 0 0 1 1 0 0 0 0 1 1											
Moises Alou, R (1, 9) OBP: 0.347, SLG: 0.504	G5-3		G6-3			1B	F9		P9	5 0 1 0 0 0 5											
John Vander Wal, L (1, 3) OBP: 0.315, SLG: 0.316 Mel Rojas, R (7, 1) OBP: 0.200, SLG: 0.200 Rick Cerone, R (9, PH) OBP: 0.365, SLG: 0.480	L6		G6-3			FC6-4 1B	F7		K	4 0 1 0 0 0 3 0 0 0 0 0 0 0 1 0 0 0 0 1 1											
Gary Carter, R (1, 2) OBP: 0.323, SLG: 0.379		P3				FC6-4 1B			K	3 0 0 0 1 1 2											
Tim Lincecum, R (1, 5) OBP: 0.315, SLG: 0.357										4 2 3 0 0 0 1											
Matt Stairs, L (1, 7) OBP: 0.323, SLG: 0.250										3 1 1 0 1 0 1											
Spike Owen, S (1, 6) OBP: 0.332, SLG: 0.430 Lary Walker, L (8, PH) OBP: 0.341, SLG: 0.498 Tom Foley, L (8, 6) OBP: 0.222, SLG: 0.190										3 1 1 1 0 0 1 0 0 0 1 0 0 0 0 0 0 0 0 0 0											
Dennis Martinez, R (1, 1) OBP: 0.246, SLG: 0.266 Bill Sampen, R (7, PH) OBP: 0.273, SLG: 0.394 Darrin Fletcher, L (8, PH) OBP: 0.238, SLG: 0.271										1 0 0 0 0 0 0 1 0 0 0 0 1 0 1 0 1 0 0 0 0 1 0 0 0 0 1 1											
<b>Inning Stats</b>	R: 0 E: 0 K: 0 S: 9	H: 1 LOB: 1 BB: 0 P: 17	R: 0 E: 0 K: 0 S: 8	H: 1 LOB: 1 BB: 0 P: 15	R: 0 E: 1 K: 0 S: 9	H: 1 LOB: 1 BB: 0 P: 10	R: 0 E: 0 K: 0 S: 10	H: 0 LOB: 0 BB: 0 P: 21	R: 0 E: 0 K: 1 S: 8	H: 0 LOB: 0 BB: 0 P: 11		R: 0 E: 0 K: 0 S: 9	H: 2 LOB: 2 BB: 0 P: 16	R: 3 E: 0 K: 0 S: 19	H: 3 LOB: 2 BB: 2 P: 33	R: 1 E: 0 K: 2 S: 14	H: 2 LOB: 1 BB: 0 P: 21	R: 0 E: 0 K: 2 S: 11	H: 1 LOB: 1 BB: 0 P: 18	1B: 9 2B: 2 3B: 0 HR: 0	SF: 2 SAC: 0 DP: 0 HBP: 0
<b>PITCHER</b>	IP WLS BF H R ER SO BB IBB HBP BLK WP HR S P ERA WHIP											IP WLS BF H R ER SO BB IBB HBP BLK WP HR S P ERA WHIP									
Jeff Robinson, R (1, 1) ERA: 4.47	6.0 W 23 5 0 0 1 1 0 0 0 0 0 0 53 90 0.00 1.000																				
Denny Neagle, L (7, 1) ERA: 4.7	0.0 3 2 3 3 0 1 0 0 0 0 1 0 6 12 ∞ ∞																				
Roger Mason, R (7, 1) ERA: 3.56	2.0 11 4 1 1 2 1 0 0 0 0 0 0 29 46 4.50 2.500																				
Bob Patterson, L (9, 1) ERA: 2.51	0.1 1 0 0 0 1 0 0 0 0 0 0 0 3 5 0.00 0.000																				
Stan Belinda, R (9, 1) ERA: 2.97	0.2 S 2 0 0 0 1 0 0 0 0 0 0 0 6 9 0.00 0.000																				

Batter	1	2	3	4	5	6	7	8	9	AB R H RBI BB SO LOB	BOTTOM								
Gary Varsho, L (1, 9) OBP: 0.268, SLG: 0.385	F8		F7	FC3-6 1B		G4-3				4 1 0 1 0 0 2	<b>Montreal Expos @ Pittsburgh Pirates</b> Three Rivers Stadium, Pittsburgh, PA Sun Jun 21 1992, 3:33 AM EDT Att: 20,138 - Cloudy - 52 F								
Jay Bell, R (1, 6) OBP: 0.351, SLG: 0.359	K		HR BB	1B		K				3 1 1 1 1 2 0									
Andy Van Slyke, L (1, 8) OBP: 0.422, SLG: 0.494	1B		F8	F7		G4-3				4 0 1 0 0 0 2									
Orlando Merced, S (1, 3) OBP: 0.338, SLG: 0.349	F7		HR			G4-3				4 1 1 2 0 0 1									
Cecil Espy, S (1, 7) OBP: 0.280, SLG: 0.317		P6	K			G6-3				4 0 0 0 0 1 0									
Michael LaValliere, L (1, 2) OBP: 0.354, SLG: 0.328	E6 1B			F9 BB 1B		F7				3 1 1 0 1 0 0									
John Wehner, R (1, 5) OBP: 0.250, SLG: 0.267 Stan Belinda, R (9, 1) ERA: 2.97	F7			E FC3-6 BB		P6				3 1 0 0 1 0 1 0 0 0 0 0 0 0									
Jose Lind, R (1, 4) OBP: 0.284, SLG: 0.287				F9		F7				2 0 0 0 1 0 2									
Jeff Robinson, R (1, 1) OBP: 0.250, SLG: 0.250 Zane Smith, L (6, PH) OBP: 0.194, SLG: 0.194 Denny Neagle, L (7, 1) ERA: 4.7 Roger Mason, R (7, 1) ERA: 3.56 Bob Patterson, R (9, 1) OBP: 0.300, SLG: 0.400 Steve Buecheler, R (9, 9) OBP: 0.300, SLG: 0.300				E1 FC3-6 1B						2 0 1 1 0 1 2 0 0 0 0 1 0									
<b>Inning Stats</b>	R: 0 E: 0 K: 1 S: 8	H: 1 LOB: 1 BB: 0 P: 11	R: 0 E: 1 K: 1 S: 11	H: 1 LOB: 2 BB: 1 P: 20	R: 2 E: 0 K: 1 S: 11	H: 1 LOB: 0 BB: 1 P: 16	R: 3 E: 1 K: 0 S: 14	H: 2 LOB: 1 BB: 2 P: 27	R: 0 E: 0 K: 0 S: 8	H: 0 LOB: 0 BB: 0 P: 12		R: 0 E: 0 K: 0 S: 6	H: 0 LOB: 1 BB: 1 P: 11	R: 0 E: 0 K: 1 S: 7	H: 0 LOB: 0 BB: 0 P: 11	R: 0 E: 0 K: 0 S: 7	H: 0 LOB: 0 BB: 0 P: 9	1B: 4 2B: 0 3B: 0 HR: 1	SF: 0 SAC: 0 DP: 0 HBP: 0
<b>PITCHER</b>	IP WLS BF H R ER SO BB IBB HBP BLK WP HR S P ERA WHIP											IP WLS BF H R ER SO BB IBB HBP BLK WP HR S P ERA WHIP							
Dennis Martinez, R (1, 1) ERA: 2.7	3.2 L 20 5 5 5 3 3 0 0 0 0 0 0 42 72 0.00 0.429																		
Bill Sampen, R (4, 1) ERA: 3.12	2.1 8 0 0 0 0 1 0 0 0 0 0 0 16 25 0.00 0.429																		
Mel Rojas, R (7, 1) ERA: 1.47	2.0 6 0 0 0 0 1 0 0 0 0 0 0 14 20 0.00 0.000																		











Batter	1	2	3	4	5	6	7	8	9	AB	R	H	RBI	BB	SO	LOB	TOP				
Lenny Dykstra, L (1, 8) Ricky Jordan, R (7, 7) OBP: 0.360, SLG: 0.381 OBP: 0.283, SLG: 0.362	3-2 SH2-3 2B	4-0 FC6-4 BB			0-0 G1-3		1-0 BB 1B		0-0 G1-3	3	1	2	0	1	0	0					
Mariano Duncan, R (1, 6) OBP: 0.307, SLG: 0.406	0-0 SH2-3 2-3	0-1 FC6-4 1-2			0-1 G5-3		0-1 P4		2-0 G6-3	4	0	0	0	0	0	4					
Dave Hollins, S (1, 5) OBP: 0.376, SLG: 0.419	1-3 K2-3				3-2 F8		4-2 BB 1-2 2-3			3	0	0	0	1	1	1					
John Kruk, L (1, 3) Ben Rivera, R (7, 1) OBP: 0.451, SLG: 0.496	2-1 BB 3-H 2B				3-1 F7		3-2 FC5-4 1B		2-3 K	4	0	2	1	0	1	3					
Darren Daulton, L (1, 2) Steve Lake, R (8, 2) OBP: 0.342, SLG: 0.474	4-2 BB				1-0 E4		4-2 FC5-4 BB		0-0 S 1B	2	0	1	0	2	0	0					
Wes Chamberlain, R (1, 7) OBP: 0.227, SLG: 0.336	0-0 F9				0-1 F9		1-2 FC5-4 G4-6-3 1-2 2-3		0-2 F9	4	0	0	0	0	0	6					
Ruben Amaro Jr, S (1, 9) OBP: 0.310, SLG: 0.329					3-1 G1-6-3		1-0 G4-6-3 1-2		3-2 F8	4	0	0	0	0	0	3					
Mickey Morandini, L (1, 4) OBP: 0.319, SLG: 0.367					2-1 G4-3 3B		0-1 G4-3		0-2 G3	4	0	1	0	0	0	1					
Mickey Weston, R (1, 1) Bob Ayrault, R (4, 1) Wally Ritchie, L (6, 1) Jeff Grotewold, L (7, PH) OBP: 0.333, SLG: 0.316					0-3 K		0-3 K		2-0 BB 1B	2	0	0	0	0	2	1					
<b>Inning Stats</b>	R: 1 E: 0 K: 1 S: 12	H: 2 LOB: 2 BB: 1 P: 22	R: 0 E: 0 K: 1 S: 9	H: 1 LOB: 2 BB: 1 P: 18	R: 0 E: 1 K: 0 S: 7	H: 0 LOB: 1 BB: 0 P: 13	R: 0 E: 0 K: 1 S: 8	H: 0 LOB: 0 BB: 0 P: 9	R: 0 E: 0 K: 0 S: 8	H: 1 LOB: 1 BB: 1 P: 18	R: 0 E: 0 K: 1 S: 11	H: 2 LOB: 3 BB: 1 P: 20	R: 0 E: 0 K: 0 S: 10	H: 1 LOB: 1 BB: 0 P: 13	R: 0 E: 0 K: 0 S: 6	H: 0 LOB: 0 BB: 0 P: 11	1B: 4 2B: 2 3B: 1 HR: 0	SF: 0 SAC: 1 DP: 1 HBP: 0	WP: 0 PB: 0 SB: 2 CS: 0	PA: 38	
<b>PITCHER</b>	IP WLS BF H R ER SO BB IBB HBP BLK WP HR S P ERA WHIP	IP WLS BF H R ER SO BB IBB HBP BLK WP HR S P ERA WHIP	IP WLS BF H R ER SO BB IBB HBP BLK WP HR S P ERA WHIP	IP WLS BF H R ER SO BB IBB HBP BLK WP HR S P ERA WHIP	IP WLS BF H R ER SO BB IBB HBP BLK WP HR S P ERA WHIP	IP WLS BF H R ER SO BB IBB HBP BLK WP HR S P ERA WHIP	IP WLS BF H R ER SO BB IBB HBP BLK WP HR S P ERA WHIP	IP WLS BF H R ER SO BB IBB HBP BLK WP HR S P ERA WHIP	IP WLS BF H R ER SO BB IBB HBP BLK WP HR S P ERA WHIP	IP WLS BF H R ER SO BB IBB HBP BLK WP HR S P ERA WHIP	IP WLS BF H R ER SO BB IBB HBP BLK WP HR S P ERA WHIP	IP WLS BF H R ER SO BB IBB HBP BLK WP HR S P ERA WHIP	IP WLS BF H R ER SO BB IBB HBP BLK WP HR S P ERA WHIP	IP WLS BF H R ER SO BB IBB HBP BLK WP HR S P ERA WHIP	IP WLS BF H R ER SO BB IBB HBP BLK WP HR S P ERA WHIP	IP WLS BF H R ER SO BB IBB HBP BLK WP HR S P ERA WHIP	IP WLS BF H R ER SO BB IBB HBP BLK WP HR S P ERA WHIP	IP WLS BF H R ER SO BB IBB HBP BLK WP HR S P ERA WHIP	IP WLS BF H R ER SO BB IBB HBP BLK WP HR S P ERA WHIP	IP WLS BF H R ER SO BB IBB HBP BLK WP HR S P ERA WHIP	IP WLS BF H R ER SO BB IBB HBP BLK WP HR S P ERA WHIP

Philadelphia Phillies @ Montreal Expos  
Olympic Stadium, Montreal, QB  
Wed Jun 24 1992, 3:33 AM EDT  
Att: 17,422 - Dome - 70 F

AB 33  
R 1  
H 7  
RBI 1  
BB 4  
SO 4  
LOB 19



Batter	1	2	3	4	5	6	7	8	9	AB	R	H	RBI	BB	SO	LOB	BOTTOM				
Delino DeShields, L (1, 4) OBP: 0.351, SLG: 0.368	3-2 S 1B				0-0 2B 1B	3-2 S 2B			3-3 K	5	2	4	1	0	1	1					
Moises Alou, R (1, 9) OBP: 0.348, SLG: 0.496	2-2 G5-3 1-2				0-1 F9 1B	3-2 F9 1B			0-1 FC6-4 1-2	5	1	2	3	0	0	3					
Marquis Grissom, R (1, 8) OBP: 0.338, SLG: 0.413	4-0 G4-6-3 BB				1-1 1B G4-3 HBP	2-3 K G4-3				2	1	0	0	1	1	2					
John Vander Wal, L (1, 7) OBP: 0.316, SLG: 0.310	0-0 G4-6-3 1-2				0-0 G4-3 1B	0-0 F7			0-0 G4-3	4	0	1	2	0	0	2					
Tim Wallach, R (1, 5) OBP: 0.311, SLG: 0.347					0-2 G5-3 G4-3	2-2 L5			1-2 F8	4	0	0	1	0	0	1					
Darin Fletcher, L (1, 2) OBP: 0.250, SLG: 0.269					2-2 G6-3 F8	3-2 FC3-5 HBP 1B			4-0 BB	3	0	1	0	1	0	1					
Gary Carter, R (1, 3) Archi Cianfrocco, R (6, PH) OBP: 0.266, SLG: 0.380					1-2 G5-3	2-1 L4			1-0 FC3-5 HBP 1B	2	0	0	0	0	0	0					
Tom Foley, L (1, 6) OBP: 0.209, SLG: 0.177					3-2 F7 1B	0-0 F8			0-2 F7 G6-3	4	0	0	0	0	0	2					
Ken Hill, R (1, 1) Mel Rojas, R (7, 1) Matt Stairs, L (6, PH) John Wetteland, R (9, 1) OBP: 0.300, SLG: 0.429 OBP: 0.200, SLG: 0.200 OBP: 0.316, SLG: 0.233 OBP: 0.316, SLG: 0.316					1-2 F7 1B	0-0 F8			1-1 FC3-5 1B 2B	3	3	2	1	0	0	2					
<b>Inning Stats</b>	R: 0 E: 0 K: 0 S: 10	H: 1 LOB: 1 BB: 1 P: 19	R: 0 E: 0 K: 0 S: 9	H: 0 LOB: 0 BB: 0 P: 12	R: 4 E: 0 K: 0 S: 17	H: 4 LOB: 1 BB: 0 P: 26	R: 1 E: 0 K: 0 S: 11	H: 2 LOB: 1 BB: 0 P: 19	R: 0 E: 0 K: 1 S: 7	H: 0 LOB: 0 BB: 0 P: 11	R: 3 E: 0 K: 0 S: 16	H: 3 LOB: 2 BB: 0 P: 26	R: 0 E: 0 K: 1 S: 8	H: 0 LOB: 1 BB: 1 P: 16	R: 0 E: 0 K: 1 S: 11	H: 1 LOB: 1 BB: 0 P: 16	1B: 7 2B: 3 3B: 0 HR: 1	SF: 0 SAC: 0 DP: 1 HBP: 2	WP: 0 PB: 0 SB: 2 CS: 0	PA: 38	
<b>PITCHER</b>	IP WLS BF H R ER SO BB IBB HBP BLK WP HR S P ERA WHIP	IP WLS BF H R ER SO BB IBB HBP BLK WP HR S P ERA WHIP	IP WLS BF H R ER SO BB IBB HBP BLK WP HR S P ERA WHIP	IP WLS BF H R ER SO BB IBB HBP BLK WP HR S P ERA WHIP	IP WLS BF H R ER SO BB IBB HBP BLK WP HR S P ERA WHIP	IP WLS BF H R ER SO BB IBB HBP BLK WP HR S P ERA WHIP	IP WLS BF H R ER SO BB IBB HBP BLK WP HR S P ERA WHIP	IP WLS BF H R ER SO BB IBB HBP BLK WP HR S P ERA WHIP	IP WLS BF H R ER SO BB IBB HBP BLK WP HR S P ERA WHIP	IP WLS BF H R ER SO BB IBB HBP BLK WP HR S P ERA WHIP	IP WLS BF H R ER SO BB IBB HBP BLK WP HR S P ERA WHIP	IP WLS BF H R ER SO BB IBB HBP BLK WP HR S P ERA WHIP	IP WLS BF H R ER SO BB IBB HBP BLK WP HR S P ERA WHIP	IP WLS BF H R ER SO BB IBB HBP BLK WP HR S P ERA WHIP	IP WLS BF H R ER SO BB IBB HBP BLK WP HR S P ERA WHIP	IP WLS BF H R ER SO BB IBB HBP BLK WP HR S P ERA WHIP	IP WLS BF H R ER SO BB IBB HBP BLK WP HR S P ERA WHIP	IP WLS BF H R ER SO BB IBB HBP BLK WP HR S P ERA WHIP	IP WLS BF H R ER SO BB IBB HBP BLK WP HR S P ERA WHIP	IP WLS BF H R ER SO BB IBB HBP BLK WP HR S P ERA WHIP	IP WLS BF H R ER SO BB IBB HBP BLK WP HR S P ERA WHIP

Philadelphia Phillies @ Montreal Expos  
Olympic Stadium, Montreal, QB  
Wed Jun 24 1992, 3:33 AM EDT  
Att: 17,422 - Dome - 70 F

AB 34  
R 8  
H 11  
RBI 8  
BB 2  
SO 3  
LOB 15





Batter	1	2	3	4	5	6	7	8	9	AB	R	H	RBI	BB	SO	LOB	TOP	
<b>Cecil Espy, S</b> OBP: 0.305, SLG: 0.348 (1, 7)	0-2 SH1-3 G4-3 2B	1-1 FC4-6 CS			0-2 F8		0-0 L9			4	1	1	0	0	0	2		
<b>Jay Bell, R</b> OBP: 0.349, SLG: 0.352 (1, 6)	0-1 SH1-3 2-3	2-0 CS	1-1 G1-3		3-2 G1-3			2-1 E5 FC5-4		3	0	0	0	0	0	0		
<b>Andy Van Slyke, L</b> OBP: 0.414, SLG: 0.478 (1, 8)	4-2 G4-3 1B BB		0-3 K		2-2 G4-3			3-3 K		3	1	0	0	1	2	1		
<b>Orlando Merced, S</b> OBP: 0.332, SLG: 0.363 (1, 3)	3-1 G4-3 1-2 3-H		2-2 L3			1-3 K		1-2 FC5-4 1B		4	0	0	1	0	1	2		
<b>Michael LaValliere, L</b> OBP: 0.355, SLG: 0.320 <b>Don Slaught, R</b> OBP: 0.449, SLG: 0.560 (8, 2)	4-2 1B BB		2-2 BB 1B		0-0 G1-4-3			1-1 1B		2	0	1	0	1	0	0		
<b>Steve Buechele, R</b> OBP: 0.336, SLG: 0.394 <b>Denny Neagle, L</b> (6, 1)	0-1 1B		0-2 L9		2-0 G6-3			0-3 K		3	0	1	1	0	0	1		
<b>Lloyd McClendon, R</b> OBP: 0.390, SLG: 0.368 <b>Gary Varsho, L</b> OBP: 0.261, SLG: 0.393 <b>Jerry Don Gleadon, L</b> (8, 1)	1-2 2-H 1B		4-1 BB		4-1 BB			4-2 G4-6-3 1B BB		1	0	0	0	2	0	2		
<b>Dave Clark, L</b> OBP: 0.333, SLG: 0.353 (1, 9)	2-2 FC6 1-2		1-1 F7		0-0 F8			3-2 P3		4	0	1	0	0	0	2		
<b>Jose Lind, R</b> OBP: 0.281, SLG: 0.281 (1, 4)		0-1 F8		1-1 F7				1-2 G4-6-3 1B		1	0	1	0	0	0	0		
<b>Zane Smith, L</b> OBP: 0.205, SLG: 0.216 <b>Bob Walk, R</b> (2, 1)		2-1 FC4-6 1B		0-3 K				1-0 G4-6-3		2	1	0	0	0	0	0		
<b>John Wehner, R</b> OBP: 0.238, SLG: 0.211 (6, 5)								1-2 2-3		2	0	0	0	0	0	2		
<b>Inning Stats</b>	R: 2 H: 2 E: 0 K: 0 S: 17	WLS: 2 BF: 26 LOB: 2 BB: 2 P: 30	R: 0 H: 1 E: 0 K: 0 S: 7	R: 0 H: 0 E: 0 K: 1 S: 9	R: 0 H: 1 E: 0 K: 1 S: 13	R: 0 H: 0 E: 0 K: 0 S: 10	R: 0 H: 0 E: 0 K: 1 S: 7	R: 0 H: 1 E: 0 K: 0 S: 6	R: 0 H: 1 E: 1 K: 2 S: 14	R: 0 H: 0 E: 0 K: 0 S: 7	1B: 5 2B: 1 3B: 0 HR: 0	SF: 0 SAC: 1 DP: 1 HBP: 0	WP: 0 PA: 37 CS: 1					
<b>PITCHER</b>	IP WLS BF H R ER SO BB IBB HBP BLK WP HR S P ERA WHIP																	
<b>Dennis Martinez, R</b> ERA: 2.72	6.0 W 26 5 2 2 3 4 0 0 0 0 0 67 106 3.00 1.500																	
<b>Jeff Fassero, L</b> ERA: 2.91	1.2 6 1 0 0 1 0 0 0 0 0 0 13 21 0.00 0.600																	
<b>Mel Rojas, R</b> ERA: 1.35	1.1 S 4 0 0 0 1 0 0 0 0 0 0 10 16 0.00 0.000																	

Pittsburgh Pirates @ Montreal Expos  
Olympic Stadium, Montreal, QB  
Fri Jun 26 1992, 7:05 PM EDT  
Att: 23,014 - Dome - 70 F

AB 31  
R 2  
H 6  
RBI 2  
BB 4  
SO 5  
LOB 16



Batter	1	2	3	4	5	6	7	8	9	AB	R	H	RBI	BB	SO	LOB	BOTTOM
<b>Delino DeShields, L</b> OBP: 0.358, SLG: 0.379 (1, 4)	4-1 SH3 2B	0-2 1B 3B			2-2 F5		2-1 G1-3 E 1B			3	3	2	1	1	0	0	
<b>Moises Alou, R</b> OBP: 0.348, SLG: 0.492 (1, 7)	0-1 SH3 1-3	2-1 FC6-4 1B			1-0 F9		2-2 G1-3 1-H			3	0	1	1	0	0	0	
<b>Marquis Grissom, R</b> OBP: 0.340, SLG: 0.418 (1, 8)	0-0 G4-3 3-H 2B	0-1 FC6-4 1-2			0-1 FC6 1B		2-2 F7			4	0	2	1	0	0	1	
<b>Larry Walker, L</b> OBP: 0.338, SLG: 0.490 (1, 9)	0-0 G4-3 2-3		2-0 G3		0-0 FC6 1-2		1-0 G4-3			4	0	0	0	0	0	2	
<b>Tim Wallach, R</b> OBP: 0.318, SLG: 0.354 (1, 3)		3-2 1B 1B	0-1 F9		1-2 CS 1B		1-0 G5-4-3 1B			4	1	3	0	0	0	0	
<b>Gary Carter, R</b> OBP: 0.320, SLG: 0.364 (1, 2)		2-1 FC6-4 SH3-4 1B	0-1 P3		3-3 K		2-1 F8			4	1	1	0	0	1	2	
<b>Spike Owen, S</b> OBP: 0.336, SLG: 0.426 (1, 6)		2-2 FC6-4 1-2 1B			3-2 G6-3		2-2 S 1B		1-2 G5-4-3	4	0	2	1	0	0	1	
<b>Bret Barberie, S</b> OBP: 0.364, SLG: 0.250 (1, 5)		1-2 FC6-4 SH3-4 3B			1-1 G6-3		4-2 BB			2	1	0	0	1	0	2	
<b>Dennis Martinez, R</b> OBP: 0.194, SLG: 0.194 <b>Jeff Fassero, L</b> (7, 1)		1-1 SH3-4			1-2 G4-3		0-2 G1-3			2	0	0	1	0	0	2	
<b>Mel Rojas, R</b> OBP: 0.200, SLG: 0.200 (8, 1)		1-2 3-H								0	0	0	0	0	0	0	
<b>Inning Stats</b>	R: 1 H: 1 E: 0 K: 0 S: 5	WLS: 1 BF: 10 LOB: 0 BB: 1 P: 9	R: 4 H: 5 E: 0 K: 0 S: 22	R: 0 H: 0 E: 0 K: 0 S: 5	R: 0 H: 0 E: 0 K: 0 S: 8	R: 0 H: 1 E: 0 K: 0 S: 7	R: 0 H: 2 E: 0 K: 1 S: 19	R: 1 H: 1 E: 1 K: 0 S: 14	R: 0 H: 1 E: 0 K: 0 S: 6	R: 0 H: 0 E: 0 K: 0 S: 7	1B: 9 2B: 2 3B: 1 HR: 0	SF: 0 SAC: 2 DP: 2 HBP: 0	WP: 0 PA: 34 CS: 1				
<b>PITCHER</b>	IP WLS BF H R ER SO BB IBB HBP BLK WP HR S P ERA WHIP																
<b>Zane Smith, L</b> ERA: 3.52	1.2 L 10 2 0 0 0 1 0 0 0 0 0 24 36 0.00 0.600																
<b>Bob Walk, R</b> ERA: 3.65	3.1 12 2 0 0 0 0 0 0 0 0 0 33 50 4.50 2.000																
<b>Denny Neagle, L</b> ERA: 4.82	2.0 9 3 1 1 1 1 0 0 0 0 0 6 10 0.00 1.000																
<b>Jerry Don Gleadon, L</b> ERA: 4.44	1.0 3 1 0 0 0 0 0 0 0 0 0 6 10 0.00 1.000																

Pittsburgh Pirates @ Montreal Expos  
Olympic Stadium, Montreal, QB  
Fri Jun 26 1992, 7:05 PM EDT  
Att: 23,014 - Dome - 70 F

AB 30  
R 6  
H 11  
RBI 5  
BB 2  
SO 1  
LOB 10









Batter	1	2	3	4	5	6	7	8	9	AB	R	H	RBI	BB	SO	LOB	TOP				
<b>Cecil Espy, S</b> OBP: 0.307, SLG: 0.345 (1, 9)	G1-3		G6-3		G6-3			K		3	0	0	0	1	1	0					
<b>Jay Bell, R</b> OBP: 0.343, SLG: 0.344 (1, 6)	G5-3		P6			F8		E5		4	0	0	0	0	0	1					
<b>John Wehner, R</b> OBP: 0.280, SLG: 0.190 (1, 3)	2B		F9			F9	1B	L9		2	0	0	0	2	0	2					
<b>Lloyd McClendon, R</b> OBP: 0.394, SLG: 0.385 (1, 7)	2B			G5-3		1B		F8		4	0	2	0	0	0	1					
<b>Jeff King, R</b> OBP: 0.230, SLG: 0.315 (1, 4)	K			G6-3		F9		F8		4	0	0	0	0	1	4					
<b>Steve Buechele, R</b> OBP: 0.343, SLG: 0.407 (9, PR)		G6-3		1B		L8		G5-3	1B	3	0	1	0	1	0	2					
<b>Gary Varsho, L</b> OBP: 0.253, SLG: 0.379 (9, PR)										0	0	0	0	0	0	0					
<b>Don Slaught, R</b> OBP: 0.350, SLG: 0.558 (1, 2)		1B		G5-3		F9		G5-3	1B	4	0	2	0	0	0	1					
<b>Will Pennyfeather, R</b> OBP: 0.200, SLG: 0.200 (1, 8)		F9			G5-3		F9	G5-3		4	0	0	0	0	0	3					
<b>Randy Tomlin, L</b> OBP: 0.242, SLG: 0.167 (7, PH)										2	0	0	0	0	0	1					
<b>Jose Lind, R</b> OBP: 0.287, SLG: 0.296 (7, 1)										1	0	0	0	0	0	0					
<b>Denny Neagle, L</b> OBP: 0.287, SLG: 0.296 (7, 1)										0	0	0	0	0	0	0					
<b>Inning Stats</b>	R: 0 E: 0 K: 1 S: 10	H: 1 LOB: 2 BB: 1 P: 18	R: 0 E: 0 K: 0 S: 5	H: 1 LOB: 1 BB: 0 P: 8	R: 0 E: 0 K: 0 S: 6	H: 0 LOB: 0 BB: 1 P: 13	R: 0 E: 0 K: 0 S: 11	H: 1 LOB: 0 BB: 0 P: 19	R: 0 E: 0 K: 0 S: 4	H: 0 LOB: 0 BB: 0 P: 7	R: 0 E: 0 K: 0 S: 10	H: 1 LOB: 2 BB: 1 P: 20	R: 0 E: 0 K: 1 S: 8	H: 0 LOB: 1 BB: 1 P: 14	R: 0 E: 0 K: 0 S: 9	H: 1 LOB: 2 BB: 1 P: 14	1B: 4 2B: 1 3B: 0 HR: 0	SF: 0 SAC: 0 DP: 1 HBP: 0	WP: 0 PB: 0 SB: 0 CS: 1	PA: 35	
<b>PITCHER</b>	IP	WLS	BF	H	R	ER	SO	BB	IBB	HBP	BLK	WP	HR	S	P	ERA	WHIP				
<b>Brian Barnes, L</b> ERA: 2.77	(1, 1)	8.1	W	34	5	0	2	4	0	0	0	0	0	67	119	0.00	1.080				
<b>Mel Rojas, R</b> ERA: 1.33	(9, 1)	0.2	1	0	0	0	0	0	0	0	0	0	0	2	2	0.00	0.000				

Pittsburgh Pirates @ Montreal Expos  
Olympic Stadium, Montreal, QB  
Sun Jun 28 1992, 3:33 AM EDT  
Att: 24,793 - Dome - 70 F

AB 31  
R 0  
H 5  
RBI 0  
BB 4  
SO 2  
LOB 15



Batter	1	2	3	4	5	6	7	8	9	AB	R	H	RBI	BB	SO	LOB	BOTTOM				
<b>Delino DeShields, L</b> OBP: 0.361, SLG: 0.377 (1, 4)	G6-4-3		G1-3			2B		S		2	2	1	0	2	0	0					
<b>Marquis Grissom, R</b> OBP: 0.346, SLG: 0.426 (1, 8)	G6-4-3			P3		S		2B		3	2	1	1	1	0	1					
<b>Moises Alou, R</b> OBP: 0.360, SLG: 0.522 (1, 7)	CS			P6		2B		HR		4	2	3	4	0	0	0					
<b>Larry Walker, L</b> OBP: 0.343, SLG: 0.521 (1, 9)	CS			1B		HR		HR		4	2	3	3	0	1	0					
<b>Tim Wallach, R</b> OBP: 0.316, SLG: 0.350 (1, 3)				CS		F8		F8		4	0	0	0	0	1	0					
<b>Spike Owen, S</b> OBP: 0.338, SLG: 0.426 (1, 6)						L5		G5-3		4	1	1	0	0	1	0					
<b>Bret Barberie, S</b> OBP: 0.359, SLG: 0.248 (1, 5)						1B		L9		4	0	1	1	0	1	0					
<b>Rick Cerone, R</b> OBP: 0.333, SLG: 0.436 (1, 2)						F7		F7		3	0	0	0	0	0	1					
<b>Brian Barnes, L</b> ERA: 3.32	(1, 1)	6.0	L	24	8	5	4	1	0	0	0	0	0	2	58	7.50	1.500				
<b>Denny Neagle, L</b> ERA: 5.36	(7, 1)	2.0	10	2	4	4	2	2	0	0	0	0	0	1	21	18.00	2.000				
<b>Inning Stats</b>	R: 0 E: 0 K: 0 S: 6	H: 2 LOB: 0 BB: 0 P: 11	R: 1 E: 0 K: 2 S: 10	H: 1 LOB: 0 BB: 0 P: 16	R: 0 E: 0 K: 1 S: 7	H: 0 LOB: 0 BB: 0 P: 12	R: 0 E: 0 K: 0 S: 7	H: 1 LOB: 0 BB: 0 P: 11	R: 1 E: 0 K: 1 S: 15	H: 2 LOB: 1 BB: 0 P: 24	R: 3 E: 0 K: 1 S: 13	H: 2 LOB: 0 BB: 1 P: 21	R: 0 E: 0 K: 2 S: 9	H: 0 LOB: 0 BB: 0 P: 13	R: 4 E: 0 K: 0 S: 12	H: 2 LOB: 0 BB: 2 P: 27	1B: 4 2B: 3 3B: 0 HR: 3	SF: 0 SAC: 0 DP: 1 HBP: 0	WP: 0 PB: 0 SB: 0 CS: 2	PA: 36	
<b>PITCHER</b>	IP	WLS	BF	H	R	ER	SO	BB	IBB	HBP	BLK	WP	HR	S	P	ERA	WHIP				

Pittsburgh Pirates @ Montreal Expos  
Olympic Stadium, Montreal, QB  
Sun Jun 28 1992, 3:33 AM EDT  
Att: 24,793 - Dome - 70 F

AB 31  
R 9  
H 10  
RBI 9  
BB 3  
SO 6  
LOB 3









Batter	1	2	3	4	5	6	7	8	9	AB	R	H	RBI	BB	SO	LOB	TOP								
<b>Delino DeShields, L</b> OBP: 0.360, SLG: 0.379 (1.4)	F8		K					L7		5	1	2	1	0	1	3	<b>Montreal Expos @ Philadelphia Phillies</b> Veterans Stadium, Philadelphia, PA Tue Jun 30 1992, 7:05 PM EDT Att: 22,282 - Cloudy - 87 F								
<b>Marquis Grissom, R</b> OBP: 0.346, SLG: 0.419 (1.8)	HR		CS					P3		3	1	1	0	2	0	3									
<b>John Vander Wal, L</b> OBP: 0.337, SLG: 0.364 (1.7)	HR		1B							3	2	2	3	2	1	1									
<b>Larry Walker, L</b> OBP: 0.343, SLG: 0.527 (1.9)	L3		G4-3							4	1	2	2	0	0	1									
<b>Tim Wallach, R</b> OBP: 0.320, SLG: 0.351 (1.5)	G5-3									4	0	1	0	1	0	0									
<b>Darin Fletcher, L</b> OBP: 0.228, SLG: 0.243 (1.2)		L8								5	0	0	1	0	0	5									
<b>Archi Cianfrocco, R</b> OBP: 0.271, SLG: 0.383 (1.3)		K								5	0	1	0	0	1	2									
<b>Spike Owen, S</b> OBP: 0.333, SLG: 0.422 (1.6)		F7								5	0	1	0	0	0	4									
<b>Ken Hill, R</b> OBP: 0.333, SLG: 0.484 (1.1)										3	2	2	0	0	1	0									
<b>Bret Barberie, S</b> OBP: 0.354, SLG: 0.244 (8, PH)										1	0	0	0	0	1	2									
<b>Mel Rojas, R</b> OBP: 0.200, SLG: 0.200 (8.1)			1B							0	0	0	0	0	0	0									
<b>Inning Stats</b>	R: 2 E: 0 K: 0 S: 6	H: 1 LOB: 0 BB: 1 P: 13	R: 0 E: 0 K: 1 S: 8	H: 0 LOB: 0 BB: 0 P: 12	R: 1 E: 0 K: 1 S: 10	H: 3 LOB: 1 BB: 0 P: 18	R: 0 E: 0 K: 0 S: 4	H: 0 LOB: 0 BB: 0 P: 8	R: 1 E: 0 K: 1 S: 15	H: 2 LOB: 1 BB: 0 P: 28	R: 1 E: 0 K: 0 S: 10	H: 2 LOB: 1 BB: 0 P: 18	R: 1 E: 0 K: 1 S: 18	H: 1 LOB: 3 BB: 3 P: 35	R: 0 E: 1 K: 1 S: 10	H: 1 LOB: 2 BB: 1 P: 16	R: 1 E: 1 K: 0 S: 12	H: 2 LOB: 2 BB: 1 P: 19	1B: 7 2B: 3 3B: 0 HR: 2	SF: 1 SAC: 0 DP: 1 HBP: 0	WP: 0 PB: 0 SB: 1 CS: 1	PA: 44			
<b>PITCHER</b>	IP	WLS	BF	H	R	ER	SO	BB	IBB	HBP	BLK	WP	HR	S	P	ERA	WHIP								
<b>Mike Williams, R</b> ERA: 7.71 (1.1)	4.2	L	20	6	4	4	2	1	0	0	0	0	1	38	21	7.71	1.500								
<b>Wally Ritchie, L</b> ERA: 3.0 (5.1)	1.1		6	2	1	1	1	0	0	0	0	0	1	15	26	6.75	1.500								
<b>Bob Ayrault, R</b> ERA: 2.7 (7.1)	1.0		7	1	1	1	1	3	0	0	0	0	0	18	35	9.00	4.000								
<b>Ben Rivera, R</b> ERA: 3.99 (8.1)	2.0		11	3	1	1	1	1	0	0	0	0	0	22	35	4.50	2.000								

AB	38
R	7
H	12
RBI	7
BB	5
SO	5
LOB	21



Batter	1	2	3	4	5	6	7	8	9	AB	R	H	RBI	BB	SO	LOB	BOTTOM								
<b>Ruben Amaro Jr, S</b> OBP: 0.306, SLG: 0.308 (1.8)	G4-3		G3							3	1	0	0	0	0	1	<b>Montreal Expos @ Philadelphia Phillies</b> Veterans Stadium, Philadelphia, PA Tue Jun 30 1992, 7:05 PM EDT Att: 22,282 - Cloudy - 87 F								
<b>Mariano Duncan, R</b> OBP: 0.306, SLG: 0.408 (1.7)	G4-3									4	0	1	0	0	0	0									
<b>John Kruk, L</b> OBP: 0.453, SLG: 0.502 (1.3)	G3									2	0	0	0	2	0	0									
<b>Darren Daulton, L</b> OBP: 0.403, SLG: 0.547 (1.2)										3	0	1	1	0	1	0									
<b>Dave Hollins, S</b> OBP: 0.373, SLG: 0.433 (1.5)										4	0	1	0	0	0	4									
<b>Wes Chamberlain, R</b> OBP: 0.288, SLG: 0.429 (1.9)										4	1	2	1	0	0	3									
<b>Dale Sveum, S</b> OBP: 0.281, SLG: 0.188 (1.6)										3	0	0	0	1	0	2									
<b>Mickey Morandini, L</b> OBP: 0.311, SLG: 0.354 (1.4)										4	0	0	0	0	0	2									
<b>Mike Williams, R</b> ERA: 7.71 (1.1)										1	0	0	0	0	1	0									
<b>Wally Ritchie, L</b> ERA: 3.0 (5.1)										0	0	0	0	0	0	0									
<b>Jeff Grotewold, L</b> OBP: 0.266, SLG: 0.273 (6, PH)										1	0	0	0	0	0	0									
<b>Bob Ayrault, R</b> ERA: 2.7 (7.1)										0	0	0	0	0	0	0									
<b>Wally Backman, S</b> OBP: 0.301, SLG: 0.313 (8.1)										1	0	0	0	0	0	1									
<b>Ben Rivera, R</b> ERA: 3.99 (8.1)										1	0	0	0	0	0	0									
<b>Ricky Jordan, R</b> OBP: 0.295, SLG: 0.350 (8.9)										0	0	0	0	0	0	0									
<b>Inning Stats</b>	R: 0 E: 0 K: 0 S: 7	H: 0 LOB: 0 BB: 0 P: 12	R: 0 E: 0 K: 1 S: 8	H: 1 LOB: 1 BB: 0 P: 14	R: 0 E: 0 K: 1 S: 8	H: 0 LOB: 0 BB: 0 P: 9	R: 0 E: 0 K: 0 S: 11	H: 0 LOB: 0 BB: 0 P: 17	R: 0 E: 0 K: 0 S: 9	H: 1 LOB: 1 BB: 0 P: 10	R: 1 E: 0 K: 0 S: 9	H: 1 LOB: 2 BB: 1 P: 16	R: 1 E: 0 K: 0 S: 7	H: 1 LOB: 1 BB: 1 P: 13	R: 0 E: 0 K: 0 S: 9	H: 1 LOB: 2 BB: 1 P: 15	R: 0 E: 0 K: 0 S: 5	H: 0 LOB: 0 BB: 0 P: 7	1B: 2 2B: 2 3B: 0 HR: 1	SF: 1 SAC: 0 DP: 0 HBP: 1	WP: 0 PB: 0 SB: 0 CS: 0	PA: 36			
<b>PITCHER</b>	IP	WLS	BF	H	R	ER	SO	BB	IBB	HBP	BLK	WP	HR	S	P	ERA	WHIP								
<b>Ken Hill, R</b> ERA: 2.61 (1.1)	7.0	W	28	4	2	2	2	2	0	1	0	0	0	14	22	0.00	1.000								
<b>Mel Rojas, R</b> ERA: 1.27 (8.1)	2.0		8	1	0	0	0	1	0	0	0	0	0	14	22	0.00	1.000								





Batter	1	2	3	4	5	6	7	8	9	AB R H RBI BB SO LOB	TOP											
<b>Delino DeShields, L</b> (1,4) OBP: 0.367, SLG: 0.387										5 2 4 0 0 1 0	<b>Montreal Expos @ Philadelphia Phillies</b> Veterans Stadium, Philadelphia, PA Wed Jul 01 1992, 7:05 PM EDT Att: 41,222 - Overcast - 83 F											
<b>Marquis Grissom, R</b> (1,8) OBP: 0.344, SLG: 0.416										4 1 1 1 0 2 3												
<b>Moises Alou, R</b> (1,7) OBP: 0.352, SLG: 0.500										5 0 0 0 0 2 4												
<b>Larry Walker, L</b> (1,9) OBP: 0.345, SLG: 0.526										4 0 2 2 0 0 0												
<b>Tim Wallach, R</b> (1,5) OBP: 0.322, SLG: 0.348										2 0 0 1 2 0 1												
<b>Spike Owen, S</b> (1,6) OBP: 0.358, SLG: 0.413										4 0 0 0 0 1 5												
<b>Gary Carter, R</b> (1,2)										4 1 1 0 0 0 0												
<b>Archi Cianfrocco, R</b> (1,3) OBP: 0.270, SLG: 0.392										4 1 1 1 0 1 0												
<b>Dennis Martinez, R</b> (1,1) OBP: 0.184, SLG: 0.184										2 0 0 0 0 2 0												
<b>Bret Barberie, S</b> (7, PH) OBP: 0.358, SLG: 0.244										0 1 0 0 1 0 0												
<b>Jeff Fassero, L</b> (7, 1)										1 0 0 0 0 1 0												
<b>John Wetteland, R</b> (8, 1)										0 0 0 0 0 0 0												
<b>Inning Stats</b>	R: 2 E: 0 K: 0 S: 13	H: 3 LOB: 1 BB: 0 P: 24	R: 0 E: 0 K: 1 S: 10	H: 0 LOB: 0 BB: 0 P: 14	R: 1 E: 0 K: 0 S: 6	H: 1 LOB: 0 BB: 0 P: 10	R: 0 E: 0 K: 0 S: 6	H: 0 LOB: 0 BB: 0 P: 11	R: 0 E: 0 K: 1 S: 7	H: 1 LOB: 1 BB: 0 P: 15	R: 0 E: 0 K: 0 S: 7	H: 0 LOB: 1 BB: 1 P: 14	R: 3 E: 0 K: 3 S: 24	H: 4 LOB: 3 BB: 2 P: 41	R: 0 E: 0 K: 2 S: 9	H: 0 LOB: 0 BB: 0 P: 17	R: 0 E: 0 K: 3 S: 10	H: 0 LOB: 0 BB: 0 P: 12	1B: 8 2B: 0 3B: 1 HR: 0	SF: 1 SAC: 0 DP: 0 HBP: 0	WP: 1 PB: 0 SB: 2 CS: 0	PA: 39
<b>PITCHER</b>	IP WLS BF H R ER SO BB IBB HBP BLK WP HR S P ERA WHIP											<b>PITCHER</b>	IP WLS BF H R ER SO BB IBB HBP BLK WP HR S P ERA WHIP									
<b>Kyle Abbott, L</b> (1, 1) ERA: 5.61	6.0 L 27 7 6 5 2 2 0 0 0 0 1 0 60 104 7.50 1.500																					
<b>Barry Jones, R</b> (7, 1) ERA: 3.95	1.0 6 2 0 0 3 1 0 0 0 0 0 0 16 25 0.00 3.000																					
<b>Mike Hartley, R</b> (8, 1) ERA: 1.29	2.0 6 0 0 0 5 0 0 0 0 0 0 0 19 29 0.00 0.000																					

Batter	1	2	3	4	5	6	7	8	9	AB R H RBI BB SO LOB	BOTTOM											
<b>Ruben Amaro Jr. S</b> (1,8) OBP: 0.303, SLG: 0.305										5 0 1 0 0 1 1	<b>Montreal Expos @ Philadelphia Phillies</b> Veterans Stadium, Philadelphia, PA Wed Jul 01 1992, 7:05 PM EDT Att: 41,222 - Overcast - 83 F											
<b>Mariano Duncan, R</b> (1,7) OBP: 0.302, SLG: 0.403										4 0 0 0 0 1 2												
<b>John Kruk, L</b> (1,3) OBP: 0.454, SLG: 0.512										3 1 1 1 1 1 2												
<b>Darren Daulton, L</b> (1,2) OBP: 0.404, SLG: 0.550										4 1 2 0 0 2 0												
<b>Dave Hollins, S</b> (1,5) OBP: 0.372, SLG: 0.434										4 1 1 0 0 0 3												
<b>Wes Chamberlain, R</b> (1,9) OBP: 0.275, SLG: 0.431										4 0 2 1 0 0 1												
<b>Dale Sveum, S</b> (1,6) OBP: 0.252, SLG: 0.181										4 0 0 0 0 0 3												
<b>Mickey Morandini, L</b> (1,4) OBP: 0.315, SLG: 0.357										4 0 2 0 0 0 0												
<b>Kyle Abbott, L</b> (1, 1) OBP: 0.158, SLG: 0.167										2 0 0 0 0 1 1												
<b>Barry Jones, R</b> (7, 1)										0 0 0 0 0 0 0												
<b>Steve Lake, R</b> (7, PH) OBP: 0.333, SLG: 0.462										1 0 0 0 0 0 1												
<b>Mike Hartley, R</b> (8, 1)										0 0 0 0 0 0 0												
<b>Wally Backman, S</b> (8, PH) OBP: 0.351, SLG: 0.303										1 0 0 0 0 1 0												
<b>Inning Stats</b>	R: 0 E: 0 K: 0 S: 11	H: 1 LOB: 2 BB: 1 P: 20	R: 0 E: 0 K: 0 S: 7	H: 1 LOB: 0 BB: 0 P: 10	R: 0 E: 0 K: 1 S: 7	H: 0 LOB: 0 BB: 0 P: 8	R: 0 E: 0 K: 2 S: 12	H: 1 LOB: 1 BB: 0 P: 19	R: 0 E: 0 K: 1 S: 9	H: 1 LOB: 1 BB: 0 P: 15	R: 2 E: 1 K: 0 S: 13	H: 2 LOB: 1 BB: 0 P: 25	R: 0 E: 0 K: 0 S: 9	H: 2 LOB: 2 BB: 0 P: 17	R: 1 E: 1 K: 1 S: 11	H: 1 LOB: 0 BB: 0 P: 16	R: 0 E: 0 K: 2 S: 11	H: 0 LOB: 0 BB: 0 P: 15	1B: 6 2B: 2 3B: 0 HR: 1	SF: 0 SAC: 0 DP: 2 HBP: 0	WP: 0 PB: 0 SB: 0 CS: 0	PA: 37
<b>PITCHER</b>	IP WLS BF H R ER SO BB IBB HBP BLK WP HR S P ERA WHIP											<b>PITCHER</b>	IP WLS BF H R ER SO BB IBB HBP BLK WP HR S P ERA WHIP									
<b>Dennis Martinez, R</b> (1, 1) ERA: 2.85	6.0 W 25 7 6 1 4 1 0 0 0 0 0 0 59 97 1.50 1.167																					
<b>Jeff Fassero, L</b> (7, 1) ERA: 2.72	1.1 8 3 1 0 1 0 0 0 0 0 0 0 17 27 0.00 2.250																					
<b>John Wetteland, R</b> (8, 1) ERA: 4.86	1.2 S 4 0 0 0 2 0 0 0 0 0 0 0 14 21 0.00 0.000																					



Batter	1	2	3	4	5	6	7	8	9	AB	R	H	RBI	BB	SO	LOB	TOP										
<b>Delino DeShields, L</b> OBP: 0.367, SLG: 0.390 (1, 4)	L7		1B 2B		K		F8		2B	5	1	2	1	0	1	0	<b>Montreal Expos @ San Diego Padres</b> Jack Murphy Stadium, San Diego, CA Thu Jul 02 1992, 10:05 PM EDT Att: 13,859 - Sunny - 72 F										
<b>Marquis Grissom, R</b> OBP: 0.348, SLG: 0.418 (1, 8)	S		2B		L4		G6-3		2B	4	0	2	0	1	0	0											
<b>Moises Alou, R</b> OBP: 0.348, SLG: 0.497 (1, 7)	P6		2B		G6-3		L9		F9-2	5	0	1	1	0	0	4											
<b>Larry Walker, L</b> OBP: 0.340, SLG: 0.517 (1, 9)	K		P4				G4-3		F7	4	0	0	0	0	1	3											
<b>Tim Lincecum, R</b> OBP: 0.325, SLG: 0.346 (1, 3)		G6-3					G6-3		G6-3	2	1	0	0	2	0	0											
<b>Bret Barberie, S</b> OBP: 0.355, SLG: 0.238 (1, 5)		F9					1B		G3-1	3	0	0	0	1	0	3											
<b>Darrin Fletcher, L</b> OBP: 0.253, SLG: 0.260 (9, PR)					L6				SH3-4	3	0	2	1	1	0	0											
<b>Spike Owen, S</b> OBP: 0.328, SLG: 0.413 (9, 6)									2B	0	1	0	0	0	0	0											
<b>Tom Foley, L</b> OBP: 0.211, SLG: 0.182 (9, 2)					L7				SH3-4	3	0	0	0	0	0	3											
<b>Gary Carter, R</b> OBP: 0.313, SLG: 0.362 (9, 1)					L7				SH3-4	0	0	0	0	0	0	0											
<b>Mark Gardner, R</b> OBP: 0.129, SLG: 0.200 (9, PH)					L8					3	0	0	0	0	1	2											
<b>John Vander Wal, L</b> OBP: 0.343, SLG: 0.364 (9, 1)					L8					0	0	0	0	1	0	0											
<b>John Wetteland, R</b> (9, 1)					L8					0	0	0	0	0	0	0											
<b>Inning Stats</b>	R: 0 E: 0 K: 1 S: 10	H: 1 LOB: 1 BB: 0 P: 16	R: 0 E: 0 K: 0 S: 9	H: 0 LOB: 1 BB: 1 P: 15	R: 1 E: 0 K: 1 S: 17	H: 3 LOB: 3 BB: 1 P: 28	R: 0 E: 0 K: 0 S: 5	H: 0 LOB: 0 BB: 0 P: 6	R: 0 E: 0 K: 1 S: 7	H: 0 LOB: 0 BB: 0 P: 13	R: 1 E: 0 K: 0 S: 12	H: 1 LOB: 2 BB: 2 P: 24	R: 0 E: 0 K: 0 S: 5	H: 0 LOB: 0 BB: 0 P: 9	R: 0 E: 0 K: 0 S: 5	H: 0 LOB: 0 BB: 0 P: 7	R: 1 E: 0 K: 0 S: 9	H: 2 LOB: 2 BB: 2 P: 22	1B: 5 2B: 3 3B: 0 HR: 0	SF: 0 SAC: 1 DP: 1 HBP: 0	WP: 0 PB: 0 SB: 1 CS: 0	PA: 39					
<b>PITCHER</b>	IP	WLS	BF	H	R	ER	SO	BB	IBB	HBP	BLK	WP	HR	S	P	ERA	WHIP										
<b>Andy Benes, R</b> ERA: 3.53 (1, 1)	8.1	L	37	7	3	3	3	5	0	0	0	0	0	76	132	3.24	1.440										
<b>Jose Melendez, R</b> ERA: 3.24 (9, 1)	0.2		2	0	0	0	0	0	1	0	0	0	0	3	8	0.00	0.000										

AB 32  
R 3  
H 7  
RBI 3  
BB 6  
SO 3  
LOB 15



Batter	1	2	3	4	5	6	7	8	9	AB	R	H	RBI	BB	SO	LOB	BOTTOM										
<b>Tony Fernandez, S</b> OBP: 0.366, SLG: 0.391 (1, 6)	G1-3		F8			G4-3		G3		4	0	0	0	0	0	0	<b>Montreal Expos @ San Diego Padres</b> Jack Murphy Stadium, San Diego, CA Thu Jul 02 1992, 10:05 PM EDT Att: 13,859 - Sunny - 72 F										
<b>Tony Gwynn, L</b> OBP: 0.392, SLG: 0.452 (1, 9)	G3				E	F9			K	1	0	0	0	0	0	0											
<b>Jerald Clark, R</b> OBP: 0.252, SLG: 0.302 (4, 9)					1B					3	0	1	0	0	1	0											
<b>Gary Sheffield, R</b> OBP: 0.377, SLG: 0.526 (1, 5)	P4				K	P2			1B	4	0	1	0	0	1	1											
<b>Fred McGriff, L</b> OBP: 0.435, SLG: 0.587 (1, 3)		HR			E6	G6-4-3			1B	3	1	2	1	1	0	1											
<b>Darrin Jackson, R</b> OBP: 0.305, SLG: 0.428 (1, 8)		P8			F7	G6-4-3			F7	4	0	0	0	0	0	5											
<b>Phil Stephenson, L</b> OBP: 0.318, SLG: 0.350 (1, 7)		F9			P4	F7			FC6-4	4	0	0	0	0	0	4											
<b>Dan Walters, R</b> OBP: 0.323, SLG: 0.424 (1, 2)		P3							HR	3	1	1	1	0	0	0											
<b>Kurt Stillwell, S</b> OBP: 0.289, SLG: 0.301 (1, 4)			G3-1			F7			F8	3	0	0	0	0	0	0											
<b>Andy Benes, R</b> OBP: 0.216, SLG: 0.182 (9, 1)					K				K	3	0	0	0	0	3	0											
<b>Jose Melendez, R</b> (9, 1)										0	0	0	0	0	0	0											
<b>Inning Stats</b>	R: 0 E: 0 K: 0 S: 10	H: 0 LOB: 0 BB: 0 P: 15	R: 1 E: 0 K: 0 S: 8	H: 1 LOB: 0 BB: 0 P: 19	R: 0 E: 0 K: 1 S: 6	H: 0 LOB: 0 BB: 0 P: 8	R: 0 E: 1 K: 1 S: 11	H: 1 LOB: 2 BB: 0 P: 20	R: 0 E: 0 K: 1 S: 6	H: 0 LOB: 0 BB: 0 P: 10	R: 0 E: 0 K: 0 S: 8	H: 0 LOB: 0 BB: 0 P: 9	R: 0 E: 0 K: 0 S: 8	H: 0 LOB: 0 BB: 1 P: 15	R: 1 E: 0 K: 1 S: 9	H: 1 LOB: 0 BB: 0 P: 12	R: 0 E: 0 K: 1 S: 18	H: 2 LOB: 2 BB: 0 P: 22	1B: 3 2B: 0 3B: 0 HR: 2	SF: 0 SAC: 0 DP: 1 HBP: 0	WP: 0 PB: 0 SB: 0 CS: 0	PA: 33					
<b>PITCHER</b>	IP	WLS	BF	H	R	ER	SO	BB	IBB	HBP	BLK	WP	HR	S	P	ERA	WHIP										
<b>Mark Gardner, R</b> ERA: 3.69 (1, 1)	8.0	W	28	3	2	2	4	1	0	0	0	0	0	66	108	2.25	0.500										
<b>John Wetteland, R</b> ERA: 4.72 (9, 1)	1.0	S	5	2	0	0	1	0	0	0	0	0	0	18	22	0.00	2.000										





Batter	1	2	3	4	5	6	7	8	9	AB	R	H	RBI	BB	SO	LOB	TOP					
<b>Delino DeShields, L</b> OBP: 0.368, SLG: 0.386	L8		K						K	3	1	0	0	2	2	3	<b>Montreal Expos @ San Diego Padres</b> Jack Murphy Stadium, San Diego, CA Fri Jul 03 1992, 10:05 PM EDT Att: 24,476 - Sunny - 73 F					
<b>Marquis Grissom, R</b> OBP: 0.342, SLG: 0.411	K			G3-1	F8		L9	FC5-4 1B	5	1	0	1	0	1	5							
<b>Moises Alou, R</b> OBP: 0.355, SLG: 0.513	G6-3			G1-3		BLK 1B	2B	1B	5	1	3	2	0	0	0							
<b>Larry Walker, L</b> OBP: 0.341, SLG: 0.515		G1-3				2B	1B	P4	5	0	2	1	0	1	2							
<b>Tim Wallach, R</b> OBP: 0.320, SLG: 0.341	G5-3			L8		K		F9	4	0	0	0	0	1	2							
<b>Archi Cianfrocco, R</b> OBP: 0.284, SLG: 0.382	F9				L9	L7		G5-3	4	0	0	0	0	0	1							
<b>Gary Carter, R</b> OBP: 0.312, SLG: 0.355			F8		L7			F4	3	0	0	0	1	0	0							
<b>Spike Owen, S</b> OBP: 0.335, SLG: 0.414			SH1-4 BB		BB BB	G3-1		1B FC5-4 BB	2	1	1	0	2	0	2							
<b>Brian Barnes, L</b> <b>John Vander Wal, L</b> <b>Bill Sampen, R</b> <b>Bret Barberie, S</b> <b>Pete Young, R</b> <b>Darrin Fletcher, L</b>			SH1-4		BB		L6	FC5-4 1B	0	0	0	0	0	0	0							
<b>Inning Stats</b>	R: 0 E: 0 K: 1 S: 10	H: 0 LOB: 0 BB: 0 P: 12	R: 0 E: 0 K: 0 S: 5	H: 0 LOB: 0 BB: 0 P: 8	R: 0 E: 0 K: 1 S: 6	H: 0 LOB: 1 BB: 1 P: 14	R: 0 E: 0 K: 0 S: 14	H: 1 LOB: 1 BB: 0 P: 22	R: 0 E: 0 K: 0 S: 12	H: 1 LOB: 3 BB: 2 P: 21	R: 1 E: 0 K: 1 S: 16	H: 2 LOB: 2 BB: 1 P: 28	R: 1 E: 0 K: 0 S: 11	H: 1 LOB: 1 BB: 1 P: 16	R: 0 E: 0 K: 0 S: 7	H: 0 LOB: 0 BB: 0 P: 12	R: 2 E: 0 K: 2 S: 18	H: 2 LOB: 1 BB: 1 P: 27	1B: 5 2B: 2 3B: 0 HR: 0	SF: 0 SAC: 1 DP: 0 HBP: 0	WP: 0 PB: 0 SB: 1 CS: 0	PA: 40
<b>PITCHER</b>	IP	WLS	BF	H	R	ER	SO	BB	IBB	HBP	BLK	WP	HR	S	P	ERA	WHIP					
<b>Frank Seminara, R</b>	(1, 1)	6.0	W	26	4	1	1	3	4	0	0	1	0	0	63	105	1.50	1.333				
<b>Randy Myers, L</b>	(7, 1)	1.0		5	1	1	1	0	1	0	0	0	0	0	11	16	9.00	2.000				
<b>Larry Andersen, R</b>	(8, 1)	2.0	S	9	2	2	2	2	1	0	0	0	0	0	25	39	9.00	1.500				

AB	33
R	4
H	7
RBI	4
BB	6
SO	5
LOB	15



Batter	1	2	3	4	5	6	7	8	9	AB	R	H	RBI	BB	SO	LOB	BOTTOM					
<b>Tony Fernandez, S</b> OBP: 0.365, SLG: 0.389	G6-3			L9			G4-3			4	0	1	0	0	0	0	<b>Montreal Expos @ San Diego Padres</b> Jack Murphy Stadium, San Diego, CA Fri Jul 03 1992, 10:05 PM EDT Att: 24,476 - Sunny - 73 F					
<b>Kurt Stillwell, S</b> OBP: 0.288, SLG: 0.305	G5-3	G5-3			G4-3 HR		G4-3		4	1	1	0	0	0	2							
<b>Gary Sheffield, R</b> OBP: 0.379, SLG: 0.536	BB				G4-3		G6-3		4	1	2	1	0	0	1							
<b>Fred McGriff, L</b> OBP: 0.439, SLG: 0.600	BB			K				1B	3	2	2	2	1	1	0							
<b>Darrin Jackson, R</b> OBP: 0.304, SLG: 0.425	P5			B2		G3-1		1B	4	0	1	0	0	0	2							
<b>Kevin Ward, R</b> OBP: 0.291, SLG: 0.307		F7			G4-3			K	3	0	1	0	0	0	0							
<b>Phil Stephenson, L</b> OBP: 0.304, SLG: 0.333								K	1	0	0	0	0	1	2							
<b>Dan Walters, R</b> OBP: 0.330, SLG: 0.427					F7		G6-3		4	1	2	0	0	1	3							
<b>Jerald Clark, R</b> OBP: 0.256, SLG: 0.318					F8		G6-3		4	1	2	3	0	0	1							
<b>Frank Seminara, R</b>	(1, 1)	4.0	L	19	6	3	3	1	2	0	0	0	0	0	0	6	6.75	2.000				
<b>Oscar Azocar, L</b>	(6, PH)	2.0		8	3	2	2	0	0	0	0	0	0	0	0	14	9.00	1.500				
<b>Randy Myers, L</b>	(7, 1)	2.0		9	3	1	1	3	0	0	0	0	0	0	0	24	4.50	1.500				
<b>Larry Andersen, R</b>	(8, 1)	2.0		9	3	1	1	3	0	0	0	0	0	0	0	24	4.50	1.500				
<b>Inning Stats</b>	R: 0 E: 0 K: 0 S: 9	H: 1 LOB: 2 BB: 1 P: 17	R: 2 E: 0 K: 0 S: 11	H: 3 LOB: 1 BB: 1 P: 21	R: 1 E: 0 K: 1 S: 10	H: 2 LOB: 1 BB: 0 P: 14	R: 0 E: 0 K: 0 S: 9	H: 0 LOB: 0 BB: 0 P: 15	R: 2 E: 0 K: 0 S: 9	H: 2 LOB: 0 BB: 0 P: 15	R: 0 E: 0 K: 0 S: 5	H: 1 LOB: 0 BB: 0 P: 7	R: 0 E: 0 K: 0 S: 8	H: 0 LOB: 0 BB: 0 P: 8	R: 1 E: 0 K: 3 S: 16	H: 3 LOB: 2 BB: 0 P: 19	1B: 8 2B: 1 3B: 0 HR: 3	SF: 0 SAC: 0 DP: 2 HBP: 0	WP: 0 PB: 0 SB: 0 CS: 0	PA: 36		
<b>PITCHER</b>	IP	WLS	BF	H	R	ER	SO	BB	IBB	HBP	BLK	WP	HR	S	P	ERA	WHIP					
<b>Brian Barnes, L</b>	(1, 1)	4.0	L	19	6	3	3	1	2	0	0	0	0	0	0	6	6.75	2.000				
<b>Bill Sampen, R</b>	(5, 1)	2.0		8	3	2	2	0	0	0	0	0	0	0	0	14	9.00	1.500				
<b>Pete Young, R</b>	(7, 1)	2.0		9	3	1	1	3	0	0	0	0	0	0	0	24	4.50	1.500				

AB	34
R	6
H	12
RBI	6
BB	2
SO	4
LOB	13





Batter	1	2	3	4	5	6	7	8	9	10	AB	R	H	RBI	BB	SO	LOB	TOP	
<b>Dalno DeShields, L</b> OBP: 0.368, SLG: 0.384 (1, 4)	K		S 1B			G4-3		K		1B IBB	4	0	1	1	1	2	0	<b>Montreal Expos @ San Diego Padres</b> Jack Murphy Stadium, San Diego, CA Sat Jul 04 1992, 10:05 PM EDT Att. 29,304 - Sunny - 76 F	
<b>Marquis Grissom, R</b> OBP: 0.343, SLG: 0.410 (1, 8)	G4-3		F9			2B G6-3 1B		E6 1B S		1-2 2-H 1B	5	1	2	1	0	0	1		
<b>Moises Alou, R</b> OBP: 0.356, SLG: 0.516 (1, 7)	F9					G6-3 1-3 2B		1-0 1B		1-3 2B	5	0	2	0	0	1	2		
<b>Larry Walker, L</b> OBP: 0.335, SLG: 0.504 (1, 9)						G6-3		G6-3		F7	5	0	0	1	0	1	5		
<b>Darwin Fletcher, L</b> OBP: 0.261, SLG: 0.259 (1, 2)						K		K			3	0	0	0	1	1	1		
<b>Tim Wallach, R</b> OBP: 0.316, SLG: 0.336 (1, 3)						BB					4	0	0	0	0	1	1		
<b>Bret Barberie, S</b> OBP: 0.350, SLG: 0.244 (1, 5)						G3 1B 2B		G1-3		K	4	1	1	0	0	1	0		
<b>Spike Owen, S</b> OBP: 0.333, SLG: 0.408 (1, 6)						G3		F8		G5-3	3	1	0	0	1	0	1		
<b>Chris Nabholz, L</b> OBP: 0.094, SLG: 0.156 <b>Jeff Fassero, L</b> (8, 1)						G1-3		G4-3			3	0	0	0	0	0	1		
<b>John Wetteland, R</b> (8, 1) <b>Tom Foley, L</b> OBP: 0.211, SLG: 0.182 <b>Mel Rojas, R</b> OBP: 0.200, SLG: 0.200 (10, PH)						G1-3		G4-3		G4-3	0	0	0	0	0	0	0		
<b>Inning Stats</b>	R: 0 E: 0 K: 1 S: 9	H: 0 LOB: 0 BB: 0 P: 13	R: 0 E: 0 K: 0 S: 5	H: 0 LOB: 0 BB: 0 P: 9	R: 1 E: 0 K: 0 S: 12	H: 2 LOB: 1 BB: 0 P: 17	R: 0 E: 0 K: 1 S: 6	H: 0 LOB: 1 BB: 1 P: 14	R: 0 E: 0 K: 0 S: 6	H: 0 LOB: 0 BB: 0 P: 11	R: 1 E: 0 K: 1 S: 11	H: 2 LOB: 1 BB: 0 P: 18	R: 0 E: 0 K: 2 S: 11	H: 0 LOB: 0 BB: 0 P: 15	R: 0 E: 0 K: 1 S: 9	H: 1 LOB: 2 BB: 2 P: 23	1B: 4 2B: 2 3B: 0 HR: 0	SF: 0 SAC: 1 DP: 0 HBP: 0	WP: 0 PA: 40 PB: 0 SB: 2 CS: 0
<b>PITCHER</b>	IP WLS BF H R ER SO ERA WHIP	IP WLS BF H R ER SO ERA WHIP	IP WLS BF H R ER SO ERA WHIP	IP WLS BF H R ER SO ERA WHIP	IP WLS BF H R ER SO ERA WHIP	IP WLS BF H R ER SO ERA WHIP	IP WLS BF H R ER SO ERA WHIP	IP WLS BF H R ER SO ERA WHIP	IP WLS BF H R ER SO ERA WHIP	IP WLS BF H R ER SO ERA WHIP	IP WLS BF H R ER SO ERA WHIP	IP WLS BF H R ER SO ERA WHIP	IP WLS BF H R ER SO ERA WHIP	IP WLS BF H R ER SO ERA WHIP	IP WLS BF H R ER SO ERA WHIP	IP WLS BF H R ER SO ERA WHIP	IP WLS BF H R ER SO ERA WHIP	IP WLS BF H R ER SO ERA WHIP	
<b>Dave Eiland, R</b> ERA: 5.67 (1, 1)	3.0	15	2	1	1	2	1	0	0	0	0	0	29	54	2.25	0.750			
<b>Rich Rodriguez, L</b> ERA: 2.19 (4, 1)	4.0	5	1	0	0	1	0	0	0	0	0	7	8	0.00	1.000				
<b>Mike Maddux, R</b> ERA: 1.93 (8, 1)	1.0	9	1	1	1	3	1	1	0	0	0	20	38	4.50	1.000				
<b>Jose Melendez, R</b> ERA: 3.28 (9, 1)	2.0	L	9	1	1	1	3	1	1	0	0	0	0	0	0	0			

AB	36
R	3
H	6
RBI	3
BB	3
SO	7
LOB	12



Batter	1	2	3	4	5	6	7	8	9	10	AB	R	H	RBI	BB	SO	LOB	BOTTOM					
<b>Tony Fernandez, S</b> OBP: 0.360, SLG: 0.384 (1, 6)	G9-3		F8			G1-3		G3		SH1-3	4	0	0	0	0	0	3	<b>Montreal Expos @ San Diego Padres</b> Jack Murphy Stadium, San Diego, CA Sat Jul 04 1992, 10:05 PM EDT Att. 29,304 - Sunny - 76 F					
<b>Tim Teufel, R</b> OBP: 0.331, SLG: 0.349 (1, 4)	K		1B BB			G5-3		E8 1B		P6	4	0	1	1	1	1	1						
<b>Gary Sheffield, R</b> OBP: 0.362, SLG: 0.535 (1, 5)	G6-3		1B			WP 1B		G6-4-3 HBP		P6	4	0	2	0	0	0	1						
<b>Fred McGriff, L</b> OBP: 0.443, SLG: 0.611 (1, 3)			HR			CS BB		G6-4-3 BB			2	1	1	1	2	0	2						
<b>Darwin Jackson, R</b> OBP: 0.300, SLG: 0.419 (1, 8)			F7			G4-3		G6-4-3		K	4	0	0	0	0	1	3						
<b>Dan Walters, R</b> OBP: 0.327, SLG: 0.414 (1, 2)			F8			P5					3	0	0	0	1	0	0						
<b>Kevin Ward, R</b> OBP: 0.287, SLG: 0.303 <b>Phil Stephenson, L</b> OBP: 0.308, SLG: 0.333 (5, 7)			G5-3			E 1B		K		FC3-6 BB	1	0	0	0	0	0	0						
<b>Jerald Clark, R</b> OBP: 0.256, SLG: 0.317 (1, 9)			FC1-6 1B			L4		K		K	4	0	1	0	0	2	2						
<b>Dave Eiland, R</b> ERA: 3.76 (1, 1)	7.0	27	6	2	2	3	3	0	0	0	0	0	0	0	0	0	1						
<b>Rich Rodriguez, L</b> ERA: 2.7 (4, 1)	0.1	0	0	0	0	0	0	0	0	0	0	0	0	0	0	0	0						
<b>Mike Maddux, L</b> ERA: 4.5 (8, 1)	1.2	W	7	1	0	0	2	1	0	1	0	0	0	0	0	0	0						
<b>John Wetteland, R</b> ERA: 4.5 (8, 1)	1.0	S	4	1	0	0	0	0	0	0	0	0	0	0	0	0	0						
<b>Mel Rojas, R</b> ERA: 1.24 (10, 1)	1.0	S	4	1	0	0	0	0	0	0	0	0	0	0	0	0	0						
<b>Inning Stats</b>	R: 0 E: 0 K: 1 S: 9	H: 0 LOB: 0 BB: 0 P: 14	R: 1 E: 0 K: 0 S: 7	H: 1 LOB: 0 BB: 0 P: 10	R: 0 E: 0 K: 0 S: 13	H: 2 LOB: 2 BB: 1 P: 21	R: 0 E: 0 K: 0 S: 4	H: 0 LOB: 0 BB: 1 P: 11	R: 0 E: 1 K: 0 S: 8	H: 1 LOB: 1 BB: 0 P: 13	R: 0 E: 0 K: 0 S: 6	H: 1 LOB: 1 BB: 1 P: 14	R: 0 E: 0 K: 2 S: 8	H: 0 LOB: 0 BB: 0 P: 10	R: 1 E: 1 K: 0 S: 11	H: 2 LOB: 1 BB: 0 P: 19	R: 0 E: 0 K: 2 S: 13	H: 0 LOB: 1 BB: 1 P: 21	R: 0 E: 0 K: 0 S: 6	H: 1 LOB: 1 BB: 0 P: 7	1B: 7 2B: 0 3B: 0 HR: 1	SF: 0 SAC: 1 DP: 2 HBP: 1	WP: 1 PA: 39 PB: 0 SB: 0 CS: 1
<b>PITCHER</b>	IP WLS BF H R ER SO ERA WHIP	IP WLS BF H R ER SO ERA WHIP	IP WLS BF H R ER SO ERA WHIP	IP WLS BF H R ER SO ERA WHIP	IP WLS BF H R ER SO ERA WHIP	IP WLS BF H R ER SO ERA WHIP	IP WLS BF H R ER SO ERA WHIP	IP WLS BF H R ER SO ERA WHIP	IP WLS BF H R ER SO ERA WHIP	IP WLS BF H R ER SO ERA WHIP	IP WLS BF H R ER SO ERA WHIP	IP WLS BF H R ER SO ERA WHIP	IP WLS BF H R ER SO ERA WHIP	IP WLS BF H R ER SO ERA WHIP	IP WLS BF H R ER SO ERA WHIP	IP WLS BF H R ER SO ERA WHIP	IP WLS BF H R ER SO ERA WHIP	IP WLS BF H R ER SO ERA WHIP					
<b>Chris Nabholz, L</b> ERA: 3.76 (1, 1)	7.0	27	6	2	2	3	3	0	0	0	0	0	0	0	0	0	1						
<b>Jeff Fassero, L</b> ERA: 2.7 (4, 1)	0.1	0	0	0	0	0	0	0	0	0	0	0	0	0	0	0	0						
<b>John Wetteland, R</b> ERA: 4.5 (8, 1)	1.2	W	7	1	0	0	2	1	0	1	0	0	0	0	0	0	0						
<b>Mel Rojas, R</b> ERA: 1.24 (10, 1)	1.0	S	4	1	0	0	0	0	0	0	0	0	0	0	0	0	0						

AB	33
R	2
H	8
RBI	2
BB	4
SO	5
LOB	15









Batter	1	2	3	4	5	6	7	8	9	AB	R	H	RBI	BB	SO	LOB	TOP				
<b>Delino DeShields, L</b> OBP: 0.375, SLG: 0.389	1-1 2B 1B	3-2 1B			3-2 G5-3 1-2		4-0 FC6-4 BB		1-0 1B	4	1	3	0	1	0	1	<b>Montreal Expos @ Los Angeles Dodgers</b> Dodger Stadium, Los Angeles, CA Mon Jul 06 1992, 3:33 AM PDT Cloudy - 90 F				
<b>Marquis Grissom, R</b> OBP: 0.336, SLG: 0.401	1-1 G2-3 1-2	1-0 L8			2-1 G6-3		1-2 FC6-4 1-2		1-3 K	5	0	0	0	0	1	5					
<b>Moises Alou, R</b> OBP: 0.364, SLG: 0.518	3-1 1B 2B			0-0 G6-3	1-0 1B		1-0 F9		0-0 1B	5	1	3	1	0	0	1					
<b>Larry Walker, L</b> OBP: 0.335, SLG: 0.498	2-0 BLK 1B			1-3 K	4-2 1B		1-3 K		3-2 G4-3	4	1	1	1	1	2	3					
<b>Bret Barberie, S</b> OBP: 0.345, SLG: 0.244	2-1 L3			3-3 K	2-3 K				4-2 G6-4-3 1B BB	3	0	0	0	0	2	4					
<b>Pete Young, R</b> OBP: 0.352, SLG: 0.360	2-3									0	0	0	0	0	0	0					
<b>John Vander Wal, L</b> OBP: 0.352, SLG: 0.360	2-3									0	0	0	0	1	0	0					
<b>Sergio Valdez, R</b>										0	0	0	0	0	0	0					
<b>Tim Lincecum, R</b> OBP: 0.321, SLG: 0.349	1-2 1B			1-0 G5-3		0-1 P2		2-1 G6-4-3 1B		4	0	2	1	0	0	0					
<b>Gary Carter, R</b> OBP: 0.308, SLG: 0.345	1-1 F7			2-0 F8		1-0 P4		0-1 G6-4-3 1-2 2-3		4	0	0	0	0	0	3					
<b>Spike Owen, S</b> OBP: 0.327, SLG: 0.397		0-1 G1-4-3		0-1 G5-3		4-0 BB		1-0 G4-3		3	0	0	0	1	0	1					
<b>Dennis Martinez, R</b> OBP: 0.290, SLG: 0.290		0-3 K			1-1 1B G5-3 1B		0-1 P4		2-3 K	2	0	1	0	0	1	0					
<b>Archi Cianfrocco, R</b> OBP: 0.252, SLG: 0.364										2	0	0	0	0	1	1					
<b>Inning Stats</b>	R: 3 E: 0 K: 0 S: 14	H: 4 LOB: 1 BB: 0 P: 25	R: 0 E: 0 K: 1 S: 9	H: 1 LOB: 1 BB: 0 P: 13	R: 0 E: 0 K: 2 S: 7	H: 0 LOB: 0 BB: 0 P: 11	R: 0 E: 0 K: 0 S: 4	H: 0 LOB: 2 BB: 0 P: 7	R: 0 E: 0 K: 1 S: 5	H: 0 LOB: 1 BB: 1 P: 10	R: 0 E: 0 K: 1 S: 7	H: 0 LOB: 1 BB: 1 P: 14	R: 0 E: 0 K: 0 S: 8	H: 1 LOB: 1 BB: 1 P: 15	R: 0 E: 0 K: 2 S: 15	H: 2 LOB: 2 BB: 0 P: 22	1B: 9 2B: 1 3B: 0 HR: 0	SF: 0 SAC: 0 DP: 1 HBP: 0	WP: 0 PB: 0 SB: 2 CS: 0	PA: 40	
<b>PITCHER</b>	IP WLS BF H R ER SO BB IBB HBP BLK WP HR S P ERA WHIP	IP WLS BF H R ER SO BB IBB HBP BLK WP HR S P ERA WHIP	IP WLS BF H R ER SO BB IBB HBP BLK WP HR S P ERA WHIP	IP WLS BF H R ER SO BB IBB HBP BLK WP HR S P ERA WHIP	IP WLS BF H R ER SO BB IBB HBP BLK WP HR S P ERA WHIP	IP WLS BF H R ER SO BB IBB HBP BLK WP HR S P ERA WHIP	IP WLS BF H R ER SO BB IBB HBP BLK WP HR S P ERA WHIP	IP WLS BF H R ER SO BB IBB HBP BLK WP HR S P ERA WHIP	IP WLS BF H R ER SO BB IBB HBP BLK WP HR S P ERA WHIP	IP WLS BF H R ER SO BB IBB HBP BLK WP HR S P ERA WHIP	IP WLS BF H R ER SO BB IBB HBP BLK WP HR S P ERA WHIP	IP WLS BF H R ER SO BB IBB HBP BLK WP HR S P ERA WHIP	IP WLS BF H R ER SO BB IBB HBP BLK WP HR S P ERA WHIP	IP WLS BF H R ER SO BB IBB HBP BLK WP HR S P ERA WHIP	IP WLS BF H R ER SO BB IBB HBP BLK WP HR S P ERA WHIP	IP WLS BF H R ER SO BB IBB HBP BLK WP HR S P ERA WHIP	IP WLS BF H R ER SO BB IBB HBP BLK WP HR S P ERA WHIP	IP WLS BF H R ER SO BB IBB HBP BLK WP HR S P ERA WHIP	IP WLS BF H R ER SO BB IBB HBP BLK WP HR S P ERA WHIP	IP WLS BF H R ER SO BB IBB HBP BLK WP HR S P ERA WHIP	IP WLS BF H R ER SO BB IBB HBP BLK WP HR S P ERA WHIP


AB	36
R	3
H	10
RBI	3
BB	4
SO	7
LOB	19




Batter	1	2	3	4	5	6	7	8	9	AB	R	H	RBI	BB	SO	LOB	BOTTOM			
<b>Brett Butler, L</b> OBP: 0.371, SLG: 0.349	1-0 G4-3	0-0 FC1-2 S		4-0 2B BB	1-3 K		0-0 G3			4	0	0	0	1	1	3	<b>Montreal Expos @ Los Angeles Dodgers</b> Dodger Stadium, Los Angeles, CA Mon Jul 06 1992, 3:33 AM PDT Cloudy - 90 F			
<b>Mike Sharperson, R</b> OBP: 0.425, SLG: 0.443	3-2 BB 1B	3-H G5-3		2-0 1B	1-3 2B	1-2 E4 F8 1B	0-0 F9			5	2	3	1	0	0	2				
<b>Eric Karros, R</b> OBP: 0.298, SLG: 0.456	0-0 BB 1B		0-0 E1 1B G4-6-3	0-0 F8		3-0 1B HBP	0-2 G5-3			4	2	1	0	0	0	2				
<b>Eric Davis, R</b> OBP: 0.314, SLG: 0.352	1-3 K		0-1 G4-6-3 1B	1-0 G6-3		2-1 F8	1-3 K			5	0	1	0	0	2	6				
<b>Todd Benzinger, S</b> OBP: 0.260, SLG: 0.328	4-2 BB		0-0 G4-6-3 1B		1-0 G3	2-3 K	0-0 G4-3			3	1	1	0	1	1	2				
<b>Mitch Webster, S</b> OBP: 0.344, SLG: 0.415	1-2 E BB		1-2 1B							1	0	0	0	0	0	0				
<b>Mike Scioscia, L</b> OBP: 0.292, SLG: 0.302	4-2 E BB		1-0 G4-6-3		0-0 1B	3-1 1B				3	0	2	2	1	0	2				
<b>Roger McDowell, R</b>	1-2 E4 BB		1-2 1B		1-3 1B	1-3 1B				0	0	0	0	0	0	0				
<b>Dave Hansen, L</b> OBP: 0.288, SLG: 0.331	1-2 E4		1-0 F8		2-2 1B	3-H G4-3				4	1	1	0	0	0	4				
<b>Jose Offerman, S</b> OBP: 0.327, SLG: 0.337		1-2 SH5-4 FC1-2 2B		1-2 G4-3	0-1 1B	2-1 G4-3 2B				4	1	3	0	0	0	0				
<b>Kip Gross, R</b> OBP: 1.000, SLG: 1.000		0-1 SH5-4		0-0 1B	0-1 E8					2	1	2	1	0	0	0				
<b>Jim Gott, R</b>										0	0	0	0	0	0	0				
<b>Carlos Hernandez, R</b> OBP: 0.319, SLG: 0.279										1	0	0	0	0	0	1				
<b>Inning Stats</b>	R: 3 E: 1 K: 1 S: 18	H: 2 LOB: 1 BB: 2 P: 32	R: 0 E: 0 K: 0 S: 8	H: 1 LOB: 1 BB: 0 P: 11	R: 1 E: 0 K: 0 S: 6	H: 2 LOB: 1 BB: 0 P: 7	R: 1 E: 0 K: 0 S: 7	H: 2 LOB: 2 BB: 1 P: 15	R: 2 E: 1 K: 1 S: 15	H: 4 LOB: 1 BB: 0 P: 19	R: 1 E: 1 K: 1 S: 14	H: 2 LOB: 2 BB: 0 P: 28	R: 0 E: 0 K: 0 S: 7	H: 1 LOB: 1 BB: 0 P: 12	R: 0 E: 0 K: 1 S: 7	H: 0 LOB: 0 BB: 0 P: 8	1B: 11 2B: 3 3B: 0 HR: 0	SF: 0 SAC: 1 DP: 1 HBP: 1	WP: 0 PB: 0 SB: 1 CS: 0	PA: 41
<b>PITCHER</b>	IP WLS BF H R ER SO BB IBB HBP BLK WP HR S P ERA WHIP	IP WLS BF H R ER SO BB IBB HBP BLK WP HR S P ERA WHIP	IP WLS BF H R ER SO BB IBB HBP BLK WP HR S P ERA WHIP	IP WLS BF H R ER SO BB IBB HBP BLK WP HR S P ERA WHIP	IP WLS BF H R ER SO BB IBB HBP BLK WP HR S P ERA WHIP	IP WLS BF H R ER SO BB IBB HBP BLK WP HR S P ERA WHIP	IP WLS BF H R ER SO BB IBB HBP BLK WP HR S P ERA WHIP	IP WLS BF H R ER SO BB IBB HBP BLK WP HR S P ERA WHIP	IP WLS BF H R ER SO BB IBB HBP BLK WP HR S P ERA WHIP	IP WLS BF H R ER SO BB IBB HBP BLK WP HR S P ERA WHIP	IP WLS BF H R ER SO BB IBB HBP BLK WP HR S P ERA WHIP	IP WLS BF H R ER SO BB IBB HBP BLK WP HR S P ERA WHIP	IP WLS BF H R ER SO BB IBB HBP BLK WP HR S P ERA WHIP	IP WLS BF H R ER SO BB IBB HBP BLK WP HR S P ERA WHIP	IP WLS BF H R ER SO BB IBB HBP BLK WP HR S P ERA WHIP	IP WLS BF H R ER SO BB IBB HBP BLK WP HR S P ERA WHIP	IP WLS BF H R ER SO BB IBB HBP BLK WP HR S P ERA WHIP	IP WLS BF H R ER SO BB IBB HBP BLK WP HR S P ERA WHIP	IP WLS BF H R ER SO BB IBB HBP BLK WP HR S P ERA WHIP	IP WLS BF H R ER SO BB IBB HBP BLK WP HR S P ERA WHIP





Batter	1	2	3	4	5	6	7	8	9	AB	R	H	RBI	BB	SO	LOB	TOP										
<b>Delino DeShields, L</b> OBP: 0.376, SLG: 0.404 (1, 4)	L7		K		F8		HR			4	1	1	3	0	1	1	<b>Montreal Expos @ Los Angeles Dodgers</b> Dodger Stadium, Los Angeles, CA Tue Jul 07 1992, 3:33 AM PDT Cloudy - 89 F 										
<b>Marquis Grissom, R</b> OBP: 0.336, SLG: 0.399 (1, 8)	L9			CS	1B		P3			4	0	2	0	0	0	0											
<b>Bret Barberie, S</b> OBP: 0.353, SLG: 0.248 <b>Archi Cianfrocco, R</b> OBP: 0.267, SLG: 0.388 (1, 5) (8, 3)				1B	BB		P5		G6-3	2	0	0	0	2	0	1											
<b>Larry Walker, L</b> OBP: 0.331, SLG: 0.486 (1, 9)	P2			BB	P2		K		K	4	0	0	0	0	2	3											
<b>John Vander Wal, L</b> OBP: 0.336, SLG: 0.371 (1, 7)		K			F7		G4-3		K	4	0	0	0	0	2	2											
<b>Tim Lincecum, R</b> OBP: 0.325, SLG: 0.352 (8, 5)		G4-3				2B	BB		P4	3	2	1	0	1	0	0											
<b>Darrin Fletcher, L</b> OBP: 0.278, SLG: 0.281 (1, 2)		G4-3				1H	2B		F8	4	0	1	1	0	0	1											
<b>Spike Owen, S</b> OBP: 0.328, SLG: 0.395 (1, 6)			F7		F7		HR	IBB	G5-3	3	1	0	0	1	0	1											
<b>Mark Gardner, R</b> OBP: 0.121, SLG: 0.188 <b>Tom Foley, L</b> OBP: 0.211, SLG: 0.197 <b>Mel Rojas, R</b> OBP: 0.200, SLG: 0.200 <b>John Wetteland, R</b> (7, PH) (9, 1)		G6-3		G1-3			K			2	0	0	0	0	0	1											
<b>Inning Stats</b>	R: 0 E: 0 K: 0 S: 7	H: 0 LOB: 1 BB: 1 P: 13	R: 0 E: 0 K: 1 S: 7	H: 0 LOB: 0 BB: 0 P: 8	R: 0 E: 0 K: 1 S: 8	H: 0 LOB: 0 BB: 0 P: 10	R: 0 E: 0 K: 0 S: 7	H: 1 LOB: 1 BB: 1 P: 14	R: 1 E: 0 K: 0 S: 11	H: 1 LOB: 1 BB: 1 P: 21	R: 0 E: 0 K: 1 S: 14	H: 1 LOB: 1 BB: 0 P: 17	R: 3 E: 0 K: 1 S: 11	H: 2 LOB: 0 BB: 1 P: 19	R: 0 E: 0 K: 2 S: 9	H: 0 LOB: 0 BB: 0 P: 12		R: 0 E: 0 K: 0 S: 5	H: 0 LOB: 0 BB: 0 P: 9	1B: 2 2B: 2 3B: 0 HR: 1	SF: 0 SAC: 0 DP: 0 HBP: 0	WP: 0 PB: 0 SB: 1 CS: 1	PA: 35				
<b>PITCHER</b>	IP	WLS	BF	H	R	ER	SO	BB	IBB	HBP	BLK	WP	HR	S	P	ERA	WHIP										
<b>Kevin Gross, R</b> ERA: 4.0 <b>Steve Wilson, L</b> ERA: 3.55	(1, 1) (8, 1)	7.0 6	L 29	5 0	4 0	4 0	4 2	3 0	1 0	0 0	0 0	0 0	1 14	65 21	102	5.14	1.143										

Batter	1	2	3	4	5	6	7	8	9	AB	R	H	RBI	BB	SO	LOB	BOTTOM										
<b>Brett Butler, L</b> OBP: 0.380, SLG: 0.352 (1, 8)	S		L7	G4-3			FC4-6		BB	4	0	2	0	1	0	2	<b>Montreal Expos @ Los Angeles Dodgers</b> Dodger Stadium, Los Angeles, CA Tue Jul 07 1992, 3:33 AM PDT Cloudy - 89 F 										
<b>Mike Sharperson, R</b> OBP: 0.430, SLG: 0.447 <b>Mitch Webster, S</b> OBP: 0.341, SLG: 0.409 (1, 4) (4, 7)	G6-3		G5-3		K		FC4-6		P5	2	0	1	0	0	0	1											
<b>Lenny Harris, L</b> OBP: 0.315, SLG: 0.303 (1, 7) (4, 4)	F8		G5-3		1B		L3			4	0	1	0	0	0	3											
<b>Darryl Strawberry, L</b> OBP: 0.331, SLG: 0.430 (1, 9)	S		K		F7			G3-1		3	0	0	0	1	1	2											
<b>Eric Karros, R</b> OBP: 0.296, SLG: 0.449 (1, 3)	F9			G2-3	1B		K		L5	4	1	1	0	0	1	3											
<b>Mike Scioscia, L</b> OBP: 0.287, SLG: 0.295 (1, 2)		G6-3		G2-3			G6-3		G4-3	4	0	0	0	0	0	1											
<b>Dave Hansen, L</b> OBP: 0.289, SLG: 0.338 (1, 5)				SH2-4	2B		G6-3		F7	4	0	2	1	0	0	0											
<b>Jose Offerman, S</b> OBP: 0.329, SLG: 0.333 (1, 6)			K		SH2-4		F7		E1	3	0	1	0	1	1	1											
<b>Kevin Gross, R</b> OBP: 0.148, SLG: 0.080 <b>Juan Samuel, R</b> OBP: 0.308, SLG: 0.274 <b>Steve Wilson, L</b> (7, PH) <b>Carlos Hernandez, R</b> OBP: 0.313, SLG: 0.267 (8, 1) (9, PH)			K		SH2-4		F8		P4	1	0	0	0	0	1	1											
<b>Inning Stats</b>	R: 0 E: 0 K: 0 S: 10	H: 1 LOB: 2 BB: 1 P: 20	R: 0 E: 0 K: 2 S: 14	H: 1 LOB: 1 BB: 0 P: 20	R: 0 E: 0 K: 1 S: 9	H: 1 LOB: 1 BB: 0 P: 16	R: 1 E: 0 K: 0 S: 20	H: 2 LOB: 2 BB: 1 P: 29	R: 0 E: 0 K: 2 S: 11	H: 1 LOB: 1 BB: 0 P: 16	R: 0 E: 0 K: 0 S: 7	H: 0 LOB: 0 BB: 0 P: 10	R: 0 E: 0 K: 0 S: 7	H: 1 LOB: 1 BB: 0 P: 8	R: 0 E: 0 K: 0 S: 8	H: 0 LOB: 0 BB: 0 P: 14		R: 0 E: 1 K: 0 S: 9	H: 1 LOB: 2 BB: 1 P: 15	1B: 7 2B: 1 3B: 0 HR: 0	SF: 0 SAC: 1 DP: 0 HBP: 0	WP: 0 PB: 0 SB: 3 CS: 0	PA: 38				
<b>PITCHER</b>	IP	WLS	BF	H	R	ER	SO	BB	IBB	HBP	BLK	WP	HR	S	P	ERA	WHIP										
<b>Mark Gardner, R</b> ERA: 3.56 <b>Mel Rojas, R</b> ERA: 1.13 <b>John Wetteland, R</b> ERA: 4.42	(1, 1) (7, 1) (9, 1)	6.0 2.1 0.2	W 9 S	26 9 3	6 2 0	1 0 0	5 0 0	2 0 1	0 0 0	0 0 0	0 0 0	0 0 0	0 0 6	71 18 6	11 26 11	1.50	1.333										



Batter	1	2	3	4	5	6	7	8	9	AB	R	H	RBI	BB	SO	LOB	TOP			
<b>Delino DeShields, L</b> OBP: 0.382, SLG: 0.408 (1.4)	F7		SF8 1B		CS 1B		FC6-4 IBB		S BLK 1B	4	1	3	0	1	0	0				
<b>Marquis Grissom, R</b> OBP: 0.334, SLG: 0.398 (1.8)	F9		SF8 1B		CS 1B		FC6-4		P4	4	0	1	1	0	0	3				
<b>John Vander Wal, L</b> OBP: 0.347, SLG: 0.382 (1.7)	1B		L4		CS 1B	L3		HR 1B	S 1B	5	1	3	1	0	0	1				
<b>Larry Walker, L</b> OBP: 0.332, SLG: 0.500 (1.9)	F8			F8		1B 2B		HR 1B	K	5	1	2	2	0	1	2				
<b>Tim Wallach, R</b> OBP: 0.324, SLG: 0.351 (1.5)		G5-3		G6-3		1B		G1-3		4	0	1	0	0	0	0				
<b>Archi Cianfranco, R</b> OBP: 0.288, SLG: 0.385 (1.3)		F7		1B		K		G3		4	0	1	0	0	1	1				
<b>Tom Foley, L</b> OBP: 0.238, SLG: 0.216 (1.6)		P6		1B				FC5-4 BB		3	0	2	0	1	0	0				
<b>Rick Cerone, R</b> OBP: 0.323, SLG: 0.407 (1.2)			1B SH1-4 SF8 HBP	F8				K2-3	FC5-4	3	1	0	0	0	1	4				
<b>Jonathan Hurst, R</b> (1.1)			SH1-4							2	0	0	0	0	1	1				
<b>John Wetteland, R</b> (8.1)				F8				K	K	1	0	0	0	0	1	0				
<b>Inning Stats</b>	R: 0 E: 0 K: 0 S: 5	H: 1 LOB: 1 BB: 0 P: 6	R: 0 E: 0 K: 0 S: 11	H: 0 LOB: 0 BB: 0 P: 13	R: 1 E: 0 K: 0 S: 7	H: 1 LOB: 1 BB: 0 P: 12	R: 0 E: 0 K: 0 S: 9	H: 2 LOB: 2 BB: 0 P: 13	R: 0 E: 0 K: 1 S: 10	H: 2 LOB: 0 BB: 0 P: 15	R: 0 E: 0 K: 2 S: 8	H: 1 LOB: 2 BB: 1 P: 15	R: 2 E: 0 K: 0 S: 12	H: 2 LOB: 1 BB: 0 P: 23	R: 1 E: 0 K: 2 S: 15	H: 2 LOB: 1 BB: 0 P: 20	1B: 11 2B: 1 3B: 0 HR: 1	SF: 1 SAC: 1 DP: 0 HBP: 1	WP: 0 PB: 0 SB: 4 CS: 2	PA: 41
<b>PITCHER</b>	IP	WLS	BF	H	R	ER	SO	BB	IBB	HBP	BLK	WP	HR	S	P	ERA	WHIP			
<b>Tim Crews, R</b> ERA: 5.19 (1.1)	6.0	L	24	8	1	1	1	0	0	1	0	0	0	51	73	1.50	1.333			
<b>Jim Gott, R</b> ERA: 2.02 (7.1)	2.0		11	3	2	2	2	1	1	0	0	0	1	20	38	9.00	2.000			
<b>Jay Howell, R</b> ERA: 1.42 (9.1)	1.0		5	2	1	1	2	0	0	0	1	0	0	15	20	9.00	2.000			

**Montreal Expos @ Los Angeles Dodgers**  
Dodger Stadium, Los Angeles, CA  
Tue Jul 07 1992, 7:05 PM PDT  
Att: 26,511 - Cloudy - 83 F

AB	35
R	4
H	13
RBI	4
BB	2
SO	5
LOB	12



Batter	1	2	3	4	5	6	7	8	9	AB	R	H	RBI	BB	SO	LOB	BOTTOM					
<b>Brett Butler, L</b> OBP: 0.381, SLG: 0.354 (1.8)	CS 1B		E6 F9 1B		F7			1B S 1B		4	0	2	0	0	0	0						
<b>Mitch Webster, S</b> OBP: 0.338, SLG: 0.404 (1.9)	B1-3		S 1B		G4-3			K		4	0	1	0	0	1	2						
<b>Lenny Harris, L</b> OBP: 0.314, SLG: 0.302 (1.7)	F8		F9		F8			1B		4	0	1	0	0	0	2						
<b>Eric Karros, R</b> OBP: 0.291, SLG: 0.441 (1.3)		F7	F8		F7			G5-3		4	0	0	0	0	0	4						
<b>Juan Samuel, R</b> OBP: 0.296, SLG: 0.263 (1.4)		F8		G5-3			P2		G6-3	4	0	0	0	0	0	0						
<b>Dave Hansen, L</b> OBP: 0.284, SLG: 0.342 (1.5)		BB 1B		G3-1			G5-3 1B		G4-3	4	0	2	0	0	0	0						
<b>Carlos Hernandez, R</b> OBP: 0.311, SLG: 0.288 (1.2)				G5-3			G5-3		K	3	0	0	0	1	1	1						
<b>Jose Offerman, S</b> OBP: 0.325, SLG: 0.329 (1.6)				F8			L8			3	0	0	0	0	0	3						
<b>Tim Crews, R</b> (1.1)										2	0	0	0	0	2	0						
<b>Jim Gott, R</b> (7.1)										0	0	0	0	0	0	0						
<b>Mike Scioscia, L</b> OBP: 0.286, SLG: 0.294 (8. PH)										1	0	0	0	0	0	0						
<b>Jay Howell, R</b> (9.1)										0	0	0	0	0	0	0						
<b>Inning Stats</b>	R: 0 E: 0 K: 0 S: 7	H: 1 LOB: 0 BB: 1 P: 13	R: 0 E: 0 K: 0 S: 7	H: 1 LOB: 2 BB: 1 P: 17	R: 0 E: 1 K: 1 S: 10	H: 1 LOB: 2 BB: 0 P: 15	R: 0 E: 0 K: 0 S: 10	H: 0 LOB: 0 BB: 0 P: 13	R: 0 E: 0 K: 1 S: 7	H: 0 LOB: 0 BB: 0 P: 10	R: 0 E: 0 K: 0 S: 6	H: 0 LOB: 0 BB: 0 P: 9	R: 0 E: 0 K: 0 S: 7	H: 1 LOB: 1 BB: 0 P: 11	R: 0 E: 0 K: 1 S: 19	H: 2 LOB: 2 BB: 0 P: 28	R: 0 E: 0 K: 1 S: 9	H: 0 LOB: 0 BB: 0 P: 15	1B: 6 2B: 0 3B: 0 HR: 0	SF: 0 SAC: 0 DP: 0 HBP: 0	WP: 0 PB: 0 SB: 2 CS: 1	PA: 34
<b>PITCHER</b>	IP	WLS	BF	H	R	ER	SO	BB	IBB	HBP	BLK	WP	HR	S	P	ERA	WHIP					
<b>Jonathan Hurst, R</b> ERA: 5.51 (1.1)	7.1	W	28	5	0	0	2	0	0	0	0	0	0	61	100	0.00	0.818					
<b>John Wetteland, R</b> ERA: 4.23 (8.1)	1.2	S	6	1	0	0	2	0	0	0	0	0	0	21	31	0.00	0.600					

**Montreal Expos @ Los Angeles Dodgers**  
Dodger Stadium, Los Angeles, CA  
Tue Jul 07 1992, 7:05 PM PDT  
Att: 26,511 - Cloudy - 83 F

AB	33
R	0
H	6
RBI	0
BB	1
SO	4
LOB	12









Batter	1	2	3	4	5	6	7	8	9	AB	R	H	RBI	BB	SO	LOB	TOP			
<b>Delino DeShields, L</b> OBP: 0.383, SLG: 0.416 (1, 4)	G6-3		G4-3		G4-3		HR		F9 WP BB	4	1	1	1	1	0	0				
<b>Marquis Grissom, R</b> OBP: 0.331, SLG: 0.395 (1, 8)	L6		1B FC1-2 2B		G6-3		E6 1B SF7		F9	5	1	1	0	0	0	1				
<b>John Vander Wal, L</b> OBP: 0.352, SLG: 0.385 (1, 7)	F8		FC1-2 1B						P5	5	1	3	0	0	0	1				
<b>Larry Walker, L</b> OBP: 0.328, SLG: 0.494 (1, 9)		G5-3 1B 1B	FC1-2						K	4	1	2	1	0	1	3				
<b>Tim Wallach, R</b> OBP: 0.324, SLG: 0.346 (6, 3)		G5-3 1B	P3							4	0	1	0	0	1	5				
<b>Darvin Fletcher, L</b> OBP: 0.272, SLG: 0.266 (1, 2)		F7			F8					3	0	0	0	0	0	3				
<b>Archi Cianfrocco, R</b> OBP: 0.274, SLG: 0.383 (6, PH)		G5-3			K					2	0	0	0	0	1	2				
<b>Bret Barberie, S</b> OBP: 0.352, SLG: 0.250 (6, 5)		1-2 2-3								2	0	1	2	0	0	0				
<b>Tom Foley, L</b> OBP: 0.250, SLG: 0.211 (1, 6)		FC6-4 IBB			G1-3					2	0	0	0	2	0	0				
<b>Bill Risley, R</b> (1, 1)		FC6-4								2	0	0	0	0	0	3				
<b>Rick Cerone, R</b> OBP: 0.317, SLG: 0.400 (6, PH)					F8					1	0	0	0	0	0	2				
<b>Bill Sampen, R</b> (6, 1)										1	0	0	0	0	0	0				
<b>Mel Rojas, R</b> OBP: 0.200, SLG: 0.200 (9, 1)										0	0	0	0	0	0	0				
<b>Inning Stats</b>	R: 0 E: 0 K: 0 S: 6	H: 0 LOB: 0 BB: 0 P: 11	R: 0 E: 0 K: 0 S: 11	H: 2 LOB: 3 BB: 1 P: 22	R: 0 E: 0 K: 0 S: 12	H: 2 LOB: 2 BB: 0 P: 16	R: 0 E: 0 K: 1 S: 7	H: 0 LOB: 0 BB: 0 P: 10	R: 0 E: 0 K: 0 S: 5	H: 0 LOB: 0 BB: 0 P: 8	R: 2 E: 0 K: 0 S: 10	H: 3 LOB: 2 BB: 1 P: 19	R: 2 E: 1 K: 1 S: 15	H: 2 LOB: 1 BB: 0 P: 21	R: 0 E: 0 K: 0 S: 7	H: 0 LOB: 1 BB: 1 P: 17	1B: 6 2B: 2 3B: 0 HR: 1	SF: 1 SAC: 0 DP: 0 HBP: 1	WP: 1 PB: 0 SB: 1 CS: 0	PA: 40
<b>PITCHER</b>	IP WLS BF H R ER SO BB IBB HBP BLK WP HR S P ERA WHIP																			
<b>Pedro Astacio, R</b> ERA: 1.69	(1, 1)	7.0 L 33 9 4 3 2 0 2 1 0 0 0 1 0 66 107 3.86 1.286																		
<b>Steve Wilson, L</b> ERA: 3.35	(8, 1)	2.0 7 0 0 0 1 1 0 0 0 0 1 0 16 28 0.00 0.500																		

**Montreal Expos @ Los Angeles Dodgers**  
Dodger Stadium, Los Angeles, CA  
Wed Jul 08 1992, 7:05 PM PDT  
Att: 27,601 - Cloudy - 85 F

AB	35
R	4
H	9
RBI	4
BB	3
SO	3
LOB	20



Batter	1	2	3	4	5	6	7	8	9	AB	R	H	RBI	BB	SO	LOB	BOTTOM					
<b>Brett Butler, L</b> OBP: 0.386, SLG: 0.354 (1, 8)	G6-3		P3		G1-3		P7			4	0	0	0	0	0	3						
<b>Lenny Harris, L</b> OBP: 0.314, SLG: 0.303 (1, 4)	F8									4	1	1	0	0	0	0						
<b>Daryl Strawberry, L</b> OBP: 0.331, SLG: 0.434 (1, 9)										4	0	1	0	0	1	1						
<b>Juan Samuel, R</b> OBP: 0.297, SLG: 0.257 (9, 4)	L5									0	0	0	0	0	0	0						
<b>Eric Karros, R</b> OBP: 0.297, SLG: 0.449 (1, 3)		F9 2B								4	0	2	0	0	1	1						
<b>Dave Hansen, L</b> OBP: 0.296, SLG: 0.342 (1, 5)		F9								4	0	1	1	0	1	3						
<b>Mitch Webster, S</b> OBP: 0.329, SLG: 0.383 (1, 7)		P2								4	0	0	0	0	0	2						
<b>Mike Scioscia, L</b> OBP: 0.291, SLG: 0.288 (1, 2)		G4-3								2	0	0	0	0	1	1						
<b>Todd Benzinger, S</b> OBP: 0.261, SLG: 0.328 (7, PH)										1	0	1	0	0	0	0						
<b>Carlos Hernandez, R</b> OBP: 0.308, SLG: 0.268 (8, 2)										1	0	0	0	0	0	0						
<b>Jose Offerman, S</b> OBP: 0.333, SLG: 0.333 (1, 6)										2	0	1	0	1	0	1						
<b>Pedro Astacio, R</b> ERA: 1.6	(1, 1)									1	0	0	0	0	1	1						
<b>Mike Sharperson, R</b> OBP: 0.424, SLG: 0.438 (7, PH)	(8, 1)									1	0	1	0	0	0	0						
<b>Steve Wilson, L</b> ERA: 1.1	(8, 1)									0	0	0	0	0	0	0						
<b>Inning Stats</b>	R: 0 E: 0 K: 0 S: 10	H: 1 LOB: 1 BB: 0 P: 14	R: 0 E: 0 K: 0 S: 8	H: 1 LOB: 0 BB: 0 P: 10	R: 0 E: 0 K: 0 S: 6	H: 1 LOB: 0 BB: 0 P: 8	R: 1 E: 0 K: 0 S: 11	H: 2 LOB: 1 BB: 0 P: 23	R: 0 E: 0 K: 2 S: 11	H: 0 LOB: 1 BB: 1 P: 18	R: 0 E: 0 K: 0 S: 10	H: 2 LOB: 2 BB: 0 P: 12	R: 0 E: 0 K: 0 S: 10	H: 2 LOB: 0 BB: 0 P: 15	R: 0 E: 0 K: 2 S: 9	H: 0 LOB: 0 BB: 0 P: 14	R: 0 E: 0 K: 1 S: 8	H: 0 LOB: 0 BB: 0 P: 13	1B: 6 2B: 3 3B: 0 HR: 0	SF: 0 SAC: 1 DP: 2 HBP: 0	WP: 0 PB: 0 SB: 0 CS: 0	PA: 34
<b>PITCHER</b>	IP WLS BF H R ER SO BB IBB HBP BLK WP HR S P ERA WHIP																					
<b>Bill Risley, R</b> ERA: 1.8	(1, 1)	5.0 W 19 4 1 1 2 0 0 0 0 0 0 0 29 41 0.00 1.333																				
<b>Bill Sampen, R</b> ERA: 3.44	(6, 1)	3.0 S 12 4 0 0 2 0 0 0 0 0 0 0 8 13 0.00 1.000																				
<b>Mel Rojas, R</b> ERA: 1.1	(9, 1)	1.0 S 3 0 0 0 1 0 0 0 0 0 0 0 8 13 0.00 0.000																				

**Montreal Expos @ Los Angeles Dodgers**  
Dodger Stadium, Los Angeles, CA  
Wed Jul 08 1992, 7:05 PM PDT  
Att: 27,601 - Cloudy - 85 F

AB	32
R	1
H	8
RBI	1
BB	1
SO	5
LOB	13













Batter	1	2	3	4	5	6	7	8	9	AB	R	H	RBI	BB	SO	LOB	TOP					
<b>Delino DeShields, L</b> OBP: 0.381, SLG: 0.413	F7		F9					FC6-4 1B		3	0	1	0	1	0	1	<b>Montreal Expos @ San Francisco Giants</b> Candlestick Park, San Francisco, CA Sat Jul 11 1992, 6:33 AM EDT Att: 23,631 - Cloudy - 69 F					
<b>Spike Owen, S</b> OBP: 0.332, SLG: 0.392	F7			G1-3				FC6-4 1B		4	0	2	0	0	0	0						
<b>Marquis Grissom, R</b> OBP: 0.328, SLG: 0.390	P4			F7		P3		FC6-4		4	0	0	0	0	0	5						
<b>Larry Walker, L</b> OBP: 0.332, SLG: 0.507		G4-3		P5		F8		K		4	0	0	0	0	1	5						
<b>Tim Wallach, R</b> OBP: 0.316, SLG: 0.336	L4				K		G5-3		F8	4	0	0	0	0	1	0						
<b>Gary Carter, R</b> OBP: 0.298, SLG: 0.332	P3				K		P4		P5	4	0	0	0	0	1	0						
<b>Greg Colbrunn, R</b> OBP: 0.231, SLG: 0.231			P6		K				F8	4	0	1	0	0	1	0						
<b>John Vander Wal, L</b> OBP: 0.355, SLG: 0.380						G5-3	F8			3	0	1	0	0	0	1						
<b>Dennis Martinez, R</b> OBP: 0.214, SLG: 0.214										2	0	1	0	0	0	1						
<b>Bill Sampen, R</b> OBP: 0.270, SLG: 0.377										0	0	0	0	0	0	0						
<b>Archi Cianfrocco, R</b> OBP: 0.296, SLG: 0.377										1	0	0	0	0	1	0						
<b>Sergio Valdez, R</b> OBP: 0.296, SLG: 0.377										0	0	0	0	0	0	0						
<b>Inning Stats</b>	R: 0 E: 0 K: 0 S: 5	H: 0 LOB: 0 BB: 0 P: 8	R: 0 E: 0 K: 0 S: 5	H: 0 LOB: 0 BB: 0 P: 9	R: 0 E: 0 K: 0 S: 8	H: 1 LOB: 1 BB: 0 P: 13	R: 0 E: 0 K: 0 S: 6	H: 0 LOB: 0 BB: 0 P: 10	R: 0 E: 0 K: 3 S: 11	H: 0 LOB: 0 BB: 0 P: 17	R: 0 E: 0 K: 0 S: 14	H: 2 LOB: 3 BB: 1 P: 22	R: 0 E: 0 K: 0 S: 10	H: 1 LOB: 1 BB: 0 P: 15	R: 0 E: 0 K: 2 S: 12	H: 2 LOB: 2 BB: 0 P: 19	R: 0 E: 0 K: 0 S: 6	H: 0 LOB: 0 BB: 0 P: 9	1B: 6 2B: 0 3B: 0 HR: 0	SF: 0 SAC: 0 DP: 0 HBP: 0	WP: 0 PB: 0 SB: 0 CS: 0	PA: 34
<b>PITCHER</b> <b>Bud Black, L</b> ERA: 3.0	IP: 9.0 WLS: W BF: 34 H: 6 R: 0 ER: 0 SO: 5 BB: 1 IBB: 0 HBP: 0 BLK: 0 WP: 0 HR: 0 S: 77 P: 122 ERA: 0.00 WHIP: 0.778											<b>PITCHER</b>	IP: 9.0 WLS: W BF: 34 H: 6 R: 0 ER: 0 SO: 5 BB: 1 IBB: 0 HBP: 0 BLK: 0 WP: 0 HR: 0 S: 77 P: 122 ERA: 0.00 WHIP: 0.778									

Batter	1	2	3	4	5	6	7	8	9	AB	R	H	RBI	BB	SO	LOB	BOTTOM			
<b>Mike Felder, S</b> OBP: 0.309, SLG: 0.357	FC4-6 1B	G1-3			G6-3		G3-1			4	0	1	0	0	0	1	<b>Montreal Expos @ San Francisco Giants</b> Candlestick Park, San Francisco, CA Sat Jul 11 1992, 6:33 AM EDT Att: 23,631 - Cloudy - 69 F			
<b>Willie McGee, S</b> OBP: 0.351, SLG: 0.363	FC4-6 1B				G4-3		F7			4	0	2	0	0	0	0				
<b>Will Clark, L</b> OBP: 0.413, SLG: 0.497	K				F7		G4-3			4	1	1	1	0	1	3				
<b>Kevin Bass, S</b> OBP: 0.298, SLG: 0.407	FC4-6				K					4	1	1	0	0	1	3				
<b>Matt Williams, R</b> OBP: 0.279, SLG: 0.389	G6-3				K					4	0	1	0	0	2	3				
<b>Robby Thompson, R</b> OBP: 0.341, SLG: 0.397					F9					3	1	1	1	0	0	0				
<b>Kirt Manwaring, R</b> OBP: 0.326, SLG: 0.324					F7					3	0	0	0	0	0	3				
<b>Jose Uribe, S</b> OBP: 0.295, SLG: 0.388					K					3	0	1	1	0	1	2				
<b>Bud Black, L</b> OBP: 0.038, SLG: 0.038					L5					3	0	0	0	0	0	3				
<b>Inning Stats</b>	R: 0 E: 0 K: 1 S: 11	H: 2 LOB: 2 BB: 0 P: 19	R: 1 E: 0 K: 0 S: 11	H: 1 LOB: 1 BB: 0 P: 15	R: 0 E: 0 K: 2 S: 11	H: 1 LOB: 1 BB: 0 P: 15	R: 0 E: 0 K: 1 S: 7	H: 0 LOB: 0 BB: 0 P: 12	R: 0 E: 0 K: 0 S: 6	H: 0 LOB: 0 BB: 0 P: 11	R: 2 E: 0 K: 0 S: 22	H: 4 LOB: 2 BB: 0 P: 29	R: 0 E: 0 K: 0 S: 5	H: 0 LOB: 0 BB: 0 P: 8	R: 0 E: 0 K: 1 S: 7	H: 0 LOB: 0 BB: 0 P: 10	1B: 7 2B: 0 3B: 0 HR: 1	SF: 0 SAC: 0 DP: 0 HBP: 1	WP: 0 PB: 0 SB: 0 CS: 0	PA: 33
<b>PITCHER</b> <b>Dennis Martinez, R</b> ERA: 2.88	IP: 5.0 WLS: L BF: 24 H: 8 R: 3 ER: 3 SO: 4 BB: 3 IBB: 3 HBP: 1 BLK: 0 WP: 1 HR: 1 S: 62 P: 92 ERA: 5.40 WHIP: 1.600											<b>PITCHER</b>	IP: 5.0 WLS: L BF: 24 H: 8 R: 3 ER: 3 SO: 4 BB: 3 IBB: 3 HBP: 1 BLK: 0 WP: 1 HR: 1 S: 62 P: 92 ERA: 5.40 WHIP: 1.600							
<b>Bill Sampen, R</b> ERA: 3.31	IP: 2.0 WLS: 0 BF: 6 H: 0 R: 0 ER: 0 SO: 0 BB: 0 IBB: 0 HBP: 0 BLK: 0 WP: 0 HR: 0 S: 11 P: 17 ERA: 0.00 WHIP: 0.000											<b>PITCHER</b>	IP: 2.0 WLS: 0 BF: 6 H: 0 R: 0 ER: 0 SO: 0 BB: 0 IBB: 0 HBP: 0 BLK: 0 WP: 0 HR: 0 S: 11 P: 17 ERA: 0.00 WHIP: 0.000							
<b>Sergio Valdez, R</b> ERA: 3.31	IP: 1.0 WLS: 0 BF: 3 H: 0 R: 0 ER: 0 SO: 1 BB: 0 IBB: 0 HBP: 0 BLK: 0 WP: 0 HR: 0 S: 7 P: 10 ERA: 0.00 WHIP: 0.000											<b>PITCHER</b>	IP: 1.0 WLS: 0 BF: 3 H: 0 R: 0 ER: 0 SO: 1 BB: 0 IBB: 0 HBP: 0 BLK: 0 WP: 0 HR: 0 S: 7 P: 10 ERA: 0.00 WHIP: 0.000							













Batter	1	2	3	4	5	6	7	8	9	AB	R	H	RBI	BB	SO	LOB	TOP			
Tony Fernandez, S (1, 6) OBP: 0.354, SLG: 0.375	G1-3		L9			F7		FC6-4		4	0	0	0	0	0	2				
Tony Gwynn, L (1, 9) OBP: 0.382, SLG: 0.433	L1-3				G3-1	F8			FC4-6	4	0	2	0	0	0	0				
Gary Sheffield, R (1, 5) OBP: 0.385, SLG: 0.556	L1-3				G3-6		P6		FC4-6	4	0	1	0	0	0	2				
Fred McGriff, L (1, 3) OBP: 0.431, SLG: 0.588		G4-6-3			G3-6				L4	4	0	2	0	0	0	2				
Darrin Jackson, R (1, 8) OBP: 0.303, SLG: 0.417	F9				G5-3		L9		G6-3	4	0	0	0	0	0	3				
Benito Santiago, R (1, 2) OBP: 0.276, SLG: 0.357	G4-6-3				G1-3		G4-3			3	0	0	0	0	0	2				
Jerald Clark, R (1, 7) OBP: 0.285, SLG: 0.368			G4-3			FC6-4		F8		2	0	1	0	1	0	0				
Kurt Stillwell, S (1, 4) OBP: 0.271, SLG: 0.282			G4-3			FC6-4				3	0	1	0	0	0	2				
Andy Benes, R (1, 1) OBP: 0.209, SLG: 0.205										2	0	0	0	0	0	2				
Kevin Ward, R (8, PH) OBP: 0.289, SLG: 0.286										1	0	0	0	0	0	1				
Rich Rodriguez, L (8, 1)										0	0	0	0	0	0	0				
<b>Inning Stats</b>	R: 0 E: 0 K: 0 S: 8	H: 1 LOB: 0 BB: 0 P: 10	R: 0 E: 0 K: 0 S: 9	H: 1 LOB: 0 BB: 0 P: 12	R: 0 E: 0 K: 1 S: 7	H: 1 LOB: 1 BB: 0 P: 9	R: 0 E: 0 K: 0 S: 4	H: 1 LOB: 1 BB: 0 P: 6	R: 0 E: 0 K: 1 S: 6	H: 0 LOB: 1 BB: 1 P: 13	R: 0 E: 0 K: 0 S: 10	H: 1 LOB: 1 BB: 0 P: 15	R: 0 E: 0 K: 0 S: 12	H: 1 LOB: 1 BB: 0 P: 18	R: 0 E: 0 K: 0 S: 10	H: 1 LOB: 1 BB: 0 P: 16	1B: 7 2B: 1 3B: 0 HR: 0	SF: 0 SAC: 0 DP: 3 HBP: 0	WP: 0 PB: 0 SB: 0 CS: 0	PA: 32
<b>PITCHER</b>	IP WLS BF H R ER SO BB IBB HBP BLK WP HR S P ERA WHIP																			
Chris Nabholz, L (1, 1) ERA: 3.61	8.0 W 29 7 0 0 2 1 0 0 0 0 0 0 0 0 0 0 0.00 1.000																			
John Wetteland, R (9, 1) ERA: 3.8	1.0 S 3 0 0 0 0 0 0 0 0 0 0 0 0 0 8 12 0.00 0.000																			

San Diego Padres @ Montreal Expos  
Olympic Stadium, Montreal, QB  
Fri Jul 17 1992, 7:05 PM EDT  
Att: 31,123 - Dome - 70 F

AB 31  
R 0  
H 7  
RBI 0  
BB 1  
SO 2  
LOB 15



Batter	1	2	3	4	5	6	7	8	9	AB	R	H	RBI	BB	SO	LOB	BOTTOM	
Delino DeShields, L (1, 4) OBP: 0.378, SLG: 0.406	G1-3			G3		K		L7		4	1	1	0	0	1	0		
Marquis Grissom, R (1, 8) OBP: 0.331, SLG: 0.399	F8			F9				G6-3		4	0	1	0	0	0	1		
John Vander Wal, L (1, 7) OBP: 0.353, SLG: 0.376	K			G3		F8		E4		4	2	2	0	0	1	1		
Larry Walker, L (1, 9) OBP: 0.334, SLG: 0.507		P6		G3		K		E4		4	0	1	0	0	1	3		
Darrin Fletcher, L (1, 2) OBP: 0.277, SLG: 0.272	P5							F7		4	0	2	2	0	0	1		
Tim Lincecum, R (1, 5) OBP: 0.309, SLG: 0.325	G5-3									3	0	0	0	0	2	2		
Greg Colbrunn, R (1, 3) OBP: 0.368, SLG: 0.388				G4-3				G6-3		3	0	2	0	0	1	0		
Archi Cianfranco, R (8, 3) OBP: 0.279, SLG: 0.381										0	0	0	0	0	0	0		
Spike Owen, S (1, 6) OBP: 0.330, SLG: 0.387				G4-3				G6-3		3	0	0	0	0	0	3		
Chris Nabholz, L (1, 1) OBP: 0.083, SLG: 0.139										3	0	0	0	0	0	2		
John Wetteland, R (9, 1) ERA: 2.1										0	0	0	0	0	0	0		
<b>Inning Stats</b>	R: 0 E: 0 K: 1 S: 8	H: 0 LOB: 0 BB: 0 P: 10	R: 0 E: 0 K: 0 S: 6	H: 0 LOB: 0 BB: 0 P: 9	R: 0 E: 0 K: 0 S: 8	H: 1 LOB: 0 BB: 0 P: 11	R: 2 E: 0 K: 1 S: 10	H: 3 LOB: 1 BB: 0 P: 13	R: 0 E: 0 K: 2 S: 12	H: 1 LOB: 1 BB: 0 P: 19	R: 0 E: 0 K: 1 S: 10	H: 2 LOB: 2 BB: 0 P: 17	R: 1 E: 1 K: 0 S: 12	H: 2 LOB: 1 BB: 0 P: 16	1B: 9 2B: 0 3B: 0 HR: 0	SF: 0 SAC: 0 DP: 1 HBP: 0	WP: 1 PB: 0 SB: 0 CS: 0	PA: 32
<b>PITCHER</b>	IP WLS BF H R ER SO BB IBB HBP BLK WP HR S P ERA WHIP																	
Andy Benes, R (1, 1) ERA: 3.65	7.0 L 27 7 2 2 6 0 0 0 0 0 0 0 0 0 0 0 2.57 1.000																	
Rich Rodriguez, L (8, 1) ERA: 2.1	1.0 5 2 1 0 0 0 0 0 0 0 0 1 0 12 16 0.00 2.000																	

San Diego Padres @ Montreal Expos  
Olympic Stadium, Montreal, QB  
Fri Jul 17 1992, 7:05 PM EDT  
Att: 31,123 - Dome - 70 F

AB 32  
R 3  
H 9  
RBI 2  
BB 0  
SO 6  
LOB 13






Batter	1	2	3	4	5	6	7	8	9	AB	R	H	RBI	BB	SO	LOB	TOP								
Tony Fernandez, S (1, 6) OBP: 0.357, SLG: 0.379 Craig Shipley, R (9, 6) OBP: 0.224, SLG: 0.228	F8		F8		E3		E	G6-4-3		5	1	3	1	0	0	1									
Tony Gwynn, L (1, 9) OBP: 0.385, SLG: 0.434	G1-3		F9		SF7		E9		2B	4	1	2	1	1	0	1									
Gary Sheffield, R (1, 5) OBP: 0.385, SLG: 0.557					SF7		L9		2B	3	1	1	1	1	0	2									
Fred McGriff, L (1, 3) OBP: 0.431, SLG: 0.582	K				G3-1				K	3	0	0	0	2	2	4									
Darrin Jackson, R (1, 8) OBP: 0.302, SLG: 0.417					P3		G6-3		1B	5	1	1	2	0	0	4									
Bento Santiago, R (1, 2) OBP: 0.274, SLG: 0.350					K		F7		L4	4	1	0	0	1	1	2									
Jerald Clark, R (1, 7) OBP: 0.287, SLG: 0.368							K		F7	5	2	2	1	0	1	1									
Kurt Stillwell, S (1, 4) OBP: 0.281, SLG: 0.307					G4-3				3B	3	2	2	3	2	0	0									
Frank Seminara, R (1, 1) OBP: 0.105, SLG: 0.056 Randy Myers, L (8, 1)									K	3	1	1	0	0	1	1									
<b>Inning Stats</b>	R: 0 E: 0 K: 1 S: 7	H: 0 LOB: 1 BB: 1 P: 15	R: 0 E: 0 K: 0 S: 10	H: 0 LOB: 0 BB: 0 P: 17	R: 0 E: 0 K: 1 S: 9	H: 1 LOB: 1 BB: 0 P: 13	R: 0 E: 0 K: 1 S: 10	H: 0 LOB: 1 BB: 1 P: 18	R: 3 E: 1 K: 0 S: 14	H: 3 LOB: 1 BB: 1 P: 24	R: 0 E: 0 K: 1 S: 5	H: 0 LOB: 0 BB: 0 P: 9	R: 1 E: 1 K: 0 S: 9	H: 2 LOB: 3 BB: 2 P: 17	R: 2 E: 0 K: 0 S: 9	H: 2 LOB: 0 BB: 1 P: 17	R: 4 E: 0 K: 2 S: 19	H: 4 LOB: 1 BB: 1 P: 30	1B: 8 2B: 2 3B: 1 HR: 1	SF: 1 SAC: 1 DP: 1 HBP: 0	WP: 0 PB: 0 SB: 2 CS: 0	PA: 45			
<b>PITCHER</b>	IP	WLS	BF	H	R	ER	SO	BB	IBB	HBP	BLK	WP	HR	S	P	ERA	WHIP								
Dennis Martinez, R (1, 1) ERA: 2.95	6.1	L	29	6	4	3	4	4	0	0	0	0	0	60	105	4.26	1.579								
Bill Sampen, R (7, 1) ERA: 3.27	0.2		3	0	0	0	0	0	1	0	0	0	0	4	8	0.00	0.000								
Bill Landrum, R (8, 1) ERA: 6.63	1.0		5	2	2	2	0	1	0	0	0	0	1	9	17	18.00	3.000								
Sergio Valdez, R (9, 1) ERA: 2.89	0.1		4	2	3	3	1	1	0	0	0	0	0	7	13	81.00	9.000								
Jeff Fassero, L (9, 1) ERA: 3.39	0.2		4	2	1	1	1	0	0	0	0	0	0	12	17	13.50	3.000								

San Diego Padres @ Montreal Expos  
Olympic Stadium, Montreal, QB  
Sat Jul 18 1992, 7:05 PM EDT  
Att: 32,370 - Dome - 70 F

livebaseballscores.com

AB 36  
R 10  
H 12  
RBI 9  
BB 7  
SO 6  
LOB 17



Batter	1	2	3	4	5	6	7	8	9	AB	R	H	RBI	BB	SO	LOB	BOTTOM								
Delino DeShields, L (1, 4) OBP: 0.379, SLG: 0.407	F8		F8		K			2B		4	1	2	0	0	1	0									
Marquis Grissom, R (1, 8) OBP: 0.330, SLG: 0.401	L8		F8				G4-3	G3		4	0	1	2	0	0	1									
John Vander Wal, L (1, 7) OBP: 0.353, SLG: 0.375 Greg Colbrunn, R (8, PH) OBP: 0.350, SLG: 0.350 Darren Reed, R (9, 7) OBP: 0.233, SLG: 0.316							E3		K	3	1	1	0	0	0	1									
Larry Walker, L (1, 9) OBP: 0.336, SLG: 0.507										4	0	2	0	0	0	2									
Bret Barberie, S (1, 5) OBP: 0.347, SLG: 0.274 Spike Owen, S (8, PH) OBP: 0.332, SLG: 0.387							G4-3			3	0	1	1	0	0	1									
Tim Wallach, R (1, 3) OBP: 0.306, SLG: 0.321							F7			4	0	0	0	0	0	4									
Gary Carter, R (1, 2) OBP: 0.292, SLG: 0.321										3	0	0	0	1	0	0									
Tom Foley, L (1, 6) OBP: 0.244, SLG: 0.198 Archi Cianfranco, R (9, PH) OBP: 0.253, SLG: 0.351										3	0	0	0	0	0	1									
Dennis Martinez, R (1, 1) ERA: 2.95 Bill Landrum, R (8, 1) ERA: 6.63 Darrin Fletcher, L (9, PH) OBP: 0.283, SLG: 0.279 Sergio Valdez, R (9, 1) ERA: 2.89 Jeff Fassero, L (9, 1) ERA: 3.39 Rob Natal, R (9, PH)										0	0	0	0	0	0	0									
<b>Inning Stats</b>	R: 1 E: 0 K: 0 S: 11	H: 3 LOB: 2 BB: 0 P: 19	R: 0 E: 0 K: 0 S: 5	H: 0 LOB: 0 BB: 0 P: 6	R: 0 E: 1 K: 0 S: 8	H: 1 LOB: 1 BB: 0 P: 11	R: 0 E: 0 K: 0 S: 5	H: 0 LOB: 0 BB: 0 P: 9	R: 0 E: 0 K: 2 S: 8	H: 0 LOB: 0 BB: 0 P: 12	R: 0 E: 1 K: 0 S: 16	H: 1 LOB: 1 BB: 0 P: 24	R: 0 E: 0 K: 0 S: 3	H: 0 LOB: 0 BB: 1 P: 9	R: 2 E: 0 K: 1 S: 15	H: 3 LOB: 2 BB: 1 P: 25	R: 0 E: 0 K: 0 S: 5	H: 0 LOB: 0 BB: 1 P: 11	1B: 7 2B: 1 3B: 0 HR: 0	SF: 0 SAC: 0 DP: 2 HBP: 0	WP: 0 PB: 0 SB: 0 CS: 0	PA: 36			
<b>PITCHER</b>	IP	WLS	BF	H	R	ER	SO	BB	IBB	HBP	BLK	WP	HR	S	P	ERA	WHIP								
Frank Seminara, R (1, 1) ERA: 3.96	7.0	W	28	7	3	3	2	1	0	0	0	0	0	61	97	3.86	1.143								
Randy Myers, L (8, 1) ERA: 5.4	2.0		8	1	0	0	1	2	0	0	0	0	0	15	29	0.00	1.500								

San Diego Padres @ Montreal Expos  
Olympic Stadium, Montreal, QB  
Sat Jul 18 1992, 7:05 PM EDT  
Att: 32,370 - Dome - 70 F

livebaseballscores.com

AB 33  
R 3  
H 8  
RBI 3  
BB 3  
SO 3  
LOB 12









Batter	1	2	3	4	5	6	7	8	9	AB	R	H	RBI	BB	SO	LOB	TOP			
Willie McGee, S (1, 8) OBP: 0.350, SLG: 0.366	L9			G6-3		K			G6-3	4	0	1	0	0	1	1				
Greg Litton, R (1, 4) OBP: 0.271, SLG: 0.299	G6-3			G5-3		G3-1			G6-4-3	3	0	1	0	0	0	1				
Kevin Bass, S (9, FH) OBP: 0.294, SLG: 0.392	G6-3			G5-3		G3-1			G6-4-3	1	0	0	0	0	0	1				
Will Clark, L (1, 3) OBP: 0.399, SLG: 0.476	F7			G5-3		K			G3-1	3	0	0	0	1	1	0				
Cory Snyder, R (1, 9) OBP: 0.322, SLG: 0.479			G5-3	G5-3		F7				3	0	0	0	0	0	2				
Matt Williams, R (1, 5) OBP: 0.277, SLG: 0.380	K			K		K				3	0	0	0	0	3	0				
Chris James, R (1, 7) OBP: 0.305, SLG: 0.397	G5-3			G5-3					K	3	0	1	0	0	1	0				
Rod Beck, R (8, 1)	G5-3			G5-3					K	0	0	0	0	0	0	0				
Kirt Manwaring, R (1, 2) OBP: 0.320, SLG: 0.319	CS		K	L9		G4-3			G4-3	3	0	0	0	0	1	0				
Mike Benjamin, R (1, 6) OBP: 0.222, SLG: 0.407	G4-3			G4-3		SH3-4			P6	3	0	1	0	0	0	0				
Pat Rapp, R (1, 1)				K		SH3-4				1	0	0	0	0	1	0				
Michael Jackson, R (6, 1)				K		SH3-4				0	0	0	0	0	0	0				
Mike Felder, S (8, 7) OBP: 0.305, SLG: 0.347									G6-4-3	0	1	0	0	1	0	0				
<b>Inning Stats</b>	R: 0 H: 0 E: 0 K: 0 S: 7	H: 0 LOB: 0 BB: 0 P: 10	R: 0 H: 1 E: 0 K: 1 S: 9	LOB: 0 BB: 0 P: 13	R: 0 H: 0 E: 0 K: 2 S: 11	LOB: 0 BB: 0 P: 15	R: 0 H: 1 E: 0 K: 0 S: 6	H: 0 LOB: 1 BB: 1 P: 12	R: 0 H: 0 E: 0 K: 1 S: 5	LOB: 0 BB: 0 P: 8	R: 0 H: 1 E: 0 K: 1 S: 10	H: 0 LOB: 0 BB: 0 P: 15	R: 0 H: 0 E: 0 K: 1 S: 7	LOB: 0 BB: 0 P: 9	R: 1 H: 1 E: 0 K: 0 S: 8	LOB: 0 BB: 1 P: 15	1B: 4 2B: 0 3B: 0 HR: 0	SF: 0 SAC: 1 DP: 2 HBP: 0	WP: 0 PB: 0 SB: 0 CS: 1	PA: 31
<b>PITCHER</b>	IP	WLS	BF	H	R	ER	SO	BB	IBB	HBP	BLK	WP	HR	S	P	ERA	WHIP			
Brian Barnes, L (1, 1) ERA: 2.12	8.0	W	27	3	1	1	8	2	0	0	0	0	0	65	102	1.12	0.625			
John Wetteland, R (9, 1) ERA: 3.71	1.0	S	3	1	0	0	0	0	0	0	0	0	0	7	10	0.00	1.000			

San Francisco Giants @ Montreal Expos  
Olympic Stadium, Montreal, QB  
Mon Jul 20 1992, 7:05 PM EDT  
Att: 17,315 - Dome - 70 F

livebaseballscores.com

AB 27  
R 1  
H 4  
RBI 0  
BB 2  
SO 8  
LOB 5

GIANTS

Batter	1	2	3	4	5	6	7	8	9	AB	R	H	RBI	BB	SO	LOB	BOTTOM			
Delino DeShields, L (1, 4) OBP: 0.378, SLG: 0.405	G6-3		G5-3			SH2-4			K	3	0	0	0	0	1	1				
Marquis Grissom, R (1, 8) OBP: 0.328, SLG: 0.400	G6-3			G5-3		G6-3			K	4	0	0	0	0	1	1				
John Vander Wal, L (1, 7) OBP: 0.352, SLG: 0.380	L6			G3-1						3	0	1	1	0	0	0				
Larry Walker, L (1, 9) OBP: 0.332, SLG: 0.497	G6-3			K						2	0	0	0	1	1	0				
Darrin Fletcher, L (1, 2) OBP: 0.282, SLG: 0.278	G5-4-3			G4-3		K				3	0	1	0	0	1	2				
Tim Lincecum, R (1, 5) OBP: 0.305, SLG: 0.323	G5-4-3			F7		K				3	0	0	0	0	1	1				
Greg Colbrunn, R (1, 3) OBP: 0.370, SLG: 0.407				G3-1					K	3	0	1	0	0	1	0				
Archi Cianfrocco, R (8, 3) OBP: 0.283, SLG: 0.381				SH1-3					K	0	0	0	0	0	0	0				
Tom Foley, L (1, 6) OBP: 0.240, SLG: 0.218				F7					P5	3	1	1	0	0	0	1				
Brian Barnes, L (1, 1) OBP: 0.333, SLG: 0.250				SH1-3						2	1	1	1	0	0	0				
John Wetteland, R (9, 1) ERA: 3.71									G4-3	0	0	0	0	0	0	0				
<b>Inning Stats</b>	R: 0 H: 0 E: 0 K: 0 S: 6	H: 0 LOB: 0 BB: 0 P: 9	R: 0 H: 1 E: 0 K: 0 S: 6	LOB: 0 BB: 0 P: 11	R: 0 H: 1 E: 0 K: 0 S: 4	LOB: 1 BB: 0 P: 6	R: 0 H: 0 E: 0 K: 1 S: 7	H: 0 LOB: 0 BB: 0 P: 10	R: 0 H: 0 E: 0 K: 0 S: 8	LOB: 0 BB: 0 P: 15	R: 2 H: 3 E: 0 K: 0 S: 14	H: 3 LOB: 2 BB: 1 P: 22	R: 0 H: 0 E: 0 K: 2 S: 9	H: 0 LOB: 0 BB: 0 P: 13	R: 0 H: 0 E: 0 K: 2 S: 10	LOB: 0 BB: 0 P: 13	1B: 2 2B: 2 3B: 1 HR: 0	SF: 0 SAC: 2 DP: 1 HBP: 0	WP: 0 PB: 0 SB: 0 CS: 0	PA: 29
<b>PITCHER</b>	IP	WLS	BF	H	R	ER	SO	BB	IBB	HBP	BLK	WP	HR	S	P	ERA	WHIP			
Pat Rapp, R (1, 1) ERA: 2.35	5.2	L	21	5	2	2	1	0	0	0	0	0	0	41	64	3.18	0.882			
Michael Jackson, R (6, 1) ERA: 2.53	1.1		5	0	0	0	3	0	1	0	0	0	0	13	22	0.00	0.000			
Rod Beck, R (8, 1) ERA: 2.34	1.0		3	0	0	0	2	0	0	0	0	0	0	10	13	0.00	0.000			

San Francisco Giants @ Montreal Expos  
Olympic Stadium, Montreal, QB  
Mon Jul 20 1992, 7:05 PM EDT  
Att: 17,315 - Dome - 70 F

livebaseballscores.com

AB 26  
R 2  
H 5  
RBI 2  
BB 1  
SO 6  
LOB 6

MONTREAL EXPOS



Batter	1	2	3	4	5	6	7	8	9	AB	R	H	RBI	BB	SO	LOB	TOP			
Willie McGee, S (1, 8) OBP: 0.348, SLG: 0.361	G3-1		2B BB		F7		L7		G5-3	4	1	0	0	1	0	3	<b>San Francisco Giants @ Montreal Expos</b> Olympic Stadium, Montreal, QB Tue Jul 21 1992, 7:05 PM EDT Att: 25,719 - Dome - 70 F <a href="http://livebaseballscorecards.com">livebaseballscorecards.com</a>			
Kevin Bass, S (1, 9) OBP: 0.294, SLG: 0.387	K		F7		F7		F8			3	0	0	0	1	1	3				
Will Clark, L (1, 3) OBP: 0.398, SLG: 0.476	2B		L9		F8		F8			4	0	1	0	0	0	2				
Mark Leonard, L (1, 7) OBP: 0.350, SLG: 0.647	K		2B		CS	G4-3		1B		4	0	2	1	0	1	1				
Matt Williams, R (1, 5)		G3 1B	K		G6-3		F7			4	0	1	0	0	1	2				
Kirt Manwaring, R (1, 2) OBP: 0.319, SLG: 0.318		G3			G1-3		L7			1	0	0	0	0	0	1				
Craig Colbert, R (4, PH) OBP: 0.214, SLG: 0.184										3	0	0	0	0	1	1				
Greg Litton, R (1, 4) OBP: 0.270, SLG: 0.297		K			K		1B		F9	4	0	1	0	0	2	1				
Jose Uribe, S (1, 6) OBP: 0.308, SLG: 0.367					E1		L8			2	0	0	0	1	0	1				
Cory Snyder, R (9, PH) OBP: 0.325, SLG: 0.482			IBB		FC4-6					1	0	1	0	0	0	0				
Bud Black, L (1, 1) OBP: 0.065, SLG: 0.033					FC4-6					2	0	0	0	0	1	3				
Mike Felder, S (7, PH) OBP: 0.309, SLG: 0.350										1	0	1	0	0	0	0				
Jeff Brantley, R (7, 1) OBP: 0.667, SLG: 0.500										0	0	0	0	0	0	0				
Dave Righetti, L (8, 1)										0	0	0	0	0	0	0				
Chris James, R (9, PH) OBP: 0.303, SLG: 0.393										1	0	0	0	0	1	1				
<b>Inning Stats</b>	R: 0 E: 0 K: 2 S: 13	H: 1 LOB: 1 BB: 0 P: 19	R: 0 E: 0 K: 2 S: 12	H: 1 LOB: 2 BB: 1 P: 20	R: 1 E: 0 K: 1 S: 15	H: 1 LOB: 1 BB: 1 P: 27	R: 0 E: 1 K: 1 S: 10	H: 0 LOB: 1 BB: 0 P: 12	R: 0 E: 0 K: 0 S: 6	H: 0 LOB: 0 BB: 0 P: 11	R: 0 E: 0 K: 0 S: 6	H: 2 LOB: 2 BB: 0 P: 15	R: 0 E: 0 K: 1 S: 10	H: 1 LOB: 1 BB: 0 P: 16	R: 0 E: 0 K: 1 S: 11	H: 1 LOB: 1 BB: 0 P: 15	1B: 5 2B: 2 3B: 0 HR: 0	SF: 0 SAC: 0 DP: 0 HBP: 0	WP: 0 PB: 0 SB: 0 CS: 1	PA: 38
<b>PITCHER</b>	IP WLS BF H R ER SO BB IBB HBP BLK WP HR S P ERA WHIP																			
Ken Hill, R (1, 1) ERA: 2.63	6.1 W 27 5 1 1 6 2 1 0 0 0 0 68 104 1.42 1.105																			
Mel Rojas, R (7, 1) ERA: 1.27	2.2 S 10 2 0 0 2 0 0 0 0 0 0 25 38 0.00 0.750																			

Batter	1	2	3	4	5	6	7	8	9	AB	R	H	RBI	BB	SO	LOB	BOTTOM			
Delino DeShields, L (1, 4) OBP: 0.379, SLG: 0.406	FC6-4 1B		B1-3				K			4	0	2	0	0	1	0	<b>San Francisco Giants @ Montreal Expos</b> Olympic Stadium, Montreal, QB Tue Jul 21 1992, 7:05 PM EDT Att: 25,719 - Dome - 70 F <a href="http://livebaseballscorecards.com">livebaseballscorecards.com</a>			
Marquis Grissom, R (1, 8) OBP: 0.330, SLG: 0.401	FC6-4 S		FC		G6-3		1B			4	2	2	0	0	0	2				
Greg Colbrunn, R (1, 3) OBP: 0.355, SLG: 0.387	F7		FC		G6-3		1B			4	1	1	2	0	0	1				
Archi Cianfrocco, R (8, 3) OBP: 0.283, SLG: 0.381			HR				1B			0	0	0	0	0	0	0				
Larry Walker, L (1, 9) OBP: 0.337, SLG: 0.510	L9		HR							4	2	3	2	0	0	1				
Tim Wallach, R (1, 5) OBP: 0.307, SLG: 0.323		G3-1 1B	G5-3			SF9 F8	1B			3	0	1	0	1	1	2				
John Vander Wal, L (1, 7) OBP: 0.350, SLG: 0.377			K			F8	F7			4	0	1	0	0	1	4				
Gary Carter, R (1, 2) OBP: 0.295, SLG: 0.321		K			G4-6-3 1B		SF9 IBB		F9	3	0	1	0	1	1	2				
Tom Foley, L (1, 6) OBP: 0.230, SLG: 0.211		G3-1			G4-6-3		SF9		G6-3	3	0	0	1	0	0	3				
Ken Hill, R (1, 1) OBP: 0.357, SLG: 0.500										3	0	0	0	0	1	4				
Mel Rojas, R (7, 1) OBP: 0.125, SLG: 0.125		G6-3					G3			1	0	0	0	0	1	0				
<b>Inning Stats</b>	R: 0 E: 0 K: 0 S: 9	H: 1 LOB: 1 BB: 0 P: 14	R: 0 E: 0 K: 1 S: 12	H: 2 LOB: 2 BB: 0 P: 15	R: 3 E: 0 K: 1 S: 11	H: 2 LOB: 0 BB: 0 P: 18	R: 0 E: 0 K: 1 S: 6	H: 1 LOB: 0 BB: 0 P: 9	R: 0 E: 0 K: 0 S: 6	H: 1 LOB: 2 BB: 2 P: 12	R: 1 E: 0 K: 2 S: 11	H: 3 LOB: 2 BB: 0 P: 23	R: 0 E: 0 K: 1 S: 6	H: 0 LOB: 0 BB: 0 P: 6	R: 0 E: 0 K: 1 S: 6	H: 0 LOB: 0 BB: 0 P: 6	1B: 10 2B: 0 3B: 0 HR: 1	SF: 1 SAC: 0 DP: 1 HBP: 0	WP: 0 PB: 0 SB: 4 CS: 1	PA: 36
<b>PITCHER</b>	IP WLS BF H R ER SO BB IBB HBP BLK WP HR S P ERA WHIP																			
Bud Black, L (1, 1) ERA: 3.09	6.0 L 27 8 4 4 3 1 1 0 0 0 0 55 90 6.00 1.500																			
Jeff Brantley, R (7, 1) ERA: 3.09	1.0 6 3 1 1 2 0 0 0 0 0 0 16 23 9.00 3.000																			
Dave Righetti, L (8, 1) ERA: 5.59	1.0 3 0 0 0 1 0 0 0 0 0 0 6 6 0.00 0.000																			





Batter	1	2	3	4	5	6	7	8	9	AB	R	H	RBI	BB	SO	LOB	TOP					
<b>Willie McGee, S</b> OBP: 0.346, SLG: 0.356 (1, 8)	1-2 G5-4-3 HBP		0-3 K		1-1 G3			0-3 K	1-3 K	4	0	0	0	0	3	2	<b>San Francisco Giants @ Montreal Expos</b> Olympic Stadium, Montreal, QB Wed Jul 22 1992, 7:05 PM EDT Att: 26,822 - Dome - 70 F					
<b>Robby Thompson, R</b> OBP: 0.347, SLG: 0.407 (1, 4)	2-1 G5-4-3 1-2		2-2 F9			0-3 K		1-0 1B		4	0	1	0	0	1	1						
<b>Will Clark, L</b> OBP: 0.396, SLG: 0.474 (1, 3)	3-1 F9		1-0 F8			0-0 G4-3		0-0 1B	1-2 1B	4	0	1	0	0	0	0						
<b>Chris James, R</b> OBP: 0.309, SLG: 0.405 (1, 7)		1-3 K		0-0 G1-3		2-1 1B		1-1 F7		4	1	2	0	0	1	2						
<b>Mike Felder, S</b> OBP: 0.309, SLG: 0.350 (8, 7)										0	0	0	0	0	0	0						
<b>Cory Snyder, R</b> OBP: 0.332, SLG: 0.487 (1, 9)		1-1 HR		0-3 K		0-0 2B		2-1 G5-3		4	2	3	1	0	1	1						
<b>Matt Williams, R</b> OBP: 0.279, SLG: 0.387 (1, 5)		3-1 HR		1-1 G1-3		0-1 CS	4-0 BB	2-2 G5-3		3	1	1	2	1	0	2						
<b>Craig Colbert, R</b> OBP: 0.196, SLG: 0.167 (1, 2)		2-0 L4		0-0 G5-3			0-1 G4-3	0-3 K		4	0	0	0	0	1	3						
<b>Mike Benjamin, R</b> OBP: 0.233, SLG: 0.400 (1, 6)		0-1 1B		1-3 K			0-0 G6-3	4-2 BB		3	0	1	0	0	1	0						
<b>Bryan Hickerson, L</b> (7, 1)										0	0	0	0	0	0	0						
<b>Kevin Bass, S</b> OBP: 0.296, SLG: 0.387 (9, PH)										0	0	0	0	1	0	0						
<b>Rod Beck, R</b> (9, 1)										0	0	0	0	0	0	0						
<b>Bill Swift, R</b> OBP: 0.194, SLG: 0.229 (1, 1)								0-1 G5-3		2	0	0	0	0	2	1						
<b>Jose Uribe, S</b> OBP: 0.311, SLG: 0.369 (7, 6)								1-2 2-H		2	0	1	1	0	0	0						
<b>Inning Stats</b>	R: 0 E: 0 K: 0 S: 6	H: 0 LOB: 0 BB: 0 P: 12	R: 2 E: 0 K: 2 S: 13	H: 3 LOB: 1 BB: 0 P: 21	R: 0 E: 0 K: 1 S: 8	H: 0 LOB: 1 BB: 0 P: 11	R: 0 E: 0 K: 1 S: 7	H: 1 LOB: 1 BB: 0 P: 8	R: 0 E: 0 K: 2 S: 8	H: 0 LOB: 0 BB: 0 P: 11	R: 1 E: 0 K: 1 S: 11	H: 2 LOB: 0 BB: 0 P: 13	R: 0 E: 0 K: 0 S: 3	H: 0 LOB: 0 BB: 1 P: 7	R: 0 E: 0 K: 1 S: 9	H: 2 LOB: 2 BB: 0 P: 11	R: 1 E: 0 K: 2 S: 20	H: 2 LOB: 2 BB: 1 P: 31	1B: 8 2B: 1 3B: 0 HR: 1	SF: 0 SAC: 0 DP: 2 HBP: 1	WP: 0 PB: 0 SB: 0 CS: 1	PA: 38
<b>PITCHER</b>	IP WLS BF H R ER SO BB IBB HBP BLK WP HR S P ERA WHIP	IP WLS BF H R ER SO BB IBB HBP BLK WP HR S P ERA WHIP	IP WLS BF H R ER SO BB IBB HBP BLK WP HR S P ERA WHIP	IP WLS BF H R ER SO BB IBB HBP BLK WP HR S P ERA WHIP	IP WLS BF H R ER SO BB IBB HBP BLK WP HR S P ERA WHIP	IP WLS BF H R ER SO BB IBB HBP BLK WP HR S P ERA WHIP	IP WLS BF H R ER SO BB IBB HBP BLK WP HR S P ERA WHIP	IP WLS BF H R ER SO BB IBB HBP BLK WP HR S P ERA WHIP	IP WLS BF H R ER SO BB IBB HBP BLK WP HR S P ERA WHIP	IP WLS BF H R ER SO BB IBB HBP BLK WP HR S P ERA WHIP	IP WLS BF H R ER SO BB IBB HBP BLK WP HR S P ERA WHIP	IP WLS BF H R ER SO BB IBB HBP BLK WP HR S P ERA WHIP	IP WLS BF H R ER SO BB IBB HBP BLK WP HR S P ERA WHIP	IP WLS BF H R ER SO BB IBB HBP BLK WP HR S P ERA WHIP	IP WLS BF H R ER SO BB IBB HBP BLK WP HR S P ERA WHIP	IP WLS BF H R ER SO BB IBB HBP BLK WP HR S P ERA WHIP						
<b>Chris Nabholz, L</b> ERA: 3.63 (1, 1)	7.0 L	26 6 3 3 7	6 3 3 7	1 0 1 0	0 0 0 0	0 0 0 0	0 0 0 0	0 0 0 0	0 0 0 0	56 83	3.86	1.000										
<b>Jeff Fassero, L</b> ERA: 3.44 (8, 1)	1.2 10	4 1 1 2	1 0 0 0	0 0 0 0	0 0 0 0	0 0 0 0	0 0 0 0	0 0 0 0	0 0 0 0	23 35	5.40	3.000										
<b>Bill Sampen, R</b> ERA: 3.25 (9, 1)	0.1 1	0 0 0 1	0 0 0 1	0 0 0 0	0 0 0 0	0 0 0 0	0 0 0 0	0 0 0 0	0 0 0 0	6 7	0.00	0.000										

AB	34
R	4
H	10
RBI	4
BB	2
SO	10
LOB	12



Batter	1	2	3	4	5	6	7	8	9	AB	R	H	RBI	BB	SO	LOB	BOTTOM					
<b>Delino DeShields, L</b> OBP: 0.379, SLG: 0.404 (1, 4)	1-1 G4-3		1-0 G6-3		4-1 F8		0-0 FC5-4		1-3 K	4	0	1	0	1	1	2	<b>San Francisco Giants @ Montreal Expos</b> Olympic Stadium, Montreal, QB Wed Jul 22 1992, 7:05 PM EDT Att: 26,822 - Dome - 70 F					
<b>Marquis Grissom, R</b> OBP: 0.326, SLG: 0.396 (1, 8)	1-0 P6		0-1 G6-3		2-2 F8		0-0 G6-3		0-1 G5-3	5	0	0	0	0	0	4						
<b>John Vander Wal, L</b> OBP: 0.347, SLG: 0.369 (1, 7)	4-1 1B		0-0 F7		1-0 G4-3		2-1 G4-3			3	0	0	0	1	0	2						
<b>Larry Walker, L</b> OBP: 0.339, SLG: 0.510 (1, 9)	1-1 1B			1-2 G1-3		0-0 FC6-4		1-3 K		4	0	2	0	0	1	0						
<b>Darrin Fletcher, L</b> OBP: 0.275, SLG: 0.270 (1, 2)	0-2 G4-3			2-1 G1-3		0-0 F9		0-1 G5-3		3	0	0	0	0	0	3						
<b>Archi Cianfrocco, R</b> OBP: 0.252, SLG: 0.379 (8, PH)										1	0	0	0	0	0	0						
<b>Rob Natal, R</b> (9, 2)										0	0	0	0	0	0	0						
<b>Tim Lincecum, R</b> OBP: 0.310, SLG: 0.328 (1, 5)		0-0 G5-3		0-2 PB		2-1 FC6-4		1-3 F8		4	0	2	0	0	0	0						
<b>Greg Colbrunn, R</b> OBP: 0.343, SLG: 0.457 (1, 3)		1-1 G1-3		2-3 K		0-1 FC6-4		0-1 HR		4	1	1	1	0	1	3						
<b>Tom Foley, L</b> OBP: 0.240, SLG: 0.226 (1, 6)		0-2 2B		2-2 F9		1-0 G3		4-2 BB		3	0	1	0	1	0	4						
<b>Chris Nabholz, L</b> OBP: 0.079, SLG: 0.132 (1, 1)		2-1 G1-4-3		0-2 G4-3		3-1 FC5-4		2-1 F8		2	0	0	0	0	0	1						
<b>Bret Barberie, S</b> OBP: 0.351, SLG: 0.278 (7, PH)										1	0	1	0	0	0	0						
<b>Jeff Fassero, L</b> (8, 1)										0	0	0	0	0	0	0						
<b>Bill Sampen, R</b> (9, 1)										0	0	0	0	0	0	0						
<b>Gary Carter, R</b> OBP: 0.294, SLG: 0.320 (9, PH)										1	0	0	0	0	0	1						
<b>Inning Stats</b>	R: 0 E: 0 K: 0 S: 9	H: 1 LOB: 2 BB: 1 P: 16	R: 0 E: 0 K: 0 S: 10	H: 1 LOB: 0 BB: 0 P: 13	R: 0 E: 0 K: 1 S: 4	H: 1 LOB: 0 BB: 0 P: 5	R: 0 E: 0 K: 1 S: 16	H: 1 LOB: 2 BB: 0 P: 23	R: 0 E: 0 K: 0 S: 8	H: 0 LOB: 1 BB: 1 P: 15	R: 0 E: 0 K: 0 S: 7	H: 2 LOB: 2 BB: 0 P: 10	R: 0 E: 0 K: 0 S: 6	H: 1 LOB: 1 BB: 0 P: 11	R: 0 E: 0 K: 1 S: 8	H: 0 LOB: 0 BB: 0 P: 11	R: 1 E: 0 K: 1 S: 15	H: 1 LOB: 1 BB: 1 P: 22	1B: 5 2B: 2 3B: 0 HR: 1	SF: 0 SAC: 0 DP: 1 HBP: 0	WP: 0 PB: 1 SB: 0 CS: 0	PA: 38
<b>PITCHER</b>	IP WLS BF H R ER SO BB IBB HBP BLK WP HR S P ERA WHIP	IP WLS BF H R ER SO BB IBB HBP BLK WP HR S P ERA WHIP	IP WLS BF H R ER SO BB IBB HBP BLK WP HR S P ERA WHIP	IP WLS BF H R ER SO BB IBB HBP BLK WP HR S P ERA WHIP	IP WLS BF H R ER SO BB IBB HBP BLK WP HR S P ERA WHIP	IP WLS BF H R ER SO BB IBB HBP BLK WP HR S P ERA WHIP	IP WLS BF H R ER SO BB IBB HBP BLK WP HR S P ERA WHIP	IP WLS BF H R ER SO BB IBB HBP BLK WP HR S P ERA WHIP	IP WLS BF H R ER SO BB IBB HBP BLK WP HR S P ERA WHIP	IP WLS BF H R ER SO BB IBB HBP BLK WP HR S P ERA WHIP	IP WLS BF H R ER SO BB IBB HBP BLK WP HR S P ERA WHIP	IP WLS BF H R ER SO BB IBB HBP BLK WP HR S P ERA WHIP	IP WLS BF H R ER SO BB IBB HBP BLK WP HR S P ERA WHIP	IP WLS BF H R ER SO BB IBB HBP BLK WP HR S P ERA WHIP	IP WLS BF H R ER SO BB IBB HBP BLK WP HR S P ERA WHIP	IP WLS BF H R ER SO BB IBB HBP BLK WP HR S P ERA WHIP						
<b>Bill Swift, R</b> ERA: 2.29 (1, 1)	6.2 W	29 7 0 0 1	0 0 0 1	0 0 0 1	0 0 0 0	0 0 0 0	0 0 0 0	0 0 0 0	0 0 0 0	58 89	0.00	1.350										
<b>Bryan Hickerson, L</b> ERA: 2.89 (7, 1)	1.1 4	0 0 0 1	0 0 0 1	0 0 0 0	0 0 0 0	0 0 0 0	0 0 0 0	0 0 0 0	0 0 0 0	10 15	0.00	0.000										
<b>Rod Beck, R</b> ERA: 2.45 (9, 1)	1.0 5	1 1 1 1	1 1 1 1	1 0 0 0	0 0 0 0	0 0 0 0	0 0 0 0	0 0 0 0	0 0 0 0	15 22	9.00	2.000										





Batter	1	2	3	4	5	6	7	8	9	AB	R	H	RBI	BB	SO	LOB	TOP										
Jose Offerman, S (1, 6) OBP: 0.338, SLG: 0.335			G1-3			G6-3		G4-3		4	0	0	0	0	1	0	<b>Los Angeles Dodgers @ Montreal Expos</b> Olympic Stadium, Montreal, QB Fri Jul 24 1992, 7:05 PM EDT Att: 25,180 - Dome - 70 F										
Brett Butler, L (1, 8) OBP: 0.405, SLG: 0.395	G4-3				1B	G5-3			F8	4	2	2	0	0	0	0											
Mike Sharperson, R (1, 4) OBP: 0.412, SLG: 0.434	G5-3			G1-3					F8	4	0	1	0	0	0	2											
Eric Davis, R (1, 7) OBP: 0.326, SLG: 0.350		K				F9				4	0	2	2	0	1	1											
Henry Rodriguez, L (1, 9) Todd Benzinger, S (9, PH) OBP: 0.272, SLG: 0.342	F9			K			P4		K	3	0	0	0	0	1	1											
Eric Karros, R (1, 3) OBP: 0.290, SLG: 0.438									G6-3	4	1	1	1	0	1	2											
Mike Scioscia, L (1, 2) OBP: 0.292, SLG: 0.287						F8				3	0	0	0	0	0	0											
Dave Hansen, L (1, 5) OBP: 0.296, SLG: 0.329				G5-3		L8			F7	3	0	0	0	0	0	0											
Ramon Martinez, R (1, 1) Lenny Harris, L (8, PH) Jim Gott, R (8, 1) OBP: 0.132, SLG: 0.132 OBP: 0.313, SLG: 0.307				G6-3		G5-3			G1-3	2	0	0	0	0	0	0											
										1	0	0	0	0	0	0											
										0	0	0	0	0	0	0											
<b>Inning Stats</b>	R: 0 E: 0 K: 1 S: 6	H: 0 LOB: 0 BB: 0 P: 10	R: 1 E: 0 K: 1 S: 9	H: 1 LOB: 0 BB: 0 P: 17	R: 0 E: 0 K: 0 S: 6	H: 0 LOB: 0 BB: 0 P: 9	R: 1 E: 0 K: 1 S: 14	H: 2 LOB: 1 BB: 0 P: 20	R: 0 E: 0 K: 0 S: 6	H: 0 LOB: 0 BB: 0 P: 10	R: 0 E: 0 K: 0 S: 9	H: 1 LOB: 1 BB: 0 P: 13	R: 0 E: 0 K: 1 S: 7	H: 0 LOB: 0 BB: 0 P: 12	R: 0 E: 0 K: 0 S: 3	H: 0 LOB: 0 BB: 0 P: 6	R: 1 E: 0 K: 1 S: 14	H: 2 LOB: 1 BB: 0 P: 21	1B: 5 2B: 0 3B: 0 HR: 1	SF: 0 SAC: 0 DP: 0 HBP: 0	WP: 0 PB: 0 SB: 3 CS: 0	PA: 33					
<b>PITCHER</b>	IP	WLS	BF	H	R	ER	SO	BB	IBB	HBP	BLK	WP	HR	S	P	ERA	WHIP										
Dennis Martinez, R (1, 1) ERA: 2.91	8.0	W	28	4	2	2	4	0	0	0	0	0	1	60	97	2.25	0.500										
John Wetteland, R (9, 1) ERA: 3.83	1.0	S	5	2	1	1	1	0	0	0	0	0	0	14	21	9.00	2.000										

livebaseballscores.com

AB	33
R	3
H	6
RBI	3
BB	0
SO	5
LOB	7



Batter	1	2	3	4	5	6	7	8	9	AB	R	H	RBI	BB	SO	LOB	BOTTOM										
Delino DeShields, L (1, 4) OBP: 0.376, SLG: 0.399	G1-3		G4-3			F8		G6-3		4	0	0	1	0	0	3	<b>Los Angeles Dodgers @ Montreal Expos</b> Olympic Stadium, Montreal, QB Fri Jul 24 1992, 7:05 PM EDT Att: 25,180 - Dome - 70 F										
Bret Barberie, S (1, 5) OBP: 0.359, SLG: 0.296	G4-3								G3-1	4	1	3	2	0	0	0											
Marquis Grissom, R (1, 8) OBP: 0.323, SLG: 0.392										4	0	0	0	0	1	3											
John Vander Wal, L (1, 9) (8, 7) OBP: 0.345, SLG: 0.362										3	0	0	0	1	0	0											
Tim Wallach, R (1, 3) OBP: 0.309, SLG: 0.327										4	0	1	1	0	2	0											
Darin Fletcher, L (1, 2) OBP: 0.274, SLG: 0.287										4	0	1	0	0	1	2											
Archi Cianfrocco, R (1, 7) Darren Reed, R (8, 9) OBP: 0.252, SLG: 0.379 OBP: 0.227, SLG: 0.308										3	1	1	0	0	1	1											
										1	0	0	0	0	0	2											
Wil Cordero, R (1, 6) OBP: 0.667, SLG: 0.667										3	2	2	0	0	1	0											
Dennis Martinez, R (1, 1) John Wetteland, R (9, 1) OBP: 0.222, SLG: 0.222										1	0	1	0	0	0	0											
										0	0	0	0	0	0	0											
<b>Inning Stats</b>	R: 0 E: 0 K: 1 S: 8	H: 0 LOB: 0 BB: 0 P: 12	R: 0 E: 0 K: 0 S: 6	H: 0 LOB: 0 BB: 0 P: 10	R: 2 E: 0 K: 0 S: 13	H: 3 LOB: 1 BB: 0 P: 21	R: 0 E: 0 K: 2 S: 8	H: 1 LOB: 1 BB: 0 P: 13	R: 1 E: 0 K: 0 S: 9	H: 2 LOB: 1 BB: 0 P: 15	R: 0 E: 0 K: 1 S: 6	H: 0 LOB: 0 BB: 0 P: 12	R: 0 E: 0 K: 1 S: 8	H: 1 LOB: 1 BB: 0 P: 12	R: 1 E: 0 K: 1 S: 13	H: 2 LOB: 2 BB: 1 P: 23	R: 1 E: 0 K: 1 S: 13	H: 2 LOB: 2 BB: 1 P: 23	1B: 7 2B: 1 3B: 1 HR: 0	SF: 0 SAC: 2 DP: 0 HBP: 0	WP: 0 PB: 0 SB: 1 CS: 0	PA: 34					
<b>PITCHER</b>	IP	WLS	BF	H	R	ER	SO	BB	IBB	HBP	BLK	WP	HR	S	P	ERA	WHIP										
Ramon Martinez, R (1, 1) ERA: 3.94	7.0	L	28	7	3	3	3	0	0	0	0	0	0	58	95	3.86	1.000										
Jim Gott, R (8, 1) ERA: 2.08	1.0		6	2	1	1	1	0	1	0	0	0	0	13	23	9.00	2.000										

livebaseballscores.com

AB	31
R	4
H	9
RBI	4
BB	1
SO	6
LOB	11





Batter	1	2	3	4	5	6	7	8	9	AB	R	H	RBI	BB	SO	LOB	TOP			
Jose Offerman, S OBP: 0.334, SLG: 0.331	E5 S SH2-3		K			K		K		4	0	0	0	0	3	1	<b>Los Angeles Dodgers @ Montreal Expos</b> Olympic Stadium, Montreal, QB Sat Jul 25 1992, 7:05 PM EDT Att: 41,935 - Dome - 70 F			
Brett Butler, L OBP: 0.407, SLG: 0.395	SH2-3		L8			S BB		S 1B		2	0	1	0	1	0	0				
Mike Sharperson, R OBP: 0.413, SLG: 0.430	S BB				F7			F8		2	0	0	0	2	0	1				
Eric Davis, R OBP: 0.324, SLG: 0.348	K				1B			L3		4	0	1	0	0	1	5				
Henry Rodriguez, L Jay Howell, R	F8				F8			G4-3		3	0	0	0	0	0	3				
Steve Wilson, L Lenny Harris, L OBP: 0.311, SLG: 0.306	F8				F8			G5-3		0	0	0	0	0	0	0				
Eric Karros, R OBP: 0.287, SLG: 0.432		K			K			G5-3		4	0	0	0	0	2	1				
Mike Scioscia, L OBP: 0.287, SLG: 0.282		K				P4		F7		4	0	0	0	0	2	0				
Dave Hansen, L OBP: 0.297, SLG: 0.347		G5-3				G4-3				3	1	1	1	0	0	0				
Bob Ojeda, L Mitch Webster, S OBP: 0.342, SLG: 0.423					G1-3			F7		2	0	0	0	0	0	0				
										1	0	1	0	0	0	0				
<b>Inning Stats</b>	R: 0 E: 1 K: 1 S: 9	H: 0 LOB: 2 BB: 1 P: 17	R: 0 E: 0 K: 2 S: 11	H: 0 LOB: 0 BB: 0 P: 17	R: 0 E: 0 K: 1 S: 9	H: 1 LOB: 1 BB: 0 P: 12	R: 0 E: 0 K: 0 S: 6	H: 0 LOB: 1 BB: 1 P: 10	R: 0 E: 0 K: 1 S: 8	H: 0 LOB: 1 BB: 1 P: 17	R: 0 E: 0 K: 0 S: 5	H: 0 LOB: 0 BB: 0 P: 6	R: 1 E: 0 K: 1 S: 16	H: 3 LOB: 2 BB: 1 P: 24	R: 0 E: 0 K: 1 S: 9	H: 0 LOB: 0 BB: 0 P: 15	1B: 3 2B: 0 3B: 0 HR: 1	SF: 0 SAC: 1 DP: 0 HBP: 0	WP: 0 PB: 0 SB: 5 CS: 1	PA: 34
<b>PITCHER</b>	IP WLS BF H R ER SO BB IBB HBP BLK WP HR S P ERA WHIP																			
Mark Gardner, R ERA: 3.64	(1, 1) 7.2 W 29 4 1 1 7 2 0 0 0 0 0 1 72 107 1.17 0.783																			
Mel Rojas, R ERA: 1.27	(8, 1) 0.0 1 0 0 0 0 1 0 0 0 0 0 0 2 6 ∞ ∞																			
John Wetteland, R ERA: 3.72	(8, 1) 1.1 S 4 0 0 0 1 0 0 0 0 0 0 0 10 16 0.00 0.000																			

Batter	1	2	3	4	5	6	7	8	9	AB	R	H	RBI	BB	SO	LOB	BOTTOM			
Delino DeShields, L OBP: 0.373, SLG: 0.397	F7		FC			FC 1B		G4-3		5	1	1	0	0	0	4	<b>Los Angeles Dodgers @ Montreal Expos</b> Olympic Stadium, Montreal, QB Sat Jul 25 1992, 7:05 PM EDT Att: 41,935 - Dome - 70 F			
Wil Cordero, R OBP: 0.571, SLG: 0.571	FC6-4 1B		P6			FC 1B		F9		4	1	2	0	0	2					
Marquis Grissom, R OBP: 0.322, SLG: 0.390	L9		G3			FC 1B		G3 S 1B		4	0	1	1	0	5					
Tim Wallach, R OBP: 0.306, SLG: 0.324	FC6-4		G6-3			K		G3		4	0	0	0	1	7					
Greg Colbrunn, R Archi Cianfrocco, R OBP: 0.252, SLG: 0.379		F9			G6-3			P4		4	0	1	2	0	1					
Gary Carter, R OBP: 0.293, SLG: 0.318		G3			B1-3			F9		0	0	0	0	0	0					
John Vander Wal, L OBP: 0.337, SLG: 0.353		F7			K			G4-3		4	0	0	0	0	1					
Darren Reed, R OBP: 0.250, SLG: 0.395								G5-3		4	1	2	1	0	1					
Mark Gardner, R Mel Rojas, R John Wetteland, R OBP: 0.200, SLG: 0.200								SH1-4 1B		1	1	1	0	1	0					
								SH1-4		0	0	0	0	0	0					
								FC6-4 1B		1	0	1	0	0	0					
<b>Inning Stats</b>	R: 0 E: 0 K: 0 S: 6	H: 1 LOB: 1 BB: 0 P: 11	R: 0 E: 0 K: 0 S: 5	H: 0 LOB: 0 BB: 0 P: 9	R: 1 E: 1 K: 0 S: 13	H: 2 LOB: 2 BB: 0 P: 16	R: 0 E: 0 K: 1 S: 7	H: 0 LOB: 0 BB: 0 P: 9	R: 3 E: 0 K: 1 S: 21	H: 3 LOB: 2 BB: 1 P: 34	R: 0 E: 0 K: 0 S: 9	H: 1 LOB: 1 BB: 0 P: 16	R: 0 E: 0 K: 0 S: 5	H: 1 LOB: 1 BB: 0 P: 8	R: 0 E: 0 K: 0 S: 18	H: 2 LOB: 2 BB: 0 P: 24	1B: 9 2B: 0 3B: 0 HR: 1	SF: 0 SAC: 1 DP: 0 HBP: 0	WP: 0 PB: 1 SB: 1 CS: 0	PA: 37
<b>PITCHER</b>	IP WLS BF H R ER SO BB IBB HBP BLK WP HR S P ERA WHIP																			
Bob Ojeda, L ERA: 3.46	(1, 1) 6.0 L 28 7 4 4 2 1 0 0 0 0 0 0 20 95 6.00 1.333																			
Jay Howell, R ERA: 1.63	(7, 1) 1.2 8 3 0 0 0 0 0 0 0 0 0 0 20 27 0.00 1.800																			
Steve Wilson, L ERA: 3.4	(8, 1) 0.1 1 0 0 0 0 0 0 0 0 0 0 0 3 5 0.00 0.000																			







Batter	1	2	3	4	5	6	7	8	9	AB	R	H	RBI	BB	SO	LOB	TOP				
<b>Delino DeShields, L</b> OBP: 0.376, SLG: 0.415	1-1 G4-3	1-1 HR		3-2 1-H 3B		3-2 G4-3			2-3 K	5	1	2	2	0	1	0					
<b>Marquis Grissom, R</b> OBP: 0.320, SLG: 0.393	1-2 G6-3	2-1 P2		2-0 P6			0-1 F8		0-0 HR	5	1	1	1	0	0	1					
<b>Bret Barberie, S</b> OBP: 0.371, SLG: 0.304	2-2 HBP				4-2 CS BB		2-1 1B		1-3 K	3	0	1	0	1	1	0					
<b>John Vander Wal, L</b> OBP: 0.328, SLG: 0.341	3-1 F7				2-2 G3-1		2-2 P6			4	0	0	0	0	0	3					
<b>John Wetteland, R</b> OBP: 0.200, SLG: 0.200					1-2					0	0	0	0	0	0	0					
<b>Darrin Fletcher, L</b> OBP: 0.280, SLG: 0.303		1-0 1B HR		2-2 1B		0-0 BB			0-0 G3	4	1	3	0	0	0	1					
<b>Tim Lincecum, R</b> OBP: 0.307, SLG: 0.323	1-2 HR		0-2 P3		4-2 1B				2-2 G6-3	3	1	1	0	1	0	1					
<b>Wil Cordero, R</b> OBP: 0.400, SLG: 0.357	2-3 1B				1-2 BB				1-1 F9	4	0	0	0	0	3	4					
<b>Darren Reed, R</b> OBP: 0.273, SLG: 0.449	0-1 HR			4-2 3B BB		0-0 G4-3			0-1 L4	3	2	1	3	1	0	0					
<b>Ken Hill, R</b> OBP: 0.341, SLG: 0.475	1-0 G4-3			1-2 F9		0-3 K			0-0 G5-3	2	0	0	0	0	0	1					
<b>Greg Coltrane, R</b> OBP: 0.317, SLG: 0.415										1	0	0	0	0	0	1					
<b>Bill Sampen, R</b> OBP: 0.250, SLG: 0.250										0	0	0	0	0	0	0					
<b>Jeff Fassero, L</b> OBP: 0.250, SLG: 0.250										0	0	0	0	0	0	0					
<b>Mel Rojas, R</b> OBP: 0.302, SLG: 0.125										0	0	0	0	0	0	0					
<b>Moises Alou, R</b> OBP: 0.296, SLG: 0.306										1	0	0	0	0	0	0					
<b>Inning Stats</b>	R: 0 E: 0 K: 0 S: 11	H: 0 LOB: 1 BB: 0 P: 18	R: 4 E: 0 K: 1 S: 15	H: 4 LOB: 0 BB: 0 P: 21	R: 0 E: 0 K: 0 S: 11	H: 1 LOB: 1 BB: 0 P: 15	R: 1 E: 0 K: 1 S: 15	H: 1 LOB: 1 BB: 1 P: 27	R: 0 E: 0 K: 1 S: 11	H: 0 LOB: 0 BB: 0 P: 10	R: 0 E: 0 K: 0 S: 8	H: 1 LOB: 1 BB: 0 P: 12	R: 0 E: 0 K: 0 S: 7	H: 0 LOB: 0 BB: 0 P: 10	R: 1 E: 0 K: 2 S: 8	H: 1 LOB: 0 BB: 0 P: 11	1B: 4 2B: 1 3B: 1 HR: 3	SF: 0 SAC: 0 DP: 0 HBP: 1	WP: 0 PB: 0 SB: 0 CS: 1	PA: 39	
<b>PITCHER</b>	IP	WLS	BF	H	R	ER	SO	BB	IBB	HBP	BLK	WP	HR	S	P	ERA	WHIP				
<b>Omar Olivares, R</b> ERA: 3.78	4.2	L	24	7	5	5	2	3	0	1	0	0	2	60	99	9.64	2.143				
<b>Jose DeLeon, R</b> ERA: 4.24	1.1		4	0	0	0	2	0	0	0	0	0	0	10	14	0.00	0.000				
<b>Mike Perez, R</b> ERA: 1.53	2.0		7	1	0	0	0	0	0	0	0	0	0	15	22	0.00	0.500				
<b>Cris Carpenter, R</b> ERA: 3.1	1.0		4	1	1	1	2	0	0	0	0	0	1	8	11	9.00	1.000				

**Montreal Expos @ St. Louis Cardinals**  
 Busch Stadium, St. Louis, MO  
 Mon Jul 27 1992, 7:05 PM CDT  
 Att: 24,863 - Sunny - 82 F

AB 35  
 R 6  
 H 9  
 RBI 6  
 BB 3  
 SO 6  
 LOB 11



Batter	1	2	3	4	5	6	7	8	9	AB	R	H	RBI	BB	SO	LOB	BOTTOM				
<b>Bernard Gilkey, R</b> OBP: 0.359, SLG: 0.384	0-3 K		3-2 P2	1-3 K		4-2 FC5-2 BB		1-3 K		3	0	0	0	1	2	0					
<b>Mike Perez, R</b>										0	0	0	0	0	0	0					
<b>Rex Hudler, R</b> OBP: 0.244, SLG: 0.355						1-2 2-3 3-H				1	0	0	0	0	1	0					
<b>Cris Carpenter, R</b> OBP: 0.500, SLG: 0.500										0	0	0	0	0	0	0					
<b>Ozzie Smith, S</b> OBP: 0.381, SLG: 0.343	1-0 HR		1-1 1B		4-1 F8 WP BB	1-0 FC5-2		1-2 1B		4	2	3	0	1	0	3					
<b>Ray Lankford, L</b> OBP: 0.374, SLG: 0.471	2-0 1B		1-1 1B		4-1 FC4-6 BB	1-2 2-3 3-H		2-3 1B		4	2	2	2	1	2	4					
<b>Felix Jose, S</b> OBP: 0.358, SLG: 0.442	1-3 K		0-1 1B		1-0 L7		3-2 S 1B		2-3 K	5	0	2	1	0	2	2					
<b>Andres Galarraga, R</b> OBP: 0.267, SLG: 0.347	2-1 G3		0-1 FC3-6		0-1 F8		2-0 S		0-0 WP BB	5	0	3	1	0	0	2					
<b>Todd Zeile, R</b> OBP: 0.348, SLG: 0.369			2-3 3-H		2-3 FC4-6		1-2 1B		0-1 F9	5	0	0	0	0	1	7					
<b>Luis Alicea, S</b> OBP: 0.343, SLG: 0.432			1-1 P4		0-0 FC3-6		0-2 P9		4-1 WP BB	3	0	0	0	2	0	4					
<b>Tom Pagnozzi, R</b> OBP: 0.320, SLG: 0.408			1-2 G5-6-3		0-3 K		1-1 BB FC5-2 1B		1-2 2-3 BB	4	0	1	0	0	1	3					
<b>Gerald Perry, L</b> OBP: 0.234, SLG: 0.289			1-3						1-2 2-3 K	1	0	0	0	0	1	2					
<b>Omar Olivares, R</b> OBP: 0.279, SLG: 0.357			0-2 G5-3		0-3 K		2-1 FC5-2 BB		2-2 G4-3	2	0	0	0	0	1	1					
<b>Jose DeLeon, R</b>										0	0	0	0	0	0	0					
<b>Milt Thompson, L</b> OBP: 0.359, SLG: 0.432										2	0	1	0	0	0	0					
<b>Inning Stats</b>	R: 2 E: 0 K: 2 S: 10	H: 2 LOB: 0 BB: 0 P: 16	R: 0 E: 0 K: 0 S: 9	H: 0 LOB: 1 BB: 1 P: 15	R: 2 E: 0 K: 1 S: 15	H: 4 LOB: 2 BB: 0 P: 22	R: 0 E: 0 K: 3 S: 9	H: 0 LOB: 0 BB: 0 P: 10	R: 0 E: 0 K: 1 S: 13	H: 2 LOB: 3 BB: 1 P: 24	R: 0 E: 0 K: 0 S: 12	H: 2 LOB: 2 BB: 0 P: 18	R: 0 E: 0 K: 2 S: 14	H: 1 LOB: 1 BB: 0 P: 20	R: 0 E: 0 K: 2 S: 10	H: 1 LOB: 2 BB: 1 P: 18	1B: 11 2B: 0 3B: 0 HR: 1	SF: 0 SAC: 0 DP: 0 HBP: 0	WP: 4 PB: 0 SB: 0 CS: 0	PA: 44	
<b>PITCHER</b>	IP	WLS	BF	H	R	ER	SO	BB	IBB	HBP	BLK	WP	HR	S	P	ERA	WHIP				
<b>Ken Hill, R</b> ERA: 2.8	5.0	W	24	6	4	4	6	3	0	0	0	0	1	49	78	7.20	1.800				
<b>Bill Sampen, R</b> ERA: 3.17	0.1		4	2	0	0	0	1	0	0	0	0	0	9	16	0.00	9.000				
<b>Jeff Fassero, L</b> ERA: 3.54	0.2		3	1	0	0	1	0	0	0	0	0	0	8	15	0.00	1.500				
<b>Mel Rojas, R</b> ERA: 1.2	1.2		7	2	0	0	1	0	0	0	0	0	0	19	26	0.00	1.200				
<b>John Wetteland, R</b> ERA: 3.61	1.1	S	6	1	0	0	3	1	0	0	0	1	0	13	23	0.00	1.500				

**Montreal Expos @ St. Louis Cardinals**  
 Busch Stadium, St. Louis, MO  
 Mon Jul 27 1992, 7:05 PM CDT  
 Att: 24,863 - Sunny - 82 F

AB 39  
 R 4  
 H 12  
 RBI 4  
 BB 5  
 SO 11  
 LOB 28





Batter	1	2	3	4	5	6	7	8	9	AB R H RBI BB SO LOB	TOP									
<b>Delino DeShields, L</b> OBP: 0.383, SLG: 0.420	2-1 3B	0-2 1B S 1B		4-1 1B G5-3 BB		0-0 CS 1B		0-1 G4-3 SH3 1B	1-1 G4-6-3	5 3 4 1 1 0 2	<b>Montreal Expos @ St. Louis Cardinals</b> Busch Stadium, St. Louis, MO Tue Jul 28 1992, 7:05 PM CDT Att: 24,330 - Sunny - 89 F									
<b>Marquis Grissom, R</b> OBP: 0.323, SLG: 0.399	1-2 1B 1B	3-2 S 1B		0-1 E S 1B		0-3 K		1-2 G4-3 1B	3-0 F7	6 1 3 1 0 1 4										
<b>Moises Alou, R</b> OBP: 0.354, SLG: 0.497	0-0 G5-3	2-1 P4		3-1 G1-3		4-2 S BB		0-1 SH3		3 0 0 1 1 0 5										
<b>Archi Cianfranco, R</b> OBP: 0.279, SLG: 0.369	1-3 K		0-3 K	1-1 G5-3		1-2 F7		0-1 SH3		4 1 0 1 1 2 3										
<b>Tim Wallach, R</b> OBP: 0.308, SLG: 0.327	2-2 1B 1B		0-0 G6-3	0-2 E6 FC5-4			2-1 G4-3	0-2 2B		5 0 2 2 0 0 1										
<b>Darren Reed, R</b> OBP: 0.300, SLG: 0.509	1-2 1B		3-1 HR	0-0 FC5-4			2-3 K	4-0 IBB		4 1 2 1 1 1 2										
<b>Gary Carter, R</b> OBP: 0.297, SLG: 0.322	0-0 F9		2-1 1B	2-2 F8			0-0 1B	0-3 K		4 0 2 0 0 0 2										
<b>Wil Cordero, R</b> OBP: 0.400, SLG: 0.333		0-2 G5-3	1-2 FC6-4 1B	3-2 L8			1-3 K	4-2 G4-6-3 BB		4 0 1 0 1 1 1										
<b>Chris Nabholz, L</b> ERA: 4.95		2-2 G5-3	1-2 FC6-4	0-3 K			3-2 K	4-2 G4-6-3 BB		3 0 0 0 0 0 1 2										
<b>Bill Sampen, R</b> ERA: 3.09										0 0 0 0 0 0 0 0										
<b>Jeff Fassero, L</b> ERA: 3.36										1 0 0 0 0 0 1 2										
<b>Darwin Fletcher, L</b> ERA: 3.44										1 0 1 0 0 0 0 0										
<b>Bret Barberie, S</b> ERA: 2.72										0 1 0 0 0 0 0 0										
<b>Rob Natal, R</b> ERA: 2.72										0 0 0 0 0 1 0 0										
<b>Inning Stats</b>	R: 2 E: 0 K: 1 S: 16	H: 4 LOB: 2 BB: 0 P: 23	R: 0 E: 0 K: 0 S: 15	H: 2 LOB: 2 BB: 0 P: 22	R: 1 E: 0 K: 1 S: 16	H: 3 LOB: 2 BB: 1 P: 23	R: 1 E: 1 K: 0 S: 12	H: 1 LOB: 2 BB: 1 P: 20	R: 0 E: 0 K: 1 S: 14	H: 1 LOB: 1 BB: 1 P: 17	R: 0 E: 0 K: 2 S: 11	H: 1 LOB: 0 BB: 0 P: 16	R: 3 E: 0 K: 1 S: 23	H: 3 LOB: 2 BB: 2 P: 35	R: 0 E: 0 K: 0 S: 8	H: 0 LOB: 1 BB: 2 P: 20	1B: 11 2B: 2 3B: 1 HR: 1	SF: 0 SAC: 1 DP: 1 HBP: 0	WP: 0 PB: 0 SB: 6 CS: 1	PA: 47
<b>PITCHER</b>	IP WLS BF H R ER SO BB IBB HBP BLK WP HR S P ERA WHIP											IP WLS BF H R ER SO BB IBB HBP BLK WP HR S P ERA WHIP								
<b>Rheal Cormier, L</b> ERA: 4.95	3.0 10 4 4 2 1 0 0 0 0 0 1 50 75 12.00 3.667																			
<b>Mike Perez, R</b> ERA: 1.45	3.0 11 1 0 0 2 1 0 0 0 0 0 32 44 0.00 0.667																			
<b>Donovan Osborne, L</b> ERA: 3.9	1.0 L 6 3 3 2 0 0 0 0 0 0 0 17 25 27.00 3.000																			
<b>Todd Worrell, R</b> ERA: 3.44	1.0 6 1 0 0 1 1 1 0 0 0 0 17 26 0.00 2.000																			
<b>Bob McClure, L</b> ERA: 2.72	1.0 4 0 0 0 0 2 0 0 0 0 0 8 20 0.00 2.000																			

AB	40
R	7
H	15
RBI	7
BB	6
SO	7
LOB	24

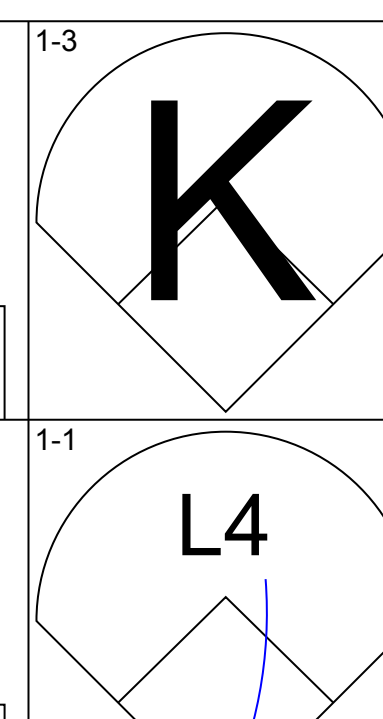
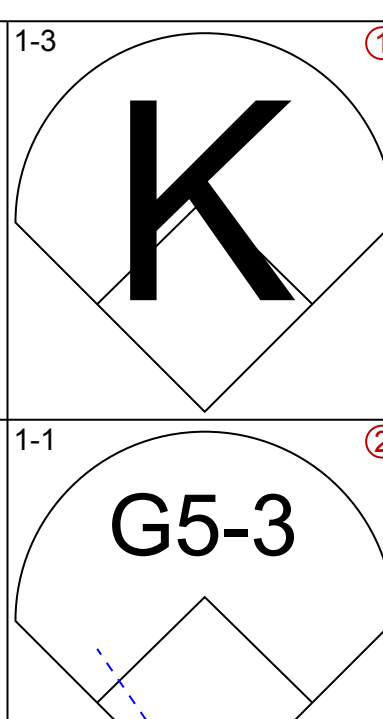
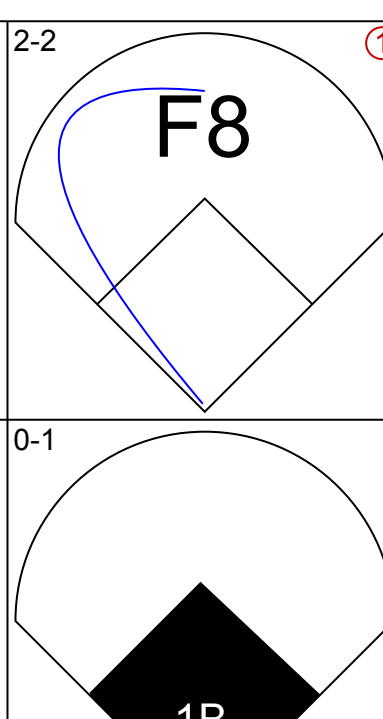
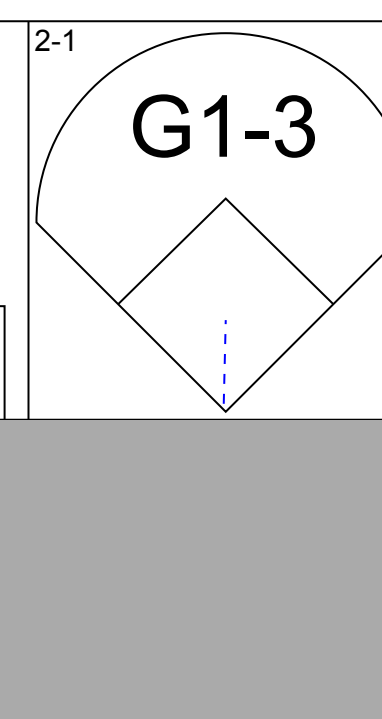
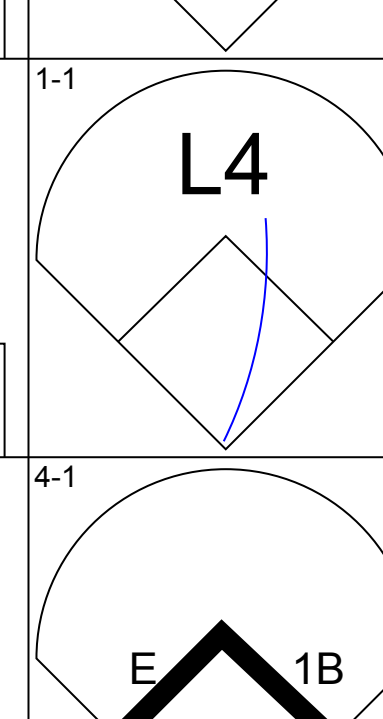
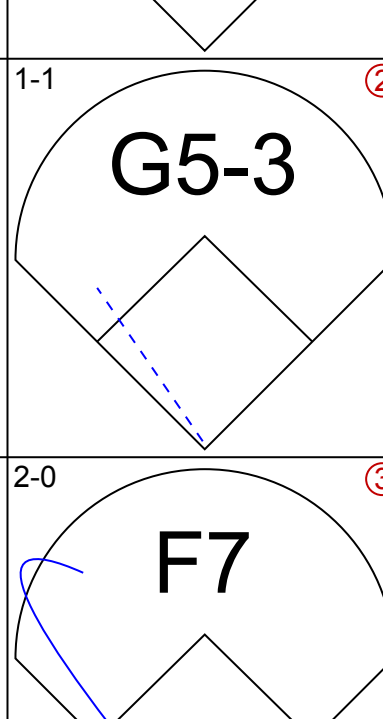
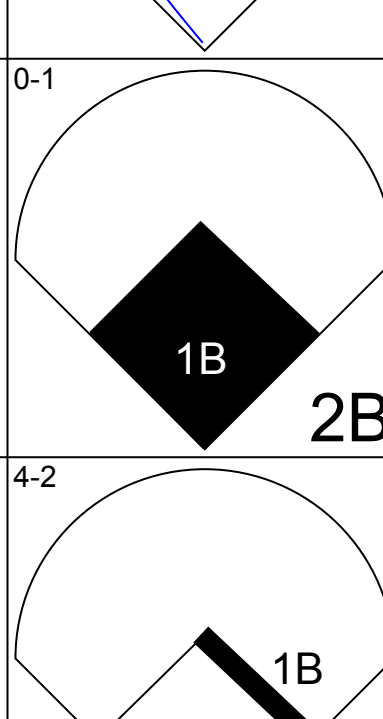
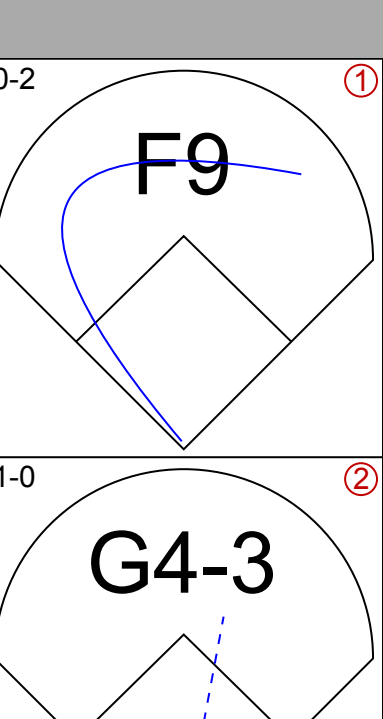
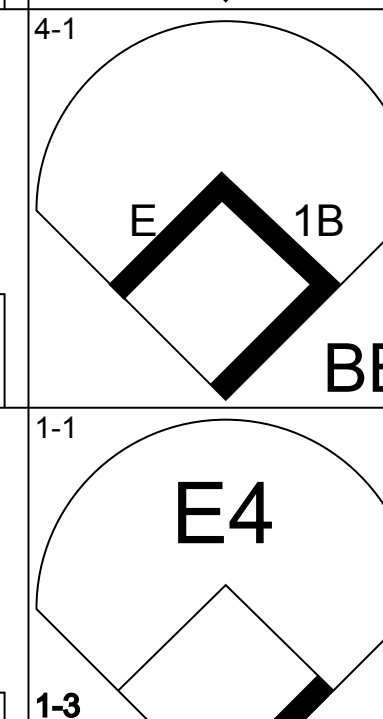
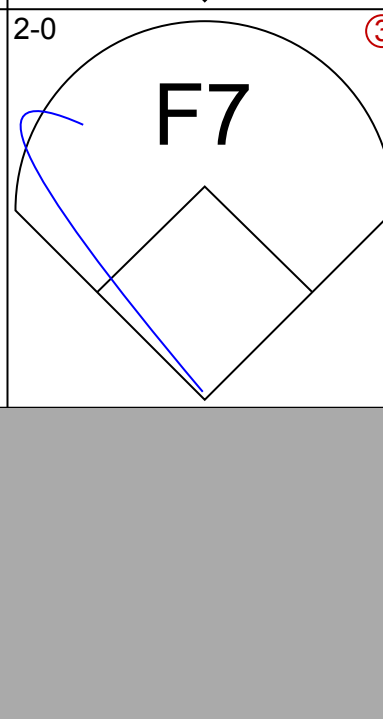
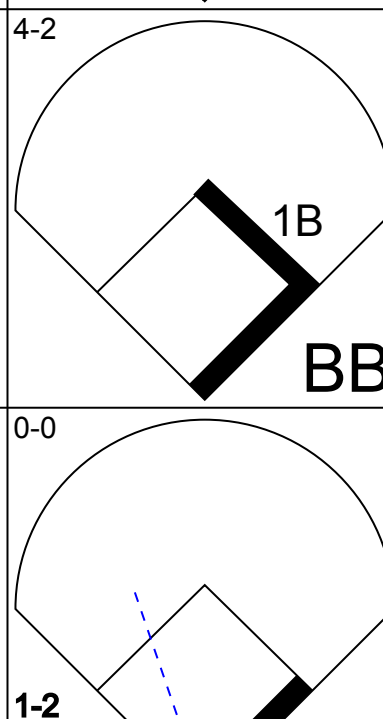
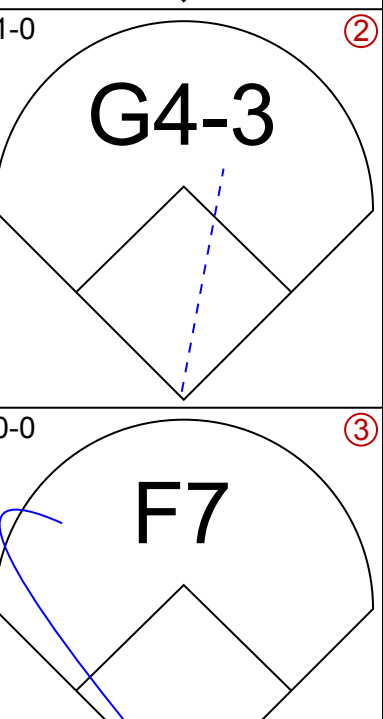
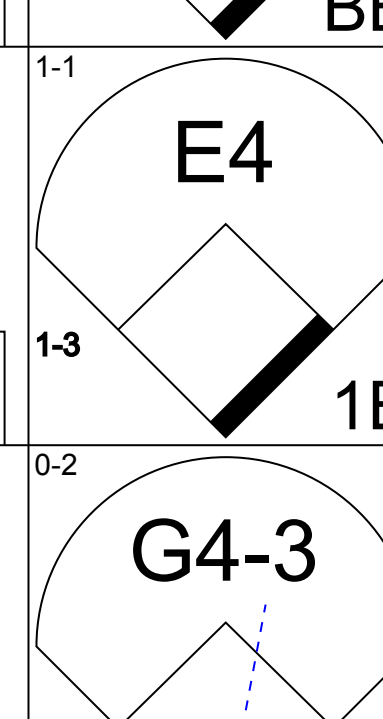
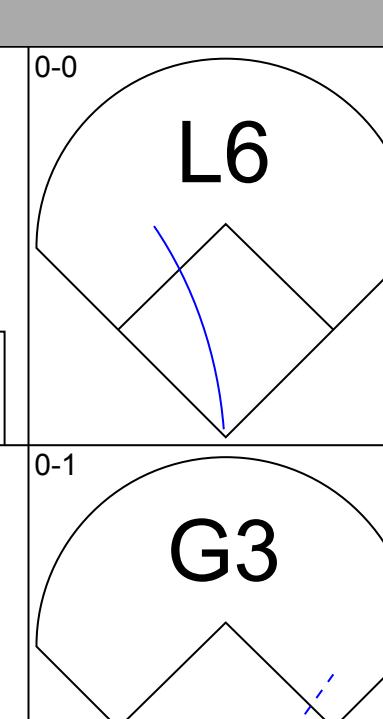
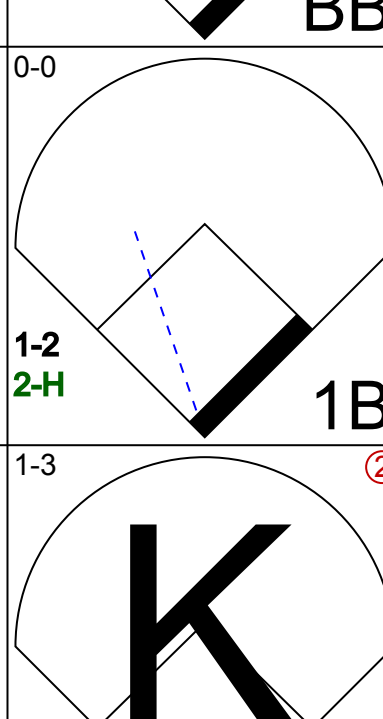
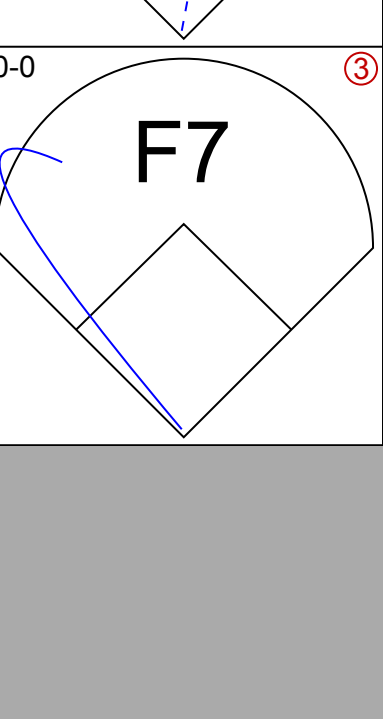
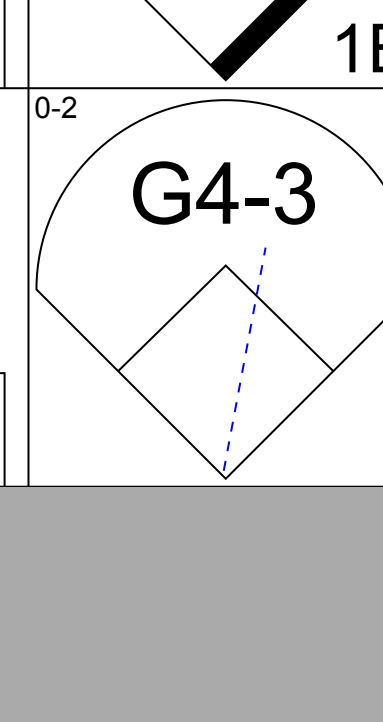
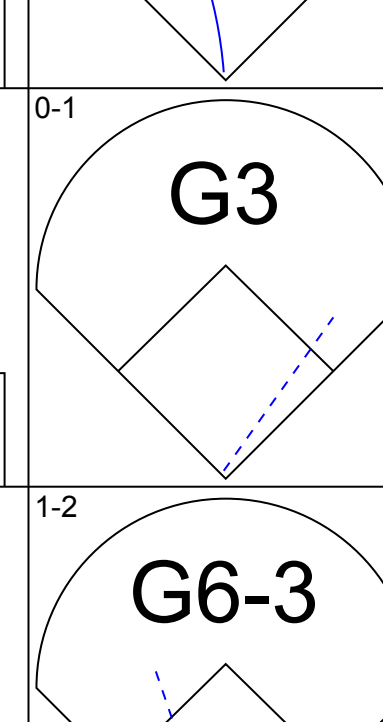
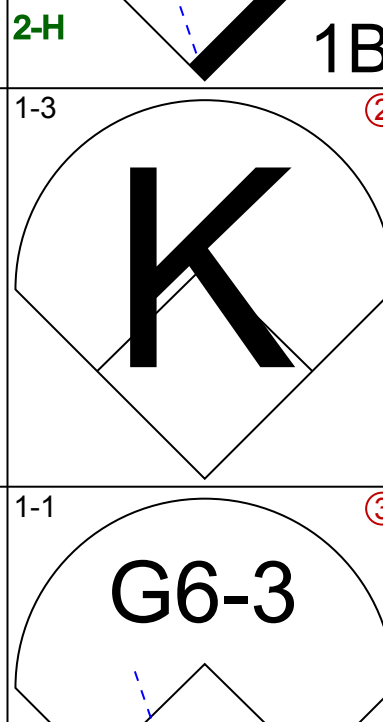
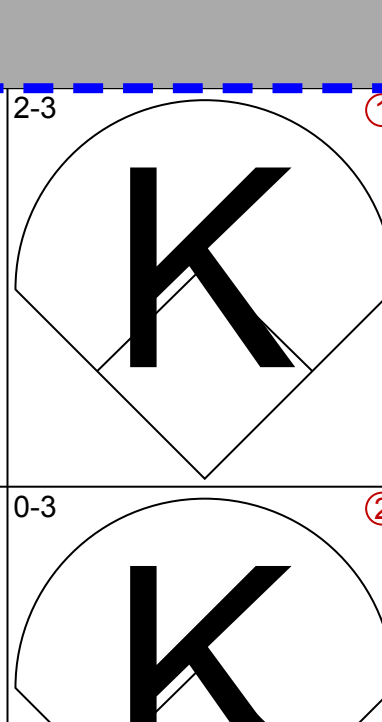
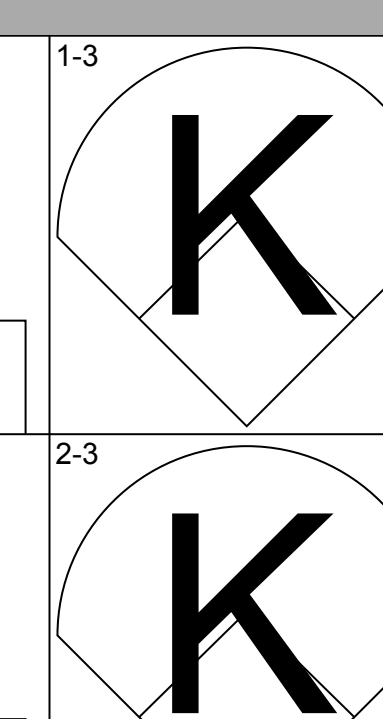
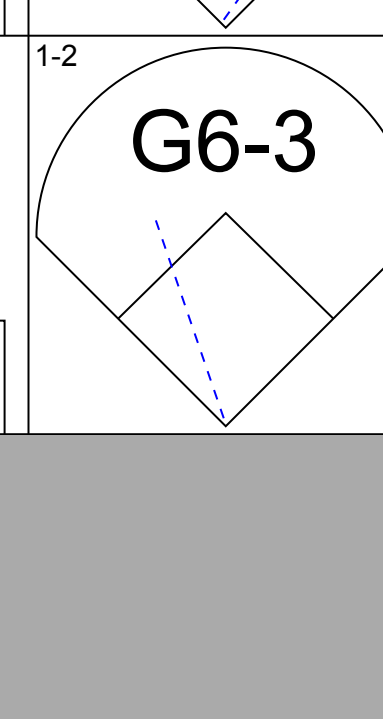
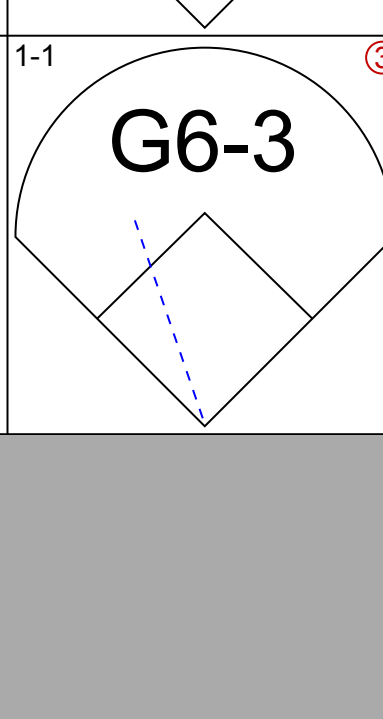
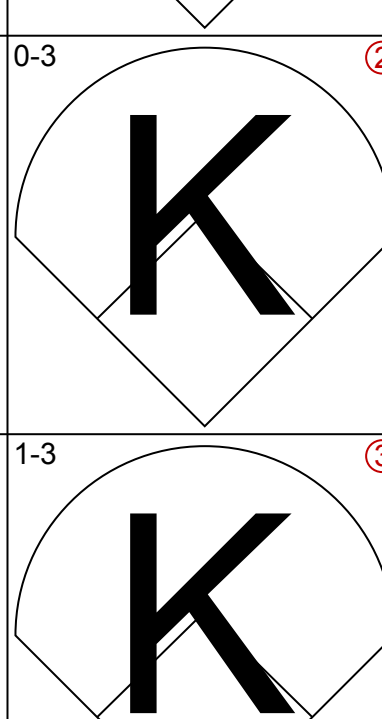
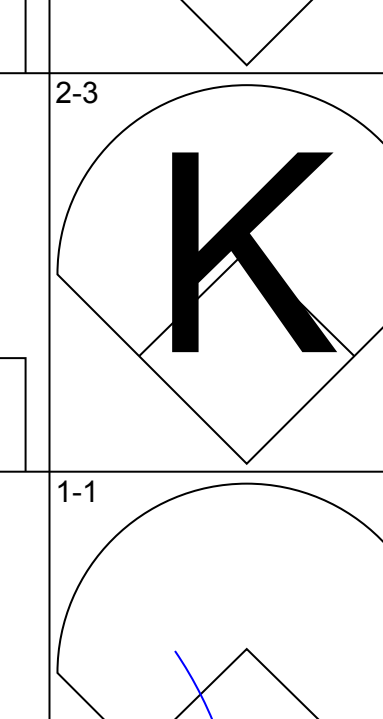
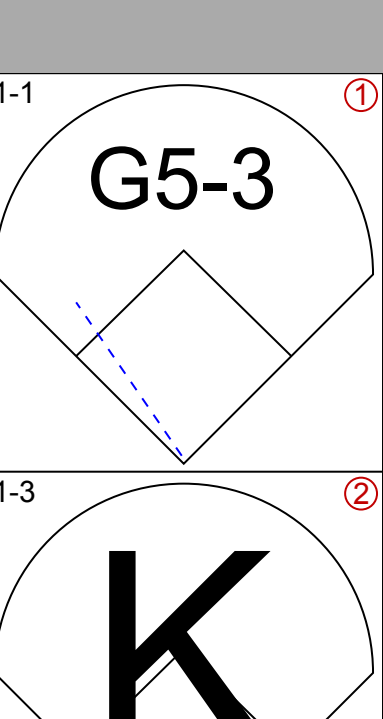
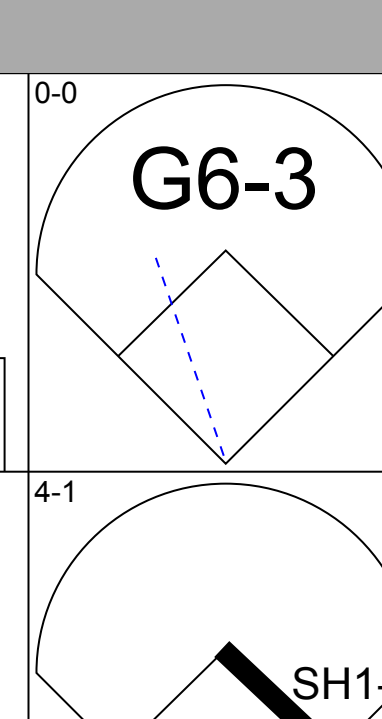
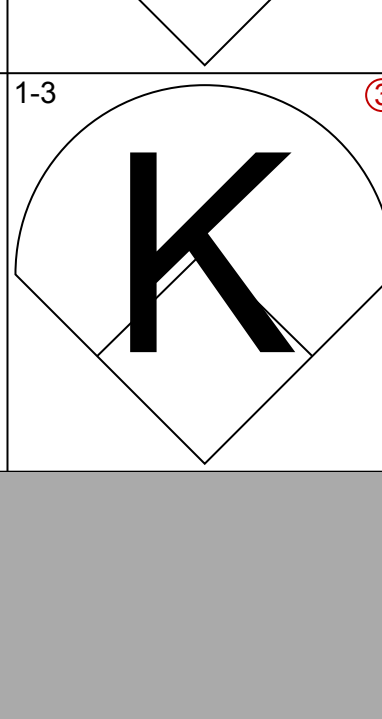
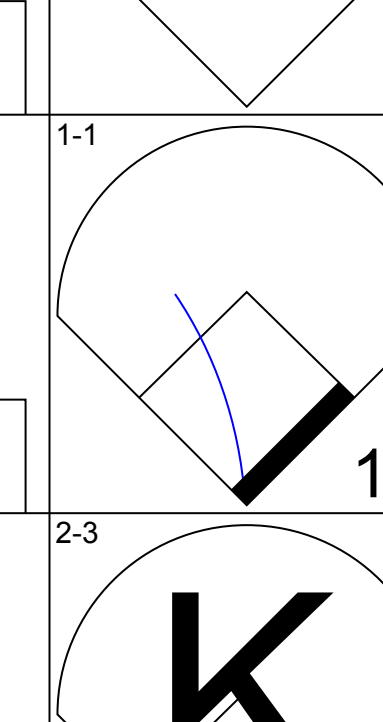
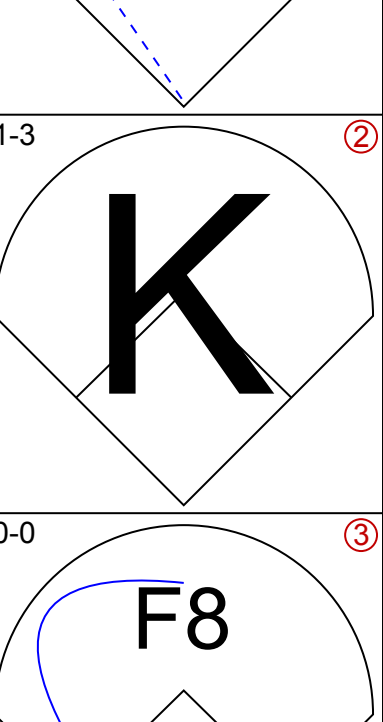
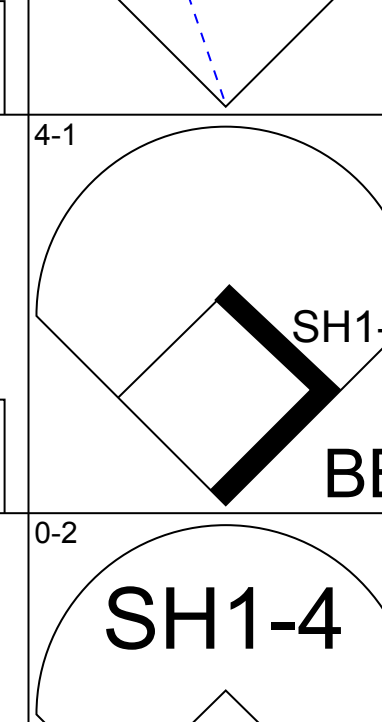
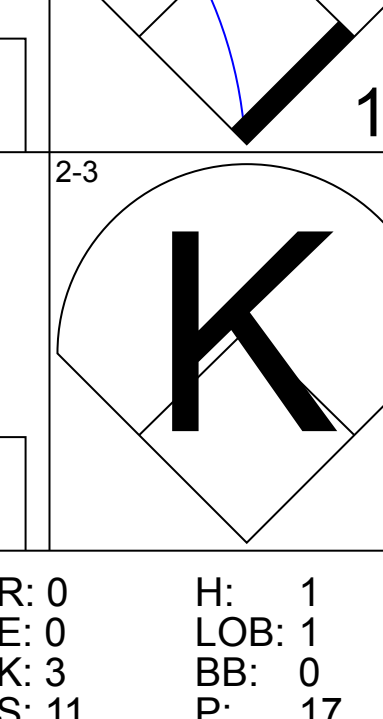
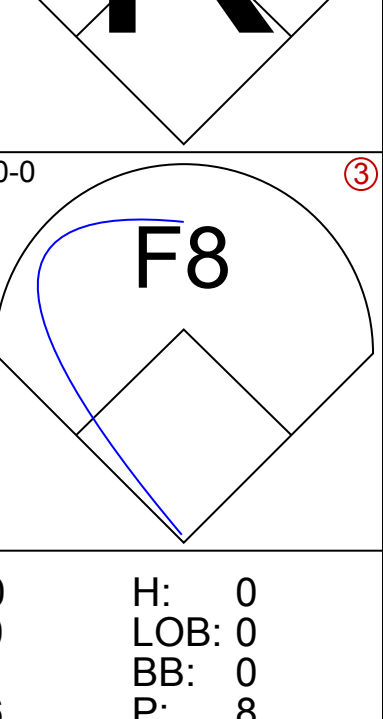
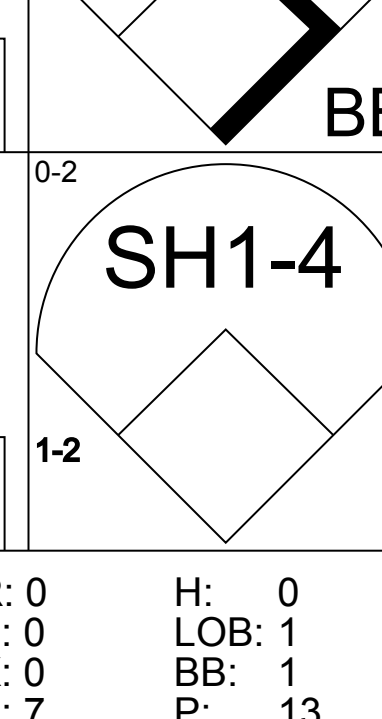


Batter	1	2	3	4	5	6	7	8	9	AB R H RBI BB SO LOB	BOTTOM									
<b>Rex Hudler, R</b> OBP: 0.265, SLG: 0.363	4-0 FC4-6 BB		1-1 G3		0-0 1B 1B		2-0 S 1B		0-3 K	4 1 2 0 1 1 1	<b>Montreal Expos @ St. Louis Cardinals</b> Busch Stadium, St. Louis, MO Tue Jul 28 1992, 7:05 PM CDT Att: 24,330 - Sunny - 89 F									
<b>Ozzie Smith, S</b> OBP: 0.376, SLG: 0.341	2-1 FC4-6 1B		1-0 F9		0-1 S 1B 1B		0-3 K		0-0 FC6-4	5 1 1 0 0 1 3										
<b>Ray Lankford, L</b> OBP: 0.376, SLG: 0.472	0-1 G6-4-3 1B		1-1 G6-3 1B		0-0 S 1B 1B		2-1 F7		0-0 F9	5 1 3 1 0 0 2										
<b>Andres Galarraga, R</b> OBP: 0.267, SLG: 0.342	1-0 G6-4-3		0-0 G6-3 1B		0-0 S 1B 1B		1-0 G5-3			3 0 0 0 1 0 4										
<b>Todd Zeile, R</b> OBP: 0.352, SLG: 0.370		4-0 G6-4-3 1B BB		0-1 P3		2-1 S 1B		4-2 BB		2 0 1 2 2 0 1										
<b>Bernard Gilkey, R</b> OBP: 0.357, SLG: 0.381		1-1 G6-4-3 1B		1-1 G5-3		1-1 G6-3		1-3 K		4 0 1 0 0 1 4										
<b>Luis Alicea, S</b> OBP: 0.333, SLG: 0.419		0-2 G6-4-3		0-2 G5-3		3-2 G3-1		1-3 K		4 0 0 0 0 1 3										
<b>Tom Pagnozzi, R</b> OBP: 0.319, SLG: 0.415		0-3 K		3-1 HR		0-1 G4-3		0-2 G5-3		4 1 1 1 0 1 2										
<b>Rheal Cormier, L</b> ERA: 4.95			0-1 L6		0-3 K		2-3 K		4-0 FC6-4 BB	1 0 0 0 0 0 0 0										
<b>Mike Perez, R</b> ERA: 3.09										1 0 0 0 0 0 1 0										
<b>Gerard Perry, L</b> ERA: 3.09										1 0 0 0 0 0 1 0										
<b>Donovan Osborne, S</b> ERA: 3.9										0 0 0 0 0 0 0 0										
<b>Todd Worrell, R</b> ERA: 3.44										0 0 0 0 0 0 0 0										
<b>Bob McClure, L</b> ERA: 2.72										0 0 0 0 0 1 0 0										
<b>Craig Wilson, R</b> ERA: 3.36										0 0 0 0 0 1 0 0										
<b>Inning Stats</b>	R: 0 E: 0 K: 0 S: 5	H: 1 LOB: 1 BB: 1 P: 12	R: 0 E: 0 K: 1 S: 9	H: 1 LOB: 1 BB: 1 P: 14	R: 0 E: 0 K: 0 S: 5	H: 0 LOB: 0 BB: 0 P: 7	R: 0 E: 0 K: 0 S: 7	H: 1 LOB: 0 BB: 0 P: 9	R: 4 E: 0 K: 1 S: 18	H: 5 LOB: 2 BB: 1 P: 28	R: 0 E: 0 K: 1 S: 9	H: 0 LOB: 0 BB: 0 P: 14	R: 0 E: 0 K: 2 S: 11	H: 0 LOB: 1 BB: 1 P: 17	R: 0 E: 0 K: 1 S: 5	H: 0 LOB: 1 BB: 1 P: 9	1B: 8 2B: 0 3B: 0 HR: 1	SF: 0 SAC: 0 DP: 2 HBP: 0	WP: 0 PB: 0 SB: 3 CS: 0	PA: 39
<b>PITCHER</b>	IP WLS BF H R ER SO BB IBB HBP BLK WP HR S P ERA WHIP											IP WLS BF H R ER SO BB IBB HBP BLK WP HR S P ERA WHIP								
<b>Chris Nabholz, L</b> ERA: 3.78	4.2 23 8 4 4 2 0 0 0 0 0 0 42 67 7.71 2.357																			
<b>Bill Sampen, R</b> ERA: 3.09	1.1 5 1 0 0 1 0 0 0 0 0 0 12 20 0.00 0.750																			
<b>Jeff Fassero, L</b> ERA: 3.36	3.0 W 11 0 0 0 4 2 0 0 0 0 0 22 35 0.00 0.667																			

AB	34
R	4
H	9
RBI	4
BB	5
SO	7
LOB	20



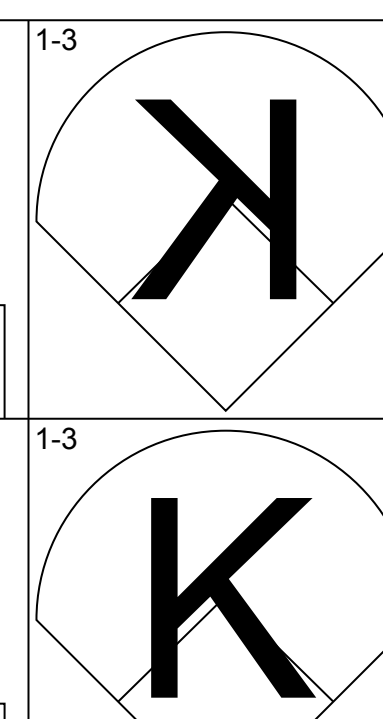

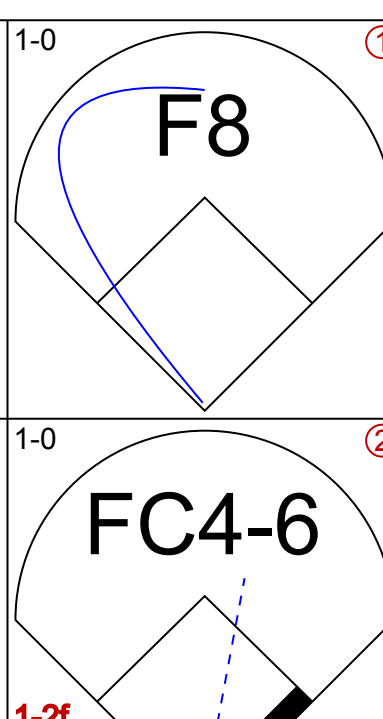
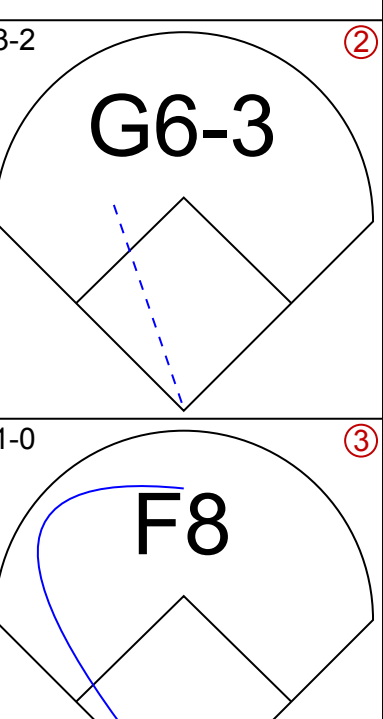
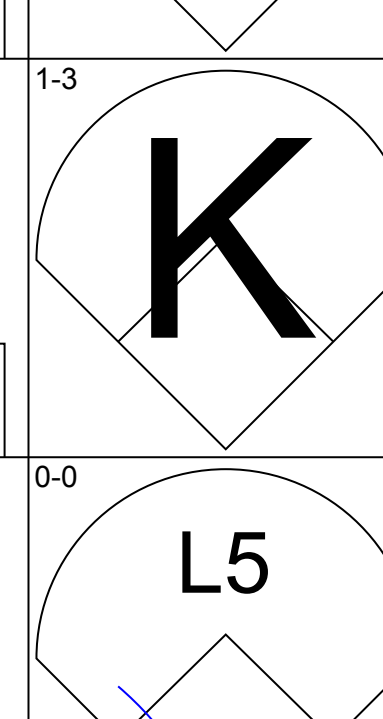
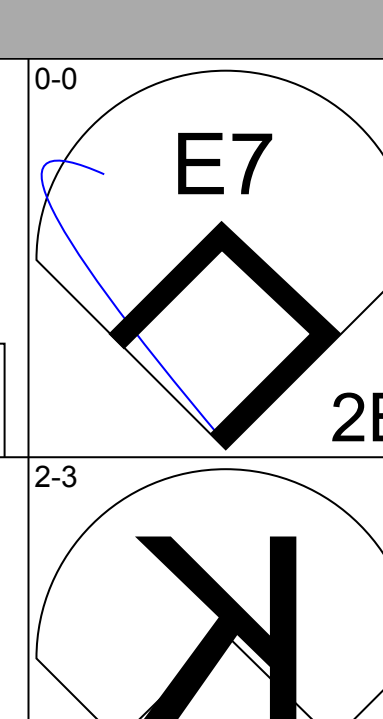
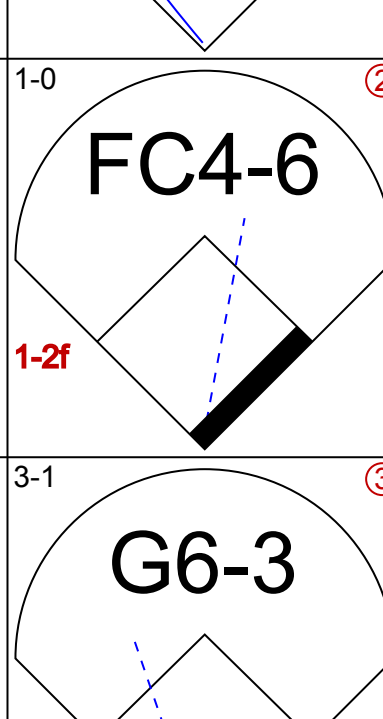
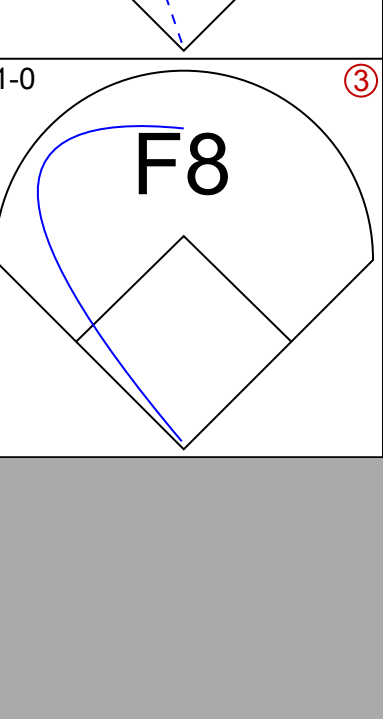
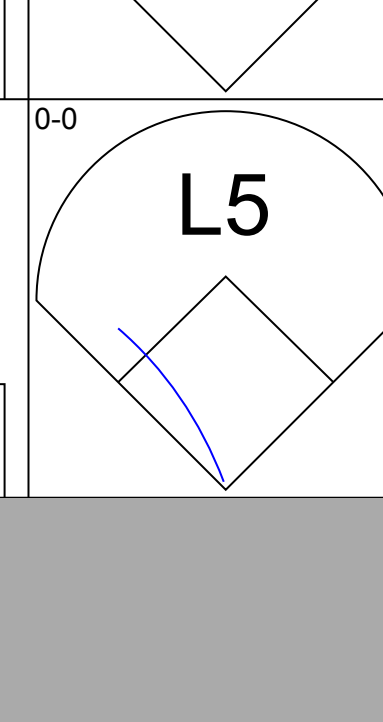
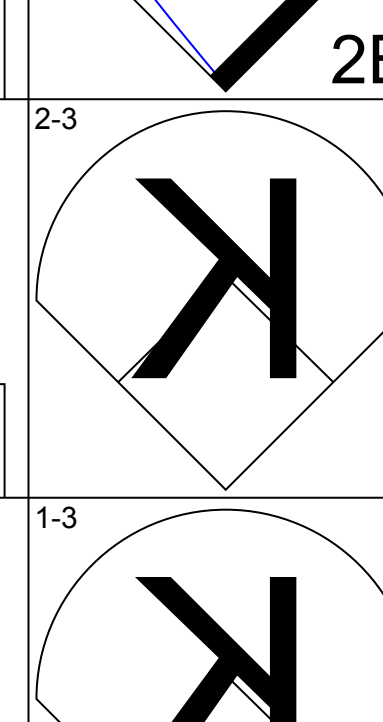
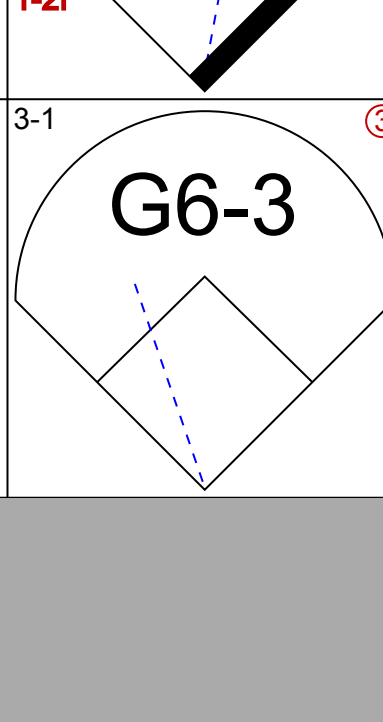
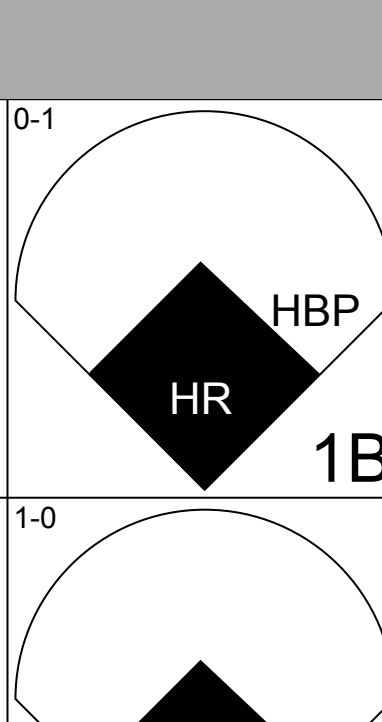
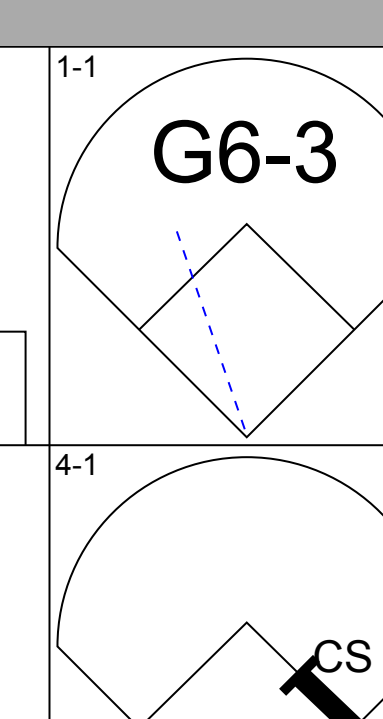

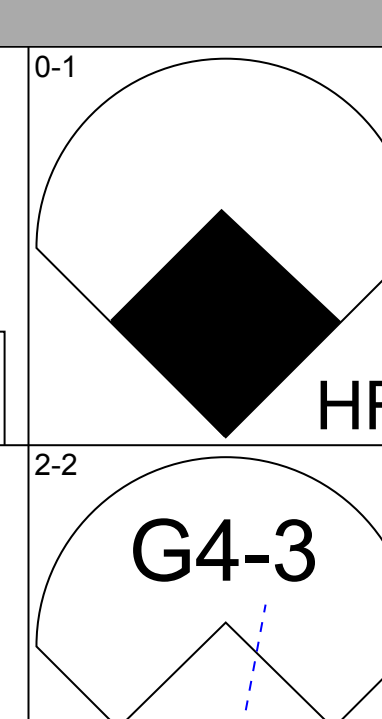
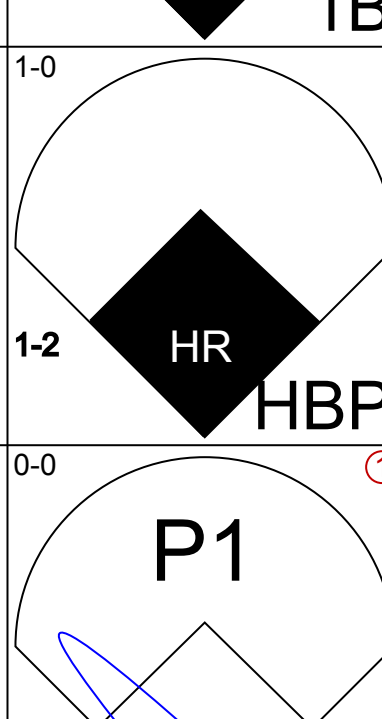
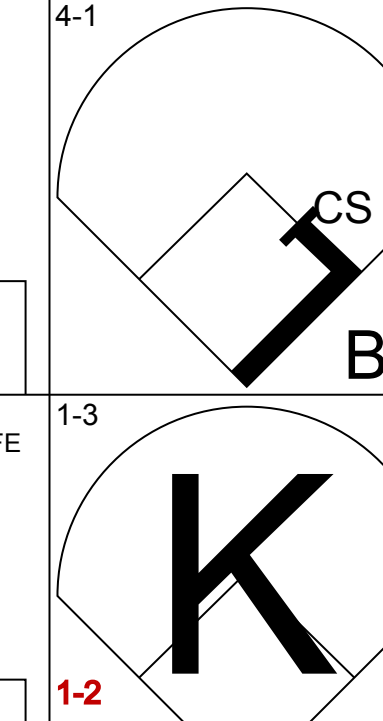
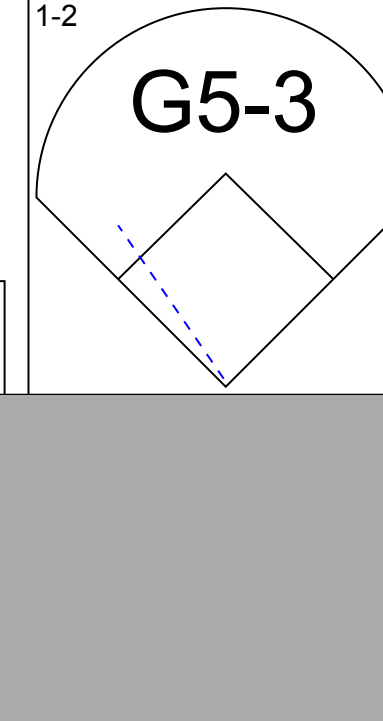
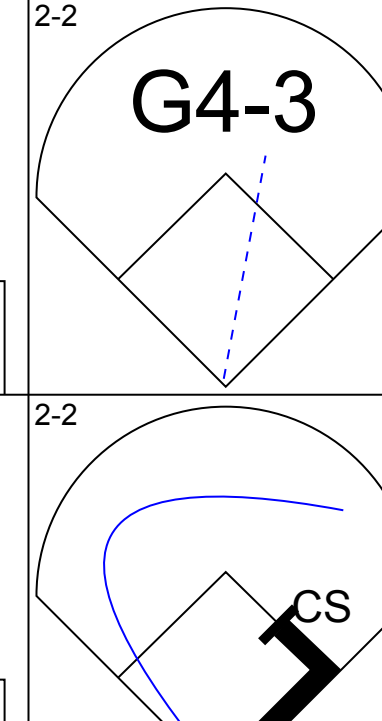
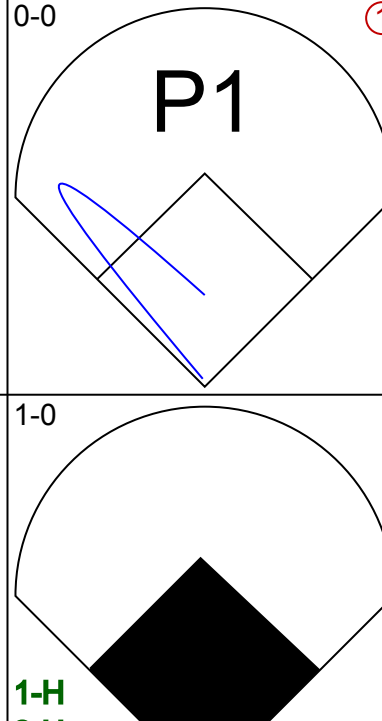
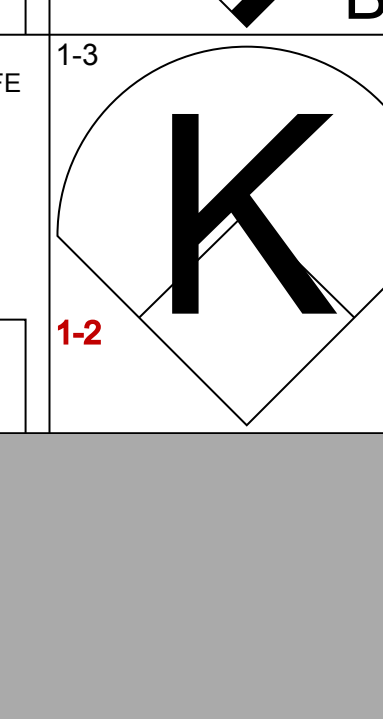
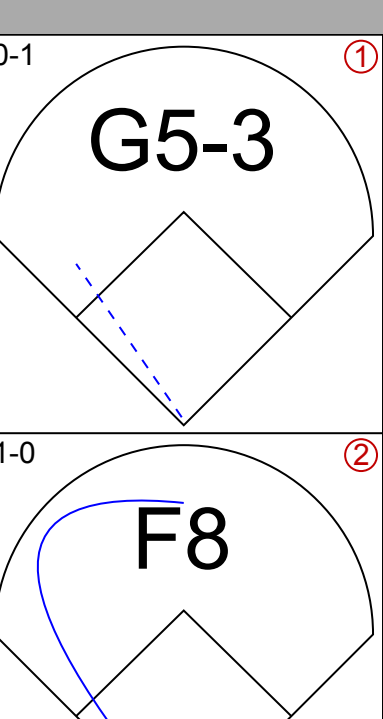
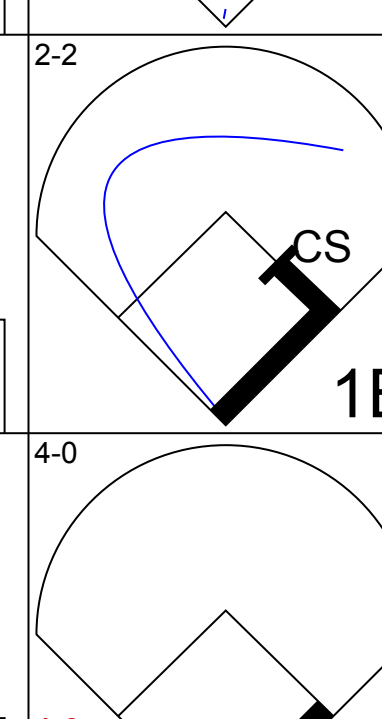
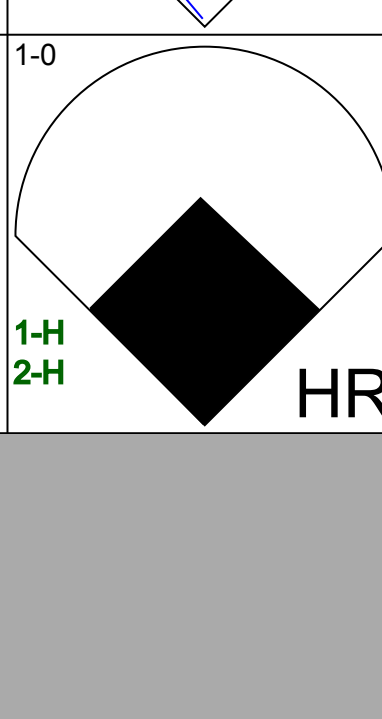
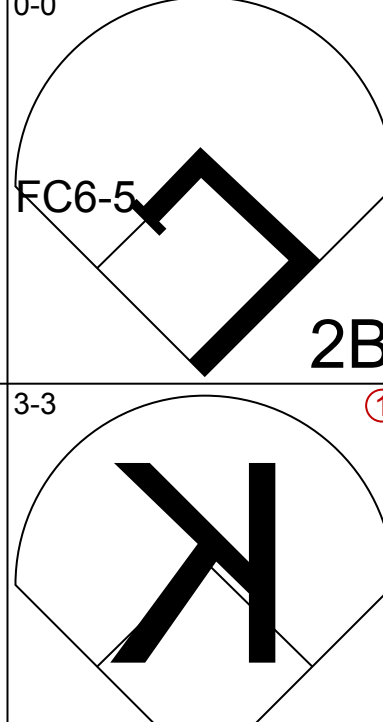
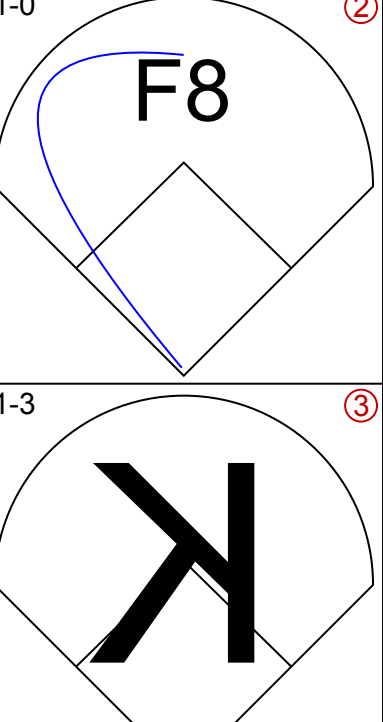

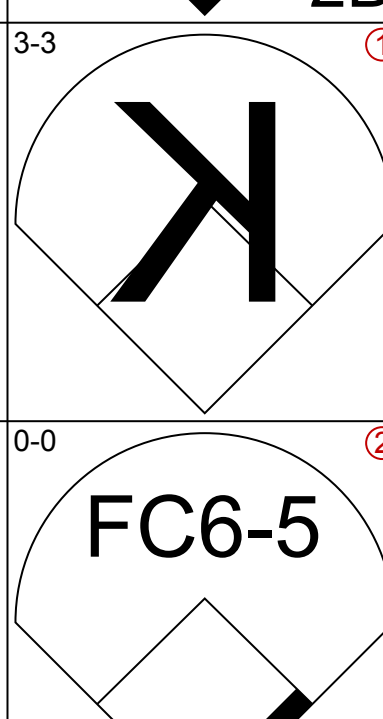
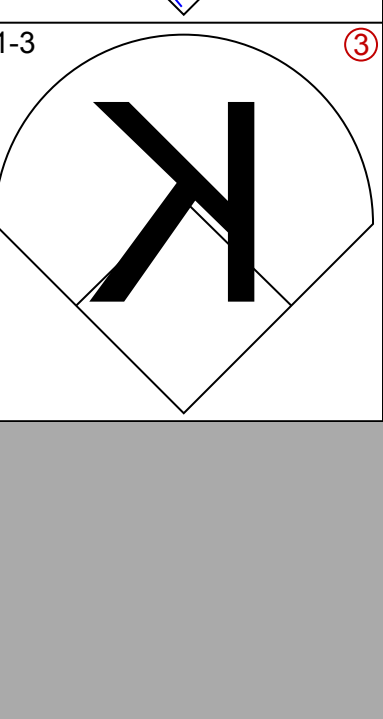

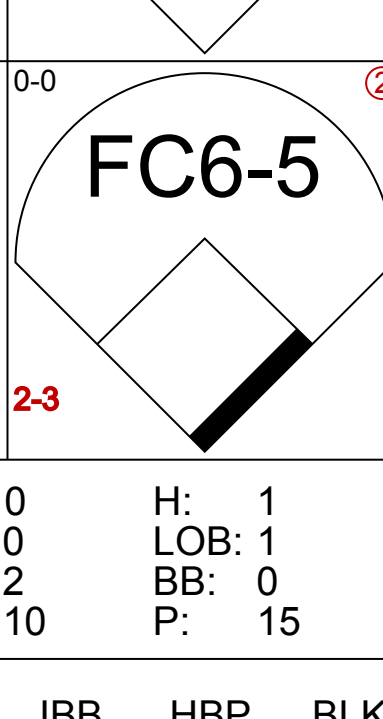
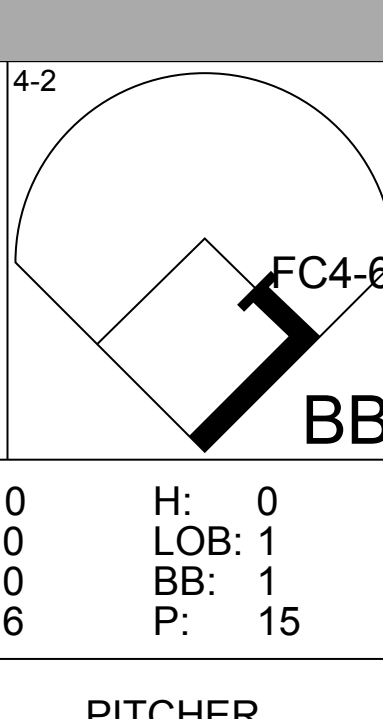
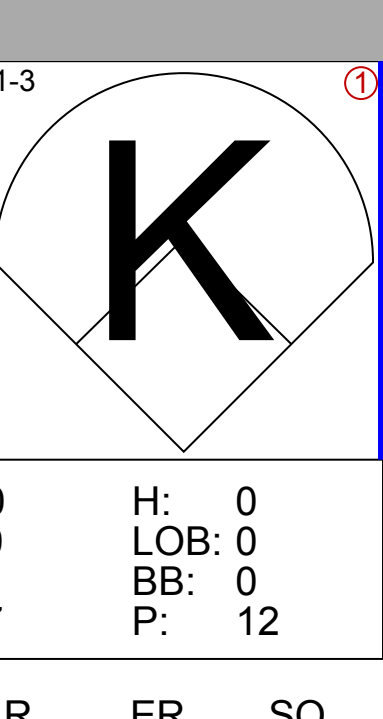


Batter	1	2	3	4	5	6	7	8	9	AB	R	H	RBI	BB	SO	LOB	TOP			
<b>Delino DeShields, L</b> OBP: 0.379, SLG: 0.416 (1, 4)										4	0	0	0	0	2	1	<b>Montreal Expos @ St. Louis Cardinals</b> Busch Stadium, St. Louis, MO Wed Jul 29 1992, 7:05 PM CDT Att: 28,495 - Sunny - 83 F			
<b>Marquis Grissom, R</b> OBP: 0.322, SLG: 0.400 (1, 8)										4	1	1	0	0	0	0				
<b>Bret Barberie, S</b> OBP: 0.373, SLG: 0.300 (1, 5)										2	0	0	0	2	0	0				
<b>Larry Walker, L</b> OBP: 0.341, SLG: 0.510 (1, 9)										4	0	2	1	0	0	0				
<b>Darrin Fletcher, L</b> OBP: 0.277, SLG: 0.307 (1, 2)										4	0	0	0	0	2	4				
<b>Moises Alou, R</b> OBP: 0.347, SLG: 0.486 (1, 7)										4	0	0	0	0	2	2				
<b>Archi Cianfrocco, R</b> OBP: 0.274, SLG: 0.362 (1, 3)										4	0	0	0	0	2	0				
<b>Wil Cordero, R</b> OBP: 0.435, SLG: 0.350 (1, 6)										2	0	1	0	1	1	0				
<b>Dennis Martinez, R</b> OBP: 0.213, SLG: 0.213 (1, 1)										2	0	0	0	0	1	1				
<b>Inning Stats</b>	R: 0 E: 1 K: 1 S: 11	H: 1 LOB: 2 BB: 1 P: 18	R: 0 E: 0 K: 3 S: 11	H: 1 LOB: 1 BB: 0 P: 17	R: 0 E: 0 K: 1 S: 6	H: 0 LOB: 0 BB: 0 P: 10	R: 0 E: 0 K: 0 S: 6	H: 0 LOB: 0 BB: 0 P: 7	R: 0 E: 0 K: 1 S: 6	H: 0 LOB: 0 BB: 0 P: 8	R: 1 E: 0 K: 1 S: 13	H: 2 LOB: 1 BB: 1 P: 21	R: 0 E: 0 K: 0 S: 7	H: 0 LOB: 1 BB: 1 P: 13	R: 0 E: 0 K: 3 S: 9	H: 0 LOB: 0 BB: 0 P: 12	1B: 3 2B: 1 3B: 0 HR: 0	SF: 0 SAC: 1 DP: 0 HBP: 0	WP: 0 PB: 0 SB: 0 CS: 0	PA: 34
<b>PITCHER</b>	IP	WLS	BF	H	R	ER	SO	BB	IBB	HBP	BLK	WP	HR	S	P	ERA	WHIP			
<b>Bob Tewksbury, R</b> ERA: 1.97	(1, 1)	8.0	31	4	1	1	7	3	0	0	0	0	0	65	100	1.12	0.875			
<b>Lee Smith, R</b> ERA: 2.95	(9, 1)	1.0	W	3	0	0	3	0	0	0	0	0	0	9	12	0.00	0.000			

livebaseballscores.com

AB 30  
R 1  
H 4  
RBI 1  
BB 3  
SO 10  
LOB 8



Batter	1	2	3	4	5	6	7	8	9	AB	R	H	RBI	BB	SO	LOB	BOTTOM			
<b>Milt Thompson, L</b> OBP: 0.351, SLG: 0.421 (1, 9)										4	0	0	0	0	2	2	<b>Montreal Expos @ St. Louis Cardinals</b> Busch Stadium, St. Louis, MO Wed Jul 29 1992, 7:05 PM CDT Att: 28,495 - Sunny - 83 F			
<b>Luis Alica, S</b> OBP: 0.331, SLG: 0.421 (1, 4)										4	0	1	0	0	1	1				
<b>Ray Lankford, L</b> OBP: 0.375, SLG: 0.470 (1, 8)										4	1	1	0	0	1	2				
<b>Andres Galarraga, R</b> OBP: 0.271, SLG: 0.356 (1, 3)										3	2	1	1	0	1	1				
<b>Todd Zeile, R</b> OBP: 0.351, SLG: 0.366 (1, 5)										3	0	0	0	1	0	3				
<b>Bernard Gilkey, R</b> OBP: 0.359, SLG: 0.399 (1, 7)										4	1	2	3	0	1	1				
<b>Tom Pagnozzi, R</b> OBP: 0.322, SLG: 0.419 (1, 2)										2	0	1	0	1	0	0				
<b>Tim Jones, L</b> OBP: 0.237, SLG: 0.220 (1, 6)										3	0	0	0	0	3	2				
<b>Bob Tewksbury, R</b> OBP: 0.100, SLG: 0.063 <b>Rex Hudler, R</b> OBP: 0.262, SLG: 0.358 <b>Lee Smith, R</b> (9, 1)										1	0	0	0	1	0	1				
<b>Inning Stats</b>	R: 0 E: 0 K: 2 S: 7	H: 0 LOB: 0 BB: 0 P: 9	R: 0 E: 0 K: 1 S: 6	H: 0 LOB: 0 BB: 1 P: 12	R: 0 E: 0 K: 2 S: 10	H: 1 LOB: 0 BB: 0 P: 15	R: 0 E: 1 K: 2 S: 10	H: 1 LOB: 1 BB: 0 P: 14	R: 0 E: 0 K: 1 S: 6	H: 0 LOB: 1 BB: 1 P: 8	R: 1 E: 0 K: 1 S: 12	H: 2 LOB: 1 BB: 1 P: 21	R: 0 E: 0 K: 1 S: 7	H: 0 LOB: 0 BB: 0 P: 12	R: 3 E: 0 K: 0 S: 4	H: 2 LOB: 0 BB: 0 P: 6	1B: 2 2B: 2 3B: 0 HR: 2	SF: 0 SAC: 0 DP: 0 HBP: 1	WP: 0 PB: 0 SB: 0 CS: 2	PA: 33
<b>PITCHER</b>	IP	WLS	BF	H	R	ER	SO	BB	IBB	HBP	BLK	WP	HR	S	P	ERA	WHIP			
<b>Dennis Martinez, R</b> ERA: 2.99	(1, 1)	8.1	L	33	6	4	4	10	3	0	1	0	0	2	68	4.32	1.080			

livebaseballscores.com

AB 29  
R 4  
H 6  
RBI 4  
BB 3  
SO 10  
LOB 13







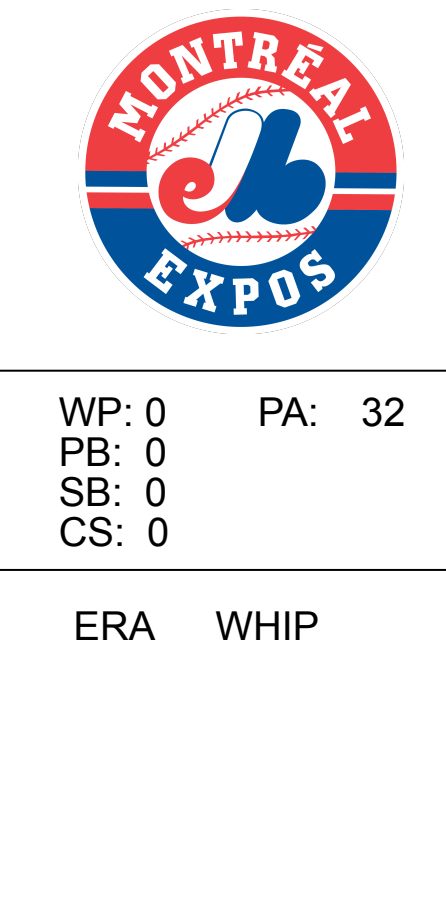


Batter	1	2	3	4	5	6	7	8	9	AB	R	H	RBI	BB	SO	LOB	TOP					
Lenny Dykstra, L (1.8) OBP: 0.377, SLG: 0.407	G6-3		E 2B		1B P5-2 1B		F8		G3	5	0	2	0	0	0	0	Philadelphia Phillies @ Montreal Expos Olympic Stadium, Montreal, QB Fri Jul 31 1992, 7:05 PM EDT Att: 30,470 - Dome - 70 F					
Stan Javier, S (1.7) OBP: 0.329, SLG: 0.292	P8		BB		1B		E BB		L1-6 BB	2	1	1	0	3	0	0						
Dave Hollins, S (1.5) OBP: 0.367, SLG: 0.444	PB 2B		K		K		G5-3		L1-6	5	0	1	0	0	2	5						
John Kruk, L (1.3) OBP: 0.444, SLG: 0.478	K		E4 FC5-4		P5-2		G4-3			4	0	0	0	0	1	5						
Darren Daulton, L (1.2) OBP: 0.397, SLG: 0.542		HR	K						FC4-6 BB 1B	3	1	2	1	0	1	3						
Wes Chamberlain, R (1.9) OBP: 0.282, SLG: 0.420	K		FC5-4				L8		FC4-6 BB	3	0	0	0	1	1	4						
Mickey Morandini, L (1.4) OBP: 0.319, SLG: 0.363	FC6-4 1B				G6-3		K		F9	4	0	1	0	0	1	3						
Joe Milette, R (1.6) OBP: 0.326, SLG: 0.262	P3		L4		L4		IBB		FC4-6 FC3	3	0	0	0	1	0	3						
Terry Mulholland, R (1.1) OBP: 0.136, SLG: 0.111	FC6-4		K		K		F9		FC3	4	0	0	0	0	1	5						
<b>Inning Stats</b>	R: 0 E: 0 K: 1 S: 12	H: 1 LOB: 1 BB: 0 P: 17	R: 1 E: 0 K: 1 S: 12	H: 2 LOB: 1 BB: 0 P: 20	R: 0 E: 1 K: 2 S: 10	H: 1 LOB: 3 BB: 1 P: 18	R: 0 E: 0 K: 1 S: 6	H: 0 LOB: 0 BB: 0 P: 8	R: 0 E: 0 K: 1 S: 8	H: 2 LOB: 1 BB: 0 P: 12	R: 0 E: 0 K: 1 S: 12	H: 0 LOB: 2 BB: 1 P: 25	R: 1 E: 0 K: 0 S: 7	H: 0 LOB: 0 BB: 1 P: 15	R: 0 E: 0 K: 0 S: 11	H: 1 LOB: 2 BB: 1 P: 17	R: 0 E: 0 K: 0 S: 12	H: 0 LOB: 0 BB: 1 P: 18	1B: 4 2B: 4 3B: 0 HR: 1	SF: 0 SAC: 0 DP: 2 HBP: 1	WP: 0 PB: 1 SB: 5 CS: 0	PA: 39
<b>PITCHER</b>	IP WLS BF H R ER SO BB IBB HBP BLK WP HR S P ERA WHIP	IP WLS BF H R ER SO BB IBB HBP BLK WP HR S P ERA WHIP	IP WLS BF H R ER SO BB IBB HBP BLK WP HR S P ERA WHIP	IP WLS BF H R ER SO BB IBB HBP BLK WP HR S P ERA WHIP	IP WLS BF H R ER SO BB IBB HBP BLK WP HR S P ERA WHIP	IP WLS BF H R ER SO BB IBB HBP BLK WP HR S P ERA WHIP	IP WLS BF H R ER SO BB IBB HBP BLK WP HR S P ERA WHIP	IP WLS BF H R ER SO BB IBB HBP BLK WP HR S P ERA WHIP	IP WLS BF H R ER SO BB IBB HBP BLK WP HR S P ERA WHIP	IP WLS BF H R ER SO BB IBB HBP BLK WP HR S P ERA WHIP	IP WLS BF H R ER SO BB IBB HBP BLK WP HR S P ERA WHIP	IP WLS BF H R ER SO BB IBB HBP BLK WP HR S P ERA WHIP	IP WLS BF H R ER SO BB IBB HBP BLK WP HR S P ERA WHIP	IP WLS BF H R ER SO BB IBB HBP BLK WP HR S P ERA WHIP	IP WLS BF H R ER SO BB IBB HBP BLK WP HR S P ERA WHIP	IP WLS BF H R ER SO BB IBB HBP BLK WP HR S P ERA WHIP						
Brian Barnes, L (1.1) ERA: 2.15	6.0	L	27	6	1	1	7	1	1	1	0	0	0	0	0	0	1.50	1.167				
Jeff Fassero, L (7.1) ERA: 3.3	1.0	5	1	1	0	0	1	0	0	0	0	0	0	0	0	0	0.00	2.000				
Bill Sampen, R (8.1) ERA: 2.98	2.0	7	0	0	0	0	2	0	0	0	0	0	0	0	0	0	0.00	1.000				

Batter	1	2	3	4	5	6	7	8	9	AB	R	H	RBI	BB	SO	LOB	BOTTOM					
Delino DeShields, L (1.4) OBP: 0.381, SLG: 0.419	G3		F7			1B				4	0	2	0	0	0	0	Philadelphia Phillies @ Montreal Expos Olympic Stadium, Montreal, QB Fri Jul 31 1992, 7:05 PM EDT Att: 30,470 - Dome - 70 F					
Moises Alou, R (1.8) OBP: 0.345, SLG: 0.481	1B		F8			P3		F9		4	0	1	0	0	0	2						
Darren Reed, R (1.7) OBP: 0.294, SLG: 0.492	P2				G5-3		F9		G5-3	4	0	0	0	0	0	2						
Larry Walker, L (1.9) OBP: 0.336, SLG: 0.509	F8				G1-3		G4-3		G4-3	4	0	0	0	0	0	2						
Tim Wallach, R (1.5) OBP: 0.305, SLG: 0.323		FC6-4 1B			G6-3		F8		G6-3	4	0	1	0	0	0	0						
Greg Colbrunn, R (1.3) OBP: 0.313, SLG: 0.404		K				G5-3		F4		3	0	0	0	0	1	1						
Gary Carter, R (1.2) OBP: 0.286, SLG: 0.311		F7				G4-3		G3		3	0	0	0	0	0	1						
Wil Cordero, R (1.6) OBP: 0.400, SLG: 0.333		FC6-4						L9		3	0	1	0	0	0	1						
Brian Barnes, L (1.1) OBP: 0.231, SLG: 0.167										2	0	0	0	0	1	1						
Jeff Fassero, L (7.1)										0	0	0	0	0	0	0						
Bill Sampen, R (8.1)										0	0	0	0	0	0	0						
Rob Natal, R (8.2)										1	0	0	0	0	0	0						
<b>Inning Stats</b>	R: 0 E: 0 K: 0 S: 12	H: 1 LOB: 1 BB: 0 P: 16	R: 0 E: 0 K: 1 S: 8	H: 1 LOB: 1 BB: 0 P: 13	R: 0 E: 0 K: 0 S: 8	H: 0 LOB: 0 BB: 0 P: 13	R: 0 E: 0 K: 0 S: 9	H: 0 LOB: 0 BB: 0 P: 12	R: 0 E: 0 K: 1 S: 8	H: 1 LOB: 1 BB: 0 P: 11	R: 0 E: 0 K: 0 S: 7	H: 1 LOB: 1 BB: 0 P: 12	R: 0 E: 0 K: 0 S: 5	H: 0 LOB: 0 BB: 0 P: 8	R: 0 E: 0 K: 0 S: 14	H: 1 LOB: 1 BB: 0 P: 21	R: 0 E: 0 K: 0 S: 4	H: 0 LOB: 0 BB: 0 P: 6	1B: 4 2B: 1 3B: 0 HR: 0	SF: 0 SAC: 0 DP: 0 HBP: 0	WP: 0 PB: 0 SB: 0 CS: 0	PA: 32
<b>PITCHER</b>	IP WLS BF H R ER SO BB IBB HBP BLK WP HR S P ERA WHIP	IP WLS BF H R ER SO BB IBB HBP BLK WP HR S P ERA WHIP	IP WLS BF H R ER SO BB IBB HBP BLK WP HR S P ERA WHIP	IP WLS BF H R ER SO BB IBB HBP BLK WP HR S P ERA WHIP	IP WLS BF H R ER SO BB IBB HBP BLK WP HR S P ERA WHIP	IP WLS BF H R ER SO BB IBB HBP BLK WP HR S P ERA WHIP	IP WLS BF H R ER SO BB IBB HBP BLK WP HR S P ERA WHIP	IP WLS BF H R ER SO BB IBB HBP BLK WP HR S P ERA WHIP	IP WLS BF H R ER SO BB IBB HBP BLK WP HR S P ERA WHIP	IP WLS BF H R ER SO BB IBB HBP BLK WP HR S P ERA WHIP	IP WLS BF H R ER SO BB IBB HBP BLK WP HR S P ERA WHIP	IP WLS BF H R ER SO BB IBB HBP BLK WP HR S P ERA WHIP	IP WLS BF H R ER SO BB IBB HBP BLK WP HR S P ERA WHIP	IP WLS BF H R ER SO BB IBB HBP BLK WP HR S P ERA WHIP	IP WLS BF H R ER SO BB IBB HBP BLK WP HR S P ERA WHIP	IP WLS BF H R ER SO BB IBB HBP BLK WP HR S P ERA WHIP						
Terry Mulholland, L (1.1) ERA: 3.3	9.0	W	32	5	0	0	2	0	0	0	0	0	0	0	0	0	0.00	0.556				

AB	33
R	2
H	7
RBI	1
BB	5
SO	7
LOB	28

AB	32
R	0
H	5
RBI	0
BB	0
SO	2
LOB	10









Batter	1	2	3	4	5	6	7	8	9	AB	R	H	RBI	BB	SO	LOB	TOP				
Lenny Dykstra, L (1,8) OBP: 0.375, SLG: 0.405	G4-3		G3-1			G1-3		F9									4 0 1 0 0 0 2				
Mariano Duncan, R (1,4) OBP: 0.296, SLG: 0.392	F8			G4-3		G1-3		FC6-4									4 0 1 0 0 0 1				
Dave Hollins, S (1,5)	L5			E6				F9									4 0 1 0 0 0 1				
Ricky Jordan, R (1,3) John Kruk, L (9,PH) OBP: 0.260, SLG: 0.340 OBP: 0.446, SLG: 0.484		SH1-3		G4-6-3			L9										3 0 1 0 0 0 2 1 0 0 0 0 1 1				
Wes Chamberlain, R (1,9)		SH1-3		G6-3			G6-4-3										3 0 0 0 0 0 3				
Todd Pratt, R (1,2) Mickey Morandini, L (8,PH) OBP: 0.187, SLG: 0.167 OBP: 0.317, SLG: 0.362		FC5-2-5				G4-3		FC5-4									3 0 1 0 0 0 1 0 0 0 0 0 0 0				
Stan Javier, S (1,7)		G4-3				G5-3		FC5-4									3 0 0 0 0 0 2				
Joe Milette, R (1,6) Jim Lindeman, R (8,PH) Mike Hartley, R (8,1)			P2			G5-3											2 0 0 0 0 0 0 0 0 0 0 1 0 0 0 0 0 0 0 0 0				
Ben Rivera, R (1,1) Darren Daulton, L (8,PH) OBP: 0.392, SLG: 0.533			G1-3			G4-3		K									2 0 0 0 0 0 0 1 0 0 0 0 1 2				
<b>Inning Stats</b>	R: 0 E: 0 K: 0 S: 8	H: 0 LOB: 0 BB: 0 P: 13	R: 0 E: 0 K: 0 S: 5	H: 1 LOB: 1 BB: 0 P: 6	R: 0 E: 0 K: 0 S: 4	H: 0 LOB: 0 BB: 0 P: 6	R: 0 E: 1 K: 0 S: 6	H: 0 LOB: 1 BB: 0 P: 11	R: 0 E: 0 K: 0 S: 5	H: 0 LOB: 0 BB: 0 P: 8	R: 0 E: 0 K: 0 S: 5	H: 1 LOB: 0 BB: 0 P: 7	R: 0 E: 0 K: 1 S: 14	H: 1 LOB: 2 BB: 0 P: 22	R: 0 E: 0 K: 1 S: 10	H: 1 LOB: 1 BB: 0 P: 12	1B: 4 2B: 1 3B: 0 HR: 0	SF: 0 SAC: 1 DP: 1 HBP: 0	WP: 0 PB: 0 SB: 0 CS: 1	PA: 32	
<b>PITCHER</b>	IP	WLS	BF	H	R	ER	SO	BB	IBB	HBP	BLK	WP	HR	S	P	ERA	WHIP				
Chris Nabholz, L (1,1) ERA: 3.55	8.0	W	28	4	0	0	1	1	0	0	0	0	0	52	81	0.00	0.625				
John Wetteland, R (9,1) ERA: 3.47	1.0	S	4	1	0	0	1	0	0	0	0	0	0	10	12	0.00	1.000				

Philadelphia Phillies @ Montreal Expos  
Olympic Stadium, Montreal, QB  
Sun Aug 02 1992, 3:33 AM EDT  
Att: 28,645 - Dome - 70 F

AB 30  
R 0  
H 5  
RBI 0  
BB 1  
SO 2  
LOB 15



Batter	1	2	3	4	5	6	7	8	9	AB	R	H	RBI	BB	SO	LOB	BOTTOM				
Delino DeShields, L (1,4) OBP: 0.384, SLG: 0.425	F8-2		SH3			S		K									2 1 1 0 1 1 1				
Marquis Grissom, R (1,8) OBP: 0.325, SLG: 0.399	F8-2		G5-3			K											3 0 0 0 1 1 3				
Moises Alou, R (1,7)	G6-3		F9			K		K									4 0 0 0 0 2 4				
Larry Walker, L (1,9) OBP: 0.335, SLG: 0.506		G3		F9													2 0 1 1 1 0 0				
Bret Barberie, S (1,5)		G3		G3													2 0 0 0 0 0 1				
Tim Lincecum, R (1,3)		K		G5-3													3 0 0 0 0 2 2				
Darrin Fletcher, L (1,2) OBP: 0.280, SLG: 0.303						G6-3		L6-5									2 0 1 0 1 0 1				
Wil Cordero, R (1,6) OBP: 0.343, SLG: 0.281						G6-3		F7									3 0 0 0 0 1 3				
Chris Nabholz, L (1,1) John Vander Wal, L (8,PH) John Wetteland, R (9,1) OBP: 0.093, SLG: 0.140 OBP: 0.332, SLG: 0.337 OBP: 0.200, SLG: 0.200			SH3														2 0 1 0 0 0 0 0 0 0 0 1 0 0 0 0 0 0 0 0 0				
<b>Inning Stats</b>	R: 0 E: 0 K: 0 S: 9	H: 1 LOB: 0 BB: 0 P: 12	R: 0 E: 0 K: 2 S: 10	H: 0 LOB: 2 BB: 2 P: 23	R: 0 E: 0 K: 0 S: 7	H: 1 LOB: 1 BB: 0 P: 11	R: 0 E: 0 K: 0 S: 8	H: 0 LOB: 0 BB: 0 P: 14	R: 0 E: 0 K: 2 S: 11	H: 1 LOB: 1 BB: 1 P: 19	R: 0 E: 0 K: 1 S: 8	H: 0 LOB: 0 BB: 0 P: 11	R: 0 E: 0 K: 2 S: 10	H: 0 LOB: 2 BB: 2 P: 22	R: 0 E: 0 K: 2 S: 10	H: 0 LOB: 2 BB: 2 P: 22	1B: 2 2B: 3 3B: 1 HR: 0	SF: 0 SAC: 1 DP: 3 HBP: 1	WP: 0 PB: 0 SB: 5 CS: 0	PA: 30	
<b>PITCHER</b>	IP	WLS	BF	H	R	ER	SO	BB	IBB	HBP	BLK	WP	HR	S	P	ERA	WHIP				
Ben Rivera, R (1,1) ERA: 3.23	7.0	L	25	4	1	1	5	3	0	1	0	0	0	60	99	1.29	1.000				
Mike Hartley, R (8,1) ERA: 2.75	1.0		5	0	0	0	2	2	0	0	0	0	0	10	22	0.00	2.000				

Philadelphia Phillies @ Montreal Expos  
Olympic Stadium, Montreal, QB  
Sun Aug 02 1992, 3:33 AM EDT  
Att: 28,645 - Dome - 70 F

AB 23  
R 1  
H 4  
RBI 1  
BB 5  
SO 7  
LOB 15





Batter	1	2	3	4	5	6	7	8	9	AB	R	H	RBI	BB	SO	LOB	TOP								
Rey Sanchez, R (1, 6) OBP: 0.257, SLG: 0.298	G6-3		F9		G5-3		G5-3		FC4	4	0	0	0	1	0	2									
23 Ryne Sandberg, R (1, 4) OBP: 0.396, SLG: 0.481	G6-3		2B			F9		E6	FC4	5	1	1	0	0	0	2									
Mark Grace, L (1, 3) OBP: 0.405, SLG: 0.444	L9		G3			F7		1B	1B	4	0	1	0	0	0	2									
Andre Dawson, R (1, 9) OBP: 0.287, SLG: 0.427		G6-3		G4-3		1B	2B	1B	1B	4	1	2	1	0	0	0									
Derrick May, L (1, 7) OBP: 0.293, SLG: 0.350	2B		L9			1B	1B	1B	1B	4	0	2	1	0	1	2									
Sammy Sosa, R (1, 8) OBP: 0.314, SLG: 0.386	K		CS	1B		1B		G5-4-3		4	0	2	0	0	1	3									
Rick Wilkins, L (1, 2) OBP: 0.333, SLG: 0.446	G1-3		CS	1B	SH3-4	G3			BB	3	0	1	0	1	0	3	AB 35								
Jose Vizcaino, S (1, 5) OBP: 0.245, SLG: 0.275			K			K		G3		3	0	0	0	0	2	1	R 2								
Dwight Smith, L (9, PH) OBP: 0.297, SLG: 0.373			K			K		G3		1	0	0	0	0	1	1	H 10								
Frank Castillo, R (1, 1) OBP: 0.122, SLG: 0.077																	RBI 2								
Doug Dascenzo, S (7, PH) OBP: 0.304, SLG: 0.292					SH3-4			G4-3		1	0	0	0	0	0	0	BB 2								
Jim Bullinger, R (7, 1) OBP: 0.500, SLG: 2.000			2B		1B					1	0	0	0	0	0	0	SO 6								
Kal Daniels, L (9, PH) OBP: 0.310, SLG: 0.373										1	0	0	0	0	1	1	LOB 17								
<b>Inning Stats</b>	R: 0 E: 0 K: 0 S: 12	H: 0 LOB: 0 BB: 0 P: 19	R: 0 E: 0 K: 1 S: 9	H: 1 LOB: 1 BB: 0 P: 14	R: 0 E: 0 K: 1 S: 9	H: 2 LOB: 2 BB: 0 P: 12	R: 0 E: 0 K: 0 S: 8	H: 1 LOB: 0 BB: 0 P: 12	R: 0 E: 0 K: 1 S: 7	H: 0 LOB: 1 BB: 1 P: 14	R: 1 E: 0 K: 0 S: 12	H: 3 LOB: 2 BB: 0 P: 17	R: 0 E: 0 K: 0 S: 7	H: 0 LOB: 0 BB: 0 P: 10	R: 1 E: 1 K: 1 S: 12	H: 2 LOB: 1 BB: 1 P: 18	R: 0 E: 0 K: 2 S: 11	H: 1 LOB: 2 BB: 1 P: 20	1B: 7 2B: 3 3B: 0 HR: 0	SF: 0 SAC: 1 DP: 1 HBP: 0	WP: 0 PB: 0 SB: 0 CS: 1	PA: 39			
<b>PITCHER</b>	IP	WLS	BF	H	R	ER	SO	BB	IBB	HBP	BLK	WP	HR	S	P	ERA	WHIP								
Dennis Martinez, R (1, 1) ERA: 2.91	7.0	W	28	7	1	1	3	1	0	0	0	0	0	64	98	1.29	1.143								
Jeff Fassero, L (8, 1) ERA: 3.29	0.1		4	2	1	0	1	0	0	0	0	0	0	10	15	0.00	6.000								
Bill Sampen, R (8, 1) ERA: 2.95	0.2		1	0	0	0	0	0	0	0	0	0	0	2	3	0.00	0.000								
John Wetteland, R (9, 1) ERA: 3.4	1.0	S	5	1	0	0	2	1	0	0	0	0	0	11	20	0.00	2.000								

Chicago Cubs @ Montreal Expos  
Olympic Stadium, Montreal, QB  
Mon Aug 03 1992, 7:05 PM EDT  
Att: 24,338 - Dome - 70 F

AB	35
R	2
H	10
RBI	2
BB	2
SO	6
LOB	17



Batter	1	2	3	4	5	6	7	8	9	AB	R	H	RBI	BB	SO	LOB	BOTTOM								
Delino DeShields, L (1, 4) OBP: 0.383, SLG: 0.422	G6-3		BB		F7		FC3-6			3	0	0	0	1	0	2									
Marquis Grissom, R (1, 8) OBP: 0.322, SLG: 0.395	F8		F8		G6-3			F9		4	0	0	0	0	0	1									
Moises Alou, R (1, 7) OBP: 0.340, SLG: 0.490	K			HR		K		L4		4	1	1	1	0	2	0									
Larry Walker, L (1, 9) OBP: 0.337, SLG: 0.509		K		HR	2B	P5		1B		4	1	2	0	0	1	0									
Bret Barberie, S (1, 5) OBP: 0.364, SLG: 0.289		F8		P4		G3-1		K		4	0	0	0	0	1	2									
Tim Lincecum, R (1, 3) OBP: 0.307, SLG: 0.333		1B		HR		G4-6-3		1B		3	1	3	2	0	0	0									
Darrin Fletcher, L (1, 2) OBP: 0.274, SLG: 0.296		G6-3		F8		G4-6-3		G4-6-3		3	0	0	0	0	0	2	AB 30								
Wil Cordero, R (1, 6) OBP: 0.342, SLG: 0.265			G4-3		P3			1B	BB	2	0	0	0	1	0	0	R 3								
Dennis Martinez, R (1, 1) OBP: 0.204, SLG: 0.204										2	0	0	0	0	0	0	H 7								
John Vander Wal, L (7, PH) OBP: 0.335, SLG: 0.341			P6		G6-3					1	0	1	0	0	0	0	RBI 3								
Jeff Fassero, L (8, 1) ERA: 3.29								FC3-6		0	0	0	0	0	0	0	BB 2								
Bill Sampen, R (8, 1) ERA: 2.95										0	0	0	0	0	0	0	SO 4								
John Wetteland, R (9, 1) ERA: 3.4										0	0	0	0	0	0	0	LOB 7								
<b>Inning Stats</b>	R: 0 E: 0 K: 1 S: 10	H: 0 LOB: 0 BB: 0 P: 14	R: 0 E: 0 K: 1 S: 8	H: 1 LOB: 1 BB: 0 P: 12	R: 0 E: 0 K: 0 S: 8	H: 0 LOB: 1 BB: 1 P: 17	R: 3 E: 0 K: 0 S: 14	H: 3 LOB: 0 BB: 0 P: 21	R: 0 E: 0 K: 1 S: 7	H: 0 LOB: 0 BB: 0 P: 9	R: 0 E: 0 K: 0 S: 6	H: 2 LOB: 2 BB: 1 P: 14	R: 0 E: 0 K: 1 S: 8	H: 1 LOB: 1 BB: 0 P: 11	R: 0 E: 0 K: 1 S: 8	H: 1 LOB: 1 BB: 0 P: 11	1B: 4 2B: 1 3B: 0 HR: 2	SF: 0 SAC: 0 DP: 1 HBP: 0	WP: 0 PB: 0 SB: 0 CS: 0	PA: 32					
<b>PITCHER</b>	IP	WLS	BF	H	R	ER	SO	BB	IBB	HBP	BLK	WP	HR	S	P	ERA	WHIP								
Frank Castillo, R (1, 1) ERA: 3.2	6.0	L	23	4	3	3	3	1	0	0	0	0	0	55	86	4.50	0.833								
Jim Bullinger, R (7, 1) ERA: 4.94	2.0		9	3	0	0	1	1	0	0	0	0	0	14	25	0.00	2.000								

Chicago Cubs @ Montreal Expos  
Olympic Stadium, Montreal, QB  
Mon Aug 03 1992, 7:05 PM EDT  
Att: 24,338 - Dome - 70 F

AB	30
R	3
H	7
RBI	3
BB	2
SO	4
LOB	7









Batter	1	2	3	4	5	6	7	8	9	AB	R	H	RBI	BB	SO	LOB	TOP				
Sammy Sosa, R (1, 8) OBP: 0.315, SLG: 0.393	4-2 BB		0-0 1B	1-2 P2			2-2 P5		0-0 F7	4	1	1	0	1	0	3					
23 Ryne Sandberg, R (1, 4) OBP: 0.393, SLG: 0.474	4-0 BB		1-1 F8		1-1 P6		1-1 G5-3			3	0	0	0	1	0	2					
Mark Grace, L (1, 3) OBP: 0.408, SLG: 0.456	1-1 F7		0-0 HR		1-2 F7			0-1 F8		4	1	1	2	0	0	2					
Andre Dawson, R (1, 9) OBP: 0.283, SLG: 0.417	4-2 BB		2-3 K		0-0 G5-3			0-2 G5-3		3	0	0	0	1	1	0					
Steve Buechele, R (1, 5) OBP: 0.342, SLG: 0.398	0-0 G6-4-3		4-1 BB			2-2 F7		2-2 F9		3	0	0	0	1	0	3					
Luis Salazar, R (1, 7) OBP: 0.242, SLG: 0.289		2-1 G6-3	1-2 F7			1-2 L9			2-0 1B	3	0	0	0	0	0	1					
Dwight Smith, L (9, PH) OBP: 0.293, SLG: 0.387										1	1	1	0	0	0	0					
Joe Girardi, R (1, 2) OBP: 0.344, SLG: 0.311		1-2 P3		1-3 K			0-0 CS		2-0 1B	3	0	1	0	0	1	0					
Rick Wilkins, L (9, PH) OBP: 0.333, SLG: 0.439							1-2 CS		1-1 1B	1	0	1	1	0	0	0					
Rey Sanchez, R (1, 6) OBP: 0.267, SLG: 0.309		2-1 FC6-4		0-0 SH1-4			1-2 CS		1-1 WP	3	0	3	0	0	0	0					
Kal Daniels, L (9, PH) OBP: 0.312, SLG: 0.375							1-2 1B		1-3 K	1	0	0	0	0	1	1					
Jeff Robinson, R (1, 1) Ken Patterson, L (4, 1) Doug Descenzo, S (7, PH) Heathcliff Slocumb, R (7, 1) Bob Scanlan, R (7, 1) Derrick May, L (9, PH) OBP: 0.296, SLG: 0.392		1-2 FC6-4		0-0 SH1-4			1-2 1B		1-3 K	1	0	0	0	0	0	1					
<b>Inning Stats</b>	R: 0 E: 0 K: 0 S: 9	H: 0 LOB: 2 BB: 3 P: 22	R: 0 E: 0 K: 0 S: 12	H: 1 LOB: 1 BB: 0 P: 18	R: 2 E: 0 K: 1 S: 11	H: 2 LOB: 1 BB: 1 P: 19	R: 0 E: 0 K: 1 S: 8	H: 1 LOB: 1 BB: 0 P: 10	R: 0 E: 0 K: 0 S: 6	H: 1 LOB: 0 BB: 0 P: 8	R: 0 E: 0 K: 0 S: 10	H: 1 LOB: 1 BB: 0 P: 14	R: 0 E: 0 K: 0 S: 10	H: 0 LOB: 0 BB: 0 P: 10	R: 1 E: 0 K: 2 S: 12	H: 2 LOB: 1 BB: 0 P: 18	1B: 6 2B: 1 3B: 0 HR: 1	SF: 0 SAC: 2 DP: 1 HBP: 0	WP: 1 PB: 0 SB: 1 CS: 1	PA: 38	
<b>PITCHER</b>	IP WLS BF H R ER SO BB IBB HBP BLK WP HR S P ERA WHIP	IP WLS BF H R ER SO BB IBB HBP BLK WP HR S P ERA WHIP	IP WLS BF H R ER SO BB IBB HBP BLK WP HR S P ERA WHIP	IP WLS BF H R ER SO BB IBB HBP BLK WP HR S P ERA WHIP	IP WLS BF H R ER SO BB IBB HBP BLK WP HR S P ERA WHIP	IP WLS BF H R ER SO BB IBB HBP BLK WP HR S P ERA WHIP	IP WLS BF H R ER SO BB IBB HBP BLK WP HR S P ERA WHIP	IP WLS BF H R ER SO BB IBB HBP BLK WP HR S P ERA WHIP	IP WLS BF H R ER SO BB IBB HBP BLK WP HR S P ERA WHIP	IP WLS BF H R ER SO BB IBB HBP BLK WP HR S P ERA WHIP	IP WLS BF H R ER SO BB IBB HBP BLK WP HR S P ERA WHIP	IP WLS BF H R ER SO BB IBB HBP BLK WP HR S P ERA WHIP	IP WLS BF H R ER SO BB IBB HBP BLK WP HR S P ERA WHIP	IP WLS BF H R ER SO BB IBB HBP BLK WP HR S P ERA WHIP	IP WLS BF H R ER SO BB IBB HBP BLK WP HR S P ERA WHIP	IP WLS BF H R ER SO BB IBB HBP BLK WP HR S P ERA WHIP	IP WLS BF H R ER SO BB IBB HBP BLK WP HR S P ERA WHIP	IP WLS BF H R ER SO BB IBB HBP BLK WP HR S P ERA WHIP	IP WLS BF H R ER SO BB IBB HBP BLK WP HR S P ERA WHIP	IP WLS BF H R ER SO BB IBB HBP BLK WP HR S P ERA WHIP	IP WLS BF H R ER SO BB IBB HBP BLK WP HR S P ERA WHIP

Chicago Cubs @ Montreal Expos  
Olympic Stadium, Montreal, QB  
Wed Aug 05 1992, 7:05 PM EDT  
Att: 23,617 - Dome - 70 F

AB	31
R	3
H	8
RBI	3
BB	4
SO	4
LOB	14



Batter	1	2	3	4	5	6	7	8	9	AB	R	H	RBI	BB	SO	LOB	BOTTOM				
Delino DeShields, L (1, 4) OBP: 0.390, SLG: 0.428	1-2 G3	1-0 HBP		0-0 G1-3		1-1 SH1	4-1 FC6-4			3	1	3	2	1	0	0					
Marquis Grissom, R (1, 8) OBP: 0.320, SLG: 0.394	1-2 G5-3	1-2 P3		0-2 G1-3		2-0 SH1	2-2 P3			4	0	0	0	0	0	8					
Moises Alou, R (1, 7) OBP: 0.341, SLG: 0.482	4-2 G3		0-2 G1-3	4-1 BB		2-1 SF9	0-0 FC6-4			2	0	0	1	2	0	3					
Larry Walker, L (1, 9) OBP: 0.334, SLG: 0.507	1-0 G3		1-1 F8	1-1 P6		2-1 L9		1-2 P6		5	0	0	0	0	0	5					
Bret Barberie, S (1, 5) OBP: 0.380, SLG: 0.310	1-3 K		2-2 1B		0-0 G6-3		1-1 1B	0-1 S		4	1	3	0	0	1	2					
Tim Lincecum, R (1, 3) OBP: 0.305, SLG: 0.329		4-1 1B	2-2 F8		2-1 G6-3		1-2 1B	2-2 L3		4	2	1	0	1	0	3					
Gary Carter, R (1, 2) OBP: 0.295, SLG: 0.324		3-2 1B		0-1 1B	4-0 BB		1-1 BB	1-1 G4-3		4	1	3	0	1	0	1					
Spike Owen, S (1, 6) OBP: 0.333, SLG: 0.386		1-1 SF7		4-0 G1-3	3-1 G6-3		1-0 BB			2	0	1	2	1	0	2					
Brian Barnes, L (1, 1) OBP: 0.250, SLG: 0.200				0-3 K	0-0 B2-3		1-2 3H			3	0	1	0	0	1	4					
Mel Rojas, R (7, 1) OBP: 0.100, SLG: 0.100										1	0	0	0	0	1	3					
John Wetteland, R (9, 1) OBP: 0.200, SLG: 0.200										0	0	0	0	0	0	0					
<b>Inning Stats</b>	R: 0 E: 0 K: 1 S: 13	H: 1 LOB: 2 BB: 1 P: 21	R: 1 E: 0 K: 0 S: 10	H: 2 LOB: 2 BB: 1 P: 20	R: 0 E: 0 K: 0 S: 12	H: 1 LOB: 1 BB: 0 P: 17	R: 1 E: 0 K: 1 S: 12	H: 2 LOB: 3 BB: 2 P: 21	R: 0 E: 0 K: 0 S: 6	H: 1 LOB: 2 BB: 1 P: 15	R: 1 E: 1 K: 0 S: 7	H: 1 LOB: 0 BB: 0 P: 14	R: 2 E: 0 K: 1 S: 15	H: 3 LOB: 3 BB: 1 P: 26	R: 0 E: 0 K: 0 S: 11	H: 1 LOB: 1 BB: 0 P: 15	1B: 10 2B: 1 3B: 1 HR: 0	SF: 2 SAC: 1 DP: 0 HBP: 2	WP: 1 PB: 0 SB: 1 CS: 0	PA: 43	
<b>PITCHER</b>	IP WLS BF H R ER SO BB IBB HBP BLK WP HR S P ERA WHIP	IP WLS BF H R ER SO BB IBB HBP BLK WP HR S P ERA WHIP	IP WLS BF H R ER SO BB IBB HBP BLK WP HR S P ERA WHIP	IP WLS BF H R ER SO BB IBB HBP BLK WP HR S P ERA WHIP	IP WLS BF H R ER SO BB IBB HBP BLK WP HR S P ERA WHIP	IP WLS BF H R ER SO BB IBB HBP BLK WP HR S P ERA WHIP	IP WLS BF H R ER SO BB IBB HBP BLK WP HR S P ERA WHIP	IP WLS BF H R ER SO BB IBB HBP BLK WP HR S P ERA WHIP	IP WLS BF H R ER SO BB IBB HBP BLK WP HR S P ERA WHIP	IP WLS BF H R ER SO BB IBB HBP BLK WP HR S P ERA WHIP	IP WLS BF H R ER SO BB IBB HBP BLK WP HR S P ERA WHIP	IP WLS BF H R ER SO BB IBB HBP BLK WP HR S P ERA WHIP	IP WLS BF H R ER SO BB IBB HBP BLK WP HR S P ERA WHIP	IP WLS BF H R ER SO BB IBB HBP BLK WP HR S P ERA WHIP	IP WLS BF H R ER SO BB IBB HBP BLK WP HR S P ERA WHIP	IP WLS BF H R ER SO BB IBB HBP BLK WP HR S P ERA WHIP	IP WLS BF H R ER SO BB IBB HBP BLK WP HR S P ERA WHIP	IP WLS BF H R ER SO BB IBB HBP BLK WP HR S P ERA WHIP	IP WLS BF H R ER SO BB IBB HBP BLK WP HR S P ERA WHIP	IP WLS BF H R ER SO BB IBB HBP BLK WP HR S P ERA WHIP	IP WLS BF H R ER SO BB IBB HBP BLK WP HR S P ERA WHIP

Chicago Cubs @ Montreal Expos  
Olympic Stadium, Montreal, QB  
Wed Aug 05 1992, 7:05 PM EDT  
Att: 23,617 - Dome - 70 F

AB	32
R	5
H	12
RBI	5
BB	6
SO	3
LOB	31





Batter	1	2	3	4	5	6	7	8	9	AB	R	H	RBI	BB	SO	LOB	TOP										
<b>Delino DeShields, L</b> OBP: 0.390, SLG: 0.442	G6-3		P4			HR		L8		5	2	2	4	0	0	1	<b>Montreal Expos @ Philadelphia Phillies</b> Veterans Stadium, Philadelphia, PA Thu Aug 06 1992, 7:05 PM EDT Att: 18,848 - Sunny - 79 F										
<b>Marquis Grissom, R</b> OBP: 0.323, SLG: 0.403	1B			HR	1B	G5-3		K		5	2	3	1	0	1												
<b>Moises Alou, R</b> OBP: 0.347, SLG: 0.488	F9			SF8	1B			P6		4	1	2	1	1	0												
<b>Larry Walker, L</b> OBP: 0.338, SLG: 0.507	P5			SF8	1B			K2-3		4	0	2	0	1	1												
<b>Bret Barberie, S</b> OBP: 0.376, SLG: 0.304	G4-3			K	F9			K		4	0	0	0	0	2												
<b>Darin Fletcher, L</b> OBP: 0.276, SLG: 0.290	K			SF8				CS		2	0	0	1	1	0												
<b>Spike Owen, S</b> OBP: 0.332, SLG: 0.384	F8			G3				G4-6-3		4	0	1	0	0	4												
<b>Archi Cianfrocco, R</b> OBP: 0.276, SLG: 0.366			G6-3			K		FC1-5		4	1	2	0	0	1												
<b>Ken Hill, R</b> OBP: 0.306, SLG: 0.422						K				3	1	0	0	0	2												
<b>Jeff Fassero, L</b> OBP: 0.091, SLG: 0.091						K		P3		0	0	0	0	0	0												
<b>John Wetteland, R</b> OBP: 0.200, SLG: 0.200						FC1-5				1	0	0	0	0	0												
<b>Inning Stats</b>	R: 0 E: 0 K: 0 S: 12	H: 1 LOB: 1 BB: 0 P: 16	R: 0 E: 0 K: 1 S: 7	H: 0 LOB: 0 BB: 0 P: 8	R: 0 E: 0 K: 1 S: 8	H: 0 LOB: 0 BB: 0 P: 13	R: 2 E: 1 K: 1 S: 13	H: 2 LOB: 1 BB: 1 P: 24	R: 2 E: 0 K: 0 S: 15	H: 3 LOB: 2 BB: 1 P: 27	R: 3 E: 0 K: 0 S: 12	H: 3 LOB: 0 BB: 0 P: 18	R: 0 E: 0 K: 1 S: 9	H: 2 LOB: 2 BB: 1 P: 17	R: 0 E: 0 K: 1 S: 9	H: 1 LOB: 1 BB: 0 P: 11	R: 0 E: 0 K: 1 S: 11	H: 0 LOB: 0 BB: 0 P: 21	1B: 7 2B: 2 3B: 0 HR: 3	SF: 1 SAC: 0 DP: 1 HBP: 1	WP: 0 PB: 0 SB: 2 CS: 1	PA: 42					
<b>PITCHER</b>	IP	WLS	BF	H	R	ER	SO	BB	IBB	HBP	BLK	WP	HR	S	P	ERA	WHIP										
<b>Curt Schilling, R</b> ERA: 2.68	5.2	L	28	9	7	6	5	1	1	0	0	0	3	64	103	9.53	1.765										
<b>Cliff Brantley, R</b> ERA: 4.53	0.1	1	0	0	0	0	0	0	0	0	0	0	0	3	3	0.00	0.000										
<b>Mike Hartley, R</b> ERA: 3.09	2.0	9	3	0	0	2	0	1	0	0	0	0	0	18	28	0.00	1.500										
<b>Mitch Williams, L</b> ERA: 4.17	1.0	3	0	0	0	1	0	0	0	1	0	0	0	11	21	0.00	0.000										

Batter	1	2	3	4	5	6	7	8	9	AB	R	H	RBI	BB	SO	LOB	BOTTOM										
<b>Lenny Dykstra, L</b> OBP: 0.381, SLG: 0.410	FC3-6		BB			F7		FC6-4		5	0	4	1	0	0	0	<b>Montreal Expos @ Philadelphia Phillies</b> Veterans Stadium, Philadelphia, PA Thu Aug 06 1992, 7:05 PM EDT Att: 18,848 - Sunny - 79 F										
<b>Mariano Duncan, R</b> OBP: 0.291, SLG: 0.380	1B		1B			G3-1		FC6-4		4	0	0	0	1	0												
<b>Dave Hollins, S</b> OBP: 0.365, SLG: 0.432	BB		F9			FC5-4		FC5-4		4	0	0	0	1	0												
<b>Darren Daulton, L</b> OBP: 0.397, SLG: 0.539	1B		BB			FC3-6		FC5-4		4	0	0	0	1	3												
<b>John Kruk, L</b> OBP: 0.443, SLG: 0.481	K		BB			L8		F7		4	0	0	0	1	2												
<b>Wes Chamberlain, R</b> OBP: 0.288, SLG: 0.437	FC3-6		BB			FC3-6		FC5-4		4	1	2	0	1	0												
<b>Stan Javier, S</b> OBP: 0.330, SLG: 0.283	1B		BB			L5		FC1-4-6		5	1	2	0	0	3												
<b>Mickey Morandini, L</b> OBP: 0.311, SLG: 0.360	L8		BB			F8		FC1-4-6		5	1	2	0	0	3												
<b>Curt Schilling, R</b> ERA: 2.99	K		BB			G6-3		G5-3		5	0	0	0	0	2												
<b>Jeff Fassero, L</b> ERA: 3.16	FC3-6		BB			G3-1		FC6-4		4	2	2	1	1	2												
<b>Mike Hartley, R</b> ERA: 3.09	1B		BB			L5		FC1-4-6		5	1	2	0	0	3												
<b>Ricky Jordan, R</b> OBP: 0.294, SLG: 0.336	K		BB			F8		FC1-4-6		5	1	2	0	0	3												
<b>Mitch Williams, L</b> OBP: 0.333, SLG: 0.333	FC3-6		BB			G6-3		G5-3		5	0	0	0	0	2												
<b>Inning Stats</b>	R: 0 E: 0 K: 1 S: 10	H: 1 LOB: 2 BB: 1 P: 18	R: 0 E: 0 K: 2 S: 13	H: 1 LOB: 0 BB: 0 P: 19	R: 0 E: 0 K: 0 S: 9	H: 1 LOB: 1 BB: 1 P: 17	R: 1 E: 0 K: 0 S: 9	H: 2 LOB: 1 BB: 0 P: 11	R: 0 E: 0 K: 1 S: 8	H: 0 LOB: 0 BB: 0 P: 13	R: 3 E: 1 K: 1 S: 18	H: 4 LOB: 2 BB: 0 P: 27	R: 0 E: 0 K: 0 S: 10	H: 1 LOB: 1 BB: 0 P: 17	R: 0 E: 0 K: 0 S: 13	H: 1 LOB: 2 BB: 1 P: 22	R: 0 E: 0 K: 3 S: 13	H: 1 LOB: 2 BB: 1 P: 21	1B: 10 2B: 1 3B: 1 HR: 0	SF: 0 SAC: 0 DP: 0 HBP: 0	WP: 0 PB: 0 SB: 1 CS: 0	PA: 43					
<b>PITCHER</b>	IP	WLS	BF	H	R	ER	SO	BB	IBB	HBP	BLK	WP	HR	S	P	ERA	WHIP										
<b>Ken Hill, R</b> ERA: 2.99	5.1	W	26	8	4	3	4	2	0	0	0	0	0	15	25	0.00	1.500										
<b>Jeff Fassero, L</b> ERA: 3.16	1.1	6	2	0	0	1	0	0	0	0	0	0	0	15	24	0.00	1.500										
<b>Mel Rojas, R</b> ERA: 1.22	1.1	6	1	0	0	0	1	0	0	0	0	0	0	15	24	0.00	1.500										
<b>John Wetteland, R</b> ERA: 3.27	1.0	S	5	1	0	0	3	1	0	0	0	0	0	13	21	0.00	2.000										



Batter	1	2	3	4	5	6	7	8	9	AB	R	H	RBI	BB	SO	LOB	TOP				
<b>Delino DeShields, L</b> (1.4) OBP: 0.389, SLG: 0.440	F9		PO			F8		B1-3		4	0	1	1	0	0	1					
<b>Marquis Grissom, R</b> (1.8) OBP: 0.322, SLG: 0.400	F7		PO	G6-3					F8	3	0	0	0	1	0	0					
<b>Moises Alou, R</b> (1.7) OBP: 0.341, SLG: 0.478	L8			F8					G5-3	4	0	0	0	0	1	2					
<b>Larry Walker, L</b> (1.9) OBP: 0.334, SLG: 0.501		P2		P5					L8	4	0	0	0	0	1	0					
<b>Bret Barberie, S</b> (1.5) OBP: 0.371, SLG: 0.299		K			G3				F7	3	0	0	0	0	1	0					
<b>Darwin Fletcher, L</b> (1.2) OBP: 0.277, SLG: 0.298		G4-3			G3					3	0	1	0	0	0	0					
<b>Spike Owen, S</b> (1.6) OBP: 0.329, SLG: 0.380			F9		P4				F9	3	0	0	0	0	0	1					
<b>Archi Cianfrocco, R</b> (1.3) OBP: 0.276, SLG: 0.370			G4-3	1B	2B			F8	F8	3	1	1	0	0	0	0					
<b>Chris Nabholz, L</b> (1.1) OBP: 0.111, SLG: 0.156			G4-3						G4-3	2	0	1	0	0	0	1					
<b>Sergio Valdez, R</b> (7.1) OBP: 0.333, SLG: 0.339										0	0	0	0	0	0	0					
<b>John Vander Wal, L</b> (8. PH) OBP: 0.333, SLG: 0.339										1	0	0	0	0	0	0					
<b>Pete Young, R</b> (8.1)										0	0	0	0	0	0	0					
<b>Inning Stats</b>	R: 0 E: 0 K: 0 S: 9	H: 0 LOB: 0 BB: 0 P: 12	R: 0 E: 0 K: 1 S: 7	H: 0 LOB: 0 BB: 0 P: 11	R: 1 E: 0 K: 0 S: 17	H: 2 LOB: 0 BB: 0 P: 26	R: 0 E: 0 K: 0 S: 9	H: 0 LOB: 0 BB: 0 P: 12	R: 0 E: 0 K: 1 S: 12	H: 1 LOB: 2 BB: 1 P: 22	R: 0 E: 0 K: 1 S: 9	H: 1 LOB: 1 BB: 0 P: 15	R: 0 E: 0 K: 0 S: 4	H: 0 LOB: 0 BB: 0 P: 5	R: 0 E: 0 K: 0 S: 6	H: 0 LOB: 0 BB: 0 P: 13	1B: 2 2B: 2 3B: 0 HR: 0	SF: 0 SAC: 0 DP: 0 HBP: 0	WP: 0 PB: 0 SB: 0 CS: 0	PA: 32	
<b>PITCHER</b>	IP	WLS	BF	H	R	ER	SO	BB	IBB	HBP	BLK	WP	HR	S	P	ERA	WHIP				
<b>Ben Rivera, R</b> (1.1) ERA: 2.87	8.0	W	28	4	1	1	3	1	0	0	0	0	0	74	115	1.12	0.625				
<b>Mitch Williams, L</b> (9.1) ERA: 4.09	1.0	S	3	0	0	0	0	0	0	0	0	0	0	6	13	0.00	0.000				

**Montreal Expos @ Philadelphia Phillies**  
Veterans Stadium, Philadelphia, PA  
Fri Aug 07 1992, 7:05 PM EDT  
Att: 22,673 - Sunny - 79 F

AB	30
R	1
H	4
RBI	1
BB	1
SO	3
LOB	5



Batter	1	2	3	4	5	6	7	8	9	AB	R	H	RBI	BB	SO	LOB	BOTTOM				
<b>Lenny Dykstra, L</b> (1.8) OBP: 0.385, SLG: 0.422	HR		L3		G6-4-3					3	1	2	1	1	0	1					
<b>Stan Javier, S</b> (1.7) OBP: 0.330, SLG: 0.284	F8		FC4-6		G6-4-3				SH1-3	3	0	1	0	0	0	1					
<b>Dave Hollins, S</b> (1.5) OBP: 0.366, SLG: 0.434	K		FC4-6							3	0	1	0	1	1	2					
<b>Darren Daulton, L</b> (1.2) OBP: 0.393, SLG: 0.533	K		G1-3						F8	4	0	0	0	0	2	5					
<b>Ricky Jordan, R</b> (1.3) OBP: 0.263, SLG: 0.359		G5-3							G5-3	4	2	2	1	0	0	2					
<b>John Kruk, L</b> (9.3) OBP: 0.443, SLG: 0.481				1B	2B	1B				0	0	0	0	0	0	0					
<b>Wes Chamberlain, R</b> (1.9) OBP: 0.287, SLG: 0.434		G6-3							F8	4	0	1	0	0	0	0					
<b>Mariano Duncan, R</b> (1.4) OBP: 0.295, SLG: 0.385									F8	4	0	3	1	0	0	0					
<b>Mitch Williams, L</b> (9.1) OBP: 0.333, SLG: 0.333									F8	0	0	0	0	0	0	0					
<b>Joe Milette, R</b> (1.6) OBP: 0.246, SLG: 0.193		G4-3			P3				G4-3	4	0	0	0	0	0	3					
<b>Ben Rivera, R</b> (1.1) ERA: 3.58										2	0	0	0	1	1	2					
<b>Mickey Morandini, L</b> (9.4) ERA: 2.53										0	0	0	0	0	0	0					
<b>Inning Stats</b>	R: 1 E: 0 K: 2 S: 17	H: 1 LOB: 0 BB: 0 P: 24	R: 0 E: 0 K: 0 S: 8	H: 1 LOB: 1 BB: 0 P: 9	R: 0 E: 0 K: 0 S: 9	H: 1 LOB: 2 BB: 1 P: 16	R: 1 E: 0 K: 1 S: 14	H: 3 LOB: 1 BB: 0 P: 17	R: 0 E: 0 K: 1 S: 11	H: 1 LOB: 1 BB: 1 P: 17	R: 1 E: 0 K: 0 S: 11	H: 2 LOB: 1 BB: 0 P: 15	R: 0 E: 0 K: 0 S: 11	H: 1 LOB: 2 BB: 1 P: 20	R: 0 E: 0 K: 0 S: 8	H: 0 LOB: 0 BB: 0 P: 10	1B: 6 2B: 2 3B: 0 HR: 2	SF: 0 SAC: 1 DP: 1 HBP: 0	WP: 0 PB: 0 SB: 0 CS: 0	PA: 35	
<b>PITCHER</b>	IP	WLS	BF	H	R	ER	SO	BB	IBB	HBP	BLK	WP	HR	S	P	ERA	WHIP				
<b>Chris Nabholz, L</b> (7.1) ERA: 3.58	6.1	L	29	10	3	3	4	2	0	0	0	0	0	75	106	4.26	1.895				
<b>Sergio Valdez, R</b> (7.1) ERA: 2.53	0.2		3	0	0	0	0	1	0	0	0	0	0	6	12	0.00	1.500				
<b>Pete Young, R</b> (8.1) ERA: 4.02	1.0		3	0	0	0	0	0	0	0	0	0	0	8	10	0.00	0.000				

**Montreal Expos @ Philadelphia Phillies**  
Veterans Stadium, Philadelphia, PA  
Fri Aug 07 1992, 7:05 PM EDT  
Att: 22,673 - Sunny - 79 F

AB	31
R	3
H	10
RBI	3
BB	3
SO	4
LOB	16





Batter	1	2	3	4	5	6	7	8	9	AB R H RBI BB SO LOB	TOP									
<b>Delino DeShields, L</b> (1.4) OBP: 0.387, SLG: 0.436	2-1 F7		3-1 P2		2-0 HBP		2-2 G1-3		1-1 G3	4 0 0 0 0 0 1	<b>Montreal Expos @ Philadelphia Phillies</b> Veterans Stadium, Philadelphia, PA Sat Aug 08 1992, 7:05 PM EDT Att: 26,338 - Cloudy - 79 F									
<b>Marquis Grissom, R</b> (1.8) OBP: 0.323, SLG: 0.405	0-0 G1-3		4-0 CS BB		2-3 K		1-0 HR		2-1 P3	4 1 1 2 1 1 2										
<b>Moises Alou, R</b> (1.7) OBP: 0.333, SLG: 0.467	3-2 F8		3-2 G6-3		2-0 L7		1-0 F7		0-3 K	5 0 0 0 0 1 3										
<b>Larry Walker, L</b> (1.9) OBP: 0.341, SLG: 0.510		0-0 3B 1B		2-0 F8 WP 2B		0-0 CS 1B		2-1 1B SF8 1B		4 3 4 0 0 0 0										
<b>Tim Wallach, R</b> (1.5) OBP: 0.305, SLG: 0.328		2-3 K		0-0 F8		3-3 K		1-1 SF8 1B		4 0 1 0 0 2 3										
<b>Spike Owen, S</b> (1.6) OBP: 0.334, SLG: 0.393		2-2 1-H SF8 3B		1-0 F8		2-2 1B		2-1 1B		4 1 3 1 0 0 0										
<b>Gary Carter, R</b> (1.2) OBP: 0.290, SLG: 0.321		1-1 SF8		3-H F8		2-1 F7		2-0 SF8		2 0 0 2 0 0 1										
<b>Archi Cianfrocco, R</b> (1.3) OBP: 0.272, SLG: 0.364		1-0 E6		0-0 G6-3		1-2 F9		2-3 3-H K		4 0 0 0 0 1 2										
<b>Dennis Martinez, R</b> (1.1) OBP: 0.226, SLG: 0.226		1-3 K		0-2 HBP 1B		1-1 G1-3 HR 1B		1-0 L9		4 1 2 0 0 1 3										
<b>Inning Stats</b>	R: 0 E: 0 K: 0 S: 6	H: 0 LOB: 0 BB: 0 P: 11	R: 2 E: 1 K: 2 S: 14	H: 2 LOB: 1 BB: 0 P: 21	R: 0 E: 0 K: 0 S: 6	H: 0 LOB: 0 BB: 1 P: 16	R: 1 E: 0 K: 0 S: 4	H: 1 LOB: 0 BB: 0 P: 8	R: 0 E: 0 K: 1 S: 9	H: 2 LOB: 1 BB: 0 P: 16	R: 2 E: 0 K: 0 S: 11	H: 2 LOB: 0 BB: 0 P: 17	R: 1 E: 0 K: 1 S: 12	H: 3 LOB: 2 BB: 0 P: 21	R: 0 E: 0 K: 1 S: 8	H: 0 LOB: 0 BB: 0 P: 11	1B: 8 2B: 2 3B: 1 HR: 1	SF: 2 SAC: 0 DP: 1 HBP: 1	WP: 1 PB: 0 CS: 2	PA: 39
<b>PITCHER</b>	IP WLS BF H R ER SO BB IBB HBP BLK WP HR S P ERA WHIP																			
<b>Kyle Abbott, L</b> (1.1) ERA: 4.78	7.0 L 30 8 5 5 4 1 0 1 0 1 1 63 108 6.43 1.286																			
<b>Cliff Brantley, R</b> (8.1) ERA: 4.51	1.0 6 3 1 1 1 0 0 0 0 0 0 12 21 9.00 3.000																			
<b>Bob Ayrault, R</b> (9.1) ERA: 3.9	1.0 3 0 0 0 1 0 0 0 0 0 0 8 11 0.00 0.000																			

Batter	1	2	3	4	5	6	7	8	9	AB R H RBI BB SO LOB	BOTTOM									
<b>Lenny Dykstra, L</b> (1.8) OBP: 0.380, SLG: 0.417	2-2 G4-3		2-1 F7			0-1 G5-3			1-2 G4-3	4 0 0 0 0 0 1	<b>Montreal Expos @ Philadelphia Phillies</b> Veterans Stadium, Philadelphia, PA Sat Aug 08 1992, 7:05 PM EDT Att: 26,338 - Cloudy - 79 F									
<b>Mickey Morandini, L</b> (1.4) OBP: 0.307, SLG: 0.355	1-1 F9		1-1 F8			1-0 G6-3			0-0 G4-3	4 0 0 0 0 0 1										
<b>Dave Hollins, S</b> (1.5) OBP: 0.363, SLG: 0.430	3-1 G4-3				2-2 F7		1-2 G6-3		1-0 E1 1B	4 1 0 0 0 0 0										
<b>Darren Daulton, L</b> (1.2) OBP: 0.391, SLG: 0.530		0-0 G3		1-2 L5			2-0 P4		2-2 1B DI 1B	4 0 1 1 0 0 0										
<b>John Kruk, L</b> (1.3) OBP: 0.444, SLG: 0.481		3-2 FC4-6 1B		2-2 G1-4-3			1-0 G1-3		2-1 1B	4 0 2 0 0 0 0										
<b>Wes Chamberlain, R</b> (1.9) OBP: 0.283, SLG: 0.427		2-3 K			1-1 G3		0-0 G4-3		2-2 P9	4 0 0 0 0 1 3										
<b>Stan Javier, S</b> (1.7) OBP: 0.324, SLG: 0.278		1-0 FC4-6			0-1 G6-3				0-0 G3-1	3 0 0 0 0 0 1										
<b>Joe Milette, R</b> (1.6) OBP: 0.270, SLG: 0.207					4-0 SH2-4 BB				0-1 G4-3	1 0 1 0 1 0 0										
<b>Dale Sveum, S</b> (8. PH) OBP: 0.261, SLG: 0.252										1 0 0 0 0 0 0										
<b>Kyle Abbott, L</b> (1.1) OBP: 0.107, SLG: 0.111					0-0 SH2-4				1-1 G4-3	1 0 0 0 0 1 1										
<b>Cliff Brantley, R</b> (8.1) OBP: 0.206, SLG: 0.200										0 0 0 0 0 0 0										
<b>Jeff Grotewold, L</b> (8. PH) OBP: 0.357, SLG: 0.590										1 0 0 0 0 0 0										
<b>Bob Ayrault, R</b> (9.1)										0 0 0 0 0 0 0										
<b>Inning Stats</b>	R: 0 E: 0 K: 0 S: 7	H: 0 LOB: 0 BB: 0 P: 13	R: 0 E: 0 K: 1 S: 8	H: 1 LOB: 1 BB: 0 P: 14	R: 0 E: 0 K: 0 S: 5	H: 0 LOB: 1 BB: 1 P: 12	R: 0 E: 0 K: 0 S: 13	H: 0 LOB: 0 BB: 0 P: 18	R: 0 E: 0 K: 1 S: 8	H: 1 LOB: 1 BB: 0 P: 10	R: 0 E: 0 K: 0 S: 6	H: 0 LOB: 0 BB: 0 P: 6	R: 0 E: 0 K: 0 S: 5	H: 0 LOB: 0 BB: 0 P: 6	R: 1 E: 1 K: 0 S: 15	H: 2 LOB: 2 BB: 0 P: 23	1B: 4 2B: 0 3B: 0 HR: 0	SF: 0 SAC: 1 DP: 0 HBP: 0	WP: 0 PB: 0 CS: 0	PA: 33
<b>PITCHER</b>	IP WLS BF H R ER SO BB IBB HBP BLK WP HR S P ERA WHIP																			
<b>Dennis Martinez, R</b> (1.1) ERA: 2.75	9.0 W 33 4 1 0 2 1 0 0 0 0 0 70 110 0.00 0.556																			



Batter	1	2	3	4	5	6	7	8	9	AB	R	H	RBI	BB	SO	LOB	TOP										
<b>Delino DeShields, L</b> (1.4) OBP: 0.385, SLG: 0.436	1-2 G3		0-1 G4-3 2B		2-2 F8	2-1 F8	2-3 K			5	0	1	0	0	1	4	<b>Montreal Expos @ Philadelphia Phillies</b> Veterans Stadium, Philadelphia, PA Sun Aug 09 1992, 3:33 AM EDT Att: 25,683 - Cloudy - 85 F										
<b>Marquis Grissom, R</b> (1.8) OBP: 0.320, SLG: 0.401	3-2 G6-3		2-3 K		2-2 G5-3	1-2 L4		3-2 P2		5	0	0	0	0	1	3											
<b>Moises Alou, R</b> (1.7) OBP: 0.339, SLG: 0.467	1-2 2B 1B		1-1 G4-3		4-0 BB		0-0 G3 SF9 1B	1-2 G6-3		4	2	2	0	1	0	1											
<b>Larry Walker, L</b> (1.9) OBP: 0.339, SLG: 0.508	0-0 1-H 2B		2-2 F8		0-1 P8		2-2 G3	2-3 K		5	0	1	1	0	1	3											
<b>Tim Wallach, R</b> (1.5) OBP: 0.301, SLG: 0.325	0-2 F9			2-0 F8		0-0 G6-3	1-0 SF9		3-2 L7	4	0	0	1	0	0	1											
<b>Spike Owen, S</b> (1.6) OBP: 0.342, SLG: 0.398		3-1 G4-3 2B		4-1 1B BB		4-1 HR BB	3-0 BB BB 1B BB		1-3 K	2	2	1	0	3	1	0											
<b>Gary Carter, R</b> (1.2) OBP: 0.296, SLG: 0.335		1-1 G4-3		2-2 P3		2-0 HR	4-0 BB BB 1B BB		4-2 BB	3	2	1	2	2	0	2											
<b>Archi Cianfrocco, R</b> (1.3) OBP: 0.278, SLG: 0.366		1-1 FC5-2-6		2-0 1B		0-0 PB BB 1B	4-1 1B BB 2-3 BB		0-3 K	4	0	2	0	1	1	2											
<b>Mark Gardner, R</b> (1.1) OBP: 0.205, SLG: 0.205		0-3 K		0-0 P4		4-1 PB BB	1-2 BB 1B			2	0	0	0	1	1	3											
<b>John Vander Wal, L</b> (7, PH) OBP: 0.337, SLG: 0.343						1-2 BB	1-3 2-H 3-H 1B			1	0	1	2	0	0	0											
<b>Mel Rojas, R</b> (7.1) OBP: 0.091, SLG: 0.091										0	0	0	0	0	0	0											
<b>Inning Stats</b>	R: 1 E: 0 K: 0 S: 13	H: 2 LOB: 1 BB: 0 P: 18	R: 0 E: 0 K: 1 S: 9	H: 1 LOB: 1 BB: 0 P: 14	R: 0 E: 0 K: 1 S: 10	H: 1 LOB: 1 BB: 0 P: 15	R: 0 E: 0 K: 0 S: 8	H: 1 LOB: 2 BB: 1 P: 18	R: 0 E: 0 K: 0 S: 8	H: 0 LOB: 1 BB: 1 P: 16	R: 2 E: 0 K: 0 S: 10	H: 2 LOB: 2 BB: 2 P: 23	R: 3 E: 0 K: 1 S: 15	H: 2 LOB: 3 BB: 3 P: 33	R: 0 E: 0 K: 2 S: 10	H: 0 LOB: 1 BB: 1 P: 24	1B: 5 2B: 3 3B: 0 HR: 1	SF: 1 SAC: 0 DP: 0 HBP: 0	WP: 0 PB: 1 SB: 1 CS: 0	PA: 44							
<b>PITCHER</b>	IP	WLS	BF	H	R	ER	SO	BB	IBB	HBP	BLK	WP	HR	S	P	ERA	WHIP										
<b>Greg Mathews, L</b> (1.1) ERA: 3.72	5.2	L	28	7	3	3	2	4	0	0	0	0	1	55	100	4.76	1.941										
<b>Jay Baller, R</b> (6.1) ERA: 5.0	1.0		7	1	3	3	0	3	0	0	0	0	0	9	25	27.00	4.000										
<b>Bob Ayrault, R</b> (7.1) ERA: 3.86	0.1		2	1	0	0	1	0	0	0	0	0	0	9	12	0.00	3.000										
<b>Cliff Brantley, R</b> (8.1) ERA: 4.45	2.0		7	0	0	0	3	1	0	0	0	0	0	26	40	0.00	0.500										

AB	35
R	6
H	9
RBI	6
BB	8
SO	6
LOB	19



Batter	1	2	3	4	5	6	7	8	9	AB	R	H	RBI	BB	SO	LOB	BOTTOM										
<b>Lenny Dykstra, L</b> (1.8) OBP: 0.376, SLG: 0.412	0-1 G3	1-0 G4-3			1-0 L6			3-2 G3		4	0	0	0	0	0	1	<b>Montreal Expos @ Philadelphia Phillies</b> Veterans Stadium, Philadelphia, PA Sun Aug 09 1992, 3:33 AM EDT Att: 25,683 - Cloudy - 85 F										
<b>Mariano Duncan, R</b> (1.4) OBP: 0.292, SLG: 0.382	1-2 E1 1B	3-3 K			0-1 P6			1-3 K		4	1	0	0	0	2	1											
<b>Dave Hollins, S</b> (1.5) OBP: 0.360, SLG: 0.425	3-3 K		1-1 P4		1-0 G3			1-0 P8		4	0	0	0	0	1	1											
<b>John Kruk, L</b> (1.7) OBP: 0.442, SLG: 0.477	4-1 1B BB		1-2 F9		1-0 G3-1			3-2 G3		3	0	0	0	1	0	0											
<b>Ricky Jordan, R</b> (1.3) OBP: 0.268, SLG: 0.363	0-0 1-2 2-H 1B		3-2 F9		0-1 FC6-4 1B			1-0 G5-3		4	0	2	1	0	0	0											
<b>Wes Chamberlain, R</b> (1.9) OBP: 0.276, SLG: 0.420	3-3 K		1-0 F9		0-2 FC6-4			1-2 G5-3		4	0	0	0	0	1	3											
<b>Todd Pratt, R</b> (1.2) OBP: 0.222, SLG: 0.556		2-0 HR		3-2 G4-3		0-3 K				3	1	1	1	0	1	0											
<b>Joe Milette, R</b> (1.6) OBP: 0.262, SLG: 0.200		1-0 L3		2-2 P3		1-1 P6				2	0	0	0	0	0	0											
<b>Mickey Morandini, L</b> (7, PH) OBP: 0.306, SLG: 0.354										1	0	0	0	0	0	0											
<b>Greg Mathews, R</b> (1.1) ERA: 3.81		4-2 BB			2-3 K					1	0	0	0	1	1	0											
<b>Jay Baller, R</b> (6.1)										0	0	0	0	0	0	0											
<b>Bob Ayrault, R</b> (7.1)										0	0	0	0	0	0	0											
<b>Jeff Grotewold, L</b> (7, PH) OBP: 0.349, SLG: 0.575										1	0	0	0	0	1	0											
<b>Cliff Brantley, R</b> (8.1) OBP: 0.200, SLG: 0.200										0	0	0	0	0	0	0											
<b>Inning Stats</b>	R: 1 E: 1 K: 2 S: 15	H: 1 LOB: 2 BB: 1 P: 26	R: 1 E: 0 K: 1 S: 8	H: 1 LOB: 1 BB: 1 P: 19	R: 0 E: 0 K: 0 S: 8	H: 0 LOB: 0 BB: 0 P: 13	R: 0 E: 0 K: 0 S: 10	H: 0 LOB: 0 BB: 0 P: 16	R: 0 E: 0 K: 1 S: 6	H: 0 LOB: 0 BB: 0 P: 9	R: 0 E: 0 K: 0 S: 7	H: 1 LOB: 1 BB: 0 P: 9	R: 0 E: 0 K: 2 S: 8	H: 0 LOB: 0 BB: 0 P: 11	R: 0 E: 0 K: 1 S: 11	H: 0 LOB: 0 BB: 0 P: 16	R: 0 E: 0 K: 0 S: 9	H: 0 LOB: 0 BB: 0 P: 14	1B: 2 2B: 0 3B: 0 HR: 1	SF: 0 SAC: 0 DP: 0 HBP: 0	WP: 0 PB: 0 SB: 1 CS: 0	PA: 33					
<b>PITCHER</b>	IP	WLS	BF	H	R	ER	SO	BB	IBB	HBP	BLK	WP	HR	S	P	ERA	WHIP										
<b>Mark Gardner, R</b> (1.1) ERA: 3.81	6.0	W	24	3	2	1	4	2	0	0	0	0	0	28	41	0.00	0.000										
<b>Mel Rojas, R</b> (7.1) ERA: 1.16	3.0	S	9	0	0	0	3	0	0	0	0	0	0	28	41	0.00	0.000										

AB	31
R	2
H	3
RBI	2
BB	2
SO	7
LOB	6





Batter	1	2	3	4	5	6	7	8	9	AB	R	H	RBI	BB	SO	LOB	TOP				
<b>Delino DeShields, L</b> OBP: 0.385, SLG: 0.435 <b>Archi Cianfranco, R</b> OBP: 0.277, SLG: 0.364	G4-3	G4-3	BLK 2H 1B			G4-3	FC6-4 1B		L6	5	0	2	3	0	0	2					
<b>Marquis Grissom, R</b> OBP: 0.325, SLG: 0.406 <b>John Vander Wal, L</b> OBP: 0.335, SLG: 0.341	S 2B		1B			1B	K		G5-3	4	1	3	0	1	1	2					
<b>Moises Alou, R</b> OBP: 0.288, SLG: 0.470	G4-6-3 BB		1B			F8	FC6-4 1-2		WP 2B	5	1	2	0	1	1	5					
<b>Larry Walker, L</b> OBP: 0.337, SLG: 0.503 <b>Darren Reed, R</b> OBP: 0.290, SLG: 0.484	G4-6-3 1-2		WP E 1B			G4-3			K	6	1	1	1	0	1	4					
<b>Darrin Fletcher, L</b> OBP: 0.288, SLG: 0.303		F8 1B BB	E WP 1B			G5-3			G6-3	4	3	2	1	1	0	0					
<b>Tim Wallach, R</b> OBP: 0.302, SLG: 0.333 <b>Tom Foley, L</b> OBP: 0.240, SLG: 0.226	1B 1-2		F9 1B			K			HR	5	1	2	1	0	2	3					
<b>Bret Barberie, S</b> OBP: 0.372, SLG: 0.302	F8 2-3		FC WP E 1B			K			1B	5	2	2	1	0	1	3					
<b>Spike Owen, S</b> OBP: 0.343, SLG: 0.398 <b>Wil Cordero, R</b> OBP: 0.356, SLG: 0.275	1-3 3-H 1B		FC SH2-4 1B			K			1B	2	1	1	1	0	0	0					
<b>Brian Barnes, L</b> OBP: 0.250, SLG: 0.211 <b>Bill Sampen, R</b> <b>Jeff Fassero, L</b>	G3		SH2-4 1-2			K			K	4	0	1	0	0	2	4					
<b>Inning Stats</b>	R: 0 E: 0 K: 0 S: 8	H: 1 LOB: 1 BB: 1 P: 15	R: 1 E: 0 K: 0 S: 12	H: 2 LOB: 2 BB: 1 P: 22	R: 6 E: 2 K: 1 S: 33	H: 5 LOB: 2 BB: 1 P: 50	R: 0 E: 0 K: 1 S: 8	H: 0 LOB: 0 BB: 0 P: 13	R: 0 E: 0 K: 3 S: 14	H: 1 LOB: 1 BB: 0 P: 22	R: 3 E: 1 K: 2 S: 17	H: 5 LOB: 2 BB: 0 P: 21	R: 1 E: 0 K: 2 S: 22	H: 3 LOB: 2 BB: 0 P: 27	R: 0 E: 0 K: 0 S: 11	H: 1 LOB: 1 BB: 0 P: 14	1B: 15 2B: 2 3B: 0 HR: 1	SF: 0 SAC: 1 DP: 1 HBP: 0	WP: 3 PB: 0 SB: 2 CS: 0	PA: 49	
<b>PITCHER</b>	IP WLS BF H R ER SO BB IBB HBP BLK WP HR S P ERA WHIP	IP WLS BF H R ER SO BB IBB HBP BLK WP HR S P ERA WHIP	IP WLS BF H R ER SO BB IBB HBP BLK WP HR S P ERA WHIP	IP WLS BF H R ER SO BB IBB HBP BLK WP HR S P ERA WHIP	IP WLS BF H R ER SO BB IBB HBP BLK WP HR S P ERA WHIP	IP WLS BF H R ER SO BB IBB HBP BLK WP HR S P ERA WHIP	IP WLS BF H R ER SO BB IBB HBP BLK WP HR S P ERA WHIP	IP WLS BF H R ER SO BB IBB HBP BLK WP HR S P ERA WHIP	IP WLS BF H R ER SO BB IBB HBP BLK WP HR S P ERA WHIP	IP WLS BF H R ER SO BB IBB HBP BLK WP HR S P ERA WHIP	IP WLS BF H R ER SO BB IBB HBP BLK WP HR S P ERA WHIP	IP WLS BF H R ER SO BB IBB HBP BLK WP HR S P ERA WHIP	IP WLS BF H R ER SO BB IBB HBP BLK WP HR S P ERA WHIP	IP WLS BF H R ER SO BB IBB HBP BLK WP HR S P ERA WHIP	IP WLS BF H R ER SO BB IBB HBP BLK WP HR S P ERA WHIP	IP WLS BF H R ER SO BB IBB HBP BLK WP HR S P ERA WHIP	IP WLS BF H R ER SO BB IBB HBP BLK WP HR S P ERA WHIP	IP WLS BF H R ER SO BB IBB HBP BLK WP HR S P ERA WHIP	IP WLS BF H R ER SO BB IBB HBP BLK WP HR S P ERA WHIP	IP WLS BF H R ER SO BB IBB HBP BLK WP HR S P ERA WHIP	IP WLS BF H R ER SO BB IBB HBP BLK WP HR S P ERA WHIP

**Montreal Expos @ Chicago Cubs**  
Wrigley Field, Chicago, IL  
Mon Aug 10 1992, 3:33 AM CDT  
Att: 32,911 - Cloudy - 86 F

AB	45
R	11
H	18
RBI	8
BB	3
SO	9
LOB	23



Batter	1	2	3	4	5	6	7	8	9	AB	R	H	RBI	BB	SO	LOB	BOTTOM				
<b>Doug Dascenzo, S</b> OBP: 0.309, SLG: 0.315	G1-3		G5-3			E7		G4-3	FC5-4 1-2	5	0	0	0	0	0	2					
<b>23 Ryne Sandberg, R</b> OBP: 0.362, SLG: 0.478 <b>Jose Vizcaino, S</b> OBP: 0.251, SLG: 0.281	F9		F9 2B			L7		2B 1B		3	0	1	0	0	0	1					
<b>Mark Grace, L</b> OBP: 0.406, SLG: 0.452 <b>Derrick May, L</b> OBP: 0.311, SLG: 0.372	WP 1B		HBP			G4-3		2B		2	0	1	0	0	0	1					
<b>Andre Dawson, R</b> OBP: 0.285, SLG: 0.419	F7		F9			F8		L7		4	0	0	0	0	0	5					
<b>Steve Buechele, R</b> OBP: 0.340, SLG: 0.394		L4	K			G5-3		F9		4	0	0	0	0	1	4					
<b>Luis Salazar, R</b> OBP: 0.242, SLG: 0.293		E6 FC6-4				G5-3		F8		4	0	1	0	0	0	0					
<b>Joe Girardi, R</b> OBP: 0.341, SLG: 0.319		FC6-4 1B				G6-4-3 1B		L5		4	0	1	0	0	1	2					
<b>Rey Sanchez, R</b> OBP: 0.283, SLG: 0.337 <b>Jeff Kunkel, R</b> OBP: 0.071, SLG: 0.071			G6-4-3			G6-4-3		K		2	0	1	0	0	0	1					
<b>Jeff Robinson, R</b> OBP: 0.283, SLG: 0.337 <b>Ken Patterson, L</b> OBP: 0.251, SLG: 0.281 <b>Heathcliff Slocumb, R</b> OBP: 0.251, SLG: 0.281 <b>Dwight Smith, L</b> OBP: 0.251, SLG: 0.281 <b>Chuck McElroy, L</b> OBP: 0.251, SLG: 0.281 <b>Bob Scanlan, R</b> OBP: 0.251, SLG: 0.281 <b>Rick Wilkins, L</b> OBP: 0.251, SLG: 0.281		K				K		K		1	0	0	0	0	1	2					
<b>Inning Stats</b>	R: 0 E: 0 K: 0 S: 12	H: 1 LOB: 0 BB: 0 P: 17	R: 0 E: 1 K: 1 S: 10	H: 1 LOB: 2 BB: 0 P: 12	R: 0 E: 0 K: 1 S: 15	H: 1 LOB: 0 BB: 0 P: 25	R: 0 E: 0 K: 0 S: 5	H: 0 LOB: 0 BB: 0 P: 6	R: 0 E: 0 K: 2 S: 7	H: 0 LOB: 0 BB: 0 P: 7	R: 0 E: 0 K: 0 S: 9	H: 2 LOB: 2 BB: 0 P: 13	R: 0 E: 0 K: 2 S: 12	H: 2 LOB: 2 BB: 0 P: 17	1B: 6 2B: 2 3B: 0 HR: 0	SF: 0 SAC: 0 DP: 1 HBP: 1	WP: 1 PB: 0 SB: 0 CS: 0	PA: 37			
<b>PITCHER</b>	IP WLS BF H R ER SO BB IBB HBP BLK WP HR S P ERA WHIP	IP WLS BF H R ER SO BB IBB HBP BLK WP HR S P ERA WHIP	IP WLS BF H R ER SO BB IBB HBP BLK WP HR S P ERA WHIP	IP WLS BF H R ER SO BB IBB HBP BLK WP HR S P ERA WHIP	IP WLS BF H R ER SO BB IBB HBP BLK WP HR S P ERA WHIP	IP WLS BF H R ER SO BB IBB HBP BLK WP HR S P ERA WHIP	IP WLS BF H R ER SO BB IBB HBP BLK WP HR S P ERA WHIP	IP WLS BF H R ER SO BB IBB HBP BLK WP HR S P ERA WHIP	IP WLS BF H R ER SO BB IBB HBP BLK WP HR S P ERA WHIP	IP WLS BF H R ER SO BB IBB HBP BLK WP HR S P ERA WHIP	IP WLS BF H R ER SO BB IBB HBP BLK WP HR S P ERA WHIP	IP WLS BF H R ER SO BB IBB HBP BLK WP HR S P ERA WHIP	IP WLS BF H R ER SO BB IBB HBP BLK WP HR S P ERA WHIP	IP WLS BF H R ER SO BB IBB HBP BLK WP HR S P ERA WHIP	IP WLS BF H R ER SO BB IBB HBP BLK WP HR S P ERA WHIP	IP WLS BF H R ER SO BB IBB HBP BLK WP HR S P ERA WHIP	IP WLS BF H R ER SO BB IBB HBP BLK WP HR S P ERA WHIP	IP WLS BF H R ER SO BB IBB HBP BLK WP HR S P ERA WHIP	IP WLS BF H R ER SO BB IBB HBP BLK WP HR S P ERA WHIP	IP WLS BF H R ER SO BB IBB HBP BLK WP HR S P ERA WHIP	IP WLS BF H R ER SO BB IBB HBP BLK WP HR S P ERA WHIP

**Montreal Expos @ Chicago Cubs**  
Wrigley Field, Chicago, IL  
Mon Aug 10 1992, 3:33 AM CDT  
Att: 32,911 - Cloudy - 86 F

AB	36
R	0
H	8
RBI	0
BB	0
SO	7
LOB	19









Batter	1	2	3	4	5	6	7	8	9	AB	R	H	RBI	BB	SO	LOB	TOP								
<b>Delino DeShields, L</b> (1.4) OBP: 0.384, SLG: 0.430	G4-3		F8		G4-3		G3		G5-3	5	0	0	0	0	0	0	<b>Montreal Expos @ Chicago Cubs</b> Wrigley Field, Chicago, IL Wed Aug 12 1992, 3:33 AM CDT Att: 29,984 - Cloudy - 65 F								
<b>Marquis Grissom, R</b> (1.8) OBP: 0.327, SLG: 0.405	F9		1B		L9		G5-3		1B	5	0	2	0	0	0	0									
<b>Bret Barberie, S</b> (1.5) OBP: 0.363, SLG: 0.293	K		G1-6-3		G4-3		G4-3		G4-3	5	0	1	0	0	1	1									
<b>Larry Walker, L</b> (1.9) OBP: 0.342, SLG: 0.501		1B	G1-6-3		G5-3		3B		1B	4	1	2	0	0	0	2									
<b>John Vander Wal, L</b> (1.7) OBP: 0.332, SLG: 0.349	F8				L1		F7		1-H	4	0	1	1	0	0	1									
<b>Moises Alou, R</b> (8.7) OBP: 0.341, SLG: 0.460									3B	0	0	0	0	0	0	0									
<b>Tim Lincecum, R</b> (1.3) OBP: 0.304, SLG: 0.331	G1-3				1B		HR		P3	4	1	2	0	0	0	2									
<b>Gary Carter, R</b> (1.2) OBP: 0.302, SLG: 0.348	1B				L7		HR		BB	2	1	1	2	2	0	1									
<b>Tom Foley, L</b> (1.6) OBP: 0.252, SLG: 0.240					G3				L8	4	0	2	0	0	0	2									
<b>Chris Nabholz, L</b> (1.1) OBP: 0.102, SLG: 0.143	G4-3				K2-3		G6-3		G4-3	4	0	0	0	0	1	5									
<b>Mel Rojas, R</b> (9.1) OBP: 0.091, SLG: 0.091										0	0	0	0	0	0	0									
<b>Inning Stats</b>	R: 0 E: 0 K: 1 S: 5	H: 0 LOB: 0 BB: 0 P: 8	R: 0 E: 0 K: 0 S: 10	H: 2 LOB: 3 BB: 1 P: 18	R: 0 E: 0 K: 0 S: 7	H: 2 LOB: 1 BB: 0 P: 11	R: 0 E: 0 K: 1 S: 10	H: 2 LOB: 0 BB: 0 P: 19	R: 0 E: 0 K: 0 S: 9	H: 0 LOB: 0 BB: 0 P: 16	R: 2 E: 0 K: 0 S: 10	H: 2 LOB: 0 BB: 0 P: 21	R: 0 E: 0 K: 0 S: 7	H: 0 LOB: 0 BB: 0 P: 11	R: 1 E: 0 K: 0 S: 9	H: 2 LOB: 2 BB: 1 P: 17	R: 0 E: 0 K: 0 S: 13	H: 1 LOB: 1 BB: 0 P: 15	1B: 9 2B: 0 3B: 1 HR: 1	SF: 0 SAC: 0 DP: 1 HBP: 0	WP: 0 PB: 0 SB: 0 CS: 0	PA: 39			
<b>PITCHER</b>	IP	WLS	BF	H	R	ER	SO	BB	IBB	HBP	BLK	WP	HR	S	P	ERA	WHIP								
<b>Mike Morgan, R</b> (1.1) ERA: 2.51	8.0	L	35	10	3	3	2	2	0	0	0	0	1	67	121	3.38	1.500								
<b>Bob Scanlan, R</b> (9.1) ERA: 1.84	1.0		4	1	0	0	0	0	0	0	0	0	0	13	15	0.00	1.000								

AB	37
R	3
H	11
RBI	3
BB	2
SO	2
LOB	14



Batter	1	2	3	4	5	6	7	8	9	AB	R	H	RBI	BB	SO	LOB	BOTTOM								
<b>Doug Dasencho, S</b> (1.8) OBP: 0.304, SLG: 0.313	G4-3		G5-3		G5-3		G6-3		G6-3	4	0	0	0	0	0	0	<b>Montreal Expos @ Chicago Cubs</b> Wrigley Field, Chicago, IL Wed Aug 12 1992, 3:33 AM CDT Att: 29,984 - Cloudy - 65 F								
<b>23 Ryne Sandberg, R</b> (1.4) OBP: 0.366, SLG: 0.476	1B				G6-3		G6-3		FC4	3	1	2	0	1	0	0									
<b>Mark Grace, L</b> (1.3) OBP: 0.403, SLG: 0.453	F9				G6-3		F8		L8	4	0	0	0	0	0	3									
<b>Andre Dawson, R</b> (1.9) OBP: 0.282, SLG: 0.411	P4				G5-3		F9		FC4	4	0	1	1	0	0	2									
<b>Steve Buechele, R</b> (1.5) OBP: 0.334, SLG: 0.386	K				G5-3		G5-3			3	0	0	0	0	1	1									
<b>Luis Salazar, R</b> (1.7) OBP: 0.236, SLG: 0.285	F8				K		F8			3	0	0	0	0	1	1									
<b>Joe Girardi, R</b> (1.2) OBP: 0.335, SLG: 0.313	K				G6-3		F7			3	0	0	0	0	1	0									
<b>Rey Sanchez, R</b> (1.6) OBP: 0.280, SLG: 0.332					P5		G3		L7	3	0	0	0	0	0	0									
<b>Mike Morgan, R</b> (1.1) OBP: 0.113, SLG: 0.098					K		K		G6-3	2	0	0	0	0	2	0									
<b>Jose Vizcaino, S</b> (8. PH) OBP: 0.249, SLG: 0.279										1	0	0	0	0	0	0									
<b>Bob Scanlan, R</b> (9.1) ERA: 1.13										0	0	0	0	0	0	0									
<b>Inning Stats</b>	R: 0 E: 0 K: 0 S: 10	H: 1 LOB: 1 BB: 0 P: 14	R: 0 E: 0 K: 2 S: 9	H: 0 LOB: 0 BB: 0 P: 14	R: 0 E: 0 K: 1 S: 8	H: 0 LOB: 0 BB: 0 P: 14	R: 1 E: 0 K: 1 S: 7	H: 1 LOB: 1 BB: 1 P: 14	R: 0 E: 0 K: 1 S: 7	H: 0 LOB: 0 BB: 0 P: 9	R: 0 E: 0 K: 0 S: 6	H: 0 LOB: 0 BB: 0 P: 11	R: 0 E: 0 K: 0 S: 5	H: 0 LOB: 0 BB: 0 P: 5	R: 0 E: 0 K: 0 S: 4	H: 0 LOB: 0 BB: 0 P: 5	R: 0 E: 0 K: 0 S: 6	H: 1 LOB: 1 BB: 0 P: 8	1B: 3 2B: 0 3B: 0 HR: 0	SF: 0 SAC: 0 DP: 0 HBP: 0	WP: 0 PB: 0 SB: 0 CS: 0	PA: 31			
<b>PITCHER</b>	IP	WLS	BF	H	R	ER	SO	BB	IBB	HBP	BLK	WP	HR	S	P	ERA	WHIP								
<b>Chris Nabholz, L</b> (1.1) ERA: 3.43	8.2	W	30	3	1	1	5	1	0	0	0	0	0	61	93	1.04	0.462								
<b>Mel Rojas, R</b> (9.1) ERA: 1.13	0.1	S	1	0	0	0	0	0	0	0	0	0	0	1	1	0.00	0.000								





Batter	1	2	3	4	5	6	7	8	9	AB	R	H	RBI	BB	SO	LOB	TOP				
<b>Bernard Gilkey, R</b> OBP: 0.363, SLG: 0.411 (1, 7)	G5-3		P4			F8			F9	4	0	0	0	0	0	0					
<b>Luis Alica, S</b> OBP: 0.356, SLG: 0.430 (1, 4)	P5		K			G3-1			S BB	3	0	0	0	1	1	0					
<b>Ray Lankford, L</b> OBP: 0.364, SLG: 0.458 (1, 8)	P6			G6-3			K		K	4	0	0	0	0	2	1					
<b>Felix Jose, S</b> OBP: 0.348, SLG: 0.446 (1, 9)		S E BB		K			CS 1B		K	3	1	1	0	1	2	1					
<b>Andres Galarraga, R</b> OBP: 0.268, SLG: 0.349 (1, 3)	1 SAFE K	2-3 SAFE		G5-3			1 SAFE 1B SAFE			2	0	0	0	1	1	1					
<b>Tracy Woodson, R</b> OBP: 0.333, SLG: 0.333 (1, 5)	1-2 K	1-0 E8 G4-3 2H 1B				F9			G6-3	3	0	1	1	0	0	1					
<b>Tom Pagnozzi, R</b> OBP: 0.302, SLG: 0.386 (1, 2)	2-1 G4-3					G4-3			L8	3	0	0	0	0	0	1					
<b>Tim Jones, L</b> OBP: 0.232, SLG: 0.215 (1, 6)	2-3 K					K			F8	3	0	0	0	0	2	1					
<b>Rheal Cormier, L</b> OBP: 0.147, SLG: 0.206 (1, 1)									G1-3	2	0	0	0	0	1	0					
<b>Mike Perez, R</b> (7, 1)									G1-3	0	0	0	0	0	0	0					
<b>Milt Thompson, L</b> OBP: 0.355, SLG: 0.420 (8, PH)										1	0	0	0	0	0	0					
<b>Cris Carpenter, R</b> OBP: 0.500, SLG: 0.500 (8, 1)										0	0	0	0	0	0	0					
<b>Inning Stats</b>	R: 0 H: 0 E: 0 K: 0 S: 13	H: 0 LOB: 0 BB: 0 P: 20	R: 1 H: 1 E: 1 K: 2 S: 11	LOB: 1 BB: 1 P: 23	R: 0 H: 0 E: 0 K: 2 S: 10	LOB: 0 BB: 0 P: 13	R: 0 H: 0 E: 0 K: 1 S: 7	LOB: 0 BB: 0 P: 9	R: 0 H: 0 E: 0 K: 1 S: 9	LOB: 0 BB: 0 P: 13	R: 0 H: 1 E: 0 K: 1 S: 11	LOB: 1 BB: 1 P: 18	R: 0 H: 0 E: 0 K: 0 S: 6	LOB: 0 BB: 0 P: 9	R: 0 H: 0 E: 0 K: 2 S: 11	LOB: 1 BB: 1 P: 18	1B: 2 2B: 0 3B: 0 HR: 0	SF: 0 SAC: 0 DP: 0 HBP: 0	WP: 0 PB: 0 SB: 2 CS: 1	PA: 31	
<b>PITCHER</b>	IP	WLS	BF	H	R	ER	SO	BB	IBB	HBP	BLK	WP	HR	S	P	ERA	WHIP				
<b>Dennis Martinez, R</b> ERA: 2.69 (1, 1)	7.0	W	24	2	1	1	7	2	0	0	0	0	0	69	104	1.29	0.571				
<b>Mel Rojas, R</b> ERA: 1.11 (8, 1)	1.0		3	0	0	0	0	0	0	0	0	0	0	6	9	0.00	0.000				
<b>John Wetteland, R</b> ERA: 3.25 (9, 1)	1.0	S	4	0	0	0	2	1	0	0	0	0	0	11	18	0.00	1.000				

St. Louis Cardinals @ Montreal Expos  
Olympic Stadium, Montreal, QB  
Fri Aug 14 1992, 7:05 PM EDT  
Att: 36,343 - Dome - 70 F

AB 28  
R 1  
H 2  
RBI 1  
BB 3  
SO 9  
LOB 6



Batter	1	2	3	4	5	6	7	8	9	AB	R	H	RBI	BB	SO	LOB	BOTTOM				
<b>Delino DeShields, L</b> OBP: 0.383, SLG: 0.429 (1, 4)	G1-3			K		K			S 1B	4	0	1	2	0	2	0					
<b>Marquis Grissom, R</b> OBP: 0.324, SLG: 0.402 (1, 8)	G6-3			K		F8			K	4	0	0	0	0	2	2					
<b>Moises Alou, R</b> OBP: 0.336, SLG: 0.452 (1, 7)	G5-3			F8		K			G5-3	4	0	0	0	0	1	0					
<b>Larry Walker, L</b> OBP: 0.341, SLG: 0.499 (1, 9)		G3			G3-1				2B BB 1B	4	1	1	0	0	1	0					
<b>Tim Wallach, R</b> OBP: 0.303, SLG: 0.328 (1, 5)		K			1B 2B HBP				K	3	1	0	0	0	2	1					
<b>Spike Owen, S</b> OBP: 0.345, SLG: 0.404 (1, 6)	G3-1				2B FC5-2 1B				BB 2B	3	1	2	0	0	0	0					
<b>Gary Carter, R</b> OBP: 0.307, SLG: 0.354 (1, 2)				F8		FC5-2 2B			BB 1B IBB	2	1	1	1	1	0	0					
<b>Archi Cianfrocco, R</b> OBP: 0.279, SLG: 0.361 (1, 3)				K		FC5-2 2B			1B BB	2	0	0	1	1	1	2					
<b>Dennis Martinez, R</b> OBP: 0.218, SLG: 0.218 (1, 1)						2-3 3H			BB	2	0	0	0	0	1	2					
<b>Bret Barberie, S</b> OBP: 0.361, SLG: 0.292 (7, PH)				G3-1		K				1	0	0	0	0	1	3					
<b>Mel Rojas, R</b> OBP: 0.091, SLG: 0.091 (8, 1)										0	0	0	0	0	0	0					
<b>John Wetteland, R</b> OBP: 0.200, SLG: 0.200 (9, 1)										0	0	0	0	0	0	0					
<b>Inning Stats</b>	R: 0 H: 0 E: 0 K: 0 S: 6	H: 0 LOB: 0 BB: 0 P: 11	R: 0 H: 0 E: 0 K: 1 S: 11	LOB: 0 BB: 0 P: 16	R: 0 H: 0 E: 0 K: 1 S: 6	LOB: 0 BB: 0 P: 9	R: 0 H: 0 E: 0 K: 2 S: 9	LOB: 0 BB: 0 P: 14	R: 1 H: 2 E: 0 K: 1 S: 13	LOB: 2 BB: 0 P: 20	R: 0 H: 0 E: 0 K: 2 S: 8	LOB: 0 BB: 0 P: 12	R: 3 H: 3 E: 0 K: 3 S: 17	LOB: 2 BB: 2 P: 31	R: 0 H: 0 E: 0 K: 1 S: 10	LOB: 0 BB: 0 P: 16	1B: 3 2B: 2 3B: 0 HR: 0	SF: 0 SAC: 0 DP: 0 HBP: 1	WP: 0 PB: 0 SB: 1 CS: 0	PA: 32	
<b>PITCHER</b>	IP	WLS	BF	H	R	ER	SO	BB	IBB	HBP	BLK	WP	HR	S	P	ERA	WHIP				
<b>Rheal Cormier, L</b> ERA: 4.59 (1, 1)	6.2	L	28	5	4	4	9	1	1	0	0	0	0	3	4	0.00	0.900				
<b>Mike Perez, R</b> ERA: 1.42 (7, 1)	0.1		1	0	0	0	1	0	0	0	0	0	0	3	4	0.00	0.000				
<b>Cris Carpenter, R</b> ERA: 3.43 (8, 1)	1.0		3	0	0	0	1	0	0	0	0	0	0	10	16	0.00	0.000				

St. Louis Cardinals @ Montreal Expos  
Olympic Stadium, Montreal, QB  
Fri Aug 14 1992, 7:05 PM EDT  
Att: 36,343 - Dome - 70 F

AB 29  
R 4  
H 5  
RBI 4  
BB 2  
SO 11  
LOB 10









Batter	1	2	3	4	5	6	7	8	9	AB	R	H	RBI	BB	SO	LOB	TOP										
<b>Bernard Gilkey, R</b> OBP: 0.355, SLG: 0.398 (1, 7)																	4 0 0 0 0 1 1										
<b>Ozzie Smith, S</b> OBP: 0.366, SLG: 0.324 (1, 6)																	2 0 0 0 2 0 2										
<b>Felix Jose, S</b> OBP: 0.348, SLG: 0.443 (1, 9)																	4 1 1 0 0 1 2										
<b>Andres Galarraga, R</b> OBP: 0.271, SLG: 0.356 (1, 3)																	3 1 0 0 1 1 1										
<b>Ray Lankford, L</b> OBP: 0.363, SLG: 0.453 (1, 8)																	2 1 0 0 1 1 0										
<b>Tracy Woodson, R</b> OBP: 0.300, SLG: 0.450 (1, 5)																	4 1 2 4 0 1 0										
<b>Tom Pagnozzi, R</b> OBP: 0.299, SLG: 0.381 (1, 2)																	4 0 0 0 0 0 1										
<b>Luis Alicea, S</b> OBP: 0.352, SLG: 0.416 (1, 4)																	3 0 0 0 1 1 1										
<b>Donovan Osborne, S</b> OBP: 0.143, SLG: 0.190 (7, PH) <b>Mike Perez, R</b> OBP: 0.392, SLG: 0.429 (7, 1) <b>Todd Worrell, R</b> OBP: 0.307, SLG: 0.298 (8, 1) <b>Gerald Perry, L</b> OBP: 0.357, SLG: 0.298 (9, 1) <b>Lee Smith, R</b> OBP: 0.357, SLG: 0.298 (9, 1)																	2 0 0 0 0 0 1 1 1 1 0 0 0 0 0 0 0 0 0 0 0 0 0 0 0 0 0 0 1 0 0 0 0 0 0 0 0 0 0 0 0 0										
<b>Inning Stats</b>	R: 0 E: 0 K: 2 S: 8	H: 0 LOB: 0 BB: 0 P: 13	R: 2 E: 0 K: 2 S: 12	H: 1 LOB: 0 BB: 1 P: 19	R: 0 E: 0 K: 0 S: 7	H: 0 LOB: 1 BB: 1 P: 14	R: 0 E: 0 K: 2 S: 9	H: 0 LOB: 0 BB: 0 P: 13	R: 0 E: 1 K: 0 S: 9	H: 0 LOB: 2 BB: 1 P: 17	R: 2 E: 0 K: 0 S: 9	H: 2 LOB: 1 BB: 1 P: 14	R: 1 E: 0 K: 0 S: 9	H: 1 LOB: 1 BB: 1 P: 16	R: 0 E: 0 K: 0 S: 4	H: 0 LOB: 0 BB: 0 P: 8	R: 0 E: 0 K: 0 S: 8	H: 0 LOB: 0 BB: 0 P: 12	1B: 2 2B: 1 3B: 0 HR: 1	SF: 0 SAC: 2 DP: 0 HBP: 0	WP: 0 PB: 0 SB: 2 CS: 0	PA: 37					
<b>PITCHER</b>	IP	WLS	BF	H	R	ER	SO	BB	IBB	HBP	BLK	WP	HR	S	P	ERA	WHIP										
<b>Brian Barnes, L</b> ERA: 2.34 (1, 1)	5.1	L	23	2	4	4	6	4	0	0	0	0	1	49	85	6.75	1.125										
<b>Bill Sampen, R</b> ERA: 3.13 (6, 1)	1.0		6	2	1	1	0	1	0	0	1	0	0	9	15	9.00	3.000										
<b>Pete Young, R</b> ERA: 3.63 (7, 1)	1.2		5	0	0	0	0	0	0	0	0	0	0	14	0.00	0.000											
<b>Sergio Valdez, R</b> ERA: 2.45 (9, 1)	1.0		3	0	0	0	0	0	0	0	0	0	0	8	12	0.00	0.000										

**St. Louis Cardinals @ Montreal Expos**  
Olympic Stadium, Montreal, QB  
Sun Aug 16 1992, 3:33 AM EDT  
Att: 36,405 - Dome - 70 F

AB	30
R	5
H	4
RBI	4
BB	5
SO	6
LOB	9



Batter	1	2	3	4	5	6	7	8	9	AB	R	H	RBI	BB	SO	LOB	BOTTOM										
<b>Marquis Grissom, R</b> OBP: 0.327, SLG: 0.414 (1, 8)																	4 1 3 1 0 0 0										
<b>Bret Barberie, S</b> OBP: 0.358, SLG: 0.295 (1, 4)																	4 0 0 0 0 1 2										
<b>Moises Alou, R</b> OBP: 0.329, SLG: 0.442 (1, 7)																	4 0 0 0 0 0 1										
<b>Larry Walker, L</b> OBP: 0.339, SLG: 0.497 (1, 9)																	4 0 1 0 0 1 1										
<b>Gary Carter, R</b> OBP: 0.306, SLG: 0.349 (1, 2)																	3 0 0 0 1 0 0										
<b>Spike Owen, S</b> OBP: 0.344, SLG: 0.399 (1, 6)																	3 0 0 0 0 0 2										
<b>Tim Wallach, R</b> OBP: 0.299, SLG: 0.323 (1, 5)																	3 0 0 0 0 2 0										
<b>Archi Cianfrocco, R</b> OBP: 0.276, SLG: 0.358 (8, PH) <b>John Vander Wal, L</b> OBP: 0.335, SLG: 0.374 (9, 3)																	2 0 0 0 0 1 0 1 1 1 1 0 0 0										
<b>Brian Barnes, L</b> OBP: 0.227, SLG: 0.190 (6, 1) <b>Bill Sampen, R</b> OBP: 0.307, SLG: 0.298 (8, PH) <b>Darrin Fletcher, L</b> OBP: 0.285, SLG: 0.299 (9, 1) <b>Sergio Valdez, R</b> OBP: 0.357, SLG: 0.298 (9, 1)																	2 0 0 0 0 2 0 0 0 0 0 0 0 0 0 0 0 0 0 0 0 1 0 0 0 0 0 0 0 0 0 0 0 0 0										
<b>Inning Stats</b>	R: 0 E: 0 K: 1 S: 8	H: 1 LOB: 1 BB: 0 P: 14	R: 0 E: 0 K: 1 S: 7	H: 0 LOB: 0 BB: 0 P: 13	R: 0 E: 0 K: 2 S: 7	H: 0 LOB: 0 BB: 0 P: 11	R: 0 E: 0 K: 0 S: 12	H: 1 LOB: 2 BB: 1 P: 20	R: 0 E: 0 K: 1 S: 7	H: 0 LOB: 0 BB: 0 P: 10	R: 1 E: 0 K: 1 S: 8	H: 1 LOB: 0 BB: 0 P: 16	R: 0 E: 0 K: 1 S: 8	H: 0 LOB: 0 BB: 0 P: 14	R: 1 E: 0 K: 0 S: 10	H: 2 LOB: 0 BB: 0 P: 11	R: 0 E: 0 K: 0 S: 4	H: 0 LOB: 0 BB: 0 P: 6	1B: 2 2B: 2 3B: 0 HR: 2	SF: 0 SAC: 0 DP: 1 HBP: 0	WP: 0 PB: 0 SB: 3 CS: 0	PA: 32					
<b>PITCHER</b>	IP	WLS	BF	H	R	ER	SO	BB	IBB	HBP	BLK	WP	HR	S	P	ERA	WHIP										
<b>Donovan Osborne, L</b> ERA: 3.66 (1, 1)	6.0	W	22	3	1	1	6	1	0	0	0	0	1	49	84	1.50	0.667										
<b>Mike Perez, R</b> ERA: 1.52 (7, 1)	1.1		6	2	1	1	1	0	0	0	0	0	1	14	20	6.75	1.500										
<b>Todd Worrell, R</b> ERA: 2.93 (8, 1)	0.2		1	0	0	0	0	0	0	0	0	0	0	4	5	0.00	0.000										
<b>Lee Smith, R</b> ERA: 3.08 (9, 1)	1.0	S	3	0	0	0	0	0	0	0	0	0	0	4	6	0.00	0.000										

**St. Louis Cardinals @ Montreal Expos**  
Olympic Stadium, Montreal, QB  
Sun Aug 16 1992, 3:33 AM EDT  
Att: 36,405 - Dome - 70 F

AB	31
R	2
H	5
RBI	2
BB	1
SO	7
LOB	6





Batter	1	2	3	4	5	6	7	8	9	AB	R	H	RBI	BB	SO	LOB	TOP					
Deion Sanders, L (1,8) X	G6-3 S 1B		1-2 SH 1B	G5-3		G4-3			G3	5	1	2	0	0	0	2						
Mark Lemke, S (1,4) C	G5-3		1-2 SH 1B	K			F8		FC6-4 BB	4	1	1	0	1	1	2						
Terry Pendleton, S (1,5) X	G6-3		SH FC6-5 1H 2H		G5-3		G5-3		FC6-4 1-2	4	0	0	0	0	0	2						
David Justice, L (1,9) B	L9		E FC6-5 1B BB		G3-1		G5-3			3	1	0	0	1	0	1						
Ron Gant, R (1,7) C		G6-3 S 1B	FC6-5 1B E			S BB			1B G4-6-3 1B	3	2	2	0	1	0	2						
Sid Bream, L (1,3) C	G6-3 BB		G6-3 1-3 2H 1B		G6-3				G4-6-3 1B	3	0	2	1	1	0	1						
Greg Olson, R (1,2) B	G6-3		G6-3 1-2 2-3			G5-3			G4-6-3 1-2 3H 2-1	4	0	0	0	0	0	5						
Rafael Belliard, R (1,6) X	G6-3 2-3 3H			SH1-4 2B					G5-3	4	0	2	1	0	0	1						
Charlie Leibrandt, R (1,1) C	G3-1			SH1-4 2-3					P4	2	0	0	0	0	0	1						
<b>Inning Stats</b>	R: 0 E: 0 K: 0 S: 8	H: 1 LOB: 1 BB: 0 P: 14	R: 1 E: 0 K: 0 S: 13	H: 1 LOB: 1 BB: 20 P: 20	R: 3 E: 2 K: 0 S: 14	H: 3 LOB: 1 BB: 1 P: 23	R: 0 E: 0 K: 1 S: 9	H: 1 LOB: 1 BB: 0 P: 11	R: 0 E: 0 K: 0 S: 3	H: 0 LOB: 1 BB: 1 P: 8	R: 0 E: 0 K: 0 S: 5	H: 1 LOB: 0 BB: 0 P: 9	R: 0 E: 0 K: 0 S: 7	H: 0 LOB: 0 BB: 0 P: 12	R: 1 E: 0 K: 0 S: 8	H: 2 LOB: 0 BB: 0 P: 15	R: 0 E: 0 K: 0 S: 7	H: 0 LOB: 1 BB: 1 P: 12	1B: 8 2B: 1 3B: 0 HR: 0	SF: 0 SAC: 3 DP: 2 HBP: 0	WP: 0 PB: 0 SB: 3 CS: 0	PA: 39
<b>PITCHER</b>	IP WLS BF H R ER SO BB IBB HBP BLK WP HR S P ERA WHIP																					
Ken Hill, R (1,1) ERA: 2.96	6.0 L 28 7 4 3 1 3 0 0 0 0 0 0 52 85 4.50 1.667																					
Sergio Valdez, R (7,1) ERA: 2.7	2.0 7 2 1 1 0 0 0 0 0 0 0 0 15 27 4.50 1.000																					
Pete Young, R (9,1) ERA: 3.44	1.0 4 0 0 0 0 1 0 0 0 0 0 0 7 12 0.00 1.000																					

Atlanta Braves @ Montreal Expos  
Olympic Stadium, Montreal, QB  
Tue Aug 18 1992, 7:05 PM EDT  
Att: 32,920 - Dome - 70 F

AB 32  
R 5  
H 9  
RBI 2  
BB 4  
SO 1  
LOB 17



Batter	1	2	3	4	5	6	7	8	9	AB	R	H	RBI	BB	SO	LOB	BOTTOM					
Delino DeShields, L (1,4) C	G4-3		G4-3			B1-3			F8	4	0	0	0	0	0	1						
Wil Cordero, R (1,6) C	E6			P6		L8			G5-3 1B	4	0	1	0	0	0	0						
Marquis Grissom, R (1,8) C	K			G5-3			SF7 3B		P4	4	1	1	0	0	1	2						
Larry Walker, L (1,9) F	G4-3				1B		SF7		G5-3	3	0	1	1	0	0	2						
Darren Reed, R (1,7) B		L5		K			G5-3		F7	4	0	0	0	0	1	2						
Gary Carter, R (1,2) X	G5-3									3	0	0	0	0	0	0						
Tim Laker, R (8,2) X										0	0	0	0	0	0	0						
Tim Wallach, R (1,5) B	F9								G4-3	3	0	0	0	0	0	0						
Greg Colbrunn, R (1,3) C			F9			G5-3			K	3	0	0	0	0	1	0						
Ken Hill, R (1,1) C										1	0	0	0	0	1	0						
Bret Barberie, S (6,PH) C										1	0	0	0	0	0	0						
Sergio Valdez, R (7,1) C										0	0	0	0	0	0	0						
Moises Alou, R (8,PH) C										1	0	1	0	0	0	0						
Pete Young, R (9,1) C										0	0	0	0	0	0	0						
<b>Inning Stats</b>	R: 0 E: 1 K: 1 S: 12	H: 0 LOB: 1 BB: 0 P: 17	R: 0 E: 0 K: 0 S: 4	H: 0 LOB: 0 BB: 0 P: 6	R: 0 E: 0 K: 1 S: 8	H: 0 LOB: 0 BB: 0 P: 15	R: 0 E: 0 K: 1 S: 8	H: 1 LOB: 1 BB: 0 P: 10	R: 0 E: 0 K: 0 S: 6	H: 0 LOB: 0 BB: 0 P: 8	R: 0 E: 0 K: 0 S: 7	H: 0 LOB: 0 BB: 0 P: 10	R: 1 E: 0 K: 0 S: 10	H: 1 LOB: 0 BB: 0 P: 18	R: 0 E: 0 K: 1 S: 8	H: 1 LOB: 1 BB: 0 P: 10	R: 0 E: 0 K: 0 S: 9	H: 1 LOB: 1 BB: 0 P: 14	1B: 3 2B: 0 3B: 1 HR: 0	SF: 1 SAC: 0 DP: 0 HBP: 0	WP: 0 PB: 0 SB: 0 CS: 0	PA: 32
<b>PITCHER</b>	IP WLS BF H R ER SO BB IBB HBP BLK WP HR S P ERA WHIP																					
Charlie Leibrandt, L (1,1) ERA: 3.11	9.0 W 32 4 1 1 4 0 0 0 0 0 0 0 72 108 1.00 0.444																					

Atlanta Braves @ Montreal Expos  
Olympic Stadium, Montreal, QB  
Tue Aug 18 1992, 7:05 PM EDT  
Att: 32,920 - Dome - 70 F

AB 31  
R 1  
H 4  
RBI 1  
BB 0  
SO 4  
LOB 7





Batter	1	2	3	4	5	6	7	8	9	AB	R	H	RBI	BB	SO	LOB	TOP
<b>Otis Nixon, S</b> <small>OBP: 0.382, SLG: 0.391</small> 																	
<b>Jeff Blausler, R</b> <small>OBP: 0.323, SLG: 0.416</small> <b>Rafael Belliard, R</b> <small>OBP: 0.256, SLG: 0.235</small> 																	
<b>Terry Pendleton, S</b> <small>OBP: 0.338, SLG: 0.476</small> 																	
<b>Ron Gant, R</b> <small>OBP: 0.326, SLG: 0.401</small> 																	
<b>David Justice, L</b> <small>OBP: 0.352, SLG: 0.379</small> 																	
<b>Brian Hunter, R</b> <small>OBP: 0.276, SLG: 0.475</small> 																	
<b>Greg Olson, R</b> <small>OBP: 0.322, SLG: 0.344</small> 																	
<b>Mark Lemke, S</b> <small>OBP: 0.307, SLG: 0.330</small> 																	
<b>Tom Glavine, L</b> <small>OBP: 0.271, SLG: 0.299</small> <b>Marvin Freeman, R</b> <small>OBP: 0.500, SLG: 0.500</small> <b>Mike Stanton, L</b> <small>OBP: 0.500, SLG: 0.500</small> 																	
<b>Inning Stats</b> <small>R: 0 H: 0 E: 0 LOB: 1 K: 2 S: 11</small>																	
<b>PITCHER</b> <small>IP WLS BF H R ER SO BB IBB HBP BLK WP HR S P ERA WHIP</small>																	
<b>Chris Nabholz, L</b> <small>ERA: 3.46</small>																	
<b>Mel Rojas, R</b> <small>ERA: 1.1</small>																	
<b>Jeff Fassero, L</b> <small>ERA: 2.88</small>																	
<b>John Wetteland, R</b> <small>ERA: 3.63</small>																	

Atlanta Braves @ Montreal Expos  
Olympic Stadium, Montreal, QB  
Wed Aug 19 1992, 7:05 PM EDT  
Att: 27,235 - Dome - 70 F

AB	28
R	4
H	7
RBI	4
BB	7
SO	5
LOB	13



Batter	1	2	3	4	5	6	7	8	9	AB	R	H	RBI	BB	SO	LOB	BOTTOM
<b>Delino DeShields, L</b> <small>OBP: 0.378, SLG: 0.422</small> 																	
<b>Bret Barberie, S</b> <small>OBP: 0.355, SLG: 0.290</small> 																	
<b>Marquis Grissom, R</b> <small>OBP: 0.326, SLG: 0.415</small> 																	
<b>Larry Walker, L</b> <small>OBP: 0.337, SLG: 0.492</small> 																	
<b>Moises Alou, R</b> <small>OBP: 0.331, SLG: 0.441</small> 																	
<b>Spike Owen, S</b> <small>OBP: 0.343, SLG: 0.400</small> 																	
<b>Tim Wallach, R</b> <small>OBP: 0.303, SLG: 0.328</small> <b>Wil Cordero, R</b> <small>OBP: 0.327, SLG: 0.255</small> 																	
<b>Tim Laker, R</b> <small>OBP: 0.333, SLG: 0.333</small> <b>John Vander Wal, L</b> <small>OBP: 0.335, SLG: 0.374</small> <b>Gary Carter, R</b> <small>OBP: 0.301, SLG: 0.343</small> 																	
<b>Chris Nabholz, L</b> <small>OBP: 0.298, SLG: 0.137</small> <b>Mel Rojas, R</b> <small>OBP: 0.291, SLG: 0.091</small> <b>Darren Fildes, R</b> <small>OBP: 0.268, SLG: 0.437</small> <b>Jeff Fassero, L</b> <small>OBP: 0.320, SLG: 0.320</small> <b>John Wetteland, R</b> <small>OBP: 0.302, SLG: 0.373</small> 																	
<b>Inning Stats</b> <small>R: 0 H: 0 E: 0 LOB: 0 K: 1 S: 6</small>																	
<b>PITCHER</b> <small>IP WLS BF H R ER SO BB IBB HBP BLK WP HR S P ERA WHIP</small>																	
<b>Tom Glavine, L</b> <small>ERA: 2.48</small>																	
<b>Marvin Freeman, R</b> <small>ERA: 3.94</small>																	
<b>Mike Stanton, L</b> <small>ERA: 5.72</small>																	

Atlanta Braves @ Montreal Expos  
Olympic Stadium, Montreal, QB  
Wed Aug 19 1992, 7:05 PM EDT  
Att: 27,235 - Dome - 70 F


AB	33
R	2
H	7
RBI	2
BB	3
SO	6
LOB	18





Batter	1	2	3	4	5	6	7	8	9	AB	R	H	RBI	BB	SO	LOB	TOP							
Deion Sanders, L (1, 8) OBP: 0.351, SLG: 0.517	G1-3		G6-3			1B		F7		4	1	1	0	0	0	0	<b>Atlanta Braves @ Montreal Expos</b> Olympic Stadium, Montreal, QB Thu Aug 20 1992, 7:05 PM EDT Att: 23,896 - Dome - 70 F							
Jeff Treadway, L (1, 4) OBP: 0.277, SLG: 0.282	G4-3			G6-3		P6		F7		4	0	0	0	0	0	1								
Ron Gant, R (1, 7) OBP: 0.326, SLG: 0.400	K			K		E5				4	0	1	0	0	2	1								
David Justice, L (1, 9) OBP: 0.353, SLG: 0.387		HR			BB	F7		G4-3		3	1	1	1	1	0	3								
Sid Bream, L (1, 3) OBP: 0.351, SLG: 0.426		F8								3	0	1	1	0	0	1								
Brian Hunter, R (9, PH) OBP: 0.275, SLG: 0.473				F7					K	1	0	0	0	0	1	0								
Damon Berryhill, S (1, 2) OBP: 0.267, SLG: 0.384		G3				F7				4	0	2	0	0	0	2								
Jeff Blausler, R (1, 6) OBP: 0.319, SLG: 0.410		G5-3			L9					3	0	0	0	0	0	1								
Rafael Belliard, R (7, 6) OBP: 0.258, SLG: 0.238										1	0	1	0	0	0	0								
Mark Lemke, S (1, 5) OBP: 0.303, SLG: 0.326			K		K					4	0	0	0	0	2	3								
Steve Avery, L (1, 1) OBP: 0.206, SLG: 0.233			K		K					3	0	0	0	0	2	1								
Alejandro Pena, R (9, 1) ERA: 2.84								L1		0	0	0	0	0	0	0								
<b>Inning Stats</b>	R: 0 E: 0 K: 1 S: 6	H: 0 LOB: 0 BB: 0 P: 8	R: 1 E: 0 K: 0 S: 10	H: 1 LOB: 0 BB: 0 P: 15	R: 0 E: 0 K: 2 S: 11	H: 0 LOB: 0 BB: 0 P: 17	R: 0 E: 0 K: 1 S: 11	H: 0 LOB: 1 BB: 1 P: 19	R: 0 E: 0 K: 2 S: 10	H: 1 LOB: 1 BB: 0 P: 12	R: 1 E: 1 K: 0 S: 13	H: 2 LOB: 2 BB: 0 P: 22	R: 0 E: 0 K: 0 S: 6	H: 0 LOB: 0 BB: 0 P: 11	R: 0 E: 0 K: 1 S: 8	H: 1 LOB: 1 BB: 0 P: 11	R: 0 E: 0 K: 1 S: 8	H: 2 LOB: 1 BB: 0 P: 11	1B: 6 2B: 0 3B: 0 HR: 1	SF: 0 SAC: 0 DP: 1 HBP: 0	WP: 0 PB: 0 SB: 1 CS: 0	PA: 35		
<b>PITCHER</b>	IP	WLS	BF	H	R	ER	SO	BB	IBB	HBP	BLK	WP	HR	S	P	ERA	WHIP							
Dennis Martinez, R (1, 1) ERA: 2.62	8.0		31	5	2	1	6	1	0	0	0	0	1	75	115	1.12	0.750							
Jeff Fassero, L (9, 1) ERA: 2.84	1.0	W	4	2	0	0	1	0	0	0	0	0	0	8	11	0.00	2.000							

Batter	1	2	3	4	5	6	7	8	9	AB	R	H	RBI	BB	SO	LOB	BOTTOM							
Delino DeShields, L (1, 4) OBP: 0.377, SLG: 0.420	K		K			G6-3				4	0	1	0	0	2	0	<b>Atlanta Braves @ Montreal Expos</b> Olympic Stadium, Montreal, QB Thu Aug 20 1992, 7:05 PM EDT Att: 23,896 - Dome - 70 F							
Spike Owen, S (1, 6) OBP: 0.342, SLG: 0.398	L8				1B	G6-3				4	0	1	0	0	0	2								
Jeff Fassero, L (9, 1) ERA: 2.84								FC6		0	0	0	0	0	0	0								
Marquis Grissom, R (1, 8) OBP: 0.325, SLG: 0.414	G5-3				F9	F9				4	1	1	0	0	0	1								
Larry Walker, L (1, 9) OBP: 0.336, SLG: 0.490		G4-3			K					4	1	1	0	0	1	1								
Moises Alou, R (1, 7) OBP: 0.327, SLG: 0.436		G6-3			F8					3	0	0	0	0	0	1								
Tim Lincecum, R (1, 5) OBP: 0.307, SLG: 0.333						G1-3				3	1	2	2	1	0	0								
Gary Carter, R (1, 2) OBP: 0.298, SLG: 0.339						1B				3	0	0	0	0	1	2								
John Vander Wal, L (9, PH) OBP: 0.338, SLG: 0.374		FC5-4				G1-3				0	0	0	0	1	0	0								
Greg Colbrunn, R (1, 3) OBP: 0.286, SLG: 0.352										3	0	0	0	0	2	1								
Darin Fletcher, L (9, PH) OBP: 0.283, SLG: 0.297			K2-3			K				1	0	0	0	0	1	2								
Dennis Martinez, R (1, 1) ERA: 2.91										2	0	0	0	0	0	1								
Wil Cordero, R (8, PH) OBP: 0.352, SLG: 0.286			G6-3			P1				2	0	2	1	0	0	0								
<b>Inning Stats</b>	R: 0 E: 0 K: 1 S: 8	H: 0 LOB: 0 BB: 0 P: 11	R: 0 E: 0 K: 0 S: 7	H: 0 LOB: 1 BB: 1 P: 12	R: 0 E: 0 K: 2 S: 9	H: 0 LOB: 0 BB: 0 P: 14	R: 0 E: 0 K: 1 S: 11	H: 1 LOB: 1 BB: 0 P: 15	R: 0 E: 0 K: 1 S: 7	H: 1 LOB: 1 BB: 0 P: 10	R: 0 E: 0 K: 0 S: 7	H: 0 LOB: 0 BB: 0 P: 12	R: 0 E: 0 K: 0 S: 4	H: 0 LOB: 0 BB: 0 P: 5	R: 0 E: 0 K: 1 S: 9	H: 2 LOB: 2 BB: 0 P: 17	R: 3 E: 0 K: 1 S: 14	H: 4 LOB: 2 BB: 1 P: 25	1B: 7 2B: 1 3B: 0 HR: 0	SF: 0 SAC: 1 DP: 0 HBP: 0	WP: 0 PB: 0 SB: 0 CS: 0	PA: 36		
<b>PITCHER</b>	IP	WLS	BF	H	R	ER	SO	BB	IBB	HBP	BLK	WP	HR	S	P	ERA	WHIP							
Steve Avery, L (1, 1) ERA: 2.91	8.0	L	5	2	1	1	1	0	1	0	0	0	0	9	103	13.50	3.000							
Alejandro Pena, R (9, 1) ERA: 4.08	0.2		5	2	1	1	1	0	1	0	0	0	0	9	18	13.50	3.000							





Batter	1	2	3	4	5	6	7	8	9	AB	R	H	RBI	BB	SO	LOB	TOP				
<b>Bip Roberts, S</b> OBP: 0.373, SLG: 0.382 (1, 7)	F7	P6			G4-3		F8		F8	5	0	0	0	0	0	2	<b>Cincinnati Reds @ Montreal Expos</b> Olympic Stadium, Montreal, QB Fri Aug 21 1992, 7:05 PM EDT Att: 24,900 - Dome - 70 F				
<b>Jeff Branson, L</b> OBP: 0.366, SLG: 0.431 (1, 4)	G5-3	G3			F8		F8			5	0	1	0	0	0	2					
<b>Barry Larkin, R</b> OBP: 0.381, SLG: 0.444 (1, 6)					L9			F8	P6	5	0	1	0	0	0	1					
<b>Hal Morris, L</b> OBP: 0.369, SLG: 0.423 <b>Dave Martinez, L</b> OBP: 0.323, SLG: 0.328 (8, PR)	G3				G4-3			1B	2B	4	0	1	0	0	0	1					
<b>Paul O'Neill, L</b> OBP: 0.356, SLG: 0.385 (1, 9)								2B	1B	3	1	2	0	1	1	0					
<b>Reggie Sanders, R</b> OBP: 0.364, SLG: 0.505 (1, 8)								BB	1B	3	1	2	1	1	1	1					
<b>Chris Sabo, R</b> OBP: 0.299, SLG: 0.417 (1, 5)								1B	P3	3	0	0	0	1	0	4					
<b>Joe Oliver, R</b> OBP: 0.309, SLG: 0.376 (1, 2)									G1-3	4	0	0	0	0	3	7					
<b>Tim Belcher, R</b> OBP: 0.123, SLG: 0.175 <b>Rob Dibble, L</b> OBP: 0.333, SLG: 0.333 <b>Bill Doran, S</b> OBP: 0.318, SLG: 0.353 (9, PH)										3	0	1	1	0	0	1					
<b>Inning Stats</b>	R: 0 E: 0 K: 0 S: 9	H: 1 LOB: 1 BB: 0 P: 13	R: 2 E: 1 K: 1 S: 20	H: 3 LOB: 2 BB: 0 P: 25	R: 0 E: 0 K: 1 S: 7	H: 0 LOB: 0 BB: 0 P: 13	R: 0 E: 0 K: 1 S: 10	H: 0 LOB: 1 BB: 1 P: 17	R: 0 E: 0 K: 2 S: 13	H: 1 LOB: 2 BB: 1 P: 25	R: 0 E: 0 K: 0 S: 3	H: 0 LOB: 0 BB: 0 P: 4	R: 1 E: 0 K: 0 S: 11	H: 2 LOB: 2 BB: 1 P: 17	R: 0 E: 0 K: 1 S: 12	H: 1 LOB: 1 BB: 0 P: 20		1B: 5 2B: 3 3B: 0 HR: 0	SF: 0 SAC: 0 DP: 0 HBP: 0	WP: 0 PB: 0 SB: 1 CS: 0	PA: 39
<b>PITCHER</b>	IP	WLS	BF	H	R	ER	SO	BB	IBB	HBP	BLK	WP	HR	S	P	ERA	WHIP				
<b>Mark Gardner, R</b> ERA: 3.75 (1, 1)	7.0		29	5	2	1	5	2	0	0	0	0	0	67	103	1.29	1.000				
<b>Mel Rojas, R</b> ERA: 1.22 (8, 1)	0.1	W	2	1	1	1	0	0	0	0	0	0	0	3	4	27.00	3.000				
<b>John Wetteland, R</b> ERA: 3.53 (8, 1)	1.2		8	2	0	0	1	1	0	0	0	0	0	20	33	0.00	1.800				

AB	36
R	3
H	8
RBI	2
BB	3
SO	6
LOB	19



Batter	1	2	3	4	5	6	7	8	9	AB	R	H	RBI	BB	SO	LOB	BOTTOM				
<b>Delino DeShields, L</b> OBP: 0.376, SLG: 0.419 (1, 4)	1B						G6-3			4	1	1	1	0	1	1	<b>Cincinnati Reds @ Montreal Expos</b> Olympic Stadium, Montreal, QB Fri Aug 21 1992, 7:05 PM EDT Att: 24,900 - Dome - 70 F				
<b>Spike Owen, S</b> OBP: 0.343, SLG: 0.403 <b>Mel Rojas, R</b> OBP: 0.091, SLG: 0.091 <b>John Wetteland, R</b> OBP: 0.200, SLG: 0.200 (8, 1)	1B						G3			4	0	2	0	0	0	0					
<b>Marquis Grissom, R</b> OBP: 0.325, SLG: 0.412 (1, 8)	SF8						G3			2	1	0	1	1	0	1					
<b>Larry Walker, L</b> OBP: 0.338, SLG: 0.492 (1, 9)	K							1B	HR	4	2	2	0	0	1	1					
<b>John Vander Wal, L</b> OBP: 0.333, SLG: 0.368 <b>Moises Alou, R</b> OBP: 0.330, SLG: 0.450 (7, 7)	P6						G4-3			3	0	0	0	0	0	2					
<b>Jerry Willard, L</b> OBP: 0.370, SLG: 0.615 <b>Tom Foley, L</b> OBP: 0.250, SLG: 0.238 (8, 5)	G6-3						F8			3	0	1	1	0	0	0					
<b>Tim Wallach, R</b> OBP: 0.308, SLG: 0.333 (8, 3)	F9									3	0	1	0	1	0	0					
<b>Tim Laker, R</b> OBP: 0.286, SLG: 0.286 (1, 2)	E4									4	1	1	0	0	1	3					
<b>Mark Gardner, R</b> OBP: 0.188, SLG: 0.186 <b>Darrin Fletcher, L</b> OBP: 0.287, SLG: 0.302 <b>Wil Cordero, R</b> OBP: 0.345, SLG: 0.280 (7, PR)	K						G4-3			2	0	0	0	0	1	1					
<b>Inning Stats</b>	R: 1 E: 0 K: 1 S: 13	H: 2 LOB: 1 BB: 0 P: 19	R: 0 E: 1 K: 1 S: 10	H: 0 LOB: 1 BB: 0 P: 13	R: 0 E: 0 K: 0 S: 6	H: 0 LOB: 0 BB: 0 P: 13	R: 1 E: 0 K: 0 S: 6	H: 3 LOB: 1 BB: 0 P: 8	R: 0 E: 0 K: 1 S: 12	H: 1 LOB: 1 BB: 0 P: 20	R: 0 E: 0 K: 0 S: 7	H: 0 LOB: 0 BB: 0 P: 11	R: 1 E: 0 K: 0 S: 13	H: 2 LOB: 2 BB: 0 P: 20	R: 3 E: 0 K: 2 S: 12	H: 2 LOB: 1 BB: 2 P: 25		1B: 7 2B: 3 3B: 0 HR: 1	SF: 1 SAC: 0 DP: 1 HBP: 0	WP: 0 PB: 0 SB: 0 CS: 0	PA: 36
<b>PITCHER</b>	IP	WLS	BF	H	R	ER	SO	BB	IBB	HBP	BLK	WP	HR	S	P	ERA	WHIP				
<b>Tim Belcher, R</b> ERA: 4.16 (1, 1)	7.0	L	31	5	5	3	3	1	0	0	0	0	1	9	17	9.00	2.000				
<b>Rob Dibble, R</b> ERA: 3.42 (8, 1)	1.0		5	1	1	1	2	1	0	0	0	0	1	9	17	9.00	2.000				

AB	33
R	6
H	10
RBI	6
BB	2
SO	5
LOB	12





Batter	1	2	3	4	5	6	7	8	9	AB	R	H	RBI	BB	SO	LOB	TOP											
<b>Reggie Sanders, R</b> OBP: 0.363, SLG: 0.502 (1, 8)	G5-3		G4-3		FC6-4			1B S 1B		4	0	1	0	0	0	2	<b>Cincinnati Reds @ Montreal Expos</b> Olympic Stadium, Montreal, QB Sat Aug 22 1992, 7:05 PM EDT Att: 38,200 - Dome - 70 F											
<b>Hal Morris, L</b> OBP: 0.366, SLG: 0.418 (1, 3)	F7		G6-3			E5 B1-5-4 BB		1B BB		3	0	0	0	1	0	0												
<b>Barry Larkin, R</b> OBP: 0.379, SLG: 0.441 (1, 6)	F7			F9		B1-5-4 BB		F9		3	0	0	0	1	0	2												
<b>Glenn Braggs, R</b> OBP: 0.332, SLG: 0.381 <b>Norm Charlton, S</b> OBP: 0.250, SLG: 0.250 (8, 1)		1B S SF8 1B		F9		B1-5-4		FC6 1B		4	1	2	0	0	0	2												
<b>Chris Sabo, R</b> OBP: 0.296, SLG: 0.412 (1, 5)		K 1-2		L8		F9		FC6 1B		4	0	0	0	0	1	5												
<b>Joe Oliver, R</b> OBP: 0.312, SLG: 0.377 <b>Bip Roberts, S</b> OBP: 0.372, SLG: 0.381 (9, PH)					FC5-6 BB		K		F7	2	0	1	0	1	1	0												
<b>Paul O'Neill, L</b> OBP: 0.355, SLG: 0.383 (1, 9)		SF8			K		K		FC6-4 BB	2	0	0	1	1	2	1												
<b>Freddie Benavides, R</b> OBP: 0.271, SLG: 0.318 <b>Jeff Branson, L</b> OBP: 0.356, SLG: 0.418 (7, PH)		K 3-H			FC5-6 BB		G3		FC6-4 FC4-6	2	0	1	0	0	1	1												
<b>Greg Swindell, L</b> OBP: 0.149, SLG: 0.167 <b>Scott Bankhead, R</b> OBP: 0.222, SLG: 0.222 <b>Dave Martinez, L</b> OBP: 0.321, SLG: 0.326 (8, 8)				P4		FC5-6 FC6-4		P5	FC4-6	2	0	0	0	0	0	2												
<b>Inning Stats</b>	R: 0 E: 0 K: 0 S: 5	H: 0 LOB: 0 BB: 0 P: 8	R: 1 E: 0 K: 2 S: 10	H: 2 LOB: 1 BB: 0 P: 15	R: 0 E: 0 K: 0 S: 5	H: 0 LOB: 0 BB: 0 P: 11	R: 0 E: 0 K: 0 S: 6	H: 0 LOB: 0 BB: 0 P: 8	R: 0 E: 0 K: 1 S: 7	H: 1 LOB: 2 BB: 1 P: 13	R: 0 E: 0 K: 0 S: 7	H: 0 LOB: 1 BB: 1 P: 14	R: 0 E: 0 K: 2 S: 9	H: 0 LOB: 0 BB: 0 P: 13	R: 0 E: 0 K: 0 S: 14	H: 2 LOB: 3 BB: 1 P: 23		R: 0 E: 0 K: 0 S: 5	H: 0 LOB: 1 BB: 1 P: 11	1B: 5 2B: 0 3B: 0 HR: 0	SF: 1 SAC: 0 DP: 1 HBP: 0	WP: 0 PB: 0 SB: 2 CS: 0	PA: 36					
<b>PITCHER</b>	IP	WLS	BF	H	R	ER	SO	BB	IBB	HBP	BLK	WP	HR	S	P	ERA	WHIP											
<b>Brian Barnes, L</b> ERA: 2.3	(1, 1)	5.0	21	3	1	1	3	2	0	0	0	0	0	0	36	65	1.80	1.000										
<b>Mel Rojas, R</b> ERA: 1.18	(6, 1)	2.1	W	7	1	0	0	2	0	0	0	0	0	0	16	23	0.00	0.429										
<b>Jeff Fassero, L</b> ERA: 2.84	(8, 1)	0.0		1	0	0	0	1	0	0	0	0	0	0	5	8	∞	∞										
<b>John Wetteland, R</b> ERA: 3.43	(8, 1)	1.2	S	7	1	0	0	1	0	0	0	0	0	0	11	20	0.00	1.200										

Batter	1	2	3	4	5	6	7	8	9	AB	R	H	RBI	BB	SO	LOB	BOTTOM											
<b>Delino DeShields, L</b> OBP: 0.373, SLG: 0.415 (1, 4)	F7		G6-3		P4		F8			4	0	0	0	0	0	4	<b>Cincinnati Reds @ Montreal Expos</b> Olympic Stadium, Montreal, QB Sat Aug 22 1992, 7:05 PM EDT Att: 38,200 - Dome - 70 F											
<b>Spike Owen, S</b> OBP: 0.342, SLG: 0.401 (1, 6)	G6-3			G6-3		F8		1B		4	0	1	0	0	0	0												
<b>Marquis Grissom, R</b> OBP: 0.328, SLG: 0.423 (1, 8)	G4-3			E7 1B		HR		E S 2B		4	2	3	1	0	0	0												
<b>Larry Walker, L</b> OBP: 0.339, SLG: 0.492 <b>Darren Reed, R</b> OBP: 0.299, SLG: 0.419 (3, 9)		G4-3 HBP		K		K		K		0	0	0	0	0	0	0												
<b>Moises Alou, R</b> OBP: 0.328, SLG: 0.447 (1, 7)		G4-3 1-2		P3		2B 1B		K 2-H		4	1	1	0	0	1	2												
<b>Tim Lincecum, R</b> OBP: 0.308, SLG: 0.334 (1, 5)		F8			K		2B	G6-3		4	0	1	1	0	1	0												
<b>Gary Carter, R</b> OBP: 0.295, SLG: 0.335 <b>Tim Laker, R</b> OBP: 0.286, SLG: 0.286 (8, 2)			P3		F9		F9			3	0	0	0	0	0	1												
<b>Greg Colbrunn, R</b> OBP: 0.322, SLG: 0.404 <b>Tom Foley, L</b> OBP: 0.250, SLG: 0.238 (8, 3)								1B 1B		0	0	0	0	0	0	0												
<b>Brian Barnes, L</b> OBP: 0.250, SLG: 0.217 <b>Mel Rojas, R</b> OBP: 0.083, SLG: 0.083 <b>Jeff Fassero, L</b> OBP: 0.200, SLG: 0.200 (8, 1)				K				K		2	0	1	0	0	1	1												
<b>Inning Stats</b>	R: 0 E: 0 K: 0 S: 7	H: 0 LOB: 0 BB: 0 P: 10	R: 0 E: 0 K: 0 S: 4	H: 0 LOB: 0 BB: 0 P: 7	R: 0 E: 0 K: 1 S: 11	H: 1 LOB: 1 BB: 0 P: 16	R: 0 E: 1 K: 1 S: 10	H: 1 LOB: 1 BB: 0 P: 14	R: 0 E: 0 K: 1 S: 11	H: 2 LOB: 2 BB: 0 P: 18	R: 2 E: 0 K: 1 S: 13	H: 3 LOB: 1 BB: 0 P: 21	R: 0 E: 0 K: 1 S: 7	H: 2 LOB: 2 BB: 0 P: 12	R: 1 E: 1 K: 2 S: 10	H: 1 LOB: 0 BB: 0 P: 15		1B: 6 2B: 3 3B: 0 HR: 1	SF: 0 SAC: 0 DP: 1 HBP: 1	WP: 0 PB: 0 SB: 3 CS: 0	PA: 33							
<b>PITCHER</b>	IP	WLS	BF	H	R	ER	SO	BB	IBB	HBP	BLK	WP	HR	S	P	ERA	WHIP											
<b>Greg Swindell, L</b> ERA: 2.58	(1, 1)	6.0	L	25	7	2	2	4	0	0	0	0	0	1	56	86	3.00	1.167										
<b>Scott Bankhead, R</b> ERA: 2.5	(7, 1)	1.0		4	2	0	0	1	0	0	0	0	0	7	12	0.00	2.000											
<b>Norm Charlton, L</b> ERA: 2.74	(8, 1)	1.0		4	1	1	0	2	0	0	0	0	0	10	15	0.00	1.000											

AB	31
R	1
H	5
RBI	1
BB	4
SO	5
LOB	17



AB	32
R	3
H	10
RBI	2
BB	0
SO	7
LOB	11










Batter	1	2	3	4	5	6	7	8	9	AB	R	H	RBI	BB	SO	LOB	TOP					
<b>Delino DeShields, L</b> OBP: 0.374, SLG: 0.415										4	0	2	2	1	1	0						
<b>Spike Owen, S</b> OBP: 0.340, SLG: 0.397										5	0	1	1	0	1	3						
<b>Marquis Grissom, R</b> OBP: 0.324, SLG: 0.416										4	0	0	0	1	1	4						
<b>Moises Alou, R</b> OBP: 0.329, SLG: 0.446										4	1	1	0	1	1	4						
<b>Tim Wallach, R</b> OBP: 0.307, SLG: 0.337										5	2	2	1	0	0	1						
<b>Gary Carter, R</b> OBP: 0.296, SLG: 0.333										4	1	1	0	1	1	2						
<b>Greg Colbrunn, R</b> OBP: 0.333, SLG: 0.417										3	2	2	2	0	0	1						
<b>Tom Foley, L</b> OBP: 0.248, SLG: 0.235										1	0	0	0	0	1	0						
<b>Darren Reed, R</b> OBP: 0.247, SLG: 0.397										4	0	0	0	0	2	5						
<b>Chris Nabholz, L</b> OBP: 0.127, SLG: 0.148										3	0	1	0	1	1	0						
<b>Mel Rojas, R</b> OBP: 0.083, SLG: 0.083										0	0	0	0	0	0	0						
<b>Inning Stats</b>	R: 0 E: 0 K: 0 S: 8	H: 1 LOB: 1 BB: 0 P: 12	R: 2 E: 1 K: 1 S: 13	H: 2 LOB: 3 BB: 2 P: 27	R: 2 E: 0 K: 1 S: 17	H: 2 LOB: 0 BB: 0 P: 23	R: 0 E: 0 K: 3 S: 10	H: 0 LOB: 0 BB: 0 P: 12	R: 1 E: 0 K: 0 S: 13	H: 2 LOB: 2 BB: 1 P: 25	R: 0 E: 0 K: 0 S: 6	H: 0 LOB: 0 BB: 0 P: 9	R: 0 E: 0 K: 1 S: 11	H: 0 LOB: 1 BB: 1 P: 22	R: 1 E: 0 K: 2 S: 15	H: 3 LOB: 3 BB: 1 P: 26	R: 0 E: 0 K: 1 S: 7	H: 0 LOB: 0 BB: 0 P: 8	1B: 8 2B: 1 3B: 1 HR: 0	SF: 1 SAC: 0 DP: 0 HBP: 0	WP: 0 PB: 0 SB: 0 CS: 0	PA: 43
<b>PITCHER</b>	IP	WLS	BF	H	R	ER	SO	BB	IBB	HBP	BLK	WP	HR	S	P	ERA	WHIP					
<b>Tom Glavine, L</b> ERA: 2.96	(1, 1)	4.2	L	25	7	5	3	5	3	0	0	0	0	0	60	98	5.79	2.143				
<b>Randy St. Claire, R</b> ERA: 2.25	(5, 1)	2.1		8	0	0	1	1	0	0	0	0	0	18	32	0.00	0.429					
<b>Mark Davis, L</b> ERA: 6.94	(8, 1)	2.0		10	3	1	1	3	1	0	0	0	0	22	34	4.50	2.000					

**Montreal Expos @ Atlanta Braves**  
Atlanta-Fulton County Stadium, Atlanta, GA  
Tue Aug 25 1992, 7:05 PM EDT  
Att: 38,455 - Cloudy - 83 F


AB	37
R	6
H	10
RBI	6
BB	5
SO	9
LOB	20



Batter	1	2	3	4	5	6	7	8	9	AB	R	H	RBI	BB	SO	LOB	BOTTOM					
<b>Otis Nixon, S</b> OBP: 0.372, SLG: 0.378										4	0	1	0	0	0	2						
<b>Jeff Blauser, R</b> OBP: 0.330, SLG: 0.421										1	0	0	0	3	0	0						
<b>Terry Pendleton, S</b> OBP: 0.335, SLG: 0.468										4	0	2	0	0	0	4						
<b>Jeff Treadway, L</b> OBP: 0.273, SLG: 0.277										0	0	0	0	0	0	0						
<b>Ron Gant, R</b> OBP: 0.320, SLG: 0.392										4	0	0	0	0	1	3						
<b>David Justice, L</b> OBP: 0.359, SLG: 0.404										4	0	1	0	0	2	0						
<b>Brian Hunter, R</b> OBP: 0.281, SLG: 0.495										3	0	1	0	0	0	1						
<b>Sid Bream, L</b> OBP: 0.349, SLG: 0.424										2	0	0	0	0	0	2						
<b>Greg Olson, R</b> OBP: 0.324, SLG: 0.341										0	0	0	0	0	0	0						
<b>Randy St. Claire, R</b> OBP: 0.323, SLG: 0.419										1	0	0	0	0	0	0						
<b>Lonnie Smith, R</b> OBP: 0.323, SLG: 0.419										1	0	1	0	0	0	0						
<b>Mark Davis, L</b> OBP: 0.346, SLG: 0.505										4	0	1	0	0	0	3						
<b>Mark Lemke, S</b> OBP: 0.304, SLG: 0.326										1	0	0	0	0	1	0						
<b>Tom Glavine, L</b> OBP: 0.278, SLG: 0.304	(1, 1)	7.1	W	30	7	0	0	0	3	0	0	0	0	57	94	0.00	1.364					
<b>Damon Bernhill, S</b> OBP: 0.268, SLG: 0.386	(5, 2)	1.2		6	1	0	0	0	1	0	0	0	0	15	25	0.00	1.200					
<b>Inning Stats</b>	R: 0 E: 0 K: 0 S: 5	H: 1 LOB: 1 BB: 1 P: 15	R: 0 E: 0 K: 1 S: 8	H: 1 LOB: 1 BB: 0 P: 15	R: 0 E: 0 K: 1 S: 8	H: 1 LOB: 1 BB: 1 P: 13	R: 0 E: 0 K: 1 S: 8	H: 1 LOB: 0 BB: 0 P: 10	R: 0 E: 0 K: 1 S: 11	H: 0 LOB: 0 BB: 0 P: 16	R: 0 E: 0 K: 0 S: 8	H: 0 LOB: 0 BB: 0 P: 10	R: 0 E: 0 K: 0 S: 6	H: 1 LOB: 1 BB: 0 P: 10	R: 0 E: 0 K: 0 S: 5	H: 1 LOB: 1 BB: 0 P: 9	R: 0 E: 0 K: 0 S: 13	H: 1 LOB: 2 BB: 1 P: 21	1B: 7 2B: 1 3B: 0 HR: 0	SF: 0 SAC: 0 DP: 3 HBP: 0	WP: 0 PB: 0 SB: 1 CS: 0	PA: 36
<b>PITCHER</b>	IP	WLS	BF	H	R	ER	SO	BB	IBB	HBP	BLK	WP	HR	S	P	ERA	WHIP					
<b>Chris Nabholz, L</b> ERA: 3.3	(1, 1)	7.1		30	7	0	0	0	3	0	0	0	0	57	94	0.00	1.364					
<b>Mel Rojas, R</b> ERA: 1.15	(8, 1)	1.2		6	1	0	0	0	1	0	0	0	0	15	25	0.00	1.200					

**Montreal Expos @ Atlanta Braves**  
Atlanta-Fulton County Stadium, Atlanta, GA  
Tue Aug 25 1992, 7:05 PM EDT  
Att: 38,455 - Cloudy - 83 F

AB	32
R	0
H	8
RBI	0
BB	4
SO	4
LOB	18





Batter	1	2	3	4	5	6	7	8	9	AB	R	H	RBI	BB	SO	LOB	TOP								
<b>Delino DeShields, L</b> OBP: 0.376, SLG: 0.417	2-1 1B SF9	1-0 F8		0-1 S 2B		3-1 F7		4-0 BB		4	1	2	0	1	0	1	<b>Montreal Expos @ Atlanta Braves</b> Atlanta-Fulton County Stadium, Atlanta, GA Wed Aug 26 1992, 7:05 PM EDT Att: 36,275 - Cloudy - 84 F								
<b>Marquis Grissom, R</b> OBP: 0.323, SLG: 0.414	2-1 S 1B	2-2 G6-3		1-3 K			1-2 L4	1-3 K		5	1	1	0	0	2	3									
<b>Moises Alou, R</b> OBP: 0.326, SLG: 0.443	0-0 SF9		0-1 F7	1-0 F9			0-0 S 1B	1-1 L9		4	1	1	1	0	0	1									
<b>Larry Walker, L</b> OBP: 0.345, SLG: 0.501	0-0 1B		1-0 1B		2-1 HR		4-1 1B	0-0 G5-3		4	2	3	1	1	0	0									
<b>Tim Wallach, R</b> OBP: 0.306, SLG: 0.336	2-1 P4		0-0 1B		2-3 K		0-1 L8	2-2 F9		5	0	1	0	0	1	4									
<b>Spike Owen, S</b> OBP: 0.348, SLG: 0.405	2-2 1B		2-2 1B		1-0 CS		3-2 FC5			4	0	4	3	0	0	0									
<b>Gary Carter, R</b> OBP: 0.328, SLG: 0.328	0-1 P3		0-0 P9		1-0 L7		3-1 FC5			4	0	0	0	0	0	7									
<b>Tim Laker, R</b> OBP: 0.300, SLG: 0.300					1-2		1-2			0	0	0	0	0	0	0									
<b>Greg Colbrunn, R</b> OBP: 0.328, SLG: 0.406			0-0 F8 SH3-4 1B		3-1 G1-3		1-2 L8	2-1 G5-3		4	0	1	0	0	0	2									
<b>Tom Foley, L</b> OBP: 0.246, SLG: 0.235										0	0	0	0	0	0	0									
<b>Dennis Martinez, R</b> OBP: 0.203, SLG: 0.203		0-0 SH3-4		1-0 F8		1-0 G4-3		1-1 F8		2	0	0	0	0	0	0									
<b>Darren Reed, R</b> OBP: 0.244, SLG: 0.392										1	0	0	0	0	0	0									
<b>Jeff Fassero, L</b> OBP: 0.200, SLG: 0.200										0	0	0	0	0	0	0									
<b>John Wetteland, R</b> OBP: 0.200, SLG: 0.200										0	0	0	0	0	0	0									
<b>Inning Stats</b>	R: 2 E: 0 K: 0 S: 14	H: 4 LOB: 2 BB: 0 P: 21	R: 0 E: 0 K: 0 S: 6	H: 1 LOB: 1 BB: 0 P: 9	R: 1 E: 0 K: 0 S: 10	H: 3 LOB: 2 BB: 0 P: 16	R: 0 E: 0 K: 1 S: 7	H: 1 LOB: 1 BB: 0 P: 10	R: 1 E: 0 K: 1 S: 8	H: 2 LOB: 0 BB: 0 P: 13	R: 0 E: 0 K: 0 S: 7	H: 0 LOB: 0 BB: 0 P: 12	R: 1 E: 0 K: 0 S: 13	H: 2 LOB: 2 BB: 1 P: 24	R: 0 E: 0 K: 1 S: 7	H: 0 LOB: 1 BB: 1 P: 15	R: 0 E: 0 K: 0 S: 6	H: 0 LOB: 0 BB: 0 P: 9	1B: 11 2B: 1 3B: 0 HR: 1	SF: 1 SAC: 1 DP: 0 HBP: 0	WP: 0 PB: 0 SB: 3 CS: 1	PA: 41			
<b>PITCHER</b>	IP	WLS	BF	H	R	ER	SO	BB	IBB	HBP	BLK	WP	HR	S	P	ERA	WHIP								
<b>Steve Avery, L</b> ERA: 3.02	5.0	L	25	11	4	4	2	0	0	0	0	0	1	45	69	7.20	2.200								
<b>Kent Mercker, L</b> ERA: 2.8	1.2		8	2	1	1	0	1	0	0	0	0	0	18	31	5.40	1.800								
<b>Marvin Freeman, R</b> ERA: 4.01	0.1		1	0	0	0	0	0	0	0	0	0	0	2	5	0.00	0.000								
<b>Mike Stanton, L</b> ERA: 5.31	2.0		7	0	0	0	1	1	0	0	0	0	0	13	24	0.00	0.500								

AB	37
R	5
H	13
RBI	5
BB	2
SO	3
LOB	18



Batter	1	2	3	4	5	6	7	8	9	AB	R	H	RBI	BB	SO	LOB	BOTTOM								
<b>Deion Sanders, L</b> OBP: 0.343, SLG: 0.500	1-3 K		2-1 G5-3 1B		1-3 K		1-1 FC7-5		0-1 P4	5	1	1	2	0	2	5	<b>Montreal Expos @ Atlanta Braves</b> Atlanta-Fulton County Stadium, Atlanta, GA Wed Aug 26 1992, 7:05 PM EDT Att: 36,275 - Cloudy - 84 F								
<b>Lonnie Smith, R</b> OBP: 0.320, SLG: 0.404	4-2 G6-3		0-0 G5-3		1-3 K		1-1 P9			3	0	0	0	1	1	5									
<b>Mike Stanton, L</b> OBP: 0.500, SLG: 0.500			1-2 BB							0	0	0	0	0	0	0									
<b>Terry Pendleton, S</b> OBP: 0.334, SLG: 0.466	0-2 G6-3		0-0 1B		3-1 L7			1-2 L4		4	0	1	2	0	0	1									
<b>David Justice, L</b> OBP: 0.358, SLG: 0.403		2-3 K	1-1 1B		0-0 F7			0-3 K		4	0	1	0	0	2	0									
<b>Sid Bream, L</b> OBP: 0.346, SLG: 0.420		0-0 G6-3	2-0 G4-3		2-2 G4-3			1-3 K		3	0	0	0	0	0	2									
<b>Brian Hunter, R</b> OBP: 0.280, SLG: 0.492										1	0	0	0	0	1	0									
<b>Damon Berryhill, S</b> OBP: 0.285, SLG: 0.385		0-3 K			2-3 K		0-0 SH FC5-2 1B		2-1 SH3 1B	3	0	1	0	0	2	0									
<b>Rafael Belliard, R</b> OBP: 0.257, SLG: 0.237										0	0	0	0	0	0	0									
<b>Greg Olson, R</b> OBP: 0.326, SLG: 0.344										1	0	1	0	0	0	0									
<b>Jeff Blauser, R</b> OBP: 0.330, SLG: 0.420			1-1 SH3-4 BB 1B		0-0 F9		0-0 FC FC5-2 SH FC7-5		0-0 SH3	3	2	1	0	0	0	1									
<b>Mark Lemke, S</b> OBP: 0.305, SLG: 0.324			4-2 1B SH3-4 BB		2-3 K		1-0 SH FC7-5 FC5-2		2-1 P6	2	1	0	0	1	1	1									
<b>Steve Avery, L</b> ERA: 3.02			1-2 SH3-4		0-2 CS		0-0 FC5-2		4-1 BB	0	0	0	0	0	0	0									
<b>Jeff Fassero, L</b> ERA: 2.82										1	0	1	0	0	0	0									
<b>Kent Mercker, L</b> ERA: 2.8										0	0	0	0	0	0	0									
<b>Marvin Freeman, R</b> ERA: 4.01										0	0	0	0	0	0	0									
<b>Ron Gant, R</b> ERA: 5.31										1	0	0	0	1	0	3									
<b>Inning Stats</b>	R: 0 E: 0 K: 1 S: 9	H: 0 LOB: 0 BB: 1 P: 14	R: 0 E: 0 K: 2 S: 7	H: 0 LOB: 0 BB: 0 P: 9	R: 3 E: 0 K: 0 S: 14	H: 4 LOB: 2 BB: 1 P: 25	R: 0 E: 0 K: 2 S: 7	H: 0 LOB: 0 BB: 0 P: 11	R: 0 E: 0 K: 0 S: 6	H: 0 LOB: 0 BB: 0 P: 11	R: 0 E: 0 K: 0 S: 6	H: 0 LOB: 0 BB: 0 P: 11	R: 1 E: 2 K: 0 S: 7	H: 1 LOB: 2 BB: 0 P: 10	R: 0 E: 0 K: 2 S: 10	H: 0 LOB: 0 BB: 0 P: 12	R: 0 E: 0 K: 0 S: 8	H: 1 LOB: 2 BB: 1 P: 16	1B: 7 2B: 0 3B: 0 HR: 0	SF: 0 SAC: 3 DP: 1 HBP: 0	WP: 0 PB: 0 SB: 0 CS: 1	PA: 37			
<b>PITCHER</b>	IP	WLS	BF	H	R	ER	SO	BB	IBB	HBP	BLK	WP	HR	S	P	ERA	WHIP								
<b>Dennis Martinez, R</b> ERA: 2.67	7.0	W	29	6	4	3	7	2	0	0	0	0	0	59	91	3.86	1.143								
<b>Jeff Fassero, L</b> ERA: 2.82	0.2		2	0	0	0	1	0	0	0	0	0	0	6	7	0.00	0.000								
<b>John Wetteland, R</b> ERA: 3.36	1.1	S	6	1	0	0	1	1	0	0	0	0	0	12	21	0.00	1.500								

AB	31
R	4
H	7
RBI	4
BB	3
SO	9
LOB	18





Batter	1	2	3	4	5	6	7	8	9	AB	R	H	RBI	BB	SO	LOB	TOP					
<b>Delino DeShields, L</b> OBP: 0.374, SLG: 0.415 <b>Tom Foley, L</b> OBP: 0.246, SLG: 0.233	0-2 P5		3-3 K			0-3 K		2-1 G4-3		3	0	0	0	0	2	0						
<b>Marquis Grissom, R</b> OBP: 0.324, SLG: 0.417	2-1 G4-3			1-2 E S 1B		0-0 1B FC4-6 2B		0-0 F9		4	1	2	0	0	0	0						
<b>Moises Alou, R</b> OBP: 0.329, SLG: 0.444	2-2 F9			1-2 L4		0-0 FC4-6 1B		1-0 FC3-6 1B		4	0	2	0	0	0	1						
<b>Larry Walker, L</b> OBP: 0.342, SLG: 0.498 <b>Darren Reed, R</b> OBP: 0.241, SLG: 0.388		0-3 K		0-3 K		0-0 FC4-6 1-2 3-H		1-3 K		3	0	0	1	0	2	2						
<b>Greg Colbrunn, R</b> OBP: 0.338, SLG: 0.418	2-2 F8 2B			4-0 BB		1-2 F7		0-2 FC3-6 1-2		3	0	1	0	1	0	2						
<b>Tim Lincecum, R</b> OBP: 0.303, SLG: 0.333	3-2 F8 2-3			2-3 K			1-0 F8		0-3 K	4	0	0	0	0	2	4						
<b>Spike Owen, S</b> OBP: 0.345, SLG: 0.401	1-0 F9				0-3 K		1-2 G2-3			3	0	0	0	0	1	1						
<b>Tim Laker, R</b> OBP: 0.231, SLG: 0.231 <b>Pete Young, R</b> OBP: 0.231, SLG: 0.231			1-3 K		1-3 K		0-3 K			3	0	0	0	0	3	0						
<b>Mark Gardner, R</b> OBP: 0.184, SLG: 0.182 <b>Sergio Valdez, R</b> OBP: 0.284, SLG: 0.298 <b>Darin Fletcher, L</b> OBP: 0.284, SLG: 0.298			1-2 G1-3		0-3 K			3-2 F7		1	0	0	0	0	0	0						
<b>Inning Stats</b>	R: 0 E: 0 K: 0 S: 8	H: 0 LOB: 0 BB: 0 P: 12	R: 0 E: 0 K: 1 S: 13	H: 1 LOB: 1 BB: 0 P: 19	R: 0 E: 0 K: 2 S: 10	H: 0 LOB: 0 BB: 0 P: 15	R: 0 E: 0 K: 2 S: 14	H: 1 LOB: 2 BB: 1 P: 22	R: 0 E: 0 K: 3 S: 9	H: 0 LOB: 0 BB: 0 P: 10	R: 1 E: 0 K: 1 S: 12	H: 2 LOB: 1 BB: 0 P: 13	R: 0 E: 0 K: 1 S: 7	H: 0 LOB: 0 BB: 0 P: 9	R: 0 E: 0 K: 0 S: 6	H: 0 LOB: 0 BB: 0 P: 11	R: 0 E: 0 K: 2 S: 10	H: 1 LOB: 1 BB: 0 P: 12	1B: 3 2B: 2 3B: 0 HR: 0	SF: 0 SAC: 0 DP: 0 HBP: 0	WP: 0 PB: 0 SB: 1 CS: 0	PA: 33
<b>PITCHER</b>	IP	WLS	BF	H	R	ER	SO	BB	IBB	HBP	BLK	WP	HR	S	P	ERA	WHIP					
<b>Pete Harnisch, R</b> ERA: 3.87 <b>Rob Murphy, L</b> ERA: 4.91	(1, 1) 8.0	W 29	4	1	1	1	10	1	0	0	0	0	0	79	111	1.12	0.625					
<b>PITCHER</b>	IP	WLS	BF	H	R	ER	SO	BB	IBB	HBP	BLK	WP	HR	S	P	ERA	WHIP					
<b>Pete Harnisch, R</b> ERA: 3.87 <b>Rob Murphy, L</b> ERA: 4.91	(9, 1) 1.0	4	1	0	0	0	2	0	0	0	0	0	0	10	12	0.00	1.000					

**Montreal Expos @ Houston Astros**  
Astrodome, Houston, TX  
Fri Aug 28 1992, 8:05 PM EDT  
Att: 10,629 - Dome - 70 F

AB	32
R	1
H	5
RBI	1
BB	1
SO	12
LOB	11



Batter	1	2	3	4	5	6	7	8	9	AB	R	H	RBI	BB	SO	LOB	BOTTOM					
<b>Craig Biggio, R</b> OBP: 0.384, SLG: 0.383	1-0 2B HBP			2-2 1B 1B		4-2 BB		0-1 F9		3	2	1	0	1	0	2						
<b>Steve Finley, L</b> OBP: 0.333, SLG: 0.384	2-1 5 1B 2B		3-2 CS 1B	1-0 5 BB 1B 1B		2-1 P6		0-0 G4-3 1B		5	1	4	3	0	0	1						
<b>Luis Gonzalez, L</b> OBP: 0.314, SLG: 0.421	1-2 L8		1-2 1B	2-0 5 BB 1B		1-0 F9		1-0 G4-3		5	0	2	2	0	0	4						
<b>5 Jeff Bagwell, R</b> OBP: 0.350, SLG: 0.405	3-2 2B 1B		0-1 F9	4-2 1B BB		2-2 G6-3		0-0 F8		4	1	1	1	1	0	3						
<b>Eric Anthony, L</b> OBP: 0.303, SLG: 0.407 <b>Gerald Young, S</b> OBP: 0.313, SLG: 0.224	1-1 F8 2B		3-3 K	1-3 K		4-1 S 1B BB				3	0	1	1	1	2	4						
<b>Ken Caminiti, S</b> OBP: 0.354, SLG: 0.434	2-1 F8			3-1 WP 2B		2-2 G4-3		2-2 1B		4	0	2	1	0	0	1						
<b>Andujar Cedeno, R</b> OBP: 0.289, SLG: 0.379	0-0 F9			2-3 K		1-2 G6-3				4	0	0	0	0	1	3						
<b>Eddie Taubensee, L</b> OBP: 0.273, SLG: 0.326		0-0 L8		4-2 1B BB		2-3 K		2-0 F9 1B 2B		3	2	1	0	1	1	0						
<b>Pete Harnisch, S</b> OBP: 0.170, SLG: 0.216 <b>Ernest Riles, L</b> OBP: 0.229, SLG: 0.242 <b>Rob Murphy, L</b> ERA: 3.98		0-1 G5-3		0-0 FC5-2-5 1B 1B		2-3 K		4-2 G4-3 1B		3	1	0	0	0	1	2						
<b>Inning Stats</b>	R: 3 E: 0 K: 0 S: 15	H: 3 LOB: 1 BB: 0 P: 24	R: 0 E: 0 K: 0 S: 5	H: 0 LOB: 0 BB: 0 P: 6	R: 0 E: 0 K: 1 S: 11	H: 2 LOB: 1 BB: 0 P: 18	R: 3 E: 0 K: 2 S: 25	H: 4 LOB: 3 BB: 2 P: 44	R: 0 E: 0 K: 1 S: 6	H: 0 LOB: 0 BB: 0 P: 11	R: 0 E: 0 K: 1 S: 10	H: 0 LOB: 1 BB: 1 P: 19	R: 1 E: 0 K: 0 S: 11	H: 1 LOB: 1 BB: 1 P: 19	R: 1 E: 0 K: 0 S: 8	H: 2 LOB: 2 BB: 1 P: 15	R: 1 E: 0 K: 0 S: 3	H: 1 LOB: 1 BB: 0 P: 12	1B: 8 2B: 4 3B: 0 HR: 0	SF: 0 SAC: 0 DP: 0 HBP: 1	WP: 1 PB: 0 SB: 1 CS: 1	PA: 40
<b>PITCHER</b>	IP	WLS	BF	H	R	ER	SO	BB	IBB	HBP	BLK	WP	HR	S	P	ERA	WHIP					
<b>Mark Gardner, R</b> ERA: 4.0 <b>Sergio Valdez, R</b> ERA: 2.25 <b>Pete Young, R</b> ERA: 3.98	(1, 1) 3.2	L 21	9	0	0	0	3	2	0	0	0	0	0	24	43	0.00	0.857					
<b>PITCHER</b>	IP	WLS	BF	H	R	ER	SO	BB	IBB	HBP	BLK	WP	HR	S	P	ERA	WHIP					
<b>Pete Young, R</b> ERA: 3.98	(7, 1) 2.0	10	3	2	2	0	0	2	0	0	0	0	0	19	34	9.00	2.500					

**Montreal Expos @ Houston Astros**  
Astrodome, Houston, TX  
Fri Aug 28 1992, 8:05 PM EDT  
Att: 10,629 - Dome - 70 F

AB	34
R	8
H	12
RBI	8
BB	5
SO	5
LOB	20





Batter	1	2	3	4	5	6	7	8	9	AB	R	H	RBI	BB	SO	LOB	TOP						
Marquis Grissom, R OBP: 0.324, SLG: 0.415 John Vander Wal, L OBP: 0.332, SLG: 0.366	0-1 P2		4-2 BB			0-0 P4	0-3 K			2	0	0	0	1	0	1							
Spike Owen, S OBP: 0.350, SLG: 0.404	1-1 FC5-4 1B		1-1 F7			1-0 2B SF8 1B		4-2 1B BB		3	1	2	0	1	0	1							
Moises Alou, R OBP: 0.331, SLG: 0.449	2-2 FC5-4 1-2			0-0 G5-3		0-1 1B		1-0 1B		4	0	2	1	0	0	1							
Larry Walker, L OBP: 0.341, SLG: 0.494	0-0 L8			0-1 G3-1		1-3 2B 3-H 4-1		0-0 1B		3	0	0	0	1	0	3							
Jerry Willard, L OBP: 0.313, SLG: 0.516 Greg Colbrunn, R OBP: 0.329, SLG: 0.412		1-2 F8		2-0 G4-3		0-0 SF8		1-3 K		2	0	0	0	0	0	0							
Tim Lincecum, R OBP: 0.301, SLG: 0.330 Sean Berry, R		0-2 G5-3			0-1 F7	2-2 P6		3-3 K		3	0	0	0	0	0	2							
Gary Carter, R OBP: 0.293, SLG: 0.325 Mel Rojas, R OBP: 0.083, SLG: 0.083 John Wetteland, R OBP: 0.200, SLG: 0.200 Darren Reed, R OBP: 0.239, SLG: 0.383		0-1 G5-3			2-1 F7		4-1 BB		0-0 P4	2	0	0	0	1	0	0	AB 31						
Tom Foley, L OBP: 0.241, SLG: 0.229 Jeff Fassero, L			1-0 G3		2-2 L7		3-3 K		0-1 F9	2	0	0	0	0	0	0	R 2						
Darrin Fletcher, L OBP: 0.281, SLG: 0.294			1-3 K			2-2 1B 2B 2B		0-3 K	2	2	0	0	0	0	0	0	H 5						
Brian Barnes, L OBP: 0.250, SLG: 0.217 Sergio Valdez, R Wil Cordero, R OBP: 0.344, SLG: 0.304								1-3 K	3	0	0	0	0	0	0	0	RBI 2						
										1	0	0	0	0	1	0	BB 4						
										3	1	1	0	0	2	1	SO 7						
																	LOB 15						
<b>Inning Stats</b>	R: 0 E: 0 K: 0 S: 8	H: 1 LOB: 1 BB: 0 P: 11	R: 0 E: 0 K: 0 S: 9	H: 0 LOB: 0 BB: 0 P: 10	R: 0 E: 0 K: 1 S: 10	H: 0 LOB: 1 BB: 1 P: 17	R: 0 E: 0 K: 0 S: 4	H: 0 LOB: 0 BB: 0 P: 6	R: 0 E: 0 K: 0 S: 7	H: 0 LOB: 0 BB: 0 P: 11	R: 2 E: 0 K: 0 S: 14	H: 3 LOB: 2 BB: 1 P: 23	R: 0 E: 0 K: 3 S: 10	H: 0 LOB: 1 BB: 1 P: 17	R: 0 E: 0 K: 2 S: 12	H: 1 LOB: 2 BB: 1 P: 21	R: 0 E: 0 K: 1 S: 7	H: 0 LOB: 0 BB: 0 P: 8	1B: 3 2B: 2 3B: 0 HR: 0	SF: 1 SAC: 0 DP: 0 HBP: 0	WP: 0 PB: 0 SB: 0 CS: 0	PA: 36	
<b>PITCHER</b>	IP	WLS	BF	H	R	ER	SO	BB	IBB	HBP	BLK	WP	HR	S	P	ERA	WHIP						
Jimmy Jones, R ERA: 3.92	5.1	W	22	4	2	2	1	2	0	0	0	0	0	46	70	3.38	1.125						
Rob Murphy, L ERA: 4.87	0.1		1	0	0	0	0	0	0	0	0	0	0	1	1	0.00	0.000						
Xavier Hernandez, R ERA: 2.12	2.1		10	1	0	0	5	2	0	0	0	0	0	27	45	0.00	1.286						
Doug Jones, R ERA: 2.1	1.0		3	0	0	0	1	0	0	0	0	0	0	7	8	0.00	0.000						

**Montreal Expos @ Houston Astros**  
Astrodome, Houston, TX  
Sat Aug 29 1992, 8:05 PM EDT  
Att: 16,657 - Dome - 70 F

AB	31
R	2
H	5
RBI	2
BB	4
SO	7
LOB	15



Batter	1	2	3	4	5	6	7	8	9	AB	R	H	RBI	BB	SO	LOB	BOTTOM					
Craig Biggio, R OBP: 0.385, SLG: 0.386 Eric Anthony, L OBP: 0.302, SLG: 0.406 Doug Jones, R	1-2 G3	1-0 2B		1-2 1B G3-1 1B		3-2 F8		0-0 F8		4	0	2	3	0	0	0						
Steve Finley, L OBP: 0.337, SLG: 0.384	4-1 BB	1-1 HR		0-1 G3-1		1-0 5 HBP		4-1 2B BB		2	3	1	0	2	0	2						
Ken Caminiti, S OBP: 0.357, SLG: 0.446	0-2 L5	3-2 HR		1-1 WP 1B		0-0 L5		2-1 2B		5	1	3	4	0	0	2						
5 Jeff Bagwell, R OBP: 0.347, SLG: 0.401	0-0 E5 1B	1-0 F8		2-3 3-H 1B		1-2 G5-3		2-1 F8		5	0	0	0	0	1	4						
Pete Incaviglia, R OBP: 0.316, SLG: 0.428 Gerald Young, S OBP: 0.313, SLG: 0.224	2-1 1B	2-3 K		1-3 K		0-1 S 2B				4	0	2	0	0	2	2						
Luis Gonzalez, L OBP: 0.310, SLG: 0.415	3-1 F8		0-0 G1-3		3-1 G1-3	2-3 K2-3				4	0	0	0	0	1	3						
Andujar Cedeno, R OBP: 0.295, SLG: 0.387		4-0 BLK 1B 2B BB	0-0 L7		1-1 2B	1-3 K		2-3 K		3	1	1	0	1	1	1	AB 34					
Eddie Taubensee, L OBP: 0.273, SLG: 0.325		2-1 BLK 2B 1B	2-3 K		2-2 F8	3-3 K				4	1	1	0	0	2	3	R 8					
Jimmy Jones, R OBP: 0.263, SLG: 0.152 Rob Murphy, L Xavier Hernandez, L Casey Candaele, S OBP: 0.256, SLG: 0.257		4-2 2B BB		4-2 G3-1 1B BB		1-3 K		1-3 K2-3		1	2	0	0	2	1	1	H 10					
										0	0	0	0	0	0	0	RBI 7					
										0	0	0	0	0	0	0	BB 5					
										1	0	0	0	0	1	0	SO 9					
																	LOB 18					
<b>Inning Stats</b>	R: 1 E: 1 K: 0 S: 13	H: 1 LOB: 2 BB: 1 P: 23	R: 5 E: 0 K: 1 S: 17	H: 4 LOB: 2 BB: 2 P: 35	R: 0 E: 0 K: 1 S: 5	H: 0 LOB: 0 BB: 0 P: 7	R: 1 E: 0 K: 2 S: 16	H: 2 LOB: 2 BB: 1 P: 24	R: 0 E: 0 K: 1 S: 10	H: 1 LOB: 1 BB: 0 P: 17	R: 0 E: 0 K: 0 S: 7	H: 0 LOB: 0 BB: 0 P: 12	R: 0 E: 0 K: 3 S: 12	H: 1 LOB: 2 BB: 0 P: 18	R: 1 E: 0 K: 1 S: 9	H: 1 LOB: 1 BB: 1 P: 18	1B: 5 2B: 4 3B: 0 HR: 1	SF: 0 SAC: 0 DP: 0 HBP: 1	WP: 1 PB: 0 SB: 3 CS: 0	PA: 40		
<b>PITCHER</b>	IP	WLS	BF	H	R	ER	SO	BB	IBB	HBP	BLK	WP	HR	S	P	ERA	WHIP					
Brian Barnes, L ERA: 2.89	1.1	L	12	5	6	5	0	3	0	0	1	0	0	26	51	33.75	6.000					
Sergio Valdez, R ERA: 2.38	2.2		11	2	1	1	4	1	0	0	0	1	0	25	38	3.38	1.125					
Jeff Fassero, L ERA: 2.74	2.0		8	1	0	0	1	0	0	1	0	0	0	17	29	0.00	0.500					
Mel Rojas, R ERA: 1.14	1.0		4	1	0	0	3	0	0	0	0	0	0	12	18	0.00	1.000					
John Wetteland, R ERA: 3.45	1.0		5	1	1	1	1	1	0	0	0	0	0	9	18	9.00	2.000					

**Montreal Expos @ Houston Astros**  
Astrodome, Houston, TX  
Sat Aug 29 1992, 8:05 PM EDT  
Att: 16,657 - Dome - 70 F

AB	34
R	8
H	10
RBI	7
BB	5
SO	9
LOB	18





Batter	1	2	3	4	5	6	7	8	9	AB	R	H	RBI	BB	SO	LOB	TOP			
Marquis Grissom, R OBP: 0.324, SLG: 0.414	(1, 8) K		(0, 0) F9 BB E 1B		(1, 0) G4-3		(0, 3) K			4	1	1	0	0	2	1	<b>Montreal Expos @ Houston Astros</b> Astrodome, Houston, TX Sun Aug 30 1992, 4:33 AM EDT Att: 14,939 - Dome - 70 F			
Spike Owen, S OBP: 0.354, SLG: 0.406	(1, 6) FC5-4 1B		(4, 0) S E BB		(1, 1) FC6 1B		(0, 1) F7			3	1	2	0	1	0	1				
Moises Alou, R OBP: 0.327, SLG: 0.442	(1, 7) FC5-4 1-2		(2, 1) F9 2-3		(0, 1) L8			(2, 0) P4		4	0	0	0	0	0	4				
Larry Walker, L OBP: 0.341, SLG: 0.492	(1, 9) G3		(3, 2) E1 1-H SF8 3-H 1B		(3, 1) FC6 1-2			(0, 1) G4-3		4	1	1	1	0	0	2				
Greg Colbrunn, R OBP: 0.325, SLG: 0.408			(0, 0) G4-6-3 PB 1B		(1, 1) SF8			(2, 2) G5-3		3	1	1	1	0	0	0				
Tom Foley, L OBP: 0.241, SLG: 0.229										0	0	0	0	0	0	0				
Sean Berry, R OBP: 0.200, SLG: 0.200			(2, 0) G4-6-3 1B		(0, 2) G5-3				(0, 0) F8	4	0	1	0	0	1	0				
Darrin Fletcher, L OBP: 0.275, SLG: 0.287			(2, 1) G4-6-3 1-2 2-3		(0, 1) F8				(0, 1) G3-1	4	0	0	0	0	0	2				
Wil Cordero, R OBP: 0.354, SLG: 0.305			(2, 0) PB HBP		(3, 2) P6			(2, 0) SH1-3 1B		3	0	1	0	0	1	0				
Ken Hill, R OBP: 0.263, SLG: 0.358			(1, 3) K 3-H		(2, 2) G4-3			(0, 0) SH1-3 1-2		2	0	0	0	0	1	1				
<b>Inning Stats</b>	R: 0 E: 0 K: 1 S: 9	H: 1 LOB: 0 BB: 0 P: 13	R: 1 E: 0 K: 1 S: 7	H: 2 LOB: 1 BB: 0 P: 14	R: 3 E: 1 K: 0 S: 11	H: 2 LOB: 0 BB: 1 P: 21	R: 0 E: 0 K: 0 S: 12	H: 0 LOB: 0 BB: 0 P: 17	R: 0 E: 0 K: 1 S: 11	H: 0 LOB: 1 BB: 0 P: 17	R: 0 E: 0 K: 1 S: 8	H: 1 LOB: 1 BB: 0 P: 10	R: 0 E: 0 K: 0 S: 6	H: 0 LOB: 0 BB: 0 P: 10	R: 0 E: 0 K: 1 S: 6	H: 0 LOB: 0 BB: 0 P: 7	1B: 7 2B: 0 3B: 0 HR: 0	SF: 1 SAC: 1 DP: 1 HBP: 1	WP: 0 PB: 1 SB: 1 CS: 0	PA: 35
<b>PITCHER</b>	IP WLS BF H R ER SO BB IBB HBP BLK WP HR S P ERA WHIP																			
Darryl Kile, R ERA: 4.5	(1, 1) 3.0 L 15 5 4 2 2 2 1 0 0 0 0 0 0 0 0 0 6.00 2.000																			
Willie Blair, R ERA: 3.69	(4, 1) 3.0 10 1 0 0 1 0 0 0 0 0 0 0 0 30 46 0.00 0.333																			
Al Osuna, L ERA: 3.73	(7, 1) 2.0 7 1 0 0 1 0 0 0 0 0 0 0 0 14 20 0.00 0.500																			
Joe Boever, R ERA: 2.72	(9, 1) 1.0 3 0 0 0 1 0 0 0 0 0 0 0 0 6 7 0.00 0.000																			

AB	31
R	4
H	7
RBI	2
BB	1
SO	5
LOB	11



Batter	1	2	3	4	5	6	7	8	9	AB	R	H	RBI	BB	SO	LOB	BOTTOM					
Craig Biggio, R OBP: 0.382, SLG: 0.383	(1, 4) G4-3		(1, 2) F9			(1, 1) F8			(0, 1) F8	4	0	0	0	0	0	1	<b>Montreal Expos @ Houston Astros</b> Astrodome, Houston, TX Sun Aug 30 1992, 4:33 AM EDT Att: 14,939 - Dome - 70 F					
Steve Finley, L OBP: 0.335, SLG: 0.383	(1, 8) G4-6-3 BB		(2, 2) F7			(0, 0) F9			(4, 1) BB	2	0	0	0	2	0	1						
Luis Gonzalez, L OBP: 0.306, SLG: 0.409	(1, 7) G4-6-3 1-2			(0, 0) B1-3		(0, 3) K			(0, 0) F7	4	0	0	0	0	1	2						
5 Jeff Bagwell, R OBP: 0.346, SLG: 0.402			(2, 1) K 2B		(0, 3) K			(1, 3) K		4	0	1	0	0	2	1						
Eric Anthony, L OBP: 0.300, SLG: 0.402			(1, 1) P6		(0, 3) K			(2, 2) P6		3	0	0	0	0	1	1						
Ken Caminiti, S OBP: 0.357, SLG: 0.446			(3, 2) L8		(2, 2) G3			(1, 2) K 1B		3	0	1	0	0	0	1						
Andujar Cedeno, R OBP: 0.289, SLG: 0.377			(2, 3) K		(3, 1) F8			(2, 3) K		3	0	0	0	0	2	2						
Eddie Taubensee, L OBP: 0.273, SLG: 0.329					(2, 2) K 2B			(1, 3) K		3	0	1	0	0	1	1						
Darryl Kile, R ERA: 4.5	(1, 1) 3.0 W 31 4 0 0 8 2 0 0 0 0 0 0 0 77 116 0.00 0.667																					
Juan Guantero, R ERA: 2.297	(3, PH) 0.0 0 0 0 0 0 0 0 0 0 0 0 0 0 0 0 0.00 0.000																					
Willie Blair, R ERA: 3.69	(4, 1) 3.0 10 1 0 0 1 0 0 0 0 0 0 0 0 30 46 0.00 0.333																					
Gerald Young, R ERA: 3.69	(5, PH) 0.0 0 0 0 0 0 0 0 0 0 0 0 0 0 0 0 0.00 0.000																					
Al Osuna, R ERA: 3.73	(7, 1) 2.0 7 1 0 0 1 0 0 0 0 0 0 0 0 14 20 0.00 0.500																					
Ernest Riles, L ERA: 2.20	(8, PH) 0.0 0 0 0 0 0 0 0 0 0 0 0 0 0 0 0 0.00 0.000																					
Joe Boever, R ERA: 2.72	(9, 1) 1.0 3 0 0 0 1 0 0 0 0 0 0 0 0 6 7 0.00 0.000																					
<b>Inning Stats</b>	R: 0 E: 0 K: 0 S: 5	H: 0 LOB: 0 BB: 1 P: 11	R: 0 E: 0 K: 1 S: 10	H: 1 LOB: 1 BB: 0 P: 18	R: 0 E: 0 K: 1 S: 12	H: 1 LOB: 1 BB: 0 P: 18	R: 0 E: 0 K: 2 S: 7	H: 0 LOB: 0 BB: 0 P: 7	R: 0 E: 0 K: 0 S: 8	H: 0 LOB: 0 BB: 0 P: 15	R: 0 E: 0 K: 0 S: 6	H: 0 LOB: 0 BB: 0 P: 7	R: 0 E: 0 K: 1 S: 7	H: 0 LOB: 0 BB: 0 P: 10	R: 0 E: 0 K: 2 S: 13	H: 2 LOB: 2 BB: 0 P: 17	R: 0 E: 0 K: 1 S: 9	H: 0 LOB: 1 BB: 1 P: 13	1B: 2 2B: 2 3B: 0 HR: 0	SF: 0 SAC: 0 DP: 1 HBP: 0	WP: 0 PB: 0 SB: 1 CS: 0	PA: 31
<b>PITCHER</b>	IP WLS BF H R ER SO BB IBB HBP BLK WP HR S P ERA WHIP																					
Ken Hill, R ERA: 2.67	(1, 1) 9.0 W 31 4 0 0 8 2 0 0 0 0 0 0 0 77 116 0.00 0.667																					

AB	29
R	0
H	4
RBI	0
BB	2
SO	8
LOB	11





Batter	1	2	3	4	5	6	7	8	9	AB	R	H	RBI	BB	SO	LOB	TOP											
Marquis Grissom, R OBP: 0.323, SLG: 0.412	(1, 8) G5-3		(1, 1) FC6-4		(0, 2) F7		(0, 1) 1B	(2, 2) G4-3		5	1	1	0	0	0	2												
Spike Owen, S OBP: 0.356, SLG: 0.411	(1, 6) G1-3			(0, 1) F8 HR	(4, 0) 1B HBP		(1, 1) G4-3		(0, 1) P4	4	3	2	1	1	0	0												
Moises Alou, R OBP: 0.328, SLG: 0.443	(1, 7) K			(1, 2) F8	(2, 2) 1B HBP		(1, 0) G4-3		(1, 2) 1B	4	0	1	0	0	1	2												
Larry Walker, L OBP: 0.346, SLG: 0.505		(2, 3) K		(0, 0) HR	(2, 1) 1B		(0, 0) 1B		(1, 0) 1B	5	2	4	5	0	1	0												
Tim Wallach, R OBP: 0.300, SLG: 0.327	(1, 5) G6-3			(1, 1) G3-1		(2, 2) L8		(4, 2) 1B	(0, 3) K	4	0	0	0	1	1	2												
Greg Colbrunn, R OBP: 0.329, SLG: 0.447	(1, 3) F8			(1, 0) HR		(3, 3) K		(3, 2) 1B	(2, 3) K	5	1	2	2	0	2	2												
Wil Cordero, R OBP: 0.362, SLG: 0.306			(3, 1) FC2-6	(3, 3) K		(4, 2) BB		(3, 3) K		3	0	1	0	1	2	2												
Tim Laker, R OBP: 0.235, SLG: 0.188			(1, 2) K		(4, 2) 1B HBP		(1, 3) K		(3, 2) F8	3	1	0	0	1	2	2												
Chris Nabholz, L OBP: 0.123, SLG: 0.143			(0, 2) FC2-6		(1, 3) K				(2, 3) K	2	0	0	0	0	1	2												
Mel Rojas, R OBP: 0.071, SLG: 0.071			(1, 2) FC6-4							2	0	0	0	0	2	0												
<b>Inning Stats</b>	R: 0 E: 0 K: 1 S: 6	H: 0 LOB: 0 BB: 0 P: 10	R: 0 E: 0 K: 1 S: 11	H: 0 LOB: 0 BB: 0 P: 16	R: 0 E: 0 K: 1 S: 10	H: 1 LOB: 1 BB: 0 P: 16	R: 3 E: 0 K: 1 S: 11	H: 3 LOB: 0 BB: 0 P: 17	R: 2 E: 0 K: 1 S: 12	H: 1 LOB: 2 BB: 1 P: 25	R: 0 E: 0 K: 2 S: 17	H: 0 LOB: 1 BB: 1 P: 27	R: 3 E: 0 K: 2 S: 20	H: 4 LOB: 2 BB: 1 P: 34	R: 0 E: 0 K: 1 S: 9	H: 0 LOB: 0 BB: 0 P: 16	R: 0 E: 0 K: 2 S: 12	H: 2 LOB: 2 BB: 0 P: 16	1B: 6 2B: 3 3B: 0 HR: 2	SF: 0 SAC: 0 DP: 0 HBP: 1	WP: 0 PB: 0 SB: 2 CS: 0	PA: 42						
<b>PITCHER</b>	IP	WLS	BF	H	R	ER	SO	BB	IBB	HBP	BLK	WP	HR	S	P	ERA	WHIP											
Tom Bolton, L ERA: 4.62	(1, 1) 5.0	L 22	5	5	5	5	5	2	0	0	0	0	0	2	50	84	9.00	1.400										
Dwayne Henry, R ERA: 3.29	(6, 1) 1.0	4	0	0	0	2	1	0	0	0	0	0	0	17	27	0.00	1.000											
Scott Bankhead, R ERA: 3.21	(7, 1) 1.0	8	4	3	3	2	1	0	0	0	0	0	0	20	34	27.00	5.000											
Scott Ruskin, L ERA: 4.27	(8, 1) 1.0	3	0	0	0	1	0	0	0	0	0	0	0	9	16	0.00	0.000											
Norm Charlton, L ERA: 3.04	(9, 1) 1.0	5	2	0	0	2	0	0	0	0	0	0	0	12	16	0.00	2.000											

**Montreal Expos @ Cincinnati Reds**  
Riverfront Stadium, Cincinnati, OH  
Mon Aug 31 1992, 7:05 PM EDT  
Att: 17,388 - Cloudy - 70 F

AB	37
R	8
H	11
RBI	8
BB	4
SO	12
LOB	14



Batter	1	2	3	4	5	6	7	8	9	AB	R	H	RBI	BB	SO	LOB	BOTTOM											
Bip Roberts, S OBP: 0.371, SLG: 0.387	(1, 4) G1-3		(0, 2) F9		(4, 0) 1B		(1, 1) G4-3		(1, 1) G4-3	4	1	0	0	1	0	1												
Reggie Sanders, R OBP: 0.356, SLG: 0.479	(1, 8) K		(2, 2) F9		(1, 2) BB		(1, 2) F9			4	0	1	0	0	1	1												
Barry Larkin, R OBP: 0.386, SLG: 0.458	(1, 6) G4-3			(3, 1) HR	(1, 1) BB		(3, 1) G4-3			4	1	2	1	0	0	0												
Glenn Braggs, R OBP: 0.329, SLG: 0.396		(1, 3) K		(1, 1) P4	(4, 1) BB			(1, 2) G1		3	0	0	0	1	1	1												
Chris Sabo, R OBP: 0.301, SLG: 0.432	(1, 5) FC5-4			(1, 1) HR	(1, 2) BB			(0, 0) HR		3	2	2	3	1	1	3												
Joe Oliver, R OBP: 0.316, SLG: 0.390	(1, 2) FC5-4			(0, 0) L9			(0, 0) G4-3		(1, 3) K	4	0	1	0	0	1	1												
Hal Morris, L OBP: 0.375, SLG: 0.420	(1, 3) G4-3			(2, 2) G5-3			(0, 1) F8		(1, 2) G1-3	4	0	0	0	0	0	2												
Norm Charlton, S OBP: 0.250, SLG: 0.250	(9, 1) G4-3									0	0	0	0	0	0	0												
Geronimo Berroa, R OBP: 0.375, SLG: 0.286	(1, 7) 1B				(3, 1) G6-3		(3, 2) G4-3		(2, 0) F7	2	0	1	0	0	0	0												
Paul O'Neill, L OBP: 0.363, SLG: 0.387	(6, PH) K				(1, 0) G5-3		(0, 2) F8		(0, 2) G6-3	2	0	0	0	0	0	1												
Tom Bolton, L ERA: 4.62	(1, 1) 5.0	L 22	5	5	5	5	5	2	0	0	0	0	0	2	50	83	9.00	1.714										
Cesar Hernandez, R ERA: 3.38	(5, PH) 1.0	W 15	2	1	1	2	0	0	0	0	0	0	0	1	36	53	2.08	0.462										
Dwayne Henry, R ERA: 3.29	(6, PH) 1.0																											
Jeff Brantley, L ERA: 3.21	(6, PH) 1.0																											
Scott Bankhead, R ERA: 3.21	(7, 1) 1.0																											
Scott Ruskin, R ERA: 4.27	(8, 1) 1.0																											
Scott Ruskin, R ERA: 4.27	(8, 1) 1.0																											
Bill Doran, S OBP: 0.325, SLG: 0.343	(9, 1) 1.0																											
<b>Inning Stats</b>	R: 0 E: 0 K: 1 S: 8	H: 0 LOB: 0 BB: 0 P: 13	R: 0 E: 0 K: 1 S: 8	H: 0 LOB: 1 BB: 1 P: 16	R: 0 E: 0 K: 1 S: 10	H: 1 LOB: 1 BB: 0 P: 14	R: 2 E: 0 K: 0 S: 11	H: 2 LOB: 0 BB: 0 P: 17	R: 1 E: 0 K: 1 S: 12	H: 2 LOB: 3 BB: 2 P: 29	R: 0 E: 0 K: 0 S: 10	H: 1 LOB: 1 BB: 0 P: 13	R: 0 E: 0 K: 0 S: 7	H: 0 LOB: 0 BB: 0 P: 12	R: 1 E: 0 K: 1 S: 10	H: 1 LOB: 0 BB: 0 P: 13	R: 0 E: 0 K: 0 S: 6	H: 0 LOB: 0 BB: 0 P: 9	1B: 4 2B: 1 3B: 0 HR: 2	SF: 0 SAC: 0 DP: 0 HBP: 0	WP: 0 PB: 0 SB: 0 CS: 0	PA: 37						
<b>PITCHER</b>	IP	WLS	BF	H	R	ER	SO	BB	IBB	HBP	BLK	WP	HR	S	P	ERA	WHIP											
Chris Nabholz, L ERA: 3.38	(1, 1) 4.2	W 15	2	1	1	2	0	0	0	0	0	0	1	36	53	2.08	0.462											
Mel Rojas, R ERA: 1.19	(5, 1) 4.1																											

**Montreal Expos @ Cincinnati Reds**  
Riverfront Stadium, Cincinnati, OH  
Mon Aug 31 1992, 7:05 PM EDT  
Att: 17,388 - Cloudy - 70 F

AB	34
R	4
H	7
RBI	4
BB	3
SO	5
LOB	12









Batter	1	2	3	4	5	6	7	8	9	AB	R	H	RBI	BB	SO	LOB	TOP					
Marquis Grissom, R OBP: 0.326, SLG: 0.419										5	3	3	0	0	0	0						
Spike Owen, S OBP: 0.361, SLG: 0.408										4	1	1	1	1	0	1						
Moises Alou, R OBP: 0.324, SLG: 0.434										5	0	0	1	0	1	4						
Larry Walker, L OBP: 0.353, SLG: 0.512										4	1	3	2	1	0	0						
Greg Colbrunn, R OBP: 0.341, SLG: 0.452										5	0	2	0	0	0	5						
Darin Fletcher, L OBP: 0.277, SLG: 0.290										2	0	1	1	0	1	0						
John Wetteland, R OBP: 0.200, SLG: 0.200										1	0	0	0	0	0	1						
Tim Wallach, R OBP: 0.298, SLG: 0.325										4	0	0	0	0	1	5						
Wil Cordero, R OBP: 0.347, SLG: 0.294										2	0	0	0	0	0	0						
Jerry Willard, L OBP: 0.303, SLG: 0.500										1	0	0	0	0	1	1						
Tom Foley, L OBP: 0.248, SLG: 0.236										1	1	1	0	0	0	0						
Mark Gardner, R OBP: 0.176, SLG: 0.174										2	0	0	0	0	0	0						
Tim Laker, R OBP: 0.263, SLG: 0.222										2	1	1	0	0	0	1						
<b>Inning Stats</b>	R: 1 E: 0 K: 0 S: 11	H: 2 LOB: 1 BB: 0 P: 17	R: 0 E: 0 K: 1 S: 6	H: 0 LOB: 0 BB: 0 P: 12	R: 0 E: 0 K: 0 S: 8	H: 0 LOB: 0 BB: 0 P: 11	R: 1 E: 0 K: 0 S: 12	H: 2 LOB: 1 BB: 1 P: 22	R: 0 E: 0 K: 1 S: 7	H: 0 LOB: 0 BB: 0 P: 11	R: 0 E: 0 K: 1 S: 7	H: 0 LOB: 0 BB: 0 P: 11	R: 0 E: 0 K: 2 S: 10	H: 1 LOB: 1 BB: 0 P: 15	R: 3 E: 2 K: 0 S: 14	H: 4 LOB: 2 BB: 0 P: 23	R: 2 E: 0 K: 0 S: 9	H: 3 LOB: 2 BB: 1 P: 15	1B: 11 2B: 1 3B: 0 HR: 0	SF: 0 SAC: 1 DP: 0 HBP: 0	WP: 0 PB: 0 SB: 1 CS: 2	PA: 41
<b>PITCHER</b>	IP WLS BF H R ER SO BB IBB HBP BLK WP HR S P ERA WHIP	7.0 L 26 5 2 2 4 1 0 0 0 0 0 61 99 2.57 0.857	0.1 L 5 4 3 1 0 0 0 0 0 0 0 9 16 27.00 12.000	1.1 S 8 2 2 2 0 1 0 0 0 0 0 12 20 13.50 2.250	0.1 S 2 1 0 0 0 0 0 0 0 0 0 2 2 0.00 3.000																	

**Montreal Expos @ Cincinnati Reds**  
Riverfront Stadium, Cincinnati, OH  
Wed Sep 02 1992, 7:05 PM EDT  
Att: 14,382 - Cloudy - 74 F

AB	38
R	7
H	12
RBI	5
BB	2
SO	4
LOB	18



Batter	1	2	3	4	5	6	7	8	9	AB	R	H	RBI	BB	SO	LOB	BOTTOM					
Bip Roberts, S OBP: 0.370, SLG: 0.384										4	2	1	0	1	0	3						
Dave Martinez, L OBP: 0.321, SLG: 0.328										4	0	2	1	0	1	2						
Barry Larkin, R OBP: 0.384, SLG: 0.455										4	1	1	0	0	1	3						
Hal Morris, L OBP: 0.366, SLG: 0.420										4	0	3	1	0	1	1						
Paul O'Neill, L OBP: 0.359, SLG: 0.380										4	0	0	0	0	0	3						
Willie Greene, L OBP: 0.625, SLG: 0.714										3	0	1	0	1	1	1						
Joe Oliver, R OBP: 0.315, SLG: 0.390										4	0	0	0	0	0	3						
Reggie Sanders, R OBP: 0.356, SLG: 0.476										3	0	1	0	1	2	0						
Jose Rijo, R OBP: 0.196, SLG: 0.232										1	0	0	0	0	1	0						
Norm Charlton, S OBP: 0.250, SLG: 0.250										0	0	0	0	0	0	0						
Dwayne Henry, R OBP: 0.250, SLG: 0.250										0	0	0	0	0	0	0						
Scott Ruskin, R OBP: 0.317, SLG: 0.368										1	0	0	0	0	0	0						
<b>Inning Stats</b>	R: 1 E: 0 K: 1 S: 16	H: 1 LOB: 1 BB: 1 P: 27	R: 0 E: 1 K: 0 S: 12	H: 0 LOB: 2 BB: 2 P: 21	R: 0 E: 0 K: 1 S: 9	H: 0 LOB: 0 BB: 0 P: 16	R: 0 E: 0 K: 1 S: 13	H: 0 LOB: 0 BB: 0 P: 18	R: 0 E: 0 K: 0 S: 10	H: 1 LOB: 1 BB: 0 P: 11	R: 0 E: 0 K: 1 S: 7	H: 1 LOB: 1 BB: 0 P: 9	R: 0 E: 0 K: 0 S: 10	H: 1 LOB: 1 BB: 0 P: 15	R: 1 E: 0 K: 1 S: 8	H: 3 LOB: 1 BB: 0 P: 11	R: 0 E: 0 K: 1 S: 8	H: 0 LOB: 0 BB: 0 P: 11	1B: 8 2B: 1 3B: 0 HR: 0	SF: 0 SAC: 2 DP: 1 HBP: 0	WP: 0 PB: 1 SB: 1 CS: 1	PA: 37
<b>PITCHER</b>	IP WLS BF H R ER SO BB IBB HBP BLK WP HR S P ERA WHIP	6.1 W 27 6 2 2 5 3 0 0 0 0 0 72 107 2.84 1.421	1.1 W 6 3 1 1 1 0 0 0 0 0 0 13 20 6.75 2.250	1.1 S 4 0 0 0 0 1 0 0 0 0 0 10 13 0.00 0.000																		

**Montreal Expos @ Cincinnati Reds**  
Riverfront Stadium, Cincinnati, OH  
Wed Sep 02 1992, 7:05 PM EDT  
Att: 14,382 - Cloudy - 74 F

AB	32
R	3
H	9
RBI	2
BB	3
SO	7
LOB	16





Batter	1	2	3	4	5	6	7	8	9	AB	R	H	RBI	BB	SO	LOB	TOP									
<b>Delino DeShields, L</b> OBP: 0.374, SLG: 0.411 (1, 4)	F7	2B		G1-3		FC5-4		F8-4-3	G6-3	4	1	0	0	2	0	3	<b>Montreal Expos @ Atlanta Braves</b> Atlanta-Fulton County Stadium, Atlanta, GA Thu Sep 03 1992, 7:05 PM EDT Att: 27,824 - Cloudy - 83 F									
<b>Marquis Grissom, R</b> OBP: 0.326, SLG: 0.423 (1, 8)	1B	2B		G6-3		K		F8-4-3		5	2	2	2	0	1	2										
<b>Moises Alou, R</b> OBP: 0.301, SLG: 0.435 <b>John Vander Wal, L</b> OBP: 0.332, SLG: 0.366 (9, 7)	G6-3	1B				FC6-4			FC6-4	4	0	2	1	1	0	2										
<b>Larry Walker, L</b> OBP: 0.354, SLG: 0.510 (1, 9)	1B	F8		PO		K			FC6-4	5	2	2	1	0	1	2										
<b>Greg Colbrunn, R</b> OBP: 0.337, SLG: 0.443 <b>Wil Cordero, R</b> OBP: 0.355, SLG: 0.304 (9, 6)	1B			G6-3		G6-3			1B	4	0	1	1	0	1	1										
<b>Spike Owen, S</b> OBP: 0.395, SLG: 0.406 <b>Tom Foley, L</b> OBP: 0.248, SLG: 0.236 (9, 3)	G3-1			E5		HR			1B	2	2	0	0	3	0	1										
<b>Tim Wallach, R</b> OBP: 0.301, SLG: 0.336 <b>Sean Berry, R</b> OBP: 0.222, SLG: 0.222 (9, 5)		F8		2B		HR			2B	5	1	3	3	0	1	2										
<b>Gary Carter, R</b> OBP: 0.294, SLG: 0.333 <b>Tim Laker, R</b> OBP: 0.263, SLG: 0.222 (9, 2)		2B		G5-3		K			1B	0	0	0	0	0	0	0										
<b>Brian Barnes, L</b> OBP: 0.259, SLG: 0.231 <b>Kent Bottenfield, R</b> (6, 1)		K		K					G1-3	3	0	1	0	0	2	2										
<b>Inning Stats</b>	R: 2 E: 0 K: 0 S: 11	H: 3 LOB: 1 BB: 0 P: 20	R: 3 E: 0 K: 1 S: 13	H: 3 LOB: 1 BB: 1 P: 20	R: 1 E: 1 K: 1 S: 16	H: 1 LOB: 1 BB: 0 P: 23	R: 0 E: 0 K: 0 S: 7	H: 0 LOB: 0 BB: 1 P: 14	R: 2 E: 0 K: 1 S: 10	H: 1 LOB: 0 BB: 0 P: 17	R: 0 E: 0 K: 1 S: 9	H: 1 LOB: 1 BB: 0 P: 14	R: 0 E: 0 K: 3 S: 14	H: 1 LOB: 2 BB: 1 P: 24	R: 0 E: 0 K: 1 S: 9	H: 0 LOB: 0 BB: 1 P: 15		R: 3 E: 0 K: 0 S: 21	H: 4 LOB: 2 BB: 1 P: 35	1B: 8 2B: 6 3B: 0 HR: 1	SF: 0 SAC: 0 DP: 1 HBP: 0	WP: 2 PB: 0 SB: 2 CS: 0	PA: 47			
<b>PITCHER</b>	IP	WLS	BF	H	R	ER	SO	BB	IBB	HBP	BLK	WP	HR	S	P	ERA		WHIP								
<b>Charlie Leibrandt, L</b> ERA: 3.45 <b>Randy St. Claire, R</b> ERA: 4.5 <b>Marvin Freeman, R</b> ERA: 3.78 <b>Kent Mercker, L</b> ERA: 3.18	2.1	L	16	7	6	5	1	1	0	0	1	0	0	33	53	19.29		3.429								

Batter	1	2	3	4	5	6	7	8	9	AB	R	H	RBI	BB	SO	LOB	BOTTOM									
<b>Otis Nixon, S</b> OBP: 0.366, SLG: 0.384 <b>Kent Mercker, L</b> (8, 1)	K		L5			BB			F7	4	1	1	0	0	1	1	<b>Montreal Expos @ Atlanta Braves</b> Atlanta-Fulton County Stadium, Atlanta, GA Thu Sep 03 1992, 7:05 PM EDT Att: 27,824 - Cloudy - 83 F									
<b>Ron Gant, R</b> OBP: 0.324, SLG: 0.400 (1, 8)	F7		1B			BB				3	0	2	0	1	0	0										
<b>David Justice, L</b> OBP: 0.353, SLG: 0.418 (9, PH)										1	0	0	0	0	0	2										
<b>Terry Pendleton, S</b> OBP: 0.340, SLG: 0.472 <b>Jeff Treadway, L</b> OBP: 0.276, SLG: 0.290 (7, 4)	P8		G5-3			BB			L9	2	0	0	0	1	0	1										
<b>Lonnie Smith, R</b> OBP: 0.322, SLG: 0.458 (1, 7)		G5-4-3		G6-3		F9			F8	4	1	1	0	0	0	4										
<b>Brian Hunter, R</b> OBP: 0.272, SLG: 0.485 (1, 3)		G5-4-3		F8		SF8			FC6-4	2	0	0	1	1	0	1										
<b>Greg Olson, R</b> OBP: 0.316, SLG: 0.333 (1, 2)		G5-4-3		P3		F9			G6-3	4	0	0	0	0	0	4										
<b>Mark Lemke, S</b> OBP: 0.311, SLG: 0.324 (7, 5)		1B				F7			G3-1	4	0	1	1	0	0	0										
<b>Rafael Bellard, R</b> OBP: 0.333, SLG: 0.344 <b>Randy St. Claire, R</b> OBP: 0.333, SLG: 0.333 <b>Marvin Freeman, R</b> OBP: 0.300, SLG: 0.300 <b>Tommy Gregg, L</b> OBP: 0.267, SLG: 0.250 (8, 9)		F9				G5-3			F8	1	0	0	0	0	0	1										
<b>Charlie Leibrandt, R</b> OBP: 0.106, SLG: 0.109 <b>Vinny Castilla, R</b> OBP: 0.500, SLG: 0.333 (3, 6)				K		F8			HBP	0	0	0	0	0	0	0										
<b>Inning Stats</b>	R: 0 E: 0 K: 1 S: 9	H: 0 LOB: 0 BB: 0 P: 13	R: 1 E: 0 K: 0 S: 12	H: 2 LOB: 1 BB: 1 P: 19	R: 0 E: 0 K: 1 S: 12	H: 1 LOB: 1 BB: 0 P: 15	R: 0 E: 0 K: 0 S: 6	H: 0 LOB: 0 BB: 0 P: 11	R: 0 E: 0 K: 0 S: 5	H: 0 LOB: 0 BB: 0 P: 8	R: 1 E: 0 K: 0 S: 10	H: 1 LOB: 2 BB: 2 P: 18	R: 0 E: 0 K: 0 S: 10	H: 1 LOB: 1 BB: 0 P: 15	R: 0 E: 0 K: 0 S: 9	H: 1 LOB: 0 BB: 0 P: 16		R: 0 E: 0 K: 0 S: 12	H: 1 LOB: 2 BB: 0 P: 17	1B: 7 2B: 0 3B: 0 HR: 0	SF: 1 SAC: 0 DP: 1 HBP: 1	WP: 0 PB: 0 SB: 0 CS: 0	PA: 37			
<b>PITCHER</b>	IP	WLS	BF	H	R	ER	SO	BB	IBB	HBP	BLK	WP	HR	S	P	ERA		WHIP								
<b>Brian Barnes, L</b> ERA: 2.93 <b>Kent Bottenfield, R</b> ERA:	5.0	W	21	4	2	2	2	3	0	0	1	0	0	48	78	3.60		1.400								









Batter	1	2	3	4	5	6	7	8	9	AB	R	H	RBI	BB	SO	LOB	TOP			
<b>Craig Biggio, R</b> OBP: 0.389, SLG: 0.386 (1, 4)	G5-3		5 1B BB BB	S BB		F8		G6-3		3	1	0	0	2	0	2				
<b>Steve Finley, L</b> OBP: 0.343, SLG: 0.380 (1, 8)	1B		5 1B BB BB	G4-3			HR BB	G5-3		4	2	2	0	1	0	1				
<b>Ken Caminiti, S</b> OBP: 0.362, SLG: 0.472 (1, 5)	K		L8		F8		HR	K		5	1	1	2	0	2	3				
<b>5 Jeff Bagwell, R</b> OBP: 0.349, SLG: 0.407 (1, 3)	K		1B BB E 1B		F8		K	G6-3		5	1	2	0	0	2	1				
<b>Pete Incaviglia, R</b> OBP: 0.317, SLG: 0.426 (1, 7)			E BB	G5-3			F9			3	0	0	1	1	1	1				
<b>Eric Anthony, L</b> OBP: 0.304, SLG: 0.406 <b>Gerald Young, S</b> OBP: 0.301, SLG: 0.219 (7, 9)	FC6-4 1B		E3 1B		P2		K			4	0	2	1	0	1	1				
<b>Andujar Cedeno, R</b> OBP: 0.289, SLG: 0.338 (1, 6)	FC6-4 1-2		F7			G6-3		K		4	0	0	0	0	1	3				
<b>Scott Servais, R</b> OBP: 0.254, SLG: 0.233 (1, 2)	G6-3			L1		SH1-4 BB		SH1-3 1B		3	0	1	0	1	0	1				
<b>Darryl Kile, R</b> OBP: 0.192, SLG: 0.087 <b>Rob Mallicoat, L</b> <b>Doug Jones, R</b> (9, 1)			F8		G6-3		SH1-4	SH1-3		2	0	0	0	0	0	0				
<b>Inning Stats</b>	R: 0 E: 0 K: 2 S: 11	H: 1 LOB: 1 BB: 0 P: 16	R: 0 E: 0 K: 1 S: 9	H: 1 LOB: 1 BB: 0 P: 16	R: 3 E: 1 K: 0 S: 21	H: 3 LOB: 2 BB: 2 P: 33	R: 0 E: 0 K: 0 S: 4	H: 0 LOB: 1 BB: 1 P: 11	R: 0 E: 0 K: 0 S: 8	H: 0 LOB: 1 BB: 1 P: 14	R: 2 E: 0 K: 2 S: 14	H: 1 LOB: 0 BB: 1 P: 28	R: 0 E: 0 K: 1 S: 8	H: 1 LOB: 1 BB: 0 P: 12	R: 0 E: 0 K: 1 S: 8	H: 0 LOB: 0 BB: 1 P: 11	1B: 6 2B: 1 3B: 0 HR: 1	SF: 0 SAC: 2 DP: 0 HBP: 0	WP: 0 PB: 0 SB: 2 CS: 0	PA: 40
<b>PITCHER</b>	IP WLS BF H R ER SO BB IBB HBP BLK WP HR S P ERA WHIP																			
<b>Chris Nabholz, L</b> ERA: 3.38 <b>Sergio Valdez, R</b> ERA: 2.66 <b>Doug Simons, L</b> ERA: 60.75 <b>Gil Heredia, R</b> ERA: 5.23 <b>Bill Krueger, L</b> ERA: 4.27	(1, 1)	5.0 L 24 6 3 2 3 3 0 0 0 0 0 0 53 88 3.60 1.800	(6, 1)	1.0 5 0 1 1 0 2 0 0 0 0 0 0 11 21 9.00 2.000	(7, 1)	1.0 4 1 1 1 2 0 0 0 0 0 0 1 11 21 9.00 1.000	(8, 1)	1.0 4 1 0 0 1 0 0 0 0 0 0 0 8 12 0.00 1.000	(9, 1)	1.0 3 0 0 0 1 0 0 0 0 0 0 0 8 11 0.00 0.000										

Houston Astros @ Montreal Expos  
Olympic Stadium, Montreal, QB  
Sat Sep 05 1992, 7:05 PM EDT  
Att: 28,143 - Dome - 70 F

AB	33
R	5
H	8
RBI	4
BB	5
SO	7
LOB	13



Batter	1	2	3	4	5	6	7	8	9	AB	R	H	RBI	BB	SO	LOB	BOTTOM					
<b>Delino DeShields, L</b> OBP: 0.370, SLG: 0.407 (1, 4)	G3		L6		K			P6		4	0	0	0	0	1	1						
<b>Marquis Grissom, R</b> OBP: 0.326, SLG: 0.421 (1, 8)	2B 1B		G5-3			F8		F8		4	1	1	0	0	0	1						
<b>Moises Alou, R</b> OBP: 0.326, SLG: 0.433 (1, 7)	G3 1H 2B		P4			FC6-4 1B		F7		4	0	2	1	0	0	1						
<b>Larry Walker, L</b> OBP: 0.356, SLG: 0.519 (1, 9)	G3			G5-3 1B		FC6-4 1-2		1B 2B		4	1	2	0	0	0	2						
<b>Darrin Fletcher, L</b> OBP: 0.279, SLG: 0.293 <b>Ivan Calderon, R</b> OBP: 0.239, SLG: 0.393 <b>Jerry Willard, L</b> OBP: 0.294, SLG: 0.485 (9, PH)	FC5-4 BB		F8		G6-3			F7		2	0	0	0	1	0	2						
<b>Tim Wallach, R</b> OBP: 0.302, SLG: 0.335 (1, 3)	FC5-4		G5-3			K				4	0	1	1	0	1	3						
<b>Spike Owen, S</b> OBP: 0.351, SLG: 0.401 <b>Gil Heredia, R</b> OBP: 0.167, SLG: 0.167 <b>Bill Krueger, L</b> <b>Bret Barberie, S</b> OBP: 0.353, SLG: 0.288 (9, PH)	G3		G3		G4-3		P5		K	3	0	0	0	0	0	1						
<b>Sean Berry, R</b> OBP: 0.188, SLG: 0.188 (1, 5)			B3-6-4 1B		G6-3		F9		G3	4	0	1	0	0	0	1						
<b>Chris Nabholz, L</b> OBP: 0.121, SLG: 0.140 <b>John Vander Wal, L</b> OBP: 0.330, SLG: 0.364 <b>Sergio Valdez, R</b> <b>Doug Simons, L</b> <b>Wil Cordero, R</b> OBP: 0.364, SLG: 0.304 (8, 6)	B3-6-4		G6-3					BB		1	0	0	0	0	0	1						
<b>Inning Stats</b>	R: 1 E: 0 K: 0 S: 8	H: 2 LOB: 2 BB: 1 P: 16	R: 0 E: 0 K: 0 S: 7	H: 1 LOB: 0 BB: 0 P: 11	R: 0 E: 0 K: 0 S: 6	H: 0 LOB: 0 BB: 0 P: 11	R: 0 E: 0 K: 0 S: 6	H: 1 LOB: 1 BB: 0 P: 13	R: 0 E: 0 K: 1 S: 10	H: 0 LOB: 0 BB: 0 P: 17	R: 0 E: 1 K: 0 S: 9	H: 1 LOB: 1 BB: 0 P: 16	R: 0 E: 0 K: 1 S: 13	H: 0 LOB: 0 BB: 0 P: 20	R: 0 E: 0 K: 0 S: 8	H: 0 LOB: 1 BB: 1 P: 16	R: 1 E: 0 K: 1 S: 14	H: 2 LOB: 1 BB: 0 P: 22	1B: 5 2B: 2 3B: 0 HR: 0	SF: 0 SAC: 0 DP: 1 HBP: 0	WP: 0 PB: 0 SB: 0 CS: 0	PA: 35
<b>PITCHER</b>	IP WLS BF H R ER SO BB IBB HBP BLK WP HR S P ERA WHIP																					
<b>Darryl Kile, R</b> ERA: 4.22 <b>Rob Mallicoat, L</b> ERA: 6.85 <b>Doug Jones, R</b> ERA: 2.03	(1, 1)	8.0 W 30 5 1 1 2 2 0 0 0 0 0 0 67 120 1.12 0.875	(9, 1)	0.0 1 1 1 1 0 0 0 0 0 0 0 0 3 6 ∞ ∞	(9, 1)	1.0 4 1 0 0 1 0 0 0 0 0 0 0 11 16 0.00 1.000																

Houston Astros @ Montreal Expos  
Olympic Stadium, Montreal, QB  
Sat Sep 05 1992, 7:05 PM EDT  
Att: 28,143 - Dome - 70 F

AB	33
R	2
H	7
RBI	2
BB	2
SO	3
LOB	15





Batter	1	2	3	4	5	6	7	8	9	AB	R	H	RBI	BB	SO	LOB	TOP					
<b>Craig Biggio, R</b> OBP: 0.390, SLG: 0.387										3	0	1	0	1	0	1						
<b>Steve Finley, L</b> OBP: 0.341, SLG: 0.377										4	0	0	1	0	0	2						
<b>Luis Gonzalez, L</b> OBP: 0.301, SLG: 0.409										4	0	0	0	0	1	2						
<b>5 Jeff Bagwell, R</b> OBP: 0.348, SLG: 0.405										3	0	0	0	1	1	1						
<b>Eric Anthony, L</b> OBP: 0.304, SLG: 0.405										3	1	1	0	0	2	0						
<b>Gerald Young, S</b> OBP: 0.297, SLG: 0.215										1	0	0	0	0	0	1						
<b>Ken Caminiti, S</b> OBP: 0.383, SLG: 0.472										4	1	2	0	0	1	2						
<b>Andujar Cedeno, R</b> OBP: 0.164, SLG: 0.204										4	0	0	0	0	2	4						
<b>Doug Jones, R</b> OBP: 0.278, SLG: 0.302										0	0	0	0	0	0	0						
<b>Eddie Taubensee, L</b> OBP: 0.280, SLG: 0.325										3	0	1	0	0	2	2						
<b>Butch Henry, L</b> OBP: 0.164, SLG: 0.204										2	0	1	2	0	0	0						
<b>Xavier Hernandez, L</b> OBP: 0.278, SLG: 0.302										1	1	0	0	0	0	1						
<b>Rob Murphy, L</b> OBP: 0.278, SLG: 0.302										0	0	0	0	0	0	0						
<b>Rafael Ramirez, R</b> OBP: 0.278, SLG: 0.302										0	0	0	0	0	0	0						
<b>Inning Stats</b>	R: 0 E: 0 K: 1 S: 12	H: 0 LOB: 1 BB: 1 P: 22	R: 2 E: 0 K: 2 S: 19	H: 3 LOB: 1 BB: 0 P: 29	R: 0 E: 0 K: 0 S: 6	H: 0 LOB: 0 BB: 0 P: 8	R: 0 E: 0 K: 2 S: 12	H: 1 LOB: 0 BB: 0 P: 16	R: 0 E: 0 K: 1 S: 10	H: 0 LOB: 0 BB: 0 P: 12	R: 0 E: 0 K: 0 S: 8	H: 0 LOB: 0 BB: 0 P: 14	R: 0 E: 0 K: 1 S: 9	H: 0 LOB: 0 BB: 0 P: 15	R: 1 E: 0 K: 1 S: 14	H: 2 LOB: 1 BB: 0 P: 18	R: 0 E: 1 K: 1 S: 10	H: 0 LOB: 1 BB: 1 P: 17	1B: 5 2B: 1 3B: 0 HR: 0	SF: 0 SAC: 0 DP: 0 HBP: 0	WP: 0 PB: 0 SB: 3 CS: 1	PA: 34
<b>PITCHER</b>	IP WLS BF H R ER SO BB IBB HBP BLK WP HR S P ERA WHIP																					
<b>Dennis Martinez, R</b> ERA: 2.69	7.1 L 28 6 3 3 7 1 0 0 0 0 0 0 86 129 3.68 0.955																					
<b>Jeff Fassero, L</b> ERA: 2.78	0.2 2 0 0 0 1 0 0 0 0 0 0 0 4 5 0.00 0.000																					
<b>Mel Rojas, R</b> ERA: 1.15	1.0 4 0 0 0 1 1 0 0 0 0 0 0 10 17 0.00 1.000																					

Houston Astros @ Montreal Expos  
Olympic Stadium, Montreal, QB  
Sun Sep 06 1992, 3:33 AM EDT  
Att: 33,311 - Dome - 70 F

AB 32  
R 3  
H 6  
RBI 3  
BB 2  
SO 9  
LOB 16



Batter	1	2	3	4	5	6	7	8	9	AB	R	H	RBI	BB	SO	LOB	BOTTOM					
<b>Delino DeShields, L</b> OBP: 0.388, SLG: 0.404										4	0	0	0	0	1	2						
<b>Mel Rojas, R</b> OBP: 0.071, SLG: 0.071										0	0	0	0	0	0	0						
<b>Marquis Grissom, R</b> OBP: 0.324, SLG: 0.418										4	0	0	0	0	0	1						
<b>Ivan Calderon, R</b> OBP: 0.240, SLG: 0.409										4	0	1	0	0	0	1						
<b>Larry Walker, L</b> OBP: 0.353, SLG: 0.515										4	0	0	0	0	1	1						
<b>Greg Colbrunn, R</b> OBP: 0.330, SLG: 0.433										2	0	0	0	0	0	0						
<b>John Vander Wal, L</b> OBP: 0.329, SLG: 0.362										1	0	0	0	0	0	0						
<b>Tom Foley, L</b> OBP: 0.248, SLG: 0.236										0	0	0	0	0	0	0						
<b>Moises Alou, R</b> OBP: 0.325, SLG: 0.432										1	0	0	0	0	0	1						
<b>Spike Owen, S</b> OBP: 0.381, SLG: 0.410										3	1	1	1	0	1	0						
<b>Tim Wallach, R</b> OBP: 0.302, SLG: 0.337										3	0	1	0	0	0	0						
<b>Gary Carter, R</b> OBP: 0.292, SLG: 0.331										2	0	0	0	0	1	1						
<b>Bret Barberie, S</b> OBP: 0.356, SLG: 0.288										0	0	0	0	1	0	0						
<b>Dennis Martinez, R</b> OBP: 0.203, SLG: 0.203										2	0	1	0	0	0	0						
<b>Jeff Fassero, L</b> ERA: 4.62										0	0	0	0	0	0	0						
<b>Jerry Willard, L</b> OBP: 0.286, SLG: 0.471										1	0	0	0	0	0	1						
<b>Tim Laker, R</b> OBP: 0.250, SLG: 0.211										0	0	0	0	0	0	0						
<b>Inning Stats</b>	R: 0 E: 0 K: 0 S: 9	H: 0 LOB: 0 BB: 0 P: 15	R: 1 E: 0 K: 0 S: 10	H: 1 LOB: 0 BB: 0 P: 11	R: 0 E: 0 K: 1 S: 6	H: 0 LOB: 0 BB: 0 P: 12	R: 0 E: 0 K: 0 S: 3	H: 0 LOB: 0 BB: 0 P: 4	R: 0 E: 0 K: 1 S: 10	H: 1 LOB: 1 BB: 0 P: 13	R: 0 E: 0 K: 0 S: 7	H: 0 LOB: 1 BB: 0 P: 12	R: 0 E: 0 K: 1 S: 8	H: 0 LOB: 0 BB: 0 P: 12	R: 0 E: 0 K: 1 S: 6	H: 0 LOB: 1 BB: 1 P: 12	R: 0 E: 0 K: 0 S: 8	H: 1 LOB: 0 BB: 0 P: 12	1B: 1 2B: 1 3B: 1 HR: 1	SF: 0 SAC: 0 DP: 0 HBP: 0	WP: 0 PB: 0 SB: 0 CS: 0	PA: 32
<b>PITCHER</b>	IP WLS BF H R ER SO BB IBB HBP BLK WP HR S P ERA WHIP																					
<b>Butch Henry, L</b> ERA: 4.62	5.1 W 19 3 1 1 2 2 0 0 0 0 0 0 42 62 1.69 0.562																					
<b>Xavier Hernandez, R</b> ERA: 2.07	2.1 8 0 0 0 1 1 0 0 0 0 0 0 14 25 0.00 0.429																					
<b>Rob Murphy, L</b> ERA: 4.76	0.1 1 0 0 0 1 0 0 0 0 0 0 0 3 4 0.00 0.000																					
<b>Doug Jones, R</b> ERA: 2.0	1.0 S 4 1 0 0 0 0 0 0 0 0 0 0 8 12 0.00 1.000																					

Houston Astros @ Montreal Expos  
Olympic Stadium, Montreal, QB  
Sun Sep 06 1992, 3:33 AM EDT  
Att: 33,311 - Dome - 70 F

AB 31  
R 1  
H 4  
RBI 1  
BB 1  
SO 4  
LOB 8













Batter	1	2	3	4	5	6	7	8	9	AB	R	H	RBI	BB	SO	LOB	TOP	
<b>Chuck Carr, S</b> <small>OBP: 0.455, SLG: 0.444</small> 										5	1	2	0	1	0	0		
<b>Ozzie Smith, S</b> <small>OBP: 0.387, SLG: 0.347</small> <b>Tim Jones, L</b> <small>OBP: 0.243, SLG: 0.210</small> 										5	2	2	1	0	0	2		
<b>Ray Lankford, L</b> <small>OBP: 0.368, SLG: 0.462</small> 										4	2	2	2	1	0	1		
<b>Todd Zeile, R</b> <small>OBP: 0.349, SLG: 0.365</small> 										4	0	2	1	1	0	0		
<b>Rod Brewer, L</b> <small>OBP: 0.345, SLG: 0.429</small> 										5	2	2	0	0	1	4		
<b>Ozzie Canseco, R</b> <small>OBP: 0.370, SLG: 0.409</small> 										5	3	2	2	0	0	3		
<b>Luis Alica, S</b> <small>OBP: 0.328, SLG: 0.386</small> 										4	0	2	2	0	0	1		
<b>Tom Pagnozzi, R</b> <small>OBP: 0.296, SLG: 0.375</small> 										4	0	1	0	1	1	3		
<b>Joe Magrane, R</b> <small>OBP: 0.330, SLG: 0.330</small> <b>Cris Carpenter, R</b> <small>OBP: 0.320, SLG: 0.330</small> <b>Bryn Smith, R</b> <small>OBP: 0.276, SLG: 0.414</small> <b>Mill Thompson, L</b> <small>OBP: 0.255, SLG: 0.255</small> <b>Todd Worrell, R</b> <small>OBP: 0.255, SLG: 0.255</small> <b>Stan Royer, R</b> <small>OBP: 0.255, SLG: 0.255</small> <b>Mike Perez, R</b> <small>OBP: 0.255, SLG: 0.255</small> 										3	0	1	1	0	0	2		
<b>Inning Stats</b> <small>R: 4, H: 4, E: 0, K: 0, S: 15</small> <small>H: 4, LOB: 2, BB: 2, P: 32</small> <small>R: 0, H: 1, E: 0, K: 0, S: 13</small> <small>H: 1, LOB: 2, BB: 1, P: 22</small> <small>R: 1, H: 3, E: 0, K: 1, S: 11</small> <small>H: 3, LOB: 2, BB: 0, P: 15</small> <small>R: 0, H: 0, E: 0, K: 0, S: 5</small> <small>H: 0, LOB: 0, BB: 0, P: 9</small> <small>R: 0, H: 0, E: 0, K: 0, S: 8</small> <small>H: 0, LOB: 0, BB: 0, P: 12</small> <small>R: 0, H: 0, E: 0, K: 0, S: 8</small> <small>H: 0, LOB: 0, BB: 0, P: 12</small> <small>R: 1, H: 2, E: 0, K: 1, S: 13</small> <small>H: 2, LOB: 2, BB: 1, P: 24</small> <small>R: 2, H: 2, E: 0, K: 0, S: 15</small> <small>H: 2, LOB: 0, BB: 0, P: 24</small> <small>R: 2, H: 4, E: 0, K: 0, S: 13</small> <small>H: 4, LOB: 2, BB: 0, P: 23</small> <small>1B: 13, SF: 1, 2B: 2, 3B: 0, HR: 1</small> <small>SF: 1, SAC: 1, DP: 0, HBP: 0</small> <small>WP: 1, PA: 47</small> <small>ERA: 18.00, WHIP: 4.000</small>																		
<b>PITCHER</b> <b>Ken Hill, R</b> <small>ERA: 2.84</small> <b>Bill Krueger, L</b> <small>ERA: 4.31</small> <b>Gil Heredia, R</b> <small>ERA: 5.34</small> <b>Sergio Valdez, R</b> <small>ERA: 2.45</small> <b>Kent Bottenfield, R</b> <small>ERA: 1.95</small>																		
<b>PITCHER</b> <b>Doug Simons, L</b> <small>ERA: 42.43</small>																		
Batter	1	2	3	4	5	6	7	8	9	AB	R	H	RBI	BB	SO	LOB	BOTTOM	
<b>Marquis Grissom, R</b> <small>OBP: 0.322, SLG: 0.419</small> 										5	0	1	0	0	1	2		
<b>Todd Haney, R</b> 										5	0	0	0	0	0	3		
<b>Ivan Calderon, R</b> <small>OBP: 0.294, SLG: 0.442</small> 										3	1	3	0	1	0	0		
<b>Larry Walker, L</b> <small>OBP: 0.354, SLG: 0.519</small> 										3	0	1	0	1	0	2		
<b>Greg Colbrunn, R</b> <small>OBP: 0.318, SLG: 0.412</small> 										4	0	0	0	0	0	4		
<b>Spike Owen, S</b> <small>OBP: 0.383, SLG: 0.405</small> <b>Jerry Willard, L</b> <small>OBP: 0.270, SLG: 0.444</small> <b>Doug Simons, L</b> <small>ERA: 42.43</small> 										1	1	0	0	2	0	0		
<b>Tim Wallach, R</b> <small>OBP: 0.301, SLG: 0.340</small> 										4	1	2	3	0	1	2		
<b>Tim Laker, R</b> <small>OBP: 0.290, SLG: 0.310</small> <b>Bret Barberie, S</b> <small>OBP: 0.359, SLG: 0.294</small> <b>Gary Carter, R</b> <small>OBP: 0.293, SLG: 0.336</small> 										2	0	0	0	0	1	0		
<b>Ken Hill, R</b> <small>OBP: 0.254, SLG: 0.345</small> <b>Bill Krueger, L</b> <small>ERA: 4.31</small> <b>Sean Berry, R</b> <small>OBP: 0.276, SLG: 0.276</small> <b>Gil Heredia, R</b> <small>ERA: 5.34</small> <b>Sergio Valdez, R</b> <small>ERA: 2.45</small> <b>John Vander Wal, L</b> <small>OBP: 0.305, SLG: 0.305</small> <b>Kent Bottenfield, R</b> <small>ERA: 1.95</small> <b>Wil Cordero, R</b> <small>OBP: 0.300, SLG: 0.338</small> 										1	0	0	0	0	0	0		
<b>Inning Stats</b> <small>R: 0, H: 1, E: 0, K: 1, S: 11</small> <small>H: 1, LOB: 1, BB: 0, P: 18</small> <small>R: 2, H: 1, E: 0, K: 0, S: 15</small> <small>H: 1, LOB: 0, BB: 1, P: 26</small> <small>R: 0, H: 1, E: 0, K: 0, S: 8</small> <small>H: 1, LOB: 1, BB: 1, P: 18</small> <small>R: 0, H: 0, E: 0, K: 0, S: 6</small> <small>H: 0, LOB: 0, BB: 0, P: 9</small> <small>R: 0, H: 1, E: 0, K: 1, S: 7</small> <small>H: 1, LOB: 1, BB: 0, P: 12</small> <small>R: 1, H: 3, E: 0, K: 0, S: 15</small> <small>H: 3, LOB: 2, BB: 1, P: 24</small> <small>R: 0, H: 0, E: 0, K: 2, S: 11</small> <small>H: 0, LOB: 2, BB: 1, P: 23</small> <small>R: 0, H: 1, E: 0, K: 0, S: 9</small> <small>H: 1, LOB: 1, BB: 0, P: 13</small> <small>1B: 6, SF: 0, 2B: 1, 3B: 1, HR: 1</small> <small>SF: 0, SAC: 0, DP: 2, HBP: 0</small> <small>WP: 0, PA: 38</small> <small>ERA: 5.06, WHIP: 1.688</small>																		
<b>PITCHER</b> <b>Joe Magrane, L</b> <small>ERA: 5.06</small> <b>Cris Carpenter, R</b> <small>ERA: 3.3</small> <b>Bryn Smith, R</b> <small>ERA: 2.08</small> <b>Todd Worrell, R</b> <small>ERA: 2.5</small> <b>Mike Perez, R</b> <small>ERA: 1.95</small>																		
<b>PITCHER</b> <b>Doug Simons, L</b> <small>ERA: 42.43</small>																		

St. Louis Cardinals @ Montreal Expos  
Olympic Stadium, Montreal, QB  
Wed Sep 09, 1992, 7:05 PM EDT  
Att: 16,068 - Dome - 70 F

AB 41  
R 10  
H 16  
RBI 10  
BB 4  
SO 2  
LOB 18



St. Louis Cardinals @ Montreal Expos  
Olympic Stadium, Montreal, QB  
Wed Sep 09, 1992, 7:05 PM EDT  
Att: 16,068 - Dome - 70 F

AB 34  
R 3  
H 9  
RBI 3  
BB 4  
SO 4  
LOB 18











Batter	1	2	3	4	5	6	7	8	9	AB	R	H	RBI	BB	SO	LOB	TOP			
Vince Coleman, S (1, 8) OBP: 0.353, SLG: 0.346	1-2 G3			1-2 G4-3		3-2 G1-6-3			1-3 K	4	0	0	0	0	1	0	<p>New York Mets @ Montreal Expos</p> <p>Olympic Stadium, Montreal, QB</p> <p>Sat Sep 12 1992, 7:05 PM EDT</p> <p>Att: 30,691 - Dome - 70 F</p>			
Chico Walker, S (1, 5) OBP: 0.357, SLG: 0.413	3-2 L4			0-1 G1-6-3 1B			0-0 1B		1-0 HR	4	1	3	1	0	0	0				
Kevin Bass, S (1, 7) OBP: 0.305, SLG: 0.418	0-1 G6-3			0-1 G1-6-3 1-2			1-3 1B		1-1 G4-3	4	0	0	0	0	1	2				
Eddie Murray, S (1, 3) OBP: 0.327, SLG: 0.412		1-1 F8			0-0 FC1-6 1B			0-0 F7	2-2 G4-3	4	0	1	0	0	0	1				
Bobby Bonilla, S (1, 9) OBP: 0.344, SLG: 0.431		1-1 G5-3			0-0 FC1-6 FC6-4 1-2			1-0 G3		3	0	0	0	0	0	2				
Todd Hundley, S (1, 2) OBP: 0.295, SLG: 0.333		2-3 K			1-2 F7				0-1 L1	3	0	0	0	0	1	1				
Jeff Kent, R (1, 4) OBP: 0.309, SLG: 0.420				4-2 L1-3 BB		0-0 FC6-4 1-2		0-1 FC6-4 1B		2	0	1	0	1	0	1				
Dick Schofield, R (1, 6) OBP: 0.304, SLG: 0.272				0-0 L1-3				0-1 FC6-4		3	0	0	0	0	0	2				
Pete Schourek, L (1, 1) Darryl Boston, L (6, PH) Mark Jaworski, R (6, PH) Mackey Sasser, L (6, PH) Lee Guetterman, L (8, 1) Barry Jones, R (8, 1)				0-0 G4-3				1-3 K	0-0 G4-3	1	0	0	0	0	0	0				
<b>Inning Stats</b>	R: 0 E: 0 K: 0 S: 8	H: 0 LOB: 0 BB: 0 P: 12	R: 0 E: 0 K: 1 S: 7	H: 0 LOB: 0 BB: 0 P: 11	R: 0 E: 0 K: 0 S: 4	H: 1 LOB: 0 BB: 0 P: 8	R: 0 E: 0 K: 0 S: 7	H: 1 LOB: 0 BB: 0 P: 8	R: 0 E: 0 K: 1 S: 6	H: 0 LOB: 0 BB: 0 P: 12	R: 0 E: 0 K: 1 S: 7	H: 1 LOB: 1 BB: 0 P: 9	R: 0 E: 0 K: 0 S: 7	H: 1 LOB: 1 BB: 0 P: 7	R: 1 E: 0 K: 1 S: 9	H: 1 LOB: 0 BB: 0 P: 14		1B: 4 2B: 1 3B: 0 HR: 1	SF: 0 SAC: 0 DP: 2 HBP: 0	WP: 0 PB: 0 SB: 1 CS: 0
<b>PITCHER</b> Dennis Martinez, R (1, 1) ERA: 2.61	IP: 9.0 WLS: W BF: 31 H: 5 R: 1 ER: 1 SO: 4 BB: 1 IBB: 0 HBP: 0 BLK: 0 WP: 0 HR: 1 S: 63 P: 88 ERA: 1.00 WHIP: 0.667																			

AB	30
R	1
H	5
RBI	1
BB	1
SO	4
LOB	10



Batter	1	2	3	4	5	6	7	8	9	AB	R	H	RBI	BB	SO	LOB	BOTTOM	
Marquis Grissom, R (1, 8) OBP: 0.321, SLG: 0.420	2-1 F8				0-0 F8				2-2 G1-3	4	0	0	0	0	0	1	<p>New York Mets @ Montreal Expos</p> <p>Olympic Stadium, Montreal, QB</p> <p>Sat Sep 12 1992, 7:05 PM EDT</p> <p>Att: 30,691 - Dome - 70 F</p>	
Spike Owen, S (1, 6) OBP: 0.358, SLG: 0.399	2-0 F8			2-1 L4	1-2 BB 1B			1-0 G5-3		4	0	1	0	0	0	0		
Ivan Calderon, R (1, 7) Moises Alou, R (6, 7) OBP: 0.327, SLG: 0.434	2-2 G6-3			2-3 K	4-2 G4-6-3 BB			2-3 K		3	0	0	0	1	2	0		
Larry Walker, L (1, 9) OBP: 0.358, SLG: 0.522		2-0 1B HR 1B		0-1 1B	0-0 G4-6-3 1-2			1-1 1B SF7 HBP		3	2	2	0	0	0	2		
Greg Colbrunn, R (1, 3) OBP: 0.339, SLG: 0.427		1-2 HR 1B		0-1 P3				1-3 K	2-2 F8 BB 1B	4	1	2	0	0	1	1		
Tim Wallach, R (1, 5) OBP: 0.305, SLG: 0.350		3-2 HR			0-0 F9-5 2B			4-2 G6-3 BB	4-0 BB	2	1	2	3	2	0	0		
Wil Cordero, R (1, 4) Bret Barberie, S (7, 4) OBP: 0.360, SLG: 0.297		1-0 G5-3			2-1 F9-5 2-3			1-0 G6-3	1-1 SF7	3	0	0	0	0	0	2		
Gary Carter, R (1, 2) OBP: 0.300, SLG: 0.338		0-0 2B			4-0 BB			4-0 F8	3-H F8	2	0	1	0	2	0	2		
Dennis Martinez, R (1, 1) OBP: 0.191, SLG: 0.191		0-3 K			0-0 L4			1-2 F8	0-0 F9	4	0	0	0	0	1	6		
<b>Inning Stats</b>	R: 0 E: 0 K: 0 S: 6	H: 0 LOB: 0 BB: 0 P: 12	R: 3 E: 0 K: 1 S: 14	H: 4 LOB: 1 BB: 0 P: 22	R: 0 E: 0 K: 1 S: 9	H: 1 LOB: 1 BB: 0 P: 13	R: 0 E: 0 K: 0 S: 4	H: 1 LOB: 1 BB: 1 P: 10	R: 0 E: 0 K: 0 S: 8	H: 0 LOB: 2 BB: 2 P: 13	R: 0 E: 0 K: 1 S: 11	H: 0 LOB: 0 BB: 0 P: 13	R: 1 E: 0 K: 0 S: 8	H: 1 LOB: 2 BB: 1 P: 17	1B: 5 2B: 3 3B: 0 HR: 1	SF: 1 SAC: 0 DP: 2 HBP: 1		WP: 0 PB: 0 SB: 0 CS: 0
<b>PITCHER</b> Pete Schourek, L (1, 1) ERA: 3.44 Mark Dewey, R (6, 1) ERA: 3.42 Lee Guetterman, L (8, 1) ERA: 6.75 Barry Jones, R (8, 1) ERA: 4.86	IP: 5.0 WLS: L BF: 22 H: 7 R: 3 ER: 3 SO: 2 BB: 2 IBB: 0 HBP: 0 BLK: 0 WP: 0 HR: 1 S: 41 P: 70 ERA: 5.40 WHIP: 1.800																	

AB	29
R	4
H	8
RBI	4
BB	5
SO	4
LOB	14









Batter	1	2	3	4	5	6	7	8	9	AB	R	H	RBI	BB	SO	LOB	TOP										
Marquis Grissom, R (1.8) OBP: 0.324, SLG: 0.424	P3		E1				K		F9	5	0	2	0	0	1	1	<b>Montreal Expos @ Philadelphia Phillies</b> Veterans Stadium, Philadelphia, PA Mon Sep 14 1992, 7:05 PM EDT Att. 12,130 - Sunny - 73 F										
Bret Barberie, S (1.4) OBP: 0.363, SLG: 0.297	F8		P9				K			3	0	0	0	1	1												
Ivan Calderon, R (1.7) OBP: 0.294, SLG: 0.432	F9			P3	P2					3	0	0	0	1	0												
Larry Walker, L (1.9) OBP: 0.360, SLG: 0.529		G4-3 SF9 2B		G6-3				F7		4	1	2	0	0	0												
Greg Colbrunn, R (1.3) OBP: 0.333, SLG: 0.415		G4-3		G1-3			FC6-4 1B	P4		4	0	0	0	0	0												
Tim Wallach, R (1.5) OBP: 0.303, SLG: 0.346		SF9			G5-3		F8	L6		3	0	0	1	0	0												
Spike Owen, S (1.6) OBP: 0.359, SLG: 0.397									G4-3	4	0	1	0	0	1												
Gary Carter, R (1.2) OBP: 0.299, SLG: 0.337										3	1	1	0	0	1												
Jeff Fassero, L (6.1) OBP: 0.167, SLG: 0.167										0	0	0	0	0	0												
Gil Heredia, R (7.1) OBP: 0.167, SLG: 0.167										0	0	0	0	0	0												
Sergio Valdez, R (8.1) OBP: 0.275, SLG: 0.436										1	0	1	0	0	0												
Jerry Willard, L (9. PH) OBP: 0.275, SLG: 0.436										2	0	1	0	0	1												
Brian Barnes, L (1.1) OBP: 0.276, SLG: 0.250										2	0	0	0	0	0												
Darin Fletcher, L (6.2) OBP: 0.276, SLG: 0.289										2	0	0	0	0	0												
<b>Inning Stats</b>	R: 0 E: 0 K: 0 S: 4	H: 0 LOB: 0 BB: 0 P: 7	R: 1 E: 0 K: 1 S: 10	H: 1 LOB: 0 BB: 0 P: 13	R: 0 E: 0 K: 2 S: 11	H: 1 LOB: 1 BB: 0 P: 17	R: 0 E: 0 K: 0 S: 9	H: 0 LOB: 0 BB: 0 P: 10	R: 1 E: 1 K: 0 S: 15	H: 3 LOB: 3 BB: 1 P: 30	R: 0 E: 0 K: 0 S: 12	H: 2 LOB: 2 BB: 0 P: 15	R: 0 E: 0 K: 2 S: 7	H: 0 LOB: 0 BB: 0 P: 9	R: 0 E: 0 K: 0 S: 5	H: 0 LOB: 1 BB: 1 P: 13	R: 0 E: 0 K: 0 S: 17	H: 1 LOB: 1 BB: 0 P: 26	1B: 6 2B: 2 3B: 0 HR: 0	SF: 1 SAC: 0 DP: 0 HBP: 0	WP: 0 PB: 0 SB: 0 CS: 0	PA: 37					
<b>PITCHER</b>	IP	WLS	BF	H	R	ER	SO	BB	IBB	HBP	BLK	WP	HR	S	P	ERA	WHIP										
Tommy Greene, R (1.1) ERA: 5.19	6.0	W	26	7	2	2	3	1	0	0	0	0	0	61	92	3.00	1.333										
Mike Hartley, R (7.1) ERA: 3.52	1.0		3	0	0	0	2	0	0	0	0	0	0	7	9	0.00	0.000										
Keith Shepherd, R (8.1) ERA: 0.96	2.0	S	8	1	0	0	0	1	0	0	0	0	0	22	39	0.00	1.000										

Batter	1	2	3	4	5	6	7	8	9	AB	R	H	RBI	BB	SO	LOB	BOTTOM										
Ruben Amaro Jr, S (1.9) OBP: 0.305, SLG: 0.342	P4			F8		F8	L9			4	0	0	0	0	0	1	<b>Montreal Expos @ Philadelphia Phillies</b> Veterans Stadium, Philadelphia, PA Mon Sep 14 1992, 7:05 PM EDT Att. 12,130 - Sunny - 73 F										
Mickey Morandini, L (1.4) OBP: 0.316, SLG: 0.364	G4-3			F7		G3		HR		4	1	1	1	0	0												
John Kruk, L (1.3) OBP: 0.425, SLG: 0.454	F8			L7		WP 1B 2B		G6-3		4	1	1	0	0	0												
Dave Hollins, S (1.5) OBP: 0.361, SLG: 0.455		G5-3			HR 1B	2-5 1B BB		G3		3	1	1	0	1	0												
Darren Daulton, L (1.2) OBP: 0.388, SLG: 0.545		P5			HR BB	1-2 3H 1B		3B		3	1	2	1	1	0												
Stan Javier, S (1.8) OBP: 0.327, SLG: 0.309						2-5 1B		G6-3		0	0	0	0	0	0												
Braulio Castillo, R (2. PH) OBP: 0.179, SLG: 0.429						SH1-3 1B 2B		G6-3		4	2	2	3	0	0												
Tom Marsh, R (1.7) OBP: 0.217, SLG: 0.310				K		G6-3		SH1-3		2	0	0	0	0	1												
Juan Bell, R (1.6) OBP: 0.306, SLG: 0.279				F8		G5-3		BB 1B		3	0	1	1	0	0												
Tommy Greene, R (1.1) OBP: 0.118, SLG: 0.118										2	0	0	0	0	1												
Jeff Fassero, L (6.1) ERA: 2.95										0	0	0	0	0	0												
Gil Heredia, R (7.1) ERA: 5.45										0	0	0	0	1	0												
Sergio Valdez, R (8.1) ERA: 2.7										0	0	0	0	0	0												
<b>Inning Stats</b>	R: 0 E: 0 K: 0 S: 6	H: 0 LOB: 0 BB: 0 P: 9	R: 0 E: 0 K: 0 S: 9	H: 0 LOB: 0 BB: 0 P: 14	R: 0 E: 0 K: 2 S: 12	H: 0 LOB: 0 BB: 0 P: 18	R: 0 E: 0 K: 0 S: 8	H: 0 LOB: 0 BB: 0 P: 14	R: 3 E: 0 K: 0 S: 10	H: 2 LOB: 0 BB: 1 P: 21	R: 1 E: 0 K: 0 S: 10	H: 2 LOB: 2 BB: 1 P: 17	R: 1 E: 0 K: 0 S: 10	H: 2 LOB: 1 BB: 1 P: 17	R: 1 E: 0 K: 0 S: 13	H: 2 LOB: 1 BB: 0 P: 20	R: 1 E: 0 K: 0 S: 17	H: 2 LOB: 1 BB: 0 P: 20	1B: 3 2B: 2 3B: 1 HR: 2	SF: 0 SAC: 1 DP: 0 HBP: 0	WP: 1 PB: 0 SB: 0 CS: 0	PA: 33					
<b>PITCHER</b>	IP	WLS	BF	H	R	ER	SO	BB	IBB	HBP	BLK	WP	HR	S	P	ERA	WHIP										
Brian Barnes, L (1.1) ERA: 2.99	5.0	L	18	2	3	3	2	1	0	0	0	0	0	45	76	5.40	0.600										
Jeff Fassero, L (6.1) ERA: 2.95	1.0		6	2	1	1	0	1	0	0	0	1	0	10	17	9.00	3.000										
Gil Heredia, R (7.1) ERA: 5.45	1.0		5	2	1	1	0	1	0	0	0	0	0	10	17	9.00	3.000										
Sergio Valdez, R (8.1) ERA: 2.7	1.0		5	2	1	1	0	0	0	0	0	0	1	13	20	9.00	2.000										

AB	34
R	2
H	8
RBI	1
BB	2
SO	5
LOB	14





Batter	1	2	3	4	5	6	7	8	9	AB	R	H	RBI	BB	SO	LOB	TOP										
Marquis Grissom, R OBP: 0.324, SLG: 0.424	G5-3						K		F8	5	0	2	2	0	1	0	<b>Montreal Expos @ Philadelphia Phillies</b> Veterans Stadium, Philadelphia, PA Tue Sep 15 1992, 7:05 PM EDT Att: 13,799 - Cloudy - 74 F										
Bret Barberie, S OBP: 0.361, SLG: 0.296	F8	G3			G4-6-3					4	0	1	0	0	0	3											
Ivan Calderon, R OBP: 0.292, SLG: 0.434 Moises Alou, R OBP: 0.327, SLG: 0.434	K		F9				F7			4	0	1	0	0	1	1											
Larry Walker, L OBP: 0.361, SLG: 0.527		G4-3						G4-3		3	0	1	0	1	0	1											
Tim Wallach, R OBP: 0.302, SLG: 0.347			F9						L6	4	1	1	0	0	0	3											
Darin Fletcher, L OBP: 0.270, SLG: 0.283		F7	F8				F7		G3	4	0	0	0	0	0	2											
Wil Cordero, R OBP: 0.367, SLG: 0.354					L6				K	4	1	2	1	0	1	0											
Sean Berry, R OBP: 0.273, SLG: 0.273			F9						F9	4	1	1	0	0	0	1											
Ken Hill, R OBP: 0.258, SLG: 0.333 John Vander Wal, L OBP: 0.330, SLG: 0.356 John Wetteland, R OBP: 0.200, SLG: 0.200					G6-3				P6	2	0	0	0	1	0	1											
										1	0	0	0	0	0	0											
										0	0	0	0	0	0	0											
<b>Inning Stats</b>	R: 0 E: 0 K: 1 S: 7	H: 0 LOB: 0 BB: 0 P: 11	R: 3 E: 0 K: 0 S: 17	H: 4 LOB: 2 BB: 1 P: 27	R: 0 E: 0 K: 0 S: 9	H: 1 LOB: 1 BB: 0 P: 14	R: 0 E: 0 K: 0 S: 7	H: 0 LOB: 0 BB: 0 P: 12	R: 0 E: 0 K: 0 S: 8	H: 2 LOB: 2 BB: 1 P: 16	R: 0 E: 0 K: 1 S: 9	H: 1 LOB: 1 BB: 0 P: 11	R: 0 E: 0 K: 1 S: 8	H: 0 LOB: 0 BB: 0 P: 13	R: 0 E: 0 K: 0 S: 6	H: 0 LOB: 0 BB: 0 P: 12	1B: 6 2B: 3 3B: 0 HR: 0	SF: 0 SAC: 0 DP: 1 HBP: 0	WP: 0 PB: 0 CS: 0	PA: 37							
<b>PITCHER</b>	IP	WLS	BF	H	R	ER	SO	BB	IBB	HBP	BLK	WP	HR	S	P	ERA	WHIP										
Curt Schilling, R ERA: 2.47	8.0	L	34	9	3	3	3	1	1	0	0	0	0	70	112	3.38	1.250										
Mike Hartley, R ERA: 3.45	1.0		3	0	0	0	0	0	0	0	0	0	0	6	12	0.00	0.000										

AB	35
R	3
H	9
RBI	3
BB	2
SO	3
LOB	12



Batter	1	2	3	4	5	6	7	8	9	AB	R	H	RBI	BB	SO	LOB	BOTTOM										
Ruben Amaro Jr., S OBP: 0.302, SLG: 0.338	K		F7						G4-3	4	0	0	0	0	1	3	<b>Montreal Expos @ Philadelphia Phillies</b> Veterans Stadium, Philadelphia, PA Tue Sep 15 1992, 7:05 PM EDT Att: 13,799 - Cloudy - 74 F										
Mickey Morandini, L OBP: 0.316, SLG: 0.363	K				F9					4	0	1	0	0	1	0											
John Kruk, L OBP: 0.422, SLG: 0.451	G1-3									4	0	0	0	0	1	2											
Darren Daulton, L OBP: 0.387, SLG: 0.541		K								3	0	0	0	1	1	1											
Dave Hollins, S OBP: 0.361, SLG: 0.452		G3								3	0	0	0	1	1	2											
Braulio Castillo, R OBP: 0.156, SLG: 0.375			G6-3							4	0	0	0	0	2	1											
Tom Marsh, R OBP: 0.219, SLG: 0.308					G6-3					4	0	1	0	0	0	1											
Juan Bell, R OBP: 0.307, SLG: 0.273										2	0	0	0	1	0	1											
Curt Schilling, R OBP: 0.161, SLG: 0.164 Jeff Grotewold, L OBP: 0.328, SLG: 0.444 Mike Hartley, R ERA: 3.33										1	0	1	0	0	0	0											
										1	0	0	0	0	0	0											
										0	0	0	0	0	0	0											
<b>Inning Stats</b>	R: 0 E: 0 K: 2 S: 9	H: 0 LOB: 0 BB: 0 P: 12	R: 0 E: 0 K: 1 S: 9	H: 0 LOB: 0 BB: 0 P: 17	R: 0 E: 0 K: 0 S: 4	H: 0 LOB: 1 BB: 1 P: 9	R: 0 E: 0 K: 1 S: 12	H: 0 LOB: 1 BB: 1 P: 18	R: 0 E: 0 K: 1 S: 12	H: 2 LOB: 2 BB: 0 P: 16	R: 0 E: 1 K: 1 S: 12	H: 0 LOB: 1 BB: 0 P: 20	R: 0 E: 0 K: 1 S: 10	H: 0 LOB: 0 BB: 0 P: 15	R: 0 E: 0 K: 0 S: 7	H: 1 LOB: 1 BB: 0 P: 8	R: 0 E: 0 K: 0 S: 8	H: 0 LOB: 1 BB: 1 P: 15	1B: 3 2B: 0 3B: 0 HR: 0	SF: 0 SAC: 1 DP: 0 HBP: 0	WP: 1 PB: 0 CS: 0	PA: 34					
<b>PITCHER</b>	IP	WLS	BF	H	R	ER	SO	BB	IBB	HBP	BLK	WP	HR	S	P	ERA	WHIP										
Ken Hill, R ERA: 2.72	1.0	S	4	0	0	0	0	1	0	0	0	0	0	8	15	0.00	1.000										
John Wetteland, R ERA: 3.33	1.0		4	0	0	0	0	1	0	0	0	0	0	8	15	0.00	1.000										

AB	30
R	0
H	3
RBI	0
BB	3
SO	7
LOB	11









Batter	1	2	3	4	5	6	7	8	9	10	11	12	13	AB	R	H	RBI	BB	SO	LOB	TOP	
Marquis Grissom, R OBP: 0.327, SLG: 0.432	K		SH5-4 1B		G6-3	IBB			P3		G5-3			5	0	1	0	1	1	0		
Spike Owen, S OBP: 0.353, SLG: 0.390	F8		SH5-4		P9	P4			F8			SH1-4 1B		5	0	1	0	0	0	2		
Ivan Calderon, R OBP: 0.312, SLG: 0.433	L3					IBB			F7			SH1-4		3	0	1	0	1	0	0		
Moises Alou, R OBP: 0.325, SLG: 0.431						IBB						1-2		1	0	0	0	0	0	0		
Larry Walker, L OBP: 0.360, SLG: 0.522		BB 1B			K				F7	G6-3				4	0	1	0	2	1	4		
Greg Colburn, R OBP: 0.387, SLG: 0.413										SH5-4 BB				4	0	1	0	0	1	4		
Todd Haney, R OBP: 0.200, SLG: 0.200	K		G4-3						L8	SH5-4				0	0	0	0	0	0	0		
John Wetteland, R OBP: 0.288, SLG: 0.425									CS	1B				0	0	0	0	0	0	0		
Jerry Wittard, L OBP: 0.288, SLG: 0.425														0	0	0	0	0	0	0		
Kent Bottenfeld, R OBP: 0.288, SLG: 0.425														0	0	0	0	0	0	0		
Tim Wallach, R OBP: 0.301, SLG: 0.343	L7				G4-3				CS	P6				5	1	1	0	1	0	3		
Wil Cordero, R OBP: 0.367, SLG: 0.381																						
Bret Barberie, S OBP: 0.367, SLG: 0.303																						
Sean Berry, R OBP: 0.250, SLG: 0.250																						
Gary Carter, R OBP: 0.298, SLG: 0.339																						
Tim Laker, R OBP: 0.266, SLG: 0.303																						
Dennis Martinez, R OBP: 0.194, SLG: 0.194																						
Mel Rojas, R OBP: 0.057, SLG: 0.067																						
Tom Foley, L OBP: 0.242, SLG: 0.229																						
<b>Inning Stats</b>	R: 0 E: 0 K: 1 S: 7	H: 0 LOB: 0 BB: 0 P: 12	R: 0 E: 0 K: 1 S: 12	H: 1 LOB: 2 BB: 1 P: 18	R: 0 E: 0 K: 1 S: 11	H: 2 LOB: 3 BB: 21 P: 21	R: 0 E: 0 K: 0 S: 7	H: 1 LOB: 1 BB: 0 P: 10	R: 0 E: 0 K: 0 S: 5	H: 0 LOB: 0 BB: 0 P: 9	R: 0 E: 0 K: 2 S: 12	H: 0 LOB: 1 BB: 2 P: 10	R: 0 E: 0 K: 2 S: 7	H: 0 LOB: 0 BB: 0 P: 12	R: 0 E: 0 K: 1 S: 7	H: 1 LOB: 2 BB: 1 P: 12	R: 0 E: 0 K: 1 S: 11	H: 0 LOB: 0 BB: 0 P: 18	1B: 8 2B: 2 3B: 0 HR: 0	SF: 0 SAC: 3 DP: 1 HBP: 0	WIP: 0 PB: 0 SB: 1 CS: 1	PA: 55
<b>PITCHER</b>	IP WLS BF H R ER SO ERA WHIP	Danny Jackson, L ERA: 3.84	Roger Mason, R ERA: 3.95	Denny Neagle, L ERA: 4.37	Stan Belinda, R ERA: 3.22	Bob Patterson, L ERA: 3.12	Danny Cox, R ERA: 4.77															

Montreal Expos @ Pittsburgh Pirates  
Three Rivers Stadium, Pittsburgh, PA  
Thu Sep 17 1992, 7:05 PM EDT  
Att. 20,802 - Sunny - 75 F

AB 44  
R 2  
H 10  
RBI 2  
BB 7  
SO 9  
LOB 24



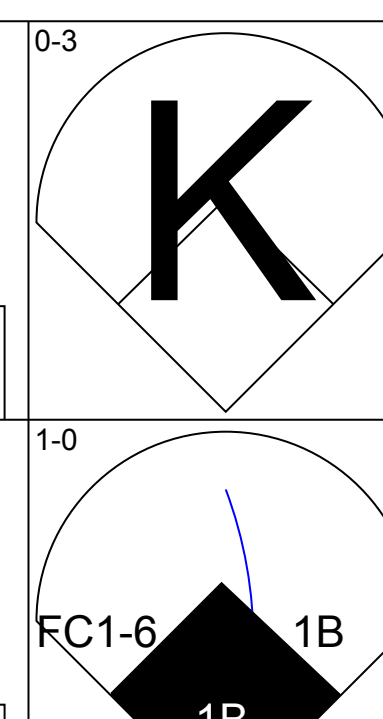
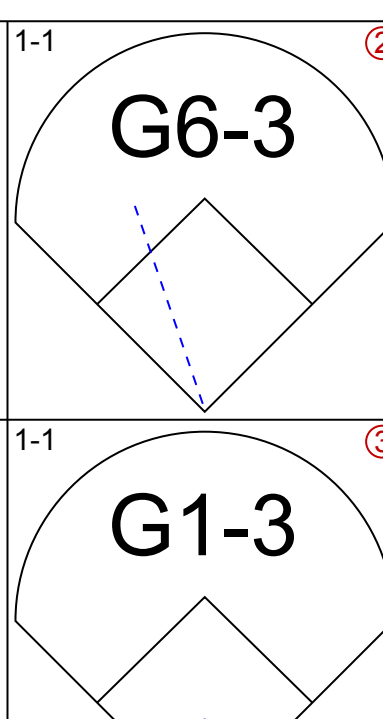
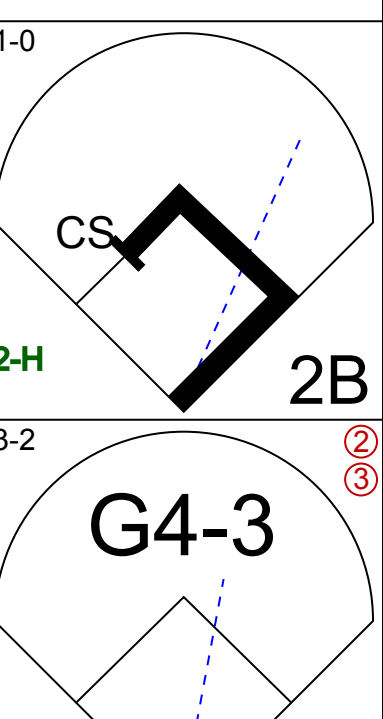
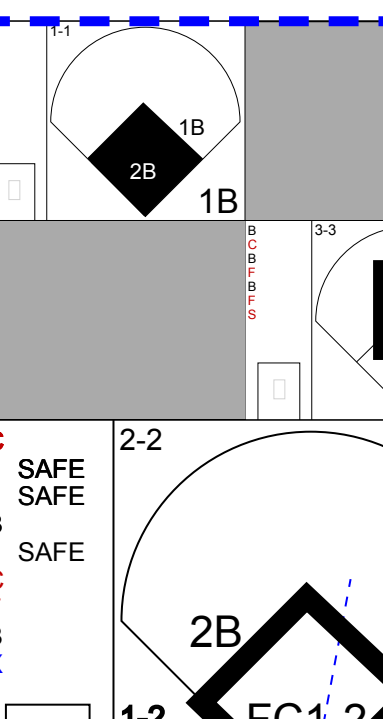
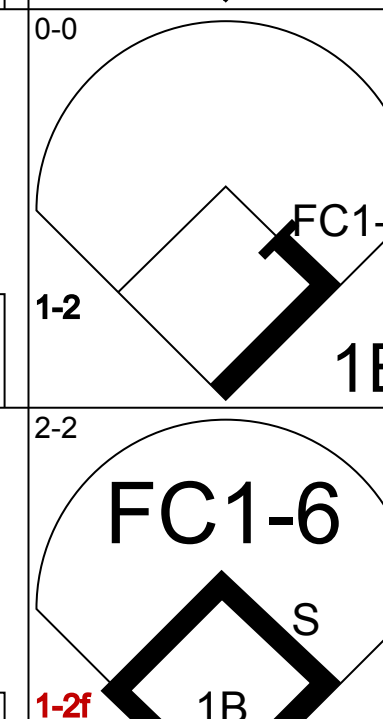


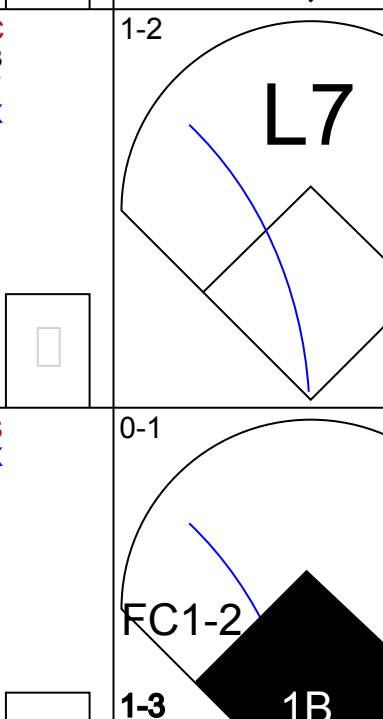
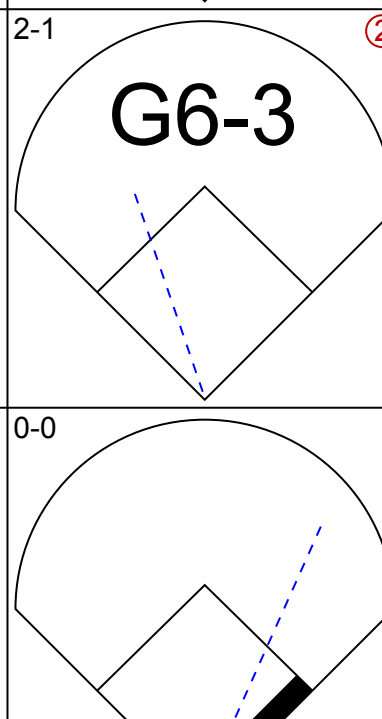
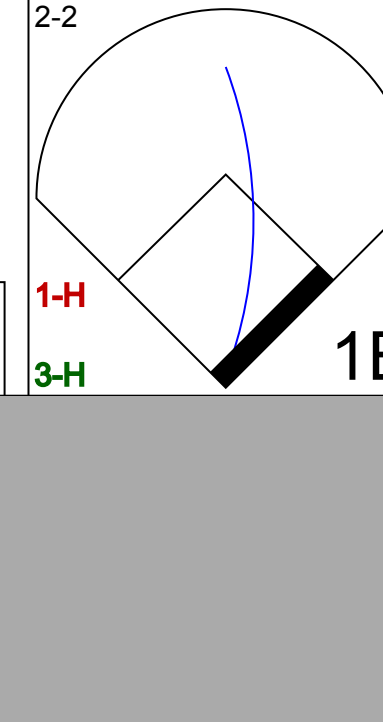

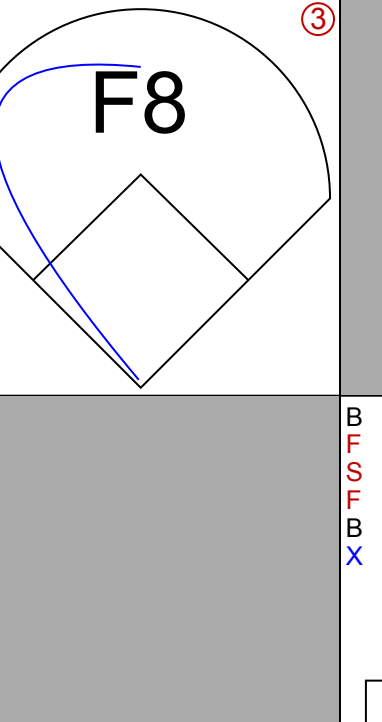
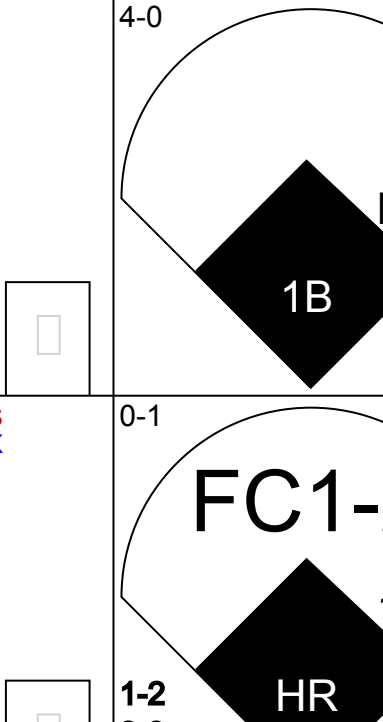


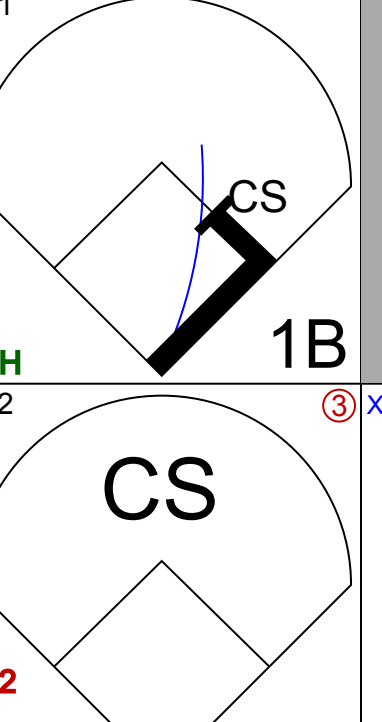
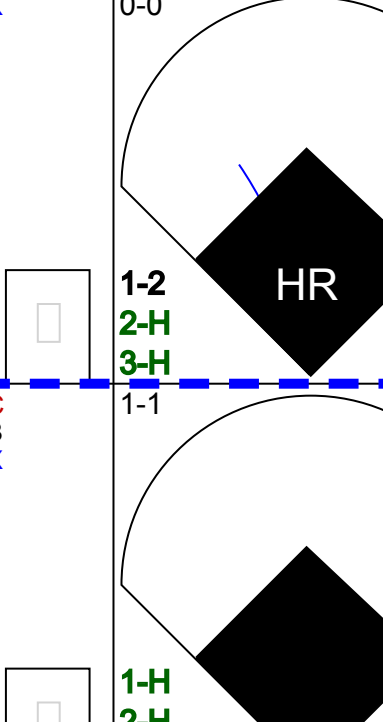

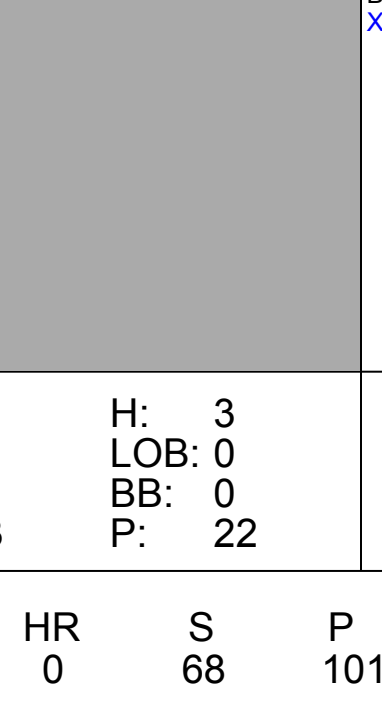
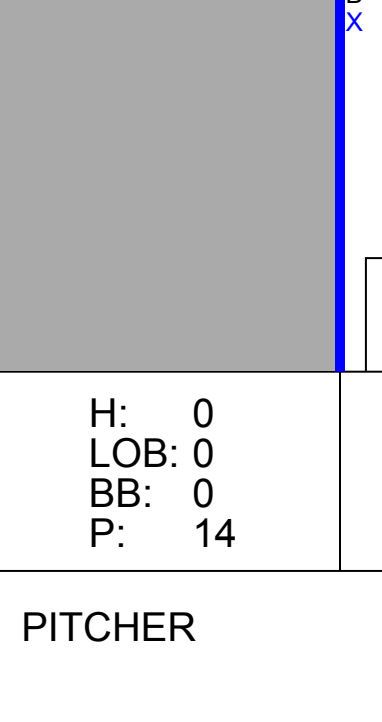
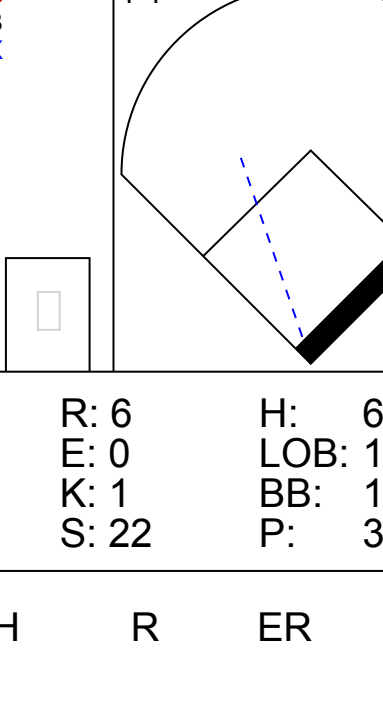
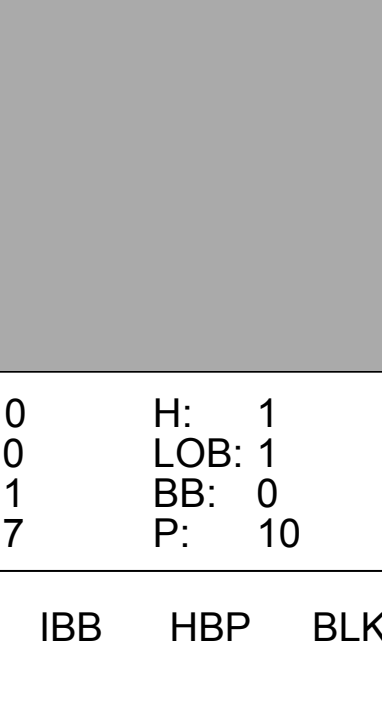
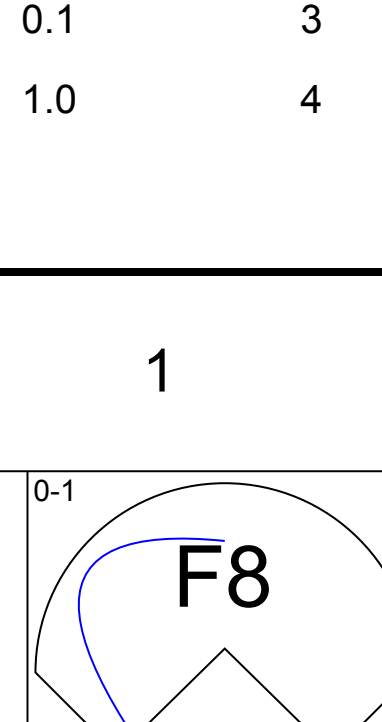
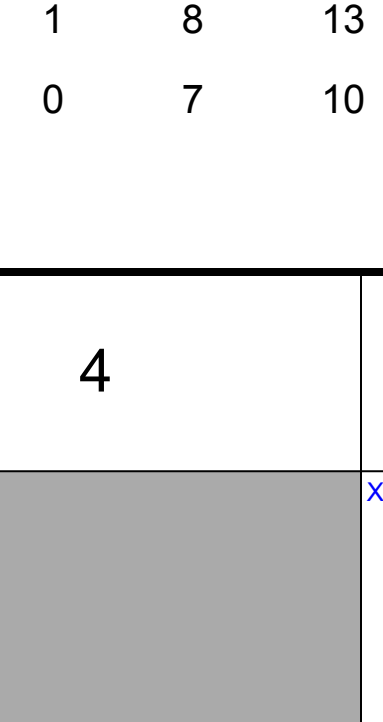
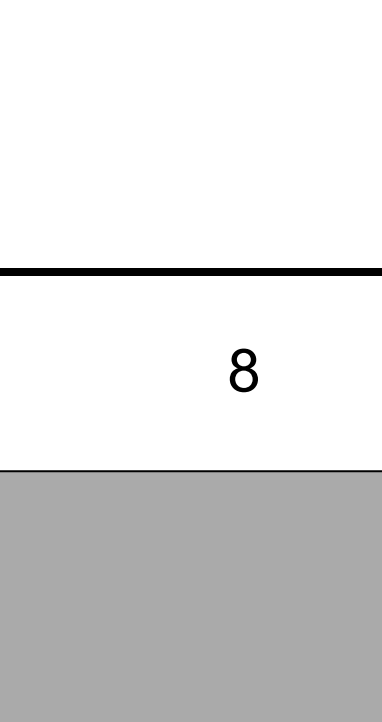
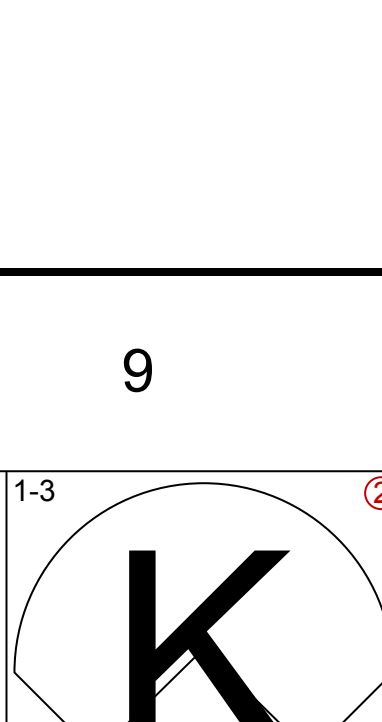
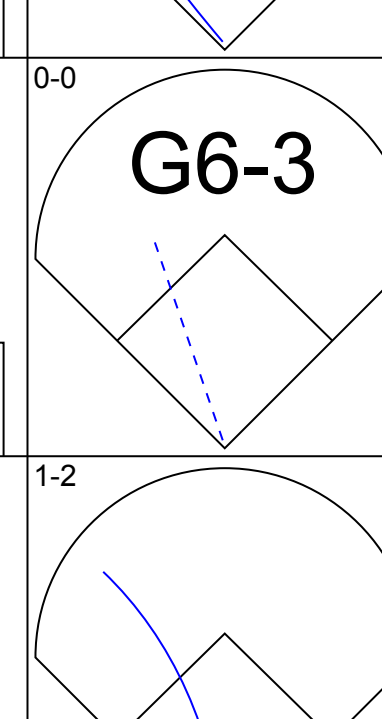

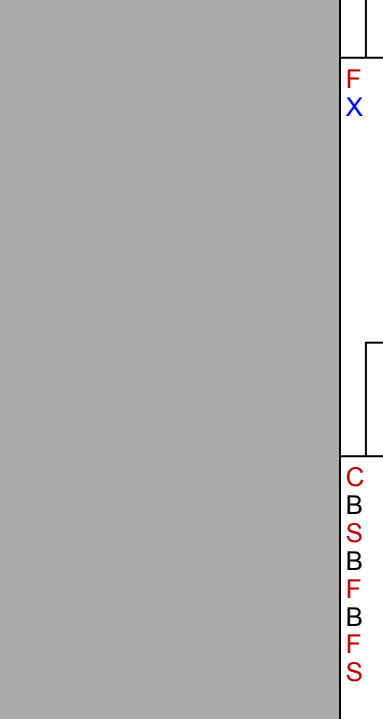

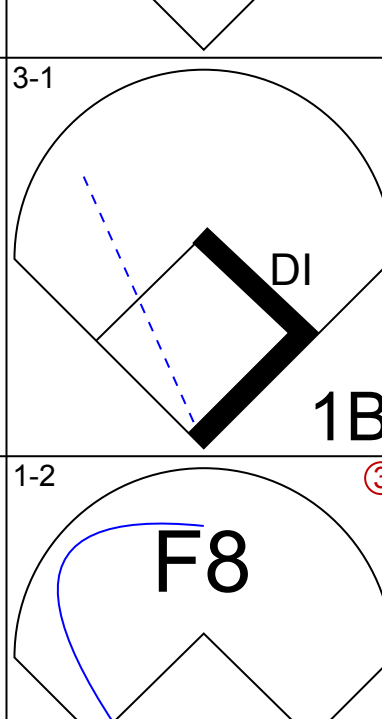
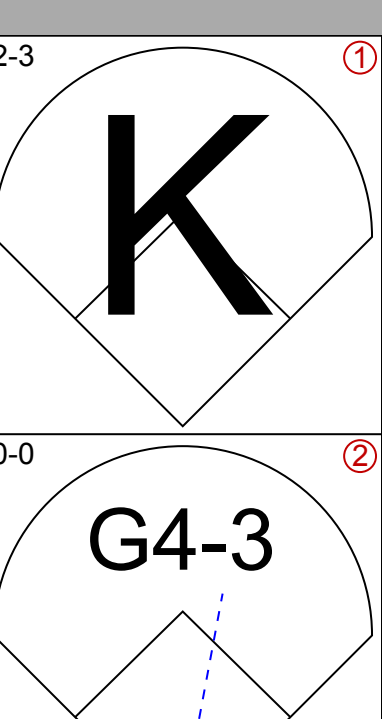
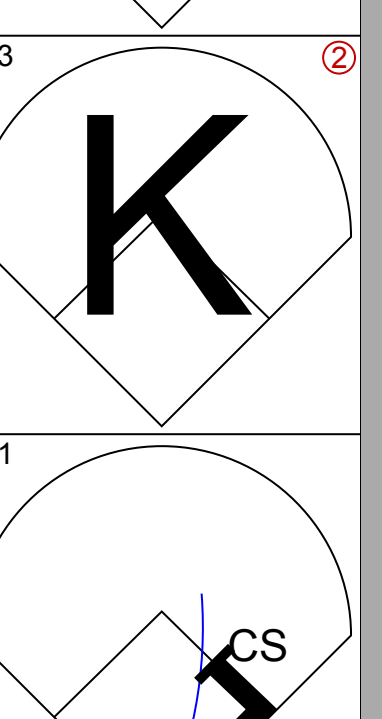
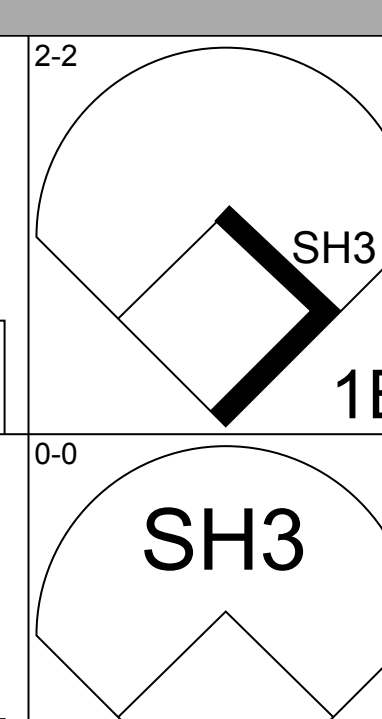
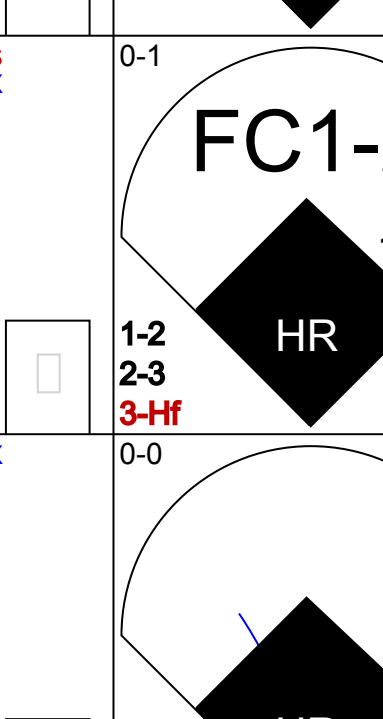
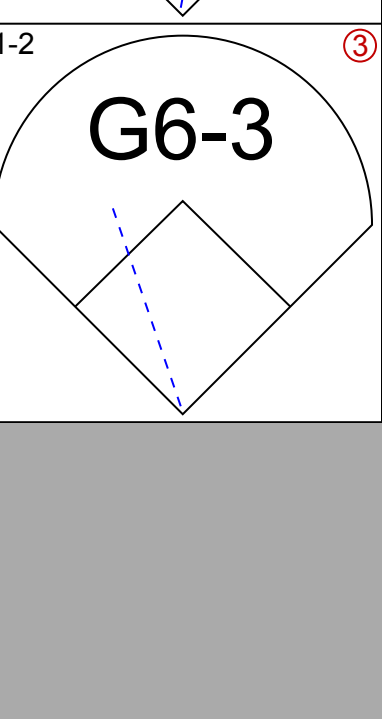
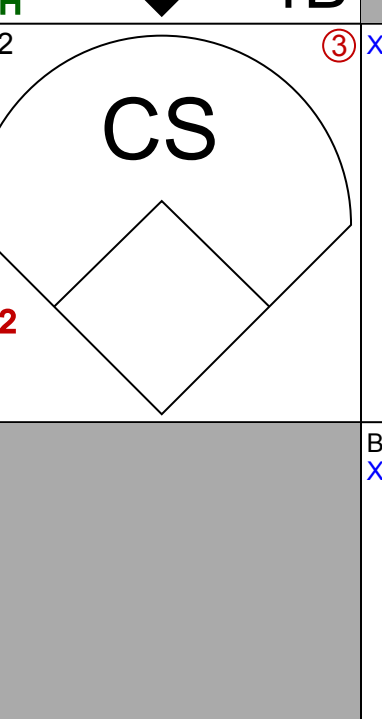
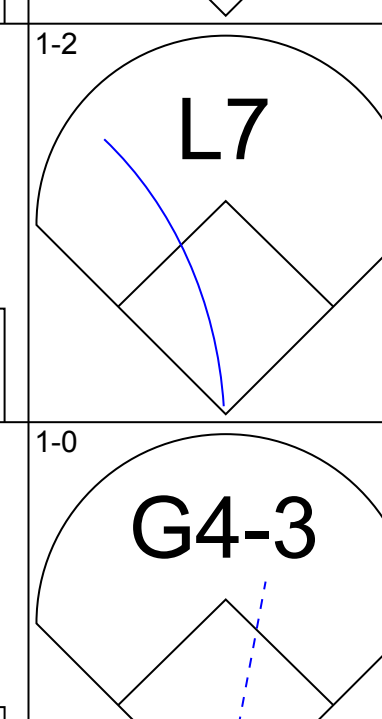
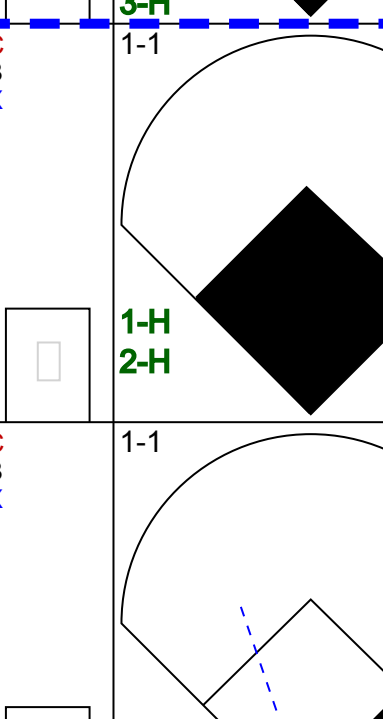
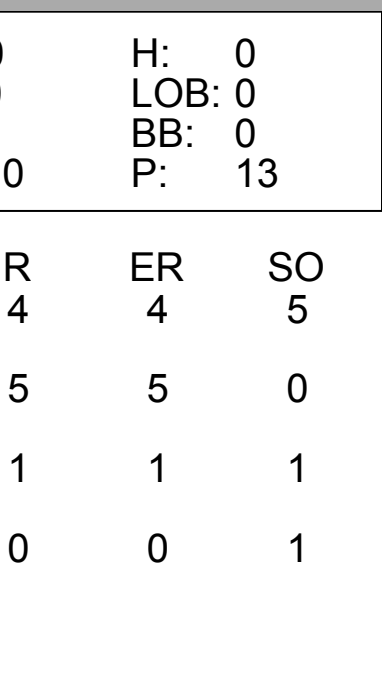
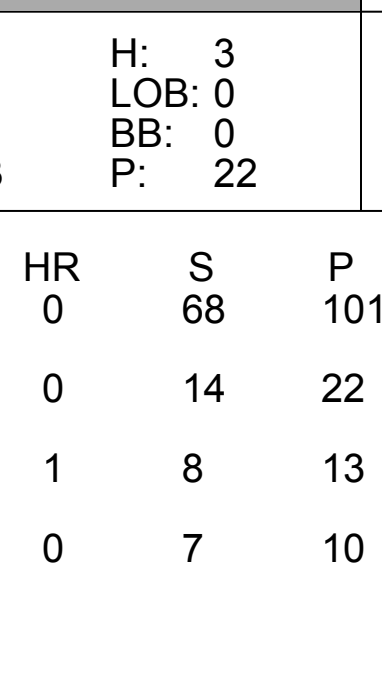
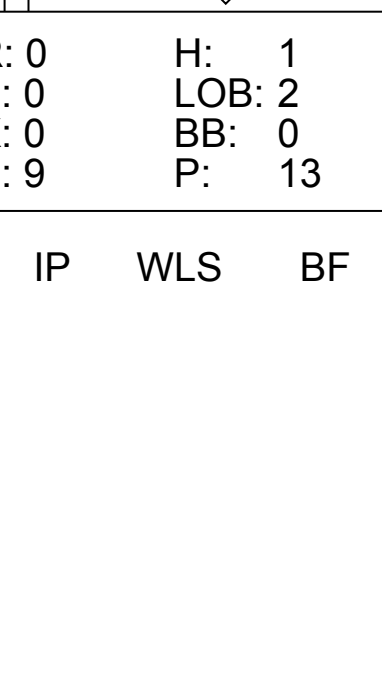
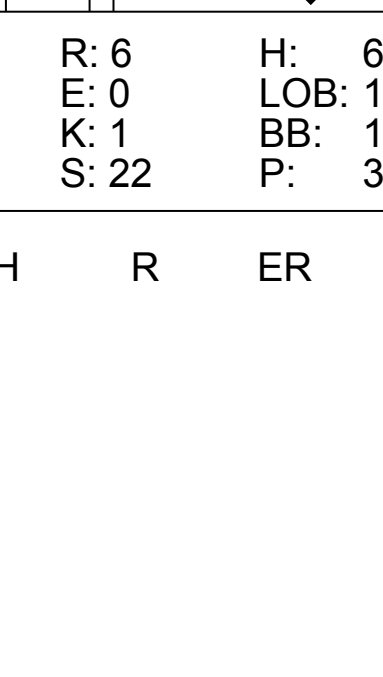


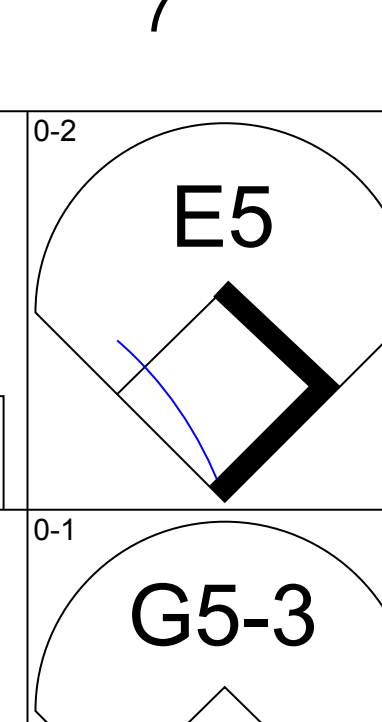


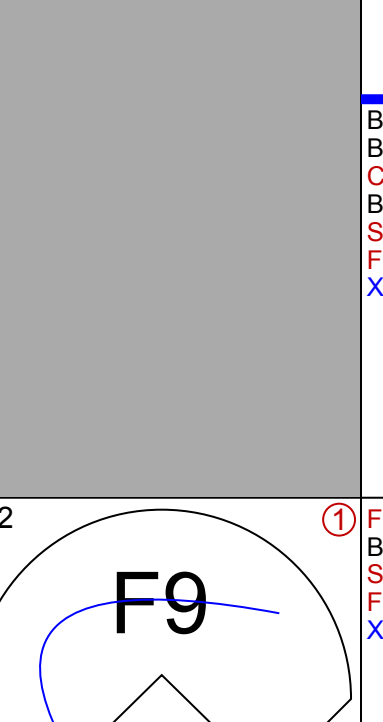
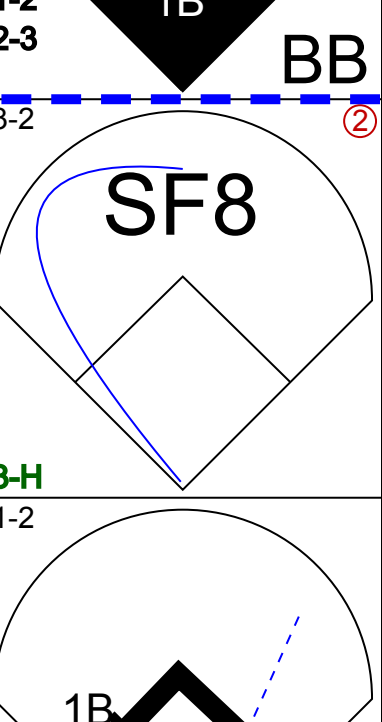
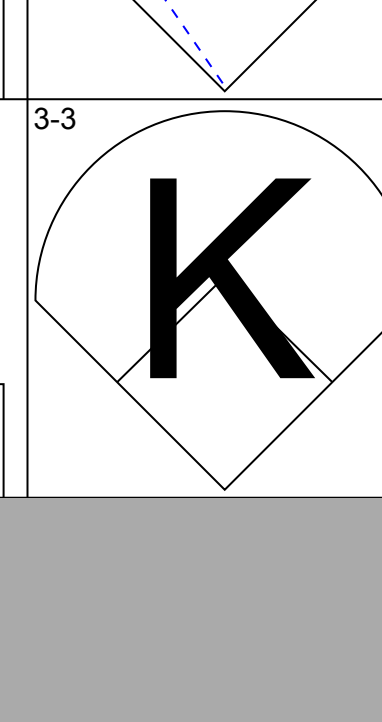
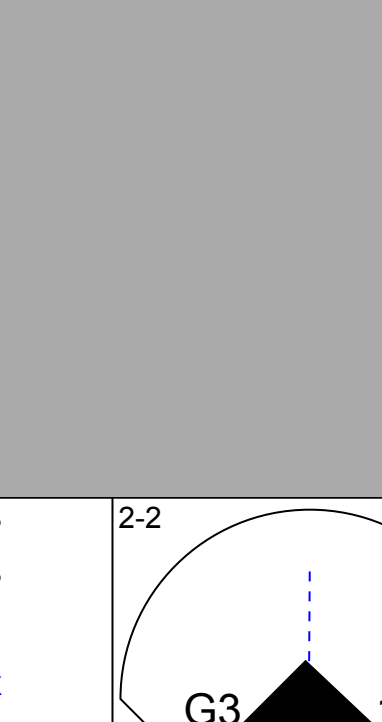

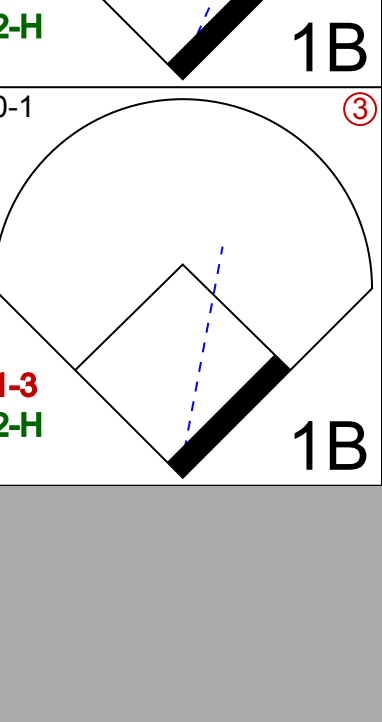

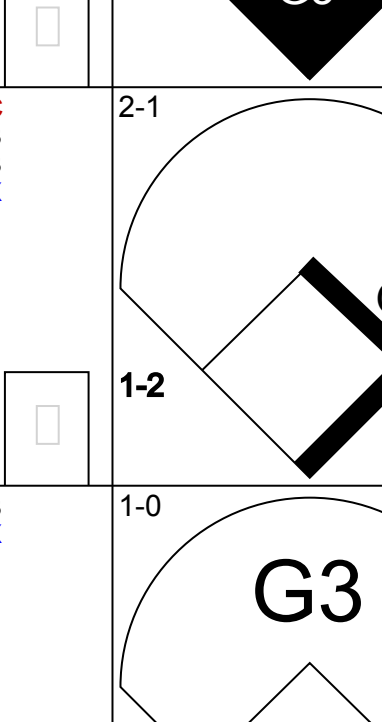

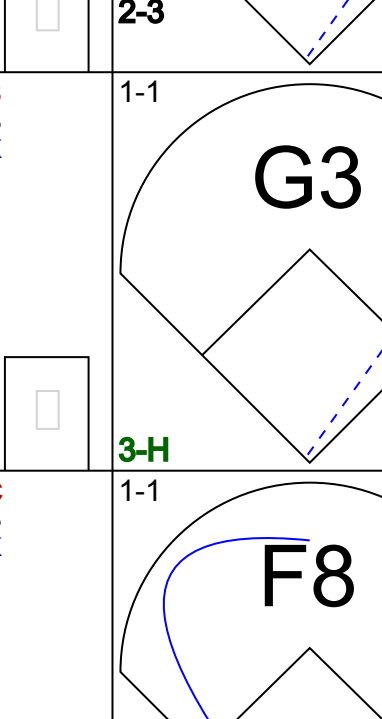
Batter	1	2	3	4	5	6	7	8	9	10	11	12	13	AB	R	H	RBI	BB	SO	LOB	BOTTOM					
Alex Cole, L OBP: 0.338, SLG: 0.335	1B BB	K			E4 1B		K		P2					5	0	1	0	2	3	3						
Jay Bell, R OBP: 0.332, SLG: 0.389	K				P6				P8	F9				7	0	2	1	0	1	3						
Andy Van Slyke, L OBP: 0.393, SLG: 0.514	F9				G6-3									5	2	2	0	0	1	2						
Bob Patterson, R OBP: 0.429, SLG: 0.500														0	0	0	0	0	0	0						
Al Martin, L OBP: 0.071, SLG: 0.071														1	0	0	0	0	1	1						
Danny Cox, R OBP: 0.071, SLG: 0.071														0	0	0	0	0	0	0						
Barry Bonds, L OBP: 0.465, SLG: 0.806														5	0	4	1	1	0	0						
Jeff King, R OBP: 0.273, SLG: 0.380														5	0	0	0	1	3	6						
Orlando Merced, S OBP: 0.330, SLG: 0.383														5	0	0	0	1	0	3						
Michael LaValiere, L OBP: 0.352, SLG: 0.325														5	0	1	0	1	0	4						
Jose Lind, R OBP: 0.273, SLG: 0.271														3	0	1	0	0	0	0						
Dave Clark, L OBP: 0.333, SLG: 0.433														1	0	0	0	0	1	3						
John Wehner, R OBP: 0.297, SLG: 0.241														0	0	0	0	0	0	0						
Don Slaught, R OBP: 0.379, SLG: 0.476														1	0	0	0	0	3	3						
Carlos Garcia, R OBP: 0.193, SLG: 0.226														1	0	0	0	0	0	0						
Danny Jackson, R ERA: 2.97														2	0	0	0	0	1	2						
Roger Mason, R ERA: 3.95														0	0	0	0	0	0	0						
Gary Varsho, L ERA: 4.37														1	0	0	0	0	0	0						
Denny Neagle, L ERA: 4.37														0	0	0	0	0	0	0						
Stan Belinda, R ERA: 3.22														0	0	0	0	0	0	0						
Cecil Spivey, R ERA: 3.12														3	1	2	0	0	1	3						
<b>Inning Stats</b>	R: 0 E: 0 K: 2 S: 12	H: 1 LOB: 2 BB: 1 P: 19	R: 0 E: 0 K: 1 S: 9	H: 2 LOB: 2 BB: 0 P: 13	R: 0 E: 0 K: 1 S: 6	H: 0 LOB: 0 BB: 0 P: 13	R: 0 E: 0 K: 1 S: 7	H: 0 LOB: 0 BB: 0 P: 10	R: 0 E: 0 K: 1 S: 5	H: 0 LOB: 0 BB: 0 P: 9	R: 1 E: 1 K: 1 S: 13	H: 2 LOB: 3 BB: 1 P: 21	R: 0 E: 0 K: 1 S: 11	H: 1 LOB: 1 BB: 0 P: 17	R: 0 E: 0 K: 1 S: 16	H: 0 LOB: 3 BB: 3 P: 33	R: 0 E: 0 K: 3 S: 13	H: 2 LOB: 2 BB: 0 P: 16	R: 0 E: 0 K: 0 S: 7	H: 0 LOB: 0 BB: 0 P: 9	R: 1 E: 0 K: 0 S: 6	H: 2 LOB: 2 BB: 1 P: 13	1B: 11 2B: 1 3B: 1 HR: 0	SF: 0 SAC: 0 DP: 0 HBP: 0	WIP: 0 PB: 0 SB: 2 CS: 0	PA: 56
<b>PITCHER</b>	IP WLS BF H R ER SO ERA WHIP	Dennis Martinez, R ERA: 2.97	Mel Rojas, R ERA: 1.08	John Wetteland, R ERA: 3.27	Kent Bottenfeld, R ERA: 1.08																					

Montreal Expos @ Pittsburgh Pirates  
Three Rivers Stadium, Pittsburgh, PA  
Thu Sep 17 1992, 7:05 PM EDT  
Att. 20,802 - Sunny - 75 F

AB 50  
R 3  
H 13  
RBI 2  
BB 6  
SO 12  
LOB 33



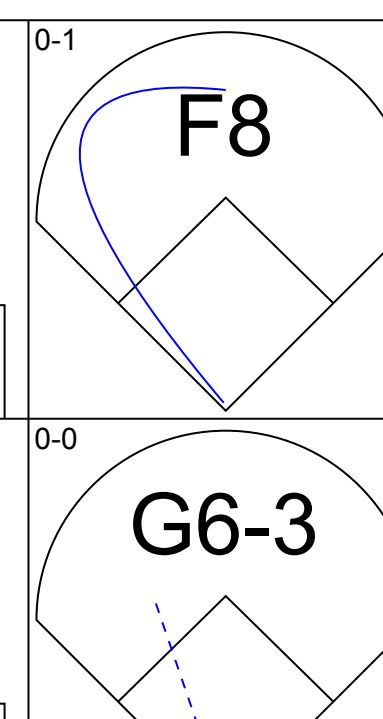
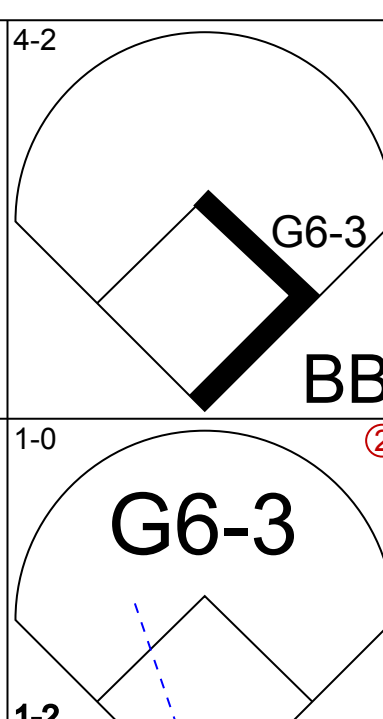
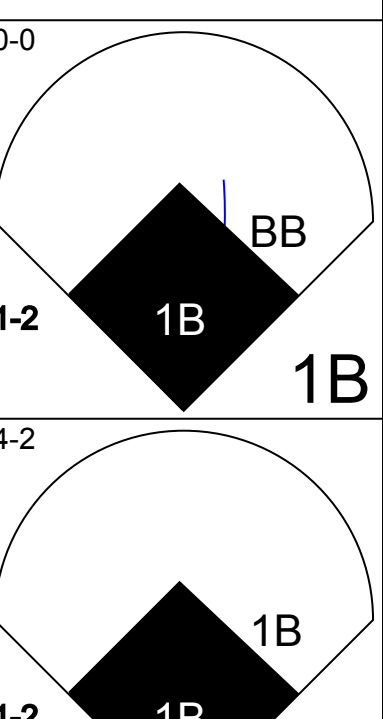
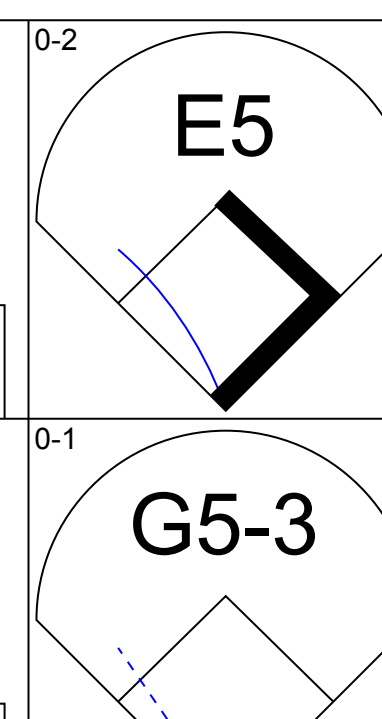
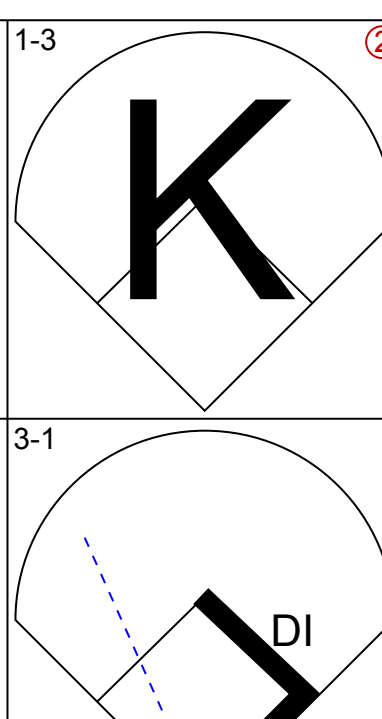
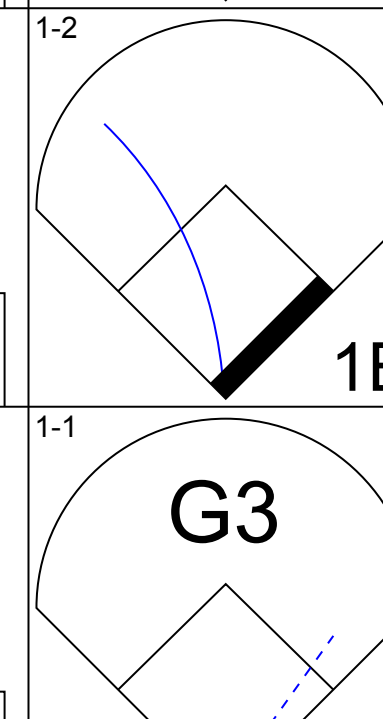
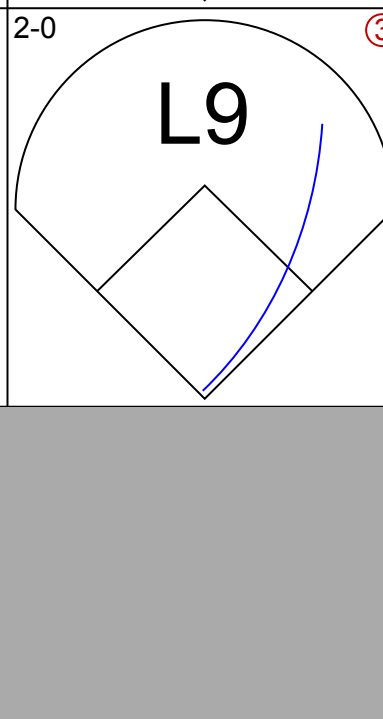
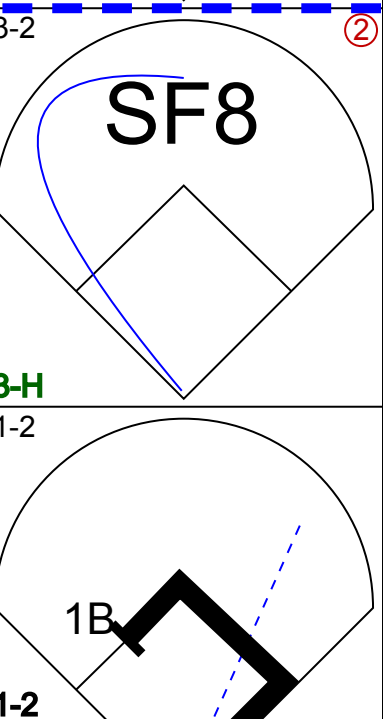
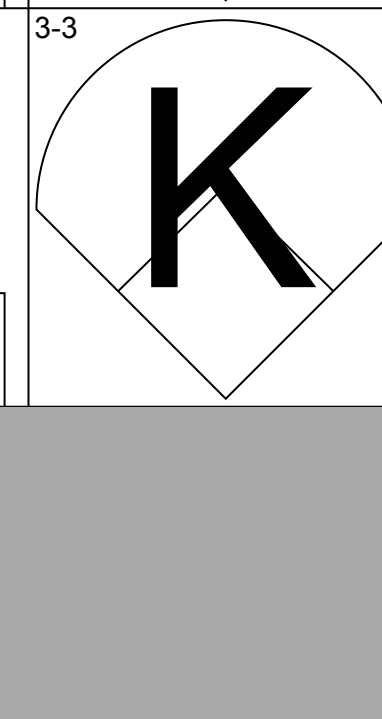
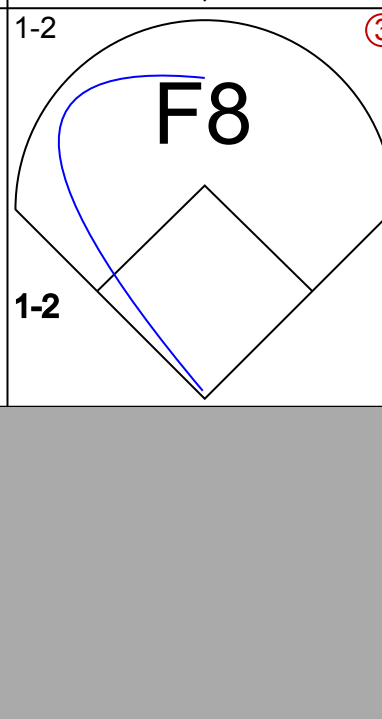


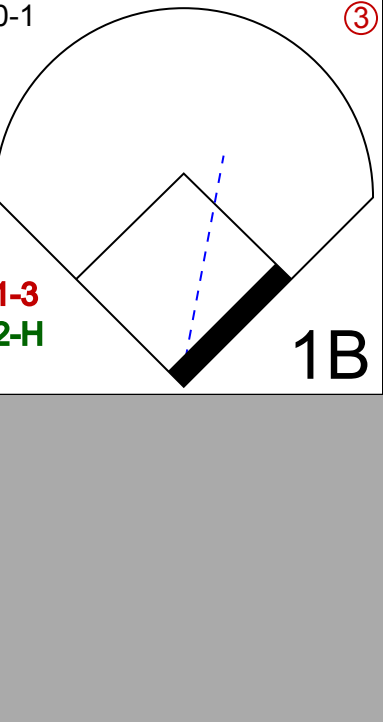



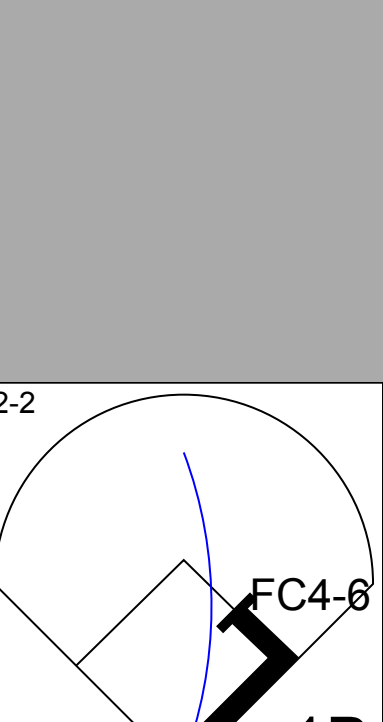
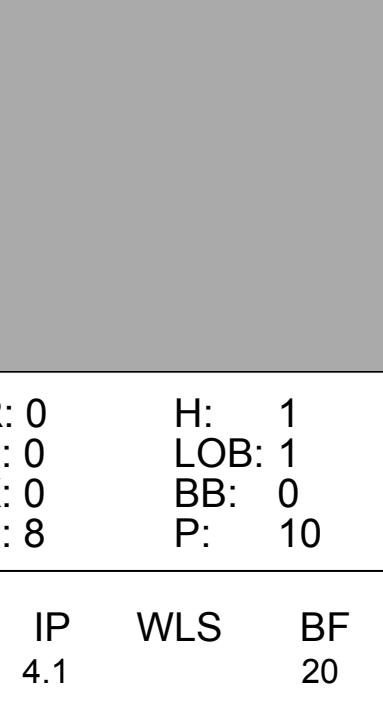

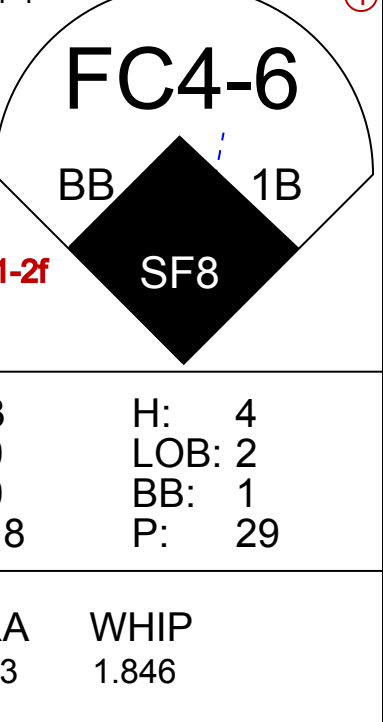
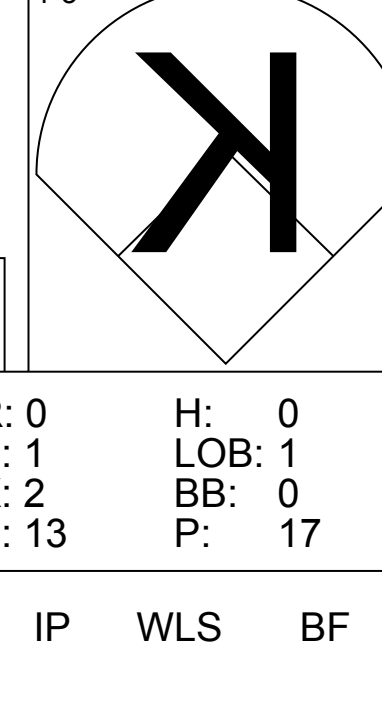
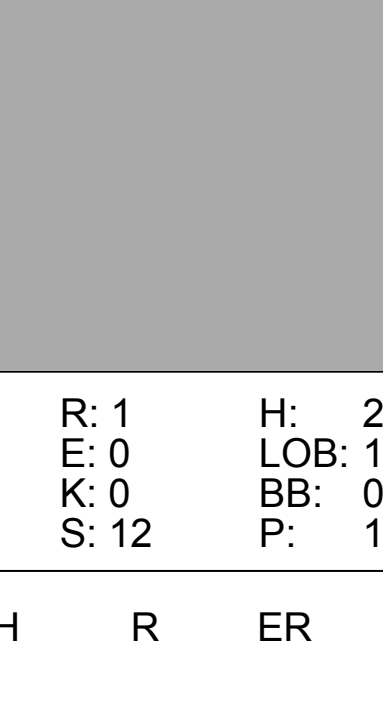
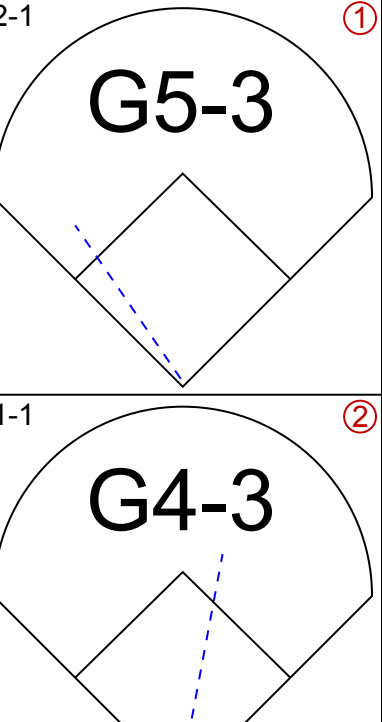
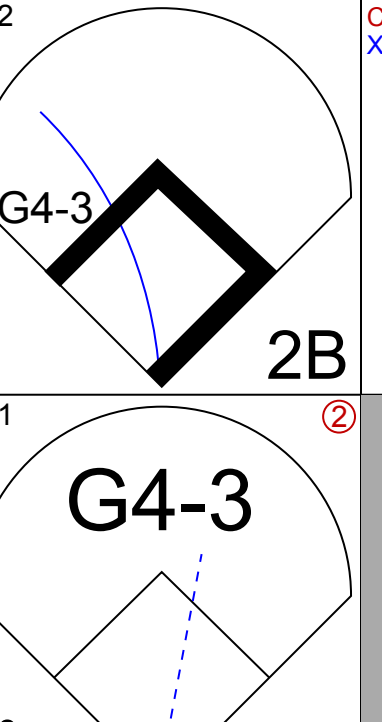
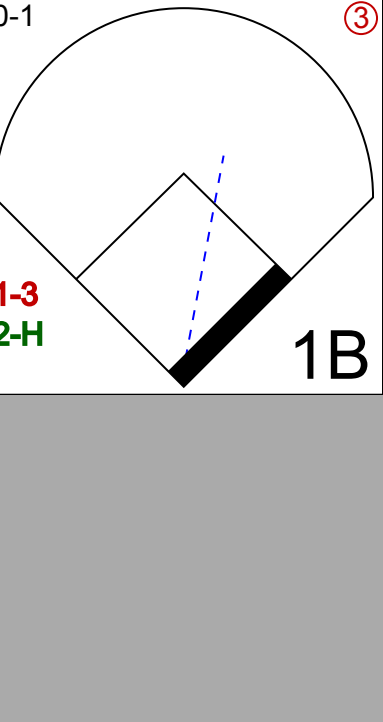

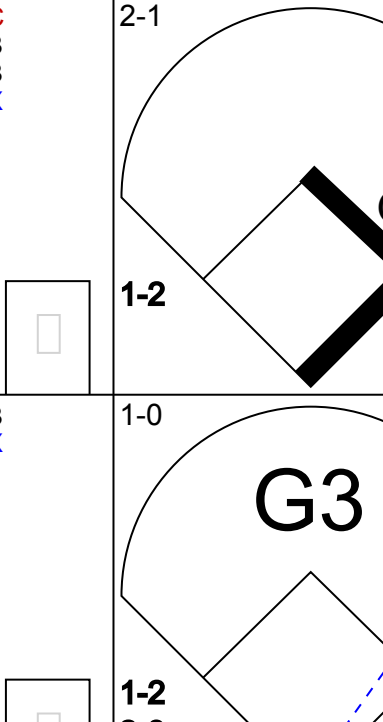
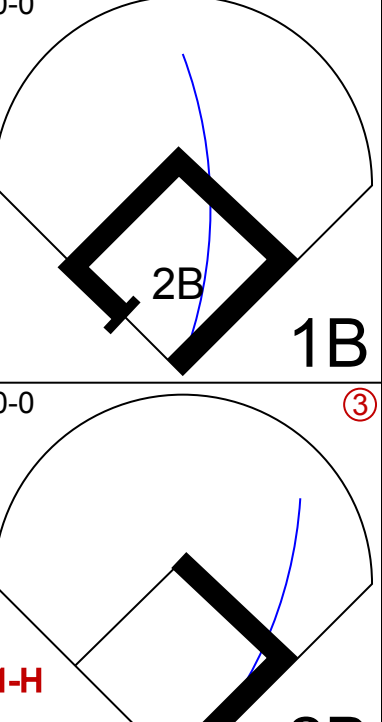
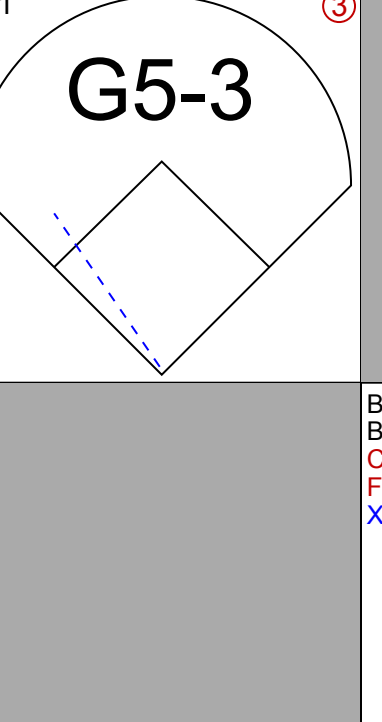
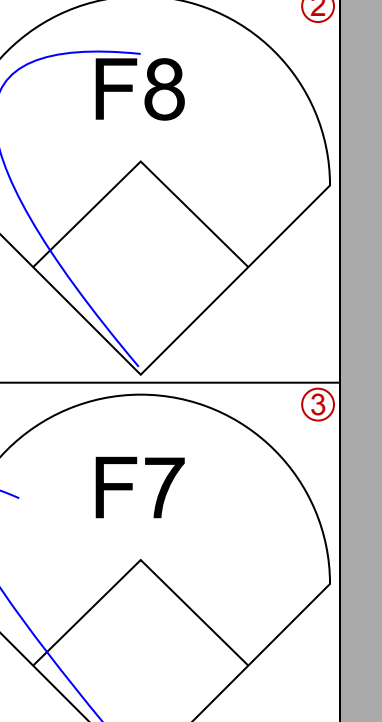

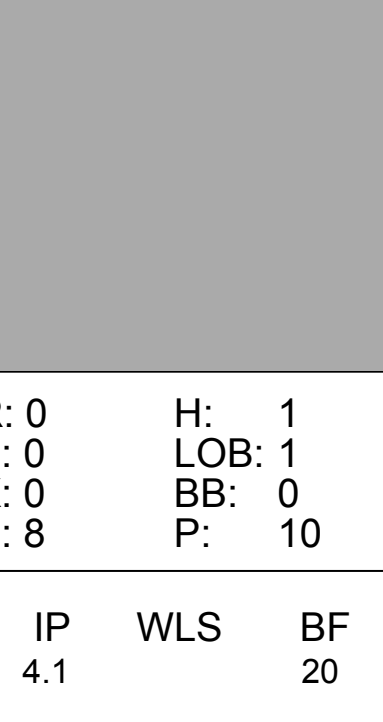
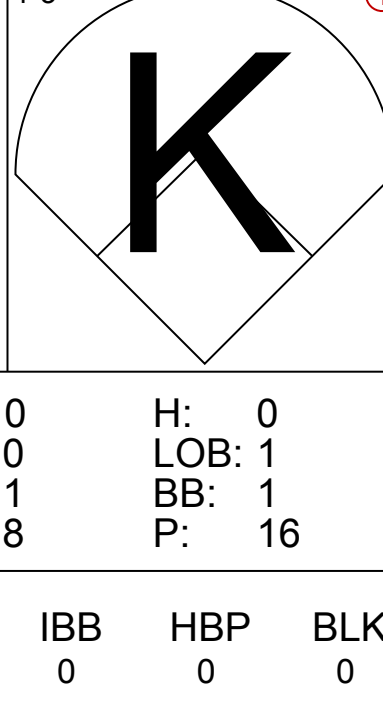
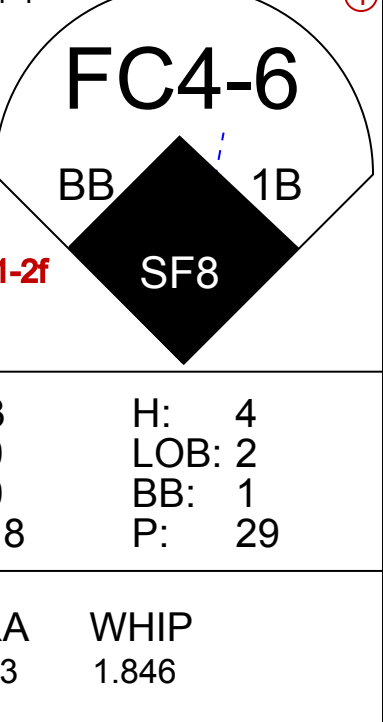
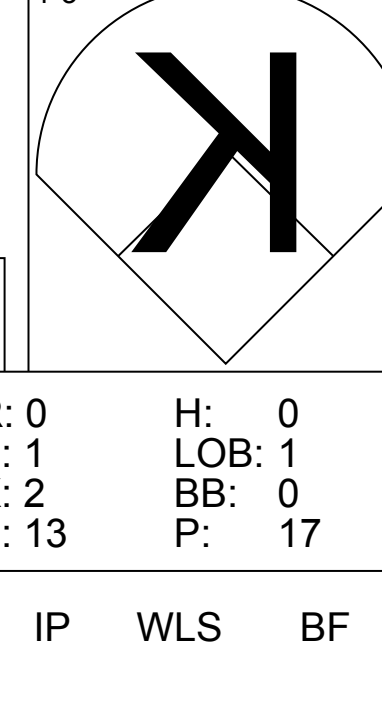
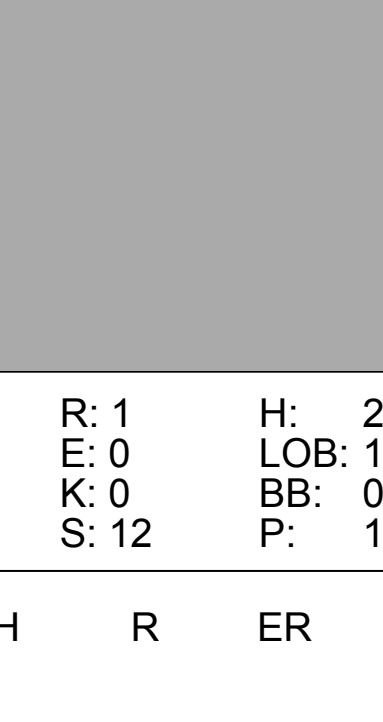

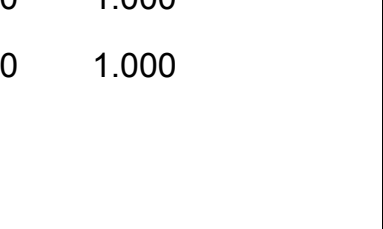




Batter	1	2	3	4	5	6	7	8	9	AB	R	H	RBI	BB	SO	LOB	TOP					
Marquis Grissom, R OBP: 0.327, SLG: 0.434										5	1	2	1	0	2	1						
Bret Barberie, S OBP: 0.368, SLG: 0.305										5	1	2	0	0	0	1						
Ivan Calderon, R OBP: 0.273, SLG: 0.443										4	1	2	0	0	1	2						
Moises Alou, R OBP: 0.324, SLG: 0.430										1	0	0	0	0	0	0						
Larry Walker, L OBP: 0.362, SLG: 0.527										5	2	3	2	0	0	2						
Greg Colbrunn, R OBP: 0.331, SLG: 0.408																						
Jeff Fassero, L OBP: 0.143, SLG: 0.286										4	1	1	1	1	2	2						
Tim Wallach, R OBP: 0.301, SLG: 0.343										3	0	1	0	0	2	1						
Sean Berry, R OBP: 0.240, SLG: 0.240										1	1	0	0	0	0	3						
Darrin Fletcher, L OBP: 0.302, SLG: 0.302										2	0	1	1	0	0	0						
Tim Laker, R OBP: 0.306, SLG: 0.324										1	1	1	2	0	0	0						
Wil Cordero, R OBP: 0.392, SLG: 0.420										4	2	2	3	0	0	2						
Bill Krueger, L OBP: 0.192, SLG: 0.191										1	0	0	0	0	0	0						
Mark Gardner, R OBP: 0.359, SLG: 0.354										0	0	0	0	0	0	0						
John Vander Wal, L OBP: 0.250, SLG: 0.250										1	0	0	0	0	0	2						
Kent Bottenfield, R OBP: 0.250, SLG: 0.250										1	0	1	0	0	0	0						
Tom Foley, L OBP: 0.242, SLG: 0.229										0	0	0	0	0	0	0						
<b>Inning Stats</b>	R: 1 E: 0 K: 1 S: 12	H: 3 LOB: 2 BB: 0 P: 17	R: 0 E: 0 K: 1 S: 10	H: 0 LOB: 0 BB: 0 P: 13	R: 0 E: 0 K: 0 S: 6	H: 0 LOB: 0 BB: 0 P: 9	R: 2 E: 0 K: 2 S: 13	H: 3 LOB: 0 BB: 0 P: 22	R: 1 E: 0 K: 0 S: 8	H: 2 LOB: 2 BB: 0 P: 13	R: 0 E: 0 K: 1 S: 10	H: 0 LOB: 0 BB: 0 P: 14	R: 0 E: 0 K: 0 S: 9	H: 1 LOB: 2 BB: 0 P: 13	R: 6 E: 0 K: 1 S: 22	H: 6 LOB: 1 BB: 1 P: 35	R: 0 E: 0 K: 1 S: 7	H: 1 LOB: 1 BB: 0 P: 10	1B: 11 2B: 4 3B: 0 HR: 1	SF: 0 SAC: 2 DP: 0 HBP: 0	WP: 1 PB: 0 SB: 1 CS: 2	PA: 42
<b>PITCHER</b>	IP WLS BF H R ER SO BB IBB HBP BLK WP HR S P ERA WHIP																					
Dwight Gooden, R ERA: 3.8	(1, 1) 7.0 L 27 9 4 4 5 0 0 0 0 0 1 0 68 101 5.14 1.286																					
Barry Jones, R ERA: 8.12	(8, 1) 0.2 7 4 5 5 0 0 1 0 0 0 0 1 14 22 67.50 6.000																					
Mark Dewey, R ERA: 3.41	(8, 1) 0.1 3 2 1 1 1 0 0 0 0 0 0 1 8 13 27.00 6.000																					
Joe Vitko, R ERA:	(9, 1) 1.0 4 1 0 0 1 0 0 0 0 0 0 0 7 10 0.00 1.000																					

Montreal Expos @ New York Mets  
Shea Stadium, Flushing, NY  
Fri Sep 18 1992, 7:05 PM EDT  
Att: 16,856 - Cloudy - 80 F

AB	38
R	10
H	16
RBI	10
BB	1
SO	7
LOB	16



Batter	1	2	3	4	5	6	7	8	9	AB	R	H	RBI	BB	SO	LOB	BOTTOM					
Ryan Thompson, R OBP: 0.220, SLG: 0.291										4	1	1	0	1	1	0						
Dave Gallagher, R OBP: 0.298, SLG: 0.317										3	1	0	0	1	0	2						
Barry Jones, R										0	0	0	0	0	0	0						
Mark Dewey, R										0	0	0	0	0	0	0						
Joe Vitko, R										0	0	0	0	0	0	0						
Bill Pecota, R OBP: 0.301, SLG: 0.307										4	0	1	1	0	1	3						
Chico Walker, S OBP: 0.359, SLG: 0.416										1	0	1	0	0	0	0						
Eddie Murray, S OBP: 0.329, SLG: 0.415										4	1	2	1	0	0	1						
Kevin Bass, S OBP: 0.307, SLG: 0.420										4	0	3	1	0	0	0						
Jeff Kent, R OBP: 0.307, SLG: 0.420										4	0	0	0	0	0	3						
Charlie O'Brien, R OBP: 0.325										3	0	1	0	0	0	1						
Todd Hundley, S OBP: 0.260, SLG: 0.331										1	0	0	1	0	0	1						
Dick Schofield, R OBP: 0.312, SLG: 0.282										3	0	2	0	0	0	0						
Jeff McKnight, S OBP: 0.315, SLG: 0.435										1	0	0	0	0	0	1						
Dwight Gooden, R OBP: 0.281, SLG: 0.375										2	1	0	0	0	1	1						
Daryl Boston, L OBP: 0.320, SLG: 0.423										1	0	0	0	0	1	0						
D.J. Dozier, R OBP: 0.256, SLG: 0.206										1	0	0	0	0	1	0						
<b>Inning Stats</b>	R: 0 E: 0 K: 0 S: 8	H: 1 LOB: 1 BB: 0 P: 10	R: 0 E: 0 K: 0 S: 6	H: 2 LOB: 2 BB: 0 P: 9	R: 0 E: 0 K: 1 S: 8	H: 0 LOB: 1 BB: 1 P: 16	R: 0 E: 0 K: 0 S: 12	H: 1 LOB: 1 BB: 0 P: 19	R: 3 E: 0 K: 0 S: 18	H: 4 LOB: 2 BB: 1 P: 29	R: 0 E: 0 K: 0 S: 11	H: 0 LOB: 0 BB: 0 P: 13	R: 0 E: 1 K: 2 S: 13	H: 0 LOB: 1 BB: 0 P: 17	R: 1 E: 0 K: 0 S: 12	H: 2 LOB: 1 BB: 0 P: 19	R: 0 E: 0 K: 2 S: 11	H: 1 LOB: 1 BB: 0 P: 19	1B: 9 2B: 2 3B: 0 HR: 0	SF: 1 SAC: 0 DP: 0 HBP: 0	WP: 0 PB: 0 SB: 0 CS: 0	PA: 39
<b>PITCHER</b>	IP WLS BF H R ER SO BB IBB HBP BLK WP HR S P ERA WHIP																					
Bill Krueger, L ERA: 4.9	(1, 1) 4.1 W 6 2 0 0 0 0 2 0 0 0 0 0 0 21 27 0.00 1.200																					
Mark Gardner, R ERA: 4.19	(5, 1) 1.2 W 6 2 0 0 0 0 0 0 0 0 0 0 0 25 36 4.50 1.000																					
Kent Bottenfield, R ERA: 2.2	(7, 1) 2.0 9 2 1 1 2 0 0 0 0 0 0 0 11 19 0.00 1.000																					
Jeff Fassero, L ERA: 2.8	(9, 1) 1.0 4 1 0 0 2 0 0 0 0 0 0 0 7 10 0.00 1.000																					

Montreal Expos @ New York Mets  
Shea Stadium, Flushing, NY  
Fri Sep 18 1992, 7:05 PM EDT  
Att: 16,856 - Cloudy - 80 F

AB	36
R	4
H	11
RBI	4
BB	2
SO	5
LOB	13





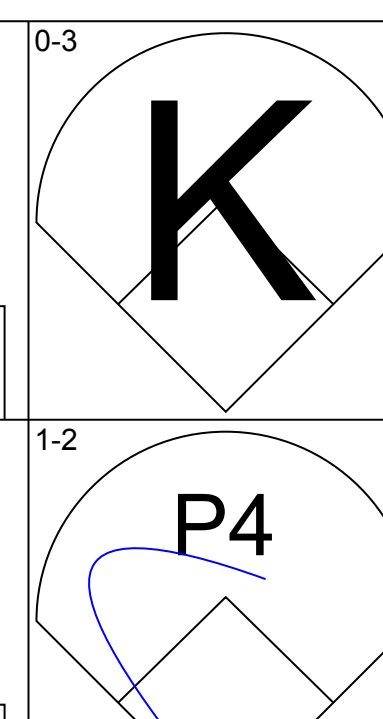
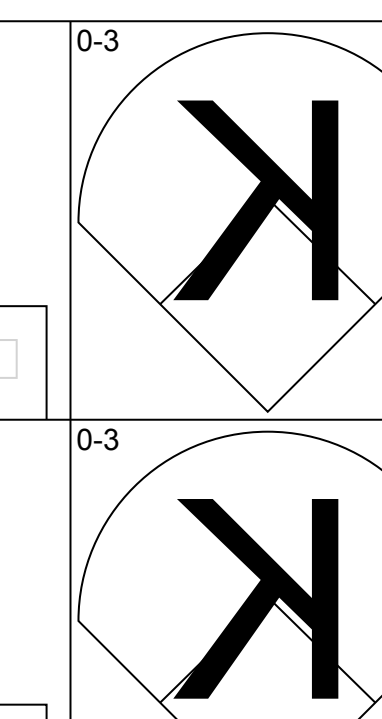
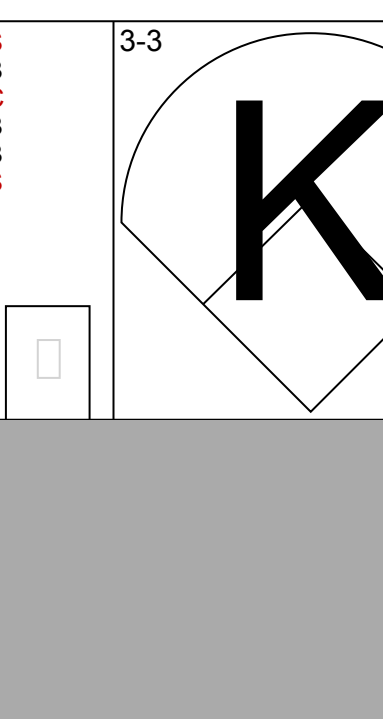
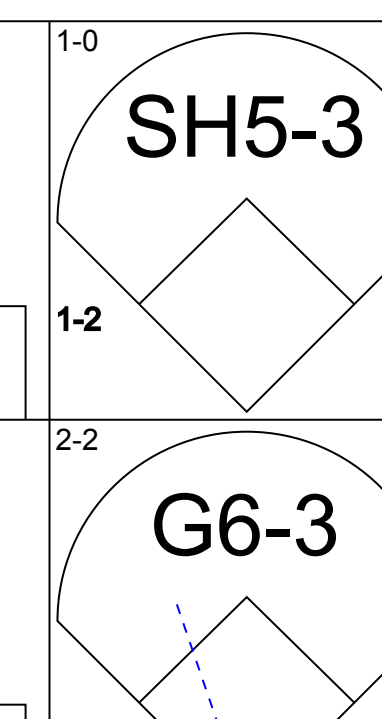
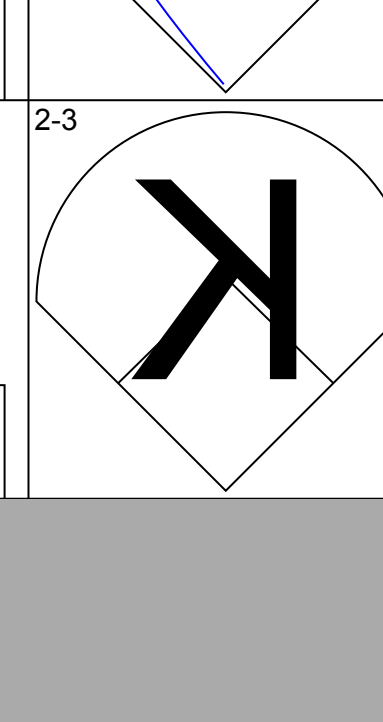

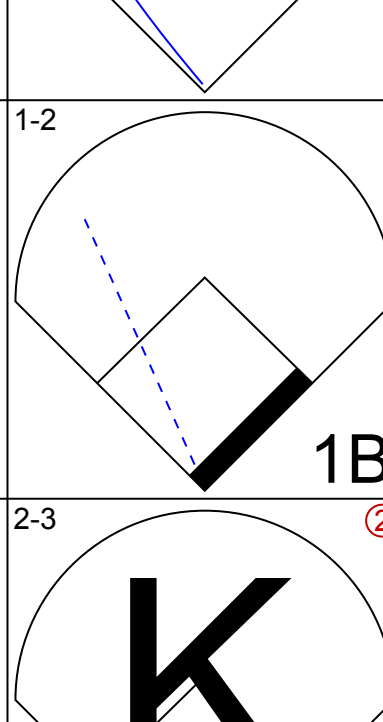
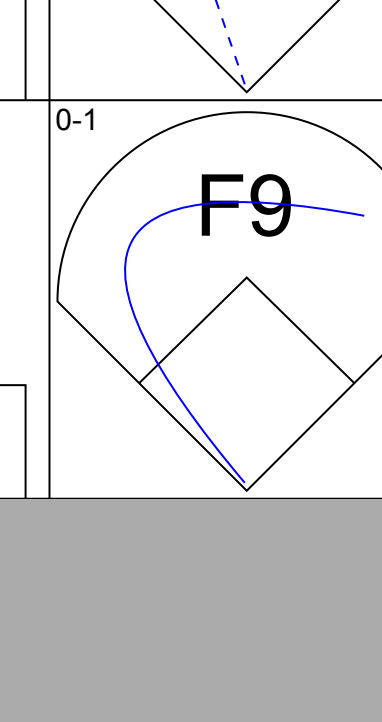

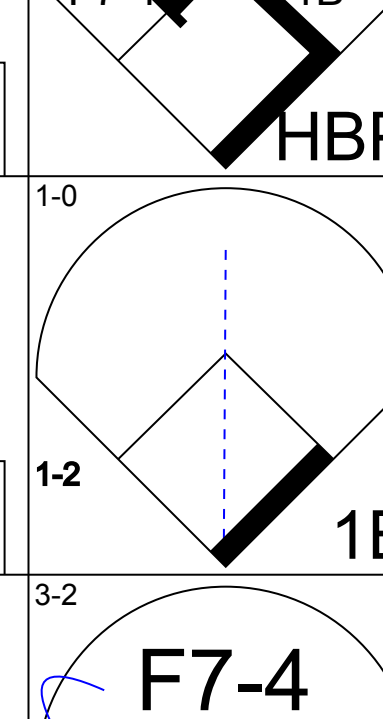
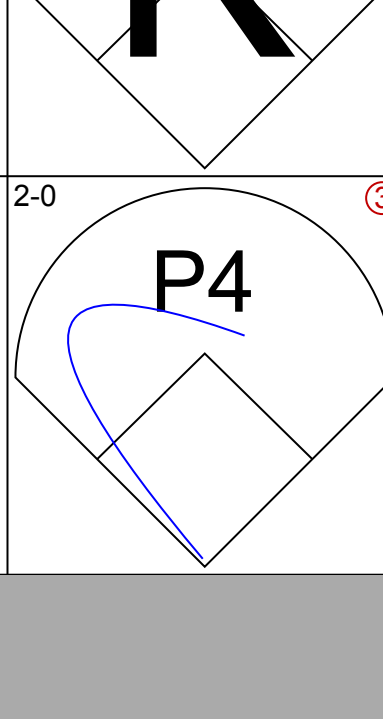

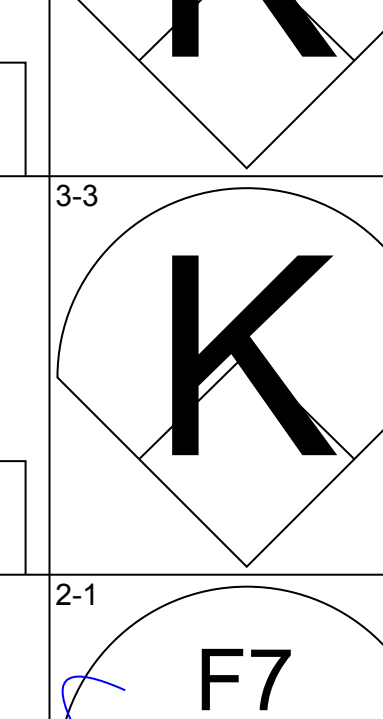
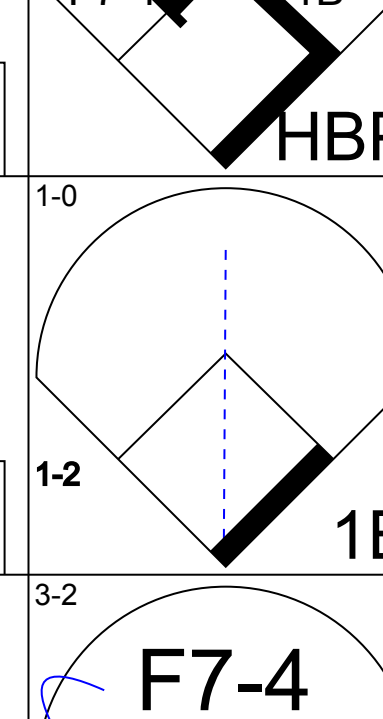
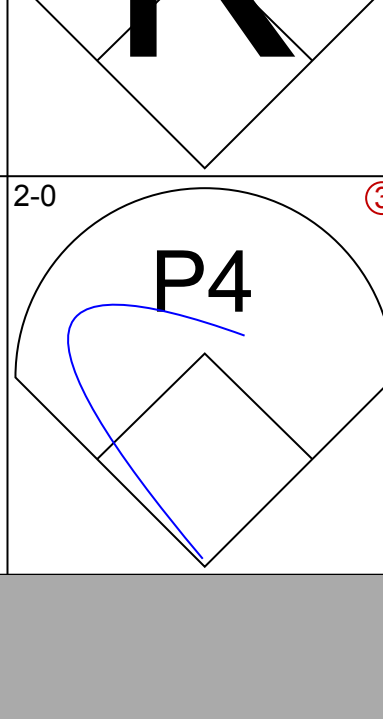
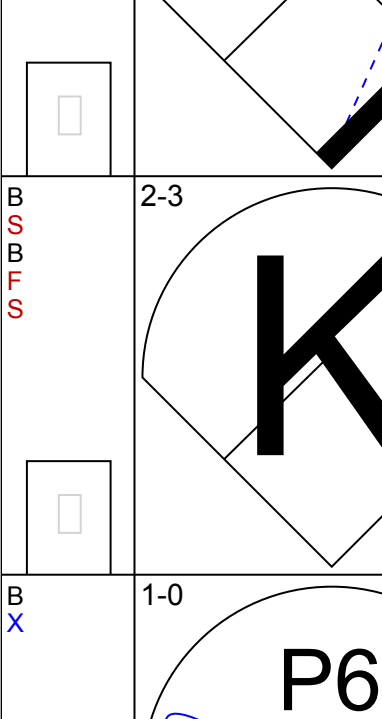
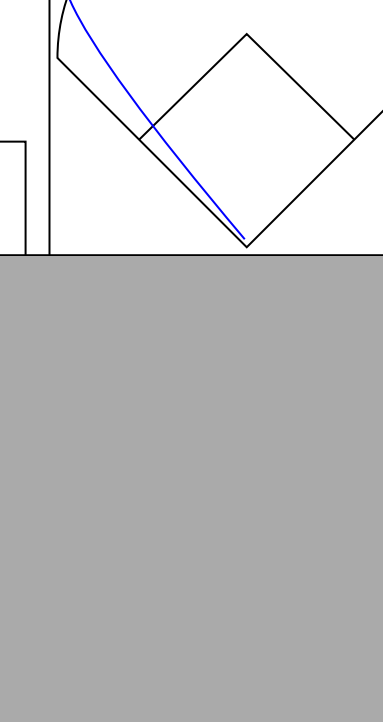
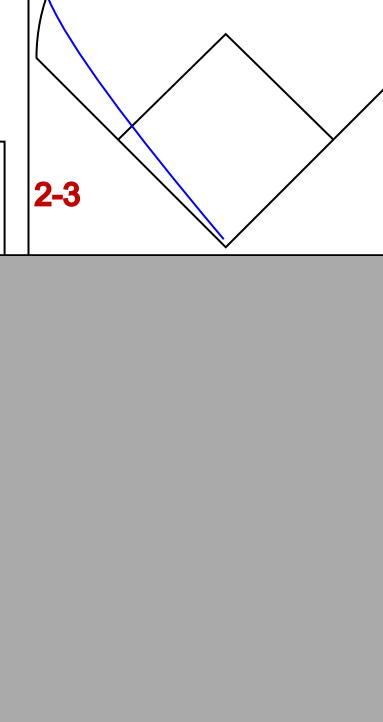

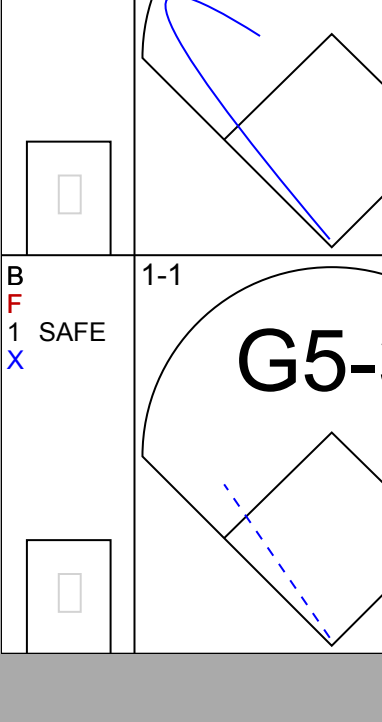


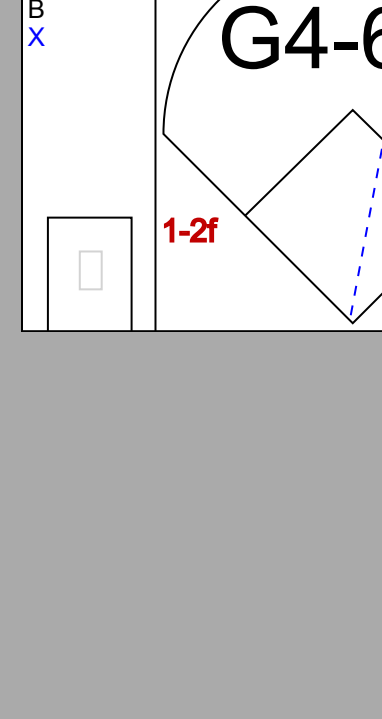

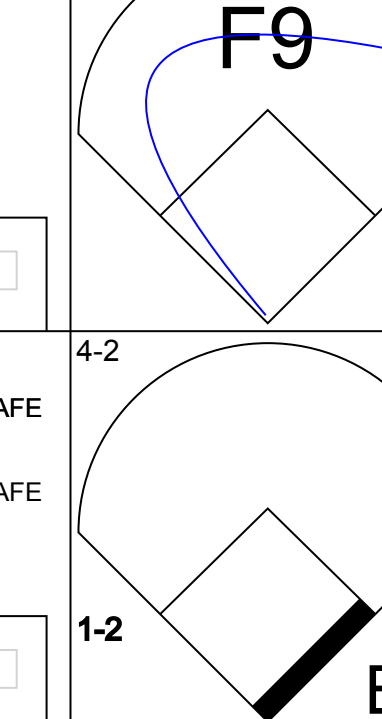
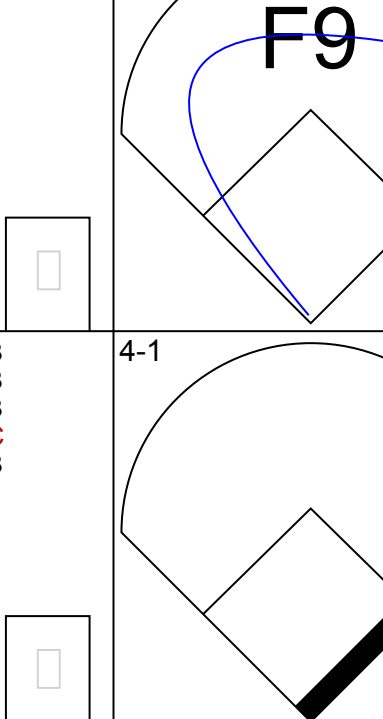
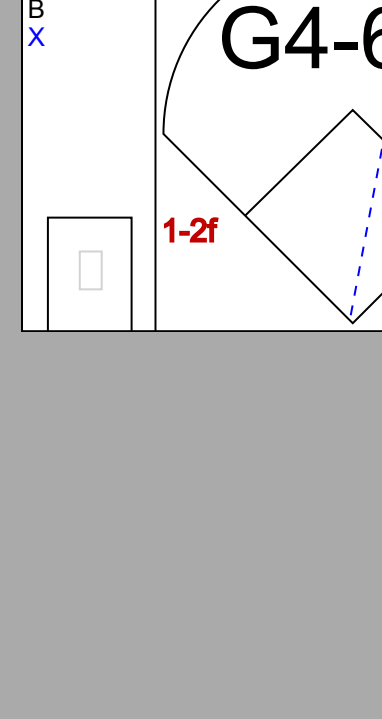

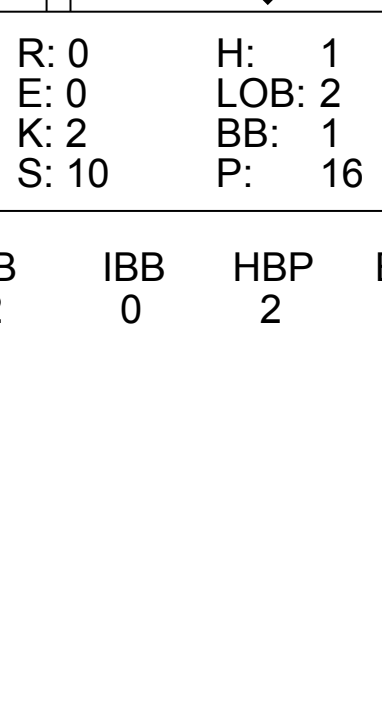
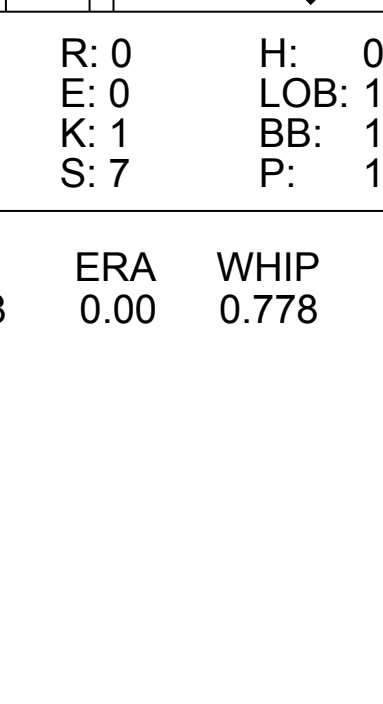
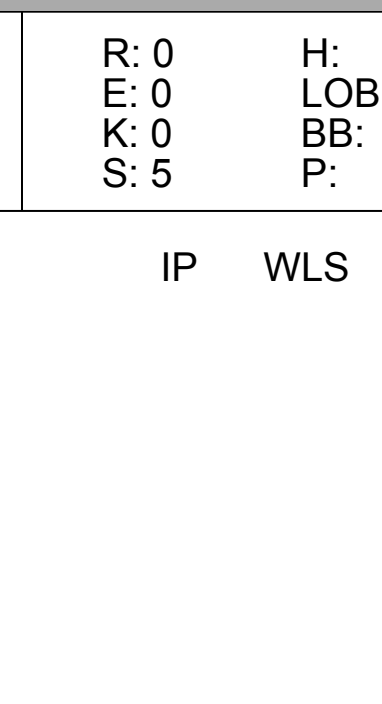
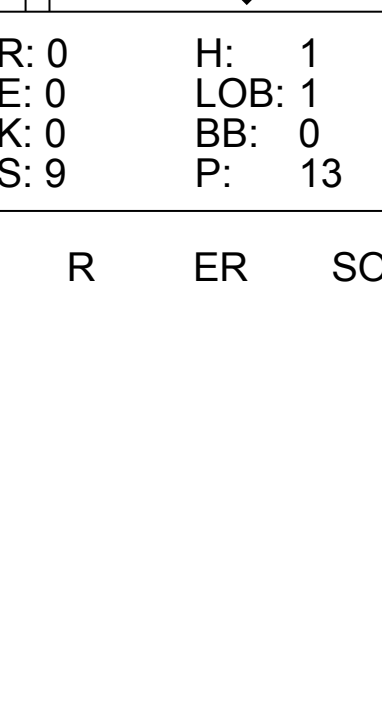
Batter	1	2	3	4	5	6	7	8	9	AB	R	H	RBI	BB	SO	LOB	TOP								
<b>Delino DeShields, L</b> OBP: 0.369, SLG: 0.406 (1, 4)										5	1	2	1	0	1	2	<b>Montreal Expos @ New York Mets</b> Shea Stadium, Flushing, NY Sat Sep 19 1992, 7:05 PM EDT Att: 21,501 - Cloudy - 67 F								
<b>Marquis Grissom, R</b> OBP: 0.329, SLG: 0.434 (1, 8)										4	1	2	0	0	1	3									
<b>Ivan Calderon, R</b> OBP: 0.308, SLG: 0.430 <b>Jeff Fassero, L</b> OBP: 0.143, SLG: 0.286 <b>Mel Rojas, R</b> OBP: 0.067, SLG: 0.067 <b>Gil Heredia, R</b> OBP: 0.167, SLG: 0.167 <b>Sean Berry, R</b> OBP: 0.269, SLG: 0.269 (1, 7)										4	1	0	1	0	0	5									
<b>Larry Walker, L</b> OBP: 0.362, SLG: 0.527 (1, 9)										5	0	2	3	0	2	1									
<b>Greg Colbrunn, R</b> OBP: 0.326, SLG: 0.396 (1, 3)										4	0	0	0	0	2	3									
<b>Bret Barberie, S</b> OBP: 0.370, SLG: 0.303 (1, 5)										2	0	0	0	2	0	0									
<b>Wil Cordero, R</b> OBP: 0.376, SLG: 0.402 (1, 6)										4	0	0	0	0	2	3									
<b>Darrin Fletcher, L</b> OBP: 0.273, SLG: 0.301 (1, 2)										4	1	1	0	0	2	2									
<b>Brian Barnes, L</b> OBP: 0.276, SLG: 0.290 <b>John Vander Wilt, L</b> OBP: 0.197, SLG: 0.352 <b>Sergio Valdez, R</b> OBP: 0.145, SLG: 0.415 <b>Jerry Willard, L</b> OBP: 0.252, SLG: 0.390 <b>Spike Owen, S</b> OBP: 0.252, SLG: 0.390 <b>Moises Alou, R</b> OBP: 0.328, SLG: 0.430 (1, 1)										0	0	0	0	0	0	0									
<b>Inning Stats</b>	R: 0 E: 0 K: 1 S: 10	H: 0 LOB: 1 BB: 0 P: 15	R: 0 E: 0 K: 1 S: 9	H: 0 LOB: 0 BB: 0 P: 15	R: 1 E: 0 K: 1 S: 12	H: 2 LOB: 1 BB: 0 P: 17	R: 0 E: 0 K: 1 S: 12	H: 0 LOB: 2 BB: 1 P: 25	R: 2 E: 0 K: 2 S: 14	H: 3 LOB: 1 BB: 0 P: 18	R: 0 E: 0 K: 2 S: 10	H: 0 LOB: 0 BB: 0 P: 15	R: 0 E: 1 K: 0 S: 9	H: 0 LOB: 2 BB: 0 P: 15	R: 0 E: 0 K: 3 S: 13	H: 0 LOB: 1 BB: 1 P: 21		R: 2 E: 0 K: 1 S: 15	H: 3 LOB: 2 BB: 1 P: 24	1B: 6 2B: 2 3B: 0 HR: 0	SF: 0 SAC: 1 DP: 0 HBP: 2	WP: 0 PB: 0 SB: 1 CS: 0	PA: 41		
<b>PITCHER</b>	IP	WLS	BF	H	R	ER	SO	BB	IBB	HBP	BLK	WP	HR	S	P	ERA	WHIP								
<b>Bret Saberhagen, R</b> ERA: 4.15 (1, 1)	5.0		23	5	3	3	5	1	0	2	0	0	0	57	90	5.40	1.200								
<b>Wally Whitehurst, R</b> ERA: 3.18 (6, 1)	3.0	W	11	0	0	0	5	1	0	0	0	0	0	32	51	0.00	0.333								
<b>Jeff Innis, R</b> ERA: 2.95 (9, 1)	1.0		7	3	2	2	1	1	0	0	0	0	0	15	24	18.00	4.000								

Batter	1	2	3	4	5	6	7	8	9	AB	R	H	RBI	BB	SO	LOB	BOTTOM								
<b>Ryan Thompson, R</b> OBP: 0.210, SLG: 0.276 <b>Daryl Boston, L</b> OBP: 0.322, SLG: 0.423 (1, 8)										3	0	0	0	0	2	1	<b>Montreal Expos @ New York Mets</b> Shea Stadium, Flushing, NY Sat Sep 19 1992, 7:05 PM EDT Att: 21,501 - Cloudy - 67 F								
<b>Dave Gallagher, R</b> OBP: 0.297, SLG: 0.313 <b>Mackey Sasser, L</b> OBP: 0.250, SLG: 0.320 <b>Bill Pecota, R</b> OBP: 0.301, SLG: 0.307 (1, 9)										2	1	0	0	1	2	0									
<b>Chico Walker, S</b> OBP: 0.361, SLG: 0.418 <b>Jeff Innis, R</b> (1, 5)										4	2	2	1	0	1	0									
<b>Eddie Murray, S</b> OBP: 0.332, SLG: 0.423 (1, 3)										4	1	3	4	0	0	0									
<b>Jeff Kent, R</b> OBP: 0.309, SLG: 0.419 (1, 4)										3	0	1	1	1	1	1									
<b>Todd Hundley, S</b> OBP: 0.257, SLG: 0.328 (1, 2)										3	0	0	1	0	1	1									
<b>Dick Schofield, R</b> OBP: 0.310, SLG: 0.280 (1, 6)										4	0	0	0	0	0	3									
<b>D.J. Dozier, R</b> OBP: 0.262, SLG: 0.216 (1, 7)										3	0	1	0	0	1	0									
<b>Bret Saberhagen, R</b> OBP: 0.266, SLG: 0.295 <b>Chris Donnels, L</b> OBP: 0.285, SLG: 0.291 <b>Wally Whitehurst, R</b> OBP: 0.227, SLG: 0.236 <b>Kevin Bass, S</b> OBP: 0.316, SLG: 0.427 <b>Pat Howell, S</b> OBP: 0.254, SLG: 0.192 (1, 1)										1	0	0	0	0	0	1									
<b>Inning Stats</b>	R: 0 E: 0 K: 2 S: 12	H: 0 LOB: 0 BB: 0 P: 18	R: 0 E: 0 K: 0 S: 10	H: 1 LOB: 0 BB: 0 P: 17	R: 0 E: 0 K: 1 S: 9	H: 1 LOB: 1 BB: 0 P: 16	R: 3 E: 0 K: 1 S: 14	H: 2 LOB: 0 BB: 1 P: 26	R: 0 E: 0 K: 2 S: 13	H: 0 LOB: 0 BB: 0 P: 16	R: 0 E: 0 K: 2 S: 11	H: 1 LOB: 1 BB: 0 P: 14	R: 0 E: 0 K: 0 S: 7	H: 0 LOB: 0 BB: 0 P: 9	R: 4 E: 0 K: 0 S: 11	H: 3 LOB: 3 BB: 2 P: 24		R: 4 E: 0 K: 0 S: 11	H: 3 LOB: 3 BB: 2 P: 24	1B: 6 2B: 0 3B: 1 HR: 1	SF: 1 SAC: 0 DP: 1 HBP: 0	WP: 0 PB: 0 SB: 1 CS: 1	PA: 35		
<b>PITCHER</b>	IP	WLS	BF	H	R	ER	SO	BB	IBB	HBP	BLK	WP	HR	S	P	ERA	WHIP								
<b>Brian Barnes, L</b> ERA: 3.15 (5, 1)	4.0		16	4	3	3	4	1	0	0	0	0	0	45	77	6.75	1.250								
<b>Sergio Valdez, R</b> ERA: 2.51 (5, 1)	2.0		7	1	0	0	4	0	0	0	0	0	0	24	30	0.00	0.500								
<b>Jeff Fassero, L</b> ERA: 2.88 (7, 1)	1.0	L	4	1	1	1	0	0	0	0	0	0	0	9	11	9.00	1.000								
<b>Mel Rojas, R</b> ERA: 1.35 (8, 1)	0.0		5	2	2	2	0	2	0	0	0	0	0	5	14	∞	∞								
<b>Gil Heredia, R</b> ERA: 5.29 (8, 1)	1.0		2	0	1	1	0	0	0	0	0	0	0	4	8	9.00	0.000								

AB	35
R	5
H	8
RBI	5
BB	3
SO	11
LOB	19



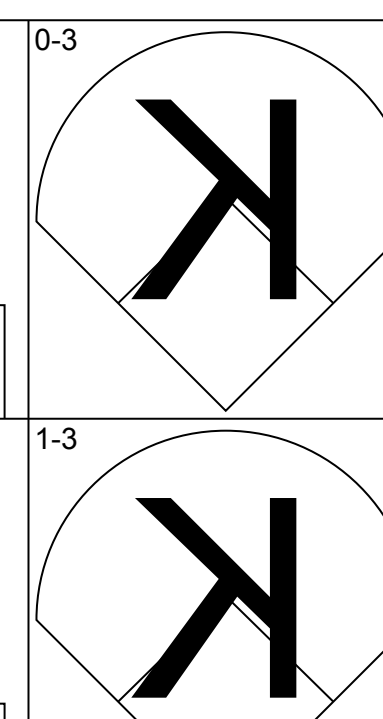
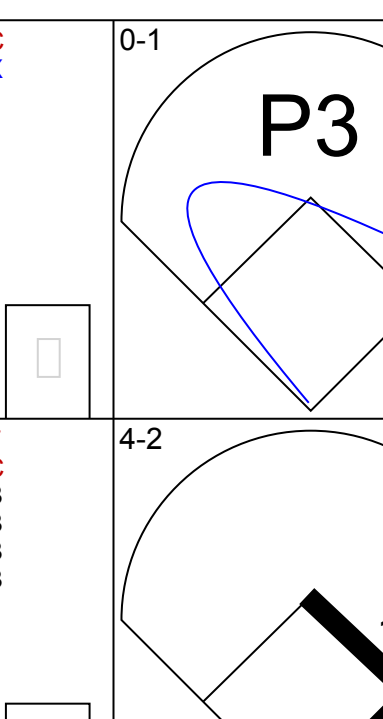
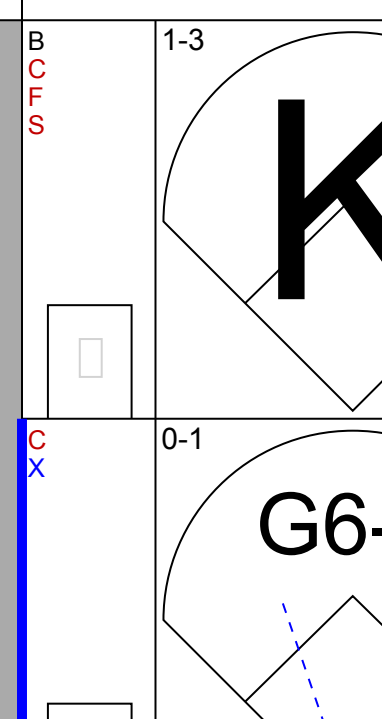
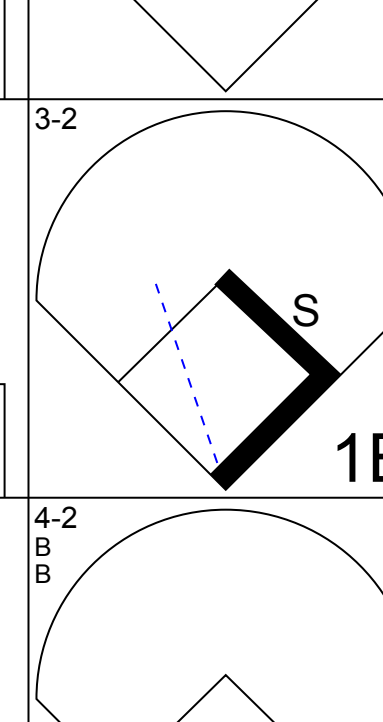
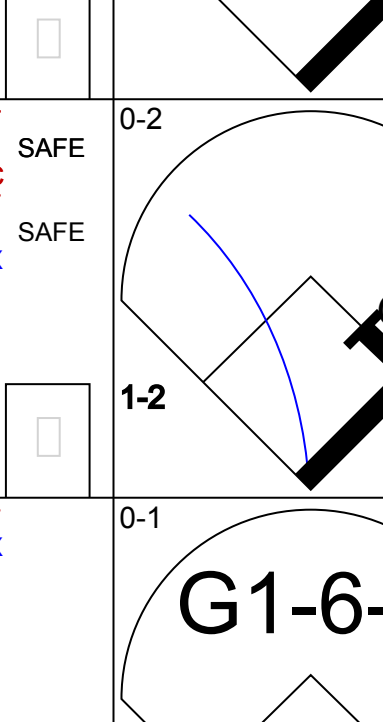






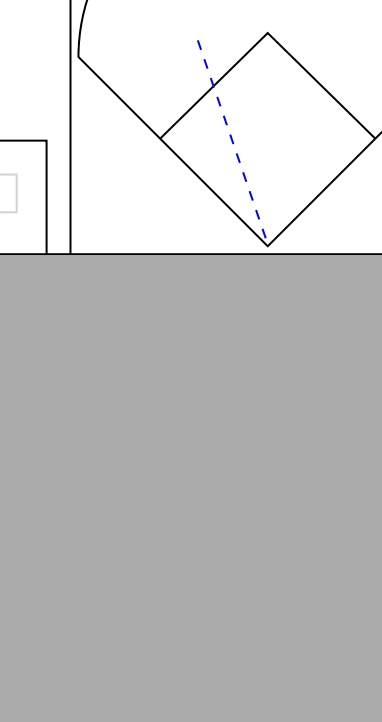




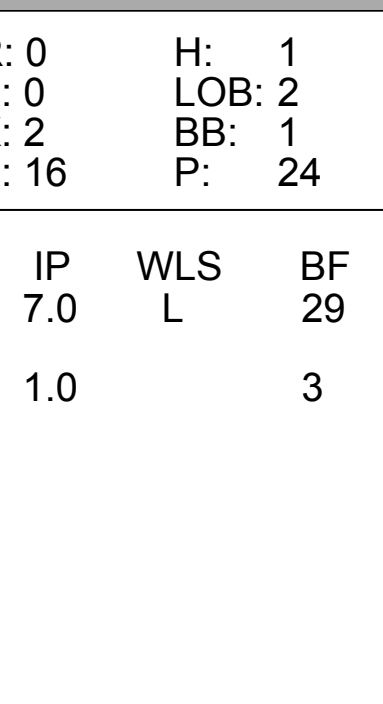
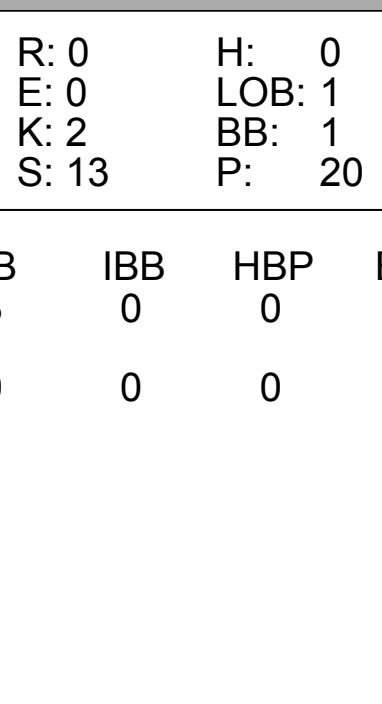
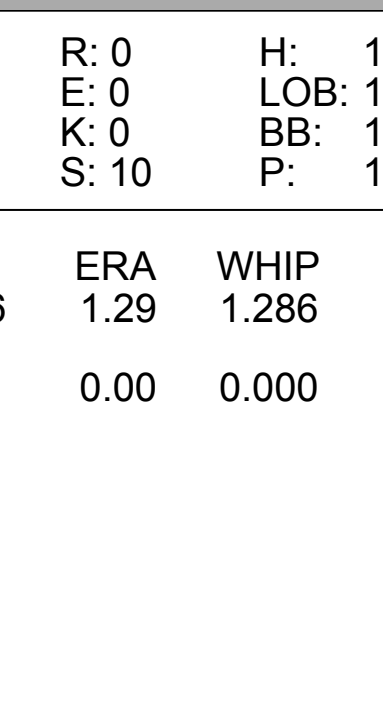
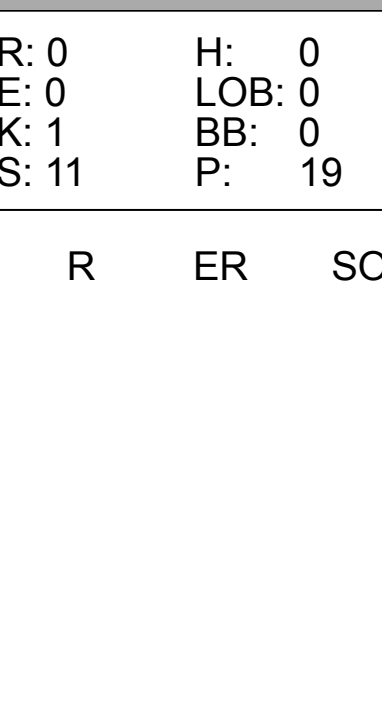


Batter	1	2	3	4	5	6	7	8	9	AB	R	H	RBI	BB	SO	LOB	TOP			
<b>Delino DeShields, L</b> OBP: 0.369, SLG: 0.403 (1, 4)										3	0	0	0	0	0	3				
<b>Marquis Grissom, R</b> OBP: 0.327, SLG: 0.431 (1, 8)										4	0	0	0	0	1	3				
<b>Moises Alou, R</b> OBP: 0.325, SLG: 0.427 (1, 7)										4	0	1	0	0	2	1				
<b>Larry Walker, L</b> OBP: 0.363, SLG: 0.526 (1, 9)										3	0	1	0	0	2	1				
<b>Greg Colbrunn, R</b> OBP: 0.324, SLG: 0.391 (1, 3)										4	0	1	0	0	2	2				
<b>Spike Owen, S</b> OBP: 0.350, SLG: 0.386 (1, 6)										4	0	0	0	0	0	3				
<b>Tim Wallach, R</b> OBP: 0.302, SLG: 0.343 (1, 5)										3	0	1	0	0	0	1				
<b>Gary Carter, R</b> OBP: 0.296, SLG: 0.336 (1, 2)										3	0	0	0	0	0	2				
<b>Ken Hill, R</b> OBP: 0.281, SLG: 0.333 (8, PH)										0	0	0	0	2	0	0				
<b>Ivan Calderon, R</b> OBP: 0.313, SLG: 0.434 (8, PH)										1	0	1	0	0	0	0				
<b>Sergio Valdez, R</b> (8, 1)										0	0	0	0	0	0	0				
<b>Inning Stats</b>	R: 0 E: 0 K: 2 S: 9	H: 0 LOB: 0 BB: 0 P: 12	R: 0 E: 0 K: 2 S: 11	H: 0 LOB: 0 BB: 0 P: 17	R: 0 E: 0 K: 2 S: 10	H: 1 LOB: 2 BB: 1 P: 16	R: 0 E: 0 K: 1 S: 9	H: 1 LOB: 1 BB: 0 P: 15	R: 0 E: 0 K: 1 S: 7	H: 0 LOB: 1 BB: 1 P: 14	R: 0 E: 0 K: 0 S: 5	H: 0 LOB: 0 BB: 0 P: 10	R: 0 E: 0 K: 0 S: 9	H: 1 LOB: 1 BB: 0 P: 13	R: 0 E: 0 K: 1 S: 11	H: 1 LOB: 1 BB: 0 P: 16	1B: 5 2B: 1 3B: 0 HR: 0	SF: 0 SAC: 1 DP: 2 HBP: 2	WP: 0 PB: 0 SB: 0 CS: 0	PA: 34
<b>PITCHER</b> <b>Sid Fernandez, L</b> ERA: 2.7 (1, 1)	IP: 9.0 WLS: W BF: 34 H: 5 R: 0 ER: 0 SO: 10 BB: 2 IBB: 0 HBP: 2 BLK: 0 WP: 0 HR: 0 S: 80 P: 128 ERA: 0.00 WHIP: 0.778															<b>PITCHER</b>				

**Montreal Expos @ New York Mets**  
Shea Stadium, Flushing, NY  
Sun Sep 20 1992, 3:33 AM EDT  
Att: 22,257 - Sunny - 72 F

AB	29
R	0
H	5
RBI	0
BB	2
SO	10
LOB	16



Batter	1	2	3	4	5	6	7	8	9	AB	R	H	RBI	BB	SO	LOB	BOTTOM	
<b>Ryan Thompson, R</b> OBP: 0.212, SLG: 0.274 (8, 9)										4	0	1	1	0	2	1		
<b>Dave Gallagher, R</b> OBP: 0.297, SLG: 0.309 (1, 9)										2	0	0	0	1	1	2		
<b>Mackey Sasser, L</b> OBP: 0.248, SLG: 0.317 (7, PH)										1	0	0	0	0	0	1		
<b>Pat Howell, S</b> OBP: 0.204, SLG: 0.192 (8, 8)										0	0	0	0	0	0	0		
<b>Chico Walker, S</b> OBP: 0.367, SLG: 0.421 (1, 5)										3	0	2	0	1	1	0		
<b>Bill Pecota, R</b> OBP: 0.301, SLG: 0.307 (9, 5)										0	0	0	0	0	0	0		
<b>Eddie Murray, S</b> OBP: 0.331, SLG: 0.421 (1, 3)										3	0	0	0	1	1	3		
<b>Daryl Boston, L</b> OBP: 0.318, SLG: 0.416 (1, 7)										4	0	0	0	0	1	3		
<b>Jeff Kent, R</b> OBP: 0.309, SLG: 0.419 (1, 4)										3	1	1	0	0	0	1		
<b>Todd Hundley, S</b> OBP: 0.254, SLG: 0.325 (1, 2)										3	0	0	0	0	0	1		
<b>Dick Schofield, R</b> OBP: 0.312, SLG: 0.283 (1, 6)										3	0	2	0	0	0	0		
<b>Sid Fernandez, L</b> OBP: 0.214, SLG: 0.257 (1, 1)										2	0	0	0	0	1	2		
<b>Inning Stats</b>	R: 0 E: 0 K: 2 S: 16	H: 1 LOB: 2 BB: 1 P: 24	R: 1 E: 0 K: 0 S: 11	H: 3 LOB: 2 BB: 0 P: 15	R: 0 E: 0 K: 2 S: 13	H: 0 LOB: 1 BB: 1 P: 20	R: 0 E: 0 K: 1 S: 8	H: 0 LOB: 0 BB: 0 P: 10	R: 0 E: 0 K: 0 S: 10	H: 0 LOB: 0 BB: 0 P: 13	R: 0 E: 0 K: 1 S: 8	H: 1 LOB: 1 BB: 0 P: 10	R: 0 E: 0 K: 1 S: 11	H: 0 LOB: 0 BB: 0 P: 19	1B: 6 2B: 0 3B: 0 HR: 0	SF: 0 SAC: 1 DP: 1 HBP: 0	WP: 0 PB: 0 SB: 3 CS: 0	PA: 32
<b>PITCHER</b> <b>Ken Hill, R</b> ERA: 2.67 (1, 1)	IP: 7.0 WLS: L BF: 29 H: 6 R: 1 ER: 1 SO: 6 BB: 3 IBB: 0 HBP: 0 BLK: 0 WP: 0 HR: 0 S: 76 P: 106 ERA: 1.29 WHIP: 1.286															<b>PITCHER</b>		
<b>Sergio Valdez, R</b> ERA: 2.43 (8, 1)	IP: 1.0 WLS: 3 BF: 3 H: 0 R: 0 ER: 0 SO: 1 BB: 0 IBB: 0 HBP: 0 BLK: 0 WP: 0 HR: 0 S: 11 P: 19 ERA: 0.00 WHIP: 0.000															<b>PITCHER</b>		

**Montreal Expos @ New York Mets**  
Shea Stadium, Flushing, NY  
Sun Sep 20 1992, 3:33 AM EDT  
Att: 22,257 - Sunny - 72 F

AB	28
R	1
H	6
RBI	1
BB	3
SO	7
LOB	14





Batter	1	2	3	4	5	6	7	8	9	AB	R	H	RBI	BB	SO	LOB	TOP		
<b>Stan Javier, S</b> OBP: 0.330, SLG: 0.320 (1, 8)	F9		FC5-4 2B	1B HBP	1B	K		1B		5	2	2	0	0	1	1	<b>Philadelphia Phillies @ Montreal Expos</b> <b>Olympic Stadium, Montreal, QB</b> Mon Sep 21 1992, 7:05 PM EDT Att: 11,596 - Dome - 70 F		
<b>Mickey Morandini, L</b> OBP: 0.314, SLG: 0.351 (1, 4)	G1-3		2B	HBP HR	1B	K		F7		4	2	1	0	1	1	1			
<b>John Kruk, L</b> OBP: 0.423, SLG: 0.458 (1, 3)	1B BB		1B 2B	HBP HR	1B	L6		K		4	2	2	3	1	1	1			
<b>Dave Hollins, S</b> OBP: 0.363, SLG: 0.462 (1, 5)	1B		1B	HR	HBP	G5-3		K		4	1	2	1	0	1	0			
<b>Darren Daulton, L</b> OBP: 0.383, SLG: 0.533 (1, 2)	G4-3		P6	HR		K		1B		5	1	2	4	0	1	4			
<b>Mariano Duncan, R</b> OBP: 0.292, SLG: 0.389 (1, 7)	G6-3		1B	G1-3		G4-3		P6		5	0	1	1	0	0	1			
<b>Tom Marsh, R</b> OBP: 0.202, SLG: 0.279 (1, 9)	G1-3		F7	F9		F9		K		5	0	1	0	0	1	3			
<b>Juan Bell, R</b> OBP: 0.317, SLG: 0.278 (1, 6)	F9			G3	K	F7				4	0	0	0	0	1	1			
<b>Ben Rivera, R</b> OBP: 0.143, SLG: 0.077 (1, 1)			FC5-4 BB	E6 1B	G3	G6-3				3	1	0	0	1	0	0			
<b>Inning Stats</b>	R: 0 E: 0 K: 0 S: 15	H: 1 LOB: 2 BB: 1 P: 24	R: 0 E: 0 K: 0 S: 7	H: 0 LOB: 0 BB: 0 P: 9	R: 3 E: 0 K: 0 S: 24	H: 3 LOB: 2 BB: 2 P: 39	R: 6 E: 1 K: 0 S: 14	H: 4 LOB: 0 BB: 0 P: 23	R: 0 E: 0 K: 1 S: 8	H: 1 LOB: 1 BB: 0 P: 8	R: 0 E: 0 K: 1 S: 10	H: 1 LOB: 1 BB: 0 P: 14	R: 0 E: 0 K: 2 S: 11	H: 1 LOB: 1 BB: 0 P: 13	1B: 9 2B: 1 3B: 0 HR: 1	SF: 0 SAC: 0 DP: 0 HBP: 1	WP: 0 PB: 0 SB: 1 CS: 0	PA: 43	
<b>PITCHER</b>	IP	WLS	BF	H	R	ER	SO	BB	IBB	HBP	BLK	WP	HR	S	P	ERA	WHIP		
<b>Chris Nabholz, L</b> ERA: 3.41 (1, 1)	2.2	L	15	4	3	3	0	3	0	0	0	0	0	42	66	10.12	2.625		
<b>Mark Gardner, R</b> ERA: 4.33 (3, 1)	0.2		7	3	5	4	0	0	0	1	0	0	0	15	23	54.00	4.500		
<b>Gil Heredia, R</b> ERA: 5.02 (4, 1)	3.2		13	2	1	1	4	0	0	0	0	0	1	26	31	2.46	0.545		
<b>Doug Simons, L</b> ERA: 22.85 (8, 1)	2.0		8	2	0	0	3	0	0	0	0	0	0	21	27	0.00	1.000		

AB	39
R	9
H	11
RBI	9
BB	3
SO	7
LOB	12



Batter	1	2	3	4	5	6	7	8	9	AB	R	H	RBI	BB	SO	LOB	BOTTOM					
<b>Delino DeShields, L</b> OBP: 0.365, SLG: 0.402 (1, 4)	G6-3		S 2B		K			G4-3		4	1	1	0	0	1	0	<b>Philadelphia Phillies @ Montreal Expos</b> <b>Olympic Stadium, Montreal, QB</b> Mon Sep 21 1992, 7:05 PM EDT Att: 11,596 - Dome - 70 F					
<b>Todd Haney, R</b> (9, 4)			1B							0	0	0	0	0	0	0						
<b>Marquis Grissom, R</b> OBP: 0.328, SLG: 0.433 (1, 8)	G6-3		G4-3 1H		1B			G6-3		4	0	2	1	0	0	0						
<b>Ivan Calderon, R</b> OBP: 0.311, SLG: 0.424 (1, 7)	BB		G4-3		F8			K		3	0	0	0	1	1	2						
<b>Larry Walker, L</b> OBP: 0.362, SLG: 0.523 (1, 9)	P6		HBP		K			F8		3	0	0	0	0	1	1						
<b>Darrin Fletcher, L</b> OBP: 0.269, SLG: 0.296 (1, 2)	F7		G4-3		F7			G4-3		3	0	0	0	0	0	2						
<b>Tim Laker, R</b> OBP: 0.297, SLG: 0.314 (8, 2)										1	0	0	0	0	0	0						
<b>Tim Wallach, R</b> OBP: 0.301, SLG: 0.341 (1, 5)	K				G4-3					3	0	0	0	0	1	0						
<b>Sean Berry, R</b> OBP: 0.259, SLG: 0.259 (7, 5)								K		1	0	0	0	0	1	0						
<b>Greg Colbrunn, R</b> OBP: 0.318, SLG: 0.383 (1, 3)	F9				F8			K		3	0	0	0	0	1	0						
<b>Wil Cordero, R</b> OBP: 0.375, SLG: 0.432 (1, 6)			HR		G1-3			F7		3	1	1	1	0	0	0						
<b>Chris Nabholz, L</b> OBP: 0.129, SLG: 0.148 (1, 1)					G6-3					0	0	0	0	0	0	0						
<b>Mark Gardner, R</b> OBP: 0.189, SLG: 0.188 (3, 1)								P4		1	0	0	0	0	1	0						
<b>Gil Heredia, R</b> OBP: 0.143, SLG: 0.143 (4, 1)										1	0	0	0	0	0	0						
<b>John Vander Wal, L</b> OBP: 0.326, SLG: 0.351 (7, PH)										1	0	0	0	0	0	0						
<b>Doug Simons, L</b> (8, 1)										0	0	0	0	0	0	0						
<b>Inning Stats</b>	R: 0 E: 0 K: 0 S: 3	H: 0 LOB: 1 BB: 1 P: 9	R: 0 E: 0 K: 1 S: 7	H: 0 LOB: 0 BB: 0 P: 11	R: 2 E: 0 K: 1 S: 18	H: 3 LOB: 2 BB: 0 P: 25	R: 0 E: 0 K: 0 S: 8	H: 0 LOB: 0 BB: 0 P: 13	R: 0 E: 0 K: 1 S: 7	H: 1 LOB: 1 BB: 0 P: 9	R: 0 E: 0 K: 1 S: 6	H: 0 LOB: 0 BB: 0 P: 9	R: 0 E: 0 K: 1 S: 10	H: 0 LOB: 0 BB: 0 P: 15	R: 0 E: 0 K: 1 S: 5	H: 0 LOB: 0 BB: 0 P: 5	R: 0 E: 0 K: 1 S: 5	H: 0 LOB: 0 BB: 0 P: 5	1B: 2 2B: 1 3B: 0 HR: 1	SF: 0 SAC: 0 DP: 0 HBP: 1	WP: 0 PB: 0 SB: 1 CS: 0	PA: 33
<b>PITCHER</b>	IP	WLS	BF	H	R	ER	SO	BB	IBB	HBP	BLK	WP	HR	S	P	ERA	WHIP					
<b>Ben Rivera, R</b> ERA: 3.46 (1, 1)	9.0	W	33	4	2	2	7	1	0	1	0	0	1	69	101	2.00	0.556					





Batter	1	2	3	4	5	6	7	8	9	AB	R	H	RBI	BB	SO	LOB	TOP					
<b>Stan Javier, S</b> OBP: 0.328, SLG: 0.322 (1, 8)	1-3 SAFE FC	0-0 FC3-6		0-1 1-H 2B			0-0 L4		1-1 G1	5	1	1	2	0	1	2						
<b>Mickey Morandini, L</b> OBP: 0.313, SLG: 0.350 (1, 4)	2-2 G6-3	0-1 FC3-6		0-0 2-H 1B			1-1 F8			4	0	1	1	0	0	1						
<b>John Kruk, L</b> OBP: 0.422, SLG: 0.455 (1, 3)	4-2 1B BB	2-1 SAFE SAFE G4-3		0-1 G6-3			2-3 K			3	0	0	0	1	1	2						
<b>Darren Daulton, L</b> OBP: 0.382, SLG: 0.531 (1, 2)	2-0 1-2 1B		2-1 G3-1		0-1 F9			3-3 K		4	0	1	0	0	1	0						
<b>Dave Hollins, S</b> OBP: 0.361, SLG: 0.458 (1, 5)	3-3 K		0-1 P4		3-1 L9			0-1 G5-3		4	0	0	0	0	1	2						
<b>Mariano Duncan, R</b> OBP: 0.292, SLG: 0.390 (1, 7)		0-2 1B SF7	3-3 K		0-3 K			0-0 G3		4	1	1	0	0	2	0						
<b>Tom Marsh, R</b> OBP: 0.212, SLG: 0.287 (1, 9)		0-1 1B SF7 FC		1-2 F7		1-3 K		0-0 FC4-6 1B		4	1	2	0	0	1	0						
<b>Juan Bell, R</b> OBP: 0.307, SLG: 0.270 (1, 6)		2-2 SAFE SAFE SF7	2-1 F8		0-3 K			1-2 SAFE FC4-6 S		3	0	0	1	0	1	1						
<b>Jose DeLeon, R</b> OBP: 0.176, SLG: 0.115 (4, PH) <b>Jim Lindeman, R</b> OBP: 0.287, SLG: 0.345 (4, 1) <b>Kyle Abbott, L</b> OBP: 0.307, SLG: 0.311 (6, PH) <b>Braley Casper, R</b> OBP: 0.342, SLG: 0.317 (6, 1) <b>Mike Hartley, R</b> OBP: 0.318, SLG: 0.400 (6, PH) <b>Jeff Grotewold, L</b> OBP: 0.333, SLG: 0.333 (9, 1)	1-0 FC E 1B		0-2 2B 1B		0-2 2B 1B		1-3 K		0-0 F8	1	1	1	0	0	0	0						
<b>Inning Stats</b>	R: 0 E: 0 K: 2 S: 14	H: 1 LOB: 2 BB: 1 P: 26	R: 3 E: 1 K: 0 S: 14	H: 3 LOB: 1 BB: 0 P: 19	R: 0 E: 0 K: 1 S: 11	H: 0 LOB: 0 BB: 0 P: 16	R: 2 E: 0 K: 0 S: 13	H: 3 LOB: 1 BB: 0 P: 16	R: 0 E: 0 K: 1 S: 7	H: 0 LOB: 0 BB: 0 P: 10	R: 0 E: 0 K: 3 S: 9	H: 0 LOB: 0 BB: 0 P: 11	R: 0 E: 0 K: 1 S: 6	H: 0 LOB: 0 BB: 0 P: 9	R: 0 E: 0 K: 1 S: 7	H: 0 LOB: 0 BB: 0 P: 10	R: 0 E: 0 K: 0 S: 7	H: 1 LOB: 1 BB: 0 P: 9	1B: 6 2B: 2 HR: 0	SF: 1 SAC: 0 DP: 0 HBP: 0	WP: 0 PB: 0 SB: 1 CS: 0	PA: 37
<b>PITCHER</b>	IP WLS BF H R ER SO BB IBB HBP BLK WP HR S P ERA WHIP																					
<b>Kent Bottenfield, R</b> ERA: 3.54	(1, 1) 4.0 L 21 7 5 4 3 1 0 0 0 0 0 0 52 77 9.00 2.000																					
<b>Sergio Valdez, R</b> ERA: 2.35	(5, 1) 1.0 3 0 0 0 1 0 0 0 0 0 0 0 7 10 0.00 0.000																					
<b>Brian Barnes, L</b> ERA: 3.09	(6, 1) 2.0 6 0 0 0 4 0 0 0 0 0 0 0 15 20 0.00 0.000																					
<b>Jeff Fassero, L</b> ERA: 2.84	(8, 1) 1.0 3 0 0 0 1 0 0 0 0 0 0 0 7 10 0.00 0.000																					
<b>John Wetteland, R</b> ERA: 3.23	(9, 1) 1.0 4 1 0 0 0 0 0 0 0 0 0 0 7 9 0.00 1.000																					

Philadelphia Phillies @ Montreal Expos  
Olympic Stadium, Montreal, QB  
Tue Sep 22 1992, 7:05 PM EDT  
Att: 11,196 - Dome - 70 F

AB 35  
R 5  
H 8  
RBI 4  
BB 1  
SO 9  
LOB 9



Batter	1	2	3	4	5	6	7	8	9	AB	R	H	RBI	BB	SO	LOB	BOTTOM					
<b>Delino DeShields, L</b> OBP: 0.364, SLG: 0.401 (1, 4)	3-1 P2		2-0 G4-6-3 1B		3-1 G4-3			2-2 G4-3		4	0	1	0	0	0	0						
<b>Bret Barberie, S</b> OBP: 0.370, SLG: 0.302 (5, PH) <b>Todd Haney, R</b> OBP: 0.316, SLG: 0.380 (6, 3)	4-2 FC6-4 BB		2-0 G4-6-3		1-1 P2			0-3 K		1	0	0	0	1	0	1						
<b>Greg Colbrunn, R</b> OBP: 0.316, SLG: 0.380 (6, 3)			1-2 3-H F8					0-0 G6-3		1	0	0	0	0	1	0						
<b>Marquis Grissom, R</b> OBP: 0.326, SLG: 0.430 (1, 8)	1-2 1-2 FC6-4		2-1 F8		2-2 G6-3			0-0 G6-3		4	0	0	0	0	0	1						
<b>Larry Walker, L</b> OBP: 0.362, SLG: 0.521 (1, 9)	0-0 F8			1-1 2B G4-3 1B		1-2 G4-3			1-3 K	4	1	1	0	0	1	1						
<b>Ivan Calderon, R</b> OBP: 0.316, SLG: 0.434 (1, 7)		1-1 1B		3-1 G4-3 2B		2-2 F9			1-2 F9	4	0	2	0	0	0	0						
<b>Tim Lincecum, R</b> OBP: 0.302, SLG: 0.341 (6, 5)		1-2 P3		1-1 G4-3			4-1 G3 WP BB		0-0 1B	3	0	1	1	1	0	2						
<b>Wil Cordero, R</b> OBP: 0.361, SLG: 0.414 (1, 6)		2-3 K		2-3 3-H K			2-2 F8		1-2 F8	4	0	0	0	0	2	4						
<b>Tim Laker, R</b> OBP: 0.282, SLG: 0.297 (1, 2) <b>John Vander Wal, L</b> OBP: 0.324, SLG: 0.349 (7, PH) <b>Jeff Fassero, L</b> OBP: 0.143, SLG: 0.286 (8, 1) <b>John Wetteland, R</b> OBP: 0.200, SLG: 0.200 (9, 1)	1-3 K		1-3 G4-3				0-0 G3			2	0	0	0	0	1	2						
<b>Kent Bottenfield, R</b> ERA: 4.37 <b>Sergio Valdez, R</b> ERA: 5.28 <b>Spike Owen, S</b> ERA: 3.18 <b>Brian Barnes, L</b> ERA: 3.18 <b>Darrin Fletcher, L</b> ERA: 4.14	1-0 1B G4-6-3		1-0 G4-3		1-1 G4-3		0-1 L9			1	1	1	0	0	0	0						
<b>Inning Stats</b>	R: 0 E: 0 K: 0 S: 8	H: 0 LOB: 1 BB: 1 P: 16	R: 0 E: 0 K: 2 S: 12	H: 1 LOB: 0 BB: 0 P: 17	R: 1 E: 0 K: 0 S: 5	H: 2 LOB: 0 BB: 0 P: 12	R: 1 E: 0 K: 1 S: 14	H: 2 LOB: 1 BB: 0 P: 23	R: 0 E: 0 K: 0 S: 6	H: 0 LOB: 0 BB: 0 P: 11	R: 0 E: 0 K: 0 S: 11	H: 0 LOB: 0 BB: 0 P: 16	R: 0 E: 0 K: 0 S: 9	H: 0 LOB: 1 BB: 1 P: 15	R: 0 E: 0 K: 1 S: 7	H: 0 LOB: 0 BB: 0 P: 9	R: 0 E: 0 K: 1 S: 10	H: 1 LOB: 1 BB: 0 P: 13	1B: 5 2B: 1 3B: 0 HR: 0	SF: 0 SAC: 0 DP: 1 HBP: 0	WP: 1 PB: 0 SB: 0 CS: 0	PA: 34
<b>PITCHER</b>	IP WLS BF H R ER SO BB IBB HBP BLK WP HR S P ERA WHIP																					
<b>Jose DeLeon, R</b> ERA: 4.37	(1, 1) 3.0 8 2 1 1 1 0 0 0 0 0 0 20 34 4.50 1.000																					
<b>Kyle Abbott, L</b> ERA: 5.28	(4, 1) 2.0 8 2 1 1 1 0 0 0 0 0 0 20 34 4.50 1.000																					
<b>Mike Hartley, R</b> ERA: 3.18	(6, 1) 3.0 W 10 0 0 0 1 1 0 0 0 0 1 0 27 40 0.00 0.333																					
<b>Mitch Williams, L</b> ERA: 4.14	(9, 1) 1.0 S 4 1 0 0 1 0 0 0 0 0 0 0 10 13 0.00 1.000																					

Philadelphia Phillies @ Montreal Expos  
Olympic Stadium, Montreal, QB  
Tue Sep 22 1992, 7:05 PM EDT  
Att: 11,196 - Dome - 70 F

AB 32  
R 2  
H 6  
RBI 1  
BB 2  
SO 5  
LOB 13





Batter	1	2	3	4	5	6	7	8	9	10	11	12	13	14	AB	R	H	RBI	BB	SO	LOB	TOP
Alex Cole, L OBP: 0.326, SLG: 0.322 Bob Patterson, R OBP: 0.429, SLG: 0.500 Gary Varsho, L OBP: 0.261, SLG: 0.347 Roger Mason, R (13, 1)	K		FC1-6			K			G1-3		K		K		5	0	0	0	0	3	1	
Jay Bell, R OBP: 0.324, SLG: 0.383	L5		PO	K					G6-3		L7		K		6	0	0	0	0	2	0	
Andy Van Slyke, L OBP: 0.382, SLG: 0.500	K			G3					G3-1		G3		K		6	0	0	0	0	2	0	
Barry Bonds, L OBP: 0.458, SLG: 0.615		F8		G1-3					K		G4-3	SH1-4 1B	F9		6	1	1	0	0	1	0	
Jeff King, R OBP: 0.273, SLG: 0.373		F8			P2				F8		SH1-4		K		4	0	0	0	0	1	0	
Orlando Merced, S OBP: 0.330, SLG: 0.386 Gary Redus, R OBP: 0.308, SLG: 0.340				G6-3					G6-3		G4-3				5	0	2	0	0	0	1	
Michael LaValliere, L OBP: 0.396, SLG: 0.533 Will Pennyfeather, R OBP: 0.197, SLG: 0.167 Don Slaught, R OBP: 0.398, SLG: 0.496				G6-3					F8				SH1-4 1B		3	0	1	0	0	0	1	
Jose Lind, R OBP: 0.271, SLG: 0.267			G6-3						P3		G1-3		K		4	0	0	0	0	1	3	
Tim Wakefield, R OBP: 0.163, SLG: 0.043 Dave Clark, R OBP: 0.167, SLG: 0.049 Denny Neagle, L OBP: 0.133, SLG: 0.039 Stan Belinda, R OBP: 0.100, SLG: 0.030 Cecil Long, S OBP: 0.116, SLG: 0.261				G9-3					K						1	0	0	0	0	1	0	

<b>Inning Stats</b>	R: 0 E: 0 K: 2 S: 8	H: 0 LOB: 0 BB: 0 P: 13	R: 0 E: 0 K: 1 S: 5	H: 1 LOB: 1 BB: 0 P: 13	R: 0 E: 0 K: 0 S: 9	H: 0 LOB: 0 BB: 1 P: 18	R: 0 E: 0 K: 1 S: 10	H: 0 LOB: 0 BB: 0 P: 16	R: 0 E: 0 K: 1 S: 9	H: 0 LOB: 0 BB: 0 P: 15	R: 0 E: 0 K: 1 S: 11	H: 1 LOB: 2 BB: 0 P: 17	R: 0 E: 0 K: 0 S: 6	H: 0 LOB: 0 BB: 0 P: 10	R: 1 E: 0 K: 0 S: 10	H: 2 LOB: 1 BB: 0 P: 16	R: 0 E: 0 K: 2 S: 9	H: 0 LOB: 0 BB: 0 P: 15	R: 0 E: 0 K: 2 S: 14	H: 1 LOB: 2 BB: 1 P: 22	R: 0 E: 0 K: 0 S: 6	H: 0 LOB: 0 BB: 0 P: 6	1B: 5 2B: 0 3B: 0 HR: 0	SF: 0 SAC: 2 DP: 0 HBP: 1	WP: 0 PB: 0 SB: 0 CS: 0	PA: 50
---------------------	------------------------------	----------------------------------	------------------------------	----------------------------------	------------------------------	----------------------------------	-------------------------------	----------------------------------	------------------------------	----------------------------------	-------------------------------	----------------------------------	------------------------------	----------------------------------	-------------------------------	----------------------------------	------------------------------	----------------------------------	-------------------------------	----------------------------------	------------------------------	---------------------------------	----------------------------------	------------------------------------	----------------------------------	--------

Batter	1	2	3	4	5	6	7	8	9	10	11	12	13	14	AB	R	H	RBI	BB	SO	LOB	BOTTOM
Delino DeShields, L OBP: 0.382, SLG: 0.402	G3		G1-6-3			K		G3			K				6	1	1	0	0	2	3	
Spike Owen, S OBP: 0.347, SLG: 0.380	L4			F7		K			G4-3		G6-3				5	1	0	0	1	1	1	
Marquis Grissom, R OBP: 0.326, SLG: 0.429	G1-3			CS 1B					K		G3				6	0	2	0	0	1	2	
Larry Walker, L OBP: 0.360, SLG: 0.516		G3-1		P2					G3				P5		5	1	0	0	1	0	2	
Ivan Calderon, R OBP: 0.310, SLG: 0.425 Moises Alou, R OBP: 0.328, SLG: 0.443		K			G1-3				FC6-4 1B		G1-3		F9		3	0	0	0	0	1	1	
Tim Wallach, R OBP: 0.301, SLG: 0.340		F9			P2				F9				L6		5	0	1	0	0	0	1	
Greg Colbrunn, R OBP: 0.318, SLG: 0.386 Bret Barberie, S OBP: 0.368, SLG: 0.299					L5				G5-3		G1-3				3	0	1	0	0	0	2	
Gary Carter, R OBP: 0.310, SLG: 0.337 Tim Lincecum, R OBP: 0.297, SLG: 0.307 John Wetteland, R OBP: 0.227, SLG: 0.250 Jeremy Hahn, R OBP: 0.227, SLG: 0.250 Jeff Fassero, L OBP: 0.286, SLG: 0.296															2	0	1	0	1	0	0	
Dennis Martinez, R OBP: 0.189, SLG: 0.189 Mel Rojas, R OBP: 0.067, SLG: 0.067 Darrin Fletcher, L OBP: 0.265, SLG: 0.291															2	0	0	0	0	2	2	

<b>Inning Stats</b>	R: 0 E: 0 K: 0 S: 8	H: 0 LOB: 0 BB: 0 P: 15	R: 0 E: 0 K: 1 S: 5	H: 0 LOB: 0 BB: 0 P: 7	R: 0 E: 0 K: 1 S: 8	H: 2 LOB: 1 BB: 0 P: 14	R: 0 E: 0 K: 0 S: 6	H: 1 LOB: 0 BB: 0 P: 10	R: 0 E: 0 K: 0 S: 7	H: 0 LOB: 0 BB: 0 P: 10	R: 0 E: 0 K: 1 S: 9	H: 0 LOB: 2 BB: 0 P: 14	R: 0 E: 0 K: 1 S: 10	H: 2 LOB: 1 BB: 0 P: 13	R: 1 E: 0 K: 0 S: 9	H: 2 LOB: 1 BB: 0 P: 15	R: 0 E: 0 K: 1 S: 9	H: 0 LOB: 0 BB: 0 P: 15	R: 0 E: 0 K: 2 S: 14	H: 0 LOB: 0 BB: 1 P: 20	R: 4 E: 0 K: 0 S: 10	H: 2 LOB: 0 BB: 2 P: 20	1B: 4 2B: 1 3B: 1 HR: 1	SF: 0 SAC: 1 DP: 1 HBP: 0	WP: 0 PB: 0 SB: 0 CS: 1	PA: 50
---------------------	------------------------------	----------------------------------	------------------------------	---------------------------------	------------------------------	----------------------------------	------------------------------	----------------------------------	------------------------------	----------------------------------	------------------------------	----------------------------------	-------------------------------	----------------------------------	------------------------------	----------------------------------	------------------------------	----------------------------------	-------------------------------	----------------------------------	-------------------------------	----------------------------------	----------------------------------	------------------------------------	----------------------------------	--------

Batter	1	2	3	4	5	6	7	8	9	10	11	12	13	14	AB	R	H	RBI	BB	SO	LOB	BOTTOM
Delino DeShields, L OBP: 0.382, SLG: 0.402	G3		G1-6-3			K		G3			K				6	1	1	0	0	2	3	
Spike Owen, S OBP: 0.347, SLG: 0.380	L4			F7		K			G4-3		G6-3				5	1	0	0	1	1	1	
Marquis Grissom, R OBP: 0.326, SLG: 0.429	G1-3			CS 1B					K		G3				6	0	2	0	0	1	2	
Larry Walker, L OBP: 0.360, SLG: 0.516		G3-1		P2					G3				P5		5	1	0	0	1	0	2	
Ivan Calderon, R OBP: 0.310, SLG: 0.425 Moises Alou, R OBP: 0.328, SLG: 0.443		K			G1-3				FC6-4 1B		G1-3		F9		3	0	0	0	0	1	1	
Tim Wallach, R OBP: 0.301, SLG: 0.340		F9			P2				F9				L6		5	0	1	0	0	0	1	
Greg Colbrunn, R OBP: 0.318, SLG: 0.386 Bret Barberie, S OBP: 0.368, SLG: 0.299					L5				G5-3		G1-3				3	0	1	0	0	0	2	
Gary Carter, R OBP: 0.310, SLG: 0.337 Tim Lincecum, R OBP: 0.297, SLG: 0.307 John Wetteland, R OBP: 0.227, SLG: 0.250 Jeremy Hahn, R OBP: 0.227, SLG: 0.250 Jeff Fassero, L OBP: 0.286, SLG: 0.296															2	0	1	0	1	0	0	
Dennis Martinez, R OBP: 0.189, SLG: 0.189 Mel Rojas, R OBP: 0.067, SLG: 0.067 Darrin Fletcher, L OBP: 0.265, SLG: 0.291															2	0	0	0	0	2	2	

<b>Inning Stats</b>	R: 0 E: 0 K: 0 S: 8	H: 0 LOB: 0 BB: 0 P: 15	R: 0 E: 0 K: 1 S: 5	H: 0 LOB: 0 BB: 0 P: 7	R: 0 E: 0 K: 1 S: 8	H: 2 LOB: 1 BB: 0 P: 14	R: 0 E: 0 K: 0 S: 6	H: 1 LOB: 0 BB: 0 P: 10	R: 0 E: 0 K: 0 S: 7	H: 0 LOB: 0 BB: 0 P: 10	R: 0 E: 0 K: 1 S: 9	H: 0 LOB: 2 BB: 0 P: 14	R: 0 E: 0 K: 1 S: 10	H: 2 LOB: 1 BB: 0 P: 13	R: 1 E: 0 K: 0 S: 9	H: 2 LOB: 1 BB: 0 P: 15	R: 0 E: 0 K: 1 S: 9	H: 0 LOB: 0 BB: 0 P: 15	R: 0 E: 0 K: 2 S: 14	H: 0 LOB: 0 BB: 1 P: 20	R: 4 E: 0 K: 0 S: 10	H: 2 LOB: 0 BB: 2 P: 20	1B: 4 2B: 1 3B: 1 HR: 1	SF: 0 SAC: 1 DP: 1 HBP: 0	WP: 0 PB: 0 SB: 0 CS: 1	PA: 50
---------------------	------------------------------	----------------------------------	------------------------------	---------------------------------	------------------------------	----------------------------------	------------------------------	----------------------------------	------------------------------	----------------------------------	------------------------------	----------------------------------	-------------------------------	----------------------------------	------------------------------	----------------------------------	------------------------------	----------------------------------	-------------------------------	----------------------------------	-------------------------------	----------------------------------	----------------------------------	------------------------------------	----------------------------------	--------

Batter	1	2	3	4	5	6	7	8	9	10	11	12	13	14	AB	R	H	RBI	BB	SO	LOB	BOTTOM	
Tim Wakefield, R ERA: 2.25	7.0	WLS: 25	BF: 5	H: 0	R: 0	ER: 0	SO: 4	BB: 1	IBB: 0	HBP: 0	BLK: 0	WP: 0	HR: 0	S: 53	P: 83	ERA: 0.00	WHIP: 0.657						
Denny Neagle, L ERA: 4.38	1.0	3	0	0	0	1	0	0	0	0	0	0	0	11	17	0.00	0.000						
Stan Belinda, R ERA: 3.15	2.0	8	2	1	1	1	0	0	0	0	0	0	0	18	27	4.50	1.000						
Bob Patterson, L ERA: 2.98	2.0	6	0	0	0	0	1	0	0	0	0	0	0	17	25	0.00	0.000						
Roger Mason, R ERA: 4.19	13.1	L	8	2	4	4	2	1	1	0	0	0	1	23	40	27.00	2.250						

**Pittsburgh Pirates @ Montreal Expos**  
Olympic Stadium, Montreal, QB  
Wed Sep 23 1992, 7:05 PM EDT  
Att. 30,552 - Dome - 70 F

livebaseballscorecards.com

**AB 44**  
**R 1**  
**H 5**  
**RBI 1**  
**BB 2**  
**SO 13**  
**LOB 10**

**P**

**Pittsburgh Pirates @ Montreal Expos**  
Olympic Stadium, Montreal, QB  
Wed Sep 23 1992, 7:05 PM EDT  
Att. 30,552 - Dome - 70 F

livebaseballscorecards.com

**AB 46**  
**R 5**  
**H 9**  
**RBI 5**  
**BB 3**  
**SO 9**  
**LOB 16**

**MONTREAL EXPOS**



Batter	1	2	3	4	5	6	7	8	9	AB	R	H	RBI	BB	SO	LOB	TOP											
<b>Gary Redus, R</b> OBP: 0.313, SLG: 0.350 <b>Orlando Merced, S</b> OBP: 0.329, SLG: 0.385	2-1 CS 1B		3-3 K	0-1 FC5-4		2-1 1B HR 2B	1-1 G3			4	1	2	0	0	1	2	<b>Pittsburgh Pirates @ Montreal Expos</b> <b>Olympic Stadium, Montreal, QB</b> Thu Sep 24 1992, 7:05 PM EDT Att: 33,493 - Dome - 70 F											
<b>Jay Bell, R</b> OBP: 0.326, SLG: 0.385	2-3 SAFE SAFE K		2-2 1B		1-2 1B WP 1B	2-2 HR 1B		2-2 L7		5	2	3	0	0	1	1												
<b>Andy Van Slyke, L</b> OBP: 0.382, SLG: 0.499	2-1 SAFE 1B		1-2 F9		2-2 1B BB	1-3 K		0-0 F8		5	2	2	0	0	1	3												
<b>Barry Bonds, L</b> OBP: 0.460, SLG: 0.621	4-1 SAFE 1B		0-1 F9		4-1 S 1B	0-0 HR		4-2 BB		2	1	1	3	3	0	1												
<b>Jeff King, R</b> OBP: 0.272, SLG: 0.371	1-0 1-2 2-H 1B			1-2 G6-3	1-2 P5	2-1 G6-3		2-0 L7		5	0	1	1	0	0	4												
<b>Lloyd McClendon, R</b> OBP: 0.340, SLG: 0.320 <b>Cecil Espy, S</b> OBP: 0.319, SLG: 0.351	3-2 F9			1-0 P4	0-0 S 2B	1-2 G5-3		0-0 G6-3		2	0	0	0	0	0	2												
<b>Don Slaught, R</b> OBP: 0.383, SLG: 0.490		1-3 K		3-2 1B BB	3-2 FC6-2-5 2B		3-2 F9		3-2 G6-3	5	2	1	0	0	1	2												
<b>Jose Lind, R</b> OBP: 0.274, SLG: 0.271		0-1 P6		4-2 1B BB	0-0 1-3 2-H 2B		1-0 1B		1-0 G5-3	4	0	2	2	1	0	0												
<b>Doug Drabek, R</b> OBP: 0.180, SLG: 0.195		0-0 F8		1-0 1-2 2-H 1B	1-3 K		1-3 K			4	0	1	1	0	2	2												
<b>Inning Stats</b>	R: 1 E: 0 K: 1 S: 12	H: 3 LOB: 2 BB: 1 P: 26	R: 0 E: 0 K: 1 S: 6	H: 0 LOB: 0 BB: 0 P: 7	R: 0 E: 0 K: 1 S: 12	H: 1 LOB: 1 BB: 0 P: 18	R: 1 E: 0 K: 0 S: 15	H: 2 LOB: 2 BB: 1 P: 25	R: 4 E: 0 K: 1 S: 19	H: 4 LOB: 1 BB: 0 P: 31	R: 3 E: 0 K: 1 S: 15	H: 3 LOB: 0 BB: 0 P: 23	R: 0 E: 0 K: 0 S: 9	H: 1 LOB: 1 BB: 0 P: 15	R: 0 E: 0 K: 0 S: 7	H: 0 LOB: 1 BB: 0 P: 15	R: 0 E: 0 K: 0 S: 5	H: 0 LOB: 0 BB: 0 P: 9	1B: 11 2B: 2 3B: 0 HR: 1	SF: 0 SAC: 0 DP: 0 HBP: 0	WP: 1 PB: 0 SB: 2 CS: 1	PA: 44						
<b>PITCHER</b>	IP	WLS	BF	H	R	ER	SO	BB	IBB	HBP	BLK	WP	HR	S	P	ERA	WHIP											
<b>Bill Krueger, L</b> ERA: 4.46	(1, 1)	4.0	L	22	8	5	5	3	3	0	0	0	1	0	53	91	11.25	2.750										
<b>Sergio Valdez, R</b> ERA: 2.56	(5, 1)	1.0	5	2	1	1	1	0	0	0	0	0	0	1	11	16	9.00	2.000										
<b>Doug Simons, L</b> ERA: 23.63	(6, 1)	1.0	6	3	3	3	1	0	0	0	0	0	1	15	23	27.00	3.000											
<b>Gil Heredia, R</b> ERA: 4.76	(7, 1)	2.0	8	1	0	0	1	1	0	0	0	0	0	16	30	0.00	1.000											
<b>Brian Barnes, L</b> ERA: 3.05	(9, 1)	1.0	3	0	0	0	0	0	0	0	0	0	0	5	9	0.00	0.000											
Batter	1	2	3	4	5	6	7	8	9	AB	R	H	RBI	BB	SO	LOB	BOTTOM											
<b>Delino DeShields, L</b> OBP: 0.360, SLG: 0.399 <b>Todd Haney, R</b>	0-0 G3		3-3 K		1-0 FC3-6 1B			1-1 G1-3		4	0	0	0	0	1	1	<b>Pittsburgh Pirates @ Montreal Expos</b> <b>Olympic Stadium, Montreal, QB</b> Thu Sep 24 1992, 7:05 PM EDT Att: 33,493 - Dome - 70 F											
<b>Spike Owen, S</b> OBP: 0.350, SLG: 0.384	2-2 1B E		2-0 G4-3		1-0 FC6-4 1B		0-0 G6-4-3 1B			4	1	3	0	0	0	0												
<b>Marquis Grissom, R</b> OBP: 0.326, SLG: 0.428	1-2 SAFE E		0-0 F8		1-1 FC6-4		0-0 G6-4-3			4	1	1	0	0	0	3												
<b>Larry Walker, L</b> OBP: 0.357, SLG: 0.512	0-0 L8		2-0 G5-3		1-2 E1		1-2 G4-3			4	0	0	0	0	0	2												
<b>Moises Alou, R</b> OBP: 0.327, SLG: 0.443	1-0 E7			1-1 L9		0-1 G6-4-3		1-3 K		4	1	1	2	0	1	1												
<b>Darin Fletcher, L</b> OBP: 0.286, SLG: 0.297 <b>Gil Heredia, R</b> OBP: 0.143, SLG: 0.143 <b>Brian Barnes, L</b> OBP: 0.276, SLG: 0.250 <b>Jerry Willard, L</b> OBP: 0.273, SLG: 0.419	1-1 1-H 2-H 2B			1-2 G3		0-0 F8		0-1 1B		3	0	1	1	0	0	0												
<b>Tim Wallach, R</b> OBP: 0.299, SLG: 0.338 <b>Sean Berry, R</b> OBP: 0.250, SLG: 0.250	2-2 G6-3			2-3 K		2-2 G6-3		2-3 K		3	0	0	0	0	1	1												
<b>Greg Colbrunn, R</b> OBP: 0.310, SLG: 0.378		1-1 G5-3		0-0 L6		1-2 F7				3	0	0	0	0	0	0												
<b>Bill Krueger, L</b> <b>Sergio Valdez, R</b> <b>Bret Barberie, S</b> OBP: 0.370, SLG: 0.299 <b>Doug Simons, L</b> <b>Tim Laker, R</b> OBP: 0.275, SLG: 0.289		0-3 K		4-2 FC3-6 BB		1-0 P4				1	0	0	0	0	0	0												
<b>Inning Stats</b>	R: 3 E: 1 K: 0 S: 15	H: 4 LOB: 1 BB: 0 P: 22	R: 0 E: 0 K: 2 S: 8	H: 0 LOB: 0 BB: 0 P: 12	R: 0 E: 0 K: 1 S: 10	H: 0 LOB: 0 BB: 0 P: 14	R: 0 E: 0 K: 0 S: 8	H: 1 LOB: 2 BB: 1 P: 15	R: 0 E: 1 K: 0 S: 6	H: 0 LOB: 0 BB: 0 P: 7	R: 0 E: 0 K: 0 S: 8	H: 0 LOB: 0 BB: 0 P: 12	R: 0 E: 0 K: 0 S: 4	H: 1 LOB: 0 BB: 0 P: 5	R: 0 E: 0 K: 2 S: 12	H: 1 LOB: 1 BB: 0 P: 16	1B: 5 2B: 2 3B: 0 HR: 0	SF: 0 SAC: 0 DP: 2 HBP: 0	WP: 0 PB: 0 SB: 0 CS: 0	PA: 34								
<b>PITCHER</b>	IP	WLS	BF	H	R	ER	SO	BB	IBB	HBP	BLK	WP	HR	S	P	ERA	WHIP											
<b>Doug Drabek, R</b> ERA: 2.72	(1, 1)	9.0	W	34	7	3	3	5	1	0	0	0	0	74	110	3.00	0.889											

AB	40
R	9
H	14
RBI	9
BB	4
SO	6
LOB	18



AB	33
R	3
H	7
RBI	3
BB	1
SO	5
LOB	9





Batter	1	2	3	4	5	6	7	8	9	10	AB	R	H	RBI	BB	SO	LOB	TOP							
Dwight Smith, L OBP: 0.319, SLG: 0.406			FC4-6 23 CS		F8-2		F7			G5-3	5	0	0	0	0	1	4								
23 Ryne Sandberg, R OBP: 0.366, SLG: 0.504	1B FC5-4 BB		P2							F9	4	1	0	0	1	2	1								
Mark Grace, L OBP: 0.385, SLG: 0.434	FC5-4 1B			G6-3							4	0	3	0	0	0	0								
Andre Dawson, R OBP: 0.321, SLG: 0.461	FC5-4			G4-3		F7	P5				4	0	0	1	0	0	3								
Derrick May, L OBP: 0.314, SLG: 0.383	K			G4-3		L4	G3				4	0	0	0	0	1	3								
Steve Buschele, R OBP: 0.334, SLG: 0.372					G5-3						4	0	1	0	0	2	0								
Rick Wilkins, L OBP: 0.354, SLG: 0.436											4	2	2	1	0	1	1								
Alex Arias, R OBP: 0.412, SLG: 0.384											3	0	0	0	1	2	2								
Greg Maddux, R OBP: 0.188, SLG: 0.247											2	0	2	1	0	0	0								
Jeff Robinson, R OBP: 0.268, SLG: 0.315											0	0	0	0	0	0	0								
Paul Assenmacher, L OBP: 0.268, SLG: 0.315											0	0	0	0	0	0	0								
Bob Scanlan, R OBP: 0.268, SLG: 0.315											0	0	0	0	0	0	0								
Doug Dasenango, S OBP: 0.268, SLG: 0.315											1	0	0	0	0	1	0								
Heathcliff Slocumb, R OBP: 0.268, SLG: 0.315											0	0	0	0	0	0	0								
<b>Inning Stats</b>	R: 1 E: 0 K: 2 S: 13	H: 1 LOB: 1 BB: 1 P: 24	R: 0 E: 0 K: 2 S: 8	H: 1 LOB: 1 BB: 0 P: 13	R: 0 E: 0 K: 0 S: 7	H: 1 LOB: 0 BB: 0 P: 10	R: 0 E: 0 K: 0 S: 7	H: 0 LOB: 0 BB: 0 P: 10	R: 1 E: 1 K: 0 S: 12	H: 2 LOB: 1 BB: 0 P: 15	R: 0 E: 0 K: 1 S: 9	H: 1 LOB: 1 BB: 0 P: 11	R: 1 E: 0 K: 1 S: 11	H: 1 LOB: 1 BB: 1 P: 18	R: 0 E: 0 K: 1 S: 10	H: 1 LOB: 1 BB: 0 P: 15	R: 0 E: 0 K: 2 S: 9	H: 0 LOB: 0 BB: 0 P: 12	R: 0 E: 0 K: 1 S: 7	H: 0 LOB: 0 BB: 0 P: 8	1B: 6 2B: 3 3B: 0 HR: 1	SF: 0 SAC: 1 DP: 2 HBP: 0	WP: 0 PA: 38 PB: 0 SB: 0 CS: 2		
<b>PITCHER</b>	IP WLS BF H R ER SO BB IBB HBP BLK WP HR S P ERA WHIP	Ken Hill, R ERA: 2.71	Mel Rojas, R ERA: 1.4	John Wetteland, R ERA: 3.06																					

Chicago Cubs @ Montreal Expos  
Olympic Stadium, Montreal, QB  
Fri Sep 25 1992, 7:05 PM EDT  
Att. 16,873 - Dome - 70 F

AB	35
R	3
H	8
RBI	3
BB	2
SO	10
LOB	14



Batter	1	2	3	4	5	6	7	8	9	10	AB	R	H	RBI	BB	SO	LOB	BOTTOM							
Delino DeShields, L OBP: 0.359, SLG: 0.396	G4-3										1	0	0	0	0	0	0								
Bret Barberie, S OBP: 0.372, SLG: 0.300											3	0	1	0	1	2	3								
Marquis Grissom, R OBP: 0.328, SLG: 0.429											4	0	1	0	0	0	5								
John Wetteland, R OBP: 0.200, SLG: 0.200											0	0	0	0	0	0	0								
Ivan Calderon, R OBP: 0.301, SLG: 0.411											5	0	0	0	0	1	2								
Larry Walker, L OBP: 0.356, SLG: 0.515											5	2	1	1	0	1	2								
Darrin Fletcher, L OBP: 0.271, SLG: 0.307											3	0	2	1	0	0	0								
Tim Wallach, R OBP: 0.299, SLG: 0.338											0	0	0	0	0	0	0								
John Vander Wal, L OBP: 0.226, SLG: 0.355											1	0	0	0	0	0	0								
Tim Laker, R OBP: 0.275, SLG: 0.289											0	0	0	0	0	0	0								
Greg Colbrunn, R OBP: 0.309, SLG: 0.375											4	0	1	0	0	0	2								
Spike Owen, S OBP: 0.351, SLG: 0.384											2	1	1	0	0	1	0								
Wil Cordero, R OBP: 0.364, SLG: 0.416											2	1	1	0	0	0	1								
Sean Berry, R OBP: 0.313, SLG: 0.344											4	0	3	1	0	0	0								
Ken Hill, R OBP: 0.273, SLG: 0.322											2	0	0	0	0	0	1								
Tom Foley, L OBP: 0.240, SLG: 0.227											1	0	0	0	0	0	2								
Mel Rojas, R OBP: 0.067, SLG: 0.067											0	0	0	0	0	0	0								
Moises Alou, R OBP: 0.329, SLG: 0.445											1	0	1	1	0	0	0								
<b>Inning Stats</b>	R: 0 E: 0 K: 0 S: 8	H: 1 LOB: 1 BB: 0 P: 14	R: 0 E: 0 K: 1 S: 9	H: 1 LOB: 0 BB: 0 P: 13	R: 0 E: 0 K: 0 S: 12	H: 1 LOB: 1 BB: 0 P: 17	R: 0 E: 0 K: 1 S: 12	H: 0 LOB: 0 BB: 0 P: 16	R: 1 E: 1 K: 1 S: 12	H: 2 LOB: 1 BB: 0 P: 18	R: 0 E: 0 K: 0 S: 9	H: 1 LOB: 1 BB: 0 P: 17	R: 0 E: 0 K: 0 S: 12	H: 2 LOB: 2 BB: 1 P: 21	R: 0 E: 0 K: 1 S: 8	H: 0 LOB: 0 BB: 0 P: 13	R: 1 E: 0 K: 1 S: 14	H: 3 LOB: 2 BB: 0 P: 21	R: 1 E: 0 K: 0 S: 4	H: 1 LOB: 0 BB: 0 P: 7	1B: 8 2B: 3 3B: 0 HR: 1	SF: 0 SAC: 0 DP: 1 HBP: 1	WP: 0 PA: 40 PB: 0 SB: 3 CS: 2		
<b>PITCHER</b>	IP WLS BF H R ER SO BB IBB HBP BLK WP HR S P ERA WHIP	Greg Maddux, R ERA: 2.26	Jeff Robinson, R ERA: 3.09	Paul Assenmacher, L ERA: 4.19	Bob Scanlan, R ERA: 2.91	Heathcliff Slocumb, R ERA: 3.5																			

Chicago Cubs @ Montreal Expos  
Olympic Stadium, Montreal, QB  
Fri Sep 25 1992, 7:05 PM EDT  
Att. 16,873 - Dome - 70 F

AB	38
R	4
H	12
RBI	4
BB	1
SO	5
LOB	18






Batter	1	2	3	4	5	6	7	8	9	AB	R	H	RBI	BB	SO	LOB	TOP			
Doug Dasenczo, S OBP: 0.304, SLG: 0.312	G6-3		K		G1-6-3			L9		4	0	0	0	0	1	4				
23 Ryne Sandberg, R OBP: 0.386, SLG: 0.503 Doug Strange, S OBP: 0.250, SLG: 0.211	G6-3		FC5-4			1B		G4-3		3	0	1	0	0	0	2				
Mark Grace, L OBP: 0.365, SLG: 0.434 Jorge Pedre, R	G3-1			1B		K		G6-3		3	0	1	0	0	1	1				
Andre Dawson, R OBP: 0.319, SLG: 0.458 Fernando Ramsey, R OBP: 0.167, SLG: 0.167		G3		F8		F9		G1-3		3	0	0	0	0	0	2				
Luis Salazar, R OBP: 0.241, SLG: 0.296	K		K		K			G3		4	0	0	0	0	3	2				
Derrick May, L OBP: 0.311, SLG: 0.380	G4-3			K						3	0	0	0	0	2	1				
Rick Wilkins, L OBP: 0.349, SLG: 0.430 Heathcliff Slocumb, R Jessie Hollins, R			P4		K					3	0	0	0	0	2	0				
Alex Arias, R OBP: 0.420, SLG: 0.387 Gary Scott, R OBP: 0.190, SLG: 0.232			1B	BB				K		2	0	1	0	1	1	0				
Shawn Boskie, R OBP: 0.241, SLG: 0.222 Hector Villanueva, R OBP: 0.235, SLG: 0.299			1B	BB				F9		1	0	1	0	1	0	0				
										1	0	0	0	0	0	0				
<b>Inning Stats</b>	R: 0 E: 0 K: 0 S: 7	H: 0 LOB: 0 BB: 0 P: 13	R: 0 E: 0 K: 1 S: 9	H: 0 LOB: 0 BB: 1 P: 12	R: 0 E: 0 K: 1 S: 11	H: 1 LOB: 2 BB: 1 P: 22	R: 0 E: 0 K: 2 S: 11	H: 1 LOB: 1 BB: 0 P: 14	R: 0 E: 0 K: 1 S: 5	H: 1 LOB: 1 BB: 1 P: 10	R: 0 E: 0 K: 3 S: 9	H: 0 LOB: 0 BB: 0 P: 14	R: 0 E: 0 K: 0 S: 3	H: 0 LOB: 0 BB: 0 P: 4	R: 0 E: 0 K: 0 S: 7	H: 0 LOB: 0 BB: 0 P: 9	1B: 4 2B: 0 3B: 0 HR: 0	SF: 0 SAC: 0 DP: 1 HBP: 0	WP: 0 PB: 0 SB: 0 CS: 0	PA: 32
<b>PITCHER</b> Chris Nabholz, L ERA: 3.25	IP: 9.0 W: 0 L: 1 BF: 32	H: 4 R: 0 ER: 0 SO: 10	BB: 2 IBB: 0 HBP: 0 BLK: 0	WP: 0 HR: 0 S: 73 P: 114	ERA: 0.00 WHIP: 0.667															

Chicago Cubs @ Montreal Expos  
Olympic Stadium, Montreal, QB  
Sat Sep 26 1992, 3:33 AM EDT  
Att: 26,257 - Dome - 70 F


AB	30
R	0
H	4
RBI	0
BB	2
SO	10
LOB	12



Batter	1	2	3	4	5	6	7	8	9	AB	R	H	RBI	BB	SO	LOB	BOTTOM			
Marquis Grissom, R OBP: 0.326, SLG: 0.427 Tom Foley, L OBP: 0.240, SLG: 0.227	P2	E5		F8						5	1	1	0	0	0	4				
Bret Barberie, S OBP: 0.372, SLG: 0.299	F7				F9			G3-1		4	1	1	0	1	0	1				
Ivan Calderon, R OBP: 0.299, SLG: 0.406 John Vander Wal, L OBP: 0.328, SLG: 0.359	L4		G6-3		K					4	0	1	1	0	1	1				
Moises Alou, R OBP: 0.330, SLG: 0.457	F9		E7		K					1	2	1	0	0	0	0				
Darrin Fletcher, L OBP: 0.279, SLG: 0.317		1B	SF7							5	3	2	2	0	1	2				
Sean Berry, R OBP: 0.351, SLG: 0.361		1B		F8						3	2	2	2	1	0	0				
Greg Colbrunn, R OBP: 0.311, SLG: 0.378		1B		F8						4	1	2	1	1	0	1				
Wil Cordero, R OBP: 0.377, SLG: 0.429		FC6-4-5			SH1-4					4	1	2	1	1	0	1				
Chris Nabholz, L OBP: 0.138, SLG: 0.172					SH1-4					3	1	1	1	0	0	4				
<b>Inning Stats</b>	R: 0 E: 0 K: 0 S: 7	H: 1 LOB: 1 BB: 0 P: 11	R: 3 E: 1 K: 0 S: 16	H: 3 LOB: 1 BB: 1 P: 27	R: 1 E: 1 K: 0 S: 6	H: 1 LOB: 0 BB: 0 P: 8	R: 0 E: 0 K: 0 S: 5	H: 1 LOB: 0 BB: 0 P: 8	R: 0 E: 0 K: 2 S: 8	H: 0 LOB: 0 BB: 0 P: 10	R: 1 E: 0 K: 0 S: 12	H: 3 LOB: 1 BB: 0 P: 19	R: 5 E: 1 K: 0 S: 21	H: 5 LOB: 3 BB: 1 P: 32	R: 2 E: 0 K: 0 S: 12	H: 2 LOB: 1 BB: 1 P: 22	1B: 12 2B: 3 3B: 0 HR: 1	SF: 2 SAC: 1 DP: 2 HBP: 0	WP: 0 PB: 0 SB: 1 CS: 0	PA: 43
<b>PITCHER</b> Shawn Boskie, R ERA: 5.1 Heathcliff Slocumb, R ERA: 6.5 Jessie Hollins, R ERA: 17.18	IP: 6.0 W: 0 L: 1 BF: 27	H: 9 R: 5 ER: 3 SO: 2	BB: 1 IBB: 0 HBP: 0 BLK: 0	WP: 0 HR: 0 S: 54 P: 83	ERA: 4.50 WHIP: 1.667															

Chicago Cubs @ Montreal Expos  
Olympic Stadium, Montreal, QB  
Sat Sep 26 1992, 3:33 AM EDT  
Att: 26,257 - Dome - 70 F

AB	37
R	12
H	16
RBI	9
SO	2
LOB	16









Batter	1	2	3	4	5	6	7	8	9	AB	R	H	RBI	BB	SO	LOB	TOP					
Marquis Grissom, R (1, 8) OBP: 0.326, SLG: 0.424	1-2 G6-3		0-0 P6		4-1 BB			4-1 F8 S BB		2	0	0	0	2	0	0	<b>Montreal Expos @ St. Louis Cardinals</b> Busch Stadium, St. Louis, MO Mon Sep 28 1992, 7:05 PM CDT Att: 12,713 - Sunny - 68 F					
Bret Barberie, S (1, 4) OBP: 0.363, SLG: 0.290	3-2 G4-3		2-0 F7		0-0 G5-3			0-2 F8		4	0	0	0	0	3							
Moises Alou, R (1, 9) OBP: 0.329, SLG: 0.453	1-0 1B		2-2 G6-3		0-0 G6-3			1-3 K		4	0	1	0	0	1							
John Vander Wal, L (1, 7) OBP: 0.323, SLG: 0.351	2-1 F7			0-0 G4-3		0-1 P5		2-0 G3-1		4	0	0	0	0	2							
Darrin Fletcher, L (1, 2)		1-2 1B BB G4-6-3		3-2 F9		3-1 G5-3			1-2 L9	4	1	1	0	0	0							
Wil Cordero, R (1, 6) OBP: 0.372, SLG: 0.423		4-2 1B BB G4-6-3		1-3 K			2-1 2B		1-2 L7	3	0	1	0	1	1							
Sean Berry, R (1, 5) OBP: 0.364, SLG: 0.372		1-0 G4-6-3 1B			1-0 1B		2-2 G6-3		1-1 F9	4	0	2	0	0	1							
Tom Foley, L (1, 3) OBP: 0.236, SLG: 0.223		0-0 G4-6-3		2-3 K		0-3 K				2	0	0	0	1	3							
Jerry Willard, L (7, PH) OBP: 0.291, SLG: 0.400		1-2 2-3 3-H		1-2 K						1	0	0	0	1	1							
Gil Heredia, R (1, 1) OBP: 0.111, SLG: 0.111		1-1 G6-3		0-2 G1-3		2-2 G6-3				2	0	0	0	0	2							
Bill Krueger, L (6, 1)										0	0	0	0	0	0							
Sergio Valdez, R (6, 1)										0	0	0	0	0	0							
Larry Walker, L (7, PH) OBP: 0.355, SLG: 0.512										1	0	0	0	0	1							
Mark Gardner, R (7, 1) OBP: 0.189, SLG: 0.188										0	0	0	0	0	0							
<b>Inning Stats</b>	R: 0 E: 0 K: 0 S: 9	H: 1 LOB: 1 BB: 0 P: 16	R: 1 E: 0 K: 0 S: 14	H: 2 LOB: 1 BB: 1 P: 21	R: 0 E: 0 K: 0 S: 5	H: 0 LOB: 0 BB: 0 P: 9	R: 0 E: 0 K: 1 S: 9	H: 0 LOB: 2 BB: 1 P: 13	R: 0 E: 0 K: 1 S: 9	H: 1 LOB: 1 BB: 1 P: 16	R: 0 E: 0 K: 0 S: 5	H: 0 LOB: 0 BB: 0 P: 8	R: 0 E: 0 K: 1 S: 11	H: 1 LOB: 1 BB: 0 P: 17	R: 0 E: 0 K: 1 S: 9	H: 0 LOB: 1 BB: 1 P: 16	R: 0 E: 0 K: 0 S: 8	H: 0 LOB: 0 BB: 0 P: 11	1B: 4 2B: 1 3B: 0 HR: 0	SF: 0 SAC: 0 DP: 1 HBP: 0	WP: 0 PB: 0 SB: 2 CS: 0	PA: 34
<b>PITCHER</b>	IP WLS BF H R ER SO BB IBB HBP BLK WP HR S P ERA WHIP																					
Omar Olivares, R (1, 1) ERA: 3.9	7.0 W 27 5 1 1 3 2 0 0 0 0 0 0 62 100 1.29 1.000																					
Todd Worrell, R (8, 1) ERA: 2.21	1.0 4 0 0 0 1 1 0 0 0 0 0 0 9 16 0.00 1.000																					
Lee Smith, R (9, 1) ERA: 3.2	1.0 S 3 0 0 0 0 0 0 0 0 0 0 0 8 11 0.00 0.000																					

AB	31
R	1
H	5
RBI	0
BB	3
SO	4
LOB	14



Batter	1	2	3	4	5	6	7	8	9	AB	R	H	RBI	BB	SO	LOB	BOTTOM	
Chuck Carr, S (1, 8) OBP: 0.354, SLG: 0.304	1-1 G4-3			0-1 2B S 1B		2-2 1B 1B 1B	3-2 CS S 1B			4	1	3	0	0	0	<b>Montreal Expos @ St. Louis Cardinals</b> Busch Stadium, St. Louis, MO Mon Sep 28 1992, 7:05 PM CDT Att: 12,713 - Sunny - 68 F		
Ozzie Smith, S (1, 6) OBP: 0.397, SLG: 0.345	3-3 K			3-2 1B 2B		1-0 1B 1B	2-1 L5			4	1	2	0	0	1			
Bernard Gilkey, R (1, 7) OBP: 0.364, SLG: 0.429	2-1 CS 1B			0-0 FC5-2-5		2-1 1B 1B	1-0 1B		1-0 1B	4	1	3	0	0	2			
Felix Jose, S (1, 9) OBP: 0.348, SLG: 0.441	1-0 CS	2-1 G3		2-3 3-H 4-0 BB		0-1 E2 1B	0-2 1B		0-2 1B	3	1	2	2	1	0			
Todd Zeile, R (1, 5) OBP: 0.352, SLG: 0.367		2-1 P6		1-1 G4-6-3		0-1 WP G1-3 1B	1-3 K		1-3 K	4	0	1	1	0	1			
Rod Brewer, L (1, 3) OBP: 0.385, SLG: 0.345		2-1 G4-3			0-0 G4-6-3 1B	1-3 K		2-1 F7		4	0	1	0	0	1			
Luis Alicea, S (1, 4) OBP: 0.314, SLG: 0.363			2-2 G4-3		1-0 G4-6-3	0-2 G1-3		0-2 F9		4	0	0	0	0	4			
Rich Gedman, L (1, 2) OBP: 0.292, SLG: 0.277			0-2 G6-3		2-1 FC6-4 1B	3-1 F7				3	0	1	0	0	1			
Omar Olivares, R (1, 1) OBP: 0.254, SLG: 0.303			1-2 F9		0-0 FC6-4		2-1 G4-3			2	0	0	0	0	1			
Milt Thompson, L (7, PH) OBP: 0.347, SLG: 0.405					1-2 1-2					1	0	0	0	0	0			
Todd Worrell, R (8, 1)										0	0	0	0	0	0			
Lee Smith, R (9, 1)										0	0	0	0	0	0			
<b>Inning Stats</b>	R: 0 E: 0 K: 1 S: 7	H: 1 LOB: 0 BB: 0 P: 14	R: 0 E: 0 K: 0 S: 6	H: 0 LOB: 0 BB: 0 P: 12	R: 0 E: 0 K: 0 S: 14	H: 2 LOB: 2 BB: 1 P: 16	R: 0 E: 0 K: 0 S: 8	H: 2 LOB: 1 BB: 0 P: 8	R: 4 E: 1 K: 1 S: 19	H: 5 LOB: 1 BB: 0 P: 28	R: 0 E: 0 K: 0 S: 7	H: 1 LOB: 0 BB: 0 P: 14	R: 0 E: 0 K: 1 S: 12	H: 2 LOB: 2 BB: 0 P: 16	1B: 12 2B: 1 3B: 0 HR: 0	SF: 0 SAC: 0 DP: 2 HBP: 0	WP: 1 PB: 0 SB: 2 CS: 2	PA: 35
<b>PITCHER</b>	IP WLS BF H R ER SO BB IBB HBP BLK WP HR S P ERA WHIP																	
Gil Heredia, R (1, 1) ERA: 4.23	5.0 L 18 5 0 0 1 1 0 0 0 0 0 0 7 12 ∞ ∞																	
Bill Krueger, L (6, 1) ERA: 4.51	0.0 3 3 3 3 0 0 0 0 0 0 0 0 7 12 ∞ ∞																	
Sergio Valdez, R (6, 1) ERA: 2.76	1.0 5 2 1 1 1 0 0 0 0 0 1 0 12 16 9.00 2.000																	
Mark Gardner, R (7, 1) ERA: 4.33	2.0 8 3 0 0 1 0 0 0 0 0 0 0 19 30 0.00 1.500																	

AB	33
R	4
H	13
RBI	3
BB	1
SO	3
LOB	17





Batter	1	2	3	4	5	6	7	8	9	10	AB	R	H	RBI	BB	SO	LOB	TOP	
<b>Bret Barberie, S</b> OBP: 0.359, SLG: 0.286 (1, 4)	G6-3		G4-6-3			G3			F8		4	0	0	0	0	0	1	<b>Montreal Expos @ St. Louis Cardinals</b> Busch Stadium, St. Louis, MO Tue Sep 29 1992, 7:05 PM CDT Att. 13,434 - Sunny - 65 F	
<b>Moises Alou, R</b> OBP: 0.328, SLG: 0.460 (1, 8)	F7			K			HR		F8		4	1	1	1	0	1	0		
<b>Ivan Calderon, R</b> OBP: 0.305, SLG: 0.400 (1, 7)	1B			G6-3			G3	BB	G5-3		3	0	1	0	1	0	0		
<b>Larry Walker, L</b> OBP: 0.353, SLG: 0.509 (1, 9)	F8										3	0	0	0	0	0	2		
<b>Tim Wallach, R</b> OBP: 0.299, SLG: 0.337 (10, PH)											1	0	0	0	0	0	0		
<b>John Vander Wal, L</b> OBP: 0.323, SLG: 0.351 (10, 9)											0	0	0	0	0	0	0		
<b>Darrin Fletcher, L</b> OBP: 0.262, SLG: 0.319 (1, 2)											4	0	2	0	0	0	1		
<b>Sean Berry, R</b> OBP: 0.324, SLG: 0.362 (1, 5)											4	0	1	0	0	2	3		
<b>Wil Cordero, R</b> OBP: 0.360, SLG: 0.409 (1, 6)											4	0	0	0	0	0	2		
<b>Tom Foley, L</b> OBP: 0.230, SLG: 0.217 (1, 3)											3	0	0	0	0	1	0		
<b>Brian Barnes, L</b> OBP: 0.300, SLG: 0.278 (5, 1)											1	0	1	0	0	0	0		
<b>Jeff Fassero, L</b> OBP: 0.314, SLG: 0.286 (5, PH)											0	0	0	0	0	0	0		
<b>Jerry Williams, L</b> OBP: 0.314, SLG: 0.286 (5, PH)											0	0	0	0	0	0	0		
<b>Mel Rojas, R</b> OBP: 0.314, SLG: 0.286 (5, 1)											0	0	0	0	0	0	0		
<b>Marques Grissom, R</b> OBP: 0.268, SLG: 0.447 (5, PH)											0	0	0	0	0	0	0		
<b>John Wetteland, R</b> OBP: 0.268, SLG: 0.447 (5, 1)											0	0	0	0	0	0	0		
<b>Sergio Valdez, R</b> ERA: 2.62 (5, 1)											0	0	0	0	0	0	0		
<b>Inning Stats</b>	R: 0 E: 0 K: 0 S: 6	H: 1 LOB: 1 BB: 0 P: 7	R: 0 E: 0 K: 1 S: 9	H: 1 LOB: 0 BB: 0 P: 16	R: 0 E: 0 K: 0 S: 6	H: 1 LOB: 0 BB: 0 P: 9	R: 0 E: 0 K: 0 S: 7	H: 0 LOB: 0 BB: 0 P: 7	R: 1 E: 0 K: 1 S: 11	H: 1 LOB: 1 BB: 1 P: 21	R: 0 E: 0 K: 1 S: 8	H: 0 LOB: 0 BB: 0 P: 11	R: 0 E: 0 K: 0 S: 7	H: 0 LOB: 0 BB: 0 P: 11	R: 0 E: 0 K: 0 S: 6	H: 1 LOB: 1 BB: 0 P: 11	1B: 5 2B: 0 3B: 0 HR: 1	SF: 0 SAC: 0 DP: 2 HBP: 0	WP: 0 PA: 34 PB: 0 SB: 0 CS: 1
<b>PITCHER</b>	IP WLS BF H R ER SO ERA WHIP	IP WLS BF H R ER SO ERA WHIP	IP WLS BF H R ER SO ERA WHIP	IP WLS BF H R ER SO ERA WHIP	IP WLS BF H R ER SO ERA WHIP	IP WLS BF H R ER SO ERA WHIP	IP WLS BF H R ER SO ERA WHIP	IP WLS BF H R ER SO ERA WHIP	IP WLS BF H R ER SO ERA WHIP	IP WLS BF H R ER SO ERA WHIP	IP WLS BF H R ER SO ERA WHIP	IP WLS BF H R ER SO ERA WHIP	IP WLS BF H R ER SO ERA WHIP	IP WLS BF H R ER SO ERA WHIP	IP WLS BF H R ER SO ERA WHIP	IP WLS BF H R ER SO ERA WHIP	IP WLS BF H R ER SO ERA WHIP	IP WLS BF H R ER SO ERA WHIP	
<b>Bob Tewksbury, R</b> ERA: 2.16 (1, 1)	7.0	24	5	1	1	3	BB: 1 IBB: 0 HBP: 0 BLK: 0	WP: 0 HR: 1 S: 54 P: 80	ERA: 1.29 WHIP: 0.857										
<b>Todd Worrell, R</b> ERA: 2.16 (8, 1)	1.0	3	0	0	0	1	BB: 0 IBB: 0 HBP: 0 BLK: 0	WP: 0 HR: 0 S: 8 P: 11	ERA: 0.00 WHIP: 0.000										
<b>Lee Smith, R</b> ERA: 3.15 (9, 1)	1.0	3	0	0	0	0	BB: 0 IBB: 0 HBP: 0 BLK: 0	WP: 0 HR: 0 S: 7 P: 11	ERA: 0.00 WHIP: 0.000										
<b>Bob McClure, L</b> ERA: 3.19 (10, 1)	0.2	2	0	0	0	0	BB: 0 IBB: 0 HBP: 0 BLK: 0	WP: 0 HR: 0 S: 2 P: 4	ERA: 0.00 WHIP: 0.000										
<b>Mike Perez, R</b> ERA: 1.97 (10, 1)	0.1	W	2	1	0	0	BB: 0 IBB: 0 HBP: 0 BLK: 0	WP: 0 HR: 0 S: 4 P: 7	ERA: 0.00 WHIP: 3.000										

**Montreal Expos @ St. Louis Cardinals**  
 Busch Stadium, St. Louis, MO  
 Tue Sep 29 1992, 7:05 PM CDT  
 Att. 13,434 - Sunny - 65 F

AB 33  
 R 1  
 H 6  
 RBI 1  
 BB 1  
 SO 4  
 LOB 9



Batter	1	2	3	4	5	6	7	8	9	10	AB	R	H	RBI	BB	SO	LOB	BOTTOM					
<b>Bernard Gilkey, R</b> OBP: 0.364, SLG: 0.427 (1, 7)	F9								G5-3		4	0	1	1	1	0	3	<b>Montreal Expos @ St. Louis Cardinals</b> Busch Stadium, St. Louis, MO Tue Sep 29 1992, 7:05 PM CDT Att. 13,434 - Sunny - 65 F					
<b>Ozzie Smith, S</b> OBP: 0.367, SLG: 0.343 (1, 6)	F7								P8		3	0	0	0	2	1	4						
<b>Ray Lankford, L</b> OBP: 0.373, SLG: 0.477 (1, 8)	F7										3	0	0	0	2	0	3						
<b>Felix Jose, S</b> OBP: 0.345, SLG: 0.437 (1, 9)	L7										5	0	0	0	0	2	3						
<b>Tracy Woodson, R</b> OBP: 0.353, SLG: 0.407 (1, 5)	F9										5	0	0	0	0	0	2						
<b>Rex Hudler, R</b> OBP: 0.265, SLG: 0.378 (10, PR)											0	1	0	0	0	0	0						
<b>Stan Royer, R</b> OBP: 0.350, SLG: 0.556 (1, 3)											3	0	0	0	0	1	0						
<b>Rod Brewer, L</b> OBP: 0.378, SLG: 0.360 (7, 3)											2	0	2	1	0	0	0						
<b>Gerónimo Pena, S</b> OBP: 0.393, SLG: 0.490 (1, 4)											4	0	1	0	0	1	3						
<b>Tom Pagnozzi, R</b> OBP: 0.290, SLG: 0.360 (1, 2)											3	1	1	0	1	1	1						
<b>Chuck Carr, S</b> OBP: 0.354, SLG: 0.304 (9, PR)											0	0	0	0	0	0	0						
<b>Rich Gedman, L</b> OBP: 0.292, SLG: 0.277 (10, 2)											0	0	0	0	0	0	0						
<b>Bob Tewksbury, R</b> OBP: 0.318, SLG: 0.180 (7, PH)											1	0	0	0	1	1	1						
<b>Milt Thompson, L</b> OBP: 0.318, SLG: 0.180 (7, PH)											0	0	0	0	1	0	0						
<b>Todd Worrell, R</b> ERA: 2.16 (8, 1)											0	0	0	0	0	0	0						
<b>Lee Smith, R</b> ERA: 3.15 (9, 1)											0	0	0	0	0	0	0						
<b>Luis Alicea, S</b> OBP: 0.315, SLG: 0.362 (5, PH)											1	0	0	0	0	0	1						
<b>Bob McClure, R</b> ERA: 3.19 (10, 1)											0	0	0	0	0	0	0						
<b>Mike Perez, R</b> ERA: 1.97 (10, 1)											0	0	0	0	0	0	0						
<b>Inning Stats</b>	R: 0 E: 0 K: 0 S: 7	H: 0 LOB: 0 BB: 0 P: 13	R: 0 E: 0 K: 0 S: 6	H: 0 LOB: 0 BB: 0 P: 8	R: 0 E: 0 K: 3 S: 12	H: 1 LOB: 2 BB: 1 P: 22	R: 0 E: 0 K: 0 S: 4	H: 0 LOB: 0 BB: 0 P: 9	R: 1 E: 0 K: 0 S: 13	H: 1 LOB: 3 BB: 3 P: 30	R: 0 E: 0 K: 2 S: 9	H: 0 LOB: 0 BB: 0 P: 11	R: 0 E: 0 K: 0 S: 6	H: 1 LOB: 1 BB: 1 P: 12	R: 0 E: 0 K: 1 S: 10	H: 1 LOB: 3 BB: 2 P: 24	R: 0 E: 1 K: 0 S: 11	H: 0 LOB: 2 BB: 0 P: 17	R: 1 E: 1 K: 1 S: 10	H: 1 LOB: 2 BB: 0 P: 17	1B: 5 2B: 0 3B: 0 HR: 0	SF: 0 SAC: 0 DP: 0 HBP: 0	WP: 0 PA: 42 PB: 0 SB: 1 CS: 2
<b>PITCHER</b>	IP WLS BF H R ER SO ERA WHIP	IP WLS BF H R ER SO ERA WHIP	IP WLS BF H R ER SO ERA WHIP	IP WLS BF H R ER SO ERA WHIP	IP WLS BF H R ER SO ERA WHIP	IP WLS BF H R ER SO ERA WHIP	IP WLS BF H R ER SO ERA WHIP	IP WLS BF H R ER SO ERA WHIP	IP WLS BF H R ER SO ERA WHIP	IP WLS BF H R ER SO ERA WHIP	IP WLS BF H R ER SO ERA WHIP	IP WLS BF H R ER SO ERA WHIP	IP WLS BF H R ER SO ERA WHIP	IP WLS BF H R ER SO ERA WHIP	IP WLS BF H R ER SO ERA WHIP	IP WLS BF H R ER SO ERA WHIP	IP WLS BF H R ER SO ERA WHIP	IP WLS BF H R ER SO ERA WHIP					
<b>Brian Barnes, L</b> ERA: 3.0 (1, 1)	4.2	20	2	1	1	3	BB: 5 IBB: 0 HBP: 0 BLK: 1	WP: 0 HR: 0 S: 40 P: 79	ERA: 1.93 WHIP: 1.500														
<b>Jeff Fassero, L</b> ERA: 2.77 (5, 1)	0.1	1	0	0	0	0	BB: 0 IBB: 0 HBP: 0 BLK: 0	WP: 0 HR: 0 S: 2 P: 3	ERA: 0.00 WHIP: 0.000														
<b>Mel Rojas, R</b> ERA: 1.36 (6, 1)	2.0	7	1	0	0	2	BB: 1 IBB: 0 HBP: 0 BLK: 0	WP: 0 HR: 0 S: 15 P: 23	ERA: 0.00 WHIP: 1.000														
<b>John Wetteland, R</b> ERA: 2.98 (8, 1)	1.0	6	1	0	0	1	BB: 2 IBB: 0 HBP: 0 BLK: 0	WP: 0 HR: 0 S: 10 P: 24	ERA: 0.00 WHIP: 3.000														
<b>Sergio Valdez, R</b> ERA: 2.62 (9, 1)	1.2	L	8	1	1	0	BB: 0 IBB: 0 HBP: 0 BLK: 0	WP: 0 HR: 0 S: 21 P: 34	ERA: 0.00 WHIP: 0.600														

AB 34  
 R 2  
 H 5  
 RBI 2  
 BB 8  
 SO 7  
 LOB 21









Batter	1	2	3	4	5	6	7	8	9	AB	R	H	RBI	BB	SO	LOB	TOP			
Marquis Grissom, R OBP: 0.322, SLG: 0.418	G1-3		G6-3			K		P3		4	0	0	0	0	1	0				
Bret Barberie, S OBP: 0.359, SLG: 0.285	BB			F7		G4-3		G3		3	0	0	0	1	0	0				
Ivan Calderon, R OBP: 0.319, SLG: 0.404	K			CS		F8		FC4-6		4	0	2	0	0	1	1				
John Vander Wal, L OBP: 0.320, SLG: 0.357	G5-3			1B				G3		4	1	1	0	0	0	2				
Moises Alou, R OBP: 0.328, SLG: 0.456		F7						G5-3		4	0	1	1	0	0	1				
Darin Fletcher, L OBP: 0.282, SLG: 0.323		G4-3		G6-3						3	0	1	0	0	0	1				
Tim Wallach, R OBP: 0.297, SLG: 0.333						G1-3				3	0	0	0	0	0	1				
Wil Cordero, R OBP: 0.351, SLG: 0.395			G6-3			K		G5-3		3	0	0	0	0	1	0				
Chris Nabholtz, L OBP: 0.136, SLG: 0.169										1	0	0	0	0	0	0				
Jerry Willard, L OBP: 0.250, SLG: 0.383			F7			G6-3		K		1	0	0	0	0	0	0				
Sergio Valdez, R OBP: 0.340, SLG: 0.347										0	0	0	0	0	0	0				
Sean Berry, R OBP: 0.340, SLG: 0.347										1	0	0	0	0	1	0				
Bill Krueger, L OBP: 0.340, SLG: 0.347										0	0	0	0	0	0	0				
<b>Inning Stats</b>	R: 0 E: 0 K: 1 S: 12	H: 0 LOB: 1 BB: 1 P: 18	R: 0 E: 0 K: 0 S: 8	H: 0 LOB: 0 BB: 0 P: 12	R: 0 E: 0 K: 0 S: 8	H: 0 LOB: 0 BB: 0 P: 12	R: 1 E: 0 K: 0 S: 12	H: 3 LOB: 1 BB: 0 P: 18	R: 0 E: 0 K: 1 S: 5	H: 0 LOB: 0 BB: 0 P: 8	R: 0 E: 0 K: 0 S: 7	H: 1 LOB: 1 BB: 0 P: 13	R: 0 E: 0 K: 1 S: 7	H: 0 LOB: 0 BB: 0 P: 12	R: 0 E: 0 K: 0 S: 10	H: 1 LOB: 1 BB: 0 P: 16	1B: 3 2B: 1 3B: 1 HR: 0	SF: 0 SAC: 0 DP: 0 HBP: 0	WP: 0 PB: 0 SB: 2 CS: 1	PA: 32
<b>PITCHER</b> Mike Morgan, R ERA: 2.55	IP: 9.0 WLS: W BF: 32 H: 5 R: 1 ER: 1 SO: 4 BB: 1 IBB: 0 HBP: 0 BLK: 0 WP: 0 HR: 0 S: 75 P: 117 ERA: 1.00 WHIP: 0.667																			

**Montreal Expos @ Chicago Cubs**  
Wrigley Field, Chicago, IL  
Fri Oct 02, 1992, 3:33 AM CDT  
Att: 15,719 - Sunny - 76 F

AB	31
R	1
H	5
RBI	1
BB	1
SO	4
LOB	6



Batter	1	2	3	4	5	6	7	8	9	AB	R	H	RBI	BB	SO	LOB	BOTTOM	
Doug Dascenzo, S OBP: 0.302, SLG: 0.312	SF8		G4-1	E9			G3-1			4	1	2	1	0	0	0		
23 Ryne Sandberg, R OBP: 0.370, SLG: 0.508	K		1B		G4-3		G5-3			4	0	1	0	0	1	1		
Mark Grace, L OBP: 0.383, SLG: 0.434	SF8				K			K		3	0	1	1	0	2	0		
Andre Dawson, R OBP: 0.315, SLG: 0.451	F8							K		2	0	0	0	0	1	2		
Dwight Smith, L OBP: 0.323, SLG: 0.403			K							2	0	1	0	0	1	0		
Luis Salazar, R OBP: 0.240, SLG: 0.315		F9		HR			P6			4	1	2	1	0	0	1		
Alex Arias, R OBP: 0.381, SLG: 0.359				1B		L7		G5-3		4	1	2	0	0	0	1		
Rick Wilkins, L OBP: 0.342, SLG: 0.412		L3		P4		K				3	0	0	0	0	1	2		
Fernando Ramsey, R OBP: 0.130, SLG: 0.130			K		K		K			3	0	0	0	0	3	2		
Mike Morgan, R OBP: 0.130, SLG: 0.108			F8				G1-3			3	0	1	0	0	0	0		
<b>Inning Stats</b>	R: 1 E: 0 K: 1 S: 8	H: 1 LOB: 0 BB: 0 P: 13	R: 0 E: 0 K: 1 S: 20	H: 1 LOB: 1 BB: 0 P: 27	R: 0 E: 0 K: 1 S: 16	H: 2 LOB: 2 BB: 0 P: 20	R: 2 E: 1 K: 1 S: 14	H: 4 LOB: 1 BB: 0 P: 20	R: 0 E: 0 K: 2 S: 7	H: 0 LOB: 0 BB: 0 P: 10	R: 0 E: 0 K: 0 S: 8	H: 0 LOB: 0 BB: 0 P: 9	R: 0 E: 0 K: 2 S: 15	H: 1 LOB: 1 BB: 0 P: 19	1B: 6 2B: 2 3B: 1 HR: 1	SF: 1 SAC: 0 DP: 0 HBP: 0	WP: 0 PB: 0 SB: 0 CS: 0	PA: 33
<b>PITCHER</b> Chris Nabholtz, L ERA: 3.32 Sergio Valdez, R ERA: 2.41 Bill Krueger, L ERA: 4.58	IP: 4.0 WLS: L BF: 19 H: 8 R: 3 ER: 3 SO: 4 BB: 0 IBB: 0 HBP: 0 BLK: 0 WP: 0 HR: 1 S: 58 P: 80 ERA: 6.75 WHIP: 2.000																	

**Montreal Expos @ Chicago Cubs**  
Wrigley Field, Chicago, IL  
Fri Oct 02, 1992, 3:33 AM CDT  
Att: 15,719 - Sunny - 76 F

AB	32
R	3
H	10
RBI	3
BB	0
SO	9
LOB	9





Batter	1	2	3	4	5	6	7	8	9	AB	R	H	RBI	BB	SO	LOB	TOP								
Moises Alou, R OBP: 0.329, SLG: 0.457 (1, 8)	G3		K			G4-3 2B	L9		CS BB	4	1	1	0	1	1	0									
Bret Barberie, S OBP: 0.355, SLG: 0.281 (1, 4)	L7		G1-3			G4-3		L9	CS	4	0	0	0	0	0	1									
Ivan Calderon, R OBP: 0.323, SLG: 0.424 (1, 7)	F8			K		BB 2B		1B 3B		4	1	2	1	0	1	0									
Larry Walker, L OBP: 0.354, SLG: 0.508 (1, 9)		G4-3		F7		BB IBB		WP S 1B		3	0	1	1	1	0	0									
Darrin Fletcher, L OBP: 0.289, SLG: 0.333 (1, 2)		FC4-6 BB		3B		BB		F8		2	0	1	0	2	0	1									
John Vander Wal, L OBP: 0.318, SLG: 0.354 (6, PH)	FC4-6			G4-3		L6				2	0	0	0	0	2										
Greg Colbrunn, R OBP: 0.299, SLG: 0.358 (6, 3)										1	0	0	0	1	0	3									
John Wetteland, R OBP: 0.200, SLG: 0.200 (8, 1)										0	0	0	0	0	0	0									
Spike Owen, S OBP: 0.348, SLG: 0.380 (7, PH)										0	0	0	0	0	0	0									
Wil Cordero, R OBP: 0.351, SLG: 0.395 (8, 6)	F7				F7	G4-3		P7		4	0	0	0	0	0	6									
Sean Berry, R OBP: 0.352, SLG: 0.415 (1, 5)				HR				F8		4	1	2	1	0	0	0									
Kent Bottenfield, R OBP: 0.375, SLG: 0.375 ERA: 4.86										2	0	0	0	0	1	0									
Jerry Willard, L OBP: 0.245, SLG: 0.375 (7, PH)										1	0	0	0	0	0	1									
Mel Rojas, R OBP: 0.067, SLG: 0.067 (7, 1)										0	0	0	0	0	0	0									
Tim Wallach, R OBP: 0.296, SLG: 0.332 (8, 3)										1	0	0	0	0	0	0									
<b>Inning Stats</b>	R: 0 E: 0 K: 0 S: 4	H: 0 LOB: 0 BB: 0 P: 6	R: 0 E: 0 K: 0 S: 4	H: 0 LOB: 1 BB: 1 P: 11	R: 1 E: 0 K: 1 S: 10	H: 1 LOB: 0 BB: 0 P: 14	R: 0 E: 0 K: 1 S: 10	H: 1 LOB: 1 BB: 0 P: 19	R: 0 E: 0 K: 1 S: 5	H: 0 LOB: 0 BB: 0 P: 7	R: 1 E: 0 K: 0 S: 10	H: 2 LOB: 3 BB: 2 P: 21	R: 0 E: 0 K: 0 S: 13	H: 1 LOB: 0 BB: 0 P: 8	R: 1 E: 0 K: 0 S: 13	H: 2 LOB: 2 BB: 1 P: 23	R: 0 E: 0 K: 0 S: 7	H: 0 LOB: 0 BB: 1 P: 14	1B: 2 2B: 2 3B: 2 HR: 1	SF: 0 SAC: 0 DP: 1 HBP: 0	WP: 1 PB: 0 SB: 1 CS: 1	PA: 38			
<b>PITCHER</b>	IP	WLS	BF	H	R	ER	SO	BB	IBB	HBP	BLK	WP	HR	S	P	ERA	WHIP								
Jim Bullinger, R ERA: 4.86	5.1	L	22	4	2	2	3	1	1	0	0	0	1	37	67	3.38	0.938								
Chuck McElroy, L ERA: 3.55	0.0		1	0	0	0	0	1	0	0	0	0	0	0	4	∞	∞								
Shawn Boskie, R ERA: 5.01	1.2		5	1	0	0	0	0	0	0	0	0	0	11	15	0.00	0.600								
Paul Assenmacher, L ERA: 4.14	0.2		4	2	1	1	0	0	0	0	0	0	0	11	15	13.50	3.000								
Jeff Robinson, R ERA: 3.0	1.1		5	0	0	0	0	2	0	0	0	1	0	9	22	0.00	1.500								

**Montreal Expos @ Chicago Cubs**  
Wrigley Field, Chicago, IL  
Sat Oct 03 1992, 3:33 AM CDT  
Att: 25,290 - Sunny - 68 F

AB	32
R	3
H	7
RBI	3
BB	5
SO	3
LOB	14



Batter	1	2	3	4	5	6	7	8	9	AB	R	H	RBI	BB	SO	LOB	BOTTOM								
Doug Dascenzo, S OBP: 0.302, SLG: 0.309 (1, 7)	G6-3		FC6-4 BB			G4-3		G3-1		3	0	0	0	1	0	2									
Alex Arias, R OBP: 0.385, SLG: 0.365 (1, 6)	FC5-4 1B		FC6-4			F7		G4-1 23 1B		4	0	2	0	0	0	1									
23 Ryne Sandberg, R OBP: 0.371, SLG: 0.510 (1, 4)	FC5-4 1B				G4-3 2B	G6-3		G4-1 1B		4	0	2	1	0	0	1									
Mark Grace, L OBP: 0.381, SLG: 0.431 (1, 3)	F9				G4-3	F7		G4-1		4	0	0	0	0	0	4									
Dwight Smith, L OBP: 0.322, SLG: 0.397 (1, 9)		L6			G5-4-3 BB		K	G4-3		3	0	0	0	1	1	3									
Luis Salazar, R OBP: 0.240, SLG: 0.313 (8, 7)					G5-4-3			F9		4	0	1	0	0	0	2									
Rick Wilkins, L OBP: 0.344, SLG: 0.415 (1, 2)		G6-4-3								3	0	1	0	1	1	1									
Fernando Ramsey, R OBP: 0.120, SLG: 0.120 (7, PH)					L4			L3		2	0	0	0	0	0	1									
Andre Dawson, R OBP: 0.315, SLG: 0.450 (8, 1)						P5				1	0	0	0	0	0	1									
Paul Assenmacher, L (8, 1)										0	0	0	0	0	0	0									
Jeff Robinson, R (8, 1)										0	0	0	0	0	0	0									
Doug Strange, S OBP: 0.245, SLG: 0.207 (8, PH)										1	0	0	0	0	0	0									
Jim Bullinger, R OBP: 0.289, SLG: 0.400 (8, 1)										2	0	0	0	0	0	1									
Chuck McElroy, L OBP: 0.067, SLG: 1.333 (8, 1)										0	0	0	0	0	0	0									
Shawn Boskie, R OBP: 0.241, SLG: 0.222 (8, 5)										0	0	0	0	0	0	0									
Steve Buschette, R OBP: 0.241, SLG: 0.332 (8, PH)										1	0	1	0	0	0	0									
Gary Scott, R OBP: 0.198, SLG: 0.240 (8, 5)										0	1	0	0	0	0	0									
<b>Inning Stats</b>	R: 0 E: 0 K: 0 S: 12	H: 1 LOB: 1 BB: 0 P: 18	R: 0 E: 0 K: 0 S: 9	H: 1 LOB: 0 BB: 0 P: 14	R: 0 E: 0 K: 0 S: 6	H: 0 LOB: 1 BB: 1 P: 11	R: 0 E: 0 K: 0 S: 4	H: 1 LOB: 1 BB: 1 P: 10	R: 0 E: 0 K: 0 S: 10	H: 1 LOB: 1 BB: 0 P: 13	R: 0 E: 0 K: 0 S: 4	H: 0 LOB: 0 BB: 0 P: 6	R: 0 E: 0 K: 1 S: 16	H: 0 LOB: 1 BB: 1 P: 24	R: 1 E: 0 K: 0 S: 15	H: 3 LOB: 3 BB: 0 P: 21	R: 0 E: 0 K: 1 S: 13	H: 0 LOB: 0 BB: 0 P: 19	1B: 5 2B: 2 3B: 0 HR: 0	SF: 0 SAC: 0 DP: 2 HBP: 0	WP: 0 PB: 0 SB: 1 CS: 0	PA: 35			
<b>PITCHER</b>	IP	WLS	BF	H	R	ER	SO	BB	IBB	HBP	BLK	WP	HR	S	P	ERA	WHIP								
Kent Bottenfield, R ERA: 2.23	6.0	W	22	4	0	0	0	2	0	0	0	0	0	45	72	0.00	1.000								
Mel Rojas, R ERA: 1.43	1.1		7	2	1	1	1	1	0	0	0	0	0	23	34	6.75	2.250								
John Wetteland, R ERA: 2.92	1.2	S	6	1	0	0	1	0	0	0	0	0	0	21	30	0.00	0.600								

**Montreal Expos @ Chicago Cubs**  
Wrigley Field, Chicago, IL  
Sat Oct 03 1992, 3:33 AM CDT  
Att: 25,290 - Sunny - 68 F

AB	32
R	1
H	7
RBI	1
BB	3
SO	2
LOB	17





Batter	1	2	3	4	5	6	7	8	9	AB	R	H	RBI	BB	SO	LOB	TOP			
Bret Barberie, S OBP: 0.354, SLG: 0.281 Todd Haney, R OBP: 0.300, SLG: 0.400										4	0	1	0	0	2	2				
Spike Owen, S OBP: 0.348, SLG: 0.381 Wil Cordero, R OBP: 0.353, SLG: 0.397										2	1	1	0	0	0	1				
Moises Alou, R OBP: 0.328, SLG: 0.455										4	1	1	0	0	0	3				
Larry Walker, L OBP: 0.353, SLG: 0.506										4	0	1	1	0	1	1				
John Vander Wal, L OBP: 0.316, SLG: 0.352										4	0	1	0	0	2	1				
Sean Berry, R OBP: 0.345, SLG: 0.404										4	0	1	0	0	2	1				
Greg Colbrunn, R OBP: 0.294, SLG: 0.351 Bill Krueger, L OBP: 0.289, SLG: 0.333 Darrin Fletcher, L OBP: 0.296, SLG: 0.331										3	0	0	0	0	0	0				
Tim Laker, R OBP: 0.250, SLG: 0.283										4	0	1	0	0	0	2				
Mark Gardner, R OBP: 0.182, SLG: 0.180 Brian Barnes, L OBP: 0.300, SLG: 0.276 Jerry Willard, L OBP: 0.260, SLG: 0.375										2	0	0	0	0	1	1				
<b>Inning Stats</b>	R: 2 E: 1 K: 2 S: 17	H: 3 LOB: 1 BB: 0 P: 24	R: 0 E: 0 K: 1 S: 9	H: 1 LOB: 1 BB: 0 P: 12	R: 0 E: 0 K: 1 S: 9	H: 1 LOB: 0 BB: 0 P: 14	R: 0 E: 0 K: 0 S: 4	H: 0 LOB: 0 BB: 0 P: 5	R: 0 E: 0 K: 1 S: 7	H: 0 LOB: 0 BB: 0 P: 10	R: 0 E: 0 K: 2 S: 9	H: 0 LOB: 0 BB: 0 P: 10	R: 0 E: 0 K: 1 S: 18	H: 1 LOB: 2 BB: 1 P: 24	R: 0 E: 0 K: 1 S: 10	H: 2 LOB: 2 BB: 0 P: 16	1B: 7 2B: 1 3B: 0 HR: 0	SF: 0 SAC: 0 DP: 0 HBP: 0	WP: 0 PB: 0 SB: 0 CS: 1	PA: 36
<b>PITCHER</b>	IP WLS BF H R ER SO BB IBB HBP BLK WP HR S P ERA WHIP																			
Frank Castillo, R ERA: 3.48 Paul Assenmacher, L ERA: 4.1	8.1 W 33 8 2 1 9 1 0 0 0 0 0 0 84 112 1.08 1.080																			

**Montreal Expos @ Chicago Cubs**  
Wrigley Field, Chicago, IL  
Sun Oct 04 1992, 3:33 AM CDT  
Att: 23,496 - Sunny - 64 F

AB	34
R	2
H	8
RBI	1
BB	1
SO	10
LOB	14



Batter	1	2	3	4	5	6	7	8	9	AB	R	H	RBI	BB	SO	LOB	BOTTOM			
Doug Descenzo, S OBP: 0.304, SLG: 0.311										4	0	2	0	0	0	0				
23 Ryne Sandberg, R OBP: 0.371, SLG: 0.510 Doug Strange, S OBP: 0.240, SLG: 0.202										2	1	1	0	0	1	1				
Mark Grace, L OBP: 0.380, SLG: 0.430										4	1	1	0	0	0	2				
Andre Dawson, R OBP: 0.316, SLG: 0.456										4	1	2	3	0	1	1				
Dwight Smith, L OBP: 0.318, SLG: 0.392										3	0	0	0	0	0	1				
Luis Salazar, R OBP: 0.237, SLG: 0.310										3	0	0	0	0	0	1				
Rick Wilkins, L OBP: 0.344, SLG: 0.414										3	0	1	0	0	1	1				
Alex Arias, R OBP: 0.375, SLG: 0.354										3	0	0	0	0	1	1				
Frank Castillo, R OBP: 0.132, SLG: 0.092 Paul Assenmacher, L ERA: 4.53										3	0	0	0	0	1	0				
<b>Inning Stats</b>	R: 0 E: 0 K: 1 S: 8	H: 1 LOB: 1 BB: 0 P: 12	R: 0 E: 0 K: 0 S: 9	H: 1 LOB: 1 BB: 0 P: 15	R: 3 E: 0 K: 1 S: 23	H: 3 LOB: 0 BB: 0 P: 33	R: 0 E: 0 K: 0 S: 6	H: 0 LOB: 0 BB: 0 P: 10	R: 0 E: 0 K: 0 S: 8	H: 1 LOB: 1 BB: 0 P: 9	R: 0 E: 0 K: 1 S: 9	H: 1 LOB: 1 BB: 0 P: 11	R: 0 E: 0 K: 2 S: 10	H: 0 LOB: 0 BB: 0 P: 8	R: 0 E: 0 K: 2 S: 10	H: 0 LOB: 0 BB: 0 P: 16	1B: 6 2B: 0 3B: 0 HR: 1	SF: 0 SAC: 0 DP: 0 HBP: 0	WP: 0 PB: 0 SB: 0 CS: 0	PA: 31
<b>PITCHER</b>	IP WLS BF H R ER SO BB IBB HBP BLK WP HR S P ERA WHIP																			
Mark Gardner, R ERA: 4.36 Brian Barnes, L ERA: 2.97 Bill Krueger, L ERA: 4.53	5.0 L 21 6 3 3 2 0 0 0 0 0 0 0 9 24 5.40 1.200																			

**Montreal Expos @ Chicago Cubs**  
Wrigley Field, Chicago, IL  
Sun Oct 04 1992, 3:33 AM CDT  
Att: 23,496 - Sunny - 64 F

AB	31
R	3
H	7
RBI	3
BB	0
SO	6
LOB	9

