

Montreal Expos - 1993

Batter	1	2	3	4	5	6	7	8	9	AB	R	H	RBI	BB	SO	LOB	TOP				
Delino DeShields, L (1,4)										4	0	1	0	0	1	2					
Moises Alou, R (1,7)										4	0	0	0	0	1	2					
Marquis Grissom, R (1,8)										4	0	0	0	0	0	1					
Larry Walker, L (1,9)										4	1	1	1	0	1	1					
Frank Bolick, S (1,5)										4	0	0	0	0	2	0					
John Vander Wal, L (1,3)										3	0	1	0	0	0	0					
Wil Cordero, R (1,6)										3	0	0	0	0	1	1					
Tim Laker, R (1,2)										3	0	2	0	0	0	0					
Dennis Martinez, R (1,1)										2	0	1	0	0	0	1					
Ted Wood, L (8, PH)										1	0	0	0	0	0	1					
Jeff Fassero, L (8, 1)										0	0	0	0	0	0	0					
Inning Stats	R: 0 E: 0 K: 2 S: 11	H: 1 LOB: 1 BB: 0 P: 17	R: 0 E: 0 K: 1 S: 6	H: 0 LOB: 0 BB: 0 P: 11	R: 0 E: 0 K: 1 S: 10	H: 1 LOB: 1 BB: 0 P: 15	R: 0 E: 0 K: 0 S: 5	H: 0 LOB: 0 BB: 0 P: 6	R: 0 E: 0 K: 0 S: 8	H: 1 LOB: 1 BB: 0 P: 12	R: 0 E: 0 K: 1 S: 16	H: 1 LOB: 1 BB: 0 P: 25	R: 0 E: 1 K: 0 S: 4	H: 1 LOB: 0 BB: 0 P: 6	R: 1 E: 0 K: 1 S: 7	H: 1 LOB: 0 BB: 0 P: 12	1B: 4 2B: 1 3B: 1 HR: 1	SF: 0 SAC: 0 DP: 1 HBP: 0	WP: 0 PB: 0 SB: 1 CS: 0	PA: 32	
PITCHER	IP	WLS	BF	H	R	ER	SO	BB	IBB	HBP	BLK	WP	HR	S	P	ERA	WHIP				
Jose Rijo, R (1,1)	8.0	W	28	5	0	0	5	0	0	0	0	0	0	66	100	0.00	0.625				
Rob Dibble, R (9,1)	1.0	S	4	1	1	1	1	0	0	0	0	0	1	7	12	9.00	1.000				

Montreal Expos @ Cincinnati Reds
Riverfront Stadium, Cincinnati, OH
Mon Apr 05 1993, 3:33 AM EDT
Att: 55,456 - Overcast - 41 F

AB	32
R	1
H	6
RBI	1
BB	0
SO	6
LOB	9



Batter	1	2	3	4	5	6	7	8	9	AB	R	H	RBI	BB	SO	LOB	BOTTOM				
Bip Roberts, S (1,4)										4	1	1	0	0	0	1					
Roberto Kelly, R (1,8)										4	0	2	0	0	0	1					
Barry Larkin, R (1,6)										3	0	0	0	1	0	2					
Kevin Mitchell, R (1,7)										3	0	1	1	1	0	0					
Cesar Hernandez, R (8, PR)										0	0	0	0	0	0	0					
Chris Sabo, R (1,5)										4	1	2	1	0	0	4					
Randy Milligan, R (1,3)																					
Rob Dibble, L (9,1)										4	0	2	0	0	1	2					
Reggie Sanders, R (1,9)										3	0	0	0	0	2	3					
Joe Oliver, R (1,2)										1	0	0	0	2	0	0					
Jose Rijo, R (1,1)										3	0	0	0	0	2	3					
Tim Costo, R (9,3)										0	0	0	0	0	0	0					
Inning Stats	R: 0 E: 0 K: 0 S: 7	H: 1 LOB: 0 BB: 0 P: 8	R: 1 E: 0 K: 2 S: 10	H: 2 LOB: 2 BB: 1 P: 24	R: 0 E: 0 K: 0 S: 7	H: 0 LOB: 0 BB: 0 P: 14	R: 0 E: 0 K: 2 S: 13	H: 1 LOB: 1 BB: 0 P: 18	R: 1 E: 0 K: 0 S: 9	H: 2 LOB: 3 BB: 2 P: 21	R: 0 E: 0 K: 0 S: 5	H: 1 LOB: 0 BB: 0 P: 9	R: 0 E: 1 K: 1 S: 8	H: 1 LOB: 1 BB: 0 P: 11	R: 0 E: 0 K: 0 S: 5	H: 0 LOB: 1 BB: 1 P: 13	1B: 6 2B: 2 3B: 0 HR: 1	SF: 0 SAC: 0 DP: 2 HBP: 0	WP: 1 PB: 0 SB: 1 CS: 1	PA: 33	
PITCHER	IP	WLS	BF	H	R	ER	SO	BB	IBB	HBP	BLK	WP	HR	S	P	ERA	WHIP				
Dennis Martinez, R (1,1)	7.0	L	30	8	2	2	5	2	1	0	0	0	0	59	105	2.57	1.429				
Jeff Fassero, L (8,1)	1.0		3	0	0	0	0	1	0	0	0	0	0	5	13	0.00	1.000				

Montreal Expos @ Cincinnati Reds
Riverfront Stadium, Cincinnati, OH
Mon Apr 05 1993, 3:33 AM EDT
Att: 55,456 - Overcast - 41 F

AB	29
R	2
H	8
RBI	2
BB	4
SO	5
LOB	16



Batter	1	2	3	4	5	6	7	8	9	AB	R	H	RBI	BB	SO	LOB	TOP		
Mike Lansing, R OBP: 0.455, SLG: 0.600 (1, 4)	P5	1B					E5			5	2	3	1	1	0	0	Montreal Expos @ Cincinnati Reds Riverfront Stadium, Cincinnati, OH Thu Apr 08 1993, 3:33 AM EDT Att: 26,280 - Overcast - 66 F		
Moises Alou, R OBP: 0.374, SLG: 0.714 (1, 7) (4, 9)	F8	1B					G6-4-3		G4-6-3	6	0	3	3	0	0	2			
Marquis Grissom, R OBP: 0.214, SLG: 0.286 (1, 8)	K	K					G6-4-3			5	1	1	0	0	2	5			
Larry Walker, L OBP: 0.455, SLG: 1.000 Archi Cianfrocco, R (4, 3)					E6	P3				2	3	1	2	1	0	1			
Frank Botick, S OBP: 0.222, SLG: 0.333 Sean Berry, R OBP: 0.500, SLG: 0.500 (1, 5) (8, 5)		HR			1B	1B				2	0	0	0	0	1	1			
John Vander Wal, L OBP: 0.625, SLG: 0.857 (1, 3) (4, 7)										5	2	2	2	0	0	1			
Wil Cordero, R OBP: 0.231, SLG: 0.167 (1, 6)										0	0	0	0	0	0	0			
Darrin Fletcher, L OBP: 0.250, SLG: 0.500 Tim Spehr, R (6, 2)										4	3	3	1	1	0	0			
Chris Nabholz, L Mike Gardiner, S Ted Wood, L Brian Barnes, L Bruce Walton, R Jeff Fassero, L Lou Frazier, S Mel Rojas, R (1, 1) (2, 1) (3, PH) (3, 1) (5, 1) (6, 1) (9, PH) (9, 1)										5	1	2	2	0	0	3			
Inning Stats	R: 0 E: 0 K: 1 S: 10	H: 0 LOB: 0 BB: 0 P: 16	R: 4 E: 0 K: 1 S: 29	H: 6 LOB: 2 BB: 42	R: 2 E: 0 K: 0 S: 14	H: 2 LOB: 1 BB: 1 P: 23	R: 8 E: 1 K: 0 S: 20	H: 6 LOB: 1 BB: 2 P: 36	R: 0 E: 0 K: 0 S: 5	H: 0 LOB: 0 BB: 0 P: 7	R: 0 E: 0 K: 1 S: 21	H: 1 LOB: 1 BB: 0 P: 27	R: 0 E: 0 K: 0 S: 9	H: 1 LOB: 1 BB: 0 P: 13	R: 0 E: 0 K: 0 S: 5	H: 0 LOB: 0 BB: 1 P: 9		1B: 10 2B: 3 3B: 2 HR: 1	SF: 0 SAC: 0 DP: 2 HBP: 0
PITCHER	IP WLS BF H R ER SO BB IBB HBP BLK WP HR S P ERA WHIP	IP WLS BF H R ER SO BB IBB HBP BLK WP HR S P ERA WHIP	IP WLS BF H R ER SO BB IBB HBP BLK WP HR S P ERA WHIP	IP WLS BF H R ER SO BB IBB HBP BLK WP HR S P ERA WHIP	IP WLS BF H R ER SO BB IBB HBP BLK WP HR S P ERA WHIP	IP WLS BF H R ER SO BB IBB HBP BLK WP HR S P ERA WHIP	IP WLS BF H R ER SO BB IBB HBP BLK WP HR S P ERA WHIP	IP WLS BF H R ER SO BB IBB HBP BLK WP HR S P ERA WHIP	IP WLS BF H R ER SO BB IBB HBP BLK WP HR S P ERA WHIP	IP WLS BF H R ER SO BB IBB HBP BLK WP HR S P ERA WHIP	IP WLS BF H R ER SO BB IBB HBP BLK WP HR S P ERA WHIP	IP WLS BF H R ER SO BB IBB HBP BLK WP HR S P ERA WHIP	IP WLS BF H R ER SO BB IBB HBP BLK WP HR S P ERA WHIP	IP WLS BF H R ER SO BB IBB HBP BLK WP HR S P ERA WHIP	IP WLS BF H R ER SO BB IBB HBP BLK WP HR S P ERA WHIP	IP WLS BF H R ER SO BB IBB HBP BLK WP HR S P ERA WHIP	IP WLS BF H R ER SO BB IBB HBP BLK WP HR S P ERA WHIP	IP WLS BF H R ER SO BB IBB HBP BLK WP HR S P ERA WHIP	IP WLS BF H R ER SO BB IBB HBP BLK WP HR S P ERA WHIP

AB	43
R	14
H	16
RBI	14
BB	4
SO	3
LOB	18



Batter	1	2	3	4	5	6	7	8	9	AB	R	H	RBI	BB	SO	LOB	BOTTOM		
Bip Roberts, S OBP: 0.357, SLG: 0.250 (1, 4)	G3						G1-3		G4-3	5	1	2	2	1	0	2	Montreal Expos @ Cincinnati Reds Riverfront Stadium, Cincinnati, OH Thu Apr 08 1993, 3:33 AM EDT Att: 26,280 - Overcast - 66 F		
Roberto Kelly, R OBP: 0.357, SLG: 0.538 (1, 8)	G4-3								K	5	1	1	4	1	1	3			
Barry Larkin, R OBP: 0.357, SLG: 0.250 (1, 6)										5	2	3	0	1	0	3			
Kevin Mitchell, R OBP: 0.500, SLG: 0.692 (1, 7)										6	1	4	3	0	0	1			
Chris Sabo, R OBP: 0.357, SLG: 0.455 (1, 5)										5	1	0	0	1	1	5			
Randy Milligan, R OBP: 0.615, SLG: 0.500 (1, 3)										1	3	0	0	4	0	1			
Reggie Sanders, R OBP: 0.250, SLG: 0.182 (1, 9)										5	0	2	0	0	1	3			
Joe Oliver, R OBP: 0.455, SLG: 0.250 (1, 2)										4	1	2	1	1	0	3			
Tim Belcher, R Juan Samuel, R Dwayne Henry, R Steve Foster, R Tim Lincecum, R Jeff Fassero, R Geel Espy, S Greg Cadaret, L Chris Frazier, R Tim Pugh, R (1, 1) (2, 1) (3, 1) (4, 1) (5, 1) (6, 1) (7, 1) (8, 1) (9, 1)										8	1	0	0	0	0	0			
Inning Stats	R: 1 E: 0 K: 0 S: 12	H: 2 LOB: 1 BB: 0 P: 19	R: 5 E: 1 K: 1 S: 18	H: 3 LOB: 1 BB: 2 P: 36	R: 0 E: 0 K: 1 S: 7	H: 0 LOB: 0 BB: 0 P: 13	R: 0 E: 0 K: 0 S: 11	H: 2 LOB: 3 BB: 2 P: 22	R: 2 E: 0 K: 0 S: 15	H: 3 LOB: 2 BB: 1 P: 24	R: 2 E: 0 K: 0 S: 8	H: 1 LOB: 0 BB: 0 P: 17	R: 0 E: 0 K: 0 S: 7	H: 1 LOB: 0 BB: 0 P: 12	R: 0 E: 0 K: 1 S: 11	H: 2 LOB: 2 BB: 0 P: 14		1B: 12 2B: 0 3B: 0 HR: 2	SF: 1 SAC: 1 DP: 2 HBP: 0
PITCHER	IP WLS BF H R ER SO BB IBB HBP BLK WP HR S P ERA WHIP	IP WLS BF H R ER SO BB IBB HBP BLK WP HR S P ERA WHIP	IP WLS BF H R ER SO BB IBB HBP BLK WP HR S P ERA WHIP	IP WLS BF H R ER SO BB IBB HBP BLK WP HR S P ERA WHIP	IP WLS BF H R ER SO BB IBB HBP BLK WP HR S P ERA WHIP	IP WLS BF H R ER SO BB IBB HBP BLK WP HR S P ERA WHIP	IP WLS BF H R ER SO BB IBB HBP BLK WP HR S P ERA WHIP	IP WLS BF H R ER SO BB IBB HBP BLK WP HR S P ERA WHIP	IP WLS BF H R ER SO BB IBB HBP BLK WP HR S P ERA WHIP	IP WLS BF H R ER SO BB IBB HBP BLK WP HR S P ERA WHIP	IP WLS BF H R ER SO BB IBB HBP BLK WP HR S P ERA WHIP	IP WLS BF H R ER SO BB IBB HBP BLK WP HR S P ERA WHIP	IP WLS BF H R ER SO BB IBB HBP BLK WP HR S P ERA WHIP	IP WLS BF H R ER SO BB IBB HBP BLK WP HR S P ERA WHIP	IP WLS BF H R ER SO BB IBB HBP BLK WP HR S P ERA WHIP	IP WLS BF H R ER SO BB IBB HBP BLK WP HR S P ERA WHIP	IP WLS BF H R ER SO BB IBB HBP BLK WP HR S P ERA WHIP	IP WLS BF H R ER SO BB IBB HBP BLK WP HR S P ERA WHIP	IP WLS BF H R ER SO BB IBB HBP BLK WP HR S P ERA WHIP



Batter	1	2	3	4	5	6	7	8	9	AB	R	H	RBI	BB	SO	LOB	TOP					
Lou Frazier, S OBP: 0.500, SLG: 0.250 Larry Walker, L OBP: 0.417, SLG: 0.889 Brian Barnes, L (8, 1)	G3		SH3		G6-3		1B	K		2	2	1	0	1	0	0	Montreal Expos @ Colorado Rockies Mile High Stadium, Denver, CO Sat Apr 10 1993, 5:33 AM EDT Att: 65,261 - Sunny - 59 F					
Mike Lansing, R OBP: 0.400, SLG: 0.632	G6-3		1B		SH1-3		G5-3		F7	4	0	1	1	0	0	1						
Marquis Grissom, R OBP: 0.348, SLG: 0.391	E6		1B		G6-3		1B		1B	5	1	3	2	0	0	0						
John Vander Wal, L OBP: 0.471, SLG: 0.625 (8, 7)	1B		F7		L3		1B		F7	5	0	2	1	0	0	3						
Moises Alou, R OBP: 0.333, SLG: 0.583	F8		F9				PO		K	5	0	1	0	0	1	5						
Wil Cordero, R OBP: 0.236, SLG: 0.200		P4			F9		1B			4	1	1	0	0	0	0						
Sean Berry, R OBP: 0.625, SLG: 0.500		P7					1B		1B	2	0	1	0	2	0	0						
Tim Laker, R OBP: 0.214, SLG: 0.333		K					FC5-4		K	4	0	0	0	0	3	4						
Dennis Martinez, R OBP: 0.500, SLG: 0.750 Ted Wood, L (7, PH) Jeff Fassero, L (7, 1) Frank Bolick, S OBP: 0.286, SLG: 0.357 Archi Cianfrocco, R (8, 3)			SH3		G5-3		F7		1B	2	1	1	0	0	0	1						
Inning Stats	R: 0 E: 1 K: 0 S: 13	H: 1 LOB: 2 BB: 0 P: 19	R: 0 E: 0 K: 1 S: 6	H: 0 LOB: 0 BB: 0 P: 8	R: 1 E: 0 K: 0 S: 7	H: 3 LOB: 2 BB: 0 P: 9	R: 0 E: 0 K: 1 S: 9	H: 0 LOB: 1 BB: 1 P: 13	R: 1 E: 0 K: 0 S: 7	H: 0 LOB: 0 BB: 1 P: 15	R: 0 E: 0 K: 0 S: 8	H: 2 LOB: 1 BB: 0 P: 12	R: 2 E: 0 K: 0 S: 14	H: 3 LOB: 0 BB: 0 P: 21	R: 1 E: 0 K: 3 S: 14	H: 2 LOB: 2 BB: 1 P: 24		R: 0 E: 0 K: 0 S: 9	H: 1 LOB: 1 BB: 0 P: 14	1B: 11 2B: 1 3B: 0 HR: 0	SF: 0 SAC: 2 DP: 0 HBP: 0	WP: 0 PB: 0 SB: 4 CS: 0
PITCHER	IP	WLS	BF	H	R	ER	SO	BB	IBB	HBP	BLK	WP	HR	S	P	ERA	WHIP					
David Nied, R ERA: 4.5 Jeff Parrett, R ERA: 3.0	7.0	W	31	9	4	4	2	2	0	0	0	0	0	64	97	5.14	1.571					
	2.0		10	3	1	1	3	1	0	0	0	0	0	23	38	4.50	2.000					

Batter	1	2	3	4	5	6	7	8	9	AB	R	H	RBI	BB	SO	LOB	BOTTOM				
Eric Young Sr., R OBP: 0.412, SLG: 0.533	G4-3		G6-3		G3-4-1		E5			3	2	0	0	1	0	1	Montreal Expos @ Colorado Rockies Mile High Stadium, Denver, CO Sat Apr 10 1993, 5:33 AM EDT Att: 65,261 - Sunny - 59 F				
Alex Cole, L OBP: 0.313, SLG: 0.357	G4-3		G3				1B			4	2	2	2	0	0	1					
Dante Bichette, R OBP: 0.313, SLG: 0.500 Jeff Parrett, R (8, 1)	K						1B			4	0	1	1	0	3	2					
Andres Galarraga, R OBP: 0.375, SLG: 0.563	HR						1B		G6-3	4	1	1	3	0	1	0					
Charlie Hayes, R OBP: 0.308, SLG: 0.500	G6-3						1B			4	0	1	0	0	0	1					
Jerald Clark, R OBP: 0.313, SLG: 0.333		G6-4-3					1B		K	3	1	1	0	0	1	1					
Joe Girardi, R OBP: 0.200, SLG: 0.357		K					1B		P4	4	1	1	1	0	1	3					
Freddie Benavides, R OBP: 0.083, SLG: 0.083		G6-4-3					1B			2	1	0	1	0	0	2					
David Nied, R Dale Murphy, R (7, PH) Gerald Young, S (7, PR) (8, 9)					G5-3		1B			2	0	0	0	0	0	0					
Inning Stats	R: 2 E: 0 K: 1 S: 6	H: 1 LOB: 0 BB: 1 P: 11	R: 0 E: 0 K: 1 S: 8	H: 1 LOB: 0 BB: 0 P: 13	R: 0 E: 0 K: 0 S: 3	H: 0 LOB: 0 BB: 0 P: 4	R: 0 E: 0 K: 2 S: 9	H: 0 LOB: 0 BB: 0 P: 13	R: 2 E: 0 K: 0 S: 10	H: 1 LOB: 0 BB: 0 P: 17	R: 1 E: 0 K: 1 S: 11	H: 1 LOB: 0 BB: 0 P: 18	R: 4 E: 3 K: 0 S: 12	H: 2 LOB: 1 BB: 1 P: 21	R: 0 E: 0 K: 1 S: 6	H: 1 LOB: 1 BB: 0 P: 7		1B: 4 2B: 0 3B: 2 HR: 1	SF: 0 SAC: 1 DP: 2 HBP: 1	WP: 0 PB: 0 SB: 3 CS: 0	PA: 34
PITCHER	IP	WLS	BF	H	R	ER	SO	BB	IBB	HBP	BLK	WP	HR	S	P	ERA	WHIP				
Dennis Martinez, R ERA: 4.85 Jeff Fassero, L ERA: 3.89 Brian Barnes, L ERA: 2.45	6.0	L	23	4	5	5	5	1	0	1	0	0	0	12	21	0.00	3.000				
	1.0		7	2	4	0	0	1	0	0	0	0	0	6	7	0.00	1.000				

AB	36
R	5
H	12
RBI	5
BB	3
SO	5
LOB	16



AB	30
R	9
H	7
RBI	8
BB	2
SO	6
LOB	11



Batter	1	2	3	4	5	6	7	8	9	AB	R	H	RBI	BB	SO	LOB	TOP												
Lou Frasier, S Brian Barnes, L Mike Gardiner, S Frank Bolick, S Jeff Fassero, L Darin Fletcher, L Mel Rojas, R	2-1 G4-3 2B 1B	0-0 FC4-6 1B		0-1 G5-3		0-2 F8	0-1 BB 1B	3-2 P3	0-2 1B 2-H 1B	4	1	2	1	0	0	1													
Mike Lansing, R OBP: 0.491, SLG: 0.769	1-2 G2-3	0-2 FC4-6		3-2 HR		2-2 HR 1B	0-1 BB 1B		1B 1B	7	3	5	2	0	0	2													
Marquis Grissom, R OBP: 0.367, SLG: 0.483	1-1 G4-3	1-3 K		1-2 E5		3-1 HR 1B	4-2 BB		1B 1B	6	2	2	3	1	1	4													
Moises Alou, R OBP: 0.355, SLG: 0.581	0-0 FC5-6 2B			1-2 G5-3 E 1B		1-1 G1	0-1 P3		1B 1B	7	2	3	1	0	0	6													
Sean Berry, R OBP: 0.500, SLG: 0.300	4-0 BB			2-1 G5-3		0-0 G5-3	1-0 CS HBP		0-1 E4 2B 2B	4	1	0	1	1	0	6													
Wil Cordero, R OBP: 0.296, SLG: 0.280	1-0 FC5-6			0-3 K		0-1 E S SF8 1B	1-0 CS		1-0 G5-3 2B	5	3	2	2	1	1	3													
Tim Spehr, R OBP: 0.375, SLG: 1.200		3-2 1B 1B 2B		1-1 E6		3-1 SF8	1-2 HR		1-0 G5-3 2B BB	4	3	2	3	1	0	0													
Archi Cianfrocco, R OBP: 0.200, SLG: 0.400		0-0 1B SH3-4 FC4-6 1B		2-3 K		0-1 G5-3	1-1 HR		2-3 K	6	2	3	1	0	2	4													
Jimmy Jones, R Ted Wood, L OBP: 0.375, SLG: 0.333	1-0 SH3-4			3-2 G4-3		4-2 HR 1B BB	0-3 K		3-1 1B 2B	1	0	0	0	0	0	0													
Inning Stats	R: 1 E: 0 K: 0 S: 9	H: 2 LOB: 2 BB: 1 P: 18	R: 2 E: 0 K: 1 S: 16	H: 3 LOB: 1 BB: 0 P: 20	R: 1 E: 1 K: 2 S: 11	H: 1 LOB: 1 BB: 0 P: 16	R: 1 E: 1 K: 0 S: 17	H: 1 LOB: 1 BB: 0 P: 25	R: 1 E: 0 K: 0 S: 8	H: 1 LOB: 0 BB: 0 P: 10	R: 3 E: 0 K: 0 S: 16	H: 2 LOB: 0 BB: 1 P: 29	R: 3 E: 0 K: 1 S: 22	H: 4 LOB: 3 BB: 2 P: 33	R: 0 E: 0 K: 0 S: 14	H: 1 LOB: 2 BB: 1 P: 25	R: 7 E: 1 K: 1 S: 23	H: 7 LOB: 2 BB: 1 P: 38	1B: 14 2B: 4 3B: 0 HR: 4	SF: 1 SAC: 1 DP: 0 HBP: 1	WP: 0 PB: 0 SB: 1 CS: 1	PA: 59							
PITCHER	IP	WLS	BF	H	R	ER	SO	BB	IBB	HBP	BLK	WP	HR	S	P	ERA	WHIP					ERA	WHIP						
Butch Henry, L ERA: 7.5	4.0	L	22	7	5	4	3	1	0	0	0	0	1	53	79	9.00	2.000					0.00	3.000						
Willie Blair, R ERA: 4.5	2.0	10	3	4	2	0	1	0	0	1	0	0	0	24	39	9.00	2.000												
Steve Reed, R ERA: 31.5	1.0	9	4	3	3	1	2	0	0	0	0	0	2	22	33	27.00	6.000												
Scott Aldred, L ERA: 40.5	1.0	5	1	0	0	0	1	0	0	0	0	0	0	14	25	0.00	2.000												
Darren Holmes, R ERA: 40.5	0.1	8	5	7	6	1	1	0	0	0	0	0	0	13	24	162.00	18.000												
Eric Young Sr., R OBP: 0.409, SLG: 0.550	2-1 1B E 2B	1-3 K		0-1 F9																	5	2	2	0	0	1	0		
Alex Cole, L OBP: 0.381, SLG: 0.389	3-2 S 1B 2B			0-1 K 1B		3-3 K																4	3	2	0	1	1	0	
Daryl Boston, L OBP: 0.625, SLG: 0.625	2-1 E 1B			2-2 G4-3		1-0 2B FC6-5-4 1B																5	3	4	2	0	0	1	
Andres Galarraga, R OBP: 0.429, SLG: 0.700	1-0 E4 1B			0-0 1B 2H 1B		0-1 1B 2B																4	1	3	3	0	0	1	
Charlie Hayes, R OBP: 0.333, SLG: 0.529	1-1 FC6-2-5 2B			1-0 1B		3-1 FC6-5-4 FC6-4																5	0	2	2	0	0	4	
Jerald Clark, R OBP: 0.333, SLG: 0.368	3-2 2B			0-3 K		0-0 FC6-4																4	0	1	0	1	1	4	
Joe Girardi, R OBP: 0.300, SLG: 0.389	0-0 F8			1-0 G1-3																		4	0	2	1	1	0	4	
Freddie Benavides, R Dante Bichette, R Scott Aldred, L Darren Holmes, R Gary Wayne, L Gerald Young, S		0-0 G5-3		2-3 K2-3																		3	0	0	0	0	1	1	
Butch Henry, L Jim Tatum, R Willie Blair, R Dale Murphy, R Steve Reed, R Vinny Castilla, R		1-1 G5-3		1-1 L3																		1	0	0	0	0	0	0	
Inning Stats	R: 2 E: 1 K: 0 S: 19	H: 4 LOB: 2 BB: 0 P: 29	R: 0 E: 0 K: 1 S: 6	H: 0 LOB: 0 BB: 0 P: 8	R: 1 E: 0 K: 1 S: 13	H: 3 LOB: 2 BB: 0 P: 17	R: 0 E: 0 K: 1 S: 7	H: 0 LOB: 0 BB: 0 P: 10	R: 1 E: 0 K: 1 S: 9	H: 2 LOB: 1 BB: 0 P: 16	R: 0 E: 0 K: 0 S: 6	H: 1 LOB: 0 BB: 0 P: 9	R: 3 E: 0 K: 0 S: 15	H: 3 LOB: 2 BB: 2 P: 28	R: 0 E: 0 K: 0 S: 8	H: 0 LOB: 0 BB: 0 P: 10	R: 2 E: 0 K: 1 S: 17	H: 3 LOB: 2 BB: 1 P: 27	1B: 11 2B: 6 3B: 0 HR: 0	SF: 1 SAC: 0 DP: 2 HBP: 0	WP: 0 PB: 0 SB: 0 CS: 0	PA: 45							
PITCHER	IP	WLS	BF	H	R	ER	SO	BB	IBB	HBP	BLK	WP	HR	S	P	ERA	WHIP					ERA	WHIP						
Jimmy Jones, R ERA: 7.2	5.0	W	24	9	4	4	4	1	0	0	0	0	0	16	27	20.25	3.750												
Brian Barnes, L ERA: 7.2	1.1	8	4	3	3	0	0	1	0	0	0	0	0	5	10	0.00	1.500												
Mike Gardiner, R ERA: 5.4	0.2	3	0	0	0	0	0	0	0	0	0	0	0	8	10	0.00	0.000												
Jeff Fassero, L ERA: 3.18	1.0	3	0	0	0	0	0	0	0	0	0	0	0	17	27	18.00	4.000												
Mel Rojas, R ERA: 4.5	0.1	7	3	2	2	1	1	0	0	0	0	0	0	17	27	18.00	4.000												
AB	R	H	RBI	BB	SO	LOB															AB	R	H	RBI	BB	SO	LOB		
4	1	2	1	0	0	1															4	3	2	0	1	1	0		
7	3	5	2	0	0	2															4	3	2	0	1	1	0		
6	2	2	3	1	1	4															6	2	3	1	0	2	4		
7	2	3	1	0	0	6															4	3	2	3	1	0	0		
4	1	0	1	1	0	6															4	3	2	0	1	0	0		
5	3	2	2	1	1	3															1	0	0	0	0	0	0		
4	3	2	3	1	0	0															4	3	2	3	1	0	0		
1	0	0	0	0	0	0															1	0	0	0	0	0	0		
2	2	1	3	2	1	0															2	2	1	3	2	1	0		
WP	HR	S	P	ERA	WHIP																	WP	HR	S	P	ERA	WHIP		
0	0	14	25	9.00	2.000																	0	0	10	14	0.00	3.000		

Montreal Expos @ Colorado Rockies
Mile High Stadium, Denver, CO
Sun Apr 11 1993, 5:33 AM EDT
Att: 66,987 - Cloudy - 62 F

AB 49
R 19
H 22
RBI 18
BB 6
SO 5
LOB 28



Montreal Expos @ Colorado Rockies
Mile High Stadium, Denver, CO
Sun Apr 11 1993, 5:33 AM EDT
Att: 66,987 - Cloudy - 62 F

AB 41
R 9
H 16
RBI 8
BB 3
SO 5
LOB 22



Batter	1	2	3	4	5	6	7	8	9	AB	R	H	RBI	BB	SO	LOB	TOP										
Craig Biggio, R OBP: 0.303, SLG: 0.214 (1, 4)	F8		F8		G1-3			5 1B 1-2 BB	F7	4	1	0	0	1	0	1											
Steve Finley, L OBP: 0.303, SLG: 0.250 (1, 8)	G3-1		P3			F8		5 1B 1-2 WP	G3	5	1	1	1	0	0	0											
5 Jeff Bagwell, R OBP: 0.424, SLG: 0.567 (1, 3)	WP 2B 1B		F8			F8		WP S 1-2 2-H 1B	1B	4	1	2	1	1	0	0											
Eric Anthony, L OBP: 0.414, SLG: 0.480 (1, 9)	WP 2B BB			G4-3		G3-1		G1-2-3 WP 1B BB	FC4 1B	3	2	1	0	2	0	0											
Ken Caminiti, S OBP: 0.286, SLG: 0.481 (1, 5)	1-H 2-H 2B		F8					G1-2-3 1B BB	FC4 1B	4	1	2	2	1	0	2											
Luis Gonzalez, L OBP: 0.300, SLG: 0.667 Chris James, R OBP: 0.857, SLG: 1.200 Doug Jones, R (8, 1)	P6			F7				G1-2-3 1-2 2-3 3-H		3	0	0	0	0	1	2											
Andujar Cedeno, R OBP: 0.308, SLG: 0.440 (1, 6)		F9			G3-1 2B			G6-3 2-H 3-H 1B		4	1	2	2	0	0	1											
Eddie Taubensee, L OBP: 0.227, SLG: 0.333 (1, 2)		G6-3			F7			G6-3 2-H HR		4	1	1	2	0	0	2											
Pete Harnisch, S Karl Rhodes, L Brian Williams, R Rick Parker, R OBP: 0.500, SLG: 0.500 (8, 7)			G6-3		G3-1 2-3			1B G6-3		1	0	0	0	0	0	0											
Inning Stats	R: 2 E: 0 K: 0 S: 14	H: 2 LOB: 1 BB: 1 P: 25	R: 0 E: 0 K: 0 S: 10	H: 0 LOB: 0 BB: 0 P: 15	R: 0 E: 0 K: 0 S: 6	H: 0 LOB: 0 BB: 0 P: 13	R: 0 E: 0 K: 0 S: 6	H: 0 LOB: 0 BB: 0 P: 8	R: 0 E: 0 K: 0 S: 8	H: 0 LOB: 1 BB: 0 P: 10	R: 0 E: 0 K: 1 S: 15	H: 1 LOB: 1 BB: 0 P: 21	R: 7 E: 0 K: 0 S: 29	H: 5 LOB: 0 BB: 3 P: 47	R: 0 E: 0 K: 0 S: 14	H: 1 LOB: 2 BB: 1 P: 19	1B: 6 2B: 3 3B: 0 HR: 1	SF: 0 SAC: 0 DP: 1 HBP: 0	WP: 2 PB: 0 SB: 2 CS: 0	PA: 41							
PITCHER	IP	WLS	BF	H	R	ER	SO	BB	IBB	HBP	BLK	WP	HR	S	P	ERA	WHIP										
Ken Hill, R ERA: 1.93	7.0		26	4	2	2	1	1	0	0	0	1	0	70	107	2.57	0.714										
Jeff Fassero, L ERA: 7.94	0.0		3	2	3	3	0	1	0	0	0	0	0	7	13	∞	∞										
Mel Rojas, R ERA: 9.0	0.0	L	3	1	0	0	0	2	0	0	0	1	0	15	23	∞	∞										
Brian Barnes, L ERA: 9.0	1.0		4	2	4	4	0	0	0	0	0	0	1	7	11	36.00	2.000										
Bruce Walton, R ERA: 9.82	1.0		5	1	0	0	0	1	0	0	0	0	0	14	19	0.00	2.000										

Houston Astros @ Montreal Expos
Olympic Stadium, Montreal, QB
Tue Apr 13 1993, 3:33 AM EDT
Att: 51,539 - Dome


AB	36
R	9
H	10
RBI	8
BB	5
SO	1
LOB	12



Batter	1	2	3	4	5	6	7	8	9	AB	R	H	RBI	BB	SO	LOB	BOTTOM										
Mike Lansing, R OBP: 0.438, SLG: 0.677 (1, 4)	G1-3		SH1-4 2B 1B	F7		G5-3		G5-3		5	1	1	0	0	0	0											
Ted Wood, L OBP: 0.333, SLG: 0.300 (1, 7)	G4-3		SH1-4 1-2 2-3 1B	1B		G4-3		F9		4	0	1	0	0	0	0											
Marquis Grissom, R OBP: 0.371, SLG: 0.455 (1, 8)	G1-3		F8 1-2 1B	1B		4-1 BB		L7		4	0	1	0	1	0	2											
John Vander Wal, L OBP: 0.476, SLG: 0.556 Archi Cianfrocco, R OBP: 0.188, SLG: 0.375 (7, 3)		BB BB	2B 1B BB	G3		G6-3		K		2	1	0	0	2	0	3											
Moises Alou, R OBP: 0.389, SLG: 0.600 (1, 9)		P4	1-3 2-H 3-H 2B		2B SF8 BB		L4-3 1B	F8		4	2	2	2	1	0	1											
Wil Cordero, R OBP: 0.323, SLG: 0.345 (1, 6)		K	2-H 3-H 1B		1-3 2B		P3			4	0	2	2	0	1	2											
Sean Berry, R OBP: 0.500, SLG: 0.273 (1, 5)		BB BB	IBB		SF8		L4-3 1-2			1	0	0	1	2	0	1											
Tim Laker, R OBP: 0.176, SLG: 0.267 Darin Fletcher, L OBP: 0.429, SLG: 1.000 (9, 2)		K2-3	F7		P4			HR		3	0	0	0	0	1	5											
Ken Hill, R OBP: 0.167, SLG: 0.167 Jeff Fassero, L Mel Rojas, R Brian Barnes, L OBP: 1.000 Frank Bolock, S OBP: 0.300, SLG: 0.300 Bruce Walton, R (9, 1)			SH1-4 2B 1B	F9		G6-3		P6		3	1	1	0	0	0	1											
Inning Stats	R: 0 E: 0 K: 0 S: 5	H: 0 LOB: 0 BB: 0 P: 6	R: 0 E: 0 K: 2 S: 11	H: 0 LOB: 2 BB: 2 P: 25	R: 4 E: 0 K: 0 S: 21	H: 4 LOB: 2 BB: 2 P: 40	R: 0 E: 0 K: 0 S: 14	H: 2 LOB: 0 BB: 0 P: 19	R: 1 E: 0 K: 0 S: 9	H: 1 LOB: 1 BB: 1 P: 18	R: 0 E: 0 K: 0 S: 11	H: 0 LOB: 1 BB: 1 P: 23	R: 0 E: 0 K: 0 S: 4	H: 1 LOB: 0 BB: 0 P: 4	R: 1 E: 0 K: 0 S: 6	H: 1 LOB: 0 BB: 0 P: 8	R: 0 E: 0 K: 1 S: 8	H: 0 LOB: 0 BB: 0 P: 11	1B: 6 2B: 3 3B: 0 HR: 1	SF: 1 SAC: 1 DP: 1 HBP: 0	WP: 0 PB: 0 SB: 0 CS: 0	PA: 41					
PITCHER	IP	WLS	BF	H	R	ER	SO	BB	IBB	HBP	BLK	WP	HR	S	P	ERA	WHIP										
Pete Harnisch, R ERA: 4.09	4.0		22	6	4	4	2	3	1	0	0	0	0	51	90	9.00	2.250										
Brian Williams, R ERA: 3.0	3.0	W	12	2	1	1	0	2	0	0	0	0	0	24	45	3.00	1.333										
Doug Jones, R ERA: 3.38	2.0		7	1	1	1	1	0	0	0	0	0	1	14	19	4.50	0.500										

Houston Astros @ Montreal Expos
Olympic Stadium, Montreal, QB
Tue Apr 13 1993, 3:33 AM EDT
Att: 51,539 - Dome

AB	33
R	6
H	9
RBI	6
BB	6
SO	3
LOB	15



Batter	1	2	3	4	5	6	7	8	9	AB	R	H	RBI	BB	SO	LOB	TOP										
Casey Candaele, S OBP: 0.143, SLG: 0.143 (1, 4)	F8		G1-3	F7		WP 1B		G1-3	FC4-6	6	0	1	0	0	0	4	Houston Astros @ Montreal Expos Olympic Stadium, Montreal, QB Wed Apr 14 1993, 7:05 PM EDT Att: 12,345 - Dome										
Steve Finley, L OBP: 0.333, SLG: 0.364 (1, 8)	1B		G6-3		G4-3 1B BB	K			G3	5	2	2	1	1	1	3											
5 Jeff Bagwell, R OBP: 0.421, SLG: 0.559 (1, 3)	K		G6-3		L4			1B	G4-3 2B	4	1	1	0	1	1	2											
Eric Anthony, L OBP: 0.412, SLG: 0.448 (1, 9)	BB			F8	G4-3			SH1-4 1B FC5-2 1B	G4-3	4	0	1	0	1	0	2											
Ken Caminiti, S OBP: 0.333, SLG: 0.500 (1, 5)	F9			2B SF8 1B				FC5-2 SH1-4 WP 1B	G4-3	5	2	3	2	0	0	3											
Kevin Bass, S OBP: 0.286, SLG: 0.429 Karl Rhodes, L (9, 7)	G6-3			1B	F7			SH1-4	SH2-3 SH FC6 1B	4	2	2	0	0	0	1											
Scott Servais, R OBP: 0.500, SLG: 0.600 (1, 2)	1B			SF8		1B WP SH3-4 1B		FC5-2 WP 1B	SH FC4-6 SH2-3	3	2	2	1	0	0	2											
Andujar Cedeno, R OBP: 0.333, SLG: 0.429 (1, 6)	K			1B		K		1B	SH2-3	3	0	1	1	1	2	2											
Mark Portugal, R OBP: 0.406, SLG: 0.400 Chris James, R OBP: 0.750, SLG: 1.000 Eric Bell, L (7, 1) Xavier Hernandez, L (7, 1) Chris Donnels, L OBP: 0.167, SLG: 0.333 Doug Jones, R (9, 1)	F8			1-2 2-H 1B		SH3-4		F9	FC6 FC4-6	2	0	1	1	0	0	1											
Inning Stats	R: 0 E: 0 K: 1 S: 11	H: 1 LOB: 2 BB: 1 P: 19	R: 0 E: 0 K: 1 S: 11	H: 1 LOB: 1 BB: 0 P: 18	R: 0 E: 0 K: 0 S: 4	H: 0 LOB: 0 BB: 0 P: 6	R: 2 E: 0 K: 0 S: 14	H: 3 LOB: 2 BB: 1 P: 22	R: 1 E: 0 K: 0 S: 8	H: 1 LOB: 1 BB: 1 P: 14	R: 1 E: 0 K: 2 S: 13	H: 2 LOB: 1 BB: 0 P: 18	R: 3 E: 0 K: 0 S: 20	H: 3 LOB: 1 BB: 1 P: 34	R: 1 E: 0 K: 0 S: 11	H: 2 LOB: 1 BB: 0 P: 13		R: 1 E: 0 K: 0 S: 9	H: 1 LOB: 2 BB: 0 P: 14	1B: 11 2B: 2 3B: 0 HR: 1	SF: 1 SAC: 4 DP: 0 HBP: 0	WP: 2 PB: 0 SB: 1 CS: 0	PA: 47				
PITCHER	IP	WLS	BF	H	R	ER	SO	BB	IBB	HBP	BLK	WP	HR	S	P	ERA	WHIP										
Chris Nabholz, L ERA: 9.82 Mike Gardiner, R ERA: 13.5 Brian Barnes, L ERA: 7.71 Bruce Walton, R ERA: 9.53	6.0		29	8	4	4	4	2	1	0	0	1	0	61	97	6.00	1.667										

AB	38
R	9
H	14
RBI	7
BB	4
SO	4
LOB	22



Batter	1	2	3	4	5	6	7	8	9	AB	R	H	RBI	BB	SO	LOB	BOTTOM										
Mike Lansing, R OBP: 0.417, SLG: 0.657 (1, 4)	G3		K			1B E 2B	K			4	1	1	0	0	2	1	Houston Astros @ Montreal Expos Olympic Stadium, Montreal, QB Wed Apr 14 1993, 7:05 PM EDT Att: 12,345 - Dome										
Ted Wood, L OBP: 0.375, SLG: 0.357 (1, 7)	G4-3			HR 1B		E 1B		G1-3		4	2	2	0	0	0	0											
Marquis Grissom, R OBP: 0.385, SLG: 0.528 (1, 8)	BB			HR 1B		E6 G4-3 1H 3H SF8		G6-3		3	2	1	3	1	0	0											
John Vander Wal, L OBP: 0.417, SLG: 0.476 Mike Gardiner, S (7, 1) Brian Barnes, L OBP: 1.000, SLG: 1.000 Lou Frazier, S OBP: 0.455, SLG: 0.333 (8, 3)	P4			K		G4-3		P6		3	0	0	0	0	1	2											
Moises Alou, R OBP: 0.350, SLG: 0.553 (1, 9)	G5-3			G5-3		SF8		K		3	0	0	1	0	1	0											
Wil Cordero, R OBP: 0.314, SLG: 0.313 (1, 6)	G3-6-3 BB			F9		F8		K		3	0	0	0	1	1	0											
Darrin Fletcher, L OBP: 0.333, SLG: 0.778 Tim Laker, R OBP: 0.211, SLG: 0.294 (7, PH) (8, 2)	G3-6-3			F9		F9		L8		2	0	0	0	0	0	1											
Sean Berry, R OBP: 0.450, SLG: 0.231 Frank Bolock, S OBP: 0.276, SLG: 0.389 (7, PH) (8, 5)	K			F9		F9		G3 2B		2	0	0	0	0	1	0											
Chris Nabholz, L Archi Cianfrocco, R OBP: 0.158, SLG: 0.375 Larry Walker, L OBP: 0.353, SLG: 0.800 Bruce Walton, R (8, 1)	F9			L4		G3		G3		2	0	0	0	0	0	0											
Inning Stats	R: 0 E: 0 K: 0 S: 9	H: 0 LOB: 1 BB: 1 P: 20	R: 0 E: 0 K: 0 S: 3	H: 0 LOB: 0 BB: 1 P: 9	R: 0 E: 0 K: 2 S: 7	H: 0 LOB: 0 BB: 0 P: 8	R: 2 E: 0 K: 1 S: 16	H: 2 LOB: 0 BB: 0 P: 20	R: 0 E: 0 K: 0 S: 5	H: 0 LOB: 0 BB: 0 P: 7	R: 3 E: 1 K: 0 S: 11	H: 2 LOB: 0 BB: 0 P: 17	R: 0 E: 0 K: 1 S: 10	H: 1 LOB: 1 BB: 0 P: 15	R: 0 E: 0 K: 0 S: 5	H: 0 LOB: 0 BB: 0 P: 9		R: 0 E: 0 K: 3 S: 12	H: 1 LOB: 1 BB: 0 P: 19	1B: 3 2B: 2 3B: 0 HR: 1	SF: 1 SAC: 0 DP: 1 HBP: 0	WP: 0 PB: 0 SB: 0 CS: 0	PA: 35				
PITCHER	IP	WLS	BF	H	R	ER	SO	BB	IBB	HBP	BLK	WP	HR	S	P	ERA	WHIP										
Mark Portugal, R ERA: 3.88 Eric Bell, L ERA: 10.8 Xavier Hernandez, R ERA: 4.15 Doug Jones, R ERA: 3.0	6.0		24	4	5	3	3	2	0	0	0	0	0	1	1	4.50	1.000										

AB	32
R	5
H	6
RBI	4
BB	2
SO	7
LOB	6



Batter	1	2	3	4	5	6	7	8	9	AB	R	H	RBI	BB	SO	LOB	TOP					
Craig Biggio, R OBP: 0.297, SLG: 0.219										4	0	1	0	0	1	0						
Steve Finley, L OBP: 0.302, SLG: 0.324										4	0	0	0	0	1	1						
5 Jeff Bagwell, R OBP: 0.361, SLG: 0.500										4	0	0	0	0	0	1						
Eric Anthony, L OBP: 0.395, SLG: 0.424										4	1	1	0	0	1	1						
Ken Caminiti, S OBP: 0.351, SLG: 0.486										3	0	1	0	1	0	0						
Luis Gonzalez, L OBP: 0.324, SLG: 0.710										4	0	2	0	0	0	2						
Eddie Taubensee, L OBP: 0.200, SLG: 0.304										2	0	0	1	0	1	2						
Chris James, R OBP: 0.778, SLG: 1.143										1	0	1	0	0	0	0						
Rick Parker, R OBP: 0.500, SLG: 0.500										0	0	0	0	0	0	0						
Jose Uribe, S OBP: 0.313, SLG: 0.400										0	0	0	0	2	0	0						
Doug Drabek, R OBP: 0.313, SLG: 0.400										2	0	0	0	0	0	1						
Inning Stats	R: 0 E: 0 K: 1 S: 13	H: 1 LOB: 1 BB: 0 P: 21	R: 0 E: 0 K: 2 S: 10	H: 2 LOB: 2 BB: 1 P: 20	R: 0 E: 0 K: 0 S: 8	H: 0 LOB: 0 BB: 0 P: 10	R: 1 E: 0 K: 0 S: 12	H: 1 LOB: 2 BB: 2 P: 25	R: 0 E: 0 K: 0 S: 10	H: 0 LOB: 0 BB: 0 P: 18	R: 0 E: 0 K: 0 S: 5	H: 1 LOB: 1 BB: 0 P: 9	R: 0 E: 0 K: 1 S: 6	H: 0 LOB: 0 BB: 0 P: 9	R: 0 E: 0 K: 1 S: 10	H: 0 LOB: 0 BB: 0 P: 17	R: 0 E: 0 K: 0 S: 9	H: 1 LOB: 1 BB: 0 P: 15	1B: 3 2B: 3 3B: 0 HR: 0	SF: 1 SAC: 0 DP: 0 HBP: 0	WP: 0 PB: 0 SB: 1 CS: 0	PA: 35
PITCHER	IP WLS BF H R ER SO BB IBB HBP BLK WP HR S P ERA WHIP																					
Dennis Martinez, R ERA: 4.85	(1, 1) 0.0 1 1 0 0 0 0 0 0 0 0 0 0 4 7 ∞ ∞																					
Mike Gardiner, R ERA: 7.36	(1, 1) 4.0 17 3 1 1 3 1 2 0 0 0 0 0 39 69 2.25 1.000																					
Jimmy Jones, R ERA: 3.72	(5, 1) 4.2 W 16 2 0 0 2 0 0 0 0 0 0 0 37 63 0.00 0.429																					
Mel Rojas, R ERA: 8.31	(9, 1) 0.1 S 1 0 0 0 0 0 0 0 0 0 0 0 0 3 5 0.00 0.000																					

Houston Astros @ Montreal Expos
Olympic Stadium, Montreal, QB
Thu Apr 15 1993, 3:33 AM EDT
Att: 13,377 - Dome

AB	31
R	1
H	6
RBI	1
BB	3
SO	5
LOB	12



Batter	1	2	3	4	5	6	7	8	9	AB	R	H	RBI	BB	SO	LOB	BOTTOM			
Mike Lansing, R OBP: 0.425, SLG: 0.718										4	1	2	2	0	1	0				
Ted Wood, L OBP: 0.333, SLG: 0.313										2	0	0	0	0	0	0				
Marquis Grissom, R OBP: 0.357, SLG: 0.487										3	0	0	0	0	1	1				
John Vander Wal, L OBP: 0.370, SLG: 0.417										3	0	0	0	0	1	1				
Archi Cianfrocco, R OBP: 0.188, SLG: 0.375										0	0	0	0	0	0	0				
Moises Alou, R OBP: 0.349, SLG: 0.537										3	0	1	0	0	1	0				
Wil Cordero, R OBP: 0.289, SLG: 0.286										3	0	0	0	0	0	1				
Sean Berry, R OBP: 0.391, SLG: 0.188										3	0	0	0	0	2	1				
Tim Spehr, R OBP: 0.364, SLG: 0.875										3	1	1	0	0	2	0				
Dennis Martinez, R OBP: 0.500, SLG: 0.750										0	0	0	0	0	0	0				
Mike Gardiner, S										1	0	0	0	0	1	0				
Jimmy Jones, R										2	0	0	0	0	1	1				
Mel Rojas, R										0	0	0	0	0	0	0				
Inning Stats	R: 0 E: 0 K: 1 S: 7	H: 0 LOB: 0 BB: 0 P: 11	R: 0 E: 0 K: 1 S: 6	H: 0 LOB: 0 BB: 0 P: 11	R: 0 E: 0 K: 3 S: 9	H: 0 LOB: 0 BB: 0 P: 15	R: 0 E: 0 K: 0 S: 7	H: 1 LOB: 1 BB: 0 P: 11	R: 0 E: 0 K: 0 S: 6	H: 0 LOB: 0 BB: 0 P: 8	R: 2 E: 0 K: 2 S: 11	H: 2 LOB: 0 BB: 0 P: 19	R: 0 E: 0 K: 2 S: 10	H: 1 LOB: 1 BB: 0 P: 13	R: 0 E: 0 K: 1 S: 9	H: 0 LOB: 0 BB: 0 P: 13	1B: 3 2B: 0 3B: 0 HR: 1	SF: 0 SAC: 1 DP: 0 HBP: 0	WP: 1 PB: 0 SB: 1 CS: 0	PA: 28
PITCHER	IP WLS BF H R ER SO BB IBB HBP BLK WP HR S P ERA WHIP																			
Doug Drabek, R ERA: 2.52	(1, 1) 8.0 L 28 4 2 2 10 0 0 0 0 1 1 65 101 2.25 0.500																			

Houston Astros @ Montreal Expos
Olympic Stadium, Montreal, QB
Thu Apr 15 1993, 3:33 AM EDT
Att: 13,377 - Dome

AB	27
R	2
H	4
RBI	2
BB	0
SO	10
LOB	5



Batter	1	2	3	4	5	6	7	8	9	AB	R	H	RBI	BB	SO	LOB	TOP								
Eric Young Sr. R OBP: 0.388, SLG: 0.500 (1.4)	G1-3		G5-3			G4-3		2B		4	0	1	0	0	0	0	Colorado Rockies @ Montreal Expos Olympic Stadium, Montreal, QB Fri Apr 16 1993, 7:05 PM EDT Att: 17,483 - Dome								
Alex Cole L OBP: 0.400, SLG: 0.387 (1.8)	L3			P5		G4-3		P5		3	0	0	0	1	0	1									
Daryl Boston L OBP: 0.455, SLG: 0.368 (1.9)	L3			G3-1				L8		3	0	0	0	1	0	2									
Andres Galarraga R OBP: 0.405, SLG: 0.667 (1.3)		HR		1B		F7			F9	4	1	2	1	0	0	1									
Charlie Hayes R OBP: 0.324, SLG: 0.500 (1.5)	F9			1B				G6-3		4	0	2	0	0	0	0									
Jerald Clark R OBP: 0.267, SLG: 0.393 (1.7)	G5-3			F8			G5-3			4	1	1	1	0	0	3									
Joe Girardi R OBP: 0.233, SLG: 0.286 (9, PH)	K			L5			F9		K	3	0	0	0	0	1	1									
Dale Murphy R OBP: 0.423, SLG: 0.200 (9, PH)									K	1	0	0	0	0	1	0									
Freddie Benavides R OBP: 0.130, SLG: 0.174 (1.6)			G5-3			F9				2	0	0	0	0	0	0									
Dante Bichette R OBP: 0.289, SLG: 0.364 (7, PH)										1	0	0	0	0	0	1									
Vinny Castilla R OBP: 0.286, SLG: 0.167 (7.6)						F8				0	0	0	0	0	0	0									
Butch Henry L (1.1)			G4-3			G6-3				2	0	0	0	0	0	0									
Willie Blair R (7.1)								F7		0	0	0	0	0	0	0									
Jim Tatum R OBP: 0.333, SLG: 0.500 (8, PH)										1	0	0	0	0	0	0									
Jeff Parrett R (8.1)										0	0	0	0	0	0	0									
Inning Stats	R: 0 E: 0 K: 0 S: 8	H: 0 LOB: 0 BB: 1 P: 16	R: 1 E: 0 K: 1 S: 8	H: 1 LOB: 0 BB: 0 P: 9	R: 0 E: 0 K: 0 S: 6	H: 0 LOB: 0 BB: 0 P: 10	R: 0 E: 0 K: 0 S: 7	H: 2 LOB: 2 BB: 0 P: 9	R: 0 E: 0 K: 0 S: 6	H: 0 LOB: 0 BB: 0 P: 13	R: 0 E: 0 K: 0 S: 5	H: 0 LOB: 1 BB: 1 P: 11	R: 0 E: 0 K: 0 S: 10	H: 1 LOB: 1 BB: 0 P: 15	R: 0 E: 0 K: 0 S: 8	H: 1 LOB: 1 BB: 0 P: 11	R: 1 E: 0 K: 1 S: 9	H: 1 LOB: 0 BB: 0 P: 11	1B: 3 2B: 2 3B: 0 HR: 2	SF: 0 SAC: 0 DP: 1 HBP: 0	WP: 0 PB: 0 SB: 0 CS: 0	PA: 34			
PITCHER	IP	WLS	BF	H	R	ER	SO	BB	IBB	HBP	BLK	WP	HR	S	P	ERA	WHIP								
Kent Bottenfield R ERA: 4.97 (1.1)	8.2	W	33	6	2	2	1	2	0	0	0	0	2	64	102	2.08	0.923								
Mel Rojas R ERA: 7.71 (9.1)	0.1	S	1	0	0	0	1	0	0	0	0	0	0	3	3	0.00	0.000								

AB	32
R	2
H	6
RBI	2
BB	2
SO	2
LOB	9



Batter	1	2	3	4	5	6	7	8	9	AB	R	H	RBI	BB	SO	LOB	BOTTOM								
Delino DeShields L OBP: 0.375, SLG: 0.714 (1.4)	G4-3		HR		G3-1		BB			3	1	1	1	1	0	0	Colorado Rockies @ Montreal Expos Olympic Stadium, Montreal, QB Fri Apr 16 1993, 7:05 PM EDT Att: 17,483 - Dome								
Mike Lansing R OBP: 0.409, SLG: 0.667 (1.5)	1B		F8		G5-3		G6-3			3	1	0	0	1	0	1									
Sean Berry R OBP: 0.391, SLG: 0.188 (8.5)	2B									0	0	0	0	0	0	0									
Marquis Grissom R OBP: 0.370, SLG: 0.488 (1.8)	2B		G5-3				CS		K	4	1	2	0	0	1	0									
Larry Walker L OBP: 0.353, SLG: 0.714 (1.3)	1B						1B			4	0	1	2	0	1	0									
Archi Cianfrocco R OBP: 0.188, SLG: 0.375 (9.3)	2B		K		CS		G4-3		L9	0	0	0	0	0	0	0									
Moises Alou R OBP: 0.319, SLG: 0.489 (1.9)	F9				F7				G5-3	4	0	0	0	0	0	1									
Wil Cordero R OBP: 0.293, SLG: 0.270 (1.6)	P4				L7					2	0	0	0	1	0	1									
Lou Frazier S OBP: 0.429, SLG: 0.333 (1.7)		P5								3	0	1	0	0	0	1									
Ted Wood L OBP: 0.333, SLG: 0.313 (7.7)				1B			G5-3			0	0	0	0	0	0	0									
Tim Spehr R OBP: 0.357, SLG: 0.700 (1.2)		G5-3								2	0	0	0	1	0	0									
Kent Bottenfield R OBP: 0.250, SLG: 0.250 (1.1)										3	0	0	0	0	0	2									
Mel Rojas R (9.1)										0	0	0	0	0	0	0									
Inning Stats	R: 2 E: 0 K: 0 S: 16	H: 2 LOB: 1 BB: 1 P: 27	R: 0 E: 0 K: 0 S: 4	H: 0 LOB: 0 BB: 0 P: 9	R: 1 E: 0 K: 1 S: 9	H: 1 LOB: 0 BB: 0 P: 14	R: 0 E: 0 K: 0 S: 8	H: 1 LOB: 2 BB: 1 P: 16	R: 0 E: 0 K: 0 S: 5	H: 1 LOB: 0 BB: 0 P: 12	R: 0 E: 0 K: 0 S: 6	H: 0 LOB: 1 BB: 1 P: 14	R: 0 E: 0 K: 0 S: 12	H: 0 LOB: 1 BB: 1 P: 19	R: 0 E: 0 K: 1 S: 8	H: 0 LOB: 0 BB: 0 P: 11		R: 0 E: 0 K: 1 S: 9	H: 0 LOB: 0 BB: 0 P: 11	1B: 3 2B: 1 3B: 0 HR: 1	SF: 0 SAC: 0 DP: 0 HBP: 0	WP: 0 PB: 0 SB: 0 CS: 1	PA: 33		
PITCHER	IP	WLS	BF	H	R	ER	SO	BB	IBB	HBP	BLK	WP	HR	S	P	ERA		WHIP							
Butch Henry L ERA: 5.68 (1.1)	6.2	L	28	5	3	3	1	4	0	0	0	0	0	2	2	0.00	0.000								
Willie Blair R ERA: 4.75 (7.1)	0.1		1	0	0	0	0	0	0	0	0	0	0	2	2	0.00	0.000								
Jeff Parrett R ERA: 4.05 (8.1)	1.0		3	0	0	0	1	0	0	0	0	0	0	8	11	0.00	0.000								



Batter	1	2	3	4	5	6	7	8	9	AB	R	H	RBI	BB	SO	LOB	TOP		
Eric Young Sr. R OBP: 0.340, SLG: 0.429	G5-3		FC1-5-2		G1-3		G5-3			4	0	0	0	0	0	2	Colorado Rockies @ Montreal Expos Olympic Stadium, Montreal, QB Sun Apr 18 1993, 3:33 AM EDT Att: 25,034 - Dome		
Alex Cole L OBP: 0.432, SLG: 0.421	1B		K		BB		F7			3	0	1	0	1	1	2			
Dante Bichette R OBP: 0.257, SLG: 0.419	G1-4-3			E5	K		P2			4	1	0	0	0	1	2			
Andres Galarraga R OBP: 0.413, SLG: 0.667		G6-3		F8	P3			1B		4	0	1	0	0	0	2			
Daryl Boston L OBP: 0.419, SLG: 0.333	K			2B	BB		G3			3	1	0	0	1	1	1			
Charlie Hayes R OBP: 0.326, SLG: 0.575	F9			FC5	2B		L8			4	0	1	2	0	0	0			
Joe Girardi R OBP: 0.211, SLG: 0.250			E6							3	0	0	0	0	2	1			
Jerald Clark R OBP: 0.258, SLG: 0.379	G1-3		K				K			1	0	0	0	0	0	0			
Freddie Benavides R OBP: 0.167, SLG: 0.172			FC1-5-2				F8			2	0	1	0	1	0	0			
Gerald Young S			G1-3		IBB			L8		1	0	0	0	0	0	0			
Andy Ashby R Jim Tatum R Willie Blair R Gary Wayne L Jeff Parrett R Scott Aldred L	G1-3		G1-3		FC5		G5-3			2	0	0	0	0	0	4			
Inning Stats	R: 0 E: 0 K: 0 S: 8	H: 1 LOB: 0 BB: 0 P: 14	R: 0 E: 0 K: 1 S: 7	H: 0 LOB: 0 BB: 0 P: 7	R: 0 E: 1 K: 1 S: 9	H: 1 LOB: 2 BB: 0 P: 15	R: 2 E: 1 K: 1 S: 14	H: 1 LOB: 2 BB: 2 P: 26	R: 0 E: 0 K: 1 S: 13	H: 0 LOB: 1 BB: 1 P: 19	R: 0 E: 0 K: 0 S: 6	H: 0 LOB: 0 BB: 0 P: 8	R: 0 E: 0 K: 0 S: 8	H: 1 LOB: 1 BB: 0 P: 10	R: 0 E: 0 K: 0 S: 8	H: 0 LOB: 0 BB: 0 P: 10	1B: 3 2B: 1 3B: 0 HR: 0	SF: 0 SAC: 0 DP: 0 HBP: 0	WP: 0 PA: 35 PB: 0 SB: 3 CS: 1
PITCHER Ken Hill R ERA: 1.57	IP: 9.0 WLS: W BF: 35 H: 4 R: 2 ER: 1 SO: 5 BB: 2 IBB: 1 HBP: 0 BLK: 0 WP: 0 HR: 0 S: 84 P: 124 ERA: 1.00 WHIP: 0.667																		

Batter	1	2	3	4	5	6	7	8	9	AB	R	H	RBI	BB	SO	LOB	BOTTOM		
Delino DeShields L OBP: 0.389, SLG: 0.533	G4-3			G3		K		K		4	0	0	0	1	2	2	Colorado Rockies @ Montreal Expos Olympic Stadium, Montreal, QB Sun Apr 18 1993, 3:33 AM EDT Att: 25,034 - Dome		
Mike Lansing R OBP: 0.434, SLG: 0.640	1B				G3	SH1-3		K		4	1	3	0	1	1	0			
John Vander Wal L OBP: 0.379, SLG: 0.400	F7				SH1-3					1	1	0	0	0	0	1			
Lou Frazier S OBP: 0.400, SLG: 0.308			2B				SH1-4			0	0	0	0	0	0	0			
Sean Berry R OBP: 0.417, SLG: 0.188			SF7					BB		0	0	0	0	1	0	0			
Larry Walker L OBP: 0.423, SLG: 0.773										4	1	3	1	1	0	1			
Archi Cianfrocco R OBP: 0.235, SLG: 0.471	1B				G3					0	0	0	0	0	0	0			
Frank Bolick S OBP: 0.304, SLG: 0.364										2	0	0	0	1	0	3			
Marquis Grissom R OBP: 0.353, SLG: 0.447	BB				F7					2	0	0	1	0	0	2			
Moises Alou R OBP: 0.309, SLG: 0.451	G1-3				SF7					2	1	0	1	1	0	3			
Darrin Fletcher L OBP: 0.500, SLG: 0.846										3	0	2	1	1	0	1			
Ted Wood L OBP: 0.348, SLG: 0.300										3	0	1	0	1	0	1			
Ken Hill R OBP: 0.125, SLG: 0.125										2	0	0	0	0	2	2			
Inning Stats	R: 0 E: 0 K: 0 S: 13	H: 2 LOB: 3 BB: 1 P: 23	R: 0 E: 0 K: 0 S: 7	H: 1 LOB: 2 BB: 2 P: 17	R: 1 E: 0 K: 0 S: 12	H: 1 LOB: 1 BB: 0 P: 19	R: 0 E: 0 K: 1 S: 9	H: 0 LOB: 0 BB: 0 P: 12	R: 0 E: 0 K: 0 S: 6	H: 0 LOB: 1 BB: 1 P: 13	R: 0 E: 0 K: 1 S: 10	H: 2 LOB: 2 BB: 0 P: 18	R: 3 E: 0 K: 1 S: 18	H: 3 LOB: 2 BB: 2 P: 34	R: 0 E: 0 K: 2 S: 17	H: 0 LOB: 2 BB: 2 P: 31	1B: 6 2B: 2 3B: 1 HR: 0	SF: 1 SAC: 4 DP: 0 HBP: 1	WP: 0 PA: 41 PB: 0 SB: 1 CS: 0
PITCHER Andy Ashby R ERA: 2.45 Willie Blair R ERA: 6.0 Gary Wayne L ERA: 3.38 Jeff Parrett R ERA: 4.0 Scott Aldred L ERA: 1.5	IP: 6.0 WLS: L BF: 28 H: 6 R: 1 ER: 1 SO: 2 BB: 4 IBB: 0 HBP: 0 BLK: 0 WP: 0 HR: 0 S: 102 P: 102 ERA: 1.50 WHIP: 3.000																		



Batter	1	2	3	4	5	6	7	8	9	AB	R	H	RBI	BB	SO	LOB	TOP																
Brett Butler, L OBP: 0.453, SLG: 0.385 (1, 8)	G4-3		K			F7		G4-3 HBP 2B 1B		4	1	1	0	0	1	0	Los Angeles Dodgers @ Montreal Expos Olympic Stadium, Montreal, QB Tue Apr 20 1993, 7:05 PM EDT Att: 10,404 - Dome livebaseballscorecards.com																
Eric Davis, R OBP: 0.383, SLG: 0.308 (1, 7)	G5-3			L6		K		G4-3 2B HBP		3	1	0	0	0	1	0																	
Mike Piazza, R OBP: 0.306, SLG: 0.489 (1, 2)				G6-3		K		G4-3		3	0	0	1	1	1	2																	
Cory Snyder, R OBP: 0.200, SLG: 0.111 Mitch Webster, S OBP: 0.364, SLG: 0.400 (8, PH) (8, 9)					G6-3		G6-3	K		2	0	0	0	1	1	1																	
Eric Karros, R OBP: 0.328, SLG: 0.365 (1, 3)					FC6-4 BB					4	0	2	2	0	1	1																	
Tim Lincecum, R OBP: 0.203, SLG: 0.245 Pedro Martinez, R (8, 1)						G5-3				4	0	0	0	0	1	2																	
Jody Reed, R OBP: 0.304, SLG: 0.302 (1, 4)						G6-3				3	0	0	0	1	0	0																	
Jose Offerman, S OBP: 0.246, SLG: 0.193 (1, 6)										4	0	1	0	0	0	2																	
Tom Candiotti, R (1, 1)										2	0	0	0	0	1	1																	
Steve Wilson, L (6, 1)										0	0	0	0	0	0	0																	
Mike Sharperson, R OBP: 0.333, SLG: 0.667 Ricky Tricek, R (8, 1)										1	1	1	0	0	0	0																	
Lenny Harris, L OBP: 0.167, SLG: 0.167 (8, 5)										1	0	0	0	0	0	0																	
Inning Stats	R: 0 E: 0 K: 1 S: 10	H: 0 LOB: 1 BB: 1 P: 17	R: 0 E: 0 K: 1 S: 7	H: 0 LOB: 0 BB: 0 P: 12	R: 0 E: 0 K: 2 S: 9	H: 0 LOB: 0 BB: 0 P: 14	R: 0 E: 0 K: 0 S: 6	H: 0 LOB: 1 BB: 1 P: 10	R: 0 E: 0 K: 0 S: 8	H: 1 LOB: 1 BB: 0 P: 11	R: 0 E: 0 K: 0 S: 8	H: 1 LOB: 2 BB: 1 P: 13	R: 0 E: 0 K: 0 S: 16	H: 3 LOB: 1 BB: 0 P: 23	R: 0 E: 0 K: 0 S: 8	H: 0 LOB: 0 BB: 0 P: 12	1B: 3 2B: 2 HR: 0	SF: 0 SAC: 0 DP: 0 HBP: 1	WP: 1 PB: 0 SB: 0 CS: 0	PA: 36													
PITCHER	IP WLS BF H R ER SO BB IBB HBP BLK WP HR S P ERA WHIP																																
Chris Nabholz, L ERA: 6.28 Mel Rojas, R ERA: 6.75	(1, 1) (8, 1)	7.0 8	W 1	28 1	4 1	2 1	2 1	6 2	3 0	0 0	0 1	0 0	1 0	0 20	96 29	2.57 4.50	1.000 0.500																

Batter	1	2	3	4	5	6	7	8	9	AB	R	H	RBI	BB	SO	LOB	BOTTOM																	
Delino DeShields, L OBP: 0.391, SLG: 0.444 (1, 4)										3	2	0	0	2	1	1	Los Angeles Dodgers @ Montreal Expos Olympic Stadium, Montreal, QB Tue Apr 20 1993, 7:05 PM EDT Att: 10,404 - Dome livebaseballscorecards.com																	
Mike Lansing, R OBP: 0.448, SLG: 0.691 (8, 6)										5	0	3	4	0	0	0																		
Marquis Grissom, R OBP: 0.357, SLG: 0.442 (1, 8)										5	1	2	0	0	0	2																		
Larry Walker, L OBP: 0.484, SLG: 0.880 Archi Cianfrocco, R OBP: 0.235, SLG: 0.471 (8, PR) (9, 3)										3	1	2	2	2	1	2																		
Darrin Fletcher, L OBP: 0.421, SLG: 0.647 (1, 2)										4	0	0	0	1	0	4																		
Moises Alou, R OBP: 0.322, SLG: 0.434 (1, 9)										2	0	0	0	2	0	2																		
Wil Cordero, R OBP: 0.286, SLG: 0.333 (1, 6)										4	2	2	1	0	1	4																		
Ted Wood, L OBP: 0.296, SLG: 0.250 (1, 7)										4	0	0	0	0	1	2																		
Chris Nabholz, L (1, 1) Mel Rojas, R (8, 1) Sean Berry, R OBP: 0.440, SLG: 0.188 (8, 5)										3	0	0	0	0	2	1																		
Inning Stats	R: 1 E: 0 K: 1 S: 16	H: 1 LOB: 3 BB: 3 P: 33	R: 0 E: 0 K: 0 S: 5	H: 0 LOB: 0 BB: 0 P: 7	R: 2 E: 0 K: 0 S: 13	H: 2 LOB: 0 BB: 0 P: 16	R: 1 E: 0 K: 2 S: 13	H: 1 LOB: 0 BB: 0 P: 17	R: 0 E: 0 K: 0 S: 9	H: 1 LOB: 2 BB: 1 P: 18	R: 2 E: 0 K: 2 S: 16	H: 3 LOB: 2 BB: 1 P: 21	R: 0 E: 0 K: 0 S: 8	H: 0 LOB: 1 BB: 1 P: 15	R: 1 E: 0 K: 1 S: 12	H: 1 LOB: 2 BB: 2 P: 28		1B: 4 2B: 3 HR: 2	SF: 0 SAC: 0 DP: 0 HBP: 0	WP: 0 PB: 0 SB: 1 CS: 0	PA: 41													
PITCHER	IP WLS BF H R ER SO BB IBB HBP BLK WP HR S P ERA WHIP																																	
Tom Candiotti, R ERA: 5.21 Steve Wilson, L ERA: 4.5 Ricky Tricek, R ERA: 4.5 Pedro Martinez, R ERA: 8.44	(1, 1) (6, 1) (8, 1) (8, 1)	5.2 1.1 0.1 0.2	L 5	30 0	3 0	0 0	0 1	6 1	4 1	1 1	1 1	1 1	1 1	1 0	0 7	10 15		9.53 0.00 27.00 0.00	2.294 0.750 6.000 0.000															

Batter	1	2	3	4	5	6	7	8	9	AB	R	H	RBI	BB	SO	LOB	TOP			
Willie McGee, S (1, 9) OBP: 0.309, SLG: 0.286	F7	K			K		G4-3			4	0	1	0	0	2	0	San Francisco Giants @ Montreal Expos Olympic Stadium, Montreal, QB Fri Apr 23 1993, 7:05 PM EDT Att: 19,401 - Dome livebaseballscorecards.com			
Dave Martinez, L (1, 8) OBP: 0.278, SLG: 0.194	2B	1B	G6-3		G6-3		G4-3			4	1	1	0	0	0	2				
Will Clark, L (1, 3) OBP: 0.278, SLG: 0.277	1B	1B	K		G6-3		L8			4	1	1	1	0	1	2				
Matt Williams, R (1, 5) OBP: 0.378, SLG: 0.576	G4-3	1B			BB		K		G5-3	3	0	1	0	1	1	0				
Barry Bonds, L (1, 7) OBP: 0.492, SLG: 0.808	G4-3	1B			BB		S		F8	3	0	2	1	1	0	0				
Robby Thomson, R (1, 4) OBP: 0.302, SLG: 0.359	G4-3		FC4		F7		F8		F8	4	0	0	0	0	0	5				
Royce Clayton, R (1, 6) OBP: 0.270, SLG: 0.290	F9				G3		P4		F8	4	0	0	0	0	0	3				
Kirt Manwaring, R (1, 2) OBP: 0.339, SLG: 0.396		G6-3			G4-3		G6-3		F8	4	0	0	0	0	0	0				
Trevor Wilson, L (1, 1) Gino Minutelli, L (6, 1) Jeff Reed, L (7, PH) Dave Righetti, L (7, 1) Craig Colbert, R (9, PH)		G3			K		G4-3		L8	2	0	0	0	0	1	0				
Inning Stats	R: 2 E: 0 K: 0 S: 18	H: 4 LOB: 2 BB: 0 P: 25	R: 0 E: 0 K: 1 S: 7	H: 0 LOB: 0 BB: 0 P: 8	R: 0 E: 0 K: 1 S: 15	H: 0 LOB: 2 BB: 2 P: 27	R: 0 E: 0 K: 1 S: 8	H: 0 LOB: 0 BB: 0 P: 11	R: 0 E: 0 K: 1 S: 8	H: 1 LOB: 1 BB: 0 P: 12	R: 0 E: 0 K: 1 S: 12	H: 1 LOB: 2 BB: 1 P: 20	R: 0 E: 0 K: 0 S: 5	H: 0 LOB: 0 BB: 0 P: 10	R: 0 E: 0 K: 0 S: 5	H: 0 LOB: 0 BB: 6 P: 6		1B: 5 2B: 1 3B: 0 HR: 0	SF: 0 SAC: 0 DP: 0 HBP: 0	WP: 0 PB: 0 SB: 1 CS: 0
PITCHER	IP WLS BF H R ER SO BB IBB HBP BLK WP HR S P ERA WHIP																			
Dennis Martinez, R (1, 1) ERA: 5.11	6.2 W 29 6 2 2 5 3 0 0 0 0 0 73 113 2.70 1.350																			
Brian Barnes, L (7, 1) ERA: 5.4	2.1 S 7 0 0 0 0 0 0 0 0 0 0 0 12 18 0.00 0.000																			

Batter	1	2	3	4	5	6	7	8	9	AB	R	H	RBI	BB	SO	LOB	BOTTOM			
Delino DeShields, L (1, 4) OBP: 0.486, SLG: 0.500	G6-3		SH5-3		F7		CS			3	0	2	0	1	0	0	San Francisco Giants @ Montreal Expos Olympic Stadium, Montreal, QB Fri Apr 23 1993, 7:05 PM EDT Att: 19,401 - Dome livebaseballscorecards.com			
Mike Lansing, R (1, 5) OBP: 0.406, SLG: 0.600	K		SH5-3		F9		2B			3	1	1	0	0	1	1				
Marquis Grissom, R (1, 8) OBP: 0.368, SLG: 0.475	G6-3		G5-3		HR		2B			4	1	2	2	0	0	2				
Larry Walker, L (1, 9) OBP: 0.488, SLG: 0.806	G6-3		G6-3		2B		G4-3			4	1	1	0	0	0	3				
Moises Alou, R (1, 7) OBP: 0.294, SLG: 0.387	G6-3		G4-6-3		F8		F8			4	0	1	0	0	0	1				
Wil Cordero, R (1, 6) OBP: 0.344, SLG: 0.536	1B		G4-6-3		HR		HR			4	3	3	2	0	0	1				
Greg Colbrunn, R (1, 3) OBP: 0.500, SLG: 1.000	1B		G5-3		HR		FC5-4			4	1	3	3	0	0	0				
Tim Spehr, R (1, 2) OBP: 0.286, SLG: 0.438	F7		G6-4-3		K		FC5-4			3	0	0	0	1	1	2				
Dennis Martinez, R (1, 1) OBP: 0.571, SLG: 0.714 Brian Barnes, L (7, 1) OBP: 0.400, SLG: 0.250	1B		G6-4-3		G6-4-3		K		G3-1	2	0	1	0	0	0	1				
Inning Stats	R: 0 E: 0 K: 1 S: 9	H: 1 LOB: 1 BB: 0 P: 13	R: 1 E: 0 K: 0 S: 17	H: 3 LOB: 2 BB: 0 P: 23	R: 0 E: 0 K: 0 S: 8	H: 0 LOB: 1 BB: 1 P: 14	R: 0 E: 0 K: 0 S: 6	H: 1 LOB: 0 BB: 0 P: 6	R: 0 E: 0 K: 0 S: 5	H: 0 LOB: 0 BB: 1 P: 12	R: 4 E: 0 K: 1 S: 18	H: 4 LOB: 0 BB: 0 P: 33	R: 1 E: 0 K: 0 S: 14	H: 3 LOB: 1 BB: 0 P: 20	R: 1 E: 0 K: 0 S: 11	H: 2 LOB: 1 BB: 0 P: 19		1B: 7 2B: 3 3B: 1 HR: 3	SF: 0 SAC: 1 DP: 2 HBP: 0	WP: 0 PB: 0 SB: 0 CS: 1
PITCHER	IP WLS BF H R ER SO BB IBB HBP BLK WP HR S P ERA WHIP																			
Trevor Wilson, L (1, 1) ERA: 5.32	5.2 L 24 8 4 4 1 2 0 0 0 0 0 1 57 90 6.35 1.765																			
Gino Minutelli, L (6, 1) ERA: 2.25	0.1 2 1 1 1 1 0 0 0 0 0 0 1 6 11 27.00 3.000																			
Dave Righetti, L (7, 1) ERA: 1.93	2.0 10 5 2 2 1 0 0 0 0 0 0 1 25 39 9.00 2.500																			

Batter	1	2	3	4	5	6	7	8	9	AB	R	H	RBI	BB	SO	LOB	TOP			
Willie McGee, S OBP: 0.306, SLG: 0.284	1-3 K		0-1 G4-3			1-1 1B		0-1 G3-1		4	0	1	0	0	1	0	San Francisco Giants @ Montreal Expos Olympic Stadium, Montreal, QB Sat Apr 24 1993, 3:33 AM EDT Att: 22,036 - Dome livebaseballscorecards.com			
Dave Martinez, L OBP: 0.250, SLG: 0.171	3-2 L8			1-0 L8		0-1 F9		2-0 L6		4	0	0	0	0	0	1				
Will Clark, L OBP: 0.276, SLG: 0.275	2-2 L7			2-2 G3-1		1-0 G1-3			2-1 G6-4-3 1B	4	0	1	0	0	0	1				
Matt Williams, R OBP: 0.359, SLG: 0.543		0-0 P3		1-1 G6-3			0-0 F7		0-2 G6-4-3 1B	4	0	0	0	0	0	1				
Barry Bonds, L OBP: 0.507, SLG: 0.796		4-1 BB			0-1 L9		0-0 S 1B		4-1 DI BB	2	1	1	0	2	0	0				
Robby Thomson, R OBP: 0.298, SLG: 0.333		1-0 F8			4-2 FC6-4 BB		2-3 K		0-1 G6-3	3	0	0	0	1	1	3				
Royce Clayton, R OBP: 0.273, SLG: 0.292		0-0 B1-3			0-1 F9		1-1 2-H 1B			3	0	1	1	0	0	2				
Kirt Manwaring, R OBP: 0.328, SLG: 0.382			1-2 P3		0-0 FC6-4		1-0 B4-3			2	0	0	0	0	0	1				
Bryan Hickerson, L					1-2 FC6-4					0	0	0	0	0	0	0				
Darren Lewis, R OBP: 0.261, SLG: 0.349					1-2 K					0	0	0	0	0	0	1				
Kevin Rogers, L										0	0	0	0	0	0	0				
Gino Minutelli, L										0	0	0	0	0	0	0				
Dave Burba, R OBP: 0.200, SLG: 0.400			2-3 K			1-3 K			1-0 L8	1	0	0	0	0	1	0				
Jeff Reed, L OBP: 0.368, SLG: 0.200										2	0	0	0	0	1	0				
Inning Stats	R: 0 E: 0 K: 1 S: 12	H: 0 LOB: 0 BB: 0 P: 18	R: 0 E: 0 K: 0 S: 4	H: 0 LOB: 1 BB: 1 P: 9	R: 0 E: 0 K: 1 S: 9	H: 0 LOB: 0 BB: 0 P: 12	R: 0 E: 0 K: 0 S: 6	H: 0 LOB: 1 BB: 1 P: 10	R: 0 E: 0 K: 0 S: 8	H: 1 LOB: 1 BB: 0 P: 11	R: 1 E: 0 K: 1 S: 9	H: 2 LOB: 1 BB: 0 P: 13	R: 0 E: 0 K: 0 S: 4	H: 0 LOB: 0 BB: 0 P: 7	R: 0 E: 0 K: 0 S: 8	H: 1 LOB: 1 BB: 1 P: 14	1B: 4 2B: 0 3B: 0 HR: 0	SF: 0 SAC: 0 DP: 1 HBP: 0	WP: 0 PB: 0 SB: 1 CS: 0	PA: 33
PITCHER Ken Hill, R ERA: 1.41	IP: 9.0 WLS: W BF: 33 H: 4 R: 1 ER: 1 SO: 4 BB: 3 IBB: 0 HBP: 0 BLK: 0 WP: 0 HR: 0 S: 68 P: 106 ERA: 1.00 WHIP: 0.778															PITCHER				

Batter	1	2	3	4	5	6	7	8	9	AB	R	H	RBI	BB	SO	LOB	BOTTOM			
Delino DeShields, L OBP: 0.525, SLG: 0.517	4-2 1B S 1B BB	2-1 F9		1-1 1B		2-2 G4-3 1B		4-1 BB		3	1	2	0	2	0	0	San Francisco Giants @ Montreal Expos Olympic Stadium, Montreal, QB Sat Apr 24 1993, 3:33 AM EDT Att: 22,036 - Dome livebaseballscorecards.com			
Mike Lansing, R OBP: 0.392, SLG: 0.571	2-2 HBP 1B 1B	3-2 P3		2-0 P6		2-2 G4-3 1B		3-2 F7		5	1	1	0	0	0	6				
Marquis Grissom, R OBP: 0.375, SLG: 0.477	2-1 1B HBP 1B 3-H		1-1 S 1B E 1B		1-0 F7		1-0 G5-3			4	1	2	1	0	0	0				
Larry Walker, L OBP: 0.532, SLG: 0.895	4-2 1B HBP		0-0 S E 1B		0-0 HR		4-1 G1-6-3 BB			2	2	2	1	1	0	0				
Darrin Fletcher, L OBP: 0.419, SLG: 0.621	1-3 K		0-1 P5		0-0 G6-3 1B		1-2 G1-6-3			4	0	1	0	0	1	6				
John Vander Wal, L OBP: 0.371, SLG: 0.387	1-1 K		3-2 E9 CS 1B		1-0 G6-3			2-3 K		3	0	2	3	0	0	1				
Tim McIntosh, R OBP: 0.200, SLG: 0.200			1-H 2-H 3-H							1	0	0	0	0	1	0				
Moises Alou, R OBP: 0.294, SLG: 0.387	1-2 2-3 3-H		1-3 K		1-2 K					0	0	0	0	0	0	0				
Wil Cordero, R OBP: 0.336, SLG: 0.533	1-2 K		2-3 K		1-1 2B 2B			2-1 P7		4	1	1	0	0	2	4				
Greg Colbrunn, R OBP: 0.417, SLG: 0.727	0-3 K			2-2 F9		0-1 P4		4-1 1B BB		3	0	0	0	1	1	4				
Ken Hill, R OBP: 0.250, SLG: 0.333		0-0 F8		2-3 K		2-1 1B 2-H 2B		2-1 BB 1B		4	0	2	1	0	1	0				
Inning Stats	R: 2 E: 0 K: 3 S: 23	H: 3 LOB: 3 BB: 1 P: 38	R: 0 E: 0 K: 0 S: 8	H: 0 LOB: 0 BB: 0 P: 13	R: 2 E: 1 K: 1 S: 12	H: 3 LOB: 1 BB: 0 P: 17	R: 0 E: 0 K: 1 S: 10	H: 1 LOB: 1 BB: 0 P: 17	R: 1 E: 0 K: 0 S: 4	H: 2 LOB: 0 BB: 0 P: 6	R: 1 E: 0 K: 0 S: 14	H: 3 LOB: 1 BB: 0 P: 21	R: 0 E: 0 K: 0 S: 5	H: 0 LOB: 0 BB: 1 P: 11	R: 0 E: 0 K: 1 S: 12	H: 1 LOB: 3 BB: 2 P: 29	1B: 10 2B: 3 3B: 0 HR: 1	SF: 0 SAC: 0 DP: 4 HBP: 1	WP: 0 PB: 0 SB: 3 CS: 1	PA: 38
PITCHER Dave Burba, R ERA: 5.06	IP: 5.0 WLS: L BF: 24 H: 9 R: 5 ER: 5 SO: 5 BB: 1 IBB: 0 HBP: 1 BLK: 0 WP: 0 HR: 1 S: 57 P: 91 ERA: 9.00 WHIP: 2.000															PITCHER				
Bryan Hickerson, L ERA: 9.31	1.0 5 3 1 1 0 0 0 0 0 0 0 14 21 9.00 3.000																			
Kevin Rogers, L ERA: 2.87	1.0 3 0 0 0 0 1 0 0 0 0 0 5 11 0.00 1.000																			
Gino Minutelli, L ERA: 1.8	1.0 6 1 0 0 1 2 0 0 0 0 0 12 29 0.00 3.000																			



Batter	1	2	3	4	5	6	7	8	9	AB	R	H	RBI	BB	SO	LOB	TOP										
Darren Lewis, R OBP: 0.275, SLG: 0.340	G6-3		FC4-6		F8		E5			4	0	1	0	1	0	1	San Francisco Giants @ Montreal Expos Olympic Stadium, Montreal, QB Sun Apr 25 1993, 3:33 AM EDT Att: 27,272 - Dome livebaseballscores.com										
Willie McGee, S OBP: 0.299, SLG: 0.278	K		K		G1-3				E6	5	0	1	2	0	2												
Barry Bonds, L OBP: 0.514, SLG: 0.845	WP		K						F7	4	1	2	1	1	1	3											
Matt Williams, R OBP: 0.361, SLG: 0.573	K				CS				F7	5	1	2	1	0	1	3											
Todd Benzinger, S OBP: 0.063, SLG: 0.067		L6								4	0	1	0	0	1	1											
Robby Thomson, R OBP: 0.294, SLG: 0.326		F9								4	0	1	0	0	0	1											
Royce Clayton, R OBP: 0.291, SLG: 0.290										4	0	1	0	0	0	3											
Kirt Manwaring, R OBP: 0.339, SLG: 0.414										3	1	1	0	1	1	1											
Bill Swift, R OBP: 0.244, SLG: 0.167										1	1	0	0	2	0	2											
Michael Jackson, R OBP: 0.244, SLG: 0.167										0	0	0	0	0	0	0											
Dave Martinez, L OBP: 0.244, SLG: 0.167										1	0	0	0	0	1	1											
Rod Beck, R OBP: 0.244, SLG: 0.167										0	0	0	0	0	0	0											
Inning Stats	R: 0 E: 0 K: 2 S: 9	H: 1 LOB: 1 BB: 0 P: 15	R: 0 E: 0 K: 0 S: 9	H: 1 LOB: 1 BB: 0 P: 13	R: 0 E: 0 K: 2 S: 8	H: 0 LOB: 1 BB: 1 P: 16	R: 1 E: 0 K: 0 S: 8	H: 3 LOB: 2 BB: 1 P: 18	R: 0 E: 0 K: 0 S: 4	H: 0 LOB: 0 BB: 0 P: 10	R: 0 E: 0 K: 0 S: 6	H: 0 LOB: 0 BB: 0 P: 11	R: 1 E: 1 K: 1 S: 12	H: 2 LOB: 2 BB: 1 P: 21	R: 1 E: 0 K: 1 S: 17	H: 2 LOB: 1 BB: 0 P: 24	R: 1 E: 1 K: 1 S: 11	H: 1 LOB: 2 BB: 1 P: 18	1B: 6 2B: 1 3B: 1 HR: 2	SF: 0 SAC: 0 DP: 1 HBP: 0	WP: 1 PB: 0 SB: 2 CS: 1	PA: 41					
PITCHER	IP	WLS	BF	H	R	ER	SO	BB	IBB	HBP	BLK	WP	HR	S	P	ERA	WHIP										
Chris Nabholz, L ERA: 4.71	6.2	L	28	6	2	1	5	3	1	0	0	1	1	53	100	1.35	1.350										
Jeff Fassero, L ERA: 5.63	0.1		1	1	0	0	0	0	0	0	0	0	0	3	4	0.00	3.000										
John Wetteland, R ERA: 9.0	1.0		5	2	1	1	1	0	0	0	0	0	1	17	24	9.00	2.000										
Mike Gardiner, R ERA: 7.88	0.2		5	1	1	1	1	1	0	0	0	0	0	10	16	13.50	3.000										
Jeff Shaw, R ERA: 3.66	0.1		1	0	0	0	0	0	0	0	0	0	0	1	2	0.00	0.000										
Batter	1	2	3	4	5	6	7	8	9	AB	R	H	RBI	BB	SO	LOB	BOTTOM										
Delino DeShields, L OBP: 0.523, SLG: 0.545	G4-3									4	0	2	0	0	0	0	San Francisco Giants @ Montreal Expos Olympic Stadium, Montreal, QB Sun Apr 25 1993, 3:33 AM EDT Att: 27,272 - Dome livebaseballscores.com										
Mike Lansing, R OBP: 0.372, SLG: 0.541	F9									4	0	0	0	0	1	3											
Marquis Grissom, R OBP: 0.355, SLG: 0.449	G1-3									4	0	0	0	0	1	2											
Larry Walker, L OBP: 0.529, SLG: 0.929										4	1	2	1	0	1	0											
John Vander Wal, L OBP: 0.342, SLG: 0.353										3	0	0	0	0	0	1											
Jeff Fassero, L ERA: 5.63										0	0	0	0	0	0	0											
John Wetteland, R ERA: 9.0										0	0	0	0	0	0	0											
Mike Gardiner, S ERA: 7.88										0	0	0	0	0	0	0											
Jeff Shaw, R ERA: 3.66										1	0	0	0	0	0	0											
Lou Frazier, S OBP: 0.375, SLG: 0.286										0	0	0	0	0	0	0											
Darin Fletcher, L OBP: 0.382, SLG: 0.563										3	0	0	0	0	0	1											
Wil Cordero, R OBP: 0.324, SLG: 0.508										3	0	0	0	0	2	1											
Greg Colbrunn, R OBP: 0.357, SLG: 0.615										2	0	0	0	0	1	0											
Frank Bolick, S OBP: 0.280, SLG: 0.333										1	0	0	0	0	0	1											
Chris Nabholz, L ERA: 4.71										2	0	0	0	0	0	0											
Moises Alou, R OBP: 0.290, SLG: 0.381										1	0	0	0	0	0	0											
Inning Stats	R: 0 E: 0 K: 0 S: 5	H: 0 LOB: 0 BB: 0 P: 8	R: 1 E: 0 K: 1 S: 9	H: 1 LOB: 0 BB: 0 P: 15	R: 0 E: 1 K: 1 S: 10	H: 1 LOB: 2 BB: 0 P: 18	R: 0 E: 0 K: 1 S: 7	H: 1 LOB: 1 BB: 0 P: 8	R: 0 E: 0 K: 0 S: 11	H: 0 LOB: 0 BB: 0 P: 15	R: 0 E: 0 K: 0 S: 6	H: 0 LOB: 0 BB: 0 P: 7	R: 0 E: 1 K: 0 S: 7	H: 0 LOB: 0 BB: 0 P: 11	R: 0 E: 0 K: 0 S: 4	H: 0 LOB: 0 BB: 0 P: 8	R: 0 E: 0 K: 2 S: 11	H: 0 LOB: 0 BB: 0 P: 14	1B: 2 2B: 1 3B: 0 HR: 1	SF: 0 SAC: 0 DP: 1 HBP: 0	WP: 0 PB: 0 SB: 0 CS: 0	PA: 32					
PITCHER	IP	WLS	BF	H	R	ER	SO	BB	IBB	HBP	BLK	WP	HR	S	P	ERA	WHIP										
Bill Swift, R ERA: 3.38	7.0	W	26	4	1	1	4	0	0	0	0	0	0	4	8	0.00	0.000										
Michael Jackson, R ERA: 2.53	1.0		3	0	0	0	0	0	0	0	0	0	0	4	8	0.00	0.000										
Rod Beck, R ERA: 2.45	1.0	S	3	0	0	0	2	0	0	0	0	0	0	11	14	0.00	0.000										

Batter	1	2	3	4	5	6	7	8	9	AB	R	H	RBI	BB	SO	LOB	TOP					
Delino DeShields, L OBP: 0.531, SLG: 0.568 (1, 4)	F8		P4		SF7			BB 1B		4	2	2	1	1	0	2	Montreal Expos @ San Diego Padres Jack Murphy Stadium, San Diego, CA Mon Apr 26 1993, 10:05 PM EDT Att: 10,126 - Unknown - 73 F					
Moises Alou, R OBP: 0.294, SLG: 0.358 (1, 7)	G4-3		G6-3		FC5-2			1B		4	0	0	0	1	1	6						
Marquis Grissom, R OBP: 0.358, SLG: 0.446 (1, 8)	K				F8			1B		5	0	2	2	0	2	0						
Larry Walker, L OBP: 0.518, SLG: 0.889 (1, 9)		G6-3			SF7			1B		3	1	1	1	1	1	2						
Darrin Fletcher, L OBP: 0.385, SLG: 0.528 (1, 2)	G3-1				G3					4	1	1	0	1	1	2						
John Vander Wal, L OBP: 0.396, SLG: 0.432 Greg Colbrunn, R OBP: 0.313, SLG: 0.533 (7, PH) (7, 3)	G4-3				FC6-2			BB 1B		3	1	2	2	0	0	0						
Wil Cordero, R OBP: 0.315, SLG: 0.478 (1, 6)			E6		FC6-2			F8		4	0	0	0	1	0	1						
Sean Berry, R OBP: 0.433, SLG: 0.200 (1, 5)			F8		P6			BB SH1-4 1B		4	1	1	0	0	0	4						
Jimmy Jones, R OBP: 0.286, SLG: 0.167 Mel Rojas, R (8, 1) Jeff Fassero, L (8, 1) John Wetteland, R (8, 1)					FC5-2			SH1-4		2	0	1	0	1	1	2						
Inning Stats	R: 0 E: 0 K: 1 S: 8	H: 0 LOB: 0 BB: 0 P: 15	R: 0 E: 0 K: 0 S: 8	H: 0 LOB: 0 BB: 0 P: 12	R: 0 E: 1 K: 0 S: 7	H: 0 LOB: 2 BB: 1 P: 15	R: 2 E: 0 K: 0 S: 8	H: 1 LOB: 1 BB: 2 P: 20	R: 1 E: 0 K: 2 S: 12	H: 3 LOB: 2 BB: 0 P: 28	R: 1 E: 0 K: 2 S: 12	H: 2 LOB: 2 BB: 1 P: 21	R: 0 E: 0 K: 2 S: 9	H: 2 LOB: 1 BB: 0 P: 12	R: 2 E: 0 K: 1 S: 11	H: 2 LOB: 2 BB: 2 P: 22		R: 0 E: 0 K: 1 S: 6	H: 0 LOB: 0 BB: 0 P: 10	1B: 8 2B: 1 3B: 1 HR: 0	SF: 1 SAC: 1 DP: 0 HBP: 0	WP: 0 PB: 0 SB: 1 CS: 0
PITCHER	IP	WLS	BF	H	R	ER	SO	BB	IBB	HBP	BLK	WP	HR	S	P	ERA	WHIP					
Kerry Taylor, R ERA: 2.7 Jeremy Hernandez, R ERA: 7.5 Pat Gomez, L ERA: 4.78 Roger Mason, R ERA: 1.32	(1, 1)	4.0	L	17	1	2	2	1	3	0	0	0	0	0	31	62	4.50	1.000				
	(5, 1)	1.0		7	4	2	2	0	0	0	0	0	0	18	30	18.00	4.000					
	(6, 1)	2.0		9	3	0	0	4	1	0	0	0	0	19	31	0.00	2.000					
	(8, 1)	2.0		10	2	2	2	2	1	1	0	0	0	17	32	9.00	1.500					

AB	35
R	6
H	10
RBI	6
BB	6
SO	7
LOB	20



Batter	1	2	3	4	5	6	7	8	9	AB	R	H	RBI	BB	SO	LOB	BOTTOM					
Darrell Sherman, L OBP: 0.407, SLG: 0.348 (1, 7) (9, 8)	G4-3					1B		BB 1B		4	2	2	0	1	0	2	Montreal Expos @ San Diego Padres Jack Murphy Stadium, San Diego, CA Mon Apr 26 1993, 10:05 PM EDT Att: 10,126 - Unknown - 73 F					
Tony Gwynn, L OBP: 0.298, SLG: 0.351 (1, 9)	G4-3				L8			SF8		4	0	1	1	0	0	3						
Gary Sheffield, R OBP: 0.311, SLG: 0.464 (1, 5)	F8				F8			BB 1B		4	0	2	2	0	0	1						
Fred McGriff, L OBP: 0.276, SLG: 0.368 (1, 3)		G4-3			G4-3			BB 1B		4	0	0	0	0	1	5						
Derek Bell, R OBP: 0.358, SLG: 0.590 Guillermo Velasquez, L OBP: 0.273, SLG: 0.222 (8, PH) (9, 7)		G5-3						BB		3	0	0	0	0	1	0						
Jeff Gardner, L OBP: 0.231, SLG: 0.289 (1, 4)		F7			G4-3			BB 1B		4	0	1	1	0	0	0						
Craig Shipley, R OBP: 0.235, SLG: 0.388 Roger Mason, R (8, 1)					F7			BB 1B		3	0	0	0	0	1	0						
Phil Clark, R OBP: 0.353, SLG: 0.214 (9, PH)					G5-3			BB 1B		1	0	1	0	0	0	0						
Dan Walters, R OBP: 0.281, SLG: 0.294 (1, 2)		G4-3						BB 1B		4	1	1	0	0	0	1						
Kerry Taylor, R Jeremy Hernandez, R Pat Gomez, L Ricky Gutierrez, R OBP: 0.375, SLG: 0.286 (1, 1) (5, 1) (6, 1) (8, 6)					K			BB 1B		1	0	0	0	0	1	0						
Inning Stats	R: 0 E: 0 K: 0 S: 9	H: 0 LOB: 0 BB: 0 P: 14	R: 0 E: 0 K: 0 S: 5	H: 0 LOB: 0 BB: 0 P: 11	R: 0 E: 0 K: 1 S: 7	H: 0 LOB: 0 BB: 0 P: 9	R: 0 E: 0 K: 0 S: 6	H: 1 LOB: 1 BB: 0 P: 8	R: 0 E: 0 K: 0 S: 9	H: 0 LOB: 0 BB: 0 P: 9	R: 1 E: 0 K: 0 S: 10	H: 2 LOB: 2 BB: 1 P: 14	R: 0 E: 0 K: 2 S: 9	H: 0 LOB: 0 BB: 0 P: 15	R: 3 E: 1 K: 1 S: 16	H: 4 LOB: 2 BB: 1 P: 23	R: 0 E: 0 K: 0 S: 15	H: 2 LOB: 2 BB: 0 P: 21	1B: 8 2B: 1 3B: 0 HR: 0	SF: 1 SAC: 0 DP: 0 HBP: 0	WP: 0 PB: 0 SB: 0 CS: 0	PA: 38
PITCHER	IP	WLS	BF	H	R	ER	SO	BB	IBB	HBP	BLK	WP	HR	S	P	ERA	WHIP					
Jimmy Jones, R ERA: 3.57 Mel Rojas, R ERA: 5.63 Jeff Fassero, L ERA: 5.4 John Wetteland, R ERA: 3.86	(1, 1)	7.0	W	26	4	2	2	3	1	0	0	0	0	0	8	9	0.00	6.000				
	(8, 1)	0.1		4	2	1	0	0	0	0	0	0	0	8	9	0.00	6.000					
	(8, 1)	0.1		1	0	0	0	1	0	0	0	0	0	3	4	0.00	0.000					
	(8, 1)	1.1	S	7	3	1	0	0	1	0	0	0	0	19	30	0.00	3.000					

AB	35
R	4
H	9
RBI	4
BB	2
SO	4
LOB	13



Batter	1	2	3	4	5	6	7	8	9	AB	R	H	RBI	BB	SO	LOB	TOP				
Delino DeShields, L OBP: 0.491, SLG: 0.512 (1, 4)	F9		F9			G5-3		F7		4	0	0	0	0	0	3					
Moises Alou, R OBP: 0.295, SLG: 0.423 (1, 7)	K			F8			2B		HR	4	1	2	1	0	1	0					
Marquis Grissom, R OBP: 0.341, SLG: 0.423 (1, 8)	F8			G5-3			F7		F7	4	0	0	0	0	0	1					
Larry Walker, L OBP: 0.483, SLG: 0.816 (1, 9)		F8		F8			P5		G4-3	4	0	0	0	0	0	1					
Darrin Fletcher, L OBP: 0.357, SLG: 0.487 Greg Colbrunn, R OBP: 0.294, SLG: 0.500 (9, PH)	P6				G4-3		F7		K	3	0	0	0	0	0	1					
John Vander Wal, L OBP: 0.341, SLG: 0.400 (1, 3)	K				P2				F8	3	0	0	0	0	0	1					
Wil Cordero, R OBP: 0.329, SLG: 0.478 (1, 6)				SH1-4 BB		F8		2B	1B	2	0	1	0	1	0	0					
Sean Berry, R OBP: 0.406, SLG: 0.182 Jeff Shaw, R (6, PH)				K					K	2	0	0	0	0	0	2					
Lou Frazier, S OBP: 0.353, SLG: 0.267 Brian Barnes, L OBP: 0.400, SLG: 0.250 (8, 1)									K	0	0	0	0	0	0	0					
Kent Bottenfield, R OBP: 0.167, SLG: 0.167 Mike Gardiner, S (4, 1) Frank Bolick, S OBP: 0.296, SLG: 0.385 (6, PH)				SH1-4			L4			0	0	0	0	0	0	0					
Inning Stats	R: 0 E: 0 K: 1 S: 11	H: 0 LOB: 0 BB: 0 P: 15	R: 0 E: 0 K: 1 S: 9	H: 0 LOB: 0 BB: 0 P: 11	R: 0 E: 0 K: 1 S: 7	H: 0 LOB: 1 BB: 1 P: 15	R: 0 E: 0 K: 0 S: 12	H: 0 LOB: 0 BB: 0 P: 19	R: 0 E: 0 K: 1 S: 6	H: 0 LOB: 0 BB: 0 P: 8	R: 0 E: 0 K: 0 S: 9	H: 1 LOB: 1 BB: 0 P: 12	R: 0 E: 0 K: 1 S: 11	H: 2 LOB: 2 BB: 0 P: 16	R: 1 E: 0 K: 1 S: 9	H: 1 LOB: 0 BB: 0 P: 9	1B: 1 2B: 2 3B: 0 HR: 1	SF: 0 SAC: 1 DP: 0 HBP: 0	WP: 0 PB: 0 SB: 0 CS: 0	PA: 32	
PITCHER	IP	WLS	BF	H	R	ER	SO	BB	IBB	HBP	BLK	WP	HR	S	P	ERA	WHIP				
Andy Benes, R ERA: 2.72 Rich Rodriguez, L ERA: 2.53	8.1	W	30	4	1	1	5	1	0	0	0	0	1	76	110	1.08	0.600				
PITCHER	IP	WLS	BF	H	R	ER	SO	BB	IBB	HBP	BLK	WP	HR	S	P	ERA	WHIP				

Montreal Expos @ San Diego Padres
Jack Murphy Stadium, San Diego, CA
Tue Apr 27 1993, 10:05 PM EDT
Att: 13,692 - Unknown - 68 F

AB	30
R	1
H	4
RBI	1
BB	1
SO	6
LOB	8



Batter	1	2	3	4	5	6	7	8	9	AB	R	H	RBI	BB	SO	LOB	BOTTOM				
Darrell Sherman, L OBP: 0.355, SLG: 0.296 (1, 7)	G4-3	G4-3		G4-3			G5-3			4	0	0	0	0	0	3					
Tony Gwynn, L OBP: 0.307, SLG: 0.375 (1, 9)	HR BB		G6-3		G3			3B		3	1	1	0	1	0	0					
Gary Sheffield, R OBP: 0.321, SLG: 0.500 (1, 5)	1H HR		G4-6-3 BB		F9			L5		3	1	1	2	1	0	1					
Fred McGriff, L OBP: 0.263, SLG: 0.347 (1, 3)	F8		G4-6-3 1-2		F8			F8		4	0	0	0	0	0	2					
Derek Bell, R OBP: 0.366, SLG: 0.578 (1, 8)	K			3B 1B		K		S IBB		3	1	1	0	1	2	0					
Jeff Gardner, L OBP: 0.279, SLG: 0.366 (1, 4)		G5-3 1B		1H 2B 3B		K		1-2 BB		3	1	2	1	1	1	0					
Craig Shipley, R OBP: 0.236, SLG: 0.377 (1, 6)		FC4-2-5 G5-3 1B		G6-3		F9		L7		4	0	1	0	0	0	4					
Dan Walters, R OBP: 0.267, SLG: 0.278 (1, 2)		G5-3		K				K2-3		3	0	0	0	0	2	3					
Andy Benes, R OBP: 0.214, SLG: 0.231 Rich Rodriguez, L (9, 1)		FC4-2-5		3H 2B				F8		3	0	1	1	0	0	2					
Inning Stats	R: 2 E: 0 K: 1 S: 9	H: 1 LOB: 1 BB: 1 P: 19	R: 0 E: 0 K: 0 S: 10	H: 2 LOB: 2 BB: 0 P: 16	R: 0 E: 0 K: 0 S: 4	H: 0 LOB: 0 BB: 1 P: 10	R: 2 E: 0 K: 1 S: 16	H: 3 LOB: 1 BB: 0 P: 21	R: 0 E: 0 K: 2 S: 5	H: 0 LOB: 0 BB: 0 P: 9	R: 0 E: 0 K: 2 S: 9	H: 0 LOB: 0 BB: 0 P: 10	R: 0 E: 0 K: 1 S: 8	H: 0 LOB: 0 BB: 0 P: 14	R: 0 E: 0 K: 0 S: 10	H: 1 LOB: 3 BB: 2 P: 24	1B: 3 2B: 1 3B: 2 HR: 1	SF: 0 SAC: 0 DP: 1 HBP: 0	WP: 0 PB: 0 SB: 1 CS: 0	PA: 34	
PITCHER	IP	WLS	BF	H	R	ER	SO	BB	IBB	HBP	BLK	WP	HR	S	P	ERA	WHIP				
Kent Bottenfield, R ERA: 4.24 Mike Gardiner, R ERA: 6.75 Jeff Shaw, R ERA: 2.08 Brian Barnes, L ERA: 5.02	3.2	L	18	6	4	4	2	2	0	0	0	0	0	9	16	0.00	0.000				
PITCHER	IP	WLS	BF	H	R	ER	SO	BB	IBB	HBP	BLK	WP	HR	S	P	ERA	WHIP				

Montreal Expos @ San Diego Padres
Jack Murphy Stadium, San Diego, CA
Tue Apr 27 1993, 10:05 PM EDT
Att: 13,692 - Unknown - 68 F

AB	30
R	4
H	7
RBI	4
BB	4
SO	5
LOB	15



Batter	1	2	3	4	5	6	7	8	9	AB	R	H	RBI	BB	SO	LOB	TOP			
Delino DeShields, L OBP: 0.448, SLG: 0.457 (1.4)										5	0	0	0	0	1	3	Montreal Expos @ Los Angeles Dodgers Dodger Stadium, Los Angeles, CA Wed Apr 28 1993, 7:05 PM PDT Att: 35,896 - Unknown - 71 F			
Moises Alou, R OBP: 0.313, SLG: 0.434 (1.7)										5	0	3	0	0	0	0				
Marquis Grissom, R OBP: 0.337, SLG: 0.407 (1.8)										3	0	0	0	1	2	5				
Larry Walker, L OBP: 0.469, SLG: 0.774 (1.9)										4	1	1	0	0	0	2				
John Vander Wal, L OBP: 0.340, SLG: 0.381 (8, PH) Greg Colbrunn, R OBP: 0.333, SLG: 0.529 (8, 3)										2	0	0	0	1	0	0				
Frank Bolick, S OBP: 0.323, SLG: 0.379 (1.5)										3	0	1	0	1	0	3				
Wil Cordero, R OBP: 0.325, SLG: 0.466 (1.6)										4	0	1	0	0	0	3				
Tim Spehr, R OBP: 0.261, SLG: 0.389 (7, PH) Darin Fletcher, L OBP: 0.394, SLG: 0.488 (7, 2)										2	0	0	0	0	0	2				
Dennis Martinez, R OBP: 0.556, SLG: 0.667 (7, PH) Lou Frazier, S OBP: 0.333, SLG: 0.250 (7, 1) Jeff Fassero, L OBP: 0.394, SLG: 0.174 (9, PH)										2	0	1	0	0	0	0				
Inning Stats	R: 0 E: 0 K: 1 S: 11	H: 1 LOB: 0 BB: 0 P: 16	R: 0 E: 0 K: 0 S: 9	H: 1 LOB: 1 BB: 0 P: 12	R: 0 E: 0 K: 0 S: 9	H: 1 LOB: 1 BB: 0 P: 15	R: 1 E: 1 K: 0 S: 7	H: 1 LOB: 1 BB: 1 P: 15	R: 0 E: 0 K: 0 S: 4	H: 0 LOB: 1 BB: 1 P: 19	R: 0 E: 0 K: 3 S: 16	H: 3 LOB: 3 BB: 0 P: 25	R: 0 E: 0 K: 0 S: 10	H: 1 LOB: 2 BB: 1 P: 19	R: 0 E: 0 K: 0 S: 5	H: 0 LOB: 0 BB: 0 P: 10		1B: 9 2B: 0 3B: 0 HR: 0	SF: 0 SAC: 0 DP: 3 HBP: 0	WP: 0 PB: 0 SB: 1 CS: 1
PITCHER	IP WLS BF H R ER SO BB IBB HBP BLK WP HR S P ERA WHIP																			
Pedro Astacio, R ERA: 3.0 (1.1)	6.0 W 25 6 1 0 1 2 0 0 0 0 0 0 52 87 0.00 1.333																			
Pedro Martinez, R ERA: 4.22 (7.1)	1.0 5 2 0 0 3 0 0 0 0 0 0 0 14 22 0.00 2.000																			
Omar Daal, L ERA: (8.1)	0.1 1 0 0 0 0 0 0 0 0 0 0 0 3 5 0.00 0.000																			
Jim Gott, R ERA: (8.1)	1.2 7 1 0 0 0 1 0 0 0 0 0 0 12 24 0.00 1.200																			

Batter	1	2	3	4	5	6	7	8	9	AB	R	H	RBI	BB	SO	LOB	BOTTOM			
Brett Butler, L OBP: 0.449, SLG: 0.384 (1.8)										3	2	2	0	0	0	0	Montreal Expos @ Los Angeles Dodgers Dodger Stadium, Los Angeles, CA Wed Apr 28 1993, 7:05 PM PDT Att: 35,896 - Unknown - 71 F			
Jody Reed, R OBP: 0.286, SLG: 0.264 (1.4)										1	0	0	1	0	0	0				
Daryl Strawberry, L OBP: 0.325, SLG: 0.350 (1.9)										3	0	0	1	0	1	3				
Eric Karros, R OBP: 0.291, SLG: 0.346 (1.3)										3	1	1	1	1	0	2				
Tim Wallach, R OBP: 0.205, SLG: 0.263 (1.5)										4	0	0	0	0	0	3				
Eric Davis, R OBP: 0.307, SLG: 0.288 (1.7)										4	1	2	1	0	1	0				
Mike Piazza, R OBP: 0.329, SLG: 0.478 (1.2)										4	0	1	0	0	1	1				
Jose Offerman, S OBP: 0.231, SLG: 0.178 (1.6)										3	1	2	0	0	0	1				
Pedro Astacio, R OBP: 0.143, SLG: 0.143 (7.1) Mike Sharperson, R OBP: 0.333, SLG: 0.300 (7, PH) Omar Daal, L OBP: 0.394, SLG: 0.174 (9, PH)										2	0	0	0	0	1	1				
Inning Stats	R: 1 E: 1 K: 0 S: 10	H: 1 LOB: 1 BB: 0 P: 17	R: 0 E: 0 K: 1 S: 10	H: 1 LOB: 1 BB: 0 P: 14	R: 1 E: 0 K: 1 S: 10	H: 1 LOB: 0 BB: 0 P: 16	R: 0 E: 0 K: 1 S: 11	H: 1 LOB: 1 BB: 0 P: 17	R: 0 E: 0 K: 1 S: 8	H: 0 LOB: 0 BB: 0 P: 12	R: 1 E: 0 K: 0 S: 18	H: 2 LOB: 1 BB: 0 P: 24	R: 2 E: 1 K: 0 S: 19	H: 1 LOB: 2 BB: 2 P: 30	R: 1 E: 0 K: 1 S: 12	H: 1 LOB: 0 BB: 0 P: 19		1B: 6 2B: 0 3B: 0 HR: 2	SF: 1 SAC: 3 DP: 0 HBP: 2	WP: 0 PB: 0 SB: 5 CS: 3
PITCHER	IP WLS BF H R ER SO BB IBB HBP BLK WP HR S P ERA WHIP																			
Dennis Martinez, R ERA: 4.7 (1.1)	6.0 L 25 6 3 2 4 0 0 1 0 0 0 0 17 28 3.00 1.000																			
Jeff Fassero, L ERA: 6.0 (7.1)	0.2 6 1 2 1 0 2 0 0 0 0 0 0 17 28 13.50 4.500																			
Mike Gardiner, R ERA: 6.75 (7.1)	1.1 5 1 1 1 1 0 0 1 0 0 0 1 14 21 6.75 0.750																			

Batter	1	2	3	4	5	6	7	8	9	AB	R	H	RBI	BB	SO	LOB	TOP										
Delino DeShields, L OBP: 0.429, SLG: 0.431 (1.4)	G6-3		G1-4-3			L6		E6		5	0	1	1	0	0	3	Montreal Expos @ Los Angeles Dodgers Dodger Stadium, Los Angeles, CA Thu Apr 29 1993, 7:05 PM PDT Att: 32,045 - Unknown										
John Vander Wal, L OBP: 0.327, SLG: 0.348 (1.7)	G1-3		G4-3				F7	K		4	1	0	0	1	1	2											
Marquis Grissom, R OBP: 0.362, SLG: 0.471 (1.8)										4	2	3	2	1	0	0											
Frank Bolick, S OBP: 0.343, SLG: 0.469 (8, PH)	G3									3	1	1	2	1	0	0											
Sean Berry, R OBP: 0.352, SLG: 0.167 (8, S)										1	0	0	0	0	0	2											
Moises Alou, R OBP: 0.341, SLG: 0.475 (1.9)										4	1	3	0	1	1	0											
Darin Fletcher, L OBP: 0.388, SLG: 0.489 (1.2)										4	0	2	1	1	0	3											
Wil Cordero, R OBP: 0.306, SLG: 0.436 (1.6)										5	0	0	0	0	1	5											
Greg Colbrunn, R OBP: 0.435, SLG: 0.591 (1.3)										5	2	4	0	0	1	1											
Ken Hill, R OBP: 0.214, SLG: 0.286 (9, 1)										2	0	0	0	0	1	2											
John Wetteland, R (9, 1)										0	0	0	0	0	0	0											
Inning Stats	R: 1 E: 0 K: 0 S: 14	H: 1 LOB: 0 BB: 0 P: 25	R: 0 E: 0 K: 2 S: 9	H: 0 LOB: 0 BB: 0 P: 14	R: 0 E: 0 K: 0 S: 8	H: 1 LOB: 1 BB: 0 P: 12	R: 0 E: 0 K: 0 S: 10	H: 1 LOB: 2 BB: 1 P: 17	R: 2 E: 0 K: 0 S: 13	H: 3 LOB: 3 BB: 3 P: 27	R: 0 E: 0 K: 0 S: 14	H: 1 LOB: 1 BB: 0 P: 19	R: 2 E: 0 K: 0 S: 9	H: 4 LOB: 1 BB: 0 P: 16	R: 1 E: 1 K: 2 S: 13	H: 1 LOB: 2 BB: 0 P: 24	R: 1 E: 0 K: 1 S: 9	H: 2 LOB: 1 BB: 0 P: 11	1B: 10 2B: 2 3B: 1 HR: 2	SF: 0 SAC: 3 DP: 1 HBP: 0	WP: 2 PB: 0 SB: 4 CS: 1	PA: 45					
PITCHER	IP	WLS	BF	H	R	ER	SO	BB	IBB	HBP	BLK	WP	HR	S	P	ERA	WHIP										
Ramon Martinez, R ERA: 3.13 (1, 1)	4.2	L	23	6	3	3	2	3	1	0	0	0	1	53	94	5.79	1.929										
Steve Wilson, L ERA: 4.25 (5, 1)	1.2		10	5	2	2	0	0	0	0	0	0	1	23	34	10.80	3.000										
Roger McDowell, R ERA: 1.59 (7, 1)	0.2		1	0	0	0	0	0	0	0	0	0	0	1	2	0.00	0.000										
Ricky Tricek, R ERA: 4.5 (8, 1)	2.0		11	3	2	2	3	0	1	0	0	2	0	22	35	9.00	1.500										

Batter	1	2	3	4	5	6	7	8	9	AB	R	H	RBI	BB	SO	LOB	BOTTOM										
Brett Butler, L OBP: 0.436, SLG: 0.372 (1.8)										5	0	1	0	0	2	3	Montreal Expos @ Los Angeles Dodgers Dodger Stadium, Los Angeles, CA Thu Apr 29 1993, 7:05 PM PDT Att: 32,045 - Unknown										
Jody Reed, R OBP: 0.272, SLG: 0.250 (1.4)										4	0	0	0	0	0	1											
Daryl Strawberry, L OBP: 0.399, SLG: 0.328 (1.9)										4	0	0	0	0	0	0											
Lenny Harris, L OBP: 0.154, SLG: 0.083 (9, 9)										0	0	0	0	0	0	0											
Eric Karros, R OBP: 0.300, SLG: 0.354 (1.3)										4	1	2	0	0	0	0											
Tim Wallach, R OBP: 0.230, SLG: 0.313 (1.5)										4	2	3	0	0	1	0											
Eric Davis, R OBP: 0.293, SLG: 0.277 (1.7)										3	0	0	1	0	1	3											
Mike Piazza, R OBP: 0.338, SLG: 0.479 (1.2)										4	0	2	1	0	1	3											
Jose Offerman, S OBP: 0.256, SLG: 0.187 (1.6)										2	0	1	1	2	0	1											
Ramon Martinez, R OBP: 0.167, SLG: 0.152 (5, 1)										2	0	0	0	0	0	4											
Steve Wilson, L OBP: 0.100, SLG: 0.100 (7, 1)										0	0	0	0	0	0	0											
Roger McDowell, R OBP: 0.100, SLG: 1.000 (7, PH)										0	0	0	0	0	1	1											
Dave Hansen, L OBP: 0.125, SLG: 0.125 (8, 1)										0	0	0	0	0	0	0											
Ricky Tricek, R OBP: 0.100, SLG: 0.100 (8, PH)										1	0	0	0	0	1	2											
Mitch Webster, S OBP: 0.207, SLG: 0.236 (9, PH)										1	0	0	0	0	1	2											
Inning Stats	R: 0 E: 0 K: 0 S: 6	H: 1 LOB: 0 BB: 0 P: 9	R: 2 E: 0 K: 0 S: 12	H: 3 LOB: 1 BB: 0 P: 18	R: 0 E: 0 K: 1 S: 6	H: 0 LOB: 0 BB: 0 P: 11	R: 0 E: 0 K: 1 S: 14	H: 2 LOB: 3 BB: 1 P: 22	R: 0 E: 0 K: 0 S: 7	H: 0 LOB: 0 BB: 0 P: 10	R: 0 E: 0 K: 2 S: 9	H: 0 LOB: 0 BB: 0 P: 14	R: 0 E: 0 K: 1 S: 10	H: 1 LOB: 1 BB: 0 P: 16	R: 0 E: 0 K: 0 S: 5	H: 0 LOB: 0 BB: 0 P: 9	R: 1 E: 0 K: 2 S: 18	H: 2 LOB: 2 BB: 1 P: 27	1B: 7 2B: 3 3B: 0 HR: 0	SF: 1 SAC: 0 DP: 1 HBP: 0	WP: 0 PB: 1 SB: 0 CS: 0	PA: 37					
PITCHER	IP	WLS	BF	H	R	ER	SO	BB	IBB	HBP	BLK	WP	HR	S	P	ERA	WHIP										
Ken Hill, R ERA: 1.8 (1, 1)	8.0	W	32	8	3	3	5	0	1	0	0	0	0	75	117	3.38	1.000										
John Wetteland, R ERA: 2.7 (9, 1)	1.0		5	1	0	0	2	1	0	0	0	0	0	12	19	0.00	2.000										

Batter	1	2	3	4	5	6	7	8	9	AB	R	H	RBI	BB	SO	LOB	TOP											
Delino DeShields, L OBP: 0.397, SLG: 0.383	3-2 P5	1-0 G3			1-2 P5		2-2 G3-1		1-1 1B	5	0	1	0	0	0	1	Montreal Expos @ San Francisco Giants Candlestick Park, San Francisco, CA Sat May 01 1993, 6:33 AM EDT Att: 23,234 - Sunny - 70 F											
Will Cordero, R OBP: 0.290, SLG: 0.407	1-1 BB 1B		2-2 P9			0-2 F8		2-2 F8	2-2 F8	5	0	1	0	0	0	2												
Moises Alou, R OBP: 0.354, SLG: 0.511	1-0 L5		0-1 G4-6-3 1B			0-1 HR		1-1 1B		4	1	3	1	0	0	1												
Larry Walker, L OBP: 0.451, SLG: 0.712	0-0 BB		3-1 G4-6-3 1B			2-3 K		3-1 SAFE P6		4	0	1	0	0	1	2												
Frank Botick, S OBP: 0.372, SLG: 0.474	4-1 BB			2-3 K		1-0 HR		4-0 BB		2	1	1	0	2	1	0												
John Vander Wal, L OBP: 0.333, SLG: 0.463 John Wetteland, R OBP: 0.383, SLG: 0.558	2-2 P8			1-2 P8		0-1 HR		2-1 F7		4	1	1	2	0	0	5												
Greg Colbrunn, R OBP: 0.414, SLG: 0.571 Jeff Fassero, L OBP: 0.361, SLG: 0.154		1-0 F8		2-0 F9		3-3 K		0-0 1B		2	0	0	0	0	0	0												
Brian Barnes, L OBP: 0.400, SLG: 0.250										1	0	0	0	0	0	1												
Mike Lansing, R OBP: 0.383, SLG: 0.558										0	0	0	0	0	0	0												
Tim Spehr, R OBP: 0.269, SLG: 0.429 Darin Fletcher, L OBP: 0.370, SLG: 0.460		0-0 G4-3 2B				1-3 K		2-3 K		3	0	1	0	0	2	0												
Jimmy Jones, R OBP: 0.286, SLG: 0.167 Jeff Shaw, R OBP: 0.273, SLG: 0.200		1-1 G4-3			2-1 G4-3		1-2 G5-3		1-1 L8	0	0	0	0	0	0	0												
Inning Stats	R: 0 E: 0 K: 0 S: 13	H: 2 LOB: 3 BB: 1 P: 24	R: 0 E: 0 K: 0 S: 5	H: 1 LOB: 1 BB: 0 P: 8	R: 0 E: 0 K: 0 S: 7	H: 1 LOB: 0 BB: 0 P: 12	R: 0 E: 0 K: 1 S: 7	H: 0 LOB: 0 BB: 0 P: 12	R: 3 E: 0 K: 2 S: 17	H: 3 LOB: 0 BB: 0 P: 23	R: 0 E: 0 K: 1 S: 11	H: 0 LOB: 0 BB: 0 P: 16	R: 0 E: 0 K: 0 S: 9	H: 1 LOB: 2 BB: 0 P: 21	R: 0 E: 0 K: 1 S: 12	H: 2 LOB: 2 BB: 0 P: 17	1B: 5 2B: 3 3B: 0 HR: 2	SF: 0 SAC: 0 DP: 1 HBP: 0	WP: 0 PB: 0 SB: 1 CS: 1	PA: 38								
PITCHER	IP	WLS	BF	H	R	ER	SO	BB	IBB	HBP	BLK	WP	HR	S	P	ERA	WHIP											
Jeff Brantley, R ERA: 4.0	(1, 1)	6.0	W	25	7	3	3	4	1	0	0	0	0	2	58	92	4.50	1.333										
Dave Burba, R ERA: 4.95	(7, 1)	1.1		5	1	0	0	1	0	0	0	0	0	0	16	24	0.00	0.750										
Dave Righetti, L ERA: 2.45	(8, 1)	0.2		3	0	0	0	0	1	0	0	0	0	4	13	0.00	1.500											
Rod Beck, R ERA: 2.2	(9, 1)	1.0		5	2	0	0	1	0	0	0	0	0	12	17	0.00	2.000											

AB	36
R	3
H	10
RBI	3
BB	2
SO	6
LOB	14



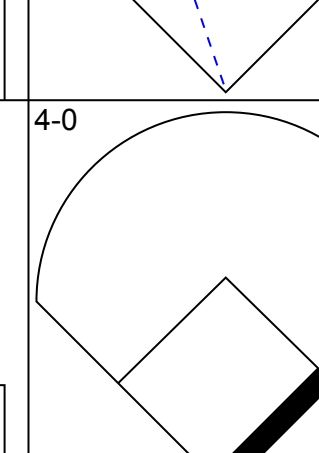
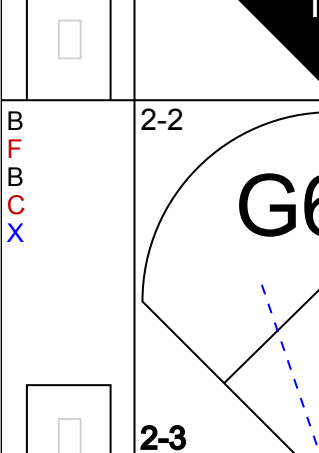

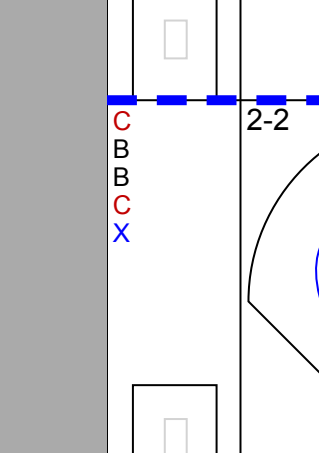
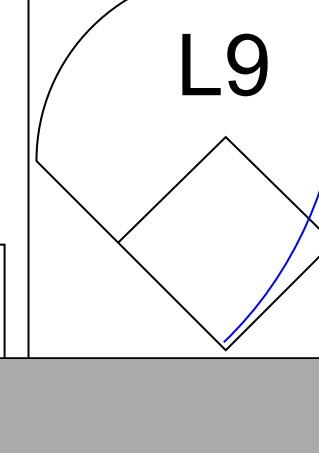
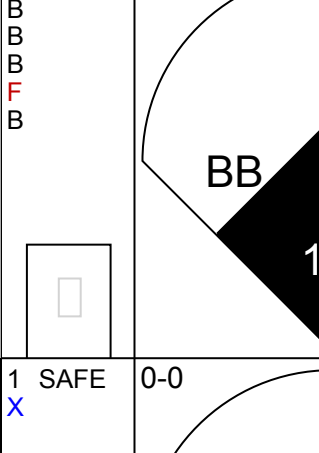
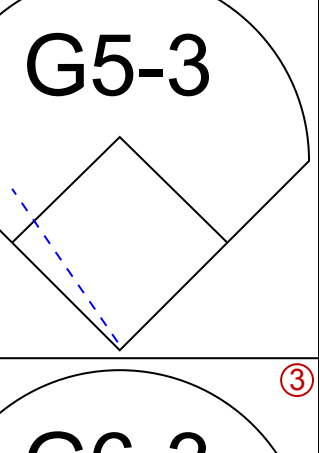
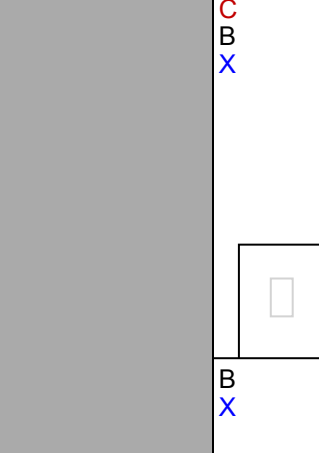
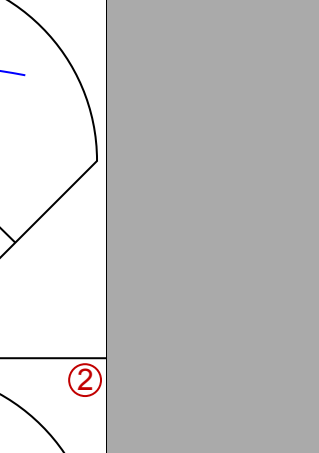

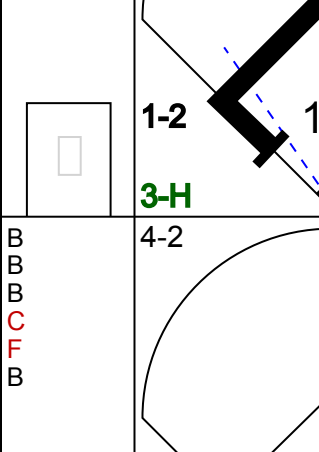
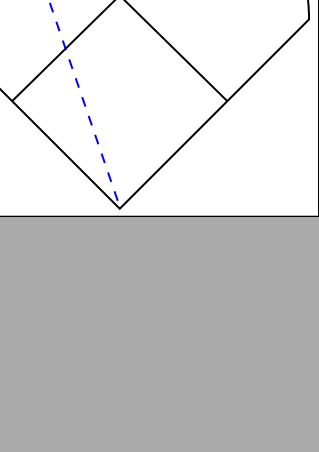
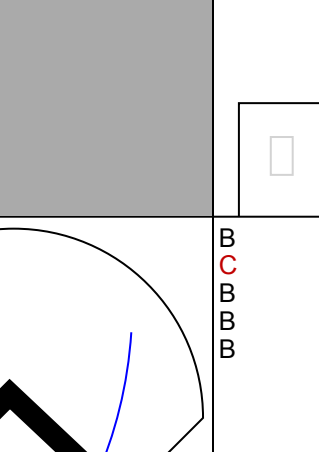
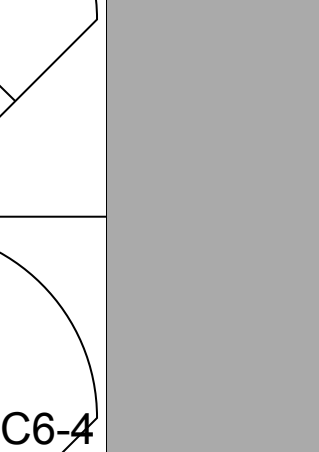

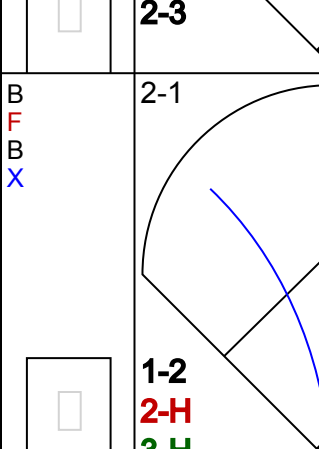

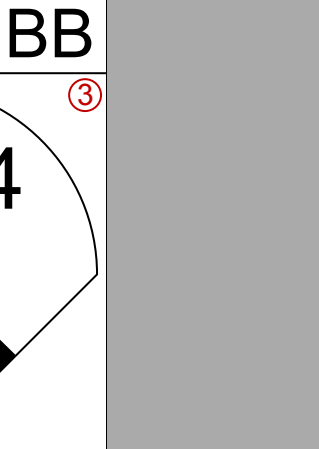

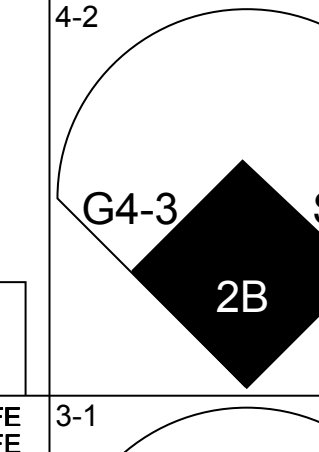
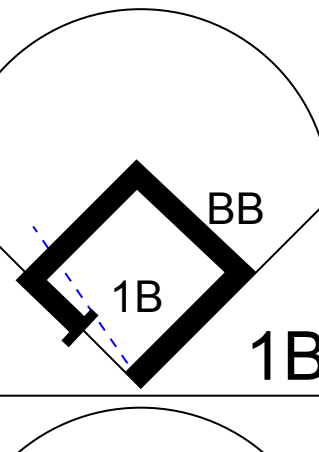
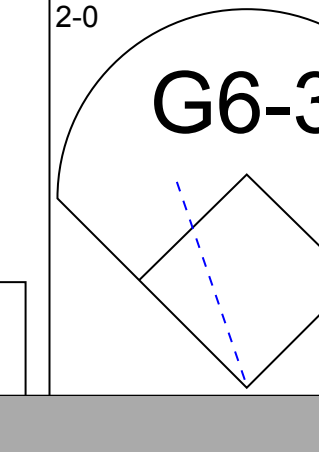
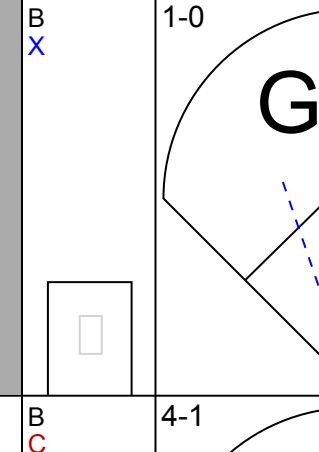
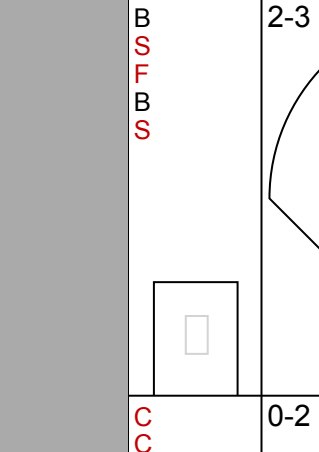
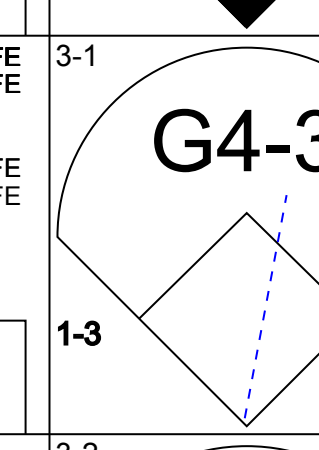
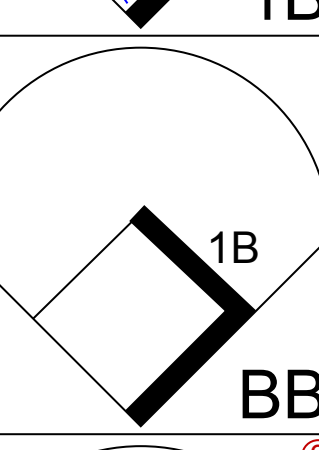
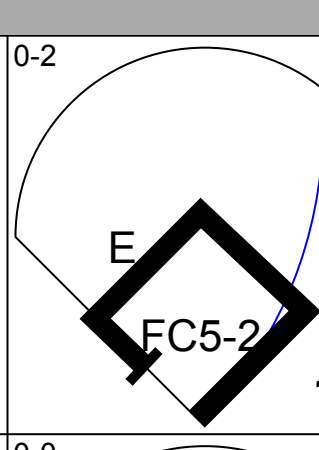
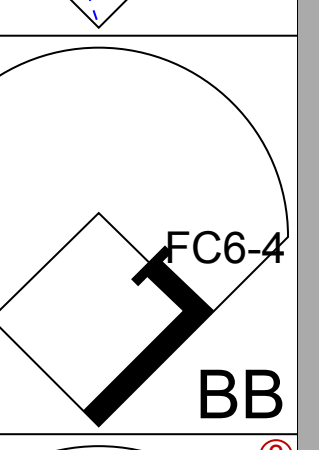
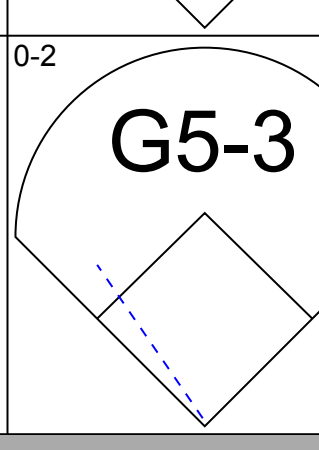
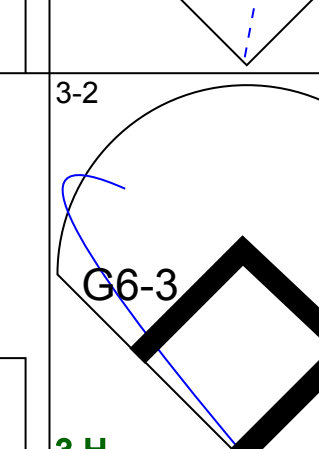
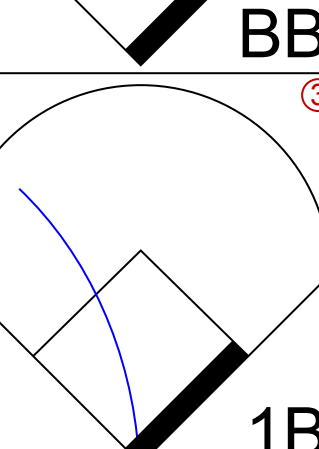
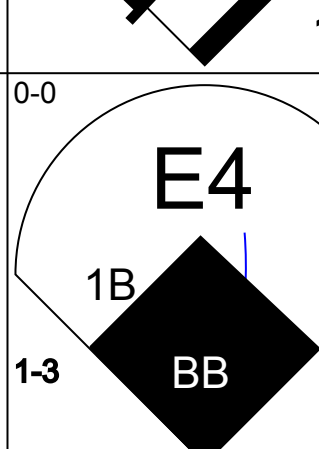
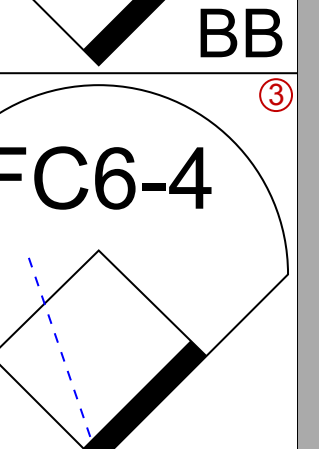
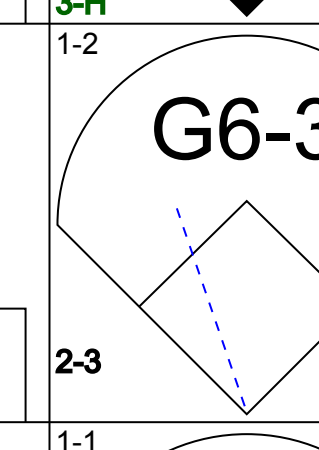
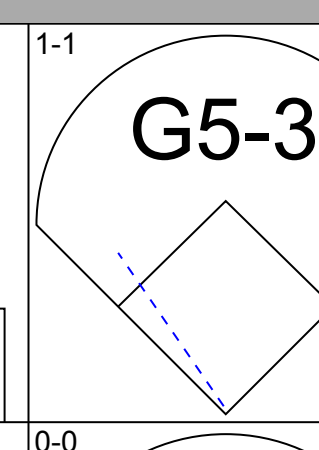
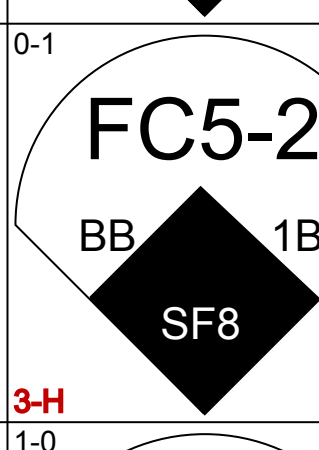
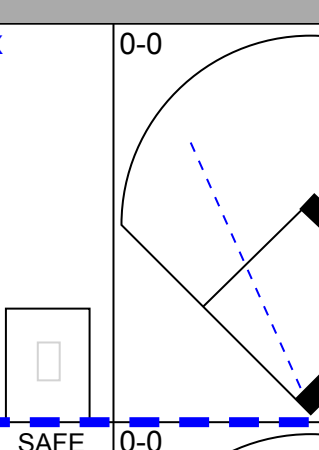
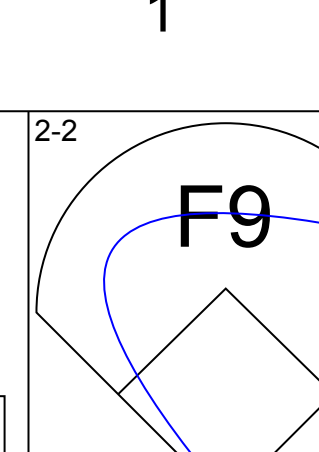
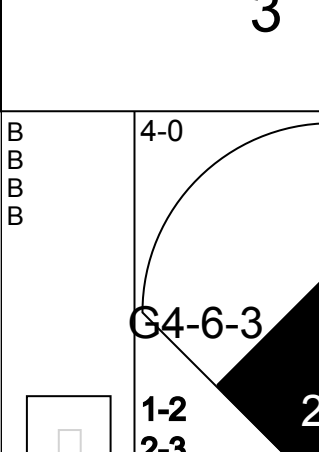
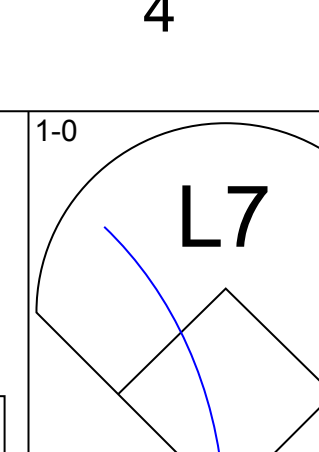
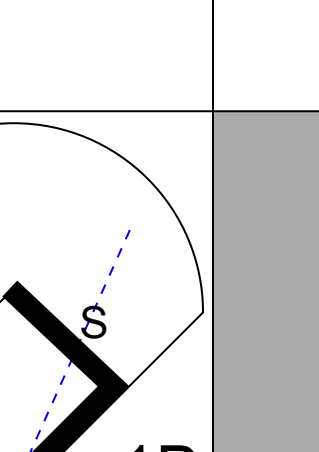
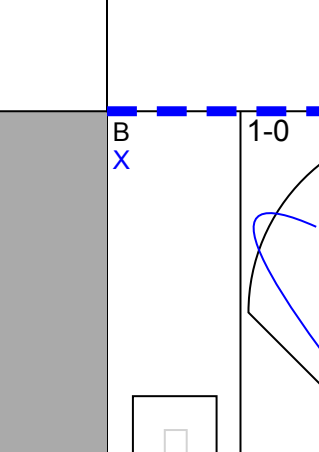
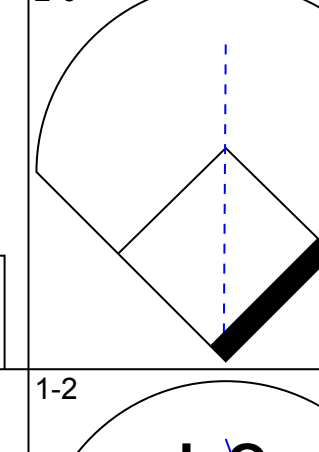
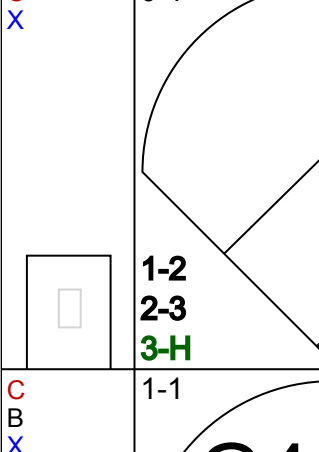
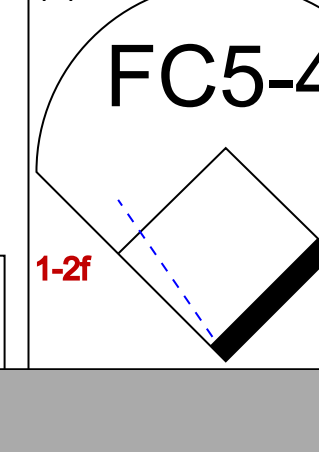


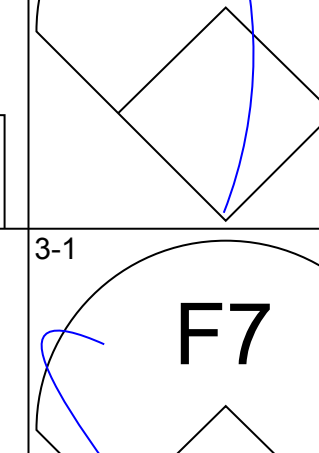
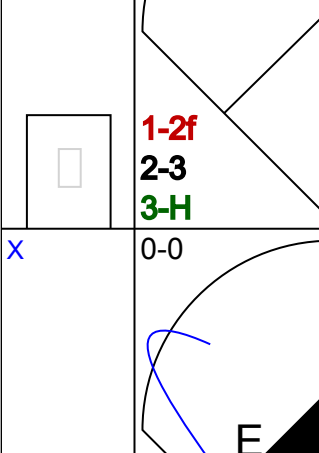
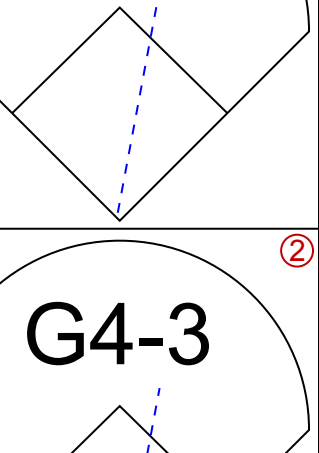
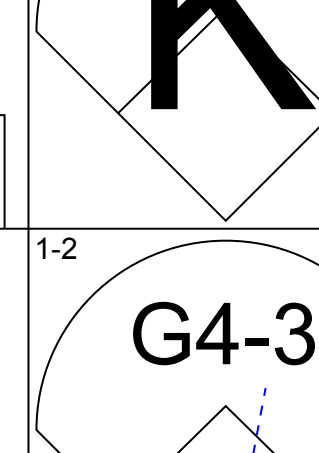
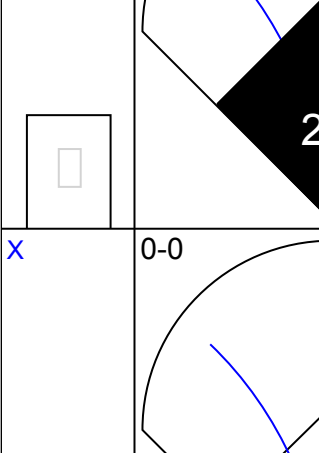

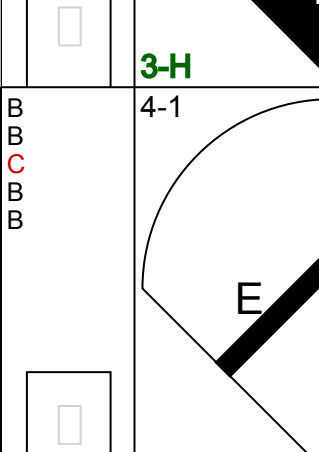
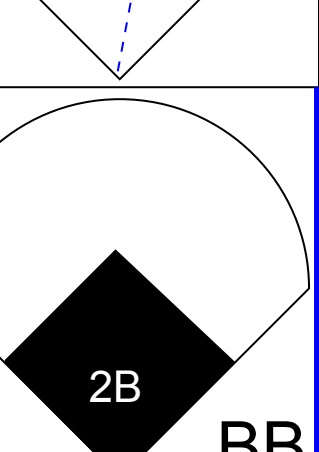
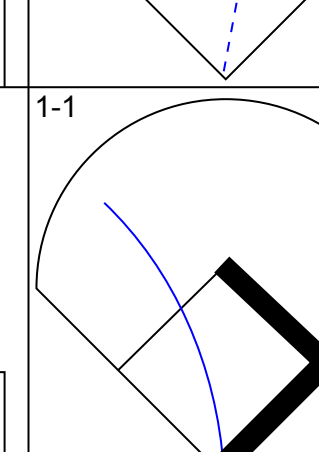

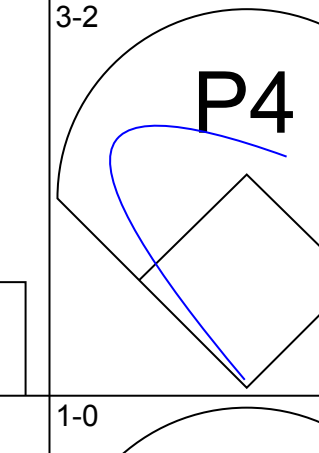
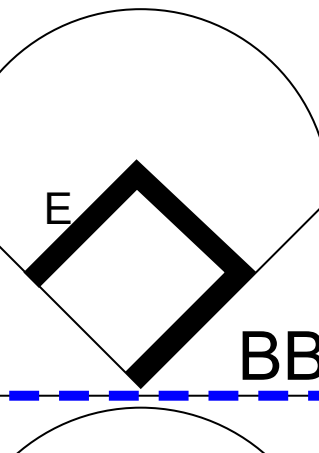
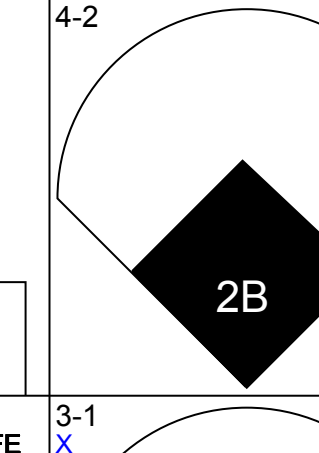
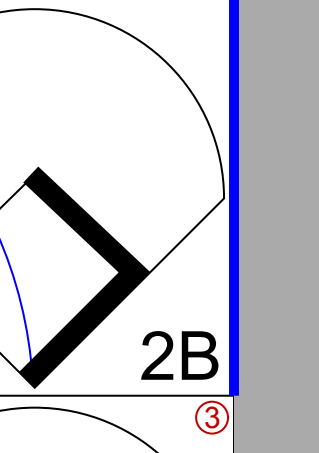
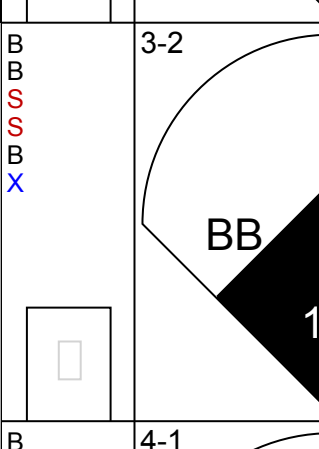
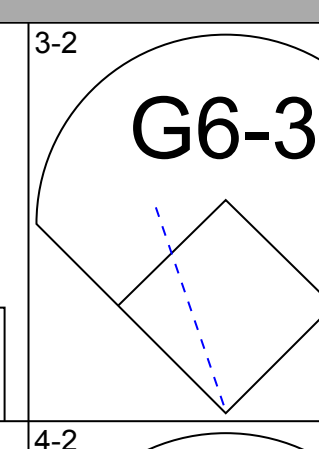
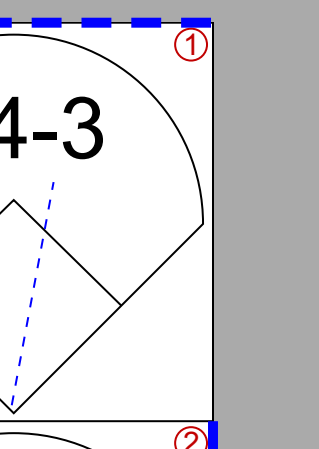
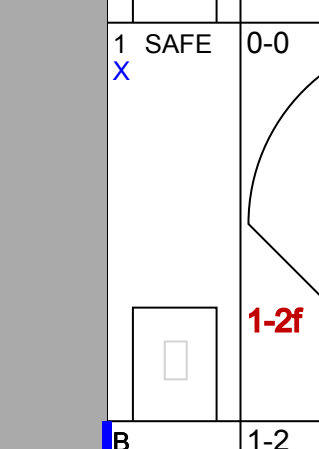
Batter	1	2	3	4	5	6	7	8	9	AB	R	H	RBI	BB	SO	LOB	BOTTOM											
Willie McGee, S OBP: 0.317, SLG: 0.327				1-2 1B			1-1 P6			4	1	2	0	0	0	1	Montreal Expos @ San Francisco Giants Candlestick Park, San Francisco, CA Sat May 01 1993, 6:33 AM EDT Att: 23,234 - Sunny - 70 F											
Darren Lewis, R OBP: 0.301, SLG: 0.418	3-1 HR	1-3 K		1-1 G4-3			1-0 CS			4	1	2	2	0	1	1												
Will Clark, L OBP: 0.276, SLG: 0.284	0-2 1B	1-0 G5-3			3-3 K		3-1 SAFE F8			4	1	1	0	0	1	1												
Matt Williams, R OBP: 0.391, SLG: 0.643	1-2 BLK	1-2 G4-3			1-2 G5-3		1-3 K			4	1	1	0	0	1	0												
Barry Bonds, L OBP: 0.541, SLG: 0.868	3-1 1B		2-2 G4-3		1-2 G4-3		1-3 K			4	1	1	1	0	1	0												
Robby Thompson, R OBP: 0.307, SLG: 0.299	1-0 L8		1-2 CS			0-0 F9		2-2 3B		3	1	1	0	0	0	1												
Royce Clayton, R OBP: 0.271, SLG: 0.326	0-1 1B		2-2 F9			1-1 P4		1-1 SAFE 1B		4	1	2	1	0	0	1												
Jeff Reed, L OBP: 0.414, SLG: 0.409	2-1 SH3-4			2-2 L8		2-0 FC5-4		3-3 K		4	0	2	1	0	1	1												
Jeff Brantley, R OBP: 0.200, SLG: 0.200 Mark Carreon, R OBP: 0.531, SLG: 0.640	1-1 SH3-4			1-2 G2-3		1-1 FC5-4				1	0	0	1	0	0	0												
Dave Burba, R OBP: 0.333, SLG: 0.500 Dave Righetti, L OBP: 0.307, SLG: 0.299	1-2 3H					1-2 K				0	0	0	0	0	0	0												
Inning Stats	R: 6 E: 0 K: 0 S: 21	H: 7 LOB: 1 BB: 0 P: 33	R: 0 E: 0 K: 1 S: 10	H: 0 LOB: 0 BB: 0 P: 13	R: 0 E: 0 K: 0 S: 9	H: 0 LOB: 0 BB: 0 P: 14	R: 0 E: 0 K: 0 S: 11	H: 1 LOB: 1 BB: 0 P: 16	R: 0 E: 0 K: 0 S: 6	H: 1 LOB: 1 BB: 0 P: 10	R: 0 E: 0 K: 0 S: 5	H: 1 LOB: 0 BB: 0 P: 10	R: 1 E: 0 K: 3 S: 16	H: 2 LOB: 1 BB: 0 P: 24	1B: 7 2B: 3 3B: 1 HR: 1	SF: 0 SAC: 1 DP: 0 HBP: 1	WP: 0 PB: 0 SB: 0 CS: 2	PA: 35										
PITCHER	IP	WLS	BF	H	R	ER	SO	BB	IBB	HBP	BLK	WP	HR	S	P	ERA	WHIP											
Jimmy Jones, R ERA: 5.87	(1, 1)	0.1	L	8	7	6	6	0	0	0	0	0	0	1	18	30	0.00	21.000										
Jeff Shaw, R ERA: 1.08	(1, 1)	2.2		8	0	0	0	1	0	0	1	0	0	22	30	0.00	0.000											
Jeff Fassero, L ERA: 4.91	(4, 1)	2.0		7	1	0	0	1	0	0	0	0	0	22	32	0.00	0.500											
Brian Barnes, L ERA: 4.15	(6, 1)	2.0		7	2	0	0	0	0	0	0	0	0	11	20	0.00	1.000											
John Wetteland, R ERA: 4.15	(8, 1)	1.0		5	2	1	1	3	0	0	0	0	0	16	24	9.00	2.000											



Batter	1	2	3	4	5	6	7	8	9	AB	R	H	RBI	BB	SO	LOB	TOP			
Darrell Sherman, L OBP: 0.362, SLG: 0.293	G4-3		1B			G4-3		G1-3 BB		3	0	1	0	1	0	0	<p>San Diego Padres @ Montreal Expos</p> <p>Olympic Stadium, Montreal, QB</p> <p>Tue May 04 1993, 7:05 PM EDT</p> <p>Att: 11,739 - Dome</p>			
Tony Gwynn, L OBP: 0.345, SLG: 0.426	F7		F7			G3		G1-3		4	0	0	0	0	0	2				
Fred McGriff, L OBP: 0.305, SLG: 0.374	HR					G5-3		F7		3	1	1	1	1	0	1				
Gary Sheffield, R OBP: 0.346, SLG: 0.516	P2					G5-3		FC5-4 BB		4	0	0	0	0	0	1				
Derek Bell, R OBP: 0.330, SLG: 0.476		G1-3				1B		P3		4	0	2	0	0	0	0				
Jeff Gardner, L OBP: 0.288, SLG: 0.368	K					G4-3		K		4	0	1	0	0	2	2				
Kurt Stillwell, S OBP: 0.250, SLG: 0.250		G3-1				G6-3		FC4-6 1B		4	0	0	0	0	1	2				
Dan Walters, R OBP: 0.263, SLG: 0.265			G4-3			G5-3		F7		3	0	0	0	0	0	1				
Greg Harris, R OBP: 0.167, SLG: 0.250			G4-3			K				2	0	0	0	0	1	0				
Pat Gomez, L OBP: 0.290, SLG: 0.357								F8		0	0	0	0	0	0	0				
Tim Scott, R OBP: 0.290, SLG: 0.357										0	0	0	0	0	0	0				
Phil Clark, R OBP: 0.290, SLG: 0.357										1	0	0	0	0	0	0				
Jeremy Hernandez, R OBP: 0.290, SLG: 0.357										0	0	0	0	0	0	0				
Inning Stats	R: 1 E: 0 K: 0 S: 6	H: 1 LOB: 0 BB: 0 P: 10	R: 0 E: 0 K: 1 S: 6	H: 0 LOB: 0 BB: 0 P: 9	R: 0 E: 0 K: 0 S: 6	H: 1 LOB: 1 BB: 0 P: 10	R: 0 E: 0 K: 0 S: 7	H: 1 LOB: 1 BB: 0 P: 9	R: 0 E: 0 K: 1 S: 7	H: 0 LOB: 0 BB: 1 P: 11	R: 0 E: 0 K: 1 S: 11	H: 1 LOB: 1 BB: 0 P: 14	R: 0 E: 0 K: 0 S: 8	H: 0 LOB: 1 BB: 1 P: 12	R: 0 E: 0 K: 1 S: 11	H: 1 LOB: 1 BB: 0 P: 16	1B: 4 2B: 0 3B: 0 HR: 1	SF: 0 SAC: 0 DP: 0 HBP: 0	WP: 0 PB: 0 SB: 1 CS: 0	PA: 34
PITCHER Dennis Martinez, R ERA: 3.86	IP: 9.0 WLS: W BF: 34 H: 5 R: 1 ER: 1 SO: 4 BB: 2 IBB: 0 HBP: 0 BLK: 0 WP: 0 HR: 1 S: 68 P: 100 ERA: 1.00 WHIP: 0.778															PITCHER				

Batter	1	2	3	4	5	6	7	8	9	AB	R	H	RBI	BB	SO	LOB	BOTTOM			
Delino DeShields, L OBP: 0.417, SLG: 0.391	1B BB	F7				1B 1B		G3		3	3	1	0	2	0	2	<p>San Diego Padres @ Montreal Expos</p> <p>Olympic Stadium, Montreal, QB</p> <p>Tue May 04 1993, 7:05 PM EDT</p> <p>Att: 11,739 - Dome</p>			
Moises Alou, R OBP: 0.377, SLG: 0.526	BB 1B	F8				1B 1B		P4		5	1	3	2	0	0	2				
Marquis Grissom, R OBP: 0.367, SLG: 0.472	K		G4-3 1B			CS 1B		FC5-4		4	1	2	0	0	1	3				
Larry Walker, L OBP: 0.438, SLG: 0.652	BB BB		G4-3			CS 1B		BB		2	0	1	2	2	0	1				
Frank Bolick, S OBP: 0.346, SLG: 0.426	K		G4-3			F7		F8		4	0	0	1	0	1	6				
Greg Colbrunn, R OBP: 0.353, SLG: 0.485	K		G4-3			F7		F8		0	0	0	0	0	0	0				
Darin Fletcher, L OBP: 0.387, SLG: 0.456	BB		F8			G5-3		F7		3	0	0	1	1	0	2				
Wil Cordero, R OBP: 0.296, SLG: 0.407	F7					F7		F9		4	1	1	0	0	0	4				
Mike Lansing, R OBP: 0.367, SLG: 0.523		G6-3				P3		F8		4	0	1	0	0	0	1				
Dennis Martinez, R OBP: 0.545, SLG: 0.636		1B				K		SH1		2	0	1	0	0	1	0				
Inning Stats	R: 1 E: 0 K: 2 S: 17	H: 1 LOB: 3 BB: 3 P: 36	R: 0 E: 0 K: 0 S: 6	H: 1 LOB: 0 BB: 0 P: 8	R: 1 E: 0 K: 0 S: 10	H: 1 LOB: 0 BB: 0 P: 17	R: 0 E: 0 K: 1 S: 7	H: 0 LOB: 0 BB: 0 P: 9	R: 2 E: 0 K: 0 S: 14	H: 4 LOB: 1 BB: 0 P: 19	R: 2 E: 0 K: 0 S: 10	H: 2 LOB: 1 BB: 1 P: 15	R: 0 E: 0 K: 0 S: 7	H: 0 LOB: 1 BB: 1 P: 15	R: 0 E: 0 K: 0 S: 8	H: 1 LOB: 1 BB: 0 P: 9	1B: 10 2B: 0 3B: 0 HR: 0	SF: 0 SAC: 2 DP: 0 HBP: 0	WP: 0 PB: 0 SB: 3 CS: 2	PA: 38
PITCHER Greg Harris, R ERA: 5.68	IP: 1.0 WLS: L BF: 22 H: 7 R: 4 ER: 4 SO: 3 BB: 3 IBB: 0 HBP: 0 BLK: 0 WP: 0 HR: 0 S: 48 P: 81 ERA: 9.00 WHIP: 2.500															PITCHER				
Pat Gomez, L ERA: 4.85	IP: 1.0 WLS: L BF: 2 H: 0 R: 0 ER: 0 SO: 0 BB: 0 IBB: 0 HBP: 0 BLK: 0 WP: 0 HR: 0 S: 6 P: 8 ERA: 0.00 WHIP: 0.000															PITCHER				
Tim Scott, R ERA: 2.3	IP: 2.0 WLS: W BF: 10 H: 2 R: 2 ER: 2 SO: 2 BB: 0 IBB: 0 HBP: 0 BLK: 1 WP: 0 HR: 0 S: 17 P: 30 ERA: 9.00 WHIP: 2.000															PITCHER				
Jeremy Hernandez, R ERA: 5.63	IP: 1.0 WLS: L BF: 4 H: 1 R: 0 ER: 0 SO: 0 BB: 0 IBB: 0 HBP: 0 BLK: 0 WP: 0 HR: 0 S: 8 P: 9 ERA: 0.00 WHIP: 1.000															PITCHER				



Batter	1	2	3	4	5	6	7	8	9	AB	R	H	RBI	BB	SO	LOB	TOP					
Darrell Sherman, L OBP: 0.346, SLG: 0.267 (1, 7)										4	0	0	1	1	2	2	San Diego Padres @ Montreal Expos Olympic Stadium, Montreal, QB Wed May 05 1993, 7:05 PM EDT Att: 12,548 - Dome					
Tony Gwynn, L OBP: 0.355, SLG: 0.441 (1, 9)										3	1	2	1	1	0	0						
Fred McGriff, L OBP: 0.300, SLG: 0.358 (1, 3)										4	0	0	0	1	0	6						
Gary Sheffield, R OBP: 0.339, SLG: 0.495 (1, 5)										4	1	0	0	1	0	2						
Derek Bell, R OBP: 0.333, SLG: 0.466 (1, 8)										4	1	1	1	1	1	1						
Jeff Gardner, L OBP: 0.313, SLG: 0.367 (1, 4)										3	0	1	0	2	0	1						
Kurt Stillwell, S OBP: 0.313, SLG: 0.375 (1, 6)										4	1	2	2	0	0	2						
Dan Walters, R OBP: 0.263, SLG: 0.264 (8, PR)										4	1	1	0	0	0	3						
Craig Shipley, R OBP: 0.215, SLG: 0.333 (8, PR)										0	0	0	0	0	0	0						
Roger Mason, R (8, 1)										0	0	0	0	0	0	0						
Rich Rodriguez, L (8, 1)										0	0	0	0	0	0	0						
Frank Seminara, R OBP: 0.280, SLG: 0.250 (3, 1)										1	0	0	0	0	0	1						
Pat Gomez, L OBP: 0.280, SLG: 0.250 (3, 1)										1	0	0	0	0	0	0						
Phil Clark, R OBP: 0.280, SLG: 0.250 (5, PH)										1	0	1	0	0	0	0						
Jeremy Hernandez, R (8, 1)										0	0	0	0	0	0	0						
Bob Geren, R OBP: 0.280, SLG: 0.250 (8, 2)										0	0	0	0	0	0	0						
Inning Stats	R: 0 E: 0 K: 1 S: 7	H: 0 LOB: 1 BB: 1 P: 14	R: 1 E: 0 K: 0 S: 13	H: 1 LOB: 1 BB: 2 P: 25	R: 2 E: 0 K: 0 S: 13	H: 3 LOB: 2 BB: 2 P: 28	R: 0 E: 0 K: 1 S: 6	H: 0 LOB: 0 BB: 0 P: 8	R: 0 E: 0 K: 0 S: 5	H: 1 LOB: 1 BB: 0 P: 8	R: 0 E: 0 K: 0 S: 5	H: 0 LOB: 1 BB: 1 P: 14	R: 0 E: 0 K: 0 S: 7	H: 1 LOB: 2 BB: 1 P: 15	R: 0 E: 0 K: 1 S: 8	H: 0 LOB: 0 BB: 0 P: 12	1B: 6 2B: 2 3B: 0 HR: 0	SF: 1 SAC: 1 DP: 0 HBP: 0	WP: 0 PB: 0 SB: 1 CS: 0	PA: 42		
PITCHER	IP WLS BF H R ER SO BB IBB HBP BLK WP HR S P ERA WHIP																					
Ken Hill, R ERA: 2.38	5.1	27	7	5	4	2	4	0	0	0	0	0	0	0	51	91	6.75	2.062				
Mel Rojas, R ERA: 3.95	0.2	3	0	0	0	0	1	0	0	0	0	0	0	5	9	0.00	1.500					
Jeff Shaw, R ERA: 0.96	1.0	5	1	0	0	0	1	0	0	0	0	0	0	6	15	0.00	2.000					
Brian Barnes, L ERA: 4.0	0.2	3	0	0	0	0	1	0	0	0	0	0	0	3	9	0.00	1.500					
John Wetteland, R ERA: 2.35	1.1	W 4	0	0	0	1	0	0	0	0	0	0	0	11	17	0.00	0.000					
Batter	1	2	3	4	5	6	7	8	9	AB	R	H	RBI	BB	SO	LOB	BOTTOM					
Delino DeShields, L OBP: 0.416, SLG: 0.384 (1, 4)										4	1	1	0	1	0	2	San Diego Padres @ Montreal Expos Olympic Stadium, Montreal, QB Wed May 05 1993, 7:05 PM EDT Att: 12,548 - Dome					
Moises Alou, R OBP: 0.376, SLG: 0.520 (1, 7)										5	0	2	1	0	1	2						
Marquis Grissom, R OBP: 0.359, SLG: 0.457 (1, 8)										5	1	1	0	0	1	3						
Larry Walker, L OBP: 0.435, SLG: 0.662 (1, 9)										5	1	2	2	0	0	1						
Frank Bolick, S OBP: 0.364, SLG: 0.417 (5, PR)										1	0	0	0	2	0	0						
Mike Lansing, R OBP: 0.374, SLG: 0.540 (6, 5)										1	1	1	0	0	0	0						
John Wetteland, R (8, 1)										0	0	0	0	0	0	0						
John Vander Wal, L OBP: 0.344, SLG: 0.500 (3, PH)										1	0	0	0	0	0	0						
Greg Colbrunn, R OBP: 0.378, SLG: 0.514 (4, 3)										2	0	1	1	1	1	1						
Darrin Fletcher, L OBP: 0.379, SLG: 0.443 (1, 2)										4	0	1	0	0	0	4						
Wil Cordero, R OBP: 0.294, SLG: 0.400 (1, 6)										4	1	1	0	0	0	1						
Ken Hill, R ERA: 2.38	2.2	14	4	4	3	0	3	0	0	0	0	25	54	10.12	2.625							
Mel Rojas, R ERA: 4.7	2.1	11	1	1	1	0	2	1	0	0	0	19	44	3.86	1.286							
Jeremy Hernandez, R ERA: 5.0	2.0	8	2	0	0	3	0	0	0	0	0	23	35	0.00	1.000							
Roger Mason, R ERA: 1.65	0.2	3	1	0	0	0	0	0	0	0	0	10	14	0.00	1.500							
Rich Rodriguez, L ERA: 4.15	0.2	L 4	2	1	1	0	0	0	0	0	0	6	9	13.50	3.000							
PITCHER	IP WLS BF H R ER SO BB IBB HBP BLK WP HR S P ERA WHIP																					
Frank Seminara, R	2.2	14	4	4	3	0	3	0	0	0	0	25	54	10.12	2.625							
Pat Gomez, L	2.1	11	1	1	1	0	2	1	0	0	0	19	44	3.86	1.286							
Jeremy Hernandez, R	2.0	8	2	0	0	3	0	0	0	0	0	23	35	0.00	1.000							
Roger Mason, R	0.2	3	1	0	0	0	0	0	0	0	0	10	14	0.00	1.500							
Rich Rodriguez, L	0.2	L 4	2	1	1	0	0	0	0	0	0	6	9	13.50	3.000							
Inning Stats	R: 0 E: 0 K: 0 S: 9	H: 1 LOB: 0 BB: 0 P: 17	R: 0 E: 0 K: 0 S: 6	H: 0 LOB: 0 BB: 0 P: 11	R: 4 E: 1 K: 0 S: 11	H: 3 LOB: 4 BB: 4 P: 33	R: 0 E: 0 K: 0 S: 9	H: 0 LOB: 1 BB: 1 P: 18	R: 1 E: 0 K: 0 S: 9	H: 1 LOB: 2 BB: 1 P: 19	R: 0 E: 0 K: 1 S: 12	H: 1 LOB: 1 BB: 0 P: 18	R: 0 E: 0 K: 2 S: 11	H: 1 LOB: 1 BB: 0 P: 17	R: 0 E: 0 K: 0 S: 11	H: 1 LOB: 0 BB: 0 P: 16	R: 1 E: 0 K: 0 S: 5	H: 2 LOB: 1 BB: 0 P: 7	1B: 6 2B: 4 3B: 0 HR: 0	SF: 0 SAC: 0 DP: 1 HBP: 0	WP: 0 PB: 0 SB: 2 CS: 0	PA: 40

Batter	1	2	3	4	5	6	7	8	9	AB R H RBI BB SO LOB	TOP								
Delino DeShields, L OBP: 0.415, SLG: 0.377 (1, 4)										4 0 1 0 1 1 0	Montreal Expos @ Pittsburgh Pirates Three Rivers Stadium, Pittsburgh, PA Fri May 07 1993, 7:05 PM EDT Att: 30,984 - Unknown - 74 F								
Mike Lansing, R OBP: 0.372, SLG: 0.533 (1, 5)										3 0 1 0 0 0 1									
Marquis Grissom, R OBP: 0.346, SLG: 0.439 (1, 8)										4 0 0 0 0 0 4									
Larry Walker, L OBP: 0.427, SLG: 0.635 (1, 9)										3 0 0 0 0 0 2									
Moises Alou, R OBP: 0.391, SLG: 0.524 (1, 7)										3 1 2 0 0 1 3									
Wil Cordero, R OBP: 0.283, SLG: 0.384 (1, 6)										4 0 0 0 0 0 3									
Greg Colbrunn, R OBP: 0.366, SLG: 0.500 (1, 3)										3 0 1 1 0 2 2									
Tim Spehr, R OBP: 0.258, SLG: 0.360 (1, 2)										3 0 0 0 0 1 1									
Chris Nabholz, L OBP: 0.083, SLG: 0.083 (1, 1)										3 0 1 0 0 0 3									
Mel Rojas, R (7, 1)										0 0 0 0 0 0 0									
John Wetteland, R (8, 1)										1 0 0 0 0 1 0									
Inning Stats	R: 0 E: 0 K: 0 S: 4	H: 1 LOB: 1 BB: 0 P: 9	R: 0 E: 0 K: 1 S: 13	H: 1 LOB: 2 BB: 0 P: 19	R: 0 E: 0 K: 0 S: 8	H: 1 LOB: 0 BB: 0 P: 15	R: 1 E: 0 K: 0 S: 8	H: 0 LOB: 0 BB: 0 P: 13	R: 0 E: 0 K: 1 S: 10	H: 1 LOB: 1 BB: 0 P: 16	R: 0 E: 0 K: 0 S: 6	H: 0 LOB: 0 BB: 0 P: 8	R: 0 E: 0 K: 1 S: 7	H: 1 LOB: 1 BB: 0 P: 11	R: 0 E: 0 K: 2 S: 9	H: 0 LOB: 0 BB: 0 P: 14	1B: 6 2B: 0 3B: 0 HR: 0	SF: 1 SAC: 1 DP: 0 HBP: 3	WP: 1 PA: 37
PITCHER	IP WLS BF H R ER SO BB IBB HBP BLK WP HR S P ERA WHIP											IP WLS BF H R ER SO BB IBB HBP BLK WP HR S P ERA WHIP							
Randy Tomlin, L ERA: 4.41 (1, 1)	7.0 L 30 5 1 1 3 1 0 3 0 0 0 62 101 1.29 0.857																		
Denny Neagle, L ERA: 4.29 (8, 1)	0.1 1 0 0 0 0 0 0 0 0 0 0 2 4 0.00 0.000																		
Paul Wagner, R ERA: 3.57 (8, 1)	1.2 6 1 0 0 3 0 0 0 0 1 0 14 21 0.00 0.600																		

AB	31
R	1
H	6
RBI	1
BB	1
SO	6
LOB	19



Batter	1	2	3	4	5	6	7	8	9	AB R H RBI BB SO LOB	BOTTOM								
Lonnie Smith, R OBP: 0.389, SLG: 0.413 (1, 7)										5 0 2 0 0 1 0	Montreal Expos @ Pittsburgh Pirates Three Rivers Stadium, Pittsburgh, PA Fri May 07 1993, 7:05 PM EDT Att: 30,984 - Unknown - 74 F								
Jay Bell, R OBP: 0.365, SLG: 0.449 (1, 6)										5 0 2 0 0 2 1									
Andy Van Slyke, L OBP: 0.328, SLG: 0.400 (1, 8)										4 0 1 0 0 1 3									
Jeff King, R OBP: 0.373, SLG: 0.388 (1, 5)										3 0 0 0 1 0 5									
Lloyd McClendon, R OBP: 0.097, SLG: 0.067 (8, PH)										3 0 0 0 0 1 1									
Orlando Merced, S OBP: 0.449, SLG: 0.395 (9, 9)										1 0 1 0 0 0 0									
Kevin Young, R OBP: 0.295, SLG: 0.321 (1, 3)										2 0 0 0 1 0 1									
Don Slaught, R OBP: 0.434, SLG: 0.446 (1, 2)										4 0 2 0 0 0 2									
Carlos Garcia, R OBP: 0.310, SLG: 0.346 (1, 4)										3 0 0 0 1 2 4									
Randy Tomlin, L OBP: 0.167, SLG: 0.167 (7, PH)										2 0 0 0 0 1 2									
John Wetteland, R ERA: 3.55 (7, PH)										0 0 0 0 0 0 0									
Mel Rojas, R ERA: 3.55 (8, 1)										1 0 0 0 0 0 0									
Denny Neagle, L ERA: 4.29 (8, 1)										0 0 0 0 0 0 0									
Paul Wagner, R ERA: 3.57 (8, 1)										0 0 0 0 0 0 0									
Dave Clark, L OBP: 0.355, SLG: 0.296 (8, PH)										1 0 0 0 0 1 0									
Inning Stats	R: 0 E: 0 K: 2 S: 12	H: 1 LOB: 1 BB: 0 P: 20	R: 0 E: 0 K: 2 S: 9	H: 0 LOB: 1 BB: 1 P: 16	R: 0 E: 0 K: 1 S: 9	H: 2 LOB: 0 BB: 0 P: 13	R: 0 E: 0 K: 0 S: 8	H: 1 LOB: 2 BB: 1 P: 17	R: 0 E: 0 K: 0 S: 10	H: 0 LOB: 0 BB: 0 P: 15	R: 0 E: 0 K: 1 S: 11	H: 1 LOB: 2 BB: 0 P: 20	R: 0 E: 0 K: 1 S: 9	H: 1 LOB: 1 BB: 0 P: 11	R: 0 E: 0 K: 2 S: 11	H: 0 LOB: 0 BB: 0 P: 15	1B: 7 2B: 1 3B: 0 HR: 0	SF: 0 SAC: 1 DP: 0 HBP: 0	WP: 0 PA: 38
PITCHER	IP WLS BF H R ER SO BB IBB HBP BLK WP HR S P ERA WHIP											IP WLS BF H R ER SO BB IBB HBP BLK WP HR S P ERA WHIP							
Chris Nabholz, L ERA: 4.55 (1, 1)	6.0 W 26 5 0 0 5 2 1 0 0 0 0 59 100 0.00 1.167																		
Mel Rojas, R ERA: 3.55 (7, 1)	1.0 6 3 0 0 1 0 0 0 0 0 0 15 23 0.00 3.000																		
John Wetteland, R ERA: 1.86 (8, 1)	2.0 S 6 0 0 0 3 0 0 0 0 0 0 18 23 0.00 0.000																		

AB	34
R	0
H	8
RBI	0
BB	3
SO	9
LOB	19



Batter	1	2	3	4	5	6	7	8	9	AB	R	H	RBI	BB	SO	LOB	TOP			
Chuck Carr, S OBP: 0.321, SLG: 0.296 (1, 8)	G1-3		1-1 S		3-2 F8		3-2 F8		4-1 E BB	4	0	1	0	1	0	1				
Junior Felix, S OBP: 0.295, SLG: 0.407 Cris Carpenter, R Bob McClure, R Trevor Hoffman, R Joe Klink, L Rick Renteria, R OBP: 0.333, SLG: 0.273 (1, 9)	G4-3		1-0 P3		0-1 2B		0-0 2B		0-2 E6	4	0	2	1	0	0	1				
Dave Magadan, L OBP: 0.456, SLG: 0.417 (1, 5)					1-1 F9				3-2 G1-3	5	1	2	0	0	1	4				
Orestes Destrade, S OBP: 0.309, SLG: 0.323 (1, 3)	K				0-0 F8				2-3 K	4	0	0	0	0	2	2				
Bento Santiago, R OBP: 0.317, SLG: 0.382 (1, 2)			1-1 G5-3		0-0 G6-3 1B 2B				1-3 F9	4	1	1	0	0	1	0				
Jeff Conine, R OBP: 0.381, SLG: 0.339 (1, 7)	L3				0-0 G6-3				0-3 K	3	0	0	1	1	1	1				
Alex Arias, R OBP: 0.326, SLG: 0.321 (1, 4)	K				2-3 3H 0-0				1-0 F8	4	0	1	1	0	2	1				
Walt Weiss, S OBP: 0.395, SLG: 0.326 (1, 6)			2-1 G4-3		1-2 G4-3				0-0 2B 1B	4	1	1	0	0	1	1				
Luis Aquino, R OBP: 0.313, SLG: 0.300 Greg Briley, L (7, PH) (7, 9)			2-1 F8						2-1 1H 2B 2B	2	0	0	0	0	0	0				
Inning Stats	R: 0 E: 0 K: 1 S: 16	H: 1 LOB: 1 BB: 0 P: 20	R: 0 E: 0 K: 1 S: 7	H: 0 LOB: 0 BB: 0 P: 10	R: 0 E: 0 K: 0 S: 7	H: 1 LOB: 1 BB: 0 P: 13	R: 2 E: 0 K: 0 S: 9	H: 3 LOB: 1 BB: 0 P: 13	R: 0 E: 0 K: 1 S: 7	H: 0 LOB: 0 BB: 0 P: 9	R: 2 E: 0 K: 1 S: 12	H: 3 LOB: 1 BB: 0 P: 20	R: 0 E: 0 K: 3 S: 13	H: 0 LOB: 1 BB: 1 P: 20	R: 0 E: 1 K: 1 S: 11	H: 0 LOB: 2 BB: 1 P: 20	1B: 5 2B: 4 3B: 0 HR: 0	SF: 0 SAC: 0 DP: 0 HBP: 0	WP: 0 PB: 0 SB: 1 CS: 0	PA: 39
PITCHER	IP	WLS	BF	H	R	ER	SO	BB	IBB	HBP	BLK	WP	HR	S	P	ERA	WHIP			
Ken Hill, R ERA: 2.77	6.2		29	9	4	4	3	0	0	0	0	0	0	63	92	5.40	1.350			
Mel Rojas, R ERA: 3.86	0.1	W	1	0	0	0	1	0	0	0	0	0	0	4	6	0.00	0.000			
Jeff Shaw, R ERA: 1.42	1.2		7	0	0	0	4	2	0	0	0	0	0	18	31	0.00	1.200			
John Wetteland, R ERA: 3.18	0.1	S	2	0	0	0	0	0	0	0	0	0	0	6	9	0.00	0.000			

Florida Marlins @ Montreal Expos
Olympic Stadium, Montreal, QB
Tue May 11 1993, 7:05 PM EDT
Att: 14,048 - Dome

AB 37
R 4
H 9
RBI 4
BB 2
SO 8
LOB 12



Batter	1	2	3	4	5	6	7	8	9	AB	R	H	RBI	BB	SO	LOB	BOTTOM			
Delino DeShields, L OBP: 0.423, SLG: 0.378 (1, 4)	G6-4-3 BB		3-1 G3			0-0 SH1-3 2B 1B	2-1 2B 1B		1-3 K	4	1	2	1	1	1	1				
Mike Lansing, R OBP: 0.376, SLG: 0.544 (1, 5)	G6-4-3 1-2				0-0 G6-3 3B				0-1 P4	3	1	1	0	0	0	4				
Marquis Grissom, R OBP: 0.361, SLG: 0.473 (1, 8)					1-1 G6-3				3-2 2B 1B	3	1	2	3	1	0	0				
Larry Walker, L OBP: 0.408, SLG: 0.609 (1, 9)					3H 2-1 G4-3				2-3 K	3	0	0	0	1	1	3				
Moises Alou, R OBP: 0.414, SLG: 0.556 John Vander Wal, L OBP: 0.333, SLG: 0.483 (8, 3)			1-1 F9		4-2 BB				0-1 1B 2B	2	0	1	2	1	0	0				
Darin Fletcher, L OBP: 0.355, SLG: 0.408 (1, 2)			1-1 G4-3		2-2 G1-4-3				0-0 1B 2B	4	0	1	0	0	1	4				
Greg Colbrunn, R OBP: 0.278, SLG: 0.560 Lou Frazier, S OBP: 0.296, SLG: 0.280 (7, PR) (8, 7)			2-1 P4						2-2 HBP 1B 1B	3	0	1	0	0	0	0				
Wil Cordero, R OBP: 0.283, SLG: 0.369 (1, 6)			0-1 G6-3						1-2 1B HBP 2B 1B	4	1	1	0	0	0	1				
Ken Hill, R OBP: 0.278, SLG: 0.250 Mel Rojas, R ERA: 6.75 Trevor Hoffman, R ERA: 1.96 Joe Klink, L ERA: 3.86 (8, 1)			0-0 L4						1-0 1B HBP	2	0	0	0	0	1	0				
Inning Stats	R: 0 E: 0 K: 0 S: 8	H: 0 LOB: 1 BB: 2 P: 19	R: 0 E: 0 K: 0 S: 6	H: 0 LOB: 0 BB: 0 P: 10	R: 0 E: 0 K: 0 S: 5	H: 0 LOB: 0 BB: 0 P: 8	R: 1 E: 0 K: 0 S: 10	H: 1 LOB: 1 BB: 1 P: 19	R: 0 E: 0 K: 1 S: 8	H: 0 LOB: 0 BB: 0 P: 10	R: 2 E: 0 K: 1 S: 11	H: 4 LOB: 2 BB: 0 P: 16	R: 3 E: 0 K: 2 S: 20	H: 4 LOB: 3 BB: 1 P: 34	R: 0 E: 0 K: 1 S: 14	H: 1 LOB: 1 BB: 0 P: 20	1B: 7 2B: 2 3B: 1 HR: 0	SF: 0 SAC: 1 DP: 1 HBP: 1	WP: 0 PB: 0 SB: 1 CS: 0	PA: 37
PITCHER	IP	WLS	BF	H	R	ER	SO	BB	IBB	HBP	BLK	WP	HR	S	P	ERA	WHIP			
Luis Aquino, R ERA: 3.14	6.0		24	5	3	3	2	3	0	0	0	0	0	7	11					
Cris Carpenter, R ERA: 5.96	0.0	L	3	2	3	3	0	0	0	1	0	0	0	2	4					
Bob McClure, L ERA: 6.75	0.0		1	1	0	0	0	0	0	0	0	0	0	2	4					
Trevor Hoffman, R ERA: 1.96	1.0		5	1	0	0	2	0	1	0	0	0	0	11	19	0.00	1.000			
Joe Klink, L ERA: 3.86	1.0		4	1	0	0	1	0	0	0	0	0	0	14	20	0.00	1.000			

Florida Marlins @ Montreal Expos
Olympic Stadium, Montreal, QB
Tue May 11 1993, 7:05 PM EDT
Att: 14,048 - Dome

AB 31
R 6
H 10
RBI 6
BB 4
SO 5
LOB 17



Batter	1	2	3	4	5	6	7	8	9	AB	R	H	RBI	BB	SO	LOB	TOP										
Chuck Carr, S OBP: 0.330, SLG: 0.330	4-1 CS BB	3-2 1-H 2-H 3-H HR	0-0 L4		0-2 G1-3 1B		1-3 K		0-0 P6	5	1	2	4	1	1	2											
Rick Renteria, R OBP: 0.414, SLG: 0.444	3-2 1B	2-1 1B	1-1 BB 1B		0-1 G1-3			0-0 2B	5	2	4	1	0	0	1												
Benito Santiago, R OBP: 0.320, SLG: 0.383	0-1 1B	1-1 G5-3	2-1 BB 1B		2-0 F7			0-1 P4	5	0	2	0	0	0	3												
Orestes Destrade, S OBP: 0.319, SLG: 0.323 Trevor Hoffman, R	2-1 2B	4-2 1B	4-2 BB		0-0 G4-3			2-3 K	3	1	1	1	2	1	1												
Bryan Harvey, R	1-2 2B	0-3 K	1-2 BB		1-0 F8			0-1 G1-3	0	0	0	0	0	0	0												
Dave Magadan, L OBP: 0.347, SLG: 0.416	0-0 2B	0-3 K	3-2 L8		2-3 K2-3			1-0 HR	5	0	1	1	0	1	6												
Junior Felix, S OBP: 0.269, SLG: 0.406	0-1 G6-3	1-0 1B			1-6 P4			1-0 HR	5	1	2	1	0	1	1												
Monty Fariss, R OBP: 0.292, SLG: 0.381 Jeff Conine, R OBP: 0.378, SLG: 0.336					2-3 K		1-3 K	0-3 K	4	1	1	0	0	3	2		AB 39										
Walt Weiss, S OBP: 0.403, SLG: 0.333		4-1 HR BB	1-0 SH1-3 1B		0-0 F8		2-1 SH1-3 1B	2-1 F8	4	2	2	0	1	0	1		R 10										
Charlie Hough, R Richie Lewis, R Greg Briley, L OBP: 0.333, SLG: 0.419		4-2 HR BB	0-2 SH1-3		1-3 K		1-1 SH1-3	0-0 HR	1	1	0	0	1	1	0		H 16										
Inning Stats	R: 2 E: 0 K: 0 S: 13	H: 4 LOB: 1 BB: 1 P: 22	R: 5 E: 0 K: 2 S: 21	H: 4 LOB: 2 BB: 3 P: 41	R: 1 E: 0 K: 0 S: 15	H: 3 LOB: 3 BB: 1 P: 26	R: 0 E: 0 K: 1 S: 5	H: 0 LOB: 0 BB: 0 P: 8	R: 0 E: 0 K: 1 S: 9	H: 1 LOB: 1 BB: 0 P: 12	R: 0 E: 0 K: 1 S: 6	H: 0 LOB: 0 BB: 0 P: 9	R: 0 E: 0 K: 1 S: 11	H: 1 LOB: 1 BB: 0 P: 16	R: 0 E: 0 K: 1 S: 9	H: 1 LOB: 1 BB: 0 P: 11	R: 2 E: 0 K: 1 S: 9	H: 2 LOB: 0 BB: 0 P: 12	1B: 10 2B: 4 3B: 0 HR: 2	SF: 0 SAC: 2 DP: 0 HBP: 0	WP: 0 PB: 0 SB: 0 CS: 1	PA: 46					
PITCHER	IP	WLS	BF	H	R	ER	SO	BB	IBB	HBP	BLK	WP	HR	S	P	ERA	WHIP										
Chris Nabholz, L ERA: 6.16	1.0	L	10	6	6	6	0	3	0	0	0	0	1	21	42	54.00	9.000										
Kent Bottenfield, R ERA: 4.83	2.0		13	5	2	2	2	2	0	0	0	0	0	28	47	9.00	3.500										
Brian Barnes, L ERA: 4.37	2.0		7	1	0	0	2	0	0	0	0	0	0	14	20	0.00	0.500										
Jeff Fassero, L ERA: 4.02	2.0		7	1	0	0	3	0	0	0	0	0	0	17	25	0.00	0.500										
Scott Aldred, L ERA: 9.26	2.0		9	3	2	2	2	0	0	0	0	0	1	18	23	9.00	1.500										

Florida Marlins @ Montreal Expos
Olympic Stadium, Montreal, QB
Wed May 12, 1993, 7:05 PM EDT
Att. 14,562 - Dome

AB 39
R 10
H 16
RBI 10
BB 5
SO 9
LOB 18



Batter	1	2	3	4	5	6	7	8	9	AB	R	H	RBI	BB	SO	LOB	BOTTOM										
Delino DeShields, L OBP: 0.405, SLG: 0.358	3-1 F8	3-1 G5-3		1-1 G4-3		2-1 G4-3		2-0 G3	5	0	0	0	0	0	4												
Mike Lansing, R OBP: 0.386, SLG: 0.538	4-1 G1-3 1B		1-0 P6		2-2 HBP 2B	4-0 1B		3-2 P4	3	2	1	0	2	0	0												
Marquis Grissom, R OBP: 0.370, SLG: 0.474	3-2 G1-3		2-0 HR		1-0 2B	2-1 SF9 HBP		1-1 F9	4	2	2	1	0	0	1												
Larry Walker, L OBP: 0.407, SLG: 0.609	3-2 BB		0-0 F8		3-2 SF9	1-0 F7		2-2 G3	5	0	2	2	0	0	3												
Frank Bolick, S OBP: 0.371, SLG: 0.463	4-2 BB		3-1 HR		1-3 K		1-1 G4-3	0-3 K	4	1	1	2	1	2	2												
John Vander Wall, L ERA: 6.59 Brian Barnes, L OBP: 0.400, SLG: 0.250 Greg Coltrane, R OBP: 0.302, SLG: 0.560 Jeff Fassero, L ERA: 4.02 Sean Berry, R OBP: 0.333, SLG: 0.129 Scott Aldred, L ERA: 9.26	1-1 F8		3-2 G4-3		0-0 SF9	2-2 F7		2-2 F7	2	0	0	0	0	0	2												
Darrin Fletcher, L OBP: 0.338, SLG: 0.387		0-1 G4-3		2-1 F8		1-0 F7		0-3 K	4	0	0	0	0	1	1												
Wil Cordero, R OBP: 0.298, SLG: 0.417		2-1 G6-3		1-1 G6-3		0-0 G4-3 E 1B		2-2 HR	4	2	3	1	0	0	0												
Chris Nabholz, L OBP: 0.083, SLG: 0.083 Kent Bottenfield, R OBP: 0.111, SLG: 0.111 Lou Frazier, S OBP: 0.300, SLG: 0.321		0-2 G6-3		3-1 2B		0-0 E4 G4-3		1-2 G4-3	0	0	0	0	0	0	0												
Inning Stats	R: 1 E: 0 K: 0 S: 16	H: 1 LOB: 1 BB: 2 P: 34	R: 0 E: 0 K: 0 S: 10	H: 1 LOB: 0 BB: 0 P: 15	R: 2 E: 0 K: 0 S: 8	H: 2 LOB: 0 BB: 0 P: 17	R: 0 E: 0 K: 0 S: 8	H: 1 LOB: 1 BB: 0 P: 15	R: 2 E: 1 K: 0 S: 14	H: 2 LOB: 2 BB: 1 P: 22	R: 0 E: 0 K: 1 S: 8	H: 0 LOB: 0 BB: 0 P: 11	R: 1 E: 0 K: 0 S: 10	H: 1 LOB: 0 BB: 0 P: 18	R: 0 E: 0 K: 1 S: 8	H: 0 LOB: 0 BB: 0 P: 11	1B: 5 2B: 3 3B: 0 HR: 2	SF: 1 SAC: 0 DP: 1 HBP: 1	WP: 0 PB: 0 SB: 0 CS: 0	PA: 41							
PITCHER	IP	WLS	BF	H	R	ER	SO	BB	IBB	HBP	BLK	WP	HR	S	P	ERA	WHIP										
Charlie Hough, R ERA: 5.29	4.0		22	7	5	5	0	2	0	0	0	0	0	20	34	0.00	1.000										
Richie Lewis, R ERA: 2.29	3.0	W	12	2	1	0	2	1	0	0	0	0	0	10	18	9.00	1.000										
Trevor Hoffman, R ERA: 2.33	1.0		4	1	1	1	0	0	0	0	0	0	1	10	18	9.00	1.000										
Bryan Harvey, R ERA: 2.3	1.0	S	3	0	0	0	1	0	0	0	0	0	0	8	11	0.00	0.000										

Florida Marlins @ Montreal Expos
Olympic Stadium, Montreal, QB
Wed May 12, 1993, 7:05 PM EDT
Att. 14,562 - Dome

AB 36
R 7
H 10
RBI 7
BB 3
SO 3
LOB 15



Batter	1	2	3	4	5	6	7	8	9	AB	R	H	RBI	BB	SO	LOB	TOP											
Chuck Carr, S OBP: 0.333, SLG: 0.336 (1, 8)	4-2 G4-3 1B BB	2-2 G3			1-2 G3-1		2-0 2B		3-3 K	4	1	1	0	1	1	2	Florida Marlins @ Montreal Expos Olympic Stadium, Montreal, QB Thu May 13 1993, 7:05 PM EDT Att: 11,870 - Dome AB 36 R 4 H 10 RBI 4 BB 2 SO 7 LOB 16											
Rick Renteria, R OBP: 0.353, SLG: 0.375 (1, 4)	2-2 G4-3		2-1 G6-3		2-3 K		1-1 F7		2-3 K	5	0	0	0	0	2	3												
Dave Magadan, L OBP: 0.341, SLG: 0.405 (1, 5)	4-2 G3-1 1B BB		2-1 G4-3		3-1 F8		0-1 L5			3	0	0	0	1	0	1												
Orestes Destrade, S OBP: 0.338, SLG: 0.351 (1, 3)	0-0 G3-1 1B		2-0		3-2 HR 1B		1-1 G5-4-3 1B			4	1	4	1	0	0	0												
Bento Santiago, R OBP: 0.318, SLG: 0.403 (1, 2)	0-1 G3-1		0-0 G6-3		1 SAFE 0-1 1 SAFE X		1-2 G5-4-3 1B		1-2 1-2F	4	1	1	2	0	0	4												
Junior Felix, S OBP: 0.261, SLG: 0.394 Cris Carpenter, R (8, 1) Jim Corsi, R (8, 1)	2-1 F9		2-0 F8		2-3 K		1-2 F9			4	0	0	0	0	1	2												
Jeff Conine, R OBP: 0.389, SLG: 0.377 (1, 7)		2-2 G3 2B	1-3 K		1-1 1B		0-0 2B 3B			4	1	3	0	0	1	0												
Walt Weiss, S OBP: 0.390, SLG: 0.320 (1, 6)	1-1 G3		0-0 G4-3		1 SAFE 2-1 1 SAFE X		0-3 K			4	0	0	0	0	1	3												
Jack Armstrong, R OBP: 0.136, SLG: 0.136 Joe Klink, L (8, 1) Greg Briley, L OBP: 0.353, SLG: 0.469 (8, 9)	0-3 K		0-1 G4-1		2-1 G5-3		0-2 2B			3	0	0	0	0	1	1												
Inning Stats	R: 1 E: 0 K: 0 S: 15	H: 1 LOB: 2 BB: 2 P: 26	R: 0 E: 0 K: 1 S: 13	H: 1 LOB: 1 BB: 0 P: 18	R: 0 E: 0 K: 0 S: 6	H: 1 LOB: 1 BB: 0 P: 12	R: 0 E: 0 K: 1 S: 5	H: 0 LOB: 0 BB: 0 P: 8	R: 0 E: 0 K: 1 S: 8	H: 0 LOB: 0 BB: 0 P: 11	R: 2 E: 0 K: 1 S: 15	H: 3 LOB: 1 BB: 0 P: 26	R: 0 E: 0 K: 0 S: 7	H: 1 LOB: 1 BB: 0 P: 12	R: 0 E: 0 K: 0 S: 9	H: 1 LOB: 0 BB: 0 P: 12		R: 1 E: 0 K: 3 S: 15	H: 2 LOB: 1 BB: 0 P: 20	1B: 4 2B: 4 3B: 1 HR: 1	SF: 0 SAC: 0 DP: 1 HBP: 0	WP: 0 PB: 0 SB: 1 CS: 0	PA: 38					
PITCHER	IP	WLS	BF	H	R	ER	SO	BB	IBB	HBP	BLK	WP	HR	S	P	ERA	WHIP											
Jimmy Jones, R ERA: 6.61 Brian Barnes, L ERA: 4.07 Mel Rojas, R ERA: 3.6 John Wetteland, R ERA: 3.65	(1, 1)	5.1	23	5	3	3	3	2	0	0	0	0	0	1	54	88	5.06	1.312										

Batter	1	2	3	4	5	6	7	8	9	AB	R	H	RBI	BB	SO	LOB	BOTTOM										
Delino DeShields, L OBP: 0.397, SLG: 0.343 (1, 4)	2-0 F9		2-1 F8		4-1 BB		1 SAFE 1-0 1 SAFE X		1-0 FC6 S	4	0	0	0	1	0	2	Florida Marlins @ Montreal Expos Olympic Stadium, Montreal, QB Thu May 13 1993, 7:05 PM EDT Att: 11,870 - Dome AB 33 R 5 H 9 RBI 5 BB 6 SO 4 LOB 13										
Mike Lansing, R OBP: 0.378, SLG: 0.518 (1, 5)	1-1 G4-3		2-0 F8		1 SAFE 0-1 1 SAFE X		3-2 K		4-2 S 1B BB	4	1	0	0	1	1	3											
Marquis Grissom, R OBP: 0.386, SLG: 0.513 (1, 8)	0-1 1B		0-0 FC6-4 1-2F		1-2 HR		0-0 HR		0-0 CS F8 1B	5	1	4	2	0	0	1											
Larry Walker, L OBP: 0.402, SLG: 0.625 (1, 9)	1 SAFE 0-3 1 SAFE X		0-1 G3-1		0-0 HR		1-1 F8		1-2 F8	4	1	1	1	0	1	2											
Frank Bolick, S OBP: 0.364, SLG: 0.439 John Wetteland, R (9, 1)		0-2 G4-3		1-0 G3-1		2-0 G4-3		4-2 HR BB		3	1	0	0	1	0	0											
Wil Cordero, R OBP: 0.305, SLG: 0.454 (1, 6)		0-2 G5-3		2-1 2B		1-3 K		1-1 HR		4	1	2	2	0	1	0											
Lou Frazier, S OBP: 0.324, SLG: 0.323 (1, 7)		4-2 BB		1-1 G3-1		0-0 F7		1-0 S 1B		3	0	1	0	1	0	1											
Tim Spehr, R OBP: 0.243, SLG: 0.300 John Vander Wal, L OBP: 0.333, SLG: 0.476 Mel Rojas, R (8, 1) Greg Colbrunn, R OBP: 0.393, SLG: 0.560 (8, PH) (9, 3)	1 SAFE 2-3 1 SAFE X		2-2 F8		2-2 G5-3		0-0 FC2-6 1B		4-2 BB	2	0	0	0	0	1	1											
Jimmy Jones, R OBP: 0.300, SLG: 0.125 Brian Barnes, L OBP: 0.400, SLG: 0.250 Darrin Fletcher, L OBP: 0.329, SLG: 0.377 (7, PH) (8, 2)			4-2 FC6-4 BB		2-2 G5-3		0-0 FC2-6 FC6 1-2F		1-2 F7	1	0	0	0	1	0	0											
Inning Stats	R: 0 E: 0 K: 1 S: 8	H: 1 LOB: 1 BB: 0 P: 11	R: 0 E: 0 K: 1 S: 13	H: 0 LOB: 1 BB: 1 P: 19	R: 0 E: 0 K: 0 S: 7	H: 1 LOB: 1 BB: 0 P: 11	R: 0 E: 0 K: 0 S: 10	H: 0 LOB: 1 BB: 1 P: 18	R: 2 E: 0 K: 1 S: 9	H: 2 LOB: 1 BB: 0 P: 13	R: 0 E: 0 K: 1 S: 6	H: 1 LOB: 1 BB: 0 P: 10	R: 2 E: 0 K: 0 S: 13	H: 3 LOB: 2 BB: 2 P: 25	R: 1 E: 0 K: 0 S: 5	H: 1 LOB: 1 BB: 1 P: 11		1B: 5 2B: 1 3B: 0 HR: 3	SF: 0 SAC: 0 DP: 0 HBP: 0	WP: 0 PB: 0 SB: 3 CS: 1	PA: 39						
PITCHER	IP	WLS	BF	H	R	ER	SO	BB	IBB	HBP	BLK	WP	HR	S	P	ERA	WHIP										
Jack Armstrong, R ERA: 3.21 Joe Klink, L ERA: 4.7 Cris Carpenter, R ERA: 6.35 Jim Corsi, R ERA: 7.5	(1, 1)	7.0	30	6	3	3	4	3	0	0	0	0	0	4	9	3.86	1.286										



Batter	1	2	3	4	5	6	7	8	9	AB	R	H	RBI	BB	SO	LOB	TOP			
Vince Coleman, S OBP: 0.288, SLG: 0.324	G3-1	1B		F9		P6		3B		5	0	2	0	0	0	3				
Joe Orsulak, L OBP: 0.321, SLG: 0.382	2B	1B		P6		WP		G4-3		5	1	2	1	0	0	3				
Chico Walker, S OBP: 0.273, SLG: 0.300	K			G3-1		FC4-6		K2-3		4	0	0	0	1	2	2				
Bobby Bonilla, S OBP: 0.322, SLG: 0.426	2B	1B		FC6-4		FC4-6		F8		5	2	3	1	0	0	1				
Dave Gallagher, R OBP: 0.450, SLG: 0.667	1B	2B		FC6-4		G5-4-3		WP		3	2	1	2	2	0	1				
Jeff Kent, R OBP: 0.316, SLG: 0.313	1B			G5-4-3		G5-4-3		K		5	0	2	2	0	1	3				
Todd Hundley, S OBP: 0.302, SLG: 0.409	F7			G5-3		1B		P5		4	1	1	0	0	0	3				
Tim Bogar, R OBP: 0.222, SLG: 0.200				F8		SH1-4		G5-3		3	0	1	0	1	0	0				
Frank Tanana, L Mike Draper, R Wayne Huie, S Jeff Innis, R Mike Maddux, L Jeff McKnight, S Anthony Young, R	K			SH1-4		1B		G4-3		1	0	0	0	0	0	0				
Inning Stats	R: 3 E: 0 K: 1 S: 12	H: 4 LOB: 1 BB: 0 P: 20	R: 0 E: 0 K: 1 S: 15	H: 1 LOB: 1 BB: 0 P: 23	R: 1 E: 0 K: 0 S: 13	H: 2 LOB: 1 BB: 0 P: 19	R: 0 E: 0 K: 0 S: 4	H: 0 LOB: 1 BB: 2 P: 10	R: 2 E: 0 K: 1 S: 12	H: 4 LOB: 1 BB: 0 P: 23	R: 0 E: 0 K: 1 S: 15	H: 0 LOB: 1 BB: 1 P: 23	R: 0 E: 0 K: 0 S: 11	H: 1 LOB: 1 BB: 0 P: 14	R: 1 E: 0 K: 0 S: 11	H: 1 LOB: 0 BB: 0 P: 16	1B: 9 2B: 2 3B: 1 HR: 1	SF: 0 SAC: 1 DP: 1 HBP: 0	WP: 2 PB: 0 SB: 2 CS: 2	PA: 42
PITCHER	IP WLS BF H R ER SO BB IBB HBP BLK WP HR S P ERA WHIP																			
Jeff Shaw, R ERA: 3.45	(1, 1) 3.0 16 7 4 4 2 0 0 0 0 0 0 40 62 12.00 2.333																			
Kent Bottenfield, R ERA: 4.81	(4, 1) 2.0 10 2 2 2 0 3 0 0 0 0 0 16 36 9.00 2.500																			
Scott Aldred, L ERA: 9.0	(6, 1) 1.1 W 6 2 0 0 1 1 0 0 0 0 1 0 15 29 0.00 2.250																			
Mel Rojas, R ERA: 3.71	(7, 1) 2.0 8 2 1 1 1 0 0 0 0 1 1 25 32 4.50 1.000																			
John Wetteland, R ERA: 3.46	(9, 1) 0.2 S 2 0 0 0 0 0 0 0 0 0 0 0 6 9 0.00 0.000																			
Batter	1	2	3	4	5	6	7	8	9	AB	R	H	RBI	BB	SO	LOB	BOTTOM			
Delino DeShields, L OBP: 0.381, SLG: 0.327	E4	G1		P6	E4		K			5	1	0	0	0	1	1				
Mike Lansing, R OBP: 0.379, SLG: 0.504	2B	P7		WP	G5-3		K			3	1	0	0	1	1	2				
Marquis Grissom, R OBP: 0.401, SLG: 0.548	2B	2B		P3		1B		G4-3		5	2	4	2	0	0	1				
Larry Walker, L OBP: 0.410, SLG: 0.616	E3			FC4		FC6-4		K		3	1	1	1	2	1	2				
Moises Alou, R OBP: 0.406, SLG: 0.537	SF9	L7		FC4		FC6-4		G4-3		4	2	0	0	0	0	6				
Wil Cordero, R OBP: 0.308, SLG: 0.455	SH5-3			G5-3		G4-3		L8		4	0	1	1	1	0	1				
John Wetteland, R	BB									0	0	0	0	0	0	0				
Greg Colbrunn, R OBP: 0.400, SLG: 0.566	SF9			WP		G5-3				3	1	2	2	0	0	1				
Tim Spehr, R OBP: 0.225, SLG: 0.273	SH5-3			1B		HBP				3	0	0	1	0	0	3				
Mel Rojas, R				F9		F7		G1-3		0	0	0	0	0	0	0				
Sean Berry, R OBP: 0.333, SLG: 0.129						G1-3				0	0	0	0	0	0	0				
Jeff Shaw, R				K2-3				F8		1	0	0	0	0	1	1				
Tim McIntosh, R OBP: 0.153, SLG: 0.125	(3, Ph) K									1	0	0	0	0	1	1				
Kent Bottenfield, R OBP: 0.230, SLG: 0.111	(4, 1) K									0	0	0	0	0	0	0				
Scott Aldred, L	(6, 1) K									0	0	0	0	0	0	0				
Darin Fletcher, L OBP: 0.325, SLG: 0.372	(7, 2) K									1	0	0	0	0	0	0				
Inning Stats	R: 5 E: 2 K: 1 S: 16	H: 1 LOB: 1 BB: 1 P: 31	R: 0 E: 0 K: 0 S: 8	H: 1 LOB: 2 BB: 1 P: 17	R: 0 E: 0 K: 1 S: 10	H: 1 LOB: 1 BB: 0 P: 14	R: 0 E: 0 K: 0 S: 14	H: 0 LOB: 2 BB: 2 P: 25	R: 1 E: 1 K: 0 S: 8	H: 1 LOB: 2 BB: 0 P: 16	R: 2 E: 0 K: 0 S: 15	H: 3 LOB: 1 BB: 0 P: 24	R: 0 E: 0 K: 2 S: 8	H: 0 LOB: 0 BB: 0 P: 9	R: 0 E: 0 K: 1 S: 8	H: 1 LOB: 1 BB: 0 P: 12	1B: 4 2B: 4 3B: 0 HR: 0	SF: 1 SAC: 1 DP: 0 HBP: 3	WP: 2 PB: 0 SB: 0 CS: 0	PA: 42
PITCHER	IP WLS BF H R ER SO BB IBB HBP BLK WP HR S P ERA WHIP																			
Frank Tanana, L ERA: 3.74	(1, 1) 4.2 28 4 6 1 2 4 0 0 0 0 0 55 102 1.93 1.714																			
Mike Draper, R ERA: 3.77	(5, 1) 0.1 1 0 0 0 0 0 0 0 0 0 0 1 1 0.00 0.000																			
Jeff Innis, R ERA: 4.76	(6, 1) 0.1 L 4 3 2 2 0 0 0 0 0 0 0 0 10 17 54.00 9.000																			
Mike Maddux, R ERA: 4.15	(6, 1) 1.2 5 0 0 0 2 0 0 0 0 0 0 13 16 0.00 0.000																			
Anthony Young, R ERA: 3.07	(8, 1) 1.0 4 1 0 0 1 0 0 0 0 0 0 8 12 0.00 1.000																			

New York Mets @ Montreal Expos
Olympic Stadium, Montreal, QB
Fri May 14 1993, 7:05 PM EDT
Att: 21,083 - Dome



AB 37
R 7
H 13
RBI 7
BB 4
SO 4
LOB 16

AB 33
R 8
H 8
RBI 7
BB 4
SO 5
LOB 19

WP: 2
PB: 0
SB: 0
CS: 0

livebaseballscorecards.com


livebaseballscorecards.com

Batter	1	2	3	4	5	6	7	8	9	AB	R	H	RBI	BB	SO	LOB	TOP			
Vince Coleman, S (1, 7) OBP: 0.293, SLG: 0.320	4-0 1B S G6-3 BB		4-0 CS BB		1-0 G4-3 1-2		1-1 P8			2	1	0	0	2	0	2				
Joe Orsulak, L (1, 9) OBP: 0.318, SLG: 0.375	3-3 K		0-0 FC5-4 1B		1-3 K2-3			0-1 F7		4	0	1	0	0	2	1				
Dave Gallagher, R (1, 8) OBP: 0.455, SLG: 0.649	3-2 G6-3 1B		1-3 K		0-0 G6-4-3 1B			1-0 L4		4	0	2	0	0	1	1				
Bobby Bonilla, S (1, 3) OBP: 0.313, SLG: 0.413	3-1 G6-3		0-1 FC5-4		1-1 G6-4-3 1-2			2-3 K		4	0	0	1	0	1	3				
Jeff Kent, R (1, 4) OBP: 0.323, SLG: 0.314	1-1 L7			3-2 G4-6-3 HBP 1B					3-3 K	3	0	1	0	1	1	1				
Jeff McKnight, S (1, 5) OBP: 0.300, SLG: 0.125		4-2 BB		2-1 G4-6-3 HBP					0-0 G1-3	2	0	1	0	1	0	1				
Charlie O'Brien, R (1, 2) Howard Johnson, S (9, PH) OBP: 0.398, SLG: 0.410	1-0 L7		2-1 G4-6-3		0-0 P4				3-1 P6	3	0	0	0	0	0	3	AB 29			
Tim Bogar, R (1, 6) Chico Walker, S (9, PH) OBP: 0.233, SLG: 0.250 OBP: 0.237, SLG: 0.293	2-2 F8		1-0 F7		3-2 F9 2B				1-1 F9	3	0	1	0	0	0	2	R 1			
Bret Saberhagen, R (1, 1) Anthony Young, R (8, 1) Jeff Kaiser, R (8, 1)	0-0 G1-3			4-1 G4-3 BB						1	0	0	0	0	0	0	H 6			
Inning Stats	R: 1 E: 0 K: 1 S: 11	H: 1 LOB: 1 BB: 1 P: 25	R: 0 E: 0 K: 0 S: 9	H: 0 LOB: 1 BB: 1 P: 16	R: 0 E: 0 K: 1 S: 6	H: 1 LOB: 1 BB: 1 P: 11	R: 0 E: 0 K: 0 S: 7	H: 1 LOB: 0 BB: 1 P: 15	R: 0 E: 0 K: 1 S: 5	H: 1 LOB: 1 BB: 1 P: 10	R: 0 E: 0 K: 0 S: 7	H: 1 LOB: 1 BB: 0 P: 12	R: 0 E: 0 K: 1 S: 6	H: 0 LOB: 0 BB: 0 P: 9	R: 0 E: 0 K: 1 S: 8	H: 1 LOB: 1 BB: 0 P: 15	1B: 5 2B: 1 3B: 0 HR: 0	SF: 0 SAC: 0 DP: 3 HBP: 1	WP: 0 PB: 0 SB: 1 CS: 1	PA: 35
PITCHER	IP WLS BF H R ER SO BB IBB HBP BLK WP HR S P ERA WHIP																			
Chris Nabholz, L (1, 1) ERA: 5.4	6.0 W 24 4 1 1 3 5 0 1 0 0 0 43 88 1.50 1.500																			
Mike Gardiner, R (7, 1) ERA: 6.17	1.0 4 1 0 0 0 0 0 0 0 0 0 7 12 0.00 1.000																			
Brian Barnes, L (8, 1) ERA: 3.76	2.0 S 7 1 0 0 2 0 0 0 0 0 0 14 24 0.00 0.500																			

New York Mets @ Montreal Expos
Olympic Stadium, Montreal, QB
Sat May 15 1993, 3:33 AM EDT
Att. 24,548 - Dome

livebaseballscores.com

AB 29
R 1
H 6
RBI 1
BB 5
SO 5
LOB 18




Batter	1	2	3	4	5	6	7	8	9	AB	R	H	RBI	BB	SO	LOB	BOTTOM			
Delino DeShields, L (1, 4) OBP: 0.385, SLG: 0.327	0-1 S 1B		1-3 K			3-2 G6-3		4-2 G6-3 SH1-3 BB		3	0	1	0	1	1	0				
Moises Alou, R (1, 7) OBP: 0.404, SLG: 0.532	0-0 F9			2-3 K		0-1 2B SF8 1B		1-0 SH1-3		3	1	1	0	0	1	1				
Marquis Grissom, R (1, 8) OBP: 0.397, SLG: 0.547	2-3 K		2-3 K		0-1 SF8 2B			0-0 G6-3		4	0	1	0	0	2	2				
Larry Walker, L (1, 9) OBP: 0.405, SLG: 0.598	2-1 G4-3		3-2 G6-3		4-0 FC6-4 IBB			0-3 K		3	0	0	0	1	1	2				
Frank Bolick, S (1, 3) Greg Colbrunn, R (9, 3) OBP: 0.362, SLG: 0.458 OBP: 0.400, SLG: 0.566		1-1 F7			3-2 G3 SH1-3 2B		3-2 SF8			2	1	1	1	0	0	0				
Wil Cordero, R (1, 6) OBP: 0.301, SLG: 0.444		0-1 G6-3			0-1 G3		2-3 FC6-4			3	0	0	0	0	0	3				
Darrin Fletcher, L (1, 2) OBP: 0.329, SLG: 0.375		1-1 G4-3			2-1 SH1-3			1-0 G4-6-3 1B		2	0	1	1	0	0	0	AB 26			
Mike Lansing, R (1, 5) OBP: 0.378, SLG: 0.500			0-0 G5-3		1-2 1B			0-0 B3		3	0	1	0	0	0	1	R 2			
Chris Nabholz, L (1, 1) Mike Gardiner, S (7, 1) John Vander Wal, L (7, PH) Brian Barnes, L (8, 1) OBP: 0.071, SLG: 0.071 ERA: 2.93 OBP: 0.329, SLG: 0.469 OBP: 0.400, SLG: 0.250			2-2 F7		1-3 K			1-1 G4-6-3		2	0	0	0	0	1	1	H 6			
Inning Stats	R: 0 E: 0 K: 1 S: 8	H: 1 LOB: 0 BB: 0 P: 12	R: 0 E: 0 K: 0 S: 6	H: 0 LOB: 0 BB: 0 P: 8	R: 0 E: 0 K: 1 S: 8	H: 0 LOB: 0 BB: 0 P: 11	R: 0 E: 0 K: 2 S: 9	H: 0 LOB: 0 BB: 0 P: 16	R: 1 E: 0 K: 1 S: 15	H: 2 LOB: 1 BB: 0 P: 22	R: 1 E: 0 K: 0 S: 14	H: 2 LOB: 2 BB: 1 P: 24	R: 0 E: 0 K: 0 S: 4	H: 1 LOB: 0 BB: 0 P: 6	R: 0 E: 0 K: 1 S: 9	H: 0 LOB: 1 BB: 1 P: 14	1B: 4 2B: 2 3B: 0 HR: 0	SF: 1 SAC: 2 DP: 1 HBP: 0	WP: 0 PB: 0 SB: 1 CS: 0	PA: 31
PITCHER	IP WLS BF H R ER SO BB IBB HBP BLK WP HR S P ERA WHIP																			
Bret Saberhagen, R (1, 1) ERA: 3.39	7.0 L 28 6 2 2 5 1 1 0 0 0 0 2 107 2.57 1.000																			
Anthony Young, R (8, 1) ERA: 2.93	0.2 2 0 0 0 0 0 0 0 0 0 0 2 3 0.00 0.000																			
Jeff Kaiser, L (8, 1) ERA: 4.5	0.1 1 0 0 0 1 0 0 0 0 0 0 3 3 0.00 0.000																			

New York Mets @ Montreal Expos
Olympic Stadium, Montreal, QB
Sat May 15 1993, 3:33 AM EDT
Att. 24,548 - Dome

livebaseballscores.com

AB 26
R 2
H 6
RBI 2
BB 2
SO 6
LOB 11



Batter	1	2	3	4	5	6	7	8	9	10	11	12	AB	R	H	RBI	BB	SO	LOB			
Vince Coleman, S OBP: 0.290, SLG: 0.322	F7	P5			G6-3			SH1-3 2B		F7			5	0	1	0	0	0	2			
Dave Gallagher, R OBP: 0.438, SLG: 0.610	G4-1 1B		G6-3			L4		SH1-3		L7			4	0	1	0	0	0	0			
Joe Orsulak, L OBP: 0.300, SLG: 0.353	G4-1		F9			G3-1		F7					5	0	0	0	0	1	2			
Bobby Bonilla, S OBP: 0.309, SLG: 0.427	K		F7			HR		K					5	1	1	1	0	2	2			
Howard Johnson, S OBP: 0.391, SLG: 0.400		G4-3				G4-3			L8			F8	5	0	1	0	0	0	0			
Jeff Kent, R OBP: 0.327, SLG: 0.352		HR			L8			G4-3 SH1-3 1B		K		B2-3	5	1	2	1	0	1	1			
Todd Hundley, S OBP: 0.310, SLG: 0.440		FC5-6 BB			G3-1			SH1-3		HR		K	3	1	1	1	1	1	0			
Tim Lincecum, R OBP: 0.229, SLG: 0.219		FC5-6 BB			G5-3			G4-3		G5-3		G4-3	4	0	0	0	1	0	1			
Eric Hillman, L Chico Walker, S Mike Maddux, L Wayne Huelskamp, S John Franco, L Anthony Young, R	FC5-6				K			F9		L9			2	0	0	0	0	1	2			
Inning Stats	R: 0 E: 0 K: 1 S: 9	H: 1 LOB: 1 BB: 0 P: 15	R: 1 E: 0 K: 0 S: 9	H: 1 LOB: 2 BB: 2 P: 22	R: 0 E: 0 K: 0 S: 5	H: 0 LOB: 0 BB: 0 P: 7	R: 0 E: 0 K: 0 S: 7	H: 1 LOB: 0 BB: 0 P: 14	R: 0 E: 0 K: 1 S: 6	H: 1 LOB: 1 BB: 0 P: 9	R: 0 E: 0 K: 1 S: 11	H: 1 LOB: 0 BB: 0 P: 17	R: 1 E: 0 K: 1 S: 7	H: 1 LOB: 0 BB: 0 P: 10	R: 0 E: 0 K: 1 S: 11	H: 0 LOB: 0 BB: 0 P: 14	R: 0 E: 0 K: 1 S: 7	H: 0 LOB: 0 BB: 0 P: 8	1B: 3 2B: 1 3B: 0 HR: 3	SF: 0 SAC: 2 DP: 0 HBP: 0	WP: 0 PB: 0 SB: 0 CS: 1	PA: 44
PITCHER	IP WLS BF H R ER SO BB IBB HBP BLK WP HR S P ERA WHIP	Ken Hill, R ERA: 2.8	John Wetteland, R ERA: 3.21	Jeff Fassero, L ERA: 3.57	PITCHER																	

TOP

New York Mets @ Montreal Expos
Olympic Stadium, Montreal, QB
Sun May 16 1993, 3:33 AM EDT
Att: 22,898 - Dome

AB 40
R 3
H 7
RBI 3
BB 2
SO 6
LOB 11




Batter	1	2	3	4	5	6	7	8	9	10	11	12	AB	R	H	RBI	BB	SO	LOB							
Delino DeShields, L OBP: 0.355, SLG: 0.339	F8			FC4-6 1B 2B	G4-6-3 1B		G3			G4-3		SH5-3	5	1	2	0	0	0	1							
Mike Lansing, R OBP: 0.376, SLG: 0.488	K			FC4-6 BB	G4-6-3			G1-3		K2-3			5	0	1	1	1	2	2							
Marquis Grissom, R OBP: 0.390, SLG: 0.534	F9			FC4-6 1B HBP			P8			F9			5	1	1	0	0	0	2							
Larry Walker, L OBP: 0.415, SLG: 0.594		G4-3		S 1B SF9 HBP				K				G6-3 1B	4	1	2	0	0	1	1							
Moises Alou, R OBP: 0.404, SLG: 0.527		G5-4-3 1B		SF9 S 1B			F8			K		K	5	0	2	2	0	2	3							
Wil Cordero, R OBP: 0.291, SLG: 0.431		G5-4-3		SF9 S 1B			K			G6-3		G6-3	4	0	0	1	0	1	3							
Greg Colbrunn, R OBP: 0.375, SLG: 0.528													4	0	0	0	0	0	1							
John Vander Wal, L OBP: 0.338, SLG: 0.469			P6	G6-3			G5-3			L9			0	0	0	0	1	0	0							
Tim Spehr, R OBP: 0.250, SLG: 0.278					G5-3								3	0	1	0	1	1	0							
Lou Frazier, S OBP: 0.324, SLG: 0.323													0	0	0	0	0	0	0							
Darrin Fletcher, L OBP: 0.326, SLG: 0.370													1	0	0	0	0	0	2							
Ken Hill, R OBP: 0.286, SLG: 0.263													3	0	1	0	0	1	1							
Frank Bolick, S OBP: 0.357, SLG: 0.450													1	0	0	0	0	0	1							
John Wetteland, R													0	0	0	0	0	0	0							
Jeff Fassero, L													1	1	1	0	0	0	0							
Sean Berry, R OBP: 0.349, SLG: 0.156												SH5-3 1B	1	1	1	0	0	0	0							
Inning Stats	R: 0 E: 0 K: 1 S: 6	H: 0 LOB: 0 BB: 0 P: 7	R: 0 E: 0 K: 0 S: 6	H: 1 LOB: 0 BB: 0 P: 11	R: 0 E: 0 K: 1 S: 12	H: 0 LOB: 0 BB: 0 P: 9	R: 3 E: 0 K: 0 S: 12	H: 2 LOB: 1 BB: 1 P: 20	R: 0 E: 0 K: 0 S: 6	H: 2 LOB: 1 BB: 0 P: 14	R: 0 E: 0 K: 1 S: 9	H: 1 LOB: 1 BB: 0 P: 11	R: 0 E: 0 K: 1 S: 13	H: 0 LOB: 1 BB: 0 P: 19	R: 0 E: 0 K: 0 S: 8	H: 1 LOB: 1 BB: 1 P: 11	R: 0 E: 0 K: 1 S: 6	H: 0 LOB: 0 BB: 0 P: 9	R: 0 E: 0 K: 1 S: 11	H: 1 LOB: 2 BB: 1 P: 18	R: 0 E: 0 K: 0 S: 7	H: 2 LOB: 1 BB: 0 P: 8	1B: 10 2B: 1 3B: 0 HR: 0	SF: 1 SAC: 1 DP: 2 HBP: 1	WP: 0 PB: 0 SB: 5 CS: 0	PA: 47
PITCHER	IP WLS BF H R ER SO BB IBB HBP BLK WP HR S P ERA WHIP	Eric Hillman, L ERA: 4.5	Mike Maddux, R ERA: 3.54	John Franco, L ERA: 2.25	Anthony Young, R ERA: 3.24	PITCHER																				


BOTTOM

New York Mets @ Montreal Expos
Olympic Stadium, Montreal, QB
Sun May 16 1993, 3:33 AM EDT
Att: 22,898 - Dome

AB 41
R 4
H 11
RBI 4
BB 3
SO 8
LOB 17



Batter	1	2	3	4	5	6	7	8	9	AB	R	H	RBI	BB	SO	LOB	TOP										
Delino DeShields, L OBP: 0.371, SLG: 0.325 (1, 4)	G6-3		F8			G6-3		G6-3		4	0	0	0	0	0	2	Montreal Expos @ Atlanta Braves Atlanta-Fulton County Stadium, Atlanta, GA Tue May 18 1993, 7:05 PM EDT Att: 46,099 - Unknown - 83 F AB 30 R 1 H 7 RBI 1 BB 1 SO 5 LOB 9 										
John Vander Wal, L OBP: 0.351, SLG: 0.478 Greg Colbrunn, R OBP: 0.377, SLG: 0.516 (1, 3) (6, 3)	CS 1B			G3		3-1 1B		CS 1B		3	0	2	1	0	0	0											
Marquis Grissom, R OBP: 0.370, SLG: 0.504 (1, 8)	P6			K		F8		K		4	0	0	0	0	2	3											
Larry Walker, L OBP: 0.410, SLG: 0.575 (1, 9)		G4-3		G6-3		G4-3 1B		1B		4	0	2	0	0	0	0											
Frank Bolick, S OBP: 0.338, SLG: 0.422 Mike Lansing, R OBP: 0.370, SLG: 0.480 (1, 5) (7, 5)	K				K	G4-3		G4-3 1B		3	0	0	0	0	2	1											
Moises Alou, R OBP: 0.399, SLG: 0.522 (1, 7)	P4				G1-3	G4-3				3	0	0	0	0	0	1											
Darrin Fletcher, L OBP: 0.322, SLG: 0.365 (1, 2)			G5-3		G4-1	F7				3	0	0	0	0	0	1											
Wil Cordero, R OBP: 0.293, SLG: 0.422 (1, 6)						G6-3 SH1-4 1B		F9		2	1	1	0	1	0	0											
Gil Heredia, R Mel Rojas, R John Wetteland, R (1, 1) (7, 1) (8, 1)				K		SH1-4		F9		1	0	0	0	0	1	1											
Inning Stats	R: 0 E: 0 K: 0 S: 6	H: 1 LOB: 0 BB: 0 P: 11	R: 0 E: 0 K: 1 S: 7	H: 0 LOB: 0 BB: 0 P: 10	R: 0 E: 0 K: 1 S: 12	H: 0 LOB: 1 BB: 1 P: 19	R: 0 E: 0 K: 1 S: 10	H: 0 LOB: 0 BB: 0 P: 13	R: 0 E: 0 K: 1 S: 6	H: 0 LOB: 0 BB: 0 P: 9	R: 1 E: 0 K: 0 S: 12	H: 2 LOB: 1 BB: 0 P: 17	R: 0 E: 0 K: 0 S: 8	H: 1 LOB: 1 BB: 0 P: 12	R: 0 E: 0 K: 0 S: 7	H: 0 LOB: 0 BB: 0 P: 11		R: 0 E: 0 K: 1 S: 12	H: 3 LOB: 1 BB: 0 P: 19	1B: 7 2B: 0 3B: 0 HR: 0	SF: 0 SAC: 1 DP: 0 HBP: 0	WP: 0 PB: 0 SB: 0 CS: 2	PA: 32				
PITCHER	IP	WLS	BF	H	R	ER	SO	BB	IBB	HBP	BLK	WP	HR	S	P	ERA	WHIP										
Pete Smith, R ERA: 3.0 Greg McMichael, R ERA: 3.0 (1, 1) (9, 1)	8.0	L	28	4	1	1	4	1	0	0	0	0	0	68	102	1.12	0.625										

Batter	1	2	3	4	5	6	7	8	9	AB	R	H	RBI	BB	SO	LOB	BOTTOM										
Otis Nixon, S OBP: 0.344, SLG: 0.270 (1, 8)	G6-3					G6-3		G1-3		4	0	1	0	0	0	1	Montreal Expos @ Atlanta Braves Atlanta-Fulton County Stadium, Atlanta, GA Tue May 18 1993, 7:05 PM EDT Att: 46,099 - Unknown - 83 F AB 33 R 0 H 5 RBI 0 BB 1 SO 12 LOB 14 										
Jeff Blauser, R OBP: 0.443, SLG: 0.477 (1, 6)	S 1B					K		K		4	0	1	0	0	2	2											
Terry Pendleton, S OBP: 0.261, SLG: 0.290 (1, 5)	K					G5-3				4	0	1	0	0	2	1											
David Justice, L OBP: 0.300, SLG: 0.447 (1, 9)	G4-3							1B		4	0	1	0	0	1	4											
Ron Gant, R OBP: 0.329, SLG: 0.430 (1, 7)	G4-3					K		K		4	0	1	0	0	2	1											
Sid Bream, L OBP: 0.336, SLG: 0.396 (1, 3)	G6-3					K		K		3	0	0	0	1	2	1											
Damon Berryhill, S OBP: 0.269, SLG: 0.403 (1, 2)	G6-3					G6-3		L4		4	0	0	0	0	0	2											
Mark Lemke, S OBP: 0.394, SLG: 0.483 (1, 4)						F8		K		3	0	0	0	0	2	2											
Pete Smith, R OBP: 0.188, SLG: 0.214 Francisco Cabrera, R OBP: 0.341, SLG: 0.459 Bill Pecota, R OBP: 0.300, SLG: 0.350 Greg McMichael, R (1, 1) (8, PH) (8, PR) (9, 1)	G4-3					G4-3		E5 1B		2	0	0	0	0	1	0											
Inning Stats	R: 0 E: 0 K: 1 S: 8	H: 1 LOB: 1 BB: 0 P: 12	R: 0 E: 0 K: 0 S: 6	H: 0 LOB: 0 BB: 0 P: 8	R: 0 E: 0 K: 0 S: 11	H: 1 LOB: 1 BB: 0 P: 19	R: 0 E: 0 K: 3 S: 12	H: 1 LOB: 0 BB: 0 P: 17	R: 0 E: 0 K: 2 S: 8	H: 0 LOB: 0 BB: 0 P: 13	R: 0 E: 0 K: 1 S: 6	H: 0 LOB: 0 BB: 0 P: 8	R: 0 E: 1 K: 2 S: 10	H: 1 LOB: 2 BB: 1 P: 20	R: 0 E: 1 K: 2 S: 14	H: 1 LOB: 3 BB: 0 P: 19		R: 0 E: 0 K: 2 S: 12	H: 0 LOB: 0 BB: 0 P: 16	1B: 5 2B: 0 3B: 0 HR: 0	SF: 0 SAC: 0 DP: 0 HBP: 0	WP: 0 PB: 0 SB: 3 CS: 0	PA: 34				
PITCHER	IP	WLS	BF	H	R	ER	SO	BB	IBB	HBP	BLK	WP	HR	S	P	ERA	WHIP										
Gil Heredia, R ERA: 3.5 Mel Rojas, R ERA: 3.5 John Wetteland, R ERA: 2.87 (1, 1) (7, 1) (8, 1)	6.1	W	24	4	0	0	7	1	0	0	0	0	0	56	90	0.00	0.789										

Batter	1	2	3	4	5	6	7	8	9	AB	R	H	RBI	BB	SO	LOB	TOP					
Delino DeShields, L OBP: 0.361, SLG: 0.315 (1, 4)	B1-3 ①			G4-3 ①		P7 ③			F9 ①	4	0	0	0	0	0	1						
Mike Lansing, R OBP: 0.366, SLG: 0.473 (1, 5)	P3 ②			G5-3 ②			G5-4-3 1B ②		G6-3 ②	4	0	1	0	0	0	0						
Marquis Grissom, R OBP: 0.367, SLG: 0.497 (1, 8)	F9 ③			P3 ③			G5-4-3 1-2 ③		1B ③	4	0	1	0	0	0	1						
Larry Walker, L OBP: 0.406, SLG: 0.564 (1, 9)		F8 ①			F7 ①				P5 ③	4	0	1	0	0	0	1						
Moises Alou, R OBP: 0.397, SLG: 0.514 (1, 7)		F8 ②			G6-3 ②					2	0	0	0	1	0	0						
Greg Colbrunn, R OBP: 0.361, SLG: 0.492 (1, 3)					G6-3 ③					3	0	0	0	0	1	2						
Wil Cordero, R OBP: 0.293, SLG: 0.420 (1, 6)				F8 ①					G6-3 ①	3	0	1	0	0	0	0						
Tim Spehr, R OBP: 0.234, SLG: 0.256 (8, PH)				G5-3 ②						1	0	0	0	0	0	0						
Lou Frazier, S OBP: 0.333, SLG: 0.333 (8, PH)										1	0	0	0	0	0	0						
Darrin Fletcher, L OBP: 0.322, SLG: 0.365 (8, 2)										0	0	0	0	0	0	0						
Jeff Shaw, R (1, 1)										1	0	0	0	0	1	0						
Frank Bolick, S OBP: 0.333, SLG: 0.415 (6, PH)										1	0	0	0	0	0	1						
Brian Barnes, L OBP: 0.400, SLG: 0.250 (8, PH)										0	0	0	0	0	0	0						
Sean Berry, R OBP: 0.333, SLG: 0.147 (8, PH)										1	0	0	0	0	1	0						
Jimmy Jones, R OBP: 0.300, SLG: 0.125 (8, 1)										0	0	0	0	0	0	0						
Inning Stats	R: 0 E: 0 K: 0 S: 4	H: 0 LOB: 0 BB: 0 P: 8	R: 0 E: 0 K: 1 S: 6	H: 0 LOB: 0 BB: 0 P: 9	R: 0 E: 0 K: 1 S: 7	H: 0 LOB: 0 BB: 0 P: 11	R: 0 E: 0 K: 0 S: 5	H: 0 LOB: 0 BB: 0 P: 8	R: 0 E: 0 K: 0 S: 7	H: 0 LOB: 0 BB: 0 P: 9	R: 0 E: 0 K: 0 S: 9	H: 1 LOB: 1 BB: 0 P: 16	R: 0 E: 0 K: 0 S: 6	H: 2 LOB: 2 BB: 1 P: 14	R: 0 E: 0 K: 1 S: 5	H: 0 LOB: 0 BB: 0 P: 9	R: 0 E: 0 K: 0 S: 6	H: 1 LOB: 1 BB: 0 P: 11	1B: 4 2B: 0 3B: 0 HR: 0	SF: 0 SAC: 1 DP: 1 HBP: 0	WP: 0 PB: 0 SB: 0 CS: 0	PA: 31
PITCHER Tom Glavine, L ERA: 3.39 (1, 1)	IP: 9.0 WLS: W BF: 31 H: 4 R: 0 ER: 0 SO: 3 BB: 1 IBB: 0 HBP: 0 BLK: 0 WP: 0 HR: 0 S: 55 P: 95 ERA: 0.00 WHIP: 0.556															PITCHER IP: WLS: BF: H: R: ER: SO: BB: IBB: HBP: BLK: WP: HR: S: P: ERA: WHIP						

Montreal Expos @ Atlanta Braves
Atlanta-Fulton County Stadium, Atlanta, GA
Wed May 19 1993, 7:05 PM EDT
Att: 48,936 - Unknown - 72 F

AB	29
R	0
H	4
RBI	0
BB	1
SO	3
LOB	6



Batter	1	2	3	4	5	6	7	8	9	AB	R	H	RBI	BB	SO	LOB	BOTTOM			
Otis Nixon, S OBP: 0.348, SLG: 0.271 (1, 8)	G4-6-3 1B ①		L7 ③					G6-3 ③		3	0	1	0	1	0	0				
Jeff Blauser, R OBP: 0.435, SLG: 0.468 (1, 6)	G4-6-3 1-2 ②			F7 ①		G1-3 ②				3	0	0	0	0	2					
Terry Pendleton, S OBP: 0.263, SLG: 0.297 (1, 5)	F8 ③			FC6-4 2B ①		F9 ③				3	0	1	0	0	0					
David Justice, L OBP: 0.306, SLG: 0.448 (1, 9)		K ①		FC6-4 BB ②		B2-6 BB 1B ③				2	0	1	0	1	1					
Ron Gant, R OBP: 0.335, SLG: 0.451 (1, 7)		HR ②		FC6-4 1-2 2-3 ③		BB ③				2	1	1	1	1	0	2				
Sid Bream, L OBP: 0.336, SLG: 0.389 (1, 3)				G1-3 ③		B2-6 ③				2	0	0	0	1	4					
Greg Olson, R OBP: 0.303, SLG: 0.253 (1, 2)		G6-4-3 1-2 ③			F9 ①		L8 ③			3	0	0	0	0	2					
Mark Lemke, S OBP: 0.386, SLG: 0.471 (1, 4)				G1-3 ①		G4-3 ②		G4-3 ①		3	0	0	0	0	0					
Tom Glavine, L OBP: 0.250, SLG: 0.143 (1, 1)				G6-3 ②		G6-3 ③		G4-3 ②		3	0	0	0	0	0					
Inning Stats	R: 0 E: 0 K: 0 S: 6	H: 1 LOB: 0 BB: 0 P: 8	R: 1 E: 0 K: 1 S: 9	H: 1 LOB: 1 BB: 1 P: 18	R: 0 E: 0 K: 0 S: 7	H: 0 LOB: 0 BB: 0 P: 11	R: 0 E: 0 K: 0 S: 10	H: 1 LOB: 2 BB: 1 P: 19	R: 0 E: 0 K: 0 S: 4	H: 0 LOB: 0 BB: 0 P: 7	R: 0 E: 0 K: 0 S: 7	H: 0 LOB: 0 BB: 1 P: 15	R: 0 E: 0 K: 0 S: 10	H: 1 LOB: 1 BB: 1 P: 19	R: 0 E: 0 K: 0 S: 6	H: 0 LOB: 0 BB: 0 P: 9	1B: 2 2B: 2 3B: 0 HR: 1	SF: 0 SAC: 0 DP: 3 HBP: 0	WP: 0 PB: 0 SB: 0 CS: 1	PA: 28
PITCHER Jeff Shaw, R ERA: 3.05 (1, 1)	IP: 5.0 WLS: L BF: 18 H: 3 R: 1 ER: 1 SO: 1 BB: 2 IBB: 0 HBP: 0 BLK: 0 WP: 0 HR: 1 S: 36 P: 63 ERA: 1.80 WHIP: 1.000															PITCHER IP: WLS: BF: H: R: ER: SO: BB: IBB: HBP: BLK: WP: HR: S: P: ERA: WHIP				
PITCHER Brian Barnes, L ERA: 3.49 (6, 1)	2.0 7 1 0 0 0 2 0 0 0 0 0 17 34 0.00 1.500																			
PITCHER Jimmy Jones, R ERA: 6.4 (8, 1)	1.0 3 0 0 0 0 0 0 0 0 0 0 6 9 0.00 0.000																			

Montreal Expos @ Atlanta Braves
Atlanta-Fulton County Stadium, Atlanta, GA
Wed May 19 1993, 7:05 PM EDT
Att: 48,936 - Unknown - 72 F

AB	24
R	1
H	4
RBI	1
BB	4
SO	1
LOB	10



Batter	1	2	3	4	5	6	7	8	9	AB	R	H	RBI	BB	SO	LOB	TOP								
Delino DeShields, L OBP: 0.364, SLG: 0.315	0-0 FC5-4 1B		2-2 F7	4-2 BB			2-1 F8			3	0	1	0	1	0	0									
Moises Alou, R OBP: 0.387, SLG: 0.500	0-1 FC5-4 2B		0-1 G6-3	1-1 L9			1-1 G6-3			4	0	0	0	0	0	4									
Marquis Grissom, R OBP: 0.370, SLG: 0.497	1-0 P6			0-1 BB HR	2-1 1B		0-0 F9			4	1	2	0	0	0	1									
Larry Walker, L OBP: 0.408, SLG: 0.567	0-1 1-3 2B			4-2 HR BB	2-1 F8		1-2 F7			3	1	1	0	1	0	1									
Frank Botick, S OBP: 0.329, SLG: 0.449	3-2 F7			1-0 HR	0-3 K		2-1 F7			4	1	1	3	0	1	3									
Darin Fletcher, L OBP: 0.309, SLG: 0.348		2-0 G1-6-3		0-0 P6	0-1 L7		0-0 G4-3			4	0	0	0	0	0	1									
Wil Cordero, R OBP: 0.299, SLG: 0.423		2-2 G4-6-3 1B		2-2 BB HBP	1B		2-2 G4-3		1-3 K	4	0	2	0	0	1	0	AB 33								
Mike Lansing, R OBP: 0.363, SLG: 0.462		2-2 G4-6-3		2-0 BB HBP	1-2 HBP		1-3 K		0-1 G5-3	3	0	0	0	0	1	1	R 3								
Chris Nabholz, L OBP: 0.071, SLG: 0.071				0-3 K	0-3 K		0-2 F7		0-2 G6-3	0	0	0	0	0	0	0	H 7								
Kent Bollenfield, R ERA: 4.82										2	0	0	0	0	2	2	RBI 3								
Jeff Fassero, L ERA: 3.1										0	0	0	0	0	0	0	BB 2								
Lou Frazier, S ERA: 6.11										0	0	0	0	0	0	0	SO 5								
Jimmy Jones, R ERA: 6.11										1	0	0	0	0	0	0	LOB 13								
John Vander Wal, L OBP: 0.347, SLG: 0.471										0	0	0	0	0	0	0									
Inning Stats	R: 0 E: 0 K: 0 S: 9	H: 2 LOB: 2 BB: 0 P: 13	R: 0 E: 0 K: 0 S: 7	H: 1 LOB: 0 BB: 0 P: 13	R: 0 E: 0 K: 1 S: 8	H: 0 LOB: 0 BB: 0 P: 10	R: 3 E: 0 K: 1 S: 16	H: 3 LOB: 3 BB: 2 P: 30	R: 0 E: 0 K: 1 S: 9	H: 1 LOB: 1 BB: 0 P: 13	R: 0 E: 0 K: 1 S: 11	H: 0 LOB: 0 BB: 0 P: 14	R: 0 E: 0 K: 0 S: 5	H: 0 LOB: 0 BB: 0 P: 8	R: 0 E: 0 K: 0 S: 6	H: 0 LOB: 0 BB: 0 P: 9	R: 0 E: 0 K: 1 S: 9	H: 0 LOB: 0 BB: 0 P: 10	1B: 5 2B: 1 3B: 0 HR: 1	SF: 0 SAC: 0 DP: 1 HBP: 1	WP: 0 PB: 0 CS: 0	PA: 36			
PITCHER Curt Schilling, R ERA: 2.79	IP: 9.0 WLS: W BF: 36 H: 7 R: 3 ER: 3 SO: 5 BB: 2 IBB: 0 HBP: 1 BLK: 0 WP: 0 HR: 1 S: 80 P: 120 ERA: 3.00 WHIP: 1.000																								

Montreal Expos @ Philadelphia Phillies
Veterans Stadium, Philadelphia, PA
Thu May 20 1993, 7:05 PM EDT
Att: 28,103 - Unknown - 61 F

AB 33
R 3
H 7
RBI 3
BB 2
SO 5
LOB 13



Batter	1	2	3	4	5	6	7	8	9	AB	R	H	RBI	BB	SO	LOB	BOTTOM							
Lenny Dykstra, L OBP: 0.344, SLG: 0.362	2-3 K	2-2 F8		0-2 BB BB 1B	1-0 G4-3			1-1 FC4-6 2B		5	2	2	0	0	1	1								
Mariano Duncan, R OBP: 0.250, SLG: 0.310	4-2 HBP BB HR	0-0 FC5-4 1B		4-2 BB BB 1B BB		0-3 K		0-2 G4-3		3	2	0	0	2	1	3								
John Kruk, L OBP: 0.485, SLG: 0.556	4-1 HBP HR	2-1 BB 1B		4-2 1B BB BB		2-1 F8		0-1 E3 FC4-6		3	1	1	0	2	0	1								
Dave Hollins, S OBP: 0.379, SLG: 0.463	1-2 HR HBP	4-2 BB		3-0 P3		0-0 G6-3		2-3 3-H 2-1 FC4-6		3	1	0	1	1	0	4								
Darren Daulton, L OBP: 0.426, SLG: 0.593	1-3 K	1-0 G1-3		4-1 1B BB			0-2 HR	3-0 G3		4	1	1	2	1	1	7								
Pete Incaviglia, R OBP: 0.284, SLG: 0.488	1-0 HR		1-3 K	1-1 1B			1-0 G6-3			4	1	2	5	0	1	0								
Wes Chamberlain, R ERA: 6.1	1-1 WP 2B		0-1 P2	1-3 K			2-2 F9			4	0	1	0	0	1	3	AB 33							
Jim Eisenreich, L OBP: 0.426, SLG: 0.521										0	0	0	0	0	0	0	R 9							
Juan Bell, R OBP: 0.255, SLG: 0.300	2-3 K		3-2 G3		1-0 G6-3		1-0 F9			4	0	0	0	0	1	1	H 8							
Curt Schilling, R OBP: 0.217, SLG: 0.143		4-1 FC5-4 BB		3-2 F8	2-3 K			0-1 2B E 1B		3	1	1	0	1	1	0	RBI 8							
Inning Stats	R: 4 E: 0 K: 3 S: 17	H: 2 LOB: 1 BB: 2 P: 33	R: 0 E: 0 K: 0 S: 11	H: 1 LOB: 3 BB: 2 P: 24	R: 0 E: 0 K: 1 S: 11	H: 0 LOB: 0 BB: 0 P: 15	R: 2 E: 0 K: 1 S: 19	H: 2 LOB: 3 BB: 3 P: 39	R: 0 E: 0 K: 1 S: 6	H: 0 LOB: 0 BB: 0 P: 10	R: 0 E: 0 K: 1 S: 6	H: 0 LOB: 0 BB: 0 P: 8	R: 1 E: 0 K: 0 S: 8	H: 1 LOB: 0 BB: 0 P: 12	R: 2 E: 1 K: 0 S: 12	H: 2 LOB: 1 BB: 0 P: 18	1B: 4 2B: 2 3B: 0 HR: 2	SF: 0 SAC: 0 DP: 0 HBP: 1	WP: 1 PB: 0 CS: 0	PA: 41				
PITCHER Chris Nabholz, L ERA: 6.1	IP: 1.2 WLS: L BF: 12 H: 3 R: 4 ER: 4 SO: 3 BB: 3 IBB: 0 HBP: 1 BLK: 0 WP: 0 HR: 1 S: 24 P: 48 ERA: 10.80 WHIP: 3.600																							
Kent Bollenfield, R ERA: 4.82	1.2	8	1	2	2	1	2	0	0	0	0	24	40	10.80	1.800									
Jeff Fassero, L ERA: 3.1	1.2	8	1	0	0	2	2	0	0	0	0	16	33	0.00	1.800									
Jimmy Jones, R ERA: 6.11	3.0	13	3	3	1	1	0	0	0	0	0	1	26	3.00	1.000									

Montreal Expos @ Philadelphia Phillies
Veterans Stadium, Philadelphia, PA
Thu May 20 1993, 7:05 PM EDT
Att: 28,103 - Unknown - 61 F

AB 33
R 9
H 8
RBI 8
BB 7
SO 7
LOB 20



Batter	1	2	3	4	5	6	7	8	9	AB R H RBI BB SO LOB	TOP											
Delino DeShields, L (1,4) OBP: 0.372, SLG: 0.315	1-1 G4-3 1B		2-3 K			4-1 G4-3 1B BB	0-1 G3-1		2-0 S F9-2 HBP	3 2 1 0 1 1 1	Montreal Expos @ Philadelphia Phillies Veterans Stadium, Philadelphia, PA Fri May 21 1993, 7:05 PM EDT Att: 41,146 - Unknown - 65 F											
Mike Lansing, R (1,5) OBP: 0.364, SLG: 0.456	0-0 G4-3 1B			0-0 G6-3		2-1 G4-3	4-1 BB	3-2 F7	4 0 1 0 1 0 2													
Marquis Grissom, R (1,8) OBP: 0.371, SLG: 0.494	0-1 G4-3			2-1 E 1B		1-0 S 1B	0-1 F9	0-1 F9-2	5 1 2 1 0 0 4													
Larry Walker, L (1,9) OBP: 0.404, SLG: 0.556	1-3 K			0-0 L7		2-2 E5 FC5-2		2-1 G6-3 S E 1B	4 1 1 0 0 1 1													
Moises Alou, R (1,7) OBP: 0.377, SLG: 0.486		0-0 G6-3		2-1 G6-3		0-1 FC5-2		3-2 G6-3	4 0 0 0 0 0 3													
Greg Colbrunn, R (1,3) OBP: 0.355, SLG: 0.478		0-1 G1-3			2-1 G5-3 1B	3-1 K		2-2 FC5 2B	4 1 1 0 0 1 1													
Wil Cordero, R (1,6) OBP: 0.304, SLG: 0.438		2-1 F8			1-0 F9		0-1 2B	2-2 2B	4 1 2 1 0 0 1													
Tim Spehr, R (1,2) OBP: 0.235, SLG: 0.279			1-2 L5		1-2 G5-3		0-1 G3-1 2B	0-2 G6-3	4 0 1 1 0 0 2													
Ken Hill, R (1,1) OBP: 0.250, SLG: 0.227			1-1 G6-3		2-3 K		0-3 K	0-3 K	3 0 0 0 0 2 2													
Mel Rojas, R (7,1)									1 0 0 0 0 1 1													
Inning Stats	R: 1 E: 0 K: 1 S: 8	H: 2 LOB: 0 BB: 0 P: 10	R: 0 E: 0 K: 0 S: 5	H: 0 LOB: 0 BB: 0 P: 7	R: 0 E: 0 K: 1 S: 11	H: 0 LOB: 0 BB: 0 P: 15	R: 0 E: 1 K: 0 S: 6	H: 1 LOB: 1 BB: 0 P: 10	R: 0 E: 0 K: 1 S: 11	H: 1 LOB: 1 BB: 0 P: 17	R: 2 E: 1 K: 1 S: 12	H: 1 LOB: 1 BB: 1 P: 22	R: 1 E: 0 K: 1 S: 12	H: 2 LOB: 2 BB: 1 P: 16	R: 2 E: 1 K: 1 S: 20	H: 2 LOB: 1 BB: 0 P: 29	R: 0 E: 0 K: 0 S: 7	H: 0 LOB: 0 BB: 0 P: 12	1B: 6 2B: 4 3B: 0 HR: 0	SF: 0 SAC: 0 DP: 2 HBP: 1	WP: 0 PB: 0 SB: 4 CS: 0	PA: 39
PITCHER	IP WLS BF H R ER SO BB IBB HBP BLK WP HR S P ERA WHIP											PITCHER	IP WLS BF H R ER SO BB IBB HBP BLK WP HR S P ERA WHIP									
Danny Jackson, L (1,1) ERA: 3.94	6.2 L 29 7 4 3 5 2 0 0 0 0 0 0 63 95 4.05 1.350																					
Bob Ayrault, R (7,1) ERA: 10.8	0.1 1 0 0 0 0 0 0 0 0 0 0 0 2 2 0.00 0.000																					
David West, L (8,1) ERA: 1.33	1.0 6 2 2 1 1 0 0 0 0 0 0 0 20 29 9.00 2.000																					
Mitch Williams, L (9,1) ERA: 2.65	1.0 3 0 0 0 0 0 0 0 1 0 0 0 7 12 0.00 0.000																					

Batter	1	2	3	4	5	6	7	8	9	AB R H RBI BB SO LOB	BOTTOM											
Lenny Dykstra, L (1,8) OBP: 0.347, SLG: 0.358	4-1 S 1B BB		0-0 P4		4-2 BB BB		0-1 G6-3			2 1 0 0 2 0 1	Montreal Expos @ Philadelphia Phillies Veterans Stadium, Philadelphia, PA Fri May 21 1993, 7:05 PM EDT Att: 41,146 - Unknown - 65 F											
Mickey Morandini, L (1,4) OBP: 0.266, SLG: 0.321	2-2 L7		2-2 L9		4-1 G6-4-3 BB			1-2 G4-3 1B	3 0 1 0 1 0 1													
John Kruk, L (1,3) OBP: 0.485, SLG: 0.548	4-2 1B E BB		4-1 BB		0-2 G6-4-3			0-0 G4-3	2 1 0 0 2 0 4													
Dave Hollins, S (1,5) OBP: 0.382, SLG: 0.464	0-0 E 1B		0-3 K		2-0 P6			1-1 1B	4 0 2 1 0 1 1													
Darren Daulton, L (1,2) OBP: 0.416, SLG: 0.575	0-0 L9			3-2 G5-3		3-2 G4-3		2-0 L9	4 0 0 0 0 0 2													
Wes Chamberlain, R (1,9) OBP: 0.306, SLG: 0.462	2-3 3H P5			2-2 G4-3		0-1 G5-3		0-1 G5-3	4 0 0 0 0 0 1													
Milt Thompson, L (1,7) OBP: 0.304, SLG: 0.245		2-2 G1-3		2-3 K		1-1 G4-3		0-0 G4-3	4 0 0 0 0 1 0													
Mariano Duncan, R (1,6) OBP: 0.250, SLG: 0.316		1-1 F8			2-1 G4-3		0-0 G3-1 2B	1-0 G6-3	4 0 1 0 0 0 0													
Danny Jackson, R (1,1) OBP: 0.238, SLG: 0.167		2-3 K			4-2 BB WP BB		0-0 G3-1		1 0 0 0 1 1 0													
Bob Ayrault, R (7,1) ERA: 10.8									0 0 0 0 0 0 0													
Jim Eisenreich, L (7,PH) OBP: 0.418, SLG: 0.510									1 0 0 0 0 0 1													
David West, L (8,1) OBP: 1.000, SLG: 1.000									0 0 0 0 0 0 0													
Mitch Williams, L (9,1) ERA: 2.65									0 0 0 0 0 0 0													
Inning Stats	R: 2 E: 1 K: 0 S: 13	H: 1 LOB: 1 BB: 2 P: 25	R: 0 E: 0 K: 1 S: 8	H: 0 LOB: 0 BB: 0 P: 13	R: 0 E: 0 K: 1 S: 9	H: 0 LOB: 1 BB: 1 P: 15	R: 0 E: 0 K: 1 S: 10	H: 0 LOB: 0 BB: 0 P: 17	R: 0 E: 0 K: 0 S: 13	H: 0 LOB: 2 BB: 3 P: 27	R: 0 E: 0 K: 0 S: 6	H: 0 LOB: 0 BB: 0 P: 11	R: 0 E: 0 K: 0 S: 6	H: 1 LOB: 1 BB: 0 P: 7	R: 0 E: 0 K: 0 S: 7	H: 2 LOB: 0 BB: 0 P: 11	R: 0 E: 0 K: 0 S: 4	H: 0 LOB: 0 BB: 0 P: 5	1B: 3 2B: 1 3B: 0 HR: 0	SF: 0 SAC: 0 DP: 2 HBP: 0	WP: 1 PB: 0 SB: 1 CS: 0	PA: 35
PITCHER	IP WLS BF H R ER SO BB IBB HBP BLK WP HR S P ERA WHIP											PITCHER	IP WLS BF H R ER SO BB IBB HBP BLK WP HR S P ERA WHIP									
Ken Hill, R (1,1) ERA: 2.67	6.1 W 26 2 2 1 3 6 0 0 0 0 0 0 62 112 1.42 1.263																					
Mel Rojas, R (7,1) ERA: 3.05	2.2 S 9 2 0 0 0 0 0 0 0 0 0 0 14 19 0.00 0.750																					

Batter	1	2	3	4	5	6	7	8	9	AB	R	H	RBI	BB	SO	LOB	TOP					
Delino DeShields, L (1.4) OBP: 0.377, SLG: 0.331	2-1 BB 1B		2-1 E S 1B 1B		1-0 G3		2-2 E G6-3 2B	0-1 P4	3-3 K 1-2	6	2	3	0	0	1	4	Montreal Expos @ Philadelphia Phillies Veterans Stadium, Philadelphia, PA Sat May 22 1993, 7:05 PM EDT Att: 37,911 - Unknown - 69 F AB 42 R 6 H 13 RBI 6 BB 4 SO 6 LOB 32					
John Vander Wal, L (1.7) OBP: 0.359, SLG: 0.471	1-3 SAFE SAFE K		3-2 FC4-6 1-H 1B		4-2 1B BB		3-2 E6 FC5-4 2-3	0-2 F9		2	1	1	1	1	1	1						
Lou Frazier, S (7.7) OBP: 0.308, SLG: 0.306										2	0	0	0	0	0	3						
Tim McIntosh, R (8.2) OBP: 0.125, SLG: 0.125										0	0	0	0	0	0	0						
Marquis Grissom, R (1.8) OBP: 0.366, SLG: 0.484	1-0 F9		3-2 F7		0-0 1B 1-2 1B		0-0 G6-3		1-1 F7	5	0	1	1	0	0	3						
Larry Walker, L (1.9) OBP: 0.417, SLG: 0.559	4-2 SAFE SAFE BB		1-2 FC4-6 1-2 1B		0-0 1B 1-2 2-H 1B		4-1 3-H FC5-4 BB		0-2 E 1B BB 1B	3	1	2	1	2	0	1						
Frank Botick, S (1.3) OBP: 0.321, SLG: 0.432	3-1 F8		1-2 F8		2-0 P5		1-1 FC5-4		0-0 BB E 1B 1B	5	1	1	0	0	0	7						
Wil Cordero, R (1.6) OBP: 0.301, SLG: 0.430		1-1 F9 PB 1B		1-0 F9		1-0 F9		0-3 K	2-1 E6 BB 1B	5	1	1	0	0	1	4						
Mike Lansing, R (1.5) OBP: 0.372, SLG: 0.457		1-0 F8		3-2 P3		1-2 WP 1B		2-1 1B 1B	4-2 1B BB BB	4	0	2	1	1	0	1						
Tim Spehr, R (1.2) OBP: 0.226, SLG: 0.267		2-2 F9		3-3 K		2-2 P6		2-2 1B	1-0 D 1B	2	0	0	0	0	1	1						
Greg Colbrunn, R (6.7) OBP: 0.351, SLG: 0.471										1	0	0	0	0	0	1						
Darrin Fletcher, L (6.2) OBP: 0.309, SLG: 0.348										0	0	0	0	0	0	0						
Moises Alou, R (6.7) OBP: 0.385, SLG: 0.493		1-3 K						1-3 1B	1-3 2-H 3-H 1B	2	0	2	2	0	0	0						
Dennis Martinez, R (1.1) OBP: 0.412, SLG: 0.529		2-3 K						2-3 K	1-2 B1	3	0	0	0	0	1	2						
Sean Berry, R (8.7) OBP: 0.326, SLG: 0.143										1	0	0	0	0	1	2						
Jeff Fassero, L (8.1) OBP: 0.240, SLG: 0.217										0	0	0	0	0	0	0						
Ken Hill, R (9.1) OBP: 0.240, SLG: 0.217										1	0	0	0	0	0	2						
John Wetteland, R (9.1) OBP: 0.240, SLG: 0.217										0	0	0	0	0	0	0						
Inning Stats	R: 0 E: 0 K: 1 S: 10	H: 1 LOB: 2 BB: 1 P: 21	R: 0 E: 0 K: 1 S: 11	H: 1 LOB: 0 BB: 0 P: 17	R: 1 E: 0 K: 0 S: 15	H: 2 LOB: 1 BB: 0 P: 25	R: 0 E: 0 K: 1 S: 11	H: 0 LOB: 0 BB: 0 P: 18	R: 1 E: 0 K: 0 S: 8	H: 2 LOB: 2 BB: 1 P: 15	R: 0 E: 0 K: 0 S: 12	H: 1 LOB: 1 BB: 0 P: 18	R: 1 E: 1 K: 1 S: 13	H: 1 LOB: 2 BB: 1 P: 23	R: 0 E: 0 K: 1 S: 13	H: 2 LOB: 2 BB: 0 P: 19	R: 3 E: 1 K: 1 S: 18	H: 3 LOB: 2 BB: 1 P: 30	1B: 12 2B: 1 3B: 0 HR: 0	SF: 0 SAC: 0 DP: 0 HBP: 0	WP: 1 PB: 1 CS: 2	PA: 46
PITCHER	IP WLS BF H R ER SO BB IBB HBP BLK WP HR S P ERA WHIP	IP WLS BF H R ER SO BB IBB HBP BLK WP HR S P ERA WHIP	IP WLS BF H R ER SO BB IBB HBP BLK WP HR S P ERA WHIP	IP WLS BF H R ER SO BB IBB HBP BLK WP HR S P ERA WHIP	IP WLS BF H R ER SO BB IBB HBP BLK WP HR S P ERA WHIP	IP WLS BF H R ER SO BB IBB HBP BLK WP HR S P ERA WHIP	IP WLS BF H R ER SO BB IBB HBP BLK WP HR S P ERA WHIP	IP WLS BF H R ER SO BB IBB HBP BLK WP HR S P ERA WHIP	IP WLS BF H R ER SO BB IBB HBP BLK WP HR S P ERA WHIP	IP WLS BF H R ER SO BB IBB HBP BLK WP HR S P ERA WHIP	IP WLS BF H R ER SO BB IBB HBP BLK WP HR S P ERA WHIP	IP WLS BF H R ER SO BB IBB HBP BLK WP HR S P ERA WHIP	IP WLS BF H R ER SO BB IBB HBP BLK WP HR S P ERA WHIP	IP WLS BF H R ER SO BB IBB HBP BLK WP HR S P ERA WHIP	IP WLS BF H R ER SO BB IBB HBP BLK WP HR S P ERA WHIP	IP WLS BF H R ER SO BB IBB HBP BLK WP HR S P ERA WHIP	IP WLS BF H R ER SO BB IBB HBP BLK WP HR S P ERA WHIP	IP WLS BF H R ER SO BB IBB HBP BLK WP HR S P ERA WHIP	IP WLS BF H R ER SO BB IBB HBP BLK WP HR S P ERA WHIP			
Ben Rivera, R (1.1) ERA: 3.86	6.0	27	7	2	2	3	2	0	0	0	0	1	0	67	114	3.00	1.500					
David West, L (7.1) ERA: 1.21	2.0	11	3	1	0	2	1	0	0	0	0	0	0	26	42	0.00	2.000					
Mitch Williams, L (9.1) ERA: 3.5	1.0	L	8	3	3	2	1	0	0	0	0	0	0	18	30	18.00	4.000					

Batter	1	2	3	4	5	6	7	8	9	AB	R	H	RBI	BB	SO	LOB	BOTTOM					
Lenny Dykstra, L (1.8) OBP: 0.348, SLG: 0.361	2-1 G5-3		4-2 BB		1-0 F7 L3-5 2B		0-1 G5-3		2-1 P7	4	0	1	0	1	0	0	Montreal Expos @ Philadelphia Phillies Veterans Stadium, Philadelphia, PA Sat May 22 1993, 7:05 PM EDT Att: 37,911 - Unknown - 69 F AB 36 R 5 H 7 RBI 3 BB 4 SO 6 LOB 17					
Mickey Morandini, L (1.4) OBP: 0.296, SLG: 0.310	1-3 K		1-1 F7		0-2 F7		1-1 G3		2-3 K	5	0	0	0	0	2	3						
John Kruk, L (1.3) OBP: 0.494, SLG: 0.547	4-1 1B BB		4-0 HR BB		2-1 L3-5		2-1 E G3 1B		4-2 BB	2	1	1	0	3	0	1						
Dave Hollins, S (1.5) OBP: 0.385, SLG: 0.484	0-0		0-0		3-3 K		1-0 G3		0-3 K	4	1	2	2	0	1	1						
Kim Batiste, R (8.5) OBP: 0.222, SLG: 0.176										0	0	0	0	0	0	0						
Milt Thompson, L (9.7) OBP: 0.301, SLG: 0.243										1	0	0	0	0	1	1						
Darren Daulton, L (1.2) OBP: 0.404, SLG: 0.553	1-1 G3-1		1-2 G1-3		1-2 G4-3		2-1 F9		2-3 K	5	0	0	0	0	1	4						
Pete Incaviglia, R (1.7) OBP: 0.293, SLG: 0.523		2-2 E6 G3-1 E		2-2 E		1-1 2B		3-2 E5		4	2	2	0	0	0	1						
Jim Eisenreich, L (1.9) OBP: 0.390, SLG: 0.472		2-2 G3-1		0-0 E6		2-2 G5-3		0-0 P4		4	0	0	0	0	0	4						
Mariano Duncan, R (1.6) OBP: 0.250, SLG: 0.339		1-0 FC6 SH1-3		3-1 G4-3		0-1 HR		1-2 G4-3		4	1	1	1	0	0	1						
Ben Rivera, R (1.1) OBP: 0.100, SLG: 0.100		3-H SAFE SH1-3		1-2 G5-3		1-3 K		3-1 F8		1	0	0	0	0	0	1						
Ricky Jordan, R (6.7) OBP: 0.481, SLG: 0.565										1	0	0	0	0	1	0						
David West, L (7.1) OBP: 1.000, SLG: 1.000										0	0	0	0	0	0	0						
Wes Chamberlain, R (8.7) OBP: 0.304, SLG: 0.457										1	0	0	0	0	0	0						
Mitch Williams, L (9.1) OBP: 0.240, SLG: 0.217										0	0	0	0	0	0	0						
Inning Stats	R: 0 E: 0 K: 1 S: 9	H: 1 LOB: 2 BB: 1 P: 17	R: 1 E: 2 K: 0 S: 13	H: 0 LOB: 2 BB: 1 P: 23	R: 3 E: 1 K: 0 S: 14	H: 2 LOB: 1 BB: 1 P: 25	R: 0 E: 0 K: 0 S: 6	H: 1 LOB: 0 BB: 0 P: 9	R: 0 E: 0 K: 1 S: 12	H: 1 LOB: 0 BB: 0 P: 19	R: 1 E: 0 K: 1 S: 9	H: 1 LOB: 2 BB: 0 P: 11	R: 0 E: 1 K: 0 S: 10	H: 1 LOB: 2 BB: 0 P: 18	R: 0 E: 0 K: 0 S: 7	H: 0 LOB: 0 BB: 0 P: 13	R: 0 E: 0 K: 3 S: 13	H: 0 LOB: 1 BB: 1 P: 21	1B: 2 2B: 3 3B: 1 HR: 2	SF: 0 SAC: 1 DP: 1 HBP: 0	WP: 0 PB: 0 CS: 0	PA: 41
PITCHER	IP WLS BF H R ER SO BB IBB HBP BLK WP HR S P ERA WHIP	IP WLS BF H R ER SO BB IBB HBP BLK WP HR S P ERA WHIP	IP WLS BF H R ER SO BB IBB HBP BLK WP HR S P ERA WHIP	IP WLS BF H R ER SO BB IBB HBP BLK WP HR S P ERA WHIP	IP WLS BF H R ER SO BB IBB HBP BLK WP HR S P ERA WHIP	IP WLS BF H R ER SO BB IBB HBP BLK WP HR S P ERA WHIP	IP WLS BF H R ER SO BB IBB HBP BLK WP HR S P ERA WHIP	IP WLS BF H R ER SO BB IBB HBP BLK WP HR S P ERA WHIP	IP WLS BF H R ER SO BB IBB HBP BLK WP HR S P ERA WHIP	IP WLS BF H R ER SO BB IBB HBP BLK WP HR S P ERA WHIP	IP WLS BF H R ER SO BB IBB HBP BLK WP HR S P ERA WHIP	IP WLS BF H R ER SO BB IBB HBP BLK WP HR S P ERA WHIP	IP WLS BF H R ER SO BB IBB HBP BLK WP HR S P ERA WHIP	IP WLS BF H R ER SO BB IBB HBP BLK WP HR S P ERA WHIP	IP WLS BF H R ER SO BB IBB HBP BLK WP HR S P ERA WHIP	IP WLS BF H R ER SO BB IBB HBP BLK WP HR S P ERA WHIP	IP WLS BF H R ER SO BB IBB HBP BLK WP HR S P ERA WHIP	IP WLS BF H R ER SO BB IBB HBP BLK WP HR S P ERA WHIP	IP WLS BF H R ER SO BB IBB HBP BLK WP HR S P ERA WHIP			
Dennis Martinez, R (1.1) ERA: 3.92	7.0	34	7	5	3	3	3	0	0	0	0	0	0	73	122	3.86	1.429					
Jeff Fassero, L (8.1) ERA: 2.95	1.0	W	3	0	0	0	0	0	0	0	0	0	0	7	13	0.00	0.000					
John Wetteland, R (9.1) ERA: 2.7	1.0	S	4	0	0	0	3	1	0	0	0	0	0	13	21	0.00	1.000					

Batter	1	2	3	4	5	6	7	8	9	AB	R	H	RBI	BB	SO	LOB	TOP								
Delino DeShields, L OBP: 0.389, SLG: 0.328	4-2 WP BB G6-3 BB		4-1 CS BB		2-1 G6-3		4-0 BB	4-0 BB		1	1	0	0	4	0	0	Montreal Expos @ Philadelphia Phillies Veterans Stadium, Philadelphia, PA Sun May 23 1993, 3:33 AM EDT Att: 52,911 - Sunny - 69 F								
Mike Lansing, R OBP: 0.371, SLG: 0.451	4-0 SAFE S: 1		1-1 SAFE L6		1-3 K		0-1 F9	2-3 K		2	0	0	0	1	1	1									
Jimmy Jones, R OBP: 0.350, SLG: 0.125	6-1 G3-1 WP BB									0	0	0	0	0	0	0									
Frank Bolick, S OBP: 0.314, SLG: 0.421	1-2 BB									2	0	0	0	0	1	4									
Marquis Grissom, R OBP: 0.358, SLG: 0.472	3-2 G6-3		3-3 K		1-2 G1-6-3		2-1 G6-3		2-2 E6 G4-6-3	4	0	0	1	0	1	3									
Lou Frazier, S OBP: 0.300, SLG: 0.297	1-2 2-H									1	0	0	0	0	0	0									
Larry Walker, L OBP: 0.410, SLG: 0.542	2-1 G3-1				0-1 F8		4-2 FC4-6 1B WP BB		0-3 K G4-6-3	4	1	0	0	1	1	2									
Moises Alou, R OBP: 0.386, SLG: 0.487	3-2 G6-3				3-2 F9		0-0 FC4-6 1B		4-0 2B BB	4	1	1	0	1	0	1									
Wil Cordero, R OBP: 0.299, SLG: 0.432		2-1 E6 FC5-4			0-3 K		0-2 FC4-6 WP		1-1 2B BB	4	1	1	0	0	1	2									
Greg Colbrunn, R OBP: 0.350, SLG: 0.479		2-1 FC5-4 G6-3			1-0 HR 2B		2-0 P3		0-1 BB 2B	3	1	1	0	0	0	2									
Tim McIntosh, R OBP: 0.222, SLG: 0.333	8, PH Mel Rojas, R									0	0	0	0	0	0	0									
Tim Spehr, R OBP: 0.218, SLG: 0.255	1-2 G6-3				2-2 E6 HR		0-0 G4-3		4-0 BB BB	2	1	0	0	0	0	2									
Darin Fletcher, L OBP: 0.313, SLG: 0.344	1-2 G6-3				2-3 HR					1	0	0	0	1	0	1									
Gil Heredia, R OBP: 0.327, SLG: 0.237	0-3 K				2-0 HR				1-3 K	0	0	0	0	0	0	0									
Kent Bottenfield, R OBP: 0.288, SLG: 0.538										1	0	0	0	1	1	2									
Sean Berry, R OBP: 0.313, SLG: 0.344										3	1	1	3	0	1	2									
Inning Stats	R: 1 E: 0 K: 0 S: 10	H: 0 LOB: 1 BB: 2 P: 26	R: 0 E: 1 K: 1 S: 11	H: 0 LOB: 1 BB: 0 P: 16	R: 0 E: 0 K: 1 S: 6	H: 0 LOB: 1 BB: 1 P: 14	R: 0 E: 0 K: 1 S: 8	H: 0 LOB: 0 BB: 0 P: 11	R: 3 E: 1 K: 1 S: 14	H: 2 LOB: 0 BB: 0 P: 23	R: 1 E: 0 K: 0 S: 8	H: 1 LOB: 1 BB: 1 P: 14	R: 0 E: 0 K: 0 S: 7	H: 0 LOB: 1 BB: 1 P: 15	R: 2 E: 0 K: 3 S: 13	H: 2 LOB: 3 BB: 3 P: 29	R: 0 E: 1 K: 0 S: 8	H: 0 LOB: 0 BB: 0 P: 11	1B: 1 2B: 4 3B: 0 HR: 1	SF: 0 SAC: 0 DP: 2 HBP: 0	WP: 2 PB: 0 SB: 0 CS: 1	PA: 41			
PITCHER	IP	WLS	BF	H	R	ER	SO	BB	IBB	HBP	BLK	WP	HR	S	P	ERA	WHIP								
Terry Mulholland, L ERA: 3.34	5.0	W	21	2	4	3	4	3	0	0	0	1	1	49	90	5.40	1.000								
Bob Ayrault, R ERA: 9.58	2.0		9	1	1	1	0	2	0	0	0	1	0	15	29	4.50	1.500								
Mark Davis, L ERA: 5.19	0.2		7	2	2	2	2	3	0	0	0	0	0	10	24	27.00	7.500								
David West, L ERA: 1.14	1.1	S	4	0	0	0	1	0	0	0	0	0	0	11	16	0.00	0.000								

Batter	1	2	3	4	5	6	7	8	9	AB	R	H	RBI	BB	SO	LOB	BOTTOM								
Lenny Dykstra, L OBP: 0.353, SLG: 0.383	1-0 1B 2B	2-2 G6-3 2B		0-2 P5	2-0 G4-3		1-0 L9 2B	0-0 G6-3		6	1	3	1	0	0	3	Montreal Expos @ Philadelphia Phillies Veterans Stadium, Philadelphia, PA Sun May 23 1993, 3:33 AM EDT Att: 52,911 - Sunny - 69 F								
Mickey Morandini, L OBP: 0.299, SLG: 0.311	2-1 1B 2B 1B	1-0 F7		1-2 F8		1-1 BB 1B BB	1-0 L9 2B	3-2 G3		6	2	2	0	0	0	5									
John Kruk, L OBP: 0.497, SLG: 0.553	4-0 1B 2B BB	2-2 G6-3		1-2 2B		1-0 BB BB 1B	0-0 G3			4	2	2	0	1	0	2									
Dave Hollins, S OBP: 0.390, SLG: 0.481	2-1 2B 1B	4-2 BB		1-3 K		4-1 BB BB 1B	0-0 P4			3	1	1	1	2	1	3									
Kim Batiste, R OBP: 0.222, SLG: 0.176	1-2 2-3 3-H					1-2 2-3 BB				0	0	0	0	0	0	0									
Darren Daulton, L OBP: 0.415, SLG: 0.563	3-2 S 1B 2B	0-1 F8			4-0 HR BB	4-2 FC5-4 BB		2-2 BB E FC4-6 1B		3	3	2	4	2	0	2									
Pete Incaviglia, R OBP: 0.288, SLG: 0.538	1-3 K		0-0 F8		1-0 HR	1-3 K		0-0 E6 FC4-6 BB 2B		5	1	1	2	0	2	5									
Jim Eisenreich, L OBP: 0.390, SLG: 0.472	2-3 K				1-H HR			1-2 2B		0	1	0	0	0	0	0									
Milt Thompson, L OBP: 0.305, SLG: 0.245	0-0 G3 BLK 1B		2-3 K		2-1 E4 1B	0-0 SF8		4-2 FC4-6 BB		3	1	1	2	1	1	0									
Juan Bell, R OBP: 0.250, SLG: 0.291	1-3 G3		3-2 F8		2-2 CS 1B	3-H FC5-4		1-0 FC4-6 2B		5	1	1	2	0	0	5									
Terry Mulholland, R ERA: 7.11	0-0 F8				4-0 2B BB	1-3 K		0-1 2B 1B		1	0	0	0	1	0	1									
Ricky Jordan, R OBP: 0.249, SLG: 0.542										1	0	0	0	0	1	1									
Bob Ayrault, R ERA: 4.35										0	0	0	0	0	0	0									
Wes Chamberlain, R ERA: 27.0										1	1	1	0	0	0	0									
Mark Davis, L ERA: 1.500										0	0	0	0	0	0	0									
David West, L ERA: 1.14										1	0	1	2	0	0	0									
Inning Stats	R: 5 E: 0 K: 1 S: 17	H: 5 LOB: 1 BB: 1 P: 32	R: 0 E: 0 K: 0 S: 12	H: 1 LOB: 2 BB: 1 P: 21	R: 0 E: 0 K: 1 S: 7	H: 0 LOB: 0 BB: 0 P: 12	R: 0 E: 0 K: 1 S: 13	H: 1 LOB: 2 BB: 1 P: 20	R: 3 E: 1 K: 1 S: 11	H: 2 LOB: 0 BB: 1 P: 23	R: 2 E: 0 K: 1 S: 11	H: 2 LOB: 1 BB: 2 P: 23	R: 1 E: 0 K: 0 S: 5	H: 2 LOB: 1 BB: 0 P: 7	R: 3 E: 1 K: 0 S: 15	H: 2 LOB: 2 BB: 1 P: 24	1B: 8 2B: 6 3B: 0 HR: 1	SF: 1 SAC: 0 DP: 0 HBP: 0	WP: 0 PB: 0 SB: 3 CS: 1	PA: 47					
PITCHER	IP	WLS	BF	H	R	ER	SO	BB	IBB	HBP	BLK	WP	HR	S	P	ERA	WHIP								
Gil Heredia, R ERA: 7.11	0.0	L	5	4	5	5	0	1	0	0	0	0	0	9	21	∞	∞								
Kent Bottenfield, R ERA: 4.35	4.0		17	3	0	0	3	2	0	0	1	0	0	40	64	0.00	1.250								
Sergio Valdez, R ERA: 27.0	1.0		7	3	4	3	1	1	0	0	0	0	1	13	26	27.00	4.000								
Jimmy Jones, R ERA: 6.31	0.1		4	1	0	0	1	2	0	0	0	0	0	7	17	0.00	9.000								
Jeff Fassero, L ERA: 3.15	1.2		7	2	2	2	0	0	0	0	0	0	0	7	10	10.80	1.200								

AB	33
R	7
H	5
RBI	6
BB	8
SO	7
LOB	21



AB	39
R	14
H	15
RBI	14
BB	7
SO	5
LOB	27



Batter	1	2	3	4	5	6	7	8	9	AB	R	H	RBI	BB	SO	LOB	TOP											
Bernard Gilkey, R OBP: 0.395, SLG: 0.462 (1, 7)										3	1	1	0	1	1	0	St. Louis Cardinals @ Montreal Expos Olympic Stadium, Montreal, QB Tue May 25 1993, 7:05 PM EDT Att: 15,383 - Dome AB 32 R 2 H 7 RBI 2 BB 3 SO 6 LOB 11											
Ozzie Smith, S OBP: 0.291, SLG: 0.296 (1, 6)										3	1	1	0	1	0	1												
Gregg Jefferies, S OBP: 0.339, SLG: 0.405 (1, 3)										4	0	0	0	0	1	3												
Ray Lankford, L OBP: 0.392, SLG: 0.371 (1, 8)										4	0	1	1	0	1	1												
Mark Whiten, S OBP: 0.321, SLG: 0.385 (1, 9)										4	0	1	1	0	3	0												
Todd Zeile, R OBP: 0.313, SLG: 0.321 (1, 5)										4	0	2	0	0	0	2												
Erik Pappas, R OBP: 0.405, SLG: 0.395 (1, 2)										4	0	1	0	0	0	2												
José Oquendo, S OBP: 0.371, SLG: 0.267 (9, PH)										2	0	0	0	1	0	0												
Bob Tewksbury, R OBP: 0.318, SLG: 0.286 (8, 1)										3	0	0	0	0	0	1												
Rheal Cormier, L OBP: 0.111, SLG: 0.111 (8, 1)										0	0	0	0	0	0	0												
Mike Perez, R (8, 1)										0	0	0	0	0	0	0												
Inning Stats	R: 0 E: 0 K: 1 S: 6	H: 0 LOB: 0 BB: 0 P: 9	R: 0 E: 0 K: 1 S: 7	H: 1 LOB: 1 BB: 0 P: 11	R: 0 E: 0 K: 0 S: 11	H: 1 LOB: 1 BB: 0 P: 16	R: 0 E: 0 K: 1 S: 7	H: 0 LOB: 0 BB: 0 P: 11	R: 0 E: 0 K: 0 S: 8	H: 1 LOB: 1 BB: 1 P: 13	R: 2 E: 0 K: 1 S: 13	H: 3 LOB: 1 BB: 1 P: 21	R: 0 E: 0 K: 0 S: 5	H: 0 LOB: 0 BB: 0 P: 8	R: 0 E: 0 K: 1 S: 7	H: 0 LOB: 1 BB: 1 P: 16	R: 0 E: 0 K: 1 S: 9	H: 1 LOB: 1 BB: 0 P: 16	1B: 6 2B: 1 3B: 0 HR: 0	SF: 0 SAC: 0 DP: 1 HBP: 0	WP: 0 PB: 0 SB: 1 CS: 1	PA: 36						
PITCHER	IP	WLS	BF	H	R	ER	SO	BB	IBB	HBP	BLK	WP	HR	S	P	ERA	WHIP											
Brian Barnes, L ERA: 3.48	(1, 1)	5.1	23	6	2	2	4	2	0	0	0	0	0	0	49	77	3.38	1.500										
Mike Gardner, R ERA: 5.4	(6, 1)	1.2	4	0	0	0	0	0	0	0	0	0	0	8	12	0.00	0.000											
Kent Bottenfield, R ERA: 4.25	(8, 1)	0.2	3	0	0	0	0	1	0	0	0	0	0	4	10	0.00	1.500											
Jeff Fassero, L ERA: 2.84	(8, 1)	0.1	W	1	0	0	0	0	0	0	0	0	0	3	6	0.00	0.000											
John Wetteland, R ERA: 2.41	(9, 1)	1.0	S	4	1	0	0	0	0	0	0	0	0	9	16	0.00	1.000											

Batter	1	2	3	4	5	6	7	8	9	AB	R	H	RBI	BB	SO	LOB	BOTTOM										
Delino DeShields, L OBP: 0.383, SLG: 0.319 (1, 4)										4	1	1	0	0	0	2	St. Louis Cardinals @ Montreal Expos Olympic Stadium, Montreal, QB Tue May 25 1993, 7:05 PM EDT Att: 15,383 - Dome AB 30 R 4 H 8 RBI 3 BB 2 SO 2 LOB 12										
Lou Frazier, S OBP: 0.348, SLG: 0.395 (7, 8)										4	1	2	2	0	0	0											
Moises Alou, R OBP: 0.377, SLG: 0.472 (7, 9)										3	0	0	0	1	0	1											
Larry Walker, L OBP: 0.390, SLG: 0.511 (1, 9)										3	0	0	0	0	0	1											
Greg Colbrunn, R OBP: 0.194, SLG: 0.083 (7, 3)										0	0	0	1	0	0	0											
John Vander Wal, L OBP: 0.372, SLG: 0.468 (7, 7)										3	1	1	0	1	0	0											
Darin Fletcher, L OBP: 0.320, SLG: 0.351 (8, 1)										3	0	1	0	0	1	0											
Kent Bottenfield, R OBP: 0.194, SLG: 0.083 (8, 1)										0	0	0	0	0	0	0											
Jeff Fassero, L (8, 1)										1	0	0	0	0	1	3											
Wil Cordero, R OBP: 0.289, SLG: 0.416 (9, 6)										0	0	0	0	0	0	0											
Mike Lansing, R OBP: 0.365, SLG: 0.440 (9, 5)										4	0	1	0	0	0	4											
Sean Berry, R OBP: 0.327, SLG: 0.244 (6, 1)										2	0	1	0	0	0	0											
Mike Gardner, S (7, PH)										0	0	0	0	0	0	0											
Tim Laker, R OBP: 0.182, SLG: 0.250 (8, 2)										1	0	0	0	0	0	1											
Brian Barnes, L OBP: 0.400, SLG: 0.250 (6, 5)										0	0	0	0	0	0	0											
Frank Bolick, S OBP: 0.326, SLG: 0.432 (9, 1)										2	1	1	0	0	0	0											
John Wetteland, R (9, 1)										0	0	0	0	0	0	0											
Inning Stats	R: 0 E: 0 K: 0 S: 4	H: 0 LOB: 0 BB: 0 P: 6	R: 0 E: 0 K: 0 S: 4	H: 0 LOB: 0 BB: 0 P: 8	R: 0 E: 0 K: 0 S: 7	H: 1 LOB: 1 BB: 0 P: 10	R: 0 E: 0 K: 0 S: 10	H: 0 LOB: 0 BB: 0 P: 16	R: 1 E: 0 K: 0 S: 8	H: 2 LOB: 0 BB: 0 P: 14	R: 1 E: 0 K: 0 S: 12	H: 2 LOB: 1 BB: 0 P: 18	R: 0 E: 0 K: 1 S: 10	H: 1 LOB: 1 BB: 0 P: 12	R: 2 E: 0 K: 1 S: 20	H: 2 LOB: 2 BB: 2 P: 34	1B: 6 2B: 2 3B: 0 HR: 0	SF: 0 SAC: 2 DP: 1 HBP: 0	WP: 0 PB: 0 SB: 4 CS: 0	PA: 34							
PITCHER	IP	WLS	BF	H	R	ER	SO	BB	IBB	HBP	BLK	WP	HR	S	P	ERA	WHIP										
Bob Tewksbury, R ERA: 3.3	(1, 1)	7.1	L	31	8	4	4	1	0	0	0	0	0	66	104	4.91	1.091										
Rheal Cormier, L ERA: 3.69	(8, 1)	0.0	1	0	0	0	0	1	0	0	0	0	0	3	7	∞	∞										
Mike Perez, R ERA: 2.73	(8, 1)	0.2	2	0	0	0	1	0	0	0	0	0	0	6	7	0.00	0.000										

Batter	1	2	3	4	5	6	7	8	9	AB	R	H	RBI	BB	SO	LOB	TOP										
Bernard Gilkey, R (1, 7) OBP: 0.390, SLG: 0.449 Les Lancaster, R (8, 1)	1-1 F8		4-2 G5-3 BB			0-0 G5-3		0-0 G1-6-3		3	0	0	0	1	0	1											
Ozzie Smith, S (1, 6) OBP: 0.284, SLG: 0.288	1-0 L6		2-2 G5-3			3-2 G6-3		1-1 G4-3		4	0	0	0	0	0	1											
Ray Lankford, L (1, 8) OBP: 0.394, SLG: 0.366	4-2 BB		2-1 G4-3			4-2 BB			0-1 G3	2	0	0	0	2	0	1											
Mark Whiten, S (1, 9) OBP: 0.314, SLG: 0.376	3-2 G1-3					0-0 G4-3			3-2 F8	4	0	0	0	0	0	2											
Gerald Perry, L (1, 3)			0-1 G4-3			2-0 F8			0-0 F8	4	0	1	0	0	0	0											
Todd Zeile, R (1, 5) OBP: 0.313, SLG: 0.321			0-0 1B			1-2 F8			3-2 G5-4-3 1B	3	0	1	0	0	0	1											
Erik Pappas, R (1, 2) OBP: 0.400, SLG: 0.390			1-2 1B			1-0 F7			1-2 G6-3	3	0	1	0	0	0	1											
José Oquendo, S (1, 4) OBP: 0.351, SLG: 0.250 Luis Alica, S (7, PH) OBP: 0.397, SLG: 0.371			1-1 G1-6-3 1B			1-0 F7			2-1 P4	2	0	0	0	0	0	2											
Joe Magrane, R (1, 1) Rheal Cormier, L (7, 1) OBP: 0.111, SLG: 0.111 Rod Brewer, L (8, PH) OBP: 0.277, SLG: 0.256			2-3 K			0-3 K			0-2 G1-6-3 1B	2	0	0	0	0	0	2											
Inning Stats	R: 0 E: 0 K: 0 S: 8	H: 0 LOB: 1 BB: 1 P: 17	R: 0 E: 0 K: 0 S: 8	H: 2 LOB: 1 BB: 0 P: 10	R: 0 E: 0 K: 1 S: 14	H: 0 LOB: 1 BB: 1 P: 24	R: 0 E: 0 K: 0 S: 5	H: 0 LOB: 0 BB: 0 P: 8	R: 0 E: 0 K: 1 S: 5	H: 0 LOB: 1 BB: 1 P: 7	R: 0 E: 0 K: 0 S: 9	H: 0 LOB: 1 BB: 1 P: 16	R: 0 E: 0 K: 0 S: 10	H: 1 LOB: 1 BB: 0 P: 17	R: 0 E: 0 K: 0 S: 7	H: 1 LOB: 0 BB: 0 P: 8	R: 0 E: 0 K: 0 S: 7	H: 0 LOB: 0 BB: 0 P: 10	1B: 4 2B: 0 3B: 0 HR: 0	SF: 0 SAC: 0 DP: 2 HBP: 0	WP: 0 PB: 0 SB: 0 CS: 0	PA: 32					
PITCHER	IP	WLS	BF	H	R	ER	SO	BB	IBB	HBP	BLK	WP	HR	S	P	ERA	WHIP										
Ken Hill, R (1, 1) ERA: 2.42 Mel Rojas, R (8, 1) ERA: 4.26	7.0	W	26	3	0	0	2	3	0	0	0	0	0	59	99	0.00	0.857										

St. Louis Cardinals @ Montreal Expos
Olympic Stadium, Montreal, QB
Wed May 26 1993, 7:05 PM EDT
Att: 14,766 - Dome

AB 29
R 0
H 4
RBI 0
BB 3
SO 2
LOB 10




Batter	1	2	3	4	5	6	7	8	9	AB	R	H	RBI	BB	SO	LOB	BOTTOM											
Delino DeShields, L (1, 4) OBP: 0.397, SLG: 0.354	4-1 L6-4 1B BB		2-2 1B 1B			2-2 S 1B		1-1 HR		3	2	3	2	1	0	0												
Lou Frazier, S (1, 7) OBP: 0.380, SLG: 0.489	2-2 S 1B		1-2 1B G4-3 1B			0-0 G6-3		2-0 HR		4	2	3	1	0	0	1												
Marquis Grissom, R (1, 8) OBP: 0.356, SLG: 0.467	1-0 L6-4		2-2 1B G4-3 1B			3-3 K		2-0 G5-3		4	0	1	1	0	1	3												
Greg Colbrunn, R (1, 3) OBP: 0.353, SLG: 0.506	2-3 K		0-0 G4-3			0-3 K		1-0 HR		4	1	1	2	0	2	3												
Moises Alou, R (1, 9) OBP: 0.369, SLG: 0.460			2-2 G4-3			2-1 G5-3		0-1 F7		4	0	0	0	0	0	1												
Mike Lansing, R (1, 5) OBP: 0.365, SLG: 0.442			0-1 P4			2-2 F8 S 1B		3-2 CS 1B		4	0	2	0	0	0	0												
Wil Cordero, R (1, 6) OBP: 0.288, SLG: 0.412			0-1 P3			1-0 P4		1-1 1B		4	0	1	0	0	0	1												
Tim Laker, R (1, 2) OBP: 0.192, SLG: 0.250			0-2 SH1-4 1B 1B			1-1 F8		0-0 G4-3		4	1	1	0	0	0	2												
Ken Hill, R (1, 1) OBP: 0.231, SLG: 0.208 Frank Bolick, S (7, PH) OBP: 0.323, SLG: 0.427 Mel Rojas, R (8, 1) ERA: 2.96			0-1 SH1-4 P3			3-2 P3		0-1 G6-3		1	0	0	0	0	0	1												
Inning Stats	R: 0 E: 0 K: 1 S: 9	H: 1 LOB: 1 BB: 1 P: 18	R: 0 E: 0 K: 0 S: 7	H: 0 LOB: 0 BB: 0 P: 9	R: 3 E: 0 K: 0 S: 17	H: 4 LOB: 1 BB: 0 P: 23	R: 0 E: 0 K: 0 S: 10	H: 1 LOB: 1 BB: 0 P: 17	R: 0 E: 0 K: 2 S: 16	H: 1 LOB: 1 BB: 0 P: 24	R: 0 E: 0 K: 0 S: 10	H: 2 LOB: 0 BB: 0 P: 14	R: 3 E: 0 K: 0 S: 9	H: 3 LOB: 0 BB: 0 P: 15	R: 0 E: 0 K: 0 S: 5	H: 0 LOB: 0 BB: 0 P: 8	R: 0 E: 0 K: 0 S: 5	H: 0 LOB: 0 BB: 0 P: 8	1B: 9 2B: 1 3B: 0 HR: 3	SF: 0 SAC: 1 DP: 1 HBP: 0	WP: 0 PB: 0 SB: 3 CS: 1	PA: 35						
PITCHER	IP	WLS	BF	H	R	ER	SO	BB	IBB	HBP	BLK	WP	HR	S	P	ERA	WHIP											
Joe Magrane, L (1, 1) ERA: 4.15 Rheal Cormier, L (7, 1) ERA: 3.81 Les Lancaster, R (8, 1) ERA: 2.96	6.1	L	29	11	5	5	3	1	0	0	0	0	0	1	4	7	13.50	1.895										


St. Louis Cardinals @ Montreal Expos
Olympic Stadium, Montreal, QB
Wed May 26 1993, 7:05 PM EDT
Att: 14,766 - Dome

AB 33
R 6
H 12
RBI 6
BB 1
SO 3
LOB 12



Batter	1	2	3	4	5	6	7	8	9	AB	R	H	RBI	BB	SO	LOB	TOP
Delino DeShields, L (1,4) OBP: 0.407, SLG: 0.373	1-2 CS WP 1B		3-2 BB 1B		2-1 2B					3	1	3	0	0	0	0	Montreal Expos @ Chicago Cubs Wrigley Field, Chicago, IL Fri May 28 1993, 3:33 AM CDT Att: 28,523 - Overcast - 51 F
Lou Frazier, S (1,7) OBP: 0.396, SLG: 0.510	1 SAFE 4-1 CS 1B 2 SAFE BB		2-3 K		1-2 2H 3B					2	1	1	1	1	1		
Marquis Grissom, R (1,8) OBP: 0.361, SLG: 0.482	0-0 P3		0-1 FC5 1B		2-1 2H 3B					3	0	2	1	0	0	2	
John Vander Wal, L (1,3) OBP: 0.360, SLG: 0.450	3-2 F7		1-3 K		2-3 K					3	0	0	0	0	2	5	
Moises Alou, R (1,9) OBP: 0.374, SLG: 0.467		0-0 G4-3 2B	4-2 BB		0-3 K					2	0	1	0	1	1	1	
Wil Cordero, R (1,6) OBP: 0.283, SLG: 0.405		1-0 G4-3 2-3	0-2 FC5 2-3		1-1 P9					3	0	0	0	0	0	5	
Mike Lansing, R (1,5) OBP: 0.370, SLG: 0.439		4-2 S BB		0-0 F7						1	0	0	0	1	0	0	
Tim Laker, R (1,2) OBP: 0.179, SLG: 0.231		3-3 K	1-0 G6-3							2	0	0	0	0	1	2	
Gil Heredia, R (1,1) OBP: 0.353, SLG: 0.414		0-2 G1-6-3		0-3 K						2	0	0	0	0	1	2	
Inning Stats	R: 0 E: 0 K: 0 S: 8	H: 1 LOB: 1 BB: 1 P: 16	R: 0 E: 0 K: 1 S: 10	H: 1 LOB: 2 BB: 1 P: 18	R: 0 E: 0 K: 2 S: 20	H: 2 LOB: 3 BB: 1 P: 30	R: 0 E: 0 K: 1 S: 5	H: 0 LOB: 0 BB: 0 P: 6	R: 2 E: 0 K: 2 S: 15	H: 3 LOB: 1 BB: 0 P: 23							
PITCHER Frank Castillo, R (1,1) ERA: 3.26	IP: 5.0 WLS: 24 BF: 7 H: 2 R: 2 ER: 2 SO: 6 BB: 3 IBB: 0 HBP: 0 BLK: 0 WP: 1 HR: 0 S: 58 P: 93 ERA: 3.60 WHIP: 2.000																

Batter	1	2	3	4	5	6	7	8	9	AB	R	H	RBI	BB	SO	LOB	BOTTOM
Dwight Smith, L (1,8) OBP: 0.383, SLG: 0.607	0-0 G4-3		1-1 L7		1-2 SF9					2	0	0	1	0	0	0	Montreal Expos @ Chicago Cubs Wrigley Field, Chicago, IL Fri May 28 1993, 3:33 AM CDT Att: 28,523 - Overcast - 51 F
Jose Vizcaino, S (1,6) OBP: 0.395, SLG: 0.400	1-0 L7			0-1 FC4-6 1B	2-0 G3-1					3	0	1	0	0	0	1	
Mark Grace, L (1,3) OBP: 0.390, SLG: 0.512	2-2 1B			0-0 FC4-6 1-2						2	0	1	0	0	0	1	
23 Ryne Sandberg, R (1,4) OBP: 0.353, SLG: 0.414	1-3 K			0-1 F7						2	0	0	0	0	1	2	
Derrick May, L (1,7) OBP: 0.355, SLG: 0.443		1-2 G4-3		0-0 G4-3						2	0	0	0	0	0	1	
Steve Buechele, R (1,5) OBP: 0.293, SLG: 0.451		2-0 G6-3			1-1 PB SF9 1B					2	1	1	0	0	0	0	
Sammy Sosa, R (1,9) OBP: 0.286, SLG: 0.452		1-0 L8			0-2 F9					2	0	0	0	0	0	1	
Rick Wilkins, L (1,2) OBP: 0.331, SLG: 0.426			2-2 L6		1-0 PB E 1B					2	1	1	0	0	0	0	
Frank Castillo, R (1,1) OBP: 0.200, SLG: 0.200 Candy Maldonado, R (5, PH) OBP: 0.235, SLG: 0.302			2-1 G5-3		4-1 E BB					1	0	0	0	0	0	0	
Inning Stats	R: 0 E: 0 K: 1 S: 8	H: 1 LOB: 0 BB: 0 P: 12	R: 0 E: 0 K: 0 S: 5	H: 0 LOB: 0 BB: 0 P: 9	R: 0 E: 0 K: 0 S: 7	H: 0 LOB: 0 BB: 0 P: 12	R: 0 E: 0 K: 0 S: 6	H: 1 LOB: 0 BB: 0 P: 6	R: 2 E: 1 K: 0 S: 12	H: 2 LOB: 1 BB: 1 P: 21							
PITCHER Gil Heredia, R (1,1) ERA: 4.76	IP: 5.0 WLS: 20 BF: 4 H: 2 R: 2 ER: 1 SO: 1 BB: 1 IBB: 0 HBP: 0 BLK: 0 WP: 0 HR: 0 S: 38 P: 60 ERA: 1.80 WHIP: 1.000																



Batter	1	2	3	4	5	6	7	8	9	AB	R	H	RBI	BB	SO	LOB	TOP								
Delino DeShields, L OBP: 0.396, SLG: 0.364 (1.4)	G4-3			K		G4-3	SF7		G4-3	4	0	0	1	0	1	0	Montreal Expos @ Chicago Cubs Wrigley Field, Chicago, IL Sat May 29 1993, 3:33 AM CDT Att: 36,740 - Sunny - 52 F								
Lou Frazier, S OBP: 0.404, SLG: 0.500 (1.7)	G3			G4-3		G4-3	3-H			3	0	1	0	1	0	0									
Marquis Grissom, R OBP: 0.358, SLG: 0.474 (1.8)	F9			G5-3		G4-3	1-SAFE			3	0	0	0	1	0	1									
Frank Bolick, S OBP: 0.330, SLG: 0.424 (1.3)		K			FC4-6	G4-3			G5-3	3	0	1	0	0	1	2									
Moises Alou, R OBP: 0.366, SLG: 0.456 (1.9)	P9				L4	P7			G5-3	4	0	0	0	0	0	4									
Darin Fletcher, L OBP: 0.314, SLG: 0.344 (1.2)										2	1	0	0	0	0	1									
Sean Berry, R OBP: 0.340, SLG: 0.262 (7, PH)										1	1	1	0	0	0	0									
Tim Laker, R OBP: 0.172, SLG: 0.222 (7.2)										1	0	0	0	0	1	1									
Mike Lansing, R OBP: 0.379, SLG: 0.453 (1.5)										4	2	3	0	0	0	1									
Wil Cordero, R OBP: 0.288, SLG: 0.413 (1.6)										4	1	2	4	0	0	1									
Dennis Martinez, R OBP: 0.368, SLG: 0.474 (1.1)										2	0	0	0	0	0	1									
John Vander Wal, L OBP: 0.356, SLG: 0.444 (7, PH)										1	0	0	0	0	0	1									
Jeff Fassero, L (7.1)										0	0	0	0	0	0	0									
John Wetteland, R (8.1)										0	0	0	0	0	0	0									
Greg Colbrunn, R OBP: 0.348, SLG: 0.500 (8.3)										1	0	0	0	0	0	0									
Inning Stats	R: 0 E: 0 K: 0 S: 5	H: 0 LOB: 0 BB: 0 P: 10	R: 0 E: 0 K: 1 S: 6	H: 0 LOB: 0 BB: 0 P: 8	R: 0 E: 0 K: 0 S: 7	H: 1 LOB: 2 BB: 0 P: 9	R: 0 E: 0 K: 1 S: 9	H: 0 LOB: 0 BB: 0 P: 11	R: 2 E: 0 K: 0 S: 7	H: 3 LOB: 1 BB: 2 P: 11	R: 0 E: 0 K: 0 S: 10	H: 0 LOB: 2 BB: 2 P: 26	R: 3 E: 0 K: 0 S: 19	H: 4 LOB: 1 BB: 0 P: 29	R: 0 E: 0 K: 1 S: 6	H: 0 LOB: 1 BB: 0 P: 9	R: 0 E: 0 K: 0 S: 9	H: 0 LOB: 0 BB: 0 P: 13	1B: 6 2B: 2 3B: 0 HR: 0	SF: 1 SAC: 0 DP: 1 HBP: 1	WP: 0 PB: 0 SB: 1 CS: 0	PA: 37			
PITCHER	IP	WLS	BF	H	R	ER	SO	BB	IBB	HBP	BLK	WP	HR	S	P	ERA	WHIP								
Mike Morgan, R ERA: 3.76 (1.1)	5.1		21	4	2	2	2	2	0	0	0	0	0	38	64	3.38	1.125								
Heathcliff Slocumb, R ERA: 1.86 (6.1)	0.2		2	0	0	0	0	0	0	0	0	0	0	6	11	0.00	0.000								
Paul Assenmacher, L ERA: 5.51 (7.1)	0.0	L	2	2	2	2	0	0	0	0	0	0	0	6	9	∞	∞								
Bob Scanlan, R ERA: 4.37 (7.1)	1.0		5	2	1	1	0	0	0	0	1	0	0	13	20	9.00	2.000								
Jose Bautista, R ERA: 3.52 (8.1)	2.0		7	0	0	0	1	0	0	1	0	0	0	15	22	0.00	0.000								

AB	33
R	5
H	8
RBI	5
BB	2
SO	3
LOB	13



Batter	1	2	3	4	5	6	7	8	9	AB	R	H	RBI	BB	SO	LOB	BOTTOM								
Dwight Smith, L OBP: 0.373, SLG: 0.591 (1.8)	F7			G6-3			G6-3		G5-3	3	0	0	0	0	0	1	Montreal Expos @ Chicago Cubs Wrigley Field, Chicago, IL Sat May 29 1993, 3:33 AM CDT Att: 36,740 - Sunny - 52 F								
Candy Maldonado, R OBP: 0.232, SLG: 0.297 (7, PH)										1	0	0	0	0	0	0									
Jose Bautista, R (8.1)										0	0	0	0	0	0	0									
Steve Buechele, R OBP: 0.291, SLG: 0.448 (9, PH)										1	0	0	0	0	0	1									
Jose Vizcaino, S OBP: 0.401, SLG: 0.402 (1.5)										4	1	2	0	0	0	0									
Mark Grace, L OBP: 0.392, SLG: 0.511 (1.3)										4	1	2	0	0	1	1									
23 Ryne Sandberg, R OBP: 0.340, SLG: 0.400 (1.4)										3	0	0	1	0	1	2									
Derrick May, L OBP: 0.359, SLG: 0.441 (1.7)										3	1	1	0	1	0	1									
Sammy Sosa, R OBP: 0.291, SLG: 0.471 (1.9)										4	1	2	3	0	1	1									
Rick Wilkins, L OBP: 0.320, SLG: 0.411 (1.2)										4	0	0	0	0	1	2									
Rey Sanchez, R OBP: 0.310, SLG: 0.309 (1.6)										4	0	2	0	0	0	2									
Mike Morgan, R ERA: 4.11 (6.1)										2	0	0	0	0	1	1									
Heathcliff Slocumb, R ERA: 1.86 (6.1)										0	0	0	0	0	0	0									
Paul Assenmacher, L ERA: 5.51 (7.1)										0	0	0	0	0	0	0									
Bob Scanlan, R ERA: 4.37 (7.1)										0	0	0	0	0	0	0									
Willie Wilson, S OBP: 0.294, SLG: 0.347 (7, PH)										2	0	0	0	0	1	1									
Inning Stats	R: 0 E: 0 K: 1 S: 8	H: 1 LOB: 1 BB: 0 P: 11	R: 2 E: 0 K: 1 S: 17	H: 3 LOB: 1 BB: 0 P: 22	R: 2 E: 0 K: 1 S: 12	H: 3 LOB: 2 BB: 1 P: 19	R: 0 E: 0 K: 0 S: 9	H: 0 LOB: 0 BB: 0 P: 13	R: 0 E: 0 K: 1 S: 6	H: 0 LOB: 0 BB: 0 P: 10	R: 0 E: 0 K: 1 S: 7	H: 0 LOB: 0 BB: 0 P: 11	R: 0 E: 0 K: 1 S: 10	H: 0 LOB: 0 BB: 0 P: 13	R: 0 E: 0 K: 0 S: 11	H: 1 LOB: 1 BB: 0 P: 18	R: 0 E: 0 K: 0 S: 14	H: 1 LOB: 1 BB: 0 P: 21	1B: 7 2B: 1 3B: 0 HR: 1	SF: 1 SAC: 0 DP: 0 HBP: 0	WP: 0 PB: 0 SB: 3 CS: 0	PA: 37			
PITCHER	IP	WLS	BF	H	R	ER	SO	BB	IBB	HBP	BLK	WP	HR	S	P	ERA	WHIP								
Dennis Martinez, R ERA: 4.11 (1.1)	6.0		26	7	4	4	5	1	0	0	0	0	0	59	86	6.00	1.333								
Jeff Fassero, L ERA: 2.73 (7.1)	1.0		4	1	0	0	1	0	0	0	0	0	0	11	14	0.00	1.000								
John Wetteland, R ERA: 2.18 (8.1)	2.0	S	7	1	0	0	0	0	0	0	0	0	0	24	38	0.00	0.500								

AB	35
R	4
H	9
RBI	4
BB	1
SO	6
LOB	13



Batter	1	2	3	4	5	6	7	8	9	AB	R	H	RBI	BB	SO	LOB	TOP		
Delino DeShields, L OBP: 0.398, SLG: 0.563	2-3 			1-3 				4-1 		3	0	1	0	1	2	0	Montreal Expos @ Chicago Cubs Wrigley Field, Chicago, IL Sun May 30, 1993, 3:33 AM CDT Att: 36,767 - Overcast - 59 F		
Lou Frazier, S OBP: 0.377, SLG: 0.464	0-0 			2-3 				2-2 		4	0	0	0	0	1	3			
Marquis Grissom, R OBP: 0.361, SLG: 0.477	2-0 			4-0 					1-1 	3	1	1	0	1	0	0			
Frank Bolick, S OBP: 0.327, SLG: 0.409		1-0 		1-2 					0-1 	3	0	0	0	1	0	2			
Moises Alou, R OBP: 0.358, SLG: 0.445		3-1 			2-1 				0-0 	4	0	0	0	0	0	2			
Darin Fletcher, L OBP: 0.305, SLG: 0.333		1-0 			0-0 				2-1 	3	0	0	0	0	1	1			
Mel Rojas, R OBP: 0.356, SLG: 0.544									2-3 	0	0	0	0	0	0	0			
Greg Colbrunn, R OBP: 0.356, SLG: 0.544									3-H 	1	1	1	2	0	0	0			
Mike Lansing, R OBP: 0.370, SLG: 0.442			0-3 		2-3 				0-3 	4	0	0	0	0	3	0			
Wil Cordero, R OBP: 0.289, SLG: 0.411			2-1 						2-2 	3	0	1	0	0	1	0			
Jeff Shaw, R OBP: 0.305, SLG: 0.333			1-3 						0-0 	1	0	0	0	0	1	0			
Mike Gardiner, S OBP: 0.305, SLG: 0.333									1-2 	0	0	0	0	0	0	0			
Matt Stairs, L OBP: 0.305, SLG: 0.333									0-0 	0	0	0	0	0	0	0			
Kent Bottenfield, R OBP: 0.305, SLG: 0.333									1-2 	0	0	0	0	0	0	0			
Sergio Valdez, R OBP: 0.305, SLG: 0.333									1-2 	0	0	0	0	0	0	0			
John Vander Wal, L OBP: 0.305, SLG: 0.333									1-2 	0	0	0	0	0	0	0			
Tim McIntosh, R OBP: 0.305, SLG: 0.333									1-2 	0	0	0	0	0	0	0			
Inning Stats	R: 0 E: 0 K: 1 S: 6	H: 0 LOB: 0 BB: 0 P: 10	R: 0 E: 0 K: 0 S: 4	H: 0 LOB: 0 BB: 0 P: 9	R: 0 E: 0 K: 2 S: 8	H: 0 LOB: 1 BB: 1 P: 11	R: 0 E: 0 K: 2 S: 12	H: 0 LOB: 1 BB: 1 P: 20	R: 0 E: 0 K: 1 S: 7	H: 1 LOB: 1 BB: 0 P: 11	R: 0 E: 0 K: 1 S: 10	H: 0 LOB: 1 BB: 1 P: 17	R: 0 E: 0 K: 0 S: 10	H: 1 LOB: 2 BB: 0 P: 19	R: 2 E: 0 K: 1 S: 10	H: 2 LOB: 0 BB: 0 P: 13	1B: 2 2B: 1 3B: 0 HR: 1	SF: 0 SAC: 0 DP: 0 HBP: 0	WP: 0 PA: 34 PB: 0 SB: 0 CS: 0
PITCHER	IP WLS BF H R ER SO BB IBB HBP BLK WP HR S P ERA WHIP																		
Jose Guzman, R ERA: 4.22	3.0	9	0	0	0	3	0	0	0	0	0	0	0	18	30	0.00	0.000		
Dan Plesac, L ERA: 5.79	2.0	7	0	0	0	3	1	0	0	1	0	0	0	19	31	0.00	0.500		
Jose Bautista, R ERA: 2.95	3.0	W	13	2	0	2	2	0	0	0	0	0	0	31	50	0.00	1.333		
Randy Myers, L ERA: 2.01	1.0	5	2	2	2	1	0	0	0	0	0	1	10	13	18.00	2.000			

Batter	1	2	3	4	5	6	7	8	9	AB	R	H	RBI	BB	SO	LOB	BOTTOM		
Dwight Smith, L OBP: 0.377, SLG: 0.614	0-0 									4	2	2	2	0	0	0	Montreal Expos @ Chicago Cubs Wrigley Field, Chicago, IL Sun May 30, 1993, 3:33 AM CDT Att: 36,767 - Overcast - 59 F		
Jose Vizcaino, S OBP: 0.395, SLG: 0.405	2-1 									4	0	1	1	0	0	0			
Mark Grace, L OBP: 0.389, SLG: 0.506	0-1 									4	0	1	0	0	0	1			
23 Ryne Sandberg, R OBP: 0.345, SLG: 0.398	4-2 									3	0	1	0	1	0	1			
Derrick May, L OBP: 0.356, SLG: 0.435	2-1 									4	1	1	0	0	0	3			
Sammy Sosa, R OBP: 0.295, SLG: 0.477	0-0 									4	0	2	1	0	0	2			
Rick Wilkins, L OBP: 0.318, SLG: 0.431										4	1	1	1	0	0	2			
Rey Sanchez, R OBP: 0.302, SLG: 0.301										3	1	0	0	0	1	0			
Jose Guzman, R ERA: 2.64										1	0	0	0	0	0	0			
Dan Plesac, L ERA: 5.02										0	0	0	0	0	0	0			
Eric Yelding, R OBP: 0.200, SLG: 0.200										1	0	0	0	0	0	0			
Jose Bautista, R ERA: 16.2										0	0	0	0	0	0	0			
Randy Myers, L ERA: 4.1										0	0	0	0	0	0	0			
Inning Stats	R: 1 E: 0 K: 0 S: 13	H: 2 LOB: 2 BB: 1 P: 21	R: 0 E: 0 K: 1 S: 5	H: 0 LOB: 0 BB: 0 P: 7	R: 0 E: 1 K: 0 S: 8	H: 1 LOB: 1 BB: 0 P: 13	R: 1 E: 0 K: 0 S: 7	H: 2 LOB: 0 BB: 0 P: 8	R: 0 E: 0 K: 0 S: 8	H: 0 LOB: 0 BB: 0 P: 10	R: 0 E: 0 K: 0 S: 6	H: 0 LOB: 0 BB: 0 P: 9	R: 3 E: 1 K: 0 S: 10	H: 2 LOB: 0 BB: 0 P: 14	R: 0 E: 0 K: 0 S: 11	H: 2 LOB: 2 BB: 0 P: 14	1B: 5 2B: 2 3B: 0 HR: 2	SF: 0 SAC: 1 DP: 0 HBP: 0	WP: 0 PA: 34 PB: 0 SB: 0 CS: 0
PITCHER	IP WLS BF H R ER SO BB IBB HBP BLK WP HR S P ERA WHIP																		
Jeff Shaw, R ERA: 2.64	4.0	L	17	5	2	2	1	0	0	0	0	0	0	33	49	4.50	1.500		
Mike Gardiner, R ERA: 5.02	1.0	3	0	0	0	0	0	0	0	0	0	0	0	8	10	0.00	0.000		
Kent Bottenfield, R ERA: 4.35	1.2	8	2	3	1	0	0	0	0	0	0	2	15	22	5.40	1.200			
Sergio Valdez, R ERA: 16.2	0.1	1	0	0	0	0	0	0	0	0	0	0	1	1	0.00	0.000			
Mel Rojas, R ERA: 4.1	1.0	5	2	0	0	0	0	0	0	0	0	0	11	14	0.00	2.000			

Batter	1	2	3	4	5	6	7	8	9	AB	R	H	RBI	BB	SO	LOB	TOP								
Delino DeShields, L OBP: 0.400, SLG: 0.363	(1,4) K		(3-1) 1B		(3-2) G1-3			(4-0) 1B BB		3	0	1	0	1	1	1	Montreal Expos @ Houston Astros Astrodome, Houston, TX Mon May 31 1993, 4:33 AM EDT Att: 21,176 - Dome								
Mike Lansing, R OBP: 0.373, SLG: 0.440	(1,5) BB HBP		(2-1) L8			(0-3) K		(2-0) 1B		3	0	1	0	0	1										
Marquis Grissom, R OBP: 0.369, SLG: 0.475	(1,8) G4-6-3 BB			(4-1) G6-3 BB		(4-1) S 1B BB		(0-1) P2		1	1	0	0	3	0	2									
Matt Stairs, L OBP: 0.250, SLG: 0.250	(1,7) G4-6-3			(1-0) P2		(2-2) 1B		(1-0) L8		3	0	1	1	0	0	3									
Darrin Fletcher, L OBP: 0.302, SLG: 0.330	(8, PH) G4-6-3					(1-H) 1B				0	0	0	0	0	0	0									
Mel Rojas, R (8,1)	(1-2)									0	1	0	0	0	0	2									
Greg Colbrunn, R OBP: 0.341, SLG: 0.518		(2-1) G6-3		(2-2) G6-3		(2-0) F7			(1-0) F9	4	0	0	0	0	0	1									
John Vander Wal, L OBP: 0.340, SLG: 0.424	(1,9) G1-3			(0-0) G4-3			(3-3) K		(3-2) K	3	0	0	0	0	1	1									
Moises Alou, R OBP: 0.356, SLG: 0.443	(8,9)									1	0	0	0	0	1	0									
Wil Cordero, R OBP: 0.288, SLG: 0.413	(1,6) G5-3				(0-3) K		(0-1) F9		(0-0) 2B	4	0	1	0	0	1	0									
Tim Laker, R OBP: 0.188, SLG: 0.233	(1,2) G6-3		(2-0) G6-3		(1-1) S 1B		(3-3) K		(0-1) L5	3	0	1	0	0	1	0									
Frank Bolick, S OBP: 0.324, SLG: 0.404	(9, PH)									1	0	0	0	0	0	1									
Brian Barnes, L OBP: 0.286, SLG: 0.167	(1,1) K		(2-3) K		(1-3) K			(3-2) L8		2	0	0	0	0	2	1									
Lou Frazier, S OBP: 0.371, SLG: 0.456	(6,7)									1	0	0	0	0	0	0									
Inning Stats	R: 0 E: 0 K: 1 S: 8	H: 0 LOB: 1 BB: 1 P: 16	R: 0 E: 0 K: 0 S: 5	H: 0 LOB: 0 BB: 0 P: 8	R: 0 E: 0 K: 1 S: 8	H: 1 LOB: 1 BB: 0 P: 17	R: 0 E: 0 K: 0 S: 7	H: 0 LOB: 1 BB: 1 P: 13	R: 0 E: 0 K: 2 S: 11	H: 1 LOB: 1 BB: 0 P: 16	R: 1 E: 0 K: 1 S: 8	H: 1 LOB: 0 BB: 1 P: 16	R: 0 E: 0 K: 2 S: 9	H: 0 LOB: 0 BB: 0 P: 15	R: 0 E: 0 K: 0 S: 7	H: 1 LOB: 2 BB: 0 P: 17	R: 0 E: 0 K: 1 S: 8	H: 1 LOB: 1 BB: 0 P: 12	1B: 4 2B: 1 3B: 0 HR: 0	SF: 0 SAC: 0 DP: 1 HBP: 1	WP: 0 PB: 0 SB: 2 CS: 0	PA: 35			
PITCHER	IP	WLS	BF	H	R	ER	SO	BB	IBB	HBP	BLK	WP	HR	S	P	ERA	WHIP								
Brian Williams, R ERA: 2.64	(1,1) 7.0		26	3	1	1	7	3	0	1	0	0	0	56	101	1.29	0.857								
Doug Jones, R ERA: 3.24	(8,1) 2.0	W	9	2	0	0	1	1	0	0	0	0	0	15	29	0.00	1.500								

AB	30
R	1
H	5
RBI	1
BB	4
SO	8
LOB	13



Batter	1	2	3	4	5	6	7	8	9	AB	R	H	RBI	BB	SO	LOB	BOTTOM								
Craig Biggio, R OBP: 0.382, SLG: 0.492	(1,4) CS 5 BB		(1-3) K		(2-1) 2B			(2-1) PB SF9 2B		3	1	2	1	1	1	1	Montreal Expos @ Houston Astros Astrodome, Houston, TX Mon May 31 1993, 4:33 AM EDT Att: 21,176 - Dome								
Steve Finley, L OBP: 0.313, SLG: 0.320	(1,8) F9			(0-1) BB 5 BB 1B	(2-1) G3			(1-2) SF9		3	0	1	1	0	0	2									
5 Jeff Bagwell, R OBP: 0.438, SLG: 0.606	(1,3) G6-3			(4-0) L4 BB 1B		(0-1) F9		(4-1) S BB		2	0	0	0	2	0	1									
Chris James, R OBP: 0.382, SLG: 0.660	(1,9) F7		(0-2) F7		(4-1) BB		(1-2) G5-3		(2-0) P6	2	0	0	0	1	0	0									
Eric Anthony, L OBP: 0.355, SLG: 0.432	(9,9)			(1-2) BB				(2-0) P6		1	0	0	0	0	0	1									
Ken Caminiti, S OBP: 0.283, SLG: 0.441	(1,5) K		(0-3) K		(0-2) P6		(4-2) FC5-4 BB		(3-1) F8	3	0	0	0	1	1	4									
Luis Gonzalez, L OBP: 0.326, SLG: 0.436	(1,7) G4-3			(0-0) L4		(2-2) FC5-4		(1-2) F8		3	0	0	0	0	0	4									
Andujar Cedeno, R OBP: 0.356, SLG: 0.440	(1,6) 1B		(1-2) 1B		(1-2) G6-3		(1-3) K2-3			3	0	1	0	0	1	0									
Eddie Taubensee, L OBP: 0.293, SLG: 0.356	(1,2) K		(1-3) K		(4-2) PB SH1-4 2B BB		(0-2) F8			2	1	0	0	1	1	1									
Brian Williams, R (1,1)				(2-3) K		(0-1) SH1-4		(1-3) K		1	0	0	0	0	1	1									
Kevin Bass, S OBP: 0.303, SLG: 0.349	(7, PH)									1	0	0	0	0	1	0									
Doug Jones, R (8,1)										0	0	0	0	0	0	0									
Inning Stats	R: 0 E: 0 K: 0 S: 8	H: 0 LOB: 0 BB: 1 P: 15	R: 0 E: 0 K: 1 S: 8	H: 0 LOB: 0 BB: 0 P: 10	R: 0 E: 0 K: 3 S: 14	H: 1 LOB: 1 BB: 0 P: 19	R: 0 E: 0 K: 0 S: 7	H: 1 LOB: 2 BB: 2 P: 15	R: 1 E: 0 K: 0 S: 11	H: 1 LOB: 1 BB: 1 P: 20	R: 0 E: 0 K: 2 S: 9	H: 0 LOB: 0 BB: 0 P: 11	R: 0 E: 0 K: 0 S: 9	H: 1 LOB: 1 BB: 1 P: 21	R: 1 E: 0 K: 0 S: 9	H: 1 LOB: 1 BB: 1 P: 21	1B: 2 2B: 3 3B: 0 HR: 0	SF: 1 SAC: 1 DP: 1 HBP: 0	WP: 0 PB: 2 SB: 2 CS: 1	PA: 32					
PITCHER	IP	WLS	BF	H	R	ER	SO	BB	IBB	HBP	BLK	WP	HR	S	P	ERA	WHIP								
Brian Barnes, L ERA: 3.26	(1,1) 5.0		20	3	1	1	4	4	0	0	0	0	0	48	79	1.80	1.400								
Jeff Fassero, L ERA: 2.54	(6,1) 2.0		7	0	0	0	2	1	0	0	0	0	0	20	29	0.00	0.500								
Mel Rojas, R ERA: 3.95	(8,1) 1.0	L	5	1	1	0	0	1	0	0	0	0	0	9	21	0.00	2.000								

AB	24
R	2
H	4
RBI	2
BB	6
SO	6
LOB	15



Batter	1	2	3	4	5	6	7	8	9	AB	R	H	RBI	BB	SO	LOB	TOP					
Delino DeShields, L (1.4) OBP: 0.397, SLG: 0.360	G1-3		G5-3			F9			SH2-4 1B	4	1	1	0	0	0	1						
Lou Frazier, S (1.7) OBP: 0.369, SLG: 0.450	G3			G3					SH2-4 1B	3	0	1	0	0	0	0						
Marquis Grissom, R (1.8) OBP: 0.362, SLG: 0.464	K			F7		F8			G6-3	4	0	0	0	0	1	2						
Frank Bolick, S (1.3) OBP: 0.321, SLG: 0.398 Greg Colbrunn, R (9, PR) OBP: 0.341, SLG: 0.518 (9, 3)		P2		L9					K	4	0	1	1	0	1	0						
John Vander Wal, L (1.9) OBP: 0.347, SLG: 0.420 Moises Alou, R (9, 9) OBP: 0.356, SLG: 0.443		F8				1B SF7 1B			G4-6-3 BB	3	1	1	0	1	0	1						
Darin Fletcher, L (1.2) OBP: 0.303, SLG: 0.330	G3					1B			G4-6-3	3	0	1	0	0	0	1						
Mike Lansing, R (1.5) OBP: 0.367, SLG: 0.435			P3			SF7			F9	2	0	0	1	0	0	0						
Wil Cordero, R (1.6) OBP: 0.284, SLG: 0.407			E4 SH3-4			P5			G5-3	3	0	0	0	0	0	1						
Ken Hill, R (1, 1) OBP: 0.222, SLG: 0.200 Matt Stairs, L (8, PH) OBP: 0.200, SLG: 0.200 Jeff Fassero, L (8, 1) John Wetteland, R (8, 1)			SH3-4			K			P6	1	0	0	0	0	1	1						
Inning Stats	R: 0 E: 0 K: 1 S: 9	H: 0 LOB: 0 BB: 0 P: 16	R: 0 E: 0 K: 0 S: 4	H: 0 LOB: 0 BB: 0 P: 11	R: 0 E: 1 K: 0 S: 8	H: 0 LOB: 1 BB: 0 P: 12	R: 0 E: 0 K: 0 S: 8	H: 0 LOB: 0 BB: 0 P: 12	R: 1 E: 0 K: 1 S: 10	H: 2 LOB: 1 BB: 0 P: 18	R: 0 E: 0 K: 0 S: 6	H: 1 LOB: 0 BB: 0 P: 11	R: 0 E: 0 K: 1 S: 7	H: 0 LOB: 0 BB: 1 P: 11	R: 0 E: 0 K: 0 S: 9	H: 0 LOB: 0 BB: 0 P: 14	R: 1 E: 0 K: 0 S: 14	H: 2 LOB: 1 BB: 0 P: 21	1B: 5 2B: 0 3B: 0 HR: 0	SF: 1 SAC: 2 DP: 1 HBP: 0	WP: 0 PB: 0 SB: 0 CS: 1	PA: 32
PITCHER Doug Drabek, R (1, 1) ERA: 2.79	IP: 9.0 WLS: L BF: 32 H: 5 R: 2 ER: 2 SO: 3 BB: 1 IBB: 0 HBP: 0 BLK: 0 WP: 0 HR: 0 S: 75 P: 126 ERA: 2.00 WHIP: 0.667															PITCHER						

Montreal Expos @ Houston Astros
Astrodome, Houston, TX
Tue Jun 01 1993, 8:05 PM EDT
Att. 21,132 - Dome

AB	28
R	2
H	5
RBI	2
BB	1
SO	3
LOB	7



Batter	1	2	3	4	5	6	7	8	9	AB	R	H	RBI	BB	SO	LOB	BOTTOM					
Craig Biggio, R (1.4) OBP: 0.382, SLG: 0.487	FC3-6 1B		K		F8		F8		G3 BB	4	0	1	0	1	1	2						
Steve Finley, L (1.8) OBP: 0.315, SLG: 0.318	FC3-6 5 G3 1-2		FC5-4 BB		G4-3				G3	4	0	1	0	1	0	3						
5 Jeff Bagwell, R (1.3) OBP: 0.429, SLG: 0.591	G3		FC5-4 1-2			F8	P9		G6-3	5	0	0	0	0	0	5						
Eric Anthony, L (1.9) OBP: 0.357, SLG: 0.425	L4			F7		1B BB	G3			3	1	0	0	1	0	2						
Ken Caminiti, S (1.5) OBP: 0.287, SLG: 0.443	G1-3			1B		F7			SH1-3 1B	4	0	2	0	0	0	1						
Chris James, R (1.7) OBP: 0.397, SLG: 0.660 Luis Gonzalez, L (9, 7) OBP: 0.326, SLG: 0.436	K			G6-3 1B		1B			SH1-3	3	0	2	0	0	1	0						
Scott Servais, R (1.2) OBP: 0.329, SLG: 0.469	G1-3			G6-3		1B			G5-3	4	0	1	1	0	0	3						
Jose Uribe, S (1.6) OBP: 0.333, SLG: 0.176 Chris Donnels, L (8, PH) OBP: 0.345, SLG: 0.360 Andujar Cedeno, R (9, 6) OBP: 0.356, SLG: 0.440			P4			SH1-3 1B	FC6 IBB		G4-3	2	0	1	0	1	0	0						
Doug Drabek, R (1, 1) OBP: 0.100, SLG: 0.200 Kevin Bass, S (9, PH) OBP: 0.299, SLG: 0.344			E5 BB		SH1-3	FC6			G6-3	2	0	0	0	0	0	3						
Inning Stats	R: 0 E: 0 K: 0 S: 8	H: 1 LOB: 1 BB: 0 P: 12	R: 0 E: 0 K: 1 S: 10	H: 0 LOB: 0 BB: 0 P: 17	R: 0 E: 1 K: 1 S: 11	H: 0 LOB: 2 BB: 1 P: 20	R: 0 E: 0 K: 0 S: 10	H: 2 LOB: 1 BB: 0 P: 15	R: 0 E: 0 K: 0 S: 7	H: 1 LOB: 1 BB: 0 P: 7	R: 1 E: 0 K: 0 S: 11	H: 2 LOB: 3 BB: 2 P: 21	R: 0 E: 0 K: 0 S: 6	H: 1 LOB: 1 BB: 0 P: 6	R: 0 E: 0 K: 0 S: 9	H: 1 LOB: 1 BB: 0 P: 12	R: 0 E: 0 K: 0 S: 14	H: 0 LOB: 1 BB: 1 P: 21	1B: 8 2B: 0 3B: 0 HR: 0	SF: 0 SAC: 2 DP: 1 HBP: 0	WP: 0 PB: 0 SB: 0 CS: 0	PA: 39
PITCHER Ken Hill, R (1, 1) ERA: 2.32 Jeff Fassero, L (8, 1) ERA: 2.54 John Wetteland, R (8, 1) ERA: 1.99	IP: 7.0 WLS: 1 BF: 31 H: 7 R: 1 ER: 1 SO: 2 BB: 2 IBB: 0 HBP: 0 BLK: 0 WP: 0 HR: 0 S: 63 P: 98 ERA: 1.29 WHIP: 1.286															PITCHER						

Montreal Expos @ Houston Astros
Astrodome, Houston, TX
Tue Jun 01 1993, 8:05 PM EDT
Att. 21,132 - Dome

AB	33
R	1
H	8
RBI	1
BB	4
SO	2
LOB	20



Batter	1	2	3	4	5	6	7	8	9	AB	R	H	RBI	BB	SO	LOB	TOP		
Delino DeShields, L OBP: 0.397, SLG: 0.357 (1, 4)	1-2 L7	4-0 BB			1-0 G3		2-0 P6		3-2 1B	4	0	1	1	1	0	1	Montreal Expos @ Houston Astros Astrodome, Houston, TX Wed Jun 02 1993, 4:33 AM EDT Att: 21,405 - Dome		
Lou Frazier, S OBP: 0.362, SLG: 0.429 (1, 7)	1-3 K	3-2 F8			1-0 F8			4-1 1B BB		3	0	0	0	1	1	3			
Marquis Grissom, R OBP: 0.369, SLG: 0.497 (1, 8)	2-2 HR		2-2 L3		1-1 G5-3 3B			1-1 G6-4-3 1B		4	2	3	1	0	0	0			
Greg Colbrunn, R OBP: 0.330, SLG: 0.500 John Vander Wal, L OBP: 0.343, SLG: 0.416 (8, PH) (8, 3)	2-1 F8		2-2 F7		2-2 L1-3			1-2 F7		3	0	0	0	0	0	1			
Moises Alou, R OBP: 0.354, SLG: 0.444 (1, 9)		0-0 SH 1B 2B	1-2 G6-3		2-1 G5-3			0-1 G6-4-3		4	1	1	1	0	0	2			
Mike Lansing, R OBP: 0.365, SLG: 0.433 (1, 5)		0-0 SH 1B 2-3		0-1 G6-4-3 1B		3-2 G4-3		1-1 L4-3		3	0	1	0	0	0	0			
Wil Cordero, R OBP: 0.278, SLG: 0.398 (1, 6)		1-0 P3		1-1 G6-4-3		0-1 G6-3		2-3 K		4	0	0	0	0	1	3			
Tim Laker, R OBP: 0.206, SLG: 0.250 (7, PH) Darin Fletcher, L OBP: 0.306, SLG: 0.327 (7, 2)	0-1 SH1-4 1B		3-2 F8		1-3 K			2-1 1B HBP		2	0	1	1	0	0	0			
Tim McIntosh, R OBP: 0.200, SLG: 0.300 (9, PR) (9, 2)	1-3 3-H 1B		0-1 SH1-4 1B		3-2 L7			1-0 1B		0	0	0	0	0	0	0			
Gi Heredia, R Mike Gardiner, S Sean Berry, R Kent Bottenfield, R Matt Stairs, L Jeff Fassero, L Frank Bolick, S Mel Rojas, R (1, 1) (3, 1) (5, PH) (5, 1) (7, PH) (7, 1) (9, PH) (9, 1)	1-2 1B							1-2 1B		0	0	0	0	0	0	0			
Inning Stats	R: 1 E: 0 K: 1 S: 17	H: 1 LOB: 0 BB: 0 P: 23	R: 1 E: 1 K: 0 S: 10	H: 2 LOB: 3 BB: 1 P: 18	R: 0 E: 0 K: 0 S: 10	H: 0 LOB: 0 BB: 0 P: 15	R: 0 E: 0 K: 0 S: 7	H: 1 LOB: 0 BB: 0 P: 12	R: 0 E: 0 K: 0 S: 12	H: 1 LOB: 1 BB: 0 P: 20	R: 0 E: 0 K: 0 S: 9	H: 1 LOB: 1 BB: 1 P: 14	R: 0 E: 0 K: 0 S: 11	H: 2 LOB: 2 BB: 0 P: 20	1B: 6 2B: 1 3B: 1 HR: 1	SF: 0 SAC: 2 DP: 2 HBP: 1	WP: 0 PB: 0 SB: 0 CS: 0	PA: 37	
PITCHER	IP WLS BF H R ER SO BB IBB HBP BLK WP HR S P ERA WHIP	IP WLS BF H R ER SO BB IBB HBP BLK WP HR S P ERA WHIP	IP WLS BF H R ER SO BB IBB HBP BLK WP HR S P ERA WHIP	IP WLS BF H R ER SO BB IBB HBP BLK WP HR S P ERA WHIP	IP WLS BF H R ER SO BB IBB HBP BLK WP HR S P ERA WHIP	IP WLS BF H R ER SO BB IBB HBP BLK WP HR S P ERA WHIP	IP WLS BF H R ER SO BB IBB HBP BLK WP HR S P ERA WHIP	IP WLS BF H R ER SO BB IBB HBP BLK WP HR S P ERA WHIP	IP WLS BF H R ER SO BB IBB HBP BLK WP HR S P ERA WHIP	IP WLS BF H R ER SO BB IBB HBP BLK WP HR S P ERA WHIP	IP WLS BF H R ER SO BB IBB HBP BLK WP HR S P ERA WHIP	IP WLS BF H R ER SO BB IBB HBP BLK WP HR S P ERA WHIP	IP WLS BF H R ER SO BB IBB HBP BLK WP HR S P ERA WHIP	IP WLS BF H R ER SO BB IBB HBP BLK WP HR S P ERA WHIP	IP WLS BF H R ER SO BB IBB HBP BLK WP HR S P ERA WHIP	IP WLS BF H R ER SO BB IBB HBP BLK WP HR S P ERA WHIP	IP WLS BF H R ER SO BB IBB HBP BLK WP HR S P ERA WHIP	IP WLS BF H R ER SO BB IBB HBP BLK WP HR S P ERA WHIP	IP WLS BF H R ER SO BB IBB HBP BLK WP HR S P ERA WHIP

AB 32
R 4
H 9
RBI 4
BB 2
SO 3
LOB 12



Batter	1	2	3	4	5	6	7	8	9	AB	R	H	RBI	BB	SO	LOB	BOTTOM			
Craig Biggio, R OBP: 0.376, SLG: 0.477 (1, 4)	1-1 G5-3	0-0 P4		2-3 K		3-2 G6-3			1-1 SH3-4	4	0	0	0	0	1	3	Montreal Expos @ Houston Astros Astrodome, Houston, TX Wed Jun 02 1993, 4:33 AM EDT Att: 21,405 - Dome			
Steve Finley, L OBP: 0.312, SLG: 0.309 (1, 8)	1-0 G4-3		1-1 L7	3-2 F8		0-1 G4-3		4-2 5 BB BB		4	0	0	0	1	0	0				
Chris Donnels, L OBP: 0.344, SLG: 0.357 ERA: 5.09 Xavier Hernandez, R ERA: 2.48 Doug Jones, R ERA: 3.41 (1, 1) (7, 1) (8, 3)	3-1 G4-3		2-2 G3 1B	0-3 K		2-1 F9		4-2 E BB		3	1	1	0	0	1	0				
Eric Anthony, L OBP: 0.353, SLG: 0.424 (1, 9)		1-1 1B 2B	1-0 G3		2-1 F9		1-3 K	1-1 E3		5	1	1	0	0	1	3				
Ken Caminiti, S OBP: 0.291, SLG: 0.449 (1, 5)		0-0 FC1-6 1B	0-1 1B		0-1 F8			1-2 L8		4	2	2	1	0	0	0				
Luis Gonzalez, L OBP: 0.330, SLG: 0.434 (1, 7)		0-0 FC1-6 1B	4-2 1B		0-2 F8			1-3 K		3	0	1	1	1	1	0				
Scott Servais, R OBP: 0.351, SLG: 0.478 (1, 2)		0-0 FC1-6 1B	2-1 BB			1-1 G6-3 WP HBP		1-0 1B		3	0	2	1	0	0	2				
Andujar Cedeno, R OBP: 0.360, SLG: 0.438 (1, 6)		1-2 1B	4-1 BB			2-2 G6-3		0-0 G1-3		3	0	1	1	1	0	2				
Greg Swindell, L OBP: 0.250, SLG: 0.292 ERA: 6.43 Kevin Bass, S OBP: 0.234, SLG: 0.338 Xavier Hernandez, L Doug Jones, R Casey Candaele, S OBP: 0.218, SLG: 0.229 (1, 1) (6, PH) (7, 1) (9, 1) (9, PH)	0-3 K		0-3 G3			1-3 K		2-2 5 BB SH3-4 1B		2	0	0	0	0	1	5				
Inning Stats	R: 0 E: 0 K: 0 S: 5	H: 0 LOB: 0 BB: 0 P: 10	R: 2 E: 0 K: 1 S: 12	H: 4 LOB: 2 BB: 0 P: 14	R: 2 E: 0 K: 0 S: 16	H: 3 LOB: 3 BB: 2 P: 31	R: 0 E: 0 K: 2 S: 9	H: 0 LOB: 0 BB: 0 P: 14	R: 0 E: 0 K: 1 S: 12	H: 0 LOB: 1 BB: 0 P: 19	R: 0 E: 0 K: 1 S: 7	H: 0 LOB: 0 BB: 0 P: 10	R: 0 E: 0 K: 1 S: 8	H: 1 LOB: 1 BB: 0 P: 11	R: 1 E: 1 K: 0 S: 11	H: 1 LOB: 3 BB: 2 P: 22		1B: 7 2B: 2 3B: 0 HR: 0	SF: 0 SAC: 1 DP: 0 HBP: 1	WP: 1 PB: 0 SB: 0 CS: 0
PITCHER	IP WLS BF H R ER SO BB IBB HBP BLK WP HR S P ERA WHIP	IP WLS BF H R ER SO BB IBB HBP BLK WP HR S P ERA WHIP	IP WLS BF H R ER SO BB IBB HBP BLK WP HR S P ERA WHIP	IP WLS BF H R ER SO BB IBB HBP BLK WP HR S P ERA WHIP	IP WLS BF H R ER SO BB IBB HBP BLK WP HR S P ERA WHIP	IP WLS BF H R ER SO BB IBB HBP BLK WP HR S P ERA WHIP	IP WLS BF H R ER SO BB IBB HBP BLK WP HR S P ERA WHIP	IP WLS BF H R ER SO BB IBB HBP BLK WP HR S P ERA WHIP	IP WLS BF H R ER SO BB IBB HBP BLK WP HR S P ERA WHIP	IP WLS BF H R ER SO BB IBB HBP BLK WP HR S P ERA WHIP	IP WLS BF H R ER SO BB IBB HBP BLK WP HR S P ERA WHIP	IP WLS BF H R ER SO BB IBB HBP BLK WP HR S P ERA WHIP	IP WLS BF H R ER SO BB IBB HBP BLK WP HR S P ERA WHIP	IP WLS BF H R ER SO BB IBB HBP BLK WP HR S P ERA WHIP	IP WLS BF H R ER SO BB IBB HBP BLK WP HR S P ERA WHIP	IP WLS BF H R ER SO BB IBB HBP BLK WP HR S P ERA WHIP	IP WLS BF H R ER SO BB IBB HBP BLK WP HR S P ERA WHIP	IP WLS BF H R ER SO BB IBB HBP BLK WP HR S P ERA WHIP	IP WLS BF H R ER SO BB IBB HBP BLK WP HR S P ERA WHIP	

AB 34
R 5
H 9
RBI 4
BB 4
SO 6
LOB 16



Batter	1	2	3	4	5	6	7	8	9	AB	R	H	RBI	BB	SO	LOB	TOP		
Dwight Smith, L (1, 8) OBP: 0.387, SLG: 0.606			F7		F7			K		4	0	0	0	0	2	1	Chicago Cubs @ Montreal Expos Olympic Stadium, Montreal, QB Thu Jun 03 1993, 7:05 PM EDT Att: 15,507 - Dome		
Jose Vizcaino, S (1, 6) OBP: 0.383, SLG: 0.393	F9		F8			G3		1B		4	0	1	0	0	0	0			
Mark Grace, L (1, 3) OBP: 0.395, SLG: 0.495	L7		G6-3			F8		F9		4	0	0	0	0	0	1			
23 Ryne Sandberg, R (1, 4) OBP: 0.346, SLG: 0.391		G4-3 1B		G6-3		G5-3			G3-6-1 1B	4	0	2	0	0	0	0			
Derrick May, L (1, 7) OBP: 0.356, SLG: 0.456	F8			G4-3			HR		G3-6-1	4	1	1	1	0	0	2			
Sammy Sosa, R (1, 9) OBP: 0.312, SLG: 0.476	G4-3 1B			K			F9		G5-3	4	0	1	0	0	1	0			
Steve Buechele, R (1, 5) OBP: 0.291, SLG: 0.432	G4-3				E6 SH1		K			3	0	0	0	0	1	2			
Rick Wilkins, L (1, 2) OBP: 0.324, SLG: 0.413					P4		K			2	0	0	0	1	1	1			
Mike Morgan, R (1, 1) Jose Bautista, R (7, 1) Doug Jennings, L (8, PH) Chuck McElroy, L (8, 1)	K				SH1			F7		1	0	0	0	0	1	3			
										0	0	0	0	0	0	0			
										1	0	0	0	0	0	0			
										0	0	0	0	0	0	0			
										0	0	0	0	0	0	0			
Inning Stats	R: 0 E: 0 K: 1 S: 9	H: 0 LOB: 0 BB: 0 P: 14	R: 0 E: 0 K: 1 S: 11	H: 2 LOB: 3 BB: 1 P: 22	R: 0 E: 0 K: 0 S: 7	H: 0 LOB: 0 BB: 0 P: 11	R: 0 E: 0 K: 1 S: 8	H: 0 LOB: 0 BB: 0 P: 14	R: 0 E: 1 K: 0 S: 9	H: 0 LOB: 1 BB: 0 P: 14	R: 1 E: 0 K: 2 S: 9	H: 1 LOB: 0 BB: 0 P: 13	R: 0 E: 0 K: 1 S: 8	H: 1 LOB: 1 BB: 0 P: 13	R: 0 E: 0 K: 0 S: 5	H: 1 LOB: 0 BB: 0 P: 5	1B: 4 2B: 0 3B: 0 HR: 1	SF: 0 SAC: 1 DP: 1 HBP: 0	WP: 0 PA: 33 PB: 0 SB: 0 CS: 0
PITCHER Dennis Martinez, R (1, 1) ERA: 3.74	IP: 9.0 WLS: W BF: 33 H: 5 R: 1 ER: 1 SO: 6 BB: 0 IBB: 1 HBP: 0 BLK: 0 WP: 0 HR: 1 S: 72 P: 114 ERA: 1.00 WHIP: 0.556															PITCHER IP: 0 WLS: 0 BF: 0 H: 0 R: 0 ER: 0 SO: 0 BB: 0 IBB: 0 HBP: 0 BLK: 0 WP: 0 HR: 0 S: 0 P: 0 ERA: 0 WHIP: 0			

Batter	1	2	3	4	5	6	7	8	9	AB	R	H	RBI	BB	SO	LOB	BOTTOM		
Delino DeShields, L (1, 4) OBP: 0.382, SLG: 0.349	K		E 1B BB		G3		F7	K		4	1	0	0	1	2	0	Chicago Cubs @ Montreal Expos Olympic Stadium, Montreal, QB Thu Jun 03 1993, 7:05 PM EDT Att: 15,507 - Dome		
Lou Frazier, S (1, 7) OBP: 0.384, SLG: 0.448	G1-3		E6 1B		S 1B		S 1B			4	2	3	0	0	0	0			
Marquis Grissom, R (1, 8) OBP: 0.372, SLG: 0.495	F8		S 1B		F9		1B HR BB			3	1	1	2	1	0	1			
Frank Bolick, S (1, 3) Greg Colbrunn, R (9, 3) Darrin Fletcher, L (1, 2) Moises Alou, R (1, 9) Wil Cordero, R (1, 6) Mike Lansing, R (1, 5) Dennis Martinez, R (1, 1)	G3-1		S 1B		G4-3		F8			3	0	0	0	1	0	3			
										0	0	0	0	0	0	0			
										4	1	1	1	0	0	2			
										4	1	1	3	0	0	0			
										4	1	1	0	0	1	0			
										4	0	1	0	0	1	0			
										2	1	1	0	2	0	0			
										4	0	0	0	0	2	4			
										4	0	0	0	0	2	4			
Inning Stats	R: 0 E: 0 K: 1 S: 6	H: 0 LOB: 0 BB: 0 P: 7	R: 0 E: 0 K: 0 S: 5	H: 0 LOB: 0 BB: 0 P: 7	R: 3 E: 1 K: 1 S: 18	H: 3 LOB: 2 BB: 2 P: 40	R: 0 E: 0 K: 1 S: 11	H: 0 LOB: 1 BB: 1 P: 18	R: 0 E: 0 K: 0 S: 8	H: 1 LOB: 1 BB: 0 P: 14	R: 0 E: 0 K: 0 S: 10	H: 1 LOB: 2 BB: 1 P: 18	R: 4 E: 0 K: 0 S: 14	H: 3 LOB: 0 BB: 1 P: 24	R: 0 E: 0 K: 2 S: 7	H: 0 LOB: 0 BB: 0 P: 10	1B: 7 2B: 0 3B: 0 HR: 1	SF: 0 SAC: 0 DP: 0 HBP: 0	WP: 0 PA: 37 PB: 0 SB: 4 CS: 0
PITCHER Mike Morgan, R (1, 1) ERA: 4.04 Jose Bautista, R (7, 1) ERA: 3.05 Chuck McElroy, L (8, 1) ERA: 3.92	IP: 6.2 WLS: L BF: 32 H: 7 R: 0 ER: 5 SO: 3 BB: 0 IBB: 0 HBP: 0 BLK: 0 WP: 0 HR: 1 S: 66 P: 120 ERA: 6.75 WHIP: 1.800															PITCHER IP: 0 WLS: 0 BF: 0 H: 0 R: 0 ER: 0 SO: 0 BB: 0 IBB: 0 HBP: 0 BLK: 0 WP: 0 HR: 0 S: 0 P: 0 ERA: 0 WHIP: 0			

Batter	1	2	3	4	5	6	7	8	9	AB	R	H	RBI	BB	SO	LOB	TOP										
Dwight Smith, L (1, 8) OBP: 0.393, SLG: 0.615 Willie Wilson, S (7, PH) OBP: 0.294, SLG: 0.343	2-0 1B		2-2 2B		2-1 P2		0-0 1B			3	0	2	0	0	0	2											
23 Ryne Sandberg, R (1, 4) OBP: 0.344, SLG: 0.381	1-1 G1-3		1-0 G3			1-1 F9	1-3 2-H 1B			3	0	0	0	1	0	3											
Mark Grace, L (1, 3) OBP: 0.393, SLG: 0.490	3-1 L9			0-0 F8		1-1 FC6-4 1B	2-1 F8			4	0	1	0	0	0	3											
Derrick May, L (1, 7) OBP: 0.354, SLG: 0.451		1-1 G1-6-3 1B		2-0 F8		2-0 L8		0-0 F7		4	0	1	0	0	0	1											
Steve Buechele, R (1, 5) OBP: 0.285, SLG: 0.422	1-1 G1-6-3		1-0 F9		1-2 FC6-4		3-2 G5-3			4	0	0	0	0	0	2											
Sammy Sosa, R (1, 9) OBP: 0.305, SLG: 0.466	1-1 G6-3				0-1 P6		0-0 G5-3	0-1 F8		4	0	0	0	0	0	0											
Rick Wilkins, L (1, 2) OBP: 0.329, SLG: 0.419			0-3 K		0-1 2B		4-2 G4-3 1B	2-2 G3-1		3	1	1	0	1	1	0	AB 32										
Jose Vizcaino, S (1, 6) OBP: 0.380, SLG: 0.387			0-0 G6-3		4-1 BB		3-2 G4-3	3-2 L9		3	0	0	0	1	0	1	R 1										
Jose Guzman, R (1, 1) OBP: 0.043, SLG: 0.043 Candy Maldonado, R (7, PH) OBP: 0.247, SLG: 0.299 Bob Scanlan, R (7, 1) Doug Jennings, L (9, PH) OBP: 0.250, SLG: 0.500			1-0 2B 1B		0-3 K		4-2 1B BB	3-3 K		2	0	1	0	0	1	2	H 7										
Inning Stats	R: 0 E: 0 K: 0 S: 5	H: 1 LOB: 0 BB: 0 P: 11	R: 0 E: 0 K: 0 S: 6	H: 1 LOB: 0 BB: 0 P: 9	R: 0 E: 0 K: 1 S: 11	H: 2 LOB: 2 BB: 0 P: 15	R: 0 E: 0 K: 0 S: 3	H: 0 LOB: 0 BB: 0 P: 6	R: 0 E: 0 K: 1 S: 10	H: 1 LOB: 2 BB: 1 P: 16	R: 0 E: 0 K: 0 S: 8	H: 1 LOB: 1 BB: 0 P: 13	R: 1 E: 0 K: 0 S: 14	H: 1 LOB: 3 BB: 3 P: 31	R: 0 E: 0 K: 0 S: 7	H: 0 LOB: 0 BB: 0 P: 10	R: 0 E: 0 K: 1 S: 12	H: 0 LOB: 0 BB: 0 P: 20	1B: 5 2B: 2 3B: 0 HR: 0	SF: 0 SAC: 0 DP: 1 HBP: 0	WP: 0 PB: 0 SB: 1 CS: 1	PA: 36					
PITCHER	IP	WLS	BF	H	R	ER	SO	BB	IBB	HBP	BLK	WP	HR	S	P	ERA	WHIP										
Jeff Shaw, R (1, 1) ERA: 2.43	6.1	W	25	6	1	1	2	2	0	0	0	0	0	46	77	1.42	1.263										
Jeff Fassero, L (7, 1) ERA: 2.35	0.1		3	1	0	0	0	1	0	0	0	0	0	8	15	0.00	6.000										
John Wetteland, R (7, 1) ERA: 1.8	2.1	S	8	0	0	0	1	1	0	0	0	0	0	22	39	0.00	0.429										

Chicago Cubs @ Montreal Expos
Olympic Stadium, Montreal, QB
Fri Jun 04 1993, 7:05 PM EDT
Att: 22,786 - Dome

AB	32
R	1
H	7
RBI	1
BB	4
SO	3
LOB	14





Batter	1	2	3	4	5	6	7	8	9	AB	R	H	RBI	BB	SO	LOB	BOTTOM										
Delino DeShields, L (1, 4) OBP: 0.390, SLG: 0.343	0-0 P6		1-1 G4-3		1-1 G4-3	1-2 CS	4-2 BB			3	0	0	0	1	0	0											
Lou Frazier, S (1, 7) OBP: 0.390, SLG: 0.451	1-2 G4-3		3-2 1B		2-2 E 1B		0-1 L8			4	0	2	0	0	0	1											
Marquis Grissom, R (1, 8) OBP: 0.370, SLG: 0.490	0-0 F9		1-3 K		1-1 E 1B		1-1 P3			4	0	1	0	0	1	2											
Frank Bolick, S (1, 3) OBP: 0.333, SLG: 0.388 Greg Colbrunn, R (6, 3) OBP: 0.326, SLG: 0.494		4-0 2B BB		3-1 P2	4-1 BB		0-1 G4-3			1	1	0	0	2	0	0											
Darrin Fletcher, L (1, 2) OBP: 0.314, SLG: 0.336 Tim Laker, R (7, 2) OBP: 0.200, SLG: 0.242		3-2 1-H 2B		4-1 FC6-4 BB	0-2 P5			0-1 G3-1		2	0	1	1	1	0	3											
Moises Alou, R (1, 9) OBP: 0.350, SLG: 0.449	1-1 P3		1-0 FC6-4 2B		3-2 F8		4-0 G4-3 BB			3	1	0	0	1	0	5											
Mike Lansing, R (1, 6) OBP: 0.372, SLG: 0.426	2-2 F7		4-1 2B BB		0-0 G6-3		0-0 G4-3			3	1	0	0	1	0	2	AB 26										
Sean Berry, R (1, 5) OBP: 0.368, SLG: 0.295		4-0 IBB		3-0 1-H 2-H 2B		4-2 CS BB				1	0	1	2	2	0	0	R 3										
Jeff Shaw, R (1, 1) Jeff Fassero, L (7, 1) John Wetteland, R (7, 1)		1-3 K		3-2 G5-3		0-3 K				3	0	0	0	0	2	4	H 5										
Inning Stats	R: 0 E: 0 K: 0 S: 5	H: 0 LOB: 0 BB: 0 P: 6	R: 1 E: 0 K: 1 S: 12	H: 1 LOB: 2 BB: 2 P: 27	R: 0 E: 0 K: 1 S: 9	H: 1 LOB: 0 BB: 0 P: 14	R: 2 E: 0 K: 0 S: 10	H: 1 LOB: 1 BB: 2 P: 27	R: 0 E: 0 K: 0 S: 9	H: 0 LOB: 0 BB: 1 P: 13	R: 0 E: 0 K: 0 S: 10	H: 0 LOB: 1 BB: 1 P: 15	R: 0 E: 0 K: 0 S: 3	H: 0 LOB: 0 BB: 0 P: 7	R: 0 E: 0 K: 0 S: 3	H: 0 LOB: 0 BB: 1 P: 7	1B: 3 2B: 2 3B: 0 HR: 0	SF: 0 SAC: 0 DP: 1 HBP: 0	WP: 0 PB: 0 SB: 0 CS: 1	PA: 35							
PITCHER	IP	WLS	BF	H	R	ER	SO	BB	IBB	HBP	BLK	WP	HR	S	P	ERA	WHIP										
Jose Guzman, R (1, 1) ERA: 4.24	6.0	L	27	5	3	3	3	5	0	0	0	0	0	64	117	4.50	1.667										
Bob Scanlan, R (7, 1) ERA: 4.62	2.0		7	0	0	0	0	2	0	0	0	0	0	13	22	0.00	1.000										

Chicago Cubs @ Montreal Expos
Olympic Stadium, Montreal, QB
Fri Jun 04 1993, 7:05 PM EDT
Att: 22,786 - Dome

AB	26
R	3
H	5
RBI	3
BB	8
SO	3
LOB	18



Batter	1	2	3	4	5	6	7	8	9	AB	R	H	RBI	BB	SO	LOB	TOP								
Willie Wilson, S OBP: 0.289, SLG: 0.336 (1, 8)	G4-3		K			F7	BB		K	5	0	1	0	0	2	0	Chicago Cubs @ Montreal Expos Olympic Stadium, Montreal, QB Sat Jun 05 1993, 7:05 PM EDT Att: 20,209 - Dome livebaseballscores.com AB 35 R 3 H 8 RBI 3 BB 5 SO 6 LOB 20 								
23 Ryne Sandberg, R OBP: 0.338, SLG: 0.399 (1, 4)	G6-3		F7			HR	F9		G5-3	5	1	1	1	0	0	2									
Mark Grace, L OBP: 0.397, SLG: 0.492 (1, 3)	F8			K		FC6	FC6-4		BB	3	0	1	0	2	1	0									
Candy Maldonado, R OBP: 0.247, SLG: 0.286 Chuck McElroy, L (7, 1)		2B		G5-3		FC6	FC6-4		K	3	0	0	0	0	1	0									
Bob Scanlan, R (7, 1)		BB								0	0	0	0	0	0	0									
Dan Plesac, L (8, 1)										0	0	0	0	0	0	0									
Doug Jennings, L OBP: 0.200, SLG: 0.400 (9, PH)		BB								0	0	0	0	0	0	0									
Steve Buechele, R OBP: 0.289, SLG: 0.426 (1, 5)		2B		G6-3		BB			G5-3	3	0	1	0	1	0	0									
Sammy Sosa, R OBP: 0.306, SLG: 0.464 Dwight Smith, L OBP: 0.390, SLG: 0.611 (8, 9)						E5	F7		P4	3	0	1	0	0	1	4									
Rey Sanchez, R OBP: 0.294, SLG: 0.293 (1, 6)						1B				1	0	0	0	0	0	0									
Steve Lake, R OBP: 0.237, SLG: 0.351 Rick Wilkins, L OBP: 0.331, SLG: 0.443 (7, PH)						K			L8	4	0	1	0	0	1	3									
Mike Harkey, R OBP: 0.200, SLG: 0.211 Jose Vizcaino, S OBP: 0.383, SLG: 0.387 Jose Bautista, R (7, 1)									1B	2	0	0	0	0	0	4									
Derrick May, L OBP: 0.358, SLG: 0.473 (7, 2)						P4			P6	2	1	1	1	0	0	1									
									HR	2	0	0	0	0	0	1									
						G5-3			BB	0	0	0	0	1	0	0									
									BB	0	0	0	0	0	0	0									
									HR	1	1	1	1	0	0	0									
Inning Stats	R: 0 E: 0 K: 0 S: 6	H: 0 LOB: 0 BB: 0 P: 6	R: 0 E: 0 K: 1 S: 10	H: 1 LOB: 2 BB: 1 P: 21	R: 0 E: 0 K: 1 S: 10	H: 0 LOB: 0 BB: 0 P: 18	R: 0 E: 0 K: 1 S: 7	H: 0 LOB: 0 BB: 0 P: 13	R: 0 E: 0 K: 1 S: 10	H: 1 LOB: 1 BB: 0 P: 11	R: 1 E: 0 K: 0 S: 8	H: 2 LOB: 2 BB: 1 P: 16	R: 1 E: 0 K: 0 S: 13	H: 2 LOB: 2 BB: 2 P: 28	R: 0 E: 0 K: 0 S: 8	H: 1 LOB: 1 BB: 0 P: 9	R: 1 E: 0 K: 2 S: 13	H: 1 LOB: 1 BB: 1 P: 24	1B: 3 2B: 2 3B: 0 HR: 3	SF: 0 SAC: 0 DP: 1 HBP: 0	WP: 0 PB: 0 SB: 0 CS: 0	PA: 40			
PITCHER	IP	WLS	BF	H	R	ER	SO	BB	IBB	HBP	BLK	WP	HR	S	P	ERA	WHIP								
Brian Barnes, L ERA: 3.05 Mike Gardner, R ERA: 4.41 Jeff Fassero, L ERA: 2.95 Kent Bottenfield, R ERA: 4.19 John Wetteland, R ERA: 1.78	5.2	23	4	1	1	4	0	2	0	0	0	0	1	50	84	1.59	1.059								
	0.2	W	6	2	1	1	0	2	0	0	0	0	1	12	26	13.50	6.000								
	1.2	S	8	2	1	1	1	1	0	0	0	0	1	16	26	5.40	1.800								
	0.1	S	1	0	0	0	1	0	0	0	0	0	0	5	7	0.00	0.000								

Batter	1	2	3	4	5	6	7	8	9	AB	R	H	RBI	BB	SO	LOB	BOTTOM								
Delino DeShields, L OBP: 0.392, SLG: 0.339 (1, 4)	K	K				G1-6-3	BB			2	1	0	0	2	2	2	Chicago Cubs @ Montreal Expos Olympic Stadium, Montreal, QB Sat Jun 05 1993, 7:05 PM EDT Att: 20,209 - Dome livebaseballscores.com AB 29 R 6 H 7 RBI 6 BB 4 SO 6 LOB 10 								
Lou Frazier, S OBP: 0.383, SLG: 0.432 (1, 7)	F7		G5-3		G1-6-3		BB			3	1	0	0	1	0	1									
Marquis Grissom, R OBP: 0.367, SLG: 0.490 (1, 8)	G1-3		F8			G5-3	2B			4	0	1	3	0	0	0									
Frank Bolick, S OBP: 0.333, SLG: 0.380 Greg Colbrunn, R OBP: 0.323, SLG: 0.489 (7, 3)		G5-3	1B			L4			K	2	1	0	0	0	1	1									
Darrin Fletcher, L OBP: 0.306, SLG: 0.327 Tim Laker, R OBP: 0.194, SLG: 0.235 (7, 2)			HBP							3	0	0	0	0	1	1									
			K			L3				1	0	0	0	0	1	0									
Moises Alou, R OBP: 0.357, SLG: 0.455 (1, 9)									K	4	1	3	0	0	0	0									
Inning Stats	R: 0 E: 0 K: 1 S: 8	H: 0 LOB: 0 BB: 0 P: 12	R: 2 E: 0 K: 2 S: 11	H: 2 LOB: 2 BB: 1 P: 20	R: 0 E: 0 K: 1 S: 7	H: 0 LOB: 0 BB: 0 P: 9	R: 0 E: 0 K: 0 S: 9	H: 1 LOB: 1 BB: 0 P: 11	R: 0 E: 0 K: 0 S: 5	H: 0 LOB: 0 BB: 1 P: 11	R: 0 E: 0 K: 0 S: 5	H: 0 LOB: 0 BB: 0 P: 9	R: 4 E: 0 K: 1 S: 23	H: 3 LOB: 1 BB: 2 P: 40	R: 0 E: 0 K: 1 S: 5	H: 1 LOB: 0 BB: 0 P: 7	1B: 5 2B: 2 3B: 0 HR: 0	SF: 0 SAC: 0 DP: 2 HBP: 1	WP: 0 PB: 0 SB: 0 CS: 0	PA: 34					
PITCHER	IP	WLS	BF	H	R	ER	SO	BB	IBB	HBP	BLK	WP	HR	S	P	ERA	WHIP								
Mike Harkey, R ERA: 4.42 Jose Bautista, R ERA: 3.38 Chuck McElroy, L ERA: 4.79 Bob Scanlan, R ERA: 4.91 Dan Plesac, L ERA: 4.98	6.0	23	3	2	2	4	0	1	1	0	0	0	0	7	10	13.50	1.500								
	0.0	L	3	1	1	1	0	1	0	0	0	0	0	7	12	∞	∞								
	0.1	3	1	3	3	1	1	1	0	0	0	0	0	9	18	81.00	6.000								
	1.0	3	1	0	0	1	0	0	0	0	0	0	0	5	7	0.00	1.000								

Batter	1	2	3	4	5	6	7	8	9	AB	R	H	RBI	BB	SO	LOB	TOP
Dwight Smith, L (1,9) OBP: 0.384, SLG: 0.596	E1 23 G5-3 G1-3		F7				F8		L8	5	1	1	0	0	0	1	
Jose Vizcaino, S (1,5) OBP: 0.379, SLG: 0.382	G1-3		G4-3				F8		FC3-6	5	1	1	0	0	0	2	
23 Ryne Sandberg, R (1,4) OBP: 0.333, SLG: 0.390	G5-3		K				G5-3		F8	5	0	1	0	0	1	4	
Mark Grace, L (1,3) OBP: 0.395, SLG: 0.488	G1-3						G4-3			4	0	1	1	0	0	2	
Derrick May, L (1,7) OBP: 0.361, SLG: 0.482									G4-3	3	2	2	1	0	0	0	
Rick Wilkins, L (1,2) OBP: 0.342, SLG: 0.455										3	0	2	1	1	0	1	
Willie Wilson, S (1,8) OBP: 0.280, SLG: 0.325										4	0	0	0	0	0	3	
Rey Sanchez, R (1,6) OBP: 0.300, SLG: 0.302										3	0	1	0	1	0	2	
Greg Hibbard, L (1,1) Randy Myers, L (8,1) OBP: 0.867, SLG: 1.000										3	0	0	0	0	0	3	
										0	0	0	0	1	0	0	
Inning Stats	R: 0 H: 0 E: 1 LOB: 1 K: 0 BB: 0 S: 5 P: 8	R: 1 H: 3 E: 0 LOB: 1 K: 0 BB: 0 S: 7 P: 9	R: 0 H: 0 E: 0 LOB: 0 K: 1 BB: 0 S: 7 P: 8	R: 1 H: 2 E: 0 LOB: 2 K: 0 BB: 1 S: 11 P: 19	R: 2 H: 3 E: 0 LOB: 1 K: 0 BB: 0 S: 8 P: 12	R: 0 H: 0 E: 0 LOB: 0 K: 0 BB: 0 S: 5 P: 9	R: 0 H: 1 E: 0 LOB: 1 K: 0 BB: 0 S: 14 P: 18	R: 0 H: 0 E: 1 LOB: 1 K: 0 BB: 1 S: 7 P: 13	R: 0 H: 0 E: 0 LOB: 1 K: 0 BB: 1 S: 5 P: 12	1B: 6 SF: 1 2B: 3 SAC: 0 3B: 0 DP: 2 HR: 0 HBP: 0	WP: 0 PA: 39 PB: 1 SB: 1 CS: 0						
PITCHER	IP WLS BF H R ER SO BB IBB HBP BLK WP HR S P ERA WHIP																
Ken Hill, R (1,1) ERA: 2.52	8.0 L 35 9 4 4 1 1 1 0 0 0 0 0 64 96 4.50 1.250																
Mel Rojas, R (9,1) ERA: 3.77	1.0 4 0 0 0 0 1 0 0 0 0 0 0 5 12 0.00 1.000																

Chicago Cubs @ Montreal Expos
Olympic Stadium, Montreal, QB
Sun Jun 06 1993, 7:05 PM EDT
Att: 16,404 - Dome

AB 35
R 4
H 9
RBI 3
BB 3
SO 1
LOB 18



Batter	1	2	3	4	5	6	7	8	9	AB	R	H	RBI	BB	SO	LOB	BOTTOM
Delino DeShields, L (1,4) OBP: 0.394, SLG: 0.339 Mel Rojas, R (9,1)	G1-3 HBP		G6-4-3 1B				L7		G6-3	3	0	1	0	0	0	2	
Lou Frazier, S (1,7) OBP: 0.376, SLG: 0.423	G1-3		G6-4-3				F9			4	0	1	1	0	0	2	
Marquis Grissom, R (1,8) OBP: 0.365, SLG: 0.490	G5-3		G4-3				K			4	0	1	0	0	1	2	
Moises Alou, R (1,9) OBP: 0.351, SLG: 0.446	L8						L9		F9	4	0	0	0	0	0	3	
Greg Colbrunn, R (1,3) OBP: 0.310, SLG: 0.467										4	0	0	0	0	1	0	
Mike Lansing, R (1,5) OBP: 0.369, SLG: 0.422										4	0	1	0	0	1	0	
Wil Cordero, R (1,6) OBP: 0.271, SLG: 0.384										4	0	1	0	0	1	1	
Tim Laker, R (1,2) OBP: 0.211, SLG: 0.250 Frank Bolick, S (8,PH) OBP: 0.345, SLG: 0.392										2	0	1	0	0	1	1	
										2	1	2	0	0	0	0	
Ken Hill, R (1,1) OBP: 0.214, SLG: 0.192 Sean Berry, R (8,PH) OBP: 0.377, SLG: 0.298 Darrin Fletcher, L (9,2) OBP: 0.306, SLG: 0.327 Matt Stairs, L (9,PH) OBP: 0.375, SLG: 0.500										1	0	0	0	0	0	0	
										1	0	0	0	0	0	1	
										0	0	0	0	0	0	0	
										1	0	0	0	1	2		
Inning Stats	R: 0 H: 0 E: 0 LOB: 1 K: 0 BB: 0 S: 6 P: 11	R: 0 H: 1 E: 0 LOB: 1 K: 1 BB: 0 S: 13 P: 17	R: 0 H: 1 E: 0 LOB: 1 K: 0 BB: 0 S: 10 P: 15	R: 0 H: 0 E: 0 LOB: 0 K: 1 BB: 0 S: 8 P: 11	R: 0 H: 1 E: 0 LOB: 1 K: 0 BB: 0 S: 9 P: 11	R: 0 H: 0 E: 0 LOB: 0 K: 1 BB: 0 S: 8 P: 10	R: 0 H: 0 E: 0 LOB: 0 K: 0 BB: 0 S: 3 P: 5	R: 1 H: 3 E: 0 LOB: 2 K: 0 BB: 0 S: 14 P: 20	R: 0 H: 2 E: 0 LOB: 2 K: 3 BB: 0 S: 14 P: 24	1B: 7 SF: 0 2B: 1 SAC: 1 3B: 0 DP: 0 HR: 0 HBP: 1	WP: 0 PA: 36 PB: 0 SB: 0 CS: 0						
PITCHER	IP WLS BF H R ER SO BB IBB HBP BLK WP HR S P ERA WHIP																
Greg Hibbard, L (1,1) ERA: 3.5	7.2 W 30 6 1 1 3 0 0 0 0 0 0 0 15 25 0.00 1.500																
Randy Myers, L (8,1) ERA: 1.8	1.1 S 6 2 0 0 3 0 0 0 0 0 0 0 15 25 0.00 1.500																

Chicago Cubs @ Montreal Expos
Olympic Stadium, Montreal, QB
Sun Jun 06 1993, 7:05 PM EDT
Att: 16,404 - Dome

AB 34
R 1
H 8
RBI 1
BB 0
SO 6
LOB 14



Batter	1	2	3	4	5	6	7	8	9	AB	R	H	RBI	BB	SO	LOB	TOP				
Bip Roberts, S OBP: 0.350, SLG: 0.321 (1, 4)	G1-3		G4-3 2B		L8		G4-3		F9	5	0	1	0	0	0	0					
Hal Morris, L OBP: 0.273, SLG: 0.273 (1, 3)	G5-3 1B		F7		G1-3			G4-3	F8	5	0	1	0	0	0	1					
Barry Larkin, R OBP: 0.398, SLG: 0.414 (1, 6)	G5-3		G4-3		F9			1B	1B	4	1	1	0	0	0	2					
Gary Varsho, L OBP: 0.395, SLG: 0.387 Jacob Brumfield, R OBP: 0.358, SLG: 0.412 (8, 7)	BB		G1-3				K	1B	1B	3	0	1	1	1	1	1					
Roberto Kelly, R OBP: 0.354, SLG: 0.450 (1, 8)	G6-3				1B		G6-3 2B	1B	1B	4	0	3	0	0	0	2					
Cecil Espy, S OBP: 0.371, SLG: 0.259 (8, 9)		1B G6-4-3 BB			K		G6-3	K		3	1	0	0	1	2	4					
Jeff Branson, L OBP: 0.406, SLG: 0.450 Jeff Reardon, R (8, 1)		G6-4-3 1B			F8		G5-3			3	0	1	0	1	0	2					
Dan Wilson, R OBP: 0.342, SLG: 0.273 Reggie Sanders, R OBP: 0.345, SLG: 0.429 Joe Oliver, R OBP: 0.295, SLG: 0.419 (8, 2)		G6-4-3						K	K	2	0	0	0	1	1	1					
Tim Pugh, R OBP: 0.130, SLG: 0.091 Bobby Ayala, R (5, 1)		1-2 3-H			IBB					2	0	0	0	1	1	1					
Willie Greene, L OBP: 0.176, SLG: 0.375 Greg Cadaret, L (7, 1)	G4-3				L3					1	0	0	0	0	0	0					
Juan Samuel, R OBP: 0.200, SLG: 0.271 (8, 5)							G4-3		K	1	0	0	0	0	1	0					
Inning Stats	R: 0 E: 0 K: 0 S: 10	H: 1 LOB: 2 BB: 1 P: 16	R: 1 E: 0 K: 0 S: 9	H: 1 LOB: 0 BB: 1 P: 17	R: 0 E: 0 K: 1 S: 7	H: 1 LOB: 2 BB: 1 P: 17	R: 0 E: 0 K: 1 S: 3	H: 0 LOB: 0 BB: 0 P: 4	R: 0 E: 0 K: 1 S: 10	H: 1 LOB: 1 BB: 0 P: 16	R: 0 E: 0 K: 1 S: 10	H: 0 LOB: 0 BB: 0 P: 12	R: 1 E: 0 K: 2 S: 16	H: 3 LOB: 3 BB: 1 P: 26	R: 0 E: 0 K: 1 S: 6	H: 0 LOB: 0 BB: 0 P: 7	1B: 6 2B: 2 3B: 0 HR: 0	SF: 0 SAC: 0 DP: 1 HBP: 0	WP: 0 PB: 0 SB: 2 CS: 0	PA: 38	
PITCHER	IP	WLS	BF	H	R	ER	SO	BB	IBB	HBP	BLK	WP	HR	S	P	ERA	WHIP				
Dennis Martinez, R ERA: 3.62 John Wetteland, R ERA: 1.67	(1, 1)	7.1	W	31	7	2	2	3	2	1	0	0	0	63	103	2.46	1.227				
(8, 1)	1.2	S	7	1	0	0	3	1	0	0	0	0	0	16	23	0.00	1.200				

Cincinnati Reds @ Montreal Expos
Olympic Stadium, Montreal, QB
Tue Jun 08 1993, 7:05 PM EDT
Att: 11,777 - Dome

AB 34
R 2
H 8
RBI 1
BB 4
SO 6
LOB 18



Batter	1	2	3	4	5	6	7	8	9	AB	R	H	RBI	BB	SO	LOB	BOTTOM				
Delino DeShields, L OBP: 0.396, SLG: 0.342 (1, 4)	G6-3		G6-3		WP 1B		S 2B 1B			4	1	2	0	0	0	0					
Mike Lansing, R OBP: 0.365, SLG: 0.426 (1, 5)	P3		G6-3		B2		1-H 2B			4	0	1	1	0	0	2					
Marquis Grissom, R OBP: 0.370, SLG: 0.502 (1, 8)	S 1B				P4 1B		1-2 2-3 IBB			3	2	2	0	1	0	2					
John Vander Wal, L OBP: 0.350, SLG: 0.413 (1, 7)	1B BB				G4-3 1B		L8			3	1	1	1	1	0	4					
Moises Alou, R OBP: 0.353, SLG: 0.447 (1, 9)	PO 1B				G6-3 BB		K		G5-3	3	0	1	1	1	1	0					
Darin Fletcher, L OBP: 0.304, SLG: 0.319 Lou Frazier, S OBP: 0.367, SLG: 0.410 Tim Laker, R OBP: 0.190, SLG: 0.225 (9, 2)	PO		F7		G6-3		K		S BB	3	0	0	0	1	1	2					
Greg Colbrunn, R OBP: 0.308, SLG: 0.465 (1, 3)			K		G6-3		F7		F7	4	0	0	1	0	1	2					
Wil Cordero, R OBP: 0.271, SLG: 0.376 (1, 6)			F7		G6-3		K		G3-1	4	0	0	0	0	1	3					
Dennis Martinez, R OBP: 0.308, SLG: 0.385 John Wetteland, R (8, 1)			K		WP 1B		K			3	0	1	0	0	2	0					
Inning Stats	R: 1 E: 0 K: 0 S: 16	H: 2 LOB: 1 BB: 1 P: 26	R: 0 E: 0 K: 1 S: 7	H: 0 LOB: 0 BB: 0 P: 11	R: 0 E: 0 K: 1 S: 7	H: 0 LOB: 0 BB: 0 P: 10	R: 2 E: 0 K: 0 S: 12	H: 2 LOB: 1 BB: 1 P: 24	R: 0 E: 0 K: 2 S: 7	H: 0 LOB: 0 BB: 0 P: 9	R: 1 E: 0 K: 2 S: 12	H: 2 LOB: 2 BB: 1 P: 23	R: 0 E: 0 K: 0 S: 8	H: 0 LOB: 2 BB: 1 P: 15	1B: 7 2B: 1 3B: 0 HR: 0	SF: 0 SAC: 0 DP: 0 HBP: 0	WP: 1 PB: 0 SB: 6 CS: 0	PA: 36			
PITCHER	IP	WLS	BF	H	R	ER	SO	BB	IBB	HBP	BLK	WP	HR	S	P	ERA	WHIP				
Tim Pugh, R ERA: 4.82 Bobby Ayala, R ERA: 1.47 Greg Cadaret, L ERA: 2.82 Jeff Reardon, R ERA: 3.5	(1, 1)	4.1	L	20	6	3	3	2	2	0	0	0	0	45	74	6.23	1.846				
(5, 1)	1.2		5	0	0	0	2	0	0	0	0	1	0	11	16	0.00	0.000				
(7, 1)	1.1		8	2	1	1	2	1	1	0	0	0	0	17	34	6.75	2.250				
(8, 1)	0.2		2	0	0	0	0	0	0	0	0	0	0	3	4	0.00	0.000				

Cincinnati Reds @ Montreal Expos
Olympic Stadium, Montreal, QB
Tue Jun 08 1993, 7:05 PM EDT
Att: 11,777 - Dome

AB 31
R 4
H 8
RBI 4
BB 4
SO 6
LOB 15



Batter	1	2	3	4	5	6	7	8	9	10	11	12	AB	R	H	RBI	BB	SO	LOB	TOP							
Bip Roberts, S OBP: 0.350, SLG: 0.318 (1.4)													5	1	1	0	1	0	4								
Hal Morris, L OBP: 0.353, SLG: 0.313 (1.3)													5	0	2	0	1	0	2								
Barry Larkin, R OBP: 0.396, SLG: 0.409 (1.6)													5	0	1	0	1	0	4								
Roberto Kelly, R OBP: 0.345, SLG: 0.439 (1.8)													6	0	0	0	0	1	5								
Reggie Sanders, R OBP: 0.336, SLG: 0.415 (1.9)													6	0	0	0	0	1	6								
Joe Oliver, R OBP: 0.262, SLG: 0.429 (1.2)													5	1	1	1	0	2	3								
Cecil Espy, S OBP: 0.373, SLG: 0.271 Greg Cadaret, L Bobby Ayala, R (11.1) (12.1)													5	0	2	0	0	1	0								
Jeff Branson, L OBP: 0.412, SLG: 0.453 (1.5)													4	1	2	0	0	1	1								
Tom Browning, L ERA: 3.55 Andy Millen, R ERA: 3.55 Min Hill, K ERA: 3.55 Jeff Reardon, R ERA: 3.55 Gary Varsho, L ERA: 3.55 John Roper, R ERA: 3.55 Rob Dibble, R ERA: 3.55 John Bowler, R ERA: 3.55													2	0	0	0	0	0	1								
Inning Stats	R: 0 E: 0 K: 1 S: 16	H: 3 LOB: 3 BB: 0 P: 22	R: 0 E: 0 K: 1 S: 11	H: 1 LOB: 1 BB: 0 P: 18	R: 0 E: 0 K: 1 S: 11	H: 1 LOB: 1 BB: 0 P: 13	R: 0 E: 0 K: 0 S: 7	H: 0 LOB: 0 BB: 0 P: 12	R: 0 E: 0 K: 0 S: 6	H: 1 LOB: 1 BB: 1 P: 13	R: 1 E: 0 K: 0 S: 5	H: 0 LOB: 0 BB: 0 P: 10	R: 0 E: 0 K: 1 S: 9	H: 1 LOB: 1 BB: 0 P: 15	R: 0 E: 0 K: 1 S: 8	H: 0 LOB: 0 BB: 0 P: 11	R: 0 E: 0 K: 2 S: 12	H: 1 LOB: 1 BB: 0 P: 16	R: 1 E: 1 K: 0 S: 16	H: 1 LOB: 2 BB: 1 P: 29	1B: 9 2B: 1 3B: 0 HR: 1	SF: 0 SAC: 1 DP: 1 HBP: 0	WP: 1 PB: 0 SB: 0 CS: 2	PA: 50			
PITCHER	IP	WLS	BF	H	R	ER	SO	BB	IBB	HBP	BLK	WP	HR	S	P	ERA	WHIP										
Jeff Shaw, R ERA: 2.3	6.0		25	6	1	1	3	1	0	0	0	0	0	5	12	27.00	9.000										
Jeff Fassero, L ERA: 2.84	0.1		4	2	1	1	0	1	0	0	0	0	0	5	12	27.00	9.000										
Mel Rojas, R ERA: 3.55	1.2		4	0	0	0	0	0	0	0	0	0	0	6	13	0.00	0.000										
John Wetteland, R ERA: 1.55	2.0		7	1	0	0	2	0	0	0	0	0	0	17	26	0.00	0.500										
Mike Gardiner, R ERA: 3.55	2.0	L	10	2	1	0	2	1	0	0	0	0	0	28	45	0.00	1.500										

Cincinnati Reds @ Montreal Expos
Olympic Stadium, Montreal, QB
Wed Jun 09 1993, 7:05 PM EDT
Att. 11,157 - Dome

AB 46
R 3
H 11
RBI 2
BB 3
SO 7
LOB 27



Batter	1	2	3	4	5	6	7	8	9	10	11	12	AB	R	H	RBI	BB	SO	LOB	BOTTOM							
Delino DeShields, L OBP: 0.394, SLG: 0.342 (1.4)													6	0	2	0	0	0	3								
Lou Frazier, S OBP: 0.379, SLG: 0.407 (1.7)													3	0	1	0	2	0	0								
Marquis Grissom, R OBP: 0.373, SLG: 0.514 (1.8)													5	1	2	1	1	0	3								
Moises Alou, R OBP: 0.348, SLG: 0.436 (1.9)													5	0	0	0	1	2	6								
Greg Colburn, R ERA: 3.55 Mel Rojas, R ERA: 3.55 Frank Bolock, S ERA: 3.55 John Wetteland, R ERA: 3.55 Sean Barry, R ERA: 3.55 Mike Gardiner, S ERA: 3.55 Tim McIntosh, R ERA: 3.55													3	0	2	0	0	0	0								
Mike Lansing, R OBP: 0.356, SLG: 0.415 (1.5)													5	0	0	0	0	2	4								
Wil Cordero, R OBP: 0.269, SLG: 0.376 (1.6)													5	1	1	0	0	0	1								
Tim Laker, R OBP: 0.200, SLG: 0.233 Darin Fletcher, L OBP: 0.307, SLG: 0.316 (9, PH) (10.2)													3	0	1	1	0	1	1								
Jeff Shaw, R OBP: 0.383, SLG: 0.083 Jeff Fassero, L (7.1)													2	0	1	0	0	0	1								
John Vander Wal, L OBP: 0.349, SLG: 0.411 (7.3)													3	0	1	0	0	1	0								
Inning Stats	R: 1 E: 0 K: 2 S: 7	H: 1 LOB: 0 BB: 0 P: 11	R: 0 E: 0 K: 2 S: 10	H: 1 LOB: 0 BB: 0 P: 11	R: 0 E: 0 K: 0 S: 12	H: 2 LOB: 2 BB: 1 P: 16	R: 1 E: 0 K: 0 S: 12	H: 3 LOB: 1 BB: 0 P: 17	R: 0 E: 0 K: 0 S: 6	H: 0 LOB: 0 BB: 0 P: 10	R: 0 E: 0 K: 1 S: 8	H: 0 LOB: 2 BB: 1 P: 14	R: 0 E: 0 K: 1 S: 9	H: 1 LOB: 2 BB: 1 P: 14	R: 0 E: 0 K: 2 S: 11	H: 1 LOB: 2 BB: 1 P: 18	R: 0 E: 0 K: 0 S: 8	H: 0 LOB: 0 BB: 0 P: 13	R: 0 E: 0 K: 0 S: 9	H: 1 LOB: 2 BB: 1 P: 19	1B: 9 2B: 1 3B: 0 HR: 1	SF: 0 SAC: 1 DP: 0 HBP: 0	WP: 0 PB: 0 SB: 3 CS: 2	PA: 50			
PITCHER	IP	WLS	BF	H	R	ER	SO	BB	IBB	HBP	BLK	WP	HR	S	P	ERA	WHIP										
Tom Browning, L ERA: 3.51	6.0		24	7	2	2	2	1	0	0	0	0	0	19	32	3.00	1.333										
Min Hill, R ERA: 6.0	1.0		5	1	0	0	1	1	0	0	0	0	0	12	16	0.00	2.000										
Jeff Reardon, R ERA: 6.0	1.0		3	0	0	0	1	0	0	0	0	0	0	12	16	0.00	0.000										
John Roper, R ERA: 1.29	1.0		7	2	0	0	1	2	0	0	0	0	0	13	22	0.00	4.000										
Rob Dibble, R ERA: 4.82	1.0		3	0	0	0	2	0	0	0	0	0	0	7	10	0.00	0.000										
PITCHER	IP	WLS	BF	H	R	ER	SO	BB	IBB	HBP	BLK	WP	HR	S	P	ERA	WHIP										
Greg Cadaret, L ERA: 2.65	1.1	W	5	1	0	0	0	0	0	0	0	0	0	13	19	0.00	0.750										
Bobby Ayala, R ERA: 1.42	0.2	S	3	0	0	0	0	0	0	0	0	0	0	4	13	0.00	0.000										

Cincinnati Reds @ Montreal Expos
Olympic Stadium, Montreal, QB
Wed Jun 09 1993, 7:05 PM EDT
Att. 11,157 - Dome

AB 44
R 2
H 11
RBI 2
BB 5
SO 7
LOB 25



Batter	1	2	3	4	5	6	7	8	9	AB	R	H	RBI	BB	SO	LOB	TOP								
Delino DeShields, L OBP: 0.387, SLG: 0.535	1-2 L8	1-1 F7		0-0 P6			3-3 K			4	0	0	0	0	1	2									
Mike Lansing, R OBP: 0.355, SLG: 0.413	2-1 S E 1B		4-1 FC4-6 1B SF7 BB		2-0 G6-3		1-0 G5-3			3	2	1	0	1	0	0									
Marquis Grissom, R OBP: 0.376, SLG: 0.514	2-1 E8 G6-3 1B 1B		2-2 FC4-6 1B		3-2 F8		3-2 P8			4	1	2	0	0	0	0									
Larry Walker, L OBP: 0.381, SLG: 0.497	1-1 G6-3		0-0 FC4-6		3-3 K			0-0 L8		4	0	0	0	0	1	3									
John Vander Wal, L OBP: 0.349, SLG: 0.412	3-2 FC6-4 1B		0-0 SF7		0-2 G4-3			0-1 P4		2	0	1	2	0	0	0									
Moises Alou, R OBP: 0.347, SLG: 0.434	3-2 FC6-4 1B		0-0 SF7		2-3 K			1-1 P2		2	0	1	2	0	0	0									
Greg Colbrunn, R OBP: 0.307, SLG: 0.453	1-1 FC6-4		1-1 P2		2-3 K			1-1 P2		4	0	0	0	0	1	2									
Jeff Fassero, L OBP: 0.307, SLG: 0.453	1-1 FC6-4		1-1 P2		2-3 K			1-1 P2		0	0	0	0	0	0	0									
Wil Cordero, R OBP: 0.278, SLG: 0.388		0-0 2B		1-1 CS 1B		2-1 2B 1B			1-2 P9	4	1	3	0	0	0	0									
Tim Laker, R OBP: 0.208, SLG: 0.261		0-0 G5-3		2-2 G3		0-0 2B			1-3 K	3	0	1	1	0	0	2									
Lou Frazier, S OBP: 0.375, SLG: 0.402		0-0 G5-3		1-2 G3		1-1 2B			1-3 K	1	0	0	0	0	1	0									
Brian Barnes, L OBP: 0.333, SLG: 0.273		1-3 K		1-2 1B		0-1 G1-3			1-0 F8	3	0	1	0	0	1	2									
Mel Rojas, R OBP: 0.344, SLG: 0.393		1-3 K		1-2 1B		0-1 G1-3			1-0 F8	0	0	0	0	0	0	0									
Frank Bolick, S OBP: 0.344, SLG: 0.393		1-3 K		1-2 1B		0-1 G1-3			1-0 F8	1	0	0	0	0	0	0									
Inning Stats	R: 2 E: 1 K: 0 S: 16	H: 3 LOB: 1 BB: 0 P: 26	R: 0 E: 0 K: 1 S: 7	H: 1 LOB: 1 BB: 0 P: 9	R: 1 E: 0 K: 0 S: 9	H: 1 LOB: 1 BB: 1 P: 17	R: 0 E: 0 K: 0 S: 11	H: 2 LOB: 1 BB: 0 P: 15	R: 0 E: 0 K: 1 S: 8	H: 0 LOB: 0 BB: 0 P: 16	R: 1 E: 0 K: 1 S: 11	H: 2 LOB: 1 BB: 0 P: 15	R: 0 E: 0 K: 1 S: 8	H: 0 LOB: 0 BB: 0 P: 15	R: 0 E: 0 K: 0 S: 5	H: 0 LOB: 0 BB: 0 P: 6	R: 0 E: 0 K: 1 S: 9	H: 0 LOB: 0 BB: 0 P: 12	1B: 7 2B: 2 3B: 0 HR: 0	SF: 1 SAC: 0 DP: 0 HBP: 0	WP: 0 PB: 0 SB: 1 CS: 1	PA: 36			
PITCHER	IP	WLS	BF	H	R	ER	SO	BB	IBB	HBP	BLK	WP	HR	S	P	ERA	WHIP								
Bob Tewksbury, R ERA: 4.34	(1, 1)	7.0	W	30	9	4	3	4	1	0	0	0	0	70	113	3.86	1.429								
Rob Murphy, L ERA: 2.95	(8, 1)	1.0	S	3	0	0	0	0	0	0	0	0	0	5	6	0.00	0.000								
Lee Smith, R ERA: 3.92	(9, 1)	1.0	S	3	0	0	0	1	0	0	0	0	0	9	12	0.00	0.000								

Montreal Expos @ St. Louis Cardinals
Busch Stadium, St. Louis, MO
Thu Jun 10 1993, 7:05 PM CDT
Att: 26,193 - Unknown - 84 F

AB 34
R 4
H 9
RBI 3
BB 1
SO 5
LOB 11



Batter	1	2	3	4	5	6	7	8	9	AB	R	H	RBI	BB	SO	LOB	BOTTOM								
Bernard Gilkey, R OBP: 0.379, SLG: 0.432	1-0 P9		0-0 SH1-3 2B 1B		3-1 G6-3		1-2 G6-3	2-0 E8 1B		5	1	2	1	0	0	1									
Ozzie Smith, S OBP: 0.316, SLG: 0.338	1-0 G5-3		1-0 SH1-3 1-2		4-2 BB		1-2 S 2B	0-0 G6-3		3	1	1	1	1	0	2									
Gregg Jefferies, S OBP: 0.362, SLG: 0.452	1-0 S 1B		2-0 P3		1-0 P6		2-1 FC5 2B			4	0	2	1	0	0	2									
Ray Lankford, L OBP: 0.394, SLG: 0.347	4-1 FC6-4 1-2 BB		4-2 2B BB		0-0 L8		4-0 IBB			1	1	0	0	3	0	1									
Todd Zeile, R OBP: 0.308, SLG: 0.325	0-0 FC6-4 1-2		0-1 2B		0-2 F8		2-1 FC5			4	0	1	2	0	0	4									
Mark Whiten, S OBP: 0.300, SLG: 0.358		2-0 HR	2-2 G5-3		1-2 P2		0-0 G5-3			4	1	1	1	0	0	1									
Geronimo Pena, S OBP: 0.331, SLG: 0.326		1-2 HR	2-2 G5-3		1-1 F8		2-0 F9			4	1	2	0	0	0	0									
Erik Pappas, R OBP: 0.400, SLG: 0.375		1-2 P9	0-3 K		0-0 K		0-0 G5-3	1-3 K		4	0	0	0	0	2	2									
Bob Tewksbury, R ERA: 4.34	(1, 1)	6.1	W	27	6	4	4	1	3	0	0	0	0	0	0	1									
Tracy Woodson, R ERA: 3.77	(7, PH)	0.2	L	5	2	1	1	0	0	1	0	0	0	0	0	0									
Rob Murphy, L ERA: 2.95	(8, 1)	1.0	S	3	0	0	0	1	0	0	0	0	0	0	0	0									
Luis Alicata, S ERA: 3.77	(8, PH)	1.0	S	3	2	1	1	1	0	0	0	0	0	0	0	0									
Donovan Osborne, S ERA: 3.77	(8, PH)	1.0	S	3	2	1	1	1	0	0	0	0	0	0	0	0									
Lee Smith, R ERA: 3.92	(9, 1)	1.0	S	3	2	1	1	1	0	0	0	0	0	0	0	0									
Inning Stats	R: 0 E: 0 K: 0 S: 5	H: 1 LOB: 2 BB: 1 P: 12	R: 1 E: 0 K: 0 S: 10	H: 2 LOB: 0 BB: 0 P: 15	R: 2 E: 0 K: 0 S: 10	H: 2 LOB: 1 BB: 1 P: 19	R: 0 E: 0 K: 1 S: 6	H: 0 LOB: 0 BB: 0 P: 7	R: 0 E: 0 K: 0 S: 7	H: 0 LOB: 1 BB: 1 P: 15	R: 0 E: 0 K: 0 S: 7	H: 0 LOB: 0 BB: 0 P: 10	R: 2 E: 0 K: 0 S: 12	H: 3 LOB: 2 BB: 1 P: 25	R: 2 E: 1 K: 1 S: 10	H: 3 LOB: 2 BB: 0 P: 15	1B: 7 2B: 4 3B: 0 HR: 1	SF: 0 SAC: 1 DP: 1 HBP: 0	WP: 0 PB: 0 SB: 2 CS: 0	PA: 38					
PITCHER	IP	WLS	BF	H	R	ER	SO	BB	IBB	HBP	BLK	WP	HR	S	P	ERA	WHIP								
Brian Barnes, L ERA: 3.38	(1, 1)	6.1	W	27	6	4	4	1	3	0	0	0	0	0	0	1									
Mel Rojas, R ERA: 3.77	(7, 1)	0.2	L	5	2	1	1	0	0	1	0	0	0	0	0	0									
Jeff Fassero, L ERA: 3.03	(8, 1)	1.0	S	3	2	1	1	1	0	0	0	0	0	0	0	0									

Montreal Expos @ St. Louis Cardinals
Busch Stadium, St. Louis, MO
Thu Jun 10 1993, 7:05 PM CDT
Att: 26,193 - Unknown - 84 F

AB 33
R 7
H 11
RBI 6
BB 4
SO 2
LOB 14



Batter	1	2	3	4	5	6	7	8	9	AB	R	H	RBI	BB	SO	LOB	TOP			
Delino DeShields, L OBP: 0.381, SLG: 0.528 (1, 4)	0-0 4-3		0-0 G4-3			0-0 F8		0-0 P6		4	0	0	0	0	0	1	Montreal Expos @ St. Louis Cardinals Busch Stadium, St. Louis, MO Fri Jun 11 1993, 7:05 PM CDT Att: 34,957 - Unknown - 76 F livebaseballscores.com			
Mike Lansing, R OBP: 0.353, SLG: 0.405 (1, 5)	0-3 K			0-0 F8		0-0 L3		0-0 P4		4	0	0	0	0	1	0				
Marquis Grissom, R OBP: 0.378, SLG: 0.511 (1, 8)	4-0 BB			0-0 G6-3		0-0 CS 1B		0-0 F9		3	0	1	0	1	0	0				
Larry Walker, L OBP: 0.493, SLG: 0.493 (9, PR)	0-0 F7			1-0 E HBP		0-0 CS 1-2	0-0 G3-1	0-0 S 1B		3	0	1	0	0	0	1				
Greg Colbrunn, R OBP: 0.299, SLG: 0.440 (9, PH)		0-3 K		0-0 E6		0-0 F7		0-3 K		3	0	0	0	0	1	1				
John Vander Wal, L OBP: 0.345, SLG: 0.408 (9, PH)				1-2						1	0	0	0	0	1	1				
Moises Alou, R OBP: 0.342, SLG: 0.428 (1, 7)		0-0 G6-3		0-0 G4-3			0-0 F7			3	0	0	0	0	0	2				
Wil Cordero, R OBP: 0.278, SLG: 0.387 (1, 6)		0-0 G4-3			0-0 G5-4-3 1B			0-0 F7		3	0	1	0	0	0	0				
Tim Laker, R OBP: 0.200, SLG: 0.250 (8, PH)				0-0 L5		0-0 G5-4-3 1-2		0-0 L1		2	0	0	0	0	0	1				
Frank Bolick, S OBP: 0.341, SLG: 0.389 (8, 2)										1	0	0	0	0	0	0				
Darrin Fletcher, L OBP: 0.307, SLG: 0.316 (8, 2)										0	0	0	0	0	0	0				
Kent Bottenfield, R OBP: 0.125, SLG: 0.067 (8, PH)				0-0 G6-3		0-0 P6		4-0 S BB		2	0	0	0	0	0	0				
Sean Berry, R OBP: 0.359, SLG: 0.290 (8, 1)										0	0	0	0	1	0	0				
Jeff Fassero, L (8, 1)										0	0	0	0	0	0	0				
Inning Stats	R: 0 E: 0 K: 1 S: 5	H: 0 LOB: 1 BB: 1 P: 9	R: 0 E: 0 K: 1 S: 5	H: 0 LOB: 0 BB: 0 P: 5	R: 0 E: 0 K: 0 S: 3	H: 0 LOB: 0 BB: 0 P: 3	R: 0 E: 1 K: 0 S: 4	H: 0 LOB: 2 BB: 0 P: 5	R: 0 E: 0 K: 0 S: 3	H: 1 LOB: 0 BB: 0 P: 3	R: 0 E: 0 K: 0 S: 3	H: 0 LOB: 0 BB: 0 P: 3	R: 0 E: 0 K: 0 S: 3	H: 0 LOB: 1 BB: 1 P: 7	R: 0 E: 0 K: 1 S: 6	H: 1 LOB: 2 BB: 0 P: 6	1B: 3 2B: 0 3B: 0 HR: 0	SF: 0 SAC: 0 DP: 1 HBP: 1	WP: 0 PB: 0 SB: 2 CS: 1	PA: 33
PITCHER	IP	WLS	BF	H	R	ER	SO	BB	IBB	HBP	BLK	WP	HR	S	P	ERA	WHIP			
Joe Magrane, L ERA: 3.82	7.2	W	27	2	0	0	2	2	0	1	0	0	0	28	37	0.00	0.522			
Paul Kilgus, L ERA:	0.1		1	0	0	0	0	0	0	0	0	0	0	1	1	0.00	0.000			
Lee Smith, R ERA: 3.74	1.0	S	4	1	0	0	1	0	0	0	0	0	0	6	6	0.00	1.000			

Batter	1	2	3	4	5	6	7	8	9	AB	R	H	RBI	BB	SO	LOB	BOTTOM				
Bernard Gilkey, R OBP: 0.388, SLG: 0.459 (1, 7)	0-0 CS 1B		0-0 2B 1B		0-0 HR			0-3 K		4	1	3	1	0	1	0	Montreal Expos @ St. Louis Cardinals Busch Stadium, St. Louis, MO Fri Jun 11 1993, 7:05 PM CDT Att: 34,957 - Unknown - 76 F livebaseballscores.com				
Ozzie Smith, S OBP: 0.319, SLG: 0.346 (1, 6)	0-0 FC6-4 1B		0-0 1-3 2B		0-0 F9		0-0 G5-3			4	0	2	0	0	0	0					
Gregg Jefferies, S OBP: 0.356, SLG: 0.443 (1, 3)	0-0 FC6-4 1B		0-0 P6		0-0 F9		0-0 F9			4	0	0	0	0	0	3					
Ray Lankford, L OBP: 0.402, SLG: 0.354 (1, 8)	0-0 FC5-4 1B		4-0 G5-4-3 BB		0-0 L4-3 1B					2	0	2	0	1	0	0					
Todd Zeile, R OBP: 0.304, SLG: 0.320 (1, 5)	0-0 FC5-4		0-0 G5-4-3		0-0 L4-3		0-0 L4-3			3	0	0	0	0	0	6					
Mark Whiten, S OBP: 0.296, SLG: 0.353 (1, 9)		0-0 G4-3		0-0 G6-3		0-0 F7				3	0	0	0	0	0	0					
Geronimo Pena, S OBP: 0.325, SLG: 0.319 (1, 4)		0-0 G3		0-0 L8			0-3 K			3	0	0	0	0	1	0					
Erik Pappas, R OBP: 0.398, SLG: 0.365 (1, 2)		4-0 BB		0-0 F9			0-0 G5-3			2	0	0	0	1	0	0					
Joe Magrane, R (1, 1)		0-3 K			0-3 K					3	0	0	0	0	2	1					
Paul Kilgus, L OBP: 0.333, SLG: 0.333 (8, 1)										0	0	0	0	0	0	0					
Lee Smith, R (9, 1)										0	0	0	0	0	0	0					
Inning Stats	R: 0 E: 0 K: 0 S: 5	H: 3 LOB: 2 BB: 0 P: 5	R: 0 E: 0 K: 1 S: 5	H: 0 LOB: 1 BB: 1 P: 9	R: 0 E: 0 K: 0 S: 4	H: 2 LOB: 2 BB: 1 P: 8	R: 0 E: 0 K: 0 S: 3	H: 0 LOB: 0 BB: 0 P: 3	R: 1 E: 0 K: 1 S: 6	H: 1 LOB: 0 BB: 0 P: 6	R: 0 E: 0 K: 0 S: 3	H: 1 LOB: 0 BB: 0 P: 3	R: 0 E: 0 K: 1 S: 5	H: 0 LOB: 0 BB: 0 P: 5	R: 0 E: 0 K: 1 S: 5	H: 0 LOB: 0 BB: 0 P: 5		1B: 5 2B: 2 3B: 0 HR: 1	SF: 0 SAC: 0 DP: 2 HBP: 0	WP: 0 PB: 0 SB: 0 CS: 1	PA: 30
PITCHER	IP	WLS	BF	H	R	ER	SO	BB	IBB	HBP	BLK	WP	HR	S	P	ERA		WHIP			
Kent Bottenfield, R ERA: 3.77	7.0	L	27	7	1	1	3	2	0	0	0	0	0	31	39	1.29	1.286				
Jeff Fassero, L ERA: 2.94	1.0		3	0	0	0	1	0	0	0	0	0	0	5	5	0.00	0.000				

Batter	1	2	3	4	5	6	7	8	9	AB	R	H	RBI	BB	SO	LOB	TOP			
Delino DeShields, L OBP: 0.380, SLG: 0.328 Mike Lansing, R OBP: 0.350, SLG: 0.401	(1,4) (6, PR) (6,4)	0-3 K		0-0 FC6-4		0-0 WP 1B 1B	0-0 P6		0-0 F8	3	0	1	0	0	1	1	Montreal Expos @ St. Louis Cardinals Busch Stadium, St. Louis, MO Sat Jun 12 1993, 7:05 PM CDT Att: 49,804 - Unknown - 83 F			
Wil Cordero, R OBP: 0.282, SLG: 0.386	(1,6)	0-0 G6-3			0-0 P4	1-0 F8 1B HBP		0-0 1B SF7 1B		3	2	1	0	0	0					
Marquis Grissom, R OBP: 0.377, SLG: 0.509 Lou Frazier, S OBP: 0.381, SLG: 0.409	(1,8) (6,8)	0-0 G4-3			0-0 F9	0-0 1B 1-2 2-H 1B		0-0 FC5-4 1B		3	0	1	1	0	0					
Larry Walker, L OBP: 0.375, SLG: 0.480 John Vander Wal, L OBP: 0.345, SLG: 0.498	(1,9) (8,9)		0-3 K		0-0 G1-3	0-0 F8 2-3		0-0 F5		4	0	0	0	0	1					
Frank Bolick, S OBP: 0.346, SLG: 0.391	(1,3)		4-0 G6-4-3 BB		0-0 E5 FC5-4	0-0 1-2 1B		0-0 SF7		2	0	1	2	1	0					
Moises Alou, R OBP: 0.336, SLG: 0.420	(1,7)		0-0 G6-4-3 1-2		0-0 P3	0-0 F8 3-H 0-0		0-0 FC5-4 1-2		4	0	0	0	0	5					
Sean Berry, R OBP: 0.382, SLG: 0.296	(1,5)			0-0 G6-3		0-0 FC5-4 1-2		0-0 F7		4	0	1	0	0	1					
Tim Laker, R OBP: 0.208, SLG: 0.255 Jimmy Jones, R OBP: 0.300, SLG: 0.125 Greg Colbrunn, R OBP: 0.297, SLG: 0.436	(1,2) (7,1) (9, PH)			0-0 F8		0-0 G1-3		0-0 G6-3		3	0	1	0	0	1					
Chris Nabholz, L OBP: 0.133, SLG: 0.133 Mike Gardiner, S OBP: 0.133, SLG: 0.200 Tim McIntosh, R OBP: 0.133, SLG: 0.200	(1,1) (3,1) (7, PH) (7,2)			0-0 FC6-4 1B		0-3 K	0-0 F2		0-0 F9	1	0	1	0	0	0					
Inning Stats	R: 0 E: 0 K: 1 S: 5	H: 0 LOB: 0 BB: 0 P: 5	R: 0 E: 0 K: 1 S: 4	H: 0 LOB: 0 BB: 1 P: 8	R: 0 E: 0 K: 0 S: 4	H: 1 LOB: 1 BB: 0 P: 4	R: 0 E: 0 K: 0 S: 3	H: 0 LOB: 0 BB: 0 P: 3	R: 0 E: 1 K: 0 S: 4	H: 3 LOB: 1 BB: 0 P: 9	R: 0 E: 0 K: 0 S: 4	H: 1 LOB: 1 BB: 0 P: 4	R: 1 E: 0 K: 0 S: 5	H: 2 LOB: 1 BB: 0 P: 5	R: 0 E: 0 K: 0 S: 4	H: 1 LOB: 1 BB: 0 P: 4		1B: 7 2B: 1 3B: 0 HR: 0	SF: 1 SAC: 0 DP: 1 HBP: 1	WP: 1 PA: 37 PB: 0 SB: 0 CS: 0
PITCHER	IP WLS BF H R ER SO BB IBB HBP BLK WP HR S P ERA WHIP	5.2 W 23 4 2 2 3 1 0 1 0 1 0 27 32 3.18 0.882	1.1 5 1 0 0 0 0 0 0 0 0 0 0 5 5 0.00 0.750	2.0 9 3 1 1 0 0 0 0 0 0 0 0 9 9 4.50 1.500	PITCHER													IP WLS BF H R ER SO BB IBB HBP BLK WP HR S P ERA WHIP		

AB	34
R	3
H	8
RBI	3
BB	1
SO	3
LOB	17



Batter	1	2	3	4	5	6	7	8	9	AB	R	H	RBI	BB	SO	LOB	BOTTOM		
Bernard Gilkey, R OBP: 0.383, SLG: 0.448	(1,7)	4-0 1B HR BB	0-0 G5-3	0-3 K		0-0 G5-4-3 1-2	0-0 G6-3			4	1	0	1	1	1	5	Montreal Expos @ St. Louis Cardinals Busch Stadium, St. Louis, MO Sat Jun 12 1993, 7:05 PM CDT Att: 49,804 - Unknown - 83 F		
Ozzie Smith, S OBP: 0.321, SLG: 0.347	(1,6)	0-0 1-2 HR 1B	0-0 F8	0-0 P6	0-0 F9	0-0 3-H 2-H 1B				5	1	2	1	0	0				
Gregg Jefferies, S OBP: 0.366, SLG: 0.475 Tom Urbani, L OBP: 0.339	(1,3) (8,1)	0-0 1-H 2-H HR	0-0 F8 E 1B	0-0 HBP E 1B	0-0 HR 2B	0-0 G4-3 2B	0-0 P5			5	3	4	3	0	0				
Ray Lankford, L OBP: 0.408, SLG: 0.371 Rod Brewer, L OBP: 0.279, SLG: 0.268	(1,8) (7,9)	0-3 K	0-0 E HBP	0-0 E HBP	0-0 2-H HR	4-0 G4-3 BB		0-0 G4-3		2	2	1	2	1	1				
Todd Zeile, R OBP: 0.307, SLG: 0.329 Tracy Woodson, R OBP: 0.242, SLG: 0.258	(1,5) (8,5)	0-0 P4	0-0 E9 2B 2B	0-0 E HR 1B	0-0 F7	0-0 F7		0-0 G4-3		4	2	2	2	0	2				
Mark Whiten, S OBP: 0.298, SLG: 0.364	(1,9) (7,8)	0-0 G5-3	1-0 2B FC HBP	0-0 1-H HR 1B	0-0 G4-3	0-0 G4-3		0-0 G6-3		4	2	1	2	0	2				
Geronimo Pena, S OBP: 0.323, SLG: 0.324	(1,4)		0-3 K	0-0 FC 2B	0-0 G4-3	0-3 K				4	0	1	1	0	2				
Erik Pappas, R OBP: 0.402, SLG: 0.364	(1,2)		4-0 SH1-3 BB	0-0 FC F7	0-0 F7	0-0 E FC4 G6-3 1B				3	1	1	1	1	1				
Rheal Cormier, L OBP: 0.150, SLG: 0.150 Les Lancaster, R OBP: 0.150, SLG: 0.150 Gerald Perry, L OBP: 0.414, SLG: 0.435	(1,1) (6,1) (7, PH) (8,3)		0-0 SH1-3	0-0 K	0-0 G5-4-3 1B	0-0 FC4 1B				2	0	1	0	0	1				
Inning Stats	R: 3 E: 0 K: 1 S: 7	H: 2 LOB: 0 BB: 1 P: 11	R: 0 E: 0 K: 1 S: 5	H: 0 LOB: 1 BB: 1 P: 9	R: 4 E: 1 K: 2 S: 11	H: 3 LOB: 2 BB: 0 P: 13	R: 4 E: 0 K: 0 S: 7	H: 4 LOB: 0 BB: 0 P: 7	R: 0 E: 0 K: 1 S: 6	H: 1 LOB: 2 BB: 1 P: 10	R: 2 E: 1 K: 0 S: 5	H: 2 LOB: 0 BB: 0 P: 5	R: 0 E: 0 K: 0 S: 3	H: 0 LOB: 0 BB: 0 P: 3	1B: 6 2B: 4 3B: 0 HR: 3	SF: 0 SAC: 1 DP: 1 HBP: 2		WP: 0 PA: 42 PB: 0 SB: 0 CS: 0	
PITCHER	IP WLS BF H R ER SO BB IBB HBP BLK WP HR S P ERA WHIP	2.1 L 16 5 7 7 2 2 0 2 0 0 1 16 26 27.00 3.000	3.2 18 6 4 4 3 1 0 0 0 0 0 2 23 27 9.82 1.909	2.0 8 2 2 0 0 0 0 0 0 0 0 0 8 8 0.00 1.000	PITCHER													IP WLS BF H R ER SO BB IBB HBP BLK WP HR S P ERA WHIP	



Batter	1	2	3	4	5	6	7	8	9	AB	R	H	RBI	BB	SO	LOB	TOP								
Delino DeShields, L OBP: 0.381, SLG: 0.537 (1.4)	G3		3B		P3		CS BB		K	4	0	1	0	1	1	3	Montreal Expos @ St. Louis Cardinals Busch Stadium, St. Louis, MO Sun Jun 13 1993, 3:33 AM CDT Att: 34,351 - Sunny - 89 F								
Lou Frazier, S OBP: 0.370, SLG: 0.396 Moises Alou, R OBP: 0.338, SLG: 0.418 (1.7) (7.7)	F9		G1-3		F7		CS	F9		3	0	0	0	0	2	1									
Marquis Grissom, R OBP: 0.378, SLG: 0.507 (1.8)	1B			F8 1B G3-4-1	1B	FC6-4		F7	F8	5	1	2	0	0	4	5									
Larry Walker, L OBP: 0.378, SLG: 0.487 (1.9)	P5			G3-4-1 2B	1B		K	1B	2B	4	2	2	0	0	1	4									
Frank Bolick, S OBP: 0.346, SLG: 0.398 Greg Colbrunn, R OBP: 0.303, SLG: 0.441 (6, PR) (6.3)	F8			F8		2B		2B	1B	3	0	1	0	0	2	1									
Darin Fletcher, L OBP: 0.298, SLG: 0.306 John Wetteland, R (8.1)	G6-3			G3-4-1		P6		K		4	0	0	1	0	3	0									
Wil Cordero, R OBP: 0.286, SLG: 0.390 (1.6)	F8			2B		K			S SH1-4 BB	3	0	1	1	1	1	3									
Sean Berry, R OBP: 0.347, SLG: 0.281 (1.5)			P9	G6-3			F8	SH1-4		3	0	0	0	0	1	4									
Dennis Martinez, R OBP: 0.276, SLG: 0.345 Tim Laker, R OBP: 0.222, SLG: 0.255 (1.1) (8.2)	G6-3		G6-3		E5 FC6-4		G6-3	S BB		3	0	0	0	0	0	0									
Inning Stats	R: 0 E: 0 K: 0 S: 7	H: 1 LOB: 1 BB: 0 P: 9	R: 0 E: 0 K: 0 S: 7	H: 0 LOB: 0 BB: 0 P: 11	R: 0 E: 0 K: 0 S: 6	H: 1 LOB: 1 BB: 0 P: 9	R: 2 E: 0 K: 0 S: 13	H: 3 LOB: 0 BB: 0 P: 20	R: 0 E: 1 K: 0 S: 5	H: 0 LOB: 1 BB: 0 P: 8	R: 0 E: 0 K: 2 S: 11	H: 1 LOB: 1 BB: 0 P: 15	R: 0 E: 0 K: 0 S: 6	H: 0 LOB: 0 BB: 1 P: 13	R: 1 E: 0 K: 1 S: 7	H: 2 LOB: 1 BB: 0 P: 12		R: 0 E: 0 K: 1 S: 18	H: 0 LOB: 3 BB: 3 P: 35	1B: 4 2B: 3 3B: 1 HR: 0	SF: 0 SAC: 1 DP: 0 HBP: 0	WP: 0 PB: 0 SB: 2 CS: 1	PA: 40		
PITCHER	IP	WLS	BF	H	R	ER	SO	BB	IBB	HBP	BLK	WP	HR	S	P	ERA	WHIP								
Rene Arocha, R ERA: 2.43 (1.1)	6.0	L	25	6	2	2	2	0	0	0	0	0	0	49	72	3.00	1.000								
Les Lancaster, R ERA: 3.47 (7.1)	1.2		7	2	1	1	0	1	0	0	0	0	0	10	20	5.40	1.800								
Rob Murphy, L ERA: 2.84 (8.1)	0.1		1	0	0	0	1	0	0	0	0	0	0	3	5	0.00	0.000								
Mike Perez, R ERA: 2.63 (9.1)	0.1		3	0	0	0	0	2	0	0	0	0	0	10	19	0.00	6.000								
Paul Kilgus, L ERA: (9.1)	0.2		3	0	0	0	1	1	0	0	0	0	0	8	16	0.00	1.500								
Batter	1	2	3	4	5	6	7	8	9	AB	R	H	RBI	BB	SO	LOB	BOTTOM								
Bernard Gilkey, R OBP: 0.374, SLG: 0.437 (1.7)	G5-3		K			L8		P9		4	0	0	0	0	1	0	Montreal Expos @ St. Louis Cardinals Busch Stadium, St. Louis, MO Sun Jun 13 1993, 3:33 AM CDT Att: 34,351 - Sunny - 89 F								
José Oquendo, S OBP: 0.391, SLG: 0.282 Erik Pappas, R OBP: 0.402, SLG: 0.364 (1.6) (8, PR) (9.2)	G4-3			G6-3		1B		FC4-6 BB		3	0	1	0	1	0	0									
Gregg Jefferies, S OBP: 0.360, SLG: 0.466 Mike Perez, R OBP: 0.333, SLG: 0.333 (1.3) (9.1) (9.1)	G1-3			G6-3		F7		FC4-6		4	0	0	0	0	2	0									
Ray Lankford, L OBP: 0.409, SLG: 0.371 (1.8)	G5-3 BB			G3-1		S 1B		K2-3		3	0	1	0	1	1	0									
Todd Zeile, R OBP: 0.306, SLG: 0.327 (1.5)	G5-3			L4		F7		WP BB 1B		4	0	1	0	0	2	4									
Mark Whiten, S OBP: 0.301, SLG: 0.364 (1.9)	K			1B		K		WP BB		3	0	1	0	1	2	2									
Luis Alicea, S OBP: 0.391, SLG: 0.374 (1.4)	K			G6-4-3 1B		G1		BB		3	0	1	0	1	2	2									
Hector Villanueva, R OBP: 0.203, SLG: 0.327 Ozzie Smith, S OBP: 0.318, SLG: 0.344 (1.2) (8, PH) (9.6)	G6-3			G6-4-3		G6-3		K		2	0	0	0	0	2	2									
Rene Arocha, R OBP: 0.274, SLG: 0.280 Rod Brewer, L OBP: 0.274, SLG: 0.280 Les Lancaster, R OBP: 0.415, SLG: 0.590 (5, PH) (7.1) (8.1) (8, PH) (9.3)	G4-3			P5				HR		1	0	0	0	0	0	3									
Inning Stats	R: 0 E: 0 K: 0 S: 5	H: 0 LOB: 0 BB: 0 P: 8	R: 0 E: 0 K: 2 S: 12	H: 0 LOB: 1 BB: 1 P: 24	R: 0 E: 0 K: 1 S: 10	H: 0 LOB: 0 BB: 0 P: 15	R: 0 E: 0 K: 0 S: 5	H: 0 LOB: 0 BB: 0 P: 10	R: 0 E: 0 K: 0 S: 14	H: 2 LOB: 1 BB: 0 P: 10	R: 0 E: 0 K: 0 S: 9	H: 1 LOB: 1 BB: 0 P: 11	R: 1 E: 0 K: 0 S: 12	H: 1 LOB: 1 BB: 1 P: 23	R: 0 E: 0 K: 2 S: 14	H: 1 LOB: 3 BB: 2 P: 26		1B: 5 2B: 0 3B: 0 HR: 1	SF: 0 SAC: 0 DP: 1 HBP: 0	WP: 1 PB: 0 SB: 1 CS: 0	PA: 36				
PITCHER	IP	WLS	BF	H	R	ER	SO	BB	IBB	HBP	BLK	WP	HR	S	P	ERA	WHIP								
Dennis Martinez, R ERA: 3.43 (1.1)	7.1	W	27	5	1	1	4	1	0	0	0	1	0	65	106	1.23	0.818								
John Wetteland, R ERA: 1.47 (8.1)	1.2	S	9	1	0	0	2	3	0	0	0	1	0	21	41	0.00	2.400								

Batter	1	2	3	4	5	6	7	8	9	10	AB	R	H	RBI	BB	SO	LOB	TOP							
Lenny Dykstra, L OBP: 0.393, SLG: 0.430	(1, 8) 4-2 G3-1 1B BB		X 0-0 L9		1-2 G3		B 1 SAFE 4-2 1B BB		3-1 HR		3	2	1	1	2	0	1								
Mariano Duncan, R OBP: 0.282, SLG: 0.410	(1, 6) 2-1 G3-1		4-2 FC4-6 BB		0-3 K		2-2 1B BB		1-1 P4		4	0	1	0	1	1	2								
John Kruk, L OBP: 0.485, SLG: 0.526	(1, 3) 0-0 1B		1 SAFE 1 SAFE 2-1 FC4-6 2B		3-1 F8		2-3 K		1-2 FC4 1B		5	0	2	1	0	1	4								
Darren Daulton, L OBP: 0.412, SLG: 0.562	(1, 2) 2-1 1B		1-0 2B		1-3 K		4-2 BB		1-0 FC4 G6-4-3		4	0	2	0	1	1	1								
Pete Incaviglia, R OBP: 0.323, SLG: 0.583	(1, 7) 1-3 K		1-1 F9		1-2 F8		0-2 F9		0-0 G6-4-3		5	0	0	0	0	1	4								
Jim Eisenreich, L OBP: 0.400, SLG: 0.524	(1, 9) 2-2 F8		0-1 P6		1-0 F8		1-1 F7				4	1	1	0	0	0	3								
Kim Batiste, R OBP: 0.314, SLG: 0.507	(1, 5)	2-3 K		2-3 K		1-0 G4-3 1B WP		1-3 K		1-3 K		4	0	0	0	0	4	2							
Mickey Morandini, L OBP: 0.291, SLG: 0.357	(1, 4) 0-1 F7		0-1 G3 SH2-4 1B		0-0 G4-3		0-0 F9				4	0	1	0	0	0	1								
Curt Schilling, R OBP: 0.200, SLG: 0.152	(1, 1) 0-0 L3		0-2 SH2-4		3-1 1B BB		0-0 F8				1	0	0	0	0	0	0								
Milt Thompson, L OBP: 0.322, SLG: 0.275	(7, PH)										1	0	1	1	0	0	0								
Larry Andersen, R OBP: 1.000, SLG: 1.000	(7, 1)										0	0	0	0	0	0	0								
Ricky Jordan, R OBP: 0.357, SLG: 0.477	(9, PH)										1	0	0	0	0	0	0								
David West, L OBP: 0.667, SLG: 1.000	(9, 1) 1-2 1B										0	0	0	0	0	0	0								
Inning Stats	R: 1 E: 0 K: 1 S: 14	H: 2 LOB: 2 BB: 1 P: 25	R: 0 E: 0 K: 1 S: 6	H: 0 LOB: 0 BB: 0 P: 8	R: 0 E: 0 K: 1 S: 10	H: 1 LOB: 2 BB: 1 P: 17	R: 0 E: 0 K: 1 S: 7	H: 0 LOB: 0 BB: 0 P: 10	R: 0 E: 0 K: 1 S: 12	H: 1 LOB: 1 BB: 0 P: 13	R: 0 E: 0 K: 1 S: 8	H: 0 LOB: 0 BB: 0 P: 13	R: 0 E: 0 K: 2 S: 17	H: 3 LOB: 3 BB: 1 P: 30	R: 0 E: 0 K: 1 S: 12	H: 0 LOB: 1 BB: 1 P: 18	R: 0 E: 0 K: 0 S: 6	H: 1 LOB: 0 BB: 0 P: 10	S: 5	1B: 7 2B: 1 3B: 0 HR: 1	SF: 0 SAC: 1 DP: 1 HBP: 0	WP: 1 PB: 0 SB: 1 CS: 0	PA: 41		
PITCHER	IP WLS BF H R ER SO BB IBB HBP BLK WP HR S P ERA WHIP	IP WLS BF H R ER SO BB IBB HBP BLK WP HR S P ERA WHIP	IP WLS BF H R ER SO BB IBB HBP BLK WP HR S P ERA WHIP	IP WLS BF H R ER SO BB IBB HBP BLK WP HR S P ERA WHIP	IP WLS BF H R ER SO BB IBB HBP BLK WP HR S P ERA WHIP	IP WLS BF H R ER SO BB IBB HBP BLK WP HR S P ERA WHIP	IP WLS BF H R ER SO BB IBB HBP BLK WP HR S P ERA WHIP	IP WLS BF H R ER SO BB IBB HBP BLK WP HR S P ERA WHIP	IP WLS BF H R ER SO BB IBB HBP BLK WP HR S P ERA WHIP	IP WLS BF H R ER SO BB IBB HBP BLK WP HR S P ERA WHIP	IP WLS BF H R ER SO BB IBB HBP BLK WP HR S P ERA WHIP	IP WLS BF H R ER SO BB IBB HBP BLK WP HR S P ERA WHIP	IP WLS BF H R ER SO BB IBB HBP BLK WP HR S P ERA WHIP	IP WLS BF H R ER SO BB IBB HBP BLK WP HR S P ERA WHIP	IP WLS BF H R ER SO BB IBB HBP BLK WP HR S P ERA WHIP	IP WLS BF H R ER SO BB IBB HBP BLK WP HR S P ERA WHIP	IP WLS BF H R ER SO BB IBB HBP BLK WP HR S P ERA WHIP	IP WLS BF H R ER SO BB IBB HBP BLK WP HR S P ERA WHIP	IP WLS BF H R ER SO BB IBB HBP BLK WP HR S P ERA WHIP	IP WLS BF H R ER SO BB IBB HBP BLK WP HR S P ERA WHIP	IP WLS BF H R ER SO BB IBB HBP BLK WP HR S P ERA WHIP	IP WLS BF H R ER SO BB IBB HBP BLK WP HR S P ERA WHIP	IP WLS BF H R ER SO BB IBB HBP BLK WP HR S P ERA WHIP	IP WLS BF H R ER SO BB IBB HBP BLK WP HR S P ERA WHIP	IP WLS BF H R ER SO BB IBB HBP BLK WP HR S P ERA WHIP

Philadelphia Phillies @ Montreal Expos
Olympic Stadium, Montreal, QB
Wed Jun 16 1993, 7:05 PM EDT
Att. 14,231 - Dome

AB	36
R	3
H	9
RBI	3
BB	4
SO	8
LOB	18

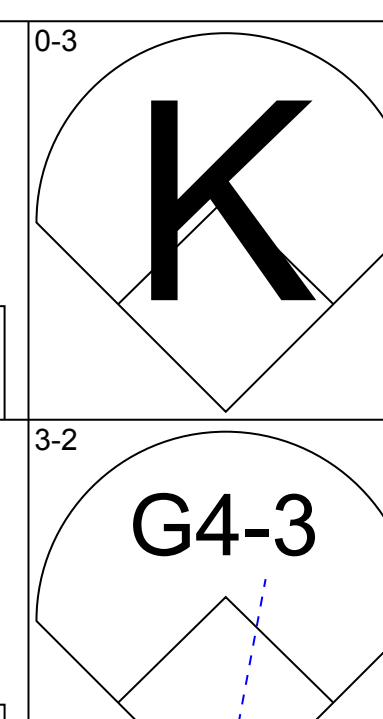
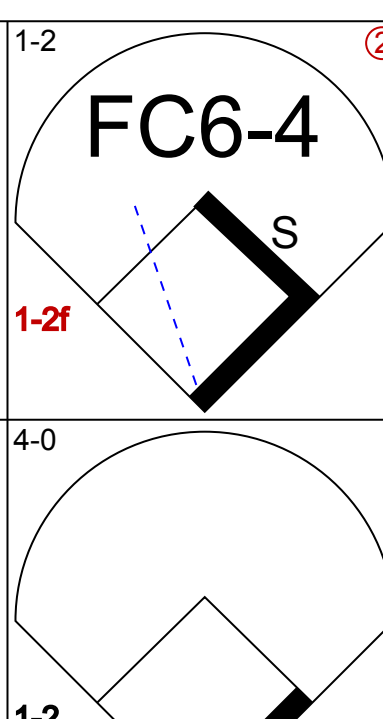
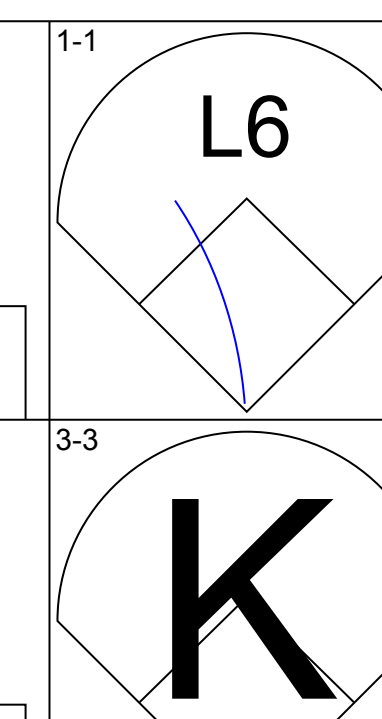
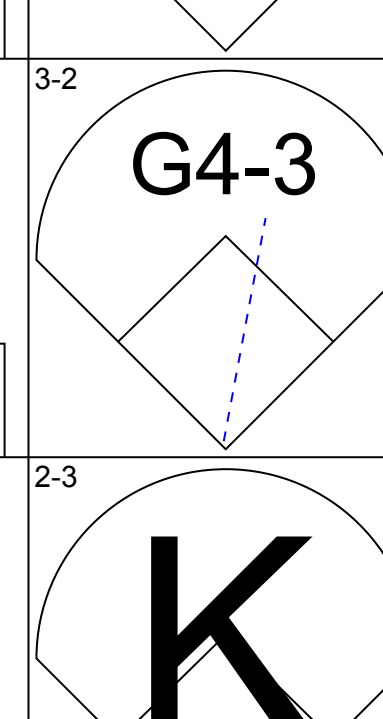
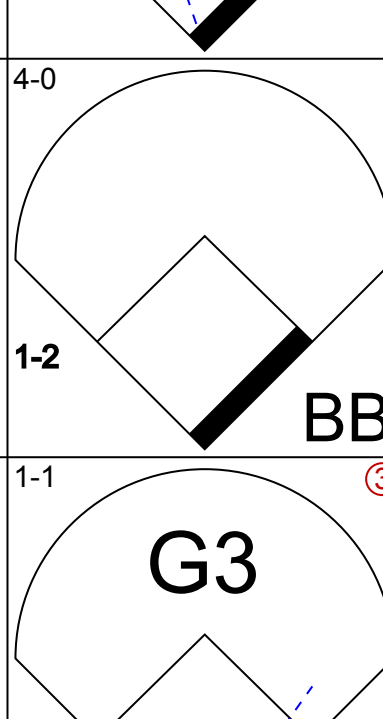
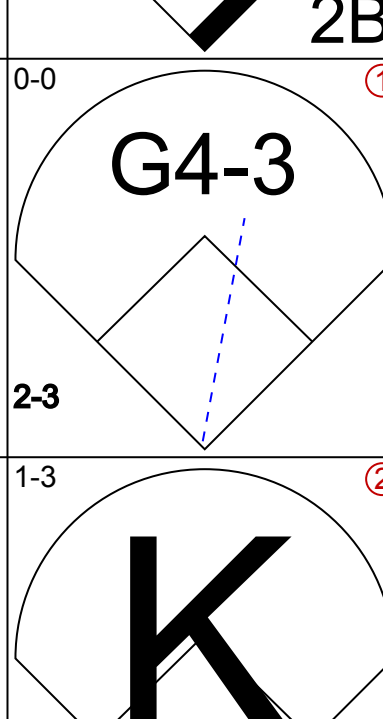
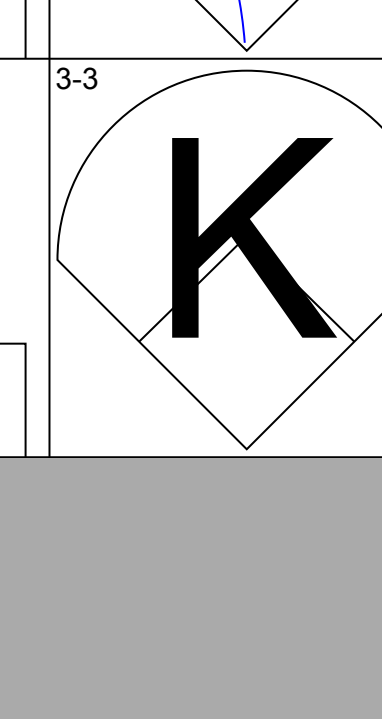
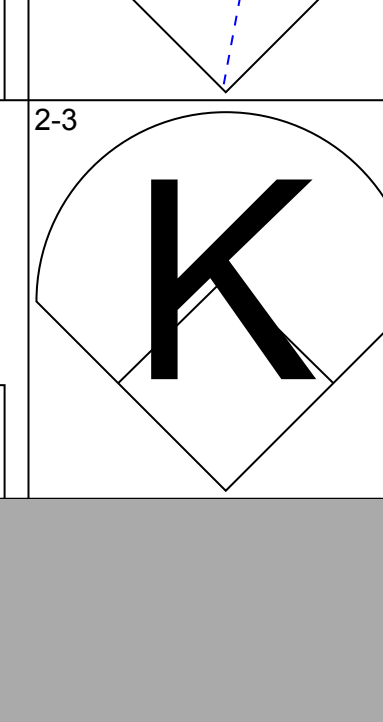
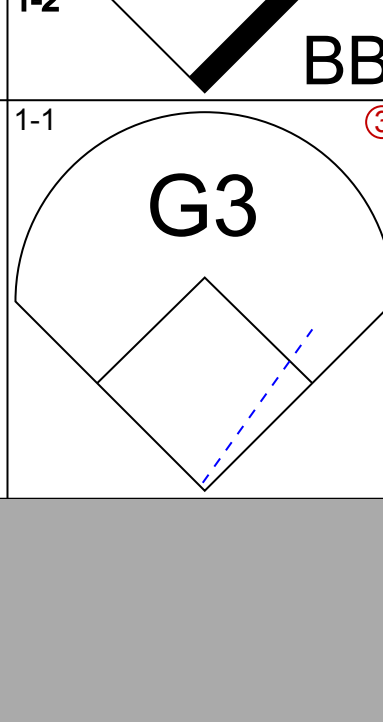
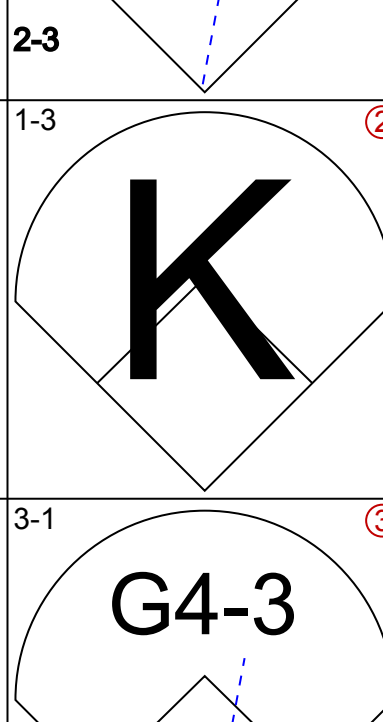
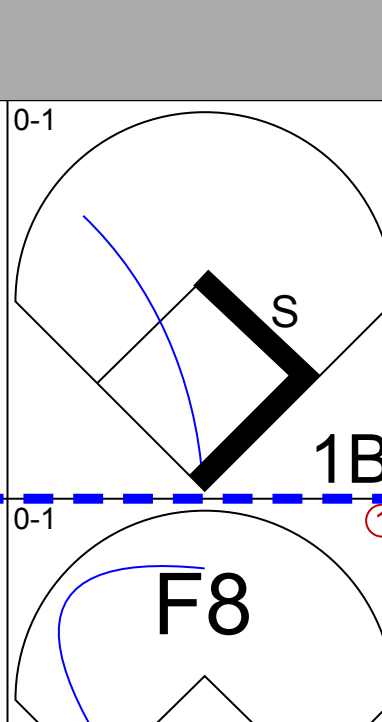

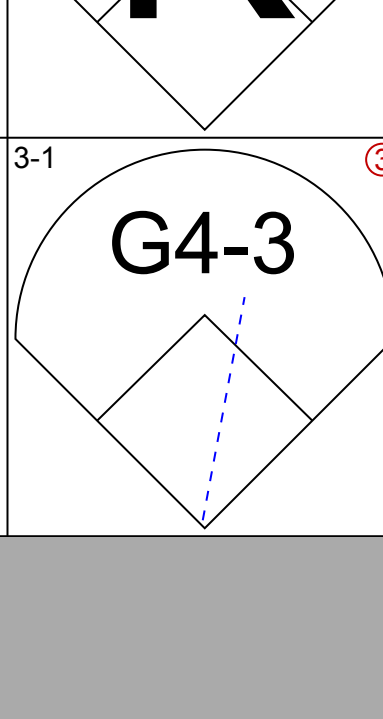
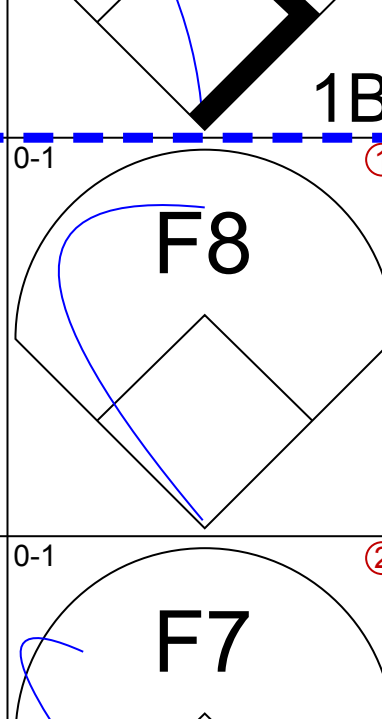
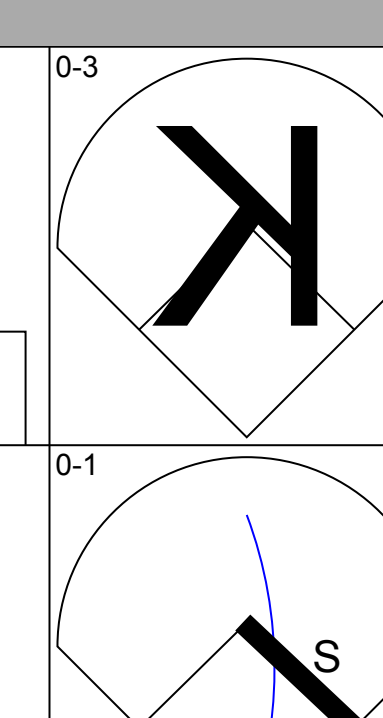
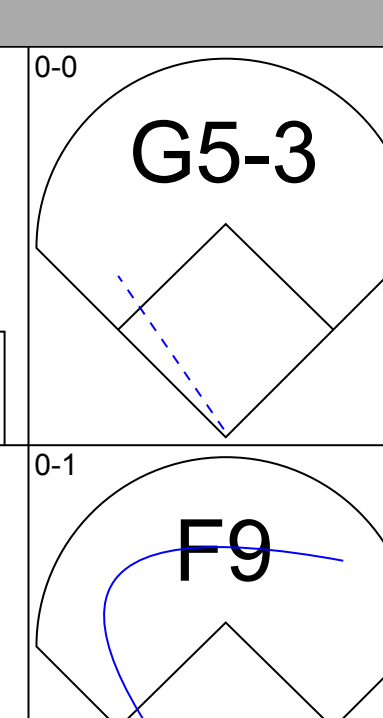
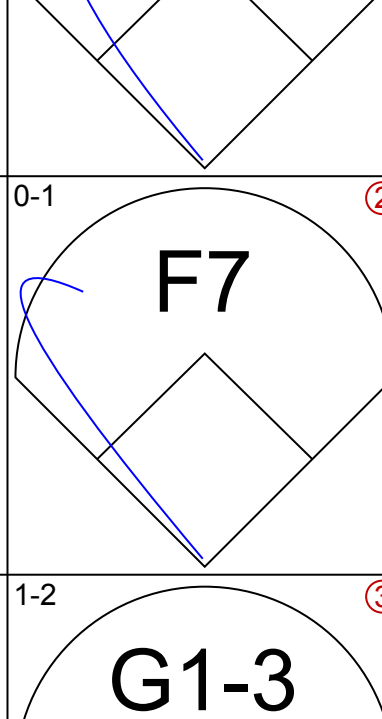
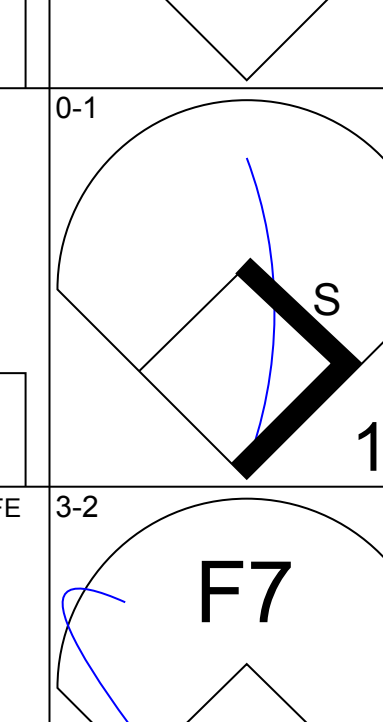
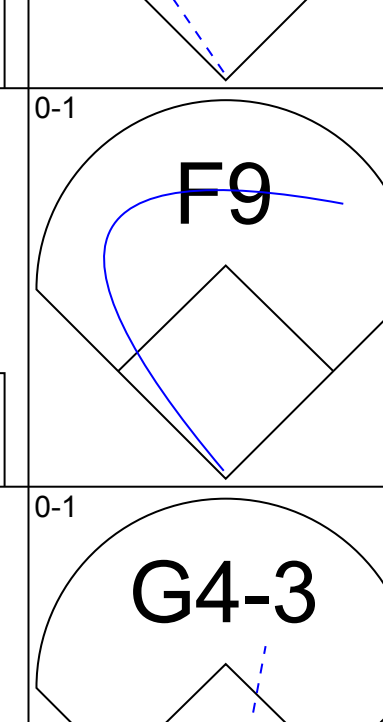
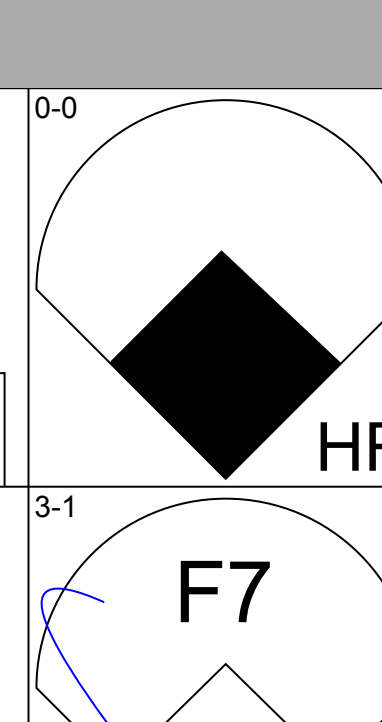
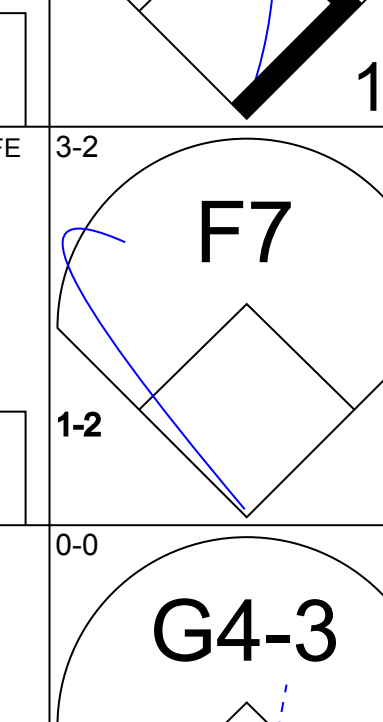
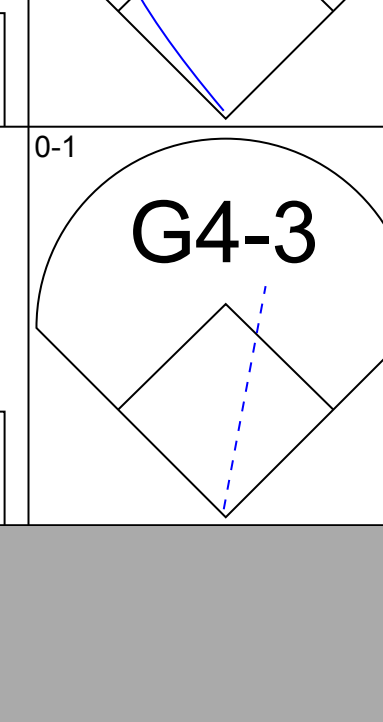
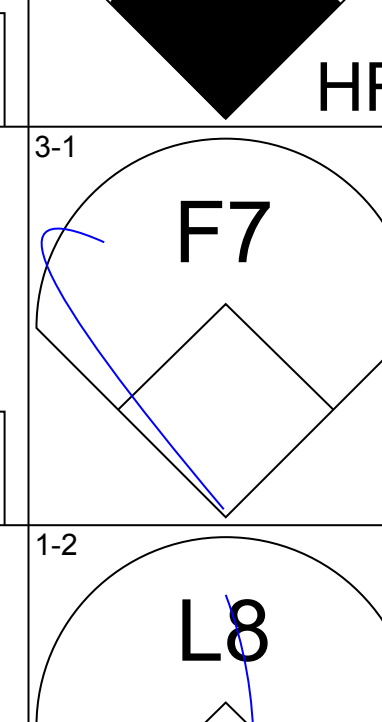
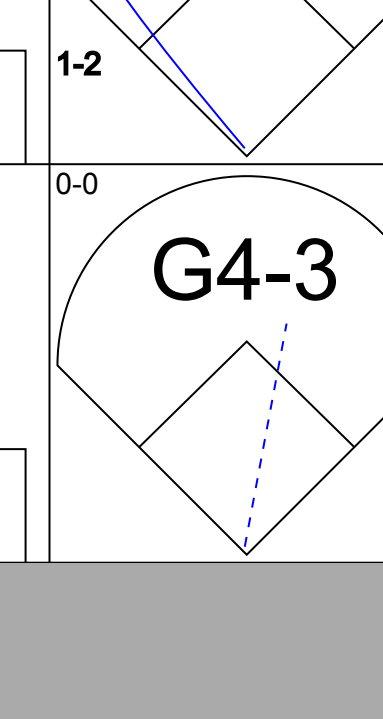
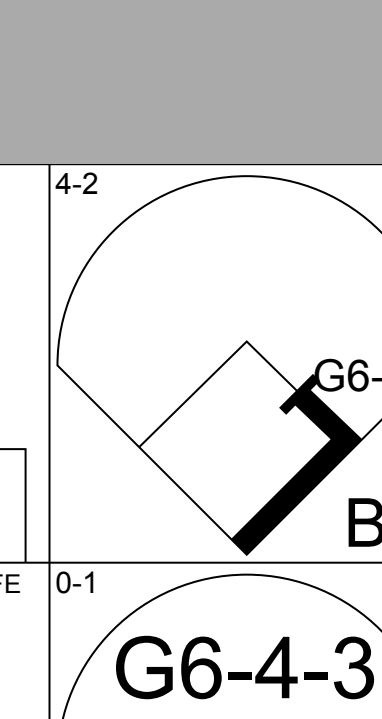
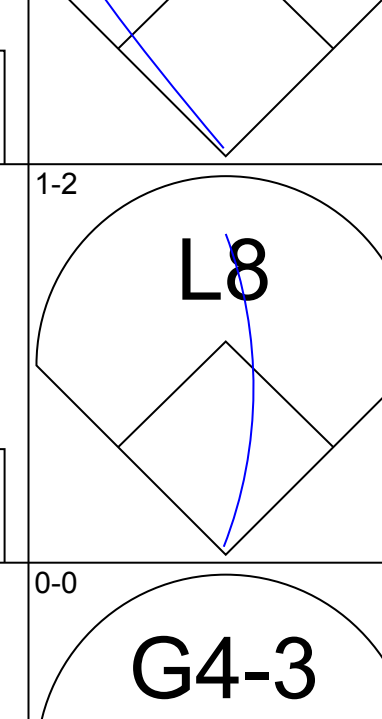
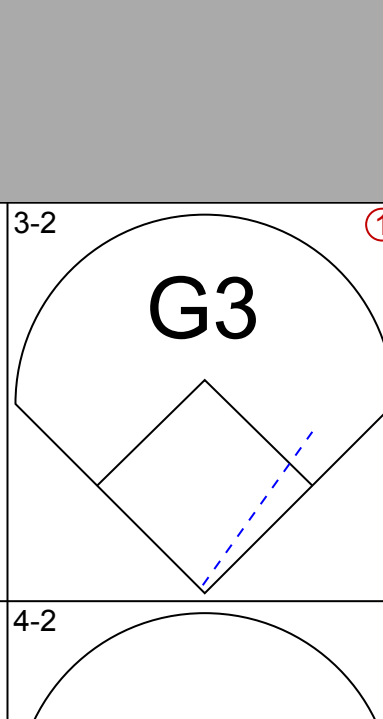
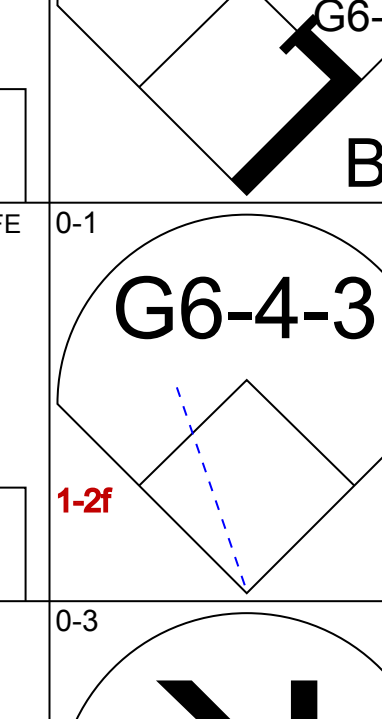
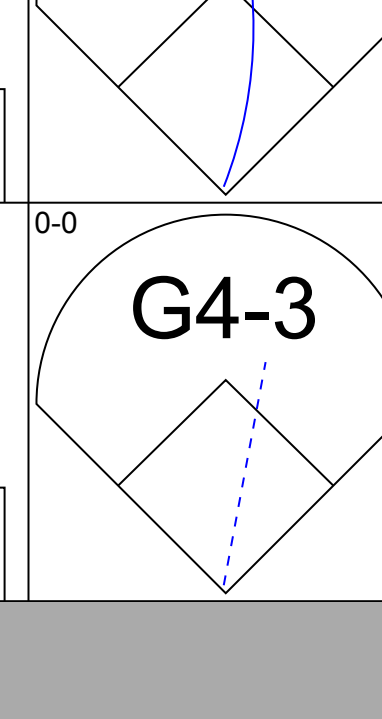
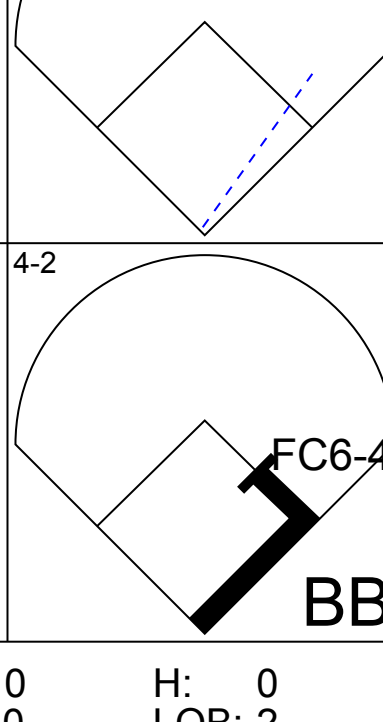
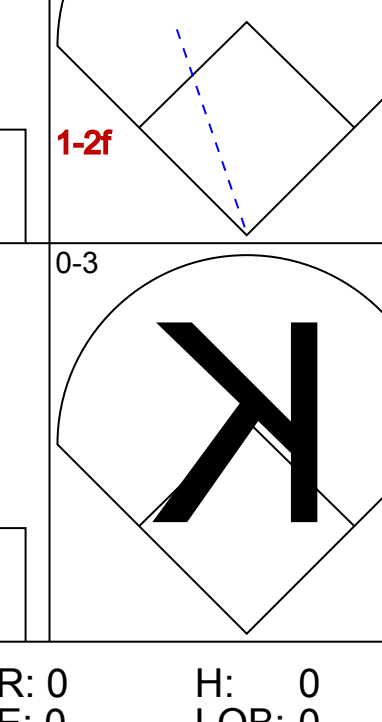
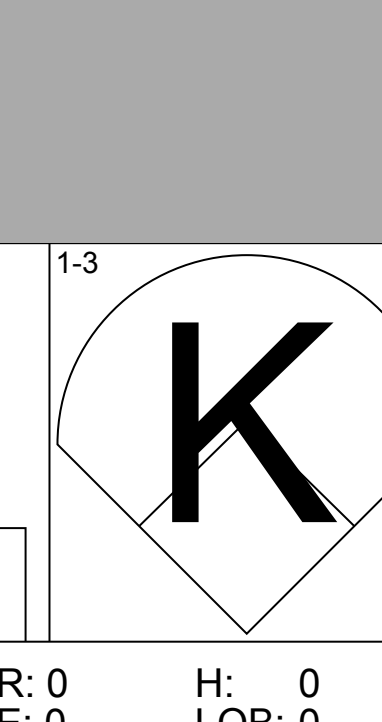


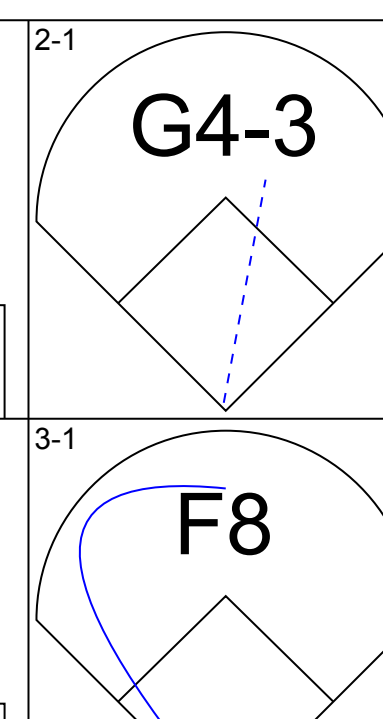

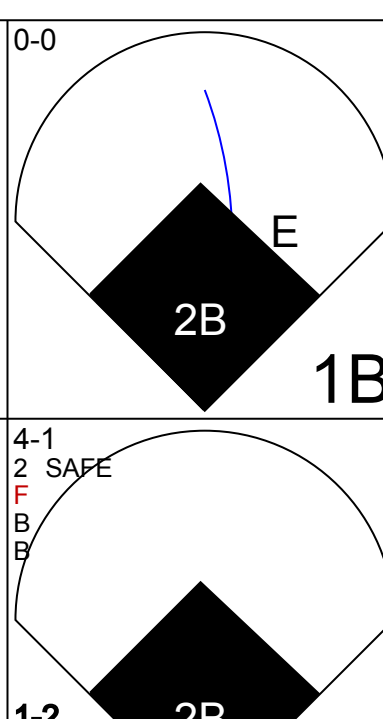
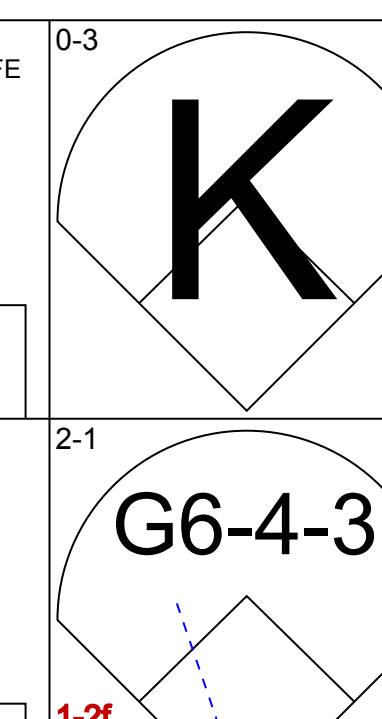
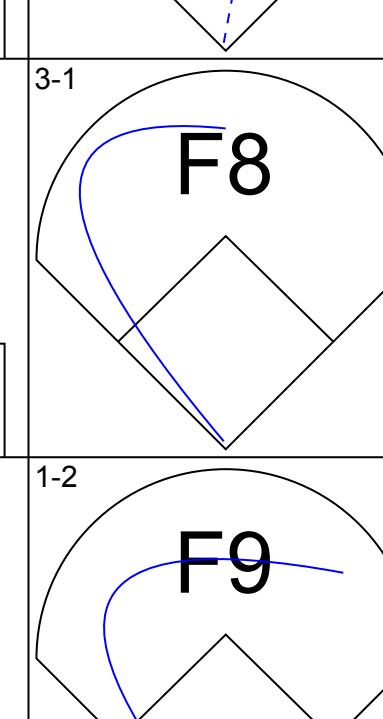
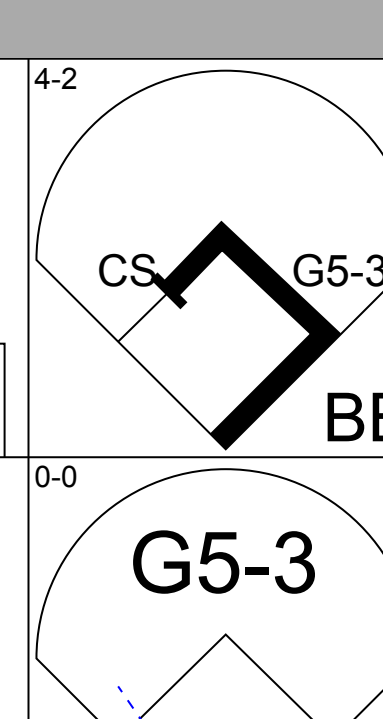

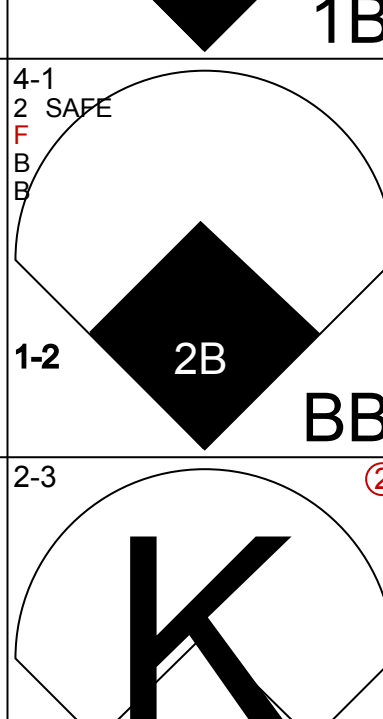
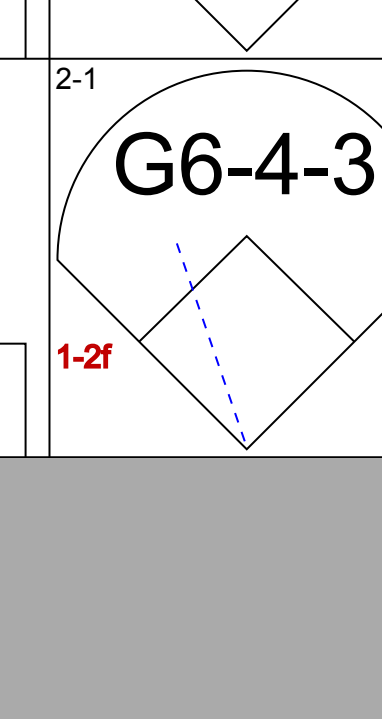
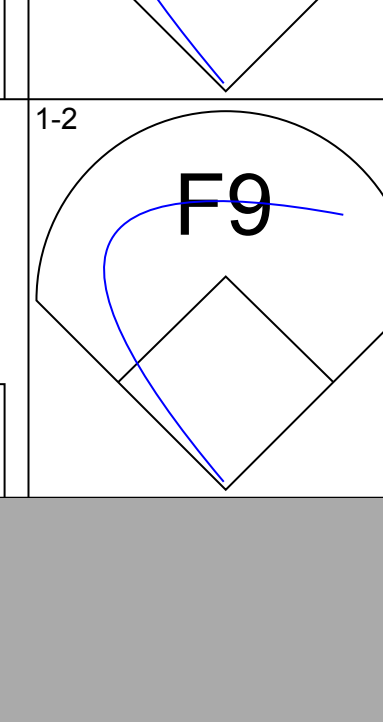
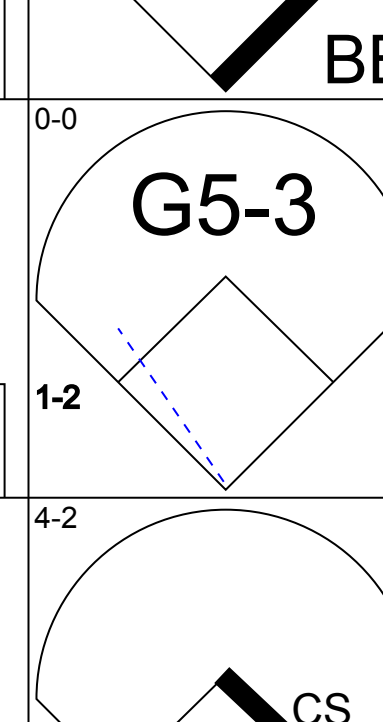
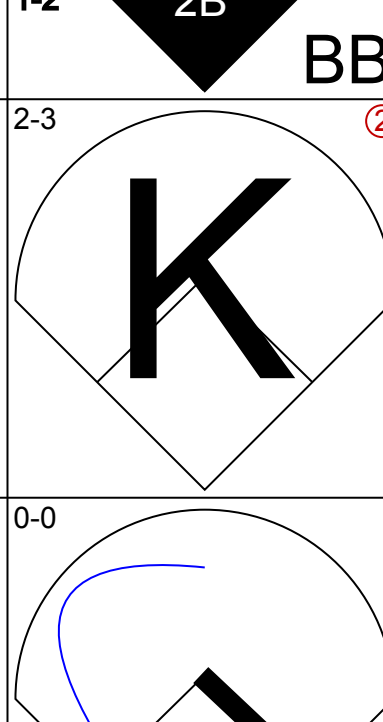
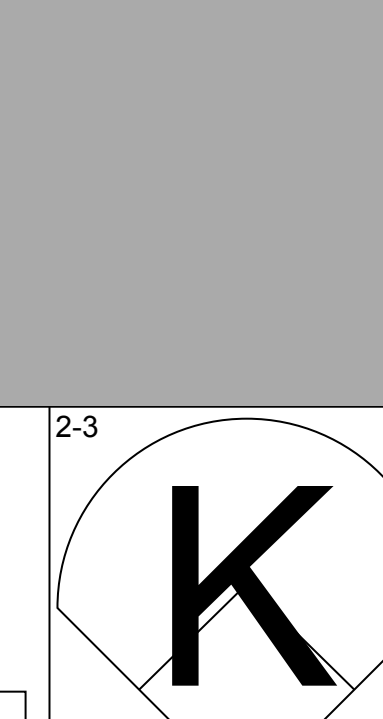
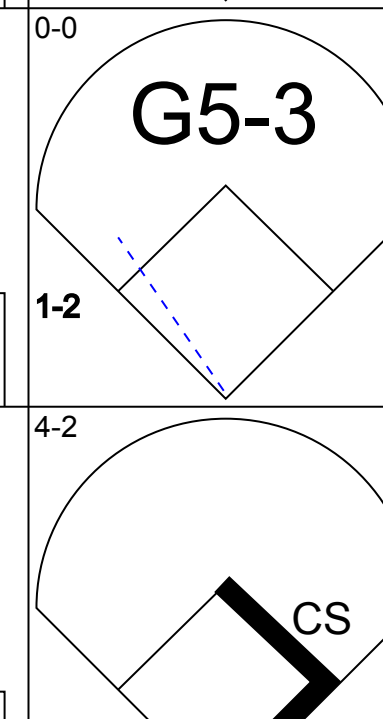

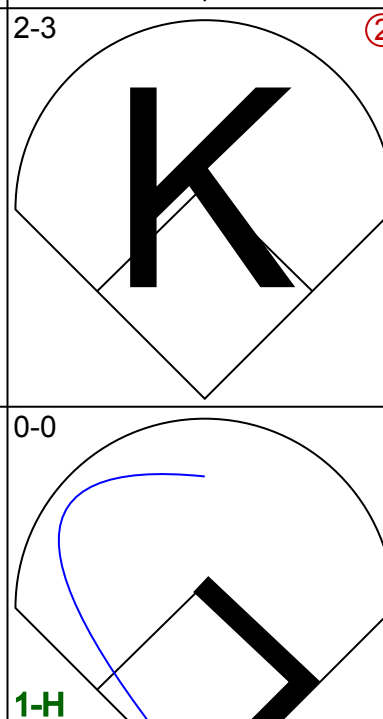
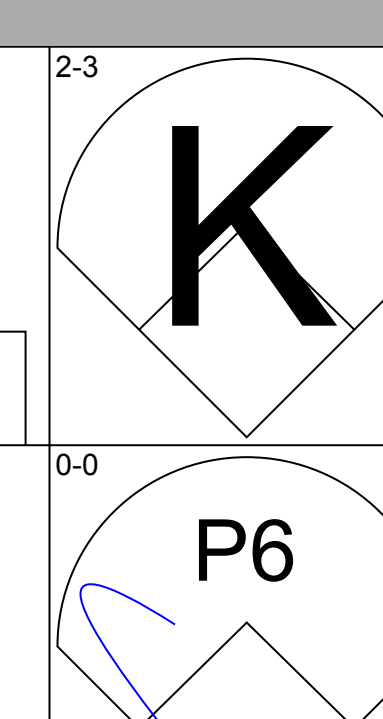
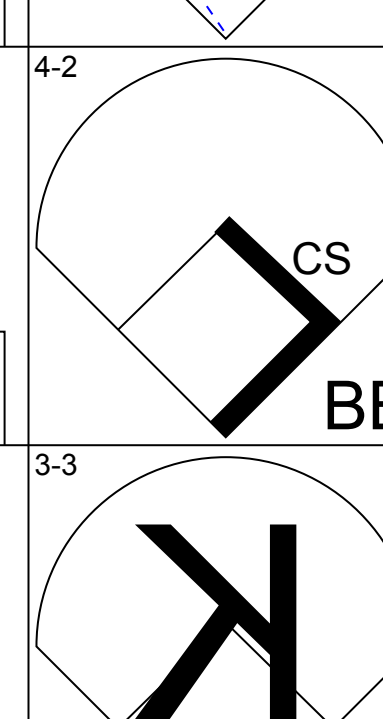
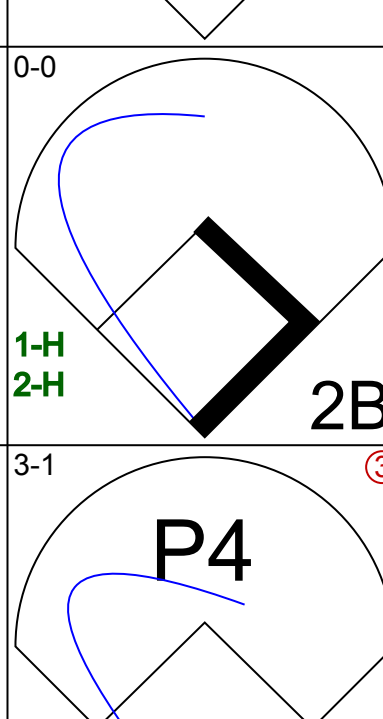
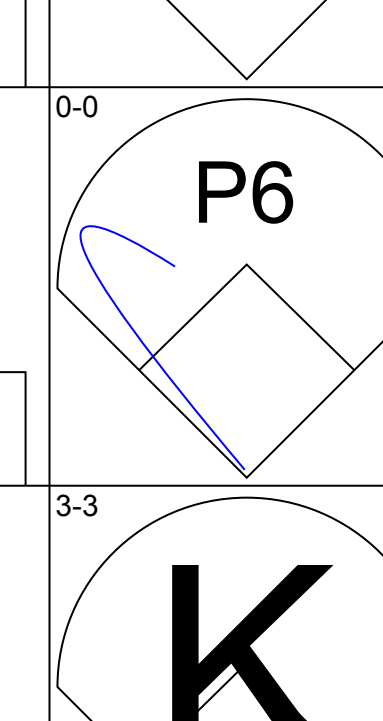
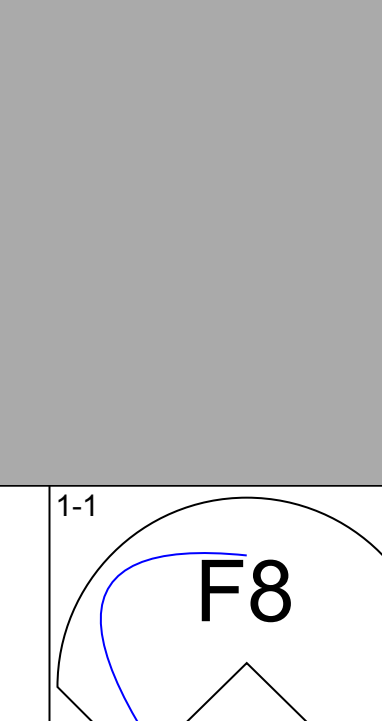
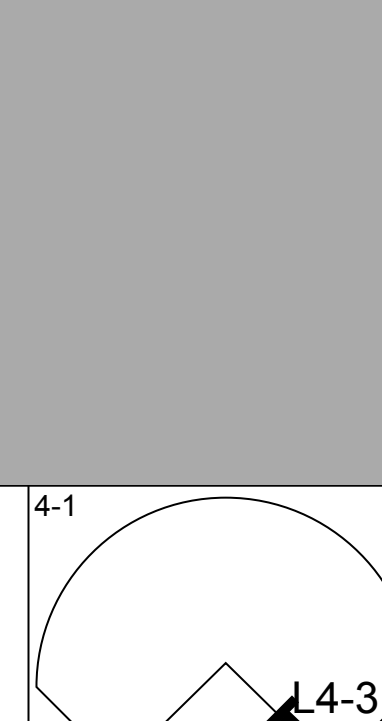

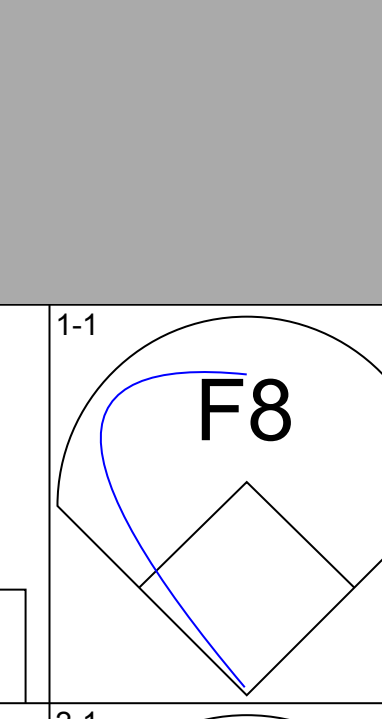
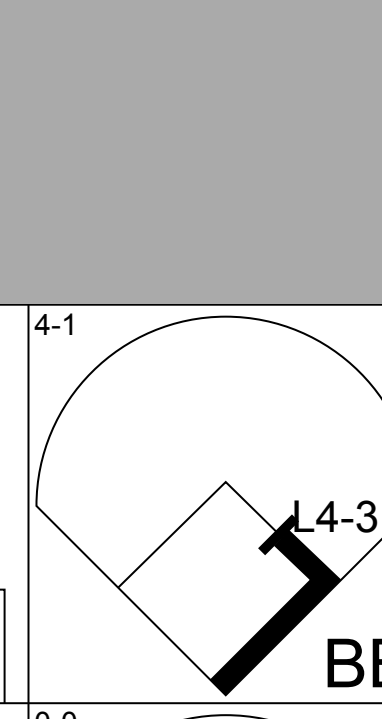
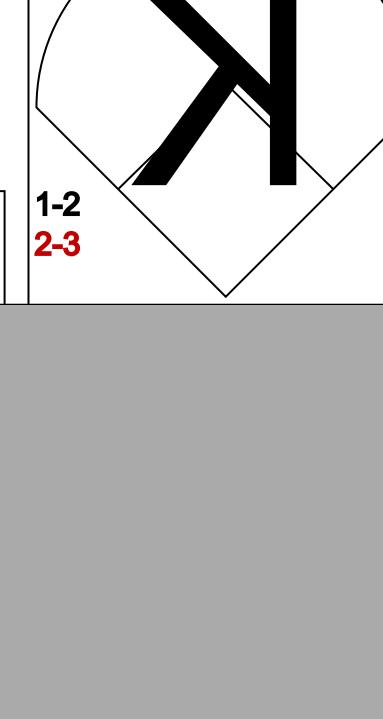
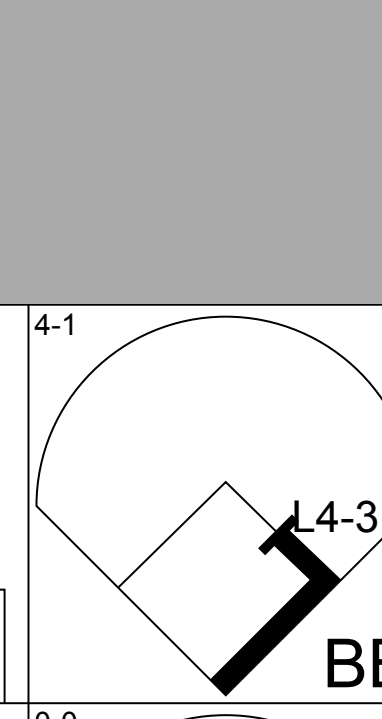

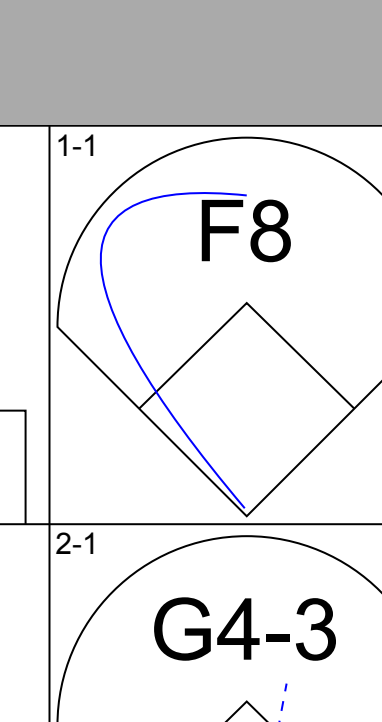
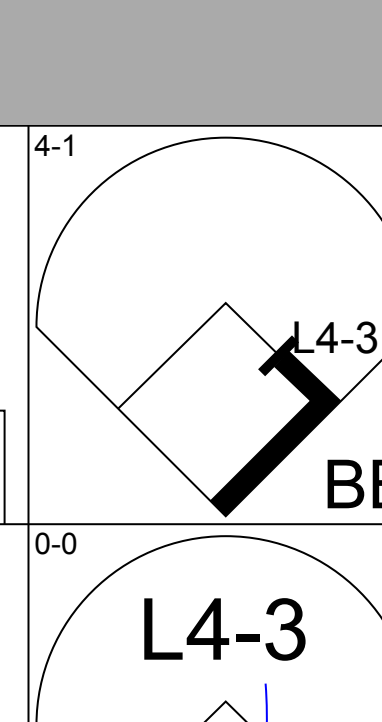
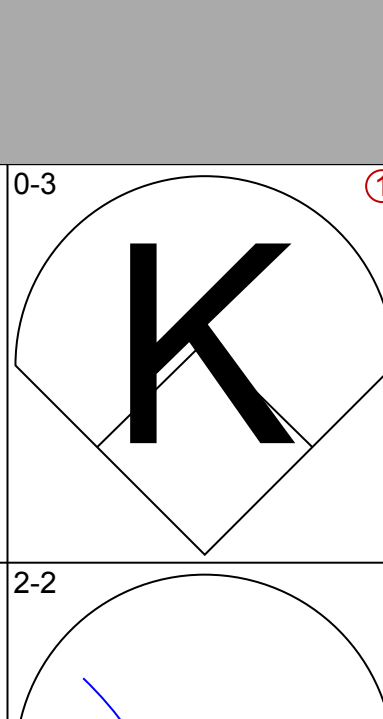
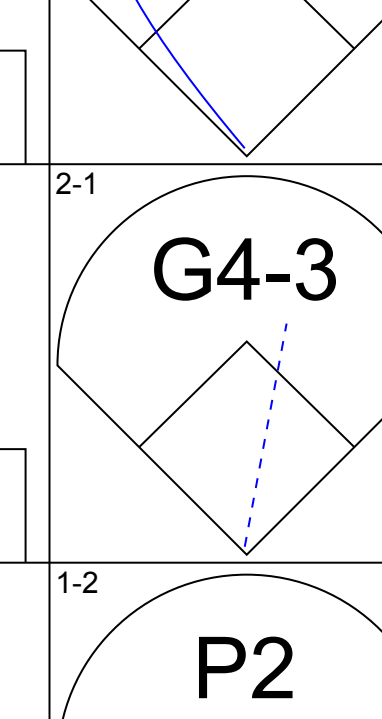

Batter	1	2	3	4	5	6	7	8	9	10	AB	R	H	RBI	BB	SO	LOB	BOTTOM							
Delino DeShields, L OBP: 0.366, SLG: 0.320	(1, 4) 0-2 1B FC6-4 1B		4-2 BB		0-1 G3		0-1 G6-4-3		2-3 K		4	1	1	0	1	1	4								
Mike Lansing, R OBP: 0.354, SLG: 0.408	(1, 6) 0-0 FC6-4 1B		2-2 F9		1-3 K		4-1 F9 BB BB		3-2 SF8		3	0	1	1	1	1	1								
Marquis Grissom, R OBP: 0.379, SLG: 0.504	(1, 8) 0-1 FC6-4 CS		1 SAFE 1 SAFE 1-3 K		0-0 P3		2-2 F9				4	0	0	1	0	1	3								
Larry Walker, L OBP: 0.380, SLG: 0.472	(1, 9) 1-3 K		0-1 F7		0-1 P5		4-0 BB		1-2 BB		3	0	0	0	1	1	1								
Frank Bolick, S OBP: 0.343, SLG: 0.393	(1, 3)	1-2 G4-3 SF8 2B		1-2 G1-3		1-0 F7		2-1 F9		2-3 F9		2	1	1	0	0	0								
Greg Colbrunn, R OBP: 0.293, SLG: 0.426	(7, 3)										2	0	0	0	0	0	2								
Moises Alou, R OBP: 0.337, SLG: 0.429	(1, 7)	1-2 G4-3		1-2 G6-3		1-0 F9		1-2 F8			4	0	0	0	0	0	3								
Sean Berry, R OBP: 0.375, SLG: 0.365	(1, 5)	0-1 SF8		2-2 HR		2-3 K		0-0 P5		4-2 SH SF8 BB		2	1	1	2	0	1	0							
Tim Laker, R OBP: 0.206, SLG: 0.233	(1, 2)	1-3 K		3-3 K		0-0 P5		1-0 P5		0-0 SH		3	0	0	0	0	2	0							
Kent Bottenfield, R OBP: 0.111, SLG: 0.059	(1, 1)		2-2 G4-3		0-0 P4					4-0 IBB		2	0	0	0	0	0	0							
Jeff Fassero, L OBP: 0.287, SLG: 0.386	(7, 1)										0	0	0	0	0	0	0								
Mel Rojas, R OBP: 0.382, SLG: 0.402	(8, 1)										1	0	1	0	1	0	0								
Wil Cordero, R OBP: 0.287, SLG: 0.386	(8, 6)										0	1	0	1	0	0	0								
Lou Frazier, S OBP: 0.382, SLG: 0.402	(10, PH)										0	1	0	0	1	0	0								
Inning Stats	R: 1 E: 0 K: 1 S: 10	H: 2 LOB: 0 BB: 0 P: 11	R: 1 E: 0 K: 1 S: 11	H: 1 LOB: 0 BB: 0 P: 14	R: 0 E: 0 K: 1 S: 14	H: 0 LOB: 1 BB: 1 P: 23	R: 0 E: 0 K: 0 S: 8	H: 0 LOB: 0 BB: 0 P: 10	R: 0 E: 0 K: 1 S: 10	H: 1 LOB: 0 BB: 0 P: 15	R: 0 E: 0 K: 1 S: 7	H: 0 LOB: 0 BB: 0 P: 8	R: 0 E: 0 K: 1 S: 6	H: 0 LOB: 0 BB: 0 P: 10	R: 0 E: 0 K: 0 S: 4	H: 1 LOB: 0 BB: 0 P: 5	R: 0 E: 0 K: 0 S: 9	H: 0 LOB: 2 BB: 2 P: 22	R: 1 E: 1 K: 1 S: 9	H: 0 LOB: 2 BB: 2 P: 22	1B: 3 2B: 1 3B: 0 HR: 1	SF: 2 SAC: 1 DP: 1 HBP: 0	WP: 0 PB: 0 SB: 0 CS: 1	PA: 38	
PITCHER	IP WLS BF H R ER SO BB IBB HBP BLK WP HR S P ERA WHIP	IP WLS BF H R ER SO BB IBB HBP BLK WP HR S P ERA WHIP	IP WLS BF H R ER SO BB IBB HBP BLK WP HR S P ERA WHIP	IP WLS BF H R ER SO BB IBB HBP BLK WP HR S P ERA WHIP	IP WLS BF H R ER SO BB IBB HBP BLK WP HR S P ERA WHIP	IP WLS BF H R ER SO BB IBB HBP BLK WP HR S P ERA WHIP	IP WLS BF H R ER SO BB IBB HBP BLK WP HR S P ERA WHIP	IP WLS BF H R ER SO BB IBB HBP BLK WP HR S P ERA WHIP	IP WLS BF H R ER SO BB IBB HBP BLK WP HR S P ERA WHIP	IP WLS BF H R ER SO BB IBB HBP BLK WP HR S P ERA WHIP	IP WLS BF H R ER SO BB IBB HBP BLK WP HR S P ERA WHIP	IP WLS BF H R ER SO BB IBB HBP BLK WP HR S P ERA WHIP	IP WLS BF H R ER SO BB IBB HBP BLK WP HR S P ERA WHIP	IP WLS BF H R ER SO BB IBB HBP BLK WP HR S P ERA WHIP	IP WLS BF H R ER SO BB IBB HBP BLK WP HR S P ERA WHIP	IP WLS BF H R ER SO BB IBB HBP BLK WP HR S P ERA WHIP	IP WLS BF H R ER SO BB IBB HBP BLK WP HR S P ERA WHIP	IP WLS BF H R ER SO BB IBB HBP BLK WP HR S P ERA WHIP	IP WLS BF H R ER SO BB IBB HBP BLK WP HR S P ERA WHIP	IP WLS BF H R ER SO BB IBB HBP BLK WP HR S P ERA WHIP	IP WLS BF H R ER SO BB IBB HBP BLK WP HR S P ERA WHIP	IP WLS BF H R ER SO BB IBB HBP BLK WP HR S P ERA WHIP	IP WLS BF H R ER SO BB IBB HBP BLK WP HR S P ERA WHIP	IP WLS BF H R ER SO BB IBB HBP BLK WP HR S P ERA WHIP	IP WLS BF H R ER SO BB IBB HBP BLK WP HR S P ERA WHIP

Philadelphia Phillies @ Montreal Expos
Olympic Stadium, Montreal, QB
Wed Jun 16 1993, 7:05 PM EDT
Att. 14,231 - Dome

AB	30
R	4
H	5
RBI	4
BB	5
SO	7
LOB	14



Batter	1	2	3	4	5	6	7	8	9	AB	R	H	RBI	BB	SO	LOB	TOP				
Deion Sanders, L (1, 8) OBP: 0.246, SLG: 0.336										4	0	1	0	0	1	1	Atlanta Braves @ Montreal Expos Olympic Stadium, Montreal, QB Fri Jun 18 1993, 7:05 PM EDT Att: 19,519 - Dome				
Jeff Blauser, R (1, 6) OBP: 0.430, SLG: 0.446										3	0	0	0	1	1						
Terry Pendleton, S (1, 5) OBP: 0.287, SLG: 0.347										4	0	1	0	0	2	3					
Otis Nixon, S (9, PR) OBP: 0.332, SLG: 0.268										4	0	0	0	0	1	2					
David Justice, L (1, 9) OBP: 0.309, SLG: 0.442										4	1	2	1	0	0	1					
Ron Gant, R (1, 7) OBP: 0.342, SLG: 0.535										4	0	0	0	0	0	2					
Sid Bream, L (1, 3) OBP: 0.302, SLG: 0.389										4	0	0	0	0	0	2					
Greg Olson, R (1, 2) OBP: 0.292, SLG: 0.263										2	0	0	0	1	0	1					
Mark Lemke, S (1, 4) OBP: 0.357, SLG: 0.404										3	0	0	0	0	0	1					
29 John Smoltz, R (1, 1) OBP: 0.250, SLG: 0.207										1	0	0	0	1	1	0					
Damon Berryhill, S (8, PH) OBP: 0.319, SLG: 0.505										1	0	0	0	0	1	0					
Greg McMichael, R (8, 1)										0	0	0	0	0	0	0					
Inning Stats	R: 0 H: 0 E: 0 K: 2 S: 11	H: 0 LOB: 0 BB: 0 P: 16	R: 0 H: 1 E: 0 K: 1 S: 9	LOB: 1 BB: 0 P: 12	R: 0 H: 0 E: 0 K: 0 S: 13	H: 0 LOB: 2 BB: 2 P: 24	R: 0 H: 0 E: 0 K: 0 S: 5	H: 0 LOB: 0 BB: 0 P: 5	R: 0 H: 0 E: 0 K: 1 S: 7	H: 0 LOB: 0 BB: 1 P: 11	R: 0 H: 1 E: 0 K: 1 S: 8	H: 1 LOB: 0 BB: 0 P: 13	R: 1 H: 1 E: 0 K: 0 S: 7	H: 1 LOB: 0 BB: 0 P: 11	R: 0 H: 0 E: 0 K: 2 S: 8	H: 0 LOB: 0 BB: 0 P: 13	R: 0 H: 1 E: 0 K: 0 S: 9	H: 1 LOB: 2 BB: 0 P: 10	1B: 2 2B: 1 3B: 0 HR: 1	SF: 0 SAC: 0 DP: 1 HBP: 0	WP: 0 PA: 33 PB: 0 SB: 3 CS: 0
PITCHER	IP WLS BF H R ER SO BB IBB HBP BLK WP HR S P ERA WHIP																				
Dennis Martinez, R (1, 1) ERA: 3.24	8.0 W 30 4 1 1 7 3 0 0 0 0 1 70 107 1.12 0.875																				
John Wetteland, R (9, 1) ERA: 1.34	1.0 S 3 0 0 0 0 0 0 0 0 0 0 0 7 8 0.00 0.000																				

Batter	1	2	3	4	5	6	7	8	9	AB	R	H	RBI	BB	SO	LOB	BOTTOM		
Delino DeShields, L (1, 4) OBP: 0.365, SLG: 0.318										4	1	1	0	0	2	2	Atlanta Braves @ Montreal Expos Olympic Stadium, Montreal, QB Fri Jun 18 1993, 7:05 PM EDT Att: 19,519 - Dome		
Mike Lansing, R (1, 5) OBP: 0.357, SLG: 0.405										2	1	0	0	2	0	1			
Marquis Grissom, R (1, 8) OBP: 0.375, SLG: 0.498										3	0	0	0	0	1	3			
Larry Walker, L (1, 9) OBP: 0.385, SLG: 0.479										2	0	1	2	1	1	0			
Frank Bolick, S (1, 3) OBP: 0.336, SLG: 0.384										3	0	0	0	0	1	3			
Greg Colbrunn, R (9, 3) OBP: 0.293, SLG: 0.426										0	0	0	0	0	0	0			
Moises Alou, R (1, 7) OBP: 0.337, SLG: 0.425										2	0	0	0	1	1	0			
Darrin Fletcher, L (1, 2) OBP: 0.287, SLG: 0.294										3	0	0	0	0	1	1			
Tim Laker, R (9, 2) OBP: 0.206, SLG: 0.233										0	0	0	0	0	0	0			
Wil Cordero, R (1, 6) OBP: 0.287, SLG: 0.390										3	0	1	0	0	1	0			
Dennis Martinez, R (1, 1) OBP: 0.281, SLG: 0.344										3	0	1	0	0	0	1			
John Wetteland, R (9, 1) ERA: 2.29										0	0	0	0	0	0	0			
Inning Stats	R: 0 H: 0 E: 0 K: 0 S: 7	H: 0 LOB: 0 BB: 0 P: 13	R: 0 H: 0 E: 0 K: 2 S: 8	H: 0 LOB: 0 BB: 0 P: 13	R: 0 H: 1 E: 0 K: 2 S: 10	H: 1 LOB: 1 BB: 0 P: 13	R: 0 H: 0 E: 0 K: 1 S: 8	H: 0 LOB: 1 BB: 2 P: 19	R: 0 H: 2 E: 1 K: 1 S: 10	H: 2 LOB: 1 BB: 1 P: 19	R: 2 H: 2 E: 1 K: 1 S: 10	H: 2 LOB: 1 BB: 1 P: 19	R: 0 H: 0 E: 0 K: 1 S: 5	H: 0 LOB: 0 BB: 1 P: 11	R: 0 H: 1 E: 0 K: 1 S: 7	H: 1 LOB: 0 BB: 0 P: 10	1B: 2 2B: 3 3B: 0 HR: 0	SF: 0 SAC: 0 DP: 2 HBP: 0	WP: 0 PA: 29 PB: 0 SB: 0 CS: 2
PITCHER	IP WLS BF H R ER SO BB IBB HBP BLK WP HR S P ERA WHIP																		
29 John Smoltz, R (1, 1) ERA: 3.2	7.0 L 26 3 2 2 7 4 0 0 0 0 0 55 99 2.57 1.000																		
Greg McMichael, R (8, 1) ERA: 2.29	1.0 3 1 0 0 1 0 0 0 0 0 0 7 10 0.00 1.000																		

Batter	1	2	3	4	5	6	7	8	9	AB	R	H	RBI	BB	SO	LOB	TOP				
Delino DeShields, L (1,4) Mike Lansing, R (8,4) OBP: 0.369, SLG: 0.531 OBP: 0.351, SLG: 0.399										4	1	2	0	0	0	2	<p>Montreal Expos @ New York Mets Shea Stadium, Flushing, NY Mon Jun 21 1993, 7:05 PM EDT Att: 21,279 - Unknown - 69 F</p> <p>AB 34 R 3 H 9 RBI 3 BB 3 SO 4 LOB 20</p>				
Moises Alou, R (1,7) OBP: 0.373, SLG: 0.413										4	0	0	1	0	0	2					
Marquis Grissom, R (1,8) Tim McIntosh, R (8,9) OBP: 0.373, SLG: 0.492 OBP: 0.125, SLG: 0.188										4	0	1	1	0	1	2					
Larry Walker, L (1,9) Frank Bolick, S (8,3) OBP: 0.382, SLG: 0.463 OBP: 0.336, SLG: 0.391										2	0	0	0	2	0	1					
John Vander Wal, L (1,3) OBP: 0.339, SLG: 0.398										4	0	1	0	0	0	3					
Darin Fletcher, L (1,2) OBP: 0.293, SLG: 0.295										3	0	1	0	1	0	0					
Sean Berry, R (1,5) OBP: 0.379, SLG: 0.414										4	1	1	1	0	2	4					
Wil Cordero, R (1,6) OBP: 0.287, SLG: 0.379										3	0	1	0	0	0	2					
Brian Barnes, L (1,1) Jeff Fassero, L (5,1) OBP: 0.250, SLG: 0.200 OBP: 0.375, SLG: 0.394										2	0	0	0	0	0	3					
Lou Frazier, S (7, PH) Bill Risley, R (7,1) Greg Colbrunn, R (9, PH) OBP: 0.288, SLG: 0.427										0	0	0	0	0	0	0					
Inning Stats	R: 0 E: 0 K: 0 S: 4	H: 1 LOB: 2 BB: 1 P: 8	R: 0 E: 0 K: 1 S: 5	H: 0 LOB: 2 BB: 1 P: 10	R: 0 E: 0 K: 0 S: 3	H: 0 LOB: 1 BB: 1 P: 7	R: 1 E: 0 K: 0 S: 4	H: 2 LOB: 0 BB: 0 P: 4	R: 1 E: 0 K: 1 S: 6	H: 2 LOB: 1 BB: 0 P: 6	R: 0 E: 1 K: 2 S: 8	H: 0 LOB: 1 BB: 0 P: 8	R: 0 E: 1 K: 0 S: 4	H: 0 LOB: 1 BB: 0 P: 4	R: 1 E: 0 K: 0 S: 5	H: 2 LOB: 1 BB: 0 P: 5		1B: 5 2B: 3 3B: 0 HR: 1	SF: 1 SAC: 0 DP: 2 HBP: 1	WP: 0 PB: 0 SB: 0 CS: 1	PA: 39
PITCHER	IP WLS BF H R ER SO BB IBB HBP BLK WP HR S P ERA WHIP																				
Dave Telgheder, R (1,1) Mike Maddux, R (6,1) ERA: 4.91 ERA: 4.5	5.0 W 22 5 2 2 1 3 3 0 1 0 0 1 20 33 3.60 1.600																				

Batter	1	2	3	4	5	6	7	8	9	AB	R	H	RBI	BB	SO	LOB	BOTTOM				
Vince Coleman, S (1,7) OBP: 0.288, SLG: 0.336										3	1	0	0	1	0	1	<p>Montreal Expos @ New York Mets Shea Stadium, Flushing, NY Mon Jun 21 1993, 7:05 PM EDT Att: 21,279 - Unknown - 69 F</p> <p>AB 33 R 8 H 9 RBI 8 BB 1 SO 5 LOB 8</p>				
Doug Saunders, R (1,4) OBP: 0.257, SLG: 0.257										3	2	2	0	0	0	0					
Eddie Murray, S (1,3) Jeff McKnight, S (9,3) OBP: 0.299, SLG: 0.377 OBP: 0.296, SLG: 0.222										4	3	3	2	0	0	1					
Bobby Bonilla, S (1,9) Jeromy Burnitz, L (7,9) OBP: 0.339, SLG: 0.533										3	2	2	4	0	0	1					
Dave Gallagher, R (1,8) OBP: 0.354, SLG: 0.483										4	0	0	0	0	1	3					
Jeff Kent, R (1,5) OBP: 0.272, SLG: 0.346										4	0	1	2	0	0	1					
Charlie O'Brien, R (1,2) OBP: 0.268, SLG: 0.284										4	0	0	0	0	0	1					
Tim Bogar, R (1,6) Kevin Baez, R (8, PH) OBP: 0.289, SLG: 0.354										3	0	0	0	0	1	0					
Dave Telgheder, R (1,1) Mike Maddux, L (6,1) ERA: 3.47 ERA: 2.79										2	0	1	0	0	1	0					
Inning Stats	R: 2 E: 0 K: 0 S: 6	H: 3 LOB: 1 BB: 0 P: 6	R: 0 E: 0 K: 0 S: 4	H: 1 LOB: 0 BB: 0 P: 4	R: 2 E: 1 K: 0 S: 6	H: 2 LOB: 1 BB: 0 P: 6	R: 0 E: 0 K: 2 S: 7	H: 0 LOB: 0 BB: 0 P: 7	R: 2 E: 0 K: 1 S: 7	H: 2 LOB: 0 BB: 0 P: 7	R: 0 E: 0 K: 1 S: 5	H: 0 LOB: 0 BB: 0 P: 5	R: 2 E: 0 K: 1 S: 6	H: 1 LOB: 0 BB: 1 P: 10	R: 0 E: 0 K: 0 S: 3	H: 0 LOB: 0 BB: 0 P: 3		1B: 5 2B: 2 3B: 0 HR: 2	SF: 0 SAC: 1 DP: 0 HBP: 0	WP: 0 PB: 0 SB: 0 CS: 0	PA: 35
PITCHER	IP WLS BF H R ER SO BB IBB HBP BLK WP HR S P ERA WHIP																				
Brian Barnes, L (1,1) Jeff Fassero, L (5,1) Bill Risley, R (7,1) ERA: 6.0	4.0 L 19 6 4 2 2 2 0 0 0 0 0 0 1 12 12 9.00 1.000																				

Batter	1	2	3	4	5	6	7	8	9	AB	R	H	RBI	BB	SO	LOB	TOP					
Delino DeShields, L OBP: 0.370, SLG: 0.532 (1, 4)										5	0	2	2	0	0	2						
Moises Alou, R OBP: 0.332, SLG: 0.425 (1, 7)										5	2	2	1	0	0	2						
Marquis Grissom, R OBP: 0.370, SLG: 0.484 (1, 8)										4	0	0	0	1	3	1						
Larry Walker, L OBP: 0.379, SLG: 0.458 (1, 9)										4	1	1	0	0	1	1						
Frank Botick, S OBP: 0.336, SLG: 0.385 Greg Colbrunn, R OBP: 0.286, SLG: 0.424 (5, 3)										2	1	0	0	1	0	0						
Darin Fletcher, L OBP: 0.299, SLG: 0.295 (1, 2)										3	0	1	1	1	0	1						
Mike Lansing, R OBP: 0.348, SLG: 0.392 (1, 5)										4	1	0	1	0	0	5						
Wil Cordero, R OBP: 0.286, SLG: 0.374 (1, 6)										3	1	0	0	1	1	3						
Chris Nabholz, L OBP: 0.118, SLG: 0.118 Mike Gardiner, S (4, 1) Mel Rojas, R (6, 1) John Wetteland, R (9, 1)										2	0	0	1	0	1	4						
										1	0	0	0	0	1	0						
										1	0	0	0	0	1	0						
										0	0	0	0	0	0	0						
Inning Stats	R: 0 E: 0 K: 0 S: 3	H: 1 LOB: 1 BB: 1 P: 7	R: 3 E: 2 K: 0 S: 6	H: 1 LOB: 1 BB: 1 P: 10	R: 0 E: 0 K: 0 S: 3	H: 0 LOB: 0 BB: 0 P: 3	R: 0 E: 1 K: 1 S: 7	H: 1 LOB: 2 BB: 0 P: 7	R: 2 E: 1 K: 1 S: 8	H: 2 LOB: 2 BB: 2 P: 15	R: 1 E: 0 K: 2 S: 5	H: 1 LOB: 0 BB: 0 P: 5	R: 0 E: 0 K: 1 S: 5	H: 0 LOB: 0 BB: 0 P: 7	R: 0 E: 0 K: 1 S: 5	H: 0 LOB: 0 BB: 0 P: 5	R: 0 E: 0 K: 1 S: 5	H: 0 LOB: 0 BB: 0 P: 5	1B: 5 2B: 0 3B: 0 HR: 1	SF: 0 SAC: 0 DP: 1 HBP: 0	WP: 0 PB: 0 CS: 0	PA: 39
PITCHER	IP	WLS	BF	H	R	ER	SO	BB	IBB	HBP	BLK	WP	HR	S	P	ERA	WHIP					
Anthony Young, R ERA: 4.08 Mike Draper, R ERA: 3.25 Jeff Innis, R ERA: 4.01	(1, 1) (7, 1) (9, 1)	6.0 2.0 1.0	L 6 3	30 0 0	6 0 0	6 0 0	3 3 0	4 0 1	0 0 0	0 0 0	0 0 0	0 0 0	1 12 5	34 12 5	50 12 5	4.50 0.00 0.00	1.667 0.000 0.000					

Montreal Expos @ New York Mets
Shea Stadium, Flushing, NY
Tue Jun 22 1993, 7:05 PM EDT
Att: 22,036 - Unknown - 83 F

AB 35
R 6
H 6
RBI 6
BB 4
SO 8
LOB 19

Batter	1	2	3	4	5	6	7	8	9	AB	R	H	RBI	BB	SO	LOB	BOTTOM					
Vince Coleman, S OBP: 0.290, SLG: 0.341 Jeff Innis, R (9, 1)										5	0	2	2	0	1	3						
Doug Saunders, R OBP: 0.237, SLG: 0.237 Chico Walker, S OBP: 0.264, SLG: 0.341 (6, PH) (7, 4) (9, 7)										3	0	0	0	0	0	2						
Eddie Murray, S OBP: 0.305, SLG: 0.379 (1, 3)										4	0	2	0	1	0	1						
Bobby Bonilla, S OBP: 0.333, SLG: 0.523 (1, 9)										5	0	0	0	0	1	5						
Darin Jackson, R OBP: 0.225, SLG: 0.319 Joe Orsulak, L OBP: 0.333, SLG: 0.390 (5, PH) (6, 8)										2	0	1	0	0	0	0						
Jeff Kent, R OBP: 0.276, SLG: 0.354 (1, 5)										4	1	2	0	0	1	2						
Charlie O'Brien, R OBP: 0.274, SLG: 0.279 Todd Hundley, S OBP: 0.277, SLG: 0.385 (6, PH) (7, 2)										1	0	0	0	1	0	1						
										2	0	0	0	0	0	2						
Tim Bogar, R OBP: 0.287, SLG: 0.361 (1, 6)										4	1	1	1	0	0	2						
Anthony Young, R OBP: 0.500, SLG: 0.400 Jeromy Burnitz, L OBP: 0.500, SLG: 0.500 Mike Draper, R OBP: 0.667, SLG: 0.667 Jeff McKnight, S OBP: 0.291, SLG: 0.217 (8, PH) (9, 4)										1	0	1	0	1	0	0						
										1	1	1	0	0	0	0						
										0	0	0	0	0	0	0						
										1	0	0	0	0	1	0						
Inning Stats	R: 0 E: 0 K: 1 S: 5	H: 0 LOB: 0 BB: 0 P: 5	R: 0 E: 1 K: 1 S: 6	H: 0 LOB: 1 BB: 0 P: 6	R: 0 E: 0 K: 0 S: 5	H: 2 LOB: 3 BB: 1 P: 9	R: 0 E: 0 K: 0 S: 4	H: 1 LOB: 3 BB: 2 P: 12	R: 0 E: 0 K: 1 S: 6	H: 1 LOB: 1 BB: 0 P: 6	R: 3 E: 0 K: 0 S: 7	H: 4 LOB: 1 BB: 0 P: 7	R: 0 E: 0 K: 0 S: 4	H: 1 LOB: 1 BB: 0 P: 4	R: 0 E: 0 K: 1 S: 5	H: 0 LOB: 0 BB: 0 P: 5	R: 0 E: 0 K: 1 S: 6	H: 1 LOB: 1 BB: 0 P: 6	1B: 7 2B: 3 3B: 0 HR: 0	SF: 0 SAC: 0 DP: 0 HBP: 0	WP: 0 PB: 0 CS: 0	PA: 41
PITCHER	IP	WLS	BF	H	R	ER	SO	BB	IBB	HBP	BLK	WP	HR	S	P	ERA	WHIP					
Chris Nabholz, L ERA: 7.15 Mike Gardiner, R ERA: 4.67 Mel Rojas, R ERA: 4.28 John Wetteland, R ERA: 1.3	(1, 1) (4, 1) (6, 1) (9, 1)	3.2 1.2 2.2 1.0	L W S	18 11 4	3 3 1	0 1 0	0 1 0	2 1 1	0 0 0	0 0 0	0 0 0	0 0 0	0 0 0	0 10 13 6	19 10 13 6	31 10 13 6	0.00 10.80 3.38 0.00	1.636 1.800 1.125 1.000				

Montreal Expos @ New York Mets
Shea Stadium, Flushing, NY
Tue Jun 22 1993, 7:05 PM EDT
Att: 22,036 - Unknown - 83 F

AB 38
R 3
H 10
RBI 3
BB 3
SO 5
LOB 21

Batter	1	2	3	4	5	6	7	8	9	AB	R	H	RBI	BB	SO	LOB	TOP									
Delino DeShields, L OBP: 0.372, SLG: 0.335 (1,4)	2-2 FC4-6 1B		1-1 G4-3 1B		2-3 K		0-1 G3			4	0	2	0	0	1	0	Montreal Expos @ New York Mets Shea Stadium, Flushing, NY Wed Jun 23 1993, 3:33 AM EDT Att: 22,786 - Sunny - 77 F									
Moises Alou, R OBP: 0.331, SLG: 0.420 (1,7)	0-1 FC4-6 FC6-4 1-2f		3-1 G4-3 1-2f		2-2 F9		1-1 G5-3-6 HBP			3	0	0	0	0	0	2										
Marquis Grissom, R OBP: 0.368, SLG: 0.484 (1,8)	2-1 FC6-4 1-2f		2-2 G1-3		1-0 HR 2B		2-2 G5-3-6 1-2f			4	1	1	0	0	0	2										
Larry Walker, L OBP: 0.381, SLG: 0.473 (1,9)	1-1 G6-3		1-2 E6 BB 1B		0-1 HR		2-2 HBP			3	2	1	2	0	0	1										
Sean Berry, R OBP: 0.396, SLG: 0.458 (1,5)		1-0 HR	4-0 1B BB		4-0 E 1B BB		2-3 K			2	1	1	1	2	1	1										
Greg Colbrunn, R OBP: 0.292, SLG: 0.426 (1,3)	3-1 F8		0-0 G1-6-3 1B 1-2 2-H		0-2 E5 G6-4-3 1B		0-0 G5-6-3			4	0	2	1	0	0	0										
Wil Cordero, R OBP: 0.282, SLG: 0.368 (1,6)	1-0 G5-3		3-1 G1-6-3 1-2f		0-1 G6-4-3 1-2f		1-3 K			4	0	0	0	0	1	4										
Darrin Fletcher, L OBP: 0.291, SLG: 0.287 John Wetteland, R (9,1)	2-2 F9		1-1 F9		1-1 G4-3		2-0 P6			4	0	0	0	0	0	0										
Dennis Martinez, R OBP: 0.257, SLG: 0.314 Tim Laker, R OBP: 0.203, SLG: 0.227 (9,2)			3-3 K		1-3 K		1-2 F7			3	0	0	0	0	2	0										
Inning Stats	R: 0 E: 0 K: 0 S: 9	H: 1 LOB: 1 BB: 0 P: 14	R: 1 E: 0 K: 0 S: 7	H: 1 LOB: 0 BB: 0 P: 14	R: 0 E: 0 K: 1 S: 8	H: 1 LOB: 1 BB: 0 P: 15	R: 1 E: 1 K: 0 S: 10	H: 1 LOB: 1 BB: 1 P: 20	R: 0 E: 0 K: 2 S: 8	H: 0 LOB: 0 BB: 0 P: 12	R: 2 E: 1 K: 0 S: 12	H: 3 LOB: 1 BB: 1 P: 19	R: 0 E: 0 K: 0 S: 7	H: 0 LOB: 1 BB: 0 P: 9	R: 0 E: 0 K: 1 S: 10	H: 0 LOB: 0 BB: 0 P: 16		R: 0 E: 0 K: 1 S: 5	H: 0 LOB: 2 BB: 0 P: 8	1B: 4 2B: 2 3B: 0 HR: 2	SF: 0 SAC: 0 DP: 4 HBP: 2	WP: 0 PB: 0 SB: 1 CS: 0	PA: 35			
PITCHER	IP	WLS	BF	H	R	ER	SO	BB	IBB	HBP	BLK	WP	HR	S	P	ERA	WHIP									
Frank Tanana, L ERA: 4.87 Jeff Innis, R ERA: 3.59 John Franco, L ERA: 1.38	(1,1)	7.0	L	28	7	4	3	3	2	0	0	0	0	2	61	103	3.86	1.286								
(8,1)	1.0	4	0	0	0	0	1	0	0	2	0	0	0	10	16	0.00	0.000									
(9,1)	1.0	3	0	0	0	0	1	0	0	0	0	0	0	5	8	0.00	0.000									

AB	31
R	4
H	7
RBI	4
BB	2
SO	5
LOB	10



Batter	1	2	3	4	5	6	7	8	9	AB	R	H	RBI	BB	SO	LOB	BOTTOM								
Vince Coleman, S OBP: 0.288, SLG: 0.336 (1,7)	2-3 K		0-0 FC1-6 S 1-2f		0-1 E6 FC3-6 S 2-3 3-H		4-2 E S BB		1-3 K	4	0	0	1	1	2	4	Montreal Expos @ New York Mets Shea Stadium, Flushing, NY Wed Jun 23 1993, 3:33 AM EDT Att: 22,786 - Sunny - 77 F								
Doug Saunders, R OBP: 0.282, SLG: 0.225 Jeff Innis, R (8,1)	2-2 G5-3		4-1 BB		4-2 FC3-6 BB		2-3 K		0-2 1B	2	0	0	0	2	1	1									
Jeff McKnight, S OBP: 0.304, SLG: 0.234 (9,4)			1-3 BB		1-2 BB		1-3 K		1-2 2-H 1B	1	0	1	1	0	0	0									
Eddie Murray, S OBP: 0.299, SLG: 0.371 (1,3)	3-2 G3		1-3 K		0-0 FC3-6 1-2f 2-3 3-H 2-1		2-2 G4-3		0-1 P6	5	0	0	1	0	1	7									
Bobby Bonilla, S OBP: 0.332, SLG: 0.523 (1,9)		1-2 F9 2B		1-2 F9		1-2 G1-3		3-2 F8		4	0	1	0	0	0	2									
Joe Orsulak, L OBP: 0.331, SLG: 0.387 (1,8)		2-2 P9		1-1 F8		0-0 G4-1 1B		0-1 P4		4	0	1	0	0	0	1									
Jeff Kent, R OBP: 0.271, SLG: 0.347 John Franco, L (9,1)		0-0 F9		0-0 P3		0-0 F7		2-2 F9		4	0	0	0	0	0	2									
Todd Hundley, S OBP: 0.277, SLG: 0.388 (1,2)	1-2 G3				0-0 SH3 E 2B		0-0 G4-1		2-1 P5	4	1	1	0	0	0	2									
Tim Bogar, R OBP: 0.303, SLG: 0.369 Jeromy Burnitz, L OBP: 0.333, SLG: 0.333 Kevin Baez, R OBP: 0.500, SLG: 0.500 (6,PH)			0-0 FC1-6 1B		2-2 E SH3 FC3-6 HBP		0-3 K		2-2 BB 1B	1	1	1	0	0	0	0									
Frank Tanana, L OBP: 0.148, SLG: 0.115 Chico Walker, S OBP: 0.269, SLG: 0.337 (7,PH)			0-3 K		0-0 SH3		2-3 K		4-0 BB 1B	1	0	0	0	0	1	1									
Inning Stats	R: 0 E: 0 K: 1 S: 11	H: 0 LOB: 0 BB: 0 P: 18	R: 0 E: 0 K: 0 S: 13	H: 1 LOB: 1 BB: 0 P: 17	R: 0 E: 0 K: 2 S: 9	H: 1 LOB: 2 BB: 1 P: 14	R: 0 E: 0 K: 0 S: 6	H: 0 LOB: 0 BB: 0 P: 8	R: 2 E: 1 K: 0 S: 11	H: 1 LOB: 2 BB: 1 P: 19	R: 0 E: 0 K: 1 S: 6	H: 1 LOB: 1 BB: 0 P: 6	R: 0 E: 0 K: 2 S: 14	H: 0 LOB: 1 BB: 1 P: 24	R: 0 E: 0 K: 0 S: 8	H: 0 LOB: 0 BB: 0 P: 13	R: 1 E: 0 K: 1 S: 14	H: 2 LOB: 2 BB: 1 P: 23	1B: 4 2B: 2 3B: 0 HR: 0	SF: 0 SAC: 1 DP: 0 HBP: 1	WP: 0 PB: 0 SB: 4 CS: 0	PA: 39			
PITCHER	IP	WLS	BF	H	R	ER	SO	BB	IBB	HBP	BLK	WP	HR	S	P	ERA	WHIP								
Dennis Martinez, R ERA: 3.15 John Wetteland, R ERA: 1.27	(1,1)	8.1	W	35	5	3	2	6	3	0	1	0	0	83	128	2.16	0.960								
(9,1)	0.2	S	4	1	0	0	1	1	0	0	0	0	0	9	14	0.00	3.000								

AB	33
R	3
H	6
RBI	3
BB	4
SO	7
LOB	21



Batter	1	2	3	4	5	6	7	8	9	AB	R	H	RBI	BB	SO	LOB	TOP											
Delino DeShields, L OBP: 0.370, SLG: 0.533 (1,4)	G4-3		F8			1B		G3-6		4	0	1	0	0	0	1												
Mike Lansing, R OBP: 0.342, SLG: 0.385 (1,5) (6,6)	G1-3			P4		F7		F7		4	0	0	0	0	0	1												
Marquis Grissom, R OBP: 0.367, SLG: 0.479 (1,8)	G6-3			F7			BB			3	0	0	0	1	0	0												
Larry Walker, L OBP: 0.374, SLG: 0.462 (1,9)		F7		F5		G4-3		F8		4	0	0	0	0	2													
Frank Botick, S OBP: 0.333, SLG: 0.376 (1,3) (6,5)		K			G4-3			G3		3	0	0	0	1	1	0												
Moises Alou, R OBP: 0.326, SLG: 0.413 (1,7)		E5			G6-3			K		4	0	0	0	0	1	1												
Wil Cordero, R OBP: 0.294, SLG: 0.367 (1,6) John Vander Wal, L OBP: 0.336, SLG: 0.394 (6,3)		FC5-4				FC5-4		P6		1	0	0	0	0	0	1												
Tim Laker, R OBP: 0.197, SLG: 0.221 (8, PH) Lou Frazier, S OBP: 0.381, SLG: 0.400 (8,1) Tim Scott, R (8,1)			G5-3		FC5-4			1B	G3-6	2	0	0	0	0	0	1												
Ken Hill, R OBP: 0.194, SLG: 0.172 (1,1) Jeff Shaw, R OBP: 0.077, SLG: 0.077 (6,1) Darrin Fletcher, L OBP: 0.295, SLG: 0.292 (8,2)			G1			G5-3			1B	0	0	0	0	0	0	0												
Inning Stats	R: 0 E: 0 K: 0 S: 3	H: 0 LOB: 0 BB: 0 P: 3	R: 0 E: 1 K: 1 S: 6	H: 0 LOB: 1 BB: 0 P: 6	R: 0 E: 0 K: 0 S: 3	H: 0 LOB: 0 BB: 0 P: 3	R: 0 E: 0 K: 0 S: 3	H: 0 LOB: 0 BB: 0 P: 4	R: 0 E: 0 K: 0 S: 4	H: 1 LOB: 2 BB: 1 P: 8	R: 0 E: 0 K: 1 S: 5	H: 0 LOB: 0 BB: 0 P: 5	R: 1 E: 0 K: 0 S: 4	H: 2 LOB: 0 BB: 0 P: 4	R: 0 E: 0 K: 0 S: 3	H: 0 LOB: 1 BB: 1 P: 7	1B: 3 2B: 0 3B: 0 HR: 0	SF: 0 SAC: 0 DP: 1 HBP: 1	WP: 0 PB: 0 SB: 1 CS: 0	PA: 33								
PITCHER	IP	WLS	BF	H	R	ER	SO	BB	IBB	HBP	BLK	WP	HR	S	P	ERA	WHIP											
Jack Armstrong, R ERA: 4.24 Bryan Harvey, R ERA: 1.35	(1,1)	7.0	W	27	3	1	1	2	1	0	1	0	0	0	29	34	1.29	0.571										

Montreal Expos @ Florida Marlins
Joe Robbie Stadium, Miami, FL
Fri Jun 25 1993, 7:05 PM EDT
Att: 41,748 - Unknown - 85 F

AB	30
R	1
H	3
RBI	0
BB	2
SO	2
LOB	7



Batter	1	2	3	4	5	6	7	8	9	AB	R	H	RBI	BB	SO	LOB	BOTTOM											
Chuck Carr, S OBP: 0.320, SLG: 0.325 (1,8)			P6		G4-3		F8			3	0	0	0	1	0	0												
Bret Barberie, S OBP: 0.404, SLG: 0.376 (1,4)		3B	G4-3		F8			K		3	1	0	0	1	1	0												
Darrell Whitmore, L OBP: 0.500, SLG: 1.250 (1,9)		1B	P5			F8	1B	G4-3		4	2	2	1	0	0	0												
Gary Sheffield, R OBP: 0.346, SLG: 0.473 (1,5)						F8	HBP	F3		4	0	2	1	0	0	1												
Orestes Destrade, S OBP: 0.309, SLG: 0.397 (1,3)		K			F8		1B			2	0	0	0	1	1	2												
Jeff Conine, R OBP: 0.375, SLG: 0.379 (1,7)		F7			K					3	0	1	1	0	1	2												
Benito Santiago, R OBP: 0.301, SLG: 0.368 (1,2)			G5-3			G5-4-3				2	0	0	0	0	2													
Walt Weiss, S OBP: 0.385, SLG: 0.351 (1,6)		G3			F9			G6-3		3	0	0	0	0	2													
Jack Armstrong, R OBP: 0.135, SLG: 0.135 Bryan Harvey, R (8,1)		G4-3				F7		F9		3	0	0	0	0	0	0												
Inning Stats	R: 2 E: 0 K: 1 S: 6	H: 2 LOB: 1 BB: 2 P: 14	R: 0 E: 0 K: 0 S: 3	H: 0 LOB: 0 BB: 0 P: 3	R: 0 E: 0 K: 1 S: 6	H: 1 LOB: 2 BB: 0 P: 7	R: 0 E: 0 K: 0 S: 3	H: 0 LOB: 0 BB: 0 P: 3	R: 1 E: 0 K: 0 S: 4	H: 2 LOB: 1 BB: 1 P: 8	R: 0 E: 0 K: 0 S: 3	H: 0 LOB: 0 BB: 0 P: 3	R: 0 E: 0 K: 1 S: 5	H: 0 LOB: 0 BB: 0 P: 5	R: 0 E: 0 K: 1 S: 5	H: 0 LOB: 0 BB: 0 P: 5	1B: 3 2B: 1 3B: 1 HR: 0	SF: 0 SAC: 0 DP: 1 HBP: 1	WP: 0 PB: 0 SB: 1 CS: 1	PA: 31								
PITCHER	IP	WLS	BF	H	R	ER	SO	BB	IBB	HBP	BLK	WP	HR	S	P	ERA	WHIP											
Ken Hill, R ERA: 2.62 Jeff Shaw, R ERA: 3.2 Tim Scott, R ERA: 2.33	(1,1)	5.1	L	24	5	3	3	2	3	0	1	0	0	0	4	4	0.00	0.000										
	(6,1)	1.2		4	0	0	0	0	0	0	0	0	0	4	4	0.00	0.000											
	(8,1)	1.0		3	0	0	0	1	0	0	0	0	0	5	5	0.00	0.000											

Montreal Expos @ Florida Marlins
Joe Robbie Stadium, Miami, FL
Fri Jun 25 1993, 7:05 PM EDT
Att: 41,748 - Unknown - 85 F

AB	27
R	3
H	5
RBI	3
BB	3
SO	3
LOB	9



Batter	1	2	3	4	5	6	7	8	9	AB	R	H	RBI	BB	SO	LOB	TOP					
Delino DeShields, L OBP: 0.370, SLG: 0.329	2-3 K		2-2 F8		4-2 BB	0-0 G1-2-3		4-2 SH3-4 BB	3 0 0 0 2 1 3													
Sean Berry, R OBP: 0.389, SLG: 0.487	3-2 HR		2-2 G1-3		1-1 G1-3	3-H	0-0 F9	0-0 SH3-4	4 1 1 1 0 0 1													
Marquis Grissom, R OBP: 0.364, SLG: 0.477	1-2 G5-3			2-2 L7		2-2 1B 2B	0-1 F8	1-1 G1-3	5 1 1 0 0 0 1													
Larry Walker, L OBP: 0.371, SLG: 0.453	1-1 P6			0-3 K		0-0 G1-3	2-1 F8	4-0 IBB	4 0 0 0 1 1 1													
Greg Colbrunn, R OBP: 0.289, SLG: 0.414		2-3 K		1-3 K 1B		2 SAFE 4-2 BB 1B BB	0-3 K	3-2 F8	4 1 0 0 1 3 2													
Moises Alou, R OBP: 0.332, SLG: 0.420		0-1 2B		4-2 1B BB		0-1 BB BB 1B	0-1 G6-3		3 1 2 1 1 0 0													
Wil Cordero, R OBP: 0.290, SLG: 0.371		2-2 F7		1-1 1B		1-2 2-3 1B BB	1-0 S 1B		3 0 2 0 1 0 1													
Tim Laker, R OBP: 0.192, SLG: 0.214		2-0 G6-3				0-2 F8	4-1 1B BB	4-2 1B BB	2 0 0 0 0 0 1													
Darin Fletcher, L OBP: 0.305, SLG: 0.292						1-2 2-3 1B	1-2 2-3 BB	1-2 BB	0 0 0 1 2 0 0													
Kent Bottenfield, R OBP: 0.143, SLG: 0.100			2-2 P6			1-1 P3	1-1 1B	0-1 P2	2 0 0 0 0 0 0													
Frank Bott, S OBP: 0.339, SLG: 0.381									1 0 1 1 0 0 0 0													
Mel Rojas, R OBP: 0.276, SLG: 0.354									0 0 0 0 0 0 0 0													
John Vander Wal, L OBP: 0.371, SLG: 0.398									0 0 0 0 0 0 0 0													
Lou Frazier, S OBP: 0.371, SLG: 0.398									1 0 0 0 0 0 0 2													
John Wetteland, R OBP: 0.290, SLG: 0.371									0 0 0 0 0 0 0 0													
Inning Stats	R: 1 E: 0 K: 1 S: 13	H: 1 LOB: 0 BB: 0 P: 20	R: 0 E: 0 K: 1 S: 9	H: 1 LOB: 1 BB: 0 P: 15	R: 0 E: 0 K: 0 S: 10	H: 0 LOB: 0 BB: 0 P: 16	R: 0 E: 0 K: 2 S: 14	H: 1 LOB: 2 BB: 1 P: 22	R: 0 E: 0 K: 0 S: 10	H: 0 LOB: 1 BB: 1 P: 15	R: 3 E: 0 K: 0 S: 14	H: 3 LOB: 2 BB: 3 P: 29	R: 0 E: 0 K: 1 S: 5	H: 0 LOB: 0 BB: 0 P: 7	R: 0 E: 0 K: 1 S: 10	H: 1 LOB: 2 BB: 1 P: 15	R: 0 E: 0 K: 0 S: 9	H: 0 LOB: 0 BB: 2 P: 21	1B: 4 2B: 2 3B: 0 HR: 1	SF: 0 SAC: 1 DP: 1 HBP: 0	WP: 0 PB: 1 SB: 3 CS: 0	PA: 41
PITCHER	IP WLS BF H R ER SO BB IBB HBP BLK WP HR S P ERA WHIP																					
Charlie Hough, R ERA: 4.3	(1, 1) 5.1 L 26 5 4 4 4 4 5 0 0 0 0 0 1 67 113 6.75 1.875																					
Rich Rodriguez, L ERA: 3.13	(6, 1) 1.2 5 1 0 0 0 0 0 0 0 0 0 0 0 8 11 0.00 0.600																					
Cris Carpenter, R ERA: 3.62	(8, 1) 0.2 4 1 0 0 1 1 0 0 0 0 0 0 0 8 13 0.00 3.000																					
Joe Klink, L ERA: 3.12	(8, 1) 0.1 2 0 0 0 0 0 1 0 0 0 0 0 0 5 9 0.00 3.000																					
Jim Corsi, R ERA: 4.67	(9, 1) 1.0 4 0 0 0 0 0 0 1 0 0 0 0 0 6 14 0.00 0.000																					

Montreal Expos @ Florida Marlins
Joe Robbie Stadium, Miami, FL
Sat Jun 26 1993, 7:05 PM EDT
Att: 43,321 - Unknown

AB	32
R	4
H	7
RBI	4
BB	8
SO	5
LOB	12



Batter	1	2	3	4	5	6	7	8	9	AB	R	H	RBI	BB	SO	LOB	BOTTOM					
Chuck Carr, S OBP: 0.322, SLG: 0.331	0-0 FC3-6 1B	0-0 G1-2-3		3-1 G4-3			0-0 G4-3 2B		0-3 K	5 0 2 0 0 1 6												
Bret Barberie, S OBP: 0.398, SLG: 0.370	1 SAFE 1 SAFE 1 SAFE 1-2	1-0 FC3-6		0-0 1B		2-2 L3		1-0 G4-3	2-3 K	5 1 1 0 0 1 5												
Darrell Whitmore, L OBP: 0.290, SLG: 0.625	1 SAFE 1 SAFE 1-2	1-3 K		2-2 F8		3-3 K		0-3 K	4 0 0 0 0 3 3													
Gary Sheffield, R OBP: 0.345, SLG: 0.470	2-2 P3		0-0 E7 1B		2-2 P4			0-0 P2	4 0 1 0 0 0 1													
Orestes Destrade, S OBP: 0.311, SLG: 0.396		4-1 1B HBP BB	0-2 1B		0-1 F9			1-1 P6	3 1 1 1 1 0 0													
Jeff Conine, R OBP: 0.373, SLG: 0.375		1-2 1B 1B HBP	1-3 K			0-0 P4		1-3 K	3 0 0 0 0 2 2													
Benito Santiago, R OBP: 0.300, SLG: 0.370		1-3 K	0-0 F8			0-3 K		0-0 1B 2B	4 0 1 0 0 2 4													
Walt Weiss, S OBP: 0.390, SLG: 0.358		1-1 1B		2-1 G4-3 SH2-4 1B				0-0 P6	4 0 3 0 0 0 0													
Charlie Hough, R OBP: 0.097, SLG: 0.097		1-1 1B		1-0 SH2-4				0-3 K	1 0 1 1 0 0 0 0													
Rich Rodriguez, L ERA: 3.61									0 0 0 0 0 0 0 0													
Greg Briley, L OBP: 0.276, SLG: 0.367									0 0 0 0 0 0 0 0													
Cris Carpenter, R ERA: 3.62									0 0 0 0 0 0 0 0													
Joe Klink, L ERA: 3.12									0 0 0 0 0 0 0 0													
Jim Corsi, R ERA: 4.67									0 0 0 0 0 0 0 0													
Dave Magadan, L OBP: 0.400, SLG: 0.392									1 0 0 0 0 0 1 2													
Inning Stats	R: 0 E: 0 K: 1 S: 9	H: 1 LOB: 1 BB: 0 P: 13	R: 1 E: 0 K: 1 S: 11	H: 2 LOB: 2 BB: 1 P: 19	R: 1 E: 1 K: 1 S: 12	H: 3 LOB: 2 BB: 0 P: 15	R: 0 E: 0 K: 0 S: 8	H: 1 LOB: 1 BB: 0 P: 16	R: 0 E: 0 K: 1 S: 10	H: 0 LOB: 0 BB: 0 P: 15	R: 0 E: 0 K: 1 S: 5	H: 0 LOB: 0 BB: 0 P: 5	R: 0 E: 0 K: 1 S: 6	H: 1 LOB: 1 BB: 0 P: 7	R: 0 E: 0 K: 1 S: 6	H: 0 LOB: 0 BB: 0 P: 8	R: 0 E: 0 K: 3 S: 11	H: 2 LOB: 2 BB: 0 P: 13	1B: 8 2B: 2 3B: 0 HR: 0	SF: 0 SAC: 1 DP: 1 HBP: 1	WP: 0 PB: 0 SB: 0 CS: 0	PA: 38
PITCHER	IP WLS BF H R ER SO BB IBB HBP BLK WP HR S P ERA WHIP																					
Kent Bottenfield, R ERA: 3.61	(1, 1) 5.0 W 23 7 2 2 4 4 1 0 1 0 0 0 0 0 50 78 3.60 1.600																					
Mel Rojas, R ERA: 4.07	(6, 1) 2.0 7 1 0 0 2 0 0 0 0 0 0 0 11 12 0.00 0.500																					
John Wetteland, R ERA: 1.21	(8, 1) 2.0 S 8 2 0 0 4 0 0 0 0 0 0 0 17 21 0.00 1.000																					

Montreal Expos @ Florida Marlins
Joe Robbie Stadium, Miami, FL
Sat Jun 26 1993, 7:05 PM EDT
Att: 43,321 - Unknown

AB	35
R	2
H	10
RBI	2
BB	1
SO	10
LOB	23



Batter	1	2	3	4	5	6	7	8	9	AB	R	H	RBI	BB	SO	LOB	TOP								
Delino DeShields, L OBP: 0.369, SLG: 0.525 Tim Scott, R (8, 1)	4-0 		1-1 G1-3		1-0 F7			2-0 G6-3		3	0	0	0	1	0	1	Montreal Expos @ Florida Marlins Joe Robbie Stadium, Miami, FL Sun Jun 27 1993, 7:05 PM EDT Att: 40,649 - Sunny - 80 F								
Sean Berry, R OBP: 0.384, SLG: 0.475	1-1 L8		2-0 		1-0 L8			1-2 L7		4	0	1	0	0	0	2									
Marquis Grissom, R OBP: 0.364, SLG: 0.476 Lou Frazier, S (7, 8)	2-2 		2-1 F9		1-0 F8			4-2 		3	0	1	0	0	0	1									
Larry Walker, L OBP: 0.366, SLG: 0.446 John Vander Wal, L OBP: 0.342, SLG: 0.410	1-1 F9		3-1 F7		2-3 K			0-0 		3	0	0	0	0	1	3									
Moises Alou, R OBP: 0.327, SLG: 0.413	1-0 G6-3			2-3 K				1-2 P3		4	0	0	0	0	1	4									
Greg Colbrunn, R OBP: 0.288, SLG: 0.409		2-2 E4		2-3 K2-3				0-0 		4	0	1	1	0	2	0									
Wil Cordero, R OBP: 0.290, SLG: 0.369		0-0 G6-4-3		3-2 G6-3				2-3 3-H 		4	0	1	1	0	0	1									
Tim Laker, R OBP: 0.195, SLG: 0.216		0-2 		1-3 K				1-2 3-H 		4	0	1	0	0	1	2									
Brian Barnes, L OBP: 0.236, SLG: 0.188 Mike Gardiner, S (3, 1) Tim McIntosh, R OBP: 0.197, SLG: 0.176 Jeff Shaw, R OBP: 0.171, SLG: 0.077 Jeff Fassero, L (8, 1) Mike Lansing, R OBP: 0.240, SLG: 0.302 (8, 4)		0-3 K		0-0 L8				1-0 G5-3		1	0	0	0	0	1	1									
Inning Stats	R: 0 E: 0 K: 0 S: 9	H: 1 LOB: 2 BB: 1 P: 18	R: 0 E: 1 K: 1 S: 12	H: 1 LOB: 1 BB: 0 P: 14	R: 0 E: 0 K: 0 S: 7	H: 1 LOB: 1 BB: 0 P: 15	R: 0 E: 0 K: 2 S: 12	H: 0 LOB: 0 BB: 0 P: 19	R: 0 E: 0 K: 1 S: 5	H: 0 LOB: 0 BB: 0 P: 7	R: 0 E: 0 K: 1 S: 7	H: 0 LOB: 0 BB: 0 P: 11	R: 0 E: 1 K: 1 S: 8	H: 0 LOB: 1 BB: 0 P: 9	R: 0 E: 0 K: 0 S: 7	H: 0 LOB: 1 BB: 0 P: 12		R: 2 E: 0 K: 0 S: 18	H: 3 LOB: 2 BB: 1 P: 27	1B: 5 2B: 1 3B: 0 HR: 0	SF: 0 SAC: 0 DP: 1 HBP: 0	WP: 0 PB: 0 SB: 0 CS: 0	PA: 36		
PITCHER	IP	WLS	BF	H	R	ER	SO	BB	IBB	HBP	BLK	WP	HR	S	P	ERA	WHIP								
Chris Hammond, L ERA: 3.91	8.1	W	34	6	2	2	6	2	0	0	0	0	0	82	128	2.16	0.960								
Matt Turner, R ERA: 0.5	0.2		2	0	0	0	0	0	0	0	0	0	0	3	4	0.00	0.000								

AB	34
R	2
H	6
RBI	2
BB	2
SO	6
LOB	18



Batter	1	2	3	4	5	6	7	8	9	AB	R	H	RBI	BB	SO	LOB	BOTTOM								
Chuck Carr, S OBP: 0.319, SLG: 0.328	3-1 F8		1-2 FC5-4 1B	1-2 G4-3	3-2 G4-3			2-2 F7		5	1	1	0	0	0	2	Montreal Expos @ Florida Marlins Joe Robbie Stadium, Miami, FL Sun Jun 27 1993, 7:05 PM EDT Att: 40,649 - Sunny - 80 F								
Bret Barberie, S OBP: 0.399, SLG: 0.371 Rick Renteria, R OBP: 0.363, SLG: 0.387	0-2 P3		0-0 FC5-4 1B		0-0 HR 1B		1-3 K	4-2 		2	0	1	0	0	0	0									
Gary Sheffield, R OBP: 0.347, SLG: 0.480 Alex Arias, R OBP: 0.358, SLG: 0.345	4-1 HR BB		1-0 FC5-4 BB BB		1-1 HR 1B		1-0 G5-3	1-2 G4-3		3	2	1	2	1	0	2									
Orestes Destrade, S OBP: 0.317, SLG: 0.397	4-2 HR BB		4-0 		0-0 HR 1B		1-3 K			2	2	1	0	2	1	0									
Jeff Conine, R OBP: 0.375, SLG: 0.390	0-0 HR		2-1 SF7		0-0 3B 1B			1-2 G1-3		3	2	2	4	0	0	0									
Benito Santiago, R OBP: 0.303, SLG: 0.378	0-1 F9		4-0 BB		0-0 WP 3B			2-3 K		3	1	1	2	1	1	0									
Darrell Whitmore, L OBP: 0.167, SLG: 0.417		1-3 K		0-0 P8		2-3 K		3-2 G4-3		4	0	0	0	0	2	4									
Walt Weiss, S OBP: 0.388, SLG: 0.356		1-2 G1-3		1-1 E4		3-2 1B		0-0 P7		4	0	1	0	0	0	0									
Chris Hammond, L OBP: 0.268, SLG: 0.342 Matt Turner, R (9, 1)		0-1 G3		0-3 K		1-1 F7		2-2 		4	0	1	0	0	1	2									
Inning Stats	R: 3 E: 0 K: 0 S: 12	H: 1 LOB: 0 BB: 2 P: 23	R: 0 E: 0 K: 1 S: 8	H: 0 LOB: 0 BB: 0 P: 10	R: 1 E: 0 K: 0 S: 9	H: 2 LOB: 3 BB: 2 P: 21	R: 0 E: 1 K: 1 S: 10	H: 0 LOB: 0 BB: 0 P: 12	R: 5 E: 0 K: 1 S: 19	H: 6 LOB: 1 BB: 0 P: 29	R: 0 E: 0 K: 2 S: 10	H: 0 LOB: 0 BB: 0 P: 13	R: 0 E: 0 K: 1 S: 13	H: 0 LOB: 0 BB: 0 P: 18	R: 0 E: 0 K: 0 S: 14	H: 1 LOB: 2 BB: 1 P: 23		1B: 7 2B: 0 3B: 1 HR: 2	SF: 1 SAC: 0 DP: 0 HBP: 0	WP: 1 PB: 1 SB: 1 CS: 0	PA: 39				
PITCHER	IP	WLS	BF	H	R	ER	SO	BB	IBB	HBP	BLK	WP	HR	S	P	ERA	WHIP								
Brian Barnes, L ERA: 3.9	1.1		5	0	0	0	1	1	0	0	0	0	0	11	17	0.00	0.750								
Mike Gardiner, R ERA: 4.45	3.1		14	3	0	0	0	0	0	0	0	0	0	28	49	13.50	2.250								
Jeff Shaw, R ERA: 4.01	1.0		6	5	5	5	1	0	0	0	0	1	1	19	29	45.00	6.000								
Jeff Fassero, L ERA: 2.84	2.0		6	0	0	0	3	0	0	0	0	0	0	23	31	0.00	0.000								
Tim Scott, R ERA: 2.27	1.0		5	1	0	0	0	1	0	0	0	0	0	14	23	0.00	2.000								



Batter	1	2	3	4	5	6	7	8	9	AB	R	H	RBI	BB	SO	LOB	TOP									
Lonnie Smith, R OBP: 0.393, SLG: 0.373 (1, 7)	4-1 FC4-6 BB		1-0 F8		0-0 F9 S 1B		1-2 G5-3			3	0	1	0	1	0	0										
Jay Bell, R OBP: 0.394, SLG: 0.455 (1, 6)	1-0 FC4-6 HBP 1-2		0-1 F9		4-2 BB 1-2		0-0 F8			3	0	0	0	1	0	1										
Kevin Young, R OBP: 0.309, SLG: 0.341 (1, 5)	1-0 HBP			3-3 K	2-2 F9		0-0 F9			3	0	0	0	0	1	2										
Jeff King, R OBP: 0.344, SLG: 0.388 (1, 4)	2-1 F9			4-2 G3-1 2B BB	2-1 P5		2-0 2B			3	1	1	0	1	0	4										
Lloyd McClendon, R OBP: 0.245, SLG: 0.250 (1, 9)	0-0 P9			3-2 G3-1 1-2		0-1 L6		1-1 G5-3		4	0	0	0	0	0	4										
Don Slaughter, R OBP: 0.361, SLG: 0.407 (8, 2)		1-3 K		4-1 2B BB		0-1 F7		1-1 P3		2	1	0	0	1	1	0										
Ben Shelton, R OBP: 0.438, SLG: 0.615 (1, 3)		4-0 BB		1-0 BB		2-1 F9		3-2 G4-3		2	0	1	2	1	0	0										
Blas Minor, R OBP: 0.143, SLG: 0.143 (6, 1)										0	0	0	0	0	0	0										
Dave Otto, L OBP: 0.235, SLG: 0.412 (7, 7)										0	0	0	0	0	0	0										
Dave Clark, L OBP: 0.317, SLG: 0.322 (7, 7)										1	0	0	0	0	0	0										
Will Pennyfeather, R OBP: 0.136, SLG: 0.182 (1, 8)		0-0 G5-4-3 1-2		0-3 K2-3			1-3 K		1-2 BB	4	0	1	0	0	2	2										
Paul Wagner, R OBP: 0.267, SLG: 0.267 (1, 1)									2-0 G4-3	2	0	0	0	0	1	0										
Orlando Merced, S OBP: 0.446, SLG: 0.459 (6, 3)									2-0 G4-3	2	0	0	0	0	1	1										
Inning Stats	R: 0 E: 0 K: 0 S: 5	H: 0 LOB: 2 BB: 1 P: 13	R: 0 E: 0 K: 1 S: 4	H: 0 LOB: 0 BB: 1 P: 9	R: 0 E: 0 K: 1 S: 7	H: 0 LOB: 1 BB: 2 P: 11	R: 2 E: 0 K: 2 S: 15	H: 1 LOB: 1 BB: 2 P: 30	R: 0 E: 0 K: 0 S: 10	H: 1 LOB: 2 BB: 1 P: 18	R: 0 E: 0 K: 0 S: 6	H: 0 LOB: 0 BB: 0 P: 8	R: 0 E: 0 K: 2 S: 11	H: 0 LOB: 0 BB: 0 P: 16	R: 0 E: 0 K: 0 S: 5	H: 1 LOB: 1 BB: 0 P: 8	R: 0 E: 0 K: 0 S: 11	H: 1 LOB: 1 BB: 0 P: 18	1B: 2 2B: 2 HR: 0	SF: 0 SAC: 0 DP: 1 HBP: 1	WP: 0 PB: 0 SB: 1 CS: 0	PA: 36				
PITCHER	IP	WLS	BF	H	R	ER	SO	BB	IBB	HBP	BLK	WP	HR	S	P	ERA	WHIP									
Chris Nabholz, L ERA: 6.41	(1, 1)	8.0	W	32	3	2	2	6	5	0	1	0	0	0	63	113	2.25	1.000								
Jeff Shaw, R ERA: 3.93	(9, 1)	1.0		4	1	0	0	0	0	0	0	0	0	0	11	18	0.00	1.000								

Pittsburgh Pirates @ Montreal Expos
Olympic Stadium, Montreal, QB
Tue Jun 29 1993, 7:05 PM EDT
Att: 14,023 - Dome

AB	30
R	2
H	4
RBI	2
BB	5
SO	6
LOB	14



Batter	1	2	3	4	5	6	7	8	9	AB	R	H	RBI	BB	SO	LOB	BOTTOM									
Delino DeShields, L OBP: 0.370, SLG: 0.330 (1, 4)	0-0 G6-3		4-1 FC3-6 BB 1-2		0-0 G5-3		3-2 HR 2B	2-1 G4-6-3 1-2		4	1	1	0	1	0	1										
John Vander Wal, L OBP: 0.333, SLG: 0.423 (1, 7)	3-1 P6		2-1 FC3-6 FC5-4 1-2 2-3		1-0 F7		2-2 HR			3	0	0	0	0	0	2										
Moises Alou, R OBP: 0.324, SLG: 0.419 (6, 7)										1	1	1	2	0	0	0										
Marquis Grissom, R OBP: 0.363, SLG: 0.480 (1, 8)	3-2 G4-3		2-0 FC5-4 1-2			2-1 G6-3	1-0 HR			4	1	1	1	0	0	2										
Larry Walker, L OBP: 0.373, SLG: 0.483 (1, 9)		1-0 1B G4-6-3 2B		1-0 G4-3		1-1 1B 2B	2-2 HR			4	3	3	1	0	0	0										
Frank Bolick, S OBP: 0.350, SLG: 0.397 (1, 3)		0-1 G4-6-3 1B		3-2 2B 2B		4-0 1B 2B IBB	1-2 G5-3			2	2	2	0	1	0	0										
Greg Colbrunn, R OBP: 0.282, SLG: 0.400 (7, 3)										1	0	0	0	0	0	0										
Darin Fletcher, L OBP: 0.308, SLG: 0.324 (1, 2)		3-2 G4-6-3 1-2		1-0 2B		3-2 2B SH1-4 1B	2-0 G6-3			4	1	2	2	0	0	1										
Wil Cordero, R OBP: 0.289, SLG: 0.371 (1, 6)		3-H K		0-0 L8		1-2 SH1-4 2B	3-1 G5-3			4	0	1	1	0	1	1										
Mike Lansing, R OBP: 0.338, SLG: 0.379 (1, 5)			1-0 F8	1-2 G6-3		1-0 SH1-4		0-0 E4 G4-6-3		3	0	0	1	0	0	1										
Chris Nabholz, L OBP: 0.150, SLG: 0.150 (1, 1)			0-1 BB		0-1 P7		0-1 G3	0-3 K		3	0	1	0	0	0	1										
Tim McIntosh, R OBP: 0.111, SLG: 0.167 (8, PH)										1	0	0	0	0	1	1										
Jeff Shaw, R OBP: 0.077, SLG: 0.077 (9, 1)										0	0	0	0	0	0	0										
Inning Stats	R: 0 E: 0 K: 0 S: 6	H: 0 LOB: 0 BB: 0 P: 12	R: 1 E: 0 K: 1 S: 11	H: 2 LOB: 0 BB: 0 P: 17	R: 0 E: 0 K: 0 S: 7	H: 1 LOB: 2 BB: 1 P: 16	R: 1 E: 0 K: 0 S: 9	H: 2 LOB: 1 BB: 0 P: 15	R: 0 E: 0 K: 0 S: 4	H: 0 LOB: 0 BB: 0 P: 5	R: 3 E: 0 K: 0 S: 15	H: 3 LOB: 1 BB: 1 P: 26	R: 4 E: 0 K: 0 S: 17	H: 4 LOB: 0 BB: 0 P: 31	R: 0 E: 1 K: 1 S: 6	H: 0 LOB: 0 BB: 0 P: 8	1B: 3 2B: 6 3B: 0 HR: 3	SF: 0 SAC: 1 DP: 2 HBP: 0	WP: 0 PB: 0 SB: 0 CS: 0	PA: 37						
PITCHER	IP	WLS	BF	H	R	ER	SO	BB	IBB	HBP	BLK	WP	HR	S	P	ERA	WHIP									
Paul Wagner, R ERA: 4.36	(1, 1)	5.1	L	25	8	5	1	1	0	0	0	0	0	0	49	87	8.44	1.688								
Blas Minor, R ERA: 3.66	(6, 1)	0.2		5	3	3	0	0	0	0	0	0	0	2	11	18	40.50	4.500								
Dave Otto, L ERA: 4.37	(7, 1)	2.0		7	1	1	1	1	0	0	0	0	0	1	15	25	4.50	0.500								

Pittsburgh Pirates @ Montreal Expos
Olympic Stadium, Montreal, QB
Tue Jun 29 1993, 7:05 PM EDT
Att: 14,023 - Dome

AB	34
R	9
H	12
RBI	8
BB	2
SO	2
LOB	10



Batter	1	2	3	4	5	6	7	8	9	AB	R	H	RBI	BB	SO	LOB	TOP										
Tom Foley, L OBP: 0.270, SLG: 0.333 (1,4)	G6-3		G6-3		G3-1			G1-3		4	0	0	0	0	0	0	Pittsburgh Pirates @ Montreal Expos Olympic Stadium, Montreal, QB Wed Jun 30 1993, 7:05 PM EDT Att: 15,734 - Dome										
Jay Bell, R OBP: 0.390, SLG: 0.450 Ben Shelton, R OBP: 0.412, SLG: 0.571 (1,6) (6,3)	K		F8		G4-3			E6		3	0	0	0	0	1	0											
Al Martin, L OBP: 0.360, SLG: 0.443 John Candelaria, L (8,1)	G1-3				K			G2-3		4	0	0	0	0	2	1											
Orlando Merced, S OBP: 0.450, SLG: 0.464 (1,9)		G4-6-3 1B BB						G3		2	1	1	0	2	0	0											
Jeff King, R OBP: 0.343, SLG: 0.386 (6,6)		G4-6-3 1B			F9			G5-3		4	0	1	0	0	1	2											
Dave Clark, L OBP: 0.324, SLG: 0.315 (1,7)		G4-6-3						G5-3		2	0	0	0	2	0	2											
Don Slaught, R OBP: 0.357, SLG: 0.406 Tom Prince, R OBP: 0.259, SLG: 0.268 (1,2) (7,2)		FC6-4 1B			L7			G4-3		3	0	1	1	0	0	2											
Kevin Young, R OBP: 0.305, SLG: 0.336 (1,3) (6,5)		FC6-4			G6-3			K		3	0	0	0	0	1	1											
Denny Neagle, L Freddie Toliver, R Will Pennyfeather, R OBP: 0.130, SLG: 0.174 (1,1) (5,1) (8,PH) (8,8)					K			L5		2	0	0	0	0	1	0											
								G6-3		1	0	0	0	0	0	0											
Inning Stats	R: 0 E: 0 K: 1 S: 7	H: 0 LOB: 0 BB: 0 P: 11	R: 1 E: 0 K: 0 S: 10	H: 2 LOB: 1 BB: 1 P: 20	R: 0 E: 0 K: 1 S: 11	H: 0 LOB: 0 BB: 0 P: 16	R: 0 E: 0 K: 1 S: 10	H: 1 LOB: 2 BB: 1 P: 20	R: 0 E: 0 K: 0 S: 3	H: 0 LOB: 0 BB: 0 P: 6	R: 0 E: 0 K: 1 S: 6	H: 0 LOB: 1 BB: 1 P: 11	R: 0 E: 0 K: 1 S: 8	H: 0 LOB: 0 BB: 0 P: 14	R: 0 E: 1 K: 0 S: 10	H: 0 LOB: 1 BB: 0 P: 13	R: 0 E: 0 K: 1 S: 10	H: 0 LOB: 1 BB: 1 P: 18	1B: 2 2B: 1 3B: 0 HR: 0	SF: 0 SAC: 0 DP: 1 HBP: 0	WP: 0 PB: 0 SB: 0 CS: 0	PA: 34					
PITCHER	IP	WLS	BF	H	R	ER	SO	BB	IBB	HBP	BLK	WP	HR	S	P	ERA	WHIP										
Mike Gardiner, R ERA: 4.05 Jeff Fassero, L ERA: 2.37 (1,1) (6,1)	5.0	W	19	3	1	1	3	2	0	0	0	0	0	41	73	1.80	1.000										

AB	30
R	1
H	3
RBI	1
BB	4
SO	6
LOB	9



Batter	1	2	3	4	5	6	7	8	9	AB	R	H	RBI	BB	SO	LOB	BOTTOM										
Delino DeShields, L OBP: 0.371, SLG: 0.330 Sean Berry, R OBP: 0.355, SLG: 0.447 (1,4) (8,PH) (9,5)	G6-3 1B BB		G4-3		P4			P3		3	2	1	0	1	0	2	Pittsburgh Pirates @ Montreal Expos Olympic Stadium, Montreal, QB Wed Jun 30 1993, 7:05 PM EDT Att: 15,734 - Dome										
Mike Lansing, R OBP: 0.335, SLG: 0.380 (1,5) (9,4)	G6-3				F7			L8		5	1	2	1	0	0	2											
Marque Grissom, R OBP: 0.357, SLG: 0.472 Lou Frazier, S OBP: 0.383, SLG: 0.396 (1,8) (9,7)	K		L7		P3			G4-3		5	0	0	0	0	1	4											
Larry Walker, L OBP: 0.379, SLG: 0.500 Tim McIntosh, R OBP: 0.111, SLG: 0.167 (1,9) (9,9)	S 1B							G4-3		3	2	2	3	1	1	0											
Frank Bolick, S OBP: 0.360, SLG: 0.420 (1,3)								K		2	2	1	1	2	1	0											
Moises Alou, R OBP: 0.323, SLG: 0.414 (1,7) (9,8)	G5-3							G5-3		3	1	0	0	1	0	2											
Wil Cordero, R OBP: 0.296, SLG: 0.372 (1,6)								G6-3		2	1	1	1	2	0	0											
Tim Laker, R OBP: 0.190, SLG: 0.211 Darin Fletcher, L OBP: 0.311, SLG: 0.322 (1,2) (5,PH) (6,2)								G4-3		2	0	0	0	0	1	2											
Mike Gardiner, S John Vander Wal, L Jeff Fassero, L (1,1) (5,PH) (6,1)								F7		1	0	0	1	1	0	0											
								K		1	0	0	0	0	1	0											
Inning Stats	R: 1 E: 0 K: 1 S: 14	H: 1 LOB: 2 BB: 2 P: 29	R: 0 E: 0 K: 0 S: 13	H: 1 LOB: 0 BB: 0 P: 20	R: 3 E: 0 K: 1 S: 16	H: 3 LOB: 1 BB: 1 P: 29	R: 0 E: 0 K: 0 S: 7	H: 0 LOB: 1 BB: 1 P: 15	R: 5 E: 0 K: 2 S: 18	H: 2 LOB: 1 BB: 5 P: 45	R: 0 E: 0 K: 2 S: 9	H: 0 LOB: 0 BB: 0 P: 14	R: 0 E: 0 K: 1 S: 6	H: 0 LOB: 0 BB: 0 P: 11	R: 0 E: 0 K: 0 S: 7	H: 0 LOB: 0 BB: 0 P: 11	1B: 5 2B: 0 3B: 0 HR: 2	SF: 0 SAC: 0 DP: 0 HBP: 0	WP: 0 PB: 1 SB: 5 CS: 0	PA: 39							
PITCHER	IP	WLS	BF	H	R	ER	SO	BB	IBB	HBP	BLK	WP	HR	S	P	ERA	WHIP										
Denny Neagle, L ERA: 5.54 Freddie Toliver, R ERA: 3.93 John Candelaria, L ERA: 8.53 (1,1) (5,1) (8,1)	4.0	L	23	5	6	6	2	6	0	0	0	0	0	27	56	6.00	1.667										




Batter	1	2	3	4	5	6	7	8	9	AB	R	H	RBI	BB	SO	LOB	TOP								
Tom Foley, L (1, 4) OBP: 0.267, SLG: 0.337	G4-1	K			F9 2B	G4-1			K	5	1	1	0	0	2	1									
Jay Bell, R (1, 6) OBP: 0.384, SLG: 0.443	F9		F7		F9		K		L9	5	0	0	0	0	1	1									
Al Martin, L (1, 8) OBP: 0.300, SLG: 0.452	P6				BB G4-3 2B		K		F8	5	1	2	1	0	1	0									
Orlando Merced, S (1, 9) OBP: 0.455, SLG: 0.475		1B 2B	F7		G4-3 BB 2B					3	1	2	0	1	0	1									
Jeff King, R (1, 5) OBP: 0.344, SLG: 0.386	1B 2H		P6		G4-3 BB		G6-3			3	1	1	1	1	0	2									
Dave Clark, L (1, 7) OBP: 0.330, SLG: 0.333	WP 2B				G4-3 BB			WP 2B		4	1	2	2	0	0	2									
Kevin Young, R (1, 3) OBP: 0.304, SLG: 0.335	G4-3				K			K		4	0	1	0	0	2	4									
Tom Prince, R (1, 2) OBP: 0.259, SLG: 0.280					F9		K		G6-3	4	0	1	1	0	1	2									
Steve Cooke, R (1, 1) OBP: 0.077, SLG: 0.103					L7		K		P6	3	0	0	0	0	1	2									
Lonnie Smith, R (8, PH) OBP: 0.390, SLG: 0.369										1	0	0	0	0	0	1									
Bias Minor, R (8, 1) OBP: 0.143, SLG: 0.143										0	0	0	0	0	0	0									
Inning Stats	R: 0 E: 0 K: 0 S: 8	H: 0 LOB: 0 BB: 0 P: 14	R: 3 E: 0 K: 1 S: 17	H: 4 LOB: 1 BB: 0 P: 29	R: 0 E: 0 K: 0 S: 8	H: 1 LOB: 1 BB: 0 P: 14	R: 0 E: 0 K: 0 S: 8	H: 1 LOB: 0 BB: 0 P: 10	R: 2 E: 0 K: 1 S: 16	H: 2 LOB: 2 BB: 2 P: 29	R: 0 E: 0 K: 2 S: 7	H: 0 LOB: 0 BB: 0 P: 8	R: 0 E: 0 K: 2 S: 10	H: 1 LOB: 1 BB: 0 P: 13	R: 0 E: 0 K: 1 S: 9	H: 1 LOB: 1 BB: 0 P: 16	R: 0 E: 0 K: 1 S: 9	H: 0 LOB: 0 BB: 0 P: 13	1B: 3 2B: 7 3B: 0 HR: 0	SF: 0 SAC: 0 DP: 0 HBP: 0	WP: 2 PB: 2 SB: 0 CS: 0	PA: 39			
PITCHER	IP	WLS	BF	H	R	ER	SO	BB	IBB	HBP	BLK	WP	HR	S	P	ERA	WHIP								
Kent Bottenfield, R (1, 1) ERA: 3.99	4.1	22	8	5	5	1	1	0	0	0	0	1	0	47	79	10.38	2.077								
Jeff Shaw, R (5, 1) ERA: 3.88	0.2	3	0	0	0	1	1	0	0	0	0	0	0	10	17	0.00	1.500								
Mel Rojas, R (6, 1) ERA: 3.61	3.0	W 11	2	0	0	5	0	0	0	0	0	1	0	26	37	0.00	0.667								
John Wetteland, R (9, 1) ERA: 1.37	1.0	S 3	0	0	0	1	0	0	0	0	0	0	0	9	13	0.00	0.000								

Pittsburgh Pirates @ Montreal Expos
Olympic Stadium, Montreal, QB
Thu Jul 01 1993, 3:33 AM EDT
Att: 13,174 - Dome

livebaseballscores.com

AB 37
R 5
H 10
RBI 5
BB 2
SO 8
LOB 16




Batter	1	2	3	4	5	6	7	8	9	AB	R	H	RBI	BB	SO	LOB	BOTTOM								
Delino DeShields, L (1, 4) OBP: 0.373, SLG: 0.332	S 1B		BB 1B	F7			G3			4	1	2	0	0	0	0									
Mike Lansing, R (1, 5) OBP: 0.338, SLG: 0.378	K		K	PO S 1B			G5-3			4	0	1	0	0	2	3									
Marquis Grissom, R (1, 8) OBP: 0.356, SLG: 0.472	K		P6	G6-3			1B 2B			4	1	1	0	0	1	4									
Larry Walker, L (1, 9) OBP: 0.381, SLG: 0.498	G6-3		1B 2B BB	PO	G3-1		1B			3	1	1	1	1	0	1									
Frank Bolick, S (1, 3) OBP: 0.357, SLG: 0.415		P5	2B 1B		K		G4-3			4	1	1	2	0	1	1									
Greg Colbrunn, R (8, 3) OBP: 0.282, SLG: 0.400			2B 1B							0	0	0	0	0	0	0									
Moises Alou, R (1, 7) OBP: 0.325, SLG: 0.417	G1-3		2B 2B		CS BB		P3			3	1	1	1	1	0	0									
Wil Cordero, R (1, 6) OBP: 0.299, SLG: 0.371			1B IBB		CS	L7		K		3	1	1	0	1	1	0									
Tim Laker, R (1, 2) OBP: 0.193, SLG: 0.225	G4-3		2B			F8		G4-3		4	0	1	3	0	0	1									
Kent Bottenfield, R (1, 1) OBP: 0.174, SLG: 0.136			1B							2	1	1	0	0	0	1									
Jeff Shaw, R (5, 1) OBP: 0.077, SLG: 0.077										0	0	0	0	0	0	0									
Mel Rojas, R (6, 1) OBP: 0.143, SLG: 0.143										1	0	0	0	0	1	0									
John Wetteland, R (9, 1) ERA: 1.37										0	0	0	0	0	0	0									
Inning Stats	R: 0 E: 0 K: 2 S: 11	H: 1 LOB: 1 BB: 0 P: 16	R: 0 E: 0 K: 0 S: 7	H: 1 LOB: 1 BB: 0 P: 12	R: 6 E: 0 K: 1 S: 17	H: 5 LOB: 1 BB: 2 P: 34	R: 0 E: 0 K: 0 S: 11	H: 1 LOB: 0 BB: 0 P: 18	R: 0 E: 0 K: 1 S: 6	H: 0 LOB: 0 BB: 1 P: 17	R: 0 E: 0 K: 1 S: 9	H: 0 LOB: 0 BB: 0 P: 14	R: 1 E: 0 K: 0 S: 7	H: 2 LOB: 1 BB: 0 P: 14	R: 0 E: 0 K: 1 S: 10	H: 0 LOB: 0 BB: 0 P: 15	R: 0 E: 0 K: 1 S: 10	H: 0 LOB: 0 BB: 0 P: 15	1B: 7 2B: 3 3B: 0 HR: 0	SF: 0 SAC: 0 DP: 0 HBP: 0	WP: 0 PB: 0 SB: 2 CS: 1	PA: 37			
PITCHER	IP	WLS	BF	H	R	ER	SO	BB	IBB	HBP	BLK	WP	HR	S	P	ERA	WHIP								
Steve Cooke, L (1, 1) ERA: 3.71	7.0	L 32	10	7	7	5	2	2	0	0	0	0	0	10	15	0.00	0.000								
Bias Minor, R (8, 1) ERA: 3.79	1.0	3	0	0	0	1	0	0	0	0	0	0	0	10	15	0.00	0.000								

Pittsburgh Pirates @ Montreal Expos
Olympic Stadium, Montreal, QB
Thu Jul 01 1993, 3:33 AM EDT
Att: 13,174 - Dome

livebaseballscores.com

AB 32
R 7
H 10
RBI 7
BB 3
SO 6
LOB 11



Batter	1	2	3	4	5	6	7	8	9	AB	R	H	RBI	BB	SO	LOB	TOP								
Brett Butler, L OBP: 0.385, SLG: 0.375 (1, 8)										4	2	1	0	1	1	1	Los Angeles Dodgers @ Montreal Expos Olympic Stadium, Montreal, QB Fri Jul 02 1993, 7:05 PM EDT Att: 23,368 - Dome								
Jose Offerman, S OBP: 0.350, SLG: 0.335 (1, 6)										5	1	2	1	0	1	1									
Cory Snyder, R OBP: 0.391, SLG: 0.470 (1, 9)										5	0	1	0	0	1	3									
Eric Karros, R OBP: 0.323, SLG: 0.423 (1, 3)										4	1	1	2	0	0	2									
Mike Piazza, R OBP: 0.356, SLG: 0.530 (1, 2)										3	0	0	0	1	1	1									
Eric Davis, R OBP: 0.316, SLG: 0.363 (1, 7)										4	0	2	1	0	0	1									
Tim Wallach, R OBP: 0.258, SLG: 0.356 (1, 5)										3	0	1	0	1	0	1									
Lenny Harris, L OBP: 0.310, SLG: 0.325 (1, 4)										4	0	1	0	0	1	5									
Ramon Martinez, R OBP: 0.135, SLG: 0.167 (8, PH)										3	0	0	0	0	1	2									
Dave Hansen, L OBP: 0.400, SLG: 0.423 (8, PH)										1	0	0	0	0	0	2									
Pedro Martinez, R (8, 1)										0	0	0	0	0	0	0									
Jim Gott, R (8, 1)										0	0	0	0	0	0	0									
Inning Stats	R: 0 E: 0 K: 1 S: 10	H: 1 LOB: 1 BB: 0 P: 13	R: 0 E: 0 K: 0 S: 2	H: 0 LOB: 0 BB: 1 P: 7	R: 0 E: 0 K: 0 S: 4	H: 1 LOB: 1 BB: 0 P: 7	R: 0 E: 0 K: 0 S: 4	H: 0 LOB: 0 BB: 0 P: 9	R: 0 E: 0 K: 2 S: 12	H: 1 LOB: 1 BB: 0 P: 18	R: 3 E: 0 K: 1 S: 21	H: 3 LOB: 2 BB: 2 P: 33	R: 1 E: 0 K: 0 S: 10	H: 2 LOB: 1 BB: 0 P: 15	R: 0 E: 1 K: 1 S: 9	H: 1 LOB: 2 BB: 0 P: 12	R: 0 E: 0 K: 1 S: 14	H: 0 LOB: 0 BB: 0 P: 21	1B: 3 2B: 6 3B: 0 HR: 0	SF: 0 SAC: 0 DP: 1 HBP: 0	WP: 0 PB: 0 SB: 0 CS: 0	PA: 39			
PITCHER	IP	WLS	BF	H	R	ER	SO	BB	IBB	HBP	BLK	WP	HR	S	P	ERA	WHIP								
Brian Barnes, L ERA: 3.99 (1, 1)	5.1	L	22	5	3	3	4	2	0	0	0	0	0	42	72	5.06	1.312								
Tim Scott, R ERA: 3.12 (6, 1)	0.2		4	1	0	0	0	1	0	0	0	0	0	11	15	0.00	3.000								
Jeff Shaw, R ERA: 3.9 (7, 1)	2.0		10	3	1	1	1	0	0	0	0	0	0	19	27	4.50	1.500								
John Wetteland, R ERA: 1.34 (9, 1)	1.0		3	0	0	0	1	0	0	0	0	0	0	14	21	0.00	0.000								

Batter	1	2	3	4	5	6	7	8	9	AB	R	H	RBI	BB	SO	LOB	BOTTOM								
Delino DeShields, L OBP: 0.373, SLG: 0.331 (1, 4)										4	0	1	0	1	1	3	Los Angeles Dodgers @ Montreal Expos Olympic Stadium, Montreal, QB Fri Jul 02 1993, 7:05 PM EDT Att: 23,368 - Dome								
Mike Lansing, R OBP: 0.340, SLG: 0.377 (9, 1)										3	0	1	0	1	0	3									
Marquis Grissom, R OBP: 0.356, SLG: 0.471 (1, 8)										5	1	2	0	0	1	3									
Larry Walker, L OBP: 0.378, SLG: 0.488 (1, 9)										4	0	0	0	1	1	4									
Frank Bolick, S OBP: 0.358, SLG: 0.407 (1, 3)										3	1	0	0	2	0	2									
Darin Fletcher, L OBP: 0.315, SLG: 0.327 (8, FR)										4	0	2	0	0	0	4									
Tim Laker, R OBP: 0.193, SLG: 0.225 (9, 2)										0	1	0	0	0	0	0									
Moises Alou, R OBP: 0.321, SLG: 0.411 (1, 7)										4	0	0	0	0	1	3									
Wil Cordero, R OBP: 0.305, SLG: 0.370 (1, 6)										1	0	0	0	3	1	0									
Brian Barnes, L OBP: 0.231, SLG: 0.167 (6, 1)										2	0	0	0	0	2	1									
Tim Scott, R ERA: 3.0 (6, 1)										0	0	0	0	0	0	0									
John Vander Wal, L OBP: 0.245, SLG: 0.245 (6, PH)										1	0	0	0	0	0	2									
Jeff Shaw, R ERA: 2.98 (7, 1)										0	0	0	0	0	0	0									
Sean Berry, R OBP: 0.271, SLG: 0.453 (6, PH)										1	0	1	2	0	0	0									
Jim Gott, R ERA: 2.42 (9, 5)										0	0	0	0	0	0	0									
Inning Stats	R: 1 E: 0 K: 0 S: 10	H: 2 LOB: 2 BB: 1 P: 22	R: 0 E: 0 K: 1 S: 10	H: 0 LOB: 1 BB: 1 P: 21	R: 0 E: 0 K: 0 S: 5	H: 0 LOB: 2 BB: 2 P: 16	R: 0 E: 0 K: 2 S: 7	H: 0 LOB: 0 BB: 0 P: 11	R: 0 E: 0 K: 0 S: 7	H: 1 LOB: 1 BB: 1 P: 16	R: 0 E: 0 K: 0 S: 11	H: 1 LOB: 2 BB: 1 P: 18	R: 0 E: 0 K: 0 S: 5	H: 1 LOB: 1 BB: 0 P: 7	R: 2 E: 0 K: 2 S: 15	H: 2 LOB: 3 BB: 2 P: 33	R: 0 E: 0 K: 2 S: 13	H: 0 LOB: 0 BB: 0 P: 21	1B: 7 2B: 0 3B: 0 HR: 0	SF: 0 SAC: 1 DP: 0 HBP: 0	WP: 0 PB: 0 SB: 2 CS: 1	PA: 41			
PITCHER	IP	WLS	BF	H	R	ER	SO	BB	IBB	HBP	BLK	WP	HR	S	P	ERA	WHIP								
Ramon Martinez, R ERA: 3.0 (1, 1)	7.0	W	31	5	1	1	3	5	0	0	1	0	0	55	111	1.29	1.429								
Pedro Martinez, R ERA: 2.98 (8, 1)	0.1		4	1	2	2	1	2	0	0	0	0	0	6	19	54.00	9.000								
Jim Gott, R ERA: 2.42 (8, 1)	1.2	S	6	1	0	0	3	0	0	0	0	0	0	22	35	0.00	0.600								

AB	36
R	4
H	9
RBI	4
BB	3
SO	6
LOB	19



AB	32
R	3
H	7
RBI	2
BB	8
SO	7
LOB	25



Batter	1	2	3	4	5	6	7	8	9	AB	R	H	RBI	BB	SO	LOB	TOP								
Brett Butler, L OBP: 0.381, SLG: 0.370 (1, 8)	L4		P3			G1-3		G6-3		4	0	0	0	0	0	1	Los Angeles Dodgers @ Montreal Expos Olympic Stadium, Montreal, QB Sat Jul 03 1993, 7:05 PM EDT Att: 22,979 - Dome								
Jose Offerman, S OBP: 0.346, SLG: 0.331 (1, 6)	E6 1B		K			SF7		G1-3		3	1	0	1	0	1	0									
Cory Snyder, R OBP: 0.389, SLG: 0.463 (1, 9)	F7				G3-1			K	E 1B 2B BB	3	1	0	0	1	1	1									
Eric Karros, R OBP: 0.325, SLG: 0.424 (1, 3)	FC5-4 1B				G6-3			G5-3	E8 2B 1B	4	0	2	1	0	0	0									
Tim Wallach, R OBP: 0.261, SLG: 0.373 (1, 5)	FC5-4				G4-3			HR	1B 2B	4	1	2	2	0	0	1									
Eric Davis, R OBP: 0.319, SLG: 0.366 (1, 7)			G5-3			CS G1-3 1B		1B S 1B	K	4	0	2	0	0	1	2									
Lenny Harris, L OBP: 0.308, SLG: 0.321 (1, 4)			G4-3			G1-3		1B	G3	4	0	1	0	0	0	1									
Carlos Hernandez, R OBP: 0.243, SLG: 0.361 (7, PH)			G6-3			L8		K	F9	2	0	0	0	0	0	1									
Dave Hansen, L OBP: 0.387, SLG: 0.407 (7, 1)								K		1	0	0	0	0	1	2									
Ricky Tricek, R OBP: 0.314, SLG: 0.339 (9, PH)								K		0	0	0	0	0	0	0									
Mitch Webster, S OBP: 0.314, SLG: 0.339 (9, PH)								K		1	0	0	0	0	0	0									
Kevin Gross, R OBP: 0.219, SLG: 0.355 (6, PH)						G1-3 SF7 2B		K	P3	1	0	0	0	0	1	0									
Henry Rodriguez, L OBP: 0.273, SLG: 0.429 (6, PH)								K		1	1	1	0	0	0	0									
Roger McDowell, R OBP: 0.500, SLG: 0.500 (7, PH)								K		0	0	0	0	0	0	0									
Mike Piazza, R OBP: 0.354, SLG: 0.526 (7, 2)								K		2	0	0	0	0	1	2									
Inning Stats	R: 1 E: 1 K: 0 S: 8	H: 1 LOB: 1 BB: 0 P: 15	R: 0 E: 0 K: 0 S: 8	H: 0 LOB: 0 BB: 0 P: 13	R: 0 E: 0 K: 2 S: 7	H: 0 LOB: 0 BB: 0 P: 8	R: 0 E: 0 K: 0 S: 6	H: 0 LOB: 0 BB: 0 P: 11	R: 0 E: 0 K: 0 S: 6	H: 1 LOB: 0 BB: 0 P: 7	R: 1 E: 0 K: 1 S: 10	H: 1 LOB: 2 BB: 0 P: 15	R: 1 E: 0 K: 2 S: 15	H: 3 LOB: 2 BB: 0 P: 20	R: 1 E: 1 K: 1 S: 17	H: 2 LOB: 2 BB: 1 P: 26	R: 0 E: 0 K: 0 S: 10	H: 0 LOB: 0 BB: 0 P: 13	1B: 5 2B: 2 3B: 0 HR: 1	SF: 1 SAC: 0 DP: 0 HBP: 0	WP: 0 PB: 0 SB: 2 CS: 1	PA: 36			
PITCHER	IP	WLS	BF	H	R	ER	SO	BB	IBB	HBP	BLK	WP	HR	S	P	ERA	WHIP								
Dennis Martinez, R ERA: 3.29 (1, 1)	6.1	W	24	5	3	2	3	0	0	0	0	0	1	51	77	2.84	0.789								
Mel Rojas, R ERA: 3.7 (7, 1)	1.1		5	1	0	0	2	0	0	0	0	0	0	15	20	0.00	0.750								
John Wetteland, R ERA: 1.3 (8, 1)	1.1	S	7	2	1	1	1	1	0	0	0	0	0	21	31	6.75	2.250								

Batter	1	2	3	4	5	6	7	8	9	AB	R	H	RBI	BB	SO	LOB	BOTTOM								
Delino DeShields, L OBP: 0.377, SLG: 0.336 (1, 4)	1B 1B		G6-3			D S 1B		F9		5	2	3	0	0	0	0	Los Angeles Dodgers @ Montreal Expos Olympic Stadium, Montreal, QB Sat Jul 03 1993, 7:05 PM EDT Att: 22,979 - Dome								
Lou Frazier, S OBP: 0.396, SLG: 0.410 (1, 7)	1B				G6-3 G5-3 1B		K	G5-3		4	1	3	0	0	1	1									
Greg Colbrunn, R OBP: 0.280, SLG: 0.397 (7, 3)	G5-3 1B							G5-3		1	0	0	0	0	0	0									
Marquis Grissom, R OBP: 0.351, SLG: 0.464 (1, 8)	G5-3				G5-3			P6	G6-3	4	0	0	1	0	0	4									
Larry Walker, L OBP: 0.383, SLG: 0.488 (1, 9)	BB 1B IBB				G6-3					2	1	1	0	2	0	1									
Frank Bolick, S OBP: 0.356, SLG: 0.403 (1, 3)	1B									4	0	1	2	0	2	5									
Moises Alou, R OBP: 0.321, SLG: 0.411 (7, 7)	1B BB				K			G3-1		0	0	0	0	0	0	0									
Darin Fletcher, L OBP: 0.325, SLG: 0.349 (1, 2)	FC4-2 1B							G1		2	1	1	1	2	0	0									
Mike Lansing, R OBP: 0.339, SLG: 0.375 (1, 5)	FC4-2 1B							G5-3		4	0	1	1	0	1	3									
Wil Cordero, R OBP: 0.307, SLG: 0.383 (1, 6)	FC4-2 1B							F8		4	1	2	1	0	0	3									
Dennis Martinez, R OBP: 0.231, SLG: 0.282 (7, 1)	FC4-6							K		3	0	0	0	0	1	3									
Mel Rojas, R (7, 1)								K		1	0	0	0	0	1	1									
John Wetteland, R (8, 1)								K		0	0	0	0	0	0	0									
Inning Stats	R: 3 E: 0 K: 0 S: 13	H: 4 LOB: 3 BB: 2 P: 27	R: 1 E: 0 K: 2 S: 13	H: 3 LOB: 3 BB: 1 P: 19	R: 0 E: 0 K: 1 S: 8	H: 0 LOB: 0 BB: 0 P: 10	R: 0 E: 0 K: 1 S: 8	H: 1 LOB: 1 BB: 0 P: 13	R: 1 E: 0 K: 0 S: 10	H: 1 LOB: 0 BB: 0 P: 17	R: 0 E: 0 K: 1 S: 11	H: 1 LOB: 2 BB: 1 P: 22	R: 1 E: 0 K: 1 S: 11	H: 2 LOB: 0 BB: 0 P: 20	R: 0 E: 0 K: 0 S: 7	H: 0 LOB: 0 BB: 0 P: 12	1B: 10 2B: 0 3B: 0 HR: 2	SF: 1 SAC: 0 DP: 0 HBP: 0	WP: 0 PB: 0 SB: 2 CS: 1	PA: 39					
PITCHER	IP	WLS	BF	H	R	ER	SO	BB	IBB	HBP	BLK	WP	HR	S	P	ERA	WHIP								
Kevin Gross, R ERA: 4.14 (1, 1)	5.0	L	27	9	5	5	4	2	1	0	0	0	0	52	86	9.00	2.200								
Roger McDowell, R ERA: 1.46 (6, 1)	1.0		5	1	0	0	1	0	1	0	0	0	0	11	22	0.00	1.000								
Ricky Tricek, R ERA: 4.91 (7, 1)	2.0		7	2	1	1	1	0	0	0	0	0	1	18	32	4.50	1.000								



Batter	1	2	3	4	5	6	7	8	9	AB	R	H	RBI	BB	SO	LOB	TOP										
Darren Lewis, R OBP: 0.323, SLG: 0.356	2-1 BB 1B	1-1 F8	1-1 F8			0-0 F9		1-3 K		5	1	1	0	0	1	1	San Francisco Giants @ Montreal Expos Olympic Stadium, Montreal, QB Mon Jul 05 1993, 7:05 PM EDT Att: 13,411 - Dome - 78 F										
Steve Scarsone, R OBP: 0.327, SLG: 0.378	0-0 F7	2-0 P3			1-2 F8	1-3 K		1-3 K		5	0	0	0	0	2	1											
Will Clark, L OBP: 0.360, SLG: 0.401	1-2 BB 2B		2-2 HR		0-2 HR	1-0 L4			2-2 G4-3	5	3	3	1	0	0	0											
Barry Bonds, L OBP: 0.466, SLG: 0.692	4-2 2B		1-0 HR		2-1 F7				2-3 K	4	2	1	2	1	1	0											
Willie McGee, S OBP: 0.396, SLG: 0.435	2-1 1B		2-2 1B		1-3 K				0-0 1B	5	2	4	3	0	1	0											
Royce Clayton, R OBP: 0.327, SLG: 0.378	2-2 1B		0-1 1B		1-2 P3				2-0 L3	5	2	2	1	0	0	2											
Kirt Manwaring, R OBP: 0.353, SLG: 0.343	1-0 G6-4-3		1-1 F7		0-1 1B					4	0	2	1	0	0	4											
Mike Benjamin, R OBP: 0.259, SLG: 0.346	3-2 G6-4-3		0-2 F8		0-2 F7					4	0	0	0	0	0	6											
John Burkett, R OBP: 0.200, SLG: 0.163		0-1 G4-3	1-0 E9		0-2 L8					4	0	1	1	0	1	1											
Kevin Rogers, L OBP: 0.087, SLG: 0.087								1-3 K		0	0	0	0	0	0	0											
Inning Stats	R: 5 E: 0 K: 0 S: 18	H: 5 LOB: 0 BB: 1 P: 33	R: 0 E: 0 K: 0 S: 5	H: 0 LOB: 0 BB: 0 P: 8	R: 4 E: 1 K: 0 S: 19	H: 5 LOB: 1 BB: 0 P: 27	R: 1 E: 0 K: 1 S: 12	H: 1 LOB: 0 BB: 0 P: 16	R: 0 E: 0 K: 0 S: 12	H: 1 LOB: 1 BB: 0 P: 13	R: 0 E: 0 K: 1 S: 7	H: 0 LOB: 0 BB: 0 P: 9	R: 0 E: 1 K: 0 S: 13	H: 1 LOB: 2 BB: 0 P: 17	R: 0 E: 0 K: 3 S: 11	H: 0 LOB: 0 BB: 0 P: 14	R: 0 E: 0 K: 1 S: 8	H: 1 LOB: 1 BB: 0 P: 14	1B: 10 2B: 2 3B: 0 HR: 2	SF: 0 SAC: 0 DP: 1 HBP: 0	WP: 0 PB: 0 CS: 0	PA: 42					
PITCHER	IP	WLS	BF	H	R	ER	SO	BB	IBB	HBP	BLK	WP	HR	S	P	ERA	WHIP										
Mike Gardiner, R ERA: 5.24	1.0	L	8	5	5	5	0	1	0	0	0	0	0	18	33	45.00	6.000										
Jimmy Jones, R ERA: 6.35	2.0		11	5	4	3	0	0	0	0	0	0	1	24	35	13.50	2.500										
Pete Young, R ERA: 3.0	3.0		11	2	1	1	2	0	0	0	0	0	1	31	38	3.00	0.667										
Tim Scott, R ERA: 2.95	1.0		5	1	0	0	0	0	0	0	0	0	0	13	17	0.00	1.000										
Jeff Fassero, L ERA: 2.25	2.0		7	1	0	0	4	0	0	0	0	0	0	19	28	0.00	0.500										

Batter	1	2	3	4	5	6	7	8	9	AB	R	H	RBI	BB	SO	LOB	BOTTOM										
Delino DeShields, L OBP: 0.382, SLG: 0.349	3-2 F8		1-2 G6-3			1-2 E		0-0 L7		4	1	3	0	0	0	0	San Francisco Giants @ Montreal Expos Olympic Stadium, Montreal, QB Mon Jul 05 1993, 7:05 PM EDT Att: 13,411 - Dome - 78 F										
Mike Lansing, R OBP: 0.336, SLG: 0.371						1-2 1B				1	0	0	0	0	3												
Moises Alou, R OBP: 0.315, SLG: 0.402	0-0 F8		0-0 G6-3		1-1 E6	1-0 P2		1-0 FC6-4		5	1	0	1	0	0	6											
Marque Grissom, R OBP: 0.344, SLG: 0.454	2-2 G6-3		0-0 F9		1-1 G5-3				0-1 P6	4	0	0	0	0	0	1											
John Vander Wal, L OBP: 0.318, SLG: 0.402									0-1 P6	1	0	0	0	0	0	0											
Larry Walker, L OBP: 0.382, SLG: 0.480		0-0 2B			0-2 1B				0-1 FC3-6	4	1	2	1	0	1	0											
Jeff Fassero, L OBP: 0.407, SLG: 0.422					2-3 1B					0	0	0	0	0	0	0											
Lou Frazier, S OBP: 0.407, SLG: 0.422										1	0	1	0	0	0	0											
Frank Bolick, S OBP: 0.346, SLG: 0.395		0-1 G3-1		1-2 E3	1-3 K				1-1 FC3-6	5	1	1	1	0	1	2											
Darin Fletcher, L OBP: 0.326, SLG: 0.354		0-1 G3-1		2-2 2B					1-1 FC3-6	3	0	1	0	0	0	2											
Tim Laker, R OBP: 0.209, SLG: 0.232					1-3 2B				1-2 1B	1	0	1	0	1	0	0											
Sean Berry, R OBP: 0.377, SLG: 0.453										5	0	2	1	0	2	4											
Wil Cordero, R OBP: 0.304, SLG: 0.375										3	0	0	0	1	0	3											
Mike Gardiner, S ERA: 5.24	7.0									0	0	0	0	0	0	0											
Jimmy Jones, R ERA: 6.35	2.1									1	0	0	0	0	1	1											
Pete Young, R ERA: 3.0	4.1									1	0	0	0	0	3	3											
Greg Colbrunn, R ERA: 2.95	6.0									1	0	1	0	0	0	0											
Tim Scott, R ERA: 2.95	7.1									0	0	0	0	0	0	0											
Tim McIntosh, R ERA: 2.25	8.9									1	0	0	0	0	1	3											
Inning Stats	R: 0 E: 0 K: 0 S: 7	H: 0 LOB: 0 BB: 0 P: 12	R: 2 E: 0 K: 1 S: 16	H: 3 LOB: 1 BB: 0 P: 19	R: 0 E: 0 K: 0 S: 5	H: 1 LOB: 0 BB: 0 P: 6	R: 0 E: 1 K: 1 S: 12	H: 1 LOB: 1 BB: 1 P: 21	R: 2 E: 0 K: 1 S: 15	H: 2 LOB: 1 BB: 0 P: 19	R: 0 E: 0 K: 0 S: 10	H: 2 LOB: 2 BB: 0 P: 17	R: 0 E: 0 K: 1 S: 7	H: 0 LOB: 0 BB: 0 P: 12	R: 0 E: 1 K: 1 S: 11	H: 1 LOB: 3 BB: 1 P: 20	R: 0 E: 0 K: 1 S: 11	H: 2 LOB: 2 BB: 0 P: 15	1B: 9 2B: 2 3B: 1 HR: 0	SF: 0 SAC: 0 DP: 1 HBP: 0	WP: 0 PB: 0 CS: 0	PA: 43					
PITCHER	IP	WLS	BF	H	R	ER	SO	BB	IBB	HBP	BLK	WP	HR	S	P	ERA	WHIP										
John Burkett, R ERA: 3.14	7.0		35	10	4	3	4	1	0	0	0	0	0	78	118	3.86	1.571										
Kevin Rogers, L ERA: 2.62	1.1		4	0	0	0	1	0	0	0	0	0	0	7	10	0.00	0.000										
Jeff Brantley, R ERA: 4.37	0.2		4	2	0	0	1	0	0	0	0	0	0	9	13	0.00	3.000										

Batter	1	2	3	4	5	6	7	8	9	AB	R	H	RBI	BB	SO	LOB	TOP										
Darren Lewis, R OBP: 0.320, SLG: 0.350 (1, 8)	G3-1 1B BB		G5-3			G3-1			K	3	0	0	0	1	1	0											
Steve Scarsone, R OBP: 0.250, SLG: 0.267 (1, 4)	G3-1 1B		F7			K				3	0	1	0	1	1	0											
Will Clark, L OBP: 0.363, SLG: 0.400 (1, 3)	K			G4-3			G6-4-3 BB		K	3	0	0	0	1	2	3											
Barry Bonds, L OBP: 0.462, SLG: 0.678 (1, 7)	G3-1			F7			F8		K	4	0	0	0	0	1	4											
Willie McGee, S OBP: 0.378, SLG: 0.425 (1, 9)	K			G5-3			G6-4-3 1-2			3	0	0	0	0	1	3											
Royce Clayton, R OBP: 0.326, SLG: 0.373 (1, 6)		P4				F9			G4-3	3	0	0	0	0	0	0											
Kirt Manwaring, R OBP: 0.351, SLG: 0.338 (1, 2)		G4-3				K			L6	3	0	0	0	0	1	0											
Mike Benjamin, R OBP: 0.282, SLG: 0.372 (8, PR)						F7				3	0	1	0	0	0	0											
Andy Allanson, R OBP: 0.333, SLG: 0.357 (8, PH)						F8				0	0	0	0	0	0	0											
Michael Jackson, R OBP: 0.500, SLG: 1.000 (8, 1)									1B	0	0	0	0	0	0	0											
Greg Brummett, R (1, 1)										2	0	0	0	0	0	0											
Dave Righetti, L OBP: 1.000, SLG: 1.000 (7, 1)									F7	0	0	0	0	0	0	0											
Jeff Brantley, R OBP: 0.087, SLG: 0.087 (8, PH)										0	0	0	0	0	0	0											
Todd Benzinger, S OBP: 0.288, SLG: 0.319 (8, 5)										1	0	0	0	0	0	1											
Inning Stats	R: 0 H: 1 E: 0 K: 2 S: 13	H: 0 LOB: 2 BB: 1 P: 21	R: 0 H: 0 E: 0 K: 0 S: 6	H: 0 LOB: 0 BB: 0 P: 10	R: 0 H: 0 E: 0 K: 0 S: 5	H: 0 LOB: 0 BB: 0 P: 5	R: 0 H: 0 E: 0 K: 0 S: 8	H: 0 LOB: 0 BB: 0 P: 15	R: 0 H: 0 E: 0 K: 1 S: 8	H: 0 LOB: 0 BB: 0 P: 11	R: 0 H: 0 E: 0 K: 0 S: 10	H: 0 LOB: 0 BB: 1 P: 9	R: 0 H: 1 E: 0 K: 0 S: 13	H: 0 LOB: 1 BB: 1 P: 19	R: 0 H: 0 E: 0 K: 3 S: 14	H: 0 LOB: 1 BB: 1 P: 22	1B: 2 2B: 0 3B: 0 HR: 0	SF: 0 SAC: 0 DP: 1 HBP: 0	WP: 0 PB: 0 SB: 0 CS: 0	PA: 31							
PITCHER	IP	WLS	BF	H	R	ER	SO	BB	IBB	HBP	BLK	WP	HR	S	P	ERA	WHIP										
Kirk Rueter, L ERA: 1.28	(1, 1)	8.1	W	29	2	0	5	3	0	0	0	0	0	73	115	0.00	0.600										
John Wetteland, R ERA: 1.28	(9, 1)	0.2	S	2	0	0	2	0	0	0	0	0	0	9	12	0.00	0.000										

San Francisco Giants @ Montreal Expos
Olympic Stadium, Montreal, QB
Wed Jul 07 1993, 7:05 PM EDT
Att: 13,593 - Dome

AB 28
R 0
H 2
RBI 0
BB 3
SO 7
LOB 11



Batter	1	2	3	4	5	6	7	8	9	AB	R	H	RBI	BB	SO	LOB	BOTTOM											
Delino DeShields, L OBP: 0.380, SLG: 0.348 (1, 4)	P6		G4-3			SF8 S 1B			L7	4	0	1	0	0	0	0												
Mike Lansing, R OBP: 0.339, SLG: 0.366 (1, 6)	G6-3				G5-3	SF8 BB				2	0	0	0	2	0	0												
Marquis Grissom, R OBP: 0.337, SLG: 0.445 (1, 8)	F8				F8	SF8			F8	3	0	0	1	0	0	1												
Larry Walker, L OBP: 0.381, SLG: 0.489 (1, 9)					G3-1	P6				3	1	1	1	0	0	2												
Frank Bolick, S OBP: 0.339, SLG: 0.384 (7, 3)					G4-3					2	0	0	0	0	0	0												
Greg Colbrunn, R OBP: 0.277, SLG: 0.390 (7, 3)						G3			G1-3	1	0	0	0	0	0	0												
Moises Alou, R OBP: 0.319, SLG: 0.435 (1, 7)						K				3	1	1	1	0	1	0												
Darrin Fletcher, L OBP: 0.326, SLG: 0.354 (1, 2)									HR	3	0	1	0	0	1	0												
Sean Berry, R OBP: 0.385, SLG: 0.455 (1, 5)						G6-3				3	1	1	0	0	1	0												
Kirk Rueter, L (1, 1)										3	0	0	0	0	0	1												
John Wetteland, R (9, 1)						G6-3			G4-3	0	0	0	0	0	0	0												
Inning Stats	R: 0 H: 0 E: 0 K: 0 S: 5	H: 1 LOB: 0 BB: 0 P: 10	R: 1 H: 1 E: 0 K: 1 S: 8	H: 1 LOB: 0 BB: 0 P: 15	R: 0 H: 0 E: 0 K: 0 S: 6	H: 0 LOB: 0 BB: 0 P: 10	R: 0 H: 0 E: 0 K: 0 S: 3	H: 0 LOB: 0 BB: 0 P: 6	R: 0 H: 1 E: 0 K: 1 S: 7	H: 1 LOB: 1 BB: 0 P: 12	R: 1 H: 2 E: 0 K: 0 S: 10	H: 2 LOB: 2 BB: 1 P: 20	R: 1 H: 1 E: 0 K: 1 S: 8	H: 1 LOB: 0 BB: 0 P: 10	R: 0 H: 0 E: 0 K: 0 S: 7	H: 0 LOB: 1 BB: 1 P: 12	1B: 2 2B: 1 3B: 0 HR: 2	SF: 1 SAC: 0 DP: 0 HBP: 0	WP: 0 PB: 0 SB: 1 CS: 0	PA: 30								
PITCHER	IP	WLS	BF	H	R	ER	SO	BB	IBB	HBP	BLK	WP	HR	S	P	ERA	WHIP											
Greg Brummett, R ERA: 2.95	(1, 1)	5.2	L	21	4	2	2	2	2	2	2	0	0	1	38	72	3.18	0.882										
Dave Righetti, L ERA: 3.72	(6, 1)	0.1		1	0	0	0	0	0	0	0	0	0	1	1	0.00	0.000											
Jeff Brantley, R ERA: 4.44	(7, 1)	1.0		4	1	1	1	1	1	1	1	0	1	8	10	9.00	1.000											
Michael Jackson, R ERA: 2.44	(8, 1)	1.0		4	0	0	0	0	1	0	0	0	0	7	12	0.00	1.000											

San Francisco Giants @ Montreal Expos
Olympic Stadium, Montreal, QB
Wed Jul 07 1993, 7:05 PM EDT
Att: 13,593 - Dome

AB 27
R 3
H 5
RBI 3
BB 2
SO 3
LOB 4




Batter	1	2	3	4	5	6	7	8	9	AB	R	H	RBI	BB	SO	LOB	TOP								
Jeff Gardner, L (1,4) OBP: 0.332, SLG: 0.355	F9		G3			F8	1B			4	0	1	1	0	0	0	San Diego Padres @ Montreal Expos Olympic Stadium, Montreal, QB Thu Jul 08 1993, 7:05 PM EDT Att: 12,727 - Dome								
Tony Gwynn, L (1,9) OBP: 0.395, SLG: 0.446	F7			G4-3		1B		WP	1B	4	1	3	0	0	0										
Derek Bell, R (1,8) OBP: 0.307, SLG: 0.423	G1-3			F9		G5-3		K		4	0	0	0	0	1										
Fred McGriff, L (1,3)		G4-3		G4-3			FC5-4	K		4	1	2	1	0	1										
Phil Plantier, L (1,7) OBP: 0.314, SLG: 0.491		K		P5			FC5-4	K		4	0	1	0	0	2										
Ricky Gutierrez, R (1,6) OBP: 0.350, SLG: 0.348		G4-3			G5-3		FC5-4			4	2	1	0	0	0										
Kevin Higgins, L (1,2) OBP: 0.324, SLG: 0.256		K			F8		F9		SF8	3	0	0	1	0	1										
Archi Cianfrocco, R (1,5) OBP: 0.227, SLG: 0.387			G4-3		K			L4		0	0	0	0	0	0										
Greg Harris, R (1,1) OBP: 0.255, SLG: 0.255			K			L9		F7		2	0	0	0	0	1										
Bill Bean, L (7, PH) OBP: 0.268, SLG: 0.328							1B			1	0	1	1	0	0										
Trevor Hoffman, R (7, PH) OBP: 0.293, SLG: 0.286							1B			0	0	0	0	0	0										
Kurt Stillwell, S (9, PH) OBP: 0.293, SLG: 0.286							1B			1	0	0	0	0	0										
Inning Stats	R: 0 E: 0 K: 0 S: 6	H: 0 LOB: 0 BB: 0 P: 9	R: 0 E: 0 K: 2 S: 15	H: 1 LOB: 1 BB: 0 P: 26	R: 0 E: 0 K: 1 S: 10	H: 0 LOB: 0 BB: 0 P: 15	R: 1 E: 0 K: 0 S: 10	H: 1 LOB: 0 BB: 0 P: 15	R: 0 E: 0 K: 1 S: 5	H: 0 LOB: 0 BB: 0 P: 7	R: 0 E: 0 K: 0 S: 7	H: 1 LOB: 1 BB: 0 P: 11	R: 2 E: 0 K: 0 S: 15	H: 4 LOB: 2 BB: 1 P: 22	R: 0 E: 0 K: 3 S: 11	H: 1 LOB: 1 BB: 0 P: 18	R: 1 E: 0 K: 0 S: 8	H: 1 LOB: 0 BB: 0 P: 11	1B: 6 2B: 1 3B: 2 HR: 0	SF: 1 SAC: 0 DP: 0 HBP: 0	WP: 2 PB: 2 SB: 0 CS: 0	PA: 36			
PITCHER	IP	WLS	BF	H	R	ER	SO	BB	IBB	HBP	BLK	WP	HR	S	P	ERA	WHIP								
Dennis Martinez, R (1,1) ERA: 3.33	6.2	W	27	6	3	3	4	1	0	0	0	0	0	66	103	4.05	1.050								
Tim Scott, R (7,1) ERA: 2.53	0.1		1	1	0	0	0	0	0	0	0	0	0	2	2	0.00	3.000								
John Wetteland, R (8,1) ERA: 1.42	2.0	S	8	2	1	1	3	0	0	0	0	2	0	19	29	4.50	1.000								

AB	31
R	4
H	9
RBI	4
BB	0
SO	6
LOB	12



Batter	1	2	3	4	5	6	7	8	9	AB	R	H	RBI	BB	SO	LOB	BOTTOM								
Delino DeShields, L (1,4) OBP: 0.379, SLG: 0.351	G5-3	G6-3			SH1-3		P6			3	1	1	0	0	0	2	San Diego Padres @ Montreal Expos Olympic Stadium, Montreal, QB Thu Jul 08 1993, 7:05 PM EDT Att: 12,727 - Dome								
Mike Lansing, R (1,6) OBP: 0.338, SLG: 0.362	G5-3		G6-3		F9			F7		3	1	0	0	1	0										
Marquis Grissom, R (1,8) OBP: 0.339, SLG: 0.455			G6-3		F8			1B	1B	4	2	2	2	0	0										
Larry Walker, L (1,9) OBP: 0.379, SLG: 0.483	G4-3			CS		K		F9		3	0	0	0	1	1										
Darrin Fletcher, L (1,2) OBP: 0.324, SLG: 0.352	L3		L7		L3			1B		4	0	1	1	0	0										
Moises Alou, R (1,7) OBP: 0.319, SLG: 0.443		HR			P3		G6-3		K	4	1	1	1	0	1										
Sean Berry, R (1,5) OBP: 0.384, SLG: 0.447					P5				K	2	0	0	0	1	1										
Greg Colbrunn, R (1,3) OBP: 0.272, SLG: 0.383			K		G5-3			F8		3	0	0	0	0	1										
Dennis Martinez, R (1,1) OBP: 0.250, SLG: 0.300										1	0	1	0	0	0										
Tim Scott, R (7,1) ERA: 3.99										0	0	0	0	0	0										
John Vander Wal, L (7, PH) OBP: 0.328, SLG: 0.402										0	0	0	0	1	0										
John Wetteland, R (8,1) ERA: 4.4										0	0	0	0	0	0										
Inning Stats	R: 2 E: 0 K: 0 S: 14	H: 2 LOB: 0 BB: 0 P: 22	R: 1 E: 0 K: 1 S: 9	H: 1 LOB: 1 BB: 1 P: 19	R: 1 E: 0 K: 0 S: 7	H: 0 LOB: 0 BB: 2 P: 19	R: 0 E: 0 K: 0 S: 4	H: 0 LOB: 0 BB: 0 P: 6	R: 0 E: 0 K: 0 S: 9	H: 1 LOB: 1 BB: 0 P: 9	R: 0 E: 0 K: 1 S: 7	H: 0 LOB: 0 BB: 0 P: 9	R: 0 E: 0 K: 1 S: 12	H: 0 LOB: 1 BB: 1 P: 20	R: 1 E: 0 K: 1 S: 14	H: 2 LOB: 1 BB: 0 P: 20	R: 1 E: 0 K: 1 S: 14	H: 2 LOB: 1 BB: 0 P: 20	1B: 3 2B: 1 3B: 0 HR: 2	SF: 0 SAC: 2 DP: 0 HBP: 0	WP: 0 PB: 0 SB: 3 CS: 1	PA: 33			
PITCHER	IP	WLS	BF	H	R	ER	SO	BB	IBB	HBP	BLK	WP	HR	S	P	ERA	WHIP								
Greg Harris, R (1,1) ERA: 3.99	6.0	L	24	4	4	4	2	2	1	0	0	0	0	50	84	6.00	1.000								
Trevor Hoffman, R (7,1) ERA: 4.4	2.0		9	2	1	1	2	1	0	0	0	0	0	26	40	4.50	1.500								

AB	27
R	5
H	6
RBI	4
BB	4
SO	4
LOB	10



Batter	1	2	3	4	5	6	7	8	9	AB	R	H	RBI	BB	SO	LOB	TOP										
Ricky Gutierrez, R OBP: 0.340, SLG: 0.333 (1, 6)										4	0	0	0	1	1	1											
Tony Gwynn, L OBP: 0.372, SLG: 0.446 (1, 9)										4	0	3	0	0	0	0											
Craig Shipley, R OBP: 0.243, SLG: 0.317 Bill Bean, L OBP: 0.279, SLG: 0.317 (7, PH) (7, 8)										3	0	0	0	0	1	3											
Phil Clark, R OBP: 0.336, SLG: 0.429 (1, 3)										4	0	1	0	0	1	3											
Tim Teufel, R OBP: 0.328, SLG: 0.430 Jeff Gardner, L OBP: 0.331, SLG: 0.354 (8, PH) (8, 4)										1	1	0	0	2	1	1											
Phil Plantier, L OBP: 0.313, SLG: 0.500 (1, 7)										4	1	1	1	0	0	5											
Archi Cianfrocco, R OBP: 0.222, SLG: 0.368 (1, 5)										0	0	0	0	0	0	0											
Bob Geren, R OBP: 0.286, SLG: 0.305 (1, 2)										3	0	0	1	1	1	2											
Wally Whitehurst, R OBP: 0.111, SLG: 0.111 Kurt Stillwell, S OBP: 0.296, SLG: 0.278 Gene Harris, R (9, PH) (9, 1)										2	0	0	0	0	1	2											
Inning Stats	R: 0 E: 0 K: 2 S: 8	H: 0 LOB: 0 BB: 0 P: 9	R: 1 E: 0 K: 1 S: 15	H: 2 LOB: 2 BB: 1 P: 23	R: 0 E: 0 K: 0 S: 8	H: 1 LOB: 3 BB: 2 P: 18	R: 0 E: 0 K: 1 S: 11	H: 0 LOB: 1 BB: 1 P: 20	R: 0 E: 0 K: 1 S: 10	H: 0 LOB: 0 BB: 0 P: 14	R: 0 E: 0 K: 0 S: 7	H: 1 LOB: 1 BB: 0 P: 8	R: 1 E: 0 K: 1 S: 6	H: 1 LOB: 0 BB: 0 P: 9	R: 0 E: 0 K: 1 S: 16	H: 0 LOB: 0 BB: 0 P: 21	1B: 5 2B: 0 3B: 0 HR: 1	SF: 0 SAC: 1 DP: 0 HBP: 0	WP: 1 PB: 0 SB: 0 CS: 0	PA: 37							
PITCHER	IP	WLS	BF	H	R	ER	SO	BB	IBB	HBP	BLK	WP	HR	S	P	ERA	WHIP										
Jeff Fassero, L ERA: 2.21 (1, 1)	5.0		23	4	1	1	5	4	0	0	0	1	0	52	84	1.80	1.600										
Jeff Shaw, R ERA: 3.99 (6, 1)	3.0		11	2	1	1	2	0	0	0	0	0	1	22	31	3.00	0.667										
Pete Young, R ERA: 2.25 (9, 1)	1.0	W	3	0	0	0	1	0	0	0	0	0	0	16	21	0.00	0.000										

San Diego Padres @ Montreal Expos
Olympic Stadium, Montreal, QB
Sat Jul 10 1993, 7:05 PM EDT
Att: 30,369 - Dome

AB 28
R 2
H 5
RBI 2
BB 4
SO 7
LOB 18



Batter	1	2	3	4	5	6	7	8	9	AB	R	H	RBI	BB	SO	LOB	BOTTOM										
Delino DeShields, L OBP: 0.387, SLG: 0.362 (1, 4)										4	1	2	0	0	0	1											
Mike Lansing, R OBP: 0.340, SLG: 0.368 (1, 6)										2	0	0	0	0	0	1											
Marquis Grissom, R OBP: 0.342, SLG: 0.452 (1, 8)										4	1	1	1	0	1	0											
Larry Walker, L OBP: 0.375, SLG: 0.470 (1, 9)										3	0	0	0	1	0	0											
Darrin Fletcher, L OBP: 0.321, SLG: 0.345 (1, 2)										3	0	0	0	1	0	0											
Moises Alou, R OBP: 0.326, SLG: 0.469 (1, 7)										3	1	2	1	1	0	0											
Frank Bolick, S OBP: 0.328, SLG: 0.371 (1, 3)										3	0	0	0	0	1	2											
Sean Berry, R OBP: 0.394, SLG: 0.481 (1, 5)										2	0	2	1	0	0	0											
Jeff Fassero, L (1, 1)										0	0	0	0	0	0	0											
John Vander Wal, L OBP: 0.326, SLG: 0.398 (5, PH) Jeff Shaw, R OBP: 0.067, SLG: 0.067 Lou Frazier, S OBP: 0.405, SLG: 0.419 Pete Young, R (9, 1)										1	0	0	0	0	0	0											
Inning Stats	R: 0 E: 0 K: 0 S: 6	H: 1 LOB: 0 BB: 0 P: 8	R: 0 E: 0 K: 1 S: 10	H: 1 LOB: 1 BB: 0 P: 16	R: 0 E: 0 K: 0 S: 7	H: 1 LOB: 0 BB: 0 P: 12	R: 0 E: 0 K: 0 S: 10	H: 0 LOB: 0 BB: 0 P: 17	R: 1 E: 0 K: 0 S: 7	H: 1 LOB: 0 BB: 0 P: 12	R: 0 E: 0 K: 1 S: 7	H: 0 LOB: 0 BB: 0 P: 13	R: 0 E: 0 K: 0 S: 7	H: 0 LOB: 0 BB: 0 P: 13	R: 0 E: 0 K: 0 S: 4	H: 1 LOB: 0 BB: 0 P: 7	R: 2 E: 0 K: 0 S: 5	H: 2 LOB: 3 BB: 3 P: 21	1B: 6 2B: 2 3B: 0 HR: 0	SF: 1 SAC: 3 DP: 2 HBP: 0	WP: 1 PB: 0 SB: 3 CS: 0	PA: 33					
PITCHER	IP	WLS	BF	H	R	ER	SO	BB	IBB	HBP	BLK	WP	HR	S	P	ERA	WHIP										
Wally Whitehurst, R ERA: 3.28 (1, 1)	8.0		27	5	1	1	2	0	0	0	0	0	0	58	98	1.12	0.625										
Gene Harris, R ERA: 2.86 (9, 1)	0.1	L	6	2	2	2	0	1	2	0	0	1	0	5	21	54.00	9.000										

San Diego Padres @ Montreal Expos
Olympic Stadium, Montreal, QB
Sat Jul 10 1993, 7:05 PM EDT
Att: 30,369 - Dome

AB 26
R 3
H 7
RBI 3
BB 3
SO 2
LOB 5




Batter	1	2	3	4	5	6	7	8	9	AB R H RBI BB SO LOB	TOP									
Delino DeShields, L OBP: 0.384, SLG: 0.360 (1.4)	G4-3		1B		F7		G4-3		K	5 0 1 0 0 1 3	Montreal Expos @ Los Angeles Dodgers Dodger Stadium, Los Angeles, CA Thu Jul 15 1993, 7:05 PM PDT Att: 40,368 - Unknown - 74 F									
Lou Frazier, S OBP: 0.405, SLG: 0.422 (1.7)	F8 BB		L6			F8		1B 2B	3 1 1 0 1 0 1											
Marquis Grissom, R OBP: 0.339, SLG: 0.445 (1.8)	F8				1B FC6-4			K	4 1 1 0 0 1 2											
Frank Bolick, S OBP: 0.325, SLG: 0.366 (1.3)	G4-3				1B FC6-4		F8		K	4 0 1 0 0 1 2										
Darrin Fletcher, L OBP: 0.338, SLG: 0.356 (8, PR) Tim Spehr, R OBP: 0.218, SLG: 0.255 (8.2)		F7			P5		1B 1B	1B 1B	4 0 2 1 0 0 2 0 0 0 0 0 0 0											
Moises Alou, R OBP: 0.327, SLG: 0.467 (1.9)	F8				FC6-4		F7	1B 2H	4 0 1 1 0 0 2											
Mike Lansing, R OBP: 0.343, SLG: 0.371 (1.5)		L7			G6-3		1B 1B	1B 1B	4 0 1 0 0 1 3											
Wil Cordero, R OBP: 0.304, SLG: 0.371 (1.6)			G4-3		G3-1		1B 1B		K	4 0 1 0 0 1 0										
Dennis Martinez, R OBP: 0.238, SLG: 0.286 (7, PH) John Vander Wal, L OBP: 0.328, SLG: 0.400 (7, 1) Tim Scott, R (7, 1) Brian Barnes, L OBP: 0.305, SLG: 0.158 (7, 1) Jeff Shaw, R OBP: 0.347, SLG: 0.387 (9, PH) Sean Berry, R OBP: 0.300, SLG: 0.464 (9, PH)			G6-3		F8		K		K	2 0 0 0 0 0 0 1 0 0 0 0 1 3 0 0 0 0 0 0 0 0 0 0 0 0 0 0 1 0 0 0 0 1 0										
Inning Stats	R: 0 E: 0 K: 0 S: 8	H: 0 LOB: 1 BB: 1 P: 16	R: 0 E: 0 K: 0 S: 8	H: 0 LOB: 0 BB: 0 P: 13	R: 0 E: 0 K: 0 S: 8	H: 1 LOB: 1 BB: 0 P: 12	R: 1 E: 0 K: 0 S: 8	H: 2 LOB: 1 BB: 0 P: 15	R: 0 E: 0 K: 0 S: 9	H: 0 LOB: 0 BB: 0 P: 17		R: 0 E: 0 K: 1 S: 11	H: 3 LOB: 3 BB: 0 P: 13	R: 1 E: 0 K: 3 S: 15	H: 3 LOB: 3 BB: 0 P: 24	R: 0 E: 0 K: 3 S: 11	H: 0 LOB: 0 BB: 0 P: 15	1B: 8 2B: 1 3B: 0 HR: 0	SF: 0 SAC: 0 DP: 0 HBP: 0	WP: 0 PB: 0 SB: 2 CS: 0
PITCHER	IP WLS BF H R ER SO BB IBB HBP BLK WP HR S P ERA WHIP											IP WLS BF H R ER SO BB IBB HBP BLK WP HR S P ERA WHIP								
Ramon Martinez, R ERA: 3.17 (1, 1)	7.0 W 29 7 2 2 1 1 0 0 0 0 0 0 61 100 2.57 1.143																			
Pedro Martinez, R ERA: 2.48 (8, 1)	1.0 S 5 2 0 0 3 0 0 0 0 0 0 0 13 21 0.00 2.000																			
Jim Gott, R ERA: 2.05 (9, 1)	1.0 S 3 0 0 0 3 0 0 0 0 0 0 0 11 15 0.00 0.000																			


AB	36
R	2
H	9
RBI	2
BB	1
SO	7
LOB	18



Batter	1	2	3	4	5	6	7	8	9	AB R H RBI BB SO LOB	BOTTOM							
Brett Butler, L OBP: 0.379, SLG: 0.360 (1.8)	BLK 1B BB		E6 SH2-3 E				FC5-4			1 2 1 0 3 0 0	Montreal Expos @ Los Angeles Dodgers Dodger Stadium, Los Angeles, CA Thu Jul 15 1993, 7:05 PM PDT Att: 40,368 - Unknown - 74 F							
Jose Offerman, S OBP: 0.348, SLG: 0.338 (1.6)	1B BLK G6-3		SH2-3		L8		FC5-4			3 1 1 0 0 0 3								
Cory Snyder, R OBP: 0.362, SLG: 0.429 (1.9)	1B S 1-3 2-H		G4-3		F8		K			4 0 1 1 0 1 4								
Eric Karros, R OBP: 0.313, SLG: 0.404 (1.3)	G5-3		E6 FC5-4		G5-3			L8		4 0 0 0 0 0 2								
Mike Piazza, R OBP: 0.355, SLG: 0.532 (9, 1)	G6-3		FC5-4		G5-3			F9		4 0 0 1 0 0 2 0 0 0 0 0 0 0								
Eric Davis, R OBP: 0.328, SLG: 0.395 (1.7)	K				E6 G5-4-3		S 1B	F8		4 0 1 0 0 1 1								
Tim Wallach, R OBP: 0.260, SLG: 0.365 (1.5)		G5-3			G5-4-3		K			3 0 0 0 0 1 2								
Jody Reed, R OBP: 0.345, SLG: 0.365 (1.4)		G5-3			G4-3		FC5-4 BB			2 0 0 0 1 0 0								
Ramon Martinez, R OBP: 0.140, SLG: 0.167 (8, 1) Pedro Martinez, R ERA: 2.91 (8, 2) Carlos Hernandez, R OBP: 0.255, SLG: 0.333 (9, 2)		G1-3			L8		K			3 0 0 0 0 1 1 0 0 0 0 0 0 0 0 0 0 0 0 0 0								
Inning Stats	R: 2 E: 0 K: 1 S: 16	H: 2 LOB: 1 BB: 1 P: 25	R: 0 E: 0 K: 0 S: 7	H: 0 LOB: 0 BB: 0 P: 10	R: 1 E: 2 K: 0 S: 11	H: 1 LOB: 1 BB: 0 P: 17	R: 0 E: 1 K: 0 S: 5	H: 0 LOB: 0 BB: 0 P: 7	R: 0 E: 0 K: 1 S: 9	H: 1 LOB: 1 BB: 0 P: 15		R: 0 E: 0 K: 2 S: 19	H: 0 LOB: 2 BB: 2 P: 31	R: 0 E: 0 K: 0 S: 6	H: 0 LOB: 0 BB: 0 P: 9	1B: 4 2B: 0 3B: 0 HR: 0	SF: 0 SAC: 1 DP: 1 HBP: 0	WP: 0 PB: 0 SB: 3 CS: 0
PITCHER	IP WLS BF H R ER SO BB IBB HBP BLK WP HR S P ERA WHIP											IP WLS BF H R ER SO BB IBB HBP BLK WP HR S P ERA WHIP						
Dennis Martinez, R ERA: 3.31 (7, 1)	6.0 L 25 4 3 2 2 2 0 0 0 0 0 0 12 20 0.00 6.000																	
Tim Scott, R ERA: 2.91 (7, 1)	0.1 S 3 0 0 0 1 2 0 0 0 0 0 0 12 20 0.00 6.000																	
Brian Barnes, L ERA: 4.63 (7, 1)	0.1 S 1 0 0 0 0 0 0 0 0 0 0 0 2 4 0.00 0.000																	
Jeff Shaw, R ERA: 3.58 (7, 1)	1.1 S 4 0 0 0 1 0 0 0 0 0 0 0 11 16 0.00 0.000																	



Batter	1	2	3	4	5	6	7	8	9	AB	R	H	RBI	BB	SO	LOB	TOP											
Delino DeShields, L OBP: 0.383, SLG: 0.358 (1, 4)	G1-3		1-1 2H 1B		G1-3		F7			4	0	1	0	0	0	2	Montreal Expos @ Los Angeles Dodgers Dodger Stadium, Los Angeles, CA Fri Jul 16 1993, 7:05 PM PDT Att: 39,878 - Unknown											
Lou Frazier, S OBP: 0.392, SLG: 0.407 (1, 7)	G4-3			B1-3		F8		G6-3	4	0	0	0	0	0	0													
Marquis Grissom, R OBP: 0.341, SLG: 0.444 (1, 8)		2-2 CS HBP		K		0-0 S		G4-3	3	0	1	0	0	1	0													
John Vander Wal, L OBP: 0.326, SLG: 0.419 John Wetteland, R (8, 1)	CS	K		HR		F8		K	4	1	1	1	0	2	1													
Darrin Fletcher, L OBP: 0.342, SLG: 0.356 (1, 2)		G4-3		1B		1-2 BB		F7	3	0	1	0	1	0	0													
Moises Alou, R OBP: 0.323, SLG: 0.461 (1, 9)	G5-3			P4		K		L8	4	0	0	0	0	1	3													
Sean Berry, R OBP: 0.383, SLG: 0.461 (1, 5)			0-0 SH5-4 1B		P2		L8		4-1 BB	3	0	1	0	1	0	0												
Mike Lansing, R OBP: 0.342, SLG: 0.370 (1, 6)			1-3 K		E5 SH2-4		3-1 SH5-4 1B		2-3 K	4	0	1	0	0	2	2												
Kirk Rueter, L Frank Bolick, S OBP: 0.325, SLG: 0.366 (8, 3)			0-2 SH5-4		0-0 SH2-4		1-2 SH5-4			0	0	0	0	0	0	0												
Inning Stats	R: 0 E: 0 K: 0 S: 6	H: 0 LOB: 0 BB: 0 P: 14	R: 0 E: 0 K: 1 S: 9	H: 0 LOB: 0 BB: 0 P: 14	R: 0 E: 0 K: 1 S: 9	H: 2 LOB: 2 BB: 0 P: 11	R: 1 E: 0 K: 1 S: 8	H: 2 LOB: 1 BB: 0 P: 10	R: 0 E: 1 K: 0 S: 9	H: 0 LOB: 1 BB: 0 P: 16	R: 0 E: 0 K: 1 S: 8	H: 1 LOB: 2 BB: 1 P: 12	R: 0 E: 0 K: 1 S: 8	H: 1 LOB: 1 BB: 0 P: 13	R: 0 E: 0 K: 1 S: 8	H: 0 LOB: 0 BB: 0 P: 13		R: 0 E: 0 K: 1 S: 8	H: 0 LOB: 1 BB: 1 P: 16	1B: 5 2B: 0 3B: 0 HR: 1	SF: 0 SAC: 3 DP: 0 HBP: 1	WP: 0 PB: 0 SB: 1 CS: 1	PA: 36					
PITCHER	IP	WLS	BF	H	R	ER	SO	BB	IBB	HBP	BLK	WP	HR	S	P	ERA	WHIP											
Orel Hershiser, R ERA: 3.44 Pedro Martinez, R ERA: 2.4	(1, 1)	7.0	28	6	1	1	4	1	0	1	0	0	0	1	57	90	1.29	1.000										

Batter	1	2	3	4	5	6	7	8	9	AB	R	H	RBI	BB	SO	LOB	BOTTOM											
Brett Butler, L OBP: 0.380, SLG: 0.360 (1, 8)	CS 1B		K		BB		F7			3	0	1	0	1	1	2	Montreal Expos @ Los Angeles Dodgers Dodger Stadium, Los Angeles, CA Fri Jul 16 1993, 7:05 PM PDT Att: 39,878 - Unknown											
Jose Offerman, S OBP: 0.344, SLG: 0.334 (1, 6)	G1-3		P3		F7		F8		F8	4	0	0	0	0	3													
Cory Snyder, R OBP: 0.360, SLG: 0.426 (1, 9)	1B		E5 FC6-2		F8		F9		F9	4	0	1	0	0	0	1												
Eric Karros, R OBP: 0.315, SLG: 0.408 (1, 3)	F8		FC6-2 1B		F9		F9		1B	4	1	2	0	0	0	1												
Mike Piazza, R OBP: 0.354, SLG: 0.529 (1, 2)		G5-3	FC6-2 1B		G4-3		G4-3		1B	4	0	1	0	0	0	2												
Eric Davis, R OBP: 0.323, SLG: 0.389 (1, 7)		G3	3H P4		P4		G5-3		G5-3	4	0	0	0	0	4													
Tim Wallach, R OBP: 0.283, SLG: 0.367 (1, 5)	F8		FC4-6 1B		G6-3		G6-3		WP SH3-4 1B	4	1	2	1	0	0	0												
Jody Reed, R OBP: 0.345, SLG: 0.369 (1, 4)			F8 FC4-6		F8		K		SH3-4	3	0	1	0	0	0	2												
Orel Hershiser, R OBP: 0.366, SLG: 0.400 Mike Sharperson, R OBP: 0.283, SLG: 0.382 Pedro Martinez, R (8, 1) Dave Hansen, L OBP: 0.385, SLG: 0.400 (8, PH)			1-1 1B		F8		F8		2-2 1B	2	0	1	0	0	0	0												
Inning Stats	R: 0 E: 0 K: 0 S: 9	H: 2 LOB: 1 BB: 0 P: 18	R: 0 E: 0 K: 0 S: 10	H: 0 LOB: 0 BB: 0 P: 13	R: 0 E: 0 K: 1 S: 12	H: 1 LOB: 1 BB: 0 P: 17	R: 1 E: 1 K: 0 S: 21	H: 2 LOB: 2 BB: 0 P: 32	R: 0 E: 0 K: 0 S: 7	H: 0 LOB: 0 BB: 1 P: 12	R: 0 E: 0 K: 0 S: 5	H: 0 LOB: 0 BB: 0 P: 9	R: 0 E: 0 K: 1 S: 13	H: 1 LOB: 1 BB: 0 P: 20	R: 0 E: 0 K: 0 S: 13	H: 2 LOB: 2 BB: 0 P: 22		R: 1 E: 0 K: 0 S: 7	H: 2 LOB: 1 BB: 0 P: 10	1B: 8 2B: 2 3B: 0 HR: 0	SF: 0 SAC: 1 DP: 0 HBP: 0	WP: 1 PB: 0 SB: 0 CS: 1	PA: 36					
PITCHER	IP	WLS	BF	H	R	ER	SO	BB	IBB	HBP	BLK	WP	HR	S	P	ERA	WHIP											
Kirk Rueter, L ERA: 1.55 John Wetteland, R ERA: 1.55	(1, 1)	7.0	28	6	1	1	4	1	0	1	0	0	0	1	77	121	0.00	1.000										

Batter	1	2	3	4	5	6	7	8	9	AB	R	H	RBI	BB	SO	LOB	TOP									
Delino DeShields, L OBP: 0.387, SLG: 0.361	4-2 BB		K2-3		G4-3		G4-3		1B	4	0	1	0	1	1	0										
John Vander Wal, L OBP: 0.322, SLG: 0.425	2-3 K		BB		G1-3		K		K	4	0	0	0	1	3	2										
Marquis Grissom, R OBP: 0.342, SLG: 0.440	2-3 K		BB		1B		K		F9	4	0	1	0	1	2	2										
Larry Walker, L OBP: 0.374, SLG: 0.476	2-1 P5		F7		1B				SH2-4 1B	4	0	2	0	0	0	3										
Darrin Fletcher, L OBP: 0.338, SLG: 0.348		G4-3	F9		F9				SH2-4 1B	3	0	0	0	0	0	4										
Moises Alou, R OBP: 0.328, SLG: 0.471		HR			FC5-4 1B		K		BB	3	1	2	1	1	1	0										
Pete Young, R (8, 1)										0	0	0	0	0	0	0										
Sean Berry, R OBP: 0.067, SLG: 0.443		G5-3			FC5-4 FC6-4		K		K	3	0	0	0	0	1	1										
Frank Botick, S OBP: 0.322, SLG: 0.362					1-2					1	0	0	0	0	1	2										
Mike Lansing, R OBP: 0.345, SLG: 0.366					FC6-4				K	2	0	0	0	2	1	3										
Jeff Fassero, L (1, 1)					1-2																					
Jeff Shaw, R OBP: 0.067, SLG: 0.067		L8			K		P7			3	0	0	0	0	1	3										
Brian Barnes, L OBP: 0.200, SLG: 0.158									K	0	0	0	0	0	0	0										
Lou Frazier, S OBP: 0.395, SLG: 0.405										1	0	0	0	0	1	0										
Inning Stats	R: 0 E: 0 K: 2 S: 12	H: 0 LOB: 1 BB: 1 P: 21	R: 1 E: 0 K: 0 S: 9	H: 1 LOB: 1 BB: 1 P: 16	R: 0 E: 0 K: 1 S: 11	H: 0 LOB: 2 BB: 2 P: 22	R: 0 E: 0 K: 1 S: 12	H: 1 LOB: 1 BB: 0 P: 16	R: 0 E: 0 K: 0 S: 9	H: 2 LOB: 2 BB: 0 P: 15	R: 0 E: 0 K: 2 S: 9	H: 0 LOB: 1 BB: 1 P: 19	R: 0 E: 0 K: 2 S: 9	H: 0 LOB: 0 BB: 0 P: 16	R: 0 E: 0 K: 2 S: 13	H: 1 LOB: 2 BB: 1 P: 23	R: 0 E: 0 K: 2 S: 10	H: 1 LOB: 1 BB: 0 P: 16	1B: 5 2B: 0 3B: 0 HR: 1	SF: 0 SAC: 1 DP: 0 HBP: 0	WP: 0 PB: 0 SB: 1 CS: 0	PA: 39				
PITCHER	IP	WLS	BF	H	R	ER	SO	BB	IBB	HBP	BLK	WP	HR	S	P	ERA	WHIP									
Tom Candiotti, R ERA: 2.92	(1, 1)	7.0	W	30	4	1	1	8	5	0	0	0	0	1	71	125	1.29	1.286								
Omar Daal, L ERA: 4.32	(8, 1)	0.1		2	1	0	0	0	0	0	0	0	0	0	4	7	0.00	3.000								
Pedro Martinez, R ERA: 2.34	(8, 1)	1.2	S	7	1	0	0	4	1	0	0	0	0	0	19	32	0.00	1.200								

Montreal Expos @ Los Angeles Dodgers
Dodger Stadium, Los Angeles, CA
Sun Jul 18 1993, 3:33 AM PDT
Att: 35,321 - Sunny - 79 F

AB 32
R 1
H 6
RBI 1
BB 6
SO 12
LOB 20



Batter	1	2	3	4	5	6	7	8	9	AB	R	H	RBI	BB	SO	LOB	BOTTOM									
Brett Butler, L OBP: 0.379, SLG: 0.358	1-2 G1-3		G6-3		G6-3		L4			4	0	0	0	0	0	1										
Jose Offerman, S OBP: 0.341, SLG: 0.334	0-0 1B		WP 2B				F9			4	0	2	0	0	1	1										
Cory Snyder, R OBP: 0.359, SLG: 0.434	1-3 K		K				F8			4	0	1	0	0	2	2										
Eric Karros, R OBP: 0.313, SLG: 0.401	0-0 L8				B1-3 1B				F9	3	0	1	0	1	0	1										
Eric Davis, R OBP: 0.321, SLG: 0.386			CS 2B		F7		G6-4-3 BB		G1-3	4	0	1	0	0	0	3										
Mitch Webster, S OBP: 0.314, SLG: 0.370					B1-3		HR			3	1	1	1	0	1	2										
Carlos Hernandez, R OBP: 0.280, SLG: 0.417			FC6-4 1B		L8		HR			3	1	2	1	0	0	1										
Jody Reed, R OBP: 0.347, SLG: 0.365		FC6-4					HR			2	0	0	0	1	1	1										
Tom Candiotti, R OBP: 0.162, SLG: 0.167										2	0	0	0	0	2	0										
Lenny Harris, L OBP: 0.325, SLG: 0.300										0	0	0	0	0	0	0										
Mike Sharperson, R OBP: 0.279, SLG: 0.375										1	0	0	0	0	0	1										
Omar Daal, L (8, 1)										0	0	0	0	0	0	0										
Pedro Martinez, R (8, 1)										0	0	0	0	0	0	0										
Inning Stats	R: 0 E: 0 K: 1 S: 8	H: 1 LOB: 0 BB: 0 P: 10	R: 0 E: 0 K: 1 S: 10	H: 2 LOB: 1 BB: 0 P: 14	R: 0 E: 0 K: 2 S: 9	H: 1 LOB: 1 BB: 0 P: 15	R: 0 E: 0 K: 0 S: 10	H: 1 LOB: 1 BB: 0 P: 16	R: 0 E: 0 K: 2 S: 8	H: 0 LOB: 0 BB: 0 P: 12	R: 0 E: 0 K: 1 S: 8	H: 1 LOB: 1 BB: 1 P: 15	R: 2 E: 0 K: 0 S: 7	H: 2 LOB: 1 BB: 1 P: 13	R: 0 E: 0 K: 0 S: 4	H: 0 LOB: 0 BB: 0 P: 5	1B: 3 2B: 3 3B: 0 HR: 2	SF: 0 SAC: 0 DP: 1 HBP: 0	WP: 1 PB: 0 SB: 0 CS: 1	PA: 32						
PITCHER	IP	WLS	BF	H	R	ER	SO	BB	IBB	HBP	BLK	WP	HR	S	P	ERA	WHIP									
Jeff Fassero, L ERA: 2.02	(1, 1)	5.1	L	4	2	2	2	0	1	0	0	0	0	2	5	9	27.00	4.500								
Jeff Shaw, R ERA: 4.21	(6, 1)	0.2		4	2	2	2	0	1	0	0	0	0	2	5	9	27.00	4.500								
Brian Barnes, L ERA: 4.48	(7, 1)	1.0		3	0	0	0	0	0	0	0	0	0	4	6	0.00	0.000									
Pete Young, R ERA: 3.38	(8, 1)	1.0		3	0	0	0	0	0	0	0	0	0	4	5	0.00	0.000									

Montreal Expos @ Los Angeles Dodgers
Dodger Stadium, Los Angeles, CA
Sun Jul 18 1993, 3:33 AM PDT
Att: 35,321 - Sunny - 79 F

AB 30
R 2
H 8
RBI 2
BB 2
SO 7
LOB 13



Batter	1	2	3	4	5	6	7	8	9	AB	R	H	RBI	BB	SO	LOB	TOP				
Delino DeShields, L OBP: 0.389, SLG: 0.363	F8		F7			G6-3	1B			4	0	1	1	0	0	0	Montreal Expos @ San Francisco Giants Candlestick Park, San Francisco, CA Tue Jul 20 1993, 6:33 AM EDT Att: 18,764 - Sunny - 68 F				
John Vander Wal, L OBP: 0.318, SLG: 0.413	G3			E1		G3-1	P7			1	0	0	0	1	0	0					
Frank Bolick, S OBP: 0.316, SLG: 0.354										2	0	0	0	0	0	2					
Butch Henry, L OBP: 0.125, SLG: 0.091										0	0	0	0	0	0	0					
Marquis Grissom, R OBP: 0.338, SLG: 0.433	G3			P7		G5-3		K		4	0	0	0	0	1	2					
Larry Walker, L OBP: 0.371, SLG: 0.467	K									3	0	0	0	1	2	1					
Darrin Fletcher, L OBP: 0.346, SLG: 0.356										3	1	1	0	0	0	2					
Tim Spehr, R OBP: 0.214, SLG: 0.250										1	0	0	0	0	0	0					
Moises Alou, R OBP: 0.327, SLG: 0.469										4	1	2	0	0	1	0					
Sean Berry, R OBP: 0.377, SLG: 0.441										4	1	2	1	0	0	0					
Wil Cordero, R OBP: 0.308, SLG: 0.371				K						4	0	1	1	0	1	2					
Dennis Martinez, R OBP: 0.227, SLG: 0.273										2	0	0	0	0	1	1					
Jeff Shaw, R OBP: 0.067, SLG: 0.067										0	0	0	0	0	0	0					
Lou Frazier, S OBP: 0.389, SLG: 0.398										1	0	0	0	0	0	2					
Inning Stats	R: 0 E: 0 K: 1 S: 12	H: 0 LOB: 1 BB: 1 P: 20	R: 0 E: 0 K: 0 S: 5	H: 0 LOB: 0 BB: 0 P: 6	R: 0 E: 0 K: 2 S: 9	H: 0 LOB: 0 BB: 1 P: 12	R: 0 E: 1 K: 0 S: 5	H: 2 LOB: 1 BB: 0 P: 10	R: 0 E: 0 K: 0 S: 6	H: 0 LOB: 0 BB: 0 P: 10	R: 3 E: 0 K: 0 S: 16	H: 5 LOB: 2 BB: 0 P: 24	R: 0 E: 0 K: 2 S: 7	H: 0 LOB: 0 BB: 0 P: 7	R: 0 E: 0 K: 1 S: 6	H: 0 LOB: 0 BB: 0 P: 8	1B: 6 2B: 1 3B: 0 HR: 0	SF: 0 SAC: 0 DP: 2 HBP: 0	WP: 0 PB: 0 SB: 0 CS: 0	PA: 35	
PITCHER	IP	WLS	BF	H	R	ER	SO	BB	IBB	HBP	BLK	WP	HR	S	P	ERA	WHIP				
Bill Swift, R ERA: 2.83	(1, 1)	6.2	W	28	7	3	3	3	2	0	0	0	0	63	98	4.05	1.350				
Kevin Rogers, L ERA: 3.16	(7, 1)	1.1		4	0	0	0	2	0	0	0	0	0	8	8	0.00	0.000				
Jeff Brantley, R ERA: 4.38	(9, 1)	1.0		3	0	0	0	1	0	0	0	0	0	6	8	0.00	0.000				

AB	33
R	3
H	7
RBI	3
BB	2
SO	6
LOB	12




Batter	1	2	3	4	5	6	7	8	9	AB	R	H	RBI	BB	SO	LOB	BOTTOM				
Darren Lewis, R OBP: 0.329, SLG: 0.368	FC6-4 1B	FC6-4 2B		G4-3						5	4	3	3	0	0	1	Montreal Expos @ San Francisco Giants Candlestick Park, San Francisco, CA Tue Jul 20 1993, 6:33 AM EDT Att: 18,764 - Sunny - 68 F				
Steve Scarsone, R OBP: 0.333, SLG: 0.456	FC6-4 1B	FC6-4 2B		K						5	1	2	1	0	3	0					
Will Clark, L OBP: 0.362, SLG: 0.413	F8	E								5	1	2	2	0	0	2					
Matt Williams, R OBP: 0.335, SLG: 0.584	FC6-4 1B	E4								4	0	1	0	0	0	3					
Barry Bonds, L OBP: 0.462, SLG: 0.689	F8	F7								4	0	2	1	0	0	3					
Dave Martinez, L OBP: 0.309, SLG: 0.364	G3			L4						4	0	0	0	0	0	4					
Royce Clayton, R OBP: 0.352, SLG: 0.375										2	1	0	0	1	0	1					
Paul Faries, R OBP: 0.333, SLG: 0.500										0	0	0	0	1	0	0					
Andy Allanson, R OBP: 0.238, SLG: 0.250										4	1	0	0	0	1	3					
Bill Swift, R OBP: 0.340, SLG: 0.273										2	0	1	0	0	0	0					
Kevin Rogers, L ERA: 3.57										0	0	0	0	0	0	0					
Mark Carreon, R OBP: 0.391, SLG: 0.563										1	0	0	0	0	0	0					
Jeff Brantley, R OBP: 0.087, SLG: 0.087										0	0	0	0	0	0	0					
Inning Stats	R: 1 E: 0 K: 0 S: 11	H: 3 LOB: 2 BB: 0 P: 13	R: 3 E: 1 K: 0 S: 19	H: 3 LOB: 2 BB: 1 P: 30	R: 0 E: 0 K: 1 S: 10	H: 0 LOB: 0 BB: 0 P: 15	R: 0 E: 0 K: 1 S: 11	H: 0 LOB: 0 BB: 0 P: 14	R: 1 E: 1 K: 1 S: 7	H: 2 LOB: 1 BB: 0 P: 9	R: 2 E: 1 K: 1 S: 10	H: 1 LOB: 0 BB: 0 P: 16	R: 0 E: 0 K: 0 S: 8	H: 1 LOB: 2 BB: 1 P: 19	R: 1 E: 0 K: 1 S: 9	H: 1 LOB: 0 BB: 0 P: 15	1B: 8 2B: 1 3B: 0 HR: 2	SF: 0 SAC: 1 DP: 0 HBP: 0	WP: 0 PB: 0 SB: 0 CS: 1	PA: 39	
PITCHER	IP	WLS	BF	H	R	ER	SO	BB	IBB	HBP	BLK	WP	HR	S	P	ERA	WHIP				
Dennis Martinez, R ERA: 3.57	(1, 1)	5.1	L	28	9	6	2	6	1	0	0	0	0	63	89	10.12	1.875				
Jeff Shaw, R ERA: 4.16	(6, 1)	0.2		2	0	0	0	1	0	0	0	0	0	5	8	0.00	0.000				
Butch Henry, L ERA: 6.44	(7, 1)	2.0		9	2	1	0	1	1	0	0	0	0	17	34	0.00	1.500				

AB	36
R	8
H	11
RBI	7
BB	2
SO	4
LOB	17



Batter	1	2	3	4	5	6	7	8	9	AB	R	H	RBI	BB	SO	LOB	TOP										
Delino DeShields, L OBP: 0.390, SLG: 0.364 (1, 4)	F8	G5-3						BB 1B		4	0	2	0	0	0	1	Montreal Expos @ San Francisco Giants Candlestick Park, San Francisco, CA Wed Jul 21 1993, 6:33 AM EDT Att: 18,791 - Sunny - 69 F										
Sean Berry, R OBP: 0.373, SLG: 0.431 (1, 5)	HR BB		F8		L7			F8		3	1	0	0	1	0	2											
Marquis Grissom, R OBP: 0.337, SLG: 0.439 (1, 8)	1-H HR		P3			G5-3		K		4	1	1	2	0	1	1											
Larry Walker, L OBP: 0.369, SLG: 0.462 (1, 9)	K		G4-3			F8				3	0	0	0	1	1	0											
Moises Alou, R OBP: 0.326, SLG: 0.466 John Wetteland, R (8, 1)	F7			G6-3			FC6-4 1B	K		4	0	1	0	0	1	2											
Frank Bolick, S OBP: 0.315, SLG: 0.357 (1, 3)		SH3 1B		L8		FC6-4 1-2			F7	4	1	1	0	0	0	1											
Darrin Fletcher, L OBP: 0.341, SLG: 0.350 (1, 2)		SH3 2B		K						3	0	0	0	0	2	0											
Wil Cordero, R OBP: 0.308, SLG: 0.369 (1, 6)					G5-3		F9		F8	4	0	1	1	0	0	0											
Kirk Rueter, L (1, 1)										2	0	0	0	0	1	1											
Mel Rojas, R (6, 1)										1	0	0	0	0	1	0											
Lou Frazier, S OBP: 0.389, SLG: 0.398 (8, 7)										0	0	0	0	0	0	0											
Inning Stats	R: 2 E: 0 K: 1 S: 9	H: 1 LOB: 0 BB: 1 P: 15	R: 1 E: 0 K: 0 S: 11	H: 2 LOB: 1 BB: 0 P: 16	R: 0 E: 0 K: 0 S: 6	H: 0 LOB: 0 BB: 0 P: 8	R: 0 E: 0 K: 1 S: 8	H: 0 LOB: 0 BB: 0 P: 11	R: 0 E: 0 K: 1 S: 14	H: 1 LOB: 1 BB: 0 P: 21	R: 0 E: 0 K: 0 S: 7	H: 1 LOB: 1 BB: 0 P: 8	R: 0 E: 0 K: 1 S: 13	H: 0 LOB: 2 BB: 1 P: 20	R: 0 E: 0 K: 1 S: 6	H: 0 LOB: 0 BB: 0 P: 9	1B: 4 2B: 1 3B: 0 HR: 1	SF: 0 SAC: 1 DP: 0 HBP: 0	WP: 0 PB: 0 SB: 1 CS: 1	PA: 35							
PITCHER	IP	WLS	BF	H	R	ER	SO	BB	IBB	HBP	BLK	WP	HR	S	P	ERA	WHIP										
Bryan Hickerson, L ERA: 4.37 (1, 1)	7.0	W	27	5	3	3	4	1	0	0	0	0	1	63	90	3.86	0.857										
Michael Jackson, R ERA: 2.9 (8, 1)	0.2	L	4	1	0	0	1	1	0	0	0	0	0	7	13	0.00	3.000										
Rod Beck, R ERA: 1.65 (8, 1)	1.1	S	4	0	0	0	2	0	0	0	0	0	0	12	16	0.00	0.000										

AB	32
R	3
H	6
RBI	3
BB	2
SO	7
LOB	8



Batter	1	2	3	4	5	6	7	8	9	AB	R	H	RBI	BB	SO	LOB	BOTTOM										
Darren Lewis, R OBP: 0.325, SLG: 0.363 (1, 8)	G3		G6-3			G6-3		K		4	0	0	0	0	1	1	Montreal Expos @ San Francisco Giants Candlestick Park, San Francisco, CA Wed Jul 21 1993, 6:33 AM EDT Att: 18,791 - Sunny - 69 F										
Paul Faries, R OBP: 0.286, SLG: 0.423 (1, 6)	F9			L9		G5-3		E5		4	0	0	0	0	0	0											
Will Clark, L OBP: 0.361, SLG: 0.414 (1, 3)	L1			L6			1B 2B	K		4	1	1	0	0	1	1											
Matt Williams, R OBP: 0.334, SLG: 0.580 (1, 5)		G6-3		F8			2H 1B	F9		4	0	1	1	0	0	1											
Barry Bonds, L OBP: 0.461, SLG: 0.686 (1, 7)			G1-4-3 1B		F8		K			3	0	1	0	0	1	1											
Mark Carreon, R OBP: 0.389, SLG: 0.556 Michael Jackson, R OBP: 0.667, SLG: 1.333 Rod Beck, R (8, 1)			G1-4-3			E6		E5 SH5-3		3	2	1	0	0	0	1											
Steve Scarfone, R OBP: 0.355, SLG: 0.508 (1, 4)				1B 2B			2H 2B	SH5-3		2	1	2	1	0	0	0											
Kirt Manwaring, R OBP: 0.376, SLG: 0.360 (1, 2)				G5-3				SH5-3		2	0	1	2	0	0	1											
Bryan Hickerson, L OBP: 0.071, SLG: 0.071 Dave Martinez, L OBP: 0.306, SLG: 0.360 (7, PH) (8, 9)					G3-1			G3		2	0	0	0	0	1	2											
Inning Stats	R: 0 E: 0 K: 0 S: 10	H: 0 LOB: 0 BB: 0 P: 15	R: 0 E: 0 K: 0 S: 6	H: 1 LOB: 0 BB: 0 P: 10	R: 1 E: 0 K: 1 S: 9	H: 2 LOB: 0 BB: 0 P: 13	R: 0 E: 0 K: 0 S: 7	H: 0 LOB: 0 BB: 0 P: 11	R: 1 E: 1 K: 0 S: 10	H: 2 LOB: 1 BB: 0 P: 18	R: 1 E: 0 K: 1 S: 9	H: 2 LOB: 1 BB: 0 P: 15	R: 1 E: 1 K: 2 S: 16	H: 0 LOB: 1 BB: 0 P: 16	R: 0 E: 1 K: 2 S: 16	H: 0 LOB: 1 BB: 0 P: 19		1B: 4 2B: 3 3B: 0 HR: 0	SF: 0 SAC: 2 DP: 2 HBP: 0	WP: 0 PB: 0 SB: 1 CS: 0	PA: 31						
PITCHER	IP	WLS	BF	H	R	ER	SO	BB	IBB	HBP	BLK	WP	HR	S	P	ERA	WHIP										
Kirk Rueter, L ERA: 0.44 (1, 1)	5.0	L	18	5	2	1	1	0	0	0	0	0	0	22	31	4.50	1.000										
Mel Rojas, R ERA: 4.01 (6, 1)	2.0	L	9	2	2	1	1	0	0	0	0	0	0	22	31	4.50	1.000										
John Wetteland, R ERA: 1.49 (8, 1)	1.0	L	4	0	0	0	2	0	0	0	0	0	0	16	19	0.00	0.000										



Batter	1	2	3	4	5	6	7	8	9	AB	R	H	RBI	BB	SO	LOB	TOP					
Delino DeShields, L OBP: 0.385, SLG: 0.359										5	0	0	0	0	2	2						
Mike Lansing, R OBP: 0.347, SLG: 0.369										4	2	2	0	1	1	0						
Marquis Grissom, R OBP: 0.338, SLG: 0.437										2	1	0	0	2	0	2						
Lou Frazier, S OBP: 0.394, SLG: 0.403										1	0	1	0	0	0	0						
Larry Walker, L OBP: 0.373, SLG: 0.471										3	2	1	2	2	1	3						
Darrin Fletcher, L OBP: 0.347, SLG: 0.353										4	1	2	0	1	0	3						
Moises Alou, R OBP: 0.330, SLG: 0.474										5	2	3	3	0	0	3						
Derrick White, R OBP: 0.313, SLG: 0.383										5	0	0	0	0	2	5						
Wil Cordero, R OBP: 0.313, SLG: 0.383										3	2	2	2	1	0	0						
Ken Hill, R OBP: 0.167, SLG: 0.147										3	0	0	0	0	1	0						
Brian Barnes, L OBP: 0.200, SLG: 0.158										0	0	0	0	0	0	0						
Tim Scott, R OBP: 0.394, SLG: 0.403										0	0	0	0	0	0	0						
Inning Stats	R: 0 E: 0 K: 0 S: 11	H: 1 LOB: 0 BB: 0 P: 17	R: 0 E: 0 K: 0 S: 9	H: 0 LOB: 0 BB: 1 P: 15	R: 0 E: 0 K: 1 S: 14	H: 0 LOB: 0 BB: 0 P: 17	R: 2 E: 0 K: 1 S: 9	H: 3 LOB: 1 BB: 0 P: 15	R: 2 E: 0 K: 1 S: 17	H: 2 LOB: 0 BB: 0 P: 24	R: 5 E: 1 K: 2 S: 21	H: 1 LOB: 1 BB: 4 P: 46	R: 0 E: 0 K: 0 S: 7	H: 1 LOB: 1 BB: 1 P: 17	R: 0 E: 0 K: 0 S: 10	H: 1 LOB: 1 BB: 0 P: 14	R: 1 E: 1 K: 2 S: 13	H: 2 LOB: 2 BB: 1 P: 20	1B: 7 2B: 2 3B: 0 HR: 2	SF: 0 SAC: 1 DP: 1 HBP: 0	WP: 0 PB: 0 SB: 1 CS: 1	PA: 44
PITCHER	IP WLS BF H R ER SO BB IBB HBP BLK WP HR S P ERA WHIP																					
Andy Benes, R ERA: 2.83	(1, 1) 5.1 L 24 7 8 6 4 4 0 0 0 0 0 2 71 114 10.12 2.062																					
Tim Mauser, R ERA: 4.58	(6, 1) 1.2 9 1 1 0 1 1 1 0 0 0 0 0 17 37 0.00 1.200																					
Kerry Taylor, R ERA: 7.21	(8, 1) 2.0 10 3 1 1 2 1 0 0 0 0 0 0 23 34 4.50 2.000																					

Montreal Expos @ San Diego Padres
Jack Murphy Stadium, San Diego, CA
Thu Jul 22 1993, 10:05 PM EDT
Att: 10,701 - Unknown - 69 F

AB	35
R	10
H	11
RBI	7
BB	7
SO	7
LOB	18



Batter	1	2	3	4	5	6	7	8	9	AB	R	H	RBI	BB	SO	LOB	BOTTOM					
Jeff Gardner, L OBP: 0.338, SLG: 0.378										5	1	2	0	0	1	3						
Craig Shipley, R OBP: 0.255, SLG: 0.322										4	0	2	3	0	0	1						
Kerry Taylor, R OBP: 0.348, SLG: 0.332										1	0	0	0	0	0	1						
Tony Gwynn, L OBP: 0.379, SLG: 0.467										5	0	0	0	0	1	4						
Phil Plantier, L OBP: 0.301, SLG: 0.471										3	0	0	0	1	0	2						
Derek Bell, R OBP: 0.291, SLG: 0.396										4	0	0	0	0	2	1						
Guillermo Velasquez, L OBP: 0.234, SLG: 0.238										4	1	1	1	0	1	1						
Kevin Higgins, L OBP: 0.178, SLG: 0.277										2	0	0	0	0	0	1						
Phil Clark, R OBP: 0.338, SLG: 0.441										2	1	2	0	0	0	0						
Archi Cianfrocco, R OBP: 0.252, SLG: 0.438										2	0	1	0	0	1	0						
Bill Bean, L OBP: 0.258, SLG: 0.313										0	0	0	0	0	0	0						
Tim Teufel, R OBP: 0.352, SLG: 0.448										1	0	0	0	0	1	1						
Andy Benes, R OBP: 0.178, SLG: 0.279										0	0	0	0	0	0	0						
Kurt Stillwell, S OBP: 0.288, SLG: 0.275										3	1	1	1	0	0	0						
Inning Stats	R: 0 E: 0 K: 0 S: 5	H: 0 LOB: 0 BB: 0 P: 6	R: 0 E: 0 K: 2 S: 10	H: 0 LOB: 1 BB: 1 P: 19	R: 0 E: 0 K: 1 S: 7	H: 1 LOB: 1 BB: 0 P: 12	R: 0 E: 0 K: 1 S: 7	H: 0 LOB: 0 BB: 0 P: 13	R: 0 E: 0 K: 1 S: 8	H: 0 LOB: 0 BB: 0 P: 11	R: 0 E: 0 K: 0 S: 10	H: 2 LOB: 2 BB: 0 P: 14	R: 4 E: 1 K: 0 S: 13	H: 3 LOB: 1 BB: 1 P: 20	R: 1 E: 0 K: 2 S: 15	H: 2 LOB: 1 BB: 0 P: 20	R: 0 E: 0 K: 0 S: 15	H: 1 LOB: 1 BB: 0 P: 19	1B: 7 2B: 1 3B: 0 HR: 1	SF: 0 SAC: 1 DP: 0 HBP: 0	WP: 0 PB: 0 SB: 0 CS: 0	PA: 39
PITCHER	IP WLS BF H R ER SO BB IBB HBP BLK WP HR S P ERA WHIP																					
Ken Hill, R ERA: 2.59	(1, 1) 6.2 W 29 6 4 1 5 2 0 0 0 0 0 1 14 92 1.35 1.200																					
Brian Barnes, L ERA: 4.54	(7, 1) 1.0 5 2 1 1 1 0 0 0 0 0 0 1 14 20 9.00 2.000																					
Tim Scott, R ERA: 2.93	(8, 1) 1.1 5 1 0 0 1 0 0 0 0 0 0 0 18 22 0.00 0.750																					

Montreal Expos @ San Diego Padres
Jack Murphy Stadium, San Diego, CA
Thu Jul 22 1993, 10:05 PM EDT
Att: 10,701 - Unknown - 69 F

AB	36
R	5
H	9
RBI	5
BB	2
SO	7
LOB	15



Batter	1	2	3	4	5	6	7	8	9	AB	R	H	RBI	BB	SO	LOB	TOP								
Delino DeShields, L OBP: 0.381, SLG: 0.354 (1, 4)										4	1	1	0	0	0	0	Montreal Expos @ San Diego Padres Jack Murphy Stadium, San Diego, CA Sat Jul 24 1993, 10:05 PM EDT Att: 14,053 - Unknown - 72 F								
Mike Lansing, R OBP: 0.349, SLG: 0.370 Sean Berry, R OBP: 0.369, SLG: 0.424 Jeff Shaw, R OBP: 0.067, SLG: 0.067 (1, 5) (4, 5) (7, 1)										2	0	0	0	0	1	1									
Marquis Grissom, R OBP: 0.333, SLG: 0.427 Lou Frazier, S OBP: 0.394, SLG: 0.403 (1, 8) (8, 8)										3	1	0	1	1	0	0									
Larry Walker, L OBP: 0.375, SLG: 0.472 Tim McIntosh, R OBP: 0.095, SLG: 0.143 (1, 9) (8, 9)										3	1	0	0	1	1	0									
Darrin Fletcher, L OBP: 0.348, SLG: 0.365 Frank Bolick, S OBP: 0.313, SLG: 0.355 (1, 2) (7, 5)										2	0	0	0	1	0	2									
Moises Alou, R OBP: 0.333, SLG: 0.482 (1, 7)										3	1	2	0	1	0	0									
Wil Cordero, R OBP: 0.315, SLG: 0.380 (1, 6)										3	0	1	3	1	1	0									
Derrick White, R OBP: 0.167, SLG: 0.167 Mike Gardiner, S (1, 3) (6, 1)										3	0	0	0	0	0	5									
Brian Barnes, L OBP: 0.200, SLG: 0.158 Tim Spehr, R OBP: 0.211, SLG: 0.245 (6, 1) (7, 2)										0	0	0	0	0	0	0									
Chris Nabholz, L OBP: 0.100, SLG: 0.100 John Vander Wal, L OBP: 0.314, SLG: 0.407 (1, 1) (6, 3)										2	0	0	0	0	1	0									
Inning Stats	R: 1 E: 0 K: 1 S: 11	H: 1 LOB: 0 BB: 0 P: 17	R: 0 E: 0 K: 1 S: 5	H: 0 LOB: 0 BB: 0 P: 9	R: 0 E: 0 K: 1 S: 6	H: 0 LOB: 2 BB: 3 P: 9	R: 2 E: 0 K: 0 S: 11	H: 1 LOB: 0 BB: 3 P: 28	R: 0 E: 0 K: 1 S: 6	H: 0 LOB: 0 BB: 0 P: 9	R: 0 E: 0 K: 0 S: 10	H: 1 LOB: 0 BB: 2 P: 25	R: 0 E: 0 K: 0 S: 5	H: 0 LOB: 0 BB: 0 P: 8	R: 0 E: 0 K: 1 S: 5	H: 0 LOB: 0 BB: 0 P: 9	R: 1 E: 0 K: 1 S: 10	H: 1 LOB: 0 BB: 0 P: 13	1B: 2 2B: 1 3B: 1 HR: 0	SF: 0 SAC: 0 DP: 0 HBP: 0	WP: 1 PB: 0 SB: 1 CS: 0	PA: 36			
PITCHER	IP	WLS	BF	H	R	ER	SO	BB	IBB	HBP	BLK	WP	HR	S	P	ERA	WHIP								
Tim Worrell, R ERA: 5.45 Tim Mauser, R ERA: 4.85	(1, 1)	8.0	W	32	3	3	2	5	4	1	0	0	0	0	114	2.25	0.875								
(9, 1)	1.0	4	1	1	1	1	1	0	0	0	0	0	0	10	13	9.00	1.000								

AB	31
R	4
H	4
RBI	4
BB	5
SO	6
LOB	8



Batter	1	2	3	4	5	6	7	8	9	AB	R	H	RBI	BB	SO	LOB	BOTTOM								
Ricky Gutierrez, R OBP: 0.358, SLG: 0.351 (1, 6)										4	2	3	1	1	0	0	Montreal Expos @ San Diego Padres Jack Murphy Stadium, San Diego, CA Sat Jul 24 1993, 10:05 PM EDT Att: 14,053 - Unknown - 72 F								
Tim Lincecum, R OBP: 0.342, SLG: 0.427 Jeff Gardner, L OBP: 0.339, SLG: 0.379 (1, 4) (7, 4)										3	0	0	0	1	0	2									
Tony Gwynn, L OBP: 0.376, SLG: 0.462 Bill Bean, L OBP: 0.261, SLG: 0.329 (1, 9) (6, PH) (9, 9)										4	1	1	0	0	0	1									
Derek Bell, R OBP: 0.292, SLG: 0.399 (1, 8)										3	3	1	2	1	0	1									
Phil Clark, R OBP: 0.356, SLG: 0.443 Craig Shipley, R OBP: 0.258, SLG: 0.320 (1, 5) (7, 5)										2	1	2	0	1	0	0									
Archi Cianfrocco, R OBP: 0.243, SLG: 0.422 Tim Mauser, R (1, 3) (9, 1)										2	0	1	2	0	0	1									
Phil Plantier, L OBP: 0.298, SLG: 0.466 (1, 7)										3	0	1	2	0	1	2									
Bob Geren, R OBP: 0.274, SLG: 0.317 (1, 2)										4	1	1	1	0	0	4									
Tim Worrell, R Guillermo Velasquez, L OBP: 0.251, SLG: 0.254 (1, 1) (8, PH) (9, 3)										3	0	0	0	0	1	0									
Inning Stats	R: 0 E: 0 K: 0 S: 5	H: 1 LOB: 0 BB: 0 P: 7	R: 1 E: 0 K: 1 S: 8	H: 0 LOB: 1 BB: 1 P: 15	R: 0 E: 0 K: 0 S: 4	H: 0 LOB: 0 BB: 0 P: 6	R: 2 E: 0 K: 0 S: 15	H: 3 LOB: 1 BB: 0 P: 22	R: 1 E: 0 K: 0 S: 4	H: 1 LOB: 0 BB: 1 P: 11	R: 4 E: 1 K: 1 S: 22	H: 3 LOB: 1 BB: 1 P: 35	R: 1 E: 0 K: 0 S: 13	H: 2 LOB: 2 BB: 1 P: 22	R: 2 E: 0 K: 1 S: 17	H: 2 LOB: 1 BB: 1 P: 28		1B: 8 2B: 1 3B: 0 HR: 3	SF: 3 SAC: 0 DP: 2 HBP: 1	WP: 1 PB: 0 SB: 2 CS: 0	PA: 41				
PITCHER	IP	WLS	BF	H	R	ER	SO	BB	IBB	HBP	BLK	WP	HR	S	P	ERA	WHIP								
Chris Nabholz, L ERA: 5.2 Mike Gardiner, R ERA: 5.21 Brian Barnes, L ERA: 4.6 Jeff Shaw, R ERA: 4.43	(1, 1)	5.0	L	21	5	4	4	1	0	0	0	0	0	6	11	5.00	1.400								
(6, 1)	0.0	3	1	3	3	0	1	0	0	0	0	0	0	6	11	∞	∞								
(6, 1)	1.0	5	2	1	0	1	0	0	0	0	0	1	1	16	24	0.00	2.000								
(7, 1)	2.0	12	4	3	3	1	2	0	0	0	0	0	0	30	50	13.50	3.000								



Batter	1	2	3	4	5	6	7	8	9	AB	R	H	RBI	BB	SO	LOB	TOP					
Delino DeShields, L OBP: 0.384, SLG: 0.366	2-1 G4-3		0-1 G6-3 1B		1-0 G3		4-0 WP 1B IBB		1-0 BB BB	3	0	1	0	2	0	0						
Mike Lansing, R OBP: 0.347, SLG: 0.368	3-1 G4-3		1-0 G6-3		0-0 B1-3		1-0 WP 1B		3-2 L8	5	0	1	0	0	0	4						
Tim Scott, R (9, 1)			1-2				1-2 2-3 1B			0	0	0	0	0	0	0						
Marquis Grissom, R OBP: 0.336, SLG: 0.428	0-0 G6-3			2-2 G6-3	0-0 P4		2-1 G6-3		4-1 BB	4	0	0	0	1	0	2						
Larry Walker, L OBP: 0.373, SLG: 0.472		2-0 2B		1-0 1B 1B		0-0 L3		2-1 CS 1B	0-0 P6	5	1	3	0	0	0	3						
Moises Alou, R OBP: 0.332, SLG: 0.479	1-2 L5		0-0 1B 1B		0-0 L1		3-1 L1		0-3 K	4	0	1	0	0	1	2						
Darin Fletcher, L OBP: 0.354, SLG: 0.388		2-2 P5		0-0 1B 1B		0-0 P4		1-2 2B		4	0	2	1	0	0	1						
Brian Barnes, L OBP: 0.200, SLG: 0.158				1-2 1B 1B						0	0	0	0	0	0	0						
Jeff Shaw, R OBP: 0.067, SLG: 0.067				3-H 1B						0	0	0	0	0	0	0						
Sean Berry, R OBP: 0.359, SLG: 0.408				1-0 1B						0	0	0	0	0	0	0						
Wil Cordero, R OBP: 0.309, SLG: 0.379	2-2 G5-3			1-3 2-H 1B				0-0 F7	2-1 G6-3	4	0	1	0	0	0	2						
Derrick White, R OBP: 0.375, SLG: 0.476			1-2 1B SH1-4 1B		4-0 IBB		0-0 1B SH1 WP 1B		1-2 G5-3	3	1	2	0	1	0	0						
Ken Hill, R OBP: 0.162, SLG: 0.143			0-0 SH1-4		2-2 G6-3		2-1 SH1		3-2 E6	1	0	0	0	0	0	3						
Mel Rojas, R (8, 1)										0	0	0	0	0	0	0						
Tim Spehr, R OBP: 0.211, SLG: 0.245										0	0	0	0	0	0	0						
Lou Frazier, S OBP: 0.393, SLG: 0.402										1	0	0	0	0	0	0						
Joe Siddall, L (9, 2)										0	0	0	0	0	0	0						
Inning Stats	R: 0 E: 0 K: 0 S: 5	H: 0 LOB: 0 BB: 0 P: 10	R: 0 E: 0 K: 0 S: 11	H: 1 LOB: 1 BB: 0 P: 18	R: 0 E: 0 K: 0 S: 9	H: 2 LOB: 1 BB: 0 P: 11	R: 1 E: 0 K: 0 S: 12	H: 4 LOB: 3 BB: 1 P: 22	R: 0 E: 0 K: 0 S: 3	H: 0 LOB: 0 BB: 0 P: 4	R: 0 E: 0 K: 0 S: 4	H: 0 LOB: 0 BB: 0 P: 7	R: 1 E: 0 K: 0 S: 7	H: 2 LOB: 2 BB: 1 P: 16	R: 0 E: 0 K: 1 S: 10	H: 2 LOB: 1 BB: 2 P: 15	R: 0 E: 0 K: 0 S: 14	H: 0 LOB: 2 BB: 2 P: 29	1B: 9 2B: 2 3B: 0 HR: 0	SF: 0 SAC: 2 DP: 1 HBP: 0	WP: 1 PB: 0 SB: 3 CS: 1	PA: 40
PITCHER	IP	WLS	BF	H	R	ER	SO	BB	IBB	HBP	BLK	WP	HR	S	P	ERA	WHIP					
Jeff Ballard, L ERA: 4.09	6.0		24	7	1	1	0	0	1	0	0	0	0	44	72	1.50	1.167					
Bias Minor, R ERA: 3.89	1.0		6	2	1	1	0	0	1	0	0	1	0	7	16	9.00	2.000					
Dave Otto, L ERA: 4.09	0.2		3	2	0	0	1	0	0	0	0	0	0	8	11	0.00	3.000					
Mark Petkovsek, R ERA: 3.38	1.1	W	7	0	0	0	0	2	0	0	0	0	0	16	33	0.00	1.500					

Montreal Expos @ Pittsburgh Pirates
Three Rivers Stadium, Pittsburgh, PA

AB 34
R 2
H 11
RBI 1
BB 4
SO 1
LOB 17



Wed Jul 28 1993, 7:05 PM EDT
Att: 13,470 - Unknown - 90 F

Batter	1	2	3	4	5	6	7	8	9	AB	R	H	RBI	BB	SO	LOB	BOTTOM				
Carlos Garcia, R OBP: 0.308, SLG: 0.394	0-0 L8		2-1 G1-3		0-1 SH3-4			0-0 SH3-4	2-1 P3	3	0	0	0	0	0	3					
Jay Bell, R OBP: 0.365, SLG: 0.423	0-2 F9		2-2 L8		1-2 F8-6			1-1 1B 2-H 1B	4-2 1B BB	4	0	1	1	1	0	2					
Al Martin, L OBP: 0.317, SLG: 0.416	1-3 K		1-1 P6				2-3 K		2-2 1B 3-H 1B	5	0	2	1	0	2	1					
Jeff King, R OBP: 0.353, SLG: 0.398		1-1 1B G4-3 2B		4-0 BB		2-0 G5-4-3 1B		4-1 1B BB		2	1	2	0	2	0	0					
Orlando Merced, S OBP: 0.445, SLG: 0.486		1-1 G4-3 BB 1B		0-1 G6-3		1-0 G5-4-3		1-2 P5		4	0	1	0	0	0	5					
Dave Clark, L OBP: 0.380, SLG: 0.382		4-2 G4-3 BB		2-0 1B				0-0 G4-3	2-2 G4-3	2	0	1	0	1	0	0					
Lloyd McClendon, R OBP: 0.276, SLG: 0.252										1	0	0	0	0	0	3					
Don Slaught, R OBP: 0.367, SLG: 0.443		1-2 G4-3		2-2 1B				2-2 G5-3		4	1	2	0	0	0	2					
Scott Bulett, L OBP: 0.263, SLG: 0.333			1-2 2-3 3-H		0-1 G4-3			1-2 F7		3	0	0	0	0	0	3					
Dave Otto, L OBP: 0.222, SLG: 0.389										0	0	0	0	0	0	0					
Mark Petkovsek, R (8, 1)										0	0	0	0	0	0	0					
John Wehner, R OBP: 0.290, SLG: 0.154										1	0	0	0	0	0	1					
Jeff Ballard, L OBP: 0.400, SLG: 0.400										2	0	2	0	0	0	0					
Bias Minor, R OBP: 0.111, SLG: 0.111										0	0	0	0	0	0	0					
Lonnie Smith, R OBP: 0.394, SLG: 0.364										0	1	0	0	2	0	0					
Inning Stats	R: 0 E: 0 K: 1 S: 7	H: 0 LOB: 0 BB: 0 P: 8	R: 1 E: 0 K: 0 S: 10	H: 2 LOB: 1 BB: 1 P: 19	R: 0 E: 0 K: 0 S: 8	H: 1 LOB: 1 BB: 0 P: 13	R: 0 E: 0 K: 0 S: 8	H: 2 LOB: 2 BB: 1 P: 16	R: 0 E: 0 K: 1 S: 5	H: 1 LOB: 0 BB: 0 P: 10	R: 0 E: 0 K: 0 S: 8	H: 0 LOB: 0 BB: 0 P: 11	R: 1 E: 0 K: 0 S: 13	H: 2 LOB: 3 BB: 2 P: 27	R: 0 E: 0 K: 0 S: 14	H: 2 LOB: 3 BB: 2 P: 31	1B: 9 2B: 3 3B: 0 HR: 0	SF: 0 SAC: 2 DP: 4 HBP: 0	WP: 1 PB: 0 SB: 0 CS: 0	PA: 39	
PITCHER	IP	WLS	BF	H	R	ER	SO	BB	IBB	HBP	BLK	WP	HR	S	P	ERA	WHIP				
Ken Hill, R ERA: 2.59	7.0		27	7	2	2	2	3	0	0	0	0	0	6	13	0.00	9.000				
Mel Rojas, R ERA: 3.63	0.1		4	2	0	0	0	1	0	0	0	0	0	6	13	0.00	9.000				
Brian Barnes, L ERA: 4.58	0.1		1	0	0	0	0	0	0	0	0	0	0	3	4	0.00	0.000				
Jeff Shaw, R ERA: 4.44	0.2	L	4	1	1	1	0	0	1	0	0	0	0	8	19	13.50	1.500				
Tim Scott, R ERA: 2.79	0.1		3	1	0	0	0	1	0	0	0	0	0	9	17	0.00	6.000				

Montreal Expos @ Pittsburgh Pirates
Three Rivers Stadium, Pittsburgh, PA

AB 31
R 3
H 11
RBI 2
BB 6
SO 2
LOB 20



Wed Jul 28 1993, 7:05 PM EDT
Att: 13,470 - Unknown - 90 F

Batter	1	2	3	4	5	6	7	8	9	10	11	AB	R	H	RBI	BB	SO	LOB	TOP	
Delino DeShields, L OBP: 0.386, SLG: 0.371	0-2 P5	3-2 G4-3			3-2 G3			1-2 G6-3 2B		1-0 F9 SH3-4 1B	1-2 1B	6	1	3	1	0	0	2		
Sean Berry, R OBP: 0.360, SLG: 0.408	3-1 1B		1-1 G5-3		0-1 1B			0-2 G6-3		1-1 SH3-4	1-0 F7	5	0	2	0	0	0	3		
Marquis Grissom, R OBP: 0.336, SLG: 0.430	1-0 1B		2-2 F7		1-3 K			1-0 G6-3		0-0 F9		5	0	2	1	0	1	2		
Larry Walker, L OBP: 0.371, SLG: 0.465	0-0 G4-6-3 1-2 1B		3-2 F7			0-0 G3-1		3-H G3		4-0 IBB		4	0	0	0	1	0	3		
Moises Alou, R OBP: 0.330, SLG: 0.475		0-0 1B	0-0 G5-3		1-2 F8			0-2 F7		0-1 L8		5	1	1	0	0	0	3		
Wil Cordero, R OBP: 0.360, SLG: 0.376		1-0 FC4-6 1-2 1B		1-1 G4-3		0-1 G6-3			0-1 G6-3		2-1 F9	5	0	1	0	0	0	0		
Darvin Fletcher, L OBP: 0.356, SLG: 0.387		2-0 1B		1-1 E4			1-0 F8		4-2 BB		0-1 G1-3	3	0	1	1	1	0	0		
Tim Spehr, R OBP: 0.207, SLG: 0.240		1-2 2-H 1B		1-0 FC4-6 1B		1-0 G1-6-3						1	0	0	0	0	0	0		
Derrick White, R OBP: 0.333, SLG: 0.417		1-0 FC4-6 1B		1-0 G1-6-3			2-2 L9		4-2 BB		4-1 BB	3	0	0	0	0	0	3		
John Vander Wal, L OBP: 0.323, SLG: 0.407		1-2 2-3 1B										0	1	0	0	2	0	0		
Jeff Fassero, L OBP: 0.300, SLG: 0.338		1-3 K			2-3 K			2-1 F9		0-0 G6-3		2	0	0	0	0	2	2		
Mike Lansing, R OBP: 0.345, SLG: 0.389		1-2 1B									4-0 BB	2	0	0	0	0	0	0		
Inning Stats	R: 0 E: 0 K: 0 S: 7	H: 2 LOB: 1 BB: 0 P: 11	R: 1 E: 0 K: 1 S: 10	H: 3 LOB: 2 BB: 0 P: 18	R: 0 E: 0 K: 0 S: 13	H: 1 LOB: 1 BB: 0 P: 19	R: 0 E: 1 K: 0 S: 5	H: 0 LOB: 0 BB: 0 P: 8	R: 0 E: 0 K: 0 S: 6	H: 0 LOB: 0 BB: 0 P: 7	R: 0 E: 0 K: 0 S: 11	H: 1 LOB: 0 BB: 0 P: 16	R: 0 E: 0 K: 0 S: 6	H: 1 LOB: 2 BB: 1 P: 12	R: 1 E: 0 K: 0 S: 11	H: 1 LOB: 2 BB: 2 P: 23	1B: 8 2B: 2 3B: 0 HR: 0	SF: 0 SAC: 1 DP: 2 HBP: 0	WP: 0 PB: 0 SB: 1 CS: 0	PA: 47
PITCHER	IP ERA WLS BF H R ER SO BB IBB HBP BLK WP HR S P ERA WHIP	8.0 4.21 2.0 10 1 0 0 0 2 1 0 0 0 0 17 31 0.00 1.500	11.1 3.95 1.0 6 1 1 1 0 2 0 0 0 0 0 11 23 9.00 3.000																	

Montreal Expos @ Pittsburgh Pirates
Three Rivers Stadium, Pittsburgh, PA
Thu Jul 29 1993, 7:05 PM EDT
Att. 18,823 - Unknown - 76 F

AB	41
R	3
H	10
RBI	3
BB	5
SO	3
LOB	20



Batter	1	2	3	4	5	6	7	8	9	10	11	AB	R	H	RBI	BB	SO	LOB	BOTTOM			
Carlos Garcia, R OBP: 0.304, SLG: 0.388	2-0 G6-3		2-2 F8		0-3 K2-3			2-0 F9		0-3 K		5	0	0	0	0	2	2				
Jay Bell, R OBP: 0.368, SLG: 0.424	2-1 1B		1-3 K2-3-4		3-2 FC1-6 1B			1-1 F8		4-2 2-3 BB		4	1	2	0	1	1	0				
Lonnie Smith, R OBP: 0.395, SLG: 0.361	1-0 1B		4-2 E S BB		1-1 FC1-6 G6-3			0-3 K		2-3 K		4	1	1	0	1	2	4				
Blas Minor, R OBP: 0.111, SLG: 0.111	1-3 1B				2-2 G6-3							5	0	2	2	0	0	1				
Jeff King, R OBP: 0.353, SLG: 0.398	0-0 G6-4-3 1B		2-1 CS 1B		2-2 G6-3			1-1 G4-3			2-2 G4-3	5	0	2	2	0	0	1				
Orlando Merced, S OBP: 0.438, SLG: 0.477	0-0 G6-4-3 1-2 1B		1-1 CS		0-1 G1-3			1-2 G3		2-3 K	1-0 E6 HBP	5	0	0	0	0	1	3				
Kevin Young, R OBP: 0.307, SLG: 0.322		0-0 1B		2-0 L8			4-2 S BB		3-2 F9		2-2 HBP	3	0	1	0	1	0	0				
John Wehner, R OBP: 0.265, SLG: 0.138		0-3 K		3-2 G5-3			2-1 G5-3			2-1 S S 1B	2-2 K	3	0	0	0	0	1	2				
Scott Bullett, R OBP: 0.253, SLG: 0.333							1-2 G5-3					0	0	0	0	0	0	0				
Al Martin, L OBP: 0.318, SLG: 0.416												2	0	1	0	0	1	2				
Tom Prince, R OBP: 0.256, SLG: 0.282		0-1 L9			1-3 K		3-2 G5-3			1-3 K	1-2 L9	4	0	0	0	0	2	3				
Don Slaught, R OBP: 0.366, SLG: 0.442												1	0	0	0	0	0	2				
Zane Smith, L OBP: 0.143, SLG: 0.143		0-0 F9			1-0 G4-3			1-1 G1-3				3	0	0	0	0	0	2				
Joel Johnston, R OBP: 0.364, SLG: 0.382										4-0 BB	1-2 IBB	0	0	0	0	1	0	0				
Inning Stats	R: 1 E: 0 K: 0 S: 6	H: 3 LOB: 1 BB: 0 P: 11	R: 0 E: 0 K: 1 S: 7	H: 1 LOB: 1 BB: 0 P: 7	R: 1 E: 0 K: 1 S: 11	H: 1 LOB: 1 BB: 0 P: 21	R: 0 E: 0 K: 0 S: 7	H: 0 LOB: 0 BB: 0 P: 12	R: 0 E: 0 K: 2 S: 7	H: 0 LOB: 1 BB: 0 P: 19	R: 0 E: 0 K: 0 S: 13	H: 0 LOB: 0 BB: 0 P: 11	R: 0 E: 0 K: 1 S: 8	H: 0 LOB: 0 BB: 0 P: 11	R: 0 E: 0 K: 3 S: 14	H: 1 LOB: 3 BB: 2 P: 27	R: 0 E: 1 K: 1 S: 16	H: 0 LOB: 2 BB: 0 P: 24	1B: 7 2B: 0 3B: 0 HR: 0	SF: 0 SAC: 0 DP: 1 HBP: 1	WP: 0 PB: 0 SB: 4 CS: 1	PA: 45
PITCHER	IP ERA WLS BF H R ER SO BB IBB HBP BLK WP HR S P ERA WHIP	6.0 1.82 2.0 7 0 0 0 4 1 0 0 0 0 0 17 30 0.00 0.500	9.1 1.69 2.0 9 1 0 0 4 1 1 0 0 0 0 28 47 0.00 1.000	11.1 6.52 1.0 5 0 0 0 1 0 0 1 0 0 0 16 24 0.00 0.000																		

Montreal Expos @ Pittsburgh Pirates
Three Rivers Stadium, Pittsburgh, PA
Thu Jul 29 1993, 7:05 PM EDT
Att. 18,823 - Unknown - 76 F

AB	39
R	2
H	7
RBI	2
BB	4
SO	10
LOB	21



Batter	1	2	3	4	5	6	7	8	9	AB	R	H	RBI	BB	SO	LOB	TOP								
Chuck Carr, S OBP: 0.316, SLG: 0.328 (1, 8)	G4-3		L6		G4-3			G3	2B	5	0	1	1	0	0	1									
Bret Barberie, S OBP: 0.388, SLG: 0.355 Matt Turner, R (9, 1)	G4-3			G3-1	G5-3			FC5-4 1B		5	0	1	0	0	1	2									
Jeff Conine, R OBP: 0.380, SLG: 0.420 (8, 3)				HR 1B		G5-3		FC5-4 2B		4	2	2	0	0	0	1									
Gary Sheffield, R OBP: 0.351, SLG: 0.486 (1, 5)	L7			HR 1B		P3		HR 2B		4	2	2	3	0	0	1									
Orestes Destrade, S OBP: 0.308, SLG: 0.384 Henry Cotto, R OBP: 0.238, SLG: 0.321 (8, 7)		K		G3		G6-3		HR 2B		4	0	1	1	0	1	0									
Benito Santiago, R OBP: 0.293, SLG: 0.365 (1, 2)	K			1B		G6-3		2B		4	0	1	0	0	1	1									
Darrell Whitmore, L OBP: 0.292, SLG: 0.394 (1, 9)	G1-3			G6-3			1B		CS BB	3	0	1	0	1	0	1									
Walt Weiss, S OBP: 0.350, SLG: 0.313 (1, 6)			K		G4-3 1B		F7		P5	4	0	1	0	0	1	2									
Chris Hammond, L OBP: 0.294, SLG: 0.326 Greg Briley, L OBP: 0.275, SLG: 0.338 Richie Lewis, R (7, PH) Rick Renteria, R OBP: 0.330, SLG: 0.374 (9, 4)			K		K		G1-3		2B 1B	2	0	0	0	0	2	1									
Inning Stats	R: 0 E: 0 K: 0 S: 8	H: 1 LOB: 1 BB: 0 P: 11	R: 0 E: 0 K: 2 S: 8	H: 0 LOB: 0 BB: 0 P: 12	R: 0 E: 0 K: 2 S: 9	H: 0 LOB: 0 BB: 0 P: 10	R: 2 E: 0 K: 0 S: 14	H: 3 LOB: 1 BB: 0 P: 19	R: 0 E: 0 K: 1 S: 10	H: 1 LOB: 1 BB: 0 P: 13	R: 0 E: 0 K: 0 S: 8	H: 0 LOB: 0 BB: 0 P: 12	R: 0 E: 0 K: 0 S: 5	H: 1 LOB: 1 BB: 0 P: 8	R: 2 E: 0 K: 0 S: 13	H: 3 LOB: 1 BB: 1 P: 17	R: 1 E: 0 K: 1 S: 14	H: 2 LOB: 1 BB: 1 P: 25	1B: 7 2B: 3 3B: 0 HR: 1	SF: 0 SAC: 0 DP: 0 HBP: 0	WP: 0 PB: 0 SB: 1 CS: 1	PA: 38			
PITCHER	IP	WLS	BF	H	R	ER	SO	BB	IBB	HBP	BLK	WP	HR	S	P	ERA	WHIP								
Dennis Martinez, R ERA: 3.58 John Wetteland, R ERA: 1.81	(1, 1)	7.2	31	8	4	4	5	0	0	0	0	0	1	68	93	4.70	1.043								
(8, 1)	1.1	W	7	3	1	1	1	1	0	0	0	0	0	21	34	6.75	3.000								

Florida Marlins @ Montreal Expos
Olympic Stadium, Montreal, QB
Sat Jul 31 1993, 7:05 PM EDT
Att: 36,558 - Dome

AB 37
R 5
H 11
RBI 5
BB 1
SO 6
LOB 11



Batter	1	2	3	4	5	6	7	8	9	AB	R	H	RBI	BB	SO	LOB	BOTTOM								
Delino DeShields, L OBP: 0.389, SLG: 0.375 (1, 4)	G3		2B BB		F7			F7		4	1	1	0	1	0	2									
Mike Lansing, R OBP: 0.351, SLG: 0.373 (1, 6)	G1-3		1B 2B	FC6-4		F8		G6-3		5	1	1	1	0	0	3									
Marquis Grissom, R OBP: 0.340, SLG: 0.429 (1, 8)	L9		1B 2H		G4-3			FC6-4 1B		4	2	2	1	1	0	1									
Larry Walker, L OBP: 0.378, SLG: 0.473 (1, 9)		1B BB	FC5-4 1B		P6		FC3-1 S 1B		F7	4	0	2	0	1	0	2									
Moises Alou, R OBP: 0.337, SLG: 0.478 (1, 7)		1B	P2		FC5-4 1B		FC3-1-5 2B BB		FC6-4 IBB	3	1	2	0	2	0	2									
Sean Berry, R OBP: 0.357, SLG: 0.408 (1, 5)	K		FC5-4		FC5-4		FC3-1-5 2B		FC6-4 1B	5	1	0	0	0	1	10									
Darrin Fletcher, L OBP: 0.359, SLG: 0.389 John Wetteland, R (8, 1) Lou Frazier, S OBP: 0.391, SLG: 0.400 (9, PH)		P1		FC1-5 BB		FC5-4 1B		FC6-4 1B		2	0	1	2	2	0	2									
Derrick White, R OBP: 0.273, SLG: 0.333 (1, 3)	K		E5 FC1-5		F9		K			4	0	0	0	0	2	5									
Dennis Martinez, R OBP: 0.204, SLG: 0.250 Tim Spehr, R OBP: 0.203, SLG: 0.235 (8, 2)	G6-3		FC1-5 FC6-4		P2		G4-3			3	0	0	0	0	0	2									
Inning Stats	R: 0 E: 0 K: 0 S: 8	H: 0 LOB: 0 BB: 0 P: 13	R: 0 E: 0 K: 2 S: 12	H: 1 LOB: 2 BB: 1 P: 18	R: 2 E: 0 K: 0 S: 12	H: 3 LOB: 2 BB: 1 P: 21	R: 0 E: 1 K: 0 S: 12	H: 0 LOB: 2 BB: 1 P: 19	R: 1 E: 1 K: 0 S: 11	H: 1 LOB: 2 BB: 2 P: 21	R: 0 E: 0 K: 0 S: 9	H: 1 LOB: 0 BB: 0 P: 13	R: 2 E: 0 K: 1 S: 13	H: 2 LOB: 0 BB: 1 P: 21	R: 0 E: 0 K: 0 S: 6	H: 0 LOB: 0 BB: 0 P: 11	R: 1 E: 0 K: 0 S: 8	H: 2 LOB: 2 BB: 1 P: 14	1B: 8 2B: 2 3B: 0 HR: 0	SF: 0 SAC: 0 DP: 0 HBP: 0	WP: 0 PB: 0 SB: 1 CS: 0	PA: 43			
PITCHER	IP	WLS	BF	H	R	ER	SO	BB	IBB	HBP	BLK	WP	HR	S	P	ERA	WHIP								
Chris Hammond, L ERA: 4.09 Richie Lewis, R ERA: 3.33 Matt Turner, R ERA: 2.61	(1, 1)	6.0	30	6	3	2	2	5	0	0	0	0	0	19	32	9.00	1.833								
(7, 1)	2.0	L	8	2	2	2	1	1	0	0	0	0	0	8	14	13.50	3.000								
(9, 1)	0.2	L	5	2	1	1	0	0	1	0	0	0	0	8	14	13.50	3.000								

Florida Marlins @ Montreal Expos
Olympic Stadium, Montreal, QB
Sat Jul 31 1993, 7:05 PM EDT
Att: 36,558 - Dome

AB 36
R 6
H 10
RBI 5
BB 7
SO 3
LOB 29



Batter	1	2	3	4	5	6	7	8	9	AB	R	H	RBI	BB	SO	LOB	TOP										
Chuck Carr, S OBP: 0.317, SLG: 0.329 (1, 8)										5	1	2	1	0	1	0	Florida Marlins @ Montreal Expos Olympic Stadium, Montreal, QB Sun Aug 01 1993, 3:33 AM EDT Att: 24,162 - Dome										
Bret Barberie, S OBP: 0.361, SLG: 0.347 (1, 4)										4	0	0	0	0	1	1											
Jeff Conine, R OBP: 0.383, SLG: 0.426 (1, 7)										4	1	3	1	0	1	0											
Gary Sheffield, R OBP: 0.353, SLG: 0.488 Rick Renteria, R OBP: 0.326, SLG: 0.371 (1, 5) (6, 5)										3	2	2	0	0	0	1											
Orestes Destrade, S OBP: 0.310, SLG: 0.385 (1, 3)										4	0	2	1	0	0	1											
Alex Arias, R OBP: 0.340, SLG: 0.323 Benito Santiago, R OBP: 0.293, SLG: 0.365 (1, 6) (9, 2)										4	0	1	0	0	0	1											
Darrell Whitmore, L OBP: 0.300, SLG: 0.408 (1, 9)										4	1	2	1	0	1	2											
Rob Natal, R OBP: 0.207, SLG: 0.296 Bryan Harvey, R (9, 1)										3	0	0	0	0	1	5											
Pat Rapp, R OBP: 0.162, SLG: 0.182 Greg Gandy, L OBP: 0.270, SLG: 0.336 Rich Rodriguez, L Matt Turner, R Wall Weis, S OBP: 0.346, SLG: 0.312 (5, PH) (5, PH) (8, 1) (9, 6)										2	0	0	0	0	0	0											
Inning Stats	R: 1 E: 0 K: 1 S: 12	H: 2 LOB: 1 BB: 0 P: 21	R: 0 E: 0 K: 0 S: 7	H: 0 LOB: 0 BB: 0 P: 9	R: 0 E: 0 K: 0 S: 7	H: 0 LOB: 0 BB: 0 P: 11	R: 2 E: 1 K: 1 S: 10	H: 3 LOB: 1 BB: 0 P: 13	R: 0 E: 0 K: 0 S: 4	H: 5 LOB: 3 BB: 0 P: 23	R: 0 E: 0 K: 2 S: 9	H: 0 LOB: 0 BB: 0 P: 15	R: 0 E: 0 K: 1 S: 7	H: 0 LOB: 0 BB: 0 P: 12	R: 1 E: 0 K: 0 S: 8	H: 2 LOB: 0 BB: 0 P: 12		1B: 10 2B: 2 3B: 0 HR: 0	SF: 0 SAC: 1 DP: 1 HBP: 0	WP: 0 PB: 0 SB: 1 CS: 0	PA: 38						
PITCHER	IP WLS BF H R ER SO BB IBB HBP BLK WP HR S P ERA WHIP																										
Kirk Rueter, L ERA: 1.84 Gil Heredia, R ERA: 6.3 Brian Barnes, L ERA: 4.46 Jeff Shaw, R ERA: 4.38 (1, 1) (6, 1) (7, 1) (9, 1)	5.1 0.2 2.0 1.0	WLS 2 L	BF 25	H 10	R 4	ER 3	SO 2	BB 0	IBB 0	HBP 0	BLK 0	WP 0	HR 0	S 52	P 74	ERA 5.06	WHIP 1.875										

Batter	1	2	3	4	5	6	7	8	9	AB	R	H	RBI	BB	SO	LOB	BOTTOM										
Delino DeShields, L OBP: 0.389, SLG: 0.372 (1, 4)										3	1	0	0	2	1	0	Florida Marlins @ Montreal Expos Olympic Stadium, Montreal, QB Sun Aug 01 1993, 3:33 AM EDT Att: 24,162 - Dome										
Mike Lansing, R OBP: 0.347, SLG: 0.368 (1, 5)										4	1	0	1	0	0	4											
Marquis Grissom, R OBP: 0.337, SLG: 0.425 (1, 8)										4	0	0	0	0	1	3											
Larry Walker, L OBP: 0.380, SLG: 0.475 (1, 9)										3	0	1	3	1	0	0											
Moises Alou, R OBP: 0.333, SLG: 0.473 (1, 7)										4	0	0	0	0	0	3											
Darin Fletcher, L OBP: 0.361, SLG: 0.391 (1, 2)										4	0	2	0	0	1	2											
John Vander Wal, L OBP: 0.323, SLG: 0.400 Sean Berry, R OBP: 0.355, SLG: 0.405 Derrick White, R OBP: 0.273, SLG: 0.333 (1, 3) (6, PH) (9, 3)										2	1	0	0	1	1	1											
Wil Cordero, R OBP: 0.310, SLG: 0.377 (1, 6)										4	1	2	0	0	1	1											
Kirk Rueter, L Gil Heredia, R Frank Bolick, S Brian Barnes, L Jeff Shaw, R Tim Spehr, R Lou Frazier, L OBP: 0.346, SLG: 0.397 (1, 1) (6, PH) (7, 1) (9, 1) (9, 2) (9, PH)										1	0	0	0	0	1	2											
Inning Stats	R: 0 E: 0 K: 1 S: 7	H: 0 LOB: 0 BB: 0 P: 9	R: 0 E: 0 K: 1 S: 7	H: 1 LOB: 1 BB: 0 P: 13	R: 0 E: 0 K: 0 S: 5	H: 1 LOB: 1 BB: 1 P: 12	R: 0 E: 1 K: 0 S: 9	H: 0 LOB: 1 BB: 1 P: 16	R: 4 E: 2 K: 1 S: 18	H: 2 LOB: 1 BB: 1 P: 32	R: 0 E: 0 K: 3 S: 12	H: 0 LOB: 1 BB: 1 P: 23	R: 0 E: 0 K: 1 S: 8	H: 0 LOB: 0 BB: 0 P: 10	R: 0 E: 0 K: 0 S: 9	H: 1 LOB: 1 BB: 0 P: 16		R: 0 E: 0 K: 0 S: 7	H: 0 LOB: 0 BB: 0 P: 11	1B: 4 2B: 1 3B: 0 HR: 0	SF: 0 SAC: 1 DP: 1 HBP: 0	WP: 0 PB: 0 SB: 2 CS: 1	PA: 37				
PITCHER	IP WLS BF H R ER SO BB IBB HBP BLK WP HR S P ERA WHIP																										
Pat Rapp, R ERA: 3.26 Rich Rodriguez, L ERA: 3.95 Matt Turner, R ERA: 2.58 Bryan Harvey, R ERA: 1.96 (1, 1) (6, 1) (8, 1) (9, 1)	5.0 2.2 0.1 1.0	WLS 23	BF 23	H 4	R 4	ER 0	SO 3	BB 3	IBB 0	HBP 0	BLK 0	WP 0	HR 0	S 46	P 82	ERA 0.00	WHIP 1.400										



Batter	1	2	3	4	5	6	7	8	9	AB	R	H	RBI	BB	SO	LOB	TOP					
Ryan Thompson, R (1.8) OBP: 0.270, SLG: 0.400										4	0	1	0	1	2	2	<p>New York Mets @ Montreal Expos Olympic Stadium, Montreal, QB Mon Aug 02 1993, 7:05 PM EDT Att: 16,005 - Dome</p> <p>livebaseballscores.com</p> <p>AB 33 R 4 H 11 RBI 4 BB 2 SO 4 LOB 14</p>					
Todd Hundley, S (1.2) OBP: 0.260, SLG: 0.339										4	0	1	0	0	1	2						
Eddie Murray, S (1.3) OBP: 0.319, SLG: 0.457										4	0	0	0	0	2							
Bobby Bonilla, S (1.5) OBP: 0.344, SLG: 0.491										4	1	2	0	0	1	0						
Joe Orsulak, L (1.7) OBP: 0.349, SLG: 0.418										4	2	2	0	0	0	1						
Jeff Kent, R (1.4) OBP: 0.311, SLG: 0.433										3	1	3	1	0	0	0						
Jeremy Burnitz, L (1.9) OBP: 0.319, SLG: 0.450										3	0	0	0	1	0	4						
Tim Bogar, R (1.6) OBP: 0.297, SLG: 0.322										4	0	2	3	0	0	2						
Bret Saberhagen, R (1.1) OBP: 0.200, SLG: 0.133										2	0	0	0	0	0	1						
Chico Walker, S (9, PH) OBP: 0.285, SLG: 0.339										1	0	0	0	0	0	0						
John Franco, L (9.1)										0	0	0	0	0	0	0						
Inning Stats	R: 0 E: 0 K: 1 S: 5	H: 1 LOB: 0 BB: 0 P: 5	R: 0 E: 0 K: 0 S: 5	H: 2 LOB: 2 BB: 0 P: 5	R: 0 E: 0 K: 1 S: 6	H: 1 LOB: 1 BB: 0 P: 6	R: 2 E: 0 K: 0 S: 6	H: 3 LOB: 1 BB: 0 P: 6	R: 0 E: 0 K: 0 S: 2	H: 0 LOB: 0 BB: 1 P: 6	R: 2 E: 0 K: 1 S: 8	H: 3 LOB: 2 BB: 1 P: 12	R: 0 E: 0 K: 1 S: 5	H: 0 LOB: 0 BB: 0 P: 5	R: 0 E: 0 K: 0 S: 3	H: 1 LOB: 0 BB: 0 P: 3	R: 0 E: 0 K: 0 S: 3	H: 0 LOB: 0 BB: 0 P: 3	1B: 9 2B: 3 3B: 0 HR: 0	SF: 0 SAC: 2 DP: 2 HBP: 0	WP: 0 PB: 0 SB: 1 CS: 0	PA: 37
PITCHER	IP WLS BF H R ER SO BB IBB HBP BLK WP HR S P ERA WHIP																					
Ken Hill, R (1.1) ERA: 2.77	5.1 L 26 10 4 4 2 1 1 0 0 0 0 0 28 36 6.75 2.062																					
Gil Heredia, R (6.1) ERA: 5.92	1.2 5 0 0 0 2 0 0 0 0 0 0 0 9 9 0.00 0.000																					
Jeff Shaw, R (8.1) ERA: 4.26	2.0 6 1 0 0 0 0 0 0 0 0 0 0 6 6 0.00 0.500																					

Batter	1	2	3	4	5	6	7	8	9	AB	R	H	RBI	BB	SO	LOB	BOTTOM			
Delino DeShields, L (1.4) OBP: 0.390, SLG: 0.377										3	1	1	0	1	0	0	<p>New York Mets @ Montreal Expos Olympic Stadium, Montreal, QB Mon Aug 02 1993, 7:05 PM EDT Att: 16,005 - Dome</p> <p>livebaseballscores.com</p> <p>AB 32 R 3 H 7 RBI 3 BB 3 SO 2 LOB 10</p>			
Sean Berry, R (1.5) OBP: 0.347, SLG: 0.395										4	0	0	0	0	3					
Marquis Grissom, R (1.8) OBP: 0.336, SLG: 0.423										4	0	1	0	0	3					
Larry Walker, L (1.9) OBP: 0.381, SLG: 0.474										3	1	1	2	1	0	1				
Moises Alou, R (1.7) OBP: 0.333, SLG: 0.470										4	0	1	0	0	1	1				
Darin Fletcher, L (1.2) OBP: 0.356, SLG: 0.384										4	0	0	1	0	0	1				
Tim Spehr, R (9, FR) OBP: 0.203, SLG: 0.235										0	0	0	0	0	0	0				
John Vander Wal, L (1.3) OBP: 0.325, SLG: 0.397										1	0	0	0	1	0	0				
Gil Heredia, R (6.1) OBP: 0.386, SLG: 0.394										0	0	0	0	0	0	0				
Lou Frazier, S (7, PH) OBP: 0.067, SLG: 0.067										1	0	0	0	0	0	0				
Jeff Shaw, R (8.1) OBP: 0.349, SLG: 0.370										1	0	1	0	0	0	0				
Mike Lansing, R (9, PH) OBP: 0.309, SLG: 0.376										4	0	1	0	0	0	1				
Wil Cordero, R (1.6) OBP: 0.309, SLG: 0.376										4	0	1	0	0	0	1				
Ken Hill, R (1.1) OBP: 0.158, SLG: 0.139										1	0	0	0	0	0	0				
Frank Bolick, S (6.3) OBP: 0.309, SLG: 0.349										2	1	1	0	0	1	0				
Inning Stats	R: 0 E: 0 K: 0 S: 4	H: 1 LOB: 1 BB: 0 P: 4	R: 0 E: 0 K: 0 S: 3	H: 0 LOB: 1 BB: 1 P: 7	R: 0 E: 0 K: 0 S: 3	H: 0 LOB: 0 BB: 0 P: 3	R: 0 E: 0 K: 0 S: 3	H: 0 LOB: 0 BB: 0 P: 3	R: 2 E: 0 K: 1 S: 7	H: 2 LOB: 1 BB: 1 P: 11	R: 0 E: 0 K: 0 S: 3	H: 0 LOB: 0 BB: 0 P: 3	R: 0 E: 0 K: 1 S: 5	H: 0 LOB: 0 BB: 0 P: 5	R: 1 E: 0 K: 0 S: 5	H: 4 LOB: 2 BB: 1 P: 9	1B: 6 2B: 0 3B: 1 HR: 0	SF: 0 SAC: 0 DP: 0 HBP: 0	WP: 0 PB: 0 SB: 1 CS: 0	PA: 35
PITCHER	IP WLS BF H R ER SO BB IBB HBP BLK WP HR S P ERA WHIP																			
Bret Saberhagen, R (1.1) ERA: 3.29	8.0 W 29 3 2 2 2 2 0 0 0 0 0 0 31 39 2.25 0.625																			
John Franco, L (9.1) ERA: 3.12	1.0 S 6 4 1 1 0 1 0 0 0 0 0 0 5 9 9.00 5.000																			

Batter	1	2	3	4	5	6	7	8	9	AB	R	H	RBI	BB	SO	LOB	TOP										
Ryan Thompson, R (1, 8) OBP: 0.268, SLG: 0.385	E6 SH2-3		F7		F9			P3		4	0	0	0	0	0	2	<p>New York Mets @ Montreal Expos Olympic Stadium, Montreal, QB Wed Aug 04, 1993, 7:05 PM EDT Att: 17,906 - Dome</p>										
Charlie O'Brien, R (1, 2) OBP: 0.398, SLG: 0.355	SH2-3		F7					L9		3	1	1	0	0	0	1											
Eddie Murray, S (1, 3) OBP: 0.313, SLG: 0.448	G5-3			G5-3		F9		F8		4	0	0	0	0	0	3											
Bobby Bonilla, S (1, 5) OBP: 0.344, SLG: 0.494				L9		G5-3			F8	3	0	0	1	1	0	0											
Dave Gallagher, R (1, 9) OBP: 0.338, SLG: 0.463 Joe Orsulak, L (9, PH) OBP: 0.351, SLG: 0.416	L6		E5			F7		G3		3	0	0	0	0	0	2											
Jeff Kent, R (1, 4) OBP: 0.316, SLG: 0.436			K				K			4	0	2	0	0	2	1											
Chico Walker, S (1, 7) OBP: 0.275, SLG: 0.325		G4-6-3 1B			P3		G6-3		K	4	0	0	0	0	1	2											
Tim Bogar, R (1, 6) OBP: 0.294, SLG: 0.314		L5					K			2	0	0	0	1	1	0											
Sid Fernandez, L (1, 1) Jeff McKnight, S (8, PH) OBP: 0.321, SLG: 0.284 Mike Maddux, L (8, 1)			K		F8					2	0	0	0	0	1	1											
										1	0	1	0	0	0	0											
										0	0	0	0	0	0	0											
Inning Stats	R: 0 E: 1 K: 0 S: 5	H: 0 LOB: 2 BB: 1 P: 12	R: 0 E: 0 K: 0 S: 5	H: 1 LOB: 0 BB: 0 P: 12	R: 0 E: 0 K: 1 S: 5	H: 0 LOB: 0 BB: 0 P: 5	R: 0 E: 1 K: 1 S: 7	H: 0 LOB: 1 BB: 0 P: 12	R: 0 E: 0 K: 0 S: 8	H: 0 LOB: 1 BB: 1 P: 15	R: 1 E: 0 K: 0 S: 4	H: 1 LOB: 0 BB: 0 P: 6	R: 0 E: 0 K: 2 S: 8	H: 0 LOB: 0 BB: 0 P: 12	R: 0 E: 0 K: 0 S: 10	H: 1 LOB: 1 BB: 0 P: 12	R: 0 E: 0 K: 1 S: 10	H: 1 LOB: 1 BB: 0 P: 15	1B: 3 2B: 1 3B: 0 HR: 0	SF: 0 SAC: 1 DP: 1 HBP: 0	WP: 1 PB: 0 SB: 0 CS: 0	PA: 34					
PITCHER	IP	WLS	BF	H	R	ER	SO	BB	IBB	HBP	BLK	WP	HR	S	P	ERA	WHIP										
Chris Nabholz, L (1, 1) ERA: 4.53	8.0	W	30	3	1	1	4	2	0	0	0	1	0	52	86	1.12	0.625										
John Wetteland, R (9, 1) ERA: 1.73	1.0	S	4	1	0	0	1	0	0	0	0	0	0	10	15	0.00	1.000										

Batter	1	2	3	4	5	6	7	8	9	AB	R	H	RBI	BB	SO	LOB	BOTTOM										
Delino DeShields, L (1, 4) OBP: 0.389, SLG: 0.373	S 1B	F8			BB					2	1	1	0	2	0	1	<p>New York Mets @ Montreal Expos Olympic Stadium, Montreal, QB Wed Aug 04, 1993, 7:05 PM EDT Att: 17,906 - Dome</p>										
Sean Berry, R (1, 5) OBP: 0.354, SLG: 0.399	1B FC6-4 BB		F8		F7		L5			3	1	0	0	1	0	3											
Marquis Grissom, R (1, 8) OBP: 0.337, SLG: 0.422	P3		F7		P6			G5-3		4	0	0	0	0	0	3											
Larry Walker, L (1, 9) OBP: 0.384, SLG: 0.485	FC6-4 1B			HR		F8		G3-1		4	1	2	2	0	0	0											
Moises Alou, R (1, 7) OBP: 0.331, SLG: 0.466	FC6-4					F9		F7		4	0	1	1	0	0	1											
Frank Bolick, S (1, 3) OBP: 0.305, SLG: 0.344 Derrick White, R (7, 3) OBP: 0.270, SLG: 0.324	F7		CS		F9			P3		3	0	0	0	0	0	1											
										0	0	0	0	0	0	0											
Darrin Fletcher, L (1, 2) OBP: 0.352, SLG: 0.379		F8			L9			P6		3	0	0	0	0	0	0											
Wil Cordero, R (1, 6) OBP: 0.307, SLG: 0.372		P3			F7			E3 SH5-4		3	0	0	0	0	0	0											
Chris Nabholz, L (1, 1) OBP: 0.139, SLG: 0.139 John Wetteland, R (9, 1)								SH5-4		2	0	1	0	0	1	0											
										0	0	0	0	0	0	0											
Inning Stats	R: 2 E: 0 K: 0 S: 16	H: 2 LOB: 1 BB: 1 P: 24	R: 0 E: 0 K: 0 S: 8	H: 1 LOB: 0 BB: 0 P: 9	R: 1 E: 0 K: 0 S: 7	H: 2 LOB: 0 BB: 0 P: 11	R: 0 E: 0 K: 0 S: 7	H: 0 LOB: 0 BB: 0 P: 9	R: 0 E: 0 K: 1 S: 11	H: 0 LOB: 1 BB: 1 P: 20	R: 0 E: 0 K: 0 S: 9	H: 0 LOB: 0 BB: 0 P: 14	R: 0 E: 1 K: 0 S: 13	H: 0 LOB: 2 BB: 1 P: 22	R: 0 E: 0 K: 0 S: 8	H: 0 LOB: 0 BB: 0 P: 11	1B: 4 2B: 0 3B: 0 HR: 1	SF: 0 SAC: 1 DP: 0 HBP: 0	WP: 0 PB: 0 SB: 3 CS: 1	PA: 33							
PITCHER	IP	WLS	BF	H	R	ER	SO	BB	IBB	HBP	BLK	WP	HR	S	P	ERA	WHIP										
Sid Fernandez, L (1, 1) ERA: 3.7	7.0	L	29	5	3	3	1	3	0	0	0	0	0	71	109	3.86	1.143										
Mike Maddux, R (8, 1) ERA: 3.81	1.0		3	0	0	0	0	0	0	0	0	0	0	8	11	0.00	0.000										

Batter	1	2	3	4	5	6	7	8	9	10	11	12	13	AB	R	H	RBI	BB	SO	LOB	TOP														
Ryan Thompson, R OBP: 0.250, SLG: 0.357	G6-3	G5-3			F8	G5-4-3		G4-3			L8		SH	6	1	0	0	0	0	2															
Joe Orsulak, L OBP: 0.353, SLG: 0.424	1B		G6-3		2B	HR	1B	F8			G3		2B	7	3	3	1	0	0	0															
Eddie Murray, S OBP: 0.313, SLG: 0.446	K		L8		HR	2B		F8			BB		K	6	1	1	1	1	2	3															
Bobby Bonilla, S OBP: 0.240, SLG: 0.489	HR		L9		HR	1BB		BB	1B				P5	4	2	0	0	3	1	3															
Anthony Young, R OBP: 0.273, SLG: 0.200	BB				HR	1BB		BB						0	0	0	0	0	0	0															
Jeromy Burnitz, L OBP: 0.347, SLG: 0.500	HR		G3		HR			BB	1B					5	2	4	7	2	0	0															
Jeff Kent, R OBP: 0.319, SLG: 0.452	HR				G3			F8					SH1-4	6	1	3	3	0	0	4															
Todd Hundley, S OBP: 0.264, SLG: 0.337	F8				1B	2B		F8					F7	4	0	1	0	2	0	1															
Kevin Baez, R OBP: 0.270, SLG: 0.381					FC6-4	1B																													
Mike Washington, L OBP: 0.253, SLG: 0.323		G6-3			FC6-4									4	0	0	0	0	0	1	5														
Chico Walker, S OBP: 0.233, SLG: 0.333					G5-3									0	0	0	0	0	0	0															
Dave Telgheder, R OBP: 0.245, SLG: 0.333														1	0	0	0	0	0	0															
Drew Stubbs, R OBP: 0.281, SLG: 0.400														0	0	0	0	0	0	0															
Mike Taubman, R OBP: 0.215, SLG: 0.400														0	0	0	0	0	0	0															
Mike Taubman, R OBP: 0.215, SLG: 0.400														0	0	0	0	0	0	0															
Tim Lincecum, R OBP: 0.260, SLG: 0.394														0	0	0	0	0	0	0															
Eric Hillman, L OBP: 0.182, SLG: 0.227														2	1	1	0	0	1	0															
Pete Schourek, L OBP: 0.296, SLG: 0.217	K				1B	2B							SH	0	0	0	0	0	1	0															
Jeff Innis, R OBP: 0.322, SLG: 0.286					2B			K					1B	3	1	1	0	0	1	0															
Jeff McKnight, S OBP: 0.322, SLG: 0.286																																			
Inning Stats	R: 4 E: 0 K: 1 S: 21	H: 3 LOB: 0 BB: 1 P: 32	R: 0 E: 0 K: 1 S: 8	H: 0 LOB: 0 BB: 0 P: 9	R: 0 E: 0 K: 0 S: 9	H: 0 LOB: 0 BB: 0 P: 11	R: 0 E: 0 K: 0 S: 10	H: 2 LOB: 1 BB: 0 P: 14	R: 5 E: 0 K: 0 S: 13	H: 5 LOB: 1 BB: 1 P: 22	R: 0 E: 0 K: 0 S: 6	H: 0 LOB: 0 BB: 1 P: 10	R: 0 E: 0 K: 1 S: 15	H: 0 LOB: 1 BB: 1 P: 23	R: 0 E: 0 K: 0 S: 9	H: 0 LOB: 0 BB: 0 P: 14	R: 0 E: 0 K: 0 S: 6	H: 0 LOB: 1 BB: 2 P: 17	R: 3 E: 1 K: 1 S: 19	H: 3 LOB: 1 BB: 0 P: 28	1B: 6 2B: 5 3B: 1 HR: 2	SF: 0 SAC: 2 DP: 2 HBP: 0	W/P: 0 PB: 0 SB: 1 CS: 0	PA: 60											
PITCHER	IP 4.1	WLS 24	H 10	R 9	ER 9	SO 2	BB 1	IBB 1	HBP 0	BLK 0	W/P 0	HR 2	S 59	P 86	ERA 18.69	WHIP 2.538	PITCHER	IP 2.0	WLS 8	H 0	R 0	ER 0	SO 0	BB 2	IBB 1	HBP 0	BLK 0	W/P 0	HR 0	S 13	P 30	ERA 0.00	WHIP 1.000		
Dennis Martinez, R ERA: 4.01																	Mel Rojas, R ERA: 3.51																		
Gil Hareida, R ERA: 3.64																	John Wetteland, R ERA: 1.7																		
Jeff Shaw, R ERA: 4.2																																			
Brian Barnes, L ERA: 4.41																																			
Tim Scott, R ERA: 2.58																																			

New York Mets @ Montreal Expos
Olympic Stadium, Montreal, QB
Thu Aug 05 1993, 3:33 AM EDT
Att: 26,484 - Dome

AB 49
R 12
H 14
RBI 12
BB 9
SO 6
LOB 20



Batter	1	2	3	4	5	6	7	8	9	10	11	12	13	AB	R	H	RBI	BB	SO	LOB	BOTTOM													
Delino DeShields, L OBP: 0.360, SLG: 0.382	1B		G4-3		1B	3B		G3			F8		FC6-4	4	3	3	1	0	0	0														
Lou Frazier, S OBP: 0.355, SLG: 0.388	1B												BB	2	0	0	0	1	0	1														
Mike Lansing, R OBP: 0.347, SLG: 0.368	1B		G6-3		P5	E6		G5-3			P5		FC6-4	6	1	2	2	1	0	1														
Marquis Grissom, R OBP: 0.336, SLG: 0.422	1B		G6-3		1B	2B							BB	7	1	3	2	0	1	4														
Larry Walker, L OBP: 0.379, SLG: 0.479	SF8				1B	1B					L7		FC6-4	6	0	1	1	0	1	4														
Moises Alou, R OBP: 0.326, SLG: 0.460	P4				1B	1B		L9					K	5	0	0	1	0	1	3														
Darrin Fletcher, L OBP: 0.348, SLG: 0.374			G3-1		K	G4-3					F9			6	0	1	0	0	1	2														
W Gregor, R ERA: 4.42																																		
Go Herndon, R ERA: 4.42																																		
Frank Thomas, R ERA: 4.42																																		
Jeff Gentry, R ERA: 4.42																																		
John Wetteland, R ERA: 1.7																																		
Moises Alou, R OBP: 0.326, SLG: 0.460																																		
Derrick White, R OBP: 0.302, SLG: 0.450																																		
John Wetteland, R ERA: 1.7																																		
Dennis Martinez, R OBP: 0.200, SLG: 0.245																																		
Sean Berry, R OBP: 0.355, SLG: 0.401																																		
Inning Stats	R: 1 E: 0 K: 0 S: 14	H: 2 LOB: 1 BB: 0 P: 22	R: 0 E: 0 K: 0 S: 7	H: 1 LOB: 1 BB: 0 P: 10	R: 0 E: 0 K: 2 S: 11	H: 0 LOB: 0 BB: 0 P: 13	R: 0 E: 1 K: 0 S: 19	H: 0 LOB: 1 BB: 1 P: 31	R: 4 E: 1 K: 0 S: 19	H: 5 LOB: 2 BB: 1 P: 31	R: 0 E: 0 K: 2 S: 10	H: 1 LOB: 1 BB: 0 P: 18	R: 0 E: 0 K: 1 S: 7	H: 0 LOB: 0 BB: 0 P: 8	R: 0 E: 0 K: 0 S: 6	H: 0 LOB: 0 BB: 0 P: 10	R: 0 E: 0 K: 0 S: 7	H: 0 LOB: 0 BB: 0 P: 11	R: 0 E: 0 K: 1 S: 8	H: 0 LOB: 2 BB: 2 P: 18	1B: 10 2B: 3 3B: 1 HR: 1	SF: 2 SAC: 0 DP: 0 HBP: 0	W/P: 0 PB: 1 SB: 1 CS: 0	PA: 58										
PITCHER	IP 4.1	WLS 22	H 7	R 5	ER 5	SO 2	BB 1	IBB 0	HBP 0	BLK 0	W/P 0	HR 1	S 53	P 80	ERA 10.38	WHIP 1.846	PITCHER	IP 1.0	WLS 3	H 0	R 0	ER 0	SO 0	BB 0	IBB 0	HBP 0	BLK 0	W/P 0	HR 0	S 7	P 11	ERA 0.00	WHIP 0.000	
Eric Hillman, L ERA: 4.42																	Mike Draper, R ERA: 3.89																	
Pete Schourek, L ERA: 6.43																	Anthony Young, R ERA: 4.09																	
Jeff Innis, R ERA: 5.18																																		
Mike Maddux, R ERA: 3.64																																		
Dave Telgheder, R ERA: 5.45																																		

New York Mets @ Montreal Expos
Olympic Stadium, Montreal, QB
Thu Aug 05 1993, 3:33 AM EDT
Att: 26,484 - Dome

AB 53
R 9
H 15
RBI 9
BB 3
SO 8
LOB 21




Batter	1	2	3	4	5	6	7	8	9	10	AB	R	H	RBI	BB	SO	LOB	TOP	
Delino DeShields, L OBP: 0.390, SLG: 0.378 (1, 4)	G4-3		F3		F2		F8			K	5	0	0	0	0	1	1	Montreal Expos @ Atlanta Braves Atlanta-Fulton County Stadium, Atlanta, GA Sat/Aug 07 1993, 7:05 PM EDT Att: 48,626 - Unknown - 75 F	
Mike Lansing, R OBP: 0.348, SLG: 0.367 (1, 5)	FC6-4 BB		P6		F9		G5-3			2B 1B	4	1	1	0	1	0	1		
Marquis Grissom, R OBP: 0.344, SLG: 0.431 (1, 8)	FC6-4								F8	BLK E 1H 2B	5	2	3	1	0	0	1		
Larry Walker, L OBP: 0.301, SLG: 0.483 John Vander Wal, L OBP: 0.320, SLG: 0.388 (8, 7)	CS								G1-3	K	3	1	1	0	1	0	1		
Moises Alou, R OBP: 0.333, SLG: 0.459 (8, 9)										E BLK IBB	4	1	1	1	1	0	1		
Wil Cordero, R OBP: 0.306, SLG: 0.374 (1, 6)									G4-3	E S 1B	5	0	2	2	0	0	2		
Darrin Fletcher, L OBP: 0.344, SLG: 0.366 Joe Siddall, L OBP: 0.400, SLG: 0.250 (9, PR) (9, 2)										G4-3 1B	4	0	1	0	0	1	3		
Derrick White, R OBP: 0.292, SLG: 0.444 (1, 3)										CS	4	0	0	0	0	0	0		
Ken Hill, R OBP: 0.176, SLG: 0.135 Gil Heredia, R OBP: 0.356, SLG: 0.385 Lou Frazier, S OBP: 0.310, SLG: 0.340 Mel Rojas, R OBP: 0.310, SLG: 0.340 Frank Bolick, S OBP: 0.292, SLG: 0.340 Tim Scott, R OBP: 0.292, SLG: 0.340 (10, 1)											1	0	0	0	1	0	1		
Inning Stats	R: 0 E: 0 K: 0 S: 2	H: 0 LOB: 0 BB: 1 P: 6	R: 0 E: 0 K: 0 S: 4	H: 1 LOB: 1 BB: 0 P: 4	R: 0 E: 0 K: 0 S: 3	H: 0 LOB: 1 BB: 1 P: 7	R: 3 E: 0 K: 0 S: 6	H: 3 LOB: 1 BB: 1 P: 10	R: 0 E: 0 K: 1 S: 6	H: 1 LOB: 1 BB: 0 P: 6	R: 0 E: 0 K: 0 S: 3	H: 0 LOB: 0 BB: 0 P: 3	R: 0 E: 0 K: 1 S: 6	H: 1 LOB: 2 BB: 0 P: 6	R: 2 E: 1 K: 2 S: 9	H: 2 LOB: 1 BB: 1 P: 13	1B: 7 2B: 2 3B: 0 HR: 0		SF: 0 SAC: 0 DP: 0 HBP: 0
PITCHER	IP WLS BF H R ER SO BB IBB HBP BLK WP HR S P ERA WHIP	IP WLS BF H R ER SO BB IBB HBP BLK WP HR S P ERA WHIP	IP WLS BF H R ER SO BB IBB HBP BLK WP HR S P ERA WHIP	IP WLS BF H R ER SO BB IBB HBP BLK WP HR S P ERA WHIP	IP WLS BF H R ER SO BB IBB HBP BLK WP HR S P ERA WHIP	IP WLS BF H R ER SO BB IBB HBP BLK WP HR S P ERA WHIP	IP WLS BF H R ER SO BB IBB HBP BLK WP HR S P ERA WHIP	IP WLS BF H R ER SO BB IBB HBP BLK WP HR S P ERA WHIP	IP WLS BF H R ER SO BB IBB HBP BLK WP HR S P ERA WHIP	IP WLS BF H R ER SO BB IBB HBP BLK WP HR S P ERA WHIP	IP WLS BF H R ER SO BB IBB HBP BLK WP HR S P ERA WHIP	IP WLS BF H R ER SO BB IBB HBP BLK WP HR S P ERA WHIP	IP WLS BF H R ER SO BB IBB HBP BLK WP HR S P ERA WHIP	IP WLS BF H R ER SO BB IBB HBP BLK WP HR S P ERA WHIP	IP WLS BF H R ER SO BB IBB HBP BLK WP HR S P ERA WHIP	IP WLS BF H R ER SO BB IBB HBP BLK WP HR S P ERA WHIP	IP WLS BF H R ER SO BB IBB HBP BLK WP HR S P ERA WHIP	IP WLS BF H R ER SO BB IBB HBP BLK WP HR S P ERA WHIP	

AB	38
R	5
H	9
RBI	4
BB	4
SO	4
LOB	17



Batter	1	2	3	4	5	6	7	8	9	10	AB	R	H	RBI	BB	SO	LOB	BOTTOM			
Deion Sanders, L OBP: 0.306, SLG: 0.422 (1, 8)	P6			G4-3			F7			F8	5	0	1	0	0	0	0	Montreal Expos @ Atlanta Braves Atlanta-Fulton County Stadium, Atlanta, GA Sat/Aug 07 1993, 7:05 PM EDT Att: 48,626 - Unknown - 75 F			
Jeff Blauser, R OBP: 0.399, SLG: 0.415 (1, 6)	K									1B BB	4	0	1	0	1	3	2				
Ron Gant, R OBP: 0.341, SLG: 0.528 (1, 7)	L8			L9						HR	5	1	2	1	0	0	1				
Fred McGriff, L OBP: 0.368, SLG: 0.556 (1, 3)										K	5	0	1	0	0	3	2				
David Justice, L OBP: 0.351, SLG: 0.499 (1, 9)										G3	4	0	0	0	0	0	0				
Terry Pendleton, S OBP: 0.300, SLG: 0.372 Mike Stanton, L (10, 1) Jay Howell, R (10, 1)											3	1	1	0	1	2	0				
Damon Berryhill, S OBP: 0.276, SLG: 0.391 (1, 2)											0	0	0	0	0	0	0				
Mark Lemke, S OBP: 0.356, SLG: 0.390 (1, 4)											4	0	1	0	0	0	2				
Ken Hill, R OBP: 0.176, SLG: 0.135 Sid Bream, L OBP: 0.318, SLG: 0.469 Steve Bedrosian, R ERA: 5.79 Otis Nixon, S OBP: 0.302, SLG: 0.281 Greg McMichael, R OBP: 0.310, SLG: 0.340 Mark Wohlers, R OBP: 0.292, SLG: 0.340 Bill Proctor, R OBP: 0.276, SLG: 0.435 (10, 5)											4	0	0	0	0	0	2				
Inning Stats	R: 0 E: 0 K: 1 S: 5	H: 0 LOB: 0 BB: 0 P: 5	R: 0 E: 0 K: 2 S: 7	H: 0 LOB: 0 BB: 0 P: 7	R: 0 E: 0 K: 2 S: 7	H: 0 LOB: 0 BB: 0 P: 7	R: 0 E: 0 K: 0 S: 4	H: 2 LOB: 1 BB: 0 P: 4	R: 2 E: 0 K: 1 S: 8	H: 3 LOB: 2 BB: 1 P: 12	R: 1 E: 0 K: 1 S: 7	H: 2 LOB: 1 BB: 0 P: 7	R: 0 E: 0 K: 2 S: 7	H: 0 LOB: 0 BB: 0 P: 7	R: 0 E: 0 K: 2 S: 8	H: 1 LOB: 1 BB: 0 P: 8	R: 0 E: 0 K: 0 S: 4		H: 1 LOB: 2 BB: 1 P: 8	1B: 7 2B: 1 3B: 0 HR: 1	SF: 0 SAC: 0 DP: 0 HBP: 0
PITCHER	IP WLS BF H R ER SO BB IBB HBP BLK WP HR S P ERA WHIP	IP WLS BF H R ER SO BB IBB HBP BLK WP HR S P ERA WHIP	IP WLS BF H R ER SO BB IBB HBP BLK WP HR S P ERA WHIP	IP WLS BF H R ER SO BB IBB HBP BLK WP HR S P ERA WHIP	IP WLS BF H R ER SO BB IBB HBP BLK WP HR S P ERA WHIP	IP WLS BF H R ER SO BB IBB HBP BLK WP HR S P ERA WHIP	IP WLS BF H R ER SO BB IBB HBP BLK WP HR S P ERA WHIP	IP WLS BF H R ER SO BB IBB HBP BLK WP HR S P ERA WHIP	IP WLS BF H R ER SO BB IBB HBP BLK WP HR S P ERA WHIP	IP WLS BF H R ER SO BB IBB HBP BLK WP HR S P ERA WHIP	IP WLS BF H R ER SO BB IBB HBP BLK WP HR S P ERA WHIP	IP WLS BF H R ER SO BB IBB HBP BLK WP HR S P ERA WHIP	IP WLS BF H R ER SO BB IBB HBP BLK WP HR S P ERA WHIP	IP WLS BF H R ER SO BB IBB HBP BLK WP HR S P ERA WHIP	IP WLS BF H R ER SO BB IBB HBP BLK WP HR S P ERA WHIP	IP WLS BF H R ER SO BB IBB HBP BLK WP HR S P ERA WHIP	IP WLS BF H R ER SO BB IBB HBP BLK WP HR S P ERA WHIP	IP WLS BF H R ER SO BB IBB HBP BLK WP HR S P ERA WHIP			

AB	38
R	3
H	9
RBI	3
BB	2
SO	12
LOB	8



Batter	1	2	3	4	5	6	7	8	9	AB	R	H	RBI	BB	SO	LOB	TOP	
Delino DeShields, L OBP: 0.389, SLG: 0.378 (1,4)										3	0	1	0	0	0	0	Montreal Expos @ Atlanta Braves Atlanta-Fulton County Stadium, Atlanta, GA Sun Aug 08 1993, 3:33 AM EDT Att: 48,710 - Cloudy - 80 F	
Sean Berry, R OBP: 0.354, SLG: 0.402 (1,5)										3	0	1	0	1	0	1		
Marquis Grissom, R OBP: 0.341, SLG: 0.427 (1,8)										4	1	0	0	0	1	4		
Larry Walker, L OBP: 0.382, SLG: 0.492 (1,9)										4	1	2	2	0	1	2		
Moises Alou, R OBP: 0.332, SLG: 0.457 (1,7)										4	0	1	0	0	0	1		
Wil Cordero, R OBP: 0.304, SLG: 0.370 (1,6)										3	0	0	0	0	0	0		
Derrick White, R OBP: 0.280, SLG: 0.426 (1,3)										2	0	0	0	0	1	0		
Jeff Shaw, R OBP: 0.097, SLG: 0.067 (5,1)										0	0	0	0	0	0	0		
Lou Frazier, S OBP: 0.379, SLG: 0.382 (7,PH)										1	0	0	0	0	0	1		
Tim Laker, R OBP: 0.216, SLG: 0.238 (7,2)										0	0	0	0	0	0	0		
John Vander Wal, L OBP: 0.324, SLG: 0.392 (9,PH)										1	0	1	0	0	0	0		
Joe Siddall, L OBP: 0.286, SLG: 0.167 (1,2)										2	0	0	0	0	2	0		
Mike Lansing, R OBP: 0.347, SLG: 0.366 (7,PH)										1	0	0	0	0	0	1		
Brian Barnes, L OBP: 0.200, SLG: 0.158 (7,1)										0	0	0	0	0	0	0		
Darwin Fletcher, L OBP: 0.343, SLG: 0.365 (9,PH)										1	0	0	0	0	0	1		
Jeff Fassero, L OBP: 0.304, SLG: 0.342 (5,3)										1	0	0	0	0	0	0		
Inning Stats	R: 1 E: 1 K: 0 S: 12	H: 1 LOB: 1 BB: 0 P: 15	R: 0 E: 0 K: 1 S: 9	H: 0 LOB: 0 BB: 0 P: 12	R: 0 E: 0 K: 1 S: 8	H: 0 LOB: 0 BB: 0 P: 12	R: 0 E: 0 K: 2 S: 10	H: 1 LOB: 1 BB: 0 P: 17	R: 1 E: 0 K: 0 S: 18	H: 2 LOB: 1 BB: 1 P: 28	R: 0 E: 0 K: 1 S: 9	H: 1 LOB: 2 BB: 0 P: 15	R: 0 E: 0 K: 0 S: 9	H: 1 LOB: 1 BB: 0 P: 15	1B: 5 2B: 0 3B: 1 HR: 1	SF: 0 SAC: 0 DP: 0 HBP: 0	WP: 0 PB: 0 SB: 2 CS: 1	PA: 35
PITCHER	IP WLS BF H R ER SO BB IBB HBP BLK WP HR S P ERA WHIP																	
Steve Avery, L ERA: 3.01 (1,1)	7.0 W 26 5 2 1 4 0 0 0 0 0 0 1 68 98 1.29 0.714																	
Mark Wohlers, R ERA: 3.25 (8,1)	0.2 4 1 0 0 1 1 0 0 0 0 0 0 14 21 0.00 3.000																	
Mike Stanton, L ERA: 4.5 (8,1)	0.1 1 0 0 0 0 0 0 0 0 0 0 0 4 7 0.00 0.000																	
Greg McMichael, R ERA: 2.31 (9,1)	1.0 S 4 1 0 0 0 0 0 0 0 0 0 0 9 15 0.00 1.000																	

Batter	1	2	3	4	5	6	7	8	9	AB	R	H	RBI	BB	SO	LOB	BOTTOM			
Otis Nixon, S OBP: 0.312, SLG: 0.278 (1,8)										3	1	0	0	1	1	0	Montreal Expos @ Atlanta Braves Atlanta-Fulton County Stadium, Atlanta, GA Sun Aug 08 1993, 3:33 AM EDT Att: 48,710 - Cloudy - 80 F			
Jeff Blausler, R OBP: 0.400, SLG: 0.415 (1,6)										3	1	1	0	1	1	1				
Ron Gant, R OBP: 0.343, SLG: 0.535 (1,7)										4	1	2	3	0	1	1				
Fred McGriff, L OBP: 0.367, SLG: 0.552 (1,3)										3	0	0	0	1	0	3				
Terry Pendleton, S OBP: 0.297, SLG: 0.369 (1,5)										4	0	0	0	0	1	1				
David Justice, L OBP: 0.352, SLG: 0.498 (1,9)										3	0	1	0	1	1	1				
Greg Olson, R OBP: 0.290, SLG: 0.308 (1,2)										4	0	1	0	0	2	2				
Greg McMichael, R OBP: 0.343, SLG: 0.391 (9,1)										0	0	0	0	0	0	0				
Mark Lemke, S OBP: 0.355, SLG: 0.388 (1,4)										2	0	0	0	1	1	1				
Steve Avery, L OBP: 0.173, SLG: 0.196 (1,1)										3	0	0	0	0	1	2				
Mark Wohlers, R ERA: 1.88 (8,1)										0	0	0	0	0	0	0				
Mike Stanton, L ERA: 4.3 (8,1)										0	0	0	0	0	0	0				
Damon Berryhill, S OBP: 0.276, SLG: 0.391 (9,2)										0	0	0	0	0	0	0				
Inning Stats	R: 0 E: 1 K: 0 S: 8	H: 1 LOB: 1 BB: 0 P: 12	R: 0 E: 0 K: 1 S: 10	H: 1 LOB: 1 BB: 0 P: 16	R: 1 E: 1 K: 0 S: 10	H: 0 LOB: 1 BB: 2 P: 22	R: 0 E: 0 K: 3 S: 10	H: 1 LOB: 2 BB: 1 P: 16	R: 2 E: 0 K: 0 S: 11	H: 2 LOB: 1 BB: 1 P: 21	R: 0 E: 0 K: 1 S: 5	H: 0 LOB: 0 BB: 0 P: 6	R: 0 E: 0 K: 3 S: 9	H: 0 LOB: 0 BB: 0 P: 16	R: 0 E: 0 K: 1 S: 9	H: 0 LOB: 1 BB: 1 P: 14	1B: 4 2B: 0 3B: 0 HR: 1	SF: 0 SAC: 0 DP: 1 HBP: 0	WP: 1 PB: 0 SB: 1 CS: 0	PA: 34
PITCHER	IP WLS BF H R ER SO BB IBB HBP BLK WP HR S P ERA WHIP																			
Jeff Fassero, L ERA: 1.88 (1,1)	4.1 L 22 5 3 2 4 4 0 0 0 0 0 0 10 12 0.00 0.000																			
Jeff Shaw, R ERA: 4.11 (5,1)	1.2 5 0 0 0 1 0 0 0 0 0 0 0 10 12 0.00 0.000																			
Brian Barnes, L ERA: 4.3 (7,1)	2.0 7 0 0 0 4 1 0 0 0 0 0 0 18 30 0.00 0.500																			

AB	32
R	2
H	7
RBI	2
BB	1
SO	5
LOB	11



Batter	1	2	3	4	5	6	7	8	9	AB	R	H	RBI	BB	SO	LOB	TOP					
Delino DeShields, L OBP: 0.388, SLG: 0.379	G6-3		G4-3			K			1B SF9 2B	4	1	1	0	0	1	0	Montreal Expos @ Philadelphia Phillies Veterans Stadium, Philadelphia, PA Tue Aug 10 1993, 7:05 PM EDT Att: 43,104 - Unknown - 78 F livebaseballscorecards.com					
Mike Lansing, R OBP: 0.346, SLG: 0.365	G5-3		G1-3			G5-3			2-3 1B	4	0	1	0	0	0	0						
Marquis Grissom, R OBP: 0.340, SLG: 0.426	1B				F8		P4		P6	4	0	1	0	0	0	2						
Larry Walker, L OBP: 0.380, SLG: 0.488	G4-3				K		G4-3		1-2 BB	3	0	0	0	1	1	1						
Moises Alou, R OBP: 0.336, SLG: 0.465		G3 3B			1B				SF9	2	1	2	1	1	0	0						
Darin Fletcher, L OBP: 0.338, SLG: 0.359	G3				P3		G4-3		3-H K	4	0	0	1	0	1	3						
Sean Berry, R OBP: 0.349, SLG: 0.396	K				P4				K	3	0	0	0	0	2	0						
Derrick White, R OBP: 0.269, SLG: 0.408	G4-3				G6-3				K	2	0	0	0	0	0	0						
Jeff Shaw, R OBP: 0.067, SLG: 0.067									K	0	0	0	0	0	0	0						
Lou Frazier, S OBP: 0.377, SLG: 0.379									K	1	0	0	0	0	1	0						
Tim Scott, R OBP: 0.379, SLG: 0.379									K	0	0	0	0	0	0	0						
Chris Nabholz, L OBP: 0.135, SLG: 0.135									L6	1	0	0	0	0	1	0						
John Vander Wal, L OBP: 0.320, SLG: 0.387										2	0	0	0	0	0	0						
Inning Stats	R: 0 E: 0 K: 0 S: 12	H: 1 LOB: 1 BB: 0 P: 20	R: 1 E: 0 K: 1 S: 10	H: 1 LOB: 0 BB: 0 P: 15	R: 0 E: 0 K: 1 S: 5	H: 0 LOB: 0 BB: 0 P: 8	R: 0 E: 0 K: 1 S: 6	H: 1 LOB: 1 BB: 0 P: 6	R: 0 E: 0 K: 0 S: 4	H: 0 LOB: 0 BB: 0 P: 5	R: 0 E: 0 K: 1 S: 7	H: 0 LOB: 0 BB: 0 P: 11	R: 0 E: 0 K: 0 S: 6	H: 0 LOB: 0 BB: 1 P: 11	R: 0 E: 0 K: 2 S: 7	H: 0 LOB: 0 BB: 0 P: 9	R: 1 E: 0 K: 1 S: 17	H: 2 LOB: 2 BB: 1 P: 27	1B: 3 2B: 1 3B: 1 HR: 0	SF: 1 SAC: 0 DP: 0 HBP: 0	WP: 0 PB: 0 SB: 0 CS: 0	PA: 33
PITCHER Curt Schilling, R ERA: 4.13	IP: 9.0 WLS: W BF: 33	H: 5 R: 2 ER: 2 SO: 7	BB: 2 IBB: 0 HBP: 0 BLK: 0	WP: 0 HR: 0 S: 74 P: 112	ERA: 2.00 WHIP: 0.778	PITCHER										IP: 9.0 WLS: W BF: 33	H: 5 R: 2 ER: 2 SO: 7	BB: 2 IBB: 0 HBP: 0 BLK: 0	WP: 0 HR: 0 S: 74 P: 112	ERA: 2.00 WHIP: 0.778		

Batter	1	2	3	4	5	6	7	8	9	AB	R	H	RBI	BB	SO	LOB	BOTTOM					
Lenny Dykstra, L OBP: 0.426, SLG: 0.464	CS BB		G1 1B 2B		G4-3		F8			3	1	1	0	1	0	0	Montreal Expos @ Philadelphia Phillies Veterans Stadium, Philadelphia, PA Tue Aug 10 1993, 7:05 PM EDT Att: 43,104 - Unknown - 78 F livebaseballscorecards.com					
Mariano Duncan, R OBP: 0.299, SLG: 0.404	K		G1 2B 1B		G5-3		G3-1 2B 1B			4	2	2	0	0	1	1						
John Kruk, L OBP: 0.467, SLG: 0.492	F8		G1		F7		G3-1			4	0	0	0	0	0	4						
Dave Hollins, S OBP: 0.379, SLG: 0.457		P3	E 2B			FC5 BB	2B			3	1	2	3	1	0	0						
Darren Daulton, L OBP: 0.404, SLG: 0.520	HR	E6	2H			G6-3 FC5	K			3	1	1	1	1	1	1						
Pete Incaviglia, R OBP: 0.304, SLG: 0.540	BB	F9				FC5 G6-3			G5-3	3	0	0	0	1	0	3						
Wes Chamberlain, R OBP: 0.320, SLG: 0.510	F9					G6-3				4	0	1	0	0	1	3						
Jim Eisenreich, L OBP: 0.366, SLG: 0.456			G6-4-3 1B							0	0	0	0	0	0	0						
Kevin Stocker, S OBP: 0.436, SLG: 0.463	F7		G6-4-3							3	0	0	0	1	1	2						
Curt Schilling, R OBP: 0.208, SLG: 0.196			F9		K					3	0	0	0	0	2	3						
Inning Stats	R: 0 E: 0 K: 1 S: 8	H: 0 LOB: 1 BB: 1 P: 14	R: 1 E: 0 K: 0 S: 10	H: 1 LOB: 1 BB: 1 P: 19	R: 3 E: 1 K: 0 S: 20	H: 3 LOB: 1 BB: 0 P: 27	R: 0 E: 0 K: 1 S: 8	H: 1 LOB: 0 BB: 0 P: 11	R: 0 E: 0 K: 0 S: 3	H: 0 LOB: 0 BB: 0 P: 6	R: 0 E: 0 K: 1 S: 11	H: 0 LOB: 3 BB: 3 P: 23	R: 1 E: 0 K: 1 S: 14	H: 2 LOB: 1 BB: 0 P: 21	R: 0 E: 0 K: 2 S: 9	H: 0 LOB: 0 BB: 0 P: 14	R: 1 E: 0 K: 2 S: 17	H: 0 LOB: 0 BB: 0 P: 27	1B: 4 2B: 2 3B: 0 HR: 1	SF: 0 SAC: 0 DP: 1 HBP: 0	WP: 0 PB: 0 SB: 0 CS: 1	PA: 35
PITCHER Chris Nabholz, L ERA: 4.62	IP: 4.0 WLS: L BF: 18	H: 4 R: 3 ER: 3 SO: 2	BB: 2 IBB: 0 HBP: 0 BLK: 0	WP: 0 HR: 1 S: 46 P: 71	ERA: 6.75 WHIP: 1.750	PITCHER										IP: 4.0 WLS: L BF: 18	H: 4 R: 3 ER: 3 SO: 2	BB: 2 IBB: 0 HBP: 0 BLK: 0	WP: 0 HR: 1 S: 46 P: 71	ERA: 6.75 WHIP: 1.750		
Phil Heredia, R ERA: 5.33	2.0	9	0	0	0	1	2	1	0	0	0	14	29	0.00	1.000							
Jeff Shaw, R ERA: 4.17	1.0	5	2	1	1	1	0	0	0	0	0	14	21	9.00	2.000							
Tim Scott, R ERA: 2.48	1.0	3	0	0	0	2	0	0	0	0	0	9	14	0.00	0.000							

Batter	1	2	3	4	5	6	7	8	9	AB	R	H	RBI	BB	SO	LOB	TOP								
Delino DeShields, L (1, 4) OBP: 0.390, SLG: 0.381 Sean Berry, R (5, 5) OBP: 0.346, SLG: 0.391										3	2	2	0	0	0	0	Montreal Expos @ Philadelphia Phillies Veterans Stadium, Philadelphia, PA Wed Aug 11 1993, 7:05 PM EDT Att: 45,260 - Unknown - 81 F								
Randy Ready, R (1, 3) OBP: 0.500, SLG: 0.500										4	1	2	0	0	0	1									
Marquis Grissom, R (1, 8) OBP: 0.338, SLG: 0.423										3	0	0	1	0	2	3									
Larry Walker, L (1, 9) OBP: 0.379, SLG: 0.485										4	1	1	0	0	2	2									
Moises Alou, R (1, 7) OBP: 0.337, SLG: 0.473 John Wetteland, R (9, 1)										4	1	2	4	0	1	0									
Darin Fletcher, L (1, 2) OBP: 0.333, SLG: 0.354										4	0	0	0	0	1	2									
Mike Lansing, R (1, 5) OBP: 0.345, SLG: 0.364										4	0	1	0	0	1	0									
Wil Cordero, R (1, 6) OBP: 0.303, SLG: 0.369										4	0	1	0	0	0	0									
Dennis Martinez, R (1, 1) OBP: 0.192, SLG: 0.235 John Vander Wal, L (7, PH) OBP: 0.318, SLG: 0.385 Mel Rojas, R (7, 1) Lou Frazier, S (9, PH) OBP: 0.381, SLG: 0.379										2	0	0	0	0	2	0									
Inning Stats	R: 1 E: 1 K: 1 S: 10	H: 3 LOB: 2 BB: 0 P: 13	R: 0 E: 0 K: 1 S: 7	H: 0 LOB: 0 BB: 0 P: 11	R: 1 E: 0 K: 1 S: 9	H: 1 LOB: 0 BB: 0 P: 17	R: 0 E: 0 K: 0 S: 12	H: 0 LOB: 0 BB: 0 P: 20	R: 0 E: 0 K: 1 S: 6	H: 0 LOB: 0 BB: 0 P: 8	R: 3 E: 0 K: 2 S: 14	H: 3 LOB: 0 BB: 0 P: 19	R: 0 E: 0 K: 0 S: 6	H: 0 LOB: 0 BB: 0 P: 9	R: 0 E: 0 K: 1 S: 7	H: 0 LOB: 0 BB: 0 P: 11	R: 0 E: 0 K: 3 S: 15	H: 2 LOB: 3 BB: 1 P: 24	1B: 8 2B: 0 3B: 0 HR: 1	SF: 1 SAC: 0 DP: 0 HBP: 0	WP: 0 PB: 0 SB: 1 CS: 0	PA: 37			
PITCHER	IP	WLS	BF	H	R	ER	SO	BB	IBB	HBP	BLK	WP	HR	S	P	ERA	WHIP								
Ben Rivera, R (1, 1) ERA: 5.23	6.0		25	7	5	5	6	0	0	0	0	0	1	58	88	7.50	1.167								
Larry Andersen, R (7, 1) ERA: 1.79	2.0		6	0	0	0	1	0	0	0	0	0	0	13	20	0.00	0.000								
David West, L (9, 1) ERA: 2.86	1.0	W	6	2	0	0	3	1	0	0	0	0	0	15	24	0.00	3.000								

Batter	1	2	3	4	5	6	7	8	9	AB	R	H	RBI	BB	SO	LOB	BOTTOM								
Lenny Dykstra, L (1, 8) OBP: 0.428, SLG: 0.475										4	2	2	2	1	0	2	Montreal Expos @ Philadelphia Phillies Veterans Stadium, Philadelphia, PA Wed Aug 11 1993, 7:05 PM EDT Att: 45,260 - Unknown - 81 F								
Mariano Duncan, R (1, 4) OBP: 0.301, SLG: 0.404										5	0	2	2	0	1	0									
John Kruk, L (1, 3) OBP: 0.463, SLG: 0.487										4	0	0	0	0	0	1									
Dave Hollins, S (1, 5) OBP: 0.378, SLG: 0.454										4	0	1	0	0	1	1									
Darren Daulton, L (1, 2) OBP: 0.403, SLG: 0.516										3	0	0	0	1	0	0									
Jim Eisenreich, L (1, 9) OBP: 0.368, SLG: 0.469										4	1	2	1	0	0	2									
Pete Incaviglia, R (1, 7) OBP: 0.316, SLG: 0.547 David West, L (9, 1) OBP: 0.500, SLG: 0.750										4	1	1	1	0	1	3									
Kevin Stocker, S (1, 6) OBP: 0.439, SLG: 0.452										2	1	0	0	1	0	3									
Ben Rivera, R (1, 1) OBP: 0.158, SLG: 0.111 Ricky Jordan, R (6, PH) OBP: 0.316, SLG: 0.411 Larry Andersen, R (7, 1) OBP: 1.000, SLG: 1.000 Milt Thompson, L (9, 7) OBP: 0.351, SLG: 0.363										2	0	0	0	0	2	1									
Inning Stats	R: 0 E: 0 K: 1 S: 7	H: 0 LOB: 0 BB: 0 P: 11	R: 0 E: 0 K: 0 S: 7	H: 0 LOB: 0 BB: 0 P: 10	R: 3 E: 0 K: 1 S: 15	H: 2 LOB: 1 BB: 1 P: 25	R: 0 E: 0 K: 1 S: 11	H: 1 LOB: 2 BB: 1 P: 18	R: 1 E: 0 K: 0 S: 13	H: 2 LOB: 1 BB: 0 P: 21	R: 1 E: 0 K: 0 S: 9	H: 0 LOB: 0 BB: 0 P: 10	R: 0 E: 0 K: 0 S: 9	H: 1 LOB: 1 BB: 0 P: 14	R: 1 E: 0 K: 0 S: 9	H: 1 LOB: 2 BB: 2 P: 17	1B: 5 2B: 0 3B: 1 HR: 3	SF: 0 SAC: 0 DP: 0 HBP: 1	WP: 0 PB: 0 SB: 1 CS: 0	PA: 38					
PITCHER	IP	WLS	BF	H	R	ER	SO	BB	IBB	HBP	BLK	WP	HR	S	P	ERA	WHIP								
Dennis Martinez, R (1, 1) ERA: 4.14	6.0		28	7	5	5	4	2	0	1	0	0	0	66	107	7.50	1.500								
Mel Rojas, R (7, 1) ERA: 3.29	2.0		7	1	0	0	1	0	0	0	0	0	0	18	24	0.00	0.500								
John Wetteland, R (9, 1) ERA: 1.67	0.0	L	3	1	1	0	0	1	1	0	0	0	0	9	17	∞	∞								

Batter	1	2	3	4	5	6	7	8	9	AB	R	H	RBI	BB	SO	LOB	TOP					
Randy Ready, R OBP: 0.444, SLG: 0.500	1-2 FC5 2B	0-1 E6	0-2 P6			2-1 G5-3		4-2 BB BB		4	1	1	0	1	0	4	Montreal Expos @ Philadelphia Phillies Veterans Stadium, Philadelphia, PA Thu Aug 12 1993, 3:33 AM EDT Att: 45,002 - Sunny - 80 F					
Mike Lansing, R OBP: 0.346, SLG: 0.367	1-0 E6 FC5 2-3	1-3 K		0-0 S 2B 1B		2-1 BLK 2B		1-3 K		5	1	2	0	0	2	4						
Marquis Grissom, R OBP: 0.336, SLG: 0.419	3-1 FC5 1-2 3-H		3-1 F8	0-1 F7 1-2		0-3 K		4-0 1-2 BB		4	0	0	1	1	1	3						
Larry Walker, L OBP: 0.377, SLG: 0.479	2-3 K		4-1 S 2B BB	2-1 F7		2-3 K		0-1 G6-3		4	1	0	0	1	2	6						
Moises Alou, R OBP: 0.340, SLG: 0.478	1-1 F7		1-2 2B 2B	1-1 2B				4-1 1B BB		4	1	2	2	1	0	2						
Darin Fletcher, L OBP: 0.329, SLG: 0.348	1-3 K		0-0 F9	1-3 K				2-2 P4		4	0	0	0	0	2	4						
Tim Laker, R OBP: 0.213, SLG: 0.235										1	0	0	0	0	0	1						
Oreste Marrero, L OBP: 0.400, SLG: 0.600		0-0 G4-3	2-2 BB 2B		0-1 G6-3			0-3 K		5	0	2	1	0	1	1						
Wil Cordero, R OBP: 0.303, SLG: 0.366		2-2 F9	4-0 BB IBB		2-1 F8			1-2 1B		3	0	0	0	1	0	1						
Tim Scott, R OBP: 0.385, SLG: 0.383								1-2 1B		0	0	0	0	0	0	0						
Lou Frazier, S OBP: 0.385, SLG: 0.383								1-2 1B		1	0	1	0	0	0	0						
Kirk Rueter, L OBP: 0.214, SLG: 0.083		2-1 E1	4-0 BB		0-1 F9			1-3 K		1	0	0	0	1	0	0						
Jeff Shaw, R OBP: 0.067, SLG: 0.067										0	0	0	0	0	0	0						
John Vander Wal, L OBP: 0.316, SLG: 0.382										1	0	0	0	0	0	0						
Brian Barnes, L OBP: 0.200, SLG: 0.158										0	0	0	0	0	0	0						
Sean Berry, R OBP: 0.342, SLG: 0.387			1-2 2-3 BB							2	0	0	0	0	1	2						
Inning Stats	R: 1 E: 1 K: 2 S: 15	H: 1 LOB: 2 BB: 0 P: 24	R: 0 E: 2 K: 1 S: 11	H: 0 LOB: 2 BB: 0 P: 16	R: 2 E: 0 K: 0 S: 15	H: 2 LOB: 3 BB: 3 P: 33	R: 1 E: 0 K: 1 S: 11	H: 2 LOB: 1 BB: 0 P: 15	R: 0 E: 0 K: 0 S: 6	H: 0 LOB: 0 BB: 0 P: 8	R: 0 E: 0 K: 2 S: 13	H: 1 LOB: 1 BB: 0 P: 19	R: 0 E: 0 K: 0 S: 4	H: 1 LOB: 1 BB: 0 P: 6	R: 0 E: 0 K: 2 S: 12	H: 0 LOB: 2 BB: 2 P: 22	R: 0 E: 0 K: 1 S: 11	H: 1 LOB: 2 BB: 1 P: 18	1B: 3 2B: 5 3B: 0 HR: 0	SF: 0 SAC: 0 DP: 0 HBP: 0	WP: 0 PB: 0 SB: 2 CS: 0	PA: 45
PITCHER	IP	WLS	BF	H	R	ER	SO	BB	IBB	HBP	BLK	WP	HR	S	P	ERA	WHIP					
Tommy Greene, R ERA: 3.55	(1, 1)	4.0		5	4	4	4	2	1	0	0	0	0	52	88	9.00	1.750					
Mike Williams, R ERA: 5.81	(5, 1)	1.0	3	0	0	0	0	0	0	0	0	0	0	6	8	0.00	0.000					
Roger Mason, R ERA: 3.69	(6, 1)	2.0	W	8	2	0	2	0	0	0	1	0	0	17	25	0.00	1.000					
Larry Andersen, R ERA: 1.76	(8, 1)	0.2		4	0	0	2	2	0	0	0	0	0	10	20	0.00	3.000					
David West, L ERA: 2.85	(8, 1)	0.1		1	0	0	0	0	0	0	0	0	0	2	2	0.00	0.000					

AB	39
R	4
H	8
RBI	4
BB	6
SO	9
LOB	28



Batter	1	2	3	4	5	6	7	8	9	AB	R	H	RBI	BB	SO	LOB	BOTTOM				
Lenny Dykstra, L OBP: 0.426, SLG: 0.475	2-1 L7	2-3 K		0-0 G6-3 2B		1-2 L4		0-0 L9		5	0	1	0	0	1	3	Montreal Expos @ Philadelphia Phillies Veterans Stadium, Philadelphia, PA Thu Aug 12 1993, 3:33 AM EDT Att: 45,002 - Sunny - 80 F				
Mariano Duncan, R OBP: 0.305, SLG: 0.408	1-2 CS 1B		4-2 E BB	1-1 G6-3		2-2 G6-3		0-2 G6-3 WP 2B		4	2	2	1	1	0	1					
Ricky Jordan, R OBP: 0.328, SLG: 0.432	4-1 FC5-4 BB		0-1 E8 1B	1-1 G6-3		3-1 G6-3		0-0 G6-3		4	1	2	0	1	0	2					
Dave Hollins, S OBP: 0.380, SLG: 0.461	1-0 FC5-4		4-2 1B FC6-4 BB	4-2 BB		0-3 K		2-0 HR		3	2	1	1	2	1	2					
Pete Incaviglia, R OBP: 0.305, SLG: 0.544		2-1 2B	2-1 FC6-4	1-3 K				1-2 F9		5	0	2	1	0	1	2					
Mitch Williams, L OBP: 1.000, SLG: 1.000								0-0 P1		0	0	0	0	0	0	0					
Wes Chamberlain, R OBP: 0.323, SLG: 0.514		1-0 1B	0-1 FC6-4					2-1 PB 1B		4	1	2	1	0	0	1					
Larry Andersen, R OBP: 1.000, SLG: 1.000										0	0	0	0	0	0	0					
David West, L OBP: 0.500, SLG: 0.750										0	0	0	0	0	0	0					
Milt Thompson, L OBP: 0.351, SLG: 0.363		1-3 2B	1-2 1B							0	0	0	0	0	0	0					
Todd Pratt, R OBP: 0.303, SLG: 0.548		4-2 BB	1-1 SAFE K	0-0 G5-3				3-3 K		3	0	1	0	1	2	2					
Kevin Stocker, S OBP: 0.431, SLG: 0.443			1-3 K	0-0 G3				1-1 1B		4	0	1	1	0	1	5					
Tommy Greene, R OBP: 0.208, SLG: 0.294										1	0	0	0	0	1	3					
Mickey Morandini, L OBP: 0.289, SLG: 0.326										0	1	0	0	0	0	0					
Mike Williams, R OBP: 0.305, SLG: 0.366										0	0	0	0	0	0	0					
John Kruk, L OBP: 0.442, SLG: 0.485										1	0	0	0	0	1	1					
Roger Mason, R OBP: 0.320, SLG: 0.320										0	0	0	0	0	0	0					
Jim Eisenreich, L OBP: 0.307, SLG: 0.467										1	0	0	0	0	0	1					
Inning Stats	R: 0 E: 0 K: 0 S: 7	H: 1 LOB: 1 BB: 1 P: 15	R: 0 E: 0 K: 3 S: 17	H: 2 LOB: 3 BB: 1 P: 28	R: 3 E: 1 K: 1 S: 14	H: 2 LOB: 1 BB: 2 P: 24	R: 1 E: 0 K: 1 S: 12	H: 1 LOB: 2 BB: 2 P: 23	R: 0 E: 0 K: 1 S: 8	H: 1 LOB: 1 BB: 0 P: 11	R: 0 E: 0 K: 1 S: 11	H: 1 LOB: 1 BB: 0 P: 17	R: 1 E: 0 K: 1 S: 12	H: 2 LOB: 1 BB: 0 P: 21	R: 2 E: 0 K: 0 S: 7	H: 2 LOB: 0 BB: 0 P: 9	1B: 6 2B: 4 3B: 1 HR: 1	SF: 0 SAC: 0 DP: 0 HBP: 0	WP: 1 PB: 1 SB: 0 CS: 1	PA: 41	
PITCHER	IP	WLS	BF	H	R	ER	SO	BB	IBB	HBP	BLK	WP	HR	S	P	ERA	WHIP				
Kirk Rueter, L ERA: 2.45	(1, 1)	2.0		14	3	3	3	4	0	0	0	0	0	32	61	13.50	4.500				
Jeff Shaw, R ERA: 4.18	(3, 1)	2.0	9	1	1	1	2	2	0	0	0	0	0	18	29	4.50	1.500				
Brian Barnes, L ERA: 4.2	(5, 1)	2.0	8	2	0	0	2	0	0	0	0	0	0	19	28	0.00	1.000				
Tim Scott, R ERA: 2.72	(7, 1)	2.0	L	10	4	3	2	1	0	0	0	1	1	19	30	9.00	2.000				



Batter	1	2	3	4	5	6	7	8	9	10	11	AB	R	H	RBI	BB	SO	LOB	TOP					
Bernard Gilkey, R OBP: 0.382, SLG: 0.513 (1, 7)												5	0	0	0	0	2	1						
Ozzie Smith, S OBP: 0.326, SLG: 0.344 (1, 6)												5	1	2	0	0	0	1						
Gregg Jefferies, S OBP: 0.396, SLG: 0.495 (1, 3)												3	2	3	0	2	0	0						
Todd Zelle, R OBP: 0.351, SLG: 0.429 (1, 5)												4	0	1	1	1	1	5						
Brian Jordan, R OBP: 0.360, SLG: 0.582 (1, 9)												5	0	0	0	0	2	6						
Ray Lankford, L OBP: 0.396, SLG: 0.357 (1, 8)												4	0	1	1	1	1	1						
Luis Alcega, S OBP: 0.385, SLG: 0.396 (1, 4)												5	0	1	0	0	0	2						
Tom Pagnozzi, R OBP: 0.288, SLG: 0.391 (1, 2)												5	0	0	0	0	0	1						
Donovan Osborne, S OBP: 0.366, SLG: 0.514 (1, 1)												3	0	1	0	0	1	0						
Inning Stats	R: 1 E: 0 K: 0 S: 10	H: 2 LOB: 1 BB: 0 P: 17	R: 0 E: 0 K: 0 S: 6	H: 0 LOB: 0 BB: 0 P: 8	R: 0 E: 0 K: 2 S: 13	H: 1 LOB: 2 BB: 1 P: 20	R: 0 E: 0 K: 0 S: 9	H: 0 LOB: 0 BB: 1 P: 16	R: 0 E: 0 K: 0 S: 7	H: 1 LOB: 1 BB: 0 P: 12	R: 0 E: 0 K: 2 S: 12	H: 1 LOB: 1 BB: 0 P: 17	R: 0 E: 0 K: 1 S: 9	H: 0 LOB: 0 BB: 0 P: 13	R: 0 E: 0 K: 3 S: 14	H: 2 LOB: 2 BB: 0 P: 17	R: 0 E: 0 K: 1 S: 9	H: 1 LOB: 1 BB: 0 P: 13	1B: 8 2B: 1 3B: 0 HR: 0	SF: 0 SAC: 0 DP: 1 HBP: 0	WP: 0 PB: 0 SB: 3 CS: 1	PA: 45		
Ken Hill, R ERA: 2.74 (1, 1)	IP: 6.0	WLS: 25	BF: 4	H: 4	R: 3	ER: 1	SO: 2	BB: 4	IBB: 0	HBP: 0	BLK: 0	WP: 0	HR: 0	S: 62	P: 105	ERA: 1.50	WHIP: 1.333							
Jeff Shaw, R ERA: 4.13 (7, 1)	1.0	4	1	0	0	0	0	0	0	0	0	0	0	7	12	0.00	1.000							
Mel Rojas, R ERA: 3.15 (8, 1)	2.0	7	1	0	0	3	0	0	0	0	0	0	0	21	30	0.00	0.500							
John Wetteland, R ERA: 1.61 (10, 1)	2.0	W	9	3	0	0	4	0	0	0	0	0	0	23	30	0.00	1.500							

St. Louis Cardinals @ Montreal Expos
Olympic Stadium, Montreal, QB
Fri Aug 13 1993, 7:05 PM EDT
Att: 21,212 - Dome

livebaseballscores.com
AB 41
R 3
H 9
RBI 2
BB 4
SO 9
LOB 18



Batter	1	2	3	4	5	6	7	8	9	10	11	AB	R	H	RBI	BB	SO	LOB	BOTTOM				
Lou Frazier, S OBP: 0.382, SLG: 0.387 (1, 3)												4	0	1	0	0	1	2					
Mel Rojas, R (8, 1)												0	0	0	0	0	0	0					
Oreste Marrero, L OBP: 0.333, SLG: 0.500 (10, 3)												1	0	0	0	0	1	0					
Randy Ready, R OBP: 0.357, SLG: 0.333 (1, 4)												4	0	0	0	1	0	1					
Marquis Grissom, R OBP: 0.335, SLG: 0.416 (1, 8)												5	1	1	0	0	1	3					
Larry Walker, L OBP: 0.375, SLG: 0.475 (1, 9)												5	1	1	0	0	0	2					
Moises Alou, R OBP: 0.341, SLG: 0.480 (1, 7)												4	1	1	1	1	1	0					
Mike Lansing, R OBP: 0.347, SLG: 0.366 (1, 5)												4	1	1	1	1	0	0					
Wil Cordero, R OBP: 0.303, SLG: 0.365 (1, 6)												3	0	1	0	0	0	0					
Dennis Martinez, R OBP: 0.189, SLG: 0.235 (11, PH)												0	0	0	0	0	0	0					
Joe Siddall, L OBP: 0.250, SLG: 0.143 (1, 2)												1	0	0	0	0	0	0					
Tim Laker, R OBP: 0.222, SLG: 0.244 (6, PH)												1	0	1	0	0	0	0					
Darrin Fletcher, L OBP: 0.330, SLG: 0.353 (7, PH)												2	0	1	1	0	0	1					
Ken Hill, R ERA: 3.7 (1, 1)	IP: 6.1	WLS: 25	BF: 4	H: 5	R: 3	ER: 3	SO: 4	BB: 1	IBB: 0	HBP: 0	BLK: 0	WP: 0	HR: 0	S: 57	P: 94	ERA: 4.26	WHIP: 0.947						
Omar Olivares, R ERA: 4.41 (7, 1)	0.0	1	1	0	0	0	0	0	0	0	0	0	0	3	6	0.00	0.000						
Lee Guetterman, L ERA: 4.98 (7, 1)	1.2	5	0	0	0	0	0	0	0	0	0	0	0	10	17	0.00	0.000						
Rob Murphy, L ERA: 4.56 (9, 1)	2.0	7	1	0	0	1	0	0	0	0	0	1	0	17	25	0.00	0.500						
Joe Magrane, L ERA: 4.31 (11, 1)	0.2	L	5	1	1	1	0	0	2	0	0	0	0	5	16	13.50	1.500						
Inning Stats	R: 0 E: 0 K: 0 S: 9	H: 1 LOB: 1 BB: 0 P: 13	R: 0 E: 0 K: 1 S: 7	H: 0 LOB: 0 BB: 0 P: 13	R: 0 E: 0 K: 0 S: 5	H: 0 LOB: 0 BB: 0 P: 11	R: 0 E: 0 K: 1 S: 14	H: 0 LOB: 2 BB: 1 P: 26	R: 3 E: 0 K: 0 S: 12	H: 4 LOB: 1 BB: 0 P: 22	R: 0 E: 0 K: 0 S: 6	H: 0 LOB: 0 BB: 0 P: 9	R: 0 E: 0 K: 1 S: 9	H: 1 LOB: 1 BB: 0 P: 14	R: 0 E: 0 K: 0 S: 8	H: 0 LOB: 0 BB: 0 P: 11	R: 1 E: 0 K: 0 S: 5	H: 1 LOB: 2 BB: 2 P: 16	1B: 5 2B: 2 3B: 1 HR: 0	SF: 1 SAC: 1 DP: 0 HBP: 0	WP: 1 PB: 0 SB: 1 CS: 0	PA: 43	
Donovan Osborne, L ERA: 3.7 (1, 1)	IP: 6.1	WLS: 25	BF: 4	H: 5	R: 3	ER: 3	SO: 4	BB: 1	IBB: 0	HBP: 0	BLK: 0	WP: 0	HR: 0	S: 57	P: 94	ERA: 4.26	WHIP: 0.947						
Omar Olivares, R ERA: 4.41 (7, 1)	0.0	1	1	0	0	0	0	0	0	0	0	0	0	3	6	0.00	0.000						
Lee Guetterman, L ERA: 4.98 (7, 1)	1.2	5	0	0	0	0	0	0	0	0	0	0	0	10	17	0.00	0.000						
Rob Murphy, L ERA: 4.56 (9, 1)	2.0	7	1	0	0	1	0	0	0	0	0	1	0	17	25	0.00	0.500						
Joe Magrane, L ERA: 4.31 (11, 1)	0.2	L	5	1	1	1	0	0	2	0	0	0	0	5	16	13.50	1.500						

St. Louis Cardinals @ Montreal Expos
Olympic Stadium, Montreal, QB
Fri Aug 13 1993, 7:05 PM EDT
Att: 21,212 - Dome

livebaseballscores.com
AB 38
R 4
H 8
RBI 4
BB 3
SO 5
LOB 11



Batter	1	2	3	4	5	6	7	8	9	AB	R	H	RBI	BB	SO	LOB	TOP			
Luis Alica, S OBP: 0.393, SLG: 0.394	1-0 FC3-6 1B		1-2 G4-3		2-1 SH5-4		3-1 G4-3		1-3 K	4	0	1	0	0	1	0				
Ray Lankford, L OBP: 0.395, SLG: 0.354	2-1 FC3-6 S 1B E		1-3 K		1-2 G6-3		4-2 BB			3	1	0	0	1	1	2				
Gregg Jefferies, S OBP: 0.395, SLG: 0.492	0-2 S E 1B		1-2 F8		1-0 F9		1-0 G5-3			4	1	1	0	0	0	2				
Todd Zeile, R OBP: 0.352, SLG: 0.429	4-1 E5 E BB				1-1 F8		2-2 E 1B		2-3 K	3	0	1	0	1	1	0				
Brian Jordan, R OBP: 0.358, SLG: 0.580	1-0 E5 FC4-6				0-2 BB		0-1 F9		2-1 F8	4	0	1	1	0	0	2				
Mark Whiten, S OBP: 0.321, SLG: 0.427	1-0 FC4-6				0-3 K		1-0 E6		2-2 1B	4	0	1	0	0	1	3				
Erik Pappas, R OBP: 0.382, SLG: 0.362			1-2 G6-3		4-2 BB		1-3 K		1-1 G5-3	3	0	0	0	1	1	3				
Tim Jones, L			2-0 F9		0-0 G3-1		3-1 F8		0-0 P5	4	0	0	0	0	0	4				
Allen Watson, L OBP: 0.250, SLG: 0.200			1-1 F7				3-2 SH5-4 1B		1-3 K	3	0	1	0	0	0	0				
Todd Burns, R										0	0	0	0	0	0	0				
Gerald Perry, L OBP: 0.395, SLG: 0.433										1	0	0	0	0	1	0				
Lee Smith, R										0	0	0	0	0	0	0				
Inning Stats	R: 2 E: 1 K: 0 S: 9	H: 2 LOB: 1 BB: 1 P: 18	R: 0 E: 0 K: 0 S: 8	H: 0 LOB: 0 BB: 0 P: 12	R: 0 E: 0 K: 1 S: 10	H: 0 LOB: 0 BB: 1 P: 13	R: 0 E: 0 K: 1 S: 11	H: 1 LOB: 2 BB: 1 P: 16	R: 0 E: 0 K: 0 S: 11	H: 1 LOB: 1 BB: 0 P: 18	R: 0 E: 1 K: 1 S: 14	H: 1 LOB: 2 BB: 0 P: 21	R: 0 E: 0 K: 1 S: 10	H: 1 LOB: 1 BB: 0 P: 17	R: 0 E: 0 K: 1 S: 10	H: 0 LOB: 0 BB: 0 P: 10	1B: 5 2B: 1 3B: 0 HR: 0	SF: 0 SAC: 1 DP: 0 HBP: 0	WP: 0 PB: 0 SB: 2 CS: 0	PA: 37
PITCHER	IP WLS BF H R ER SO BB IBB HBP BLK WP HR S P ERA WHIP	IP WLS BF H R ER SO BB IBB HBP BLK WP HR S P ERA WHIP	IP WLS BF H R ER SO BB IBB HBP BLK WP HR S P ERA WHIP	IP WLS BF H R ER SO BB IBB HBP BLK WP HR S P ERA WHIP	IP WLS BF H R ER SO BB IBB HBP BLK WP HR S P ERA WHIP	IP WLS BF H R ER SO BB IBB HBP BLK WP HR S P ERA WHIP	IP WLS BF H R ER SO BB IBB HBP BLK WP HR S P ERA WHIP	IP WLS BF H R ER SO BB IBB HBP BLK WP HR S P ERA WHIP	IP WLS BF H R ER SO BB IBB HBP BLK WP HR S P ERA WHIP	IP WLS BF H R ER SO BB IBB HBP BLK WP HR S P ERA WHIP	IP WLS BF H R ER SO BB IBB HBP BLK WP HR S P ERA WHIP	IP WLS BF H R ER SO BB IBB HBP BLK WP HR S P ERA WHIP	IP WLS BF H R ER SO BB IBB HBP BLK WP HR S P ERA WHIP	IP WLS BF H R ER SO BB IBB HBP BLK WP HR S P ERA WHIP	IP WLS BF H R ER SO BB IBB HBP BLK WP HR S P ERA WHIP	IP WLS BF H R ER SO BB IBB HBP BLK WP HR S P ERA WHIP	IP WLS BF H R ER SO BB IBB HBP BLK WP HR S P ERA WHIP			
Jeff Fassero, L ERA: 1.88	5.0 L	21 4	2 2	1 1	2 2	2 0	0 0	0 0	0 0	0 0	49 77	1.80 1.200								
Brian Barnes, L ERA: 4.11	2.0	9 1	0 0	0 1	1 0	0 0	0 0	0 0	0 0	0 0	22 38	0.00 1.000								
Tim Scott, R ERA: 2.62	2.0	7 1	0 0	0 3	0 0	0 0	0 0	0 0	0 0	0 0	18 27	0.00 0.500								

St. Louis Cardinals @ Montreal Expos
Olympic Stadium, Montreal, QB
Sat Aug 14 1993, 7:05 PM EDT
Att: 25,820 - Dome

AB	33
R	2
H	6
RBI	1
BB	3
SO	6
LOB	16



Batter	1	2	3	4	5	6	7	8	9	AB	R	H	RBI	BB	SO	LOB	BOTTOM					
Lou Frazier, S OBP: 0.372, SLG: 0.376	2-1 F8		1-3 K		1-0 G5-2-3			3-1 L8		4	0	0	0	0	1	4						
Randy Ready, R OBP: 0.333, SLG: 0.313	0-2 P2		2-0 F7				1-1 P2	1-0 BB		4	0	1	0	0	0	0						
Marquis Grissom, R OBP: 0.334, SLG: 0.413	0-0 F7				4-1 G4-6-3 BB		3-3 K	0-1 P4		3	0	0	0	1	1	2						
Larry Walker, L OBP: 0.371, SLG: 0.470					1-1 G4-6-3		0-0 G4-3		1-3 K	4	0	0	0	0	1	1						
Moises Alou, R OBP: 0.340, SLG: 0.478					0-0 G6-3			2-3 K	0-0 G6-3	4	0	1	0	0	1	0						
Mike Lansing, R OBP: 0.349, SLG: 0.371							1-2 G6-3	2-2 P6		3	0	2	0	0	0	0						
Tim Scott, R										0	0	0	0	0	0	0						
John Vander Wal, L OBP: 0.315, SLG: 0.380										1	0	0	0	0	0	0						
Darrin Fletcher, L OBP: 0.333, SLG: 0.352										1	0	0	0	2	0	0						
Wil Cordero, R OBP: 0.304, SLG: 0.369										2	0	1	0	0	0	2						
Jeff Fassero, L										1	0	0	0	0	1	0						
Sean Berry, R OBP: 0.339, SLG: 0.383										1	0	0	0	0	0	3						
Brian Barnes, L OBP: 0.200, SLG: 0.158										0	0	0	0	0	0	0						
Frank Bolick, S OBP: 0.300, SLG: 0.337										1	0	0	0	0	0	1						
Inning Stats	R: 0 E: 0 K: 0 S: 6	H: 0 LOB: 0 BB: 0 P: 8	R: 0 E: 0 K: 0 S: 9	H: 2 LOB: 1 BB: 1 P: 20	R: 0 E: 0 K: 2 S: 7	H: 0 LOB: 0 BB: 0 P: 12	R: 0 E: 0 K: 0 S: 4	H: 0 LOB: 0 BB: 1 P: 9	R: 0 E: 1 K: 0 S: 8	H: 1 LOB: 2 BB: 1 P: 15	R: 0 E: 0 K: 1 S: 7	H: 0 LOB: 0 BB: 0 P: 11	R: 0 E: 0 K: 1 S: 9	H: 0 LOB: 0 BB: 0 P: 14	R: 0 E: 0 K: 0 S: 8	H: 2 LOB: 2 BB: 0 P: 15	R: 0 E: 0 K: 1 S: 8	H: 0 LOB: 0 BB: 0 P: 11	1B: 3 2B: 2 3B: 0 HR: 0	SF: 0 SAC: 1 DP: 2 HBP: 0	WP: 0 PB: 0 SB: 0 CS: 1	PA: 33
PITCHER	IP WLS BF H R ER SO BB IBB HBP BLK WP HR S P ERA WHIP	IP WLS BF H R ER SO BB IBB HBP BLK WP HR S P ERA WHIP	IP WLS BF H R ER SO BB IBB HBP BLK WP HR S P ERA WHIP	IP WLS BF H R ER SO BB IBB HBP BLK WP HR S P ERA WHIP	IP WLS BF H R ER SO BB IBB HBP BLK WP HR S P ERA WHIP	IP WLS BF H R ER SO BB IBB HBP BLK WP HR S P ERA WHIP	IP WLS BF H R ER SO BB IBB HBP BLK WP HR S P ERA WHIP	IP WLS BF H R ER SO BB IBB HBP BLK WP HR S P ERA WHIP	IP WLS BF H R ER SO BB IBB HBP BLK WP HR S P ERA WHIP	IP WLS BF H R ER SO BB IBB HBP BLK WP HR S P ERA WHIP	IP WLS BF H R ER SO BB IBB HBP BLK WP HR S P ERA WHIP	IP WLS BF H R ER SO BB IBB HBP BLK WP HR S P ERA WHIP	IP WLS BF H R ER SO BB IBB HBP BLK WP HR S P ERA WHIP	IP WLS BF H R ER SO BB IBB HBP BLK WP HR S P ERA WHIP	IP WLS BF H R ER SO BB IBB HBP BLK WP HR S P ERA WHIP	IP WLS BF H R ER SO BB IBB HBP BLK WP HR S P ERA WHIP						
Allen Watson, L ERA: 3.02	7.2	29 5	0 0	0 0	0 0	0 0	0 0	0 0	0 0	0 0	2 2	0.00 0.000										
Todd Burns, R ERA: 4.88	0.1	1 0	0 0	0 0	0 0	0 0	0 0	0 0	0 0	0 0	2 2	0.00 0.000										
Lee Smith, R ERA: 4.66	1.0	S 3	0 0	0 1	0 0	0 0	0 0	0 0	0 0	0 0	8 11	0.00 0.000										

St. Louis Cardinals @ Montreal Expos
Olympic Stadium, Montreal, QB
Sat Aug 14 1993, 7:05 PM EDT
Att: 25,820 - Dome

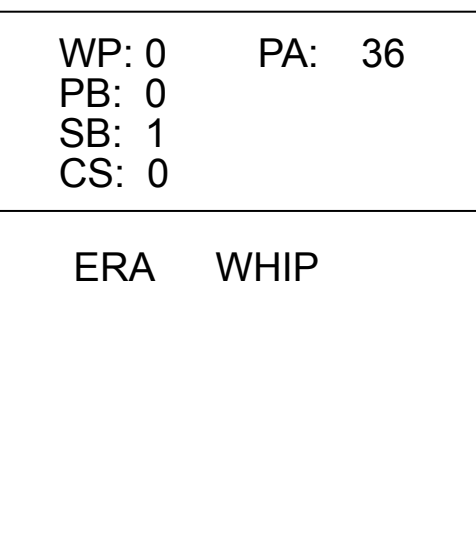
AB	29
R	0
H	5
RBI	0
BB	3
SO	5
LOB	13




Batter	1	2	3	4	5	6	7	8	9	AB	R	H	RBI	BB	SO	LOB	TOP								
Bernard Gilkey, R OBP: 0.383, SLG: 0.512 (1, 3)	F8			G6-3		FC6-4 SF7 1B		S BB		3	1	1	0	1	0	0	St. Louis Cardinals @ Montreal Expos Olympic Stadium, Montreal, QB Sun Aug 15 1993, 3:33 AM EDT Att: 25,209 - Dome AB 32 R 1 H 10 RBI 1 BB 2 SO 4 LOB 15								
Ozzie Smith, S OBP: 0.326, SLG: 0.346 (1, 6)	G1-3			E5 1B		FC6-4 1B		F8		4	0	2	0	0	0	1									
Ray Lankford, L OBP: 0.393, SLG: 0.353 (1, 8)	G4-3			PO 1B		FC6-4 1-2 2-3		K		4	0	1	0	0	1	3									
Todd Zeile, R OBP: 0.352, SLG: 0.428 (1, 5)		K		1-2 1B		SF7 1-1		G4-3		3	0	1	1	0	1	1									
Brian Jordan, R OBP: 0.361, SLG: 0.578 (1, 7)				PO 1B		F9 3-H		K		4	0	2	0	0	1	1									
Mark Whiten, S OBP: 0.323, SLG: 0.428 (1, 9)	G4-6-3					G3 1-2		G4-3 1B		4	0	2	0	0	0	2									
Luis Alica, S OBP: 0.381, SLG: 0.389 (1, 4)				G4-3		1B BB		F8		3	0	0	0	1	0	2									
Tom Pagnozzi, R OBP: 0.283, SLG: 0.384 (1, 2)				F7		L9		F8		4	0	0	0	0	1	4									
Rene Arocha, R OBP: 0.136, SLG: 0.140 (7, PH)				G4-3		1-2 2-H		G4-3		2	0	1	0	0	0	0									
Gerald Perry, L OBP: 0.351, SLG: 0.426 (7, 1)										1	0	0	0	0	0	1									
Omar Olivares, R OBP: 0.294, SLG: 0.353 (7, 1)										0	0	0	0	0	0	0									
Inning Stats	R: 0 E: 0 K: 0 S: 3	H: 0 LOB: 0 BB: 0 P: 5	R: 0 E: 0 K: 1 S: 7	H: 1 LOB: 0 BB: 0 P: 9	R: 0 E: 0 K: 0 S: 6	H: 0 LOB: 0 BB: 0 P: 8	R: 0 E: 1 K: 0 S: 6	H: 3 LOB: 1 BB: 0 P: 13	R: 0 E: 0 K: 0 S: 16	H: 2 LOB: 2 BB: 1 P: 24	R: 1 E: 0 K: 0 S: 11	H: 2 LOB: 1 BB: 0 P: 21	R: 0 E: 0 K: 0 S: 12	H: 1 LOB: 1 BB: 0 P: 17	R: 0 E: 0 K: 1 S: 13	H: 0 LOB: 1 BB: 1 P: 20	R: 0 E: 0 K: 2 S: 9	H: 1 LOB: 1 BB: 0 P: 13	1B: 10 2B: 0 3B: 0 HR: 0	SF: 1 SAC: 0 DP: 1 HBP: 0	WP: 0 PB: 0 SB: 1 CS: 0	PA: 36			
PITCHER	IP	WLS	BF	H	R	ER	SO	BB	IBB	HBP	BLK	WP	HR	S	P	ERA	WHIP								
Gil Heredia, R ERA: 4.7 (1, 1)	5.1	W	21	8	1	1	1	1	0	0	0	0	0	46	74	1.69	1.688								
Mel Rojas, R ERA: 3.95 (6, 1)	2.2		10	1	0	0	1	1	0	0	0	0	0	28	43	0.00	0.750								
Jeff Shaw, R ERA: 4.08 (9, 1)	1.0		4	1	0	0	2	0	0	0	0	0	0	9	13	0.00	1.000								

Batter	1	2	3	4	5	6	7	8	9	AB	R	H	RBI	BB	SO	LOB	BOTTOM								
Mike Lansing, R OBP: 0.348, SLG: 0.370 (1, 6)	1B		G4-3		E5 2B		L4			4	1	1	0	0	0	1	St. Louis Cardinals @ Montreal Expos Olympic Stadium, Montreal, QB Sun Aug 15 1993, 3:33 AM EDT Att: 25,209 - Dome AB 35 R 7 H 9 RBI 6 BB 1 SO 3 LOB 11								
Randy Ready, R OBP: 0.318, SLG: 0.263 (1, 4)	P6		K		2B 1B BB		G4-3			3	1	0	0	1	1	1									
John Vander Wal, L OBP: 0.319, SLG: 0.389 (1, 7)	1B			F8	1B 2B		G4-3			4	1	2	2	0	0	0									
Larry Walker, L OBP: 0.370, SLG: 0.467 (1, 9)	P5			G6-3	1B		L7			4	0	1	2	0	0	2									
Moises Alou, R OBP: 0.341, SLG: 0.478 (1, 8)	F8			S 1B	F7		BLK 1B			4	1	2	0	0	0	3									
Darin Fletcher, L OBP: 0.330, SLG: 0.348 (1, 2)		G3		K	L8		E 1B			3	0	0	0	0	1	2									
Mel Rojas, R OBP: 0.376, SLG: 0.380 (8, PH)										0	0	0	0	0	0	0									
Lou Frazier, S OBP: 0.067, SLG: 0.067 (9, 1)										1	1	1	1	0	0	0									
Jeff Shaw, R OBP: 0.067, SLG: 0.067 (9, 1)										0	0	0	0	0	0	0									
Oreste Marrero, L OBP: 0.200, SLG: 0.300 (1, 3)	F8				F9		G3		E4 FC6-4	4	0	0	0	0	0	0									
Sean Berry, R OBP: 0.338, SLG: 0.396 (1, 5)	K				HR		G5-3		FC6-4	4	1	1	1	0	1	1									
Gil Heredia, R OBP: 0.167, SLG: 0.333 (1, 1)										2	1	1	0	0	0	0									
Joe Siddall, L OBP: 0.200, SLG: 0.111 (6, 2)	G4-3				E 2B		G4-3		G4-3	2	0	0	0	0	0	1									
Inning Stats	R: 0 E: 0 K: 0 S: 9	H: 2 LOB: 2 BB: 0 P: 14	R: 0 E: 0 K: 1 S: 5	H: 0 LOB: 0 BB: 0 P: 7	R: 0 E: 0 K: 1 S: 9	H: 0 LOB: 0 BB: 0 P: 12	R: 0 E: 0 K: 1 S: 10	H: 1 LOB: 1 BB: 0 P: 14	R: 5 E: 1 K: 0 S: 13	H: 4 LOB: 1 BB: 1 P: 23	R: 0 E: 0 K: 0 S: 5	H: 0 LOB: 0 BB: 0 P: 10	R: 0 E: 0 K: 0 S: 6	H: 0 LOB: 0 BB: 0 P: 10	R: 2 E: 1 K: 0 S: 14	H: 2 LOB: 1 BB: 0 P: 19	R: 0 E: 0 K: 0 S: 9	H: 1 LOB: 1 BB: 0 P: 13	1B: 6 2B: 2 3B: 0 HR: 1	SF: 0 SAC: 0 DP: 0 HBP: 0	WP: 0 PB: 0 SB: 2 CS: 0	PA: 36			
PITCHER	IP	WLS	BF	H	R	ER	SO	BB	IBB	HBP	BLK	WP	HR	S	P	ERA	WHIP								
Rene Arocha, R ERA: 3.63 (1, 1)	6.0	L	27	7	5	4	3	1	0	0	0	0	0	51	80	6.00	1.333								
Omar Olivares, R ERA: 4.41 (7, 1)	2.0		9	2	2	1	0	0	0	0	1	0	0	20	29	4.50	1.000								

St. Louis Cardinals @ Montreal Expos
Olympic Stadium, Montreal, QB
Sun Aug 15 1993, 3:33 AM EDT
Att: 25,209 - Dome



St. Louis Cardinals @ Montreal Expos
Olympic Stadium, Montreal, QB
Sun Aug 15 1993, 3:33 AM EDT
Att: 25,209 - Dome



Batter	1	2	3	4	5	6	7	8	9	AB	R	H	RBI	BB	SO	LOB	TOP			
Mike Lansing, R (1, 6) OBP: 0.347, SLG: 0.368										4	0	1	0	0	2	0	Montreal Expos @ Chicago Cubs Wrigley Field, Chicago, IL Tue Aug 17 1993, 3:33 AM CDT Cloudy - 77 F			
Randy Ready, R (1, 4) OBP: 0.360, SLG: 0.333										2	1	1	0	1	1	0				
Marquis Grissom, R (1, 8) OBP: 0.333, SLG: 0.414										4	0	1	1	0	1	2				
Larry Walker, L (1, 9) OBP: 0.369, SLG: 0.463										3	0	0	0	1	0	2				
Moises Alou, R (1, 7) OBP: 0.338, SLG: 0.474										4	0	0	0	0	2	2				
Oreste Marrero, L (1, 3) OBP: 0.143, SLG: 0.214										4	1	0	0	0	2	2				
Sean Berry, R (1, 5) OBP: 0.341, SLG: 0.403										4	0	2	1	0	1	1				
Joe Siddall, L (1, 2) OBP: 0.167, SLG: 0.091										2	0	0	0	0	1	0				
John Vander Wal, L (7, PH) OBP: 0.317, SLG: 0.387										1	0	0	0	0	0	1				
Tim Spehr, R (7, 2) OBP: 0.200, SLG: 0.231										1	0	0	0	0	1	1				
Dennis Martinez, R (1, 1) OBP: 0.182, SLG: 0.226										2	0	0	0	0	1	0				
Brian Barnes, L (7, 1) OBP: 0.200, SLG: 0.158										0	0	0	0	0	0	0				
Frank Botlick, S (8, PH) OBP: 0.299, SLG: 0.335										1	0	0	0	0	0	0				
Tim Scott, R (8, 1) OBP: 0.200, SLG: 0.231										0	0	0	0	0	0	0				
Inning Stats	R: 0 E: 0 K: 3 S: 9	H: 0 LOB: 0 BB: 0 P: 12	R: 0 E: 0 K: 2 S: 12	H: 0 LOB: 1 BB: 1 P: 19	R: 0 E: 0 K: 0 S: 6	H: 0 LOB: 0 BB: 0 P: 11	R: 1 E: 0 K: 2 S: 11	H: 1 LOB: 1 BB: 1 P: 20	R: 0 E: 0 K: 0 S: 10	H: 1 LOB: 1 BB: 0 P: 15	R: 0 E: 0 K: 1 S: 9	H: 1 LOB: 0 BB: 0 P: 14	R: 0 E: 0 K: 1 S: 7	H: 1 LOB: 1 BB: 0 P: 14	R: 1 E: 1 K: 1 S: 12	H: 1 LOB: 1 BB: 0 P: 19	1B: 2 2B: 3 3B: 0 HR: 0	SF: 0 SAC: 1 DP: 0 HBP: 0	WP: 0 PB: 0 SB: 1 CS: 0	PA: 35
PITCHER Jose Guzman, R (1, 1) ERA: 4.18	IP: 9.0 WLS: W BF: 35	H: 5 R: 2 ER: 1 SO: 12	BB: 2 IBB: 0 HBP: 0 BLK: 0	WP: 0 HR: 0 S: 87 P: 142	ERA: 1.00 WHIP: 0.778	PITCHER														

AB	32
R	2
H	5
RBI	2
BB	2
SO	12
LOB	11



Batter	1	2	3	4	5	6	7	8	9	AB	R	H	RBI	BB	SO	LOB	BOTTOM			
Dwight Smith, L (1, 9) OBP: 0.348, SLG: 0.511										4	1	1	0	1	0	0	Montreal Expos @ Chicago Cubs Wrigley Field, Chicago, IL Tue Aug 17 1993, 3:33 AM CDT Cloudy - 77 F			
23 Ryne Sandberg, R (1, 4) OBP: 0.351, SLG: 0.418										3	1	1	0	2	0	1				
Mark Grace, L (1, 3) OBP: 0.385, SLG: 0.463										4	2	3	0	1	0	2				
Derrick May, L (1, 7) OBP: 0.349, SLG: 0.433										5	1	2	3	0	0	4				
Sammy Sosa, R (1, 8) OBP: 0.306, SLG: 0.502										3	1	1	0	0	1	1				
Rick Wilkins, L (1, 2) OBP: 0.363, SLG: 0.550										4	1	2	3	0	1	2				
Jose Vizcaino, S (1, 5) OBP: 0.342, SLG: 0.360										2	0	0	0	2	1	1				
Rey Sanchez, R (1, 6) OBP: 0.330, SLG: 0.346										3	0	1	1	1	0	2				
Jose Guzman, R (1, 1) OBP: 0.121, SLG: 0.105										4	0	0	0	0	0	4				
Inning Stats	R: 0 E: 0 K: 0 S: 8	H: 1 LOB: 1 BB: 1 P: 18	R: 0 E: 0 K: 2 S: 12	H: 1 LOB: 2 BB: 1 P: 24	R: 2 E: 0 K: 1 S: 15	H: 1 LOB: 1 BB: 2 P: 27	R: 0 E: 0 K: 0 S: 5	H: 0 LOB: 0 BB: 0 P: 7	R: 0 E: 0 K: 0 S: 4	H: 1 LOB: 1 BB: 1 P: 13	R: 5 E: 0 K: 0 S: 23	H: 5 LOB: 2 BB: 1 P: 41	R: 0 E: 0 K: 0 S: 9	H: 1 LOB: 1 BB: 1 P: 20	1B: 8 2B: 4 3B: 0 HR: 0	SF: 0 SAC: 0 DP: 3 HBP: 1		WP: 0 PB: 0 SB: 4 CS: 0	PA: 40	
PITCHER Dennis Martinez, R (1, 1) ERA: 4.29	IP: 6.2 WLS: L BF: 32	H: 6 R: 6 ER: 6 SO: 3	BB: 4 IBB: 1 HBP: 0 BLK: 0	WP: 0 HR: 0 S: 65 P: 122	ERA: 8.10 WHIP: 1.800	PITCHER														
Brian Barnes, L (7, 1) ERA: 4.19	IP: 0.1 WLS: 4 BF: 2	H: 2 R: 1 ER: 1 SO: 0	BB: 1 IBB: 0 HBP: 0 BLK: 0	WP: 0 HR: 0 S: 8 P: 17	ERA: 27.00 WHIP: 9.000															
Tim Scott, R (8, 1) ERA: 2.58	IP: 1.0 WLS: 4 BF: 1	H: 0 R: 0 ER: 0 SO: 0	BB: 1 IBB: 0 HBP: 0 BLK: 0	WP: 0 HR: 0 S: 9 P: 20	ERA: 0.00 WHIP: 2.000															

AB	32
R	7
H	11
RBI	7
BB	7
SO	3
LOB	17



Batter	1	2	3	4	5	6	7	8	9	AB	R	H	RBI	BB	SO	LOB	TOP										
Mike Lansing, R OBP: 0.344, SLG: 0.364 (1, 5)	G1-3		G6-3			F9			G6-3	4	0	0	0	0	0	1											
Randy Ready, R OBP: 0.353, SLG: 0.310 (1, 4)	F9			G6-3		F7			BB BB 1B	4	0	1	0	0	0	1											
Marquis Grissom, R OBP: 0.335, SLG: 0.414 (1, 8)	G6-3			1B 1B		P9			BB BB 1-2	3	0	1	0	1	0	1											
Larry Walker, L OBP: 0.368, SLG: 0.460 (1, 9)		G4-3		1B G6-4-3 1B		P6			BB BB 1-2 2-3	3	0	1	0	1	0	0											
Moises Alou, R OBP: 0.336, SLG: 0.471 (1, 7)	G4-3			G6-4-3 1-2		F9			K	4	0	0	0	0	1	5											
Frank Bolick, S OBP: 0.298, SLG: 0.330 (1, 3)					F8		F9		F7	3	0	0	0	1	0	3											
Darrin Fletcher, L OBP: 0.327, SLG: 0.344 (1, 2)										2	0	0	0	0	1	1											
Lou Frazier, S OBP: 0.371, SLG: 0.375 (8, PH)										1	0	0	0	0	1	0											
Joe Siddall, L OBP: 0.167, SLG: 0.091 (8, 2)										0	0	0	0	0	0	0											
Wil Cordero, R OBP: 0.306, SLG: 0.368 (1, 6)										3	0	0	0	0	1	0											
Ken Hill, R OBP: 0.186, SLG: 0.150 (1, 1)										2	0	1	0	0	0	0											
Sean Berry, R OBP: 0.338, SLG: 0.403 (8, PH)										1	0	0	0	0	0	0											
Jeff Shaw, R OBP: 0.067, SLG: 0.067 (8, 1)										0	0	0	0	0	0	0											
Inning Stats	R: 0 E: 0 K: 0 S: 5	H: 0 LOB: 0 BB: 0 P: 6	R: 0 E: 0 K: 0 S: 6	H: 0 LOB: 1 BB: 1 P: 15	R: 0 E: 0 K: 1 S: 6	H: 0 LOB: 0 BB: 0 P: 8	R: 0 E: 0 K: 0 S: 6	H: 2 LOB: 1 BB: 0 P: 12	R: 0 E: 0 K: 1 S: 7	H: 0 LOB: 0 BB: 0 P: 11	R: 0 E: 0 K: 0 S: 8	H: 1 LOB: 1 BB: 0 P: 13	R: 0 E: 0 K: 0 S: 5	H: 0 LOB: 0 BB: 0 P: 8	R: 0 E: 0 K: 1 S: 7	H: 0 LOB: 0 BB: 0 P: 8	R: 0 E: 0 K: 1 S: 12	H: 1 LOB: 3 BB: 2 P: 21	1B: 4 2B: 0 3B: 0 HR: 0	SF: 0 SAC: 0 DP: 1 HBP: 0	WP: 0 PB: 0 SB: 0 CS: 0	PA: 33					
PITCHER	IP	WLS	BF	H	R	ER	SO	BB	IBB	HBP	BLK	WP	HR	S	P	ERA	WHIP										
Greg Hibbard, L ERA: 3.7 (1, 1)	8.1	W	29	4	0	0	3	1	0	0	0	0	0	53	85	0.00	0.600										
Randy Myers, L ERA: 3.5 (9, 1)	0.0		2	0	0	0	0	2	0	0	0	0	0	1	9	∞	∞										
Jose Bautista, R ERA: 2.33 (9, 1)	0.2	S	2	0	0	0	1	0	0	0	0	0	0	8	8	0.00	0.000										

Montreal Expos @ Chicago Cubs
Wrigley Field, Chicago, IL
Wed Aug 18 1993, 3:33 AM CDT
Att: 30,661 - Overcast - 79 F

AB	30
R	0
H	4
RBI	0
BB	3
SO	4
LOB	12



Batter	1	2	3	4	5	6	7	8	9	AB	R	H	RBI	BB	SO	LOB	BOTTOM										
Dwight Smith, L OBP: 0.349, SLG: 0.511 (1, 9)	L7		F7		G4-1 1B BB		23 SH1 2B			3	1	1	0	1	0	0											
23 Ryne Sandberg, R OBP: 0.348, SLG: 0.412 (1, 4)	G6-3		G6-3		L8		SH1			3	0	0	0	0	0	1											
Mark Grace, L OBP: 0.381, SLG: 0.457 (1, 3)	G3		G4-3		G4-1		P7			4	0	0	0	0	0	2											
Derrick May, L OBP: 0.347, SLG: 0.430 (1, 7)		G1		G3-1		L5				4	0	1	1	0	0	1											
Sammy Sosa, R OBP: 0.311, SLG: 0.519 (1, 8)		1B BB		HR		F7				3	1	2	1	1	0	0											
Rick Wilkins, L OBP: 0.394, SLG: 0.548 (1, 2)		HBP 1B		L1-3 1B		G4-3		G5-3		4	0	2	0	0	0	2											
Steve Buechele, R OBP: 0.329, SLG: 0.448 (1, 5)		P9		L1-3		G5-4-3 1B		G4-3		4	0	1	0	0	0	3											
Rey Sanchez, R OBP: 0.334, SLG: 0.346 (1, 6)		HBP		IBB		G5-4-3				1	0	0	0	1	0	1											
Greg Hibbard, L OBP: 0.067, SLG: 0.047 (1, 1)		G5-3		G4-3		L7				3	0	0	0	0	0	5											
Randy Myers, L OBP: 0.867, SLG: 1.000 (9, 1)										0	0	0	0	0	0	0											
Jose Bautista, R OBP: 0.100, SLG: 0.100 (9, 1)										0	0	0	0	0	0	0											
Inning Stats	R: 0 E: 0 K: 0 S: 9	H: 0 LOB: 0 BB: 0 P: 14	R: 0 E: 0 K: 0 S: 13	H: 1 LOB: 3 BB: 1 P: 24	R: 0 E: 0 K: 0 S: 5	H: 0 LOB: 0 BB: 0 P: 10	R: 1 E: 0 K: 0 S: 11	H: 2 LOB: 2 BB: 1 P: 21	R: 1 E: 0 K: 0 S: 11	H: 2 LOB: 2 BB: 1 P: 18	R: 0 E: 0 K: 0 S: 9	H: 1 LOB: 0 BB: 0 P: 16	R: 0 E: 0 K: 0 S: 7	H: 1 LOB: 1 BB: 0 P: 8	R: 0 E: 0 K: 0 S: 11	H: 0 LOB: 0 BB: 0 P: 16	R: 0 E: 0 K: 1 S: 12	H: 0 LOB: 0 BB: 0 P: 21	1B: 5 2B: 1 3B: 0 HR: 1	SF: 0 SAC: 1 DP: 1 HBP: 1	WP: 0 PB: 0 SB: 0 CS: 0	PA: 34					
PITCHER	IP	WLS	BF	H	R	ER	SO	BB	IBB	HBP	BLK	WP	HR	S	P	ERA	WHIP										
Ken Hill, R ERA: 2.73 (1, 1)	7.0	L	31	7	2	2	0	2	1	0	0	0	0	65	111	2.57	1.286										
Jeff Shaw, R ERA: 4.03 (8, 1)	1.0		3	0	0	0	0	0	0	0	0	0	0	11	16	0.00	0.000										

Montreal Expos @ Chicago Cubs
Wrigley Field, Chicago, IL
Wed Aug 18 1993, 3:33 AM CDT
Att: 30,661 - Overcast - 79 F

AB	29
R	2
H	7
RBI	2
BB	3
SO	0
LOB	15



Batter	1	2	3	4	5	6	7	8	9	AB	R	H	RBI	BB	SO	LOB	TOP			
Randy Ready, R OBP: 0.359, SLG: 0.412	0-0 HR		1-1 F9		1-2 G5-4-3 1B		0-0 FC6 BB BB E	0-0 P9		5	2	2	2	0	0	2				
Oreste Marrero, L OBP: 0.200, SLG: 0.167	0-1 G3		2-3 K		2-3 K		1-3 2-H 3-H 4-2 E BB	4-0 FC6-4 BB		3	1	0	0	2	2	1				
Marquis Grissom, R OBP: 0.334, SLG: 0.412	0-1 S G3 1B		1-0 G5-3		1-0 G5-4-3		2-0 SF9	3-1 FC6-4		4	0	1	1	0	0	3				
Larry Walker, L OBP: 0.369, SLG: 0.457	3-2 G3			4-2 P3 HR BB		0-1 G4-3	4-0 E BB		1-1 G4-3	2	2	0	0	2	0	1				
Lou Frazier, S OBP: 0.369, SLG: 0.372	1-2 SAFE			2-2 P3 SAFE		2-1 L6	1-3 K		1-0 G6-3	1	0	0	0	0	0	0				
Moises Alou, R OBP: 0.333, SLG: 0.465	3-3 K			1-2 SAFE		2-2 L9	2-0 E7		4-2 BB	5	0	0	0	0	2	5				
Darin Fletcher, L OBP: 0.328, SLG: 0.353		2-0 F8		3-2 HR		2-2 L9	1-H 2-H 3-H			4	1	1	2	1	0	0				
Sean Berry, R OBP: 0.343, SLG: 0.405		2-2 G4-6-3 1B		4-0 2B BB					0-3 K	4	2	2	0	1	2	2				
Wil Cordero, R OBP: 0.311, SLG: 0.376		2-1 G4-6-3		2-2 1-H 2B		1-2 FC6 E HBP	2-0 PB 2B			3	1	2	1	0	0	1				
Jeff Fassero, L OBP: 0.311, SLG: 0.376		1-3 K		1-3 K		2-1 E6 SF9	0-0 G6-3			4	1	0	0	0	2	4				
Inning Stats	R: 1 E: 0 K: 1 S: 13	H: 2 LOB: 1 BB: 0 P: 19	R: 0 E: 0 K: 1 S: 10	H: 1 LOB: 1 BB: 0 P: 17	R: 0 E: 0 K: 1 S: 7	H: 0 LOB: 0 BB: 0 P: 11	R: 3 E: 0 K: 1 S: 20	H: 2 LOB: 0 BB: 2 P: 35	R: 0 E: 0 K: 0 S: 8	H: 0 LOB: 0 BB: 0 P: 12	R: 6 E: 3 K: 2 S: 19	H: 1 LOB: 1 BB: 2 P: 37	R: 0 E: 0 K: 0 S: 5	H: 1 LOB: 2 BB: 1 P: 14	R: 0 E: 0 K: 1 S: 8	H: 0 LOB: 1 BB: 1 P: 14	1B: 4 2B: 2 3B: 0 HR: 2	SF: 1 SAC: 0 DP: 1 HBP: 1	WP: 0 PB: 1 SB: 1 CS: 0	PA: 43
PITCHER	IP WLS BF H R ER SO BB IBB HBP BLK WP HR S P ERA WHIP	IP WLS BF H R ER SO BB IBB HBP BLK WP HR S P ERA WHIP	IP WLS BF H R ER SO BB IBB HBP BLK WP HR S P ERA WHIP	IP WLS BF H R ER SO BB IBB HBP BLK WP HR S P ERA WHIP	IP WLS BF H R ER SO BB IBB HBP BLK WP HR S P ERA WHIP	IP WLS BF H R ER SO BB IBB HBP BLK WP HR S P ERA WHIP	IP WLS BF H R ER SO BB IBB HBP BLK WP HR S P ERA WHIP	IP WLS BF H R ER SO BB IBB HBP BLK WP HR S P ERA WHIP	IP WLS BF H R ER SO BB IBB HBP BLK WP HR S P ERA WHIP	IP WLS BF H R ER SO BB IBB HBP BLK WP HR S P ERA WHIP	IP WLS BF H R ER SO BB IBB HBP BLK WP HR S P ERA WHIP	IP WLS BF H R ER SO BB IBB HBP BLK WP HR S P ERA WHIP	IP WLS BF H R ER SO BB IBB HBP BLK WP HR S P ERA WHIP	IP WLS BF H R ER SO BB IBB HBP BLK WP HR S P ERA WHIP	IP WLS BF H R ER SO BB IBB HBP BLK WP HR S P ERA WHIP	IP WLS BF H R ER SO BB IBB HBP BLK WP HR S P ERA WHIP	IP WLS BF H R ER SO BB IBB HBP BLK WP HR S P ERA WHIP			
Frank Castillo, R ERA: 4.1	4.0	18	5	4	4	4	2	0	0	0	0	0	0	2	50	82	9.00	1.750		
Shawn Boskie, R ERA: 3.4	2.0	11	2	5	0	1	1	0	1	0	0	0	0	0	27	42	0.00	1.500		
Bob Scanlan, R ERA: 5.13	2.0	10	1	1	0	2	2	0	0	0	0	0	0	0	13	32	0.00	1.500		
Randy Myers, L ERA: 3.54	1.0	4	0	0	0	1	1	0	0	0	0	0	0	0	8	14	0.00	1.000		

Montreal Expos @ Chicago Cubs
Wrigley Field, Chicago, IL
Thu Aug 19 1993, 7:05 PM CDT
Att: 37,944 - Unknown - 80 F

AB	35
R	10
H	8
RBI	6
BB	6
SO	8
LOB	19



Batter	1	2	3	4	5	6	7	8	9	AB	R	H	RBI	BB	SO	LOB	BOTTOM					
Rey Sanchez, R OBP: 0.336, SLG: 0.346	0-3 K			4-2 23 1B E BB	0-1 1B			0-0 G6-3		3	1	1	0	1	1	0						
23 Ryne Sandberg, R OBP: 0.348, SLG: 0.412	0-1 G6-3			2-0 E9 1B 1B	1-3 K			0-3 K		3	1	1	0	0	1	2						
Eric Yelding, R OBP: 0.279, SLG: 0.304				1-H 1B						1	0	0	0	0	1	0						
Mark Grace, L OBP: 0.361, SLG: 0.457	0-3 K			0-0 1B			0-0 L4		0-1 P3	3	0	1	0	0	1	0						
Jose Vizcaino, S OBP: 0.341, SLG: 0.359				2-3 1B						1	0	0	0	0	0	0						
Steve Buechele, R OBP: 0.333, SLG: 0.450		1-1 G6-4-3 1B		0-0 FC5-4 1B			4-0 FC4-6 BB		0-0 G6-3	3	0	2	1	1	0	0						
Sammy Sosa, R OBP: 0.311, SLG: 0.516		0-2 G6-4-3		0-0 F9			2-3 K		0-1 E 1B	4	0	1	0	0	1	3						
Kevin Roberson, S OBP: 0.273, SLG: 0.426		0-0 G6-3		2-0 FC5-4			0-0 FC4-6		0-0 P3	3	0	0	0	0	0	2						
Randy Myers, L OBP: 0.667, SLG: 1.000				1-2 SAFE			1-2 SAFE			0	0	0	0	0	0	0						
Derrick May, L OBP: 0.346, SLG: 0.429				1-2 SAFE			1-2 SAFE			1	0	0	0	0	0	1						
Willie Wilson, S OBP: 0.286, SLG: 0.316			1-3 K		4-0 1B BB		2-3 K		0-0 E4	3	0	0	0	1	2	1						
Steve Lake, R OBP: 0.273, SLG: 0.424			0-1 G5-3		0-1 F8		0-0 F7		1-3 K	4	0	0	0	0	1	3						
Frank Castillo, R OBP: 0.175, SLG: 0.154			0-2 G6-3		1-3 K		0-2 G1-3			1	0	0	0	0	0	0						
Shawn Boskie, R OBP: 0.200, SLG: 0.200										1	0	0	0	0	1	1						
Bob Scanlan, R OBP: 0.333, SLG: 0.500										0	0	0	0	0	0	0						
Candy Maldonado, R OBP: 0.260, SLG: 0.286										1	0	0	0	0	0	0						
Inning Stats	R: 0 E: 0 K: 2 S: 8	H: 0 LOB: 0 BB: 0 P: 8	R: 0 E: 0 K: 0 S: 6	H: 1 LOB: 0 BB: 0 P: 7	R: 0 E: 0 K: 1 S: 9	H: 0 LOB: 0 BB: 0 P: 10	R: 2 E: 1 K: 0 S: 7	H: 3 LOB: 1 BB: 1 P: 15	R: 0 E: 0 K: 2 S: 10	H: 1 LOB: 2 BB: 1 P: 16	R: 0 E: 0 K: 1 S: 7	H: 0 LOB: 1 BB: 1 P: 13	R: 0 E: 0 K: 1 S: 8	H: 0 LOB: 0 BB: 0 P: 10	R: 0 E: 0 K: 1 S: 6	H: 0 LOB: 0 BB: 0 P: 6	R: 0 E: 1 K: 1 S: 8	H: 1 LOB: 2 BB: 0 P: 9	1B: 6 2B: 0 3B: 0 HR: 0	SF: 0 SAC: 0 DP: 1 HBP: 0	WP: 0 PB: 0 SB: 0 CS: 0	PA: 35
PITCHER	IP WLS BF H R ER SO BB IBB HBP BLK WP HR S P ERA WHIP	IP WLS BF H R ER SO BB IBB HBP BLK WP HR S P ERA WHIP	IP WLS BF H R ER SO BB IBB HBP BLK WP HR S P ERA WHIP	IP WLS BF H R ER SO BB IBB HBP BLK WP HR S P ERA WHIP	IP WLS BF H R ER SO BB IBB HBP BLK WP HR S P ERA WHIP	IP WLS BF H R ER SO BB IBB HBP BLK WP HR S P ERA WHIP	IP WLS BF H R ER SO BB IBB HBP BLK WP HR S P ERA WHIP	IP WLS BF H R ER SO BB IBB HBP BLK WP HR S P ERA WHIP	IP WLS BF H R ER SO BB IBB HBP BLK WP HR S P ERA WHIP	IP WLS BF H R ER SO BB IBB HBP BLK WP HR S P ERA WHIP	IP WLS BF H R ER SO BB IBB HBP BLK WP HR S P ERA WHIP	IP WLS BF H R ER SO BB IBB HBP BLK WP HR S P ERA WHIP	IP WLS BF H R ER SO BB IBB HBP BLK WP HR S P ERA WHIP	IP WLS BF H R ER SO BB IBB HBP BLK WP HR S P ERA WHIP	IP WLS BF H R ER SO BB IBB HBP BLK WP HR S P ERA WHIP	IP WLS BF H R ER SO BB IBB HBP BLK WP HR S P ERA WHIP	IP WLS BF H R ER SO BB IBB HBP BLK WP HR S P ERA WHIP					
Jeff Fassero, L ERA: 1.89	9.0	35	6	2	2	9	3	0	0	0	0	0	0	0	0	0	2.00	1.000				

Montreal Expos @ Chicago Cubs
Wrigley Field, Chicago, IL
Thu Aug 19 1993, 7:05 PM CDT
Att: 37,944 - Unknown - 80 F

AB	32
R	2
H	6
RBI	1
BB	3
SO	9
LOB	13



Batter	1	2	3	4	5	6	7	8	9	AB	R	H	RBI	BB	SO	LOB	TOP								
Marquis Grissom, R OBP: 0.335, SLG: 0.412	G5-3		FC6-4		G1-6-3		G4-3			5	0	2	0	0	0	2									
Randy Ready, R OBP: 0.318, SLG: 0.359	P5		G4-3		G1-6-3		K			5	0	0	0	0	1	4									
John Vander Wal, L Mel Rojas, R Jeff Shaw, R OBP: 0.067, SLG: 0.067	L6			F7						3	0	1	0	1	0	0									
Larry Walker, L OBP: 0.368, SLG: 0.455		L8								4	0	1	0	0	0	3									
Darrin Fletcher, L OBP: 0.330, SLG: 0.359				E9						4	1	2	0	0	0	1									
Moises Alou, R OBP: 0.332, SLG: 0.462										3	1	0	0	1	1	3									
Mike Lansing, R OBP: 0.345, SLG: 0.364										3	0	1	1	1	0	1									
Sean Berry, R OBP: 0.337, SLG: 0.397										4	0	0	0	0	2	4									
Gil Heredia, R Frank Bolick, S Oreste Marrero, L OBP: 0.190, SLG: 0.158										2	0	1	0	0	0	0									
										1	0	1	0	0	0	0									
										1	0	0	0	0	0	0									
Inning Stats	R: 0 E: 0 K: 0 S: 8	H: 0 LOB: 0 BB: 0 P: 15	R: 0 E: 0 K: 1 S: 10	H: 1 LOB: 1 BB: 0 P: 17	R: 0 E: 0 K: 1 S: 9	H: 1 LOB: 1 BB: 0 P: 12	R: 0 E: 1 K: 0 S: 11	H: 1 LOB: 3 BB: 1 P: 21	R: 0 E: 0 K: 0 S: 4	H: 1 LOB: 0 BB: 0 P: 4	R: 2 E: 1 K: 1 S: 13	H: 3 LOB: 1 BB: 1 P: 23	R: 0 E: 0 K: 1 S: 13	H: 1 LOB: 2 BB: 1 P: 26	R: 0 E: 0 K: 0 S: 5	H: 0 LOB: 0 BB: 0 P: 6	R: 0 E: 0 K: 0 S: 9	H: 1 LOB: 1 BB: 0 P: 13	1B: 8 2B: 2 3B: 0 HR: 0	SF: 0 SAC: 0 DP: 2 HBP: 0	WP: 0 PB: 0 SB: 2 CS: 0	PA: 38			
PITCHER	IP	WLS	BF	H	R	ER	SO	BB	IBB	HBP	BLK	WP	HR	S	P	ERA	WHIP								
Jose Rijo, R ERA: 2.62	7.0		31	8	2	1	4	3	0	0	0	0	0	68	118	1.29	1.571								
Jeff Reardon, R ERA: 2.59	1.0	W	3	0	0	0	0	0	0	0	0	0	0	5	6	0.00	0.000								
Rob Dibble, R ERA: 3.03	1.0	S	4	1	0	0	0	0	0	0	0	0	0	9	13	0.00	1.000								

Montreal Expos @ Cincinnati Reds
Riverfront Stadium, Cincinnati, OH
Fri Aug 20 1993, 7:05 PM EDT
Att: 31,022 - Unknown

AB	35
R	2
H	9
RBI	1
BB	3
SO	4
LOB	18



Batter	1	2	3	4	5	6	7	8	9	AB	R	H	RBI	BB	SO	LOB	BOTTOM								
Thomas Howard, S OBP: 0.278, SLG: 0.324	G6-3		G6-3							4	0	1	0	0	0	1									
Jeff Branson, L OBP: 0.306, SLG: 0.349	G3		G4-3							4	0	0	0	0	2	3									
Hal Morris, L OBP: 0.382, SLG: 0.385	G6-3			G3						4	1	1	0	0	0	0									
Chris Sabo, R OBP: 0.328, SLG: 0.456		G6-3								4	2	3	1	0	0	0									
Reggie Sanders, R Greg Tubbs, R OBP: 0.400, SLG: 0.318										3	0	2	0	0	0	1									
Tim Coste, R Rob Dibble, L OBP: 1.000, SLG: 1.000										4	0	2	2	0	2	2									
										0	0	0	0	0	0	0									
Joe Oliver, R OBP: 0.271, SLG: 0.391										4	0	0	0	0	0	4									
Willie Greene, L Juan Samuel, R OBP: 0.232, SLG: 0.346										2	0	0	0	0	1	0									
										2	1	1	0	0	1	1									
Jose Rijo, R Jack Daugherty, S Jeff Reardon, R Jacob Brumfield, R OBP: 0.331, SLG: 0.418										2	0	1	0	0	0	0									
										1	0	0	0	0	1	1									
										0	0	0	0	0	0	0									
										0	0	0	0	0	0	0									
Inning Stats	R: 0 E: 0 K: 0 S: 7	H: 0 LOB: 0 BB: 0 P: 13	R: 0 E: 0 K: 1 S: 9	H: 1 LOB: 1 BB: 0 P: 14	R: 0 E: 0 K: 0 S: 7	H: 1 LOB: 1 BB: 0 P: 13	R: 1 E: 0 K: 0 S: 13	H: 3 LOB: 1 BB: 0 P: 18	R: 0 E: 0 K: 2 S: 12	H: 1 LOB: 1 BB: 0 P: 18	R: 0 E: 0 K: 1 S: 7	H: 1 LOB: 0 BB: 0 P: 10	R: 1 E: 1 K: 2 S: 11	H: 1 LOB: 1 BB: 0 P: 15	R: 2 E: 0 K: 1 S: 10	H: 3 LOB: 1 BB: 0 P: 14	1B: 8 2B: 2 3B: 0 HR: 1	SF: 0 SAC: 1 DP: 1 HBP: 0	WP: 0 PB: 0 SB: 2 CS: 0	PA: 35					
PITCHER	IP	WLS	BF	H	R	ER	SO	BB	IBB	HBP	BLK	WP	HR	S	P	ERA	WHIP								
Gil Heredia, R ERA: 4.17	6.0		24	7	1	1	4	0	0	0	0	0	0	16	21	13.50	3.000								
Mel Rojas, R ERA: 3.25	1.1	L	9	4	3	2	2	0	0	0	0	0	0	5	8	0.00	0.000								
Jeff Shaw, R ERA: 4.0	0.2		2	0	0	0	1	0	0	0	0	0	0	5	8	0.00	0.000								

Montreal Expos @ Cincinnati Reds
Riverfront Stadium, Cincinnati, OH
Fri Aug 20 1993, 7:05 PM EDT
Att: 31,022 - Unknown

AB	34
R	4
H	11
RBI	3
BB	0
SO	7
LOB	13



Batter	1	2	3	4	5	6	7	8	9	AB	R	H	RBI	BB	SO	LOB	TOP										
Marquis Grissom, R OBP: 0.337, SLG: 0.419	4-1 BB WP HR BB	1-1 HR		1-2 G5-3		2-3 K		3-2 S 1B		4	2	2	1	1	1	2	Montreal Expos @ Cincinnati Reds Riverfront Stadium, Cincinnati, OH Sat Aug 21 1993, 7:05 PM EDT Att: 34,393 - Unknown										
Randy Ready, R OBP: 0.347, SLG: 0.357	4-0 HR BB	4-1 BB			0-0 F8	1-1 E8 1B		0-2 P6		3	1	1	0	2	0	1											
John Vander Wal, L OBP: 0.328, SLG: 0.384 Tim Scott, R (6, 1)	4-0 HR BB	1-0 G4-3			3-1 BB 1B	0-1 G4-3		2-0 G4-3		3	1	1	0	1	0	2											
Lou Frazier, S OBP: 0.366, SLG: 0.370 John Wetteland, R (8, 1)	1-2 HR BB							1-2		3	1	1	0	0	0	0											
Larry Walker, L OBP: 0.368, SLG: 0.461	2-1 HR		0-0 G3		2-1 L6		2-1 G4-3		4-1 G6-3 BB	4	1	1	4	1	0	1											
Darrin Fletcher, L OBP: 0.331, SLG: 0.360	2-3 K		1-2 P6		0-1 BB 1B		1-2 BB 1B		1-0 P5	5	0	2	0	0	1	1											
Moises Alou, R OBP: 0.333, SLG: 0.460	2-2 G6-3		1-2 G1-3		4-2 BB		0-1 BB 1B		1-2 G6-3	4	0	1	0	1	0	1											
Wil Cordero, R OBP: 0.307, SLG: 0.371	0-3 K			2-2 G4-3	1-0 F7		1-0 L7		1-2 G6-3	5	0	0	0	0	1	6											
Mike Lansing, R OBP: 0.347, SLG: 0.364		2-2 L7		4-0 SH1-4 BB		2-2 BB E 1B	2-2 F8			3	1	1	0	1	0	2											
Butch Henry, L OBP: 0.120, SLG: 0.087 Frank Bolick, S OBP: 0.300, SLG: 0.332 Oreste Marrero, L OBP: 0.182, SLG: 0.150	0-2 G4-3		0-0 SH1-4		2-1 F9		2-1 G1-3			1	0	0	0	0	0	0											
Inning Stats	R: 4 E: 0 K: 2 S: 13	H: 1 LOB: 0 BB: 3 P: 31	R: 1 E: 0 K: 0 S: 10	H: 1 LOB: 1 BB: 1 P: 18	R: 0 E: 0 K: 0 S: 7	H: 0 LOB: 0 BB: 0 P: 9	R: 0 E: 0 K: 0 S: 8	H: 0 LOB: 1 BB: 1 P: 15	R: 0 E: 0 K: 0 S: 12	H: 2 LOB: 3 BB: 1 P: 22	R: 1 E: 1 K: 1 S: 13	H: 2 LOB: 1 BB: 0 P: 20	R: 0 E: 0 K: 0 S: 14	H: 2 LOB: 2 BB: 0 P: 20	R: 0 E: 0 K: 0 S: 9	H: 1 LOB: 1 BB: 0 P: 16	R: 0 E: 0 K: 0 S: 8	H: 0 LOB: 1 BB: 1 P: 15	1B: 7 2B: 0 3B: 0 HR: 2	SF: 0 SAC: 1 DP: 0 HBP: 0	WP: 1 PB: 0 CS: 1	PA: 43					
PITCHER	IP	WLS	BF	H	R	ER	SO	BB	IBB	HBP	BLK	WP	HR	S	P	ERA	WHIP										
John Roper, R ERA: 5.4	5.0	L	25	4	5	5	2	6	0	0	0	1	2	50	95	9.00	2.000										
Scott Service, R ERA: 3.1	0.2		4	2	1	0	1	0	0	0	0	0	0	11	18	0.00	3.000										
Kevin Wickander, L ERA: 5.81	0.2		3	1	0	0	0	0	0	0	0	0	0	8	11	0.00	1.500										
Johnny Ruffin, R ERA: 4.63	1.2		7	2	0	0	0	0	0	0	0	0	0	17	27	0.00	1.200										
Jerry Spradlin, R ERA: 3.77	1.0		4	0	0	0	0	1	0	0	0	0	0	8	15	0.00	1.000										

AB	35
R	6
H	9
RBI	5
BB	7
SO	3
LOB	18



Batter	1	2	3	4	5	6	7	8	9	AB	R	H	RBI	BB	SO	LOB	BOTTOM										
Brian Koelling, R (1, 4)	2-1 L9		1-0 F9		0-0 G6-3			2-3 K		3	0	0	0	0	0	1	Montreal Expos @ Cincinnati Reds Riverfront Stadium, Cincinnati, OH Sat Aug 21 1993, 7:05 PM EDT Att: 34,393 - Unknown										
Thomas Howard, S OBP: 0.276, SLG: 0.322 Jerry Spradlin, S (9, 1)										1	0	0	0	0	1	0											
Hal Morris, L OBP: 0.357, SLG: 0.379	2-1 G4-3			0-2 G4-3		0-3 K		0-0 F7		4	0	0	0	0	1	0											
Chris Sabo, R OBP: 0.325, SLG: 0.452	2-3 K			1-0 F8		2-3 K			0-1 L7	4	0	0	0	0	2	0											
Kevin Mitchell, R OBP: 0.388, SLG: 0.612		1-2 F9		0-1 G6-3		2-2 BB 2B		1-2 F9		4	0	1	0	0	0	0											
Reggie Sanders, R OBP: 0.341, SLG: 0.434		1-0 L9			2-2 E8 E 2B	0-3 K		1-3 K		4	1	1	0	0	2	1											
Tim Coste, R OBP: 0.167, SLG: 0.222		0-1 F8			0-0 E5 HR		0-1 G5-3			3	1	0	1	0	0	0											
Brian Dorsett, R OBP: 0.324, SLG: 0.563			1-2 G5-3		3-2 HR		2-2 F9			3	1	1	2	0	0	0											
Jeff Branson, L OBP: 0.306, SLG: 0.353			2-2 G6-3 2B		1-1 G4-3		0-3 K			3	0	1	0	0	1	0											
John Roper, R ERA: 5.067 Greg Tubbs, R OBP: 0.305, SLG: 0.311 Scott Service, R OBP: 0.167, SLG: 0.167 Kevin Wickander, L ERA: 5.81 Johnny Ruffin, R ERA: 4.63 Jack Daugherty, S OBP: 0.302, SLG: 0.465 Juan Samuel, R OBP: 0.292, SLG: 0.346			0-0 G6-3		3-2 F9		1-3 K			1	0	0	0	0	0	1											
Inning Stats	R: 0 E: 0 K: 1 S: 7	H: 0 LOB: 0 BB: 0 P: 13	R: 0 E: 0 K: 0 S: 6	H: 0 LOB: 0 BB: 0 P: 8	R: 0 E: 0 K: 0 S: 9	H: 1 LOB: 1 BB: 0 P: 13	R: 0 E: 0 K: 0 S: 6	H: 0 LOB: 0 BB: 0 P: 7	R: 3 E: 2 K: 0 S: 14	H: 2 LOB: 0 BB: 0 P: 20	R: 0 E: 0 K: 3 S: 15	H: 1 LOB: 1 BB: 0 P: 19	R: 0 E: 0 K: 1 S: 11	H: 0 LOB: 0 BB: 0 P: 13	R: 0 E: 0 K: 2 S: 7	H: 0 LOB: 0 BB: 0 P: 10	R: 0 E: 0 K: 1 S: 10	H: 0 LOB: 0 BB: 0 P: 12	1B: 0 2B: 3 3B: 0 HR: 1	SF: 0 SAC: 0 DP: 0 HBP: 0	WP: 0 PB: 0 CS: 0	PA: 32					
PITCHER	IP	WLS	BF	H	R	ER	SO	BB	IBB	HBP	BLK	WP	HR	S	P	ERA	WHIP										
Butch Henry, L ERA: 6.28	5.0	W	19	3	3	2	1	0	0	0	0	0	0	26	42	6.10	3.600										
Tim Scott, R ERA: 2.49	2.0		7	1	0	0	4	0	0	0	0	0	0	26	32	0.00	0.500										
John Wetteland, R ERA: 1.52	2.0	S	6	0	0	0	3	0	0	0	0	0	0	17	22	0.00	0.000										



Batter	1	2	3	4	5	6	7	8	9	AB	R	H	RBI	BB	SO	LOB	TOP					
Rey Sanchez, R (1, 6) <small>OBP: 0.335, SLG: 0.347</small>	G4-3			1B		L1-6			FC1-6-4	4	0	1	0	0	0	3						
23 Ryne Sandberg, R (1, 4) <small>OBP: 0.360, SLG: 0.418</small>	1B			BB					F9	3	0	2	0	1	0	1						
Mark Grace, L (1, 3) <small>OBP: 0.383, SLG: 0.460</small>	G1-6-3			F7					F7	4	0	0	0	0	0	4						
Steve Buechele, R (1, 5) <small>OBP: 0.324, SLG: 0.433</small>		F8		L5					E5	3	0	0	0	0	0	1						
Sammy Sosa, R (1, 8) <small>OBP: 0.310, SLG: 0.505</small>		F8			K				F9	3	0	0	0	0	1	1						
Glenallen Hill, R (1, 7) <small>OBP: 0.267, SLG: 0.369</small>					G6-3				L7	3	0	0	0	0	0	0						
Kevin Roberson, S (1, 9) <small>OBP: 0.262, SLG: 0.425</small>			F8		P3				K	3	0	0	0	0	1	0						
Steve Lake, R (1, 2) <small>OBP: 0.275, SLG: 0.432</small>				K					F7	3	0	1	0	0	1	0						
Greg Hibbard, L (1, 1) <small>OBP: 0.085, SLG: 0.067</small> Jose Vizcaino, S (9, PH) <small>OBP: 0.341, SLG: 0.356</small>				G6-3					L1-6	2	0	1	0	0	0	0						
									BB	0	0	0	0	0	1	0						
Inning Stats	R: 0 E: 0 K: 0 S: 9	H: 1 LOB: 0 BB: 0 P: 11	R: 0 E: 0 K: 0 S: 6	H: 0 LOB: 0 BB: 0 P: 11	R: 0 E: 0 K: 1 S: 9	H: 0 LOB: 0 BB: 0 P: 14	R: 0 E: 0 K: 0 S: 7	H: 1 LOB: 1 BB: 1 P: 15	R: 0 E: 0 K: 1 S: 7	H: 0 LOB: 0 BB: 0 P: 10	R: 0 E: 0 K: 0 S: 5	H: 2 LOB: 0 BB: 0 P: 9	R: 0 E: 1 K: 0 S: 8	H: 1 LOB: 1 BB: 0 P: 14	R: 0 E: 0 K: 1 S: 7	H: 0 LOB: 0 BB: 0 P: 9	R: 0 E: 0 K: 0 S: 7	H: 0 LOB: 1 BB: 1 P: 14	1B: 4 2B: 1 3B: 1 HR: 0	SF: 0 SAC: 0 DP: 2 HBP: 0	WP: 1 PB: 0 SB: 0 CS: 1	PA: 30
PITCHER	IP	WLS	BF	H	R	ER	SO	BB	IBB	HBP	BLK	WP	HR	S	P	ERA	WHIP					
Kirk Rueter, L (1, 1) <small>ERA: 2.44</small>	8.1	W	28	5	0	0	3	2	0	0	0	0	0	60	100	0.00	0.840					
John Wetteland, R (9, 1) <small>ERA: 1.5</small>	0.2	S	2	0	0	0	0	0	0	0	0	1	0	5	7	0.00	0.000					

Chicago Cubs @ Montreal Expos
Olympic Stadium, Montreal, QB
Mon Aug 23 1993, 7:05 PM EDT
Att. 15,359 - Dome

AB 28
R 0
H 5
RBI 0
BB 2
SO 3
LOB 10



Batter	1	2	3	4	5	6	7	8	9	AB	R	H	RBI	BB	SO	LOB	BOTTOM					
Marquis Grissom, R (1, 8) <small>OBP: 0.343, SLG: 0.420</small>	1B		G5-3						FC6-4	2	0	1	0	2	0	0						
Randy Ready, R (1, 4) <small>OBP: 0.345, SLG: 0.340</small>	F9		G6-3			FC5			FC6-4	4	0	0	0	0	0	5						
Sean Berry, R (1, 5) <small>OBP: 0.333, SLG: 0.419</small>	F8		G4-3						F7	4	0	0	0	0	0	1						
Larry Walker, L (1, 9) <small>OBP: 0.368, SLG: 0.455</small>	G3			K					F7	3	0	0	0	1	1	1						
Moises Alou, R (1, 7) <small>OBP: 0.333, SLG: 0.469</small>			G4-3	P2		FC6-4			G6-3	4	1	1	0	0	0	1						
Frank Bolick, S (1, 3) <small>OBP: 0.286, SLG: 0.327</small> Oreste Marrero, L (7, 3) <small>OBP: 0.174, SLG: 0.143</small>			BB	F8					G6-3	3	0	0	0	0	1	2						
Wil Cordero, R (1, 6) <small>OBP: 0.304, SLG: 0.367</small>									G6-3	0	0	0	0	0	0	0						
Tim Spehr, R (1, 2) <small>OBP: 0.238, SLG: 0.291</small>									G6-3	3	0	3	1	0	0	0						
Kirk Rueter, L (1, 1) <small>OBP: 0.222, SLG: 0.125</small> John Wetteland, R (9, 1) <small>ERA: 1.5</small>									K	2	0	0	0	0	2	2						
										0	0	0	0	0	0	0						
Inning Stats	R: 0 E: 0 K: 0 S: 7	H: 1 LOB: 1 BB: 0 P: 11	R: 1 E: 0 K: 2 S: 13	H: 2 LOB: 1 BB: 0 P: 21	R: 0 E: 0 K: 1 S: 8	H: 0 LOB: 0 BB: 0 P: 16	R: 0 E: 0 K: 1 S: 8	H: 0 LOB: 0 BB: 0 P: 11	R: 0 E: 0 K: 0 S: 7	H: 1 LOB: 2 BB: 1 P: 13	R: 0 E: 0 K: 0 S: 6	H: 0 LOB: 1 BB: 1 P: 14	R: 0 E: 0 K: 1 S: 7	H: 1 LOB: 1 BB: 1 P: 14	R: 0 E: 0 K: 0 S: 10	H: 0 LOB: 0 BB: 0 P: 15	R: 0 E: 0 K: 0 S: 7	H: 0 LOB: 0 BB: 0 P: 15	1B: 3 2B: 2 3B: 0 HR: 0	SF: 0 SAC: 1 DP: 0 HBP: 0	WP: 0 PB: 0 SB: 0 CS: 0	PA: 32
PITCHER	IP	WLS	BF	H	R	ER	SO	BB	IBB	HBP	BLK	WP	HR	S	P	ERA	WHIP					
Greg Hibbard, L (1, 1) <small>ERA: 3.56</small>	8.0	L	32	5	1	1	4	1	2	0	0	0	0	67	115	1.12	0.750					

Chicago Cubs @ Montreal Expos
Olympic Stadium, Montreal, QB
Mon Aug 23 1993, 7:05 PM EDT
Att. 15,359 - Dome

AB 28
R 1
H 5
RBI 1
BB 3
SO 4
LOB 13



Batter	1	2	3	4	5	6	7	8	9	AB	R	H	RBI	BB	SO	LOB	TOP					
Dwight Smith, L OBP: 0.353, SLG: 0.520 Sammy Sosa, R OBP: 0.310, SLG: 0.505	2-1 HR		2-2 P5	1-3 K		1-2 1B		0-0 FC5		3	1	1	1	0	1	0						
23 Ryne Sandberg, R OBP: 0.360, SLG: 0.419	4-0 FC3-6 BB		3-1 2B 2B		1-1 F8	3-2 G6-3		1-1 F9		4	1	1	0	1	0	2						
Mark Grace, L OBP: 0.385, SLG: 0.464	0-1 FC3-6 CS		1-0 L9		0-0 WP SF9	2B		1-2 FC6-4	1B	5	1	3	0	0	0	2						
Derrick May, L OBP: 0.345, SLG: 0.429	1-2 S 1B		0-1 WP E	2B	4-2 2B BB			1-2 F9		4	2	2	1	1	1	2						
Rick Wilkins, L OBP: 0.363, SLG: 0.549	4-2 1B		3-2 E5		3-0 SF9			3-2 F9		2	0	0	1	2	0	1						
Kevin Roberson, S OBP: 0.282, SLG: 0.427 Jose Bautista, R OBP: 0.100, SLG: 0.100 Steve Buechele, R OBP: 0.323, SLG: 0.432 Randy Myers, L OBP: 0.667, SLG: 1.000	2-2 K		0-3 K		0-3 K			1-0 FC6-4		4	0	1	1	0	2	4						
Rey Sanchez, R OBP: 0.334, SLG: 0.346		0-1 F8		1-0 E5 G4-3 BLK		1-1 F7		3-2 FC5 SH5-3	1B	4	1	1	0	0	0	0						
Jose Vizcaino, S OBP: 0.338, SLG: 0.353		3-2 F7		2-2 G4-3		3-2 F8		0-0 SH5-3		3	0	0	0	0	0	1						
Frank Castillo, R OBP: 0.187, SLG: 0.146 Chuck McElroy, L ERA: 4.54 Glenallen Hill, R OBP: 0.276, SLG: 0.369 Shawn Boskie, R OBP: 0.308, SLG: 0.300 Dan Plesac, L ERA: 4.7 Willie Wilson, S OBP: 0.297, SLG: 0.316		0-0 G5-3		2-2 F9		4-1 1B BB		3-3 K		2	0	0	0	0	0	0						
Inning Stats	R: 1 E: 0 K: 1 S: 12	H: 2 LOB: 2 BB: 2 P: 25	R: 0 E: 0 K: 0 S: 7	H: 0 LOB: 0 BB: 0 P: 10	R: 2 E: 1 K: 1 S: 14	H: 2 LOB: 1 BB: 0 P: 23	R: 1 E: 1 K: 1 S: 13	H: 0 LOB: 1 BB: 0 P: 19	R: 2 E: 0 K: 0 S: 9	H: 2 LOB: 1 BB: 1 P: 19	R: 0 E: 0 K: 0 S: 13	H: 1 LOB: 2 BB: 1 P: 25	R: 0 E: 0 K: 1 S: 10	H: 1 LOB: 1 BB: 0 P: 16	R: 0 E: 0 K: 1 S: 14	H: 1 LOB: 2 BB: 1 P: 22	1B: 5 2B: 4 3B: 0 HR: 1	SF: 1 SAC: 1 DP: 0 HBP: 0	WP: 2 PB: 0 SB: 2 CS: 1	PA: 42		
PITCHER	IP WLS BF H R ER SO BB IBB HBP BLK WP HR S P ERA WHIP	IP WLS BF H R ER SO BB IBB HBP BLK WP HR S P ERA WHIP	IP WLS BF H R ER SO BB IBB HBP BLK WP HR S P ERA WHIP	IP WLS BF H R ER SO BB IBB HBP BLK WP HR S P ERA WHIP	IP WLS BF H R ER SO BB IBB HBP BLK WP HR S P ERA WHIP	IP WLS BF H R ER SO BB IBB HBP BLK WP HR S P ERA WHIP	IP WLS BF H R ER SO BB IBB HBP BLK WP HR S P ERA WHIP	IP WLS BF H R ER SO BB IBB HBP BLK WP HR S P ERA WHIP	IP WLS BF H R ER SO BB IBB HBP BLK WP HR S P ERA WHIP	IP WLS BF H R ER SO BB IBB HBP BLK WP HR S P ERA WHIP	IP WLS BF H R ER SO BB IBB HBP BLK WP HR S P ERA WHIP	IP WLS BF H R ER SO BB IBB HBP BLK WP HR S P ERA WHIP	IP WLS BF H R ER SO BB IBB HBP BLK WP HR S P ERA WHIP	IP WLS BF H R ER SO BB IBB HBP BLK WP HR S P ERA WHIP	IP WLS BF H R ER SO BB IBB HBP BLK WP HR S P ERA WHIP	IP WLS BF H R ER SO BB IBB HBP BLK WP HR S P ERA WHIP	IP WLS BF H R ER SO BB IBB HBP BLK WP HR S P ERA WHIP	IP WLS BF H R ER SO BB IBB HBP BLK WP HR S P ERA WHIP	IP WLS BF H R ER SO BB IBB HBP BLK WP HR S P ERA WHIP	IP WLS BF H R ER SO BB IBB HBP BLK WP HR S P ERA WHIP	IP WLS BF H R ER SO BB IBB HBP BLK WP HR S P ERA WHIP	IP WLS BF H R ER SO BB IBB HBP BLK WP HR S P ERA WHIP
Ken Hill, R ERA: 2.88	5.0	24	6	6	4	3	3	0	0	0	1	2	1	55	96	7.20	1.800					
Brian Barnes, L ERA: 4.1	2.0	9	2	0	0	0	1	0	0	0	0	0	0	25	43	0.00	1.500					
Jeff Shaw, R ERA: 3.95	1.0	4	1	0	0	1	0	0	0	0	0	0	0	14	16	0.00	1.000					
Tim Scott, R ERA: 2.45	1.0	5	1	0	0	1	0	1	0	0	0	0	0	14	22	0.00	1.000					
Batter	1	2	3	4	5	6	7	8	9	AB	R	H	RBI	BB	SO	LOB	BOTTOM					
Marquis Grissom, R OBP: 0.345, SLG: 0.421	0-0 G6-3	4-0 E 1B IBB		3-2 CS S 1B		2-0 P6		2-2 F8 SH1-3	1B	4	0	2	1	1	0	1						
Mike Lansing, R OBP: 0.349, SLG: 0.366	2-2 G1-3	1-0 E8 S 1B		1-2 FC5-4 1B		0-1 F9		0-0 SH1-3		4	0	2	2	0	0	1						
Moises Alou, R OBP: 0.332, SLG: 0.466	0-1 F9	1-0 G3		0-0 FC5-4 1B		1-2 G1-5-4 BB 1B		0-1 F8		5	0	1	0	0	0	4						
Larry Walker, L OBP: 0.368, SLG: 0.451		4-1 1B 2B BB	1-1 G3-1		2-2 G3		4-2 G1-5-4 BB	2-3 K		3	1	0	0	2	1	1						
Darrin Fletcher, L OBP: 0.337, SLG: 0.365		0-1 BB	2-2 G5-3 1B		1-3 K		1-1 G1-5-4			4	1	2	0	0	1	2						
Oreste Marrero, L OBP: 0.269, SLG: 0.217 Lou Frazier, S OBP: 0.361, SLG: 0.364		4-1 2B 1B BB	2-2 G5-3 1B		1-0 1B		1-1 G6-3			2	1	2	0	1	0	0						
Randy Ready, R OBP: 0.344, SLG: 0.358 Brian Barnes, L OBP: 0.200, SLG: 0.158 Jeff Shaw, R OBP: 0.067, SLG: 0.067 John Vander Wal, L OBP: 0.325, SLG: 0.379 Tim Scott, R		0-0 2B BB	2-2 G5-3		1-3 K		3-1 F8			3	1	1	2	0	1	3						
Wil Cordero, R OBP: 0.306, SLG: 0.371		1-0 L7		1-0 SH1-4 1B 2B		1-2 G6-3		1-2 G6-3		4	1	2	0	0	2							
Ken Hill, R OBP: 0.182, SLG: 0.146 Sean Berry, R OBP: 0.331, SLG: 0.416		1-3 K		1-2 SH1-4		1-3 K		0-3 K		1	0	0	0	0	1	2						
Inning Stats	R: 0 E: 0 K: 0 S: 6	H: 0 LOB: 0 BB: 0 P: 8	R: 4 E: 1 K: 1 S: 11	H: 3 LOB: 3 BB: 3 P: 27	R: 0 E: 0 K: 0 S: 14	H: 2 LOB: 1 BB: 0 P: 21	R: 1 E: 0 K: 0 S: 12	H: 3 LOB: 1 BB: 0 P: 17	R: 0 E: 0 K: 2 S: 14	H: 1 LOB: 1 BB: 0 P: 19	R: 0 E: 0 K: 1 S: 10	H: 1 LOB: 1 BB: 1 P: 14	R: 0 E: 0 K: 1 S: 8	H: 0 LOB: 0 BB: 0 P: 12	R: 0 E: 0 K: 1 S: 10	H: 1 LOB: 1 BB: 0 P: 14	1B: 10 2B: 2 3B: 0 HR: 0	SF: 0 SAC: 2 DP: 2 HBP: 0	WP: 0 PB: 0 SB: 2 CS: 1	PA: 40		
PITCHER	IP WLS BF H R ER SO BB IBB HBP BLK WP HR S P ERA WHIP	IP WLS BF H R ER SO BB IBB HBP BLK WP HR S P ERA WHIP	IP WLS BF H R ER SO BB IBB HBP BLK WP HR S P ERA WHIP	IP WLS BF H R ER SO BB IBB HBP BLK WP HR S P ERA WHIP	IP WLS BF H R ER SO BB IBB HBP BLK WP HR S P ERA WHIP	IP WLS BF H R ER SO BB IBB HBP BLK WP HR S P ERA WHIP	IP WLS BF H R ER SO BB IBB HBP BLK WP HR S P ERA WHIP	IP WLS BF H R ER SO BB IBB HBP BLK WP HR S P ERA WHIP	IP WLS BF H R ER SO BB IBB HBP BLK WP HR S P ERA WHIP	IP WLS BF H R ER SO BB IBB HBP BLK WP HR S P ERA WHIP	IP WLS BF H R ER SO BB IBB HBP BLK WP HR S P ERA WHIP	IP WLS BF H R ER SO BB IBB HBP BLK WP HR S P ERA WHIP	IP WLS BF H R ER SO BB IBB HBP BLK WP HR S P ERA WHIP	IP WLS BF H R ER SO BB IBB HBP BLK WP HR S P ERA WHIP	IP WLS BF H R ER SO BB IBB HBP BLK WP HR S P ERA WHIP	IP WLS BF H R ER SO BB IBB HBP BLK WP HR S P ERA WHIP	IP WLS BF H R ER SO BB IBB HBP BLK WP HR S P ERA WHIP	IP WLS BF H R ER SO BB IBB HBP BLK WP HR S P ERA WHIP	IP WLS BF H R ER SO BB IBB HBP BLK WP HR S P ERA WHIP	IP WLS BF H R ER SO BB IBB HBP BLK WP HR S P ERA WHIP	IP WLS BF H R ER SO BB IBB HBP BLK WP HR S P ERA WHIP	IP WLS BF H R ER SO BB IBB HBP BLK WP HR S P ERA WHIP
Frank Castillo, R ERA: 4.32	1.0	4	1	0	0	2	0	0	0	0	0	0	0	14	19	0.00	1.000					
Chuck McElroy, L ERA: 4.54	1.0	5	2	0	0	1	0	0	0	0	0	0	0	13	18	0.00	2.000					
Shawn Boskie, R ERA: 3.42	1.0	W	3	0	0	0	1	0	0	0	0	0	0	6	12	0.00	1.000					
Dan Plesac, L ERA: 4.7	1.0	3	0	0	0	1	0	0	0	0	0	0	0	8	12	0.00	0.000					
Jose Bautista, R ERA: 2.32	1.0	3	0	0	0	1	0	0	0	0	0	0	0	8	12	0.00	0.000					

Chicago Cubs @ Montreal Expos
Olympic Stadium, Montreal, QB
Tue Aug 24 1993, 7:05 PM EDT
Att: 16,360 - Dome

AB	35
R	6
H	10
RBI	4
BB	5
SO	5
LOB	16



Chicago Cubs @ Montreal Expos
Olympic Stadium, Montreal, QB
Tue Aug 24 1993, 7:05 PM EDT
Att: 16,360 - Dome

AB	34
R	5
H	12
RBI	5
BB	4
SO	6
LOB	18



Batter	1	2	3	4	5	6	7	8	9	AB	R	H	RBI	BB	SO	LOB	TOP					
Craig Biggio, R (1, 4) OBP: 0.370, SLG: 0.467										4	0	3	1	0	0	0	Houston Astros @ Montreal Expos Olympic Stadium, Montreal, QB Fri Aug 27 1993, 7:05 PM EDT Att: 16,429 - Dome					
Steve Finley, L (1, 8) OBP: 0.303, SLG: 0.364										4	0	1	0	0	0	3						
5 Jeff Bagwell, R (1, 3) OBP: 0.387, SLG: 0.524										3	0	1	0	0	1	1						
Eric Anthony, L (1, 9) OBP: 0.331, SLG: 0.419										4	0	1	0	0	2	2						
Ken Caminiti, S (1, 5)										4	0	2	0	0	0	1						
Luis Gonzalez, L (1, 7) OBP: 0.357, SLG: 0.453										4	0	0	0	0	1	2						
Eddie Taubensee, L (1, 2) OBP: 0.309, SLG: 0.410										3	0	0	0	0	1	0						
Andujar Cedeno, R (1, 6) OBP: 0.348, SLG: 0.394										3	0	0	0	0	1	0						
Doug Drabek, R (1, 1) OBP: 0.131, SLG: 0.186										2	0	0	0	0	1	0						
Kevin Bass, S (8, PH) OBP: 0.336, SLG: 0.404										0	1	0	0	1	0	0						
Todd Jones, L (8, 1)										0	0	0	0	0	0	0						
Al Osuna, R (8, 1)										0	0	0	0	0	0	0						
Xavier Hernandez, L (8, 1)										0	0	0	0	0	0	0						
Inning Stats	R: 0 E: 0 K: 1 S: 7	H: 1 LOB: 1 BB: 0 P: 8	R: 0 E: 0 K: 1 S: 5	H: 0 LOB: 0 BB: 0 P: 8	R: 0 E: 0 K: 1 S: 6	H: 0 LOB: 0 BB: 0 P: 9	R: 0 E: 0 K: 0 S: 7	H: 2 LOB: 1 BB: 0 P: 10	R: 0 E: 0 K: 0 S: 6	H: 0 LOB: 0 BB: 0 P: 12	R: 0 E: 0 K: 1 S: 7	H: 1 LOB: 0 BB: 0 P: 7	R: 0 E: 0 K: 0 S: 10	H: 2 LOB: 1 BB: 0 P: 13	R: 1 E: 0 K: 0 S: 12	H: 1 LOB: 1 BB: 1 P: 19	R: 0 E: 0 K: 3 S: 14	H: 1 LOB: 1 BB: 0 P: 20	1B: 7 2B: 1 3B: 0 HR: 0	SF: 0 SAC: 0 DP: 4 HBP: 1	WP: 1 PB: 0 SB: 0 CS: 0	PA: 33
PITCHER	IP WLS BF H R ER SO BB IBB HBP BLK WP HR S P ERA WHIP																					
Dennis Martinez, R (1, 1) ERA: 4.09	8.0 W 29 7 1 1 4 1 0 1 0 0 0 60 86 1.12 1.000																					
John Wetteland, R (9, 1) ERA: 1.45	1.0 S 4 1 0 0 3 0 0 0 0 1 0 14 20 0.00 1.000																					

AB	31
R	1
H	8
RBI	1
BB	1
SO	7
LOB	9



Batter	1	2	3	4	5	6	7	8	9	AB	R	H	RBI	BB	SO	LOB	BOTTOM					
Marquis Grissom, R (1, 8) OBP: 0.347, SLG: 0.421										4	1	1	0	0	1	1	Houston Astros @ Montreal Expos Olympic Stadium, Montreal, QB Fri Aug 27 1993, 7:05 PM EDT Att: 16,429 - Dome					
Oreste Marrero, L (1, 3) OBP: 0.257, SLG: 0.194										4	0	0	0	0	1	2						
Moises Alou, R (1, 9) OBP: 0.331, SLG: 0.464										3	0	0	0	0	2	1						
John Vander Wal, L (1, 7) OBP: 0.335, SLG: 0.391										2	1	2	1	1	0	0						
Darrin Fletcher, L (1, 2) OBP: 0.339, SLG: 0.378										3	1	1	2	0	0	2						
Mike Lansing, R (1, 5) OBP: 0.348, SLG: 0.363										3	0	0	0	0	0	1						
Randy Ready, R (1, 4) OBP: 0.338, SLG: 0.367										3	0	0	0	0	0	1						
Wil Cordero, R (1, 6) OBP: 0.304, SLG: 0.368										3	0	0	0	0	2	0						
Dennis Martinez, R (1, 1) ERA: 3.97										2	0	0	0	1	0	0						
Lou Frazier, S (8, PR) ERA: 0.361, SLG: 0.364										0	0	0	0	0	0	0						
John Wetteland, R (9, 1) ERA: 1.45										0	0	0	0	0	0	0						
Inning Stats	R: 3 E: 0 K: 1 S: 18	H: 3 LOB: 0 BB: 0 P: 28	R: 0 E: 0 K: 1 S: 8	H: 0 LOB: 0 BB: 0 P: 12	R: 0 E: 0 K: 0 S: 3	H: 0 LOB: 0 BB: 0 P: 4	R: 0 E: 0 K: 0 S: 6	H: 1 LOB: 0 BB: 0 P: 7	R: 0 E: 0 K: 0 S: 4	H: 0 LOB: 0 BB: 0 P: 6	R: 0 E: 0 K: 2 S: 8	H: 0 LOB: 0 BB: 0 P: 10	R: 0 E: 1 K: 0 S: 8	H: 0 LOB: 1 BB: 1 P: 16	R: 0 E: 1 K: 2 S: 8	H: 0 LOB: 1 BB: 1 P: 14	R: 0 E: 0 K: 2 S: 8	H: 0 LOB: 1 BB: 1 P: 14	1B: 2 2B: 1 3B: 0 HR: 1	SF: 0 SAC: 0 DP: 1 HBP: 0	WP: 0 PB: 0 SB: 1 CS: 0	PA: 29
PITCHER	IP WLS BF H R ER SO BB IBB HBP BLK WP HR S P ERA WHIP																					
Doug Drabek, R (1, 1) ERA: 3.97	7.0 L 25 4 3 3 3 4 1 0 0 0 0 55 83 3.86 0.714																					
Todd Jones, R (8, 1) ERA: 1.35	0.1 2 0 0 0 1 1 0 0 0 0 0 3 8 0.00 3.000																					
Al Osuna, L (8, 1) ERA: 0.38	0.1 1 0 0 0 1 0 0 0 0 0 0 3 4 0.00 0.000																					
Xavier Hernandez, R (8, 1) ERA: 2.79	0.1 1 0 0 0 0 0 0 0 0 0 0 2 2 0.00 0.000																					



Batter	1	2	3	4	5	6	7	8	9	AB	R	H	RBI	BB	SO	LOB	TOP					
Craig Biggio, R OBP: 0.369, SLG: 0.465 (1, 4)	L1		1B		F9		P4			4	0	1	0	0	0	1	Houston Astros @ Montreal Expos Olympic Stadium, Montreal, QB Sat Aug 28 1993, 7:05 PM EDT Att: 24,203 - Dome					
Casey Candaele, S OBP: 0.330, SLG: 0.333 (7, 6)	5 CS		G5-3		F9		F9			4	0	1	0	0	0	2						
5 Jeff Bagwell, R OBP: 0.388, SLG: 0.525 (1, 3)	1B			2B	F9			G6-3		3	1	1	0	1	0	0						
Ken Caminiti, S OBP: 0.301, SLG: 0.387 (1, 5)	F7			K		K		G3		4	0	0	0	0	2	2						
Chris James, R OBP: 0.333, SLG: 0.509 (1, 7)		L8		2B		1B		K		3	1	1	0	1	1	0						
Kevin Bass, S OBP: 0.324, SLG: 0.406 (1, 9)	G4-3			2B		L7		P6		4	1	1	2	0	0	1						
Scott Servais, R OBP: 0.317, SLG: 0.435 Eddie Taubensee, L OBP: 0.307, SLG: 0.408 (9, PH)	F8			G4-3		G5-3		K		3	0	0	0	0	0	2						
Jose Uribe, S OBP: 0.339, SLG: 0.234 Steve Finley, L OBP: 0.304, SLG: 0.365 (7, PH)			F8					F7		2	0	1	1	0	0	0						
Darryl Kile, R OBP: 0.116, SLG: 0.190 Eric Anthony, L OBP: 0.331, SLG: 0.418 Todd Jones, L (7, 1)										2	0	0	0	0	0	0						
Inning Stats	R: 0 E: 0 K: 0 S: 7	H: 1 LOB: 1 BB: 1 P: 13	R: 0 E: 0 K: 0 S: 7	H: 0 LOB: 0 BB: 0 P: 9	R: 0 E: 0 K: 1 S: 10	H: 1 LOB: 1 BB: 0 P: 13	R: 3 E: 0 K: 2 S: 22	H: 3 LOB: 1 BB: 1 P: 39	R: 0 E: 0 K: 0 S: 6	H: 1 LOB: 1 BB: 0 P: 17	R: 0 E: 0 K: 0 S: 8	H: 1 LOB: 1 BB: 0 P: 13	R: 0 E: 0 K: 1 S: 7	H: 0 LOB: 0 BB: 0 P: 9	R: 0 E: 0 K: 1 S: 6	H: 0 LOB: 0 BB: 0 P: 8		1B: 4 2B: 3 3B: 0 HR: 0	SF: 0 SAC: 0 DP: 0 HBP: 0	WP: 0 PB: 0 SB: 3 CS: 1	PA: 35	
PITCHER	IP	WLS	BF	H	R	ER	SO	BB	IBB	HBP	BLK	WP	HR	S	P	ERA	WHIP					
Kirk Rueter, L ERA: 2.69 Tim Scott, R ERA: 2.42 Mel Rojas, R ERA: 3.03	(1, 1)	5.0	W	21	5	3	3	3	2	0	0	0	0	0	52	83	5.40	1.400				
	(6, 1)	1.0		4	1	0	0	1	0	0	0	0	0	0	13	17	0.00	1.000				
	(7, 1)	3.0	S	10	1	0	0	2	0	0	0	0	0	21	30	0.00	0.333					

AB 33
R 3
H 7
RBI 3
BB 2
SO 6
LOB 10



Batter	1	2	3	4	5	6	7	8	9	AB	R	H	RBI	BB	SO	LOB	BOTTOM					
Marquis Grissom, R OBP: 0.348, SLG: 0.422 (1, 8)	2B	1B			L7		G3			4	0	2	1	0	0	0	Houston Astros @ Montreal Expos Olympic Stadium, Montreal, QB Sat Aug 28 1993, 7:05 PM EDT Att: 24,203 - Dome					
Oreste Marrero, L OBP: 0.308, SLG: 0.265 (1, 3)	1B	1B			L8		HR			3	2	2	0	1	0	0						
Moises Alou, R OBP: 0.333, SLG: 0.471 (1, 7)	1B	G5-3			K		HR			4	1	2	2	0	1	2						
Larry Walker, L OBP: 0.370, SLG: 0.461 (1, 9)	SF7-4-3				K		P8			3	0	1	1	0	1	0						
Darrin Fletcher, L OBP: 0.341, SLG: 0.389 (1, 2)		HR			G6-4-3		L7		G4-3	4	1	2	1	0	0	1						
Sean Berry, R OBP: 0.336, SLG: 0.424 (1, 5)		WP			G6-4-3		BB		HR	2	2	1	1	2	0	1						
Randy Ready, R OBP: 0.333, SLG: 0.349 (1, 4)		WP			F8		F7		P2	3	1	0	0	1	0	2						
Wil Cordero, R OBP: 0.301, SLG: 0.366 Mel Rojas, R (7, 1)		1B			G4-3		FC5		G3	3	0	0	0	0	0	4						
Kirk Rueter, L OBP: 0.200, SLG: 0.111 Tim Scott, R Mike Lansing, R OBP: 0.347, SLG: 0.362 (6, 1)					G4-3		L7			2	0	0	0	0	0	0						
Inning Stats	R: 1 E: 0 K: 0 S: 7	H: 3 LOB: 0 BB: 0 P: 9	R: 3 E: 0 K: 0 S: 13	H: 3 LOB: 2 BB: 2 P: 30	R: 0 E: 0 K: 1 S: 8	H: 1 LOB: 0 BB: 0 P: 15	R: 0 E: 0 K: 0 S: 5	H: 0 LOB: 0 BB: 0 P: 7	R: 0 E: 0 K: 0 S: 10	H: 1 LOB: 2 BB: 1 P: 20	R: 2 E: 0 K: 0 S: 10	H: 1 LOB: 0 BB: 1 P: 17	R: 1 E: 0 K: 0 S: 6	H: 1 LOB: 0 BB: 0 P: 11	1B: 5 2B: 3 3B: 0 HR: 3	SF: 1 SAC: 0 DP: 2 HBP: 0		WP: 1 PB: 0 SB: 0 CS: 0	PA: 35			
PITCHER	IP	WLS	BF	H	R	ER	SO	BB	IBB	HBP	BLK	WP	HR	S	P	ERA	WHIP					
Darryl Kile, R ERA: 3.38 Todd Jones, R ERA: 2.2	(1, 1)	6.0	L	26	8	4	4	2	3	0	0	0	0	0	51	98	6.00	1.833				
	(7, 1)	2.0		9	2	3	3	0	1	0	0	0	2	16	28	13.50	1.500					

AB 30
R 7
H 10
RBI 6
BB 4
SO 2
LOB 12



Batter	1	2	3	4	5	6	7	8	9	AB	R	H	RBI	BB	SO	LOB	TOP										
Craig Biggio, R OBP: 0.368, SLG: 0.461 (1, 4)	G5-3		F7				K		FC4-6	4	0	0	1	1	1	3	Houston Astros @ Montreal Expos Olympic Stadium, Montreal, QB Sun Aug 29 1993, 3:33 AM EDT Att: 20,701 - Dome										
Steve Finley, L OBP: 0.397, SLG: 0.366 (1, 8)	1B		BB		G4-3			1B	P5	4	0	2	0	1	0	3											
5 Jeff Bagwell, R OBP: 0.385, SLG: 0.521 (1, 3)	K		G6-3			F8		F9		4	0	0	0	0	1	3											
Eric Anthony, L OBP: 0.330, SLG: 0.415 (1, 9)	BB			P6		K		K		3	0	0	0	1	2	1											
Ken Caminiti, S OBP: 0.299, SLG: 0.383 (1, 5)	G3-1			G4-3		G3-1		K		4	0	0	0	0	1	3											
Luis Gonzalez, L OBP: 0.356, SLG: 0.450 (1, 7)		G4-3		G3			F9		DI 1B BB	3	1	0	0	1	0	0											
Eddie Taubensee, L OBP: 0.306, SLG: 0.405 (1, 2)		K			K		FC3-6 1B	F8		4	0	1	0	0	2	1											
Andujar Cedeno, R OBP: 0.352, SLG: 0.397 (1, 6)		F9			E7 1B		FC3-6 1B	1B FC4-6 1B		4	1	3	1	0	0	0											
Greg Swindell, L OBP: 0.213, SLG: 0.234 (1, 1)			G6-3				FC3-6			2	0	1	0	0	0	0											
Kevin Bass, S OBP: 0.322, SLG: 0.404 (7, PH)					BB			FC4-6 1B		1	0	0	0	0	0	2											
Tom Edens, R OBP: 0.338, SLG: 0.513 (9, PH)						2H				1	0	1	0	0	0	0											
Casey Candaele, S OBP: 0.330, SLG: 0.333 (9, PR)										0	0	0	0	0	0	0											
Inning Stats	R: 0 E: 0 K: 1 S: 6	H: 1 LOB: 2 BB: 1 P: 10	R: 0 E: 0 K: 1 S: 5	H: 0 LOB: 0 BB: 0 P: 5	R: 0 E: 0 K: 0 S: 3	H: 0 LOB: 1 BB: 1 P: 7	R: 0 E: 0 K: 0 S: 3	H: 0 LOB: 0 BB: 0 P: 3	R: 0 E: 1 K: 1 S: 6	H: 2 LOB: 2 BB: 1 P: 10	R: 0 E: 0 K: 1 S: 5	H: 0 LOB: 0 BB: 0 P: 5	R: 0 E: 0 K: 1 S: 7	H: 2 LOB: 2 BB: 0 P: 7	R: 0 E: 0 K: 2 S: 8	H: 1 LOB: 1 BB: 0 P: 8	R: 2 E: 1 K: 0 S: 5	H: 2 LOB: 2 BB: 1 P: 9	1B: 8 2B: 0 3B: 0 HR: 0	SF: 0 SAC: 0 DP: 0 HBP: 0	WP: 0 PB: 0 SB: 2 CS: 0	PA: 38					
PITCHER	IP	WLS	BF	H	R	ER	SO	BB	IBB	HBP	BLK	WP	HR	S	P	ERA	WHIP										
Ken Hill, R ERA: 2.75 (1, 1)	7.0	W	28	5	0	0	5	3	0	0	0	0	0	35	47	0.00	1.143										
John Wetteland, R ERA: 1.66 (8, 1)	2.0	S	10	3	2	2	2	1	0	0	0	0	0	13	17	9.00	2.000										

AB	34
R	2
H	8
RBI	2
BB	4
SO	7
LOB	16



Batter	1	2	3	4	5	6	7	8	9	AB	R	H	RBI	BB	SO	LOB	BOTTOM										
Marquis Grissom, R OBP: 0.347, SLG: 0.427 (1, 8)	K		F9					G1-3		4	1	1	3	0	1	1	Houston Astros @ Montreal Expos Olympic Stadium, Montreal, QB Sun Aug 29 1993, 3:33 AM EDT Att: 20,701 - Dome										
Mike Lansing, R OBP: 0.346, SLG: 0.361 (1, 6)	G5-3		G3		E S 1B			L8		4	0	1	0	0	0	1											
Sean Berry, R OBP: 0.331, SLG: 0.417 (1, 5)	K			F9	P4			G4-3		4	0	0	0	0	1	1											
Larry Walker, L OBP: 0.370, SLG: 0.460 (1, 9)		1B 1B		F7		G3				3	0	1	0	0	0	0											
Moises Alou, R OBP: 0.333, SLG: 0.470 (1, 7)		G4-6-3 1B		G5-3		K2-3				3	0	1	0	0	1	0											
Frank Bolick, S OBP: 0.288, SLG: 0.329 (1, 3)		G4-6-3			F9 E CS 1B		P6			2	0	1	0	0	0	2											
Oreste Marrero, L OBP: 0.300, SLG: 0.257 (5, PR) (6, 3)		1-2								1	0	0	0	0	0	0											
Randy Ready, R OBP: 0.320, SLG: 0.333 (1, 4)		G4-3			E4 CS HR			G3		3	1	0	0	0	0	2											
Tim Spehr, R OBP: 0.242, SLG: 0.310 (1, 2)					F9			K		3	0	1	0	0	1	2											
Ken Hill, R OBP: 0.196, SLG: 0.143 (1, 1)								G3		1	1	0	0	1	0	1											
John Vander Wal, L OBP: 0.333, SLG: 0.389 (7, PH) (8, 1)			B1-4			HR BB				1	0	0	0	0	0	0											
Inning Stats	R: 0 E: 0 K: 2 S: 7	H: 0 LOB: 0 BB: 0 P: 7	R: 0 E: 0 K: 0 S: 4	H: 2 LOB: 1 BB: 0 P: 4	R: 0 E: 0 K: 0 S: 4	H: 1 LOB: 1 BB: 0 P: 4	R: 0 E: 0 K: 0 S: 3	H: 0 LOB: 0 BB: 0 P: 3	R: 3 E: 1 K: 0 S: 6	H: 3 LOB: 2 BB: 1 P: 10	R: 0 E: 0 K: 1 S: 5	H: 0 LOB: 0 BB: 0 P: 5	R: 0 E: 0 K: 1 S: 5	H: 0 LOB: 0 BB: 0 P: 5	R: 0 E: 0 K: 0 S: 3	H: 0 LOB: 0 BB: 0 P: 3	1B: 4 2B: 1 3B: 0 HR: 1	SF: 0 SAC: 0 DP: 1 HBP: 0	WP: 0 PB: 0 SB: 1 CS: 2	PA: 30							
PITCHER	IP	WLS	BF	H	R	ER	SO	BB	IBB	HBP	BLK	WP	HR	S	P	ERA	WHIP										
Greg Swindell, L ERA: 4.22 (1, 1)	6.0	L	24	6	3	0	3	1	0	0	0	0	0	29	33	0.00	1.167										
Tom Edens, R ERA: 2.4 (7, 1)	2.0		6	0	0	0	1	0	0	0	0	0	0	8	8	0.00	0.000										

AB	29
R	3
H	6
RBI	3
BB	1
SO	4
LOB	10



Batter	1	2	3	4	5	6	7	8	9	AB	R	H	RBI	BB	SO	LOB	TOP										
Marquis Grissom, R (1, 8) OBP: 0.348, SLG: 0.433	F7		K				E5		G4-3	5	0	1	0	0	1	0											
Oreste Marrero, L (1, 3) OBP: 0.355, SLG: 0.327	K		K				K		K	5	0	0	0	0	4	2											
Rondell White, R (1, 7) OBP: 0.200, SLG: 0.200					G6-3		F7		F9	5	0	2	0	0	0	1											
Larry Walker, L (1, 9) OBP: 0.378, SLG: 0.479					WP					3	2	2	0	1	1	2											
Darrin Fletcher, L (1, 2) OBP: 0.340, SLG: 0.387	K				G5-3		G4-3		P5	4	0	0	0	0	1	4											
Sean Berry, R (1, 5)			K		S		1B			2	1	1	1	2	1	0											
Randy Ready, R (1, 4) OBP: 0.360, SLG: 0.324										1	0	1	0	3	0	0											
Mike Lansing, R (1, 6) OBP: 0.344, SLG: 0.357										4	0	0	0	0	1	6											
Kirk Rueter, L (1, 1) OBP: 0.174, SLG: 0.095										3	0	0	0	0	1	0											
Lou Frazier, S (8, PH) OBP: 0.357, SLG: 0.359										1	0	0	0	0	0	2											
Mel Rojas, R (8, 1)										0	0	0	0	0	0	0											
John Wetteland, R (8, 1)										0	0	0	0	0	0	0											
Inning Stats	R: 0 E: 0 K: 2 S: 9	H: 1 LOB: 2 BB: 1 P: 14	R: 0 E: 0 K: 1 S: 6	H: 0 LOB: 0 BB: 1 P: 12	R: 0 E: 0 K: 3 S: 10	H: 0 LOB: 0 BB: 0 P: 13	R: 2 E: 0 K: 1 S: 9	H: 1 LOB: 1 BB: 2 P: 19	R: 0 E: 0 K: 1 S: 14	H: 2 LOB: 2 BB: 0 P: 20	R: 0 E: 0 K: 0 S: 8	H: 1 LOB: 1 BB: 1 P: 14	R: 0 E: 1 K: 1 S: 8	H: 0 LOB: 1 BB: 0 P: 11	R: 1 E: 0 K: 0 S: 16	H: 2 LOB: 2 BB: 1 P: 26	R: 0 E: 0 K: 1 S: 7	H: 0 LOB: 0 BB: 0 P: 13	1B: 5 2B: 2 3B: 0 HR: 0	SF: 0 SAC: 0 DP: 2 HBP: 0	WP: 1 PB: 0 SB: 4 CS: 0	PA: 39					
PITCHER	IP	WLS	BF	H	R	ER	SO	BB	IBB	HBP	BLK	WP	HR	S	P	ERA	WHIP										
Darryl Kile, R (1, 1) ERA: 3.33	7.1	L	33	7	3	2	9	5	0	0	0	1	0	73	116	2.46	1.636										
Brian Williams, R (8, 1) ERA: 4.54	0.2		3	0	0	0	0	1	0	0	0	0	0	7	13	0.00	1.500										
Tom Edens, R (9, 1) ERA: 2.34	1.0		3	0	0	0	1	0	0	0	0	0	0	7	13	0.00	0.000										

Montreal Expos @ Houston Astros
 Astrodome, Houston, TX
 Fri Sep 03 1993, 8:05 PM EDT
 Att: 28,257 - Dome


AB	33
R	3
H	7
RBI	1
BB	6
SO	10
LOB	17

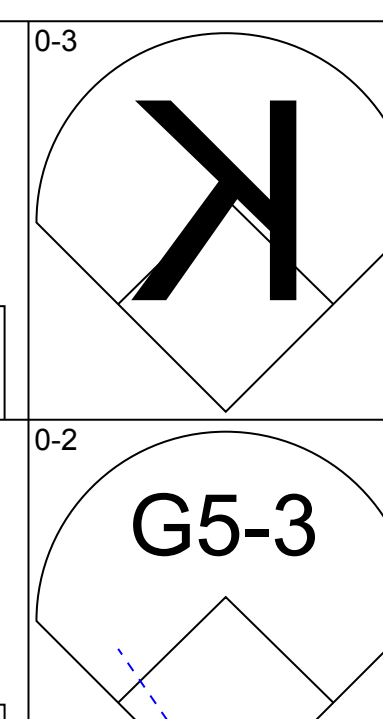
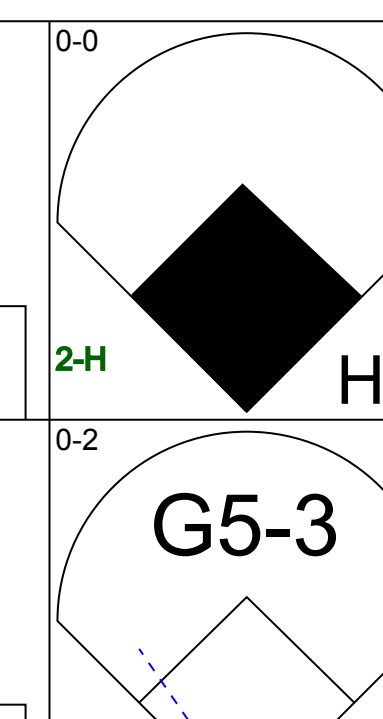
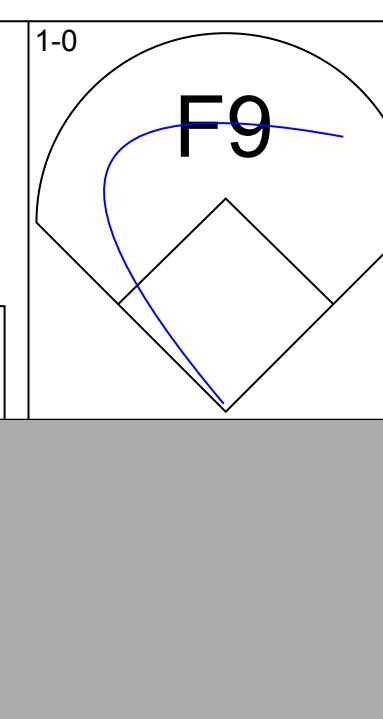
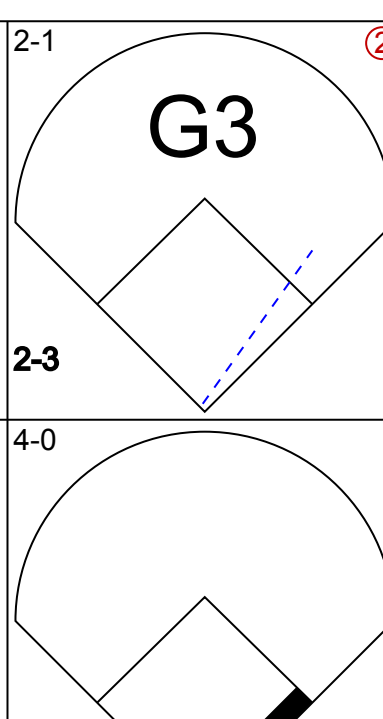
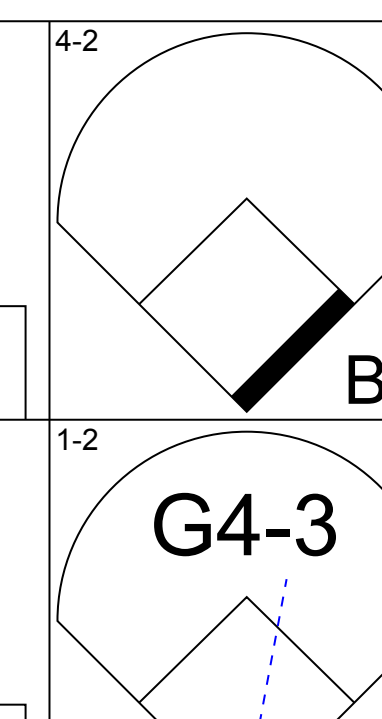
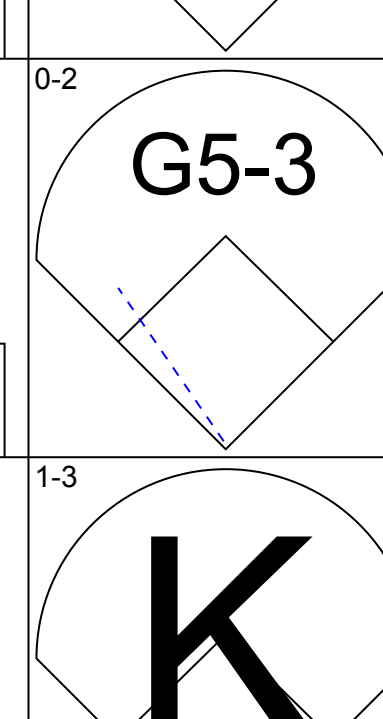
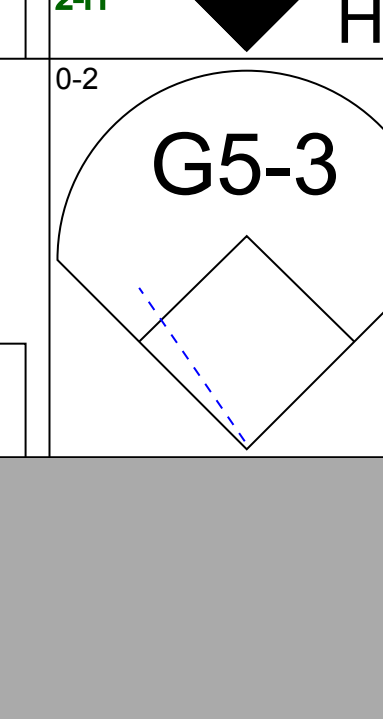
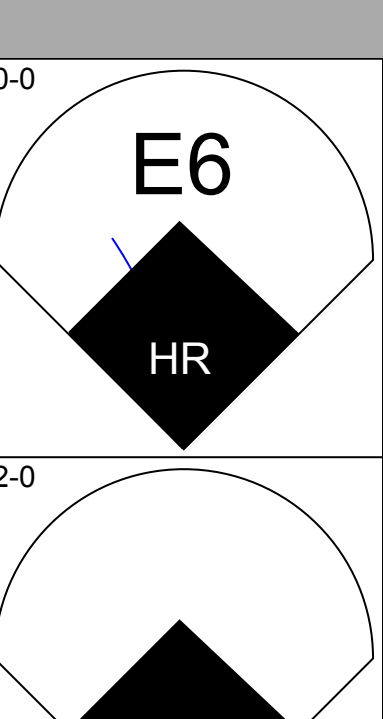
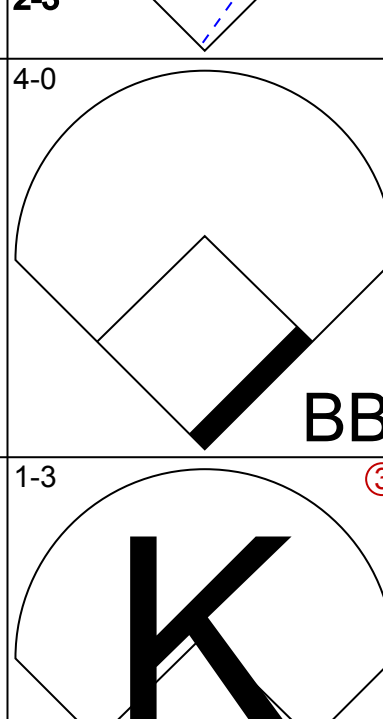
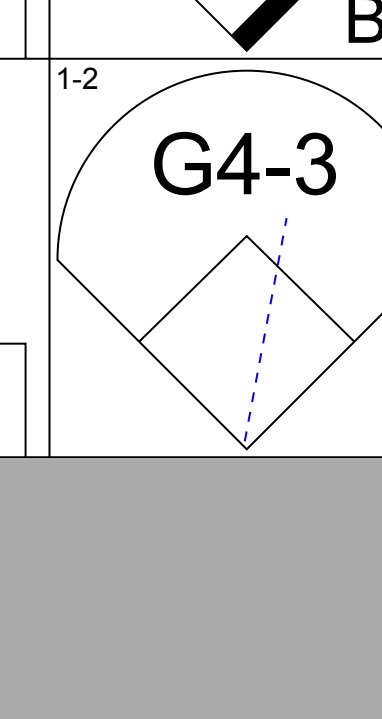
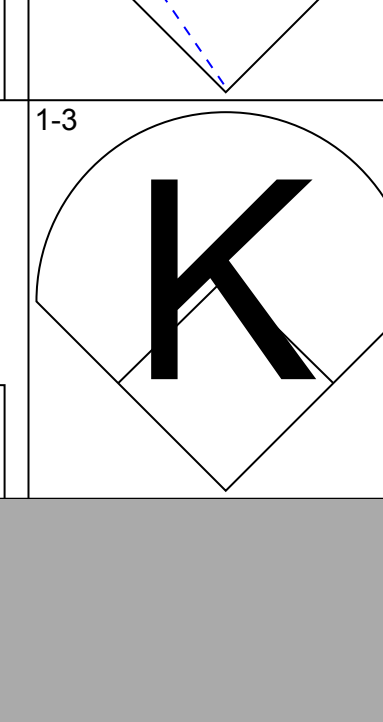
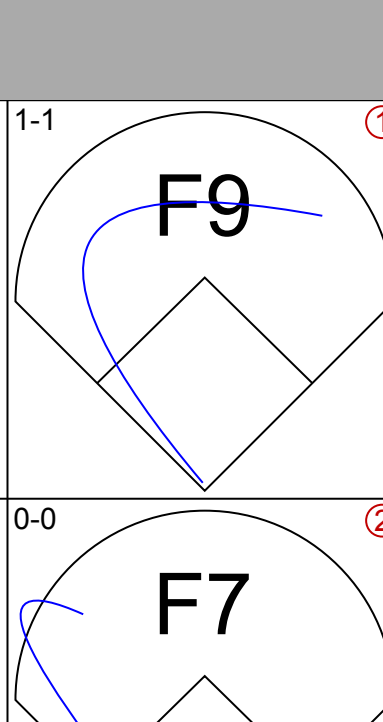
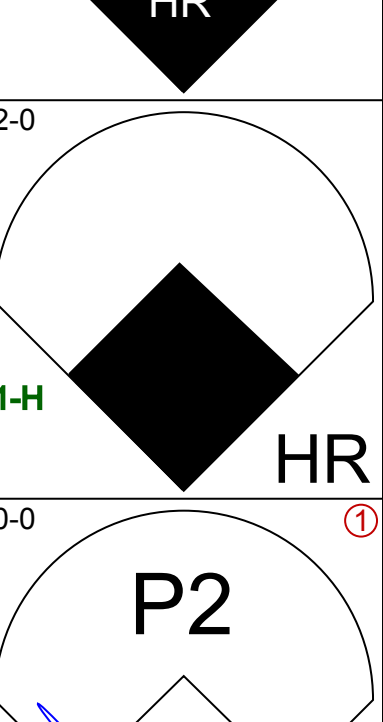
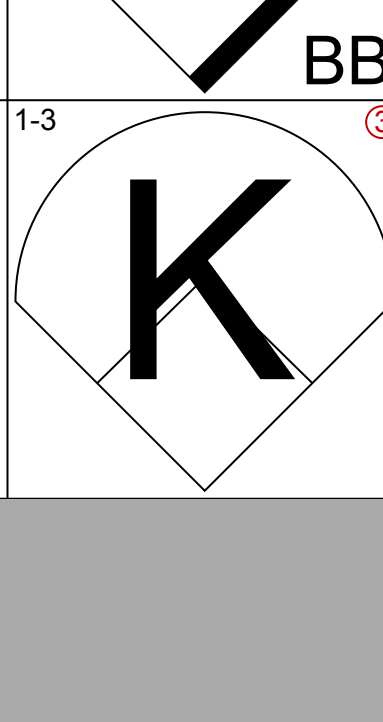
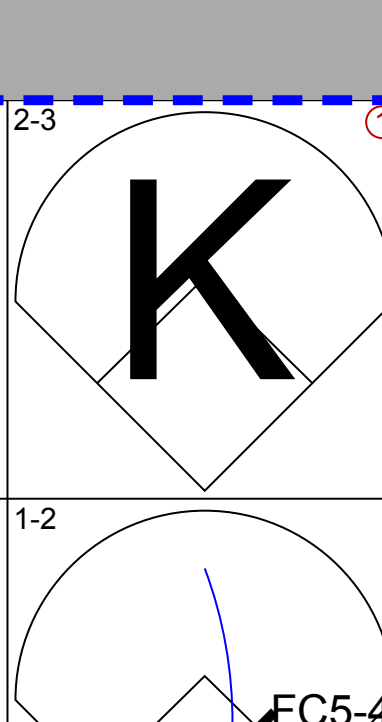
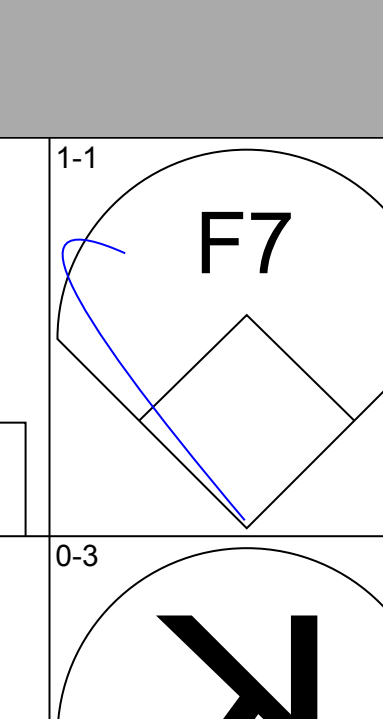
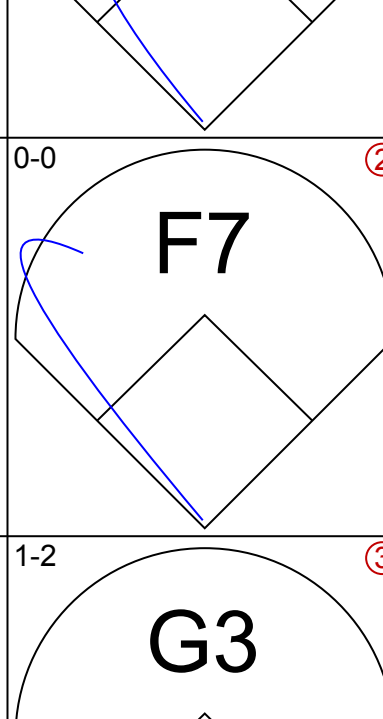
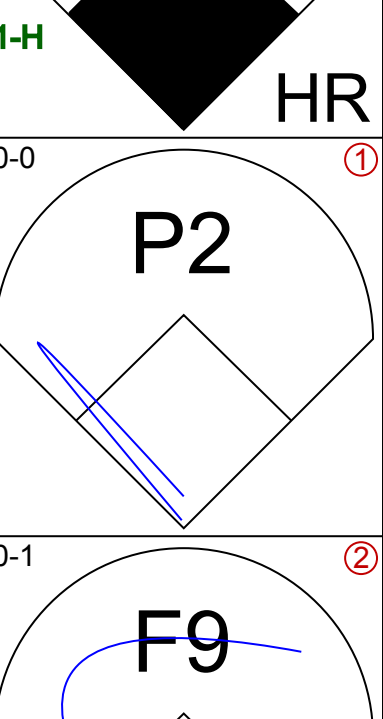
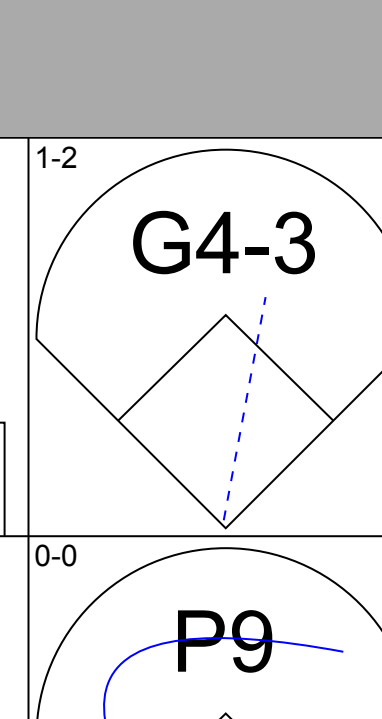
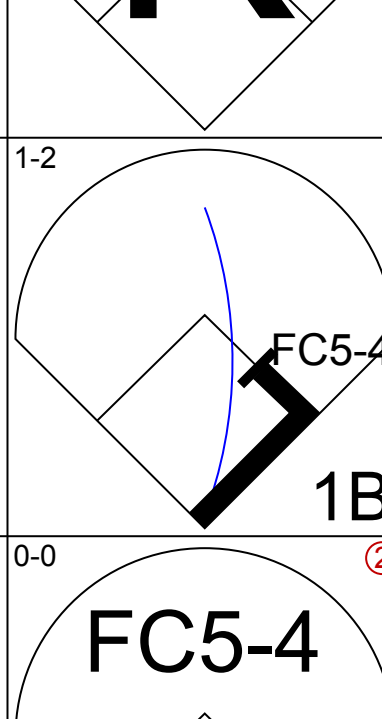
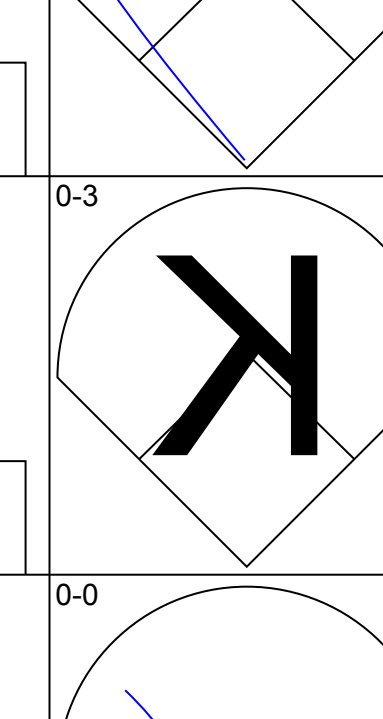
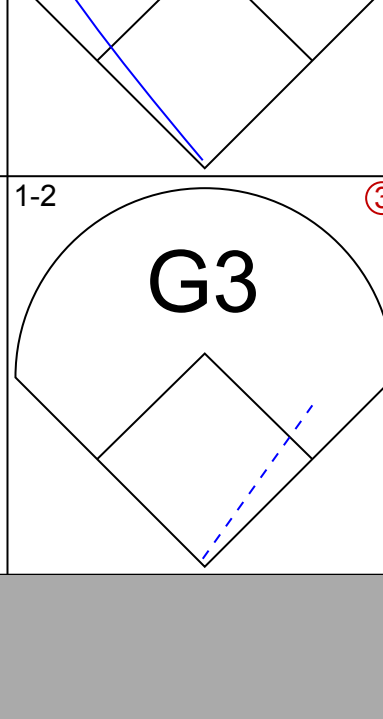
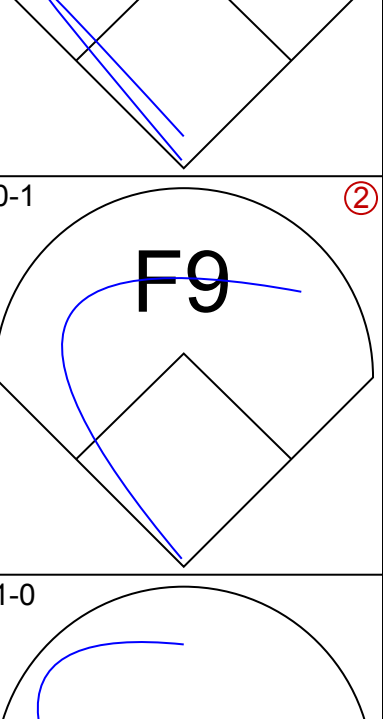
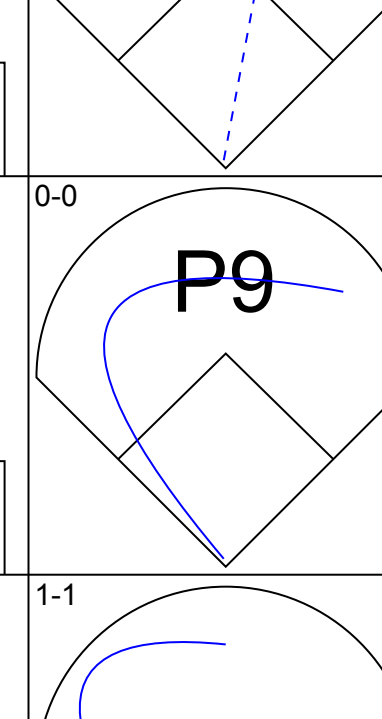
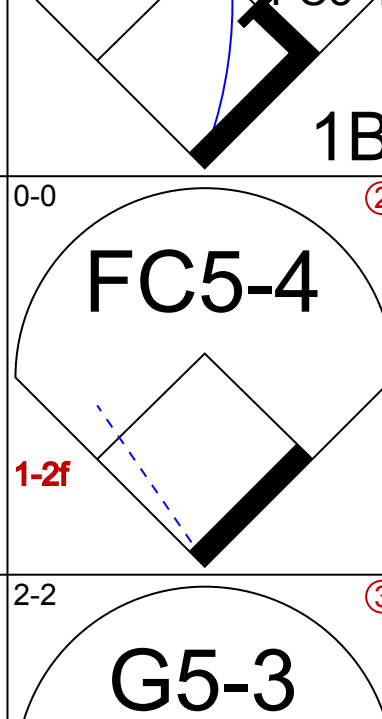
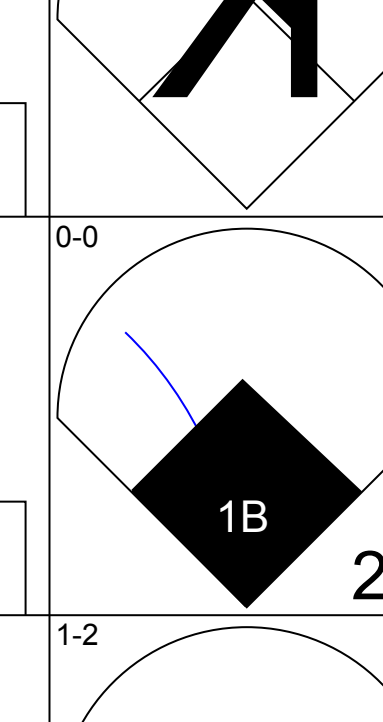
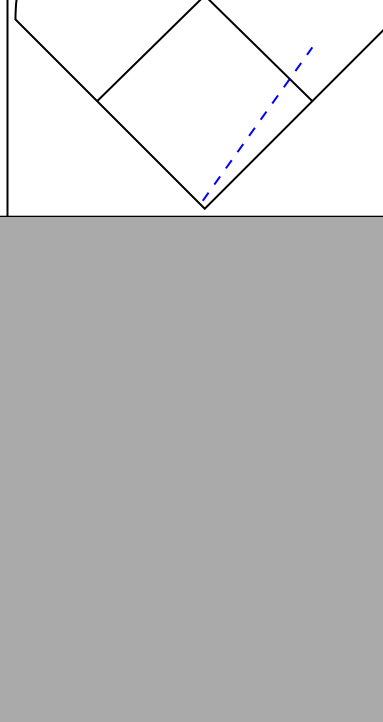
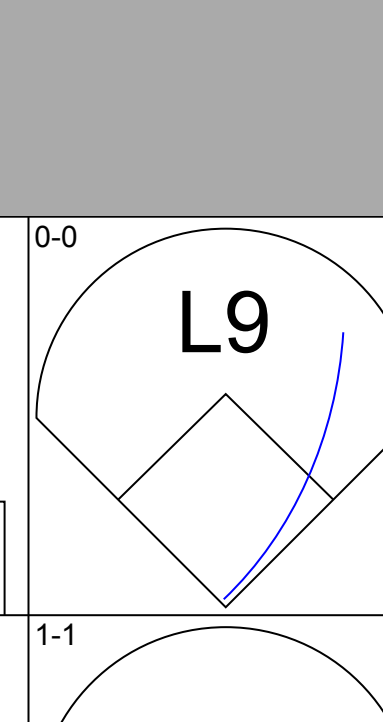
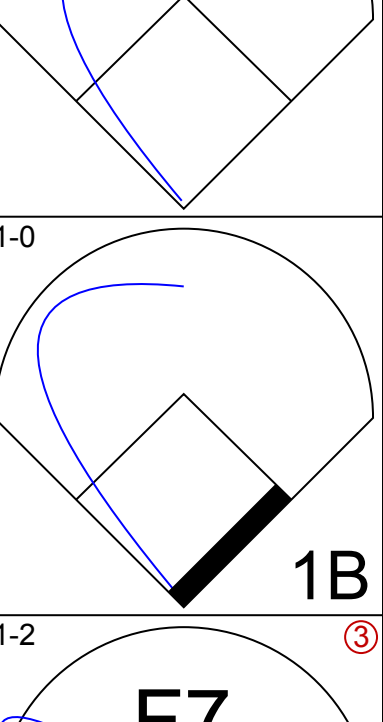

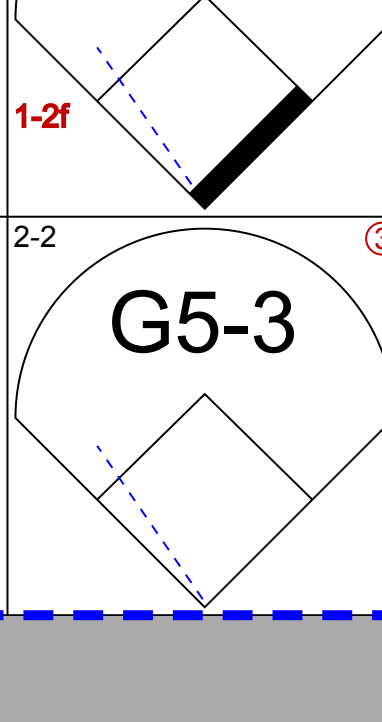
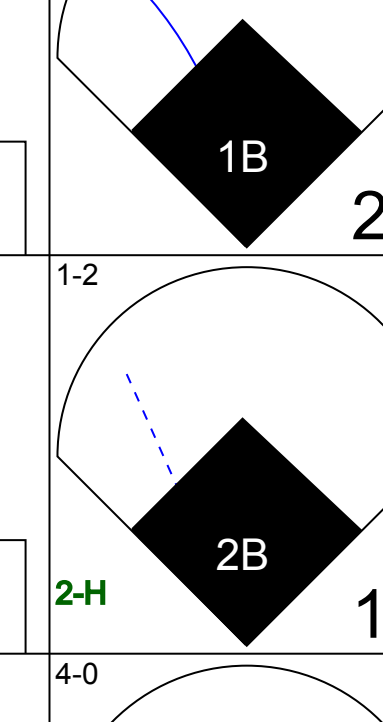

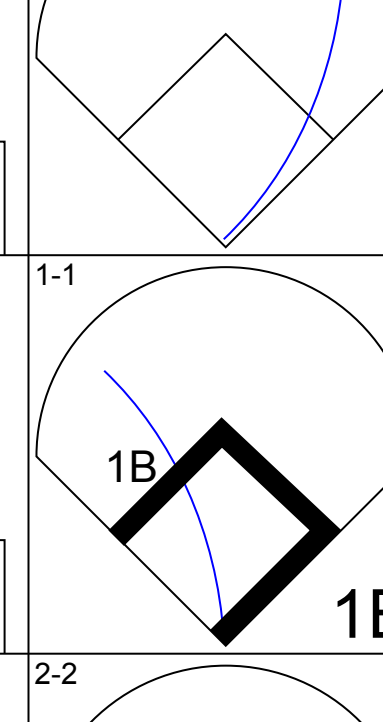
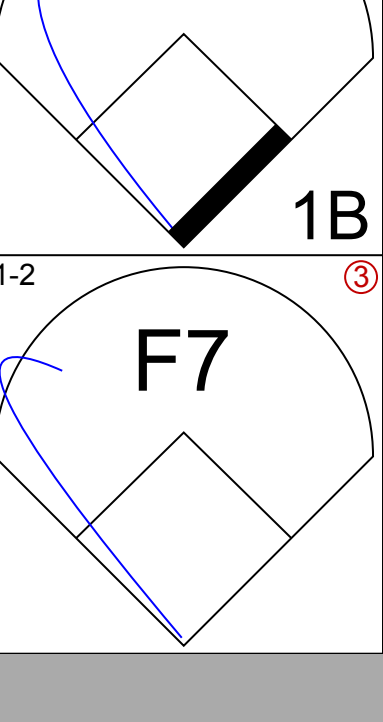
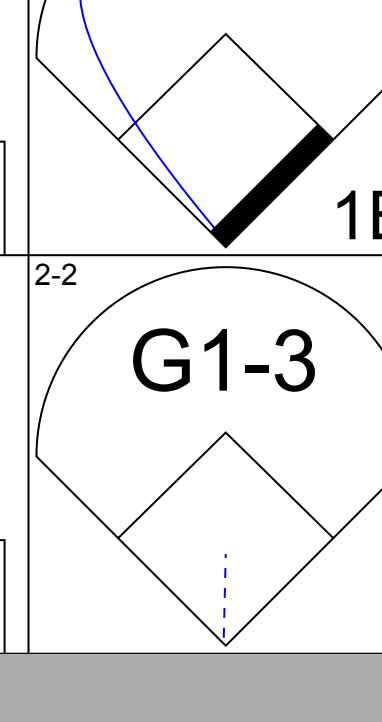
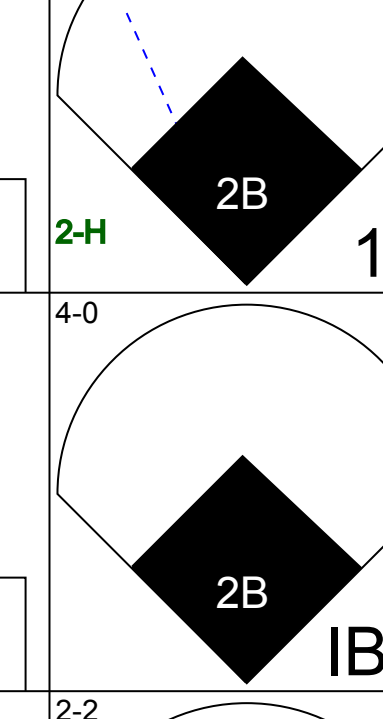

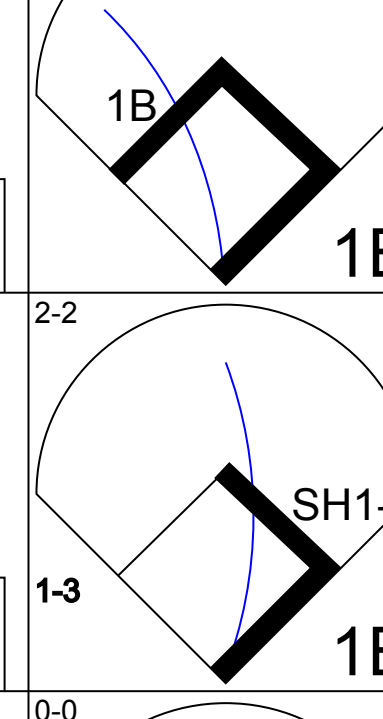
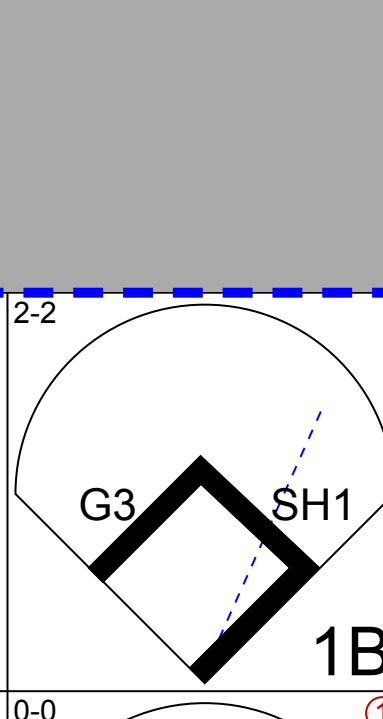
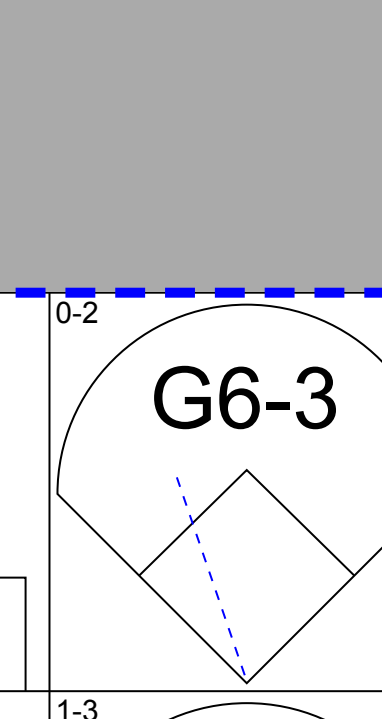
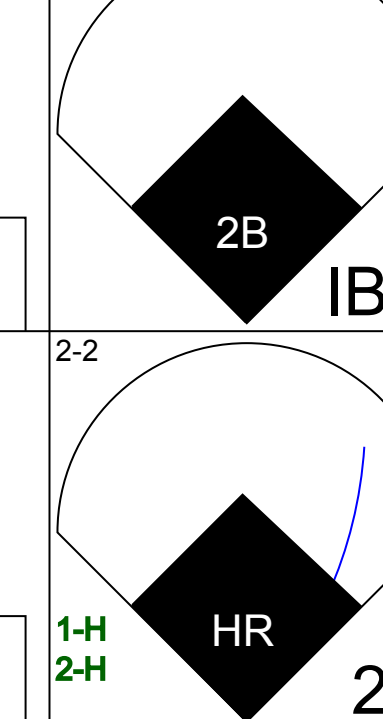
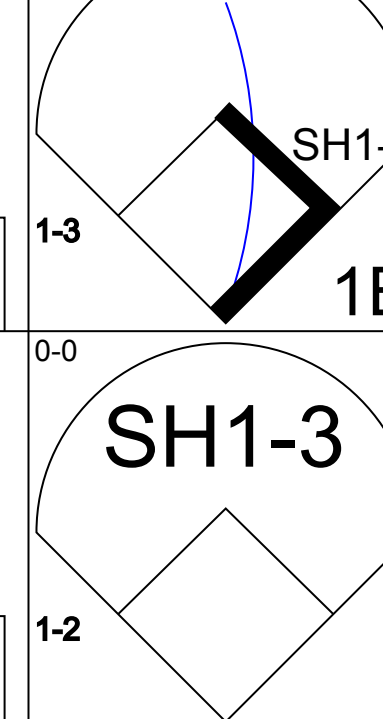
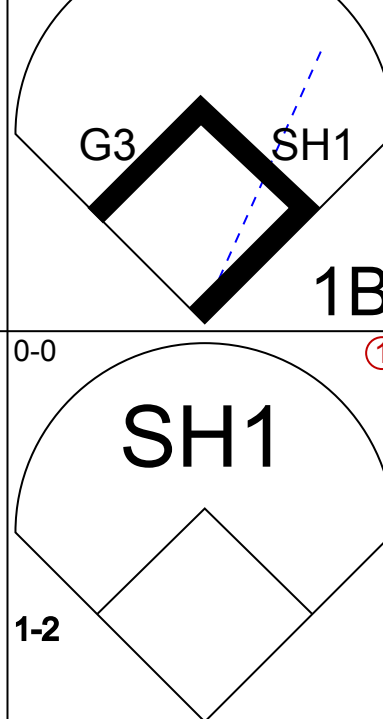
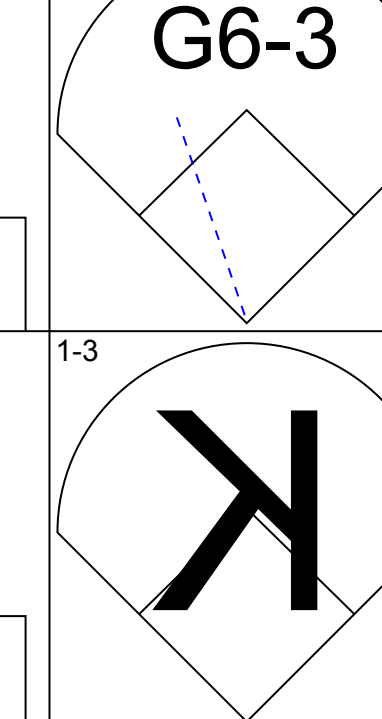
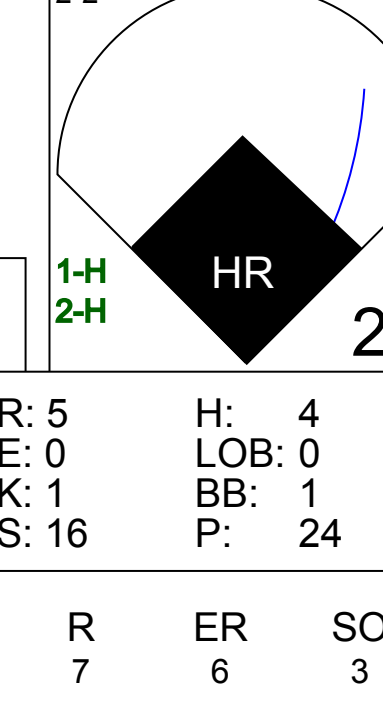

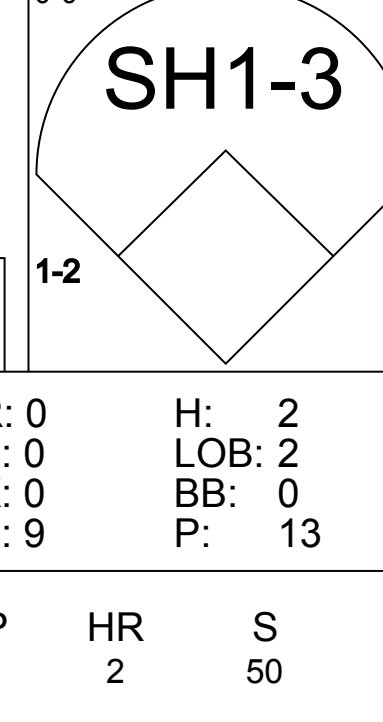
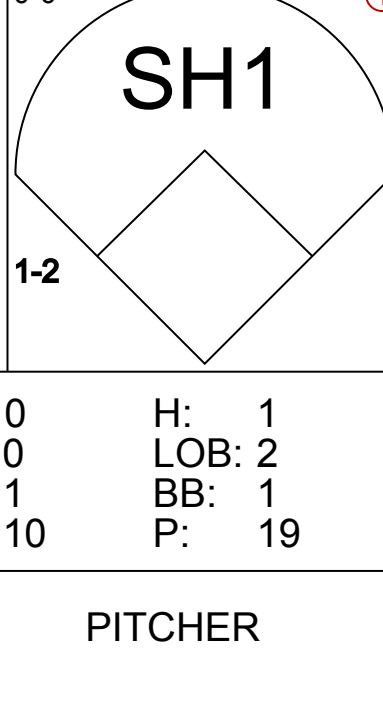


Batter	1	2	3	4	5	6	7	8	9	AB	R	H	RBI	BB	SO	LOB	BOTTOM										
Craig Biggio, R (1, 4) OBP: 0.368, SLG: 0.474			L5						K	4	0	1	0	0	1	0											
Steve Finley, L (1, 8) OBP: 0.307, SLG: 0.362					G4-3					4	0	2	0	0	0	1											
5 Jeff Bagwell, R (1, 3) OBP: 0.386, SLG: 0.521										4	0	1	0	0	0	2											
Chris James, R (1, 7) OBP: 0.333, SLG: 0.496										4	0	0	0	0	1	3											
Ken Caminiti, S (1, 5) OBP: 0.297, SLG: 0.381										3	0	0	0	0	0	1											
Kevin Bass, S (1, 9) OBP: 0.324, SLG: 0.400										3	0	0	0	0	0	0											
Scott Servais, R (1, 2) OBP: 0.321, SLG: 0.431										2	0	0	0	0	0	0											
Eddie Taubensee, L (8, PH) OBP: 0.307, SLG: 0.421										1	0	1	0	0	0	0											
Andujar Cedeno, R (1, 6) OBP: 0.345, SLG: 0.388										3	0	0	0	0	2	1											
Darryl Kile, R (1, 1) ERA: 2.41										2	0	0	0	0	1	0											
Brian Williams, R (8, 1) ERA: 2.96										0	0	0	0	0	0	0											
Eric Anthony, L (8, PH) OBP: 0.326, SLG: 0.412										1	0	0	0	0	1	1											
Tom Edens, R (9, 1) ERA: 1.63										0	0	0	0	0	0	0											
Inning Stats	R: 0 E: 1 K: 0 S: 9	H: 2 LOB: 1 BB: 0 P: 16	R: 0 E: 0 K: 0 S: 6	H: 0 LOB: 0 BB: 0 P: 10	R: 0 E: 0 K: 1 S: 10	H: 0 LOB: 0 BB: 0 P: 14	R: 0 E: 0 K: 0 S: 5	H: 0 LOB: 0 BB: 0 P: 6	R: 0 E: 0 K: 0 S: 8	H: 0 LOB: 0 BB: 0 P: 15	R: 0 E: 0 K: 1 S: 8	H: 0 LOB: 0 BB: 0 P: 12	R: 0 E: 0 K: 0 S: 7	H: 1 LOB: 1 BB: 0 P: 12	R: 0 E: 0 K: 2 S: 11	H: 1 LOB: 1 BB: 0 P: 15	R: 0 E: 0 K: 2 S: 11	H: 1 LOB: 1 BB: 0 P: 15	1B: 4 2B: 1 3B: 0 HR: 0	SF: 0 SAC: 0 DP: 0 HBP: 0	WP: 0 PB: 0 SB: 0 CS: 1	PA: 31					
PITCHER	IP	WLS	BF	H	R	ER	SO	BB	IBB	HBP	BLK	WP	HR	S	P	ERA	WHIP										
Kirk Rueter, L (1, 1) ERA: 2.41	7.0	W	23	3	0	0	2	3	0	0	0	0	0	53	85	0.00	0.429										
Mel Rojas, R (8, 1) ERA: 2.96	0.1		2	1	0	0	0	0	0	0	0	0	0	5	8	0.00	3.000										
John Wetteland, R (8, 1) ERA: 1.63	1.2	S	6	1	0	0	4	0	0	0	0	0	0	17	22	0.00	0.600										

Montreal Expos @ Houston Astros
 Astrodome, Houston, TX
 Fri Sep 03 1993, 8:05 PM EDT
 Att: 28,257 - Dome

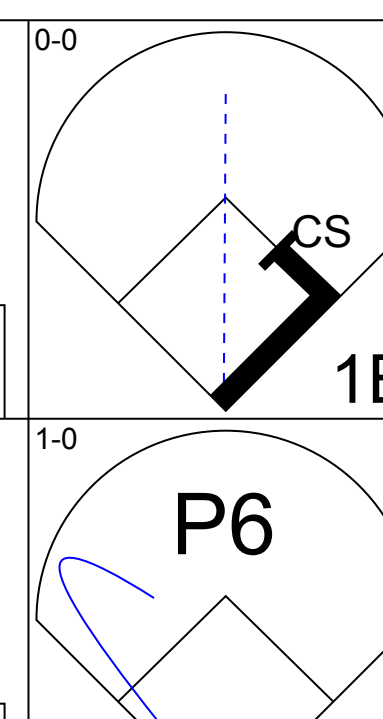

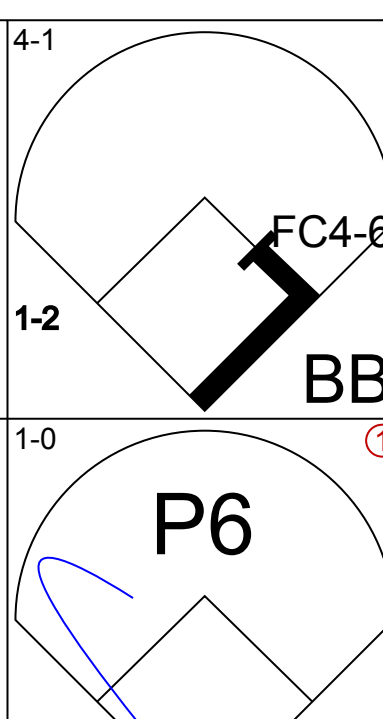
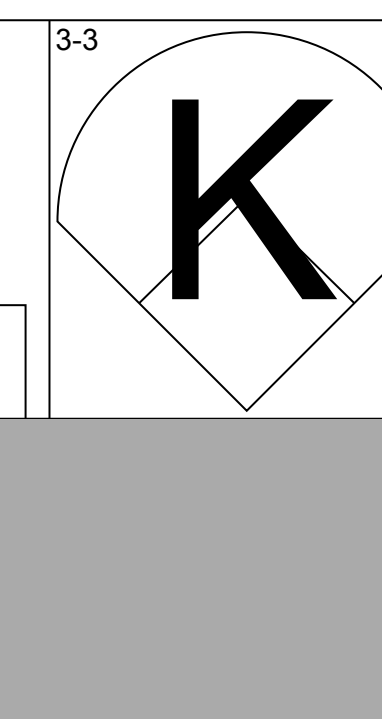
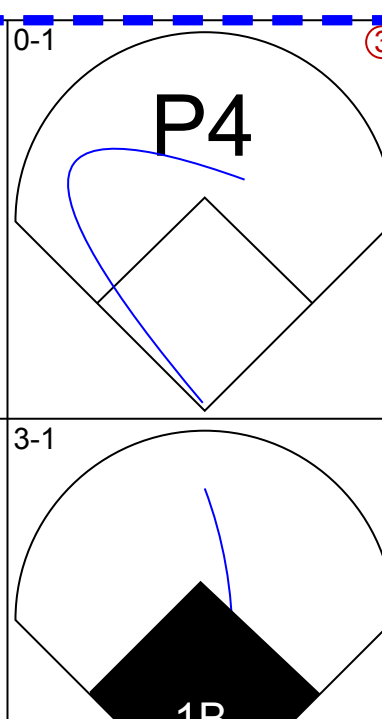
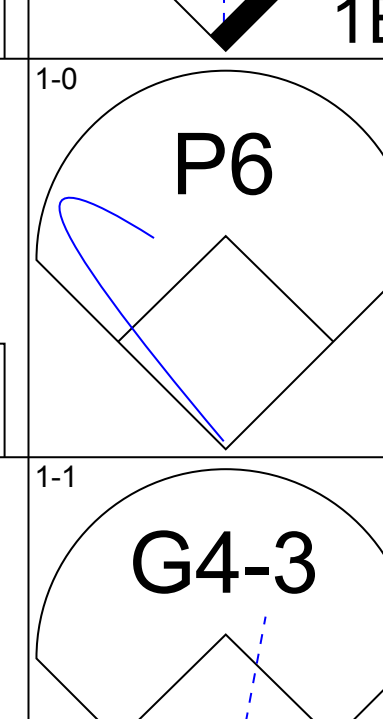
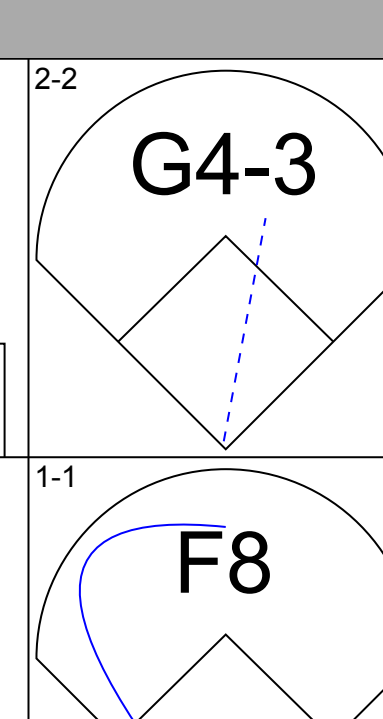
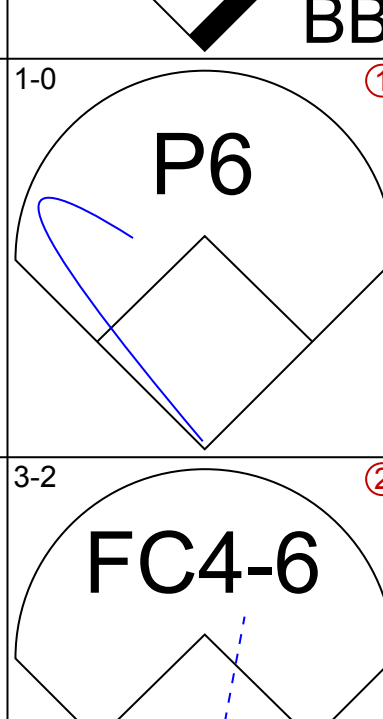
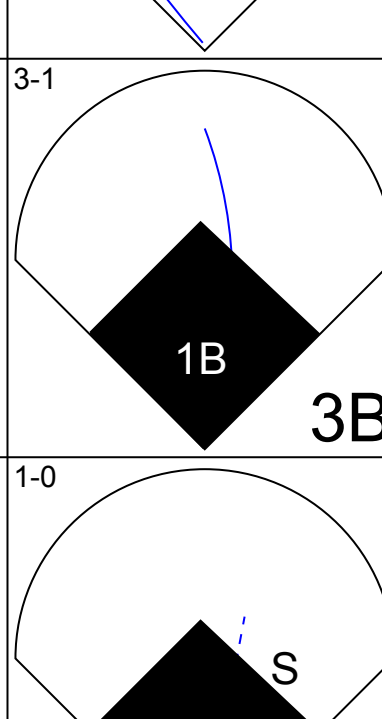
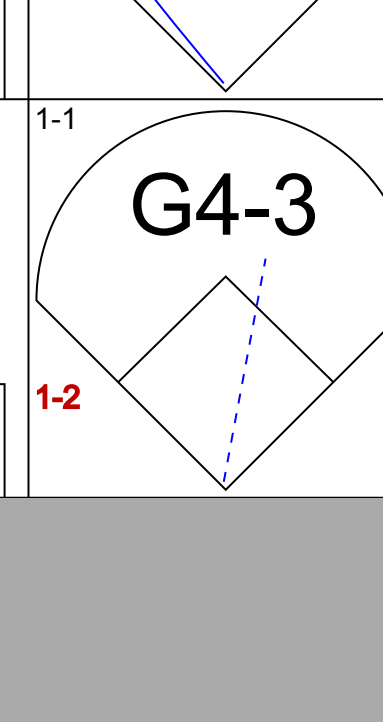
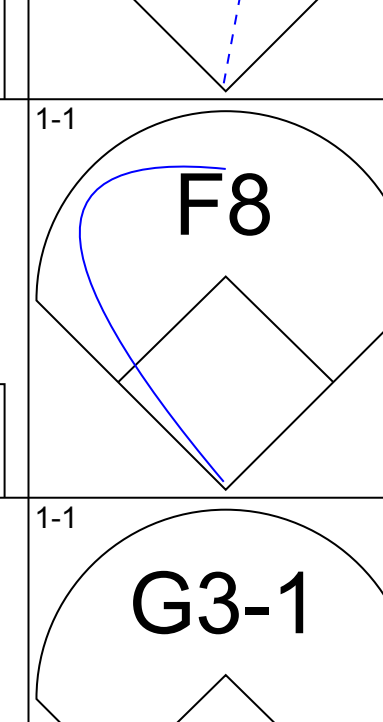
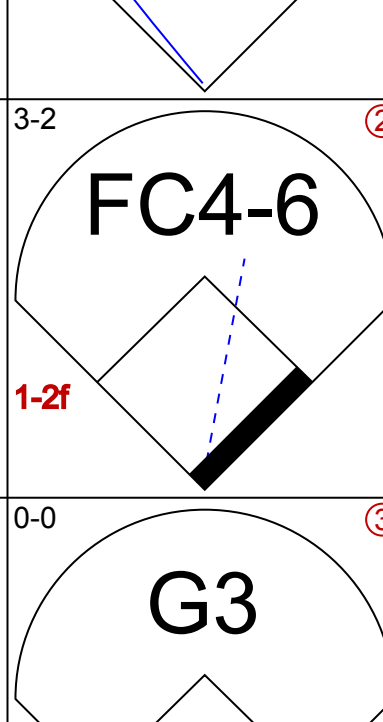
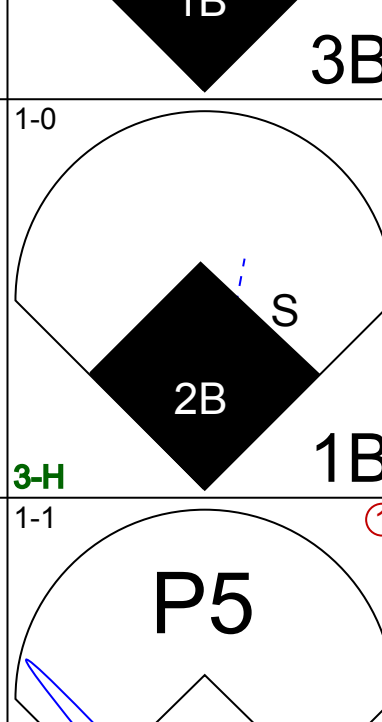
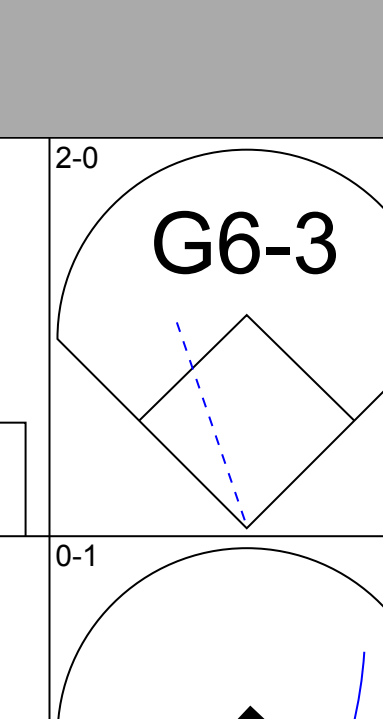
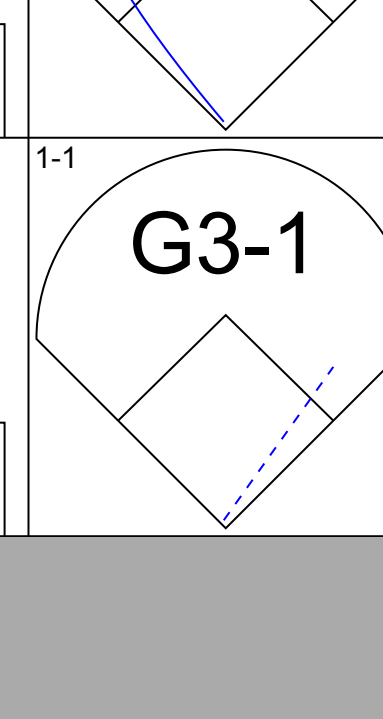
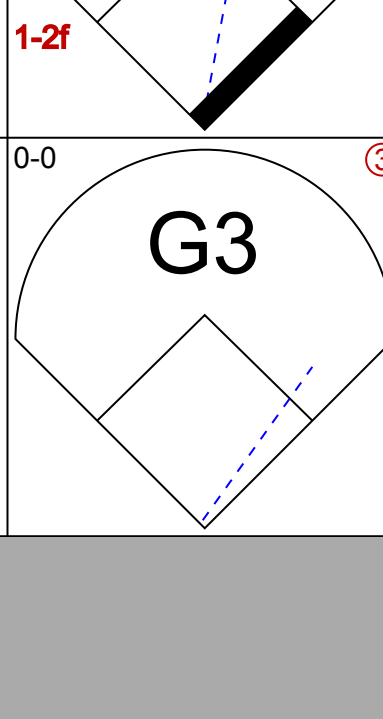
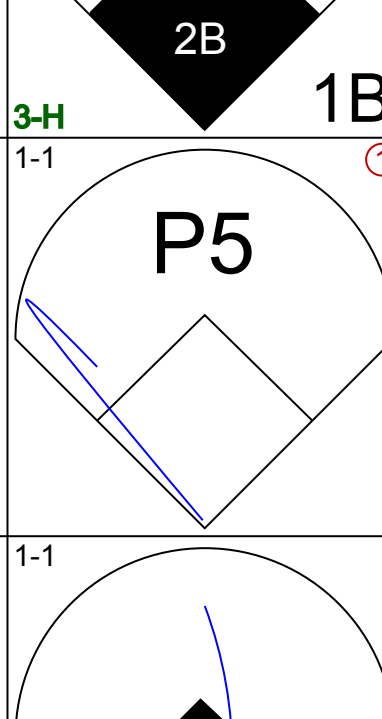
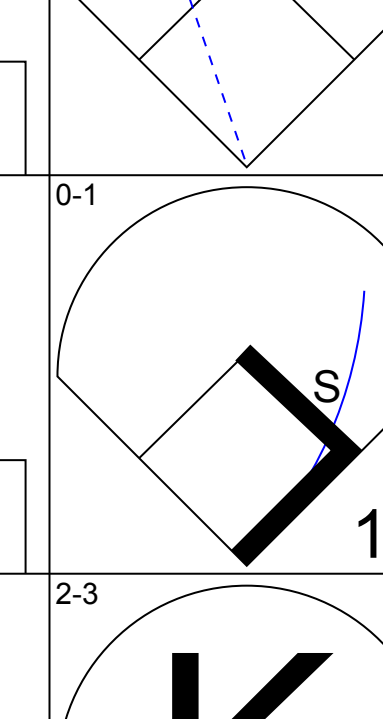
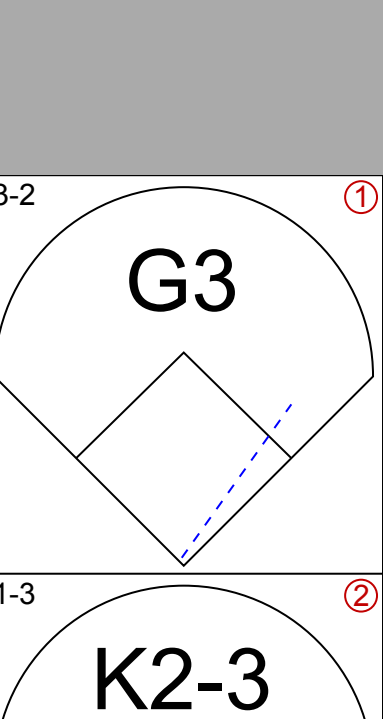
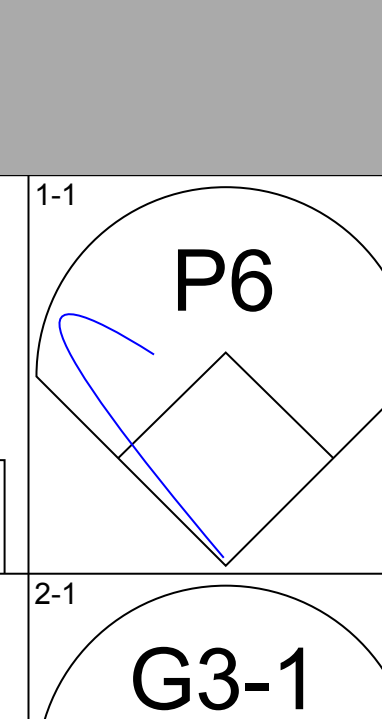
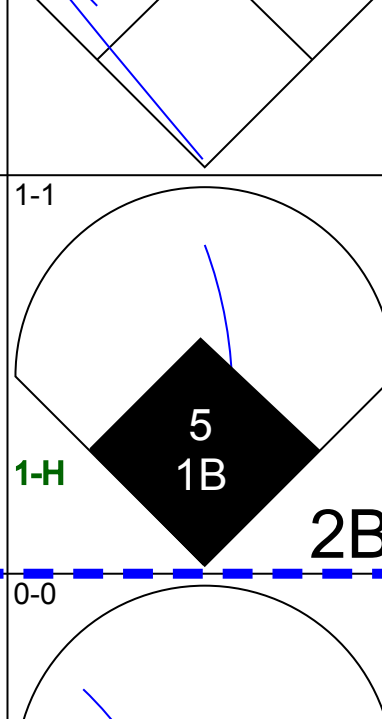
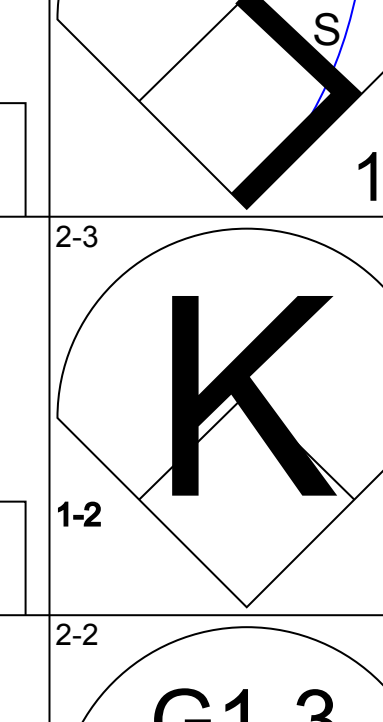
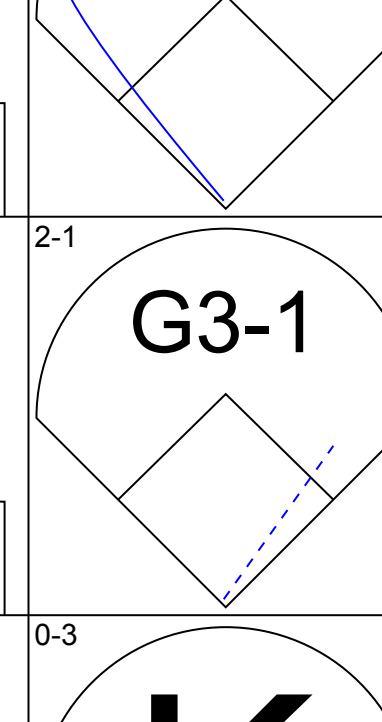
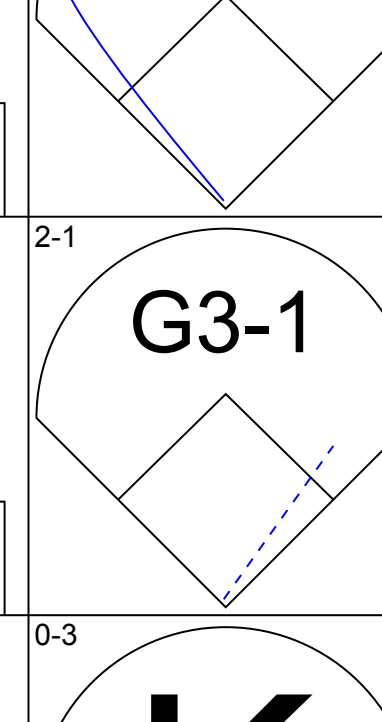
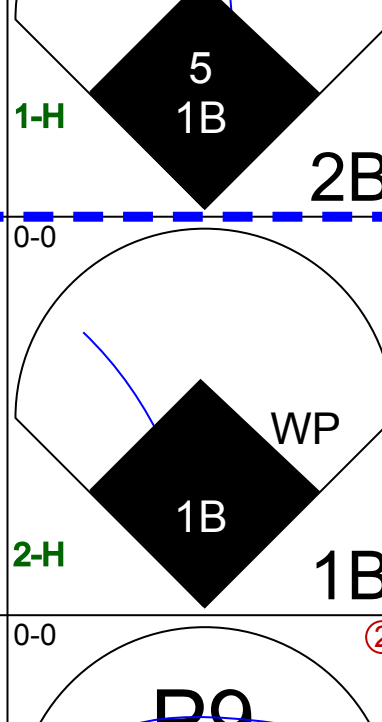
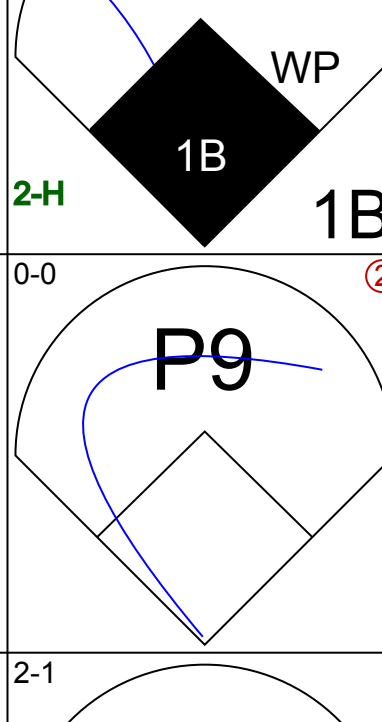
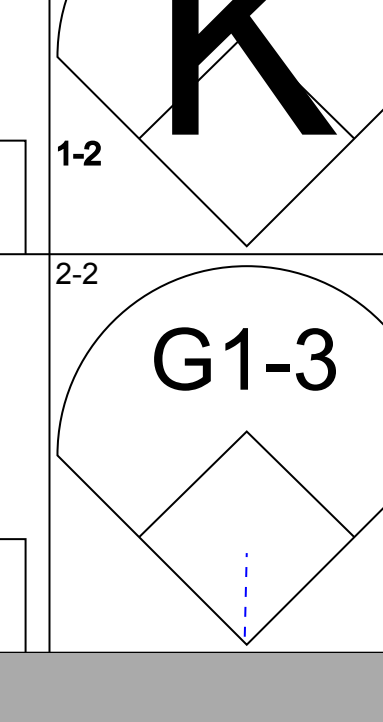
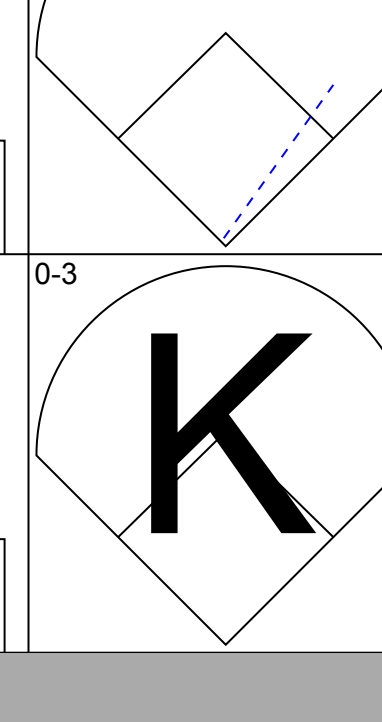
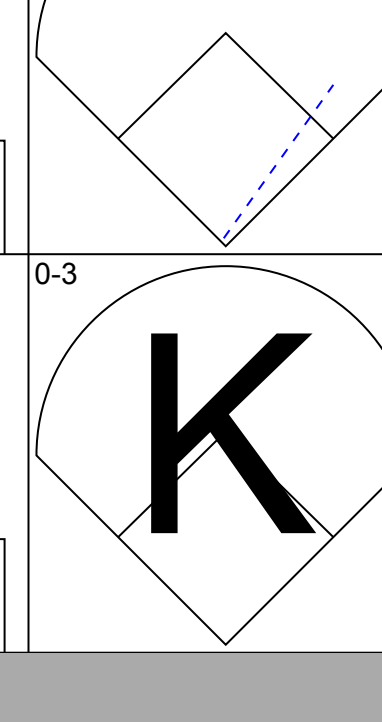

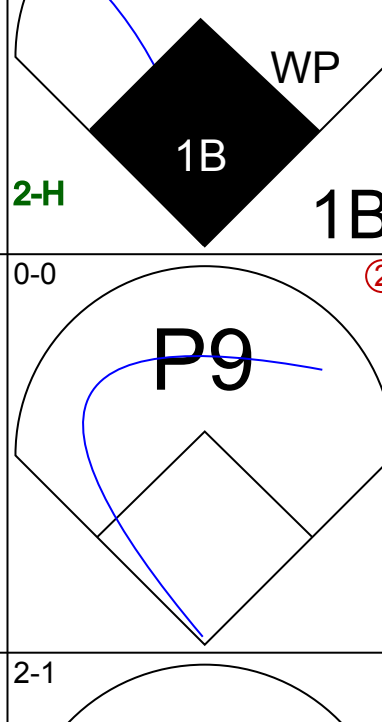
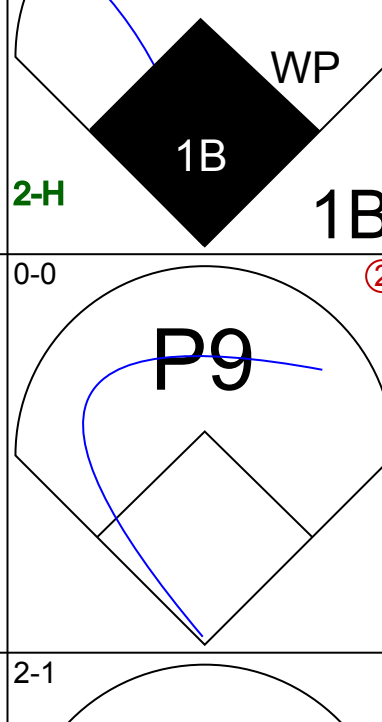
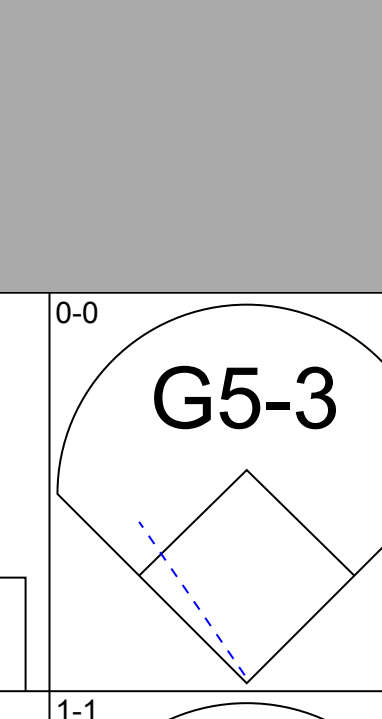

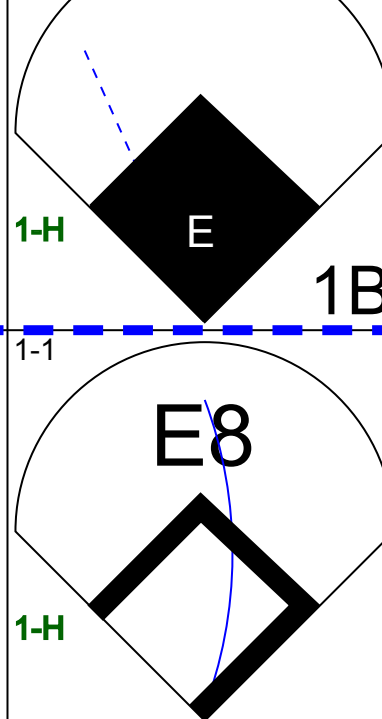
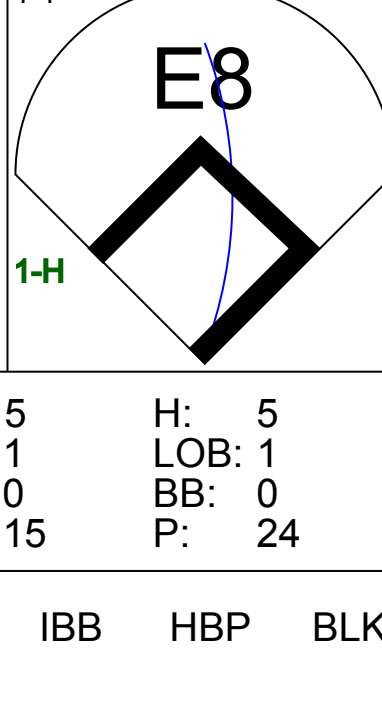
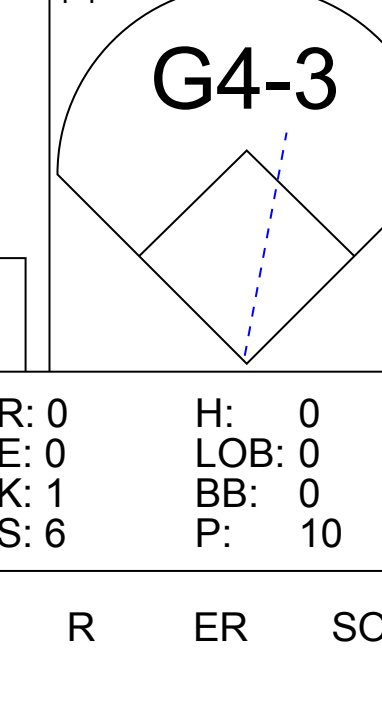
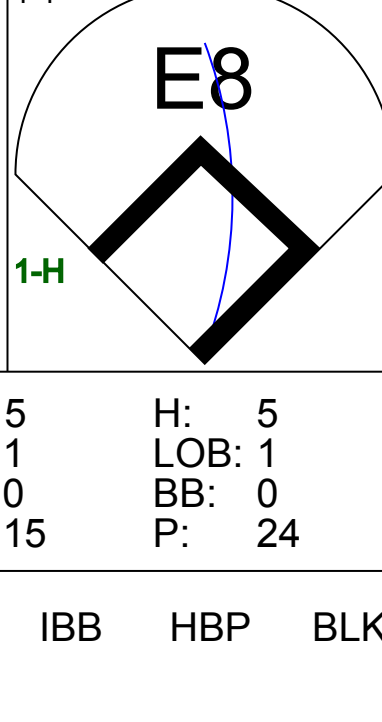
AB	31
R	0
H	5
RBI	0
BB	0
SO	6
LOB	9



Batter	1	2	3	4	5	6	7	8	9	AB	R	H	RBI	BB	SO	LOB	TOP					
Marquis Grissom, R OBP: 0.348, SLG: 0.438 (1, 8)										4	1	1	2	1	1	3	Montreal Expos @ Houston Astros Astrodome, Houston, TX Sat Sep 04 1993, 8:05 PM EDT Att: 22,771 - Dome					
Mike Lansing, R OBP: 0.343, SLG: 0.353 (1, 4) (9, 6)										4	1	0	0	1	0	1						
Rondell White, R OBP: 0.200, SLG: 0.400 (1, 7)										5	1	1	2	0	3	2						
Larry Walker, L OBP: 0.376, SLG: 0.476 (1, 9)										5	0	1	0	0	0	0						
Sean Berry, R OBP: 0.347, SLG: 0.465 (1, 5)									5	0	0	0	0	1	1							
Wil Cordero, R OBP: 0.311, SLG: 0.384 (1, 6)									5	1	3	0	0	0	1							
Randy Ready, R OBP: 0.366, SLG: 0.333 (1, 3) (9, 4)										4	1	2	1	0	0	2						
Tim Spehr, R OBP: 0.268, SLG: 0.323 (1, 2)									3	1	2	0	1	0	0							
Ken Hill, R OBP: 0.208, SLG: 0.182 (1, 1)									2	1	1	2	0	1	0							
Brian Barnes, L OBP: 0.190, SLG: 0.150 (9, 1)									0	0	0	0	0	0	0							
Mel Rojas, R (9, 1)									0	0	0	0	0	0	0							
John Wetteland, R (9, 1)									0	0	0	0	0	0	0							
Oreste Marrero, L OBP: 0.355, SLG: 0.327 (9, 3)									0	0	0	0	0	0	0							
Inning Stats	R: 0 E: 0 K: 2 S: 10	H: 0 LOB: 0 BB: 0 P: 11	R: 5 E: 0 K: 1 S: 16	H: 4 LOB: 0 BB: 1 P: 24	R: 0 E: 0 K: 0 S: 6	H: 0 LOB: 0 BB: 0 P: 8	R: 0 E: 0 K: 0 S: 9	H: 2 LOB: 2 BB: 0 P: 13	R: 2 E: 1 K: 0 S: 9	H: 2 LOB: 1 BB: 0 P: 13	R: 0 E: 0 K: 1 S: 10	H: 1 LOB: 2 BB: 1 P: 19	R: 0 E: 0 K: 0 S: 9	H: 1 LOB: 1 BB: 0 P: 13	R: 0 E: 0 K: 1 S: 11	H: 0 LOB: 1 BB: 1 P: 17	R: 0 E: 0 K: 1 S: 10	H: 1 LOB: 0 BB: 0 P: 15	1B: 7 2B: 2 3B: 0 HR: 2	SF: 0 SAC: 2 DP: 0 HBP: 0	WP: 0 PB: 0 SB: 0 CS: 0	PA: 42
PITCHER	IP WLS BF H R ER SO BB IBB HBP BLK WP HR S P ERA WHIP																					
Greg Swindell, L ERA: 4.43 (1, 1)	5.0 L 25 8 7 6 3 0 0 1 0 0 0 0 2 50 69 10.80 1.600																					
Brian Williams, R ERA: 4.72 (6, 1)	2.0 9 2 0 0 1 1 0 0 0 0 0 0 19 32 0.00 1.500																					
Todd Jones, R ERA: 2.95 (8, 1)	1.0 4 0 0 0 1 1 0 0 0 0 0 0 11 17 0.00 1.000																					
Xavier Hernandez, R ERA: 2.83 (9, 1)	1.0 4 1 0 0 1 0 0 0 0 0 0 0 10 15 0.00 1.000																					

AB	37
R	7
H	11
RBI	7
BB	3
SO	6
LOB	10



Batter	1	2	3	4	5	6	7	8	9	AB	R	H	RBI	BB	SO	LOB	BOTTOM					
Craig Biggio, R OBP: 0.369, SLG: 0.473 (1, 4) (9, 1)										3	0	1	0	1	2	0	Montreal Expos @ Houston Astros Astrodome, Houston, TX Sat Sep 04 1993, 8:05 PM EDT Att: 22,771 - Dome					
Xavier Hernandez, L (9, 1)										0	0	0	0	0	0	0						
Kevin Bass, S OBP: 0.323, SLG: 0.398 (9, PH)										1	0	0	0	0	0	1						
Steve Finley, L OBP: 0.306, SLG: 0.366 (1, 8)										4	1	1	0	0	0	3						
Luis Gonzalez, L OBP: 0.356, SLG: 0.450 (1, 7)										4	1	1	1	1	0	3						
Eric Anthony, L OBP: 0.324, SLG: 0.409 (1, 9)										4	0	0	0	0	0	3						
Ken Caminiti, S OBP: 0.299, SLG: 0.384 (1, 5)										4	1	2	1	0	0	0						
Chris Donnels, L OBP: 0.317, SLG: 0.327 (1, 3) (9, PH)										3	0	0	0	0	2	1						
5 Jeff Bagwell, R OBP: 0.387, SLG: 0.522 (9, PH)										1	1	1	1	0	0	0						
Eddie Taubensee, L OBP: 0.306, SLG: 0.418 (1, 2)										4	0	1	0	0	1	2						
Andujar Cedeno, R OBP: 0.343, SLG: 0.386 (1, 6)										2	0	0	0	0	0	1						
Brian Williams, R OBP: 0.200, SLG: 0.300 (6, 1)										0	0	0	0	0	0	0						
Todd Jones, L (8, 1)										0	0	0	0	0	0	0						
Rick Parker, R OBP: 0.368, SLG: 0.417 (9, PH)										2	1	1	1	0	0	0						
Greg Swindell, L OBP: 0.208, SLG: 0.229 (1, 1)										1	0	0	0	0	0	0						
Casey Candaele, S OBP: 0.333, SLG: 0.371 (6, 6)										3	0	1	0	0	0	0						
Inning Stats	R: 0 E: 0 K: 0 S: 4	H: 1 LOB: 0 BB: 0 P: 6	R: 0 E: 0 K: 1 S: 11	H: 1 LOB: 1 BB: 0 P: 17	R: 0 E: 0 K: 1 S: 6	H: 0 LOB: 0 BB: 0 P: 7	R: 0 E: 0 K: 0 S: 7	H: 0 LOB: 0 BB: 0 P: 11	R: 0 E: 0 K: 1 S: 12	H: 1 LOB: 1 BB: 0 P: 17	R: 0 E: 0 K: 0 S: 9	H: 1 LOB: 2 BB: 1 P: 17	R: 0 E: 0 K: 1 S: 8	H: 0 LOB: 0 BB: 0 P: 11	R: 0 E: 0 K: 1 S: 6	H: 0 LOB: 0 BB: 0 P: 10	R: 5 E: 1 K: 0 S: 15	H: 5 LOB: 1 BB: 0 P: 24	1B: 7 2B: 1 3B: 1 HR: 0	SF: 0 SAC: 0 DP: 0 HBP: 0	WP: 1 PB: 0 SB: 2 CS: 1	PA: 37
PITCHER	IP WLS BF H R ER SO BB IBB HBP BLK WP HR S P ERA WHIP																					
Ken Hill, R ERA: 2.78 (1, 1)	8.1 W 32 7 3 3 5 0 0 0 0 0 1 0 4 6 3.24 0.960																					
Brian Barnes, L ERA: 4.24 (9, 1)	0.1 3 2 1 1 0 0 0 0 0 0 1 0 4 6 27.00 6.000																					
Mel Rojas, R ERA: 2.96 (9, 1)	0.0 1 0 1 0 0 0 0 0 0 0 0 0 2 3 ∞ ∞																					
John Wetteland, R ERA: 1.62 (9, 1)	0.1 S 1 0 0 0 0 0 0 0 0 0 0 0 2 2 0.00 0.000																					

AB	36
R	5
H	9
RBI	4
BB	1
SO	5
LOB	14



Batter	1	2	3	4	5	6	7	8	9	AB	R	H	RBI	BB	SO	LOB	TOP			
Marquis Grissom, R (1, 8) OBP: 0.347, SLG: 0.435 Lou Frazier, S (6, 7) OBP: 0.361, SLG: 0.364	P4		G5-3			G1-3		1B		3	0	0	0	0	0	1	Montreal Expos @ Houston Astros Astrodome, Houston, TX Sun Sep 05 1993, 4:33 AM EDT Att: 19,636 - Dome			
John Vander Wal, L (1, 3) OBP: 0.318, SLG: 0.365 (7, 9)	G4-3			F8		G4-3		F7		4	0	0	0	0	0	2				
Rondell White, R (1, 7) OBP: 0.158, SLG: 0.316 (6, 8)	K			K		G4-3		F7		4	0	0	0	0	2	2				
Larry Walker, L (1, 9) OBP: 0.376, SLG: 0.473 Oreste Marrero, L (7, 3) OBP: 0.349, SLG: 0.321		F7		G6-3		1B		G2		2	0	0	0	1	0	0				
Darrin Fletcher, L (1, 2) OBP: 0.336, SLG: 0.383	L9				K		K		G1-3	4	0	0	0	0	2	1				
Wil Cordero, R (1, 6) OBP: 0.313, SLG: 0.388	K				2B		FC6-4		G6-3	4	0	2	0	0	1	0				
Randy Ready, R (1, 4) OBP: 0.351, SLG: 0.317			F8		L5		1B		G4-3	4	0	0	0	0	0	3				
Mike Lansing, R (1, 5) OBP: 0.345, SLG: 0.354					K					2	1	1	0	1	1	1				
Jeff Fassero, L (1, 1) Jeff Shaw, R (5, 1) Joe Spillane, L (6, PH) Butch Henry, L (6, 1) Sean Berry, R (8, PH) Tim Scott, R (8, 1)										1	0	0	0	0	1	1				
Inning Stats	R: 0 E: 0 K: 1 S: 10	H: 0 LOB: 0 BB: 0 P: 16	R: 0 E: 0 K: 1 S: 7	H: 0 LOB: 0 BB: 0 P: 10	R: 0 E: 0 K: 1 S: 7	H: 0 LOB: 1 BB: 1 P: 11	R: 0 E: 0 K: 2 S: 9	H: 0 LOB: 0 BB: 0 P: 16	R: 0 E: 0 K: 0 S: 4	H: 0 LOB: 0 BB: 0 P: 9	R: 0 E: 0 K: 1 S: 11	H: 1 LOB: 2 BB: 1 P: 19	R: 1 E: 0 K: 0 S: 10	H: 3 LOB: 2 BB: 0 P: 16	R: 0 E: 0 K: 0 S: 9	H: 0 LOB: 0 BB: 0 P: 11		1B: 3 2B: 2 3B: 0 HR: 0	SF: 0 SAC: 0 DP: 0 HBP: 0	WP: 0 PB: 0 SB: 1 CS: 0
PITCHER	IP WLS BF H R ER SO BB IBB HBP BLK WP HR S P ERA WHIP																			
Mark Portugal, R (1, 1) ERA: 2.99 Doug Jones, R (9, 1) ERA: 4.19	8.0 W 31 5 1 1 7 2 0 0 0 0 0 0 65 107 1.12 0.875																			

AB	32
R	1
H	5
RBI	1
BB	2
SO	7
LOB	13



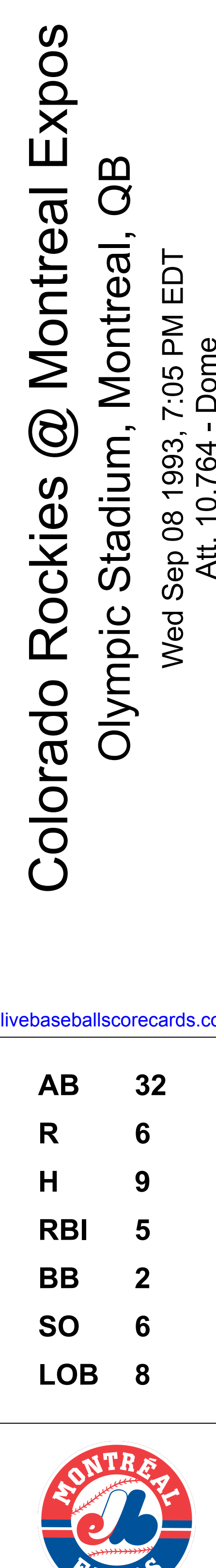
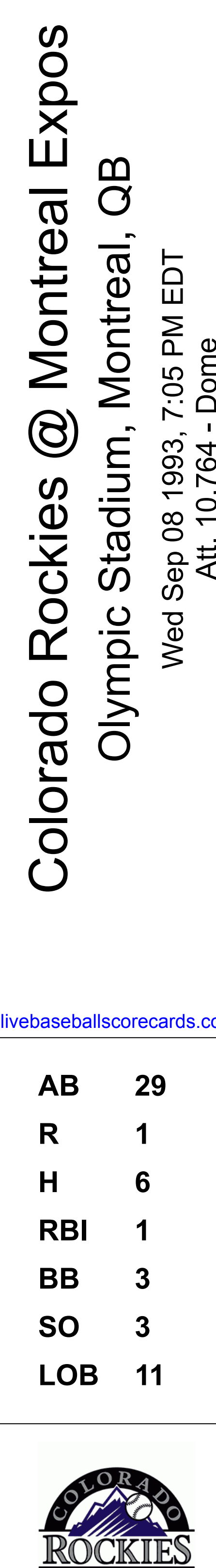
Batter	1	2	3	4	5	6	7	8	9	AB	R	H	RBI	BB	SO	LOB	BOTTOM			
Craig Biggio, R (1, 4) OBP: 0.367, SLG: 0.471 Doug Jones, R (9, 1)	CS		F7		P5			K		5	0	1	0	0	2	3	Montreal Expos @ Houston Astros Astrodome, Houston, TX Sun Sep 05 1993, 4:33 AM EDT Att: 19,636 - Dome			
Steve Finley, L (1, 8) OBP: 0.305, SLG: 0.367	1B							K		4	2	2	0	1	1	0				
5 Jeff Bagwell, R (1, 3) OBP: 0.388, SLG: 0.520	BB							K		2	1	0	0	2	0	1				
Eric Anthony, L (1, 9) OBP: 0.323, SLG: 0.409								K		4	1	1	2	0	0	2				
Ken Caminiti, S (1, 5) OBP: 0.300, SLG: 0.386								K		3	2	1	1	1	0	2				
Luis Gonzalez, L (1, 7) OBP: 0.359, SLG: 0.464								K		4	1	3	2	0	1	2				
Scott Servais, R (1, 2) OBP: 0.320, SLG: 0.430								K		3	0	1	1	0	2	1				
Andujar Cedeno, R (1, 6) OBP: 0.345, SLG: 0.386								K		3	0	1	0	1	0	2				
Mark Portugal, R (1, 1) OBP: 0.228, SLG: 0.250 Casey Candaele, S (8, PH) OBP: 0.330, SLG: 0.367								K		2	0	0	0	0	1	3				
Inning Stats	R: 0 E: 0 K: 0 S: 8	H: 1 LOB: 1 BB: 1 P: 15	R: 1 E: 0 K: 1 S: 8	H: 1 LOB: 1 BB: 1 P: 13	R: 1 E: 1 K: 1 S: 12	H: 1 LOB: 2 BB: 1 P: 19	R: 0 E: 0 K: 2 S: 9	H: 1 LOB: 0 BB: 0 P: 11	R: 5 E: 0 K: 0 S: 18	H: 5 LOB: 1 BB: 2 P: 32	R: 0 E: 0 K: 0 S: 8	H: 0 LOB: 0 BB: 0 P: 12	R: 0 E: 0 K: 1 S: 9	H: 1 LOB: 1 BB: 0 P: 14	R: 0 E: 0 K: 2 S: 11	H: 0 LOB: 0 BB: 0 P: 16		1B: 5 2B: 4 3B: 0 HR: 1	SF: 1 SAC: 1 DP: 0 HBP: 0	WP: 0 PB: 1 SB: 0 CS: 1
PITCHER	IP WLS BF H R ER SO BB IBB HBP BLK WP HR S P ERA WHIP																			
Jeff Fassero, L (1, 1) ERA: 2.26 Jeff Shaw, R (5, 1) ERA: 4.02 Butch Henry, L (6, 1) ERA: 6.15 Tim Scott, R (8, 1) ERA: 2.34	4.0 L 23 7 6 5 4 4 0 0 0 0 0 0 44 71 11.25 2.750																			

AB	31
R	7
H	10
RBI	6
BB	5
SO	7
LOB	16



Batter	1	2	3	4	5	6	7	8	9	AB	R	H	RBI	BB	SO	LOB	TOP					
Eric Young Sr. R (1.8) OBP: 0.332, SLG: 0.318	4-1 CS BB		2-2 G4-3			1-1 P3		4-2 G5-4-3 BB		2	0	0	0	2	0	1	Colorado Rockies @ Montreal Expos Olympic Stadium, Montreal, QB Wed Sep 08 1993, 7:05 PM EDT Att: 10,764 - Dome					
Joe Girardi R (1.2) OBP: 0.313, SLG: 0.370	4-1 SAFE BB			0-0 L9		2-1 L4		0-1 G5-4-3 1-2		3	0	0	0	1	0	1						
Dante Bichette R (1.9) OBP: 0.344, SLG: 0.536	0-1 SAFE BB		0-1 G6-4-3 1-2		1-0 P4		1-2 P4		1-2 G1-3		4	0	0	0	0	1						
Andres Galarraga R (1.3) OBP: 0.405, SLG: 0.618		1-2 G5-3		1-2 F9			2-2 FC5-4 1B		1-3 K		4	1	1	0	0	1						
Charlie Hayes R (1.5) OBP: 0.342, SLG: 0.496		2-1 F8			3-2 F7		3-2 FC5-4 1B		1-0 F7		4	0	1	0	0	0						
Jerald Clark R (1.7) OBP: 0.319, SLG: 0.416		2-3 K			1-2 L6		1-1 L7		0-1 G3		4	0	0	0	0	1						
Vinny Castilla R (1.6) OBP: 0.291, SLG: 0.426			0-2 F8		0-0 1B		1-0 FC5-4 2B				3	0	1	0	0	2						
Roberto Mejia R (1.4) OBP: 0.281, SLG: 0.380			1-1 SH5-4 1B		0-0 1B		1-1 1B		1-3 3-H 1-2 2B		3	0	3	1	0	0						
Armando Reynoso R (1.1) OBP: 0.190, SLG: 0.224 (7, PH)			0-1 SAFE SH5-4		1-3 K		1-2 P6				1	0	0	0	0	1						
Jim Tatum R (7, PH) OBP: 0.263, SLG: 0.315 Daryl Boston L (7, PH) OBP: 0.313, SLG: 0.424 Mo Sanford R (7, 1) Mike Munoz L (8, 1)			1-2 SAFE SH5-4								0	0	0	0	0	0						
Inning Stats	R: 0 E: 0 K: 0 S: 4	H: 0 LOB: 0 BB: 2 P: 12	R: 0 E: 0 K: 1 S: 10	H: 0 LOB: 0 BB: 0 P: 15	R: 0 E: 0 K: 0 S: 10	H: 1 LOB: 1 BB: 0 P: 13	R: 0 E: 0 K: 0 S: 5	H: 0 LOB: 0 BB: 0 P: 7	R: 0 E: 0 K: 1 S: 12	H: 2 LOB: 2 BB: 0 P: 17	R: 0 E: 0 K: 0 S: 9	H: 0 LOB: 0 BB: 0 P: 13	R: 1 E: 0 K: 0 S: 15	H: 3 LOB: 2 BB: 0 P: 24	R: 0 E: 0 K: 0 S: 7	H: 0 LOB: 0 BB: 1 P: 12	R: 0 E: 0 K: 1 S: 7	H: 0 LOB: 0 BB: 0 P: 9	1B: 5 2B: 1 3B: 0 HR: 0	SF: 0 SAC: 1 DP: 2 HBP: 0	WP: 0 PB: 0 SB: 0 CS: 1	PA: 33
PITCHER	IP	WLS	BF	H	R	ER	SO	BB	IBB	HBP	BLK	WP	HR	S	P	ERA	WHIP					
Kirk Rueter L (1, 1) ERA: 2.31	6.2	W	26	6	1	1	2	2	0	0	0	0	0	61	96	1.35	1.200					
Tim Scott R (7, 1) ERA: 2.36	2.1	S	7	0	0	0	1	1	0	0	0	0	0	18	26	0.00	0.429					

Batter	1	2	3	4	5	6	7	8	9	AB	R	H	RBI	BB	SO	LOB	BOTTOM				
Lou Frazier S (1.7) OBP: 0.354, SLG: 0.370	3-2 E 3B		2-2 F7			3-3 K		2-3 K		4	1	1	0	0	2	1	Colorado Rockies @ Montreal Expos Olympic Stadium, Montreal, QB Wed Sep 08 1993, 7:05 PM EDT Att: 10,764 - Dome				
Oreste Marrero L (1.3) OBP: 0.357, SLG: 0.400	0-1 G3		0-1 1B CS 2B			0-1 P5		3-1 2-H HR		4	1	2	2	0	0	1					
Marquis Grissom R (1.8) OBP: 0.346, SLG: 0.433	1-0 FC6 HR		1-1 BB 1B			1-0 S 1B		0-3 K		4	1	2	0	0	1	0					
Larry Walker L (1.9) OBP: 0.376, SLG: 0.482	0-0 3-H HR		4-2 SAFE BB			4-0 1B		0-0 G4-3		2	1	1	2	2	0	0					
Darrin Fletcher L (1.2) OBP: 0.334, SLG: 0.378	0-1 L9		3-2 CS		2-3 K		1-1 L8		2-1 G3		4	0	0	0	0	1					
Mike Lansing R (1.5) OBP: 0.341, SLG: 0.350	0-0 G1-6-3		3-H		0-0 B1-3		2-2 F9		1-1 1B		4	0	1	0	0	2					
Randy Ready R (1.4) OBP: 0.355, SLG: 0.311		1-0 G6-3		2-1 G6-3			0-0 2B 1B		2-2 F7		4	1	1	0	0	1					
Wil Cordero R (1.6) OBP: 0.310, SLG: 0.386		0-0 L9			1-1 G5-3		2-1 1-H HR 2B				3	1	1	1	0	0					
Kirk Rueter L (1, 1) ERA: 3.71 Tim Scott R (7, 1) ERA: 5.87 Mike Munoz L (8, 1) ERA: 4.35		0-0 G1-3			0-3 K		0-3 K				2	0	0	0	0	1					
Inning Stats	R: 3 E: 1 K: 0 S: 10	H: 2 LOB: 0 BB: 0 P: 14	R: 0 E: 0 K: 0 S: 3	H: 0 LOB: 0 BB: 0 P: 4	R: 0 E: 0 K: 1 S: 11	H: 2 LOB: 1 BB: 1 P: 21	R: 0 E: 0 K: 1 S: 7	H: 0 LOB: 0 BB: 0 P: 11	R: 0 E: 0 K: 2 S: 9	H: 0 LOB: 0 BB: 0 P: 13	R: 0 E: 0 K: 0 S: 8	H: 1 LOB: 2 BB: 1 P: 16	R: 3 E: 0 K: 3 S: 14	H: 3 LOB: 0 BB: 0 P: 21	R: 0 E: 0 K: 0 S: 8	H: 1 LOB: 1 BB: 0 P: 13		1B: 4 2B: 2 3B: 1 HR: 2	SF: 0 SAC: 0 DP: 0 HBP: 0	WP: 0 PB: 0 SB: 1 CS: 1	PA: 35
PITCHER	IP	WLS	BF	H	R	ER	SO	BB	IBB	HBP	BLK	WP	HR	S	P	ERA	WHIP				
Armando Reynoso R (1, 1) ERA: 3.71	6.0	L	24	5	3	2	3	1	1	0	0	0	1	48	79	3.00	1.000				
Mo Sanford R (7, 1) ERA: 5.87	1.0		6	3	3	3	3	0	0	0	0	0	1	14	21	27.00	3.000				
Mike Munoz L (8, 1) ERA: 4.35	1.0		4	1	0	0	0	0	0	0	0	0	0	8	13	0.00	1.000				



Batter	1	2	3	4	5	6	7	8	9	AB	R	H	RBI	BB	SO	LOB	TOP								
Marquis Grissom, R OBP: 0.349, SLG: 0.435 (1, 8)										5	0	2	0	0	1	1									
Delino DeShields, L OBP: 0.386, SLG: 0.376 (1, 4)										5	0	0	0	0	1	2									
Moises Alou, R OBP: 0.337, SLG: 0.482 (1, 7)										4	1	1	0	0	0	1									
Larry Walker, L OBP: 0.378, SLG: 0.482 (1, 9)										4	1	1	1	0	0	1									
Darrin Fletcher, L OBP: 0.332, SLG: 0.383 (8, PR)										4	1	2	1	0	0	0									
Tim Spehr, R OBP: 0.287, SLG: 0.333 (8, 2)										0	0	0	0	0	0	0									
Sean Berry, R OBP: 0.348, SLG: 0.483 (1, 5)										4	1	3	1	0	0	1									
Oreste Marrero, L OBP: 0.366, SLG: 0.382 (6, PH)										2	0	0	0	0	0	2									
Randy Ready, R OBP: 0.373, SLG: 0.355 (6, 3)										2	0	0	0	0	0	2									
Wil Cordero, R OBP: 0.314, SLG: 0.390 (1, 6)										3	0	1	1	1	0	1									
Ken Hill, R OBP: 0.185, SLG: 0.150 (6, 1)										3	0	0	0	0	0	3									
Tim Scott, R OBP: 0.152, SLG: 0.273 (6, PH)										0	0	0	0	0	0	0									
Gil Heredia, R OBP: 0.247, SLG: 0.333 (6, PH)										0	0	0	0	0	0	0									
Lou Pizarro, R OBP: 0.150, SLG: 0.150 (9, 1)										0	0	0	0	0	0	0									
Brian Barnes, L OBP: 0.267, SLG: 0.267 (9, 1)										0	0	0	0	0	0	0									
Jeff Shaw, R OBP: 0.287, SLG: 0.267 (9, 1)										0	0	0	0	0	0	0									
Inning Stats	R: 0 E: 0 K: 0 S: 7	H: 1 LOB: 1 BB: 0 P: 13	R: 0 E: 0 K: 0 S: 9	H: 1 LOB: 1 BB: 0 P: 14	R: 0 E: 0 K: 0 S: 9	H: 0 LOB: 0 BB: 0 P: 15	R: 0 E: 0 K: 0 S: 6	H: 0 LOB: 0 BB: 0 P: 10	R: 1 E: 0 K: 0 S: 13	H: 2 LOB: 1 BB: 0 P: 22	R: 3 E: 1 K: 0 S: 14	H: 4 LOB: 1 BB: 1 P: 22	R: 0 E: 0 K: 2 S: 8	H: 0 LOB: 0 BB: 0 P: 10	R: 0 E: 0 K: 0 S: 6	H: 1 LOB: 1 BB: 0 P: 10	R: 0 E: 0 K: 0 S: 13	H: 1 LOB: 1 BB: 0 P: 19	1B: 4 2B: 5 3B: 1 HR: 0	SF: 0 SAC: 0 DP: 0 HBP: 0	WP: 0 PB: 0 SB: 1 CS: 0	PA: 38			
PITCHER	IP	WLS	BF	H	R	ER	SO	BB	IBB	HBP	BLK	WP	HR	S	P	ERA	WHIP								
Rene Arocha, R ERA: 3.89 (1, 1)	5.1		24	8	4	4	0	0	0	0	0	0	0	53	86	6.75	1.500								
Lee Guetterman, L ERA: 3.57 (6, 1)	0.2		3	0	0	0	0	0	1	0	0	0	0	5	10	0.00	0.000								
Paul Kilgus, L ERA: 0.59 (7, 1)	2.0		7	1	0	0	2	0	0	0	0	0	0	14	20	0.00	0.500								
Mike Perez, R ERA: 2.19 (9, 1)	1.0	W	4	1	0	0	0	0	0	0	0	0	0	13	19	0.00	1.000								

Montreal Expos @ St. Louis Cardinals
Busch Stadium, St. Louis, MO
Wed Sep 15 1993, 7:05 PM CDT
Att: 21,514 - Unknown - 59 F

AB 37
R 4
H 10
RBI 4
BB 1
SO 2
LOB 14



Batter	1	2	3	4	5	6	7	8	9	AB	R	H	RBI	BB	SO	LOB	BOTTOM								
Luis Altea, S OBP: 0.359, SLG: 0.365 (1, 4)										3	1	0	0	2	0	0									
Ozzie Smith, S OBP: 0.343, SLG: 0.363 (1, 6)										4	0	1	0	1	0	1									
Gregg Jefferies, S OBP: 0.406, SLG: 0.497 (1, 3)										3	1	2	2	2	0	1									
Todd Zeile, R OBP: 0.351, SLG: 0.429 (1, 5)										5	0	0	0	0	1	7									
Mark Whiten, S OBP: 0.327, SLG: 0.439 (7, 9)											3	1	1	0	2	1	2								
Bernard Gilkey, R OBP: 0.371, SLG: 0.490 (1, 7)											5	1	2	1	0	0	2								
Erik Pappas, R OBP: 0.357, SLG: 0.340 (7, 2)											3	0	0	1	0	2									
Tom Pagnozzi, R OBP: 0.293, SLG: 0.375 (1, 2)										1	0	1	0	1	0	0									
Ray Lankford, L OBP: 0.382, SLG: 0.360 (7, 8)										2	1	1	0	0	1	0									
Rene Arocha, R OBP: 0.143, SLG: 0.150 (6, 1)										2	0	0	0	0	1	3									
Lee Guetterman, L OBP: 0.200, SLG: 1.000 (6, PH)										0	0	0	0	0	0	0									
Geraldo Parra, L OBP: 0.247, SLG: 0.517 (7, 1)										1	0	0	1	0	0	1									
Paul Kilgus, L OBP: 0.150, SLG: 0.333 (6, PH)										0	0	0	0	0	0	0									
Lonnie Macina, L OBP: 0.150, SLG: 0.150 (6, PH)										1	0	0	0	0	0	0									
Mike Perez, R OBP: 0.287, SLG: 0.267 (9, 1)										0	0	0	0	0	0	0									
Inning Stats	R: 0 E: 0 K: 0 S: 10	H: 1 LOB: 1 BB: 0 P: 15	R: 1 E: 0 K: 0 S: 18	H: 2 LOB: 1 BB: 0 P: 28	R: 0 E: 0 K: 1 S: 10	H: 0 LOB: 2 BB: 2 P: 19	R: 0 E: 0 K: 1 S: 9	H: 0 LOB: 2 BB: 2 P: 19	R: 3 E: 0 K: 1 S: 22	H: 3 LOB: 2 BB: 2 P: 38	R: 0 E: 0 K: 0 S: 6	H: 0 LOB: 0 BB: 0 P: 11	R: 0 E: 0 K: 1 S: 5	H: 0 LOB: 0 BB: 0 P: 9	R: 1 E: 0 K: 0 S: 9	H: 1 LOB: 2 BB: 2 P: 25	1B: 4 2B: 4 3B: 0 HR: 0	SF: 1 SAC: 0 DP: 0 HBP: 0	WP: 0 PB: 0 SB: 5 CS: 0	PA: 42					
PITCHER	IP	WLS	BF	H	R	ER	SO	BB	IBB	HBP	BLK	WP	HR	S	P	ERA	WHIP								
Ken Hill, R ERA: 2.87 (1, 1)	5.2		28	6	4	4	0	4	1	0	0	0	0	9	14	0.00	6.000								
Tim Scott, R ERA: 2.86 (6, 1)	0.1		3	1	0	0	0	1	0	0	0	0	0	9	14	0.00	6.000								
Gil Heredia, R ERA: 3.43 (7, 1)	2.0		6	0	0	0	1	0	0	0	0	0	0	11	20	0.00	0.000								
Brian Barnes, L ERA: 4.27 (9, 1)	0.1	L	2	0	1	1	0	1	0	0	0	0	0	3	9	27.00	3.000								
Jeff Shaw, R ERA: 4.18 (9, 1)	0.1		3	1	0	0	0	0	1	0	0	0	0	6	16	0.00	3.000								

Montreal Expos @ St. Louis Cardinals
Busch Stadium, St. Louis, MO
Wed Sep 15 1993, 7:05 PM CDT
Att: 21,514 - Unknown - 59 F

AB 33
R 5
H 8
RBI 5
BB 8
SO 6
LOB 19



Batter	1	2	3	4	5	6	7	8	9	AB	R	H	RBI	BB	SO	LOB	TOP					
Lenny Dykstra, L (1, 8) OBP: 0.421, SLG: 0.485	2-2 1B SF7 2B		4-0 2B G4-3 BB	3-3 K		0-3 K			4-1 CS BB	3	2	1	0	2	2	4						
Mariano Duncan, R (1, 4) OBP: 0.304, SLG: 0.408	0-0 FC6-4 1B		1-0 1-3 2-H 2B		2-0 F9		1-2 F8		1-1 P6	5	0	2	1	0	0	1						
John Kruk, L (1, 3) OBP: 0.431, SLG: 0.475	2-2 SF7		0-1 G4-3		1-1 F9		3-1 SF8 3B		1-0 G4-3	4	1	1	2	0	0	2						
Dave Hollins, S (1, 5) OBP: 0.372, SLG: 0.440	3-2 FC6-4 BLK		2-2 P2		3-0 F9		0-0 SF8			3	0	0	1	0	0	2						
Kim Batiste, R (9, 5)	1-2 FC6-4 BLK									0	0	0	0	0	0	0						
Darren Daulton, L (1, 2) OBP: 0.393, SLG: 0.494	2-2 P2		1-2 F7			2-3 K		0-1 G6-3		4	0	0	0	0	1	2						
Wes Chamberlain, R (1, 9) OBP: 0.318, SLG: 0.500		3-3 K		1-0 F8		1-3 K		4-2 G4-6-3 BB		3	0	0	0	1	2	0						
Jim Eisenreich, L (8, PR) OBP: 0.376, SLG: 0.477										0	0	0	0	0	0	0						
Ruben Amaro Jr, S (1, 7) OBP: 0.395, SLG: 0.590		3-2 L5		0-2 G4-3		0-1 1B 1B		1-0 G4-6-3		4	1	1	0	0	0	1						
Kevin Stocker, S (1, 6) OBP: 0.434, SLG: 0.450		0-0 G1-3		0-0 1B 1B		1-2 1B 1B		0-0 1B 1B		4	0	3	0	0	0	0						
Tommy Greene, R (1, 1) OBP: 0.260, SLG: 0.313			0-1 E6 BB 2B		1-0 1B		3-2 1B		1-2 G5-3	4	1	2	1	0	0	1						
David West, L (8, 1) OBP: 0.400, SLG: 0.600										0	0	0	0	0	0	0						
Mitch Williams, L (9, 1) OBP: 1.000, SLG: 1.000										0	0	0	0	0	0	0						
Inning Stats	R: 1 E: 0 K: 0 S: 13	H: 2 LOB: 1 BB: 0 P: 22	R: 0 E: 0 K: 1 S: 10	H: 0 LOB: 0 BB: 0 P: 16	R: 2 E: 1 K: 0 S: 11	H: 1 LOB: 1 BB: 1 P: 19	R: 0 E: 0 K: 1 S: 9	H: 2 LOB: 2 BB: 0 P: 14	R: 0 E: 0 K: 3 S: 4	H: 0 LOB: 0 BB: 0 P: 10	R: 1 E: 0 K: 3 S: 18	H: 3 LOB: 2 BB: 0 P: 27	R: 1 E: 0 K: 0 S: 8	H: 1 LOB: 0 BB: 0 P: 12	R: 0 E: 0 K: 0 S: 7	H: 1 LOB: 1 BB: 1 P: 13	R: 0 E: 0 K: 0 S: 4	H: 0 LOB: 0 BB: 1 P: 10	1B: 7 2B: 2 3B: 1 HR: 0	SF: 2 SAC: 0 DP: 1 HBP: 0	WP: 0 PB: 0 SB: 0 CS: 1	PA: 39
PITCHER	IP WLS BF H R ER SO BB IBB HBP BLK WP HR S P ERA WHIP																					
Denis Boucher, L (1, 1) ERA: 2.25	5.0 L 22 5 3 2 2 1 0 0 0 1 0 0 47 81 3.60 1.200																					
Gil Heredia, R (6, 1) ERA: 3.42	0.2 5 3 1 1 2 0 0 0 0 0 0 0 15 24 13.50 4.500																					
Butch Henry, L (6, 1) ERA: 6.09	1.1 5 1 1 1 2 0 0 0 0 0 0 0 11 14 6.75 0.750																					
Jeff Shaw, R (8, 1) ERA: 4.13	1.0 4 1 0 0 0 1 0 0 0 0 0 0 7 13 0.00 2.000																					
Chris Nabholz, L (9, 1) ERA: 4.51	1.0 3 0 0 0 0 1 0 0 0 0 0 0 4 10 0.00 1.000																					

Philadelphia Phillies @ Montreal Expos
Olympic Stadium, Montreal, QB
Sat Sep 18 1993, 7:05 PM EDT
Att: 50,438 - Dome

livebaseballscorecards.com

AB 34
R 5
H 10
RBI 5
BB 3
SO 5
LOB 13



Batter	1	2	3	4	5	6	7	8	9	AB	R	H	RBI	BB	SO	LOB	BOTTOM					
Lou Frazier, S (1, 7) OBP: 0.344, SLG: 0.355	1-1 L8		0-1 G4-3			2-1 G4-3		0-0 F8		4	0	0	0	0	0	1						
Delino DeShields, L (1, 4) OBP: 0.380, SLG: 0.309	2-1 P6		3-2 G6-3			2-3 K		2-1 F7		4	0	0	0	0	1	1						
Marquis Grissom, R (1, 8) OBP: 0.347, SLG: 0.432	2-0 F8			1-0 G6-3			2-0 P6		2-2 G5-3	4	0	0	0	0	0	0						
Larry Walker, L (1, 9) OBP: 0.381, SLG: 0.488		1-1 E G4-3 2B		1-1 P5			2-1 F9		4-1 S E BB	3	1	1	0	1	0	0						
Darrin Fletcher, L (1, 2) OBP: 0.332, SLG: 0.379		0-2 F8		1-0 F8			0-0 G4-3		1-0 K	3	0	0	0	0	0	1						
Jeff Shaw, R (8, 1) OBP: 0.067, SLG: 0.067										0	0	0	0	0	0	0						
Chris Nabholz, L (9, PH) OBP: 0.135, SLG: 0.135										0	0	0	0	0	0	0						
Mike Lansing, R (9, PH) OBP: 0.341, SLG: 0.347										1	0	0	0	0	1	1						
Sean Berry, R (1, 5) OBP: 0.348, SLG: 0.480		0-0 G4-3			0-1 L4			1-1 1B HR 1B		4	1	1	1	0	0	1						
Creste Marrero, L (1, 3) OBP: 0.341, SLG: 0.351			1-2 G3							2	0	0	0	0	0	0						
Gil Heredia, L (8, 1) OBP: 0.162, SLG: 0.273										0	0	0	0	0	0	0						
Butch Henry, L (8, 1) OBP: 0.370, SLG: 0.087										0	0	0	0	0	0	0						
John Vander Wal, L (8, PH) OBP: 0.186, SLG: 0.200										1	1	1	0	0	0	0						
Tim Lincecum, R (9, PH) OBP: 0.230, SLG: 0.371										0	0	0	0	0	0	0						
Tim Lincecum, R (9, PH) OBP: 0.287, SLG: 0.333										0	0	0	0	0	0	0						
Wil Cordero, R (1, 6) OBP: 0.315, SLG: 0.396			1-0 G4-3 SH1-4 1B			0-2 G3-1		3-2 1B HR		3	1	2	3	0	0	0						
Denis Boucher, R (1, 1) OBP: 0.345			2-2 SH1-4					1-1 G3		0	0	0	0	0	0	0						
Cliff Floyd, L (6, 3) OBP: 0.281, SLG: 0.379										1	0	0	0	0	1	0						
Rondell White, R (8, PH) OBP: 0.281, SLG: 0.379										1	0	0	0	0	0	0						
Inning Stats	R: 0 E: 0 K: 0 S: 5	H: 0 LOB: 0 BB: 0 P: 10	R: 1 E: 1 K: 0 S: 9	H: 1 LOB: 0 BB: 0 P: 11	R: 0 E: 0 K: 0 S: 9	H: 1 LOB: 1 BB: 0 P: 15	R: 0 E: 0 K: 0 S: 4	H: 0 LOB: 0 BB: 0 P: 7	R: 0 E: 0 K: 2 S: 9	H: 0 LOB: 0 BB: 0 P: 8	R: 0 E: 0 K: 2 S: 9	H: 0 LOB: 0 BB: 0 P: 15	R: 0 E: 0 K: 0 S: 4	H: 0 LOB: 0 BB: 0 P: 8	R: 3 E: 0 K: 0 S: 11	H: 3 LOB: 0 BB: 0 P: 18	R: 0 E: 1 K: 1 S: 10	H: 0 LOB: 1 BB: 1 P: 18	1B: 3 2B: 1 3B: 0 HR: 1	SF: 0 SAC: 1 DP: 0 HBP: 0	WP: 0 PB: 0 SB: 1 CS: 0	PA: 33
PITCHER	IP WLS BF H R ER SO BB IBB HBP BLK WP HR S P ERA WHIP																					
Tommy Greene, R (1, 1) ERA: 3.45	7.0 W 26 5 4 3 2 0 0 0 0 0 0 0 53 84 3.86 0.714																					
David West, L (8, 1) ERA: 2.84	1.0 3 0 0 0 0 0 0 0 0 0 0 0 5 8 0.00 0.000																					
Mitch Williams, L (9, 1) ERA: 3.34	1.0 S 4 0 0 0 0 1 1 0 0 0 0 0 10 18 0.00 1.000																					

Philadelphia Phillies @ Montreal Expos
Olympic Stadium, Montreal, QB
Sat Sep 18 1993, 7:05 PM EDT
Att: 50,438 - Dome

livebaseballscorecards.com

AB 31
R 4
H 5
RBI 4
BB 1
SO 3
LOB 5



Batter	1	2	3	4	5	6	7	8	9	AB	R	H	RBI	BB	SO	LOB	TOP			
Lenny Dykstra, L OBP: 0.421, SLG: 0.484										5	1	2	0	0	1	1	Philadelphia Phillies @ Montreal Expos Olympic Stadium, Montreal, QB Sun Sep 19 1993, 3:33 AM EDT Att: 40,047 - Dome livebaseballscorecards.com			
Mariano Duncan, R OBP: 0.305, SLG: 0.412										5	1	2	0	0	0	3				
John Kruk, L OBP: 0.430, SLG: 0.471										4	0	0	0	1	0	3				
Dave Hollins, S OBP: 0.374, SLG: 0.446										3	2	1	2	2	1	3				
Kim Batiste, R OBP: 0.307, SLG: 0.453										0	0	0	0	0	0	0				
Darren Daulton, L OBP: 0.393, SLG: 0.495										5	1	2	1	0	1	1				
Wes Chamberlain, R OBP: 0.317, SLG: 0.496										4	0	1	1	0	1	1				
Jim Eisenreich, L OBP: 0.375, SLG: 0.476										1	0	0	0	0	0	1				
Ruben Amaro Jr, S OBP: 0.383, SLG: 0.558										4	0	1	1	0	1	1				
David West, L OBP: 0.400, SLG: 0.600										0	0	0	0	0	0	0				
Larry Andersen, R OBP: 1.000, SLG: 1.000										0	0	0	0	0	0	0				
Mitch Williams, L OBP: 1.000, SLG: 1.000										0	0	0	0	0	0	0				
Kevin Stocker, S OBP: 0.435, SLG: 0.453										3	0	1	0	1	0	2				
Danny Jackson, R OBP: 0.141, SLG: 0.117										2	0	0	0	0	0	3				
Roger Mason, R OBP: 0.167, SLG: 0.167										1	0	0	0	0	1	0				
Mitt Thompson, L OBP: 0.340, SLG: 0.354										1	0	0	0	0	0	0				
Inning Stats	R: 0 E: 0 K: 0 S: 8	H: 1 LOB: 1 BB: 0 P: 13	R: 0 E: 0 K: 0 S: 10	H: 1 LOB: 2 BB: 1 P: 17	R: 2 E: 0 K: 0 S: 13	H: 2 LOB: 0 BB: 0 P: 20	R: 0 E: 0 K: 1 S: 7	H: 1 LOB: 1 BB: 0 P: 9	R: 3 E: 0 K: 3 S: 21	H: 4 LOB: 2 BB: 1 P: 38	R: 0 E: 0 K: 1 S: 13	H: 0 LOB: 0 BB: 0 P: 23	R: 0 E: 1 K: 0 S: 9	H: 0 LOB: 1 BB: 0 P: 12	R: 0 E: 0 K: 1 S: 10	H: 0 LOB: 1 BB: 1 P: 15	1B: 5 2B: 4 3B: 0 HR: 1	SF: 0 SAC: 0 DP: 0 HBP: 0	WP: 0 PB: 0 SB: 0 CS: 0	PA: 42
PITCHER	IP WLS BF H R ER SO BB IBB HBP BLK WP HR S P ERA WHIP																			
Kirk Rueter, L ERA: 2.73	(1, 1) 4.2 25 9 5 5 1 1 1 0 0 0 0 1 58 96 9.64 2.143																			
Brian Barnes, L ERA: 4.13	(5, 1) 1.1 6 1 0 0 3 1 0 0 0 0 0 0 14 24 0.00 1.500																			
Mel Rojas, R ERA: 3.04	(7, 1) 2.0 7 0 0 0 1 0 0 0 0 0 0 0 16 21 0.00 0.000																			
Tim Scott, R ERA: 2.78	(9, 1) 1.0 W 4 0 0 0 1 1 0 0 0 0 0 0 10 15 0.00 1.000																			

Batter	1	2	3	4	5	6	7	8	9	AB	R	H	RBI	BB	SO	LOB	BOTTOM			
Marquis Grissom, R OBP: 0.347, SLG: 0.431										4	2	1	0	1	0	2	Philadelphia Phillies @ Montreal Expos Olympic Stadium, Montreal, QB Sun Sep 19 1993, 3:33 AM EDT Att: 40,047 - Dome livebaseballscorecards.com			
Delino DeShields, L OBP: 0.386, SLG: 0.374									2	2	2	1	3	0	0					
Rondell White, R OBP: 0.297, SLG: 0.394									4	1	1	2	1	0	4					
Larry Walker, L OBP: 0.379, SLG: 0.484									4	0	0	0	0	0	5					
Sean Berry, R OBP: 0.350, SLG: 0.477									4	0	1	1	1	2	5					
Wil Cordero, R OBP: 0.316, SLG: 0.395									4	0	1	2	1	0	4					
Randy Ready, R OBP: 0.342, SLG: 0.342									2	0	0	0	0	0	3					
Cliff Floyd, L									2	0	0	0	0	2	0					
Tim Spehr, R OBP: 0.273, SLG: 0.338									2	1	1	0	0	0	0					
Curtis Pringle, L OBP: 0.333, SLG: 0.667									1	0	0	0	0	1	0					
Joe Siddall, L OBP: 0.188, SLG: 0.200									0	0	0	0	0	0	0					
Lou Frazier, S OBP: 0.342, SLG: 0.353									1	0	0	0	0	1	0					
Tim Scott, R									0	0	0	0	0	0	0					
Kirk Rueter, L ERA: 2.73	(1, 1) 4.1 23 9 4 4 1 5 0 0 0 0 0 0 45 79 8.31 2.308																			
Brian Barnes, L ERA: 4.13	(5, 1) 1.2 5 0 0 0 2 1 0 0 0 0 0 0 11 20 0.00 0.600																			
John Vander Wal ERA: 3.91	(7, 1) 0.1 3 0 0 0 0 1 0 1 0 0 0 0 4 11 0.00 3.000																			
Mel Rojas, R ERA: 2.93	(7, 1) 1.2 5 0 0 0 3 0 0 0 0 0 0 0 16 23 0.00 0.000																			
Darin Fletcher, L OBP: 0.331, SLG: 0.378	(9, 1) 0.2 L 6 2 2 0 0 1 0 0 0 0 0 0 0 18 28 0.00 4.500																			
Inning Stats	R: 1 E: 0 K: 0 S: 11	H: 1 LOB: 3 BB: 3 P: 26	R: 1 E: 0 K: 0 S: 9	H: 2 LOB: 1 BB: 0 P: 13	R: 0 E: 0 K: 1 S: 9	H: 0 LOB: 0 BB: 0 P: 12	R: 0 E: 0 K: 0 S: 11	H: 0 LOB: 0 BB: 0 P: 15	R: 2 E: 0 K: 2 S: 9	H: 2 LOB: 1 BB: 2 P: 17	R: 0 E: 0 K: 2 S: 9	H: 0 LOB: 1 BB: 1 P: 16	R: 0 E: 0 K: 2 S: 11	H: 0 LOB: 2 BB: 0 P: 16	R: 2 E: 1 K: 0 S: 18	H: 2 LOB: 2 BB: 1 P: 28	1B: 5 2B: 3 3B: 0 HR: 0	SF: 0 SAC: 1 DP: 1 HBP: 1	WP: 0 PB: 0 SB: 3 CS: 0	PA: 42
PITCHER	IP WLS BF H R ER SO BB IBB HBP BLK WP HR S P ERA WHIP																			
Danny Jackson, L ERA: 3.68	(1, 1) 4.1 23 9 4 4 1 5 0 0 0 0 0 0 45 79 8.31 2.308																			
Roger Mason, R ERA: 3.91	(5, 1) 1.2 5 0 0 0 2 1 0 0 0 0 0 0 11 20 0.00 0.600																			
David West, L ERA: 2.93	(7, 1) 0.1 3 0 0 0 0 1 0 1 0 0 0 0 4 11 0.00 3.000																			
Larry Andersen, R ERA: 3.09	(7, 1) 1.2 5 0 0 0 3 0 0 0 0 0 0 0 16 23 0.00 0.000																			
Mitch Williams, L ERA: 3.3	(9, 1) 0.2 L 6 2 2 0 0 1 0 0 0 0 0 0 0 18 28 0.00 4.500																			

Batter	1	2	3	4	5	6	7	8	9	AB	R	H	RBI	BB	SO	LOB	TOP					
Otis Nixon, S <small>OBP: 0.345, SLG: 0.310</small> Deion Sanders, L <small>OBP: 0.317, SLG: 0.455</small>										3	3	1	0	1	0	2						
Jeff Blauer, R <small>OBP: 0.348, SLG: 0.445</small> 10 Chipper Jones, S <small>OBP: 0.750, SLG: 1.000</small>										2	1	1	2	0	0	1						
Ron Gant, R <small>OBP: 0.349, SLG: 0.523</small> Tony Tarasco, L <small>OBP: 0.250, SLG: 0.294</small>										3	2	2	3	1	1	1						
Fred McGriff, L <small>OBP: 0.374, SLG: 0.557</small> Sid Bream, L <small>OBP: 0.336, SLG: 0.420</small>										3	2	3	5	0	0	0						
David Justice, L <small>OBP: 0.345, SLG: 0.501</small> Ryan Klesko, L <small>OBP: 0.389, SLG: 0.667</small>										2	1	0	0	2	0	3						
Terry Pendleton, S <small>OBP: 0.310, SLG: 0.401</small> Bill Peocota, R <small>OBP: 0.361, SLG: 0.407</small>										4	2	2	4	0	0	1						
Greg Olson, R <small>OBP: 0.298, SLG: 0.307</small>										5	1	1	1	0	0	1						
Mark Lemke, S <small>OBP: 0.334, SLG: 0.350</small> Rafael Belliard, R <small>OBP: 0.234, SLG: 0.295</small>										2	1	0	0	1	1	1						
29 John Smoltz, R <small>OBP: 0.283, SLG: 0.191</small> <small>Francisco Cordova, R</small> <small>OBP: 0.315, SLG: 0.432</small> <small>Mike Stanton, L</small> <small>OBP: 0.256, SLG: 0.273</small> Marvin Freeman, R <small>OBP: 0.289, SLG: 0.200</small> Brian Hunter, R <small>OBP: 0.291, SLG: 0.229</small>										3	1	1	0	0	1	1						
Inning Stats	R: 1 E: 0 K: 0 S: 11	H: 2 LOB: 1 BB: 0 P: 20	R: 0 E: 0 K: 0 S: 11	H: 0 LOB: 0 BB: 0 P: 17	R: 0 E: 0 K: 1 S: 10	H: 0 LOB: 1 BB: 0 P: 18	R: 7 E: 1 K: 0 S: 23	H: 5 LOB: 1 BB: 2 P: 44	R: 6 E: 0 K: 1 S: 19	H: 3 LOB: 1 BB: 3 P: 38	R: 0 E: 0 K: 1 S: 10	H: 0 LOB: 1 BB: 0 P: 17	R: 4 E: 0 K: 1 S: 18	H: 4 LOB: 2 BB: 2 P: 31	R: 0 E: 0 K: 0 S: 10	H: 1 LOB: 1 BB: 0 P: 16	R: 0 E: 0 K: 1 S: 8	H: 1 LOB: 1 BB: 0 P: 11	1B: 7 2B: 6 3B: 0 HR: 3	SF: 1 SAC: 1 DP: 1 HBP: 4	WP: 0 PB: 0 SB: 0 CS: 0	PA: 54
PITCHER	IP WLS BF H R ER SO BB IBB HBP BLK WP HR S P ERA WHIP	IP WLS BF H R ER SO BB IBB HBP BLK WP HR S P ERA WHIP																				
Ken Hill, R <small>ERA: 3.01</small> Butch Henry, L <small>ERA: 6.07</small> Gil Heredia, R <small>ERA: 4.5</small> Jeff Shaw, R <small>ERA: 4.07</small> Brian Barnes, L <small>ERA: 4.45</small>	3.2 L 21 6 8 0 0 2 0 0 0 0 0 1 51 93 9.82 2.182	0.1 2 1 0 0 0 0 0 0 0 0 0 4 6 0.00 3.000	0.2 9 3 6 6 1 3 0 0 0 0 2 16 34 81.00 9.000	1.1 5 0 0 0 1 0 0 0 0 0 0 13 21 0.00 0.000	1.0 9 4 4 4 1 2 0 0 0 0 0 0 18 31 36.00 6.000	Mel Rojas, R <small>ERA: 3.0</small> Chris Nabholtz, L <small>ERA: 4.47</small>	1.0 4 1 0 0 0 0 0 0 0 0 0 4 10 0.00 1.000	1.0 4 1 0 0 1 0 0 0 0 0 0 8 11 0.00 1.000														
Delino DeShields, L <small>OBP: 0.384, SLG: 0.372</small> Sean Berry, R <small>OBP: 0.348, SLG: 0.473</small>										3	0	0	0	0	1	2						
John Vander Wal, L <small>OBP: 0.326, SLG: 0.367</small>										2	1	0	0	2	0	0						
Marquis Grissom, R <small>OBP: 0.347, SLG: 0.430</small> Lou Frazier, S <small>OBP: 0.340, SLG: 0.351</small>										3	1	1	0	0	0	2						
Larry Walker, L <small>OBP: 0.379, SLG: 0.487</small> Rondell White, R <small>OBP: 0.289, SLG: 0.382</small>										3	1	1	2	0	0	0						
Darrin Fletcher, L <small>OBP: 0.333, SLG: 0.385</small> Joe Siddall, L <small>OBP: 0.176, SLG: 0.188</small>										3	1	2	1	0	0	0						
Wil Cordero, R <small>OBP: 0.316, SLG: 0.400</small>										4	1	1	2	0	1	1						
Oreste Marrero, L <small>OBP: 0.341, SLG: 0.351</small> Brian Barnes, L <small>OBP: 0.190, SLG: 0.150</small> Mel Rojas, R										3	0	1	0	0	0	1						
Tim Spehr, R <small>OBP: 0.269, SLG: 0.333</small> Chris Nabholtz, L <small>OBP: 0.135, SLG: 0.135</small> Mike Lansing, R <small>OBP: 0.342, SLG: 0.349</small>										4	0	2	0	0	1	1						
Ken Hill, R <small>OBP: 0.185, SLG: 0.160</small> Butch Henry, L <small>OBP: 0.128, SLG: 0.087</small> Curis Phipps, R <small>OBP: 0.250, SLG: 0.273</small> Gil Heredia, R <small>OBP: 0.289, SLG: 0.200</small> Jeff Shaw, R <small>OBP: 0.291, SLG: 0.229</small> Cliff Floyd, L <small>OBP: 0.289, SLG: 0.229</small>										0	0	0	0	0	0	0						
Inning Stats	R: 3 E: 0 K: 1 S: 13	H: 3 LOB: 1 BB: 1 P: 22	R: 0 E: 0 K: 0 S: 8	H: 1 LOB: 2 BB: 1 P: 15	R: 0 E: 0 K: 0 S: 5	H: 0 LOB: 0 BB: 0 P: 7	R: 0 E: 0 K: 1 S: 10	H: 1 LOB: 1 BB: 0 P: 17	R: 0 E: 0 K: 0 S: 5	H: 0 LOB: 0 BB: 0 P: 7	R: 2 E: 0 K: 2 S: 15	H: 3 LOB: 1 BB: 0 P: 18	R: 0 E: 0 K: 1 S: 6	H: 0 LOB: 0 BB: 0 P: 10	R: 0 E: 0 K: 1 S: 7	H: 0 LOB: 0 BB: 0 P: 10	R: 0 E: 0 K: 2 S: 10	H: 0 LOB: 0 BB: 0 P: 16	1B: 4 2B: 2 3B: 1 HR: 1	SF: 0 SAC: 1 DP: 0 HBP: 0	WP: 2 PB: 0 SB: 0 CS: 0	PA: 37
PITCHER	IP WLS BF H R ER SO BB IBB HBP BLK WP HR S P ERA WHIP	IP WLS BF H R ER SO BB IBB HBP BLK WP HR S P ERA WHIP																				
29 John Smoltz, R <small>ERA: 3.39</small> Mike Stanton, L <small>ERA: 4.91</small> Marvin Freeman, R <small>ERA: 6.0</small> Pete Smith, R <small>ERA: 4.32</small>	6.0 W 28 8 5 5 4 2 0 0 0 0 0 0 6 10 0.00 0.000	1.0 3 0 0 0 1 0 0 0 0 0 0 6 10 0.00 0.000	1.0 3 0 0 0 1 0 0 0 0 0 0 7 10 0.00 0.000	1.0 3 0 0 0 2 0 0 0 0 0 0 0 10 0.00 0.000	Mel Rojas, R <small>ERA: 3.0</small> Chris Nabholtz, L <small>ERA: 4.47</small>	1.0 4 1 0 0 0 0 0 0 0 0 0 4 10 0.00 1.000	1.0 4 1 0 0 1 0 0 0 0 0 0 8 11 0.00 1.000															

Atlanta Braves @ Montreal Expos
Olympic Stadium, Montreal, QB
Tue Sep 21 1993, 7:05 PM EDT
Att: 30,585 - Dome

AB 41
R 18
H 16
RBI 18
BB 7
SO 5
LOB 23



Atlanta Braves @ Montreal Expos
Olympic Stadium, Montreal, QB
Tue Sep 21 1993, 7:05 PM EDT
Att: 30,585 - Dome

AB 34
R 5
H 8
RBI 5
BB 2
SO 8
LOB 10



Batter	1	2	3	4	5	6	7	8	9	AB	R	H	RBI	BB	SO	LOB	TOP		
Otis Nixon, S <small>OBP: 0.344, SLG: 0.314</small> (1, 8)	G4-3		3-2		2-2			F9		4	0	1	0	0	0	0	Atlanta Braves @ Montreal Expos Olympic Stadium, Montreal, QB Wed Sep 22, 1993, 7:05 PM EDT Att: 18,132 - Dome		
Jeff Blauer, R <small>OBP: 0.406, SLG: 0.441</small> (1, 6)	K		2-3		1-3			G6-3		4	0	0	0	0	3	1			
Ron Gant, R <small>OBP: 0.349, SLG: 0.521</small> (1, 7)	L4			2-2		3-3			P3	4	1	1	0	0	1	0			
Fred McGriff, L <small>OBP: 0.371, SLG: 0.553</small> (1, 3)		3-3		2-3		0-1		G4-3	3-3	4	0	0	0	0	3	1			
Terry Pendleton, S <small>OBP: 0.310, SLG: 0.402</small> (1, 5)		0-1		1-3		2-3			F7	4	0	1	0	0	2	1			
David Justice, L <small>OBP: 0.344, SLG: 0.499</small> (1, 9)		2-3		4-2			0-0	E3		2	0	0	0	1	1	1			
Damon Berryhill, S <small>OBP: 0.285, SLG: 0.373</small> (1, 2)		2-3		0-0		2-2		G5-4-3		3	0	1	1	0	1	2			
Mark Lemke, S <small>OBP: 0.332, SLG: 0.348</small> (1, 4)			3-1	1-2	1-0	1-2		G5-3		3	0	0	0	0	0	2			
Steve Avery, L <small>OBP: 0.145, SLG: 0.229</small> Steve Bedrosian, R <small>OBP: 0.362, SLG: 0.420</small> Bill Pecota, R <small>OBP: 0.311, SLG: 0.427</small> Marvin Freeman, R <small>OBP: 0.311, SLG: 0.427</small> Kent Mercker, L <small>OBP: 0.311, SLG: 0.427</small> Francisco Cabrera, R <small>OBP: 0.311, SLG: 0.427</small> Mike Stanton, L <small>OBP: 0.311, SLG: 0.427</small> (1, 1)		0-3				1-1		G4-3	1-1	1	0	0	0	0	1	0			
Inning Stats	R: 0 H: 0 E: 0 K: 1 S: 6	H: 0 LOB: 0 BB: 0 P: 9	R: 0 H: 1 E: 0 K: 3 S: 11	LOB: 1 BB: 0 P: 18	R: 0 H: 1 E: 0 K: 2 S: 13	LOB: 1 BB: 0 P: 21	R: 1 H: 2 E: 0 K: 2 S: 14	LOB: 2 BB: 1 P: 24	R: 0 H: 0 E: 0 K: 2 S: 9	LOB: 0 BB: 0 P: 14	R: 0 H: 0 E: 1 K: 0 S: 10	LOB: 0 BB: 0 P: 13	R: 0 H: 0 E: 0 K: 0 S: 7	LOB: 0 BB: 0 P: 12	R: 0 H: 0 E: 0 K: 1 S: 9	LOB: 0 BB: 0 P: 13		1B: 2 2B: 1 3B: 1 HR: 0	SF: 0 SAC: 0 DP: 1 HBP: 0
PITCHER	Jeff Fassero, L <small>ERA: 2.32</small> (1, 1)	John Wetteland, R <small>ERA: 1.46</small> (9, 1)																	
PITCHER	IP: 8.0 WLS: W BF: 29 H: 4 R: 1 ER: 1 SO: 11	IP: 1.0 WLS: 3 BF: 0 H: 0 R: 0 ER: 0 SO: 1																	
PITCHER	IP: 8.0 WLS: W BF: 29 H: 4 R: 1 ER: 1 SO: 11	IP: 1.0 WLS: 3 BF: 0 H: 0 R: 0 ER: 0 SO: 1																	

AB	31
R	1
H	4
RBI	1
BB	1
SO	12
LOB	8



Batter	1	2	3	4	5	6	7	8	9	AB	R	H	RBI	BB	SO	LOB	BOTTOM		
Marquis Grissom, R <small>OBP: 0.348, SLG: 0.432</small> (1, 8)	S			SF7				S		3	2	2	1	0	0	0	Atlanta Braves @ Montreal Expos Olympic Stadium, Montreal, QB Wed Sep 22, 1993, 7:05 PM EDT Att: 18,132 - Dome		
Delino DeShields, L <small>OBP: 0.394, SLG: 0.371</small> (1, 4)	G1-3		3-2	F9		3-1		G6-4-3		3	0	1	1	1	0	1			
Rondell White, R <small>OBP: 0.310, SLG: 0.474</small> (1, 7)	1B		0-1	PO		3-3		G6-4-3		4	2	2	2	0	1	1			
Larry Walker, L <small>OBP: 0.378, SLG: 0.484</small> (1, 9)	FC6-4		0-2	F7		0-0		G4-3		3	0	0	0	1	0	0			
Sean Berry, R <small>OBP: 0.350, SLG: 0.473</small> (1, 5)	FC6-4		2-2	PO		1-1		P6		4	1	2	0	0	0	0			
Wil Cordero, R <small>OBP: 0.315, SLG: 0.401</small> (1, 6)	FC6-4		2-2	2B		1-2		F8		4	0	1	2	0	0	2			
Randy Ready, R <small>OBP: 0.372, SLG: 0.333</small> (1, 3)	F8		2-2	G4-3		0-1		F7		3	0	0	0	0	0	3			
Tim Spehr, R <small>OBP: 0.272, SLG: 0.333</small> (1, 2)		1-3				1-3		K		3	1	1	0	0	2	0			
Jeff Fassero, L <small>OBP: 0.067, SLG: 0.034</small> John Wetteland, R <small>ERA: 1.46</small> (9, 1)		2-3				1-3		K		3	0	0	0	0	3	1			
Inning Stats	R: 2 H: 3 E: 0 K: 0 S: 23	H: 3 LOB: 2 BB: 1 P: 35	R: 0 H: 0 E: 0 K: 2 S: 8	LOB: 0 BB: 0 P: 14	R: 2 H: 3 E: 0 K: 0 S: 15	LOB: 1 BB: 0 P: 21	R: 1 H: 1 E: 0 K: 1 S: 10	LOB: 0 BB: 1 P: 16	R: 0 H: 0 E: 0 K: 1 S: 9	LOB: 0 BB: 0 P: 11	R: 1 H: 2 E: 0 K: 1 S: 9	LOB: 0 BB: 0 P: 15	R: 0 H: 0 E: 0 K: 0 S: 12	LOB: 0 BB: 0 P: 18	R: 0 H: 0 E: 0 K: 0 S: 12	LOB: 0 BB: 0 P: 18		1B: 7 2B: 1 3B: 0 HR: 1	SF: 1 SAC: 0 DP: 1 HBP: 0
PITCHER	Steve Avery, L <small>ERA: 2.92</small> (1, 1)	Steve Bedrosian, R <small>ERA: 1.49</small> (4, 1)	Marvin Freeman, R <small>ERA: 5.48</small> (5, 1)	Kent Mercker, L <small>ERA: 2.95</small> (7, 1)	Mike Stanton, L <small>ERA: 4.51</small> (8, 1)														
PITCHER	IP: 3.1 WLS: L BF: 18 H: 7 R: 5 ER: 4 SO: 3	IP: 0.2 WLS: 2 BF: 0 H: 0 R: 0 ER: 0 SO: 0	IP: 2.0 WLS: 6 BF: 0 H: 0 R: 0 ER: 0 SO: 2	IP: 1.0 WLS: 4 BF: 2 H: 1 R: 1 ER: 1 SO: 1	IP: 1.0 WLS: 3 BF: 0 H: 0 R: 0 ER: 0 SO: 0														
PITCHER	IP: 3.1 WLS: L BF: 18 H: 7 R: 5 ER: 4 SO: 3	IP: 0.2 WLS: 2 BF: 0 H: 0 R: 0 ER: 0 SO: 0	IP: 2.0 WLS: 6 BF: 0 H: 0 R: 0 ER: 0 SO: 2	IP: 1.0 WLS: 4 BF: 2 H: 1 R: 1 ER: 1 SO: 1	IP: 1.0 WLS: 3 BF: 0 H: 0 R: 0 ER: 0 SO: 0														



Batter	1	2	3	4	5	6	7	8	9	AB	R	H	RBI	BB	SO	LOB	TOP					
Marquis Grissom, R OBP: 0.347, SLG: 0.434										5	2	2	1	0	0	3						
Delino DeShields, L OBP: 0.397, SLG: 0.399										3	0	0	0	2	1	0						
Rondell White, R OBP: 0.333, SLG: 0.489										5	0	4	1	0	1	1						
Larry Walker, L OBP: 0.376, SLG: 0.478										5	0	0	0	0	0	6						
Darrin Fletcher, L OBP: 0.331, SLG: 0.390										4	1	1	1	1	0	3						
Sean Berry, R OBP: 0.350, SLG: 0.472										4	1	1	0	0	0	3						
Cliff Floyd, L OBP: 0.222, SLG: 0.222										4	1	2	0	0	0	0	AB 37					
Mike Lansing, R OBP: 0.344, SLG: 0.352										4	1	2	1	0	0	0	R 6					
Chris Nabholz, L OBP: 0.128, SLG: 0.128										2	0	0	0	0	1	1	H 12					
Tim Scott, R										0	0	0	0	0	0	0	RBI 4					
Mel Rojas, R										1	0	0	0	0	1	0	BB 3					
John Wetteland, R										0	0	0	0	0	0	0	SO 4					
Inning Stats	R: 0 E: 0 K: 0 S: 8	H: 1 LOB: 1 BB: 0 P: 16	R: 1 E: 0 K: 0 S: 14	H: 3 LOB: 2 BB: 0 P: 23	R: 0 E: 0 K: 1 S: 8	H: 0 LOB: 0 BB: 2 P: 21	R: 0 E: 0 K: 1 S: 7	H: 0 LOB: 0 BB: 0 P: 11	R: 1 E: 0 K: 0 S: 11	H: 2 LOB: 1 BB: 0 P: 19	R: 3 E: 1 K: 1 S: 11	H: 3 LOB: 0 BB: 0 P: 15	R: 0 E: 0 K: 0 S: 9	H: 1 LOB: 1 BB: 0 P: 14	R: 0 E: 0 K: 1 S: 7	H: 0 LOB: 0 BB: 0 P: 7	R: 1 E: 0 K: 0 S: 9	H: 2 LOB: 1 BB: 1 P: 15	1B: 7 2B: 4 3B: 0 HR: 2	SF: 0 SAC: 1 DP: 2 HBP: 0	WP: 0 PB: 0 SB: 1 CS: 0	PA: 41
PITCHER	IP WLS BF H R ER SO BB IBB HBP BLK WP HR S P ERA WHIP																					
Bobby Jones, R ERA: 4.35	6.0 L 29 9 5 3 3 2 0 0 0 0 0 2 59 105 4.50 1.833																					
Mauro Gozzo, R ERA: 2.7	1.0 4 1 0 0 0 0 0 0 0 0 0 0 9 14 0.00 1.000																					
Pete Schourek, L ERA: 6.57	2.0 8 2 1 1 1 1 0 0 0 0 0 0 16 22 4.50 1.500																					

Montreal Expos @ New York Mets
Shea Stadium, Flushing, NY
Fri Sep 24 1993, 7:05 PM EDT
Att: 17,842 - Unknown

AB	37
R	6
H	12
RBI	4
BB	3
SO	4
LOB	17



Batter	1	2	3	4	5	6	7	8	9	AB	R	H	RBI	BB	SO	LOB	BOTTOM			
Ryan Thompson, R OBP: 0.306, SLG: 0.442										4	0	0	0	0	2	0				
Kevin Baez, R OBP: 0.250, SLG: 0.216										3	0	0	0	0	0	0				
Ced Landrum, L OBP: 0.222, SLG: 0.278										1	0	0	0	0	0	0				
Doug Saunders, R OBP: 0.226, SLG: 0.217										0	0	0	0	0	0	0				
Eddie Murray, S OBP: 0.322, SLG: 0.467										3	1	1	0	1	1	0				
Dave Gallagher, R OBP: 0.355, SLG: 0.475										3	1	1	0	1	0	1				
Butch Huskey, R OBP: 0.143, SLG: 0.156										2	0	0	0	0	0	0				
Jeff McKnight, S OBP: 0.311, SLG: 0.304										2	0	0	0	0	2	3				
Jeff Kent, R OBP: 0.321, SLG: 0.438										4	1	1	3	0	1	1				
Darrin Jackson, R OBP: 0.235, SLG: 0.307										1	0	0	0	1	1	0				
Joe Orsulak, L OBP: 0.330, SLG: 0.396										2	0	0	0	0	0	1				
Charlie O'Brien, R OBP: 0.291, SLG: 0.365										2	0	0	0	0	0	1				
Todd Hundley, S OBP: 0.270, SLG: 0.363										1	0	1	0	0	0	0				
Bobby Jones, R OBP: 0.059, SLG: 0.059										1	0	0	0	0	0	0				
Tito Navarro, S OBP: 0.087, SLG: 0.067										1	0	0	0	0	0	0				
Mauro Gozzo, R										0	0	0	0	0	0	0				
Jeromy Burnitz, L OBP: 0.335, SLG: 0.468										1	0	0	0	0	0	1				
Pete Schourek, L OBP: 0.290, SLG: 0.222										0	0	0	0	0	0	0				
Inning Stats	R: 0 E: 0 K: 0 S: 7	H: 0 LOB: 1 BB: 1 P: 15	R: 0 E: 0 K: 0 S: 11	H: 0 LOB: 1 BB: 1 P: 22	R: 0 E: 0 K: 1 S: 8	H: 0 LOB: 0 BB: 0 P: 11	R: 0 E: 0 K: 0 S: 6	H: 0 LOB: 0 BB: 0 P: 12	R: 0 E: 0 K: 1 S: 7	H: 0 LOB: 0 BB: 0 P: 11	R: 3 E: 0 K: 1 S: 21	H: 4 LOB: 1 BB: 0 P: 34	R: 0 E: 0 K: 2 S: 9	H: 0 LOB: 0 BB: 0 P: 12	R: 0 E: 0 K: 2 S: 7	H: 0 LOB: 0 BB: 1 P: 11	1B: 2 2B: 1 3B: 0 HR: 1	SF: 0 SAC: 0 DP: 0 HBP: 0	WP: 0 PB: 0 SB: 0 CS: 0	PA: 34
PITCHER	IP WLS BF H R ER SO BB IBB HBP BLK WP HR S P ERA WHIP																			
Chris Nabholz, L ERA: 4.31	6.0 W 21 9 1 1 2 1 0 0 0 0 0 1 49 85 1.50 0.500																			
Tim Scott, R ERA: 3.01	0.1 3 2 2 2 1 0 0 0 0 0 0 1 9 15 54.00 6.000																			
Mel Rojas, R ERA: 2.94	1.2 6 1 0 0 2 0 0 0 0 0 0 0 18 26 0.00 0.600																			
John Wetteland, R ERA: 1.44	1.0 S 4 0 0 0 2 1 0 0 0 0 0 0 7 11 0.00 1.000																			

Montreal Expos @ New York Mets
Shea Stadium, Flushing, NY
Fri Sep 24 1993, 7:05 PM EDT
Att: 17,842 - Unknown

AB	31
R	3
H	4
RBI	3
BB	3
SO	7
LOB	8



Batter	1	2	3	4	5	6	7	8	9	AB	R	H	RBI	BB	SO	LOB	TOP							
Marquis Grissom, R OBP: 0.346, SLG: 0.432	0-1 1B		1-1 F8		1-1 E5 1B		1-1 G5-3		1-1 G5-3	5	1	1	0	0	0	1								
Delino DeShields, L OBP: 0.386, SLG: 0.368	2-0 F8		1-3 K		0-2 1B		0-0 G3-1			4	0	1	0	0	0	1								
Rondell White, R OBP: 0.345, SLG: 0.480	0-0 F9			1-0 F7	1-1 G5-4-3 1B			4-2 G6-4-3 BB		3	0	1	1	1	0	1								
Larry Walker, L OBP: 0.375, SLG: 0.475	1-0 G4-3			4-1 FC5-4 BB	1-3 K			0-0 G6-4-3 1-2		3	0	0	0	1	1	4								
Sean Berry, R OBP: 0.349, SLG: 0.473		1-3 K		2-0 FC5-4 1B	0-1 G5-4-3			1-1 2B		4	1	1	0	0	1	3								
Wil Cordero, R OBP: 0.314, SLG: 0.399	0-2 G4-3 1B			1-1 1B		0-0 G6-3		1-1 G5-3		4	1	2	0	0	0	1								
Randy Ready, R OBP: 0.376, SLG: 0.339	1-2 G4-3 1-2			0-0 1B		3-2 L6		1-0 SH2-4 1B		4	0	2	1	0	0	1								
Tim Spehr, R OBP: 0.282, SLG: 0.382			0-0 HR	2-1 1B		3-3 K		1-1 F7		4	1	2	2	0	1	1								
Denis Boucher, R Gil Heredia, R OBP: 0.167, SLG: 0.250			0-0 G4-3	0-3 K			1-0 G5-3		0-2 SH2-4 1-2	2	0	0	0	0	1	2								
Inning Stats	R: 0 E: 0 K: 0 S: 5	H: 1 LOB: 1 BB: 0 P: 8	R: 0 E: 0 K: 1 S: 11	H: 1 LOB: 0 BB: 0 P: 13	R: 1 E: 0 K: 1 S: 8	H: 1 LOB: 0 BB: 0 P: 10	R: 2 E: 0 K: 1 S: 11	H: 3 LOB: 2 BB: 1 P: 21	R: 1 E: 1 K: 1 S: 12	H: 2 LOB: 1 BB: 0 P: 15	R: 0 E: 0 K: 1 S: 9	H: 0 LOB: 0 BB: 0 P: 15	R: 0 E: 0 K: 0 S: 4	H: 0 LOB: 0 BB: 0 P: 6	R: 0 E: 0 K: 0 S: 8	H: 1 LOB: 1 BB: 1 P: 14	R: 0 E: 0 K: 0 S: 8	H: 1 LOB: 1 BB: 0 P: 11	1B: 8 2B: 1 3B: 0 HR: 1	SF: 0 SAC: 1 DP: 3 HBP: 0	WP: 0 PB: 0 SB: 1 CS: 0	PA: 37		
PITCHER	IP WLS BF H R ER SO BB IBB HBP BLK WP HR S P ERA WHIP	7.0 L 29 8 4 3 5 1 0 0 0 0 1 60 88 3.86 1.286	2.0 8 2 0 0 0 1 0 0 0 0 0 16 25 0.00 1.500																					

Montreal Expos @ New York Mets
Shea Stadium, Flushing, NY
Sat Sep 25 1993, 7:05 PM EDT
Att: 19,728 - Unknown

AB	34
R	4
H	10
RBI	4
BB	2
SO	5
LOB	15




Batter	1	2	3	4	5	6	7	8	9	AB	R	H	RBI	BB	SO	LOB	BOTTOM						
Ryan Thompson, R OBP: 0.302, SLG: 0.435	1-0 F8		2-2 G1-3		0-3 K		1-3 K			4	0	0	0	0	2	3							
Kevin Baez, R OBP: 0.243, SLG: 0.209	2-1 P4		2-2 F7			0-1 F7		1-3 K		3	0	0	0	0	0	1							
Jeff McKnight, S OBP: 0.309, SLG: 0.302										1	0	0	0	0	1	0							
Doug Saunders, R OBP: 0.226, SLG: 0.217										0	0	0	0	0	0	0							
Eddie Murray, S OBP: 0.323, SLG: 0.467	2-0 F8			1-2 S CS 1B		0-0 1B		2-2 G3		4	0	2	0	0	0	0							
Dave Gallagher, R OBP: 0.348, SLG: 0.465		3-1 F7		3-2 P4		3-2 L7		0-0 G6-3		4	0	0	0	0	0	2							
Butch Huskey, R OBP: 0.158, SLG: 0.171		2-1 F8		2-3 K		1-2 1B		1-1 L6		3	0	1	0	0	1	1							
Joe Orsulak, L OBP: 0.329, SLG: 0.395										1	0	0	0	0	0	0							
Jeff Kent, R OBP: 0.319, SLG: 0.435		0-0 L9		3-2 F8		0-3 K		1-0 G6-3		4	0	0	0	0	1	3							
Jeremy Burnitz, L OBP: 0.333, SLG: 0.473			0-1 SF8 3B		2-3 K		2-3 K		1-3 K	4	1	1	0	0	3	0							
Charlie O'Brien, R OBP: 0.288, SLG: 0.363			1-0 SF8		3-1 F7		2-0 G3			1	0	0	1	0	0	0							
Todd Hundley, S OBP: 0.270, SLG: 0.362										1	0	0	0	0	0	0							
Eric Hillman, L OBP: 0.190, SLG: 0.195			3-H G1-3 1B		1-2 1B		1-1 1B			2	0	2	0	0	0	0							
Ced Landrum, L OBP: 0.283, SLG: 0.316										1	0	1	0	0	0	0							
Jeff Innis, R										0	0	0	0	0	0	0							
Inning Stats	R: 0 E: 0 K: 0 S: 4	H: 0 LOB: 0 BB: 0 P: 9	R: 0 E: 0 K: 0 S: 5	H: 0 LOB: 0 BB: 0 P: 10	R: 1 E: 0 K: 0 S: 10	H: 2 LOB: 1 BB: 0 P: 16	R: 0 E: 0 K: 1 S: 12	H: 1 LOB: 1 BB: 0 P: 21	R: 0 E: 0 K: 2 S: 13	H: 2 LOB: 2 BB: 0 P: 17	R: 0 E: 0 K: 2 S: 11	H: 1 LOB: 1 BB: 0 P: 17	R: 0 E: 0 K: 1 S: 8	H: 0 LOB: 0 BB: 0 P: 11	R: 0 E: 0 K: 1 S: 6	H: 0 LOB: 0 BB: 0 P: 9	1B: 6 2B: 0 3B: 1 HR: 0	SF: 1 SAC: 0 DP: 0 HBP: 0	WP: 0 PB: 0 SB: 1 CS: 1	PA: 34			
PITCHER	IP WLS BF H R ER SO BB IBB HBP BLK WP HR S P ERA WHIP	5.2 W 23 6 1 1 3 0 0 0 0 0 29 41 0.00 0.300																					

Montreal Expos @ New York Mets
Shea Stadium, Flushing, NY
Sat Sep 25 1993, 7:05 PM EDT
Att: 19,728 - Unknown

AB	33
R	1
H	7
RBI	1
BB	0
SO	8
LOB	10



Batter	1	2	3	4	5	6	7	8	9	AB	R	H	RBI	BB	SO	LOB	TOP							
Marquis Grissom, R OBP: 0.343, SLG: 0.428	1-1 P5		1-0 G6-3			2-2 P6		0-3 K		4	0	0	0	0	1	2								
Delino DeShields, L OBP: 0.386, SLG: 0.366	3-2 G4-3		1-2 G6-3			4-1 G4-6-3 BB			3-2 F7	3	0	0	0	1	0	1								
Rondell White, R OBP: 0.333, SLG: 0.439	2-2 1B			2-1 F8		1-1 G4-6-3 1-2			2-3 K	4	0	1	0	0	1	1								
Larry Walker, L OBP: 0.372, SLG: 0.469	2-3 K			0-0 G4-3			2-2 F7		0-0 G3-1	4	0	0	0	0	1	1								
Cliff Floyd, L OBP: 0.250, SLG: 0.438		0-0 G4-3		1-0 G4-3			2-1 G4-3			3	0	0	0	0	0	0								
Sean Berry, R OBP: 0.348, SLG: 0.466		0-1 L9			4-0 WP 1B BB		0-1 G3			2	0	0	0	1	0	0								
Darrin Fletcher, L Tim Spehr, R OBP: 0.328, SLG: 0.391 (8, PR) OBP: 0.282, SLG: 0.382 (8, 2)		2-0 L7			0-1 L8			0-0 G4-3 3B		3	0	1	0	0	0	1	AB 28 R 1 H 4 RBI 1 BB 2 SO 4 LOB 8							
Mike Lansing, R OBP: 0.344, SLG: 0.353			0-0 G6-3 SH1-4 1B		2-0 1B		2-1 F8			3	0	2	0	0	0	1								
Jeff Fassero, L John Vander Wal, L Mel Rojas, R Jeff Shaw, R OBP: 0.065, SLG: 0.033 OBP: 0.330, SLG: 0.381 (8, PH) (8, 1) OBP: 0.067, SLG: 0.067 (8, 1)			0-0 SH1-4		2-3 K		2-2 G4-3 3H			1	0	0	0	0	1	1								
Inning Stats	R: 0 E: 0 K: 1 S: 11	H: 1 LOB: 1 BB: 0 P: 19	R: 0 E: 0 K: 0 S: 4	H: 0 LOB: 0 BB: 0 P: 6	R: 0 E: 0 K: 0 S: 7	H: 1 LOB: 1 BB: 0 P: 9	R: 0 E: 0 K: 0 S: 4	H: 0 LOB: 0 BB: 0 P: 7	R: 0 E: 0 K: 1 S: 6	H: 1 LOB: 1 BB: 1 P: 14	R: 0 E: 0 K: 0 S: 6	H: 0 LOB: 0 BB: 1 P: 13	R: 0 E: 0 K: 0 S: 8	H: 0 LOB: 0 BB: 0 P: 12	R: 1 E: 0 K: 1 S: 9	H: 1 LOB: 1 BB: 0 P: 13	R: 0 E: 0 K: 1 S: 7	H: 0 LOB: 0 BB: 0 P: 12	1B: 3 2B: 0 3B: 1 HR: 0	SF: 0 SAC: 1 DP: 1 HBP: 0	WP: 1 PB: 0 SB: 0 CS: 0	PA: 31		
PITCHER	IP WLS BF H R ER SO BB IBB HBP BLK WP HR S P ERA WHIP	8.0 W 28 4 1 1 3 2 0 0 0 1 0 55 93 1.12 0.750	1.0 S 3 0 0 0 1 0 0 0 0 0 0 7 12 0.00 0.000																					

Montreal Expos @ Florida Marlins
Joe Robbie Stadium, Miami, FL
Mon Sep 27 1993, 7:05 PM EDT
Att: 30,048 - Unknown - 82 F

AB 28
R 1
H 4
RBI 1
BB 2
SO 4
LOB 8



Batter	1	2	3	4	5	6	7	8	9	AB	R	H	RBI	BB	SO	LOB	BOTTOM							
Chuck Carr, S OBP: 0.327, SLG: 0.336	2-0 P4		0-1 G5-3	0-0 L5			0-1 G6-3 S 1B			4	0	1	0	0	0	2								
Henry Cotto, R OBP: 0.283, SLG: 0.345	1-2 1B 2B		0-3 K		0-0 G6-3		2-2 G6-3 1-3			4	1	1	0	0	1	2								
Jeff Conine, R OBP: 0.355, SLG: 0.413	0-0 1B		1-1 BB E 1B		0-2 P6		1-2 G6-3			4	0	2	1	0	0	1								
Gary Sheffield, R OBP: 0.364, SLG: 0.479	1-3 K		2-2 E5 FC5 BB		1-3 K			0-0 1B S 1B		4	1	1	0	0	2	2								
Orestes Destrade, S OBP: 0.326, SLG: 0.412	1-2 K		4-2 BB		0-0 F7		4-2 1B 1B BB			2	0	0	0	2	1	1								
Bret Barberie, S OBP: 0.352, SLG: 0.377		1-0 G6-3	2-2 FC5		0-0 1B		1-0 1B		1-2 2-3 1B	4	0	2	0	0	0	3								
Rob Natal, R OBP: 0.286, SLG: 0.294	3-1 F9		1-2 G5-3		1-2 P4		2-2 P6			4	0	0	0	0	0	4	AB 32 R 3 H 9 RBI 2 BB 3 SO 7 LOB 19							
Walt Weiss, S OBP: 0.370, SLG: 0.313	3-3 K		4-1 SH3-4 BB		1-3 K		1-2 G4-6-3 1B			3	0	1	1	1	2	1								
Pat Rapp, R Matias Carrillo, L Rich Rodriguez, L OBP: 0.226, SLG: 0.233 OBP: 0.271, SLG: 0.362 (8, PH) (8, 1)			1-0 1B E 2B		0-1 SH3-4		0-3 K		1-2 G4-6-3 1-2	2	1	1	0	0	1	0								
Inning Stats	R: 1 E: 0 K: 2 S: 12	H: 2 LOB: 1 BB: 0 P: 17	R: 0 E: 0 K: 1 S: 8	H: 0 LOB: 0 BB: 0 P: 15	R: 1 E: 1 K: 1 S: 16	H: 2 LOB: 3 BB: 1 P: 26	R: 0 E: 0 K: 0 S: 7	H: 0 LOB: 1 BB: 1 P: 12	R: 0 E: 0 K: 1 S: 7	H: 0 LOB: 0 BB: 0 P: 8	R: 0 E: 0 K: 1 S: 8	H: 1 LOB: 1 BB: 0 P: 10	R: 0 E: 0 K: 1 S: 13	H: 1 LOB: 1 BB: 0 P: 16	R: 1 E: 0 K: 0 S: 12	H: 3 LOB: 2 BB: 1 P: 21	R: 0 E: 0 K: 1 S: 7	H: 0 LOB: 0 BB: 0 P: 15	1B: 7 2B: 2 3B: 0 HR: 0	SF: 0 SAC: 1 DP: 1 HBP: 0	WP: 0 PB: 0 SB: 2 CS: 0	PA: 36		
PITCHER	IP WLS BF H R ER SO BB IBB HBP BLK WP HR S P ERA WHIP	7.0 L 30 6 2 1 7 2 0 0 0 0 0 10 18 27.00 12.000	0.1 5 3 1 1 0 1 0 0 0 0 0 0 10 18 27.00 12.000	0.2 1 0 0 0 0 0 0 0 0 0 0 0 2 3 0.00 0.000																				

Montreal Expos @ Florida Marlins
Joe Robbie Stadium, Miami, FL
Mon Sep 27 1993, 7:05 PM EDT
Att: 30,048 - Unknown - 82 F

AB 32
R 3
H 9
RBI 2
BB 3
SO 7
LOB 19




Batter	1	2	3	4	5	6	7	8	9	AB	R	H	RBI	BB	SO	LOB	TOP										
Lou Frazier, S OBP: 0.335, SLG: 0.344 (1, 7)	K		S 1B	G4-3			F8		K	5	0	1	0	0	2	2	<p>Montreal Expos @ Florida Marlins Joe Robbie Stadium, Miami, FL Tue Sep 28 1993, 7:05 PM EDT Att: 27,017 - Unknown - 83 F</p>										
Delino DeShields, L OBP: 0.384, SLG: 0.364 (1, 4)	G1-3		L8				K			5	0	1	0	0	2	1											
Marquis Grissom, R OBP: 0.345, SLG: 0.429 (1, 8)				HBP S 1B	G5-3			S 1B BB	K	4	1	2	0	1	1												
Larry Walker, L OBP: 0.373, SLG: 0.468 (1, 9)	G6-3			HBP S 1B BB	G4-3			S 1B BB		3	1	1	0	1	0	1											
Darrin Fletcher, L OBP: 0.327, SLG: 0.388 John Wetteland, R (8, 1)		P6		1B S 1B HBP G6-3		G4-3		P7		3	1	0	0	0	0	2											
Mike Lansing, R OBP: 0.345, SLG: 0.352 (1, 5)	G6-3			1-2 2-3 HBP G6-3 1B		P8				3	0	1	2	1	0	0											
Cliff Floyd, L OBP: 0.263, SLG: 0.421 Rondell White, R OBP: 0.333, SLG: 0.439 John Vander Wal, L OBP: 0.329, SLG: 0.379 Randy Ready, R OBP: 0.376, SLG: 0.339 (8, 3)	G3-1			1-2 2-3 HBP G6-3 1B				K		3	0	1	0	0	0	2											
Wil Cordero, R OBP: 0.311, SLG: 0.394 (1, 6)			F8	1-2 2-3 HBP G6-3 1B		L5		L8		4	0	1	0	0	0	4											
Dennis Martinez, R OBP: 0.178, SLG: 0.188 Tim Spehr, R OBP: 0.279, SLG: 0.377 (8, 2)			K	1-2 2-3 HBP G6-3			F9		K	3	0	0	1	0	1	2											
Inning Stats	R: 0 E: 0 K: 1 S: 11	H: 1 LOB: 1 BB: 0 P: 20	R: 0 E: 0 K: 0 S: 5	H: 0 LOB: 0 BB: 0 P: 7	R: 0 E: 0 K: 1 S: 11	H: 1 LOB: 1 BB: 0 P: 17	R: 3 E: 0 K: 0 S: 17	H: 3 LOB: 2 BB: 1 P: 32	R: 0 E: 0 K: 1 S: 8	H: 0 LOB: 0 BB: 0 P: 12	R: 0 E: 0 K: 1 S: 13	H: 1 LOB: 1 BB: 0 P: 16	R: 0 E: 0 K: 1 S: 7	H: 0 LOB: 0 BB: 0 P: 9	R: 0 E: 0 K: 1 S: 16	H: 1 LOB: 3 BB: 2 P: 32		R: 0 E: 0 K: 3 S: 12	H: 1 LOB: 1 BB: 0 P: 15	1B: 8 2B: 0 3B: 0 HR: 0	SF: 0 SAC: 0 DP: 0 HBP: 1	WP: 0 PB: 0 SB: 4 CS: 0	PA: 39				
PITCHER	IP	WLS	BF	H	R	ER	SO	BB	IBB	HBP	BLK	WP	HR	S	P	ERA	WHIP										
Jack Armstrong, R ERA: 4.42 (1, 1)	6.0	L	26	6	3	3	3	1	0	1	0	0	0	65	104	4.50	1.167										
Richie Lewis, R ERA: 3.24 (7, 1)	1.0		5	1	0	0	1	1	0	0	0	0	0	12	20	0.00	2.000										
Joe Klink, L ERA: 4.62 (8, 1)	0.1		2	0	0	0	0	0	0	0	0	0	0	3	10	0.00	0.000										
Luis Aquino, R ERA: 3.5 (8, 1)	0.2		2	0	0	0	1	0	0	0	0	0	0	8	11	0.00	0.000										
Matt Turner, R ERA: 2.82 (9, 1)	1.0		4	1	0	0	3	0	0	0	0	0	0	12	15	0.00	1.000										

AB	35
R	3
H	8
RBI	3
BB	3
SO	8
LOB	18



Batter	1	2	3	4	5	6	7	8	9	AB	R	H	RBI	BB	SO	LOB	BOTTOM										
Chuck Carr, S OBP: 0.327, SLG: 0.335 (1, 8)	B1-3			G3		P9		F S 1B		4	0	1	0	0	0	1	<p>Montreal Expos @ Florida Marlins Joe Robbie Stadium, Miami, FL Tue Sep 28 1993, 7:05 PM EDT Att: 27,017 - Unknown - 83 F</p>										
Bret Barberie, S OBP: 0.351, SLG: 0.376 (1, 4)	K			G4-3			1B 3B	K		4	1	1	0	0	2	1											
Darrell Whitmore, L OBP: 0.240, SLG: 0.305 (1, 9)	L9			G6-3			1B 3B			4	1	1	0	0	1	0											
Gary Sheffield, R OBP: 0.363, SLG: 0.481 (1, 5)		F7				K	1-1 H 2H	K		4	0	1	2	0	2	0											
Orestes Destrade, S OBP: 0.324, SLG: 0.409 (1, 3)		F9				K	1-0 H	P8		4	0	0	0	0	1	1											
Jeff Conine, R OBP: 0.355, SLG: 0.411 (1, 7)		G6-3				L9	4-1 H	G4-6-3 BB		2	0	0	0	1	0	0											
Rob Natal, R OBP: 0.270, SLG: 0.286 (1, 2)				G4-3		K	1-2 H	G4-6-3		3	0	0	0	0	1	2											
Walt Weiss, S OBP: 0.368, SLG: 0.311 (1, 6)				G4-3		G1-3		G3		3	0	0	0	0	0	0											
Jack Armstrong, R OBP: 0.154, SLG: 0.169 Rick Renteria, R OBP: 0.317, SLG: 0.327 Richie Lewis, R OBP: 0.329, SLG: 0.500 Joe Klink, L OBP: 0.376, SLG: 0.339 Luis Aquino, R OBP: 0.329, SLG: 0.354 Mattias Carrillo, L OBP: 0.250, SLG: 0.354 Matt Turner, R OBP: 0.279, SLG: 0.377 (8, 1)				K		E6 BLK		K		1	0	0	0	0	1	0											
Inning Stats	R: 0 E: 0 K: 1 S: 6	H: 0 LOB: 0 BB: 0 P: 11	R: 0 E: 0 K: 0 S: 4	H: 0 LOB: 0 BB: 0 P: 8	R: 0 E: 0 K: 1 S: 7	H: 0 LOB: 0 BB: 0 P: 11	R: 0 E: 0 K: 0 S: 9	H: 0 LOB: 0 BB: 0 P: 12	R: 0 E: 0 K: 2 S: 8	H: 0 LOB: 0 BB: 0 P: 8	R: 0 E: 1 K: 1 S: 14	H: 0 LOB: 1 BB: 0 P: 21	R: 2 E: 0 K: 0 S: 15	H: 3 LOB: 1 BB: 1 P: 25	R: 0 E: 0 K: 2 S: 11	H: 1 LOB: 1 BB: 0 P: 14		R: 0 E: 0 K: 2 S: 11	H: 0 LOB: 0 BB: 0 P: 12	1B: 3 2B: 0 3B: 1 HR: 0	SF: 0 SAC: 0 DP: 1 HBP: 0	WP: 0 PB: 1 SB: 1 CS: 0	PA: 32				
PITCHER	IP	WLS	BF	H	R	ER	SO	BB	IBB	HBP	BLK	WP	HR	S	P	ERA	WHIP										
Dennis Martinez, R ERA: 3.85 (1, 1)	7.2	W	28	4	2	2	6	1	0	0	1	0	0	70	105	2.35	0.652										
John Wetteland, R ERA: 1.42 (8, 1)	1.1	S	4	0	0	0	3	0	0	0	0	0	0	15	17	0.00	0.000										



Batter	1	2	3	4	5	6	7	8	9	AB	R	H	RBI	BB	SO	LOB	TOP			
Marquis Grissom, R OBP: 0.347, SLG: 0.430	P4		1B 2B		FC1-5	2B		G5-4-3		3	1	1	1	2	0	1				
Mike Lansing, R OBP: 0.348, SLG: 0.357	K		PB 1B		FC1-5	2B			F9 1B	5	2	3	2	0	1	2				
Rondell White, R OBP: 0.338, SLG: 0.435	K		G1-3			2B 1B			FC5-4 1B	5	1	2	0	0	1	3				
Sean Berry, R OBP: 0.348, SLG: 0.465		F8		F7					F9	1	0	0	0	0	0	0				
Charlie Montoyo, R OBP: 0.400, SLG: 0.690										3	0	1	2	0	0	2				
Oreste Marrero, L OBP: 0.326, SLG: 0.333										1	0	0	0	0	0	2				
Wil Cordero, R OBP: 0.310, SLG: 0.391	G3			P3					FC5-4	4	0	0	1	1	0	1				
Randy Ready, R OBP: 0.370, SLG: 0.333	F9			BB 1B					P6	5	0	1	0	0	0	3				
John Vander Wal, L OBP: 0.332, SLG: 0.388			G6-3							3	1	1	0	1	0	0				
Tim Spehr, R OBP: 0.289, SLG: 0.383			SH2-4 2B 1B		G4-3				K	4	2	2	1	0	1	2				
Chris Nabholz, L OBP: 0.150, SLG: 0.128										0	0	0	0	1	0	0				
Curtis Pride, L OBP: 0.296, SLG: 0.714			SH2-4							1	0	0	0	0	1	1				
Jeff Shaw, R OBP: 0.067, SLG: 0.067										0	0	0	0	0	0	0				
Mel Rojas, R OBP: 0.083, SLG: 0.083										1	0	1	0	0	0	0				
Inning Stats	R: 0 E: 0 K: 2 S: 7	H: 0 LOB: 0 BB: 0 P: 10	R: 0 E: 0 K: 0 S: 4	H: 0 LOB: 0 BB: 0 P: 10	R: 2 E: 0 K: 0 S: 16	H: 3 LOB: 1 BB: 0 P: 26	R: 0 E: 0 K: 0 S: 12	H: 1 LOB: 2 BB: 1 P: 22	R: 2 E: 0 K: 1 S: 9	H: 3 LOB: 2 BB: 3 P: 25	R: 0 E: 0 K: 0 S: 9	H: 0 LOB: 0 BB: 0 P: 13	R: 0 E: 0 K: 1 S: 8	H: 1 LOB: 0 BB: 0 P: 12	R: 1 E: 0 K: 0 S: 13	H: 2 LOB: 1 BB: 0 P: 20	1B: 8 2B: 3 3B: 1 HR: 0	SF: 0 SAC: 1 DP: 1 HBP: 0	WP: 0 PB: 1 SB: 0 CS: 0	PA: 42
PITCHER	IP WLS BF H R ER SO BB IBB HBP BLK WP HR S P ERA WHIP																			
Chris Hammond, L ERA: 4.66	(1, 1) 4.2 L 23 6 4 4 2 4 0 0 0 0 0 0 47 91 7.71 2.143																			
Luis Aquino, R ERA: 3.49	(5, 1) 0.1 1 0 0 0 0 0 0 0 0 0 0 0 1 2 0.00 0.000																			
Robb Nen, R ERA: 6.83	(6, 1) 2.0 10 3 2 2 1 1 0 0 0 0 0 0 30 45 9.00 2.000																			
John Johnstone, R ERA: 5.91	(8, 1) 2.0 8 3 1 1 1 0 0 0 0 0 0 0 21 32 4.50 1.500																			

Montreal Expos @ Florida Marlins
Joe Robbie Stadium, Miami, FL
Wed Sep 29 1993, 7:05 PM EDT
Att: 26,579 - Unknown

AB	36
R	7
H	12
RBI	7
BB	5
SO	4
LOB	17



Batter	1	2	3	4	5	6	7	8	9	AB	R	H	RBI	BB	SO	LOB	BOTTOM					
Chuck Carr, S OBP: 0.328, SLG: 0.335	CS S BB		L5-4-3							3	0	1	0	1	1	4						
Henry Cotto, R OBP: 0.282, SLG: 0.343	K			F9						4	0	1	1	0	2	3						
Jeff Conine, R OBP: 0.354, SLG: 0.410										4	0	1	0	0	2	2						
Gary Sheffield, R OBP: 0.361, SLG: 0.478	K			E3						4	0	0	0	0	1	1						
Orestes Destrade, S OBP: 0.325, SLG: 0.409										3	0	1	0	0	1	0						
Bret Barberie, S OBP: 0.347, SLG: 0.372										4	0	0	0	0	1	3						
Rob Natal, R OBP: 0.286, SLG: 0.296										3	0	1	0	0	1	0						
Walt Weiss, S OBP: 0.369, SLG: 0.312										3	1	1	0	1	1	1						
Chris Hammond, L ERA: 4.12	(1, 1) 5.0 W 20 3 0 0 7 3 0 0 1 0 0 0 62 98 0.00 1.200																					
Jeff Shaw, R ERA: 4.04	(6, 1) 1.2 9 3 1 1 2 0 0 1 0 0 0 0 26 40 5.40 1.800																					
Mel Rojas, R ERA: 2.95	(7, 1) 2.1 7 0 0 0 3 0 0 0 0 0 0 0 21 30 0.00 0.000																					
Inning Stats	R: 0 E: 0 K: 2 S: 13	H: 1 LOB: 1 BB: 1 P: 21	R: 0 E: 0 K: 1 S: 8	H: 0 LOB: 0 BB: 0 P: 10	R: 0 E: 0 K: 0 S: 7	H: 0 LOB: 0 BB: 2 P: 18	R: 0 E: 1 K: 1 S: 20	H: 0 LOB: 2 BB: 0 P: 30	R: 0 E: 0 K: 3 S: 14	H: 2 LOB: 2 BB: 0 P: 19	R: 0 E: 0 K: 1 S: 10	H: 1 LOB: 1 BB: 0 P: 15	R: 1 E: 0 K: 1 S: 18	H: 2 LOB: 2 BB: 0 P: 29	R: 0 E: 0 K: 2 S: 11	H: 0 LOB: 0 BB: 0 P: 17	R: 0 E: 0 K: 1 S: 8	H: 0 LOB: 0 BB: 0 P: 9	1B: 5 2B: 1 3B: 1 HR: 0	SF: 0 SAC: 0 DP: 0 HBP: 2	WP: 0 PB: 0 SB: 1 CS: 1	PA: 36
PITCHER	IP WLS BF H R ER SO BB IBB HBP BLK WP HR S P ERA WHIP																					

Montreal Expos @ Florida Marlins
Joe Robbie Stadium, Miami, FL
Wed Sep 29 1993, 7:05 PM EDT
Att: 26,579 - Unknown

AB	31
R	1
H	6
RBI	1
BB	3
SO	12
LOB	17



Batter	1	2	3	4	5	6	7	8	9	AB	R	H	RBI	BB	SO	LOB	TOP															
Marquis Grissom, R OBP: 0.347, SLG: 0.429 Lou Frazier, S OBP: 0.333, SLG: 0.343	F9		G5-3		K		2B		B1-3	4	0	1	0	0	1	0																
Delino DeShields, L OBP: 0.396, SLG: 0.396	2B		S BLK SF8 BB		G3		2B		K	3	2	1	0	2	1	0																
Rondell White, R OBP: 0.342, SLG: 0.446	E5		SF8		WP S BB		2B		E5	3	1	1	2	1	0	1																
Darrin Fletcher, L OBP: 0.324, SLG: 0.384 Brian Barnes, L OBP: 0.190, SLG: 0.150 Jeff Shaw, R OBP: 0.067, SLG: 0.067 Curtis Pride, L OBP: 0.375, SLG: 1.125 John Wetteland, R OBP: 0.375, SLG: 1.125	P2		G3-1		K		L6		HR	4	0	0	0	0	1	4																
John Vander Wal, L OBP: 0.325, SLG: 0.379	K				F8		P2		F9	5	0	0	0	0	1	3																
Cliff Floyd, L OBP: 0.217, SLG: 0.348		K			K				G4-3	4	0	0	0	0	3	0																
Mike Lansing, R OBP: 0.353, SLG: 0.369		G5-3 1B			E 2B		WP E 2B		G5-3 2B	4	1	4	0	0	0	0																
Wil Cordero, R OBP: 0.308, SLG: 0.387		G5-3			E6		E5		G5-3	4	0	0	0	0	0	3																
Brian Looney, L OBP: 0.167, SLG: 0.176 Joe Siddall, L OBP: 0.115, SLG: 0.083 Butch Henry, L OBP: 0.115, SLG: 0.083 Tim Spehr, R OBP: 0.286, SLG: 0.378	K		K		K		G3		K	1	0	0	0	0	1	1																
Inning Stats	R: 0 E: 1 K: 1 S: 13	H: 1 LOB: 2 BB: 0 P: 25	R: 0 E: 0 K: 2 S: 11	H: 1 LOB: 1 BB: 0 P: 15	R: 1 E: 0 K: 0 S: 7	H: 0 LOB: 0 BB: 1 P: 12	R: 0 E: 1 K: 2 S: 11	H: 1 LOB: 2 BB: 0 P: 16	R: 0 E: 0 K: 2 S: 8	H: 0 LOB: 1 BB: 1 P: 17	R: 1 E: 1 K: 1 S: 11	H: 1 LOB: 1 BB: 0 P: 17	R: 1 E: 0 K: 0 S: 10	H: 2 LOB: 1 BB: 1 P: 17	R: 0 E: 0 K: 1 S: 10	H: 1 LOB: 1 BB: 0 P: 19	R: 2 E: 1 K: 1 S: 10	H: 1 LOB: 0 BB: 0 P: 17	1B: 2 2B: 5 3B: 0 HR: 1	SF: 1 SAC: 0 DP: 0 HBP: 0	WP: 2 PA: 41 PB: 0 SB: 4 CS: 0											
PITCHER	IP WLS BF H R ER SO BB IBB HBP BLK WP HR S P ERA WHIP																															
Charlie Hough, R ERA: 4.27 Joe Klink, L ERA: 4.54 Richie Lewis, R ERA: 3.15	6.1 0.2 2.0	L 2	30 0 9	6 0 2	3 0 2	2 0 0	8 0 2	3 0 0	0 0 0	0 0 0	1 0 0	2 0 1	0 3 20	116 3 36	2.84 0.00 0.00	1.421 0.000 1.000																

Montreal Expos @ Florida Marlins
Joe Robbie Stadium, Miami, FL
Thu Sep 30 1993, 3:33 AM EDT
Att: 25,190 - Unknown - 86 F

AB	37
R	5
H	8
RBI	4
BB	3
SO	10
LOB	16



Batter	1	2	3	4	5	6	7	8	9	AB	R	H	RBI	BB	SO	LOB	BOTTOM																
Chuck Carr, S OBP: 0.328, SLG: 0.334 Matias Carrillo, L OBP: 0.269, SLG: 0.340	G1-3		1B BB		G5-3		BB 1B BB		G4-3	2	0	0	0	1	0	0																	
Henry Cotto, R OBP: 0.293, SLG: 0.346	P3		BB 1B		1B		BB 1B BB		G5-3	4	1	2	0	1	0	1																	
Jeff Conine, R OBP: 0.354, SLG: 0.408	K		BB		K		P9		HBP BB	3	0	0	0	2	2	4																	
Gary Sheffield, R OBP: 0.361, SLG: 0.476		1B 1B	P4		G5-3		1B BB		F7	4	0	1	1	1	0	4																	
Orestes DeStrade, S OBP: 0.324, SLG: 0.407	F9		K		F7		BB 1B		K	5	0	1	2	0	2	5																	
Alex Arias, R OBP: 0.343, SLG: 0.325 Riche Lewis, R OBP: 0.500, SLG: 0.500 Darrell Whitmore, L OBP: 0.248, SLG: 0.304					G4-3		1B			3	0	2	0	1	0	0																	
Rob Natal, R OBP: 0.274, SLG: 0.283		1B			L4		1B		HBP	5	0	0	0	0	2	8																	
Rick Renneria, R OBP: 0.316, SLG: 0.330		G6-3			F8		F9		SH3 2B	4	0	1	0	0	0	2																	
Charlie Hough, R OBP: 0.076, SLG: 0.032 Joe Klink, L OBP: 0.375, SLG: 0.750 Walt Weiss, S OBP: 0.369, SLG: 0.312			G5-3		G5-3		BB BB 1B		SH3	2	0	0	0	0	0	0																	
Inning Stats	R: 0 E: 0 K: 1 S: 7	H: 0 LOB: 0 BB: 0 P: 10	R: 0 E: 0 K: 1 S: 11	H: 2 LOB: 2 BB: 0 P: 17	R: 0 E: 0 K: 1 S: 17	H: 1 LOB: 3 BB: 2 P: 27	R: 0 E: 0 K: 0 S: 8	H: 0 LOB: 0 BB: 0 P: 13	R: 0 E: 0 K: 1 S: 9	H: 1 LOB: 1 BB: 0 P: 12	R: 3 E: 0 K: 0 S: 13	H: 2 LOB: 3 BB: 4 P: 36	R: 0 E: 0 K: 0 S: 8	H: 1 LOB: 1 BB: 0 P: 12	R: 0 E: 0 K: 2 S: 9	H: 0 LOB: 2 BB: 1 P: 19	1B: 7 2B: 1 3B: 0 HR: 0	SF: 0 SAC: 1 DP: 0 HBP: 1	WP: 0 PA: 43 PB: 0 SB: 0 CS: 0														
PITCHER	IP WLS BF H R ER SO BB IBB HBP BLK WP HR S P ERA WHIP																																
Brian Looney, L ERA: 4.15 Butch Henry, L ERA: 5.95 Brian Barnes, L ERA: 4.45 Jeff Shaw, R ERA: 4.02 John Wetteland, R ERA: 1.4	3.0 3.1 1.1 0.1 1.0	WLS 14 9 W S	BF 3 2 1 1 5	H 3 2 1 0	R 2 1 1 0	ER 0 2 1 0	SO 0 1 0 0	BB 1 3 0 0	IBB 0 0 0 0	HBP 0 0 0 0	BLK 0 0 0 0	WP 0 0 0 0	HR 0 0 0 0	S 28 17 3 1 9	P 45 37 3 3 19	ERA 5.40 6.75 0.00 0.00 0.00	WHIP 1.200 3.750 0.000 0.000 1.000																

Montreal Expos @ Florida Marlins
Joe Robbie Stadium, Miami, FL
Thu Sep 30 1993, 3:33 AM EDT
Att: 25,190 - Unknown - 86 F

AB	34
R	3
H	8
RBI	3
BB	7
SO	6
LOB	25



Batter	1	2	3	4	5	6	7	8	9	AB	R	H	RBI	BB	SO	LOB	TOP					
Carlos Garcia, R (1,4) OBP: 0.319, SLG: 0.402	G1-3			G5-3		G6-3	FC5		K	5	0	0	0	0	1	3						
Jay Bell, R (1,6) OBP: 0.393, SLG: 0.439	G6-3			G3				2B	K	4	1	1	0	1	1	0						
Kevin Young, R (1,3) OBP: 0.300, SLG: 0.345	K			G6-3				2B	F9	5	1	1	0	0	2	1						
Jeff King, R (1,5) OBP: 0.358, SLG: 0.409				G5-3				2B		4	1	3	2	0	0	0						
Lloyd McClendon, R (1,9) OBP: 0.300, SLG: 0.318				P6				2B		3	0	1	1	0	0	1						
Tony Womack, L (7, PR) OBP: 0.185, SLG: 0.083								2B		0	1	0	0	0	0	0						
Dave Clark, L (7,9) OBP: 0.360, SLG: 0.446								BB		0	0	0	0	1	0	0						
Al Martin, L (1,7) OBP: 0.337, SLG: 0.479	K			E3				BB		4	0	0	0	0	2	4						
Don Slaught, R (1,2) OBP: 0.356, SLG: 0.441				F9				BB		3	0	1	1	1	1	2						
Midre Cummings, L (1,8) OBP: 0.195, SLG: 0.139				P6				BB		3	0	0	0	0	1	4						
Andy Van Slyke, L (8, PH) OBP: 0.358, SLG: 0.451				K				BB		1	0	0	0	0	0	3						
Steve Cooke, R (1,1) OBP: 0.164, SLG: 0.183				K				BB		2	0	0	0	0	1	0						
Tom Prince, R (7, PH) OBP: 0.274, SLG: 0.309										0	0	0	0	1	0	0						
Jeff Ballard, L (7,1) OBP: 0.364, SLG: 0.455										1	0	0	0	0	1	3						
Mark Dewey, R (8,1)										0	0	0	0	0	0	0						
Inning Stats	R: 0 H: 0 E: 0 K: 1 S: 9	H: 0 LOB: 0 BB: 0 P: 10	R: 0 H: 0 E: 0 K: 1 S: 6	H: 0 LOB: 0 BB: 0 P: 8	R: 0 H: 0 E: 0 K: 1 S: 12	H: 0 LOB: 0 BB: 0 P: 17	R: 0 H: 0 E: 0 K: 0 S: 8	H: 0 LOB: 0 BB: 0 P: 12	R: 0 H: 1 E: 1 K: 2 S: 11	H: 1 LOB: 2 BB: 0 P: 15	R: 0 H: 0 E: 0 K: 1 S: 9	H: 0 LOB: 1 BB: 1 P: 16	R: 2 H: 3 E: 1 K: 0 S: 15	H: 3 LOB: 3 BB: 1 P: 24	R: 2 H: 3 E: 0 K: 2 S: 26	H: 3 LOB: 3 BB: 2 P: 41	R: 0 H: 0 E: 0 K: 2 S: 7	H: 0 LOB: 0 BB: 0 P: 11	1B: 5 2B: 2 3B: 0 HR: 0	SF: 0 SAC: 0 DP: 0 HBP: 0	WP: 1 PB: 0 SB: 0 CS: 0	PA: 39
PITCHER	IP	WLS	BF	H	R	ER	SO	BB	IBB	HBP	BLK	WP	HR	S	P	ERA	WHIP					
Jeff Fassero, L (1,1) ERA: 2.29	7.0		28	4	2	2	6	2	0	0	0	1	0	70	102	2.57	0.857					
Butch Henry, L (8,1) ERA: 6.12	0.1	L	6	3	2	2	1	2	0	0	0	0	0	22	35	54.00	15.000					
Brian Looney, L (8,1) ERA: 3.0	1.2		5	0	0	0	3	0	0	0	0	0	0	11	17	0.00	0.000					

Pittsburgh Pirates @ Montreal Expos
Olympic Stadium, Montreal, QB
Sat Oct 02 1993, 3:33 AM EDT
Att: 16,126 - Dome

AB	35
R	4
H	7
RBI	4
BB	4
SO	10
LOB	21



Batter	1	2	3	4	5	6	7	8	9	AB	R	H	RBI	BB	SO	LOB	BOTTOM					
Lou Frazier, S (1,9) OBP: 0.337, SLG: 0.346	F8			3B	G1-3			G5-3		4	1	2	0	0	0	1						
Delino DeShields, L (1,4) OBP: 0.396, SLG: 0.309	G4-3			3B				L8		3	0	1	1	0	0	1						
Marquis Grissom, R (1,8) OBP: 0.348, SLG: 0.436	G6-3			K				G5-3		4	1	1	0	0	1	2						
Rondell White, R (1,7) OBP: 0.321, SLG: 0.411				K				G6-3		4	0	0	0	0	1	4						
Mike Lansing, R (1,6) OBP: 0.351, SLG: 0.368								G5-3		3	0	1	1	1	0	0						
Randy Ready, R (1,5) OBP: 0.384, SLG: 0.336								K		4	0	0	0	0	1	3						
John Vander Wal, L (1,3) OBP: 0.320, SLG: 0.372				G3				L8		4	0	0	0	0	0	0						
Tim Spehr, R (1,2) OBP: 0.277, SLG: 0.365				G5-3				G1-3		3	0	0	0	0	0	0						
Jeff Fassero, L (1,1) ERA: 3.89				K				G5-3		2	0	1	0	0	1	0						
Darrin Fletcher, L (7, PH) OBP: 0.320, SLG: 0.379										1	0	0	0	0	0	0						
Butch Henry, L (8,1) OBP: 0.115, SLG: 0.083										0	0	0	0	0	0	0						
Brian Looney, L (8,1)										0	0	0	0	0	0	0						
Inning Stats	R: 0 H: 0 E: 0 K: 0 S: 5	H: 0 LOB: 0 BB: 0 P: 7	R: 0 H: 0 E: 0 K: 0 S: 5	H: 0 LOB: 0 BB: 0 P: 9	R: 0 H: 0 E: 0 K: 1 S: 7	H: 0 LOB: 0 BB: 0 P: 9	R: 1 H: 2 E: 0 K: 2 S: 14	H: 2 LOB: 2 BB: 1 P: 24	R: 0 H: 1 E: 0 K: 0 S: 8	H: 1 LOB: 1 BB: 0 P: 10	R: 1 H: 2 E: 0 K: 0 S: 10	H: 2 LOB: 1 BB: 0 P: 20	R: 0 H: 0 E: 0 K: 0 S: 9	H: 0 LOB: 0 BB: 0 P: 14	R: 0 H: 1 E: 0 K: 0 S: 7	H: 1 LOB: 1 BB: 0 P: 12	R: 0 H: 0 E: 0 K: 1 S: 6	H: 0 LOB: 0 BB: 0 P: 13	1B: 3 2B: 2 3B: 1 HR: 0	SF: 0 SAC: 0 DP: 0 HBP: 1	WP: 0 PB: 0 SB: 1 CS: 2	PA: 34
PITCHER	IP	WLS	BF	H	R	ER	SO	BB	IBB	HBP	BLK	WP	HR	S	P	ERA	WHIP					
Steve Cooke, L (1,1) ERA: 3.89	6.0		24	5	2	2	3	1	0	1	0	0	0	49	79	3.00	1.000					
Jeff Ballard, L (7,1) ERA: 4.61	1.1	W	5	1	0	0	0	0	0	0	0	0	0	13	22	0.00	0.750					
Mark Dewey, R (8,1) ERA: 2.36	1.2	S	5	0	0	0	1	0	0	0	0	0	0	9	17	0.00	0.000					

Pittsburgh Pirates @ Montreal Expos
Olympic Stadium, Montreal, QB
Sat Oct 02 1993, 3:33 AM EDT
Att: 16,126 - Dome

AB	32
R	2
H	6
RBI	2
BB	1
SO	4
LOB	11



