

**Montreal Expos - 1994**



Batter	1	2	3	4	5	6	7	8	9	10	11	12	AB R H RBI BB SO LOB	TOP	
Marquis Grissom, R OBP: 0.333, SLG: 0.200	(1, 8) F7		(1, 0) L7		(2, 3) K			(1, 1) CS 1B			(1, 3) K	(4, 2) BB	5 0 1 1 1 2 0	<b>Montreal Expos @ Houston Astros</b> Astrodome, Houston, TX Mon Apr 04 1994, 4:33 AM EDT Att: 43,440 - Dome	
Mike Lansing, R John Wetteland, R Rondell White, R	(1, 4) F9 (9, 1) (11, PH) (11, 7)		(3, 1) P4			(2, 2) L9		(0, 1) CS 1 SAFE 1-2	(1, 3) K		(0, 1) G5-3	(1, 3) K	4 0 0 0 0 1 0 0 0 0 0 0 0 0 2 0 0 0 0 1 3		
Moises Alou, R Lou Frazier, S Tim Scott, R Jeff Shaw, R Denis Boucher, R	(1, 7) L8 (9, 7) (11, 1) (12, 1) (12, 1)		(0, 0) L7			(0, 2) F9			(1, 2) G5-3		(2, 2) G2-3		4 0 0 0 0 0 0 1 0		
Larry Walker, L OBP: 0.200, SLG: 0.400		(1, 0) L9 1B 2B		(1, 0) F9		(3, 2) G4-1			(1, 3) K2-3			(0, 3) K	5 1 1 0 0 2 0		
Darrin Fletcher, L Tim Spehr, R	(1, 2) (10, PR) (10, 2)		(1, 1) L9 2-3		(4, 2) BB		(1, 1) F7			(4, 0) FC3-6 SH5-4 BB		(0, 2) G6-3	2 0 0 0 2 0 1 1 0 0 0 0 0 0		
Wil Cordero, R OBP: 0.500, SLG: 0.500	(1, 6)	(0, 2) HR 1B 3-H		(1, 2) L9		(0, 2) G6-3		(0, 2) G6-3		(0, 1) SH5-4 1-2		(2, 2) PB 1B BB 1B	4 2 2 1 0 0 1		
Cliff Floyd, L Mel Rojas, R Freddie Benavides, R Jeff Gardner, L OBP: 1.000, SLG: 1.000	(1, 3) (7, 1) (9, 4) (10, PH) (10, 4)	(1, 1) F7 1 SAFE		(2, 0) P5		(2, 3) K		(2, 3) K		(4, 2) FC3-6 BB		(1, 2) BB PB 1B BB 1B	3 0 0 0 0 1 2 0 0 0 0 0 0 0 0 0 0 0 0 0 0 1 1 1 0 1 0 0		
Sean Berry, R OBP: 0.400, SLG: 1.000	(1, 5)	(0, 0) HR 1-H		(2, 1) L8		(2, 1) G6-3		(2, 1) G6-3		(1, 2) FC3-6 FC6-4 1-2f 2-3		(4, 0) BB BB BB BB	4 1 1 2 1 0 2		
Jeff Fassero, L Randy Milligan, R	(1, 1) (7, 3)	(2, 3) K		(0, 0) L5		(2, 3) K		(2, 3) K		(0, 0) FC6-4 1-2f		(4, 1) BB BB	2 0 0 0 0 1 0 2 0 0 1 1 1 2		
<b>Inning Stats</b>	R: 0 H: 0 E: 0 LOB: 0 K: 0 BB: 0 S: 10 P: 17	R: 3 H: 3 E: 0 LOB: 0 K: 1 BB: 0 S: 13 P: 18	R: 0 H: 0 E: 0 LOB: 0 K: 0 BB: 0 S: 4 P: 8	R: 0 H: 0 E: 0 LOB: 1 K: 0 BB: 1 S: 8 P: 16	R: 0 H: 0 E: 0 LOB: 0 K: 1 BB: 0 S: 6 P: 10	R: 0 H: 0 E: 0 LOB: 0 K: 0 BB: 0 S: 9 P: 14	R: 0 H: 0 E: 0 LOB: 0 K: 1 BB: 0 S: 8 P: 11	R: 0 H: 1 E: 0 LOB: 0 K: 1 BB: 0 S: 8 P: 13	R: 0 H: 0 E: 0 LOB: 0 K: 2 BB: 0 S: 9 P: 12	R: 0 H: 0 E: 0 LOB: 2 K: 0 BB: 2 S: 9 P: 18	R: 0 H: 0 E: 0 LOB: 0 K: 1 BB: 0 S: 12 P: 15	R: 2 H: 2 E: 0 LOB: 3 K: 2 BB: 3 S: 22 P: 38	1B: 4 SF: 0 2B: 1 SAC: 1 3B: 0 DP: 0 HR: 1 HBP: 0		WP: 0 PA: 48 PB: 1 SB: 0 CS: 1
<b>PITCHER</b>	IP WLS BF H R SO BB IBB HBP BLK WP HR S P ERA WHIP														
Pete Hamisch, R ERA: 3.86	(1, 1) 7.0 0 25 3 3 3 1 0 0 0 0 58 94 3.86 0.571														
Shane Reynolds, R ERA:	(8, 1) 1.2 5 1 0 0 2 0 0 0 0 0 0 14 21 0.00 0.600														
Mike Hampton, L ERA:	(9, 1) 0.1 1 0 0 0 1 0 0 0 0 0 0 3 4 0.00 0.000														
Todd Jones, R ERA:	(10, 1) 2.0 8 0 0 0 1 2 0 0 0 0 0 21 33 0.00 1.000														
Mitch Williams, L ERA: 27.0	(12, 1) 0.2 7 2 2 2 1 3 0 0 0 0 0 19 34 27.00 7.500														
<b>PITCHER</b>	IP WLS BF H R ER SO BB IBB HBP BLK WP HR S P ERA WHIP														
Tom Edens, R ERA:	(12, 1) 0.1 0 1 0 0 0 0 0 0 0 0 0 0 0 0.00 0.000														

AB	40
R	5
H	6
RBI	5
BB	6
SO	9
LOB	11



Batter	1	2	3	4	5	6	7	8	9	10	11	12	AB R H RBI BB SO LOB
James Mouton, R OBP: 0.667, SLG: 1.000 (1, 9)	0-2 SH1-3 2B		2-2 G4-3 1B		0-0 P6		3-2 F8		2-2 2B			4-2 5 1B BB	5 1 3 0 1 0 0
Steve Finley, L OBP: 0.400, SLG: 0.400 (1, 8)	0-1 SH1-3		1-1 G4-3		2-2 G4-3		2-1 1B		1-3 K			0-0 5 1B 2B 1B	5 1 2 0 0 1 2
Craig Biggio, R OBP: 0.500, SLG: 0.600 (1, 4)	4-0 BB		0-0 F8		1-1 5 HR 2B		2-1 1B		2-1 P2			0-3 K	5 1 2 0 1 1 3
5 Jeff Bagwell, R OBP: 0.500, SLG: 1.000 (1, 3)	2-3 K			1-0 FC1-6 1B	0-1 2-H HR		0-0 G5-3		1-3 K			2-2 2B 1B	6 2 3 3 0 2 4
Luis Gonzalez, L (1, 7)	0-0 F7			0-0 FC1-6 1B	0-3 K			0-1 L8		1-2 L4		0-3 K	6 1 0 0 0 2 5
Ken Caminiti, S OBP: 0.167, SLG: 0.333 (1, 5)		3-1 G5-3		1-0 FC6 1B		2-2 G5-3		0-1 G1-3		1-2 G4-3		0-0 2B	6 0 1 2 0 0 1
Scott Servais, R Andy Stankiewicz, R Eddie Taubensee, L (1, 2) (11, PR) (12, 2)		2-1 G5-3		1-1 P5		3-1 F9		2-0 P3		4-2 S BB			4 0 0 0 1 0 2
Andujar Cedeno, R OBP: 0.400, SLG: 0.400 (1, 6)		3-2 K		2-1 1B		1-1 F8			2-0 B1-3 1B		1-3 K	1-2 K	5 0 2 1 0 2 1
Pete Harnisch, S Mike Felder, S Shane Reynolds, R Mike Hampton, R Kevin Bass, S Todd Jones, L Roberto Peralta, L Milton Williams, L Tom Edens, R (1, 5) (7, 5) (1, 5) (1, 5) (1, 5) (1, 5) (1, 5) (1, 5) (1, 5)			0-3 K		0-3 K		2-2 P2		0-0 B1-3		1-3 K		2 0 0 0 0 0 2 2

Inning Stats	R: 0	H: 1	E: 0	K: 1	S: 9	LOB: 2	BB: 1	P: 15
	R: 0	H: 0	E: 0	K: 1	S: 8	LOB: 0	BB: 0	P: 16
	R: 0	H: 1	E: 0	K: 1	S: 10	LOB: 1	BB: 0	P: 13
	R: 1	H: 2	E: 1	K: 1	S: 10	LOB: 2	BB: 0	P: 15
	R: 2	H: 2	E: 0	K: 1	S: 12	LOB: 0	BB: 0	P: 15
	R: 0	H: 0	E: 0	K: 0	S: 7	LOB: 0	BB: 0	P: 13
	R: 0	H: 2	E: 0	K: 0	S: 12	LOB: 2	BB: 0	P: 20
	R: 0	H: 0	E: 0	K: 0	S: 5	LOB: 0	BB: 0	P: 7
	R: 0	H: 2	E: 0	K: 1	S: 9	LOB: 1	BB: 0	P: 14
	R: 0	H: 0	E: 0	K: 1	S: 8	LOB: 0	BB: 0	P: 12
	R: 0	H: 0	E: 0	K: 2	S: 12	LOB: 2	BB: 1	P: 19
	R: 3	H: 3	E: 0	K: 2	S: 14	LOB: 1	BB: 1	P: 20
	1B: 8	2B: 5	3B: 0	HR: 1	SF: 0	SAC: 1	DP: 1	HBP: 0

PITCHER	IP	WLS	BF	H	R	ER	SO	BB	IBB	HBP	BLK	WP	HR	S	P	ERA	WHIP
Jeff Fassero, L ERA: 3.0 (1, 1)	6.0		26	6	3	2	5	1	0	0	0	0	1	56	87	3.00	1.167
Mel Rojas, R ERA: (7, 1)	2.2		11	4	0	0	0	0	0	0	0	0	0	22	36	0.00	1.500
John Wetteland, R ERA: (9, 1)	1.1		4	0	0	0	2	0	0	0	0	0	0	12	17	0.00	0.000
Tim Scott, R ERA: 18.0 (11, 1)	1.0		6	1	2	2	2	2	0	0	0	0	0	16	27	18.00	3.000
Jeff Shaw, R ERA: 27.0 (12, 1)	0.1	L	2	1	0	0	1	0	0	0	0	0	0	6	8	0.00	3.000
PITCHER	IP	WLS	BF	H	R	ER	SO	BB	IBB	HBP	BLK	WP	HR	S	P	ERA	WHIP
Denis Boucher, L ERA: (12, 1)	0.1		2	1	1	1	1	0	0	0	0	0	0	4	4	27.00	3.000


**BOTTOM**

**Montreal Expos @ Houston Astros**  
Astrodome, Houston, TX

Mon Apr 04 1994, 4:33 AM EDT  
Att: 43,440 - Dome

AB	R	H	RBI	BB	SO	LOB
47	6	13	6	3	11	23

WP: 0 PA: 51  
PB: 0  
SB: 2  
CS: 0



AB	R	H	RBI	BB	SO	LOB
47	6	13	6	3	11	23



Batter	1	2	3	4	5	6	7	8	9	AB R H RBI BB SO LOB	TOP	
Marquis Grissom, R (1, 8) OBP: 0.364, SLG: 0.250	2-2 CS 1B		1-3 K			4-0 E BB G6-3 BB	2-1 G6-3		0-0 SF9	3 1 1 1 1 1 2		
Mike Lansing, R (1, 4) OBP: 0.222, SLG: 0.125	2-2 P9			0-0 2B		4-0 E 1-2 HR BB		1-1 F9	2-3 3-H F9	4 2 1 0 1 0 3		
Rondell White, R (1, 7) OBP: 0.333, SLG: 0.500	3-3 K			1-1 FC7-6 1-H 2B		2-2 G6-3 1-2 2-H		1-1 1B		4 0 2 2 0 1 1		
Larry Walker, L (1, 9) OBP: 0.333, SLG: 0.778		1-2 1B		0-0 P6		2-1 2-H HR		0-0 F7		4 1 2 2 0 0 2		
Darrin Fletcher, L (1, 2) OBP: 0.375, SLG: 0.167		1-2 FC5-4 1-3 1B		3-2 FC7-6 2-3		1-1 G4-3		2-0 G6-3		4 0 1 0 0 0 2		
Wil Cordero, R (1, 6) OBP: 0.500, SLG: 0.571		2-0 FC5-4 1-2f			3-2 G6-3		0-0 SH3-4 2B		4-1 1B S SF9 BB	3 1 1 0 1 0 1		
Cliff Floyd, L (1, 3) OBP: 0.143, SLG: 0.143		0-0 G1-6-3			0-0 P5		0-3 K		2-0 SF9 HBP 1-3 1B	4 0 1 0 0 1 2		
Sean Berry, R (1, 5) OBP: 0.333, SLG: 0.571			0-0 G3-1		1-1 G6-3		4-2 SH3-4 BB		2-3 K	3 0 0 0 1 1 2		
Ken Hill, R (1, 1)			1-3 K			0-0 G4-3		0-0 SH3-4	1-0 DI HBP	2 0 0 0 0 1 0		
Jeff Shaw, R (7, 1)										0 0 0 0 0 0 0		
Gil Heredia, R (8, 1)										0 0 0 0 0 0 0		
Lou Frazier, S (9, PH)										0 0 0 0 0 0 0		
John Wetteland, R (9, 1)										0 0 0 0 0 0 0		
<b>Inning Stats</b>	R: 0 H: 1 E: 0 LOB: 0 K: 1 BB: 0 S: 10 P: 16	R: 0 H: 2 E: 0 LOB: 1 K: 0 BB: 0 S: 10 P: 14	R: 0 H: 0 E: 0 LOB: 0 K: 2 BB: 0 S: 7 P: 9	R: 1 H: 2 E: 0 LOB: 0 K: 0 BB: 0 S: 8 P: 12	R: 0 H: 0 E: 0 LOB: 0 K: 0 BB: 0 S: 7 P: 11	R: 3 H: 1 E: 1 LOB: 0 K: 0 BB: 2 S: 8 P: 21	R: 0 H: 1 E: 0 LOB: 2 K: 1 BB: 1 S: 9 P: 15	R: 0 H: 1 E: 0 LOB: 1 K: 0 BB: 0 S: 6 P: 10	R: 1 H: 1 E: 0 LOB: 2 K: 1 BB: 1 S: 11 P: 23	1B: 6 SF: 1 2B: 3 SAC: 1 3B: 0 DP: 1 HR: 1 HBP: 1	WP: 0 PA: 38 PB: 0 SB: 1 CS: 1	
<b>PITCHER</b>	IP WLS BF H R ER SO BB IBB HBP BLK WP HR S P ERA WHIP											
Doug Drabek, R (1, 1) ERA: 6.0	6.0 L 23 6 4 4 3 2 0 0 0 0 0 1 50 83 6.00 1.333											
Brian Williams, R (7, 1) ERA: 3.0	3.0 15 3 1 1 2 2 0 1 0 0 0 0 26 48 3.00 1.667											

**Montreal Expos @ Houston Astros**  
Astrodome, Houston, TX  
Tue Apr 05 1994, 8:05 PM EDT  
Att. 16,227 - Dome

[livebaseballscorecards.com](http://livebaseballscorecards.com)

AB	31
R	5
H	9
RBI	5
BB	4
SO	5
LOB	15



Batter	1	2	3	4	5	6	7	8	9	AB R H RBI BB SO LOB
James Mouton, R OBP: 0.364, SLG: 0.500 (1, 9)	G3-1		L5		K		P2		F7	5 0 0 0 0 1 4
Steve Finley, L OBP: 0.444, SLG: 0.444 (1, 8)	G3		2B, S, 1B		1B		P7			4 0 2 0 0 0 2
Craig Biggio, R OBP: 0.400, SLG: 0.556 (1, 4)	G1-3		2B		F9		G4-3			4 0 1 0 0 0 4
5 Jeff Bagwell, R OBP: 0.600, SLG: 0.889 (1, 3)		G4-3, S, 2B, 1B	BB		K			G4-6-3, 1B		3 1 2 0 0 1 1 2
Luis Gonzalez, L (1, 7)		F7	F7			G4-3		G4-6-3		4 0 0 0 0 0 4
Ken Caminiti, S OBP: 0.100, SLG: 0.200 (1, 5)					F7	G3-1		K		4 0 0 0 0 0 1 1
Scott Servais, R OBP: 0.250, SLG: 0.286 Brian Williams, R Chris Donnels, L (9, PH) (1, 2) (7, 1) (9, PH)		2B			G5-3	L4			F8	3 0 1 1 0 0 0 0 0 0 0 0 0 0 1 0 0 0 0 0 0
Andujar Cedeno, R OBP: 0.556, SLG: 0.571 (1, 6)		IBB			P8		WP, 1B, HBP			2 0 1 0 1 0 0
Doug Drabek, R Eddie Taubensee, L OBP: 0.500, SLG: 0.500 (1, 1) (7, 2)					E6, 1B		WP, 1B		L5	2 0 0 0 0 0 1 2 2 0 1 0 0 0 1

**BOTTOM**

**Montreal Expos @ Houston Astros**  
Astrodome, Houston, TX  
Tue Apr 05 1994, 8:05 PM EDT  
Att. 16,227 - Dome

livebaseballscorecards.com

<b>AB</b>	<b>34</b>
<b>R</b>	<b>1</b>
<b>H</b>	<b>8</b>
<b>RBI</b>	<b>1</b>
<b>BB</b>	<b>2</b>
<b>SO</b>	<b>4</b>
<b>LOB</b>	<b>20</b>



Inning Stats	R: 0	H: 0	E: 0	K: 9	S: 9	P: 14	R: 1	H: 2	E: 0	K: 1	S: 11	R: 0	H: 2	E: 0	K: 0	S: 14	R: 0	H: 0	E: 0	K: 0	S: 5	R: 0	H: 1	E: 1	K: 2	S: 15	R: 0	H: 0	E: 0	K: 0	S: 4	R: 0	H: 1	E: 0	K: 0	S: 7	R: 0	H: 1	E: 0	K: 1	S: 11	1B: 5	2B: 3	3B: 0	HR: 0	SF: 0	SAC: 0	DP: 1	HBP: 1	WP: 1	PB: 0	SB: 2	CS: 0	PA: 37
--------------	------	------	------	------	------	-------	------	------	------	------	-------	------	------	------	------	-------	------	------	------	------	------	------	------	------	------	-------	------	------	------	------	------	------	------	------	------	------	------	------	------	------	-------	-------	-------	-------	-------	-------	--------	-------	--------	-------	-------	-------	-------	--------

PITCHER	IP	WLS	BF	H	R	ER	SO	BB	IBB	HBP	BLK	WP	HR	S	P	ERA	WHIP
Ken Hill, R ERA: 1.5 (1, 1)	6.0		27	6	1	1	3	1	1	1	0	0	0	63	103	1.50	1.167
Jeff Shaw, R ERA: 6.75 (7, 1)	1.0		4	1	0	0	0	0	0	0	0	1	0	11	18	0.00	1.000
Gil Heredia, R ERA: (8, 1)	1.0		2	0	0	0	1	0	0	0	0	0	0	4	6	0.00	0.000
John Wetteland, R ERA: (9, 1)	1.0		4	1	0	0	0	0	0	0	0	0	0	11	16	0.00	1.000



Batter	1	2	3	4	5	6	7	8	9	AB R H RBI BB SO LOB	TOP		
Marquis Grissom, R (1, 8) OBP: 0.375, SLG: 0.250	4-2 L8 1B G3 BB	1-2 G6-3		1-3 K		0-1 BLK 3B 1B	2-0 FC6-4 G5-4-3			4 2 1 1 1 1 3			
Mike Lansing, R (1, 4) OBP: 0.357, SLG: 0.417	2-2 G3 2B 1B		0-0 F8	4-2 BB		3-2 2B 3B	2-2 G5-4-3			4 2 2 1 1 0 2			
Moises Alou, R (1, 7) OBP: 0.250, SLG: 0.750 Lou Frazier, S (6, PR) (6, 7)	1-0 L8 2-3		2-1 HR	2-0 F8		2-2 2B 2B		1-2 G3		4 1 2 2 0 0 4 1 1 0 0 0 0 0			
Larry Walker, L (1, 9) OBP: 0.429, SLG: 0.857	0-2 G3 1-2 3-H		0-1 E S 1B		1-1 G4-3 WP 2B	3-2 WP 2B		0-3 K		5 1 3 2 0 1 1			
Darrin Fletcher, L (1, 2) OBP: 0.308, SLG: 0.100 Tim Scott, R (9, 1)	3-1 2B HBP		2-2 F7		1-2 G4-3	0-2 L9		0-0 G6-3		4 0 0 0 0 0 3 0 0 0 0 0 0 0			
Wil Cordero, R (1, 6) OBP: 0.538, SLG: 0.600	1-0 2B		4-2 WP BB		2-3 K		4-0 1B 1B BB		1-2 F9	3 1 1 1 2 1 0			
Cliff Floyd, L (1, 3) OBP: 0.167, SLG: 0.167	1-3 K		3-3 K		3-3 K		1-0 1B 1B FC6-4 1B		1-1 G6-3	5 1 1 0 0 3 4			
Sean Berry, R (1, 5) OBP: 0.357, SLG: 0.500		2-2 G5-3		0-1 WP SH1-4 1B		1-2 L8	1-0 FC6-4 1B 1B		0-1 F8	5 0 2 0 0 0 0			
Kirk Rueter, L (1, 1) Jeff Gardner, L (6, PH) OBP: 0.667, SLG: 0.500 Gil Heredia, R (6, 1) OBP: 1.000, SLG: 1.000 Lenny Webster, R (9, 2)		1-3 K		1-1 SH1-4		0-1 G5-3	0-0 FC6-4 1B			1 0 0 0 0 1 0 1 0 0 0 0 0 0 1 0 1 1 0 0 0 0 0 0 0 0 0 0			
<b>Inning Stats</b>	R: 2 H: 2 E: 0 LOB: 2 K: 1 BB: 1 S: 16 P: 28	R: 0 H: 0 E: 0 LOB: 0 K: 1 BB: 0 S: 11 P: 15	R: 1 H: 2 E: 0 LOB: 2 K: 1 BB: 1 S: 14 P: 25	R: 0 H: 1 E: 0 LOB: 2 K: 1 BB: 1 S: 10 P: 18	R: 1 H: 1 E: 0 LOB: 0 K: 2 BB: 0 S: 16 P: 23	R: 3 H: 4 E: 0 LOB: 2 K: 0 BB: 0 S: 21 P: 30	R: 2 H: 3 E: 0 LOB: 1 K: 0 BB: 1 S: 10 P: 20	R: 0 H: 0 E: 0 LOB: 0 K: 1 BB: 0 S: 7 P: 8	R: 0 H: 0 E: 0 LOB: 0 K: 0 BB: 0 S: 7 P: 9	1B: 7 SF: 0 2B: 4 SAC: 1 3B: 1 DP: 1 HR: 1 HBP: 1	WP: 4 PA: 44 PB: 0 SB: 1 CS: 0		
<b>PITCHER</b>	IP WLS BF H R ER SO BB IBB HBP BLK WP HR S P ERA WHIP											<b>PITCHER</b>	IP WLS BF H R ER SO BB IBB HBP BLK WP HR S P ERA WHIP
Darryl Kile, R (1, 1) ERA: 7.2	5.0 L 25 6 4 4 6 3 0 1 0 3 1 67 109 7.20 1.800												
Shane Reynolds, R (6, 1) ERA: 11.57	0.2 5 3 3 3 0 0 0 0 1 0 0 15 21 40.50 4.500												
Mike Hampton, L (6, 1) ERA: 27.0	0.1 6 4 2 2 0 1 0 0 0 1 0 9 18 54.00 15.000												
Todd Jones, R (7, 1) ERA: 10.8	2.0 5 0 0 0 1 0 0 0 0 0 0 14 19 0.00 0.000												
Mitch Williams, L (9, 1)	1.0 3 0 0 0 0 0 0 0 0 0 0 7 9 0.00 0.000												

**Montreal Expos @ Houston Astros**  
Astrodome, Houston, TX  
Wed Apr 06 1994, 8:05 PM EDT  
Att. 17,180 - Dome

[livebaseballscorecards.com](http://livebaseballscorecards.com)

AB	38
R	9
H	13
RBI	8
BB	4
SO	7
LOB	17



Batter	1	2	3	4	5	6	7	8	9	AB	R	H	RBI	BB	SO	LOB
James Mouton, R OBP: 0.400, SLG: 0.500 (1, 9)	3-2 FC6-4 1B		3-2 P8		0-2 SF8 SH1-4 1B		0-2 G5-3			4	0	2	0	0	0	0
Steve Finley, L OBP: 0.417, SLG: 0.364 (1, 8)	0-0 FC6-4 1-2f		4-2 G3-1 1B BB		0-0 SH1-4			0-3 K		2	1	0	0	1	1	1
Craig Biggio, R OBP: 0.286, SLG: 0.417 (1, 4)	1-0 B2		1-2 G3-1		0-0 SF8			2-2 G3-1		3	0	0	1	0	0	2
5 Jeff Bagwell, R OBP: 0.571, SLG: 0.750 (1, 3)	1-1 F9		4-0 1B BB		2-3 3-H 2-1 G1-3			0-2 1B		3	0	1	0	1	0	2
Kevin Bass, S OBP: 0.200, SLG: 0.200 (1, 7)		0-1 E6 G3-1 G4-3	1-0 1B		1-1 F8			1-3 K		4	1	1	1	0	1	1
Ken Caminiti, S OBP: 0.071, SLG: 0.143 (1, 5)		0-1 G3-1 2-3		1-2 G5-3		3-2 G6-3		1-2 F7		4	0	0	0	0	0	1
Scott Servais, R OBP: 0.182, SLG: 0.200 (1, 2)		0-2 G4-3		0-2 P3		3-1 G6-3		1-1 P5		3	0	0	1	0	0	0
Mitch Williams, L (9, 1)		3-H G4-3		2-2 F9				0-2 F9		0	0	0	0	0	0	0
Roberto Petagine, L (9, PH)										1	0	0	0	0	0	0
Andujar Cedeno, R OBP: 0.462, SLG: 0.545 (1, 6)		0-0 2B		2-2 F9			0-0 G5-3		0-2 F9	4	0	1	0	0	0	0
Darryl Kile, R (1, 1)		0-0 G6-3			3-2 SH1-4 1B SF8 1B		1-3 K			1	0	0	0	0	0	1
Mike Felder, S (5, PH)										1	1	1	0	0	0	0
Shane Reynolds, R (6, 1)										0	0	0	0	0	0	0
Mike Hampton, R (6, 1)										0	0	0	0	0	0	0
Todd Jones, L (7, 1)										0	0	0	0	0	0	0
Tony Eusebio, R (7, 2)										1	0	0	0	0	1	0

Inning Stats	R: 0	H: 1	E: 0	LOB: 1	K: 0	S: 7	R: 1	H: 1	E: 1	LOB: 1	K: 0	S: 10	R: 1	H: 1	E: 0	LOB: 2	K: 0	S: 11	R: 0	H: 0	E: 0	LOB: 0	K: 0	S: 12	R: 1	H: 2	E: 0	LOB: 1	K: 0	S: 11	R: 0	H: 0	E: 0	LOB: 0	K: 0	S: 7	R: 0	H: 0	E: 0	LOB: 0	K: 1	S: 7	R: 0	H: 1	E: 0	LOB: 1	K: 2	S: 14	R: 0	H: 0	E: 0	LOB: 0	K: 0	S: 8	R: 0	H: 0	E: 0	LOB: 0	K: 0	S: 8	R: 0	H: 0	E: 0	LOB: 0	K: 0	S: 8	1B: 5	SF: 1	2B: 1	SAC: 1	3B: 0	DP: 0	HR: 0	HBP: 0	WP: 0	PA: 35
--------------	------	------	------	--------	------	------	------	------	------	--------	------	-------	------	------	------	--------	------	-------	------	------	------	--------	------	-------	------	------	------	--------	------	-------	------	------	------	--------	------	------	------	------	------	--------	------	------	------	------	------	--------	------	-------	------	------	------	--------	------	------	------	------	------	--------	------	------	------	------	------	--------	------	------	-------	-------	-------	--------	-------	-------	-------	--------	-------	--------

PITCHER	IP	WLS	BF	H	R	ER	SO	BB	IBB	HBP	BLK	WP	HR	S	P	ERA	WHIP
Kirk Rueter, L (1, 1) ERA: 3.6	5.0		22	5	3	2	0	2	0	0	0	0	0	51	77	3.60	1.400
Gil Heredia, R (6, 1) ERA:	3.0		10	1	0	0	3	0	0	0	0	0	0	28	39	0.00	0.333
Tim Scott, R (9, 1) ERA: 9.0	1.0		3	0	0	0	0	0	0	0	0	0	0	8	10	0.00	0.000


**BOTTOM**

**Montreal Expos @ Houston Astros**  
Astrodome, Houston, TX

Wed Apr 06 1994, 8:05 PM EDT  
Att. 17,180 - Dome

livebaseballscorecards.com

AB	31
R	3
H	6
RBI	3
BB	2
SO	3
LOB	8





Batter	1	2	3	4	5	6	7	8	9	AB R H RBI BB SO LOB	TOP											
<b>Karl Rhodes, L</b> OBP: 0.579, SLG: 1.067 (1, 8) BB	4-2 2B		2-2 K		0-1 G4-3			3-2 G3-1	2-2 FC6-4	4 1 0 0 1 1 4												
<b>Rey Sanchez, R</b> OBP: 0.071, SLG: 0.143 (1, 5) 2B	0-0 G4-3 1-H		1-3 K			1-0 F9		1-1 G6-3		4 0 1 1 0 1 1												
<b>23 Ryne Sandberg, R</b> OBP: 0.294, SLG: 0.375 (1, 4) 2B	1-2 G6-3			1-3 K		1-2 2B		2-1 G6-3		4 0 1 0 0 1 1												
<b>Derrick May, L</b> OBP: 0.353, SLG: 0.375 <b>Willie Wilson, S</b> (9, PR) 2-3	1-1 G4-3			1-0 G4-1		0-1 F8		4-2 S 1B 1B BB	3 0 0 0 1 0 2 0 1 0 0 0 0 0													
<b>Sammy Sosa, R</b> OBP: 0.118, SLG: 0.063 (1, 9) K	3-3 K			2-2 HBP		2-3 K		0-0 F8	3 0 0 0 0 2 3													
<b>Rick Wilkins, L</b> OBP: 0.375, SLG: 0.400 (1, 2) K		1-0 F7		3-3 K		2-3 K		1-2 S 1B 1B	4 1 1 0 0 2 1													
<b>Steve Buechele, R</b> OBP: 0.333, SLG: 0.286 (1, 3) K		1-3 K		0-1 G6-3		0-0 F8		3-3 K	4 0 0 0 0 2 2													
<b>Shawon Dunston, R</b> OBP: 0.500, SLG: 1.125 (1, 6) P4		1-0 P4		0-3 K		2-2 HR		0-1 WP 1B	4 1 2 3 0 1 0													
<b>Steve Trachsel, R</b> OBP: 0.667, SLG: 1.000 <b>Jose Bautista, R</b> (8, 1) <b>Mark Grace, L</b> OBP: 0.286, SLG: 0.167 <b>Randy Myers, L</b> (9, 1) CS HBP			1-2 CS HBP		1-2 2B		0-3 K	4-0 FC6-4 BB	2 0 1 0 0 1 0 0 0 0 0 0 0 0 0 0 0 0 1 0 0 0 0 0 0 0 0 0													
<b>Inning Stats</b>	R: 1 E: 0 K: 1 S: 12	H: 1 LOB: 1 BB: 1 P: 21	R: 0 E: 0 K: 1 S: 5	H: 0 LOB: 0 BB: 0 P: 8	R: 0 E: 0 K: 2 S: 8	H: 0 LOB: 1 BB: 0 P: 12	R: 0 E: 0 K: 2 S: 9	H: 0 LOB: 1 BB: 0 P: 16	R: 0 E: 0 K: 1 S: 11	H: 1 LOB: 1 BB: 0 P: 12	R: 0 E: 0 K: 1 S: 9	H: 1 LOB: 1 BB: 0 P: 13	R: 1 E: 0 K: 2 S: 11	H: 1 LOB: 0 BB: 0 P: 15	R: 0 E: 0 K: 0 S: 7	H: 0 LOB: 0 BB: 0 P: 13	R: 2 E: 0 K: 1 S: 14	H: 2 LOB: 2 BB: 2 P: 28	1B: 2 2B: 3 3B: 0 HR: 1	SF: 0 SAC: 0 DP: 0 HBP: 2	WP: 1 PB: 0 SB: 2 CS: 1	PA: 37
<b>PITCHER</b>	IP WLS BF H R ER SO BB IBB HBP BLK WP HR S P ERA WHIP																					
<b>Pedro Martinez, R</b> ERA: 1.5 (1, 1)	6.0 L 23 3 1 1 1 8 1 0 2 0 0 0 54 82 1.50 0.667																					
<b>Mel Rojas, R</b> ERA: 1.93 (7, 1)	2.0 7 1 1 1 2 0 0 0 0 0 1 18 28 4.50 0.500																					
<b>Jeff Shaw, R</b> ERA: 13.5 (9, 1)	0.2 6 2 2 2 1 2 0 0 0 1 0 11 23 27.00 6.000																					
<b>Denis Boucher, L</b> ERA: (9, 1)	0.1 1 0 0 0 0 0 0 0 0 0 0 3 5 0.00 0.000																					

Chicago Cubs @ Montreal Expos  
Olympic Stadium, Montreal, QB  
Fri Apr 08 1994, 3:33 AM EDT  
Att. 47,001 - Dome

livebaseballscorecards.com

AB	32
R	4
H	6
RBI	4
BB	3
SO	11
LOB	14







Chicago Cubs @ Montreal Expos  
 Olympic Stadium, Montreal, QB

Sat Apr 09 1994, 3:33 AM EDT  
 Att. 38,635 - Dome

livebaseballscorecards.com

AB	35
R	4
H	11
RBI	4
BB	2
SO	7
LOB	18



WP:	0	PA:	41
PB:	0		
SB:	0		
CS:	1		

AB R H RBI BB SO LOB

4	0	2	0	0	0	1
5	0	1	0	0	0	3
3	1	0	1	1	0	3
4	1	2	0	0	1	1
1	0	0	0	0	0	1
0	0	0	0	0	0	0
4	0	1	0	0	2	1
3	1	2	2	0	1	0
1	0	1	1	0	0	0
4	0	1	0	0	1	2
2	0	0	0	1	1	2
1	0	0	0	0	0	2
1	0	0	0	0	1	2
1	0	0	0	0	0	0
0	0	0	0	0	0	0
1	1	1	0	0	0	0

Batter	1	2	3	4	5	6	7	8	9
Willie Wilson, S (1, 8) OBP: 0.500, SLG: 0.800	2-1 F8		2-1 FC3-2 3B		2-1 G6-3		1-0 FC6-4 1B		1-0 SH1-3
23 Ryne Sandberg, R (1, 4) OBP: 0.273, SLG: 0.333	2-1 G6-3		0-0 G1-3		2-0 1B		1-2 FC6-4 1-2f		1-2 FC6
Sammy Sosa, R (1, 9) OBP: 0.136, SLG: 0.053	3-2 F8		1-0 FC3-2 1B		1-0 F7		4-2 G6-3 1B		3-1 SF9
Glenallen Hill, R (1, 7) Derrick May, L (9, PH) Randy Myers, L (9, 1)		0-0 1B 2B	0-2 1B		0-1 G1-3		2-3 K		1-1 F9
Steve Buechele, R (1, 5) OBP: 0.316, SLG: 0.278		1-0 2B 1B	2-1 CS	1-3 K		1-3 K	2-1 G6-3		
Eduardo Zambrano, R (1, 3) Mark Grace, L (8, PH)		0-0 2B		2-3 K		1-2 HR	0-0 1B		
Shawon Dunston, R (1, 6) OBP: 0.417, SLG: 0.833		1-3 K		1-0 G6-3		0-0 F8	1-2 1B		
Mark Parent, R (1, 2) Rick Wilkins, L (8, PH)		0-3 K			4-2 23 1B SH1-4 BB		0-0 G6-3		3-2 F8
Anthony Young, R (1, 1) Rey Sanchez, R (7, PH) Jim Bullinger, R (7, 1) Dan Plesac, L (7, 1) Karl Rhodes, L (9, PH)		0-3 K			0-1 SH1-4		1-0 F9		2-2 23 FC6 SH1-3 SF9 1B

Inning Stats	R: 0	H: 0	E: 0	K: 0	S: 7	P: 14	R: 1	H: 3	E: 0	K: 3	S: 13	P: 15	R: 0	H: 2	E: 0	K: 2	S: 7	P: 11	R: 0	H: 1	E: 0	K: 0	S: 8	P: 17	R: 1	H: 1	E: 0	K: 1	S: 9	P: 11	R: 0	H: 1	E: 0	K: 0	S: 6	P: 9	R: 1	H: 2	E: 1	K: 1	S: 14	P: 26	R: 1	H: 1	E: 0	K: 0	S: 11	P: 19	1B: 8	2B: 1	3B: 1	HR: 1	SF: 1	SAC: 2	DP: 0	HBP: 0	WP: 0	PA: 41
--------------	------	------	------	------	------	-------	------	------	------	------	-------	-------	------	------	------	------	------	-------	------	------	------	------	------	-------	------	------	------	------	------	-------	------	------	------	------	------	------	------	------	------	------	-------	-------	------	------	------	------	-------	-------	-------	-------	-------	-------	-------	--------	-------	--------	-------	--------

PITCHER	IP	WLS	BF	H	R	ER	SO	BB	IBB	HBP	BLK	WP	HR	S	P	ERA	WHIP
Jeff Fassero, L (1, 1) ERA: 2.77	7.0		29	8	2	2	6	1	0	0	0	0	1	58	90	2.57	1.286
John Wetteland, R (8, 1) ERA: 4.15	2.0	L	11	3	2	2	1	1	0	0	0	0	0	25	45	9.00	2.000





Batter	1	2	3	4	5	6	7	8	9	AB R H RBI BB SO LOB	TOP											
<b>Karl Rhodes, L</b> (1, 8) OBP: 0.480, SLG: 0.810	1-1 G4-3		3-2 G3-1		0-0 G4-3		2-1 F9		1-2 F7	5 0 0 0 0 0 1												
<b>23 Ryne Sandberg, R</b> (1, 4) OBP: 0.259, SLG: 0.308	1-0 L6		0-1 F8		1-0 P3		3-1 1B		2-2 G3-1	5 0 1 0 0 0 1												
<b>Rick Wilkins, L</b> (1, 2) OBP: 0.318, SLG: 0.381	1-2 E8		1-2 P4		0-1 2B		1-0 P5		0-2 G3	5 0 1 0 0 0 2												
<b>Derrick May, L</b> (1, 7) OBP: 0.273, SLG: 0.286	0-0 F8			0-1 G4-3		0-3 K		0-3 K		4 0 0 0 0 2 2												
<b>Sammy Sosa, R</b> (1, 9) OBP: 0.231, SLG: 0.136		2-1 L9		4-2 1B G5-3 BB		1-0 1B		0-1 WP 1B 1B		3 2 2 0 1 0 0												
<b>Eduardo Zambrano, R</b> (1, 3) OBP: 0.400, SLG: 0.900		1-2 G6-3		1 SAFE 2-2 G5-3 1B		2-3 K		0-3 K		4 0 1 0 0 2 2												
<b>Steve Buechele, R</b> (1, 5) OBP: 0.348, SLG: 0.286		4-2 BB		1 SAFE 2-2 G5-3		1-3 K		1-2 1B WP 1B		3 0 1 1 1 1 2												
<b>Rey Sanchez, R</b> (1, 6) OBP: 0.158, SLG: 0.167		0-1 G5-3		1 SAFE 4-0 IBB		0-0 F9		1-1 1B 1-3 2-H		3 0 1 1 1 0 2												
<b>Jose Guzman, R</b> (1, 1) <b>Blaise Itzley, L</b> (6, 1) <b>Willie Wilson, S</b> (7, PH) <b>Shawn Boskie, R</b> (7, 1) <b>Mark Grace, L</b> (8, PH) <b>Jim Bullinger, R</b> (8, 1)			4-2 G3-1 BB		0-3 K		1-2 G6-3		0-0 L7	1 0 0 0 0 1 1 2 0 0 0 0 0 0 0 0 1 0 0 0 0 0 0 0 0 0 0 0 0 0 0 0 1 0 0 0 0 0 0 2 0 0 0 0 0 0 0 0												
<b>Inning Stats</b>	R: 0 E: 1 K: 0 S: 10	H: 0 LOB: 1 BB: 0 P: 13	R: 0 E: 0 K: 0 S: 10	H: 0 LOB: 1 BB: 1 P: 17	R: 0 E: 0 K: 0 S: 10	H: 0 LOB: 1 BB: 1 P: 18	R: 1 E: 0 K: 1 S: 15	H: 1 LOB: 2 BB: 2 P: 27	R: 0 E: 0 K: 1 S: 7	H: 1 LOB: 1 BB: 0 P: 8	R: 0 E: 0 K: 2 S: 8	H: 1 LOB: 1 BB: 0 P: 12	R: 0 E: 0 K: 0 S: 8	H: 1 LOB: 1 BB: 0 P: 15	R: 1 E: 0 K: 2 S: 14	H: 3 LOB: 2 BB: 0 P: 16	R: 0 E: 0 K: 0 S: 11	H: 0 LOB: 0 BB: 0 P: 14	1B: 6 2B: 1 3B: 0 HR: 0	SF: 0 SAC: 0 DP: 0 HBP: 0	WP: 1 PB: 0 SB: 0 CS: 0	PA: 39
<b>PITCHER</b>	IP WLS BF H R ER SO BB IBB HBP BLK WP HR S P ERA WHIP																					
<b>Ken Hill, R</b> (1, 1) ERA: 1.38	7.0 W 30 4 1 1 4 3 1 0 0 0 0 0 68 110 1.29 1.000																					
<b>Gil Heredia, R</b> (8, 1) ERA: 1.5	2.0 9 3 1 1 2 0 0 0 0 1 0 25 30 4.50 1.500																					

**Chicago Cubs @ Montreal Expos**  
Olympic Stadium, Montreal, QB  
Sun Apr 10 1994, 3:33 AM EDT  
Att. 16,183 - Dome

[livebaseballscorecards.com](http://livebaseballscorecards.com)

**AB 35**  
**R 2**  
**H 7**  
**RBI 2**  
**BB 4**  
**SO 6**  
**LOB 16**



**BOTTOM**

**Chicago Cubs @ Montreal Expos**  
 Olympic Stadium, Montreal, QB  
 Sun Apr 10 1994, 3:33 AM EDT  
 Att. 16,183 - Dome

livebaseballscorecards.com

<b>AB</b>	<b>32</b>
<b>R</b>	<b>8</b>
<b>H</b>	<b>12</b>
<b>RBI</b>	<b>8</b>
<b>BB</b>	<b>5</b>
<b>SO</b>	<b>5</b>
<b>LOB</b>	<b>17</b>



WP: 0	PA: 40
PB: 0	SB: 0
CS: 0	

AB	R	H	RBI	BB	SO	LOB
4	2	3	1	1	0	1
0	0	0	0	0	0	0

4	2	2	2	1	1	4
---	---	---	---	---	---	---

4	0	1	3	0	0	2
---	---	---	---	---	---	---

4	0	1	1	0	1	1
---	---	---	---	---	---	---

3	0	0	0	1	0	1
0	0	0	0	0	0	0

4	2	2	0	0	0	4
---	---	---	---	---	---	---

3	1	1	0	1	2	0
---	---	---	---	---	---	---

3	1	2	1	1	0	0
---	---	---	---	---	---	---

2	0	0	0	0	1	3
1	0	0	0	0	0	1

1B: 8	SF: 1
2B: 3	SAC: 1
3B: 1	DP: 2
HR: 0	HBP: 1

Batter	1	2	3	4	5	6	7	8	9
Mike Lansing, R OBP: 0.370, SLG: 0.375 Gil Heredia, R OBP: 1.000, SLG: 1.000	1-1 3B 1B		1-0 G3-4-1 G5-3 1B	4-2 BB		1-0 1B 1B	1-2 F8		
Wil Cordero, R OBP: 0.480, SLG: 0.571	1-0 SF9 3B		3-1 G5-3 1-2	0-3 K		3-2 1B 2B 1B		4-2 G6-4-3 BB	
Marquis Grissom, R OBP: 0.267, SLG: 0.240	1-0 SF9		1-1 G3-4-1 2-3		0-0 F9	0-0 2B 1B		0-0 G6-4-3 1-2f	
Larry Walker, L OBP: 0.393, SLG: 0.640	1-1 F8 HBP		1-3 K		2-2 F8	0-0 2B		2-1 G3	
Moises Alou, R OBP: 0.294, SLG: 0.625 Lou Frazier, S	0-0 F8 1-2			2-0 G5-3	2-0 F9	4-0 IBB			
Darrin Fletcher, L OBP: 0.350, SLG: 0.294	3-1 P6			1-0 1B 2B					
Cliff Floyd, L OBP: 0.200, SLG: 0.158		1-3 K		4-2 1B BB		0-0 E9 1B 1B	1-3 K		
Sean Berry, R OBP: 0.435, SLG: 0.579		3-0 L7		2-1 SH2-3 1B		4-1 1B 1B BB	1-2 G4-3 2B		
Ken Hill, R Freddie Benavides, R		1-1 G6-3		0-0 SH2-3 1-2		1-3 K	0-2 G4-3		

Inning Stats	R	H	E	K	S	R	H	E	K	S	R	H	E	K	S	R	H	E	K	S	R	H	E	K	S
1	2	2	0	8	15	0	0	0	1	6	0	0	0	0	10	5	6	1	11	14	0	0	0	0	15
2	0	0	0	6	11	0	0	0	1	14	0	0	0	0	10	0	0	0	0	0	0	0	0	0	15
3	0	1	0	1	14	0	2	0	1	27	0	0	0	0	10	0	6	0	27	14	0	0	0	0	15
4	0	0	0	6	10	0	0	0	0	10	0	0	0	10	5	1	1	0	27	14	0	0	0	0	15
5	0	0	0	6	10	0	0	0	0	10	0	0	0	10	0	0	1	0	27	14	0	0	0	0	15
6	5	6	1	11	27	1	6	0	1	27	0	0	0	15	0	0	1	0	27	14	0	0	0	0	15
7	0	0	0	12	15	0	0	0	0	15	0	0	0	15	0	0	0	0	15	15	0	0	0	0	15
8	0	0	0	9	15	0	0	0	0	15	0	0	0	15	0	0	0	0	15	15	0	0	0	0	15
9	0	0	0	0	0	0	0	0	0	0	0	0	0	0	0	0	0	0	0	0	0	0	0	0	0

PITCHER	IP	WLS	BF	H	R	ER	SO	BB	IBB	HBP	BLK	WP	HR	S	P	ERA	WHIP
Jose Guzman, R ERA: 16.43	(1, 1)	5.1	L	29	9	8	8	4	3	0	0	0	0	53	96	13.50	2.250
Blaise Ilsley, L ERA: 12.0	(6, 1)	0.2		4	2	0	0	0	0	1	0	0	0	4	8	0.00	3.000
Shawn Boskie, R ERA:	(7, 1)	1.0		4	1	0	0	1	0	0	0	0	0	12	15	0.00	1.000
Jim Bullinger, R ERA: 6.0	(8, 1)	1.0		3	0	0	0	0	1	0	0	0	0	9	15	0.00	1.000

PITCHER	IP	WLS	BF	H	R	ER	SO	BB	IBB	HBP	BLK	WP	HR	S	P	ERA	WHIP
1B: 8	SF: 1	2B: 3	SAC: 1	3B: 1	DP: 2	HR: 0	HBP: 1	WP: 0	PA: 40	PB: 0	SB: 0	CS: 0					



Batter	1	2	3	4	5	6	7	8	9	10	11	AB R H RBI BB SO LOB	TOP
Jerome Walton, R (1, 7) OBP: 0.400, SLG: 0.400 Brian Dorsett, R (9, 2) OBP: 0.500, SLG: 1.250	2-1 1B G4-3 1B		2-1 2B SF8 1B	1-0 G5-3			0-1 F8		1-2 F9		0-0 HR	5 2 2 0 0 0 2 1 1 1 2 0 0 0	
Tony Fernandez, S (1, 5) OBP: 0.333, SLG: 0.261 Hector Carrasco, R (10, 1)	0-3 SAFE K		0-1 SAFE SF8 1B 2B		0-0 G4-3			1-0 L8		1-2 F8	1-3 K	5 1 1 0 0 1 1 1 0 0 0 0 1 0	
Barry Larkin, R (1, 6) OBP: 0.250, SLG: 0.115	3-1 SAFE G4-3 1B		1-1 SAFE SF8		1-2 L1			2-2 F8		1-0 F9	1-0 G4-3	5 0 1 1 0 0 0	
Reggie Sanders, R (1, 9) OBP: 0.393, SLG: 0.741	0-0 G4-3		0-1 S 1B 1B		3-3 K			0-0 2B		2-3 K		5 1 2 2 0 2 1	
Roberto Kelly, R (1, 8) OBP: 0.364, SLG: 0.350 Jeff Brantley, R (8, 1) Willie Greene, L (10, 5) OBP: 0.286, SLG: 0.429	1-0 L7		1-1 SAFE G5-3		3-2 CS HBP			1-0 F9			1-0 G4-3	3 0 0 0 0 0 3 0 0 0 0 0 0 0 1 0 0 0 0 0 0	
Hal Morris, L (1, 3) OBP: 0.429, SLG: 0.560 Jacob Brumfield, R (9, PR) OBP: 1.000, SLG: 1.500		1-2 G6-3	0-0 2-H 1B		0-0 F8			3-2 FC6-5 SH3-4 1B			1-0 CS 1B 2B	4 0 2 1 0 0 1 1 1 1 0 0 0 0	
Bret Boone, R (1, 4) OBP: 0.333, SLG: 0.300 Johnny Ruffin, R (6, 1) Chuck McElroy, L (7, 1) Thomas Howard, S (8, 8) OBP: 0.500, SLG: 0.429		1-1 F8	1-3 K		0-0 F8			0-0 SH3-4			2-2 2B 1B	3 0 0 0 0 1 2 0 0 0 0 0 0 0 0 0 0 0 0 0 0 1 1 1 1 0 0 0	AB 45 R 9 H 15 RBI 9 BB 0 SO 8 LOB 13
Joe Oliver, R (1, 2) OBP: 0.286, SLG: 0.368 Lenny Harris, L (9, PH) OBP: 0.200, SLG: 0.400		3-2 1B		0-3 K		1-1 SAFE SAFE SAFE CS	3-2 P2		2-2 FC6-5 1B		0-0 1B 2B	3 0 1 0 0 1 0 2 1 1 1 0 0 2	
Tom Browning, L (1, 1) Jeff Branson, L (6, 4) OBP: 0.500, SLG: 0.500		1-3 K		1-3 K			1-0 P4		0-0 1B		1-2 HR 1B	2 0 0 0 0 2 1 3 1 2 1 0 0 0	
<b>Inning Stats</b>	R: 1 H: 2 E: 0 LOB: 1 K: 1 BB: 0 S: 12 P: 18	R: 0 H: 1 E: 0 LOB: 1 K: 1 BB: 0 S: 14 P: 20	R: 3 H: 4 E: 0 LOB: 1 K: 1 BB: 0 S: 14 P: 19	R: 0 H: 0 E: 0 LOB: 0 K: 2 BB: 0 S: 8 P: 10	R: 0 H: 0 E: 0 LOB: 0 K: 1 BB: 0 S: 9 P: 13	R: 0 H: 0 E: 0 LOB: 0 K: 0 BB: 0 S: 5 P: 9	R: 0 H: 0 E: 0 LOB: 0 K: 0 BB: 0 S: 9 P: 13	R: 0 H: 1 E: 0 LOB: 1 K: 0 BB: 0 S: 6 P: 10	R: 0 H: 2 E: 0 LOB: 2 K: 0 BB: 0 S: 12 P: 18	R: 0 H: 0 E: 0 LOB: 0 K: 1 BB: 0 S: 7 P: 11	R: 5 H: 5 E: 0 LOB: 0 K: 1 BB: 0 S: 16 P: 23	1B: 10 SF: 1 2B: 4 SAC: 1 3B: 0 DP: 0 HR: 1 HBP: 1	WP: 0 PA: 49 PB: 0 SB: 1 CS: 2
<b>PITCHER</b>	IP WLS BF H R ER SO BB IBB HBP BLK WP HR S P ERA WHIP												
Kirk Rueter, L (1, 1) ERA: 7.04	2.2 15 7 4 4 2 0 0 0 0 0 0 0 0 37 53 13.50 2.625												
Jeff Shaw, R (3, 1) ERA: 5.06	3.1 10 0 0 0 4 0 0 1 0 0 0 0 0 25 36 0.00 0.000												
Tim Scott, R (7, 1) ERA: 4.91	1.2 6 1 0 0 0 0 0 0 0 0 0 0 0 14 21 0.00 0.600												
Mel Rojas, R (8, 1) ERA: 1.8	0.1 1 0 0 0 0 0 0 0 0 0 0 0 0 1 2 0.00 0.000												
John Wetteland, R (9, 1) ERA: 2.84	2.0 8 2 0 0 1 0 0 0 0 0 0 0 0 19 29 0.00 1.000												
<b>PITCHER</b>	IP WLS BF H R ER SO BB IBB HBP BLK WP HR S P ERA WHIP												
Gil Heredia, R (11, 1) ERA: 6.43	1.0 8 5 5 4 1 0 0 0 0 0 0 0 0 5 5 6.43 5.000												

Cincinnati Reds @ Montreal Expos  
Olympic Stadium, Montreal, QB  
Mon Apr 11 1994, 7:05 PM EDT  
Att. 12,526 - Dome

livebaseballscorecards.com



Batter	1	2	3	4	5	6	7	8	9	10	11	AB R H RBI BB SO LOB	BOTTOM
--------	---	---	---	---	---	---	---	---	---	----	----	----------------------	--------

<p><b>Mike Lansing, R</b> (1, 4) OBP: 0.333, SLG: 0.310</p>			<p>0-0 <b>F9</b></p>	<p>2-2 <b>G3</b></p>			<p>4-2 <b>1B</b> <b>BB</b></p>	<p>1-2 <b>FC5-4</b></p>		<p>3-2 <b>G6-3</b></p>		5 0 0 0 1 1 4	
<p><b>Wil Cordero, R</b> (1, 6) OBP: 0.452, SLG: 0.615</p> <p><b>Gil Heredia, R</b> (11, 1) OBP: 1.000, SLG: 1.000</p>			<p>3-1 <b>HR</b></p>		<p>4-0 <b>1B</b> <b>BB</b></p>		<p>0-2 <b>L6</b></p>		<p>0-3 <b>K</b></p>	<p>2-3 <b>K</b></p>		5 1 1 1 1 2 2 0 0 0 0 0 0 0	
<p><b>Marquis Grissom, R</b> (1, 8) OBP: 0.278, SLG: 0.258</p>			<p>2-1 <b>G1-3</b></p>		<p>1-1 <b>F8</b></p>		<p>2-0 <b>1B</b> <b>1B</b></p>		<p>1-2 <b>G4-3</b></p>		<p>1-2 <b>FC6-4</b> <b>1B</b></p>	6 1 2 0 0 0 1	
<p><b>Larry Walker, L</b> (1, 9) OBP: 0.471, SLG: 0.690</p>		<p>4-2 <b>1B</b> <b>BB</b></p>	<p>4-1 <b>BB</b></p>		<p>1-1 <b>1B</b></p>		<p>0-0 <b>1B</b> <b>PB</b> <b>1B</b></p>		<p>0-0 <b>1B</b> <b>2B</b></p>		<p>2-2 <b>FC6-4</b> <b>1B</b></p>	4 2 3 0 2 0 1	
<p><b>Moises Alou, R</b> (1, 7) OBP: 0.348, SLG: 0.571</p>		<p>1-2 <b>FC1-6</b> <b>1B</b></p>	<p>1-2 <b>F9</b></p>		<p>0-0 <b>F9</b></p>		<p>2-2 <b>1B</b> <b>PB</b> <b>1B</b></p>		<p>4-0 <b>1B</b> <b>IBB</b></p>		<p>2-1 <b>F8</b></p>	5 0 2 1 1 0 4	
<p><b>Randy Milligan, R</b> (1, 3) <b>Darrin Fletcher, L</b> (7, PH) OBP: 0.350, SLG: 0.294</p> <p><b>Rondell White, R</b> (7, PH) OBP: 0.308, SLG: 0.385</p> <p><b>Cliff Floyd, L</b> (8, 3) OBP: 0.227, SLG: 0.190</p>		<p>0-3 <b>K</b></p>		<p>2-2 <b>G5-3</b></p>	<p>1-2 <b>G3</b></p>		<p>1-2 <b>G6-3</b></p>		<p>1-0 <b>1B</b></p>		<p>0-0 <b>G4-3</b></p>	3 0 0 0 0 1 4 0 0 0 0 0 0 0 1 0 0 0 0 0 1 2 0 1 0 0 0 1	
<p><b>Sean Berry, R</b> (1, 5) OBP: 0.393, SLG: 0.500</p>		<p>1-0 <b>FC1-6</b> <b>1B</b></p>		<p>2-3 <b>K</b></p>		<p>2-3 <b>K</b></p>		<p>2-0 <b>P2</b></p>		<p>2-2 <b>G1-3</b></p>		5 0 1 1 0 2 3	
<p><b>Lenny Webster, R</b> (1, 2) OBP: 0.444, SLG: 0.444</p>		<p>1-1 <b>FC1-6</b></p>	<p>2-1 <b>1B</b></p>		<p>2-3 <b>K</b></p>		<p>2-3 <b>K</b></p>		<p>1-1 <b>FC5-4</b> <b>1B</b></p>		<p>3-2 <b>G5-3</b></p>	5 0 2 0 0 1 2	
<p><b>Kirk Rueter, L</b> <b>Jeff Shaw, R</b> <b>Jeff Gardner, L</b> <b>Tim Scott, R</b> <b>Mel Rojas, R</b> <b>Lou Frasier, S</b> <b>John Wetteland, R</b> <b>Freddie Benavides, R</b></p>		<p>0-3 <b>K</b></p>	<p>1-2 <b>1B</b></p>		<p>1-1 <b>F7</b></p>		<p>1-1 <b>F7</b></p>		<p>2-3 <b>K</b></p>		<p>0-0 <b>G6-3</b> <b>1B</b></p>	1 0 0 0 0 0 1 2 1 0 0 1 0 0 0 0 1 0 0 0 0 0 0 0 0 0 0 0 0 0 0 0 1 0 0 0 0 0 0 0 1 0 0 0 0 0 0 1 1 1 0 0 0 0 0 0 0 0 1 0 0 1 0 0 0 0 0	

<p><b>Inning Stats</b></p> <p>R: 0 H: 0 E: 0 K: 1 S: 11</p> <p>H: 0 LOB: 0 BB: 0 P: 16</p>	<p>R: 1 H: 2 E: 0 K: 2 S: 15</p> <p>H: 2 LOB: 2 BB: 1 P: 22</p>	<p>R: 1 H: 1 E: 0 K: 0 S: 9</p> <p>H: 1 LOB: 1 BB: 1 P: 19</p>	<p>R: 0 H: 2 E: 0 K: 1 S: 15</p> <p>H: 2 LOB: 2 BB: 0 P: 24</p>	<p>R: 0 H: 1 E: 0 K: 0 S: 8</p> <p>H: 1 LOB: 2 BB: 1 P: 15</p>	<p>R: 0 H: 0 E: 0 K: 2 S: 8</p> <p>H: 0 LOB: 0 BB: 0 P: 13</p>	<p>R: 2 H: 3 E: 0 K: 0 S: 13</p> <p>H: 3 LOB: 1 BB: 1 P: 22</p>	<p>R: 0 H: 1 E: 0 K: 1 S: 9</p> <p>H: 1 LOB: 1 BB: 0 P: 15</p>	<p>R: 0 H: 2 E: 0 K: 1 S: 11</p> <p>H: 2 LOB: 3 BB: 1 P: 19</p>	<p>R: 0 H: 1 E: 0 K: 1 S: 10</p> <p>H: 1 LOB: 1 BB: 0 P: 18</p>	<p>R: 0 H: 1 E: 0 K: 0 S: 9</p> <p>H: 1 LOB: 1 BB: 0 P: 14</p>	<p>1B: 12 SF: 0 2B: 1 SAC: 0 3B: 0 DP: 0 HR: 1 HBP: 0</p>	<p>WP: 0 PA: 51 PB: 1 SB: 0 CS: 0</p>
<p><b>PITCHER</b></p> <p><b>Tom Browning, L</b> (1, 1) ERA: 9.72</p> <p><b>Johnny Ruffin, R</b> (6, 1) ERA: 2.57</p> <p><b>Chuck McElroy, L</b> (7, 1) ERA:</p> <p><b>Jeff Brantley, R</b> (8, 1) ERA: 2.57</p> <p><b>Hector Carrasco, R</b> (10, 1) ERA: 1.8</p>	<p>IP WLS BF H R ER SO BB IBB HBP BLK WP HR S P ERA WHIP</p>	<p><b>PITCHER</b></p> <p>IP WLS BF H R ER SO BB IBB HBP BLK WP HR S P ERA WHIP</p>										

Cincinnati Reds @ Montreal Expos  
Olympic Stadium, Montreal, QB  
Mon Apr 11 1994, 7:05 PM EDT  
Att. 12,526 - Dome

AB	46
R	4
H	14
RBI	3
BB	5
SO	9
LOB	26





Batter	1	2	3	4	5	6	7	8	9	AB R H RBI BB SO LOB	TOP											
<b>Tony Fernandez, S</b> (1, 5) OBP: 0.375, SLG: 0.407	2-1 G1-3 1B		4-0 3B BB	0-0 HR			1-0 L8		1-0 FC6-4 1-2f	4 2 2 3 1 0 1												
<b>Barry Larkin, R</b> (1, 6) OBP: 0.250, SLG: 0.133	0-0 G1-3 1-2		3-2 3B 1B	3-2 G4-3			2-1 F9			4 1 1 0 0 0 1												
<b>Reggie Sanders, R</b> (1, 9) OBP: 0.375, SLG: 0.742	1-1 F9		0-0 SF9 3B			1-0 F8	1-3 K			4 1 1 3 0 1 1												
<b>Kevin Mitchell, R</b> (1, 7) OBP: 0.296, SLG: 0.680 <b>Thomas Howard, S</b> (8, 7) OBP: 0.500, SLG: 0.429	2-3 K		0-0 SF9			1-2 1B		1-3 K		3 0 1 1 0 2 1 0 0 0 0 0 0 0												
<b>Roberto Kelly, R</b> (1, 8) OBP: 0.346, SLG: 0.333		1-1 G6-4-3 1B	3-3 K			0-3 K		0-1 G6-3		4 0 1 0 0 2 1												
<b>Hal Morris, L</b> (1, 3) OBP: 0.375, SLG: 0.483		0-0 G6-4-3 1-2f		1-1 F8		0-1 G3		1-1 F9		4 0 0 0 0 0 2												
<b>Bret Boone, R</b> (1, 4) OBP: 0.280, SLG: 0.250		1-0 F8		1-3 K		0-2 F8		2-1 P4		4 0 0 0 0 1 0												
<b>Brian Dorsett, R</b> (1, 2) OBP: 0.625, SLG: 1.000			3-2 1B 3B 1B	4-2 1B HR BB		1-0 G5-3		4-1 FC6-4 BB		2 2 1 0 2 0 0												
<b>Tim Pugh, R</b> (1, 1) OBP: 0.333, SLG: 0.333 <b>Willie Greene, L</b> (9, PH) OBP: 0.250, SLG: 0.375 <b>Pete Schourek, L</b> (9, 1)			1-0 SH3-4	1-0 SH3-4 HR 1B		0-0 G6-3		1-3 K		2 1 1 0 0 0 0 1 0 0 0 0 1 1 0 0 0 0 0 0 0												
<b>Inning Stats</b>	R: 0 E: 0 K: 1 S: 10	H: 1 LOB: 1 BB: 0 P: 15	R: 0 E: 0 K: 0 S: 4	H: 1 LOB: 0 BB: 0 P: 6	R: 4 E: 0 K: 1 S: 12	H: 3 LOB: 0 BB: 1 P: 26	R: 3 E: 0 K: 1 S: 12	H: 2 LOB: 0 BB: 1 P: 22	R: 0 E: 0 K: 1 S: 9	H: 1 LOB: 1 BB: 0 P: 11	R: 0 E: 0 K: 0 S: 5	H: 0 LOB: 0 BB: 0 P: 6	R: 0 E: 0 K: 1 S: 6	H: 0 LOB: 0 BB: 0 P: 10	R: 0 E: 0 K: 1 S: 7	H: 0 LOB: 0 BB: 0 P: 9	R: 0 E: 0 K: 1 S: 7	H: 0 LOB: 1 BB: 1 P: 15	1B: 6 2B: 0 3B: 1 HR: 1	SF: 1 SAC: 1 DP: 1 HBP: 0	WP: 0 PB: 0 SB: 0 CS: 0	PA: 37
<b>PITCHER</b>	IP WLS BF H R ER SO BB IBB HBP BLK WP HR S P ERA WHIP																					
<b>Denis Boucher, L</b> (1, 1) ERA: 13.5	4.0 L 20 7 7 7 3 2 0 0 0 0 0 1 38 69 15.75 2.250																					
<b>Jeff Shaw, R</b> (5, 1) ERA: 3.24	3.0 10 1 0 0 2 0 0 0 0 0 0 0 20 27 0.00 0.333																					
<b>Mel Rojas, R</b> (8, 1) ERA: 1.29	2.0 7 0 0 0 2 1 0 0 0 0 0 0 14 24 0.00 0.500																					

Cincinnati Reds @ Montreal Expos  
Olympic Stadium, Montreal, QB  
Tue Apr 12 1994, 7:05 PM EDT  
Att. 12,466 - Dome

livebaseballscorecards.com

AB	32
R	7
H	8
RBI	7
BB	3
SO	7
LOB	8







Batter	1	2	3	4	5	6	7	8	9	AB R H RBI BB SO LOB	TOP											
<b>Tony Fernandez, S</b> (1, 4) OBP: 0.361, SLG: 0.367	3-1 G6-3			1-2 G1-3			0-0 G6-3		4-2 SF7 SF9 BB	3 0 0 0 1 0 0												
<b>Barry Larkin, R</b> (1, 6) OBP: 0.225, SLG: 0.121	2-0 F8			0-0 P4			0-1 G6-3		1-0 SF9	3 0 0 1 0 0 0												
<b>Hal Morris, L</b> (1, 3) OBP: 0.333, SLG: 0.438	3-2 G6-3			0-1 G1-4-3			0-1 L9		1-1 SF7	3 0 0 1 0 0 0												
<b>Kevin Mitchell, R</b> (1, 7) OBP: 0.290, SLG: 0.607			0-0 L8			1-3 K		1-0 F7	4-0 IBB	3 0 0 0 1 1 0												
<b>Reggie Sanders, R</b> (1, 9) OBP: 0.371, SLG: 0.697			2-3 K			3-3 K		1-2 WP HBP	1-0 G4-3	2 0 0 0 0 2 0 0 0 0 0 0 0 0												
<b>Jerome Walton, R</b> (8, PR) OBP: 0.400, SLG: 0.400										1 0 0 0 0 0 2 0 0 0 0 0 0 0 0 0 0 0 0 0 0												
<b>Lenny Harris, L</b> (9, PH) OBP: 0.187, SLG: 0.333																						
<b>Chuck McElroy, L</b> (9, 1) OBP: 0.187, SLG: 0.333																						
<b>Hector Carrasco, R</b> (9, 1)																						
<b>Roberto Kelly, R</b> (1, 8) OBP: 0.310, SLG: 0.296			1-1 G6-3			2-3 K		2-3 K		3 0 0 0 0 2 1												
<b>Willie Greene, L</b> (1, 5) OBP: 0.182, SLG: 0.273				1-3 K			1-3 K			3 0 0 0 0 2 1												
<b>Brian Dorsett, R</b> (1, 2) OBP: 0.545, SLG: 0.778				1-2 F8			0-1 F8		2-0 F8	3 1 1 0 0 0 0												
<b>Jose Rijo, R</b> (1, 1) OBP: 0.333, SLG: 0.333									1-2 BB 1B SF9 1B													
<b>Thomas Howard, S</b> (9, PH) OBP: 0.556, SLG: 0.500				0-2 G6-3			0-3 K		0-0 SF9 BB SF7 1B	2 0 0 0 0 1 0 1 1 1 0 0 0 0												
<b>Inning Stats</b>	R: 0 E: 0 K: 0 S: 7	H: 0 LOB: 0 BB: 0 P: 15	R: 0 E: 0 K: 1 S: 6	H: 0 LOB: 0 BB: 0 P: 9	R: 0 E: 0 K: 1 S: 10	H: 0 LOB: 0 BB: 0 P: 12	R: 0 E: 0 K: 0 S: 6	H: 0 LOB: 0 BB: 0 P: 7	R: 0 E: 0 K: 3 S: 12	H: 0 LOB: 0 BB: 0 P: 18	R: 0 E: 0 K: 2 S: 8	H: 0 LOB: 0 BB: 0 P: 9	R: 0 E: 0 K: 0 S: 5	H: 0 LOB: 0 BB: 0 P: 5	R: 0 E: 0 K: 1 S: 9	H: 0 LOB: 2 BB: 0 P: 15	R: 2 E: 0 K: 0 S: 11	H: 2 LOB: 2 BB: 2 P: 23	1B: 2 2B: 0 3B: 0 HR: 0	SF: 2 SAC: 0 DP: 0 HBP: 1	WP: 2 PB: 0 SB: 0 CS: 0	PA: 32
<b>PITCHER</b>	IP WLS BF H R ER SO BB IBB HBP BLK WP HR S P ERA WHIP																					
<b>Pedro Martinez, R</b> (1, 1) ERA: 1.29	8.0 26 1 1 1 8 0 0 1 0 1 0 66 94 1.12 0.125																					
<b>John Wetteland, R</b> (9, 1) ERA: 3.68	1.0 W 6 1 1 1 0 1 1 0 0 0 0 8 19 9.00 2.000																					

Cincinnati Reds @ Montreal Expos  
Olympic Stadium, Montreal, QB  
Wed Apr 13 1994, 7:05 PM EDT  
Att. 14,072 - Dome

livebaseballscorecards.com

AB	27
R	2
H	2
RBI	2
BB	2
SO	8
LOB	4







Batter	1	2	3	4	5	6	7	8	9	AB R H RBI BB SO LOB	TOP											
Mike Lansing, R (1, 4) OBP: 0.350, SLG: 0.273	0-1 G5-3		4-2 BB			4-2 3B BB	2-1 FC5			2 1 0 0 2 0 3												
Wil Cordero, R (1, 6) OBP: 0.442, SLG: 0.571	2-0 P3		2-3 K			2-2 1B 3B		1-0 F9		4 1 1 1 0 1 2												
Marquis Grissom, R (1, 8) OBP: 0.271, SLG: 0.256	1-2 F9				3-2 L8	0-0 1B		0-0 1B		4 0 2 1 0 0 0												
Larry Walker, L (1, 9) OBP: 0.370, SLG: 0.585		1-0 G4-3			0-0 F9	2-1 F8		1-1 G4-6-3		4 0 0 0 0 0 2												
Darrin Fletcher, L (1, 2) Lenny Webster, R (8, 2) OBP: 0.433, SLG: 0.615 OBP: 0.400, SLG: 0.400		2-1 1B			2-0 P3		1-2 G6-3		2-2 G3	3 0 1 0 0 0 0 1 0 0 0 0 0 0												
Moises Alou, R (1, 7) OBP: 0.323, SLG: 0.517		1-2 G6-4-3					0-0 G6-3		0-2 F8	4 0 1 0 0 0 1												
Cliff Floyd, L (1, 3) OBP: 0.294, SLG: 0.303					1-2 1B	1-2 1B	2-0 1B	0-0 1B		4 0 3 0 0 0 0												
Sean Berry, R (1, 5) OBP: 0.389, SLG: 0.433					1-1 L6-3	1-1 L6-3	4-0 BB	1-0 G4-3		2 0 0 0 2 0 2												
Jeff Fassero, L (1, 1) Jeff Shaw, R (6, 1) Randy Milligan, R (7, PH) Tim Scott, R (7, 1)					0-0 SH3	0-0 SH3				1 0 0 0 0 0 0 0 0 0 0 0 0 0 0 0 0 0 1 0 0 0 0 0 0 0 0 0												
<b>Inning Stats</b>	R: 0 E: 0 K: 0 S: 6	H: 0 LOB: 0 BB: 0 P: 9	R: 0 E: 0 K: 0 S: 6	H: 1 LOB: 0 BB: 0 P: 10	R: 0 E: 0 K: 1 S: 12	H: 0 LOB: 2 BB: 2 P: 23	R: 0 E: 0 K: 0 S: 6	H: 0 LOB: 0 BB: 0 P: 11	R: 0 E: 0 K: 0 S: 7	H: 2 LOB: 0 BB: 0 P: 9	R: 2 E: 0 K: 0 S: 10	H: 2 LOB: 0 BB: 1 P: 18	R: 0 E: 0 K: 0 S: 7	H: 1 LOB: 3 BB: 2 P: 20	R: 0 E: 0 K: 0 S: 4	H: 1 LOB: 0 BB: 0 P: 6	R: 0 E: 0 K: 0 S: 10	H: 1 LOB: 1 BB: 0 P: 13	1B: 7 2B: 1 3B: 1 HR: 0	SF: 0 SAC: 1 DP: 3 HBP: 0	WP: 0 PB: 0 SB: 0 CS: 0	PA: 35
<b>PITCHER</b>	IP WLS BF H R ER SO BB IBB HBP BLK WP HR S P ERA WHIP																					
Armando Reynoso, R (1, 1) ERA: 6.32	6.0 W 22 5 2 2 1 3 0 0 0 0 0 0 47 80 3.00 1.333																					
Mike Munoz, L (7, 1) ERA: 8.31	0.2 5 1 0 0 0 2 0 0 0 0 0 0 5 16 0.00 4.500																					
Steve Reed, R (7, 1) ERA: 9.0	1.1 4 1 0 0 0 0 0 0 0 0 0 0 6 10 0.00 0.750																					
Willie Blair, R (9, 1) ERA: 15.43	1.0 4 1 0 0 0 0 0 0 0 0 0 0 10 13 0.00 1.000																					

**Montreal Expos @ Colorado Rockies**  
**Mile High Stadium, Denver, CO**  
 Fri Apr 15 1994, 9:05 PM EDT  
 Att. 47,213 - Unknown - 67 F

livebaseballscorecards.com

AB	29
R	2
H	8
RBI	2
BB	5
SO	1
LOB	10



BOTTOM

Montreal Expos @ Colorado Rockies  
Mile High Stadium, Denver, CO  
Fri Apr 15 1994, 9:05 PM EDT  
Att: 47,213 - Unknown - 67 F

livebaseballscores.com

AB	37
R	9
H	12
RBI	7
BB	3
SO	5
LOB	23



WP	0	PA	41
PB	0		
SB	3		
CS	0		

AB R H RBI BB SO LOB

4	0	2	2	1	0	1	
4	0	0	1	0	2	4	
4	0	2	1	1	0	1	
5	0	0	0	0	1	7	
5	2	2	0	0	0	2	
3	2	1	2	1	0	1	
0	0	0	0	0	0	0	
4	2	3	1	0	0	0	
4	2	0	0	0	0	3	
2	0	1	0	0	1	2	
1	0	0	0	0	1	2	
0	0	0	0	0	0	0	
0	0	0	0	0	0	0	
1	1	1	0	0	0	0	
0	0	0	0	0	0	0	
1B:	9	SF:	1	WP:	0	PA:	41
2B:	1	SAC:	0	PB:	0		
3B:	1	DP:	1	SB:	3		
HR:	1	HBP:	0	CS:	0		

Batter	1	2	3	4	5	6	7	8	9
Walt Weiss, S OBP: 0.310, SLG: 0.270 (1, 6)	F8	1B			FC6-4 1B G1-3	SF8 E 1B		FC5 1B BB	
Joe Girardi, R OBP: 0.333, SLG: 0.290 (1, 2)	G4-3	K			G1-3	SF8		K	
Dante Bichette, R OBP: 0.558, SLG: 1.135 (1, 9)	BB				G6-3	E5		FC5 1B	
Andres Galarraga, R OBP: 0.328, SLG: 0.641 (1, 3)	K				G5-3	G5-3		FC5	
Charlie Hayes, R OBP: 0.238, SLG: 0.375 (1, 5)		G6-3	G6-3			IHR 2B	1B 3B	G4-3	
Ellis Burks, R OBP: 0.538, SLG: 0.969 (1, 8)		1B E BB			G5-3	IHR	G6-3		
Mike Kingery, L OBP: 0.375, SLG: 0.429 (8, 8)									
Eric Young Sr., R OBP: 0.231, SLG: 0.231 (1, 7)		S E 1B			P4	1B SF8 E 1B	G6-4-3 1B		
Vinny Castilla, R (1, 4)		FC5 1B			G6-3	E8 SF8 E 1B	G6-4-3		
Armando Reynoso, R OBP: 0.280, SLG: 0.250 (6, PH)						K		BB 1B	
Roberto Mejia, R OBP: 0.260, SLG: 0.321 (7, 1)		K							
Mike Munoz, L (7, 1)									
Steve Reed, R (7, 1)									
John Vander Wal, L OBP: 0.330, SLG: 0.500 (8, PH)									
Willie Blair, R (9, 1)									

Inning Stats	R: 0 E: 0 K: 1 S: 7	H: 0 LOB: 1 BB: 1 P: 18	R: 3 E: 1 K: 2 S: 14	H: 2 LOB: 1 BB: 1 P: 24	R: 0 E: 0 K: 0 S: 6	H: 0 LOB: 0 BB: 0 P: 8	R: 0 E: 0 K: 0 S: 4	H: 0 LOB: 0 BB: 0 P: 7	R: 0 E: 0 K: 10 S: 10	H: 2 LOB: 2 BB: 0 P: 14	R: 4 E: 2 K: 1 S: 19	H: 4 LOB: 2 BB: 0 P: 27	R: 1 E: 0 K: 0 S: 6	H: 2 LOB: 0 BB: 0 P: 13	R: 1 E: 0 K: 1 S: 9	H: 2 LOB: 2 BB: 1 P: 18
--------------	------------------------------	----------------------------------	-------------------------------	----------------------------------	------------------------------	---------------------------------	------------------------------	---------------------------------	--------------------------------	----------------------------------	-------------------------------	----------------------------------	------------------------------	----------------------------------	------------------------------	----------------------------------

PITCHER	IP	WLS	BF	H	R	ER	SO	BB	IBB	HBP	BLK	WP	HR	S	P	ERA	WHIP
Jeff Fassero, L ERA: 3.0 (1, 1)	5.0	L	25	7	6	2	3	2	0	0	0	0	0	48	82	3.60	1.800
Jeff Shaw, R ERA: 2.89 (6, 1)	1.0		6	1	1	0	1	0	0	0	0	0	0	12	16	0.00	1.000
Tim Scott, R ERA: 6.35 (7, 1)	2.0		10	4	2	2	1	1	0	0	0	0	0	15	31	9.00	2.500



Batter	1	2	3	4	5	6	7	8	9	AB R H RBI BB SO LOB	TOP											
Mike Lansing, R (1, 4) OBP: 0.356, SLG: 0.270	1-3 K		2-2 G4-3	4-2 FC6-4 BB		1-0 G5-3			0-0 1B	4 0 1 0 1 1 1												
Wil Cordero, R (1, 6) OBP: 0.396, SLG: 0.500	1-1 G6-3		0-1 F7	1-2 FC6-4 1-2f			0-0 F9		0-3 K	5 0 0 0 0 1 5												
Marquis Grissom, R (1, 8) OBP: 0.245, SLG: 0.229	2-1 G6-3		1-0 P4		0-0 E6 G4-6-3		0-2 G1-3		2-2 K	5 0 0 0 0 1 2												
Larry Walker, L (1, 9) OBP: 0.360, SLG: 0.556		2-0 G4-3		3-2 G3 2B 1B	2-2 G4-6-3 1-2f		0-1 F9			4 1 1 0 0 0 1												
Darrin Fletcher, L (1, 2) OBP: 0.362, SLG: 0.533		0-0 P4		3-1 G3 1-2	3-1 P6			0-1 G4-3		4 0 0 0 0 0 1												
Moises Alou, R (1, 7) OBP: 0.343, SLG: 0.545		0-1 BB S 1B		2-1 2B 1B 2B		2-3 K		3-1 F9		4 1 2 1 0 1 0												
Cliff Floyd, L (1, 3) OBP: 0.342, SLG: 0.361		4-1 SAFE BB BB		1-0 SH1-4 1B 1B		1-2 1B 2B		2-3 K		3 1 2 1 1 1 0												
Gil Heredia, R (8, 1) OBP: 1.000, SLG: 1.000		1-2 BB BB		1-2 SH1-4 1B						0 0 0 0 0 0 0												
Jeff Gardner, L (1, 5) OBP: 0.375, SLG: 0.231		4-1 1-2 2-3 BB		0-0 SH1-4 1B		2-2 F7			4-1 1B BB	2 0 1 0 2 0 1												
Ken Hill, R (1, 1) OBP: 0.167, SLG: 0.167		3-2 G4-3		3-1 SH1-4		3-2 1B			1-1 P8	2 0 1 1 0 0 3												
Mel Rojas, R (7, 1)										0 0 0 0 0 0 0												
Randy Milligan, R (8, 3)										1 0 0 0 0 0 1												
<b>Inning Stats</b>	R: 0 E: 0 K: 1 S: 8	H: 0 LOB: 0 BB: 0 P: 12	R: 0 E: 0 K: 0 S: 10	H: 1 LOB: 3 BB: 2 P: 23	R: 0 E: 0 K: 0 S: 8	H: 0 LOB: 0 BB: 0 P: 11	R: 2 E: 0 K: 0 S: 17	H: 4 LOB: 3 BB: 1 P: 33	R: 0 E: 1 K: 0 S: 6	H: 0 LOB: 0 BB: 0 P: 11	R: 1 E: 0 K: 1 S: 18	H: 2 LOB: 1 BB: 0 P: 27	R: 0 E: 0 K: 0 S: 6	H: 0 LOB: 0 BB: 0 P: 6	R: 0 E: 0 K: 1 S: 7	H: 0 LOB: 0 BB: 0 P: 12	R: 0 E: 0 K: 2 S: 10	H: 1 LOB: 2 BB: 1 P: 17	1B: 6 2B: 2 3B: 0 HR: 0	SF: 0 SAC: 1 DP: 1 HBP: 0	WP: 0 PB: 0 SB: 1 CS: 0	PA: 39
<b>PITCHER</b>	IP WLS BF H R ER SO BB IBB HBP BLK WP HR S P ERA WHIP																					
Mike Harkey, R (1, 1) ERA: 5.79	6.0		28	7	3	3	2	3	0	0	0	0	0	0	67	117	4.50	1.667				
Steve Reed, R (7, 1) ERA: 7.5	1.0	W	3	0	0	0	0	0	0	0	0	0	0	6	6	0.00	0.000					
Bruce Ruffin, L (8, 1) ERA: 5.4	1.0		3	0	0	0	1	0	0	0	0	0	0	7	12	0.00	0.000					
Darren Holmes, R (9, 1) ERA: 6.75	1.0		5	1	0	0	2	1	0	0	0	0	0	10	17	0.00	2.000					

**Montreal Expos @ Colorado Rockies**  
**Mile High Stadium, Denver, CO**  
 Sat Apr 16 1994, 5:33 AM EDT  
 Att: 51,347 - Sunny

[livebaseballscorecards.com](http://livebaseballscorecards.com)

AB	34
R	3
H	8
RBI	3
BB	4
SO	5
LOB	15













Batter	1	2	3	4	5	6	7	8	9	10	11	AB R H RBI BB SO LOB	TOP				
Mike Lansing, R (1, 4) OBP: 0.327, SLG: 0.277	3-2 F9 FC1-5 2B		2-0 F8			1-2 1B G5-3 1B		1-0 P9		1-1 G4-3		5 0 2 0 0 0 0	<p><b>Montreal Expos @ San Francisco Giants</b> Candlestick Park, San Francisco, CA</p> <p>Mon Apr 18 1994, 10:05 PM EDT Att: 16,502 - Unknown - 60 F</p>				
Wii Cordero, R (1, 6) OBP: 0.362, SLG: 0.460	2-0 F9		0-3 K			0-1 G5-3 1-2		3-2 G5-3		0-0 BB 1B 1B		5 0 1 0 0 1 2					
Marquis Grissom, R (1, 8) OBP: 0.302, SLG: 0.328	2-2 FC1-5					1-1 L3 1B 2-3 1B		1-1 2B 1B		0-0 BB 1B 1-2 1B		5 1 4 0 0 0 1					
Larry Walker, L (1, 9) OBP: 0.383, SLG: 0.593	2-0 1B					0-2 G4-6-3 1-2 1B		0-0 L3 1-1		0-0 G4-6-3 1-2 2-3 BB		4 0 2 1 1 0 3					
Moises Alou, R (1, 7) OBP: 0.386, SLG: 0.610						1-2 1B		0-1 F9		1-2 G4-6-3		5 0 2 0 0 1 4					
Tim Scott, R (10, 1)						1-2 1B				1-2 G4-6-3		0 0 0 0 0 0 0					
Sean Berry, R (1, 5) OBP: 0.378, SLG: 0.436						1-2 F9		0-3 K		0-0 FC1-6 1B		5 0 1 0 0 2 2					
Randy Milligan, R (1, 3) Cliff Floyd, L (7, PH) OBP: 0.356, SLG: 0.381 (7, 3)						0-0 F8		4-1 1B BB		0-0 FC1-6 G6-3		2 0 0 0 0 1 1 2 0 0 0 1 1 1					
Tim Spehr, R (1, 2) OBP: 0.167, SLG: 0.167						2-2 F8		1-1 1B		1-0 G6-3		4 0 1 0 0 0 2					
Darrin Fletcher, L (11, PH) OBP: 0.371, SLG: 0.516 (11, 2)						1-2 F8		1-3 1B		1-2 G6-3		1 0 0 0 0 0 0					
Pedro Martinez, R (1, 1) Jeff Shaw, R (8, 1) OBP: 0.500, SLG: 0.500						2-3 K		2-3 K		1-3 K		3 0 0 0 0 3 2 1 0 0 0 0 1 1 0 0 0 0 0 0 0					
Rondell White, R (10, 7) OBP: 0.278, SLG: 0.333						1-3 K		1-2 K									
<b>Inning Stats</b>	R: 0 H: 2 E: 0 LOB: 1 K: 0 BB: 0 S: 9 P: 18	R: 0 H: 1 E: 0 LOB: 1 K: 1 BB: 0 S: 12 P: 19	R: 0 H: 0 E: 0 LOB: 0 K: 2 BB: 0 S: 9 P: 12	R: 0 H: 2 E: 0 LOB: 1 K: 0 BB: 0 S: 14 P: 18	R: 0 H: 0 E: 0 LOB: 0 K: 1 BB: 0 S: 10 P: 14	R: 0 H: 2 E: 0 LOB: 1 K: 0 BB: 0 S: 9 P: 12	R: 0 H: 1 E: 0 LOB: 2 K: 2 BB: 1 S: 11 P: 18	R: 1 H: 2 E: 0 LOB: 1 K: 1 BB: 0 S: 12 P: 19	R: 0 H: 1 E: 0 LOB: 1 K: 1 BB: 0 S: 6 P: 8	R: 0 H: 2 E: 0 LOB: 2 K: 0 BB: 1 S: 7 P: 13	R: 0 H: 0 E: 0 LOB: 0 K: 2 BB: 0 S: 9 P: 15	1B: 11 SF: 0 2B: 3 SAC: 0 3B: 0 DP: 3 HR: 0 HBP: 0	WP: 0 PA: 44 PB: 0 SB: 1 CS: 0				
<b>PITCHER</b>	IP WLS BF H R ER SO BB IBB HBP BLK WP HR S P ERA WHIP																
Bryan Hickerson, L (1, 1) ERA: 1.32	6.0	22	7	0	0	4	0	0	0	0	0	0	0	63	93	0.00	1.167
Dave Burba, R (7, 1) ERA: 2.16	1.0	5	1	0	0	2	1	0	0	0	0	0	0	11	18	0.00	2.000
Rich Monteleone, R (8, 1) ERA: 3.86	0.2	3	1	1	1	0	0	0	0	0	0	0	0	8	13	13.50	1.500
Kevin Rogers, L (8, 1) ERA: 5.14	1.2	10	4	0	0	2	1	0	0	0	0	0	0	14	23	0.00	3.000
Michael Jackson, R (10, 1) ERA:	1.2	W 4	0	0	0	2	0	0	0	0	0	0	0	12	19	0.00	0.000

livebaseballscorecards.com

AB	42
R	1
H	13
RBI	1
BB	2
SO	10
LOB	19







Batter	1	2	3	4	5	6	7	8	9	AB R H RBI BB SO LOB	TOP													
Mike Lansing, R OBP: 0.333, SLG: 0.288 (1, 6)	1-2 G6-3 1B		1-0 G6-3		1-1 2-H 1B		1-2 G1-3		0-0 L4	5 1 2 0 0 0 4														
Jeff Gardner, L OBP: 0.286, SLG: 0.167 (1, 5) (7, 4)	2-0 G6-3		0-1 G4-3			2-1 G3		0-0 G4-3		4 0 0 0 0 0 1														
Marquis Grissom, R OBP: 0.299, SLG: 0.323 (1, 8)	2-2 P9			0-0 L9		1-3 K		0-0 E S 1B		4 0 1 0 0 1 1														
Larry Walker, L OBP: 0.375, SLG: 0.569 (1, 9)	0-2 2-H 1B			2-2 G3-1		3-2 G6-3		1 SAFE 1 SAFE 1 SAFE P7		4 0 1 1 0 0 1														
Darrin Fletcher, L OBP: 0.368, SLG: 0.500 Tim Spehr, R OBP: 0.143, SLG: 0.143 (7, PR) (7, 2) Mel Rojas, R (8, 1)	1-1 F9			1-2 G4-3			0-0 FC4-6 2B 1B	1 SAFE 1 SAFE K		3 0 1 0 0 0 1 1 1 0 0 0 1 1 0 0 0 0 0 0 0														
Moises Alou, R OBP: 0.417, SLG: 0.711 (1, 7)		0-1 G5-3			0-1 G3 1B 2B		1 SAFE 1-2 FC4-6 1B		2-2 HR	4 2 3 1 0 0 0														
Cliff Floyd, L OBP: 0.327, SLG: 0.348 (1, 3)		0-0 P5			1-0 G3		2-0 F8		1-2 G4-3	4 0 0 0 0 0 3														
Freddie Benavides, R OBP: 0.222, SLG: 0.222 Lou Frazier, S OBP: 0.286, SLG: 0.167 Sean Berry, R OBP: 0.370, SLG: 0.425 (1, 4) (7, PH) (7, 5)		2-1 G5-3			2-0 SH3 1B 1B		2-1 FC4-6 2B		1-0 P3	2 0 1 1 0 0 0 1 0 0 0 0 0 2 1 0 0 0 0 0 0														
Denis Boucher, R (1, 1) Gil Heredia, R OBP: 1.000, SLG: 1.000 Wil Cordero, R OBP: 0.373, SLG: 0.490 Rod Henderson, R (7, 1) Lenny Webster, R OBP: 0.333, SLG: 0.333 (8, 2)			1-1 G6-3		1 SAFE 1 SAFE SH3		1-1 SAFE SAFE SAFE 2B		3-2 1B	1 0 0 0 0 0 0 0 0 0 0 0 0 0 1 0 1 1 0 0 0 0 0 0 0 0 0 0 1 0 1 0 0 0 0														
<b>Inning Stats</b>	R: 1 E: 0 K: 0 S: 12	H: 2 LOB: 1 BB: 0 P: 18	R: 0 E: 0 K: 0 S: 5	H: 0 LOB: 0 BB: 0 P: 7	R: 0 E: 0 K: 0 S: 5	H: 0 LOB: 0 BB: 0 P: 7	R: 0 E: 0 K: 0 S: 8	H: 0 LOB: 0 BB: 0 P: 11	R: 1 E: 0 K: 0 S: 7	H: 3 LOB: 2 BB: 0 P: 11	R: 0 E: 0 K: 1 S: 8	H: 0 LOB: 0 BB: 0 P: 14	R: 1 E: 0 K: 0 S: 10	H: 3 LOB: 3 BB: 0 P: 16	R: 0 E: 0 K: 1 S: 7	H: 1 LOB: 1 BB: 0 P: 10	R: 1 E: 0 K: 0 S: 13	H: 2 LOB: 1 BB: 0 P: 20	1B: 8 2B: 2 3B: 0 HR: 1	SF: 0 SAC: 1 DP: 0 HBP: 0	WP: 0 PB: 0 SB: 1 CS: 0	PA: 37		
<b>PITCHER</b>	IP WLS BF H R ER SO BB IBB HBP BLK WP HR S P ERA WHIP	IP WLS BF H R ER SO BB IBB HBP BLK WP HR S P ERA WHIP	IP WLS BF H R ER SO BB IBB HBP BLK WP HR S P ERA WHIP	IP WLS BF H R ER SO BB IBB HBP BLK WP HR S P ERA WHIP	IP WLS BF H R ER SO BB IBB HBP BLK WP HR S P ERA WHIP	IP WLS BF H R ER SO BB IBB HBP BLK WP HR S P ERA WHIP	IP WLS BF H R ER SO BB IBB HBP BLK WP HR S P ERA WHIP	IP WLS BF H R ER SO BB IBB HBP BLK WP HR S P ERA WHIP	IP WLS BF H R ER SO BB IBB HBP BLK WP HR S P ERA WHIP	IP WLS BF H R ER SO BB IBB HBP BLK WP HR S P ERA WHIP	IP WLS BF H R ER SO BB IBB HBP BLK WP HR S P ERA WHIP	IP WLS BF H R ER SO BB IBB HBP BLK WP HR S P ERA WHIP	IP WLS BF H R ER SO BB IBB HBP BLK WP HR S P ERA WHIP	IP WLS BF H R ER SO BB IBB HBP BLK WP HR S P ERA WHIP	IP WLS BF H R ER SO BB IBB HBP BLK WP HR S P ERA WHIP	IP WLS BF H R ER SO BB IBB HBP BLK WP HR S P ERA WHIP	IP WLS BF H R ER SO BB IBB HBP BLK WP HR S P ERA WHIP	IP WLS BF H R ER SO BB IBB HBP BLK WP HR S P ERA WHIP	IP WLS BF H R ER SO BB IBB HBP BLK WP HR S P ERA WHIP	IP WLS BF H R ER SO BB IBB HBP BLK WP HR S P ERA WHIP	IP WLS BF H R ER SO BB IBB HBP BLK WP HR S P ERA WHIP	IP WLS BF H R ER SO BB IBB HBP BLK WP HR S P ERA WHIP	IP WLS BF H R ER SO BB IBB HBP BLK WP HR S P ERA WHIP	IP WLS BF H R ER SO BB IBB HBP BLK WP HR S P ERA WHIP
John Burkett, R ERA: 2.36 Dave Burba, R ERA: 2.89	(1, 1) (9, 1)																							

**Montreal Expos @ San Francisco Giants**  
Candlestick Park, San Francisco, CA

Tue Apr 19 1994, 6:33 AM EDT  
Att. 14,474 - Unknown - 65 F

AB	36
R	4
H	11
RBI	4
BB	0
SO	2
LOB	14



Batter	1	2	3	4	5	6	7	8	9	AB R H RBI BB SO LOB
<b>Darren Lewis, R</b> OBP: 0.356, SLG: 0.327 (1, 8)	4-2 CS BB		4-0 BB		1-0 2-3 1B		4-0 SH1-4 BB		1-1 FC1-5 1B	2 0 2 0 3 0 0
<b>Robby Thompson, R</b> OBP: 0.358, SLG: 0.386 (1, 4)	3-2 1-2 1B		2-3 K		0-0 SF8		0-0 SH1-4		2-0 G5-3 FC1-5 1B	3 0 2 1 0 1 1
<b>Mark Carreon, R</b> OBP: 0.182, SLG: 0.111 (1, 9) <b>Willie McGee, S</b> OBP: 0.302, SLG: 0.367 (9, 9)	2-2 L8			1-0 P3	0-0 F7		0-2 G6-3		1-0 FC1-5	4 0 0 0 0 0 3 1 0 0 0 0 0 2
<b>Matt Williams, R</b> OBP: 0.344, SLG: 0.661 (1, 5)	3-2 P3			0-0 HR		4-2 G1-3 BB G6-3 BB	1-3 K		3-1 G5-3	4 2 1 1 1 1 4
<b>Barry Bonds, L</b> OBP: 0.362, SLG: 0.542 (1, 7)		0-0 P4		0-1 F8		4-1 G6-3 G1-3 BB		1-0 F9		3 0 0 0 1 0 0
<b>Todd Benzinger, S</b> OBP: 0.310, SLG: 0.333 (1, 3)		2-2 G6-4-3 1B		4-2 WP BB		2-2 G1-3		0-0 F7		3 0 1 0 1 0 2
<b>Royce Clayton, R</b> OBP: 0.412, SLG: 0.523 (1, 6)		1-1 G6-4-3 1-2f		2-2 G3		4-0 G6-3 IBB		4-1 BB BB		2 0 0 0 2 0 2
<b>Kirt Manwaring, R</b> OBP: 0.200, SLG: 0.150 (1, 2)			1-0 G3		4-0 1B L9-3 SF8 BB	0-1 G6-3		4-0 1-2 BB		2 1 0 1 2 0 2
<b>John Burkett, R</b> (1, 1) <b>John Patterson, S</b> (8, PH) <b>Dave Burba, R</b> (9, 1)			0-2 G5-3		1-1 L9-3	0-0 G3-1		2-0 F9		3 0 0 0 0 0 3 1 0 0 0 0 0 2 0 0 0 0 0 0 0

Inning Stats	R: 0 E: 0 K: 0 S: 13	H: 1 LOB: 1 BB: 1 P: 25	R: 0 E: 0 K: 0 S: 6	H: 1 LOB: 0 BB: 0 P: 9	R: 0 E: 0 K: 1 S: 7	H: 0 LOB: 1 BB: 1 P: 14	R: 1 E: 0 K: 0 S: 10	H: 1 LOB: 1 BB: 1 P: 17	R: 1 E: 0 K: 0 S: 5	H: 1 LOB: 1 BB: 1 P: 11	R: 1 E: 0 K: 0 S: 10	H: 0 LOB: 2 BB: 3 P: 24	R: 0 E: 0 K: 1 S: 7	H: 0 LOB: 1 BB: 1 P: 12	R: 0 E: 0 K: 0 S: 4	H: 0 LOB: 2 BB: 2 P: 15	R: 0 E: 0 K: 0 S: 6	H: 2 LOB: 1 BB: 0 P: 13	1B: 5 2B: 0 3B: 0 HR: 1	SF: 1 SAC: 1 DP: 2 HBP: 0
--------------	-------------------------------	----------------------------------	------------------------------	---------------------------------	------------------------------	----------------------------------	-------------------------------	----------------------------------	------------------------------	----------------------------------	-------------------------------	----------------------------------	------------------------------	----------------------------------	------------------------------	----------------------------------	------------------------------	----------------------------------	----------------------------------	------------------------------------

PITCHER	IP	WLS	BF	H	R	ER	SO	BB	IBB	HBP	BLK	WP	HR	S	P	ERA	WHIP
<b>Denis Boucher, L</b> ERA: 9.0 (1, 1)	4.1		19	4	2	2	1	4	0	0	0	1	1	39	74	4.15	1.846
<b>Gil Heredia, R</b> ERA: 6.3 (5, 1)	1.2		8	0	1	1	0	2	1	0	0	0	0	12	26	5.40	1.200
<b>Rod Henderson, R</b> ERA: (7, 1)	1.2		8	0	0	0	1	3	0	0	0	0	0	10	24	0.00	1.800
<b>Mel Rojas, R</b> ERA: 3.38 (8, 1)	1.1	W	5	2	0	0	0	0	0	0	0	0	0	7	16	0.00	1.500

**BOTTOM**

**Montreal Expos @ San Francisco Giants**  
Candlestick Park, San Francisco, CA

Tue Apr 19 1994, 6:33 AM EDT  
Att: 14,474 - Unknown - 65 F

<b>AB</b>	<b>28</b>
<b>R</b>	<b>3</b>
<b>H</b>	<b>6</b>
<b>RBI</b>	<b>3</b>
<b>BB</b>	<b>10</b>
<b>SO</b>	<b>2</b>
<b>LOB</b>	<b>21</b>

**GIANTS**

<b>WP</b>	<b>1</b>	<b>PA</b>	<b>40</b>
<b>PB</b>	<b>0</b>		
<b>SB</b>	<b>0</b>		
<b>CS</b>	<b>1</b>		

PITCHER	IP	WLS	BF	H	R	ER	SO	BB	IBB	HBP	BLK	WP	HR	S	P	ERA	WHIP
---------	----	-----	----	---	---	----	----	----	-----	-----	-----	----	----	---	---	-----	------



Batter	1	2	3	4	5	6	7	8	9	AB R H RBI BB SO LOB	TOP
<b>Jeff Gardner, L</b> (1, 5) <small>OBP: 0.292, SLG: 0.190</small> <b>Sean Berry, R</b> (6, 5) <small>OBP: 0.354, SLG: 0.405</small>	2-1  FC6-4 1B		1-3  K		1-3  K		0-0  G5-3		0-1  F9	3 0 1 0 0 2 0 2 0 0 0 0 0 4	
<b>Wil Cordero, R</b> (1, 6) <small>OBP: 0.359, SLG: 0.464</small>	3-2  FC6-4 1-2f 1B		0-3  K		2-0  G4-6-3 1B		3-3  K		2-0  L8	5 1 1 0 0 2 2	
<b>Marquis Grissom, R</b> (1, 8) <small>OBP: 0.310, SLG: 0.333</small>	1-1  E S 2-H 1B		2-0  L9		2-3  K		1-2  CS 1B			4 1 2 1 0 1 1	
<b>Larry Walker, L</b> (1, 9) <small>OBP: 0.368, SLG: 0.541</small>	3-3  K			0-0  P6		0-0  G4-6-3		4-1  1B BB		3 0 0 0 1 1 2	
<b>Moises Alou, R</b> (1, 7) <small>OBP: 0.442, SLG: 0.714</small>	0-1  1B			1-1  G4-3		0-2  1B 1B		1-0  1B		4 1 3 1 0 0 0	
<b>Darrin Fletcher, L</b> (1, 2) <small>OBP: 0.381, SLG: 0.500</small> <b>Jeff Shaw, R</b> (8, 1) <small>OBP: 0.500, SLG: 0.500</small> <b>Mel Rojas, R</b> (9, 1)	2-1  G3			2-1  1B		0-0  G1-3 1B		1-1  F7		4 0 2 0 0 0 3 0 0 0 0 0 0 0 0 0 0 0 0 0 0	
<b>Cliff Floyd, L</b> (1, 3) <small>OBP: 0.321, SLG: 0.340</small>		0-0  F7		0-0  L6		2-0  G1-3 1B		0-1  P5		4 0 1 1 0 0 1	
<b>Freddie Benavides, R</b> (1, 4) <small>OBP: 0.231, SLG: 0.308</small>		0-1  G5-3			2-1  F9		1-1  G1-3		1-2  F9 WP 2B	4 1 1 0 0 0 2	
<b>Jeff Fassero, L</b> (1, 1) <b>Tim Spehr, R</b> (8, 2) <small>OBP: 0.250, SLG: 0.143</small>		1-3  K			2-3  K		1-0  G4-3		4-2  WP BB	3 0 0 0 0 2 2 0 0 0 0 1 0 0	
<b>Inning Stats</b>	R: 2 H: 3 E: 1 LOB: 1 K: 1 BB: 0 S: 14 P: 25	R: 0 H: 0 E: 0 LOB: 0 K: 1 BB: 0 S: 6 P: 7	R: 0 H: 0 E: 0 LOB: 0 K: 2 BB: 0 S: 8 P: 11	R: 0 H: 1 E: 0 LOB: 1 K: 0 BB: 0 S: 6 P: 9	R: 0 H: 0 E: 0 LOB: 0 K: 2 BB: 0 S: 8 P: 13	R: 0 H: 1 E: 0 LOB: 0 K: 1 BB: 0 S: 5 P: 9	R: 1 H: 3 E: 0 LOB: 2 K: 0 BB: 0 S: 9 P: 13	R: 0 H: 2 E: 0 LOB: 2 K: 1 BB: 1 S: 11 P: 21	R: 1 H: 1 E: 0 LOB: 1 K: 0 BB: 1 S: 10 P: 17	1B: 10 SF: 0 2B: 1 SAC: 0 3B: 0 DP: 1 HR: 0 HBP: 0	WP: 1 PA: 38 PB: 0 SB: 1 CS: 1
<b>PITCHER</b> <b>Scott Sanders, R</b> (1, 1) <small>ERA: 3.93</small> <b>Gene Harris, R</b> (8, 1) <small>ERA: 9.0</small> <b>Mark Davis, L</b> (8, 1) <small>ERA: 11.37</small> <b>Trevor Hoffman, R</b> (9, 1) <small>ERA: 1.29</small>	IP WLS BF H R ER SO BB IBB HBP BLK WP HR S P ERA WHIP 7.0 L 28 8 3 3 7 0 0 0 0 0 0 0 56 87 3.86 1.143 0.2 4 2 0 0 1 1 0 0 0 0 0 0 9 18 0.00 4.500 0.2 2 0 0 0 0 0 0 0 0 0 0 0 4 5 0.00 0.000 0.2 4 1 1 1 0 1 0 0 0 1 0 0 8 15 13.50 3.000	<b>PITCHER</b> IP WLS BF H R ER SO BB IBB HBP BLK WP HR S P ERA WHIP									

**Montreal Expos @ San Diego Padres**  
 Jack Murphy Stadium, San Diego, CA  
 Wed Apr 20 1994, 10:05 PM EDT  
 Att: 7,095 - Unknown - 60 F

[livebaseballscorecards.com](http://livebaseballscorecards.com)

<b>AB</b>	36
<b>R</b>	4
<b>H</b>	11
<b>RBI</b>	3
<b>BB</b>	2
<b>SO</b>	8
<b>LOB</b>	17



Batter	1	2	3	4	5	6	7	8	9	AB	R	H	RBI	BB	SO	LOB	BOTTOM				
<b>Craig Shipley, R</b> OBP: 0.296, SLG: 0.370 (1, 6) C B X	1-1 G4-3 ①		2-2 G4-3 ①		1-1 F8 ②			2-3 K ①		4	0	0	0	0	1	1	<b>Montreal Expos @ San Diego Padres</b> Jack Murphy Stadium, San Diego, CA Wed Apr 20 1994, 10:05 PM EDT Att. 7,095 - Unknown - 60 F				
<b>Tony Gwynn, L</b> OBP: 0.317, SLG: 0.463 (1, 9) B X	1-0 G6-3 ②		0-1 G1-3 ②		2-3 K ③			2-2 G1-3 ②		4	0	0	0	0	1	1					
<b>Derek Bell, R</b> OBP: 0.344, SLG: 0.533 (1, 8) B B F F X	3-2 E4		0-0 L9 ③		0-0 G5-3 S G4-3 1B			4-2 BB		3	1	1	0	1	0	0					
<b>Phil Clark, R</b> OBP: 0.360, SLG: 0.619 <b>Trevor Hoffman, R</b> (9, 1) C SAFE S S	0-3 K ③			2-1 HBP		2-2 G5-3 ① 1-3		0-3 K ③		3	0	0	0	0	2	3					
<b>Archi Cianfrocco, R</b> OBP: 0.263, SLG: 0.426 (1, 5) C B B X		1-3 K ①		1-3 K ① SAFE SAFE		1-2 G4-3 ②			2-2 G6-3 ①	4	0	0	1	0	2	1					
<b>Dave Staton, R</b> OBP: 0.273, SLG: 0.316 (1, 3) X		0-0 BB 1B		0-0 P3 ②		0-1 P3 ③			0-0 E5 1B WP FC4-6-5	4	1	1	0	0	0	1					
<b>Brad Ausmus, R</b> OBP: 0.288, SLG: 0.417 (1, 2) C T C		0-3 K ②		0-0 P8 ③			1-0 G5-3 ①		4-1 FC4-6-5 1B BB	3	0	0	0	1	1	2					
<b>Keith Lockhart, L</b> OBP: 0.250, SLG: 0.476 (1, 4) B B B B B		4-2 BB		4-1 F8 SH1-4 BB		0-0 L4 ②		1-2 FC4-6-5 1B	2	0	1	0	2	0	0						
<b>Scott Sanders, R</b> OBP: 0.333, SLG: 0.333 <b>Tim Hyers, L</b> OBP: 0.286, SLG: 0.286 <b>Gene Harris, R</b> <b>Mark Davis, L</b> <b>Bill Bean, L</b> OBP: 0.281, SLG: 0.344 (7, PH) (8, 1) (8, 1) (9, 7) B B B B X		2-3 K ③		1-1 SH1-4 ①		1-3 K ③		2-2 FC4-6-5 ② ③ 1-2 2-3 3-H	1	0	0	0	0	1	2						
<b>Inning Stats</b>	R: 0 E: 1 K: 1 S: 9	H: 0 LOB: 1 BB: 0 P: 14	R: 0 E: 0 K: 3 S: 13	H: 1 LOB: 2 BB: 1 P: 20	R: 0 E: 0 K: 0 S: 7	H: 0 LOB: 1 BB: 0 P: 9	R: 0 E: 0 K: 1 S: 8	H: 0 LOB: 1 BB: 1 P: 16	R: 1 E: 0 K: 0 S: 11	H: 1 LOB: 0 BB: 0 P: 14	R: 0 E: 0 K: 1 S: 5	H: 0 LOB: 0 BB: 0 P: 7	R: 0 E: 0 K: 2 S: 12	H: 0 LOB: 1 BB: 1 P: 20	R: 1 E: 1 K: 0 S: 11	H: 1 LOB: 1 BB: 1 P: 20		1B: 3 2B: 1 3B: 0 HR: 0	SF: 0 SAC: 1 DP: 1 HBP: 1	WP: 1 PB: 0 SB: 1 CS: 0	PA: 36
<b>PITCHER</b>	IP WLS BF H R ER SO	W W 4 0	H R ER SO	H R ER SO	BB IBB HBP BLK WP HR S	BB IBB HBP BLK WP HR S	ERA WHIP	<b>PITCHER</b>	IP WLS BF H R ER SO	W W S 0	H R ER SO	BB IBB HBP BLK WP HR S	BB IBB HBP BLK WP HR S	BB IBB HBP BLK WP HR S	ERA WHIP						
<b>Jeff Fassero, L</b> ERA: 2.45 (1, 1)	7.2		2	1	1	8	1.17	0.652													
<b>Jeff Shaw, R</b> ERA: 3.65 (8, 1)	0.2	4	0	1	0	1	0.00	1.500													
<b>Mel Rojas, R</b> ERA: 3.18 (9, 1)	0.2	S	2	1	0	0	0.00	1.500													

AB	30
R	2
H	3
RBI	2
BB	4
SO	9
LOB	13



WP	1	PA	36
PB	0		
SB	1		
CS	0		

livebaseballscorecards.com



Batter	1	2	3	4	5	6	7	8	9	AB R H RBI BB SO LOB	TOP											
Mike Lansing, R (1, 4) OBP: 0.323, SLG: 0.281	1-1 F8		0-0 G5-3 1B	2-1 F8		2-1 F9			1-0 G6-3	5 0 1 0 0 0 3												
Cliff Floyd, L (1, 3) OBP: 0.328, SLG: 0.418	0-0 1B 2B		1-0 P5		2-2 HR	0-0 L9			2-3 K	5 2 2 1 0 1 2												
Marquis Grissom, R (1, 8) OBP: 0.316, SLG: 0.380	3-2 S 1B 1B		1-2 G5-3		0-0 HR			1-0 G6-3	0-0 G6-3	5 2 2 1 0 0 1												
Larry Walker, L (1, 9) OBP: 0.347, SLG: 0.508	2-3 K 1-2		1-1 G2-3		3-3 K			2-3 K		4 0 0 0 0 3 3												
Moises Alou, R (1, 7) OBP: 0.429, SLG: 0.679	2-2 1B			3-1 E5 1B FC6-4	1-1 G5-3			2-1 G5-3		4 1 1 2 0 0 0												
Darrin Fletcher, L (1, 2) OBP: 0.391, SLG: 0.500	0-0 L5			2-1 FC6-4 1B	3-2			0-0 G4-3		4 0 2 0 0 0 1												
Tim Spehr, R (9, 2) OBP: 0.250, SLG: 0.143				1-3 1B						0 0 0 0 0 0 0												
Wil Cordero, R (1, 6) OBP: 0.336, SLG: 0.433			1-1 P6	2-1 FC6-4 SH1-4 1B	1-3 K			2-2 E3		4 0 0 1 0 1 2												
Sean Berry, R (1, 5) OBP: 0.365, SLG: 0.413			2-2 G4-3	0-2 SH1-4 1B				2-3 K		4 0 2 0 0 1 1												
Ken Hill, R (1, 1) OBP: 0.125, SLG: 0.125			1-3 K	0-2 SH1-4				2-2 G4-3		2 0 0 0 0 1 1												
Tim Scott, R (8, 1)										0 0 0 0 0 0 0												
Mel Rojas, R (9, 1)				1-2 2-3						0 0 0 0 0 0 0												
<b>Inning Stats</b>	R: 2 E: 0 K: 1 S: 14	H: 3 LOB: 1 BB: 0 P: 22	R: 0 E: 0 K: 1 S: 9	H: 0 LOB: 0 BB: 0 P: 13	R: 0 E: 0 K: 0 S: 8	H: 1 LOB: 1 BB: 0 P: 10	R: 1 E: 1 K: 0 S: 14	H: 2 LOB: 2 BB: 0 P: 23	R: 2 E: 0 K: 2 S: 15	H: 3 LOB: 1 BB: 0 P: 25	R: 0 E: 0 K: 0 S: 7	H: 1 LOB: 1 BB: 0 P: 10	R: 0 E: 0 K: 1 S: 6	H: 0 LOB: 0 BB: 0 P: 11	R: 0 E: 1 K: 1 S: 11	H: 0 LOB: 1 BB: 0 P: 17	R: 0 E: 0 K: 1 S: 5	H: 0 LOB: 0 BB: 0 P: 8	1B: 7 2B: 1 3B: 0 HR: 2	SF: 0 SAC: 2 DP: 0 HBP: 0	WP: 0 PB: 0 SB: 1 CS: 0	PA: 39
<b>PITCHER</b>	IP WLS BF H R ER SO BB IBB HBP BLK WP HR S P ERA WHIP																					
Wally Whitehurst, R (1, 1) ERA: 6.1	6.0 L 29 10 5 4 4 0 0 0 0 0 2 67 103 6.00 1.667																					
A.J. Sager, R (7, 1) ERA: 7.82	3.0 10 0 0 0 3 0 0 0 0 0 0 22 36 0.00 0.000																					

**Montreal Expos @ San Diego Padres**  
**Jack Murphy Stadium, San Diego, CA**

Thu Apr 21 1994, 6:33 AM EDT  
 Att. 11,420 - Cloudy - 64 F

AB	37
R	5
H	10
RBI	5
BB	0
SO	7
LOB	14



WP	0	PA	39
PB	0		
SB	1		
CS	0		

livebaseballscorecards.com

Batter	1	2	3	4	5	6	7	8	9	AB	R	H	RBI	BB	SO	LOB
<b>Craig Shipley, R</b> OBP: 0.290, SLG: 0.355 <b>Phil Plantier, L</b> OBP: 0.321, SLG: 0.489 (1, 6) B C F S	1-3 <b>K</b>		1-1 1B SF8 1B		0-1 <b>L5</b>		0-2 <b>F8</b>		2-2 <b>P6</b>	4	1	1	0	0	1	0
<b>Tony Gwynn, L</b> OBP: 0.356, SLG: 0.511 (1, 9) B B C X	2-1 <b>1B</b>		0-0 1B 1-2 1B		0-0 <b>G4-3</b>			3-1 WP HR 2B		4	1	3	0	0	0	0
<b>Derek Bell, R</b> OBP: 0.338, SLG: 0.516 (1, 8) B F B C X	2-2 <b>F9</b>		0-0 1-2 2-3 1B		0-1 <b>G1-3</b>			2-3 <b>K</b>		4	0	1	0	0	1	2
<b>Bill Bean, L</b> OBP: 0.250, SLG: 0.314 (1, 7) X	0-0 <b>G6-3</b>		0-1 <b>SF8</b>			1-3 <b>K2-3</b>		2-1 <b>L7</b>		3	0	0	1	0	1	2
<b>Phil Clark, R</b> OBP: 0.379, SLG: 0.708 (1, 3) (7, 2) X		0-0 <b>F9</b>	0-0 <b>FC5-4</b>			4-0 <b>S</b> BB		3-2 <b>HR</b>		3	1	1	2	1	0	2
<b>Archi Cianfrocco, R</b> OBP: 0.279, SLG: 0.500 (1, 5) (7, 3) X		2-2 <b>HR</b>		1-2 <b>2B</b>		0-0 <b>F8</b>		2-2 <b>P4</b>		4	1	2	1	0	0	1
<b>Brad Ausmus, R</b> OBP: 0.273, SLG: 0.392 <b>A.J. Sager, R</b> (7, 1) <b>Tim Hyers, L</b> OBP: 0.375, SLG: 0.375 <b>Bip Roberts, S</b> OBP: 0.293, SLG: 0.255 (9, PH) (9, PR)		2-3 <b>K</b>		1-2 <b>F7</b>		3-3 <b>K</b>			1-1 <b>S</b> 1B	3	0	0	0	0	2	2
<b>Luis Lopez, S</b> (1, 4) S		0-3 <b>K</b>		1-1 <b>F7</b>			0-1 <b>G1-3</b>		3-3 <b>K</b>	4	0	0	0	0	2	2
<b>Wally Whitehurst, R</b> OBP: 0.250, SLG: 0.250 <b>Keith Lockhart, L</b> OBP: 0.231, SLG: 0.435 (1, 1) (7, 5) S			2-3 <b>K</b>		3-3 <b>K</b>		0-1 <b>F8</b>		0-3 <b>K</b>	2	0	0	0	0	2	1
										2	0	0	0	0	1	2

Inning Stats	R: 0	H: 1	E: 0	K: 1	S: 9	H: 1	LOB: 1	BB: 0	P: 14	R: 1	H: 1	E: 0	K: 2	S: 11	R: 1	H: 3	E: 0	K: 1	S: 10	R: 0	H: 1	E: 0	K: 1	S: 13	R: 0	H: 0	E: 0	K: 0	S: 5	R: 0	H: 0	E: 0	K: 2	S: 8	R: 0	H: 0	E: 0	K: 0	S: 7	R: 2	H: 2	E: 0	K: 1	S: 14	R: 0	H: 1	E: 0	K: 2	S: 12	1B: 5	SF: 1	2B: 2	SAC: 0	3B: 0	DP: 0	HR: 2	HBP: 0	WP: 1	PA: 37
<b>Ken Hill, R</b> ERA: 3.71 (1, 1)	IP	WLS	BF	H	R	ER	SO	BB	IBB	HBP	BLK	WP	HR	S	P	ERA	WHIP																																										
<b>Tim Scott, R</b> ERA: 5.19 (8, 1)	0.1		1	0	0	0	0	0	0	0	0	0	0	3	5	0.00	0.000																																										
<b>Mel Rojas, R</b> ERA: 2.92 (9, 1)	1.0	S	4	1	0	0	2	0	0	0	0	0	0	12	18	0.00	1.000																																										

**BOTTOM**

**Montreal Expos @ San Diego Padres**  
Jack Murphy Stadium, San Diego, CA

Thu Apr 21 1994, 6:33 AM EDT  
Att: 11,420 - Cloudy - 64 F

livebaseballscorecards.com

<b>AB</b>	<b>35</b>
<b>R</b>	<b>4</b>
<b>H</b>	<b>9</b>
<b>RBI</b>	<b>4</b>
<b>BB</b>	<b>1</b>
<b>SO</b>	<b>10</b>
<b>LOB</b>	<b>16</b>





Batter	1	2	3	4	5	6	7	8	9	AB R H RBI BB SO LOB
Mike Lansing, R (1, 4) OBP: 0.314, SLG: 0.274	2-2 P4		0-0 2B	1-2 G4-3		0-1 G6-4-3		2-0 L6		5 1 1 1 0 0 3
Cliff Floyd, L (1, 3) OBP: 0.317, SLG: 0.417	1-1 G6-3		0-1 2B	3-1 G3-1			2-0 E6		1-2 L7	5 1 1 1 0 0 0
Marquis Grissom, R (1, 8) OBP: 0.309, SLG: 0.382	2-2 G6-3		1-1 G4-3 SF8		1-3 K		3-3 K		2-2 F7	5 1 1 1 0 2 1
Larry Walker, L (1, 9) OBP: 0.351, SLG: 0.536		2-1 HR	0-0 G4-3		3-3 K		4-0 S CS IBB		1-0 P4	4 1 1 1 1 1 1
Moises Alou, R (1, 7) OBP: 0.417, SLG: 0.679		2-2 G6-3	0-0 SF8		1-0 2B		2-3 K			3 0 1 1 0 1 2
Darrin Fletcher, L (1, 2) OBP: 0.420, SLG: 0.533		2-2 1B	1-0 G4-3		4-0 IBB			1-0 HBP		3 1 2 0 1 0 0
Tim Spehr, R (8, PR) OBP: 0.250, SLG: 0.143		2B						1B		0 0 0 0 0 0 0
Wil Cordero, R (1, 6) OBP: 0.333, SLG: 0.422		1-0 F8		0-1 3B	0-1 G4-3			1-2 F8		4 1 1 0 0 0 4
Sean Berry, R (1, 5) OBP: 0.375, SLG: 0.408		3-2 1B		2-2 F8		1-1 G6-3		1-0 HBP		3 0 1 1 0 0 1
Kirk Rueter, L (1, 1) Jeff Gardner, L (4, PH) Gil Heredia, R (4, 1) Jeff Shaw, R (4, 1) Lou Frazier, S (8, PH) Tim Scott, R (8, 1) Mel Rojas, R (9, 1)		0-0 G1-3		0-0 G4-3		4-2 G6-4-3		2-3 K		1 0 0 0 0 0 0 1 1 1 1 1 0 0 0 0 0 0 0 0 0 0 0 0 0 0 0 0 0 1 0 0 1 0 0 0 0 1 2 0 0 0 0 0 0 0 0 0 0 0 0 0 0 0 0

Inning Stats	R: 0	H: 0	E: 0	K: 0	S: 8	P: 13	R: 2	H: 3	E: 0	K: 0	S: 14	P: 24	R: 3	H: 3	E: 0	K: 0	S: 8	P: 10	R: 2	H: 2	E: 0	K: 0	S: 12	P: 18	R: 0	H: 1	E: 0	K: 2	S: 10	P: 19	R: 0	H: 0	E: 0	K: 2	S: 6	P: 11	R: 0	H: 0	E: 1	K: 2	S: 10	P: 21	R: 0	H: 1	E: 0	K: 1	S: 8	P: 15	R: 0	H: 0	E: 0	K: 0	S: 7	P: 11	1B: 4	SF: 1	2B: 4	SAC: 0	3B: 1	DP: 1	HR: 1	HBP: 1	WP: 0	PA: 40
--------------	------	------	------	------	------	-------	------	------	------	------	-------	-------	------	------	------	------	------	-------	------	------	------	------	-------	-------	------	------	------	------	-------	-------	------	------	------	------	------	-------	------	------	------	------	-------	-------	------	------	------	------	------	-------	------	------	------	------	------	-------	-------	-------	-------	--------	-------	-------	-------	--------	-------	--------

PITCHER	IP	WLS	BF	H	R	ER	SO	BB	IBB	HBP	BLK	WP	HR	S	P	ERA	WHIP
Tom Candiotti, R (1, 1) ERA: 4.28	3.1	L	18	8	7	7	0	0	0	0	0	0	1	36	55	18.90	2.400
Roger McDowell, R (4, 1) ERA:	0.2		2	0	0	0	0	0	0	0	0	0	0	6	10	0.00	0.000
37 Darren Dreifort, R (5, 1) ERA: 0.75	3.0		12	1	0	0	4	1	2	0	0	0	0	26	51	0.00	0.667
Jim Gott, R (8, 1) ERA: 6.75	1.0		5	1	0	0	1	0	0	1	0	0	0	8	15	0.00	1.000
Gary Wayne, L (9, 1) ERA: 5.4	1.0		3	0	0	0	0	0	0	0	0	0	0	7	11	0.00	0.000


**TOP**

**Montreal Expos @ Los Angeles Dodgers**  
Dodger Stadium, Los Angeles, CA

Fri Apr 22 1994, 7:05 PM PDT  
Att: 36,434 - Unknown

[livebaseballscorecards.com](http://livebaseballscorecards.com)

<b>AB</b>	<b>35</b>
<b>R</b>	<b>7</b>
<b>H</b>	<b>10</b>
<b>RBI</b>	<b>7</b>
<b>BB</b>	<b>3</b>
<b>SO</b>	<b>5</b>
<b>LOB</b>	<b>15</b>



Batter	1	2	3	4	5	6	7	8	9	AB	R	H	RBI	BB	SO	LOB	BOTTOM								
<b>Delino DeShields, L</b> (1, 4) OBP: 0.290, SLG: 0.217	1-3 K	1-1 FC4-6		0-3 K	0-3 K			0-0 L7		5	0	0	0	0	3	4									
<b>Brett Butler, L</b> (1, 8) OBP: 0.446, SLG: 0.424	2-2 G5-3		4-2 1B BB	0-0 1B		1-3 K			2-3 K	4	1	1	0	1	2	0									
<b>Mike Piazza, R</b> (1, 2) OBP: 0.260, SLG: 0.348	0-0 1B		0-0 1B SF9	0-0 1B	1-2 2-H 1B	1-2 F9			1-3 K	5	1	3	1	0	1	0									
<b>Tim Wallach, R</b> (1, 5) OBP: 0.394, SLG: 0.500 <b>Mitch Webster, S</b> (9, PR) OBP: 0.500, SLG: 0.583	1-2 P3		2-0 F8	4-2 BB		0-2 F7			3-2 HBP	3	0	0	0	1	0	3									
<b>Eric Karros, R</b> (1, 3) OBP: 0.379, SLG: 0.375		0-2 F9	2-2 HR 1B	1-0 P6			0-0 F8		4-2 BB	4	1	1	1	1	0	3									
<b>Raul Mondesi, R</b> (1, 9) OBP: 0.300, SLG: 0.478 <b>Jeff Treadway, L</b> (9, PH) OBP: 0.400, SLG: 0.500		2-1 BB 1B	0-0 SF9	0-0 P4			2-3 K		0-3 K2-3	3	1	1	1	0	1	3									
<b>Cory Snyder, R</b> (1, 7) OBP: 0.370, SLG: 0.840 <b>Jim Gott, R</b> (8, 1) <b>Gary Wayne, L</b> (9, 1)		2-2 L7	0-2 HR		0-0 37 SH5-3 1B		1-1 G5-3			4	1	2	2	0	0	1									
<b>Jose Offerman, S</b> (1, 6) OBP: 0.284, SLG: 0.310		4-0 1B BB	1-2 G5-3		1-1 F8			1-3 K		3	0	0	0	1	1	1									
<b>Tom Candiotti, R</b> (1, 1) OBP: 0.300, SLG: 0.300 <b>Roger McDowell, R</b> (4, 1) <b>Chris Gwynn, L</b> (4, PH) OBP: 0.375, SLG: 0.286 <b>37 Darren Dreifort, R</b> (5, 1) <b>Henry Rodriguez, L</b> (8, 7) OBP: 0.354, SLG: 0.533		0-0 FC4-6 1B		4-0 1B BB		0-1 SH5-3		2-3 K		1	0	1	1	0	0	0									
<b>Inning Stats</b>	R: 0 E: 0 K: 1 S: 13	H: 1 LOB: 1 BB: 0 P: 17	R: 1 E: 0 K: 0 S: 14	H: 2 LOB: 2 BB: 1 P: 23	R: 4 E: 0 K: 0 S: 15	H: 3 LOB: 0 BB: 1 P: 24	R: 1 E: 0 K: 1 S: 9	H: 2 LOB: 3 BB: 2 P: 18	R: 0 E: 0 K: 1 S: 9	H: 1 LOB: 1 BB: 0 P: 10	R: 0 E: 0 K: 1 S: 10	H: 0 LOB: 0 BB: 0 P: 12	R: 0 E: 0 K: 1 S: 6	H: 0 LOB: 0 BB: 0 P: 9	R: 0 E: 0 K: 2 S: 8	H: 0 LOB: 0 BB: 0 P: 11	R: 0 E: 0 K: 3 S: 13	H: 0 LOB: 2 BB: 1 P: 23	1B: 8 2B: 0 3B: 0 HR: 1	SF: 1 SAC: 1 DP: 0 HBP: 1	WP: 0 PB: 0 SB: 1 CS: 0	PA: 42			
<b>PITCHER</b>	IP	WLS	BF	H	R	ER	SO	BB	IBB	HBP	BLK	WP	HR	S	P	ERA	WHIP								
<b>Kirk Rueter, L</b> (1, 1) ERA: 8.04	3.0		17	6	5	5	1	2	0	0	0	0	1	42	64	15.00	2.667								
<b>Gil Heredia, R</b> (4, 1) ERA: 6.97	0.1		4	2	1	1	1	0	0	0	0	0	0	5	9	27.00	9.000								
<b>Jeff Shaw, R</b> (4, 1) ERA: 2.81	3.2	W	13	1	0	0	3	1	0	0	0	0	0	29	40	0.00	0.545								
<b>Tim Scott, R</b> (8, 1) ERA: 4.66	1.0		3	0	0	0	2	0	0	0	0	0	0	8	11	0.00	0.000								
<b>Mel Rojas, R</b> (9, 1) ERA: 2.7	1.0	S	5	0	0	0	3	1	0	1	0	0	0	13	23	0.00	1.000								

**Montreal Expos @ Los Angeles Dodgers**  
**Dodger Stadium, Los Angeles, CA**  
 Fri Apr 22 1994, 7:05 PM PDT  
 Att. 36,434 - Unknown

livebaseballscorecards.com

<b>AB</b>	<b>34</b>
<b>R</b>	<b>6</b>
<b>H</b>	<b>9</b>
<b>RBI</b>	<b>6</b>
<b>BB</b>	<b>5</b>
<b>SO</b>	<b>10</b>
<b>LOB</b>	<b>17</b>







Batter	1	2	3	4	5	6	7	8	9	10	11	AB R H RBI BB SO LOB	BOTTOM												
Delino DeShields, L OBP: 0.306, SLG: 0.226 Jeff Treadway, L OBP: 0.353, SLG: 0.429	1-0 P5	2-1 1B		4-2 BB			2-1 F9		1-1 L7			2 0 1 2 1 0 0 2 0 0 0 0 0 0	<b>Montreal Expos @ Los Angeles Dodgers</b> <b>Dodger Stadium, Los Angeles, CA</b> Sat Apr 23 1994, 7:05 PM PDT Att: 39,157 - Unknown - 54 F												
Brett Butler, L OBP: 0.443, SLG: 0.403 Roger McDowell, R	4-2 2B BB	2-2 P6		2-2 G5-3			0-1 G6-3		4-1 CS BB			3 1 0 0 2 0 2 0 0 0 0 0 0 0													
Mike Piazza, R OBP: 0.269, SLG: 0.365	1-1 HR	3-3 K				0-0 G6-3	1-2 1B		1-1 CS	1-0 F9		5 1 2 1 0 1 1													
Tim Wallach, R OBP: 0.387, SLG: 0.531 Chris Gwynn, L OBP: 0.333, SLG: 0.250	1-1 HR		2-3 K			3-0 G5-3	0-1 P4			1-2 F7		4 1 1 2 0 1 1 1 0 0 0 0 0 0													
Henry Rodriguez, L OBP: 0.340, SLG: 0.560	0-0 G3-1		2-0 HR			3-3 K		2-3 K		2-3 K		5 1 1 1 0 3 0													
Eric Karros, R OBP: 0.386, SLG: 0.383 Mitch Webster, S OBP: 0.533, SLG: 0.615	2-1 L5		2-1 G5-3			1-0 G5-3 1B		3-2 FC4-6 1B		1-2 G6-4-3 1B		4 0 2 0 0 0 0 1 0 1 0 0 0 0													
Raul Mondesi, R OBP: 0.307, SLG: 0.466		4-2 SH1-4 BB	2-3 K			2-2 G5-3 1B		0-1 FC4-6		0-1 G6-4-3		4 1 1 0 1 1 2													
Jose Offerman, S OBP: 0.278, SLG: 0.290		1-2 SH1-4 BB				3-2 G5-3		1-1 G1-3		2-1 L3		4 1 0 0 1 1 3													
Ramon Martinez, R OBP: 0.143, SLG: 0.143 Omar Daal, L Jim Gott, R Todd Worrell, R Cory Snyder, R OBP: 0.357, SLG: 0.808		0-0 SH1-4	0-2 G3			0-3 K				0-2 L5		2 0 0 0 0 1 1 0 1 0 0 0 0 0 0													
<b>Inning Stats</b>	R: 3 H: 2 E: 0 K: 0 S: 11	H: 2 LOB: 0 BB: 1 P: 20	R: 2 E: 0 K: 1 S: 16	H: 1 LOB: 1 BB: 2 P: 31	R: 1 E: 0 K: 2 S: 9	H: 1 LOB: 0 BB: 0 P: 17	R: 0 E: 0 K: 1 S: 13	H: 0 LOB: 1 BB: 1 P: 21	R: 0 E: 0 K: 1 S: 7	H: 0 LOB: 0 BB: 0 P: 13	R: 0 E: 0 K: 1 S: 11	H: 2 LOB: 1 BB: 0 P: 17		R: 0 E: 0 K: 0 S: 11	H: 1 LOB: 1 BB: 0 P: 14	R: 0 E: 0 K: 1 S: 10	H: 1 LOB: 1 BB: 0 P: 16	R: 0 E: 0 K: 0 S: 9	H: 0 LOB: 0 BB: 1 P: 15	R: 0 E: 0 K: 1 S: 7	H: 0 LOB: 0 BB: 0 P: 11	R: 0 E: 0 K: 0 S: 7	H: 1 LOB: 0 BB: 0 P: 10	1B: 6 SF: 0 2B: 1 SAC: 1 3B: 0 DP: 2 HR: 2 HBP: 0	WP: 0 PA: 45 PB: 0 SB: 1 CS: 1
<b>PITCHER</b>	IP WLS BF H R ER SO BB IBB HBP BLK WP HR S P ERA WHIP														IP WLS BF H R ER SO BB IBB HBP BLK WP HR S P ERA WHIP										
Rod Henderson, R ERA: 12.27	(1, 1) 2.0 12 3 5 5 1 3 0 0 0 0 0 1 27 51 22.50 3.000														Mel Rojas, R ERA: 2.51	(11, 1) 1.0 3 1 0 0 0 0 0 0 0 0 0 9 17 9.00 1.000									
Denis Boucher, L ERA: 9.0	(3, 1) 1.0 4 1 1 1 2 0 0 0 0 0 0 1 9 17 9.00 1.000																								
Butch Henry, L ERA:	(4, 1) 3.0 11 2 0 0 3 1 0 0 0 0 0 0 31 51 0.00 1.000																								
Gil Heredia, R ERA: 5.84	(7, 1) 2.0 8 2 0 0 1 0 0 0 0 0 0 0 21 30 0.00 1.000																								
Tim Scott, R ERA: 3.86	(9, 1) 2.0 W 6 0 0 0 1 1 0 0 0 0 0 0 16 26 0.00 0.500																								

livebaseballscorecards.com





Batter	1	2	3	4	5	6	7	8	9	AB R H RBI BB SO LOB	TOP	
Mike Lansing, R (1, 4) OBP: 0.300, SLG: 0.254	3-2 G5-4-3 1B		2-2 G5-3			1-1 F7		2-2 G6-3		4 0 1 0 0 0 1		
Cliff Floyd, L (1, 3) OBP: 0.301, SLG: 0.386	0-0 G5-4-3 1B		0-0 P3			0-0 G6-3		1-0 G3-1		4 0 1 0 0 0 1		
Denis Boucher, R (8, 1)										0 0 0 0 0 0 0		
Marquis Grissom, R (1, 8) OBP: 0.308, SLG: 0.381	1-1 G5-4-3 1-2f 2-3				1-2 G5-3					4 0 0 0 0 0 2		
Larry Walker, L (1, 9) OBP: 0.368, SLG: 0.526	2-0 G3				0-1 G3-1					4 1 2 0 0 0 1		
Moises Alou, R (1, 7) OBP: 0.397, SLG: 0.625					0-0 G6-3					4 0 0 0 0 0 1		
Darrin Fletcher, L (1, 2) OBP: 0.379, SLG: 0.462										4 1 2 0 0 0 1		
Wil Cordero, R (1, 6) OBP: 0.333, SLG: 0.403										4 0 1 0 0 0 1		
Sean Berry, R (1, 5) OBP: 0.375, SLG: 0.411										4 0 0 0 0 0 3		
Jeff Shaw, R (7, 1) OBP: 0.667, SLG: 0.500										3 0 1 1 0 0 1		
Randy Milligan, R (8, 3)										3 0 1 0 0 0 2		
Pedro Martinez, R (1, 1) OBP: 0.333, SLG: 0.333										0 0 0 0 0 0 0		
Jeff Gardner, L (7, 5)										0 0 0 0 0 0 0		
<b>Inning Stats</b>	R: 0 H: 2 E: 0 LOB: 1 K: 0 BB: 0 S: 7 P: 13	R: 0 H: 0 E: 0 LOB: 0 K: 0 BB: 0 S: 7 P: 10	R: 0 H: 1 E: 0 LOB: 1 K: 0 BB: 0 S: 8 P: 13	R: 0 H: 0 E: 0 LOB: 0 K: 0 BB: 0 S: 6 P: 7	R: 0 H: 1 E: 0 LOB: 1 K: 0 BB: 0 S: 9 P: 16	R: 0 H: 0 E: 0 LOB: 0 K: 0 BB: 0 S: 6 P: 9	R: 1 H: 2 E: 0 LOB: 1 K: 0 BB: 0 S: 9 P: 13	R: 0 H: 0 E: 0 LOB: 0 K: 0 BB: 0 S: 7 P: 13	R: 0 H: 1 E: 0 LOB: 1 K: 0 BB: 0 S: 8 P: 14	1B: 7 SF: 0 2B: 0 SAC: 1 3B: 0 DP: 1 HR: 0 HBP: 0	WP: 0 PA: 33 PB: 0 SB: 0 CS: 0	
<b>PITCHER</b> Pedro Astacio, R (1, 1) ERA: 6.31	IP WLS BF H R ER SO BB IBB HBP BLK WP HR S P ERA WHIP	9.0 W 33 7 1 1 0 0 0 0 0 0 0 0 67 108 1.00 0.778										
<b>PITCHER</b>	IP WLS BF H R ER SO BB IBB HBP BLK WP HR S P ERA WHIP											

**Montreal Expos @ Los Angeles Dodgers**  
 Dodger Stadium, Los Angeles, CA

Sun Apr 24 1994, 7:05 PM PDT  
 Att. 38,817 - Unknown - 64 F

AB	32
R	1
H	7
RBI	1
BB	0
SO	0
LOB	13



Batter	1	2	3	4	5	6	7	8	9	AB	R	H	RBI	BB	SO	LOB
<b>Brett Butler, L</b> OBP: 0.446, SLG: 0.455 (1, 8)	1-0 E9 HR 2B		1-1 L3	2-1 3B			2-2 FC6-4 2B			4	2	2	0	0	0	1
<b>Jose Offerman, S</b> OBP: 0.276, SLG: 0.277 (1, 6)	1-1 G1-3		4-2 HR BB	2-0 F7			0-0 L8			3	1	0	0	1	0	3
<b>Mike Piazza, R</b> OBP: 0.280, SLG: 0.423 (1, 2)	2-2 HR		1-1 F9			1-2 G5-3	3-2 HR 2B			4	2	2	3	0	0	1
<b>Tim Wallach, R</b> OBP: 0.392, SLG: 0.618 (1, 5)	0-3 K		0-0 HR			0-3 K	0-0 HR			4	2	2	4	0	2	0
<b>Henry Rodriguez, L</b> OBP: 0.351, SLG: 0.556 (1, 7)	2-2 1B		1-2 BB 1B			0-1 L3	3-3 K			4	0	2	0	0	1	0
<b>Eric Karros, R</b> OBP: 0.378, SLG: 0.365 (1, 3)	1-3 K		4-0 BB			3-3 K		2-1 F9		3	0	0	0	1	2	1
<b>Raul Mondesi, R</b> OBP: 0.291, SLG: 0.442 (1, 9)		0-0 F8	0-3 K			2-3 K		0-0 G5-3		4	0	0	0	0	2	2
<b>Jeff Treadway, L</b> OBP: 0.286, SLG: 0.333 (1, 4)		3-3 K		1-2 G5-3		0-0 F8		1-0 G3-1		4	0	0	0	0	1	0
<b>Pedro Astacio, R</b> OBP: 0.125, SLG: 0.125 (1, 1)		0-3 K		0-1 G3			0-3 K FC6-4			3	0	0	0	0	2	0

Inning Stats	R: 2	H: 3	E: 1	K: 2	S: 15	H: 3	LOB: 1	BB: 0	P: 22	R: 0	H: 0	E: 0	K: 2	S: 8	R: 0	H: 2	E: 1	K: 1	S: 13	R: 0	H: 1	E: 0	K: 0	S: 12	R: 0	H: 0	E: 0	K: 1	S: 8	R: 0	H: 0	E: 0	K: 2	S: 7	R: 3	H: 2	E: 0	K: 2	S: 18	R: 0	H: 0	E: 0	K: 0	S: 4	1B: 2	2B: 2	3B: 1	HR: 3	SF: 0	SAC: 0	DP: 0	HBP: 0	WP: 1	PB: 0	SB: 1	CS: 0	PA: 35
--------------	------	------	------	------	-------	------	--------	-------	-------	------	------	------	------	------	------	------	------	------	-------	------	------	------	------	-------	------	------	------	------	------	------	------	------	------	------	------	------	------	------	-------	------	------	------	------	------	-------	-------	-------	-------	-------	--------	-------	--------	-------	-------	-------	-------	--------

PITCHER	IP	WLS	BF	H	R	ER	SO	BB	IBB	HBP	BLK	WP	HR	S	P	ERA	WHIP
<b>Pedro Martinez, R</b> ERA: 2.6 (1, 1)	6.2	L	30	7	6	6	9	2	0	0	0	1	2	75	112	8.10	1.350
<b>Jeff Shaw, R</b> ERA: 3.31 (7, 1)	0.1		2	1	1	1	1	0	0	0	0	0	1	6	9	27.00	3.000
<b>Denis Boucher, L</b> ERA: 8.18 (8, 1)	1.0		3	0	0	0	0	0	0	0	0	0	0	4	7	0.00	0.000

**BOTTOM**

**Montreal Expos @ Los Angeles Dodgers**  
Dodger Stadium, Los Angeles, CA

Sun Apr 24 1994, 7:05 PM PDT  
Att: 38,817 - Unknown - 64 F

[livebaseballscorecards.com](http://livebaseballscorecards.com)

<b>AB</b>	<b>33</b>
<b>R</b>	<b>7</b>
<b>H</b>	<b>8</b>
<b>RBI</b>	<b>7</b>
<b>BB</b>	<b>2</b>
<b>SO</b>	<b>10</b>
<b>LOB</b>	<b>8</b>





Batter	1	2	3	4	5	6	7	8	9	AB R H RBI BB SO LOB	TOP											
<b>Darren Lewis, R</b> (1, 8) OBP: 0.381, SLG: 0.361	4-2 G1-3 S G6-3 BB	4-2 CS BB			0-1 G4-6-3 1-2f		0-0 G5-3			2 1 0 0 2 0 2												
<b>Robby Thompson, R</b> (1, 4) OBP: 0.316, SLG: 0.388	2-2 G1-3 1-3	1-2 CS 1-2	2-2 G1-3 2B		2-3 K			1-0 F9		4 0 1 0 0 1 1												
<b>Todd Benzinger, S</b> (1, 3) OBP: 0.308, SLG: 0.314	0-0 G6-3 3-H		1-3 SAFE K		1-0 G1-3			4-1 1B BB		3 0 0 1 1 1 1												
<b>Matt Williams, R</b> (1, 5) OBP: 0.341, SLG: 0.667	0-1 HR		0-0 G1-3 2-3		3-3 K			0-1 1-2 1B		4 1 2 1 0 1 1												
<b>Barry Bonds, L</b> (1, 7) OBP: 0.385, SLG: 0.500	4-1 BB		1-2 G3-1		4-0 BB			0-0 P5		2 0 0 0 2 0 3												
<b>Mark Carreon, R</b> (1, 9) OBP: 0.105, SLG: 0.059	1-0 SAFE SAFE P4		2-2 P3		1-0 SAFE F8			3-2 G4-3		3 0 0 0 0 0 2 1 0 0 0 0 0 2												
<b>Dave Martinez, L</b> (8, PH) OBP: 0.222, SLG: 0.235																						
<b>Royce Clayton, R</b> (1, 6) OBP: 0.361, SLG: 0.484			0-3 K		1-3 K		0-1 G6-3 1B		1-3 K	4 0 1 0 0 3 0	AB 31 R 3 H 6 RBI 3 BB 5 SO 6 LOB 14											
<b>Kirt Manwaring, R</b> (1, 2) OBP: 0.226, SLG: 0.250			1-1 HR		0-0 L8		0-1 G6-3 1-2		2-2 G6-3	4 1 1 1 0 0 1												
<b>Bill Swift, R</b> (1, 1) OBP: 0.250, SLG: 0.273			0-0 F7		1-2 G4-6-3 1B		1-0 G6-3		0-0 G4-3	3 0 1 0 0 0 1 0 0 0 0 0 0 0 0 0 0 0 0 0 0 1 0 0 0 0 0 0												
<b>Steve Frey, R</b> (7, 1)																						
<b>Rich Monteleone, R</b> (8, 1)																						
<b>John Patterson, S</b> (9, PH) OBP: 0.263, SLG: 0.294																						
<b>Inning Stats</b>	R: 2 E: 0 K: 0 S: 10	H: 1 LOB: 1 BB: 2 P: 21	R: 1 E: 0 K: 1 S: 11	H: 1 LOB: 0 BB: 1 P: 17	R: 0 E: 0 K: 1 S: 11	H: 1 LOB: 1 BB: 0 P: 15	R: 0 E: 0 K: 1 S: 9	H: 0 LOB: 0 BB: 0 P: 12	R: 0 E: 0 K: 1 S: 10	H: 1 LOB: 0 BB: 0 P: 13	R: 0 E: 0 K: 1 S: 5	H: 0 LOB: 1 BB: 1 P: 14	R: 0 E: 0 K: 0 S: 6	H: 1 LOB: 1 BB: 0 P: 7	R: 0 E: 0 K: 0 S: 10	H: 1 LOB: 2 BB: 1 P: 18	R: 0 E: 0 K: 1 S: 8	H: 0 LOB: 0 BB: 0 P: 11	1B: 3 2B: 1 3B: 0 HR: 2	SF: 0 SAC: 0 DP: 1 HBP: 0	WP: 0 PB: 0 SB: 1 CS: 1	PA: 37
<b>PITCHER</b>	IP WLS BF H R ER SO BB IBB HBP BLK WP HR S P ERA WHIP																					
<b>Jeff Fassero, L</b> (1, 1) ERA: 2.73	7.1 W 31 6 3 3 5 5 0 0 0 0 0 2 66 108 3.68 1.500																					
<b>Butch Henry, L</b> (8, 1) ERA:	0.1 1 0 0 0 0 0 0 0 0 0 0 0 1 1 0.00 0.000																					
<b>Mel Rojas, R</b> (8, 1) ERA: 2.3	1.1 S 4 0 0 0 1 0 0 0 0 0 0 0 13 19 0.00 0.000																					

San Francisco Giants @ Montreal Expos  
Olympic Stadium, Montreal, QB  
Tue Apr 26 1994, 7:05 PM EDT  
Att. 14,642 - Dome - 70 F

livebaseballscorecards.com



Batter	1	2	3	4	5	6	7	8	9
<b>Jeff Gardner, L</b> (1, 4) OBP: 0.333, SLG: 0.333 <b>Lenny Webster, R</b> (7, PH) OBP: 0.389, SLG: 0.611 <b>Mike Lansing, R</b> (7, PR) OBP: 0.300, SLG: 0.254 (8, 4)	1-1 FC4-6 BB G3 1B		1-0 L7 2		1-1 L7 1		3-2 G6-3 WP 2-H 2B		
<b>Cliff Floyd, L</b> (1, 3) OBP: 0.299, SLG: 0.375	4-1 FC4-6 1-2 BB		2-1 G3 3		0-0 SF8 3-H 2		0-0 G6-3 2-3 2		
<b>Marquis Grissom, R</b> (1, 8) OBP: 0.295, SLG: 0.364	1-2 FC4-6 G3 S 1-2f 2-3 1			0-0 G5-3 1	2-1 FC6-4 1-2f 3		2-3 K 3-H 3		
<b>Larry Walker, L</b> (1, 9) OBP: 0.352, SLG: 0.500	1-0 G3 1-3 3-H 2			1-1 G6-3 2		2-1 L9 1		2-3 K 1	
<b>Moises Alou, R</b> (1, 7) OBP: 0.389, SLG: 0.603	1-2 G6-3 3			1-3 K 3		3-2 G1-3 2		0-1 G4-6-3 1B 1	
<b>Darrin Fletcher, L</b> (1, 2) OBP: 0.371, SLG: 0.436		3-0 G4-3 1			4-1 1B E 1B BB 1	2-2 G4-3 3		1-2 G4-6-3 1-2f 2	
<b>Sean Berry, R</b> (1, 5) OBP: 0.388, SLG: 0.475		1-2 G4-3 2			2-2 1B E 1B 1-2 1B		1-0 HR		
<b>Wil Cordero, R</b> (1, 6) OBP: 0.345, SLG: 0.405		2-3 K 3			0-0 E SF8 1-2 2-3 1B		4-2 SH3-4 2B BB		
<b>Jeff Fassero, L</b> (1, 1) <b>Butch Henry, L</b> (8, 1) <b>Mel Rojas, R</b> (8, 1)			0-0 G6-3 1		0-1 E6 FC6-4 1-3 2-H 3-H		1-0 SH3-4 1		

Inning Stats	R: 1	H: 1	E: 0	K: 0	S: 10	LOB: 1	BB: 1	P: 18	R: 0	H: 0	E: 0	K: 1	S: 8	LOB: 0	BB: 0	P: 14	R: 0	H: 0	E: 0	K: 0	S: 4	LOB: 0	BB: 0	P: 7	R: 0	H: 0	E: 0	K: 1	S: 8	LOB: 0	BB: 0	P: 10	R: 3	H: 2	E: 1	K: 0	S: 12	LOB: 1	BB: 1	P: 21	R: 0	H: 0	E: 0	K: 0	S: 9	LOB: 0	BB: 0	P: 16	R: 3	H: 2	E: 0	K: 1	S: 12	LOB: 1	BB: 1	P: 23	R: 0	H: 1	E: 0	K: 1	S: 8	LOB: 0	BB: 0	P: 11
--------------	------	------	------	------	-------	--------	-------	-------	------	------	------	------	------	--------	-------	-------	------	------	------	------	------	--------	-------	------	------	------	------	------	------	--------	-------	-------	------	------	------	------	-------	--------	-------	-------	------	------	------	------	------	--------	-------	-------	------	------	------	------	-------	--------	-------	-------	------	------	------	------	------	--------	-------	-------


PITCHER	IP	WLS	BF	H	R	ER	SO	BB	IBB	HBP	BLK	WP	HR	S	P	ERA	WHIP
<b>Bill Swift, R</b> (1, 1) ERA: 1.82	6.1	L	27	4	6	3	2	3	0	0	0	0	1	56	97	4.26	1.105
<b>Steve Frey, L</b> (7, 1) ERA: 10.13	1.0		4	1	1	1	2	0	0	0	0	1	0	10	17	9.00	1.000
<b>Rich Monteleone, R</b> (8, 1) ERA: 4.5	0.2		2	1	0	0	0	0	0	0	0	0	0	5	6	0.00	1.500

**BOTTOM**

AB	R	H	RBI	BB	SO	LOB
3	1	1	0	0	0	2
1	0	1	1	0	0	0
0	1	0	0	0	0	0
2	0	0	1	1	0	1
4	0	0	0	0	1	4
4	0	0	1	0	1	1
4	0	1	0	0	1	1
3	1	0	0	1	0	1
3	2	2	1	0	0	0
2	2	1	0	1	1	0
2	0	0	0	0	0	1
0	0	0	0	0	0	0
0	0	0	0	0	0	0

**AB 28**  
**R 7**  
**H 6**  
**RBI 4**  
**BB 3**  
**SO 4**  
**LOB 11**

WP: 1 PA: 33  
 PB: 0  
 SB: 1  
 CS: 0



**San Francisco Giants @ Montreal Expos**  
 Olympic Stadium, Montreal, QB  
 Tue Apr 26 1994, 7:05 PM EDT  
 Att. 14,642 - Dome - 70 F

[livebaseballscorecards.com](http://livebaseballscorecards.com)



Batter	1	2	3	4	5	6	7	8	9	AB R H RBI BB SO LOB	TOP
<b>Darren Lewis, R</b> (1, 8) OBP: 0.364, SLG: 0.342	2-2 E3 SH1-4 SF7	1-1 FC5 2-3f			1-0 G4-3		2-2 G4-3			4 1 0 0 0 0 3	
<b>Robby Thompson, R</b> (1, 4) OBP: 0.304, SLG: 0.371	1-1 SH1-4 2-3		0-1 L7		0-1 G6-3			0-0 G6-3		3 0 0 0 0 0 0	
<b>Todd Benzinger, S</b> (1, 3) OBP: 0.293, SLG: 0.301	1-1 SF7 3-H		2-3 K		1-0 L7			3-2 F8		3 0 0 1 0 1 0	
<b>Matt Williams, R</b> (1, 5) OBP: 0.337, SLG: 0.646	3-1 G4-3		1-1 G3-1			1-1 G4-3		1-0 1B		4 0 1 0 0 0 0	
<b>Barry Bonds, L</b> (1, 7) OBP: 0.378, SLG: 0.485		0-1 SH1-3 1B		2-1 F8		1-0 G4-3		0-0 F8		4 0 1 0 0 0 1	
<b>Dave Martinez, L</b> (1, 9) OBP: 0.286, SLG: 0.400		2-0 SH1-3 1-3		0-0 1B		1-0 3B		1-2 G4-3		3 0 2 0 0 0 0	
<b>Royce Clayton, R</b> (1, 6) OBP: 0.355, SLG: 0.471			0-1 G1-3	1 SAFE 1-3 1B		1-0 G5-3		0-0 G4-3		4 0 1 0 0 0 2	
<b>Kirt Manwaring, R</b> (1, 2) OBP: 0.242, SLG: 0.254		4-0 FC5 IBB		1-1 P3		1-1 G6-3		0-0 1B		3 0 1 0 1 0 2	
<b>Mark Portugal, R</b> (1, 1) OBP: 0.182, SLG: 0.111 <b>Rich Monteleone, R</b> (6, 1) <b>John Patterson, S</b> (7, PH) <b>Tony Menendez, R</b> (7, 1) <b>Salomon Torres, R</b> (7, 1) <b>Jeff Reed, L</b> (9, PH) OBP: 0.067, SLG: 0.067		4-0 1-2 BB		0-0 G1-3		0-1 L8		0-2 G1-6-3		1 0 0 0 0 1 0 2 0 0 0 0 0 0 0 0 1 0 1 0 0 0 0 0 0 1	
<b>Inning Stats</b>	R: 1 H: 0 E: 1 LOB: 0 K: 0 BB: 0 S: 9 P: 16	R: 0 H: 1 E: 0 LOB: 3 K: 0 BB: 2 S: 7 P: 18	R: 0 H: 0 E: 0 LOB: 0 K: 1 BB: 0 S: 7 P: 10	R: 0 H: 2 E: 0 LOB: 2 K: 0 BB: 0 S: 8 P: 11	R: 0 H: 0 E: 0 LOB: 0 K: 0 BB: 0 S: 4 P: 6	R: 0 H: 1 E: 0 LOB: 1 K: 0 BB: 0 S: 5 P: 9	R: 0 H: 0 E: 0 LOB: 0 K: 0 BB: 0 S: 9 P: 12	R: 0 H: 1 E: 0 LOB: 1 K: 0 BB: 0 S: 13 P: 17	R: 0 H: 1 E: 0 LOB: 1 K: 0 BB: 0 S: 8 P: 9	1B: 5 SF: 1 2B: 0 SAC: 2 3B: 1 DP: 0 HR: 0 HBP: 0	WP: 0 PA: 36 PB: 0 SB: 1 CS: 0
<b>PITCHER</b> <b>Ken Hill, R</b> (1, 1) ERA: 2.78	IP WLS BF H R ER SO BB IBB HBP BLK WP HR S P ERA WHIP										

**San Francisco Giants @ Montreal Expos**  
 Olympic Stadium, Montreal, QB  
 Wed Apr 27 1994, 7:05 PM EDT  
 Att. 11,605 - Dome

livebaseballscorecards.com

<b>AB</b>	<b>31</b>
<b>R</b>	<b>1</b>
<b>H</b>	<b>6</b>
<b>RBI</b>	<b>1</b>
<b>BB</b>	<b>2</b>
<b>SO</b>	<b>1</b>
<b>LOB</b>	<b>11</b>







Batter	1	2	3	4	5	6	7	8	9	AB R H RBI BB SO LOB	TOP											
<b>Bip Roberts, S</b> (1, 4) OBP: 0.320, SLG: 0.284	1-1 G6-4-3 1B			0-0 G4-6-3 1B		1-0 CS 1B			0-2 F8	4 0 3 1 0 0 1	<b>San Diego Padres @ Montreal Expos</b> Olympic Stadium, Montreal, QB Fri Apr 29 1994, 7:05 PM EDT Att. 15,114 - Dome											
<b>Tony Gwynn, L</b> (1, 9) OBP: 0.440, SLG: 0.592	1-1 G6-4-3 1-2f			0-0 G4-6-3 1-2f		2-0 CS 1-2	1-1 F7	0-2 L4	4 0 0 0 0 0 3													
<b>Derek Bell, R</b> (1, 8) OBP: 0.341, SLG: 0.512	0-3 K			2-0 CS 1B			0-3 K	2-3 K	4 0 1 0 0 3 1													
<b>Phil Clark, R</b> (1, 3) OBP: 0.259, SLG: 0.423		1-1 G5-3		1-1 CS 1-2	3-3 K		1-2 F8		3 0 0 0 0 1 0													
<b>Phil Plantier, L</b> (1, 7) OBP: 0.355, SLG: 0.627		1-1 L5			0-0 F8			2-2 G4-3	3 0 0 0 0 0 0													
<b>Archy Cianfrocco, R</b> (1, 5) OBP: 0.274, SLG: 0.449		0-3 K			2-2 G6-3			2-1 2B	3 0 1 0 0 1 0													
<b>Ricky Gutierrez, R</b> (1, 6) OBP: 0.203, SLG: 0.306			0-1 G5-3			0-3 K2-3		2-0 F9	2 0 0 0 0 1 0													
<b>Keith Lockhart, L</b> (8, PH) OBP: 0.294, SLG: 0.452									1 0 0 0 0 0 1													
<b>Brad Ausmus, R</b> (1, 2) OBP: 0.296, SLG: 0.392			1-3 K			0-1 SH1-4 1B		1-3 K2-3	3 1 1 0 0 2 1													
<b>Andy Benes, R</b> (1, 1) OBP: 0.077, SLG: 0.077			2-3 K			1-0 SH1-4		4-2 BB	1 0 0 0 0 1 0													
<b>Pedro Martinez, L</b> (8, 1)									0 0 0 0 0 0 0													
<b>Tim Hyers, L</b> (9, PH) OBP: 0.455, SLG: 0.333									0 0 0 0 1 0 0													
<b>Inning Stats</b>	R: 0 E: 0 K: 1 S: 7	H: 1 LOB: 0 BB: 0 P: 9	R: 0 E: 0 K: 1 S: 8	H: 0 LOB: 0 BB: 0 P: 10	R: 0 E: 0 K: 2 S: 9	H: 0 LOB: 0 BB: 0 P: 12	R: 0 E: 0 K: 0 S: 4	H: 2 LOB: 0 BB: 0 P: 7	R: 0 E: 0 K: 1 S: 9	H: 0 LOB: 0 BB: 0 P: 14	R: 1 E: 0 K: 1 S: 7	H: 2 LOB: 0 BB: 0 P: 11	R: 0 E: 0 K: 1 S: 9	H: 0 LOB: 0 BB: 0 P: 11	R: 0 E: 0 K: 1 S: 9	H: 1 LOB: 1 BB: 0 P: 16	R: 0 E: 0 K: 1 S: 13	H: 0 LOB: 1 BB: 1 P: 19	1B: 5 2B: 1 3B: 0 HR: 0	SF: 0 SAC: 1 DP: 2 HBP: 0	WP: 0 PB: 0 SB: 0 CS: 2	PA: 32
<b>PITCHER</b>	IP WLS BF H R ER SO BB IBB HBP BLK WP HR S P ERA WHIP																					
<b>Kirk Rueter, L</b> (1, 1) ERA: 5.87	7.1 W 24 6 1 1 7 0 0 0 0 0 0 0 58 83 1.23 0.818																					
<b>Mel Rojas, R</b> (8, 1) ERA: 2.08	1.2 S 6 0 0 0 2 1 0 0 0 0 0 0 0 17 26 0.00 0.600																					

AB	28
R	1
H	6
RBI	1
BB	1
SO	9
LOB	7



Batter	1	2	3	4	5	6	7	8	9
Mike Lansing, R OBP: 0.303, SLG: 0.275 (1, 4)	1-0 F9		2-3 K			0-0 3B 1B	3-3 K		
Cliff Floyd, L OBP: 0.305, SLG: 0.403 (1, 3)	1-3 K			2-2 G4-3		0-0 1-H G3 3B		1-2 2B 1B	
Marquis Grissom, R OBP: 0.291, SLG: 0.358 (1, 8)	2-3 K			0-3 K		1-3 K		1 SAFE 1 SAFE 1 SAFE 1 SAFE 1-H 2B	
Larry Walker, L OBP: 0.343, SLG: 0.489 (1, 9)		3-2 F7		3-2 2B		2-2 G3		1-3 K	
Moises Alou, R OBP: 0.400, SLG: 0.595 (1, 7)		2-3 K		1-1 F8		1-1 3-H G6-3		4-0 G3-6-1 IBB	
Darrin Fletcher, L OBP: 0.364, SLG: 0.414 (1, 2)		0-0 F9			3-2 P5		4-1 BB BB	2-1 G3-6-1 1-2f	
Wil Cordero, R OBP: 0.352, SLG: 0.400 (1, 6)			1-0 FC1-6 1B		2-2 E5		1-1 SAFE P4		
Sean Berry, R OBP: 0.392, SLG: 0.470 (1, 5)			1-2 F8		0-1 F9		2-2 SAFE F9		
Kirk Rueter, L (1, 1)			0-2 FC1-6 1-2f		1-2 G1-3		4-2 BB 1-2 BB		

Inning Stats	R: 0	H: 0	E: 0	LOB: 0	K: 2	BB: 0	S: 7	P: 11	R: 0	H: 0	E: 0	LOB: 0	K: 1	BB: 0	S: 8	P: 13	R: 0	H: 1	E: 0	LOB: 1	K: 1	BB: 0	S: 11	P: 15	R: 0	H: 1	E: 0	LOB: 1	K: 1	BB: 0	S: 12	P: 18	R: 0	H: 0	E: 1	LOB: 1	K: 0	BB: 0	S: 11	P: 17	R: 2	H: 2	E: 0	LOB: 0	K: 1	BB: 0	S: 11	P: 15	R: 0	H: 0	E: 0	LOB: 2	K: 1	BB: 2	S: 15	P: 29	R: 1	H: 2	E: 0	LOB: 1	K: 1	BB: 1	S: 10	P: 20
--------------	------	------	------	--------	------	-------	------	-------	------	------	------	--------	------	-------	------	-------	------	------	------	--------	------	-------	-------	-------	------	------	------	--------	------	-------	-------	-------	------	------	------	--------	------	-------	-------	-------	------	------	------	--------	------	-------	-------	-------	------	------	------	--------	------	-------	-------	-------	------	------	------	--------	------	-------	-------	-------

PITCHER	IP	WLS	BF	H	R	ER	SO	BB	IBB	HBP	BLK	WP	HR	S	P	ERA	WHIP
Andy Benes, R ERA: 4.35 (1, 1)	7.0	L	28	4	2	2	7	2	0	0	0	0	0	75	118	2.57	0.857
Pedro Martinez, L ERA: 1.06 (8, 1)	1.0		5	2	1	1	1	0	1	0	0	0	0	10	20	9.00	2.000

**BOTTOM**

**San Diego Padres @ Montreal Expos**  
Olympic Stadium, Montreal, QB  
Fri Apr 29 1994, 7:05 PM EDT  
Att. 15,114 - Dome

AB	R	H	RBI	BB	SO	LOB
4	1	1	0	0	2	3
4	2	2	1	0	1	0
4	0	1	1	0	3	1
4	0	1	1	0	1	1
3	0	0	0	1	1	1
3	0	0	0	1	0	2
3	0	1	0	0	0	1
3	0	0	0	0	0	3
2	0	0	0	1	0	2
0	0	0	0	0	0	0

AB	30
R	3
H	6
RBI	3
BB	3
SO	8
LOB	14

WP: 0 PA: 33  
PB: 0  
SB: 0  
CS: 0



PITCHER	IP	WLS	BF	H	R	ER	SO	BB	IBB	HBP	BLK	WP	HR	S	P	ERA	WHIP
---------	----	-----	----	---	---	----	----	----	-----	-----	-----	----	----	---	---	-----	------



Batter	1	2	3	4	5	6	7	8	9	AB R H RBI BB SO LOB	TOP										
<b>Bip Roberts, S</b> OBP: 0.325, SLG: 0.271 (1, 4) (5, 8)	0-2 G4-3		4-2 G3-1 BB	1-0 F7		0-1 F7			4-2 FC5-4 BB	3 0 0 0 2 0 3											
<b>Tony Gwynn, L</b> OBP: 0.425, SLG: 0.566 (1, 9) (5, 8)	1-2 1B		1-0 G3-1		2-0 G6-3		3-1 P6		2-1 FC5-4 1-2f	5 0 1 0 0 0 2											
<b>Derek Bell, R</b> OBP: 0.330, SLG: 0.494 <b>Phil Clark, R</b> OBP: 0.267, SLG: 0.426 (1, 8) (5, 5)	0-3 K		1-1 P3		1-3 K		1-1 1B		0-0 F7	3 0 0 0 0 2 2 2 0 1 0 0 0 1											
<b>Phil Plantier, L</b> OBP: 0.333, SLG: 0.583 (1, 7) (5, 8)	2-3 K		3-3 K		2-2 E1 1B		2-2 F8		2-1 F8	5 0 0 0 0 2 4											
<b>Keith Lockhart, L</b> OBP: 0.333, SLG: 0.452 <b>Archi Cianfrocco, R</b> OBP: 0.279, SLG: 0.450 (1, 5) (4, PR) (4, 5) (5, 6)		4-0 2B BB		1-2 3B HBP		2-2 1B		1-0 F8		0 1 0 0 1 0 0 2 1 1 0 0 0 1											
<b>Tim Hyers, L</b> OBP: 0.400, SLG: 0.385 (1, 3) (5, 8)	2-0 2B 1-H		1-1 P5		0-0 L9			0-1 G4-3		4 0 1 1 0 0 3											
<b>Brad Ausmus, R</b> OBP: 0.306, SLG: 0.390 (1, 2) (5, 8)		0-0 G6-3		4-2 3B BB		0-1 F8		1-2 1B 1B		3 1 1 0 1 0 1											
<b>Luis Lopez, S</b> OBP: 0.455, SLG: 0.550 (1, 6) (5, 4)		0-0 P6		2-3 K		2-2 1B		2-0 G4-6-3 1B		4 0 2 0 0 1 3											
<b>Scott Sanders, R</b> OBP: 0.250, SLG: 0.250 <b>A.J. Sager, R</b> OBP: 0.500, SLG: 1.500 <b>Gene Harris, R</b> <b>Tim Mauser, R</b> <b>Mark Davis, L</b> <b>Dave Staton, R</b> OBP: 0.261, SLG: 0.300 <b>Donnie Elliott, R</b> (1, 1) (2, 1) (4, 1) (6, 1) (6, 1) (8, PH) (8, 1)		1-3 K		2-1 3B 1-H 2-H		0-0 B2		1-0 G4-6-3 1-2f		1 0 0 0 0 1 1 1 0 1 2 0 0 0 1 0 0 0 0 0 1 0 0 0 0 0 0 0 0 0 0 0 0 0 0 1 0 0 0 0 0 2 0 0 0 0 0 0 0											
<b>Inning Stats</b>	R: 0 E: 0 K: 2 S: 13	H: 1 LOB: 1 BB: 0 P: 16	R: 1 E: 0 K: 1 S: 6	H: 1 LOB: 1 BB: 1 P: 13	R: 0 E: 0 K: 1 S: 8	H: 0 LOB: 1 BB: 1 P: 17	R: 2 E: 0 K: 1 S: 12	H: 1 LOB: 2 BB: 1 P: 23	R: 0 E: 1 K: 1 S: 12	H: 1 LOB: 2 BB: 0 P: 19	R: 0 E: 0 K: 0 S: 9	H: 1 LOB: 1 BB: 0 P: 11	R: 0 E: 0 K: 0 S: 9	H: 1 LOB: 1 BB: 0 P: 16	R: 0 E: 0 K: 0 S: 7	H: 2 LOB: 1 BB: 0 P: 11	R: 0 E: 1 K: 0 S: 7	H: 0 LOB: 1 BB: 1 P: 15	1B: 6 2B: 1 3B: 1 HR: 0	SF: 0 SAC: 0 DP: 1 HBP: 1	WP: 0 PA: 40 PB: 0 SB: 0 CS: 0
<b>PITCHER</b>	IP WLS BF H R ER SO BB IBB HBP BLK WP HR S P ERA WHIP																				
<b>Pedro Martinez, R</b> ERA: 3.03 (1, 1)	5.0 W 24 4 3 3 6 3 0 1 0 0 0 51 88 5.40 1.400																				
<b>Butch Henry, L</b> ERA: (6, 1)	1.2 7 2 0 0 0 0 0 0 0 0 0 17 25 0.00 1.200																				
<b>Jeff Shaw, R</b> ERA: 3.18 (7, 1)	0.2 4 2 0 0 0 0 0 0 0 0 0 7 11 0.00 3.000																				
<b>Tim Scott, R</b> ERA: 3.65 (8, 1)	0.2 1 0 0 0 0 0 0 0 0 0 0 1 2 0.00 0.000																				
<b>Mel Rojas, R</b> ERA: 1.96 (9, 1)	1.0 S 4 0 0 0 0 1 0 0 0 0 0 7 15 0.00 1.000																				

**San Diego Padres @ Montreal Expos**  
Olympic Stadium, Montreal, QB  
Sat Apr 30 1994, 3:33 AM EDT  
Att. 18,314 - Dome

[livebaseballscorecards.com](http://livebaseballscorecards.com)

AB	35
R	3
H	8
RBI	3
BB	4
SO	6
LOB	24



**San Diego Padres @ Montreal Expos**  
 Olympic Stadium, Montreal, QB  
 Sat Apr 30 1994, 3:33 AM EDT  
 Att. 18,314 - Dome

[livebaseballscorecards.com](http://livebaseballscorecards.com)

<b>AB</b>	<b>33</b>
<b>R</b>	<b>5</b>
<b>H</b>	<b>11</b>
<b>RBI</b>	<b>5</b>
<b>BB</b>	<b>5</b>
<b>SO</b>	<b>9</b>
<b>LOB</b>	<b>21</b>



WP: 0	PA: 39
PB: 1	SB: 0
CS: 1	

1B: 8	SF: 0
2B: 3	SAC: 1
3B: 0	DP: 0
HR: 0	HBP: 0

IP	WLS	BF	H	R	ER	SO	BB	IBB	HBP	BLK	WP	HR	S	P	ERA	WHIP
1.0		4	2	0	0	2	0	0	0	0	0	0	17	26	0.00	2.000
2.0	L	14	6	4	4	2	1	1	0	0	0	0	31	53	18.00	3.500
2.0		6	0	0	0	2	0	0	0	0	0	0	13	21	0.00	0.000
0.2		4	1	0	0	0	1	0	0	0	0	0	8	16	0.00	3.000
1.1		6	1	1	1	2	1	0	0	0	0	0	16	23	6.75	1.500

IP	WLS	BF	H	R	ER	SO	BB	IBB	HBP	BLK	WP	HR	S	P	ERA	WHIP
1.0		5	1	0	0	1	1	0	0	0	0	0	9	23	0.00	2.000

Batter	1	2	3	4	5	6	7	8	9	AB	R	H	RBI	BB	SO	LOB
Mike Lansing, R OBP: 0.319, SLG: 0.286 (1, 4)	1-0 1B		1-2 PB SH1-3 1B	2-1 G6-3		1-0 G4-3		4-1 FC4 BB		4	1	2	0	1	0	2
Cliff Floyd, L OBP: 0.302, SLG: 0.395 (1, 3)	3-2 SAFE 1-3 CS 1B		0-1 SAFE SH1-3	1-0 P6		0-3 K		2-1 FC4 1-2f 2-3		4	0	1	0	0	1	4
Marquis Grissom, R OBP: 0.287, SLG: 0.343 (1, 8)	2-3 K 1-2		1-2 G1-3	1-3 K				3-1 SAFE G6-3		4	1	0	0	1	2	5
Larry Walker, L OBP: 0.340, SLG: 0.473 (1, 9)	3-3 K		4-0 PB 1B BB		0-0 G6-3		1-3 SAFE K			3	1	0	0	1	2	2
Moises Alou, R OBP: 0.405, SLG: 0.590 (1, 7)		3-2 E6 1B	2-1 2B 1B		1-1 F8		1-1 SAFE G4-3 1B			4	1	2	2	0	0	0
Darrin Fletcher, L OBP: 0.357, SLG: 0.419 (1, 2)		1-1 SAFE F8	0-0 1B 2B		3-3 K		1-2 SAFE G4-3			4	1	1	2	0	1	2
Tim Scott, R (8, 1)										0	0	0	0	0	0	0
Mel Rojas, R (9, 1)										0	0	0	0	0	0	0
Wil Cordero, R OBP: 0.358, SLG: 0.405 (1, 6)		2-1 SAFE 1B	1-2 2B 1B			2-2 F7		0-1 SAFE F7		4	0	2	1	0	0	1
Sean Berry, R OBP: 0.423, SLG: 0.522 (1, 5)		0-0 1B	4-0 IBB			1-1 G4-3 2B		3-0 FC4 2B		3	0	3	0	1	0	0
Pedro Martinez, R (1, 1)		1-3 K	2-3 K			4-1 G4-3 BB		2-3 K		2	0	0	0	0	2	4
Butch Henry, L (6, 1)										0	0	0	0	1	0	0
Jeff Shaw, R OBP: 0.667, SLG: 0.500 (7, 1)										0	0	0	0	0	0	0
Tim Spehr, R OBP: 0.222, SLG: 0.125 (8, 2)										1	0	0	0	0	1	1
<b>Inning Stats</b>	R: 0 E: 0 K: 2 S: 17	H: 2 LOB: 1 BB: 0 P: 26	R: 0 E: 1 K: 1 S: 13	H: 2 LOB: 2 BB: 0 P: 20	R: 4 E: 0 K: 1 S: 18	H: 4 LOB: 2 BB: 2 P: 33	R: 0 E: 0 K: 1 S: 7	H: 0 LOB: 0 BB: 0 P: 11	R: 0 E: 0 K: 1 S: 6	H: 0 LOB: 0 BB: 0 P: 10	R: 0 E: 0 K: 1 S: 11	H: 1 LOB: 2 BB: 1 P: 19	R: 1 E: 0 K: 1 S: 13	H: 1 LOB: 1 BB: 1 P: 20	R: 0 E: 0 K: 1 S: 9	H: 1 LOB: 2 BB: 1 P: 23

IP	WLS	BF	H	R	ER	SO	BB	IBB	HBP	BLK	WP	HR	S	P	ERA	WHIP
1.0		4	2	0	0	2	0	0	0	0	0	0	17	26	0.00	2.000
2.0	L	14	6	4	4	2	1	1	0	0	0	0	31	53	18.00	3.500
2.0		6	0	0	0	2	0	0	0	0	0	0	13	21	0.00	0.000
0.2		4	1	0	0	0	1	0	0	0	0	0	8	16	0.00	3.000
1.1		6	1	1	1	2	1	0	0	0	0	0	16	23	6.75	1.500

**BOTTOM**



Batter	1	2	3	4	5	6	7	8	9	10	11	AB R H RBI BB SO LOB	TOP
<b>Bip Roberts, S</b> (1, 4) OBP: 0.341, SLG: 0.297	0-3 <b>K</b>			1-2 <b>G4-3</b>		1-1 <b>2B</b>		0-1 <b>1B</b>		4-2 <b>G3 BB</b>		4 0 2 1 1 1 0	
<b>Luis Lopez, S</b> (1, 6) OBP: 0.400, SLG: 0.478 <b>Tony Gwynn, L</b> (8, PH) OBP: 0.427, SLG: 0.564	0-0 <b>G6-3</b>			1-1 <b>G4-3</b>		0-0 <b>F8</b>		1-1 <b>1B</b>	1 SAFE 1 SAFE	0-0 <b>G3</b>		3 0 0 0 0 0 1 2 0 1 0 0 0 2	
<b>Derek Bell, R</b> (1, 8) OBP: 0.323, SLG: 0.478	1-1 <b>G6-3</b>			2-0 <b>FC5-4 1B</b>		3-3 <b>K</b>		0-3 <b>K</b>	1 SAFE 1 SAFE	1-2 <b>2-3</b>		5 0 1 0 0 2 5	
<b>Phil Clark, R</b> (1, 9) OBP: 0.250, SLG: 0.397 <b>Gene Harris, R</b> (8, 1) <b>Trevor Hoffman, R</b> (8, 1) <b>Keith Lockhart, L</b> (11, PH) OBP: 0.324, SLG: 0.438			1-2 <b>F8</b>	0-0 <b>FC5-4</b>		3-2 <b>F9</b>		1-2 <b>F9</b>			2-3 <b>K</b>	4 0 0 0 0 0 3 0 0 0 0 0 0 0 0 0 0 0 0 0 0 1 0 0 0 0 1 0	
<b>Phil Plantier, L</b> (1, 7) OBP: 0.314, SLG: 0.545			3-3 <b>K</b>		0-0 <b>G3-1</b>		2-1 <b>G4-3</b>		3-1 <b>F8</b>		1-3 <b>K</b>	5 0 0 0 0 2 0	
<b>Archi Cianfrocco, R</b> (1, 5) OBP: 0.275, SLG: 0.435 <b>Tim Mauser, R</b> (11, 1)			1-2 <b>F9</b>		1-1 <b>G1-3</b>		0-0 <b>F8</b>		0-0 <b>F9</b>		2-2 <b>1B</b>	5 0 1 0 0 0 0 0 0 0 0 0 0 0	
<b>Dave Staton, R</b> (1, 3) OBP: 0.286, SLG: 0.349 <b>Tim Hyers, L</b> (8, PR) OBP: 0.353, SLG: 0.333			1-3 <b>K</b>		0-1 <b>1B</b>		2-2 <b>E 2B</b>		2-2 <b>G6-3</b>		0-0 <b>F7</b>	3 0 2 0 0 1 0 2 1 0 0 0 0 1	
<b>Brad Ausmus, R</b> (1, 2) OBP: 0.292, SLG: 0.370			0-0 <b>G1-3</b>		3-2 <b>G4-3</b>		2-2 <b>F9</b>		2-2 <b>L7</b>			4 0 0 0 0 0 2	
<b>Wally Whitehurst, R</b> (1, 1) OBP: 0.231, SLG: 0.167 <b>Mark Davis, L</b> (7, 1) <b>Ricky Gutierrez, R</b> (8, PH) OBP: 0.212, SLG: 0.328			0-1 <b>G6-3</b>		0-0 <b>G6-3</b>		2-2 <b>E4 1B</b>		0-0 <b>G3 2B</b>			2 0 0 0 0 0 0 0 0 0 0 0 0 0 2 1 1 0 0 0 0	
<b>Inning Stats</b>	R: 0 H: 0 E: 0 LOB: 0 K: 1 BB: 0 S: 6 P: 7	R: 0 H: 0 E: 0 LOB: 0 K: 1 BB: 0 S: 13 P: 18	R: 0 H: 0 E: 0 LOB: 0 K: 1 BB: 0 S: 6 P: 7	R: 0 H: 1 E: 0 LOB: 1 K: 0 BB: 0 S: 7 P: 11	R: 0 H: 1 E: 0 LOB: 1 K: 0 BB: 0 S: 8 P: 12	R: 0 H: 1 E: 0 LOB: 1 K: 1 BB: 0 S: 7 P: 11	R: 0 H: 0 E: 0 LOB: 0 K: 0 BB: 0 S: 6 P: 11	R: 2 H: 3 E: 1 LOB: 2 K: 1 BB: 0 S: 19 P: 27	R: 0 H: 0 E: 0 LOB: 0 K: 0 BB: 0 S: 6 P: 11	R: 0 H: 0 E: 0 LOB: 0 K: 0 BB: 0 S: 9 P: 16	R: 0 H: 1 E: 0 LOB: 1 K: 2 BB: 0 S: 13 P: 18	1B: 5 SF: 0 2B: 3 SAC: 0 3B: 0 DP: 0 HR: 0 HBP: 0	WP: 0 PA: 43 PB: 0 SB: 0 CS: 0
<b>PITCHER</b>	IP WLS BF H R ER SO BB IBB HBP BLK WP HR S P ERA WHIP												
<b>Jeff Fassero, L</b> (1, 1) ERA: 2.45	7.1 28 5 2 1 4 0 0 0 0 0 0 0 64 94 1.23 0.682												
<b>Butch Henry, L</b> (8, 1) ERA:	0.0 1 1 0 0 0 0 0 0 0 0 0 0 2 3 ∞ ∞												
<b>Tim Scott, R</b> (8, 1) ERA: 3.46	0.2 2 0 0 0 1 0 0 0 0 0 0 0 6 7 0.00 0.000												
<b>Denis Boucher, L</b> (9, 1) ERA: 7.5	1.0 3 0 0 0 0 0 0 0 0 0 0 0 6 11 0.00 0.000												
<b>Jeff Shaw, R</b> (10, 1) ERA: 2.84	2.0 W 9 2 0 0 2 1 0 0 0 0 0 0 22 34 0.00 1.500												

**San Diego Padres @ Montreal Expos**  
**Olympic Stadium, Montreal, QB**  
 Sun May 01 1994, 3:33 AM EDT  
 Att. 20,626 - Dome

AB	42
R	2
H	8
RBI	1
BB	1
SO	7
LOB	14



livebaseballscorecards.com

Batter	1	2	3	4	5	6	7	8	9	10	11	AB R H RBI BB SO LOB
Mike Lansing, R OBP: 0.320, SLG: 0.289 (1, 4)	0-0 L3		1-2 CS 1B		2-0 G6-3		2-0 SAFE G6-3		2-1 F9		2-2 1-3 2-H 1B	6 0 2 1 0 0 1
Cliff Floyd, L OBP: 0.308, SLG: 0.388 (1, 3)	2-1 E9 1B		0-0 F7		1-1 F8		4-0 1B BB		2-2 G4-3			4 0 1 0 1 0 1
Marquis Grissom, R OBP: 0.283, SLG: 0.337 (1, 8)	1-1 F9		2-2 E1 1-2		1-1 G4-3		1-2 1-3 3-H 1B		3-3 K			5 0 1 1 0 1 2
Larry Walker, L OBP: 0.324, SLG: 0.449 (1, 9)	1-1 L9		2-2 G3		1-1 G5-3		0-1 G4-3					5 0 0 0 0 1 4
Moises Alou, R OBP: 0.416, SLG: 0.614 (1, 7)		1-2 F8		1-0 G4-3 1B 2B		2-1 WP 1B 1B		2-2 FC5-6 2B				5 1 3 0 0 1 0
Darrin Fletcher, L OBP: 0.378, SLG: 0.422 Tim Spehr, R OBP: 0.200, SLG: 0.111 (1, 2) (8, PR) (9, 2)		4-2 WP BB		1-1 G4-3		2-1 WP 1B		4-0 FC5-6 IBB				2 0 1 0 2 0 1 1 0 0 0 0 1 0
Wil Cordero, R OBP: 0.350, SLG: 0.393 (1, 6)		2-0 F8		0-0 L3 3-H 1B		1-3 K		3-1 SAFE FC5-6				5 0 1 1 0 1 5
Sean Berry, R OBP: 0.434, SLG: 0.548 (1, 5)		4-1 1-2 BB		2-0 L3 1-1		3-2 G6-3 1B 2B		1-3 K				4 2 2 0 1 1 3
Jeff Fassero, L Butch Henry, L Tim Scott, R Lou Frazier, S OBP: 0.300, SLG: 0.125 Denis Boucher, R Jeff Shaw, R Randy Milligan, R OBP: 0.167, SLG: 0.500 OBP: 0.300, SLG: 0.133 (1, 1) (8, 1) (8, 1) (8, PH) (9, 1) (10, 1) (11, PH)		2-3 K		1-0 P2		1-3 SAFE K		2-1 F7				3 0 0 0 0 0 2 3 0 0 0 0 0 0 0 0 0 0 0 0 0 0 0 0 1 0 0 0 0 0 0 2 0 1 0 0

Inning Stats	R: 0	H: 1	E: 1	K: 0	S: 7	LOB: 1	BB: 0	P: 11	R: 0	H: 0	E: 0	K: 1	S: 11	LOB: 2	BB: 2	P: 24	R: 0	H: 1	E: 1	K: 0	S: 10	LOB: 1	BB: 0	P: 15	R: 1	H: 2	E: 0	K: 0	S: 6	LOB: 0	BB: 0	P: 9	R: 0	H: 0	E: 0	K: 0	S: 4	LOB: 0	BB: 0	P: 8	R: 0	H: 2	E: 0	K: 1	S: 11	LOB: 2	BB: 0	P: 18	R: 1	H: 2	E: 0	K: 1	S: 14	LOB: 2	BB: 1	P: 25	R: 0	H: 1	E: 0	K: 1	S: 12	LOB: 2	BB: 1	P: 24	R: 0	H: 0	E: 0	K: 3	S: 9	LOB: 0	BB: 0	P: 15	R: 0	H: 0	E: 0	K: 3	S: 9	LOB: 0	BB: 0	P: 13	R: 1	H: 2	E: 0	K: 0	S: 8	LOB: 2	BB: 1	P: 17	1B: 7	SF: 0	2B: 5	SAC: 0	3B: 0	DP: 1	HR: 0	HBP: 0	WP: 3	PA: 46
--------------	------	------	------	------	------	--------	-------	-------	------	------	------	------	-------	--------	-------	-------	------	------	------	------	-------	--------	-------	-------	------	------	------	------	------	--------	-------	------	------	------	------	------	------	--------	-------	------	------	------	------	------	-------	--------	-------	-------	------	------	------	------	-------	--------	-------	-------	------	------	------	------	-------	--------	-------	-------	------	------	------	------	------	--------	-------	-------	------	------	------	------	------	--------	-------	-------	------	------	------	------	------	--------	-------	-------	-------	-------	-------	--------	-------	-------	-------	--------	-------	--------

PITCHER	IP	WLS	BF	H	R	ER	SO	BB	IBB	HBP	BLK	WP	HR	S	P	ERA	WHIP
Wally Whitehurst, R ERA: 4.98 (1, 1)	6.2		30	8	2	2	3	3	0	0	0	2	0	61	108	2.70	1.650
Mark Davis, L ERA: 9.0 (7, 1)	0.1		1	0	0	0	0	0	0	0	0	0	0	2	2	0.00	0.000
Gene Harris, R ERA: 6.97 (8, 1)	0.1		3	1	0	0	0	0	1	0	0	0	0	7	16	0.00	3.000
Trevor Hoffman, R ERA: 0.59 (8, 1)	2.2		8	0	0	0	5	0	0	0	0	0	0	22	36	0.00	0.000
Tim Mauser, R ERA: 3.16 (11, 1)	0.1	L	4	2	1	1	0	1	0	0	0	1	0	8	17	27.00	9.000

BOTTOM

San Diego Padres @ Montreal Expos  
Olympic Stadium, Montreal, QB  
Sun May 01 1994, 3:33 AM EDT  
Att. 20,626 - Dome

livebaseballscores.com

AB	41
R	3
H	11
RBI	3
BB	5
SO	8
LOB	22











Batter	1	2	3	4	5	6	7	8	9	AB R H RBI BB SO LOB	TOP											
<b>Delino DeShields, L</b> OBP: 0.299, SLG: 0.250 (1, 4)	4-2 S 1B BB	0-0 2-H 3B		1-1 F8	1-3 K			2-2 F7	2-2 1B	5 0 2 1 1 1 1												
<b>Brett Butler, L</b> OBP: 0.448, SLG: 0.430 (1, 8)	0-2 S 1B	1-2 G6-3		0-1 HR 1B		0-0 L9		2-3 K	0-1 G4-3	4 1 2 0 0 0 1 2 0 0 0 0 1 1												
<b>Cory Snyder, R</b> OBP: 0.357, SLG: 0.692 (7, 9)																						
<b>Mike Piazza, R</b> OBP: 0.327, SLG: 0.514 (1, 2)	3-2 F9		2-2 F8	1-0 1-H HR		3-2 1B 2B		1-2 1B 2B		5 2 3 2 0 0 2												
<b>Tim Wallach, R</b> OBP: 0.427, SLG: 0.663 (1, 5)	0-2 P9		3-2 1B	0-3 K		3-3 K		4-2 1B BB		4 0 1 0 1 2 3												
<b>Henry Rodriguez, L</b> OBP: 0.366, SLG: 0.538 (1, 7) (8, 3)	1-1 L3		2-1 F7		0-3 K	0-2 2-H 1B		0-1 1-2 2-3 1B		5 0 2 1 0 1 3												
<b>Eric Karros, R</b> OBP: 0.350, SLG: 0.385 (1, 3)		0-1 E5 1B SH3	3-2 P8		0-1 2B 2B	3-3 K		1-1 P6		5 2 1 0 0 1 5 0 0 0 0 0 0 0												
<b>Jim Gott, R</b> (8, 1)																						
<b>Raul Mondesi, R</b> OBP: 0.316, SLG: 0.537 (1, 9) (7, 8)		0-3 K		0-0 S 3B 1B	0-1 2B 2B		1-3 K	1-1 SF7 3B		5 3 3 0 0 2 1	AB 42 R 10 H 17 RBI 10 BB 2 SO 8 LOB 18											
<b>Jose Offerman, S</b> OBP: 0.299, SLG: 0.337 (1, 6)		1 SAFE 2-2 SH3 3B 1B		1 SAFE 2-1 1-H SF8 3B	0-0 G3 2B		0-0 F9	0-1 SF7		4 2 3 4 0 0 0												
<b>Orel Hershiser, R</b> OBP: 0.188, SLG: 0.143 (1, 1)		1 SAFE 1-0 SH3		1-1 SF8	0-2 G3		0-1 F7	0-1 3-H L4		2 0 0 2 0 0 1 1 0 0 0 0 0 0												
<b>Mitch Webster, S</b> OBP: 0.393, SLG: 0.348 (8, 7)																						
<b>Inning Stats</b>	R: 0 E: 0 K: 0 S: 16	H: 1 LOB: 2 BB: 1 P: 24	R: 2 E: 1 K: 1 S: 14	H: 2 LOB: 1 BB: 0 P: 18	R: 0 E: 0 K: 0 S: 13	H: 1 LOB: 1 BB: 0 P: 23	R: 4 E: 0 K: 1 S: 13	H: 4 LOB: 0 BB: 0 P: 18	R: 2 E: 0 K: 2 S: 14	H: 3 LOB: 1 BB: 0 P: 15	R: 1 E: 0 K: 2 S: 14	H: 2 LOB: 1 BB: 0 P: 23	R: 0 E: 0 K: 1 S: 6	H: 0 LOB: 0 BB: 0 P: 7	R: 0 E: 0 K: 1 S: 16	H: 2 LOB: 3 BB: 1 P: 26	R: 1 E: 0 K: 0 S: 11	H: 2 LOB: 1 BB: 0 P: 14	1B: 8 2B: 5 3B: 3 HR: 1	SF: 2 SAC: 1 DP: 0 HBP: 0	WP: 0 PB: 0 SB: 3 CS: 0	PA: 47
<b>PITCHER</b>	IP WLS BF H R ER SO BB IBB HBP BLK WP HR S P ERA WHIP																					
<b>Rod Henderson, R</b> ERA: 9.45 (1, 1)	3.0 L 17 6 4 2 1 1 0 0 0 0 0 0 46 70 6.00 2.333																					
<b>Gil Heredia, R</b> ERA: 7.53 (4, 1)	2.0 11 5 4 4 3 0 0 0 0 0 0 1 24 28 18.00 2.500																					
<b>Denis Boucher, L</b> ERA: 6.75 (6, 1)	2.2 13 4 1 1 4 1 0 0 0 0 0 0 34 53 3.38 1.875																					
<b>Jeff Shaw, R</b> ERA: 3.1 (8, 1)	1.1 6 2 1 1 0 0 0 0 0 0 0 0 13 17 6.75 1.500																					

**Los Angeles Dodgers @ Montreal Expos**  
 Olympic Stadium, Montreal, QB  
 Tue May 03 1994, 7:05 PM EDT  
 Att. 15,413 - Dome

[livebaseballscorecards.com](http://livebaseballscorecards.com)



BOTTOM

Los Angeles Dodgers @ Montreal Expos  
Olympic Stadium, Montreal, QB  
Tue May 03 1994, 7:05 PM EDT  
Att. 15,413 - Dome

livebaseballscorecards.com

AB 34  
R 4  
H 8  
RBI 2  
BB 2  
SO 7  
LOB 18



WP: 0 PA: 36  
PB: 0  
SB: 3  
CS: 0

AB R H RBI BB SO LOB

4 1 1 2 0 1 0

4 0 1 0 0 2 0

4 1 2 0 0 0 1

2 1 1 0 1 0 1

1 0 0 0 0 1 2

3 0 0 0 0 1 1

1 0 0 0 0 0 2

1 0 1 0 1 0 0

2 0 1 0 0 0 1

4 0 0 0 0 0 4

2 0 0 0 0 0 2

2 0 1 0 0 0 1

1 0 0 0 0 1 0

0 0 0 0 0 0 0

1 0 0 0 0 0 1

0 0 0 0 0 0 0

2 1 0 0 0 1 2

1B: 5 SF: 0  
2B: 2 SAC: 0  
3B: 0 DP: 2  
HR: 1 HBP: 0

Batter	1	2	3	4	5	6	7	8	9
Mike Lansing, R OBP: 0.330, SLG: 0.354 (1, 4)	1-3 K		0-0 L7			2-1 G5-3		0-0 HR	
Cliff Floyd, L OBP: 0.320, SLG: 0.404 (1, 3) (8, 9)	1-3 K		1-3 K			0-1 L6		0-0 1B	
Marquis Grissom, R OBP: 0.303, SLG: 0.363 (1, 8)	2-1 E 2B			0-0 G4-6-3 1B		3-1 G4-3		0-1 E6 FC6-4	
Larry Walker, L OBP: 0.345, SLG: 0.471 (1, 9) Tim Spehr, R OBP: 0.167, SLG: 0.091 (8, 7)	4-0 S BB			0-0 G4-6-3 1-2f		0-0 G6-3 FC2-1 2B		2-3 K	
Moises Alou, R OBP: 0.412, SLG: 0.604 (1, 7) Randy Milligan, R OBP: 0.286, SLG: 0.125 (8, 3)	3-1 F7 1-H 2-H			2-3 K		0-2 G6-3		2-1 FC6-4 1-2f	
Darrin Fletcher, L OBP: 0.400, SLG: 0.456 (1, 2) Lenny Webster, R OBP: 0.375, SLG: 0.522 (7, 2)		0-0 FC5-4 1B		4-1 FC4-6 BB		2-3 FC2-1 3-H		0-0 G5-3 1B	
Wil Cordero, R OBP: 0.333, SLG: 0.365 (1, 6)		2-0 FC5-4 G4-3 1-2f		1-1 F9		1-1 G6-3		1-2 F9	
Jeff Gardner, L OBP: 0.303, SLG: 0.300 (1, 5) Freddie Benavides, R OBP: 0.333, SLG: 0.369 (7, 5)		2-2 G4-3 1-2f		0-1 F7			2-1 FC6-4 1B	1-1 G5-3 1-2	
Rod Henderson, R (1, 1) Gil Heredia, R OBP: 1.000, SLG: 1.000 (4, 1) Lou Frazier, S OBP: 0.273, SLG: 0.111 (5, PH) Denis Boucher, R (6, 1) Jeff Shaw, R OBP: 0.400, SLG: 0.250 (8, 1)			1-3 K		0-0 FC4-6 1-2f		0-1 FC6-4 HR	0-3 K	

Inning Stats	R: 2 E: 0 K: 2 S: 10	H: 1 LOB: 0 BB: 1 P: 21	R: 0 E: 0 K: 0 S: 5	H: 1 LOB: 0 BB: 0 P: 9	R: 0 E: 0 K: 2 S: 7	H: 0 LOB: 0 BB: 0 P: 9	R: 0 E: 0 K: 1 S: 5	H: 1 LOB: 0 BB: 0 P: 7	R: 0 E: 0 K: 0 S: 6	H: 0 LOB: 1 BB: 1 P: 11	R: 0 E: 0 K: 0 S: 6	H: 0 LOB: 0 BB: 0 P: 11	R: 0 E: 0 K: 0 S: 10	H: 1 LOB: 1 BB: 0 P: 13	R: 2 E: 1 K: 1 S: 13	H: 3 LOB: 2 BB: 0 P: 19	R: 0 E: 0 K: 1 S: 9	H: 1 LOB: 1 BB: 0 P: 11
1B: 5 SF: 0 2B: 2 SAC: 0 3B: 0 DP: 2 HR: 1 HBP: 0	WP: 0 PA: 36 PB: 0 SB: 3 CS: 0																	

PITCHER	IP	WLS	BF	H	R	ER	SO	BB	IBB	HBP	BLK	WP	HR	S	P	ERA	WHIP
Orel Hershiser, R ERA: 2.75 (1, 1)	7.1	W	29	7	4	2	6	2	0	0	0	0	1	55	89	2.46	1.227
Jim Gott, R ERA: 6.43 (8, 1)	1.2		7	1	0	0	2	0	0	0	0	0	0	16	22	0.00	0.600



Batter	1	2	3	4	5	6	7	8	9	AB R H RBI BB SO LOB	TOP																													
<b>Delino DeShields, L</b> (1, 4) OBP: 0.297, SLG: 0.241	0-1 F7		3-2 G3-1			4-2 1B BB		3-2 F8		3 1 0 0 1 0 1																														
<b>Jose Offerman, S</b> (1, 6) OBP: 0.297, SLG: 0.333	1-2 G6-3		1-1 L6			1-0 F7		3-1 E9 1B		4 0 1 1 0 0 1																														
<b>Raul Mondesi, R</b> (1, 8) (7, 9)	0-1 F9			3-3 K		0-1 S 1B		1-2 G1-3		4 0 1 1 0 1 1																														
<b>Tim Wallach, R</b> (1, 5) OBP: 0.412, SLG: 0.635		3-1 G5-3		1-2 G6-3		2-2 G6-3			0-0 G6-3	4 0 0 0 0 0 1																														
<b>Eric Karros, R</b> (1, 3) OBP: 0.346, SLG: 0.389		2-0 HR 2B		1-2 G5-3			0-0 P8		1-2 F9	4 1 1 0 0 0 0																														
<b>Todd Worrell, R</b> (9, 1)										0 0 0 0 0 0 0																														
<b>Kevin Gross, R</b> (9, 1)										0 0 0 0 0 0 0																														
<b>Cory Snyder, R</b> (1, 9) OBP: 0.348, SLG: 0.721		0-2 HR		2-3 K		2-3 K			0-0 G6-3	4 1 1 2 0 2 0																														
<b>Mitch Webster, S</b> (1, 7) OBP: 0.355, SLG: 0.308		2-2 L7		0-0 P4		3-2 F7				3 0 0 0 0 0 0																														
<b>Henry Rodriguez, L</b> (9, 3) OBP: 0.366, SLG: 0.538										0 0 0 0 0 0 0																														
<b>Carlos Hernandez, R</b> (1, 2) OBP: 0.400, SLG: 0.400		2-2 G5-3		0-0 G5-3				3-2 E 2B		2 0 0 0 0 0 0																														
<b>Mike Piazza, R</b> (8, PH) (8, 2)										1 1 1 0 0 0 0																														
<b>Tom Candiotti, R</b> (1, 1) OBP: 0.250, SLG: 0.250			0-0 G1-3			1-0 P1				1 0 0 0 0 0 0																														
<b>Gary Wayne, L</b> (5, 1)										0 0 0 0 0 0 0																														
<b>Chris Gwynn, L</b> (6, PH) OBP: 0.353, SLG: 0.421										1 0 0 0 0 0 0																														
<b>37 Darren Dreifort, R</b> (6, 1)										0 0 0 0 0 0 0																														
<b>Omar Daal, L</b> (7, 1)										0 0 0 0 0 0 0																														
<b>Jim Gott, R</b> (7, 1)										0 0 0 0 0 0 0																														
<b>Brett Butler, L</b> (7, 8) OBP: 0.444, SLG: 0.426										1 0 0 0 0 0 1																														
<b>Inning Stats</b>	R: 0 E: 0 K: 0 S: 7	H: 0 LOB: 0 BB: 0 P: 8	R: 2 E: 0 K: 0 S: 14	H: 2 LOB: 0 BB: 0 P: 23	R: 0 E: 0 K: 0 S: 6	H: 0 LOB: 0 BB: 0 P: 10	R: 0 E: 0 K: 1 S: 9	H: 0 LOB: 0 BB: 0 P: 14	R: 0 E: 0 K: 1 S: 5	H: 0 LOB: 0 BB: 0 P: 7	R: 1 E: 0 K: 0 S: 11	H: 1 LOB: 1 BB: 1 P: 19	R: 0 E: 0 K: 1 S: 8	H: 0 LOB: 0 BB: 0 P: 13	R: 1 E: 1 K: 0 S: 12	H: 2 LOB: 1 BB: 0 P: 22	R: 0 E: 0 K: 0 S: 5	H: 0 LOB: 0 BB: 0 P: 6	1B: 2 2B: 2 3B: 0 HR: 1	SF: 0 SAC: 0 DP: 0 HBP: 0	WP: 0 PB: 0 SB: 2 CS: 0	PA: 33																		
<b>PITCHER</b>	IP	WLS	BF	H	R	ER	SO	BB	IBB	HBP	BLK	WP	HR	S	P	ERA	WHIP						<b>PITCHER</b>	IP	WLS	BF	H	R	ER	SO	BB	IBB	HBP	BLK	WP	HR	S	P	ERA	WHIP
<b>Kirk Rueter, L</b> (1, 1) ERA: 5.46	5.0		17	2	2	2	2	0	0	0	0	0	1	41	62	3.60	0.400																							
<b>Tim Scott, R</b> (6, 1) ERA: 3.86	1.0		5	1	1	1	0	1	0	0	0	0	0	11	19	9.00	2.000																							
<b>Butch Henry, L</b> (7, 1) ERA:	1.0		3	0	0	0	1	0	0	0	0	0	0	8	13	0.00	0.000																							
<b>John Wetteland, R</b> (8, 1) ERA: 3.72	1.0		5	2	1	1	0	0	0	0	0	0	0	12	22	9.00	2.000																							
<b>Mel Rojas, R</b> (9, 1) ERA: 1.74	1.0	W	3	0	0	0	0	0	0	0	0	0	0	5	6	0.00	0.000																							

Los Angeles Dodgers @ Montreal Expos  
Olympic Stadium, Montreal, QB  
Wed May 04 1994, 3:33 AM EDT  
Att. 16,875 - Dome

livebaseballscorecards.com

AB	32
R	4
H	5
RBI	4
BB	1
SO	3
LOB	5



BOTTOM

Los Angeles Dodgers @ Montreal Expos  
Olympic Stadium, Montreal, QB  
Wed May 04 1994, 3:33 AM EDT  
Att. 16,875 - Dome

livebaseballscores.com

AB 35  
R 5  
H 13  
RBI 4  
BB 7  
SO 8  
LOB 27



WP: 1 PA: 44  
PB: 0  
SB: 2  
CS: 0

AB R H RBI BB SO LOB

4 0 2 1 1 1 0  
4 1 1 0 0 1 3  
0 0 0 0 0 0 0

3 2 1 1 1 1 2  
4 0 2 1 0 0 2  
0 0 0 0 0 0 0  
1 0 1 0 0 0 0

2 0 1 0 3 0 1

4 0 0 0 1 2 6

4 1 1 0 1 1 7

2 0 0 0 0 1 1  
1 0 0 0 0 0 2  
0 0 0 0 0 0 0  
2 0 2 1 0 0 0

2 0 2 0 0 0 0  
0 1 0 0 0 0 0  
0 0 0 0 0 0 0  
2 0 0 0 0 1 3

1B: 8 SF: 1  
2B: 5 SAC: 0  
3B: 1 DP: 1  
HR: 0 HBP: 1

Table with 10 columns (Batter 1-9) and 15 rows (Batters and Inning Stats). Each cell contains a batter's name, stats, and a baseball diamond diagram showing the play.

Inning Stats table with columns for Runs (R), Hits (H), Errors (E), Strikeouts (S), Home Runs (HR), and other metrics for each of the 9 innings.

Pitcher stats table with columns for IP, WLS, BF, H, R, ER, SO, BB, IBB, HBP, BLK, WP, HR, S, P, ERA, WHIP for each pitcher.



Batter	1	2	3	4	5	6	7	8	9	AB R H RBI BB SO LOB	TOP											
Mike Lansing, R (1, 4) OBP: 0.331, SLG: 0.355	2-2 G5-3		0-1 L4			0-2 G1-3		0-0 G6-3		4 0 0 0 0 0 2												
Cliff Floyd, L (1, 3) OBP: 0.312, SLG: 0.402	2-0 G4-3			3-1 G3-1		1-3 K		0-1 G6-3		4 0 0 0 0 1 1												
Marquis Grissom, R (1, 8) OBP: 0.305, SLG: 0.358	1-2 E5			2-1 F9			0-0 CS S 1B	3-2 F9		4 0 1 0 0 0 0												
Larry Walker, L (1, 9) OBP: 0.331, SLG: 0.450	3-2 G4-3			1-2 G1-3			3-3 SAFE K	1-3 K		4 0 0 0 0 2 2												
Moises Alou, R (1, 7) OBP: 0.429, SLG: 0.594		0-0 L9			1-1 G1		2 SAFE 3-2 1B			3 0 1 0 0 0 0												
Darrin Fletcher, L (1, 2) OBP: 0.391, SLG: 0.467		1-2 F7			2-3 K		0-0 F7			3 0 0 0 0 1 1												
Gil Heredia, R (7, 1) OBP: 1.000, SLG: 1.000										0 0 0 0 0 0 0												
Sean Berry, R (1, 5) OBP: 0.449, SLG: 0.564		1-2 G3			1-1 L4			1-2 G5-4-3 1B		3 0 1 0 0 0 0												
Wil Cordero, R (1, 6) OBP: 0.328, SLG: 0.350			0-1 F9			0-1 E1		0-0 G5-4-3 1B		3 0 1 0 0 0 0												
Pedro Martinez, R (1, 1) OBP: 0.294, SLG: 0.143			0-0 G3-1			3-3 SAFE K		1-0 G5-4-3		1 0 0 0 0 0 0												
Lou Frazier, S (6, PH) OBP: 0.294, SLG: 0.143						1-2 SAFE K		1-2 2-3		1 0 0 0 0 1 1												
Butch Henry, L (6, 1)										0 0 0 0 0 0 0												
Lenny Webster, R (7, 2) OBP: 0.360, SLG: 0.500										1 0 0 0 0 0 2												
<b>Inning Stats</b>	R: 0 E: 1 K: 0 S: 14	H: 0 LOB: 1 BB: 0 P: 21	R: 0 E: 0 K: 0 S: 7	H: 0 LOB: 0 BB: 0 P: 9	R: 0 E: 0 K: 0 S: 5	H: 0 LOB: 0 BB: 0 P: 5	R: 0 E: 0 K: 0 S: 7	H: 0 LOB: 0 BB: 0 P: 13	R: 0 E: 0 K: 1 S: 8	H: 0 LOB: 0 BB: 0 P: 12	R: 0 E: 1 K: 2 S: 11	H: 0 LOB: 1 BB: 0 P: 15	R: 0 E: 0 K: 1 S: 9	H: 2 LOB: 1 BB: 0 P: 15	R: 0 E: 0 K: 0 S: 6	H: 2 LOB: 1 BB: 0 P: 8	R: 0 E: 0 K: 1 S: 8	H: 0 LOB: 0 BB: 0 P: 12	1B: 4 2B: 0 3B: 0 HR: 0	SF: 0 SAC: 0 DP: 1 HBP: 0	WP: 0 PB: 0 SB: 2 CS: 1	PA: 31
<b>PITCHER</b> Greg Maddux, R (1, 1) ERA: 0.94	IP 9.0 WLS W BF 31 H 4 R 0 ER 0 SO 5 BB 0 IBB 0 HBP 0 BLK 0 WP 0 HR 0 S 75 P 110 ERA 0.00 WHIP 0.444											<b>PITCHER</b>	IP WLS BF H R ER SO BB IBB HBP BLK WP HR S P ERA WHIP									

**Montreal Expos @ Atlanta Braves**  
Atlanta-Fulton County Stadium, Atlanta, GA

Fri May 06 1994, 7:05 PM EDT  
Att. 48,808 - Unknown


[livebaseballscorecards.com](http://livebaseballscorecards.com)

AB	31
R	0
H	4
RBI	0
BB	0
SO	5
LOB	9







Batter	1	2	3	4	5	6	7	8	9	AB R H RBI BB SO LOB	TOP	
Mike Lansing, R (1, 4) OBP: 0.320, SLG: 0.342	2-2 P4		0-2 F9			0-1 G4-3		3-2 G1-3		4 0 0 0 0 0 1		
Sean Berry, R (1, 5) OBP: 0.430, SLG: 0.537	2-0 F9			0-0 F8		0-3 K			2-2 G1-3	4 0 0 0 0 1 0		
Marquis Grissom, R (1, 8) OBP: 0.296, SLG: 0.347	1-0 P4			2-3 K		0-1 G5-3			0-0 G5-3	4 0 0 0 0 1 0		
Larry Walker, L (1, 9) OBP: 0.336, SLG: 0.455		0-3 K		4-2 BB BB		0-0 G6-3			0-0 BB 1B 2B	3 1 1 0 1 1 0		
Moises Alou, R (1, 7) OBP: 0.431, SLG: 0.582		1-0 L9		4-1 BB 1-2 BB		2-0 G5-3			4-0 1B BB IBB	2 0 0 0 2 0 0		
Randy Milligan, R (1, 3) OBP: 0.346, SLG: 0.200		1-0 1B		1-3 K		1-1 G4-3			4-0 1B 1-2 2-3 BB	3 0 1 0 1 1 2		
Lenny Webster, R (1, 2) OBP: 0.345, SLG: 0.464		2-0 G4-3			2-3 K			1-2 G3	1-2 1-2 2-3 3-H 1B	4 0 1 1 0 1 1	AB 30 R 1 H 4 RBI 1 BB 4 SO 7 LOB 7	
Wil Cordero, R (1, 6) OBP: 0.325, SLG: 0.346			1-0 F7		1-3 K			3-2 SH2-4 1B	0-0 G4-3	4 0 1 0 0 1 3		
Jeff Fassero, L (1, 1)			1-3 K		0-0 G3			0-0 SH2-4		2 0 0 0 0 1 0		
<b>Inning Stats</b>	R: 0 H: 0 E: 0 LOB: 0 K: 0 BB: 0 S: 5 P: 10	R: 0 H: 1 E: 0 LOB: 1 K: 1 BB: 0 S: 9 P: 13	R: 0 H: 0 E: 0 LOB: 0 K: 1 BB: 0 S: 7 P: 9	R: 0 H: 0 E: 0 LOB: 2 K: 2 BB: 2 S: 11 P: 22	R: 0 H: 0 E: 0 LOB: 0 K: 2 BB: 0 S: 8 P: 11	R: 0 H: 0 E: 0 LOB: 0 K: 1 BB: 0 S: 8 P: 8	R: 0 H: 0 E: 0 LOB: 0 K: 0 BB: 0 S: 4 P: 7	R: 0 H: 1 E: 0 LOB: 1 K: 0 BB: 0 S: 11 P: 18	R: 1 H: 2 E: 0 LOB: 3 K: 0 BB: 2 S: 12 P: 23	1B: 3 SF: 0 2B: 1 SAC: 1 3B: 0 DP: 0 HR: 0 HBP: 0	WP: 0 PA: 35 PB: 0 SB: 0 CS: 0	
<b>PITCHER</b> Tom Glavine, L (1, 1) ERA: 3.27	IP WLS BF H R ER SO BB IBB HBP BLK WP HR S P ERA WHIP	9.0 W 35 4 1 1 7 3 1 0 0 0 0 0 75 121 1.00 0.778										

**Montreal Expos @ Atlanta Braves**  
Atlanta-Fulton County Stadium, Atlanta, GA

Sat May 07 1994, 7:05 PM EDT  
Att: 49,157 - Unknown

[livebaseballscorecards.com](http://livebaseballscorecards.com)

Batter	1	2	3	4	5	6	7	8	9	AB R H RBI BB SO LOB
Deion Sanders, L (1, 8) OBP: 0.380, SLG: 0.439	0-1 G4-3		1-3 SAFE SAFE K		1-0 S 1B			1-0 F8		4 0 1 0 0 1 1
Dave Gallagher, R (1, 7) OBP: 0.313, SLG: 0.379	1-1 F9		0-0 FC5-4 1-2 1B		2-3 K			2-0 1B		4 0 2 0 0 1 1
Terry Pendleton, S (1, 5) OBP: 0.339, SLG: 0.466	3-3 K		0-2 FC5-4 1-2f		0-1 G5-3			0-0 G5-3		4 0 0 0 0 1 3
Fred McGriff, L (1, 3) OBP: 0.373, SLG: 0.549		2-2 WP 1B		0-0 P6		2-1 G1-3		3-3 K		4 0 1 0 0 1 0
Javy Lopez, R (1, 2) OBP: 0.299, SLG: 0.511		2-2 G5-3 1-2		0-0 1B 1B		2-3 K		0-1 G5-3		4 0 1 0 0 1 1
David Justice, L (1, 9) OBP: 0.381, SLG: 0.444		0-3 K		3-2 G6-4-3 1-2 1B		1-3 K		4-1 HR BB		3 0 1 0 1 2 1 0 1 0 0 0 0 0
Jarvis Brown, R (9, PR)										
Mark Lemke, S (1, 4) OBP: 0.341, SLG: 0.386		0-2 G4-3		0-0 G6-4-3 1-2f		0-0 F8		1-0 HR		4 1 1 2 0 0 3
Rafael Belliard, R (1, 6) OBP: 0.382, SLG: 0.406			2-1 1B 1B		0-3 K2-3		3-2 G1-3			3 0 1 0 0 1 0
Tom Glavine, L (1, 1) OBP: 0.294, SLG: 0.267			0-3 SAFE SAFE K		0-3 K		1-3 K			3 0 0 0 0 3 1

Inning Stats	R: 0	H: 0	E: 0	K: 1	S: 7	LOB: 0	BB: 0	P: 11	R: 0	H: 1	E: 0	K: 1	S: 13	LOB: 1	BB: 0	P: 17	R: 0	H: 2	E: 0	K: 2	S: 12	LOB: 2	BB: 0	P: 15	R: 0	H: 2	E: 0	K: 0	S: 7	LOB: 1	BB: 0	P: 10	R: 0	H: 1	E: 0	K: 3	S: 11	LOB: 1	BB: 0	P: 13	R: 0	H: 0	E: 0	K: 1	S: 7	LOB: 0	BB: 0	P: 11	R: 0	H: 0	E: 0	K: 1	S: 8	LOB: 0	BB: 0	P: 12	R: 0	H: 1	E: 0	K: 1	S: 6	LOB: 1	BB: 0	P: 10	R: 2	H: 1	E: 0	K: 1	S: 9	LOB: 1	BB: 1	P: 17	1B: 7	2B: 0	3B: 0	HR: 1	SF: 0	SAC: 0	DP: 1	HBP: 0	WP: 1	PA: 34
PITCHER Jeff Fassero, L (1, 1) ERA: 2.39	IP	WLS	BF	H	R	ER	SO	BB	IBB	HBP	BLK	WP	HR	S	P	ERA	WHIP	IP	WLS	BF	H	R	ER	SO	BB	IBB	HBP	BLK	WP	HR	S	P	ERA	WHIP																																																

BOTTOM

Montreal Expos @ Atlanta Braves  
Atlanta-Fulton County Stadium, Atlanta, GA  
Sat May 07 1994, 7:05 PM EDT  
Att. 49,157 - Unknown

livebaseballscorecards.com

AB	33
R	2
H	8
RBI	2
BB	1
SO	11
LOB	11





Batter	1	2	3	4	5	6	7	8	9	AB R H RBI BB SO LOB	TOP
<b>Marquis Grissom, R</b> (1, 8) OBP: 0.290, SLG: 0.339 <b>Lou Frazier, S</b> (6, 8) OBP: 0.333, SLG: 0.200	2-2 		1-1 			1-2 		2-1 		3 0 0 0 0 0 1 1 0 1 0 0 0 0	<b>Montreal Expos @ Atlanta Braves</b> Atlanta-Fulton County Stadium, Atlanta, GA Sun May 08 1994, 3:33 AM EDT Att. 48,742 - Sunny - 65 F
<b>Cliff Floyd, L</b> (1, 3) OBP: 0.319, SLG: 0.410	2-1 			1-0 		2-2 		4-2 		3 0 1 0 1 0 1	
<b>Moises Alou, R</b> (1, 7) OBP: 0.416, SLG: 0.559	2-2 			2-3 			2-2 	0-3 		4 0 0 0 0 2 3	
<b>Larry Walker, L</b> (1, 9) OBP: 0.341, SLG: 0.452	1-1 			3-1 			4-2 		1-0 	3 0 1 0 1 0 1	
<b>Darrin Fletcher, L</b> (1, 2) OBP: 0.374, SLG: 0.443		0-2 			3-1 		1-1 		1-3 	4 0 0 0 0 1 2	
<b>Mike Lansing, R</b> (1, 4) OBP: 0.325, SLG: 0.342		2-3 			1-2 		0-0 		4-0 	3 0 1 0 1 1 1	
<b>Wil Cordero, R</b> (1, 6) OBP: 0.323, SLG: 0.360		2-3 			3-3 			0-1 	0-1 	4 1 1 0 0 2 3	
<b>Sean Berry, R</b> (1, 5) OBP: 0.412, SLG: 0.512			1-2 			0-1 		1-1 	2-2 	4 0 0 0 0 0 3	
<b>Ken Hill, R</b> (1, 1) OBP: 0.235, SLG: 0.188 <b>Randy Milligan, R</b> (8, PH) OBP: 0.333, SLG: 0.200 <b>John Wetteland, R</b> (8, 1)			1-3 			0-0 		1-1 		2 0 1 0 0 1 0 0 0 0 1 0 0 0 0 0 0 0 0 0 0	
<b>Inning Stats</b>	R: 0 H: 1 E: 0 LOB: 1 K: 0 BB: 0 S: 10 P: 17	R: 0 H: 0 E: 0 LOB: 0 K: 2 BB: 0 S: 11 P: 15	R: 0 H: 0 E: 0 LOB: 0 K: 1 BB: 0 S: 9 P: 12	R: 0 H: 0 E: 0 LOB: 0 K: 1 BB: 0 S: 6 P: 12	R: 0 H: 1 E: 0 LOB: 1 K: 1 BB: 0 S: 13 P: 19	R: 0 H: 1 E: 0 LOB: 1 K: 0 BB: 0 S: 9 P: 12	R: 0 H: 0 E: 0 LOB: 1 K: 0 BB: 1 S: 9 P: 16	R: 1 H: 2 E: 0 LOB: 2 K: 1 BB: 1 S: 17 P: 23	R: 0 H: 1 E: 0 LOB: 2 K: 1 BB: 1 S: 11 P: 19	1B: 4 SF: 1 2B: 2 SAC: 0 3B: 1 DP: 1 HR: 0 HBP: 0	
<b>PITCHER</b> <b>29 John Smoltz, R</b> (1, 1) ERA: 3.49 <b>Greg McMichael, R</b> (9, 1) ERA: 3.77	IP WLS BF H R ER SO BB IBB HBP BLK WP HR S P ERA WHIP 8.0 L 30 5 1 1 6 2 0 0 0 0 0 0 84 126 1.12 0.875 1.0 5 1 0 0 1 1 0 0 0 1 0 0 11 19 0.00 2.000	<b>PITCHER</b> IP WLS BF H R ER SO BB IBB HBP BLK WP HR S P ERA WHIP									

livebaseballscorecards.com

AB	31
R	1
H	6
RBI	1
BB	3
SO	7
LOB	15



Batter	1	2	3	4	5	6	7	8	9	AB R H RBI BB SO LOB
Deion Sanders, L (1, 8) OBP: 0.383, SLG: 0.436	4-0 G3 S BB		2-3 K			1-2 S 1B		3-3 K		3 0 1 0 1 2 0
Terry Pendleton, S (1, 5) OBP: 0.328, SLG: 0.450	3-3 K			3-2 G6-3		2-3 K		2-3 K		4 0 0 0 0 3 2
Ryan Klesko, L (1, 7) OBP: 0.390, SLG: 0.639	1-0 G3			1-0 2B		1-2 F7		0-3 K		4 0 1 0 0 1 2
Fred McGriff, L (1, 3) OBP: 0.361, SLG: 0.528	2-2 F8			3-1 F8		1-1 F8		0-1 L4		4 0 0 0 0 0 3
David Justice, L (1, 9) OBP: 0.379, SLG: 0.432		1-0 P5		4-2 BB		0-0 G3-1				2 0 0 0 1 0 0
Mark Lemke, S (1, 4) OBP: 0.330, SLG: 0.372		2-2 F7		3-2 G3-1		0-1 G1-3				3 0 0 0 0 0 2
Charlie O'Brien, R (1, 2) OBP: 0.304, SLG: 0.455		1-1 F9			2-2 G4-6-3 1B		2-2 F7			3 0 1 0 0 0 0
Rafael Belliard, R (1, 6) OBP: 0.361, SLG: 0.382			2-2 G1-3		0-2 G4-6-3			2-3 K		2 0 0 0 0 0 1
Tony Tarasco, L (8, PH) OBP: 0.333, SLG: 0.575					1-2 G4-6-3					1 0 0 0 0 1 0
Mike Mordecai, R (9, 6)										0 0 0 0 0 0 0
29 John Smoltz, R (1, 1) OBP: 0.167, SLG: 0.091			1-3 K		3-3 K			3-3 K		2 0 0 0 0 2 0
Bill Pecota, R (8, PH) OBP: 0.412, SLG: 0.357										1 0 0 0 0 1 0
Greg McMichael, R (9, 1)										0 0 0 0 0 0 0

Inning Stats	R: 0 E: 0 K: 1 S: 9	H: 0 LOB: 1 BB: 1 P: 19	R: 0 E: 0 K: 0 S: 8	H: 0 LOB: 0 BB: 0 P: 12	R: 0 E: 0 K: 2 S: 10	H: 0 LOB: 0 BB: 0 P: 15	R: 0 E: 0 K: 0 S: 13	H: 1 LOB: 2 BB: 1 P: 27	R: 0 E: 0 K: 1 S: 9	H: 1 LOB: 0 BB: 0 P: 14	R: 0 E: 0 K: 1 S: 12	H: 1 LOB: 1 BB: 0 P: 16	R: 0 E: 0 K: 0 S: 9	H: 0 LOB: 0 BB: 0 P: 11	R: 0 E: 0 K: 3 S: 16	H: 0 LOB: 0 BB: 0 P: 24	R: 0 E: 0 K: 2 S: 8	H: 0 LOB: 0 BB: 0 P: 10	1B: 2 2B: 1 3B: 0 HR: 0	SF: 0 SAC: 0 DP: 1 HBP: 0
--------------	------------------------------	----------------------------------	------------------------------	----------------------------------	-------------------------------	----------------------------------	-------------------------------	----------------------------------	------------------------------	----------------------------------	-------------------------------	----------------------------------	------------------------------	----------------------------------	-------------------------------	----------------------------------	------------------------------	----------------------------------	----------------------------------	------------------------------------

PITCHER	IP	WLS	BF	H	R	ER	SO	BB	IBB	HBP	BLK	WP	HR	S	P	ERA	WHIP
Ken Hill, R (1, 1) ERA: 2.5	7.0	W	25	3	0	0	5	2	0	0	0	0	0	70	114	0.00	0.714
John Wetteland, R (8, 1) ERA: 3.09	2.0	S	6	0	0	0	5	0	0	0	0	0	0	24	34	0.00	0.000

**BOTTOM**

**Montreal Expos @ Atlanta Braves**  
Atlanta-Fulton County Stadium, Atlanta, GA

Sun May 08 1994, 3:33 AM EDT  
Att: 48,742 - Sunny - 65 F

livebaseballscorecards.com

<b>AB</b>	<b>29</b>
<b>R</b>	<b>0</b>
<b>H</b>	<b>3</b>
<b>RBI</b>	<b>0</b>
<b>BB</b>	<b>2</b>
<b>SO</b>	<b>10</b>
<b>LOB</b>	<b>10</b>

**Braves**

WP: 0	PA: 31
PB: 0	
SB: 2	
CS: 0	



**New York Mets @ Montreal Expos**  
**Olympic Stadium, Montreal, QB**  
 Mon May 09 1994, 7:05 PM EDT  
 Att. 13,194 - Dome

[livebaseballscorecards.com](http://livebaseballscorecards.com)

<b>AB</b>	<b>34</b>
<b>R</b>	<b>5</b>
<b>H</b>	<b>8</b>
<b>RBI</b>	<b>5</b>
<b>BB</b>	<b>3</b>
<b>SO</b>	<b>7</b>
<b>LOB</b>	<b>10</b>



AB R H RBI BB SO LOB

TOP

Batter	1	2	3	4	5	6	7	8	9
<b>John Cangelosi, S</b> (1, 8) OBP: 0.333, SLG: 0.295	2-3 		0-0 G6-3 	0-0 E6 			2-2 F8 		1-3 
<b>Jose Vizcaino, S</b> (1, 6) OBP: 0.357, SLG: 0.377	1-2 		3-2 BB 1B 	3-2 G3-1 			2-1 		2-3 
<b>Kevin McReynolds, R</b> (1, 7) OBP: 0.327, SLG: 0.378	0-1 F7 		4-1 BB 1B SF8 BB 		0-0 P4 		3-0 F7 		
<b>Bobby Bonilla, S</b> (1, 5) OBP: 0.387, SLG: 0.570	0-2 		1-0 SF8 BB 		2-1 G4-3 		1-3 		
<b>Jeff Kent, R</b> (1, 4) OBP: 0.409, SLG: 0.649	1-0 		4-2 SF8 BB 		0-0 P9 			1-3 	
<b>Joe Orsulak, L</b> (1, 9) OBP: 0.300, SLG: 0.380	2-2 G4-3 		1-0 SF8 			2-2 G4-3 		1-3 	
<b>David Segui, S</b> (1, 3) OBP: 0.333, SLG: 0.420		4-2 	1-0 P6 			1-1 		2-0 	
<b>Kelly Stinnett, R</b> (1, 2) OBP: 0.313, SLG: 0.326		1 SAFE 3-2 G6-4-3 		0-0 F8 		0-0 F8 		1-0 F8 	
<b>Frank Seminara, R</b> (1, 1) <b>Jeromy Burnitz, L</b> (6, PH) <b>Roger Mason, R</b> (6, 1) <b>Fernando Vina, L</b> (9, PH) <b>John Franco, L</b> (9, 1)		0-3 	0-1 G6-3 			0-0 F8 		2-1 F8 	

5	0	0	0	0	2	0
5	2	3	0	0	1	1
3	1	0	0	1	0	2
4	1	2	2	0	1	1
3	0	1	1	1	1	0
3	0	0	1	0	1	1
3	1	2	1	1	0	2
4	0	0	0	0	0	2
2	0	0	0	0	1	0
1	0	0	0	0	0	1
0	0	0	0	0	0	0
1	0	0	0	0	0	0
0	0	0	0	0	0	0

Inning Stats	R: 2	H: 3	E: 0	K: 1	S: 15	P: 21	R: 0	H: 0	E: 0	K: 1	S: 12	P: 19	R: 2	H: 2	E: 0	K: 0	S: 11	P: 25	R: 0	H: 0	E: 1	K: 0	S: 7	P: 10	R: 0	H: 0	E: 0	K: 0	S: 4	P: 6	R: 0	H: 1	E: 0	K: 0	S: 8	P: 11	R: 0	H: 1	E: 0	K: 1	S: 9	P: 17	R: 1	H: 1	E: 0	K: 2	S: 9	P: 14	R: 0	H: 0	E: 0	K: 2	S: 8	P: 13	1B: 5	SF: 1	2B: 2	SAC: 0	3B: 0	DP: 1	HR: 1	HBP: 0	WP: 0	PA: 38
--------------	------	------	------	------	-------	-------	------	------	------	------	-------	-------	------	------	------	------	-------	-------	------	------	------	------	------	-------	------	------	------	------	------	------	------	------	------	------	------	-------	------	------	------	------	------	-------	------	------	------	------	------	-------	------	------	------	------	------	-------	-------	-------	-------	--------	-------	-------	-------	--------	-------	--------

PITCHER	IP	WLS	BF	H	R	ER	SO	BB	IBB	HBP	BLK	WP	HR	S	P	ERA	WHIP
<b>Kirk Rueter, L</b> (1, 1) ERA: 6.1	3.0		16	5	4	4	2	3	0	0	0	0	0	38	65	12.00	2.667
<b>Jeff Shaw, R</b> (4, 1) ERA: 2.7	3.0		11	1	0	0	0	0	0	0	0	0	0	19	27	0.00	0.333
<b>Tim Scott, R</b> (7, 1) ERA: 3.68	0.2		3	1	0	0	0	0	0	0	0	0	0	6	13	0.00	1.500
<b>Mel Rojas, R</b> (7, 1) ERA: 1.96	2.1	L	8	1	1	1	5	0	0	0	0	0	1	20	31	3.86	0.429





**New York Mets @ Montreal Expos**  
 Olympic Stadium, Montreal, QB  
 Tue May 10 1994, 7:05 PM EDT  
 Att. 13,158 - Dome

livebaseballscorecards.com



**AB 40**  
**R 3**  
**H 10**  
**RBI 3**  
**BB 3**  
**SO 11**  
**LOB 20**

WP: 0 PA: 43  
 PB: 0  
 SB: 0  
 CS: 0

AB	R	H	RBI	BB	SO	LOB
5	0	4	2	0	0	0
5	0	0	0	0	1	6
5	0	0	0	0	0	4
0	0	0	0	0	0	0
4	0	1	0	1	3	0
5	0	0	0	0	2	3
5	2	4	1	0	0	0
4	0	1	0	0	1	4
1	1	0	0	0	1	0
3	0	0	0	0	1	2
1	0	0	0	0	1	1
0	0	0	0	0	0	0
2	0	0	0	1	1	0
0	0	0	0	1	0	0

Batter	1	2	3	4	5	6	7	8	9	10
<b>John Cangelosi, S</b> OBP: 0.375, SLG: 0.347 (1, 8) (9, 9)	1-0 FC6-4 1B	0-0 1-3 2-H 1B		2-0 F7			0-1 1B		1-2 1-2 2-H 1B	
<b>Jose Vizcaino, S</b> OBP: 0.343, SLG: 0.361 (1, 6) 1 SAFE 1 SAFE 1 SAFE	1-2 FC6-4 1B 1-2f	0-0 G5-3			0-2 G4-3		1-1 L6		0-3 K	
<b>Kevin McReynolds, R</b> OBP: 0.313, SLG: 0.359 <b>Doug Linton, R</b> (9, 1)	0-2 F8		1-1 L9		1-0 L6		1-0 G5-3		1-1 P3	
<b>Bobby Bonilla, S</b> OBP: 0.368, SLG: 0.557 (1, 5) 1 SAFE 1 SAFE	1-1 1-2 1B		4-2 1B BB		2-3 K			0-3 K		1-3 K
<b>Jeff Kent, R</b> OBP: 0.394, SLG: 0.622 (1, 4) 2 SAFE 1 SAFE	2-3 K		1-0 P6		1-3 K		0-1 P4		3-2 G5-3	
<b>Joe Orsulak, L</b> OBP: 0.329, SLG: 0.447 (1, 9) (9, 7)		1-1 BB 1B	1-1 1-2 1B		1-0 FC5-4 1B		1-0 F7		0-2 HR	
<b>David Segui, S</b> OBP: 0.331, SLG: 0.414 <b>Ryan Thompson, R</b> OBP: 0.337, SLG: 0.538 (9, PR) (9, 8)		1-0 F9	1-2 F8		1-3 K			0-2 BB 1B		0-3 K
<b>Kelly Stinnett, R</b> OBP: 0.294, SLG: 0.304 <b>Fernando Vina, L</b> OBP: 0.431, SLG: 0.372 <b>Todd Hundley, S</b> OBP: 0.347, SLG: 0.671 (1, 2) (9, PH) (9, 2)		1-3 K		1-0 F9		0-0 FC5-4		1-3 K		
<b>Bret Saberhagen, R</b> OBP: 0.238, SLG: 0.111 <b>Jeff McKnight, S</b> OBP: 0.313, SLG: 0.308 (1, 1) (9, PH) (9, 3)		4-2 1B BB		1-3 K		2-2 G5-3		4-2 1B BB		

Inning Stats	R: 0	H: 2	E: 0	K: 1	S: 13	R: 1	H: 2	E: 0	K: 1	S: 10	R: 0	H: 1	E: 0	K: 0	S: 14	R: 0	H: 0	E: 0	K: 1	S: 7	R: 0	H: 1	E: 0	K: 2	S: 10	R: 0	H: 1	E: 0	K: 0	S: 10	R: 0	H: 0	E: 0	K: 1	S: 7	R: 1	H: 2	E: 0	K: 2	S: 17	R: 0	H: 1	E: 0	K: 2	S: 14	R: 1	H: 1	E: 0	K: 2	S: 14	1B: 9	2B: 0	3B: 0	HR: 1	SF: 0	SAC: 0	DP: 0	HBP: 0	WP: 0	PA: 43
--------------	------	------	------	------	-------	------	------	------	------	-------	------	------	------	------	-------	------	------	------	------	------	------	------	------	------	-------	------	------	------	------	-------	------	------	------	------	------	------	------	------	------	-------	------	------	------	------	-------	------	------	------	------	-------	-------	-------	-------	-------	-------	--------	-------	--------	-------	--------

PITCHER	IP	WLS	BF	H	R	ER	SO	BB	IBB	HBP	BLK	WP	HR	S	P	ERA	WHIP
<b>Butch Henry, L</b> ERA: 2.45 (1, 1)	4.0		19	5	1	1	3	2	0	0	0	0	0	42	66	2.25	1.750
<b>Gil Heredia, R</b> ERA: 5.31 (5, 1)	4.0		14	2	0	0	4	0	0	0	0	0	0	34	45	0.00	0.500
<b>John Wetteland, R</b> ERA: 3.95 (9, 1)	2.0	L	10	3	2	2	4	1	0	0	0	0	1	31	42	9.00	2.000

**BOTTOM**

**New York Mets @ Montreal Expos**  
 Olympic Stadium, Montreal, QB  
 Tue May 10 1994, 7:05 PM EDT  
 Att. 13,158 - Dome

[livebaseballscorecards.com](http://livebaseballscorecards.com)

<b>AB</b>	<b>35</b>
<b>R</b>	<b>2</b>
<b>H</b>	<b>8</b>
<b>RBI</b>	<b>2</b>
<b>BB</b>	<b>1</b>
<b>SO</b>	<b>5</b>
<b>LOB</b>	<b>8</b>



<b>WP</b>	<b>0</b>	<b>PA</b>	<b>38</b>
<b>PB</b>	<b>0</b>		
<b>SB</b>	<b>3</b>		
<b>CS</b>	<b>0</b>		

AB R H RBI BB SO LOB

5 1 3 0 0 1 1

5 0 1 0 0 1 2

3 1 2 2 0 0 0

4 0 1 0 0 2 2

2 0 0 0 1 0 1

4 0 0 0 0 1 0

4 0 1 0 0 0 0

0 0 0 0 0 0 0

2 0 0 0 0 0 0

0 0 0 0 0 0 0

1 0 0 0 0 0 0

1B: 6 SF: 1  
 2B: 1 SAC: 1  
 3B: 0 DP: 1  
 HR: 1 HBP: 0

Batter	1	2	3	4	5	6	7	8	9	10
<b>Lou Frazier, S</b> OBP: 0.407, SLG: 0.273 (1, 8)	2-2 1B S SF9 1B	2-2 G4-3			2-3 K			2-2 G1-6-3 1B		1-1 S 1B
<b>Cliff Floyd, L</b> OBP: 0.311, SLG: 0.404 (1, 3)	1 SAFE 1-2 1-3 1B		0-0 G3-1		1-2 G3			1 SAFE 1-0 1-2f G1-6-3		1 SAFE 1 SAFE 1 SAFE 1 SAFE 2-3 S S K
<b>Moises Alou, R</b> OBP: 0.413, SLG: 0.583 (1, 7)	3-2 SF9		1-0 G6-3			0-1 HR		0-0 1B		
<b>Larry Walker, L</b> OBP: 0.343, SLG: 0.488 (1, 9)	1 SAFE 1-3 K		2-2 2B			1-3 K		2-2 F8		
<b>Darrin Fletcher, L</b> OBP: 0.367, SLG: 0.417 (1, 2)	4-2		1-1 G3-1			1-1 F8			1-2 F8	
<b>Tim Spehr, R</b> OBP: 0.286, SLG: 0.308 (9, 2)										
<b>Rondell White, R</b> OBP: 0.263, SLG: 0.316 (9, PH)										
<b>Lenny Webster, R</b> OBP: 0.333, SLG: 0.448 (10, 2)	1-2 BB									
<b>Sean Berry, R</b> OBP: 0.381, SLG: 0.468 (1, 5)	1-2 G1-3				2-0 F9			1-2 G1-3		2-1 G5-3
<b>Wil Cordero, R</b> OBP: 0.333, SLG: 0.348 (1, 6)		2-2 F7			0-3 K			0-0 G6-3		0-2 G4-3
<b>Freddie Benavides, R</b> OBP: 0.269, SLG: 0.308 (1, 4)		1-2 SH1-4 1B			1-2 G1-3			1-2 L1		0-0 G4-3
<b>Butch Henry, L</b> OBP: 0.333, SLG: 0.333 (5, 1)		0-0 SH1-4								
<b>John Wetteland, R</b> OBP: 0.310, SLG: 0.182 (10, PH)		1-2			0-2 G6-3			0-1 G1-3		2-2 G4-3

Inning Stats	R: 1	H: 2	E: 0	K: 1	S: 21	R: 0	H: 1	E: 0	K: 0	S: 12	R: 0	H: 1	E: 0	K: 0	S: 7	R: 0	H: 0	E: 0	K: 1	S: 7	R: 0	H: 0	E: 0	K: 1	S: 11	R: 1	H: 1	E: 0	K: 1	S: 10	R: 0	H: 0	E: 0	K: 0	S: 6	R: 0	H: 2	E: 0	K: 0	S: 8	R: 0	H: 0	E: 0	K: 0	S: 8	R: 0	H: 1	E: 0	K: 1	S: 9	R: 0	H: 1	E: 0	K: 1	S: 9	1B: 6	SF: 1	2B: 1	3B: 0	HR: 1	WP: 0	PA: 38
--------------	------	------	------	------	-------	------	------	------	------	-------	------	------	------	------	------	------	------	------	------	------	------	------	------	------	-------	------	------	------	------	-------	------	------	------	------	------	------	------	------	------	------	------	------	------	------	------	------	------	------	------	------	------	------	------	------	------	-------	-------	-------	-------	-------	-------	--------

PITCHER	IP	WLS	BF	H	R	ER	SO	BB	IBB	HBP	BLK	WP	HR	S	P	ERA	WHIP
<b>Bret Saberhagen, R</b> ERA: 3.09 (1, 1)	8.0		31	7	2	2	4	1	0	0	0	0	1	82	118	2.25	1.000
<b>Doug Linton, R</b> ERA: 2.45 (9, 1)	2.0	W	7	1	0	0	1	0	0	0	0	0	0	17	25	0.00	0.500

PITCHER IP WLS BF H R ER SO BB IBB HBP BLK WP HR S P ERA WHIP









St. Louis Cardinals @ Montreal Expos  
 Olympic Stadium, Montreal, QB  
 Fri May 13 1994, 7:05 PM EDT  
 Att. 19,427 - Dome

livebaseballscorecards.com

AB	31
R	1
H	4
RBI	1
BB	3
SO	6
LOB	13



Batter	1	2	3	4	5	6	7	8	9	AB	R	H	RBI	BB	SO	LOB
<b>Bernard Gilkey, R</b> (1, 7) OBP: 0.339, SLG: 0.351	1-3 K		3-2 G1-3			4-2 S BB		1-0 F7		3	0	0	0	1	1	0
<b>Ozzie Smith, S</b> (1, 6) OBP: 0.306, SLG: 0.271	1-0 B1-3			0-2 HR		1-1 F8		0-1 1B		4	1	2	1	0	0	1
<b>Gregg Jefferies, S</b> (1, 3) OBP: 0.431, SLG: 0.516	1-1 G4-3			3-2 S 1B		4-0 FC4-6 BB		0-1 G4-3		3	0	1	0	1	0	1
<b>Todd Zeile, R</b> (1, 5) OBP: 0.336, SLG: 0.504		1-2 G4-1 E 1B		1-0 F9		1-1 L5		2-0 G3		4	0	1	0	0	0	3
<b>Mark Whiten, S</b> (1, 9) OBP: 0.348, SLG: 0.350		2-3 SAFE K		1-3 K		0-1 FC4-6 1-2f		2-1 G5-3		4	0	0	0	0	2	4
<b>Brian Jordan, R</b> (1, 8) OBP: 0.268, SLG: 0.356		1-1 G4-1		2-1 SAFE SAFE SAFE G5-3		2-3 K		4-2 FC6-4 BB		3	0	0	0	1	1	2
<b>Tom Pagnozzi, R</b> (1, 2) OBP: 0.407, SLG: 0.500		1-1 F9		2-3 K		1-2 G5-3		0-1 FC6-4 1-2f		4	0	0	0	0	1	2
<b>José Oquendo, S</b> (1, 4) OBP: 0.450, SLG: 0.267			0-0 F8		2-3 K		1-2 G5-3		0-1 FC6-4	3	0	0	0	0	0	0
<b>Bryan Eversgerd, R</b> (7, 1)										0	0	0	0	0	0	0
<b>Rene Arocha, R</b> (8, 1)										0	0	0	0	0	0	0
<b>Vicente Palacios, R</b> (1, 1) OBP: 0.293, SLG: 0.247			1-3 K		3-2 G4-3			1-0 F8		2	0	0	0	0	1	0
										1	0	0	0	0	0	0

Inning Stats	R: 0	H: 0	E: 0	K: 1	S: 6	R: 0	H: 1	E: 1	K: 1	S: 10	R: 0	H: 0	E: 0	K: 1	S: 7	R: 1	H: 2	E: 0	K: 1	S: 12	R: 0	H: 0	E: 0	K: 1	S: 12	R: 0	H: 0	E: 0	K: 0	S: 8	R: 0	H: 0	E: 0	K: 1	S: 8	R: 0	H: 1	E: 0	K: 0	S: 7	R: 0	H: 0	E: 0	K: 0	S: 7	1B: 3	2B: 0	3B: 0	HR: 1	SF: 0	SAC: 0	DP: 0	HBP: 0	WP: 0	PB: 0	SB: 2	CS: 0	PA: 34
--------------	------	------	------	------	------	------	------	------	------	-------	------	------	------	------	------	------	------	------	------	-------	------	------	------	------	-------	------	------	------	------	------	------	------	------	------	------	------	------	------	------	------	------	------	------	------	------	-------	-------	-------	-------	-------	--------	-------	--------	-------	-------	-------	-------	--------

PITCHER	IP	WLS	BF	H	R	ER	SO	BB	IBB	HBP	BLK	WP	HR	S	P	ERA	WHIP
<b>Jeff Fassero, L</b> (1, 1) ERA: 2.29	6.0	W	23	3	1	1	5	2	0	0	0	0	1	55	92	1.50	0.833
<b>Jeff Shaw, R</b> (7, 1) ERA: 2.52	1.2		6	1	0	0	1	0	0	0	0	0	0	12	18	0.00	0.600
<b>John Wetteland, R</b> (8, 1) ERA: 3.6	1.1	S	5	0	0	0	0	1	0	0	0	0	0	9	17	0.00	0.750


Batter	1	2	3	4	5	6	7	8	9
Mike Lansing, R OBP: 0.328, SLG: 0.384 (1, 4) BF: 9, F: 6, B: X	2-2 G6-3 ①			0-0 2B X	0-0 FC4-6 1B 1-2 2-3		2-0 2B X	0-0 HR 3-H	
Cliff Floyd, L OBP: 0.300, SLG: 0.380 John Wetteland, R (1, 3) BF: 8, F: 1, B: S	2-3 K ②			2-1 L8 X	0-0 FC4-6 1-2f 2-3 3-H		4-1 BB FC6-4 X	2-0 F7 ②	
Marquis Grissom, R OBP: 0.287, SLG: 0.328 (1, 8) BF: 8, F: 1, B: S	1-3 K ③			4-0 2B BB SAFE 1 SAFE 1	1-2 K ②		1-1 FC6-4 1-2f X	2-1 G4-3 ③	
Larry Walker, L OBP: 0.345, SLG: 0.496 (1, 9) BF: 9, F: 1, B: S			1-3 K ①	1-1 2B 1-H 2-H	0-0 G6-3 ③			1-0 2B 1B X	
Moises Alou, R OBP: 0.419, SLG: 0.588 (1, 7) BF: 7, F: 1, B: X			1-0 G5-3 ②	4-1 BB X		0-0 L9 ①		0-0 1B 3B 2B 1-3 X	
Darrin Fletcher, L OBP: 0.371, SLG: 0.418 Jeff Shaw, R OBP: 0.333, SLG: 0.200 Randy Milligan, R OBP: 0.300, SLG: 0.174 (1, 2) BF: 7, F: 1, B: X			1-2 L8 ③	1-2 L8 ②		1-0 G3-1 ②		2-3 K ①	
Sean Berry, R OBP: 0.366, SLG: 0.440 (1, 5) BF: 5, F: 1, B: X			2-2 G4-3 ①	0-3 K ③		1-0 F9 ③		4-0 1B 3B IBB X	
Wli Cordero, R OBP: 0.333, SLG: 0.356 Lou Frazier, S OBP: 0.469, SLG: 0.370 Freddie Benavides, R OBP: 0.241, SLG: 0.276 (1, 6) BF: 8, F: 1, B: X			0-1 F9 ②		0-0 1B FC4-6 2B X		2-2 P6 ①	1-1 3B 1B 1-2 2-3 3-H X	
Jeff Fassero, L Tim Spehr, R OBP: 0.313, SLG: 0.467 (1, 1) BF: 7, F: 2, B: X			1-1 G4-3 ③		4-2 FC4-6 1B BB X		0-3 K ②	3-2 HR 3B 1-H 2-H 3-H X	

Inning Stats		R: 0	H: 0	E: 0	K: 2	S: 10	R: 0	H: 0	E: 0	K: 1	S: 7	R: 0	H: 0	E: 0	K: 0	S: 7	R: 2	H: 2	E: 0	K: 1	S: 15	R: 1	H: 2	E: 0	K: 1	S: 9	R: 0	H: 0	E: 0	K: 0	S: 3	R: 0	H: 1	E: 0	K: 1	S: 10	R: 6	H: 5	E: 0	K: 1	S: 14	R: 1	H: 0	E: 0	K: 1	S: 7					
LOB: 0		LOB: 0		LOB: 0		LOB: 0		LOB: 2		LOB: 2		LOB: 0		LOB: 0		LOB: 2		LOB: 2		LOB: 0		LOB: 2		LOB: 0		LOB: 2		LOB: 0		LOB: 0		LOB: 2		LOB: 0		LOB: 0		LOB: 0		LOB: 0		LOB: 0		LOB: 0							
BB: 0		BB: 0		BB: 0		BB: 0		BB: 2		BB: 0		BB: 0		BB: 0		BB: 2		BB: 1		BB: 0		BB: 1		BB: 0		BB: 1		BB: 1		BB: 0		BB: 1		BB: 1		BB: 0		BB: 1		BB: 1		BB: 0		BB: 0		BB: 0					
P: 15		P: 10		P: 10		P: 10		P: 27		P: 14		P: 5		P: 19		P: 29		P: 0		P: 0		P: 0		P: 0		P: 0		P: 0		P: 0		P: 0		P: 0		P: 0		P: 0		P: 0		P: 0		P: 0							
SO: 6		SO: 6		SO: 6		SO: 6		SO: 6		SO: 6		SO: 6		SO: 6		SO: 6		SO: 6		SO: 6		SO: 6		SO: 6		SO: 6		SO: 6		SO: 6		SO: 6		SO: 6		SO: 6		SO: 6		SO: 6		SO: 6		SO: 6		SO: 6		SO: 6			
SF: 0		SF: 0		SF: 0		SF: 0		SF: 0		SF: 0		SF: 0		SF: 0		SF: 0		SF: 0		SF: 0		SF: 0		SF: 0		SF: 0		SF: 0		SF: 0		SF: 0		SF: 0		SF: 0		SF: 0		SF: 0		SF: 0		SF: 0		SF: 0		SF: 0			
SAC: 0		SAC: 0		SAC: 0		SAC: 0		SAC: 0		SAC: 0		SAC: 0		SAC: 0		SAC: 0		SAC: 0		SAC: 0		SAC: 0		SAC: 0		SAC: 0		SAC: 0		SAC: 0		SAC: 0		SAC: 0		SAC: 0		SAC: 0		SAC: 0		SAC: 0		SAC: 0		SAC: 0		SAC: 0			
DP: 0		DP: 0		DP: 0		DP: 0		DP: 0		DP: 0		DP: 0		DP: 0		DP: 0		DP: 0		DP: 0		DP: 0		DP: 0		DP: 0		DP: 0		DP: 0		DP: 0		DP: 0		DP: 0		DP: 0		DP: 0		DP: 0		DP: 0		DP: 0		DP: 0			
HBP: 0		HBP: 0		HBP: 0		HBP: 0		HBP: 0		HBP: 0		HBP: 0		HBP: 0		HBP: 0		HBP: 0		HBP: 0		HBP: 0		HBP: 0		HBP: 0		HBP: 0		HBP: 0		HBP: 0		HBP: 0		HBP: 0		HBP: 0		HBP: 0		HBP: 0		HBP: 0		HBP: 0		HBP: 0		HBP: 0	
WP: 0		WP: 0		WP: 0		WP: 0		WP: 0		WP: 0		WP: 0		WP: 0		WP: 0		WP: 0		WP: 0		WP: 0		WP: 0		WP: 0		WP: 0		WP: 0		WP: 0		WP: 0		WP: 0		WP: 0		WP: 0		WP: 0		WP: 0		WP: 0		WP: 0		WP: 0	
PA: 39		PA: 39		PA: 39		PA: 39		PA: 39		PA: 39		PA: 39		PA: 39		PA: 39		PA: 39		PA: 39		PA: 39		PA: 39		PA: 39		PA: 39		PA: 39		PA: 39		PA: 39		PA: 39		PA: 39		PA: 39		PA: 39		PA: 39		PA: 39		PA: 39			
ERA: 4.76		ERA: 4.76		ERA: 4.76		ERA: 4.76		ERA: 4.76		ERA: 4.76		ERA: 4.76		ERA: 4.76		ERA: 4.76		ERA: 4.76		ERA: 4.76		ERA: 4.76		ERA: 4.76		ERA: 4.76		ERA: 4.76		ERA: 4.76		ERA: 4.76		ERA: 4.76		ERA: 4.76		ERA: 4.76		ERA: 4.76		ERA: 4.76		ERA: 4.76		ERA: 4.76		ERA: 4.76		ERA: 4.76	
WHIP: 1.200		WHIP: 1.200		WHIP: 1.200		WHIP: 1.200		WHIP: 1.200		WHIP: 1.200		WHIP: 1.200		WHIP: 1.200		WHIP: 1.200		WHIP: 1.200		WHIP: 1.200		WHIP: 1.200		WHIP: 1.200		WHIP: 1.200		WHIP: 1.200		WHIP: 1.200		WHIP: 1.200		WHIP: 1.200		WHIP: 1.200		WHIP: 1.200		WHIP: 1.200		WHIP: 1.200		WHIP: 1.200		WHIP: 1.200		WHIP: 1.200			

**BOTTOM**

**St. Louis Cardinals @ Montreal Expos**  
Olympic Stadium, Montreal, QB  
Fri May 13 1994, 7:05 PM EDT  
Att. 19,427 - Dome

AB	34
R	9
H	10
RBI	9
BB	5
SO	7
LOB	15



PITCHER		IP	WLS	BF	H	R	ER	SO	BB	IBB	HBP	BLK	WP	HR	S	P	ERA	WHIP
Vicente Palacios, R ERA: 4.76 (1, 1)	6.2	L	28	5	3	3	6	6	3	0	0	0	0	0	58	92	4.05	1.200
Bryan Eversgerd, L ERA: 3.38 (7, 1)	0.2		5	2	2	2	1	1	0	0	0	0	0	0	8	16	27.00	4.500
Rene Arocha, R ERA: 7.12 (8, 1)	0.2		6	3	4	4	0	0	0	1	0	0	0	1	9	21	54.00	4.500





Batter	1	2	3	4	5	6	7	8	9	AB	R	H	RBI	BB	SO	LOB
Mike Lansing, R (1, 4) OBP: 0.333, SLG: 0.383 Gil Heredia, R (8, 1) OBP: 0.333, SLG: 0.333 Darrin Fletcher, L (9, PH) OBP: 0.368, SLG: 0.413	3-2 P4		1-1 1B		4-1 BB		1-0 F8		1-0 F7	3	0	1	0	1	0	1
Wil Cordero, R (1, 6) OBP: 0.324, SLG: 0.344	1-0 G4-3		1-0 F9		3-2 G6-3			3-3 K		4	0	0	0	0	1	4
Marquis Grissom, R (1, 8) OBP: 0.293, SLG: 0.333	1-0 G1-3			3-3 K		2-0 1B		1-0 HR		4	1	2	0	0	1	0
Larry Walker, L (1, 9) OBP: 0.342, SLG: 0.511		0-3 K		2-1 G4-3		0-2 P6		2-1 HR		4	1	1	2	0	1	1
Moises Alou, R (1, 7) OBP: 0.406, SLG: 0.568		2-3 K		1-1 F8		2-0 L8		0-3 K		4	0	0	0	0	2	1
Randy Milligan, R (1, 3) OBP: 0.265, SLG: 0.148		1-1 G6-3			2-0 F9	1 SAFE K	0-3 K			4	0	0	0	0	2	1
Lenny Webster, R (1, 2) OBP: 0.314, SLG: 0.441			0-0 G6-3		1-0 1B		1-1 G4-3		0-2 L3	4	1	1	0	0	0	0
Sean Berry, R (1, 5) OBP: 0.362, SLG: 0.433			0-2 1B		2-2 L8		3-2 G6-3		0-1 F8	4	0	1	0	0	0	1
Ken Hill, R (1, 1) OBP: 0.222, SLG: 0.176 Juan Bell, R (5, PH) OBP: 1.000, SLG: 1.000 Tim Scott, R (6, 1) Lou Frazier, S (7, PH) OBP: 0.500, SLG: 0.483			0-0 B2		2-2 BB	2-H 1B	2-2 2B		1-2 2B	1	0	0	0	0	0	1
										1	0	1	1	0	0	0
										0	0	0	0	0	0	0
										2	0	2	0	0	0	0

Inning Stats	R: 0	H: 0	R: 0	H: 0	R: 0	H: 2	R: 0	H: 0	R: 1	H: 2	R: 0	H: 1	R: 2	H: 2	R: 0	H: 1	1B: 5	SF: 0	WP: 0	PA: 37	
E: 0	LOB: 0	E: 0	LOB: 0	E: 0	LOB: 2	E: 0	LOB: 0	E: 0	LOB: 1	E: 0	LOB: 2	E: 0	LOB: 1	E: 0	LOB: 0	E: 0	LOB: 1	2B: 3	SAC: 0	PB: 0	
K: 0	BB: 0	K: 2	BB: 0	K: 0	BB: 0	K: 1	BB: 0	K: 0	BB: 0	K: 0	BB: 1	K: 0	BB: 0	K: 3	BB: 0	K: 0	BB: 0	3B: 0	DP: 0	SB: 0	
S: 6	P: 11	S: 8	P: 11	S: 11	P: 13	S: 7	P: 13	S: 12	P: 13	S: 9	P: 26	S: 9	P: 16	S: 14	P: 20	S: 9	P: 11	HR: 1	HBP: 0	CS: 0	

PITCHER	IP	WLS	BF	H	R	ER	SO	BB	IBB	HBP	BLK	WP	HR	S	P	ERA	WHIP
Rheal Cormier, L (1, 1) ERA: 5.74	5.0	W	20	4	1	1	3	1	0	0	0	0	0	44	74	1.80	1.000
Rich Rodriguez, L (6, 1) ERA: 4.0	1.0		4	1	0	0	1	0	0	0	0	0	0	9	13	0.00	1.000
John Habyan, R (7, 1) ERA: 1.77	2.0		9	3	2	2	3	0	0	0	0	0	1	23	36	9.00	1.500
Mike Perez, R (9, 1) ERA: 3.38	1.0	S	4	1	0	0	0	0	0	0	0	0	0	9	11	0.00	1.000

**BOTTOM**

**St. Louis Cardinals @ Montreal Expos**  
Olympic Stadium, Montreal, QB  
Sat May 14 1994, 3:33 AM EDT  
Att. 18,181 - Dome

AB	36
R	3
H	9
RBI	3
BB	1
SO	7
LOB	11



PITCHER	IP	WLS	BF	H	R	ER	SO	BB	IBB	HBP	BLK	WP	HR	S	P	ERA	WHIP
Rheal Cormier, L (1, 1) ERA: 5.74	5.0	W	20	4	1	1	3	1	0	0	0	0	0	44	74	1.80	1.000
Rich Rodriguez, L (6, 1) ERA: 4.0	1.0		4	1	0	0	1	0	0	0	0	0	0	9	13	0.00	1.000
John Habyan, R (7, 1) ERA: 1.77	2.0		9	3	2	2	3	0	0	0	0	0	1	23	36	9.00	1.500
Mike Perez, R (9, 1) ERA: 3.38	1.0	S	4	1	0	0	0	0	0	0	0	0	0	9	11	0.00	1.000



**St. Louis Cardinals @ Montreal Expos**  
 Olympic Stadium, Montreal, QB  
 Sun May 15 1994, 3:33 AM EDT  
 Att. 30,471 - Dome

livebaseballscorecards.com

AB	39
R	8
H	16
RBI	8
BB	1
SO	10
LOB	13



WP:	0	PA:	41
PB:	0		
SB:	1		
CS:	2		

Batter	1	2	3	4	5	6	7	8	9	AB	R	H	RBI	BB	SO	LOB
Ray Lankford, L (1, 8) OBP: 0.446, SLG: 0.609	3-2 X CS 1B	3-3 K		2-3 K		2-2 HR		0-0 FC4-6 1-2f 2-3		5	1	2	1	0	2	4
Geronimo Pena, S (1, 4) OBP: 0.269, SLG: 0.400	3-2 1-2 HR	2-3 K		3-3 K		0-3 K		1-0 G5-3		5	1	1	1	0	3	4
Gregg Jefferies, S (1, 3) OBP: 0.442, SLG: 0.550	0-2 1B 2B		2-1 G5-3		1-0 HR		1-3 K		0-1 G3-1	5	2	2	1	0	1	0
Todd Zeile, R (1, 5) OBP: 0.320, SLG: 0.474	1-2 2B 1B		3-3 K		0-1 G5-3		0-1 L8		2-2 P2	5	1	1	0	0	1	0
Mark Whiten, S (1, 9) OBP: 0.367, SLG: 0.449	1-2 1B 2B		1-1 F9		1-0 1B 2B		4-2 S BB		0-3 K	4	1	2	1	1	1	0
Bernard Gilkey, R (1, 7) OBP: 0.346, SLG: 0.367	3-1 CS 1B			2-0 HR 1B	1-3 K		2-3 SAFE K		1-2 K	4	1	2	1	0	2	2
Tom Pagnozzi, R (1, 2) OBP: 0.417, SLG: 0.606	2-2 SAFE P4			0-0 HR	2-2 SAFE 1B			0-1 P4		4	1	2	3	0	0	2
José Oquendo, S (1, 6) OBP: 0.490, SLG: 0.342		0-0 1B		0-0 SH2-4 1B		0-0 L9		2-2 FC4-6 1B		4	0	3	0	0	0	0
Allen Watson, L (1, 1) OBP: 0.200, SLG: 0.333		0-0 SAFE B5		0-0 SH2-4		0-2 G6-3		0-0 FC4-6 1B		1	0	0	0	0	0	1
Bryan Eversgerd, R (3, 1) OBP: 0.143, SLG: 0.357										0	0	0	0	0	0	0
Stan Royer, R (6, PH)										0	0	0	0	0	0	0
Rene Arocha, R (6, 1)										0	0	0	0	0	0	0
Luis Alicea, S (8, PH)										0	0	0	0	0	0	0
Rob Murphy, L (8, 1)										0	0	0	0	0	0	0
Mike Perez, R (8, 1)										0	0	0	0	0	0	0
Rich Rodriguez, L (9, 1)										0	0	0	0	0	0	0

Batter	1	2	3	4	5	6	7	8	9	AB	R	H	RBI	BB	SO	LOB
Ray Lankford, L (1, 8) OBP: 0.446, SLG: 0.609	3-2 X CS 1B	3-3 K		2-3 K		2-2 HR		0-0 FC4-6 1-2f 2-3		5	1	2	1	0	2	4
Geronimo Pena, S (1, 4) OBP: 0.269, SLG: 0.400	3-2 1-2 HR	2-3 K		3-3 K		0-3 K		1-0 G5-3		5	1	1	1	0	3	4
Gregg Jefferies, S (1, 3) OBP: 0.442, SLG: 0.550	0-2 1B 2B		2-1 G5-3		1-0 HR		1-3 K		0-1 G3-1	5	2	2	1	0	1	0
Todd Zeile, R (1, 5) OBP: 0.320, SLG: 0.474	1-2 2B 1B		3-3 K		0-1 G5-3		0-1 L8		2-2 P2	5	1	1	0	0	1	0
Mark Whiten, S (1, 9) OBP: 0.367, SLG: 0.449	1-2 1B 2B		1-1 F9		1-0 1B 2B		4-2 S BB		0-3 K	4	1	2	1	1	1	0
Bernard Gilkey, R (1, 7) OBP: 0.346, SLG: 0.367	3-1 CS 1B			2-0 HR 1B	1-3 K		2-3 SAFE K		1-2 K	4	1	2	1	0	2	2
Tom Pagnozzi, R (1, 2) OBP: 0.417, SLG: 0.606	2-2 SAFE P4			0-0 HR	2-2 SAFE 1B			0-1 P4		4	1	2	3	0	0	2
José Oquendo, S (1, 6) OBP: 0.490, SLG: 0.342		0-0 1B		0-0 SH2-4 1B		0-0 L9		2-2 FC4-6 1B		4	0	3	0	0	0	0
Allen Watson, L (1, 1) OBP: 0.200, SLG: 0.333		0-0 SAFE B5		0-0 SH2-4		0-2 G6-3		0-0 FC4-6 1B		1	0	0	0	0	0	1
Bryan Eversgerd, R (3, 1) OBP: 0.143, SLG: 0.357										0	0	0	0	0	0	0
Stan Royer, R (6, PH)										0	0	0	0	0	0	0
Rene Arocha, R (6, 1)										0	0	0	0	0	0	0
Luis Alicea, S (8, PH)										0	0	0	0	0	0	0
Rob Murphy, L (8, 1)										0	0	0	0	0	0	0
Mike Perez, R (8, 1)										0	0	0	0	0	0	0
Rich Rodriguez, L (9, 1)										0	0	0	0	0	0	0

Inning Stats																	
R: 3	H: 6	R: 0	H: 1	R: 0	H: 0	R: 2	H: 3	R: 2	H: 3	R: 1	H: 1	R: 0	H: 0	R: 0	H: 2	R: 0	H: 0
E: 0	LOB: 1	E: 0	LOB: 1	E: 0	LOB: 0	E: 0	LOB: 1	E: 0	LOB: 1	E: 0	LOB: 0	E: 0	LOB: 1	E: 0	LOB: 2	E: 0	LOB: 0
K: 0	BB: 0	K: 2	BB: 0	K: 1	BB: 0	K: 2	BB: 0	K: 1	BB: 0	K: 1	BB: 0	K: 2	BB: 1	K: 0	BB: 0	K: 1	BB: 0
S: 26	P: 39	S: 8	P: 13	S: 7	P: 13	S: 12	P: 19	S: 14	P: 19	S: 10	P: 12	S: 12	P: 19	S: 9	P: 12	S: 11	P: 13
1B: 9	SF: 0	2B: 3	SAC: 1	3B: 0	DP: 0	HR: 4	HBP: 0										

PITCHER																	
Kirk Rueter, L (1, 1) ERA: 6.89	IP: 0.1	WLS: 0	BF: 6	H: 6	R: 3	ER: 3	SO: 0	BB: 0	IBB: 0	HBP: 0	BLK: 0	WP: 0	HR: 1	S: 22	P: 33	ERA: 81.00	WHIP: 18.000
Denis Boucher, L (1, 1) ERA: 6.38	IP: 3.2	WLS: 0	BF: 14	H: 4	R: 2	ER: 2	SO: 5	BB: 0	IBB: 0	HBP: 0	BLK: 0	WP: 0	HR: 1	S: 31	P: 51	ERA: 4.91	WHIP: 1.091
Jeff Shaw, R (5, 1) ERA: 3.38	IP: 1.2	WLS: 0	BF: 8	H: 4	R: 3	ER: 3	SO: 1	BB: 0	IBB: 0	HBP: 0	BLK: 0	WP: 0	HR: 2	S: 21	P: 28	ERA: 16.20	WHIP: 2.400
Mel Rojas, R (6, 1) ERA: 1.71	IP: 1.1	WLS: 0	BF: 5	H: 0	R: 0	ER: 0	SO: 3	BB: 1	IBB: 0	HBP: 0	BLK: 0	WP: 0	HR: 0	S: 15	P: 22	ERA: 0.00	WHIP: 0.750
Gil Heredia, R (8, 1) ERA: 4.63	IP: 1.0	WLS: 0	BF: 5	H: 2	R: 0	ER: 0	SO: 0	BB: 0	IBB: 0	HBP: 0	BLK: 0	WP: 0	HR: 0	S: 9	P: 12	ERA: 0.00	WHIP: 2.000
John Wetteland, R (9, 1) ERA: 3.38	IP: 1.0	WLS: 0	BF: 3	H: 0	R: 0	ER: 0	SO: 1	BB: 0	IBB: 0	HBP: 0	BLK: 0	WP: 0	HR: 0	S: 11	P: 13	ERA: 0.00	WHIP: 0.000

BOTTOM

St. Louis Cardinals @ Montreal Expos  
Olympic Stadium, Montreal, QB  
Sun May 15 1994, 3:33 AM EDT  
Att. 30,471 - Dome

livebaseballscorecards.com

AB 35  
R 9  
H 13  
RBI 9  
BB 6  
SO 4  
LOB 14



WP: 0 PA: 43  
PB: 0  
SB: 0  
CS: 1

AB R H RBI BB SO LOB

4	1	2	3	0	1	1
1	1	0	0	2	0	1
0	0	0	0	0	0	0
1	0	0	0	0	0	1
0	0	0	0	0	0	0
0	1	0	0	1	0	0
5	2	2	3	0	0	2
4	1	1	1	1	1	0
4	1	3	0	1	0	0
4	0	1	1	1	1	4
4	0	1	1	0	0	3
0	0	0	0	0	0	0
4	1	1	0	0	1	1
0	0	0	0	0	0	0
1	1	1	0	0	0	0
1	0	0	0	0	0	0
0	0	0	0	0	0	0
2	0	1	0	0	0	1

Batter	1	2	3	4	5	6	7	8	9
Mike Lansing, R OBP: 0.336, SLG: 0.409 (1, 4) BB 1 S: 5	2-3 K		1-0 2-H HR		3-1 CS 1B		3-1 G6-3		3-1 SF8
Sean Berry, R OBP: 0.370, SLG: 0.429 Mel Rojas, R (1, 5) BB 2 S: 6	4-0 G5-4-3 BB		4-0 HR BB		1-0 F9		2-0 G3		4-2 2B BB
Darrin Fletcher, L OBP: 0.364, SLG: 0.409 Gil Heredia, R OBP: 0.333, SLG: 0.333 Cliff Floyd, L OBP: 0.305, SLG: 0.380 (7, PH) (8, 1) (9, 3)	2-2 G5-4-3 1-2f		0-0 1-H HR		1-0 L8		0-0 G4-3		3-2 2B 2B
Marquis Grissom, R OBP: 0.296, SLG: 0.364 (1, 8) C BB 1 SAFE 1 S: 1									
Larry Walker, L OBP: 0.344, SLG: 0.511 (1, 9) C BB 1 S: 1		0-2 G4-3	0-0 G3-1		1-1 CS 1-2	3-3 K		4-1 1B BB	0-2 1B 2B
Moises Alou, R OBP: 0.420, SLG: 0.582 (1, 7) BB 2 S: 7		2-0 2B	1-0 G6-4-3 1B		0-1 P8		1-2 1B	4-0 1B IBB	
Lenny Webster, R OBP: 0.325, SLG: 0.421 (1, 2) BB 2 S: 2		1-1 L9	0-0 G6-4-3 1-2f		4-1 BB		1-3 K	2-2 1B	
Randy Milligan, R OBP: 0.263, SLG: 0.194 John Wetteland, R (1, 3) (9, 1) BB 1 S: 1		1-0 2B			2-1 F9		1-2 L9		
Wil Cordero, R OBP: 0.322, SLG: 0.349 (1, 6) BB 2 S: 2		2-0 G1-3			3-3 K		1-0 F7	2-2 G4-3 SF8 2B	
Kirk Rueter, L OBP: 0.273, SLG: 0.200 Denis Boucher, R OBP: 0.333, SLG: 0.667 Juan Bell, R OBP: 0.500, SLG: 0.500 Jeff Shaw, R OBP: 0.333, SLG: 0.200 Lou Frazier, S OBP: 0.500, SLG: 0.516 (1, 1) (1, 1) (4, PH) (5, 1) (6, 4) BB 1 S: 6			1-2 HR 2B		3-2 P7		1-1 G6-3 2B	1-1 G4-3	

Inning Stats	R: 0 E: 0 K: 1 S: 7	H: 0 LOB: 0 BB: 1 P: 15	R: 1 E: 0 K: 0 S: 9	H: 2 LOB: 1 BB: 0 P: 15	R: 4 E: 0 K: 0 S: 8	H: 4 LOB: 0 BB: 1 P: 15	R: 0 E: 0 K: 1 S: 9	H: 0 LOB: 0 BB: 0 P: 17	R: 0 E: 0 K: 0 S: 5	H: 1 LOB: 0 BB: 0 P: 11	R: 0 E: 0 K: 1 S: 10	H: 0 LOB: 1 BB: 1 P: 18	R: 0 E: 0 K: 0 S: 6	H: 1 LOB: 1 BB: 0 P: 13	R: 0 E: 0 K: 1 S: 11	H: 1 LOB: 2 BB: 1 P: 17	R: 4 E: 0 K: 0 S: 22	H: 4 LOB: 2 BB: 2 P: 41	1B: 4 2B: 7 3B: 0 HR: 2	SF: 1 SAC: 0 DP: 2 HBP: 0
--------------	------------------------------	----------------------------------	------------------------------	----------------------------------	------------------------------	----------------------------------	------------------------------	----------------------------------	------------------------------	----------------------------------	-------------------------------	----------------------------------	------------------------------	----------------------------------	-------------------------------	----------------------------------	-------------------------------	----------------------------------	----------------------------------	------------------------------------

PITCHER	IP	WLS	BF	H	R	ER	SO	BB	IBB	HBP	BLK	WP	HR	S	P	ERA	WHIP
Allen Watson, L ERA: 6.7 (1, 1)	2.0		12	5	5	5	1	2	0	0	0	0	2	21	41	22.50	3.500
Bryan Eversgerd, L ERA: 2.45 (3, 1)	3.0		9	2	0	0	1	0	0	0	0	0	0	17	32	0.00	0.667
Rene Arocha, R ERA: 6.75 (6, 1)	2.0		8	1	0	0	1	1	0	0	0	0	0	16	31	0.00	1.000
Rob Murphy, L ERA: 4.73 (8, 1)	0.1		3	1	0	0	0	1	0	0	0	0	0	5	10	0.00	6.000
Mike Perez, R ERA: 5.79 (8, 1)	1.1		7	2	3	3	1	1	0	0	0	0	0	20	34	20.25	2.250

PITCHER	IP	WLS	BF	H	R	ER	SO	BB	IBB	HBP	BLK	WP	HR	S	P	ERA	WHIP
Rich Rodriguez, L ERA: 4.5 (9, 1)	0.0		L	3	2	1	0	0	1	0	0	0	0	8	14	∞	∞



Batter	1	2	3	4	5	6	7	8	9	AB R H RBI BB SO LOB	TOP		
Mike Lansing, R OBP: 0.331, SLG: 0.401 (1, 5) (7, 4)	2-2 G4-3	1-0 F8		1-0 FC6-4 1B		2-3 K		1-1 F9-3		5 0 1 0 0 1 1			
Cliff Floyd, L OBP: 0.294, SLG: 0.365 (1, 3)	1-1 P3		2-3 K	1-3 K			1-1 G4-3		2-2 G6-3	5 0 0 0 0 2 2			
Marquis Grissom, R OBP: 0.306, SLG: 0.364 (1, 8)	4-1 1B S 1B BB		0-0 S BB 1B	1-1 FC6-4 1-2f			4-1 F9 S 1B BB		1-2 G6-3	3 2 1 0 2 0 2			
Larry Walker, L OBP: 0.358, SLG: 0.511 (1, 9)	4-2 1B 1-2 BB		4-0 S 1-2 BB		4-0 G5-3 BB		2-2 F9		0-1 1B	2 1 1 0 3 0 1			
Moises Alou, R OBP: 0.420, SLG: 0.575 (1, 7)	2-1 1B 1-2 1B 2-3 1B		2-2 K 1-2 1B 2-3 1B		2-0 G5-3		1-0 1B 3-H 1B		0-2 G5-3	5 0 2 1 0 1 4			
Darrin Fletcher, L OBP: 0.369, SLG: 0.412 (1, 2)	1-0 1B 1-2 1B 2-H 1B 3-H 1B		2-2 P4		1-3 K		1-0 1B 1-3 1B			4 0 2 2 0 1 3			
Freddie Benavides, R OBP: 0.242, SLG: 0.303 Mel Rojas, R (7, 1)	1-2 F8			0-0 2B 2B		2-0 G4-3		2-2 F7		4 1 1 0 0 0 5 0 0 0 0 0 0 0			
Wil Cordero, R OBP: 0.327, SLG: 0.362 (1, 6)		0-0 G6-3		2-0 FC2-5 2-H 2B		1-0 F9		3-2 F9-3 1B		4 0 2 1 0 0 0			
Butch Henry, L (1, 1)			1-3 K	0-1 FC2-5 1B		0-0 G4-3		1-1 P4		3 0 0 0 0 1 1 0 0 0 0 0 0 0 1 0 0 0 0 0 1			
Jeff Shaw, R OBP: 0.333, SLG: 0.200 Sean Berry, R OBP: 0.367, SLG: 0.425 (7, 5)				2-3									
<b>Inning Stats</b>	R: 2 H: 2 E: 0 LOB: 2 K: 0 BB: 2 S: 17 P: 32	R: 0 H: 0 E: 0 LOB: 0 K: 1 BB: 0 S: 7 P: 9	R: 0 H: 1 E: 0 LOB: 2 K: 2 BB: 1 S: 12 P: 22	R: 1 H: 3 E: 0 LOB: 2 K: 1 BB: 0 S: 10 P: 15	R: 0 H: 0 E: 0 LOB: 1 K: 1 BB: 1 S: 5 P: 14	R: 0 H: 0 E: 0 LOB: 0 K: 1 BB: 0 S: 5 P: 8	R: 1 H: 2 E: 0 LOB: 2 K: 0 BB: 1 S: 12 P: 23	R: 0 H: 1 E: 0 LOB: 0 K: 0 BB: 0 S: 7 P: 12	R: 0 H: 1 E: 0 LOB: 1 K: 0 BB: 0 S: 14 P: 17	1B: 8 SF: 0 2B: 3 SAC: 0 3B: 0 DP: 1 HR: 0 HBP: 0	WP: 0 PA: 41 PB: 0 SB: 4 CS: 0		
<b>PITCHER</b>	IP WLS BF H R ER SO BB IBB HBP BLK WP HR S P ERA WHIP											<b>PITCHER</b>	IP WLS BF H R ER SO BB IBB HBP BLK WP HR S P ERA WHIP
Curt Schilling, R ERA: 5.4 (1, 1)	5.0 L 25 6 3 3 5 4 0 0 0 0 0 0 51 92 5.40 2.000												
Bob Wells, R ERA: 4.5 (6, 1)	2.0 9 2 1 1 1 1 0 0 0 0 0 0 17 31 4.50 1.500												
Andy Carter, L ERA: 3.48 (8, 1)	2.0 7 2 0 0 0 0 0 0 0 0 0 0 0 21 29 0.00 1.000												

**Montreal Expos @ Philadelphia Phillies**  
 Veterans Stadium, Philadelphia, PA  
 Mon May 16 1994, 7:05 PM EDT  
 Att. 28,236 - Unknown - 69 F

[livebaseballscorecards.com](http://livebaseballscorecards.com)

AB	36
R	4
H	10
RBI	4
BB	5
SO	6
LOB	20



Batter	1	2	3	4	5	6	7	8	9	AB	R	H	RBI	BB	SO	LOB
Lenny Dykstra, L OBP: 0.412, SLG: 0.527 (1, 8)	1-0 F8		4-0 G5-3 BB			0-1 G1-2-3 1B 2B	0-0 G3-1			3	0	1	0	1	0	1
Mariano Duncan, R OBP: 0.329, SLG: 0.457 (1, 4)	1-1 G5-3		1-2 G5-3			1-2 G1-2-3 1B HBP		4-1 G4 BB		2	0	0	0	1	0	2
Dave Hollins, S OBP: 0.347, SLG: 0.376 (1, 5)	2-1 HR		2-3 K			2-0 G1-2-3 1B		2-3 K		4	1	2	1	0	2	2
Darren Daulton, L OBP: 0.386, SLG: 0.545 (1, 2)	4-2 FC5-4 BB			0-2 P4		3-2 G1-2-3		1-2 G4		3	0	0	0	1	0	4
Pete Incaviglia, R OBP: 0.325, SLG: 0.480 (1, 7)	1-0 FC5-4			3-2 F8		4-2 FC6-4 BB		1-1 F7		3	0	0	0	1	0	2
Ricky Jordan, R OBP: 0.293, SLG: 0.500 (1, 3)		1-0 F9		0-0 P6		2-2 FC6-4		0-0 L7		4	0	0	0	0	0	3
Wes Chamberlain, R OBP: 0.317, SLG: 0.466 (1, 9)		0-1 G5-3			0-0 G4-3		3-2 K		0-0 P3	4	0	0	0	0	1	0
Kim Batiste, R OBP: 0.209, SLG: 0.256 (1, 6)		0-2 G6-3			0-2 G5-3		0-1 G4-3 2B		1-3 K	4	0	1	0	0	1	0
Curt Schilling, R OBP: 0.158, SLG: 0.158 (1, 1)			1-1 E6 G5-3 BB		0-1 F8		1-2 G4-3			1	0	0	0	0	0	0
Tom Quinlan, R OBP: 0.200, SLG: 0.200 (5, PH)										1	0	0	0	0	0	0
Bob Wells, R (6, 1)										0	0	0	0	0	0	0
Jim Eisenreich, L OBP: 0.320, SLG: 0.348 (7, PH)										1	0	0	0	0	0	1
Andy Carter, L (8, 1)										0	0	0	0	0	0	0

Inning Stats	R: 1	H: 1	E: 0	K: 0	S: 9	H: 1	LOB: 1	BB: 1	P: 18	R: 0	H: 0	E: 0	K: 0	S: 7	R: 0	H: 0	E: 1	K: 1	S: 8	R: 0	H: 0	E: 0	K: 0	S: 9	R: 0	H: 0	E: 0	K: 0	S: 6	R: 0	H: 2	E: 0	K: 1	S: 15	R: 0	H: 1	E: 0	K: 1	S: 10	R: 0	H: 0	E: 0	K: 1	S: 12	R: 0	H: 0	E: 0	K: 1	S: 5	R: 0	H: 0	E: 0	K: 1	S: 5	1B: 1	2B: 2	3B: 0	HR: 1	SF: 0	SAC: 0	DP: 2	HBP: 1	WP: 0	PA: 35
--------------	------	------	------	------	------	------	--------	-------	-------	------	------	------	------	------	------	------	------	------	------	------	------	------	------	------	------	------	------	------	------	------	------	------	------	-------	------	------	------	------	-------	------	------	------	------	-------	------	------	------	------	------	------	------	------	------	------	-------	-------	-------	-------	-------	--------	-------	--------	-------	--------

PITCHER	IP	WLS	BF	H	R	ER	SO	BB	IBB	HBP	BLK	WP	HR	S	P	ERA	WHIP
Butch Henry, L ERA: 2.16 (1, 1)	5.2	W	22	3	1	1	1	2	0	1	0	0	1	48	75	1.59	0.882
Jeff Shaw, R ERA: 3.29 (6, 1)	0.2		4	1	0	0	1	1	0	0	0	0	0	12	21	0.00	3.000
Mel Rojas, R ERA: 1.55 (7, 1)	2.2	S	9	0	0	0	2	1	0	0	0	0	0	21	31	0.00	0.375


**BOTTOM**

**Montreal Expos @ Philadelphia Phillies**  
Veterans Stadium, Philadelphia, PA

Mon May 16 1994, 7:05 PM EDT  
Att: 28,236 - Unknown - 69 F

livebaseballscorecards.com

AB	30
R	1
H	4
RBI	1
BB	4
SO	4
LOB	15





Batter	1	2	3	4	5	6	7	8	9	AB R H RBI BB SO LOB	TOP																										
Mike Lansing, R OBP: 0.327, SLG: 0.394 (1, 5) (8, 4)	1-1 L8		2-0 F9		1-3 K		2-1 F8	1-0 FC6-4 1B		5 0 1 0 0 1 0																											
Juan Bell, R OBP: 0.714, SLG: 0.667 John Wetteland, R (1, 4) (8, 1)	4-2 E BB		3-2 E 1B		0-0 F9		3-2 BB WP 1B	0-1 FC6-4 1B		4 1 3 1 1 0 0 0 0 0 0 0 0 0																											
Marquis Grissom, R OBP: 0.302, SLG: 0.358 (1, 8)	0-0 E5 1-2		0-0 E6 CS 1-3			1-1 F7	1-1 WP BB 1B	1-2 FC6-4		5 1 1 0 0 0 4																											
Larry Walker, L OBP: 0.354, SLG: 0.497 (1, 9)	2-1 L8		2-3 K 1-2			1-0 P5	4-1 WP 1B BB	0-1 G1-3		4 1 0 0 1 1 6																											
Moises Alou, R OBP: 0.412, SLG: 0.568 (1, 7)	0-1 F8			1-0 G5-3		2-0 1B 2B	1-3 K 1-2 2-3 3-H		0-1 L9	5 1 1 0 0 1 4																											
Darin Fletcher, L OBP: 0.388, SLG: 0.426 (1, 2)		1-0 F8 WP 1B		4-0 BB		0-1 BB BB 1B 2-H	2-1 1B 2-H 3-H		1-0 G3	4 0 3 3 1 0 0																											
Cliff Floyd, L OBP: 0.291, SLG: 0.354 (1, 3)		0-3 K		0-0 L9		4-2 BB BB 1-2	0-0 G4-3		2-3 K	4 0 0 0 1 2 3																											
Wil Cordero, R OBP: 0.331, SLG: 0.361 (1, 6)		3-1 F8 1-3		0-1 G6-3		4-2 BB BB 1-2 2-3		1-1 1B 1B		3 1 1 0 1 0 2																											
Pedro Martinez, R Lou Frazier, S OBP: 0.486, SLG: 0.500 Gil Heredia, R OBP: 0.333, SLG: 0.333 Tim Scott, R Sean Berry, R OBP: 0.364, SLG: 0.421 (1, 1) (8, PH) (6, 1) (6, 1) (8, PH) (8, 5)		0-2 G4-3		0-2 G3		0-2 G3	3-1 L8	3-2 F9		2 0 0 0 0 0 1 1 0 0 0 0 0 3 0 0 0 0 0 0 0 0 0 0 0 0 0 0 1 0 0 0 0 0 1																											
<b>Inning Stats</b>	R: 0 E: 1 K: 0 S: 12	H: 0 LOB: 2 BB: 1 P: 19	R: 0 E: 0 K: 1 S: 10	H: 1 LOB: 1 BB: 0 P: 14	R: 0 E: 1 K: 1 S: 8	H: 1 LOB: 1 BB: 1 P: 15	R: 0 E: 0 K: 0 S: 4	H: 0 LOB: 1 BB: 1 P: 9	R: 0 E: 0 K: 1 S: 7	H: 0 LOB: 0 BB: 0 P: 8	R: 1 E: 0 K: 0 S: 17	H: 2 LOB: 3 BB: 2 P: 32	R: 3 E: 0 K: 1 S: 14	H: 3 LOB: 1 BB: 1 P: 27	R: 1 E: 0 K: 0 S: 14	H: 3 LOB: 2 BB: 0 P: 20	R: 0 E: 0 K: 1 S: 6	H: 0 LOB: 0 BB: 0 P: 9	1B: 9 2B: 1 3B: 0 HR: 0	SF: 0 SAC: 0 DP: 0 HBP: 0	WP: 2 PB: 0 SB: 0 CS: 1	PA: 43															
<b>PITCHER</b>	IP WLS BF H R ER SO BB IBB HBP BLK WP HR S P ERA WHIP																																				
Tommy Greene, R ERA: 4.45 David West, L ERA: 5.12 Heathcliff Slocumb, R ERA: 3.0 Larry Andersen, R ERA: 5.4 Doug Jones, R ERA: 2.95	(1, 1) (7, 1) (7, 1) (8, 1) (9, 1)	6.1 0.0 1.0 0.2 1.0	WLS 1 7 2 W	BF 30 1 7 2 3	H 6 0 4 0 0	R 3 0 2 0 0	ER 3 0 2 0 0	SO 3 0 1 0 1	BB 4 1 0 0 0	IBB 0 0 0 0 0	HBP 0 0 0 0 0	BLK 0 0 0 0 0	WP 1 0 1 0 0	HR 0 0 0 0 0	S 65 1 14 6 6	P 110 5 22 7 9	ERA 4.26 ∞ 18.00 0.00 0.00	WHIP 1.579 ∞ 4.000 0.000 0.000																			

**Montreal Expos @ Philadelphia Phillies**  
**Veterans Stadium, Philadelphia, PA**  
 Tue May 17 1994, 7:05 PM EDT  
 Att. 36,233 - Unknown - 58 F

livebaseballscorecards.com

AB	38
R	5
H	10
RBI	4
BB	5
SO	5
LOB	24







Batter	1	2	3	4	5	6	7	8	9	AB R H RBI BB SO LOB	TOP
Lou Frazier, S OBP: 0.429, SLG: 0.432 (1, 7) X	0-0 F8	1-2 F8			2-2 G6-3	3-2 P8		2-3 K		5 0 0 0 0 1 4	
Mike Lansing, R OBP: 0.323, SLG: 0.388 (1, 4) X	0-0 1B 1B 1B		3-1 G6-3		2-0 F8		0-3 K		1-1 E5 2B	5 2 1 0 0 1 0	
Marquis Grissom, R OBP: 0.311, SLG: 0.368 (1, 8) X	0-0 1B 1B		1-0 F8		4-2 FC6-4 BB		1-0 F9		0-1 E 1B 2B	4 2 2 1 1 0 0	
Moises Alou, R OBP: 0.412, SLG: 0.562 (1, 9) X	0-0 F9 1B 1B		1-0 G6-3		2-0 FC6-4		0-1 S 2B 1B		1-1 E5 1B 1B	5 2 2 0 0 0 2	
Lenny Webster, R OBP: 0.356, SLG: 0.465 (1, 2) X	1-2 2-H 3-H 1B			3-1 G6-3		0-0 G3	1-0 1-H 2B		1-2 1B 1B	5 0 3 4 0 0 0	
Randy Milligan, R OBP: 0.279, SLG: 0.222 (1, 3) B X Mel Rojas, R (9, 1)	1-0 F9 2-3		1-3 K		0-0 1B 1B	2-2 L8		1-1 1B 1B	1-1 G6-3 1B	5 0 2 1 0 1 3 0 0 0 0 0 0 0	
Wil Cordero, R OBP: 0.340, SLG: 0.365 (1, 6) B X	1-0 F9		0-1 1B 1B		3-1 1B BB 1B		4-2 S BB		1-1 P3	4 0 2 0 1 0 4	
Sean Berry, R OBP: 0.365, SLG: 0.414 (1, 5)		2-0 P4		1-0 1B 1B	4-1 1B 1B BB		3-2 P5		2-2 G6-3	4 0 1 0 1 0 3	
Jeff Fassero, L (1, 1) Jeff Shaw, R (9, 1) Cliff Floyd, L (9, 3) OBP: 0.333, SLG: 0.200 OBP: 0.291, SLG: 0.354		0-3 K		0-3 K	2-3 K		2-3 K			4 0 0 0 0 4 6 0 0 0 0 0 0 0 0 0 0 0 0 0 0	
<b>Inning Stats</b>	R: 2 H: 4 E: 0 LOB: 2 K: 0 BB: 0 S: 7 P: 9	R: 0 H: 0 E: 0 LOB: 0 K: 1 BB: 0 S: 8 P: 11	R: 0 H: 0 E: 0 LOB: 0 K: 0 BB: 0 S: 4 P: 9	R: 0 H: 2 E: 0 LOB: 2 K: 2 BB: 0 S: 11 P: 16	R: 0 H: 0 E: 0 LOB: 1 K: 0 BB: 1 S: 7 P: 17	R: 0 H: 2 E: 0 LOB: 3 K: 1 BB: 1 S: 12 P: 24	R: 1 H: 2 E: 0 LOB: 1 K: 1 BB: 0 S: 10 P: 14	R: 0 H: 0 E: 0 LOB: 1 K: 2 BB: 1 S: 13 P: 24	R: 3 H: 3 E: 2 LOB: 1 K: 0 BB: 0 S: 19 P: 26	1B: 11 SF: 0 2B: 2 SAC: 0 3B: 0 DP: 1 HR: 0 HBP: 0	WP: 0 PA: 44 PB: 0 SB: 2 CS: 0
<b>PITCHER</b>	IP WLS BF H R ER SO BB IBB HBP BLK WP HR S P ERA WHIP										
Danny Jackson, L (1, 1) ERA: 2.7	7.0 L 33 10 3 3 5 2 0 0 0 0 0 0 59 100 3.86 1.714										
Larry Andersen, R (8, 1) ERA: 4.15	1.0 4 0 0 0 2 1 0 0 0 0 0 0 13 24 0.00 1.000										
Heathcliff Slocumb, R (9, 1) ERA: 3.33	0.0 4 2 3 1 0 0 0 0 0 0 0 0 9 12 ∞ ∞										
Bob Wells, R (9, 1) ERA: 3.0	1.0 3 1 0 0 0 0 0 0 0 0 0 0 10 14 0.00 1.000										

**Montreal Expos @ Philadelphia Phillies**  
 Veterans Stadium, Philadelphia, PA  
 Wed May 18 1994, 3:33 AM EDT  
 Att. 41,032 - Overcast - 63 F

AB	41
R	6
H	13
RBI	6
BB	3
SO	7
LOB	22









BOTTOM

Montreal Expos @ Pittsburgh Pirates  
Three Rivers Stadium, Pittsburgh, PA

Fri May 20 1994, 7:05 PM EDT  
Att: 30,804 - Unknown - 71 F

livebaseballscorecards.com

AB	32
R	3
H	7
RBI	3
BB	1
SO	7
LOB	7



WP:	0	PA:	34
PB:	0		
SB:	1		
CS:	0		

AB R H RBI BB SO LOB

4	0	1	0	0	0	3
3	0	0	0	1	2	0
4	0	0	0	0	2	2
4	0	0	0	0	1	1
4	1	1	0	0	1	0
3	0	0	0	0	0	0
3	1	1	0	0	1	1
0	0	0	0	0	0	0
0	0	0	0	0	0	0
0	0	0	0	0	0	0
0	0	0	0	0	0	0
0	0	0	0	0	0	0
1	0	0	0	0	0	0
3	1	2	2	0	0	0
2	0	1	0	0	0	0
1	0	1	1	0	0	0

Batter	1	2	3	4	5	6	7	8	9
Al Martin, L OBP: 0.383, SLG: 0.477 (1, 7)	1-1 G3-1			0-0 G4-6-3 1B	0-1 G4-3		2-2 G3-1		
Jay Bell, R OBP: 0.285, SLG: 0.349 (1, 6)	0-1 G6-3			4-1 G4-6-3 1-2 BB		2-3 K		2-3 K	
Andy Van Slyke, L OBP: 0.359, SLG: 0.356 (1, 8)	2-2 G1-3			0-0 G4-6-3 1-2f 2-3		2-3 K		1-3 K	
Jeff King, R OBP: 0.322, SLG: 0.356 (1, 5)			1-1 F7	1-1 P5		0-0 G6-3		2-3 K	
Orlando Merced, S OBP: 0.352, SLG: 0.317 (8, 3)			1-3 K		1-1 G4-3		2-2 SH1-4 1B		1-1 P5
Don Slaught, R OBP: 0.407, SLG: 0.284 (1, 2)			1-1 P9		2-0 G4-3		1 SAFE 0-1 SH1-4		0-0 F8
Brian Hunter, R OBP: 0.286, SLG: 0.443 Alejandro Pena, R OBP: 0.500, SLG: 0.500 Randy Tomlin, L OBP: 0.500, SLG: 0.500 Dan Miceli, R OBP: 0.500, SLG: 0.500 Jeff Ballard, L OBP: 0.500, SLG: 0.500 John Hope, R OBP: 0.500, SLG: 0.500 Dave Clark, L OBP: 0.417, SLG: 0.477 (9, PH)			2-0 G1-3		0-0 1B 2B		1-3 K		1-0 P7
Carlos Garcia, R OBP: 0.368, SLG: 0.400 (1, 4)			0-2 G5-3		1-2 1B 2-H 1B		0-1 3B 2-H 1B		
Steve Cooke, R OBP: 0.188, SLG: 0.188 Gary Varsho, L OBP: 0.400, SLG: 1.000 (7, PH) (8, 9)			1-0 F8		1-1 1B		1 SAFE 1-1 1-H 3B		

Inning Stats	R: 0	H: 0	E: 0	LOB: 0	K: 0	S: 7	R: 0	H: 0	E: 0	LOB: 0	K: 1	S: 7	R: 0	H: 0	E: 0	LOB: 0	K: 0	S: 5	R: 0	H: 1	E: 0	LOB: 1	K: 0	S: 5	R: 1	H: 3	E: 0	LOB: 2	K: 0	S: 12	R: 0	H: 0	E: 0	LOB: 0	K: 2	S: 7	R: 2	H: 3	E: 0	LOB: 1	K: 1	S: 17	R: 0	H: 0	E: 0	LOB: 0	K: 3	S: 9	R: 0	H: 0	E: 0	LOB: 0	K: 0	S: 4	R: 0	H: 0	E: 0	LOB: 0	K: 0	S: 4	1B: 5	SF: 0	2B: 1	SAC: 1	3B: 1	DP: 1	HR: 0	HBP: 0	WP: 0	PA: 34
--------------	------	------	------	--------	------	------	------	------	------	--------	------	------	------	------	------	--------	------	------	------	------	------	--------	------	------	------	------	------	--------	------	-------	------	------	------	--------	------	------	------	------	------	--------	------	-------	------	------	------	--------	------	------	------	------	------	--------	------	------	------	------	------	--------	------	------	-------	-------	-------	--------	-------	-------	-------	--------	-------	--------

PITCHER	IP	WLS	BF	H	R	ER	SO	BB	IBB	HBP	BLK	WP	HR	S	P	ERA	WHIP
Ken Hill, R ERA: 2.89 (1, 1)	7.0	W	28	7	3	3	4	1	0	0	0	0	0	60	89	3.86	1.143
John Wetteland, R ERA: 3.72 (8, 1)	2.0	S	6	0	0	0	3	0	0	0	0	0	0	13	20	0.00	0.000





Batter	1	2	3	4	5	6	7	8	9
<b>Al Martin, L</b> OBP: 0.379, SLG: 0.470 (1, 7)	1-1 G4-3 1B		2-2 L4			2-3 K		1-0 G4-3	
<b>Jay Bell, R</b> OBP: 0.284, SLG: 0.342 (1, 6)	1-2 G4-3 1-2f		1-1 P3			0-3 K		4-0 HR BB	
<b>Andy Van Slyke, L</b> OBP: 0.351, SLG: 0.347 (1, 8)	2-2 G3				1-1 F7	1-1 E6		3-3 K	
<b>Jeff King, R</b> OBP: 0.327, SLG: 0.382 (1, 5)		2-1 1B FC4-6-3-6 1B			3-2 F8	0-3 K		0-1 HR	
<b>Brian Hunter, R</b> OBP: 0.300, SLG: 0.493 (1, 3)		2-2 SAFE SAFE SAFE SAFE 1B FC4-6-3-6 1B			1-2 F8		2-2 HR	3-2 E4 HR	
<b>Gary Varsho, L</b> OBP: 0.333, SLG: 0.833 (8, 9)		1-3 1B							
<b>Orlando Merced, S</b> OBP: 0.356, SLG: 0.346 (1, 9) (8, 3)		0-1 FC4-6-3-6 L6 1B 1-2 3-H			0-0 F8		3-1 1B	2-2 HR	
<b>Don Slaught, R</b> OBP: 0.421, SLG: 0.308 (1, 2)		1-2 SAFE 1B			0-1 FC5-4 1B		0-0 SAFE P6	2-2 1B	
<b>Carlos Garcia, R</b> OBP: 0.358, SLG: 0.388 (1, 4)		2-2 SAFE L6 2-3			1-2 SAFE P4		0-1 SAFE L8	0-3 K	
<b>Jon Lieber, L</b> <b>Rick White, R</b>			3-2 G6-3		1-2 SAFE FC5-4 1-2f		1-3 K		

Inning Stats	R: 0 E: 0 K: 0 S: 9	H: 1 LOB: 0 BB: 0 P: 13	R: 1 E: 0 K: 0 S: 13	H: 3 LOB: 1 BB: 0 P: 20	R: 0 E: 0 K: 0 S: 8	H: 0 LOB: 0 BB: 0 P: 14	R: 0 E: 0 K: 0 S: 10	H: 0 LOB: 0 BB: 0 P: 15	R: 0 E: 0 K: 0 S: 9	H: 1 LOB: 1 BB: 0 P: 11	R: 0 E: 1 K: 3 S: 11	H: 0 LOB: 1 BB: 0 P: 14	R: 1 E: 0 K: 1 S: 14	H: 2 LOB: 1 BB: 0 P: 20	R: 4 E: 1 K: 2 S: 24	H: 3 LOB: 1 BB: 1 P: 39
--------------	------------------------------	----------------------------------	-------------------------------	----------------------------------	------------------------------	----------------------------------	-------------------------------	----------------------------------	------------------------------	----------------------------------	-------------------------------	----------------------------------	-------------------------------	----------------------------------	-------------------------------	----------------------------------

PITCHER	IP	WLS	BF	H	R	ER	SO	BB	IBB	HBP	BLK	WP	HR	S	P	ERA	WHIP
<b>Kirk Rueter, L</b> ERA: 6.27 (1, 1)	6.0	L	24	7	2	2	3	0	0	0	0	0	1	67	99	3.00	1.167
<b>Tim Scott, R</b> ERA: 3.72 (7, 1)	1.0		3	0	0	0	1	0	0	0	0	0	0	7	8	0.00	0.000
<b>Gil Heredia, R</b> ERA: 5.25 (8, 1)	0.1		2	0	1	1	0	1	0	0	0	0	0	1	6	27.00	3.000
<b>Denis Boucher, L</b> ERA: 6.75 (8, 1)	0.1		5	3	3	1	1	0	0	0	0	0	2	20	30	27.00	9.000
<b>Jeff Shaw, R</b> ERA: 3.54 (8, 1)	0.1		1	0	0	0	1	0	0	0	0	0	0	3	3	0.00	0.000

AB	R	H	RBI	BB	SO	LOB
4	0	1	0	0	1	0
3	1	0	0	1	1	1
4	0	0	0	0	1	1
4	2	2	2	0	1	1
3	1	2	1	0	0	0
1	1	0	0	0	0	0
4	1	2	3	0	0	1
4	0	3	0	0	0	1
4	0	0	0	0	1	5
3	0	0	0	0	1	2
0	0	0	0	0	0	0

WP	PA	ERA	WHIP
0	35		
0			
0			
0			

**Montreal Expos @ Pittsburgh Pirates**  
**Three Rivers Stadium, Pittsburgh, PA**  
 Sat May 21 1994, 7:05 PM EDT  
 Att: 28,022 - Unknown - 73 F

AB	34
R	6
H	10
RBI	6
BB	1
SO	6
LOB	12





Batter	1	2	3	4	5	6	7	8	9	AB R H RBI BB SO LOB	TOP											
Mike Lansing, R (1, 6) OBP: 0.314, SLG: 0.379	0-0 G6-4-3 1B		1-0 G6-3	1-0 F7			0-1 F7		3-2 G5-3 1-2	5 0 1 0 0 0 3												
Juan Bell, R (1, 4) OBP: 0.375, SLG: 0.400	1-3 K		0-2 L4			1-3 K	2-3 K 1-2		1-3 K	5 0 0 0 0 4 3												
Marquis Grissom, R (1, 8) OBP: 0.313, SLG: 0.358	1-2 G6-4-3 1-2f		1-1 F8			1-3 K	3-2 1B			4 0 1 0 0 1 1												
Larry Walker, L (1, 9) OBP: 0.347, SLG: 0.503		1-1 G3-1		2-3 K	0-0 2B		1-3 K			4 0 1 0 0 2 2												
Moises Alou, R (1, 7) OBP: 0.406, SLG: 0.550		0-1 1B 1B		2-1 1B 3B 1B	2-2 F8			0-0 G4-3		4 1 2 0 0 0 1												
Lenny Webster, R (1, 2) OBP: 0.358, SLG: 0.451		1-2 BB 1B		1-1 1B 3B 1B		2-2 F8		2-3 K		4 1 2 0 0 1 0												
Randy Milligan, R (1, 3) OBP: 0.294, SLG: 0.214		4-2 BB		1-2 3B 1B		2-2 P4		2-1 F9		3 1 1 0 1 0 0												
Sean Berry, R (1, 5) OBP: 0.366, SLG: 0.407		2-3 K		2-1 P5		1-2 G5-3		4-0 S BB		3 0 0 0 1 1 6												
Pedro Martinez, R (1, 1) OBP: 0.059, SLG: 0.176		1-3 K		0-0 3B			2-2 S 1B		2-2 F8	2 0 1 3 0 1 3												
Tim Spehr, R (7, PH) OBP: 0.353, SLG: 0.500										1 0 1 0 0 0 0												
Mel Rojas, R (7, 1)										0 0 0 0 0 0 0												
Lou Frazier, S (9, PH) OBP: 0.408, SLG: 0.410										1 0 0 0 0 0 1												
John Wetteland, R (9, 1)										0 0 0 0 0 0 0												
<b>Inning Stats</b>	R: 0 E: 0 K: 1 S: 10	H: 1 LOB: 0 BB: 0 P: 12	R: 0 E: 0 K: 2 S: 17	H: 2 LOB: 3 BB: 1 P: 26	R: 0 E: 0 K: 0 S: 6	H: 0 LOB: 0 BB: 0 P: 8	R: 3 E: 0 K: 1 S: 14	H: 4 LOB: 1 BB: 0 P: 23	R: 0 E: 0 K: 2 S: 10	H: 1 LOB: 1 BB: 0 P: 14	R: 0 E: 0 K: 0 S: 13	H: 0 LOB: 0 BB: 0 P: 18	R: 0 E: 0 K: 2 S: 18	H: 2 LOB: 2 BB: 0 P: 25	R: 0 E: 0 K: 1 S: 6	H: 0 LOB: 0 BB: 0 P: 10	R: 0 E: 0 K: 1 S: 10	H: 0 LOB: 1 BB: 1 P: 20	1B: 8 2B: 1 3B: 1 HR: 0	SF: 0 SAC: 0 DP: 1 HBP: 0	WP: 0 PB: 0 SB: 2 CS: 0	PA: 38
<b>PITCHER</b>	IP WLS BF H R ER SO BB IBB HBP BLK WP HR S P ERA WHIP																					
Denny Neagle, L (1, 1) ERA: 4.17	7.0 L 31 10 3 3 8 1 0 0 0 0 0 0 88 126 3.86 1.571																					
Dan Miceli, R (8, 1) ERA: 8.0	1.0 4 0 0 0 1 1 0 0 0 0 0 0 6 14 0.00 1.000																					
Alejandro Pena, R (9, 1) ERA: 9.35	1.0 3 0 0 0 1 0 0 0 0 0 0 0 10 16 0.00 0.000																					

**Montreal Expos @ Pittsburgh Pirates**  
**Three Rivers Stadium, Pittsburgh, PA**  
 Sun May 22 1994, 3:33 AM EDT  
 Att. 39,037 - Sunny - 74 F


[livebaseballscorecards.com](http://livebaseballscorecards.com)

AB	36
R	3
H	10
RBI	3
BB	2
SO	10
LOB	20







Batter	1	2	3	4	5	6	7	8	9	AB R H RBI BB SO LOB	TOP											
Mike Lansing, R OBP: 0.306, SLG: 0.367 (1, 4) (8, 6)	1-1 L7	2-1 F8		0-1 E5 1B			2-1 G6-3		3-3 K 1-2	5 0 0 0 0 1 3												
Cliff Floyd, L OBP: 0.307, SLG: 0.367 (1, 3)	1-0 FC6 1B		1-0 2B 1B	3-1 1B 2-H			1-0 G1-3		0-1 F8	5 1 3 0 0 0 1												
Marquis Grissom, R OBP: 0.311, SLG: 0.352 (1, 8)	1-2 FC6 1B 1-2f E		1-0 F8		3-3 K		4-2 BB			3 1 0 0 1 1 2												
Larry Walker, L OBP: 0.350, SLG: 0.509 (1, 9)	0-0 S 1B		1-0 1-H 2B		1-3 K		0-0 G3			4 0 2 1 0 1 1												
Moises Alou, R OBP: 0.402, SLG: 0.539 (1, 7)	4-1 BB		1-1 F8		1-1 G1-3			0-3 K		3 0 0 0 1 1 1												
Darrin Fletcher, L OBP: 0.366, SLG: 0.398 (1, 2)	2-2 G4-3		0-1 F8			1-0 F8		1-1 G4-3		4 0 0 0 0 0 3												
Wil Cordero, R OBP: 0.339, SLG: 0.359 Jeff Shaw, R OBP: 0.333, SLG: 0.200 (1, 6) (8, 1)		0-0 SH2-4 1B		0-3 K		0-3 K		3-2 G1-3		4 0 1 0 0 2 0 0 0 0 0 0 0 0	AB 34 R 2 H 8 RBI 1 BB 2 SO 6 LOB 13											
Sean Berry, R OBP: 0.362, SLG: 0.397 (1, 5)		1-0 P9		1-2 G5-3		3-2 HBP			2-2 G6-3	3 0 0 0 0 0 1												
Jeff Fassero, L OBP: 0.087, SLG: 0.045 Gil Heredia, R OBP: 0.333, SLG: 0.333 Lenny Webster, R OBP: 0.352, SLG: 0.442 Tim Scott, R OBP: 0.352, SLG: 0.442 Lou Frazier, S OBP: 0.422, SLG: 0.425 (1, 1) (5, 1) (6, PH) (6, 1) (8, 4)		1-0 SH2-4		2-2 E 1B		1-2 G6-3			2-2 S 1B	1 0 1 0 0 0 0 0 0 0 0 0 0 0 1 0 0 0 0 0 1 0 0 0 0 0 0 0 1 0 1 0 0 0 0												
<b>Inning Stats</b>	R: 1 E: 0 K: 0 S: 11	H: 2 LOB: 2 BB: 1 P: 20	R: 0 E: 0 K: 0 S: 5	H: 1 LOB: 1 BB: 0 P: 9	R: 1 E: 0 K: 0 S: 7	H: 2 LOB: 1 BB: 0 P: 11	R: 0 E: 1 K: 1 S: 13	H: 2 LOB: 2 BB: 0 P: 19	R: 0 E: 0 K: 2 S: 9	H: 0 LOB: 0 BB: 0 P: 14	R: 0 E: 0 K: 1 S: 9	H: 0 LOB: 1 BB: 0 P: 14	R: 0 E: 0 K: 0 S: 7	H: 0 LOB: 1 BB: 1 P: 14	R: 0 E: 0 K: 1 S: 8	H: 0 LOB: 0 BB: 0 P: 12	R: 0 E: 0 K: 1 S: 15	H: 1 LOB: 1 BB: 0 P: 21	1B: 7 2B: 1 3B: 0 HR: 0	SF: 0 SAC: 1 DP: 0 HBP: 1	WP: 0 PB: 0 SB: 2 CS: 0	PA: 38
<b>PITCHER</b>	IP WLS BF H R ER SO BB IBB HBP BLK WP HR S P ERA WHIP																					
Pat Rapp, R ERA: 4.65 (1, 1)	6.2 W 30 7 2 1 4 2 0 1 0 0 0 0 60 100 1.35 1.350																					
Yorkis Perez, L ERA: 4.15 (7, 1)	0.1 1 0 0 0 0 0 0 0 0 0 0 0 1 1 0.00 0.000																					
Robb Nen, R ERA: 3.42 (8, 1)	2.0 S 7 1 0 0 2 0 0 0 0 0 0 0 23 33 0.00 0.500																					

**Montreal Expos @ Florida Marlins**  
**Joe Robbie Stadium, Miami, FL**  
 Mon May 23 1994, 7:05 PM EDT  
 Att. 30,508 - Unknown - 81 F

livebaseballscorecards.com

Batter	1	2	3	4	5	6	7	8	9
Carl Everett, S OBP: 0.244, SLG: 0.289 (1, 8)	0-3 K		1-3 K		4-2 BB FC1-5 1-2 1B BB	3-3 K		0-3 K	
Dave Magadan, L OBP: 0.379, SLG: 0.314 (1, 5)	1-1 G6-3			0-0 G4-3	1-1 FC1-5 BB 1-2 2-3f 1B		1-2 L8		
Benito Santiago, R OBP: 0.348, SLG: 0.417 (1, 2)	4-2 BB			0-0 1B 2B	4-2 SAFE 1B 1-2 2-3 BB		4-2 BB		
Jeff Conine, R OBP: 0.370, SLG: 0.563 (1, 7) (8, 3)	0-2 G1-3			0-0 2-3 1B	1-2 1B		2-2 L9		
Orestes Destrade, S OBP: 0.309, SLG: 0.357 Robb Nen, R (8, 1)		1-2 G4-3		1-3 K	0-2 G4-3		1-3 K		
Jerry Browne, S OBP: 0.366, SLG: 0.337 (1, 4)		0-1 L9		0-2 G4-3		2-2 F7		0-0 E4 WP 1B	
Kurt Abbott, R OBP: 0.333, SLG: 0.389 (1, 6)		3-2 L8			0-1 WP 1B 2B	0-0 1B 1B		0-1 B1	
Jesus Tavarez, S OBP: 0.500, SLG: 0.500 (1, 9)			1-0 P4		2-0 1B 1B 2-H	0-1 F8		0-0 WP 1B	
Pat Rapp, R OBP: 0.143, SLG: 0.143 Yorkis Perez, L (7, 1) Matias Carrillo, L (8, 7) OBP: 0.286, SLG: 0.319			0-3 K		1-0 FC1-5 BB 1-H 1B	1-2 1B		1-3 K	

Inning Stats	R: 0 E: 0 K: 1 S: 10	H: 0 LOB: 1 BB: 1 P: 15	R: 0 E: 0 K: 0 S: 8	H: 0 LOB: 0 BB: 0 P: 12	R: 0 E: 0 K: 2 S: 8	H: 0 LOB: 0 BB: 0 P: 10	R: 0 E: 0 K: 1 S: 9	H: 2 LOB: 2 BB: 0 P: 10	R: 3 E: 0 K: 0 S: 18	H: 4 LOB: 2 BB: 2 P: 31	R: 0 E: 0 K: 1 S: 14	H: 2 LOB: 2 BB: 0 P: 20	R: 0 E: 0 K: 1 S: 11	H: 0 LOB: 1 BB: 1 P: 19	R: 0 E: 1 K: 2 S: 10	H: 1 LOB: 2 BB: 0 P: 11
--------------	-------------------------------	----------------------------------	------------------------------	----------------------------------	------------------------------	----------------------------------	------------------------------	----------------------------------	-------------------------------	----------------------------------	-------------------------------	----------------------------------	-------------------------------	----------------------------------	-------------------------------	----------------------------------

PITCHER	IP	WLS	BF	H	R	ER	SO	BB	IBB	HBP	BLK	WP	HR	S	P	ERA	WHIP
Jeff Fassero, L ERA: 2.26 (1, 1)	4.2	L	22	6	3	3	4	3	0	0	0	1	0	50	75	5.79	1.929
Gil Heredia, R ERA: 5.18 (5, 1)	0.1		1	0	0	0	0	0	0	0	0	0	0	3	3	0.00	0.000
Tim Scott, R ERA: 3.38 (6, 1)	2.0		9	2	0	0	2	1	0	0	0	0	0	25	39	0.00	1.500
Jeff Shaw, R ERA: 3.41 (8, 1)	1.0		5	1	0	0	2	0	0	0	0	1	0	10	11	0.00	1.000

**BOTTOM**

AB	R	H	RBI	BB	SO	LOB
4	1	0	0	1	4	4
4	0	0	0	0	0	2
1	0	1	0	3	0	0
4	0	2	1	0	0	2
4	0	0	0	0	2	5
0	0	0	0	0	0	0
4	0	0	0	0	0	2
4	1	2	0	0	0	1
4	1	2	1	0	0	1
3	0	2	1	0	1	0
0	0	0	0	0	0	0
1	0	0	0	0	1	2

<b>AB</b>	<b>33</b>
<b>R</b>	<b>3</b>
<b>H</b>	<b>9</b>
<b>RBI</b>	<b>3</b>
<b>BB</b>	<b>4</b>
<b>SO</b>	<b>8</b>
<b>LOB</b>	<b>19</b>



WP	HR	S	P	ERA	WHIP
2	0	0	37		
0	0	0			
0	0	0			

**Montreal Expos @ Florida Marlins**  
**Joe Robbie Stadium, Miami, FL**  
 Mon May 23 1994, 7:05 PM EDT  
 Att: 30,508 - Unknown - 81 F

livebaseballscorecards.com









Batter	1	2	3	4	5	6	7	8	9	AB R H RBI BB SO LOB	TOP											
Lou Frazier, S (1, 7) OBP: 0.412, SLG: 0.413	3-2 1B		1-0 1B			2-1 P7	2-2 G3-1		3-1 F8	5 0 2 0 0 0 3												
Juan Bell, R (1, 4) OBP: 0.400, SLG: 0.435	1-3 K		2-0 L3			2-0 1B		1-2 P3		4 1 1 0 0 1 2												
Marquis Grissom, R (1, 8) OBP: 0.307, SLG: 0.351	3-2 G5-3					1-2 L9		2-1 L9		4 0 0 0 0 1 1												
Larry Walker, L (1, 9) OBP: 0.354, SLG: 0.515		2-1 2B				1-1 G6-3		2-3 K		4 0 2 0 0 1 0												
Darrin Fletcher, L (1, 2) OBP: 0.371, SLG: 0.439		4-1 BB				2-0 HR		1-2 1B		3 1 2 2 1 0 0												
Mike Lansing, R (1, 5) OBP: 0.307, SLG: 0.362		3-2 F8				0-0 G5-3		1-1 1B		4 1 1 0 0 0 4												
Cliff Floyd, L (1, 3) OBP: 0.314, SLG: 0.372		2-0 F8				1-1 P2		1-0 F8		4 0 1 0 0 0 2												
Wil Cordero, R (1, 6) OBP: 0.351, SLG: 0.392		1-1 FC6-4				2-1 F9		2-1 2B		4 0 2 1 0 0 2												
Ken Hill, R (1, 1) OBP: 0.227, SLG: 0.150			1-2 G4-3			1-3 K		1-1 G3		3 0 0 0 0 1 1												
John Wetteland, R (8, 1)									1-2 SH1-4	0 0 0 0 0 0 0												
<b>Inning Stats</b>	R: 0 E: 0 K: 1 S: 12	H: 1 LOB: 0 BB: 0 P: 19	R: 0 E: 0 K: 0 S: 9	H: 1 LOB: 2 BB: 1 P: 21	R: 0 E: 0 K: 0 S: 5	H: 1 LOB: 0 BB: 0 P: 9	R: 1 E: 0 K: 1 S: 7	H: 1 LOB: 0 BB: 0 P: 13	R: 0 E: 0 K: 1 S: 7	H: 0 LOB: 0 BB: 0 P: 11	R: 1 E: 0 K: 0 S: 10	H: 3 LOB: 2 BB: 0 P: 18	R: 0 E: 0 K: 0 S: 8	H: 1 LOB: 1 BB: 0 P: 14	R: 0 E: 0 K: 1 S: 11	H: 0 LOB: 0 BB: 0 P: 16	R: 1 E: 0 K: 0 S: 10	H: 3 LOB: 2 BB: 0 P: 19	1B: 8 2B: 2 3B: 0 HR: 1	SF: 0 SAC: 1 DP: 0 HBP: 0	WP: 0 PB: 0 SB: 0 CS: 1	PA: 37
<b>PITCHER</b>	IP WLS BF H R ER SO BB IBB HBP BLK WP HR S P ERA WHIP																					
Mark Gardner, R (1, 1) ERA: 5.02	6.0 L 24 7 2 2 3 1 0 0 0 0 0 1 50 91 3.00 1.333																					
Yorkis Perez, L (7, 1) ERA: 4.12	2.1 10 3 1 1 1 0 0 0 0 0 0 0 25 39 3.86 1.286																					
Jeremy Hernandez, R (9, 1) ERA: 3.0	0.2 3 1 0 0 0 0 0 0 0 0 0 0 4 10 0.00 1.500																					

**Montreal Expos @ Florida Marlins**  
**Joe Robbie Stadium, Miami, FL**  
 Wed May 25 1994, 7:05 PM EDT  
 Att. 25,025 - Unknown - 79 F

livebaseballscorecards.com

AB	35
R	3
H	11
RBI	3
BB	1
SO	4
LOB	15









Batter	1	2	3	4	5	6	7	8	9
Mike Lansing, R OBP: 0.301, SLG: 0.354 (1, 4)	0-0 G6-3		2-3 K		1-3 K		0-1 G5-3		
Wil Cordero, R OBP: 0.343, SLG: 0.382 (1, 6)	2-2 P4		1-2 P5		3-1 G6-3		1-1 G6-3		
Marquis Grissom, R OBP: 0.301, SLG: 0.343 (1, 8)	2-1 P4		3-2 G5-3		1-0 G6-3		0-0 F8		
Larry Walker, L OBP: 0.358, SLG: 0.517 (1, 9)		3-3 K		0-0 G3-1		4-2 BLK 2B BB		1-2 G4-3 2B	
Moises Alou, R OBP: 0.407, SLG: 0.538 (1, 7)		2-2 P4		0-1 S 1B 1B		1 SAFE 0-0 G6-3 1-H WP 2B		0-0 F9	
Lenny Webster, R OBP: 0.362, SLG: 0.436 (1, 2)		2-0 BB 1B		1-3 K		H 1-0 G6-3 HBP		2-2 G4-3	
John Wetteland, R (9, 1)								2-3 K	
Randy Milligan, R OBP: 0.308, SLG: 0.222 (1, 3)		4-1 FC6-4 BB		2-1 1-H 2B 1B		3-1 G6-3		2-3 K	
Sean Berry, R OBP: 0.369, SLG: 0.407 (1, 5)		1-1 FC6-4		1-2 2-H 2B		4-0 WP IBB			
Gabe White, L (1, 1)			4-2 BB		1-3 K		1-2 G3		
Lou Frazier, S (6, PH)									
Mel Rojas, R (7, 1)									
Tim Spehr, R OBP: 0.353, SLG: 0.500 (9, 2)									

Inning Stats	R: 0	H: 0	E: 0	K: 0	S: 6	R: 0	H: 1	E: 0	K: 1	S: 11	R: 0	H: 0	E: 0	K: 1	S: 15	R: 2	H: 3	E: 0	K: 2	S: 14	R: 0	H: 0	E: 0	K: 1	S: 6	R: 2	H: 1	E: 0	K: 0	S: 8	R: 0	H: 0	E: 0	K: 0	S: 5	R: 0	H: 1	E: 0	K: 1	S: 11
	LOB: 0	BB: 0	P: 10	LOB: 2	BB: 1	P: 23	LOB: 1	BB: 1	P: 25	LOB: 1	BB: 0	LOB: 1	BB: 0	P: 11	LOB: 1	BB: 2	P: 21	LOB: 0	BB: 0	P: 6	LOB: 1	BB: 0	LOB: 1	BB: 0	P: 16	LOB: 1	BB: 0	P: 16	LOB: 0	BB: 0	P: 6	LOB: 1	BB: 0	P: 16	LOB: 0	BB: 0	P: 16			

PITCHER	IP	WLS	BF	H	R	ER	SO	BB	IBB	HBP	BLK	WP	HR	S	P	ERA	WHIP
Lance Painter, L (1, 1) ERA: 10.38	5.0	L	23	5	4	4	5	3	0	0	1	0	0	55	95	7.20	1.600
Marcus Moore, R (6, 1) ERA: 3.92	1.0		4	0	0	0	0	0	1	1	0	1	0	5	14	0.00	0.000
Mike Harkey, R (7, 1) ERA: 6.93	2.0		7	1	0	0	1	0	0	0	0	0	0	16	22	0.00	0.500


**BOTTOM**

**Colorado Rockies @ Montreal Expos**  
Olympic Stadium, Montreal, QB  
Fri May 27 1994, 7:05 PM EDT  
Att. 22,882 - Dome

AB	R	H	RBI	BB	SO	LOB
4	0	0	0	0	2	1
4	0	0	0	0	0	1
4	0	0	0	0	0	1
3	1	1	0	1	1	0
4	2	2	1	0	0	1
3	0	1	0	0	1	2
0	0	0	0	0	0	0
3	1	1	1	1	1	3
2	0	1	1	1	0	2
1	0	0	0	1	1	1
1	0	0	0	0	0	1
0	0	0	0	0	0	0
0	0	0	0	0	0	0

AB	29
R	4
H	6
RBI	3
BB	4
SO	6
LOB	13

livebaseballscorecards.com




WP	PA
1	34
PB	0
SB	1
CS	0



Colorado Rockies @ Montreal Expos  
 Olympic Stadium, Montreal, QB  
 Sat May 28 1994, 3:33 AM EDT  
 Att. 30,452 - Dome

AB	37
R	3
H	8
RBI	3
BB	6
SO	12
LOB	23



WP:	0	PA:	44
PB:	0		
SB:	0		
CS:	0		

Batter	1	2	3	4	5	6	7	8	9	10	AB	R	H	RBI	BB	SO	LOB
Walt Weiss, S (1, 6) OBP: 0.356, SLG: 0.366	K		SF9 1-2 E 1B		G4-3		L4		K		5	0	1	0	0	2	2
Mike Kingery, L (1, 8) OBP: 0.370, SLG: 0.472	L9		SF9 1-3 2-H		F8			FC4-6 1B	K		4	1	1	1	0	1	2
Dante Bichette, R (1, 9) OBP: 0.330, SLG: 0.559	K		K		G4-3			FC6 1-3		L9 1B 1B	5	1	1	0	0	2	2
Andres Galarraga, R (1, 3) OBP: 0.358, SLG: 0.642		K	L7			K		FC4-6 BB		F8	4	0	0	0	1	2	2
Charlie Hayes, R (1, 5) OBP: 0.323, SLG: 0.393		E BB						FC4-6 FC4 1-2f		1B 1B	4	0	2	1	1	1	1
Howard Johnson, S (1, 7) OBP: 0.307, SLG: 0.368 Kent Bottenfield, R (10, 1)		BB			F8			FC4 1-2f		L9	2	0	0	0	2	0	2
Danny Sheaffer, R (1, 2) OBP: 0.265, SLG: 0.217 Joe Girardi, R (9, 2)		BB			G5-3			FC5-4 BB 1-2f		F8 1B	4	0	0	0	0	1	4
Nelson Liriano, S (1, 4) OBP: 0.344, SLG: 0.400					IBB			L1-3		F7	4	0	1	0	1	1	4
Marvin Freeman, R (1, 1) OBP: 0.071, SLG: 0.071 Steve Reed, R (8, 1)			SF9 1B		K			K		BB	3	1	1	0	0	2	2
Bruce Ruffin, S (8, 1) OBP: 0.667, SLG: 0.500 Eric Young Sr., R (8, 7) OBP: 0.315, SLG: 0.430 John Vander Wal, L (10, PH) OBP: 0.278, SLG: 0.441										BB	0	0	0	0	0	0	0
										BB	0	0	0	0	1	0	0
										BB	1	0	0	0	0	0	2

Inning Stats	R: 0	H: 0	E: 0	K: 2	S: 10	LOB: 0	BB: 0	P: 15	R: 0	H: 0	E: 1	K: 3	S: 17	LOB: 2	BB: 2	P: 28	R: 1	H: 2	E: 1	K: 1	S: 7	LOB: 1	BB: 0	P: 12	R: 0	H: 0	E: 0	K: 1	S: 9	LOB: 2	BB: 1	P: 15	R: 0	H: 0	E: 0	K: 0	S: 7	LOB: 1	BB: 0	P: 10	R: 0	H: 0	E: 0	K: 2	S: 7	LOB: 1	BB: 1	P: 13	R: 0	H: 0	E: 0	K: 1	S: 7	LOB: 0	BB: 0	P: 12	R: 1	H: 1	E: 1	K: 0	S: 11	LOB: 1	BB: 1	P: 19	R: 0	H: 1	E: 0	K: 2	S: 10	LOB: 2	BB: 1	P: 20	R: 1	H: 3	E: 0	K: 0	S: 13	LOB: 2	BB: 0	P: 18	1B: 7	2B: 1	3B: 0	HR: 0	SF: 1	SAC: 0	DP: 0	HBP: 0	WP: 0	PA: 44
--------------	------	------	------	------	-------	--------	-------	-------	------	------	------	------	-------	--------	-------	-------	------	------	------	------	------	--------	-------	-------	------	------	------	------	------	--------	-------	-------	------	------	------	------	------	--------	-------	-------	------	------	------	------	------	--------	-------	-------	------	------	------	------	------	--------	-------	-------	------	------	------	------	-------	--------	-------	-------	------	------	------	------	-------	--------	-------	-------	------	------	------	------	-------	--------	-------	-------	-------	-------	-------	-------	-------	--------	-------	--------	-------	--------

PITCHER	IP	WLS	BF	H	R	ER	SO	BB	IBB	HBP	BLK	WP	HR	S	P	ERA	WHIP
Pedro Martinez, R (1, 1) ERA: 3.0	7.1		30	4	2	0	10	3	1	0	0	0	0	68	111	0.00	0.955
John Wetteland, R (8, 1) ERA: 2.96	1.2		8	1	0	0	2	2	0	0	0	0	0	17	33	0.00	1.800
Tim Scott, R (10, 1) ERA: 3.68	0.2	L	4	2	1	1	0	0	0	0	0	0	0	10	13	13.50	3.000
Jeff Shaw, R (10, 1) ERA: 3.38	0.1		2	1	0	0	0	0	0	0	0	0	0	3	5	0.00	3.000

PITCHER	IP	WLS	BF	H	R	ER	SO	BB	IBB	HBP	BLK	WP	HR	S	P	ERA	WHIP
---------	----	-----	----	---	---	----	----	----	-----	-----	-----	----	----	---	---	-----	------











Batter	1	2	3	4	5	6	7	8	9	AB R H RBI BB SO LOB	TOP	
<b>Marquis Grissom, R</b> (1, 8) <small>OBP: 0.303, SLG: 0.349</small>										4 1 1 0 1 0 3		
<b>Juan Bell, R</b> (1, 4) <small>OBP: 0.474, SLG: 0.452</small>										2 1 1 0 2 0 1		
<b>Moises Alou, R</b> (1, 7) <small>OBP: 0.401, SLG: 0.512</small>										5 0 0 0 0 2 7		
<b>Larry Walker, L</b> (1, 9) <small>OBP: 0.356, SLG: 0.522</small>										4 0 0 1 1 2 2		
<b>Darrin Fletcher, L</b> (1, 2) <small>OBP: 0.359, SLG: 0.418</small>										3 0 1 1 1 0 1		
<b>Cliff Floyd, L</b> (1, 3) <small>OBP: 0.329, SLG: 0.397</small>										3 0 0 0 0 0 3		
<b>Wil Cordero, R</b> (1, 6) <small>OBP: 0.342, SLG: 0.402</small>										4 1 4 1 0 0 0		
<b>Mike Lansing, R</b> (1, 5) <small>OBP: 0.296, SLG: 0.342</small>										4 0 0 0 0 0 4		
<b>Ken Hill, R</b> (1, 1) <small>OBP: 0.208, SLG: 0.136</small>										2 0 0 0 0 1 1		
<b>Jeff Shaw, R</b> (6, 1) <small>OBP: 0.333, SLG: 0.200</small>										0 0 0 0 0 0 0		
<b>Sean Berry, R</b> (6, 5) <small>OBP: 0.361, SLG: 0.397</small>										1 0 0 0 0 1 1		
<b>Lou Frazier, S</b> (9, PH) <small>OBP: 0.389, SLG: 0.388</small>										1 0 0 0 0 1 0		
<b>Inning Stats</b>	R: 2 H: 2 E: 1 LOB: 1 K: 1 BB: 0 S: 14 P: 26	R: 1 H: 1 E: 0 LOB: 0 K: 0 BB: 0 S: 10 P: 18	R: 0 H: 0 E: 0 LOB: 1 K: 0 BB: 2 S: 7 P: 17	R: 0 H: 1 E: 0 LOB: 2 K: 0 BB: 0 S: 6 P: 9	R: 0 H: 1 E: 0 LOB: 2 K: 0 BB: 1 S: 15 P: 26	R: 0 H: 1 E: 0 LOB: 3 K: 2 BB: 2 S: 11 P: 22	R: 0 H: 0 E: 0 LOB: 0 K: 1 BB: 0 S: 11 P: 15	R: 0 H: 1 E: 0 LOB: 1 K: 1 BB: 0 S: 7 P: 9	R: 0 H: 0 E: 0 LOB: 0 K: 2 BB: 0 S: 9 P: 13	1B: 4 SF: 0 2B: 2 SAC: 1 3B: 0 DP: 1 HR: 1 HBP: 1	WP: 0 PA: 40 PB: 0 SB: 2 CS: 0	
<b>PITCHER</b>	IP WLS BF H R ER SO BB IBB HBP BLK WP HR S P ERA WHIP											IP WLS BF H R ER SO BB IBB HBP BLK WP HR S P ERA WHIP
<b>Jose Rijo, R</b> (1, 1) <small>ERA: 3.23</small>	6.0 W 30 6 3 1 3 5 0 1 0 0 0 1 63 118 1.50 1.833											
<b>Chuck McElroy, L</b> (7, 1) <small>ERA: 1.05</small>	1.0 3 0 0 0 1 0 0 0 0 0 0 0 11 15 0.00 0.000											
<b>Jeff Brantley, R</b> (8, 1) <small>ERA: 2.96</small>	2.0 7 1 0 0 3 0 0 0 0 0 0 0 16 22 0.00 0.500											

**Montreal Expos @ Cincinnati Reds**  
 Riverfront Stadium, Cincinnati, OH

Mon May 30 1994, 7:05 PM EDT  
 Att. 27,875 - Unknown - 82 F

livebaseballscorecards.com

AB	33
R	3
H	7
RBI	3
BB	5
SO	7
LOB	23



Batter	1	2	3	4	5	6	7	8	9
Deion Sanders, L OBP: 0.341, SLG: 0.400 (1, 8)	0-0 G3		0-2 1B		0-0 F9	2-1 F7			
Barry Larkin, R OBP: 0.353, SLG: 0.359 (1, 6)	0-1 G6-3		0-3 K		1-3 K			0-0 G4-3	
Hal Morris, L OBP: 0.376, SLG: 0.488 (1, 3)	3-2 G4-3			2-2 HR 2B	2-3 K			1-3 K	
Kevin Mitchell, R OBP: 0.395, SLG: 0.692 Jeff Brantley, R (8, 1)		3-2 F8		0-0 HR		3-2 1B 1B		1-1 HR	
Reggie Sanders, R OBP: 0.332, SLG: 0.486 (1, 9)		2-3 K		1-0 HR		1-2 1B 1B		2-2 L8	
Tony Fernandez, S OBP: 0.395, SLG: 0.444 (1, 5)		1-0 1B		4-2 F8 SH1-4 BB		2-0 2B SF8 1B		1-2 G1-3	
Bret Boone, R OBP: 0.358, SLG: 0.494 (1, 4)		0-3 K		0-0 SH1-4		0-0 G3 2B		0-0 G5-3	
Brian Dorsett, R OBP: 0.360, SLG: 0.423 (1, 2)			0-0 G5-3	0-1 F8		0-1 SF8		2-0 1B	
Jose Rijo, R OBP: 0.250, SLG: 0.250 Lenny Harris, L OBP: 0.422, SLG: 0.476 Chuck McElroy, L Jerome Walton, R OBP: 0.269, SLG: 0.269 (6, PH) (7, 1) (8, 7)			0-0 G6-3	0-1 G5-3		0-0 G3		1-1 G1-3	

Inning Stats	R: 0	H: 0	E: 0	K: 0	S: 8	LOB: 0	BB: 0	P: 11
	R: 0	H: 1	E: 0	K: 2	S: 10	LOB: 1	BB: 0	P: 16
	R: 0	H: 1	E: 0	K: 1	S: 8	LOB: 1	BB: 0	P: 8
	R: 3	H: 3	E: 0	K: 0	S: 15	LOB: 1	BB: 1	P: 22
	R: 0	H: 0	E: 0	K: 2	S: 8	LOB: 0	BB: 0	P: 11
	R: 3	H: 4	E: 0	K: 0	S: 15	LOB: 1	BB: 0	P: 23
	R: 1	H: 1	E: 0	K: 1	S: 12	LOB: 0	BB: 0	P: 16
	R: 0	H: 1	E: 0	K: 0	S: 7	LOB: 1	BB: 0	P: 11

PITCHER	IP	WLS	BF	H	R	ER	SO	BB	IBB	HBP	BLK	WP	HR	S	P	ERA	WHIP
Ken Hill, R ERA: 3.27 (1, 1)	5.0	L	24	8	6	6	5	1	0	0	0	0	2	58	83	10.80	1.800
Jeff Shaw, R ERA: 3.34 (6, 1)	3.0		12	3	1	1	1	0	0	0	0	0	1	25	35	3.00	1.000

**BOTTOM**

4 0 1 0 0 0 1

4 0 0 0 0 2 1

4 1 1 0 0 2 0

4 3 3 3 0 0 0  
0 0 0 0 0 0 0

4 2 2 1 0 1 0

3 1 2 1 1 0 0

3 0 1 1 0 1 1

3 0 1 1 0 0 1

2 0 0 0 0 0 1  
1 0 0 0 0 0 1  
0 0 0 0 0 0 0  
1 0 0 0 0 0 1

AB 33  
R 7  
H 11  
RBI 7  
BB 1  
SO 6  
LOB 7

WP: 0 PA: 36  
PB: 0  
SB: 0  
CS: 0

**REDS**

**Montreal Expos @ Cincinnati Reds**  
Riverfront Stadium, Cincinnati, OH  
Mon May 30 1994, 7:05 PM EDT  
Att: 27,875 - Unknown - 82 F

livebaseballscorecards.com














Batter	1	2	3	4	5	6	7	8	9	AB	R	H	RBI	BB	SO	LOB
Deion Sanders, L OBP: 0.351, SLG: 0.424 (1, 8)	3-2 2B 1B	1-2 2B			4-2 2B BB	2-0 1-H 3B		1-2 G1-3		4	2	3	1	1	0	0
Jerome Walton, R Hal Morris, L OBP: 0.303, SLG: 0.364 OBP: 0.378, SLG: 0.488 (1, 3) (8, 3)	1-0 G4-3 1-H FC5-2 2B	1-0 P3			1-0 2B 2B	3-3			1-2 1B 2B 1B	4	1	2	2	0	1	2
Barry Larkin, R OBP: 0.341, SLG: 0.344 (1, 6)	2-2 G4-3		1-0 F8		0-1 F8		1-1 G4-3		0-0 2B 1B HR	5	1	1	0	0	0	2
Kevin Mitchell, R OBP: 0.405, SLG: 0.704 (1, 7)	1-0 FC5-2 3B		2-1 F8		4-1 2B BB		2-2 2B 1B		1-2 HR 2B	4	2	2	1	1	0	1
Reggie Sanders, R OBP: 0.340, SLG: 0.539 (1, 9)	2-1 1-H 3B		3-1 L9		2-1 1-3 2-H 2B		1-0 2B		2-3 K	5	0	3	2	0	1	2
Tony Fernandez, S OBP: 0.401, SLG: 0.457 (1, 5)	4-2 S BB			0-2 G5-3	1-1 G4-3		4-0 L4-3 IBB		2-0 HR	3	1	1	3	2	0	2
Bret Boone, R Eddie Taubensee, L OBP: 0.356, SLG: 0.485 OBP: 0.254, SLG: 0.311 (1, 4) (9, 2)	3-2 P3 1-2		2-2 F7		0-0 G6-4-3 1B		2-1 L4-3		1-0 F9	4	0	1	0	0	0	5
Brian Dorsett, R Lenny Harris, L Pete Schourek, L Erik Hanson, R Thomas Howard, S OBP: 0.354, SLG: 0.409 OBP: 0.426, SLG: 0.477 OBP: 0.167, SLG: 0.167 OBP: 0.200, SLG: 0.267 OBP: 0.263, SLG: 0.322 (1, 2) (8, PH) (9, 1) (9, 1) (9, PH)		3-1 F7		1-3 K		1-0 G6-4-3 1B		0-0 G1-3	3-3 K	3	0	0	0	0	1	1
Kevin Jarvis, L Tim Fortugno, L Johnny Ruffin, R Hector Carrasco, R Jeff Branson, L Jeff Brantley, R OBP: 0.286, SLG: 0.285 (1, 1) (6, 1) (6, 1) (8, 1) (8, 4) (8, 1)		0-0 L8		0-3 K		1-0 E5 3B		0-1 F7		2	0	0	0	0	1	0

Inning Stats	R: 2	H: 3	E: 0	K: 0	S: 22	LOB: 2	BB: 1	P: 38	R: 0	H: 1	E: 0	K: 0	S: 7	LOB: 1	BB: 0	P: 12	R: 0	H: 0	E: 0	K: 0	S: 5	LOB: 0	BB: 0	P: 11	R: 0	H: 0	E: 0	K: 1	S: 10	LOB: 0	BB: 0	P: 13	R: 2	H: 2	E: 0	K: 1	S: 13	LOB: 2	BB: 2	P: 25	R: 1	H: 2	E: 1	K: 1	S: 8	LOB: 1	BB: 0	P: 15	R: 0	H: 2	E: 0	K: 0	S: 8	LOB: 2	BB: 1	P: 18	R: 0	H: 0	E: 0	K: 0	S: 6	LOB: 0	BB: 0	P: 7	R: 4	H: 4	E: 0	K: 2	S: 16	LOB: 0	BB: 0	P: 26	1B: 5	SF: 0	2B: 7	SAC: 0	3B: 2	DP: 2	HR: 1	HBP: 0	WP: 0	PA: 44
--------------	------	------	------	------	-------	--------	-------	-------	------	------	------	------	------	--------	-------	-------	------	------	------	------	------	--------	-------	-------	------	------	------	------	-------	--------	-------	-------	------	------	------	------	-------	--------	-------	-------	------	------	------	------	------	--------	-------	-------	------	------	------	------	------	--------	-------	-------	------	------	------	------	------	--------	-------	------	------	------	------	------	-------	--------	-------	-------	-------	-------	-------	--------	-------	-------	-------	--------	-------	--------

PITCHER	IP	WLS	BF	H	R	ER	SO	BB	IBB	HBP	BLK	WP	HR	S	P	ERA	WHIP
Gabe White, L ERA: 4.22 (1, 1)	4.2		23	6	4	4	2	3	0	0	0	0	0	55	96	7.71	1.929
Heath Haynes, R ERA: (5, 1)	1.1		6	2	1	0	1	0	0	0	0	0	0	10	18	0.00	1.500
Tim Scott, R ERA: 3.7 (7, 1)	1.0	W	5	2	0	0	0	0	1	0	0	0	0	8	18	0.00	2.000
Mel Rojas, R ERA: 2.48 (8, 1)	1.1		8	4	4	4	1	0	0	0	0	0	1	17	24	27.00	3.000
Pedro Martinez, R ERA: 2.97 (9, 1)	0.2	S	2	0	0	0	1	0	0	0	0	0	0	5	9	0.00	0.000

**Montreal Expos @ Cincinnati Reds**  
Riverfront Stadium, Cincinnati, OH  
Wed Jun 01 1994, 7:05 PM EDT  
Att: 23,653 - Unknown - 78 F

AB	40
R	9
H	14
RBI	9
BB	4
SO	5
LOB	15





Batter	1	2	3	4	5	6	7	8	9	AB R H RBI BB SO LOB	TOP																									
Marquis Grissom, R (1, 8) OBP: 0.311, SLG: 0.367	0-1 G5-3		4-1 BB		0-0 F9		0-0 FC5-4		1-0 SF7 1B	4 1 1 0 1 0 1																										
Juan Bell, R (1, 4) OBP: 0.423, SLG: 0.477	2-3 K		1-3 K		4-2 BB		0-1 G4-3		0-0 S 1B	4 0 1 0 1 2 2																										
Moises Alou, R (1, 7) Tim Spehr, R (9, 7) OBP: 0.401, SLG: 0.516 OBP: 0.333, SLG: 0.421	1-1 P6		0-0 F8		2-1 F8			2-1 F9	4-1 PO IBB	4 0 0 0 1 0 2 0 0 0 0 0 0 0																										
Larry Walker, L (1, 9) OBP: 0.366, SLG: 0.531		2-0 G3		4-2 HBP CS BB		1-3 K		4-1 HR BB	0-1 SF7	2 1 0 1 2 1 1																										
Darrin Fletcher, L (1, 2) Lenny Webster, R (8, PH) OBP: 0.360, SLG: 0.406 OBP: 0.364, SLG: 0.410		2-1 F7		1-1 P3		0-0 F7		1-3 K	1-0 PO	3 0 0 0 0 0 1 1 0 0 0 0 1 1																										
Cliff Floyd, L (1, 3) Randy Milligan, R (8, PH) OBP: 0.341, SLG: 0.419 OBP: 0.317, SLG: 0.286		1-1 1B 2B		1-2 F7		2-2 K		0-0 HR		3 0 1 0 0 1 1 1 1 1 2 0 0 0																										
Wil Cordero, R (1, 6) OBP: 0.353, SLG: 0.403		1-2 FC6-4 1B		4-2 HBP BB		2-2 F7		3-1 1B		3 0 2 0 1 0 0																										
Mike Lansing, R (1, 5) OBP: 0.288, SLG: 0.328		1-0 FC6-4		1-2 HBP			1-1 P7	1-0 G5-3		3 0 0 0 0 0 3																										
Jeff Fassero, L (1, 1) Lou Frazier, S (7, PH) Jeff Shaw, R (7, 1) John Wetteland, R (8, 1) OBP: 0.074, SLG: 0.038 OBP: 0.414, SLG: 0.415 OBP: 0.286, SLG: 0.167			0-0 G6-3		1-3 K		2-2 FC5-4 1B		1-3 K	2 0 0 0 0 1 3 1 0 1 0 0 0 0 0 0 0 0 0 0 0 1 0 0 0 0 1 0																										
<b>Inning Stats</b>	R: 0 E: 0 K: 1 S: 7	H: 0 LOB: 0 BB: 0 P: 10	R: 0 E: 0 K: 0 S: 10	H: 2 LOB: 2 BB: 0 P: 17	R: 0 E: 0 K: 1 S: 7	H: 0 LOB: 1 BB: 1 P: 12	R: 0 E: 0 K: 1 S: 16	H: 0 LOB: 3 BB: 2 P: 28	R: 0 E: 0 K: 1 S: 9	H: 0 LOB: 1 BB: 1 P: 16	R: 0 E: 0 K: 0 S: 8	H: 1 LOB: 1 BB: 0 P: 11	R: 2 E: 0 K: 1 S: 10	H: 2 LOB: 1 BB: 1 P: 21	R: 1 E: 0 K: 1 S: 8	H: 2 LOB: 1 BB: 1 P: 15	1B: 5 2B: 1 3B: 0 HR: 1	SF: 1 SAC: 0 DP: 0 HBP: 1	WP: 0 PB: 0 SB: 2 CS: 1	PA: 41																
<b>PITCHER</b>	IP WLS BF H R ER SO BB IBB HBP BLK WP HR S P ERA WHIP																																			
Kevin Foster, R (1, 1) ERA: 4.18	7.0		29	3	0	0	5	4	0	1	0	0	0	66	107	0.00	1.000																			
Jim Bullinger, R (8, 1) ERA: 3.68	0.1		1	0	0	0	0	0	0	0	0	0	0	2	4	0.00	0.000																			
Dan Plesac, L (8, 1) ERA: 2.08	0.1		2	0	0	0	1	1	0	0	0	0	0	4	9	0.00	3.000																			
Chuck Crim, R (8, 1) ERA: 1.45	0.2	L	7	4	3	3	1	0	1	0	0	0	1	10	20	40.50	6.000																			
Randy Myers, L (9, 1)	0.2		1	0	0	0	0	0	0	0	0	0	0	2	3	0.00	0.000																			

**Montreal Expos @ Chicago Cubs**  
Wrigley Field, Chicago, IL  
Fri Jun 03 1994, 3:33 AM CDT  
Att. 26,037 - Sunny - 57 F

[livebaseballscorecards.com](http://livebaseballscorecards.com)

<b>AB</b>	<b>32</b>
<b>R</b>	<b>3</b>
<b>H</b>	<b>7</b>
<b>RBI</b>	<b>3</b>
<b>BB</b>	<b>6</b>
<b>SO</b>	<b>7</b>
<b>LOB</b>	<b>15</b>



Batter	1	2	3	4	5	6	7	8	9	AB	R	H	RBI	BB	SO	LOB
Sammy Sosa, R OBP: 0.313, SLG: 0.549 (1, 8)	1-3 K		0-0 G5-3		0-0 1B		1-1 P3			4	0	1	0	0	1	1
Rey Sanchez, R OBP: 0.330, SLG: 0.304 (1, 6)	2-1 G6-3			0-0 G5-3	1-3 K			1-1 23 G6-4-3 1B		4	0	1	0	0	1	3
23 Ryne Sandberg, R OBP: 0.332, SLG: 0.424 (1, 4)	1-0 G1-3			1-1 G4-3	1-0 L6-4			1-2 G6-4-3 1-2f		4	0	0	0	0	0	4
Mark Grace, L OBP: 0.393, SLG: 0.399 (1, 3)		3-1 G3-1		0-0 1B 1B		3-2 FC6-4 1B		0-1 1B		4	1	3	0	0	0	0
Glenallen Hill, R OBP: 0.315, SLG: 0.357 Randy Myers, L (9, 1)		0-1 G6-3		3-1 1B 1B		0-0 F8		0-2 F8		4	0	1	0	0	0	2
Eduardo Zambrano, R OBP: 0.357, SLG: 0.557 Kevin Roberson, S OBP: 0.250, SLG: 0.474 (9, PH)		3-2 G6-3		1-1 1B 1B		2-1 FC6-4 FC5-4 1-2f			1-3 K	3	0	1	1	0	0	1
Steve Buechele, R OBP: 0.330, SLG: 0.406 (1, 5)			4-1 SH1-4 BB	2-1 G5-3		1-2 FC5-4 1-2f			3-3 K	3	0	0	0	1	1	3
Rick Wilkins, L OBP: 0.326, SLG: 0.383 (1, 2)			2-3 K		3-2 1B 2B		4-1 CS BB		4-1 BB	2	0	1	0	2	1	1
Kevin Foster, R Karl Rhodes, L Jim Bullinger, R Dan Plesac, L Chuck Crim, R Derrick May, L (1, 1) (7, PH) (8, 1) (8, 1) (8, 1) (9, 7)			1-0 SH1-4		4-0 23 L6-4 1B BB		3-3 SAFE K		0-3 K	0	0	0	0	0	1	0

Inning Stats	R: 0	H: 0	E: 0	K: 1	S: 6	R: 0	H: 0	E: 0	K: 0	S: 8	R: 0	H: 0	E: 0	K: 1	S: 6	R: 1	H: 3	E: 0	K: 0	S: 10	R: 0	H: 2	E: 0	K: 1	S: 9	R: 0	H: 1	E: 0	K: 0	S: 9	R: 0	H: 0	E: 0	K: 1	S: 6	R: 0	H: 2	E: 0	K: 0	S: 10	R: 0	H: 0	E: 0	K: 3	S: 11	1B: 7	2B: 3	3B: 0	HR: 0	SF: 0	SAC: 1	DP: 3	HBP: 0	WP: 0	PB: 0	SB: 0	CS: 1	PA: 36
--------------	------	------	------	------	------	------	------	------	------	------	------	------	------	------	------	------	------	------	------	-------	------	------	------	------	------	------	------	------	------	------	------	------	------	------	------	------	------	------	------	-------	------	------	------	------	-------	-------	-------	-------	-------	-------	--------	-------	--------	-------	-------	-------	-------	--------

PITCHER	IP	WLS	BF	H	R	ER	SO	BB	IBB	HBP	BLK	WP	HR	S	P	ERA	WHIP
Jeff Fassero, L ERA: 2.34 (1, 1)	6.0		25	6	1	1	3	2	0	0	0	0	0	48	87	1.50	1.333
Jeff Shaw, R ERA: 3.41 (7, 1)	1.0	W	3	0	0	0	1	1	0	0	0	0	0	6	14	0.00	1.000
John Wetteland, R ERA: 2.45 (8, 1)	2.0	S	8	2	0	0	3	1	0	0	0	0	0	21	31	0.00	1.500

BOTTOM

**Montreal Expos @ Chicago Cubs**  
Wrigley Field, Chicago, IL  
Fri Jun 03 1994, 3:33 AM CDT  
Att: 26,037 - Sunny - 57 F

AB	31
R	1
H	8
RBI	1
BB	4
SO	7
LOB	17



PITCHER	IP	WLS	BF	H	R	ER	SO	BB	IBB	HBP	BLK	WP	HR	S	P	ERA	WHIP
Jeff Fassero, L ERA: 2.34 (1, 1)	6.0		25	6	1	1	3	2	0	0	0	0	0	48	87	1.50	1.333
Jeff Shaw, R ERA: 3.41 (7, 1)	1.0	W	3	0	0	0	1	1	0	0	0	0	0	6	14	0.00	1.000
John Wetteland, R ERA: 2.45 (8, 1)	2.0	S	8	2	0	0	3	1	0	0	0	0	0	21	31	0.00	1.500



Batter	1	2	3	4	5	6	7	8	9	AB R H RBI BB SO LOB	TOP											
Marquis Grissom, R (1, 8) OBP: 0.313, SLG: 0.379	1-2 HR	3-2 E5		2-2 G6-3		4-0 IBB		1-3 K		4 1 1 1 1 1 2												
Juan Bell, R (1, 4) OBP: 0.386, SLG: 0.429	0-0 G4-3	3-1 G4-3		0-0 G5-3		1-3 K		3-1 FC3-4-6		5 0 0 0 0 1 5												
Tim Scott, R (8, 1)										0 0 0 0 0 0 0												
Mel Rojas, R (8, 1)										0 0 0 0 0 0 0												
Moises Alou, R (1, 7) OBP: 0.396, SLG: 0.508	2-0 HR			0-1 G4-3		0-0 G6-3		0-3 K	0-1 F8	5 1 1 0 0 1 2												
Larry Walker, L (1, 9) OBP: 0.371, SLG: 0.550	0-0 HR			4-0 1B		1-2 G4-3		3-1 E6	1-2 P6	4 3 2 2 1 0 1												
Darrin Fletcher, L (1, 2) OBP: 0.355, SLG: 0.398	0-1 G4-3			1-1 FC5-4		2-2 G4-3		1-0 G6-3	1-0 F8	5 0 1 0 0 0 3												
Cliff Floyd, L (1, 3) OBP: 0.342, SLG: 0.424	0-1 2B			1-2 FC5-4		0-0 P4		3-2 G3	3-2 G3-1	5 0 2 1 0 0 1												
Wil Cordero, R (1, 6) OBP: 0.351, SLG: 0.416	2-1 P3			2-0 FC5-4		2-2 G6-3		0-0 HR		4 1 1 1 0 0 3												
Mike Lansing, R (1, 5) OBP: 0.292, SLG: 0.332				2-3 K		2-0 SH3-4		0-0 BB		4 0 2 0 0 1 2												
Pedro Martinez, R (1, 1) OBP: 0.091, SLG: 0.182				2-3 K		0-1 SH3-4		4-0 BB		2 0 0 0 0 1 0												
Sean Berry, R (8, PH) OBP: 0.353, SLG: 0.381										0 0 0 0 1 0 0												
Freddie Benavides, R (8, 4) OBP: 0.220, SLG: 0.268				0-0 F7						0 0 0 0 0 0 0												
<b>Inning Stats</b>	R: 3 E: 0 K: 0 S: 12	H: 4 LOB: 1 BB: 0 P: 17	R: 0 E: 1 K: 1 S: 10	H: 0 LOB: 1 BB: 0 P: 19	R: 1 E: 0 K: 1 S: 12	H: 2 LOB: 2 BB: 1 P: 22	R: 0 E: 0 K: 0 S: 5	H: 0 LOB: 0 BB: 0 P: 7	R: 1 E: 0 K: 0 S: 8	H: 1 LOB: 0 BB: 0 P: 11	R: 0 E: 1 K: 1 S: 12	H: 1 LOB: 2 BB: 1 P: 21	R: 0 E: 1 K: 1 S: 9	H: 0 LOB: 1 BB: 0 P: 16	R: 1 E: 0 K: 1 S: 9	H: 2 LOB: 2 BB: 1 P: 17	R: 0 E: 0 K: 0 S: 7	H: 0 LOB: 0 BB: 0 P: 12	1B: 5 2B: 2 3B: 0 HR: 3	SF: 0 SAC: 1 DP: 1 HBP: 0	WP: 1 PB: 0 SB: 1 CS: 0	PA: 42
<b>PITCHER</b>	IP WLS BF H R ER SO BB IBB HBP BLK WP HR S P ERA WHIP																					
Willie Banks, R (1, 1) ERA: 4.76	5.0 L 24 7 5 5 2 1 0 0 1 0 2 47 76 9.00 1.600																					
Dave Otto, L (6, 1) ERA: 3.98	2.0 9 1 0 0 2 0 1 0 0 1 0 21 37 0.00 0.500																					
Jose Bautista, R (8, 1) ERA: 4.02	2.0 9 2 1 1 1 1 0 0 0 0 1 16 29 4.50 1.500																					

**Montreal Expos @ Chicago Cubs**  
 Wrigley Field, Chicago, IL  
 Sat Jun 04 1994, 3:33 AM CDT  
 Att. 37,187 - Sunny - 65 F

[livebaseballscorecards.com](http://livebaseballscorecards.com)

<b>AB</b>	<b>38</b>
<b>R</b>	<b>6</b>
<b>H</b>	<b>10</b>
<b>RBI</b>	<b>5</b>
<b>BB</b>	<b>3</b>
<b>SO</b>	<b>5</b>
<b>LOB</b>	<b>19</b>



Batter	1	2	3	4	5	6	7	8	9	AB R H RBI BB SO LOB
<b>Karl Rhodes, L</b> OBP: 0.330, SLG: 0.423 (1, 8)	1-0 F8	1-2 L8			2-2 FC5-4 1B		1-2 L8		3-1 G5-4-3 1B	5 0 2 0 0 0 2
<b>Shawon Dunston, R</b> OBP: 0.289, SLG: 0.370 (1, 6)	3-2 BB 1B		0-2 G4-3		0-1 FC5-4 1B 1-2f		0-0 F7		0-1 G5-4-3 1-2f	5 0 1 0 0 0 3
<b>23 Ryne Sandberg, R</b> OBP: 0.329, SLG: 0.420 <b>José Hernández, R</b> OBP: 0.300, SLG: 0.421 <b>Dave Otto, L</b> (6, 1) <b>Eduardo Zambrano, R</b> OBP: 0.352, SLG: 0.548 <b>Jose Bautista, R</b> (8, 1)	2-0 P4		2-3 K		2-0 1B 1-3		3-3 K			2 0 0 0 0 1 1 1 0 1 0 0 0 0 0 0 0 0 0 0 0 1 0 0 0 0 1 1 0 0 0 0 0 0 0
<b>Mark Grace, L</b> OBP: 0.400, SLG: 0.403 (1, 3)	4-1 1-2 BB		0-0 1B		0-0 G4-3			2-2 1B 1B		3 0 2 0 1 0 2
<b>Derrick May, L</b> OBP: 0.370, SLG: 0.493 (1, 7)	3-2 P6		1-3 K		2-1 G5-3			0-2 L7		4 0 0 0 0 1 4
<b>Sammy Sosa, R</b> OBP: 0.316, SLG: 0.553 (1, 9)		0-0 E G6-3 2B		3-3 K		0-1 F8		0-0 1-2 1B		4 1 2 0 0 1 0
<b>Rick Wilkins, L</b> OBP: 0.324, SLG: 0.375 (1, 2)		1-3 SAFE K		3-2 G3		4-2 BB		0-2 F7		3 0 0 0 1 1 3
<b>Rey Sanchez, R</b> OBP: 0.318, SLG: 0.292 (1, 5) (6, 4)		1-0 G6-3		2-2 F8		0-1 G1-3		0-0 G1-3		4 0 0 1 0 0 3
<b>Willie Banks, R</b> OBP: 0.160, SLG: 0.167 <b>Kevin Roberson, S</b> OBP: 0.238, SLG: 0.450 <b>Steve Buechele, R</b> OBP: 0.331, SLG: 0.408 (6, 5)		1-2 1B		1-3 K			0-2 1B		2-2 P4	1 0 1 0 0 0 0 1 0 0 0 0 1 0 2 0 1 0 0 0 0

Inning Stats	R: 0 E: 0 K: 10 S: 10	H: 1 LOB: 2 BB: 1 P: 23	R: 1 E: 1 K: 12 S: 12	H: 2 LOB: 1 BB: 0 P: 16	R: 0 E: 0 K: 2 S: 12	H: 1 LOB: 1 BB: 0 P: 15	R: 0 E: 0 K: 1 S: 9	H: 0 LOB: 0 BB: 0 P: 17	R: 0 E: 0 K: 13 S: 13	H: 2 LOB: 2 BB: 0 P: 18	R: 0 E: 0 K: 8 S: 8	H: 0 LOB: 1 BB: 1 P: 14	R: 0 E: 0 K: 1 S: 12	H: 1 LOB: 1 BB: 0 P: 16	R: 0 E: 0 K: 12 S: 12	H: 2 LOB: 2 BB: 0 P: 14	R: 0 E: 0 K: 7 S: 7	H: 1 LOB: 0 BB: 0 P: 12	1B: 9 2B: 1 3B: 0 HR: 0	SF: 0 SAC: 0 DP: 1 HBP: 0
--------------	--------------------------------	----------------------------------	--------------------------------	----------------------------------	-------------------------------	----------------------------------	------------------------------	----------------------------------	--------------------------------	----------------------------------	------------------------------	----------------------------------	-------------------------------	----------------------------------	--------------------------------	----------------------------------	------------------------------	----------------------------------	----------------------------------	------------------------------------

PITCHER	IP	WLS	BF	H	R	ER	SO	BB	IBB	HBP	BLK	WP	HR	S	P	ERA	WHIP
<b>Pedro Martinez, R</b> ERA: 2.8 (1, 1)	7.0		30	7	1	1	6	2	0	0	0	0	0	76	119	1.29	1.286
<b>Tim Scott, R</b> ERA: 3.65 (8, 1)	0.1		3	2	0	0	0	0	0	0	0	0	0	8	10	0.00	6.000
<b>Mel Rojas, R</b> ERA: 2.38 (8, 1)	1.2		5	1	0	0	0	0	0	0	0	0	0	11	16	0.00	0.600


**BOTTOM**

**Montreal Expos @ Chicago Cubs**  
Wrigley Field, Chicago, IL

Sat Jun 04 1994, 3:33 AM CDT  
Att. 37,187 - Sunny - 65 F

livebaseballscorecards.com

<b>AB</b>	<b>36</b>
<b>R</b>	<b>1</b>
<b>H</b>	<b>10</b>
<b>RBI</b>	<b>1</b>
<b>BB</b>	<b>2</b>
<b>SO</b>	<b>6</b>
<b>LOB</b>	<b>19</b>



<b>WP: 0</b>	<b>PA: 38</b>
<b>PB: 0</b>	
<b>SB: 0</b>	
<b>CS: 0</b>	



Batter	1	2	3	4	5	6	7	8	9	10	11	12	13	AB R H RBI BB SO LOB	TOP										
<b>Marquis Grissom, R</b> <small>OBP: 0.313, SLG: 0.373</small> (1, 8)	2-2 <b>G5-3</b>	3-1 <b>CS</b>	1-2 <b>K</b>		2-0 <b>E8</b>		2-2 <b>P3</b>			1-1 <b>G4-3</b> <b>FC6-2</b> <b>1B</b>		0-1 <b>F9</b>	4-0 <b>HR</b> <b>IBB</b>	6 1 1 0 1 1 2											
<b>Juan Bell, R</b> <small>OBP: 0.371, SLG: 0.396</small> <b>Sean Berry, R</b> <small>OBP: 0.355, SLG: 0.404</small> (12, 5)	3-2 <b>F9</b>		1-0 <b>G4-3</b>		4-2 <b>BB</b>		1-0 <b>FC3-6</b>		1-2 <b>FC3-6</b> <b>1-2f</b> <b>2-3</b>	1-2 <b>G4-3</b>		2-1 <b>G6-3</b>	0-0 <b>HR</b> <b>1-H</b> <b>2-H</b>	4 0 0 0 1 0 3 2 1 1 3 0 0 0											
<b>Moises Alou, R</b> <small>OBP: 0.393, SLG: 0.500</small> (1, 7)	1-1 <b>G4-3</b>		1-3 <b>K2-3</b>		2-2 <b>P9</b>		1-3 <b>K</b>		1-3 <b>K</b>	0-1 <b>FC6-2</b> <b>BB</b> <b>WP</b>		1-0 <b>WP</b> <b>1B</b>	0-0 <b>PB</b> <b>1B</b>	7 1 2 0 0 2 5											
<b>Larry Walker, L</b> <small>OBP: 0.373, SLG: 0.541</small> (1, 9)					0-3 <b>K</b>		2-3 <b>K</b>			4-0 <b>BB</b> <b>IBB</b>		1-2 <b>G3</b>	3-1 <b>1B</b> <b>1B</b>	5 1 1 1 2 3 1											
<b>Darrin Fletcher, L</b> <small>OBP: 0.352, SLG: 0.416</small> <b>Mel Rojas, R</b> <small>OBP: 0.348, SLG: 0.333</small> <b>John Wetteland, R</b> <small>OBP: 0.348, SLG: 0.333</small> <b>Randy Milligan, R</b> <small>OBP: 0.348, SLG: 0.333</small> (10, 3)		0-0 <b>HR</b> <b>BB</b>		0-0 <b>F9</b>		1-2 <b>F8</b>		3-2 <b>G4-3</b>		4-2 <b>BB</b> <b>IBB</b>		1-2 <b>G3</b>	3-1 <b>1B</b> <b>1B</b>	4 1 1 2 0 0 0 0 0 0 0 0 0 0 0 0 0 0 0 0 0 2 1 2 0 1 0 0											
<b>Cliff Floyd, L</b> <small>OBP: 0.333, SLG: 0.415</small> <b>Lenny Webster, R</b> <small>OBP: 0.368, SLG: 0.403</small> <b>Gil Heredia, R</b> <small>OBP: 0.333, SLG: 0.333</small> <b>Frednie Benavides, R</b> <small>OBP: 0.233, SLG: 0.328</small> <b>Tim Scott, R</b> <small>OBP: 0.233, SLG: 0.328</small> <b>Heath Haynes, R</b> <small>OBP: 0.233, SLG: 0.328</small> (13, 1)		3-2 <b>G4-3</b>		0-0 <b>G4-3</b>		0-2 <b>G3-1</b>		0-2 <b>G5-3</b>		0-3 <b>K</b>		0-3 <b>K</b>	1-2 <b>BB</b> <b>1B</b>	4 0 0 0 0 0 0 1 0 0 0 0 1 3 0 0 0 0 0 0 0 2 1 1 1 0 0 2 0 0 0 0 0 0 0 0 0 0 0 0 0 0											
<b>Wil Cordero, R</b> <small>OBP: 0.355, SLG: 0.437</small> (1, 6)		3-1 <b>1B</b> <b>HBP</b>			1-1 <b>E</b> <b>2B</b>		1-0 <b>HR</b>		1-1 <b>L4</b>			3-2 <b>G5-3</b>	1-1 <b>G6-3</b>	5 2 2 1 0 0 1											
<b>Mike Lansing, R</b> <small>OBP: 0.297, SLG: 0.341</small> (12, 4)		1-1 <b>CS</b> <b>1B</b>			2-1 <b>G6-3</b>		0-0 <b>FC3-6</b> <b>S</b> <b>1B</b>		0-0 <b>F7</b>			2-2 <b>G4-3</b>	0-0 <b>HR</b> <b>2B</b>	6 1 3 1 0 0 1											
<b>Ken Hill, R</b> <small>OBP: 0.192, SLG: 0.125</small> <b>Lou Frazier, S</b> <small>OBP: 0.424, SLG: 0.415</small> <b>Jeff Shaw, R</b> <small>OBP: 0.286, SLG: 0.167</small> <b>Tim Spehr, R</b> <small>OBP: 0.292, SLG: 0.364</small> (8, 2)		3-3 <b>K</b>			1-0 <b>L7</b>		4-2 <b>FC3-6</b> <b>BB</b>		0-1 <b>P9</b>			3-2 <b>G5-3</b>	0-0 <b>G6-3</b>	2 0 0 0 0 1 3 0 0 0 0 1 0 0 0 0 0 0 0 0 0 3 0 0 0 0 0 1											
<b>Inning Stats</b>	R: 0 E: 0 K: 0 S: 8	H: 0 LOB: 0 BB: 0 P: 14	R: 2 E: 0 K: 1 S: 16	H: 2 LOB: 1 BB: 1 P: 33	R: 0 E: 0 K: 2 S: 7	H: 0 LOB: 0 BB: 0 P: 10	R: 0 E: 0 K: 1 S: 5	H: 0 LOB: 0 BB: 0 P: 5	R: 1 E: 1 K: 1 S: 11	H: 1 LOB: 2 BB: 1 P: 23	R: 0 E: 0 K: 1 S: 9	H: 0 LOB: 0 BB: 0 P: 12	R: 0 E: 0 K: 0 S: 5	H: 0 LOB: 0 BB: 0 P: 6	R: 0 E: 0 K: 1 S: 12	H: 1 LOB: 3 BB: 2 P: 22	R: 0 E: 0 K: 0 S: 8	H: 1 LOB: 1 BB: 0 P: 12	R: 6 E: 0 K: 0 S: 18	H: 7 LOB: 2 BB: 1 P: 31	1B: 7 2B: 3 3B: 1 HR: 3	SF: 0 SAC: 0 DP: 0 HBP: 1	WP: 2 PB: 1 SB: 2 CS: 1	PA: 61	
<b>PITCHER</b>	IP WLS BF H R ER SO BB IBB HBP BLK WP HR S P ERA WHIP	IP WLS BF H R ER SO BB IBB HBP BLK WP HR S P ERA WHIP														IP WLS BF H R ER SO BB IBB HBP BLK WP HR S P ERA WHIP									
<b>Steve Trachsel, R</b> <small>ERA: 4.5</small> (1, 1)	6.0																								
<b>Chuck Crim, R</b> <small>ERA: 2.0</small> (7, 1)	1.0	4	0	0	0	1	1	0	0	0	0	0	0	0	10	18	0.00	1.000							
<b>Dan Plesac, L</b> <small>ERA: 3.56</small> (8, 1)	1.0	3	0	0	0	1	0	0	0	0	0	0	0	0	9	12	0.00	0.000							
<b>Jose Bautista, R</b> <small>ERA: 3.86</small> (9, 1)	1.2	8	1	0	0	0	1	1	0	0	1	0	0	14	25	0.00	1.200								
<b>Dave Otto, L</b> <small>ERA: 5.32</small> (10, 1)	3.1	L	19	8	6	5	1	0	1	0	0	1	1	41	66	13.50	2.400								

**Montreal Expos @ Chicago Cubs**  
 Wrigley Field, Chicago, IL  
 Sun Jun 05 1994, 3:33 AM CDT  
 Att: 34,181 - Sunny - 82 F

AB	53
R	10
H	14
RBI	9
BB	6
SO	8
LOB	22









Houston Astros @ Montreal Expos  
 Olympic Stadium, Montreal, QB  
 Mon Jun 06 1994, 7:05 PM EDT  
 Att. 14,322 - Dome

livebaseballscorecards.com



Batter	1	2	3	4	5	6	7	8	9	AB	R	H	RBI	BB	SO	LOB
James Mouton, R (1, 9) OBP: 0.322, SLG: 0.311	0-1 SH1-3 2B 1B	4-1 BB		1-2 P3		0-1 G6-3		1-2 G5-3		4	1	1	0	1	0	1
Steve Finley, L (1, 8) OBP: 0.317, SLG: 0.423	0-0 SH1-3 1-2	1-2 P8		0-1 P8			0-0 E3 5 F9 1B 1B	4-1 BB 1B BB		3	1	0	0	1	0	3
Craig Biggio, R (1, 4) OBP: 0.416, SLG: 0.466	1-1 S 2H 2B		2-2 F9	0-0 P9			0-1 G3-1 1B 1B	1-1 SAFE BB 1B		5	1	3	1	0	0	1
5 Jeff Bagwell, R (1, 3) OBP: 0.411, SLG: 0.604	4-2 S BB		0-2 F9 1B 1B		0-2 P6		1-0 F9	0-2 L5		4	1	1	0	1	0	4
Ken Caminiti, S (1, 5) OBP: 0.375, SLG: 0.569	0-0 P3		1-1 SAFE SAFE 1B 1B		0-0 HR		2-1 1B G3-1 1B	4-2 FC6-4 BB		4	1	3	2	1	0	2
Kevin Bass, S (1, 7) OBP: 0.388, SLG: 0.464	0-2 L1-4 1-2 2-3		1-2 F9 2-3		1-3 K		2-2 G3-1 1-2 2-3	0-0 FC6-4 BB		5	0	0	0	0	1	9
Tony Eusebio, R (1, 2) OBP: 0.270, SLG: 0.373		1-2 FC6-4 1B	1-1 SAFE SAFE 1B 1B		0-0 G5-3		1-0 BB 1B		2-3 K	4	0	3	2	0	0	0
Luis Gonzalez, L (9, PH) OBP: 0.319, SLG: 0.386		0-0 FC6-4 SH3-4 1-2f	1-2 G5-3			1-2 F9	4-2 BB BB		0-3 K	1	0	0	0	0	1	0
Andujar Cedeno, R (1, 6) OBP: 0.330, SLG: 0.433		0-0 SH3-4	1-2 G5-3			1-2 K	2-0 G3		0-0 P9	4	0	0	0	1	1	3
Greg Swindell, L (1, 1) OBP: 0.240, SLG: 0.320		0-0 SH3-4		4-2 BB		1-3 K				0	0	0	0	0	0	0
Dave Veres, R (3, 1) OBP: 0.280, SLG: 0.229										0	0	0	0	1	0	0
Mike Felder, S (6, PH)										1	0	0	0	0	1	0
Tom Edens, R (6, 1)										0	0	0	0	0	0	0
Ross Powell, L (6, 1)										0	0	0	0	0	0	0
Chris Donnels, L (7, PH)										1	0	0	0	0	0	3
Todd Jones, L (7, 1) OBP: 0.393, SLG: 0.510										0	0	0	0	0	0	0
Sid Bream, L (9, PH) OBP: 1.000, SLG: 1.000										1	0	0	0	0	0	0
Sid Bream, L (9, PH) OBP: 0.451, SLG: 0.455										1	0	0	0	0	0	0

Inning Stats	R: 1	H: 2	E: 0	K: 0	S: 11	H: 2	LOB: 2	BB: 1	P: 16	R: 0	H: 1	E: 0	K: 0	S: 10	H: 1	LOB: 2	BB: 1	P: 16	R: 1	H: 3	E: 0	K: 0	S: 16	R: 0	H: 0	E: 0	K: 0	S: 10	H: 0	LOB: 1	BB: 1	P: 15	R: 1	H: 1	E: 0	K: 1	S: 9	R: 0	H: 0	E: 0	K: 1	S: 8	H: 0	LOB: 0	BB: 0	P: 10	R: 2	H: 3	E: 1	K: 0	S: 13	R: 0	H: 1	E: 0	K: 0	S: 13	R: 0	H: 1	E: 0	K: 2	S: 7	H: 0	LOB: 0	BB: 0	P: 9	1B: 9	SF: 0	2B: 1	SAC: 2	3B: 0	DP: 0	HR: 1	HBP: 0	WP: 0	PA: 45
--------------	------	------	------	------	-------	------	--------	-------	-------	------	------	------	------	-------	------	--------	-------	-------	------	------	------	------	-------	------	------	------	------	-------	------	--------	-------	-------	------	------	------	------	------	------	------	------	------	------	------	--------	-------	-------	------	------	------	------	-------	------	------	------	------	-------	------	------	------	------	------	------	--------	-------	------	-------	-------	-------	--------	-------	-------	-------	--------	-------	--------

PITCHER	IP	WLS	BF	H	R	ER	SO	BB	IBB	HBP	BLK	WP	HR	S	P	ERA	WHIP
Butch Henry, L (1, 1) ERA: 2.62	6.0	W	29	7	4	4	2	3	0	0	0	0	1	65	90	6.00	1.667
Jeff Shaw, R (7, 1) ERA: 3.5	0.2		5	3	1	0	0	0	0	0	0	0	0	9	15	0.00	4.500
Heath Haynes, R (7, 1) ERA:	1.0		7	1	0	0	0	3	0	0	0	0	0	15	31	0.00	4.000
John Wetteland, R (8, 1) ERA: 2.27	1.1	S	4	0	0	0	2	0	0	0	0	0	0	8	10	0.00	0.000

AB	37
R	5
H	11
RBI	5
BB	6
SO	4
LOB	26





Houston Astros @ Montreal Expos  
 Olympic Stadium, Montreal, QB  
 Tue Jun 07 1994, 7:05 PM EDT  
 Att. 17,283 - Dome

livebaseballscorecards.com



WP: 0 PA: 38  
 PB: 0  
 SB: 2  
 CS: 0

AB R H RBI BB SO LOB

3 0 0 0 1 0 2  
 0 0 0 0 0 0 0

3 0 0 0 0 1 2  
 2 0 0 0 0 1 4

4 1 1 0 0 0 1

4 0 1 1 0 0 1  
 4 1 1 1 0 0 1

3 0 0 0 1 2 0

2 0 0 0 1 0 1  
 1 0 0 0 0 0 0

4 0 3 0 0 1 1

1 0 0 0 0 1 1  
 1 0 0 0 0 0 1  
 0 0 0 0 0 0 0  
 0 0 0 0 0 0 0  
 1 0 1 0 0 0 0

1B: 3 SF: 0  
 2B: 3 SAC: 1  
 3B: 0 DP: 0  
 HR: 1 HBP: 1

Batter	1	2	3	4	5	6	7	8	9																											
James Mouton, R (1, 8) OBP: 0.321, SLG: 0.306 Kevin Bass, S (9, PH) OBP: 0.395, SLG: 0.464	0-2 G6-3		4-2 S BB		2-0 FC6-5		1-0 P4		2-2 HBP																											
Mike Felder, S (1, 9) OBP: 0.245, SLG: 0.216 Steve Finley, L (7, PH) OBP: 0.314, SLG: 0.419	2-3 K		2-2 F7		2-2 P6		2-1 F8		0-3 K																											
Craig Biggio, R (1, 4) OBP: 0.414, SLG: 0.467	1-2 5 2B		0-2 P4		0-0 P9		0-0 G6-3																													
5 Jeff Bagwell, R (1, 3) OBP: 0.408, SLG: 0.602	2-1 2B		0-0 F7		0-0 G5-3		1-1 L8																													
Ken Caminiti, S (1, 5)	0-0 P9		0-0 P3		2-2 HR		1-2 G3																													
Luis Gonzalez, L (1, 7)		0-3 K	2-3 K		4-1 BB		0-2 G4-3																													
Scott Servais, R (1, 2) OBP: 0.230, SLG: 0.365 Sid Bream, L (9, PH) OBP: 0.464, SLG: 0.435		4-2 BB	2-2 G4-3		0-0 P7		1-2 L8																													
Andujar Cedeno, R (1, 6) OBP: 0.338, SLG: 0.446		2-3 SAFE K	0-0 FC6-5 SH1-4 1B		0-0 2B		1-2 HBP 1B																													
Shane Reynolds, R (1, 1) OBP: 0.167, SLG: 0.091 Andy Stankiewicz, R (7, PH) OBP: 0.362, SLG: 0.415 Dave Veres, R (7, 1) Mike Hampton, R (8, 1) Chris Donnels, L (9, PH) OBP: 0.404, SLG: 0.520		0-3 K	0-1 SAFE SH1-4		1-0 P4		3-2 HBP 1B																													
Inning Stats	R: 1 H: 2 E: 0 LOB: 1 K: 1 BB: 0 S: 12 P: 17	R: 0 H: 0 E: 0 LOB: 1 K: 3 BB: 1 S: 12 P: 18	R: 0 H: 0 E: 0 LOB: 1 K: 0 BB: 1 S: 12 P: 18	R: 0 H: 0 E: 0 LOB: 0 K: 1 BB: 0 S: 8 P: 12	R: 0 H: 1 E: 0 LOB: 1 K: 0 BB: 0 S: 7 P: 11	R: 1 H: 1 E: 0 LOB: 1 K: 0 BB: 1 S: 9 P: 15	R: 0 H: 1 E: 0 LOB: 1 K: 0 BB: 0 S: 5 P: 9	R: 0 H: 0 E: 0 LOB: 0 K: 0 BB: 0 S: 7 P: 9	R: 0 H: 2 E: 0 LOB: 3 K: 1 BB: 0 S: 19 P: 26																											
PITCHER	IP WLS BF H R ER SO BB IBB HBP BLK WP HR S P ERA WHIP																																			
Gabe White, L (1, 1) ERA: 3.71	6.1	W	27	5	2	2	5	3	0	0	0	0	0	1	62	94	2.84	1.263																		
Gil Heredia, R (7, 1) ERA: 4.02	1.1		4	0	0	0	0	0	0	0	0	0	0	6	10	0.00	0.000																			
Mel Rojas, R (8, 1) ERA: 2.47	1.0		5	2	0	0	0	0	0	0	0	0	0	17	23	0.00	2.000																			
John Wetteland, R (9, 1) ERA: 2.25	0.1	S	2	0	0	0	1	0	0	1	0	0	0	6	8	0.00	0.000																			

AB 33  
 R 2  
 H 7  
 RBI 2  
 BB 3  
 SO 6  
 LOB 15

Batter	1	2	3	4	5	6	7	8	9	AB	R	H	RBI	BB	SO	LOB
Marquis Grissom, R OBP: 0.317, SLG: 0.378 (1, 8)	1-3 K		1-1 P9		1-2 G6-3		3-2 CS 1B			4	0	1	1	0	1	0
Juan Bell, R OBP: 0.364, SLG: 0.386 (1, 4)	0-0 BB 1B		0-0 F8		2-1 G3		3-2 G3-1			4	0	1	0	0	0	1
Moises Alou, R OBP: 0.399, SLG: 0.539 (1, 7)	4-2 BB BB 1-2		3-1 G5-3		1-0 3B			0-0 CS 1B		3	0	2	0	1	0	0
Larry Walker, L OBP: 0.380, SLG: 0.545 (1, 9)	4-1 BB 1-2			0-0 2B 1B	1-1 G4-3			0-3 K		3	1	1	0	1	1	2
Darrin Fletcher, L OBP: 0.358, SLG: 0.429 Randy Milligan, R OBP: 0.353, SLG: 0.339 Tim Spehr, R OBP: 0.292, SLG: 0.364 (1, 2) (8, PH) (9, 2)	1-2 G3			0-1 G4-3 1B 2B		1-2 G6-4-3 1B		3-3 K		3	1	2	1	0	0	2
Cliff Floyd, L OBP: 0.333, SLG: 0.408 (1, 3)		H 1-0 HBP		2-0 G4-3		0-1 F7				2	0	0	0	0	0	2
Wil Cordero, R OBP: 0.353, SLG: 0.447 Gil Heredia, R OBP: 0.333, SLG: 0.333 Mel Rojas, R John Wetteland, R (1, 6) (7, 1) (8, 1) (9, 1)		1 SAFE 0-3 K		3-0 G5-3		1-2 G6-4-3				3	0	0	0	0	1	3
Mike Lansing, R OBP: 0.309, SLG: 0.357 (1, 5) (7, 6)		X 0-1 P4		1-2 1B		2-1 FC3-6 1B				3	0	2	1	0	0	1
Gabe White, L Sean Berry, R OBP: 0.350, SLG: 0.399 (1, 1) (7, 5)		B 1-1 G4-3		0-2 G3		0-0 FC3-6 1B				2	0	0	0	0	0	2

Inning Stats	R: 0	H: 1	E: 0	K: 1	S: 10	R: 0	H: 0	E: 0	K: 1	S: 8	R: 0	H: 0	E: 0	K: 0	S: 5	R: 2	H: 3	E: 0	K: 0	S: 12	R: 0	H: 1	E: 0	K: 0	S: 9	R: 0	H: 1	E: 0	K: 0	S: 11	R: 1	H: 2	E: 0	K: 0	S: 14	R: 0	H: 1	E: 0	K: 2	S: 7
	LOB: 2	BB: 2	P: 20	LOB: 1	BB: 0	P: 10	LOB: 0	BB: 0	P: 9	LOB: 1	BB: 1	P: 18	LOB: 0	BB: 0	P: 14	LOB: 0	BB: 0	P: 13	LOB: 0	BB: 0	P: 21	LOB: 0	BB: 0	P: 10	LOB: 0	BB: 0	P: 10	LOB: 0	BB: 0	P: 10	LOB: 0	BB: 0	P: 10	LOB: 0	BB: 0	P: 10	LOB: 0	BB: 0	P: 10	


PITCHER	IP	WLS	BF	H	R	ER	SO	BB	IBB	HBP	BLK	WP	HR	S	P	ERA	WHIP
Shane Reynolds, R ERA: 3.6 (1, 1)	6.0		25	6	2	2	2	2	2	0	0	0	0	55	84	3.00	1.333
Dave Veres, R ERA: 1.5 (7, 1)	1.0	L	4	2	1	1	0	0	0	0	0	0	0	14	21	9.00	2.000
Mike Hampton, L ERA: 3.26 (8, 1)	1.0		3	1	0	0	2	0	0	0	0	0	0	7	10	0.00	1.000

**BOTTOM**

**Houston Astros @ Montreal Expos**  
Olympic Stadium, Montreal, QB

Tue Jun 07 1994, 7:05 PM EDT  
Att. 17,283 - Dome

AB	29
R	3
H	9
RBI	3
BB	2
SO	4
LOB	15



WP	HR	S	P	ERA	WHIP
0	0	1	32	0.00	1.000



Houston Astros @ Montreal Expos  
 Olympic Stadium, Montreal, QB  
 Wed Jun 08 1994, 7:05 PM EDT  
 Att. 17,289 - Dome

livebaseballscorecards.com



AB	37
R	9
H	11
RBI	9
BB	3
SO	7
LOB	11

WP:	0	PA:	42
PB:	0		
SB:	0		
CS:	0		

Batter	1	2	3	4	5	6	7	8	9	AB	R	H	RBI	BB	SO	LOB
James Mouton, R (1, 9) OBP: 0.323, SLG: 0.308	F7		1B		1B	G6-3		K		5	0	2	0	0	1	2
Steve Finley, L (1, 8) OBP: 0.320, SLG: 0.420	K		G3-1		1B		5 HR		2B HBP	4	2	2	0	0	1	2
Craig Biggio, R (1, 4) OBP: 0.413, SLG: 0.470	F9			G5-3	FC5-4		5 HR		5 F8 SF8 2B	5	2	2	1	0	0	2
5 Jeff Bagwell, R (1, 3) OBP: 0.412, SLG: 0.629		K							F8	4	3	2	4	1	1	1
Ken Caminiti, S (1, 5) OBP: 0.373, SLG: 0.590		F8							SF8	3	2	1	2	1	0	0
Luis Gonzalez, L (1, 7) OBP: 0.310, SLG: 0.370		G4-3							F7	5	0	0	0	0	1	2
Tony Eusebio, R (1, 2) OBP: 0.254, SLG: 0.349			G4-3	G5-3		K	K			4	0	0	0	0	2	2
Andujar Cedeno, R (1, 6) OBP: 0.337, SLG: 0.438			G1-3		G4-3	1B IBB		G5-3		3	0	0	0	1	0	0
Brian Williams, R (1, 1) OBP: 0.333, SLG: 0.333										4	0	2	2	0	1	0
John Hudek, S (9, 1)										0	0	0	0	0	0	0

Inning	R	H	E	K	S	P	1B	2B	3B	HR	SF	HBP	WP	HR	S	P	ERA	WHIP
1	0	0	0	1	8													
2	0	0	0	1	6													
3	0	2	0	0	9													
4	2	2	0	1	9													
5	0	2	0	1	12													
6	0	1	0	1	17													
7	3	3	0	1	10													
8	0	0	0	1	8													
9	2	1	0	0	13													

Batter	1	2	3	4	5	6	7	8	9
James Mouton, R (1, 9) OBP: 0.323, SLG: 0.308	F7		1B		1B	G6-3		K	
Steve Finley, L (1, 8) OBP: 0.320, SLG: 0.420	K		G3-1		1B		5 HR		2B HBP
Craig Biggio, R (1, 4) OBP: 0.413, SLG: 0.470	F9			G5-3	FC5-4		5 HR		5 F8 SF8 2B
5 Jeff Bagwell, R (1, 3) OBP: 0.412, SLG: 0.629		K							F8
Ken Caminiti, S (1, 5) OBP: 0.373, SLG: 0.590		F8							SF8
Luis Gonzalez, L (1, 7) OBP: 0.310, SLG: 0.370		G4-3							F7
Tony Eusebio, R (1, 2) OBP: 0.254, SLG: 0.349			G4-3	G5-3		K	K		
Andujar Cedeno, R (1, 6) OBP: 0.337, SLG: 0.438			G1-3		G4-3	1B IBB		G5-3	
Brian Williams, R (1, 1) OBP: 0.333, SLG: 0.333									
John Hudek, S (9, 1)									

PITCHER	IP	WLS	BF	H	R	ER	SO	BB	IBB	HBP	BLK	WP	HR	S	P	ERA	WHIP
Jeff Fassero, L (1, 1) ERA: 2.61	5.2	L	27	7	4	4	5	2	1	0	0	0	2	58	87	6.35	1.588
Jeff Shaw, R (6, 1) ERA: 3.47	0.1		1	0	0	0	0	0	0	0	0	0	0	3	4	0.00	0.000
Brian Looney, L (7, 1) ERA: 22.5	2.0		11	4	5	5	2	0	0	1	0	0	1	21	32	22.50	2.000
Heath Haynes, R (9, 1) ERA:	1.0		3	0	0	0	0	0	0	0	0	0	0	10	15	0.00	0.000





Batter	1	2	3	4	5	6	7	8	9	AB R H RBI BB SO LOB	TOP																
<b>Marquis Grissom, R</b> (1, 8) <small>OBP: 0.320, SLG: 0.376</small>	1-0 		2-2 		4-0 		1-1 	1-3 		4 3 2 0 1 1 1																	
<b>Cliff Floyd, L</b> (1, 3) <small>OBP: 0.328, SLG: 0.401</small>	3-2 		3-1 		4-0 		2-1 		0-0 	4 1 0 0 1 0 2																	
<b>Moises Alou, R</b> (1, 7) <small>OBP: 0.409, SLG: 0.573</small>	1-0 		1-1 		0-0 		2-2 		2-1 	5 3 4 5 0 0 0																	
<b>Larry Walker, L</b> (1, 9) <small>OBP: 0.370, SLG: 0.529</small>	2-3 		2-0 		0-1 		2-2 		0-1 	4 0 0 1 0 1 1																	
<b>Darrin Fletcher, L</b> (1, 2) <small>OBP: 0.367, SLG: 0.456</small>		1-3 		0-0 	2-1 		0-1 			4 2 2 2 0 1 0																	
<b>Wil Cordero, R</b> (1, 6) <small>OBP: 0.345, SLG: 0.434</small>		2-0 		3-2 	1-0 		1-0 			4 0 1 0 0 0 1																	
<b>Mike Lansing, R</b> (1, 5) <small>OBP: 0.308, SLG: 0.352</small>		1-1 		1-0 		0-1 		3-2 		3 0 0 1 0 0 1																	
<b>Freddie Benavides, R</b> (1, 4) <small>OBP: 0.235, SLG: 0.314</small>		1-0 		1-3 		0-2 		0-0 		4 0 1 0 0 1 2																	
<b>Pedro Martinez, R</b> (1, 1) <small>OBP: 0.077, SLG: 0.154</small>			0-3 	1-2 		0-3 		0-0 		4 0 0 0 0 2 2																	
<b>Inning Stats</b>	R: 1 E: 0 K: 1 S: 10	H: 1 LOB: 0 BB: 0 P: 17	R: 0 E: 0 K: 1 S: 7	H: 1 LOB: 1 BB: 0 P: 12	R: 1 E: 0 K: 1 S: 11	H: 2 LOB: 1 BB: 0 P: 19	R: 1 E: 0 K: 1 S: 12	H: 1 LOB: 1 BB: 0 P: 18	R: 3 E: 0 K: 0 S: 6	H: 1 LOB: 0 BB: 2 P: 17	R: 0 E: 0 K: 1 S: 8	H: 0 LOB: 0 BB: 0 P: 8	R: 3 E: 0 K: 0 S: 13	H: 3 LOB: 0 BB: 0 P: 21	R: 0 E: 0 K: 1 S: 10	H: 1 LOB: 1 BB: 0 P: 14	R: 0 E: 0 K: 0 S: 5	H: 0 LOB: 0 BB: 0 P: 7	1B: 7 2B: 0 3B: 0 HR: 3	SF: 1 SAC: 1 DP: 0 HBP: 0	WP: 2 PB: 0 SB: 3 CS: 0	PA: 40					
<b>PITCHER</b>	IP	WLS	BF	H	R	ER	SO	BB	IBB	HBP	BLK	WP	HR	S	P	ERA	WHIP										
<b>Dwight Gooden, R</b> (1, 1) <small>ERA: 7.71</small>	4.0	L	21	6	6	6	4	2	0	0	0	2	2	41	75	13.50	2.000										
<b>Roger Mason, R</b> (5, 1) <small>ERA: 3.18</small>	1.0		3	0	0	0	0	0	0	0	0	0	0	5	8	0.00	0.000										
<b>Mike Maddux, R</b> (6, 1) <small>ERA: 6.32</small>	3.0		13	4	3	3	2	0	0	0	0	0	1	31	43	9.00	1.333										
<b>Josias Manzanillo, R</b> (9, 1) <small>ERA: 3.04</small>	1.0		3	0	0	0	0	0	0	0	0	0	0	5	7	0.00	0.000										

**Montreal Expos @ New York Mets**  
 Shea Stadium, Flushing, NY  
 Thu Jun 09 1994, 7:05 PM EDT  
 Att. 16,775 - Unknown - 81 F

[livebaseballscorecards.com](http://livebaseballscorecards.com)

<b>AB</b>	36
<b>R</b>	9
<b>H</b>	10
<b>RBI</b>	9
<b>BB</b>	2
<b>SO</b>	6
<b>LOB</b>	10



Batter	1	2	3	4	5	6	7	8	9	AB R H RBI BB SO LOB
Jose Vizcaino, S (1, 6) OBP: 0.357, SLG: 0.370 Josias Manzanillo, R (9, 1)	0-0 L9-3 1B		0-2 G4-3		1-1 L3 1-2 2-3			2-1 G4-3		4 0 1 0 0 0 2 0 0 0 0 0 0 0
Fernando Vina, L (1, 4) OBP: 0.417, SLG: 0.371	1-1 P5			0-0 2B		3-1 P5		0-0 F7		4 0 1 0 0 0 1
Kevin McReynolds, R (1, 7) OBP: 0.301, SLG: 0.343	3-1 L9-3 1-2			1-0 G5-3		1-0 F9		1-3 K		4 0 0 0 0 1 2
Bobby Bonilla, S (1, 5) OBP: 0.410, SLG: 0.534 John Cangelosi, S (8, 9) OBP: 0.365, SLG: 0.284		0-0 G3-1		3-3 K		1-0 G4-3		2-3 K		3 0 0 0 0 1 1 1 0 0 0 0 1 0
Joe Orsulak, L (1, 9) OBP: 0.313, SLG: 0.381 (8, 3)		3-2 1B		1-1 P6			0-1 G3-1			3 0 1 0 0 0 1
David Segui, S (1, 3) OBP: 0.330, SLG: 0.416 Kelly Stinnett, R (8, 2) OBP: 0.374, SLG: 0.420		3-3 K 1-2		3-2 K		2-3 K				3 0 0 0 0 3 1 0 0 0 0 0 0 0
Todd Hundley, S (1, 2) OBP: 0.297, SLG: 0.507 Tim Bogar, R (8, 5)		1-3 K		2-2 WP BB HBP		0-1 P4				2 0 0 0 0 1 1 0 0 0 0 0 0 0
Ryan Thompson, R (1, 8) OBP: 0.335, SLG: 0.550			1-3 K		4-2 WP BB 1-2		0-1 G5-3			2 0 0 0 1 1 0
Dwight Gooden, R (1, 1) OBP: 0.200, SLG: 0.200 Roger Mason, R (5, 1) Jeff McKnight, S (5, PH) OBP: 0.226, SLG: 0.154 Mike Maddux, L (8, 1) Luis Rivera, R (8, PH) OBP: 0.314, SLG: 0.594 (9, 8)			0-0 G6-3		2-3 K		0-0 F8			1 0 0 0 0 0 0 0 0 0 0 0 0 0 1 0 0 0 0 1 2 0 0 0 0 0 0 0 1 0 0 0 0 0 0

Inning Stats	R: 0 E: 0 K: 0 S: 5	H: 1 LOB: 0 BB: 0 P: 9	R: 0 E: 0 K: 2 S: 13	H: 1 LOB: 1 BB: 0 P: 20	R: 0 E: 0 K: 1 S: 7	H: 0 LOB: 0 BB: 0 P: 8	R: 0 E: 0 K: 1 S: 8	H: 1 LOB: 1 BB: 0 P: 13	R: 0 E: 0 K: 2 S: 16	H: 0 LOB: 2 BB: 1 P: 28	R: 0 E: 0 K: 0 S: 4	H: 0 LOB: 0 BB: 0 P: 9	R: 0 E: 0 K: 1 S: 7	H: 0 LOB: 0 BB: 0 P: 9	R: 0 E: 0 K: 0 S: 5	H: 0 LOB: 0 BB: 0 P: 7	R: 0 E: 0 K: 2 S: 9	H: 0 LOB: 0 BB: 0 P: 12	1B: 2 2B: 2 3B: 0 HR: 0	SF: 0 SAC: 0 DP: 1 HBP: 1
PITCHER Pedro Martinez, R (1, 1) ERA: 2.49	IP 9.0 WLS W BF 31 H 3 R 0 ER 0 SO 9 BB 1 IBB 0 HBP 1 BLK 0 WP 1 HR 0 S 74 P 115 ERA 0.00 WHIP 0.444																		WP: 1 PB: 0 SB: 1 CS: 0	PA: 31
PITCHER	IP WLS BF H R ER SO BB IBB HBP BLK WP HR S P ERA WHIP																			

BOTTOM

**Montreal Expos @ New York Mets**  
Shea Stadium, Flushing, NY  
Thu Jun 09 1994, 7:05 PM EDT  
Att: 16,775 - Unknown - 81 F

livebaseballscorecards.com

AB	29
R	0
H	3
RBI	0
BB	1
SO	9
LOB	11





Batter	1	2	3	4	5	6	7	8	9	AB R H RBI BB SO LOB	TOP	
<b>Marquis Grissom, R</b> (1, 8) <small>OBP: 0.322, SLG: 0.374</small>	0-2 	4-2 		2-0 			3-1 		2-2 	4 2 1 0 1 0 1		
<b>Cliff Floyd, L</b> (1, 3) <small>OBP: 0.325, SLG: 0.396</small>	2-0 	0-1 		1-1 			2-1 		0-0 	5 1 1 0 0 0 2		
<b>Moises Alou, R</b> (1, 7) <small>OBP: 0.417, SLG: 0.588</small>	0-1 	0-0 			4-1 		0-0 		4-1 	3 1 2 3 2 0 0		
<b>Larry Walker, L</b> (1, 9) <small>OBP: 0.367, SLG: 0.527</small>	0-1 	0-0 			1-0 			1-0 	1-3 	5 0 1 1 0 1 2		
<b>Darrin Fletcher, L</b> (1, 2) <small>OBP: 0.364, SLG: 0.457</small> <b>Tim Spehr, R</b> (8, PR) <small>OBP: 0.280, SLG: 0.348</small>	2-1 		3-1 		0-0 			3-1 		4 0 1 0 0 0 3 0 1 0 0 0 0 0		
<b>Wil Cordero, R</b> (1, 6) <small>OBP: 0.339, SLG: 0.426</small>	1-3 		1-1 		0-1 			0-0 		4 0 0 0 0 1 4		
<b>Mike Lansing, R</b> (1, 5) <small>OBP: 0.311, SLG: 0.352</small> <b>Sean Berry, R</b> (1, PR) <small>OBP: 0.354, SLG: 0.397</small>	2-1 		2-3 			0-0 		4-0 		0 0 0 0 0 0 0 2 1 1 0 1 1 0	<b>AB</b> 35 <b>R</b> 6 <b>H</b> 9 <b>RBI</b> 6 <b>BB</b> 4 <b>SO</b> 5 <b>LOB</b> 18	
<b>Freddie Benavides, R</b> (1, 4) <small>OBP: 0.236, SLG: 0.309</small>	2-0 			0-0 		0-0 		2-2 		4 0 1 2 0 0 4		
<b>Ken Hill, R</b> (1, 1) <small>OBP: 0.207, SLG: 0.148</small> <b>Mel Rojas, R</b> (7, 1) <b>John Wetteland, R</b> (8, 1)		3-2 		1-2 		0-3 		1-3 		3 0 1 0 0 1 0 1 0 0 0 0 1 2 0 0 0 0 0 0 0		
<b>Inning Stats</b>	R: 2 H: 4 E: 0 LOB: 3 K: 1 BB: 0 S: 15 P: 24	R: 2 H: 1 E: 0 LOB: 0 K: 0 BB: 1 S: 9 P: 16	R: 0 H: 0 E: 0 LOB: 0 K: 1 BB: 0 S: 7 P: 13	R: 0 H: 1 E: 0 LOB: 1 K: 0 BB: 0 S: 7 P: 11	R: 0 H: 0 E: 0 LOB: 1 K: 0 BB: 1 S: 5 P: 10	R: 0 H: 1 E: 0 LOB: 0 K: 1 BB: 0 S: 5 P: 5	R: 0 H: 0 E: 0 LOB: 0 K: 0 BB: 0 S: 5 P: 10	R: 2 H: 2 E: 0 LOB: 2 K: 1 BB: 1 S: 10 P: 21	R: 0 H: 0 E: 0 LOB: 1 K: 1 BB: 1 S: 9 P: 16	1B: 6 SF: 0 2B: 2 SAC: 0 3B: 0 DP: 1 HR: 1 HBP: 1	WP: 0 PA: 40 PB: 0 SB: 1 CS: 0	
<b>PITCHER</b> <b>Bobby Jones, R</b> (1, 1) <small>ERA: 3.44</small> <b>John Franco, L</b> (9, 1) <small>ERA: 2.77</small>	IP WLS BF H R ER SO BB IBB HBP BLK WP HR S P ERA WHIP 8.0 L 36 9 6 6 4 3 0 1 0 0 1 63 110 6.75 1.500										<b>PITCHER</b> IP WLS BF H R ER SO BB IBB HBP BLK WP HR S P ERA WHIP 1.0 4 0 0 0 1 1 0 0 0 0 0 9 16 0.00 1.000	

**Montreal Expos @ New York Mets**  
 Shea Stadium, Flushing, NY  
 Fri Jun 10 1994, 7:05 PM EDT  
 Att. 19,924 - Unknown - 60 F

livebaseballscorecards.com



Batter	1	2	3	4	5	6	7	8	9	AB	R	H	RBI	BB	SO	LOB
Jose Vizcaino, S OBP: 0.351, SLG: 0.364 (1, 6)	L6		G4-3			K		F8		4	0	0	0	0	1	1
Fernando Vina, L OBP: 0.408, SLG: 0.364 (1, 4)	2B 1B		F8			G3		K		4	1	1	0	0	1	1
Kevin McReynolds, R OBP: 0.306, SLG: 0.355 (1, 7)	1B 2B		K			G5-3		BB 1B		4	2	2	1	0	1	0
Bobby Bonilla, S OBP: 0.412, SLG: 0.531 (1, 5)	G3 1B				G4-3		F7	1B BB		3	0	1	1	1	0	0
Joe Orsulak, L OBP: 0.317, SLG: 0.384 (1, 9)	G3				G3		2B 1B	1B		4	0	2	2	0	0	1
David Segui, S OBP: 0.329, SLG: 0.418 (1, 3)	F7				F8		1-3 2B	P6		4	0	1	0	0	0	3
John Franco, L (9, 1)										0	0	0	0	0	0	0
Todd Hundley, S OBP: 0.293, SLG: 0.500 (1, 2)			K			K				2	0	0	0	0	2	0
Kelly Stinnett, R OBP: 0.366, SLG: 0.410 (7, 2)										2	0	0	0	0	2	2
Ryan Thompson, R OBP: 0.326, SLG: 0.538 (1, 8)			G6-3			K		K		4	0	0	0	0	2	2
Bobby Jones, R OBP: 0.074, SLG: 0.111 (1, 1)			G5-3			G1-3				2	0	0	0	0	0	0
John Cangelosi, S OBP: 0.368, SLG: 0.281 (8, PH)								BB 1B BB		1	1	0	0	1	1	0

Inning Stats	R: 2	H: 3	E: 0	K: 13	S: 13	H: 3	LOB: 1	BB: 0	P: 16	R: 0	H: 0	E: 0	K: 1	S: 5	H: 0	LOB: 0	BB: 0	P: 11	R: 0	H: 0	E: 0	K: 1	S: 5	H: 0	LOB: 0	BB: 0	P: 7	R: 0	H: 0	E: 0	K: 2	S: 8	H: 0	LOB: 0	BB: 0	P: 12	R: 0	H: 0	E: 0	K: 1	S: 8	H: 0	LOB: 0	BB: 0	P: 13	R: 0	H: 2	E: 0	K: 1	S: 10	H: 2	LOB: 2	BB: 0	P: 17	R: 2	H: 2	E: 0	K: 1	S: 17	H: 2	LOB: 2	BB: 2	P: 27	R: 0	H: 0	E: 0	K: 3	S: 15	H: 0	LOB: 0	BB: 0	P: 22	1B: 5	2B: 2	3B: 0	HR: 0	SF: 0	SAC: 0	DP: 0	HBP: 0	WP: 0	PB: 0	SB: 0	CS: 0	PA: 36
PITCHER	IP	WLS	BF	H	R	ER	SO	BB	IBB	HBP	BLK	WP	HR	S	P	ERA	WHIP																																																																				
Ken Hill, R ERA: 3.12 (1, 1)	6.1	W	24	5	2	2	5	0	0	0	0	0	0	49	78	2.84	0.789																																																																				
Mel Rojas, R ERA: 2.8 (7, 1)	1.1		6	1	2	2	2	1	0	0	0	0	0	16	25	13.50	1.500																																																																				
John Wetteland, R ERA: 2.16 (8, 1)	1.1	S	6	1	0	0	3	1	0	0	0	0	0	21	34	0.00	1.500																																																																				

BOTTOM

Montreal Expos @ New York Mets  
Shea Stadium, Flushing, NY  
Fri Jun 10 1994, 7:05 PM EDT  
Att: 19,924 - Unknown - 60 F

livebaseballscorecards.com

AB	34
R	4
H	7
RBI	4
BB	2
SO	10
LOB	10





Batter	1	2	3	4	5	6	7	8	9	AB R H RBI BB SO LOB	TOP		
<b>Marquis Grissom, R</b> (1, 8) <small>OBP: 0.335, SLG: 0.401</small>	4-0 	1-2 		2-2 		1-1 		1-2 		4 3 4 2 1 0 0			
<b>Cliff Floyd, L</b> (1, 3) <small>OBP: 0.327, SLG: 0.396</small>	1-1 	2-1 		0-0 		2-1 		2-1 		5 1 2 0 0 0 3			
<b>Moises Alou, R</b> (1, 7) <small>OBP: 0.413, SLG: 0.584</small>	2-1 	3-3 			2-2 		2-0 		1-3 	5 1 1 1 0 2 1			
<b>Larry Walker, L</b> (1, 9) <small>OBP: 0.367, SLG: 0.522</small>	0-0 	0-2 			1-1 		0-0 		4-1 	4 0 1 0 1 0 1			
<b>Darrin Fletcher, L</b> (1, 2) <small>OBP: 0.362, SLG: 0.455</small> <b>Jeff Shaw, R</b> (7, 1) <small>OBP: 0.375, SLG: 0.286</small> <b>John Wetteland, R</b> (9, 1)	2-0 		1-0 		0-0 		3-2 		0-0 	3 0 1 1 0 0 0 1 0 1 0 0 0 0 0 0 0 0 0 0 0			
<b>Wil Cordero, R</b> (1, 6) <small>OBP: 0.332, SLG: 0.416</small>	1-0 		1-0 		0-3 			0-0 	0-1 	5 0 0 0 0 1 4			
<b>Sean Berry, R</b> (1, 5) <small>OBP: 0.355, SLG: 0.418</small>	0-1 		1-1 			0-2 		3-1 	1-3 	5 1 2 1 0 1 2			
<b>Freddie Benavides, R</b> (1, 4) <small>OBP: 0.237, SLG: 0.322</small>	3-1 			1-2 		0-0 		0-0 		4 0 1 0 0 0 2			
<b>Kirk Rueter, L</b> (1, 1) <small>OBP: 0.267, SLG: 0.154</small> <b>Gil Heredia, R</b> (5, 1) <small>OBP: 0.500, SLG: 0.500</small> <b>Tim Spehr, R</b> (7, 2) <small>OBP: 0.269, SLG: 0.333</small>		1-2 		0-0 		0-0 		1-0 		2 0 0 0 0 0 0 1 1 1 0 0 0 0 1 0 0 0 0 0 1			
<b>Inning Stats</b>	R: 3 H: 4 E: 0 LOB: 2 K: 0 BB: 1 S: 11 P: 24	R: 1 H: 2 E: 0 LOB: 1 K: 1 BB: 0 S: 16 P: 22	R: 0 H: 0 E: 0 LOB: 0 K: 0 BB: 0 S: 4 P: 7	R: 0 H: 1 E: 0 LOB: 1 K: 0 BB: 0 S: 11 P: 14	R: 0 H: 1 E: 0 LOB: 1 K: 1 BB: 0 S: 9 P: 12	R: 2 H: 2 E: 0 LOB: 0 K: 0 BB: 0 S: 9 P: 12	R: 0 H: 0 E: 0 LOB: 0 K: 0 BB: 0 S: 6 P: 11	R: 1 H: 3 E: 0 LOB: 2 K: 2 BB: 1 S: 10 P: 16	1B: 9 SF: 1 2B: 3 SAC: 0 3B: 0 DP: 0 HR: 2 HBP: 0	WP: 1 PA: 43 PB: 0 SB: 2 CS: 0			
<b>PITCHER</b>	IP WLS BF H R ER SO BB IBB HBP BLK WP HR S P ERA WHIP											<b>PITCHER</b>	IP WLS BF H R ER SO BB IBB HBP BLK WP HR S P ERA WHIP
<b>Mauro Gozzo, R</b> (1, 1) <small>ERA: 4.86</small>	5.0 L 24 8 4 4 2 1 0 0 0 0 1 0 51 79 7.20 1.800												
<b>Roger Mason, R</b> (6, 1) <small>ERA: 3.56</small>	2.0 8 2 2 2 0 0 0 0 0 0 0 1 15 23 9.00 1.000												
<b>Doug Linton, R</b> (8, 1) <small>ERA: 4.41</small>	2.0 11 4 1 1 2 1 0 0 0 0 0 1 21 34 4.50 2.500												

**Montreal Expos @ New York Mets**  
 Shea Stadium, Flushing, NY  
 Sat Jun 11 1994, 3:33 AM EDT  
 Att. 29,307 - Overcast - 75 F

livebaseballscorecards.com

AB	40
R	7
H	14
RBI	5
BB	2
SO	4
LOB	14







Batter	1	2	3	4	5	6	7	8	9	AB R H RBI BB SO LOB	TOP		
<b>Marquis Grissom, R</b> (1, 8) <small>OBP: 0.332, SLG: 0.394</small>	3-1 		4-2 		1-1 		1-3 		2-2 	4 1 0 0 1 1 4			
<b>Cliff Floyd, L</b> (1, 3) <small>OBP: 0.330, SLG: 0.398</small>	0-1 		1-2 		0-0 		0-2 			4 1 2 2 0 0 0			
<b>Moises Alou, R</b> (1, 7) <small>OBP: 0.410, SLG: 0.578</small>	1-0 		3-2 		1-0 		2-0 			4 0 1 1 0 0 2			
<b>Larry Walker, L</b> (1, 9) <small>OBP: 0.362, SLG: 0.513</small>		0-0 	2-1 			0-0 		0-0 		4 0 0 0 0 0 1			
<b>Darrin Fletcher, L</b> (1, 2) <small>OBP: 0.359, SLG: 0.449</small> <b>Tim Spehr, R</b> (8, 2) <small>OBP: 0.269, SLG: 0.333</small>	2-2 			0-0 		1-2 		0-1 		4 0 1 0 0 0 0			
<b>Wil Cordero, R</b> (1, 6) <small>OBP: 0.331, SLG: 0.413</small>	1-2 			0-0 		0-1 		1-3 		4 0 1 0 0 1 1			
<b>Sean Berry, R</b> (1, 5) <small>OBP: 0.347, SLG: 0.407</small>			2-2 	1-2 		3-2 		2-3 		4 0 0 0 0 1 1			
<b>Freddie Benavides, R</b> (1, 4) <small>OBP: 0.274, SLG: 0.350</small> <b>Lenny Webster, R</b> (9, PH) <small>OBP: 0.361, SLG: 0.409</small> <b>Mike Lansing, R</b> (9, PR) <small>OBP: 0.311, SLG: 0.352</small>			4-0 	4-0 		2-2 		4-2 		1 2 1 0 2 0 0			
<b>Gabe White, L</b> (1, 1) <small>OBP: 0.231, SLG: 0.250</small> <b>Butch Henry, L</b> (3, 1) <small>OBP: 0.443, SLG: 0.415</small> <b>Lou Frazier, S</b> (7, PH) <small>OBP: 0.443, SLG: 0.415</small> <b>Mel Rojas, R</b> (7, 1) <small>OBP: 0.362, SLG: 0.339</small> <b>Randy Milligan, R</b> (9, PH) <small>OBP: 0.362, SLG: 0.339</small>			0-1 	0-0 		4-2 		4-2 		0 0 0 0 0 0 0			
<b>Inning Stats</b>	R: 0 H: 0 E: 0 LOB: 0 K: 0 BB: 0 S: 5 P: 9	R: 0 H: 1 E: 0 LOB: 0 K: 0 BB: 0 S: 9 P: 12	R: 3 H: 2 E: 0 LOB: 1 K: 0 BB: 2 S: 17 P: 33	R: 0 H: 1 E: 0 LOB: 2 K: 0 BB: 1 S: 6 P: 11	R: 0 H: 0 E: 0 LOB: 0 K: 0 BB: 0 S: 4 P: 6	R: 0 H: 0 E: 0 LOB: 0 K: 0 BB: 0 S: 7 P: 8	R: 1 H: 2 E: 0 LOB: 2 K: 1 BB: 1 S: 20 P: 32	R: 0 H: 0 E: 0 LOB: 0 K: 1 BB: 0 S: 6 P: 7	R: 0 H: 0 E: 0 LOB: 2 K: 1 BB: 2 S: 10 P: 22	1B: 5 SF: 0 2B: 1 SAC: 1 3B: 0 DP: 2 HR: 0 HBP: 0	WP: 0 PA: 37 PB: 0 SB: 2 CS: 0		
<b>PITCHER</b>	IP WLS BF H R ER SO BB IBB HBP BLK WP HR S P ERA WHIP											<b>PITCHER</b>	IP WLS BF H R ER SO BB IBB HBP BLK WP HR S P ERA WHIP
<b>Pete Smith, R</b> (1, 1) <small>ERA: 5.04</small>	6.1 26 5 4 4 0 2 1 0 0 0 0 0 58 94 5.68 1.105												
<b>Josias Manzanillo, R</b> (7, 1) <small>ERA: 2.86</small>	1.2 W 7 1 0 0 2 1 0 0 0 0 0 0 16 24 0.00 1.200												
<b>John Franco, L</b> (9, 1) <small>ERA: 2.67</small>	1.0 S 4 0 0 0 1 2 0 0 0 0 0 0 10 22 0.00 2.000												

**Montreal Expos @ New York Mets**  
 Shea Stadium, Flushing, NY  
 Sun Jun 12 1994, 3:33 AM EDT  
 Att. 28,429 - Overcast - 82 F

livebaseballscorecards.com

AB	30
R	4
H	6
RBI	3
BB	6
SO	3
LOB	11







Batter	1	2	3	4	5	6	7	8	9	AB R H RBI BB SO LOB	TOP	
<b>Carlos Garcia, R</b> (1, 4) OBP: 0.320, SLG: 0.346 B F C B B X	3-2 ①			1-1 ①		1-2 ③			1-2 1B	4 1 1 0 0 0 0		
<b>Jay Bell, R</b> (1, 6) OBP: 0.302, SLG: 0.408 C B X	1-1 ②			2-2 ②			3-3 ①		2-2 1B 1-H	4 1 1 2 0 1 0		
<b>Andy Van Slyke, L</b> (1, 8) OBP: 0.341, SLG: 0.345 B B C B T F S	3-3 ③			4-2 BB			0-0 ②		0-1 1B	3 0 1 0 1 1 0		
<b>Brian Hunter, R</b> (1, 3) OBP: 0.301, SLG: 0.484 B B C B T F S			3-3 ①		0-3 ③ SAFE SAFE		0-2 ③		4-2 1B	3 0 0 0 1 2 1		
<b>Jeff King, R</b> (1, 5) OBP: 0.320, SLG: 0.357 C B B C S			2-3 ②			0-0 ①		2-0 ①	1-3 ③ 1-2 2-3	4 0 0 0 0 2 2		
<b>Don Slaught, R</b> (1, 2) OBP: 0.374, SLG: 0.282 C B S			0-2 ③			0-1 ②		4-2 BB		2 0 0 0 1 0 0		
<b>Lloyd McClendon, R</b> (1, 9) OBP: 0.250, SLG: 0.179 <b>Rick White, R</b> (5, 1) <b>Jeff Ballard, L</b> (7, 1) OBP: 0.500, SLG: 0.500 <b>Oriando Merced, S</b> (8, PH) OBP: 0.369, SLG: 0.395 <b>Ravelo Manzanillo, L</b> (8, 1) OBP: 1.000, SLG: 1.000			3-1 ①			2-2 ③		2-1 ② ③ 1-2f		2 0 1 0 0 0 0 0 1 0 0 0 0 0 0 0		
<b>Kevin Young, R</b> (1, 7) OBP: 0.267, SLG: 0.336 S B B C B X			2-2 ②			3-2 ①			2-3 ①	3 0 0 0 0 1 0		
<b>Denny Neagle, L</b> (1, 1) OBP: 0.160, SLG: 0.160 <b>Al Martin, L</b> (5, 7) OBP: 0.378, SLG: 0.478 X			0-0 ③			3-1 ②			2-2 ②	1 0 0 0 0 0 0 2 0 0 0 0 0 0		
<b>Inning Stats</b>	R: 0 H: 0 E: 0 LOB: 0 K: 1 BB: 0 S: 8 P: 15	R: 0 H: 0 E: 0 LOB: 0 K: 2 BB: 0 S: 10 P: 15	R: 0 H: 0 E: 0 LOB: 0 K: 0 BB: 0 S: 7 P: 12	R: 0 H: 0 E: 0 LOB: 1 K: 1 BB: 1 S: 13 P: 20	R: 0 H: 0 E: 0 LOB: 0 K: 0 BB: 0 S: 6 P: 8	R: 0 H: 0 E: 0 LOB: 0 K: 0 BB: 0 S: 8 P: 15	R: 0 H: 0 E: 0 LOB: 0 K: 1 BB: 0 S: 7 P: 10	R: 0 H: 0 E: 0 LOB: 0 K: 0 BB: 1 S: 6 P: 14	R: 2 H: 3 E: 0 LOB: 2 K: 2 BB: 1 S: 23 P: 35	1B: 2 SF: 0 2B: 0 SAC: 0 3B: 0 DP: 1 HR: 1 HBP: 0	WP: 1 PA: 32 PB: 0 SB: 0 CS: 0	
<b>PITCHER</b> <b>Jeff Fassero, L</b> (1, 1) ERA: 2.56 <b>Jeff Shaw, R</b> (9, 1) ERA: 3.43	IP WLS BF H R ER SO BB IBB HBP BLK WP HR S P ERA WHIP 8.2 W 29 2 2 2 6 2 0 0 0 0 1 80 131 2.08 0.462										<b>PITCHER</b> IP WLS BF H R ER SO BB IBB HBP BLK WP HR S P ERA WHIP 0.1 3 1 0 0 1 1 0 0 0 0 1 0 8 13 0.00 6.000	

**Pittsburgh Pirates @ Montreal Expos**  
 Olympic Stadium, Montreal, QB  
 Mon Jun 13 1994, 7:05 PM EDT  
 Att. 17,236 - Dome

[livebaseballscorecards.com](http://livebaseballscorecards.com)

<b>AB</b>	<b>29</b>
<b>R</b>	<b>2</b>
<b>H</b>	<b>3</b>
<b>RBI</b>	<b>2</b>
<b>BB</b>	<b>3</b>
<b>SO</b>	<b>7</b>
<b>LOB</b>	<b>4</b>



Batter	1	2	3	4	5	6	7	8	9
<b>Marquis Grissom, R</b> OBP: 0.337, SLG: 0.410 (1, 8)	1-0 1B FC6-4 1B	2-1 G6-3			1-1 HR	0-1 2B 1B		1-2 G6-3	
<b>Wil Cordero, R</b> OBP: 0.344, SLG: 0.425 (1, 6)	0-1 1-3 1B FC6-4	4-2 BB			0-0 HR 1B	1-0 1-H HR 2B		4-1 BB	
<b>Moises Alou, R</b> OBP: 0.406, SLG: 0.568 (1, 7)	1-2 1-2f 3-H 1B FC6-4 G5-3	1-2 L6			2-1 1 SAFE 1 SAFE G5-3	4-1 HR BB		2-3 K	
<b>Larry Walker, L</b> OBP: 0.363, SLG: 0.523 (1, 9)	1-1 1-3 S G5-3 1B		3-3 K		1-2 P2	2-2 1-H 2-H HR		3-3 K	
<b>Randy Milligan, R</b> OBP: 0.356, SLG: 0.383 (1, 3)	3-2 1-2 3-H G5-3		3-2 P4		3-2 2-H HR	1-2 F8			
<b>Lenny Webster, R</b> OBP: 0.382, SLG: 0.456 (1, 2)	4-0 2-3 BB		1-0 G4-3		1-0 HR		1-1 G6-4-3 HBP		
<b>Mike Lansing, R</b> OBP: 0.306, SLG: 0.345 (1, 5)	2-2 L6			3-2 F7	1-1 G5-3		1-0 1-2f G6-4-3		
<b>Freddie Benavides, R</b> OBP: 0.258, SLG: 0.328 (1, 4)		1-1 G5-3		1-3 K		1-3 K	0-0 G6-3		
<b>Jeff Fassero, L</b> OBP: 0.094, SLG: 0.129 <b>Jeff Shaw, R</b> OBP: 0.375, SLG: 0.286 (1, 1) (9, 1)		1-2 3B		1-3 K		3-3 K	1-1 E5		

AB	R	H	RBI	BB	SO	LOB
5	3	3	1	0	0	2
3	2	3	1	2	0	0
4	2	0	1	1	1	6
5	1	2	3	0	2	3
4	1	1	3	0	0	1
2	1	1	1	1	0	0
4	0	0	0	0	0	3
4	0	0	0	0	2	0
4	0	1	0	0	2	0
0	0	0	0	0	0	0

**BOTTOM**

**Pittsburgh Pirates @ Montreal Expos**  
Olympic Stadium, Montreal, QB  
Mon Jun 13 1994, 7:05 PM EDT  
Att. 17,236 - Dome

[livebaseballscorecards.com](http://livebaseballscorecards.com)

<b>AB</b>	<b>35</b>
<b>R</b>	<b>10</b>
<b>H</b>	<b>11</b>
<b>RBI</b>	<b>10</b>
<b>BB</b>	<b>4</b>
<b>SO</b>	<b>7</b>
<b>LOB</b>	<b>15</b>



1B: 5	SF: 0	WP: 0	PA: 40
2B: 1	SAC: 0	PB: 0	
3B: 1	DP: 1	SB: 1	
HR: 4	HBP: 1	CS: 0	

Inning Stats														
R	H	E	K	S	WLS	BF	H	R	ER	SO	BB	IBB	HBP	BLK
2	3	0	15	27		24	8	6	6	3	2	0	0	0
0	1	0	12	21			0	0	0		0	0	0	0
0	0	0	8	15			0	0	0		0	0	0	0
0	0	0	12	17			0	0	0		0	0	0	0
4	4	0	15	24			4	4	0		0	0	0	0
0	0	0	17	29			0	0	0		0	0	0	0
0	0	0	3	5			0	0	0		0	0	0	0
0	0	0	13	24			0	0	0		0	0	0	0

PITCHER														
IP	WLS	BF	H	R	ER	SO	BB	IBB	HBP	BLK	WP	HR	S	P
4.2	L	24	8	6	6	3	2	0	0	0	0	3	60	101
1.1		8	3	4	4	2	1	0	0	0	0	1	19	32
1.0		3	0	0	0	0	0	0	1	0	0	0	3	5
1.0		5	0	0	0	2	1	0	0	0	0	0	13	24

PITCHER														
IP	WLS	BF	H	R	ER	SO	BB	IBB	HBP	BLK	WP	HR	S	P
11.57														
27.00														
0.00														
0.00														

ERA	WHIP
11.57	2.143
27.00	3.000
0.00	0.000
0.00	1.000



Batter	1	2	3	4	5	6	7	8	9	AB	R	H	RBI	BB	SO	LOB	TOP					
Carlos Garcia, R (1, 4) OBP: 0.322, SLG: 0.344	1-0 E6 CS E		1-2 1B		1-1 G6-4-3 HBP	1-1 G5-3		1-0 E5 1B 2B		4	1	1	0	0	0	2						
Jay Bell, R (1, 6) OBP: 0.300, SLG: 0.403	1-2 SAFE		3-2 P9		0-0 G6-4-3		0-1 F8	2-0 1B 2B		5	0	1	1	0	0	3						
Andy Van Slyke, L (1, 8) OBP: 0.350, SLG: 0.354	4-2 BB		2-3 K		4-1 2B BB		2-1 1B FC4-6	1-0 2B		3	1	2	1	2	1	1						
Brian Hunter, R (1, 3) OBP: 0.304, SLG: 0.489	0-0 P6				1-2 1B 1B	1-2 2B	1-2 F7	1-3 K		5	1	2	1	0	1	4						
Orlando Merced, S (1, 9) OBP: 0.371, SLG: 0.402		1-3 K			0-1 BB	3-0 2B			0-0 1B SF8 2B	4	0	2	1	0	1	1						
Mark Dewey, R (7, 1) OBP: 1.000, SLG: 1.000					1-2 1B	2-H 2B				0	0	0	0	0	0	0						
Lloyd McClendon, R (9, PH) OBP: 0.267, SLG: 0.225										1	1	1	0	0	0	0						
Al Martin, L (1, 7) OBP: 0.383, SLG: 0.481		0-0 G6-3 1B			1-3 K		0-3 K	0-1 2B 1B	1-2 1B	5	1	3	0	0	2	2						
Jeff King, R (1, 5) OBP: 0.322, SLG: 0.366		0-0 G6-3			0-0 F9		0-1 1B FC4-6 1B	0-0 1B 2B	0-1 SF8	4	2	2	2	0	0	3						
Don Slaught, R (1, 2) OBP: 0.375, SLG: 0.281		0-1 G6-3			4-0 1B BB		1-0 1B FC4-6 1B	0-3 K	3-3 K	4	0	1	0	1	2	3						
Zane Smith, L (1, 1) OBP: 0.273, SLG: 0.273			0-0 P9		1-3 K		1-2 1B FC4-6	1-3 K	1-2 L8	2	0	0	0	0	1	3						
Blas Minor, R (4, 1)										0	0	0	0	0	0	0						
Dave Clark, L (6, PH) OBP: 0.374, SLG: 0.460										1	0	0	1	0	0	1						
Dan Miceli, R (6, 1)										0	0	0	0	0	0	0						
Gary Varsho, L (7, 9) OBP: 0.290, SLG: 0.357										2	0	0	0	0	1	2						
<b>Inning Stats</b>	R: 0 E: 2 K: 0 S: 9	H: 0 LOB: 1 BB: 1 P: 15	R: 0 E: 0 K: 1 S: 7	H: 1 LOB: 1 BB: 0 P: 8	R: 0 E: 0 K: 1 S: 10	H: 1 LOB: 1 BB: 0 P: 16	R: 0 E: 0 K: 2 S: 15	H: 2 LOB: 3 BB: 1 P: 22	R: 2 E: 0 K: 0 S: 7	H: 2 LOB: 1 BB: 1 P: 16	R: 1 E: 0 K: 1 S: 11	H: 2 LOB: 1 BB: 0 P: 14	R: 0 E: 0 K: 0 S: 10	H: 1 LOB: 1 BB: 0 P: 16	R: 3 E: 1 K: 3 S: 16	H: 4 LOB: 2 BB: 0 P: 22	R: 1 E: 0 K: 1 S: 12	H: 2 LOB: 1 BB: 0 P: 17	1B: 10 2B: 5 3B: 0 HR: 0	SF: 1 SAC: 0 DP: 1 HBP: 1	WP: 0 PB: 0 SB: 1 CS: 1	PA: 45
<b>PITCHER</b>	IP	WLS	BF	H	R	ER	SO	BB	IBB	HBP	BLK	WP	HR	S	P	ERA	WHIP					
Pedro Martinez, R (1, 1) ERA: 2.55	5.0	W	23	6	2	2	4	3	0	1	0	0	0	48	77	3.60	1.800					
Gil Heredia, R (6, 1) ERA: 3.93	1.0		5	2	1	1	1	0	0	0	0	0	0	11	14	9.00	2.000					
Mel Rojas, R (7, 1) ERA: 2.96	1.2		9	3	3	1	2	0	0	0	0	0	0	20	28	5.40	1.800					
John Wetteland, R (8, 1) ERA: 2.31	1.1	S	8	4	1	1	2	0	0	0	0	0	0	18	27	6.75	3.000					

Pittsburgh Pirates @ Montreal Expos  
Olympic Stadium, Montreal, QB  
Tue Jun 14 1994, 7:05 PM EDT  
Att. 15,781 - Dome

livebaseballscorecards.com

AB	40
R	7
H	15
RBI	7
BB	3
SO	9
LOB	25



BOTTOM

Pittsburgh Pirates @ Montreal Expos  
Olympic Stadium, Montreal, QB  
Tue Jun 14 1994, 7:05 PM EDT  
Att. 15,781 - Dome

livebaseballscores.com

AB	34
R	12
H	15
RBI	12
BB	6
SO	5
LOB	20



WP	0	PA	43
PB	0	SB	5
CS	0		

AB R H RBI BB SO LOB

3 4 3 0 2 0 0

5 1 2 2 0 0 5

2 2 0 1 2 1 0

2 0 1 2 0 1 0

2 2 2 1 0 0 0

3 1 1 0 1 1 2

1 0 1 1 0 0 0

5 0 2 2 0 1 6

5 0 2 3 0 1 3

4 0 1 0 0 0 3

1 1 0 0 0 0 1

0 0 0 0 0 0 0

1 0 0 0 0 0 0

0 0 0 0 0 0 0

0 1 0 0 1 0 0

1B: 12 SF: 1

2B: 2 SAC: 1

3B: 1 DP: 0

HR: 0 HBP: 1

WP: 0 PA: 43

PB: 0 SB: 5

CS: 0

1B: 12 SF: 1

2B: 2 SAC: 1

3B: 1 DP: 0

HR: 0 HBP: 1

WP: 0 PA: 43

PB: 0 SB: 5

CS: 0

1B: 12 SF: 1

2B: 2 SAC: 1

3B: 1 DP: 0

HR: 0 HBP: 1

WP: 0 PA: 43

PB: 0 SB: 5

CS: 0

1B: 12 SF: 1

2B: 2 SAC: 1

3B: 1 DP: 0

HR: 0 HBP: 1

WP: 0 PA: 43

PB: 0 SB: 5

CS: 0

1B: 12 SF: 1

2B: 2 SAC: 1

3B: 1 DP: 0

HR: 0 HBP: 1

WP: 0 PA: 43

PB: 0 SB: 5

CS: 0

1B: 12 SF: 1

2B: 2 SAC: 1

3B: 1 DP: 0

HR: 0 HBP: 1

WP: 0 PA: 43

PB: 0 SB: 5

CS: 0

1B: 12 SF: 1

2B: 2 SAC: 1

3B: 1 DP: 0

HR: 0 HBP: 1

WP: 0 PA: 43

PB: 0 SB: 5

CS: 0

1B: 12 SF: 1

2B: 2 SAC: 1

3B: 1 DP: 0

HR: 0 HBP: 1

WP: 0 PA: 43

PB: 0 SB: 5

CS: 0

1B: 12 SF: 1

2B: 2 SAC: 1

3B: 1 DP: 0

HR: 0 HBP: 1

WP: 0 PA: 43

PB: 0 SB: 5

CS: 0

1B: 12 SF: 1

2B: 2 SAC: 1

3B: 1 DP: 0

HR: 0 HBP: 1

WP: 0 PA: 43

PB: 0 SB: 5

CS: 0

1B: 12 SF: 1

2B: 2 SAC: 1

3B: 1 DP: 0

HR: 0 HBP: 1

WP: 0 PA: 43

PB: 0 SB: 5

CS: 0

1B: 12 SF: 1

2B: 2 SAC: 1

3B: 1 DP: 0

HR: 0 HBP: 1

WP: 0 PA: 43

PB: 0 SB: 5

CS: 0

1B: 12 SF: 1

2B: 2 SAC: 1

3B: 1 DP: 0

HR: 0 HBP: 1

WP: 0 PA: 43

PB: 0 SB: 5

CS: 0

1B: 12 SF: 1

2B: 2 SAC: 1

3B: 1 DP: 0

HR: 0 HBP: 1

WP: 0 PA: 43

PB: 0 SB: 5

CS: 0

1B: 12 SF: 1

2B: 2 SAC: 1

3B: 1 DP: 0

HR: 0 HBP: 1

WP: 0 PA: 43

PB: 0 SB: 5

CS: 0

1B: 12 SF: 1

2B: 2 SAC: 1

3B: 1 DP: 0

HR: 0 HBP: 1

WP: 0 PA: 43

PB: 0 SB: 5

CS: 0

1B: 12 SF: 1

2B: 2 SAC: 1

3B: 1 DP: 0

HR: 0 HBP: 1

WP: 0 PA: 43

PB: 0 SB: 5

CS: 0

1B: 12 SF: 1

2B: 2 SAC: 1

3B: 1 DP: 0

HR: 0 HBP: 1

WP: 0 PA: 43

PB: 0 SB: 5

CS: 0

1B: 12 SF: 1

2B: 2 SAC: 1

3B: 1 DP: 0

HR: 0 HBP: 1

WP: 0 PA: 43

PB: 0 SB: 5

CS: 0

1B: 12 SF: 1

2B: 2 SAC: 1

3B: 1 DP: 0

HR: 0 HBP: 1

WP: 0 PA: 43

PB: 0 SB: 5

CS: 0

1B: 12 SF: 1

2B: 2 SAC: 1

3B: 1 DP: 0

HR: 0 HBP: 1

WP: 0 PA: 43

PB: 0 SB: 5

CS: 0

1B: 12 SF: 1

2B: 2 SAC: 1

3B: 1 DP: 0

HR: 0 HBP: 1

WP: 0 PA: 43

PB: 0 SB: 5

CS: 0

1B: 12 SF: 1

2B: 2 SAC: 1

3B: 1 DP: 0

HR: 0 HBP: 1

WP: 0 PA: 43

PB: 0 SB: 5

CS: 0

1B: 12 SF: 1

2B: 2 SAC: 1

3B: 1 DP: 0

HR: 0 HBP: 1

WP: 0 PA: 43

PB: 0 SB: 5

CS: 0

1B: 12 SF: 1

2B: 2 SAC: 1

3B: 1 DP: 0

HR: 0 HBP: 1

WP: 0 PA: 43

PB: 0 SB: 5

CS: 0

1B: 12 SF: 1

2B: 2 SAC: 1

3B: 1 DP: 0

HR: 0 HBP: 1

WP: 0 PA: 43

PB: 0 SB: 5

CS: 0

1B: 12 SF: 1

2B: 2 SAC: 1

3B: 1 DP: 0

HR: 0 HBP: 1

WP: 0 PA: 43

PB: 0 SB: 5

CS: 0

1B: 12 SF: 1

2B: 2 SAC: 1

3B: 1 DP: 0

HR: 0 HBP: 1

WP: 0 PA: 43

PB: 0 SB: 5

CS: 0

1B: 12 SF: 1

2B: 2 SAC: 1

3B: 1 DP: 0

HR: 0 HBP: 1

WP: 0 PA: 43

PB: 0 SB: 5

CS: 0

1B: 12 SF: 1

2B: 2 SAC: 1

3B: 1 DP: 0

HR: 0 HBP: 1

WP: 0 PA: 43

PB: 0 SB: 5

CS: 0

1B: 12 SF: 1

2B: 2 SAC: 1

3B: 1 DP: 0

HR: 0 HBP: 1

WP: 0 PA: 43

PB: 0 SB: 5

CS: 0

1B: 12 SF: 1

2B: 2 SAC: 1

3B: 1 DP: 0

HR: 0 HBP: 1

WP: 0 PA: 43

PB: 0 SB: 5

CS: 0

1B: 12 SF: 1

2B: 2 SAC: 1

3B: 1 DP: 0

HR: 0 HBP: 1

WP: 0 PA: 43

PB: 0 SB: 5

CS: 0

1B: 12 SF: 1

2B: 2 SAC: 1

3B: 1 DP: 0

HR: 0 HBP: 1

WP: 0 PA: 43

PB: 0 SB: 5

CS: 0

1B: 12 SF: 1

2B: 2 SAC: 1

3B: 1 DP: 0

HR: 0 HBP: 1

WP: 0 PA: 43

PB: 0 SB: 5

CS: 0

1B: 12 SF: 1

2B: 2 SAC: 1

3B: 1 DP: 0

HR: 0 HBP: 1

WP: 0 PA: 43

PB: 0 SB: 5



Batter	1	2	3	4	5	6	7	8	9	AB R H RBI BB SO LOB	TOP
<b>Carlos Garcia, R</b> (1, 4) OBP: 0.317, SLG: 0.338 										4 0 0 0 0 0 0	<b>Pittsburgh Pirates @ Montreal Expos</b> Olympic Stadium, Montreal, QB Wed Jun 15 1994, 7:05 PM EDT Att. 21,269 - Dome  livebaseballscorecards.com
<b>Jay Bell, R</b> (1, 6) OBP: 0.303, SLG: 0.409 										4 1 2 0 0 1 0	
<b>Andy Van Slyke, L</b> (1, 8) OBP: 0.348, SLG: 0.357 <b>Gary Varsho, L</b> (8, 8) OBP: 0.290, SLG: 0.357 										4 0 1 0 0 1 2 0 0 0 0 0 0 0	
<b>Brian Hunter, R</b> (1, 3) OBP: 0.309, SLG: 0.496 										4 1 2 1 0 0 1	
<b>Orlando Merced, S</b> (1, 9) OBP: 0.373, SLG: 0.404 										4 0 2 0 0 0 2	
<b>Al Martin, L</b> (1, 7) OBP: 0.381, SLG: 0.481 										4 0 1 0 0 1 3	
<b>Jeff King, R</b> (1, 5) OBP: 0.326, SLG: 0.370 										4 0 2 1 0 0 2	
<b>Lance Parrish, R</b> (1, 2) OBP: 0.371, SLG: 0.368 										3 0 0 0 1 1 3	
<b>Paul Wagner, R</b> (1, 1) OBP: 0.185, SLG: 0.222 <b>Dave Clark, L</b> (4, PH) OBP: 0.371, SLG: 0.456 <b>Jeff Ballard, L</b> (4, 1) OBP: 0.650, SLG: 0.500 <b>Dan Miceli, R</b> (6, 1) OBP: 0.261, SLG: 0.229 <b>Lloyd McClendon, R</b> (7, PH) OBP: 0.261, SLG: 0.229 <b>Ravelo Manzanillo, L</b> (7, 1) OBP: 1.000, SLG: 1.000 <b>Alejandro Pena, R</b> (8, 1) OBP: 0.255, SLG: 0.333 <b>Kevin Young, R</b> (9, PH)										1 0 0 0 0 0 0 1 0 0 0 0 1 3 0 0 0 0 0 0 0 0 0 0 0 0 0 0 1 0 1 0 0 0 0 0 0	
<b>Inning Stats</b>	R: 0 H: 0 E: 0 LOB: 0 K: 1 BB: 0 S: 9 P: 15	R: 1 H: 3 E: 0 LOB: 2 K: 1 BB: 0 S: 13 P: 17	R: 0 H: 1 E: 0 LOB: 1 K: 1 BB: 0 S: 11 P: 20	R: 0 H: 2 E: 0 LOB: 3 K: 1 BB: 1 S: 15 P: 24	R: 1 H: 2 E: 0 LOB: 1 K: 0 BB: 0 S: 6 P: 8	R: 0 H: 0 E: 0 LOB: 0 K: 0 BB: 0 S: 5 P: 10	R: 0 H: 0 E: 0 LOB: 0 K: 0 BB: 0 S: 5 P: 9	R: 0 H: 1 E: 0 LOB: 1 K: 1 BB: 0 S: 12 P: 18	R: 0 H: 1 E: 0 LOB: 0 K: 0 BB: 0 S: 7 P: 10	1B: 6 SF: 0 2B: 5 SAC: 0 3B: 0 DP: 2 HR: 0 HBP: 0	WP: 0 PA: 36 PB: 0 SB: 0 CS: 1
<b>PITCHER</b> <b>Ken Hill, R</b> (1, 1) ERA: 3.11 <b>Butch Henry, L</b> (7, 1) ERA: 2.2	IP WLS BF H R ER SO BB IBB HBP BLK WP HR S P ERA WHIP 6.0 W 26 8 2 2 4 1 0 0 0 0 0 0 59 94 3.00 1.500 3.0 S 10 2 0 0 1 0 0 0 0 0 0 0 24 37 0.00 0.667	<b>PITCHER</b> IP WLS BF H R ER SO BB IBB HBP BLK WP HR S P ERA WHIP									









BOTTOM

Philadelphia Phillies @ Montreal Expos  
Olympic Stadium, Montreal, QB  
Fri Jun 17 1994, 7:05 PM EDT  
Att. 30,235 - Dome

livebaseballscorecards.com

AB	38
R	8
H	13
RBI	8
BB	4
SO	7
LOB	17



WP	0	PA	42
PB	0		
SB	1		
CS	1		

AB R H RBI BB SO LOB

5	1	1	0	0	1	3
4	1	1	1	1	0	0
5	2	3	3	0	0	2
2	1	0	0	3	1	1
4	0	1	1	0	1	4
0	0	0	0	0	0	0
0	0	0	0	0	0	0
1	0	0	0	0	1	0
4	1	2	1	0	1	1
0	0	0	0	0	0	0
1	0	0	0	0	1	0
4	1	1	1	0	0	2
3	0	2	1	0	0	2
0	0	0	0	0	0	0
0	0	0	0	0	0	0
0	0	0	0	0	0	0
1	1	1	0	0	0	0
2	0	0	0	0	0	2
2	0	1	0	0	1	0

1B	8	SF	0
2B	4	SAC	0
3B	0	DP	1
HR	1	HBP	0

WP	0	HR	0	S	12	P	14	ERA	0.00	WHIP	0.000
----	---	----	---	---	----	---	----	-----	------	------	-------

IP	1.1	WLS	S	BF	4	H	0	R	0	ER	0	SO	3	BB	0	IBB	0	HBP	0	BLK	0	WP	0	HR	0	S	12	P	14	ERA	0.00	WHIP	0.000
----	-----	-----	---	----	---	---	---	---	---	----	---	----	---	----	---	-----	---	-----	---	-----	---	----	---	----	---	---	----	---	----	-----	------	------	-------

IP	0.1	WLS	8	BF	5	H	6	R	6	ER	6	SO	1	BB	2	IBB	0	HBP	0	BLK	0	WP	0	HR	1	S	16	P	29	ERA	162.00	WHIP	21.000
----	-----	-----	---	----	---	---	---	---	---	----	---	----	---	----	---	-----	---	-----	---	-----	---	----	---	----	---	---	----	---	----	-----	--------	------	--------

IP	4.0	WLS	16	BF	3	H	0	R	0	ER	0	SO	1	BB	2	IBB	0	HBP	0	BLK	0	WP	0	HR	0	S	34	P	55	ERA	0.00	WHIP	1.250
----	-----	-----	----	----	---	---	---	---	---	----	---	----	---	----	---	-----	---	-----	---	-----	---	----	---	----	---	---	----	---	----	-----	------	------	-------

IP	0.2	WLS	2	BF	0	H	0	R	0	ER	0	SO	0	BB	0	IBB	0	HBP	0	BLK	0	WP	0	HR	4	S	8	P	8	ERA	0.00	WHIP	0.000
----	-----	-----	---	----	---	---	---	---	---	----	---	----	---	----	---	-----	---	-----	---	-----	---	----	---	----	---	---	---	---	---	-----	------	------	-------

IP	2.0	W	7	BF	2	H	1	R	1	ER	1	SO	2	BB	0	IBB	0	HBP	0	BLK	1	WP	0	HR	18	P	27	ERA	4.50	WHIP	1.000
----	-----	---	---	----	---	---	---	---	---	----	---	----	---	----	---	-----	---	-----	---	-----	---	----	---	----	----	---	----	-----	------	------	-------

IP	0.2	WLS	5	BF	3	H	1	R	1	ER	1	SO	0	BB	0	IBB	0	HBP	0	BLK	0	WP	0	HR	9	P	11	ERA	13.50	WHIP	4.500
----	-----	-----	---	----	---	---	---	---	---	----	---	----	---	----	---	-----	---	-----	---	-----	---	----	---	----	---	---	----	-----	-------	------	-------

IP	0.1	WLS	8	BF	5	H	6	R	6	ER	6	SO	1	BB	2	IBB	0	HBP	0	BLK	0	WP	0	HR	1	S	16	P	29	ERA	162.00	WHIP	21.000
----	-----	-----	---	----	---	---	---	---	---	----	---	----	---	----	---	-----	---	-----	---	-----	---	----	---	----	---	---	----	---	----	-----	--------	------	--------

IP	4.0	WLS	16	BF	3	H	0	R	0	ER	0	SO	1	BB	2	IBB	0	HBP	0	BLK	0	WP	0	HR	0	S	34	P	55	ERA	0.00	WHIP	1.250
----	-----	-----	----	----	---	---	---	---	---	----	---	----	---	----	---	-----	---	-----	---	-----	---	----	---	----	---	---	----	---	----	-----	------	------	-------

IP	0.2	WLS	2	BF	0	H	0	R	0	ER	0	SO	0	BB	0	IBB	0	HBP	0	BLK	0	WP	0	HR	4	S	8	P	8	ERA	0.00	WHIP	0.000
----	-----	-----	---	----	---	---	---	---	---	----	---	----	---	----	---	-----	---	-----	---	-----	---	----	---	----	---	---	---	---	---	-----	------	------	-------

IP	2.0	W	7	BF	2	H	1	R	1	ER	1	SO	2	BB	0	IBB	0	HBP	0	BLK	1	WP	0	HR	18	P	27	ERA	4.50	WHIP	1.000
----	-----	---	---	----	---	---	---	---	---	----	---	----	---	----	---	-----	---	-----	---	-----	---	----	---	----	----	---	----	-----	------	------	-------

IP	0.2	WLS	5	BF	3	H	1	R	1	ER	1	SO	0	BB	0	IBB	0	HBP	0	BLK	0	WP	0	HR	9	P	11	ERA	13.50	WHIP	4.500
----	-----	-----	---	----	---	---	---	---	---	----	---	----	---	----	---	-----	---	-----	---	-----	---	----	---	----	---	---	----	-----	-------	------	-------

IP	0.1	WLS	8	BF	5	H	6	R	6	ER	6	SO	1	BB	2	IBB	0	HBP	0	BLK	0	WP	0	HR	1	S	16	P	29	ERA	162.00	WHIP	21.000
----	-----	-----	---	----	---	---	---	---	---	----	---	----	---	----	---	-----	---	-----	---	-----	---	----	---	----	---	---	----	---	----	-----	--------	------	--------

IP	4.0	WLS	16	BF	3	H	0	R	0	ER	0	SO	1	BB	2	IBB	0	HBP	0	BLK	0	WP	0	HR	0	S	34	P	55	ERA	0.00	WHIP	1.250
----	-----	-----	----	----	---	---	---	---	---	----	---	----	---	----	---	-----	---	-----	---	-----	---	----	---	----	---	---	----	---	----	-----	------	------	-------

IP	0.2	WLS	2	BF	0	H	0	R	0	ER	0	SO	0	BB	0	IBB	0	HBP	0	BLK	0	WP	0	HR	4	S	8	P	8	ERA	0.00	WHIP	0.000
----	-----	-----	---	----	---	---	---	---	---	----	---	----	---	----	---	-----	---	-----	---	-----	---	----	---	----	---	---	---	---	---	-----	------	------	-------

IP	2.0	W	7	BF	2	H	1	R	1	ER	1	SO	2	BB	0	IBB	0	HBP	0	BLK	1	WP	0	HR	18	P	27	ERA	4.50	WHIP	1.000
----	-----	---	---	----	---	---	---	---	---	----	---	----	---	----	---	-----	---	-----	---	-----	---	----	---	----	----	---	----	-----	------	------	-------

IP	0.2	WLS	5	BF	3	H	1	R	1	ER	1	SO	0	BB	0	IBB	0	HBP	0	BLK	0	WP	0	HR	9	P	11	ERA	13.50	WHIP	4.500
----	-----	-----	---	----	---	---	---	---	---	----	---	----	---	----	---	-----	---	-----	---	-----	---	----	---	----	---	---	----	-----	-------	------	-------

IP	0.1	WLS	8	BF	5	H	6	R	6	ER	6	SO	1	BB	2	IBB	0	HBP	0	BLK	0	WP	0	HR	1	S	16	P	29	ERA	162.00	WHIP	21.000
----	-----	-----	---	----	---	---	---	---	---	----	---	----	---	----	---	-----	---	-----	---	-----	---	----	---	----	---	---	----	---	----	-----	--------	------	--------

IP	4.0	WLS	16	BF	3	H	0	R	0	ER	0	SO	1	BB	2	IBB	0	HBP	0	BLK	0	WP	0	HR	0	S	34	P	55	ERA	0.00	WHIP	1.250
----	-----	-----	----	----	---	---	---	---	---	----	---	----	---	----	---	-----	---	-----	---	-----	---	----	---	----	---	---	----	---	----	-----	------	------	-------

IP	0.2	WLS	2	BF	0	H	0	R	0	ER	0	SO	0	BB	0	IBB	0	HBP	0	BLK	0	WP	0	HR	4	S	8	P	8	ERA	0.00	WHIP	0.000
----	-----	-----	---	----	---	---	---	---	---	----	---	----	---	----	---	-----	---	-----	---	-----	---	----	---	----	---	---	---	---	---	-----	------	------	-------

IP	2.0	W	7	BF	2	H	1	R	1	ER	1	SO	2	BB	0	IBB	0	HBP	0	BLK	1	WP	0	HR	18	P	27	ERA	4.50	WHIP	1.000
----	-----	---	---	----	---	---	---	---	---	----	---	----	---	----	---	-----	---	-----	---	-----	---	----	---	----	----	---	----	-----	------	------	-------

IP	0.2	WLS	5	BF	3	H	1	R	1	ER	1	SO	0	BB	0	IBB	0	HBP	0	BLK	0	WP	0	HR	9	P	11	ERA	13.50	WHIP	4.500
----	-----	-----	---	----	---	---	---	---	---	----	---	----	---	----	---	-----	---	-----	---	-----	---	----	---	----	---	---	----	-----	-------	------	-------

IP	0.1	WLS	8	BF	5	H	6	R	6	ER	6	SO	1	BB	2	IBB	0	HBP	0	BLK	0	WP	0	HR	1	S	16	P	29	ERA	162.00	WHIP	21.000
----	-----	-----	---	----	---	---	---	---	---	----	---	----	---	----	---	-----	---	-----	---	-----	---	----	---	----	---	---	----	---	----	-----	--------	------	--------

IP	4.0	WLS	16	BF	3	H	0	R	0	ER	0	SO	1	BB	2	IBB	0	HBP	0	BLK	0	WP	0	HR	0	S	34	P	55	ERA	0.00	WHIP	1.250
----	-----	-----	----	----	---	---	---	---	---	----	---	----	---	----	---	-----	---	-----	---	-----	---	----	---	----	---	---	----	---	----	-----	------	------	-------

IP	0.2	WLS	2	BF	0	H	0	R	0	ER	0	SO	0	BB	0	IBB	0	HBP	0	BLK	0	WP	0	HR	4	S	8	P	8	ERA	0.00	WHIP	0.000
----	-----	-----	---	----	---	---	---	---	---	----	---	----	---	----	---	-----	---	-----	---	-----	---	----	---	----	---	---	---	---	---	-----	------	------	-------

IP	2.0	W	7	BF	2	H	1	R	1	ER	1	SO	2	BB	0	IBB	0	HBP	0	BLK	1	WP	0	HR	18	P	27	ERA	4.50	WHIP	1.000
----	-----	---	---	----	---	---	---	---	---	----	---	----	---	----	---	-----	---	-----	---	-----	---	----	---	----	----	---	----	-----	------	------	-------

IP	0.2	WLS	5	BF	3	H	1	R	1	ER	1	SO	0	BB	0	IBB	0	HBP	0	BLK	0	WP	0	HR	9	P	11	ERA	13.50	WHIP	4.500
----	-----	-----	---	----	---	---	---	---	---	----	---	----	---	----	---	-----	---	-----	---	-----	---	----	---	----	---	---	----	-----	-------	------	-------

IP	0.1	WLS	8	BF	5	H	6	R	6	ER	6	SO	1	BB	2	IBB	0	HBP	0	BLK	0	WP	0	HR	1	S	16	P	29	ERA	162.00	WHIP	21.000
----	-----	-----	---	----	---	---	---	---	---	----	---	----	---	----	---	-----	---	-----	---	-----	---	----	---	----	---	---	----	---	----	-----	--------	------	--------

IP	4.0	WLS	16	BF	3	H	0	R	0	ER	0	SO	1	BB	2	IBB	0	HBP	0	BLK	0	WP	0	HR	0	S	34	P	55	ERA	0.00	WHIP	1.250
----	-----	-----	----	----	---	---	---	---	---	----	---	----	---	----	---	-----	---	-----	---	-----	---	----	---	----	---	---	----	---	----	-----	------	------	-------

IP	0.2	WLS	2	BF	0	H	0	R	0	ER	0	SO	0	BB	0	IBB	0	HBP	0	BLK	0	WP	0	HR	4	S	8	P	8	ERA	0.00	WHIP	0.000
----	-----	-----	---	----	---	---	---	---	---	----	---	----	---	----	---	-----	---	-----	---	-----	---	----	---	----	---	---	---	---	---	-----	------	------	-------

IP	2.0	W	7	BF	2	H	1	R	1	ER	1	SO	2	BB	0	IBB	0	HBP	0	BLK	1	WP	0	HR	18	P	27	ERA	4.50	WHIP	1.000
----	-----	---	---	----	---	---	---	---	---	----	---	----	---	----	---	-----	---	-----	---	-----	---	----	---	----	----	---	----	-----	------	------	-------

IP	0.2	WLS	5	BF	3	H	1	R	1	ER	1	SO	0	BB	0	IBB	0	HBP	0	BLK	0	WP	0	HR	9	P	11	ERA	13.50	WHIP	4.500
----	-----	-----	---	----	---	---	---	---	---	----	---	----	---	----	---	-----	---	-----	---	-----	---	----	---	----	---	---	----	-----	-------	------	-------

IP	0.1	WLS	8	BF	5	H	6	R	6	ER	6	SO	1	BB	2	IBB	0	HBP	0	BLK	0	WP	0	HR	1	S	16	P	29	ERA	162.00	WHIP	21.000
----	-----	-----	---	----	---	---	---	---	---	----	---	----	---	----	---	-----	---	-----	---	-----	---	----	---	----	---	---	----	---	----	-----	--------	------	--------

IP	4.0	WLS	16	BF	3	H	0	R	0	ER	0	SO	1	BB	2	IBB	0	HBP	0	BLK	0	WP	0	HR	0	S	34	P	55	ERA	0.00	WHIP	1.250
----	-----	-----	----	----	---	---	---	---	---	----	---	----	---	----	---	-----	---	-----	---	-----	---	----	---	----	---	---	----	---	----	-----	------	------	-------

IP	0.2	WLS	2	BF	0	H	0	R	0	ER	0	SO	0	BB	0	IBB	0	HBP	0	BLK	0	WP	0	HR	4	S	8	P	8	ERA	0.00	WHIP	0.000
----	-----	-----	---	----	---	---	---	---	---	----	---	----	---	----	---	-----	---	-----	---	-----	---	----	---	----	---	---	---	---	---	-----	------	------	-------

IP	2.0	W	7	BF	2	H	1	R	1	ER	1	SO	2	BB	0	IBB	0	HBP	0	BLK	1	WP	0	HR	18	P	27	ERA	4.50	WHIP	1.000
----	-----	---	---	----	---	---	---	---	---	----	---	----	---	----	---	-----	---	-----	---	-----	---	----	---	----	----	---	----	-----	------	------	-------

IP	0.2	WLS	5	BF	3	H	1	R	1	ER	1	SO	0	BB	0	IBB	0	HBP	0	BLK	0	WP	0	HR	9	P	11	ERA	13.50	WHIP	4.500
----	-----	-----	---	----	---	---	---	---	---	----	---	----	---	----	---	-----	---	-----	---	-----	---	----	---	----	---	---	----	-----	-------	------	-------

IP	0.1	WLS	8	BF	5	H	6	R	6	ER	6	SO	1	BB	2	IBB	0	HBP	0	BLK	0	WP	0	HR	1	S	16	P	29	ERA	162.00	WHIP	21.000
----	-----	-----	---	----	---	---	---	---	---	----	---	----	---	----	---	-----	---	-----	---	-----	---	----	---	----	---	---	----	---	----	-----	--------	------	--------

IP	4.0	WLS	16	BF	3	H	0	R	0	ER	0	SO	1	BB	2	IBB	0	HBP	0	BLK	0	WP	0	HR	0	S	34	P	55	ERA	0.00	WHIP	1.250
----	-----	-----	----	----	---	---	---	---	---	----	---	----	---	----	---	-----	---	-----	---	-----	---	----	---	----	---	---	----	---	----	-----	------	------	-------

IP	0.2	WLS	2	BF	0	H	0	R	0	ER	0	SO	0	BB	0	IBB	0	HBP	0	BLK	0	WP	0	HR	4	S	8	P	8	ERA	0.00	WHIP	0.000
----	-----	-----	---	----	---	---	---	---	---	----	---	----	---	----	---	-----	---	-----	---	-----	---	----	---	----	---	---	---	---	---	-----	------	------	-------

IP	2.0	W	7	BF	2	H	1	R	1	ER	1	SO	2	BB	0	IBB	0	HBP	0	BLK	1	WP	0	HR	18	P	27	ERA	4.50	WHIP	1.000
----	-----	---	---	----	---	---	---	---	---	----	---	----	---	----	---	-----	---	-----	---	-----	---	----	---	----	----	---	----	-----	------	------	-------

IP	0.2	WLS	5	BF	3	H	1	R	1	ER	1	SO	0	BB	0	IBB	0	HBP	0	BLK	0	WP	0	HR	9	P	11	ERA	13.50	WHIP	4.500
----	-----	-----	---	----	---	---	---	---	---	----	---	----	---	----	---	-----	---	-----	---	-----	---	----	---	----	---	---	----	-----	-------	------	-------









Batter	1	2	3	4	5	6	7	8	9	AB R H RBI BB SO LOB	TOP										
<b>Billy Hatcher, R</b> (1, 8) OBP: 0.304, SLG: 0.361	0-0 G3	0-0 E2 1-3 2-H 2B 1B		0-0 SF8		0-0 FC4-6 1B 1-2 2B 1B	0-0 1B		0-3 K	5 2 3 2 0 1 0											
<b>Mariano Duncan, R</b> (1, 5) OBP: 0.335, SLG: 0.439	4-0 G4-6-3 BB	0-0 2B		4-0 BB		0-0 FC4-6 1B	0-0 G5-3			3 0 2 2 2 0 1											
<b>Tom Quinlan, R</b> (8, 5) OBP: 0.294, SLG: 0.387										0 0 0 0 0 0 0											
<b>John Kruk, L</b> (1, 3) OBP: 0.401, SLG: 0.411	0-0 G4-6-3 1-2f	0-0 L6		0-3 K		0-0 FC4-6 HBP 2B		0-0 1B		5 1 1 1 0 1 6											
<b>Pete Incaviglia, R</b> (1, 7) OBP: 0.289, SLG: 0.497		0-0 2B 1B	0-0 G6-3	0-0 F9		0-3 K		0-3 K		5 1 1 0 0 2 5											
<b>Darren Daulton, L</b> (1, 2) OBP: 0.377, SLG: 0.549		0-0 SH1 1B 2B	0-3 K		0-0 HR	1-0 2B HBP		0-3 K		3 3 2 2 0 1 0											
<b>Todd Pratt, R</b> (6, 2) OBP: 0.194, SLG: 0.172										1 0 0 0 0 1 1											
<b>Tony Longmire, L</b> (1, 9) OBP: 0.270, SLG: 0.298		0-0 SH1	0-0 G3		0-0 F8	0-0 2B		0-0 F7		4 0 1 3 0 0 1											
<b>Kevin Stocker, S</b> (1, 6) OBP: 0.369, SLG: 0.265		0-0 G5-3		0-0 2B 1B 1B	0-0 L9	0-0 G4-3			0-0 F9	5 1 1 0 0 0 2											
<b>Mickey Morandini, L</b> (1, 4) OBP: 0.368, SLG: 0.370		4-0 1B E IBB		0-0 1B SF8 2B	0-0 L7		0-0 F8		0-0 G6-3 3B	4 3 2 0 1 0 0											
<b>Bobby Munoz, R</b> (1, 1) OBP: 0.308, SLG: 0.308		0-0 E 2B 1B		0-0 BB 1B		0-0 1B FC4-6 1B		0-0 G5-3		4 2 3 2 0 0 0											
<b>Ricky Jordan, R</b> (9, PH) OBP: 0.296, SLG: 0.487										1 0 0 1 0 0 0											
<b>Heathcliff Stocumb, R</b> (9, 1) OBP: 0.500, SLG: 0.500										0 0 0 0 0 0 0											
<b>Inning Stats</b>	R: 0 E: 0 K: 0 S: 2	H: 0 LOB: 0 BB: 1 P: 6	R: 5 E: 1 K: 0 S: 8	H: 5 LOB: 1 BB: 1 P: 12	R: 0 E: 0 K: 1 S: 5	H: 0 LOB: 0 BB: 0 P: 5	R: 2 E: 0 K: 1 S: 8	H: 3 LOB: 2 BB: 1 P: 12	R: 1 E: 0 K: 0 S: 4	H: 1 LOB: 0 BB: 0 P: 4	R: 4 E: 0 K: 1 S: 9	H: 4 LOB: 1 BB: 0 P: 10	R: 0 E: 0 K: 0 S: 4	H: 1 LOB: 1 BB: 0 P: 4	R: 0 E: 0 K: 2 S: 8	H: 1 LOB: 1 BB: 0 P: 8	R: 1 E: 0 K: 1 S: 6	H: 1 LOB: 0 BB: 0 P: 6	1B: 10 2B: 4 3B: 1 HR: 1	SF: 1 SAC: 1 DP: 1 HBP: 1	WP: 0 PA: 46 PB: 0 SB: 0 CS: 0
<b>PITCHER</b>	IP WLS BF H R ER SO BB IBB HBP BLK WP HR S P ERA WHIP																				
<b>Jeff Fassero, L</b> (1, 1) ERA: 3.15	5.0 L 26 9 8 8 2 2 1 0 0 0 0 1 27 39 14.40 2.200																				
<b>Joey Eischen, L</b> (6, 1) ERA: 54.0	0.2 7 4 4 4 1 0 0 1 0 0 0 0 8 9 54.00 6.000																				
<b>Gil Heredia, R</b> (6, 1) ERA: 3.96	2.1 9 2 0 0 2 0 0 0 0 0 0 0 13 13 0.00 0.857																				
<b>John Wetteland, R</b> (9, 1) ERA: 3.22	1.0 4 1 1 1 1 0 0 0 0 0 0 0 6 6 9.00 1.000																				

Philadelphia Phillies @ Montreal Expos  
Olympic Stadium, Montreal, QB  
Sun Jun 19 1994, 7:05 PM EDT  
Att. 15,092 - Dome

livebaseballscorecards.com

AB	40
R	13
H	16
RBI	13
BB	3
SO	6
LOB	16



Batter	1	2	3	4	5	6	7	8	9	AB	R	H	RBI	BB	SO	LOB
Marquis Grissom, R (1, 8) OBP: 0.352, SLG: 0.421 Lou Frazier, S (8, 8) OBP: 0.437, SLG: 0.393	0-0 P6		0-0 P4		0-0 L8		0-0 F9			4	0	0	0	0	0	0
Cliff Floyd, L (1, 3) OBP: 0.335, SLG: 0.394	0-3 K		0-0 2B 1B		0-0 G4-3			0-0 G6-4-3 1B		4	0	2	0	0	1	0
Moises Alou, R (1, 7) OBP: 0.419, SLG: 0.595 John Wetteland, R (9, 1) OBP: 0.250, SLG: 0.250	0-0 1B		0-0 1-3 2B		0-0 1B			4-0 G6-4-3 BB		3	0	3	0	1	0	0
Larry Walker, L (1, 9) OBP: 0.368, SLG: 0.526 Gil Heredia, R (6, 1) OBP: 0.500, SLG: 0.500 Freddie Benavides, R (8, PH) OBP: 0.264, SLG: 0.333	0-0 G1-3		0-0 F5		0-0 F7			0-0 G6-4-3 BB		0	0	0	0	0	0	0
Darrin Fletcher, L (1, 2) OBP: 0.351, SLG: 0.444 Tim Spehr, R (7, 2) OBP: 0.276, SLG: 0.308		0-0 G4-3		0-3 K		0-0 G4-3		0-0 G5-3		3	0	0	0	0	1	0
Wil Cordero, R (1, 6) OBP: 0.359, SLG: 0.450		0-0 2B		0-0 1B 1B		0-0 F7		0-0 G6-3		4	0	2	0	0	0	0
Juan Bell, R (1, 4) OBP: 0.354, SLG: 0.375		0-3 K		0-3 K		0-3 K		0-0 G1-3		4	0	0	0	0	3	2
Sean Berry, R (1, 5) OBP: 0.350, SLG: 0.406		0-0 G5-3		0-0 1-2 1B		0-0 F7		0-3 K		4	0	1	0	0	1	1
Jeff Fassero, L (1, 1) OBP: 0.088, SLG: 0.121 Joey Eischen, L (6, 1) Rondell White, R (6, 7) OBP: 0.238, SLG: 0.286		0-0 G5-3		0-3 K		0-0 F7		0-0 F7		2	0	0	0	0	1	2


Inning Stats		R: 0	H: 1	R: 0	H: 1	R: 0	H: 2	R: 0	H: 2	R: 0	H: 1	R: 0	H: 0	R: 0	H: 1	R: 0	H: 0	R: 0	H: 1	R: 0	H: 0	1B: 6	SF: 0	WP: 0	PA: 35		
		E: 0	LOB: 1	E: 0	LOB: 1	E: 0	LOB: 2	E: 0	LOB: 2	E: 0	LOB: 1	E: 0	LOB: 0	E: 0	LOB: 0	E: 0	LOB: 0	E: 0	LOB: 1	E: 0	LOB: 0	2B: 2	SAC: 0	PB: 0			
		K: 1	BB: 0	K: 1	BB: 0	K: 3	BB: 0	K: 0	BB: 0	K: 1	BB: 0	K: 0	BB: 0	K: 0	BB: 1	K: 1	BB: 0	K: 0	BB: 1	K: 1	BB: 0	3B: 0	DP: 1	SB: 0			
		S: 6	P: 6	S: 6	P: 6	S: 5	P: 5	S: 11	P: 11	S: 4	P: 4	S: 5	P: 5	S: 3	P: 3	S: 3	P: 7	S: 5	P: 5	S: 5	P: 5	HR: 0	HBP: 0	CS: 0			
PITCHER	IP	WLS	BF	H	R	ER	SO	BB	IBB	HBP	BLK	WP	HR	S	P	ERA	WHIP										
Bobby Munoz, R (1, 1) ERA: 2.13	8.0	W	32	8	0	0	6	1	0	0	0	0	0	43	47	0.00	1.125										
Heathcliff Slocumb, R (9, 1) ERA: 2.98	1.0		3	0	0	0	1	0	0	0	0	0	0	5	5	0.00	0.000										

**BOTTOM**

**Philadelphia Phillies @ Montreal Expos**  
**Olympic Stadium, Montreal, QB**  
 Sun Jun 19 1994, 7:05 PM EDT  
 Att. 15,092 - Dome

livebaseballscorecards.com

AB	34
R	0
H	8
RBI	0
BB	1
SO	7
LOB	12







Batter	1	2	3	4	5	6	7	8	9	AB R H RBI BB SO LOB
Ray Lankford, L OBP: 0.392, SLG: 0.534 (1, 8)	2-3 K		1-2 G3		3-2 1B 2B		0-2 L7		0-3 K	5 1 1 0 0 2 0
Ozzie Smith, S OBP: 0.313, SLG: 0.315 (1, 6)	2-3 K		3-2 F9		0-1 HR 1B		1-2 G6-3		2-2 G6-3	5 1 1 1 0 1 0
Gregg Jefferies, S OBP: 0.408, SLG: 0.496 (1, 3)	0-0 2B		4-2 CS BB		1-3 K		0-0 G4-3			3 0 1 0 0 1 1 1
Todd Zeile, R OBP: 0.320, SLG: 0.413 (1, 5)	0-3 K		1-2 CS	2-1 1B 1B	3-2 P3		2-2 G3 1B			4 0 2 0 0 1 2
Mark Whiten, S OBP: 0.354, SLG: 0.472 (1, 9)		0-2 G3-1		0-0 1B 1B	0-0 HR		0-0 G3			4 1 2 2 0 0 1
Bernard Gilkey, R OBP: 0.339, SLG: 0.367 (1, 7)		4-1 2B HBP		2-0 G6-4-3	2-2 F8		0-3 K			3 1 0 0 0 1 3
Geronimo Pena, S OBP: 0.315, SLG: 0.367 (1, 4)		1-3 K		1-0 S HBP		0-0 G3		4-2 BB		2 0 0 0 0 1 1
Luis Alicea, S OBP: 0.333, SLG: 0.378 (8, PH)		1 SAFE K		4-0 HBP		2-1 G1-3		0-3 K		0 0 0 0 1 0 0
Tom Pagnozzi, R OBP: 0.351, SLG: 0.480 (1, 2)		0-0 2B		1-2 IBB		1-3 K				3 0 1 1 1 1 2
Rick Sutcliffe, L OBP: 0.077, SLG: 0.077 (1, 1)		1-0 G4-3		1-3 K		1-3 K			3-3 K	2 0 0 0 0 0 1 4
Bryan Eversgerd, R (6, 1)										0 0 0 0 0 0 0 0
John Habyan, R (6, 1)										0 0 0 0 0 0 0 0
Stan Royer, R OBP: 0.150, SLG: 0.300 (6, PH)										1 0 0 0 0 0 1 0
Rob Murphy, L (7, 1)										0 0 0 0 0 0 0 0
Mike Perez, R (7, 1)										0 0 0 0 0 0 0 0
Rich Rodriguez, L (8, 1)										0 0 0 0 0 0 0 0
Gerald Perry, L OBP: 0.432, SLG: 0.486 (9, PH)										1 0 0 0 0 0 1 0

Inning Stats	R: 0	H: 1	E: 0	LOB: 1	K: 3	S: 10	R: 1	H: 1	E: 0	LOB: 1	K: 1	S: 9	R: 0	H: 0	E: 0	LOB: 0	K: 0	S: 13	R: 0	H: 2	E: 0	LOB: 3	K: 1	S: 7	R: 3	H: 3	E: 0	LOB: 0	K: 1	S: 16	R: 0	H: 0	E: 0	LOB: 0	K: 1	S: 6	R: 0	H: 0	E: 0	LOB: 0	K: 0	S: 8	R: 0	H: 1	E: 0	LOB: 2	K: 2	S: 14	R: 0	H: 0	E: 0	LOB: 0	K: 2	S: 11	1B: 4	2B: 3	3B: 0	HR: 1	SF: 0	SAC: 0	DP: 1	HBP: 2	WP: 0	PA: 39
--------------	------	------	------	--------	------	-------	------	------	------	--------	------	------	------	------	------	--------	------	-------	------	------	------	--------	------	------	------	------	------	--------	------	-------	------	------	------	--------	------	------	------	------	------	--------	------	------	------	------	------	--------	------	-------	------	------	------	--------	------	-------	-------	-------	-------	-------	-------	--------	-------	--------	-------	--------

PITCHER	IP	WLS	BF	H	R	ER	SO	BB	IBB	HBP	BLK	WP	HR	S	P	ERA	WHIP
Pedro Martinez, R ERA: 2.81 (1, 1)	5.0		24	7	4	4	6	1	1	2	0	0	1	55	92	7.20	1.600
Jeff Shaw, R ERA: 3.27 (6, 1)	1.0	W	3	0	0	0	1	0	0	0	0	0	0	6	9	0.00	0.000
Mel Rojas, R ERA: 3.23 (7, 1)	3.0	S	11	1	0	0	4	1	0	0	0	0	0	33	45	0.00	0.667

BOTTOM

Montreal Expos @ St. Louis Cardinals  
 Busch Stadium, St. Louis, MO  
 Mon Jun 20 1994, 7:05 PM CDT  
 Att: 27,658 - Unknown - 91 F

livebaseballscorecards.com

AB	33
R	4
H	8
RBI	4
BB	3
SO	11
LOB	14





Batter	1	2	3	4	5	6	7	8	9	AB R H RBI BB SO LOB	TOP																
Marquis Grissom, R (1, 8) OBP: 0.356, SLG: 0.422	1-1 G4-3		1-0 F8			2-2 1B	1-1 G5-3		0-2 1B	5 1 2 0 0 0 1																	
Cliff Floyd, L (1, 3) OBP: 0.346, SLG: 0.405	1-0 F8			0-0 G4-3		0-0 1B	0-2 1B		0-1 1B	5 1 3 2 0 0 0																	
Moises Alou, R (1, 7) OBP: 0.412, SLG: 0.578	0-2 F8			2-0 G6-3		1-1 1B			1-1 P6	5 0 1 2 0 1 2																	
Larry Walker, L (1, 9) OBP: 0.376, SLG: 0.544		1-2 2B		2-0 1B		0-0 L7			0-0 G1-3	5 0 2 0 0 0 3																	
Darrin Fletcher, L (1, 2) OBP: 0.345, SLG: 0.433		2-0 P7		0-0 G4-3		1-1 G4-3			1-2 1B	4 0 1 0 0 0 3																	
Rondell White, R (8, PR) OBP: 0.227, SLG: 0.273										0 0 0 0 0 0 0																	
Tim Spehr, R (8, 2) OBP: 0.276, SLG: 0.308										0 0 0 0 0 0 0																	
Wil Cordero, R (1, 6) OBP: 0.373, SLG: 0.474		4-2 BB			0-0 G4-3	4-1 BB			1-2 1B	2 0 1 0 2 0 0																	
Sean Berry, R (1, 5) OBP: 0.344, SLG: 0.396		1-0 G5-4-3			0-1 G5-3	0-1 G4-3			3-3 K	4 0 0 0 0 1 6																	
Mike Lansing, R (1, 4) OBP: 0.307, SLG: 0.336			1-1 G6-3		1-0 HBP		1-0 G6-3		2-1 P4	2 0 0 0 0 0 0																	
Randy Milligan, R (9, PH) OBP: 0.354, SLG: 0.368										1 0 0 0 0 0 0																	
John Wetteland, R (9, 1) OBP: 0.250, SLG: 0.250										0 0 0 0 0 0 0																	
Ken Hill, R (1, 1) OBP: 0.182, SLG: 0.129			1-1 G1-3		1-3 K		4-1 1B		4-0 1B	2 0 0 0 0 1 1																	
Lou Frazier, S (7, PH) OBP: 0.452, SLG: 0.403										0 1 0 0 1 0 0																	
Tim Scott, R (7, 1) OBP: 0.379, SLG: 0.449										0 0 0 0 0 0 0																	
Lenny Webster, R (9, PH) OBP: 0.264, SLG: 0.333										0 0 0 0 1 0 0																	
Freddie Benavides, R (9, PR) OBP: 0.264, SLG: 0.333										0 1 0 0 0 0 0																	
<b>Inning Stats</b>	R: 0 E: 0 K: 0 S: 6	H: 0 LOB: 0 BB: 0 P: 8	R: 0 E: 0 K: 0 S: 9	H: 1 LOB: 1 BB: 1 P: 17	R: 0 E: 0 K: 0 S: 5	H: 0 LOB: 0 BB: 0 P: 8	R: 0 E: 0 K: 0 S: 4	H: 1 LOB: 1 BB: 0 P: 8	R: 0 E: 0 K: 1 S: 6	H: 0 LOB: 1 BB: 0 P: 8	R: 2 E: 1 K: 0 S: 12	H: 3 LOB: 2 BB: 1 P: 20	R: 1 E: 0 K: 0 S: 7	H: 1 LOB: 1 BB: 1 P: 13	R: 0 E: 0 K: 2 S: 17	H: 2 LOB: 3 BB: 0 P: 26	R: 1 E: 0 K: 0 S: 10	H: 2 LOB: 2 BB: 1 P: 17	1B: 8 2B: 2 3B: 0 HR: 0	SF: 0 SAC: 0 DP: 1 HBP: 1	WP: 1 PB: 0 SB: 1 CS: 0	PA: 40					
<b>PITCHER</b>	IP WLS BF H R ER SO BB IBB HBP BLK WP HR S P ERA WHIP																										
Omar Olivares, R (1, 1) ERA: 4.87	7.0		29	6	3	3	1	3	0	1	0	0	49	82	3.86	1.286											
Rene Arocha, R (8, 1) ERA: 4.7	1.2		10	4	1	1	2	1	0	0	0	1	0	26	42	5.40	3.000										
Rob Murphy, L (9, 1) ERA: 4.39	0.1	W	1	0	0	0	0	0	0	0	0	0	0	1	1	0.00	0.000										

**Montreal Expos @ St. Louis Cardinals**  
 Busch Stadium, St. Louis, MO  
 Tue Jun 21 1994, 7:05 PM CDT  
 Att. 30,940 - Unknown - 96 F

livebaseballscorecards.com

AB	35
R	4
H	10
RBI	4
BB	4
SO	3
LOB	16



**BOTTOM**

**Montreal Expos @ St. Louis Cardinals**  
 Busch Stadium, St. Louis, MO  
 Tue Jun 21 1994, 7:05 PM CDT  
 Att: 30,940 - Unknown - 96 F

livebaseballscorecards.com

<b>AB</b>	<b>35</b>
<b>R</b>	<b>5</b>
<b>H</b>	<b>12</b>
<b>RBI</b>	<b>5</b>
<b>BB</b>	<b>5</b>
<b>SO</b>	<b>3</b>
<b>LOB</b>	<b>19</b>



WP: 0	PA: 43
PB: 0	
SB: 2	
CS: 1	

AB R H RBI BB SO LOB

3 0 0 1 1 0 1

4 2 1 0 1 0 2

4 1 3 2 1 0 0

5 1 2 0 0 0 4

4 0 1 1 1 1 3

3 1 1 0 1 0 3

4 0 1 0 0 1 3

2 0 1 0 0 0 0

1 0 0 0 0 0 0

1B: 10 SF: 1  
 2B: 1 SAC: 1  
 3B: 1 DP: 0  
 HR: 0 HBP: 0

Batter	1	2	3	4	5	6	7	8	9
Ray Lankford, L OBP: 0.389, SLG: 0.528 (1, 8)	0-0 P4 BB	2-0 G6-3		0-0 SF7 3-H		4-2 BB S		0-1 P6	
Ozzie Smith, S OBP: 0.315, SLG: 0.323 (1, 6)	4-1 BB S 1B BB		2-2 BB 1B 3B	2-0 FC4 1-2f		2-1 P7 1-2		1-1 G6-3	
Gregg Jefferies, S OBP: 0.415, SLG: 0.504 (1, 3)	3-2 BB L9 1B 1B 1-H		1-2 BB E G5-3 1B 3-H		0-1 BB G4-3 1B 2B	4-0 BB IBB		1-1 L9	
Todd Zeile, R OBP: 0.322, SLG: 0.413 (1, 5)	0-1 BB SAFE 1-2 1B		0-0 G5-3 1-2		0-1 G4-3 2-3	0-0 F9		2-2 BB 1B	
Mark Whiten, S OBP: 0.355, SLG: 0.467 (1, 9)	0-0 L9 2-3		2-1 BB SAFE G1-3 2-3		1-2 BB 1B 3-H		0-3 K	4-0 BB SAFE 1B BB	
Bernard Gilkey, R OBP: 0.340, SLG: 0.368 (1, 7)	1-0 F8		2-3 K		2-2 BB SAFE FC6-4 1B 1-2		3-2 E3 CS	1-0 BB 1-2 2-H 1B	
Geronimo Pena, S OBP: 0.320, SLG: 0.366 (1, 4)		4-2 BB 1B BB		0-0 BB SAFE 1B SF7 1B		0-1 F8		0-0 F8	
Rene Arocha, R OBP: 0.222, SLG: 0.250 (8, 1)									
Rob Murphy, L (9, 1)									
Tom Pagnozzi, R OBP: 0.348, SLG: 0.473 (1, 2)	1-1 BB SAFE SH1-4 1-2 1B		0-3 BB SAFE K		0-2 BB SAFE FC6-4 1-2f		1-1 BB SAFE CS 1-2	1-1 BB SAFE G4-3	
Omar Olivares, R OBP: 0.429, SLG: 0.429 (1, 1)		0-1 M SAFE SH1-4 1-2		1-1 BB SAFE FC4 1-3 1B		3-2 BB SAFE F8		1-0 BB SAFE G5-3	
José Oquendo, S OBP: 0.373, SLG: 0.277 (8, 4)									

Inning Stats	R: 1 H: 2 E: 0 K: 9 S: 9	H: 2 LOB: 2 BB: 1 P: 17	R: 0 H: 1 E: 0 K: 7 S: 7	LOB: 1 BB: 1 P: 14	R: 1 H: 2 E: 1 K: 14 S: 14	LOB: 1 BB: 0 P: 21	R: 1 H: 2 E: 0 K: 1 S: 8	LOB: 1 BB: 0 P: 11	R: 1 H: 3 E: 0 K: 15 S: 15	LOB: 2 BB: 0 P: 18	R: 0 H: 0 E: 0 K: 8 S: 8	LOB: 2 BB: 2 P: 21	R: 0 H: 0 E: 1 K: 11 S: 11	LOB: 0 BB: 0 P: 15	R: 0 H: 0 E: 0 K: 5 S: 5	LOB: 0 BB: 0 P: 7	R: 1 H: 2 E: 0 K: 9 S: 9	LOB: 2 BB: 1 P: 18	1B: 10 SF: 1 2B: 1 SAC: 1 3B: 1 DP: 0 HR: 0 HBP: 0
--------------	--------------------------	-------------------------	--------------------------	--------------------	----------------------------	--------------------	--------------------------	--------------------	----------------------------	--------------------	--------------------------	--------------------	----------------------------	--------------------	--------------------------	-------------------	--------------------------	--------------------	---

PITCHER	IP	WLS	BF	H	R	ER	SO	BB	IBB	HBP	BLK	WP	HR	S	P	ERA	WHIP
Ken Hill, R ERA: 3.28 (1, 1)	6.0		31	10	4	4	2	3	1	0	0	0	0	61	102	6.00	2.167
Tim Scott, R ERA: 3.62 (7, 1)	2.0		6	0	0	0	1	0	0	0	0	0	0	16	22	0.00	0.000
John Wetteland, R ERA: 3.41 (9, 1)	0.2	L	5	2	1	1	0	1	0	0	0	0	0	9	18	13.50	4.500

PITCHER	IP	WLS	BF	H	R	ER	SO	BB	IBB	HBP	BLK	WP	HR	S	P	ERA	WHIP
---------	----	-----	----	---	---	----	----	----	-----	-----	-----	----	----	---	---	-----	------



Batter	1	2	3	4	5	6	7	8	9	AB R H RBI BB SO LOB	TOP
<b>Marquis Grissom, R</b> (1, 8) <small>OBP: 0.356, SLG: 0.425</small>	0-1 SH1-3 <b>HR</b> 2B		1-0 L9		0-0 G6-3		2-0 1B		0-1 F8	5 1 2 0 0 0 1	
<b>Cliff Floyd, L</b> (1, 3) <small>OBP: 0.341, SLG: 0.400</small>	1-1 SH1-3 2-3		3-1 G3		0-3 K		0-0 L8			3 0 0 0 0 1 1	
<b>Moises Alou, R</b> (1, 7) <small>OBP: 0.413, SLG: 0.587</small>	4-0 HR BB		1-1 E3			3-2 HR		0-1 P7		3 2 1 1 1 0 1	
<b>Larry Walker, L</b> (1, 9) <small>OBP: 0.377, SLG: 0.555</small>	1-1 HR 1-H 3-H		0-0 F8			0-1 1B SF9 1B		0-3 K		4 2 2 3 0 1 1	
<b>Darrin Fletcher, L</b> (1, 2) <small>OBP: 0.343, SLG: 0.429</small>	0-2 F9			1-1 G3-1		1-1 1B 1-3		1-2 G4-3		4 0 1 0 0 0 0	
<b>Wil Cordero, R</b> (1, 6) <small>OBP: 0.371, SLG: 0.474</small>	0-1 G6-3			1-2 2B 2B		1-3 K		3-3 K		4 1 1 0 0 2 2	
<b>Sean Berry, R</b> (1, 5) <small>OBP: 0.342, SLG: 0.401</small>		0-0 G6-3		1-0 2B 2-H		2-1 SF9 3-H			2-3 K	3 0 1 2 0 1 0	
<b>Mike Lansing, R</b> (1, 4) <small>OBP: 0.303, SLG: 0.331</small>		2-2 G5-3		1-0 G6-3		0-0 G5-3			3-2 F7	4 0 0 0 0 0 1	
<b>Kirk Rueter, L</b> (1, 1) <small>OBP: 0.211, SLG: 0.118</small> <b>Gil Heredia, R</b> (6, 1) <small>OBP: 0.400, SLG: 0.400</small> <b>Mel Rojas, R</b> (7, 1) <small>OBP: 0.200, SLG: 0.200</small> <b>John Wetteland, R</b> (9, 1) <small>OBP: 0.250, SLG: 0.250</small>		0-0 G3		0-3 K		0-0 G5-3			0-1 1B	2 0 0 0 0 1 0	
<b>Inning Stats</b>	R: 3 H: 2 E: 0 LOB: 0 K: 0 BB: 1 S: 11 P: 17	R: 0 H: 0 E: 0 LOB: 0 K: 0 BB: 0 S: 5 P: 7	R: 0 H: 0 E: 1 LOB: 1 K: 0 BB: 0 S: 6 P: 11	R: 1 H: 2 E: 0 LOB: 0 K: 0 BB: 0 S: 8 P: 12	R: 0 H: 0 E: 0 LOB: 0 K: 2 BB: 0 S: 7 P: 7	R: 2 H: 3 E: 0 LOB: 1 K: 1 BB: 0 S: 13 P: 20	R: 0 H: 1 E: 0 LOB: 1 K: 0 BB: 0 S: 5 P: 7	R: 0 H: 0 E: 0 LOB: 0 K: 2 BB: 0 S: 10 P: 14	R: 0 H: 1 E: 0 LOB: 1 K: 1 BB: 0 S: 12 P: 17	1B: 4 SF: 1 2B: 3 SAC: 1 3B: 0 DP: 0 HR: 2 HBP: 0	WP: 0 PA: 37 PB: 0 SB: 0 CS: 0
<b>PITCHER</b> <b>Bob Tewksbury, R</b> (1, 1) <small>ERA: 5.59</small> <b>Bryan Eversgerd, L</b> (8, 1) <small>ERA: 3.4</small> <b>Mike Perez, R</b> (9, 1) <small>ERA: 7.43</small>	IP WLS BF H R ER SO BB IBB HBP BLK WP HR S P ERA WHIP 7.0 L 30 8 6 6 3 1 0 0 0 0 0 2 55 81 7.71 1.286 1.0 3 0 0 0 2 0 0 0 0 0 0 0 10 14 0.00 0.000 1.0 4 1 0 0 1 0 0 0 0 0 0 0 12 17 0.00 1.000	<b>PITCHER</b> IP WLS BF H R ER SO BB IBB HBP BLK WP HR S P ERA WHIP									

**Montreal Expos @ St. Louis Cardinals**  
 Busch Stadium, St. Louis, MO  
 Wed Jun 22 1994, 3:33 AM CDT  
 Att. 30,257 - Cloudy - 93 F

livebaseballscorecards.com

**AB 34**  
**R 6**  
**H 9**  
**RBI 6**  
**BB 1**  
**SO 6**  
**LOB 7**



**BOTTOM**

**Montreal Expos @ St. Louis Cardinals**  
 Busch Stadium, St. Louis, MO  
 Wed Jun 22 1994, 3:33 AM CDT  
 Att. 30,257 - Cloudy - 93 F

livebaseballscorecards.com

<b>AB</b>	<b>35</b>
<b>R</b>	<b>4</b>
<b>H</b>	<b>7</b>
<b>RBI</b>	<b>3</b>
<b>BB</b>	<b>1</b>
<b>SO</b>	<b>7</b>
<b>LOB</b>	<b>13</b>



WP:	0	PA:	36
PB:	0		
SB:	2		
CS:	0		

AB R H RBI BB SO LOB

4	1	1	0	0	0	1
4	1	1	3	0	0	2
1	0	0	0	0	0	0
3	0	1	0	0	0	0
4	0	0	0	0	1	1
4	0	2	0	0	0	2
3	0	0	0	0	1	3
1	0	0	0	0	1	0
3	0	0	0	0	1	1
1	0	0	0	0	0	0
3	2	2	0	1	0	0
2	0	0	0	0	2	1
1	0	0	0	0	1	1
0	0	0	0	0	0	0
0	0	0	0	0	0	0
1	0	0	0	0	0	1

Batter	1	2	3	4	5	6	7	8	9
<b>Bernard Gilkey, R</b> (1, 7) OBP: 0.339, SLG: 0.366	2-1 G6-3		1-0 1B		0-0 HR		1-2 1-H		
<b>Geronimo Pena, S</b> (1, 4) OBP: 0.318, SLG: 0.388	1-2 G5-3		0-0 P8		1-0 HR		1-1 G3-1		
<b>Gregg Jefferies, S</b> (1, 3) OBP: 0.414, SLG: 0.502	1-1 P8			2-2 F9	1-2 F8			2-2 FC4-6 1B	
<b>Todd Zelle, R</b> (2, 5) OBP: 0.322, SLG: 0.412									
<b>Mark Whiten, S</b> (1, 9) OBP: 0.347, SLG: 0.456		1-0 E6		0-0 F7		1-3 K2-3		0-0 FC4-6 1-2f	
<b>Brian Jordan, R</b> (1, 8) OBP: 0.319, SLG: 0.367		1-2 F7		1-2 1B		0-0 G6-4-3 1B		0-0 G4-6-3 1-2f	
<b>Stan Royer, R</b> (1, 5) OBP: 0.140, SLG: 0.279		2-3 K		0-2 L7		1-0 G6-4-3 1-2f			2-3 K
<b>Ray Lankford, L</b> (9, PH) OBP: 0.388, SLG: 0.526		1 SAFE							
<b>Terry McGriff, R</b> (1, 2) OBP: 0.354, SLG: 0.318		2-3 K			0-1 F8		0-0 G3		0-0 G4-3
<b>Ozzie Smith, S</b> (9, PH) OBP: 0.313, SLG: 0.321		1-2 K							
<b>José Oquendo, S</b> (1, 6) OBP: 0.387, SLG: 0.302			1-0 G3		3-2 HR		4-2 E BB		3-2 S 1B
<b>Bob Tewksbury, R</b> (1, 1) OBP: 0.231, SLG: 0.216			1-3 K		2-3 K		2-3 SAFE K		3-2 P5
<b>Luis Alicea, S</b> (7, PH) OBP: 0.331, SLG: 0.375									
<b>Bryan Eversgerd, R</b> (8, 1)									
<b>Mike Perez, R</b> (9, 1)									
<b>Gerald Perry, L</b> (9, PH) OBP: 0.422, SLG: 0.474									

Inning Stats	R: 0	H: 0	E: 0	K: 0	S: 7	R: 0	H: 0	E: 1	K: 2	S: 11	R: 0	H: 1	E: 0	K: 1	S: 6	R: 0	H: 1	E: 0	K: 0	S: 12	R: 3	H: 2	E: 1	K: 1	S: 13	R: 0	H: 1	E: 0	K: 1	S: 5	R: 1	H: 0	E: 1	K: 1	S: 11	R: 0	H: 1	E: 0	K: 0	S: 5	R: 0	H: 1	E: 0	K: 1	S: 14	1B: 5	SF: 0	2B: 1	SAC: 0	3B: 0	DP: 2	HR: 1	HBP: 0
--------------	------	------	------	------	------	------	------	------	------	-------	------	------	------	------	------	------	------	------	------	-------	------	------	------	------	-------	------	------	------	------	------	------	------	------	------	-------	------	------	------	------	------	------	------	------	------	-------	-------	-------	-------	--------	-------	-------	-------	--------

PITCHER	IP	WLS	BF	H	R	ER	SO	BB	IBB	HBP	BLK	WP	HR	S	P	ERA	WHIP
<b>Kirk Rueter, L</b> (1, 1) ERA: 5.44	5.0	W	21	4	3	0	4	0	0	0	0	0	1	49	72	0.00	0.800
<b>Gil Heredia, R</b> (6, 1) ERA: 3.79	1.2		7	1	1	0	2	1	0	0	0	0	0	14	23	0.00	1.200
<b>Mel Rojas, R</b> (7, 1) ERA: 3.11	2.0		7	2	0	0	1	0	0	0	0	0	0	17	25	0.00	1.000
<b>John Wetteland, R</b> (9, 1) ERA: 3.38	0.1	S	1	0	0	0	0	0	0	0	0	0	0	4	7	0.00	0.000

PITCHER	IP	WLS	BF	H	R	ER	SO	BB	IBB	HBP	BLK	WP	HR	S	P	ERA	WHIP
---------	----	-----	----	---	---	----	----	----	-----	-----	-----	----	----	---	---	-----	------



Batter	1	2	3	4	5	6	7	8	9	AB R H RBI BB SO LOB	TOP											
Jerry Browne, S (1, 5) OBP: 0.400, SLG: 0.383	1-1 G3-1		1-1 1B		4-2 BB			1-2 G3		3 0 1 0 1 0 0	<b>Florida Marlins @ Montreal Expos</b> Olympic Stadium, Montreal, QB Fri Jun 24 1994, 7:05 PM EDT Att. 25,266 - Dome											
Dave Magadan, L (1, 3) OBP: 0.370, SLG: 0.300	1-0 L3		1-2 L7		1-0 G3-1			1-3 K		4 0 0 0 0 1 3												
Gary Sheffield, R (1, 9) OBP: 0.402, SLG: 0.601	0-1 G5-3		2-3 K			1-1 L7		0-1 P7		4 0 0 0 0 1 1												
Jeff Conine, R (1, 7) OBP: 0.377, SLG: 0.530		2-2 P2		0-2 F8		1-2 1B		0-0 P4		4 0 1 0 0 0 0												
Benito Santiago, R (1, 2) OBP: 0.339, SLG: 0.415		1-1 1B		0-0 F8		3-3 K		0-1 P4		4 0 1 0 0 1 1												
Bret Barberie, S (1, 4) OBP: 0.325, SLG: 0.370		2-2 P4		2-3 K		2-2 G6-3		1-2 G4-3		4 0 0 0 0 1 2												
Kurt Abbott, R (1, 6) OBP: 0.305, SLG: 0.413		0-0 1B		0-0 FC1-5		1-0 F9				3 0 2 0 0 0 0												
Chuck Carr, S (1, 8) OBP: 0.336, SLG: 0.352		1-3 K		1-2 1B		2-2 CS		3-2 P4		3 0 1 0 0 1 2												
Pat Rapp, R (1, 1) OBP: 0.120, SLG: 0.160			0-3 K		0-1 FC1-5		2-0 G4-3			2 0 0 0 0 1 2												
Alex Arias, R (7, PH) OBP: 0.318, SLG: 0.307					1-2 BB					1 0 0 0 0 0 0												
Mike Jeffcoat, L (7, 1)										0 0 0 0 0 0 0												
Richie Lewis, R (8, 1)										0 0 0 0 0 0 0												
Jeff Mutis, L (8, 1)										0 0 0 0 0 0 0												
<b>Inning Stats</b>	R: 0 E: 0 K: 0 S: 5	H: 0 LOB: 0 BB: 0 P: 7	R: 0 E: 0 K: 1 S: 14	H: 2 LOB: 2 BB: 0 P: 20	R: 0 E: 0 K: 2 S: 11	H: 1 LOB: 1 BB: 0 P: 15	R: 0 E: 0 K: 1 S: 7	H: 0 LOB: 0 BB: 0 P: 9	R: 0 E: 0 K: 0 S: 11	H: 2 LOB: 2 BB: 1 P: 18	R: 0 E: 0 K: 1 S: 13	H: 1 LOB: 1 BB: 0 P: 20	R: 0 E: 0 K: 0 S: 7	H: 0 LOB: 0 BB: 0 P: 13	R: 0 E: 0 K: 1 S: 8	H: 0 LOB: 0 BB: 0 P: 10	R: 0 E: 0 K: 0 S: 6	H: 0 LOB: 0 BB: 0 P: 7	1B: 6 2B: 0 3B: 0 HR: 0	SF: 0 SAC: 0 DP: 0 HBP: 0	WP: 0 PB: 0 SB: 1 CS: 1	PA: 33
<b>PITCHER</b>	IP WLS BF H R ER SO BB IBB HBP BLK WP HR S P ERA WHIP																					
Butch Henry, L (1, 1) ERA: 2.09	6.0 W 24 6 0 0 5 1 0 0 0 0 0 0 61 89 0.00 1.167																					
Jeff Shaw, R (7, 1) ERA: 3.2	1.0 3 0 0 0 0 0 0 0 0 0 0 0 7 13 0.00 0.000																					
Mel Rojas, R (8, 1) ERA: 3.0	2.0 S 6 0 0 0 1 0 0 0 0 0 0 0 14 17 0.00 0.000																					

AB	32
R	0
H	6
RBI	0
BB	1
SO	6
LOB	11



livebaseballscorecards.com







BOTTOM

Florida Marlins @ Montreal Expos  
Olympic Stadium, Montreal, QB

Sat Jun 25 1994, 7:05 PM EDT  
Att. 22,040 - Dome

livebaseballscorecards.com

AB	33
R	7
H	10
RBI	6
BB	2
SO	4
LOB	9



WP:	2	PA:	38
PB:	1		
SB:	2		
CS:	1		

AB R H RBI BB SO LOB

5	1	1	0	0	1	4
4	1	2	3	0	1	1
4	1	2	2	0	0	0
4	0	1	0	0	0	0
4	0	0	0	0	1	2
4	1	1	0	0	0	1
2	1	0	0	1	1	0
4	1	2	0	0	0	1
1	0	0	0	0	0	0
0	0	0	0	0	0	0
0	1	0	0	1	0	0
0	0	0	0	0	0	0
0	0	0	0	0	0	0
1	0	1	1	0	0	0
0	0	0	0	0	0	0
1B:	7	SF:	0			
2B:	2	SAC:	2			
3B:	0	DP:	0			
HR:	1	HBP:	0			

Batter	1	2	3	4	5	6	7	8	9
Marquis Grissom, R OBP: 0.355, SLG: 0.424	0-0 L8	2-2 E6 1B		1-0 2B		1-2 FC5 1B		1-3 K	
Lou Frazier, S OBP: 0.438, SLG: 0.391	2-3 K2-3	1-2 BLK HR 1B		1-1 G4-3		3-1 CS 1B			
Moises Alou, R OBP: 0.421, SLG: 0.596	1-2 1B	0-0 HR			1-0 G4-3	1-0 CS	1-0 F9		
Darrin Fletcher, L OBP: 0.343, SLG: 0.458	0-1 1B	0-1 G4-3			0-1 G4-3		0-1 P7		
Cliff Floyd, L OBP: 0.333, SLG: 0.389	2-1 F8		0-1 G3		1-3 K		1-2 G4-3		
Wil Cordero, R OBP: 0.368, SLG: 0.465		2-2 SH3 PB WP 1B	1-1 G6-3		2-1 L8		1-1 F8		
Sean Berry, R OBP: 0.340, SLG: 0.410		1-0 SH3	2-3 K			3-1 F8		4-1 S BB	
Mike Lansing, R OBP: 0.305, SLG: 0.340		2-2 E SH1-4 1B		3-2 G1-3		2-0 FC5 2B		1-1 P4	
Jeff Fassero, L OBP: 0.086, SLG: 0.118		0-0 SH1-4		1-0 F9		4-2 FC5 1B BB		3-2 1B	
Gil Hedges, R OBP: 0.400, SLG: 0.400									
Rondell White, R OBP: 0.280, SLG: 0.261									
Tim Scott, R OBP: 0.000, SLG: 0.000									
Juan Bell, R OBP: 0.000, SLG: 0.000									
John Wetteland, R OBP: 0.250, SLG: 0.250									

Inning Stats	R: 0	H: 2	E: 0	LOB: 2	K: 1	S: 11	R: 5	H: 4	E: 1	LOB: 0	K: 0	S: 18	R: 0	H: 0	E: 0	LOB: 0	K: 1	S: 9	R: 0	H: 1	E: 0	LOB: 1	K: 0	S: 7	R: 0	H: 0	E: 0	LOB: 1	K: 1	S: 8	R: 1	H: 2	E: 0	LOB: 1	K: 0	S: 12	R: 0	H: 0	E: 0	LOB: 0	K: 0	S: 6	R: 1	H: 1	E: 0	LOB: 1	K: 1	S: 13		

PITCHER	IP	WLS	BF	H	R	ER	SO	BB	IBB	HBP	BLK	WP	HR	S	P	ERA	WHIP
Charlie Hough, R ERA: 4.09	4.0	L	20	7	5	1	2	0	0	0	1	1	1	45	67	2.25	1.750
Willie Fraser, R ERA: 5.84	1.2		9	2	1	1	1	1	0	0	0	1	0	20	37	5.40	1.800
Terry Mathews, R ERA: 3.46	1.1		3	0	0	0	0	0	0	0	0	0	0	6	9	0.00	0.000
Bryan Harvey, R ERA: 4.15	1.0		5	1	1	1	1	1	0	0	0	0	0	13	23	9.00	2.000



Batter	1	2	3	4	5	6	7	8	9	AB R H RBI BB SO LOB	TOP
Jerry Browne, S (1, 4) OBP: 0.396, SLG: 0.376	3-2 P9		0-0 1B		1-0 G4-3			2-1 L7	4-0 IBB	4 0 1 1 1 0 0	
Dave Magadan, L (1, 5) OBP: 0.362, SLG: 0.293	1-3 K		1-0 L5		3-2 G3			2-2 G5-3	0-3 K	4 0 0 0 0 1 1 1 0 0 0 0 1 2	
Robb Nen, R (8, 1)											
Gary Sheffield, R (1, 9) OBP: 0.406, SLG: 0.612	2-2 F9				0-0 WP 1B			0-0 HR		4 2 2 1 0 0 0	
Jeff Conine, R (1, 7) OBP: 0.374, SLG: 0.519		0-3 K		4-2 1B BB				1-2 F9		3 1 0 0 1 2 0	
Greg Colbrunn, R (1, 3) OBP: 0.388, SLG: 0.597		0-1 G6-3		0-1 1B 1B				0-2 G5-3	0-0 2B 2B	4 1 2 1 0 0 0	
Benito Santiago, R (1, 2) OBP: 0.330, SLG: 0.404		0-0 P6		2-3 K				2-3 K	1-1 G5-3	4 0 0 0 0 2 3	
Alex Arias, R (1, 6) OBP: 0.300, SLG: 0.288			0-2 P4	1 SAFE	0-3 K			2-2 F8	1-1 G1-3	4 0 0 0 0 1 3	
Chuck Carr, S (1, 8) OBP: 0.340, SLG: 0.368			0-1 G4-3 1B 2B	2-2 FC4 1B				1-0 F8	0-0 1B 2B	4 2 3 2 0 0 0	
Mark Gardner, R (1, 1)			2-1 G4-3	2-1 FC4				0-0 G4-3	3-2 1B	3 0 0 0 0 0 3 1 0 1 1 0 0 0	
Kurt Abbott, R (8, 6)											
<b>Inning Stats</b>	R: 0 H: 0 E: 0 LOB: 0 K: 1 BB: 0 S: 12 P: 18	R: 0 H: 0 E: 0 LOB: 0 K: 1 BB: 0 S: 7 P: 7	R: 1 H: 2 E: 0 LOB: 1 K: 0 BB: 0 S: 10 P: 13	R: 2 H: 3 E: 0 LOB: 2 K: 2 BB: 1 S: 20 P: 30	R: 0 H: 0 E: 0 LOB: 0 K: 0 BB: 0 S: 13 P: 19	R: 0 H: 0 E: 0 LOB: 0 K: 2 BB: 0 S: 9 P: 12	R: 0 H: 0 E: 0 LOB: 0 K: 0 BB: 0 S: 5 P: 8	R: 1 H: 1 E: 0 LOB: 0 K: 0 BB: 0 S: 10 P: 15	R: 2 H: 3 E: 0 LOB: 2 K: 1 BB: 1 S: 13 P: 22	1B: 5 SF: 0 2B: 3 SAC: 0 3B: 0 DP: 0 HR: 1 HBP: 0	WP: 1 PA: 38 PB: 0 SB: 0 CS: 0
<b>PITCHER</b>	IP WLS BF H R ER SO BB IBB HBP BLK WP HR S P ERA WHIP										
Pedro Martinez, R (1, 1) ERA: 2.89	7.0 L 27 5 3 3 6 1 0 0 0 1 0 76 107 3.86 0.857										
Jeff Shaw, R (8, 1) ERA: 3.64	2.0 11 4 3 3 1 0 1 0 0 0 1 23 37 13.50 2.000										

Florida Marlins @ Montreal Expos  
Olympic Stadium, Montreal, QB  
Sun Jun 26 1994, 3:33 AM EDT  
Att. 26,875 - Dome

livebaseballscorecards.com

AB	36
R	6
H	9
RBI	6
BB	2
SO	7
LOB	12



**BOTTOM**

**Florida Marlins @ Montreal Expos**  
 Olympic Stadium, Montreal, QB  
 Sun Jun 26 1994, 3:33 AM EDT  
 Att. 26,875 - Dome

livebaseballscorecards.com

<b>AB</b>	<b>36</b>
<b>R</b>	<b>1</b>
<b>H</b>	<b>9</b>
<b>RBI</b>	<b>1</b>
<b>BB</b>	<b>1</b>
<b>SO</b>	<b>12</b>
<b>LOB</b>	<b>19</b>



WP: 0	PA: 37
PB: 0	
SB: 1	
CS: 0	

AB R H RBI BB SO LOB

5	0	1	0	0	2	1
4	0	1	0	0	1	1
4	0	0	0	0	1	2
3	0	2	0	1	0	1
4	0	0	0	0	2	4
4	1	3	1	0	1	1
4	0	1	0	0	1	2
4	0	1	0	0	1	3
2	0	0	0	0	2	1
1	0	0	0	0	1	2
0	0	0	0	0	0	0
1	0	0	0	0	0	1

1B: 7	SF: 0
2B: 1	SAC: 0
3B: 0	DP: 0
HR: 1	HBP: 0

Batter	1	2	3	4	5	6	7	8	9
<b>Marquis Grissom, R</b> OBP: 0.352, SLG: 0.421 (1, 8)	3-3 K		2-2 F9			0-0 1B		0-0 F9	0-3 K
<b>Lou Frazier, S</b> OBP: 0.429, SLG: 0.384 (1, 7)	2-1 G4-3			0-1 G6-3		0-3 K		1-2 FC5-4 1B	
<b>Moises Alou, R</b> OBP: 0.415, SLG: 0.587 (1, 9)	2-1 F8			1-0 P3		0-3 K		0-0 FC5-4 BB 1-2f	
<b>Darrin Fletcher, L</b> OBP: 0.350, SLG: 0.462 (1, 2)		1-0 G4-3 1B		1-2 1B		1-1 P6		4-0 1-2 BB	
<b>Cliff Floyd, L</b> OBP: 0.328, SLG: 0.382 (1, 3)		3-2 G4-3 1-2		0-0 G6-3			2-3 K	3-3 K	
<b>Wil Cordero, R</b> OBP: 0.373, SLG: 0.481 (1, 6)		2-3 K		1-0 1B		2-2 2B 1B		3-2 HR	
<b>Sean Berry, R</b> OBP: 0.338, SLG: 0.412 (1, 5)		1-3 K		1-2 P4		1-2 2B		0-1 L9	
<b>Mike Lansing, R</b> OBP: 0.304, SLG: 0.338 (1, 4)			0-3 K	2-1 P6		0-1 P3		1-2 FC4-6 1B	
<b>Pedro Martinez, R</b> OBP: 0.097, SLG: 0.138 <b>Randy Milligan, R</b> OBP: 0.349, SLG: 0.362 <b>Jeff Shaw, R</b> OBP: 0.375, SLG: 0.286 <b>Rondell White, R</b> OBP: 0.269, SLG: 0.250 (8, 1) (9, PH)			0-3 K	0-3 K		3-3 K		0-0 FC4-6 1-2f	

Inning Stats	R: 0	H: 0	E: 0	K: 1	S: 8	LOB: 0	BB: 0	P: 15
	R: 0	H: 1	E: 0	K: 2	S: 12	LOB: 1	BB: 0	P: 19
	R: 0	H: 0	E: 0	K: 2	S: 10	LOB: 0	BB: 0	P: 12
	R: 0	H: 1	E: 0	K: 0	S: 7	LOB: 1	BB: 0	P: 9
	R: 0	H: 1	E: 0	K: 1	S: 9	LOB: 1	BB: 0	P: 13
	R: 0	H: 1	E: 0	K: 2	S: 9	LOB: 1	BB: 0	P: 10
	R: 0	H: 2	E: 0	K: 2	S: 16	LOB: 2	BB: 0	P: 24
	R: 0	H: 1	E: 0	K: 1	S: 9	LOB: 2	BB: 1	P: 17
	R: 1	H: 2	E: 0	K: 1	S: 12	LOB: 1	BB: 0	P: 16

PITCHER	IP	WLS	BF	H	R	ER	SO	BB	IBB	HBP	BLK	WP	HR	S	P	ERA	WHIP
<b>Mark Gardner, R</b> ERA: 4.47 (1, 1)	7.2	W	31	7	0	0	10	1	0	0	0	0	0	76	112	0.00	1.043
<b>Robb Nen, R</b> ERA: 3.08 (8, 1)	1.1	S	6	2	1	1	2	0	0	0	0	0	1	16	23	6.75	1.500



Batter	1	2	3	4	5	6	7	8	9	AB R H RBI BB SO LOB	TOP											
Roberto Kelly, R (1, 8) OBP: 0.367, SLG: 0.444	0-1 G5-3		0-2 G1-6-3			1-2 G4-6-3 CS BB		4-2 2B BB		3 2 1 0 1 0 2												
Jeff Blauser, R (1, 6) OBP: 0.327, SLG: 0.389	1-2 G1-6-3 HBP			2-1 F9		4-2 G4-6-3 BB		1-3 K		2 0 0 0 1 1 1												
Ryan Klesko, L (1, 7) OBP: 0.368, SLG: 0.630	0-1 G1-6-3			2-1 G1-3		0-0 G4-6-3		0-1 1-H 2B		4 0 1 1 0 0 3												
Gregg Olson, R (8, 1)						1-2f 2-3				0 0 0 0 0 0 0												
Mark Wohlers, R (8, 1) OBP: 1.000, SLG: 1.000	1-2f									0 0 0 0 0 0 0												
Fred McGriff, L (1, 3) OBP: 0.386, SLG: 0.583		0-0 F7		4-1 WP 1B BB		4-1 CS BB		1-2 G1		2 0 0 0 2 0 1												
David Justice, L (1, 9) OBP: 0.442, SLG: 0.547		0-1 G3		4-1 1B BB		1-2 CS	1-2 G3-1		3-2 P7	3 0 0 0 1 0 0												
Javy Lopez, R (1, 2) OBP: 0.291, SLG: 0.427		3-0 G6-3		0-0 1B		3-H	0-0 G6-3		1-3 K	4 0 1 0 0 1 0												
Mark Lemke, S (1, 4) OBP: 0.368, SLG: 0.381			2-0 1B		3-3 K		4-0 BB		2-2 G4-3	3 0 1 0 1 1 0												
Bill Pecota, R (1, 5) OBP: 0.345, SLG: 0.306			0-0 G1-6-3 1B		1-3 K		1-1 G5-3			3 0 1 0 0 1 1												
Greg Maddux, R (1, 1) OBP: 0.200, SLG: 0.231			1-3 K		0-0 G3			3-1 F8		2 0 0 0 0 1 2												
Steve Bedrosian, R (7, 1)										0 0 0 0 0 0 0												
Tony Tarasco, L (8, PH) OBP: 0.324, SLG: 0.469										1 0 0 0 0 0 0												
<b>Inning Stats</b>	R: 0 E: 0 K: 0 S: 6	H: 0 LOB: 0 BB: 0 P: 7	R: 0 E: 0 K: 0 S: 4	H: 0 LOB: 0 BB: 0 P: 7	R: 0 E: 0 K: 1 S: 8	H: 2 LOB: 1 BB: 0 P: 11	R: 0 E: 0 K: 0 S: 7	H: 1 LOB: 2 BB: 2 P: 19	R: 0 E: 0 K: 2 S: 8	H: 0 LOB: 0 BB: 0 P: 12	R: 1 E: 0 K: 0 S: 9	H: 1 LOB: 0 BB: 2 P: 19	R: 0 E: 0 K: 0 S: 6	H: 0 LOB: 1 BB: 1 P: 12	R: 1 E: 0 K: 1 S: 12	H: 1 LOB: 1 BB: 1 P: 21	R: 0 E: 0 K: 1 S: 10	H: 0 LOB: 0 BB: 0 P: 16	1B: 4 2B: 1 3B: 0 HR: 0	SF: 0 SAC: 0 DP: 3 HBP: 1	WP: 1 PB: 0 SB: 0 CS: 2	PA: 35
<b>PITCHER</b>	IP WLS BF H R ER SO BB IBB HBP BLK WP HR S P ERA WHIP																					
Ken Hill, R (1, 1) ERA: 3.23	7.1 W 28 4 2 2 3 6 0 1 0 1 0 52 98 2.46 1.364																					
Mel Rojas, R (8, 1) ERA: 2.97	0.2 3 1 0 0 1 0 0 0 0 0 0 8 10 0.00 1.500																					
John Wetteland, R (9, 1) ERA: 3.2	1.0 3 0 0 0 1 0 0 0 0 0 0 10 16 0.00 0.000																					

Atlanta Braves @ Montreal Expos  
Olympic Stadium, Montreal, QB  
Mon Jun 27 1994, 7:05 PM EDT  
Att. 45,291 - Dome

livebaseballscorecards.com

AB	27
R	2
H	5
RBI	1
BB	6
SO	5
LOB	10









**BOTTOM**

**Atlanta Braves @ Montreal Expos**  
 Olympic Stadium, Montreal, QB  
 Tue Jun 28 1994, 7:05 PM EDT  
 Att. 40,623 - Dome

livebaseballscorecards.com

<b>AB</b>	<b>38</b>
<b>R</b>	<b>8</b>
<b>H</b>	<b>16</b>
<b>RBI</b>	<b>8</b>
<b>BB</b>	<b>2</b>
<b>SO</b>	<b>5</b>
<b>LOB</b>	<b>19</b>



WP: 0	PA: 41
PB: 0	
SB: 1	
CS: 0	

AB R H RBI BB SO LOB

5	0	1	0	0	1	3
5	2	3	0	0	0	4
4	1	0	0	1	2	6
5	1	4	2	0	1	1
5	2	3	3	0	0	1
4	1	1	0	0	0	1
3	0	0	1	0	0	2
0	0	0	0	0	0	0
1	0	1	0	0	0	0
0	0	0	0	0	0	0
3	0	2	2	0	0	0
1	0	0	0	0	0	0
1	0	1	0	0	0	0
1	0	0	0	0	1	1
0	0	0	0	1	0	0

1B: 9	SF: 0
2B: 6	SAC: 1
3B: 0	DP: 1
HR: 1	HBP: 0

WP	HR	S	P	ERA	WHIP
0	0	0	0	3.86	1.286
0	1	4	6	∞	∞
0	0	10	20	9.00	3.000
0	0	10	21	∞	∞

Batter	1	2	3	4	5	6	7	8	9
<b>Marquis Grissom, R</b> OBP: 0.357, SLG: 0.433 (1, 8)	2-2 G6-3		0-3 K		0-0 2B		2-1 E6	1-0 G6-4-3	
<b>Rondell White, R</b> OBP: 0.323, SLG: 0.345 (1, 7)	1-1 G4-3 1B		1-0 1B		2-1 FC4-2		0-0 L9	2-1 1B	
<b>Moises Alou, R</b> OBP: 0.415, SLG: 0.581 (1, 9)	1-0 G4-3		2-3 K		1-3 K		1-2 P3	1 SAFE 1 SAFE 1 SAFE 1 SAFE 1 SAFE 1 SAFE 1 SAFE 1 SAFE	4-2 1 SAFE 1 SAFE
<b>Larry Walker, L</b> OBP: 0.384, SLG: 0.563 (1, 3)	0-0 1B		2-3 K		1-1 G3-1 2B		1-2 HR	1B	2-1 1B
<b>Wil Cordero, R</b> OBP: 0.377, SLG: 0.496 (1, 6)		0-2 G1-3 1B		1-0 G6-3		0-0 G3-1		1-0 HR	3-2 1B
<b>Lenny Webster, R</b> OBP: 0.374, SLG: 0.451 (1, 2)		2-1 G1-3 SH1-3 2B		1-0 G5-3		2-0 G1-3		2-2 L9	
<b>Sean Berry, R</b> OBP: 0.332, SLG: 0.402 (1, 5)		0-1 G1-3		2-2 L8		1-2 G4-3		2-1 2B	
<b>Tim Scott, R</b> (7, 1)									
<b>Darrin Fletcher, L</b> OBP: 0.351, SLG: 0.462 (8, PH)									
<b>Tim Spehr, R</b> OBP: 0.300, SLG: 0.370 (8, PR)									
<b>Mel Rojas, R</b> OBP: 0.167, SLG: 0.167 (9, 1)		2-3 3-H							
<b>Mike Lansing, R</b> OBP: 0.310, SLG: 0.343 (1, 4) (7, 5)		1-0 SH1-3			1-0 P7		1-2 L9 E 1B	1-1 2B	
<b>Kirk Rueter, L</b> OBP: 0.200, SLG: 0.111 (1, 1)		1-2 G4-3			0-0 FC4-2 1B		1-3 K	4-1 G6-4-3 BB	
<b>Gil Heredia, R</b> OBP: 0.500, SLG: 0.500 (3, 1)									
<b>Freddie Benavides, R</b> OBP: 0.260, SLG: 0.329 (7, 4)									
<b>Lou Frazier, S</b> OBP: 0.433, SLG: 0.377 (8, PH) (9, 4)									

Inning Stats	R	H	E	K	S	R	H	E	K	S	R	H	E	K	S	R	H	E	K	S	R	H	E	K	S	R	H	E	K	S	R	H	E	K	S					
	1	2	0	7	11	2	2	0	11	15	0	0	0	6	10	0	0	0	9	13	0	1	1	0	16	3	4	1	16	21	2	3	2	21	26	2	3	2	21	26

PITCHER	IP	WLS	BF	H	R	ER	SO	BB	IBB	HBP	BLK	WP	HR	S	P	ERA	WHIP
<b>Tom Glavine, L</b> ERA: 4.02 (1, 1)	7.0		30	9	3	3	5	0	0	0	0	0	0	67	97	3.86	1.286
<b>Mike Stanton, L</b> ERA: 3.97 (8, 1)	0.0		2	2	2	0	0	0	0	0	0	0	1	4	6	∞	∞
<b>Greg McMichael, R</b> ERA: 3.12 (8, 1)	1.0		5	2	1	1	0	1	0	0	0	0	0	10	20	9.00	3.000
<b>Steve Bedrosian, R</b> ERA: 3.9 (9, 1)	0.0	L	4	3	2	0	0	1	0	0	0	0	0	10	21	∞	∞



Batter	1	2	3	4	5	6	7	8	9	AB R H RBI BB SO LOB	TOP
<b>Dave Gallagher, R</b> (1, 7) OBP: 0.327, SLG: 0.326 <b>Tony Tarasco, L</b> (6, PH) OBP: 0.318, SLG: 0.455 (6, 7)	1-3 		0-1 L4 		0-1 	2-1 G3 			0-2 P5 	3 0 1 0 0 1 0 2 0 0 0 0 0 1	
<b>Jeff Blauser, R</b> (1, 6) OBP: 0.326, SLG: 0.383	0-1 G4-3 		2-3 K 		2-3 K 			2-2 	0-2 P9 	4 1 0 0 0 2 1	
<b>Roberto Kelly, R</b> (1, 8) OBP: 0.366, SLG: 0.443	1-2 G6-3 		0-1 E3 		1-3 K 			1-1 L5 	0-0 G5-3 	5 0 0 0 0 1 2	
<b>Fred McGriff, L</b> (1, 3) OBP: 0.386, SLG: 0.580		0-0 E6 	0-2 CS 	0-1 G3-1 	3-2 P7 			0-1 		4 1 1 0 0 0 1	
<b>David Justice, L</b> (1, 9) OBP: 0.444, SLG: 0.550		1-3 		4-0 		1-3 K 		0-0 		3 1 1 2 1 2 1	
<b>Charlie O'Brien, R</b> (1, 2) OBP: 0.309, SLG: 0.494		0-3 K 		0-2 		0-0 		3-2 F9 		4 1 2 0 0 1 1	
<b>Mark Lemke, S</b> (1, 4) OBP: 0.368, SLG: 0.383		4-0 		2-3 K 		0-1 		0-0 G4-3 		3 1 1 0 1 1 2	
<b>Bill Pecota, R</b> (1, 5) OBP: 0.348, SLG: 0.338		2-1 F8 		0-0 		3-1 		0-1 G6-3 		4 0 2 3 0 0 2	
<b>29 John Smoltz, R</b> (1, 1) OBP: 0.258, SLG: 0.345 <b>Greg McMichael, R</b> (9, 1)			0-0 	3-3 		0-0 G4-3 		1-3 		4 1 1 1 0 2 3 0 0 0 0 0 0 0	
<b>Inning Stats</b>	R: 0 H: 0 E: 0 LOB: 0 K: 1 BB: 0 S: 8 P: 10	R: 0 H: 0 E: 1 LOB: 2 K: 2 BB: 1 S: 11 P: 18	R: 1 H: 1 E: 1 LOB: 0 K: 1 BB: 0 S: 10 P: 12	R: 1 H: 2 E: 0 LOB: 2 K: 2 BB: 1 S: 15 P: 24	R: 0 H: 1 E: 0 LOB: 1 K: 2 BB: 0 S: 17 P: 23	R: 2 H: 3 E: 0 LOB: 1 K: 1 BB: 0 S: 11 P: 17	R: 2 H: 2 E: 0 LOB: 0 K: 0 BB: 0 S: 13 P: 19	R: 0 H: 0 E: 0 LOB: 0 K: 1 BB: 0 S: 6 P: 7	R: 0 H: 0 E: 0 LOB: 0 K: 0 BB: 0 S: 8 P: 8	1B: 4 SF: 0 2B: 4 SAC: 0 3B: 0 DP: 0 HR: 1 HBP: 1	WP: 0 PA: 40 PB: 0 SB: 1 CS: 1
<b>PITCHER</b> <b>Butch Henry, L</b> (1, 1) ERA: 2.53 <b>Jeff Shaw, R</b> (6, 1) ERA: 3.88 <b>Tim Scott, R</b> (8, 1) ERA: 3.03	IP WLS BF H R ER SO BB IBB HBP BLK WP HR S P ERA WHIP 5.1 L 25 6 4 4 9 2 0 0 0 0 1 67 94 6.75 1.500 1.2 8 3 2 2 0 0 0 0 1 0 0 0 18 29 10.80 1.800 2.0 6 0 0 0 0 1 0 0 0 0 0 0 14 15 0.00 0.000	<b>PITCHER</b> IP WLS BF H R ER SO BB IBB HBP BLK WP HR S P ERA WHIP									

Atlanta Braves @ Montreal Expos  
 Olympic Stadium, Montreal, QB  
 Wed Jun 29 1994, 3:33 AM EDT  
 Att. 45,960 - Dome

livebaseballscorecards.com

AB	36
R	6
H	9
RBI	6
BB	2
SO	10
LOB	14







Batter	1	2	3	4	5	6	7	8	9	AB R H RBI BB SO LOB	TOP	
<b>Marquis Grissom, R</b> (1, 8) <small>OBP: 0.359, SLG: 0.434</small>	4-0 		1-1 	0-0 	1-2 			0-0 		4 2 2 1 1 0 3	<b>Montreal Expos @ San Francisco Giants</b> Candlestick Park, San Francisco, CA Thu Jun 30 1994, 10:05 PM EDT Att. 16,399 - Unknown - 60 F	
<b>Juan Bell, R</b> (1, 4) <small>OBP: 0.367, SLG: 0.410</small>	1-1 		4-0 	0-0 		1-0 		4-0 	3 2 1 2 2 0 1			
<b>Moises Alou, R</b> (1, 9) <small>OBP: 0.412, SLG: 0.571</small>	0-3 		1-2 	4-0 		1-3 		4-1 	2 0 0 1 2 2 1			
<b>Larry Walker, L</b> (1, 3) <small>OBP: 0.380, SLG: 0.564</small> <b>Rondell White, R</b> (8, 7) <small>OBP: 0.323, SLG: 0.345</small>	4-2 		0-1 	1-0 		0-0 		2-2 	3 1 1 2 1 0 3 0 0 0 0 0 0 0			
<b>Cliff Floyd, L</b> (1, 7) <small>OBP: 0.326, SLG: 0.387</small>	1-3 		0-0 		1-3 		2-0 		2-1 	5 0 1 1 0 2 2		
<b>Wil Cordero, R</b> (1, 6) <small>OBP: 0.369, SLG: 0.482</small>		3-1 	4-0 		2-1 		2-2 		2-0 	4 0 0 0 1 0 0		
<b>Lenny Webster, R</b> (1, 2) <small>OBP: 0.375, SLG: 0.460</small>		0-1 	1-2 		1-1 		1-0 		0-1 	5 0 2 0 0 1 2		
<b>Mike Lansing, R</b> (1, 5) <small>OBP: 0.312, SLG: 0.342</small>		0-0 		3-2 		4-0 		3-2 	3 1 1 0 1 0 1			
<b>Jeff Fassero, L</b> (1, 1) <small>OBP: 0.132, SLG: 0.139</small> <b>Mel Rojas, R</b> (8, 1) <small>OBP: 0.167, SLG: 0.167</small>			0-1 	0-0 		4-2 		1-3 	2 1 1 0 1 1 1 0 0 0 0 0 0 0			
<b>Inning Stats</b>	R: 0 H: 0 E: 0 LOB: 2 K: 2 BB: 2 S: 13 P: 23	R: 0 H: 0 E: 0 LOB: 0 K: 0 BB: 0 S: 5 P: 8	R: 3 H: 3 E: 1 LOB: 2 K: 1 BB: 2 S: 13 P: 24	R: 3 H: 3 E: 0 LOB: 0 K: 0 BB: 1 S: 7 P: 15	R: 0 H: 1 E: 0 LOB: 3 K: 1 BB: 2 S: 12 P: 25	R: 1 H: 1 E: 0 LOB: 0 K: 1 BB: 0 S: 6 P: 10	R: 0 H: 1 E: 0 LOB: 1 K: 1 BB: 0 S: 11 P: 18	R: 0 H: 0 E: 0 LOB: 1 K: 0 BB: 2 S: 5 P: 15	R: 0 H: 0 E: 0 LOB: 0 K: 0 BB: 0 S: 5 P: 9	1B: 5 SF: 2 2B: 2 SAC: 1 3B: 0 DP: 2 HR: 2 HBP: 0	WP: 1 PA: 43 PB: 0 SB: 1 CS: 0	
<b>PITCHER</b> <b>Salomon Torres, R</b> (1, 1) <small>ERA: 5.44</small> <b>Brad Brink, R</b> (4, 1) <small>ERA: 1.69</small> <b>Pat Gomez, L</b> (8, 1) <small>ERA: 1.02</small> <b>Steve Frey, L</b> (9, 1) <small>ERA: 6.04</small>	IP WLS BF H R ER SO BB IBB HBP BLK WP HR S P ERA WHIP											<b>PITCHER</b> IP WLS BF H R ER SO BB IBB HBP BLK WP HR S P ERA WHIP

livebaseballscorecards.com

AB	31
R	7
H	9
RBI	7
BB	9
SO	6
LOB	14



Batter	1	2	3	4	5	6	7	8	9	AB R H RBI BB SO LOB
Darren Lewis, R (1, 8) OBP: 0.353, SLG: 0.327	1-3 K		0-1 B1-3		1-0 G6-3		0-0 FC5-4 1B		0-0 FC6-4 1B	5 0 2 0 0 1 0
Robby Thompson, R (1, 4) OBP: 0.277, SLG: 0.320	2-3 K		4-2 FC3-6 BB		2-2 G5-3		0-0 FC5-4 1-2f		0-0 FC6-4 WP 1-2f 3-H	4 0 0 1 1 1 2
Barry Bonds, L (1, 7) OBP: 0.416, SLG: 0.580	2-0 G4-3		0-0 FC3-6 1B 1-2f		4-0 BB		1-0 HR		2-2 G4-3 1-2	4 2 1 1 1 0 2
Matt Williams, R (1, 5) OBP: 0.302, SLG: 0.571		0-2 SH5-3 1B	4-2 1B 1-2 BB		1-3 K		1-2 L8			3 0 1 0 1 1 1
Mark Carreon, R (1, 9) OBP: 0.273, SLG: 0.319		1-2 SH5-3 1B	3-2 FC5-4 1B 1-3 2-H		1-1 F9		0-0 L7			4 0 2 1 0 0 0
Royce Clayton, R (1, 6) OBP: 0.304, SLG: 0.352		0-0 SH5-3	0-0 FC5-4 1-2f		0-1 G5-3		0-0 E5			3 0 0 0 0 0 2
Steve Scarsone, R (1, 3) OBP: 0.291, SLG: 0.392		4-0 IBB		1-3 K		3-1 F9		3-2 F7		2 0 0 0 1 1 0
Dave Martinez, L (8, PH) OBP: 0.329, SLG: 0.375										1 0 0 0 0 0 1
Kirt Manwaring, R (1, 2) OBP: 0.293, SLG: 0.323		3-3 K		0-0 L8		0-0 G6-3		2-2 F8		4 0 0 0 0 1 3
Salomon Torres, R (1, 1) OBP: 0.154, SLG: 0.154		0-3 K		0-2 G6-3		1-3 K2-3		2-2 1B FC6-4 2B		1 0 0 0 0 0 1 3
Brad Britton, R (4, 1)										1 0 0 0 0 0 0 0
Rikkert FaneYTE, R (7, PH) OBP: 0.235, SLG: 0.267										1 0 0 0 0 0 1 0
Pat Gomez, L (8, 1)										0 0 0 0 0 0 0 0
Steve Frey, R (9, 1)										0 0 0 0 0 0 0 0
Jeff Reed, L (9, PH) OBP: 0.237, SLG: 0.176										1 1 1 0 0 0 0 0

Inning Stats	R: 0	H: 0	E: 0	K: 2	S: 7	H: 0	LOB: 0	BB: 0	P: 12	R: 0	H: 2	E: 0	K: 2	S: 13	H: 1	LOB: 3	BB: 1	P: 21	R: 1	H: 1	E: 0	K: 0	S: 11	H: 0	LOB: 2	BB: 2	P: 22	R: 0	H: 0	E: 0	K: 1	S: 7	H: 0	LOB: 0	BB: 0	P: 8	R: 0	H: 0	E: 0	K: 1	S: 7	H: 0	LOB: 1	BB: 1	P: 15	R: 0	H: 0	E: 0	K: 0	S: 6	H: 0	LOB: 0	BB: 0	P: 10	R: 0	H: 1	E: 0	K: 1	S: 7	H: 1	LOB: 1	BB: 0	P: 8	R: 1	H: 1	E: 1	K: 0	S: 10	H: 1	LOB: 1	BB: 0	P: 15	R: 1	H: 2	E: 0	K: 0	S: 12	H: 2	LOB: 1	BB: 0	P: 18	1B: 5	SF: 0	2B: 1	SAC: 1	3B: 0	DP: 0	HR: 1	HBP: 0
--------------	------	------	------	------	------	------	--------	-------	-------	------	------	------	------	-------	------	--------	-------	-------	------	------	------	------	-------	------	--------	-------	-------	------	------	------	------	------	------	--------	-------	------	------	------	------	------	------	------	--------	-------	-------	------	------	------	------	------	------	--------	-------	-------	------	------	------	------	------	------	--------	-------	------	------	------	------	------	-------	------	--------	-------	-------	------	------	------	------	-------	------	--------	-------	-------	-------	-------	-------	--------	-------	-------	-------	--------

PITCHER	IP	WLS	BF	H	R	ER	SO	BB	IBB	HBP	BLK	WP	HR	S	P	ERA	WHIP
Jeff Fassero, L (1, 1) ERA: 3.2	7.2	W	33	5	2	2	7	3	1	0	0	0	1	65	105	2.35	1.043
Mel Rojas, R (8, 1) ERA: 3.15	1.1		6	2	1	1	0	0	0	0	0	1	0	15	24	6.75	1.500

**BOTTOM**

**Montreal Expos @ San Francisco Giants**  
Candlestick Park, San Francisco, CA

Thu Jun 30 1994, 10:05 PM EDT  
Att: 16,399 - Unknown - 60 F

AB	34
R	3
H	7
RBI	3
BB	4
SO	7
LOB	14

WP: 1 PA: 39  
PB: 0  
SB: 1  
CS: 0



livebaseballscores.com



Batter	1	2	3	4	5	6	7	8	9	AB R H RBI BB SO LOB	TOP		
<b>Marquis Grissom, R</b> (1, 8) OBP: 0.358, SLG: 0.432 <b>Rondell White, R</b> (7, 8) OBP: 0.313, SLG: 0.333	0-0 HR 1B		3-2 G1-3	1-0 G6-3			1-0 G6-3		3-3 K	4 1 1 0 0 0 0 1 0 0 0 0 1 0			
<b>Lou Frazier, S</b> (1, 7) OBP: 0.424, SLG: 0.365	0-3 K		1-2 1B HR 1B		0-0 G1-3		0-2 G4-3		0-0 1B	5 1 2 0 0 1 1			
<b>Moises Alou, R</b> (1, 9) OBP: 0.416, SLG: 0.587 <b>Cliff Floyd, L</b> (7, 9) OBP: 0.325, SLG: 0.386	1-0 HR		0-0 HR 1B		1-3 K		2-1 2B		0-0 G3	4 2 3 2 0 1 0 1 0 0 0 0 0 1			
<b>Larry Walker, L</b> (1, 3) OBP: 0.384, SLG: 0.577 <b>Freddie Benavides, R</b> (7, 3) OBP: 0.250, SLG: 0.315 (8, 6)	3-2 G4-6-3 1B		2-1 HR		2-0 1B		2-0 F7			4 1 3 3 0 0 1 0 0 0 0 0 0 0			
<b>Darrin Fletcher, L</b> (1, 2) OBP: 0.341, SLG: 0.447 <b>Jeff Shaw, R</b> (5, 1) OBP: 0.375, SLG: 0.286 <b>Randy Milligan, R</b> (8, PH) OBP: 0.345, SLG: 0.357 (8, 3)	0-2 G4-6-3 1-2f		3-1 G3		0-2 G3			0-0 G6-3		3 0 0 0 0 0 2 0 0 0 0 0 0 0 1 0 0 0 0 0 0			
<b>Wil Cordero, R</b> (1, 6) OBP: 0.374, SLG: 0.500 <b>John Wetteland, R</b> (8, 1) OBP: 0.250, SLG: 0.250		2-2 G4-3 SF8 1B	0-2 HR			0-1 G4-3		2-1 2B		4 2 3 1 0 0 0 0 0 0 0 0 0 0			
<b>Sean Berry, R</b> (1, 5) OBP: 0.332, SLG: 0.402		1-0 G4-3	1-2 F8			0-2 G1-3		4-0 G6-3 BB		3 0 0 0 1 0 1			
<b>Mike Lansing, R</b> (1, 4) OBP: 0.312, SLG: 0.347 <b>Juan Bell, R</b> (7, 4) OBP: 0.363, SLG: 0.405		1-0 SF8		0-0 G6-3		1-0 2B		0-0 G6-3 1-2f		2 0 1 1 0 0 0 1 0 0 0 0 0 2			
<b>Pedro Martinez, R</b> (1, 1) OBP: 0.094, SLG: 0.133 <b>Gil Heredia, R</b> (2, 1) OBP: 0.429, SLG: 0.429 <b>Tim Spehr, R</b> (5, 2) OBP: 0.281, SLG: 0.345		2-3 K	2-2 G6-3		2-2 P6			1-3 K		1 0 0 0 0 1 0 1 0 0 0 0 0 0 2 0 0 0 0 1 1			
<b>Inning Stats</b>	R: 2 H: 3 E: 0 LOB: 0 K: 1 BB: 0 S: 11 P: 15	R: 1 H: 1 E: 0 LOB: 0 K: 1 BB: 0 S: 8 P: 14	R: 4 H: 4 E: 0 LOB: 0 K: 0 BB: 0 S: 18 P: 28	R: 0 H: 0 E: 0 LOB: 0 K: 0 BB: 0 S: 5 P: 8	R: 0 H: 1 E: 0 LOB: 1 K: 1 BB: 0 S: 8 P: 11	R: 0 H: 1 E: 0 LOB: 1 K: 0 BB: 0 S: 9 P: 12	R: 0 H: 1 E: 0 LOB: 1 K: 0 BB: 0 S: 7 P: 12	R: 0 H: 1 E: 0 LOB: 1 K: 0 BB: 1 S: 4 P: 10	R: 0 H: 1 E: 0 LOB: 1 K: 2 BB: 0 S: 8 P: 12	1B: 7 SF: 1 2B: 3 SAC: 0 3B: 0 DP: 2 HR: 3 HBP: 0	WP: 0 PA: 39 PB: 0 SB: 2 CS: 0		
<b>PITCHER</b>	IP WLS BF H R ER SO BB IBB HBP BLK WP HR S P ERA WHIP											<b>PITCHER</b>	IP WLS BF H R ER SO BB IBB HBP BLK WP HR S P ERA WHIP
<b>John Burkett, R</b> (1, 1) ERA: 3.82 <b>Rich Monteleone, R</b> (4, 1) ERA: 3.54 <b>Steve Frey, L</b> (8, 1) ERA: 5.79 <b>Rod Beck, R</b> (9, 1) ERA: 4.0	3.0 W 16 8 7 7 2 0 0 0 0 0 3 37 57 21.00 2.667												

**Montreal Expos @ San Francisco Giants**  
 Candlestick Park, San Francisco, CA  
 Fri Jul 01 1994, 10:05 PM EDT  
 Att: 40,036 - Unknown

AB	37
R	7
H	13
RBI	7
BB	1
SO	5
LOB	9







Batter	1	2	3	4	5	6	7	8	9	AB R H RBI BB SO LOB	TOP																									
<b>Marquis Grissom, R</b> (1, 8) <small>OBP: 0.353, SLG: 0.426</small>	0-1 P6	1-2 L7		2-1 P3		1-3 K		1-0 G5-3		5 0 0 0 0 1 4																										
<b>Rondell White, R</b> (1, 7) <small>OBP: 0.297, SLG: 0.314</small>	1-3 K		2-2 F7		2-2 L7		3-2 K	1-2 1B		5 0 1 0 0 2 0																										
<b>Moises Alou, R</b> (1, 9) <small>OBP: 0.419, SLG: 0.600</small>	2-3 K		3-2 1B 2B		1-0 HR		4-0 1B BB	0-1 P9		4 3 2 1 1 1 1																										
<b>Larry Walker, L</b> (1, 3) <small>OBP: 0.385, SLG: 0.572</small>		1-3 K	2-1 P9 WP 1B 2-H		1-3 K		4-2 1B HR BB	1-2 L8		4 1 1 1 1 2 0																										
<b>Wil Cordero, R</b> (1, 6) <small>OBP: 0.375, SLG: 0.509</small>		0-0 HR	3-1 P9 1-3		2-0 G4-3		0-1 HR 1B	1-1 L9		5 2 2 2 0 0 1																										
<b>Lenny Webster, R</b> (1, 2) <small>OBP: 0.376, SLG: 0.484</small>		1-2 E3 1B 1B		0-3 K		4-2 SH2-3 BB BB	0-0 HR	2-0 G5-3		4 2 1 3 1 1 0																										
<b>Mike Lansing, R</b> (1, 4) <small>OBP: 0.318, SLG: 0.359</small>		2-1 F9		1-1 HR		4-2 SH2-3 BB	1-0 CS HBP			2 1 1 1 1 0 1																										
<b>Sean Berry, R</b> (1, 5) <small>OBP: 0.335, SLG: 0.419</small>		0-0 1B 1B	1-3 1B 1B	2-0 HR		0-0 P7	1-2 K			4 1 2 1 0 1 3																										
<b>Ken Hill, R</b> (1, 1) <small>OBP: 0.184, SLG: 0.139</small> <b>Tim Scott, R</b> (7, 1) <small>OBP: 0.167, SLG: 0.167</small> <b>Mel Rojas, R</b> (8, 1) <small>OBP: 0.250, SLG: 0.250</small> <b>John Wetteland, R</b> (8, 1)		2-1 1B 3-H 1B	1-2 G6-3	1-2 G6-3		0-0 SH2-3		2-1 P8		2 0 1 1 0 0 0 1 0																										
<b>Inning Stats</b>	R: 0 E: 0 K: 2 S: 8	H: 0 LOB: 0 BB: 0 P: 11	R: 2 E: 1 K: 1 S: 17	H: 3 LOB: 2 BB: 0 P: 24	R: 1 E: 0 K: 0 S: 10	H: 2 LOB: 0 BB: 0 P: 20	R: 2 E: 0 K: 1 S: 14	H: 2 LOB: 0 BB: 0 P: 20	R: 1 E: 0 K: 1 S: 8	H: 1 LOB: 0 BB: 0 P: 14	R: 0 E: 0 K: 1 S: 10	H: 0 LOB: 2 BB: 2 P: 19	R: 4 E: 0 K: 2 S: 12	H: 2 LOB: 0 BB: 2 P: 25	R: 0 E: 0 K: 0 S: 8	H: 1 LOB: 1 BB: 0 P: 12	R: 0 E: 0 K: 0 S: 7	H: 0 LOB: 0 BB: 0 P: 11	1B: 5 2B: 1 3B: 0 HR: 5	SF: 0 SAC: 1 DP: 0 HBP: 1	WP: 1 PB: 0 SB: 0 CS: 1	PA: 42														
<b>PITCHER</b>	IP WLS BF H R ER SO BB IBB HBP BLK WP HR S P ERA WHIP																																			
<b>Bud Black, L</b> (1, 1) <small>ERA: 4.0</small>	5.0		23	8	6	5	5	0	0	0	0	1	4	57	89	9.00	1.600																			
<b>Dave Burba, R</b> (6, 1) <small>ERA: 4.5</small>	1.1	L	8	0	2	2	2	4	0	0	0	0	0	15	35	13.50	3.000																			
<b>Michael Jackson, R</b> (7, 1) <small>ERA: 1.52</small>	1.2		8	3	2	2	1	0	0	1	0	0	1	15	21	10.80	1.800																			
<b>Pat Gomez, L</b> (9, 1) <small>ERA: 0.96</small>	1.0		3	0	0	0	0	0	0	0	0	0	0	7	11	0.00	0.000																			

**Montreal Expos @ San Francisco Giants**  
 Candlestick Park, San Francisco, CA  
 Sat Jul 02 1994, 6:33 AM EDT  
 Att. 22,617 - Cloudy - 67 F

<b>AB</b>	36
<b>R</b>	10
<b>H</b>	11
<b>RBI</b>	10
<b>BB</b>	4
<b>SO</b>	8
<b>LOB</b>	10



WP: 1	PA: 42
PB: 0	
SB: 0	
CS: 1	

ERA	WHIP





Batter	1	2	3	4	5	6	7	8	9	AB R H RBI BB SO LOB	TOP											
Marquis Grissom, R (1, 8) OBP: 0.348, SLG: 0.419	0-1 G5-3		2-0 G4-3		0-0 E4 HR		0-1 G5-3		1-2 G5-3	5 1 0 0 0 0 0												
Lou Frazier, S (1, 7) OBP: 0.413, SLG: 0.348	1-0 L7			4-0 E S 1B BB	1-3 K		2-1 L8		1-2 G3-1	4 1 0 0 1 1 1												
Moises Alou, R (1, 9) OBP: 0.417, SLG: 0.594	1-3 K			2-3 K	4-1 HR BB		1-0 G5-3			3 1 0 0 1 2 1												
Larry Walker, L (1, 3) OBP: 0.386, SLG: 0.582		0-0 G4-3		1-0 S 1B 3-H	0-2 HR 1-H 2-H			0-0 P4		4 1 2 4 0 0 0												
Wil Cordero, R (1, 6) OBP: 0.373, SLG: 0.505		0-1 G6-3		1-0 S 1B 1-2	2-0 G5-3			2-2 P2		4 0 1 0 0 0 0												
Darrin Fletcher, L (1, 2) OBP: 0.347, SLG: 0.462		2-1 HR		0-1 F7		4-0 G6-4-3 BB		4-1 1B BB		2 1 1 1 2 0 2												
Mike Lansing, R (1, 4) OBP: 0.320, SLG: 0.358		0-0 L5		4-2 BB 1-2 2-3		2-2 G6-4-3 1-2f		2-1 FC4-8 1B		3 0 1 0 1 0 1												
Sean Berry, R (1, 5) OBP: 0.333, SLG: 0.413			0-0 F7	3-2 P2		4-0 WP BB		1-1 FC4-6 1-2f		3 0 0 0 1 0 5												
Kirk Rueter, L (1, 1) OBP: 0.182, SLG: 0.100			1-1 G6-3		1-1 G4-3				3-2 P6	2 0 0 0 0 0 0												
Gil Heredia, R (5, 1) OBP: 0.429, SLG: 0.429										0 0 0 0 0 0 0												
Cliff Floyd, L (6, PH) OBP: 0.324, SLG: 0.384										1 0 0 0 0 1 1												
Jeff Shaw, R (6, 1) OBP: 0.375, SLG: 0.286										0 0 0 0 0 0 0												
Lenny Webster, R (9, PH) OBP: 0.373, SLG: 0.478										1 0 0 0 0 0 0												
<b>Inning Stats</b>	R: 0 E: 0 K: 1 S: 7	H: 0 LOB: 0 BB: 0 P: 9	R: 1 E: 0 K: 0 S: 6	H: 1 LOB: 0 BB: 0 P: 8	R: 0 E: 0 K: 0 S: 4	H: 0 LOB: 0 BB: 0 P: 7	R: 1 E: 1 K: 1 S: 13	H: 2 LOB: 3 BB: 2 P: 28	R: 3 E: 1 K: 1 S: 12	H: 1 LOB: 0 BB: 1 P: 19	R: 0 E: 0 K: 1 S: 6	H: 0 LOB: 1 BB: 2 P: 18	R: 0 E: 0 K: 0 S: 5	H: 0 LOB: 0 BB: 0 P: 8	R: 0 E: 0 K: 0 S: 10	H: 1 LOB: 2 BB: 1 P: 19	R: 0 E: 0 K: 0 S: 10	H: 0 LOB: 0 BB: 0 P: 15	1B: 3 2B: 0 3B: 0 HR: 2	SF: 0 SAC: 0 DP: 1 HBP: 0	WP: 1 PB: 0 SB: 4 CS: 0	PA: 38
<b>PITCHER</b>	IP WLS BF H R ER SO BB IBB HBP BLK WP HR S P ERA WHIP																					
Mark Portugal, R (1, 1) ERA: 3.61	6.0 W 27 4 5 2 4 5 0 0 0 1 2 48 89 3.00 1.500																					
Rich Monteleone, R (7, 1) ERA: 3.41	1.0 3 0 0 0 0 0 0 0 0 0 0 5 8 0.00 0.000																					
Michael Jackson, R (8, 1) ERA: 1.5	0.2 3 0 0 0 0 1 0 0 0 0 0 6 12 0.00 1.500																					
Rod Beck, R (8, 1) ERA: 3.81	1.1 S 5 1 0 0 0 0 0 0 0 0 0 14 22 0.00 0.750																					

**Montreal Expos @ San Francisco Giants**  
Candlestick Park, San Francisco, CA

Sun Jul 03 1994, 6:33 AM EDT  
Att. 23,567 - Sunny - 67 F

[livebaseballscorecards.com](http://livebaseballscorecards.com)

AB	32
R	5
H	5
RBI	5
BB	6
SO	4
LOB	11



Batter	1	2	3	4	5	6	7	8	9	AB	R	H	RBI	BB	SO	LOB
Darren Lewis, R OBP: 0.360, SLG: 0.333 (1, 8)	F7	1B			E3 G4-3 1B HR	1B		FC4-6		5	1	2	1	0	0	2
Robby Thompson, R OBP: 0.284, SLG: 0.349 (1, 4)	HR	F9			HR	FC5				4	2	2	1	0	0	3
Mike Benjamin, R OBP: 0.339, SLG: 0.333 (9, 4)										0	0	0	0	0	0	0
Barry Bonds, L OBP: 0.421, SLG: 0.574 (1, 7)	1B SF8 BB				G4-3			L9		3	1	1	1	1	0	2
Mark Carreon, R OBP: 0.341, SLG: 0.434 (1, 9)	1B				HR			G6-3		4	1	2	3	0	0	1
Steve Scarsone, R OBP: 0.262, SLG: 0.357 (1, 5)	SF8				G6-3			K		3	0	0	1	0	1	1
Royce Clayton, R OBP: 0.306, SLG: 0.352 (1, 6)	F8				G4-3			1B		4	1	1	0	0	0	1
Todd Benzing, S OBP: 0.288, SLG: 0.370 (1, 3)		SH1-4 1B HBP			K			K		3	1	1	1	0	2	0
Kirt Manwaring, R OBP: 0.291, SLG: 0.317 (1, 2)		K			K			L5		4	0	0	0	0	2	2
Mark Portugal, R OBP: 0.389, SLG: 0.559 (1, 1)		SH1-4						P4		1	1	1	0	0	0	0
Rikkert Faneyte, R OBP: 0.250, SLG: 0.235 (6, PH)								P5		0	0	0	0	1	0	0
Rich Monteleone, R (7, 1)										0	0	0	0	0	0	0
Michael Jackson, R (8, 1)										0	0	0	0	0	0	0
Rod Beck, R (8, 1)										1	0	0	0	0	0	1

Inning Stats	R: 2	H: 2	E: 0	K: 0	S: 13	H: 2	LOB: 1	BB: 1	P: 25	R: 1	H: 1	E: 0	K: 1	S: 11	H: 1	LOB: 1	BB: 0	P: 16	R: 0	H: 1	E: 0	K: 0	S: 11	R: 0	H: 0	E: 0	K: 2	S: 8	H: 0	LOB: 0	BB: 0	P: 17	R: 4	H: 3	E: 1	K: 0	S: 19	H: 1	LOB: 2	BB: 1	P: 17	R: 0	H: 0	E: 0	K: 1	S: 6	H: 2	LOB: 1	BB: 0	P: 18
--------------	------	------	------	------	-------	------	--------	-------	-------	------	------	------	------	-------	------	--------	-------	-------	------	------	------	------	-------	------	------	------	------	------	------	--------	-------	-------	------	------	------	------	-------	------	--------	-------	-------	------	------	------	------	------	------	--------	-------	-------

PITCHER	IP	WLS	BF	H	R	ER	SO	BB	IBB	HBP	BLK	WP	HR	S	P	ERA	WHIP
Kirk Rueter, L ERA: 6.36 (1, 1)	4.1	L	21	6	6	6	3	1	0	1	0	0	1	54	90	12.46	1.615
Gil Heredia, R ERA: 4.56 (5, 1)	0.2		3	1	1	0	0	0	0	0	0	0	1	8	11	0.00	1.500
Jeff Shaw, R ERA: 3.98 (6, 1)	3.0		13	3	1	1	2	1	0	0	0	0	0	27	43	3.00	1.333

**BOTTOM**

**Montreal Expos @ San Francisco Giants**  
Candlestick Park, San Francisco, CA

Sun Jul 03 1994, 6:33 AM EDT  
Att. 23,567 - Sunny - 67 F

AB	32
R	8
H	10
RBI	8
BB	2
SO	5
LOB	13

WP: 0 PA: 37  
PB: 0 SB: 1  
CS: 1



PITCHER	IP	WLS	BF	H	R	ER	SO	BB	IBB	HBP	BLK	WP	HR	S	P	ERA	WHIP
---------	----	-----	----	---	---	----	----	----	-----	-----	-----	----	----	---	---	-----	------



Batter	1	2	3	4	5	6	7	8	9	AB R H RBI BB SO LOB	TOP
<b>Marquis Grissom, R</b> (1, 8) <small>OBP: 0.346, SLG: 0.419</small>	1-0 		2-3 	3-3 			2-3 		3-2 	5 1 1 0 0 3 1	<b>Montreal Expos @ Los Angeles Dodgers</b> Dodger Stadium, Los Angeles, CA Mon Jul 04 1994, 7:05 PM PDT Att. 54,859 - Unknown - 76 F  livebaseballscorecards.com  <b>AB 36</b> <b>R 5</b> <b>H 10</b> <b>RBI 5</b> <b>BB 1</b> <b>SO 10</b> <b>LOB 11</b>  
<b>Lou Frazier, S</b> (1, 7) <small>OBP: 0.404, SLG: 0.340</small>	2-3 		1-2 			1-0 	1-1 	1-2 	5 0 1 0 0 1 1		
<b>Moises Alou, R</b> (1, 9) <small>OBP: 0.414, SLG: 0.587</small>	1-2 		0-0 			0-0 	1-3 	1-3 	5 0 1 0 0 2 1		
<b>Larry Walker, L</b> (1, 3) <small>OBP: 0.390, SLG: 0.595</small>	0-0 			0-0 		3-3 		2-1 	4 2 3 1 0 1 0		
<b>Darrin Fletcher, L</b> (1, 2) <small>OBP: 0.346, SLG: 0.460</small>	1-2 			3-1 		2-0 		1-3 	3 1 1 1 0 1 0		
<b>Wil Cordero, R</b> (1, 6) <small>OBP: 0.372, SLG: 0.505</small>	1-1 			1-0 		1-0 		2-3 	4 1 1 1 0 1 2		
<b>Mike Lansing, R</b> (1, 4) <small>OBP: 0.326, SLG: 0.362</small>				0-0 		4-2 		2-1 	3 0 2 1 1 0 0		
<b>Sean Berry, R</b> (1, 5) <small>OBP: 0.328, SLG: 0.405</small>				0-0 		0-1 		2-2 	4 0 0 1 0 0 4		
<b>Butch Henry, L</b> (1, 1) <small>OBP: 0.364, SLG: 0.350</small> <b>Mel Rojas, R</b> (7, 1) <small>OBP: 0.143, SLG: 0.143</small>				0-0 			0-0 	0-0 	2 0 0 0 0 1 0 1 0 0 0 0 0 2		
<b>Inning Stats</b>	R: 1 H: 3 E: 0 LOB: 2 K: 1 BB: 0 S: 13 P: 19	R: 0 H: 0 E: 0 LOB: 0 K: 1 BB: 0 S: 7 P: 9	R: 0 H: 0 E: 0 LOB: 0 K: 1 BB: 0 S: 7 P: 10	R: 3 H: 4 E: 0 LOB: 1 K: 1 BB: 0 S: 10 P: 17	R: 0 H: 0 E: 0 LOB: 0 K: 1 BB: 0 S: 5 P: 9	R: 0 H: 0 E: 0 LOB: 1 K: 0 BB: 1 S: 6 P: 13	R: 0 H: 1 E: 0 LOB: 1 K: 2 BB: 0 S: 10 P: 14	R: 1 H: 2 E: 0 LOB: 2 K: 2 BB: 0 S: 16 P: 25	R: 0 H: 0 E: 0 LOB: 0 K: 1 BB: 0 S: 13 P: 18	1B: 7 SF: 1 2B: 2 SAC: 1 3B: 0 DP: 0 HR: 1 HBP: 0	WP: 0 PA: 39 PB: 1 SB: 0 CS: 0
<b>PITCHER</b> <b>Ramon Martinez, R</b> (1, 1) <small>ERA: 4.28</small> <b>Omar Daal, L</b> (8, 1) <small>ERA: 3.24</small> <b>Ismael Valdez, R</b> (8, 1) <small>ERA: 2.45</small>	IP WLS BF H R ER SO BB IBB HBP BLK WP HR S P ERA WHIP 7.0 L 30 8 4 4 7 1 0 0 0 0 0 0 58 91 5.14 1.286 0.1 4 2 1 1 2 0 0 0 0 0 0 1 12 19 27.00 6.000 1.2 5 0 0 0 1 0 0 0 0 0 0 0 17 24 0.00 0.000	<b>PITCHER</b> IP WLS BF H R ER SO BB IBB HBP BLK WP HR S P ERA WHIP									





Batter	1	2	3	4	5	6	7	8	9	10	AB R H RBI BB SO LOB	TOP												
<b>Marquis Grissom, R</b> (1, 8) OBP: 0.345, SLG: 0.415 											3 0 0 0 1 0 0													
<b>Wil Cordero, R</b> (1, 6) OBP: 0.367, SLG: 0.498 											4 0 0 0 0 1 1													
<b>Moises Alou, R</b> (1, 9) OBP: 0.412, SLG: 0.581 											3 0 0 0 1 0 0													
<b>Larry Walker, L</b> (1, 3) OBP: 0.386, SLG: 0.586 											4 0 0 0 0 2 1													
<b>Cliff Floyd, L</b> (1, 7) OBP: 0.319, SLG: 0.378 <b>John Wetteland, R</b> (10, 1) OBP: 0.250, SLG: 0.250 											4 0 0 0 0 1 0 0 0 0 0 0 0 0													
<b>Lenny Webster, R</b> (1, 2) OBP: 0.377, SLG: 0.505 											3 1 1 1 0 1 0													
<b>Mike Lansing, R</b> (1, 4) OBP: 0.325, SLG: 0.360 											4 0 1 0 0 1 1													
<b>Sean Berry, R</b> (1, 5) OBP: 0.323, SLG: 0.399 											3 0 0 0 0 1 1													
<b>Jeff Fassero, L</b> (1, 1) OBP: 0.122, SLG: 0.128 <b>Lou Frazier, S</b> (10, 7) OBP: 0.404, SLG: 0.340 											3 0 0 0 0 3 1 0 0 0 0 0 0 0													
<b>Inning Stats</b>	R: 0 E: 0 K: 0 S: 5	H: 0 LOB: 0 BB: 1 P: 9	R: 0 E: 0 K: 1 S: 7	H: 0 LOB: 1 BB: 0 P: 13	R: 0 E: 0 K: 2 S: 10	H: 0 LOB: 0 BB: 0 P: 15	R: 0 E: 0 K: 1 S: 9	H: 0 LOB: 0 BB: 0 P: 13	R: 1 E: 0 K: 2 S: 16	H: 2 LOB: 1 BB: 0 P: 27	R: 0 E: 0 K: 0 S: 4	H: 0 LOB: 1 BB: 1 P: 10	R: 0 E: 0 K: 1 S: 5	H: 0 LOB: 0 BB: 0 P: 6	R: 0 E: 0 K: 1 S: 10	H: 0 LOB: 0 BB: 0 P: 17	R: 0 E: 0 K: 2 S: 9	H: 0 LOB: 0 BB: 0 P: 16	R: 0 E: 0 K: 0 S: 7	H: 0 LOB: 0 BB: 0 P: 13	1B: 1 2B: 0 3B: 0 HR: 1	SF: 0 SAC: 0 DP: 1 HBP: 1	WP: 0 PB: 0 SB: 0 CS: 0	PA: 34
<b>PITCHER</b> <b>Pedro Astacio, R</b> (1, 1) ERA: 3.85 <b>Ismael Valdez, R</b> (9, 1) ERA: 1.93	IP: 8.0 WLS: W BF: 28 H: 2 R: 1 ER: 1 SO: 8 BB: 2 IBB: 0 HBP: 1 BLK: 0 WP: 0 HR: 1 S: 66 P: 110 ERA: 1.12 WHIP: 0.500																							

**Montreal Expos @ Los Angeles Dodgers**  
 Dodger Stadium, Los Angeles, CA  
 Tue Jul 05 1994, 3:33 AM PDT  
 Att. 32,449 - Sunny - 79 F

livebaseballscorecards.com

AB 31  
 R 1  
 H 2  
 RBI 1  
 BB 2  
 SO 10  
 LOB 5



Batter	1	2	3	4	5	6	7	8	9	10	AB	R	H	RBI	BB	SO	LOB
<b>Brett Butler, L</b> OBP: 0.427, SLG: 0.443 (1, 8) WP	0-1 E8 WP 1B		1-2 L7			0-0 B1-3			2-1 G1-3		4	1	1	0	0	0	0
<b>Delino DeShields, L</b> OBP: 0.366, SLG: 0.313 (1, 4) 2-H	2-3 K		1-1 P8			2-2 G6-3			0-1 G3-1		4	0	0	0	0	1	0
<b>Mike Piazza, R</b> OBP: 0.363, SLG: 0.554 (1, 2)	1-3 K		1-3 K			2-3 K			2-3 K		4	0	0	0	0	4	0
<b>Tim Wallach, R</b> OBP: 0.334, SLG: 0.483 (1, 5)	2-3 K			0-0 G5-3			0-3 K			3-2 P9	4	0	0	0	0	2	0
<b>Raul Mondesi, R</b> OBP: 0.337, SLG: 0.546 (1, 9)		0-0 F8		1-3 K			0-2 G6-3			2-1 HR	4	1	1	1	0	1	0
<b>Eric Karros, R</b> OBP: 0.311, SLG: 0.401 (1, 3)		0-2 G6-3		1-0 L9			0-0 F7				3	0	0	0	0	0	0
<b>Cory Snyder, R</b> OBP: 0.323, SLG: 0.448 (1, 7)		4-2 1B BB			2-2 P2			3-3 K			2	0	0	0	1	1	0
<b>Rafael Bournigal, R</b> OBP: 0.400, SLG: 0.385 (1, 6)		0-0 1B		1-0 F8			0-2 G6-3				3	0	1	0	0	0	0
<b>Pedro Astacio, R</b> OBP: 0.077, SLG: 0.077 (1, 1) <b>Mitch Webster, S</b> OBP: 0.324, SLG: 0.397 (8, PH) <b>Ismael Valdez, R</b> (9, 1)		0-0 G1-3		1-3 K			1-2 G5-3				2	0	0	0	0	1	2
											1	0	0	0	0	0	0
											0	0	0	0	0	0	0


Inning Stats	R: 1	H: 1	R: 0	H: 1	R: 0	H: 0	R: 0	H: 0	R: 0	H: 0	R: 0	H: 0	R: 0	H: 0	R: 0	H: 0	R: 0	H: 0	R: 1	H: 1	1B: 2	SF: 0	WP: 2	PA: 32
	E: 1	LOB: 0	E: 0	LOB: 2	E: 0	LOB: 0	E: 0	LOB: 0	E: 0	LOB: 0	E: 0	LOB: 0	E: 0	LOB: 0	E: 0	LOB: 0	E: 0	LOB: 0	E: 0	LOB: 0	2B: 0	SAC: 0	FB: 0	
	K: 3	BB: 0	K: 0	BB: 1	K: 1	BB: 0	K: 1	BB: 0	K: 1	BB: 0	K: 1	BB: 0	K: 1	BB: 0	K: 1	BB: 0	K: 1	BB: 0	K: 0	BB: 0	3B: 0	DP: 0	SB: 0	
	S: 14	P: 19	S: 8	P: 12	S: 8	P: 11	S: 5	P: 7	S: 7	P: 11	S: 8	P: 12	S: 7	P: 7	S: 9	P: 13	S: 7	P: 11	S: 5	P: 10	HR: 1	HBP: 0	CS: 0	

PITCHER	IP	WLS	BF	H	R	ER	SO	BB	IBB	HBP	BLK	WP	HR	S	P	ERA	WHIP
<b>Jeff Fassero, L</b> ERA: 2.97 (1, 1)	9.0		30	2	1	0	10	1	0	0	0	1	0	73	103	0.00	0.333
<b>John Wetteland, R</b> ERA: 3.19 (10, 1)	0.1	L	2	1	1	1	0	0	0	0	0	0	1	5	10	27.00	3.000

PITCHER	IP	WLS	BF	H	R	ER	SO	BB	IBB	HBP	BLK	WP	HR	S	P	ERA	WHIP

**Montreal Expos @ Los Angeles Dodgers**  
**Dodger Stadium, Los Angeles, CA**  
Tue Jul 05 1994, 3:33 AM PDT  
Att. 32,449 - Sunny - 79 F

<b>AB</b>	<b>31</b>
<b>R</b>	<b>2</b>
<b>H</b>	<b>3</b>
<b>RBI</b>	<b>1</b>
<b>BB</b>	<b>1</b>
<b>SO</b>	<b>10</b>
<b>LOB</b>	<b>2</b>





Batter	1	2	3	4	5	6	7	8	9	AB R H RBI BB SO LOB	TOP	
<b>Marquis Grissom, R</b> (1, 8) <small>OBP: 0.341, SLG: 0.410</small>	3-2 		2-1 		2-2 			1-1 		4 0 0 0 0 0 2	<b>Montreal Expos @ Los Angeles Dodgers</b> Dodger Stadium, Los Angeles, CA Wed Jul 06 1994, 7:05 PM PDT Att. 37,741 - Unknown - 76 F	
<b>Lou Frazier, S</b> (1, 7) <small>OBP: 0.389, SLG: 0.327</small>	0-0 			0-0 		1-0 		2-3 		4 0 0 0 0 1 0		
<b>Moises Alou, R</b> (1, 9) <small>OBP: 0.407, SLG: 0.574</small>	2-1 			1-0 		3-3 		0-0 		4 0 0 0 0 1 0		
<b>Larry Walker, L</b> (1, 3) <small>OBP: 0.387, SLG: 0.589</small>		1-2 		3-2 		2-2 			0-2 	4 1 2 0 0 0 0		
<b>Darrin Fletcher, L</b> (1, 2) <small>OBP: 0.344, SLG: 0.470</small>		0-0 			2-2 		3-2 		0-1 	4 1 1 2 0 0 1		
<b>Wil Cordero, R</b> (1, 6) <small>OBP: 0.369, SLG: 0.502</small>		3-1 			0-2 		1-1 		1-0 	4 2 2 0 0 0 1		
<b>Mike Lansing, R</b> (1, 4) <small>OBP: 0.327, SLG: 0.362</small>		1-2 			3-1 		2-1 		3-2 	4 0 2 1 0 0 2		
<b>Sean Berry, R</b> (1, 5) <small>OBP: 0.321, SLG: 0.395</small> <b>Cliff Floyd, L</b> (7, PH) <small>OBP: 0.321, SLG: 0.380</small> <b>Freddie Benavides, R</b> (7, 5) <small>OBP: 0.247, SLG: 0.311</small>			0-0 		2-2 		3-1 		0-1 	2 0 0 0 0 0 1 1 0 1 0 0 0 0 1 0 0 1 0 0 0		
<b>Pedro Martinez, R</b> (1, 1) <small>OBP: 0.118, SLG: 0.156</small> <b>Lenny Webster, R</b> (7, PH) <small>OBP: 0.374, SLG: 0.500</small> <b>Tim Scott, R</b> (7, 1) <b>Juan Bell, R</b> (9, PH) <small>OBP: 0.359, SLG: 0.400</small> <b>Mel Rojas, R</b> (9, 1) <small>OBP: 0.143, SLG: 0.143</small>			0-1 		0-1 		0-3 		2-3 	2 0 1 0 0 0 0 1 0 0 0 0 1 2 0 0 0 0 0 0 0 1 0 0 0 0 1 0 0 0 0 0 0 0 0		
<b>Inning Stats</b>	R: 0 H: 0 E: 0 LOB: 0 K: 0 BB: 0 S: 6 P: 11	R: 0 H: 1 E: 0 LOB: 1 K: 0 BB: 0 S: 9 P: 14	R: 0 H: 0 E: 0 LOB: 0 K: 0 BB: 0 S: 5 P: 7	R: 0 H: 0 E: 0 LOB: 0 K: 0 BB: 0 S: 5 P: 9	R: 1 H: 3 E: 0 LOB: 2 K: 0 BB: 0 S: 16 P: 25	R: 0 H: 0 E: 0 LOB: 0 K: 1 BB: 0 S: 12 P: 18	R: 0 H: 2 E: 0 LOB: 2 K: 1 BB: 0 S: 12 P: 21	R: 0 H: 0 E: 0 LOB: 0 K: 1 BB: 0 S: 6 P: 9	R: 3 H: 3 E: 0 LOB: 0 K: 1 BB: 0 S: 15 P: 21	1B: 6 SF: 0 2B: 2 SAC: 0 3B: 0 DP: 0 HR: 1 HBP: 0	WP: 1 PA: 36 PB: 0 SB: 0 CS: 0	
<b>PITCHER</b> <b>Kevin Gross, R</b> (1, 1) <small>ERA: 3.69</small> <b>Todd Worrell, R</b> (8, 1) <small>ERA: 2.57</small>	IP WLS BF H R ER SO BB IBB HBP BLK WP HR S P ERA WHIP											<b>PITCHER</b> IP WLS BF H R ER SO BB IBB HBP BLK WP HR S P ERA WHIP

livebaseballscorecards.com



Batter	1	2	3	4	5	6	7	8	9	AB R H RBI BB SO LOB
<b>Brett Butler, L</b> OBP: 0.425, SLG: 0.450 (1, 8) C B B X	2-1 F8 ①		1-0 HR ①			1-2 L8 ①		0-2 L8 ②		4 1 1 2 0 0 0
<b>Delino DeShields, L</b> OBP: 0.368, SLG: 0.316 (1, 4) C B B F S	3-3 K ②		3-2 L6 ③			1-1 G5-4-3 1B ②		1-1 1B ③		4 0 2 0 0 1 0
<b>Mike Piazza, R</b> OBP: 0.362, SLG: 0.550 (1, 2) B C F X	1-2 G6-3 ③				0-1 G5-4-3 1B ②	1-1 G5-4-3 ② ③		0-0 G6-3 ③		4 0 1 0 0 0 2
<b>Tim Wallach, R</b> OBP: 0.330, SLG: 0.477 (1, 5) F B B C B B		3-3 K ①		1-2 G5-4-3 ① ②			0-0 F9 ①		2-1 G6-3 ①	4 0 0 0 0 1 1
<b>Henry Rodriguez, L</b> OBP: 0.345, SLG: 0.450 (1, 7) (8, 3) B B B C B B		3-2 L7 ②		3-2 G6-3 ③			0-1 L3 ②		1-3 K ②	4 0 0 0 0 1 0
<b>Raul Mondesi, R</b> OBP: 0.336, SLG: 0.542 (1, 9) B X		1-0 F9 ③			0-0 G5-3 ①		1-1 1B ③		1-0 G5-3 ③	4 0 1 0 0 0 0
<b>Eric Karros, R</b> OBP: 0.311, SLG: 0.401 <b>Todd Worrell, R</b> (8, 1) C C S			0-3 K ①		0-0 P8 ②		0-0 FC6-4 1B ③			3 0 1 0 0 1 0 0 0 0 0 0 0 0
<b>Rafael Bournigal, R</b> OBP: 0.394, SLG: 0.357 (1, 6) B X		1-0 G5-3 ②			4-2 BB ③		2-1 FC6-4 ③			2 0 0 0 1 0 2
<b>Kevin Gross, R</b> OBP: 0.189, SLG: 0.206 <b>Mitch Webster, S</b> OBP: 0.319, SLG: 0.391 (1, 1) (8, 7) B B B C B B F S X			3-2 HR 1B ③		0-3 K ③			3-3 K ①		2 1 1 0 0 1 1 1 0 0 0 0 1 0

Inning Stats	R: 0 E: 0 K: 1 S: 8	H: 0 LOB: 0 BB: 0 P: 14	R: 0 E: 0 K: 1 S: 8	H: 0 LOB: 0 BB: 0 P: 15	R: 2 E: 0 K: 1 S: 11	H: 2 LOB: 0 BB: 0 P: 19	R: 0 E: 0 K: 0 S: 9	H: 1 LOB: 0 BB: 0 P: 13	R: 0 E: 0 K: 1 S: 7	H: 0 LOB: 1 BB: 1 P: 11	R: 0 E: 0 K: 0 S: 9	H: 1 LOB: 0 BB: 0 P: 12	R: 0 E: 0 K: 0 S: 8	H: 2 LOB: 2 BB: 0 P: 11	R: 0 E: 0 K: 1 S: 13	H: 1 LOB: 1 BB: 0 P: 17	R: 0 E: 0 K: 1 S: 6	H: 0 LOB: 0 BB: 0 P: 10	1B: 6 2B: 0 3B: 0 HR: 1	SF: 0 SAC: 0 DP: 2 HBP: 0	WP: 0 PB: 0 SB: 0 CS: 0	PA: 33
--------------	------------------------------	----------------------------------	------------------------------	----------------------------------	-------------------------------	----------------------------------	------------------------------	----------------------------------	------------------------------	----------------------------------	------------------------------	----------------------------------	------------------------------	----------------------------------	-------------------------------	----------------------------------	------------------------------	----------------------------------	----------------------------------	------------------------------------	----------------------------------	--------

PITCHER	IP	WLS	BF	H	R	ER	SO	BB	IBB	HBP	BLK	WP	HR	S	P	ERA	WHIP
<b>Pedro Martinez, R</b> ERA: 3.36 (1, 1)	6.0		21	4	2	2	4	1	0	0	0	0	1	52	84	3.00	0.833
<b>Tim Scott, R</b> ERA: 3.0 (7, 1)	2.0	W	9	3	0	0	1	0	0	0	0	0	0	21	28	0.00	1.500
<b>Mel Rojas, R</b> ERA: 3.41 (9, 1)	1.0	S	3	0	0	0	1	0	0	0	0	0	0	6	10	0.00	0.000

**BOTTOM**

**Montreal Expos @ Los Angeles Dodgers**  
Dodger Stadium, Los Angeles, CA

Wed Jul 06 1994, 7:05 PM PDT  
Att: 37,741 - Unknown - 76 F

<b>AB</b>	<b>32</b>
<b>R</b>	<b>2</b>
<b>H</b>	<b>7</b>
<b>RBI</b>	<b>2</b>
<b>BB</b>	<b>1</b>
<b>SO</b>	<b>6</b>
<b>LOB</b>	<b>6</b>



PITCHER	IP	WLS	BF	H	R	ER	SO	BB	IBB	HBP	BLK	WP	HR	S	P	ERA	WHIP
---------	----	-----	----	---	---	----	----	----	-----	-----	-----	----	----	---	---	-----	------



Batter	1	2	3	4	5	6	7	8	9	AB R H RBI BB SO LOB	TOP									
Lou Frazier, S OBP: 0.398, SLG: 0.333 (1, 7)	2-1 FC5-4 1B	1-2 G4-3			4-0 2B BB		1-3 K		1-2 2-H 1B	4 1 2 1 1 1 0	<b>Montreal Expos @ San Diego Padres</b> Jack Murphy Stadium, San Diego, CA Thu Jul 07 1994, 10:05 PM EDT Att. 10,728 - Unknown - 72 F									
Cliff Floyd, L OBP: 0.323, SLG: 0.392 (1, 9)	0-0 FC5-4 PB S 1-2f HR		0-3 K		1-0 WP 2B 1-H 2-H		2-0 3B	0-0 P4	5 2 2 2 0 1 1											
Rondell White, R OBP: 0.293, SLG: 0.333 (1, 8)	3-3 SAFE SAFE SAFE SAFE 1-2 K		0-0 P7		3-2 2B 2-H		1-0 G5-3		4 0 1 1 0 1 2											
Larry Walker, L OBP: 0.386, SLG: 0.583 (1, 3)	4-2 HR BB		2-2 G5-3		1-1 L6		1-0 F7		3 1 0 0 1 0 1											
Darrin Fletcher, L OBP: 0.347, SLG: 0.482 (1, 2)	1-2 1-H 3-H HR			2-1 L9	3-2 G6-3		1-1 FC6-4 HBP		3 1 1 3 0 0 1											
Wil Cordero, R OBP: 0.367, SLG: 0.498 (1, 6)	3-2 E6		1-2 CS 1B		2-3 K		0-0 FC6-4 1-2f		4 0 1 0 0 1 1											
Mike Lansing, R OBP: 0.323, SLG: 0.357 (1, 4)	0-1 G4-3		3-2 SAFE G5-3 1-2		1-2 G3-1		1-0 F8		4 0 0 0 0 0 3											
Sean Berry, R OBP: 0.324, SLG: 0.397 (1, 5)		0-0 P6			0-0 WP 2B 1B		0-3 K	1-1 SH1-3 1B	4 2 2 0 0 1 0											
Ken Hill, R OBP: 0.171, SLG: 0.128 (1, 1)		2-3 K			2-3 K 1-2		2-3 K	1-0 SH1-3	3 0 0 0 0 3 1											
<b>Inning Stats</b>	R: 3 E: 1 K: 1 S: 20	H: 2 LOB: 1 BB: 1 P: 33	R: 0 E: 0 K: 1 S: 7	H: 0 LOB: 0 BB: 0 P: 10	R: 0 E: 0 K: 1 S: 7	H: 1 LOB: 0 BB: 0 P: 15	R: 3 E: 0 K: 1 S: 16	H: 3 LOB: 1 BB: 1 P: 30	R: 0 E: 0 K: 2 S: 11	H: 0 LOB: 0 BB: 0 P: 14	R: 0 E: 0 K: 2 S: 8	H: 1 LOB: 1 BB: 0 P: 14	R: 0 E: 0 K: 0 S: 4	H: 0 LOB: 1 BB: 0 P: 7	R: 1 E: 0 K: 0 S: 8	H: 2 LOB: 0 BB: 0 P: 11	1B: 5 2B: 2 3B: 1 HR: 1	SF: 0 SAC: 1 DP: 0 HBP: 1	WP: 2 PB: 1 SB: 1 CS: 1	PA: 38
<b>PITCHER</b>	IP WLS BF H R ER SO BB IBB HBP BLK WP HR S P ERA WHIP																			
Andy Ashby, R ERA: 3.14 (1, 1)	4.1 L 21 6 6 6 4 2 0 0 0 0 2 1 51 85 12.46 1.846																			
Jeff Tabaka, L ERA: 7.11 (5, 1)	1.2 5 0 0 0 2 0 0 0 0 0 0 0 19 26 0.00 0.000																			
Doug Brocail, R ERA: 6.75 (7, 1)	2.0 8 1 0 0 2 0 0 1 0 0 0 0 12 21 0.00 0.500																			
Tim Mauser, R ERA: 3.74 (9, 1)	1.0 4 2 1 1 0 0 0 0 0 0 0 0 8 11 9.00 2.000																			

livebaseballscorecards.com

AB	34
R	7
H	9
RBI	7
BB	2
SO	8
LOB	10



Batter	1	2	3	4	5	6	7	8	9	AB	R	H	RBI	BB	SO	LOB
--------	---	---	---	---	---	---	---	---	---	----	---	---	-----	----	----	-----

<b>Bip Roberts, S</b> <small>OBP: 0.387, SLG: 0.399</small> <small>(1, 8)</small> 										4	0	1	0	0	0	0	
<b>Scott Livingstone, L</b> <small>OBP: 0.277, SLG: 0.360</small> <small>(1, 5)</small> 										4	0	0	0	0	0	1	
<b>Tony Gwynn, L</b> <small>OBP: 0.453, SLG: 0.562</small> <small>(1, 9)</small> 										3	0	1	0	1	0	1	
<b>Eddie Williams, R</b> <small>OBP: 0.440, SLG: 0.635</small> <small>(1, 3)</small> 										4	0	0	0	0	1	3	
<b>Phil Plantier, L</b> <small>OBP: 0.316, SLG: 0.471</small> <small>(1, 7)</small> 										3	0	1	0	0	0	0	
<b>Luis Lopez, S</b> <small>OBP: 0.369, SLG: 0.448</small> <small>(1, 4)</small> 										3	0	0	0	0	2	1	
<b>Ricky Gutierrez, R</b> <small>OBP: 0.343, SLG: 0.330</small> <small>(1, 6)</small> 										3	0	1	0	0	2	0	
<b>Brad Ausmus, R</b> <small>OBP: 0.303, SLG: 0.349</small> <small>(1, 2)</small> 										3	0	1	0	0	1	1	
<b>Andy Ashby, R</b> <small>OBP: 0.176, SLG: 0.158</small> <small>(5, 1)</small> <b>Jeff Tabaka, R</b> <small>OBP: 0.438, SLG: 0.615</small> <small>(6, PH)</small> <b>Melvin Nieves, S</b> <small>OBP: 0.245, SLG: 0.267</small> <small>(7, 1)</small> <b>Doug Brocail, L</b> <small>OBP: 1.000, SLG: 1.000</small> <small>(8, PH)</small> <b>Bill Bean, L</b> <small>(9, 1)</small> <b>Tim Mauser, R</b> <small>(9, 1)</small>											1	0	0	0	0	1	0

Inning Stats	R: 0 E: 0 K: 0 S: 7	H: 0 LOB: 0 BB: 0 P: 10	R: 0 E: 0 K: 2 S: 11	H: 0 LOB: 0 BB: 0 P: 16	R: 0 E: 0 K: 3 S: 10	H: 0 LOB: 0 BB: 0 P: 14	R: 0 E: 0 K: 0 S: 13	H: 1 LOB: 1 BB: 0 P: 19	R: 0 E: 0 K: 0 S: 12	H: 2 LOB: 1 BB: 0 P: 14	R: 0 E: 0 K: 1 S: 8	H: 0 LOB: 0 BB: 0 P: 12	R: 0 E: 0 K: 0 S: 5	H: 0 LOB: 0 BB: 1 P: 11	R: 0 E: 0 K: 2 S: 14	H: 1 LOB: 1 BB: 0 P: 20	R: 0 E: 0 K: 0 S: 8	H: 1 LOB: 1 BB: 0 P: 11	1B: 4 2B: 1 3B: 0 HR: 0	SF: 0 SAC: 0 DP: 2 HBP: 0	WP: 0 PB: 0 SB: 0 CS: 0	PA: 31
--------------	------------------------------	----------------------------------	-------------------------------	----------------------------------	-------------------------------	----------------------------------	-------------------------------	----------------------------------	-------------------------------	----------------------------------	------------------------------	----------------------------------	------------------------------	----------------------------------	-------------------------------	----------------------------------	------------------------------	----------------------------------	----------------------------------	------------------------------------	----------------------------------	--------

PITCHER	Ken Hill, R ERA: 3.27 <small>(1, 1)</small>	IP: 9.0 WLS: W BF: 31 H: 5 R: 0 ER: 0 SO: 8 BB: 1 IBB: 0 HBP: 0 BLK: 0 WP: 0 HR: 0 S: 88 P: 127 ERA: 0.00 WHIP: 0.667
---------	---	---

**BOTTOM**


**Montreal Expos @ San Diego Padres**  
**Jack Murphy Stadium, San Diego, CA**  
 Thu Jul 07 1994, 10:05 PM EDT  
 Att: 10,728 - Unknown - 72 F

[livebaseballscorecards.com](http://livebaseballscorecards.com)

<b>AB</b>	<b>30</b>
<b>R</b>	<b>0</b>
<b>H</b>	<b>5</b>
<b>RBI</b>	<b>0</b>
<b>BB</b>	<b>1</b>
<b>SO</b>	<b>8</b>
<b>LOB</b>	<b>8</b>





Batter	1	2	3	4	5	6	7	8	9	AB R H RBI BB SO LOB	TOP													
<b>Marquis Grissom, R</b> (1, 8) OBP: 0.345, SLG: 0.414 <b>Rondell White, R</b> (7, PR) OBP: 0.286, SLG: 0.325 (7, 8)	0-1 2B	4-0 1B IBB	2-0 G6-3	0-1 FC4			2-0 1B SF7 1B		1-0 F7	4 0 2 1 1 0 1 1 1 0 0 0 0 0														
<b>Lou Frazier, S</b> (1, 7) OBP: 0.403, SLG: 0.361	0-3 K	0-0 1B	3-2 G4-3		0-0 SF7 3B		0-1 1B		1-1 F8	6 1 3 2 0 1 1														
<b>Moises Alou, R</b> (1, 9) OBP: 0.404, SLG: 0.568 <b>Randy Milligan, R</b> (7, 3) OBP: 0.341, SLG: 0.352	0-3 K	0-0 F8	1-2 F7		1-0 F9		2-1 1B		1-2 G4-3	5 0 1 0 0 1 4 1 0 0 0 0 0 0														
<b>Darrin Fletcher, L</b> (1, 2) OBP: 0.348, SLG: 0.498 <b>Jeff Shaw, R</b> (8, 1) OBP: 0.375, SLG: 0.286	2-2 P5		3-1 2B 3B	2-0 1B 3B 2B	2-1 SF7		0-0 SF7			3 2 2 2 0 0 1 0 0 0 0 0 0 0														
<b>Wil Cordero, R</b> (1, 6) <b>Freddie Benavides, R</b> (7, 6) OBP: 0.247, SLG: 0.311		0-0 HR	3-1 3B 2B	1-3 K	1-3 K		1-0 P3			5 2 2 2 0 2 3 0 0 0 0 0 0 0														
<b>Cliff Floyd, L</b> (1, 3) OBP: 0.324, SLG: 0.400 (7, 9)		3-2 K	2-1 2B 3B	0-0 G1-3		1-0 G4-3		0-0 1B		5 1 2 1 0 1 1														
<b>Mike Lansing, R</b> (1, 4) <b>Juan Bell, R</b> (7, 4) OBP: 0.355, SLG: 0.395		0-0 2B 1B 2B	1-1 E 2B	1-1 3B 1B		0-0 L6		3-1 F8		4 3 3 1 0 0 0 1 0 0 0 0 0 1	<b>AB</b> 45 <b>R</b> 14 <b>H</b> 18 <b>RBI</b> 12 <b>BB</b> 1 <b>SO</b> 7 <b>LOB</b> 17													
<b>Sean Berry, R</b> (1, 5) OBP: 0.325, SLG: 0.411		2-2 1B 2B	3-1 E6 E	2-0 1B 3B		2-1 F8		0-0 F9		5 3 2 2 0 0 2														
<b>Kirk Rueter, L</b> (1, 1) OBP: 0.192, SLG: 0.125 <b>Tim Spehr, R</b> (8, PH) OBP: 0.273, SLG: 0.333 (8, 2)		1-3 K	3-2 E5 G6-3	0-0 FC4 1B			1-2 G6-3		3-3 K	4 1 1 1 0 1 2 1 0 0 0 0 1 1														
<b>Inning Stats</b>	R: 0 E: 0 K: 2 S: 12	H: 1 LOB: 1 BB: 0 P: 14	R: 3 E: 0 K: 2 S: 13	H: 4 LOB: 2 BB: 1 P: 23	R: 6 E: 2 K: 0 S: 23	H: 4 LOB: 0 BB: 0 P: 42	R: 3 E: 0 K: 1 S: 11	H: 4 LOB: 1 BB: 0 P: 17	R: 1 E: 0 K: 1 S: 7	H: 1 LOB: 0 BB: 0 P: 11	R: 0 E: 0 K: 0 S: 4	H: 0 LOB: 0 BB: 0 P: 7	R: 1 E: 0 K: 0 S: 11	H: 3 LOB: 2 BB: 0 P: 17	R: 0 E: 0 K: 1 S: 7	H: 1 LOB: 1 BB: 0 P: 13	R: 0 E: 0 K: 0 S: 7	H: 0 LOB: 0 BB: 0 P: 10	1B: 7 2B: 6 3B: 4 HR: 1	SF: 2 SAC: 0 DP: 0 HBP: 0	WP: 0 PB: 0 SB: 0 CS: 0	PA: 48		
<b>PITCHER</b>	IP WLS BF H R ER SO BB IBB HBP BLK WP HR S P ERA WHIP																							
<b>Andy Benes, R</b> (1, 1) ERA: 3.96 <b>Doug Brocail, R</b> (3, 1) ERA: 8.64 <b>Tim Mauser, R</b> (4, 1) ERA: 3.79 <b>Pedro Martinez, L</b> (9, 1) ERA: 2.65	2.0 L 16 9 7 6 4 0 0 0 0 0 0 1 33 54 27.00 4.500	1.2 11 4 5 3 1 0 0 0 0 0 0 0 24 40 16.20 2.400	4.1 18 5 2 2 2 0 0 0 0 0 0 0 31 50 4.15 1.154	1.0 3 0 0 0 0 0 0 0 0 0 0 0 7 10 0.00 0.000																				

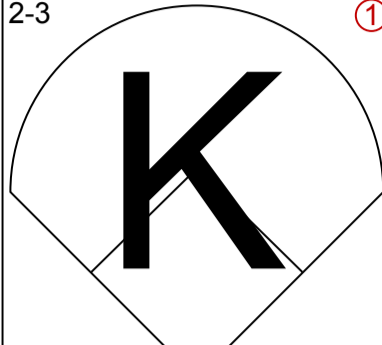
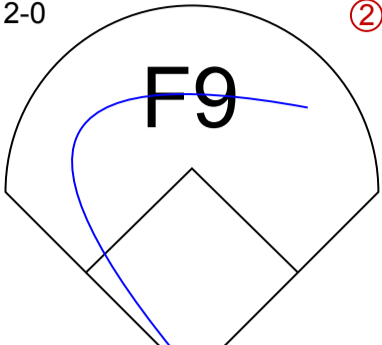
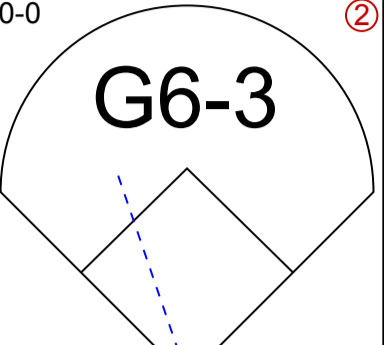
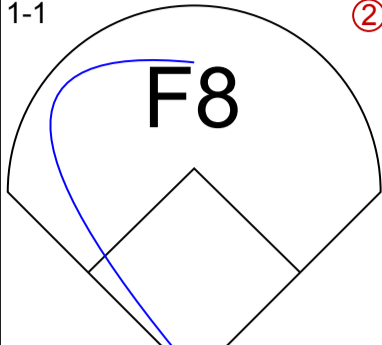
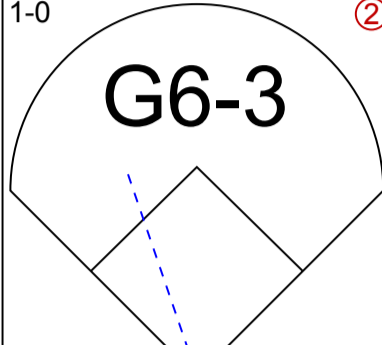
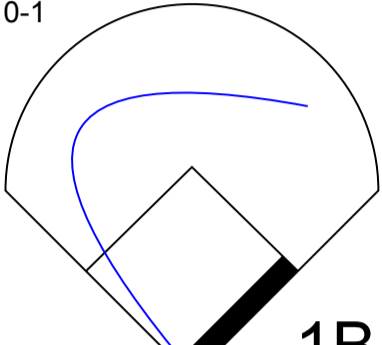
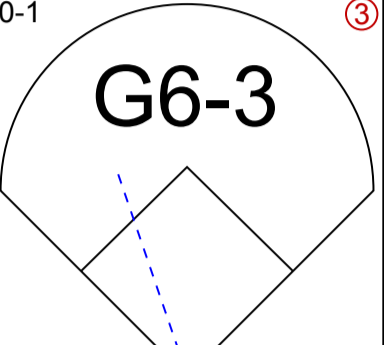
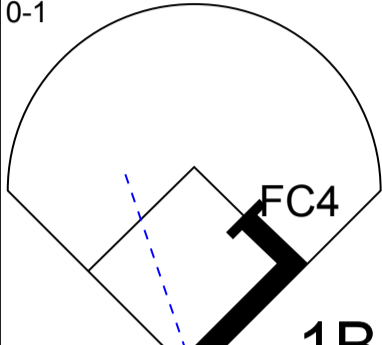
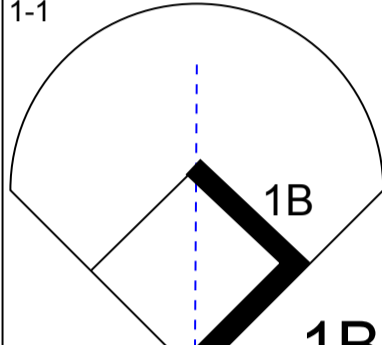
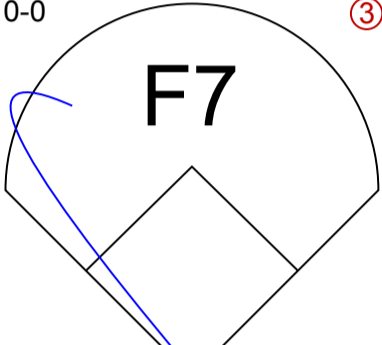
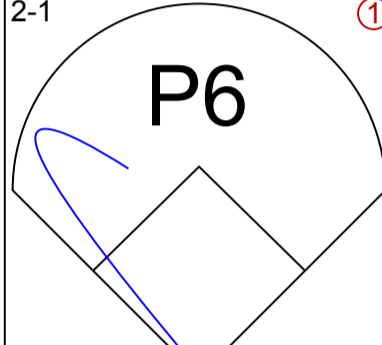
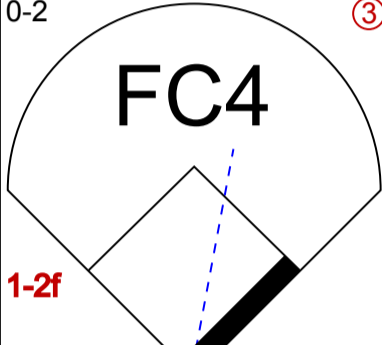
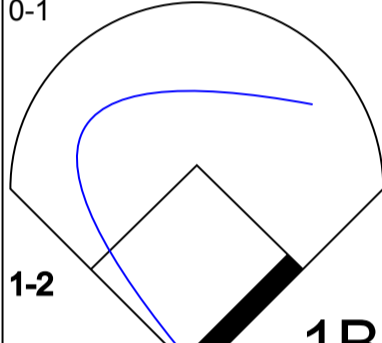
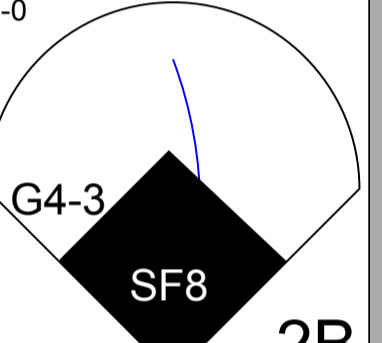
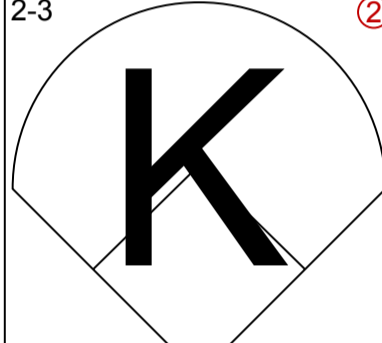
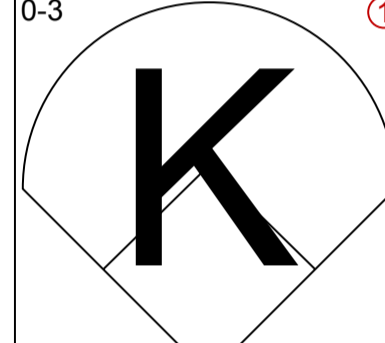
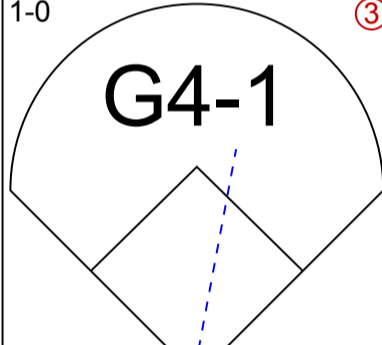
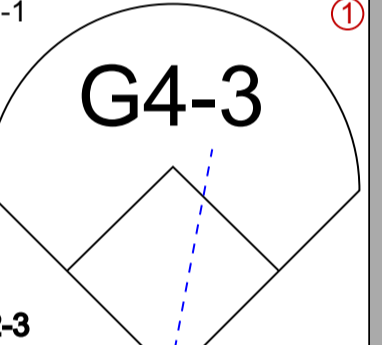
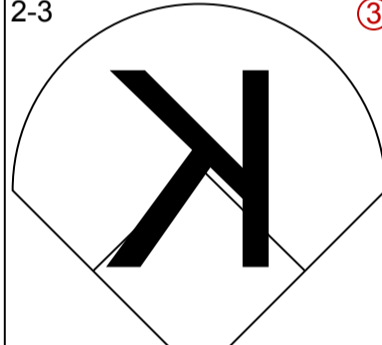
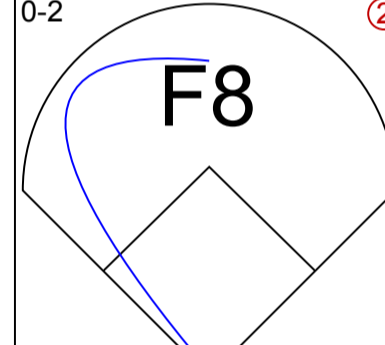
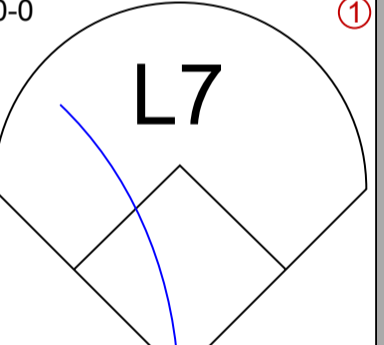
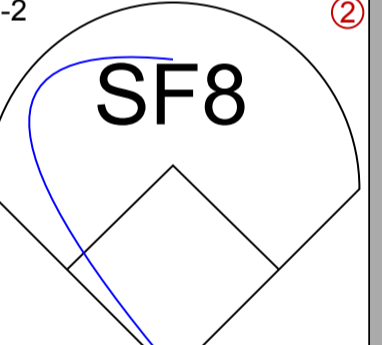
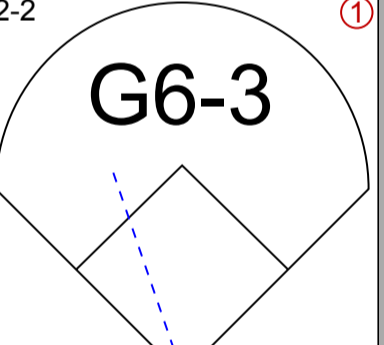
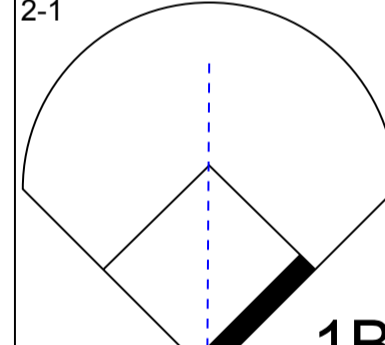
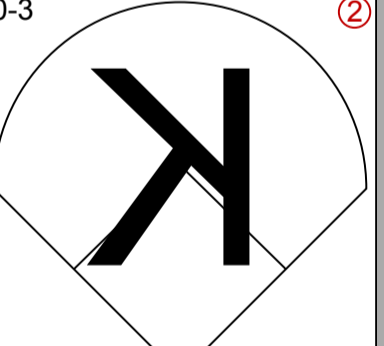
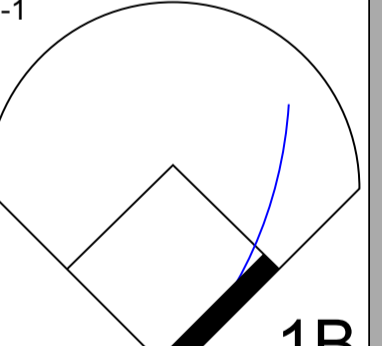
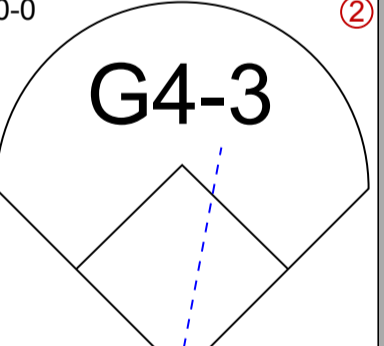
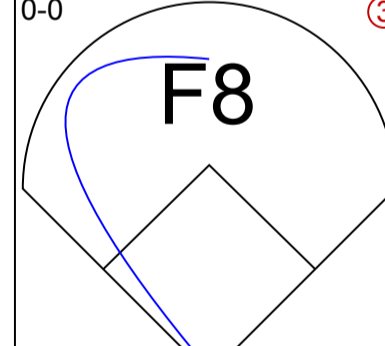
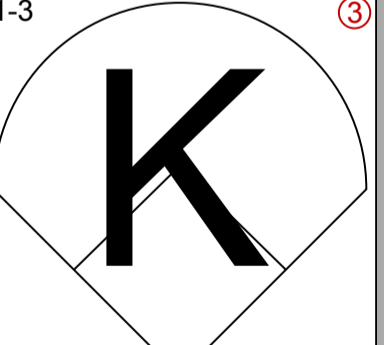
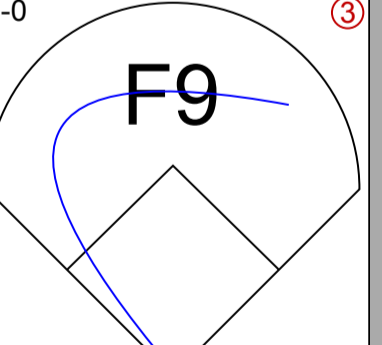
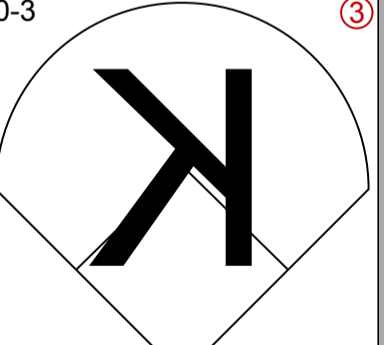
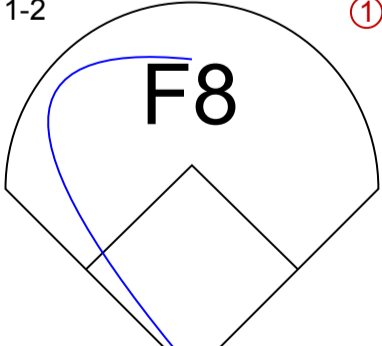
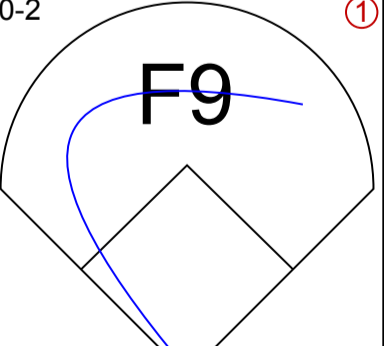
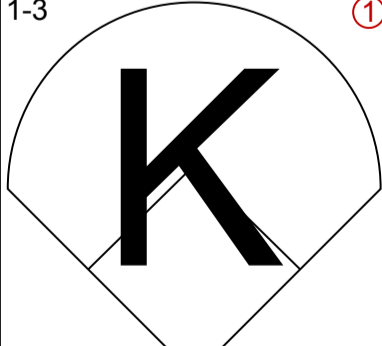
**Montreal Expos @ San Diego Padres**  
 Jack Murphy Stadium, San Diego, CA  
 Fri Jul 08 1994, 10:05 PM EDT  
 Att: 14,386 - Unknown

livebaseballscorecards.com







Batter	1	2	3	4	5	6	7	8	9	AB	R	H	RBI	BB	SO	LOB
<b>Bip Roberts, S</b> OBP: 0.382, SLG: 0.393 (1, 8)	2-3 		2-0 		0-0 			1-1 		4	0	0	0	0	1	0
<b>Craig Shipley, R</b> OBP: 0.374, SLG: 0.467 (1, 4)	1-0 		0-1 		0-1 			0-1 		4	0	2	0	0	0	0
<b>Tony Gwynn, L</b> OBP: 0.447, SLG: 0.553 (1, 9)	1-1 		0-0 				2-1 		0-2 	4	0	1	0	0	0	2
<b>Eddie Williams, R</b> OBP: 0.434, SLG: 0.620 (1, 3)	0-1 			0-0 			2-3 		0-3 	4	1	2	0	0	2	0
<b>Phil Plantier, L</b> OBP: 0.314, SLG: 0.461 (1, 7)	1-0 			0-1 			2-3 		0-2 	4	0	0	0	0	1	3
<b>Ricky Gutierrez, R</b> OBP: 0.337, SLG: 0.326 (1, 6)		0-0 		2-2 			2-2 		2-1 	3	0	1	1	0	0	0
<b>Scott Livingstone, L</b> OBP: 0.276, SLG: 0.357 (1, 5)		0-3 		0-1 			0-0 		0-0 	4	0	1	0	0	1	1
<b>Brad Ausmus, R</b> OBP: 0.296, SLG: 0.341 (1, 2)		1-3 		0-0 			0-3 			3	0	0	0	0	2	1
<b>Scott Sanders, R</b> OBP: 0.208, SLG: 0.136 (1, 1)			1-2 		0-2 			1-3 		2	0	0	0	0	0	0
<b>Jeff Tabaka, R</b> (8, 1)										0	0	0	0	0	0	0
<b>Melvin Nieves, S</b> OBP: 0.389, SLG: 0.533 (8, PH)										1	0	0	0	0	1	0
<b>Donnie Elliott, R</b> (9, 1)										0	0	0	0	0	0	0
<b>Pedro Martinez, L</b> (9, 1)										0	0	0	0	0	0	0

Inning Stats	R: 0	H: 2	E: 0	K: 1	S: 9	H: 0	LOB: 2	BB: 0	P: 14	R: 0	H: 0	E: 0	K: 2	S: 7	H: 0	LOB: 0	BB: 0	P: 8	R: 0	H: 1	E: 0	K: 0	S: 7	H: 1	LOB: 1	BB: 0	P: 10	R: 1	H: 2	E: 0	K: 0	S: 10	H: 0	LOB: 0	BB: 0	P: 8	R: 0	H: 0	E: 0	K: 2	S: 11	H: 0	LOB: 0	BB: 0	P: 17	R: 0	H: 0	E: 0	K: 1	S: 8	H: 0	LOB: 0	BB: 0	P: 10	R: 0	H: 1	E: 0	K: 1	S: 10	H: 1	LOB: 1	BB: 0	P: 12	R: 0	H: 1	E: 0	K: 1	S: 11	H: 1	LOB: 1	BB: 0	P: 13	1B: 6	SF: 1	2B: 1	3B: 0	HR: 0	SAC: 0	DP: 0	HBP: 0	WP: 0	PB: 0	SB: 0	CS: 0	PA: 34
--------------	------	------	------	------	------	------	--------	-------	-------	------	------	------	------	------	------	--------	-------	------	------	------	------	------	------	------	--------	-------	-------	------	------	------	------	-------	------	--------	-------	------	------	------	------	------	-------	------	--------	-------	-------	------	------	------	------	------	------	--------	-------	-------	------	------	------	------	-------	------	--------	-------	-------	------	------	------	------	-------	------	--------	-------	-------	-------	-------	-------	-------	-------	--------	-------	--------	-------	-------	-------	-------	--------

PITCHER	IP	WLS	BF	H	R	ER	SO	BB	IBB	HBP	BLK	WP	HR	S	P	ERA	WHIP
<b>Butch Henry, L</b> ERA: 2.14 (1, 1)	7.2		29	6	1	1	7	0	0	0	0	0	0	67	88	1.17	0.783
<b>Mel Rojas, R</b> ERA: 3.39 (8, 1)	0.1		1	0	0	0	0	0	0	0	0	0	0	3	3	0.00	0.000
<b>John Wetteland, R</b> ERA: 3.12 (9, 1)	1.0		4	1	0	0	1	0	0	0	0	0	0	11	13	0.00	1.000

BOTTOM

Montreal Expos @ San Diego Padres  
 Jack Murphy Stadium, San Diego, CA  
 Sat Jul 09 1994, 10:05 PM EDT  
 Att. 13,286 - Unknown

livebaseballscorecards.com

AB	33
R	1
H	7
RBI	1
BB	0
SO	8
LOB	7





Batter	1	2	3	4	5	6	7	8	9	AB R H RBI BB SO LOB	TOP
<b>Marquis Grissom, R</b> (1, 8) <small>OBP: 0.341, SLG: 0.409</small>	2-0 	2-2 		0-1 		0-2 		1-1 		5 1 1 1 0 0 0	
<b>Lou Frazier, S</b> (1, 7) <small>OBP: 0.403, SLG: 0.359</small>	2-2 	1-0 		1-1 		2-3 		0-0 		5 1 1 0 0 1 0	
<b>Moises Alou, R</b> (1, 9) <small>OBP: 0.402, SLG: 0.578</small>	0-0 	0-1 		0-0 		0-2 		0-0 		5 2 3 2 0 0 2	
<b>Larry Walker, L</b> (1, 3) <small>OBP: 0.386, SLG: 0.585</small> <b>Cliff Floyd, L</b> (9, PR) <small>OBP: 0.324, SLG: 0.400</small>	1-0 	4-2 			0-0 	1-0 		0-0 		4 2 1 0 1 0 1 0 0 0 0 0 0 0	
<b>Wil Cordero, R</b> (1, 6) <small>OBP: 0.375, SLG: 0.519</small>	1-2 	0-0 			2-1 		1-2 	4-1 		3 1 2 4 1 0 0	
<b>Lenny Webster, R</b> (1, 2) <small>OBP: 0.378, SLG: 0.490</small> <b>Mel Rojas, R</b> (7, 1) <small>OBP: 0.125, SLG: 0.125</small>	4-2 	1-0 			0-2 		4-1 	0-2 		2 0 0 0 2 0 2 1 0 0 0 0 0 2	
<b>Mike Lansing, R</b> (1, 4) <small>OBP: 0.322, SLG: 0.359</small>	2-2 		0-0 		1-0 		2-2 	0-0 		5 0 0 1 0 0 8	
<b>Sean Berry, R</b> (1, 5) <small>OBP: 0.335, SLG: 0.420</small>		1-0 	1-1 		4-0 		0-3 		3 1 1 0 1 1 1		
<b>Jeff Fassero, L</b> (1, 1) <small>OBP: 0.116, SLG: 0.122</small> <b>Tim Spehr, R</b> (7, 2) <small>OBP: 0.286, SLG: 0.344</small>		0-2 	1-3 		0-3 		1-0 		2 0 0 0 0 2 2 1 0 0 0 0 0 0		
<b>Inning Stats</b>	R: 1 H: 1 E: 1 LOB: 3 K: 0 BB: 1 S: 13 P: 25	R: 5 H: 4 E: 0 LOB: 0 K: 0 BB: 1 S: 14 P: 23	R: 0 H: 0 E: 0 LOB: 0 K: 1 BB: 0 S: 6 P: 8	R: 0 H: 0 E: 0 LOB: 0 K: 0 BB: 0 S: 5 P: 6	R: 1 H: 2 E: 0 LOB: 2 K: 1 BB: 1 S: 10 P: 17	R: 0 H: 1 E: 0 LOB: 1 K: 1 BB: 0 S: 10 P: 13	R: 0 H: 0 E: 0 LOB: 1 K: 1 BB: 1 S: 13 P: 20	R: 0 H: 0 E: 0 LOB: 0 K: 0 BB: 0 S: 4 P: 6	R: 1 H: 1 E: 1 LOB: 2 K: 0 BB: 1 S: 7 P: 11	1B: 5 SF: 0 2B: 1 SAC: 1 3B: 0 DP: 1 HR: 3 HBP: 1	WP: 1 PA: 43 PB: 0 SB: 1 CS: 0
<b>PITCHER</b> <b>Joey Hamilton, R</b> (1, 1) <small>ERA: 2.7</small> <b>Jeff Tabaka, L</b> (6, 1) <small>ERA: 6.43</small> <b>Bill Krueger, L</b> (8, 1) <small>ERA: 8.19</small> <b>Trevor Hoffman, R</b> (9, 1) <small>ERA: 2.85</small>	IP WLS BF H R ER SO BB IBB HBP BLK WP HR S P ERA WHIP	IP WLS BF H R ER SO BB IBB HBP BLK WP HR S P ERA WHIP	IP WLS BF H R ER SO BB IBB HBP BLK WP HR S P ERA WHIP	IP WLS BF H R ER SO BB IBB HBP BLK WP HR S P ERA WHIP	IP WLS BF H R ER SO BB IBB HBP BLK WP HR S P ERA WHIP	IP WLS BF H R ER SO BB IBB HBP BLK WP HR S P ERA WHIP	IP WLS BF H R ER SO BB IBB HBP BLK WP HR S P ERA WHIP	IP WLS BF H R ER SO BB IBB HBP BLK WP HR S P ERA WHIP	IP WLS BF H R ER SO BB IBB HBP BLK WP HR S P ERA WHIP	IP WLS BF H R ER SO BB IBB HBP BLK WP HR S P ERA WHIP	IP WLS BF H R ER SO BB IBB HBP BLK WP HR S P ERA WHIP

**Montreal Expos @ San Diego Padres**  
 Jack Murphy Stadium, San Diego, CA

Sun Jul 10 1994, 6:33 AM EDT  
 Att. 15,848 - Sunny - 75 F

AB	36
R	8
H	9
RBI	8
BB	5
SO	4
LOB	18



Batter	1	2	3	4	5	6	7	8	9	AB R H RBI BB SO LOB
<b>Craig Shipley, R</b> OBP: 0.377, SLG: 0.474 (1, 4)	2-0 WP 1B 1B		1-1 2B		2-2 P7			0-0 F9		4 1 2 0 0 0 0
<b>Ricky Gutierrez, R</b> OBP: 0.340, SLG: 0.326 (1, 6)	3-1 SAFE 1B G5-3 1B		1-3 1B		1-1 F8			4-2 BB		3 1 1 0 1 1 1
<b>Tony Gwynn, L</b> OBP: 0.447, SLG: 0.552 (1, 8)	0-1 G5-3 1B		0-3 K		2-1 1B			0-1 L7		4 0 2 1 0 1 2
<b>Eddie Williams, R</b> OBP: 0.414, SLG: 0.587 (1, 3) <b>Trevor Hoffman, R</b> (9, 1)	0-2 G5-3		1-0 F8		1-1 F7			1-3 K2-3		4 0 0 1 0 1 4 0 0 0 0 0 0 0
<b>Phil Clark, R</b> OBP: 0.237, SLG: 0.369 (1, 7)	1-3 K		1-3 K		3-1 F9			1-0 G4-3 1B		4 0 1 0 0 2 2
<b>Brian Johnson, R</b> OBP: 0.302, SLG: 0.397 (1, 2) (9, 3)	1-3 K		2-2 G6-3		0-0 G4-3			0-0 G4-3 1-2f		4 0 0 0 0 1 3
<b>Melvin Nieves, S</b> OBP: 0.364, SLG: 0.474 (1, 9)		2-3 K		2-2 1B		3-3 K		1-3 K		4 0 1 0 0 3 0
<b>Scott Livingstone, L</b> OBP: 0.270, SLG: 0.350 (1, 5)		2-2 F8		1-3 K		1-2 G6-3				3 0 0 0 0 1 1
<b>Joey Hamilton, R</b> (1, 1) <b>Bill Bean, L</b> OBP: 0.241, SLG: 0.262 (5, PH) <b>Jeff Tabak, R</b> (6, 1) <b>Phil Plantier, L</b> OBP: 0.313, SLG: 0.459 (7, PH) <b>Bill Krueger, L</b> (8, 1) <b>Brad Ausmus, R</b> OBP: 0.296, SLG: 0.341 (9, 2)		1-3 K		2-1 G4-3		0-3 K				1 0 0 0 0 1 0 1 0 0 0 0 0 0 0 0 0 0 0 0 0 1 0 0 0 0 1 0 0 0 0 0 0 0 0 0 0 0 0 0 0 0

Inning Stats	R: 2	H: 3	E: 0	LOB: 1	K: 2	S: 15	BB: 0	P: 22	R: 0	H: 0	E: 0	LOB: 0	K: 2	S: 10	BB: 0	P: 15	R: 0	H: 1	E: 0	LOB: 1	K: 2	S: 12	BB: 0	P: 18	R: 0	H: 0	E: 0	LOB: 0	K: 0	S: 7	BB: 0	P: 12	R: 0	H: 1	E: 0	LOB: 1	K: 0	S: 7	BB: 0	P: 13	R: 0	H: 0	E: 0	LOB: 0	K: 2	S: 10	BB: 0	P: 14	R: 0	H: 0	E: 0	LOB: 1	K: 1	S: 12	BB: 1	P: 17	R: 0	H: 1	E: 0	LOB: 0	K: 1	S: 5	BB: 0	P: 7	1B: 6	SF: 0	2B: 1	SAC: 0	3B: 0	DP: 1	HR: 0	HBP: 0	WP: 1	PA: 34
--------------	------	------	------	--------	------	-------	-------	-------	------	------	------	--------	------	-------	-------	-------	------	------	------	--------	------	-------	-------	-------	------	------	------	--------	------	------	-------	-------	------	------	------	--------	------	------	-------	-------	------	------	------	--------	------	-------	-------	-------	------	------	------	--------	------	-------	-------	-------	------	------	------	--------	------	------	-------	------	-------	-------	-------	--------	-------	-------	-------	--------	-------	--------

PITCHER	IP	WLS	BF	H	R	ER	SO	BB	IBB	HBP	BLK	WP	HR	S	P	ERA	WHIP
<b>Jeff Fassero, L</b> ERA: 2.97 (1, 1)	6.0	W	24	6	2	2	8	0	0	0	0	1	0	63	95	3.00	1.000
<b>Mel Rojas, R</b> ERA: 3.24 (7, 1)	3.0	S	10	1	0	0	4	1	0	0	0	0	0	27	38	0.00	0.667

**BOTTOM**

**Montreal Expos @ San Diego Padres**  
**Jack Murphy Stadium, San Diego, CA**

Sun Jul 10 1994, 6:33 AM EDT  
 Att. 15,848 - Sunny - 75 F

<b>AB</b>	<b>33</b>
<b>R</b>	<b>2</b>
<b>H</b>	<b>7</b>
<b>RBI</b>	<b>2</b>
<b>BB</b>	<b>1</b>
<b>SO</b>	<b>12</b>
<b>LOB</b>	<b>13</b>







BOTTOM

San Francisco Giants @ Montreal Expos  
Olympic Stadium, Montreal, QB

Thu Jul 14 1994, 7:05 PM EDT  
Att. 36,026 - Dome

livebaseballscorecards.com

AB	31
R	3
H	6
RBI	3
BB	0
SO	2
LOB	9



WP:	0	PA:	34
PB:	0		
SB:	1		
CS:	1		

AB	R	H	RBI	BB	SO	LOB
4	0	0	0	0	0	1
3	2	2	0	0	0	0
4	0	1	1	0	0	1
4	0	1	2	0	0	1
4	0	0	0	0	0	2
4	0	1	0	0	0	0
3	0	1	0	0	0	1
2	0	0	0	0	0	1
0	0	0	0	0	0	0
1	0	0	0	0	1	1
1	1	0	0	0	0	1
0	0	0	0	0	0	0
0	0	0	0	0	0	0

Batter	1	2	3	4	5	6	7	8	9
Marquis Grissom, R OBP: 0.338, SLG: 0.405 (1, 8)	1-1 G5-3 ①		0-1 F9 ②			3-2 L9 ①		1-2 G6-3 ①	
Rondell White, R OBP: 0.326, SLG: 0.372 (1, 7)	0-2 2B G4-3 1B		1-0 CS HBP			2-2 1B 2B		2-2 F8 ②	
Moises Alou, R OBP: 0.400, SLG: 0.577 (1, 9)	2-0 G4-3 1-3 2B		0-1 CS ③	0-1 F9 ①		1-0 G6-3 ②		2-0 F8 ③	
Larry Walker, L OBP: 0.384, SLG: 0.581 (1, 3)	2-2 G4-3 ②			0-0 L9 ②		0-0 S 1B		1-1 F7 ①	
Wil Cordero, R OBP: 0.371, SLG: 0.512 (1, 6)	0-1 P3 ③			2-2 F9 ③		3-0 G6-3 ③		1-2 F9 ②	
Lenny Webster, R OBP: 0.374, SLG: 0.480 (1, 2)		1-1 G5-3 ①			1-1 G5-4-3 1B		2-2 F8 ①	1-2 G6-3 ③	
Mike Lansing, R OBP: 0.323, SLG: 0.359 (1, 4)		0-1 G5-3 ②			2-1 F7 ①		0-0 FC4-6 1B		
Sean Berry, R OBP: 0.332, SLG: 0.417 Gil Heredia, R OBP: 0.429, SLG: 0.429 Juan Bell, R OBP: 0.351, SLG: 0.390 (7, PH) (8, 5)		0-1 G4-3 ③			0-1 G5-4-3 ② ③		1-3 SAFE K		
Pedro Martinez, R OBP: 0.114, SLG: 0.152 Freddie Benavides, R OBP: 0.253, SLG: 0.307 Tim Scott, R John Wetteland, R OBP: 0.250, SLG: 0.250 (1, 1) (6, 5) (8, 1) (9, 1)			1-3 K ①			3-1 2B G6-3 HBP		0-1 FC4-6 ③	

Inning Stats	R: 1	H: 2	E: 0	K: 0	S: 11	LOB: 1	BB: 0	P: 16	R: 0	H: 0	E: 0	K: 0	S: 6	LOB: 0	BB: 0	P: 7	R: 0	H: 0	E: 0	K: 1	S: 6	LOB: 0	BB: 0	P: 8	R: 0	H: 0	E: 0	K: 0	S: 6	LOB: 0	BB: 0	P: 9	R: 2	H: 2	E: 0	K: 0	S: 11	LOB: 1	BB: 0	P: 23	R: 0	H: 1	E: 0	K: 1	S: 10	LOB: 1	BB: 0	P: 13	R: 0	H: 0	E: 0	K: 0	S: 8	LOB: 0	BB: 0	P: 13	R: 0	H: 0	E: 0	K: 0	S: 11	LOB: 0	BB: 0	P: 14
--------------	------	------	------	------	-------	--------	-------	-------	------	------	------	------	------	--------	-------	------	------	------	------	------	------	--------	-------	------	------	------	------	------	------	--------	-------	------	------	------	------	------	-------	--------	-------	-------	------	------	------	------	-------	--------	-------	-------	------	------	------	------	------	--------	-------	-------	------	------	------	------	-------	--------	-------	-------

PITCHER	IP	WLS	BF	H	R	ER	SO	BB	IBB	HBP	BLK	WP	HR	S	P	ERA	WHIP
Bud Black, L ERA: 3.9 (1, 1)	6.0		23	5	3	3	1	0	0	0	0	0	0	46	71	4.50	0.833
Dave Burba, R ERA: 4.14 (7, 1)	1.0		4	1	0	0	1	0	0	0	0	0	0	10	13	0.00	1.000
Rich Monteleone, R ERA: 3.63 (8, 1)	1.0		3	0	0	0	0	0	0	0	0	0	0	8	13	0.00	0.000
Brad Brink, R ERA: 1.42 (9, 1)	1.0		3	0	0	0	0	0	0	0	0	0	0	11	14	0.00	0.000

1B:	4	SF:	0
2B:	2	SAC:	0
3B:	0	DP:	1
HR:	0	HBP:	2



San Francisco Giants @ Montreal Expos  
 Olympic Stadium, Montreal, QB  
 Fri Jul 15 1994, 7:05 PM EDT  
 Att. 28,031 - Dome

AB	42
R	7
H	14
RBI	7
BB	0
SO	7
LOB	14



WP:	0	PA:	42
PB:	0		
SB:	2		
CS:	0		

AB R H RBI BB SO LOB

5	1	0	0	0	0	2
5	2	3	1	0	1	0
5	2	3	3	0	1	1
5	0	2	1	0	0	1
5	1	2	1	0	0	4
0	0	0	0	0	0	0
5	0	0	0	0	1	2
4	1	2	0	0	0	1
4	0	0	0	0	3	2
3	0	1	0	0	1	1
1	0	1	1	0	0	0
0	0	0	0	0	0	0
0	0	0	0	0	0	0

1B:	8	SF:	0
2B:	2	SAC:	0
3B:	1	DP:	0
HR:	3	HBP:	0

Batter	1	2	3	4	5	6	7	8	9
Darren Lewis, R (1, 8) OBP: 0.351, SLG: 0.359	1-1 G6-3		3-2 L9		1-2 FC3-6 E S 2B		0-0 G4-3	0-0 FC6	
Steve Scarfone, R (1, 4) OBP: 0.311, SLG: 0.412	3-2 2B		1-2 K		1-2 HR 2B		0-1 1B 1B	0-0 G5-3	
Barry Bonds, L (1, 7) OBP: 0.408, SLG: 0.583	1-3 K		0-0 G3		1-1 HR		0-0 1B 1B	2-1 HR	
Matt Williams, R (1, 5) OBP: 0.312, SLG: 0.580	1-2 P4			1-0 G6-3	1-1 1B		2-2 1B 1B	0-1 E7 FC6-4	
Darryl Strawberry, L (1, 9) OBP: 0.364, SLG: 0.650 Rod Beck, R (9, 1)		2-2 HR		1-1 G5-3 1B	1-0 F8		0-2 P8	1-0 FC6-4	
Todd Benzing, S (1, 3) OBP: 0.281, SLG: 0.357		1-1 F8		2-1 G5-3		1-3 K	2-0 F7	1-0 G3	
Royce Clayton, R (1, 6) OBP: 0.292, SLG: 0.341		2-2 3B		0-1 G3-1		0-0 G5-3	3-2 1B 1B		
Kirt Manwaring, R (1, 2) OBP: 0.275, SLG: 0.298		1-3 K			2-3 K	0-0 G6-3	1 SAFE 2-3 K		
Mark Portugal, R (1, 1) OBP: 0.381, SLG: 0.525 Mark Leonard, L (8, PH) OBP: 0.500, SLG: 0.500 Rich Monteleone, R (8, 1) Dave Martinez, L (9, 9) OBP: 0.321, SLG: 0.385		1-3 K			1-1 FC3-6 1B		1-0 G5-3	3-2 FC6 1B	

Inning Stats	R: 0	H: 1	E: 0	LOB: 1	K: 1	BB: 0	S: 16	P: 22	R: 1	H: 2	E: 0	LOB: 1	K: 2	BB: 0	S: 14	P: 21	R: 0	H: 0	E: 0	LOB: 0	K: 1	BB: 0	S: 8	P: 12	R: 0	H: 1	E: 0	LOB: 1	K: 0	BB: 0	S: 7	P: 11	R: 3	H: 4	E: 0	LOB: 1	K: 1	BB: 0	S: 17	P: 25	R: 0	H: 0	E: 0	LOB: 0	K: 1	BB: 0	S: 5	P: 6	R: 1	H: 3	E: 0	LOB: 2	K: 0	BB: 0	S: 11	P: 15	R: 1	H: 2	E: 0	LOB: 1	K: 1	BB: 0	S: 17	P: 26	R: 1	H: 1	E: 1	LOB: 1	K: 0	BB: 0	S: 7	P: 11	1B: 8	SF: 0	2B: 2	SAC: 0	3B: 1	DP: 0	HR: 3	HBP: 0	WP: 0	PA: 42
--------------	------	------	------	--------	------	-------	-------	-------	------	------	------	--------	------	-------	-------	-------	------	------	------	--------	------	-------	------	-------	------	------	------	--------	------	-------	------	-------	------	------	------	--------	------	-------	-------	-------	------	------	------	--------	------	-------	------	------	------	------	------	--------	------	-------	-------	-------	------	------	------	--------	------	-------	-------	-------	------	------	------	--------	------	-------	------	-------	-------	-------	-------	--------	-------	-------	-------	--------	-------	--------

PITCHER	IP	WLS	BF	H	R	ER	SO	BB	IBB	HBP	BLK	WP	HR	S	P	ERA	WHIP
Butch Henry, L (1, 1) ERA: 2.48	5.0	L	23	8	4	4	5	0	0	0	0	0	2	62	91	7.20	1.600
Jeff Shaw, R (6, 1) ERA: 3.88	1.2		6	1	1	1	1	0	0	0	0	0	0	9	12	5.40	0.600
Mel Rojas, R (7, 1) ERA: 3.31	1.1		8	4	1	1	1	0	0	0	0	0	0	24	35	6.75	3.000
Gil Heredia, R (9, 1) ERA: 4.47	1.0		5	1	1	1	0	0	0	0	0	0	1	7	11	9.00	1.000

livebaseballscorecards.com





Batter	1	2	3	4	5	6	7	8	9	AB R H RBI BB SO LOB	TOP											
Darren Lewis, R (1, 8) OBP: 0.347, SLG: 0.354	2-1 G3		2-2 G5-3		1-1 F7		2-2 F9		3-3 K	5 0 0 0 0 1 1												
John Patterson, S (1, 4) OBP: 0.295, SLG: 0.328	3-2 G6-3			2-1 F8	3-2 G4-3		1-1 1B HBP		3-2 S 1B	4 0 1 0 0 0 0												
Barry Bonds, L (1, 7) OBP: 0.410, SLG: 0.603	2-2 G1-3			3-1 HR		0-0 HR	2-1 1B		3-2 P6	5 2 3 3 0 0 1												
Matt Williams, R (1, 5) OBP: 0.308, SLG: 0.571		1-1 G4-3		0-0 G5-3		2-1 L5	1-3 K		1-3 K	5 0 0 0 0 2 3												
Darryl Strawberry, L (1, 9) OBP: 0.385, SLG: 0.667		0-0 F8		2-1 E 2B		3-2 CS 1B 1B		1-3 K		4 1 2 0 0 1 0												
Dave Martinez, L (1, 3) OBP: 0.335, SLG: 0.395		4-0 BB		2-1 E 1B		1-1 1B		1-2 S 1B		3 0 3 0 1 0 0												
Royce Clayton, R (1, 6) OBP: 0.291, SLG: 0.338		1-0 G6-3		0-2 E6		2-3 K		4-2 BB		3 0 0 0 1 1 4												
Jeff Reed, L (1, 2) OBP: 0.233, SLG: 0.173			0-0 G5-3		3-3 K		0-1 SH1-4 1B	2-2 F9		4 1 1 0 0 1 4												
John Burkett, R (1, 1) OBP: 0.093, SLG: 0.071			1-1 G3		1-1 G6-3		1-0 SH1-4	2-3 K		2 0 0 0 0 0 0												
Steve Frey, R (7, 1)										0 0 0 0 0 0 0												
Rikkert Faneyte, R (8, PH) OBP: 0.217, SLG: 0.200										1 0 0 0 0 1 2												
Dave Burba, R (8, 1)										0 0 0 0 0 0 0												
Rod Beck, R (9, 1)										0 0 0 0 0 0 0												
<b>Inning Stats</b>	R: 0 E: 0 K: 0 S: 8	H: 0 LOB: 0 BB: 0 P: 15	R: 0 E: 0 K: 0 S: 4	H: 0 LOB: 1 BB: 1 P: 10	R: 0 E: 0 K: 0 S: 7	H: 0 LOB: 0 BB: 0 P: 10	R: 2 E: 2 K: 1 S: 16	H: 3 LOB: 2 BB: 0 P: 28	R: 0 E: 0 K: 0 S: 7	H: 0 LOB: 0 BB: 0 P: 12	R: 1 E: 0 K: 1 S: 12	H: 3 LOB: 2 BB: 0 P: 20	R: 1 E: 0 K: 1 S: 16	H: 2 LOB: 2 BB: 0 P: 23	R: 0 E: 0 K: 2 S: 17	H: 1 LOB: 2 BB: 1 P: 27	R: 0 E: 0 K: 2 S: 22	H: 1 LOB: 1 BB: 0 P: 32	1B: 7 2B: 2 3B: 0 HR: 2	SF: 0 SAC: 1 DP: 1 HBP: 1	WP: 0 PB: 0 SB: 2 CS: 1	PA: 40
<b>PITCHER</b>	IP WLS BF H R ER SO BB IBB HBP BLK WP HR S P ERA WHIP																					
Ken Hill, R (1, 1) ERA: 3.31	6.2 L 30 8 4 3 2 1 0 1 0 0 0 2 67 114 4.05 1.350																					
Tim Scott, R (7, 1) ERA: 3.05	1.1 6 1 0 0 3 1 0 0 0 0 0 0 20 31 0.00 1.500																					
John Wetteland, R (9, 1) ERA: 2.98	1.0 4 1 0 0 2 0 0 0 0 0 0 0 22 32 0.00 1.000																					

San Francisco Giants @ Montreal Expos  
Olympic Stadium, Montreal, QB  
Sat Jul 16 1994, 7:05 PM EDT  
Att. 38,801 - Dome

livebaseballscorecards.com

AB	36
R	4
H	10
RBI	3
BB	2
SO	7
LOB	15







Batter	1	2	3	4	5	6	7	8	9	AB R H RBI BB SO LOB	TOP				
Darren Lewis, R OBP: 0.347, SLG: 0.353 (1, 8)	4-1 G4-3 SH1-3 HR BB		0-1 L3		1-1 P9	2-0 S 1B			2-1 F8	4 1 1 0 1 0 1					
Steve Scarsons, R OBP: 0.321, SLG: 0.417 (1, 4)	0-0 SH1-3 1-2		0-0 F9		0-1 BB 1B 1B	1-3 K 1-2			0-0 FC5-4 1B 1B	4 2 2 0 0 1 2					
Barry Bonds, L OBP: 0.413, SLG: 0.606 (1, 7)	3-2 G4-3 2-3		0-0 3-H 2B		1-0 BB 1B			0-0 P5	1-1 FC5-4 1B	5 1 3 1 0 0 1					
Matt Williams, R OBP: 0.309, SLG: 0.576 (1, 5)	0-0 HR		0-0 P4		4-0 1B BB			1-0 L8	0-0 FC5-4 1B	4 1 1 2 1 0 3					
Darryl Strawberry, L OBP: 0.419, SLG: 0.643 Dave Martinez, L OBP: 0.335, SLG: 0.395 (1, 9) (9, PR) (9, 9)	1-3 K			2-2 FC6-4 1B	1-3 K			4-2 BB	2-1 1B	4 0 2 1 1 2 3 0 0 0 0 0 0 0					
Todd Benzinger, S OBP: 0.280, SLG: 0.355 (1, 3)		1-0 F7		2-0 FC6-4 1-2f	0-1 1B			0-2 G3	3-3 K	5 0 1 2 0 1 4					
Royce Clayton, R OBP: 0.288, SLG: 0.333 (1, 6)		0-0 F7		2-2 F9 1-2	0-3 K			1-1 P4		4 0 0 0 0 1 3					
Kirt Manwaring, R OBP: 0.275, SLG: 0.295 (1, 2)		0-3 K2-3		4-0 FC4-6 IBB				0-0 G4-3		3 0 0 0 1 2 0					
William Van Landingham, R OBP: 0.045, SLG: 0.045 Pat Gomez, L Rod Beck, R	(1, 1) (8, 1) (8, 1)		0-1 E9 2B 1B		1-2 FC4-6 1-2f			0-0 G1-3		4 1 1 0 0 0 2 0 0 0 0 0 0 0 0 0 0 0 0 0 0					
Inning Stats	R: 2 H: 1 E: 0 LOB: 0 K: 1 BB: 1 S: 9 P: 17	R: 0 H: 0 E: 0 LOB: 0 K: 1 BB: 0 S: 5 P: 6	R: 1 H: 2 E: 1 LOB: 1 K: 0 BB: 0 S: 7 P: 7	R: 0 H: 1 E: 0 LOB: 2 K: 0 BB: 1 S: 11 P: 22	R: 2 H: 3 E: 0 LOB: 2 K: 2 BB: 1 S: 13 P: 20	R: 0 H: 1 E: 0 LOB: 1 K: 2 BB: 0 S: 8 P: 12	R: 0 H: 0 E: 0 LOB: 1 K: 0 BB: 1 S: 7 P: 12	R: 0 H: 0 E: 0 LOB: 0 K: 0 BB: 0 S: 4 P: 5	R: 1 H: 3 E: 0 LOB: 2 K: 1 BB: 0 S: 11 P: 19	1B: 9 SF: 0 2B: 1 SAC: 1 3B: 0 DP: 0 HR: 1 HBP: 0	WP: 0 PA: 42 PB: 0 SB: 2 CS: 0				
PITCHER	IP WLS BF H R ER SO BB IBB HBP BLK WP HR S P ERA WHIP											PITCHER	IP WLS BF H R ER SO BB IBB HBP BLK WP HR S P ERA WHIP		
Jeff Fassero, L ERA: 3.14 Gil Heredia, R ERA: 4.36 Jeff Shaw, R ERA: 3.75 Mel Rojas, R ERA: 3.39	(1, 1) (5, 1) (7, 1) (9, 1)	4.2 L 24 7 5 4 3 2 1 0 0 0 1 42 69 7.71 1.929	1.1 5 1 0 0 3 0 0 0 0 0 0 11 15 0.00 0.750	2.0 7 0 0 0 0 1 0 0 0 0 0 11 17 0.00 0.500	1.0 6 3 1 1 1 0 0 0 0 0 0 11 19 9.00 3.000										

San Francisco Giants @ Montreal Expos  
Olympic Stadium, Montreal, QB  
Sun Jul 17 1994, 3:33 AM EDT  
Att. 28,245 - Dome

AB	37
R	6
H	11
RBI	6
BB	4
SO	7
LOB	19



livebaseballscorecards.com





Batter	1	2	3	4	5	6	7	8	9	AB R H RBI BB SO LOB	TOP											
<b>Bip Roberts, S</b> (1, 4) OBP: 0.373, SLG: 0.381	1-0 G6-3		1-2 BB 1B		3-2 F7		0-0 G3			4 0 1 0 0 0 1												
<b>Craig Shipley, R</b> (1, 5) OBP: 0.368, SLG: 0.460	0-1 P9		0-0 BB 1B			0-0 E 1B 2B		2-2 L4		4 1 2 0 0 0 0												
<b>Tony Gwynn, L</b> (1, 9) OBP: 0.452, SLG: 0.576	2-2 HR		4-1 BB			1-2 E6 G6-4-3 1B		0-1 G3		3 1 1 1 1 0 1												
<b>Derek Bell, R</b> (1, 8) OBP: 0.350, SLG: 0.448	1-0 L8		1-1 F8			3-1 G6-4-3 1B		0-0 1B		4 0 2 1 0 0 3												
<b>Eddie Williams, R</b> (1, 3) OBP: 0.410, SLG: 0.615		1-2 P6		2-0 FC3-6 1B		1-2 G6-4-3		1-1 P5		3 0 1 0 0 0 2												
<b>Jeff Tabaka, R</b> (6, 1)										0 0 0 0 0 0 0												
<b>Ray McDavid, L</b> (8, PH) OBP: 0.091, SLG: 0.182										1 0 0 0 0 0 1												
<b>Pedro Martinez, L</b> (8, 1)										0 0 0 0 0 0 0												
<b>Phil Plantier, L</b> (1, 7) OBP: 0.311, SLG: 0.470		2-3 K		0-1 FC3-6 1B		2-2 P6			2-3 K	4 0 0 0 0 2 2												
<b>Luis Lopez, S</b> (1, 6) OBP: 0.372, SLG: 0.446		1-0 G6-3		0-0 G5-4-3			2-2 F7		1-1 F9	4 0 0 0 0 0 1												
<b>Brian Johnson, R</b> (1, 2) OBP: 0.306, SLG: 0.394			1-1 L9		0-0 L9		2-2 G5-3		4-2 BB	3 0 0 0 1 0 0												
<b>Bill Krueger, L</b> (1, 1)			0-0 F9		2-2 P3		4-0 BB		0-0 F9	1 0 0 0 0 0 0												
<b>Tim Mauser, R</b> (4, 1) OBP: 0.667, SLG: 0.500										0 0 0 0 0 0 0												
<b>Ricky Gutierrez, R</b> (5, PH) OBP: 0.332, SLG: 0.319										1 0 0 0 0 0 0												
<b>Bryce Florie, R</b> (5, 1)										0 0 0 0 0 0 0												
<b>Bill Bean, L</b> (6, 3) OBP: 0.250, SLG: 0.273										1 0 0 0 1 0 1												
<b>Inning Stats</b>	R: 1 E: 0 K: 0 S: 8	H: 1 LOB: 0 BB: 0 P: 12	R: 0 E: 0 K: 1 S: 7	H: 0 LOB: 0 BB: 0 P: 11	R: 0 E: 0 K: 0 S: 11	H: 2 LOB: 3 BB: 1 P: 18	R: 0 E: 0 K: 0 S: 4	H: 1 LOB: 0 BB: 0 P: 6	R: 0 E: 0 K: 0 S: 10	H: 0 LOB: 0 BB: 0 P: 15	R: 1 E: 1 K: 0 S: 13	H: 2 LOB: 1 BB: 0 P: 20	R: 0 E: 0 K: 0 S: 7	H: 0 LOB: 1 BB: 1 P: 15	R: 0 E: 0 K: 0 S: 8	H: 1 LOB: 1 BB: 0 P: 11	R: 0 E: 0 K: 1 S: 12	H: 0 LOB: 1 BB: 1 P: 19	1B: 5 2B: 1 3B: 0 HR: 1	SF: 0 SAC: 0 DP: 2 HBP: 0	WP: 0 PB: 0 SB: 0 CS: 0	PA: 36
<b>PITCHER</b>	IP WLS BF H R ER SO BB IBB HBP BLK WP HR S P ERA WHIP																					
<b>Kirk Rueter, L</b> (1, 1) ERA: 5.53	5.0 W 22 6 2 2 1 1 0 0 0 0 0 1 46 72 3.60 1.400																					
<b>Tim Scott, R</b> (6, 1) ERA: 2.76	4.0 S 14 1 0 0 1 2 0 0 0 0 0 0 34 55 0.00 0.750																					

**San Diego Padres @ Montreal Expos**  
Olympic Stadium, Montreal, QB  
Mon Jul 18 1994, 7:05 PM EDT  
Att. 18,119 - Dome

[livebaseballscorecards.com](http://livebaseballscorecards.com)

<b>AB</b>	33
<b>R</b>	2
<b>H</b>	7
<b>RBI</b>	2
<b>BB</b>	3
<b>SO</b>	2
<b>LOB</b>	12







Batter	1	2	3	4	5	6	7	8	9	AB R H RBI BB SO LOB	TOP											
<b>Bip Roberts, S</b> (1, 4) OBP: 0.375, SLG: 0.388	1-1 G1-3 3B		3-3 K		0-1 PO 2-H 1B		2-3 K			4 1 2 1 0 2 2												
<b>Scott Livingstone, L</b> (1, 5) OBP: 0.278, SLG: 0.350 <b>Craig Shipley, R</b> (8, PR) OBP: 0.368, SLG: 0.460	1-2 K		0-0 1B		0-0 PO 1-2	1-0 F7		0-2 G4-3 1B		4 0 2 0 0 1 1 0 0 0 0 0 0 0												
<b>Tony Gwynn, L</b> (1, 9) OBP: 0.447, SLG: 0.569	0-0 G1-3		1-2 F9			0-1 P6		3-1 G4-3 1-2		4 0 0 1 0 0 2												
<b>Derek Bell, R</b> (1, 8) OBP: 0.346, SLG: 0.443	1-3 K			0-1 G6-3		1-3 K		1-3 K		4 0 0 0 0 3 1												
<b>Eddie Williams, R</b> (1, 3) OBP: 0.394, SLG: 0.589 <b>Trevor Hoffman, R</b> (8, 1)				1-2 G5-3			2-0 F9	2-2 F9		4 0 0 0 0 0 1 0 0 0 0 0 0 0												
<b>Ray McDavid, L</b> (1, 7) OBP: 0.133, SLG: 0.200				2-3 K			2-0 S 1B	1-2 G5-3		4 1 1 0 0 1 0												
<b>Luis Lopez, S</b> (1, 6) OBP: 0.374, SLG: 0.447					3-2 FC6 1B		0-2 F7	2-3 K		4 0 2 0 0 1 1												
<b>Brad Ausmus, R</b> (1, 2) OBP: 0.303, SLG: 0.341 <b>Phil Plantier, L</b> (9, PH) OBP: 0.310, SLG: 0.468				2-3 K		0-0 FC6 SH3-4 1B	4-0 1B BB	0-2 F7		2 1 0 0 1 1 2 1 0 0 0 0 0 0												
<b>Andy Ashby, R</b> (1, 1) OBP: 0.171, SLG: 0.150 <b>Bill Bean, L</b> (7, PH) OBP: 0.256, SLG: 0.279 <b>Jeff Tabaka, R</b> (7, 1) <b>Phil Clark, R</b> (8, 3) OBP: 0.236, SLG: 0.363				2-1 F8		0-0 SH3-4	2-2 1B			1 0 0 0 0 0 0 1 0 1 1 0 0 0 0 0 0 0 0 0 0 0 0 0 0 0 0 0												
<b>Inning Stats</b>	R: 1 E: 0 K: 2 S: 10	H: 1 LOB: 0 BB: 0 P: 13	R: 0 E: 0 K: 1 S: 11	H: 1 LOB: 1 BB: 0 P: 15	R: 0 E: 0 K: 1 S: 9	H: 1 LOB: 1 BB: 0 P: 15	R: 0 E: 0 K: 1 S: 11	H: 0 LOB: 0 BB: 0 P: 14	R: 1 E: 0 K: 0 S: 7	H: 2 LOB: 0 BB: 0 P: 10	R: 0 E: 0 K: 1 S: 7	H: 0 LOB: 0 BB: 0 P: 9	R: 1 E: 0 K: 1 S: 11	H: 2 LOB: 2 BB: 1 P: 23	R: 0 E: 0 K: 1 S: 11	H: 1 LOB: 1 BB: 0 P: 17	R: 0 E: 0 K: 1 S: 9	H: 0 LOB: 0 BB: 0 P: 12	1B: 7 2B: 0 3B: 1 HR: 0	SF: 0 SAC: 1 DP: 0 HBP: 0	WP: 0 PB: 0 SB: 2 CS: 0	PA: 36
<b>PITCHER</b>	IP WLS BF H R ER SO BB IBB HBP BLK WP HR S P ERA WHIP																					
<b>Pedro Martinez, R</b> (1, 1) ERA: 3.8	6.2 W 26 6 3 3 6 1 0 0 0 0 0 0 60 89 4.05 1.050																					
<b>Mel Rojas, R</b> (7, 1) ERA: 3.36	0.2 4 2 0 0 1 0 0 0 0 0 0 0 11 18 0.00 3.000																					
<b>John Wetteland, R</b> (8, 1) ERA: 2.87	1.2 S 5 0 0 0 2 0 0 0 0 0 0 0 15 21 0.00 0.000																					

**San Diego Padres @ Montreal Expos**  
**Olympic Stadium, Montreal, QB**  
 Tue Jul 19 1994, 7:05 PM EDT  
 Att. 23,773 - Dome

[livebaseballscorecards.com](http://livebaseballscorecards.com)

<b>AB</b>	<b>33</b>
<b>R</b>	<b>3</b>
<b>H</b>	<b>8</b>
<b>RBI</b>	<b>3</b>
<b>BB</b>	<b>1</b>
<b>SO</b>	<b>9</b>
<b>LOB</b>	<b>10</b>







San Diego Padres @ Montreal Expos  
 Olympic Stadium, Montreal, QB  
 Wed Jul 20 1994, 7:05 PM EDT  
 Att. 20,572 - Dome

livebaseballscorecards.com

AB	31
R	2
H	7
RBI	2
BB	1
SO	4
LOB	10



WP:	1	PA:	34
PB:	0		
SB:	2		
CS:	0		

AB R H RBI BB SO LOB

4	1	1	0	0	1	1
3	0	2	2	0	0	0
4	0	1	0	0	0	2
4	0	0	0	0	1	2
4	0	2	0	0	0	0
4	0	0	0	0	0	2
4	0	0	0	0	1	1
2	1	1	0	1	0	0
1	0	0	0	0	0	2
1	0	0	0	0	1	0
0	0	0	0	0	0	0

Batter	1	2	3	4	5	6	7	8	9
<b>Bip Roberts, S</b> (1, 4) OBP: 0.373, SLG: 0.387	3-2 WP S SF8 1B		0-0 L4		0-3 K			1-0 P9	
<b>Craig Shipley, R</b> (1, 5) OBP: 0.370, SLG: 0.469	2-2 SF8 1-H		0-0 G4-3 S 1B		0-0 2-H 2B			0-0 G6-3	
<b>Tony Gwynn, L</b> (1, 9) OBP: 0.445, SLG: 0.565	0-1 G6-3		2-1 G4-3 1-3		2-2 G5-3			0-1 1B	
<b>Derek Bell, R</b> (1, 8) OBP: 0.342, SLG: 0.438	2-2 P4		1-0 L9		1-1 F9			2-3 K	
<b>Eddie Williams, R</b> (1, 3) OBP: 0.398, SLG: 0.596		0-1 2B		3-1 P9		1-1 G6-3		0-0 G5-4-3 1B	
<b>Phil Clark, R</b> (1, 7) OBP: 0.290, SLG: 0.353		1-0 G6-3		1-1 F8		0-1 F8		3-2 G5-4-3 1-2f	
<b>Luis Lopez, S</b> (1, 6) OBP: 0.366, SLG: 0.437		1-0 P9		1-3 K		0-1 F7		0-0 F8	
<b>Brad Ausmus, R</b> (1, 2) OBP: 0.307, SLG: 0.342		4-0 IBB		1-0 SH3-4 2B 1B		2-1 L4			
<b>Andy Benes, R</b> (1, 1) OBP: 0.159, SLG: 0.163		0-0 F9		0-1 SH3-4		2-3 K			
<b>Ricky Gutierrez, R</b> (7, PH) OBP: 0.331, SLG: 0.318									
<b>Doug Brocail, L</b> (7, 1)									

Inning Stats	R: 1	H: 1	E: 0	LOB: 0	K: 0	S: 13	P: 20	R: 0	H: 1	E: 0	LOB: 2	K: 0	BB: 1	S: 5	P: 11	R: 0	H: 1	E: 0	LOB: 1	K: 0	BB: 0	S: 5	P: 8	R: 0	H: 0	E: 0	LOB: 0	K: 1	BB: 0	S: 7	P: 12	R: 1	H: 2	E: 0	LOB: 1	K: 1	BB: 0	S: 10	P: 13	R: 0	H: 0	E: 0	LOB: 0	K: 0	BB: 0	S: 6	P: 8	R: 0	H: 0	E: 0	LOB: 0	K: 1	BB: 0	S: 9	P: 13	R: 0	H: 1	E: 0	LOB: 1	K: 1	BB: 0	S: 7	P: 10	R: 0	H: 1	E: 0	LOB: 0	K: 0	BB: 0	S: 9	P: 12	R: 0	H: 1	E: 0	LOB: 0	K: 0	BB: 0	S: 9	P: 12
1B:	5	SF:	1	2B:	2	SAC:	1	3B:	0	DP:	1	HR:	0	HBP:	0	WP:	1	PA:	34																																																												

PITCHER	IP	WLS	BF	H	R	ER	SO	BB	IBB	HBP	BLK	WP	HR	S	P	ERA	WHIP
<b>Butch Henry, L</b> (1, 1) ERA: 2.46	7.2	W	30	6	2	2	3	0	1	0	0	1	0	59	90	2.35	0.783
<b>Mel Rojas, R</b> (8, 1) ERA: 3.34	0.1		1	0	0	0	1	0	0	0	0	0	0	3	5	0.00	0.000
<b>John Wetteland, R</b> (9, 1) ERA: 2.81	1.0	S	3	1	0	0	0	0	0	0	0	0	0	9	12	0.00	1.000

PITCHER	IP	WLS	BF	H	R	ER	SO	BB	IBB	HBP	BLK	WP	HR	S	P	ERA	WHIP
---------	----	-----	----	---	---	----	----	----	-----	-----	-----	----	----	---	---	-----	------

Batter	1	2	3	4	5	6	7	8	9
Marquis Grissom, R OBP: 0.336, SLG: 0.408	1-1 F9			0-1 HR	4-0 1B BB	2-2 BB		3-2 G6-3	
Cliff Floyd, L OBP: 0.326, SLG: 0.400	3-3 K			1-0 1B 1B	1-0 1B	1 SAFE 1 SAFE 1B BB BB			
Moises Alou, R OBP: 0.397, SLG: 0.580	0-1 P3			1-0 B5-6 1B	0-1 1B	1-3 K			
Larry Walker, L OBP: 0.382, SLG: 0.571		2-1 L7		0-0 1B	1-3 K		0-1 G6-3		
Darrin Fletcher, L OBP: 0.332, SLG: 0.467		2-1 P8		1-2 L9		0-1 HR 1B	1-1 F8		
Mel Rojas, R OBP: 0.125, SLG: 0.125									
John Wetteland, R OBP: 0.250, SLG: 0.250									
Wil Cordero, R OBP: 0.366, SLG: 0.510		0-1 G5-3		2-2 B5-6		0-0 HR	3-2 HBP		
Mike Lansing, R OBP: 0.336, SLG: 0.371			2-3 K		2-2 G1-3	1-1 P7	0-1 F9		
Sean Berry, R OBP: 0.335, SLG: 0.407			1-2 G5-3		2-3 K	3-1 1B SH5-4 1B	0-0 F9		
Butch Henry, L OBP: 0.385, SLG: 0.348			1-1 P7		4-0 1B BB 1B BB	2-1 SH5-4	2-3 K		
Tim Spehr, R OBP: 0.297, SLG: 0.333									

Inning Stats	R: 0	H: 0	E: 0	LOB: 0	K: 1	S: 7	P: 11	R: 0	H: 0	E: 0	LOB: 0	K: 0	S: 6	P: 10	R: 0	H: 0	E: 0	LOB: 0	K: 1	S: 9	P: 13	R: 2	H: 4	E: 0	LOB: 1	K: 0	S: 11	P: 16	R: 1	H: 2	E: 0	LOB: 3	K: 2	S: 12	P: 26	R: 2	H: 4	E: 0	LOB: 3	K: 1	S: 17	P: 30	R: 0	H: 0	E: 0	LOB: 1	K: 0	S: 10	P: 14	R: 0	H: 0	E: 0	LOB: 0	K: 1	S: 7	P: 12	1B: 8	SF: 0	2B: 1	SAC: 1	3B: 0	DP: 1	HR: 2	HBP: 1	WP: 0	PA: 37
--------------	------	------	------	--------	------	------	-------	------	------	------	--------	------	------	-------	------	------	------	--------	------	------	-------	------	------	------	--------	------	-------	-------	------	------	------	--------	------	-------	-------	------	------	------	--------	------	-------	-------	------	------	------	--------	------	-------	-------	------	------	------	--------	------	------	-------	-------	-------	-------	--------	-------	-------	-------	--------	-------	--------

PITCHER	IP	WLS	BF	H	R	ER	SO	BB	IBB	HBP	BLK	WP	HR	S	P	ERA	WHIP
Andy Benes, R ERA: 3.88	(1, 1)	6.0	L	30	10	5	5	3	0	0	0	0	2	62	106	7.50	2.167
Doug Brocail, R ERA: 7.3	(7, 1)	2.0		7	0	0	1	0	0	1	0	0	0	17	26	0.00	0.000

**BOTTOM**

**San Diego Padres @ Montreal Expos**  
 Olympic Stadium, Montreal, QB  
 Wed Jul 20 1994, 7:05 PM EDT  
 Att. 20,572 - Dome

AB	R	H	RBI	BB	SO	LOB
4	1	2	1	1	0	0
3	1	2	0	1	1	0
4	0	2	1	0	1	3
4	0	1	1	0	1	3
4	1	1	0	0	0	2
0	0	0	0	0	0	0
0	0	0	0	0	0	0
3	1	1	2	0	0	2
4	0	0	0	0	1	1
4	0	1	0	0	1	0
1	1	0	0	1	0	0
1	0	0	0	0	1	0

AB 32  
 R 5  
 H 10  
 RBI 5  
 BB 3  
 SO 6  
 LOB 11



PITCHER	IP	WLS	BF	H	R	ER	SO	BB	IBB	HBP	BLK	WP	HR	S	P	ERA	WHIP
---------	----	-----	----	---	---	----	----	----	-----	-----	-----	----	----	---	---	-----	------



Batter	1	2	3	4	5	6	7	8	9	AB R H RBI BB SO LOB	TOP															
<b>Brett Butler, L</b> (1, 8) OBP: 0.415, SLG: 0.451	3-2 G5-3			0-0 G3 1B		0-0 G3-1		2-2 G5-3		4 1 1 0 0 0 1																
<b>Delino DeShields, L</b> (1, 4) OBP: 0.361, SLG: 0.319	2-1 L7			0-1 G3		3-1 G4-3			1-2 F9	4 0 0 0 0 0 1																
<b>Mike Piazza, R</b> (1, 2) OBP: 0.368, SLG: 0.552 <b>Carlos Hernandez, R</b> (7, 2) OBP: 0.263, SLG: 0.393	2-2 F8			2-1 FC5-4 1B			0-0 F9		1-2 PB 1B	3 0 1 1 0 0 0 1 1 1 0 0 0 0																
<b>Tim Wallach, R</b> (1, 5) OBP: 0.350, SLG: 0.497			0-1 G5-3	2-2 FC5-4			0-1 2B		2-2 1B	4 0 2 1 0 0 1																
<b>Henry Rodriguez, L</b> (1, 7) OBP: 0.331, SLG: 0.438			2-2 F8	0-3 K			3-2 P5		1-3 K	4 0 0 0 0 2 3																
<b>Raul Mondesi, R</b> (1, 9) OBP: 0.330, SLG: 0.526			3-2 G5-3		1-2 F7		0-0 P6		1-1 P3	4 0 0 0 0 0 2																
<b>Eric Karros, R</b> (1, 3) OBP: 0.312, SLG: 0.392				0-0 F9	1-0 P4			0-0 G6-3 2B		3 0 1 0 0 0 0																
<b>Rafael Bournigal, R</b> (1, 6) OBP: 0.329, SLG: 0.292			1-0 G1-3		0-0 G6-3			0-0 G5-3		3 0 0 0 0 0 1																
<b>Pedro Astacio, R</b> (1, 1) OBP: 0.073, SLG: 0.073 <b>Cory Snyder, R</b> (3, PH) OBP: 0.320, SLG: 0.423 <b>Roger McDowell, R</b> (3, 1) <b>Jeff Treadway, L</b> (6, PH) OBP: 0.493, SLG: 0.411 <b>Omar Daal, L</b> (6, 1) <b>Rudy Seanez, R</b> (6, 1) <b>Dave Hansen, L</b> (8, PH) OBP: 0.368, SLG: 0.382 <b>Jim Gott, R</b> (8, 1)			0-3 K		1-2 G3-1			2-2 G6-3		0 0 0 0 0 0 0 1 0 0 0 0 0 1 0 0 0 0 0 0 0 0 0 1 0 1 0 0 0 0 0 0 1 0 0 0 0 0 0 0 0																
<b>Inning Stats</b>	R: 0 E: 0 K: 0 S: 9	H: 0 LOB: 0 BB: 0 P: 16	R: 0 E: 0 K: 0 S: 10	H: 0 LOB: 0 BB: 0 P: 15	R: 0 E: 0 K: 1 S: 5	H: 0 LOB: 0 BB: 0 P: 6	R: 1 E: 0 K: 1 S: 12	H: 2 LOB: 1 BB: 0 P: 16	R: 0 E: 0 K: 0 S: 5	H: 0 LOB: 0 BB: 0 P: 7	R: 0 E: 0 K: 0 S: 6	H: 0 LOB: 0 BB: 0 P: 10	R: 0 E: 0 K: 0 S: 8	H: 1 LOB: 1 BB: 0 P: 11	R: 0 E: 0 K: 0 S: 9	H: 1 LOB: 1 BB: 0 P: 13	R: 1 E: 0 K: 1 S: 16	H: 2 LOB: 1 BB: 0 P: 22	1B: 4 2B: 2 3B: 0 HR: 0	SF: 0 SAC: 0 DP: 0 HBP: 0	WP: 0 PB: 1 SB: 0 CS: 0	PA: 33				
<b>Ken Hill, R</b> (1, 1) ERA: 3.18 <b>Tim Scott, R</b> (9, 1) ERA: 2.7	IP 8.0	WLS W	BF 28	H 4	R 1	ER 1	SO 2	BB 0	IBB 0	HBP 0	BLK 0	WP 0	HR 0	S 64	P 94	ERA 1.12	WHIP 0.500						ERA 2.7	WHIP 2.000		

Los Angeles Dodgers @ Montreal Expos  
Olympic Stadium, Montreal, QB  
Fri Jul 22 1994, 7:05 PM EDT  
Att. 32,253 - Dome

livebaseballscorecards.com

AB	33
R	2
H	6
RBI	2
BB	0
SO	3
LOB	10







Batter	1	2	3	4	5	6	7	8	9	AB R H RBI BB SO LOB	TOP											
<b>Brett Butler, L</b> (1, 8) OBP: 0.413, SLG: 0.449	2-2 CS 1B			0-0 G3		2-2 F7			1-3 K	4 0 1 0 0 1 1												
<b>Delino DeShields, L</b> (1, 4) OBP: 0.359, SLG: 0.318	0-0 L8			2-2 CS 1B			1-3 K		1-3 K	4 0 1 0 0 2 1												
<b>Raul Mondesi, R</b> (1, 9) OBP: 0.329, SLG: 0.523	0-0 P4			3-2 G6-3			2-2 1B		0-0 P3	4 0 1 0 0 0 1												
<b>Tim Wallach, R</b> (1, 5) OBP: 0.348, SLG: 0.493							3-3 K			3 0 0 0 0 2 0												
<b>Eric Karros, R</b> (1, 3) OBP: 0.310, SLG: 0.390							1-2 L7			2 0 0 0 0 1 0												
<b>Henry Rodriguez, L</b> (8, PH) OBP: 0.330, SLG: 0.436										1 0 0 0 0 0 0												
<b>Carlos Hernandez, R</b> (1, 2) OBP: 0.254, SLG: 0.379										2 0 0 0 0 0 0												
<b>Chris Gwynn, L</b> (8, PH) OBP: 0.328, SLG: 0.350										0 0 0 0 1 0 0												
<b>Cory Snyder, R</b> (1, 7) OBP: 0.323, SLG: 0.424										2 0 1 0 0 1 0												
<b>Mike Piazza, R</b> (8, PH) OBP: 0.369, SLG: 0.554										1 0 1 0 0 0 0												
<b>Rafael Bournigal, R</b> (1, 6) OBP: 0.320, SLG: 0.284										2 0 0 0 0 0 1												
<b>Jeff Treadway, L</b> (8, PH) OBP: 0.397, SLG: 0.404										1 0 0 0 0 0 2												
<b>Tom Candiotti, R</b> (1, 1) OBP: 0.170, SLG: 0.174										2 0 1 0 0 0 0												
<b>Dave Hansen, L</b> (8, PH) OBP: 0.359, SLG: 0.371										1 0 0 0 0 0 2												
<b>Ismael Valdez, R</b> (8, 1)										0 0 0 0 0 0 0												
<b>Inning Stats</b>	R: 0 E: 0 K: 0 S: 6	H: 1 LOB: 0 BB: 0 P: 8	R: 0 E: 0 K: 2 S: 7	H: 0 LOB: 0 BB: 0 P: 8	R: 0 E: 0 K: 1 S: 8	H: 0 LOB: 0 BB: 0 P: 13	R: 0 E: 0 K: 0 S: 8	H: 1 LOB: 0 BB: 0 P: 13	R: 0 E: 0 K: 0 S: 6	H: 0 LOB: 0 BB: 0 P: 11	R: 0 E: 0 K: 2 S: 9	H: 2 LOB: 1 BB: 0 P: 12	R: 0 E: 0 K: 2 S: 9	H: 1 LOB: 0 BB: 0 P: 15	R: 0 E: 0 K: 2 S: 13	H: 1 LOB: 2 BB: 1 P: 21	R: 0 E: 0 K: 2 S: 10	H: 0 LOB: 0 BB: 0 P: 12	1B: 6 2B: 0 3B: 0 HR: 0	SF: 0 SAC: 0 DP: 1 HBP: 0	WP: 0 PB: 0 SB: 0 CS: 2	PA: 30
<b>PITCHER</b>	IP WLS BF H R ER SO BB IBB HBP BLK WP HR S P ERA WHIP																					
<b>Jeff Fassero, L</b> (1, 1) ERA: 2.99	6.2 W 21 5 0 0 4 0 0 0 0 0 0 0 49 74 0.00 0.750																					
<b>Mel Rojas, R</b> (7, 1) ERA: 3.31	0.2 4 1 0 0 1 1 0 0 0 0 0 0 10 18 0.00 3.000																					
<b>John Wetteland, R</b> (8, 1) ERA: 2.72	1.2 S 5 0 0 0 2 0 0 0 0 0 0 0 16 21 0.00 0.000																					

Los Angeles Dodgers @ Montreal Expos  
Olympic Stadium, Montreal, QB  
Sat Jul 23 1994, 7:05 PM EDT  
Att. 35,831 - Dome

AB	29
R	0
H	6
RBI	0
BB	1
SO	7
LOB	8



WP: 0	PA: 30
-------	--------

ERA	WHIP
-----	------

livebaseballscorecards.com





Batter	1	2	3	4	5	6	7	8	9	AB R H RBI BB SO LOB	TOP
<b>Brett Butler, L</b> (1, 8) OBP: 0.415, SLG: 0.451	0-1 BB 1B G4-3 1B		3-2 G5-3		1-1 G6-4-3 1B		3-3 K		0-1 1B	5 1 3 0 0 1 1	
<b>Delino DeShields, L</b> (1, 4) OBP: 0.356, SLG: 0.315	1-2 G4-3 BB 1-2 1B		1-0 G3		0-0 G6-4-3 1-2f			2-3 K	1-3 K	5 0 1 0 0 2 2	
<b>Mike Piazza, R</b> (1, 2) OBP: 0.371, SLG: 0.552	4-1 G4-3 1-2 2-3 BB		1-2 G6-3		0-1 1B			1-0 G5-3		3 0 1 0 1 0 0	
<b>Tim Wallach, R</b> (1, 5) OBP: 0.347, SLG: 0.490	0-0 G4-3 1-2f 2-3 3-H			3-2 G4-3		2-3 K		0-0 1B 1B		4 0 1 0 0 1 3	
<b>Raul Mondesi, R</b> (1, 9) OBP: 0.328, SLG: 0.520	2-0 G4-3			0-3 K		0-0 P5		0-1 1B 1-2 1B		4 0 1 0 0 1 2	
<b>Eric Karros, R</b> (1, 3) OBP: 0.312, SLG: 0.398		4-0 BB		2-1 HR		0-3 K		0-0 P3		3 1 1 1 1 1 3	
<b>Mitch Webster, S</b> (1, 7) OBP: 0.329, SLG: 0.462		1-3 K		0-1 HR		2-3 K		1-2 P6		4 1 1 1 0 2 1	
<b>Rafael Bournigal, R</b> (1, 6) OBP: 0.312, SLG: 0.275		1-1 P3		2-2 F8		0-0 G4-3		0-2 F8		2 0 0 0 0 0 1 2 0 0 0 0 0 0	
<b>Jeff Treadway, L</b> (7, PH) OBP: 0.385, SLG: 0.390											
<b>Kevin Gross, R</b> (1, 1) OBP: 0.162, SLG: 0.195		3-3 K		3-1 P4		1-0 E4		2-2 HR		2 0 0 0 0 0 1 1 0 0 0 0 0 0 0 0 0 0 0 0 0 0 0 0 1 0 0 0 0 0 0 0 0 0 0 0 0 0 0 0 1 1 1 1 0 0 0 0	
<b>Rudy Seanez, R</b> (6, 1)											
<b>Omar Daal, L</b> (6, 1)											
<b>Roger McDowell, R</b> (6, 1)											
<b>Dave Hansen, L</b> (7, PH) OBP: 0.250, SLG: 0.361											
<b>Jim Gott, R</b> (7, 1)											
<b>Chris Gwynn, L</b> (9, PH) OBP: 0.338, SLG: 0.410											
<b>Inning Stats</b>	R: 1 H: 2 E: 0 LOB: 1 K: 0 BB: 1 S: 8 P: 15	R: 0 H: 0 E: 0 LOB: 1 K: 2 BB: 1 S: 10 P: 19	R: 0 H: 0 E: 0 LOB: 0 K: 0 BB: 0 S: 7 P: 12	R: 2 H: 2 E: 0 LOB: 0 K: 1 BB: 0 S: 15 P: 22	R: 0 H: 1 E: 0 LOB: 0 K: 0 BB: 0 S: 5 P: 9	R: 0 H: 1 E: 0 LOB: 1 K: 2 BB: 0 S: 10 P: 12	R: 0 H: 0 E: 1 LOB: 1 K: 2 BB: 0 S: 9 P: 15	R: 0 H: 2 E: 0 LOB: 2 K: 1 BB: 0 S: 9 P: 12	R: 1 H: 2 E: 0 LOB: 1 K: 1 BB: 0 S: 16 P: 20	1B: 7 SF: 0 2B: 0 SAC: 0 3B: 0 DP: 2 HR: 3 HBP: 0	WP: 0 PA: 38 PB: 0 SB: 0 CS: 0
<b>PITCHER</b>	IP WLS BF H R ER SO BB IBB HBP BLK WP HR S P ERA WHIP										
<b>Kirk Rueter, L</b> (1, 1) ERA: 5.52	5.0 W 20 5 3 3 3 2 0 0 0 0 0 2 45 77 5.40 1.400										
<b>Gil Heredia, R</b> (6, 1) ERA: 4.15	2.2 12 3 0 0 5 0 0 0 0 0 0 0 27 38 0.00 1.125										
<b>John Wetteland, R</b> (8, 1) ERA: 2.82	1.1 S 6 2 1 1 1 0 0 0 0 0 0 1 17 21 6.75 1.500										

**Los Angeles Dodgers @ Montreal Expos**  
 Olympic Stadium, Montreal, QB  
 Sun Jul 24 1994, 3:33 AM EDT  
 Att. 34,402 - Dome

<b>AB</b>	36
<b>R</b>	4
<b>H</b>	10
<b>RBI</b>	3
<b>BB</b>	2
<b>SO</b>	9
<b>LOB</b>	14







Batter	1	2	3	4	5	6	7	8	9	AB R H RBI BB SO LOB	TOP				
Marquis Grissom, R (1, 8) OBP: 0.342, SLG: 0.411	1-0 P3		2-2 G4-3		1-2 BB 1B		4-2 3B BB	1-0 P4		4 1 1 0 1 0 2					
Cliff Floyd, L (1, 7) OBP: 0.337, SLG: 0.405	0-3 K			3-3 K	4-1 BB		2-1 3B 1B		1-0 G6-3	4 1 1 0 1 2 0					
Moises Alou, R (1, 9) OBP: 0.401, SLG: 0.582	0-0 P8			1-1 2B 1B	0-0 F8		0-1 G3-1 3B		0-0 S 1B	5 2 3 2 0 0 3					
Larry Walker, L (1, 3) OBP: 0.384, SLG: 0.576		3-1 G4-3 2B		0-0 G4-3 2B		0-0 L8	1-1 G3-1		1-3 K	5 0 2 2 0 1 1					
Darrin Fletcher, L (1, 2) OBP: 0.326, SLG: 0.456		1-1 P6		0-0 G4-3		4-2 HR BB	3-2 F8		1-3 K	3 1 0 0 0 1 0 2					
Mel Rojas, R (7, 1) OBP: 0.222, SLG: 0.222				2-3						0 0 0 0 0 0 0					
Lou Frazier, S (9, PH) OBP: 0.372, SLG: 0.328										1 0 0 0 0 0 1 1					
John Wetteland, R (9, 1) OBP: 0.250, SLG: 0.250										0 0 0 0 0 0 0					
Wil Cordero, R (1, 6) OBP: 0.369, SLG: 0.523		1-0 G4-3		1-0 G4-3		1-0 HR		1-2 G4-6-3 1B		4 1 2 2 0 0 2					
Mike Lansing, R (1, 4) OBP: 0.326, SLG: 0.361		0-2 G6-3			0-0 L7	1-2 F8		1-0 G4-6-3		4 0 0 0 0 0 2					
Sean Berry, R (1, 5) OBP: 0.337, SLG: 0.405			3-2 F8		4-1 1B SH1 BB	2-2 G6-3		1-0 1B 1B		3 0 1 0 1 0 0					
Pedro Martinez, R (1, 1) OBP: 0.154, SLG: 0.167			1-2 G6-3		1-1 SH1		1-1 G4-3	3-2 1B		1 0 0 0 0 0 0					
Rondell White, R (7, PH) OBP: 0.355, SLG: 0.439					1-2			1-2 1B		1 0 0 0 0 0 0					
Tim Spehr, R (7, 2) OBP: 0.316, SLG: 0.353										1 0 1 0 0 0 0					
<b>Inning Stats</b>	R: 0 H: 0 E: 0 LOB: 0 K: 1 BB: 0 S: 5 P: 6	R: 0 H: 1 E: 0 LOB: 1 K: 0 BB: 0 S: 8 P: 13	R: 0 H: 0 E: 0 LOB: 0 K: 0 BB: 0 S: 11 P: 17	R: 1 H: 2 E: 0 LOB: 1 K: 1 BB: 0 S: 10 P: 15	R: 0 H: 1 E: 0 LOB: 3 K: 0 BB: 2 S: 10 P: 20	R: 2 H: 1 E: 0 LOB: 0 K: 0 BB: 1 S: 14 P: 22	R: 3 H: 2 E: 0 LOB: 0 K: 0 BB: 1 S: 14 P: 25	R: 0 H: 3 E: 0 LOB: 2 K: 0 BB: 0 S: 10 P: 17	R: 0 H: 1 E: 0 LOB: 1 K: 2 BB: 0 S: 8 P: 11	1B: 7 SF: 0 2B: 2 SAC: 1 3B: 1 DP: 1 HR: 1 HBP: 0	WP: 0 PA: 41 PB: 0 SB: 1 CS: 0				
<b>PITCHER</b>	IP WLS BF H R ER SO BB IBB HBP BLK WP HR S P ERA WHIP											<b>PITCHER</b>	IP WLS BF H R ER SO BB IBB HBP BLK WP HR S P ERA WHIP		
29 John Smoltz, R (1, 1) ERA: 3.91	6.0			5 3 3 2 3 0 0 0 0 0 0 1 58 93 4.50 1.333											
Mark Wohlers, R (7, 1) ERA: 4.5	0.1	L	4 2 3 3 0 1 0 0 0 0 0 0 8 15 81.00 9.000												
Mike Stanton, L (7, 1) ERA: 3.48	1.2		7 3 0 0 0 0 0 0 0 0 0 0 16 27 0.00 1.800												
Mike Bielecki, R (9, 1) ERA: 4.71	1.0		4 1 0 0 2 0 0 0 0 0 0 0 8 11 0.00 1.000												

**Montreal Expos @ Atlanta Braves**  
Atlanta-Fulton County Stadium, Atlanta, GA

Mon Jul 25 1994, 7:05 PM EDT  
Att. 43,596 - Unknown - 78 F

livebaseballscorecards.com

AB	36
R	6
H	11
RBI	6
BB	4
SO	4
LOB	13



Batter	1	2	3	4	5	6	7	8	9	AB	R	H	RBI	BB	SO	LOB
Roberto Kelly, R OBP: 0.347, SLG: 0.423 (1, 8)	2-1 F9		0-1 P6				1-2 F8			4	0	0	0	0	1	1
Jeff Blauser, R OBP: 0.320, SLG: 0.359 (1, 6)	0-3 K		4-2 BB BB					1-2 F9		3	0	0	0	1	2	1
David Justice, L OBP: 0.449, SLG: 0.550 (1, 9)	2-1 P9		1-1 L9				1-H 2B	3-3 K		4	0	1	1	0	1	1
Fred McGriff, L OBP: 0.380, SLG: 0.588 (1, 3)		2-2 HR 1B	4-2 BB				0-0 G3	2-3 K		3	1	1	0	1	1	1
Ryan Klesko, L OBP: 0.345, SLG: 0.603 (1, 7)		1 SAFE 2-1 HR	1-3 K				1-0 P5			4	1	1	2	0	2	2
Terry Pendleton, S OBP: 0.266, SLG: 0.376 (1, 5)		1-2 HR					3-2 L9			4	1	1	1	0	0	0
Charlie O'Brien, R OBP: 0.310, SLG: 0.493 (1, 2)		2-0 F8					3-1 P8			3	0	0	0	0	0	0
Mike Stanton, L OBP: 1.000, SLG: 1.000 (7, 1)										0	0	0	0	0	0	0
Mike Bielecki, R OBP: 0.318, SLG: 0.438 (9, 1)										0	0	0	0	0	0	0
Tony Tarasco, L OBP: 0.318, SLG: 0.438 (9, PH)										1	0	0	0	0	1	0
Mark Lemke, S OBP: 0.356, SLG: 0.362 (1, 4)		3-3 K					0-1 G1-3			3	0	0	0	0	2	0
29 John Smoltz, R OBP: 0.250, SLG: 0.278 (1, 1)		2-3 K					4-2 2B BB			1	1	0	0	1	1	0
Mark Wohlers, R OBP: 1.000, SLG: 1.000 (7, 1)										0	0	0	0	0	0	0
Javy Lopez, R OBP: 0.289, SLG: 0.417 (7, 2)										1	0	0	0	0	0	0

Inning Stats	R: 0	H: 0	E: 0	K: 1	S: 7	LOB: 0	BB: 0	P: 11	R: 3	H: 3	E: 0	K: 2	S: 15	LOB: 0	BB: 0	P: 27	R: 0	H: 0	E: 0	K: 1	S: 12	LOB: 2	BB: 2	P: 22	R: 0	H: 0	E: 0	K: 0	S: 5	LOB: 0	BB: 0	P: 10	R: 1	H: 1	E: 0	K: 2	S: 10	LOB: 1	BB: 1	P: 16	R: 0	H: 0	E: 0	K: 0	S: 7	LOB: 0	BB: 0	P: 14	R: 0	H: 0	E: 0	K: 1	S: 8	LOB: 0	BB: 0	P: 13	R: 0	H: 0	E: 0	K: 2	S: 12	LOB: 0	BB: 0	P: 18	R: 0	H: 0	E: 0	K: 2	S: 11	LOB: 0	BB: 0	P: 18	1B: 1	SF: 0	2B: 1	SAC: 0	3B: 0	DP: 0	HR: 2	HBP: 0	WP: 0	PA: 34
--------------	------	------	------	------	------	--------	-------	-------	------	------	------	------	-------	--------	-------	-------	------	------	------	------	-------	--------	-------	-------	------	------	------	------	------	--------	-------	-------	------	------	------	------	-------	--------	-------	-------	------	------	------	------	------	--------	-------	-------	------	------	------	------	------	--------	-------	-------	------	------	------	------	-------	--------	-------	-------	------	------	------	------	-------	--------	-------	-------	-------	-------	-------	--------	-------	-------	-------	--------	-------	--------

PITCHER	IP	WLS	BF	H	R	ER	SO	BB	IBB	HBP	BLK	WP	HR	S	P	ERA	WHIP
Pedro Martinez, R ERA: 3.91 (1, 1)	6.0	W	25	4	4	4	6	3	0	0	0	0	2	56	100	6.00	1.167
Mel Rojas, R ERA: 3.22 (7, 1)	2.0		6	0	0	0	3	0	0	0	0	0	0	20	31	0.00	0.000
John Wetteland, R ERA: 2.77 (9, 1)	1.0	S	3	0	0	0	2	0	0	0	0	0	0	11	18	0.00	0.000


**BOTTOM**

**Montreal Expos @ Atlanta Braves**  
Atlanta-Fulton County Stadium, Atlanta, GA

Mon Jul 25 1994, 7:05 PM EDT  
Att: 43,596 - Unknown - 78 F

livebaseballscorecards.com

AB	31
R	4
H	4
RBI	4
BB	3
SO	11
LOB	6





Batter	1	2	3	4	5	6	7	8	9	AB R H RBI BB SO LOB	TOP
<b>Marquis Grissom, R</b> (1, 8) OBP: 0.343, SLG: 0.412	0-2 	2-1 			1-2 		2-0 		1-1 	4 1 2 1 0 0 1	
<b>Rondell White, R</b> (1, 7) OBP: 0.358, SLG: 0.459	2-3 	2-2 			1-2 		1-1 		4-1 	4 0 1 0 1 1 3	
<b>Moises Alou, R</b> (1, 9) OBP: 0.396, SLG: 0.574	0-0 				1-3 		0-0 	0-0 	1-0 	5 0 0 0 0 1 3	
<b>Larry Walker, L</b> (1, 3) OBP: 0.383, SLG: 0.571	2-1 				2-2 		2-3 	4-0 		3 0 0 0 1 1 1	
<b>Darrin Fletcher, L</b> (1, 2) OBP: 0.322, SLG: 0.449 <b>Mel Rojas, R</b> (8, 1) OBP: 0.222, SLG: 0.222 <b>John Wetteland, R</b> (9, 1) OBP: 0.250, SLG: 0.250 <b>Cliff Floyd, L</b> (9, 7) OBP: 0.337, SLG: 0.405	0-0 				0-1 		2-3 	0-0 		4 0 0 0 0 1 2 0	
<b>Wil Cordero, R</b> (1, 6) OBP: 0.365, SLG: 0.517					1-1 		0-1 	1-0 		4 1 0 0 0 0 1	
<b>Mike Lansing, R</b> (1, 4) OBP: 0.328, SLG: 0.363					0-0 		0-0 	0-1 		4 1 2 0 0 0 1	
<b>Sean Berry, R</b> (1, 5) OBP: 0.336, SLG: 0.400					1-1 		0-0 		4-0 	3 1 0 1 1 0 2	
<b>Butch Henry, L</b> (1, 1) OBP: 0.379, SLG: 0.346 <b>Tim Spehr, R</b> (8, 2) OBP: 0.316, SLG: 0.353					0-0 		0-0 		0-0 	3 1 1 1 0 0 0 0 0 0 0 0 0 0	
<b>Inning Stats</b>	R: 1 H: 1 E: 1 LOB: 1 K: 1 BB: 0 S: 10 P: 14	R: 1 H: 3 E: 0 LOB: 2 K: 0 BB: 0 S: 14 P: 22	R: 0 H: 0 E: 0 LOB: 0 K: 1 BB: 0 S: 9 P: 12	R: 0 H: 0 E: 0 LOB: 0 K: 0 BB: 0 S: 5 P: 7	R: 0 H: 0 E: 0 LOB: 0 K: 0 BB: 0 S: 7 P: 9	R: 0 H: 0 E: 0 LOB: 0 K: 2 BB: 0 S: 7 P: 11	R: 3 H: 2 E: 2 LOB: 1 K: 0 BB: 0 S: 9 P: 12	R: 0 H: 0 E: 0 LOB: 1 K: 0 BB: 1 S: 5 P: 9	R: 0 H: 0 E: 0 LOB: 2 K: 0 BB: 2 S: 5 P: 15	1B: 5 SF: 1 2B: 0 SAC: 1 3B: 1 DP: 0 HR: 0 HBP: 0	WP: 0 PA: 39 PB: 0 SB: 3 CS: 0
<b>PITCHER</b> <b>Greg Maddux, R</b> (1, 1) ERA: 1.69 <b>Steve Bedrosian, R</b> (9, 1) ERA: 2.68	IP WLS BF H R ER SO BB IBB HBP BLK WP HR S P ERA WHIP 8.0 L 34 6 5 1 4 1 0 0 0 0 0 0 66 96 1.12 0.875 1.0 5 0 0 0 0 2 0 0 0 0 0 0 5 15 0.00 2.000	<b>PITCHER</b> IP WLS BF H R ER SO BB IBB HBP BLK WP HR S P ERA WHIP									

**Montreal Expos @ Atlanta Braves**  
 Atlanta-Fulton County Stadium, Atlanta, GA

Tue Jul 26 1994, 7:05 PM EDT  
 Att. 49,324 - Unknown - 84 F

livebaseballscorecards.com

**AB 34**  
**R 5**  
**H 6**  
**RBI 3**  
**BB 3**  
**SO 4**  
**LOB 14**



Batter	1	2	3	4	5	6	7	8	9	AB	R	H	RBI	BB	SO	LOB
Dave Gallagher, R (1, 7) OBP: 0.315, SLG: 0.299 Ryan Klesko, L (8, PH) OBP: 0.348, SLG: 0.603 Steve Bedrosian, R (9, 1)	0-2 F9		2-2 F7			4-2 G4-3 SH3-4 BB		2-0 FC5-4 HBP		2	0	0	0	1	0	0
Jeff Blauser, R (1, 6) OBP: 0.320, SLG: 0.359	3-1 FC6 1B		3-1 P4			0-0 SH3-4		1-1 FC5-4		3	0	1	0	0	0	1
David Justice, L (1, 9) OBP: 0.447, SLG: 0.556	1-2 P5		2-1 F8			3-2 G4-3			3-2 HR	4	1	1	1	0	0	2
Fred McGriff, L (1, 3) OBP: 0.379, SLG: 0.584	1-0 FC6			0-0 F8		1-0 G3			0-0 1B	4	0	1	0	0	0	2
Roberto Kelly, R (1, 8) OBP: 0.346, SLG: 0.424		0-0 HR 2B		0-0 G4-3			2-0 P9		1-2 F8	4	1	1	0	0	0	1
Terry Pendleton, S (1, 5) OBP: 0.262, SLG: 0.370		3-3 K		1-3 K			0-0 G6-3		0-1 F8	4	0	0	0	0	2	2
Charlie O'Brien, R (1, 2) OBP: 0.309, SLG: 0.507		1-1 HR			0-3 K		0-0 F8		1-3 K	4	1	1	2	0	2	1
Mark Lemke, S (1, 4) OBP: 0.353, SLG: 0.359		0-3 K			0-1 G6-3			0-3 K		3	0	0	0	0	2	0
Greg Maddux, R (1, 1) OBP: 0.231, SLG: 0.255 Tony Tarasco, L (8, PH) OBP: 0.316, SLG: 0.434		1-3 K			1-2 F9			0-0 G3		2	0	0	0	0	1	0
										1	0	0	0	0	0	0

Inning Stats	R: 0	H: 1	E: 0	K: 0	S: 9	R: 2	H: 2	E: 0	K: 3	S: 13	R: 0	H: 0	E: 0	K: 0	S: 9	R: 0	H: 0	E: 0	K: 1	S: 5	R: 0	H: 0	E: 0	K: 1	S: 12	R: 0	H: 0	E: 0	K: 0	S: 8	R: 0	H: 0	E: 0	K: 0	S: 3	R: 0	H: 0	E: 0	K: 1	S: 6	R: 1	H: 2	E: 0	K: 1	S: 16	1B: 2	SF: 0	2B: 1	SAC: 1	3B: 0	DP: 0	HR: 2	HBP: 1	WP: 0	PA: 34
--------------	------	------	------	------	------	------	------	------	------	-------	------	------	------	------	------	------	------	------	------	------	------	------	------	------	-------	------	------	------	------	------	------	------	------	------	------	------	------	------	------	------	------	------	------	------	-------	-------	-------	-------	--------	-------	-------	-------	--------	-------	--------


PITCHER	IP	WLS	BF	H	R	ER	SO	BB	IBB	HBP	BLK	WP	HR	S	P	ERA	WHIP
Butch Henry, L (1, 1) ERA: 2.47	7.0	W	25	3	2	2	5	1	0	0	0	0	1	59	88	2.57	0.571
Mel Rojas, R (8, 1) ERA: 3.3	1.0		5	1	1	1	1	0	0	1	0	0	1	12	18	9.00	1.000
John Wetteland, R (9, 1) ERA: 2.72	1.0	S	4	1	0	0	1	0	0	0	0	0	0	10	12	0.00	1.000

**BOTTOM**

**Montreal Expos @ Atlanta Braves**  
Atlanta-Fulton County Stadium, Atlanta, GA

Tue Jul 26 1994, 7:05 PM EDT  
Att: 49,324 - Unknown - 84 F

AB	31
R	3
H	5
RBI	3
BB	1
SO	7
LOB	9





Batter	1	2	3	4	5	6	7	8	9	AB R H RBI BB SO LOB	TOP
<b>Marquis Grissom, R</b> (1, 8) OBP: 0.346, SLG: 0.416	0-0 		2-1 		1-0 <b>E5</b> 		0-0 		1-1 <b>G5-3</b> 	5 1 3 0 0 0 2	<b>Montreal Expos @ Atlanta Braves</b> Atlanta-Fulton County Stadium, Atlanta, GA Wed Jul 27 1994, 3:33 AM EDT Att. 49,333 - Overcast
<b>Wil Cordero, R</b> (1, 6) OBP: 0.365, SLG: 0.515	1-2 		1-2 <b>P9</b> 		2-1 <b>G6-3</b> 		2-1 		1-2 <b>G5-3</b> 	5 0 2 1 0 0 4	
<b>Moises Alou, R</b> (1, 9) OBP: 0.395, SLG: 0.570	1-2 <b>G1-3</b> 		2-1 <b>P3</b> 		4-0 		1-2 <b>F7</b> 			3 0 0 0 1 0 4	
<b>Larry Walker, L</b> (1, 3) OBP: 0.379, SLG: 0.565	2-3 <b>K</b> 		1-3 <b>K</b> 		2-2 <b>P6</b> 			1-0 <b>G4-3</b> 		4 0 0 0 0 2 6	
<b>Rondell White, R</b> (1, 7) OBP: 0.366, SLG: 0.469	4-2 			1-2 <b>G4-3</b> 		0-2 <b>L9</b> 		1-1 		3 0 1 0 1 0 0	
<b>Lenny Webster, R</b> (1, 2) OBP: 0.379, SLG: 0.466	2-3 <b>K</b> 			3-2 <b>P7</b> 		2-1 <b>L8</b> 		4-2 		3 0 0 0 1 1 3	
<b>Lou Frazier, S</b> (8, PR) OBP: 0.372, SLG: 0.328										0 0 0 0 0 0 0	
<b>Tim Spehr, R</b> (8, 2) OBP: 0.316, SLG: 0.353										0 0 0 0 0 0 0	
<b>Mike Lansing, R</b> (1, 4) OBP: 0.325, SLG: 0.359			1-2 <b>G5-3</b> 		2-1 <b>L4</b> 		1-3 <b>K</b> 		1-2 <b>G5-4-3</b> 	4 0 0 0 0 1 2	
<b>Sean Berry, R</b> (1, 5) OBP: 0.336, SLG: 0.397			1-2 <b>G4-3</b> 		4-1 <b>G6-3</b> 		1-1 <b>G4-3</b> 		1-3 <b>K</b> 	2 0 0 0 1 0 0	
<b>Darrin Fletcher, L</b> (9, PH) OBP: 0.321, SLG: 0.447										1 0 0 0 0 1 0	
<b>Ken Hill, R</b> (1, 1) OBP: 0.188, SLG: 0.133			2-3 <b>K</b> 		1-1 <b>B2</b> 		3-3 <b>K</b> 		2-2 	2 0 0 0 0 1 1	
<b>Randy Milligan, R</b> (7, PH) OBP: 0.345, SLG: 0.356										1 0 0 0 0 1 0	
<b>Jeff Shaw, R</b> (7, 1) OBP: 0.375, SLG: 0.296										0 0 0 0 0 0 0	
<b>Tim Scott, R</b> (8, 1) OBP: 0.360, SLG: 0.384										0 0 0 0 0 0 0	
<b>Juan Bell, R</b> (8, 4) OBP: 0.340, SLG: 0.407										0 0 0 0 0 0 0	
<b>Cliff Floyd, L</b> (9, PH) OBP: 0.340, SLG: 0.407										1 0 1 0 0 0 0	
<b>Inning Stats</b>	R: 0 H: 2 E: 0 LOB: 3 K: 2 BB: 1 S: 21 P: 31	R: 0 H: 0 E: 0 LOB: 0 K: 1 BB: 0 S: 10 P: 14	R: 0 H: 1 E: 0 LOB: 1 K: 1 BB: 0 S: 11 P: 16	R: 0 H: 0 E: 0 LOB: 0 K: 0 BB: 0 S: 10 P: 16	R: 0 H: 0 E: 1 LOB: 3 K: 0 BB: 2 S: 9 P: 23	R: 0 H: 0 E: 0 LOB: 0 K: 1 BB: 0 S: 8 P: 11	R: 1 H: 2 E: 0 LOB: 1 K: 1 BB: 0 S: 13 P: 20	R: 0 H: 1 E: 0 LOB: 2 K: 0 BB: 1 S: 9 P: 16	R: 0 H: 1 E: 0 LOB: 1 K: 1 BB: 0 S: 14 P: 19	1B: 5 SF: 0 2B: 2 SAC: 0 3B: 0 DP: 1 HR: 0 HBP: 0	WP: 0 PA: 38 PB: 0 SB: 2 CS: 0
<b>PITCHER</b> <b>Kent Mercker, L</b> (1, 1) ERA: 3.57	IP 7.0 WLS W 30 H 5 R 1 ER 1 SO 6 BB 2 IBB 1 HBP 0 BLK 0 WP 0 HR 0 S 82 P 131 ERA 1.29 WHIP 1.000										
<b>Greg McMichael, R</b> (8, 1) ERA: 3.13	IP 2.0 WLS S 8 H 2 R 0 ER 0 SO 1 BB 1 IBB 0 HBP 0 BLK 0 WP 0 HR 0 S 23 P 35 ERA 0.00 WHIP 1.500										

livebaseballscorecards.com

AB	34
R	1
H	7
RBI	1
BB	4
SO	7
LOB	22



Batter	1	2	3	4	5	6	7	8	9
<b>Roberto Kelly, R</b> OBP: 0.348, SLG: 0.424 (1, 8)	G6-3			G6-3		HR	1B		
<b>Jeff Blauser, R</b> OBP: 0.319, SLG: 0.367 (1, 6)	P5			G6-3		HR			
<b>Ryan Klesko, L</b> OBP: 0.344, SLG: 0.595 (1, 7) <b>Dave Gallagher, R</b> OBP: 0.320, SLG: 0.305 (7, 7)	G3			F8		G4-1		E7 1B	
<b>Fred McGriff, L</b> OBP: 0.380, SLG: 0.586 (1, 3)			G4-3			K	L9 2B	S 1B	
<b>David Justice, L</b> OBP: 0.447, SLG: 0.553 (1, 9) <b>Tony Tarasco, L</b> OBP: 0.316, SLG: 0.434 (9, 9)			CS BB			FC4-6 BB	L9	P4	
<b>Terry Pendleton, S</b> OBP: 0.258, SLG: 0.364 (1, 5)			SAFE K			FC4-6 1B	G4-3	K	
<b>Javy Lopez, R</b> OBP: 0.289, SLG: 0.414 (1, 2)			F9			1B		L7	
<b>Mark Lemke, S</b> OBP: 0.352, SLG: 0.358 (1, 4)			G4-3			1B			
<b>Kent Mercker, L</b> OBP: 0.114, SLG: 0.061 (1, 1) <b>Jose Oliva, R</b> OBP: 0.364, SLG: 0.678 (7, PH) <b>Greg McMichael, R</b> (8, 1)			P6			P5		1B 2B	

AB	R	H	RBI	BB	SO	LOB
3	1	1	1	1	0	0
4	1	1	2	0	1	1
3	0	0	0	0	0	0
1	1	1	0	0	0	0
4	0	2	1	0	1	0
2	0	0	0	2	0	2
0	0	0	0	0	0	0
4	0	0	0	0	2	4
4	0	1	0	0	0	1
3	0	1	0	0	1	0
2	0	0	0	0	0	3
1	1	1	0	0	0	0
0	0	0	0	0	0	0

**BOTTOM**

**Montreal Expos @ Atlanta Braves**  
Atlanta-Fulton County Stadium, Atlanta, GA  
Wed Jul 27 1994, 3:33 AM EDT  
Att. 49,333 - Overcast

livebaseballscorecards.com

<b>AB</b>	<b>31</b>
<b>R</b>	<b>4</b>
<b>H</b>	<b>8</b>
<b>RBI</b>	<b>4</b>
<b>BB</b>	<b>3</b>
<b>SO</b>	<b>5</b>
<b>LOB</b>	<b>11</b>



Inning Stats		R: 0	H: 0	E: 0	LOB: 0	K: 0	S: 8	R: 0	H: 0	E: 0	LOB: 1	K: 1	S: 11	R: 0	H: 0	E: 0	LOB: 0	K: 0	S: 6	R: 0	H: 0	E: 0	LOB: 0	K: 0	S: 5	R: 0	H: 2	E: 0	LOB: 3	K: 1	S: 14	R: 2	H: 2	E: 0	LOB: 1	K: 0	S: 13	R: 1	H: 2	E: 0	LOB: 1	K: 2	S: 16	R: 1	H: 2	E: 1	LOB: 1	K: 1	S: 8
<b>1B:</b>	5	<b>SF:</b>	0	<b>WP:</b>	0	<b>PA:</b>	34	<b>2B:</b>	3	<b>SAC:</b>	0	<b>PB:</b>	0	<b>3B:</b>	0	<b>DP:</b>	1	<b>SB:</b>	2	<b>HR:</b>	1	<b>HBP:</b>	0	<b>CS:</b>	1																								

PITCHER	IP	WLS	BF	H	R	ER	SO	BB	IBB	HBP	BLK	WP	HR	S	P	ERA	WHIP
<b>Ken Hill, R</b> ERA: 3.18 (1, 1)	6.0	L	24	4	2	2	2	3	0	0	0	0	1	57	100	3.00	1.167
<b>Jeff Shaw, R</b> ERA: 3.84 (7, 1)	1.0		6	3	2	1	2	0	0	0	0	0	0	17	26	9.00	3.000
<b>Tim Scott, R</b> ERA: 2.64 (8, 1)	1.0		4	1	0	0	1	0	0	0	0	0	0	7	16	0.00	1.000



Batter	1	2	3	4	5	6	7	8	9	AB	R	H	RBI	BB	SO	LOB	TOP					
Marquis Grissom, R OBP: 0.342, SLG: 0.411 (1, 8)	F7	K		P6		F8	P9			5	0	0	0	0	1	4						
Rondell White, R OBP: 0.395, SLG: 0.507 (1, 7)	G5-3		G4-3		1B		1B	1B	FC6-4	3	3	2	0	1	0	0						
Moises Alou, R OBP: 0.397, SLG: 0.570 (1, 9)	HBP		K		1B		BB	1B	P3	3	1	2	1	0	1	1						
Cliff Floyd, L OBP: 0.340, SLG: 0.408 (5, PR)	1B						BB	1B		2	1	1	0	0	0	1						
Larry Walker, L OBP: 0.379, SLG: 0.561 (1, 3)	HBP		G4-3		F8		HBP	1B	P7	4	1	1	2	0	0	2						
Wil Cordero, R OBP: 0.368, SLG: 0.514 (1, 6)	1B		FC6-4		F7		HBP	BB	FC6-4	3	1	1	1	1	0	2						
Lenny Webster, R OBP: 0.370, SLG: 0.454 (1, 2)	P8		FC6-4		P7		WP	HBP		3	0	0	0	0	0	4						
Jeff Shaw, R OBP: 0.376, SLG: 0.286 (5, 1)							1-2	BB		0	0	0	0	0	0	0						
Lou Frazier, S OBP: 0.377, SLG: 0.328 (7, PH)							2-3			0	0	0	1	1	0	0						
Mel Rojas, R OBP: 0.222, SLG: 0.222 (7, 1)							3-H			1	0	0	0	0	0	0						
Juan Bell, R OBP: 0.356, SLG: 0.379 (9, PH)										0	0	0	0	0	0	0						
John Wetteland, R OBP: 0.250, SLG: 0.250 (9, 1)										0	0	0	0	0	0	0						
Mike Lansing, R OBP: 0.329, SLG: 0.361 (1, 4)										3	0	2	1	0	0	0						
Freddie Benavides, R OBP: 0.241, SLG: 0.295 (9, PH)										1	0	0	0	0	0	0						
Sean Berry, R OBP: 0.340, SLG: 0.411 (1, 5)										3	1	2	2	1	0	1						
Gil Heredia, R OBP: 0.300, SLG: 0.300 (1, 1)										2	0	0	0	0	1	2						
Darrin Fletcher, L OBP: 0.318, SLG: 0.442 (5, 2)										3	0	0	0	0	0	4						
<b>Inning Stats</b>	R: 1 E: 0 K: 0 S: 10	H: 2 LOB: 2 BB: 0 P: 20	R: 0 E: 0 K: 2 S: 12	H: 2 LOB: 1 BB: 0 P: 17	R: 1 E: 1 K: 1 S: 10	H: 1 LOB: 1 BB: 0 P: 14	R: 1 E: 0 K: 0 S: 7	H: 1 LOB: 0 BB: 0 P: 13	R: 1 E: 0 K: 0 S: 9	H: 2 LOB: 1 BB: 0 P: 15	R: 0 E: 0 K: 0 S: 11	H: 1 LOB: 1 BB: 0 P: 17	R: 4 E: 0 K: 0 S: 15	H: 2 LOB: 2 BB: 3 P: 30	R: 0 E: 0 K: 0 S: 9	H: 0 LOB: 1 BB: 0 P: 14	R: 0 E: 0 K: 0 S: 10	H: 0 LOB: 1 BB: 1 P: 18	1B: 8 2B: 2 3B: 0 HR: 1	SF: 1 SAC: 0 DP: 0 HBP: 4	WP: 1 PB: 0 SB: 1 CS: 0	PA: 45
<b>PITCHER</b>	IP	WLS	BF	H	R	ER	SO	BB	IBB	HBP	BLK	WP	HR	S	P	ERA	WHIP					
Rich Scheid, L (1, 1)	5.0		24	8	4	3	3	0	0	2	0	0	1	48	79	5.40	1.600					
Richie Lewis, R (6, 1)	1.0	L	5	1	1	1	0	1	0	0	0	0	0	13	23	9.00	2.000					
Jeff Mutis, L (7, 1)	0.0		2	2	0	0	0	0	0	0	0	0	0	4	5	∞	∞					
Luis Aquino, R (7, 1)	2.0		10	0	3	3	0	2	0	2	0	1	0	18	33	13.50	1.000					
Terry Mathews, R (9, 1)	1.0		4	0	0	0	0	1	0	0	0	0	0	10	18	0.00	1.000					

**Montreal Expos @ Florida Marlins**  
**Joe Robbie Stadium, Miami, FL**  
 Fri Jul 29 1994, 7:05 PM EDT  
 Att: 39,338 - Unknown

**AB 36**  
**R 8**  
**H 11**  
**RBI 8**  
**BB 4**  
**SO 3**  
**LOB 21**



WP: 1 PA: 45  
 PB: 0  
 SB: 1  
 CS: 0

livebaseballscorecards.com

BOTTOM

Montreal Expos @ Florida Marlins  
Joe Robbie Stadium, Miami, FL

livebaseballscorecards.com

AB	33
R	4
H	8
RBI	4
BB	3
SO	6
LOB	16



WP	0	PA	40
PB	0		
SB	0		
CS	1		

Fri Jul 29 1994, 7:05 PM EDT  
Att. 39,338 - Unknown

AB R H RBI BB SO LOB

4	1	0	0	0	2	2
5	0	0	0	0	1	4
2	1	0	0	2	0	2
4	0	1	3	0	1	1
3	0	1	0	1	0	1
4	0	0	0	0	1	2
4	1	3	0	0	0	0
3	1	2	0	0	1	0
0	0	0	0	0	0	0
1	0	0	0	0	0	2
0	0	0	1	0	0	0
0	0	0	0	0	0	0
0	0	0	0	0	0	0
0	0	0	0	0	0	0
0	0	0	0	0	0	0
2	0	1	0	0	0	0
1	0	0	0	0	0	2

Batter	1	2	3	4	5	6	7	8	9
Chuck Carr, S OBP: 0.305, SLG: 0.328 (1, 8)	0-3 K		2-2 G3		1-2 SAFE SAFE 1-3 E3 2B		0-3 K		2-0 HBP
Mario Diaz, R OBP: 0.361, SLG: 0.439 (1, 5)	1-0 F9		0-0 1-3		1-0 P8		2-2 K		3-2 F8
Gary Sheffield, R OBP: 0.382, SLG: 0.567 (1, 9)	1-0 HBP		4-1 CS BB		4-1 2B BB		0-0 FC5-4 1-2f		0-2 F7
Jeff Conine, R OBP: 0.380, SLG: 0.538 (1, 3)	0-1 G6-3		1-2 CS 1-2	1-3 K	0-0 2B			0-1 G6-3	
Darrell Whitmore, L OBP: 0.318, SLG: 0.300 (1, 7)		0-0 L4		1-0 G6-4-3 1B	0-0 G1-3			4-0 1B BB	
Benito Santiago, R OBP: 0.319, SLG: 0.410 (1, 2)		0-0 F8		0-2 G6-4-3 1-2f		0-0 L4		1-3 K	
Kurt Abbott, R OBP: 0.293, SLG: 0.389 (1, 6)		1-2 1B 1B			0-1 1B SF7 2B	0-0 G6-3		1-2 1B	
Bret Barberie, S OBP: 0.348, SLG: 0.389 Terry Mathews, L OBP: 0.500, SLG: 0.667 (1, 4) (9, 1)		1-2 SAFE SAFE 1-2 1B			3-1 E 2B 1B	1-3 K		2-1 F8	
Rich Scheid, L Greg O'Halloran, L OBP: 0.222, SLG: 0.250 Richie Lewis, R Jeff Mutis, L Luis Aguino, R OBP: 0.250, SLG: 0.250 Jerry Browne, S OBP: 0.384, SLG: 0.373 Matias Carrillo, L OBP: 0.299, SLG: 0.305 (1, 1) (5, PH) (6, 1) (7, 1) (7, 1) (7, 4) (8, PH)		2-2 G1-3			1-1 SF7 3-H		3-1 FC5-4 1B		2-1 G6-3

Inning Stats	R: 0	H: 0	E: 0	K: 1	S: 6	P: 8	R: 0	H: 2	E: 0	K: 0	S: 11	R: 0	H: 0	E: 0	K: 0	S: 8	R: 0	H: 1	E: 0	K: 1	S: 7	R: 4	H: 3	E: 1	K: 0	S: 13	R: 0	H: 0	E: 0	K: 1	S: 5	R: 0	H: 1	E: 0	K: 2	S: 9	R: 0	H: 1	E: 0	K: 1	S: 13	R: 0	H: 0	E: 0	K: 0	S: 10	1B: 6	SF: 1	2B: 2	SAC: 0	3B: 0	DP: 1	HR: 0	HBP: 2	WP: 0	PA: 40
--------------	------	------	------	------	------	------	------	------	------	------	-------	------	------	------	------	------	------	------	------	------	------	------	------	------	------	-------	------	------	------	------	------	------	------	------	------	------	------	------	------	------	-------	------	------	------	------	-------	-------	-------	-------	--------	-------	-------	-------	--------	-------	--------

PITCHER	IP	WLS	BF	H	R	ER	SO	BB	IBB	HBP	BLK	WP	HR	S	P	ERA	WHIP
Gil Heredia, R ERA: 3.98 (1, 1)	4.2		22	6	4	1	2	2	0	1	0	0	0	44	69	1.93	1.714
Jeff Shaw, R ERA: 3.75 (5, 1)	1.1	W	4	0	0	0	1	0	0	0	0	0	0	6	7	0.00	0.000
Mel Rojas, R ERA: 3.21 (7, 1)	2.0		9	2	0	0	3	1	0	0	0	0	0	22	35	0.00	1.500
John Wetteland, R ERA: 2.67 (9, 1)	1.0		4	0	0	0	0	0	0	1	0	0	0	10	17	0.00	0.000











Batter	1	2	3	4	5	6	7	8	9
<b>Chuck Carr, S</b> (1, 8) <small>OBP: 0.306, SLG: 0.329</small> <b>Darrell Whitmore, L</b> (8, 9) <small>OBP: 0.304, SLG: 0.286</small>	4-0 		0-0 			1-1 	0-3 		
<b>Jerry Browne, S</b> (1, 5) <small>OBP: 0.381, SLG: 0.369</small>	2-1 			3-2 		2-2 	3-2 		
<b>Gary Sheffield, R</b> (1, 9) <small>OBP: 0.379, SLG: 0.562</small> <b>Yorkis Perez, L</b> (8, 1) <b>Robb Nen, R</b> (8, 1)	2-2 			3-2 		0-2 	2-2 		
<b>Jeff Conine, R</b> (1, 7) <small>OBP: 0.376, SLG: 0.530</small>	2-3 			2-3 		0-2 		0-0 	
<b>Greg Colbrunn, R</b> (1, 3) <small>OBP: 0.364, SLG: 0.495</small>		1-2 			1-2 	4-2 		0-2 	
<b>Benito Santiago, R</b> (1, 2) <small>OBP: 0.317, SLG: 0.409</small>		1-2 			2-1 	2-3 		1-0 	
<b>Kurt Abbott, R</b> (1, 6) <small>OBP: 0.292, SLG: 0.386</small>		1-3 			0-3 	0-0 			3-1 
<b>Bret Barberie, S</b> (1, 4) <small>OBP: 0.349, SLG: 0.390</small>			3-1 		0-0 		0-0 		1-1 
<b>David Weathers, R</b> (1, 1) <small>OBP: 0.133, SLG: 0.071</small> <b>Jeff Mutis, L</b> (2, 1) <small>OBP: 0.200, SLG: 0.222</small> <b>Greg O'Halloran, L</b> (5, PH) <small>OBP: 0.200, SLG: 0.222</small> <b>Richie Lewis, R</b> (6, 1) <b>Mario Diaz, R</b> (7, PH) <small>OBP: 0.370, SLG: 0.448</small> <b>Matias Carrillo, L</b> (8, 8) <small>OBP: 0.295, SLG: 0.300</small>			0-2 		0-0 		1-1 		2-3 

Inning Stats	R: 1	H: 0	E: 1	K: 1	S: 10	R: 0	H: 0	E: 0	K: 1	S: 10	R: 0	H: 0	E: 0	K: 0	S: 7	R: 0	H: 0	E: 0	K: 1	S: 13	R: 0	H: 2	E: 0	K: 1	S: 11	R: 2	H: 3	E: 0	K: 1	S: 20	R: 1	H: 2	E: 0	K: 1	S: 14	R: 0	H: 1	E: 0	K: 0	S: 5	R: 0	H: 0	E: 0	K: 1	S: 9	R: 0	H: 0	E: 0	K: 1	S: 9	1B: 6	SF: 2	2B: 2	SAC: 0	3B: 0	DP: 1	HR: 0	HBP: 0	WP: 2	PA: 36
--------------	------	------	------	------	-------	------	------	------	------	-------	------	------	------	------	------	------	------	------	------	-------	------	------	------	------	-------	------	------	------	------	-------	------	------	------	------	-------	------	------	------	------	------	------	------	------	------	------	------	------	------	------	------	-------	-------	-------	--------	-------	-------	-------	--------	-------	--------

PITCHER	IP	WLS	BF	H	R	ER	SO	BB	IBB	HBP	BLK	WP	HR	S	P	ERA	WHIP
<b>Pedro Martinez, R</b> (1, 1) <small>ERA: 3.87</small>	6.0	W	25	5	3	2	5	2	0	0	0	2	0	71	107	3.00	1.167
<b>Gabe White, L</b> (7, 1) <small>ERA: 6.17</small>	3.0	S	11	3	1	1	2	0	0	0	0	0	0	28	41	3.00	1.000

**BOTTOM**

AB	R	H	RBI	BB	SO	LOB
3	2	1	0	1	1	2
0	0	0	0	0	0	0
3	1	1	1	0	0	1
3	0	1	3	0	0	1
0	0	0	0	0	0	0
0	0	0	0	0	0	0
4	0	0	0	0	2	1
3	0	2	0	1	0	0
4	0	1	0	0	1	3
4	0	0	0	0	2	4
4	1	1	0	0	0	2
0	0	0	0	0	0	0
1	0	0	0	0	0	0
1	0	0	0	0	0	2
0	0	0	0	0	0	0
1	0	1	0	0	0	0
1	0	0	0	0	1	0

**Montreal Expos @ Florida Marlins**  
**Joe Robbie Stadium, Miami, FL**  
 Sun Jul 31 1994, 7:05 PM EDT  
 Att: 29,300 - Unknown - 88 F

livebaseballscorecards.com

AB	R	H	RBI	BB	SO	LOB
32	4	8	4	2	7	16







**St. Louis Cardinals @ Montreal Expos**  
 Olympic Stadium, Montreal, QB  
 Mon Aug 01 1994, 7:05 PM EDT  
 Att: 30,359 - Dome

[livebaseballscorecards.com](http://livebaseballscorecards.com)

<b>AB</b>	<b>34</b>
<b>R</b>	<b>3</b>
<b>H</b>	<b>8</b>
<b>RBI</b>	<b>2</b>
<b>BB</b>	<b>4</b>
<b>SO</b>	<b>8</b>
<b>LOB</b>	<b>19</b>



WP:	0	PA:	39
PB:	0		
SB:	1		
CS:	0		

Batter	1	2	3	4	5	6	7	8	9	10	AB	R	H	RBI	BB	SO	LOB
Lou Frazier, S OBP: 0.366, SLG: 0.313 (1, 7)	P6		G4-3			FC6-4 BB	P9		P2		4	0	0	0	1	0	3
Cliff Floyd, L OBP: 0.337, SLG: 0.407 (1, 9)	K		G3			F9		G3	K		5	0	0	0	0	2	3
Marquis Grissom, R OBP: 0.350, SLG: 0.441 (1, 8)	BB			G5-3		FC6-4 1B 2B		F8 1B		IHR	4	2	2	1	1	0	1
Larry Walker, L OBP: 0.386, SLG: 0.567 (1, 3)	F8			G3		E 1B		F8 1B			4	1	2	0	0	0	1
Darrin Fletcher, L OBP: 0.325, SLG: 0.452 (1, 2)				P2		E 2B		F8			4	0	2	1	0	0	2
John Wetteland, R OBP: 0.250, SLG: 0.250 (9, 1)						2B		2-3 3-H			0	0	0	0	0	0	0
Wil Cordero, R OBP: 0.363, SLG: 0.500 (1, 6)						K		K			4	0	0	0	0	3	4
Mike Lansing, R OBP: 0.327, SLG: 0.358 (1, 4)						F8		K			3	0	0	0	0	2	3
Tim Spehr, R OBP: 0.333, SLG: 0.400 (9, 2)											0	0	0	0	0	0	0
Juan Bell, R OBP: 0.364, SLG: 0.380 (9, PH)											0	0	0	0	1	0	0
(10, 4)																	
Sean Berry, R OBP: 0.346, SLG: 0.434 (1, 5)											3	0	1	0	0	0	1
Butch Henry, L OBP: 0.389, SLG: 0.357 (1, 1)											2	0	1	0	0	0	1
Mel Rojas, R OBP: 0.222, SLG: 0.222 (7, 1)											0	0	0	0	0	0	0
Freddie Benavides, R OBP: 0.225, SLG: 0.274 (7, 4)											1	0	0	0	0	1	0
Rondell White, R OBP: 0.388, SLG: 0.520 (9, PH)											0	0	0	0	1	0	0
Lenny Webster, R OBP: 0.372, SLG: 0.450 (9, PR)											0	0	0	0	0	0	0
(10, 2)																	

Inning Stats	R: 0	H: 0	E: 0	K: 1	S: 13	P: 22	R: 0	H: 1	E: 0	K: 2	S: 12	P: 16	R: 0	H: 1	E: 0	K: 0	S: 7	R: 0	H: 0	E: 0	K: 0	S: 5	R: 0	H: 1	E: 0	K: 1	S: 11	R: 2	H: 2	E: 1	K: 1	S: 14	R: 0	H: 0	E: 0	K: 1	S: 8	R: 0	H: 2	E: 0	K: 1	S: 12	R: 0	H: 0	E: 0	K: 1	S: 6	R: 1	H: 1	E: 0	K: 0	S: 4	1B: 5	SF: 0	2B: 2	SAC: 1	3B: 0	DP: 1	HR: 1	HBP: 0	WP: 0	PA: 39
--------------	------	------	------	------	-------	-------	------	------	------	------	-------	-------	------	------	------	------	------	------	------	------	------	------	------	------	------	------	-------	------	------	------	------	-------	------	------	------	------	------	------	------	------	------	-------	------	------	------	------	------	------	------	------	------	------	-------	-------	-------	--------	-------	-------	-------	--------	-------	--------

PITCHER	IP	WLS	BF	H	R	ER	SO	BB	IBB	HBP	BLK	WP	HR	S	P	ERA	WHIP
Vicente Palacios, R ERA: 4.27 (1, 1)	6.0		25	5	2	1	5	2	0	0	0	0	0	62	102	1.50	1.167
Rob Murphy, L ERA: 3.79 (7, 1)	1.2		7	2	0	0	1	0	0	0	0	0	0	17	20	0.00	1.200
John Habyan, R ERA: 3.45 (8, 1)	0.1		1	0	0	0	1	0	0	0	0	0	0	3	5	0.00	0.000
Gary Buckels, R ERA: 2.89 (9, 1)	0.1		3	0	0	0	0	2	0	0	0	0	0	1	10	0.00	6.000
Rich Rodriguez, L ERA: 4.21 (9, 1)	0.2	L	3	1	1	1	1	0	0	0	0	0	0	9	13	13.50	1.500



**St. Louis Cardinals @ Montreal Expos**  
 Olympic Stadium, Montreal, QB  
 Tue Aug 02 1994, 7:05 PM EDT  
 Att. 37,553 - Dome

[livebaseballscorecards.com](http://livebaseballscorecards.com)

AB	33
R	4
H	8
RBI	4
BB	2
SO	1
LOB	19



Batter	1	2	3	4	5	6	7	8	9	AB	R	H	RBI	BB	SO	LOB
<b>Bernard Gilkey, R</b> (1, 7) OBP: 0.336, SLG: 0.359	0-0 L8		3-1 G6-3 1B		2-2 F7		1-1 F7		0-1 L9	5	0	1	0	0	0	4
<b>Ozzie Smith, S</b> (1, 6) OBP: 0.315, SLG: 0.331	2-1 G4-3		0-0 G6-3		0-2 G4-6-3 1B			4-2 S BB		3	0	1	0	1	0	1
<b>Gregg Jefferies, S</b> (1, 3) OBP: 0.389, SLG: 0.486	1-1 G6-3		1-1 G6-3		0-1 G4-6-3 1-2f			2-0 L9		4	0	0	0	0	0	4
<b>Ray Lankford, L</b> (1, 8) OBP: 0.368, SLG: 0.495		4-0 HR BB	1-3 K			1-0 L4		0-1 P6		3	1	0	0	1	1	2
<b>Todd Zeile, R</b> (1, 5) OBP: 0.340, SLG: 0.458		2-2 SAFE 1-H HR		1-1 G6-3		3-1 G1-3		1-1 L8 1-2		4	1	1	2	0	0	1
<b>Mark Whiten, S</b> (1, 9) OBP: 0.357, SLG: 0.475		2-2 F8		0-0 S 1B		2-2 F9			0-0 G4-1 3B	4	2	2	0	0	0	0
<b>Geronimo Pena, S</b> (1, 4) OBP: 0.344, SLG: 0.479		2-0 HBP		2-1 G6-4-3 1-H 1B			2-2 G3-1		2-1 G4-1 HBP	2	0	1	1	0	0	0
<b>Gerald Young, S</b> (9, PR) OBP: 0.366, SLG: 0.500				1-1 SAFE 1 SAFE 1 SAFE 1 SAFE 1 SAFE						0	0	0	0	0	0	0
<b>Tom Pagnozzi, R</b> (1, 2) OBP: 0.320, SLG: 0.394		0-1 L8		2-2 G6-4-3 1-2f			1-2 1B		2-2 L4 1-2	4	0	1	0	0	0	4
<b>Tom Urbani, L</b> (1, 1) OBP: 0.318, SLG: 0.250		2-0 F8				1-2 1B			0-1 G4-1	2	0	1	0	0	0	1
<b>John Habyan, R</b> (6, 1)										0	0	0	0	0	0	0
<b>Luis Alicea, S</b> (7, PH) OBP: 0.345, SLG: 0.432										1	0	0	0	0	0	1
<b>Omar Olivares, R</b> (7, 1) OBP: 0.261, SLG: 0.227										0	0	0	0	0	0	0
<b>Gerald Perry, L</b> (9, PH) OBP: 0.435, SLG: 0.529									2-3 3-H	1	0	0	1	0	0	1

Inning Stats	R	H	E	K	S	P
1	0	0	0	5	8	
2	2	1	0	13	25	
3	0	1	0	8	13	
4	1	2	0	8	13	
5	0	2	0	11	14	
6	0	0	0	7	13	
7	0	1	0	12	16	
8	0	0	0	9	16	
9	1	1	0	9	13	

PITCHER	IP	WLS	BF	H	R	ER	SO	BB	IBB	HBP	BLK	WP	HR	S	P	ERA	WHIP
<b>Ken Hill, R</b> (1, 1) ERA: 3.23	6.0	W	24	6	3	3	1	1	0	1	0	0	1	52	86	4.50	1.167
<b>Tim Scott, R</b> (7, 1) ERA: 2.4	2.0		8	1	0	0	0	1	0	0	0	0	0	21	32	0.00	1.000
<b>John Wetteland, R</b> (9, 1) ERA: 2.78	1.0	S	5	1	1	1	0	0	0	1	0	0	0	9	13	9.00	1.000

PITCHER	IP	WLS	BF	H	R	ER	SO	BB	IBB	HBP	BLK	WP	HR	S	P	ERA	WHIP

WP: 0	PA: 37
PB: 0	
SB: 3	
CS: 0	

Batter	1	2	3	4	5	6	7	8	9	AB R H RBI BB SO LOB
Marquis Grissom, R OBP: 0.349, SLG: 0.439 (1, 8)	1-2 HR 1B		0-0 G6-3	2-2 G5-3		2-0 FC5 2-3f				4 1 1 0 0 0 4
Sean Berry, R OBP: 0.345, SLG: 0.442 (1, 5)	2-1 HR 1-H		3-2 F9		2-1 G6-3		0-1 G3-1			4 1 1 2 0 0 0
Moises Alou, R OBP: 0.400, SLG: 0.580 (1, 9)	0-1 1B 1B		1-2 HBP 2B 1B		0-0 F9		3-2 HR			4 2 3 1 0 0 0
Larry Walker, L OBP: 0.387, SLG: 0.564 (1, 3)	1-3 K		1-0 2B HBP		2-1 P5		4-2 1B BB			2 1 0 0 1 1 1
Wil Cordero, R OBP: 0.366, SLG: 0.505 (1, 6)	0-0 1B G6-4-3 1-2		3-2 WP 1-H 2-H 2B		3-3 K		0-1 G6-4-3 1B 1-2			4 0 3 2 0 1 0
Lenny Webster, R OBP: 0.369, SLG: 0.444 (1, 2)	3-1 G6-4-3 1-2f		2-2 G1-3 2-3		1-2 1B 1B 1B		0-0 G6-4-3 1-2f			4 0 1 0 0 0 5
Cliff Floyd, L OBP: 0.336, SLG: 0.405 (1, 7)		1-3 K		3-2 G3		1-1 FC5 1B 1-2		0-0 G4-3		4 0 1 0 0 1 0
Mike Lansing, R OBP: 0.328, SLG: 0.363 (1, 4)		3-1 G4-3		1-2 G6-3 2B		2-1 1B 1-2 2-3		0-1 L4		4 0 2 0 0 0 0
Ken Hill, R OBP: 0.180, SLG: 0.128 (6, PH)		1-3 K		2-0 G6-3		2-0 F8		2-0 L9		2 0 0 0 0 0 1 1 0 0 0 0 0 0 0 0 1 0 0 0 0 0 0 3 0 0 0 0 0 0 0 0 1 0 0 0 0 0 0 0 0 0 0 0 0 0 0 0


Inning Stats	R: 2	H: 4	E: 0	LOB: 1	K: 1	P: 20	R: 0	H: 0	E: 0	LOB: 0	K: 2	P: 13	R: 0	H: 2	E: 0	LOB: 1	K: 0	P: 26	R: 0	H: 1	E: 0	LOB: 1	K: 0	P: 19	R: 0	H: 0	E: 0	LOB: 0	K: 0	P: 9	R: 0	H: 3	E: 0	LOB: 3	K: 1	P: 23	R: 1	H: 2	E: 0	LOB: 1	K: 0	P: 20	R: 0	H: 0	E: 0	LOB: 0	K: 0	P: 6
Tom Urbani, L ERA: 4.69 (1, 1)	5.1	WLS	L	26	H	10	R	4	ER	4	SO	4	BB	0	IBB	0	HBP	1	BLK	0	WP	1	HR	1	S	63	P	104	ERA	6.75	WHIP	1.875																
John Habyan, R ERA: 3.4 (6, 1)	0.2	WLS	L	2	H	0	R	0	ER	0	SO	0	BB	0	IBB	0	HBP	0	BLK	0	WP	0	HR	0	S	2	P	6	ERA	0.00	WHIP	0.000																
Omar Olivares, R ERA: 6.15 (7, 1)	2.0	WLS	L	8	H	2	R	1	ER	1	SO	0	BB	1	IBB	0	HBP	0	BLK	0	WP	0	HR	1	S	17	P	26	ERA	4.50	WHIP	1.500																

**BOTTOM**

**St. Louis Cardinals @ Montreal Expos**  
Olympic Stadium, Montreal, QB  
Tue Aug 02 1994, 7:05 PM EDT  
Att. 37,553 - Dome

livebaseballscorecards.com

AB	34
R	5
H	12
RBI	5
BB	1
SO	4
LOB	14



WP	HR	S	P	ERA	WHIP
1B: 8	SF: 0	WP: 1	PA: 36		
2B: 2	SAC: 0	PB: 0			
3B: 0	DP: 2	SB: 0			
HR: 2	HBP: 1	CS: 0			



**St. Louis Cardinals @ Montreal Expos**  
 Olympic Stadium, Montreal, QB  
 Wed Aug 03 1994, 7:05 PM EDT  
 Att. 30,541 - Dome

[livebaseballscorecards.com](http://livebaseballscorecards.com)

AB	35
R	3
H	8
RBI	3
BB	1
SO	8
LOB	18



WP:	1	PA:	36
PB:	0		
SB:	0		
CS:	0		

Batter	1	2	3	4	5	6	7	8	9	AB	R	H	RBI	BB	SO	LOB					
<b>Bernard Gilkey, R</b> (1, 7) OBP: 0.332, SLG: 0.354	1-3 K		0-3 K		2-3 K			0-0 F8		4	0	0	0	0	3	3					
<b>Ozzie Smith, S</b> (1, 6) OBP: 0.317, SLG: 0.333 <b>Rene Arocha, R</b> (8, 1) OBP: 0.200, SLG: 0.222	0-2 1B		0-1 G4-3		2-1 G6-3			0-0 1B		4	1	2	0	0	0	2					
<b>Ray Lankford, L</b> (1, 8) OBP: 0.367, SLG: 0.492	2-2 F7		2-1 P8					0-1 1B		4	1	1	1	0	0	1					
<b>Gerald Perry, L</b> (1, 3) OBP: 0.427, SLG: 0.514	1-0 1B				0-0 G4-3			2-1 F8		4	0	1	0	0	1	2					
<b>Todd Zeile, R</b> (1, 5) OBP: 0.339, SLG: 0.456	1-1 G1-3				1-2 G6-3			0-0 G6-3		4	0	1	2	0	0	2					
<b>Mark Whiten, S</b> (1, 9) OBP: 0.356, SLG: 0.472					2-3 K2-3			3-3 K		4	0	1	0	0	2	1					
<b>Luis Alicea, S</b> (1, 4) OBP: 0.348, SLG: 0.430								1-1 1B		3	0	1	0	1	1	1					
<b>Tom Pagnozzi, R</b> (1, 2) OBP: 0.315, SLG: 0.387								0-0 1B		4	0	0	0	0	0	3					
<b>Rheal Cormier, L</b> (1, 1) OBP: 0.333, SLG: 0.200 <b>Bryan Eversgerd, R</b> (6, 1) <b>Rich Rodriguez, L</b> (7, 1) <b>José Oquendo, S</b> (8, PH) OBP: 0.360, SLG: 0.310								2-2 1B		2	0	0	0	0	0	3					
<b>Inning Stats</b>	R: 0 E: 0 K: 1 S: 13	H: 2 LOB: 2 BB: 0 P: 18	R: 0 E: 0 K: 1 S: 15	H: 1 LOB: 1 BB: 0 P: 22	R: 0 E: 0 K: 1 S: 7	H: 0 LOB: 0 BB: 0 P: 9	R: 0 E: 0 K: 1 S: 7	H: 0 LOB: 0 BB: 0 P: 10	R: 0 E: 1 K: 1 S: 11	H: 0 LOB: 2 BB: 1 P: 19	R: 0 E: 0 K: 1 S: 6	H: 0 LOB: 0 BB: 0 P: 10	R: 0 E: 0 K: 1 S: 8	H: 1 LOB: 0 BB: 0 P: 13	R: 3 E: 0 K: 1 S: 15	H: 4 LOB: 1 BB: 0 P: 22	R: 0 E: 0 K: 1 S: 8	H: 0 LOB: 0 BB: 0 P: 13	1B: 8 2B: 0 3B: 0 HR: 0	SF: 0 SAC: 0 DP: 1 HBP: 0	WP: 1 PA: 36
<b>PITCHER</b>	IP	WLS	BF	H	R	ER	SO	BB	IBB	HBP	BLK	WP	HR	S	P	ERA	WHIP				
<b>Gil Heredia, R</b> (1, 1) ERA: 3.57 <b>Jeff Shaw, R</b> (8, 1) ERA: 4.06	7.0	W	26	4	0	0	6	1	0	0	1	1	0	67	101	0.00	0.714				
	2.0		10	4	3	3	2	0	0	0	0	0	0	23	35	13.50	2.000				





Batter	1	2	3	4	5	6	7	8	9	AB R H RBI BB SO LOB	TOP											
Ray Lankford, L (1, 8) OBP: 0.365, SLG: 0.488	0-0 G6-3	2-3 K			1-2 G4-3		0-1 WP 2B 1B		1-3 K	5 1 1 0 0 2 4												
Luis Alicea, S (1, 4) OBP: 0.358, SLG: 0.443	2-2 1B		2-2 F8		0-0 G6-4-3 1B		3-2 1-H 2B		4-2 HR BB	4 1 3 1 1 0 0												
Gregg Jefferies, S (1, 3) OBP: 0.384, SLG: 0.480	0-1 L9		0-0 F8		1-0 G6-4-3 1-2f		2-2 G6-3		3-2 F9	5 0 0 0 0 0 5												
Todd Zeile, R (1, 5) OBP: 0.340, SLG: 0.463	2-1 1B		3-2 G5-3			3-1 P5	2-0 G6-3		1-1 HR	5 1 2 4 0 0 0												
Mark Whiten, S (1, 9) OBP: 0.357, SLG: 0.481	2-0 G1-3			1-1 L9 B1-3 1B		1-0 HR		1-2 G4-3	0-2 G6-3	5 2 2 1 0 0 2												
Bernard Gilkey, R (1, 7) OBP: 0.332, SLG: 0.353			3-1 G4-3		1-1 B1-3	2-2 G5-3 1B		3-1 G5-3		4 0 1 0 0 0 1												
Tom Pagnozzi, R (1, 2) OBP: 0.314, SLG: 0.385			1-0 1B		1-2 L9	0-1 G5-3		1-2 F7		4 0 1 0 0 0 2												
José Oquendo, S (1, 6) OBP: 0.379, SLG: 0.322			3-1 SAFE 1B		0-0 1B	4-0 IBB			4-2 BB HR BB	2 1 2 1 2 0 0												
Bob Tewksbury, R (1, 1) OBP: 0.214, SLG: 0.222			0-0 B2		1-2 P4	2-3 K			1-1 BB HR 1B	4 1 1 0 0 1 5												
<b>Inning Stats</b>	R: 0 E: 0 K: 0 S: 10	H: 2 LOB: 2 BB: 0 P: 16	R: 0 E: 0 K: 1 S: 9	H: 2 LOB: 2 BB: 0 P: 18	R: 0 E: 0 K: 0 S: 7	H: 0 LOB: 0 BB: 0 P: 12	R: 1 E: 0 K: 0 S: 12	H: 2 LOB: 1 BB: 0 P: 16	R: 0 E: 0 K: 0 S: 5	H: 1 LOB: 0 BB: 0 P: 7	R: 1 E: 0 K: 1 S: 12	H: 2 LOB: 2 BB: 1 P: 24	R: 1 E: 0 K: 0 S: 10	H: 2 LOB: 0 BB: 0 P: 17	R: 0 E: 0 K: 0 S: 10	H: 0 LOB: 0 BB: 0 P: 15	R: 4 E: 0 K: 1 S: 22	H: 2 LOB: 0 BB: 2 P: 36	1B: 10 2B: 1 3B: 0 HR: 2	SF: 0 SAC: 0 DP: 1 HBP: 0	WP: 1 PB: 0 SB: 0 CS: 0	PA: 41
<b>PITCHER</b>	IP WLS BF H R ER SO BB IBB HBP BLK WP HR S P ERA WHIP																					
Kirk Rueter, L (1, 1) ERA: 5.36	6.0 L 27 9 2 2 2 0 0 0 0 0 0 1 55 93 3.00 1.500																					
Tim Scott, R (7, 1) ERA: 2.49	2.0 7 2 1 1 0 0 0 0 0 0 1 0 20 32 4.50 1.000																					
Mel Rojas, R (9, 1) ERA: 3.53	0.2 6 2 4 4 1 2 0 0 0 0 0 1 19 33 54.00 6.000																					
Gabe White, L (9, 1) ERA: 6.08	0.1 1 0 0 0 0 0 0 0 0 0 0 0 3 3 0.00 0.000																					

St. Louis Cardinals @ Montreal Expos  
Olympic Stadium, Montreal, QB  
Thu Aug 04 1994, 7:05 PM EDT  
Att. 39,044 - Dome

livebaseballscorecards.com

AB 38  
R 7  
H 13  
RBI 7  
BB 3  
SO 3  
LOB 19







Batter	1	2	3	4	5	6	7	8	9	AB R H RBI BB SO LOB	TOP
<b>Marquis Grissom, R</b> (1, 8) <small>OBP: 0.346, SLG: 0.430</small>	2-3 		4-2 		2-2 		2-0 		1-1 	4 1 0 0 1 1 2	
<b>Rondell White, R</b> (1, 7) <small>OBP: 0.374, SLG: 0.506</small>	2-3 		0-0 		1-2 		0-1 		2-1 	5 2 1 0 0 1 2	
<b>Moises Alou, R</b> (1, 9) <small>OBP: 0.396, SLG: 0.580</small>	1-3 		1-2 		1-0 		2-2 		1-2 	5 1 1 1 0 2 3	
<b>Larry Walker, L</b> (1, 3) <small>OBP: 0.394, SLG: 0.590</small>		0-0 	1-2 		1-2 			0-3 		4 0 1 1 0 1 0	
<b>Wil Cordero, R</b> (1, 6) <small>OBP: 0.365, SLG: 0.501</small>		4-1 	1 SAFE 0-0 		2-1 			0-2 		3 0 0 0 1 0 2	
<b>Lenny Webster, R</b> (1, 2) <small>OBP: 0.376, SLG: 0.469</small>		2-2 		0-1 		0-1 		4-2 		3 0 1 0 1 0 0	
<b>Sean Berry, R</b> (1, 5) <small>OBP: 0.341, SLG: 0.441</small>		4-0 		2-1 		4-1 		1-0 		2 0 0 0 2 0 1	
<b>Mike Lansing, R</b> (1, 4) <small>OBP: 0.327, SLG: 0.360</small>		1-2 		1-3 		1-1 			0-0 	4 1 1 0 0 1 3	
<b>Pedro Martinez, R</b> (1, 1) <small>OBP: 0.159, SLG: 0.150</small> <b>Darrin Fletcher, L</b> (9, PH) <small>OBP: 0.322, SLG: 0.449</small> <b>John Wetteland, R</b> (9, 1) <small>OBP: 0.250, SLG: 0.250</small>			1-2 		4-1 		1-3 		0-2 	2 0 0 0 1 1 1 1 0 1 1 0 0 0 0 0 0 0 0 0 0	
<b>Inning Stats</b>	R: 0 H: 0 E: 0 LOB: 0 K: 3 BB: 0 S: 12 P: 17	R: 0 H: 1 E: 0 LOB: 2 K: 0 BB: 2 S: 8 P: 19	R: 2 H: 0 E: 2 LOB: 1 K: 1 BB: 1 S: 16 P: 23	R: 0 H: 0 E: 0 LOB: 0 K: 1 BB: 0 S: 7 P: 10	R: 2 H: 3 E: 0 LOB: 1 K: 0 BB: 1 S: 14 P: 25	R: 0 H: 0 E: 0 LOB: 1 K: 1 BB: 1 S: 8 P: 14	R: 0 H: 0 E: 0 LOB: 0 K: 0 BB: 0 S: 7 P: 11	R: 0 H: 0 E: 0 LOB: 1 K: 1 BB: 1 S: 9 P: 14	R: 1 H: 2 E: 1 LOB: 1 K: 0 BB: 0 S: 12 P: 16	1B: 2 SF: 0 2B: 4 SAC: 0 3B: 0 DP: 1 HR: 0 HBP: 0	WP: 0 PA: 39 PB: 0 SB: 0 CS: 0
<b>David West, L</b> (1, 1) <small>ERA: 3.55</small> <b>Doug Jones, R</b> (9, 1) <small>ERA: 2.34</small>	IP: 8.0 WLS: L BF: 34 H: 4 R: 4 ER: 2 SO: 7 BB: 6 IBB: 0 HBP: 0 BLK: 0 WP: 0 HR: 0 S: 81 P: 133 ERA: 2.25 WHIP: 1.250										

**Montreal Expos @ Philadelphia Phillies**  
 Veterans Stadium, Philadelphia, PA  
 Fri Aug 05 1994, 7:05 PM EDT  
 Att: 33,642 - Unknown

[livebaseballscorecards.com](http://livebaseballscorecards.com)

<b>AB</b>	<b>33</b>
<b>R</b>	<b>5</b>
<b>H</b>	<b>6</b>
<b>RBI</b>	<b>3</b>
<b>BB</b>	<b>6</b>
<b>SO</b>	<b>7</b>
<b>LOB</b>	<b>14</b>



Batter	1	2	3	4	5	6	7	8	9	AB R H RBI BB SO LOB
Lenny Dykstra, L (1, 8) OBP: 0.410, SLG: 0.455	2-1 F9		1-3 K			2-1 F9		4-1 BB		3 0 0 0 1 1 0
Mickey Morandini, L (1, 4) OBP: 0.384, SLG: 0.415	1-1 1B		2-0 G4-3			1-3 K		2-1 P5		4 0 1 0 0 1 1
Jim Eisenreich, L (1, 9) OBP: 0.371, SLG: 0.418	4-0 BB		1-1 F7			2-3 K		2-2 F7		3 0 0 0 1 1 0
John Kruk, L (1, 3) OBP: 0.387, SLG: 0.403	1-1 F7		1-1 G3-1			1-3 K		0-3 K		4 0 0 0 0 2 2
Tony Longmire, L (1, 7) OBP: 0.281, SLG: 0.291	2-3 K		1-3 K			2-2 1B		1-2 P4		4 0 1 0 0 2 2
Kim Batiste, R (1, 5) OBP: 0.255, SLG: 0.296		3-3 K	1-1 G5-3			2-1 F8				3 0 0 0 0 1 1
Mike Lieberthal, R (1, 2) OBP: 0.304, SLG: 0.385		1-2 F8		4-2 BB		3-1 L9				2 0 0 0 1 0 1
Kevin Stocker, S (1, 6) OBP: 0.393, SLG: 0.352		4-2 BB		1-0 L3				1-1 G6-3		2 0 0 0 1 0 1
David West, L (1, 1) OBP: 0.080, SLG: 0.080		2-3 K		0-0 F8				2-2 G6-3		2 0 0 0 0 1 1
Ricky Jordan, R (8, PH) OBP: 0.292, SLG: 0.478										1 0 0 0 0 0 0
Doug Jones, R (9, 1) OBP: 1.000, SLG: 1.000										0 0 0 0 0 0 0

Inning Stats	R: 0	H: 1	E: 1	K: 1	S: 9	LOB: 2	BB: 1	P: 19	R: 0	H: 0	E: 0	K: 2	S: 15	LOB: 1	BB: 1	P: 25	R: 0	H: 0	E: 0	K: 1	S: 6	LOB: 0	BB: 0	P: 10	R: 0	H: 0	E: 0	K: 1	S: 7	LOB: 0	BB: 0	P: 10	R: 0	H: 0	E: 0	K: 0	S: 4	LOB: 0	BB: 1	P: 9	R: 0	H: 0	E: 0	K: 2	S: 8	LOB: 0	BB: 0	P: 13	R: 0	H: 1	E: 0	K: 1	S: 11	LOB: 1	BB: 0	P: 19	R: 0	H: 0	E: 0	K: 0	S: 8	LOB: 1	BB: 1	P: 17	R: 0	H: 0	E: 0	K: 1	S: 11	LOB: 0	BB: 0	P: 14	1B: 2	SF: 0	2B: 1	SAC: 0	3B: 0	DP: 1	HR: 0	HBP: 0	WP: 0	PA: 32
PITCHER	IP	WLS	BF	H	R	ER	SO	BB	IBB	HBP	BLK	WP	HR	S	P	ERA	WHIP																																																																	
Pedro Martinez, R (1, 1) ERA: 3.64	8.0	W	29	2	0	0	8	4	0	0	0	0	0	68	122	0.00	0.750																																																																	
John Wetteland, R (9, 1) ERA: 2.73	1.0		3	0	0	0	1	0	0	0	0	0	0	11	14	0.00	0.000																																																																	

**BOTTOM**

**Montreal Expos @ Philadelphia Phillies**  
**Veterans Stadium, Philadelphia, PA**  
 Fri Aug 05 1994, 7:05 PM EDT  
 Att. 33,642 - Unknown

livebaseballscorecards.com

AB	28
R	0
H	2
RBI	0
BB	4
SO	9
LOB	9





Batter	1	2	3	4	5	6	7	8	9	10	11	AB R H RBI BB SO LOB	TOP										
Marquis Grissom, R (1, 8) OBP: 0.344, SLG: 0.426	F7		F8		K		G5-4-3 BB			L7		4 0 0 0 1 1 0	<b>Montreal Expos @ Philadelphia Phillies</b> Veterans Stadium, Philadelphia, PA Sat Aug 06 1994, 7:05 PM EDT Att: 41,699 - Unknown - 75 F										
Sean Berry, R (1, 5) OBP: 0.342, SLG: 0.453	K			1B 2B		HR	G5-4-3			K		5 2 2 1 0 2 2											
Moises Alou, R (1, 9) OBP: 0.394, SLG: 0.578	P4			L5		G5-3				K PB		5 0 1 0 0 1 1											
Rondell White, R (1, 7) OBP: 0.365, SLG: 0.482			L7		1B BB	F8				2B		4 0 0 0 1 1 2											
Wil Cordero, R (1, 6) OBP: 0.368, SLG: 0.500					K	WP BB 1B				BB		3 1 1 0 2 1 2											
Lenny Webster, R (1, 2) OBP: 0.379, SLG: 0.466			G6-3			WP BB				K		3 0 1 1 1 1 3											
Randy Milligan, R (1, 3) OBP: 0.330, SLG: 0.329																							
Tim Scott, R (6, 1)																							
Mel Rojas, R (7, 1) OBP: 0.222, SLG: 0.222																							
Darin Fletcher, L (9, PH) OBP: 0.321, SLG: 0.448																							
John Wetteland, R (9, 1) OBP: 0.250, SLG: 0.250																							
Lou Frazier, S (11, PH) OBP: 0.361, SLG: 0.309																							
Jeff Shaw, R (11, 1) OBP: 0.376, SLG: 0.286																							
Mike Lansing, R (1, 4) OBP: 0.325, SLG: 0.366																							
Butch Henry, L (1, 1) OBP: 0.364, SLG: 0.333																							
Cliff Floyd, L (6, 3) OBP: 0.335, SLG: 0.400																							
<b>Inning Stats</b>	R: 0 H: 0 E: 0 K: 1 S: 7	H: 0 LOB: 0 BB: 0 P: 10	R: 0 H: 0 E: 0 K: 0 S: 6	H: 0 LOB: 0 BB: 1 P: 12	R: 1 H: 1 E: 0 K: 2 S: 10	H: 1 LOB: 0 BB: 0 P: 16	R: 1 H: 2 E: 0 K: 1 S: 11	H: 2 LOB: 2 BB: 1 P: 23	R: 0 H: 0 E: 0 K: 1 S: 8	H: 0 LOB: 0 BB: 0 P: 14	R: 1 H: 2 E: 0 K: 0 S: 8	H: 2 LOB: 2 BB: 1 P: 18	R: 0 H: 0 E: 0 K: 2 S: 10	H: 1 LOB: 2 BB: 1 P: 21	R: 0 H: 0 E: 0 K: 1 S: 6	H: 0 LOB: 0 BB: 0 P: 8	R: 0 H: 0 E: 0 K: 2 S: 12	H: 0 LOB: 1 BB: 0 P: 17	R: 1 H: 0 E: 1 K: 1 S: 9	H: 0 LOB: 1 BB: 0 P: 15	1B: 2 2B: 4 3B: 0 HR: 2 SF: 0 SAC: 1 DP: 3 HBP: 0	WP: 2 PB: 1 SB: 0 CS: 3 PA: 44	
<b>PITCHER</b>	IP WLS BF H R ER SO BB IBB HBP BLK WP HR S P ERA WHIP																						
Fernando Valenzuela, L (1, 1) ERA: 3.41	5.2 24 5 3 3 5 3 0 0 0 0 2 49 90 4.76 1.412																						
Toby Borland, R (6, 1) ERA: 2.67	1.1 5 0 0 0 0 2 0 0 0 1 0 4 15 0.00 1.500																						
Heathcliff Slocumb, R (8, 1) ERA: 2.7	2.0 7 1 0 0 3 1 0 0 0 0 0 16 29 0.00 1.000																						
Doug Jones, R (10, 1) ERA: 2.25	2.0 L 8 0 1 0 3 0 0 0 0 1 0 21 32 0.00 0.000																						

AB	37
R	4
H	6
RBI	4
BB	6
SO	11
LOB	15



livebaseballscorecards.com

Batter	1	2	3	4	5	6	7	8	9	10	11	AB	R	H	RBI	BB	SO	LOB	BOTTOM					
Lenny Dykstra, L (1, 8) OBP: 0.410, SLG: 0.452	L9		BB		1B		L4		K			4	0	1	0	1	1	1	<b>Montreal Expos @ Philadelphia Phillies</b> Veterans Stadium, Philadelphia, PA Sat Aug 06 1994, 7:05 PM EDT Att: 41,699 - Unknown - 75 F					
Billy Hatcher, R (1, 9) OBP: 0.283, SLG: 0.333	P4		SF8		F7		G4-3		F7			2	0	0	1	0	0	2						
Jim Eisenreich, L (7, PH) (8, 9) OBP: 0.369, SLG: 0.415			3-H									2	0	0	0	0	0	1						
Ricky Jordan, R (1, 3) OBP: 0.294, SLG: 0.476	1B		K			BLK	BB	1B	E5	FC5-4	G1-3	5	0	2	0	0	1	1						
Pete Incaviglia, R (1, 7) OBP: 0.280, SLG: 0.447	P8		K		K		K		K		K	5	0	0	0	0	4	3						
Randy Ready, R (1, 4) (10, 5) OBP: 0.487, SLG: 0.452		P8		F7		BLK	BB	1B	FC5-4	1-2f		3	0	0	0	2	0	1						
Todd Pratt, R (1, 2) OBP: 0.260, SLG: 0.301	P3		F9		K		K		G5-3		P5	5	0	0	0	0	1	4						
Kim Batiste, R (1, 5) OBP: 0.251, SLG: 0.291																								
Mickey Morandini, L (9, PH) (10, 4) OBP: 0.381, SLG: 0.412	G6-3		K		G5-3		G5-3		F9		L6	3	0	0	0	0	1	2						
Kevin Stocker, S (1, 6) OBP: 0.393, SLG: 0.357			SH1-4	SF8	2B		B2-3		K		L1	5	2	2	0	0	1	0						
Fernando Valenzuela, L (1, 1) OBP: 0.300, SLG: 0.400			SH1-4								P4	1	0	1	0	0	0	0						
Toby Bordado, R (6, 1) OBP: 0.286, SLG: 0.305												0	0	0	0	0	0	0						
Tony Longmire, L (7, PH) OBP: 0.286, SLG: 0.305												0	0	0	0	0	0	0						
Heathcliff Slocumb, R (8, 1) OBP: 0.250, SLG: 0.250												0	0	0	0	0	0	0						
John Kruk, L (9, PH) OBP: 0.389, SLG: 0.418												0	0	0	0	0	0	0						
Doug Jones, R (10, 1) OBP: 1.000, SLG: 1.000												0	0	0	0	0	0	0						
Mike Lieberthal, R (11, PH) OBP: 0.300, SLG: 0.375												1	0	0	0	0	0	0						
<b>Inning Stats</b>	R: 0 E: 0 K: 0 S: 9	H: 1 LOB: 1 BB: 0 P: 15	R: 0 E: 0 K: 0 S: 8	H: 0 LOB: 0 BB: 0 P: 12	R: 1 E: 0 K: 1 S: 11	H: 1 LOB: 1 BB: 1 P: 18	R: 0 E: 0 K: 1 S: 9	H: 0 LOB: 0 BB: 0 P: 14	R: 0 E: 0 K: 1 S: 12	H: 2 LOB: 2 BB: 0 P: 18	R: 0 E: 0 K: 1 S: 15	H: 1 LOB: 1 BB: 0 P: 22	R: 0 E: 1 K: 1 S: 10	H: 0 LOB: 1 BB: 0 P: 16	R: 2 E: 0 K: 1 S: 9	H: 2 LOB: 0 BB: 0 P: 14	R: 0 E: 0 K: 1 S: 8	H: 0 LOB: 1 BB: 1 P: 14	R: 0 E: 0 K: 0 S: 10	H: 0 LOB: 0 BB: 0 P: 12	1B: 5 2B: 2 3B: 0 HR: 1	SF: 1 SAC: 1 DP: 0 HBP: 0	WP: 1 PB: 0 SB: 0 CS: 0	PA: 45
<b>PITCHER</b>	IP	WLS	BF	H	R	ER	SO	BB	IBB	HBP	BLK	WP	HR	S	P	ERA	WHIP							
Butch Henry, L (1, 1) ERA: 2.37	5.1		23	5	1	1	4	2	0	0	0	0	0	57	90	1.69	1.312							
Tim Scott, R (6, 1) ERA: 2.44	1.0		4	1	0	0	2	0	0	0	1	0	0	12	16	0.00	1.000							
Mel Rojas, R (7, 1) ERA: 3.46	1.2		6	0	0	0	1	0	0	0	0	1	0	14	24	0.00	0.000							
John Wetteland, R (9, 1) ERA: 2.93	2.0	W	9	2	2	2	2	1	0	0	0	0	1	17	28	9.00	1.500							
Jeff Shaw, R (11, 1) ERA: 3.99	1.0	S	3	0	0	0	0	0	0	0	0	0	0	10	12	0.00	0.000							

AB	40
R	3
H	8
RBI	3
BB	3
SO	9
LOB	15





Batter	1	2	3	4	5	6	7	8	9	AB	R	H	RBI	BB	SO	LOB	TOP
<b>Marquis Grissom, R</b> (1, 8) <small>OBP: 0.343, SLG: 0.423</small>	2-2 	2-2 <b>P3</b>		0-0 <b>FC6-4</b> <small>1-2f</small>		2-0 <b>F8</b>		2-0 <b>F9</b>		5	1	1	0	0	0	6	
<b>Lou Frazier, S</b> (1, 7) <small>OBP: 0.358, SLG: 0.307</small> <b>Randy Milligan, R</b> (7, 3) <small>OBP: 0.337, SLG: 0.329</small>	3-1 <b>G3</b> <small>1-2</small>	1-2 <b>K</b>			1-0 <b>F7</b>		0-0 <b>2B</b> <b>1B</b>	4-1 <b>1B</b> <b>BB</b>		4	1	1	0	0	1	3	
<b>Moises Alou, R</b> (1, 9) <small>OBP: 0.396, SLG: 0.585</small>	0-0 <b>P6</b>		1-0 <b>G5-3</b>		2-0 <b>SF8</b> <b>3B</b>		0-0 <b>WP</b> <b>2B</b>	2-1 <b>1B</b> <small>1-2</small>		5	2	3	2	0	0	1	
<b>Darrin Fletcher, L</b> (1, 2) <small>OBP: 0.319, SLG: 0.443</small>	4-2 <b>2B</b> <b>BB</b>		0-2 <b>G3</b>		0-0 <b>SF8</b> <small>3-H</small>		1-3 <b>K</b> <small>2-H</small>	0-1 <b>F7</b>		3	0	0	1	1	1	2	
<b>Cliff Floyd, L</b> (1, 3) <small>OBP: 0.333, SLG: 0.400</small>	2-1 <b>2B</b> <small>1-3</small> <small>2-H</small>		0-1 <b>L8</b>		1-3 <b>K</b>		0-0 <b>F8</b>		3-3 <b>K</b>	5	0	1	1	0	2	1	
<b>Wil Cordero, R</b> (1, 6) <small>OBP: 0.364, SLG: 0.494</small>	1-1 <b>P2</b>			0-0 <b>G1-3</b>		1-0 <b>P4</b>	0-3 <b>K</b>		1-3 <b>K</b>	5	0	0	0	0	2	3	
<b>Juan Bell, R</b> (1, 4) <small>OBP: 0.372, SLG: 0.381</small>		1-0 <b>SH</b> <b>1B</b>		1-2 <b>F8</b>		4-1 <b>BLK</b> <b>S</b> <b>1B</b> <b>BB</b>	1-1 <b>G3</b>		0-0 <b>1B</b>	4	1	2	0	1	0	1	
<b>Sean Berry, R</b> (1, 5) <small>OBP: 0.346, SLG: 0.459</small>		3-1 <b>P4</b>		0-1 <b>1B</b> <b>1B</b>		3-2 <b>SH1-4</b> <b>1B</b> <small>1-H</small>		1-0 <b>SH3-4</b> <b>1B</b> <b>2B</b>	2-1 <b>F8</b>	5	1	3	1	0	0	2	
<b>Ken Hill, R</b> (1, 1) <small>OBP: 0.196, SLG: 0.146</small> <b>Mel Rojas, R</b> (8, 1) <small>OBP: 0.222, SLG: 0.222</small> <b>Tim Spehr, R</b> (8, 2) <small>OBP: 0.333, SLG: 0.400</small>		0-2 <b>SH</b>		0-2 <b>FC6-4</b> <b>1B</b>		0-0 <b>SH1-4</b>		1-0 <b>SH3-4</b>		1	0	1	0	0	0	0	
<b>Inning Stats</b>	R: 1 E: 0 K: 0 S: 12 H: 2 LOB: 2 BB: 1 P: 24	R: 0 E: 1 K: 1 S: 12 H: 1 LOB: 2 BB: 0 P: 19	R: 0 E: 0 K: 0 S: 8 H: 0 LOB: 0 BB: 0 P: 9	R: 0 E: 0 K: 0 S: 10 H: 2 LOB: 2 BB: 0 P: 11	R: 1 E: 0 K: 1 S: 7 H: 1 LOB: 0 BB: 0 P: 11	R: 1 E: 0 K: 0 S: 8 H: 1 LOB: 1 BB: 1 P: 18	R: 2 E: 1 K: 2 S: 11 H: 2 LOB: 1 BB: 0 P: 13	R: 1 E: 0 K: 0 S: 8 H: 2 LOB: 2 BB: 1 P: 18	R: 0 E: 0 K: 2 S: 9 H: 1 LOB: 1 BB: 0 P: 15	1B: 8 2B: 3 3B: 1 HR: 0 SF: 1 SAC: 3 DP: 0 HBP: 0	WP: 1 PB: 0 SB: 1 CS: 0	PA: 44					
<b>PITCHER</b> <b>Bobby Munoz, R</b> (1, 1) <small>ERA: 2.67</small> <b>Tom Edens, R</b> (8, 1) <small>ERA: 4.5</small> <b>Ricky Bottalico, R</b> (9, 1) <small>ERA:</small>	IP: 7.0 WLS: L BF: 34 H: 9 R: 5 ER: 5 SO: 4 BB: 2 IBB: 0 HBP: 0 BLK: 1 WP: 1 HR: 0 S: 68 P: 105 ERA: 6.43 WHIP: 1.571					IP: 1.0 WLS: BF: 6 H: 2 R: 1 ER: 1 SO: 0 BB: 1 IBB: 0 HBP: 0 BLK: 0 WP: 0 HR: 0 S: 8 P: 18 ERA: 9.00 WHIP: 3.000	IP: 1.0 WLS: BF: 4 H: 1 R: 0 ER: 0 SO: 2 BB: 0 IBB: 0 HBP: 0 BLK: 0 WP: 0 HR: 0 S: 9 P: 15 ERA: 0.00 WHIP: 1.000	ERA: WHIP									

**Montreal Expos @ Philadelphia Phillies**  
 Veterans Stadium, Philadelphia, PA  
 Sun Aug 07 1994, 3:33 AM EDT  
 Att. 45,346 - Sunny - 78 F

livebaseballscorecards.com

AB	37
R	6
H	12
RBI	5
BB	3
SO	6
LOB	19



BOTTOM

Montreal Expos @ Philadelphia Phillies  
Veterans Stadium, Philadelphia, PA  
Sun Aug 07 1994, 3:33 AM EDT  
Att. 45,346 - Sunny - 78 F

livebaseballscorecards.com

AB 33  
R 4  
H 8  
RBI 3  
BB 2  
SO 2  
LOB 11



WP: 1 PA: 36  
PB: 0  
SB: 1  
CS: 1

AB R H RBI BB SO LOB

4	0	0	0	0	0	2
3	2	1	0	1	0	0
3	1	1	0	1	0	1
4	0	2	2	0	0	1
3	0	1	1	0	1	2
4	0	0	0	0	1	3
4	0	1	0	0	0	0
4	1	1	0	0	0	1
2	0	1	0	0	0	0
1	0	0	0	0	0	1
0	0	0	0	0	0	0
0	0	0	0	0	0	0
1	0	0	0	0	0	0

1B: 5 SF: 1  
2B: 2 SAC: 0  
3B: 1 DP: 0  
HR: 0 HBP: 0

IP WLS BF H R ER SO BB IBB HBP BLK WP HR S P ERA WHIP

Ken Hill, R (1, 1) 7.0 W 29 7 4 4 0 2 2 0 0 0 1 0 54 89 5.14 1.286  
Mel Rojas, R (8, 1) 2.0 S 7 1 0 0 2 0 0 0 0 0 0 0 20 26 0.00 0.500

Batter	1	2	3	4	5	6	7	8	9
Lenny Dykstra, L (1, 8) OBP: 0.405, SLG: 0.446	1-0 G4-3	0-1 F7			3-2 F9		1-0 F7		
Mickey Morandini, L (1, 4) OBP: 0.383, SLG: 0.415	4-0 1B BB		2-1 F8		1-1 G6-3		1-1 G3-1 1B 2B		
Jim Eisenreich, L (1, 9) OBP: 0.370, SLG: 0.414	4-1 1B SF9 BB		0-1		2-2 F7		0-2 G3-1		
John Kruk, L (1, 3) OBP: 0.390, SLG: 0.419	0-0 1B		2-1 F7		0-0 G1-3		1-2 1B		
Tony Longmire, L (1, 7) OBP: 0.285, SLG: 0.313	1-1 SF9		0-1 G4-3		0-1 CS 2B		0-3 K		
Kim Batiste, R (1, 5) OBP: 0.246, SLG: 0.286	1-0 G4-3		0-1 G6-3		3-2 G5-3		1-3 K		
Mike Lieberthal, R (1, 2) OBP: 0.297, SLG: 0.371		1-2 G4-3		1-0 P6		0-0 FC4-6 1B		2-2 F9	
Kevin Stocker, S (1, 6) OBP: 0.392, SLG: 0.363		1-1 F8		0-1 WP 3B		1 SAFE 2-1 FC4-6		1-1 G4-3	
Bobby Munoz, R (1, 1) OBP: 0.229, SLG: 0.294		1-2 E6		3-2 F9		0-0 F8		1-2 G6-3	
Ricky Jordan, R (7, PH) OBP: 0.293, SLG: 0.473									
Tom Edens, R (8, 1)									
Ricky Bottalico, L (9, 1)									
Randy Ready, R (9, PH) OBP: 0.475, SLG: 0.438									

Inning Stats	R: 2 H: 1 E: 0 K: 0 S: 6	H: 1 LOB: 1 BB: 2 P: 17	R: 0 H: 1 E: 1 K: 0 S: 10	H: 1 LOB: 1 BB: 0 P: 13	R: 0 H: 1 E: 0 K: 0 S: 8	H: 1 LOB: 0 BB: 0 P: 12	R: 0 H: 0 E: 0 K: 0 S: 9	H: 1 LOB: 0 BB: 0 P: 15	R: 0 H: 1 E: 0 K: 0 S: 6	H: 1 LOB: 0 BB: 0 P: 9	R: 0 H: 1 E: 0 K: 0 S: 5	H: 2 LOB: 1 BB: 0 P: 17	R: 0 H: 0 E: 0 K: 0 S: 8	H: 0 LOB: 0 BB: 0 P: 12	1B: 5 2B: 2 3B: 1 HR: 0	SF: 1 SAC: 0 DP: 0 HBP: 0
--------------	--------------------------	-------------------------	---------------------------	-------------------------	--------------------------	-------------------------	--------------------------	-------------------------	--------------------------	------------------------	--------------------------	-------------------------	--------------------------	-------------------------	-------------------------	---------------------------

PITCHER	IP	WLS	BF	H	R	ER	SO	BB	IBB	HBP	BLK	WP	HR	S	P	ERA	WHIP
Ken Hill, R (1, 1) ERA: 3.32	7.0	W	29	7	4	4	0	2	2	0	0	1	0	54	89	5.14	1.286
Mel Rojas, R (8, 1) ERA: 3.38	2.0	S	7	1	0	0	2	0	0	0	0	0	0	20	26	0.00	0.500



Batter	1	2	3	4	5	6	7	8	9	AB R H RBI BB SO LOB	TOP
<b>Marquis Grissom, R</b> (1, 8) <small>OBP: 0.341, SLG: 0.421</small>	3-3 		0-2 			3-2 	2-2 		1-0 	5 1 1 0 0 1 4	<b>Montreal Expos @ Pittsburgh Pirates</b> Three Rivers Stadium, Pittsburgh, PA Mon Aug 08 1994, 3:33 AM EDT Att. 16,722 - Overcast - 84 F
<b>Wil Cordero, R</b> (1, 6) <small>OBP: 0.364, SLG: 0.495</small>	1-1 		1-0 			0-1 	1-0 		1-0 	5 1 2 0 0 0 2	
<b>Moises Alou, R</b> (1, 9) <small>OBP: 0.395, SLG: 0.589</small>	1-3 		0-0 			2-0 		0-0 		4 1 1 3 0 1 2	
<b>Larry Walker, L</b> (1, 3) <small>OBP: 0.395, SLG: 0.587</small>		0-0 		0-0 		4-0 		4-2 		2 0 0 0 2 0 0	
<b>Rondell White, R</b> (1, 7) <small>OBP: 0.380, SLG: 0.500</small>		3-2 		4-1 		2-2 		1-2 		3 0 2 0 1 0 0	
<b>Lenny Webster, R</b> (1, 2) <small>OBP: 0.376, SLG: 0.467</small> <b>Tim Scott, R</b> (8, 1) <b>John Wetteland, R</b> (9, 1) <small>OBP: 0.250, SLG: 0.250</small>		0-0 		0-1 		2-2 		0-1 		4 0 1 0 0 0 4 0 0 0 0 0 0 0 0 0 0 0 0 0 0	
<b>Sean Berry, R</b> (1, 5) <small>OBP: 0.348, SLG: 0.458</small>		3-1 			0-0 				1-1 	3 0 1 0 1 0 1	
<b>Mike Lansing, R</b> (1, 4) <small>OBP: 0.325, SLG: 0.363</small>			1-1 		1-0 	1-0 			4-0 	3 0 0 0 1 0 2	
<b>Gil Heredia, R</b> (1, 1) <small>OBP: 0.313, SLG: 0.313</small> <b>Tim Spehr, R</b> (8, 2) <small>OBP: 0.325, SLG: 0.389</small>			1-2 		1-3 		0-1 		1-0 	3 0 1 0 0 1 0 1 0 0 0 0 0 2	
<b>Inning Stats</b>	R: 0 H: 0 E: 0 LOB: 0 K: 2 BB: 0 S: 8 P: 13	R: 0 H: 1 E: 0 LOB: 1 K: 0 BB: 0 S: 8 P: 14	R: 0 H: 1 E: 1 LOB: 2 K: 0 BB: 0 S: 10 P: 13	R: 0 H: 0 E: 0 LOB: 0 K: 0 BB: 1 S: 4 P: 8	R: 0 H: 0 E: 0 LOB: 0 K: 1 BB: 0 S: 5 P: 7	R: 3 H: 4 E: 0 LOB: 2 K: 0 BB: 2 S: 16 P: 34	R: 0 H: 1 E: 0 LOB: 0 K: 0 BB: 0 S: 8 P: 11	R: 0 H: 1 E: 0 LOB: 1 K: 0 BB: 1 S: 9 P: 14	R: 0 H: 1 E: 0 LOB: 2 K: 0 BB: 1 S: 6 P: 13	1B: 5 SF: 0 2B: 3 SAC: 0 3B: 0 DP: 3 HR: 1 HBP: 0	
<b>PITCHER</b> <b>Steve Cooke, L</b> (1, 1) <small>ERA: 5.02</small> <b>Mark Dewey, R</b> (8, 1) <small>ERA: 3.91</small>	IP WLS BF H R ER SO BB IBB HBP BLK WP HR S P ERA WHIP 7.0 L 29 7 3 3 3 3 3 0 0 0 0 1 59 100 3.86 1.429										

AB	33
R	3
H	9
RBI	3
BB	5
SO	3
LOB	17



Batter	1	2	3	4	5	6	7	8	9	AB	R	H	RBI	BB	SO	LOB
Tom Foley, L OBP: 0.318, SLG: 0.381 (1, 4)	0-2 G1-3		2-1 P6		1-2 L3			2-3 K		4	0	0	0	0	1	0
Jay Bell, R OBP: 0.353, SLG: 0.447 (1, 6)	2-1 G4-3		3-3 K			1-0 P3		2-2 F9		4	0	0	0	0	1	0
Orlando Merced, S OBP: 0.343, SLG: 0.414 (1, 3)	2-3 K		0-1 G4-3			1-0 G6-3		2-3 K		4	0	0	0	0	2	0
Dave Clark, L OBP: 0.354, SLG: 0.489 (1, 9)		2-3 K		0-0 G4-3 PB 1B		0-0 F8		2-3 K		4	0	1	0	0	2	0
Jeff King, R OBP: 0.313, SLG: 0.369 (1, 5)		1-0 1B 1B 1B		2-1 SAFE G6-3 1-2		1-3 K		3-2 1B 1B		4	1	2	0	0	1	1
Andy Van Slyke, L OBP: 0.336, SLG: 0.352 (1, 8)		1-0 SAFE 1B 1-3 1B		0-1 SAFE G4-3 2-3		0-0 F7		2-3 SAFE K		4	0	1	0	0	1	2
Midre Cummings, L OBP: 0.305, SLG: 0.364 (1, 7)		0-1 1-3 3-H 1B		2-2 P6		0-2 1B 2B		1-2 1-2 1B		4	1	3	1	0	0	1
Don Slaught, R OBP: 0.380, SLG: 0.345 (1, 2)		1-3 SAFE SAFE SAFE K		1-3 SAFE SAFE SAFE K		1-3 SAFE SAFE SAFE K		0-2 SAFE SAFE SAFE K		4	0	1	1	0	3	4
Steve Cooke, R OBP: 0.190, SLG: 0.214 (1, 1)		0-0 G4-3				2-2 WP 1B		0-2 K		2	0	0	0	0	0	2
Gary Varsho, L OBP: 0.310, SLG: 0.407 (7, PH)						0-1 G6-3				1	0	0	0	0	0	1
Mark Dewey, R OBP: 1.000, SLG: 1.000 (8, 1)								2-2 G5-3		0	0	0	0	0	0	0

Inning Stats	R: 0	H: 0	E: 0	K: 1	S: 8	LOB: 0	BB: 0	P: 12	R: 1	H: 3	E: 0	K: 2	S: 12	LOB: 2	BB: 0	P: 17	R: 0	H: 0	E: 0	K: 1	S: 8	LOB: 0	BB: 0	P: 13	R: 0	H: 1	E: 0	K: 0	S: 8	LOB: 1	BB: 0	P: 12	R: 0	H: 0	E: 0	K: 1	S: 8	LOB: 0	BB: 0	P: 10	R: 0	H: 0	E: 0	K: 0	S: 3	LOB: 0	BB: 0	P: 5	R: 1	H: 2	E: 0	K: 1	S: 13	LOB: 1	BB: 0	P: 18	R: 0	H: 0	E: 0	K: 2	S: 9	LOB: 0	BB: 0	P: 15	R: 0	H: 2	E: 0	K: 3	S: 15	LOB: 2	BB: 0	P: 23	1B: 7	SF: 0	2B: 1	SAC: 0	3B: 0	DP: 0	HR: 0	HBP: 0
--------------	------	------	------	------	------	--------	-------	-------	------	------	------	------	-------	--------	-------	-------	------	------	------	------	------	--------	-------	-------	------	------	------	------	------	--------	-------	-------	------	------	------	------	------	--------	-------	-------	------	------	------	------	------	--------	-------	------	------	------	------	------	-------	--------	-------	-------	------	------	------	------	------	--------	-------	-------	------	------	------	------	-------	--------	-------	-------	-------	-------	-------	--------	-------	-------	-------	--------

PITCHER	IP	WLS	BF	H	R	ER	SO	BB	IBB	HBP	BLK	WP	HR	S	P	ERA	WHIP
Gil Heredia, R ERA: 3.48 (1, 1)	7.0	W	27	6	2	2	6	0	0	0	0	1	0	60	87	2.57	0.857
Tim Scott, R ERA: 2.39 (8, 1)	1.0		3	0	0	0	2	0	0	0	0	0	0	9	15	0.00	0.000
John Wetteland, R ERA: 2.89 (9, 1)	1.0	S	5	2	0	0	3	0	0	0	0	0	0	15	23	0.00	2.000

**BOTTOM**

**Montreal Expos @ Pittsburgh Pirates**  
**Three Rivers Stadium, Pittsburgh, PA**

Mon Aug 08 1994, 3:33 AM EDT  
 Att. 16,722 - Overcast - 84 F

AB	35
R	2
H	8
RBI	2
BB	0
SO	11
LOB	11



WP	PA	ERA	WHIP
1	35		
1			
0			



Batter	1	2	3	4	5	6	7	8	9	AB R H RBI BB SO LOB	TOP									
Marquis Grissom, R (1, 8) OBP: 0.346, SLG: 0.425	0-1 1B G3 1B		1-2 FC6-4 1B		2-0 1B 2-H 1B		1-2 2-H 1B		2-3 K	5 1 4 2 0 1 0										
Cliff Floyd, L (1, 7) OBP: 0.332, SLG: 0.398	1-3 K		1-1 P6		1-1 1B		0-0 F7			4 0 1 0 0 1 3										
Moises Alou, R (1, 9) OBP: 0.394, SLG: 0.586	1-0 G3 1B		1-0 FC6-4		2-3 K		0-2 G5-3			4 0 1 0 0 1 4										
Larry Walker, L (1, 3) OBP: 0.394, SLG: 0.591	2-2 G3			1-2 F7		0-0 HR		2-1 G3		4 1 1 2 0 0 1										
Darrin Fletcher, L (1, 2) OBP: 0.315, SLG: 0.437	0-2 F8			0-2 P6		0-0 G4-3		3-1 G4-3		4 0 0 0 0 0 1										
Wil Cordero, R (1, 6) OBP: 0.363, SLG: 0.493		0-0 G5-3		0-1 F9		1-2 K		2-1 FC6-4 1B		4 0 1 0 0 1 0										
Sean Berry, R (1, 5) OBP: 0.344, SLG: 0.452		2-1 G6-3			1-3 K	0-0 L1		1-2 FC6-4		4 0 0 0 0 1 1										
Mike Lansing, R (1, 4) OBP: 0.326, SLG: 0.367		0-1 P6			0-0 SH5-4 1B		1-0 1B 2B		0-0 G4-3	4 2 2 0 0 0 0										
Kirk Rueter, L (1, 1) OBP: 0.167, SLG: 0.118			0-1 G5-3				2-3 K		0-3 K	2 0 0 0 0 1 1										
Mel Rojas, R (7, 1) OBP: 0.200, SLG: 0.200										1 0 0 0 0 1 0										
John Wetteland, R (9, 1) OBP: 0.250, SLG: 0.250										0 0 0 0 0 0 0										
Tim Spehr, R (9, 2) OBP: 0.325, SLG: 0.389										0 0 0 0 0 0 0										
<b>Inning Stats</b>	R: 1 E: 0 K: 1 S: 12	H: 2 LOB: 1 BB: 0 P: 16	R: 0 E: 0 K: 0 S: 5	H: 0 LOB: 0 BB: 0 P: 7	R: 0 E: 0 K: 0 S: 8	H: 1 LOB: 1 BB: 0 P: 11	R: 0 E: 0 K: 0 S: 8	H: 0 LOB: 0 BB: 0 P: 9	R: 1 E: 0 K: 1 S: 6	H: 1 LOB: 0 BB: 0 P: 7	R: 1 E: 0 K: 1 S: 11	H: 2 LOB: 1 BB: 0 P: 15	R: 0 E: 0 K: 0 S: 10	H: 1 LOB: 1 BB: 0 P: 18	R: 0 E: 0 K: 2 S: 7	H: 0 LOB: 0 BB: 0 P: 9	1B: 8 2B: 1 3B: 0 HR: 1	SF: 0 SAC: 1 DP: 0 HBP: 0	WP: 0 PB: 0 SB: 0 CS: 0	PA: 37
<b>PITCHER</b>	IP WLS BF H R ER SO BB IBB HBP BLK WP HR S P ERA WHIP																			
Jon Lieber, R (1, 1) ERA: 3.73	7.0 L 30 9 4 4 5 0 0 0 0 0 0 1 62 82 5.14 1.286																			
Rich Robertson, L (8, 1) ERA: 6.89	0.2 2 0 0 0 0 0 0 0 0 0 0 0 4 9 0.00 0.000																			
Paul Wagner, R (8, 1) ERA: 4.59	1.1 5 1 0 0 2 0 0 0 0 0 0 0 13 18 0.00 0.750																			

**Montreal Expos @ Pittsburgh Pirates**  
**Three Rivers Stadium, Pittsburgh, PA**

Tue Aug 09 1994, 7:05 PM EDT  
 Att. 18,183 - Unknown - 72 F

livebaseballscorecards.com

AB	36
R	4
H	10
RBI	4
BB	0
SO	7
LOB	11



BOTTOM

Montreal Expos @ Pittsburgh Pirates  
Three Rivers Stadium, Pittsburgh, PA

Tue Aug 09 1994, 7:05 PM EDT  
Att: 18,183 - Unknown - 72 F

livebaseballscorecards.com

AB	31
R	3
H	5
RBI	2
BB	3
SO	5
LOB	13



WP:	0	PA:	36
PB:	0		
SB:	0		
CS:	1		

AB R H RBI BB SO LOB

4	0	0	0	0	1	1
3	1	0	0	1	1	0
4	0	2	0	0	0	0
4	0	0	0	0	0	2
3	1	1	0	1	0	1
3	0	0	0	0	0	2
3	1	1	0	1	0	3
4	0	0	0	0	1	4
2	0	0	0	0	2	0
0	0	0	0	0	0	0
1	0	1	2	0	0	0
0	0	0	0	0	0	0
0	0	0	0	0	0	0

Batter	1	2	3	4	5	6	7	8	9
<b>Carlos Garcia, R</b> OBP: 0.308, SLG: 0.366 (1, 4)	1-1 P7		1-3 K		0-0 G4-3		1-1 G6-3		
<b>Jay Bell, R</b> OBP: 0.352, SLG: 0.444 (1, 6)	4-1 1B E BB		0-0 P8			1-1 L7		0-3 K	
<b>Steve Pegues, R</b> OBP: 0.412, SLG: 0.438 (1, 8)	1-1 FC6-4 1B			0-0 G6-3 1B		1-2 G4-3		1-0 G5-3	
<b>Lloyd McClendon, R</b> OBP: 0.280, SLG: 0.420 (1, 9)	0-0 FC6-4 CS			2-0 F8		0-0 G6-3		1-2 F7	
<b>Orlando Merced, S</b> OBP: 0.344, SLG: 0.414 (1, 3)	0-2 CS	0-0 L9		1-0 G6-3			2-2 BB 2B 1B		4-2 BB
<b>Midre Cummings, L</b> OBP: 0.302, SLG: 0.350 (1, 7)				2-1 HBP			1-0 L7		0-1 F9
<b>Don Slaught, R</b> OBP: 0.382, SLG: 0.345 (1, 2)				3-2 P4			4-0 BB 2B BB		2-0 F9
<b>Tom Foley, L</b> OBP: 0.309, SLG: 0.369 (1, 5)					0-0 G1-3		1-2 L6		0-2 G4-3
<b>Jon Lieber, L</b> OBP: 0.125, SLG: 0.128 (1, 1)									
<b>Jeff King, R</b> OBP: 0.313, SLG: 0.369 (7, PH)									
<b>Dave Clark, L</b> OBP: 0.357, SLG: 0.495 (7, PH)									
<b>Rich Robertson, L</b> OBP: 0.250, SLG: 0.250 (8, 1)									
<b>Paul Wagner, R</b> OBP: 0.162, SLG: 0.189 (8, 1)									

Inning Stats	R: 1	H: 1	E: 1	K: 0	S: 8	R: 0	H: 0	E: 0	K: 1	S: 7	R: 0	H: 1	E: 0	K: 2	S: 7	R: 0	H: 0	E: 0	K: 1	S: 6	R: 0	H: 0	E: 0	K: 0	S: 6	R: 2	H: 2	E: 0	K: 0	S: 11	R: 0	H: 0	E: 0	K: 1	S: 9	R: 0	H: 0	E: 0	K: 0	S: 10	1B: 4	SF: 0	2B: 1	SAC: 0	3B: 0	DP: 0	HR: 0	HBP: 1	WP: 0	PA: 36
--------------	------	------	------	------	------	------	------	------	------	------	------	------	------	------	------	------	------	------	------	------	------	------	------	------	------	------	------	------	------	-------	------	------	------	------	------	------	------	------	------	-------	-------	-------	-------	--------	-------	-------	-------	--------	-------	--------

PITCHER	IP	WLS	BF	H	R	ER	SO	BB	IBB	HBP	BLK	WP	HR	S	P	ERA	WHIP
<b>Kirk Rueter, L</b> ERA: 5.17 (1, 1)	6.2	W	26	4	3	2	4	2	0	1	0	0	0	49	78	2.70	0.900
<b>Mel Rojas, R</b> ERA: 3.32 (7, 1)	1.1		6	1	0	0	1	0	0	0	0	0	0	16	23	0.00	1.500
<b>John Wetteland, R</b> ERA: 2.84 (9, 1)	1.0	S	3	0	0	0	0	0	0	0	0	0	0	7	9	0.00	0.000

PITCHER	IP	WLS	BF	H	R	ER	SO	BB	IBB	HBP	BLK	WP	HR	S	P	ERA	WHIP
---------	----	-----	----	---	---	----	----	----	-----	-----	-----	----	----	---	---	-----	------



Batter	1	2	3	4	5	6	7	8	9	AB R H RBI BB SO LOB	TOP											
Marquis Grissom, R (1, 8) OBP: 0.346, SLG: 0.431	0-1 F7		2-2 HR		1-2 G5-3		1-1 G4-3		0-2 F8 2B 1B	5 2 2 1 0 0 0												
Wil Cordero, R (1, 6) OBP: 0.361, SLG: 0.489	1-1 G5-3		2-1 2B 1B		1-0 L9		0-2 P5		0-2 F8 1-3	5 1 1 0 0 0 1												
Moises Alou, R (1, 9) OBP: 0.398, SLG: 0.593	1-2 1B		1-1 1B 2B		0-0 1B		1-0 G5-3		3-2 1B 2B 3-H	5 1 4 2 0 0 0												
Larry Walker, L (1, 3) OBP: 0.394, SLG: 0.587	1-3 K		1-1 1B		0-0 L4			2-0 L9	4-0 1B IBB	4 0 1 1 1 1 2												
Rondell White, R (1, 7) OBP: 0.371, SLG: 0.484		2-1 G6-3	0-0 G4-3		2-2 G5-3			0-2 P4	0-0 1B 1-2 2-3	5 0 1 0 0 0 1												
Lenny Webster, R (1, 2) OBP: 0.370, SLG: 0.454		1-3 K		2-3 K		2-3 K		4-0 1B BB	0-0 F9	4 0 0 0 1 3 3												
John Wetteland, R (9, 1) OBP: 0.250, SLG: 0.250										0 0 0 0 0 0 0												
Sean Berry, R (1, 5) OBP: 0.348, SLG: 0.456		2-0 P3		2-2 S 1B		1-1 1B 1B		1-0 1B 1-2 1B		4 0 3 0 0 0 0												
Mike Lansing, R (1, 4) OBP: 0.328, SLG: 0.368			2-1 G1-6-4 1B	0-0 P4		0-1 1B 1-2 1B		1-1 G3		4 0 2 0 0 0 3												
Pedro Martinez, R (1, 1) OBP: 0.146, SLG: 0.136			1-0 G1-6-4	1-3 K		2-2 G1			2-3 K	4 0 0 0 0 2 4												
Tim Spehr, R (9, 2) OBP: 0.325, SLG: 0.389			1-2							0 0 0 0 0 0 0												
<b>Inning Stats</b>	R: 0 E: 0 K: 1 S: 10	H: 1 LOB: 1 BB: 0 P: 13	R: 0 E: 0 K: 1 S: 7	H: 0 LOB: 0 BB: 0 P: 12	R: 3 E: 0 K: 0 S: 15	H: 5 LOB: 1 BB: 0 P: 24	R: 0 E: 0 K: 2 S: 10	H: 1 LOB: 1 BB: 0 P: 15	R: 0 E: 0 K: 0 S: 6	H: 1 LOB: 1 BB: 0 P: 8	R: 0 E: 0 K: 0 S: 16	H: 2 LOB: 2 BB: 0 P: 23	R: 0 E: 0 K: 0 S: 6	H: 0 LOB: 0 BB: 0 P: 8	R: 0 E: 0 K: 0 S: 7	H: 1 LOB: 2 BB: 1 P: 15	R: 1 E: 0 K: 1 S: 18	H: 3 LOB: 3 BB: 1 P: 27	1B: 11 2B: 2 3B: 0 HR: 1	SF: 0 SAC: 0 DP: 1 HBP: 0	WP: 0 PB: 0 SB: 2 CS: 0	PA: 42
<b>PITCHER</b>	IP WLS BF H R ER SO BB IBB HBP BLK WP HR S P ERA WHIP																					
Denny Neagle, L (1, 1) ERA: 5.12	5.0 L 22 8 3 3 4 0 0 0 0 0 0 1 48 72 5.40 1.600																					
Mark Dewey, R (6, 1) ERA: 3.68	3.0 13 3 0 0 1 1 0 0 0 0 0 0 29 46 0.00 1.333																					
Dan Miceli, R (9, 1) ERA: 5.93	1.0 7 3 1 1 1 0 1 0 0 0 0 0 18 27 9.00 3.000																					

**Montreal Expos @ Pittsburgh Pirates**  
**Three Rivers Stadium, Pittsburgh, PA**

Wed Aug 10 1994, 7:05 PM EDT  
 Att. 15,690 - Unknown - 76 F

livebaseballscorecards.com

AB	40
R	4
H	14
RBI	4
BB	2
SO	6
LOB	14







Batter	1	2	3	4	5	6	7	8	9	AB R H RBI BB SO LOB	TOP	
<b>Marquis Grissom, R</b> (1, 8) <small>OBP: 0.344, SLG: 0.427</small>	0-1 <b>G1-3</b>		0-0 <b>F9</b>			2-2 <b>G3-1</b>		1-1 <b>G6-3</b>		4 0 0 0 0 0 2		
<b>Sean Berry, R</b> (1, 5) <small>OBP: 0.347, SLG: 0.453</small>	2-1 <b>F8</b>		2-1 <b>FC6-4</b>			0-0 <b>G6-3</b>			1-2 <b>G5-4-3</b> <b>1B</b>	4 0 1 0 0 0 2		
<b>Moises Alou, R</b> (1, 9) <small>OBP: 0.397, SLG: 0.592</small>	0-0 <b>G1-3</b>			0-0 <b>G6-3</b>			0-0 <b>G3</b> <b>FC1-5-2</b> <b>2B</b>		0-0 <b>G5-4-3</b> <b>1-2f</b>	4 0 1 0 0 0 1		
<b>Rondell White, R</b> (1, 7) <small>OBP: 0.358, SLG: 0.464</small>		3-2 <b>G6-3</b>		0-0 <b>G6-3</b>		2-1 <b>G3</b>			0-1 <b>G6-3</b>	4 0 0 0 0 0 1		
<b>Wil Cordero, R</b> (1, 6) <small>OBP: 0.363, SLG: 0.489</small>		0-0 <b>L4-3</b> <b>1B</b>		2-2 <b>F9</b>		4-0 <b>FC1-5-2</b> <b>S</b> <b>BB</b>				2 0 1 0 1 0 0		
<b>Randy Milligan, R</b> (1, 3) <small>OBP: 0.337, SLG: 0.329</small>		2-2 <b>L4-3</b> <b>1-2</b>			3-2 <b>G5-4-3</b> <b>1B</b>	1-1 <b>FC1-5-2</b>				3 0 1 0 0 0 3		
<b>Lenny Webster, R</b> (1, 2) <small>OBP: 0.370, SLG: 0.448</small>			4-2 <b>FC1-5</b> <b>1B</b> <b>BB</b>		0-1 <b>G5-4-3</b> <b>1-2f</b>	1-0 <b>G4-3</b>				2 0 0 0 1 0 3		
<b>Mike Lansing, R</b> (1, 4) <small>OBP: 0.328, SLG: 0.368</small>			0-0 <b>F9</b> <b>FC1-5</b> <b>1B</b>		0-0 <b>G3</b>		2-2 <b>G4-3</b>			3 0 1 0 0 0 0		
<b>Butch Henry, L</b> (1, 1) <small>OBP: 0.353, SLG: 0.323</small> <b>Freddie Benavides, R</b> (8, PH) <small>OBP: 0.222, SLG: 0.271</small> <b>Jeff Shaw, R</b> (6, 1) <small>OBP: 0.373, SLG: 0.296</small> <b>Darrin Fletcher, L</b> (8, PH) <small>OBP: 0.314, SLG: 0.435</small> <b>Tim Scott, R</b> (8, 1) <small>OBP: 0.313, SLG: 0.313</small>			1-2 <b>FC1-5</b> <b>FC6-4</b>			1-0 <b>L7</b>		2-2 <b>P4</b>		1 0 0 0 0 0 2 1 0 0 0 0 0 0 0 0 0 0 0 0 0 1 0		
<b>Inning Stats</b>	R: 0 H: 0 E: 0 LOB: 0 K: 0 BB: 0 S: 5 P: 7	R: 0 H: 1 E: 0 LOB: 0 K: 0 BB: 0 S: 7 P: 12	R: 0 H: 1 E: 0 LOB: 2 K: 0 BB: 1 S: 9 P: 16	R: 0 H: 0 E: 0 LOB: 0 K: 0 BB: 0 S: 5 P: 7	R: 0 H: 1 E: 0 LOB: 0 K: 0 BB: 0 S: 7 P: 10	R: 0 H: 0 E: 0 LOB: 0 K: 0 BB: 0 S: 5 P: 8	R: 0 H: 1 E: 0 LOB: 2 K: 0 BB: 1 S: 6 P: 14	R: 0 H: 0 E: 0 LOB: 0 K: 0 BB: 0 S: 10 P: 15	R: 0 H: 1 E: 0 LOB: 0 K: 0 BB: 0 S: 6 P: 7	1B: 4 SF: 0 2B: 2 SAC: 0 3B: 0 DP: 3 HR: 0 HBP: 0	WP: 0 PA: 31 PB: 0 SB: 1 CS: 0	
<b>PITCHER</b> <b>Zane Smith, L</b> (1, 1) <small>ERA: 3.27</small>	IP WLS BF H R ER SO BB IBB HBP BLK WP HR S P ERA WHIP 9.0 W 31 5 0 0 0 2 0 0 0 0 0 0 60 96 0.00 0.778											<b>PITCHER</b> IP WLS BF H R ER SO BB IBB HBP BLK WP HR S P ERA WHIP

**Montreal Expos @ Pittsburgh Pirates**  
**Three Rivers Stadium, Pittsburgh, PA**

Thu Aug 11 1994, 7:05 PM EDT  
 Att. 16,896 - Unknown - 78 F

livebaseballscorecards.com

AB	29
R	0
H	5
RBI	0
BB	2
SO	0
LOB	14



Batter	1	2	3	4	5	6	7	8	9	AB	R	H	RBI	BB	SO	LOB
<b>Carlos Garcia, R</b> OBP: 0.309, SLG: 0.367 (1, 4)	2-2 G6-3		1-0 FC1-4 1B		2-2 1-2 1B			1-1 E 1B		4	1	3	0	0	0	0
<b>Jay Bell, R</b> OBP: 0.353, SLG: 0.441 (1, 6)	2-0 F9		1-0 FC1-4 G6-4-3 1-2f		2-0 FC5 2-3f			2-2 E3 1B G4-6-3 1B 1-H		4	1	1	0	0	0	3
<b>Steve Pegues, R</b> OBP: 0.395, SLG: 0.417 (1, 7)	1-2 G5-3		1-0 G6-4-3 1-2f				1-3 K	1-1 G4-6-3 1B 2-3		4	0	1	0	0	1	1
<b>Lloyd McClendon, R</b> OBP: 0.278, SLG: 0.413 (1, 3)		0-0 2B 1B 1B		0-0 G5-3		2-0 G4-3		0-1 G4-6-3 1-2f		4	1	1	0	0	0	1
<b>Jeff King, R</b> OBP: 0.316, SLG: 0.375 (1, 5)		2-1 1B 1-3 G6-3 2B		0-3 K		1-2 E5 S		2-2 1B 1B		4	1	2	0	0	1	0
<b>Andy Van Slyke, L</b> OBP: 0.340, SLG: 0.358 (1, 8)		1-0 G6-3 2-3 3-H 1B		2-1 F8		3-3 K		1-1 1B 1-2 1B		4	0	2	1	0	1	1
<b>Lance Parrish, R</b> OBP: 0.363, SLG: 0.381 (1, 2)		0-3 K		0-1 FC1-6-5 2B		0-1 P4		2-2 L8		4	0	1	0	0	1	4
<b>Midre Cummings, L</b> OBP: 0.283, SLG: 0.326 (1, 9)		2-2 G6-3 1-3 3-H		2-3 K		1-1 G4-3				3	0	0	1	0	1	2
<b>Zane Smith, L</b> OBP: 0.211, SLG: 0.228 (1, 1)		0-1 G4-3		0-0 FC1-6-5 FC5 1B 2-3		2-3 K				3	0	0	0	0	1	2

Inning Stats	R: 0	H: 0	E: 0	K: 0	S: 8	BB: 0	LOB: 0	P: 13	R: 2	H: 3	E: 0	K: 1	S: 12	BB: 1	LOB: 1	P: 17	R: 0	H: 1	E: 0	K: 0	S: 3	BB: 0	LOB: 0	P: 6	R: 0	H: 0	E: 0	K: 1	S: 6	BB: 0	LOB: 0	P: 8	R: 0	H: 2	E: 0	K: 1	S: 10	BB: 0	LOB: 2	P: 16	R: 0	H: 0	E: 1	K: 2	S: 15	BB: 0	LOB: 1	P: 22	R: 0	H: 0	E: 0	K: 1	S: 7	BB: 0	LOB: 0	P: 10	R: 2	H: 5	E: 1	K: 0	S: 18	BB: 0	LOB: 2	P: 27
--------------	------	------	------	------	------	-------	--------	-------	------	------	------	------	-------	-------	--------	-------	------	------	------	------	------	-------	--------	------	------	------	------	------	------	-------	--------	------	------	------	------	------	-------	-------	--------	-------	------	------	------	------	-------	-------	--------	-------	------	------	------	------	------	-------	--------	-------	------	------	------	------	-------	-------	--------	-------

AB	R	H	RBI	BB	SO	LOB
34	4	11	2	0	6	14

WP	PA	ERA	WHIP
0	34	0.00	1.200

PITCHER	IP	WLS	BF	H	R	ER	SO	BB	IBB	HBP	BLK	WP	HR	S	P	ERA	WHIP
<b>Butch Henry, L</b> ERA: 2.43 (1, 1)	5.0	L	20	6	2	2	3	0	0	0	0	0	0	39	60	3.60	1.200
<b>Jeff Shaw, R</b> ERA: 3.88 (6, 1)	2.0		7	0	0	0	3	0	0	0	0	0	0	22	32	0.00	0.000
<b>Tim Scott, R</b> ERA: 2.7 (8, 1)	0.2		6	5	2	2	0	0	0	0	0	0	0	14	21	27.00	7.500
<b>Gil Heredia, R</b> ERA: 3.46 (8, 1)	0.1		1	0	0	0	0	0	0	0	0	0	0	4	6	0.00	0.000

**Montreal Expos @ Pittsburgh Pirates**  
**Three Rivers Stadium, Pittsburgh, PA**  
 Thu Aug 11 1994, 7:05 PM EDT  
 Att: 16,896 - Unknown - 78 F



livebaseballscorecards.com