

# Montreal Expos - 1995

Batter	1	2	3	4	5	6	7	8	9	AB	R	H	RBI	BB	SO	LOB	TOP										
Mike Lansing, R OBP: 0.200, SLG: 0.400 (1, 4)										5	1	1	1	0	1	2											
Cliff Floyd, L OBP: 0.750, SLG: 0.667 (1, 3)										3	1	2	0	1	0	0											
Roberto Kelly, R OBP: 0.250, SLG: 0.250 (1, 8)										4	1	1	1	1	0	0	3										
Moises Alou, R OBP: 0.500, SLG: 0.333 (1, 9)										3	1	1	0	0	2	0											
Darrin Fletcher, L OBP: 0.750, SLG: 1.667 (8, PR) Tim Spehr, R (8, 2)										3	1	2	1	0	1	1											
Wil Cordero, R (1, 6)										4	0	0	0	0	1	2											
Tony Tarasco, L OBP: 0.500, SLG: 0.750 (1, 7)										4	0	2	0	0	2	1											
Sean Berry, R Shane Andrews, R (9, 5)										2	1	0	0	2	0	2											
Jeff Fassero, L Rondell White, R Jeff Shaw, R Luis Aquino, R Bryan Eversgerd, R Tim Scott, R (1, 1)										1	0	0	0	0	0	1											
<b>Inning Stats</b>	R: 0 E: 0 K: 0 S: 11	H: 1 LOB: 0 BB: 0 P: 13	R: 1 E: 0 K: 2 S: 12	H: 1 LOB: 0 BB: 0 P: 16	R: 0 E: 0 K: 1 S: 14	H: 0 LOB: 2 BB: 2 P: 23	R: 0 E: 0 K: 1 S: 7	H: 1 LOB: 0 BB: 0 P: 8	R: 5 E: 1 K: 1 S: 20	H: 5 LOB: 1 BB: 0 P: 36	R: 0 E: 0 K: 0 S: 10	H: 1 LOB: 1 BB: 0 P: 16	R: 0 E: 0 K: 1 S: 8	H: 0 LOB: 0 BB: 0 P: 9	R: 0 E: 0 K: 1 S: 7	H: 0 LOB: 1 BB: 0 P: 14	R: 0 E: 0 K: 1 S: 6	H: 0 LOB: 0 BB: 1 P: 10	1B: 6 2B: 2 3B: 0 HR: 1	SF: 0 SAC: 1 DP: 1 HBP: 2	WP: 1 PB: 0 CS: 3	PA: 38					
<b>PITCHER</b>	IP	WLS	BF	H	R	ER	SO	BB	IBB	HBP	BLK	WP	HR	S	P	ERA	WHIP										
Jon Lieber, R ERA: 11.57	4.2	L	22	7	6	6	4	2	0	1	0	0	1	56	83	11.57	1.929										
Jason Christiansen, L ERA:	0.1		2	1	0	0	1	0	0	0	0	1	0	8	13	0.00	3.000										
Mike Maddux, R ERA:	2.0		7	1	0	0	1	0	0	0	0	0	0	18	25	0.00	0.500										
Ravelo Manzanillo, L ERA:	1.0		3	0	0	0	1	0	0	1	0	0	0	7	14	0.00	0.000										
Dan Miceli, R ERA:	1.0		3	0	0	0	1	1	0	0	0	0	0	6	10	0.00	1.000										

**Montreal Expos @ Pittsburgh Pirates**  
**Three Rivers Stadium, Pittsburgh, PA**  
 Wed Apr 26 1995, 7:05 PM EDT  
 Att: 34,841 - Unknown - 62 F

AB	31
R	6
H	9
RBI	3
BB	3
SO	8
LOB	14



Batter	1	2	3	4	5	6	7	8	9	AB	R	H	RBI	BB	SO	LOB	BOTTOM										
Jacob Brumfield, R OBP: 0.750, SLG: 0.667 Ravelo Manzanillo, L Dan Miceli, R Mackey Sasser, L (1, 8)										3	0	2	0	1	0	0											
Carlos Garcia, R (1, 4)										3	0	0	1	1	0	2											
Al Martin, L (1, 7) (8, 8)										4	0	0	0	0	2	3											
Jeff King, R (1, 5)										4	0	0	0	0	0	0											
Jay Bell, R OBP: 0.500, SLG: 1.333 (1, 6)										3	1	1	1	1	1	0											
Orlando Merced, S OBP: 0.250, SLG: 0.250 (1, 9) (8, 7)										4	0	1	0	0	1	1											
Rich Aude, R Mark Johnson, L (1, 3) (8, PH) (9, 3)										3	0	0	0	0	0	1											
Mark Parent, R OBP: 0.500, SLG: 0.333 (1, 2)										3	1	1	0	1	1	0											
Jon Lieber, L Jason Christiansen, R Steve Pegues, R Mike Maddux, L Midre Cummings, L OBP: 0.500, SLG: 0.500 (1, 1) (5, 1) (5, PH) (8, 1) (7, PH) (8, 9)										1	0	0	0	0	1	3											
<b>Inning Stats</b>	R: 0 E: 0 K: 1 S: 7	H: 0 LOB: 0 BB: 0 P: 11	R: 0 E: 1 K: 1 S: 10	H: 1 LOB: 3 BB: 1 P: 20	R: 0 E: 0 K: 1 S: 7	H: 1 LOB: 0 BB: 0 P: 12	R: 1 E: 0 K: 1 S: 12	H: 1 LOB: 0 BB: 0 P: 16	R: 0 E: 0 K: 1 S: 8	H: 1 LOB: 1 BB: 0 P: 10	R: 0 E: 0 K: 1 S: 8	H: 0 LOB: 0 BB: 0 P: 13	R: 1 E: 0 K: 0 S: 12	H: 2 LOB: 3 BB: 2 P: 27	R: 0 E: 0 K: 1 S: 13	H: 0 LOB: 1 BB: 1 P: 21	R: 0 E: 0 K: 0 S: 9	H: 0 LOB: 0 BB: 0 P: 10	1B: 5 2B: 0 3B: 0 HR: 1	SF: 0 SAC: 0 DP: 0 HBP: 0	WP: 1 PB: 0 CS: 1	PA: 37					
<b>PITCHER</b>	IP	WLS	BF	H	R	ER	SO	BB	IBB	HBP	BLK	WP	HR	S	P	ERA	WHIP										
Jeff Fassero, L ERA: 1.8	5.0	W	20	4	1	1	5	1	0	0	0	0	0	19	33	5.40	1.800										
Jeff Shaw, R ERA: 5.4	1.2		8	2	1	1	1	1	0	0	0	0	0	4	4	∞	∞										
Luis Aquino, R ERA:	0.0		1	0	0	0	0	1	0	0	0	0	0	0	0	0	0										
Bryan Eversgerd, L ERA:	0.2		3	0	0	0	0	1	0	0	0	0	0	9	18	0.00	1.500										
Tim Scott, R ERA:	1.2		5	0	0	0	1	0	0	0	0	1	0	14	16	0.00	0.000										

**Montreal Expos @ Pittsburgh Pirates**  
**Three Rivers Stadium, Pittsburgh, PA**  
 Wed Apr 26 1995, 7:05 PM EDT  
 Att: 34,841 - Unknown - 62 F

AB	33
R	2
H	6
RBI	2
BB	4
SO	7
LOB	11



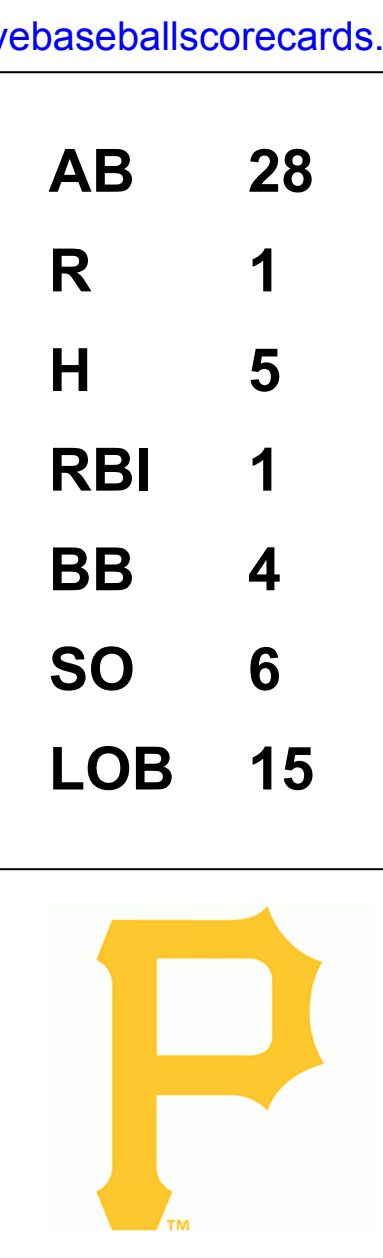


Batter	1	2	3	4	5	6	7	8	9	AB	R	H	RBI	BB	SO	LOB	TOP		
Mike Lansing, R OBP: 0.200, SLG: 0.222 (1, 4)	F8	K			K				F8	4	0	0	0	1	2	3	<b>Montreal Expos @ Pittsburgh Pirates</b> Three Rivers Stadium, Pittsburgh, PA Thu Apr 27 1995, 3:33 AM EDT Att. 7,047 - Overcast - 69 F		
Cliff Floyd, L OBP: 0.500, SLG: 0.429 (1, 3)	G4-3		G4-3			G6-3	K			4	0	1	0	0	1	3			
Roberto Kelly, R OBP: 0.125, SLG: 0.125 (1, 8)	G4-3		G5-3			K		P3		4	0	0	0	0	1	1			
Moises Alou, R OBP: 0.375, SLG: 0.429 (1, 9)	P8		G6-3					L8		4	0	1	0	0	0	1			
Darrin Fletcher, L OBP: 0.500, SLG: 0.857 Mel Rojas, R (8, 1)		1B FC5-4 1B		G3-1		P5		F8		4	1	1	0	0	0	1			
Wil Cordero, R (1, 6)		FC5-4 1B BB		K			PB BB BB		K	2	0	0	0	2	2	0			
Tony Tarasco, L OBP: 0.375, SLG: 0.500 (1, 7)		FC5-4 1B		G4-3			P9		L8	4	0	1	0	0	0	1			
Shane Andrews, R OBP: 0.500, SLG: 1.333 (1, 5)		FC5-4			K		1-2 BB			3	1	1	2	1	1	2			
Pedro Martinez, R (1, 1)					K					2	0	0	0	0	2	2			
Carlos Perez, L (6, 1)					K					0	0	0	0	0	0	0			
Rondell White, R (7, PH)										1	0	0	0	0	0	2			
Luis Aquino, R (7, 1)										0	0	0	0	0	0	0			
Tim Spehr, R OBP: 1.000, SLG: 2.000 (8, 2)										1	0	1	0	0	0	0			
<b>Inning Stats</b>	R: 0 E: 0 K: 0 S: 7	H: 1 LOB: 1 BB: 0 P: 11	R: 1 E: 0 K: 2 S: 11	H: 2 LOB: 2 BB: 1 P: 20	R: 0 E: 0 K: 0 S: 7	H: 0 LOB: 0 BB: 0 P: 11	R: 0 E: 0 K: 1 S: 8	H: 0 LOB: 0 BB: 0 P: 13	R: 0 E: 0 K: 3 S: 9	H: 1 LOB: 1 BB: 0 P: 11	R: 0 E: 0 K: 1 S: 9	H: 0 LOB: 3 BB: 3 P: 25	R: 0 E: 0 K: 0 S: 13	H: 0 LOB: 0 BB: 0 P: 21	R: 1 E: 0 K: 1 S: 15	H: 2 LOB: 1 BB: 0 P: 21	1B: 3 2B: 2 3B: 0 HR: 1	SF: 0 SAC: 0 DP: 0 HBP: 0	WP: 0 PA: 37 SB: 1 CS: 0
<b>PITCHER</b>	IP WLS BF H R ER SO	IP WLS BF H R ER SO	IP WLS BF H R ER SO	IP WLS BF H R ER SO	IP WLS BF H R ER SO	IP WLS BF H R ER SO	IP WLS BF H R ER SO	IP WLS BF H R ER SO	IP WLS BF H R ER SO	IP WLS BF H R ER SO	IP WLS BF H R ER SO	IP WLS BF H R ER SO	IP WLS BF H R ER SO	IP WLS BF H R ER SO	IP WLS BF H R ER SO	IP WLS BF H R ER SO	ERA WHIP	ERA WHIP	
Paul Wagner, R ERA: 1.5 Dan Plesac, L ERA: 7.1 Mike Dyer, R ERA: 7.1 Jason Christiansen, L ERA: 7.1 Dan Miceli, R ERA: 8.1	6.0 L 23 4 1 1 7	0.1 3 0 0 0 0	0.1 2 0 0 0 0	0.1 1 0 0 0 1	1.0 3 0 0 0 0	1.0 5 5 2 1 1 1	1.0 5 5 2 1 1 1	1.0 5 5 2 1 1 1	1.0 5 5 2 1 1 1	1.0 5 5 2 1 1 1	1.0 5 5 2 1 1 1	1.0 5 5 2 1 1 1	1.0 5 5 2 1 1 1	1.0 5 5 2 1 1 1	1.0 5 5 2 1 1 1	1.0 5 5 2 1 1 1	1.50 0.833	9.00 2.000	

AB	33
R	2
H	6
RBI	2
BB	4
SO	9
LOB	16



Batter	1	2	3	4	5	6	7	8	9	AB	R	H	RBI	BB	SO	LOB	BOTTOM		
Jacob Brumfield, R OBP: 0.500, SLG: 0.333 (1, 8)	L7-3 HBP		K			FC5-4 WP S		G5-3		3	0	0	0	0	1	3	<b>Montreal Expos @ Pittsburgh Pirates</b> Three Rivers Stadium, Pittsburgh, PA Thu Apr 27 1995, 3:33 AM EDT Att. 7,047 - Overcast - 69 F		
Midre Cummings, L OBP: 0.500, SLG: 0.250 (1, 9)	L7-3			G4-3		WP BB			2B BB	2	1	0	0	2	0	1			
Al Martin, L OBP: 0.125, SLG: 0.125 (1, 7)	G4-3				CS 1B	G4-3			F7	4	0	1	0	0	0	3			
Jeff King, R OBP: 0.250, SLG: 0.500 (1, 5)		F9			K		G3 FC9-2			4	0	2	1	0	1	1			
Orlando Merced, S OBP: 0.125, SLG: 0.125 (1, 3)		F8		CS		P8		G3		4	0	0	0	0	1	2			
Jay Bell, R OBP: 0.375, SLG: 0.667 (1, 6)						K		FC9-2		3	0	0	0	1	2	2			
Mark Parent, R OBP: 0.333, SLG: 0.200 Nelson Liriano, S (8, PH) (9, 4)										2	0	0	0	0	0	1			
Carlos Garcia, R OBP: 0.429, SLG: 0.200 Jim Gott, R (9, 1)										1	0	0	0	0	0	0			
Paul Wagner, R Mark Johnson, L Dan Plesac, L Mike Dyer, R Jason Christiansen, R Dan Miceli, R Mackey Sasser, L (8, PH) (9, 2)	5.2 W 20 2 0 0 4	0.1 1 0 0 0 0	1.0 3 1 0 0 0	2.0 S 9 2 1 1 2	1.1 3 0 1 0 0	1.1 3 0 1 0 0	1.1 3 0 1 0 0	1.1 3 0 1 0 0	1.1 3 0 1 0 0	1.1 3 0 1 0 0	1.1 3 0 1 0 0	1.1 3 0 1 0 0	1.1 3 0 1 0 0	1.1 3 0 1 0 0	1.1 3 0 1 0 0	1.1 3 0 1 0 0		0.00 0.000	4.50 1.500
<b>Inning Stats</b>	R: 0 E: 0 K: 0 S: 5	H: 0 LOB: 0 BB: 0 P: 8	R: 0 E: 0 K: 0 S: 7	H: 0 LOB: 1 BB: 1 P: 14	R: 0 E: 0 K: 2 S: 9	H: 1 LOB: 0 BB: 0 P: 12	R: 0 E: 0 K: 1 S: 7	H: 1 LOB: 0 BB: 0 P: 10	R: 0 E: 0 K: 1 S: 13	H: 0 LOB: 2 BB: 2 P: 23	R: 0 E: 0 K: 0 S: 6	H: 1 LOB: 0 BB: 0 P: 8	R: 0 E: 0 K: 0 S: 12	H: 1 LOB: 1 BB: 0 P: 23	R: 1 E: 0 K: 2 S: 11	H: 1 LOB: 1 BB: 1 P: 19		1B: 2 2B: 5 3B: 0 HR: 0	SF: 0 SAC: 0 DP: 2 HBP: 1
<b>PITCHER</b>	IP WLS BF H R ER SO	IP WLS BF H R ER SO	IP WLS BF H R ER SO	IP WLS BF H R ER SO	IP WLS BF H R ER SO	IP WLS BF H R ER SO	IP WLS BF H R ER SO	IP WLS BF H R ER SO	IP WLS BF H R ER SO	IP WLS BF H R ER SO	IP WLS BF H R ER SO	IP WLS BF H R ER SO	IP WLS BF H R ER SO	IP WLS BF H R ER SO	IP WLS BF H R ER SO	IP WLS BF H R ER SO	ERA WHIP	ERA WHIP	
Pedro Martinez, R ERA: 7.1 Carlos Perez, L ERA: 7.1 Luis Aquino, R ERA: 7.1 Mel Rojas, R ERA: 4.5	5.2 W 20 2 0 0 4	0.1 1 0 0 0 0	1.0 3 1 0 0 0	2.0 S 9 2 1 1 2	1.1 3 0 1 0 0	1.1 3 0 1 0 0	1.1 3 0 1 0 0	1.1 3 0 1 0 0	1.1 3 0 1 0 0	1.1 3 0 1 0 0	1.1 3 0 1 0 0	1.1 3 0 1 0 0	1.1 3 0 1 0 0	1.1 3 0 1 0 0	1.1 3 0 1 0 0	1.1 3 0 1 0 0	0.00 0.000	4.50 1.500	





Batter	1	2	3	4	5	6	7	8	9	AB	R	H	RBI	BB	SO	LOB	TOP											
Rondell White, R OBP: 0.167, SLG: 0.667	0-2 HR		1-1 L7			3-2 F9		1-0 F8		4	1	1	1	0	0	1												
Cliff Floyd, L OBP: 0.333, SLG: 0.273	2-0 P5			1-1 G1-3		2-3 K			3-3 K	4	0	0	0	0	2	0												
Roberto Kelly, R OBP: 0.083, SLG: 0.083	1-3 K			1-0 P5			1-3 K		1-2 G6-3	4	0	0	0	0	2	0												
Moises Alou, R OBP: 0.333, SLG: 0.455	1-0 P4			2-1 F9			0-1 G5-3		2-1 2B	4	0	1	0	0	0	0												
Darrin Fletcher, L OBP: 0.455, SLG: 0.700 Chad Fonville, S (7, PR) Tim Laker, R (7, 2)		1-1 L3			3-1 G4-3		0-0 CS 1B		2-3 K	3	0	1	0	0	0	0												
Wil Cordero, R OBP: 0.364, SLG: 0.222	2-0 P8			1-2 CS 1B		0-2 CS		1-0 E7 2B 1B		3	1	2	0	0	0	0												
Mike Lansing, R OBP: 0.154, SLG: 0.167	0-0 F8			3-3 K				0-1 G4-3		3	0	0	0	0	1	2												
Shane Andrews, R OBP: 0.571, SLG: 1.667			3-3 K			3-1 HR		1-0 WP 2B		3	1	2	2	0	1	0												
Butch Henry, L Curt Schmidt, R Lou Frazier, S Jeff Shaw, R Tony Tarasco, L Mark Grudzielanek, R Bryan Eversgerd, R			2-3 K			0-0 G4-3		3-H 1-3 K		1	0	0	0	0	0	1	0											
<b>Inning Stats</b>	R: 1 E: 0 K: 1 S: 8	H: 1 LOB: 0 BB: 0 P: 12	R: 0 E: 0 K: 0 S: 4	H: 0 LOB: 0 BB: 0 P: 7	R: 0 E: 0 K: 2 S: 9	H: 0 LOB: 0 BB: 0 P: 15	R: 0 E: 0 K: 0 S: 5	H: 0 LOB: 0 BB: 0 P: 9	R: 0 E: 0 K: 1 S: 9	H: 1 LOB: 1 BB: 0 P: 16	R: 0 E: 0 K: 1 S: 10	H: 1 LOB: 0 BB: 0 P: 18	R: 0 E: 0 K: 1 S: 8	H: 1 LOB: 1 BB: 0 P: 9	R: 1 E: 1 K: 1 S: 8	H: 2 LOB: 1 BB: 0 P: 12	R: 0 E: 0 K: 2 S: 11	H: 1 LOB: 1 BB: 0 P: 19	1B: 3 2B: 3 3B: 0 HR: 2	SF: 0 SAC: 0 DP: 1 HBP: 0	WP: 1 PB: 0 SB: 0 CS: 2	PA: 33						
<b>PITCHER</b>	IP	WLS	BF	H	R	ER	SO	BB	IBB	HBP	BLK	WP	HR	S	P	ERA	WHIP											
Kevin Foster, R ERA: 3.0	(1, 1)	6.0	W	20	3	2	2	5	0	0	0	0	0	2	45	77	3.00	0.500										
Mike Walker, R ERA: 3.35	(7, 1)	1.1		6	3	1	1	1	0	0	0	0	0	0	12	15	6.75	2.250										
Bryan Hickerson, L ERA:	(8, 1)	0.1		1	0	0	0	1	0	0	0	0	1	0	3	4	0.00	0.000										
Mike Perez, R ERA: 2.7	(8, 1)	0.1		1	0	0	0	0	0	0	0	0	0	1	2	0.00	0.000											
Randy Myers, L ERA: 4.5	(9, 1)	1.0	S	4	1	0	0	2	0	0	0	0	0	11	19	0.00	1.000											

**Montreal Expos @ Chicago Cubs**  
Wrigley Field, Chicago, IL  
Fri Apr 28 1995, 3:33 AM CDT  
Att: 32,909 - Overcast - 61 F

AB	32
R	3
H	7
RBI	3
BB	0
SO	9
LOB	5




Batter	1	2	3	4	5	6	7	8	9	AB	R	H	RBI	BB	SO	LOB	BOTTOM										
Brian McRae, S OBP: 0.267, SLG: 0.533	0-0 B2	0-2 FC5-4		2-2 L7			0-0 S E 2B			4	1	1	0	0	0	4											
Rey Sanchez, R OBP: 0.429, SLG: 0.500	1-0 HR 1B		0-1 G6-3		0-0 G4-3 1B		2-1 F8			4	1	2	0	0	0	0											
Mark Grace, L OBP: 0.357, SLG: 0.643	1-2 L7		1-1 2B		1-1 G4-3		2-0 G3-1			4	0	1	0	0	0	2											
Sammy Sosa, R OBP: 0.357, SLG: 0.538	3-2 HR		2-1 G4-3		1-1 F8		0-0 G6-3			4	1	1	2	0	0	0											
Shawon Dunston, R OBP: 0.231, SLG: 0.231	2-3 K			1-1 2B G5-3 1B		1-1 G6-4-3 1B		1-1 F9		4	1	2	0	0	1	0											
Steve Buechele, R OBP: 0.333, SLG: 0.300		0-0 F7		2-2 G5-3 2B		0-1 L8				3	0	1	0	0	0	1											
Rick Wilkins, L OBP: 0.462, SLG: 0.300		3-1 1B 1B		0-0 G3		1-0 G6-4-3				3	0	1	0	0	0	3											
Ozzie Timmons, R OBP: 0.571, SLG: 0.250 Karl Rhodes, L (7, 7)		0-1 P5		4-0 IBB			1-1 P6			1	0	0	0	1	0	1											
Kevin Foster, R OBP: 0.500, SLG: 0.500 Mike Walker, R (7, 1) Bryan Hickerson, L (8, 1) Mike Perez, R (8, 1) Randy Myers, L (9, 1)		0-0 FC5-4 1B		1-1 G5-3		1-0 G6-3				2	0	1	1	0	0	2											
<b>Inning Stats</b>	R: 2 E: 0 K: 1 S: 11	H: 2 LOB: 2 BB: 0 P: 18	R: 0 E: 0 K: 0 S: 9	H: 2 LOB: 2 BB: 0 P: 12	R: 0 E: 0 K: 0 S: 6	H: 1 LOB: 0 BB: 1 P: 9	R: 0 E: 0 K: 0 S: 12	H: 2 LOB: 2 BB: 1 P: 22	R: 0 E: 0 K: 0 S: 5	H: 1 LOB: 0 BB: 0 P: 7	R: 0 E: 0 K: 0 S: 5	H: 1 LOB: 0 BB: 0 P: 7	R: 1 E: 0 K: 0 S: 6	H: 1 LOB: 0 BB: 0 P: 10	R: 0 E: 0 K: 0 S: 4	H: 0 LOB: 0 BB: 0 P: 7	1B: 6 2B: 3 3B: 0 HR: 1	SF: 0 SAC: 0 DP: 2 HBP: 0	WP: 0 PB: 0 SB: 1 CS: 0	PA: 32							
<b>PITCHER</b>	IP	WLS	BF	H	R	ER	SO	BB	IBB	HBP	BLK	WP	HR	S	P	ERA	WHIP										
Butch Henry, L ERA: 6.75	(1, 1)	4.0	L	19	7	3	3	3	0	0	0	0	0	5	7	0.00	1.000										
Curt Schmidt, R ERA:	(5, 1)	1.0		3	1	0	0	0	0	0	0	0	0	0	7	0.00	1.000										
Jeff Shaw, R ERA: 2.45	(6, 1)	2.0		7	2	1	0	0	0	0	0	0	0	11	17	0.00	1.000										
Bryan Eversgerd, L ERA:	(8, 1)	1.0		3	0	0	0	0	0	0	0	0	0	4	7	0.00	0.000										




**Montreal Expos @ Chicago Cubs**  
Wrigley Field, Chicago, IL  
Fri Apr 28 1995, 3:33 AM CDT  
Att: 32,909 - Overcast - 61 F

AB	31
R	4
H	10
RBI	3
BB	1
SO	1
LOB	13





Batter	1	2	3	4	5	6	7	8	9	AB R H RBI BB SO LOB	TOP											
Mark Grudzielanek, R (1.4)	E9 1B		G1-3		F9			K		4 1 0 0 0 1 2	<b>Montreal Expos @ Chicago Cubs</b> Wrigley Field, Chicago, IL Sat Apr 29 1995, 3:33 AM CDT Att: 28,244 - Overcast - 49 F											
Tony Tarasco, L (1.7) OBP: 0.333, SLG: 0.417	K		F7		E9 1B 1-H 2-H		L9		4 0 1 1 0 1 1													
Roberto Kelly, R (1.8)	CS 1B			G6-3		F9		HR	4 1 2 2 0 0 0													
Moises Alou, R (1.9) OBP: 0.313, SLG: 0.400	K			1B		E5 FC4		G6-3	4 0 1 0 0 1 1													
Darrin Fletcher, L (1.2) OBP: 0.333, SLG: 0.500	CS 2-3	G3-1		F7		L8		P5	4 0 0 0 0 0 2													
Wil Cordero, R (1.6) OBP: 0.297, SLG: 0.154		F9		G5-3		FC4 1-2f		P4	4 0 0 0 0 0 2													
Cliff Floyd, L (1.3) OBP: 0.333, SLG: 0.231					G4-3		L8		2 0 0 0 1 0 0													
Rondell White, R (0. PH) OBP: 0.286, SLG: 0.857								2B	1 1 1 0 0 0 0													
Shane Andrews, R (1.5) OBP: 0.545, SLG: 1.300							K		4 1 2 1 0 2 1													
Kirk Rueter, L (1.1) Chad Forville, S (5. PH) Reid Cornelius, R (5.1) Lou Frazier, S (7. PH) Carlos Perez, L (7.1) Sean Berry, R (8. PH)									2B	1 0 0 0 0 1 0												
										1 0 0 0 0 0 0												
										1 0 0 0 0 0 0												
<b>Inning Stats</b>	R: 1 E: 1 K: 2 S: 10	H: 1 LOB: 0 BB: 0 P: 16	R: 0 E: 0 K: 1 S: 6	H: 0 LOB: 1 BB: 1 P: 14	R: 0 E: 0 K: 1 S: 6	H: 0 LOB: 0 BB: 0 P: 7	R: 0 E: 0 K: 0 S: 4	H: 1 LOB: 1 BB: 0 P: 9	R: 1 E: 1 K: 0 S: 9	H: 3 LOB: 1 BB: 0 P: 18	R: 0 E: 1 K: 0 S: 10	H: 0 LOB: 0 BB: 0 P: 15	R: 0 E: 0 K: 2 S: 9	H: 0 LOB: 0 BB: 0 P: 15	R: 1 E: 0 K: 1 S: 12	H: 1 LOB: 0 BB: 0 P: 17	R: 1 E: 0 K: 0 S: 9	H: 2 LOB: 1 BB: 0 P: 14	1B: 5 2B: 2 3B: 0 HR: 1	SF: 0 SAC: 0 DP: 0 HBP: 0	WP: 0 PB: 0 SB: 1 CS: 1	PA: 37
<b>PITCHER</b>	IP WLS BF H R ER SO BB IBB HBP BLK WP HR S P ERA WHIP	IP WLS BF H R ER SO BB IBB HBP BLK WP HR S P ERA WHIP											IP WLS BF H R ER SO BB IBB HBP BLK WP HR S P ERA WHIP									
Jaime Navarro, R (1.1) ERA: 1.29	7.0 W 27 5 2 1 6 1 0 0 0 0 0 0 54 94 1.29 0.857											7.0 W 27 5 2 1 6 1 0 0 0 0 0 0 54 94 1.29 0.857										
Willie Banks, R (8.1) ERA: 6.75	1.0 4 1 1 1 1 0 0 0 0 0 1 12 17 9.00 1.000											1.0 4 1 1 1 1 0 0 0 0 0 1 12 17 9.00 1.000										
Randy Myers, L (9.1) ERA: 6.0	1.0 S 5 2 1 1 0 0 0 0 0 0 0 9 14 9.00 2.000											1.0 S 5 2 1 1 0 0 0 0 0 0 0 9 14 9.00 2.000										

Batter	1	2	3	4	5	6	7	8	9	AB R H RBI BB SO LOB	BOTTOM									
Brian McRae, S (1.8) OBP: 0.263, SLG: 0.474	L4		G4-3		G6-4-3 1B		CS 1-2	G6-3		4 0 1 0 0 0 0	<b>Montreal Expos @ Chicago Cubs</b> Wrigley Field, Chicago, IL Sat Apr 29 1995, 3:33 AM CDT Att: 28,244 - Overcast - 49 F									
Rey Sanchez, R (1.4) OBP: 0.389, SLG: 0.444	FC3-6 1B		G5-3		G6-4-3 1-2f		F8		4 0 1 0 0 0 1											
Mark Grace, L (1.3) OBP: 0.333, SLG: 0.556	FC3-6 1B HR 1-2f		3B 1B			G3-1		K	4 2 1 0 0 1 1											
Sammy Sosa, R (1.9) OBP: 0.471, SLG: 0.938	HR 1B		1-H 3B			HR			3 2 3 2 0 0 0											
Shawon Dunston, R (1.6) OBP: 0.250, SLG: 0.438	HR		K			G5-3			3 1 1 3 0 1 1											
Steve Buechele, R (1.5) OBP: 0.297, SLG: 0.231	K				G3-1		F8		3 0 0 0 0 1 0											
Ozzie Timmons, R (1.7) OBP: 0.400, SLG: 0.143		F9			L8		G6-3		3 0 0 0 0 0 0											
Karl Rhodes, L (8.7)									0 0 0 0 0 0 0											
Todd Pratt, R (1.2)		K			G1-3		K		3 0 0 0 0 2 0											
Jaime Navarro, R (1.1) Kevin Roberson, S (7. PH) Willie Banks, R (8.1) Randy Myers, L (9.1)									2 0 0 0 0 0 0											
									0 0 0 0 0 0 0											
									0 0 0 0 0 0 0											
									0 0 0 0 0 0 0											
<b>Inning Stats</b>	R: 3 E: 0 K: 1 S: 14	H: 3 LOB: 0 BB: 0 P: 24	R: 0 E: 0 K: 1 S: 10	H: 0 LOB: 0 BB: 0 P: 14	R: 1 E: 0 K: 1 S: 14	H: 2 LOB: 1 BB: 0 P: 22	R: 0 E: 0 K: 0 S: 6	H: 0 LOB: 0 BB: 0 P: 11	R: 0 E: 0 K: 0 S: 4	H: 1 LOB: 0 BB: 0 P: 6	R: 1 E: 0 K: 0 S: 8	H: 1 LOB: 0 BB: 0 P: 13	R: 0 E: 0 K: 1 S: 6	H: 0 LOB: 0 BB: 0 P: 11	R: 0 E: 0 K: 1 S: 10	H: 0 LOB: 0 BB: 0 P: 17	1B: 4 2B: 0 3B: 1 HR: 2	SF: 0 SAC: 0 DP: 1 HBP: 1	WP: 0 PB: 0 SB: 0 CS: 1	PA: 31
<b>PITCHER</b>	IP WLS BF H R ER SO BB IBB HBP BLK WP HR S P ERA WHIP	IP WLS BF H R ER SO BB IBB HBP BLK WP HR S P ERA WHIP											IP WLS BF H R ER SO BB IBB HBP BLK WP HR S P ERA WHIP							
Kirk Rueter, L (1.1) ERA: 9.0	4.0 L 17 5 4 4 3 0 0 0 0 0 0 1 44 71 9.00 1.250											4.0 L 17 5 4 4 3 0 0 0 0 0 0 1 44 71 9.00 1.250								
Reid Cornelius, R (5.1) ERA: 4.5	2.0 7 2 1 1 0 0 0 0 0 0 0 1 12 19 4.50 1.000											2.0 7 2 1 1 0 0 0 0 0 0 0 1 12 19 4.50 1.000								
Carlos Perez, L (7.1) ERA:	2.0 6 0 0 0 2 0 0 1 0 0 0 0 16 28 0.00 0.000											2.0 6 0 0 0 2 0 0 1 0 0 0 0 16 28 0.00 0.000								



Batter	1	2	3	4	5	6	7	8	9	AB	R	H	RBI	BB	SO	LOB	TOP			
Tony Tarasco, L (1.9) OBP: 0.412, SLG: 0.529										5	2	3	0	0	1	1				
Wil Cordero, R (1.6) OBP: 0.350, SLG: 0.500										5	1	3	2	0	0	2				
Roberto Kelly, R (1.8) OBP: 0.200, SLG: 0.400										4	1	1	0	0	0	2				
Rondell White, R (1.7) OBP: 0.273, SLG: 0.636										4	0	1	0	0	1	2				
Cliff Floyd, L (1.3) OBP: 0.368, SLG: 0.250										3	0	1	1	1	2	2				
Shane Andrews, R (1.5) OBP: 0.400, SLG: 0.929										4	0	0	0	0	1	4				
Mike Lansing, R (1.4) OBP: 0.116, SLG: 0.125										4	0	0	0	0	0	2				
Tim Laker, R (1.2) OBP: 0.200, SLG: 0.200										4	0	1	0	0	1	0				
Tim Spehr, R (9.2) OBP: 1.000, SLG: 2.000										0	0	0	0	0	0	0				
Gil Heredia, R (1.1) Jeff Shaw, R (6.1) Bryan Eversgerd, R (7.1) Tim Scott, R (7.1) Mel Rojas, R (8.1) Sean Berry, R (8.9)										2	0	0	0	0	0	1				
<b>Inning Stats</b>	R: 2 E: 0 K: 1 S: 7	H: 2 LOB: 0 BB: 0 P: 7	R: 0 E: 0 K: 0 S: 4	H: 1 LOB: 1 BB: 0 P: 4	R: 1 E: 1 K: 2 S: 10	H: 2 LOB: 2 BB: 0 P: 10	R: 0 E: 0 K: 1 S: 5	H: 0 LOB: 0 BB: 0 P: 5	R: 0 E: 0 K: 1 S: 5	H: 0 LOB: 1 BB: 1 P: 9	R: 0 E: 0 K: 1 S: 6	H: 1 LOB: 1 BB: 0 P: 6	R: 1 E: 0 K: 0 S: 5	H: 3 LOB: 1 BB: 0 P: 5	R: 0 E: 0 K: 0 S: 3	H: 0 LOB: 1 BB: 1 P: 7	1B: 6 2B: 3 3B: 0 HR: 1	SF: 0 SAC: 0 DP: 1 HBP: 0	WP: 0 PB: 0 SB: 2 CS: 0	PA: 38
<b>PITCHER</b>	IP WLS BF H R ER SO BB IBB HBP BLK WP HR S P ERA WHIP	IP WLS BF H R ER SO BB IBB HBP BLK WP HR S P ERA WHIP																		
Frank Castillo, R (1.1) ERA: 3.6	5.0 L 21 6 3 2 5 0 0 0 0 0 0 1 31 31 3.60 1.200																			
Mike Walker, R (6.1) ERA: 3.86	2.0 10 3 1 1 2 1 0 0 0 0 0 0 13 17 4.50 2.000																			
Chris Nabholz, L (8.1) ERA:	1.0 3 1 0 0 0 0 0 0 0 0 0 0 3 3 0.00 1.000																			
Tom Edens, R (9.1) ERA:	0.1 2 0 0 0 0 1 0 0 0 0 0 0 1 5 0.00 3.000																			
Bryan Hickerson, L (9.1) ERA:	0.1 1 0 0 0 0 0 0 0 0 0 0 0 1 1 0.00 0.000																			

**Montreal Expos @ Chicago Cubs**  
Wrigley Field, Chicago, IL  
Sun Apr 30 1995, 3:33 AM CDT  
Att: 23,854 - Unknown - 46 F

AB	36
R	4
H	10
RBI	3
BB	2
SO	7
LOB	16



Batter	1	2	3	4	5	6	7	8	9	AB	R	H	RBI	BB	SO	LOB	BOTTOM					
Brian McRae, S (1.8) OBP: 0.217, SLG: 0.391										4	0	0	0	0	0	1						
Rey Sanchez, R (1.4) OBP: 0.405, SLG: 0.455										4	0	2	0	0	0	1						
Sammy Sosa, R (1.9) OBP: 0.429, SLG: 0.800										4	1	1	0	0	0	2						
Mark Grace, L (1.3) OBP: 0.318, SLG: 0.500										4	0	1	1	0	0	2						
Rick Wilkins, L (1.2) OBP: 0.412, SLG: 0.231										3	0	0	0	1	1	1						
Howard Johnson, S (1.5) OBP: 0.500, SLG: 0.500										4	0	2	0	0	1	0						
José Hernández, R (1.6) OBP: 0.333, SLG: 0.333										2	0	0	0	0	2	0						
Karl Rhodes, L (7. PH) OBP: 0.333, SLG: 0.333										2	0	0	0	0	2	3						
Scott Bultlett, L (1.7) OBP: 0.333, SLG: 0.333										3	0	1	0	0	1	2						
Shawn Dunston, R (8.6) OBP: 0.235, SLG: 0.412										1	0	0	0	0	1	1						
Frank Castillo, R (1.1) Ozzie Timmons, R (5. PH) Mike Walker, R (6.1) Chris Nabholz, L (8.1) Kevin Roberson, S (8. PH) Tom Edens, R (9.1) Bryan Hickerson, L (9.1) Mike Perez, R (9.1)										0	0	0	0	0	0	0						
<b>Inning Stats</b>	R: 0 E: 0 K: 0 S: 4	H: 1 LOB: 1 BB: 0 P: 4	R: 0 E: 0 K: 3 S: 9	H: 0 LOB: 0 BB: 0 P: 9	R: 0 E: 0 K: 0 S: 4	H: 1 LOB: 1 BB: 0 P: 4	R: 1 E: 0 K: 0 S: 4	H: 2 LOB: 0 BB: 0 P: 4	R: 0 E: 0 K: 2 S: 7	H: 0 LOB: 0 BB: 0 P: 7	R: 0 E: 0 K: 0 S: 3	H: 0 LOB: 0 BB: 0 P: 3	R: 0 E: 0 K: 2 S: 8	H: 1 LOB: 2 BB: 1 P: 12	R: 1 E: 0 K: 0 S: 5	H: 2 LOB: 1 BB: 0 P: 5	R: 0 E: 0 K: 2 S: 8	H: 1 LOB: 1 BB: 0 P: 8	1B: 7 2B: 0 3B: 0 HR: 1	SF: 0 SAC: 1 DP: 0 HBP: 0	WP: 0 PB: 1 SB: 2 CS: 1	PA: 35
<b>PITCHER</b>	IP WLS BF H R ER SO BB IBB HBP BLK WP HR S P ERA WHIP	IP WLS BF H R ER SO BB IBB HBP BLK WP HR S P ERA WHIP																				
Gil Heredia, R (1.1) ERA: 1.8	5.0 W 18 4 1 1 5 0 0 0 0 0 0 0 4 8 1.80 0.800																					
Jeff Shaw, R (6.1) ERA: 1.8	1.1 5 0 0 0 0 1 0 0 0 0 0 0 4 8 0.00 0.750																					
Bryan Eversgerd, L (7.1) ERA:	0.0 1 1 0 0 0 0 0 0 0 0 0 0 1 1 ∞ ∞																					
Tim Scott, R (7.1) ERA: 3.86	0.2 3 1 1 1 2 0 0 0 0 0 0 1 7 7 13.50 1.500																					
Mel Rojas, R (8.1) ERA: 2.25	2.0 S 8 2 0 0 2 0 0 0 0 0 0 0 12 12 0.00 1.000																					

**Montreal Expos @ Chicago Cubs**  
Wrigley Field, Chicago, IL  
Sun Apr 30 1995, 3:33 AM CDT  
Att: 23,854 - Unknown - 46 F

AB	33
R	2
H	8
RBI	2
BB	1
SO	9
LOB	13









Batter	1	2	3	4	5	6	7	8	9	AB	R	H	RBI	BB	SO	LOB	TOP											
<b>Brett Butler, L</b> OBP: 0.516, SLG: 0.542 (1, 8)										3	0	0	0	1	1	0	<b>New York Mets @ Montreal Expos</b> Olympic Stadium, Montreal, QB Wed May 03 1995, 7:05 PM EDT Att: 13,923 - Dome											
<b>Jose Vizcaino, S</b> OBP: 0.333, SLG: 0.321 (1, 6)										3	0	0	0	1	0	2												
<b>Rico Brogna, L</b> OBP: 0.346, SLG: 0.680 (1, 3)										4	0	1	0	0	2	3												
<b>Bobby Bonilla, S</b> OBP: 0.382, SLG: 0.483 (1, 5)										4	0	1	0	0	1	0												
<b>Jeff Kent, R</b> OBP: 0.300, SLG: 0.320 (1, 4)										4	1	1	1	0	2	2												
<b>David Segui, S</b> OBP: 0.340, SLG: 0.611 <b>Tim Bogar, R</b> OBP: 0.250, SLG: 0.250 (8, PR)										2	0	0	0	2	1	0												
<b>Carl Everett, S</b> OBP: 0.281, SLG: 0.567 (1, 9)										0	0	0	0	0	0	0												
<b>Todd Hundley, S</b> OBP: 0.375, SLG: 0.682 (1, 2)										3	0	1	0	0	1	0												
<b>Bret Saberhagen, R</b> OBP: 0.500, SLG: 0.500 <b>Bill Spiers, L</b> (8, PH) <b>Doug Henry, R</b> (8, 1)										1	0	0	0	0	0	0												
<b>Inning Stats</b>	R: 0 E: 0 K: 1 S: 5	H: 0 LOB: 0 BB: 0 P: 5	R: 1 E: 0 K: 2 S: 7	H: 1 LOB: 1 BB: 1 P: 11	R: 0 E: 0 K: 1 S: 6	H: 1 LOB: 2 BB: 1 P: 10	R: 0 E: 0 K: 1 S: 5	H: 0 LOB: 0 BB: 0 P: 5	R: 0 E: 0 K: 1 S: 5	H: 2 LOB: 2 BB: 0 P: 7	R: 0 E: 0 K: 3 S: 9	H: 0 LOB: 0 BB: 0 P: 9	R: 0 E: 0 K: 2 S: 7	H: 0 LOB: 1 BB: 1 P: 11	R: 0 E: 0 K: 1 S: 5	H: 0 LOB: 2 BB: 1 P: 9	1B: 3 2B: 1 3B: 0 HR: 1	SF: 0 SAC: 1 DP: 1 HBP: 0	WP: 0 PB: 0 SB: 0 CS: 1	PA: 34								
<b>PITCHER</b>	IP	WLS	BF	H	R	ER	SO	BB	IBB	HBP	BLK	WP	HR	S	P	ERA	WHIP											
<b>Pedro Martinez, R</b> ERA: 0.71 <b>Tim Scott, R</b> ERA: 2.45 <b>Mel Rojas, R</b> ERA: 1.42	(1, 1)	7.0	W	26	4	1	1	10	2	0	0	0	0	1	44	52	1.29	0.857										
	(8, 1)	1.0		4	0	0	0	2	1	0	0	0	0	0	7	11	0.00	1.000										
	(9, 1)	1.0	S	4	0	0	0	1	1	0	0	0	0	0	5	9	0.00	1.000										

AB	29
R	1
H	4
RBI	1
BB	4
SO	13
LOB	9



Batter	1	2	3	4	5	6	7	8	9	AB	R	H	RBI	BB	SO	LOB	BOTTOM										
<b>Tony Tarasco, L</b> OBP: 0.476, SLG: 0.600 (1, 7)										3	1	2	1	1	0	0	<b>New York Mets @ Montreal Expos</b> Olympic Stadium, Montreal, QB Wed May 03 1995, 7:05 PM EDT Att: 13,923 - Dome										
<b>Wil Cordero, R</b> OBP: 0.414, SLG: 0.577 (1, 6)										3	1	1	1	1	0	2											
<b>Roberto Kelly, R</b> OBP: 0.241, SLG: 0.414 (1, 8)										4	0	0	0	0	0	3											
<b>Moises Alou, R</b> OBP: 0.360, SLG: 0.545 (1, 9)										3	0	0	1	0	0	0											
<b>Darrin Fletcher, L</b> OBP: 0.368, SLG: 0.471 <b>Tim Spehr, R</b> OBP: 1.000, SLG: 2.000 (8, PR)										3	0	1	0	1	0	0											
<b>Cliff Floyd, L</b> OBP: 0.292, SLG: 0.190 (1, 3)										4	0	0	0	0	2	3											
<b>Mike Lansing, R</b> OBP: 0.200, SLG: 0.174 (1, 4)										3	0	1	0	0	0	1											
<b>Sean Berry, R</b> OBP: 0.643, SLG: 0.556 (1, 5)										3	1	3	0	0	0	0											
<b>Pedro Martinez, R</b> <b>Lou Frazier, S</b> <b>Tim Scott, R</b> <b>Mel Rojas, R</b>	(1, 1)	(7, PH)	(8, 1)	(9, 1)						2	0	0	0	0	1	2											
<b>Inning Stats</b>	R: 2 E: 0 K: 0 S: 5	H: 2 LOB: 0 BB: 0 P: 5	R: 0 E: 0 K: 1 S: 6	H: 1 LOB: 1 BB: 0 P: 6	R: 0 E: 0 K: 0 S: 3	H: 1 LOB: 1 BB: 0 P: 3	R: 0 E: 0 K: 0 S: 3	H: 1 LOB: 1 BB: 0 P: 4	R: 1 E: 0 K: 1 S: 6	H: 2 LOB: 1 BB: 1 P: 10	R: 0 E: 0 K: 1 S: 3	H: 2 LOB: 2 BB: 1 P: 10	R: 0 E: 0 K: 1 S: 5	H: 0 LOB: 1 BB: 1 P: 9	R: 0 E: 0 K: 1 S: 5	H: 0 LOB: 1 BB: 1 P: 9	1B: 5 2B: 2 3B: 1 HR: 0	SF: 0 SAC: 0 DP: 2 HBP: 1	WP: 0 PB: 0 SB: 0 CS: 0	PA: 33							
<b>PITCHER</b>	IP	WLS	BF	H	R	ER	SO	BB	IBB	HBP	BLK	WP	HR	S	P	ERA	WHIP										
<b>Bret Saberhagen, R</b> ERA: 7.5 <b>Doug Henry, R</b> ERA:	(1, 1)	7.0	L	29	8	3	3	3	1	1	1	0	0	32	41	3.86	1.286										
	(8, 1)	1.0		4	0	0	0	1	1	0	0	0	0	5	9	0.00	1.000										

AB	29
R	3
H	8
RBI	3
BB	3
SO	4
LOB	12







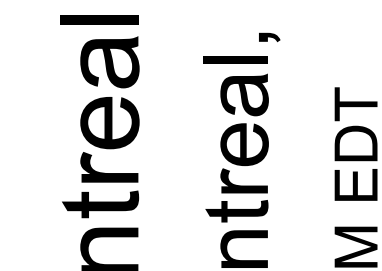


Batter	1	2	3	4	5	6	7	8	9	AB	R	H	RBI	BB	SO	LOB	TOP						
Quilvio Veras, S OBP: 0.391, SLG: 0.333	G4-3		L7	HR		G6-4-3		G6-3		5	1	2	4	1	0	0	<b>Florida Marlins @ Montreal Expos</b> Olympic Stadium, Montreal, QB Fri May 05 1995, 7:05 PM EDT Att: 21,406 - Dome						
Mario Diaz, R OBP: 0.167, SLG: 0.333	L9		F8	G3		G6-4-3		F7	K	6	0	0	0	0	1	5							
Gary Sheffield, R OBP: 0.475, SLG: 0.563	K			G1-4-3	G6-3	FC6-4		1B	E	4	2	3	0	1	1	0							
Jeff Conine, R OBP: 0.436, SLG: 0.688		K		G6-3		FC6-4		E7		4	1	2	0	1	1	1							
Terry Pendleton, S OBP: 0.297, SLG: 0.371	G6-3		G1-4-3	FC6-4				P3		5	1	1	1	0	0	5							
Greg Colburn, R OBP: 0.313, SLG: 0.323										4	3	2	1	0	1	2							
Charles Johnson, R OBP: 0.156, SLG: 0.069	E4			1B	HR					4	1	0	0	1	1	3							
Chuck Carr, S OBP: 0.333, SLG: 0.167	G1-3									3	1	0	1	2	0	1							
John Burkett, R OBP: 0.250, SLG: 0.143										3	1	1	1	0	0	0							
Jerry Browne, S OBP: 0.273, SLG: 0.111			G5-3							1	0	0	0	0	0	0							
Terry Mathews, L OBP: 0.273, SLG: 0.111										1	0	0	0	0	1	2							
<b>Inning Stats</b>	R: 0 E: 0 K: 1 S: 7	H: 0 LOB: 0 BB: 0 P: 10	R: 1 E: 1 K: 1 S: 9	H: 1 LOB: 1 BB: 0 P: 13	R: 0 E: 0 K: 0 S: 4	H: 0 LOB: 0 BB: 0 P: 8	R: 6 E: 0 K: 0 S: 16	H: 2 LOB: 0 BB: 3 P: 35	R: 0 E: 0 K: 1 S: 8	H: 1 LOB: 2 BB: 1 P: 15	R: 0 E: 1 K: 0 S: 10	H: 1 LOB: 1 BB: 0 P: 15	R: 4 E: 1 K: 0 S: 11	H: 4 LOB: 0 BB: 0 P: 14	R: 0 E: 1 K: 3 S: 12	H: 2 LOB: 2 BB: 0 P: 19	R: 0 E: 1 K: 3 S: 19	H: 0 LOB: 3 BB: 2 P: 32	1B: 8 2B: 2 3B: 0 HR: 1	SF: 0 SAC: 0 DP: 1 HBP: 1	WP: 0 PB: 0 SB: 1 CS: 0	PA: 47	
<b>PITCHER</b>	IP WLS BF H R ER SO BB IBB HBP BLK WP HR S P ERA WHIP											<b>PITCHER</b>	IP WLS BF H R ER SO BB IBB HBP BLK WP HR S P ERA WHIP										
Gil Heredia, R ERA: 6.23	(1, 1) 3.2 L 18 2 6 5 2 3 0 0 0 0 0 0 34 63 12.27 1.364											Carlos Perez, L ERA:	(9, 1) 0.2 3 0 0 0 2 1 0 0 0 0 0 0 10 15 0.00 1.000										
Curt Schmidt, R ERA: 3.89	(4, 1) 1.1 7 2 1 1 1 1 0 0 0 0 0 1 10 18 6.75 2.250																						
Reid Cornelius, R ERA: 3.0	(6, 1) 1.0 4 1 0 0 0 0 0 0 0 0 0 0 10 15 0.00 1.000																						
Luis Aquino, R ERA: 15.0	(7, 1) 1.0 7 4 4 3 0 0 0 0 0 0 0 0 11 14 27.00 4.000																						
Bryan Eversgerd, L ERA: 2.45	(8, 1) 1.1 8 2 0 0 1 1 0 0 0 0 0 0 21 36 0.00 2.250																						
<b>Batter</b>	<b>1</b>	<b>2</b>	<b>3</b>	<b>4</b>	<b>5</b>	<b>6</b>	<b>7</b>	<b>8</b>	<b>9</b>	<b>AB</b>	<b>R</b>	<b>H</b>	<b>RBI</b>	<b>BB</b>	<b>SO</b>	<b>LOB</b>	<b>BOTTOM</b>						
Tony Tarasco, L OBP: 0.433, SLG: 0.621	E9		P6		HR				F7	5	2	2	3	0	0	2	<b>Florida Marlins @ Montreal Expos</b> Olympic Stadium, Montreal, QB Fri May 05 1995, 7:05 PM EDT Att: 21,406 - Dome						
Wil Cordero, R OBP: 0.351, SLG: 0.471	G5-3		FC5-4		F8				P2	4	0	0	0	0	0	3							
Mark Grudzielanek, R OBP: 0.143, SLG: 0.286										1	0	0	0	0	0	1							
Roberto Kelly, R OBP: 0.282, SLG: 0.436	G5-3			G4-3	L9				L6	5	0	1	1	0	0	1							
Moises Alou, R OBP: 0.364, SLG: 0.519	G5-3									3	1	1	0	1	0	1							
Bryan Eversgerd, R OBP: 0.222, SLG: 0.222										0	0	0	0	0	0	0							
Tim Laker, R OBP: 0.222, SLG: 0.222										0	0	0	0	0	0	0							
Darrin Fletcher, L OBP: 0.333, SLG: 0.375										3	0	0	0	1	0	1							
Carlos Perez, L ERA:										0	0	0	0	0	0	0							
Sean Berry, R OBP: 0.455, SLG: 0.529	G5-3									4	1	1	2	0	1	2							
Cliff Floyd, L OBP: 0.281, SLG: 0.148										3	0	0	0	1	1	0							
Mike Lansing, R OBP: 0.212, SLG: 0.194										4	1	2	0	0	0	1							
Gil Heredia, R ERA: 6.23	(1, 1) 3.2 L 18 2 6 5 2 3 0 0 0 0 0 0 34 63 12.27 1.364																						
Curt Schmidt, R ERA: 3.89	(4, 1) 1.1 7 2 1 1 1 1 0 0 0 0 0 1 10 18 6.75 2.250																						
Chad Forville, S OBP: 0.276, SLG: 0.750	(5, PH) 0.0 0 0 0 0 0 0 0 0 0 0 0 0 0 0 0 0 0																						
Reid Cornelius, R ERA: 3.0	(6, 1) 1.0 4 1 0 0 0 0 0 0 0 0 0 0 10 15 0.00 1.000																						
Rondell White, R OBP: 0.276, SLG: 0.547	(5, PH) 0.0 0 0 0 0 0 0 0 0 0 0 0 0 0 0 0 0 0																						
Luis Aquino, R ERA: 15.0	(7, 1) 1.0 7 4 4 3 0 0 0 0 0 0 0 0 11 14 27.00 4.000																						
Lou Frazier, R OBP: 0.250, SLG: 0.250	(8, 9) 1.0 7 4 4 3 0 0 0 0 0 0 0 0 11 14 27.00 4.000																						
<b>Inning Stats</b>	R: 1 E: 1 K: 0 S: 7	H: 0 LOB: 0 BB: 0 P: 10	R: 0 E: 0 K: 0 S: 7	H: 0 LOB: 0 BB: 0 P: 11	R: 0 E: 0 K: 0 S: 7	H: 1 LOB: 1 BB: 0 P: 11	R: 0 E: 0 K: 0 S: 7	H: 1 LOB: 1 BB: 0 P: 12	R: 3 E: 0 K: 1 S: 13	H: 3 LOB: 0 BB: 0 P: 20	R: 2 E: 0 K: 1 S: 12	H: 2 LOB: 1 BB: 1 P: 20	R: 0 E: 0 K: 0 S: 5	H: 2 LOB: 1 BB: 0 P: 8	R: 0 E: 0 K: 1 S: 8	H: 0 LOB: 1 BB: 1 P: 13	R: 0 E: 0 K: 0 S: 8	H: 1 LOB: 1 BB: 0 P: 14	1B: 7 2B: 1 3B: 0 HR: 2	SF: 0 SAC: 0 DP: 2 HBP: 0	WP: 0 PB: 0 SB: 0 CS: 0	PA: 39	
<b>PITCHER</b>	IP WLS BF H R ER SO BB IBB HBP BLK WP HR S P ERA WHIP											<b>PITCHER</b>	IP WLS BF H R ER SO BB IBB HBP BLK WP HR S P ERA WHIP										
John Burkett, R ERA: 5.4	(1, 1) 6.0 W 27 7 6 5 1 2 0 0 0 0 0 0 2 53 84 7.50 1.500																						
Terry Mathews, R ERA:	(7, 1) 3.0 S 12 3 0 0 1 1 0 0 0 0 0 0 21 35 0.00 1.333																						

AB 40  
R 11  
H 11  
RBI 8  
BB 6  
SO 6  
LOB 19



AB 36  
R 6  
H 10  
RBI 6  
BB 3  
SO 2  
LOB 13





Batter	1	2	3	4	5	6	7	8	9	AB	R	H	RBI	BB	SO	LOB	TOP						
<b>Quilvio Veras, S</b> OBP: 0.372, SLG: 0.353 (1, 4)										4	2	1	1	2	1	3							
<b>Terry Pendleton, S</b> OBP: 0.279, SLG: 0.350 <b>Richie Lewis, R</b> (9, 1)										5	1	1	2	0	2	4							
<b>Gary Sheffield, R</b> OBP: 0.489, SLG: 0.543 <b>John Johnstone, R</b> (7, 1)										3	2	1	0	2	0	2							
<b>Jerry Browne, S</b> OBP: 0.250, SLG: 0.100 (9, 5)										1	0	0	0	0	0	0							
<b>Jeff Conine, R</b> OBP: 0.477, SLG: 0.714 (1, 7)										3	2	2	1	2	0	1							
<b>Greg Colbrunn, R</b> OBP: 0.378, SLG: 0.444 (1, 3)										5	1	4	5	0	0	2							
<b>Steve Decker, R</b> OBP: 0.273, SLG: 0.273 (1, 2)										5	0	1	0	0	0	6							
<b>Alex Arias, R</b> OBP: 0.316, SLG: 0.188 (1, 6)										5	1	1	0	0	0	1							
<b>Chuck Carr, S</b> OBP: 0.343, SLG: 0.179 (1, 8)										4	1	1	1	1	0	2							
<b>David Weathers, R</b> <b>Darrell Whitmore, L</b> (7, 9)										1	0	0	0	0	1	3							
<b>Inning Stats</b>	R: 0 E: 1 K: 1 S: 11	H: 0 LOB: 1 BB: 0 P: 17	R: 1 E: 0 K: 1 S: 14	H: 4 LOB: 3 BB: 0 P: 21	R: 0 E: 0 K: 0 S: 6	H: 1 LOB: 1 BB: 1 P: 11	R: 5 E: 0 K: 0 S: 15	H: 4 LOB: 1 BB: 2 P: 25	R: 1 E: 2 K: 0 S: 14	H: 0 LOB: 2 BB: 1 P: 21	R: 1 E: 0 K: 1 S: 9	H: 2 LOB: 1 BB: 0 P: 12	R: 2 E: 0 K: 1 S: 20	H: 1 LOB: 2 BB: 3 P: 39	R: 0 E: 0 K: 0 S: 7	H: 0 LOB: 0 BB: 0 P: 8	R: 0 E: 0 K: 1 S: 9	H: 0 LOB: 0 BB: 0 P: 12	1B: 8 2B: 5 3B: 0 HR: 0	SF: 1 SAC: 2 DP: 1 HBP: 0	WP: 1 PB: 0 SB: 2 CS: 0	PA: 48	
<b>PITCHER</b>	IP WLS BF H R ER SO BB IBB HBP BLK WP HR S P ERA WHIP	IP WLS BF H R ER SO BB IBB HBP BLK WP HR S P ERA WHIP	IP WLS BF H R ER SO BB IBB HBP BLK WP HR S P ERA WHIP	IP WLS BF H R ER SO BB IBB HBP BLK WP HR S P ERA WHIP	IP WLS BF H R ER SO BB IBB HBP BLK WP HR S P ERA WHIP	IP WLS BF H R ER SO BB IBB HBP BLK WP HR S P ERA WHIP	IP WLS BF H R ER SO BB IBB HBP BLK WP HR S P ERA WHIP	IP WLS BF H R ER SO BB IBB HBP BLK WP HR S P ERA WHIP	IP WLS BF H R ER SO BB IBB HBP BLK WP HR S P ERA WHIP	IP WLS BF H R ER SO BB IBB HBP BLK WP HR S P ERA WHIP	IP WLS BF H R ER SO BB IBB HBP BLK WP HR S P ERA WHIP	IP WLS BF H R ER SO BB IBB HBP BLK WP HR S P ERA WHIP	IP WLS BF H R ER SO BB IBB HBP BLK WP HR S P ERA WHIP	IP WLS BF H R ER SO BB IBB HBP BLK WP HR S P ERA WHIP	IP WLS BF H R ER SO BB IBB HBP BLK WP HR S P ERA WHIP	IP WLS BF H R ER SO BB IBB HBP BLK WP HR S P ERA WHIP	IP WLS BF H R ER SO BB IBB HBP BLK WP HR S P ERA WHIP	IP WLS BF H R ER SO BB IBB HBP BLK WP HR S P ERA WHIP	IP WLS BF H R ER SO BB IBB HBP BLK WP HR S P ERA WHIP	IP WLS BF H R ER SO BB IBB HBP BLK WP HR S P ERA WHIP	IP WLS BF H R ER SO BB IBB HBP BLK WP HR S P ERA WHIP	IP WLS BF H R ER SO BB IBB HBP BLK WP HR S P ERA WHIP	IP WLS BF H R ER SO BB IBB HBP BLK WP HR S P ERA WHIP
<b>Tony Tarasco, L</b> OBP: 0.429, SLG: 0.618 (1, 7)										5	2	2	0	0	1	2							
<b>Wil Cordero, R</b> OBP: 0.366, SLG: 0.474 (1, 6)										4	0	2	0	0	1	1							
<b>Roberto Kelly, R</b> OBP: 0.310, SLG: 0.452 <b>Mark Grudzielanek, R</b> OBP: 0.250, SLG: 0.500 (7, 5)										3	0	2	1	0	0	1							
<b>Moises Alou, R</b> OBP: 0.324, SLG: 0.467 <b>Mel Rojas, R</b> (9, 1)										3	0	0	1	0	0	3							
<b>Sean Berry, R</b> OBP: 0.400, SLG: 0.450 <b>Reid Cornelius, R</b> (7, 1)										3	0	0	0	0	0	4							
<b>Tim Scott, R</b> <b>Lou Frazier, S</b> OBP: 0.200, SLG: 0.200 (8, 9)										4	0	0	0	0	3	1							
<b>Shane Andrews, R</b> OBP: 0.304, SLG: 0.619 (1, 3)										4	0	2	0	0	1	0							
<b>Mike Lansing, R</b> OBP: 0.243, SLG: 0.229 (1, 4)										3	0	0	0	0	2	2							
<b>Tim Laker, R</b> OBP: 0.167, SLG: 0.167 <b>Tim Spehr, R</b> OBP: 0.687, SLG: 1.000 (9, 2)										1	0	0	0	0	1	0							
<b>Kirk Rueter, L</b> <b>Curt Schmidt, R</b> (4, 1)										1	0	0	0	0	0	2							
<b>Chad Fonville, S</b> OBP: 0.600, SLG: 0.600 <b>Jeff Shaw, R</b> (5, 1)										1	0	0	0	0	0	1							
<b>Rondell White, R</b> OBP: 0.300, SLG: 0.789 (7, 8)										2	1	1	1	0	0	0							
<b>Inning Stats</b>	R: 1 E: 0 K: 0 S: 10	H: 3 LOB: 1 BB: 0 P: 12	R: 0 E: 1 K: 1 S: 11	H: 1 LOB: 2 BB: 0 P: 15	R: 0 E: 0 K: 2 S: 10	H: 1 LOB: 1 BB: 0 P: 14	R: 1 E: 0 K: 1 S: 12	H: 2 LOB: 1 BB: 0 P: 16	R: 0 E: 0 K: 1 S: 8	H: 0 LOB: 0 BB: 0 P: 11	R: 0 E: 0 K: 1 S: 8	H: 0 LOB: 0 BB: 0 P: 11	R: 0 E: 0 K: 1 S: 12	H: 1 LOB: 1 BB: 0 P: 18	R: 3 E: 0 K: 3 S: 15	H: 1 LOB: 0 BB: 0 P: 21	R: 1 E: 0 K: 3 S: 15	H: 1 LOB: 0 BB: 0 P: 21	1B: 7 2B: 2 3B: 0 HR: 1	SF: 1 SAC: 0 DP: 1 HBP: 0	WP: 0 PB: 0 SB: 0 CS: 0	PA: 37	
<b>PITCHER</b>	IP WLS BF H R ER SO BB IBB HBP BLK WP HR S P ERA WHIP	IP WLS BF H R ER SO BB IBB HBP BLK WP HR S P ERA WHIP	IP WLS BF H R ER SO BB IBB HBP BLK WP HR S P ERA WHIP	IP WLS BF H R ER SO BB IBB HBP BLK WP HR S P ERA WHIP	IP WLS BF H R ER SO BB IBB HBP BLK WP HR S P ERA WHIP	IP WLS BF H R ER SO BB IBB HBP BLK WP HR S P ERA WHIP	IP WLS BF H R ER SO BB IBB HBP BLK WP HR S P ERA WHIP	IP WLS BF H R ER SO BB IBB HBP BLK WP HR S P ERA WHIP	IP WLS BF H R ER SO BB IBB HBP BLK WP HR S P ERA WHIP	IP WLS BF H R ER SO BB IBB HBP BLK WP HR S P ERA WHIP	IP WLS BF H R ER SO BB IBB HBP BLK WP HR S P ERA WHIP	IP WLS BF H R ER SO BB IBB HBP BLK WP HR S P ERA WHIP	IP WLS BF H R ER SO BB IBB HBP BLK WP HR S P ERA WHIP	IP WLS BF H R ER SO BB IBB HBP BLK WP HR S P ERA WHIP	IP WLS BF H R ER SO BB IBB HBP BLK WP HR S P ERA WHIP	IP WLS BF H R ER SO BB IBB HBP BLK WP HR S P ERA WHIP	IP WLS BF H R ER SO BB IBB HBP BLK WP HR S P ERA WHIP	IP WLS BF H R ER SO BB IBB HBP BLK WP HR S P ERA WHIP	IP WLS BF H R ER SO BB IBB HBP BLK WP HR S P ERA WHIP	IP WLS BF H R ER SO BB IBB HBP BLK WP HR S P ERA WHIP	IP WLS BF H R ER SO BB IBB HBP BLK WP HR S P ERA WHIP	IP WLS BF H R ER SO BB IBB HBP BLK WP HR S P ERA WHIP	IP WLS BF H R ER SO BB IBB HBP BLK WP HR S P ERA WHIP

Florida Marlins @ Montreal Expos  
Olympic Stadium, Montreal, QB  
Sat May 06 1995, 3:33 AM EDT  
Att: 31,400 - Dome

AB 38  
R 10  
H 12  
RBI 10  
BB 7  
SO 4  
LOB 24

Florida Marlins @ Montreal Expos  
Olympic Stadium, Montreal, QB  
Sat May 06 1995, 3:33 AM EDT  
Att: 31,400 - Dome

AB 36  
R 3  
H 10  
RBI 3  
BB 0  
SO 10  
LOB 18





Batter	1	2	3	4	5	6	7	8	9	AB	R	H	RBI	BB	SO	LOB	TOP				
<b>Chuck Carr, S</b> OBP: 0.359, SLG: 0.281 (1, 8)										4	2	2	1	0	2	0					
<b>Jerry Browne, S</b> OBP: 0.250, SLG: 0.214 (1, 4) (8, 7)										4	0	1	1	0	0	1					
<b>Gary Sheffield, R</b> OBP: 0.490, SLG: 0.526 <b>Darrell Whitmore, L</b> (1, 9) (8, 9)										3	0	1	1	1	1	0	0				
<b>Jeff Conine, R</b> OBP: 0.479, SLG: 0.718 (1, 7) (8, 3)										4	0	2	0	0	0	3					
<b>Terry Pendleton, S</b> OBP: 0.277, SLG: 0.326 (1, 5)										3	0	0	0	1	2	2					
<b>Greg Colbrunn, R</b> OBP: 0.366, SLG: 0.410 <b>Robb Nen, R</b> (1, 3) (8, 1)										3	0	0	0	1	1	4					
<b>Charles Johnson, R</b> OBP: 0.139, SLG: 0.061 (1, 2)										4	0	0	0	0	2	2					
<b>Kurt Abbott, R</b> OBP: 0.600, SLG: 1.000 (1, 6)										4	1	3	0	0	0	0					
<b>Mark Gardner, R</b> <b>John Johnstone, R</b> <b>Alex Arias, R</b> <b>Rich Scheid, L</b> <b>Mario Diaz, R</b> <b>Matt Dunbar, L</b> <b>Eddie Zosky, R</b> (1, 1) (4, 1) (5, PH) (5, 1) (7, PH) (7, 1) (8, 4)										1	0	0	0	0	0	1					
<b>Inning Stats</b>	R: 1 E: 1 K: 0 S: 10	H: 2 LOB: 0 BB: 0 P: 16	R: 0 E: 0 K: 1 S: 7	H: 0 LOB: 0 BB: 0 P: 11	R: 2 E: 0 K: 0 S: 9	H: 2 LOB: 0 BB: 0 P: 12	R: 0 E: 0 K: 2 S: 10	H: 1 LOB: 1 BB: 0 P: 16	R: 0 E: 0 K: 1 S: 7	H: 1 LOB: 1 BB: 0 P: 9	R: 0 E: 0 K: 1 S: 11	H: 1 LOB: 1 BB: 0 P: 17	R: 0 E: 0 K: 0 S: 7	H: 1 LOB: 3 BB: 2 P: 13	R: 0 E: 0 K: 1 S: 9	H: 0 LOB: 0 BB: 0 P: 13	1B: 4 2B: 5 3B: 1 HR: 0	SF: 0 SAC: 0 DP: 3 HBP: 0	WP: 1 PB: 0 SB: 2 CS: 0	PA: 36	
<b>PITCHER</b>	IP	WLS	BF	H	R	ER	SO	BB	IBB	HBP	BLK	WP	HR	S	P	ERA	WHIP				
<b>Jeff Fassero, L</b> ERA: 3.71 <b>Luis Aquino, R</b> ERA: 12.27 <b>Tim Scott, R</b> ERA: 1.5	(1, 1) (8, 1) (8, 1)	7.0 0.2 1.1	W 5 4	27 1 0	8 0 0	3 0 0	5 1 0	1 2 0	0 0 0	0 0 0	0 0 0	1 0 0	0 8 10	61 21 14	94 21 14	3.86 0.00 0.00	1.286 4.500 0.000				

**Florida Marlins @ Montreal Expos**  
Olympic Stadium, Montreal, QB  
Sun May 07 1995, 3:33 AM EDT  
Att: 23,197 - Dome

AB 33  
R 3  
H 9  
RBI 3  
BB 3  
SO 7  
LOB 15



Batter	1	2	3	4	5	6	7	8	9	AB	R	H	RBI	BB	SO	LOB	BOTTOM				
<b>Tony Tarasco, L</b> OBP: 0.450, SLG: 0.595 (1, 7)										3	2	1	0	2	1	3					
<b>Wil Cordero, R</b> OBP: 0.370, SLG: 0.476 (1, 6)										4	0	1	1	1	2	3					
<b>Roberto Kelly, R</b> OBP: 0.319, SLG: 0.447 (1, 8)										5	0	2	1	0	0	4					
<b>Moises Alou, R</b> OBP: 0.357, SLG: 0.455 <b>Lou Frazier, S</b> OBP: 0.200, SLG: 0.200 (1, 9) (8, PR) (9, 9)										3	0	1	0	1	0	2					
<b>Darrin Fletcher, L</b> OBP: 0.375, SLG: 0.536 (1, 2)										4	3	2	1	1	0	3					
<b>Mike Lansing, R</b> OBP: 0.282, SLG: 0.211 (1, 4)										3	1	0	0	2	0	2					
<b>Cliff Floyd, L</b> OBP: 0.306, SLG: 0.194 (1, 3)										4	2	2	2	0	1	3					
<b>Mark Grudzielanek, R</b> OBP: 0.417, SLG: 0.750 (1, 5)										4	1	3	2	0	0	0					
<b>Jeff Fassero, L</b> <b>Rondell White, R</b> <b>Luis Aquino, R</b> <b>Tim Scott, R</b> (1, 1) (7, PH) (8, 1) (8, 1)										2	0	0	1	0	2	0					
<b>Inning Stats</b>	R: 0 E: 0 K: 0 S: 8	H: 1 LOB: 1 BB: 1 P: 12	R: 1 E: 0 K: 0 S: 7	H: 1 LOB: 0 BB: 0 P: 9	R: 1 E: 0 K: 2 S: 12	H: 1 LOB: 1 BB: 1 P: 20	R: 4 E: 1 K: 1 S: 19	H: 4 LOB: 1 BB: 1 P: 34	R: 3 E: 0 K: 0 S: 10	H: 2 LOB: 1 BB: 3 P: 25	R: 0 E: 0 K: 1 S: 13	H: 2 LOB: 3 BB: 1 P: 22	R: 0 E: 0 K: 2 S: 11	H: 1 LOB: 2 BB: 1 P: 21	R: 0 E: 0 K: 0 S: 6	H: 0 LOB: 1 BB: 0 P: 11	1B: 8 2B: 2 3B: 1 HR: 1	SF: 0 SAC: 1 DP: 1 HBP: 1	WP: 0 PB: 0 SB: 1 CS: 2	PA: 42	
<b>PITCHER</b>	IP	WLS	BF	H	R	ER	SO	BB	IBB	HBP	BLK	WP	HR	S	P	ERA	WHIP				
<b>Mark Gardner, R</b> <b>John Johnstone, R</b> <b>Rich Scheid, L</b> <b>Matt Dunbar, L</b> <b>Robb Nen, R</b> (1, 1) (4, 1) (5, 1) (7, 1) (8, 1)	(1, 1) (4, 1) (5, 1) (7, 1) (8, 1)	3.2 0.1 2.0 1.1 0.2	L 2 13 7 1	19 1 4 1 0	6 0 3 0 0	3 0 3 0 0	3 0 1 2 0	0 0 0 1 0	0 0 0 0 0	0 0 0 0 0	0 0 0 0 0	0 0 0 0 0	0 2 23 15 2	44 4 47 29 3	71 4 47 29 3	14.73 0.00 13.50 0.00 0.00	2.455 3.000 4.000 1.500 0.000				

**Florida Marlins @ Montreal Expos**  
Olympic Stadium, Montreal, QB  
Sun May 07 1995, 3:33 AM EDT  
Att: 23,197 - Dome

AB 32  
R 9  
H 12  
RBI 8  
BB 8  
SO 6  
LOB 20





Batter	1	2	3	4	5	6	7	8	9	AB	R	H	RBI	BB	SO	LOB	TOP		
Quilvio Veras, S OBP: 0.383, SLG: 0.333 (1, 4)										2	1	0	0	2	1	0			
Jerry Browne, S OBP: 0.200, SLG: 0.167 (1, 5) (8, 7)										4	0	0	0	0	0	2			
Gary Sheffield, R OBP: 0.491, SLG: 0.585 (1, 9)										3	2	1	1	1	1	0			
Jeff Conine, R OBP: 0.481, SLG: 0.714 (8, 3)										3	0	1	2	1	0	0			
Greg Colbrunn, R OBP: 0.356, SLG: 0.381 Yorkis Perez, L Terry Mathews, L (8, 1)										3	1	0	0	1	0	2			
Kurt Abbott, R OBP: 0.375, SLG: 0.625 Andre Dawson, R OBP: 0.300, SLG: 0.500 (8, PH)										3	0	0	0	0	3	1			
Charles Johnson, R OBP: 0.175, SLG: 0.189 (1, 2)										4	1	2	2	0	1	0			
Chuck Carr, S OBP: 0.326, SLG: 0.250 (1, 8)										4	0	0	0	0	1	1			
Bobby Witt, R OBP: 0.333, SLG: 0.333 Darrell Whitmore, L Richie Lewis, R Terry Pendleton, S (8, PH)										1	0	0	0	0	0	0			
<b>Inning Stats</b>	R: 0 E: 0 K: 2 S: 7	H: 0 LOB: 0 BB: 0 P: 7	R: 0 E: 0 K: 1 S: 5	H: 0 LOB: 0 BB: 0 P: 5	R: 1 E: 0 K: 0 S: 4	H: 1 LOB: 0 BB: 0 P: 4	R: 0 E: 0 K: 0 S: 3	H: 0 LOB: 0 BB: 0 P: 3	R: 1 E: 0 K: 2 S: 8	H: 1 LOB: 1 BB: 2 P: 12	R: 0 E: 0 K: 1 S: 5	H: 0 LOB: 0 BB: 0 P: 5	R: 2 E: 0 K: 3 S: 4	H: 1 LOB: 1 BB: 2 P: 12	R: 0 E: 0 K: 3 S: 9	H: 0 LOB: 0 BB: 0 P: 9	1B: 1 2B: 1 3B: 0 HR: 2	SF: 0 SAC: 0 DP: 1 HBP: 0	WP: 1 PA: 35 PB: 0 CS: 0
<b>PITCHER</b>	IP	WLS	BF	H	R	ER	SO	BB	IBB	HBP	BLK	WP	HR	S	P	ERA	WHIP		
Pedro Martinez, R ERA: 2.25 Mel Rojas, R ERA: 2.0	(1, 1) (8, 1)	7.1 W	28 7	3 1	4 1	4 1	6 3	4 1	0 0	0 0	0 0	1 0	2 0	36 12	52 16	4.91 5.40	0.955 1.200		

Florida Marlins @ Montreal Expos  
Olympic Stadium, Montreal, QB  
Mon May 08 1995, 7:05 PM EDT  
Att: 12,018 - Dome

AB 30  
R 5  
H 4  
RBI 5  
BB 5  
SO 9  
LOB 7




Batter	1	2	3	4	5	6	7	8	9	AB	R	H	RBI	BB	SO	LOB	BOTTOM			
Tony Tarasco, L OBP: 0.477, SLG: 0.707 (1, 7)										4	2	3	2	0	0	0				
Wil Cordero, R OBP: 0.360, SLG: 0.457 (1, 6)										4	1	1	1	0	1	1				
Roberto Kelly, R OBP: 0.284, SLG: 0.412 (1, 8)										4	0	0	0	0	1	1				
Moises Alou, R OBP: 0.370, SLG: 0.459 (1, 9)										4	1	2	1	0	2	0				
Darrin Fletcher, L OBP: 0.343, SLG: 0.484 Mel Rojas, R (8, 1)										3	0	0	0	0	1	1				
Mike Lansing, R OBP: 0.283, SLG: 0.238 (1, 4)										4	1	2	0	0	1	0				
Cliff Floyd, L OBP: 0.308, SLG: 0.294 (1, 3)										3	1	1	3	0	1	0				
Mark Grudzielanek, R OBP: 0.333, SLG: 0.600 (1, 5)										3	0	0	0	0	1	0				
Pedro Martinez, R Tim Spehr, R Rondell White, R Tim Laker, R (8, 2)										2	0	0	0	0	1	0				
<b>Inning Stats</b>	R: 1 E: 0 K: 2 S: 8	H: 1 LOB: 0 BB: 0 P: 8	R: 0 E: 0 K: 1 S: 5	H: 0 LOB: 0 BB: 0 P: 5	R: 0 E: 0 K: 1 S: 6	H: 1 LOB: 1 BB: 0 P: 6	R: 3 E: 0 K: 0 S: 6	H: 3 LOB: 0 BB: 0 P: 6	R: 0 E: 0 K: 1 S: 5	H: 0 LOB: 0 BB: 0 P: 5	R: 0 E: 0 K: 2 S: 7	H: 0 LOB: 0 BB: 0 P: 7	R: 0 E: 0 K: 2 S: 7	H: 0 LOB: 0 BB: 0 P: 7	R: 3 E: 0 K: 0 S: 7	H: 5 LOB: 2 BB: 0 P: 7	1B: 7 2B: 1 3B: 0 HR: 2	SF: 0 SAC: 1 DP: 0 HBP: 0	WP: 1 PA: 33 PB: 0 CS: 0	
<b>PITCHER</b>	IP	WLS	BF	H	R	ER	SO	BB	IBB	HBP	BLK	WP	HR	S	P	ERA	WHIP			
Bobby Witt, R Richie Lewis, R Yorkis Perez, L Terry Mathews, R ERA	(1, 1) (5, 1) (8, 1) (8, 1)	4.0 9 0.0 1.0	17 0 3 4	5 0 3 2	4 0 3 0	4 0 3 0	4 5 0 0	4 0 0 0	4 0 0 0	4 0 0 0	4 0 0 0	4 0 0 0	4 0 0 0	4 0 0 0	4 0 0 0	4 0 0 0	9.00 0.00 ∞ 0.00	1.250 0.000 ∞ 2.000		


Florida Marlins @ Montreal Expos  
Olympic Stadium, Montreal, QB  
Mon May 08 1995, 7:05 PM EDT  
Att: 12,018 - Dome

AB 32  
R 7  
H 10  
RBI 7  
BB 0  
SO 9  
LOB 3





Batter	1	2	3	4	5	6	7	8	9	AB	R	H	RBI	BB	SO	LOB	TOP					
Tony Tarasco, L (1.7)	0-1 HR		1-2 1B			0-2 F8	4-2 FC6 BB		3-2 G3-1	4	1	2	2	1	0	1	<b>Montreal Expos @ Philadelphia Phillies</b> Veterans Stadium, Philadelphia, PA Tue May 09 1995, 7:05 PM EDT Att: 21,138 - Unknown - 70 F 					
Wil Cordero, R (1.6)	1-1 FC6-4 1B		2-1 1B		0-0 1B	0-1 FC6		2-1 F8	5	0	3	0	0	0	3							
Roberto Kelly, R (1.8)	1-0 FC6-4 1-2		2-1 P4		1-2 G5-3		2-2 G6-3		4	0	0	0	0	0	5							
Moises Alou, R (1.9)	3-3 K		3-2 G3		0-0 1B 2B		2-1 P4		4	1	1	0	0	1	3							
Darrin Fletcher, L (1.2)		0-0 F8		0-1 F7		0-1 2B 1B	1-0 G4-3		4	1	1	0	0	0	0							
Mike Lansing, R (1.4)		0-1 G6-3		1-1 G5-3		1-2 P4		1-3 K	4	0	0	0	0	1	2							
Cliff Floyd, L (1.3)		4-2 BB		2-3 K		1-0 BB 2B	0-0 G3-1		3	0	1	1	1	1	0							
Mark Grudzielanek, R (1.5)	1-1 L8				1-2 1B	0-3 K	0-0 G5-3		4	0	1	0	0	1	3							
			0-0 G1-3		0-0 F8	4-0 BB BB		1-0 G1-3	1	0	0	0	0	0	0							
									1	0	0	0	0	0	0							
<b>Inning Stats</b>	R: 1 E: 0 K: 1 S: 10	H: 2 LOB: 0 BB: 0 P: 15	R: 0 E: 0 K: 0 S: 10	H: 0 LOB: 1 BB: 1 P: 15	R: 0 E: 0 K: 0 S: 11	H: 2 LOB: 2 BB: 0 P: 19	R: 0 E: 0 K: 1 S: 7	H: 0 LOB: 0 BB: 0 P: 10	R: 0 E: 0 K: 0 S: 13	H: 2 LOB: 2 BB: 0 P: 15	R: 2 E: 0 K: 1 S: 15	H: 3 LOB: 2 BB: 2 P: 25	R: 0 E: 0 K: 0 S: 6	H: 0 LOB: 0 BB: 0 P: 11	R: 0 E: 0 K: 1 S: 5	H: 0 LOB: 0 BB: 0 P: 6	R: 0 E: 0 K: 0 S: 6	H: 0 LOB: 0 BB: 0 P: 12	1B: 7 2B: 1 3B: 0 HR: 1	SF: 0 SAC: 0 DP: 0 HBP: 0	WP: 0 PB: 0 SB: 1 CS: 0	PA: 38
<b>PITCHER</b>	IP WLS BF H R ER SO BB IBB HBP BLK WP HR S P ERA WHIP																					
Paul Quantrill, R (1.1)	5.1 W 25 9 3 3 2 1 0 0 0 0 1 58 83 5.06 1.875																					
Ricky Bottalico, R (6.1)	1.2 7 0 0 0 1 2 0 0 0 0 0 14 27 0.00 1.200																					
Gene Harris, R (8.1)	2.0 6 0 0 0 1 0 0 0 0 0 0 11 18 0.00 0.000																					

Batter	1	2	3	4	5	6	7	8	9	AB	R	H	RBI	BB	SO	LOB	BOTTOM			
Lenny Dykstra, L (1.8)	0-1 G3		1-0 1B 1B	3-1 1B		0-0 G4-3		1-1 G4-3		4	0	1	0	0	0	2	<b>Montreal Expos @ Philadelphia Phillies</b> Veterans Stadium, Philadelphia, PA Tue May 09 1995, 7:05 PM EDT Att: 21,138 - Unknown - 70 F 			
Mickey Morandini, L (1.4)	3-1 G5-4-3 1B		2-2 1B	2-3 K		2-1 2B		2-0 G6-3 2B	5	0	4	3	0	1	2					
Mariano Duncan, R (1.6)	0-2 G5-4-3 1-2		3-2 1B		1-0 P4	0-1 P6		0-0 G6-3	5	0	1	1	0	0	3					
Dave Hollins, S (1.3)		3-2 L5	1-1 P6		0-0 HR	1-3 K		1-0 G5-3	5	1	1	1	0	1	5					
Darren Daulton, L (1.2)		3-2 G4-3	1-2 P5		1-0 WP 1B		2-3 K		4	1	1	0	0	1	3					
Charlie Hayes, R (1.5)		2-2 G6-3	1-2 K		2-2 1B		0-2 HR		4	1	2	2	0	1	3					
Dave Gallagher, R (1.9)			3-2 1B SH	1-2 FC1-6 1B		1-2 L6		1-2 G3-1	4	1	2	0	0	0	1					
Tony Longmire, L (1.7)			1-2 SH	2-3 K		0-3 K		2-1 P4	3	1	1	0	0	2	2					
Ricky Bottalico, L (6.1)			SH	1B					0	0	0	0	0	0	0					
Lenny Webster, R (7. PH)			2-3 1B	1B					1	0	0	0	0	0	0					
Gene Harris, R (8.1)									0	0	0	0	0	0	0					
Paul Quantrill, L (1.1)			0-0 SH	0-0 FC1-6		2-2 G4-3 2B		0-2 E5	1	1	0	0	0	0	1					
Jim Eisenreich, L (6.9)			1-3 1B	1-2 1B					2	2	2	0	0	0	0					
<b>Inning Stats</b>	R: 0 E: 0 K: 0 S: 7	H: 1 LOB: 0 BB: 0 P: 10	R: 0 E: 0 K: 0 S: 9	H: 0 LOB: 0 BB: 0 P: 17	R: 3 E: 1 K: 1 S: 24	H: 4 LOB: 3 BB: 0 P: 37	R: 0 E: 0 K: 2 S: 16	H: 2 LOB: 2 BB: 0 P: 24	R: 2 E: 0 K: 1 S: 10	H: 3 LOB: 1 BB: 0 P: 16	R: 1 E: 0 K: 1 S: 12	H: 2 LOB: 1 BB: 0 P: 16	R: 1 E: 0 K: 0 S: 12	H: 1 LOB: 0 BB: 0 P: 17	R: 1 E: 1 K: 0 S: 9	H: 2 LOB: 1 BB: 0 P: 13	1B: 9 2B: 4 3B: 0 HR: 2	SF: 0 SAC: 1 DP: 1 HBP: 1	WP: 1 PB: 0 SB: 0 CS: 0	PA: 40
<b>PITCHER</b>	IP WLS BF H R ER SO BB IBB HBP BLK WP HR S P ERA WHIP																			
Butch Henry, L (1.1)	2.0 L 12 5 3 2 0 0 0 0 0 0 0 30 51 9.00 2.500																			
Luis Aquino, R (3.1)	2.0 8 2 0 0 3 0 0 0 0 0 0 26 37 0.00 1.000																			
Bryan Eversgerd, L (5.1)	0.1 4 3 2 2 0 0 0 0 0 0 1 6 10 54.00 9.000																			
Reid Cornelius, R (5.1)	0.2 2 0 0 0 1 0 0 0 0 0 0 4 6 0.00 0.000																			
Ugueth Urbina, R (6.1)	2.0 9 3 2 2 2 0 0 0 0 0 1 24 33 9.00 1.500																			



Batter	1	2	3	4	5	6	7	8	9	AB	R	H	RBI	BB	SO	LOB	TOP										
Tony Tarasco, L (1, 7) OBP: 0.472, SLG: 0.708 Bryan Eversgerd, R (7, 1)	4-1 BB		3-3 K				1-2 F8										3 0 0 0 1 1 2 0 0 0 0 0 0 0										
Wil Cordero, R (1, 6) OBP: 0.390, SLG: 0.481	1-1 F9		3-1 G6-3				2-1 F9 2B										3 1 1 0 0 0 1										
Roberto Kelly, R (1, 8) OBP: 0.288, SLG: 0.368	2-1 F7		4-2 CS BB				4-0 BB										2 0 0 0 2 0 2										
Moises Alou, R (1, 9) OBP: 0.352, SLG: 0.422	1-0 G4-3		2-2 CS				1-3 K										4 0 1 0 0 1 3										
Darrin Fletcher, L (1, 2) OBP: 0.333, SLG: 0.432 Reid Cornelius, R (6, 1)			4-1 F9 1B BB				3-1 F8										2 0 0 0 1 0 2 0 0 0 0 0 0 0 1 0 0 0 0 0 2										
Lou Frazier, S (7, 7)			1-3 K				2-3 K										4 0 0 0 0 3 4										
Cliff Floyd, L (1, 3) OBP: 0.298, SLG: 0.293			1-3 K				2-3 K										4 0 0 0 0 3 4										
Mike Lansing, R (1, 4) OBP: 0.283, SLG: 0.229 Chad Fonville, S (8, 4)			2-0 1B				2-1 G5-3										2 0 1 0 1 0 0 1 0 0 0 0 0 0										
Mark Grudzielanek, R (1, 5) OBP: 0.348, SLG: 0.500			0-0 F9				0-0 1B										3 0 1 0 1 0 2										
Gil Heredia, R (1, 1) OBP: 0.250, SLG: 0.250 Shane Andrews, R (5, PH) OBP: 0.292, SLG: 0.591 Gabe White, L (5, 1) Tim Laker, R (6, 2) OBP: 0.143, SLG: 0.143			1-0 F9				2-3 K										1 0 0 0 0 0 2 1 0 0 0 0 0 1 0 0 0 0 0 0 0 2 0 0 0 0 1 2										
<b>Inning Stats</b>	R: 0 E: 0 K: 0 S: 6	H: 0 LOB: 1 BB: 1 P: 14	R: 0 E: 0 K: 1 S: 7	H: 1 LOB: 2 BB: 1 P: 15	R: 0 E: 0 K: 1 S: 12	H: 0 LOB: 0 BB: 1 P: 24	R: 0 E: 0 K: 1 S: 8	H: 0 LOB: 0 BB: 0 P: 12	R: 0 E: 0 K: 1 S: 9	H: 1 LOB: 1 BB: 0 P: 14	R: 0 E: 0 K: 2 S: 11	H: 1 LOB: 2 BB: 1 P: 23	R: 0 E: 0 K: 0 S: 8	H: 0 LOB: 1 BB: 2 P: 21	R: 1 E: 0 K: 0 S: 5	H: 1 LOB: 1 BB: 0 P: 12	R: 0 E: 0 K: 1 S: 7	H: 0 LOB: 0 BB: 0 P: 10	1B: 3 2B: 1 3B: 0 HR: 0	SF: 0 SAC: 0 DP: 1 HBP: 1	WP: 1 PB: 0 SB: 0 CS: 1	PA: 37					
<b>PITCHER</b>	IP	WLS	BF	H	R	ER	SO	BB	IBB	HBP	BLK	WP	HR	S	P	ERA	WHIP										
Tyler Green, R (1, 1) ERA: 2.65	6.0	W	24	3	0	0	6	4	0	0	0	0	0	53	102	0.00	1.167										
Toby Borland, R (7, 1) ERA: 4.22	2.0		9	1	1	1	0	2	0	1	0	1	0	13	33	4.50	1.500										
Mike Williams, R (9, 1) ERA: 6.75	1.0		3	0	0	0	1	0	0	0	0	0	0	7	10	0.00	0.000										

Montreal Expos @ Philadelphia Phillies  
Veterans Stadium, Philadelphia, PA  
Wed May 10 1995, 7:05 PM EDT  
Att: 20,708 - Unknown - 55 F

AB 29  
R 1  
H 4  
RBI 0  
BB 6  
SO 7  
LOB 23



Batter	1	2	3	4	5	6	7	8	9	AB	R	H	RBI	BB	SO	LOB	BOTTOM										
Lenny Dykstra, L (1, 8) OBP: 0.371, SLG: 0.321	0-2 G4-3		4-2 S 1B BB				0-1 F7										4 1 0 0 1 0 2										
Mickey Morandini, L (1, 4) OBP: 0.292, SLG: 0.326	1-0 F8		1-0 F7				0-1 G6-3										5 0 0 0 0 0 1										
Tony Longmire, L (1, 7) OBP: 0.300, SLG: 0.786	3-3 K		2-0 1H HR 1B				3-2 HBP 1B										5 4 4 1 0 1 0										
Dave Hollins, S (1, 3) OBP: 0.441, SLG: 0.545			0-0 E6 1B 1B				2-2 F9 1B FC6-4 HBP										4 3 1 2 0 1 2										
Darren Daulton, L (1, 2) OBP: 0.385, SLG: 0.500			2-0 1B 1B				1-0 FC6-4 1B										5 1 4 4 0 1 0										
Jim Eisenreich, L (1, 9) OBP: 0.394, SLG: 0.533			0-0 L4 1B				1-3 2H 1B										5 1 3 2 0 0 2										
Charlie Hayes, R (1, 5) OBP: 0.415, SLG: 0.561			1-2 1B				1-2 3H 1B										3 0 2 0 1 0 1										
Kevin Stocker, S (1, 6) OBP: 0.313, SLG: 0.192			1-2 L4				0-1 G4-3										3 0 0 0 1 0 5										
Tyler Green, R (1, 1) Lenny Webster, R (6, PH) Toby Borland, R (7, 1) Mike Williams, R (9, 1)			2-0 FC5-4				0-0 L7										2 0 0 0 0 0 2 1 0 0 0 0 0 0 0 0 0 1 0 0 0 0 0 0 0 0 0 0										
<b>Inning Stats</b>	R: 0 E: 0 K: 1 S: 7	H: 0 LOB: 0 BB: 0 P: 11	R: 1 E: 1 K: 0 S: 9	H: 3 LOB: 2 BB: 0 P: 14	R: 3 E: 0 K: 1 S: 18	H: 3 LOB: 1 BB: 1 P: 30	R: 0 E: 0 K: 0 S: 5	H: 0 LOB: 0 BB: 0 P: 5	R: 2 E: 0 K: 0 S: 20	H: 2 LOB: 2 BB: 1 P: 33	R: 0 E: 0 K: 0 S: 6	H: 0 LOB: 0 BB: 0 P: 8	R: 3 E: 0 K: 1 S: 15	H: 4 LOB: 2 BB: 1 P: 31	R: 1 E: 0 K: 0 S: 12	H: 2 LOB: 1 BB: 0 P: 17	1B: 10 2B: 3 3B: 0 HR: 2	SF: 1 SAC: 0 DP: 1 HBP: 1	WP: 0 PB: 0 SB: 2 CS: 0	PA: 42							
<b>PITCHER</b>	IP	WLS	BF	H	R	ER	SO	BB	IBB	HBP	BLK	WP	HR	S	P	ERA	WHIP										
Gil Heredia, R (1, 1) ERA: 6.39	4.0	L	19	6	4	3	2	1	0	0	0	0	0	39	60	6.75	1.750										
Gabe White, L (5, 1) ERA: 18.0	1.0		7	2	2	2	0	1	0	1	0	0	0	20	33	18.00	3.000										
Reid Cornelius, R (6, 1) ERA: 9.0	1.1		8	4	3	3	1	0	0	0	0	0	1	14	24	20.25	3.000										
Bryan Eversgerd, L (7, 1) ERA: 6.35	1.2		8	2	1	1	0	1	0	0	0	0	0	19	32	5.40	1.800										

Montreal Expos @ Philadelphia Phillies  
Veterans Stadium, Philadelphia, PA  
Wed May 10 1995, 7:05 PM EDT  
Att: 20,708 - Unknown - 55 F

AB 37  
R 10  
H 14  
RBI 10  
BB 3  
SO 3  
LOB 15





Batter	1	2	3	4	5	6	7	8	9	AB	R	H	RBI	BB	SO	LOB	TOP										
Sean Berry, R OBP: 0.387, SLG: 0.423										6	1	2	1	0	2	3	<b>Montreal Expos @ Philadelphia Phillies</b> Veterans Stadium, Philadelphia, PA Thu May 11, 1995, 3:33 AM EDT Att: 27,665 - Sunny										
Wil Cordero, R OBP: 0.354, SLG: 0.433										6	0	0	0	0	0	4											
Roberto Kelly, R OBP: 0.313, SLG: 0.393										4	2	2	0	1	2	0											
Tim Spehr, R OBP: 0.750, SLG: 2.000										1	1	1	2	0	0	0											
Tony Tarasco, L OBP: 0.472, SLG: 0.708										0	0	0	0	0	0	0											
Moises Alou, R OBP: 0.390, SLG: 0.540										5	2	4	2	0	1	1											
Lou Frazier, S OBP: 0.125, SLG: 0.125										1	0	0	0	0	0	0											
Rondell White, R OBP: 0.379, SLG: 0.731										6	1	2	3	0	3	2											
Shane Andrews, R OBP: 0.345, SLG: 0.692										4	2	2	2	1	0	0											
Cliff Floyd, L OBP: 0.298, SLG: 0.293										0	0	0	0	0	0	0											
Mike Lansing, R OBP: 0.293, SLG: 0.231										4	1	1	0	1	1	3											
Tim Scott, R OBP: 0.293, SLG: 0.231										0	0	0	0	0	0	0											
Mel Rojas, R OBP: 0.293, SLG: 0.231										0	0	0	0	0	0	0											
Tim Laker, R OBP: 0.158, SLG: 0.316										5	1	1	1	0	1	5											
Carlos Perez, L OBP: 0.667, SLG: 2.000										2	1	1	1	1	1	2											
Chad Forville, S OBP: 0.375, SLG: 0.375										1	0	0	0	0	1	3											
Luis Aquino, R OBP: 0.500, SLG: 0.500										0	0	0	0	0	0	0											
Mark Grudzielanek, R OBP: 0.375, SLG: 0.500										0	1	0	0	0	0	0											
<b>Inning Stats</b>	R: 5 E: 1 K: 1 S: 18	H: 5 LOB: 2 BB: 1 P: 30	R: 0 E: 0 K: 2 S: 9	H: 1 LOB: 1 BB: 0 P: 13	R: 0 E: 0 K: 1 S: 9	H: 0 LOB: 0 BB: 0 P: 17	R: 1 E: 0 K: 2 S: 11	H: 2 LOB: 1 BB: 0 P: 16	R: 2 E: 0 K: 1 S: 16	H: 2 LOB: 3 BB: 1 P: 31	R: 1 E: 0 K: 2 S: 16	H: 3 LOB: 0 BB: 1 P: 26	R: 0 E: 0 K: 2 S: 8	H: 0 LOB: 0 BB: 0 P: 11	R: 1 E: 0 K: 0 S: 8	H: 1 LOB: 0 BB: 0 P: 16	R: 3 E: 1 K: 1 S: 15	H: 2 LOB: 1 BB: 0 P: 19	1B: 8 2B: 3 3B: 0 HR: 5	SF: 0 SAC: 0 DP: 0 HBP: 1	WP: 2 PB: 0 SB: 0 CS: 0	PA: 50					
<b>PITCHER</b>	IP WLS BF H R ER SO BB IBB HBP BLK WP HR S P ERA WHIP	0.1 L 8 5 5 5 0 1 0 0 0 0 0 1 13 23 135.00 18.000	4.1 20 5 3 3 7 2 0 0 0 2 1 47 80 6.23 1.615	2.1 11 3 1 1 4 1 0 0 0 0 0 27 41 3.86 1.714	1.0 4 1 1 1 0 0 0 0 0 0 1 8 16 9.00 1.000	1.0 7 2 3 3 1 0 0 1 0 0 2 15 19 27.00 2.000	<b>PITCHER</b>										IP WLS BF H R ER SO BB IBB HBP BLK WP HR S P ERA WHIP										
Mike Mims, L ERA: 7.11											0.1	L	8	5	5	5	0	1	13	23	135.00	18.000					
Mike Williams, R ERA: 6.35											4.1		20	5	3	3	7	2	0	0	0	2	1	47	80	6.23	1.615
Kyle Abbott, L ERA: 3.38											2.1		11	3	1	1	4	1	0	0	0	0	0	27	41	3.86	1.714
Andy Carter, L ERA: 10.8											1.0		4	1	1	1	0	0	0	0	0	0	1	8	16	9.00	1.000
Norm Charlton, L ERA: 14.54											1.0		7	2	3	3	1	0	0	1	0	0	2	15	19	27.00	2.000
Lenny Dykstra, L OBP: 0.348, SLG: 0.298										4	0	0	0	0	1	1	<b>Montreal Expos @ Philadelphia Phillies</b> Veterans Stadium, Philadelphia, PA Thu May 11, 1995, 3:33 AM EDT Att: 27,665 - Sunny										
Randy Ready, R OBP: 0.143, SLG: 0.143										4	0	1	0	0	1	1											
Tony Longmire, L OBP: 0.500, SLG: 0.722										4	1	2	0	0	1	1											
Dave Hollins, S OBP: 0.444, SLG: 0.532										3	0	1	0	1	0	1											
Charlie Hayes, R OBP: 0.386, SLG: 0.511										4	0	0	0	0	0	3											
Lenny Webster, R OBP: 0.386, SLG: 0.511										4	0	0	0	0	2	4											
Dave Gallagher, R OBP: 0.500, SLG: 0.722										2	0	1	0	0	1	2											
Jim Eisenreich, L OBP: 0.375, SLG: 0.375										0	0	0	0	0	0	0											
Nody Carter, L OBP: 0.500, SLG: 0.500										0	0	0	0	0	0	0											
Norm Charlton, S OBP: 0.375, SLG: 0.500										1	0	0	0	0	0	1											
Mike Lieberthal, R OBP: 0.375, SLG: 0.500										0	0	0	0	0	0	0											
Kevin Stocker, S OBP: 0.286, SLG: 0.172										3	0	0	0	0	0	3											
Mike Mims, L ERA: 7.11											0.1	L	8	5	5	0	1	13	23	135.00	18.000						
Mike Williams, R ERA: 6.35											4.1		20	5	3	3	7	2	0	0	0	2	1	47	80	6.23	1.615
Kyle Abbott, L ERA: 3.38											2.1		11	3	1	1	4	1	0	0	0	0	0	27	41	3.86	1.714
Andy Carter, L ERA: 10.8											1.0		4	1	1	1	0	0	0	0	0	0	1	8	16	9.00	1.000
Norm Charlton, L ERA: 14.54											1.0		7	2	3	3	1	0	0	1	0	0	2	15	19	27.00	2.000
<b>Inning Stats</b>	R: 0 E: 0 K: 2 S: 10	H: 1 LOB: 0 BB: 0 P: 22	R: 0 E: 0 K: 0 S: 9	H: 1 LOB: 0 BB: 0 P: 17	R: 0 E: 0 K: 1 S: 10	H: 1 LOB: 0 BB: 0 P: 17	R: 1 E: 1 K: 2 S: 12	H: 2 LOB: 2 BB: 0 P: 22	R: 0 E: 0 K: 1 S: 8	H: 1 LOB: 1 BB: 0 P: 14	R: 0 E: 0 K: 1 S: 7	H: 0 LOB: 0 BB: 0 P: 11	R: 0 E: 0 K: 0 S: 5	H: 0 LOB: 0 BB: 0 P: 5	R: 0 E: 0 K: 0 S: 5	H: 0 LOB: 0 BB: 0 P: 10	R: 0 E: 0 K: 0 S: 8	H: 0 LOB: 1 BB: 1 P: 12	1B: 5 2B: 1 3B: 0 HR: 0	SF: 0 SAC: 0 DP: 0 HBP: 0	WP: 2 PB: 0 SB: 0 CS: 1	PA: 35					
<b>PITCHER</b>	IP WLS BF H R ER SO BB IBB HBP BLK WP HR S P ERA WHIP	5.0 W 21 6 1 1 6 0 0 0 0 0 0 12 16 0.00 0.000	2.0 6 0 0 0 1 0 0 0 0 0 0 12 16 0.00 0.000	1.0 3 0 0 0 0 0 0 0 0 0 0 5 10 0.00 0.000	1.0 4 0 0 0 0 0 0 0 0 0 0 8 12 0.00 1.000	<b>PITCHER</b>										IP WLS BF H R ER SO BB IBB HBP BLK WP HR S P ERA WHIP											
Carlos Perez, L ERA: 0.96											5.0	W	21	6	1	1	6	0	0	0	0	0	0	12	16	0.00	0.000
Luis Aquino, R ERA: 5.87											2.0		6	0	0	0	1	0	0	0	0	0	0	12	16	0.00	0.000
Tim Scott, R ERA: 1.29											1.0		3	0	0	0	0	0	0	0	0	0	5	10	0.00	0.000	
Mel Rojas, R ERA: 1.8											1.0		4	0	0	0	0	1	0	0	0	0	8	12	0.00	1.000	








Batter	1	2	3	4	5	6	7	8	9	AB	R	H	RBI	BB	SO	LOB	TOP				
Tony Tarasco, L (1,9) OBP: 0.466, SLG: 0.698	G4-3		F8			G6-3 1B	G4-3			5	0	2	0	0	0	0					
Wil Cordero, R (1,6) OBP: 0.320, SLG: 0.400	G5-3			G5-3		G6-3 1-2		K	G6-3	5	0	0	0	0	1	2					
Cliff Floyd, L (1,3) OBP: 0.283, SLG: 0.277	L8			P5		K		K 2B SF9	G4-3	5	1	0	0	0	2	2					
Moises Alou, R (1,8) OBP: 0.403, SLG: 0.561		F9		K				SF9 HR 2B		3	1	1	0	1	1	0					
Darrin Fletcher, L (1,2) OBP: 0.348, SLG: 0.425 Chad Fonville, S (8, PR) OBP: 0.375, SLG: 0.375 Tim Spehr, R (8,2) OBP: 0.500, SLG: 1.143	G4-3				2B 1B	F9		HR IBB		3	0	1	0	1	0	2					
Rondell White, R (1,7) OBP: 0.432, SLG: 0.774		BB			L8			SF9 2B 1B		2	1	1	1	1	0	1					
Mike Lansing, R (1,4) OBP: 0.303, SLG: 0.373	L7				F8			F8 SF9 1-H	HR	4	2	2	4	0	0	2					
Mark Grudzielanek, R (1,5) OBP: 0.357, SLG: 0.500			F8			F8		F8 F9 3-H		4	0	1	0	0	0	2					
Pedro Martinez, R (1,1) Luis Aquino, R (7,1) OBP: 0.333, SLG: 0.333			G6-3		P4		SF9		F9	2	0	0	1	0	0	2					
<b>Inning Stats</b>	R: 0 E: 0 K: 0 S: 6	H: 0 LOB: 0 BB: 0 P: 7	R: 0 E: 0 K: 0 S: 8	H: 0 LOB: 1 BB: 1 P: 17	R: 0 E: 0 K: 0 S: 6	H: 0 LOB: 0 BB: 0 P: 8	R: 0 E: 0 K: 1 S: 7	H: 0 LOB: 0 BB: 0 P: 12	R: 0 E: 0 K: 0 S: 11	H: 1 LOB: 2 BB: 1 P: 21	R: 2 E: 0 K: 0 S: 7	H: 2 LOB: 0 BB: 0 P: 11	R: 4 E: 0 K: 2 S: 11	H: 2 LOB: 1 BB: 0 P: 21	R: 0 E: 0 K: 0 S: 7	H: 1 LOB: 1 BB: 0 P: 11	1B: 3 2B: 4 3B: 0 HR: 1	SF: 2 SAC: 0 DP: 0 HBP: 0	WP: 1 PB: 0 SB: 0 CS: 0	PA: 39	
<b>PITCHER</b>	IP	WLS	BF	H	R	ER	SO	BB	IBB	HBP	BLK	WP	HR	S	P	ERA	WHIP				
Dave Micki, R (1,1) ERA: 1.48	6.0		23	3	0	0	2	2	0	0	0	0	0	46	77	0.00	0.833				
Josias Manzanillo, R (7,1) ERA: 13.0	1.1	L	9	3	5	5	2	0	1	0	0	1	0	15	26	33.75	2.250				
Doug Henry, R (8,1) ERA: 5.4	0.2		3	1	1	1	0	0	0	0	0	0	1	3	6	13.50	1.500				
Eric Gunderson, L (9,1) ERA: 5.79	1.0		4	1	0	0	0	0	0	0	0	0	0	7	11	0.00	1.000				

**Montreal Expos @ New York Mets**  
 Shea Stadium, Flushing, NY  
 Sat May 13 1995, 3:33 AM EDT  
 Att: 21,184 - Cloudy - 69 F


**AB 34**  
**R 6**  
**H 8**  
**RBI 6**  
**BB 3**  
**SO 4**  
**LOB 13**



Batter	1	2	3	4	5	6	7	8	9	AB	R	H	RBI	BB	SO	LOB	BOTTOM				
Brett Butler, L (1,8) OBP: 0.460, SLG: 0.481	1B BB		F7			1B				2	0	1	0	2	0	0					
Jose Vizcaino, S (1,6) OBP: 0.313, SLG: 0.339				K		G6-3		F7		4	0	1	0	0	1	3					
Rico Brogna, L (1,3) OBP: 0.408, SLG: 0.667	P6			P4			F7	P5		4	0	0	0	0	0	3					
Bobby Bonilla, S (1,5) OBP: 0.437, SLG: 0.694	F7			G4-3			F7		G4-3 1B	4	0	1	0	0	0	1					
Joe Orsulak, L (1,9) OBP: 0.448, SLG: 0.593		F7			CS BB		1B 3B		G4-3 1B	3	1	2	0	1	0	0					
Jeff Kent, R (1,4) OBP: 0.297, SLG: 0.339 Doug Henry, R (8,1) Eric Gunderson, R (9,1) Carl Everett, S (9, PH) OBP: 0.241, SLG: 0.400	F9			G5-3			G5-3		G4-3	3	0	1	1	0	0	1					
Todd Hundley, S (1,2) OBP: 0.345, SLG: 0.604			P3		L4		P4			4	0	0	0	0	1	3					
David Segui, S (1,7) OBP: 0.375, SLG: 0.432			G1-3			G5-3			P6	4	0	1	0	0	0	2					
Dave Micki, R (1,1) Bill Spiers, L (6, PH) OBP: 0.222, SLG: 0.125 Josias Manzanillo, R (7,1) Tim Bogar, R (8,4) OBP: 0.182, SLG: 0.182			K			L3		G5-3		1	0	0	0	0	1	0					
<b>Inning Stats</b>	R: 0 E: 0 K: 0 S: 8	H: 1 LOB: 1 BB: 1 P: 16	R: 0 E: 0 K: 0 S: 5	H: 0 LOB: 0 BB: 0 P: 7	R: 0 E: 0 K: 1 S: 10	H: 0 LOB: 0 BB: 0 P: 14	R: 0 E: 0 K: 1 S: 10	H: 0 LOB: 0 BB: 0 P: 14	R: 0 E: 0 K: 0 S: 12	H: 1 LOB: 1 BB: 0 P: 20	R: 1 E: 0 K: 0 S: 11	H: 2 LOB: 1 BB: 0 P: 17	R: 0 E: 0 K: 0 S: 14	H: 1 LOB: 2 BB: 1 P: 23	R: 0 E: 0 K: 1 S: 16	H: 2 LOB: 2 BB: 0 P: 25	1B: 5 2B: 1 3B: 1 HR: 0	SF: 0 SAC: 0 DP: 0 HBP: 0	WP: 0 PB: 0 SB: 0 CS: 1	PA: 35	
<b>PITCHER</b>	IP	WLS	BF	H	R	ER	SO	BB	IBB	HBP	BLK	WP	HR	S	P	ERA	WHIP				
Pedro Martinez, R (1,1) ERA: 2.03	6.2	W	24	4	1	1	2	2	0	0	0	0	0	63	101	0.00	0.900				
Luis Aquino, R (7,1) ERA: 4.5	2.1	S	11	3	0	0	1	1	0	0	0	0	0	32	51	0.00	1.714				

**Montreal Expos @ New York Mets**  
 Shea Stadium, Flushing, NY  
 Sat May 13 1995, 3:33 AM EDT  
 Att: 21,184 - Cloudy - 69 F

**AB 32**  
**R 1**  
**H 7**  
**RBI 1**  
**BB 3**  
**SO 3**  
**LOB 16**





Batter	1	2	3	4	5	6	7	8	9	10	11	12	13	AB	R	H	RBI	BB	SO	LOB	TOP	
Tony Tarasco, L OBP: 0.464, SLG: 0.649 (1, 9)														4	0	0	0	1	0	1		
Wii Cordero, R OBP: 0.300, SLG: 0.373 (1, 8)														5	0	0	0	0	1	2		
Roberto Kelly, R OBP: 0.311, SLG: 0.362 (1, 8)														4	0	1	0	2	0	0		
Moises Alou, R OBP: 0.405, SLG: 0.557 (9, PR) Lou Frazier, S OBP: 0.100, SLG: 0.100 (9, 7)														4	0	2	0	0	0	1		
Corey Seidman, L OBP: 0.100, SLG: 0.100 (9, 7)														3	1	1	0	0	0	1		
Mike Lansing, R OBP: 0.333, SLG: 0.381 (1, 4)														4	1	2	1	2	0	1		
Cliff Floyd, L OBP: 0.266, SLG: 0.260 (1, 3) Shane Andrews, R OBP: 0.353, SLG: 0.700 (9, 3)														3	0	0	0	0	0	3		
Sean Berry, R OBP: 0.399, SLG: 0.406 (9, PR) Mark Cirigliano, R OBP: 0.323, SLG: 0.446 (9, 5)														3	0	0	1	0	1	3		
Butch Henry, L (1, 1) Tim Scott, R OBP: 0.333, SLG: 1.111 (9, 2)														2	0	0	0	0	2	1		
<b>Inning Stats</b>	R: 0 E: 0 K: 0 S: 6	H: 0 LOB: 0 BB: 0 P: 7	R: 0 E: 0 K: 1 S: 12	H: 1 LOB: 1 BB: 1 P: 19	R: 0 E: 0 K: 1 S: 8	H: 0 LOB: 0 BB: 0 P: 11	R: 0 E: 0 K: 0 S: 6	H: 0 LOB: 0 BB: 0 P: 7	R: 0 E: 0 K: 0 S: 4	H: 0 LOB: 0 BB: 0 P: 6	R: 0 E: 0 K: 0 S: 7	H: 1 LOB: 1 BB: 1 P: 15	R: 0 E: 0 K: 0 S: 14	H: 1 LOB: 1 BB: 2 P: 23	R: 0 E: 0 K: 1 S: 11	H: 1 LOB: 3 BB: 2 P: 25	R: 0 E: 0 K: 0 S: 7	H: 1 LOB: 0 BB: 0 P: 10	1B: 8 2B: 1 3B: 0 HR: 0	SF: 1 SAC: 3 DP: 1 HBP: 0	WP: 1 PB: 0 SB: 1 CS: 1	PA: 54
<b>PITCHER</b>	IP 7.0	WLS 25	BF 3	H 1	ER 1	SO 3	BB 2	IBB 0	HBP 0	BLK 0	WP 0	HR 0	S 58	P 82	ERA 1.29	WHIP 0.714						
Bret Saberhagen, R ERA: 4.5 (1, 1)																						
Doug Henry, R ERA: 5.14 (8, 1)																						
Eric Gunderson, L ERA: 5.06 (8, 1)																						
John Franco, L ERA: 3.52 (9, 1)																						
Bias Minor, R ERA: 2.16 (10, 1)																						
<b>PITCHER</b>	IP 12.1	WLS 2.0	BF 10	H 2	ER 1	SO 1	BB 0	IBB 2	HBP 0	BLK 0	WP 1	HR 0	S 18	P 35	ERA 4.50	WHIP 1.000						
Jerry Dipoto, R ERA: 9.64 (12, 1)																						

Montreal Expos @ New York Mets  
Shea Stadium, Flushing, NY  
Sun May 14 1995, 7:05 PM EDT  
Att. 14,300 - Unknown - 56 F

AB 42  
R 3  
H 9  
RBI 3  
BB 8  
SO 6  
LOB 24



Batter	1	2	3	4	5	6	7	8	9	10	11	12	13	AB	R	H	RBI	BB	SO	LOB	BOTTOM			
Brett Butler, L OBP: 0.426, SLG: 0.441 (1, 8)														5	0	0	0	0	1	0				
Jose Vizcaino, S OBP: 0.394, SLG: 0.359 (1, 6)														5	1	1	0	0	0	1				
Rico Brogna, L OBP: 0.400, SLG: 0.686 (1, 3) Tim Bogar, R OBP: 0.182, SLG: 0.182 (13, PR)														6	1	2	2	0	0	2				
Bobby Bonilla, S OBP: 0.416, SLG: 0.647 (1, 5)														6	0	1	0	0	0	2				
Jeff Kent, R OBP: 0.286, SLG: 0.323 (1, 4)														6	0	1	0	0	1	2				
Todd Hundley, S OBP: 0.367, SLG: 0.996 (1, 2)														4	0	2	0	1	2	0				
Carl Everett, R OBP: 0.200, SLG: 0.148 (7, PR) Tim Scott, R OBP: 0.353, SLG: 0.400 (8, 7)														2	0	0	0	0	0	2				
Ricky Otero, S OBP: 0.200, SLG: 0.148 (1, 7) David Segui, S OBP: 0.353, SLG: 0.400 (8, 7)														1	0	0	0	1	0	0				
Bret Saberhagen, R OBP: 0.333, SLG: 0.500 (1, 1) Joe Orsulak, L OBP: 0.438, SLG: 0.567 (8, 9)														2	0	0	0	0	1	2				
<b>Inning Stats</b>	R: 0 E: 1 K: 0 S: 6	H: 0 LOB: 1 BB: 0 P: 9	R: 0 E: 0 K: 1 S: 6	H: 0 LOB: 0 BB: 0 P: 8	R: 0 E: 0 K: 2 S: 11	H: 0 LOB: 0 BB: 0 P: 17	R: 0 E: 1 K: 0 S: 10	H: 1 LOB: 2 BB: 1 P: 18	R: 0 E: 0 K: 0 S: 7	H: 2 LOB: 3 BB: 0 P: 14	R: 2 E: 0 K: 1 S: 11	H: 2 LOB: 0 BB: 0 P: 13	R: 0 E: 0 K: 2 S: 7	H: 0 LOB: 1 BB: 1 P: 15	R: 0 E: 0 K: 0 S: 8	H: 1 LOB: 1 BB: 0 P: 11	R: 0 E: 0 K: 0 S: 4	H: 0 LOB: 0 BB: 0 P: 9	R: 0 E: 0 K: 0 S: 8	H: 1 LOB: 1 BB: 0 P: 13	1B: 6 2B: 1 3B: 1 HR: 1	SF: 0 SAC: 2 DP: 3 HBP: 2	WP: 0 PB: 0 SB: 1 CS: 2	PA: 50
<b>PITCHER</b>	IP 6.1	WLS 25	BF 3	H 0	ER 0	SO 3	BB 1	IBB 0	HBP 1	BLK 0	WP 0	HR 0	S 53	P 79	ERA 0.00	WHIP 0.632								
Butch Henry, L ERA: 2.79 (1, 1)																								
Tim Scott, R ERA: 3.38 (7, 1)																								
Jeff Shaw, R ERA: 6.23 (9, 1)																								
Bryan Eversgard, L ERA: 6.0 (10, 1)																								
Reid Cornelius, R ERA: 7.71 (11, 1)																								
<b>PITCHER</b>	IP 12.1	WLS 1.0	BF 3	H 0	ER 0	SO 0	BB 0	IBB 0	HBP 0	BLK 0	WP 0	HR 0	S 4	P 9	ERA 0.00	WHIP 0.000								
Ugueth Urbina, R ERA: 6.0 (12, 1)																								
Mel Rojas, R ERA: 1.64 (13, 1)																								

Montreal Expos @ New York Mets  
Shea Stadium, Flushing, NY  
Sun May 14 1995, 7:05 PM EDT  
Att. 14,300 - Unknown - 56 F

AB 43  
R 2  
H 8  
RBI 2  
BB 3  
SO 6  
LOB 20





Batter	1	2	3	4	5	6	7	8	9	AB	R	H	RBI	BB	SO	LOB	TOP				
Tony Tarasco, L OBP: 0.448, SLG: 0.639 (1, 9)										4	0	2	0	0	0	0					
Wil Cordero, R OBP: 0.296, SLG: 0.367 (1, 6)										4	1	1	0	0	0	2					
Roberto Kelly, R OBP: 0.308, SLG: 0.347 (1, 8)										3	1	0	0	0	2	2					
Darin Fletcher, L OBP: 0.321, SLG: 0.383 Tim Spehr, R OBP: 0.545, SLG: 1.111 (1, 2) (8, 2)										4	0	0	0	0	1	3					
Rondell White, R OBP: 0.405, SLG: 0.686 (1, 7)										3	0	0	0	1	2	3					
Mike Lansing, R OBP: 0.323, SLG: 0.373 (1, 4)										4	0	1	1	0	0	1					
Cliff Floyd, L OBP: 0.167, SLG: 0.255 Mark Grudzielanek, R OBP: 0.324, SLG: 0.500 (1, 3) (2, 5)										1	0	0	0	0	1	2					
Shane Andrews, R OBP: 0.316, SLG: 0.636 (1, 5) (2, 3)										3	0	0	1	0	0	1					
Gil Heredia, R OBP: 0.167, SLG: 0.167 Chad Formica, S OBP: 0.406, SLG: 0.660 Bryan Eversgerd, R OBP: 0.182, SLG: 0.182 Jeff Shaw, R OBP: 0.182, SLG: 0.182 Ugueth Urbina, R OBP: 0.182, SLG: 0.182 Gabe White, L OBP: 0.182, SLG: 0.182 (1, 1) (7, PH) (7, 1) (7, 1) (8, 1) (8, 1)										2	0	0	0	0	0	0					
<b>Inning Stats</b>	R: 2 E: 1 K: 1 S: 12	H: 2 LOB: 2 BB: 0 P: 19	R: 0 E: 0 K: 0 S: 7	H: 0 LOB: 0 BB: 0 P: 9	R: 0 E: 0 K: 0 S: 5	H: 0 LOB: 0 BB: 0 P: 6	R: 0 E: 0 K: 2 S: 8	H: 0 LOB: 0 BB: 0 P: 13	R: 0 E: 0 K: 0 S: 5	H: 1 LOB: 1 BB: 0 P: 22	R: 1 E: 0 K: 0 S: 8	H: 1 LOB: 0 BB: 0 P: 13	R: 0 E: 0 K: 2 S: 14	H: 1 LOB: 1 BB: 1 P: 20	R: 0 E: 0 K: 0 S: 7	H: 0 LOB: 1 BB: 1 P: 12	1B: 4 2B: 0 3B: 1 HR: 0	SF: 1 2B: 0 3B: 0 HBP: 1	WP: 0 PB: 0 SB: 1 CS: 0	PA: 35	
<b>PITCHER</b>	IP WLS BF H R ER SO BB IBB HBP BLK WP HR S P ERA WHIP	IP WLS BF H R ER SO BB IBB HBP BLK WP HR S P ERA WHIP	IP WLS BF H R ER SO BB IBB HBP BLK WP HR S P ERA WHIP	IP WLS BF H R ER SO BB IBB HBP BLK WP HR S P ERA WHIP	IP WLS BF H R ER SO BB IBB HBP BLK WP HR S P ERA WHIP	IP WLS BF H R ER SO BB IBB HBP BLK WP HR S P ERA WHIP	IP WLS BF H R ER SO BB IBB HBP BLK WP HR S P ERA WHIP	IP WLS BF H R ER SO BB IBB HBP BLK WP HR S P ERA WHIP	IP WLS BF H R ER SO BB IBB HBP BLK WP HR S P ERA WHIP	IP WLS BF H R ER SO BB IBB HBP BLK WP HR S P ERA WHIP	IP WLS BF H R ER SO BB IBB HBP BLK WP HR S P ERA WHIP	IP WLS BF H R ER SO BB IBB HBP BLK WP HR S P ERA WHIP	IP WLS BF H R ER SO BB IBB HBP BLK WP HR S P ERA WHIP	IP WLS BF H R ER SO BB IBB HBP BLK WP HR S P ERA WHIP	IP WLS BF H R ER SO BB IBB HBP BLK WP HR S P ERA WHIP	IP WLS BF H R ER SO BB IBB HBP BLK WP HR S P ERA WHIP	IP WLS BF H R ER SO BB IBB HBP BLK WP HR S P ERA WHIP	IP WLS BF H R ER SO BB IBB HBP BLK WP HR S P ERA WHIP	IP WLS BF H R ER SO BB IBB HBP BLK WP HR S P ERA WHIP	IP WLS BF H R ER SO BB IBB HBP BLK WP HR S P ERA WHIP	IP WLS BF H R ER SO BB IBB HBP BLK WP HR S P ERA WHIP

Mon May 15 1995, 7:05 PM EDT  
Att: 13,136 - Unknown - 59 F

Montreal Expos @ New York Mets  
Shea Stadium, Flushing, NY

AB	32
R	3
H	5
RBI	2
BB	1
SO	7
LOB	15



Batter	1	2	3	4	5	6	7	8	9	AB	R	H	RBI	BB	SO	LOB	BOTTOM				
Brett Butler, L OBP: 0.423, SLG: 0.435 (1, 8)										3	1	1	0	0	0	1					
Jose Vizcaino, S OBP: 0.325, SLG: 0.373 Tim Bogar, R OBP: 0.182, SLG: 0.182 (1, 6) (9, 6)										3	2	2	0	1	0	0					
Rico Brogna, L OBP: 0.390, SLG: 0.667 (1, 3)										3	1	1	1	0	0	2					
Bobby Bonilla, S OBP: 0.420, SLG: 0.639 (1, 5)										4	1	2	1	0	2	0					
Joe Orsulak, L OBP: 0.444, SLG: 0.563 (1, 9)										2	0	1	1	1	0	0					
Edgardo Alfonzo, R OBP: 0.343, SLG: 0.563 (1, 4)										4	0	1	2	0	1	2					
Todd Hundley, S OBP: 0.381, SLG: 0.593 (1, 2)										2	0	1	0	1	0	0					
Ricky Otero, S OBP: 0.182, SLG: 0.133 (1, 7)										3	0	0	0	0	2	4					
Pete Hamisch, S OBP: 0.125, SLG: 0.125 Jeff Kent, R OBP: 0.252, SLG: 0.317 Josias Manzanillo, R OBP: 0.412, SLG: 0.231 John Franco, L OBP: 0.412, SLG: 0.231 (1, 1) (7, PH) (8, 1) (8, PH) (9, 1)										2	0	1	0	0	0	0					
<b>Inning Stats</b>	R: 0 E: 0 K: 0 S: 4	H: 0 LOB: 0 BB: 0 P: 7	R: 0 E: 0 K: 1 S: 15	H: 2 LOB: 0 BB: 0 P: 21	R: 0 E: 0 K: 0 S: 9	H: 2 LOB: 1 BB: 0 P: 12	R: 0 E: 0 K: 2 S: 11	H: 0 LOB: 0 BB: 0 P: 11	R: 0 E: 0 K: 1 S: 8	H: 3 LOB: 1 BB: 0 P: 12	R: 0 E: 0 K: 1 S: 9	H: 0 LOB: 1 BB: 1 P: 15	R: 3 E: 0 K: 2 S: 17	H: 3 LOB: 2 BB: 2 P: 28	1B: 10 2B: 0 3B: 0 HR: 0	SF: 2 2B: 0 3B: 0 HBP: 0	WP: 0 PB: 0 SB: 0 CS: 0	PA: 36			
<b>PITCHER</b>	IP WLS BF H R ER SO BB IBB HBP BLK WP HR S P ERA WHIP	IP WLS BF H R ER SO BB IBB HBP BLK WP HR S P ERA WHIP	IP WLS BF H R ER SO BB IBB HBP BLK WP HR S P ERA WHIP	IP WLS BF H R ER SO BB IBB HBP BLK WP HR S P ERA WHIP	IP WLS BF H R ER SO BB IBB HBP BLK WP HR S P ERA WHIP	IP WLS BF H R ER SO BB IBB HBP BLK WP HR S P ERA WHIP	IP WLS BF H R ER SO BB IBB HBP BLK WP HR S P ERA WHIP	IP WLS BF H R ER SO BB IBB HBP BLK WP HR S P ERA WHIP	IP WLS BF H R ER SO BB IBB HBP BLK WP HR S P ERA WHIP	IP WLS BF H R ER SO BB IBB HBP BLK WP HR S P ERA WHIP	IP WLS BF H R ER SO BB IBB HBP BLK WP HR S P ERA WHIP	IP WLS BF H R ER SO BB IBB HBP BLK WP HR S P ERA WHIP	IP WLS BF H R ER SO BB IBB HBP BLK WP HR S P ERA WHIP	IP WLS BF H R ER SO BB IBB HBP BLK WP HR S P ERA WHIP	IP WLS BF H R ER SO BB IBB HBP BLK WP HR S P ERA WHIP	IP WLS BF H R ER SO BB IBB HBP BLK WP HR S P ERA WHIP	IP WLS BF H R ER SO BB IBB HBP BLK WP HR S P ERA WHIP	IP WLS BF H R ER SO BB IBB HBP BLK WP HR S P ERA WHIP	IP WLS BF H R ER SO BB IBB HBP BLK WP HR S P ERA WHIP	IP WLS BF H R ER SO BB IBB HBP BLK WP HR S P ERA WHIP	IP WLS BF H R ER SO BB IBB HBP BLK WP HR S P ERA WHIP

Mon May 15 1995, 7:05 PM EDT  
Att: 13,136 - Unknown - 59 F

Montreal Expos @ New York Mets  
Shea Stadium, Flushing, NY

AB	28
R	5
H	10
RBI	5
BB	3
SO	7
LOB	12









Batter	1	2	3	4	5	6	7	8	9	AB	R	H	RBI	BB	SO	LOB	TOP								
Jerome Walton, R OBP: 0.417, SLG: 0.857	G5-3		1-2 SAFE 1B			4-2 SH1-3 1B BB	1-0 2B		G5-3	4	1	2	0	1	0	1	<b>Cincinnati Reds @ Montreal Expos</b> Olympic Stadium, Montreal, QB Wed May 17 1995, 7:05 PM EDT Att. 15,047 - Dome								
Barry Larkin, R OBP: 0.488, SLG: 0.753 Jeff Branson, L OBP: 0.240, SLG: 0.400	G6-3		1-2 1B			0-0 SH1-3	1-1 G4-3		2-3 3B 1B	1	0	0	0	0	0	0									
Ron Gant, R OBP: 0.332, SLG: 0.597 Deion Sanders, L OBP: 0.211, SLG: 0.274	G6-3			2-3 K		0-0 1B BB		2-1 F9	1-0 3B	5	1	2	2	0	1	0									
Reggie Sanders, R OBP: 0.425, SLG: 0.484		0-1 G6-3		2-1 HR		4-1 1B BB		4-2 FC5-2-5 BB	2-3 K	3	1	1	1	2	1	1									
Bret Boone, R OBP: 0.333, SLG: 0.372		0-3 K		1-3 K		2-0 1B		3-2 FC5-2-5 1B	0-0 L8	5	1	1	1	0	2	2									
Brian Hunter, R OBP: 0.241, SLG: 0.154 Hector Carrasco, R OBP: 0.381, SLG: 0.474		0-3 K		0-3 K		1-3 K		3-2 1B HBP		3	0	0	0	0	3	2									
Mark Lewis, R OBP: 0.367, SLG: 0.519			0-0 1B			3-1 G6-3		3-2 1-2 2-H 1B		4	0	2	1	0	0	2									
Damon Berryhill, S OBP: 0.095, SLG: 0.050			1-1 F9			2-3 K		3-1 F9		4	0	0	0	0	1	3									
Jose Rijo, R OBP: 0.100, SLG: 0.100 Pete Smith, R OBP: 0.381, SLG: 0.474			0-3 K			0-0 G5-3		0-0 G4-3		2	0	0	0	0	1	1									
Lenny Harris, L OBP: 0.381, SLG: 0.474									0-1 G5-3 1B 2B	1	0	0	0	0	0	0									
<b>Inning Stats</b>	R: 0 E: 0 K: 0 S: 8	H: 0 LOB: 0 BB: 0 P: 13	R: 0 E: 0 K: 2 S: 8	H: 0 LOB: 0 BB: 0 P: 8	R: 0 E: 0 K: 2 S: 14	H: 2 LOB: 2 BB: 0 P: 17	R: 1 E: 0 K: 3 S: 11	H: 1 LOB: 0 BB: 0 P: 16	R: 0 E: 0 K: 1 S: 6	H: 0 LOB: 0 BB: 0 P: 11	R: 2 E: 0 K: 1 S: 11	H: 2 LOB: 2 BB: 2 P: 22	R: 0 E: 0 K: 0 S: 8	H: 1 LOB: 1 BB: 0 P: 13	R: 1 E: 0 K: 0 S: 16	H: 1 LOB: 2 BB: 1 P: 33	R: 2 E: 0 K: 1 S: 12	H: 3 LOB: 1 BB: 0 P: 19	1B: 6 2B: 2 3B: 1 HR: 1	SF: 0 SAC: 1 DP: 0 HBP: 1	WP: 0 PB: 0 SB: 2 CS: 0	PA: 41			
<b>PITCHER</b>	IP WLS BF H R ER SO BB IBB HBP BLK WP HR S P ERA WHIP	7.0 L 29 6 3 3 9 2 0 0 0 0 1 66 100 3.86 1.143	0.2 5 1 1 1 0 1 0 0 1 0 0 0 0 14 28 13.50 3.000	0.1 1 0 0 0 0 0 0 0 0 0 0 0 0 2 5 0.00 0.000	1.0 6 3 2 2 1 0 0 0 0 0 0 0 0 12 19 18.00 3.000																				

AB	36
R	6
H	10
RBI	6
BB	3
SO	10
LOB	15



Batter	1	2	3	4	5	6	7	8	9	AB	R	H	RBI	BB	SO	LOB	BOTTOM							
Tony Tarasco, L OBP: 0.429, SLG: 0.648	F9		1-1 F8 2B			3-2 G3-1			0-0 G4-3	5	0	1	0	0	0	1	<b>Cincinnati Reds @ Montreal Expos</b> Olympic Stadium, Montreal, QB Wed May 17 1995, 7:05 PM EDT Att. 15,047 - Dome							
Wil Cordero, R OBP: 0.323, SLG: 0.409	K2-3		2-2 G5-3			0-1 G4-6-3 1B		0-3 K		4	0	1	0	0	2	1								
Roberto Kelly, R OBP: 0.345, SLG: 0.367	1-0 FC5-4 1B		4-2 BB			0-0 G4-6-3 1-2		4-2 1B BB		2	1	1	0	2	0	1								
Moises Alou, R OBP: 0.380, SLG: 0.507	0-2 FC5-4 1-2		1-0 F8			0-1 G4-3		0-3 K		4	0	0	0	0	1	4								
Darrin Fletcher, L OBP: 0.311, SLG: 0.358 Tim Laker, R OBP: 0.150, SLG: 0.300		0-1 G4-3	0-2 G1-3			1-1 G3		2-2 1B 1B		4	0	1	0	0	0	2								
Mike Lansing, R OBP: 0.321, SLG: 0.373		1-1 G5-3				2-3 K		2-1 1B FC6-4 1B		4	0	1	1	0	1	0								
Shane Andrews, R OBP: 0.326, SLG: 0.707		1-2 1B 2B				3-2 G3 2B		1-3 K		4	1	2	0	0	1	2								
Mark Grudzielanek, R OBP: 0.357, SLG: 0.600		2-0 2H 1B				2-2 G3		1-1 G4-3 1B		4	0	2	1	0	0	1								
Jeff Fassero, L ERA: 5.67 Lou Frazier, S ERA: 5.11 Reid Cornelius, R ERA: 8.22 Bryan Eversgerd, R ERA: 5.4 Tim Scott, R ERA: 4.63 Chad Forville, S ERA: 3.26		1-3 K				1-0 G5-3		2-0 G4-3		2	0	0	0	0	1	2								
Tim Scott, R ERA: 4.63									2-3 K	2	0	0	0	0	1	0								
<b>Inning Stats</b>	R: 0 E: 0 K: 1 S: 9	H: 1 LOB: 1 BB: 0 P: 15	R: 1 E: 0 K: 1 S: 11	H: 2 LOB: 0 BB: 0 P: 16	R: 0 E: 0 K: 0 S: 11	H: 1 LOB: 1 BB: 1 P: 19	R: 0 E: 0 K: 0 S: 8	H: 1 LOB: 0 BB: 0 P: 14	R: 0 E: 0 K: 1 S: 7	H: 0 LOB: 0 BB: 0 P: 10	R: 0 E: 0 K: 1 S: 8	H: 1 LOB: 1 BB: 0 P: 12	R: 1 E: 0 K: 2 S: 16	H: 2 LOB: 2 BB: 1 P: 25	R: 0 E: 0 K: 1 S: 7	H: 0 LOB: 0 BB: 0 P: 9	1B: 6 2B: 3 3B: 0 HR: 0	SF: 0 SAC: 0 DP: 1 HBP: 0	WP: 0 PB: 0 SB: 0 CS: 0	PA: 37				
<b>PITCHER</b>	IP WLS BF H R ER SO BB IBB HBP BLK WP HR S P ERA WHIP	5.0 W 21 6 1 1 2 1 0 0 0 0 0 0 15 22 0.00 0.500	2.0 7 1 0 0 2 0 0 0 0 0 0 0 0 23 34 4.50 1.500																					

AB	35
R	2
H	9
RBI	2
BB	2
SO	7
LOB	15





Batter	1	2	3	4	5	6	7	8	9	AB	R	H	RBI	BB	SO	LOB	TOP																	
Tony Tarasco, L (1.9) OBP: 0.407, SLG: 0.613	F9		K		K		K			4	0	0	0	0	3	0	<b>Montreal Expos @ Houston Astros</b> Astrodome, Houston, TX Fri May 19 1995, 8:05 PM EDT Att: 27,000 - Dome																	
Wil Cordero, R (1.6) OBP: 0.320, SLG: 0.413	F9		P5				F9			4	0	1	0	0	0	0																		
Roberto Kelly, R (1.8) OBP: 0.341, SLG: 0.354	L3			1B HBP	F9			K		3	1	0	0	0	1	1																		
Moises Alou, R (1.7) OBP: 0.373, SLG: 0.507		G4-3 2B		F7	G5-3			G6-3		4	1	1	0	0	0	2																		
Darrin Fletcher, L (1.2) OBP: 0.308, SLG: 0.351		G4-3		F8 1B			F8			4	0	1	0	0	0	1																		
Tim Laker, R (8.2) OBP: 0.150, SLG: 0.300				1B				F8		0	0	0	0	0	0	0																		
Mike Lansing, R (1.4) OBP: 0.333, SLG: 0.377										2	0	1	1	1	0	0																		
Chad Fonville, S (8.4) OBP: 0.333, SLG: 0.333										1	0	0	0	0	1	0																		
Shane Andrews, R (1.3) OBP: 0.320, SLG: 0.667										4	0	1	0	0	2	3																		
Mark Grudzielanek, R (1.5) OBP: 0.348, SLG: 0.558										3	0	0	0	1	2	2																		
Pedro Martinez, R (1.1) OBP: 0.093, SLG: 0.083										2	0	0	0	0	1	3																		
Lou Frazier, S (7, PH) OBP: 0.500, SLG: 0.333										1	0	0	0	0	0	0																		
Luis Aquino, R (7.1) OBP: 0.500, SLG: 0.333										0	0	0	0	0	0	0																		
Bryan Eversgerd, R (7.1) OBP: 0.320, SLG: 0.667										0	0	0	0	0	0	0																		
Reid Cornelius, R (7.1) OBP: 0.320, SLG: 0.667										0	0	0	0	0	0	0																		
<b>Inning Stats</b>	R: 0 E: 0 K: 0 S: 3	H: 0 LOB: 0 BB: 0 P: 3	R: 1 E: 0 K: 1 S: 6	H: 1 LOB: 1 BB: 1 P: 10	R: 0 E: 0 K: 1 S: 5	H: 0 LOB: 0 BB: 0 P: 5	R: 1 E: 0 K: 1 S: 7	H: 2 LOB: 3 BB: 1 P: 12	R: 0 E: 0 K: 1 S: 6	H: 1 LOB: 1 BB: 0 P: 6	R: 0 E: 0 K: 1 S: 6	H: 0 LOB: 0 BB: 0 P: 5	R: 0 E: 0 K: 3 S: 9	H: 0 LOB: 0 BB: 0 P: 9	R: 0 E: 0 K: 3 S: 9	H: 0 LOB: 0 BB: 0 P: 9	1B: 3 2B: 2 3B: 0 HR: 0	SF: 0 SAC: 0 DP: 0 HBP: 1	WP: 0 PB: 0 SB: 2 CS: 0	PA: 35														
<b>PITCHER</b>	IP WLS BF H R ER SO BB IBB HBP BLK WP HR S P ERA WHIP																																	
Darryl Kile, R (1.1) ERA: 3.46	3.0		12	1	2	2	2	1	0	1	0	0	0	0	14	19	6.00	0.667																
Dave Veres, R (4.1) ERA: 7.71	3.0	W	14	4	0	0	3	0	1	0	0	0	0	0	19	23	0.00	1.333																
Todd Jones, R (7.1) ERA: 1.08	2.0		6	0	0	0	2	0	0	0	0	0	0	0	10	10	0.00	0.000																
John Hudek, R (9.1) ERA: 8.0	1.0		3	0	0	0	3	0	0	0	0	0	0	9	9	0.00	0.000																	

Batter	1	2	3	4	5	6	7	8	9	AB	R	H	RBI	BB	SO	LOB	BOTTOM																	
James Mouton, R (1.9) OBP: 0.333, SLG: 0.390	F4		B5-3		P2		2B HBP	F9		4	1	0	0	1	0	0	<b>Montreal Expos @ Houston Astros</b> Astrodome, Houston, TX Fri May 19 1995, 8:05 PM EDT Att: 27,000 - Dome																	
Craig Biggio, R (1.4) OBP: 0.431, SLG: 0.463					L7		HBP FC5-2	F3		4	1	2	2	1	0	0																		
5 Jeff Bagwell, R (1.3) OBP: 0.340, SLG: 0.346							2B			3	1	1	2	1	1	3																		
Derek Bell, R (1.8) OBP: 0.387, SLG: 0.435										3	1	0	0	1	1	2																		
Luis Gonzalez, L (1.7) OBP: 0.348, SLG: 0.525										2	2	1	1	0	0	0																		
Dave Magadan, L (1.5) OBP: 0.349, SLG: 0.392										3	0	1	0	0	1	1																		
Todd Jones, L (7.1) ERA: 7.71										1	1	0	0	0	0	3																		
John Hudek, S (9.1) ERA: 8.0										0	0	0	0	0	0	0																		
Tony Eusebio, R (1.2) OBP: 0.383, SLG: 0.512										4	1	1	4	0	1	1																		
Orlando Miller, R (1.6) OBP: 0.284, SLG: 0.349										4	1	2	0	0	2	0																		
Darryl Kile, R (1.1) ERA: 3.46										1	0	0	0	0	0	1																		
Dave Veres, R (4.1) ERA: 7.71										1	0	0	0	0	0	0																		
Chris Donnels, L (7.5) OBP: 0.400, SLG: 0.333										2	1	1	0	0	0	0																		
<b>Inning Stats</b>	R: 0 E: 0 K: 1 S: 5	H: 0 LOB: 1 BB: 1 P: 9	R: 1 E: 0 K: 0 S: 5	H: 3 LOB: 1 BB: 0 P: 5	R: 2 E: 0 K: 2 S: 9	H: 2 LOB: 1 BB: 0 P: 10	R: 0 E: 0 K: 1 S: 5	H: 0 LOB: 0 BB: 0 P: 5	R: 0 E: 0 K: 1 S: 3	H: 0 LOB: 1 BB: 1 P: 7	R: 0 E: 0 K: 1 S: 5	H: 0 LOB: 0 BB: 0 P: 5	R: 7 E: 0 K: 1 S: 9	H: 4 LOB: 0 BB: 2 P: 18	R: 0 E: 0 K: 0 S: 3	H: 0 LOB: 0 BB: 0 P: 3	1B: 5 2B: 2 3B: 0 HR: 2	SF: 0 SAC: 0 DP: 1 HBP: 2	WP: 2 PB: 0 SB: 1 CS: 0	PA: 38														
<b>PITCHER</b>	IP WLS BF H R ER SO BB IBB HBP BLK WP HR S P ERA WHIP																																	
Pedro Martinez, R (1.1) ERA: 2.48	6.0	L	25	5	3	3	5	2	0	1	0	0	0	1	0	3	4.50	1.167																
Luis Aquino, R (7.1) ERA: 7.71	0.0		4	3	4	4	0	1	0	0	0	0	0	0	3	7	∞	∞																
Bryan Eversgerd, L (7.1) ERA: 7.36	0.2		4	0	0	0	0	0	1	1	0	0	0	0	2	7	0.00	0.000																
Reid Cornelius, R (7.1) ERA: 8.0	1.1		5	1	3	3	1	0	0	0	0	0	0	1	7	7	20.25	0.750																

AB	32
R	2
H	5
RBI	1
BB	2
SO	10
LOB	12

AB	32
R	10
H	9
RBI	9
BB	4
SO	6
LOB	11





Batter	1	2	3	4	5	6	7	8	9	10	AB	R	H	RBI	BB	SO	LOB	TOP								
Mark Grudzielanek, R OBP: 0.333, SLG: 0.521 (1, 5)											5	1	1	0	0	2	0	<b>Montreal Expos @ Houston Astros</b> Astrodome, Houston, TX Sat May 20 1995, 8:05 PM EDT Att. 15,240 - Dome								
Wil Cordero, R OBP: 0.314, SLG: 0.402 (1, 6)											5	0	1	1	0	3	0									
Tony Tarasco, L OBP: 0.400, SLG: 0.590 (1, 9)											3	0	0	0	1	1	1									
Moises Alou, R OBP: 0.356, SLG: 0.481 (1, 7)											4	0	0	0	0	1	2									
Darin Fletcher, L OBP: 0.319, SLG: 0.393 (1, 2)											4	0	2	0	0	1	1									
Lou Frazier, S OBP: 0.083, SLG: 0.083 (9, PR)											0	0	0	0	0	0	0									
Tim Spehr, R OBP: 0.545, SLG: 1.111 (9, 2)											0	0	0	0	0	0	0									
Roberto Kelly, R OBP: 0.326, SLG: 0.337 (1, 8)											4	0	0	0	0	1	2									
Mike Lansing, R OBP: 0.330, SLG: 0.363 (1, 4)											3	0	0	0	1	2	1									
Shane Andrews, R OBP: 0.315, SLG: 0.625 (1, 3)											3	0	0	0	1	1	2									
Butch Henry, L (1, 1)											3	0	0	0	0	1	3									
Tim Scott, R OBP: 0.333, SLG: 0.333 (8, 1)											0	0	0	0	0	0	0									
Mel Rojas, R (8, 1)											0	0	0	0	0	0	0									
Rondell White, R OBP: 0.395, SLG: 0.667 (10, PH)											1	0	0	0	0	0	0									
Jeff Shaw, R (10, 1)											0	0	0	0	0	0	0									
<b>Inning Stats</b>	R: 1 E: 0 K: 0 S: 5	H: 2 LOB: 1 BB: 0 P: 5	R: 0 E: 1 K: 1 S: 6	H: 0 LOB: 1 BB: 0 P: 6	R: 0 E: 0 K: 1 S: 7	H: 0 LOB: 1 BB: 1 P: 11	R: 0 E: 0 K: 1 S: 5	H: 0 LOB: 0 BB: 0 P: 5	R: 0 E: 0 K: 2 S: 7	H: 0 LOB: 0 BB: 0 P: 7	R: 0 E: 0 K: 1 S: 5	H: 0 LOB: 0 BB: 0 P: 5	R: 0 E: 0 K: 1 S: 6	H: 1 LOB: 2 BB: 0 P: 10	R: 0 E: 0 K: 2 S: 7	H: 0 LOB: 0 BB: 0 P: 7	R: 0 E: 0 K: 1 S: 5	R: 0 E: 0 K: 1 S: 6	H: 1 LOB: 2 BB: 0 P: 10	R: 0 E: 0 K: 2 S: 7	H: 0 LOB: 0 BB: 0 P: 7	1B: 2 2B: 2 3B: 0 HR: 0	SF: 0 SAC: 0 DP: 0 HBP: 0	WP: 0 PB: 0 SB: 2 CS: 0	PA: 38	
<b>PITCHER</b>	IP 7.0	WLS 27	H 3	R 1	ER 1	SO 9	BB 1	IBB 0	HBP 0	BLK 0	WP 0	HR 0	S 43	P 51	ERA 1.29	WHIP 0.571										
Shane Reynolds, R ERA: 2.28 (1, 1)	2.0	8	1	0	0	2	0	1	0	0	0	0	11	15	0.00	0.500										
Todd Jones, R ERA: 0.96 (8, 1)	1.0	W	3	0	0	0	2	0	0	0	0	0	7	7	0.00	0.000										
John Hudek, R ERA: (10, 1)																										

AB	35
R	1
H	4
RBI	1
BB	3
SO	13
LOB	12



Batter	1	2	3	4	5	6	7	8	9	10	AB	R	H	RBI	BB	SO	LOB	BOTTOM								
James Mouton, R OBP: 0.340, SLG: 0.435 (1, 9)											5	0	2	0	0	2	2	<b>Montreal Expos @ Houston Astros</b> Astrodome, Houston, TX Sat May 20 1995, 8:05 PM EDT Att. 15,240 - Dome								
Craig Biggio, R OBP: 0.439, SLG: 0.477 (1, 4)											4	2	2	0	1	0	2									
5 Jeff Bagwell, R OBP: 0.343, SLG: 0.333 (1, 3)											3	0	0	0	2	0	2									
Derek Bell, R OBP: 0.388, SLG: 0.444 (1, 8)											5	0	2	1	0	1	6									
Craig Shipley, R OBP: 0.467, SLG: 0.593 (1, 5)											3	0	0	0	1	0	2									
Dave Magadan, L OBP: 0.457, SLG: 0.392 (10, PH)											0	0	0	1	1	0	0									
Luis Gonzalez, L OBP: 0.333, SLG: 0.500 (1, 7)											4	0	0	0	0	1	2									
Scott Servais, R OBP: 0.275, SLG: 0.306 (1, 2)											3	0	1	0	0	0	0									
Andy Stankiewicz, R OBP: 0.273, SLG: 0.220 (7, PR)											0	0	0	0	0	0	0									
Todd Jones, L (8, 1)											1	0	0	0	0	0	1									
Milt Thompson, L OBP: 0.364, SLG: 0.235 (9, PH)											0	0	0	0	0	0	0									
John Hudek, S (10, 1)											0	0	0	0	0	0	0									
Orlando Miller, R OBP: 0.271, SLG: 0.333 (1, 6)											3	0	0	0	0	2	1									
Chris Donnels, L OBP: 0.455, SLG: 0.333 (10, 5)											0	0	0	0	1	0	0									
Shane Reynolds, R OBP: 0.200, SLG: 0.200 (1, 1)											2	0	2	0	0	0	0									
Tony Eusebio, R OBP: 0.367, SLG: 0.489 (8, 2)											2	0	0	0	0	1	2									
<b>Inning Stats</b>	R: 0 E: 0 K: 4 S: 4	H: 1 LOB: 1 BB: 4 P: 4	R: 0 E: 0 K: 0 S: 3	H: 0 LOB: 0 BB: 3 P: 3	R: 0 E: 0 K: 1 S: 6	H: 1 LOB: 1 BB: 0 P: 6	R: 0 E: 0 K: 0 S: 4	H: 1 LOB: 1 BB: 4 P: 4	R: 0 E: 0 K: 1 S: 5	H: 1 LOB: 1 BB: 5 P: 5	R: 0 E: 0 K: 3 S: 10	H: 1 LOB: 2 BB: 1 P: 14	R: 0 E: 0 K: 1 S: 5	H: 0 LOB: 2 BB: 3 P: 13	R: 1 E: 0 K: 0 S: 2	H: 1 LOB: 3 BB: 3 P: 14	1B: 6 2B: 2 3B: 1 HR: 0	SF: 0 SAC: 0 DP: 0 HBP: 0	WP: 0 PB: 0 SB: 3 CS: 2	PA: 41						
<b>PITCHER</b>	IP 7.0	WLS 26	H 7	R 1	ER 1	SO 3	BB 0	IBB 0	HBP 0	BLK 0	WP 0	HR 0	S 32	P 32	ERA 1.29	WHIP 1.000										
Butch Henry, L ERA: 2.39 (1, 1)	0.2	4	1	0	0	2	0	1	0	0	0	0	7	11	0.00	1.500										
Tim Scott, R ERA: 4.39 (8, 1)	1.1	6	0	0	0	2	1	1	0	0	0	0	8	16	0.00	0.750										
Mel Rojas, R ERA: 1.29 (8, 1)	0.1	L	5	1	1	1	0	1	2	0	0	0	2	14	27.00	6.000										
Jeff Shaw, R ERA: 8.36 (10, 1)																										

AB	35
R	2
H	9
RBI	2
BB	6
SO	7
LOB	20

















Batter	1	2	3	4	5	6	7	8	9	AB	R	H	RBI	BB	SO	LOB	TOP								
<b>Bip Roberts, S</b> (1,4) OBP: 0.440, SLG: 0.455	G4-3 BB		1B				L9 2B		FC4-6 1B	3	1	3	0	2	0	0	<b>San Diego Padres @ Montreal Expos</b> Olympic Stadium, Montreal, QB Wed May 24, 1995, 7:05 PM EDT Att: 16,549 - Dome								
<b>Steve Finley, L</b> (1,8) OBP: 0.322, SLG: 0.282	K		G4-3				L9		FC4-6 1-2	5	0	1	1	0	1	4									
<b>Tony Gwynn, L</b> (1,9) OBP: 0.389, SLG: 0.441	G4-3				G4-3				F8	5	0	2	1	0	0	4									
<b>Eddie Williams, R</b> (1,3) OBP: 0.326, SLG: 0.418	G4-3				G5-4-3 1B				F8	5	0	1	0	0	1	4									
<b>Ken Caminiti, S</b> (1,5) OBP: 0.379, SLG: 0.526		K								4	0	2	0	0	1	1									
<b>Melvin Nieves, S</b> (1,7) OBP: 0.333, SLG: 0.381										4	0	1	0	0	3	3									
<b>Jody Reed, R</b> (8,4) OBP: 0.328, SLG: 0.265										0	0	0	0	0	0	0									
<b>Brad Ausmus, R</b> (1,2) OBP: 0.342, SLG: 0.479										4	0	1	0	0	1	3									
<b>Ray Holbert, R</b> (1,6) OBP: 0.400, SLG: 0.182										2	1	0	0	2	0	1									
<b>Joey Hamilton, R</b> (1,1) <b>Andres Berumen, R</b> (8,1)										3	0	0	0	0	3	4									
<b>Inning Stats</b>	R: 0 E: 0 K: 1 S: 5	H: 0 LOB: 1 BB: 1 P: 9	R: 0 E: 0 K: 1 S: 5	H: 1 LOB: 0 BB: 0 P: 5	R: 0 E: 0 K: 1 S: 6	H: 1 LOB: 1 BB: 0 P: 6	R: 0 E: 0 K: 1 S: 6	H: 2 LOB: 1 BB: 0 P: 6	R: 1 E: 0 K: 1 S: 6	H: 1 LOB: 2 BB: 2 P: 14	R: 0 E: 0 K: 2 S: 9	H: 2 LOB: 3 BB: 1 P: 13	R: 1 E: 0 K: 1 S: 7	H: 2 LOB: 1 BB: 0 P: 7	R: 0 E: 0 K: 2 S: 8	H: 1 LOB: 1 BB: 0 P: 8	R: 0 E: 0 K: 0 S: 4	H: 1 LOB: 1 BB: 0 P: 4	1B: 8 2B: 3 3B: 0 HR: 0	SF: 0 SAC: 1 DP: 2 HBP: 0	WP: 0 PB: 0 SB: 0 CS: 0	PA: 40			
<b>PITCHER</b>	IP	WLS	BF	H	R	ER	SO	BB	IBB	HBP	BLK	WP	HR	S	P	ERA	WHIP								
<b>Pedro Martinez, R</b> (1,1) ERA: 2.54	6.1		30	9	2	2	7	3	1	0	0	0	0	40	56	2.84	1.895								
<b>Jeff Shaw, R</b> (7,1) ERA: 7.47	1.2	W	6	1	0	0	3	0	0	0	0	0	0	12	12	0.00	0.600								
<b>Luis Aquino, R</b> (9,1) ERA: 6.14	1.0	S	4	1	0	0	0	0	0	0	0	0	0	4	4	0.00	1.000								

AB	35
R	2
H	11
RBI	2
BB	4
SO	10
LOB	24



Batter	1	2	3	4	5	6	7	8	9	AB	R	H	RBI	BB	SO	LOB	BOTTOM								
<b>Tony Tarasco, L</b> (1,9) OBP: 0.394, SLG: 0.556	P5	G1-3			G4-3			G4-3		4	0	0	0	0	0	3	<b>San Diego Padres @ Montreal Expos</b> Olympic Stadium, Montreal, QB Wed May 24, 1995, 7:05 PM EDT Att: 16,549 - Dome								
<b>Wil Cordero, R</b> (1,6) OBP: 0.345, SLG: 0.404	1B		K			K		HR		4	1	2	1	0	2	0									
<b>Henry Rodriguez, L</b> (1,3) OBP: 0.315, SLG: 0.417	1B		G1-3			L7		HR		4	1	2	2	0	0	0									
<b>Moises Alou, R</b> (1,7) OBP: 0.346, SLG: 0.462	1B		P4			F7		K		4	0	1	0	0	1	0									
<b>Darrin Fletcher, L</b> (1,2) OBP: 0.329, SLG: 0.377					G3-1			F8		3	0	0	0	0	0	3									
<b>Tim Spehr, R</b> (9,2) OBP: 0.462, SLG: 0.909	G4-6-3									0	0	0	0	0	0	0									
<b>Mike Lansing, R</b> (1,4) OBP: 0.330, SLG: 0.432		K			K			G6-3		3	0	0	0	0	2	0									
<b>Rondell White, R</b> (1,8) OBP: 0.407, SLG: 0.600		1B			G6-3			K		3	0	1	0	0	1	0									
<b>Sean Berry, R</b> (1,5) OBP: 0.320, SLG: 0.349								P3		3	0	0	0	0	0	1									
<b>Pedro Martinez, R</b> (1,1) OBP: 0.077, SLG: 0.083										2	0	1	0	0	1	0									
<b>Jeff Shaw, R</b> (7,1)										0	0	0	0	0	0	0									
<b>Jeff Treadway, L</b> (8, PH) OBP: 0.105, SLG: 0.211										1	1	0	0	0	0	0									
<b>Luis Aquino, R</b> (9,1) OBP: 0.500, SLG: 0.333								E3 1B		0	0	0	0	0	0	0									
<b>Inning Stats</b>	R: 0 E: 0 K: 0 S: 5	H: 3 LOB: 2 BB: 0 P: 5	R: 0 E: 0 K: 1 S: 7	H: 2 LOB: 2 BB: 0 P: 7	R: 0 E: 0 K: 1 S: 5	H: 0 LOB: 0 BB: 0 P: 5	R: 0 E: 0 K: 1 S: 5	H: 0 LOB: 0 BB: 0 P: 5	R: 0 E: 0 K: 1 S: 5	H: 0 LOB: 0 BB: 0 P: 5	R: 0 E: 0 K: 1 S: 5	H: 0 LOB: 0 BB: 0 P: 5	R: 0 E: 0 K: 1 S: 5	H: 0 LOB: 0 BB: 0 P: 5	R: 3 E: 1 K: 1 S: 8	H: 2 LOB: 0 BB: 0 P: 8	R: 0 E: 0 K: 0 S: 4	H: 0 LOB: 0 BB: 0 P: 4	1B: 6 2B: 0 3B: 0 HR: 1	SF: 0 SAC: 0 DP: 1 HBP: 0	WP: 0 PB: 0 SB: 0 CS: 0	PA: 31			
<b>PITCHER</b>	IP	WLS	BF	H	R	ER	SO	BB	IBB	HBP	BLK	WP	HR	S	P	ERA	WHIP								
<b>Joey Hamilton, R</b> (1,1) ERA: 4.63	7.2		29	6	2	1	6	0	0	0	0	0	0	41	41	1.17	0.783								
<b>Andres Berumen, R</b> (8,1) ERA: 2.77	0.1	L	2	1	1	0	1	0	0	0	0	0	1	4	4	0.00	3.000								

AB	31
R	3
H	7
RBI	3
BB	0
SO	7
LOB	7





Batter	1	2	3	4	5	6	7	8	9	AB	R	H	RBI	BB	SO	LOB	TOP								
<b>Bip Roberts, S</b> OBP: 0.421, SLG: 0.433	F9	L5		G6-3		F7			G1-3	5	0	0	0	0	0	5	<b>San Diego Padres @ Montreal Expos</b> Olympic Stadium, Montreal, QB Thu May 25 1995, 7:05 PM EDT Att: 13,484 - Dome - 65 F								
<b>Steve Finley, L</b> OBP: 0.342, SLG: 0.343	G4-3			1B	HR				S BB	5	2	4	1	0	0	0									
<b>Ken Caminiti, S</b> OBP: 0.380, SLG: 0.545	K2-3		F8		HR			G3-1		4	1	1	2	1	1	1									
<b>Eddie Williams, R</b> OBP: 0.341, SLG: 0.422		1B BB		1B		P4		G3-6		4	1	2	0	1	1	2									
<b>Phil Clark, R</b> OBP: 0.500, SLG: 0.769		BB 1B		1B		F7		G3-6		3	0	2	0	0	0	0									
<b>Melvin Nieves, S</b> OBP: 0.329, SLG: 0.375		BB 1B		G5-4-3						1	0	0	0	0	0	1									
<b>Tony Gwynn, L</b> OBP: 0.389, SLG: 0.441		1B		1B						0	0	0	0	0	0	0									
<b>Andujar Cedeno, R</b> OBP: 0.283, SLG: 0.365				G5-4-3		G5-3				4	0	0	0	0	1	5									
<b>Brad Ausmus, R</b> OBP: 0.363, SLG: 0.506						G4-3		G5-3		4	0	3	0	0	0	0									
<b>Jody Reed, R</b> OBP: 0.306, SLG: 0.245		P4		F8				G3-1		4	0	0	0	0	1	5									
<b>Scott Sanders, R</b> OBP: 0.417, SLG: 0.455				SH1-4						1	0	0	1	1	0	1									
<b>Dustin Hermanson, R</b> OBP: 0.302, SLG: 0.574										0	0	0	0	0	0	0									
<b>Andres Berumen, R</b> OBP: 0.343, SLG: 0.453										0	0	0	0	0	0	0									
<b>Roberto Petagine, L</b> OBP: 0.600, SLG: 0.600										1	0	0	0	0	1	0									
<b>Trevor Hoffman, R</b> OBP: 0.305, SLG: 0.585										0	0	0	0	0	0	0									
<b>Inning Stats</b>	R: 0 E: 0 K: 1 S: 7	H: 0 LOB: 0 BB: 0 P: 10	R: 1 E: 0 K: 1 S: 25	H: 2 LOB: 3 BB: 2 P: 41	R: 0 E: 0 K: 0 S: 9	H: 3 LOB: 2 BB: 0 P: 11	R: 0 E: 0 K: 0 S: 6	H: 1 LOB: 1 BB: 0 P: 11	R: 2 E: 0 K: 0 S: 13	H: 2 LOB: 0 BB: 0 P: 19	R: 0 E: 0 K: 1 S: 8	H: 1 LOB: 1 BB: 0 P: 13	R: 1 E: 0 K: 0 S: 9	H: 2 LOB: 0 BB: 0 P: 13	R: 0 E: 0 K: 0 S: 5	H: 0 LOB: 0 BB: 0 P: 8	R: 0 E: 0 K: 2 S: 9	H: 1 LOB: 2 BB: 1 P: 16	1B: 8 2B: 2 3B: 0 HR: 2	SF: 0 SAC: 1 DP: 2 HBP: 0	WP: 0 PB: 0 SB: 3 CS: 0	PA: 40			
<b>PITCHER</b>	IP	WLS	BF	H	R	ER	SO	BB	IBB	HBP	BLK	WP	HR	S	P	ERA	WHIP								
<b>Butch Henry, L</b> ERA: 2.97	4.0	L	21	8	3	3	2	2	0	0	0	0	1	54	84	6.75	2.500								
<b>Greg Harris, R</b> ERA: 6.0	3.0		11	3	1	1	1	0	0	0	0	0	1	23	34	3.00	1.000								
<b>Jeff Shaw, R</b> ERA: 6.75	1.2		7	1	0	0	1	1	0	0	0	0	0	11	21	0.00	1.200								
<b>Tim Scott, R</b> ERA: 3.52	0.1		1	0	0	0	1	0	0	0	0	0	0	3	3	0.00	0.000								

AB 36  
R 4  
H 12  
RBI 4  
BB 3  
SO 5  
LOB 20



Batter	1	2	3	4	5	6	7	8	9	AB	R	H	RBI	BB	SO	LOB	BOTTOM								
<b>Tony Tarasco, L</b> OBP: 0.388, SLG: 0.574	L9		K			K				4	1	1	2	0	2	0	<b>San Diego Padres @ Montreal Expos</b> Olympic Stadium, Montreal, QB Thu May 25 1995, 7:05 PM EDT Att: 13,484 - Dome - 65 F								
<b>Wil Cordero, R</b> OBP: 0.341, SLG: 0.393	F4		P5			G1-3		HR		3	1	0	0	1	0	0									
<b>Henry Rodriguez, L</b> OBP: 0.312, SLG: 0.409						F8		L6		4	0	1	0	0	0	1									
<b>Moises Alou, R</b> OBP: 0.343, SLG: 0.453						G5-3				4	0	1	1	0	0	1									
<b>Lou Frazier, S</b> OBP: 0.077, SLG: 0.077								E S		0	0	0	0	0	0	0									
<b>Rondell White, R</b> OBP: 0.397, SLG: 0.563								1B		3	0	0	0	1	1	1									
<b>Mike Lansing, R</b> OBP: 0.318, SLG: 0.414								F8		4	0	0	0	0	0	2									
<b>Sean Berry, R</b> OBP: 0.302, SLG: 0.326										3	0	0	0	0	0	2									
<b>Jeff Shaw, R</b> ERA: 6.75										0	0	0	0	0	0	0									
<b>Tim Scott, R</b> OBP: 0.333, SLG: 0.333										0	0	0	0	0	0	0									
<b>Darrin Fletcher, L</b> OBP: 0.325, SLG: 0.371										1	0	0	0	0	0	0									
<b>Tim Laker, R</b> OBP: 0.185, SLG: 0.308										4	1	1	0	0	1	1									
<b>Butch Henry, L</b> ERA: 3.86										1	0	0	0	0	0	0									
<b>Greg Harris, S</b> ERA: 6.75										1	0	0	0	0	0	0									
<b>Shane Andrews, R</b> OBP: 0.305, SLG: 0.585										1	0	0	0	0	0	1									
<b>Inning Stats</b>	R: 0 E: 0 K: 0 S: 9	H: 1 LOB: 1 BB: 0 P: 15	R: 0 E: 1 K: 2 S: 10	H: 0 LOB: 0 BB: 0 P: 17	R: 0 E: 0 K: 1 S: 7	H: 0 LOB: 0 BB: 0 P: 14	R: 0 E: 0 K: 0 S: 6	H: 0 LOB: 1 BB: 1 P: 12	R: 0 E: 0 K: 1 S: 5	H: 0 LOB: 0 BB: 0 P: 8	R: 0 E: 0 K: 1 S: 8	H: 0 LOB: 0 BB: 0 P: 10	R: 0 E: 1 K: 0 S: 9	H: 0 LOB: 1 BB: 0 P: 12	R: 3 E: 0 K: 0 S: 15	H: 3 LOB: 2 BB: 1 P: 30	R: 0 E: 0 K: 0 S: 4	H: 0 LOB: 0 BB: 0 P: 6	1B: 2 2B: 1 3B: 0 HR: 1	SF: 0 SAC: 0 DP: 0 HBP: 0	WP: 1 PB: 0 SB: 1 CS: 0	PA: 35			
<b>PITCHER</b>	IP	WLS	BF	H	R	ER	SO	BB	IBB	HBP	BLK	WP	HR	S	P	ERA	WHIP								
<b>Scott Sanders, R</b> ERA: 3.86	7.1	W	27	2	1	1	4	1	0	0	0	0	0	59	95	1.23	0.409								
<b>Dustin Hermanson, R</b> ERA: 6.75	0.1		4	2	2	2	0	1	0	0	0	1	1	8	18	54.00	9.000								
<b>Andres Berumen, R</b> ERA: 2.7	0.1		1	0	0	0	0	0	0	0	0	0	0	2	5	0.00	0.000								
<b>Trevor Hoffman, R</b> ERA: 3.86	1.0	S	3	0	0	0	0	0	0	0	0	0	0	4	6	0.00	0.000								

AB 33  
R 3  
H 4  
RBI 3  
BB 2  
SO 4  
LOB 9





Batter	1	2	3	4	5	6	7	8	9	AB	R	H	RBI	BB	SO	LOB	TOP								
<b>Jose Offerman, S</b> OBP: 0.460, SLG: 0.431 (1, 6)										5	0	1	0	0	1	2	<b>Los Angeles Dodgers @ Montreal Expos</b> Olympic Stadium, Montreal, QB Fri May 26 1995, 7:05 PM EDT Att: 24,314 - Dome - G5 F								
<b>Roberto Kelly, R</b> OBP: 0.336, SLG: 0.357 (1, 8)										4	1	2	1	0	1	0									
<b>Raul Mondesi, R</b> OBP: 0.362, SLG: 0.617 (1, 9)										5	1	2	2	0	2	4									
<b>Eric Karros, R</b> OBP: 0.440, SLG: 0.607 (1, 3)										4	0	1	1	1	0	4									
<b>Tim Wallach, R</b> OBP: 0.417, SLG: 0.696 (6, 1)										3	0	0	0	0	0	3									
<b>Chris Gwynn, L</b> OBP: 0.324, SLG: 0.394 (8, PH)										0	0	0	0	0	0	0									
<b>Todd Williams, R</b> OBP: 0.500, SLG: 0.500 (8, 1)										1	0	0	0	0	0	0									
<b>Billy Ashley, R</b> OBP: 0.308, SLG: 0.422 (1, 7)										4	0	1	0	0	1	0									
<b>Delino DeShields, L</b> OBP: 0.323, SLG: 0.315 (1, 4)										4	0	1	0	0	1	0									
<b>Tom Prince, R</b> OBP: 0.200, SLG: 0.500 (9, PH)										3	1	1	0	0	1	2									
<b>Mitch Webster, S</b> OBP: 0.200, SLG: 0.316 (9, PH)										1	0	0	0	0	1	0									
<b>Ramon Martinez, R</b> OBP: 0.214, SLG: 0.286 (5, 1)										2	0	0	0	0	1	3									
<b>Greg Hansell, R</b> (6, 5)										0	0	0	0	0	0	0									
<b>Dave Hansen, L</b> OBP: 0.381, SLG: 0.302 (6, 5)										2	1	2	0	0	0	0									
<b>Inning Stats</b>	R: 0 E: 0 K: 2 S: 16	H: 1 LOB: 2 BB: 1 P: 26	R: 0 E: 0 K: 2 S: 9	H: 0 LOB: 0 BB: 0 P: 13	R: 0 E: 0 K: 1 S: 8	H: 0 LOB: 0 BB: 0 P: 11	R: 1 E: 0 K: 0 S: 12	H: 4 LOB: 3 BB: 0 P: 18	R: 0 E: 0 K: 2 S: 7	H: 0 LOB: 0 BB: 0 P: 10	R: 0 E: 0 K: 1 S: 6	H: 0 LOB: 0 BB: 0 P: 9	R: 3 E: 0 K: 0 S: 15	H: 4 LOB: 1 BB: 0 P: 23	R: 0 E: 0 K: 0 S: 4	H: 0 LOB: 0 BB: 0 P: 7	R: 0 E: 0 K: 1 S: 13	H: 2 LOB: 3 BB: 0 P: 20	1B: 7 2B: 3 3B: 1 HR: 0	SF: 0 SAC: 0 DP: 1 HBP: 1	WP: 0 PB: 0 SB: 0 CS: 0	PA: 40			
<b>PITCHER</b>	IP	WLS	BF	H	R	ER	SO	BB	IBB	HBP	BLK	WP	HR	S	P	ERA	WHIP								
<b>Gil Heredia, R</b> ERA: 5.17 (1, 1)	6.2	W	29	8	4	4	8	1	0	0	0	0	0	68	101	5.40	1.350								
<b>Luis Aquino, R</b> ERA: 5.51 (7, 1)	1.2		9	3	0	0	1	0	0	1	0	0	0	17	29	0.00	1.800								
<b>Tim Scott, R</b> ERA: 3.38 (9, 1)	0.2	S	2	0	0	0	0	0	0	0	0	0	0	5	7	0.00	0.000								

Batter	1	2	3	4	5	6	7	8	9	AB	R	H	RBI	BB	SO	LOB	BOTTOM								
<b>Lou Frazier, S</b> OBP: 0.111, SLG: 0.118 (1, 7)										4	0	1	2	0	1	1	<b>Los Angeles Dodgers @ Montreal Expos</b> Olympic Stadium, Montreal, QB Fri May 26 1995, 7:05 PM EDT Att: 24,314 - Dome - G5 F								
<b>Wil Cordero, R</b> OBP: 0.352, SLG: 0.414 (1, 6)										4	1	2	0	1	0	2									
<b>Tony Tarasco, L</b> OBP: 0.380, SLG: 0.551 (1, 9)										4	1	0	0	1	2	2									
<b>Henry Rodriguez, L</b> OBP: 0.320, SLG: 0.407 (1, 3)										3	1	1	1	1	0	1									
<b>Rondell White, R</b> OBP: 0.403, SLG: 0.580 (1, 8)										2	1	1	1	1	1	1									
<b>Mike Lansing, R</b> OBP: 0.325, SLG: 0.427 (1, 4)										4	2	2	1	0	0	2									
<b>Mark Grudzielanek, R</b> OBP: 0.319, SLG: 0.443 (1, 5)										2	2	0	0	1	1	1									
<b>Tim Laker, R</b> OBP: 0.258, SLG: 0.379 (1, 2)										3	1	2	3	1	0	0									
<b>Gil Heredia, R</b> OBP: 0.200, SLG: 0.200 (7, 1)										2	0	0	1	0	0	3									
<b>Luis Aquino, R</b> OBP: 0.400, SLG: 0.250 (9, 1)										1	0	0	0	0	1	0									
<b>Tim Scott, R</b> OBP: 0.333, SLG: 0.333 (9, 1)										0	0	0	0	0	0	0									
<b>Inning Stats</b>	R: 0 E: 0 K: 2 S: 10	H: 1 LOB: 1 BB: 0 P: 19	R: 4 E: 0 K: 0 S: 16	H: 4 LOB: 1 BB: 0 P: 25	R: 0 E: 0 K: 1 S: 11	H: 0 LOB: 1 BB: 1 P: 17	R: 0 E: 0 K: 0 S: 10	H: 0 LOB: 0 BB: 1 P: 17	R: 5 E: 0 K: 0 S: 18	H: 4 LOB: 2 BB: 3 P: 38	R: 0 E: 0 K: 1 S: 10	H: 0 LOB: 1 BB: 1 P: 16	R: 0 E: 0 K: 2 S: 7	H: 0 LOB: 0 BB: 0 P: 9	R: 0 E: 0 K: 0 S: 5	H: 0 LOB: 0 BB: 0 P: 7	R: 0 E: 0 K: 0 S: 5	H: 0 LOB: 0 BB: 0 P: 7	1B: 4 2B: 5 3B: 0 HR: 0	SF: 2 SAC: 1 DP: 1 HBP: 1	WP: 0 PB: 0 SB: 0 CS: 0	PA: 39			
<b>PITCHER</b>	IP	WLS	BF	H	R	ER	SO	BB	IBB	HBP	BLK	WP	HR	S	P	ERA	WHIP								
<b>Ramon Martinez, R</b> ERA: 4.5 (1, 1)	4.0	L	22	6	7	7	3	4	0	1	0	0	0	11	23	15.75	2.500								
<b>Greg Hansell, R</b> ERA: 6.0 (5, 1)	1.0		7	3	2	2	0	0	1	0	0	0	0	11	23	18.00	3.000								
<b>Joey Eischen, L</b> ERA: (6, 1)	2.0		7	0	0	0	3	1	0	0	0	0	0	17	25	0.00	0.500								
<b>Todd Williams, R</b> ERA: 4.61 (8, 1)	1.0		3	0	0	0	0	0	0	0	0	0	0	5	7	0.00	0.000								



Batter	1	2	3	4	5	6	7	8	9	AB	R	H	RBI	BB	SO	LOB	TOP							
<b>Roberto Kelly, R</b> OBP: 0.346, SLG: 0.368 (1, 8)	G6-3		E G5-3 1B				FC6-5 FC5-4		FC5 BB 1B	5	0	3	1	0	0	1	<b>Los Angeles Dodgers @ Montreal Expos</b> Olympic Stadium, Montreal, QB Sat May 27 1995, 3:33 AM EDT Att: 24,503 - Dome - 65 F <a href="http://livebaseballscorecards.com">livebaseballscorecards.com</a>							
<b>Jose Offerman, S</b> OBP: 0.458, SLG: 0.425 (1, 6)	G5-3		G5-3				FC5-4		FC5 BB	4	0	1	0	1	0	2								
<b>Raul Mondesi, R</b> OBP: 0.363, SLG: 0.605 (1, 9)	1B		E5				FC6-4		FC5 BB	4	0	1	0	1	0	4								
<b>Eric Karros, R</b> OBP: 0.434, SLG: 0.595 (1, 3)	1B		G2-3						FC5 BB	4	0	1	0	0	2	3								
<b>Tim Wallach, R</b> OBP: 0.357, SLG: 0.593 (1, 5)	F9								FC5 BB	4	0	0	0	0	0	3								
<b>Billy Ashley, R</b> OBP: 0.316, SLG: 0.425 (1, 7)									FC5 BB	4	0	2	0	0	2	1								
<b>Delino DeShields, L</b> OBP: 0.313, SLG: 0.304 (1, 4)									FC5 BB	4	0	0	0	0	1	2								
<b>Tom Prince, R</b> OBP: 0.217, SLG: 0.478 (9, PH)									FC5 BB	3	0	1	0	0	2	1								
<b>Chris Gwynn, L</b> OBP: 0.343, SLG: 0.441 (9, PH)									FC5 BB	1	1	1	0	0	0	0								
<b>Ismael Valdez, R</b> (1, 1)									FC5 BB	2	0	0	0	0	1	0								
<b>Mitch Webster, S</b> OBP: 0.190, SLG: 0.300 (7, PH)									FC5 BB	1	0	0	0	0	0	1								
<b>Rudy Seanez, R</b> (7, 1)									FC5 BB	0	0	0	0	0	0	0								
<b>Todd Williams, R</b> OBP: 0.500, SLG: 0.500 (9, PH)									FC5 BB	0	0	0	0	0	0	0								
<b>Dave Hansen, L</b> OBP: 0.375, SLG: 0.296 (9, PH)									FC5 BB	1	0	0	0	0	1	1								
<b>Inning Stats</b>	R: 0 E: 0 K: 0 S: 14	H: 2 LOB: 2 BB: 0 P: 24	R: 0 E: 0 K: 3 S: 10	H: 0 LOB: 0 BB: 0 P: 14	R: 0 E: 1 K: 1 S: 12	H: 1 LOB: 2 BB: 0 P: 16	R: 0 E: 0 K: 1 S: 8	H: 1 LOB: 1 BB: 0 P: 13	R: 0 E: 0 K: 0 S: 7	H: 2 LOB: 1 BB: 0 P: 11	R: 0 E: 0 K: 0 S: 6	H: 1 LOB: 1 BB: 0 P: 11	R: 0 E: 0 K: 2 S: 12	H: 0 LOB: 1 BB: 1 P: 18	R: 1 E: 1 K: 1 S: 17	H: 2 LOB: 2 BB: 1 P: 29	1B: 9 2B: 1 3B: 0 HR: 0	SF: 0 SAC: 0 DP: 0 HBP: 0	WP: 2 PB: 0 SB: 0 CS: 1	PA: 39				
<b>PITCHER</b>	IP WLS BF H R ER SO BB IBB HBP BLK WP HR S P ERA WHIP	IP WLS BF H R ER SO BB IBB HBP BLK WP HR S P ERA WHIP	IP WLS BF H R ER SO BB IBB HBP BLK WP HR S P ERA WHIP	IP WLS BF H R ER SO BB IBB HBP BLK WP HR S P ERA WHIP	IP WLS BF H R ER SO BB IBB HBP BLK WP HR S P ERA WHIP	IP WLS BF H R ER SO BB IBB HBP BLK WP HR S P ERA WHIP	IP WLS BF H R ER SO BB IBB HBP BLK WP HR S P ERA WHIP	IP WLS BF H R ER SO BB IBB HBP BLK WP HR S P ERA WHIP	IP WLS BF H R ER SO BB IBB HBP BLK WP HR S P ERA WHIP	IP WLS BF H R ER SO BB IBB HBP BLK WP HR S P ERA WHIP	IP WLS BF H R ER SO BB IBB HBP BLK WP HR S P ERA WHIP	IP WLS BF H R ER SO BB IBB HBP BLK WP HR S P ERA WHIP	IP WLS BF H R ER SO BB IBB HBP BLK WP HR S P ERA WHIP	IP WLS BF H R ER SO BB IBB HBP BLK WP HR S P ERA WHIP	IP WLS BF H R ER SO BB IBB HBP BLK WP HR S P ERA WHIP	IP WLS BF H R ER SO BB IBB HBP BLK WP HR S P ERA WHIP	IP WLS BF H R ER SO BB IBB HBP BLK WP HR S P ERA WHIP	IP WLS BF H R ER SO BB IBB HBP BLK WP HR S P ERA WHIP	IP WLS BF H R ER SO BB IBB HBP BLK WP HR S P ERA WHIP	IP WLS BF H R ER SO BB IBB HBP BLK WP HR S P ERA WHIP	IP WLS BF H R ER SO BB IBB HBP BLK WP HR S P ERA WHIP	IP WLS BF H R ER SO BB IBB HBP BLK WP HR S P ERA WHIP		
<b>Carlos Perez, L</b> ERA: 1.61 (1, 1)	7.0 W 30 8 0 0 6 1 0 0 0 1 0 66 105 0.00 1.286	2.0 S 9 2 1 1 3 1 0 0 0 1 0 28 42 4.50 1.500																						
<b>Mel Rojas, R</b> ERA: 1.42 (8, 1)																								

Batter	1	2	3	4	5	6	7	8	9	AB	R	H	RBI	BB	SO	LOB	BOTTOM							
<b>Lou Frazier, S</b> OBP: 0.182, SLG: 0.150 (1, 7)	B1-3 S BB		F7						G6-3	3	0	1	0	1	0	0	<b>Los Angeles Dodgers @ Montreal Expos</b> Olympic Stadium, Montreal, QB Sat May 27 1995, 3:33 AM EDT Att: 24,503 - Dome - 65 F <a href="http://livebaseballscorecards.com">livebaseballscorecards.com</a>							
<b>Wil Cordero, R</b> OBP: 0.348, SLG: 0.403 (1, 6)	K		CS BB						G6-3 G5-3	3	0	0	0	1	1	1								
<b>Tony Tarasco, L</b> OBP: 0.369, SLG: 0.535 (1, 9)	B1-3		F7						P2	3	0	0	0	0	0	2								
<b>Henry Rodriguez, L</b> OBP: 0.310, SLG: 0.394 (1, 3)	K		CS						G3	3	0	0	0	0	1	1								
<b>Rondell White, R</b> OBP: 0.415, SLG: 0.660 (1, 8)			P4						G4-3 1B 2B HR	3	2	2	1	0	0	0								
<b>Mike Lansing, R</b> OBP: 0.333, SLG: 0.443 (1, 4)	S 2B								G6-3	3	0	2	1	0	0	0								
<b>Mark Grudzielanek, R</b> OBP: 0.304, SLG: 0.422 (1, 5)	K								G6-3 K	3	0	0	0	0	2	1								
<b>Tim Laker, R</b> OBP: 0.265, SLG: 0.355 (1, 2)									K G4-3	2	0	0	0	1	1	0								
<b>Carlos Perez, L</b> OBP: 0.333, SLG: 0.571 (8, 1)									K G6-3	2	0	0	0	0	1	2								
<b>Mel Rojas, R</b> (8, 1)									K G6-3	0	0	0	0	0	0	0								
<b>Sean Berry, R</b> OBP: 0.286, SLG: 0.319 (8, 5)									K G6-3	1	0	0	0	0	0	0								
<b>Inning Stats</b>	R: 0 E: 0 K: 2 S: 10	H: 0 LOB: 1 BB: 1 P: 18	R: 0 E: 0 K: 1 S: 9	H: 1 LOB: 2 BB: 1 P: 19	R: 0 E: 0 K: 0 S: 5	H: 0 LOB: 0 BB: 1 P: 11	R: 1 E: 0 K: 0 S: 8	H: 2 LOB: 0 BB: 0 P: 13	R: 0 E: 0 K: 2 S: 8	H: 1 LOB: 0 BB: 0 P: 11	R: 0 E: 0 K: 0 S: 6	H: 0 LOB: 0 BB: 0 P: 7	R: 1 E: 0 K: 1 S: 10	H: 1 LOB: 0 BB: 0 P: 12	R: 0 E: 0 K: 0 S: 5	H: 0 LOB: 0 BB: 0 P: 7	1B: 2 2B: 2 3B: 0 HR: 1	SF: 0 SAC: 0 DP: 0 HBP: 0	WP: 0 PB: 0 SB: 2 CS: 1	PA: 31				
<b>PITCHER</b>	IP WLS BF H R ER SO BB IBB HBP BLK WP HR S P ERA WHIP	IP WLS BF H R ER SO BB IBB HBP BLK WP HR S P ERA WHIP	IP WLS BF H R ER SO BB IBB HBP BLK WP HR S P ERA WHIP	IP WLS BF H R ER SO BB IBB HBP BLK WP HR S P ERA WHIP	IP WLS BF H R ER SO BB IBB HBP BLK WP HR S P ERA WHIP	IP WLS BF H R ER SO BB IBB HBP BLK WP HR S P ERA WHIP	IP WLS BF H R ER SO BB IBB HBP BLK WP HR S P ERA WHIP	IP WLS BF H R ER SO BB IBB HBP BLK WP HR S P ERA WHIP	IP WLS BF H R ER SO BB IBB HBP BLK WP HR S P ERA WHIP	IP WLS BF H R ER SO BB IBB HBP BLK WP HR S P ERA WHIP	IP WLS BF H R ER SO BB IBB HBP BLK WP HR S P ERA WHIP	IP WLS BF H R ER SO BB IBB HBP BLK WP HR S P ERA WHIP	IP WLS BF H R ER SO BB IBB HBP BLK WP HR S P ERA WHIP	IP WLS BF H R ER SO BB IBB HBP BLK WP HR S P ERA WHIP	IP WLS BF H R ER SO BB IBB HBP BLK WP HR S P ERA WHIP	IP WLS BF H R ER SO BB IBB HBP BLK WP HR S P ERA WHIP	IP WLS BF H R ER SO BB IBB HBP BLK WP HR S P ERA WHIP	IP WLS BF H R ER SO BB IBB HBP BLK WP HR S P ERA WHIP	IP WLS BF H R ER SO BB IBB HBP BLK WP HR S P ERA WHIP	IP WLS BF H R ER SO BB IBB HBP BLK WP HR S P ERA WHIP	IP WLS BF H R ER SO BB IBB HBP BLK WP HR S P ERA WHIP	IP WLS BF H R ER SO BB IBB HBP BLK WP HR S P ERA WHIP	IP WLS BF H R ER SO BB IBB HBP BLK WP HR S P ERA WHIP	
<b>Ismael Valdez, R</b> ERA: 2.6 (7, 1)	6.0 L 22 4 1 1 5 0 0 0 0 0 0 46 79 13.50 1.000	0.2 3 1 1 1 1 0 0 0 0 0 1 8 10 13.50 1.500	1.1 4 0 0 0 0 0 0 0 0 0 0 7 9 0.00 0.000																					
<b>Rudy Seanez, R</b> ERA: 3.55 (7, 1)																								
<b>Todd Williams, R</b> ERA: 4.2 (7, 1)																								





Batter	1	2	3	4	5	6	7	8	9	AB	R	H	RBI	BB	SO	LOB	TOP			
<b>Roberto Kelly, R</b> OBP: 0.344, SLG: 0.364 (1, 8)	G6-3		G6-3		G5-3			BB 1B 1B		4	0	1	0	0	0	0	<b>Los Angeles Dodgers @ Montreal Expos</b> Olympic Stadium, Montreal, QB Sun May 28 1995, 7:05 PM EDT Att: 16,588 - Dome - G5 F			
<b>Jose Offerman, S</b> OBP: 0.467, SLG: 0.436 (1, 6)	G5-3		1B		1B			BB 1B		4	0	3	0	0	0	0				
<b>Raul Mondesi, R</b> OBP: 0.360, SLG: 0.602 (1, 9)	1B 2B		F9					K		4	1	1	0	0	2	4				
<b>Eric Karros, R</b> OBP: 0.429, SLG: 0.583 (1, 3)	2H 1B				K			L3		4	0	1	1	0	1	2				
<b>Tim Wallach, R</b> OBP: 0.375, SLG: 0.552 (1, 5)	F7				FC5 1B BB			G4-3		2	0	0	0	2	0	1				
<b>Billy Ashley, R</b> OBP: 0.303, SLG: 0.407 <b>Greg Hansell, R</b> (8, 1)					K			G6-3		4	0	0	0	0	3	4				
<b>Delino DeShields, L</b> OBP: 0.311, SLG: 0.362 (1, 4)			K		K					0	0	0	0	0	0	0				
<b>Tom Prince, R</b> OBP: 0.192, SLG: 0.423 <b>Dave Hansen, L</b> (9, PH) OBP: 0.369, SLG: 0.291			P3		FC5			G3		3	0	0	0	0	0	2				
<b>Hideo Nomo, R</b> <b>Joey Eischen, L</b> (7, 1) <b>Felix Rodriguez, R</b> (7, 1) <b>Omar Daal, L</b> (7, 1) <b>Chris Gwynn, L</b> OBP: 0.333, SLG: 0.429 (8, 7)					K			F8		3	0	0	0	0	2	0				
<b>Inning Stats</b>	R: 1 E: 0 K: 0 S: 10	H: 2 LOB: 1 BB: 0 P: 17	R: 0 E: 0 K: 2 S: 7	H: 0 LOB: 0 BB: 0 P: 10	R: 0 E: 0 K: 1 S: 14	H: 1 LOB: 1 BB: 0 P: 21	R: 0 E: 0 K: 2 S: 14	H: 1 LOB: 2 BB: 1 P: 21	R: 0 E: 0 K: 1 S: 11	H: 0 LOB: 0 BB: 0 P: 9	R: 0 E: 0 K: 1 S: 8	H: 0 LOB: 0 BB: 0 P: 13	R: 0 E: 0 K: 2 S: 15	H: 2 LOB: 3 BB: 1 P: 22	R: 0 E: 0 K: 0 S: 8	H: 0 LOB: 0 BB: 0 P: 12		1B: 6 2B: 1 3B: 0 HR: 0	SF: 0 SAC: 0 DP: 0 HBP: 0	WP: 0 PB: 0 SB: 1 CS: 0
<b>PITCHER</b>	IP WLS BF H R ER SO	IP WLS BF H R ER SO	IP WLS BF H R ER SO	IP WLS BF H R ER SO	IP WLS BF H R ER SO	IP WLS BF H R ER SO	IP WLS BF H R ER SO	IP WLS BF H R ER SO	IP WLS BF H R ER SO	IP WLS BF H R ER SO	IP WLS BF H R ER SO	IP WLS BF H R ER SO	IP WLS BF H R ER SO	IP WLS BF H R ER SO	IP WLS BF H R ER SO	IP WLS BF H R ER SO	ERA WHIP	ERA WHIP		
<b>Jeff Fassero, L</b> ERA: 2.91 <b>Tim Scott, R</b> ERA: 3.0	(1, 1) 7.0 W 29 7 1 1 7	(8, 1) 2.0 S 7 0 0 0 2	(1, 1) 7.0 W 29 7 1 1 7	(8, 1) 2.0 S 7 0 0 0 2	(1, 1) 7.0 W 29 7 1 1 7	(8, 1) 2.0 S 7 0 0 0 2	(1, 1) 7.0 W 29 7 1 1 7	(8, 1) 2.0 S 7 0 0 0 2	(1, 1) 7.0 W 29 7 1 1 7	(8, 1) 2.0 S 7 0 0 0 2	(1, 1) 7.0 W 29 7 1 1 7	(8, 1) 2.0 S 7 0 0 0 2	(1, 1) 7.0 W 29 7 1 1 7	(8, 1) 2.0 S 7 0 0 0 2	(1, 1) 7.0 W 29 7 1 1 7	(8, 1) 2.0 S 7 0 0 0 2	1.29 1.143	0.00 0.500		

Batter	1	2	3	4	5	6	7	8	9	AB	R	H	RBI	BB	SO	LOB	BOTTOM			
<b>Tony Tarasco, L</b> OBP: 0.362, SLG: 0.519 (1, 9)	K		G1-3		G4-3		BB HR 1B	K		5	1	1	0	0	2	0	<b>Los Angeles Dodgers @ Montreal Expos</b> Olympic Stadium, Montreal, QB Sun May 28 1995, 7:05 PM EDT Att: 16,588 - Dome - G5 F			
<b>Wil Cordero, R</b> OBP: 0.395, SLG: 0.405 (1, 6)	S BB		FC4-6 1B		S 2B BB		BB HR BB	G5-3		2	2	1	0	3	0	0				
<b>Moises Alou, R</b> OBP: 0.348, SLG: 0.459 (1, 7)	BB		FC4-6 1-2		BLK 1H 2B		L7			3	0	1	1	1	0	3				
<b>Henry Rodriguez, L</b> OBP: 0.317, SLG: 0.385 (1, 3)	K		K		BLK BB		HR BB			2	1	0	0	2	2	3				
<b>Rondell White, R</b> OBP: 0.435, SLG: 0.709 (1, 8)	K				BLK BB		HR BB			2	1	1	4	2	1	2				
<b>Mike Lansing, R</b> OBP: 0.331, SLG: 0.436 (1, 4)	G6-3				G3-1		FC6-4 1B			4	0	1	0	0	1	4				
<b>Darrin Fletcher, L</b> OBP: 0.310, SLG: 0.351 (1, 2)	K		L8				P6 FC6-4 1-2			4	0	0	0	0	1	2				
<b>Sean Berry, R</b> OBP: 0.293, SLG: 0.333 (1, 5)	2B		G5-3				F9 F9			4	0	1	0	0	0	2				
<b>Jeff Fassero, L</b> <b>Tim Scott, R</b> <b>Tim Spehr, R</b> OBP: 0.428, SLG: 0.833 (8, 2)	K				K		K	L9		3	0	0	0	0	3	1				
<b>Inning Stats</b>	R: 0 E: 0 K: 3 S: 12	H: 0 LOB: 2 BB: 2 P: 23	R: 0 E: 0 K: 2 S: 8	H: 1 LOB: 1 BB: 0 P: 10	R: 0 E: 0 K: 1 S: 11	H: 1 LOB: 1 BB: 0 P: 17	R: 0 E: 0 K: 1 S: 14	H: 0 LOB: 1 BB: 1 P: 22	R: 1 E: 0 K: 1 S: 13	H: 1 LOB: 3 BB: 3 P: 29	R: 0 E: 0 K: 1 S: 6	H: 0 LOB: 0 BB: 0 P: 8	R: 4 E: 0 K: 0 S: 17	H: 3 LOB: 1 BB: 2 P: 29	R: 0 E: 0 K: 1 S: 9	H: 0 LOB: 0 BB: 0 P: 13		1B: 3 2B: 2 3B: 0 HR: 1	SF: 0 SAC: 0 DP: 0 HBP: 0	WP: 0 PB: 0 SB: 2 CS: 0
<b>PITCHER</b>	IP WLS BF H R ER SO	IP WLS BF H R ER SO	IP WLS BF H R ER SO	IP WLS BF H R ER SO	IP WLS BF H R ER SO	IP WLS BF H R ER SO	IP WLS BF H R ER SO	IP WLS BF H R ER SO	IP WLS BF H R ER SO	IP WLS BF H R ER SO	IP WLS BF H R ER SO	IP WLS BF H R ER SO	IP WLS BF H R ER SO	IP WLS BF H R ER SO	IP WLS BF H R ER SO	IP WLS BF H R ER SO	ERA WHIP	ERA WHIP		
<b>Hideo Nomo, R</b> ERA: 3.82 <b>Joey Eischen, L</b> ERA: 4.5 <b>Felix Rodriguez, R</b> ERA: 4.5 <b>Omar Daal, L</b> ERA: 1.13 <b>Greg Hansell, R</b> ERA: 5.54	(1, 1) 6.1 L 30 4 3 3 9	(7, 1) 0.0 1 0 0 0 0	(7, 1) 0.0 2 2 2 2 0	(7, 1) 0.2 2 0 0 0 0	(7, 1) 0.2 2 0 0 0 0	(8, 1) 1.0 3 0 0 0 1	(8, 1) 1.0 3 0 0 0 1	(8, 1) 1.0 3 0 0 0 1	(8, 1) 1.0 3 0 0 0 1	(8, 1) 1.0 3 0 0 0 1	(8, 1) 1.0 3 0 0 0 1	(8, 1) 1.0 3 0 0 0 1	(8, 1) 1.0 3 0 0 0 1	(8, 1) 1.0 3 0 0 0 1	(8, 1) 1.0 3 0 0 0 1	(8, 1) 1.0 3 0 0 0 1	4.26 1.737	∞ ∞		













Batter	1	2	3	4	5	6	7	8	9	AB	R	H	RBI	BB	SO	LOB	TOP								
<b>Darren Lewis, R</b> OBP: 0.247, SLG: 0.270 (1, 8)	G5-3		G1-3		G6-3		G6-3		G5-3	5	0	0	0	0	0	0	<b>San Francisco Giants @ Montreal Expos</b> Olympic Stadium, Montreal, QB Wed May 31 1995, 7:05 PM EDT Att: 15,913 - Dome								
<b>John Patterson, S</b> OBP: 0.211, SLG: 0.185 (1, 4)	G3		G3		K2-3		P6		F7	5	0	0	0	0	1										
<b>Barry Bonds, L</b> OBP: 0.429, SLG: 0.598 (1, 7)	1B		1B		G4-3		CS		1B	3	0	2	0	1	0										
<b>Matt Williams, R</b> OBP: 0.444, SLG: 0.781 (1, 5)	K		1B		1B		CS		3B	4	1	3	0	0	1										
<b>Glenallen Hill, R</b> OBP: 0.338, SLG: 0.524 (1, 9)	G4-3		FC6-4		1B		K			4	1	1	0	0	1										
<b>Royce Clayton, R</b> OBP: 0.311, SLG: 0.367 (1, 6)	HR		G4-3		1B		BB			3	1	2	1	1	0										
<b>Steve Scarso, R</b> OBP: 0.455, SLG: 0.900 (8, PH)	HR		G5-3		K		K			3	1	1	2	0	1										
<b>Mark Carreon, R</b> OBP: 0.323, SLG: 0.433 (8, 1)	HR		G6-3		E6		P5			1	0	0	0	0	0										
<b>Shawn Barton, R</b> (8, 1)	HR		G4-3		K		G6-4-3		L1-3	3	0	0	0	0	1										
<b>Dave Burba, R</b> (8, 1)	HR		G4-3		K					1	0	0	0	0	0										
<b>Kirt Manwaring, R</b> OBP: 0.330, SLG: 0.316 (8, PH)	G6-3		E6		G6-4-3					3	0	1	1	0	0										
<b>Jeff Reed, L</b> OBP: 0.441, SLG: 0.379 (8, 2)	G6-3		G6-3		G6-4-3					1	0	0	0	0	0										
<b>Terry Mulholland, R</b> (1, 1)	G4-3		G4-3		G6-4-3					3	0	0	0	0	1										
<b>J.R. Phillips, L</b> OBP: 0.180, SLG: 0.238 (8, 3)	G4-3		G4-3		G6-4-3					1	0	0	0	0	0										
<b>Inning Stats</b>	R: 0 E: 0 K: 1 S: 11	H: 1 LOB: 1 BB: 0 P: 17	R: 2 E: 0 K: 0 S: 11	H: 2 LOB: 0 BB: 0 P: 14	R: 0 E: 0 K: 0 S: 5	H: 1 LOB: 1 BB: 1 P: 9	R: 0 E: 1 K: 1 S: 12	H: 0 LOB: 1 BB: 0 P: 17	R: 0 E: 0 K: 1 S: 7	H: 0 LOB: 0 BB: 0 P: 10	R: 2 E: 0 K: 1 S: 14	H: 4 LOB: 0 BB: 0 P: 22	R: 0 E: 0 K: 0 S: 5	H: 1 LOB: 0 BB: 0 P: 6	R: 0 E: 0 K: 2 S: 10	H: 1 LOB: 2 BB: 1 P: 18	R: 0 E: 0 K: 0 S: 12	H: 0 LOB: 0 BB: 0 P: 15	1B: 7 2B: 1 3B: 1 HR: 1	SF: 0 SAC: 0 DP: 1 HBP: 0	WP: 0 PB: 0 SB: 2 CS: 1	PA: 39			
<b>PITCHER</b>	IP	WLS	BF	H	R	ER	SO	BB	IBB	HBP	BLK	WP	HR	S	P	ERA	WHIP								
<b>Gil Heredia, R</b> ERA: 5.21 (1, 1)	6.2	W	30	9	4	4	4	1	0	0	0	0	1	64	94	5.40	1.500								
<b>Greg Harris, R</b> ERA: 4.15 (7, 1)	0.1		1	1	0	0	0	0	0	0	0	0	0	2	3	0.00	3.000								
<b>Tim Scott, R</b> ERA: 3.2 (8, 1)	1.0		4	0	0	0	2	1	0	0	0	0	0	9	16	0.00	1.000								
<b>Mel Rojas, R</b> ERA: 3.54 (9, 1)	1.0	S	3	0	0	0	0	0	0	0	0	0	0	12	15	0.00	0.000								

AB	36
R	4
H	10
RBI	4
BB	2
SO	6
LOB	13



Batter	1	2	3	4	5	6	7	8	9	AB	R	H	RBI	BB	SO	LOB	BOTTOM								
<b>Tony Tarasco, L</b> OBP: 0.338, SLG: 0.483 (1, 9)	F8	G6-3			K		G4-3			4	0	0	0	0	1	2	<b>San Francisco Giants @ Montreal Expos</b> Olympic Stadium, Montreal, QB Wed May 31 1995, 7:05 PM EDT Att: 15,913 - Dome								
<b>Lou Frazier, S</b> OBP: 0.185, SLG: 0.160 (1, 8)	K		G1-3		HR		G6-3			4	1	1	0	0	1										
<b>Henry Rodriguez, L</b> OBP: 0.313, SLG: 0.371 (1, 3)	G4-3		G6-4-3		P6		G6-4-3		BB	3	0	1	0	1	0										
<b>Moises Alou, R</b> OBP: 0.357, SLG: 0.486 (1, 7)	G6-3		G6-4-3		HR		G6-4-3			4	1	1	2	0	0										
<b>Wil Cordero, R</b> OBP: 0.360, SLG: 0.403 (1, 6)	1B		G6-4-3		F8					3	1	2	0	0	0										
<b>Shane Andrews, R</b> OBP: 0.305, SLG: 0.541 (1, 5)	WP		F8		G5-3					3	1	1	0	0	1										
<b>Mark Grudzielanek, R</b> OBP: 0.303, SLG: 0.406 (1, 4)	WP		G6-4-3		G6-3					3	1	1	1	0	0										
<b>Tim Laker, R</b> OBP: 0.275, SLG: 0.333 (1, 2)	SH1-4		1B		L7		P3			3	0	1	2	0	0										
<b>Gil Heredia, R</b> OBP: 0.182, SLG: 0.182 (1, 1)	SH1-4		G5-3		G5-3					1	0	0	0	0	0										
<b>Greg Harris, S</b> OBP: 0.500, SLG: 1.000 (7, 1)										1	0	1	0	0	0										
<b>Tim Scott, R</b> OBP: 0.333, SLG: 0.333 (8, 1)										0	0	0	0	0	0										
<b>Mel Rojas, R</b> (9, 1)										0	0	0	0	0	0										
<b>Inning Stats</b>	R: 0 E: 0 K: 1 S: 7	H: 0 LOB: 0 BB: 0 P: 8	R: 3 E: 0 K: 0 S: 12	H: 4 LOB: 1 BB: 0 P: 21	R: 0 E: 0 K: 0 S: 5	H: 1 LOB: 0 BB: 0 P: 6	R: 0 E: 0 K: 0 S: 7	H: 1 LOB: 0 BB: 0 P: 11	R: 0 E: 0 K: 1 S: 5	H: 0 LOB: 0 BB: 0 P: 7	R: 2 E: 0 K: 0 S: 11	H: 2 LOB: 0 BB: 0 P: 17	R: 0 E: 0 K: 0 S: 7	H: 1 LOB: 1 BB: 0 P: 9	R: 0 E: 0 K: 0 S: 8	H: 0 LOB: 0 BB: 1 P: 17	R: 0 E: 0 K: 0 S: 12	H: 0 LOB: 0 BB: 0 P: 15	1B: 7 2B: 1 3B: 0 HR: 1	SF: 0 SAC: 1 DP: 3 HBP: 0	WP: 1 PB: 0 SB: 0 CS: 0	PA: 31			
<b>PITCHER</b>	IP	WLS	BF	H	R	ER	SO	BB	IBB	HBP	BLK	WP	HR	S	P	ERA	WHIP								
<b>Terry Mulholland, L</b> ERA: 6.65 (1, 1)	7.0	L	28	9	5	5	2	1	0	0	0	0	1	54	79	6.43	1.286								
<b>Shawn Barton, L</b> ERA: 4.5 (8, 1)	0.1		2	0	0	0	0	1	0	0	0	0	0	6	13	0.00	3.000								
<b>Dave Burba, R</b> ERA: 6.62 (8, 1)	0.2		1	0	0	0	0	0	0	0	0	0	0	2	4	0.00	0.000								









Batter	1	2	3	4	5	6	7	8	9	AB	R	H	RBI	BB	SO	LOB	TOP
Lou Frazier, S OBP: 0.243, SLG: 0.156 (1, 8)	G4-3		FC3-6 BB		F7			K	1B	4	0	1	0	1	1	0	
Jeff Treadway, L OBP: 0.165, SLG: 0.200 (1, 4)	P6		FC3-6 1B 1-2			CS 1B			G6-3 F7	5	0	1	0	0	0	2	
Wil Cordero, R OBP: 0.361, SLG: 0.397 (1, 6)	G1-3		1-2 1B			G4-3 1-2			BB 1B SF8 1B	4	1	2	0	0	0	1	
Moises Alou, R OBP: 0.373, SLG: 0.538 (1, 7)		HR	K			G4-3			BB 1B E BB 1B	4	2	2	1	0	1	1	
Darrin Fletcher, L OBP: 0.344, SLG: 0.383 Tim Spehr, R OBP: 0.429, SLG: 0.833 (9, PR) (9, 2)	FC5-4 1B			CS 1B		G5-4-3 HBP			BB E HR BB	2	0	2	0	1	0	0	
Tony Tarasco, L OBP: 0.341, SLG: 0.496 (1, 9)	K			K		K			SF8	3	0	0	1	0	3	3	
Mark Grudzielanek, R OBP: 0.319, SLG: 0.416 (1, 5)	FC5-4 1B 1-2			K		G5-4-3 1-2			BB HR BB	3	1	0	0	1	1	3	
Shane Andrews, R OBP: 0.316, SLG: 0.507 (1, 3)	1-2 1B			K		K			HR BB	3	1	1	1	1	2	0	
Jeff Fassero, L Sean Berry, R OBP: 0.292, SLG: 0.368 Tim Scott, R OBP: 0.333, SLG: 0.333 (9, PH) (9, 1)	F8			K		K			G5-3 HR	3	0	0	0	0	1	2	
	R: 0 H: 0 E: 0 LOB: 0 K: 0 BB: 0 S: 6 P: 9	R: 1 H: 3 E: 0 LOB: 2 K: 1 BB: 0 S: 14 P: 18	R: 0 H: 1 E: 0 LOB: 1 K: 1 BB: 1 S: 11 P: 17	R: 0 H: 1 E: 0 LOB: 1 K: 2 BB: 0 S: 7 P: 12	R: 0 H: 0 E: 0 LOB: 0 K: 2 BB: 0 S: 13 P: 20	R: 0 H: 1 E: 0 LOB: 0 K: 0 BB: 0 S: 7 P: 11	R: 0 H: 0 E: 0 LOB: 0 K: 1 BB: 0 S: 7 P: 10	R: 0 H: 0 E: 0 LOB: 0 K: 2 BB: 0 S: 11 P: 18	R: 6 H: 4 E: 1 LOB: 1 K: 0 BB: 3 S: 17 P: 35	1B: 8 SF: 1 2B: 1 SAC: 0 3B: 0 DP: 2 HR: 2 HBP: 1	WP: 0 PA: 38 PB: 0 SB: 0 CS: 2						
PITCHER	IP	WLS	BF	H	R	ER	SO	BB	IBB	HBP	BLK	WP	HR	S	P	ERA	WHIP
Andy Ashby, R ERA: 5.18 (1, 1)	8.0		28	6	1	1	9	1	0	1	0	0	1	76	115	1.12	0.875
Andres Berumen, R ERA: 5.82 (9, 1)	0.2	L	6	2	4	4	0	2	0	0	0	0	0	11	24	54.00	6.000
Willie Blair, R ERA: 6.75 (9, 1)	0.1		4	2	2	2	0	1	0	0	0	0	1	6	11	54.00	9.000

**Montreal Expos @ San Diego Padres**  
**Jack Murphy Stadium, San Diego, CA**  
 Fri Jun 02 1995, 10:05 PM EDT  
 Att: 28,662 - Unknown

AB	32
R	7
H	10
RBI	7
BB	4
SO	9
LOB	12



Batter	1	2	3	4	5	6	7	8	9	AB	R	H	RBI	BB	SO	LOB	BOTTOM
Bip Roberts, S OBP: 0.418, SLG: 0.417 (1, 7)	1B		E S 2H 1B			L9		G5-3		4	0	2	1	0	0	1	
Steve Finley, L OBP: 0.348, SLG: 0.364 (1, 8)	K		K			G4-3			G5-3	4	0	0	0	0	2	2	
Tony Gwynn, L OBP: 0.374, SLG: 0.414 (1, 9)	F8		F9			G6-3			K	4	0	0	0	0	1	2	
Ken Caminiti, S OBP: 0.355, SLG: 0.500 (1, 5)	F7				G5-3				F9	4	0	0	0	0	1	1	
Eddie Williams, R OBP: 0.308, SLG: 0.402 (1, 3)		L5			K					3	0	0	0	0	2	0	
Brad Ausmus, R OBP: 0.356, SLG: 0.463 (1, 2)	P4				F8					3	0	0	0	0	1	0	
Andujar Cedeno, R OBP: 0.244, SLG: 0.339 (1, 6)	K				K				K	3	0	0	0	0	3	0	
Jody Reed, R OBP: 0.325, SLG: 0.234 (1, 4)			SH3-4 1B 1B			G4-3			BB	2	1	1	0	1	0	0	
Andy Ashby, R OBP: 0.250, SLG: 0.143 Phil Clark, R OBP: 0.350, SLG: 0.526 Andres Berumen, R Willie Blair, R (9, 1) (9, 1)	SH3-4				F9				K	1	0	0	0	0	0	0	
	R: 0 H: 1 E: 0 LOB: 1 K: 1 BB: 0 S: 9 P: 13	R: 0 H: 0 E: 0 LOB: 0 K: 1 BB: 0 S: 8 P: 13	R: 1 H: 2 E: 1 LOB: 1 K: 1 BB: 0 S: 16 P: 20	R: 0 H: 0 E: 0 LOB: 0 K: 1 BB: 0 S: 8 P: 10	R: 0 H: 0 E: 0 LOB: 0 K: 1 BB: 0 S: 8 P: 12	R: 0 H: 0 E: 0 LOB: 0 K: 0 BB: 0 S: 7 P: 14	R: 0 H: 0 E: 0 LOB: 0 K: 3 BB: 0 S: 11 P: 18	R: 0 H: 0 E: 0 LOB: 1 K: 2 BB: 1 S: 10 P: 17	R: 0 H: 0 E: 0 LOB: 0 K: 1 BB: 0 S: 7 P: 12	1B: 3 SF: 0 2B: 0 SAC: 1 3B: 0 DP: 0 HR: 0 HBP: 0	WP: 0 PA: 31 PB: 0 SB: 1 CS: 0						
PITCHER	IP	WLS	BF	H	R	ER	SO	BB	IBB	HBP	BLK	WP	HR	S	P	ERA	WHIP
Jeff Fassero, L ERA: 2.63 (1, 1)	8.0	W	28	3	1	1	10	1	0	0	0	0	0	77	117	1.12	0.500
Tim Scott, R ERA: 3.05 (9, 1)	1.0		3	0	0	0	1	0	0	0	0	0	0	7	12	0.00	0.000

**Montreal Expos @ San Diego Padres**  
**Jack Murphy Stadium, San Diego, CA**  
 Fri Jun 02 1995, 10:05 PM EDT  
 Att: 28,662 - Unknown

AB	29
R	1
H	3
RBI	1
BB	1
SO	11
LOB	7















Batter	1	2	3	4	5	6	7	8	9	AB	R	H	RBI	BB	SO	LOB	TOP										
Lou Frazier, S (1, 8) OBP: 0.294, SLG: 0.250	P6		G3 1B BB		G4-3		B1-3			3	1	0	0	1	0	0	<b>Montreal Expos @ Los Angeles Dodgers</b> Dodger Stadium, Los Angeles, CA Mon Jun 05 1995, 7:05 PM PDT Att: 33,231 - Unknown - 67 F  <b>AB 28</b> <b>R 1</b> <b>H 5</b> <b>RBI 1</b> <b>BB 4</b> <b>SO 7</b> <b>LOB 13</b> 										
Jeff Treadway, L (1, 4) OBP: 0.162, SLG: 0.171	F7		G3 1-2		F8		F9			0	0	0	0	0	0	0											
Wil Cordero, R (1, 6) OBP: 0.343, SLG: 0.366	K		G3 1B BB		G5-3			G4-3		3	0	0	0	1	1	0											
Moises Alou, R (1, 7) OBP: 0.384, SLG: 0.534			F8 BB 1B		G5-3			F9		4	0	2	1	0	0	0											
Darrin Fletcher, L (1, 2) OBP: 0.356, SLG: 0.379			P4 BB 1B							3	0	2	0	1	0	1											
Tim Laker, R (8, PR) OBP: 0.234, SLG: 0.279										0	0	0	0	0	0	0											
Tony Tarasco, L (1, 9) OBP: 0.347, SLG: 0.474										3	0	1	0	1	1	4											
Shane Andrews, R (1, 3) OBP: 0.318, SLG: 0.468			F8 2-3		K					4	0	0	0	0	3	4											
Mark Grudzielanek, R (1, 5) OBP: 0.281, SLG: 0.367			L8 1-2		G4-3					3	0	0	0	0	0	4											
Tom Foley, L (9, PH) OBP: 0.250, SLG: 0.500					FC6-4 1-2					1	0	0	0	0	0	0											
Gil Heredia, R (1, 1) OBP: 0.154, SLG: 0.154					G4-3					2	0	0	0	0	0	0											
Curtis Pride, L (7, PH)					G6-3					1	0	0	0	0	1	0											
Jeff Shaw, R (7, 1)										0	0	0	0	0	0	1											
Sean Berry, R (9, PH) OBP: 0.288, SLG: 0.362										1	0	0	0	0	1	0											
<b>Inning Stats</b>	R: 0 E: 0 K: 1 S: 5	H: 0 LOB: 0 BB: 0 P: 5	R: 0 E: 0 K: 0 S: 4	H: 1 LOB: 2 BB: 1 P: 8	R: 1 E: 0 K: 0 S: 4	H: 1 LOB: 3 BB: 3 P: 16	R: 0 E: 0 K: 1 S: 5	H: 0 LOB: 0 BB: 0 P: 5	R: 0 E: 0 K: 0 S: 3	H: 0 LOB: 0 BB: 0 P: 3	R: 0 E: 0 K: 1 S: 7	H: 2 LOB: 2 BB: 0 P: 7	R: 0 E: 0 K: 1 S: 5	H: 0 LOB: 0 BB: 0 P: 5	R: 0 E: 0 K: 2 S: 6	H: 1 LOB: 1 BB: 0 P: 6	R: 0 E: 0 K: 2 S: 7	H: 0 LOB: 0 BB: 0 P: 7	1B: 5 2B: 0 3B: 0 HR: 0	SF: 0 SAC: 0 DP: 0 HBP: 0	WP: 0 PB: 0 SB: 1 CS: 0	PA: 36					
<b>PITCHER</b>	IP	WLS	BF	H	R	ER	SO	BB	IBB	HBP	BLK	WP	HR	S	P	ERA	WHIP										
Ramon Martinez, R (1, 1) ERA: 3.57	7.0	W	29	4	1	1	4	4	0	0	0	0	0	33	49	1.29	1.143										
Greg Hansell, R (8, 1) ERA: 5.14	0.2		3	1	0	0	0	0	0	0	0	0	0	3	3	0.00	1.500										
Omar Daal, L (8, 1) ERA: 2.25	0.1		1	0	0	0	1	0	0	0	0	0	0	3	3	0.00	0.000										
Todd Worrell, R (9, 1) ERA:	1.0	S	3	0	0	0	2	0	0	0	0	0	0	7	7	0.00	0.000										

Batter	1	2	3	4	5	6	7	8	9	AB	R	H	RBI	BB	SO	LOB	BOTTOM										
Delino DeShields, L (1, 4) OBP: 0.317, SLG: 0.313										4	0	2	1	0	1	0	<b>Montreal Expos @ Los Angeles Dodgers</b> Dodger Stadium, Los Angeles, CA Mon Jun 05 1995, 7:05 PM PDT Att: 33,231 - Unknown - 67 F  <b>AB 30</b> <b>R 3</b> <b>H 8</b> <b>RBI 3</b> <b>BB 0</b> <b>SO 2</b> <b>LOB 7</b> 										
Jose Offerman, S (1, 6) OBP: 0.470, SLG: 0.459										4	0	1	0	0	0	2											
Raul Mondesi, R (1, 9) OBP: 0.345, SLG: 0.547										4	0	2	0	0	0	0											
Mike Piazza, R (1, 2) OBP: 0.500, SLG: 0.875										4	0	0	0	0	0	3											
Eric Karros, R (1, 3) OBP: 0.418, SLG: 0.592										3	1	1	0	0	0	0											
Roberto Kelly, R (1, 8) OBP: 0.335, SLG: 0.360										3	1	1	0	0	0	0											
Tim Wallach, R (1, 5) OBP: 0.355, SLG: 0.466										3	0	0	0	0	0	2											
Billy Ashley, R (1, 7) OBP: 0.286, SLG: 0.369										3	1	1	2	0	0	0											
Rick Parker, R (8, 7) OBP: 0.600, SLG: 0.600										0	0	0	0	0	0	0											
Ramon Martinez, R (1, 1) OBP: 0.167, SLG: 0.222										1	0	0	0	0	0	0											
Chris Gwynn, L (7, PH) OBP: 0.283, SLG: 0.353										1	0	0	0	0	1	0											
Greg Hansell, R (8, 1) ERA: 5.14										0	0	0	0	0	0	0											
Omar Daal, L (8, 1) ERA: 2.25										0	0	0	0	0	0	0											
Todd Worrell, R (9, 1) ERA:										0	0	0	0	0	0	0											
<b>Inning Stats</b>	R: 0 E: 0 K: 0 S: 4	H: 2 LOB: 1 BB: 0 P: 4	R: 3 E: 0 K: 0 S: 7	H: 4 LOB: 1 BB: 0 P: 7	R: 0 E: 0 K: 0 S: 3	H: 0 LOB: 0 BB: 0 P: 3	R: 0 E: 0 K: 0 S: 3	H: 0 LOB: 0 BB: 0 P: 3	R: 0 E: 0 K: 2 S: 7	H: 0 LOB: 0 BB: 0 P: 7	R: 0 E: 0 K: 0 S: 3	H: 0 LOB: 0 BB: 0 P: 3	R: 0 E: 0 K: 2 S: 6	H: 0 LOB: 0 BB: 0 P: 6	R: 0 E: 0 K: 0 S: 3	H: 0 LOB: 0 BB: 0 P: 3	1B: 8 2B: 0 3B: 0 HR: 0	SF: 0 SAC: 1 DP: 0 HBP: 0	WP: 0 PB: 0 SB: 0 CS: 1	PA: 31							
<b>PITCHER</b>	IP	WLS	BF	H	R	ER	SO	BB	IBB	HBP	BLK	WP	HR	S	P	ERA	WHIP										
Gil Heredia, R (1, 1) ERA: 5.11	6.0	L	25	8	3	3	0	0	0	0	0	0	0	25	25	4.50	1.333										
Jeff Shaw, R (7, 1) ERA: 5.55	2.0		6	0	0	0	2	0	0	0	0	0	0	10	10	0.00	0.000										



Batter	1	2	3	4	5	6	7	8	9	AB	R	H	RBI	BB	SO	LOB	TOP							
<b>Lou Frazier, S</b> OBP: 0.321, SLG: 0.255 (1, 8)	2-1 1B HBP	4-2 BB		0-3 K			0-0 G3-6 1B		0-0 G4-3	3	1	1	0	1	1	3								
<b>Tom Foley, L</b> OBP: 0.250, SLG: 0.417 (1, 3)	0-1 G6-4-3 1B	0-0 F7			3-3 K		2-0 G3-6 1-2			4	0	1	0	0	1	4								
<b>Wil Cordero, R</b> OBP: 0.352, SLG: 0.376 (1, 6)	2-0 G6-4-3 1B		0-0 1B		0-1 1B			2-3 K		4	0	3	1	0	1	0								
<b>Moises Alou, R</b> OBP: 0.373, SLG: 0.519 (1, 7)	0-0 G6-4-3 1-2 2-3		1-3 K		2-3 K			1-2 G6-3		4	0	0	0	0	2	4								
<b>Darrin Fletcher, L</b> OBP: 0.343, SLG: 0.363 (1, 2)	0-1 L9		3-1 F9		0-0 P5			0-0 P6		4	0	0	0	0	0	3								
<b>Tim Spehr, R</b> OBP: 0.438, SLG: 0.769 (8, 2)										0	0	0	0	0	0	0								
<b>Tony Tarasco, L</b> OBP: 0.338, SLG: 0.460 (1, 9)		0-1 G6-3	3-3 K			1-3 K			0-0 P2	4	0	0	0	0	2	1								
<b>Sean Berry, R</b> OBP: 0.314, SLG: 0.393 (1, 5)		4-2 E BB		0-1 SH5-4 1B		1-1 G5-3			0-1 E 2B	3	0	2	0	1	0	0								
<b>Mark Grudzielanek, R</b> OBP: 0.270, SLG: 0.351 (1, 4)		1-1 E1	2-1 P8		1-0 G4-3				0-2 E6	4	0	0	0	0	0	3								
<b>Carlos Perez, L</b> OBP: 0.308, SLG: 0.636 (7, PH)			0-3 K		0-1 SH5-4		2-2 K		2-3 K	1	0	0	0	0	1	2								
<b>Tim Scott, R</b> OBP: 0.333, SLG: 0.333 (7, 1)										1	0	0	0	0	1	0								
<b>Luis Aquino, R</b> OBP: 0.400, SLG: 0.250 (9, PH)										0	0	0	0	0	0	0								
<b>Shane Andrews, R</b> OBP: 0.315, SLG: 0.462 (9, PH)										1	0	0	0	0	1	2								
<b>Inning Stats</b>	R: 1 E: 0 K: 0 S: 7	H: 2 LOB: 1 BB: 0 P: 11	R: 0 E: 1 K: 1 S: 14	H: 0 LOB: 3 BB: 2 P: 23	R: 0 E: 0 K: 2 S: 9	H: 1 LOB: 1 BB: 0 P: 16	R: 0 E: 0 K: 1 S: 9	H: 1 LOB: 1 BB: 0 P: 11	R: 0 E: 0 K: 1 S: 10	H: 0 LOB: 0 BB: 0 P: 15	R: 0 E: 0 K: 1 S: 7	H: 0 LOB: 0 BB: 0 P: 10	R: 0 E: 0 K: 1 S: 5	H: 1 LOB: 0 BB: 0 P: 9	R: 0 E: 0 K: 1 S: 9	H: 0 LOB: 0 BB: 0 P: 12	R: 0 E: 0 K: 1 S: 11	H: 1 LOB: 2 BB: 0 P: 13	1B: 6 2B: 1 3B: 0 HR: 0	SF: 0 SAC: 1 DP: 2 HBP: 1	WP: 0 PB: 0 SB: 0 CS: 0	PA: 37		
<b>PITCHER</b> <b>Ismael Valdez, R</b> ERA: 2.39 (1, 1)	IP: 9.0 WLS: W BF: 37 H: 7 R: 1 ER: 1 SO: 10 BB: 2 IBB: 0 HBP: 1 BLK: 0 WP: 0 HR: 0 S: 81 P: 120 ERA: 1.00 WHIP: 1.000																							

**Montreal Expos @ Los Angeles Dodgers**  
Dodger Stadium, Los Angeles, CA  
Tue Jun 06 1995, 7:05 PM PDT  
Att: 27,634 - Unknown - 72 F

AB	33
R	1
H	7
RBI	1
BB	2
SO	10
LOB	22



Batter	1	2	3	4	5	6	7	8	9	AB	R	H	RBI	BB	SO	LOB	BOTTOM						
<b>Delino DeShields, L</b> OBP: 0.316, SLG: 0.318 (1, 4)	1-1 S 1B 2B	1-1 P2		1-0 G3-1			0-1 L8			4	1	1	0	0	0	3							
<b>Jose Offerman, S</b> OBP: 0.476, SLG: 0.474 (1, 6)	2-1 FC6-4 1B		0-1 G5-3		2-1 G6-3 2B		1-1 3B 1B			4	1	3	1	0	0	0							
<b>Raul Mondesi, R</b> OBP: 0.349, SLG: 0.558 (1, 9)	0-1 FC6-4 1B		2-2 S 1B		0-1 G6-3		3-0 1H 2B 3B			4	2	2	1	0	0	2							
<b>Mike Piazza, R</b> OBP: 0.481, SLG: 0.846 (1, 2)	1-0 P3		0-2 F8		1-3 K		0-0 2B 2B			4	1	1	1	0	1	3							
<b>Eric Karros, R</b> OBP: 0.420, SLG: 0.596 (1, 3)	2-2 BLK 1B		2-1 G5-3		3-2 G6-3		3-2 2H 2B			4	0	2	2	0	0	2							
<b>Roberto Kelly, R</b> OBP: 0.333, SLG: 0.357 (1, 8)	1-1 G4-3			2-2 FC3-5 1B		1-1 G6-3		1-1 P9		4	0	1	0	0	0	2							
<b>Tim Wallach, R</b> OBP: 0.333, SLG: 0.435 (1, 5)		0-0 P3		0-3 K		1-0 G5-3		1-1 E5		4	0	0	0	0	1	1							
<b>Billy Ashley, R</b> OBP: 0.284, SLG: 0.364 (1, 7)		2-3 K		0-2 FC3-5 1B		0-3 K		1-3 K		4	0	1	0	0	3	1							
<b>Rick Parker, R</b> OBP: 0.600, SLG: 0.600 (9, 7)				1-2 FC3-5 1B						0	0	0	0	0	0	0							
<b>Ismael Valdez, R</b> OBP: 0.071, SLG: 0.071 (1, 1)		0-0 1B		0-0 FC3-5		2-3 K		0-0 L4-3		4	0	1	0	0	1	3							
<b>Inning Stats</b>	R: 2 E: 0 K: 0 S: 16	H: 3 LOB: 1 BB: 0 P: 23	R: 0 E: 0 K: 1 S: 7	H: 1 LOB: 0 BB: 0 P: 10	R: 0 E: 0 K: 1 S: 11	H: 1 LOB: 1 BB: 0 P: 15	R: 0 E: 0 K: 1 S: 11	H: 2 LOB: 2 BB: 0 P: 14	R: 0 E: 0 K: 1 S: 6	H: 0 LOB: 0 BB: 0 P: 8	R: 3 E: 0 K: 1 S: 17	H: 4 LOB: 1 BB: 0 P: 27	R: 0 E: 1 K: 1 S: 7	H: 0 LOB: 0 BB: 0 P: 9	R: 0 E: 0 K: 1 S: 7	H: 0 LOB: 0 BB: 0 P: 9	1B: 7 2B: 5 3B: 1 HR: 0	SF: 0 SAC: 0 DP: 1 HBP: 0	WP: 0 PB: 0 SB: 3 CS: 0	PA: 36			
<b>PITCHER</b> <b>Carlos Perez, L</b> ERA: 1.76 (7, 1)	IP: 6.0 WLS: L BF: 26 H: 8 R: 2 ER: 2 SO: 4 BB: 0 IBB: 0 HBP: 0 BLK: 0 WP: 0 HR: 0 S: 62 P: 87 ERA: 3.00 WHIP: 1.333																						
<b>Tim Scott, R</b> ERA: 4.22 (7, 1)	0.2	6	4	3	3	1	0	0	0	0	0	15	24	40.50	6.000								
<b>Luis Aquino, R</b> ERA: 5.4 (7, 1)	1.1	4	0	0	0	1	0	0	0	0	0	9	12	0.00	0.000								

**Montreal Expos @ Los Angeles Dodgers**  
Dodger Stadium, Los Angeles, CA  
Tue Jun 06 1995, 7:05 PM PDT  
Att: 27,634 - Unknown - 72 F

AB	36
R	5
H	12
RBI	5
BB	0
SO	6
LOB	17





Batter	1	2	3	4	5	6	7	8	9	AB	R	H	RBI	BB	SO	LOB	TOP						
Lou Frazier, S OBP: 0.328, SLG: 0.255 (1, 7)										4	0	1	0	1	1	2	<b>Montreal Expos @ Los Angeles Dodgers</b> Dodger Stadium, Los Angeles, CA Wed Jun 07 1995, 7:05 PM PDT Att: 36,694 - Unknown - 71 F <a href="http://livebaseballscorecards.com">livebaseballscorecards.com</a>						
Tom Foley, L OBP: 0.313, SLG: 0.400 (1, 3)										3	0	1	0	1	0	1							
Curtis Pride, L (7, PR)										0	0	0	0	0	0	0							
Wil Cordero, R OBP: 0.356, SLG: 0.375 (1, 6)										3	0	1	0	1	0	2							
Rondell White, R OBP: 0.402, SLG: 0.612 (1, 8)										4	0	0	0	0	1	5							
Darrin Fletcher, L OBP: 0.349, SLG: 0.400 Mel Rojas, R (8, 1)										4	1	2	1	0	0	4							
Sean Berry, R OBP: 0.297, SLG: 0.369 (1, 5)										4	0	0	0	0	1	5							
Tony Tarasco, L OBP: 0.335, SLG: 0.455 (1, 9)										4	0	1	0	0	0	0							
Mark Grudzielanek, R OBP: 0.272, SLG: 0.344 Greg Harris, S OBP: 0.333, SLG: 0.667 Gabe White, L Tim Laker, R OBP: 0.229, SLG: 0.273 (8, 2)										2	0	0	0	1	0	1							
Jeff Fassero, L Shane Andrews, R OBP: 0.308, SLG: 0.450 (6, 3)										2	0	0	0	0	1	2							
<b>Inning Stats</b>	R: 0 E: 0 K: 1 S: 6	H: 1 LOB: 3 BB: 2 P: 14	R: 0 E: 0 K: 2 S: 8	H: 1 LOB: 1 BB: 0 P: 8	R: 0 E: 0 K: 1 S: 7	H: 2 LOB: 2 BB: 0 P: 7	R: 0 E: 0 K: 0 S: 3	H: 0 LOB: 1 BB: 1 P: 7	R: 0 E: 0 K: 0 S: 4	H: 1 LOB: 1 BB: 0 P: 4	R: 0 E: 0 K: 0 S: 3	H: 0 LOB: 0 BB: 0 P: 3	R: 0 E: 1 K: 0 S: 3	H: 0 LOB: 1 BB: 1 P: 7	R: 1 E: 0 K: 0 S: 4	H: 1 LOB: 0 BB: 0 P: 4		R: 0 E: 0 K: 0 S: 3	H: 0 LOB: 0 BB: 0 P: 3	1B: 5 2B: 0 3B: 0 HR: 1	SF: 0 SAC: 0 DP: 0 HBP: 0	WP: 0 PB: 0 SB: 4 CS: 0	PA: 37
<b>PITCHER</b>	IP WLS BF H R ER SO BB IBB HBP BLK WP HR S P ERA WHIP	8.0 W 34 6 1 1 4 4 0 0 0 0 1 38 54 1.12 1.250	1.0 L 3 0 0 0 0 0 0 0 0 0 0 3 3 0.00 0.000	<b>PITCHER</b>																			

Batter	1	2	3	4	5	6	7	8	9	AB	R	H	RBI	BB	SO	LOB	BOTTOM				
Delino DeShields, L OBP: 0.318, SLG: 0.321 Todd Williams, R OBP: 0.500, SLG: 0.500 (9, 1)										5	1	2	1	0	0	0	<b>Montreal Expos @ Los Angeles Dodgers</b> Dodger Stadium, Los Angeles, CA Wed Jun 07 1995, 7:05 PM PDT Att: 36,694 - Unknown - 71 F <a href="http://livebaseballscorecards.com">livebaseballscorecards.com</a>				
Jose Offerman, S OBP: 0.480, SLG: 0.482 (1, 6)										4	1	2	1	1	0	1					
Raul Mondesi, R OBP: 0.352, SLG: 0.575 (1, 9)										4	2	2	2	0	1	2					
Mike Piazza, R OBP: 0.466, SLG: 0.804 (1, 2)										4	0	1	0	0	1	1					
Eric Karros, R OBP: 0.410, SLG: 0.581 (1, 3)										4	0	0	0	0	2	3					
Roberto Kelly, R OBP: 0.337, SLG: 0.367 (1, 8)										4	1	2	0	0	2	0					
Tim Wallach, R OBP: 0.292, SLG: 0.364 Dave Hansen, L OBP: 0.368, SLG: 0.293 (8, 5)										4	1	2	2	0	1	1					
Billy Ashley, R OBP: 0.292, SLG: 0.364 Rick Parker, R OBP: 0.600, SLG: 0.600 (9, 7)										3	1	1	0	1	2	0					
Hideo Nomo, R Chad Fonville, S OBP: 0.222, SLG: 0.222 (8, PH)										3	0	0	0	0	2	4					
<b>Inning Stats</b>	R: 2 E: 0 K: 2 S: 9	H: 2 LOB: 0 BB: 0 P: 9	R: 0 E: 0 K: 2 S: 7	H: 0 LOB: 0 BB: 0 P: 7	R: 0 E: 0 K: 1 S: 5	H: 0 LOB: 0 BB: 0 P: 5	R: 2 E: 0 K: 1 S: 8	H: 3 LOB: 2 BB: 1 P: 12	R: 0 E: 0 K: 0 S: 4	H: 1 LOB: 1 BB: 1 P: 8	R: 3 E: 1 K: 3 S: 13	H: 4 LOB: 1 BB: 0 P: 13	R: 0 E: 0 K: 1 S: 6	H: 1 LOB: 1 BB: 0 P: 6	R: 0 E: 0 K: 1 S: 6	H: 1 LOB: 1 BB: 0 P: 6		1B: 8 2B: 3 3B: 0 HR: 1	SF: 0 SAC: 0 DP: 0 HBP: 0	WP: 0 PB: 0 SB: 0 CS: 0	PA: 38
<b>PITCHER</b>	IP WLS BF H R ER SO BB IBB HBP BLK WP HR S P ERA WHIP	5.2 L 28 9 7 6 8 1 0 0 0 0 0 4 4 0.00 3.000	0.1 L 2 1 0 0 1 0 0 0 0 0 0 6 6 0.00 1.000	1.0 L 4 1 0 0 1 0 0 0 0 0 0 6 6 0.00 1.000	<b>PITCHER</b>																



Batter	1	2	3	4	5	6	7	8	9	AB	R	H	RBI	BB	SO	LOB	TOP										
<b>Lou Frazier, S</b> OBP: 0.303, SLG: 0.232 (1, 7)	G3	FC6-4		K		K		G4-3		5	0	0	0	0	2	4	<b>Montreal Expos @ San Francisco Giants</b> Candlestick Park, San Francisco, CA Fri Jun 09, 1995, 10:05 PM EDT Att: 11,572 - Unknown - 61 F										
<b>David Segui, S</b> OBP: 0.419, SLG: 0.494 (1, 3)	G4-3		2B	G4-3		K		E5	FC6-4	4	2	1	0	1	1												
<b>Wil Cordero, R</b> OBP: 0.357, SLG: 0.382 (1, 6)	G4-3		1B					E6	K	5	2	2	1	0	1												
<b>Darrin Fletcher, L</b> OBP: 0.351, SLG: 0.400 (1, 2)	G3		1B	G4-6-3				FC1-2	FC6-4	5	1	2	1	0	2												
<b>Rondell White, R</b> OBP: 0.414, SLG: 0.611 (1, 8)		1B	E9					FC1-2	G6-3	5	1	3	1	0	1												
<b>Tony Tarasco, L</b> OBP: 0.350, SLG: 0.486 (1, 9)		1B	P2					FC1-2		5	2	4	2	0	2												
<b>Sean Berry, R</b> OBP: 0.291, SLG: 0.368 (1, 5)	SF7		SF9					K	HR	3	0	1	2	0	2												
<b>Mark Grudzielanek, R</b> OBP: 0.278, SLG: 0.340 (1, 4)	FC6-4		F8					FC1-2	G6-4-3	4	1	1	0	1	0												
<b>Pedro Martinez, R</b> OBP: 0.050, SLG: 0.053 (6, PH)	B5							K		2	0	0	0	0	1												
<b>Shane Andrews, R</b> OBP: 0.315, SLG: 0.450 (6, 1)								K		0	0	0	0	1	0												
<b>Jeff Shaw, R</b> (6, 1)								K		1	0	0	0	0	1												
<b>Inning Stats</b>	R: 1 E: 0 K: 0 S: 9	H: 1 LOB: 0 BB: 0 P: 12	R: 1 E: 1 K: 0 S: 16	H: 2 LOB: 2 BB: 1 P: 23	R: 3 E: 1 K: 0 S: 10	H: 3 LOB: 1 BB: 1 P: 17	R: 0 E: 0 K: 2 S: 8	H: 0 LOB: 0 BB: 0 P: 11	R: 0 E: 0 K: 1 S: 7	H: 1 LOB: 0 BB: 0 P: 11	R: 2 E: 0 K: 3 S: 19	H: 2 LOB: 1 BB: 1 P: 31	R: 1 E: 1 K: 2 S: 19	H: 3 LOB: 3 BB: 0 P: 26	R: 0 E: 1 K: 1 S: 8	H: 0 LOB: 1 BB: 0 P: 10	R: 1 E: 0 K: 0 S: 11	H: 2 LOB: 0 BB: 0 P: 15	1B: 11 2B: 1 3B: 1 HR: 1	SF: 2 SAC: 0 DP: 2 HBP: 0	WP: 1 PB: 0 SB: 5 CS: 0	PA: 44					
<b>PITCHER</b>	IP	WLS	BF	H	R	ER	SO	BB	IBB	HBP	BLK	WP	HR	S	P	ERA	WHIP										
<b>Mark Leiter, R</b> ERA: 3.21 (1, 1)	4.0	L	20	6	5	4	2	2	0	0	0	0	0	43	63	9.00	2.000										
<b>Enrique Burgos, L</b> ERA: 4.91 (5, 1)	2.0		9	3	2	2	4	1	0	0	0	1	0	26	42	9.00	2.000										
<b>Dave Burba, R</b> ERA: 4.94 (7, 1)	2.0		11	3	1	0	3	0	0	0	0	0	0	27	36	0.00	1.500										
<b>Steve Mintz, R</b> ERA: 6.3 (9, 1)	1.0		4	2	1	1	0	0	0	0	0	0	1	11	15	9.00	2.000										

AB	39
R	9
H	14
RBI	7
BB	3
SO	9
LOB	24



Batter	1	2	3	4	5	6	7	8	9	AB	R	H	RBI	BB	SO	LOB	BOTTOM										
<b>John Patterson, S</b> OBP: 0.238, SLG: 0.226 (1, 4)	CS		P6					G3-1		4	1	2	0	0	0	1	<b>Montreal Expos @ San Francisco Giants</b> Candlestick Park, San Francisco, CA Fri Jun 09, 1995, 10:05 PM EDT Att: 11,572 - Unknown - 61 F										
<b>Darren Lewis, R</b> OBP: 0.263, SLG: 0.279 (1, 8)	S		G6-3					L8		5	1	3	0	0	0	1											
<b>Barry Bonds, L</b> OBP: 0.434, SLG: 0.601 (1, 7)	BB		G3-1					P5		4	0	1	1	1	0	2											
<b>Glenallen Hill, R</b> OBP: 0.329, SLG: 0.474 (1, 9)	K		G3-1					G5-3		3	0	0	1	1	1	2											
<b>Mark Carreon, R</b> OBP: 0.351, SLG: 0.453 (1, 3)	L9		F8					P8		5	0	1	0	0	0	3											
<b>Jeff Reed, L</b> OBP: 0.442, SLG: 0.361 (1, 2)			P6					FC6-4		4	1	2	0	1	1	2											
<b>Royce Clayton, R</b> OBP: 0.329, SLG: 0.374 (1, 6)	F9		F9					F9		5	0	1	0	0	1	5											
<b>Steve Scarson, R</b> OBP: 0.426, SLG: 0.782 (1, 5)								E6		2	0	2	1	0	0	0											
<b>Mike Benjamin, R</b> OBP: 0.188, SLG: 0.133 (6, 5)								G3-1		2	0	0	0	0	0	0											
<b>Mark Leiter, R</b> OBP: 0.133, SLG: 0.133 (4, PH)								K		1	0	0	0	0	0	2											
<b>Tom Lammon, L</b> OBP: 0.296, SLG: 0.333 (5, 1)								K		0	0	0	0	0	0	0											
<b>Enrique Burgos, L</b> (5, 1)								K		0	0	0	0	0	0	0											
<b>Trevor Wilson, L</b> OBP: 0.285, SLG: 0.294 (6, PH)								K		1	0	0	0	0	0	1											
<b>Dave Burba, R</b> (7, 1)								K		0	0	0	0	0	0	0											
<b>J.R. Phillips</b> OBP: 0.163, SLG: 0.229 (8, PH)								K		1	0	0	0	0	0	1											
<b>Steve Mintz, L</b> (9, 1)								K		0	0	0	0	0	0	0											
<b>Inning Stats</b>	R: 0 E: 0 K: 1 S: 12	H: 1 LOB: 2 BB: 1 P: 21	R: 0 E: 0 K: 1 S: 11	H: 1 LOB: 1 BB: 0 P: 18	R: 0 E: 0 K: 0 S: 6	H: 0 LOB: 0 BB: 0 P: 7	R: 1 E: 0 K: 0 S: 21	H: 2 LOB: 2 BB: 1 P: 31	R: 2 E: 0 K: 2 S: 23	H: 4 LOB: 2 BB: 0 P: 30	R: 0 E: 0 K: 1 S: 8	H: 2 LOB: 2 BB: 0 P: 9	R: 0 E: 0 K: 0 S: 4	H: 1 LOB: 1 BB: 0 P: 5	R: 0 E: 1 K: 1 S: 11	H: 0 LOB: 1 BB: 0 P: 18	R: 0 E: 0 K: 0 S: 11	H: 1 LOB: 2 BB: 1 P: 18	1B: 11 2B: 0 3B: 1 HR: 0	SF: 1 SAC: 0 DP: 0 HBP: 1	WP: 0 PB: 0 SB: 2 CS: 1	PA: 43					
<b>PITCHER</b>	IP	WLS	BF	H	R	ER	SO	BB	IBB	HBP	BLK	WP	HR	S	P	ERA	WHIP										
<b>Pedro Martinez, R</b> ERA: 2.78 (1, 1)	5.0	W	25	8	3	3	4	2	0	1	0	0	0	73	107	5.40	2.000										
<b>Jeff Shaw, R</b> ERA: 4.75 (6, 1)	4.0	S	18	4	0	0	2	1	0	0	0	0	0	34	50	0.00	1.250										

AB	38
R	3
H	12
RBI	3
BB	3
SO	6
LOB	20






Batter	1	2	3	4	5	6	7	8	9	AB	R	H	RBI	BB	SO	LOB	TOP								
Mark Grudzielanek, R OBP: 0.265, SLG: 0.324	G5-3		G5-3	G5-3		K	F8			5	0	0	0	0	1	3									
David Segui, S OBP: 0.418, SLG: 0.500	L7		HR	2B		F9	HR	F7		5	2	2	0	0	0	0									
Wil Cordero, R OBP: 0.363, SLG: 0.412	2B		HR	HR		G5-3	HR	P6		5	2	3	2	0	0	0									
Moises Alou, R OBP: 0.364, SLG: 0.504	G6-3		P3			G5-3	K	1B		4	0	0	0	0	1	3									
Lou Frazier, S OBP: 0.315, SLG: 0.246								1B		1	0	1	0	0	0	0									
Rondell White, R OBP: 0.424, SLG: 0.645		E5	BLK	1B	BB	E	HR	F8		4	4	2	3	1	0	1									
Tony Tarasco, L OBP: 0.357, SLG: 0.497	G4-3	G4-3	SF8	1B		E3	BB	1B	P8	5	3	3	2	0	0	1									
Darrin Fletcher, L OBP: 0.345, SLG: 0.385	G4-3	G6-3				F7	1B	BB	K	4	0	0	0	1	1	4									
Mel Rojas, R										0	0	0	0	0	0	0									
Sean Berry, R OBP: 0.298, SLG: 0.389	SF8				G6-3				G5-3	4	0	2	3	0	0	0									
Butch Henry, L OBP: 0.056, SLG: 0.056										4	0	0	0	0	0	3									
Luis Aquino, R OBP: 0.400, SLG: 0.250	F8				G4-3	G3	P5			0	0	0	0	0	0	0									
Tim Scott, R OBP: 0.333, SLG: 0.333										0	0	0	0	0	0	0									
Tim Laker, R OBP: 0.229, SLG: 0.273										0	0	0	0	0	0	0									
<b>Inning Stats</b>	R: 0 E: 0 K: 0 S: 5	H: 1 LOB: 1 BB: 0 P: 6	R: 2 E: 1 K: 0 S: 8	H: 1 LOB: 0 BB: 13	R: 3 E: 0 K: 0 S: 16	H: 3 LOB: 1 BB: 1 P: 27	R: 0 E: 0 K: 0 S: 6	H: 0 LOB: 0 BB: 0 P: 8	R: 0 E: 0 K: 0 S: 3	H: 0 LOB: 0 BB: 0 P: 5	R: 2 E: 2 K: 1 S: 11	H: 2 LOB: 1 BB: 0 P: 13	R: 4 E: 0 K: 1 S: 17	H: 5 LOB: 2 BB: 1 P: 28	R: 0 E: 0 K: 0 S: 15	H: 1 LOB: 1 BB: 0 P: 21	R: 0 E: 0 K: 1 S: 10	H: 0 LOB: 0 BB: 0 P: 15	1B: 7 2B: 4 3B: 0 HR: 2	SF: 1 SAC: 0 DP: 0 HBP: 0	WP: 0 PB: 0 SB: 1 CS: 0	PA: 44			
<b>PITCHER</b>	IP	WLS	BF	H	R	ER	SO	BB	IBB	HBP	BLK	WP	HR	S	P	ERA	WHIP								
Jose Bautista, R ERA: 5.81	5.1	L	26	7	7	3	0	1	0	0	1	0	1	45	68	5.06	1.500								
Chris Hook, R ERA: 6.35	1.0		9	5	4	4	2	1	0	0	0	0	1	18	29	36.00	6.000								
Steve Mintz, R ERA: 5.4	1.2		6	1	0	0	2	0	0	0	0	0	0	18	24	0.00	0.600								
Rod Beck, R ERA: 3.18	1.0		3	0	0	0	1	0	0	0	0	0	0	10	15	0.00	0.000								

**Montreal Expos @ San Francisco Giants**  
Candlestick Park, San Francisco, CA  
Sat Jun 10 1995, 6:33 AM EDT  
Att: 18,099 - Sunny - 68 F

AB 41  
R 11  
H 13  
RBI 10  
BB 2  
SO 3  
LOB 15



Batter	1	2	3	4	5	6	7	8	9	AB	R	H	RBI	BB	SO	LOB	BOTTOM								
Darren Lewis, R OBP: 0.265, SLG: 0.276	HR		F7			B3				2	1	0	0	1	0	0									
Rikkert FaneYTE, R OBP: 0.556, SLG: 0.429	BB						BB		1B	1	0	1	0	1	0	0									
Mike Benjamin, R OBP: 0.190, SLG: 0.300	HR		F7			P9	P6		K2-3	5	1	1	2	0	1	3									
Mark Carreon, R OBP: 0.333, SLG: 0.429	G3-1		G3			G5-3		L8		3	0	0	0	0	0	0									
Steve Mintz, L ERA: 6.35										0	0	0	0	0	0	0									
John Patterson, S OBP: 0.233, SLG: 0.224										1	0	0	0	0	0	0									
Barry Bonds, L OBP: 0.438, SLG: 0.600	G6-4-3				G4-3		S	1B	BB	2	1	1	0	1	0	0									
Tom Lampkin, L OBP: 0.321, SLG: 0.333	1B						2B	BB	FC5	0	0	0	0	1	0	0									
Glenallen Hill, R OBP: 0.322, SLG: 0.462	G6-4-3		F8				P9	K		4	0	0	0	0	1	3									
Robby Thompson, R OBP: 0.290, SLG: 0.365		F9			P2					3	1	1	0	1	0	0									
Rod Beck, R OBP: 0.333, SLG: 0.333							2B	1B	BB	0	0	0	0	0	0	0									
Royce Clayton, R OBP: 0.327, SLG: 0.377		P3			F9		2B	1B	FC5	4	1	1	1	0	0	2									
Kirt Manwaring, R OBP: 0.333, SLG: 0.340							1B	2B	FC5	4	0	1	0	0	2	2									
Jose Bautista, R										2	0	0	0	0	1	1									
Chris Hook, R										0	0	0	0	0	0	0									
J.R. Phillips, L OBP: 0.189, SLG: 0.234							BB	1B		2	0	1	2	0	0	0									
<b>Inning Stats</b>	R: 2 E: 0 K: 0 S: 10	H: 2 LOB: 1 BB: 1 P: 18	R: 0 E: 0 K: 0 S: 11	H: 1 LOB: 1 BB: 0 P: 17	R: 0 E: 0 K: 0 S: 7	H: 0 LOB: 0 BB: 0 P: 8	R: 0 E: 0 K: 0 S: 6	H: 0 LOB: 0 BB: 0 P: 8	R: 0 E: 0 K: 0 S: 7	H: 0 LOB: 0 BB: 0 P: 11	R: 0 E: 0 K: 0 S: 6	H: 0 LOB: 0 BB: 0 P: 6	R: 3 E: 0 K: 1 S: 17	H: 3 LOB: 2 BB: 2 P: 31	R: 0 E: 0 K: 1 S: 13	H: 0 LOB: 2 BB: 2 P: 26	R: 0 E: 0 K: 2 S: 12	H: 1 LOB: 1 BB: 0 P: 16	1B: 4 2B: 2 3B: 0 HR: 1	SF: 0 SAC: 0 DP: 1 HBP: 0	WP: 0 PB: 0 SB: 1 CS: 0	PA: 38			
<b>PITCHER</b>	IP	WLS	BF	H	R	ER	SO	BB	IBB	HBP	BLK	WP	HR	S	P	ERA	WHIP								
Butch Henry, L ERA: 4.21	6.1		25	5	5	5	1	2	0	0	0	0	1	53	81	7.11	1.105								
Luis Aquino, R ERA: 5.3	0.1		3	1	0	0	1	1	0	0	0	0	0	9	14	0.00	6.000								
Tim Scott, R ERA: 3.97	1.1		6	0	0	0	1	2	0	0	0	0	0	15	30	0.00	1.500								
Mel Rojas, R ERA: 3.09	1.0		4	1	0	0	2	0	0	0	0	0	0	12	16	0.00	1.000								

**Montreal Expos @ San Francisco Giants**  
Candlestick Park, San Francisco, CA  
Sat Jun 10 1995, 6:33 AM EDT  
Att: 18,099 - Sunny - 68 F

AB 33  
R 5  
H 7  
RBI 5  
BB 5  
SO 5  
LOB 11















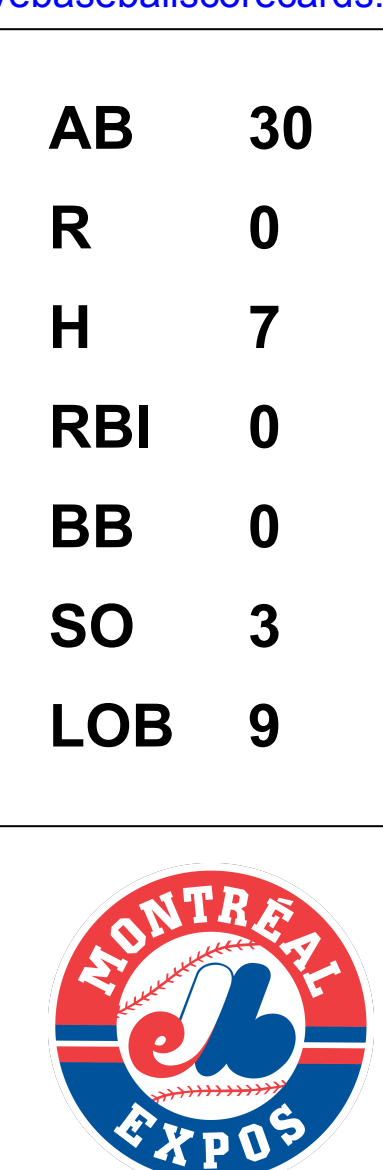


Batter	1	2	3	4	5	6	7	8	9	AB R H RBI BB SO LOB	TOP											
Mike Kelly, R OBP: 0.259, SLG: 0.359 (1, 9)										5 1 1 1 0 4 0	<b>Atlanta Braves @ Montreal Expos</b> Olympic Stadium, Montreal, QB Thu Jun 15 1995, 7:05 PM EDT Att: 25,013 - Dome - 68 F											
Jeff Blausler, R OBP: 0.345, SLG: 0.409 (1, 6)										4 1 0 0 0 2 0												
Marquis Grissom, R OBP: 0.328, SLG: 0.431 (1, 8)										4 0 4 0 0 0 0												
Fred McGriff, L OBP: 0.379, SLG: 0.444 (1, 3)										3 0 1 0 1 0 3												
10 Chipper Jones, S OBP: 0.384, SLG: 0.497 (1, 5)										3 0 0 1 1 0 3												
Ryan Klesko, L OBP: 0.376, SLG: 0.463 (8, PR)										3 0 2 0 1 0 1												
Brian Kowitz, L OBP: 0.269, SLG: 0.217 (8, 7)										0 0 0 0 0 0 0												
Charlie O'Brien, R OBP: 0.421, SLG: 0.633 (1, 2)										4 0 0 0 0 2 4												
Mark Lemke, S OBP: 0.299, SLG: 0.333 (1, 4)										3 0 0 0 1 0 3												
Greg Maddux, R OBP: 0.269, SLG: 0.208 (1, 1)										4 0 0 0 0 2 3												
<b>Inning Stats</b>	R: 0 E: 0 K: 2 S: 10	H: 1 LOB: 1 BB: 0 P: 12	R: 0 E: 0 K: 1 S: 12	H: 1 LOB: 2 BB: 1 P: 23	R: 0 E: 0 K: 2 S: 12	H: 1 LOB: 2 BB: 1 P: 19	R: 0 E: 0 K: 2 S: 13	H: 1 LOB: 1 BB: 0 P: 19	R: 2 E: 0 K: 0 S: 9	H: 2 LOB: 1 BB: 0 P: 18	R: 0 E: 0 K: 1 S: 9	H: 0 LOB: 0 BB: 0 P: 12	R: 0 E: 0 K: 1 S: 9	H: 1 LOB: 0 BB: 0 P: 13	R: 0 E: 0 K: 0 S: 12	H: 1 LOB: 2 BB: 2 P: 25	R: 0 E: 0 K: 1 S: 8	H: 0 LOB: 0 BB: 0 P: 10	1B: 3 2B: 4 3B: 0 HR: 1	SF: 0 SAC: 0 DP: 0 HBP: 1	WP: 0 PB: 0 SB: 1 CS: 2	PA: 39
<b>PITCHER</b>	IP WLS BF H R ER SO BB IBB HBP BLK WP HR S P ERA WHIP																					
Pedro Martinez, R ERA: 2.76 (1, 1)	7.0 L 30 7 2 2 9 2 0 1 0 0 0 1 74 116 2.57 1.286																					
Tim Scott, R ERA: 3.5 (8, 1)	1.0 5 1 0 0 0 2 0 0 0 0 0 0 12 25 0.00 3.000																					
Mel Rojas, R ERA: 4.21 (9, 1)	1.0 3 0 0 0 1 0 0 0 0 0 0 0 8 10 0.00 0.000																					

AB	33
R	2
H	8
RBI	2
BB	4
SO	10
LOB	17




Batter	1	2	3	4	5	6	7	8	9	AB R H RBI BB SO LOB	BOTTOM											
Tony Tarasco, L OBP: 0.367, SLG: 0.491 (1, 9)										4 0 0 0 0 1 1	<b>Atlanta Braves @ Montreal Expos</b> Olympic Stadium, Montreal, QB Thu Jun 15 1995, 7:05 PM EDT Att: 25,013 - Dome - 68 F											
David Segui, S OBP: 0.303, SLG: 0.450 (1, 3)										4 0 1 0 0 1 0												
Wil Cordero, R OBP: 0.371, SLG: 0.423 (1, 6)										4 0 2 0 0 0 2												
Moises Alou, R OBP: 0.355, SLG: 0.468 (1, 7)										4 0 0 0 0 0 3												
Rondell White, R OBP: 0.432, SLG: 0.677 (1, 8)										3 0 0 0 0 0 1												
Mike Lansing, R OBP: 0.328, SLG: 0.433 (1, 4)										3 0 0 0 0 0 0												
Darrin Fletcher, L OBP: 0.366, SLG: 0.466 (1, 2)										3 0 1 0 0 1 0												
Sean Berry, R OBP: 0.311, SLG: 0.371 (1, 5)										3 0 2 0 0 0 1												
Pedro Martinez, R OBP: 0.095, SLG: 0.100 (1, 1)										1 0 1 0 0 0 0												
Tim Scott, R OBP: 0.333, SLG: 0.333 (8, PH)										0 0 0 0 0 0 0												
Curtis Pride, L OBP: 0.328, SLG: 0.433 (8, PH)										1 0 0 0 0 0 1												
Mel Rojas, R OBP: 0.328, SLG: 0.433 (9, 1)										0 0 0 0 0 0 0												
<b>Inning Stats</b>	R: 0 E: 1 K: 0 S: 6	H: 0 LOB: 1 BB: 0 P: 6	R: 0 E: 0 K: 1 S: 6	H: 0 LOB: 0 BB: 0 P: 8	R: 0 E: 0 K: 1 S: 7	H: 1 LOB: 0 BB: 0 P: 12	R: 0 E: 0 K: 1 S: 10	H: 1 LOB: 1 BB: 0 P: 13	R: 0 E: 0 K: 0 S: 10	H: 2 LOB: 2 BB: 0 P: 15	R: 0 E: 0 K: 0 S: 9	H: 1 LOB: 1 BB: 0 P: 12	R: 0 E: 0 K: 0 S: 7	H: 0 LOB: 0 BB: 0 P: 8	R: 0 E: 0 K: 0 S: 6	H: 1 LOB: 0 BB: 0 P: 9	R: 0 E: 0 K: 0 S: 5	H: 1 LOB: 0 BB: 0 P: 5	1B: 6 2B: 1 3B: 0 HR: 0	SF: 0 SAC: 1 DP: 2 HBP: 0	WP: 0 PB: 0 SB: 0 CS: 1	PA: 31
<b>PITCHER</b>	IP WLS BF H R ER SO BB IBB HBP BLK WP HR S P ERA WHIP																					
Greg Maddux, R ERA: 1.91 (1, 1)	9.0 W 31 7 0 0 3 0 0 0 0 0 0 0 66 88 0.00 0.778																					










Batter	1	2	3	4	5	6	7	8	9	AB	R	H	RBI	BB	SO	LOB	TOP			
Tony Tarasco, L (1,9) OBP: 0.362, SLG: 0.497	G3		G3-1			G4-3	E1			4	0	0	0	0	0	2	<p><b>Montreal Expos @ Cincinnati Reds</b> Riverfront Stadium, Cincinnati, OH Sat Jun 17 1995, 7:05 PM EDT Att: 31,804 - Unknown - 83 F</p> <p>livebaseballscorecards.com</p> <p>AB 34 R 4 H 7 RBI 3 BB 0 SO 2 LOB 9</p> 			
David Segui, S (1,3) OBP: 0.394, SLG: 0.435	G5-3		L9			G4-3	F7			4	0	0	0	0	0	3				
Wil Cordero, R (1,6) OBP: 0.362, SLG: 0.411	G6-3			G6-3		G5-3		F9		4	0	0	0	0	0	0				
Moises Alou, R (1,7)		L5		HR			F7	G5-3		4	1	1	1	0	0	0				
Rondell White, R (1,8) OBP: 0.445, SLG: 0.693		1B		1B			1B	G5-3		4	1	2	0	0	1	0				
Mike Lansing, R (1,4) OBP: 0.324, SLG: 0.422		F7		P6			1B		G5-3	4	1	1	0	0	0	1				
Darrin Fletcher, L (1,2) OBP: 0.356, SLG: 0.450		P5			G6-3		P5		P6	4	0	0	0	0	0	3				
Mark Grudzielanek, R (1,5) OBP: 0.307, SLG: 0.346			G3-1	SH3-4	G6-3		1B		K	4	1	2	1	0	1	0				
Gil Heredia, R (1,1) OBP: 0.167, SLG: 0.167			SH3-4		G6-3					1	0	0	0	0	0	0				
Greg Harris, S (5,1) OBP: 0.353, SLG: 0.667			SH3-4		G6-3					0	0	0	0	0	0	0				
Sean Berry, R (7,PH) OBP: 0.317, SLG: 0.378					G6-3					1	0	1	1	0	0	0				
Luis Aquino, R (7,1) OBP: 0.400, SLG: 0.250							E			0	0	0	0	0	0	0				
Gabe White, L (8,1)							1B			0	0	0	0	0	0	0				
<b>Inning Stats</b>	R: 0 E: 0 K: 0 S: 8	H: 0 LOB: 0 BB: 0 P: 11	R: 0 E: 0 K: 0 S: 9	H: 1 LOB: 1 BB: 0 P: 13	R: 0 E: 0 K: 0 S: 7	H: 1 LOB: 1 BB: 0 P: 10	R: 1 E: 0 K: 1 S: 9	H: 1 LOB: 0 BB: 0 P: 12	R: 0 E: 0 K: 0 S: 4	H: 0 LOB: 0 BB: 0 P: 6	R: 3 E: 1 K: 0 S: 12	H: 4 LOB: 2 BB: 0 P: 19	R: 0 E: 0 K: 0 S: 5	H: 0 LOB: 0 BB: 0 P: 9	R: 0 E: 0 K: 1 S: 8	H: 0 LOB: 0 BB: 0 P: 13	1B: 6 2B: 0 3B: 0 HR: 1	SF: 0 SAC: 1 DP: 0 HBP: 0	WP: 0 PB: 0 SB: 0 CS: 0	PA: 35
<b>PITCHER</b>	IP WLS BF H R ER SO BB IBB HBP BLK WP HR S P ERA WHIP																			
Jose Rijo, R (1,1) ERA: 4.31	1.0	3	0	0	0	0	0	0	0	0	0	0	0	0	8	11	0.00	0.000		
Tim Lincecum, R (2,1) ERA: 3.45	5.2	24	7	4	3	1	0	0	0	0	0	1	47	67	4.76	1.235				
C.J. Nitkowski, L (7,1) ERA: 0.73	0.0	1	0	0	0	0	0	0	0	0	0	0	1	3	∞	∞				
Hector Carrasco, R (7,1) ERA: 3.41	1.1	W 4	0	0	0	0	0	0	0	0	0	7	11	0.00	0.000					
Jeff Brantley, R (9,1) ERA: 2.79	1.0	S 3	0	0	0	1	0	0	0	0	0	8	13	0.00	0.000					

Batter	1	2	3	4	5	6	7	8	9	AB	R	H	RBI	BB	SO	LOB	BOTTOM			
Eric Anthony, L (1,9) OBP: 0.344, SLG: 0.286	K		K	F7		F8		P4		4	0	0	0	0	2	0	<p><b>Montreal Expos @ Cincinnati Reds</b> Riverfront Stadium, Cincinnati, OH Sat Jun 17 1995, 7:05 PM EDT Att: 31,804 - Unknown - 83 F</p> <p>livebaseballscorecards.com</p> <p>AB 32 R 5 H 9 RBI 4 BB 5 SO 11 LOB 11</p> 			
Jerome Walton, R (8,PH) OBP: 0.278, SLG: 0.403			K							1	0	0	0	0	0	2				
Bary Larkin, R (1,6) OBP: 0.451, SLG: 0.566	K		1B		F9		K			4	1	1	0	0	2	0				
Ron Gant, R (1,7) OBP: 0.410, SLG: 0.623	1B		1B	BB		G5-3				2	1	1	0	2	0	0				
Reggie Sanders, R (1,8) OBP: 0.425, SLG: 0.619	K		1B	BB		K				3	2	1	0	1	2	1				
Hal Morris, L (1,3) OBP: 0.241, SLG: 0.327		B1-3		E				G4-3		4	0	2	2	0	0	0				
Eddie Taubensee, L (1,2) OBP: 0.356, SLG: 0.440			1B					1B		2	1	2	1	2	0	0				
Bret Boone, R (1,4) OBP: 0.365, SLG: 0.416		K	G1-3					1B		4	0	1	0	0	2	5				
Jeff Branson, L (1,5) OBP: 0.340, SLG: 0.473		F8		G4-3		K		1B		4	0	1	1	0	1	1				
Jose Rijo, R (1,1) ERA: 4.31			K							0	0	0	0	0	0	0				
Tim Lincecum, R (2,1) ERA: 3.45										3	0	0	0	0	2	0				
C.J. Nitkowski, L (7,1) ERA: 0.73										0	0	0	0	0	0	0				
Hector Carrasco, R (7,1) ERA: 3.41										0	0	0	0	0	0	0				
Thomas Howard, S (8,PH) OBP: 0.346, SLG: 0.354										1	0	0	0	0	0	2				
Jeff Brantley, R (9,1) ERA: 2.79										0	0	0	0	0	0	0				
<b>Inning Stats</b>	R: 0 E: 0 K: 3 S: 11	H: 1 LOB: 1 BB: 0 P: 14	R: 0 E: 0 K: 1 S: 6	H: 1 LOB: 0 BB: 0 P: 11	R: 3 E: 0 K: 2 S: 18	H: 3 LOB: 2 BB: 2 P: 32	R: 0 E: 0 K: 0 S: 8	H: 0 LOB: 0 BB: 0 P: 9	R: 1 E: 0 K: 1 S: 13	H: 2 LOB: 2 BB: 2 P: 24	R: 0 E: 0 K: 2 S: 7	H: 0 LOB: 0 BB: 0 P: 11	R: 0 E: 0 K: 2 S: 8	H: 0 LOB: 0 BB: 0 P: 11	R: 1 E: 0 K: 0 S: 9	H: 2 LOB: 2 BB: 1 P: 18	1B: 8 2B: 1 3B: 0 HR: 0	SF: 0 SAC: 0 DP: 0 HBP: 0	WP: 0 PB: 0 SB: 0 CS: 1	PA: 37
<b>PITCHER</b>	IP WLS BF H R ER SO BB IBB HBP BLK WP HR S P ERA WHIP																			
Gil Heredia, R (1,1) ERA: 5.2	4.2	22	5	4	3	6	4	0	0	0	0	0	15	21	0.00	1.500				
Greg Harris, R (5,1) ERA: 2.33	1.1	6	2	0	0	3	0	0	0	0	0	0	15	21	0.00	1.500				
Luis Aquino, R (7,1) ERA: 4.32	1.1	L 7	2	1	1	2	1	0	0	0	0	13	23	6.75	2.250					
Gabe White, L (8,1) ERA: 2.89	0.2	2	0	0	0	0	0	0	0	0	0	4	6	0.00	0.000					











Batter	1	2	3	4	5	6	7	8	9	AB	R	H	RBI	BB	SO	LOB	TOP			
Brian Hunter, R OBP: 0.372, SLG: 0.500	0-1 2B 1B	1-3 K		0-1 P9		1-2 P4		1-2 BB		4	1	1	0	1	1	1				
Craig Biggio, R OBP: 0.402, SLG: 0.463	0-0 1B	2-1 2B			0-0 G6-3		1-1 P1	1-2 F7		5	1	2	0	0	0	2				
5 Jeff Bagwell, R OBP: 0.353, SLG: 0.424	1-0 1B HBP	0-0 F8			3-3 K		2-1 HR	2-2 L4		4	2	1	1	0	1	3				
Derek Bell, R OBP: 0.379, SLG: 0.442	0-2 1B	0-3 K			0-2 BB 1B		0-2 F7		0-0 G5-3	5	0	2	2	0	1	1				
Luis Gonzalez, L OBP: 0.312, SLG: 0.413	3-2 1B E		0-1 G4-3		4-1 BB 1B		2-1 1B 1B		2-0 G4-3	4	2	2	1	1	0	0				
Dave Magadan, L OBP: 0.329, SLG: 0.378 Dave Veres, R	1-2 E		1-3 K		0-3 BB		2-0 1B 1B		2-3 K	4	1	2	0	0	2	2				
Milt Thompson, L OBP: 0.235, SLG: 0.174 John Hudek, S	1-2 E						1-3 1B			1	0	0	0	0	1	0				
Orlando Miller, R OBP: 0.337, SLG: 0.424	2-2 K		2-2 G5-3			0-0 G6-3 2B	2-1 1-3 3H 1B			4	0	2	1	0	1	2				
Scott Servais, R OBP: 0.314, SLG: 0.416 Tony Eusebio, R	1-2 E2			1-2 P9		1-0 G6-3	1-3 K			2	0	1	2	0	0	0				
Shane Reynolds, R OBP: 0.083, SLG: 0.083 Craig Shipley, R	0-3 K		1-3 K			0-3 K		0-0 L4 BB 1B		2	0	0	0	0	1	3				
										3	0	0	0	0	3	2				
										1	0	1	0	0	0	0				
<b>Inning Stats</b>	R: 5 E: 1 K: 2 S: 25	H: 6 LOB: 1 BB: 0 P: 33	R: 0 E: 0 K: 2 S: 11	H: 1 LOB: 1 BB: 0 P: 14	R: 0 E: 0 K: 1 S: 10	H: 0 LOB: 0 BB: 0 P: 13	R: 0 E: 0 K: 1 S: 13	H: 1 LOB: 2 BB: 0 P: 19	R: 0 E: 0 K: 1 S: 8	H: 1 LOB: 1 BB: 0 P: 10	R: 2 E: 0 K: 1 S: 17	H: 4 LOB: 2 BB: 0 P: 27	R: 0 E: 0 K: 0 S: 10	H: 1 LOB: 1 BB: 0 P: 17	R: 0 E: 0 K: 1 S: 5	H: 0 LOB: 0 BB: 0 P: 9	1B: 9 2B: 5 3B: 0 HR: 1	SF: 0 SAC: 0 DP: 1 HBP: 1	WP: 0 PB: 0 SB: 0 CS: 0	PA: 42
<b>PITCHER</b>	IP WLS BF H R ER SO BB IBB HBP BLK WP HR S P ERA WHIP	IP WLS BF H R ER SO BB IBB HBP BLK WP HR S P ERA WHIP	IP WLS BF H R ER SO BB IBB HBP BLK WP HR S P ERA WHIP	IP WLS BF H R ER SO BB IBB HBP BLK WP HR S P ERA WHIP	IP WLS BF H R ER SO BB IBB HBP BLK WP HR S P ERA WHIP	IP WLS BF H R ER SO BB IBB HBP BLK WP HR S P ERA WHIP	IP WLS BF H R ER SO BB IBB HBP BLK WP HR S P ERA WHIP	IP WLS BF H R ER SO BB IBB HBP BLK WP HR S P ERA WHIP	IP WLS BF H R ER SO BB IBB HBP BLK WP HR S P ERA WHIP	IP WLS BF H R ER SO BB IBB HBP BLK WP HR S P ERA WHIP	IP WLS BF H R ER SO BB IBB HBP BLK WP HR S P ERA WHIP	IP WLS BF H R ER SO BB IBB HBP BLK WP HR S P ERA WHIP	IP WLS BF H R ER SO BB IBB HBP BLK WP HR S P ERA WHIP	IP WLS BF H R ER SO BB IBB HBP BLK WP HR S P ERA WHIP	IP WLS BF H R ER SO BB IBB HBP BLK WP HR S P ERA WHIP	IP WLS BF H R ER SO BB IBB HBP BLK WP HR S P ERA WHIP	IP WLS BF H R ER SO BB IBB HBP BLK WP HR S P ERA WHIP	IP WLS BF H R ER SO BB IBB HBP BLK WP HR S P ERA WHIP	IP WLS BF H R ER SO BB IBB HBP BLK WP HR S P ERA WHIP	IP WLS BF H R ER SO BB IBB HBP BLK WP HR S P ERA WHIP

Houston Astros @ Montreal Expos  
Olympic Stadium, Montreal, QB  
Tue Jun 20 1995, 7:05 PM EDT  
Att: 14,837 - Dome

AB	39
R	7
H	14
RBI	7
BB	2
SO	11
LOB	16



Batter	1	2	3	4	5	6	7	8	9	AB	R	H	RBI	BB	SO	LOB	BOTTOM					
Tony Tarasco, L OBP: 0.354, SLG: 0.500	0-0 BB 1B		3-3 K	0-1 G4-3			1-2 G4-3 1B 2B		0-0 HR	5	2	3	1	0	1	2						
Wii Cordero, R OBP: 0.373, SLG: 0.420	4-1 BB 1B BB		2-2 G4-3		0-1 G4-6-3 1B		2-1 G4-3		3-2 K	4	0	1	0	1	1	1						
David Segui, S OBP: 0.393, SLG: 0.425	0-1 L8		1-1 G4-3		1-0 G4-6-3		0-1 1B			4	0	1	1	0	0	3						
Moises Alou, R OBP: 0.356, SLG: 0.494	0-1 BB 1B			1-2 BB 2B 1B	2-2 P7		2-3 K			4	1	2	0	0	1	1						
Rondell White, R OBP: 0.439, SLG: 0.661	4-2 BB		2-2 2B 1B 1B		0-2 G1-3		2-2 G6-3			3	1	1	0	1	0	0						
Darin Fletcher, L OBP: 0.357, SLG: 0.456	1-1 G3		0-1 FC4-6 2B		0-1 G4-3 1B		0-1 G4-3			4	0	2	1	0	0	3						
Mike Lansing, R OBP: 0.309, SLG: 0.400		0-1 G6-3		3-3 K		0-0 G4-3		0-1 G5-3		4	0	0	0	0	1	3						
Sean Berry, R OBP: 0.319, SLG: 0.374 Gil Heredia, R OBP: 0.167, SLG: 0.167 Greg Harris, S OBP: 0.333, SLG: 0.667 Curtis Pride, L OBP: 0.286, SLG: 0.286		1-3 K		0-0 FC4-6 1B		2-3 K		3-2 P5		3	0	1	1	0	2	1						
Pedro Martinez, R OBP: 0.095, SLG: 0.100 Gabe White, L Lou Frazier, S OBP: 0.391, SLG: 0.226 Jeff Shaw, R		1-3 K		3-3 FC4-6 1B		2-2 P4		3-2 P9		0	0	0	0	0	0	0						
										1	0	0	0	0	2	0						
										2	0	0	0	0	0	0						
<b>Inning Stats</b>	R: 0 E: 0 K: 0 S: 10	H: 2 LOB: 3 BB: 2 P: 19	R: 0 E: 0 K: 2 S: 8	H: 0 LOB: 0 BB: 0 P: 10	R: 0 E: 0 K: 1 S: 8	H: 0 LOB: 0 BB: 0 P: 14	R: 2 E: 0 K: 1 S: 17	H: 4 LOB: 2 BB: 0 P: 25	R: 0 E: 0 K: 0 S: 8	H: 1 LOB: 0 BB: 0 P: 11	R: 0 E: 0 K: 1 S: 9	H: 1 LOB: 1 BB: 0 P: 11	R: 1 E: 0 K: 1 S: 13	H: 2 LOB: 1 BB: 0 P: 20	R: 0 E: 0 K: 0 S: 7	H: 0 LOB: 0 BB: 0 P: 9	R: 1 E: 0 K: 1 S: 16	H: 1 LOB: 0 BB: 0 P: 25	1B: 8 2B: 2 3B: 0 HR: 1	SF: 0 SAC: 0 DP: 1 HBP: 0	WP: 0 PB: 0 SB: 0 CS: 0	PA: 38
<b>PITCHER</b>	IP WLS BF H R ER SO BB IBB HBP BLK WP HR S P ERA WHIP	IP WLS BF H R ER SO BB IBB HBP BLK WP HR S P ERA WHIP	IP WLS BF H R ER SO BB IBB HBP BLK WP HR S P ERA WHIP	IP WLS BF H R ER SO BB IBB HBP BLK WP HR S P ERA WHIP	IP WLS BF H R ER SO BB IBB HBP BLK WP HR S P ERA WHIP	IP WLS BF H R ER SO BB IBB HBP BLK WP HR S P ERA WHIP	IP WLS BF H R ER SO BB IBB HBP BLK WP HR S P ERA WHIP	IP WLS BF H R ER SO BB IBB HBP BLK WP HR S P ERA WHIP	IP WLS BF H R ER SO BB IBB HBP BLK WP HR S P ERA WHIP	IP WLS BF H R ER SO BB IBB HBP BLK WP HR S P ERA WHIP	IP WLS BF H R ER SO BB IBB HBP BLK WP HR S P ERA WHIP	IP WLS BF H R ER SO BB IBB HBP BLK WP HR S P ERA WHIP	IP WLS BF H R ER SO BB IBB HBP BLK WP HR S P ERA WHIP	IP WLS BF H R ER SO BB IBB HBP BLK WP HR S P ERA WHIP	IP WLS BF H R ER SO BB IBB HBP BLK WP HR S P ERA WHIP	IP WLS BF H R ER SO BB IBB HBP BLK WP HR S P ERA WHIP	IP WLS BF H R ER SO BB IBB HBP BLK WP HR S P ERA WHIP	IP WLS BF H R ER SO BB IBB HBP BLK WP HR S P ERA WHIP	IP WLS BF H R ER SO BB IBB HBP BLK WP HR S P ERA WHIP	IP WLS BF H R ER SO BB IBB HBP BLK WP HR S P ERA WHIP		

Houston Astros @ Montreal Expos  
Olympic Stadium, Montreal, QB  
Tue Jun 20 1995, 7:05 PM EDT  
Att: 14,837 - Dome

AB	36
R	4
H	11
RBI	4
BB	2
SO	7
LOB	16





Batter	1	2	3	4	5	6	7	8	9	AB	R	H	RBI	BB	SO	LOB	TOP					
<b>Brian Hunter, R</b> OBP: 0.396, SLG: 0.500 (1, 8)										4	0	2	0	0	0	0	<b>Houston Astros @ Montreal Expos</b> <b>Olympic Stadium, Montreal, QB</b> Wed Jun 21 1995, 7:05 PM EDT Att: 18,720 - Dome					
<b>Craig Biggio, R</b> OBP: 0.397, SLG: 0.456 (1, 4)										5	1	1	0	0	1	3						
<b>5 Jeff Bagwell, R</b> OBP: 0.354, SLG: 0.423 (1, 3)										5	2	2	0	0	1	3						
<b>Derek Bell, R</b> OBP: 0.376, SLG: 0.438 (1, 9)										4	1	1	1	0	0	4						
<b>Tony Eusebio, R</b> OBP: 0.350, SLG: 0.393 (1, 2)										3	1	2	3	1	0	1						
<b>Luis Gonzalez, L</b> OBP: 0.311, SLG: 0.410 (1, 7)										4	0	1	0	0	0	4						
<b>Phil Nevin, R</b> OBP: 0.194, SLG: 0.172 (1, 5)										4	0	1	0	0	0	3						
<b>Craig Shipley, R</b> OBP: 0.342, SLG: 0.391 (1, 6)										4	0	0	1	0	0	3						
<b>Greg Swindell, L</b> OBP: 0.286, SLG: 0.350 (1, 1)										3	0	0	0	0	0	1						
<b>Jim Dougherty, R</b> (7, 1)										0	0	0	0	0	0	0						
<b>Dave Veres, R</b> (8, 1)										0	0	0	0	0	0	0						
<b>Dave Magadan, L</b> OBP: 0.425, SLG: 0.374 (9, PH)										1	0	0	0	0	0	0						
<b>Todd Jones, L</b> (9, 1)										0	0	0	0	0	0	0						
<b>Inning Stats</b>	R: 0 E: 0 K: 0 S: 9	H: 1 LOB: 1 BB: 0 P: 14	R: 1 E: 0 K: 0 S: 10	H: 1 LOB: 1 BB: 1 P: 18	R: 2 E: 2 K: 0 S: 7	H: 2 LOB: 1 BB: 0 P: 8	R: 0 E: 0 K: 0 S: 4	H: 1 LOB: 0 BB: 0 P: 4	R: 2 E: 1 K: 0 S: 9	H: 3 LOB: 1 BB: 0 P: 9	R: 0 E: 0 K: 0 S: 6	H: 0 LOB: 1 BB: 0 P: 9	R: 0 E: 0 K: 0 S: 10	H: 0 LOB: 1 BB: 0 P: 14	R: 0 E: 0 K: 0 S: 11	H: 1 LOB: 1 BB: 0 P: 16	R: 0 E: 0 K: 2 S: 15	H: 1 LOB: 1 BB: 0 P: 21	1B: 9 2B: 1 3B: 0 HR: 0	SF: 0 SAC: 0 DP: 2 HBP: 1	WP: 2 PB: 0 SB: 2 CS: 2	PA: 39
<b>PITCHER</b>	IP WLS BF H R ER SO BB IBB HBP BLK WP HR S P ERA WHIP																					
<b>Butch Henry, L</b> ERA: 3.97	(1, 1) 5.0 L 24 8 5 3 0 1 0 0 0 0 0 0 39 53 5.40 1.800																					
<b>Luis Aquino, R</b> ERA: 4.03	(6, 1) 2.0 7 0 0 0 0 0 0 0 1 0 0 0 16 23 0.00 0.000																					
<b>Tim Scott, R</b> ERA: 4.28	(8, 1) 1.2 7 2 0 0 1 0 0 0 0 0 1 0 23 31 0.00 1.200																					
<b>Mel Rojas, R</b> ERA: 3.72	(9, 1) 0.1 1 0 0 0 1 0 0 0 0 0 1 0 3 6 0.00 0.000																					

AB	37
R	5
H	10
RBI	5
BB	1
SO	2
LOB	22



Batter	1	2	3	4	5	6	7	8	9	AB	R	H	RBI	BB	SO	LOB	BOTTOM					
<b>Mark Grudzielanek, R</b> OBP: 0.313, SLG: 0.345 (1, 5)										3	0	1	0	0	0	0	<b>Houston Astros @ Montreal Expos</b> <b>Olympic Stadium, Montreal, QB</b> Wed Jun 21 1995, 7:05 PM EDT Att: 18,720 - Dome					
<b>David Segui, L</b> OBP: 0.397, SLG: 0.438 (8, PH)										1	1	1	0	0	0	0						
<b>Shane Andrews, R</b> OBP: 0.307, SLG: 0.427 (1, 3)										4	0	0	0	0	1	3						
<b>Wil Cordero, R</b> OBP: 0.366, SLG: 0.411 (1, 6)										4	0	0	1	0	2	2						
<b>Moises Alou, R</b> OBP: 0.359, SLG: 0.492 (8, 9)										3	0	1	1	1	0	0						
<b>Rondell White, R</b> OBP: 0.434, SLG: 0.655 (1, 8)										4	1	1	0	0	1	3						
<b>Mel Rojas, R</b> (9, 1)										0	0	0	0	0	0	0						
<b>Mike Lansing, R</b> OBP: 0.301, SLG: 0.389 (1, 4)										4	0	0	0	0	0	1						
<b>Tony Tarasco, L</b> OBP: 0.359, SLG: 0.508 (1, 9)										3	0	2	1	0	1	0						
<b>Tim Scott, R</b> OBP: 0.333, SLG: 0.333 (8, 1)										0	0	0	0	0	0	0						
<b>Lou Frazier, S</b> OBP: 0.297, SLG: 0.222 (9, 8)										1	0	0	0	0	0	0						
<b>Tim Laker, R</b> OBP: 0.288, SLG: 0.345 (1, 2)										3	0	1	0	0	0	2						
<b>Darin Fletcher, L</b> OBP: 0.362, SLG: 0.460 (9, PH)										1	0	1	0	0	0	0						
<b>Butch Henry, L</b> OBP: 0.048, SLG: 0.048 (1, 1)										1	0	0	0	0	0	0						
<b>Sean Berry, R</b> OBP: 0.316, SLG: 0.370 (5, PH)										1	0	0	0	0	1	1						
<b>Luis Aquino, R</b> OBP: 0.400, SLG: 0.250 (6, 1)										0	0	0	0	0	0	0						
<b>Curtis Pride, L</b> OBP: 0.333, SLG: 0.333 (8, 7)										2	1	1	0	0	0	1						
<b>Inning Stats</b>	R: 0 E: 0 K: 0 S: 6	H: 0 LOB: 0 BB: 0 P: 10	R: 1 E: 0 K: 0 S: 11	H: 2 LOB: 1 BB: 0 P: 15	R: 0 E: 0 K: 0 S: 11	H: 0 LOB: 0 BB: 0 P: 17	R: 0 E: 0 K: 1 S: 7	H: 0 LOB: 0 BB: 0 P: 12	R: 0 E: 0 K: 2 S: 11	H: 1 LOB: 1 BB: 0 P: 21	R: 0 E: 0 K: 1 S: 9	H: 1 LOB: 2 BB: 1 P: 14	R: 0 E: 0 K: 0 S: 6	H: 1 LOB: 0 BB: 0 P: 7	R: 2 E: 0 K: 2 S: 16	H: 3 LOB: 1 BB: 0 P: 23	R: 0 E: 0 K: 0 S: 10	H: 1 LOB: 1 BB: 0 P: 14	1B: 6 2B: 3 3B: 0 HR: 0	SF: 0 SAC: 0 DP: 1 HBP: 0	WP: 0 PB: 0 SB: 0 CS: 0	PA: 36
<b>PITCHER</b>	IP WLS BF H R ER SO BB IBB HBP BLK WP HR S P ERA WHIP																					
<b>Greg Swindell, L</b> ERA: 4.68	(1, 1) 6.0 W 23 4 1 1 1 4 1 0 0 0 0 0 0 55 89 1.50 0.833																					
<b>Jim Dougherty, R</b> ERA: 3.92	(7, 1) 1.0 5 3 2 2 0 0 0 0 0 0 0 0 13 17 18.00 3.000																					
<b>Dave Veres, R</b> ERA: 1.41	(8, 1) 1.0 4 1 0 0 2 0 0 0 0 0 0 0 9 13 0.00 1.000																					
<b>Todd Jones, R</b> ERA: 1.71	(9, 1) 1.0 S 4 1 0 0 0 0 0 0 0 0 0 0 10 14 0.00 1.000																					

AB	35
R	3
H	9
RBI	3
BB	1
SO	6
LOB	13





Batter	1	2	3	4	5	6	7	8	9	AB	R	H	RBI	BB	SO	LOB	TOP				
Jacob Brumfield, R OBP: 0.348, SLG: 0.344 (1, 8)	0-0 L3		3-3 K		0-0 P2			1-0 2B 1B		4	1	1	0	0	1	0					
Nelson Lirio, S OBP: 0.315, SLG: 0.349 (1, 4)	1-2 P4		2-2 F8			2-1 G4-3		1-0 1-H 2B		4	0	1	1	0	0	0					
Al Martin, L OBP: 0.305, SLG: 0.356 (1, 7)	4-2 BB			4-2 G4-6-3 1B BB		0-2 G4-3		0-2 P6		2	1	0	0	2	0	1					
Orlando Merced, S OBP: 0.329, SLG: 0.421 (1, 9)	1-3 K			0-0 G4-6-3 1B		0-0 G3		0-0 G5-4-3 1B		4	0	2	0	0	1	1					
Don Slaught, R OBP: 0.385, SLG: 0.417 (1, 2)		1-3 K		0-2 G4-6-3			2-1 F9	0-2 G5-4-3		4	0	0	0	0	1	3					
Mark Johnson, L OBP: 0.341, SLG: 0.505 (1, 3)		0-2 G5-3		1-2 1B			2-2 P6	1-1 G3-1		4	0	1	1	0	0	0					
Carlos Garcia, R OBP: 0.305, SLG: 0.383 (1, 6)		1-2 2B		3-H F8			2-3 K			3	0	1	0	0	1	1					
Kevin Young, R OBP: 0.227, SLG: 0.238 (1, 5)		0-3 K			1-3 K			1-1 G4-3		3	0	0	0	0	2	1					
Denny Neagle, L OBP: 0.114, SLG: 0.061 (1, 1)			0-0 G4-3		2-3 K			2-2 G3-1		3	0	0	0	0	1	0					
<b>Inning Stats</b>	R: 0 E: 0 K: 1 S: 13	H: 0 LOB: 1 BB: 1 P: 19	R: 0 E: 0 K: 2 S: 14	H: 1 LOB: 1 BB: 0 P: 16	R: 0 E: 0 K: 1 S: 9	H: 0 LOB: 0 BB: 0 P: 14	R: 1 E: 0 K: 0 S: 12	H: 2 LOB: 1 BB: 1 P: 17	R: 0 E: 0 K: 0 S: 7	H: 0 LOB: 0 BB: 0 P: 10	R: 0 E: 0 K: 1 S: 8	H: 0 LOB: 0 BB: 0 P: 14	R: 1 E: 0 K: 0 S: 10	H: 2 LOB: 1 BB: 0 P: 15	R: 0 E: 0 K: 0 S: 6	H: 1 LOB: 0 BB: 0 P: 7	1B: 4 2B: 2 3B: 0 HR: 0	SF: 0 SAC: 0 DP: 2 HBP: 0	WP: 0 PB: 0 SB: 0 CS: 0	PA: 33	
<b>PITCHER</b>	IP WLS BF H R ER SO BB IBB HBP BLK WP HR S P ERA WHIP	IP WLS BF H R ER SO BB IBB HBP BLK WP HR S P ERA WHIP	IP WLS BF H R ER SO BB IBB HBP BLK WP HR S P ERA WHIP	IP WLS BF H R ER SO BB IBB HBP BLK WP HR S P ERA WHIP	IP WLS BF H R ER SO BB IBB HBP BLK WP HR S P ERA WHIP	IP WLS BF H R ER SO BB IBB HBP BLK WP HR S P ERA WHIP	IP WLS BF H R ER SO BB IBB HBP BLK WP HR S P ERA WHIP	IP WLS BF H R ER SO BB IBB HBP BLK WP HR S P ERA WHIP	IP WLS BF H R ER SO BB IBB HBP BLK WP HR S P ERA WHIP	IP WLS BF H R ER SO BB IBB HBP BLK WP HR S P ERA WHIP	IP WLS BF H R ER SO BB IBB HBP BLK WP HR S P ERA WHIP	IP WLS BF H R ER SO BB IBB HBP BLK WP HR S P ERA WHIP	IP WLS BF H R ER SO BB IBB HBP BLK WP HR S P ERA WHIP	IP WLS BF H R ER SO BB IBB HBP BLK WP HR S P ERA WHIP	IP WLS BF H R ER SO BB IBB HBP BLK WP HR S P ERA WHIP	IP WLS BF H R ER SO BB IBB HBP BLK WP HR S P ERA WHIP	IP WLS BF H R ER SO BB IBB HBP BLK WP HR S P ERA WHIP	IP WLS BF H R ER SO BB IBB HBP BLK WP HR S P ERA WHIP	IP WLS BF H R ER SO BB IBB HBP BLK WP HR S P ERA WHIP	IP WLS BF H R ER SO BB IBB HBP BLK WP HR S P ERA WHIP	IP WLS BF H R ER SO BB IBB HBP BLK WP HR S P ERA WHIP

Pittsburgh Pirates @ Montreal Expos  
Olympic Stadium, Montreal, QB  
Fri Jun 23 1995, 7:05 PM EDT  
Att: 27,367 - Dome

AB 31  
R 2  
H 6  
RBI 2  
BB 2  
SO 7  
LOB 7



Batter	1	2	3	4	5	6	7	8	9	AB	R	H	RBI	BB	SO	LOB	BOTTOM					
Sean Berry, R OBP: 0.314, SLG: 0.359 (1, 5)	1-1 G1-3 HBP		0-3 K			1-2 G1-6-3			1-2 G6-3	3	0	0	0	0	1	0						
David Segui, S OBP: 0.300, SLG: 0.448 (1, 3)	1-2 G1-3		1-0 2B			1-2 G6-4-3 1B			2-2 G5-3	4	0	2	0	0	0	1						
Wil Cordero, R OBP: 0.360, SLG: 0.404 (1, 6)	3-3 K		1-1 F8			0-1 G6-4-3			1-2 P6	4	0	0	0	0	1	3						
Moises Alou, R OBP: 0.353, SLG: 0.483 (1, 7)	1-1 G4-3			1-1 F8			0-2 K			3	0	0	0	0	1	1						
Rondell White, R OBP: 0.424, SLG: 0.639 (1, 8)		0-0 G5-3		0-1 G1-3			3-1 F8			3	0	0	0	0	0	0						
Mike Lansing, R OBP: 0.296, SLG: 0.381 (1, 4)		0-1 G5-3		0-0 P6			0-1 G5-3			3	0	0	0	0	0	0						
Tony Tarasco, L OBP: 0.358, SLG: 0.503 (1, 9)		4-2 BB			1-2 L9			1-1 P4		2	0	0	0	1	0	0						
Tim Spehr, R OBP: 0.375, SLG: 0.619 (1, 2)		0-0 G5-3			0-0 L5			2-1 G2-3		3	0	0	0	0	0	1						
Pedro Martinez, R OBP: 0.087, SLG: 0.091 Shane Andrews, R (8, PH) Jeff Shaw, R (9, 1)			0-3 K		1-3 K			1-3 K		2	0	0	0	0	2	0						
<b>Inning Stats</b>	R: 0 E: 0 K: 1 S: 10	H: 0 LOB: 1 BB: 0 P: 16	R: 0 E: 0 K: 0 S: 7	H: 0 LOB: 1 BB: 1 P: 11	R: 0 E: 0 K: 2 S: 10	H: 1 LOB: 0 BB: 0 P: 12	R: 0 E: 0 K: 0 S: 5	H: 0 LOB: 0 BB: 0 P: 6	R: 0 E: 0 K: 1 S: 7	H: 0 LOB: 0 BB: 0 P: 9	R: 0 E: 0 K: 0 S: 9	H: 1 LOB: 0 BB: 0 P: 11	R: 0 E: 0 K: 1 S: 8	H: 0 LOB: 0 BB: 0 P: 11	R: 0 E: 0 K: 1 S: 8	H: 0 LOB: 0 BB: 0 P: 12	R: 0 E: 0 K: 0 S: 10	H: 0 LOB: 0 BB: 0 P: 14	1B: 1 2B: 1 3B: 0 HR: 0	SF: 0 SAC: 0 DP: 1 HBP: 1	WP: 0 PB: 0 SB: 0 CS: 0	PA: 30
<b>PITCHER</b>	IP WLS BF H R ER SO BB IBB HBP BLK WP HR S P ERA WHIP	IP WLS BF H R ER SO BB IBB HBP BLK WP HR S P ERA WHIP	IP WLS BF H R ER SO BB IBB HBP BLK WP HR S P ERA WHIP	IP WLS BF H R ER SO BB IBB HBP BLK WP HR S P ERA WHIP	IP WLS BF H R ER SO BB IBB HBP BLK WP HR S P ERA WHIP	IP WLS BF H R ER SO BB IBB HBP BLK WP HR S P ERA WHIP	IP WLS BF H R ER SO BB IBB HBP BLK WP HR S P ERA WHIP	IP WLS BF H R ER SO BB IBB HBP BLK WP HR S P ERA WHIP	IP WLS BF H R ER SO BB IBB HBP BLK WP HR S P ERA WHIP	IP WLS BF H R ER SO BB IBB HBP BLK WP HR S P ERA WHIP	IP WLS BF H R ER SO BB IBB HBP BLK WP HR S P ERA WHIP	IP WLS BF H R ER SO BB IBB HBP BLK WP HR S P ERA WHIP	IP WLS BF H R ER SO BB IBB HBP BLK WP HR S P ERA WHIP	IP WLS BF H R ER SO BB IBB HBP BLK WP HR S P ERA WHIP	IP WLS BF H R ER SO BB IBB HBP BLK WP HR S P ERA WHIP	IP WLS BF H R ER SO BB IBB HBP BLK WP HR S P ERA WHIP	IP WLS BF H R ER SO BB IBB HBP BLK WP HR S P ERA WHIP	IP WLS BF H R ER SO BB IBB HBP BLK WP HR S P ERA WHIP	IP WLS BF H R ER SO BB IBB HBP BLK WP HR S P ERA WHIP	IP WLS BF H R ER SO BB IBB HBP BLK WP HR S P ERA WHIP	IP WLS BF H R ER SO BB IBB HBP BLK WP HR S P ERA WHIP	

Pittsburgh Pirates @ Montreal Expos  
Olympic Stadium, Montreal, QB  
Fri Jun 23 1995, 7:05 PM EDT  
Att: 27,367 - Dome


AB 28  
R 0  
H 2  
RBI 0  
BB 1  
SO 6  
LOB 6









Batter	1	2	3	4	5	6	7	8	9	AB	R	H	RBI	BB	SO	LOB	TOP										
<b>Carlos Garcia, R</b> OBP: 0.308, SLG: 0.383 (1, 4)	G1-3		CS 1B		F8		F8			4	0	1	0	0	0	1	<b>Pittsburgh Pirates @ Montreal Expos</b> <b>Olympic Stadium, Montreal, QB</b> Sun Jun 25 1995, 3:33 AM EDT Att: 27,850 - Dome										
<b>Jay Bell, R</b> OBP: 0.307, SLG: 0.283 (1, 6)	G5-3 2B		1-2 1B			P9		1-0 2B		4	1	3	0	0	0	0											
<b>Steve Pegues, R</b> OBP: 0.300, SLG: 0.467 (1, 8) (8, 7)	E1 G5-3 2-3		1-3 K			1-0 G5-3 WP 1B		0-0 L4		4	0	1	0	0	1	3											
<b>Rich Aude, R</b> OBP: 0.329, SLG: 0.441 (1, 3)	G5-3				G3		4-1 G5-3 BB 2B	1-1 F8		3	0	0	1	1	0	2											
<b>Freddy Garcia, R</b> OBP: 0.172, SLG: 0.077 <b>Al Martin, L</b> OBP: 0.299, SLG: 0.348 (1, 7) (8, 8)	F9				FC6-4 1B		3-2 G5-3	1-1 P4		4	0	1	0	0	0	4											
<b>Orlando Merced, S</b> OBP: 0.322, SLG: 0.411 (1, 9)		G4-3			P9		1-3 K		0-3 K	4	0	0	0	0	2	3											
<b>Mark Parent, R</b> OBP: 0.331, SLG: 0.541 (1, 2)		K			FC6-4 1-2		3-2 G5-3	2-3 K		4	0	0	0	0	2	1											
<b>Kevin Young, R</b> OBP: 0.233, SLG: 0.241 (1, 5)			K			0-3 K	0-0 SH1-4 1B	0-2 K		4	0	1	0	0	3	0											
<b>Esteban Loaiza, R</b> OBP: 0.333, SLG: 0.316 <b>Jason Christiansen, R</b> <b>Dan Miceli, R</b> (1, 1) (8, 1) (9, 1)				K		0-2 G6-3	1-2 SH1-4			2	0	0	0	0	1	0											
<b>Inning Stats</b>	R: 1 E: 1 K: 0 S: 8	H: 1 LOB: 1 BB: 0 P: 9	R: 0 E: 0 K: 2 S: 13	H: 0 LOB: 0 BB: 0 P: 19	R: 0 E: 0 K: 2 S: 12	H: 2 LOB: 1 BB: 0 P: 16	R: 0 E: 0 K: 0 S: 11	H: 1 LOB: 0 BB: 0 P: 19	R: 0 E: 0 K: 1 S: 7	H: 0 LOB: 0 BB: 0 P: 7	R: 0 E: 0 K: 1 S: 11	H: 1 LOB: 2 BB: 1 P: 21	R: 0 E: 0 K: 0 S: 9	H: 1 LOB: 1 BB: 0 P: 12	R: 0 E: 0 K: 0 S: 6	H: 1 LOB: 1 BB: 0 P: 9		R: 0 E: 0 K: 3 S: 11	H: 0 LOB: 0 BB: 0 P: 13	1B: 5 2B: 2 3B: 0 HR: 0	SF: 0 SAC: 1 DP: 0 HBP: 0	WP: 1 PB: 0 SB: 0 CS: 1	PA: 35				
<b>PITCHER</b>	IP	WLS	BF	H	R	ER	SO	BB	IBB	HBP	BLK	WP	HR	S	P	ERA	WHIP										
<b>Jeff Fassero, L</b> ERA: 3.51 <b>Tim Scott, R</b> ERA: 4.13	(1, 1)	8.0	L	32	7	1	0	6	1	0	0	0	0	0	112	0.00	1.000										
(9, 1)	1.0	3	0	0	0	0	3	0	0	0	0	0	0	11	13	0.00	0.000										

Batter	1	2	3	4	5	6	7	8	9	AB	R	H	RBI	BB	SO	LOB	BOTTOM										
<b>Tony Tarasco, L</b> OBP: 0.356, SLG: 0.493 (1, 9)	G3		L9			SH5-3		L4		3	0	0	0	0	0	1	<b>Pittsburgh Pirates @ Montreal Expos</b> <b>Olympic Stadium, Montreal, QB</b> Sun Jun 25 1995, 3:33 AM EDT Att: 27,850 - Dome										
<b>David Segui, S</b> OBP: 0.305, SLG: 0.477 (1, 3)	L8			G5-4-3 1B		L7		0-0 2B		4	0	2	0	0	0	1											
<b>Rondell White, R</b> OBP: 0.415, SLG: 0.611 (1, 8)	G5-3			G5-4-3 1B		G6-3		2-2 G5-3		4	0	1	0	0	0	2											
<b>Moises Alou, R</b> OBP: 0.349, SLG: 0.473 (1, 7)		G5-3		G5-4-3 1-2 2-3		G5-3 G5-3 1B		0-0 G5-3		4	0	1	0	0	0	3											
<b>Darrin Fletcher, L</b> OBP: 0.356, SLG: 0.451 (1, 2)		G5-4-3 BB		P8		G5-3		1-2 G5-3		3	0	0	0	1	0	3											
<b>Wil Cordero, R</b> OBP: 0.354, SLG: 0.395 (1, 6)		G5-4-3			K		G5-3		0-0 G5-3	3	0	0	0	0	1	2											
<b>Mike Lansing, R</b> OBP: 0.295, SLG: 0.373 (1, 4)			L4		G6-3		G5-3		3-1 G5-3	3	0	0	0	0	0	1											
<b>Mark Grudzielanek, R</b> OBP: 0.314, SLG: 0.340 <b>Curtis Priddy, L</b> OBP: 0.333, SLG: 0.333 <b>Shane Andrews, R</b> OBP: 0.391, SLG: 0.418 (1, 5) (8, PH) (8, PH) (9, 5)					G6-3		G6-3		3-3 K	2	0	1	0	0	0	0											
<b>Jeff Fassero, L</b> OBP: 0.208, SLG: 0.095 <b>Sean Berry, R</b> OBP: 0.311, SLG: 0.356 <b>Tim Scott, R</b> OBP: 0.333, SLG: 0.333 (1, 1) (8, PH) (9, 1)			SH5-4 1B		SH5-4		0-2 SH5-3 1B		2-1 P7	1	0	1	0	0	0	0											
<b>Inning Stats</b>	R: 0 E: 0 K: 0 S: 5	H: 0 LOB: 0 BB: 0 P: 8	R: 0 E: 0 K: 0 S: 5	H: 0 LOB: 0 BB: 1 P: 10	R: 0 E: 0 K: 0 S: 8	H: 1 LOB: 1 BB: 0 P: 10	R: 0 E: 0 K: 0 S: 10	H: 2 LOB: 1 BB: 0 P: 12	R: 0 E: 0 K: 1 S: 9	H: 0 LOB: 0 BB: 0 P: 13	R: 0 E: 0 K: 0 S: 10	H: 1 LOB: 1 BB: 0 P: 11	R: 0 E: 0 K: 0 S: 5	H: 1 LOB: 1 BB: 0 P: 8	R: 0 E: 0 K: 1 S: 9	H: 0 LOB: 0 BB: 0 P: 15	R: 0 E: 0 K: 0 S: 11	H: 1 LOB: 1 BB: 0 P: 14	1B: 5 2B: 1 3B: 0 HR: 0	SF: 0 SAC: 2 DP: 2 HBP: 0	WP: 0 PB: 0 SB: 0 CS: 0	PA: 32					
<b>PITCHER</b>	IP	WLS	BF	H	R	ER	SO	BB	IBB	HBP	BLK	WP	HR	S	P	ERA	WHIP										
<b>Esteban Loaiza, R</b> ERA: 5.71 <b>Jason Christiansen, L</b> ERA: 1.37 <b>Dan Miceli, R</b> ERA: 2.66	(1, 1)	7.0	W	25	5	0	0	1	1	0	0	0	0	0	52	0.00	0.857										
(8, 1)	1.0	3	0	0	0	0	1	0	0	0	0	0	0	9	15	0.00	0.000										
(9, 1)	1.0	S	4	1	0	0	0	0	0	0	0	0	0	11	14	0.00	1.000										









Batter	1	2	3	4	5	6	7	8	9	AB	R	H	RBI	BB	SO	LOB	TOP			
Tony Tarasco, L (1, 9) OBP: 0.351, SLG: 0.481	0-0 CS 1B		2-2 G4-3		1-1 F8			1-3 K		4	0	1	0	0	1	0				
Will Cordero, R (1, 6) OBP: 0.363, SLG: 0.420	1-0 1-2 HR		4-1 PO BB			2-3 K			1-1 G5-3	3	1	1	1	1	1	0				
David Segui, S (1, 3) OBP: 0.404, SLG: 0.479	1-1 G5-3		0-0 PO	0-1 1B FC9-6		2-3 K			2-3 K	4	1	1	0	0	2	0				
Moises Alou, R (1, 7) OBP: 0.355, SLG: 0.490	0-0 HR			1-1 FC9-6 1B		1-1 G3			0-3 K	4	1	2	1	0	1	0				
Rondell White, R (1, 8) OBP: 0.396, SLG: 0.579	1-1 G1-3			0-1 FC9-6					2-0 F9	3	0	0	1	0	0	1				
Sean Berry, R (1, 5) OBP: 0.303, SLG: 0.346		0-0 G3		0-2 F9					1-0 G6-3	3	0	0	0	0	0	1				
Mike Lansing, R (1, 4) OBP: 0.283, SLG: 0.356		1-0 F7		1-0 F8					0-0 G6-3	3	0	0	0	0	0	1				
Tim Laker, R (1, 2) OBP: 0.264, SLG: 0.313		2-2 F7				1-3 K			3-3 K	3	0	0	0	0	2	0				
Butch Henry, L (1, 1) OBP: 0.042, SLG: 0.042						0-3 K			2-3 K	3	0	0	0	0	2	0				
Mel Rojas, R (9, 1)										0	0	0	0	0	0	0				
<b>Inning Stats</b>	R: 2 E: 0 K: 0 S: 7	H: 3 LOB: 0 BB: 0 P: 10	R: 0 E: 0 K: 0 S: 5	H: 0 LOB: 0 BB: 0 P: 8	R: 0 E: 0 K: 0 S: 7	H: 0 LOB: 1 BB: 1 P: 14	R: 1 E: 0 K: 0 S: 10	H: 2 LOB: 0 BB: 0 P: 12	R: 0 E: 0 K: 2 S: 9	H: 0 LOB: 0 BB: 0 P: 14	R: 0 E: 0 K: 0 S: 3	H: 0 LOB: 0 BB: 0 P: 6	R: 0 E: 0 K: 3 S: 10	H: 0 LOB: 0 BB: 0 P: 16	R: 0 E: 0 K: 2 S: 8	H: 0 LOB: 0 BB: 0 P: 11	1B: 3 2B: 0 3B: 0 HR: 2	SF: 0 SAC: 0 DP: 0 HBP: 0	WP: 0 PB: 0 SB: 0 CS: 1	PA: 32
<b>PITCHER</b> Steve Avery, L (1, 1) ERA: 4.27	IP: 9.0 WLS: L BF: 31 H: 5 R: 3 ER: 3 SO: 9 BB: 1 IBB: 0 HBP: 0 BLK: 0 WP: 0 HR: 2 S: 67 P: 101 ERA: 3.00 WHIP: 0.667																			

Montreal Expos @ Atlanta Braves  
Atlanta-Fulton County Stadium, Atlanta, GA  
Tue Jun 27 1995, 7:05 PM EDT  
Att: 32,916 - Unknown - 87 F

AB 30  
R 3  
H 5  
RBI 3  
BB 1  
SO 9  
LOB 3



Batter	1	2	3	4	5	6	7	8	9	AB	R	H	RBI	BB	SO	LOB	BOTTOM					
Marquis Grissom, R (1, 8) OBP: 0.340, SLG: 0.432	1-0 F9		2-0 CS 1B			1-3 K			0-1 1B	4	0	2	0	0	1	0						
Jeff Blauser, R (1, 6) OBP: 0.346, SLG: 0.387	4-2 10 G6-4-3 BB		1-2 CS	0-0 G6-3		2-3 K			0-0 P6	3	0	0	0	1	1	1						
10 Chipper Jones, S (1, 5) OBP: 0.346, SLG: 0.460	1-1 G6-4-3			1-0 G6-3					1-2 G3	4	0	0	0	0	0	2						
Fred McGriff, L (1, 3) OBP: 0.380, SLG: 0.495		0-1 PB 2B		0-2 G6-3					1-2 G1-3	3	0	1	0	0	0	0						
David Justice, L (1, 9) OBP: 0.400, SLG: 0.492		4-2 G5-4-3 BB			4-2 BB				1-0 P5	1	0	0	0	2	0	0						
Mike Kelly, R (1, 7) OBP: 0.271, SLG: 0.354		0-3 K			0-0 F7				0-0 G6-3	3	0	0	0	0	1	3						
Charlie O'Brien, R (1, 2) OBP: 0.397, SLG: 0.582		0-1 G5-4-3			2-3 K				0-0 1B L4-3	3	0	1	0	0	1	3						
Rafael Belliard, R (1, 4) OBP: 0.229, SLG: 0.229					0-3 K				2-0 L4-3	2	0	0	0	0	1	1						
Jose Oliva, R (9, PH) OBP: 0.207, SLG: 0.364										1	0	0	0	0	0	1						
Mike Mordecai, R (9, 4) OBP: 0.278, SLG: 0.444										0	0	0	0	0	0	0						
Steve Avery, L (1, 1) OBP: 0.286, SLG: 0.524					2-2 G4-3				1-2 F7	2	0	0	0	0	0	0						
Mike Sharperson, R (9, PH) OBP: 0.167, SLG: 0.333										1	0	0	0	0	0	0						
<b>Inning Stats</b>	R: 0 E: 0 K: 0 S: 5	H: 0 LOB: 0 BB: 1 P: 11	R: 0 E: 0 K: 1 S: 9	H: 1 LOB: 1 BB: 1 P: 13	R: 0 E: 0 K: 1 S: 10	H: 1 LOB: 0 BB: 0 P: 15	R: 0 E: 0 K: 0 S: 5	H: 0 LOB: 0 BB: 0 P: 6	R: 0 E: 0 K: 1 S: 7	H: 0 LOB: 1 BB: 1 P: 13	R: 0 E: 0 K: 2 S: 10	H: 0 LOB: 0 BB: 0 P: 14	R: 0 E: 0 K: 0 S: 6	H: 0 LOB: 0 BB: 0 P: 9	R: 0 E: 0 K: 0 S: 3	H: 1 LOB: 0 BB: 0 P: 5	R: 0 E: 0 K: 0 S: 10	H: 1 LOB: 1 BB: 0 P: 12	1B: 3 2B: 2 3B: 0 HR: 0	SF: 0 SAC: 0 DP: 3 HBP: 0	WP: 0 PB: 1 SB: 0 CS: 1	PA: 31
<b>PITCHER</b> Butch Henry, L (1, 1) ERA: 3.48	IP: 8.1 WLS: W BF: 28 H: 4 R: 0 ER: 0 SO: 5 BB: 3 IBB: 0 HBP: 0 BLK: 0 WP: 0 HR: 0 S: 61 P: 93 ERA: 0.00 WHIP: 0.840																					
<b>PITCHER</b> Mel Rojas, R (9, 1) ERA: 3.64	IP: 0.2 WLS: S BF: 2 H: 0 R: 0 ER: 0 SO: 0 BB: 0 IBB: 0 HBP: 0 BLK: 0 WP: 0 HR: 4 S: 4 P: 5 ERA: 0.00 WHIP: 0.000																					

Montreal Expos @ Atlanta Braves  
Atlanta-Fulton County Stadium, Atlanta, GA  
Tue Jun 27 1995, 7:05 PM EDT  
Att: 32,916 - Unknown - 87 F

AB 27  
R 0  
H 4  
RBI 0  
BB 3  
SO 5  
LOB 11





Batter	1	2	3	4	5	6	7	8	9	AB	R	H	RBI	BB	SO	LOB	TOP								
Tony Tarasco, L (1,9) OBP: 0.349, SLG: 0.474										3	0	0	0	1	1	1	<b>Montreal Expos @ Atlanta Braves</b> Atlanta-Fulton County Stadium, Atlanta, GA Wed Jun 28 1995, 3:33 AM EDT Att: 37,676 - Cloudy - 88 F								
Wil Cordero, R (1,6) OBP: 0.395, SLG: 0.422										4	0	2	0	0	0	1									
David Segui, S (1,3) OBP: 0.300, SLG: 0.479										4	1	1	0	0	1	3									
Moises Alou, R (1,7) OBP: 0.353, SLG: 0.485										4	1	1	0	0	0	1									
Rondell White, R (1,8) OBP: 0.399, SLG: 0.574										3	1	1	1	0	1	0									
Sean Berry, R (1,5) OBP: 0.296, SLG: 0.336										3	0	0	0	0	0	1									
Mike Lansing, R (1,4) OBP: 0.282, SLG: 0.350										3	0	0	0	1	1	1									
Tim Spehr, R (1,2) OBP: 0.393, SLG: 0.625										3	0	1	1	1	0	0									
Pedro Martinez, R (1,1) OBP: 0.080, SLG: 0.087										1	0	0	1	0	1	0									
Mel Rojas, R (8,1)										1	0	0	0	0	1	0									
<b>Inning Stats</b>	R: 0 E: 0 K: 2 S: 12	H: 1 LOB: 1 BB: 0 P: 14	R: 0 E: 0 K: 1 S: 8	H: 0 LOB: 0 BB: 0 P: 11	R: 0 E: 0 K: 1 S: 11	H: 1 LOB: 2 BB: 1 P: 19	R: 0 E: 0 K: 0 S: 5	H: 0 LOB: 1 BB: 0 P: 8	R: 0 E: 0 K: 0 S: 7	H: 1 LOB: 1 BB: 0 P: 11	R: 0 E: 0 K: 0 S: 10	H: 3 LOB: 2 BB: 2 P: 23	R: 0 E: 0 K: 0 S: 7	H: 0 LOB: 0 BB: 0 P: 10	R: 0 E: 0 K: 1 S: 9	H: 0 LOB: 0 BB: 0 P: 14	R: 0 E: 0 K: 1 S: 9	H: 0 LOB: 0 BB: 0 P: 11	1B: 4 2B: 2 3B: 0 HR: 0	SF: 1 SAC: 2 DP: 0 HBP: 1	WP: 0 PB: 0 SB: 1 CS: 0	PA: 36			
<b>PITCHER</b>	IP	WLS	BF	H	R	ER	SO	BB	IBB	HBP	BLK	WP	HR	S	P	ERA	WHIP								
Kent Mercker, L (1,1) ERA: 4.68	7.0		31	6	3	3	4	2	1	1	0	0	0	60	96	3.86	1.143								
Brad Clontz, R (8,1) ERA: 4.74	2.0	W	6	0	0	0	2	0	0	0	0	0	0	18	25	0.00	0.000								

AB	29
R	3
H	6
RBI	3
BB	3
SO	6
LOB	8



Batter	1	2	3	4	5	6	7	8	9	AB	R	H	RBI	BB	SO	LOB	BOTTOM								
Marquis Grissom, R (1,8) OBP: 0.339, SLG: 0.441										4	1	1	1	0	0	0	<b>Montreal Expos @ Atlanta Braves</b> Atlanta-Fulton County Stadium, Atlanta, GA Wed Jun 28 1995, 3:33 AM EDT Att: 37,676 - Cloudy - 88 F								
Jeff Blauser, R (1,6) OBP: 0.349, SLG: 0.400										3	1	1	1	0	1	0									
10 Chipper Jones, S (1,5) OBP: 0.345, SLG: 0.454										3	0	0	0	1	0	1									
Fred McGriff, L (1,3) OBP: 0.378, SLG: 0.488										3	1	0	0	1	1	2									
David Justice, L (1,9) OBP: 0.403, SLG: 0.512										3	1	1	2	1	1	0									
Ryan Klesko, L (1,7) OBP: 0.411, SLG: 0.620										2	0	0	0	1	0	1									
Javy Lopez, R (1,2) OBP: 0.333, SLG: 0.465										3	0	0	0	0	0	2									
Rafael Belliard, R (1,4) OBP: 0.243, SLG: 0.243										2	0	1	0	0	0	0									
Dwight Smith, L (7,PH) OBP: 0.328, SLG: 0.483										1	0	0	0	0	0	1									
Mike Mordecai, R (8,4) OBP: 0.278, SLG: 0.444										0	0	0	0	0	0	0									
Kent Mercker, L (1,1) OBP: 0.125, SLG: 0.167										2	0	0	0	0	1	2									
Jose Oliva, R (7,PH) OBP: 0.205, SLG: 0.359										1	0	0	0	0	1	1									
Brad Clontz, R (8,1)										0	0	0	0	0	0	0									
<b>Inning Stats</b>	R: 1 E: 0 K: 2 S: 11	H: 1 LOB: 1 BB: 1 P: 19	R: 0 E: 0 K: 1 S: 10	H: 1 LOB: 2 BB: 1 P: 16	R: 0 E: 0 K: 0 S: 4	H: 0 LOB: 1 BB: 0 P: 6	R: 0 E: 0 K: 0 S: 7	H: 0 LOB: 0 BB: 0 P: 11	R: 0 E: 0 K: 0 S: 9	H: 0 LOB: 0 BB: 0 P: 9	R: 1 E: 0 K: 1 S: 10	H: 1 LOB: 0 BB: 0 P: 13	R: 0 E: 0 K: 1 S: 12	H: 0 LOB: 1 BB: 1 P: 21	R: 0 E: 0 K: 0 S: 7	H: 0 LOB: 0 BB: 0 P: 9	R: 2 E: 0 K: 0 S: 7	H: 1 LOB: 0 BB: 1 P: 12	1B: 1 2B: 0 3B: 0 HR: 3	SF: 0 SAC: 0 DP: 0 HBP: 1	WP: 0 PB: 0 SB: 0 CS: 0	PA: 33			
<b>PITCHER</b>	IP	WLS	BF	H	R	ER	SO	BB	IBB	HBP	BLK	WP	HR	S	P	ERA	WHIP								
Pedro Martinez, R (1,1) ERA: 3.22	7.0		27	3	2	2	5	3	2	1	0	0	1	63	95	2.57	0.857								
Mel Rojas, R (8,1) ERA: 4.11	1.0	L	5	1	2	2	0	1	0	0	0	0	1	14	21	18.00	2.000								









Batter	1	2	3	4	5	6	7	8	9	AB	R	H	RBI	BB	SO	LOB	TOP					
Tony Tarasco, L (1.9) OBP: 0.352, SLG: 0.480	G3-1 3B		1B	E9 1B	F8			G4-3		5	3	2	1	0	0	3						
Wil Cordero, R (1.6) OBP: 0.356, SLG: 0.412	K		1B	1B	FC6-4			K		5	1	1	1	0	3	4						
David Segui, S (1.3) OBP: 0.308, SLG: 0.484	G3-1		1B	1B	L9			2B		5	2	3	3	0	0	1						
Moises Alou, R (1.7) OBP: 0.352, SLG: 0.483	G5-3		1B	1B				2B		5	1	3	3	0	0	0						
Curtis Pride, L (8.7) OBP: 0.333, SLG: 0.333			1B	1B				2B		0	0	0	0	0	0	0						
Darrin Fletcher, L (1.2) OBP: 0.359, SLG: 0.453			G3	G3	G1-3			K		5	0	2	2	0	1	3						
Mel Rojas, R (8.1)			1B	2B						0	0	0	0	0	0	0						
Rondell White, R (1.8) OBP: 0.380, SLG: 0.542	FC3-6 G5-4-3		F8	E6	F9			G5-3		5	0	0	0	0	0	4						
Mike Lansing, R (1.4) OBP: 0.276, SLG: 0.345	G5-4-3		G4-3		F7					5	0	0	0	0	1	3						
Sean Berry, R (1.5) OBP: 0.305, SLG: 0.353			1B	1B	F9			1B		5	2	3	0	0	1	2						
Jeff Fassero, L (1.1) OBP: 0.269, SLG: 0.136			SH	1B	K					1	2	1	0	1	0	0						
Jeff Shaw, R (6.1)			1B	1B						1	0	0	0	0	0	0						
Tim Scott, R (8.1) OBP: 0.333, SLG: 0.333			1B	1B						0	0	0	0	0	0	0						
Tim Spehr, R (8.2) OBP: 0.367, SLG: 0.577			1B	1B	FC6-4 BB					1	0	0	0	0	1	1						
<b>Inning Stats</b>	R: 1 E: 0 K: 1 S: 15	H: 1 LOB: 0 BB: 0 P: 20	R: 0 E: 0 K: 0 S: 5	H: 1 LOB: 0 BB: 0 P: 7	R: 3 E: 0 K: 1 S: 13	H: 4 LOB: 2 BB: 0 P: 23	R: 6 E: 2 K: 1 S: 25	H: 6 LOB: 2 BB: 0 P: 42	R: 0 E: 0 K: 0 S: 9	H: 0 LOB: 1 BB: 1 P: 14	R: 0 E: 0 K: 0 S: 11	H: 0 LOB: 0 BB: 0 P: 12	R: 0 E: 0 K: 0 S: 6	H: 0 LOB: 0 BB: 0 P: 9	R: 1 E: 0 K: 2 S: 11	H: 2 LOB: 1 BB: 0 P: 20	R: 0 E: 0 K: 2 S: 9	H: 1 LOB: 1 BB: 0 P: 15	1B: 11 2B: 3 3B: 1 HR: 0	SF: 0 SAC: 1 DP: 1 HBP: 0	WP: 0 PB: 0 SB: 1 CS: 0	PA: 45
<b>PITCHER</b>	IP WLS BF H R ER SO	IP WLS BF H R ER SO	IP WLS BF H R ER SO	IP WLS BF H R ER SO	IP WLS BF H R ER SO	IP WLS BF H R ER SO	IP WLS BF H R ER SO	IP WLS BF H R ER SO	IP WLS BF H R ER SO	IP WLS BF H R ER SO	IP WLS BF H R ER SO	IP WLS BF H R ER SO	IP WLS BF H R ER SO	IP WLS BF H R ER SO	IP WLS BF H R ER SO	IP WLS BF H R ER SO	ERA WHIP	ERA WHIP				
Pat Rapp, R (1.1) ERA: 5.21	3.1 L 20 9 8 8 2																	21.60 2.700				
Matt Mantei, R (4.1) ERA: 3.0	0.2 6 3 2 0 1																	0.00 4.500				
Rob Murphy, L (5.1) ERA: 8.68	2.0 7 0 0 0 0																	0.00 0.500				
Terry Mathews, R (7.1) ERA: 2.85	1.0 3 0 0 0 0																	0.00 0.000				
Yorkis Perez, L (8.1) ERA: 6.75	1.0 5 2 1 1 2																	9.00 2.000				

Montreal Expos @ Florida Marlins  
Joe Robbie Stadium, Miami, FL  
Sat Jul 01 1995, 7:05 PM EDT  
Att: 24,835 - Unknown - 93 F

AB	43
R	11
H	15
RBI	10
BB	1
SO	7
LOB	21



Batter	1	2	3	4	5	6	7	8	9	AB	R	H	RBI	BB	SO	LOB	BOTTOM					
Quilvio Veras, S (1.4) OBP: 0.359, SLG: 0.315	G4-3		L7	F8		E6 2B		1B BB SF9 HBP	F7	5	2	0	0	0	0	5						
Chuck Carr, S (1.8) OBP: 0.316, SLG: 0.265	F8		2B	FC6-4 1B		2B		F8	F8	6	0	3	1	0	0	4						
Jeff Conine, R (1.7) OBP: 0.426, SLG: 0.588	1B		K	FC6-4 1B E		K		1B BB	G4-3	5	2	1	0	1	2	5						
Andre Dawson, R (1.9) OBP: 0.279, SLG: 0.427	K		P6	1B		G4-3		1B		3	1	1	0	0	1	1						
Jerry Browne, S (6.9) OBP: 0.301, SLG: 0.260				1B				1B		2	0	1	1	0	0	1						
Terry Pendleton, S (1.5) OBP: 0.338, SLG: 0.422			1B	BB 1B BB		1B		1B		3	1	2	1	1	0	0						
Greg Colbrunn, R (1.3) OBP: 0.304, SLG: 0.415			F9	1B BB		K		1B		5	0	2	1	0	2	4						
Kurt Abbott, R (1.6) OBP: 0.306, SLG: 0.484			K	1B BB		E4 FC6-4		F8		4	0	0	0	1	2	4						
Randy Veres, R (9.1)				1B						0	0	0	0	0	0	0						
Charles Johnson, R (1.2) OBP: 0.297, SLG: 0.325			K	1B		FC6-4		2B	1B BB	4	1	2	1	1	1	3						
Pat Rapp, R (1.1) ERA: 5.21			G6-3	P3				1B 2B		1	0	0	0	0	0	0						
Mel Rojas, R (8.1) ERA: 3.94								1B		1	0	0	0	0	0	0						
<b>Inning Stats</b>	R: 0 E: 0 K: 1 S: 12	H: 1 LOB: 1 BB: 0 P: 18	R: 0 E: 0 K: 2 S: 9	H: 1 LOB: 0 BB: 0 P: 11	R: 0 E: 0 K: 1 S: 15	H: 1 LOB: 1 BB: 0 P: 21	R: 1 E: 0 K: 0 S: 11	H: 2 LOB: 3 BB: 2 P: 25	R: 2 E: 1 K: 1 S: 15	H: 3 LOB: 2 BB: 0 P: 22	R: 1 E: 1 K: 2 S: 13	H: 1 LOB: 1 BB: 0 P: 20	R: 0 E: 0 K: 2 S: 11	H: 0 LOB: 0 BB: 0 P: 13	R: 4 E: 0 K: 0 S: 13	H: 4 LOB: 2 BB: 1 P: 23	R: 0 E: 0 K: 0 S: 13	H: 1 LOB: 2 BB: 1 P: 22	1B: 10 2B: 4 3B: 0 HR: 0	SF: 1 SAC: 0 DP: 0 HBP: 1	WP: 0 PB: 0 SB: 0 CS: 0	PA: 48
<b>PITCHER</b>	IP WLS BF H R ER SO	IP WLS BF H R ER SO	IP WLS BF H R ER SO	IP WLS BF H R ER SO	IP WLS BF H R ER SO	IP WLS BF H R ER SO	IP WLS BF H R ER SO	IP WLS BF H R ER SO	IP WLS BF H R ER SO	IP WLS BF H R ER SO	IP WLS BF H R ER SO	IP WLS BF H R ER SO	IP WLS BF H R ER SO	IP WLS BF H R ER SO	IP WLS BF H R ER SO	IP WLS BF H R ER SO	ERA WHIP	ERA WHIP				
Jeff Fassero, L (1.1) ERA: 3.39	5.1 W 29 4 2 2 3																	1.69 2.062				
Jeff Shaw, R (6.1) ERA: 5.21	1.2 7 2 2 2 3																	10.80 1.200				
Tim Scott, R (8.1) ERA: 4.66	0.2 6 2 2 2 0																	27.00 4.500				
Mel Rojas, R (8.1) ERA: 3.94	1.1 S 6 1 0 0 0																	0.00 1.500				

Montreal Expos @ Florida Marlins  
Joe Robbie Stadium, Miami, FL  
Sat Jul 01 1995, 7:05 PM EDT  
Att: 24,835 - Unknown - 93 F

AB	42
R	8
H	14
RBI	6
BB	4
SO	9
LOB	30





Batter	1	2	3	4	5	6	7	8	9	AB	R	H	RBI	BB	SO	LOB	TOP					
<b>Tony Tarasco, L</b> OBP: 0.353, SLG: 0.476 (1, 9)	 3-3	 0-0			 2-1		 4-0		 0-2	4	0	1	0	1	1	0						
<b>Wil Cordero, R</b> OBP: 0.357, SLG: 0.424 (1, 6)	 2-0	 3-2			 0-0		 0-3		 2-2	5	1	2	1	0	1	3						
<b>David Segui, S</b> OBP: 0.308, SLG: 0.481 (1, 3)	 2-2		 3-3		 0-0		 0-0		 0-1	5	0	2	0	0	1	3						
<b>Moises Alou, R</b> OBP: 0.353, SLG: 0.484 (1, 7)	 2-2		 1-2		 4-0		 1-0		 0-2	4	1	1	0	1	0	4						
<b>Darrin Fletcher, L</b> OBP: 0.363, SLG: 0.458 <b>Mark Grudzielanek, R</b> OBP: 0.350, SLG: 0.527 (8, PR) (8, 4)		 4-0	 0-1		 3-2		 2-2		 1-1	3	1	1	1	1	0	1						
<b>Rondell White, R</b> OBP: 0.376, SLG: 0.534 (1, 8)		 3-1		 1-2	 1-2		 1-3			4	1	1	0	0	1	2						
<b>Jeff Treadway, L</b> OBP: 0.227, SLG: 0.250 <b>Tim Laker, R</b> OBP: 0.253, SLG: 0.299 (8, 2)		 0-0		 1-1		 0-1		 0-1		4	1	4	2	0	0	0						
<b>Sean Berry, R</b> OBP: 0.311, SLG: 0.378 (1, 5)		 2-1		 1-0		 4-0		 1-3		3	1	1	3	1	1	3						
<b>Gil Heredia, R</b> OBP: 0.227, SLG: 0.227 <b>Luis Aquino, R</b> OBP: 0.406, SLG: 0.250 <b>Gabe White, L</b> ERA: 4.55 <b>Tim Spehr, R</b> OBP: 0.307, SLG: 0.577 <b>Greg Harris, S</b> ERA: 2.81 <b>Curtis Priddy</b> OBP: 0.333, SLG: 0.308 <b>Tim Scott, R</b> OBP: 0.333, SLG: 0.333 <b>Mel Rojas, R</b> (8, 1) (8, 1)		 2-2		 1-0		 0-0		 0-1		2	0	0	0	0	0	1						
<b>Inning Stats</b>	R: 1 E: 0 K: 1 S: 12	H: 2 LOB: 0 BB: 0 P: 21	R: 4 E: 0 K: 0 S: 13	H: 3 LOB: 0 BB: 1 P: 27	R: 0 E: 0 K: 1 S: 9	H: 0 LOB: 0 BB: 0 P: 13	R: 0 E: 0 K: 0 S: 7	H: 1 LOB: 1 BB: 0 P: 11	R: 0 E: 0 K: 0 S: 4	H: 0 LOB: 0 BB: 1 P: 6	R: 0 E: 0 K: 0 S: 6	H: 0 LOB: 3 BB: 1 P: 14	R: 0 E: 0 K: 1 S: 7	H: 1 LOB: 3 BB: 2 P: 15	R: 2 E: 0 K: 2 S: 15	H: 3 LOB: 2 BB: 0 P: 20	R: 0 E: 0 K: 0 S: 16	H: 3 LOB: 2 BB: 0 P: 19	1B: 9 2B: 3 3B: 0 HR: 2	SF: 0 SAC: 1 DP: 2 HBP: 0	WP: 0 PB: 0 SB: 0 CS: 1	PA: 41
<b>PITCHER</b>	IP WLS BF H R ER SO BB IBB HBP BLK WP HR S P ERA WHIP																					
<b>Bobby Witt, R</b> ERA: 4.7 (1, 1)	5.0	21	6	5	5	2	1	0	0	0	0	0	0	2	45	78	9.00	1.400				
<b>Matt Mantei, R</b> ERA: 2.25 (6, 1)	1.0	3	0	0	0	0	1	0	0	0	0	0	0	0	6	14	0.00	1.000				
<b>Yorkis Perez, L</b> ERA: 6.75 (7, 1)	0.0	2	1	0	0	0	1	0	0	0	0	0	0	2	6	∞	∞	∞				
<b>Terry Mathews, R</b> ERA: 3.14 (7, 1)	2.0	L 10	3	2	2	3	0	1	0	0	0	0	0	20	29	9.00	1.500					
<b>Robb Nen, R</b> ERA: 4.15 (9, 1)	1.0	5	3	0	0	0	0	0	0	0	0	0	0	16	19	0.00	3.000					

Montreal Expos @ Florida Marlins  
Joe Robbie Stadium, Miami, FL  
Sun Jul 02 1995, 3:33 AM EDT  
Att: 20,226 - Overcast - 92 F

AB	36
R	7
H	13
RBI	7
BB	4
SO	5
LOB	22



Batter	1	2	3	4	5	6	7	8	9	AB	R	H	RBI	BB	SO	LOB	BOTTOM				
<b>Chuck Carr, S</b> OBP: 0.338, SLG: 0.291 (1, 8)	 0-1		 2-1		 4-2	 3-2		 4-2	 0-3	4	1	3	1	1	1	2					
<b>Jerry Browne, S</b> OBP: 0.322, SLG: 0.286 (1, 4) (9, 9)	 0-2		 1-0		 2-0	 1-1		 1-1		4	0	3	3	0	0	1					
<b>Jeff Conine, R</b> OBP: 0.417, SLG: 0.573 (1, 7)	 1-0			 1-3	 0-0	 0-1		 0-0		5	0	0	0	0	1	7					
<b>Terry Pendleton, S</b> OBP: 0.339, SLG: 0.426 (1, 5)	 0-1			 0-2	 1-0	 1-0		 0-2		5	0	2	0	0	0	3					
<b>Tommy Gregg, L</b> OBP: 0.304, SLG: 0.424 <b>Robb Nen, R</b> (9, 1)		 0-1		 1-0	 2-3	 0-0		 0-3		5	0	1	0	0	2	3					
<b>Russ Morman, R</b> OBP: 0.385, SLG: 0.615 (1, 3)		 1-1		 1-1	 2-2	 2-1		 0-1		5	1	2	0	0	0	3					
<b>Kurt Abbott, R</b> OBP: 0.314, SLG: 0.488 (1, 6)		 1-3		 0-0	 2-2	 1-3		 0-0		5	2	3	0	0	2	2					
<b>Steve Decker, R</b> OBP: 0.378, SLG: 0.276 <b>Charles Johnson, R</b> OBP: 0.237, SLG: 0.325 (8, 2)			 1-1	 0-1	 1-1	 4-1		 0-1		3	1	2	0	1	0	0					
<b>Bobby Witt, R</b> OBP: 0.143, SLG: 0.158 <b>Andre Dawson, R</b> OBP: 0.277, SLG: 0.423 <b>Matt Mantei, R</b> ERA: 4.55 <b>Greg Colburn, R</b> OBP: 0.307, SLG: 0.418 <b>Yorkis Perez, L</b> (7, 1) <b>Terry Mathews, L</b> OBP: 0.366, SLG: 0.565 <b>Quilvio Vera, S</b> OBP: 0.307, SLG: 0.313 (8, 4)			 2-3	 0-1	 2-1	 3-3		 1-3		1	0	0	0	0	1	0					
<b>Inning Stats</b>	R: 0 E: 0 K: 0 S: 9	H: 2 LOB: 1 BB: 0 P: 10	R: 0 E: 0 K: 1 S: 7	H: 0 LOB: 0 BB: 0 P: 9	R: 0 E: 0 K: 1 S: 8	H: 1 LOB: 1 BB: 0 P: 14	R: 0 E: 0 K: 1 S: 11	H: 1 LOB: 1 BB: 0 P: 14	R: 5 E: 0 K: 1 S: 22	H: 6 LOB: 1 BB: 0 P: 36	R: 0 E: 0 K: 2 S: 13	H: 2 LOB: 3 BB: 1 P: 24	R: 0 E: 0 K: 1 S: 13	H: 0 LOB: 2 BB: 0 P: 18	R: 0 E: 0 K: 2 S: 11	H: 2 LOB: 2 BB: 0 P: 12	1B: 15 2B: 3 3B: 0 HR: 0	SF: 0 SAC: 2 DP: 1 HBP: 1	WP: 0 PB: 0 SB: 0 CS: 1	PA: 46	
<b>PITCHER</b>	IP WLS BF H R ER SO BB IBB HBP BLK WP HR S P ERA WHIP																				
<b>Gil Heredia, R</b> ERA: 5.51 (1, 1)	5.2	27	11	5	5	4	1	0	0	0	0	0	0	0	59	87	7.94	2.118			
<b>Luis Aquino, R</b> ERA: 4.55 (6, 1)	0.0	2	2	1	1	0	0	0	0	0	0	0	0	6	10	∞	∞	∞			
<b>Gabe White, L</b> ERA: 2.65 (6, 1)	0.1	1	0	0	0	0	0	0	0	0	0	0	0	2	2	0.00	0.000				
<b>Greg Harris, R</b> ERA: 2.81 (7, 1)	1.0	W 6	2	0	0	2	1	0	0	0	0	0	0	13	24	0.00	3.000				
<b>Tim Scott, R</b> ERA: 4.5 (8, 1)	1.0	5	0	0	0	1	0	0	1	0	0	0	0	13	18	0.00	0.000				
<b>Mel Rojas, R</b> ERA: 3.82 (9, 1)	1.0	S 5	2	0	0	2	0	0	0	0	0	0	0	11	12	0.00	2.000				

Montreal Expos @ Florida Marlins  
Joe Robbie Stadium, Miami, FL  
Sun Jul 02 1995, 3:33 AM EDT  
Att: 20,226 - Overcast - 92 F

AB	41
R	6
H	17
RBI	6
BB	2
SO	9
LOB	28





Batter	1	2	3	4	5	6	7	8	9	AB	R	H	RBI	BB	SO	LOB	TOP			
Tony Tarasco, L (1, 9) OBP: 0.352, SLG: 0.469	G3		G3-1			G3-1			E 1B BB	3	0	0	0	1	0	0	<b>Montreal Expos @ St. Louis Cardinals</b> Busch Stadium, St. Louis, MO Mon Jul 03 1995, 7:05 PM CDT Att: 25,644 - Unknown  <b>AB 29</b> <b>R 0</b> <b>H 1</b> <b>RBI 0</b> <b>BB 2</b> <b>SO 3</b> <b>LOB 8</b>			
Wil Cordero, R (1, 6) OBP: 0.355, SLG: 0.421	K			G5-3			G6-3		E5 1B	4	0	1	0	0	1	0				
David Segui, S (1, 3) OBP: 0.404, SLG: 0.472	G1-3			G1-3			G6-4-3 BB		K	3	0	0	0	1	1	2				
Moises Alou, R (1, 7) OBP: 0.347, SLG: 0.475		G1-3			K		G6-4-3 1-2		G5-3	4	0	0	0	0	1	3				
Darrin Fletcher, L (1, 2) OBP: 0.356, SLG: 0.448		L6				G3-1			F7	3	0	0	0	0	0	0				
Rondell White, R (1, 8) OBP: 0.370, SLG: 0.523		E1				G5-3			E4	3	0	0	0	0	0	0				
Jeff Treadway, L (1, 4) OBP: 0.222, SLG: 0.233		G1-3				G1-3			F8	3	0	0	0	0	0	2				
Shane Andrews, R (1, 5) OBP: 0.290, SLG: 0.400			G5-3			G5-3			F9	3	0	0	0	0	0	1				
Butch Henry, L (1, 1) OBP: 0.038, SLG: 0.038			G4-3			G1-3			F7	2	0	0	0	0	0	0				
Tim Scott, R (8, 1) OBP: 0.333, SLG: 0.333										0	0	0	0	0	0	0				
Gabe White, L (8, 1) OBP: 0.286, SLG: 0.286										0	0	0	0	0	0	0				
Curtis Pride, L (9, PH)										1	0	0	0	0	0	0				
<b>Inning Stats</b>	R: 0 E: 0 K: 1 S: 8	H: 0 LOB: 0 BB: 0 P: 11	R: 0 E: 1 K: 0 S: 7	H: 0 LOB: 1 BB: 0 P: 11	R: 0 E: 0 K: 0 S: 8	H: 0 LOB: 0 BB: 0 P: 12	R: 0 E: 0 K: 1 S: 6	H: 0 LOB: 0 BB: 0 P: 7	R: 0 E: 0 K: 0 S: 4	H: 0 LOB: 0 BB: 0 P: 7	R: 0 E: 0 K: 0 S: 6	H: 0 LOB: 0 BB: 1 P: 11	R: 0 E: 1 K: 0 S: 11	H: 0 LOB: 1 BB: 0 P: 15	R: 0 E: 1 K: 1 S: 9	H: 1 LOB: 2 BB: 1 P: 17	1B: 1 2B: 0 3B: 0 HR: 0	SF: 0 SAC: 0 DP: 1 HBP: 0	WP: 0 PB: 0 SB: 1 CS: 0	PA: 31
<b>PITCHER</b>	IP WLS BF H R ER SO BB IBB HBP BLK WP HR S P ERA WHIP																			
Mike Morgan, R (1, 1) ERA: 2.58	8.1 W 29 1 0 0 2 2 0 0 0 0 0 0 60 96 0.00 0.360																			
Jeff Parrett, R (9, 1) ERA: 4.86	0.2 2 0 0 0 1 0 0 0 0 0 0 0 5 6 0.00 0.000																			

Batter	1	2	3	4	5	6	7	8	9	AB	R	H	RBI	BB	SO	LOB	BOTTOM	
Geronimo Pena, S (1, 4) OBP: 0.434, SLG: 0.477	1B 1B		1B 2B		G5-3			WP 1B SF8 HBP		3	2	2	0	0	0	0	<b>Montreal Expos @ St. Louis Cardinals</b> Busch Stadium, St. Louis, MO Mon Jul 03 1995, 7:05 PM CDT Att: 25,644 - Unknown  <b>AB 31</b> <b>R 6</b> <b>H 10</b> <b>RBI 6</b> <b>BB 2</b> <b>SO 6</b> <b>LOB 16</b>	
Tripp Cramer, R (1, 6) OBP: 0.281, SLG: 0.376	K		1B BB		F9			SF8 WP E 1B		3	1	1	0	1	1	1		
Brian Jordan, R (1, 8) OBP: 0.332, SLG: 0.479	FC6-4 1B		1-2 2-3 1B		L8			L5		4	0	2	0	0	0	2		
Scott Cooper, L (1, 5) OBP: 0.360, SLG: 0.363	FC6-4 1B		L4-3		K			SF8		3	0	1	2	0	1	3		
Darnell Coles, R (1, 7) OBP: 0.303, SLG: 0.339	FC6-4 1B		G5-3		K			E7 1B 1B		4	0	1	1	0	1	4		
Terry Bradshaw, L (8, PR) OBP: 0.273, SLG: 0.238	FC6-4									0	1	0	0	0	0	0		
Danny Sheaffer, R (1, 3) OBP: 0.309, SLG: 0.410	G6-3			L7				G6-4-3 1B BB		3	1	1	1	1	0	2		
John Mabry, L (1, 9) OBP: 0.336, SLG: 0.393		G4-3		G6-3				G6-4-3 1B BB		4	1	2	2	0	0	0		
Scott Hemond, R (1, 2) OBP: 0.167, SLG: 0.140		G1-3		G6-3				G6-4-3 1B BB		4	0	0	0	0	0	3		
Mike Morgan, R (1, 1) OBP: 0.071, SLG: 0.071					K					3	0	0	0	0	3	1		
Jeff Parrett, R (9, 1) OBP: 1.000, SLG: 1.000										0	0	0	0	0	0	0		
<b>Inning Stats</b>	R: 1 E: 0 K: 1 S: 11	H: 3 LOB: 2 BB: 0 P: 16	R: 0 E: 0 K: 1 S: 6	H: 0 LOB: 0 BB: 0 P: 8	R: 0 E: 0 K: 0 S: 13	H: 2 LOB: 2 BB: 1 P: 21	R: 0 E: 0 K: 0 S: 6	H: 0 LOB: 0 BB: 0 P: 9	R: 0 E: 0 K: 2 S: 12	H: 0 LOB: 0 BB: 0 P: 18	R: 0 E: 0 K: 1 S: 9	H: 1 LOB: 1 BB: 1 P: 16	R: 5 E: 1 K: 0 S: 15	H: 4 LOB: 1 BB: 0 P: 22	1B: 8 2B: 2 3B: 0 HR: 1	SF: 1 SAC: 0 DP: 2 HBP: 1	WP: 1 PB: 0 SB: 0 CS: 0	PA: 35
<b>PITCHER</b>	IP WLS BF H R ER SO BB IBB HBP BLK WP HR S P ERA WHIP																	
Butch Henry, L (1, 1) ERA: 3.27	7.0 L 27 6 1 1 1 6 2 0 0 0 0 0 64 98 1.29 1.143																	
Tim Scott, R (8, 1) ERA: 5.04	0.1 3 1 2 2 0 0 0 0 1 0 1 0 6 10 54.00 3.000																	
Gabe White, L (8, 1) ERA: 4.08	0.2 5 3 3 3 0 0 0 0 0 0 0 1 9 12 40.50 4.500																	







Batter	1	2	3	4	5	6	7	8	9	10	AB	R	H	RBI	BB	SO	LOB	TOP			
Sean Berry, R OBP: 0.329, SLG: 0.419 (1, 5)	0-2 1B		3-2 FC6-4 1B			1-0 HR		2-2 1B 1B	0-0 P3		5	2	4	1	0	0	1				
Mike Lansing, R OBP: 0.268, SLG: 0.333 (1, 4) (10, 6)	1-1 L8		3-2 L7			1-0 L9		0-0 L8		1-1 F9	5	0	0	0	0	0	3				
Wil Cordero, R OBP: 0.358, SLG: 0.422 Mel Rojas, R (1, 6) (10, 1)	0-0 P7		1-1 FC6-4			2-2 L7		1-2 1B G6-3 1B		1-3 K	5	1	1	0	0	1	2				
Moises Alou, R OBP: 0.347, SLG: 0.469 (1, 7)	2-0 F9				3-1 G6-3		1-1 1B	1-2 G6-3 1B		2-2 L7	5	0	2	1	0	0	1				
Rondell White, R OBP: 0.329, SLG: 0.509 (1, 8)		2-2 G5-3			3-2 G6-3		0-1 F9	1-2 G6-3			4	0	0	1	0	0	2				
Shane Andrews, R OBP: 0.278, SLG: 0.379 Jeff Treadway, L OBP: 0.222, SLG: 0.233 (1, 3) (10, 4)		0-1 1B			3-2 G5-3			0-0 F9		1-3 K	4	0	1	0	0	1	1				
Tony Tarasco, L OBP: 0.349, SLG: 0.460 (1, 9)		1-0 L7				2-2 G6-3		3-0 1B		4-2 BB	3	0	1	0	1	0	1				
Tim Laker, R OBP: 0.247, SLG: 0.290 Darrin Fletcher, L OBP: 0.350, SLG: 0.448 Tim Spehr, R OBP: 0.371, SLG: 0.533 (1, 2) (7, PH) (7, PR) (7, 2)		3-1 G1-3				2-3 K		4-2 G4-6-3 BB		2-2 P3	2	0	0	0	0	1	1				
Carlos Perez, L OBP: 0.266, SLG: 0.364 Curtis Priddy, L OBP: 0.282, SLG: 0.387 Greg Harris, R OBP: 0.285, SLG: 0.467 Tim Scott, R OBP: 0.310, SLG: 0.333 Jeff Shaw, R OBP: 0.298, SLG: 0.353 (1, 11) (7, PH) (7, 1) (8, 1) (8, 1) (8, 1)			0-2 G1-3			0-3 K		1-0 G4-6-3		0-3 K	2	0	0	0	0	0	1				
<b>Inning Stats</b>	R: 0 E: 0 K: 1 S: 8	H: 1 LOB: 1 BB: 0 P: 11	R: 0 E: 0 K: 0 S: 8	H: 1 LOB: 1 BB: 0 P: 14	R: 0 E: 0 K: 0 S: 16	H: 1 LOB: 1 BB: 0 P: 22	R: 0 E: 0 K: 2 S: 9	H: 0 LOB: 0 BB: 0 P: 13	R: 1 E: 0 K: 0 S: 10	H: 2 LOB: 1 BB: 0 P: 15	R: 0 E: 0 K: 1 S: 16	H: 1 LOB: 1 BB: 1 P: 22	R: 0 E: 0 K: 1 S: 13	H: 0 LOB: 1 BB: 0 P: 19	R: 0 E: 0 K: 1 S: 8	H: 0 LOB: 0 BB: 0 P: 12	1B: 8 2B: 0 3B: 0 HR: 1	SF: 0 SAC: 0 DP: 1 HBP: 0	WP: 0 PA: 40 PB: 0 SB: 0 CS: 0		
<b>PITCHER</b>	IP WLS BF H R ER SO BB IBB HBP BLK WP HR S P ERA WHIP	6.1 0.2 1.0 2.0	25 0 6 7	6 0 3 0	1 0 2 0	2 0 1 0	0 0 0 0	0 0 0 0	0 0 0 0	0 0 0 0	0 0 0 0	0 0 0 0	0 0 0 0	0 0 0 0	0 0 0 0	0 0 0 0	0 0 0 0	0 0 0 0	0 0 0 0	1.42 1.500 18.00 0.00	0.947 1.500 3.000 0.500

Montreal Expos @ St. Louis Cardinals  
 Busch Stadium, St. Louis, MO  
 Wed Jul 05 1995, 7:05 PM CDT  
 Att: 20,191 - Unknown - 78 F

AB 38  
 R 3  
 H 9  
 RBI 3  
 BB 2  
 SO 5  
 LOB 16



Batter	1	2	3	4	5	6	7	8	9	10	AB	R	H	RBI	BB	SO	LOB	BOTTOM			
Geronimo Pena, S OBP: 0.424, SLG: 0.449 (1, 4)	4-2 G6-4-3 BB		2-1 L7		2-2 L9		3-1 1B		2-3 K		4	0	1	0	1	1	2				
Allen Battle, R OBP: 0.308, SLG: 0.308 (1, 7)	0-3 K		2-1 G4-3			1-1 HR 1B	1-0 1B		2-3 K		5	1	2	0	0	2	2				
Brian Jordan, R OBP: 0.332, SLG: 0.486 (1, 8)	0-1 G6-4-3				1-1 G4-3		1-1 HR 1B	2-2 L8		0-1 E5	5	1	1	2	0	0	3				
Danell Coles, R OBP: 0.319, SLG: 0.323 (1, 3)		1-3 K			3-1 P8		0-0 P6		2-1 HBP BB HBP	1-1 CS	3	1	0	0	0	1	0				
Danny Sheaffer, R OBP: 0.324, SLG: 0.438 José Quiendo, S OBP: 0.338, SLG: 0.297 (1, 5) (7, 5)		2-2 G6-3 2B			1-2 G5-3		3-2 1B		4-0 HBP BB	0-0 SH1-3	3	0	2	0	0	0	0				
John Mabry, L OBP: 0.338, SLG: 0.379 (1, 9)		1-0 G6-3			4-0 G6-4-3 1B BB		0-0 F7		1-1 1B	4-0 1B	2	1	0	0	2	0	2				
Tripp Cramer, R OBP: 0.284, SLG: 0.377 (1, 6)		1-1 G1-3			0-0 G6-4-3 1B		0-0 F9		0-0 P4	0-0 1B	5	0	2	1	0	0	5				
Tom Pagnozzi, R OBP: 0.257, SLG: 0.290 (1, 2)			0-0 SH1-4 1B		0-2 G6-4-3		1-0 G5-3		2-3 K		4	0	1	0	0	1	5				
Tom Urbani, L OBP: 0.297, SLG: 0.615 Rene Arocha, R OBP: 0.300, SLG: 0.461 Gerald Perry, L OBP: 0.280, SLG: 0.341 Jeff Parnett, R OBP: 0.300, SLG: 1.000 Ramon Caraballo, S OBP: 0.261, SLG: 0.300 Rich DeLucia, R OBP: 0.276, SLG: 0.285 (1, 11) (7, 1) (7, PH) (8, 1) (8, PH) (8, 1)			1-1 SH1-4		1-2 1B		1-1 P4		1-0 P8		1	0	1	1	0	0	0				
<b>Inning Stats</b>	R: 0 E: 0 K: 1 S: 7	H: 0 LOB: 0 BB: 1 P: 11	R: 0 E: 0 K: 1 S: 9	H: 1 LOB: 1 BB: 0 P: 14	R: 0 E: 0 K: 0 S: 7	H: 1 LOB: 1 BB: 0 P: 12	R: 0 E: 0 K: 0 S: 7	H: 0 LOB: 0 BB: 0 P: 12	R: 1 E: 0 K: 0 S: 10	H: 2 LOB: 1 BB: 1 P: 17	R: 0 E: 0 K: 0 S: 9	H: 2 LOB: 2 BB: 1 P: 17	R: 0 E: 1 K: 2 S: 10	H: 0 LOB: 0 BB: 0 P: 14	R: 1 E: 0 K: 0 S: 5	H: 1 LOB: 1 BB: 1 P: 11	1B: 8 2B: 1 3B: 0 HR: 1	SF: 0 SAC: 2 DP: 2 HBP: 3	WP: 0 PA: 44 PB: 0 SB: 0 CS: 1		
<b>PITCHER</b>	IP WLS BF H R ER SO BB IBB HBP BLK WP HR S P ERA WHIP	6.0 1.0 0.0 2.0	25 2 0 0	3 0 0 0	2 0 0 0	0 0 0 0	0 0 0 0	0 0 0 0	0 0 0 0	0 0 0 0	0 0 0 0	0 0 0 0	0 0 0 0	0 0 0 0	0 0 0 0	0 0 0 0	0 0 0 0	0 0 0 0	0 0 0 0	4.50 2.000 ∞ 0.00	1.500 2.000 ∞ 0.000

Montreal Expos @ St. Louis Cardinals  
 Busch Stadium, St. Louis, MO  
 Wed Jul 05 1995, 7:05 PM CDT  
 Att: 20,191 - Unknown - 78 F

AB 34  
 R 4  
 H 10  
 RBI 4  
 BB 4  
 SO 5  
 LOB 22





Batter	1	2	3	4	5	6	7	8	9	AB	R	H	RBI	BB	SO	LOB	TOP								
<b>Tony Tarasco, L</b> OBP: 0.346, SLG: 0.454 (1, 9)	G4-3 BLK 1B	G1-3			B1-3	G3			F7	5	1	1	0	0	0	3									
<b>Tom Foley, L</b> OBP: 0.292, SLG: 0.318 (1, 3)	G4-3		K		1B		G5-3		F9	5	1	1	1	0	1	1									
<b>Wil Cordero, R</b> OBP: 0.360, SLG: 0.423 (1, 6)	1B		F8		1B		G5-3			4	1	2	2	0	0	0									
<b>Moises Alou, R</b> OBP: 0.353, SLG: 0.478 (1, 7)	1B		G4-3		1B					4	1	3	0	0	0	0									
<b>Darrin Fletcher, L</b> OBP: 0.363, SLG: 0.470 (1, 2)	L8				1B		F8			4	1	2	3	0	0	3									
<b>Rondell White, R</b> OBP: 0.357, SLG: 0.503 (1, 8)	K		G6-4-3		K					4	0	1	0	0	2	3									
<b>Mike Lansing, R</b> OBP: 0.266, SLG: 0.332 (1, 4)		G6-3		G4-3		SH1-4 1B		K		4	0	1	0	0	1	1									
<b>Sean Berry, R</b> OBP: 0.333, SLG: 0.430 (1, 5)							F8			4	0	2	0	0	0	2									
<b>Luis Aquino, R</b> OBP: 0.400, SLG: 0.250 (8, 1)								G6-3		0	0	0	0	0	0	0									
<b>Jeff Fassero, L</b> OBP: 0.250, SLG: 0.125 (1, 1)										2	1	0	0	0	0	2									
<b>Greg Harris, S</b> OBP: 0.333, SLG: 0.667 (6, 1)		G1-3			FC1-6 1B		SH1-4		G3-1	0	0	0	0	0	0	0									
<b>Jeff Treadway, L</b> OBP: 0.217, SLG: 0.227 (8, 5)					1B					1	0	0	0	0	0	0									
<b>Inning Stats</b>	R: 1 E: 0 K: 1 S: 13	H: 3 LOB: 2 BB: 0 P: 20	R: 0 E: 0 K: 0 S: 8	H: 1 LOB: 1 BB: 0 P: 8	R: 0 E: 0 K: 1 S: 5	H: 0 LOB: 0 BB: 0 P: 8	R: 0 E: 0 K: 0 S: 4	H: 1 LOB: 0 BB: 0 P: 7	R: 5 E: 0 K: 1 S: 17	H: 5 LOB: 0 BB: 0 P: 28	R: 0 E: 0 K: 0 S: 7	H: 1 LOB: 1 BB: 0 P: 8	R: 0 E: 0 K: 0 S: 15	H: 1 LOB: 1 BB: 0 P: 18	R: 0 E: 0 K: 1 S: 5	H: 1 LOB: 0 BB: 0 P: 6	R: 0 E: 0 K: 0 S: 12	H: 0 LOB: 0 BB: 0 P: 15	1B: 10 2B: 2 3B: 0 HR: 1	SF: 0 SAC: 1 DP: 2 HBP: 0	WP: 0 PB: 0 SB: 1 CS: 0	PA: 38			
<b>PITCHER</b>	IP	WLS	BF	H	R	ER	SO	BB	IBB	HBP	BLK	WP	HR	S	P	ERA	WHIP								
<b>Joe Grahe, R</b> ERA: 3.86 (1, 1)	6.0	W	28	11	6	6	3	0	0	0	1	0	1	54	79	9.00	1.833								
<b>Curt Leskanic, R</b> ERA: 3.4 (7, 1)	2.0		7	2	0	0	1	0	0	0	0	0	0	20	24	0.00	1.000								
<b>Darren Holmes, R</b> ERA: 2.45 (9, 1)	1.0	S	3	0	0	0	0	0	0	0	0	0	0	12	15	0.00	0.000								

**Montreal Expos @ Colorado Rockies**  
Coors Field, Denver, CO  
Thu Jul 06 1995, 7:05 PM MDT  
Att: 48,073 - Unknown - 85 F

AB	37
R	6
H	13
RBI	6
BB	0
SO	4
LOB	15



Batter	1	2	3	4	5	6	7	8	9	AB	R	H	RBI	BB	SO	LOB	BOTTOM								
<b>Eric Young Sr., R</b> OBP: 0.333, SLG: 0.298 (1, 4)	G6-3		1B	P8		3B		F9		5	2	2	1	0	0	2									
<b>Jason Bates, S</b> OBP: 0.356, SLG: 0.430 (9, 4)			SF8 1B			1B				0	0	0	0	0	0	0									
<b>Ellis Burks, R</b> OBP: 0.333, SLG: 0.450 (1, 8)	K		K		F7	1B				5	1	2	1	0	2	2									
<b>Dante Bichette, R</b> OBP: 0.366, SLG: 0.559 (1, 7)	G5-3				HR	1B		P6		5	1	3	2	0	0	1									
<b>Darren Holmes, R</b> (9, 1)			1B			1B				0	0	0	0	0	0	0									
<b>Larry Walker, L</b> OBP: 0.385, SLG: 0.629 (1, 9)		G4-3	SF8		K		F8			3	0	0	1	0	1	2									
<b>Andres Galarraga, R</b> OBP: 0.352, SLG: 0.555 (1, 3)		F9 1B	K		HR					4	2	2	2	0	2	2									
<b>Vinny Castilla, R</b> OBP: 0.333, SLG: 0.546 (1, 5)	F9			SH1-4 1B	G5-3		K			3	0	0	0	1	1	1									
<b>Joe Girardi, R</b> OBP: 0.336, SLG: 0.384 (1, 2)		FC5-4 1B		K		WP 3B	G6-3			4	1	2	1	0	1	1									
<b>Walt Weiss, S</b> OBP: 0.372, SLG: 0.301 (1, 6)	FC5-4			SH1-4 1B		K	K			4	0	1	0	0	2	2									
<b>Joe Grahe, R</b> OBP: 0.400, SLG: 0.500 (1, 1)					SH1-4			G5-3		1	1	1	0	0	0	0									
<b>Jim Tatum, R</b> OBP: 0.467, SLG: 0.643 (6, PH)					1B					1	1	1	1	0	0	0									
<b>Curt Leskanic, R</b> (7, 1)										0	0	0	0	0	0	0									
<b>Mike Kingery, L</b> OBP: 0.385, SLG: 0.441 (8, PH)					1B					1	0	0	0	0	0	0									
<b>Inning Stats</b>	R: 0 E: 0 K: 1 S: 9	H: 0 LOB: 0 BB: 0 P: 13	R: 1 E: 1 K: 0 S: 9	H: 2 LOB: 1 BB: 0 P: 15	R: 2 E: 0 K: 2 S: 15	H: 3 LOB: 1 BB: 0 P: 21	R: 0 E: 0 K: 1 S: 12	H: 1 LOB: 2 BB: 1 P: 22	R: 2 E: 0 K: 2 S: 15	H: 2 LOB: 0 BB: 0 P: 24	R: 4 E: 0 K: 2 S: 22	H: 5 LOB: 1 BB: 0 P: 35	R: 0 E: 0 K: 2 S: 11	H: 0 LOB: 0 BB: 0 P: 14	R: 0 E: 0 K: 0 S: 8	H: 1 LOB: 1 BB: 0 P: 10	1B: 11 2B: 0 3B: 2 HR: 1	SF: 1 SAC: 1 DP: 0 HBP: 0	WP: 1 PB: 0 SB: 0 CS: 0	PA: 39					
<b>PITCHER</b>	IP	WLS	BF	H	R	ER	SO	BB	IBB	HBP	BLK	WP	HR	S	P	ERA	WHIP								
<b>Jeff Fassero, L</b> ERA: 3.9 (1, 1)	5.1	L	28	11	8	7	6	1	0	0	0	0	1	72	112	11.81	2.250								
<b>Greg Harris, R</b> ERA: 2.89 (6, 1)	1.2		7	2	1	1	3	0	0	0	0	0	0	21	32	5.40	1.200								
<b>Luis Aquino, R</b> ERA: 4.41 (8, 1)	1.0		4	1	0	0	0	0	0	0	0	0	0	8	10	0.00	1.000								

**Montreal Expos @ Colorado Rockies**  
Coors Field, Denver, CO  
Thu Jul 06 1995, 7:05 PM MDT  
Att: 48,073 - Unknown - 85 F

AB	36
R	9
H	14
RBI	9
BB	1
SO	9
LOB	13









Batter	1	2	3	4	5	6	7	8	9	AB	R	H	RBI	BB	SO	LOB	TOP				
<b>Curtis Pride, L</b> OBP: 0.300, SLG: 0.263 (1, 7)	P5		G3-1					G3		3	0	0	0	1	0	0	<b>Montreal Expos @ Colorado Rockies</b> Coors Field, Denver, CO Sat Jul 08 1995, 7:05 PM MDT Att: 48,190 - Unknown - 90 F  <a href="http://livebaseballscorecards.com">livebaseballscorecards.com</a>				
<b>Wil Cordero, R</b> OBP: 0.356, SLG: 0.420 (1, 6)	2B		F7					K		4	0	1	0	0	2	1					
<b>David Segui, S</b> OBP: 0.403, SLG: 0.477 (1, 3)	P5							1B		4	0	1	0	0	0	1					
<b>Moises Alou, R</b> OBP: 0.355, SLG: 0.472 (1, 8)	BB							P3		3	0	0	0	1	0	1					
<b>Darrin Fletcher, L</b> OBP: 0.349, SLG: 0.449 (1, 2)	F8									4	0	0	0	0	1	2					
<b>Tony Tarasco, L</b> OBP: 0.345, SLG: 0.453 (1, 9)			K							4	0	0	0	0	1	0					
<b>Sean Berry, R</b> OBP: 0.342, SLG: 0.474 (1, 5)										3	1	1	0	0	0	0					
<b>Carlos Perez, L</b> OBP: 0.208, SLG: 0.364 (7, 1)	P3									0	0	0	0	0	0	0					
<b>Jeff Shaw, R</b> OBP: 0.204, SLG: 0.213 (9, PH)										1	0	0	0	0	0	0					
<b>Mike Lansing, R</b> OBP: 0.270, SLG: 0.353 (1, 4)	G5-3									3	1	1	1	0	0	0					
<b>Butch Henry, L</b> OBP: 0.036, SLG: 0.036 (1, 1)										2	0	0	0	0	0	1					
<b>Shane Andrews, R</b> OBP: 0.288, SLG: 0.443 (7, 5)			G4-3					HR		1	1	1	1	0	0	0					
<b>Inning Stats</b>	R: 0 E: 0 K: 0 S: 10	H: 1 LOB: 2 BB: 1 P: 18	R: 0 E: 0 K: 1 S: 7	H: 0 LOB: 0 BB: 0 P: 11	R: 0 E: 0 K: 0 S: 9	H: 0 LOB: 0 BB: 0 P: 14	R: 0 E: 0 K: 0 S: 9	H: 0 LOB: 0 BB: 0 P: 12	R: 2 E: 0 K: 0 S: 5	H: 2 LOB: 1 BB: 1 P: 17	R: 0 E: 0 K: 0 S: 6	H: 0 LOB: 0 BB: 0 P: 9	R: 1 E: 0 K: 1 S: 16	H: 2 LOB: 1 BB: 0 P: 21	R: 0 E: 0 K: 1 S: 11	H: 0 LOB: 0 BB: 0 P: 18	1B: 1 2B: 3 3B: 0 HR: 1	SF: 0 SAC: 0 DP: 0 HBP: 0	WP: 0 PB: 1 CS: 0	PA: 34	
<b>PITCHER</b>	IP	WLS	BF	H	R	ER	SO	BB	IBB	HBP	BLK	WP	HR	S	P	ERA	WHIP				
<b>Amardo Reynoso, R</b> ERA: 4.71 (1, 1)	7.2	W	30	5	3	2	3	2	0	0	0	0	1	69	108	2.35	0.913				
<b>Curt Leskanic, R</b> ERA: 3.31 (8, 1)	1.1	S	4	0	0	0	1	0	0	0	0	0	0	14	22	0.00	0.000				

Batter	1	2	3	4	5	6	7	8	9	AB	R	H	RBI	BB	SO	LOB	BOTTOM				
<b>Eric Young Sr., R</b> OBP: 0.347, SLG: 0.346 (1, 4)	1B		F7					FC5-2-6		5	1	3	2	0	0	2	<b>Montreal Expos @ Colorado Rockies</b> Coors Field, Denver, CO Sat Jul 08 1995, 7:05 PM MDT Att: 48,190 - Unknown - 90 F  <a href="http://livebaseballscorecards.com">livebaseballscorecards.com</a>				
<b>Ellis Burks, R</b> OBP: 0.342, SLG: 0.452 (1, 8)	1B							1B		4	0	2	1	1	0	1					
<b>Dante Bichette, R</b> OBP: 0.364, SLG: 0.548 (1, 7)	1B							1B		5	1	1	0	0	0	6					
<b>Larry Walker, L</b> OBP: 0.388, SLG: 0.645 (1, 9)	F8									3	1	1	0	0	0	1					
<b>Andres Galarraga, R</b> OBP: 0.352, SLG: 0.565 (1, 3)										4	1	1	0	0	0	4					
<b>Vinny Castilla, R</b> OBP: 0.348, SLG: 0.598 (1, 5)										4	2	3	4	0	0	0					
<b>Joe Girardi, R</b> OBP: 0.339, SLG: 0.386 (1, 2)										4	0	1	1	0	1	1					
<b>Walt Weiss, S</b> OBP: 0.375, SLG: 0.299 (1, 6)										2	1	0	0	2	0	1					
<b>Amardo Reynoso, R</b> OBP: 0.333, SLG: 0.200 (1, 1)										2	0	0	0	0	0	2					
<b>Curt Leskanic, R</b> OBP: 0.250, SLG: 0.250 (8, 1)										1	1	1	0	0	0	0					
<b>Inning Stats</b>	R: 0 E: 0 K: 0 S: 9	H: 2 LOB: 1 BB: 0 P: 14	R: 2 E: 0 K: 0 S: 9	H: 2 LOB: 0 BB: 0 P: 13	R: 0 E: 0 K: 0 S: 7	H: 0 LOB: 0 BB: 1 P: 12	R: 0 E: 0 K: 0 S: 7	H: 0 LOB: 0 BB: 0 P: 12	R: 2 E: 0 K: 0 S: 6	H: 3 LOB: 2 BB: 1 P: 17	R: 0 E: 0 K: 0 S: 10	H: 1 LOB: 2 BB: 0 P: 17	R: 2 E: 0 K: 1 S: 11	H: 3 LOB: 2 BB: 1 P: 19	R: 0 E: 0 K: 1 S: 11	H: 0 LOB: 0 BB: 0 P: 18	1B: 9 2B: 1 3B: 0 HR: 3	SF: 0 SAC: 1 DP: 1 HBP: 1	WP: 0 PB: 0 CS: 2	PA: 39	
<b>PITCHER</b>	IP	WLS	BF	H	R	ER	SO	BB	IBB	HBP	BLK	WP	HR	S	P	ERA	WHIP				
<b>Butch Henry, L</b> ERA: 3.7 (1, 1)	6.0	L	27	9	6	6	0	1	0	0	0	0	1	20	34	10.80	3.000				
<b>Carlos Perez, L</b> ERA: 3.26 (7, 1)	1.2		11	4	2	2	1	1	0	1	0	0	0	1	2	0.00	0.000				
<b>Jeff Shaw, R</b> ERA: 4.89 (8, 1)	0.1		1	0	0	0	0	0	0	0	0	0	0	1	2	0.00	0.000				



Batter	1	2	3	4	5	6	7	8	9	AB	R	H	RBI	BB	SO	LOB	TOP										
Curtis Pride, L (1, 7) OBP: 0.261, SLG: 0.227 Rondell White, R (8, PH) OBP: 0.347, SLG: 0.488 Mel Rojas, R (8, 1)	G6-3		G5-3			G4-3		G6-4-3		3	0	0	0	0	0	1	<b>Montreal Expos @ Colorado Rockies</b> Coors Field, Denver, CO Sun Jul 09 1995, 3:33 AM MDT Att: 48,114 - Sunny - 91 F										
Tony Tarasco, L (1, 9) OBP: 0.341, SLG: 0.446	F5				F8		P4		G5-3	4	0	0	0	0	0	1											
Wil Cordero, R (1, 6) OBP: 0.358, SLG: 0.432	1B				F8		F8		HR	4	1	2	1	0	0	0											
Moises Alou, R (1, 8) OBP: 0.350, SLG: 0.464	G6-3				K		F7		F8	4	0	0	0	0	1	1											
David Segui, S (1, 3) OBP: 0.305, SLG: 0.478 (8, 7)		1B			G3		2B		G1-3	4	0	2	0	0	0	0											
Shane Andrews, R (1, 5) OBP: 0.289, SLG: 0.450 (8, 3)	F8				K		1B			3	0	1	0	0	1	1											
Mike Lansing, R (1, 4) OBP: 0.266, SLG: 0.347	K				G5-3		P5			3	0	0	0	0	1	3											
Tim Spehr, R (1, 2) OBP: 0.395, SLG: 0.531 (8, PH) Jeff Treadway, L (8, PH) OBP: 0.200, SLG: 0.208 Tim Laker, R (8, 2) OBP: 0.256, SLG: 0.290			K			G4-3	SH1-4	1B	P6	2	0	1	0	0	1	0											
Pedro Martinez, R (1, 1) OBP: 0.067, SLG: 0.071 Greg Harris, S (7, 1) OBP: 0.333, SLG: 0.667 Darrin Fletcher, L (8, PH) OBP: 0.349, SLG: 0.449 (8, PH) Sean Berry, R (8, 5) OBP: 0.347, SLG: 0.478			G4-3			SH1-4		G6-4-3	1B	1	0	0	0	0	0	0											
<b>Inning Stats</b>	R: 0 E: 0 K: 0 S: 8	H: 1 LOB: 1 BB: 0 P: 12	R: 0 E: 0 K: 1 S: 7	H: 1 LOB: 1 BB: 0 P: 14	R: 0 E: 0 K: 1 S: 12	H: 0 LOB: 0 BB: 0 P: 17	R: 0 E: 0 K: 1 S: 8	H: 0 LOB: 0 BB: 0 P: 9	R: 0 E: 0 K: 1 S: 7	H: 0 LOB: 0 BB: 0 P: 13	R: 0 E: 0 K: 0 S: 11	H: 1 LOB: 1 BB: 0 P: 15	R: 0 E: 0 K: 0 S: 8	H: 2 LOB: 2 BB: 0 P: 13	R: 0 E: 0 K: 0 S: 8	H: 1 LOB: 0 BB: 0 P: 11		R: 1 E: 0 K: 0 S: 10	H: 1 LOB: 0 BB: 0 P: 11	1B: 5 2B: 2 3B: 0 HR: 1	SF: 0 SAC: 1 DP: 2 HBP: 0	WP: 0 PB: 0 SB: 1 CS: 1	PA: 32				
<b>PITCHER</b>	IP	WLS	BF	H	R	ER	SO	BB	IBB	HBP	BLK	WP	HR	S	P	ERA	WHIP										
Marvin Freeman, R (1, 1) ERA: 5.82	7.0	W	25	5	0	0	4	0	0	0	0	0	0	61	93	0.00	0.714										
Steve Reed, R (8, 1) ERA: 2.31	0.1	1	0	0	0	0	0	0	0	0	0	0	0	3	4	0.00	0.000										
Mike Munoz, L (8, 1) ERA: 5.4	0.0	1	1	0	0	0	0	0	0	0	0	0	0	2	4	∞	∞										
Curt Leskanic, R (8, 1) ERA: 3.27	0.2	1	0	0	0	0	0	0	0	0	0	0	0	3	3	0.00	0.000										
Darren Holmes, R (9, 1) ERA: 2.65	1.0	4	1	1	1	0	0	0	0	0	0	0	1	10	11	9.00	1.000										

AB	31
R	1
H	7
RBI	1
BB	0
SO	4
LOB	8



Batter	1	2	3	4	5	6	7	8	9	AB	R	H	RBI	BB	SO	LOB	BOTTOM											
Eric Young Sr., R (1, 4) OBP: 0.352, SLG: 0.374 Steve Reed, R (8, 1) OBP: 0.500, SLG: 0.500 Mike Munoz, L (8, 1) OBP: 1.000, SLG: 2.000 Curt Leskanic, R (8, 1) OBP: 0.250, SLG: 0.250 Darren Holmes, R (9, 1)	HR		2B		F9		K			3	1	1	1	1	1	0	<b>Montreal Expos @ Colorado Rockies</b> Coors Field, Denver, CO Sun Jul 09 1995, 3:33 AM MDT Att: 48,114 - Sunny - 91 F											
Mike Kingery, L (1, 8) OBP: 0.379, SLG: 0.435	F8		2B			F8		P5		4	0	1	0	0	0	0												
Dante Bichette, R (1, 7) OBP: 0.362, SLG: 0.555	G1-3		P6			HR		G5-3		4	1	1	1	0	0	2												
Larry Walker, L (1, 9) OBP: 0.386, SLG: 0.651	P5		L8			HR		P4		4	1	1	1	0	0	2												
Andres Galarraga, R (1, 3) OBP: 0.349, SLG: 0.558		K			F9		K			3	0	0	0	0	2	0												
Vinny Castilla, R (1, 5) OBP: 0.344, SLG: 0.592		K			K		G5-3			3	0	0	0	0	2	0												
Joe Girardi, R (1, 2) OBP: 0.339, SLG: 0.385		1B			G6-3			F8		3	0	1	0	0	0	0												
Walt Weiss, S (1, 6) OBP: 0.371, SLG: 0.295	P5					P6		F7		3	0	0	0	0	0	1												
Marvin Freeman, R (1, 1) OBP: 0.105, SLG: 0.263 John Vander Wal, L (7, PH) OBP: 0.526, SLG: 0.723 Jason Bates, S (8, 4) OBP: 0.355, SLG: 0.428			K			K		HR		2	0	0	0	0	2	0												
<b>Inning Stats</b>	R: 1 E: 0 K: 0 S: 8	H: 1 LOB: 0 BB: 0 P: 12	R: 0 E: 0 K: 2 S: 15	H: 1 LOB: 0 BB: 0 P: 19	R: 0 E: 0 K: 1 S: 9	H: 1 LOB: 1 BB: 1 P: 19	R: 0 E: 0 K: 1 S: 14	H: 0 LOB: 0 BB: 0 P: 19	R: 0 E: 0 K: 1 S: 7	H: 0 LOB: 0 BB: 0 P: 9	R: 2 E: 0 K: 1 S: 9	H: 2 LOB: 0 BB: 0 P: 17	R: 1 E: 0 K: 1 S: 10	H: 1 LOB: 0 BB: 0 P: 16	R: 0 E: 0 K: 0 S: 4	H: 0 LOB: 0 BB: 0 P: 6		1B: 1 2B: 1 3B: 0 HR: 4	SF: 0 SAC: 0 DP: 0 HBP: 0	WP: 0 PB: 0 SB: 0 CS: 0	PA: 31							
<b>PITCHER</b>	IP	WLS	BF	H	R	ER	SO	BB	IBB	HBP	BLK	WP	HR	S	P	ERA	WHIP											
Pedro Martinez, R (1, 1) ERA: 3.0	6.0	L	24	5	3	3	6	1	0	0	0	0	0	3	62	95	4.50	1.000										
Greg Harris, R (7, 1) ERA: 3.05	1.0	4	1	1	1	1	1	0	0	0	0	0	1	10	16	9.00	1.000											
Mel Rojas, R (8, 1) ERA: 3.93	1.0	3	0	0	0	0	0	0	0	0	0	0	0	4	6	0.00	0.000											

AB	30
R	4
H	6
RBI	4
BB	1
SO	7
LOB	5









Batter	1	2	3	4	5	6	7	8	9	AB	R	H	RBI	BB	SO	LOB	TOP										
<b>Lenny Dykstra, L</b> OBP: 0.351, SLG: 0.332 (1, 8)	G5-3 1B	2-2 3B 1B		0-0 G3 SF7 2B	0-3 K			1-1 F8		5	2	2	0	0	1	2	<b>Philadelphia Phillies @ Montreal Expos</b> Olympic Stadium, Montreal, QB Thu Jul 13 1995, 7:05 PM EDT Att: 16,991 - Dome  <b>AB 37</b> <b>R 4</b> <b>H 11</b> <b>RBI 4</b> <b>BB 6</b> <b>SO 6</b> <b>LOB 22</b>										
<b>Mickey Morandini, L</b> OBP: 0.345, SLG: 0.421 (1, 4)	2-2 S 1B	1-0 1B 3B		1-2 G3		0-0 L3		0-0 G4-3		5	1	2	2	0	0	1											
<b>Gregg Jefferies, S</b> OBP: 0.316, SLG: 0.405 <b>Heathcliff Slocumb, R</b> (8, 1)	1-0 BB 1B	2-1 1B 3B		4-0 S BB		0-0 P4		0-1 G3		4	0	2	1	1	0	0											
<b>Darren Daulton, L</b> OBP: 0.329, SLG: 0.364 (1, 2)	2-3 K	4-2 3-H 1B		1-1 SF7		0-1 L6		2-2 1B 1B		3	0	1	1	1	1	2											
<b>Charlie Hayes, R</b> OBP: 0.379, SLG: 0.434 (1, 5)	4-2 BB 1B	2-2 P9		1-3 K		1-2 G4-3		0-0 F9		4	0	0	0	1	1	4											
<b>Dave Hollins, S</b> OBP: 0.406, SLG: 0.405 (1, 3)	0-1 P2		4-2 FC6-4 BB		3-1 F9		4-2 G4-3 BB		0-2 1B	3	0	1	0	2	0	3											
<b>Dave Gallagher, R</b> OBP: 0.364, SLG: 0.413 (8, 7)		1-2 G6-3	0-0 FC6-4		1-1 L9		0-2 G4-3		3-0 P8	5	0	0	0	0	0	4											
<b>Kevin Stocker, S</b> OBP: 0.302, SLG: 0.238 (1, 6)		3-3 K	0-0 F7		2-1 1B		4-0 BB		2-1 F7	4	0	1	0	1	1	3											
<b>Curt Schilling, R</b> OBP: 0.189, SLG: 0.243 <b>Jim Eisenreich, L</b> OBP: 0.394, SLG: 0.470 (8, 9)	0-1 1B 3B 2B		0-3 K2-3		0-2 1B		1-3 K			4	1	2	0	0	2	3											
<b>Inning Stats</b>	R: 0 E: 0 K: 1 S: 16	H: 2 LOB: 3 BB: 1 P: 25	R: 3 E: 0 K: 1 S: 25	H: 4 LOB: 2 BB: 1 P: 40	R: 0 E: 0 K: 1 S: 9	H: 0 LOB: 1 BB: 1 P: 13	R: 1 E: 0 K: 1 S: 9	H: 1 LOB: 1 BB: 1 P: 16	R: 0 E: 0 K: 1 S: 12	H: 2 LOB: 2 BB: 0 P: 18	R: 0 E: 0 K: 0 S: 4	H: 0 LOB: 0 BB: 0 P: 4	R: 0 E: 0 K: 1 S: 13	H: 0 LOB: 2 BB: 2 P: 23	R: 0 E: 0 K: 0 S: 5	H: 0 LOB: 0 BB: 0 P: 6	R: 0 E: 0 K: 0 S: 11	H: 2 LOB: 2 BB: 0 P: 18	1B: 8 2B: 2 3B: 1 HR: 0	SF: 1 SAC: 0 DP: 0 HBP: 0	WP: 0 PB: 0 SB: 3 CS: 0	PA: 44					
<b>PITCHER</b>	IP	WLS	BF	H	R	ER	SO	BB	IBB	HBP	BLK	WP	HR	S	P	ERA	WHIP										
<b>Jeff Fassero, L</b> ERA: 4.12 <b>Gil Heredia, R</b> ERA: 5.99 <b>Luis Aquino, R</b> ERA: 3.93 <b>Tim Scott, R</b> ERA: 4.68 <b>Greg Harris, R</b> ERA: 2.95	4.0	L	23	7	4	4	4	4	0	0	0	0	0	59	94	9.00	2.750										

Batter	1	2	3	4	5	6	7	8	9	AB	R	H	RBI	BB	SO	LOB	BOTTOM										
<b>Rondell White, R</b> OBP: 0.337, SLG: 0.466 (1, 8)	K		0-1 L3			0-0 L8		4-2 L9 1B BB		3	1	0	0	1	1	0	<b>Philadelphia Phillies @ Montreal Expos</b> Olympic Stadium, Montreal, QB Thu Jul 13 1995, 7:05 PM EDT Att: 16,991 - Dome  <b>AB 33</b> <b>R 3</b> <b>H 7</b> <b>RBI 3</b> <b>BB 2</b> <b>SO 10</b> <b>LOB 13</b>										
<b>David Segui, S</b> OBP: 0.397, SLG: 0.465 (1, 3)	K		1-0 G3			1-1 L7		0-2 FC4-6 1B		4	0	1	0	0	1	0											
<b>Wil Cordero, R</b> OBP: 0.362, SLG: 0.436 (1, 6)	0-1 G5-3			2-3 K		0-3 K		3-2 L9		4	0	0	0	0	2	2											
<b>Moises Alou, R</b> OBP: 0.358, SLG: 0.463 (1, 7)		1-0 G6-3 1B HBP		1-0 F7		0-0 P3		0-0 FC4-6 1B		3	1	1	1	0	0	0											
<b>Tony Tarasco, L</b> OBP: 0.345, SLG: 0.446 (1, 9)		3-3 K		2-3 K		3-2 1B		2-1 FC4-6		4	1	1	0	0	2	3											
<b>Sean Berry, R</b> OBP: 0.342, SLG: 0.465 (1, 5)		1-0 G6-3			0-1 G6-3		0-2 BB 1B	2-2 F9		4	0	1	0	0	0	3											
<b>Mike Lansing, R</b> OBP: 0.270, SLG: 0.345 (1, 4)		3-2 S 1B			0-1 G4-3		0-0 BB 1B		3-1 G5-3	4	0	2	2	0	0	0											
<b>Tim Spehr, R</b> OBP: 0.375, SLG: 0.500 <b>Luis Aquino, R</b> OBP: 0.400, SLG: 0.250 <b>Jeff Treadway, L</b> OBP: 0.216, SLG: 0.208 <b>Darrin Fletcher, L</b> OBP: 0.350, SLG: 0.450		2-3 3-H K			0-3 K		4-2 BB 1B		2-2 G6-4-3 1B	2	0	0	0	0	2	1											
<b>Jeff Fassero, L</b> ERA: 4.12 <b>Gil Heredia, R</b> ERA: 5.99 <b>Tim Scott, R</b> ERA: 4.68 <b>Greg Harris, R</b> ERA: 2.95 <b>Tom Foley, L</b> ERA: 2.92	7.0	W	27	4	2	2	10	1	0	1	0	0	0	0	0	0	1										
<b>Inning Stats</b>	R: 0 E: 0 K: 2 S: 9	H: 0 LOB: 0 BB: 0 P: 12	R: 1 E: 0 K: 2 S: 10	H: 1 LOB: 1 BB: 0 P: 20	R: 0 E: 0 K: 1 S: 6	H: 0 LOB: 0 BB: 0 P: 9	R: 0 E: 0 K: 2 S: 7	H: 0 LOB: 0 BB: 0 P: 12	R: 0 E: 0 K: 1 S: 7	H: 0 LOB: 0 BB: 0 P: 7	R: 0 E: 0 K: 0 S: 6	H: 0 LOB: 0 BB: 0 P: 8	R: 1 E: 0 K: 2 S: 18	H: 3 LOB: 3 BB: 1 P: 26	R: 1 E: 0 K: 0 S: 18	H: 2 LOB: 2 BB: 1 P: 29	R: 0 E: 0 K: 0 S: 9	H: 1 LOB: 0 BB: 0 P: 14	1B: 7 2B: 0 3B: 0 HR: 0	SF: 0 SAC: 0 DP: 1 HBP: 1	WP: 0 PB: 0 SB: 2 CS: 0	PA: 36					
<b>PITCHER</b>	IP	WLS	BF	H	R	ER	SO	BB	IBB	HBP	BLK	WP	HR	S	P	ERA	WHIP										
<b>Curt Schilling, R</b> ERA: 2.27 <b>Heathcliff Slocumb, R</b> ERA: 2.27	2.0	S	9	3	1	1	0	1	0	0	0	0	0	27	43	4.50	2.000										













Batter	1	2	3	4	5	6	7	8	9	AB	R	H	RBI	BB	SO	LOB	TOP					
Lenny Dykstra, L OBP: 0.349, SLG: 0.344	F9		L8		FC5-4			PB 1B		4	0	1	0	0	0	1	Philadelphia Phillies @ Montreal Expos Olympic Stadium, Montreal, QB Sun Jul 16 1995, 3:33 AM EDT Att: 22,345 - Dome					
Mariano Duncan, R OBP: 0.277, SLG: 0.374	K			1B	F9			L9		4	1	1	0	0	1	2						
Gregg Jefferies, S OBP: 0.315, SLG: 0.399	G5-3			L9		G4-3		PB 1B		4	0	1	0	0	0	1						
Charlie Hayes, R OBP: 0.375, SLG: 0.429		G6-3		1B	G5-3			F9		4	0	1	1	0	0	2						
Dave Hollins, S OBP: 0.403, SLG: 0.418	K			2H	F8			G6-3		3	0	0	0	1	1	1						
Dave Gallagher, R OBP: 0.377, SLG: 0.429										2	0	2	0	1	0	0						
Jim Eisenreich, L OBP: 0.383, SLG: 0.455								F7		1	0	0	0	0	0	3						
Lenny Webster, R OBP: 0.293, SLG: 0.224										3	0	0	0	0	0	4						
Mickey Morandini, L OBP: 0.343, SLG: 0.413	F7									1	0	0	0	0	1	0						
Kevin Stocker, S OBP: 0.303, SLG: 0.240										3	0	1	0	0	1	1						
Tony Longmire, L OBP: 0.369, SLG: 0.493			K2-3		E8			L9		1	0	0	0	0	0	0						
Sid Fernandez, L OBP: 0.200, SLG: 0.200										2	0	0	0	0	0	0						
Mike Williams, R OBP: 0.217, SLG: 0.190										1	0	0	0	0	0	1						
Kevin Elster, R OBP: 0.250, SLG: 0.286										0	0	0	0	0	0	0						
Omar Olivares, R OBP: 0.250, SLG: 0.286										0	0	0	0	0	0	0						
Darren Daulton, L OBP: 0.330, SLG: 0.364										1	0	0	0	0	0	0						
<b>Inning Stats</b>	R: 0 E: 0 K: 1 S: 11	H: 0 LOB: 0 BB: 0 P: 17	R: 0 E: 0 K: 1 S: 7	H: 0 LOB: 1 BB: 1 P: 14	R: 0 E: 0 K: 2 S: 8	H: 0 LOB: 0 BB: 0 P: 13	R: 1 E: 0 K: 0 S: 13	H: 3 LOB: 2 BB: 0 P: 22	R: 0 E: 0 K: 0 S: 6	H: 1 LOB: 1 BB: 0 P: 7	R: 0 E: 0 K: 0 S: 7	H: 0 LOB: 0 BB: 0 P: 10	R: 0 E: 0 K: 0 S: 6	H: 1 LOB: 1 BB: 0 P: 10	R: 0 E: 0 K: 0 S: 14	H: 2 LOB: 3 BB: 1 P: 21	R: 0 E: 0 K: 1 S: 7	H: 0 LOB: 0 BB: 0 P: 9	1B: 5 2B: 2 3B: 0 HR: 0	SF: 0 SAC: 0 DP: 0 HBP: 0	WP: 0 PB: 1 SB: 0 CS: 0	PA: 36
<b>PITCHER</b>	IP WLS BF H R ER SO BB IBB HBP BLK WP HR S P ERA WHIP																					
Carlos Perez, L ERA: 3.07	(1, 1) 7.1 W 30 7 1 1 4 1 0 0 0 0 0 66 103 1.23 1.091																					
Jeff Shaw, R ERA: 4.74	(8, 1) 0.1 2 0 0 0 0 1 0 0 0 0 0 4 8 0.00 3.000																					
Mel Rojas, R ERA: 3.86	(8, 1) 1.1 S 4 0 0 0 1 0 0 0 0 0 0 0 9 12 0.00 0.000																					

AB	34
R	1
H	7
RBI	1
BB	2
SO	5
LOB	17



Batter	1	2	3	4	5	6	7	8	9	AB	R	H	RBI	BB	SO	LOB	BOTTOM			
Rondell White, R OBP: 0.354, SLG: 0.489	P4	F7			BB		G5-3			3	0	0	0	1	0	1	Philadelphia Phillies @ Montreal Expos Olympic Stadium, Montreal, QB Sun Jul 16 1995, 3:33 AM EDT Att: 22,345 - Dome			
David Sequi, S OBP: 0.387, SLG: 0.462	HR		F8		P2		F9			4	1	1	0	0	0	1				
Wil Cordero, R OBP: 0.369, SLG: 0.459	HR				P4			S		3	1	2	2	0	0	1				
Moises Alou, R OBP: 0.345, SLG: 0.441	F8		K		F8		K2-3			4	0	0	0	0	2	3				
Shane Andrews, R OBP: 0.288, SLG: 0.429	P3		K							4	0	1	0	0	2	1				
Mike Lansing, R OBP: 0.279, SLG: 0.349		S			P3			F8		3	2	1	0	1	0	1				
Tony Tarasco, L OBP: 0.351, SLG: 0.450		S			K			P2		4	0	2	0	0	1	1				
Tim Laker, R OBP: 0.265, SLG: 0.338		K			HR			K		4	1	2	2	0	2	3				
Carlos Perez, L OBP: 0.185, SLG: 0.320					G3					3	0	0	0	0	1	2				
Jeff Shaw, R ERA: 4.37										0	0	0	0	0	0	0				
Mel Rojas, R ERA: 6.75										0	0	0	0	0	0	0				
<b>Inning Stats</b>	R: 2 E: 0 K: 0 S: 12	H: 2 LOB: 0 BB: 0 P: 20	R: 1 E: 1 K: 2 S: 12	H: 2 LOB: 1 BB: 0 P: 18	R: 0 E: 0 K: 2 S: 11	H: 1 LOB: 1 BB: 0 P: 15	R: 1 E: 0 K: 1 S: 10	H: 1 LOB: 0 BB: 0 P: 17	R: 0 E: 0 K: 0 S: 6	H: 0 LOB: 1 BB: 1 P: 11	R: 1 E: 0 K: 1 S: 11	H: 2 LOB: 1 BB: 1 P: 21	R: 0 E: 0 K: 1 S: 6	H: 0 LOB: 1 BB: 0 P: 10	R: 0 E: 0 K: 1 S: 10	H: 1 LOB: 1 BB: 0 P: 16	1B: 6 2B: 1 3B: 0 HR: 2	SF: 0 SAC: 0 DP: 0 HBP: 1	WP: 0 PB: 0 SB: 4 CS: 0	PA: 35
<b>PITCHER</b>	IP WLS BF H R ER SO BB IBB HBP BLK WP HR S P ERA WHIP																			
Sid Fernandez, L ERA: 7.29	(1, 1) 5.1 L 25 7 5 4 6 2 0 0 0 0 0 0 4 7 0.00 1.688																			
Mike Williams, R ERA: 4.37	(6, 1) 0.2 2 1 0 0 0 0 0 0 0 0 0 0 4 7 0.00 1.500																			
Omar Olivares, R ERA: 6.75	(7, 1) 2.0 8 1 0 0 2 0 0 0 1 0 0 0 0 16 26 0.00 0.500																			

AB	32
R	5
H	9
RBI	4
BB	2
SO	8
LOB	14









Batter	1	2	3	4	5	6	7	8	9	AB	R	H	RBI	BB	SO	LOB	TOP		
<b>Geronimo Pena, S</b> (1, 4) OBP: 0.364, SLG: 0.357	0-0 2B 1B		2-2 G6-3 2B		0-0 1B 1B		0-0 F9		1-2 F8	5	1	3	0	0	0	1			
<b>Tripp Cramer, R</b> (1, 6) OBP: 0.286, SLG: 0.349	2-1 G3 1-H 2B		2-1 G6-3		2-3 K		0-0 FC6-4		2-2 G5-3	5	0	1	1	0	1	3			
<b>Brian Jordan, R</b> (1, 9) OBP: 0.339, SLG: 0.477	1-1 L4		0-0 G5-3		1-2 K 1B		0-3 K2-3			4	0	1	0	0	1	3			
<b>Ray Lankford, L</b> (1, 8) OBP: 0.345, SLG: 0.484	3-2 G3 2-3		2-2 G3-1		3-2 G3 1-2			4-1 G3 BB		3	1	0	0	1	0	4			
<b>Bernard Gilkey, R</b> (1, 7) OBP: 0.367, SLG: 0.478	4-2 BB			0-0 G5-3		2-2 1B 2B		2-0 L8 1-2		3	0	1	0	1	0	1			
<b>Darnell Coles, R</b> (1, 3) OBP: 0.316, SLG: 0.305	1-3 K			1-2 G5-3		0-0 G6-4-3 1B		3-1 G3 2-H		3	0	1	0	0	1	2			
<b>John Mabry, L</b> (8, PH) OBP: 0.339, SLG: 0.383										1	0	0	1	0	0	0			
<b>Scott Cooper, L</b> (1, 5) OBP: 0.342, SLG: 0.328		1-3 K		2-1 K WP HBP		0-3 K		4-2 BB		2	0	0	0	1	2	2			
<b>Danny Sheaffer, R</b> (1, 2) OBP: 0.296, SLG: 0.382		1-0 F7		3-3 K		0-0 G6-4-3 1-2		1-0 L8		4	0	0	0	0	1	4			
<b>Tom Urbani, L</b> (1, 1) OBP: 0.353, SLG: 0.533			3-3 K		0-0 L1-3		0-2 E5 FC6-4		2-2 G3-1	2	0	0	0	0	1	0			
<b>Allen Battle, R</b> (7, PH) OBP: 0.369, SLG: 0.319										1	0	0	0	0	0	0			
<b>Jeff Parrett, R</b> (7, 1) OBP: 1.000, SLG: 1.000										0	0	0	0	0	0	0			
<b>Gerald Perry, L</b> (9, PH) OBP: 0.182, SLG: 0.177										1	0	0	0	0	0	0			
<b>Inning Stats</b>	R: 1 E: 0 K: 1 S: 14	H: 2 LOB: 2 BB: 1 P: 25	R: 0 E: 0 K: 2 S: 7	H: 0 LOB: 0 BB: 0 P: 12	R: 0 E: 0 K: 0 S: 9	H: 1 LOB: 1 BB: 0 P: 15	R: 0 E: 0 K: 1 S: 9	H: 0 LOB: 1 BB: 0 P: 15	R: 0 E: 0 K: 1 S: 12	H: 2 LOB: 2 BB: 0 P: 18	R: 0 E: 1 K: 1 S: 8	H: 0 LOB: 1 BB: 0 P: 8	R: 1 E: 0 K: 0 S: 7	H: 0 LOB: 1 BB: 2 P: 21	R: 0 E: 0 K: 0 S: 11	H: 0 LOB: 0 BB: 0 P: 16	1B: 4 2B: 3 3B: 0 HR: 0	SF: 0 SAC: 0 DP: 1 HBP: 1	WP: 1 PA: 38 PB: 0 SB: 3 CS: 0
<b>PITCHER</b>	IP	WLS	BF	H	R	ER	SO	BB	IBB	HBP	BLK	WP	HR	S	P	ERA	WHIP		
<b>Jeff Fassero, L</b> (1, 1) ERA: 4.01	7.0	W	31	7	2	2	7	2	0	1	0	1	0	68	108	2.57	1.286		
<b>Willie Fraser, R</b> (8, 1) ERA:	0.2		2	0	0	0	0	0	0	0	0	0	0	3	8	0.00	0.000		
<b>Mel Rojas, R</b> (8, 1) ERA: 3.73	1.1	S	5	0	0	0	0	1	0	0	0	0	0	14	24	0.00	0.750		

St. Louis Cardinals @ Montreal Expos  
Olympic Stadium, Montreal, QB  
Tue Jul 18, 1995, 7:05 PM EDT  
Att: 15,844 - Dome

AB	34
R	2
H	7
RBI	2
BB	3
SO	7
LOB	20



Batter	1	2	3	4	5	6	7	8	9	AB	R	H	RBI	BB	SO	LOB	BOTTOM		
<b>Rondell White, R</b> (1, 8) OBP: 0.362, SLG: 0.487	0-1 SH1-3 1B 1B		0-0 FC6-4 1B		0-0 G5-3		3-1 P5			4	1	2	0	0	0	0			
<b>David Sequi, S</b> (1, 3) OBP: 0.383, SLG: 0.454	0-0 SH1-3 2-3		2-1 L9		0-1 G6-3		0-0 P5			3	0	0	0	0	0	1			
<b>Wil Cordero, R</b> (1, 6) OBP: 0.365, SLG: 0.457	1-3 K		0-0 FC6-4 2B 1-2		1-3 K		1-3 K			4	1	0	0	0	3	2			
<b>Moises Alou, R</b> (1, 7) OBP: 0.352, SLG: 0.460	0-0 FC5-4 3-H 1B		1-0 2B		2-2 WP 1B 1B		1-1 K		1-1 HR	4	3	4	2	0	0	0			
<b>Sean Berry, R</b> (1, 5) OBP: 0.341, SLG: 0.466	3-1 FC5-4		2-1 2B		1-1 1B		0-3 K			3	0	2	3	0	0	1			
<b>Shane Andrews, R</b> (8, 5) OBP: 0.284, SLG: 0.421			2-H 3-H 2B		1-H 1B					1	0	0	0	0	1	0			
<b>Mike Lansing, R</b> (1, 4) OBP: 0.286, SLG: 0.353		0-0 F9	4-2 BB		1-2 P6		1-2 2B			3	0	1	0	1	0	1			
<b>Tony Tarasco, L</b> (1, 9) OBP: 0.342, SLG: 0.437		2-3 K	0-0 G4-3		1-0 G4-3		2-3 K			4	0	0	0	0	2	3			
<b>Tim Laker, R</b> (1, 2) OBP: 0.267, SLG: 0.325		3-2 1B		0-1 P4		1-2 P6		4-0 IBB		3	0	1	0	1	0	0			
<b>Jeff Fassero, L</b> (1, 1) OBP: 0.219, SLG: 0.107		0-0 G4-3		0-0 B1-3		0-0 F7		1-3 K		3	0	0	0	0	0	1			
<b>Willie Fraser, R</b> (8, 1) OBP: 0.284, SLG: 0.421										0	0	0	0	0	0	0			
<b>Mel Rojas, R</b> (8, 1) OBP: 0.284, SLG: 0.421										1	0	0	0	0	1	2			
<b>Inning Stats</b>	R: 1 E: 1 K: 1 S: 9	H: 2 LOB: 1 BB: 0 P: 13	R: 0 E: 0 K: 1 S: 9	H: 1 LOB: 1 BB: 0 P: 14	R: 2 E: 0 K: 0 S: 10	H: 3 LOB: 2 BB: 1 P: 19	R: 0 E: 0 K: 0 S: 4	H: 0 LOB: 0 BB: 0 P: 4	R: 1 E: 0 K: 1 S: 14	H: 2 LOB: 1 BB: 0 P: 19	R: 0 E: 0 K: 0 S: 5	H: 0 LOB: 0 BB: 0 P: 7	R: 0 E: 0 K: 1 S: 6	H: 0 LOB: 0 BB: 0 P: 10	R: 1 E: 0 K: 3 S: 16	H: 2 LOB: 2 BB: 1 P: 25	1B: 6 2B: 3 3B: 0 HR: 1	SF: 0 SAC: 1 DP: 0 HBP: 0	WP: 1 PA: 36 PB: 0 SB: 1 CS: 0
<b>PITCHER</b>	IP	WLS	BF	H	R	ER	SO	BB	IBB	HBP	BLK	WP	HR	S	P	ERA	WHIP		
<b>Tom Urbani, L</b> (1, 1) ERA: 4.4	6.0	L	27	8	4	3	3	1	0	0	0	0	1	51	76	4.50	1.500		
<b>Jeff Parrett, R</b> (7, 1) ERA: 5.1	2.0		9	2	1	1	4	0	1	0	0	0	1	22	35	4.50	1.000		

St. Louis Cardinals @ Montreal Expos  
Olympic Stadium, Montreal, QB  
Tue Jul 18, 1995, 7:05 PM EDT  
Att: 15,844 - Dome

AB	33
R	5
H	10
RBI	5
BB	2
SO	7
LOB	11





Batter	1	2	3	4	5	6	7	8	9	AB	R	H	RBI	BB	SO	LOB	TOP				
<b>Brian McRae, S</b> OBP: 0.357, SLG: 0.483	L4	F9			P8		FC5-4 BB		E7 1B	4	1	1	1	1	0	2					
<b>Rey Sanchez, R</b> OBP: 0.308, SLG: 0.377	K		F8		K		FC5-4 1-2		K	5	0	0	0	0	3	4					
<b>Mark Grace, L</b> OBP: 0.389, SLG: 0.546	1B 3B		G4-3		F7			SH5-4 1B BB	1B	4	1	2	1	1	0	0					
<b>Sammy Sosa, R</b> OBP: 0.354, SLG: 0.498	1B		K		L4-3 1B			1B SH5-4	1B	5	0	4	1	0	1	0					
<b>Todd Zeile, R</b> OBP: 0.329, SLG: 0.435	K		K		L4-3			SH5-4	L8	4	0	0	0	0	2	4					
<b>Luis Gonzalez, L</b> OBP: 0.329, SLG: 0.433		SH1-4 2B		FC5-4 BB			K			3	0	2	0	1	1	0					
<b>José Hernández, R</b> OBP: 0.294, SLG: 0.422		SH1-4 BB		FC5-4			SH1-4 1B		P8	2	0	1	0	1	0	1					
<b>Howard Johnson, S</b> OBP: 0.265, SLG: 0.298				FC5-4 1-2			SH1-4 1B			1	0	0	0	0	0	2					
<b>Mike Hubbard, R</b> OBP: 0.300, SLG: 0.222				P9			SH1-4 1B			3	0	1	0	0	1	3					
<b>Scott Burrell, L</b> OBP: 0.286, SLG: 0.375									E 3B	1	1	1	0	0	0	0					
<b>Jim Bullinger, R</b> OBP: 0.179, SLG: 0.087										1	0	0	0	0	1	0					
<b>Bryan Hickerson, L</b> OBP: 0.667, SLG: 0.500		SH1-4					SH1-4			0	0	0	0	0	0	0					
<b>Mike Walker, R</b> OBP: 0.307, SLG: 0.448										0	0	0	0	0	0	0					
<b>Ozzie Timmons, R</b> OBP: 0.307, SLG: 0.448										1	0	0	0	0	1	1					
<b>Inning Stats</b>	R: 1 E: 0 K: 2 S: 15	H: 2 LOB: 1 BB: 0 P: 27	R: 0 E: 0 K: 1 S: 10	H: 1 LOB: 2 BB: 1 P: 18	R: 0 E: 0 K: 1 S: 8	H: 0 LOB: 0 BB: 0 P: 12	R: 0 E: 0 K: 1 S: 8	H: 0 LOB: 1 BB: 1 P: 12	R: 0 E: 0 K: 2 S: 6	H: 1 LOB: 0 BB: 0 P: 8	R: 0 E: 0 K: 0 S: 16	H: 2 LOB: 3 BB: 1 P: 26	R: 0 E: 0 K: 0 S: 15	H: 2 LOB: 2 BB: 1 P: 23	R: 2 E: 1 K: 2 S: 18	H: 4 LOB: 2 BB: 0 P: 24	1B: 9 2B: 2 3B: 2 HR: 0	SF: 0 SAC: 3 DP: 1 HBP: 0	WP: 0 PB: 0 SB: 1 CS: 0	PA: 41	
<b>PITCHER</b>	IP	WLS	BF	H	R	ER	SO	BB	IBB	HBP	BLK	WP	HR	S	P	ERA	WHIP				
<b>Pedro Martinez, R</b> ERA: 2.84	7.0	W	31	7	1	1	8	4	0	0	0	0	0	76	124	1.29	1.571				
<b>Tim Scott, R</b> ERA: 4.71	1.0		3	1	0	0	0	0	0	0	0	0	0	9	13	0.00	1.000				
<b>Mel Rojas, R</b> ERA: 4.1	0.2	S	6	4	2	2	2	0	0	0	0	0	0	16	21	27.00	6.000				
<b>Jeff Shaw, R</b> ERA: 5.08	0.1	S	1	0	0	0	0	0	0	0	0	0	0	2	3	0.00	0.000				

Chicago Cubs @ Montreal Expos  
Olympic Stadium, Montreal, QB  
Wed Jul 19 1995, 7:05 PM EDT  
Att. 14,867 - Dome

AB 34  
R 3  
H 12  
RBI 3  
BB 4  
SO 10  
LOB 17



Batter	1	2	3	4	5	6	7	8	9	AB	R	H	RBI	BB	SO	LOB	BOTTOM				
<b>Rondell White, R</b> OBP: 0.360, SLG: 0.480	G6-3	F7			G6-3 BB		G6-4-3 1-2			3	0	0	0	1	0	2					
<b>David Segui, S</b> OBP: 0.376, SLG: 0.445	G5-3		G1-3		G6-3		L7			4	0	0	0	0	0	1					
<b>Wil Cordero, R</b> OBP: 0.363, SLG: 0.454	WP S 1B		G5-3		F9				K	4	0	1	0	0	1	0					
<b>Moises Alou, R</b> OBP: 0.354, SLG: 0.461	K		2B 1B						1B 1B	4	2	2	0	0	2	1					
<b>Darrin Fletcher, L</b> OBP: 0.370, SLG: 0.471	G3									3	1	2	1	1	0	2					
<b>Curtis Pride, L</b> OBP: 0.280, SLG: 0.250										0	0	0	0	0	0	0					
<b>Mel Rojas, R</b> OBP: 0.333, SLG: 0.333										0	0	0	0	0	0	0					
<b>Jeff Shaw, R</b> OBP: 0.375, SLG: 0.500										0	0	0	0	0	0	0					
<b>Tony Tarasco, L</b> OBP: 0.344, SLG: 0.438		S 1B			F8					4	1	2	1	0	0	2					
<b>Mike Lansing, R</b> OBP: 0.286, SLG: 0.352										4	0	1	1	0	2	3					
<b>Shane Andrews, R</b> OBP: 0.283, SLG: 0.416		G6-3 2H 1B			G5-3					4	0	1	1	0	1	4					
<b>Pedro Martinez, R</b> OBP: 0.108, SLG: 0.114										3	0	1	0	0	1	1					
<b>Tim Scott, R</b> OBP: 0.333, SLG: 0.333										0	0	0	0	0	0	0					
<b>Tim Spehr, R</b> OBP: 0.375, SLG: 0.500										0	0	0	0	0	0	0					
<b>Inning Stats</b>	R: 0 E: 0 K: 1 S: 12	H: 1 LOB: 2 BB: 0 P: 16	R: 1 E: 0 K: 1 S: 13	H: 2 LOB: 1 BB: 0 P: 20	R: 1 E: 0 K: 0 S: 11	H: 2 LOB: 1 BB: 0 P: 18	R: 0 E: 0 K: 2 S: 7	H: 0 LOB: 0 BB: 0 P: 11	R: 0 E: 0 K: 0 S: 4	H: 1 LOB: 1 BB: 1 P: 10	R: 1 E: 0 K: 2 S: 17	H: 1 LOB: 0 BB: 1 P: 25	R: 0 E: 0 K: 0 S: 7	H: 1 LOB: 3 BB: 0 P: 13	R: 1 E: 0 K: 1 S: 15	H: 3 LOB: 3 BB: 0 P: 20	1B: 9 2B: 1 3B: 0 HR: 0	SF: 0 SAC: 0 DP: 2 HBP: 0	WP: 1 PB: 0 SB: 2 CS: 0	PA: 35	
<b>PITCHER</b>	IP	WLS	BF	H	R	ER	SO	BB	IBB	HBP	BLK	WP	HR	S	P	ERA	WHIP				
<b>Jim Bullinger, R</b> ERA: 3.36	7.1	L	32	9	4	4	7	2	0	0	0	0	0	77	120	4.91	1.500				
<b>Bryan Hickerson, L</b> ERA: 7.14	0.0		1	1	0	0	0	0	0	0	0	0	0	3	4	∞	∞				
<b>Mike Walker, R</b> ERA: 2.97	0.2		2	0	0	0	0	0	0	0	0	0	0	6	9	0.00	0.000				

Chicago Cubs @ Montreal Expos  
Olympic Stadium, Montreal, QB  
Wed Jul 19 1995, 7:05 PM EDT  
Att. 14,867 - Dome

AB 33  
R 4  
H 10  
RBI 4  
BB 2  
SO 7  
LOB 16





Batter	1	2	3	4	5	6	7	8	9	AB	R	H	RBI	BB	SO	LOB	TOP
<b>Brian McRae, S</b> OBP: 0.352, SLG: 0.476 (1, 8)										4	0	0	0	0	1	2	
<b>Rey Sanchez, R</b> OBP: 0.304, SLG: 0.372 (1, 4)										4	0	0	0	0	0	1	
<b>Mark Grace, L</b> OBP: 0.384, SLG: 0.538 (1, 3)										4	0	0	0	0	1	0	
<b>Sammy Sosa, R</b> OBP: 0.353, SLG: 0.494 (1, 9)										3	0	0	0	1	2	0	
<b>Todd Zeile, R</b> OBP: 0.328, SLG: 0.432 (1, 5)										4	0	1	0	0	0	1	
<b>Shawon Dunston, R</b> OBP: 0.357, SLG: 0.558 (1, 6)										4	0	3	0	0	0	1	
<b>Luis Gonzalez, L</b> OBP: 0.328, SLG: 0.431 (1, 7)										4	0	1	0	0	0	2	
<b>Mike Hubbard, R</b> OBP: 0.231, SLG: 0.167 (1, 2)										3	0	0	0	0	0	2	
<b>Jaime Navarro, R</b> OBP: 0.143, SLG: 0.176 <b>Ozzie Timmons, R</b> OBP: 0.304, SLG: 0.443 <b>Rich Garces, R</b> (7, 1)										2	0	2	0	0	0	0	
<b>Inning Stats</b>	R: 0 E: 0 K: 2 S: 11	H: 0 LOB: 0 BB: 0 P: 18	R: 0 E: 0 K: 0 S: 8	H: 1 LOB: 1 BB: 0 P: 12	R: 0 E: 0 K: 0 S: 9	H: 1 LOB: 1 BB: 0 P: 10	R: 0 E: 0 K: 1 S: 11	H: 1 LOB: 1 BB: 0 P: 15	R: 0 E: 0 K: 0 S: 9	H: 2 LOB: 1 BB: 0 P: 11	R: 0 E: 0 K: 0 S: 5	H: 0 LOB: 0 BB: 0 P: 7	R: 0 E: 0 K: 1 S: 9	H: 1 LOB: 1 BB: 0 P: 13	1B: 5 2B: 2 3B: 0 HR: 0	SF: 0 SAC: 0 DP: 1 HBP: 0	WP: 0 PA: 34 PB: 0 SB: 0 CS: 0
<b>PITCHER</b> <b>Butch Henry, L</b> ERA: 3.21 (1, 1)	IP: 9.0 WLS: W BF: 34 H: 7 R: 0 ER: 0 SO: 4 BB: 1 IBB: 0 HBP: 0 BLK: 0 WP: 0 HR: 0 S: 80 P: 115 ERA: 0.00 WHIP: 0.889																

Chicago Cubs @ Montreal Expos  
Olympic Stadium, Montreal, QB  
Thu Jul 20 1995, 7:05 PM EDT  
Att: 17,942 - Dome - 75 F

AB	33
R	0
H	7
RBI	0
BB	1
SO	4
LOB	11



Batter	1	2	3	4	5	6	7	8	9	AB	R	H	RBI	BB	SO	LOB	BOTTOM		
<b>Rondell White, R</b> OBP: 0.362, SLG: 0.493 (1, 8)										3	2	1	1	1	0	1			
<b>David Segui, S</b> OBP: 0.374, SLG: 0.447 (1, 3)										4	0	1	0	0	0	1			
<b>Wil Cordero, R</b> OBP: 0.362, SLG: 0.455 (1, 6)										4	0	1	1	0	0	1			
<b>Moises Alou, R</b> OBP: 0.349, SLG: 0.454 (1, 7)										4	0	0	0	0	0	2			
<b>Darrin Fletcher, L</b> OBP: 0.378, SLG: 0.491 (1, 2)										3	2	2	1	1	0	0			
<b>Tony Tarasco, L</b> OBP: 0.340, SLG: 0.432 (1, 9)										4	0	0	0	0	0	3			
<b>Mike Lansing, R</b> OBP: 0.289, SLG: 0.363 (1, 4)										4	0	2	1	0	1	0			
<b>Shane Andrews, R</b> OBP: 0.284, SLG: 0.409 (1, 5)										2	0	0	0	1	1	1			
<b>Butch Henry, L</b> OBP: 0.031, SLG: 0.031 (1, 1)										3	0	0	0	0	1	3			
<b>Inning Stats</b>	R: 1 E: 0 K: 0 S: 12	H: 1 LOB: 2 BB: 2 P: 21	R: 0 E: 0 K: 1 S: 7	H: 1 LOB: 1 BB: 0 P: 10	R: 0 E: 0 K: 0 S: 7	H: 0 LOB: 0 BB: 0 P: 11	R: 1 E: 0 K: 2 S: 10	H: 1 LOB: 0 BB: 0 P: 18	R: 1 E: 0 K: 0 S: 6	H: 1 LOB: 0 BB: 0 P: 8	R: 1 E: 0 K: 0 S: 10	H: 2 LOB: 2 BB: 1 P: 21	R: 0 E: 0 K: 0 S: 9	H: 1 LOB: 1 BB: 0 P: 18	R: 0 E: 0 K: 0 S: 5	H: 0 LOB: 0 BB: 0 P: 8	1B: 1 2B: 4 3B: 0 HR: 2	SF: 0 SAC: 0 DP: 0 HBP: 0	WP: 0 PA: 34 PB: 0 SB: 1 CS: 0
<b>PITCHER</b> <b>Jaime Navarro, R</b> ERA: 2.95 <b>Rich Garces, R</b> ERA: 3.72 (7, 1)	IP: 6.0 WLS: L BF: 27 H: 6 R: 4 ER: 4 SO: 3 BB: 2 IBB: 1 HBP: 0 BLK: 0 WP: 0 HR: 2 S: 52 P: 89 ERA: 6.00 WHIP: 1.333																		

Chicago Cubs @ Montreal Expos  
Olympic Stadium, Montreal, QB  
Thu Jul 20 1995, 7:05 PM EDT  
Att: 17,942 - Dome - 75 F

AB	31
R	4
H	7
RBI	4
BB	3
SO	3
LOB	12









Batter	1	2	3	4	5	6	7	8	9	AB	R	H	RBI	BB	SO	LOB	TOP	
Rondell White, R OBP: 0.351, SLG: 0.474 (1, 8)										4	0	1	0	0	1	1	<b>Montreal Expos @ Pittsburgh Pirates</b> Three Rivers Stadium, Pittsburgh, PA Sat Jul 22 1995, 7:05 PM EDT Att: 27,050 - Unknown - 84 F	
David Segui, S OBP: 0.375, SLG: 0.455 (1, 3)										4	0	2	0	0	0	1		
Wil Cordero, R OBP: 0.363, SLG: 0.449 (1, 6)										4	0	0	0	0	0	3		
Moises Alou, R OBP: 0.347, SLG: 0.452 (1, 9)										4	0	1	0	0	1	0		
Darrin Fletcher, L OBP: 0.374, SLG: 0.475 (1, 2)										3	1	0	0	1	0	1		
Mike Lansing, R OBP: 0.300, SLG: 0.387 (1, 4)										2	0	1	1	1	0	1		
Curtis Pride, L OBP: 0.219, SLG: 0.194 (1, 7)										3	0	0	0	0	1	2		
Dave Silvestri, R OBP: 0.242, SLG: 0.222 (1, 5)										3	0	0	0	0	2	2		
Ugueth Urbina, R OBP: 0.200, SLG: 0.200 (1, 1)										1	0	1	0	0	0	0		
Sean Berry, R OBP: 0.341, SLG: 0.458 (6, PH)										1	0	0	0	0	0	0		
Gil Heredia, R OBP: 0.227, SLG: 0.227 (6, PH)										0	0	0	0	0	0	0		
Jeff Treadway, L OBP: 0.208, SLG: 0.200 (8, PH)										1	0	0	0	0	0	0		
Jeff Shaw, R (8, 1)										0	0	0	0	0	0	0		
<b>Inning Stats</b>	R: 0 E: 0 K: 1 S: 8	H: 1 LOB: 1 BB: 0 P: 12	R: 0 E: 0 K: 0 S: 6	H: 1 LOB: 0 BB: 0 P: 9	R: 0 E: 0 K: 1 S: 12	H: 1 LOB: 1 BB: 0 P: 17	R: 0 E: 0 K: 1 S: 7	H: 0 LOB: 0 BB: 1 P: 8	R: 0 E: 0 K: 0 S: 5	H: 0 LOB: 1 BB: 0 P: 11	R: 1 E: 0 K: 2 S: 10	H: 1 LOB: 1 BB: 1 P: 17	R: 0 E: 0 K: 0 S: 5	H: 0 LOB: 0 BB: 0 P: 10	1B: 5 2B: 0 3B: 1 HR: 0	SF: 0 SAC: 0 DP: 2 HBP: 0	WP: 0 PB: 0 CS: 0	PA: 32
<b>PITCHER</b>	IP WLS BF H R ER SO BB IBB HBP BLK WP HR S P ERA WHIP																	
Steve Parris, R ERA: 4.3 (1, 1)	7.0 W 27 6 1 1 5 2 0 0 0 0 0 0 56 89 1.29 1.143																	
Jeff McCurry, R ERA: 4.15 (8, 1)	1.0 3 0 0 0 0 0 0 0 0 0 0 0 5 8 0.00 0.000																	
Dan Miceli, R ERA: 3.48 (9, 1)	1.0 3 0 0 0 0 0 0 0 0 0 0 0 5 10 0.00 0.000																	

AB	30
R	1
H	6
RBI	1
BB	2
SO	5
LOB	11



Batter	1	2	3	4	5	6	7	8	9	AB	R	H	RBI	BB	SO	LOB	BOTTOM			
Al Martin, L OBP: 0.335, SLG: 0.390 (1, 8)										4	0	1	1	0	1	2	<b>Montreal Expos @ Pittsburgh Pirates</b> Three Rivers Stadium, Pittsburgh, PA Sat Jul 22 1995, 7:05 PM EDT Att: 27,050 - Unknown - 84 F			
Jay Bell, R OBP: 0.320, SLG: 0.351 (1, 6)										4	1	1	0	0	1	2				
Orlando Merced, S OBP: 0.347, SLG: 0.467 (1, 9)										4	0	1	1	0	1	0				
Mark Johnson, L OBP: 0.365, SLG: 0.500 (1, 3)										4	2	2	2	0	0	1				
Jeff King, R OBP: 0.348, SLG: 0.466 (1, 5)										4	0	0	0	0	1	0				
Dave Clark, L OBP: 0.385, SLG: 0.434 (1, 7)										4	1	1	0	0	2	0				
Dan Miceli, R (9, 1)										0	0	0	0	0	0	0				
Carlos Garcia, R OBP: 0.318, SLG: 0.424 (1, 4)										3	1	1	1	0	0	1				
2 Angelo Encarnacion, R OBP: 0.375, SLG: 0.395 (1, 2)										2	1	0	0	1	2	0				
Steve Parris, R OBP: 0.231, SLG: 0.385 (1, 1)										2	1	2	2	0	0	0				
Nelson Liriano, S OBP: 0.342, SLG: 0.373 (7, PH)										1	0	1	0	0	0	0				
Jeff McCurry, R (8, 1)										0	0	0	0	0	0	0				
Jacob Brumfield, R OBP: 0.344, SLG: 0.351 (9, 8)										0	0	0	0	0	0	0				
<b>Inning Stats</b>	R: 1 E: 0 K: 0 S: 11	H: 2 LOB: 0 BB: 0 P: 16	R: 3 E: 0 K: 1 S: 12	H: 3 LOB: 1 BB: 1 P: 22	R: 0 E: 0 K: 2 S: 9	H: 0 LOB: 0 BB: 0 P: 13	R: 1 E: 0 K: 2 S: 14	H: 2 LOB: 1 BB: 0 P: 18	R: 1 E: 0 K: 0 S: 9	H: 1 LOB: 0 BB: 0 P: 15	R: 0 E: 0 K: 2 S: 8	H: 0 LOB: 0 BB: 0 P: 9	R: 0 E: 0 K: 1 S: 8	H: 1 LOB: 0 BB: 0 P: 12	R: 1 E: 0 K: 0 S: 12	H: 1 LOB: 0 BB: 0 P: 18	1B: 5 2B: 2 3B: 0 HR: 3	SF: 0 SAC: 0 DP: 1 HBP: 0	WP: 0 PB: 0 CS: 1	PA: 34
<b>PITCHER</b>	IP WLS BF H R ER SO BB IBB HBP BLK WP HR S P ERA WHIP																			
Ugueth Urbina, R ERA: 4.5 (1, 1)	5.0 L 23 8 6 6 5 8 0 0 0 0 0 0 2 55 84 10.80 1.600																			
Gil Heredia, R ERA: 5.68 (6, 1)	2.0 6 1 0 0 3 0 0 0 0 0 0 0 16 21 0.00 0.500																			
Jeff Shaw, R ERA: 5.05 (8, 1)	1.0 4 1 1 1 0 0 0 0 0 0 0 1 12 18 9.00 1.000																			

AB	32
R	7
H	10
RBI	7
BB	1
SO	8
LOB	6










Batter	1	2	3	4	5	6	7	8	9	AB	R	H	RBI	BB	SO	LOB	TOP								
<b>Rondell White, R</b> OBP: 0.341, SLG: 0.457	L8	P9		L8			P3			5	0	1	0	0	0	6	<b>Montreal Expos @ Chicago Cubs</b> Wrigley Field, Chicago, IL Tue Jul 25 1995, 3:33 AM CDT Att: 18,188 - Sunny - 81 F								
<b>David Segui, S</b> OBP: 0.380, SLG: 0.459	FC6-4 1B		L7		1B	K		G6-3		5	0	2	0	0	1	1									
<b>Wil Cordero, R</b> OBP: 0.361, SLG: 0.448	FC6-4 1B		F8		P4		K			4	0	1	0	1	1	1									
<b>Moises Alou, R</b> OBP: 0.352, SLG: 0.471	FC6-4 BB		F7		F8			K		5	1	1	1	0	1	4									
<b>Darrin Fletcher, L</b> OBP: 0.381, SLG: 0.478					G4-3					3	1	2	0	1	0	0									
<b>Sean Berry, R</b> OBP: 0.339, SLG: 0.455										1	0	0	0	0	0	1									
<b>Tim Speer, R</b> OBP: 0.375, SLG: 0.500										0	0	0	0	0	0	0									
<b>Mike Lansing, R</b> OBP: 0.295, SLG: 0.392	G4-3				K					5	1	2	1	0	1	6									
<b>Tony Tarasco, L</b> OBP: 0.352, SLG: 0.451										3	2	3	1	2	0	0									
<b>Shane Andrews, R</b> OBP: 0.273, SLG: 0.385										4	0	0	0	1	2	4									
<b>Pedro Martinez, R</b> OBP: 0.128, SLG: 0.111										1	0	0	0	0	1	1									
<b>Curtis Pringle, L</b> OBP: 0.281, SLG: 0.222										1	0	0	0	0	0	0									
<b>Gl Hernandez, L</b> OBP: 0.227, SLG: 0.227										1	0	1	2	0	0	0									
<b>Jeff Tseng, L</b> OBP: 0.293, SLG: 0.216										0	0	0	0	0	0	0									
<b>Jeff Shaw, R</b> OBP: 0.220, SLG: 0.214										1	0	0	0	0	0	1									
<b>Dave Silvestri, R</b> OBP: 0.220, SLG: 0.214										1	0	0	0	0	0	1									
<b>Inning Stats</b>	R: 0 E: 0 K: 0 S: 11	H: 2 LOB: 3 BB: 1 P: 19	R: 0 E: 0 K: 2 S: 11	H: 1 LOB: 1 BB: 0 P: 18	R: 0 E: 0 K: 0 S: 7	H: 0 LOB: 0 BB: 0 P: 11	R: 0 E: 0 K: 0 S: 12	H: 1 LOB: 3 BB: 1 P: 21	R: 0 E: 0 K: 1 S: 12	H: 2 LOB: 2 BB: 0 P: 16	R: 1 E: 0 K: 2 S: 14	H: 2 LOB: 1 BB: 0 P: 19	R: 3 E: 0 K: 1 S: 18	H: 3 LOB: 2 BB: 2 P: 33	R: 0 E: 0 K: 1 S: 9	H: 0 LOB: 1 BB: 1 P: 15	R: 1 E: 0 K: 0 S: 10	H: 2 LOB: 0 BB: 0 P: 16	1B: 9 2B: 1 3B: 0 HR: 3	SF: 0 SAC: 0 DP: 1 HBP: 1	WP: 0 PB: 0 SB: 0 CS: 0	PA: 45			
<b>PITCHER</b>	IP	WLS	BF	H	R	ER	SO	BB	IBB	HBP	BLK	WP	HR	S	P	ERA	WHIP								
<b>Jaime Navarro, R</b> ERA: 3.02	6.2	W	33	10	3	3	6	2	0	1	0	0	2	76	116	4.05	1.800								
<b>Bryan Hickerson, L</b> ERA: 7.45	0.0		1	0	0	0	0	1	0	0	0	0	0	2	6	∞	∞								
<b>Mike Perez, R</b> ERA: 3.77	1.0		6	1	1	1	1	2	0	0	0	0	0	14	28	9.00	3.000								
<b>Chris Nabholz, L</b> ERA: 3.92	0.1		3	2	1	1	0	0	0	0	0	0	1	8	11	27.00	6.000								
<b>Anthony Young, R</b> ERA: 7.2	1.0	S	2	0	0	0	0	0	0	0	0	0	0	4	7	0.00	0.000								
Batter	1	2	3	4	5	6	7	8	9	AB	R	H	RBI	BB	SO	LOB	BOTTOM								
<b>Brian McRae, S</b> OBP: 0.341, SLG: 0.453	G3	K			L9					3	0	0	0	1	1	1	<b>Montreal Expos @ Chicago Cubs</b> Wrigley Field, Chicago, IL Tue Jul 25 1995, 3:33 AM CDT Att: 18,188 - Sunny - 81 F								
<b>Shawon Dunston, R</b> OBP: 0.351, SLG: 0.557	K		G6-3		P3		PO BB	G5-3		4	0	0	0	0	1	0									
<b>Mark Grace, L</b> OBP: 0.384, SLG: 0.549	K		P4					G1-3		4	1	1	1	0	1	0									
<b>Sammy Sosa, R</b> OBP: 0.343, SLG: 0.476		BB 2B BB	K		K			K		3	1	0	0	1	3	0									
<b>Todd Zeile, R</b> OBP: 0.316, SLG: 0.417		F9			HR 1B			F8		3	1	1	0	0	0	1									
<b>Luis Gonzalez, L</b> OBP: 0.321, SLG: 0.420		F8						G3-1		3	0	0	0	0	0	2									
<b>Howard Johnson, S</b> OBP: 0.263, SLG: 0.295										0	0	0	0	0	0	0									
<b>José Hernández, R</b> OBP: 0.291, SLG: 0.488								G5-3		2	2	1	2	1	0	0									
<b>Joe Kmak, R</b> OBP: 0.400, SLG: 0.143										2	1	0	0	1	0	0									
<b>Jaime Navarro, R</b> OBP: 0.142, SLG: 0.222										2	0	1	3	0	1	0									
<b>Bryan Hickerson, L</b> OBP: 0.287, SLG: 0.500										0	0	0	0	0	0	0									
<b>Mike Perez, R</b> OBP: 0.287, SLG: 0.500										0	0	0	0	0	0	0									
<b>Scott Bultlett, L</b> OBP: 0.287, SLG: 0.394										1	0	0	0	0	0	0									
<b>Chris Nabholz, L</b> OBP: 0.287, SLG: 0.394										0	0	0	0	0	0	0									
<b>Anthony Young, R</b> ERA: 4.84										0	0	0	0	0	0	0									
<b>Inning Stats</b>	R: 0 E: 0 K: 2 S: 10	H: 0 LOB: 0 BB: 0 P: 15	R: 3 E: 0 K: 1 S: 14	H: 1 LOB: 1 BB: 3 P: 28	R: 0 E: 0 K: 1 S: 8	H: 0 LOB: 0 BB: 0 P: 13	R: 2 E: 0 K: 1 S: 15	H: 2 LOB: 0 BB: 0 P: 24	R: 1 E: 0 K: 1 S: 9	H: 1 LOB: 0 BB: 0 P: 13	R: 0 E: 0 K: 0 S: 8	H: 0 LOB: 0 BB: 0 P: 13	R: 0 E: 0 K: 0 S: 12	H: 0 LOB: 1 BB: 1 P: 21	R: 0 E: 0 K: 1 S: 8	H: 0 LOB: 0 BB: 0 P: 13	1B: 1 2B: 1 3B: 0 HR: 2	SF: 0 SAC: 0 DP: 0 HBP: 0	WP: 0 PB: 0 SB: 0 CS: 0	PA: 32					
<b>PITCHER</b>	IP	WLS	BF	H	R	ER	SO	BB	IBB	HBP	BLK	WP	HR	S	P	ERA	WHIP								
<b>Pedro Martinez, R</b> ERA: 3.18	5.0	L	22	4	6	6	6	3	0	0	0	0	2	56	93	10.80	1.400								
<b>Gl Hernandez, R</b> ERA: 5.1	1.0		3	0	0	0	0	0	0	0	0	0	0	8	13	0.00	0.000								
<b>Jeff Shaw, R</b> ERA: 4.84	2.0		6	0	0	0	1	1	0	0	0	0	0	20	34	0.00	0.500								

AB	39
R	5
H	13
RBI	5
BB	5
SO	7
LOB	25



AB	27
R	6
H	4
RBI	6
BB	4
SO	7
LOB	4









Batter	1	2	3	4	5	6	7	8	9	AB	R	H	RBI	BB	SO	LOB	TOP																			
Geronimo Pena, S (1,4) OBP: 0.370, SLG: 0.380 José Oquendo, S (6,4) OBP: 0.346, SLG: 0.309										3	1	1	0	0	0	0																				
Darnell Coles, R (1,3) OBP: 0.333, SLG: 0.349										4	0	1	0	0	0	1																				
Brian Jordan, R (1,9) OBP: 0.333, SLG: 0.484										4	0	1	1	0	2	1																				
Ray Lankford, L (1,8) OBP: 0.345, SLG: 0.484										4	0	0	0	0	2																					
Bernard Gilkey, R (1,7) OBP: 0.360, SLG: 0.467										4	0	0	0	0	2																					
Scott Cooper, L (1,5) OBP: 0.336, SLG: 0.325										3	0	1	0	0	1	0																				
Danny Sheaffer, R (1,2) OBP: 0.299, SLG: 0.347										3	0	0	0	0	1	1																				
Tripp Cromer, R (1,6) OBP: 0.264, SLG: 0.339										2	0	0	0	0	0	1																				
Danny Jackson, R (1,1) OBP: 0.172, SLG: 0.179										2	0	0	0	0	1	1																				
<b>Inning Stats</b>	R: 1 E: 0 K: 0 S: 5	H: 2 LOB: 1 BB: 0 P: 5	R: 0 E: 0 K: 0 S: 3	H: 0 LOB: 0 BB: 0 P: 3	R: 0 E: 0 K: 1 S: 5	H: 0 LOB: 0 BB: 0 P: 5	R: 0 E: 0 K: 0 S: 3	H: 0 LOB: 0 BB: 0 P: 3	R: 0 E: 0 K: 1 S: 6	H: 1 LOB: 1 BB: 0 P: 6	R: 0 E: 0 K: 1 S: 5	H: 0 LOB: 0 BB: 0 P: 5	R: 0 E: 0 K: 1 S: 5	H: 0 LOB: 0 BB: 0 P: 5	R: 0 E: 0 K: 0 S: 3	H: 1 LOB: 1 BB: 0 P: 6	R: 0 E: 0 K: 1 S: 6	H: 0 LOB: 1 BB: 0 P: 4	R: 0 E: 0 K: 1 S: 6	H: 1 LOB: 1 BB: 0 P: 6	1B: 2 2B: 3 3B: 0 HR: 0	SF: 0 SAC: 1 DP: 1 HBP: 1	WP: 1 PB: 0 SB: 1 CS: 0	PA: 32												
<b>PITCHER</b>	IP	WLS	BF	H	R	ER	SO	BB	IBB	HBP	BLK	WP	HR	S	P	ERA	WHIP	<b>PITCHER</b>	IP	WLS	BF	H	R	ER	SO	BB	IBB	HBP	BLK	WP	HR	S	P	ERA	WHIP	
Carlos Perez, L (1,1) ERA: 3.15	8.0	W	28	3	1	1	4	0	0	1	0	0	0	35	36	1.12	0.375																			
Mel Rojas, R (9,1) ERA: 4.26	1.0	S	4	1	0	0	1	0	0	0	0	1	0	6	6	0.00	1.000																			

St. Louis Cardinals @ Montreal Expos  
Olympic Stadium, Montreal, QB  
Thu Jul 27 1995, 3:33 AM EDT  
Att: 15,846 - Dome

AB 30  
R 1  
H 4  
RBI 1  
BB 0  
SO 5  
LOB 11




Batter	1	2	3	4	5	6	7	8	9	AB	R	H	RBI	BB	SO	LOB	BOTTOM																				
Rondell White, R (1,8) OBP: 0.345, SLG: 0.465										3	2	1	0	1	1	0																					
David Segui, S (1,3) OBP: 0.376, SLG: 0.452										4	0	1	1	0	0	1																					
Wil Cordero, R (1,6) OBP: 0.364, SLG: 0.450										3	0	1	0	0	0	0																					
Moises Alou, R (1,7) OBP: 0.347, SLG: 0.461										3	0	0	1	0	1	2																					
Sean Berry, R (1,5) OBP: 0.348, SLG: 0.488										2	0	0	0	1	0	0																					
Mike Lansing, R (1,4) OBP: 0.296, SLG: 0.393										3	0	1	0	0	1	2																					
Tony Tarasco, L (1,9) OBP: 0.348, SLG: 0.444										3	0	0	0	0	0	1																					
Tim Laker, R (1,2) OBP: 0.280, SLG: 0.344										3	0	0	0	0	1	0																					
Carlos Perez, L (1,1) OBP: 0.156, SLG: 0.267 Mel Rojas, R (9,1)										3	0	0	0	0	3	0																					
<b>Inning Stats</b>	R: 1 E: 0 K: 0 S: 4	H: 1 LOB: 2 BB: 2 P: 12	R: 0 E: 0 K: 2 S: 7	H: 0 LOB: 0 BB: 0 P: 7	R: 0 E: 0 K: 1 S: 5	H: 0 LOB: 0 BB: 0 P: 5	R: 0 E: 0 K: 1 S: 5	H: 0 LOB: 0 BB: 0 P: 5	R: 0 E: 0 K: 1 S: 6	H: 1 LOB: 1 BB: 0 P: 6	R: 0 E: 0 K: 1 S: 5	H: 0 LOB: 0 BB: 0 P: 3	R: 0 E: 0 K: 1 S: 6	H: 1 LOB: 1 BB: 0 P: 6	R: 1 E: 0 K: 1 S: 7	H: 2 LOB: 2 BB: 0 P: 8	R: 0 E: 0 K: 1 S: 7	H: 0 LOB: 2 BB: 0 P: 8	R: 0 E: 0 K: 1 S: 7	H: 0 LOB: 2 BB: 0 P: 8	1B: 3 2B: 1 3B: 0 HR: 0	SF: 1 SAC: 0 DP: 0 HBP: 1	WP: 0 PB: 0 SB: 1 CS: 0	PA: 31													
<b>PITCHER</b>	IP	WLS	BF	H	R	ER	SO	BB	IBB	HBP	BLK	WP	HR	S	P	ERA	WHIP	<b>PITCHER</b>	IP	WLS	BF	H	R	ER	SO	BB	IBB	HBP	BLK	WP	HR	S	P	ERA	WHIP		
Danny Jackson, L (1,1) ERA: 5.73	8.0	L	31	4	2	2	7	2	0	1	0	0	0	42	51	2.25	0.750																				

St. Louis Cardinals @ Montreal Expos  
Olympic Stadium, Montreal, QB  
Thu Jul 27 1995, 3:33 AM EDT  
Att: 15,846 - Dome

AB 27  
R 2  
H 4  
RBI 2  
BB 2  
SO 7  
LOB 6





Batter	1	2	3	4	5	6	7	8	9	AB	R	H	RBI	BB	SO	LOB	TOP					
<b>Mike Kingery, L</b> OBP: 0.373, SLG: 0.434 (1, 8)	4-1 WP 1B BB	2-3 K		0-0 1B 3B		2-0 G1-4-3		0-2 G1-3		4	2	1	1	1	1	3	<b>Colorado Rockies @ Montreal Expos</b> Olympic Stadium, Montreal, QB Fri Jul 28 1995, 7:05 PM EDT Att: 19,221 - Dome  <b>AB 38</b> <b>R 8</b> <b>H 11</b> <b>RBI 7</b> <b>BB 3</b> <b>SO 7</b> <b>LOB 18</b> 					
<b>Joe Girardi, R</b> OBP: 0.325, SLG: 0.375 (1, 2)	1-1 WP 1B 1B		3-1 HR 1B	1-1 WP 1B		2-3 K		0-1 G6-3		5	3	3	1	0	1	2						
<b>Larry Walker, L</b> OBP: 0.383, SLG: 0.622 (1, 9)	2-2 F7		0-0 HR	1-2 WP 1B			2-3 K		3-0 F7		5	1	2	2	0	1		2				
<b>Andres Galarraga, R</b> OBP: 0.334, SLG: 0.522 (1, 3)	2-3 K		0-2 2B	2-3 K			3-0 L6		3-1 E5 G6-4-3		5	0	1	0	0	2		4				
<b>Dante Bichette, R</b> OBP: 0.347, SLG: 0.570 (1, 7)	3-1 1B		2-2 G6-3	2-2 G6-3			1-1 F9		1-0 G6-4-3		5	0	1	2	0	0		3				
<b>Vinny Castilla, R</b> OBP: 0.347, SLG: 0.575 (1, 5)	0-0 F7		2-2 K		0-0 G3-1			1-3 K2-3		4	0	0	0	0	2	2						
<b>Jason Bates, S</b> OBP: 0.348, SLG: 0.435 (1, 4)		2-2 G3	2-1 F8		0-0 G4-3			2-2 1B 3B		4	1	1	0	0	0	1						
<b>Walt Weiss, S</b> OBP: 0.388, SLG: 0.295 (1, 6)		3-2 G4-3		4-0 S 3B BB	2-2 G4-3			4-2 G1-3 1B BB		2	1	0	0	2	0	0						
<b>Kevin Ritz, R</b> OBP: 0.355, SLG: 0.296 A.J. Sager, R (9, 1)		2-2 1B		1-0 B1		0-1 G4-3		2-2 G1-3 1B		4	0	2	1	0	0	1						
<b>Inning Stats</b>	R: 2 E: 0 K: 1 S: 13	H: 2 LOB: 1 BB: 1 P: 25	R: 0 E: 0 K: 1 S: 13	H: 1 LOB: 1 BB: 0 P: 22	R: 2 E: 0 K: 1 S: 14	H: 3 LOB: 1 BB: 0 P: 23	R: 3 E: 0 K: 1 S: 14	H: 3 LOB: 1 BB: 0 P: 25	R: 0 E: 0 K: 0 S: 5	H: 0 LOB: 0 BB: 0 P: 7	R: 0 E: 0 K: 1 S: 6	H: 0 LOB: 0 BB: 0 P: 10	R: 0 E: 0 K: 1 S: 6	H: 0 LOB: 0 BB: 0 P: 12	R: 1 E: 0 K: 1 S: 16	H: 2 LOB: 2 BB: 1 P: 25		R: 0 E: 1 K: 0 S: 4	H: 0 LOB: 0 BB: 0 P: 11	1B: 7 2B: 1 3B: 2 HR: 1	SF: 0 SAC: 0 DP: 1 HBP: 0	WP: 2 PB: 0 SB: 1 CS: 0
<b>PITCHER</b>	IP WLS BF H R ER SO BB IBB HBP BLK WP HR S P ERA WHIP	IP WLS BF H R ER SO BB IBB HBP BLK WP HR S P ERA WHIP															IP WLS BF H R ER SO BB IBB HBP BLK WP HR S P ERA WHIP					
<b>Ugueth Urbina, R</b> ERA: 6.17 (1, 1)	3.1 L 19 7 6 6 3																					
<b>Greg Harris, R</b> ERA: 2.95 (4, 1)	0.2 4 2 1 1 1 0																					
<b>Gil Heredia, R</b> ERA: 5.38 (5, 1)	3.0 9 0 0 0 2 0																					
<b>Willie Fraser, R</b> ERA: 2.08 Jeff Shaw, R ERA: 4.74 (8, 1)	1.0 6 2 1 1 1 1																					
<b>Jeff Shaw, R</b> ERA: 4.74 (9, 1)	1.0 3 0 0 0 0 0																					
<b>Batter</b>	<b>1</b>	<b>2</b>	<b>3</b>	<b>4</b>	<b>5</b>	<b>6</b>	<b>7</b>	<b>8</b>	<b>9</b>	<b>AB</b>	<b>R</b>	<b>H</b>	<b>RBI</b>	<b>BB</b>	<b>SO</b>	<b>LOB</b>	<b>BOTTOM</b>					
<b>Rondell White, R</b> OBP: 0.342, SLG: 0.457 (1, 8)	4-0 S 1B BB	1-1 FC6-4		1-0 G4-3			2-3 K		0-0 L7		4	1	0	1	1	1	3					
<b>Tony Tarasco, L</b> OBP: 0.349, SLG: 0.443 (1, 9)	4-2 G5-4-3 BB		1-1 FC6-4 1B	2-3 K			1-0 FC3-6				3	0	1	0	1	1	2					
<b>Wil Cordero, R</b> OBP: 0.360, SLG: 0.445 (1, 6)	3-2 G5-4-3		0-1 FC6-4 G4-3		0-0 F7		2-0 F7				4	0	0	0	0	0	4					
<b>David Segui, S</b> OBP: 0.374, SLG: 0.449 (1, 3)	1-0 1B		3-1 G4-3		3-2 K			0-0 F7			4	0	1	1	0	1	1					
<b>Darrin Fletcher, L</b> OBP: 0.383, SLG: 0.484 (1, 2)	0-0 FC6-4 1B		2-2 G6-3		1-0 G1-3			2-2 2B			4	0	2	0	0	0	1					
<b>Mike Lansing, R</b> OBP: 0.295, SLG: 0.390 (1, 4)	0-0 FC6-4			3-2 1B 2B 1B		1-3 K		1-0 P7			4	1	1	0	0	1	3					
<b>Curtis Pride, L</b> OBP: 0.262, SLG: 0.250 (1, 7)		3-1 CS 2B		2-3 K		2-3 K		2-3 K			4	0	1	0	0	3	2					
<b>Sean Berry, R</b> OBP: 0.346, SLG: 0.482 (1, 5)		2-1 G4-3		1-1 2B G4-3 1B		2-1 L8		2-0 F8			4	1	1	0	0	0	1					
<b>Ugueth Urbina, R</b> ERA: 6.17 (1, 1)	8.0 W 34 9 3 3 7																					
<b>Greg Harris, S</b> ERA: 2.95 (4, 1)	0.2 4 2 1 1 1 0																					
<b>Dave Salas, R</b> ERA: 5.38 (5, 1)	3.0 9 0 0 0 2 0																					
<b>Gil Heredia, R</b> ERA: 2.08 Jeff Shaw, R ERA: 4.74 (8, 1)	1.0 6 2 1 1 1 1																					
<b>Jeff Shaw, R</b> ERA: 4.74 (9, 1)	1.0 3 0 0 0 0 0																					
<b>Inning Stats</b>	R: 1 E: 0 K: 0 S: 10	H: 2 LOB: 2 BB: 2 P: 22	R: 0 E: 0 K: 0 S: 7	H: 2 LOB: 1 BB: 0 P: 13	R: 0 E: 0 K: 0 S: 9	H: 1 LOB: 1 BB: 0 P: 15	R: 2 E: 0 K: 2 S: 14	H: 3 LOB: 1 BB: 0 P: 24	R: 0 E: 0 K: 1 S: 8	H: 0 LOB: 0 BB: 0 P: 12	R: 0 E: 0 K: 2 S: 8	H: 0 LOB: 0 BB: 0 P: 13	R: 0 E: 0 K: 1 S: 7	H: 0 LOB: 1 BB: 1 P: 16	R: 0 E: 0 K: 1 S: 8	H: 1 LOB: 1 BB: 0 P: 13	R: 0 E: 0 K: 0 S: 4	H: 0 LOB: 0 BB: 0 P: 7	1B: 6 2B: 3 3B: 0 HR: 0	SF: 0 SAC: 0 DP: 1 HBP: 0	WP: 0 PB: 0 SB: 1 CS: 1	PA: 37
<b>PITCHER</b>	IP WLS BF H R ER SO BB IBB HBP BLK WP HR S P ERA WHIP	IP WLS BF H R ER SO BB IBB HBP BLK WP HR S P ERA WHIP															IP WLS BF H R ER SO BB IBB HBP BLK WP HR S P ERA WHIP					
<b>Kevin Ritz, R</b> ERA: 4.02 A.J. Sager, R ERA: 7.71 (9, 1)	1.0 3 0 0 0 0 0																					



Batter	1	2	3	4	5	6	7	8	9	AB R H RBI BB SO LOB	TOP											
Eric Young Sr. R (1.4) OBP: 0.375, SLG: 0.381										5 1 1 0 0 2 2	<b>Colorado Rockies @ Montreal Expos</b> Olympic Stadium, Montreal, QB Sat Jul 29 1995, 7:05 PM EDT Att: 23,595 - Dome											
Ellis Burks R (1.8) OBP: 0.384, SLG: 0.503										2 0 2 0 1 0 0												
Mike Kingery L (5.8) OBP: 0.374, SLG: 0.435										2 0 1 0 0 1 0												
Larry Walker L (1.9) OBP: 0.386, SLG: 0.620										4 1 2 1 1 1 2												
Andres Galarraga R (1.3) OBP: 0.335, SLG: 0.528										4 1 1 2 1 1 5												
Dante Bichette R (1.7) OBP: 0.348, SLG: 0.575										4 1 1 1 1 1 3												
Vinny Castilla R (1.5) OBP: 0.345, SLG: 0.569										5 0 1 0 0 1 4												
Joe Girardi R (1.2) OBP: 0.328, SLG: 0.377										4 0 2 0 0 1 2												
Walt Weiss S (1.6) OBP: 0.390, SLG: 0.299										4 1 2 0 0 1 3												
Bryan Rekar R (1.1) Curt Leskanic R (9.1) Darren Holmes R (9.1)										2 0 0 0 0 2 0												
<b>Inning Stats</b>	R: 0 E: 0 K: 1 S: 10	H: 2 LOB: 1 BB: 0 P: 13	R: 0 E: 0 K: 1 S: 10	H: 0 LOB: 1 BB: 1 P: 14	R: 1 E: 0 K: 1 S: 13	H: 1 LOB: 1 BB: 1 P: 19	R: 0 E: 0 K: 0 S: 7	H: 1 LOB: 0 BB: 0 P: 7	R: 1 E: 0 K: 2 S: 13	H: 2 LOB: 1 BB: 0 P: 16	R: 0 E: 0 K: 1 S: 9	H: 1 LOB: 2 BB: 1 P: 15	R: 0 E: 0 K: 2 S: 8	H: 0 LOB: 0 BB: 0 P: 10	R: 3 E: 0 K: 0 S: 11	H: 5 LOB: 2 BB: 0 P: 12	R: 0 E: 0 K: 3 S: 16	H: 1 LOB: 2 BB: 1 P: 25	1B: 11 2B: 0 3B: 0 HR: 2	SF: 0 SAC: 2 DP: 2 HBP: 0	WP: 0 PB: 0 SB: 3 CS: 0	PA: 42
<b>PITCHER</b>	IP WLS BF H R ER SO BB IBB HBP BLK WP HR S P ERA WHIP											<b>PITCHER</b>	IP WLS BF H R ER SO BB IBB HBP BLK WP HR S P ERA WHIP									
Jeff Fassero L (1.1) ERA: 3.99	7.1 L 34 11 5 5 8 3 0 0 0 0 2 78 103 6.14 1.909																					
Tim Scott R (8.1) ERA: 4.38	0.2 3 1 0 0 0 0 0 0 0 0 0 3 3 0.00 1.500																					
Jeff Shaw R (9.1) ERA: 4.65	1.0 5 1 0 0 0 3 1 0 0 0 0 0 16 25 0.00 2.000																					
<b>Batter</b>	<b>1</b>	<b>2</b>	<b>3</b>	<b>4</b>	<b>5</b>	<b>6</b>	<b>7</b>	<b>8</b>	<b>9</b>	<b>AB R H RBI BB SO LOB</b>	<b>BOTTOM</b>											
Curtis Pride L (1.7) OBP: 0.283, SLG: 0.256										3 1 1 0 1 1 0	<b>Colorado Rockies @ Montreal Expos</b> Olympic Stadium, Montreal, QB Sat Jul 29 1995, 7:05 PM EDT Att: 23,595 - Dome											
Rondell White R (1.8) OBP: 0.337, SLG: 0.449										4 0 0 0 0 3 2												
Wil Cordero R (1.6) OBP: 0.359, SLG: 0.442										4 0 1 0 0 0 0												
David Segui S (1.3) OBP: 0.372, SLG: 0.450										4 1 1 1 0 1 1												
Sean Berry R (1.5) OBP: 0.349, SLG: 0.497										3 1 1 2 1 0 0												
Mike Lansing R (1.4) OBP: 0.291, SLG: 0.384										4 0 0 0 0 1 2												
Tony Tarasco L (1.9) OBP: 0.346, SLG: 0.439										3 0 0 0 0 0 0												
Tim Laker R (1.2) OBP: 0.282, SLG: 0.355										3 0 1 0 0 0 0												
Jeff Fassero L (1.1) OBP: 0.189, SLG: 0.091										2 0 0 0 0 1 0												
Tim Scott R (8.1) OBP: 0.333, SLG: 0.333										0 0 0 0 0 0 0												
Darwin Fletcher L (6. PH) OBP: 0.381, SLG: 0.481										1 0 0 0 0 0 1												
Jeff Shaw R (9.1) ERA: 2.38										0 0 0 0 0 0 0												
<b>Inning Stats</b>	R: 0 E: 0 K: 1 S: 9	H: 1 LOB: 0 BB: 0 P: 15	R: 0 E: 0 K: 0 S: 9	H: 0 LOB: 0 BB: 0 P: 11	R: 0 E: 0 K: 1 S: 9	H: 0 LOB: 0 BB: 0 P: 12	R: 0 E: 0 K: 0 S: 11	H: 0 LOB: 0 BB: 0 P: 15	R: 2 E: 0 K: 0 S: 10	H: 2 LOB: 0 BB: 0 P: 15	R: 0 E: 0 K: 2 S: 10	H: 0 LOB: 0 BB: 0 P: 14	R: 0 E: 0 K: 1 S: 8	H: 0 LOB: 0 BB: 0 P: 9	R: 0 E: 0 K: 1 S: 11	H: 1 LOB: 1 BB: 0 P: 17	R: 1 E: 0 K: 1 S: 12	H: 1 LOB: 2 BB: 2 P: 24	1B: 2 2B: 3 3B: 0 HR: 1	SF: 0 SAC: 0 DP: 1 HBP: 0	WP: 0 PB: 0 SB: 0 CS: 1	PA: 33
<b>PITCHER</b>	IP WLS BF H R ER SO BB IBB HBP BLK WP HR S P ERA WHIP											<b>PITCHER</b>	IP WLS BF H R ER SO BB IBB HBP BLK WP HR S P ERA WHIP									
Bryan Rekar R (1.1) ERA: 3.09	8.0 W 27 4 2 2 6 4 0 0 0 0 0 10 21 13.50 4.500																					
Curt Leskanic R (9.1) ERA: 3.13	0.2 S 1 0 0 0 0 0 0 0 0 0 0 2 3 0.00 0.000																					
Darren Holmes R (9.1) ERA: 2.38	0.1 S 1 0 0 0 0 0 0 0 0 0 0 2 3 0.00 0.000																					

AB	36
R	5
H	13
RBI	4
BB	4
SO	11
LOB	21



AB	31
R	3
H	5
RBI	3
BB	2
SO	7
LOB	6

WP	0
PB	0
SB	0
CS	1



Batter	1	2	3	4	5	6	7	8	9	AB	R	H	RBI	BB	SO	LOB	TOP											
<b>Eric Young Sr. R</b> OBP: 0.378, SLG: 0.393	4-1 CS BB			0-0 F9		2-2 1-H HR 3B	3-2 P4			3	1	1	1	1	0	3												
<b>Mike Kingry L</b> OBP: 0.372, SLG: 0.444	2-1 F9			2-2 F8		3-1 HR	2-0 F9			4	1	1	2	0	0	4												
<b>Larry Walker L</b> OBP: 0.386, SLG: 0.617 <b>John Vander Wal L</b> OBP: 0.468, SLG: 0.635	1-3 K			0-0 F8		3-2 HR 1B		3-3 K		3	0	1	0	0	1	0												
<b>Andres Galarraga R</b> OBP: 0.334, SLG: 0.523		2-1 G6-3			4-0 G5-4-3 BB	3-3 K		1-0 F9		3	0	0	0	1	1	1												
<b>Dante Bichette R</b> OBP: 0.347, SLG: 0.571		2-3 K			0-1 G5-4-3		1-1 1B 1B	1-2 P8		4	1	1	0	0	1	1												
<b>Matt Nokes L</b> OBP: 0.213, SLG: 0.291 <b>Joe Girardi R</b> OBP: 0.326, SLG: 0.375		0-1 F8			1-3 K		1-1 1B 1B		0-6 F9	0	0	0	0	0	0	0												
<b>Jim Tatum R</b> OBP: 0.375, SLG: 0.478							1-2 1B			2	0	1	0	0	0	0												
<b>Jason Bates S</b> OBP: 0.347, SLG: 0.432				3-2 F9		0-1 P8	3-2 1B 1B		1-1 G3	4	0	1	1	0	0	0												
<b>Walt Weiss S</b> OBP: 0.391, SLG: 0.299				2-2 P5		4-2 3B BB	0-0 1-2 2-3 1B		1-1 G4-3	3	1	1	0	1	0	0												
<b>Marvin Freeman R</b> OBP: 0.091, SLG: 0.227 <b>Steve Reed R</b> OBP: 0.500, SLG: 0.500 <b>Ellis Burks R</b> OBP: 0.362, SLG: 0.500 <b>A.J. Sager R</b>				0-3 K		3-3 K	0-3 K			1	0	0	0	0	1	0												
<b>Lance Painter L</b> OBP: 0.333, SLG: 0.400										1	0	0	0	0	1	3												
<b>Inning Stats</b>	R: 0 E: 0 K: 1 S: 6	H: 0 LOB: 0 BB: 1 P: 13	R: 0 E: 0 K: 1 S: 7	H: 0 LOB: 0 BB: 0 P: 11	R: 0 E: 0 K: 1 S: 11	H: 0 LOB: 0 BB: 0 P: 16	R: 0 E: 0 K: 0 S: 8	H: 0 LOB: 0 BB: 0 P: 10	R: 0 E: 0 K: 1 S: 5	H: 0 LOB: 0 BB: 1 P: 10	R: 3 E: 0 K: 2 S: 22	H: 3 LOB: 1 BB: 1 P: 40	R: 1 E: 0 K: 1 S: 17	H: 4 LOB: 3 BB: 0 P: 27	R: 0 E: 0 K: 0 S: 8	H: 0 LOB: 0 BB: 0 P: 13	R: 0 E: 0 K: 0 S: 5	H: 0 LOB: 0 BB: 0 P: 7	1B: 5 2B: 0 3B: 1 HR: 1	SF: 0 SAC: 0 DP: 1 HBP: 0	WP: 0 PB: 0 SB: 0 CS: 1	PA: 35						
<b>PITCHER</b>	IP	WLS	BF	H	R	ER	SO	BB	IBB	HBP	BLK	WP	HR	S	P	ERA	WHIP											
<b>Pedro Martinez R</b> ERA: 3.32	(1, 1)	6.0	W	25	6	4	4	6	3	0	0	0	0	1	67	113	6.00	1.500										
<b>Tim Scott R</b> ERA: 4.29	(7, 1)	1.0		4	1	0	0	1	0	0	0	0	0	0	9	14	0.00	1.000										
<b>Dave Leiper L</b> ERA: 3.42	(8, 1)	1.0		3	0	0	0	1	0	0	0	0	0	8	13	0.00	0.000											
<b>Willie Fraser R</b> ERA: 1.69	(9, 1)	1.0		3	0	0	0	0	0	0	0	0	0	5	7	0.00	0.000											

Colorado Rockies @ Montreal Expos  
Olympic Stadium, Montreal, QB  
Sun Jul 30 1995, 3:33 AM EDT  
Att: 27,172 - Dome

AB	32
R	4
H	7
RBI	4
BB	3
SO	8
LOB	13



Batter	1	2	3	4	5	6	7	8	9	AB	R	H	RBI	BB	SO	LOB	BOTTOM										
<b>Rondell White R</b> OBP: 0.338, SLG: 0.446	3-3 K		4-1 FC4-6 BB	2-2 F7		1-0 E 2B 1B		1-2 L7		4	1	1	0	1	1	1											
<b>Tony Tarasco L</b> OBP: 0.350, SLG: 0.438	4-2 E BB		0-0 FC4-6 1B		4-2 S WP BB	1-1 P5		2-2 1B 1B		3	3	1	0	2	0	3											
<b>Wil Cordero R</b> OBP: 0.362, SLG: 0.442	1-2 L5		4-1 1B BB		3-3 K 2B 1B	4-2 E 2B BB		1-0 1B 1B		3	3	1	0	2	1	1											
<b>David Segui S</b> OBP: 0.376, SLG: 0.465	0-0 E2 3B		0-1 1B 1B		0-1 1B 2B	0-0 E4 2B		1-0 F9		5	3	3	2	0	0	4											
<b>Darrin Fletcher L</b> OBP: 0.384, SLG: 0.487 <b>Tim Spehr R</b> OBP: 0.366, SLG: 0.486	2-2 G3		2-0 1B		1-1 G4-3	0-0 G4-3 2B		0-1 P7		4	0	2	4	0	0	2											
<b>Sean Berry R</b> OBP: 0.353, SLG: 0.494		4-1 G6-4-3 BB		2-2 P6		0-1 G5-4-3 1B		0-3 K		3	0	1	2	1	1	3											
<b>Mike Lansing R</b> OBP: 0.290, SLG: 0.380		1-0 G6-4-3			4-2 FC4-6 BB	1-2 G5-4-3		1-3 K		3	0	0	0	1	1	2											
<b>Curtis Pride L</b> OBP: 0.260, SLG: 0.234		1-0 G1-3			0-1 FC4-6 G6-3		1-0 F9		1-1 G4-3	4	0	0	0	0	0	1											
<b>Pedro Martinez R</b> OBP: 0.143, SLG: 0.128 <b>Tim Scott R</b> OBP: 0.333, SLG: 0.333 <b>Dave Silvestri R</b> OBP: 0.243, SLG: 0.258 <b>Dave Leiper L</b> <b>Willie Fraser R</b>			3-3 K		0-0 G6-3		1-0 BB 1B E 1B		3-3 K	3	1	1	0	0	1	1											
<b>Inning Stats</b>	R: 2 E: 1 K: 1 S: 13	H: 1 LOB: 0 BB: 1 P: 23	R: 0 E: 0 K: 0 S: 3	H: 0 LOB: 0 BB: 1 P: 9	R: 2 E: 0 K: 1 S: 14	H: 2 LOB: 2 BB: 2 P: 29	R: 0 E: 1 K: 0 S: 9	H: 0 LOB: 1 BB: 1 P: 15	R: 3 E: 0 K: 1 S: 15	H: 2 LOB: 0 BB: 1 P: 24	R: 4 E: 1 K: 1 S: 13	H: 3 LOB: 1 BB: 1 P: 21	R: 0 E: 0 K: 2 S: 8	H: 0 LOB: 0 BB: 0 P: 13	R: 0 E: 0 K: 0 S: 11	H: 2 LOB: 2 BB: 0 P: 16	1B: 7 2B: 2 3B: 1 HR: 0	SF: 0 SAC: 0 DP: 2 HBP: 0	WP: 1 PB: 0 SB: 3 CS: 0	PA: 41							
<b>PITCHER</b>	IP	WLS	BF	H	R	ER	SO	BB	IBB	HBP	BLK	WP	HR	S	P	ERA	WHIP										
<b>Marvin Freeman R</b> ERA: 5.9	(1, 1)	4.1	L	24	5	7	6	3	6	0	0	0	0	3	4	12.46	2.538										
<b>Steve Reed R</b> ERA: 2.08	(5, 1)	0.2		1	0	0	0	0	0	0	0	0	0	3	4	0.00	0.000										
<b>A.J. Sager R</b> ERA: 7.36	(6, 1)	0.2		6	2	4	0	0	1	0	0	0	0	8	16	0.00	4.500										
<b>Lance Painter L</b> ERA: 4.5	(6, 1)	2.1		10	3	0	0	3	0	0	0	0	0	24	34	0.00	1.286										

Colorado Rockies @ Montreal Expos  
Olympic Stadium, Montreal, QB  
Sun Jul 30 1995, 3:33 AM EDT  
Att: 27,172 - Dome

AB	34
R	11
H	10
RBI	8
BB	7
SO	6
LOB	20





Batter	1	2	3	4	5	6	7	8	9	AB	R	H	RBI	BB	SO	LOB	TOP				
<b>Eric Young Sr. R</b> OBP: 0.389, SLG: 0.411 (1, 4)										5	0	4	0	0	0	1	<b>Colorado Rockies @ Montreal Expos</b> Olympic Stadium, Montreal, QB Mon Jul 31 1995, 3:33 AM EDT Att: 14,978 - Dome 				
<b>Mike Kingery L</b> OBP: 0.373, SLG: 0.441 (1, 8)										4	0	1	0	1	0	3					
<b>Dante Bichette R</b> OBP: 0.345, SLG: 0.568 (1, 7)										4	0	1	1	0	1	3					
<b>Larry Walker L</b> OBP: 0.380, SLG: 0.607 (1, 9)										5	0	0	0	0	1	4					
<b>Andres Galarraga R</b> OBP: 0.333, SLG: 0.523 (1, 3)										4	1	1	0	0	1	2					
<b>Vinny Castilla R</b> OBP: 0.348, SLG: 0.579 (1, 5)										3	1	2	1	0	1	0					
<b>Joe Girardi R</b> OBP: 0.328, SLG: 0.374 (1, 2)										3	0	1	1	1	0	1					
<b>Walt Weiss S</b> OBP: 0.386, SLG: 0.295 (1, 6)										4	0	0	0	0	0	2					
<b>Armando Reynoso R</b> Jim (1, 1) Steve (7, 1) John (8, 1) Mike (8, 1) Curt (8, 1) Darren (8, 1)										2	0	0	0	0	0	2					
<b>Inning Stats</b>	R: 0 E: 0 K: 1 S: 5	H: 1 LOB: 0 BB: 0 P: 5	R: 0 E: 1 K: 0 S: 6	H: 1 LOB: 1 BB: 0 P: 11	R: 0 E: 0 K: 1 S: 14	H: 1 LOB: 2 BB: 1 P: 21	R: 1 E: 1 K: 2 S: 17	H: 1 LOB: 2 BB: 1 P: 27	R: 0 E: 0 K: 1 S: 8	H: 0 LOB: 0 BB: 0 P: 8	R: 1 E: 1 K: 0 S: 13	H: 1 LOB: 1 BB: 0 P: 21	R: 1 E: 0 K: 1 S: 8	H: 2 LOB: 1 BB: 0 P: 9	R: 0 E: 0 K: 0 S: 8	H: 1 LOB: 1 BB: 0 P: 13		1B: 7 2B: 3 3B: 0 HR: 1	SF: 1 SAC: 1 DP: 1 HBP: 0	WP: 0 PB: 0 SB: 2 CS: 0	PA: 40
<b>PITCHER</b>	IP	WLS	BF	H	R	ER	SO	BB	IBB	HBP	BLK	WP	HR	S	P	ERA	WHIP				
<b>Butch Henry L</b> ERA: 3.06 (1, 1)	7.0	L	31	7	2	1	6	2	0	0	0	0	1	77	111	1.29	1.286				
<b>Jeff Shaw R</b> ERA: 4.73 (8, 1)	1.0		5	2	1	1	1	0	0	0	0	0	0	8	9	9.00	2.000				
<b>Mel Rojas R</b> ERA: 4.17 (9, 1)	1.0		4	1	0	0	0	0	0	0	0	0	0	8	13	0.00	1.000				

Batter	1	2	3	4	5	6	7	8	9	AB	R	H	RBI	BB	SO	LOB	BOTTOM					
<b>Rondell White R</b> OBP: 0.336, SLG: 0.439 (1, 8)										4	0	0	1	1	1	4	<b>Colorado Rockies @ Montreal Expos</b> Olympic Stadium, Montreal, QB Mon Jul 31 1995, 3:33 AM EDT Att: 14,978 - Dome 					
<b>Tony Tarasco L</b> OBP: 0.346, SLG: 0.432 (1, 9)										4	0	0	0	0	1	3						
<b>Wil Cordero R</b> OBP: 0.361, SLG: 0.442 (1, 6)										4	0	1	0	0	0	3						
<b>David Segui S</b> OBP: 0.378, SLG: 0.465 (1, 3)									4	0	2	0	0	1	0							
<b>Darrin Fletcher L</b> OBP: 0.381, SLG: 0.482 (1, 2)										4	0	1	0	0	0	3						
<b>Tim Laker R</b> OBP: 0.282, SLG: 0.355 (9, PR)										0	1	0	0	0	0	0						
<b>Sean Berry R</b> OBP: 0.351, SLG: 0.489 (1, 5)										4	1	1	0	0	1	1						
<b>Mike Lansing R</b> OBP: 0.293, SLG: 0.389 (1, 4)										4	0	2	0	0	1	2						
<b>Curtis Pride L</b> OBP: 0.259, SLG: 0.220 (1, 7)										3	0	0	0	1	2	3						
<b>Butch Henry L</b> OBP: 0.025, SLG: 0.029 (1, 1)										1	0	0	0	0	0	1						
<b>Jeff Treadway L</b> OBP: 0.232, SLG: 0.212 (7, PH)										1	0	0	0	0	0	1						
<b>Jeff Shaw R</b> ERA: 2.03 (8, 1)										0	0	0	0	0	0	0						
<b>Mel Rojas R</b> (9, 1)										0	0	0	0	0	0	0						
<b>Dave Silvestri R</b> OBP: 0.283, SLG: 0.258 (9, PH)										0	0	0	0	1	0	0						
<b>Inning Stats</b>	R: 0 E: 0 K: 0 S: 5	H: 0 LOB: 0 BB: 0 P: 6	R: 0 E: 0 K: 0 S: 5	H: 1 LOB: 0 BB: 0 P: 8	R: 0 E: 0 K: 1 S: 12	H: 1 LOB: 1 BB: 0 P: 20	R: 0 E: 0 K: 0 S: 8	H: 2 LOB: 1 BB: 0 P: 13	R: 1 E: 0 K: 1 S: 14	H: 1 LOB: 3 BB: 2 P: 27	R: 0 E: 0 K: 0 S: 5	H: 0 LOB: 0 BB: 0 P: 11	R: 0 E: 0 K: 1 S: 15	H: 1 LOB: 1 BB: 0 P: 23	R: 0 E: 0 K: 2 S: 12	H: 0 LOB: 0 BB: 0 P: 18	R: 1 E: 1 K: 2 S: 13	H: 1 LOB: 2 BB: 1 P: 22	1B: 4 2B: 3 3B: 0 HR: 0	SF: 0 SAC: 1 DP: 1 HBP: 0	WP: 1 PB: 0 SB: 3 CS: 0	PA: 37
<b>PITCHER</b>	IP	WLS	BF	H	R	ER	SO	BB	IBB	HBP	BLK	WP	HR	S	P	ERA	WHIP					
<b>Armando Reynoso R</b> ERA: 5.63 (1, 1)	6.0	W	24	5	1	1	2	2	0	0	0	0	0	15	23	0.00	1.000					
<b>Steve Reed R</b> ERA: 2.03 (7, 1)	1.0		4	1	0	0	1	0	0	0	0	0	0	5	7	0.00	0.000					
<b>Mike Munoz L</b> ERA: 6.28 (8, 1)	0.1		1	0	0	0	1	0	0	0	0	0	0	7	11	0.00	0.000					
<b>Curt Leskanic R</b> ERA: 3.09 (8, 1)	0.2		2	0	0	0	1	0	0	0	0	0	0	7	11	0.00	0.000					
<b>Darren Holmes R</b> ERA: 2.32 (9, 1)	1.0	S	6	1	1	0	2	1	0	0	0	1	0	13	22	0.00	2.000					



Batter	1	2	3	4	5	6	7	8	9	AB	R	H	RBI	BB	SO	LOB	TOP			
Quijivo Veras, S OBP: 0.358, SLG: 0.317	F9		CS		G5-4-3		F9			4	0	2	0	1	0	0	<b>Florida Marlins @ Montreal Expos</b> Olympic Stadium, Montreal, QB Tue Aug 01 1995, 7:05 PM EDT Att: 14,126 - Dome - 72 F			
Chuck Carr, S OBP: 0.306, SLG: 0.263	K		1B		G5-4-3		K			5	0	0	0	0	4	5				
Greg Colbrunn, R OBP: 0.320, SLG: 0.467	1B		P4				G6-3		F8	5	2	2	0	0	0	0				
Terry Pendleton, S OBP: 0.339, SLG: 0.440	1B				F8				G4-3	5	1	3	1	0	0	0				
Andre Dawson, R OBP: 0.293, SLG: 0.444	1B				G4-3				F9	4	1	3	2	0	0	1				
Jerry Browne, S OBP: 0.355, SLG: 0.298	FC6-4				2B			SH5-3	1B	1	1	0	0	0	0	0				
Kurt Abbott, R OBP: 0.304, SLG: 0.449	FC6-4				1B			SH5-3	2B	3	0	0	0	0	1	3				
Charles Johnson, R OBP: 0.318, SLG: 0.368		F7			2B			SH5-4	BB	3	0	2	2	1	0	0				
Jesus Tavarez, S OBP: 0.267, SLG: 0.220		G5-3			FC6-4		FC5-4	SH5-4	BB	2	0	0	0	2	0	1				
Pat Rapp, R OBP: 0.172, SLG: 0.207		G1-3			FC6-4		P4	SH5-4	BB	3	0	0	0	0	0	3				
Mark Gardner, R OBP: 0.154, SLG: 0.154					1-2t			1-2	2-3	0	0	0	0	0	0	0				
Yorkis Perez, L OBP: 0.154, SLG: 0.154					1-2t			1-2	2-3	0	0	0	0	0	0	0				
Robb Nen, R OBP: 0.154, SLG: 0.154					1-2t			1-2	2-3	0	0	0	0	0	0	0				
<b>Inning Stats</b>	R: 1 E: 0 K: 1 S: 13	H: 3 LOB: 2 BB: 0 P: 20	R: 0 E: 0 K: 0 S: 5	H: 0 LOB: 0 BB: 0 P: 7	R: 0 E: 0 K: 1 S: 7	H: 1 LOB: 0 BB: 0 P: 10	R: 1 E: 0 K: 0 S: 11	H: 2 LOB: 2 BB: 1 P: 20	R: 1 E: 0 K: 0 S: 12	H: 3 LOB: 1 BB: 1 P: 14	R: 0 E: 0 K: 1 S: 8	H: 0 LOB: 0 BB: 0 P: 13	R: 2 E: 0 K: 1 S: 19	H: 3 LOB: 3 BB: 2 P: 31	R: 0 E: 0 K: 0 S: 6	H: 0 LOB: 0 BB: 0 P: 8	1B: 9 2B: 4 3B: 0 HR: 0	SF: 0 SAC: 2 DP: 2 HBP: 0	WP: 0 PB: 0 SB: 0 CS: 1	PA: 41
<b>PITCHER</b>	IP WLS BF H R ER SO BB IBB HBP BLK WP HR S P ERA WHIP																			
Carlos Perez, L ERA: 3.38	(1, 1) 7.1 L 34 12 5 5 4 1 1 0 0 0 0 0 72 111 6.14 1.773																			
Tim Scott, R ERA: 4.2	(8, 1) 0.2 4 0 0 0 1 2 0 0 0 0 0 0 10 19 0.00 3.000																			
Greg Harris, R ERA: 2.84	(9, 1) 1.0 3 0 0 0 0 0 0 0 0 0 0 0 6 8 0.00 0.000																			

Batter	1	2	3	4	5	6	7	8	9	AB	R	H	RBI	BB	SO	LOB	BOTTOM					
Rondell White, R OBP: 0.337, SLG: 0.438	BB		G1-3		FC4-6		G4-3			5	0	2	0	0	0	1	<b>Florida Marlins @ Montreal Expos</b> Olympic Stadium, Montreal, QB Tue Aug 01 1995, 7:05 PM EDT Att: 14,126 - Dome - 72 F					
Tony Tarasco, L OBP: 0.344, SLG: 0.426	P5		G6-3		G4-3		K		F9	4	0	0	0	1	1	2						
Wil Cordero, R OBP: 0.362, SLG: 0.447	BB				F8		G4-3		K	5	0	2	0	0	1	3						
David Segui, S OBP: 0.380, SLG: 0.475	G4-6-3				HR		K		G6-3	3	1	1	1	1	1	3						
Darrin Fletcher, L OBP: 0.383, SLG: 0.480	G4-6-3				1B		BB		G6-3	3	0	1	0	1	0	3						
Sean Berry, R OBP: 0.348, SLG: 0.500		G3			K		K		HR	4	1	1	1	0	2	2						
Greg Harris, S OBP: 0.333, SLG: 0.667										0	0	0	0	0	0	0						
Mike Lansing, R OBP: 0.296, SLG: 0.389	P2				1B		BB		F9	3	0	1	0	1	0	0						
Curtis Pride, L OBP: 0.241, SLG: 0.204	G5-3				G3		F7		G4-3	4	0	0	0	0	4							
Carlos Perez, L OBP: 0.171, SLG: 0.250			G4-3				F8		L7	2	0	0	0	1	0	2						
Tim Scott, R OBP: 0.333, SLG: 0.333					FC4-6					0	0	0	0	0	0	0						
Dave Silvestri, R OBP: 0.263, SLG: 0.258										0	0	0	0	0	0	0						
Jeff Treadway, L OBP: 0.228, SLG: 0.208										1	0	0	0	0	0	0						
<b>Inning Stats</b>	R: 0 E: 0 K: 0 S: 14	H: 2 LOB: 2 BB: 1 P: 25	R: 0 E: 0 K: 0 S: 5	H: 0 LOB: 0 BB: 0 P: 8	R: 0 E: 0 K: 0 S: 10	H: 0 LOB: 0 BB: 0 P: 16	R: 1 E: 0 K: 1 S: 15	H: 3 LOB: 2 BB: 0 P: 26	R: 0 E: 0 K: 1 S: 9	H: 0 LOB: 2 BB: 2 P: 20	R: 0 E: 0 K: 1 S: 8	H: 0 LOB: 1 BB: 2 P: 20	R: 0 E: 0 K: 1 S: 10	H: 1 LOB: 0 BB: 0 P: 13	R: 1 E: 0 K: 0 S: 8	H: 1 LOB: 0 BB: 0 P: 10	R: 0 E: 0 K: 1 S: 10	H: 1 LOB: 1 BB: 0 P: 15	1B: 5 2B: 0 3B: 1 HR: 2	SF: 0 SAC: 0 DP: 1 HBP: 0	WP: 0 PB: 0 SB: 1 CS: 0	PA: 39
<b>PITCHER</b>	IP WLS BF H R ER SO BB IBB HBP BLK WP HR S P ERA WHIP																					
Pat Rapp, R ERA: 4.47	(1, 1) 5.1 W 25 11 1 1 1 0 0 0 0 0 0 1 19 26 3.86 0.857																					
Mark Gardner, R ERA: 4.17	(6, 1) 2.1 9 2 1 1 1 0 0 0 0 0 0 1 19 26 3.86 0.857																					
Yorkis Perez, L ERA: 5.76	(8, 1) 0.1 1 0 0 0 0 0 0 0 0 0 0 0 2 2 0.00 0.000																					
Robb Nen, R ERA: 3.48	(9, 1) 1.0 S 4 1 0 0 1 0 0 0 0 0 0 0 10 15 0.00 1.000																					






Batter	1	2	3	4	5	6	7	8	9	10	AB	R	H	RBI	BB	SO	LOB	TOP										
<b>Quilvio Veras, S</b> OBP: 0.359, SLG: 0.316 (1, 4)	G5-3		G6-3 1B BB		K		F7		FC4-6 1B		4	1	1	1	1	1	0	<b>Florida Marlins @ Montreal Expos</b> Olympic Stadium, Montreal, QB Wed Aug 02 1995, 7:05 PM EDT Att. 14,220 - Dome - 72 F  livebaseballscorecards.com  <b>AB 38</b> <b>R 7</b> <b>H 11</b> <b>RBI 7</b> <b>BB 5</b> <b>SO 6</b> <b>LOB 18</b>										
<b>Jerry Browne, S</b> OBP: 0.350, SLG: 0.294 (1, 7)	K		G6-3		G4-3 1B		G4-3		FC4-6		5	0	1	1	0	1	2											
<b>Greg Colbrunn, R</b> OBP: 0.318, SLG: 0.461 (1, 3)	G6-3		G6-3 1B SF7 BB		G4-3		P4		G5-3		4	1	0	0	1	0	2											
<b>Terry Pendleton, S</b> OBP: 0.343, SLG: 0.441 (1, 5)							K		F8		4	2	2	1	1	1	0											
<b>Andre Dawson, R</b> OBP: 0.319, SLG: 0.468 (8, PR)																												
<b>Chuck Carr, S</b> OBP: 0.306, SLG: 0.263 (8, 8)																												
<b>Kurt Abbott, R</b> OBP: 0.302, SLG: 0.442 (1, 6)																												
<b>Charles Johnson, R</b> OBP: 0.323, SLG: 0.375 (1, 2)																												
<b>Jesus Tavarez, S</b> OBP: 0.280, SLG: 0.261 (8, 9)																												
<b>Chris Hammond, L</b> Randy Veras, R Wally White, R Terry Mathews, R Yorkis Perez, L Alejandro Pena, R Alan Kemp, R Robby Nolen, R																			<b>WP: 0</b> <b>PA: 45</b>  <b>ERA 6.00</b> <b>WHIP 1.500</b>  <b>IP 6.0</b> <b>WLS 26</b> <b>BF 5</b> <b>H 4</b> <b>R 4</b> <b>ER 5</b> <b>SO 5</b> <b>BB 4</b> <b>IBB 0</b> <b>HBP 0</b> <b>BLK 0</b> <b>WP 0</b> <b>HR 0</b> <b>S 49</b> <b>P 87</b> <b>ERA 6.00</b> <b>WHIP 1.500</b> <b>Dave Leiper, L</b> (7, 1) <b>1.0</b> <b>3</b> <b>0</b> <b>0</b> <b>0</b> <b>0</b> <b>0</b> <b>0</b> <b>0</b> <b>0</b> <b>0</b> <b>6</b> <b>10</b> <b>0.00</b> <b>0.000</b> <b>Mel Rojas, R</b> (8, 1) <b>2.0</b> <b>10</b> <b>4</b> <b>2</b> <b>2</b> <b>1</b> <b>0</b> <b>0</b> <b>0</b> <b>0</b> <b>0</b> <b>25</b> <b>38</b> <b>9.00</b> <b>2.000</b> <b>Jeff Shaw, R</b> (10, 1) <b>0.2</b> <b>L</b> <b>5</b> <b>2</b> <b>1</b> <b>0</b> <b>1</b> <b>0</b> <b>0</b> <b>0</b> <b>0</b> <b>0</b> <b>10</b> <b>17</b> <b>13.50</b> <b>4.500</b> <b>Gil Heredia, R</b> (10, 1) <b>0.1</b> <b>1</b> <b>0</b> <b>0</b> <b>0</b> <b>0</b> <b>0</b> <b>0</b> <b>0</b> <b>0</b> <b>0</b> <b>0</b> <b>1</b> <b>1</b> <b>0.00</b> <b>0.000</b>									
<b>Inning Stats</b>	R: 0 E: 0 K: 1 S: 8	H: 0 LOB: 0 BB: 0 P: 11	R: 2 E: 0 K: 1 S: 11	H: 2 LOB: 1 BB: 1 P: 19	R: 2 E: 0 K: 0 S: 8	H: 1 LOB: 2 BB: 2 P: 19	R: 0 E: 0 K: 0 S: 4	H: 0 LOB: 0 BB: 0 P: 7	R: 0 E: 0 K: 1 S: 7	H: 1 LOB: 0 BB: 0 P: 10	R: 0 E: 0 K: 2 S: 11	H: 1 LOB: 2 BB: 1 P: 21	R: 0 E: 0 K: 0 S: 6	H: 0 LOB: 0 BB: 0 P: 10	R: 0 E: 0 K: 1 S: 11	H: 1 LOB: 1 BB: 0 P: 16	R: 2 E: 0 K: 0 S: 14	H: 3 LOB: 1 BB: 0 P: 22		R: 1 E: 0 K: 0 S: 11	H: 2 LOB: 2 BB: 1 P: 18	1B: 8 2B: 3 3B: 0 HR: 0	SF: 1 SAC: 1 DP: 1 HBP: 0	WP: 0 PB: 0 SB: 1 CS: 0				
<b>PITCHER</b>	IP	WLS	BF	H	R	ER	SO	BB	IBB	HBP	BLK	WP	HR	S	P	ERA	WHIP											
<b>Jeff Fassero, L</b> ERA: 4.09	6.0		26	5	4	4	5	4	0	0	0	0	0	49	87	6.00	1.500											
<b>Dave Leiper, L</b> ERA: 3.25	1.0		3	0	0	0	0	0	0	0	0	0	0	6	10	0.00	0.000											
<b>Mel Rojas, R</b> ERA: 4.37	2.0		10	4	2	2	1	0	0	0	0	0	0	25	38	9.00	2.000											
<b>Jeff Shaw, R</b> ERA: 4.85	0.2	L	5	2	1	0	1	0	0	0	0	0	0	10	17	13.50	4.500											
<b>Gil Heredia, R</b> ERA: 5.35	0.1		1	0	0	0	0	0	0	0	0	0	0	1	1	0.00	0.000											

Batter	1	2	3	4	5	6	7	8	9	10	AB	R	H	RBI	BB	SO	LOB	BOTTOM										
<b>Dave Silvestri, R</b> OBP: 0.256, SLG: 0.257 (1, 5)	G6-3		E7 1B		SF8		K		K		4	0	1	1	0	2	1	<b>Florida Marlins @ Montreal Expos</b> Olympic Stadium, Montreal, QB Wed Aug 02 1995, 7:05 PM EDT Att. 14,220 - Dome - 72 F  livebaseballscorecards.com  <b>AB 40</b> <b>R 6</b> <b>H 14</b> <b>RBI 6</b> <b>BB 1</b> <b>SO 6</b> <b>LOB 15</b>										
<b>Tony Tarasco, L</b> OBP: 0.339, SLG: 0.420 (1, 9)	K		G3		G3		F8		K		5	0	0	0	0	2	2											
<b>Wil Cordero, R</b> OBP: 0.360, SLG: 0.447 (1, 6)	L3				L5		G5-3		WP 1B 2B		5	1	1	0	0	0	0											
<b>David Segui, S</b> OBP: 0.387, SLG: 0.483 (1, 3)																												
<b>Rondell White, R</b> OBP: 0.339, SLG: 0.437 (1, 8)																												
<b>Mike Lansing, R</b> OBP: 0.301, SLG: 0.398 (1, 4)																												
<b>Tim Laker, R</b> OBP: 0.287, SLG: 0.367 (1, 2)																												
<b>F.P. Santangelo, S</b> OBP: 0.750, SLG: 1.333 <b>Darin Fletcher, L</b> OBP: 0.382, SLG: 0.478 (10, PH)																												
<b>Jeff Fassero, L</b> Randy Veras, R Terry Mathews, R Mel Rojas, R Yorkis Perez, L Alejandro Pena, R Sean Becket, R Scott Brantley, R																			<b>WP: 1</b> <b>PA: 45</b>  <b>ERA 6.35</b> <b>WHIP 1.588</b>  <b>IP 5.2</b> <b>WLS 9</b> <b>BF 25</b> <b>H 4</b> <b>R 4</b> <b>ER 4</b> <b>SO 2</b> <b>BB 0</b> <b>IBB 0</b> <b>HBP 0</b> <b>BLK 0</b> <b>WP 0</b> <b>HR 0</b> <b>S 54</b> <b>P 84</b> <b>ERA 6.35</b> <b>WHIP 1.588</b> <b>Chris Hammond, L</b> (1, 1) <b>5.2</b> <b>9</b> <b>4</b> <b>4</b> <b>4</b> <b>2</b> <b>0</b> <b>0</b> <b>0</b> <b>0</b> <b>0</b> <b>0</b> <b>0</b> <b>6</b> <b>8</b> <b>0.00</b> <b>0.000</b> <b>Randy Veras, R</b> (8, PR) <b>0.1</b> <b>2</b> <b>0</b> <b>0</b> <b>0</b> <b>0</b> <b>1</b> <b>0</b> <b>0</b> <b>0</b> <b>0</b> <b>0</b> <b>0</b> <b>6</b> <b>8</b> <b>0.00</b> <b>0.000</b> <b>Terry Mathews, R</b> (7, 1) <b>1.2</b> <b>10</b> <b>4</b> <b>2</b> <b>2</b> <b>2</b> <b>2</b> <b>0</b> <b>1</b> <b>0</b> <b>0</b> <b>1</b> <b>0</b> <b>20</b> <b>33</b> <b>10.80</b> <b>2.400</b> <b>Yorkis Perez, L</b> (8, 1) <b>0.1</b> <b>1</b> <b>0</b> <b>0</b> <b>0</b> <b>1</b> <b>0</b> <b>0</b> <b>0</b> <b>0</b> <b>0</b> <b>0</b> <b>0</b> <b>3</b> <b>4</b> <b>0.00</b> <b>0.000</b> <b>Alejandro Pena, R</b> (9, 1) <b>1.0</b> <b>W</b> <b>3</b> <b>0</b> <b>0</b> <b>0</b> <b>0</b> <b>0</b> <b>0</b> <b>0</b> <b>0</b> <b>0</b> <b>0</b> <b>9</b> <b>13</b> <b>0.00</b> <b>0.000</b>									
<b>Inning Stats</b>	R: 0 E: 0 K: 1 S: 8	H: 0 LOB: 0 BB: 0 P: 15	R: 1 E: 0 K: 0 S: 8	H: 2 LOB: 0 BB: 0 P: 12	R: 0 E: 1 K: 0 S: 10	H: 1 LOB: 1 BB: 0 P: 15	R: 0 E: 0 K: 0 S: 11	H: 1 LOB: 1 BB: 0 P: 17	R: 2 E: 0 K: 1 S: 8	H: 2 LOB: 0 BB: 0 P: 12	R: 1 E: 0 K: 0 S: 15	H: 3 LOB: 3 BB: 0 P: 21	R: 0 E: 0 K: 2 S: 12	H: 3 LOB: 2 BB: 1 P: 22	R: 0 E: 0 K: 1 S: 11	H: 1 LOB: 1 BB: 0 P: 15	R: 0 E: 0 K: 0 S: 9			H: 0 LOB: 0 BB: 0 P: 13	R: 0 E: 0 K: 1 S: 16	H: 1 LOB: 1 BB: 0 P: 21	1B: 9 2B: 4 3B: 1 HR: 0	SF: 2 SAC: 1 DP: 0 HBP: 1	WP: 1 PB: 0 SB: 1 CS: 0			
<b>PITCHER</b>	IP	WLS	BF	H	R	ER	SO	BB	IBB	HBP	BLK	WP	HR	S	P	ERA	WHIP											
<b>Chris Hammond, L</b> ERA: 2.7	5.2		25	4	4	4	2	0	0	0	0	0	0	6	8	0.00	0.000											
<b>Randy Veras, R</b> ERA: 2.7	0.1		2	0	0	0	1	0	0	0	0	0	0	6	8	0.00	0.000											
<b>Terry Mathews, R</b> ERA: 3.38	1.2		10	4	2	2	2	0	1	0	0	1	0	20	33	10.80	2.400											
<b>Yorkis Perez, L</b> ERA: 5.7	0.1		1	0	0	0	1	0	0	0	0	0	0	3	4	0.00	0.000											
<b>Alejandro Pena, R</b> ERA: 7.11	1.0	W	3	0	0	0	0	0	0	0	0	0	0	9	13	0.00	0.000											




Batter	1	2	3	4	5	6	7	8	9	AB	R	H	RBI	BB	SO	LOB	TOP			
Marquis Grissom, R (1, 8) OBP: 0.324, SLG: 0.388	3-2 CS 1B	1-0 L7					2-2 G6-3			3	0	1	0	1	0	1	<b>Atlanta Braves @ Montreal Expos</b> Olympic Stadium, Montreal, QB Fri Aug 04 1995, 7:05 PM EDT Att: 20,184 - Dome - 72 F			
Jeff Blausen, R (1, 6) OBP: 0.322, SLG: 0.350	2-2 F9		4-2 CS 10 BB BB			2-3 BB	2-1 F8			3	0	0	0	1	1	2				
Rafael Belliard, R (9, 6) OBP: 0.250, SLG: 0.253	1-2									0	0	0	0	0	0	0				
10 Chipper Jones, S (1, 5) OBP: 0.361, SLG: 0.440	0-0 F9		4-2 CS 1B BB			1-3 K		4-2 G5-4-3 BB		2	1	0	0	2	1	1				
Fred McGriff, L (1, 3) OBP: 0.355, SLG: 0.461		3-2 F8	3-3 K			0-1 G3		1-1 G5-4-3		4	0	0	0	0	1	4				
David Justice, L (1, 9) OBP: 0.401, SLG: 0.507		4-1 HR BB	2-2 FC4-6 1B			4-0 BB BB		2-0 1B		2	1	2	1	2	0	0				
Ryan Klesko, L (1, 7) OBP: 0.419, SLG: 0.604	1-2 HR		0-1 FC4-6			4-2 BB BB		0-0 1B		3	1	1	2	1	0	2				
Mike Kelly, R (8, 7) OBP: 0.264, SLG: 0.322	1-H		1-2 FC4-6			1-2 G6-4-3 BB		0-0 F8		0	0	0	0	0	0	0				
Charlie O'Brien, R (1, 2) OBP: 0.396, SLG: 0.518		3-1 HR				1-2 F8		2-1 F9		4	1	1	1	0	1	2				
Mark Lemke, S (1, 4) OBP: 0.305, SLG: 0.318		4-2 BB				1-1 G5-3		0-0 G4-3		3	0	0	0	1	0	2				
Greg Maddux, R (1, 1) OBP: 0.192, SLG: 0.143	1 SAFE B2					0-1 G4-3		0-0 G4-3		4	0	0	0	0	1	1				
Mark Wohlers, R (9, 1)							1-3 K		0-0 G4-3	0	0	0	0	0	0	0				
<b>Inning Stats</b>	R: 0 E: 0 K: 0 S: 7	H: 1 LOB: 0 BB: 0 P: 12	R: 3 E: 0 K: 0 S: 17	H: 2 LOB: 1 BB: 2 P: 33	R: 1 E: 0 K: 1 S: 19	H: 1 LOB: 1 BB: 2 P: 32	R: 0 E: 0 K: 1 S: 8	H: 0 LOB: 0 BB: 0 P: 11	R: 0 E: 0 K: 2 S: 10	H: 0 LOB: 1 BB: 2 P: 17	R: 0 E: 0 K: 1 S: 10	H: 0 LOB: 0 BB: 0 P: 13	R: 0 E: 0 K: 0 S: 6	H: 1 LOB: 1 BB: 1 P: 13	R: 0 E: 0 K: 0 S: 4	H: 0 LOB: 0 BB: 0 P: 6	1B: 3 2B: 1 3B: 0 HR: 2	SF: 0 SAC: 0 DP: 3 HBP: 0	WP: 0 PB: 0 SB: 0 CS: 3	PA: 36
<b>PITCHER</b>	IP WLS BF H R ER SO BB IBB HBP BLK WP HR S P ERA WHIP	IP WLS BF H R ER SO BB IBB HBP BLK WP HR S P ERA WHIP	IP WLS BF H R ER SO BB IBB HBP BLK WP HR S P ERA WHIP	IP WLS BF H R ER SO BB IBB HBP BLK WP HR S P ERA WHIP	IP WLS BF H R ER SO BB IBB HBP BLK WP HR S P ERA WHIP	IP WLS BF H R ER SO BB IBB HBP BLK WP HR S P ERA WHIP	IP WLS BF H R ER SO BB IBB HBP BLK WP HR S P ERA WHIP	IP WLS BF H R ER SO BB IBB HBP BLK WP HR S P ERA WHIP	IP WLS BF H R ER SO BB IBB HBP BLK WP HR S P ERA WHIP	IP WLS BF H R ER SO BB IBB HBP BLK WP HR S P ERA WHIP	IP WLS BF H R ER SO BB IBB HBP BLK WP HR S P ERA WHIP	IP WLS BF H R ER SO BB IBB HBP BLK WP HR S P ERA WHIP	IP WLS BF H R ER SO BB IBB HBP BLK WP HR S P ERA WHIP	IP WLS BF H R ER SO BB IBB HBP BLK WP HR S P ERA WHIP	IP WLS BF H R ER SO BB IBB HBP BLK WP HR S P ERA WHIP	IP WLS BF H R ER SO BB IBB HBP BLK WP HR S P ERA WHIP	IP WLS BF H R ER SO BB IBB HBP BLK WP HR S P ERA WHIP			
Pedro Martinez, R (1, 1) ERA: 3.45	6.0 L	26 4	4 4	4 4	4 4	7 0	0 0	0 0	0 0	0 0	2 71	124 6.00	1.833 1.000							
Willie Fraser, R (7, 1) ERA: 1.23	2.0	7	1	0	0	1	0	0	0	0	0	14	26	0.00	1.000					
Gil Heredia, R (9, 1) ERA: 5.28	1.0	3	0	0	0	0	0	0	0	0	0	4	6	0.00	0.000					

AB 28  
R 4  
H 5  
RBI 4  
BB 8  
SO 5  
LOB 15



Batter	1	2	3	4	5	6	7	8	9	AB	R	H	RBI	BB	SO	LOB	BOTTOM					
Rondell White, R (1, 8) OBP: 0.333, SLG: 0.430	0-0 G3-1			1-1 G4-3				0-3 K		4	0	0	0	0	1	0	<b>Atlanta Braves @ Montreal Expos</b> Olympic Stadium, Montreal, QB Fri Aug 04 1995, 7:05 PM EDT Att: 20,184 - Dome - 72 F					
Sean Berry, R (1, 5) OBP: 0.350, SLG: 0.497	2-2 G1-3			0-0 G6-3			0-1 1B	1-1 1B		4	0	2	0	0	0	0						
David Segui, S (1, 3) OBP: 0.385, SLG: 0.480	1-3 K			2-0 1B			0-3 K	0-0 G4-3		4	0	1	0	0	2	2						
Moises Alou, R (1, 7) OBP: 0.345, SLG: 0.462		0-0 G6-3		0-0 L8			0-1 P4		0-0 E7 1B 2B	4	1	1	0	0	0	2						
Wil Cordero, R (1, 6) OBP: 0.364, SLG: 0.458		1-1 G1-3					1-2 HR	0-0 S 1B	1-0 DI 1B 1B	4	2	3	2	0	0	0						
Mike Lansing, R (1, 4) OBP: 0.297, SLG: 0.392		0-3 K					0-0 G4-3	1-0 P2	0-3 K	4	0	0	0	0	2	2						
Tony Tarasco, L (1, 9) OBP: 0.335, SLG: 0.414				1-1 G3-1			2-3 K	2-3 K	0-3 K	4	0	0	0	0	3	2						
Tim Laker, R (1, 2) OBP: 0.288, SLG: 0.360				0-3 K			4-2 BB	0-2 G3-1	2-2 1B	2	0	0	0	1	1	1						
Darin Fletcher, L (9, PH) OBP: 0.394, SLG: 0.480									1-H 1B	1	0	1	1	0	0	0						
Pedro Martinez, R (1, 1) OBP: 0.136, SLG: 0.122				2-2 K			2-3 K		0-0 L9	2	0	0	0	0	2	1						
Willie Fraser, R (7, 1) ERA: 1.74									0-0 G1-3	0	0	0	0	0	0	0						
F.P. Santangelo, S (9, PH) OBP: 0.600, SLG: 1.000										1	0	0	0	0	0	0						
Gil Heredia, R (9, 1) OBP: 0.227, SLG: 0.227										0	0	0	0	0	0	0						
Jeff Treadway, L (9, PH) OBP: 0.220, SLG: 0.200										1	0	0	0	0	0	1						
<b>Inning Stats</b>	R: 0 E: 0 K: 1 S: 7	H: 0 LOB: 0 BB: 0 P: 10	R: 0 E: 0 K: 1 S: 6	H: 0 LOB: 0 BB: 0 P: 7	R: 0 E: 0 K: 2 S: 10	H: 0 LOB: 0 BB: 0 P: 13	R: 0 E: 0 K: 0 S: 5	H: 1 LOB: 1 BB: 0 P: 8	R: 1 E: 0 K: 2 S: 12	H: 1 LOB: 1 BB: 1 P: 21	R: 0 E: 0 K: 1 S: 11	H: 1 LOB: 1 BB: 0 P: 12	R: 0 E: 0 K: 1 S: 9	H: 1 LOB: 1 BB: 0 P: 11	R: 0 E: 0 K: 1 S: 7	H: 1 LOB: 1 BB: 0 P: 8	R: 2 E: 1 K: 2 S: 12	H: 3 LOB: 1 BB: 0 P: 15	1B: 6 2B: 1 3B: 0 HR: 1	SF: 0 SAC: 0 DP: 0 HBP: 0	WP: 0 PB: 0 SB: 1 CS: 0	PA: 36
<b>PITCHER</b>	IP WLS BF H R ER SO BB IBB HBP BLK WP HR S P ERA WHIP	IP WLS BF H R ER SO BB IBB HBP BLK WP HR S P ERA WHIP	IP WLS BF H R ER SO BB IBB HBP BLK WP HR S P ERA WHIP	IP WLS BF H R ER SO BB IBB HBP BLK WP HR S P ERA WHIP	IP WLS BF H R ER SO BB IBB HBP BLK WP HR S P ERA WHIP	IP WLS BF H R ER SO BB IBB HBP BLK WP HR S P ERA WHIP	IP WLS BF H R ER SO BB IBB HBP BLK WP HR S P ERA WHIP	IP WLS BF H R ER SO BB IBB HBP BLK WP HR S P ERA WHIP	IP WLS BF H R ER SO BB IBB HBP BLK WP HR S P ERA WHIP	IP WLS BF H R ER SO BB IBB HBP BLK WP HR S P ERA WHIP	IP WLS BF H R ER SO BB IBB HBP BLK WP HR S P ERA WHIP	IP WLS BF H R ER SO BB IBB HBP BLK WP HR S P ERA WHIP	IP WLS BF H R ER SO BB IBB HBP BLK WP HR S P ERA WHIP	IP WLS BF H R ER SO BB IBB HBP BLK WP HR S P ERA WHIP	IP WLS BF H R ER SO BB IBB HBP BLK WP HR S P ERA WHIP	IP WLS BF H R ER SO BB IBB HBP BLK WP HR S P ERA WHIP						
Greg Maddux, R (1, 1) ERA: 2.25	8.0	W 32	7	3	3	0	0	0	2	0	0	0	0	0	0	0						
Mark Wohlers, R (9, 1) ERA: 2.25	1.0	S 4	1	0	0	2	0	0	0	0	0	10	12	0.00	1.000							

AB 35  
R 3  
H 8  
RBI 3  
BB 1  
SO 11  
LOB 11









Batter	1	2	3	4	5	6	7	8	9	AB	R	H	RBI	BB	SO	LOB	TOP					
Marquis Grissom, R OBP: 0.336, SLG: 0.403										4	1	2	1	0	2	0	Atlanta Braves @ Montreal Expos Olympic Stadium, Montreal, QB Sun Aug 06 1995, 3:33 AM EDT Att: 26,257 - Dome - 72 F					
Mark Lemke, S OBP: 0.316, SLG: 0.332										3	0	1	0	1	1							
10 Chipper Jones, S OBP: 0.360, SLG: 0.438										4	0	1	0	0	2							
Fred McGriff, L OBP: 0.352, SLG: 0.455										4	0	1	0	0	1							
David Justice, L OBP: 0.395, SLG: 0.500										4	0	0	0	0	1	2						
Charlie O'Brien, R OBP: 0.391, SLG: 0.504										3	0	0	0	1	0	2						
Mike Kelly, R OBP: 0.269, SLG: 0.328										4	1	1	0	0	1							
Rafael Belliard, R OBP: 0.261, SLG: 0.256										3	0	1	0	0	1							
Steve Avery, L OBP: 0.263, SLG: 0.486										2	0	0	0	0	1							
Javy Lopez, R OBP: 0.337, SLG: 0.481										1	0	0	0	0	2							
Rod Nichols, R OBP: 0.337, SLG: 0.481										0	0	0	0	0	0							
Steve Bedrosian, R OBP: 0.337, SLG: 0.481										0	0	0	0	0	0							
<b>Inning Stats</b>	R: 1 E: 0 K: 0 S: 9	H: 1 LOB: 0 BB: 1 P: 14	R: 0 E: 0 K: 0 S: 5	H: 0 LOB: 0 BB: 0 P: 11	R: 0 E: 0 K: 1 S: 9	H: 0 LOB: 0 BB: 0 P: 15	R: 0 E: 0 K: 0 S: 11	H: 2 LOB: 2 BB: 0 P: 17	R: 1 E: 0 K: 1 S: 8	H: 2 LOB: 1 BB: 0 P: 11	R: 0 E: 0 K: 0 S: 8	H: 0 LOB: 0 BB: 0 P: 11	R: 0 E: 0 K: 0 S: 7	H: 1 LOB: 1 BB: 1 P: 14	R: 0 E: 0 K: 0 S: 9	H: 1 LOB: 1 BB: 0 P: 11	R: 0 E: 0 K: 0 S: 5	H: 0 LOB: 0 BB: 0 P: 6	1B: 4 2B: 3 3B: 0 HR: 0	SF: 0 SAC: 0 DP: 2 HBP: 0	WP: 1 PB: 0 CS: 0	PA: 34
<b>PITCHER</b> Carlos Perez, L ERA: 3.26	IP: 9.0 WLS: W BF: 34 H: 7 R: 2 ER: 2 SO: 4 BB: 2 IBB: 0 HBP: 0 BLK: 0 WP: 1 HR: 0 S: 71 P: 110 ERA: 2.00 WHIP: 1.000															<b>PITCHER</b>	IP: 9.0 WLS: W BF: 34 H: 7 R: 2 ER: 2 SO: 4 BB: 2 IBB: 0 HBP: 0 BLK: 0 WP: 1 HR: 0 S: 71 P: 110 ERA: 2.00 WHIP: 1.000					

Atlanta Braves @ Montreal Expos  
Olympic Stadium, Montreal, QB  
Sun Aug 06 1995, 3:33 AM EDT  
Att: 26,257 - Dome - 72 F

AB 32  
R 2  
H 7  
RBI 1  
BB 2  
SO 4  
LOB 13



Batter	1	2	3	4	5	6	7	8	9	AB	R	H	RBI	BB	SO	LOB	BOTTOM			
Rondell White, R OBP: 0.333, SLG: 0.431										4	1	1	0	0	1	0	Atlanta Braves @ Montreal Expos Olympic Stadium, Montreal, QB Sun Aug 06 1995, 3:33 AM EDT Att: 26,257 - Dome - 72 F			
F.P. Santangelo, S OBP: 0.417, SLG: 0.500										4	1	1	0	0	1	0				
David Segui, S OBP: 0.367, SLG: 0.477										4	1	1	1	0	0	0				
Moises Alou, R OBP: 0.337, SLG: 0.450										3	0	0	0	0	2	2				
Wil Cordero, R OBP: 0.366, SLG: 0.459										3	1	1	1	0	1	0				
Mike Lansing, R OBP: 0.303, SLG: 0.404										3	1	1	2	0	0	0				
Shane Andrews, R OBP: 0.271, SLG: 0.374										3	0	0	0	0	1	0				
Tim Laker, R OBP: 0.289, SLG: 0.353										2	1	0	0	1	0	0				
Carlos Perez, L OBP: 0.184, SLG: 0.286										3	0	1	1	0	1	0				
<b>Inning Stats</b>	R: 5 E: 1 K: 1 S: 21	H: 5 LOB: 0 BB: 0 P: 37	R: 0 E: 0 K: 2 S: 8	H: 0 LOB: 0 BB: 0 P: 14	R: 0 E: 0 K: 1 S: 6	H: 0 LOB: 0 BB: 0 P: 10	R: 0 E: 0 K: 1 S: 10	H: 0 LOB: 0 BB: 0 P: 15	R: 0 E: 0 K: 0 S: 4	H: 0 LOB: 0 BB: 0 P: 8	R: 0 E: 0 K: 1 S: 9	H: 0 LOB: 0 BB: 0 P: 12	R: 1 E: 0 K: 0 S: 12	H: 1 LOB: 1 BB: 1 P: 19	R: 0 E: 0 K: 1 S: 11	H: 0 LOB: 0 BB: 0 P: 14		1B: 3 2B: 2 3B: 0 HR: 1	SF: 0 SAC: 0 DP: 0 HBP: 0	WP: 0 PB: 0 CS: 0
<b>PITCHER</b> Steve Avery, L ERA: 4.47	IP: 6.0 WLS: L BF: 23 H: 5 R: 5 ER: 5 SO: 6 BB: 0 IBB: 0 HBP: 0 BLK: 0 WP: 0 HR: 1 S: 58 P: 96 ERA: 7.50 WHIP: 0.833															<b>PITCHER</b>	IP: 6.0 WLS: L BF: 23 H: 5 R: 5 ER: 5 SO: 6 BB: 0 IBB: 0 HBP: 0 BLK: 0 WP: 0 HR: 1 S: 58 P: 96 ERA: 7.50 WHIP: 0.833			
Rod Nichols, R ERA: 9.0	1.0 4 1 1 1 0 1 0 0 0 0 0 0 12 19 9.00 2.000																			
Steve Bedrosian, R ERA: 5.2	1.0 3 0 0 0 1 0 0 0 0 0 0 0 11 14 0.00 0.000																			

Atlanta Braves @ Montreal Expos  
Olympic Stadium, Montreal, QB  
Sun Aug 06 1995, 3:33 AM EDT  
Att: 26,257 - Dome - 72 F

AB 29  
R 6  
H 6  
RBI 5  
BB 1  
SO 7  
LOB 2





Batter	1	2	3	4	5	6	7	8	9	AB	R	H	RBI	BB	SO	LOB	TOP					
Marquis Grissom, R (1, 8) OBP: 0.334, SLG: 0.399	0-1 P3	4-1 1B BB			1-2 G4-3		3-1 G1-3	3-2 L1		4	0	0	0	1	0	2						
Mark Lemke, S (1, 4) OBP: 0.318, SLG: 0.333	1-0 10 1B	3-1 1B	1-3 2-H 1B		1-3 K		0-0 G5-3		2-3 K	5	1	2	1	0	2	0						
10 Chipper Jones, S (1, 5) OBP: 0.365, SLG: 0.448	1-1 1B	0-0 G4-3			4-2 1B		0-0	G6-4-3 1B	0-0	4	2	3	0	1	0	2						
Fred McGriff, L (1, 3) OBP: 0.352, SLG: 0.454	2-2 FC5-4 1B		0-1 F8		2-0 1B		0-3	G6-4-3 1B	0-1	5	0	2	2	0	1	2						
David Justice, L (1, 9) OBP: 0.393, SLG: 0.498	1-2 SF8		1-0 G3		3-2 1B		2-1 G4-3			3	0	1	1	0	0	0						
Javy Lopez, R (1, 2) OBP: 0.336, SLG: 0.477	0-1 FC5-4 1-2		2-3 K		0-2 G4-3		1-0 FC6-4 1B			4	0	1	0	0	1	3						
Mike Kelly, R (1, 7)		2-3 K		2-3 K		0-1 F7		0-2 FC6-4 1B 1-2		4	1	0	0	0	2	1						
Rafael Belliard, R (1, 6) OBP: 0.271, SLG: 0.258		4-1 SH2-4 1B BB		0-1 G4-3		1-0 G5-3		1-1 1B		3	1	1	0	1	0	0						
Kent Mercker, L (1, 1) OBP: 0.105, SLG: 0.158		0-2 SH2-4		1-0 G3		0-0 G6-3		3-0 1B		2	0	0	0	0	0	0						
Brad Clontz, R (7, 1)								1-2 1B		0	0	0	0	0	0	0						
Dwight Smith, L (8, PH) OBP: 0.345, SLG: 0.468								1-2 1B		1	0	1	1	0	0	0						
Greg McMichael, R (8, 1)								3-H 1B		0	0	0	0	0	0	0						
<b>Inning Stats</b>	R: 2 E: 0 K: 0 S: 14	H: 3 LOB: 1 BB: 0 P: 19	R: 1 E: 0 K: 1 S: 11	H: 1 LOB: 2 BB: 2 P: 24	R: 0 E: 0 K: 1 S: 7	H: 0 LOB: 0 BB: 0 P: 10	R: 0 E: 0 K: 1 S: 6	H: 0 LOB: 0 BB: 0 P: 9	R: 1 E: 0 K: 1 S: 16	H: 2 LOB: 2 BB: 1 P: 27	R: 0 E: 0 K: 0 S: 4	H: 0 LOB: 0 BB: 0 P: 5	R: 0 E: 0 K: 1 S: 7	H: 1 LOB: 1 BB: 0 P: 10	R: 1 E: 0 K: 0 S: 14	H: 3 LOB: 2 BB: 0 P: 24	R: 0 E: 0 K: 1 S: 6	H: 1 LOB: 0 BB: 0 P: 8	1B: 10 2B: 0 3B: 1 HR: 0	SF: 1 SAC: 1 DP: 1 HBP: 0	WP: 0 PB: 0 SB: 0 CS: 0	PA: 40
<b>PITCHER</b>	IP WLS BF H R ER SO BB IBB HBP BLK WP HR S P ERA WHIP	IP WLS BF H R ER SO BB IBB HBP BLK WP HR S P ERA WHIP																				
Jeff Fassero, L (1, 1) ERA: 4.15	7.0 L 31 7 4 4 5 3 0 0 0 0 0 0 65 104 5.14 1.429																					
Dave Leiper, L (8, 1) ERA: 3.51	0.1 1 0 0 0 0 0 0 0 0 0 0 0 0 2 4 0.00 0.000																					
Willie Fraser, R (8, 1) ERA: 2.25	0.2 5 3 1 1 0 0 0 0 0 0 0 0 0 12 20 13.50 4.500																					
Jeff Shaw, R (9, 1) ERA: 4.73	1.0 3 1 0 0 1 0 0 0 0 0 0 0 0 6 8 0.00 1.000																					

Atlanta Braves @ Montreal Expos  
Olympic Stadium, Montreal, QB  
Mon Aug 07 1995, 3:33 AM EDT  
Att: 19,480 - Dome

AB 35  
R 5  
H 11  
RBI 5  
BB 3  
SO 6  
LOB 10



Batter	1	2	3	4	5	6	7	8	9	AB	R	H	RBI	BB	SO	LOB	BOTTOM					
Rondell White, R (1, 8) OBP: 0.331, SLG: 0.426	1-1 SH1-3 1B		2-1 G5-3		3-2 P3		1-0 G6-3		2-2 G6-3	5	1	1	0	0	0	0						
F.P. Santangelo, S (1, 7) OBP: 0.500, SLG: 0.714	3-1 SH1-3		0-0		1-2 2B		1-0	S 1B	0-1	4	0	3	0	0	0	0						
David Segui, S (1, 3) OBP: 0.387, SLG: 0.473	0-0		1-2 L3		3-2 P4		2-2	HBP	2-2	4	0	1	1	0	0	3						
Moises Alou, R (1, 9) OBP: 0.336, SLG: 0.446	0-2 P3		4-2 FC5-4 BB		1-0 F8		3-1 G4-3			3	0	0	0	1	0	3						
Wil Cordero, R (1, 6) OBP: 0.363, SLG: 0.454	1-2 P4		0-0 FC5-4 1-2		0-1 G6-3			0-1 G5-3		4	0	0	0	0	0	3						
Mike Lansing, R (1, 4) OBP: 0.305, SLG: 0.405		1-1 G6-3		0-0 F9		1-0 1B		1-0 1B		4	0	2	0	0	0	0						
Shane Andrews, R (1, 5) OBP: 0.270, SLG: 0.371		3-3 K		2-1 G1-3		1-2 1B		2-3 K		4	0	1	0	0	2	1						
Tim Laker, R (1, 2) OBP: 0.288, SLG: 0.343		4-1 BB		0-0 G5-3		2-1 P3		2-3 K		3	0	0	0	1	1	3						
Jeff Fassero, L (1, 1) ERA: 3.9										2	0	0	0	0	2	1						
Sean Berry, R (7, PH) OBP: 0.346, SLG: 0.492										1	0	0	0	0	0	0						
Dave Leiper, L (8, 1) ERA: 3.57										0	0	0	0	0	0	0						
Willie Fraser, R (8, 1) ERA: 2.25										0	0	0	0	0	0	0						
Jeff Shaw, R (9, 1) ERA: 4.73										0	0	0	0	0	0	0						
Tony Tarasco, L (8, PH) OBP: 0.334, SLG: 0.413										1	0	0	0	0	0	0						
<b>Inning Stats</b>	R: 1 E: 0 K: 0 S: 11	H: 2 LOB: 1 BB: 0 P: 16	R: 0 E: 0 K: 2 S: 10	H: 0 LOB: 1 BB: 1 P: 18	R: 0 E: 0 K: 0 S: 10	H: 1 LOB: 2 BB: 1 P: 17	R: 0 E: 0 K: 0 S: 4	H: 0 LOB: 0 BB: 0 P: 6	R: 0 E: 0 K: 1 S: 12	H: 1 LOB: 1 BB: 0 P: 21	R: 0 E: 0 K: 0 S: 9	H: 2 LOB: 2 BB: 0 P: 15	R: 0 E: 0 K: 0 S: 9	H: 1 LOB: 1 BB: 0 P: 16	R: 0 E: 0 K: 2 S: 10	H: 1 LOB: 1 BB: 0 P: 15	R: 0 E: 1 K: 0 S: 13	H: 0 LOB: 1 BB: 0 P: 20	1B: 6 2B: 2 3B: 0 HR: 0	SF: 0 SAC: 1 DP: 0 HBP: 1	WP: 0 PB: 0 SB: 2 CS: 0	PA: 39
<b>PITCHER</b>	IP WLS BF H R ER SO BB IBB HBP BLK WP HR S P ERA WHIP	IP WLS BF H R ER SO BB IBB HBP BLK WP HR S P ERA WHIP																				
Kent Mercker, L (1, 1) ERA: 3.9	6.2 W 30 7 1 1 3 2 0 1 0 0 0 0 63 104 1.35 1.350																					
Brad Clontz, R (7, 1) ERA: 3.57	0.1 1 0 0 0 0 0 0 0 0 0 0 0 0 2 5 0.00 0.000																					
Greg McMichael, R (8, 1) ERA: 3.44	2.0 8 1 0 0 2 0 0 0 0 0 0 0 0 23 35 0.00 0.500																					

Atlanta Braves @ Montreal Expos  
Olympic Stadium, Montreal, QB  
Mon Aug 07 1995, 3:33 AM EDT  
Att: 19,480 - Dome

AB 35  
R 1  
H 8  
RBI 1  
BB 2  
SO 5  
LOB 14





Batter	1	2	3	4	5	6	7	8	9	AB	R	H	RBI	BB	SO	LOB	TOP					
Rondell White, R OBP: 0.332, SLG: 0.424	0-3 K		0-0 WP G5-3 1B		1-3 K		1-1 WP HR HBP		3-1 G4-3	4	1	1	0	0	2	0	<b>Montreal Expos @ Houston Astros</b> Astrodome, Houston, TX Tue Aug 08 1995, 8:05 PM EDT Att: 18,561 - Dome					
David Segui, S OBP: 0.387, SLG: 0.476	2-2 1B 2B		0-2 G5-3		1-1 G4-3		2-3 K		2-2 BB 1B	5	2	2	0	0	1	3						
Moises Alou, R OBP: 0.337, SLG: 0.453	1-0 FC6 1B		1-3 K		1-0 P4		0-0 HR		4-2 1B BB	4	1	1	3	1	1	2						
Darrin Fletcher, L OBP: 0.385, SLG: 0.471	2-1 FC6-4 1B		2-2 F9		0-0 P5		2-3 K		1-1 BB 1B	5	0	2	2	0	1	1						
Wil Cordero, R OBP: 0.358, SLG: 0.448	0-3 K			1-0 F8		2-0 G6-3		0-0 G6-3	5	0	0	0	0	2	4							
Mike Lansing, R OBP: 0.311, SLG: 0.417	2-0 FC6-4			0-0 S 1B		2-2 2B		0-0 L9 2B	4	1	3	0	0	0	2							
Tony Tarasco, L OBP: 0.331, SLG: 0.408		2-3 K		0-3 K		1-3 K		1-1 L9	4	0	0	0	0	3	3							
Shane Andrews, R OBP: 0.276, SLG: 0.374		2-2 G5-3		2-2 1B		0-0 WP HR HBP 1B		1-1 G6-3	4	1	2	1	0	0	1							
Gil Heredia, R OBP: 0.208, SLG: 0.208		0-0 P8		0-0 G5-3		0-3 K		1-2 G3	2	0	0	0	0	0	1							
Tim Scott, R OBP: 0.250, SLG: 0.250									1	0	0	0	0	1	1							
Jeff Shaw, L OBP: 0.237, SLG: 0.200									0	0	0	0	0	0	0							
Curtis Pride, L OBP: 0.237, SLG: 0.200									1	0	0	0	0	0	0							
Mel Rojas, R									0	0	0	0	0	0	0							
<b>Inning Stats</b>	R: 1 E: 0 K: 2 S: 16	H: 2 LOB: 2 BB: 0 P: 23	R: 0 E: 0 K: 1 S: 7	H: 0 LOB: 0 BB: 0 P: 11	R: 0 E: 0 K: 1 S: 12	H: 1 LOB: 1 BB: 0 P: 15	R: 1 E: 0 K: 1 S: 11	H: 2 LOB: 1 BB: 0 P: 13	R: 0 E: 0 K: 1 S: 6	H: 1 LOB: 1 BB: 0 P: 15	R: 3 E: 0 K: 3 S: 12	H: 2 LOB: 0 BB: 0 P: 17	R: 0 E: 0 K: 0 S: 6	H: 1 LOB: 1 BB: 0 P: 8	R: 1 E: 0 K: 1 S: 15	H: 2 LOB: 2 BB: 1 P: 26	1B: 7 2B: 3 3B: 0 HR: 1	SF: 0 SAC: 0 DP: 0 HBP: 1	WP: 2 PB: 0 SB: 1 CS: 0	PA: 41		
<b>PITCHER</b>	IP WLS BF H R ER SO BB IBB HBP BLK WP HR S P ERA WHIP	7.0 L 31 8 5 5 10 0 0 1 0 0 2 1 74 103 6.43 1.143	1.0 4 1 0 0 0 0 0 0 0 0 0 0 6 8 0.00 1.000	0.2 4 1 1 0 1 0 0 0 0 0 0 0 10 20 13.50 3.000	0.1 2 1 0 0 1 0 0 0 0 0 0 0 5 6 0.00 3.000																	

AB	39
R	6
H	11
RBI	6
BB	1
SO	11
LOB	18



Batter	1	2	3	4	5	6	7	8	9	AB	R	H	RBI	BB	SO	LOB	BOTTOM				
Brian Hunter, R OBP: 0.380, SLG: 0.432	1-3 K		1-2 G4-3			2-1 P3		3-2 G4-3		4	0	0	0	0	1	2	<b>Montreal Expos @ Houston Astros</b> Astrodome, Houston, TX Tue Aug 08 1995, 8:05 PM EDT Att: 18,561 - Dome				
James Mouton, R OBP: 0.332, SLG: 0.401	2-2 2B			0-3 K		0-0 B5-3		1-2 F8 2B	4	0	2	0	0	1	0						
Craig Biggio, R OBP: 0.413, SLG: 0.503	2-3 K			1-1 L5		1-1 S 1B		1-1 F8	4	0	1	0	0	1	2						
Derek Bell, R OBP: 0.374, SLG: 0.440	2-3 K			3-2 F8		0-0 F9		2-1 L3	4	0	0	0	0	1	3						
Tony Eusebio, R OBP: 0.375, SLG: 0.442		0-3 K			0-1 G4-3		1-1 L8		1-0 G6-3	4	0	0	0	0	1	2					
Dave Magadan, L OBP: 0.312, SLG: 0.357		2-2 F8			0-0 G4-3		3-1 1B			3	0	1	0	0	0	0					
Mike Simms, R OBP: 0.360, SLG: 0.476		2-1 P7			2-2 1B			1-2 FC1-6-5 HBP G1-3	2	0	1	0	0	0	0						
Orlando Miller, R OBP: 0.322, SLG: 0.388			3-2 G6-3		1-3 K			1-1 G1-3	3	0	0	0	0	1	2						
Shane Reynolds, R OBP: 0.156, SLG: 0.136					0-1 G4-3			2-2 FC1-6-5	2	0	1	0	0	1	0						
Doug Brocail, L OBP: 0.286, SLG: 0.286						2-3 K				0	0	0	0	0	0						
Derrick May, L OBP: 0.310, SLG: 0.351										1	0	0	0	0	0						
Jim Dougherty, R OBP: 0.143, SLG: 0.143										0	0	0	0	0	0						
Dean Hartgraves, R										0	0	0	0	0	0						
<b>Inning Stats</b>	R: 0 E: 0 K: 3 S: 12	H: 1 LOB: 1 BB: 0 P: 19	R: 0 E: 0 K: 1 S: 8	H: 0 LOB: 0 BB: 0 P: 12	R: 0 E: 0 K: 0 S: 8	H: 1 LOB: 0 BB: 0 P: 12	R: 0 E: 0 K: 1 S: 10	H: 0 LOB: 0 BB: 0 P: 14	R: 0 E: 0 K: 1 S: 7	H: 0 LOB: 2 BB: 0 P: 12	R: 0 E: 0 K: 0 S: 11	H: 0 LOB: 1 BB: 0 P: 18	R: 0 E: 0 K: 0 S: 8	H: 1 LOB: 1 BB: 0 P: 13	1B: 4 2B: 2 3B: 0 HR: 0	SF: 0 SAC: 0 DP: 1 HBP: 1	WP: 0 PB: 0 SB: 1 CS: 0	PA: 32			
<b>PITCHER</b>	IP WLS BF H R ER SO BB IBB HBP BLK WP HR S P ERA WHIP	5.0 W 17 3 0 0 6 0 0 0 0 0 0 16 26 0.00 0.600	2.0 8 2 0 0 1 0 0 0 1 0 0 0 9 15 0.00 0.000	1.0 3 0 0 0 0 0 0 0 0 0 0 0 8 13 0.00 1.000	1.0 4 1 0 0 0 0 0 0 0 0 0 0 8 13 0.00 1.000																

AB	31
R	0
H	6
RBI	0
BB	0
SO	7
LOB	12





Batter	1	2	3	4	5	6	7	8	9	AB	R	H	RBI	BB	SO	LOB	TOP								
Rondell White, R OBP: 0.337, SLG: 0.427	F9		FC5-4 1B		F9 2B	PO 1B		K		5	1	3	0	0	1	1									
F.P. Santangelo, S OBP: 0.524, SLG: 0.737	F8		FC5-4 WP 1-2 2-3		2B 1B	PO 1-2		2B	HBP 1B	5	2	3	0	0	0	2									
David Segui, S OBP: 0.361, SLG: 0.467	P4		F9 1-2		F9 2-3			G1-3	F8	5	0	0	0	0	0	6									
Moises Alou, R OBP: 0.338, SLG: 0.458		F7		G5-3	2B 1-3 3-H			G5-3 PB 2B	F8	5	2	2	2	0	0	1									
Wil Cordero, R OBP: 0.359, SLG: 0.446	F8			1B 1B	K			G5-3 2H		4	1	1	0	0	1	3									
Mike Lansing, R OBP: 0.312, SLG: 0.420	S 1B			F8				G1-3 2-3 3-H	HBP	5	0	2	2	0	0	3									
Shane Andrews, R OBP: 0.275, SLG: 0.371	K			1B 1-2	G6-3				G6-3	4	0	1	0	0	1	2									
Tim Laker, R OBP: 0.303, SLG: 0.358			FC5-4 1B						G6-3	4	0	3	1	0	0	0									
Pedro Martinez, R OBP: 0.146, SLG: 0.133					G1-3					4	0	1	0	0	2	4									
Mel Rojas, R (9, 1)			K							0	0	0	0	0	0	0									
Willie Fraser, R (9, 1)										0	0	0	0	0	0	0									
<b>Inning Stats</b>	R: 0 E: 0 K: 0 S: 3	H: 0 LOB: 0 BB: 0 P: 3	R: 0 E: 0 K: 1 S: 6	H: 1 LOB: 1 BB: 0 P: 6	R: 0 E: 0 K: 1 S: 7	H: 2 LOB: 2 BB: 0 P: 7	R: 1 E: 0 K: 0 S: 6	H: 3 LOB: 2 BB: 0 P: 6	R: 3 E: 0 K: 1 S: 9	H: 4 LOB: 1 BB: 0 P: 9	R: 0 E: 0 K: 0 S: 5	H: 2 LOB: 0 BB: 0 P: 5	R: 2 E: 0 K: 0 S: 5	H: 2 LOB: 0 BB: 0 P: 5	R: 0 E: 0 K: 1 S: 6	H: 1 LOB: 1 BB: 0 P: 6	R: 0 E: 0 K: 0 S: 4	H: 1 LOB: 2 BB: 0 P: 5	1B: 12 2B: 4 3B: 0 HR: 0	SF: 0 SAC: 0 DP: 0 HBP: 1	WP: 1 PB: 1 SB: 1 CS: 1	PA: 43			
<b>PITCHER</b>	IP	WLS	BF	H	R	ER	SO	BB	IBB	HBP	BLK	WP	HR	S	P	ERA	WHIP								
Greg Swindell, L ERA: 4.51	4.2	L	24	10	4	4	3	0	0	0	0	1	0	30	30	7.71	2.143								
Doug Brocail, R ERA: 3.51	0.1		1	0	0	0	0	0	0	0	0	0	0	1	1	0.00	0.000								
Dave Veres, R ERA: 1.9	3.0		12	5	2	1	2	0	0	0	0	0	0	16	16	3.00	1.667								
Todd Jones, R ERA: 2.22	1.0		5	1	0	0	0	0	0	1	0	0	0	4	5	0.00	1.000								

**Montreal Expos @ Houston Astros**  
Astrodome, Houston, TX  
Wed Aug 09, 1995, 8:05 PM EDT  
Att: 13,457 - Dome

AB	41
R	6
H	16
RBI	5
BB	0
SO	5
LOB	22



Batter	1	2	3	4	5	6	7	8	9	AB	R	H	RBI	BB	SO	LOB	BOTTOM								
Brian Hunter, R OBP: 0.375, SLG: 0.425	G6-3	F7			P5			1B 1B	K	5	0	1	0	0	1	4									
James Mouton, R OBP: 0.330, SLG: 0.400	G1-3		F8					K	HBP BB	3	0	1	0	0	0	0									
Dave Veres, R OBP: 0.286, SLG: 0.303					CS 1B				HBP BB	1	0	0	0	0	1	1									
Mel Rojas, R OBP: 0.250, SLG: 0.300									HBP BB	0	0	0	0	0	0	0									
Todd Jones, R OBP: 0.200, SLG: 0.400									HBP BB	0	0	0	0	0	0	0									
Derek Bell, R OBP: 0.174, SLG: 0.351									HBP BB	0	0	0	0	0	0	0									
Ricky Gutierrez, R OBP: 0.250, SLG: 0.211									HBP BB	0	0	0	0	0	0	0									
Craig Biggio, R OBP: 0.417, SLG: 0.510	1B 2B				CS	FC4-6 BB		F8	HBP	3	0	2	1	1	0	1									
Derek Bell, R OBP: 0.374, SLG: 0.439	2H 1B					FC4-6 G3-6			F9	5	0	2	0	0	1	5									
Dave Magadan, L OBP: 0.308, SLG: 0.350		HR BB				G3-6		F8	F8	4	1	0	0	1	1	7									
Tony Eusebio, R OBP: 0.380, SLG: 0.458					G1-3				HBP 1B	4	2	3	2	0	0	0									
Craig Shipley, R OBP: 0.297, SLG: 0.352		HR							1B 1B	1	0	1	0	0	0	1									
Orlando Miller, R OBP: 0.321, SLG: 0.384					F7				1B HBP WP	4	1	1	0	0	0	1									
Greg Swindell, L OBP: 0.317, SLG: 0.359									1B HBP WP	3	1	0	0	0	2	1									
Doug Brocail, L OBP: 0.286, SLG: 0.286									HBP WP	1	0	1	0	0	0	0									
John Cangelosi, S OBP: 0.479, SLG: 0.455					L8				HBP WP	3	0	1	1	0	0	1									
<b>Inning Stats</b>	R: 0 E: 0 K: 0 S: 4	H: 2 LOB: 2 BB: 0 P: 4	R: 2 E: 0 K: 1 S: 7	H: 2 LOB: 1 BB: 1 P: 11	R: 0 E: 0 K: 2 S: 8	H: 1 LOB: 1 BB: 0 P: 8	R: 0 E: 0 K: 1 S: 5	H: 0 LOB: 0 BB: 0 P: 5	R: 0 E: 0 K: 0 S: 3	H: 1 LOB: 0 BB: 0 P: 3	R: 0 E: 0 K: 0 S: 2	H: 0 LOB: 0 BB: 1 P: 6	R: 0 E: 0 K: 0 S: 4	H: 1 LOB: 1 BB: 0 P: 4	R: 0 E: 0 K: 1 S: 7	H: 2 LOB: 2 BB: 0 P: 7	R: 3 E: 0 K: 1 S: 8	H: 3 LOB: 3 BB: 1 P: 14	1B: 9 2B: 2 3B: 0 HR: 1	SF: 0 SAC: 0 DP: 1 HBP: 2	WP: 1 PB: 0 SB: 0 CS: 1	PA: 42			
<b>PITCHER</b>	IP	WLS	BF	H	R	ER	SO	BB	IBB	HBP	BLK	WP	HR	S	P	ERA	WHIP								
Pedro Martinez, R ERA: 3.51	8.0	W	34	11	4	4	5	2	0	0	0	1	0	42	50	4.50	1.625								
Mel Rojas, R ERA: 4.44	0.1		4	1	0	0	1	1	0	1	0	1	0	4	9	0.00	6.000								
Willie Fraser, R ERA: 2.08	0.2	S	3	0	1	1	0	0	0	1	0	0	0	2	3	13.50	0.000								

**Montreal Expos @ Houston Astros**  
Astrodome, Houston, TX  
Wed Aug 09, 1995, 8:05 PM EDT  
Att: 13,457 - Dome

AB	36
R	5
H	12
RBI	4
BB	3
SO	6
LOB	21





Batter	1	2	3	4	5	6	7	8	9	AB	R	H	RBI	BB	SO	LOB	TOP								
Rondell White, R OBP: 0.338, SLG: 0.432	1-3 K	3-1 1B 3B		4-2 1B BB		1-3 K		0-0 L7		4	1	2	1	2	0		<b>Montreal Expos @ Houston Astros</b> Astrodome, Houston, TX Thu Aug 10 1995, 8:05 PM EDT Att: 13,690 - Dome								
David Segui, S OBP: 0.382, SLG: 0.466	0-0 G3-1	1-1 1B		0-1 1B		2-3 K		1-2 G3		5	0	2	1	0	1	0									
Moises Alou, R OBP: 0.339, SLG: 0.465	4-2 FC5-4 HBP	3-3 K		1-2 K		1-2 HR			2-3 K	4	1	1	1	0	3	3									
Darrin Fletcher, L OBP: 0.389, SLG: 0.488	0-1 FC5-4 1B		1-1 HR		3-2 E WP 1B		2-0 G4-3		1-2 L3	5	2	3	1	0	0	0									
Wil Cordero, R OBP: 0.357, SLG: 0.443	2-1 FC5-4		0-1 HR		2-1 G6-3		0-1 G6-3		0-1 F7	5	0	1	0	0	0	3									
Mike Lansing, R OBP: 0.315, SLG: 0.421		0-1 L3 1B		0-0 G6-4-3		3-1 1B 1B		1-0 G6-3		4	0	2	1	0	0	1									
F.P. Santangelo, S OBP: 0.520, SLG: 0.696		0-0 L3		0-3 K		0-0 1B		1-0 1B		4	0	2	0	0	1	1									
Shane Andrews, R OBP: 0.275, SLG: 0.364		4-2 1B 3B BB		1-3 K		0-3 K		0-0 L8		3	1	0	0	1	2	3									
Butch Henry, L OBP: 0.050, SLG: 0.050		0-0 1B		0-2 F7		0-1 P4				4	1	1	0	0	1	2									
Jeff Shaw, R OBP: 0.250, SLG: 0.250		1-2 3B 1B						0-3 K		0	0	0	0	0	0	0									
Dave Leiper, L OBP: 0.250, SLG: 0.250										0	0	0	0	0	0	0									
<b>Inning Stats</b>	R: 0 E: 0 K: 1 S: 12	H: 1 LOB: 2 BB: 0 P: 19	R: 3 E: 0 K: 1 S: 14	H: 4 LOB: 1 BB: 1 P: 25	R: 1 E: 0 K: 1 S: 8	H: 2 LOB: 0 BB: 0 P: 9	R: 0 E: 0 K: 2 S: 14	H: 1 LOB: 2 BB: 1 P: 20	R: 1 E: 0 K: 1 S: 15	H: 3 LOB: 2 BB: 0 P: 23	R: 1 E: 0 K: 2 S: 12	H: 1 LOB: 1 BB: 0 P: 18	R: 0 E: 0 K: 0 S: 5	H: 0 LOB: 0 BB: 0 P: 7	R: 0 E: 0 K: 1 S: 7	H: 0 LOB: 0 BB: 0 P: 8	R: 0 E: 0 K: 1 S: 8	H: 0 LOB: 0 BB: 0 P: 11	1B: 10 2B: 1 3B: 1 HR: 2	SF: 0 SAC: 0 DP: 2 HBP: 1	WP: 1 PB: 0 SB: 0 CS: 0	PA: 41			
<b>PITCHER</b>	IP WLS BF H R ER SO BB IBB HBP BLK WP HR S P ERA WHIP	4.1 L 25 11 5 5 5 2 0 1 0 1 1 57 90 10.38 3.000	3.2 13 2 1 1 4 0 0 0 0 0 1 30 39 2.46 0.545	1.0 3 0 0 0 1 0 0 0 0 0 0 8 11 0.00 0.000																					

AB	38
R	6
H	13
RBI	6
BB	2
SO	10
LOB	13



Batter	1	2	3	4	5	6	7	8	9	AB	R	H	RBI	BB	SO	LOB	BOTTOM							
Brian Hunter, R OBP: 0.372, SLG: 0.424	2-2 P6		0-0 1B			0-3 K		0-1 SF7		3	0	1	1	0	1	0	<b>Montreal Expos @ Houston Astros</b> Astrodome, Houston, TX Thu Aug 10 1995, 8:05 PM EDT Att: 13,690 - Dome							
James Mouton, R OBP: 0.335, SLG: 0.399	4-2 FC6-4 BB		2-1 1B		2-2 G6-3		1-2 FC5-4		3	0	1	0	1	0	1									
Craig Biggio, R OBP: 0.416, SLG: 0.515	2-1 F7		1-2 P3		0-0 G6-3			0-0 HR	4	1	1	1	0	0	3									
Derek Bell, R OBP: 0.373, SLG: 0.437	0-0 FC6-4			2-3 K		3-3 K		0-0 BB DI 1B	4	0	1	0	0	2	1									
Tony Eusebio, R OBP: 0.378, SLG: 0.455		2-2 G6-4-3 1B		2-1 G6-3		0-0 L9		1-0 L9	4	0	1	0	0	0	1									
Craig Shipley, R OBP: 0.288, SLG: 0.342		0-3 K		2-1 F8		1-0 G4-3		1-0 F8	4	0	0	0	0	1	2									
Mike Simms, R OBP: 0.357, SLG: 0.500		3-2 G6-4-3			2-0 G6-3			3-1 1B SF7 2B	3	1	1	0	0	0	1									
Dave Magadan, L OBP: 0.410, SLG: 0.350								4-1 BB BB	0	0	0	0	1	0	0									
Orlando Miller, R OBP: 0.319, SLG: 0.380			2-2 L7		0-1 G5-3			2-2 F9	3	0	0	0	0	0	1									
Derrick May, L OBP: 0.317, SLG: 0.351								1-2 2-3 BB	0	0	0	0	1	0	0									
Doug Drabek, R OBP: 0.288, SLG: 0.244			0-3 K		0-0 P4			0-0 FC5-4 1B	1	0	0	0	0	1	0									
Ricky Gutierrez, R OBP: 0.296, SLG: 0.296									1	0	0	0	0	0	0									
Doug Brocail, L OBP: 0.320, SLG: 0.303									1	0	0	0	0	0	0									
Milt Thompson, L OBP: 0.274, SLG: 0.449									1	0	0	0	0	1	3									
<b>Inning Stats</b>	R: 0 E: 0 K: 0 S: 8	H: 0 LOB: 1 BB: 1 P: 16	R: 0 E: 0 K: 1 S: 10	H: 1 LOB: 0 BB: 0 P: 15	R: 0 E: 0 K: 1 S: 13	H: 2 LOB: 0 BB: 0 P: 18	R: 0 E: 0 K: 1 S: 7	H: 0 LOB: 0 BB: 0 P: 13	R: 0 E: 0 K: 1 S: 4	H: 0 LOB: 0 BB: 0 P: 6	R: 0 E: 0 K: 1 S: 7	H: 0 LOB: 0 BB: 0 P: 9	R: 0 E: 0 K: 1 S: 6	H: 0 LOB: 0 BB: 0 P: 10	R: 1 E: 0 K: 0 S: 11	H: 2 LOB: 1 BB: 0 P: 17	R: 1 E: 0 K: 1 S: 8	H: 2 LOB: 3 BB: 2 P: 21	1B: 5 2B: 1 3B: 0 HR: 1	SF: 1 SAC: 0 DP: 1 HBP: 0	WP: 0 PB: 0 SB: 0 CS: 0	PA: 36		
<b>PITCHER</b>	IP WLS BF H R ER SO BB IBB HBP BLK WP HR S P ERA WHIP	8.0 W 29 5 1 1 0 1 0 0 0 0 1 5 11 13.50 4.500	0.2 5 2 1 1 0 1 0 0 0 0 0 0 0 4 ∞ ∞	0.0 S 1 0 0 0 1 0 0 0 0 0 0 3 6 0.00 0.000																				

AB	32
R	2
H	7
RBI	2
BB	3
SO	6
LOB	13













Batter	1	2	3	4	5	6	7	8	9	AB	R	H	RBI	BB	SO	LOB	TOP
Rondell White, R OBP: 0.343, SLG: 0.455	2-0 S E 1B		2-1 F9		2-2 P3		1-2 G4-3 2B		1-1 CS 1B	5	1	3	1	0	0	2	<b>Montreal Expos @ Philadelphia Phillies</b> Veterans Stadium, Philadelphia, PA Sun Aug 13 1995, 3:33 AM EDT Att: 31,528 - Sunny - 89 F
Tony Tarasco, L OBP: 0.327, SLG: 0.402	0-3 K		0-2 F7		0-3 K		2-0 G4-3 2B		2-2 CS 1B	4	0	0	0	0	2	4	
Moises Alou, R OBP: 0.340, SLG: 0.460	4-1 FC5 1B 1-3 BB		3-3 K		1-2 F8		0-1 F8			3	0	0	0	1	1	1	
David Segui, S OBP: 0.385, SLG: 0.472	0-0 FC5 1B			0-0 1B 1B		4-1 2B BB		1-3 K		3	0	2	1	1	1	0	
Sean Berry, R OBP: 0.348, SLG: 0.495	1-2 FC5			3-2 G5-4-3 1B		0-0 2B		3-3 K		4	0	2	0	0	1	2	
Mike Lansing, R OBP: 0.312, SLG: 0.416	0-3 K			0-0 G5-4-3		3-1 P7		0-0 L8		4	0	0	0	0	1	5	
Dave Silvestri, R OBP: 0.237, SLG: 0.255		1-0 G5-3			2-0 1B G6-3 1B		2-1 G5-3		1-3 K	4	0	1	0	0	1	2	
Tim Laker, R OBP: 0.310, SLG: 0.397		1-3 K			1-0 G6-3		0-0 SH3-4 2B 1B		2-1 HR	4	2	2	1	0	1	1	
Gil Heredia, R OBP: 0.231, SLG: 0.231		0-2 L9			3-2 1B		1-2 SH3-4		0-3 K	2	0	1	0	0	0	0	
Tim Scott, R OBP: 0.250, SLG: 0.250					2-3 1B		1-2			0	0	0	0	0	0	0	
Jeff Treadway, L OBP: 0.242, SLG: 0.241										1	0	0	0	0	1	0	
Mel Rojas, R										0	0	0	0	0	0	0	
<b>Inning Stats</b>	R: 1 H: 2 E: 1 K: 2 S: 12	H: 2 R: 1 BB: 1 P: 19	R: 0 H: 0 E: 0 K: 1 S: 7	H: 0 R: 1 BB: 0 P: 9	R: 0 H: 2 E: 0 K: 0 S: 6	H: 2 R: 0 BB: 0 P: 9	R: 0 H: 1 E: 0 K: 0 S: 9	H: 2 R: 0 BB: 1 P: 19	R: 1 H: 2 E: 0 K: 2 S: 10	H: 0 R: 0 BB: 0 P: 12	R: 1 H: 2 E: 0 K: 2 S: 14	H: 2 R: 0 BB: 0 P: 20	1B: 8 2B: 2 3B: 0 HR: 1	SF: 0 SAC: 1 DP: 1 HBP: 0	WP: 0 PB: 0 SB: 1 CS: 1	PA: 38	
<b>PITCHER</b>	IP WLS BF H R ER SO BB IBB HBP BLK WP HR S P ERA WHIP																
Tyler Green, R ERA: 4.23	(1, 1) 7.0 30 9 2 2 5 2 0 0 0 0 0 64 103 2.57 1.571																
Ricky Bottalico, R ERA: 2.11	(8, 1) 2.0 L 7 2 1 1 4 0 0 0 0 0 1 22 32 4.50 1.000																

AB	34
R	3
H	11
RBI	3
BB	2
SO	9
LOB	17



Batter	1	2	3	4	5	6	7	8	9	AB	R	H	RBI	BB	SO	LOB	BOTTOM
Mickey Morandini, L OBP: 0.351, SLG: 0.426	0-1 G3-1		0-0 L3-5 3B			1-0 G3		2-3 K		4	0	1	0	0	1	0	<b>Montreal Expos @ Philadelphia Phillies</b> Veterans Stadium, Philadelphia, PA Sun Aug 13 1995, 3:33 AM EDT Att: 31,528 - Sunny - 89 F
Jim Eisenreich, L OBP: 0.397, SLG: 0.440	1-2 1B 2B		1-1 L3-5			1-2 G4-3		0-0 F7		4	0	1	0	0	0	1	
Gregg Jefferies, S OBP: 0.335, SLG: 0.411	2-2 P6			0-1 G3-1		0-0 F7		2-2 HR		4	1	1	1	0	0	1	
Mark Whiten, S OBP: 0.277, SLG: 0.299	3-2 1B			0-2 G3		2-0 G5-3		0-3 K		4	0	1	0	0	1	0	
Charlie Hayes, R OBP: 0.347, SLG: 0.409	0-0 P9			0-0 1B		0-0 1B 1B		0-3 K2-3		4	1	2	0	0	1	2	
Andy Van Slyke, L OBP: 0.303, SLG: 0.344		2-2 L6-3		1-3 K		2-2 S 1B 1-2 1B		2-1 1B		4	0	2	0	0	1	1	
Lenny Webster, R OBP: 0.288, SLG: 0.258		1-0 G4-3			1-1 G4-3		0-0 1-2 2H 1B		2-2 P5	4	0	1	1	0	0	1	
Kevin Stocker, S OBP: 0.293, SLG: 0.238					0-0 P7		1-2 F7		1-3 K	2	0	0	0	0	0	0	
Gary Varsho, L OBP: 0.313, SLG: 0.280										1	0	0	0	0	0	2	
Kevin Elster, R OBP: 0.214, SLG: 0.211										0	0	0	0	0	0	0	
Darren Daulton, L OBP: 0.348, SLG: 0.390										1	0	0	0	0	1	1	
Tyler Green, R OBP: 0.163, SLG: 0.279										2	0	0	0	0	1	0	
Tom Marsh, R OBP: 0.295, SLG: 0.453										1	0	0	0	0	0	2	
Ricky Bottalico, L ERA: 4.47										0	0	0	0	0	0	0	
<b>Inning Stats</b>	R: 0 H: 2 E: 0 K: 0 S: 15	H: 2 R: 1 BB: 0 P: 21	R: 0 H: 0 E: 0 K: 0 S: 6	H: 0 R: 1 BB: 0 P: 9	R: 0 H: 1 E: 0 K: 1 S: 10	H: 1 R: 0 BB: 0 P: 11	R: 0 H: 0 E: 0 K: 0 S: 5	H: 0 R: 0 BB: 0 P: 7	R: 1 H: 3 E: 0 K: 2 S: 13	H: 1 R: 0 BB: 0 P: 16	R: 1 H: 1 E: 0 K: 2 S: 13	H: 1 R: 0 BB: 0 P: 18	1B: 6 2B: 2 3B: 1 HR: 1	SF: 0 SAC: 0 DP: 1 HBP: 0	WP: 0 PB: 0 SB: 1 CS: 0	PA: 35	
<b>PITCHER</b>	IP WLS BF H R ER SO BB IBB HBP BLK WP HR S P ERA WHIP																
Gil Heredia, R ERA: 4.69	(1, 1) 6.1 25 9 1 1 2 0 0 0 0 0 53 71 1.42 1.105																
Tim Scott, R ERA: 4.4	(7, 1) 1.2 W 6 1 1 1 2 0 0 0 0 0 1 19 25 5.40 0.600																
Mel Rojas, R ERA: 4.47	(9, 1) 1.0 S 4 1 0 0 2 0 0 0 0 0 0 13 18 0.00 1.000																





Batter	1	2	3	4	5	6	7	8	9	AB	R	H	RBI	BB	SO	LOB	TOP									
Rondell White, R OBP: 0.344, SLG: 0.455	G3		G6-3			F9			G5-3 WP	4	1	1	0	1	0	0										
F.P. Santangelo, S OBP: 0.471, SLG: 0.600	P6								G5-3	4	1	1	0	1	0	3										
Moises Alou, R OBP: 0.341, SLG: 0.466	F9									4	1	1	2	1	1	1										
David Segui, S OBP: 0.385, SLG: 0.474		K							G4-3	5	0	2	0	0	1	1										
Darrin Fletcher, L OBP: 0.390, SLG: 0.500	F7									3	1	1	0	1	0	1										
Mike Lansing, R OBP: 0.315, SLG: 0.420										4	0	2	1	0	0	3										
Sean Berry, R OBP: 0.341, SLG: 0.485	P3									4	0	0	0	0	0	2										
Dave Silvestri, R OBP: 0.238, SLG: 0.309			G1-3							4	1	1	1	0	1	0										
Pedro Martinez, R OBP: 0.140, SLG: 0.128										2	0	0	0	0	1	0										
Curtis Priddy, L OBP: 0.250, SLG: 0.200										0	0	0	0	0	0	0										
Willie Fraser, K OBP: 0.274, SLG: 0.200										0	0	0	0	0	0	0										
Dave Leiper, L OBP: 0.242, SLG: 0.241										0	0	0	0	0	0	0										
Jeff Treadway, L OBP: 0.274, SLG: 0.200										1	0	0	0	0	0	0										
Shane Andrews, R OBP: 0.274, SLG: 0.200										0	0	0	0	0	0	0										
Greg Harris, S OBP: 0.333, SLG: 0.667										0	0	0	0	0	0	0										
<b>Inning Stats</b>	R: 0 E: 0 K: 0 S: 5	H: 0 LOB: 0 BB: 0 P: 6	R: 0 E: 0 K: 1 S: 9	H: 1 LOB: 1 BB: 0 P: 13	R: 0 E: 0 K: 1 S: 10	H: 0 LOB: 0 BB: 0 P: 14	R: 0 E: 0 K: 0 S: 9	H: 2 LOB: 2 BB: 1 P: 17	R: 0 E: 0 K: 1 S: 8	H: 0 LOB: 0 BB: 0 P: 12	R: 2 E: 0 K: 0 S: 10	H: 3 LOB: 1 BB: 0 P: 15	R: 0 E: 0 K: 0 S: 7	H: 0 LOB: 0 BB: 2 P: 17	R: 1 E: 0 K: 1 S: 12	H: 1 LOB: 1 BB: 1 P: 23	R: 2 E: 0 K: 0 S: 13	H: 2 LOB: 1 BB: 1 P: 20	1B: 3 2B: 4 3B: 0 HR: 2	SF: 0 SAC: 0 DP: 0 HBP: 0	WP: 1 PB: 0 SB: 1 CS: 1	PA: 40				
<b>PITCHER</b>	IP	WLS	BF	H	R	ER	SO	BB	IBB	HBP	BLK	WP	HR	S	P	ERA	WHIP									
Paul Quantrill, R ERA: 4.24	(1, 1)	7.0	L	29	6	2	2	3	3	0	0	0	0	1	58	94	2.57	1.286								
Mike Williams, R ERA: 3.8	(8, 1)	1.0		6	2	2	2	1	1	0	0	0	0	1	14	25	18.00	3.000								
Mike Mims, L ERA: 4.28	(9, 1)	1.0		5	1	1	1	0	1	0	0	0	1	0	11	18	9.00	2.000								

Mon Aug 14 1995, 3:33 AM EDT  
Att: 25,835 - Sunny - 86 F

AB 35  
R 5  
H 9  
RBI 4  
BB 5  
SO 4  
LOB 11




Batter	1	2	3	4	5	6	7	8	9	AB	R	H	RBI	BB	SO	LOB	BOTTOM									
Mickey Morandini, L OBP: 0.355, SLG: 0.429	F7		1B							3	0	2	0	0	0	0										
Jim Eisenreich, L OBP: 0.366, SLG: 0.437	K									4	0	1	0	0	1	2										
Gregg Jefferies, S OBP: 0.337, SLG: 0.415										4	0	2	0	0	0	2										
Mark Whiten, S OBP: 0.271, SLG: 0.292	CS									4	0	0	0	0	0	1										
Darren Daulton, L OBP: 0.347, SLG: 0.389										4	0	1	0	0	1	1										
Charlie Hayes, R OBP: 0.346, SLG: 0.407										4	0	1	0	0	1	1										
Andy Van Slyke, L OBP: 0.296, SLG: 0.335										4	0	0	0	0	1	3										
Kevin Stocker, S OBP: 0.293, SLG: 0.242										4	1	1	0	0	0	0										
Paul Quantrill, L OBP: 0.150, SLG: 0.081										2	0	0	0	0	0	1										
Tom Marsh, R OBP: 0.291, SLG: 0.447										1	0	0	0	0	1	0										
Mike Williams, R OBP: 0.167, SLG: 0.167										0	0	0	0	0	0	0										
Mike Mims, L OBP: 0.100, SLG: 0.133										0	0	0	0	0	0	0										
<b>Inning Stats</b>	R: 0 E: 0 K: 1 S: 8	H: 1 LOB: 0 BB: 0 P: 14	R: 0 E: 0 K: 0 S: 9	H: 1 LOB: 1 BB: 0 P: 14	R: 0 E: 0 K: 1 S: 9	H: 0 LOB: 0 BB: 0 P: 14	R: 1 E: 0 K: 1 S: 11	H: 1 LOB: 1 BB: 0 P: 19	R: 0 E: 0 K: 0 S: 12	H: 2 LOB: 2 BB: 0 P: 14	R: 0 E: 0 K: 1 S: 6	H: 1 LOB: 1 BB: 0 P: 10	R: 0 E: 0 K: 0 S: 7	H: 0 LOB: 0 BB: 0 P: 10	R: 0 E: 0 K: 1 S: 7	H: 0 LOB: 0 BB: 0 P: 12	1B: 6 2B: 2 3B: 0 HR: 0	SF: 0 SAC: 0 DP: 0 HBP: 1	WP: 0 PB: 0 SB: 0 CS: 1	PA: 36						
<b>PITCHER</b>	IP	WLS	BF	H	R	ER	SO	BB	IBB	HBP	BLK	WP	HR	S	P	ERA	WHIP									
Pedro Martinez, R ERA: 3.42	(1, 1)	6.0	W	25	7	1	1	3	0	0	1	1	1	5	7	0.00	1.500									
Willie Fraser, R ERA: 2.38	(7, 1)	0.2		3	1	0	0	1	0	0	0	0	0	0	8	13	0.00	0.000								
Dave Leiper, L ERA: 3.54	(7, 1)	1.1		4	0	0	0	0	0	0	0	0	0	0	7	12	0.00	0.000								
Greg Harris, R ERA: 2.6	(9, 1)	1.0		3	0	0	0	1	0	0	0	0	0	7	12	0.00	0.000									


Mon Aug 14 1995, 3:33 AM EDT  
Att: 25,835 - Sunny - 86 F

AB 34  
R 1  
H 8  
RBI 0  
BB 0  
SO 5  
LOB 11





Batter	1	2	3	4	5	6	7	8	9	AB	R	H	RBI	BB	SO	LOB	TOP					
Rondell White, R (1, 8) OBP: 0.346, SLG: 0.456	2-1 P3	1-0 S			2-2 K			1-2 G5-3		4	0	2	0	0	1	0	<p><b>Montreal Expos @ New York Mets</b> Shea Stadium, Flushing, NY Tue Aug 15 1995, 7:05 PM EDT Att: 15,829 - Unknown - 85 F</p> <p>livebaseballscores.com</p> <p>AB 33 R 3 H 7 RBI 3 BB 2 SO 7 LOB 13</p> 					
Wil Cordero, R (1, 6) OBP: 0.355, SLG: 0.440	1-0 BB	2-0 P4			2-3 K			0-1 E9		4	1	1	0	0	1	2						
Moises Alou, R (1, 7) OBP: 0.340, SLG: 0.462	4-2 HR	1-2 BB			0-1 G3			0-0 G5-3		3	1	0	0	1	0	2						
David Segui, S (1, 3) OBP: 0.386, SLG: 0.483	0-0 HR				1-3 K			4-0 IBB		3	1	1	3	1	1	0						
Darrin Fletcher, L (1, 2) OBP: 0.388, SLG: 0.496	3-2 1B				3-2 G6-3			0-1 P2		4	0	1	0	0	0	2						
Mike Lansing, R (1, 4) OBP: 0.317, SLG: 0.421	2-2 L8				0-0 S			1-6 FC1-6		4	0	2	0	0	1	1						
Tony Tarasco, L (1, 9) OBP: 0.324, SLG: 0.397	1-3 K				0-0 G1-3			0-0 FC1-6		4	0	0	0	0	2	3						
Shane Andrews, R (1, 5) OBP: 0.268, SLG: 0.349		3-2 L9			3-2 FC2-6			0-0 P3		4	0	0	0	0	0	2						
Butch Henry, L (1, 1) OBP: 0.048, SLG: 0.048		3-2 G4-3			0-0 P5			1-3 K		2	0	0	0	0	0	1						
Jeff Shaw, R (5, 1)										1	0	0	0	0	1	0						
Tim Scott, R (7, 1) OBP: 0.250, SLG: 0.250										0	0	0	0	0	0	0						
Mel Rojas, R (9, 1)										0	0	0	0	0	0	0						
<b>Inning Stats</b>	R: 3 E: 0 K: 1 S: 15	H: 3 LOB: 1 BB: 1 P: 28	R: 0 E: 0 K: 0 S: 10	H: 1 LOB: 1 BB: 0 P: 18	R: 0 E: 0 K: 1 S: 10	H: 0 LOB: 0 BB: 0 P: 17	R: 0 E: 0 K: 0 S: 6	H: 1 LOB: 1 BB: 0 P: 9	R: 0 E: 0 K: 2 S: 8	H: 0 LOB: 0 BB: 0 P: 12	R: 0 E: 0 K: 1 S: 6	H: 0 LOB: 0 BB: 0 P: 9	R: 0 E: 0 K: 2 S: 10	H: 0 LOB: 0 BB: 0 P: 10	R: 0 E: 1 K: 0 S: 8	H: 1 LOB: 2 BB: 1 P: 13	R: 0 E: 0 K: 0 S: 3	H: 1 LOB: 0 BB: 0 P: 4	1B: 6 2B: 0 3B: 0 HR: 1	SF: 0 SAC: 0 DP: 2 HBP: 0	WP: 0 PB: 0 SB: 2 CS: 0	PA: 35
<b>PITCHER</b>	IP WLS BF H R ER SO BB IBB HBP BLK WP HR S P ERA WHIP																					
Jason Isringhausen, R (1, 1) ERA: 3.4	8.0 L 32 6 3 3 7 1 1 0 0 0 1 71 116 3.38 0.875																					
Don Florence, L (9, 1) ERA:	1.0 3 1 0 0 0 0 0 0 0 0 0 3 4 0.00 1.000																					

Batter	1	2	3	4	5	6	7	8	9	AB	R	H	RBI	BB	SO	LOB	BOTTOM			
Damon Buford, R (1, 8) OBP: 0.296, SLG: 0.213	4-1 CS				1-3 K			2-3 K		2	1	0	0	2	2	1	<p><b>Montreal Expos @ New York Mets</b> Shea Stadium, Flushing, NY Tue Aug 15 1995, 7:05 PM EDT Att: 15,829 - Unknown - 85 F</p> <p>livebaseballscores.com</p> <p>AB 29 R 1 H 3 RBI 1 BB 2 SO 9 LOB 8</p> 			
Tim Bogar, R (1, 5) OBP: 0.311, SLG: 0.356	1-3 K				1-0 F8			0-1 G6-3		4	0	1	0	0	1	1				
Don Florence, R (9, 1)	1-2 K							1-3 G6-3		0	0	0	0	0	0	0				
Carl Everett, S (1, 9) OBP: 0.289, SLG: 0.401	0-3 K				0-0 G5-3			0-2 G3-1		4	0	0	1	0	2	1				
Jeff Kent, R (1, 4) OBP: 0.328, SLG: 0.454		2-1 L8			2-2 F9			2-3 3-H		4	0	1	0	0	0	1				
Chris Jones, R (1, 7) OBP: 0.342, SLG: 0.496		1-0 L8			0-2 F7			0-1 F9		3	0	0	0	0	1	1				
Rico Brogna, L (1, 3) OBP: 0.343, SLG: 0.484		0-0 G4-3						1-1 F9		3	0	0	0	0	1	1				
Jose Vizcaino, S (1, 6) OBP: 0.330, SLG: 0.357					0-0 G4-3			1-1 F8		3	0	0	0	0	0	1				
Kelly Stinnett, R (1, 2) OBP: 0.368, SLG: 0.388					1-1 G6-3			3-2 G4-3		3	0	0	0	0	1	1				
Jason Isringhausen, R (1, 1) OBP: 0.077, SLG: 0.077					0-2 1B			1-3 K		2	0	1	0	0	1	0				
Bill Spiers, L (8, PH) OBP: 0.207, SLG: 0.216								1-0 L7		1	0	0	0	0	0	0				
<b>Inning Stats</b>	R: 0 E: 0 K: 2 S: 8	H: 0 LOB: 0 BB: 1 P: 13	R: 0 E: 0 K: 0 S: 4	H: 0 LOB: 0 BB: 0 P: 7	R: 0 E: 0 K: 1 S: 9	H: 1 LOB: 1 BB: 0 P: 11	R: 0 E: 0 K: 0 S: 9	H: 1 LOB: 1 BB: 0 P: 12	R: 0 E: 0 K: 1 S: 14	H: 1 LOB: 1 BB: 1 P: 19	R: 0 E: 0 K: 2 S: 10	H: 0 LOB: 1 BB: 0 P: 17	R: 0 E: 0 K: 1 S: 7	H: 0 LOB: 0 BB: 0 P: 12	R: 0 E: 0 K: 2 S: 9	H: 0 LOB: 0 BB: 0 P: 13	1B: 2 2B: 1 3B: 0 HR: 0	SF: 0 SAC: 0 DP: 0 HBP: 1	WP: 0 PB: 0 SB: 1 CS: 1	PA: 32
<b>PITCHER</b>	IP WLS BF H R ER SO BB IBB HBP BLK WP HR S P ERA WHIP																			
Butch Henry, L (1, 1) ERA: 2.84	4.1 15 2 0 0 3 1 0 0 0 0 0 22 31 4.50 0.692																			
Jeff Shaw, R (5, 1) ERA: 4.75	1.2 8 1 1 1 1 1 0 1 0 0 0 22 32 5.40 1.200																			
Tim Scott, R (7, 1) ERA: 4.21	2.0 W 6 0 0 0 3 0 0 0 0 0 0 16 27 0.00 0.000																			
Mel Rojas, R (9, 1) ERA: 4.38	1.0 S 3 0 0 0 2 0 0 0 0 0 0 9 13 0.00 0.000																			



Batter	1	2	3	4	5	6	7	8	9	AB	R	H	RBI	BB	SO	LOB	TOP				
<b>Rondell White, R</b> OBP: 0.345, SLG: 0.453 (1, 8)	0-0 CS 1B		0-2 L9		1-0 L9			0-0 F8		4	0	1	0	0	0	2	<b>Montreal Expos @ New York Mets</b> Shea Stadium, Flushing, NY Wed Aug 16 1995, 7:05 PM EDT Att: 15,731 - Unknown - 88 F				
<b>F.P. Santangelo, S</b> OBP: 0.447, SLG: 0.545 (1, 7) (1, 9)	1-1 SAFE SAFE L6		0-0 FC5-4			4-1 BB G5-4-3		0-2 P5		3	0	0	0	1	0	3					
<b>David Segui, S</b> OBP: 0.387, SLG: 0.481 (1, 3)	2-2 1B			0-0 F8		1-1 SAFE G5-4-3		4-2 FC1-4 BB		3	0	1	0	1	0	1					
<b>Moises Alou, R</b> OBP: 0.339, SLG: 0.461 <b>Dave Silvestri, R</b> OBP: 0.227, SLG: 0.293 <b>Curtis Pride, L</b> OBP: 0.250, SLG: 0.200 (1, 9) (1, 7) (9, PR)	0-1 F8			1-1 G5-3		1-0 L5		0-2 SAFE FC1-4		1	0	0	0	0	0	1					
<b>Wil Cordero, R</b> OBP: 0.356, SLG: 0.439 (1, 6)		2-3 K		4-2 E BB			1-2 CS 1B		0-1 SAFE F9		3	0	1	0	1	1					
<b>Mike Lansing, R</b> OBP: 0.316, SLG: 0.419 (1, 4)		0-0 G4-6-3 1B		0-2 FC1			3-0 SAFE G5-3		1-3 SAFE SAFE SAFE K		4	0	1	0	0	1		3			
<b>Shane Andrews, R</b> OBP: 0.263, SLG: 0.343 (1, 5)		0-1 SAFE G4-6-3		3-2 G6-3			2-2 G6-3				3	0	0	0	0	0		3			
<b>Tim Laker, R</b> OBP: 0.303, SLG: 0.387 (1, 2)			3-1 G6-3		1-1 G6-3			3-1 G5-3		3	0	0	0	0	0	0					
<b>Carlos Perez, L</b> OBP: 0.190, SLG: 0.282 <b>Sean Berry, R</b> OBP: 0.344, SLG: 0.487 <b>Greg Harris, S</b> OBP: 0.333, SLG: 0.667 (1, 1) (8, PH) (8, 1)			1-2 FC5-4 1B		2-2 L7			2-1 1B		2	0	1	0	0	0	0					
<b>Inning Stats</b>	R: 0 E: 0 K: 0 S: 8	H: 2 LOB: 1 BB: 0 P: 11	R: 0 E: 0 K: 1 S: 6	H: 1 LOB: 0 BB: 0 P: 8	R: 0 E: 0 K: 0 S: 11	H: 1 LOB: 1 BB: 0 P: 15	R: 0 E: 1 K: 0 S: 12	H: 0 LOB: 2 BB: 0 P: 20	R: 0 E: 0 K: 0 S: 7	H: 0 LOB: 0 BB: 0 P: 11	R: 0 E: 0 K: 0 S: 9	H: 1 LOB: 0 BB: 0 P: 14	R: 0 E: 0 K: 0 S: 8	H: 1 LOB: 1 BB: 0 P: 13	R: 0 E: 0 K: 1 S: 10	H: 0 LOB: 1 BB: 1 P: 15		1B: 6 2B: 0 3B: 0 HR: 0	SF: 0 SAC: 0 DP: 2 HBP: 0	WP: 0 PB: 0 CS: 2	PA: 33
<b>PITCHER</b>	IP WLS BF H R ER SO BB IBB HBP BLK WP HR S P ERA WHIP	IP WLS BF H R ER SO BB IBB HBP BLK WP HR S P ERA WHIP	IP WLS BF H R ER SO BB IBB HBP BLK WP HR S P ERA WHIP	IP WLS BF H R ER SO BB IBB HBP BLK WP HR S P ERA WHIP	IP WLS BF H R ER SO BB IBB HBP BLK WP HR S P ERA WHIP	IP WLS BF H R ER SO BB IBB HBP BLK WP HR S P ERA WHIP	IP WLS BF H R ER SO BB IBB HBP BLK WP HR S P ERA WHIP	IP WLS BF H R ER SO BB IBB HBP BLK WP HR S P ERA WHIP	IP WLS BF H R ER SO BB IBB HBP BLK WP HR S P ERA WHIP	IP WLS BF H R ER SO BB IBB HBP BLK WP HR S P ERA WHIP	IP WLS BF H R ER SO BB IBB HBP BLK WP HR S P ERA WHIP	IP WLS BF H R ER SO BB IBB HBP BLK WP HR S P ERA WHIP	IP WLS BF H R ER SO BB IBB HBP BLK WP HR S P ERA WHIP	IP WLS BF H R ER SO BB IBB HBP BLK WP HR S P ERA WHIP	IP WLS BF H R ER SO BB IBB HBP BLK WP HR S P ERA WHIP	IP WLS BF H R ER SO BB IBB HBP BLK WP HR S P ERA WHIP	IP WLS BF H R ER SO BB IBB HBP BLK WP HR S P ERA WHIP	IP WLS BF H R ER SO BB IBB HBP BLK WP HR S P ERA WHIP	IP WLS BF H R ER SO BB IBB HBP BLK WP HR S P ERA WHIP	IP WLS BF H R ER SO BB IBB HBP BLK WP HR S P ERA WHIP	IP WLS BF H R ER SO BB IBB HBP BLK WP HR S P ERA WHIP

AB	30
R	0
H	6
RBI	0
BB	3
SO	2
LOB	15



Batter	1	2	3	4	5	6	7	8	9	AB	R	H	RBI	BB	SO	LOB	BOTTOM				
<b>Damon Buford, R</b> OBP: 0.284, SLG: 0.202 (1, 8)	3-3 K		2-1 P4		1-1 FC5-4			1-3 K		4	0	0	0	0	2	2	<b>Montreal Expos @ New York Mets</b> Shea Stadium, Flushing, NY Wed Aug 16 1995, 7:05 PM EDT Att: 15,731 - Unknown - 88 F				
<b>Tim Bogar, R</b> OBP: 0.312, SLG: 0.356 (1, 5)	2-1 P4			1-0 FC6-4 1B FC5-4 1B		0-0 F4				3	1	1	0	0	0	0					
<b>Carl Everett, S</b> OBP: 0.289, SLG: 0.400 (1, 9)	1-1 G5-3			0-0 FC6-4 1B		0-2 G6-3				3	0	1	0	0	0	0					
<b>Jeff Kent, R</b> OBP: 0.325, SLG: 0.450 (1, 4)		1-3 K		1-0 FC6-4 FC5-4		1-3 K				3	0	0	0	0	2	2					
<b>Chris Jones, R</b> OBP: 0.335, SLG: 0.486 (1, 7)		1-3 K		2-1 SAFE SAFE FC5-4		2-2 G6-3				3	0	0	1	0	1	1					
<b>Rico Brogna, L</b> OBP: 0.340, SLG: 0.480 (1, 3)		1-0 F8		1-2 SAFE SAFE SAFE K		1-3 K				3	0	0	0	0	2	1					
<b>Jose Vizcaino, S</b> OBP: 0.330, SLG: 0.357 (1, 6)			2-3 K		2-0 FC5-4 1B		2-0 G4-3			3	0	1	0	0	1	0					
<b>Kelly Stinnett, R</b> OBP: 0.361, SLG: 0.379 (1, 2)			1-1 G5-3		0-0 SAFE SAFE P4		1-3 K			3	0	0	0	0	1	1					
<b>Bill Pulsipher, L</b> OBP: 0.200, SLG: 0.083 <b>Bill Spiers, L</b> OBP: 0.203, SLG: 0.212 <b>John Franco, L</b> (1, 1) (8, PH) (9, 1)			4-2 BB		0-3 SAFE K		2-2 G4-3			1	0	0	0	1	1	1					
<b>Inning Stats</b>	R: 0 E: 0 K: 1 S: 7	H: 0 LOB: 0 BB: 0 P: 13	R: 0 E: 0 K: 2 S: 8	H: 0 LOB: 0 BB: 0 P: 11	R: 0 E: 0 K: 1 S: 11	H: 0 LOB: 1 BB: 1 P: 20	R: 1 E: 0 K: 1 S: 8	H: 2 LOB: 1 BB: 0 P: 13	R: 0 E: 0 K: 1 S: 7	H: 1 LOB: 0 BB: 0 P: 10	R: 0 E: 0 K: 1 S: 7	H: 0 LOB: 0 BB: 0 P: 8	R: 0 E: 0 K: 2 S: 9	H: 0 LOB: 0 BB: 0 P: 13	R: 0 E: 0 K: 2 S: 9	H: 0 LOB: 0 BB: 0 P: 13		1B: 3 2B: 0 3B: 0 HR: 0	SF: 0 SAC: 0 DP: 0 HBP: 0	WP: 0 PB: 0 CS: 0	PA: 28
<b>PITCHER</b>	IP WLS BF H R ER SO BB IBB HBP BLK WP HR S P ERA WHIP	IP WLS BF H R ER SO BB IBB HBP BLK WP HR S P ERA WHIP	IP WLS BF H R ER SO BB IBB HBP BLK WP HR S P ERA WHIP	IP WLS BF H R ER SO BB IBB HBP BLK WP HR S P ERA WHIP	IP WLS BF H R ER SO BB IBB HBP BLK WP HR S P ERA WHIP	IP WLS BF H R ER SO BB IBB HBP BLK WP HR S P ERA WHIP	IP WLS BF H R ER SO BB IBB HBP BLK WP HR S P ERA WHIP	IP WLS BF H R ER SO BB IBB HBP BLK WP HR S P ERA WHIP	IP WLS BF H R ER SO BB IBB HBP BLK WP HR S P ERA WHIP	IP WLS BF H R ER SO BB IBB HBP BLK WP HR S P ERA WHIP	IP WLS BF H R ER SO BB IBB HBP BLK WP HR S P ERA WHIP	IP WLS BF H R ER SO BB IBB HBP BLK WP HR S P ERA WHIP	IP WLS BF H R ER SO BB IBB HBP BLK WP HR S P ERA WHIP	IP WLS BF H R ER SO BB IBB HBP BLK WP HR S P ERA WHIP	IP WLS BF H R ER SO BB IBB HBP BLK WP HR S P ERA WHIP	IP WLS BF H R ER SO BB IBB HBP BLK WP HR S P ERA WHIP	IP WLS BF H R ER SO BB IBB HBP BLK WP HR S P ERA WHIP	IP WLS BF H R ER SO BB IBB HBP BLK WP HR S P ERA WHIP	IP WLS BF H R ER SO BB IBB HBP BLK WP HR S P ERA WHIP	IP WLS BF H R ER SO BB IBB HBP BLK WP HR S P ERA WHIP	IP WLS BF H R ER SO BB IBB HBP BLK WP HR S P ERA WHIP





Batter	1	2	3	4	5	6	7	8	9	AB	R	H	RBI	BB	SO	LOB	TOP			
Steve Finley, L (1, 8) OBP: 0.381, SLG: 0.454	G4-3		K			L7		G4-3		4	0	0	0	0	1	2				
Jody Reed, R (1, 4) OBP: 0.365, SLG: 0.313	P5				G4-3	G6-3		FC6-4 1B		4	2	2	1	0	0	0				
Tony Gwynn, L (1, 9) OBP: 0.403, SLG: 0.482	G4-3				G4-3			FC6-4 1B		3	0	1	1	1	0	0				
Ken Caminiti, S (1, 5) OBP: 0.366, SLG: 0.464		G5-3			G5-3	G4-3		FC6-4 1B		4	0	0	0	0	0	3				
Eddie Williams, R (1, 3) OBP: 0.328, SLG: 0.425		K			G5-3					4	0	1	1	0	1	0				
Archi Cianfrocco, R (1, 7) OBP: 0.368, SLG: 0.525										3	0	0	0	0	1	0				
Phil Plantier, L (8, PH) OBP: 0.342, SLG: 0.415										1	0	0	0	0	1	2				
Brad Ausmus, R (1, 2) OBP: 0.341, SLG: 0.391					L9	G4-3				3	0	0	0	1	0	0				
Andujar Cedeno, R (1, 6) OBP: 0.264, SLG: 0.334										3	0	1	0	1	1	1				
Glenn Dishman, R (1, 1) OBP: 0.174, SLG: 0.182										1	0	0	0	0	1	1				
Brian Williams, R (4, 1) OBP: 0.342, SLG: 0.500										1	0	0	0	0	1	1				
Fernando Valenzuela, L (7, 1) OBP: 0.342, SLG: 0.500										0	0	0	0	0	0	0				
Phil Plantier, L (8, PH) OBP: 0.342, SLG: 0.415										1	1	1	0	0	0	0				
Ron Villone, L (8, 1) OBP: 0.342, SLG: 0.415										0	0	0	0	0	0	0				
Roberto Petagine, L (8, PH) OBP: 0.342, SLG: 0.415										1	0	0	0	0	1	0				
<b>Inning Stats</b>	R: 0 E: 0 K: 0 S: 5	H: 0 LOB: 0 BB: 0 P: 11	R: 0 E: 0 K: 2 S: 7	H: 0 LOB: 0 BB: 0 P: 8	R: 0 E: 0 K: 2 S: 10	H: 0 LOB: 1 BB: 1 P: 19	R: 1 E: 0 K: 0 S: 7	H: 1 LOB: 1 BB: 0 P: 10	R: 0 E: 0 K: 1 S: 3	H: 0 LOB: 1 BB: 1 P: 9	R: 0 E: 0 K: 1 S: 6	H: 0 LOB: 1 BB: 1 P: 12	R: 2 E: 0 K: 1 S: 16	H: 4 LOB: 2 BB: 0 P: 25	R: 0 E: 0 K: 1 S: 9	H: 0 LOB: 0 BB: 0 P: 13	1B: 5 2B: 0 3B: 1 HR: 0	SF: 0 SAC: 0 DP: 0 HBP: 0	WP: 0 PB: 0 SB: 0 CS: 0	PA: 36
<b>PITCHER</b>	IP WLS BF H R ER SO BB IBB HBP BLK WP HR S P ERA WHIP																			
Jeff Fassero, L (1, 1) ERA: 3.95	7.2 W 32 6 3 3 6 3 0 0 0 0 0 0 62 103 3.52 1.174																			
Willie Fraser, R (8, 1) ERA: 2.13	1.1 S 4 0 0 0 2 0 0 0 0 0 0 0 12 18 0.00 0.000																			

San Diego Padres @ Montreal Expos  
Olympic Stadium, Montreal, QB  
Fri Aug 18, 1995, 7:05 PM EDT  
Att: 17,444 - Dome

AB 33  
R 3  
H 6  
RBI 3  
BB 3  
SO 8  
LOB 10



Batter	1	2	3	4	5	6	7	8	9	AB	R	H	RBI	BB	SO	LOB	BOTTOM			
Rondell White, R (1, 8) OBP: 0.349, SLG: 0.459	G6-3 1B		1B			P9				3	2	2	1	1	0	0				
Wil Cordero, R (1, 6) OBP: 0.356, SLG: 0.442	G6-3		1B		E5					4	2	2	0	0	0	2				
David Segui, S (1, 3) OBP: 0.389, SLG: 0.481	G6-4 1B		1B		F8					4	0	2	2	0	1	3				
Moises Alou, R (1, 9) OBP: 0.340, SLG: 0.459	G6-4 1B		1B							1	1	0	0	1	0	1				
Tony Tarasco, L (4, 9) OBP: 0.322, SLG: 0.395	G6-4 1B		1B							2	0	0	0	0	1	3				
Sean Berry, R (1, 5) OBP: 0.352, SLG: 0.492			1B		G4-3					4	1	3	2	0	0	0				
Mike Lansing, R (1, 4) OBP: 0.315, SLG: 0.417			K		F8					4	0	1	2	0	2	2				
F.P. Santangelo, S (1, 7) OBP: 0.405, SLG: 0.486	P3		FC6-4		F7					4	0	0	0	0	1	2				
Tim Laker, R (1, 2) OBP: 0.301, SLG: 0.382			K							4	0	1	0	0	3	1				
Jeff Fassero, L (1, 1) ERA: 4.04			G3							3	1	0	0	0	1	1				
Willie Fraser, R (8, 1) ERA: 6.83					FC5-6 1B					1	0	0	0	0	0	0				
<b>Inning Stats</b>	R: 1 E: 0 K: 0 S: 9	H: 2 LOB: 0 BB: 0 P: 11	R: 0 E: 0 K: 2 S: 11	H: 1 LOB: 1 BB: 0 P: 12	R: 4 E: 0 K: 0 S: 11	H: 4 LOB: 1 BB: 2 P: 24	R: 1 E: 2 K: 1 S: 14	H: 2 LOB: 2 BB: 0 P: 24	R: 0 E: 0 K: 0 S: 7	H: 0 LOB: 0 BB: 0 P: 10	R: 0 E: 0 K: 2 S: 11	H: 0 LOB: 0 BB: 0 P: 16	R: 1 E: 0 K: 2 S: 14	H: 2 LOB: 1 BB: 0 P: 18	R: 0 E: 0 K: 2 S: 8	H: 0 LOB: 0 BB: 0 P: 12	1B: 9 2B: 2 3B: 0 HR: 0	SF: 0 SAC: 0 DP: 1 HBP: 0	WP: 0 PB: 0 SB: 0 CS: 0	PA: 36
<b>PITCHER</b>	IP WLS BF H R ER SO BB IBB HBP BLK WP HR S P ERA WHIP																			
Glenn Dishman, L (1, 1) ERA: 4.04	3.1 L 19 9 6 5 2 1 1 0 0 0 0 0 26 40 0.00 0.000																			
Brian Williams, R (4, 1) ERA: 6.83	2.2 9 0 0 0 3 0 0 0 0 0 0 0 14 18 9.00 2.000																			
Fernando Valenzuela, L (7, 1) ERA: 5.74	1.0 5 2 1 1 2 0 0 0 0 0 0 0 8 12 0.00 0.000																			
Ron Villone, L (8, 1) ERA: 6.91	1.0 3 0 0 0 2 0 0 0 0 0 0 0 8 12 0.00 0.000																			

San Diego Padres @ Montreal Expos  
Olympic Stadium, Montreal, QB  
Fri Aug 18, 1995, 7:05 PM EDT  
Att: 17,444 - Dome


AB 34  
R 7  
H 11  
RBI 7  
BB 2  
SO 9  
LOB 15










Batter	1	2	3	4	5	6	7	8	9	AB R H RBI BB SO LOB	TOP									
Steve Finley, L (1, 8) OBP: 0.386, SLG: 0.464	0-0 CS 1B			3-2 G4-3 3B		2-2 G4-3			1-2 F8	4 1 2 0 0 0 0	<b>San Diego Padres @ Montreal Expos</b> Olympic Stadium, Montreal, QB Sun Aug 20 1995, 3:33 AM EDT Att. 21,593 - Dome  <b>AB 32</b> <b>R 3</b> <b>H 7</b> <b>RBI 3</b> <b>BB 1</b> <b>SO 8</b> <b>LOB 5</b> 									
Scott Livingstone, L (1, 3) OBP: 0.359, SLG: 0.490 Jody Reed, R (7, 4) OBP: 0.364, SLG: 0.312	1 SAFE 1 SAFE G4-3			2-0 G4-3			1-1 HR		0-0 G5-3	3 1 1 2 0 0 1 1 0 0 0 0 0 0										
Tony Gwynn, L (1, 9) OBP: 0.403, SLG: 0.484	3-2 P6			3-H 1-1 CS 1B			0-1 G3		1-2 S 1B 2B	4 1 2 0 0 0 0										
Ken Caminiti, S (1, 5) OBP: 0.368, SLG: 0.467		2-3 K		3-3 SAFE K			0-0 P7		4-1 1B BB	3 0 0 0 1 2 1										
Phil Plantier, L (1, 7) OBP: 0.340, SLG: 0.409 Melvin Nieves, S (8, 7) OBP: 0.266, SLG: 0.344		1-2 G4-3			2-1 P5		2-1 F7		0-2 1-2 2-H 1B	3 0 0 0 0 0 0 1 0 1 1 0 0 0										
Archi Cianfrocco, R (1, 4) OBP: 0.364, SLG: 0.507		1-2 P4			3-2 F9			2-2 G4-3	0-3 K	4 0 0 0 0 1 2										
Brian Johnson, R (1, 2) OBP: 0.278, SLG: 0.344			1-2 F8		3-3 K			1-0 L9		3 0 0 0 0 1 0										
Andujar Cedeno, R (1, 6) OBP: 0.268, SLG: 0.334			1-3 K			1-1 P8		2-0 1B		3 0 1 0 0 1 0										
Willie Blair, R (1, 1) Trevor Hoffman, R (9, 1) OBP: 0.500, SLG: 1.000			0-3 K			1-3 K		0-3 K		3 0 0 0 0 3 1 0 0 0 0 0 0 0										
<b>Inning Stats</b>	R: 0 E: 0 K: 0 S: 9	H: 1 LOB: 0 BB: 0 P: 14	R: 0 E: 0 K: 1 S: 9	H: 0 LOB: 0 BB: 0 P: 13	R: 0 E: 0 K: 2 S: 10	H: 0 LOB: 1 BB: 0 P: 12	R: 1 E: 0 K: 1 S: 9	H: 2 LOB: 1 BB: 0 P: 18	R: 0 E: 0 K: 1 S: 13	H: 0 LOB: 0 BB: 0 P: 17		R: 1 E: 0 K: 0 S: 7	H: 1 LOB: 0 BB: 0 P: 10	R: 0 E: 0 K: 1 S: 8	H: 1 LOB: 1 BB: 0 P: 13	R: 1 E: 0 K: 1 S: 14	H: 2 LOB: 2 BB: 1 P: 20	1B: 4 2B: 2 3B: 1 HR: 1	SF: 0 SAC: 0 DP: 1 HBP: 0	WP: 0 PB: 0 SB: 1 CS: 2
<b>PITCHER</b>	IP WLS BF H R ER SO BB IBB HBP BLK WP HR S P ERA WHIP											<b>PITCHER</b>	IP WLS BF H R ER SO BB IBB HBP BLK WP HR S P ERA WHIP							
Pedro Martinez, R (1, 1) ERA: 3.38	7.0 L 23 4 2 2 6 0 0 0 0 0 0 1 65 100 2.57 0.571																			
Greg Harris, R (8, 1) ERA: 2.35	1.0 4 1 0 0 1 0 0 0 0 0 0 0 8 13 0.00 1.000																			
Mel Rojas, R (9, 1) ERA: 4.47	1.0 6 2 1 1 1 1 0 0 0 0 0 0 14 20 9.00 3.000																			

Batter	1	2	3	4	5	6	7	8	9	AB R H RBI BB SO LOB	BOTTOM											
Rondell White, R (1, 8) OBP: 0.346, SLG: 0.461	1-3 K		2-3 K				0-0 G6-3			4 0 0 0 0 3 1	<b>San Diego Padres @ Montreal Expos</b> Olympic Stadium, Montreal, QB Sun Aug 20 1995, 3:33 AM EDT Att. 21,593 - Dome  <b>AB 31</b> <b>R 0</b> <b>H 5</b> <b>RBI 0</b> <b>BB 3</b> <b>SO 9</b> <b>LOB 18</b> 											
F.P. Santangelo, S (1, 7) OBP: 0.440, SLG: 0.488 Greg Harris, S (8, 1) OBP: 0.333, SLG: 0.667 Mel Rojas, R (9, 1)	4-2 BB 1B BB		3-1 L8		1-1 G5-3		0-2 G3-1			3 0 0 0 1 0 1 0 0 0 0 0 0 0 0 0 0 0 0 0 0												
Wil Cordero, R (1, 6) OBP: 0.355, SLG: 0.437	0-2 1-2 BB 1B		2-2 G5-3			1-1 1B BB 1B		3-1 G6-3		4 0 2 0 0 0 0												
David Segui, S (1, 3) OBP: 0.387, SLG: 0.476	1-0 P4			1-2 P6		1 SAFE 1 SAFE 1-2 BB		0-0 F7		3 0 0 0 1 0 2												
Darrin Fletcher, L (1, 2) OBP: 0.387, SLG: 0.489	4-0 1-2 2-3 BB			3-1 1B		2-0 1-2 2-3 1B		1-2 P7		3 0 2 0 1 0 0												
Mike Lansing, R (1, 4) OBP: 0.312, SLG: 0.411	1-3 K			1-3 K		2-0 P4			0-1 G5-3	4 0 0 0 0 2 7												
Tony Tarasco, L (1, 9) OBP: 0.317, SLG: 0.387		2-3 K		1-2 G6-3		1-3 K			2-2 F8	4 0 0 0 0 2 4												
Sean Berry, R (1, 5) OBP: 0.352, SLG: 0.488		1-2 G6-3			1-1 SH3-4 2B		0-3 K		2-1 F8	4 0 1 0 0 1 3												
Pedro Martinez, R (1, 1) ERA: 3.52 Curtis Pride, L (7, PH) OBP: 0.242, SLG: 0.193		0-1 G3			0-0 SH3-4		1-3 K			1 0 0 0 0 0 0 1 0 0 0 0 1 0												
<b>Inning Stats</b>	R: 0 E: 0 K: 2 S: 13	H: 1 LOB: 3 BB: 2 P: 24	R: 0 E: 0 K: 1 S: 8	H: 0 LOB: 0 BB: 0 P: 11	R: 0 E: 0 K: 1 S: 8	H: 0 LOB: 0 BB: 0 P: 15	R: 0 E: 0 K: 1 S: 16	H: 1 LOB: 1 BB: 0 P: 22	R: 0 E: 0 K: 1 S: 8	H: 1 LOB: 1 BB: 0 P: 11		R: 0 E: 0 K: 2 S: 16	H: 2 LOB: 3 BB: 1 P: 25	R: 0 E: 0 K: 1 S: 7	H: 0 LOB: 0 BB: 0 P: 8	R: 0 E: 0 K: 0 S: 6	H: 0 LOB: 0 BB: 0 P: 10	R: 0 E: 0 K: 0 S: 8	H: 0 LOB: 0 BB: 0 P: 12	1B: 4 2B: 1 3B: 0 HR: 0	SF: 0 SAC: 1 DP: 0 HBP: 0	WP: 0 PB: 0 SB: 0 CS: 0
<b>PITCHER</b>	IP WLS BF H R ER SO BB IBB HBP BLK WP HR S P ERA WHIP											<b>PITCHER</b>	IP WLS BF H R ER SO BB IBB HBP BLK WP HR S P ERA WHIP									
Willie Blair, R (1, 1) ERA: 3.52	8.0 W 32 5 0 0 9 3 0 0 0 0 0 0 82 126 0.00 1.000																					
Trevor Hoffman, R (9, 1) ERA: 4.28	1.0 S 3 0 0 0 0 0 0 0 0 0 0 0 8 12 0.00 0.000																					



Batter	1	2	3	4	5	6	7	8	9	AB	R	H	RBI	BB	SO	LOB	TOP								
<b>Brett Butler, L</b> OBP: 0.378, SLG: 0.393 (1, 8)	F9					L9	F8	G6-3		4	0	0	0	1	0	5	<b>Los Angeles Dodgers @ Montreal Expos</b> Olympic Stadium, Montreal, QB Mon Aug 21 1995, 7:05 PM EDT Att: 18,083 - Dome  <a href="http://livebaseballscorecards.com">livebaseballscorecards.com</a>								
<b>Jose Offerman, S</b> OBP: 0.390, SLG: 0.386 <b>Rick Parker, R</b> OBP: 0.269, SLG: 0.269 (1, 6) (7, 7)	L8		G4-3				F7	G6-3		3	1	0	0	0	0	1									
<b>Mike Piazza, R</b> OBP: 0.408, SLG: 0.585 (1, 2)	G6-3				F7				K	5	2	2	1	0	1	0									
<b>Eric Karros, R</b> OBP: 0.376, SLG: 0.545 (1, 3)		G1-3								4	1	1	0	1	2	2									
<b>Raul Mondesi, R</b> OBP: 0.344, SLG: 0.512 (1, 9)	G5-3									5	2	2	3	0	1	1									
<b>Delino DeShields, L</b> OBP: 0.332, SLG: 0.350 (1, 4)										5	1	2	1	0	1	4									
<b>Tim Wallach, R</b> OBP: 0.325, SLG: 0.407 (1, 5)										5	0	2	1	0	0	3									
<b>Chad Fonville, S</b> OBP: 0.344, SLG: 0.315 (1, 7) (7, 6)			L1-3							4	0	2	1	0	0	0									
<b>Ismael Valdez, R</b> OBP: 0.100, SLG: 0.082 <b>Todd Worrell, R</b> (9, 1)		G5-3								3	0	0	0	1	0	2									
<b>Inning Stats</b>	R: 0 E: 0 K: 0 S: 7	H: 0 LOB: 0 BB: 0 P: 12	R: 0 E: 0 K: 0 S: 8	H: 1 LOB: 1 BB: 0 P: 13	R: 0 E: 0 K: 0 S: 9	H: 0 LOB: 1 BB: 1 P: 18	R: 0 E: 0 K: 2 S: 12	H: 0 LOB: 0 BB: 0 P: 16	R: 0 E: 0 K: 1 S: 12	H: 2 LOB: 2 BB: 0 P: 15	R: 3 E: 0 K: 1 S: 19	H: 4 LOB: 3 BB: 1 P: 31	R: 4 E: 0 K: 0 S: 16	H: 3 LOB: 0 BB: 1 P: 24	R: 0 E: 0 K: 0 S: 4	H: 0 LOB: 0 BB: 0 P: 5		R: 0 E: 1 K: 1 S: 16	H: 1 LOB: 2 BB: 0 P: 24	1B: 7 2B: 1 3B: 0 HR: 3	SF: 0 SAC: 0 DP: 0 HBP: 1	WP: 1 PB: 0 SB: 0 CS: 0	PA: 43		
<b>PITCHER</b>	IP	WLS	BF	H	R	ER	SO	BB	IBB	HBP	BLK	WP	HR	S	P	ERA	WHIP								
<b>Tavo Alvarez, R</b> ERA: 4.76 (1, 1)	5.2	L	27	7	3	3	4	2	0	1	0	0	0	65	101	4.76	1.588								
<b>Willie Fraser, R</b> ERA: 5.4 (6, 1)	1.1		8	3	4	4	0	1	0	0	0	1	3	18	28	27.00	3.000								
<b>Dave Leiper, L</b> ERA: 3.3 (8, 1)	1.0		3	0	0	0	0	0	0	0	0	0	0	4	5	0.00	0.000								
<b>Tim Scott, R</b> ERA: 4.14 (9, 1)	1.0		5	1	0	0	1	0	0	0	0	0	0	16	24	0.00	1.000								

Batter	1	2	3	4	5	6	7	8	9	AB	R	H	RBI	BB	SO	LOB	BOTTOM								
<b>Rondell White, R</b> OBP: 0.342, SLG: 0.456 (1, 8)	K		G5-3			G5-3		F7		4	0	0	0	0	1	0	<b>Los Angeles Dodgers @ Montreal Expos</b> Olympic Stadium, Montreal, QB Mon Aug 21 1995, 7:05 PM EDT Att: 18,083 - Dome  <a href="http://livebaseballscorecards.com">livebaseballscorecards.com</a>								
<b>F.P. Santangelo, S</b> OBP: 0.426, SLG: 0.468 (1, 7)	P4							F8		4	0	1	0	0	1	0									
<b>Wil Cordero, R</b> OBP: 0.354, SLG: 0.438 (1, 6)	G4-3									4	0	1	0	0	1	1									
<b>David Segui, S</b> OBP: 0.386, SLG: 0.473 (1, 3)		E7								4	1	1	0	0	0	2									
<b>Darrin Fletcher, L</b> OBP: 0.385, SLG: 0.483 (1, 2)	L7									3	0	0	0	1	0	2									
<b>Mike Lansing, R</b> OBP: 0.308, SLG: 0.407 (1, 4)	SF8									3	0	0	1	0	0	1									
<b>Tony Tarasco, L</b> OBP: 0.320, SLG: 0.398 (1, 9)	P6									3	1	2	1	0	0	0									
<b>Shane Andrews, R</b> OBP: 0.263, SLG: 0.347 <b>Dave Leiper, L</b> (8, 1)										3	0	1	0	0	1	0									
<b>Tim Scott, R</b> OBP: 0.250, SLG: 0.250 (9, 1)										0	0	0	0	0	0	0									
<b>Tavo Alvarez, R</b> (1, 1) <b>Willie Fraser, R</b> (6, 1) <b>Dave Silvestri, R</b> OBP: 0.235, SLG: 0.317 (8, 5)										2	0	0	0	0	1	1									
<b>Inning Stats</b>	R: 0 E: 0 K: 1 S: 10	H: 0 LOB: 0 BB: 0 P: 13	R: 1 E: 1 K: 0 S: 15	H: 1 LOB: 0 BB: 0 P: 21	R: 0 E: 0 K: 2 S: 14	H: 0 LOB: 0 BB: 0 P: 19	R: 0 E: 0 K: 1 S: 10	H: 1 LOB: 1 BB: 0 P: 13	R: 0 E: 0 K: 1 S: 9	H: 1 LOB: 1 BB: 0 P: 13	R: 1 E: 0 K: 0 S: 9	H: 1 LOB: 0 BB: 0 P: 11	R: 0 E: 0 K: 1 S: 6	H: 0 LOB: 0 BB: 0 P: 11	R: 0 E: 0 K: 0 S: 7	H: 0 LOB: 1 BB: 1 P: 13	1B: 3 2B: 2 3B: 0 HR: 1	SF: 1 SAC: 0 DP: 0 HBP: 0	WP: 0 PB: 0 SB: 0 CS: 0	PA: 33					
<b>PITCHER</b>	IP	WLS	BF	H	R	ER	SO	BB	IBB	HBP	BLK	WP	HR	S	P	ERA	WHIP								
<b>Ismael Valdez, R</b> ERA: 2.74 (1, 1)	8.0	W	29	6	2	1	6	0	0	0	0	0	0	80	110	1.12	0.750								
<b>Todd Worrell, R</b> ERA: 1.8 (9, 1)	1.0		4	0	0	0	0	1	0	0	0	0	0	7	13	0.00	1.000								





Batter	1	2	3	4	5	6	7	8	9	10	11	AB	R	H	RBI	BB	SO	LOB	TOP							
<b>Brett Butler, L</b> OBP: 0.373, SLG: 0.387	G4-3	G5-3		F7		G6-3		L8			P5	6	0	0	1	0	0	6								
<b>Chad Forville, S</b> OBP: 0.339, SLG: 0.310	K		B1-3			G6-3			P4		WP 1B	6	1	1	0	0	2	1								
<b>Mike Piazza, R</b> OBP: 0.410, SLG: 0.602	HR		E6			HR			G6-3		HBP 1B IBB	5	3	2	2	1	1	0								
<b>Eric Karros, R</b> OBP: 0.376, SLG: 0.545	2B		G5-3			F8		F9		G3	HBP 1B	6	1	2	1	0	0	1								
<b>Raul Mondesi, R</b> OBP: 0.346, SLG: 0.518	P3		K			HR				G6-3	1B HBP	5	1	2	1	0	1	2								
<b>Roberto Kelly, R</b> OBP: 0.293, SLG: 0.339		1B		L7		F8		F8		L6	1B	6	0	2	2	0	0	1								
<b>Tim Wallach, R</b> OBP: 0.329, SLG: 0.411	L6			SH1-4 BB		G6-3		G4-3			G6-3	5	1	2	0	1	0	3								
<b>Delino DeShields, L</b> OBP: 0.328, SLG: 0.352 <b>Todd Worrell, R</b>				SH1-4 BB		G6-3		K		FC6-4	1B	4	0	2	0	1	1	1								
<b>Kevin Tapani, R</b> ERA: 5.13 <b>Jeff Tresham, L</b> ERA: 4.52 <b>John Cummings, L</b> ERA: 3.54 <b>Antonio Osuna, R</b> ERA: 5.08 <b>Mark Guthrie, L</b> ERA: 4.1	P6			SH1-4 BB		P7					F9	0	0	0	0	0	0	0								
<b>Inning Stats</b>	R: 1 E: 0 K: 1 S: 11	H: 2 LOB: 1 BB: 0 P: 19	R: 0 E: 0 K: 0 S: 10	H: 2 LOB: 2 BB: 0 P: 14	R: 0 E: 1 K: 2 S: 8	H: 0 LOB: 1 BB: 0 P: 14	R: 0 E: 0 K: 0 S: 8	H: 0 LOB: 2 BB: 2 P: 16	R: 2 E: 0 K: 1 S: 7	H: 2 LOB: 0 BB: 0 P: 13	R: 1 E: 0 K: 0 S: 11	H: 2 LOB: 1 BB: 0 P: 20	R: 0 E: 0 K: 1 S: 6	H: 1 LOB: 1 BB: 0 P: 15	R: 0 E: 0 K: 0 S: 8	H: 0 LOB: 0 BB: 0 P: 9	R: 0 E: 0 K: 0 S: 10	H: 1 LOB: 1 BB: 0 P: 15	R: 3 E: 0 K: 0 S: 13	H: 3 LOB: 2 BB: 1 P: 23	1B: 9 2B: 2 3B: 0 HR: 3	SF: 0 SAC: 1 DP: 0 HBP: 1	WP: 1 PB: 0 SB: 1 CS: 0	PA: 52		
<b>PITCHER</b>	IP WLS BF H R ER SO BB IBB HBP BLK WP HR S P ERA WHIP	4.2 0.1 1.0 1.0 1.0 1.0 1.0	23 0 5 2 1 0 0	6 0 2 1 0 0 0	3 0 1 1 0 1 0	3 0 0 0 0 0 0	43 1 3 0 0 0 0	73 0 3 0 0 0 0	5.79 0.00 9.00 2.00 1.00 0.00	1.714 0.000 2.000 1.000 1.000	<b>PITCHER</b>	IP WLS BF H R ER SO BB IBB HBP BLK WP HR S P ERA WHIP	2.0 L 1.0 8 3 3 3 0 0 1 1 0 1 0 13 23	7 8 3 3 3 0 0 0 1 1 0 1 0 13 23	0 0 0 0 0 0 0	0 0 0 0 0 0 0	18 18 13 23	24 23	0.00 27.00	0.500 3.000						
<b>Rondell White, R</b> OBP: 0.345, SLG: 0.453	G1-3 WP BB		K			G6-3		K			FC6-4 BB	4	1	1	1	2	2	0								
<b>F.P. Santangelo, S</b> OBP: 0.417, SLG: 0.431	G1-3			G4-3						F8	FC6-4 BB	4	0	0	0	2	0	2								
<b>Wil Cordero, R</b> OBP: 0.350, SLG: 0.433	P4			G6-3		P6		P6		K		5	0	0	0	0	1	4								
<b>David Segui, S</b> OBP: 0.383, SLG: 0.469	G5-3			F9		F9		G3		1B BB	1B	5	0	1	0	0	0	4								
<b>Darin Fletcher, L</b> OBP: 0.383, SLG: 0.479 <b>Mel Rojas, R</b>	P6			E3 1B 1B		SH1-3 1B		L9		1B BB	1B BB	4	1	1	0	0	0	0								
<b>Dave Silvestri, R</b> OBP: 0.246, SLG: 0.317				SH1-3 1B		SH1-3		F9				4	1	2	0	0	0	0								
<b>Mike Lansing, R</b> OBP: 0.310, SLG: 0.408	G6-3			SF9 1B		1B		F9		1B BB	1B	4	1	2	0	0	0	0								
<b>Tony Tarasco, L</b> OBP: 0.321, SLG: 0.397 <b>Willie Fraser, R</b>	F8			1B 1B		1B		K		P2		4	1	1	0	1	1	3								
<b>Shane Andrews, R</b> OBP: 0.272, SLG: 0.360				1B 1B		1B		K		P4	G4-6-3 1B	5	0	3	1	0	1	2								
<b>Inning Stats</b>	R: 1 E: 0 K: 0 S: 13	H: 0 LOB: 0 BB: 1 P: 22	R: 0 E: 0 K: 0 S: 8	H: 0 LOB: 0 BB: 0 P: 12	R: 0 E: 0 K: 2 S: 8	H: 1 LOB: 0 BB: 0 P: 10	R: 0 E: 0 K: 0 S: 3	H: 0 LOB: 0 BB: 0 P: 4	R: 3 E: 1 K: 0 S: 23	H: 4 LOB: 3 BB: 1 P: 34	R: 0 E: 0 K: 1 S: 10	H: 1 LOB: 2 BB: 1 P: 20	R: 0 E: 0 K: 1 S: 6	H: 0 LOB: 0 BB: 1 P: 10	R: 0 E: 0 K: 2 S: 9	H: 0 LOB: 0 BB: 0 P: 13	R: 0 E: 0 K: 1 S: 14	H: 2 LOB: 3 BB: 1 P: 24	R: 0 E: 0 K: 0 S: 5	H: 1 LOB: 1 BB: 1 P: 10	1B: 8 2B: 1 3B: 0 HR: 0	SF: 1 SAC: 1 DP: 1 HBP: 0	WP: 1 PB: 0 SB: 1 CS: 0	PA: 47		
<b>PITCHER</b>	IP WLS BF H R ER SO BB IBB HBP BLK WP HR S P ERA WHIP	1.0 3.0 1.0 2.0 2.2	0 13 1 9 10	0 4 0 1 0	0 3 0 0 0	0 0 0 0 0	0 0 0 0 0	0 0 0 0 0	0 0 0 0 0	0 0 0 0 0	0 0 0 0 0	0 0 0 0 0	0 0 0 0 0	0 0 0 0 0	0 0 0 0 0	0 0 0 0 0	0 0 0 0 0	0 0 0 0 0	0 0 0 0 0	0 0 0 0 0	0 0 0 0 0	0 0 0 0 0	0 0 0 0 0	0 0 0 0 0	0 0 0 0 0	
<b>Kevin Tapani, R</b> ERA: 5.13 <b>Pedro Astacio, R</b> ERA: 4.52 <b>John Cummings, L</b> ERA: 3.54 <b>Antonio Osuna, R</b> ERA: 5.08 <b>Mark Guthrie, L</b> ERA: 4.1	IP WLS BF H R ER SO BB IBB HBP BLK WP HR S P ERA WHIP	1.1 1.1 1.1 1.1 1.1	1 1 1 1 1	1 1 1 1 1	0 0 0 0 0	0 0 0 0 0	0 0 0 0 0	0 0 0 0 0	0 0 0 0 0	0 0 0 0 0	0 0 0 0 0	0 0 0 0 0	0 0 0 0 0	0 0 0 0 0	0 0 0 0 0	0 0 0 0 0	0 0 0 0 0	0 0 0 0 0	0 0 0 0 0	0 0 0 0 0	0 0 0 0 0	0 0 0 0 0	0 0 0 0 0	0 0 0 0 0	0 0 0 0 0	
<b>PITCHER</b>	IP WLS BF H R ER SO BB IBB HBP BLK WP HR S P ERA WHIP	1.1 1.1 1.1 1.1 1.1	1 1 1 1 1	1 1 1 1 1	0 0 0 0 0	0 0 0 0 0	0 0 0 0 0	0 0 0 0 0	0 0 0 0 0	0 0 0 0 0	0 0 0 0 0	0 0 0 0 0	0 0 0 0 0	0 0 0 0 0	0 0 0 0 0	0 0 0 0 0	0 0 0 0 0	0 0 0 0 0	0 0 0 0 0	0 0 0 0 0	0 0 0 0 0	0 0 0 0 0	0 0 0 0 0	0 0 0 0 0	0 0 0 0 0	0 0 0 0 0

Los Angeles Dodgers @ Montreal Expos  
Olympic Stadium, Montreal, QB  
Tue Aug 22 1995, 7:05 PM EDT  
Att: 16,057 - Dome

AB 47  
R 7  
H 14  
RBI 7  
BB 3  
SO 5  
LOB 19




Los Angeles Dodgers @ Montreal Expos  
Olympic Stadium, Montreal, QB  
Tue Aug 22 1995, 7:05 PM EDT  
Att: 16,057 - Dome

AB 39  
R 4  
H 9  
RBI 3  
BB 6  
SO 7  
LOB 19





Batter	1	2	3	4	5	6	7	8	9	AB	R	H	RBI	BB	SO	LOB	TOP										
<b>Chad Fonville, S</b> OBP: 0.335, SLG: 0.307 (1, 8)	G6-3		G6-3		FC6-4		WP 2H 1B		G6-3	5	0	1	1	0	0	2	<b>Los Angeles Dodgers @ Montreal Expos</b> Olympic Stadium, Montreal, QB Wed Aug 23 1995, 7:05 PM EDT Att: 15,602 - Dome <a href="http://livebaseballscorecards.com">livebaseballscorecards.com</a>										
<b>Jose Offerman, S</b> OBP: 0.388, SLG: 0.382 (1, 6)	BB			K		G3-1				3	0	0	0	1	2	1											
<b>Mike Piazza, R</b> OBP: 0.411, SLG: 0.610 (1, 2)	K			G1-3		HR				4	1	2	1	0	1	1											
<b>Eric Karros, R</b> OBP: 0.372, SLG: 0.539 (1, 3)	K			K		K				4	0	0	0	0	4	2											
<b>Raul Mondesi, R</b> OBP: 0.347, SLG: 0.517 (1, 9)		G6-3 1B			K	S 1B BB		P8		3	1	1	0	1	1	1											
<b>Roberto Kelly, R</b> OBP: 0.295, SLG: 0.341 (1, 7)	K			HR 1B	HR 1B	CS 1B		G5-3		4	1	2	1	0	1	2											
<b>Tim Wallach, R</b> OBP: 0.331, SLG: 0.424 (1, 5)	G6-3				HR 1B	CS 1B	SH1-3 1B		G4-3	4	2	2	2	0	0	1											
<b>Delino DeShields, L</b> OBP: 0.335, SLG: 0.350 (1, 4)			G4-3		G3		L9		SH1-4 1B	4	0	1	0	0	0	1											
<b>Ramon Martinez, R</b> OBP: 0.154, SLG: 0.176 (1, 1)	G5-3				FC6-4 1B		SH1-3		SH1-4	2	0	1	0	0	0	0											
<b>Inning Stats</b>	R: 0 E: 0 K: 2 S: 11	H: 0 LOB: 1 BB: 1 P: 18	R: 0 E: 0 K: 1 S: 8	H: 1 LOB: 0 BB: 0 P: 13	R: 0 E: 0 K: 0 S: 8	H: 0 LOB: 0 BB: 0 P: 10	R: 0 E: 0 K: 2 S: 8	H: 0 LOB: 0 BB: 0 P: 11	R: 2 E: 0 K: 1 S: 11	H: 3 LOB: 1 BB: 0 P: 17	R: 2 E: 0 K: 2 S: 17	H: 2 LOB: 0 BB: 1 P: 33	R: 1 E: 0 K: 0 S: 13	H: 2 LOB: 1 BB: 0 P: 17	R: 0 E: 0 K: 1 S: 10	H: 1 LOB: 1 BB: 0 P: 15		R: 0 E: 0 K: 0 S: 9	H: 1 LOB: 1 BB: 0 P: 15	1B: 8 2B: 0 3B: 0 HR: 2	SF: 0 SAC: 2 DP: 1 HBP: 0	WP: 1 PB: 0 CS: 1	PA: 38				
<b>PITCHER</b>	IP	WLS	BF	H	R	ER	SO	BB	IBB	HBP	BLK	WP	HR	S	P	ERA	WHIP										
<b>Jeff Fassero, L</b> ERA: 4.07 (1, 1)	6.2	L	28	8	5	5	8	2	0	0	0	0	2	73	115	6.75	1.500										
<b>Greg Harris, R</b> ERA: 2.45 (7, 1)	1.1		5	1	0	0	1	0	0	0	0	1	0	13	19	0.00	0.750										
<b>Jeff Shaw, R</b> ERA: 4.72 (9, 1)	1.0		4	1	0	0	0	0	0	0	0	0	0	9	15	0.00	1.000										

Batter	1	2	3	4	5	6	7	8	9	AB	R	H	RBI	BB	SO	LOB	BOTTOM										
<b>F.P. Santangelo, S</b> OBP: 0.438, SLG: 0.453 (1, 7)	FC6-4 2B		G6-3		FC6-4 BB			FC6-4 BB		2	0	1	0	2	0	0	<b>Los Angeles Dodgers @ Montreal Expos</b> Olympic Stadium, Montreal, QB Wed Aug 23 1995, 7:05 PM EDT Att: 15,602 - Dome <a href="http://livebaseballscorecards.com">livebaseballscorecards.com</a>										
<b>Wil Cordero, R</b> OBP: 0.349, SLG: 0.431 <b>Jeff Shaw, R</b> (9, 1)	G6-3		1B		F8		FC6-4 G6-4-3			4	0	1	0	0	0	3											
<b>Rondell White, R</b> OBP: 0.347, SLG: 0.452 (1, 8)	FC6-4 BB		1B		FC6-4 1-2		G6-4-3 1-2			3	0	1	0	1	0	2											
<b>David Segui, S</b> OBP: 0.379, SLG: 0.464 (1, 3)	FC6-4 1-2 2-3		L7		G4-3		F9		F9	4	0	0	0	0	0	4											
<b>Darrin Fletcher, L</b> OBP: 0.379, SLG: 0.473 <b>Greg Harris, S</b> OBP: 0.333, SLG: 0.667 <b>Jeff Treadway, L</b> OBP: 0.266, SLG: 0.283 (9, 4)	F8		G3-1		F9		1B			3	0	0	0	0	0	4											
<b>Mike Lansing, R</b> OBP: 0.307, SLG: 0.404 (9, 6)		G5-3		K		P5		FC5-4		0	0	0	0	0	0	0											
<b>Tony Tarasco, L</b> OBP: 0.320, SLG: 0.393 (1, 9)	F8		G4-6-3 BB		P4		P3			3	0	0	0	1	0	1											
<b>Shane Andrews, R</b> OBP: 0.273, SLG: 0.359 (1, 5)		1B		G4-6-3 1-2		G5-3				3	0	1	0	0	0	1											
<b>Jeff Fassero, L</b> OBP: 0.160, SLG: 0.067 <b>Tim Laker, R</b> OBP: 0.295, SLG: 0.373 (7, 2)		K		B1-3		G1-3				2	0	0	0	0	1	1											
<b>Inning Stats</b>	R: 0 E: 0 K: 0 S: 10	H: 1 LOB: 2 BB: 1 P: 21	R: 0 E: 0 K: 1 S: 10	H: 1 LOB: 0 BB: 0 P: 15	R: 0 E: 0 K: 0 S: 8	H: 2 LOB: 2 BB: 0 P: 10	R: 0 E: 0 K: 1 S: 7	H: 0 LOB: 0 BB: 1 P: 11	R: 0 E: 0 K: 0 S: 7	H: 0 LOB: 1 BB: 1 P: 14	R: 0 E: 0 K: 0 S: 5	H: 0 LOB: 0 BB: 0 P: 9	R: 0 E: 0 K: 0 S: 10	H: 0 LOB: 0 BB: 0 P: 15	R: 0 E: 0 K: 0 S: 7	H: 0 LOB: 0 BB: 1 P: 13	R: 0 E: 0 K: 0 S: 7	H: 1 LOB: 1 BB: 0 P: 12	1B: 4 2B: 1 3B: 0 HR: 0	SF: 0 SAC: 0 DP: 2 HBP: 0	WP: 0 PB: 0 CS: 0	PA: 34					
<b>PITCHER</b>	IP	WLS	BF	H	R	ER	SO	BB	IBB	HBP	BLK	WP	HR	S	P	ERA	WHIP										
<b>Ramon Martinez, R</b> ERA: 3.71 (1, 1)	9.0	W	34	5	0	0	2	4	0	0	0	0	0	71	120	0.00	1.000										





Batter	1	2	3	4	5	6	7	8	9	AB	R	H	RBI	BB	SO	LOB	TOP					
<b>Deion Sanders, L</b> OBP: 0.312, SLG: 0.404 (1, 8)										5	2	2	0	0	0	1	<b>San Francisco Giants @ Montreal Expos</b> Olympic Stadium, Montreal, QB Thu Aug 24 1995, 7:05 PM EDT Att: 13,164 - Dome					
<b>Robby Thompson, R</b> OBP: 0.306, SLG: 0.324 (1, 4)										5	0	0	0	0	0	3						
<b>Barry Bonds, L</b> OBP: 0.434, SLG: 0.575 (1, 7)										3	2	2	2	0	0	0						
<b>Matt Williams, R</b> OBP: 0.422, SLG: 0.703 (1, 5)										3	1	0	0	1	1	1						
<b>Glenallen Hill, R</b> OBP: 0.327, SLG: 0.478 (1, 9)										3	0	2	2	1	0	0						
<b>Mark Carreon, R</b> OBP: 0.332, SLG: 0.458 (1, 3)										4	0	1	0	0	0	3						
<b>Royce Clayton, R</b> OBP: 0.305, SLG: 0.352 (1, 6)										4	0	0	0	0	2	3						
<b>Kirt Manwaring, R</b> OBP: 0.313, SLG: 0.333 (1, 2)										4	0	0	0	0	1	0						
<b>Sergio Valdez, R</b> OBP: 0.083, SLG: 0.083 (1, 1)										2	0	0	0	0	0	0						
<b>Tom Lampkin, L</b> OBP: 0.385, SLG: 0.386 (7, PH)										1	0	0	0	0	0	0						
<b>Scott Service, R</b> (7, 1)										0	0	0	0	0	0	0						
<b>John Patterson, S</b> OBP: 0.277, SLG: 0.287 (9, PH)										1	0	1	0	0	0	0						
<b>Rod Beck, R</b> OBP: 0.333, SLG: 0.333 (9, 1)										0	0	0	0	0	0	0						
<b>Inning Stats</b>	R: 2 E: 0 K: 0 S: 16	H: 4 LOB: 2 BB: 0 P: 29	R: 0 E: 0 K: 1 S: 9	H: 0 LOB: 0 BB: 0 P: 12	R: 0 E: 0 K: 0 S: 13	H: 0 LOB: 2 BB: 1 P: 20	R: 0 E: 0 K: 1 S: 7	H: 0 LOB: 0 BB: 0 P: 10	R: 0 E: 0 K: 0 S: 4	H: 0 LOB: 0 BB: 0 P: 6	R: 0 E: 0 K: 1 S: 6	H: 0 LOB: 0 BB: 0 P: 7	R: 0 E: 0 K: 0 S: 6	H: 0 LOB: 0 BB: 0 P: 6	R: 3 E: 1 K: 0 S: 11	H: 3 LOB: 1 BB: 1 P: 19	R: 0 E: 0 K: 0 S: 10	H: 1 LOB: 1 BB: 0 P: 18	1B: 5 2B: 2 3B: 0 HR: 1	SF: 0 SAC: 0 DP: 0 HBP: 1	WP: 0 PB: 0 SB: 1 CS: 0	PA: 38
<b>PITCHER</b>	IP WLS BF H R ER SO BB IBB HBP BLK WP HR S P ERA WHIP																					
<b>Gil Heredia, R</b> ERA: 4.93	(1, 1) 7.1 0 0 29 5 3 3 3 1 0 1 0 0 0 1 64 94 3.68 0.818																					
<b>Dave Leiper, L</b> ERA: 3.48	(8, 1) 0.0 L 1 1 0 0 0 0 0 0 0 0 0 0 0 2 4 ∞ ∞																					
<b>Tim Scott, R</b> ERA: 4.06	(8, 1) 0.0 0 0 1 0 0 0 0 0 0 0 0 0 0 1 5 ∞ ∞																					
<b>Mel Rojas, R</b> ERA: 4.25	(8, 1) 0.2 3 1 2 1 1 0 0 0 0 0 0 0 0 5 6 13.50 1.500																					
<b>Willie Fraser, R</b> ERA: 6.35	(9, 1) 1.0 4 1 0 0 0 0 0 0 0 0 0 0 0 10 18 0.00 1.000																					
<b>Batter</b>	<b>1</b>	<b>2</b>	<b>3</b>	<b>4</b>	<b>5</b>	<b>6</b>	<b>7</b>	<b>8</b>	<b>9</b>	<b>AB</b>	<b>R</b>	<b>H</b>	<b>RBI</b>	<b>BB</b>	<b>SO</b>	<b>LOB</b>	<b>BOTTOM</b>					
<b>F.P. Santangelo, S</b> OBP: 0.426, SLG: 0.491 (7, 9)										4	1	1	1	0	0	1	<b>San Francisco Giants @ Montreal Expos</b> Olympic Stadium, Montreal, QB Thu Aug 24 1995, 7:05 PM EDT Att: 13,164 - Dome					
<b>Dave Silvestri, R</b> OBP: 0.280, SLG: 0.306 (1, 6)										2	1	0	0	2	0	0						
<b>Rondell White, R</b> OBP: 0.348, SLG: 0.453 (1, 8)										4	1	2	0	0	0	1						
<b>David Segui, S</b> OBP: 0.375, SLG: 0.460 (1, 3)										3	0	0	1	0	0	2						
<b>Darrin Fletcher, L</b> OBP: 0.374, SLG: 0.466 (1, 2)										4	0	0	1	0	0	0						
<b>Mike Lansing, R</b> OBP: 0.306, SLG: 0.405 (1, 4)										4	0	1	0	0	0	1						
<b>Tony Tarasco, L</b> OBP: 0.321, SLG: 0.394 (1, 9)										2	0	1	0	0	0	0						
<b>Curtis Pride, L</b> OBP: 0.246, SLG: 0.200 (6, PH) (7, 7)										2	0	1	0	0	0	0						
<b>Shane Andrews, R</b> OBP: 0.274, SLG: 0.359 (1, 5)										3	0	1	0	0	0	2						
<b>Sean Berry, R</b> OBP: 0.346, SLG: 0.485 (9, PH)										1	0	0	0	0	0	1						
<b>Gil Heredia, R</b> OBP: 0.207, SLG: 0.207 (1, 1)										3	0	0	0	0	1	3						
<b>Dave Leiper, L</b> (8, 1)										0	0	0	0	0	0	0						
<b>Tim Scott, R</b> OBP: 0.250, SLG: 0.250 (8, 1)										0	0	0	0	0	0	0						
<b>Mel Rojas, R</b> (8, 1)										0	0	0	0	0	0	0						
<b>Willie Fraser, R</b> (9, 1)										0	0	0	0	0	0	0						
<b>Inning Stats</b>	R: 3 E: 1 K: 0 S: 19	H: 2 LOB: 0 BB: 1 P: 34	R: 0 E: 0 K: 1 S: 16	H: 1 LOB: 1 BB: 0 P: 22	R: 0 E: 0 K: 0 S: 4	H: 1 LOB: 0 BB: 0 P: 9	R: 0 E: 0 K: 0 S: 13	H: 2 LOB: 2 BB: 0 P: 20	R: 0 E: 0 K: 0 S: 10	H: 0 LOB: 0 BB: 0 P: 15	R: 0 E: 0 K: 0 S: 8	H: 0 LOB: 0 BB: 0 P: 9	R: 0 E: 0 K: 0 S: 4	H: 0 LOB: 0 BB: 0 P: 5	R: 0 E: 0 K: 0 S: 9	H: 1 LOB: 1 BB: 0 P: 13	1B: 5 2B: 2 3B: 0 HR: 1	SF: 1 SAC: 0 DP: 2 HBP: 0	WP: 0 PB: 0 SB: 2 CS: 0	PA: 35		
<b>PITCHER</b>	IP WLS BF H R ER SO BB IBB HBP BLK WP HR S P ERA WHIP																					
<b>Sergio Valdez, R</b> ERA: 5.15	(1, 1) 6.0 0 0 25 6 3 2 1 2 0 0 0 0 0 75 124 3.00 1.333																					
<b>Scott Service, R</b> ERA: 3.14	(7, 1) 2.0 W 6 0 0 0 0 0 0 0 0 0 0 0 0 12 14 0.00 0.000																					
<b>Rod Beck, R</b> ERA: 5.06	(9, 1) 1.0 S 4 1 0 0 0 0 0 0 0 0 0 0 0 9 13 0.00 1.000																					







Batter	1	2	3	4	5	6	7	8	9	AB	R	H	RBI	BB	SO	LOB	TOP			
Deion Sanders, L OBP: 0.309, SLG: 0.398	G4-3	G1-2-3				G5-3	FC6-4		P6	5	0	1	0	0	0	6	<b>San Francisco Giants @ Montreal Expos</b> Olympic Stadium, Montreal, QB Sat Aug 26 1995, 7:05 PM EDT Att: 16,657 - Dome			
Robby Thompson, R OBP: 0.299, SLG: 0.315	E1		P4			G5-3	G5-3		G6-3	5	1	0	0	0	0	1				
Barry Bonds, L OBP: 0.433, SLG: 0.569			K			F7	F8		G6-3	5	0	1	1	0	1	1				
Matt Williams, R OBP: 0.417, SLG: 0.704	K		E6							4	1	2	1	0	1	1				
Glenallen Hill, R OBP: 0.321, SLG: 0.469	G4-3		FC6-4							4	0	0	0	0	0	3				
Mark Carreon, R OBP: 0.343, SLG: 0.471										4	0	4	0	0	0	0				
Royce Clayton, R OBP: 0.307, SLG: 0.354										3	0	2	0	0	0	1				
Kirt Manwaring, R OBP: 0.312, SLG: 0.328										3	0	0	0	1	1	3				
Jamie Brewington, R OBP: 0.200, SLG: 0.200										3	0	0	0	0	2	6				
Tom Lampkin, L OBP: 0.373, SLG: 0.373										1	0	0	0	0	0	1				
Scott Service, R OBP: 0.312, SLG: 0.328										0	0	0	0	0	0	0				
Shawn Barton, R OBP: 0.333, SLG: 0.333										0	0	0	0	0	0	0				
Rod Beck, R OBP: 0.333, SLG: 0.333										0	0	0	0	0	0	0				
<b>Inning Stats</b>	R: 1 E: 1 K: 1 S: 7	H: 1 LOB: 1 BB: 0 P: 7	R: 0 E: 0 K: 1 S: 6	H: 2 LOB: 2 BB: 1 P: 10	R: 0 E: 1 K: 1 S: 6	H: 0 LOB: 1 BB: 0 P: 6	R: 0 E: 0 K: 1 S: 5	H: 1 LOB: 0 BB: 0 P: 5	R: 0 E: 0 K: 1 S: 6	H: 1 LOB: 3 BB: 0 P: 6	R: 0 E: 0 K: 0 S: 4	H: 1 LOB: 1 BB: 0 P: 4	R: 0 E: 0 K: 0 S: 4	H: 1 LOB: 1 BB: 0 P: 4	R: 0 E: 0 K: 0 S: 3	H: 0 LOB: 0 BB: 0 P: 3	1B: 8 2B: 1 3B: 0 HR: 1	SF: 0 SAC: 1 DP: 2 HBP: 0	WP: 0 PB: 0 SB: 1 CS: 0	PA: 39
<b>PITCHER</b>	IP WLS BF H R ER SO BB IBB HBP BLK WP HR S P ERA WHIP																			
Tavo Alvarez, R ERA: 3.09	6.0 L 28 8 2 1 5 1 0 0 0 0 0 1 37 41 1.50 1.500																			
Tim Scott, R ERA: 3.99	7.1 1.0 4 1 0 0 0 0 0 0 0 0 4 4 0.00 1.000																			
Greg Harris, R ERA: 2.38	8.1 1.0 4 1 0 0 0 0 0 0 0 0 4 4 0.00 1.000																			
Dave Leiper, L ERA: 3.38	9.1 1.0 3 0 0 0 0 0 0 0 0 0 3 3 0.00 0.000																			

Batter	1	2	3	4	5	6	7	8	9	AB	R	H	RBI	BB	SO	LOB	BOTTOM			
Rondell White, R OBP: 0.348, SLG: 0.461			G5-3			G4-3		G6-3		4	1	1	1	0	0	2	<b>San Francisco Giants @ Montreal Expos</b> Olympic Stadium, Montreal, QB Sat Aug 26 1995, 7:05 PM EDT Att: 16,657 - Dome			
Tony Tarasco, L OBP: 0.326, SLG: 0.397			P6					G3		2	0	0	0	2	0	0				
Wil Cordero, R OBP: 0.346, SLG: 0.427			F7			K		K		4	0	0	0	0	3	4				
Darrin Fletcher, L OBP: 0.370, SLG: 0.463						P6		F8		3	0	0	0	0	0	1				
Dave Silvestri, R OBP: 0.209, SLG: 0.318			F9							1	0	0	0	0	0	0				
David Segui, S OBP: 0.378, SLG: 0.463						F8		F7		3	0	0	0	1	0	0				
Mike Lansing, R OBP: 0.305, SLG: 0.401			G6-3			G6-3		G6-3		4	0	1	0	0	0	2				
Sean Berry, R OBP: 0.383, SLG: 0.535										4	0	2	0	0	0	0				
Mark Grudzielanek, R OBP: 0.304, SLG: 0.323										2	0	0	0	0	0	0				
F.P. Santangelo, S OBP: 0.405, SLG: 0.460			G6-3							1	0	0	0	0	0	2				
Tavo Alvarez, R ERA: 3.38										2	0	0	0	0	0	2				
Tim Scott, R OBP: 0.250, SLG: 0.250										0	0	0	0	0	0	0				
Jeff Treadway, L OBP: 0.262, SLG: 0.279										1	0	0	0	0	0	0				
Greg Harris, S OBP: 0.333, SLG: 0.667										0	0	0	0	0	0	0				
Dave Leiper, L ERA: 4.99										0	0	0	0	0	0	0				
<b>Inning Stats</b>	R: 1 E: 0 K: 0 S: 4	H: 1 LOB: 2 BB: 2 P: 12	R: 0 E: 0 K: 0 S: 3	H: 0 LOB: 0 BB: 0 P: 3	R: 0 E: 0 K: 1 S: 5	H: 0 LOB: 0 BB: 0 P: 5	R: 0 E: 0 K: 0 S: 3	H: 0 LOB: 0 BB: 0 P: 3	R: 0 E: 0 K: 1 S: 5	H: 1 LOB: 3 BB: 1 P: 11	R: 0 E: 0 K: 0 S: 3	H: 0 LOB: 0 BB: 0 P: 3	R: 0 E: 0 K: 1 S: 5	H: 0 LOB: 2 BB: 0 P: 5	R: 0 E: 0 K: 0 S: 5	H: 2 LOB: 2 BB: 0 P: 5	1B: 2 2B: 1 3B: 0 HR: 1	SF: 0 SAC: 0 DP: 0 HBP: 1	WP: 0 PB: 0 SB: 1 CS: 0	PA: 35
<b>PITCHER</b>	IP WLS BF H R ER SO BB IBB HBP BLK WP HR S P ERA WHIP																			
Jamie Brewington, R ERA: 2.93	7.0 W 27 2 1 1 2 2 1 0 0 0 0 1 27 40 1.29 0.571																			
Scott Service, R ERA: 2.93	8.1 1.0 3 0 0 0 1 0 0 0 0 0 5 5 0.00 0.000																			
Shawn Barton, L ERA: 4.08	9.1 0.1 1 0 0 0 0 0 0 0 0 0 1 1 0.00 0.000																			
Rod Beck, R ERA: 4.99	9.1 0.2 S 4 2 0 0 0 0 0 0 0 0 0 4 4 0.00 3.000																			









Batter	1	2	3	4	5	6	7	8	9	AB	R	H	RBI	BB	SO	LOB	TOP								
Rondell White, R OBP: 0.350, SLG: 0.463 (1, 8)	G6-3		G5-3						F8	5	1	2	0	0	0	0	<b>Montreal Expos @ San Diego Padres</b> Jack Murphy Stadium, San Diego, CA Tue Aug 29 1995, 10:05 PM EDT Att: 11,578 - Unknown - 79 F								
David Segui, S OBP: 0.375, SLG: 0.458 (1, 3)	F8		K						L4	5	0	2	0	0	1	0									
Wil Cordero, R OBP: 0.347, SLG: 0.423 (1, 7)	1B BB		E 1B							3	1	1	0	1	1	3									
Darrin Fletcher, L OBP: 0.369, SLG: 0.460 (1, 2)	1B		E4							4	0	1	0	0	0	4									
Sean Berry, R OBP: 0.357, SLG: 0.523 (1, 5)	1B		K							4	0	1	1	0	1	2									
Mike Lansing, R OBP: 0.302, SLG: 0.394 (1, 4)	P4									3	0	0	0	1	0	2									
Tony Tarasco, L OBP: 0.325, SLG: 0.391 (1, 9)			F9							3	0	0	0	1	0	1									
Mark Grudzielanek, R OBP: 0.297, SLG: 0.321 (1, 6)	F9		K							4	0	0	0	0	2	2									
Jeff Fassero, L OBP: 0.151, SLG: 0.063 (1, 1)										3	0	0	0	0	3	0									
Tim Scott, R OBP: 0.250, SLG: 0.250 (8, 1)										0	0	0	0	0	0	0									
Jeff Treadway, L OBP: 0.258, SLG: 0.274 (9, PH)										1	0	0	0	0	0	0									
Mel Rojas, R (9, 1)										0	0	0	0	0	0	0									
<b>Inning Stats</b>	R: 1 E: 0 K: 0 S: 9	H: 2 LOB: 2 BB: 1 P: 20	R: 0 E: 0 K: 1 S: 6	H: 0 LOB: 0 BB: 0 P: 6	R: 0 E: 1 K: 2 S: 12	H: 1 LOB: 2 BB: 0 P: 15	R: 0 E: 0 K: 1 S: 8	H: 0 LOB: 0 BB: 0 P: 13	R: 1 E: 0 K: 1 S: 14	H: 2 LOB: 1 BB: 0 P: 19	R: 0 E: 0 K: 0 S: 9	H: 0 LOB: 1 BB: 1 P: 14	R: 0 E: 0 K: 1 S: 13	H: 2 LOB: 2 BB: 0 P: 22	R: 0 E: 0 K: 1 S: 9	H: 0 LOB: 1 BB: 1 P: 18	R: 0 E: 0 K: 0 S: 8	H: 0 LOB: 0 BB: 0 P: 12	1B: 7 2B: 0 3B: 0 HR: 0	SF: 0 SAC: 0 DP: 0 HBP: 0	WP: 0 PB: 0 SB: 2 CS: 0	PA: 38			
<b>PITCHER</b>	IP WLS BF H R ER SO BB IBB HBP BLK WP HR S P ERA WHIP	7.0 L 31 7 2 2 7 2 0 0 0 0 0 0 71 109 2.57 1.286	2.0 7 0 0 0 0 1 1 0 0 0 0 0 0 17 30 0.00 0.500																						

AB	35
R	2
H	7
RBI	1
BB	3
SO	8
LOB	14



Batter	1	2	3	4	5	6	7	8	9	AB	R	H	RBI	BB	SO	LOB	BOTTOM							
Bip Roberts, S OBP: 0.360, SLG: 0.383 (1, 7)	L8		G5-3						P3	4	0	0	0	0	1	4	<b>Montreal Expos @ San Diego Padres</b> Jack Murphy Stadium, San Diego, CA Tue Aug 29 1995, 10:05 PM EDT Att: 11,578 - Unknown - 79 F							
Steve Finley, L OBP: 0.377, SLG: 0.451 (1, 8)	G4-3		E7 1B						K	4	0	1	0	0	1	0								
Tony Gwynn, L OBP: 0.392, SLG: 0.476 (1, 9)	L6		G3						G4-3	4	0	1	0	0	0	1								
Ken Caminiti, S OBP: 0.371, SLG: 0.465 (1, 5)			K						L3-6 2B	4	0	1	0	0	1	2								
Archi Cianfrocco, R OBP: 0.348, SLG: 0.469 (1, 3)			G3							3	0	0	0	0	1	2								
Scott Livingstone, L OBP: 0.374, SLG: 0.488 (9, PH)			G5-3						B1-3 BB	0	0	0	0	1	0	0								
Jody Reed, R OBP: 0.356, SLG: 0.305 (1, 4)			K						B1-3	4	0	0	0	0	1	1								
Brad Ausmus, R OBP: 0.362, SLG: 0.417 (1, 2)			CS 1B						K	4	1	3	1	0	1	0								
Andujar Cedeno, R OBP: 0.275, SLG: 0.338 (1, 6)			SH1-4 1B							3	0	3	0	0	0	0								
Joey Hamilton, R OBP: 0.138, SLG: 0.127 (1, 1)			SH1-4							0	0	0	0	0	0	0								
Melvin Nieves, S OBP: 0.273, SLG: 0.359 (7, PH)			SH5-4							1	0	0	0	0	1	1								
Bryce Florie, R (8, 1)										0	0	0	0	0	0	0								
<b>Inning Stats</b>	R: 0 E: 0 K: 0 S: 7	H: 0 LOB: 0 BB: 0 P: 10	R: 0 E: 0 K: 2 S: 8	H: 0 LOB: 0 BB: 0 P: 11	R: 0 E: 1 K: 0 S: 9	H: 1 LOB: 1 BB: 0 P: 11	R: 0 E: 0 K: 1 S: 12	H: 2 LOB: 2 BB: 0 P: 16	R: 0 E: 0 K: 1 S: 9	H: 1 LOB: 1 BB: 0 P: 14	R: 1 E: 0 K: 1 S: 15	H: 2 LOB: 1 BB: 0 P: 20	R: 0 E: 0 K: 1 S: 9	H: 1 LOB: 0 BB: 0 P: 13	R: 0 E: 0 K: 1 S: 6	H: 0 LOB: 0 BB: 1 P: 12	1B: 7 2B: 3 3B: 0 HR: 1	SF: 0 SAC: 2 DP: 2 HBP: 0	WP: 0 PB: 0 SB: 0 CS: 1	PA: 34				
<b>PITCHER</b>	IP WLS BF H R ER SO BB IBB HBP BLK WP HR S P ERA WHIP	7.1 W 30 9 1 1 6 0 0 0 0 0 0 3 3 0.00 0.000	1.0 S 3 0 0 0 1 1 0 0 0 0 0 0 6 12 0.00 1.000																					

AB	31
R	1
H	9
RBI	1
BB	1
SO	7
LOB	11













Batter	1	2	3	4	5	6	7	8	9	AB	R	H	RBI	BB	SO	LOB	TOP					
<b>Tony Tarasco, L</b> OBP: 0.319, SLG: 0.383 (1, 9)	G3		F8		E4		E5		G5-3	5	0	0	0	0	0	4						
<b>David Segui, S</b> OBP: 0.373, SLG: 0.458 (1, 3)	G6-3		HR		FC5-4		G6-4-3		G4-3	4	1	2	4	1	0	1						
<b>Rondell White, R</b> OBP: 0.344, SLG: 0.455 (1, 8)	G6-3		E5		FC5-4		K			4	1	0	0	0	1	4						
<b>Darrin Fletcher, L</b> OBP: 0.366, SLG: 0.463 (1, 2)		P6	F8				G6-4-3			3	1	0	0	1	0	2						
<b>Sean Berry, R</b> OBP: 0.366, SLG: 0.545 (1, 5)	G6-4-3				G6-3		L6		K2-3	4	0	1	0	0	1	1						
<b>Mike Lansing, R</b> OBP: 0.308, SLG: 0.405 (1, 4)	G6-4-3				K		1B		G3	4	0	1	1	0	1	1						
<b>Wil Cordero, R</b> OBP: 0.342, SLG: 0.416 (1, 7)			FC6-4		F9		1B		K	4	0	2	0	0	1	0						
<b>Mark Grudzielanek, R</b> OBP: 0.294, SLG: 0.312 (1, 6)			FC6-4		G1-3		F7-3		B1-3	4	1	0	0	0	0	3						
<b>Tavo Alvarez, R</b> OBP: 0.333, SLG: 0.667 (7, PH)			SH		F9				G5-3	1	1	0	0	0	0	0						
<b>Greg Harris, S</b> OBP: 0.356, SLG: 0.441 (7, PH)			HR				1B			0	0	0	0	0	0	0						
<b>F.P. Santangelo, S</b> OBP: 0.292, SLG: 0.292 (7, PH)										0	0	0	0	0	0	0						
<b>Tim Scott, R</b> OBP: 0.292, SLG: 0.292 (7, PH)										0	0	0	0	0	0	0						
<b>Dave Leiper, L</b> OBP: 0.279, SLG: 0.328 (8, PH)										0	0	0	0	0	0	0						
<b>Dave Silvestri, R</b> OBP: 0.279, SLG: 0.328 (8, PH)										0	0	0	0	0	0	0						
<b>Mel Rojas, R</b> OBP: 0.279, SLG: 0.328 (8, PH)										0	0	0	0	0	0	0						
<b>Inning Stats</b>	R: 0 E: 0 K: 0 S: 7	H: 0 LOB: 0 BB: 0 P: 9	R: 0 E: 0 K: 0 S: 4	H: 1 LOB: 0 BB: 0 P: 7	R: 4 E: 1 K: 0 S: 14	H: 2 LOB: 0 BB: 0 P: 24	R: 0 E: 0 K: 1 S: 9	H: 0 LOB: 0 BB: 0 P: 13	R: 0 E: 0 K: 0 S: 11	H: 0 LOB: 2 BB: 1 P: 18	R: 1 E: 1 K: 0 S: 9	H: 2 LOB: 1 BB: 0 P: 16	R: 1 E: 1 K: 1 S: 9	H: 2 LOB: 1 BB: 0 P: 17	R: 0 E: 0 K: 2 S: 8	H: 0 LOB: 0 BB: 0 P: 9	R: 0 E: 0 K: 0 S: 8	H: 1 LOB: 1 BB: 0 P: 11	1B: 7 2B: 1 3B: 0 HR: 1	SF: 0 SAC: 1 DP: 3 HBP: 0	WP: 0 PB: 0 SB: 1 CS: 0	PA: 38
<b>PITCHER</b>	IP	WLS	BF	H	R	ER	SO	BB	IBB	HBP	BLK	WP	HR	S	P	ERA	WHIP					
<b>Ismael Valdez, R</b> ERA: 3.07 (1, 1)	6.0	L	29	7	6	5	1	1	1	0	0	0	1	59	98	7.50	1.333					
<b>Pedro Astacio, R</b> ERA: 4.34 (7, 1)	2.0		5	0	0	0	3	0	0	0	0	0	0	12	15	0.00	0.000					
<b>John Cummings, L</b> ERA: 4.05 (9, 1)	1.0		4	1	0	0	0	0	0	0	0	0	0	8	11	0.00	1.000					

**Montreal Expos @ Los Angeles Dodgers**  
Dodger Stadium, Los Angeles, CA  
Fri Sep 01 1995, 7:05 PM PDT  
Att: 31,895 - Unknown - 73 F

AB	35
R	6
H	8
RBI	5
BB	2
SO	4
LOB	16



Batter	1	2	3	4	5	6	7	8	9	AB	R	H	RBI	BB	SO	LOB	BOTTOM					
<b>Brett Butler, L</b> OBP: 0.380, SLG: 0.393 (1, 8)	G6-3		G6-3		BB		P6		F9	5	1	1	0	0	0	2						
<b>Jose Offerman, S</b> OBP: 0.388, SLG: 0.376 (1, 6)			1B		1B		G3		1B	4	1	3	1	1	0	1						
<b>Mike Piazza, R</b> OBP: 0.416, SLG: 0.637 (1, 2)	G6-3		FC6-4		1B		F8		K	5	1	2	1	0	1	2						
<b>Eric Karros, R</b> OBP: 0.367, SLG: 0.530 (1, 3)	K		FC6-4		1B		G6-3		F8	5	1	1	1	0	1	4						
<b>Raul Mondesi, R</b> OBP: 0.333, SLG: 0.498 (1, 9)		F7			G5-3		P3			3	0	0	0	1	0	0						
<b>Delino DeShields, L</b> OBP: 0.352, SLG: 0.372 (1, 4)		G5-3-5			G4-3		SH3-4		1B	3	0	2	2	1	0	0						
<b>Dave Hansen, L</b> OBP: 0.356, SLG: 0.312 (1, 5)		G5-3-5			G3		SH3-4			3	0	0	0	0	1	3						
<b>Garey Ingram, R</b> OBP: 0.339, SLG: 0.271 (6, PH)										0	0	0	0	0	0	0						
<b>Mike Busch, R</b> OBP: 0.333, SLG: 0.333 (9, 5)										0	0	0	0	0	0	0						
<b>Chad Fonville, S</b> OBP: 0.346, SLG: 0.314 (1, 7)			G6-3		G4-3		F9			4	1	2	0	0	0	1						
<b>Ismael Valdez, R</b> OBP: 0.096, SLG: 0.078 (1, 1)			SH1-4		F8		G6-3			1	0	0	0	0	0	0						
<b>Pedro Astacio, R</b> OBP: 0.160, SLG: 0.167 (7, 1)										0	0	0	0	0	0	0						
<b>Roberto Kelly, R</b> OBP: 0.293, SLG: 0.338 (6, PH)										1	0	0	0	0	0	1						
<b>John Cummings, L</b> ERA: 4.03 (9, 1)										0	0	0	0	0	0	0						
<b>Inning Stats</b>	R: 0 E: 0 K: 1 S: 9	H: 1 LOB: 1 BB: 0 P: 16	R: 0 E: 0 K: 0 S: 6	H: 0 LOB: 1 BB: 1 P: 11	R: 1 E: 0 K: 0 S: 11	H: 3 LOB: 0 BB: 0 P: 14	R: 0 E: 0 K: 0 S: 4	H: 0 LOB: 0 BB: 0 P: 6	R: 4 E: 0 K: 1 S: 16	H: 4 LOB: 2 BB: 2 P: 32	R: 0 E: 0 K: 0 S: 11	H: 1 LOB: 1 BB: 0 P: 16	R: 0 E: 0 K: 0 S: 10	H: 0 LOB: 0 BB: 0 P: 12	R: 0 E: 0 K: 0 S: 7	H: 1 LOB: 1 BB: 0 P: 7	R: 0 E: 0 K: 1 S: 10	H: 1 LOB: 1 BB: 0 P: 14	1B: 10 2B: 2 3B: 0 HR: 0	SF: 0 SAC: 3 DP: 1 HBP: 0	WP: 0 PB: 0 SB: 1 CS: 0	PA: 40
<b>PITCHER</b>	IP	WLS	BF	H	R	ER	SO	BB	IBB	HBP	BLK	WP	HR	S	P	ERA	WHIP					
<b>Tavo Alvarez, R</b> ERA: 4.96 (1, 1)	4.2		23	7	5	5	1	3	0	0	0	0	0	16	26	0.00	1.500					
<b>Greg Harris, R</b> ERA: 2.52 (5, 1)	1.1	W	6	2	0	0	1	0	0	0	0	0	0	12	14	0.00	1.000					
<b>Tim Scott, R</b> ERA: 3.79 (7, 1)	1.0		4	1	0	0	0	0	0	0	0	0	0	5	5	0.00	0.000					
<b>Dave Leiper, L</b> ERA: 3.09 (8, 1)	1.0	S	3	0	0	0	0	0	0	0	0	0	0	10	14	0.00	1.000					
<b>Mel Rojas, R</b> ERA: 4.03 (9, 1)	1.0		4	1	0	0	1	0	0	0	0	0	0	10	14	0.00	1.000					

**Montreal Expos @ Los Angeles Dodgers**  
Dodger Stadium, Los Angeles, CA  
Fri Sep 01 1995, 7:05 PM PDT  
Att: 31,895 - Unknown - 73 F

AB	34
R	5
H	11
RBI	5
BB	3
SO	3
LOB	14





Batter	1	2	3	4	5	6	7	8	9	AB	R	H	RBI	BB	SO	LOB	TOP											
<b>Tony Tarasco, L</b> OBP: 0.324, SLG: 0.385										4	2	2	1	2	0	1	<b>Montreal Expos @ Los Angeles Dodgers</b> Dodger Stadium, Los Angeles, CA Sat Sep 02 1995, 7:05 PM PDT Att: 35,323 - Unknown - 78 F											
<b>David Segui, S</b> OBP: 0.373, SLG: 0.459										6	1	2	1	0	0	4												
<b>Rondell White, R</b> OBP: 0.344, SLG: 0.453										6	1	2	1	0	1	2												
<b>Darrin Fletcher, L</b> OBP: 0.365, SLG: 0.460										4	1	1	0	0	0	3												
<b>Sean Berry, R</b> OBP: 0.374, SLG: 0.565										4	1	3	2	1	0	0												
<b>Mike Lansing, R</b> OBP: 0.306, SLG: 0.405										5	1	1	2	0	0	2												
<b>Wil Cordero, R</b> OBP: 0.347, SLG: 0.419										2	2	1	0	3	0	0												
<b>Mark Grudzielanek, R</b> OBP: 0.302, SLG: 0.316										4	0	2	1	1	0	3												
<b>Kirk Rueter, L</b> Jose DeLeon, R Willie Fraser, R Tim Scott, R Dave Leiper, L Greg Harris, S Jeff Treadway, L Mel Rojas, R										3	0	0	1	0	2	5												
<b>Inning Stats</b>	R: 3 E: 0 K: 0 S: 9	H: 3 LOB: 0 BB: 0 P: 13	R: 2 E: 0 K: 1 S: 15	H: 4 LOB: 2 BB: 1 P: 24	R: 0 E: 0 K: 1 S: 9	H: 1 LOB: 2 BB: 1 P: 14	R: 0 E: 1 K: 0 S: 11	H: 0 LOB: 1 BB: 0 P: 19	R: 2 E: 0 K: 0 S: 10	H: 2 LOB: 2 BB: 2 P: 28	R: 0 E: 0 K: 0 S: 11	H: 1 LOB: 1 BB: 0 P: 16	R: 0 E: 0 K: 0 S: 9	H: 0 LOB: 1 BB: 1 P: 17	R: 2 E: 0 K: 0 S: 8	H: 3 LOB: 2 BB: 2 P: 22		R: 0 E: 0 K: 1 S: 14	H: 0 LOB: 1 BB: 1 P: 21	1B: 9 2B: 4 3B: 0 HR: 1	SF: 0 SAC: 1 DP: 1 HBP: 0	WP: 0 PB: 0 SB: 4 CS: 2	PA: 48					
<b>PITCHER</b>	IP	WLS	BF	H	R	ER	SO	BB	IBB	HBP	BLK	WP	HR	S	P	ERA	WHIP											
<b>Kevin Tapani, R</b> ERA: 5.16	(1, 1)	1.2	L	12	7	5	5	1	1	0	0	0	0	1	22	35	27.00	4.800										
<b>Omar Daal, L</b> ERA: 5.63	(2, 1)	1.1		6	1	0	0	1	1	0	0	0	0	0	11	16	0.00	1.500										
<b>Joey Eischen, L</b> ERA: 3.63	(4, 1)	1.2		10	2	2	2	0	1	1	0	0	0	0	19	42	10.80	1.800										
<b>Jim Bruske, R</b> ERA: 7.36	(5, 1)	1.1		5	1	0	0	0	0	0	0	0	0	0	13	21	0.00	0.750										
<b>John Cummings, L</b> ERA: 4.41	(7, 1)	1.1		8	2	2	2	0	1	1	0	0	0	0	12	28	13.50	2.250										
<b>PITCHER</b>	IP	WLS	BF	H	R	ER	SO	BB	IBB	HBP	BLK	WP	HR	S	P	ERA	WHIP											
<b>Pedro Astacio, R</b> ERA: 4.31	(8, 1)	0.2		3	1	0	0	0	0	0	0	0	0	0	5	11	0.00	1.500										
<b>Antonio Osuna, R</b> ERA: 4.45	(9, 1)	1.0		4	0	0	0	1	1	0	0	0	0	0	14	21	0.00	1.000										

Batter	1	2	3	4	5	6	7	8	9	AB	R	H	RBI	BB	SO	LOB	BOTTOM											
<b>Brett Butler, L</b> OBP: 0.382, SLG: 0.394										4	0	2	0	1	0	0	<b>Montreal Expos @ Los Angeles Dodgers</b> Dodger Stadium, Los Angeles, CA Sat Sep 02 1995, 7:05 PM PDT Att: 35,323 - Unknown - 78 F											
<b>Chad Fonville, S</b> OBP: 0.340, SLG: 0.308										4	0	0	0	0	0	4												
<b>Mike Piazza, R</b> OBP: 0.415, SLG: 0.633										4	2	1	0	1	2	3												
<b>Eric Karros, R</b> OBP: 0.365, SLG: 0.526										5	1	1	0	0	2	3												
<b>Raul Mondesi, R</b> OBP: 0.337, SLG: 0.514										5	3	4	4	0	0	0												
<b>Roberto Kelly, R</b> Jim Bruske, R Chris Gwynn, L John Cummings, L Pedro Astacio, R Jose Cedeno, S Juan Castro, R										2	0	1	0	0	0	0												
<b>Delino DeShields, L</b> OBP: 0.351, SLG: 0.370										4	0	1	1	0	0	5												
<b>Mike Busch, R</b> Dave Hansen, L Carlos Hernandez, R Antonio Osuna, R										2	0	0	0	0	2	1												
<b>Kevin Tapani, R</b> Omar Daal, L Garey Ingram, R Joey Eischen, L Karim Garcia, L Roger Cedeno, S										0	0	0	0	0	0	0												
<b>Inning Stats</b>	R: 0 E: 0 K: 0 S: 8	H: 1 LOB: 1 BB: 0 P: 12	R: 0 E: 0 K: 1 S: 9	H: 2 LOB: 0 BB: 0 P: 13	R: 0 E: 0 K: 0 S: 9	H: 0 LOB: 0 BB: 0 P: 14	R: 2 E: 0 K: 0 S: 10	H: 3 LOB: 0 BB: 0 P: 15	R: 0 E: 0 K: 2 S: 12	H: 0 LOB: 0 BB: 0 P: 18	R: 2 E: 0 K: 1 S: 15	H: 2 LOB: 1 BB: 1 P: 25	R: 0 E: 0 K: 1 S: 13	H: 2 LOB: 2 BB: 0 P: 18	R: 4 E: 0 K: 0 S: 16	H: 4 LOB: 1 BB: 2 P: 31		R: 0 E: 0 K: 2 S: 9	H: 0 LOB: 0 BB: 0 P: 12	1B: 10 2B: 1 3B: 0 HR: 3	SF: 0 SAC: 1 DP: 2 HBP: 0	WP: 0 PB: 0 SB: 0 CS: 1	PA: 42					
<b>PITCHER</b>	IP	WLS	BF	H	R	ER	SO	BB	IBB	HBP	BLK	WP	HR	S	P	ERA	WHIP											
<b>Kirk Rueter, L</b> ERA: 4.57	(1, 1)	5.0	W	19	6	2	2	3	0	0	0	0	0	1	17	27	18.00	4.000										
<b>Jose DeLeon, R</b> ERA: 5.1	(6, 1)	1.0		7	3	2	2	1	1	0	0	0	0	0	1	7	18.00	4.000										
<b>Willie Fraser, R</b> ERA: 5.79	(7, 1)	0.2		3	1	0	0	0	0	0	0	0	0	0	8	13	0.00	1.500										
<b>Tim Scott, R</b> ERA: 4.25	(7, 1)	0.1		4	2	3	3	1	1	0	0	0	0	0	7	12	81.00	9.000										
<b>Dave Leiper, L</b> ERA: 3.31	(8, 1)	0.1		4	2	1	1	0	1	0	0	0	0	1	8	15	27.00	9.000										
<b>PITCHER</b>	IP	WLS	BF	H	R	ER	SO	BB	IBB	HBP	BLK	WP	HR	S	P	ERA	WHIP											
<b>Greg Harris, R</b> ERA: 2.48	(8, 1)	0.2		0	0	0	0	0	0	0	0	0	0	0	4	7	0.00	0.000										
<b>Mel Rojas, R</b> ERA: 3.97	(9, 1)	1.0	S	3	0	0	0	2	0	0	0	0	0	0	9	12	0.00	0.000										





Batter	1	2	3	4	5	6	7	8	9	AB	R	H	RBI	BB	SO	LOB	TOP					
<b>Tony Tarasco, L</b> (1, 9) OBP: 0.326, SLG: 0.392										3	2	1	1	1	2	0	<b>Montreal Expos @ Los Angeles Dodgers</b> Dodger Stadium, Los Angeles, CA Sun Sep 03 1995, 3:33 AM PDT Att: 33,180 - Sunny - 96 F					
<b>Mark Crutzieanek, R</b> (1, 6) OBP: 0.301, SLG: 0.315										4	1	1	0	0	0	0						
<b>Rondell White, R</b> (1, 8) OBP: 0.343, SLG: 0.452										3	0	1	1	0	0	0						
<b>David Segui, S</b> (1, 3) OBP: 0.369, SLG: 0.454										4	0	0	0	0	2	1						
<b>Sean Berry, R</b> (1, 5) OBP: 0.374, SLG: 0.563										3	0	1	0	0	1	0						
<b>Mike Lansing, R</b> (1, 4) OBP: 0.306, SLG: 0.403										2	0	0	0	0	2	1						
<b>Wil Cordero, R</b> (1, 7) OBP: 0.345, SLG: 0.416										3	0	0	0	0	0	1						
<b>Tim Laker, R</b> (1, 2) OBP: 0.306, SLG: 0.372										1	0	0	0	1	1	0						
<b>Henry Rodriguez, L</b> (8, PH) OBP: 0.311, SLG: 0.367										2	0	0	0	0	0	0						
<b>Bryan Eversgerd, R</b> (8, 1) OBP: 0.333, SLG: 0.667										1	0	0	0	0	0	0						
<b>Greg Harris, S</b> (8, 1) OBP: 0.333, SLG: 0.667										2	0	0	0	0	0	0						
<b>Jeff Fassero, L</b> (1, 1) OBP: 0.145, SLG: 0.060										1	0	0	0	0	0	0						
<b>Darin Fletcher, L</b> (8, PH) OBP: 0.363, SLG: 0.458										1	0	0	0	0	0	0						
<b>Inning Stats</b>	R: 1 E: 0 K: 0 S: 11	H: 2 LOB: 0 BB: 0 P: 18	R: 0 E: 0 K: 1 S: 11	H: 0 LOB: 1 BB: 21 P: 21	R: 2 E: 0 K: 0 S: 11	H: 1 LOB: 0 BB: 1 P: 19	R: 0 E: 0 K: 1 S: 9	H: 0 LOB: 0 BB: 0 P: 14	R: 0 E: 0 K: 2 S: 7	H: 0 LOB: 0 BB: 0 P: 10	R: 0 E: 0 K: 1 S: 7	H: 0 LOB: 0 BB: 0 P: 9	R: 0 E: 0 K: 1 S: 8	H: 1 LOB: 0 BB: 0 P: 15	R: 0 E: 0 K: 2 S: 9	H: 0 LOB: 0 BB: 0 P: 14	R: 0 E: 0 K: 1 S: 9	H: 0 LOB: 0 BB: 0 P: 13	1B: 3 2B: 1 3B: 0 HR: 1	SF: 1 SAC: 0 DP: 2 HBP: 1	WP: 1 PB: 0 SB: 3 CS: 2	PA: 32
<b>PITCHER</b>	IP	WLS	BF	H	R	ER	SO	BB	IBB	HBP	BLK	WP	HR	S	P	ERA	WHIP					
<b>Ramon Martinez, R</b> (1, 1) ERA: 3.65	7.0	W	25	4	3	3	6	1	1	1	0	1	1	64	106	3.86	0.714					
<b>Antonio Osuna, R</b> (8, 1) ERA: 4.32	1.0		3	0	0	0	2	0	0	0	0	0	0	9	14	0.00	0.000					
<b>Todd Worrell, R</b> (9, 1) ERA: 2.47	1.0	S	3	0	0	0	1	0	0	0	0	0	0	9	13	0.00	0.000					

Batter	1	2	3	4	5	6	7	8	9	AB	R	H	RBI	BB	SO	LOB	BOTTOM					
<b>Brett Butler, L</b> (1, 8) OBP: 0.383, SLG: 0.393										3	1	1	0	1	0	0	<b>Montreal Expos @ Los Angeles Dodgers</b> Dodger Stadium, Los Angeles, CA Sun Sep 03 1995, 3:33 AM PDT Att: 33,180 - Sunny - 96 F					
<b>Chad Fonville, S</b> (1, 6) OBP: 0.339, SLG: 0.311										4	1	1	0	0	0	3						
<b>Raul Mondesi, R</b> (1, 9) OBP: 0.341, SLG: 0.514										2	1	1	1	2	0	2						
<b>Eric Karros, R</b> (1, 3) OBP: 0.366, SLG: 0.531										3	2	1	2	1	1	2						
<b>Roberto Kelly, R</b> (1, 7) OBP: 0.294, SLG: 0.340										4	0	1	0	0	0	1						
<b>Roger Cedeno, S</b> (8, PR) OBP: 0.294, SLG: 0.267										0	1	0	0	0	0	0						
<b>Delino DeShields, L</b> (1, 4) OBP: 0.353, SLG: 0.375										4	0	2	2	0	0	0						
<b>Carlos Hernandez, R</b> (1, 2) OBP: 0.223, SLG: 0.233										4	0	1	0	0	2	2						
<b>Mike Busch, R</b> (1, 5) OBP: 0.125, SLG: 0.125										3	0	0	0	0	3	1						
<b>Dave Hansen, L</b> (8, PH) OBP: 0.357, SLG: 0.314										1	0	0	0	0	0	1						
<b>Juan Castro, R</b> (9, 5) OBP: 0.357, SLG: 0.314										0	0	0	0	0	0	0						
<b>Ramon Martinez, R</b> (1, 1) OBP: 0.158, SLG: 0.179										3	0	1	0	0	0	1						
<b>Antonio Osuna, R</b> (8, 1) ERA: 9.82										0	0	0	0	0	0	0						
<b>Chris Gwynn, L</b> (8, PH) OBP: 0.275, SLG: 0.306										1	0	0	0	0	0	1						
<b>Todd Worrell, R</b> (9, 1) ERA: 2.41										0	0	0	0	0	0	0						
<b>Inning Stats</b>	R: 1 E: 0 K: 0 S: 11	H: 2 LOB: 1 BB: 0 P: 17	R: 0 E: 0 K: 1 S: 10	H: 1 LOB: 1 BB: 0 P: 15	R: 3 E: 1 K: 1 S: 18	H: 2 LOB: 1 BB: 2 P: 33	R: 0 E: 0 K: 1 S: 7	H: 0 LOB: 0 BB: 0 P: 9	R: 0 E: 0 K: 1 S: 6	H: 0 LOB: 0 BB: 1 P: 12	R: 0 E: 0 K: 1 S: 7	H: 0 LOB: 0 BB: 0 P: 9	R: 0 E: 0 K: 1 S: 13	H: 2 LOB: 2 BB: 0 P: 15	R: 2 E: 0 K: 0 S: 9	H: 2 LOB: 1 BB: 1 P: 18	R: 2 E: 0 K: 0 S: 9	H: 2 LOB: 1 BB: 1 P: 18	1B: 5 2B: 3 3B: 0 HR: 1	SF: 0 SAC: 0 DP: 0 HBP: 0	WP: 1 PB: 0 SB: 2 CS: 1	PA: 36
<b>PITCHER</b>	IP	WLS	BF	H	R	ER	SO	BB	IBB	HBP	BLK	WP	HR	S	P	ERA	WHIP					
<b>Jeff Fassero, L</b> (1, 1) ERA: 3.99	7.0	L	30	7	4	4	6	3	0	0	0	1	1	72	110	5.14	1.429					
<b>Bryan Eversgerd, L</b> (8, 1) ERA: 9.82	0.0		3	2	2	2	0	1	0	0	0	0	0	5	11	∞	∞					
<b>Greg Harris, R</b> (8, 1) ERA: 2.41	1.0		3	0	0	0	0	0	0	0	0	0	0	4	7	0.00	0.000					

AB	27
R	3
H	4
RBI	2
BB	2
SO	9
LOB	3





Batter	1	2	3	4	5	6	7	8	9	AB	R	H	RBI	BB	SO	LOB	TOP								
<b>Tony Tarasco, L</b> OBP: 0.324, SLG: 0.389 (1, 9)	P5		G3		FC4-6				K	5	0	1	0	0	1	2									
<b>David Segui, S</b> OBP: 0.370, SLG: 0.453 (1, 3)	G6-3				G3					3	1	1	0	1	0	1									
<b>Rondell White, R</b> OBP: 0.340, SLG: 0.448 (1, 8)	G6-3				G4-3					4	0	0	0	0	1	3									
<b>Darrin Fletcher, L</b> OBP: 0.365, SLG: 0.459 (1, 2)										4	0	2	1	0	0	0									
<b>Sean Berry, R</b> OBP: 0.372, SLG: 0.561 (1, 5)										4	0	1	0	0	0	1									
<b>Mike Lansing, R</b> OBP: 0.306, SLG: 0.399 (1, 4)										3	0	0	0	1	1	4									
<b>Wil Cordero, R</b> OBP: 0.342, SLG: 0.412 (1, 7)										4	0	0	0	0	1	5									
<b>Mark Grudzielanek, R</b> OBP: 0.300, SLG: 0.314 (1, 6)										4	0	1	0	0	3	0									
<b>Carlos Perez, L</b> OBP: 0.200, SLG: 0.286 (7, 1)										2	0	1	0	0	0	0									
<b>Gil Heredia, R</b> OBP: 0.194, SLG: 0.194 (8, 1)										0	0	0	0	0	0	0									
<b>Dave Leiper, L</b> OBP: 0.296, SLG: 0.250 (8, 1)										0	0	0	0	0	0	0									
<b>Tim Scott, R</b> OBP: 0.279, SLG: 0.331 (8, PH)										1	0	0	0	0	1	0									
<b>Dave Silvestri, R</b> OBP: 0.273, SLG: 0.310 (9, 1)										0	0	0	0	0	0	0									
<b>Mel Rojas, R</b> (9, 1)										0	0	0	0	0	0	0									
<b>Inning Stats</b>	R: 0 E: 0 K: 0 S: 6	H: 0 LOB: 0 BB: 0 P: 9	R: 0 E: 0 K: 1 S: 8	H: 0 LOB: 0 BB: 0 P: 13	R: 0 E: 0 K: 0 S: 10	H: 1 LOB: 1 BB: 0 P: 13	R: 1 E: 0 K: 1 S: 8	H: 3 LOB: 2 BB: 0 P: 14	R: 0 E: 0 K: 0 S: 7	H: 1 LOB: 1 BB: 0 P: 9	R: 0 E: 1 K: 0 S: 8	H: 1 LOB: 2 BB: 1 P: 11	R: 0 E: 0 K: 2 S: 12	H: 1 LOB: 2 BB: 1 P: 25	R: 0 E: 0 K: 0 S: 9	H: 0 LOB: 1 BB: 1 P: 16	R: 0 E: 0 K: 3 S: 9	H: 0 LOB: 0 BB: 0 P: 13	1B: 6 2B: 1 3B: 0 HR: 0	SF: 0 SAC: 1 DP: 0 HBP: 0	WP: 1 PB: 0 SB: 3 CS: 0	PA: 37			
<b>PITCHER</b>	IP	WLS	BF	H	R	ER	SO	BB	IBB	HBP	BLK	WP	HR	S	P	ERA	WHIP								
<b>William Van Lanningham, R</b> ERA: 3.75 Shawn Barton, L ERA: 4.23	8.0		34	7	1	1	5	2	0	0	0	1	0	68	110	1.12	1.125								
<b>PITCHER</b>	IP	WLS	BF	H	R	ER	SO	BB	IBB	HBP	BLK	WP	HR	S	P	ERA	WHIP								

**Montreal Expos @ San Francisco Giants**  
Candlestick Park, San Francisco, CA  
Mon Sep 04 1995, 6:33 AM EDT  
Att: 14,857 - Sunny - 70 F

AB	34
R	1
H	7
RBI	1
BB	2
SO	8
LOB	16



Batter	1	2	3	4	5	6	7	8	9	AB	R	H	RBI	BB	SO	LOB	BOTTOM								
<b>Royce Clayton, R</b> OBP: 0.302, SLG: 0.346 (1, 6)	K		F7							4	0	0	0	0	1	2									
<b>Deion Sanders, L</b> OBP: 0.316, SLG: 0.403 (1, 8)	K									4	1	1	0	0	1	0									
<b>Barry Bonds, L</b> OBP: 0.423, SLG: 0.568 (1, 7)	E1									4	1	1	1	1	0	0									
<b>Matt Williams, R</b> OBP: 0.401, SLG: 0.647 (1, 5)	P3									2	0	0	0	2	0	1									
<b>Mark Carreon, R</b> OBP: 0.343, SLG: 0.475 (1, 9)	F8									4	0	0	0	0	0	3									
<b>Steve Scarsone, R</b> OBP: 0.326, SLG: 0.485 (1, 4)	K2-3									4	0	0	0	0	2	2									
<b>Dave McCarty, R</b> OBP: 0.273, SLG: 0.300 (1, 3)	K									4	0	1	1	0	1	0									
<b>Kirt Manwaring, R</b> OBP: 0.305, SLG: 0.322 (8, PH)										2	0	0	0	0	1	0									
<b>Glenallen Hill, R</b> OBP: 0.321, SLG: 0.475 (8, PH)										1	0	1	0	0	0	0									
<b>Mike Benjamin, R</b> OBP: 0.279, SLG: 0.331 (8, PH)										0	0	0	0	0	0	0									
<b>Jeff Reed, L</b> OBP: 0.378, SLG: 0.280 (9, 2)										0	0	0	0	0	0	0									
<b>William Van Lanningham, R</b> OBP: 0.163, SLG: 0.279 (8, PH)										2	0	0	0	0	1	0									
<b>John Patterson, S</b> OBP: 0.293, SLG: 0.296 (8, PH)										0	0	0	0	1	0	0									
<b>Shawn Barton, R</b> (9, 1)										0	0	0	0	0	0	0									
<b>Inning Stats</b>	R: 0 E: 1 K: 2 S: 13	H: 0 LOB: 1 BB: 0 P: 20	R: 0 E: 0 K: 2 S: 7	H: 0 LOB: 0 BB: 0 P: 9	R: 0 E: 0 K: 2 S: 9	H: 0 LOB: 0 BB: 0 P: 12	R: 0 E: 0 K: 0 S: 11	H: 0 LOB: 0 BB: 0 P: 16	R: 0 E: 0 K: 1 S: 6	H: 0 LOB: 0 BB: 0 P: 7	R: 0 E: 0 K: 0 S: 4	H: 0 LOB: 0 BB: 0 P: 5	R: 0 E: 0 K: 0 S: 7	H: 0 LOB: 1 BB: 1 P: 14	R: 0 E: 0 K: 0 S: 12	H: 1 LOB: 2 BB: 1 P: 23	R: 2 E: 0 K: 0 S: 11	H: 3 LOB: 2 BB: 1 P: 19	1B: 3 2B: 1 3B: 0 HR: 0	SF: 0 SAC: 0 DP: 0 HBP: 0	WP: 0 PB: 0 SB: 1 CS: 0	PA: 34			
<b>PITCHER</b>	IP	WLS	BF	H	R	ER	SO	BB	IBB	HBP	BLK	WP	HR	S	P	ERA	WHIP								
<b>Carlos Perez, L</b> ERA: 3.28 Gil Heredia, R ERA: 4.77 Dave Leiper, L ERA: 3.31 Tim Scott, R ERA: 4.23 Mel Rojas, R ERA: 4.22	6.2		22	4	1	0	0	0	0	0	0	0	0	9	14	0.00	1.000								
<b>PITCHER</b>	IP	WLS	BF	H	R	ER	SO	BB	IBB	HBP	BLK	WP	HR	S	P	ERA	WHIP								

**Montreal Expos @ San Francisco Giants**  
Candlestick Park, San Francisco, CA  
Mon Sep 04 1995, 6:33 AM EDT  
Att: 14,857 - Sunny - 70 F

AB	31
R	2
H	4
RBI	2
BB	3
SO	7
LOB	8






Batter	1	2	3	4	5	6	7	8	9	AB	R	H	RBI	BB	SO	LOB	TOP			
<b>F.P. Santangelo, S</b> OBP: 0.393, SLG: 0.431	3-3 K		1-0 1B	4-1 HR BB		2-3 K			0-2 L7	4	1	1	1	1	2	1				
<b>David Segui, S</b> OBP: 0.371, SLG: 0.459	4-0 CS HBP BB		1-1 F7	0-0 HR			1-0 G4-3		0-0 G5-3	4	1	1	4	1	0	1				
<b>Rondell White, R</b> OBP: 0.341, SLG: 0.447	3-1 HBP		1-1 G6-4-3 1B	0-0 G5-3			0-3 K2-3			3	0	1	0	0	1	0				
<b>Darrin Fletcher, L</b> OBP: 0.361, SLG: 0.453	3-3 K		3-2 G6-4-3		0-0 G6-3		2-2 G6-3			4	0	0	0	0	1	4				
<b>Greg Harris, S</b> OBP: 0.333, SLG: 0.667	2-3 K		1-2 G6-4-3							0	0	0	0	0	0	0				
<b>Sean Berry, R</b> OBP: 0.377, SLG: 0.575		1-0 HR		4-0 FC6-4 1B BB	2-2 K			2-1 1B		3	2	2	1	1	1	0				
<b>Mike Lansing, R</b> OBP: 0.305, SLG: 0.398	0-2 G5-3		3-2 FC6-4 1B	0-0 P3				0-1 F9		4	0	1	0	0	0	1				
<b>Wil Cordero, R</b> OBP: 0.341, SLG: 0.411	0-1 1B		2-2 FC6-4 BB HBP HR	2-2 E5 SH3-4				0-3 K		4	1	1	0	0	1	3				
<b>Mark Grudzielanek, R</b> OBP: 0.299, SLG: 0.309	0-0 F8		2-2 HR BB	0-0 F9				1-0 G4-3		3	1	0	0	0	0	3				
<b>Pedro Martinez, R</b> OBP: 0.125, SLG: 0.111	3-3 K		0-0 F8	1-2 HR HBP				1-2 SH3-4		1	0	0	0	0	1	1				
<b>Henry Rodriguez, L</b> OBP: 0.207, SLG: 0.354										1	0	0	0	0	0	3				
<b>Jose Bautista, R</b> OBP: 0.333, SLG: 0.500										0	0	0	0	0	0	0				
<b>Bryan Eversgerd, R</b> OBP: 0.344										0	0	0	0	0	0	0				
<b>Curt Schmidt, R</b> OBP: 0.303, SLG: 0.309										0	0	0	0	0	1	0				
<b>Tim Laker, R</b> OBP: 0.333, SLG: 0.309										1	0	0	0	0	1	0				
<b>Inning Stats</b>	R: 0 E: 0 K: 2 S: 10	H: 0 LOB: 2 BB: 1 P: 23	R: 1 E: 0 K: 1 S: 10	H: 2 LOB: 1 BB: 0 P: 14	R: 0 E: 0 K: 0 S: 8	H: 2 LOB: 1 BB: 0 P: 14	R: 5 E: 0 K: 0 S: 13	H: 2 LOB: 0 BB: 2 P: 30	R: 0 E: 0 K: 1 S: 5	H: 0 LOB: 0 BB: 0 P: 7	R: 0 E: 1 K: 1 S: 12	H: 0 LOB: 1 BB: 0 P: 17	R: 0 E: 0 K: 1 S: 8	H: 1 LOB: 1 BB: 0 P: 11	R: 0 E: 0 K: 1 S: 8	H: 0 LOB: 0 BB: 0 P: 11	1B: 5 2B: 1 3B: 0 HR: 2	SF: 0 SAC: 1 DP: 2 HBP: 2	WP: 0 PB: 0 SB: 0 CS: 1	PA: 38
<b>PITCHER</b>	IP	WLS	BF	H	R	ER	SO	BB	IBB	HBP	BLK	WP	HR	S	P	ERA	WHIP			
<b>Jamie Brewington, R</b> ERA: 3.7	3.2		19	5	5	5	3	3	0	2	0	0	1	39	77	12.27	2.182			
<b>Jose Bautista, R</b> ERA: 6.46	2.1	W	9	1	1	1	2	0	0	0	0	0	1	19	28	3.86	0.429			
<b>Scott Service, R</b> ERA: 0.44	2.0		7	1	0	0	2	0	0	0	0	0	0	16	22	0.00	0.500			
<b>Rod Beck, R</b> ERA: 4.73	1.0	S	3	0	0	0	1	0	0	0	0	0	0	8	11	0.00	0.000			

**Montreal Expos @ San Francisco Giants**  
Candlestick Park, San Francisco, CA  
Tue Sep 05 1995, 10:05 PM EDT  
Att. 9,553 - Unknown - 68 F


AB 32  
R 6  
H 7  
RBI 6  
BB 3  
SO 8  
LOB 17



Batter	1	2	3	4	5	6	7	8	9	AB	R	H	RBI	BB	SO	LOB	BOTTOM			
<b>Deion Sanders, L</b> OBP: 0.317, SLG: 0.403	0-3 K	0-0 2B 1B		1-3 K		0-0 S 1B		3-3 K		5	1	2	2	0	3	0				
<b>Royce Clayton, R</b> OBP: 0.303, SLG: 0.351	0-3 K	1-1 1B 2B			2-3 K	3-2 G6-3		0-2 2B		5	0	2	2	0	2	1				
<b>Barry Bonds, L</b> OBP: 0.427, SLG: 0.575	3-2 HR	4-0 BB			0-0 P6		3-2 S BB 1B	4-0 BB		3	2	2	1	2	0	0				
<b>Matt Williams, R</b> OBP: 0.401, SLG: 0.654	1-2 HR	2-3 K			2-3 K		4-2 G4-6-3 BB	1-0 P3		4	1	1	1	1	2	4				
<b>Mark Carreon, R</b> OBP: 0.341, SLG: 0.482	1-3 K		0-0 L9			2-2 HR	1-2 G4-6-3			4	1	1	1	0	1	1				
<b>John Patterson, S</b> OBP: 0.293, SLG: 0.288		2-2 1B 1B		0-0 G4-3		3-2 1B G6-3 HBP	2-1 1B HBP			2	2	1	0	0	0	0				
<b>J.R. Phillips, L</b> OBP: 0.249, SLG: 0.330	0-0 L6		1-3 K			1-1 G3 1B G6-3	1-1 1B			4	1	2	0	0	1	1				
<b>Kirt Manwaring, R</b> OBP: 0.301, SLG: 0.317	1-1 SAFE SAFE	0-3 K		1-2 P3		2-2 G6-3	0-2 L6			4	0	0	1	0	1	4				
<b>Jamie Brewington, R</b> ERA: 3.53	3.0		16	5	5	5	3	1	0	0	0	0	0	0	0	0				
<b>Jose DeLeon, R</b> ERA: 5.4	2.0	L	8	1	2	2	4	0	0	1	0	0	1	21	33	9.00	0.500			
<b>Bryan Eversgerd, L</b> ERA: 11.05	0.0		1	1	0	0	0	0	0	0	0	0	0	2	3	∞	∞			
<b>Curt Schmidt, R</b> ERA: 6.23	1.2		8	2	2	2	0	1	0	1	0	0	0	21	36	10.80	1.800			
<b>Greg Harris, R</b> ERA: 2.33	1.1		7	2	0	0	1	1	0	0	0	0	0	16	27	0.00	2.250			
<b>Inning Stats</b>	R: 2 E: 0 K: 3 S: 16	H: 2 LOB: 0 BB: 0 P: 21	R: 3 E: 0 K: 2 S: 19	H: 4 LOB: 2 BB: 1 P: 28	R: 0 E: 0 K: 1 S: 5	H: 0 LOB: 0 BB: 0 P: 6	R: 0 E: 0 K: 2 S: 9	H: 0 LOB: 0 BB: 0 P: 12	R: 0 E: 0 K: 2 S: 7	H: 0 LOB: 0 BB: 0 P: 11	R: 3 E: 0 K: 0 S: 17	H: 3 LOB: 1 BB: 0 P: 28	R: 1 E: 0 K: 0 S: 16	H: 2 LOB: 2 BB: 1 P: 27	R: 0 E: 0 K: 1 S: 11	H: 1 LOB: 2 BB: 1 P: 21	1B: 7 2B: 2 3B: 0 HR: 3	SF: 0 SAC: 0 DP: 1 HBP: 2	WP: 0 PB: 0 SB: 0 CS: 0	PA: 40
<b>PITCHER</b>	IP	WLS	BF	H	R	ER	SO	BB	IBB	HBP	BLK	WP	HR	S	P	ERA	WHIP			

**Montreal Expos @ San Francisco Giants**  
Candlestick Park, San Francisco, CA  
Tue Sep 05 1995, 10:05 PM EDT  
Att. 9,553 - Unknown - 68 F

AB 35  
R 9  
H 12  
RBI 8  
BB 3  
SO 11  
LOB 12





Batter	1	2	3	4	5	6	7	8	9	AB	R	H	RBI	BB	SO	LOB	TOP										
F.P. Santangelo, S (1.7) OBP: 0.371, SLG: 0.403	G6-3		F8		G4-3	P6			F7	5	0	0	0	0	0	0	<b>Montreal Expos @ San Francisco Giants</b> Candlestick Park, San Francisco, CA Wed Sep 06 1995, 10:05 PM EDT Att: 10,122 - Unknown - 72 F <a href="http://livebaseballscorecards.com">livebaseballscorecards.com</a>										
Dave Silvestri, R (1.6) OBP: 0.291, SLG: 0.392	1B		HR		2B			G6-3	P4	5	3	3	1	0	0	0											
David Segui, S (1.3) OBP: 0.373, SLG: 0.462	1B		G6-3		HR			G4-3	FC6-4 BB	4	1	2	1	1	0	0											
Sean Berry, R (1.5) OBP: 0.381, SLG: 0.574	1B		P3		HR			2B	FC6-4	4	1	2	1	0	0	1											
Rondell White, R (1.8) OBP: 0.343, SLG: 0.452	G1-6-3				P8					4	1	2	0	0	0	4											
Mike Lansing, R (1.4) OBP: 0.307, SLG: 0.407		K			1B			G1-3		4	1	2	3	0	1	2											
Tony Tarasco, L (1.9) OBP: 0.326, SLG: 0.397		HR			1B					3	1	1	1	1	0	0											
Tim Laker, R (1.2) OBP: 0.295, SLG: 0.358	L8		G4-6-3		HR			G6-3	G6-3	4	0	0	0	0	0	2											
Tavo Alvarez, R (1.1) Shane Andrews, R (8, PH) Dave Leiper, L (8.1) Tim Scott, R (9.1) OBP: 0.250, SLG: 0.250	K		L8		L8			F9	F9	3	0	0	0	0	2	1											
<b>Inning Stats</b>	R: 1 E: 0 K: 0 S: 10	H: 3 LOB: 1 BB: 0 P: 20	R: 1 E: 0 K: 2 S: 9	H: 1 LOB: 0 BB: 0 P: 12	R: 1 E: 0 K: 0 S: 6	H: 1 LOB: 0 BB: 0 P: 10	R: 1 E: 0 K: 0 S: 6	H: 2 LOB: 1 BB: 1 P: 11	R: 4 E: 0 K: 0 S: 12	H: 3 LOB: 0 BB: 0 P: 17	R: 0 E: 0 K: 1 S: 7	H: 0 LOB: 0 BB: 0 P: 9	R: 0 E: 0 K: 0 S: 12	H: 2 LOB: 2 BB: 0 P: 18	R: 0 E: 0 K: 0 S: 6	H: 0 LOB: 1 BB: 1 P: 8		R: 0 E: 0 K: 0 S: 8	H: 0 LOB: 1 BB: 1 P: 13	1B: 5 2B: 4 3B: 0 HR: 3	SF: 0 SAC: 0 DP: 2 HBP: 1	WP: 0 PB: 0 CS: 0	PA: 40				
<b>PITCHER</b>	IP	WLS	BF	H	R	ER	SO	BB	IBB	HBP	BLK	WP	HR	S	P	ERA	WHIP										
Mark Leiter, R (1.1) ERA: 3.44	4.1	L	22	9	7	7	2	0	1	1	0	0	2	37	62	14.54	2.077										
Luis Aquino, R (5.1) ERA: 4.51	0.2		3	1	1	1	0	0	0	0	0	0	1	6	8	13.50	1.500										
Carlos Valdez, R (6.1) ERA: 8.22	2.0		8	2	0	0	1	0	0	0	0	0	0	19	27	0.00	1.000										
Pat Gomez, L (8.1) ERA: 6.75	1.0		3	0	0	0	0	0	0	0	0	0	0	6	8	0.00	0.000										
Chris Hook, R (9.1) ERA: 5.21	1.0		4	0	0	0	0	1	0	0	0	0	0	8	13	0.00	1.000										

Batter	1	2	3	4	5	6	7	8	9	AB	R	H	RBI	BB	SO	LOB	BOTTOM										
Deion Sanders, L (1.8) OBP: 0.316, SLG: 0.408	G5-4-3		G3		G5-3			G3		4	1	1	0	0	0	1	<b>Montreal Expos @ San Francisco Giants</b> Candlestick Park, San Francisco, CA Wed Sep 06 1995, 10:05 PM EDT Att: 10,122 - Unknown - 72 F <a href="http://livebaseballscorecards.com">livebaseballscorecards.com</a>										
Royce Clayton, R (1.6) OBP: 0.303, SLG: 0.349 Rich Aurilia, R (9.6)	BB		L9		G4-3			G6-3		3	0	0	0	1	0	1											
Barry Bonds, L (1.7) OBP: 0.428, SLG: 0.573	BB		BB		BB			G4-3		2	0	0	0	2	0	0											
Matt Williams, R (1.5) OBP: 0.394, SLG: 0.641	G5-4-3		P8		G3-1			F9		4	0	0	0	0	0	3											
Mark Carreon, R (1.9) OBP: 0.337, SLG: 0.476	P3		G4-3		F7			K		4	0	0	0	0	1	1											
John Patterson, S (1.4) OBP: 0.292, SLG: 0.283	4-3		G6-3		G4-3			G1-3		3	1	0	0	1	0	0											
J.R. Phillips, L (1.3) OBP: 0.246, SLG: 0.326	K		G4-3		G4-3			G4-3		3	0	0	0	0	1	1											
Kirt Manwaring, R (1.2) OBP: 0.305, SLG: 0.319	FC6-4		FC6-4		FC6-4			P6		1	0	0	0	0	0	1											
Mark Leiter, R (1.1) Luis Aquino, R (5.1) Tom Lafferty, R (6.1) Carlos Valdez, R (8.1) Marvin Benard, L (7. PH) Pat Gomez, L (8.1) Chris Hook, R (9.1)	FC6-4		FC6-4		FC6-4			G5-3		0	0	0	0	0	0	0											
<b>Inning Stats</b>	R: 1 E: 0 K: 0 S: 7	H: 1 LOB: 1 BB: 2 P: 18	R: 0 E: 0 K: 1 S: 10	H: 0 LOB: 0 BB: 0 P: 16	R: 0 E: 0 K: 0 S: 6	H: 0 LOB: 0 BB: 1 P: 11	R: 0 E: 0 K: 0 S: 7	H: 0 LOB: 0 BB: 0 P: 8	R: 0 E: 0 K: 0 S: 8	H: 1 LOB: 1 BB: 0 P: 8	R: 0 E: 0 K: 0 S: 6	H: 0 LOB: 0 BB: 0 P: 7	R: 1 E: 0 K: 0 S: 11	H: 0 LOB: 0 BB: 1 P: 21	R: 0 E: 0 K: 0 S: 9	H: 0 LOB: 0 BB: 0 P: 14		R: 0 E: 0 K: 1 S: 6	H: 0 LOB: 0 BB: 0 P: 10	1B: 1 2B: 0 3B: 1 HR: 0	SF: 0 SAC: 0 DP: 1 HBP: 1	WP: 0 PB: 0 CS: 0	PA: 33				
<b>PITCHER</b>	IP	WLS	BF	H	R	ER	SO	BB	IBB	HBP	BLK	WP	HR	S	P	ERA	WHIP										
Tavo Alvarez, R (1.1) ERA: 4.24	7.0	W	27	2	2	2	1	4	0	1	0	0	0	55	89	2.57	0.857										
Dave Leiper, L (8.1) ERA: 3.22	1.0		3	0	0	0	0	0	0	0	0	0	0	9	14	0.00	0.000										
Tim Scott, R (9.1) ERA: 4.15	1.0		3	0	0	0	1	0	0	0	0	0	0	6	10	0.00	0.000										





Batter	1	2	3	4	5	6	7	8	9	AB R H RBI BB SO LOB	TOP													
<b>Damon Buford, R</b> OBP: 0.288, SLG: 0.264 (1, 7)	1-2 G5-3	1-1 L1		0-1 2H 1B		1-0 HBP		0-3 K		4 0 1 1 0 1 0	<b>New York Mets @ Montreal Expos</b> Olympic Stadium, Montreal, QB Fri Sep 08 1995, 7:05 PM EDT Att: 12,004 - Dome - 70 F													
<b>Jose Vizcaino, S</b> OBP: 0.316, SLG: 0.352 (1, 6)	1-2 G4-3 BB	3-2 1B		3-2 SAFE SAFE BB SAFE BB		0-3 K		2-1 E1 2B	5 2 2 0 0 1 4															
<b>Carl Everett, S</b> OBP: 0.316, SLG: 0.438 (1, 9)	4-1 BB BB 1B SAFE	1-1 SAFE SAFE L9			2-2 1B	2-1 F7		0-1 G3-1 2H 2B	4 1 2 1 1 0 4															
<b>Chris Jones, R</b> OBP: 0.330, SLG: 0.470 <b>Rico Brogna, L</b> OBP: 0.343, SLG: 0.477 (1, 3) (7, 3)	1-1 G4-3		0-1 G1-3		1-1 SAFE F8		3-2 G1-3	0-0 G3-1	4 0 0 0 0 0 3 1 0 0 0 0 0 1															
<b>Ryan Thompson, R</b> OBP: 0.311, SLG: 0.393 (1, 8)	4-2 BB 1B BB		2-2 F8		0-3 SAFE SAFE K		0-1 1B	3-2 L4	4 1 1 0 1 1 2															
<b>Butch Huskey, R</b> OBP: 0.311, SLG: 0.394 (1, 5)	4-2 1B BB		0-1 P3		2-3 SAFE SAFE K		0-0 F8	0-2 G5-3	4 0 0 1 1 1 3															
<b>Tim Bogar, R</b> OBP: 0.307, SLG: 0.345 (1, 4)	0-0 1-3 2H 3H 1B		2-2 F8		3-1 SAFE SAFE SH1-4 BB 1B		0-3 K		4 0 2 2 0 1 1															
<b>Kelly Stinnett, R</b> OBP: 0.341, SLG: 0.317 (1, 2)	1-2 P3		4-2 SH2-4 1B BB		1-2 SAFE SAFE SAFE BB 1B		0-0 L9		2 1 0 0 2 0 2															
<b>Bobby Jones, R</b> OBP: 0.191, SLG: 0.174 (1, 1)		1-1 G6-3		0-0 SH2-4		0-0 SH1-4		0-0 F8	2 0 0 0 0 0 0															
<b>Inning Stats</b>	R: 3 E: 0 K: 0 S: 19	H: 2 LOB: 2 BB: 3 P: 35	R: 0 E: 0 K: 0 S: 10	H: 1 LOB: 1 BB: 0 P: 16	R: 0 E: 0 K: 0 S: 7	H: 0 LOB: 0 BB: 0 P: 9	R: 1 E: 0 K: 0 S: 14	H: 1 LOB: 1 BB: 1 P: 23	R: 0 E: 0 K: 2 S: 12	H: 1 LOB: 1 BB: 0 P: 17		R: 0 E: 0 K: 1 S: 10	H: 1 LOB: 1 BB: 0 P: 13	R: 0 E: 0 K: 1 S: 5	H: 0 LOB: 0 BB: 0 P: 5	R: 1 E: 1 K: 0 S: 12	H: 1 LOB: 1 BB: 0 P: 17	1B: 7 2B: 1 3B: 0 HR: 0	SF: 0 SAC: 2 DP: 0 HBP: 1	WP: 0 PB: 0 SB: 0 CS: 0	PA: 42			
<b>PITCHER</b>	IP WLS BF H R ER SO BB IBB HBP BLK WP HR S P ERA WHIP											<b>PITCHER</b>	IP WLS BF H R ER SO BB IBB HBP BLK WP HR S P ERA WHIP											
<b>Kirk Rueter, L</b> ERA: 5.26 (1, 1)	4.0 L 20	4 4 4 0	4 4 4 0	0 0 0 2	0 0 0 0	0 0 0 0	0 0 0 0	0 0 0 0	0 0 0 0	0 0 0 0	0 0 0 0	50 12 17	83 0.00 1.000	9.00 2.000										
<b>Gil Heredia, R</b> ERA: 4.73 (5, 1)	1.0 4	1 0 0 2	0 0 0 0	0 0 0 0	0 0 0 0	0 0 0 0	0 0 0 0	0 0 0 0	0 0 0 0	0 0 0 0	0 0 0 0	6 13	∞ ∞	∞ ∞										
<b>Curt Schmidt, R</b> ERA: 6.23 (6, 1)	0.0 2	1 0 0 0	0 0 0 0	0 0 0 0	0 0 0 0	0 0 0 0	0 0 0 0	0 0 0 0	0 0 0 0	0 0 0 0	0 0 0 0	12 17	0.00 0.333	0.00 1.000										
<b>Willie Fraser, R</b> ERA: 4.98 (6, 1)	3.0 11	1 0 0 3	0 0 0 3	0 0 0 3	0 0 0 3	0 0 0 3	0 0 0 3	0 0 0 3	0 0 0 3	0 0 0 3	0 0 0 3	21 27	0.00 0.333	0.00 1.000										
<b>Bryan Eversgerd, L</b> ERA: 5.72 (9, 1)	1.0 5	1 1 0 0	0 0 0 0	0 0 0 0	0 0 0 0	0 0 0 0	0 0 0 0	0 0 0 0	0 0 0 0	0 0 0 0	0 0 0 0	12 17	0.00 1.000	0.00 1.000										

AB	34
R	5
H	8
RBI	5
BB	5
SO	5
LOB	20



Batter	1	2	3	4	5	6	7	8	9	AB R H RBI BB SO LOB	BOTTOM									
<b>Rondell White, R</b> OBP: 0.342, SLG: 0.450 (1, 8)	2-1 E4 G4-3		0-0 G5-3			1-1 G5-3			0-0 1B	4 0 1 0 0 0 0	<b>New York Mets @ Montreal Expos</b> Olympic Stadium, Montreal, QB Fri Sep 08 1995, 7:05 PM EDT Att: 12,004 - Dome - 70 F									
<b>Tony Tarasco, L</b> OBP: 0.323, SLG: 0.393 (1, 9)	1-0 G4-3		3-3 K			1-3 K		2-0 P6	4 0 0 0 0 2 2											
<b>David Segui, S</b> OBP: 0.370, SLG: 0.457 (1, 3)	0-0 FC1-3-5 WP			0-1 G4-3		3-2 L3		2-0 F7	4 0 0 0 0 0 2											
<b>Sean Berry, R</b> OBP: 0.383, SLG: 0.571 (1, 5)	4-2 3H BB			1-3 K		0-0 G6-4-3 1B		0-1 G6-3	3 0 1 0 1 1 1											
<b>Darrin Fletcher, L</b> OBP: 0.357, SLG: 0.448 (1, 2)	0-0 G4-3			2-0 F8		2-1 G6-4-3 1-2F			3 0 0 0 0 0 3											
<b>Mike Lansing, R</b> OBP: 0.305, SLG: 0.404 (1, 4)		0-1 G6-3			0-0 G4-3		0-3 K		3 0 0 0 0 1 0											
<b>Wil Cordero, R</b> OBP: 0.341, SLG: 0.410 (1, 7)		0-0 G5-3			3-1 F8		1-0 G4-6-3 1B		3 0 1 0 0 0 0											
<b>Dave Silvestri, R</b> OBP: 0.292, SLG: 0.382 (1, 6)		2-3 K			4-0 BB		0-2 G4-6-3 1-2F		2 0 0 0 1 1 1											
<b>Kirk Rueter, L</b> ERA: 5.26 (1, 1)			0-1 G5-3		1-3 K		1-2 L8		1 0 0 0 0 0 0 0 0 0 0 0 0 0 1 0 0 0 0 0 1 0 0 0 0 0 0 0 0 0 0 0 0 0 0 1 0 0 0 0 0 0 0 0 0 0 0 0 0											
<b>Inning Stats</b>	R: 0 E: 0 K: 0 S: 7	H: 0 LOB: 2 BB: 1 P: 14	R: 0 E: 0 K: 1 S: 6	H: 0 LOB: 0 BB: 0 P: 8	R: 0 E: 0 K: 1 S: 6	H: 0 LOB: 0 BB: 0 P: 9	R: 0 E: 0 K: 1 S: 7	H: 0 LOB: 0 BB: 0 P: 10	R: 0 E: 0 K: 1 S: 8	H: 0 LOB: 0 BB: 0 P: 13		R: 0 E: 0 K: 1 S: 6	H: 1 LOB: 0 BB: 0 P: 8	R: 0 E: 0 K: 0 S: 7	H: 1 LOB: 0 BB: 0 P: 9	R: 0 E: 0 K: 0 S: 5	H: 1 LOB: 1 BB: 0 P: 9	1B: 3 2B: 0 3B: 0 HR: 0	SF: 0 SAC: 0 DP: 2 HBP: 0	WP: 1 PB: 0 SB: 0 CS: 0
<b>PITCHER</b>	IP WLS BF H R ER SO BB IBB HBP BLK WP HR S P ERA WHIP											<b>PITCHER</b>	IP WLS BF H R ER SO BB IBB HBP BLK WP HR S P ERA WHIP							
<b>Bobby Jones, R</b> ERA: 3.92 (1, 1)	9.0 W 31	3 0 0 6	2 0 0 0	0 0 0 0	1 0 0 58	94 0.00 0.556														

AB	29
R	0
H	3
RBI	0
BB	2
SO	6
LOB	10





Batter	1	2	3	4	5	6	7	8	9	AB	R	H	RBI	BB	SO	LOB	TOP						
Damon Buford, R OBP: 0.291, SLG: 0.258	4-2 CS BB	2-0 G5-3		4-2 S BB	1-2 L9			0-1 G5-3		3	0	0	0	2	0	4							
Jose Vizcaino, S OBP: 0.317, SLG: 0.355	2-2 E7 G6-3 2B		0-2 FC6-4 1B 2B	2-1 L9		0-0 G3		3-3 K		5	2	2	0	0	1	2							
Carl Everett, S OBP: 0.322, SLG: 0.437	0-1 G6-3		1-1 FC6-4 1B	1-3 K		4-1 G4-6-3 HBP		4-2 G1-6-3 BB		3	0	1	1	1	1	1							
Jeff Kent, R OBP: 0.319, SLG: 0.435	1-1 FC6-4 1B		2-1 FC6-4 1B 2B	1-0 G5-3		2-0 G4-6-3		1-2 G1-6-3 BB		5	1	1	0	0	0	5							
Chris Jones, R OBP: 0.330, SLG: 0.474	0-0 FC6-4		0-1 1B SF7 2B		3-1 G1-3		0-1 G1-3		1-0 1B	3	1	1	1	0	0	1							
Rico Brogna, L OBP: 0.344, SLG: 0.477	1-2 FC6-4		1-3 SF7 2B		3-1 G1-3		0-0 G6-3		1-1 1B	2	0	1	0	0	0	0							
Todd Hundley, S OBP: 0.395, SLG: 0.519		1-0 F7	1-2 BB 1B		3-1 HR 1B		0-0 G6-3		1-1 1B	5	1	3	1	0	0	0							
Ryan Thompson, R OBP: 0.313, SLG: 0.410		0-0 SH1-4 BB 1B	1-1 SF7		0-2 HR		1-2 F9		1-3 K	4	1	2	3	0	1	2							
Butch Huskey, R OBP: 0.333, SLG: 0.388		4-2 SH1-4 BB 1B	4-2 BB		4-0 SH2-4 BB		0-2 G6-3			1	0	0	0	3	0	0							
Doug Henry, R OBP: 1.000, SLG: 1.000		1-2 BB	1-2 BB							0	0	0	0	0	0	0							
John Franco, L										0	0	0	0	0	0	0							
Dave Milicki, R OBP: 0.154, SLG: 0.029		0-0 SH1-4	2-3 K		0-0 SH2-4		2-0 G5-3 2B			1	0	0	0	0	1	2							
Don Florence, R										0	0	0	0	0	0	0							
Paul Byrd, R OBP: 1.000, SLG: 1.000										0	0	0	0	0	0	0							
Tim Bogar, R OBP: 0.313, SLG: 0.360		1-2 2-3			1-2					1	0	1	0	0	0	0							
<b>Inning Stats</b>	R: 1 E: 1 K: 0 S: 11	H: 2 LOB: 1 BB: 1 P: 18	R: 0 E: 0 K: 0 S: 6	H: 1 LOB: 2 BB: 1 P: 13	R: 3 E: 0 K: 1 S: 20	H: 4 LOB: 2 BB: 1 P: 31	R: 0 E: 0 K: 1 S: 12	H: 0 LOB: 1 BB: 1 P: 19	R: 2 E: 0 K: 0 S: 11	H: 2 LOB: 1 BB: 1 P: 22	R: 0 E: 0 K: 0 S: 3	H: 0 LOB: 0 BB: 0 P: 9	R: 0 E: 0 K: 0 S: 7	H: 0 LOB: 0 BB: 0 P: 8	R: 0 E: 0 K: 1 S: 9	H: 1 LOB: 1 BB: 0 P: 14	R: 0 E: 0 K: 1 S: 11	H: 2 LOB: 2 BB: 1 P: 19	1B: 8 2B: 3 3B: 0 HR: 1	SF: 1 SAC: 2 DP: 2 HBP: 1	WP: 0 PB: 0 SB: 1 CS: 1	PA: 43	
<b>PITCHER</b>	IP	WLS	BF	H	R	ER	SO	BB	IBB	HBP	BLK	WP	HR	S	P	ERA	WHIP					ERA	WHIP
Jeff Fassero, L ERA: 4.15	2.1	L	15	7	4	4	0	2	0	0	0	0	0	30	48	15.43	3.857					0.00	1.200
Jose DeLeon, R ERA: 5.29	1.2		7	0	0	0	2	2	0	0	0	0	0	19	33	0.00	1.200						
Greg Harris, R ERA: 2.72	1.0		6	2	2	2	0	1	0	0	0	0	1	11	22	18.00	3.000						
Curt Schmidt, R ERA: 5.06	1.0		3	0	0	0	0	0	0	1	0	0	0	3	9	0.00	0.000						
Dave Leiper, L ERA: 3.05	2.0		7	1	0	0	1	0	0	0	0	0	0	16	22	0.00	0.500						

New York Mets @ Montreal Expos  
Olympic Stadium, Montreal, QB  
Sat Sep 09 1995, 7:05 PM EDT  
Att: 15,013 - Dome - 70 F

AB 33  
R 6  
H 12  
RBI 6  
BB 6  
SO 4  
LOB 17



Batter	1	2	3	4	5	6	7	8	9	AB	R	H	RBI	BB	SO	LOB	BOTTOM						
Rondell White, R OBP: 0.347, SLG: 0.452	2-2 G6-4-3 1B	2-1 G5-3		4-2 E BB		2-1 G5-3 S 1B		4-2 BB		3	0	2	0	2	0	3							
Wil Cordero, R OBP: 0.336, SLG: 0.406	1-2 G6-4-3 1-2		1-1 G5-3	1-2 E5		2-3 K		0-0 F8		5	0	0	0	0	1	5							
David Segui, S OBP: 0.370, SLG: 0.463	1-2 F8		2-2 HR	0-1 G4-3		2-2 G5-3		4-2 SH1-4 1B G5-3 BB		4	2	1	1	1	0	4							
Sean Berry, R OBP: 0.387, SLG: 0.571		1-0 1B 1B	0-1 1B		2-0 F8	1-2 G4-3		1-2 SH1-4 1B		5	1	3	0	0	0	1							
Henry Rodriguez, L OBP: 0.312, SLG: 0.365		3-2 HBP 1B	2-3 K		2-1 BB BB WP 1B		1-1 G3		0-0 SH1-4	4	2	2	0	0	1	1							
Dave Silvestri, R OBP: 0.292, SLG: 0.382		1-3 HBP 1B						1-2 2-3		0	0	0	0	0	0	0							
Mike Lansing, R OBP: 0.306, SLG: 0.402		1-2 1B FC3-2 1B	1-1 P6		4-2 WP BB BB		0-0 G6-3		1-0 G5-3	4	0	1	2	1	0	2							
Darrin Fletcher, L OBP: 0.359, SLG: 0.445		2-2 FC3-2 1B HBP		1-0 F8		4-0 WP BB		4-0 IBB		2	0	0	0	1	0	0							
Moises Alou, R OBP: 0.342, SLG: 0.459		1-2 2-3 HBP		1-2 2-3 BB		1-2 2-3 BB				0	0	0	0	1	0	0							
Mark Grudzielanek, R OBP: 0.301, SLG: 0.311		2-2 G5-3 FC3-2 1B		2-2 E S 1B		2-3 K		2-0 G4-3 G1-4-3		5	0	2	1	0	1	4							
Jeff Fassero, L ERA: 4.15	4.1		2	0	1	0	0	0	0	0	0	0	0	0	0	3							
Jose DeLeon, R ERA: 5.29	0.0		1	0	0	0	0	0	0	0	0	0	0	0	0	0							
Paul Byrd, R ERA: 2.35	2.2	W	9	1	0	0	3	0	0	0	0	1	0	25	38	0.00	0.375						
Doug Henry, R ERA: 3.49	1.0		4	0	0	0	0	1	0	0	0	0	0	7	13	0.00	1.000						
John Franco, L ERA: 2.54	1.0	S	6	1	1	1	0	1	1	0	0	0	0	8	20	9.00	2.000						
<b>Inning Stats</b>	R: 0 E: 0 K: 0 S: 9	H: 1 LOB: 0 BB: 0 P: 13	R: 2 E: 0 K: 0 S: 17	H: 4 LOB: 2 BB: 0 P: 28	R: 1 E: 0 K: 1 S: 13	H: 2 LOB: 1 BB: 0 P: 19	R: 0 E: 1 K: 0 S: 14	H: 1 LOB: 3 BB: 1 P: 23	R: 1 E: 0 K: 2 S: 14	H: 1 LOB: 2 BB: 2 P: 30	R: 0 E: 0 K: 1 S: 14	H: 1 LOB: 1 BB: 0 P: 21	R: 0 E: 0 K: 0 S: 5	H: 0 LOB: 0 BB: 0 P: 7	R: 0 E: 0 K: 0 S: 7	H: 0 LOB: 1 BB: 1 P: 13	R: 1 E: 0 K: 0 S: 8	H: 1 LOB: 2 BB: 2 P: 20	1B: 10 2B: 0 3B: 0 HR: 1	SF: 0 SAC: 1 DP: 2 HBP: 1	WP: 1 PB: 0 SB: 2 CS: 0	PA: 44	
<b>PITCHER</b>	IP	WLS	BF	H	R	ER	SO	BB	IBB	HBP	BLK	WP	HR	S	P	ERA	WHIP					ERA	WHIP
Dave Milicki, R ERA: 4.21	4.1		24	9	4	4	1	0	0	0	0	0	0	0	4								
Don Florence, L ERA: 1.59	0.0		1	0	0	0	0	1	0	0	0	0	0	0	4								

New York Mets @ Montreal Expos  
Olympic Stadium, Montreal, QB  
Sat Sep 09 1995, 7:05 PM EDT  
Att: 15,013 - Dome - 70 F

AB 36  
R 5  
H 11  
RBI 4  
BB 6  
SO 4  
LOB 26













Batter	1	2	3	4	5	6	7	8	9	AB	R	H	RBI	BB	SO	LOB	TOP					
Mickey Morandini, L (1.4)	G3-1 G6-3 2B		2B E BB	SH5-3		E7 2B		SF9 BB 1B		3	3	3	1	1	0	0	Philadelphia Phillies @ Montreal Expos Olympic Stadium, Montreal, QB Tue Sep 12 1995, 7:05 PM EDT Att: 11,246 - Unknown - 68 F					
Andy Van Slyke, L (1.8)	G3-1		E9 2B 2B	G6-3		BB BB		1B BB		3	1	1	0	2	0	2						
Gregg Jefferies, S (1.3)	G6-3		2B 2B	G6-3		BB		SF9		3	1	1	3	1	0	1						
Mark Whiten, S (1.9)	K		F9 1B 2B			K		BB 1B		5	1	2	2	0	3	3						
Charlie Hayes, R (1.5)		G6-3	L8			K		FC6-4 BB		4	0	0	0	1	2	1						
Jim Eisenreich, L (1.7)	F7		F9			G4-3		FC6-4		5	0	0	0	0	1	4						
Lenny Webster, R (1.2)	1B 1B		1B			F7	G4-3		F8	5	0	2	1	0	0	0						
Kevin Stocker, S (1.6)	1B		G1-3			G6-3 E 2B		L7		5	1	2	0	0	1	1						
Mike Williams, R (1.1)						G6-3		F8		3	0	1	0	0	1	3						
Toby Borland, R (7.1)	K			SH5-3 2B				1B SF9 1B		2	1	1	0	0	0	0						
<b>Inning Stats</b>	R: 1 E: 0 K: 1 S: 9	H: 1 LOB: 0 BB: 0 P: 14	R: 0 E: 0 K: 1 S: 11	H: 2 LOB: 2 BB: 0 P: 13	R: 4 E: 1 K: 0 S: 14	H: 4 LOB: 1 BB: 1 P: 23	R: 0 E: 0 K: 0 S: 7	H: 1 LOB: 0 BB: 0 P: 10	R: 0 E: 0 K: 2 S: 10	H: 0 LOB: 0 BB: 0 P: 13	R: 1 E: 1 K: 1 S: 19	H: 2 LOB: 3 BB: 2 P: 35	R: 0 E: 0 K: 2 S: 7	H: 0 LOB: 0 BB: 0 P: 11	R: 2 E: 0 K: 1 S: 15	H: 3 LOB: 3 BB: 2 P: 24	R: 0 E: 0 K: 0 S: 7	H: 0 LOB: 0 BB: 0 P: 9	1B: 6 2B: 7 3B: 0 HR: 0	SF: 1 SAC: 1 DP: 0 HBP: 0	WP: 0 PB: 0 SB: 0 CS: 0	PA: 45
<b>PITCHER</b>	IP WLS BF H R ER SO	IP WLS BF H R ER SO	IP WLS BF H R ER SO	IP WLS BF H R ER SO	IP WLS BF H R ER SO	IP WLS BF H R ER SO	IP WLS BF H R ER SO	IP WLS BF H R ER SO	IP WLS BF H R ER SO	IP WLS BF H R ER SO	IP WLS BF H R ER SO	IP WLS BF H R ER SO	IP WLS BF H R ER SO	IP WLS BF H R ER SO	IP WLS BF H R ER SO	IP WLS BF H R ER SO	ERA WHIP	ERA WHIP				
Tavo Alvarez, R (1.1)	2.1 L 14 6 5 5 2																	19.29 3.000				
Gil Heredia, R (3.1)	1.2 7 2 0 0 0																	0.00 1.200				
Bryan Eversgerd, L (5.1)	1.0 3 0 0 0 2																	0.00 0.000				
Curt Schmidt, R (6.1)	0.2 6 2 1 1 0																	13.50 6.000				
Greg Harris, R (6.1)	1.1 4 0 0 0 3																	0.00 0.000				
Jose DeLeon, R (8.1)	0.2 7 3 2 2 1																	27.00 7.500				
Tim Scott, R (8.1)	1.1 4 0 0 0 0																	0.00 0.000				

Batter	1	2	3	4	5	6	7	8	9	AB	R	H	RBI	BB	SO	LOB	BOTTOM			
Rondell White, R (1.8)	G4-3 G4-3 2B		G6-3			E8 FC4-6 1B		FC5-4 1B		4	2	3	0	0	0	1	Philadelphia Phillies @ Montreal Expos Olympic Stadium, Montreal, QB Tue Sep 12 1995, 7:05 PM EDT Att: 11,246 - Unknown - 68 F			
Cliff Floyd, L (1.7)	G4-3		K			FC4-6 BB		FC5-4 1B		2	0	0	0	1	1	2				
F.P. Santangelo, S (6, FR)	G4-3					FC4-6 BB		FC5-4 1B		1	0	1	0	0	0	0				
David Segui, S (1.3)	G4-3		G3-6-3 1B			FC4-6		FC5-4		4	0	1	2	0	0	3				
Henry Rodriguez, L (1.9)	G6-3		G3-6-3 1B			L9		K		4	0	0	0	0	1	4				
Darrin Fletcher, L (1.2)		G4-3				G4-3		E 1B 1B		3	0	0	0	0	0	1				
Jeff Treadway, L (9.4)								E 1B 1B		1	0	1	0	0	0	0				
Mike Lansing, R (1.4)		P3				L7		E8 1B		3	0	0	0	0	0	0				
Joe Siddall, L (9.2)								E8 1B		1	0	1	0	0	0	0				
Shane Andrews, R (1.5)								K		4	0	0	0	0	3	2				
Mark Grudzielanek, R (1.6)								K		3	0	2	0	0	1	0				
Jose DeLeon, R (8.1)								K		0	0	0	0	0	0	0				
Tim Scott, R (8.1)								K		0	0	0	0	0	0	0				
Sean Berry, R (9, PH)			SH3-4 1B					K		1	0	0	0	0	1	2				
Tavo Alvarez, R (1.1)								F9		0	0	0	0	0	0	0				
Gil Heredia, R (3.1)								F7		0	0	0	0	0	0	0				
Bryan Eversgerd, L (5.1)										0	0	0	0	0	0	0				
Tony Tarasco, L (5, PH)										1	0	0	0	0	0	1				
Curt Schmidt, R (6.1)										0	0	0	0	0	0	0				
Greg Harris, S (8.1)										0	0	0	0	0	0	0				
Dave Silvestri, R (8.6)										2	0	0	0	0	0	2				
<b>Inning Stats</b>	R: 1 E: 0 K: 0 S: 9	H: 1 LOB: 0 BB: 0 P: 15	R: 0 E: 0 K: 1 S: 7	H: 0 LOB: 0 BB: 0 P: 11	R: 0 E: 0 K: 1 S: 9	H: 1 LOB: 1 BB: 0 P: 13	R: 0 E: 0 K: 0 S: 5	H: 1 LOB: 0 BB: 0 P: 5	R: 0 E: 0 K: 0 S: 8	H: 1 LOB: 1 BB: 0 P: 15	R: 0 E: 0 K: 2 S: 9	H: 0 LOB: 0 BB: 0 P: 15	R: 0 E: 0 K: 1 S: 13	H: 2 LOB: 2 BB: 0 P: 19	R: 0 E: 1 K: 2 S: 14	H: 2 LOB: 2 BB: 0 P: 21	1B: 8 2B: 1 3B: 0 HR: 0	SF: 0 SAC: 1 DP: 1 HBP: 0	WP: 0 PB: 0 SB: 0 CS: 0	PA: 36
<b>PITCHER</b>	IP WLS BF H R ER SO	IP WLS BF H R ER SO	IP WLS BF H R ER SO	IP WLS BF H R ER SO	IP WLS BF H R ER SO	IP WLS BF H R ER SO	IP WLS BF H R ER SO	IP WLS BF H R ER SO	IP WLS BF H R ER SO	IP WLS BF H R ER SO	IP WLS BF H R ER SO	IP WLS BF H R ER SO	IP WLS BF H R ER SO	IP WLS BF H R ER SO	IP WLS BF H R ER SO	IP WLS BF H R ER SO	ERA WHIP	ERA WHIP		
Mike Williams, R (1.1)	6.0 W 23 5 2 1 2																	1.50 1.000		
Toby Borland, R (7.1)	3.0 S 13 4 0 0 5																	0.00 1.333		



Batter	1	2	3	4	5	6	7	8	9	AB	R	H	RBI	BB	SO	LOB	TOP										
Kevin Flora, R OBP: 0.298, SLG: 0.418 (1, 8)			F9		F8				G6-3	5	1	2	0	0	1	0	<b>Philadelphia Phillies @ Montreal Expos</b> Olympic Stadium, Montreal, QB Wed Sep 13 1995, 7:05 PM EDT Att: 11,335 - Dome										
23 Kevin Jordan, R OBP: 0.238, SLG: 0.375 Ricky Bottalico, L (7, 1) Andy Van Slyke, L (9, PH) OBP: 0.316, SLG: 0.343	G4-3		F9		G6-3				F7	4	1	1	0	0	0	0											
Gregg Jefferies, S OBP: 0.343, SLG: 0.445 (1, 3)	P6				F9				G6-3	5	1	1	1	0	0	2											
Mark Whiten, S OBP: 0.325, SLG: 0.402 (1, 9)					E9				F7	5	1	1	0	0	1	1											
Charlie Hayes, R OBP: 0.342, SLG: 0.407 (1, 5)									G5-3	4	0	2	1	0	1	1											
Tom Marsh, R OBP: 0.308, SLG: 0.430 Jim Eisenreich, L (8, PH) OBP: 0.370, SLG: 0.449 (8, 7)	F9				FC5-4					3	0	1	0	0	0	2											
Mike Lieberthal, R OBP: 0.276, SLG: 0.231 (1, 2)					FC5-4				G5-3	3	0	2	0	1	0	0											
Kevin Stocker, S OBP: 0.307, SLG: 0.278 (1, 6)	G4-3				P6					4	0	1	0	0	0	6											
Dennis Springer, R (1, 1) Russ Springer, R (6, 1) Gene Schall, R (7, PH) OBP: 0.353, SLG: 0.345 Mickey Morandini, L (7, 4) OBP: 0.351, SLG: 0.423			P4		G1-3				F8	2	0	0	0	0	0	2											
									G4-3	0	0	0	0	0	0	0											
										1	0	0	0	0	0	0											
										1	0	0	0	0	0	1											
<b>Inning Stats</b>	R: 0 E: 0 K: 1 S: 8	H: 0 LOB: 0 BB: 0 P: 14	R: 0 E: 0 K: 1 S: 9	H: 2 LOB: 2 BB: 0 P: 16	R: 0 E: 0 K: 0 S: 10	H: 0 LOB: 0 BB: 0 P: 13	R: 2 E: 1 K: 0 S: 8	H: 4 LOB: 2 BB: 0 P: 11	R: 0 E: 0 K: 1 S: 11	H: 1 LOB: 2 BB: 1 P: 17	R: 2 E: 0 K: 0 S: 13	H: 2 LOB: 1 BB: 0 P: 21	R: 0 E: 0 K: 1 S: 12	H: 1 LOB: 1 BB: 0 P: 14	R: 0 E: 0 K: 0 S: 5	H: 1 LOB: 1 BB: 0 P: 8	1B: 10 2B: 0 3B: 0 HR: 1	SF: 0 SAC: 0 DP: 0 HBP: 0	WP: 0 PB: 1 SB: 0 CS: 0	PA: 40							
<b>PITCHER</b>	IP	WLS	BF	H	R	ER	SO	BB	IBB	HBP	BLK	WP	HR	S	P	ERA	WHIP										
Kirk Rueter, L (1, 1) ERA: 5.16	4.0		18	6	2	2	2	0	0	0	0	0	1	35	54	4.50	1.500										
Gil Heredia, R (5, 1) ERA: 4.53	1.0	W	3	0	0	0	0	0	0	0	0	0	0	9	13	0.00	0.000										
Dave Lelper, L (6, 1) ERA: 3.18	1.1		8	3	2	1	1	1	0	0	0	0	0	17	28	6.75	3.000										
Tim Scott, R (7, 1) ERA: 3.94	0.2		3	0	0	0	0	0	0	0	0	0	0	7	10	0.00	0.000										
Mel Rojas, R (8, 1) ERA: 4.16	2.0	S	8	2	0	0	1	0	0	0	0	0	0	17	22	0.00	1.000										

Batter	1	2	3	4	5	6	7	8	9	AB	R	H	RBI	BB	SO	LOB	BOTTOM										
Rondell White, R OBP: 0.359, SLG: 0.466 (1, 8)							G6-3			4	1	3	2	0	0	0	<b>Philadelphia Phillies @ Montreal Expos</b> Olympic Stadium, Montreal, QB Wed Sep 13 1995, 7:05 PM EDT Att: 11,335 - Dome										
Mark Cudjovianek, R OBP: 0.313, SLG: 0.320 (1, 6)	FC5-4									3	0	1	0	1	1	2											
David Segui, S OBP: 0.366, SLG: 0.455 (1, 3)	G3-1		P5						F7	4	1	1	0	0	0	3											
Sean Berry, R OBP: 0.373, SLG: 0.548 (1, 5)	G6-3						F9			4	0	0	0	0	2	2											
Henry Rodriguez, L (1, 7) OBP: 0.307, SLG: 0.349 F.P. Santangelo, S (8, PR) OBP: 0.381, SLG: 0.412 (9, 7)					G6-3		E9			3	1	2	0	1	0	0											
Mike Lansing, R OBP: 0.305, SLG: 0.400 (1, 4)	G6-4-3				F9		F8		P4	4	0	0	0	0	0	3											
Tony Tarasco, L OBP: 0.320, SLG: 0.386 (1, 9)					G6-3				F8	3	1	1	0	1	0	1											
Joe Siddall, L OBP: 0.400, SLG: 0.400 (1, 2)										4	1	1	1	0	3	2											
Kirk Rueter, L (1, 1) Gil Heredia, R (5, 1) Cliff Floyd, L (5, PH) OBP: 0.299, SLG: 0.194 Dave Lelper, L (6, 1) OBP: 0.362, SLG: 0.241 Tim Scott, R (7, 1) OBP: 0.360, SLG: 0.290 Mel Rojas, R (8, 1)			SH3-4		G4-3		FC5-4			0	0	0	0	0	0	0											
										0	0	0	0	0	0	0											
										1	0	0	0	0	0	0											
										0	0	0	0	0	0	0											
<b>Inning Stats</b>	R: 0 E: 0 K: 0 S: 8	H: 1 LOB: 0 BB: 0 P: 11	R: 0 E: 0 K: 0 S: 4	H: 1 LOB: 0 BB: 0 P: 7	R: 2 E: 0 K: 1 S: 11	H: 3 LOB: 1 BB: 0 P: 13	R: 0 E: 0 K: 1 S: 7	H: 0 LOB: 0 BB: 0 P: 10	R: 1 E: 0 K: 2 S: 15	H: 1 LOB: 1 BB: 0 P: 22	R: 2 E: 1 K: 0 S: 16	H: 3 LOB: 2 BB: 1 P: 30	R: 0 E: 0 K: 1 S: 8	H: 0 LOB: 1 BB: 1 P: 13	R: 0 E: 0 K: 1 S: 7	H: 0 LOB: 1 BB: 1 P: 13	1B: 9 2B: 0 3B: 0 HR: 0	SF: 0 SAC: 1 DP: 1 HBP: 0	WP: 1 PB: 2 SB: 1 CS: 1	PA: 35							
<b>PITCHER</b>	IP	WLS	BF	H	R	ER	SO	BB	IBB	HBP	BLK	WP	HR	S	P	ERA	WHIP										
Dennis Springer, R (1, 1) ERA: 5.06	5.1	L	23	8	5	3	4	0	0	0	0	1	0	51	75	5.06	1.500										
Russ Springer, R (6, 1) ERA: 5.46	0.2		4	1	0	0	0	0	1	0	0	0	0	10	18	0.00	1.500										
Ricky Bottalico, R (7, 1) ERA: 2.11	2.0		8	0	0	0	2	2	0	0	0	0	0	15	26	0.00	1.000										

AB	39
R	4
H	11
RBI	2
BB	1
SO	4
LOB	16



AB	31
R	5
H	9
RBI	3
BB	3
SO	6
LOB	16













Batter	1	2	3	4	5	6	7	8	9	AB	R	H	RBI	BB	SO	LOB	TOP										
<b>John Cangelosi, S</b> (1, 8) OBP: 0.480, SLG: 0.419	L5		L5	F9			G3 1B		K	5	0	1	0	0	1	3											
<b>Craig Biggio, R</b> (1, 4) OBP: 0.404, SLG: 0.483	F8			SF8 1B	K		G3		K	4	1	1	0	1	1	1											
<b>5 Jeff Bagwell, R</b> (1, 3) OBP: 0.392, SLG: 0.478	P8			BB 1B	P4		G6-3		G4-6-3	5	1	1	0	0	0	3											
<b>Derrick May, L</b> (1, 7) OBP: 0.325, SLG: 0.409		G5-3		SF8	G4-3			F8		3	0	0	1	0	0	0											
<b>Dave Magadan, L</b> (1, 5) OBP: 0.420, SLG: 0.384 <b>Andy Stankiewicz, R</b> (8, PR) OBP: 0.290, SLG: 0.167	G3-1			BB 1B			K		K	3	1	1	0	1	1	0											
<b>James Mouton, R</b> (1, 9) OBP: 0.329, SLG: 0.378				BB 1B	P2			G5-3		4	0	2	0	0	0	3											
<b>Rick Wilkins, L</b> (1, 2) OBP: 0.330, SLG: 0.307 <b>Tony Eusebio, R</b> (8, PH) OBP: 0.366, SLG: 0.429				BB 1B			K		P8	2	1	1	0	1	1	1											
<b>Ricky Gutierrez, R</b> (1, 6) OBP: 0.291, SLG: 0.281				BB 1B			P2			4	1	2	2	0	1	1											
<b>Doug Drabek, R</b> (1, 1) OBP: 0.254, SLG: 0.263 <b>Dave Veres, R</b> (8, 1)				BB 1B				G5-3		3	0	1	1	0	1	0											
<b>Milt Thompson, L</b> (9, PH) OBP: 0.290, SLG: 0.299 <b>Mike Henneman, R</b> (9, 1)				BB 1B						1	0	0	0	0	0	0											
<b>Inning Stats</b>	R: 0 E: 0 K: 0 S: 6	H: 0 LOB: 0 BB: 0 P: 9	R: 0 E: 0 K: 0 S: 8	H: 2 LOB: 2 BB: 0 P: 10	R: 0 E: 0 K: 2 S: 10	H: 0 LOB: 0 BB: 2 P: 16	R: 4 E: 0 K: 0 S: 23	H: 4 LOB: 2 BB: 2 P: 37	R: 0 E: 0 K: 1 S: 8	H: 0 LOB: 0 BB: 0 P: 12	R: 0 E: 0 K: 2 S: 12	H: 1 LOB: 1 BB: 0 P: 19	R: 0 E: 0 K: 0 S: 7	H: 1 LOB: 1 BB: 0 P: 11	R: 0 E: 0 K: 0 S: 13	H: 1 LOB: 2 BB: 1 P: 19	R: 1 E: 0 K: 1 S: 12	H: 2 LOB: 1 BB: 1 P: 20	1B: 9 2B: 2 HR: 0	SF: 1 SAC: 0 HBP: 0	WP: 0 PB: 0 SB: 5 CS: 0	PA: 39					
<b>PITCHER</b>	IP	WLS	BF	H	R	ER	SO	BB	IBB	HBP	BLK	WP	HR	S	P	ERA	WHIP										
<b>Pedro Martinez, R</b> (1, 1) ERA: 3.42	7.0	L	30	8	4	4	5	2	0	0	0	0	0	74	114	5.14	1.429										
<b>Dave Leiper, L</b> (8, 1) ERA: 3.1	1.0		4	1	0	0	0	0	0	0	0	0	0	13	19	0.00	1.000										
<b>Mel Rojas, R</b> (9, 1) ERA: 4.24	1.0	S	5	2	1	1	1	1	0	0	0	0	0	12	20	9.00	3.000										

Houston Astros @ Montreal Expos  
Olympic Stadium, Montreal, QB  
Sun Sep 17, 1995, 3:33 AM EDT  
Att: 15,760 - Dome

AB 35  
R 5  
H 11  
RBI 5  
BB 3  
SO 6  
LOB 14



Batter	1	2	3	4	5	6	7	8	9	AB	R	H	RBI	BB	SO	LOB	BOTTOM										
<b>Rondell White, R</b> (1, 8) OBP: 0.360, SLG: 0.463	G6-3 G4-3 1B		P3							4	1	3	1	0	0	0											
<b>Mark Czuzdzianek, R</b> (1, 6) OBP: 0.314, SLG: 0.330	G6-3			BB 1B	K			SH3-4 1B		3	1	1	0	0	1	2											
<b>David Segui, S</b> (1, 3) OBP: 0.366, SLG: 0.454	G4-3			BB 1B				F7		4	0	1	2	0	0	1											
<b>Darrin Fletcher, L</b> (1, 2) OBP: 0.359, SLG: 0.451	F7			BB 1B				L4		3	0	0	0	1	1	1											
<b>Wil Cordero, R</b> (1, 7) OBP: 0.336, SLG: 0.402	P4			BB 1B						4	0	1	0	0	1	2											
<b>Mike Lansing, R</b> (1, 4) OBP: 0.301, SLG: 0.393	K			G5-4-3				L8		4	0	0	0	0	1	3											
<b>Cliff Floyd, L</b> (1, 9) OBP: 0.242, SLG: 0.220	G4-3									4	0	0	0	0	0	0											
<b>Shane Andrews, R</b> (1, 5) OBP: 0.272, SLG: 0.350										3	1	1	0	0	1	0											
<b>Pedro Martinez, R</b> (1, 1) ERA: 4.7 <b>Henry Rodriguez, L</b> (7, PH) OBP: 0.296, SLG: 0.336 <b>Dave Leiper, L</b> (8, 1) <b>Mel Rojas, R</b> (9, 1)				K						2	0	0	0	0	1	1											
<b>Inning Stats</b>	R: 1 E: 0 K: 0 S: 13	H: 1 LOB: 0 BB: 0 P: 19	R: 0 E: 0 K: 1 S: 5	H: 0 LOB: 0 BB: 0 P: 7	R: 0 E: 0 K: 2 S: 9	H: 0 LOB: 0 BB: 0 P: 14	R: 1 E: 0 K: 0 S: 17	H: 2 LOB: 1 BB: 1 P: 26	R: 1 E: 0 K: 1 S: 9	H: 2 LOB: 1 BB: 0 P: 12	R: 0 E: 0 K: 0 S: 11	H: 1 LOB: 1 BB: 0 P: 16	R: 0 E: 0 K: 1 S: 8	H: 0 LOB: 0 BB: 0 P: 14	R: 0 E: 0 K: 1 S: 8	H: 1 LOB: 1 BB: 0 P: 15	R: 0 E: 0 K: 1 S: 7	H: 0 LOB: 0 BB: 0 P: 8	1B: 5 2B: 2 HR: 0	SF: 0 SAC: 1 HBP: 0	WP: 0 PB: 0 SB: 1 CS: 0	PA: 34					
<b>PITCHER</b>	IP	WLS	BF	H	R	ER	SO	BB	IBB	HBP	BLK	WP	HR	S	P	ERA	WHIP										
<b>Doug Drabek, R</b> (1, 1) ERA: 4.7	7.0	W	27	6	3	3	5	1	0	0	0	0	0	8	15	3.86	1.000										
<b>Dave Veres, R</b> (8, 1) ERA: 2.99	1.0		4	1	0	0	1	0	0	0	0	0	0	7	8	0.00	0.000										
<b>Mike Henneman, R</b> (9, 1) ERA: 1.58	1.0	S	3	0	0	0	1	0	0	0	0	0	0	7	8	0.00	0.000										

Houston Astros @ Montreal Expos  
Olympic Stadium, Montreal, QB  
Sun Sep 17, 1995, 3:33 AM EDT  
Att: 15,760 - Dome

AB 32  
R 3  
H 7  
RBI 3  
BB 1  
SO 7  
LOB 10





Batter	1	2	3	4	5	6	7	8	9	AB	R	H	RBI	BB	SO	LOB	TOP																
Rondell White, R OBP: 0.360, SLG: 0.470 (1, 8)	F9		HR		G4-6-3		1B		P3	5	1	2	1	0	0	3	<b>Montreal Expos @ Cincinnati Reds</b> Riverfront Stadium, Cincinnati, OH Mon Sep 18 1995, 7:05 PM EDT Att: 19,191 - Unknown - 67 F																
Mark Grudzielanek, R OBP: 0.377, SLG: 0.333 (1, 6)	F8		1B		FC5-4		G6-3			4	0	2	1	0	0	1																	
Yaniji Benitez, R OBP: 0.600, SLG: 1.600 Henry Rodriguez, L OBP: 0.294, SLG: 0.333 (8, PH) (8, 9)	HR		G6-4-3		FC5-4		G4-3			3	1	1	1	0	0	2																	
Sean Berry, R OBP: 0.369, SLG: 0.535 (1, 5)	1B BB		F9				K		G6-3	3	0	0	0	1	1	0																	
Wil Cordero, R OBP: 0.335, SLG: 0.400 (1, 7)	1B				K2-3		E5		P3	4	0	1	0	0	1	0																	
Mike Lansing, R OBP: 0.301, SLG: 0.392 (1, 4)	G5-3				G1-3		G5-3		BLK 1B	4	1	1	0	0	0	3																	
Shane Andrews, R OBP: 0.268, SLG: 0.345 Tony Tarasco, L OBP: 0.324, SLG: 0.396 (9, PH)	P3				K		K		1B	3	0	0	0	0	2	1																	
Darrin Fletcher, L OBP: 0.358, SLG: 0.449 (1, 2)	L3						G3-1		F8	4	1	1	0	0	0	1																	
Tavo Alvarez, R G. Harstad, R Bryan Eversgerd, R Drew Spencer, R Jose DeLeon, R Dave Leiper, L Greg Harris, S Gabe White, L J. J. Thobe, R P. Santiago, S	K				FC3		1B BB		P4	2	0	0	0	0	0	1																	
<b>Inning Stats</b>	R: 1 E: 0 K: 0 S: 13	H: 2 LOB: 2 BB: 1 P: 24	R: 0 E: 0 K: 1 S: 8	H: 0 LOB: 0 BB: 0 P: 9	R: 1 E: 0 K: 0 S: 6	H: 2 LOB: 0 BB: 0 P: 10	R: 0 E: 0 K: 2 S: 7	H: 0 LOB: 0 BB: 0 P: 10	R: 1 E: 1 K: 0 S: 14	H: 2 LOB: 1 BB: 0 P: 18	R: 0 E: 1 K: 2 S: 11	H: 0 LOB: 1 BB: 0 P: 15	R: 0 E: 0 K: 0 S: 11	H: 1 LOB: 1 BB: 1 P: 20	R: 0 E: 0 K: 0 S: 8	H: 0 LOB: 0 BB: 0 P: 12		R: 1 E: 0 K: 0 S: 13	H: 2 LOB: 1 BB: 0 P: 17	1B: 7 2B: 0 3B: 0 HR: 2	SF: 0 SAC: 0 DP: 2 HBP: 0	WP: 0 PB: 0 SB: 0 CS: 0	PA: 37										
<b>PITCHER</b>	IP WLS BF H R ER SO BB IBB HBP BLK WP HR S P ERA WHIP																																
Pete Schourek, L ERA: 3.27 Michael Jackson, R ERA: 2.59 Jeff Brantley, R ERA: 2.94	(1, 1) (8, 1) (9, 1)	7.0 1.0 1.0	W 3 5	29 0 2	7 0 1	3 0 1	2 0 1	5 0 0	2 0 0	0 0 0	0 0 0	0 0 1	0 0 0	0 8 13	106 12 17	2.57 0.00 9.00	1.286 0.000 2.000																

AB 35  
R 4  
H 9  
RBI 4  
BB 2  
SO 5  
LOB 13



Batter	1	2	3	4	5	6	7	8	9	AB	R	H	RBI	BB	SO	LOB	BOTTOM																	
Thomas Howard, S OBP: 0.364, SLG: 0.424 Michael Jackson, R OBP: 0.250, SLG: 0.250 Mariano Duncan, R OBP: 0.302, SLG: 0.432 Jerome Walton, R OBP: 0.367, SLG: 0.513 (1, 8) (8, 1) (8, PH) (9, 7)	L7	F7			1B	1B	1B	WP 1B		4	1	2	1	0	0	2	<b>Montreal Expos @ Cincinnati Reds</b> Riverfront Stadium, Cincinnati, OH Mon Sep 18 1995, 7:05 PM EDT Att: 19,191 - Unknown - 67 F																	
Lenny Harris, L OBP: 0.253, SLG: 0.277 Mark Lewis, R OBP: 0.417, SLG: 0.497 (7, 5)	1B		G5-3		L8	P6		F7 E 1B		3	0	1	0	0	0	1																		
Ron Gant, R OBP: 0.396, SLG: 0.590 Jeff Brantley, R (9, 1)	P4				1B FC1-2 BB		S 2B BB	F7		3	1	1	0	2	0	1																		
Reggie Sanders, R OBP: 0.403, SLG: 0.598 (1, 9)	1B 3B		L5		FC1-2 1B		K	G5-3		5	1	2	1	0	1	3																		
Hal Morris, L OBP: 0.329, SLG: 0.442 (1, 3)	1B BB		F8		FC1-2		L8			3	1	0	0	1	0	4																		
Eddie Taubensee, L OBP: 0.350, SLG: 0.488 Benito Santiago, R OBP: 0.333, SLG: 0.488 (1, 2) (7, PH) (8, 2)	1B 1B				G3-1		K			3	0	1	1	0	1	2																		
Bret Boone, R OBP: 0.330, SLG: 0.428 (1, 4)	L4				L9		F8	G5-3		4	0	0	0	0	0	3																		
Jeff Branson, L OBP: 0.337, SLG: 0.449 (1, 6)	1B				G3		G4-3		K	4	0	1	1	0	1	0																		
Pete Schourek, L OBP: 0.226, SLG: 0.264 Darren Lewis, R OBP: 0.314, SLG: 0.304 (1, 1) (8, 8)	K				1B 2B		1B 2B	S 1B 1B		3	1	2	0	0	1	2																		
<b>Inning Stats</b>	R: 0 E: 0 K: 0 S: 3	H: 1 LOB: 0 BB: 0 P: 7	R: 2 E: 0 K: 1 S: 12	H: 3 LOB: 2 BB: 1 P: 22	R: 0 E: 0 K: 0 S: 11	H: 1 LOB: 1 BB: 0 P: 16	R: 0 E: 0 K: 0 S: 7	H: 0 LOB: 0 BB: 0 P: 9	R: 2 E: 0 K: 1 S: 13	H: 3 LOB: 2 BB: 1 P: 20	R: 0 E: 0 K: 0 S: 9	H: 2 LOB: 2 BB: 0 P: 13	R: 1 E: 0 K: 1 S: 11	H: 1 LOB: 1 BB: 1 P: 19	R: 2 E: 1 K: 1 S: 14	H: 3 LOB: 1 BB: 0 P: 23		1B: 9 2B: 3 3B: 2 HR: 0	SF: 0 SAC: 0 DP: 0 HBP: 0	WP: 1 PB: 0 SB: 2 CS: 0	PA: 40													
<b>PITCHER</b>	IP WLS BF H R ER SO BB IBB HBP BLK WP HR S P ERA WHIP																																	
Tavo Alvarez, R ERA: 6.0 G. Harstad, R ERA: 4.43 Bryan Eversgerd, L ERA: 7.3 Jose DeLeon, R ERA: 5.45 Dave Leiper, L ERA: 3.07	(1, 1) (5, 1) (6, 1) (7, 1) (7, 1)	4.1 1.1 0.1 0.1 0.1	L 6 1 2 2	22 2 0 0 0	8 0 0 1 1	4 0 0 1 1	4 0 0 1 1	4 0 0 0 0	2 0 0 0 0	0 0 0 0 0	0 0 0 0 0	0 0 0 0 0	0 0 0 0 0	0 0 0 0 0	0 0 0 0 0	0 0 0 0 0	0.00 27.00 13.50	0.000 3.000 3.000																

AB 37  
R 7  
H 14  
RBI 7  
BB 3  
SO 4  
LOB 20






Batter	1	2	3	4	5	6	7	8	9	AB	R	H	RBI	BB	SO	LOB	TOP					
Rondell White, R OBP: 0.360, SLG: 0.466	F9			FC6-4 1B	FC9-2 1B		F9		G6-3	3	1	0	0	2	0	0						
Mark Grudzielanek, R OBP: 0.319, SLG: 0.335	K			FC6-4 1B	FC9-2		S 1B		K	5	1	2	0	0	2	3						
Yamil Benitez, R OBP: 0.556, SLG: 1.111	L9			FC6-4 1B	F9		1-H 1B			4	0	2	1	0	0	3						
Sean Berry, R OBP: 0.370, SLG: 0.537		FC1-6-5-4 2B		FC6-4		G6-4-3 1B	F7			3	1	1	1	1	0	3						
Henry Rodriguez, L OBP: 0.293, SLG: 0.331	F7					G6-4-3 1B	F8			4	0	1	0	0	1	4						
Tim Scott, R OBP: 0.250, SLG: 0.250				K						0	0	0	0	0	0	0						
Mel Rojas, R										0	0	0	0	0	0	0						
Mike Lansing, R OBP: 0.298, SLG: 0.388	FC1-6-5-4			P5		G6-4-3		P6		4	0	0	0	0	0	5						
Wil Cordero, R OBP: 0.337, SLG: 0.401			K		2B FC9-2 1B	E 1B		P4		4	1	2	1	0	1	0						
Darrin Fletcher, L OBP: 0.360, SLG: 0.453		G4-3		FC9-2 2B	E9 FC5-4 1B		F8			4	0	2	0	0	0	0						
Kirk Rueter, L			K		L7	FC5-4			L7	3	0	0	0	0	1	3						
David Segui, S OBP: 0.366, SLG: 0.453										1	0	0	0	0	0	0						
<b>Inning Stats</b>	R: 0 E: 0 K: 1 S: 9	H: 0 LOB: 0 BB: 0 P: 13	R: 0 E: 0 K: 0 S: 6	H: 1 LOB: 0 BB: 0 P: 13	R: 0 E: 0 K: 2 S: 11	H: 0 LOB: 0 BB: 0 P: 14	R: 1 E: 0 K: 1 S: 13	H: 2 LOB: 2 BB: 1 P: 19	R: 0 E: 0 K: 0 S: 9	H: 2 LOB: 3 BB: 1 P: 15	R: 2 E: 1 K: 0 S: 13	H: 3 LOB: 1 BB: 0 P: 20	R: 1 E: 0 K: 0 S: 11	H: 2 LOB: 1 BB: 0 P: 13	R: 0 E: 0 K: 0 S: 10	H: 0 LOB: 0 BB: 0 P: 11	R: 0 E: 0 K: 1 S: 9	H: 0 LOB: 0 BB: 0 P: 11	1B: 8 2B: 3 3B: 0 HR: 0	SF: 0 SAC: 0 DP: 2 HBP: 0	WP: 0 PB: 0 SB: 1 CS: 0	PA: 38
<b>PITCHER</b>	IP	WLS	BF	H	R	ER	SO	BB	IBB	HBP	BLK	WP	HR	S	P	ERA	WHIP					
David Wells, L ERA: 3.32	6.0	L	27	8	3	2	4	2	1	0	0	0	0	61	94	3.00	1.667					
Hector Carrasco, R ERA: 3.43	1.0		5	2	1	1	0	0	0	0	0	0	0	11	13	9.00	2.000					
Jeff Brantley, R ERA: 2.85	2.0		6	0	0	0	1	0	0	0	0	0	0	19	22	0.00	0.000					

**Montreal Expos @ Cincinnati Reds**  
Riverfront Stadium, Cincinnati, OH  
Tue Sep 19 1995, 7:05 PM EDT  
Att: 20,528 - Unknown - 73 F

AB	35
R	4
H	10
RBI	3
BB	3
SO	5
LOB	21



Batter	1	2	3	4	5	6	7	8	9	AB	R	H	RBI	BB	SO	LOB	BOTTOM					
Mariano Duncan, R OBP: 0.301, SLG: 0.429	G6-3 1B		FC3-6			F7		G5-3		4	0	1	0	0	0	1						
Darren Lewis, R OBP: 0.312, SLG: 0.302	G6-3		L6			F9		K		3	0	0	0	0	0	2						
Thomas Howard, S OBP: 0.362, SLG: 0.422										1	0	0	0	0	1	0						
Ron Gant, R OBP: 0.397, SLG: 0.588	FC5-4 BB			K				K		3	0	1	0	1	2	0						
Reggie Sanders, R OBP: 0.400, SLG: 0.592	FC5-4			K					G4-3	4	0	0	0	0	2	2						
Benito Santiago, R OBP: 0.336, SLG: 0.492		F9		2B			2B 1B		K	4	1	2	0	0	1	0						
Hal Morris, L OBP: 0.331, SLG: 0.446		G4-3		K			1-H 2B		FC5-4 1B	4	0	2	1	0	1	1						
Bret Boone, R OBP: 0.327, SLG: 0.424	G6-3				P6		P3		FC5-4	4	0	0	0	0	0	2						
Mark Lewis, R OBP: 0.415, SLG: 0.493			FC3-6 1B		F8		F8			3	0	1	0	0	0	1						
David Wells, L OBP: 0.167, SLG: 0.167					P6					2	0	0	0	0	0	1						
Hector Carrasco, R										0	0	0	0	0	0	0						
Eric Anthony, L OBP: 0.336, SLG: 0.448										1	0	0	0	0	0	1						
Jeff Brantley, R										0	0	0	0	0	0	0						
<b>Inning Stats</b>	R: 0 E: 0 K: 0 S: 4	H: 1 LOB: 1 BB: 1 P: 12	R: 0 E: 0 K: 0 S: 8	H: 0 LOB: 0 BB: 0 P: 12	R: 0 E: 0 K: 3 S: 14	H: 1 LOB: 1 BB: 0 P: 19	R: 0 E: 0 K: 1 S: 9	H: 1 LOB: 1 BB: 0 P: 12	R: 1 E: 0 K: 2 S: 8	H: 2 LOB: 1 BB: 0 P: 9	R: 0 E: 0 K: 1 S: 9	H: 1 LOB: 1 BB: 0 P: 13	R: 0 E: 0 K: 1 S: 9	H: 0 LOB: 0 BB: 0 P: 11	R: 0 E: 0 K: 1 S: 9	H: 1 LOB: 1 BB: 0 P: 13	1B: 5 2B: 2 3B: 0 HR: 0	SF: 0 SAC: 0 DP: 1 HBP: 0	WP: 0 PB: 0 SB: 0 CS: 0	PA: 34		
<b>PITCHER</b>	IP	WLS	BF	H	R	ER	SO	BB	IBB	HBP	BLK	WP	HR	S	P	ERA	WHIP					
Kirk Rueter, L ERA: 4.29	6.0	W	22	4	0	0	4	1	0	0	0	0	0	19	28	4.50	1.000					
Tim Scott, R ERA: 4.04	2.0		8	2	1	1	2	0	0	0	0	0	0	9	13	0.00	1.000					
Mel Rojas, R ERA: 4.18	1.0	S	4	1	0	0	1	0	0	0	0	0	0	9	13	0.00	1.000					

**Montreal Expos @ Cincinnati Reds**  
Riverfront Stadium, Cincinnati, OH  
Tue Sep 19 1995, 7:05 PM EDT  
Att: 20,528 - Unknown - 73 F

AB	33
R	1
H	7
RBI	1
BB	1
SO	7
LOB	11





Batter	1	2	3	4	5	6	7	8	9	AB	R	H	RBI	BB	SO	LOB	TOP
Rondell White, R OBP: 0.360, SLG: 0.464 (1, 8)										4	0	1	0	0	0	0	<b>Montreal Expos @ Cincinnati Reds</b> Riverfront Stadium, Cincinnati, OH Wed Sep 20 1995, 3:33 AM EDT Att: 20,352 - Cloudy - 65 F
Mark Grudzielanek, R OBP: 0.317, SLG: 0.338 (1, 6)										4	0	1	0	0	0	1	
David Segui, S OBP: 0.365, SLG: 0.453 (1, 3)										4	1	1	0	0	1	2	
Sean Berry, R OBP: 0.369, SLG: 0.536 (1, 5)										4	0	1	1	0	0	1	
Darrin Fletcher, L OBP: 0.361, SLG: 0.466 (1, 2)										4	1	2	1	0	0	1	
Mike Lansing, R OBP: 0.298, SLG: 0.385 (1, 4)										3	0	0	0	0	0	1	
Tony Tarasco, L OBP: 0.321, SLG: 0.392 (1, 9)										4	0	0	0	0	0	2	
Cliff Floyd, L OBP: 0.232, SLG: 0.210 (7, 1)										3	0	0	0	0	1	1	
Cliff Floyd, L OBP: 0.232, SLG: 0.210 (7, 1)										0	0	0	0	0	0	0	
Cliff Floyd, L OBP: 0.232, SLG: 0.210 (7, 1)										0	0	0	0	0	0	0	
Cliff Floyd, L OBP: 0.232, SLG: 0.210 (7, 1)										0	0	0	0	0	0	0	
Cliff Floyd, L OBP: 0.232, SLG: 0.210 (7, 1)										0	0	0	0	0	0	0	
Cliff Floyd, L OBP: 0.232, SLG: 0.210 (7, 1)										0	0	0	0	0	0	0	
Cliff Floyd, L OBP: 0.232, SLG: 0.210 (7, 1)										0	0	0	0	0	0	0	
Cliff Floyd, L OBP: 0.232, SLG: 0.210 (7, 1)										0	0	0	0	0	0	0	
Cliff Floyd, L OBP: 0.232, SLG: 0.210 (7, 1)										0	0	0	0	0	0	0	
Cliff Floyd, L OBP: 0.232, SLG: 0.210 (7, 1)										0	0	0	0	0	0	0	
Cliff Floyd, L OBP: 0.232, SLG: 0.210 (7, 1)										0	0	0	0	0	0	0	
Cliff Floyd, L OBP: 0.232, SLG: 0.210 (7, 1)										0	0	0	0	0	0	0	
Cliff Floyd, L OBP: 0.232, SLG: 0.210 (7, 1)										0	0	0	0	0	0	0	
Cliff Floyd, L OBP: 0.232, SLG: 0.210 (7, 1)										0	0	0	0	0	0	0	
Cliff Floyd, L OBP: 0.232, SLG: 0.210 (7, 1)										0	0	0	0	0	0	0	
Cliff Floyd, L OBP: 0.232, SLG: 0.210 (7, 1)										0	0	0	0	0	0	0	
Cliff Floyd, L OBP: 0.232, SLG: 0.210 (7, 1)										0	0	0	0	0	0	0	
Cliff Floyd, L OBP: 0.232, SLG: 0.210 (7, 1)										0	0	0	0	0	0	0	
Cliff Floyd, L OBP: 0.232, SLG: 0.210 (7, 1)										0	0	0	0	0	0	0	
Cliff Floyd, L OBP: 0.232, SLG: 0.210 (7, 1)										0	0	0	0	0	0	0	
Cliff Floyd, L OBP: 0.232, SLG: 0.210 (7, 1)										0	0	0	0	0	0	0	
Cliff Floyd, L OBP: 0.232, SLG: 0.210 (7, 1)										0	0	0	0	0	0	0	
Cliff Floyd, L OBP: 0.232, SLG: 0.210 (7, 1)										0	0	0	0	0	0	0	
Cliff Floyd, L OBP: 0.232, SLG: 0.210 (7, 1)										0	0	0	0	0	0	0	
Cliff Floyd, L OBP: 0.232, SLG: 0.210 (7, 1)										0	0	0	0	0	0	0	
Cliff Floyd, L OBP: 0.232, SLG: 0.210 (7, 1)										0	0	0	0	0	0	0	
Cliff Floyd, L OBP: 0.232, SLG: 0.210 (7, 1)										0	0	0	0	0	0	0	
Cliff Floyd, L OBP: 0.232, SLG: 0.210 (7, 1)										0	0	0	0	0	0	0	
Cliff Floyd, L OBP: 0.232, SLG: 0.210 (7, 1)										0	0	0	0	0	0	0	
Cliff Floyd, L OBP: 0.232, SLG: 0.210 (7, 1)										0	0	0	0	0	0	0	
Cliff Floyd, L OBP: 0.232, SLG: 0.210 (7, 1)										0	0	0	0	0	0	0	
Cliff Floyd, L OBP: 0.232, SLG: 0.210 (7, 1)										0	0	0	0	0	0	0	
Cliff Floyd, L OBP: 0.232, SLG: 0.210 (7, 1)										0	0	0	0	0	0	0	
Cliff Floyd, L OBP: 0.232, SLG: 0.210 (7, 1)										0	0	0	0	0	0	0	
Cliff Floyd, L OBP: 0.232, SLG: 0.210 (7, 1)										0	0	0	0	0	0	0	
Cliff Floyd, L OBP: 0.232, SLG: 0.210 (7, 1)										0	0	0	0	0	0	0	
Cliff Floyd, L OBP: 0.232, SLG: 0.210 (7, 1)										0	0	0	0	0	0	0	
Cliff Floyd, L OBP: 0.232, SLG: 0.210 (7, 1)										0	0	0	0	0	0	0	
Cliff Floyd, L OBP: 0.232, SLG: 0.210 (7, 1)										0	0	0	0	0	0	0	
Cliff Floyd, L OBP: 0.232, SLG: 0.210 (7, 1)										0	0	0	0	0	0	0	
Cliff Floyd, L OBP: 0.232, SLG: 0.210 (7, 1)										0	0	0	0	0	0	0	
Cliff Floyd, L OBP: 0.232, SLG: 0.210 (7, 1)										0	0	0	0	0	0	0	
Cliff Floyd, L OBP: 0.232, SLG: 0.210 (7, 1)										0	0	0	0	0	0	0	
Cliff Floyd, L OBP: 0.232, SLG: 0.210 (7, 1)										0	0	0	0	0	0	0	
Cliff Floyd, L OBP: 0.232, SLG: 0.210 (7, 1)										0	0	0	0	0	0	0	
Cliff Floyd, L OBP: 0.232, SLG: 0.210 (7, 1)										0	0	0	0	0	0	0	
Cliff Floyd, L OBP: 0.232, SLG: 0.210 (7, 1)										0	0	0	0	0	0	0	
Cliff Floyd, L OBP: 0.232, SLG: 0.210 (7, 1)										0	0	0	0	0	0	0	
Cliff Floyd, L OBP: 0.232, SLG: 0.210 (7, 1)										0	0	0	0	0	0	0	
Cliff Floyd, L OBP: 0.232, SLG: 0.210 (7, 1)										0	0	0	0	0	0	0	
Cliff Floyd, L OBP: 0.232, SLG: 0.210 (7, 1)										0	0	0	0	0	0	0	
Cliff Floyd, L OBP: 0.232, SLG: 0.210 (7, 1)										0	0	0	0	0	0	0	
Cliff Floyd, L OBP: 0.232, SLG: 0.210 (7, 1)										0	0	0	0	0	0	0	
Cliff Floyd, L OBP: 0.232, SLG: 0.210 (7, 1)										0	0	0	0	0	0	0	
Cliff Floyd, L OBP: 0.232, SLG: 0.210 (7, 1)										0	0	0	0	0	0	0	
Cliff Floyd, L OBP: 0.232, SLG: 0.210 (7, 1)										0	0	0	0	0	0	0	
Cliff Floyd, L OBP: 0.232, SLG: 0.210 (7, 1)										0	0	0	0	0	0	0	
Cliff Floyd, L OBP: 0.232, SLG: 0.210 (7, 1)										0	0	0	0	0	0	0	
Cliff Floyd, L OBP: 0.232, SLG: 0.210 (7, 1)										0	0	0	0	0	0	0	
Cliff Floyd, L OBP: 0.232, SLG: 0.210 (7, 1)										0	0	0	0	0	0	0	
Cliff Floyd, L OBP: 0.232, SLG: 0.210 (7, 1)										0	0	0	0	0	0	0	
Cliff Floyd, L OBP: 0.232, SLG: 0.210 (7, 1)										0	0	0	0	0	0	0	
Cliff Floyd, L OBP: 0.232, SLG: 0.210 (7, 1)										0	0	0	0	0	0	0	
Cliff Floyd, L OBP: 0.232, SLG: 0.210 (7, 1)										0	0	0	0	0	0	0	
Cliff Floyd, L OBP: 0.232, SLG: 0.210 (7, 1)										0							







Batter	1	2	3	4	5	6	7	8	9	AB	R	H	RBI	BB	SO	LOB	TOP							
Rondell White, R OBP: 0.361, SLG: 0.471	(1, 8) K			0-1 CS 1B		1-3 K		3-2 HR	2-3 K	5	1	2	1	0	3	2								
David Segui, S OBP: 0.364, SLG: 0.449	(1, 3) 1B			1-3 SAFE SAFE 1B			1-2 G3	0-1 F7	3-2 1B	5	0	2	1	0	1	1								
Yamil Benitez, R OBP: 0.444, SLG: 0.765	(1, 9) 1B			1-2 SAFE SAFE 1B			4-2 WP HBP BB	2-2 E 1B	0-0 G1-3	4	2	1	0	1	0	4								
Sean Berry, R OBP: 0.367, SLG: 0.532					1-3 K		0-0 HBP WP 1B	1-1 E5 1B		4	0	1	0	0	1	1								
Wil Cordero, R OBP: 0.337, SLG: 0.406					0-0 HR		4-1 HBP	1-0 1B		3	1	2	2	1	1	0								
Mike Lansing, R OBP: 0.297, SLG: 0.385					1-2 F9		1-2 2-3 IBB	3-3 3-H 1B		4	0	0	0	0	2	5								
Mark Grudzielanek, R OBP: 0.315, SLG: 0.336					0-1 F9		0-3 K	3-2 1-2 2-3 3-H HBP		3	0	0	1	0	1	0								
Darrin Fletcher, L OBP: 0.362, SLG: 0.462					2-3 K			2-2 G3-1	0-0 BB 1B	4	1	1	0	0	2	3								
Pedro Martinez, R Cliff Floyd, L Dave Leiper, L Henry Rodriguez, L Curtis Priddy, L Mel Rojas, R	(1, 1) (5, PH) (8, 1) (9, PH) (9, PH) (9, 1)				1-3 K			1-3 K	2-2 SAFE 1B	2	0	0	0	0	0	2	0							
<b>Inning Stats</b>	R: 0 E: 0 K: 1 S: 7	H: 1 LOB: 0 BB: 0 P: 12	R: 0 E: 0 K: 1 S: 7	H: 0 LOB: 0 BB: 0 P: 10	R: 0 E: 0 K: 2 S: 8	H: 0 LOB: 0 BB: 0 P: 11	R: 0 E: 0 K: 1 S: 8	H: 1 LOB: 0 BB: 0 P: 10	R: 1 E: 0 K: 2 S: 10	H: 1 LOB: 0 BB: 0 P: 12	R: 0 E: 0 K: 2 S: 11	H: 0 LOB: 0 BB: 0 P: 15	R: 1 E: 0 K: 2 S: 17	H: 1 LOB: 3 BB: 2 P: 31	R: 2 E: 1 K: 1 S: 20	H: 3 LOB: 2 BB: 0 P: 31	R: 1 E: 0 K: 1 S: 13	H: 2 LOB: 2 BB: 1 P: 23	1B: 6 2B: 1 3B: 0 HR: 2	SF: 0 SAC: 0 DP: 0 HBP: 1	WP: 1 PB: 0 SB: 0 CS: 1	PA: 39		
<b>PITCHER</b>	IP WLS BF H R ER SO BB IBB HBP BLK WP HR S P ERA WHIP	7.0 L 26 4 2 2 11 1 1 1 0 1 1 68 101 2.57 0.714	1.0 L 7 3 2 1 1 0 0 0 0 0 1 20 31 9.00 3.000	1.0 S 6 2 1 1 1 1 0 0 0 0 0 0 13 23 9.00 3.000																				

Montreal Expos @ Atlanta Braves  
Atlanta-Fulton County Stadium, Atlanta, GA  
Sat Sep 23 1995, 7:05 PM EDT  
Att: 48,998 - Unknown - 57 F

AB	35
R	5
H	9
RBI	5
BB	3
SO	13
LOB	16



Batter	1	2	3	4	5	6	7	8	9	AB	R	H	RBI	BB	SO	LOB	BOTTOM							
Marquis Grissom, R OBP: 0.321, SLG: 0.375	(1, 8) BB				1-0 SH3-4 2B		0-0 P4			3	1	2	0	0	0	0								
Mike Devereaux, R OBP: 0.346, SLG: 0.456	(5, FR) BB				1-0 SH3-4 2B		2-1 P6			2	0	0	0	1	0	0								
Mike Mordecai, R OBP: 0.378, SLG: 0.530	(1, 4) BB HBP BB				1-0 SH3-4 2B		2-1 P6			4	0	1	0	0	2	4								
10 Chipper Jones, S OBP: 0.349, SLG: 0.442	(1, 5) F8				1-3 K		0-3 K			3	0	1	1	0	0	1								
Fred McGriff, L OBP: 0.362, SLG: 0.488	(1, 3) HBP				0-0 P4		0-0 G4-3			0	0	0	0	0	0	0								
Ed Giovanola, L OBP: 0.297, SLG: 0.083	(9, 4) HBP				0-0 P4		3-3 3-H 2B			3	0	1	1	1	1	2								
David Justice, L OBP: 0.374, SLG: 0.496	(1, 9) BB				0-3 K2-3		0-0 P6			0	0	0	0	0	0	0								
Brad Clontz, R OBP: 0.396, SLG: 0.600	(1, 7) K				1-2 CS BB 1B		0-0 G4-3			4	0	1	0	0	2	4								
Charlie O'Brien, R OBP: 0.338, SLG: 0.393	(1, 2) K				4-0 BB		1-2 L7			3	0	0	0	1	2	3								
Jeff Blausler, R OBP: 0.318, SLG: 0.341	(1, 6) F7				1-3 K		0-0 G5-3			4	0	0	0	0	1	2								
Steve Avery, L OBP: 0.226, SLG: 0.392	(1, 1) K				0-1 P2		3-2 G1-3			2	0	0	0	0	1	2								
Luis Polonia, L OBP: 0.329, SLG: 0.360	(7, PH)									1	0	0	0	0	0	0								
Greg McMichael, R OBP: 0.331, SLG: 0.423	(9, 9) K				2-3 K					1	0	0	0	0	1	0								
<b>Inning Stats</b>	R: 1 E: 0 K: 2 S: 23	H: 1 LOB: 3 BB: 2 P: 35	R: 0 E: 0 K: 1 S: 8	H: 0 LOB: 0 BB: 0 P: 10	R: 0 E: 0 K: 1 S: 9	H: 1 LOB: 1 BB: 0 P: 12	R: 0 E: 0 K: 1 S: 9	H: 1 LOB: 1 BB: 1 P: 15	R: 1 E: 0 K: 1 S: 7	H: 2 LOB: 1 BB: 0 P: 10	R: 0 E: 0 K: 0 S: 5	H: 0 LOB: 0 BB: 0 P: 6	R: 0 E: 0 K: 2 S: 6	H: 0 LOB: 0 BB: 0 P: 11	R: 0 E: 0 K: 2 S: 10	H: 1 LOB: 1 BB: 0 P: 13	R: 0 E: 0 K: 2 S: 9	H: 0 LOB: 0 BB: 0 P: 13	1B: 3 2B: 2 3B: 1 HR: 0	SF: 0 SAC: 1 DP: 0 HBP: 1	WP: 0 PB: 0 SB: 0 CS: 1	PA: 36		
<b>PITCHER</b>	IP WLS BF H R ER SO BB IBB HBP BLK WP HR S P ERA WHIP	7.0 W 29 5 2 2 6 3 0 0 0 0 0 10 13 0.00 1.000	1.0 S 4 1 0 0 2 0 0 0 0 0 0 10 13 0.00 1.000	1.0 S 3 0 0 0 2 0 0 0 0 0 0 9 13 0.00 0.000																				

Montreal Expos @ Atlanta Braves  
Atlanta-Fulton County Stadium, Atlanta, GA  
Sat Sep 23 1995, 7:05 PM EDT  
Att: 48,998 - Unknown - 57 F

AB	31
R	2
H	6
RBI	2
BB	3
SO	10
LOB	18







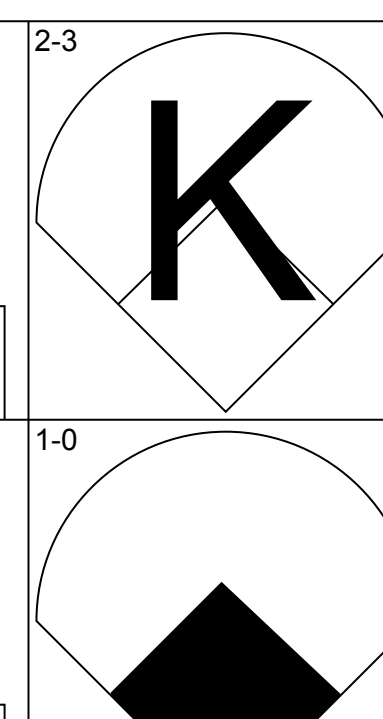
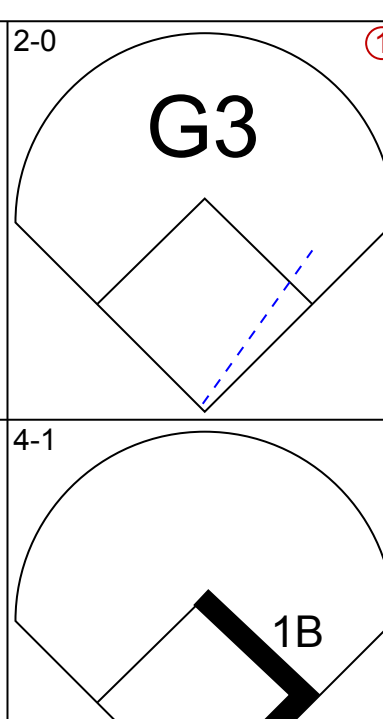
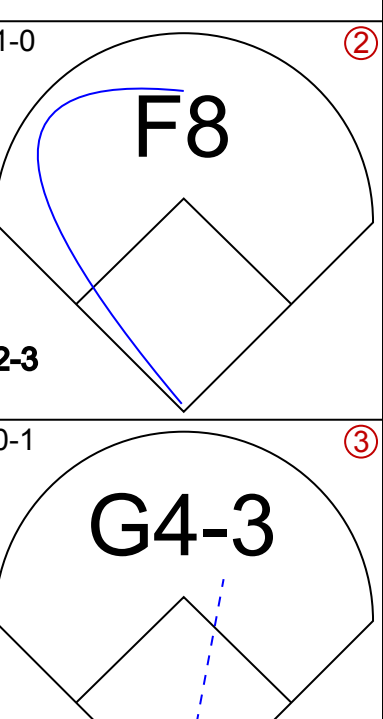
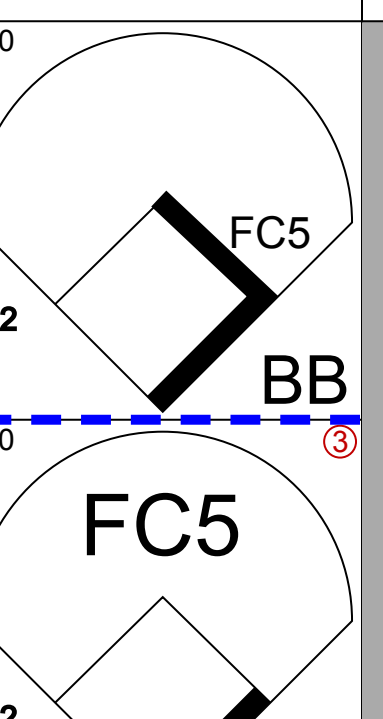
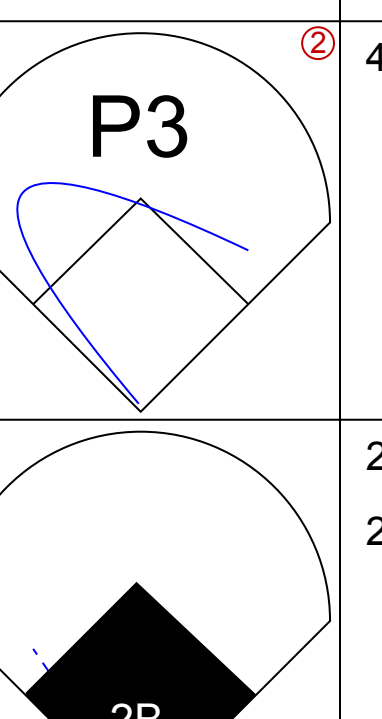
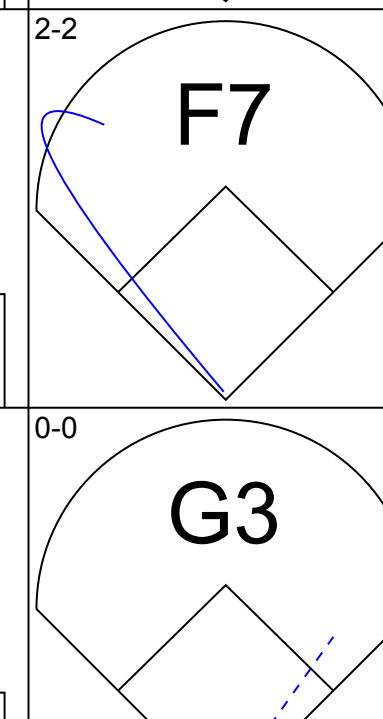
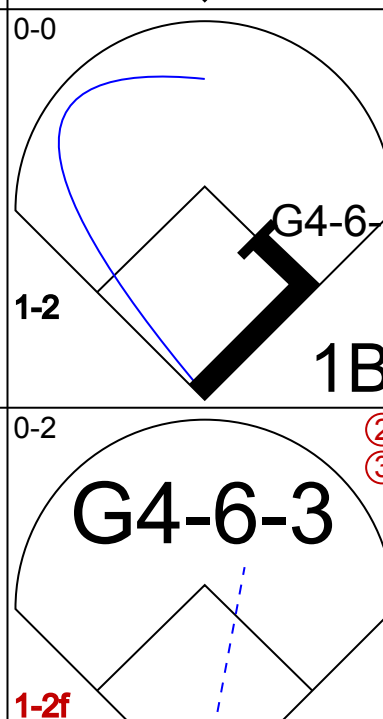


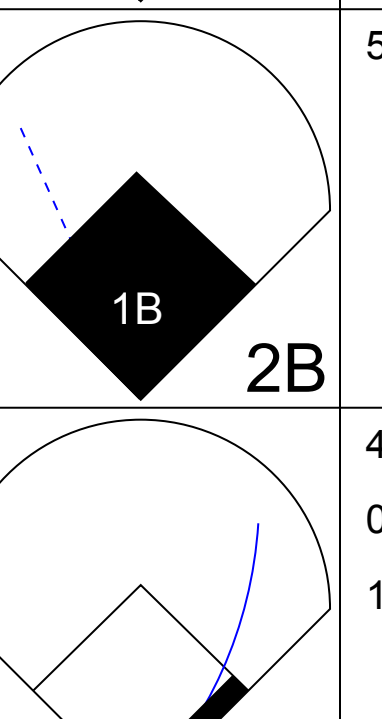


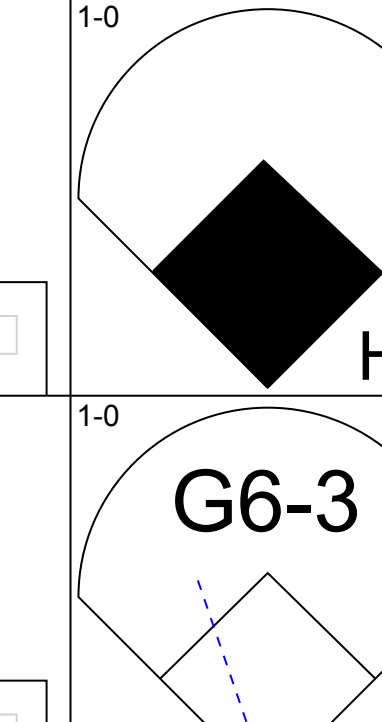
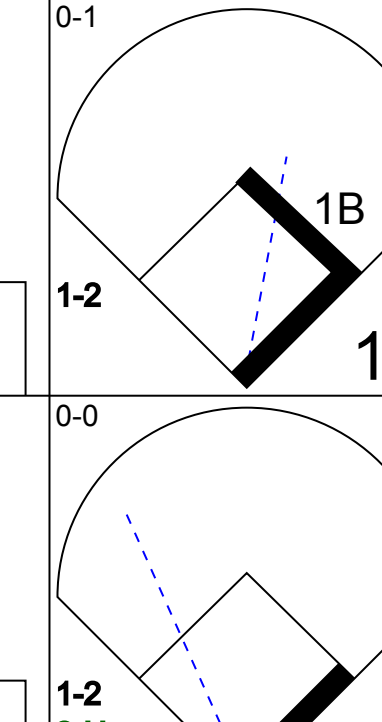
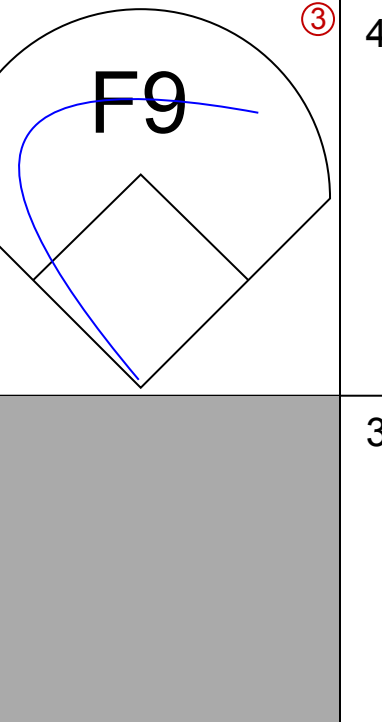



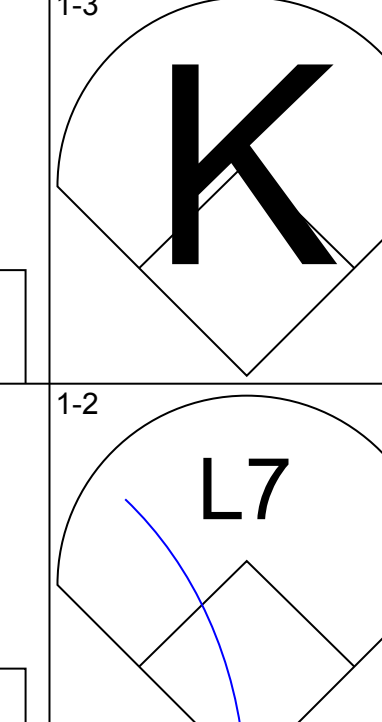

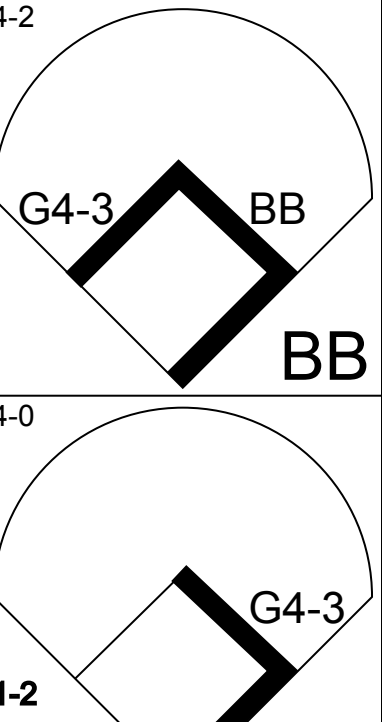
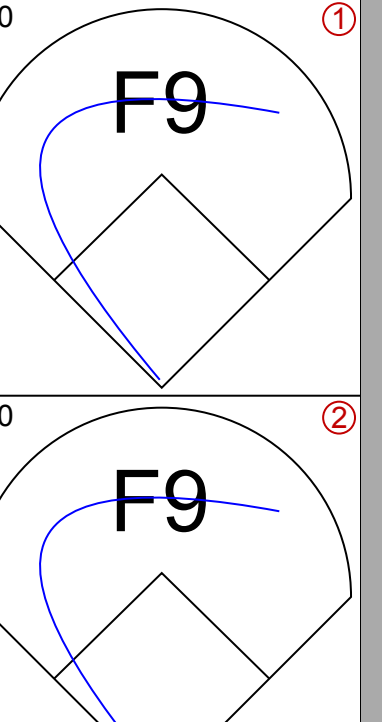
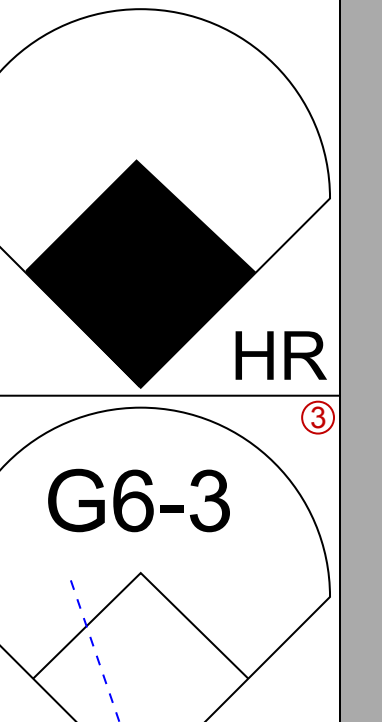
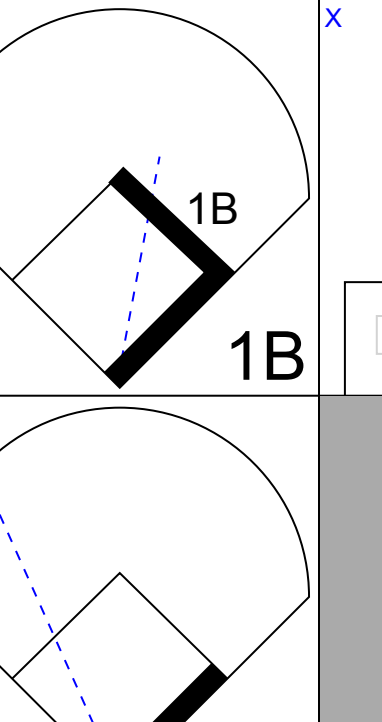
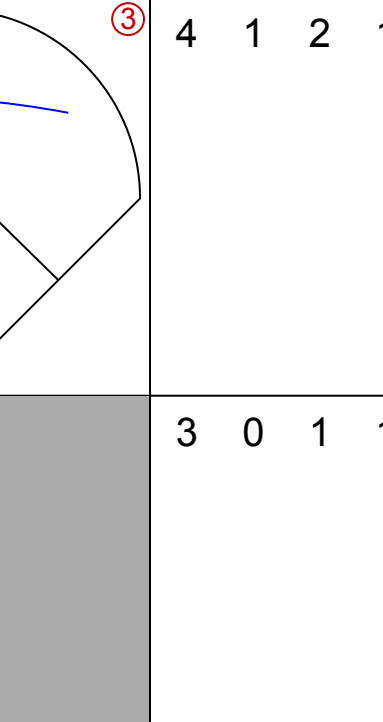
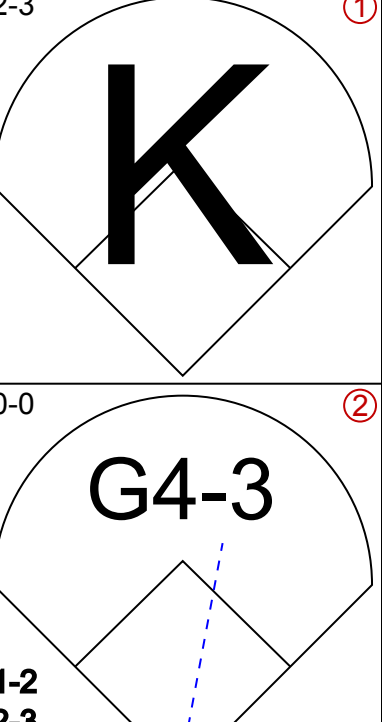
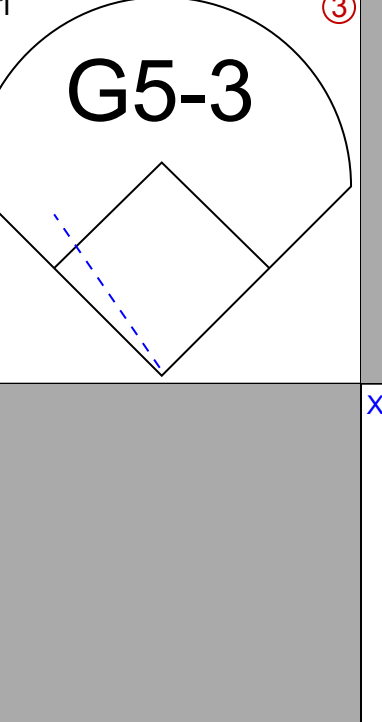
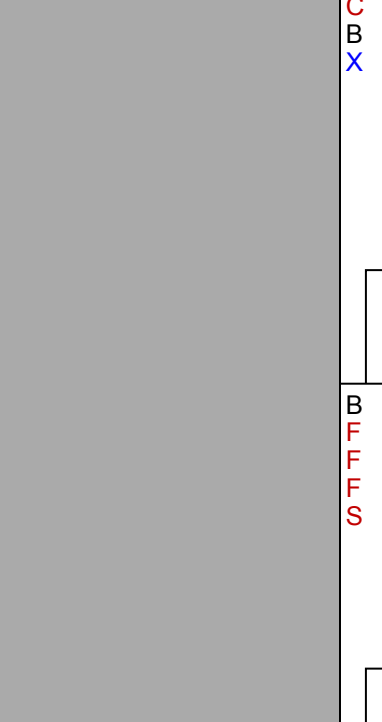
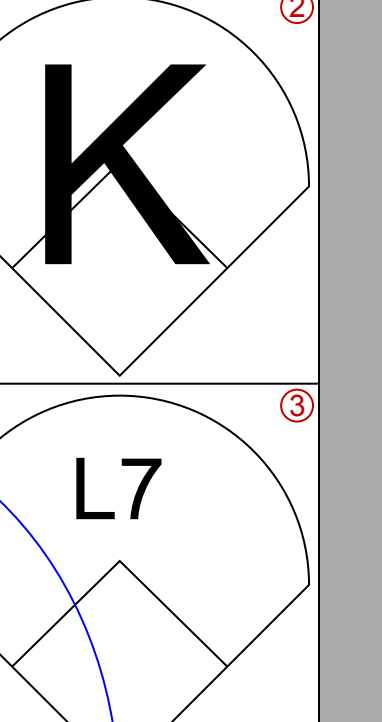
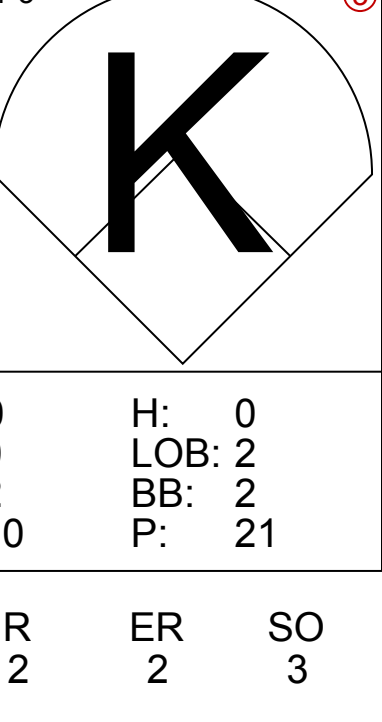
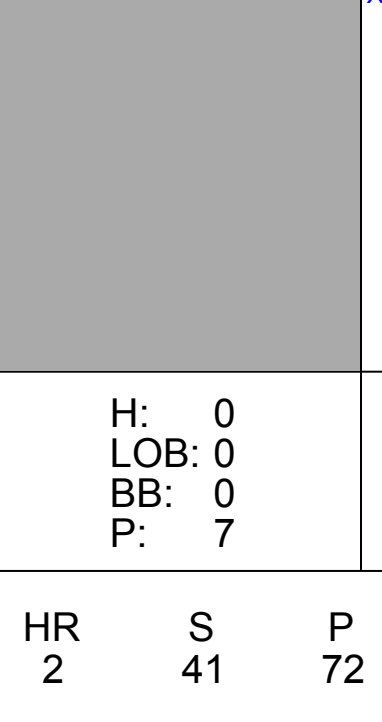
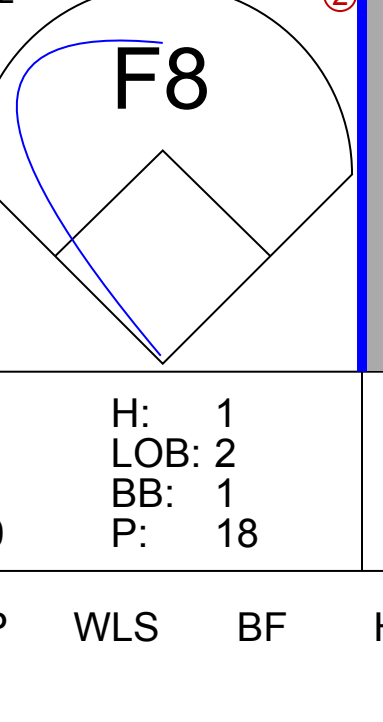
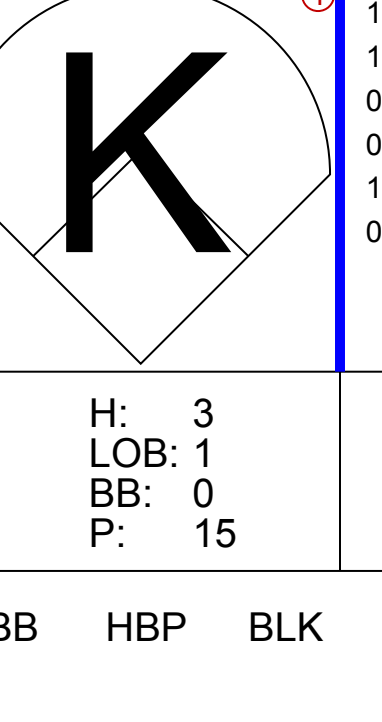
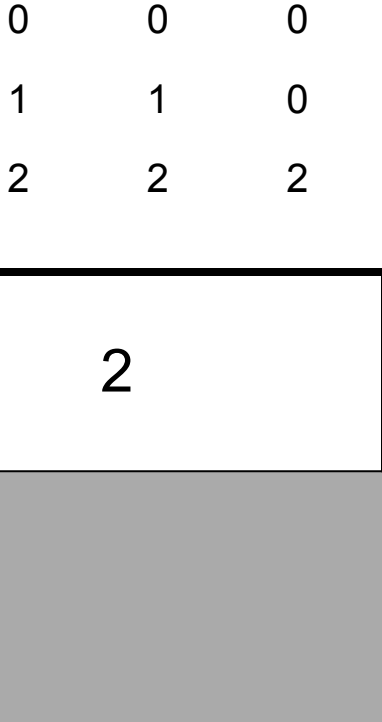
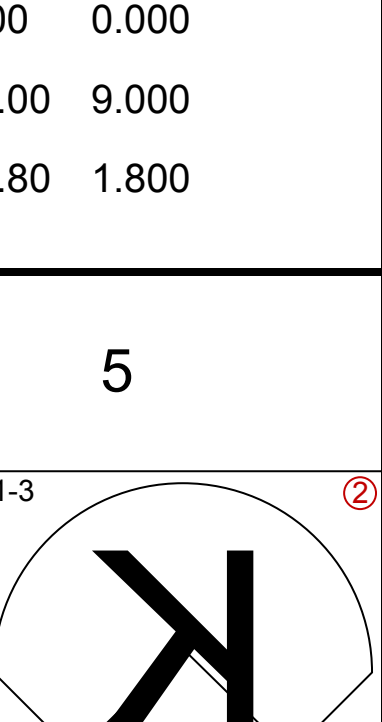
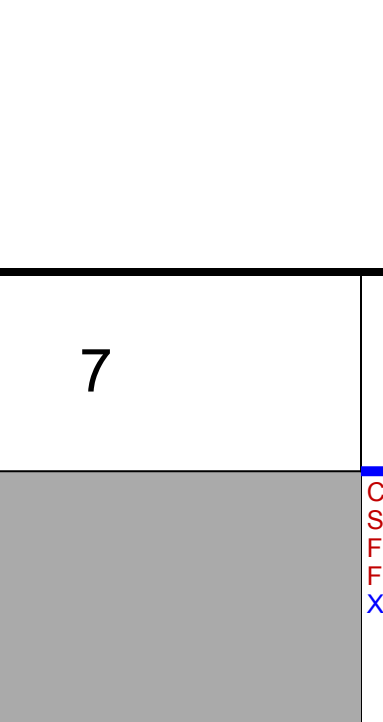
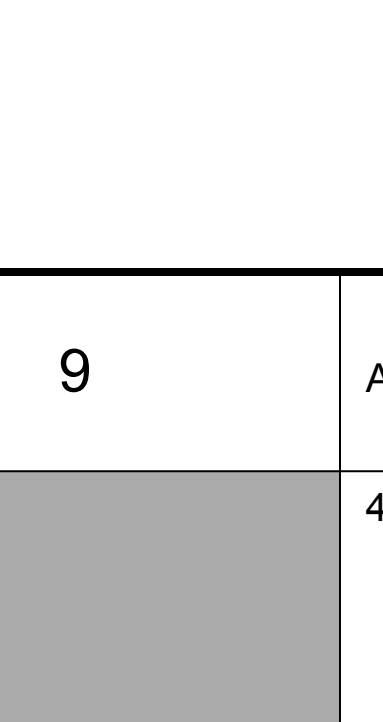

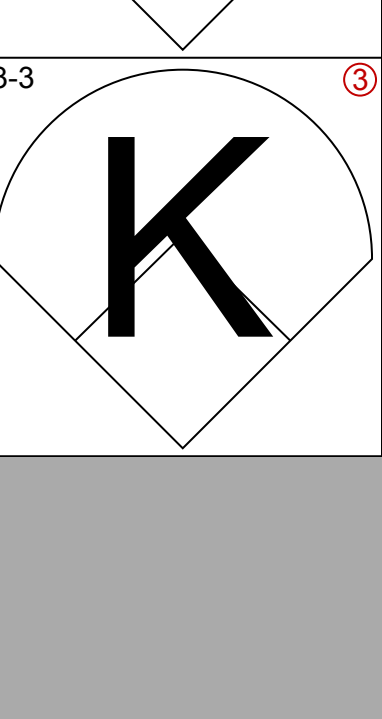




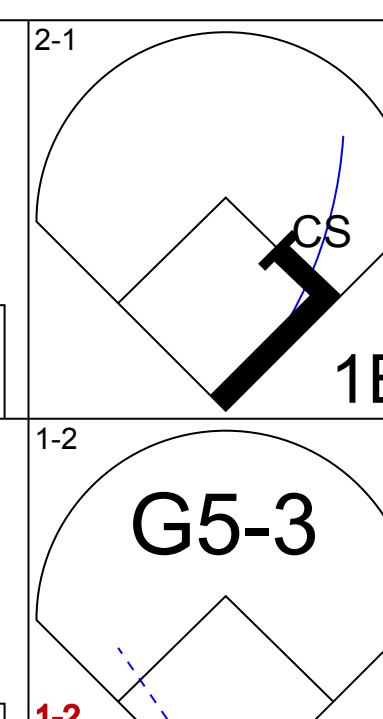
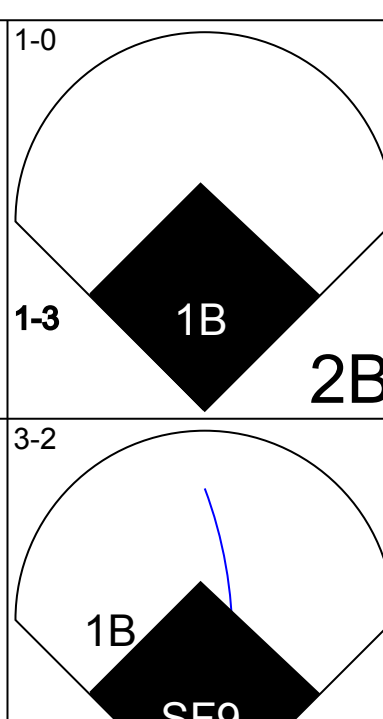
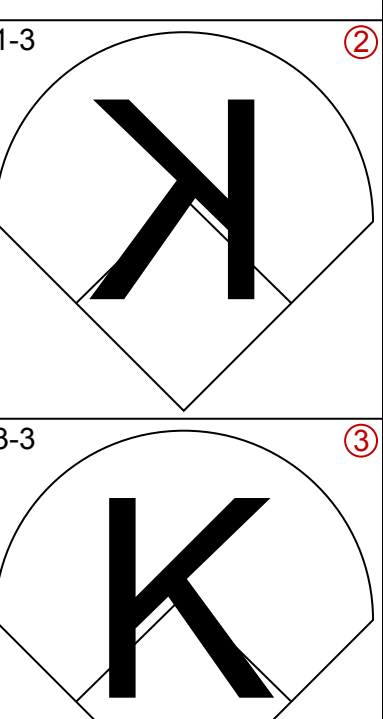
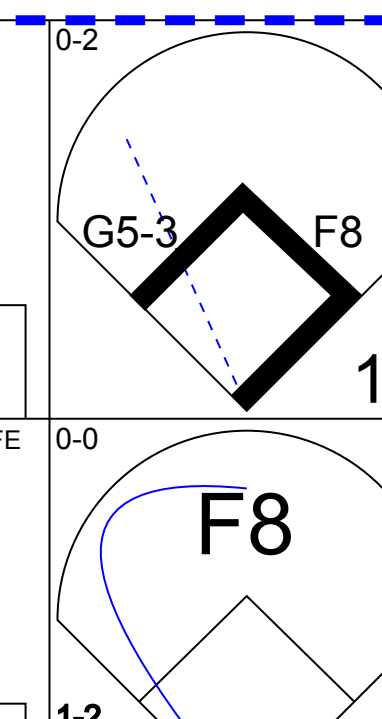
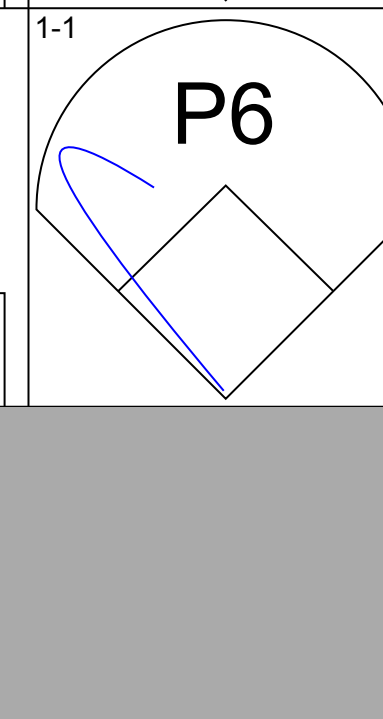
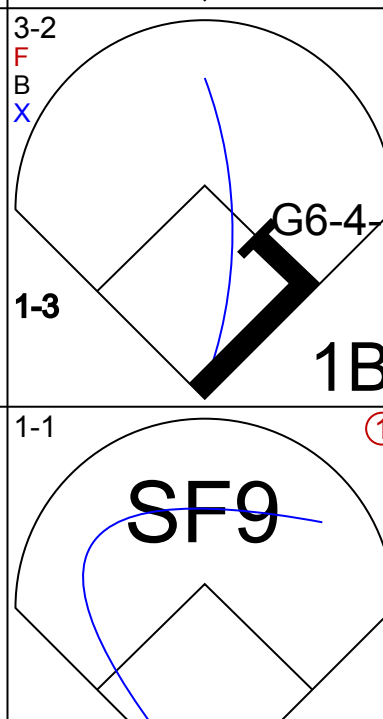

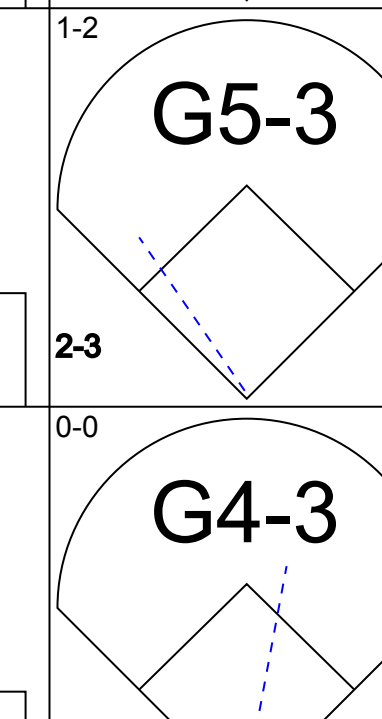

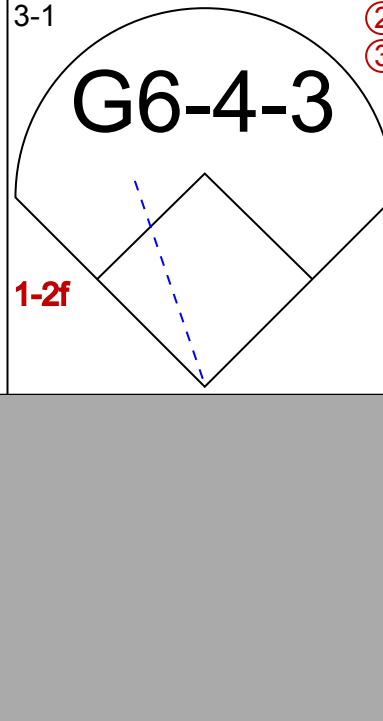
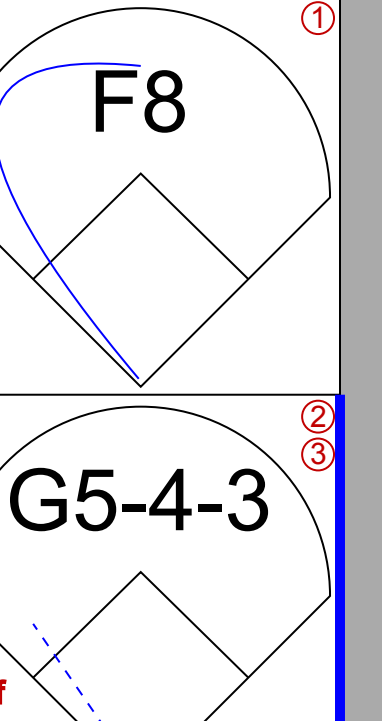

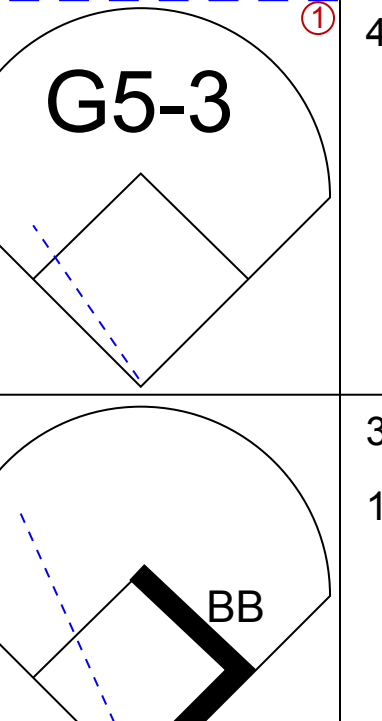
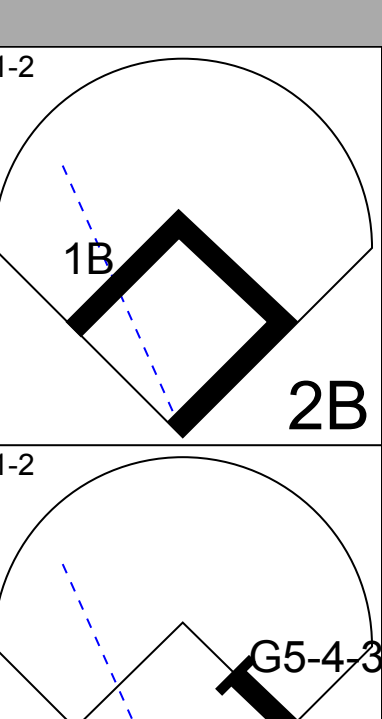
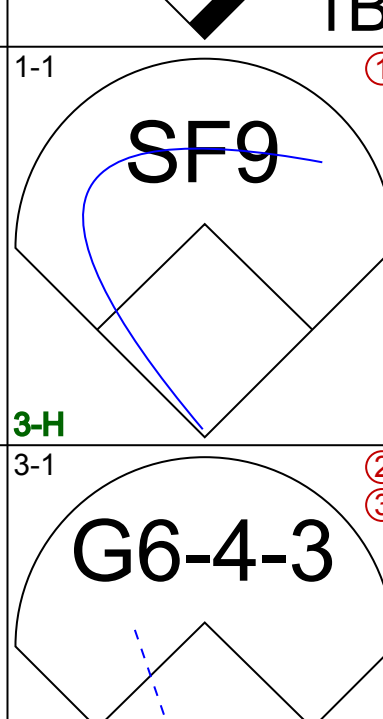
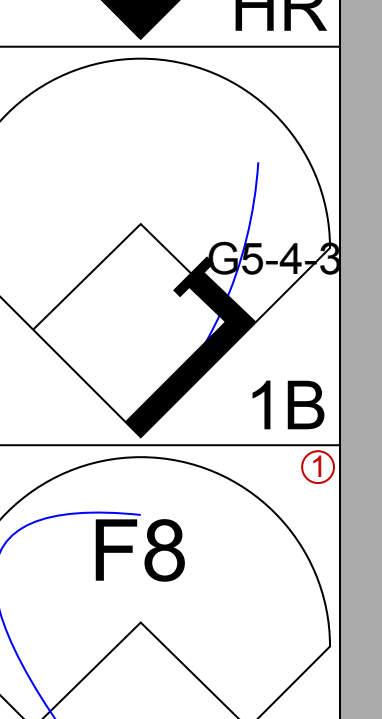
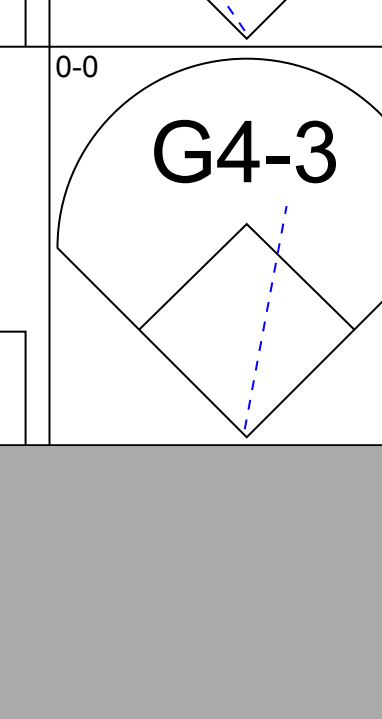
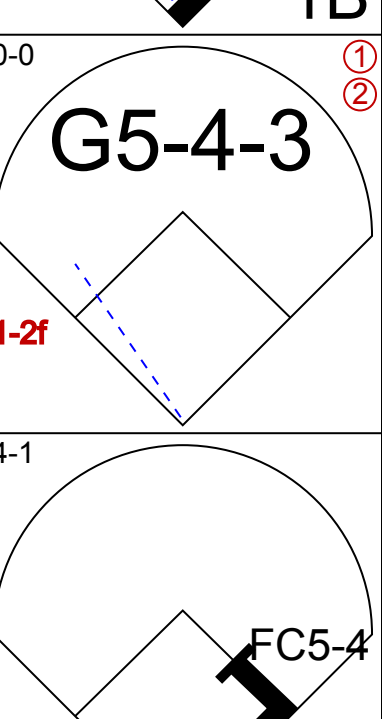

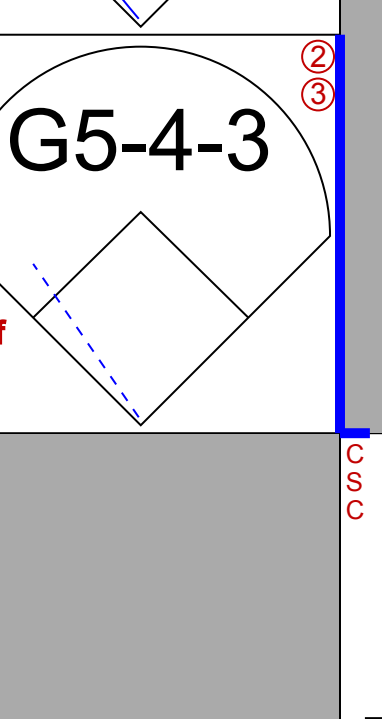


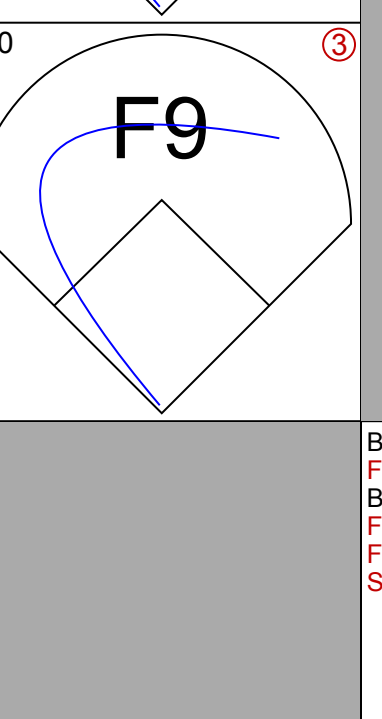

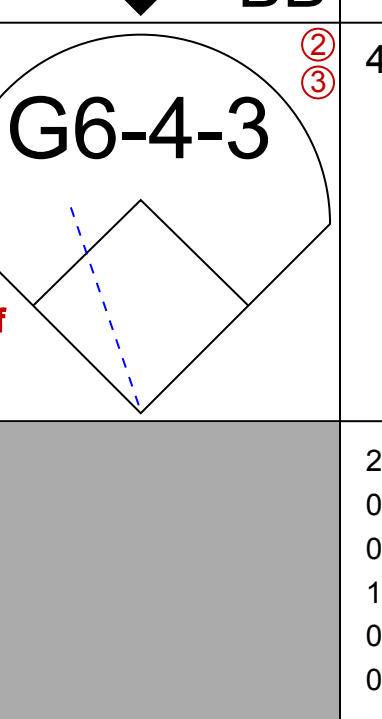
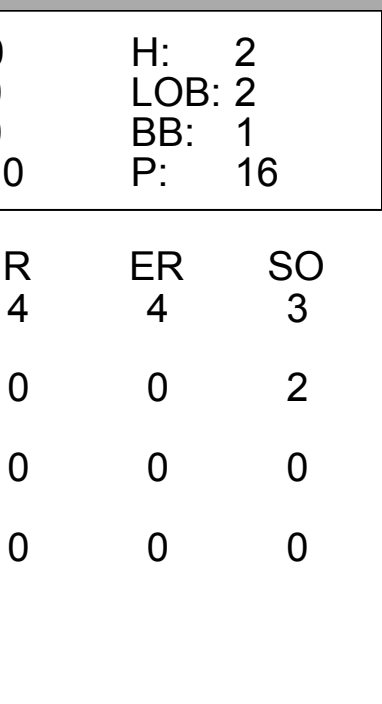
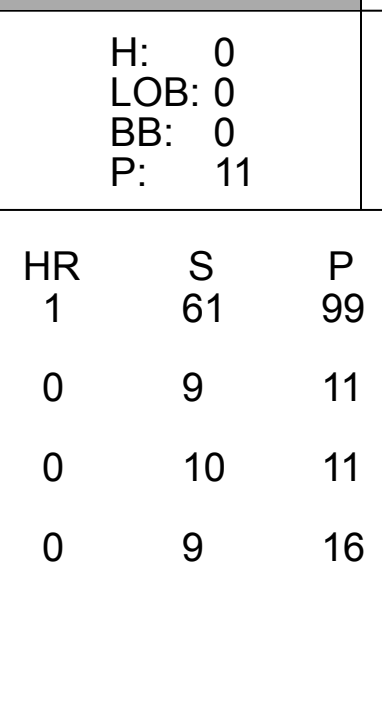
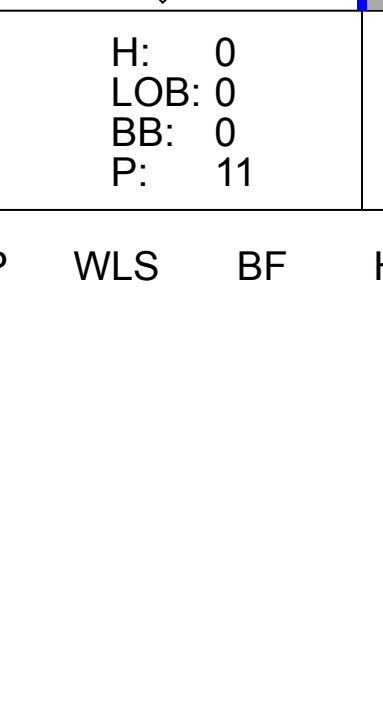
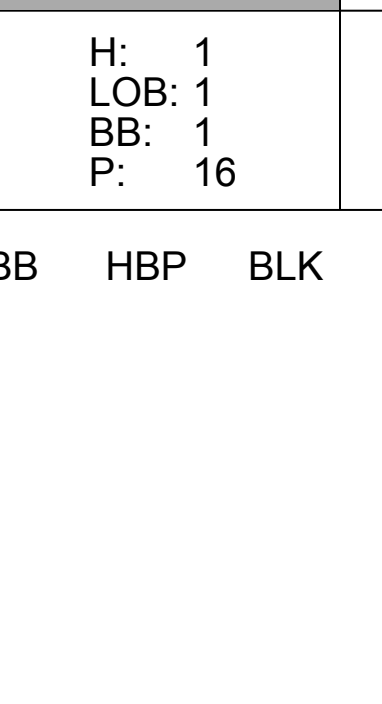
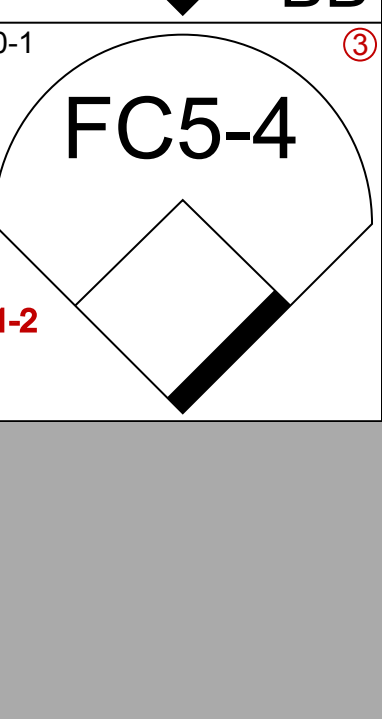
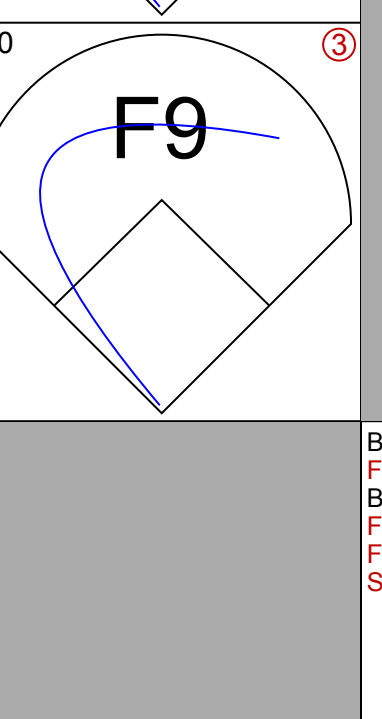
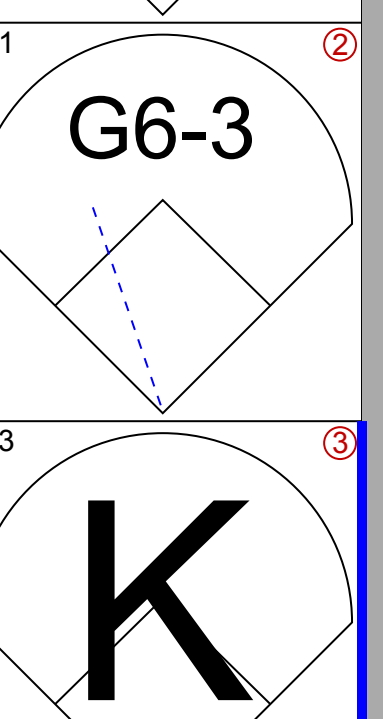
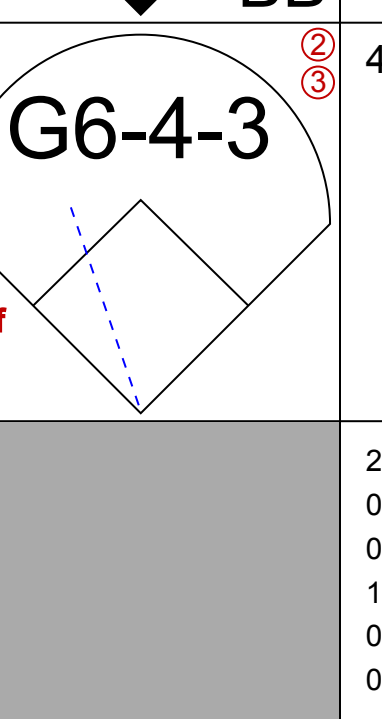
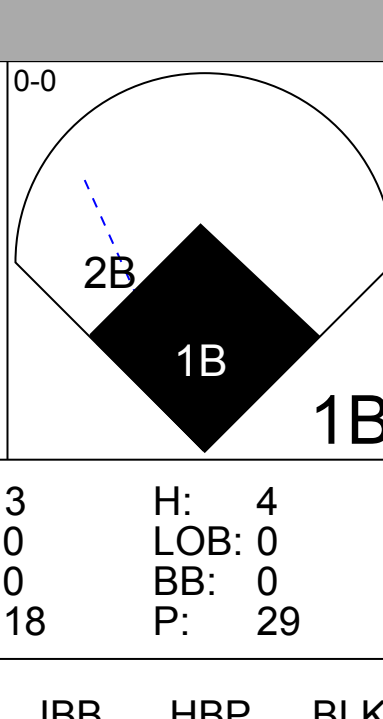
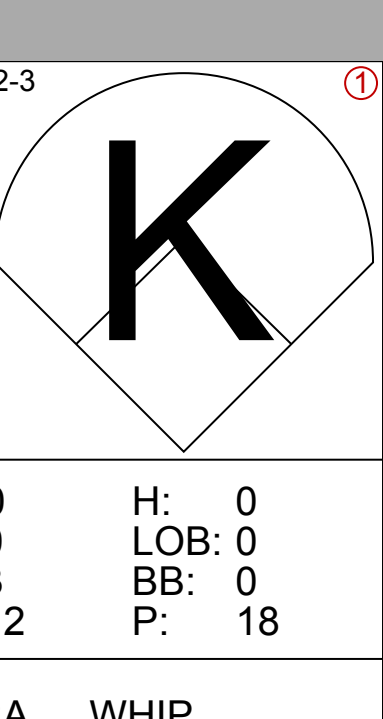
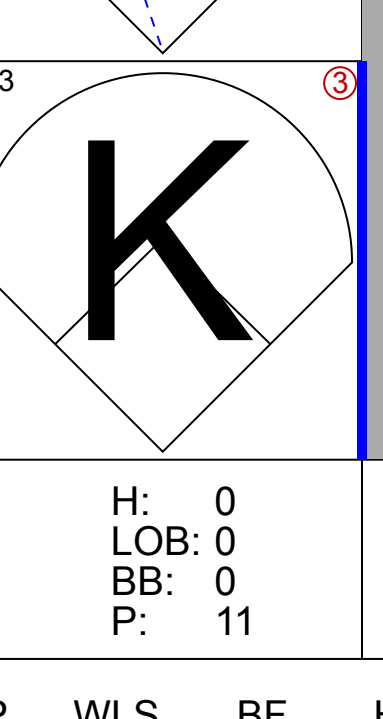
Batter	1	2	3	4	5	6	7	8	9	AB R H RBI BB SO LOB	TOP												
Rondell White, R OBP: 0.361, SLG: 0.472 F.P. Santangelo, S OBP: 0.375, SLG: 0.402	(1, 8) F7	(1, 2) P2		(2, 2) 1B		(1, 0) G5-3		(0, 1) 1B		4 0 1 0 0 0 0 1 0 1 0 0 0 0	<b>Montreal Expos @ Florida Marlins</b> Joe Robbie Stadium, Miami, FL Mon Sep 25 1995, 7:05 PM EDT Att: 16,230 - Unknown - 87 F												
David Sequi, S OBP: 0.366, SLG: 0.462 Shane Andrews, R OBP: 0.263, SLG: 0.338	(1, 3) HR	(1, 2) G5-3		(0, 2) G3		(2, 0) G3-1		(1, 2) K		4 1 1 0 0 0 1 1 0 0 0 0 1 1													
Wil Cordero, R OBP: 0.339, SLG: 0.419 Curtis Pride, L OBP: 0.246, SLG: 0.200	(1, 7) HR	(1, 0) HR		(0, 2) G3 1B		(0, 3) K		(2, 3) K		5 3 3 3 0 2 0 0 0 0 0 0 0 0													
Darrin Fletcher, L OBP: 0.360, SLG: 0.459 Joe Siddall, L OBP: 0.500, SLG: 0.375	(1, 2) F7	(1, 2) G6-3		(0, 2) L4		(0, 0) FC6-4 1B		(4, 2) 1B BB		4 0 1 0 0 0 1 0 1 0 0 1 0 0													
Sean Berry, R OBP: 0.366, SLG: 0.526 Dave Silvestri, R OBP: 0.302, SLG: 0.378	(1, 5) BB 1B		(2, 3) K	(1, 2) WP G3 1B		(1, 1) FC6-4		(0, 1) 1B BB		4 1 2 0 0 1 1 1 1 1 0 0 0 0													
Mike Lansing, R OBP: 0.298, SLG: 0.389 Yamil Benitez, R OBP: 0.458, SLG: 0.696	(1, 4) BB	(4, 0) BB	(2, 2) G5-3	(2, 2) G3		(0, 3) K		(0, 0) FC5-4 1B		3 1 0 0 1 1 3 1 0 1 1 0 0 0													
Tony Tarasco, L OBP: 0.324, SLG: 0.397	(1, 0) BB		(2, 0) G3	(4, 0) WP IBB		(2, 2) G4-3		(2, 0) FC5-4 1B		4 1 2 2 1 0 1													
Mark Grudzielanek, R OBP: 0.312, SLG: 0.329	(1, 6) BB 1B		(0, 0) L9	(4, 0) FC6-4 IBB				(0, 1) G5-3		4 0 1 2 1 0 2													
Kirk Rueter, L Gil Heredia, R OBP: 0.182, SLG: 0.182	(1, 1) G3		(1, 1) G6-3	(1, 1) FC6-4				(0, 1) G1-3		3 0 0 0 0 0 4 2 0 0 0 0 0 2													
<b>Inning Stats</b>	R: 5 E: 0 K: 0 S: 15	H: 5 LOB: 1 BB: 1 P: 27	R: 1 E: 0 K: 0 S: 8	H: 1 LOB: 0 BB: 0 P: 13	R: 0 E: 0 K: 1 S: 8	H: 0 LOB: 0 BB: 0 P: 14	R: 0 E: 0 K: 0 S: 11	H: 1 LOB: 1 BB: 0 P: 10	R: 1 E: 0 K: 0 S: 14	H: 2 LOB: 3 BB: 2 P: 26		R: 0 E: 0 K: 1 S: 5	H: 0 LOB: 0 BB: 0 P: 8	R: 0 E: 0 K: 1 S: 9	H: 1 LOB: 1 BB: 0 P: 12	R: 0 E: 0 K: 1 S: 9	H: 1 LOB: 1 BB: 0 P: 10	R: 2 E: 0 K: 1 S: 13	H: 3 LOB: 2 BB: 1 P: 21	1B: 10 2B: 1 3B: 1 HR: 2	SF: 0 SAC: 0 DP: 0 HBP: 0	WP: 1 PB: 0 SB: 0 CS: 0	PA: 45
<b>PITCHER</b>	IP WLS BF H R ER SO BB IBB HBP BLK WP HR S P ERA WHIP											<b>PITCHER</b>	IP WLS BF H R ER SO BB IBB HBP BLK WP HR S P ERA WHIP										
John Burkett, R ERA: 4.27	(1, 1) 3.0 L 16 6 6 6 1 1 0 0 0 0 0 2 31 54 18.00 2.333																						
Richie Lewis, R ERA: 3.75	(4, 1) 3.0 14 3 1 1 1 0 2 0 0 0 1 0 30 48 3.00 1.000																						
Aaron Small, R ERA: 1.42	(7, 1) 2.0 8 2 0 0 2 0 0 0 0 0 0 0 18 22 0.00 1.000																						
Randy Veres, R ERA: 3.88	(9, 1) 1.0 7 3 2 2 1 1 0 0 0 0 0 0 13 21 18.00 4.000																						
<b>Batter</b>	<b>1</b>	<b>2</b>	<b>3</b>	<b>4</b>	<b>5</b>	<b>6</b>	<b>7</b>	<b>8</b>	<b>9</b>	<b>AB R H RBI BB SO LOB</b>	<b>BOTTOM</b>												
Chuck Carr, S OBP: 0.323, SLG: 0.295	(1, 8) F7			(2, 1) P5		(2, 3) K			(0, 0) G1-3	4 0 0 0 0 1 1	<b>Montreal Expos @ Florida Marlins</b> Joe Robbie Stadium, Miami, FL Mon Sep 25 1995, 7:05 PM EDT Att: 16,230 - Unknown - 87 F												
Alex Arias, R OBP: 0.333, SLG: 0.352	(1, 6) F7			(0, 0) L7		(1, 0) 1B		(1, 1) F8	4 0 1 0 0 0 0														
Jeff Conine, R OBP: 0.377, SLG: 0.504	(1, 7) L7			(2, 0) F9		(0, 1) P2		(2, 0) G6-3	4 0 0 0 0 0 2														
Terry Pendleton, S OBP: 0.339, SLG: 0.440		(0, 2) G3-1			(1, 3) K		(1, 2) G4-3		3 0 0 0 0 1 0														
Greg Colbrunn, R OBP: 0.308, SLG: 0.446		(0, 1) F8			(2, 2) S 1B		(0, 0) P3		3 0 1 0 0 0 0														
Russ Morman, R OBP: 0.333, SLG: 0.485		(2, 3) K			(1, 2) L8		(0, 1) G6-3		3 0 0 0 0 1 1														
Steve Decker, R OBP: 0.327, SLG: 0.333			(2, 2) F8		(2, 2) L7		(2, 3) K2-3		3 0 0 0 0 1 1														
Jerry Browne, S OBP: 0.340, SLG: 0.283			(1, 3) K			(2, 2) P4		(1, 2) G6-3	3 0 0 0 0 1 0														
John Burkett, R OBP: 0.147, SLG: 0.123 Mario Diaz, R OBP: 0.281, SLG: 0.282 Richie Lewis, R OBP: 0.333, SLG: 0.344 Andre Dawson, R OBP: 0.325, SLG: 0.292 Willie Banks, R OBP: 0.325, SLG: 0.292 Aaron Small, R OBP: 0.377, SLG: 0.504 Tommy Gregg, L OBP: 0.327, SLG: 0.391 Randy Veres, R OBP: 0.388, SLG: 0.500	(1, 1) P2			(2, 2) P2		(1, 1) 1B		(2, 1) L6	0 0 0 0 0 0 0 1 0 1 0 0 0 0 0 0 0 0 0 0 0 0 0														
<b>Inning Stats</b>	R: 0 E: 0 K: 0 S: 9	H: 0 LOB: 0 BB: 0 P: 12	R: 0 E: 0 K: 1 S: 11	H: 0 LOB: 0 BB: 0 P: 13	R: 0 E: 0 K: 1 S: 10	H: 0 LOB: 0 BB: 0 P: 15	R: 0 E: 0 K: 0 S: 4	H: 0 LOB: 0 BB: 0 P: 8	R: 0 E: 0 K: 1 S: 15	H: 1 LOB: 1 BB: 0 P: 21		R: 0 E: 0 K: 1 S: 12	H: 2 LOB: 2 BB: 0 P: 18	R: 0 E: 0 K: 0 S: 6	H: 0 LOB: 0 BB: 0 P: 7	R: 0 E: 0 K: 1 S: 8	H: 0 LOB: 0 BB: 0 P: 13	R: 0 E: 0 K: 0 S: 4	H: 0 LOB: 0 BB: 0 P: 7	1B: 3 2B: 0 3B: 0 HR: 0	SF: 0 SAC: 0 DP: 0 HBP: 0	WP: 0 PB: 0 SB: 1 CS: 0	PA: 30
<b>PITCHER</b>	IP WLS BF H R ER SO BB IBB HBP BLK WP HR S P ERA WHIP											<b>PITCHER</b>	IP WLS BF H R ER SO BB IBB HBP BLK WP HR S P ERA WHIP										
Kirk Rueter, L ERA: 3.7	(1, 1) 5.2 W 20 3 0 0 0 0 0 0 0 0 0 0 20 29 0.00 0.000																						
Gil Heredia, R ERA: 4.34	(6, 1) 3.1 S 10 0 0 0 0 1 0 0 0 0 0 0 0 20 29 0.00 0.000																						

AB	41
R	9
H	14
RBI	8
BB	4
SO	5
LOB	16





Batter	1	2	3	4	5	6	7	8	9	AB	R	H	RBI	BB	SO	LOB	TOP																	
Rondell White, R OBP: 0.359, SLG: 0.468 (1, 8)										4	0	0	0	1	1	1	<b>Montreal Expos @ Florida Marlins</b> Joe Robbie Stadium, Miami, FL Tue Sep 26 1995, 7:05 PM EDT Att: 18,312 - Unknown - 83 F																	
Tony Tarasco, L OBP: 0.326, SLG: 0.404 Yamil Benitez, R OBP: 0.462, SLG: 0.680 (7, PH) (7, 9)										2	1	1	1	1	0	1																		
Wil Cordero, R OBP: 0.339, SLG: 0.420 (1, 7)										5	1	2	1	0	0	0																		
Darin Fletcher, L OBP: 0.359, SLG: 0.457 Curtis Pride, L OBP: 0.246, SLG: 0.200 Tim Laker, R OBP: 0.303, SLG: 0.360 (8, PR) (8, 2)										4	0	1	0	0	0	2																		
Sean Berry, R OBP: 0.370, SLG: 0.536 (1, 5)										4	1	2	1	1	0	1																		
Mike Lansing, R OBP: 0.300, SLG: 0.389 (1, 4)										3	0	1	1	1	0	0																		
Dave Silvestri, R OBP: 0.300, SLG: 0.372 (1, 3)										4	0	1	0	0	2	4																		
Mark Grudzielanek, R OBP: 0.311, SLG: 0.328 (1, 6)										4	0	1	0	0	1	5																		
Jeff Fassero, L OBP: 0.131, SLG: 0.054 Cliff Floyd, L OBP: 0.228, SLG: 0.200 Curt Schmidt, R OBP: 0.280, SLG: 0.200 Willie Fraser, R OBP: 0.280, SLG: 0.200 F.P. Santangelo, S OBP: 0.280, SLG: 0.200 Mel Rojas, R OBP: 0.280, SLG: 0.200 (11, 1) (7, PH) (7, 1) (8, 1) (9, PH) (9, 1)										1	0	0	0	0	1	2																		
<b>Inning Stats</b>	R: 1 E: 0 K: 1 S: 12	H: 1 LOB: 0 BB: 0 P: 17	R: 0 E: 0 K: 2 S: 10	H: 0 LOB: 2 BB: 2 P: 21	R: 0 E: 0 K: 0 S: 6	H: 1 LOB: 1 BB: 1 P: 12	R: 0 E: 0 K: 0 S: 4	H: 0 LOB: 0 BB: 0 P: 7	R: 0 E: 0 K: 0 S: 5	H: 1 LOB: 0 BB: 0 P: 6	R: 1 E: 0 K: 0 S: 4	H: 1 LOB: 0 BB: 0 P: 9	R: 0 E: 0 K: 1 S: 10	H: 1 LOB: 2 BB: 1 P: 18	R: 1 E: 0 K: 1 S: 18	H: 3 LOB: 2 BB: 0 P: 23		R: 2 E: 0 K: 1 S: 11	H: 3 LOB: 1 BB: 0 P: 15	1B: 8 2B: 1 3B: 0 HR: 2	SF: 0 SAC: 1 DP: 1 HBP: 0	WP: 0 PB: 0 SB: 1 CS: 0	PA: 41											
<b>PITCHER</b>	IP WLS BF H R ER SO BB IBB HBP BLK WP HR S P ERA WHIP																																	
Willie Banks, R ERA: 5.66 (1, 1)	6.0	24	4	2	2	3	3	0	0	0	0	0	0	2	41	72	3.00	1.167																
Jay Powell, R ERA: 1.5 (7, 1)	0.2	4	1	0	0	1	1	0	0	0	0	0	0	0	9	17	0.00	3.000																
Yorkis Perez, L ERA: 5.44 (7, 1)	0.1	1	0	0	0	0	0	0	0	0	0	0	0	1	1	0	0.00	0.000																
Terry Mathews, R ERA: 3.5 (8, 1)	0.1	4	3	1	1	0	0	0	0	0	0	0	0	11	14	27.00	9.000																	
Robb Nen, R ERA: 3.25 (8, 1)	1.2	L 8	3	2	2	2	0	0	0	0	0	0	0	18	24	10.80	1.800																	

Batter	1	2	3	4	5	6	7	8	9	AB	R	H	RBI	BB	SO	LOB	BOTTOM														
Chuck Carr, S OBP: 0.326, SLG: 0.305 (1, 8)										4	1	3	0	0	1	0	<b>Montreal Expos @ Florida Marlins</b> Joe Robbie Stadium, Miami, FL Tue Sep 26 1995, 7:05 PM EDT Att: 18,312 - Unknown - 83 F														
Kurt Abbott, R OBP: 0.318, SLG: 0.448 (1, 6)										4	1	1	2	0	1	2															
Jeff Conine, R OBP: 0.378, SLG: 0.511 (1, 7)										4	1	2	1	0	0	1															
Terry Pendleton, S OBP: 0.340, SLG: 0.443 (1, 5)										3	0	2	1	0	0	1															
Greg Colbrunn, R OBP: 0.308, SLG: 0.444 (1, 3)										4	0	1	0	0	0	2															
Russ Morman, R OBP: 0.320, SLG: 0.465 Jesus Tavarez, S OBP: 0.337, SLG: 0.364 (1, 9) (7, 9)										3	0	0	0	0	0	3															
Rob Natal, R OBP: 0.250, SLG: 0.441 Gary Sheffield, R OBP: 0.465, SLG: 0.587 (1, 2) (9, PH)										2	0	0	0	1	1	0															
Jerry Browne, S OBP: 0.333, SLG: 0.276 (1, 4)										4	0	0	0	0	0	4															
Willie Banks, R OBP: 0.281, SLG: 0.308 Jay Powell, R OBP: 0.280, SLG: 0.200 Yorkis Perez, L OBP: 0.280, SLG: 0.200 Tommy Gregg, L OBP: 0.280, SLG: 0.200 Terry Mathews, L OBP: 0.280, SLG: 0.200 Robb Nen, R OBP: 0.280, SLG: 0.200 (11, 1) (7, 1) (7, 1) (8, 1) (9, 1)										2	1	1	0	0	1	0															
<b>Inning Stats</b>	R: 0 E: 0 K: 0 S: 7	H: 1 LOB: 0 BB: 0 P: 11	R: 0 E: 0 K: 0 S: 10	H: 2 LOB: 1 BB: 1 P: 16	R: 3 E: 0 K: 0 S: 18	H: 4 LOB: 0 BB: 0 P: 29	R: 0 E: 0 K: 0 S: 6	H: 0 LOB: 0 BB: 0 P: 11	R: 0 E: 0 K: 3 S: 12	H: 0 LOB: 0 BB: 0 P: 18	R: 1 E: 0 K: 0 S: 8	H: 2 LOB: 0 BB: 0 P: 14	R: 0 E: 0 K: 2 S: 9	H: 0 LOB: 0 BB: 0 P: 11	R: 0 E: 0 K: 0 S: 10	H: 1 LOB: 1 BB: 0 P: 11		R: 0 E: 0 K: 0 S: 9	H: 1 LOB: 1 BB: 1 P: 16	1B: 8 2B: 2 3B: 0 HR: 1	SF: 1 SAC: 0 DP: 4 HBP: 0	WP: 0 PB: 0 SB: 0 CS: 1	PA: 35								
<b>PITCHER</b>	IP WLS BF H R ER SO BB IBB HBP BLK WP HR S P ERA WHIP																														
Jeff Fassero, L ERA: 4.21 (7, 1)	1.0	3	0	0	0	2	0	0	0	0	0	9	11	0.00	0.000																
Willie Fraser, R ERA: 4.94 (8, 1)	1.0	W 4	1	0	0	0	0	0	0	0	0	10	11	0.00	1.000																
Mel Rojas, R ERA: 4.12 (9, 1)	1.0	S 4	1	0	0	0	1	0	0	0	0	9	16	0.00	2.000																



Batter	1	2	3	4	5	6	7	8	9	AB	R	H	RBI	BB	SO	LOB	TOP		
Rondell White, R OBP: 0.359, SLG: 0.466 Yamil Benitez, R OBP: 0.444, SLG: 0.654	4-2 BB BB		2-3 K			2-3 K		2-3 K		2	0	0	0	1	2	0			
Tony Tarasco, L OBP: 0.327, SLG: 0.402	4-1 SAFE SAFE SAFE SAFE BB BB		1-0 L4			4-0 WP 1B BB		1-1 F9		2	0	0	0	2	0	0			
Wil Cordero, R OBP: 0.341, SLG: 0.423	0-3 K			0-2 G4-3		2-1 G4-6-3 1B		1-0 FC6-4 HR 2B		4	1	2	0	0	1	2			
Darrin Fletcher, L OBP: 0.356, SLG: 0.453 Joe Siddall, L OBP: 0.545, SLG: 0.375	0-0 G4-3-6 1-2			3-1 G6-3		1-2 G4-6-3 1-2 2-3		2-2 FC6-4 HBP		3	0	0	0	0	0	4			
Sean Berry, R OBP: 0.371, SLG: 0.536 Dave Silvestri, R OBP: 0.304, SLG: 0.368		0-0 CS 1B		1-1 E6			4-1 FC6-4 BB		1-3 K		2	0	1	0	0	0			
Mike Lansing, R OBP: 0.300, SLG: 0.388 F.P. Santangelo, S OBP: 0.368, SLG: 0.394		1-1 S 1B		2-2 F9			0-0 FC6-4 WP 1-2		1-1 FC6-4 HR		3	0	1	0	0	2			
Shane Andrews, R OBP: 0.263, SLG: 0.351		3-3 SAFE K 2-3		1-0 G4-3			3-3 K 1-2		2-0 HR		4	1	1	3	0	2			
Mark Grudzielanek, R OBP: 0.307, SLG: 0.323		0-3 K		0-2 F8			2-3 K		0-2 P3		4	0	0	0	2	3			
Gabe White, L Greg Harris, S Cliff Floyd, L J. J. Thobe, R Curt Schmidt, R Curtis Pride, L Bryan Eversgerd, R			2-3 K		2-2 G1			2-3 K		1	0	0	0	0	0	1			
<b>Inning Stats</b>	R: 0 E: 0 K: 1 S: 8	H: 0 LOB: 1 BB: 2 P: 16	R: 0 E: 0 K: 2 S: 9	H: 2 LOB: 1 BB: 0 P: 13	R: 0 E: 0 K: 2 S: 7	H: 0 LOB: 0 BB: 0 P: 12	R: 0 E: 1 K: 0 S: 10	H: 0 LOB: 0 BB: 0 P: 16	R: 0 E: 0 K: 1 S: 7	H: 1 LOB: 1 BB: 1 P: 20	R: 0 E: 0 K: 2 S: 10	H: 0 LOB: 1 BB: 1 P: 19	R: 0 E: 0 K: 1 S: 9	H: 0 LOB: 0 BB: 0 P: 14	R: 3 E: 0 K: 1 S: 12	H: 2 LOB: 0 BB: 0 P: 19	1B: 3 2B: 1 3B: 0 HR: 1	SF: 0 SAC: 0 DP: 2 HBP: 1	WP: 2 PA: 35 PB: 0 SB: 1 CS: 1
<b>PITCHER</b>	IP WLS BF H R ER SO BB IBB HBP BLK WP HR S P ERA WHIP	IP WLS BF H R ER SO BB IBB HBP BLK WP HR S P ERA WHIP	IP WLS BF H R ER SO BB IBB HBP BLK WP HR S P ERA WHIP	IP WLS BF H R ER SO BB IBB HBP BLK WP HR S P ERA WHIP	IP WLS BF H R ER SO BB IBB HBP BLK WP HR S P ERA WHIP	IP WLS BF H R ER SO BB IBB HBP BLK WP HR S P ERA WHIP	IP WLS BF H R ER SO BB IBB HBP BLK WP HR S P ERA WHIP	IP WLS BF H R ER SO BB IBB HBP BLK WP HR S P ERA WHIP	IP WLS BF H R ER SO BB IBB HBP BLK WP HR S P ERA WHIP	IP WLS BF H R ER SO BB IBB HBP BLK WP HR S P ERA WHIP	IP WLS BF H R ER SO BB IBB HBP BLK WP HR S P ERA WHIP	IP WLS BF H R ER SO BB IBB HBP BLK WP HR S P ERA WHIP	IP WLS BF H R ER SO BB IBB HBP BLK WP HR S P ERA WHIP	IP WLS BF H R ER SO BB IBB HBP BLK WP HR S P ERA WHIP	IP WLS BF H R ER SO BB IBB HBP BLK WP HR S P ERA WHIP	IP WLS BF H R ER SO BB IBB HBP BLK WP HR S P ERA WHIP	IP WLS BF H R ER SO BB IBB HBP BLK WP HR S P ERA WHIP	IP WLS BF H R ER SO BB IBB HBP BLK WP HR S P ERA WHIP	IP WLS BF H R ER SO BB IBB HBP BLK WP HR S P ERA WHIP

Montreal Expos @ Florida Marlins  
Joe Robbie Stadium, Miami, FL  
Wed Sep 27 1995, 7:05 PM EDT  
Att: 24,148 - Unknown - 85 F

AB	30
R	3
H	5
RBI	3
BB	4
SO	11
LOB	18



Batter	1	2	3	4	5	6	7	8	9	AB	R	H	RBI	BB	SO	LOB	BOTTOM		
Chuck Carr, S OBP: 0.326, SLG: 0.313	1-1 S 2B	1-0 P3		2-3 K			1-2 L4	3-1 1-3 2-H 2B		5	1	2	1	0	1	0			
Kurt Abbott, R OBP: 0.318, SLG: 0.449	2-3 K		4-2 HR BB	2-1 G1-3			2-2 BB 2B	0-1 L3		4	2	1	0	1	1	3			
Jeff Conine, R OBP: 0.380, SLG: 0.520	0-0 1B 3-H 2B		0-1 1-H HR		0-1 G6-3		4-0 1B BB BB	1-2 SF7		3	2	2	4	1	0	0			
Terry Pendleton, S OBP: 0.341, SLG: 0.442	1-1 1B		2-2 P3		2-0 F7		4-2 FC5 1B BB	2-0 F9		4	1	1	0	1	0	1			
Greg Colbrunn, R OBP: 0.311, SLG: 0.449	0-0 FC5-4 2-H 3-H 1B		1-0 F7		0-0 2B		0-0 FC5 1-2 2-3 3-H 1B			4	0	3	3	0	0	0			
Andre Dawson, R OBP: 0.310, SLG: 0.445 Terry Mathews, L OBP: 0.462, SLG: 0.615 Jeremy Hernandez, R	1-1 SAFE K		0-0 1B		2-2 F9		2-3 K			4	1	1	0	0	2	5			
Steve Decker, R OBP: 0.325, SLG: 0.331	1-1 FC5-4 1-2		2-2 2-H 1B			1-2 F7	1-2 FC5			4	0	1	1	0	0	4			
Jerry Browne, S OBP: 0.332, SLG: 0.272		3-3 K	3-3 K			1-1 G4-3		4-0 1B 2B BB		3	1	0	0	1	2	1			
Pat Rapp, R OBP: 0.107, SLG: 0.125 Jesus Tavarez, S OBP: 0.340, SLG: 0.367		0-3 K		0-3 K		1-2 P2		0-0 2B SF7 1B		3	0	0	0	0	2	0			
<b>Inning Stats</b>	R: 3 E: 0 K: 2 S: 14	H: 4 LOB: 1 BB: 0 P: 19	R: 0 E: 0 K: 2 S: 7	H: 0 LOB: 0 BB: 0 P: 11	R: 3 E: 0 K: 1 S: 19	H: 3 LOB: 1 BB: 1 P: 31	R: 0 E: 0 K: 2 S: 8	H: 0 LOB: 0 BB: 0 P: 12	R: 0 E: 0 K: 0 S: 7	H: 1 LOB: 1 BB: 0 P: 11	R: 0 E: 0 K: 0 S: 10	H: 0 LOB: 0 BB: 0 P: 13	R: 1 E: 0 K: 1 S: 19	H: 2 LOB: 3 BB: 2 P: 33	R: 2 E: 0 K: 0 S: 12	H: 2 LOB: 1 BB: 1 P: 22	1B: 5 2B: 6 3B: 0 HR: 1	SF: 1 SAC: 0 DP: 0 HBP: 0	WP: 0 PA: 40 PB: 0 SB: 1 CS: 0
<b>PITCHER</b>	IP WLS BF H R ER SO BB IBB HBP BLK WP HR S P ERA WHIP	IP WLS BF H R ER SO BB IBB HBP BLK WP HR S P ERA WHIP	IP WLS BF H R ER SO BB IBB HBP BLK WP HR S P ERA WHIP	IP WLS BF H R ER SO BB IBB HBP BLK WP HR S P ERA WHIP	IP WLS BF H R ER SO BB IBB HBP BLK WP HR S P ERA WHIP	IP WLS BF H R ER SO BB IBB HBP BLK WP HR S P ERA WHIP	IP WLS BF H R ER SO BB IBB HBP BLK WP HR S P ERA WHIP	IP WLS BF H R ER SO BB IBB HBP BLK WP HR S P ERA WHIP	IP WLS BF H R ER SO BB IBB HBP BLK WP HR S P ERA WHIP	IP WLS BF H R ER SO BB IBB HBP BLK WP HR S P ERA WHIP	IP WLS BF H R ER SO BB IBB HBP BLK WP HR S P ERA WHIP	IP WLS BF H R ER SO BB IBB HBP BLK WP HR S P ERA WHIP	IP WLS BF H R ER SO BB IBB HBP BLK WP HR S P ERA WHIP	IP WLS BF H R ER SO BB IBB HBP BLK WP HR S P ERA WHIP	IP WLS BF H R ER SO BB IBB HBP BLK WP HR S P ERA WHIP	IP WLS BF H R ER SO BB IBB HBP BLK WP HR S P ERA WHIP	IP WLS BF H R ER SO BB IBB HBP BLK WP HR S P ERA WHIP	IP WLS BF H R ER SO BB IBB HBP BLK WP HR S P ERA WHIP	IP WLS BF H R ER SO BB IBB HBP BLK WP HR S P ERA WHIP

Montreal Expos @ Florida Marlins  
Joe Robbie Stadium, Miami, FL  
Wed Sep 27 1995, 7:05 PM EDT  
Att: 24,148 - Unknown - 85 F

AB	35
R	9
H	12
RBI	9
BB	4
SO	8
LOB	14





Batter	1	2	3	4	5	6	7	8	9	AB	R	H	RBI	BB	SO	LOB	TOP			
Thomas Howard, S (1,8) Jerome Walton, R (7,7) OBP: 0.347, SLG: 0.401 OBP: 0.370, SLG: 0.535	G4-3		K		L8		E	HR		4	1	1	0	0	1	0	<b>Cincinnati Reds @ Montreal Expos</b> Olympic Stadium, Montreal, QB Thu Sep 28 1995, 7:05 PM EDT Att: 14,581 - Dome - 68 F			
Barry Larkin, R (1,6) Darren Lewis, R (7,8) OBP: 0.394, SLG: 0.495 OBP: 0.308, SLG: 0.294	F9		F9		G5-3		E3	G4-3		4	1	1	1	0	0	0				
Ron Gant, R (1,7) Michael Jackson, R (7,1) Lenny Harris, R (6,PH) Tim Laker, R (5,PR) Chuck McElroy, L (8,1) Jeff Brantley, R (8,1)	K			S	P4		SF8	P6		2	1	0	1	1	1	0				
Reggie Sanders, R (1,9) OBP: 0.395, SLG: 0.583		F8		K		K		G6-3		5	0	0	0	0	3	1				
Hal Morris, L (1,3) OBP: 0.336, SLG: 0.450		L6		F9		BB		G2-3		4	0	2	0	1	0	1				
Benito Santiago, R (1,2) Eddie Taubensee, L (3,2) OBP: 0.349, SLG: 0.490 OBP: 0.354, SLG: 0.481			E	HBP	BB		F7	G2-3		0	1	0	0	0	0	0				
Bret Boone, R (1,4) OBP: 0.325, SLG: 0.421		E8		BB				G1-3		5	1	1	0	0	1	3				
Jeff Branson, L (1,5) OBP: 0.346, SLG: 0.439		K		BB						2	1	1	2	2	1	1				
Pete Schourek, L (1,1) Mariano Duncan, R (7,6) OBP: 0.220, SLG: 0.254 OBP: 0.299, SLG: 0.432			G3-1		G4-3			E4		3	0	0	0	0	1	4				
										1	1	0	0	0	0	1				
<b>Inning Stats</b>	R: 0 E: 0 K: 1 S: 6	H: 0 LOB: 0 BB: 0 P: 10	R: 1 E: 1 K: 1 S: 9	H: 0 LOB: 1 BB: 0 P: 17	R: 0 E: 0 K: 1 S: 6	H: 0 LOB: 1 BB: 0 P: 7	R: 3 E: 0 K: 1 S: 20	H: 3 LOB: 1 BB: 1 P: 34	R: 0 E: 0 K: 3 S: 12	H: 1 LOB: 3 BB: 2 P: 23	R: 2 E: 1 K: 1 S: 13	H: 3 LOB: 1 BB: 0 P: 18	R: 3 E: 1 K: 0 S: 12	H: 1 LOB: 0 BB: 1 P: 22	R: 0 E: 0 K: 0 S: 8	H: 0 LOB: 1 BB: 1 P: 17	1B: 5 2B: 2 3B: 0 HR: 1	SF: 1 SAC: 0 DP: 0 HBP: 1	WP: 0 PB: 0 SB: 1 CS: 0	PA: 43
<b>PITCHER</b>	IP WLS BF H R ER SO BB IBB HBP BLK WP HR S P ERA WHIP																			
Pedro Martinez, R (1,1) ERA: 3.51	6.0 L 29 6 6 5 7 3 0 1 0 0 0 0 66 111 7.50 1.500																			
Gil Heredia, R (7,1) ERA: 4.31	1.0 4 1 0 0 1 0 0 0 0 0 0 7 10 0.00 1.000																			
Willie Fraser, R (8,1) ERA: 5.47	1.0 6 1 3 2 0 1 0 0 0 0 1 12 22 18.00 2.000																			
Greg Harris, R (9,1) ERA: 2.72	1.0 4 0 0 0 0 1 0 0 0 0 0 8 17 0.00 1.000																			

Batter	1	2	3	4	5	6	7	8	9	AB	R	H	RBI	BB	SO	LOB	BOTTOM					
Rondell White, R (1,8) Willie Fraser, R (8,1) Greg Harris, S (9,1) Shane Andrews, R (9,PH) OBP: 0.362, SLG: 0.473 OBP: 0.333, SLG: 0.667 OBP: 0.266, SLG: 0.368	P5-3		BB		G3		K		HR	4	1	3	1	0	1	0	<b>Cincinnati Reds @ Montreal Expos</b> Olympic Stadium, Montreal, QB Thu Sep 28 1995, 7:05 PM EDT Att: 14,581 - Dome - 68 F					
David Sequi, S (1,3) OBP: 0.397, SLG: 0.462	P5-3		BB		G3			L7		4	0	1	2	1	0	2						
Yamil Benitez, R (1,9) OBP: 0.406, SLG: 0.613	PB		BB		K			P5		5	0	1	0	0	2	4						
Sean Berry, R (1,5) OBP: 0.366, SLG: 0.529	G6-3		F9				P6			4	0	0	0	0	1	2						
Wil Cordero, R (1,7) OBP: 0.340, SLG: 0.420		K		HBP		K		P4		3	0	0	0	0	2	0						
Mike Lansing, R (1,4) OBP: 0.300, SLG: 0.387	P6		FC6-8-4					P2		4	0	1	0	0	0	1						
Mark Grudzielanek, R (1,6) OBP: 0.306, SLG: 0.326			K		P4		P4			4	1	1	0	0	1	2						
Tim Laker, R (1,2) Joe Sirdall, L (6,PR) OBP: 0.306, SLG: 0.369 OBP: 0.538, SLG: 0.333			K		BB		F7		BB	2	0	1	0	0	1	0						
Pedro Martinez, R (1,1) Gil Heredia, R (7,1) Cliff Floyd, L (7,PH) Dave Silvestri, R (9,PH) OBP: 0.134, SLG: 0.111 OBP: 0.182, SLG: 0.182 OBP: 0.219, SLG: 0.197 OBP: 0.311, SLG: 0.375			BB		B3-4				HR	1	1	0	0	0	0	1						
										0	0	0	0	0	0	0						
<b>Inning Stats</b>	R: 0 E: 0 K: 0 S: 10	H: 2 LOB: 1 BB: 0 P: 13	R: 0 E: 0 K: 2 S: 9	H: 0 LOB: 0 BB: 0 P: 13	R: 2 E: 0 K: 2 S: 17	H: 2 LOB: 1 BB: 0 P: 26	R: 0 E: 0 K: 0 S: 5	H: 0 LOB: 0 BB: 0 P: 10	R: 1 E: 0 K: 1 S: 12	H: 2 LOB: 2 BB: 0 P: 18	R: 0 E: 0 K: 2 S: 10	H: 1 LOB: 1 BB: 0 P: 12	R: 0 E: 0 K: 2 S: 9	H: 0 LOB: 0 BB: 0 P: 14	R: 0 E: 0 K: 1 S: 9	H: 0 LOB: 0 BB: 0 P: 15	R: 4 E: 0 K: 0 S: 15	H: 3 LOB: 1 BB: 2 P: 31	1B: 3 2B: 7 3B: 0 HR: 1	SF: 0 SAC: 0 DP: 1 HBP: 2	WP: 0 PB: 1 SB: 0 CS: 1	PA: 39
<b>PITCHER</b>	IP WLS BF H R ER SO BB IBB HBP BLK WP HR S P ERA WHIP																					
Pete Schourek, L (1,1) ERA: 3.22	6.0 W 25 7 3 3 3 0 0 0 0 0 0 9 14 0.00 0.000																					
Michael Jackson, R (7,1) ERA: 2.51	1.0 3 0 0 0 2 0 0 0 0 0 0 9 14 0.00 0.000																					
Tim Pugh, R (8,1) ERA: 4.05	1.2 7 1 2 2 1 1 0 0 0 0 0 17 31 10.80 1.200																					
Chuck McElroy, L (9,1) ERA: 5.9	0.0 2 2 2 2 0 0 0 0 0 0 1 3 4 ∞ ∞																					
Jeff Brantley, R (9,1) ERA: 2.85	0.1 S 2 0 0 0 0 1 0 0 0 0 0 0 4 11 0.00 3.000																					









Batter	1	2	3	4	5	6	7	8	9	AB	R	H	RBI	BB	SO	LOB	TOP			
Jerome Walton, R (1, 8) OBP: 0.368, SLG: 0.525	0-2 F8			0-0 F9		0-0 G4-3		3-2 HBP		3	0	0	0	0	0	1				
Barry Larkin, R (1, 6) OBP: 0.395, SLG: 0.494	1-3 K			0-1 P2			0-0 1B	0-3 K		3	1	1	0	0	1	0				
Mariano Duncan, R (7, 6) OBP: 0.294, SLG: 0.426										1	0	0	0	0	1	2				
Ron Gant, R (1, 7) OBP: 0.387, SLG: 0.558	3-3 K			3-1 F9			0-0 F9		0-0 G6-3	4	0	0	0	0	1	1				
Reggie Sanders, R (1, 9) OBP: 0.396, SLG: 0.579		1-3 K		2-2 G6-4-3 1B			3-2 F8		0-0 F8	4	0	1	0	0	1	1				
Benito Santiago, R (1, 2) OBP: 0.349, SLG: 0.489		1-2 G1-3		0-0 L8			0-1 2H 1B		1-3 K	3	0	1	1	0	0	1				
Eddie Taubensee, L (8, 2) OBP: 0.354, SLG: 0.491										1	0	0	0	0	1	0				
Hal Morris, L (1, 3) OBP: 0.334, SLG: 0.453		2-1 CS HBP		1-2 G6-4-3 1-2			0-0 G1-3			2	0	0	0	0	0	2				
Bret Boone, R (1, 4) OBP: 0.326, SLG: 0.424		1-0 CS 1-2		2-2 G5-3			0-0 F9		0-0 G6-3	3	0	0	0	0	0	0				
Mark Lewis, R (1, 5) OBP: 0.416, SLG: 0.491				1-2 G4-3			2-2 1B		0-0 FC5-4 1B	3	0	2	0	0	0	0				
David Wells, L (1, 1) OBP: 0.143, SLG: 0.143							2-0 F9		2-2 FC5-4 DI 1-2	1	0	0	0	0	0	0				
Brian Hunter, R (6, PH) OBP: 0.315, SLG: 0.333										1	0	0	0	0	0	1				
Dave Burba, R (6, PH) OBP: 0.222, SLG: 0.067										0	0	0	0	0	0	0				
Lenny Harris, L (8, PH) OBP: 0.259, SLG: 0.310										1	0	0	0	0	0	1				
Hector Carrasco, R (8, 1)										0	0	0	0	0	0	0				
<b>Inning Stats</b>	R: 0 H: 0 E: 0 K: 2 S: 9	H: 0 LOB: 0 BB: 0 P: 13	R: 0 H: 0 E: 0 K: 1 S: 7	H: 0 LOB: 0 BB: 0 P: 12	R: 0 H: 0 E: 0 K: 0 S: 9	H: 0 LOB: 0 BB: 0 P: 12	R: 0 H: 0 E: 0 K: 0 S: 5	H: 0 LOB: 0 BB: 0 P: 8	R: 0 H: 1 E: 0 K: 0 S: 7	H: 1 LOB: 1 BB: 0 P: 11	R: 1 H: 2 E: 0 K: 0 S: 8	H: 2 LOB: 1 BB: 0 P: 11	R: 0 H: 1 E: 0 K: 1 S: 11	H: 1 LOB: 2 BB: 0 P: 16	R: 0 H: 0 E: 0 K: 1 S: 6	H: 0 LOB: 0 BB: 0 P: 7	1B: 5 2B: 0 3B: 0 HR: 0	SF: 0 SAC: 0 DP: 1 HBP: 2	WP: 0 PA: 33 PB: 0 SB: 1 CS: 1	
<b>PITCHER</b>	IP WLS BF H R ER SO BB IBB HBP BLK WP HR S P ERA WHIP																			
Kirk Rueter, L (1, 1) ERA: 3.23	6.0 W 19 2 0 0 3 0 0 1 0 0 0 44 66 0.00 0.333																			
Gil Heredia, R (7, 1) ERA: 4.31	2.0 10 3 1 1 1 0 0 1 0 0 0 19 27 4.50 1.500																			
Dave Leiper, L (9, 1) ERA: 3.22	1.0 3 0 0 0 0 1 0 0 0 0 0 6 7 0.00 0.000																			

Cincinnati Reds @ Montreal Expos  
Olympic Stadium, Montreal, QB  
Sat Sep 30 1995, 7:05 PM EDT  
Att. 14,564 - Dome - 68 F

AB	30
R	1
H	5
RBI	1
BB	0
SO	5
LOB	10



Batter	1	2	3	4	5	6	7	8	9	AB	R	H	RBI	BB	SO	LOB	BOTTOM			
Mark Grudzielanek, R (1, 6) OBP: 0.300, SLG: 0.318	0-3 K	0-1 G5-3		0-0 G4-3			0-0 F8			4	0	0	0	0	1	2				
David Segui, S (1, 3) OBP: 0.367, SLG: 0.462	1-2 E6 1B FC5	0-0 HR 2B		1-1 P4			1-1 G5-3			4	2	1	0	0	0	2				
Yamil Benitez, R (1, 9) OBP: 0.421, SLG: 0.676	1-2 WP G1-3 1B	1-0 HR		0-0 F7			1-3 K			4	2	2	2	0	1	2				
Rondell White, R (1, 8) OBP: 0.359, SLG: 0.468	1-2 FC5 G1-3 2B 1-2 3H	2-1 F9		1-0 F8					2-2 G5-3	4	1	0	1	0	0	1				
Wil Cordero, R (1, 7) OBP: 0.341, SLG: 0.420	4-0 G1-3 2B 1-2 2-3 IBB		2-3 K			1-3 K		2-2 G4-3 2B		3	1	1	0	1	2	0				
Mike Lansing, R (1, 4) OBP: 0.299, SLG: 0.392	2-2 G1-3		0-1 G6-4-3 1B			0-0 F8		2-2 G4-3		4	0	1	1	0	0	3				
Shane Andrews, R (1, 5) OBP: 0.273, SLG: 0.381	1-2 2-3 3H 2B		1-2 G6-4-3 1-2			1-3 K		2-2 G4-3		4	0	1	2	0	1	2				
Darrin Fletcher, L (1, 2) OBP: 0.354, SLG: 0.451	3-1 G3-1			0-0 P4			3-2 G5-3 BB 1B			3	0	1	0	0	0	1				
Kirk Rueter, L (1, 1) ERA: 3.24		2-3 K		2-3 K			4-1 G5-3 BB			2	0	0	0	0	2	0				
Gil Heredia, R (7, 1) OBP: 0.206, SLG: 0.182										0	0	0	0	1	0	0				
Dave Leiper, L (9, 1) ERA: 4.12										0	0	0	0	0	0	0				
<b>Inning Stats</b>	R: 4 H: 2 E: 2 K: 1 S: 21	H: 2 LOB: 1 BB: 1 P: 33	R: 2 H: 2 E: 0 K: 1 S: 9	H: 2 LOB: 0 BB: 0 P: 14	R: 0 H: 1 E: 0 K: 1 S: 10	H: 1 LOB: 0 BB: 0 P: 13	R: 0 H: 0 E: 0 K: 1 S: 5	H: 0 LOB: 0 BB: 0 P: 7	R: 0 H: 0 E: 0 K: 2 S: 7	H: 0 LOB: 0 BB: 0 P: 9	R: 0 H: 1 E: 0 K: 1 S: 11	H: 1 LOB: 2 BB: 1 P: 20	R: 0 H: 1 E: 0 K: 0 S: 13	H: 1 LOB: 1 BB: 0 P: 21	R: 0 H: 0 E: 0 K: 1 S: 6	H: 0 LOB: 0 BB: 0 P: 7	1B: 3 2B: 3 3B: 0 HR: 1	SF: 0 SAC: 0 DP: 1 HBP: 0	WP: 1 PA: 34 PB: 0 SB: 0 CS: 0	
<b>PITCHER</b>	IP WLS BF H R ER SO BB IBB HBP BLK WP HR S P ERA WHIP																			
David Wells, L (1, 1) ERA: 3.24	5.0 L 22 5 6 2 4 0 1 0 0 0 1 49 73 3.60 1.000																			
Dave Burba, R (6, 1) ERA: 3.97	2.0 8 1 0 0 3 1 0 0 0 0 0 18 29 0.00 1.000																			
Hector Carrasco, R (8, 1) ERA: 4.12	1.0 4 1 0 0 0 0 0 0 0 0 0 13 21 0.00 1.000																			

Cincinnati Reds @ Montreal Expos  
Olympic Stadium, Montreal, QB  
Sat Sep 30 1995, 7:05 PM EDT  
Att. 14,564 - Dome - 68 F

AB	32
R	6
H	7
RBI	6
BB	2
SO	7
LOB	13





