

Montreal Expos - 1996

Batter	1	2	3	4	5	6	7	8	9	AB	R	H	RBI	BB	SO	LOB	TOP					
Mark Grudzielanek, R OBP: 0.200, SLG: 0.400										5	1	1	0	0	1	3	Montreal Expos @ Cincinnati Reds Riverfront Stadium, Cincinnati, OH Tue Apr 02 1996, 3:33 AM EST Att: 53,136 - Sunny					
Mike Lansing, R OBP: 0.750, SLG: 1.000										3	0	2	0	1	1	1						
Rondell White, R OBP: 0.250, SLG: 0.250										4	0	1	1	0	1	2						
Moises Alou, R OBP: 0.250, SLG: 0.250										4	0	1	0	0	1	3						
David Segui, S										3	0	0	0	1	0	2						
Sherman Obando, R										3	0	0	0	0	1	1						
Tim Scott, R										0	0	0	0	0	0	0						
Dave Veres, R										0	0	0	0	0	0	0						
Omar Daal, L										0	0	0	0	0	0	0						
F.P. Santangelo, S										1	0	0	0	0	1	0						
Darrin Fletcher, L										2	0	0	0	2	0	0						
Shane Andrews, R OBP: 0.250, SLG: 0.250										4	0	1	0	0	3	2						
Jeff Fassero, L										1	0	0	0	0	0	2						
Lenny Webster, R										1	0	0	0	0	0	0						
Barry Manuel, R										0	0	0	0	0	0	0						
Mike Dyer, R										0	0	0	0	0	0	0						
Henry Rodriguez, L OBP: 0.500, SLG: 0.500										2	0	1	0	0	0	2						
Inning Stats	R: 0 E: 0 K: 2 S: 10	H: 0 LOB: 1 BB: 1 P: 18	R: 0 E: 0 K: 2 S: 13	H: 0 LOB: 2 BB: 2 P: 24	R: 1 E: 0 K: 0 S: 17	H: 3 LOB: 1 BB: 0 P: 22	R: 0 E: 0 K: 1 S: 9	H: 0 LOB: 0 BB: 0 P: 12	R: 0 E: 0 K: 0 S: 10	H: 2 LOB: 2 BB: 0 P: 14	R: 0 E: 0 K: 0 S: 8	H: 0 LOB: 0 BB: 0 P: 14	R: 0 E: 0 K: 2 S: 11	H: 1 LOB: 1 BB: 0 P: 15	R: 0 E: 0 K: 1 S: 11	H: 0 LOB: 0 BB: 0 P: 14	R: 0 E: 0 K: 1 S: 13	H: 1 LOB: 2 BB: 1 P: 22	1B: 5 2B: 3 3B: 0 HR: 0	SF: 0 SAC: 0 DP: 1 HBP: 0	WP: 0 PB: 0 SB: 0 CS: 0	PA: 37
PITCHER	IP WLS BF H R ER SO BB IBB HBP BLK WP HR S P ERA WHIP																					
Pete Schourek, L ERA: 1.8	(1, 1) 5.0 W 22 5 1 1 5 3 0 0 0 0 0 0 59 90 1.80 1.600																					
Tim Pugh, R ERA:	(6, 1) 3.0 10 1 0 0 3 0 0 0 0 0 0 0 30 43 0.00 0.333																					
Marcus Moore, R ERA:	(9, 1) 1.0 S 5 1 0 0 1 1 0 0 0 0 0 0 13 22 0.00 2.000																					

AB	33
R	1
H	7
RBI	1
BB	4
SO	9
LOB	18



Batter	1	2	3	4	5	6	7	8	9	AB	R	H	RBI	BB	SO	LOB	BOTTOM			
Eric Davis, R										4	0	0	1	3	1	Montreal Expos @ Cincinnati Reds Riverfront Stadium, Cincinnati, OH Tue Apr 02 1996, 3:33 AM EST Att: 53,136 - Sunny				
Eric Owens, R OBP: 0.333, SLG: 0.333										3	0	1	0	0	1					
Jeff Branson, L OBP: 0.500, SLG: 0.500										2	0	1	0	0	2					
Barry Larkin, R OBP: 0.400, SLG: 0.500										4	2	1	0	1	4					
Reggie Sanders, R										2	1	0	0	3	1					
Chris Sabo, R OBP: 0.800, SLG: 1.000										3	0	2	3	1	2					
Hal Morris, L OBP: 0.600, SLG: 0.333										3	0	1	1	2	0					
Mike Kelly, R										3	0	0	0	1	2					
Joe Oliver, R										4	0	0	0	1	3					
Pete Schourek, L										1	0	0	0	1	0					
Vince Coleman, S										1	0	0	0	0	3					
Tim Pugh, R										0	0	0	0	0	0					
Lenny Harris, L OBP: 1.000, SLG: 2.000										1	1	1	0	0	0					
Marcus Moore, S										0	0	0	0	0	0					
Inning Stats	R: 2 E: 1 K: 1 S: 19	H: 3 LOB: 2 BB: 1 P: 33	R: 0 E: 0 K: 2 S: 9	H: 0 LOB: 0 BB: 0 P: 11	R: 0 E: 0 K: 0 S: 11	H: 1 LOB: 3 BB: 3 P: 28	R: 0 E: 1 K: 1 S: 6	H: 0 LOB: 1 BB: 0 P: 6	R: 1 E: 0 K: 1 S: 16	H: 1 LOB: 3 BB: 3 P: 35	R: 0 E: 1 K: 3 S: 17	H: 1 LOB: 2 BB: 0 P: 25	R: 0 E: 0 K: 1 S: 8	H: 0 LOB: 0 BB: 0 P: 9	R: 1 E: 0 K: 1 S: 13	H: 1 LOB: 3 BB: 2 P: 32	1B: 4 2B: 3 3B: 0 HR: 0	SF: 0 SAC: 1 DP: 0 HBP: 1	WP: 1 PB: 0 SB: 4 CS: 1	PA: 42
PITCHER	IP WLS BF H R ER SO BB IBB HBP BLK WP HR S P ERA WHIP																			
Jeff Fassero, L ERA: 4.5	(1, 1) 0.1 5 1 1 1 0 3 0 0 0 0 1 0 12 28 27.00 12.000																			
Barry Manuel, R ERA: 27.0	(5, 1) 1.0 5 1 0 0 2 0 0 0 0 0 0 0 14 23 0.00 1.000																			
Mike Dyer, R ERA:	(5, 1) 1.2 5 0 0 0 3 0 0 0 0 0 0 0 15 18 0.00 0.000																			
Tim Scott, R ERA:	(6, 1) 0.2 6 1 1 1 1 1 1 1 0 0 0 0 10 27 13.50 3.000																			
Dave Veres, R ERA: 13.5	(8, 1) 0.2 6 1 1 1 1 1 1 1 0 0 0 0 10 27 13.50 3.000																			

AB	31
R	4
H	7
RBI	4
BB	9
SO	10
LOB	27



Batter	1	2	3	4	5	6	7	8	9	AB	R	H	RBI	BB	SO	LOB	TOP								
Mark Grudzielanek, R OBP: 0.500, SLG: 0.900	1-0 1B FC4-6		1-1 G6-3		0-0 2H 1B		1-1 1B	0-0 HR		5	2	4	3	0	0	0									
Mike Lansing, R OBP: 0.556, SLG: 0.750	2-3 K		1-2 L7			2-2 L7	3-2 1B	0-1 2B		5	0	2	0	0	1	1									
Rondell White, R OBP: 0.444, SLG: 0.556	0-0 1B FC4-6			0-0 1B G4-3		0-0 2B S	0-1 G6-3	0-0 G4-3		5	0	3	0	0	0	3									
Moises Alou, R OBP: 0.222, SLG: 0.222	1-2 FC4-6			0-2 F8		2-3 K		3-1 E7 2B	0-1 1B	5	1	1	1	0	1	3									
David Segui, S OBP: 0.333, SLG: 0.143	1-3 K			1-1 G4-3		0-3 K		4-1 2B BB	0-0 1B	4	1	1	0	1	2	3									
Sherman Obando, R Mel Rojas, R		0-2 G5-3		2-2 L9			1-3 K	0-0 F9	3-2 P2	4	0	0	0	0	1	3									
Shane Andrews, R F.P. Santangelo, S		3-3 K			0-2 SH1-4 1B		1-3 K	3-2 F8	1-2 P4	3	0	1	0	0	2	0									
Tim Spehr, R Darin Fletcher, L		3-2 P6			1-3 K		1-0 E5 2B	3-2 1B 2B	2-3 K	2	0	0	0	0	1	1									
Pedro Martinez, R Omar Daal, L Mike Dyer, R Henry Rodriguez, L Dave Veres, R Dave Silvestri, R			0-3 K		0-0 SH1-4 1-2		1-0 1B 2B	3-2 HR 1B		1	0	0	0	0	1	0									
Inning Stats	R: 1 E: 0 K: 2 S: 11	H: 2 LOB: 1 BB: 0 P: 16	R: 0 E: 0 K: 1 S: 11	H: 0 LOB: 0 BB: 0 P: 17	R: 0 E: 0 K: 1 S: 11	H: 0 LOB: 0 BB: 0 P: 13	R: 0 E: 0 K: 0 S: 9	H: 1 LOB: 1 BB: 0 P: 12	R: 0 E: 0 K: 1 S: 8	H: 2 LOB: 1 BB: 0 P: 9	R: 0 E: 0 K: 2 S: 11	H: 1 LOB: 1 BB: 0 P: 15	R: 2 E: 1 K: 2 S: 17	H: 3 LOB: 2 BB: 0 P: 25	R: 5 E: 1 K: 0 S: 18	H: 4 LOB: 1 BB: 1 P: 34	R: 0 E: 0 K: 1 S: 12	H: 2 LOB: 2 BB: 0 P: 18	1B: 10 2B: 4 3B: 0 HR: 1	SF: 0 SAC: 1 DP: 0 HBP: 0	WP: 0 PB: 0 SB: 2 CS: 0	PA: 44			
PITCHER	IP WLS BF H R ER SO BB IBB HBP BLK WP HR S P ERA WHIP	IP WLS BF H R ER SO BB IBB HBP BLK WP HR S P ERA WHIP	IP WLS BF H R ER SO BB IBB HBP BLK WP HR S P ERA WHIP	IP WLS BF H R ER SO BB IBB HBP BLK WP HR S P ERA WHIP	IP WLS BF H R ER SO BB IBB HBP BLK WP HR S P ERA WHIP	IP WLS BF H R ER SO BB IBB HBP BLK WP HR S P ERA WHIP	IP WLS BF H R ER SO BB IBB HBP BLK WP HR S P ERA WHIP	IP WLS BF H R ER SO BB IBB HBP BLK WP HR S P ERA WHIP	IP WLS BF H R ER SO BB IBB HBP BLK WP HR S P ERA WHIP	IP WLS BF H R ER SO BB IBB HBP BLK WP HR S P ERA WHIP	IP WLS BF H R ER SO BB IBB HBP BLK WP HR S P ERA WHIP	IP WLS BF H R ER SO BB IBB HBP BLK WP HR S P ERA WHIP	IP WLS BF H R ER SO BB IBB HBP BLK WP HR S P ERA WHIP	IP WLS BF H R ER SO BB IBB HBP BLK WP HR S P ERA WHIP	IP WLS BF H R ER SO BB IBB HBP BLK WP HR S P ERA WHIP	IP WLS BF H R ER SO BB IBB HBP BLK WP HR S P ERA WHIP	IP WLS BF H R ER SO BB IBB HBP BLK WP HR S P ERA WHIP	IP WLS BF H R ER SO BB IBB HBP BLK WP HR S P ERA WHIP	IP WLS BF H R ER SO BB IBB HBP BLK WP HR S P ERA WHIP	IP WLS BF H R ER SO BB IBB HBP BLK WP HR S P ERA WHIP	IP WLS BF H R ER SO BB IBB HBP BLK WP HR S P ERA WHIP	IP WLS BF H R ER SO BB IBB HBP BLK WP HR S P ERA WHIP	IP WLS BF H R ER SO BB IBB HBP BLK WP HR S P ERA WHIP	IP WLS BF H R ER SO BB IBB HBP BLK WP HR S P ERA WHIP	IP WLS BF H R ER SO BB IBB HBP BLK WP HR S P ERA WHIP

Montreal Expos @ Cincinnati Reds
Riverfront Stadium, Cincinnati, OH
Wed Apr 03 1996, 7:05 PM EST
Att: 19,104 - Unknown - 71 F

AB 42
R 8
H 15
RBI 8
BB 1
SO 10
LOB 22



Batter	1	2	3	4	5	6	7	8	9	AB	R	H	RBI	BB	SO	LOB	BOTTOM									
Vince Coleman, S Steve Gibraltar, R	1-3 K		4-2 G5-3 1B BB		1-3 K		1-3 K			3	1	0	0	1	3	1										
Hal Morris, L OBP: 0.333, SLG: 0.143	3-2 P6		0-0 G5-3		0-1 F9		3-3 K			4	0	0	0	0	1	2										
Barry Larkin, R OBP: 0.556, SLG: 1.000	1-2 G1-3		2-0 1B		1-0 HR		3-1 CS 1B			4	1	3	2	0	0	0										
Reggie Sanders, R OBP: 0.556, SLG: 0.500		3-2 1B FC6-4	1-0 G6-3		2-1 SH1-3 G4-3		2-1 CS	0-3 K		4	2	2	0	0	1	1										
Eddie Taubensee, L OBP: 0.500, SLG: 0.333		3-1 FC6-4 1B		0-0 F8		4-0 G4-3 SH1-3 BB		2-1 G4-3		3	0	1	0	1	0	0										
Willie Greene, L Chris Sabo, R Johnny Ruffin, R		2-3 K		2-3 K		0-0 SH1-3		2-3 K		2	0	0	0	0	2	2										
Mike Kelly, R		1-0 FC6-4		2-3 K		4-0 G4-3 BB				3	0	0	1	1	1	1										
Jeff Branson, L OBP: 0.167, SLG: 0.167		2-2 F7			3-0 L8		1-0 G4-3		1-1 G3-1	4	0	0	1	0	0	3										
John Smiley, L Lenny Harris, L Hector Carrasco, R Jeff Shaw, R Xavier Hernandez, L Eric Owens, R			1-3 K		1-2 E5		0-2 G6-3		1-3 K	2	0	0	0	0	1	0										
Inning Stats	R: 0 E: 0 K: 1 S: 11	H: 0 LOB: 0 BB: 0 P: 16	R: 1 E: 0 K: 1 S: 13	H: 2 LOB: 1 BB: 0 P: 24	R: 1 E: 0 K: 1 S: 10	H: 1 LOB: 1 BB: 1 P: 18	R: 0 E: 0 K: 2 S: 7	H: 0 LOB: 0 BB: 0 P: 11	R: 0 E: 0 K: 1 S: 12	H: 0 LOB: 1 BB: 0 P: 17	R: 2 E: 0 K: 0 S: 8	H: 2 LOB: 2 BB: 2 P: 20	R: 0 E: 0 K: 2 S: 11	H: 1 LOB: 0 BB: 0 P: 19	R: 0 E: 0 K: 2 S: 8	H: 0 LOB: 0 BB: 0 P: 12	R: 0 E: 0 K: 1 S: 7	H: 0 LOB: 0 BB: 0 P: 10	1B: 4 2B: 1 3B: 0 HR: 1	SF: 0 SAC: 1 DP: 0 HBP: 0	WP: 0 PB: 0 SB: 1 CS: 1	PA: 37				
PITCHER	IP WLS BF H R ER SO BB IBB HBP BLK WP HR S P ERA WHIP	IP WLS BF H R ER SO BB IBB HBP BLK WP HR S P ERA WHIP	IP WLS BF H R ER SO BB IBB HBP BLK WP HR S P ERA WHIP	IP WLS BF H R ER SO BB IBB HBP BLK WP HR S P ERA WHIP	IP WLS BF H R ER SO BB IBB HBP BLK WP HR S P ERA WHIP	IP WLS BF H R ER SO BB IBB HBP BLK WP HR S P ERA WHIP	IP WLS BF H R ER SO BB IBB HBP BLK WP HR S P ERA WHIP	IP WLS BF H R ER SO BB IBB HBP BLK WP HR S P ERA WHIP	IP WLS BF H R ER SO BB IBB HBP BLK WP HR S P ERA WHIP	IP WLS BF H R ER SO BB IBB HBP BLK WP HR S P ERA WHIP	IP WLS BF H R ER SO BB IBB HBP BLK WP HR S P ERA WHIP	IP WLS BF H R ER SO BB IBB HBP BLK WP HR S P ERA WHIP	IP WLS BF H R ER SO BB IBB HBP BLK WP HR S P ERA WHIP	IP WLS BF H R ER SO BB IBB HBP BLK WP HR S P ERA WHIP	IP WLS BF H R ER SO BB IBB HBP BLK WP HR S P ERA WHIP	IP WLS BF H R ER SO BB IBB HBP BLK WP HR S P ERA WHIP	IP WLS BF H R ER SO BB IBB HBP BLK WP HR S P ERA WHIP	IP WLS BF H R ER SO BB IBB HBP BLK WP HR S P ERA WHIP	IP WLS BF H R ER SO BB IBB HBP BLK WP HR S P ERA WHIP	IP WLS BF H R ER SO BB IBB HBP BLK WP HR S P ERA WHIP	IP WLS BF H R ER SO BB IBB HBP BLK WP HR S P ERA WHIP	IP WLS BF H R ER SO BB IBB HBP BLK WP HR S P ERA WHIP	IP WLS BF H R ER SO BB IBB HBP BLK WP HR S P ERA WHIP	IP WLS BF H R ER SO BB IBB HBP BLK WP HR S P ERA WHIP	IP WLS BF H R ER SO BB IBB HBP BLK WP HR S P ERA WHIP	IP WLS BF H R ER SO BB IBB HBP BLK WP HR S P ERA WHIP

Montreal Expos @ Cincinnati Reds
Riverfront Stadium, Cincinnati, OH
Wed Apr 03 1996, 7:05 PM EST
Att: 19,104 - Unknown - 71 F

AB 32
R 4
H 6
RBI 4
BB 3
SO 11
LOB 12



Batter	1	2	3	4	5	6	7	8	9	AB R H RBI BB SO LOB	TOP									
Mark Grudzielanek, R OBP: 0.400, SLG: 0.667 (1, 6)	F9		G5-3		G2-3		1B 1B	G6-3		5 1 1 0 0 0 1	Montreal Expos @ Cincinnati Reds Riverfront Stadium, Cincinnati, OH Thu Apr 04 1996, 3:33 AM EST Att: 17,067 - Overcast - 57 F									
Mike Lansing, R OBP: 0.815, SLG: 0.750 Andy Stankiewicz, R OBP: 1.000, SLG: 1.000 (1, 4) (8, 4)	HR		K			1B 1B	1B 1B	FC5 1B		4 3 3 0 0 1 0 1 0 1 0 0 0 0										
Rondell White, R OBP: 0.357, SLG: 0.385 (1, 8)	L7		G6-3			1B 1B	K	L9		4 1 0 0 1 1 4										
Moises Alou, R OBP: 0.385, SLG: 0.615 F.P. Santangelo, S (1, 9) (8, 9)	HR				G5-3	1B 1B	1B	P6		4 2 3 3 0 0 0 1 0 0 0 0 0 1										
David Segui, S OBP: 0.429, SLG: 0.333 (1, 3)	F8				F7	1B 1B	1B	FC5		5 1 3 3 0 0 0										
Henry Rodriguez, L OBP: 0.625, SLG: 1.143 (1, 7)			1B		BB	HR	G4-6-3	FC5		4 1 2 3 1 0 4										
Darrin Fletcher, L Lenny Webster, R (1, 2) (8, 2)			K		G4-3	L9		HR		4 1 1 1 0 1 2 0 0 0 0 0 0 0										
Dave Silvestri, R OBP: 0.400, SLG: 0.250 (1, 5)			K			K	K	G6-3		3 0 0 0 1 3 1										
Jose Paniagua, R Sherman Obando, R (6, PH) Barry Manuel, R Tim Scott, R (1, 1) (6, PH) (6, 1) (9, 1)	G5-3				K	P3		K		2 0 0 0 0 1 1 1 0 0 0 0 0 0 1 0 0 0 0 1 1 0 0 0 0 0 0 0										
Inning Stats	R: 2 E: 0 K: 0 S: 12	H: 2 LOB: 0 BB: 0 P: 18	R: 0 E: 0 K: 2 S: 16	H: 1 LOB: 1 BB: 0 P: 22	R: 0 E: 0 K: 1 S: 6	H: 0 LOB: 0 BB: 0 P: 8	R: 0 E: 0 K: 0 S: 6	H: 0 LOB: 1 BB: 1 P: 11	R: 0 E: 0 K: 2 S: 7	H: 4 LOB: 0 BB: 1 P: 35		R: 2 E: 0 K: 1 S: 15	H: 4 LOB: 1 BB: 0 P: 26	R: 1 E: 0 K: 1 S: 10	H: 1 LOB: 0 BB: 1 P: 15	R: 0 E: 0 K: 0 S: 12	H: 2 LOB: 2 BB: 0 P: 16	1B: 11 2B: 0 3B: 0 HR: 3	SF: 0 SAC: 0 DP: 2 HBP: 0	WP: 0 PB: 0 SB: 1 CS: 0
PITCHER	IP WLS BF H R ER SO BB IBB HBP BLK WP HR S P ERA WHIP																			
Dave Burba, R ERA: 9.0 Hector Carrasco, R ERA: 16.2 Xavier Hernandez, R ERA: 15.43 Johnny Ruffin, R ERA:	5.0 L 22 5 5 5 5 2 0 0 0 0 0 1 52 82 9.00 1.400																			

Batter	1	2	3	4	5	6	7	8	9	AB R H RBI BB SO LOB	BOTTOM									
Vince Coleman, S OBP: 0.500, SLG: 0.286 (1, 7)	CS		S BLK		1B		1B		K	3 0 2 0 2 1 1	Montreal Expos @ Cincinnati Reds Riverfront Stadium, Cincinnati, OH Thu Apr 04 1996, 3:33 AM EST Att: 17,067 - Overcast - 57 F									
Barry Larkin, R OBP: 0.583, SLG: 0.900 Eric Owens, R OBP: 0.167, SLG: 0.167 (1, 6) (7, PH) (8, 4)	1B		L7		BB	1B	K	K		2 0 1 0 1 0 1 2 0 0 0 0 2 2										
Hal Morris, L OBP: 0.308, SLG: 0.273 Johnny Ruffin, R (1, 3) (9, 1)	F7		F8		G4-3			G4-3		4 1 1 0 0 0 4 0 0 0 0 0 0 0										
Reggie Sanders, R OBP: 0.500, SLG: 0.556 Lenny Harris, L OBP: 0.333, SLG: 0.667 (1, 9) (8, 9)	G5-3		G6-3			2B	G4-3	G4-3		3 0 1 0 0 0 2 1 0 0 0 0 0 1										
Eddie Taubensee, L OBP: 0.375, SLG: 0.200 (1, 2)			K		G4-3		G6-4-3	SF8		2 0 0 1 1 1 0										
Chris Sabo, R OBP: 0.625, SLG: 0.667 Willie Greene, L OBP: 0.250, SLG: 0.250 (1, 5) (6, PH) (7, 5)	F9				G6-3		K	1B		2 1 1 0 0 0 0 2 0 1 0 0 1 2										
Mike Kelly, R (1, 8)	F9				F7		G6-4-3	F8		3 0 0 0 0 0 3										
Jeff Branson, L OBP: 0.300, SLG: 0.222 (1, 4) (8, 6)	1B				F7		K			3 0 1 1 1 1 0										
Dave Burba, R Hector Carrasco, R Xavier Hernandez, L Steve Gibraller, R Joe Oliver, R (1, 1) (6, 1) (7, 1) (8, PH) (9, 3)	G1-3				G4-3		K	K		2 0 0 0 0 0 1 0 0 0 0 0 0 0 0 0 0 0 0 0 0 2 0 0 0 0 2 1 1 0 0 0 0 0 1										
Inning Stats	R: 0 E: 0 K: 0 S: 9	H: 1 LOB: 1 BB: 1 P: 17	R: 1 E: 0 K: 1 S: 11	H: 2 LOB: 0 BB: 0 P: 12	R: 0 E: 0 K: 0 S: 11	H: 0 LOB: 0 BB: 1 P: 17	R: 0 E: 0 K: 0 S: 5	H: 0 LOB: 0 BB: 0 P: 9	R: 0 E: 0 K: 1 S: 9	H: 1 LOB: 2 BB: 1 P: 18		R: 0 E: 0 K: 3 S: 11	H: 1 LOB: 1 BB: 0 P: 17	R: 1 E: 0 K: 0 S: 17	H: 2 LOB: 1 BB: 0 P: 24	R: 0 E: 0 K: 3 S: 13	H: 0 LOB: 1 BB: 1 P: 19	1B: 6 2B: 2 3B: 0 HR: 0	SF: 1 SAC: 0 DP: 1 HBP: 0	WP: 0 PB: 0 SB: 1 CS: 1
PITCHER	IP WLS BF H R ER SO BB IBB HBP BLK WP HR S P ERA WHIP																			
Jose Paniagua, R ERA: 1.8 Barry Manuel, R ERA: 5.4 Tim Scott, R ERA:	5.0 W 21 4 1 1 1 4 1 0 0 0 0 0 0 45 73 3.00 1.667																			

AB	39
R	10
H	14
RBI	10
BB	3
SO	8
LOB	15



AB	32
R	2
H	8
RBI	2
BB	5
SO	8
LOB	19



Batter	1	2	3	4	5	6	7	8	9	AB	R	H	RBI	BB	SO	LOB	TOP															
Walt Weiss, S OBP: 0.333, SLG: 0.200	G1-3		E5 1-2 2B		G6-3	G4-3		K		5	1	0	0	0	1	4	Colorado Rockies @ Montreal Expos Olympic Stadium, Montreal, QB Fri Apr 05 1996, 3:33 AM EST Att: 45,042 - Dome - 50 F															
Ellis Burks, R OBP: 0.412, SLG: 0.867	HR		CS 1-H 2-H 2B		1B BB		G6-3	1B F7 BB	3	1	2	3	2	0	0																	
Dante Bichette, R OBP: 0.294, SLG: 0.267	L6-4 HBP 1B		G6-3		1B		G6-3	F7	5	0	2	0	0	0	2																	
Larry Walker, L OBP: 0.250, SLG: 0.357	HBP		F8 2-3		F9		FC6-4 BB	K	3	0	0	0	1	1	4																	
Andres Galarraga, R OBP: 0.294, SLG: 0.438	L6-4			G2-3 1B BB	K		FC6-4	1B	4	0	1	0	1	1	5																	
Vinny Castilla, R OBP: 0.294, SLG: 0.400		F8		G2-3 1B		HR		P4	5	1	2	1	0	1	2																	
Pedro Castellano, R Jason Bates, S OBP: 0.167, SLG: 0.167	P3		G2-3		BB		L4		2	0	0	0	1	0	2																	
Jorge Brito, R OBP: 0.273, SLG: 0.111	F8		K		P4		1B HBP		3	0	0	0	0	1	3																	
Armando Reynoso, R Quinton McCracken, S Mike Munoz, L Darren Holmes, R Bruce Ruffin, S John Vander Wal, L Trenidad Hubbard, R Curt Leskanic, R	E 2B 1B		K		K		1B		2	1	1	0	0	1	2																	
Inning Stats	R: 1 E: 0 K: 0 S: 12	H: 2 LOB: 1 BB: 0 P: 21	R: 0 E: 0 K: 0 S: 8	H: 0 LOB: 0 BB: 0 P: 13	R: 2 E: 1 K: 0 S: 13	H: 2 LOB: 0 BB: 0 P: 23	R: 0 E: 0 K: 2 S: 15	H: 1 LOB: 2 BB: 1 P: 22	R: 0 E: 0 K: 1 S: 11	H: 1 LOB: 2 BB: 1 P: 17	R: 0 E: 0 K: 0 S: 7	H: 0 LOB: 1 BB: 1 P: 15	R: 0 E: 0 K: 1 S: 11	H: 1 LOB: 2 BB: 1 P: 20	R: 0 E: 0 K: 2 S: 13	H: 1 LOB: 2 BB: 1 P: 20		1B: 6 2B: 2 3B: 0 HR: 2	SF: 0 SAC: 0 DP: 1 HBP: 2	WP: 0 PB: 0 SB: 0 CS: 1	PA: 42											
PITCHER	IP WLS BF H R ER SO BB IBB HBP BLK WP HR S P ERA WHIP																															
Rheal Cormier, L ERA: 4.5	4.0	18	5	3	2	2	1	0	0	0	0	1	48	79	4.50	1.500																
Mike Dyer, R ERA: 2.25	2.0	10	2	1	1	2	2	0	0	0	0	1	24	38	4.50	2.000																
Dave Veres, R ERA: 2.7	1.2	8	1	0	0	0	1	0	0	0	0	0	15	30	0.00	1.200																
Mel Rojas, R ERA:	1.1	6	1	0	0	3	1	0	0	0	0	0	16	26	0.00	1.500																

AB	35
R	4
H	9
RBI	4
BB	5
SO	7
LOB	25



Batter	1	2	3	4	5	6	7	8	9	AB	R	H	RBI	BB	SO	LOB	BOTTOM															
Mark Grudzielanek, R OBP: 0.400, SLG: 0.579	F8	L5-4-3 HBP		G6-3		1B BB 1B		K		4	0	1	1	0	1	2	Colorado Rockies @ Montreal Expos Olympic Stadium, Montreal, QB Fri Apr 05 1996, 3:33 AM EST Att: 45,042 - Dome - 50 F															
Mike Lansing, R OBP: 0.556, SLG: 0.688	G6-3 1B 2B	L5-4-3		G5-3		1B BB		G6-3	4	1	1	0	1	0	2																	
Rondell White, R OBP: 0.333, SLG: 0.353	G6-3		P3		K	FC6-4 1B			4	0	1	1	0	1	1																	
Moises Alou, R OBP: 0.412, SLG: 0.563	1B 1B		S BB		P6	FC6-4			3	1	1	1	1	0	3																	
David Segui, S OBP: 0.344, SLG: 0.375	1B 2B 1B		L9		L9	FC4-6 HBP 1B 1B		G6-3	4	2	2	0	0	0	1																	
Henry Rodriguez, L OBP: 0.500, SLG: 0.818 F.P. Santangelo, S	2B 1B		G4-3		G4-3	P4		F8	4	0	1	1	0	0	2																	
Darrin Fletcher, L Mel Rojas, R	2B		G3-1		G3-1	FC4-6 HBP		G3	3	0	1	1	0	0	0																	
Dave Silvestri, R OBP: 0.333, SLG: 0.250	K		G1-3 1B		G1-3	FC4-6 1B 1B		G5-3	4	1	1	0	0	1	4																	
Rheal Cormier, L Andy Stankiewicz, R Mike Dyer, R Sherman Obando, R Dave Veres, R Tim Spehr, R	P2		G1-3		G1-3	BB 1B 1B		S BB	1	0	0	0	0	0	0																	
Inning Stats	R: 3 E: 0 K: 1 S: 18	H: 5 LOB: 2 BB: 0 P: 29	R: 0 E: 0 K: 0 S: 6	H: 0 LOB: 0 BB: 0 P: 8	R: 0 E: 0 K: 0 S: 8	H: 0 LOB: 1 BB: 1 P: 15	R: 0 E: 0 K: 0 S: 11	H: 1 LOB: 0 BB: 0 P: 16	R: 0 E: 0 K: 1 S: 8	H: 0 LOB: 0 BB: 0 P: 12	R: 0 E: 0 K: 0 S: 8	H: 0 LOB: 0 BB: 0 P: 12	R: 0 E: 0 K: 1 S: 10	H: 0 LOB: 1 BB: 1 P: 16	R: 0 E: 0 K: 1 S: 10	H: 0 LOB: 1 BB: 1 P: 16		1B: 8 2B: 3 3B: 0 HR: 0	SF: 0 SAC: 0 DP: 1 HBP: 2	WP: 0 PB: 0 SB: 2 CS: 0	PA: 38											
PITCHER	IP WLS BF H R ER SO BB IBB HBP BLK WP HR S P ERA WHIP																															
Armando Reynoso, R ERA: 5.4	5.0	22	6	3	3	2	1	0	1	0	0	0	10	16	54.00	3.000																
Mike Munoz, L ERA: 27.0	0.1	3	1	2	2	0	0	0	0	0	0	0	11	19	13.50	6.000																
Darren Holmes, R ERA: 3.38	0.2	6	3	1	1	0	1	0	0	0	0	0	8	12	0.00	0.000																
Bruce Ruffin, L ERA: 5.4	1.0	3	0	0	0	0	0	0	0	0	0	0	8	12	0.00	0.000																
Curt Leskanic, R ERA: 8.1	1.0	4	0	0	0	1	1	0	0	0	0	0	10	16	0.00	1.000																



Batter	1	2	3	4	5	6	7	8	9	AB	R	H	RBI	BB	SO	LOB	TOP					
Walt Weiss, S OBP: 0.435, SLG: 0.333	4-2 2B HR BB	1-1 2B		1-0 G5-3 1B		4-2 BB BB			2-3 K	3	1	2	0	2	1	0	Colorado Rockies @ Montreal Expos Olympic Stadium, Montreal, QB Sat Apr 06 1996, 3:33 AM EST Att: 27,040 - Dome - 60 F					
Ellis Burks, R OBP: 0.455, SLG: 0.778	1-3 K	4-2 BB		1-0 G5-3 1B		1-2 BB			1-0 G6-3	3	0	1	0	2	1	1						
Dante Bichette, R OBP: 0.273, SLG: 0.300	1-3 HR 2B	1-1 F9		1-2 G5-3		0-3 K			3-2 F9	5	1	1	0	0	1	6						
Larry Walker, L OBP: 0.200, SLG: 0.278	2-3 K		1-2 P5		1-1 G3				1-2 P6	4	0	0	0	0	1	2						
Andres Galarraga, R OBP: 0.333, SLG: 0.579	3-2 HR HBP		0-0 HR		0-0 G6-3				0-1 F8	3	2	1	1	0	0	0						
Vinny Castilla, R OBP: 0.333, SLG: 0.579	1-2 HR		0-0 P4		0-0 1B				0-3 K	4	1	2	4	0	1	0						
Jason Bates, S OBP: 0.188, SLG: 0.188	1-0 G1-3		3-2 1B		1-1 G6-3				0-1 G6-3	4	0	1	0	0	0	1						
Jeff Reed, L OBP: 0.143, SLG: 0.143		3-1 G4-3	1-1 F7		0-1 G3-1				2-3 K	4	0	0	0	0	1	1						
Mark Thompson, R Mike Munoz, L John Vander Wal, L Steve Reed, R Bruce Ruffin, S Curt Leskanic, R	1-2 F8		0-0 L7		0-3 K				1-3 K	3	0	0	0	0	1	0						
Inning Stats	R: 4 E: 0 K: 2 S: 21	H: 2 LOB: 0 BB: 1 P: 36	R: 0 E: 0 K: 0 S: 11	H: 1 LOB: 2 BB: 1 P: 21	R: 1 E: 0 K: 0 S: 12	H: 2 LOB: 1 BB: 0 P: 17	R: 0 E: 0 K: 0 S: 6	H: 2 LOB: 1 BB: 0 P: 9	R: 0 E: 0 K: 0 S: 6	H: 1 LOB: 1 BB: 0 P: 8	R: 0 E: 0 K: 1 S: 15	H: 0 LOB: 0 BB: 2 P: 23	R: 0 E: 0 K: 1 S: 13	H: 0 LOB: 0 BB: 0 P: 14	R: 0 E: 0 K: 2 S: 9	H: 0 LOB: 0 BB: 0 P: 12		R: 0 E: 0 K: 1 S: 7	H: 0 LOB: 0 BB: 0 P: 13	1B: 4 2B: 2 3B: 0 HR: 2	SF: 0 SAC: 0 DP: 1 HBP: 1	WP: 0 PB: 0 SB: 0 CS: 0
PITCHER	IP WLS BF H R ER SO BB IBB HBP BLK WP HR S P ERA WHIP	3.1 L 20 7 5 5 2 2 0 1 0 0 2 47 79 13.50 2.700	4.1 L 13 1 0 0 3 2 0 0 0 0 0 37 49 0.00 0.818	8.1 L 3 0 0 0 2 0 0 0 0 0 0 12 12 0.00 0.000	9.1 L 3 0 0 0 1 0 0 0 0 0 0 7 13 0.00 0.000	PITCHER										IP WLS BF H R ER SO BB IBB HBP BLK WP HR S P ERA WHIP						

AB	34
R	5
H	8
RBI	5
BB	4
SO	8
LOB	11



Batter	1	2	3	4	5	6	7	8	9	AB	R	H	RBI	BB	SO	LOB	BOTTOM					
Mark Grudzielanek, R OBP: 0.333, SLG: 0.478	1-2 G3		2-2 G1-3		2-2 L9			1-2 G5-3		4	0	0	0	0	0	3	Colorado Rockies @ Montreal Expos Olympic Stadium, Montreal, QB Sat Apr 06 1996, 3:33 AM EST Att: 27,040 - Dome - 60 F					
Mike Lansing, R OBP: 0.591, SLG: 0.684	3-1 S 1B			1-2 L4-3 HBP		3-1 F9		1-0 G4-3 2B 1B		3	1	2	1	0	0	0						
Rondell White, R OBP: 0.318, SLG: 0.333	1-3 K			1-2 L4-3		1-1 S 1B		0-2 G4-3		4	0	1	0	0	1	3						
Moises Alou, R OBP: 0.381, SLG: 0.550	0-1 F9			0-0 F7		0-1 P3		2-0 2B 2B		4	1	1	1	0	0	2						
David Segui, S OBP: 0.309, SLG: 0.400		1-3 K			1-0 L7		2-2 L7	1-1 WP 2B 2B		4	0	1	1	0	1	1						
Henry Rodriguez, L OBP: 0.467, SLG: 0.692	1-0 G3-1				4-1 2B BB			1-3 K		2	1	0	0	1	0	0						
Sherman Obando, R OBP: 0.100, SLG: 0.100								2-3 K		1	0	0	0	0	1	1						
Darrin Fletcher, L OBP: 0.412, SLG: 0.643		2-2 G5-3			1-0 2B 1B			2-1 F9		2	0	1	0	0	0	0						
Lenny Webster, R					1-2 2B 1B				0-1 G6-3	2	0	0	0	0	0	0						
Dave Silvestri, R OBP: 0.333, SLG: 0.364			2-2 F8		0-0 L9			2-3 K		3	0	1	1	0	0	0						
Barry Manuel, R Tim Scott, R F.P. Santangelo, S					1-3 2B				2-3 K	0	0	0	0	0	0	0						
Kirk Rueter, L Omar Daal, L Shane Andrews, R					0-2 G1-3			0-1 G5-3 1B	0-3 K	1	0	0	0	0	0	0						
Shane Andrews, R OBP: 0.333, SLG: 0.333										2	1	1	0	0	1	0						
Inning Stats	R: 0 E: 0 K: 1 S: 11	H: 1 LOB: 1 BB: 0 P: 16	R: 0 E: 0 K: 1 S: 7	H: 0 LOB: 0 BB: 0 P: 11	R: 0 E: 0 K: 0 S: 10	H: 0 LOB: 0 BB: 0 P: 14	R: 0 E: 0 K: 0 S: 7	H: 0 LOB: 0 BB: 0 P: 8	R: 1 E: 0 K: 0 S: 8	H: 2 LOB: 1 BB: 1 P: 17	R: 0 E: 0 K: 0 S: 10	H: 1 LOB: 1 BB: 0 P: 16	R: 0 E: 0 K: 0 S: 5	H: 0 LOB: 0 BB: 0 P: 9	R: 3 E: 0 K: 1 S: 15	H: 4 LOB: 1 BB: 0 P: 21	R: 0 E: 0 K: 2 S: 8	H: 0 LOB: 0 BB: 0 P: 10	1B: 5 2B: 4 3B: 0 HR: 0	SF: 0 SAC: 0 DP: 1 HBP: 1	WP: 1 PB: 0 SB: 2 CS: 0	PA: 36
PITCHER	IP WLS BF H R ER SO BB IBB HBP BLK WP HR S P ERA WHIP	6.0 W 23 4 1 1 2 1 0 0 0 0 0 5 9 1.50 0.833	7.1 L 3 0 0 0 0 0 0 0 0 0 0 12 17 40.50 6.000	8.1 L 6 4 3 3 0 0 0 0 0 1 0 3 4 0.00 0.000	9.1 L 3 0 0 0 2 0 0 0 0 0 0 8 10 0.00 0.000	PITCHER										IP WLS BF H R ER SO BB IBB HBP BLK WP HR S P ERA WHIP						

AB	34
R	4
H	8
RBI	4
BB	1
SO	5
LOB	12



Batter	1	2	3	4	5	6	7	8	9	AB	R	H	RBI	BB	SO	LOB	TOP		
Walt Weiss, S (1,6) OBP: 0.370, SLG: 0.273										4	0	0	0	0	1	1	Colorado Rockies @ Montreal Expos Olympic Stadium, Montreal, QB Sun Apr 07 1996, 3:33 AM EDT Att: 11,212 - Dome - 60 F livebaseballscorecards.com		
Ellis Burks, R (1,7) OBP: 0.440, SLG: 0.762 Mike Munoz, L (7,1)										3	1	1	0	0	1	0			
John Vander Wal, L (9,PH) OBP: 0.200, SLG: 0.200										3	0	0	1	0	1	0			
Dante Bichette, R (1,9) OBP: 0.231, SLG: 0.261										3	0	0	0	0	0	0			
Andres Galarraga, R (1,3) OBP: 0.292, SLG: 0.500										3	0	0	0	0	0	0			
Vinny Castilla, R (1,5) OBP: 0.333, SLG: 0.545										3	0	1	0	0	0	0			
Trenidad Hubbard, R (1,8) OBP: 0.200, SLG: 0.400										3	0	0	0	0	2	1			
Jason Bates, S (1,4) OBP: 0.211, SLG: 0.211										3	0	1	0	0	0	0			
Jorge Brito, R (1,2) OBP: 0.231, SLG: 0.091										2	0	0	0	0	1	0			
Lance Painter, L (1,1) Quinton McCracken, S (6,PH) Roger Bailey, R (6,1) Pedro Castellano, R (7,7)										1	0	0	0	0	0	0			
Inning Stats	R: 0 E: 0 K: 1 S: 7	H: 0 LOB: 0 BB: 0 P: 11	R: 0 E: 0 K: 0 S: 6	H: 0 LOB: 0 BB: 0 P: 10	R: 0 E: 0 K: 1 S: 6	H: 0 LOB: 0 BB: 0 P: 8	R: 0 E: 0 K: 2 S: 9	H: 0 LOB: 0 BB: 0 P: 10	R: 0 E: 0 K: 1 S: 10	H: 1 LOB: 1 BB: 0 P: 9	R: 1 E: 0 K: 1 S: 9	H: 2 LOB: 1 BB: 0 P: 13	R: 0 E: 0 K: 0 S: 3	H: 0 LOB: 0 BB: 0 P: 4	R: 0 E: 0 K: 0 S: 6	H: 0 LOB: 0 BB: 0 P: 10	1B: 2 2B: 1 3B: 0 HR: 0	SF: 1 SAC: 1 DP: 0 HBP: 0	WP: 1 PA: 30 PB: 0 SB: 0 CS: 0
PITCHER Jeff Fassero, L (1,1) ERA: 2.08	IP: 9.0 WLS: W BF: 30 H: 3 R: 1 ER: 1 SO: 6 BB: 0 IBB: 0 HBP: 0 BLK: 0 WP: 1 HR: 0 S: 61 P: 90 ERA: 1.00 WHIP: 0.333															PITCHER			

Batter	1	2	3	4	5	6	7	8	9	AB	R	H	RBI	BB	SO	LOB	BOTTOM		
Mark Grudzielanek, R (1,6) OBP: 0.345, SLG: 0.464										5	1	2	2	0	1	0	Colorado Rockies @ Montreal Expos Olympic Stadium, Montreal, QB Sun Apr 07 1996, 3:33 AM EDT Att: 11,212 - Dome - 60 F livebaseballscorecards.com		
Mike Lansing, R (1,4) OBP: 0.556, SLG: 0.652										4	1	1	1	1	2	0			
Rondell White, R (1,8) OBP: 0.296, SLG: 0.308										5	0	1	0	0	1	2			
Moises Alou, R (1,7) OBP: 0.400, SLG: 0.583										4	1	2	1	0	2	0			
David Segui, S (1,3) OBP: 0.323, SLG: 0.391										3	2	1	0	1	0	4			
Sherman Obando, R (1,9) OBP: 0.143, SLG: 0.385										3	1	1	3	0	1	2			
Lenny Webster, R (1,2) SAFE										1	1	0	0	3	0	2			
Dave Silvestri, R (1,5) OBP: 0.375, SLG: 0.357										3	1	1	1	1	0	1			
Jeff Fassero, L (1,1)										3	1	0	1	1	3	2			
Inning Stats	R: 2 E: 0 K: 0 S: 14	H: 3 LOB: 2 BB: 1 P: 25	R: 0 E: 0 K: 2 S: 8	H: 0 LOB: 0 BB: 0 P: 12	R: 0 E: 0 K: 2 S: 8	H: 0 LOB: 0 BB: 0 P: 13	R: 2 E: 0 K: 1 S: 10	H: 2 LOB: 0 BB: 1 P: 21	R: 0 E: 0 K: 1 S: 10	H: 0 LOB: 0 BB: 0 P: 14	R: 4 E: 0 K: 1 S: 16	H: 2 LOB: 2 BB: 4 P: 38	R: 1 E: 0 K: 2 S: 11	H: 2 LOB: 2 BB: 1 P: 20	R: 0 E: 0 K: 1 S: 5	H: 0 LOB: 0 BB: 0 P: 9		1B: 6 2B: 2 3B: 0 HR: 1	SF: 1 SAC: 0 DP: 1 HBP: 0
PITCHER Lance Painter, L (1,1) ERA: 6.75 Roger Bailey, R (6,1) ERA: 22.5 Mike Munoz, L (7,1) ERA: 9.0	IP: 5.0 WLS: L BF: 21 H: 5 R: 4 ER: 4 SO: 4 BB: 2 IBB: 0 HBP: 0 BLK: 0 WP: 0 HR: 1 S: 50 P: 85 ERA: 7.20 WHIP: 1.400															PITCHER			

Batter	1	2	3	4	5	6	7	8	9	AB	R	H	RBI	BB	SO	LOB	TOP					
Mark Grudzielanek, R OBP: 0.342, SLG: 0.432	F8			CS 1B		G4-3		1B		4	0	2	0	0	0	0	Montreal Expos @ St. Louis Cardinals Busch Stadium, St. Louis, MO Wed Apr 10 1996, 3:33 AM CDT Att: 27,734 - Sunny - 55 F					
Mike Lansing, R OBP: 0.371, SLG: 0.633	P3			BB BB		1B		K		3	0	1	0	1	1							
Rondell White, R OBP: 0.250, SLG: 0.343	G6-3			K		F8			HR	4	1	1	1	0	1	2						
Moises Alou, R OBP: 0.353, SLG: 0.452		K		BB			F7		F7	3	0	0	0	1	1	0						
Henry Rodriguez, L OBP: 0.333, SLG: 0.591		K		G3			F7		K	4	0	0	0	0	2	2						
Sherman Obando, R OBP: 0.156, SLG: 0.294		F8			K		E5		P3	4	0	0	0	0	1	0						
Darrin Fletcher, L OBP: 0.333, SLG: 0.476					F7		G4-3			3	0	0	0	0	1	1						
Dave Silvestri, R OBP: 0.304, SLG: 0.286					K				F9	3	0	0	0	0	2	0						
Jose Paniagua, R OBP: 0.125, SLG: 0.125					K				K	1	0	0	0	0	1	0						
F.P. Santangelo, S OBP: 0.125, SLG: 0.125					K					1	0	0	0	0	0	0						
Omar Daal, L										0	0	0	0	0	0	0						
Lenny Webster, R										1	0	0	0	0	1	0						
Dave Veres, R										0	0	0	0	0	0	0						
Inning Stats	R: 0 E: 0 K: 0 S: 8	H: 0 LOB: 0 BB: 0 P: 12	R: 0 E: 0 K: 2 S: 10	H: 0 LOB: 0 BB: 0 P: 15	R: 0 E: 0 K: 2 S: 8	H: 0 LOB: 0 BB: 0 P: 11	R: 0 E: 0 K: 1 S: 15	H: 1 LOB: 2 BB: 2 P: 23	R: 0 E: 0 K: 3 S: 11	H: 0 LOB: 0 BB: 0 P: 17	R: 0 E: 0 K: 0 S: 10	H: 0 LOB: 1 BB: 0 P: 12	R: 0 E: 1 K: 0 S: 4	H: 0 LOB: 1 BB: 0 P: 7	R: 0 E: 0 K: 2 S: 12	H: 1 LOB: 1 BB: 0 P: 16	R: 1 E: 0 K: 1 S: 8	H: 1 LOB: 0 BB: 0 P: 11	1B: 3 2B: 0 3B: 0 HR: 1	SF: 0 SAC: 0 DP: 0 HBP: 0	WP: 0 PB: 0 SB: 0 CS: 1	PA: 33
PITCHER Alan Benes, R ERA: 2.92	IP: 9.0 WLS: W BF: 33 H: 4 R: 1 ER: 1 SO: 11 BB: 2 IBB: 0 HBP: 0 BLK: 0 WP: 0 HR: 1 S: 86 P: 124 ERA: 1.00 WHIP: 0.667																					

Batter	1	2	3	4	5	6	7	8	9	AB	R	H	RBI	BB	SO	LOB	BOTTOM					
Luis Althea, S OBP: 0.289, SLG: 0.314	G4-3	L4		L6			F8	K		5	0	0	0	0	1	4	Montreal Expos @ St. Louis Cardinals Busch Stadium, St. Louis, MO Wed Apr 10 1996, 3:33 AM CDT Att: 27,734 - Sunny - 55 F					
Royce Clayton, R OBP: 0.324, SLG: 0.469	S 2B	K		B1			F9			4	0	1	0	0	1	3						
Ray Lankford, L OBP: 0.286, SLG: 0.471	F7			HR		F7	G4-3			4	1	1	1	0	0	1						
Ron Gant, R OBP: 0.432, SLG: 0.480	BB	BB		P6		BLK 1B		1B SH BB		2	1	1	0	2	0	0						
Willie McGee, S OBP: 0.297, SLG: 0.400	BB			G4-3		G6-3		SH 1B		3	1	1	0	1	0	1						
Gary Gaetti, R OBP: 0.242, SLG: 0.313	BB			G1-3		K		SH 2B		3	0	1	0	0	1	4						
Miguel Mejia, R OBP: 0.143, SLG: 0.143				FC6-4 1B				1H 2H 2B		0	1	0	0	0	0	0						
John Mabry, L OBP: 0.242, SLG: 0.333		1B 2B		FC6-4		F7		K		4	0	1	0	0	1	2						
Pat Borders, R OBP: 0.474, SLG: 0.632		WP 1B		SH3-4 1B		G1-3		2H 2B		4	0	3	1	0	0	0						
Alan Benes, R		G1-3		SH3-4		K		K		3	0	0	0	0	2	3						
Inning Stats	R: 0 E: 0 K: 0 S: 11	H: 1 LOB: 3 BB: 2 P: 23	R: 0 E: 0 K: 1 S: 15	H: 2 LOB: 2 BB: 0 P: 21	R: 1 E: 0 K: 0 S: 13	H: 2 LOB: 1 BB: 0 P: 19	R: 0 E: 0 K: 0 S: 7	H: 1 LOB: 1 BB: 0 P: 10	R: 0 E: 0 K: 1 S: 9	H: 1 LOB: 1 BB: 0 P: 12	R: 0 E: 0 K: 1 S: 7	H: 0 LOB: 0 BB: 0 P: 10	R: 0 E: 0 K: 0 S: 7	H: 0 LOB: 0 BB: 0 P: 12	R: 3 E: 1 K: 3 S: 15	H: 2 LOB: 1 BB: 1 P: 25	R: 0 E: 0 K: 3 S: 15	H: 2 LOB: 1 BB: 1 P: 25	1B: 5 2B: 3 3B: 0 HR: 1	SF: 0 SAC: 2 DP: 0 HBP: 0	WP: 1 PB: 0 SB: 1 CS: 0	PA: 37
PITCHER Jose Paniagua, R ERA: 1.8	IP: 5.0 WLS: L BF: 24 H: 7 R: 1 ER: 1 SO: 2 BB: 2 IBB: 0 HBP: 0 BLK: 0 WP: 1 HR: 1 S: 55 P: 85 ERA: 1.80 WHIP: 1.800																					
Omar Daal, L ERA	2.0 6 0 0 0 1 0 0 0 0 0 0 14 22 0.00 0.000																					
Dave Veres, R ERA: 5.06	1.0 7 2 3 2 3 1 0 0 0 0 0 15 25 18.00 3.000																					

Batter	1	2	3	4	5	6	7	8	9	10	11	AB	R	H	RBI	BB	SO	LOB	TOP											
Mark Grudzielanek, R OBP: 0.318, SLG: 0.395	G4-3		K			G1-3	K		1B		G6-3	6	0	1	0	0	2	3												
Mike Lansing, R OBP: 0.561, SLG: 0.600	CS		G6-3			E	BB		G5-3		FC5-4	5	0	2	0	1	1	5												
Rondell White, R OBP: 0.262, SLG: 0.390	G6-3				G6-3	FC1	G4-6-3		1B		FC5-4	6	1	2	2	0	0	3												
Moises Alou, R OBP: 0.333, SLG: 0.417		F9					K						5	0	1	1	0	2	4											
Mel Rojas, R OBP: 0.217, SLG: 0.481							K						0	0	0	0	0	0	0											
Dave Veres, R OBP: 0.125, SLG: 0.227							G4-3						0	0	0	0	0	0	0											
Sherman Obando, R OBP: 0.125, SLG: 0.227							G4-3						5	0	0	0	0	1	1											
Henry Rodriguez, L OBP: 0.270, SLG: 0.481							G4-3						5	0	0	0	0	2	1											
Lenny Webster, R OBP: 0.538, SLG: 0.500													3	2	2	0	2	1	0											
Shane Andrews, R OBP: 0.429, SLG: 0.692													4	2	2	2	1	2	2											
Rheal Cormier, L OBP: 0.211, SLG: 0.118													0	0	0	0	0	0	0											
Barry Manuel, R OBP: 0.211, SLG: 0.118													0	0	0	0	0	0	0											
Andy Struve, R OBP: 0.211, SLG: 0.118													0	0	0	0	0	0	0											
Chris Johnson, L OBP: 0.211, SLG: 0.118													0	0	0	0	0	0	0											
Mike Dyer, R OBP: 0.211, SLG: 0.118													0	0	0	0	0	0	0											
Tim Scott, R OBP: 0.211, SLG: 0.118													0	0	0	0	0	0	0											
F.P. Bartangola, S OBP: 0.211, SLG: 0.118													0	0	0	0	0	0	0											
Inning Stats	R: 0 E: 0 K: 0 S: 10	H: 1 LOB: 0 BB: 0 P: 18	R: 0 E: 0 K: 1 S: 6	H: 0 LOB: 0 BB: 0 P: 8	R: 0 E: 0 K: 1 S: 9	H: 0 LOB: 2 BB: 2 P: 22	R: 0 E: 0 K: 1 S: 6	H: 0 LOB: 0 BB: 0 P: 8	R: 0 E: 0 K: 1 S: 8	H: 1 LOB: 1 BB: 0 P: 14	R: 2 E: 0 K: 1 S: 10	H: 3 LOB: 1 BB: 0 P: 16	R: 1 E: 0 K: 1 S: 12	H: 2 LOB: 1 BB: 0 P: 14	R: 2 E: 0 K: 3 S: 23	H: 2 LOB: 2 BB: 2 P: 34	R: 0 E: 0 K: 2 S: 12	H: 0 LOB: 0 BB: 0 P: 18	R: 1 E: 0 K: 0 S: 7	H: 2 LOB: 1 BB: 0 P: 9	1B: 5 2B: 4 3B: 1 HR: 1	SF: 0 SAC: 1 DP: 1 HBP: 0	WP: 0 PB: 0 SB: 0 CS: 1	PA: 48						
PITCHER	Zane Smith, L ERA: 1.54	IP: 6.2 WLS: 26 BF: 4	H: 2 R: 2 ER: 2 SO: 4	BB: 3 IBB: 0 HBP: 0 BLK: 0	WP: 0 HR: 0 S: 13 P: 16	ERA: 2.70 WHIP: 1.050	Jon Lieber, R ERA: 2.25	IP: 7.1 WLS: 6 BF: 3	H: 1 R: 1 ER: 1 SO: 1	BB: 0 IBB: 0 HBP: 0 BLK: 0	WP: 0 HR: 0 S: 13 P: 16	ERA: 9.00 WHIP: 3.000	Dan Plesac, L ERA: 2.35	IP: 8.1 WLS: 7 BF: 2	H: 2 R: 2 ER: 2 SO: 2	BB: 0 IBB: 0 HBP: 0 BLK: 0	WP: 0 HR: 0 S: 23 P: 35	ERA: 18.00 WHIP: 4.000	Dan Miceli, R ERA: 8.1	IP: 9.1 WLS: 4 BF: 0	H: 0 R: 0 ER: 0 SO: 3	BB: 0 IBB: 0 HBP: 0 BLK: 0	WP: 0 HR: 0 S: 15 P: 22	ERA: 0.00 WHIP: 0.000	67 Francisco Cordova, R ERA: 3.98	IP: 11.1 WLS: 5 BF: 2	H: 1 R: 1 ER: 1 SO: 0	BB: 0 IBB: 0 HBP: 0 BLK: 0	WP: 1 HR: 7 S: 9 P: 9	ERA: 9.00 WHIP: 2.000

Montreal Expos @ Pittsburgh Pirates
 Three Rivers Stadium, Pittsburgh, PA
 Thu Apr 11 1996, 3:33 AM EDT
 Att: 8,084 - Sunny - 63 F

AB	42
R	6
H	11
RBI	6
BB	5
SO	11
LOB	20



Batter	1	2	3	4	5	6	7	8	9	10	11	AB	R	H	RBI	BB	SO	LOB	BOTTOM							
Jacob Brumfield, R OBP: 0.211, SLG: 0.118	G5-3		K			G1-3						4	0	0	0	0	2	1								
Mike Kingsley, L OBP: 0.217, SLG: 0.190							K					1	0	0	0	1	1	0								
Al Martin, L OBP: 0.359, SLG: 0.486	1B					1B	G1-3					4	2	3	0	2	0	0								
Orlando Merced, S OBP: 0.333, SLG: 0.250	SF8-3					1B	G1-3					6	1	2	0	0	2	5								
Jeff King, R OBP: 0.233, SLG: 0.607	SF8-3					1B	G5-3					4	1	1	2	0	1	1								
Charlie Hayes, R OBP: 0.235, SLG: 0.258							1B					4	0	1	1	1	1	0								
Jay Bell, R OBP: 0.424, SLG: 0.613							1B					5	1	2	0	0	2	1								
Carlos Garcia, R OBP: 0.349, SLG: 0.519												4	0	1	0	0	0	1								
Dan Miceli, R OBP: 0.375, SLG: 0.500												0	0	0	0	0	0	0								
Dave Clark, L OBP: 0.375, SLG: 0.500												1	0	0	0	0	1	2								
67 Francisco Cordova, R OBP: 0.375, SLG: 0.500												0	0	0	0	0	0	0								
Keith Osik, R OBP: 0.375, SLG: 0.286												3	0	0	0	1	1	2								
Mark Johnson, L OBP: 0.375, SLG: 0.286												1	0	0	0	0	0	0								
Zane Smith, L OBP: 0.667, SLG: 0.500												2	0	0	0	0	2	2								
Jon Lieber, L OBP: 0.667, SLG: 0.500												0	0	0	0	1	0	0								
Dan Plesac, L OBP: 0.556, SLG: 0.667												0	0	0	0	0	0	0								
Nelson Liriano, S OBP: 0.556, SLG: 0.667												2	0	0	0	0	0	0								
Inning Stats	R: 1 E: 0 K: 0 S: 8	H: 2 LOB: 0 BB: 0 P: 15	R: 0 E: 0 K: 1 S: 8	H: 0 LOB: 0 BB: 0 P: 12	R: 0 E: 0 K: 2 S: 8	H: 4 LOB: 2 BB: 1 P: 13	R: 3 E: 0 K: 2 S: 17	H: 4 LOB: 2 BB: 1 P: 30	R: 0 E: 0 K: 2 S: 7	H: 0 LOB: 1 BB: 1 P: 13	R: 0 E: 0 K: 2 S: 8	H: 1 LOB: 1 BB: 0 P: 12	R: 0 E: 0 K: 1 S: 13	H: 1 LOB: 1 BB: 1 P: 20	R: 1 E: 2 K: 1 S: 11	H: 1 LOB: 1 BB: 0 P: 20	R: 0 E: 0 K: 1 S: 8	H: 0 LOB: 0 BB: 0 P: 11	R: 0 E: 0 K: 2 S: 14	H: 1 LOB: 2 BB: 1 P: 26	R: 0 E: 0 K: 1 S: 11	H: 0 LOB: 2 BB: 2 P: 23	1B: 10 2B: 1 3B: 0 HR: 0	SF: 1 SAC: 0 DP: 2 HBP: 0	WP: 1 PB: 0 SB: 0 CS: 4	PA: 48
PITCHER	Rheal Cormier, L ERA: 6.75	IP: 4.0 WLS: 18 BF: 6	H: 1 R: 4 ER: 4 SO: 2	BB: 0 IBB: 1 HBP: 0 BLK: 0	WP: 1 HR: 0 S: 15 P: 25	ERA: 9.00 WHIP: 1.500	Barry Manuel, R ERA: 2.84	IP: 5.1 WLS: 8 BF: 1	H: 0 R: 0 ER: 0 SO: 2	BB: 1 IBB: 0 HBP: 0 BLK: 0	WP: 0 HR: 0 S: 21 P: 35	ERA: 0.00 WHIP: 1.800	Mike Dyer, R ERA: 1.69	IP: 7.1 WLS: 7 BF: 2	H: 1 R: 0 ER: 0 SO: 2	BB: 1 IBB: 0 HBP: 0 BLK: 0	WP: 0 HR: 0 S: 3 P: 5	ERA: 0.00 WHIP: 0.000	Tim Scott, R ERA: 1.69	IP: 8.1 WLS: 2 BF: 0	H: 0 R: 0 ER: 0 SO: 0	BB: 0 IBB: 0 HBP: 0 BLK: 0	WP: 0 HR: 0 S: 22 P: 37	ERA: 0.00 WHIP: 1.000		

Montreal Expos @ Pittsburgh Pirates
 Three Rivers Stadium, Pittsburgh, PA
 Thu Apr 11 1996, 3:33 AM EDT
 Att: 8,084 - Sunny - 63 F

AB	41
R	5
H	10
RBI	3
BB	6
SO	13
LOB	15



Batter	1	2	3	4	5	6	7	8	9	AB	R	H	RBI	BB	SO	LOB	TOP						
Mark Grudzielanek, R OBP: 0.360, SLG: 0.438	P5		G4-3 2B	HBP 1B 1B		FC5-4 BB		WP 1B 1B	G5-3	5	2	3	0	1	0	0							
Mike Lansing, R OBP: 0.543, SLG: 0.564 Andy Stankiewicz, R OBP: 0.333, SLG: 0.333	G5-3		G4-3	1B 2B HBP		F8		1B WP 1B 1B		4	2	1	0	0	0	2							
Rondell White, R OBP: 0.277, SLG: 0.391	K		K	1-3 2-H 3-H 2B 1B		FC5-4 HR		WP 1B 2B 1B		5	2	2	3	0	2	2							
Moises Alou, R OBP: 0.364, SLG: 0.537 F.P. Santangelo, S OBP: 0.200, SLG: 0.111		G1-3		G1-3				WP 2B 1B		5	1	3	4	0	0	0							
Henry Rodriguez, L OBP: 0.294, SLG: 0.594	P6			E7 E		HR		1-1 G3 2B		5	2	2	3	0	1	0							
Darin Fletcher, L OBP: 0.400, SLG: 0.538 Tim Spehr, R	WP 1B			E G6-3 HBP		1B		G6-3 G3		4	1	2	0	0	0	2							
Sherman Obando, R OBP: 0.172, SLG: 0.231				E2 E 1B		F7		K K		4	1	1	1	1	2	3							
Shane Andrews, R OBP: 0.316, SLG: 0.500	G4-3			G6-3		P2		K		5	0	0	1	0	2	4							
Kirk Rueter, L Mike Dyer, R Omar Daal, L Tim Scott, R			F8	E8 HBP 1B 1B		G4-3		K K		3	1	0	0	0	0	1							
Inning Stats	R: 0 E: 0 K: 1 S: 8	H: 0 LOB: 0 BB: 0 P: 10	R: 0 E: 0 K: 0 S: 15	H: 1 LOB: 2 BB: 1 P: 24	R: 0 E: 0 K: 1 S: 13	H: 1 LOB: 1 BB: 0 P: 20	R: 6 E: 3 K: 0 S: 16	H: 4 LOB: 2 BB: 0 P: 22	R: 1 E: 0 K: 0 S: 11	H: 2 LOB: 1 BB: 0 P: 15	R: 2 E: 0 K: 2 S: 9	H: 1 LOB: 0 BB: 1 P: 16	R: 0 E: 0 K: 2 S: 9	H: 0 LOB: 0 BB: 0 P: 12	R: 4 E: 0 K: 2 S: 25	H: 5 LOB: 2 BB: 0 P: 40	R: 0 E: 0 K: 2 S: 8	H: 0 LOB: 0 BB: 0 P: 8	1B: 9 2B: 3 3B: 0 HR: 2	SF: 0 SAC: 0 DP: 0 HBP: 2	WP: 3 PA: 46 CS: 0		
PITCHER	IP WLS BF H R ER SO BB IBB HBP BLK WP HR S P ERA WHIP	IP WLS BF H R ER SO BB IBB HBP BLK WP HR S P ERA WHIP	IP WLS BF H R ER SO BB IBB HBP BLK WP HR S P ERA WHIP	IP WLS BF H R ER SO BB IBB HBP BLK WP HR S P ERA WHIP	IP WLS BF H R ER SO BB IBB HBP BLK WP HR S P ERA WHIP	IP WLS BF H R ER SO BB IBB HBP BLK WP HR S P ERA WHIP	IP WLS BF H R ER SO BB IBB HBP BLK WP HR S P ERA WHIP	IP WLS BF H R ER SO BB IBB HBP BLK WP HR S P ERA WHIP	IP WLS BF H R ER SO BB IBB HBP BLK WP HR S P ERA WHIP	IP WLS BF H R ER SO BB IBB HBP BLK WP HR S P ERA WHIP	IP WLS BF H R ER SO BB IBB HBP BLK WP HR S P ERA WHIP	IP WLS BF H R ER SO BB IBB HBP BLK WP HR S P ERA WHIP	IP WLS BF H R ER SO BB IBB HBP BLK WP HR S P ERA WHIP	IP WLS BF H R ER SO BB IBB HBP BLK WP HR S P ERA WHIP	IP WLS BF H R ER SO BB IBB HBP BLK WP HR S P ERA WHIP	IP WLS BF H R ER SO BB IBB HBP BLK WP HR S P ERA WHIP	IP WLS BF H R ER SO BB IBB HBP BLK WP HR S P ERA WHIP	IP WLS BF H R ER SO BB IBB HBP BLK WP HR S P ERA WHIP	IP WLS BF H R ER SO BB IBB HBP BLK WP HR S P ERA WHIP	IP WLS BF H R ER SO BB IBB HBP BLK WP HR S P ERA WHIP	IP WLS BF H R ER SO BB IBB HBP BLK WP HR S P ERA WHIP	IP WLS BF H R ER SO BB IBB HBP BLK WP HR S P ERA WHIP	IP WLS BF H R ER SO BB IBB HBP BLK WP HR S P ERA WHIP

Montreal Expos @ Pittsburgh Pirates
Three Rivers Stadium, Pittsburgh, PA

AB 42
R 13
H 14
RBI 12
BB 2
SO 9
LOB 14



Fri Apr 12 1996, 7:05 PM EDT
Att: 13,087 - Unknown - 83 F

Batter	1	2	3	4	5	6	7	8	9	AB	R	H	RBI	BB	SO	LOB	BOTTOM							
Jacob Brumfield, R OBP: 0.217, SLG: 0.190	G1-3		K			F7		1B 2B		4	1	1	0	0	1	1								
Al Martin, L OBP: 0.349, SLG: 0.462	G3			G6-3		G3-1		2-H 1B		4	0	1	1	0	0	0								
Orlando Merced, S OBP: 0.297, SLG: 0.219	G4-3			F8		F8		P5		4	0	0	0	0	0	1								
Jeff King, R OBP: 0.265, SLG: 0.581		K		G1-3		2B 1B		1-2 BB		3	1	1	0	1	1	0								
Charlie Hayes, R OBP: 0.237, SLG: 0.286	G6-3			P4		F8		F8		4	1	1	1	0	0	2								
Jay Bell, R OBP: 0.459, SLG: 0.636	F7			G1-6-3 BB		2-H 2B		18 F9 G3 BB		2	0	1	1	2	0	0								
Carlos Garcia, R OBP: 0.333, SLG: 0.483 Lee Hancock, L			G6-3		G1-6-3			G3		2	0	0	0	0	0	1								
Mark Johnson, L Jason Christiansen, R Dave Clark, L						K		G3		1	0	0	0	0	1	1								
1B Jason Kendall, R OBP: 0.280, SLG: 0.292					L1			F9		4	0	1	0	0	1	3								
Danny Darwin, R John Wehner, R Nelson Liriano, S				B2		L6		F7		1	0	0	0	0	0	1								
Inning Stats	R: 0 E: 0 K: 0 S: 5	H: 0 LOB: 0 BB: 0 P: 9	R: 0 E: 0 K: 1 S: 10	H: 0 LOB: 0 BB: 0 P: 15	R: 0 E: 0 K: 1 S: 11	H: 1 LOB: 1 BB: 0 P: 15	R: 0 E: 0 K: 0 S: 8	H: 0 LOB: 0 BB: 0 P: 13	R: 0 E: 0 K: 0 S: 6	H: 0 LOB: 1 BB: 1 P: 11	R: 0 E: 0 K: 0 S: 7	H: 0 LOB: 0 BB: 0 P: 12	R: 2 E: 0 K: 2 S: 17	H: 3 LOB: 1 BB: 0 P: 27	R: 1 E: 0 K: 1 S: 15	H: 2 LOB: 2 BB: 1 P: 26	R: 0 E: 0 K: 0 S: 5	H: 0 LOB: 1 BB: 1 P: 12	1B: 3 2B: 3 3B: 0 HR: 0	SF: 0 SAC: 0 DP: 0 HBP: 0	WP: 0 PA: 36 CS: 0			
PITCHER	IP WLS BF H R ER SO BB IBB HBP BLK WP HR S P ERA WHIP	IP WLS BF H R ER SO BB IBB HBP BLK WP HR S P ERA WHIP	IP WLS BF H R ER SO BB IBB HBP BLK WP HR S P ERA WHIP	IP WLS BF H R ER SO BB IBB HBP BLK WP HR S P ERA WHIP	IP WLS BF H R ER SO BB IBB HBP BLK WP HR S P ERA WHIP	IP WLS BF H R ER SO BB IBB HBP BLK WP HR S P ERA WHIP	IP WLS BF H R ER SO BB IBB HBP BLK WP HR S P ERA WHIP	IP WLS BF H R ER SO BB IBB HBP BLK WP HR S P ERA WHIP	IP WLS BF H R ER SO BB IBB HBP BLK WP HR S P ERA WHIP	IP WLS BF H R ER SO BB IBB HBP BLK WP HR S P ERA WHIP	IP WLS BF H R ER SO BB IBB HBP BLK WP HR S P ERA WHIP	IP WLS BF H R ER SO BB IBB HBP BLK WP HR S P ERA WHIP	IP WLS BF H R ER SO BB IBB HBP BLK WP HR S P ERA WHIP	IP WLS BF H R ER SO BB IBB HBP BLK WP HR S P ERA WHIP	IP WLS BF H R ER SO BB IBB HBP BLK WP HR S P ERA WHIP	IP WLS BF H R ER SO BB IBB HBP BLK WP HR S P ERA WHIP	IP WLS BF H R ER SO BB IBB HBP BLK WP HR S P ERA WHIP	IP WLS BF H R ER SO BB IBB HBP BLK WP HR S P ERA WHIP	IP WLS BF H R ER SO BB IBB HBP BLK WP HR S P ERA WHIP	IP WLS BF H R ER SO BB IBB HBP BLK WP HR S P ERA WHIP	IP WLS BF H R ER SO BB IBB HBP BLK WP HR S P ERA WHIP	IP WLS BF H R ER SO BB IBB HBP BLK WP HR S P ERA WHIP	IP WLS BF H R ER SO BB IBB HBP BLK WP HR S P ERA WHIP	IP WLS BF H R ER SO BB IBB HBP BLK WP HR S P ERA WHIP

Montreal Expos @ Pittsburgh Pirates
Three Rivers Stadium, Pittsburgh, PA

AB 33
R 3
H 6
RBI 3
BB 3
SO 5
LOB 12




Fri Apr 12 1996, 7:05 PM EDT
Att: 13,087 - Unknown - 83 F


Batter	1	2	3	4	5	6	7	8	9	AB	R	H	RBI	BB	SO	LOB	TOP										
Mark Grudzielanek, R OBP: 0.364, SLG: 0.434	1-1 G6-3			1-3 K		1-0 2B 1B		1-0 F8	0-2 1B	5	0	2	0	0	1	0	Montreal Expos @ Pittsburgh Pirates Three Rivers Stadium, Pittsburgh, PA Sat Apr 13 1996, 3:33 AM EDT Att: 13,834 - Overcast - 75 F										
Mike Lansing, R OBP: 0.600, SLG: 0.605 Andy Stankiewicz, R OBP: 0.250, SLG: 0.250	1-2 G4-3			2-1 1B		1-2 1B 2B		0-1 HR 1B	0-2 G5-3	4	0	3	0	0	0	0											
Rondell White, R OBP: 0.294, SLG: 0.449	0-0 G4-3			0-0 F9		4-2 BB G5-4-3		1-2 HR		3	1	1	2	1	0	1											
Moises Alou, R OBP: 0.354, SLG: 0.511		0-0 F7		2-3 K		2-1 G5-4-3		0-2 1B		4	0	1	0	0	1	4											
Henry Rodriguez, L OBP: 0.289, SLG: 0.583	1-0 G1-3				1-1 G4-3 2B		0-0 P5	3-3 K		4	0	1	0	0	1	1											
Darwin Fletcher, L OBP: 0.353, SLG: 0.467 Dave Veres, R	1-2 K				0-0 G4-3		2-1 G3	2-2 G6-3		4	0	0	0	0	1	3											
Sherman Obando, R OBP: 0.212, SLG: 0.367			1-0 G5-3		1-3 K		0-0 1B		1-0 HR	4	1	2	1	0	1	1											
Shane Andrews, R OBP: 0.286, SLG: 0.450 Omar Daal, L			1-3 K		2-3 K		4-1 1B		2-0 P4	2	0	0	0	0	2	1											
Lenny Webster, R OBP: 0.500, SLG: 0.444							1-2 BB			1	0	0	0	0	0	0											
Jeff Fassero, L Barry Manuel, R Dave Silvestri, R OBP: 0.299, SLG: 0.240 F.P. Santangelo, S OBP: 0.273, SLG: 0.111	2-1 G4-3				1-1 G4-3		2-3 K		0-3 K	1	0	0	0	0	0	0											
Inning Stats	R: 0 E: 0 K: 0 S: 6	H: 0 LOB: 0 BB: 0 P: 8	R: 0 E: 0 K: 1 S: 5	H: 0 LOB: 0 BB: 0 P: 7	R: 0 E: 0 K: 1 S: 6	H: 0 LOB: 0 BB: 0 P: 10	R: 0 E: 0 K: 2 S: 9	H: 1 LOB: 1 BB: 0 P: 14	R: 0 E: 0 K: 2 S: 11	H: 2 LOB: 2 BB: 1 P: 20	R: 0 E: 0 K: 1 S: 10	H: 1 LOB: 2 BB: 1 P: 18	R: 2 E: 0 K: 1 S: 15	H: 3 LOB: 2 BB: 0 P: 22	R: 1 E: 0 K: 1 S: 11	H: 2 LOB: 1 BB: 0 P: 14	1B: 6 2B: 2 3B: 0 HR: 2	SF: 0 SAC: 0 DP: 1 HBP: 0	WP: 0 PB: 0 CS: 1	PA: 38							
PITCHER	IP	WLS	BF	H	R	ER	SO	BB	IBB	HBP	BLK	WP	HR	S	P	ERA	WHIP										
Paul Wagner, R ERA: 8.31	(1, 1)	7.0	W	27	5	0	7	2	0	0	0	0	0	57	91	0.00	1.000										
Jon Lieber, R ERA: 6.23	(8, 1)	0.1		4	3	2	2	0	0	0	0	0	1	9	11	54.00	9.000										
Dan Plesac, L ERA: 2.16	(8, 1)	0.2		2	0	0	1	0	0	0	0	0	0	6	11	0.00	0.000										
Dan Miceli, R ERA: 8.31	(9, 1)	1.0		5	2	1	1	1	0	0	0	0	1	11	14	9.00	2.000										

Batter	1	2	3	4	5	6	7	8	9	AB	R	H	RBI	BB	SO	LOB	BOTTOM										
Jacob Brumfield, R OBP: 0.250, SLG: 0.240	2-3 K		4-0 FC6-4 BB		0-0 SH 1B 2B	3-2 G5-3		3-2 P4		4	1	1	0	1	1	0	Montreal Expos @ Pittsburgh Pirates Three Rivers Stadium, Pittsburgh, PA Sat Apr 13 1996, 3:33 AM EDT Att: 13,834 - Overcast - 75 F										
Al Martin, L OBP: 0.319, SLG: 0.419	2-3 K		0-1 SAFE SAFE SAFE SAFE SAFE	0-1 F7	0-0 SH 1B 2B		1-3 K	0-0 G3		4	1	0	0	0	2	1											
John Wehner, R OBP: 0.429, SLG: 0.857	3-2 CS 1B		0-1 FC6-4		0-0 S 1B	1-3 3H 1B		0-0 G6-3		4	0	2	1	0	0	1											
Jeff King, R OBP: 0.289, SLG: 0.657	2-1 P4		0-0 G1-3		0-1 S 1B	1-2 3H 1B		0-0 HR		4	1	2	2	0	0	2											
Charlie Hayes, R OBP: 0.238, SLG: 0.308		2-0 G4-3		0-1 HR 2B	1-2 2-3 K		3-3 K			4	1	1	0	0	2	2											
Jay Bell, R OBP: 0.439, SLG: 0.676	3-1 L6			0-1 F7	1-3 K		0-2 HR			4	1	1	1	0	1	3											
Carlos Garcia, R OBP: 0.371, SLG: 0.606		0-2 18 BLK 18 3B 1B		0-0 HR	2-0 G1-3		0-0 HR 18 G6-4-3 1B			4	3	3	2	0	0	2											
18 Jason Kendall, R OBP: 0.276, SLG: 0.357		2-2 1H 3B		1-0 G5-3		1-3 K		0-1 G6-4-3		4	0	1	1	0	1	1											
Paul Wagner, R Jon Lieber, L Dan Plesac, L Mark Johnson, L OBP: 0.273, SLG: 0.444 Dan Miceli, R	0-3 K			1-2 G4-3		0-1 G5-3		1-2 2H HR		3	0	0	0	0	1	1											
Inning Stats	R: 0 E: 0 K: 2 S: 14	H: 1 LOB: 1 BB: 0 P: 23	R: 1 E: 0 K: 1 S: 15	H: 2 LOB: 1 BB: 0 P: 22	R: 0 E: 0 K: 0 S: 5	H: 0 LOB: 1 BB: 1 P: 9	R: 2 E: 0 K: 0 S: 9	H: 2 LOB: 0 BB: 0 P: 11	R: 2 E: 1 K: 2 S: 12	H: 3 LOB: 2 BB: 0 P: 18	R: 0 E: 0 K: 1 S: 8	H: 0 LOB: 0 BB: 0 P: 12	R: 1 E: 0 K: 2 S: 9	H: 1 LOB: 0 BB: 0 P: 13	R: 3 E: 0 K: 0 S: 16	H: 3 LOB: 0 BB: 0 P: 20		1B: 5 2B: 2 3B: 1 HR: 4	SF: 0 SAC: 1 DP: 0 HBP: 0	WP: 0 PB: 1 CS: 1	PA: 38						
PITCHER	IP	WLS	BF	H	R	ER	SO	BB	IBB	HBP	BLK	WP	HR	S	P	ERA	WHIP										
Jeff Fassero, L ERA: 3.71	(1, 1)	4.0	L	22	8	5	4	3	0	0	0	0	0	15	25	0.00	0.000										
Barry Manuel, R ERA: 2.16	(5, 1)	2.0		6	0	0	0	3	0	0	0	0	0	9	13	9.00	1.000										
Omar Daal, L ERA: 2.16	(7, 1)	1.0		4	1	1	1	2	0	0	0	0	1	9	13	9.00	1.000										
Dave Veres, R ERA: 7.36	(8, 1)	1.0		6	3	3	3	0	0	0	0	0	2	16	20	27.00	3.000										



Batter	1	2	3	4	5	6	7	8	9	AB	R	H	RBI	BB	SO	LOB	TOP					
Lenny Dykstra, L OBP: 0.500, SLG: 0.732										5	1	2	1	0	0	0	Philadelphia Phillies @ Montreal Expos Olympic Stadium, Montreal, QB Tue Apr 16 1996, 7:05 PM EDT Att: 8,510 - Dome					
Mickey Morandini, L OBP: 0.375, SLG: 0.458										5	1	2	1	0	1	1						
Jim Eisenreich, L OBP: 0.333, SLG: 0.323										5	0	1	0	0	0	2						
Mark Whiten, S OBP: 0.367, SLG: 0.333										5	2	2	0	0	2	2						
Todd Zeile, R OBP: 0.321, SLG: 0.304										4	1	2	0	0	0	1						
Benito Santiago, R OBP: 0.302, SLG: 0.525										4	1	2	3	0	0	1						
Gene Schall, R OBP: 0.382, SLG: 0.231										4	0	0	1	0	1	2						
Kevin Stocker, S OBP: 0.286, SLG: 0.129										2	0	0	0	2	1	0						
Mike Grace, R OBP: 0.222, SLG: 0.125										3	0	0	0	0	3	4						
Ken Ryan, R										0	0	0	0	0	0	0						
Lee Tinsley, S OBP: 0.154, SLG: 0.083										1	0	0	0	0	1	0						
Dave Leiper, L										0	0	0	0	0	0	0						
Russ Springer, R										0	0	0	0	0	0	0						
Inning Stats	R: 5 E: 0 K: 1 S: 10	H: 5 LOB: 0 BB: 0 P: 10	R: 0 E: 0 K: 1 S: 6	H: 1 LOB: 1 BB: 0 P: 6	R: 1 E: 0 K: 1 S: 7	H: 2 LOB: 2 BB: 1 P: 11	R: 0 E: 0 K: 1 S: 6	H: 1 LOB: 1 BB: 0 P: 6	R: 0 E: 0 K: 2 S: 8	H: 1 LOB: 2 BB: 1 P: 12	R: 0 E: 0 K: 0 S: 3	H: 0 LOB: 0 BB: 0 P: 3	R: 0 E: 0 K: 1 S: 5	H: 0 LOB: 0 BB: 0 P: 5	R: 0 E: 0 K: 1 S: 5	H: 0 LOB: 0 BB: 0 P: 5	1B: 5 2B: 3 3B: 0 HR: 3	SF: 0 SAC: 0 DP: 0 HBP: 0	WP: 1 PB: 0 SB: 1 CS: 0	PA: 40		
PITCHER	IP WLS BF H R ER SO BB IBB HBP BLK WP HR S P ERA WHIP																					
Jose Paniagua, R ERA: 5.25	(1, 1) 2.0 12 6 5 5 2 0 0 0 0 0 3 16 16 22.50 3.000																					
Omar Daal, L ERA: 2.51	(3, 1) 2.0 10 3 1 1 2 0 1 0 0 0 0 13 17 4.50 1.500																					
Barry Manuel, R ERA: 1.74	(5, 1) 2.0 9 2 0 0 3 0 1 0 0 1 0 14 18 0.00 1.000																					
Tim Scott, R ERA:	(7, 1) 2.0 6 0 0 0 1 0 0 0 0 0 0 8 8 0.00 0.000																					
Mel Rojas, R ERA:	(9, 1) 1.0 W 3 0 0 0 1 0 0 0 0 0 0 5 5 0.00 0.000																					
Batter	1	2	3	4	5	6	7	8	9	AB	R	H	RBI	BB	SO	LOB	BOTTOM					
Mark Grudzielanek, R OBP: 0.389, SLG: 0.460										5	1	2	0	0	0	0	Philadelphia Phillies @ Montreal Expos Olympic Stadium, Montreal, QB Tue Apr 16 1996, 7:05 PM EDT Att: 8,510 - Dome					
Mike Lansing, R OBP: 0.517, SLG: 0.560										3	0	0	0	0	0	1						
Rondell White, R OBP: 0.267, SLG: 0.386										4	0	0	0	1	0	2						
Moises Alou, R OBP: 0.368, SLG: 0.556										5	1	2	2	0	2	3						
David Segui, S OBP: 0.378, SLG: 0.333										4	1	1	0	0	0	2						
Henry Rodriguez, L OBP: 0.310, SLG: 0.600										4	2	2	0	0	1	0						
Darrin Fletcher, L OBP: 0.342, SLG: 0.471										4	1	1	0	0	1	3						
Shane Andrews, R OBP: 0.379, SLG: 0.630										3	1	2	4	1	0	1						
Jose Paniagua, R F.P. Santiago, S Omar Daal, L Dave Leiper, R Barry Manuel, R Lenny Robinson, R Tim Scott, R Sherman Osando, R Mel Rojas, R										0	0	0	0	0	0	0						
Inning Stats	R: 0 E: 0 K: 0 S: 3	H: 0 LOB: 0 BB: 0 P: 3	R: 2 E: 1 K: 0 S: 5	H: 2 LOB: 1 BB: 1 P: 9	R: 0 E: 0 K: 1 S: 5	H: 0 LOB: 2 BB: 1 P: 10	R: 0 E: 0 K: 0 S: 4	H: 1 LOB: 0 BB: 0 P: 4	R: 0 E: 0 K: 0 S: 6	H: 1 LOB: 1 BB: 0 P: 6	R: 4 E: 1 K: 0 S: 7	H: 3 LOB: 0 BB: 0 P: 7	R: 0 E: 0 K: 0 S: 3	H: 0 LOB: 0 BB: 0 P: 3	R: 0 E: 0 K: 3 S: 10	H: 1 LOB: 1 BB: 0 P: 10		R: 1 E: 0 K: 0 S: 4	H: 2 LOB: 1 BB: 0 P: 4	1B: 5 2B: 3 3B: 0 HR: 2	SF: 0 SAC: 1 DP: 0 HBP: 1	WP: 0 PB: 0 SB: 3 CS: 0
PITCHER	IP WLS BF H R ER SO BB IBB HBP BLK WP HR S P ERA WHIP																					
Mike Grace, R ERA: 4.74	(1, 1) 5.0 26 7 6 4 2 2 0 0 0 0 2 27 36 7.20 1.800																					
Ken Ryan, R ERA:	(6, 1) 2.0 6 0 0 0 0 0 0 0 0 0 0 6 6 0.00 0.000																					
Dave Leiper, L ERA: 6.75	(8, 1) 0.2 2 0 0 0 2 0 0 0 0 0 0 6 6 0.00 0.000																					
Russ Springer, R ERA: 2.38	(8, 1) 1.0 L 6 3 1 1 1 0 0 0 0 0 0 8 8 9.00 3.000																					

Batter	1	2	3	4	5	6	7	8	9	AB	R	H	RBI	BB	SO	LOB	TOP			
Lenny Dykstra, L OBP: 0.525, SLG: 0.848	1-0 WP 3B	1-1 1-3 2-H 1B			3-3 K		2-2 1B 3B	3-2 3-H 2B		5	2	4	2	0	1	0	Philadelphia Phillies @ Montreal Expos Olympic Stadium, Montreal, QB Wed Apr 17 1996, 7:05 PM EDT Att: 8,728 - Dome - 60 F AB 38 R 9 H 13 RBI 8 BB 5 SO 8 LOB 20 			
Mickey Morandini, L OBP: 0.361, SLG: 0.434	2-2 P4	3-2 G3-1			1-1 G4-3		3-2 1B	3-1 G6-3		5	0	1	1	0	0	4				
Mark Whiten, S OBP: 0.389, SLG: 0.405	4-0 3-H 1B BB			4-1 CS BB		2-3 K	2-0 F8		3-1 HR	3	2	1	1	2	1	1				
Todd Zeile, R OBP: 0.310, SLG: 0.294	2-2 P4		1-3 K		1-2 2B 1B		1-2 F9		1-2 L7	5	1	1	0	0	1	3				
Pete Incaviglia, R OBP: 0.267, SLG: 0.286	3-1 1B		1-0 L7		2-3 K		1-3 K		3-2 BB 1B	3	0	1	1	0	1	1				
Lee Tinsley, S OBP: 0.200, SLG: 0.143	2-H 1B									2	0	1	0	0	1	1				
Benito Santiago, R OBP: 0.313, SLG: 0.523		4-2 1B BB			0-0 F9		1-0 1-H G6-3 2B		0-3 K	4	2	1	1	1	1	1				
Mike Lieberthal, R OBP: 0.357, SLG: 0.545		1-1 F8			4-2 BB		1-2 G6-3		1-0 HR	3	1	1	2	2	0	1				
Kevin Stocker, S OBP: 0.319, SLG: 0.229		2-1 1B			3-2 F8		1-0 HBP		2-2 F9	4	1	2	0	0	0	3				
Terry Mulholland, R (1, 1)		2-3 K			1-1 G1-3		2-2 G1-3		0-3 K	4	0	0	0	0	2	5				
Inning Stats	R: 2 E: 0 K: 0 S: 9	H: 2 LOB: 1 BB: 1 P: 21	R: 1 E: 0 K: 1 S: 14	H: 2 LOB: 2 BB: 1 P: 27	R: 0 E: 0 K: 1 S: 5	H: 0 LOB: 0 BB: 1 P: 11	R: 0 E: 0 K: 0 S: 12	H: 0 LOB: 1 BB: 1 P: 20	R: 0 E: 0 K: 2 S: 9	H: 2 LOB: 1 BB: 0 P: 15	R: 1 E: 0 K: 1 S: 18	H: 2 LOB: 1 BB: 0 P: 27	R: 2 E: 0 K: 1 S: 15	H: 3 LOB: 1 BB: 1 P: 23	R: 1 E: 0 K: 1 S: 17	H: 2 LOB: 2 BB: 1 P: 30	1B: 6 2B: 2 3B: 3 HR: 2	SF: 0 SAC: 0 DP: 0 HBP: 1	WP: 1 PB: 0 SB: 1 CS: 1	PA: 44
PITCHER	IP WLS BF H R ER SO BB IBB HBP BLK WP HR S P ERA WHIP	IP WLS BF H R ER SO BB IBB HBP BLK WP HR S P ERA WHIP	IP WLS BF H R ER SO BB IBB HBP BLK WP HR S P ERA WHIP	IP WLS BF H R ER SO BB IBB HBP BLK WP HR S P ERA WHIP	IP WLS BF H R ER SO BB IBB HBP BLK WP HR S P ERA WHIP	IP WLS BF H R ER SO BB IBB HBP BLK WP HR S P ERA WHIP	IP WLS BF H R ER SO BB IBB HBP BLK WP HR S P ERA WHIP	IP WLS BF H R ER SO BB IBB HBP BLK WP HR S P ERA WHIP	IP WLS BF H R ER SO BB IBB HBP BLK WP HR S P ERA WHIP	IP WLS BF H R ER SO BB IBB HBP BLK WP HR S P ERA WHIP	IP WLS BF H R ER SO BB IBB HBP BLK WP HR S P ERA WHIP	IP WLS BF H R ER SO BB IBB HBP BLK WP HR S P ERA WHIP	IP WLS BF H R ER SO BB IBB HBP BLK WP HR S P ERA WHIP	IP WLS BF H R ER SO BB IBB HBP BLK WP HR S P ERA WHIP	IP WLS BF H R ER SO BB IBB HBP BLK WP HR S P ERA WHIP	IP WLS BF H R ER SO BB IBB HBP BLK WP HR S P ERA WHIP	IP WLS BF H R ER SO BB IBB HBP BLK WP HR S P ERA WHIP			
Rheal Cormier, L ERA: 6.23	(1, 1)	5.0 L	21 4	3 3	3 3	4 4	0 4	0 0	0 0	0 0	0 0	0 0	0 0	0 0	0 0	0 0	5.40 1.600			
Mike Dyer, R ERA: 5.0	(6, 1)	1.0	6 2	2 2	2 1	1 0	0 0	0 0	1 0	0 0	14 22	18.00 2.000								
Alex Pacheco, R ERA: 16.2	(7, 1)	1.2	9 4	3 3	3 2	2 0	0 0	0 0	0 0	1 28	39 16.20	2.400								
Dave Veres, R ERA: 7.27	(8, 1)	1.1	8 3	1 1	1 1	1 1	0 0	0 0	0 0	1 22	41 6.75	3.000								

Batter	1	2	3	4	5	6	7	8	9	AB	R	H	RBI	BB	SO	LOB	BOTTOM					
Mark Grudzielanek, R OBP: 0.357, SLG: 0.485	1-0 G6-3	0-2 FC5-4			0-1 FC6-4		0-0 F8		1-0 HR	5	1	1	1	0	0	4	Philadelphia Phillies @ Montreal Expos Olympic Stadium, Montreal, QB Wed Apr 17 1996, 7:05 PM EDT Att: 8,728 - Dome - 60 F AB 37 R 3 H 10 RBI 3 BB 1 SO 1 LOB 16 					
Mike Lansing, R OBP: 0.492, SLG: 0.519	1-0 G5-3		0-0 G6-3		3-1 G4-3		4-2 1B BB		3-2 G6-3	4	0	0	0	1	0	1						
Rondell White, R OBP: 0.281, SLG: 0.393	0-1 1B		0-1 G6-3		0-1 G1-4-3		0-0 1-2 2-H 1B			4	0	2	1	0	0	0						
Moises Alou, R OBP: 0.377, SLG: 0.569	2-2 1B		0-1 G5-3		1-0 2B		1-0 G5-3			4	1	2	0	0	0	2						
Dave Veres, R (8, 1)	1-2 1B									0	0	0	0	0	0	0						
David Segui, S OBP: 0.366, SLG: 0.324	1-0 1-2 2-3 1B				2-0 F9		0-0 G5-3		0-1 G4-3	4	0	1	0	0	0	1						
Sherman Obando, R OBP: 0.195, SLG: 0.342	0-1 G5-3				0-3 K		1-0 2-H 2B		1-0 G5-3	4	0	1	1	0	1	3						
Shane Andrews, R OBP: 0.375, SLG: 0.600		1-2 G6-3 S			2-1 G6-3		0-0 F8		0-0 F8	3	0	1	0	0	0	1						
Lenny Webster, R OBP: 0.455, SLG: 0.375	(1, 2)	2-1 G6-3			0-0 G6-3		1-0 G1-3 1B		1-0 E5	3	0	1	0	0	0	1						
Tim Spehr, R (7, PR)	(8, 2)	1-3 G6-3							G4-6-3	1	1	0	0	0	0	0						
Rheal Cormier, L (1, 1)		1-1 FC1-5-2-6			0-1 FC6-4		0-0 G1-3		2-0 G4-6-3	1	0	0	0	0	0	1						
Andy Stankiewicz, R OBP: 0.400, SLG: 0.400	(6, PH)									1	0	1	0	0	0	0						
Mike Dyer, R (6, 1)										0	0	0	0	0	0	0						
Dave Silvestri, R OBP: 0.226, SLG: 0.207	(7, 5)									2	0	0	0	0	0	2						
Inning Stats	R: 0 E: 0 K: 0 S: 11	H: 3 LOB: 3 BB: 0 P: 16	R: 0 E: 0 K: 0 S: 10	H: 1 LOB: 1 BB: 0 P: 14	R: 0 E: 0 K: 0 S: 5	H: 0 LOB: 0 BB: 0 P: 5	R: 0 E: 0 K: 1 S: 7	H: 0 LOB: 0 BB: 0 P: 11	R: 0 E: 0 K: 0 S: 7	H: 1 LOB: 1 BB: 0 P: 10	R: 1 E: 0 K: 0 S: 6	H: 2 LOB: 1 BB: 0 P: 8	R: 1 E: 0 K: 0 S: 7	H: 2 LOB: 2 BB: 1 P: 13	R: 0 E: 0 K: 0 S: 4	H: 0 LOB: 0 BB: 0 P: 5	R: 1 E: 1 K: 0 S: 6	H: 1 LOB: 0 BB: 0 P: 13	1B: 7 2B: 2 3B: 0 HR: 1	SF: 0 SAC: 0 DP: 1 HBP: 0	WP: 0 PB: 0 SB: 1 CS: 0	PA: 38
PITCHER	IP WLS BF H R ER SO BB IBB HBP BLK WP HR S P ERA WHIP	IP WLS BF H R ER SO BB IBB HBP BLK WP HR S P ERA WHIP	IP WLS BF H R ER SO BB IBB HBP BLK WP HR S P ERA WHIP	IP WLS BF H R ER SO BB IBB HBP BLK WP HR S P ERA WHIP	IP WLS BF H R ER SO BB IBB HBP BLK WP HR S P ERA WHIP	IP WLS BF H R ER SO BB IBB HBP BLK WP HR S P ERA WHIP	IP WLS BF H R ER SO BB IBB HBP BLK WP HR S P ERA WHIP	IP WLS BF H R ER SO BB IBB HBP BLK WP HR S P ERA WHIP	IP WLS BF H R ER SO BB IBB HBP BLK WP HR S P ERA WHIP	IP WLS BF H R ER SO BB IBB HBP BLK WP HR S P ERA WHIP	IP WLS BF H R ER SO BB IBB HBP BLK WP HR S P ERA WHIP	IP WLS BF H R ER SO BB IBB HBP BLK WP HR S P ERA WHIP	IP WLS BF H R ER SO BB IBB HBP BLK WP HR S P ERA WHIP	IP WLS BF H R ER SO BB IBB HBP BLK WP HR S P ERA WHIP	IP WLS BF H R ER SO BB IBB HBP BLK WP HR S P ERA WHIP	IP WLS BF H R ER SO BB IBB HBP BLK WP HR S P ERA WHIP						
Terry Mulholland, L ERA: 3.86	(1, 1)	9.0 W	38 10	3 3	3 3	1 1	1 0	0 0	0 0	0 1	63 95	3.00 1.222										

Batter	1	2	3	4	5	6	7	8	9	AB	R	H	RBI	BB	SO	LOB	TOP										
Jacob Brumfield, R OBP: 0.229, SLG: 0.219	G4-3		G4-3														4 0 1 0 0 1 3										
Al Martin, L OBP: 0.343, SLG: 0.530	K																4 0 1 1 0 2 3										
Jeff King, R OBP: 0.274, SLG: 0.492	F8		CS														4 0 1 0 0 1 0										
Jay Bell, R OBP: 0.333, SLG: 0.517		K															4 0 0 0 0 2 1										
Orlando Merced, S OBP: 0.375, SLG: 0.482	F9																4 0 1 0 0 0 1										
Charlie Hayes, R OBP: 0.226, SLG: 0.259	E6																4 0 1 0 0 1 1										
John Wehner, R OBP: 0.308, SLG: 0.538																	3 0 1 0 0 1 3										
Nelson Liriano, S OBP: 0.450, SLG: 0.550	K		B5-3														1 0 0 0 0 0 0										
1B Jason Kendall, R OBP: 0.313, SLG: 0.383																	4 1 2 0 0 0 0										
Denny Neagle, L OBP: 0.250, SLG: 0.250																	1 0 0 0 0 0 0										
Jon Lieber, L OBP: 0.500, SLG: 0.333			SH1-4														0 0 0 0 0 0 0										
Dan Plesac, L OBP: 0.313, SLG: 0.333																	0 0 0 0 0 0 0										
Inning Stats	R: 0 H: 0 E: 0 K: 1 S: 7	H: 0 LOB: 0 BB: 0 P: 8	R: 0 H: 0 E: 1 K: 2 S: 13	H: 0 LOB: 1 BB: 0 P: 18	R: 1 H: 2 E: 0 K: 0 S: 7	H: 2 LOB: 0 BB: 0 P: 8	R: 0 H: 2 E: 0 K: 1 S: 9	H: 2 LOB: 2 BB: 0 P: 12	R: 0 H: 1 E: 0 K: 0 S: 6	H: 1 LOB: 1 BB: 0 P: 9	R: 0 H: 1 E: 0 K: 2 S: 10	H: 1 LOB: 1 BB: 0 P: 16	R: 0 H: 2 E: 0 K: 2 S: 12	H: 2 LOB: 2 BB: 0 P: 17	R: 0 H: 0 E: 0 K: 0 S: 5	H: 0 LOB: 0 BB: 0 P: 9	R: 0 H: 0 E: 0 K: 0 S: 5	H: 0 LOB: 0 BB: 0 P: 8	1B: 7 2B: 1 3B: 0 HR: 0	SF: 0 SAC: 2 DP: 0 HBP: 0	WP: 0 PB: 0 SB: 0 CS: 1	PA: 36					
PITCHER	IP	WLS	BF	H	R	ER	SO	BB	IBB	HBP	BLK	WP	HR	S	P	ERA	WHIP										
Jeff Fassero, L ERA: 3.0	7.0		29	8	1	1	8	0	0	0	0	0	0	64	88	1.29	1.143										
Barry Manuel, R ERA: 1.38	2.0	W	6	0	0	0	0	0	0	0	0	0	0	10	17	0.00	0.000										

Pittsburgh Pirates @ Montreal Expos
Olympic Stadium, Montreal, QB
Fri Apr 19 1996, 7:05 PM EDT
Att: 13,256 - Dome - 60 F

AB 33
R 1
H 8
RBI 1
BB 0
SO 8
LOB 12



Batter	1	2	3	4	5	6	7	8	9	AB	R	H	RBI	BB	SO	LOB	BOTTOM										
Mark Grudzielanek, R OBP: 0.367, SLG: 0.513	L9		K														4 1 1 1 0 2 2										
Mike Lansing, R OBP: 0.472, SLG: 0.524	F7		K														4 0 1 0 0 1 1										
Rondell White, R OBP: 0.288, SLG: 0.377	2B		G5-3														3 0 2 0 1 0 1										
Moises Alou, R OBP: 0.357, SLG: 0.530																	4 0 1 0 0 1 3										
David Segui, S OBP: 0.400, SLG: 0.457																	4 1 1 1 0 2 3										
Sherman Obando, R OBP: 0.182, SLG: 0.317																	3 0 0 0 0 0 0										
Shane Andrews, R OBP: 0.359, SLG: 0.649																	3 0 1 0 0 0 0										
Lenny Webster, R OBP: 0.440, SLG: 0.368																	3 0 1 0 0 0 2										
Jeff Fassero, L OBP: 0.286, SLG: 0.167																	1 0 1 0 0 0 0										
F.P. Santangelo, S OBP: 0.313, SLG: 0.214																	1 0 0 0 0 1 1										
Barry Manuel, R ERA: 7.27																	0 0 0 0 0 0 0										
Inning Stats	R: 0 H: 2 E: 0 K: 1 S: 11	H: 2 LOB: 2 BB: 0 P: 17	R: 0 H: 0 E: 1 K: 0 S: 5	H: 0 LOB: 0 BB: 0 P: 8	R: 0 H: 1 E: 0 K: 2 S: 10	H: 1 LOB: 1 BB: 0 P: 15	R: 0 H: 0 E: 0 K: 0 S: 8	H: 0 LOB: 0 BB: 0 P: 11	R: 0 H: 1 E: 0 K: 1 S: 8	H: 1 LOB: 1 BB: 0 P: 13	R: 0 H: 2 E: 0 K: 1 S: 7	H: 2 LOB: 1 BB: 0 P: 9	R: 0 H: 1 E: 0 K: 1 S: 8	H: 1 LOB: 1 BB: 0 P: 11	R: 1 H: 1 E: 0 K: 1 S: 9	H: 1 LOB: 1 BB: 1 P: 14	R: 1 H: 1 E: 0 K: 0 S: 2	H: 1 LOB: 0 BB: 0 P: 3	1B: 4 2B: 4 3B: 0 HR: 2	SF: 0 SAC: 1 DP: 3 HBP: 0	WP: 0 PB: 0 SB: 0 CS: 1	PA: 32					
PITCHER	IP	WLS	BF	H	R	ER	SO	BB	IBB	HBP	BLK	WP	HR	S	P	ERA	WHIP										
Denny Neagle, L ERA: 2.3	7.0		27	7	0	0	6	1	0	0	0	0	1	9	14	9.00	2.000										
Jon Lieber, R ERA: 3.68	1.0		4	1	1	1	1	1	0	0	0	0	1	9	14	9.00	2.000										
Dan Plesac, L ERA: 7.27	0.0	L	1	1	1	1	0	0	0	0	0	0	1	2	3	∞	∞										

Pittsburgh Pirates @ Montreal Expos
Olympic Stadium, Montreal, QB
Fri Apr 19 1996, 7:05 PM EDT
Att: 13,256 - Dome - 60 F

AB 30
R 2
H 9
RBI 2
BB 1
SO 7
LOB 13



Batter	1	2	3	4	5	6	7	8	9	AB	R	H	RBI	BB	SO	LOB	TOP					
Mike Kingery, L (1, 8) OBP: 0.214, SLG: 0.179	G4-3		F8				L8		G1-3	5	1	1	0	0	0	0						
Al Martin, L (1, 7) OBP: 0.346, SLG: 0.521	G5-3 1B		FC6-4 BB				F8			3	1	2	2	1	0	0						
Jeff King, R (1, 3) OBP: 0.286, SLG: 0.515	G5-3 1-2		FC6-4 1-2							3	0	1	0	1	0	2						
Orlando Merced, S (1, 9) OBP: 0.352, SLG: 0.435				G4-1	FC1-6 1B					3	0	0	1	1	1	2						
Jay Bell, R (1, 6) OBP: 0.315, SLG: 0.478	L6			G4-3						4	0	1	0	0	1	2						
Nelson Liriano, S (1, 4)		G3		G4-3						4	0	0	0	0	2	2						
Charlie Hayes, R (1, 5) Dan Miceli, R (8, 1)		G5-3			F8		K			4	0	0	0	0	1	0						
Keith Osik, R (1, 2) OBP: 0.444, SLG: 0.500				F8			P5			4	1	1	0	0	1	0						
Zane Smith, L (1, 1) Jacob Brumfield, R (6, PH) Jason Christiansen, R (6, 1) Mark Johnson, L (8, 3) OBP: 0.286, SLG: 0.296 OBP: 0.216, SLG: 0.296 OBP: 0.375, SLG: 0.450					K		P5			2	1	1	1	0	1	0						
Inning Stats	R: 0 E: 0 K: 0 S: 8	H: 1 LOB: 2 BB: 1 P: 19	R: 0 E: 0 K: 0 S: 6	H: 0 LOB: 0 BB: 0 P: 10	R: 0 E: 0 K: 1 S: 6	H: 0 LOB: 1 BB: 1 P: 13	R: 0 E: 0 K: 0 S: 5	H: 0 LOB: 0 BB: 0 P: 7	R: 4 E: 0 K: 1 S: 14	H: 5 LOB: 2 BB: 1 P: 27	R: 0 E: 0 K: 1 S: 6	H: 0 LOB: 1 BB: 0 P: 10	R: 0 E: 0 K: 2 S: 8	H: 0 LOB: 0 BB: 0 P: 10	R: 0 E: 0 K: 1 S: 8	H: 0 LOB: 0 BB: 0 P: 10	R: 0 E: 0 K: 1 S: 8	H: 0 LOB: 0 BB: 0 P: 10	1B: 5 2B: 2 HR: 0	SF: 0 SAC: 0 HBP: 0	WP: 0 PB: 0 SB: 0 CS: 0	PA: 37
PITCHER	IP	WLS	BF	H	R	ER	SO	BB	IBB	HBP	BLK	WP	HR	S	P	ERA	WHIP					
Tavo Alvarez, R (1, 1) ERA: 8.31	4.1		21	5	4	4	1	3	0	0	0	0	0	34	68	8.31	1.846					
Omar Daal, L (5, 1) ERA: 2.25	0.2	3	1	0	0	1	0	0	0	0	0	0	0	5	8	0.00	1.500					
Dave Veres, R (6, 1) ERA: 5.91	2.0	W	7	1	0	0	2	0	0	0	0	0	0	14	22	0.00	0.500					
Tim Scott, R (8, 1) ERA:	2.0		6	0	0	0	3	0	0	0	0	0	0	16	20	0.00	0.000					

Pittsburgh Pirates @ Montreal Expos
Olympic Stadium, Montreal, QB
Sun Apr 21 1996, 3:33 AM EDT
Att: 11,361 - Dome - 68 F

AB 34
R 4
H 7
RBI 4
BB 3
SO 7
LOB 8




Batter	1	2	3	4	5	6	7	8	9	AB	R	H	RBI	BB	SO	LOB	BOTTOM					
Mark Grudzielanek, R (1, 6) OBP: 0.371, SLG: 0.500	E9 1B 2B	FC5-4 1-2		F9			L7			4	2	1	0	1	0	3						
Mike Lansing, R (1, 4) OBP: 0.465, SLG: 0.507				G6-3						4	2	3	1	1	0	0						
Rondell White, R (1, 8) OBP: 0.317, SLG: 0.423				G3-6-3 3H						5	1	3	0	0	0	2						
Moises Alou, R (1, 7) OBP: 0.351, SLG: 0.542				FC5-2 3B						3	0	0	1	0	0	2						
F.P. Santangelo, S (6, PR) OBP: 0.335, SLG: 0.250				FC5-2 2B						2	2	1	1	0	0	1						
David Segui, S (1, 3) OBP: 0.341, SLG: 0.564										5	1	4	4	0	0	0						
Sherman Obando, R (1, 9) OBP: 0.204, SLG: 0.413										5	1	2	2	0	0	3						
Lenny Webster, R (1, 2) OBP: 0.429, SLG: 0.333										2	0	0	0	0	0	1						
Dave Veres, R (6, 1) OBP: 1.000, SLG: 2.000										1	0	1	0	0	0	0						
Tim Scott, R (8, 1) ERA:										1	0	0	0	0	1	0						
Shane Andrews, R (1, 5) OBP: 0.319, SLG: 0.545										3	0	0	0	1	2	4						
Tavo Alvarez, R (1, 1) OBP: 1.000, SLG: 1.000										1	0	1	0	0	0	0						
Omar Daal, L (5, 1) ERA: 3.18										0	0	0	0	0	0	0						
Tim Spehr, R (6, 2) ERA: 5.66										2	0	0	0	0	1	1						
Inning Stats	R: 1 E: 2 K: 0 S: 13	H: 3 LOB: 2 BB: 0 P: 19	R: 0 E: 0 K: 1 S: 9	H: 1 LOB: 0 BB: 0 P: 15	R: 0 E: 0 K: 0 S: 4	H: 2 LOB: 2 BB: 0 P: 7	R: 0 E: 0 K: 0 S: 13	H: 1 LOB: 2 BB: 1 P: 22	R: 2 E: 0 K: 1 S: 13	H: 3 LOB: 3 BB: 0 P: 23	R: 6 E: 0 K: 1 S: 24	H: 5 LOB: 1 BB: 2 P: 40	R: 0 E: 0 K: 0 S: 9	H: 1 LOB: 1 BB: 0 P: 11	R: 0 E: 0 K: 1 S: 9	H: 0 LOB: 0 BB: 0 P: 12	R: 0 E: 0 K: 1 S: 9	H: 0 LOB: 0 BB: 0 P: 12	1B: 9 2B: 4 3B: 1 HR: 2	SF: 0 SAC: 1 DP: 1 HBP: 1	WP: 0 PB: 0 SB: 0 CS: 0	PA: 43
PITCHER	IP	WLS	BF	H	R	ER	SO	BB	IBB	HBP	BLK	WP	HR	S	P	ERA	WHIP					
Zane Smith, L (1, 1) ERA: 3.18	5.0		26	10	3	3	2	1	0	1	0	0	0	52	86	5.40	2.200					
Jason Christiansen, L (6, 1) ERA: 14.0	2.0	L	14	6	6	6	1	2	0	0	0	0	2	33	51	27.00	4.000					
Dan Miceli, R (8, 1) ERA: 5.66	1.0		3	0	0	0	1	0	0	0	0	0	0	9	12	0.00	0.000					

Pittsburgh Pirates @ Montreal Expos
Olympic Stadium, Montreal, QB
Sun Apr 21 1996, 3:33 AM EDT
Att: 11,361 - Dome - 68 F

AB 38
R 9
H 16
RBI 9
BB 3
SO 4
LOB 17



Batter	1	2	3	4	5	6	7	8	9	AB	R	H	RBI	BB	SO	LOB	TOP		
Brian Jordan, R OBP: 0.233, SLG: 0.276 (1, 9)	G6-3			G5-3		G1-3			K	4	0	0	0	0	1	0	St. Louis Cardinals @ Montreal Expos Olympic Stadium, Montreal, QB Mon Apr 22 1996, 7:05 PM EDT Att. 9,778 - Dome - 70 F		
Royce Clayton, R OBP: 0.364, SLG: 0.468 (1, 6)	G6-3			G6-3		K			G4-3 1B	4	0	1	0	0	1	0			
Ray Lankford, L OBP: 0.295, SLG: 0.514 (1, 8)	K			G3-1					G4-3 1-2	4	0	0	0	0	1	1			
Ron Gant, R OBP: 0.400, SLG: 0.483 (1, 7)										3	0	0	0	0	1	0			
Gary Gaetti, R OBP: 0.254, SLG: 0.368 (1, 5)										3	0	1	0	0	1	1			
John Mabry, L OBP: 0.333, SLG: 0.367 (1, 3)										3	0	1	0	0	0	1			
Tom Pagnozzi, R (1, 2)										3	0	0	0	0	1	2			
Luis Alicaia, S OBP: 0.278, SLG: 0.278 (1, 4)										3	0	0	0	0	1	2			
Donovan Osborne, S Miguel Mejia, R Cory Bailey, R T.J. Mathews, R David Bell, R Jeff Parrett, R (1, 1) (6, Ph) (6, 1) (7, 1) (8, Ph) (8, 1)										1	0	0	0	0	1	0			
										0	0	0	0	0	0	0			
Inning Stats	R: 0 H: 0 E: 0 K: 1 S: 7	H: 0 LOB: 0 BB: 0 P: 12	R: 0 H: 0 E: 0 K: 0 S: 4	H: 0 LOB: 0 BB: 0 P: 5	R: 0 H: 0 E: 0 K: 2 S: 9	H: 0 LOB: 0 BB: 0 P: 16	R: 0 H: 0 E: 0 K: 0 S: 8	H: 0 LOB: 0 BB: 0 P: 13	R: 0 H: 1 E: 1 K: 2 S: 14	H: 2 LOB: 2 BB: 0 P: 21	R: 0 H: 0 E: 0 K: 1 S: 6	H: 1 LOB: 1 BB: 0 P: 7	R: 0 H: 0 E: 0 K: 0 S: 7	H: 0 LOB: 0 BB: 0 P: 10	R: 0 H: 1 E: 0 K: 1 S: 7	H: 1 LOB: 0 BB: 0 P: 9	1B: 3 2B: 0 3B: 0 HR: 0	SF: 0 SAC: 0 DP: 1 HBP: 0	WP: 0 PA: 30 PB: 0 SB: 0 CS: 0
PITCHER Rheal Cormier, L ERA: 3.68 (1, 1)	IP: 9.0 WLS: W BF: 30 H: 3 R: 0 ER: 0 SO: 9 BB: 0 IBB: 0 HBP: 0 BLK: 0 WP: 0 HR: 0 S: 70 P: 104 ERA: 0.00 WHIP: 0.333											PITCHER	IP: WLS: BF: H: R: ER: SO: BB: IBB: HBP: BLK: WP: HR: S: P: ERA: WHIP:						

Batter	1	2	3	4	5	6	7	8	9	AB	R	H	RBI	BB	SO	LOB	BOTTOM		
Mark Grudzielanek, R OBP: 0.387, SLG: 0.517 (1, 6)	1B 2B		F8	1-3 2H 1B						3	2	2	1	0	0	0	St. Louis Cardinals @ Montreal Expos Olympic Stadium, Montreal, QB Mon Apr 22 1996, 7:05 PM EDT Att. 9,778 - Dome - 70 F		
Mike Lansing, R OBP: 0.471, SLG: 0.520 (1, 4)	CS 1B 2H		HR 2B							4	1	2	1	0	1	2			
Henry Rodriguez, L OBP: 0.370, SLG: 0.863 (1, 7)	1-2 1B		2-1 HR 2H							4	2	3	5	0	0	0			
David Segui, S OBP: 0.413, SLG: 0.525 (1, 3)	2-2 K 2-3		1-1 G6-3							4	0	0	0	0	1	2			
Rondell White, R OBP: 0.326, SLG: 0.427 (1, 8)	1-2 F7			0-0 1B 1B						4	1	2	0	0	0	1			
Sherman Obando, R OBP: 0.192, SLG: 0.388 F.P. Santangelo, S OBP: 0.316, SLG: 0.235 (1, 9) (7, 9)			3-2 F9	0-0 F8						3	0	0	0	0	1	1			
Darrin Fletcher, L OBP: 0.340, SLG: 0.522 (1, 2)	1-1 F8			0-0 BB 1B 2H						4	1	1	1	0	2	1			
Shane Andrews, R OBP: 0.314, SLG: 0.511 (1, 5)	1-3 K			4-1 1B 1-2 BB						3	0	0	0	1	2	1			
Rheal Cormier, L (1, 1)			1-2 G4-3	3-3 K						3	1	0	0	0	1	2			
Inning Stats	R: 1 H: 3 E: 0 K: 1 S: 11	H: 3 LOB: 1 BB: 0 P: 16	R: 0 H: 0 E: 0 K: 1 S: 9	H: 0 LOB: 0 BB: 0 P: 14	R: 2 H: 2 E: 0 K: 0 S: 13	H: 2 LOB: 2 BB: 0 P: 20	R: 2 H: 3 E: 0 K: 1 S: 8	H: 3 LOB: 2 BB: 1 P: 15	R: 0 H: 0 E: 0 K: 2 S: 10	H: 0 LOB: 0 BB: 0 P: 17	R: 0 H: 0 E: 0 K: 2 S: 8	H: 0 LOB: 0 BB: 0 P: 15	R: 3 H: 1 E: 1 K: 2 S: 15	H: 1 LOB: 0 BB: 0 P: 25	R: 0 H: 1 E: 0 K: 1 S: 7	H: 1 LOB: 1 BB: 0 P: 10	1B: 6 2B: 2 3B: 0 HR: 2	SF: 0 SAC: 0 DP: 0 HBP: 1	WP: 0 PA: 35 PB: 0 SB: 0 CS: 1
PITCHER Donovan Osborne, L ERA: 4.63 Cory Bailey, R ERA: 2.19 T.J. Mathews, R ERA: Jeff Parrett, R ERA: 1.54 (1, 1) (6, 1) (7, 1) (8, 1)	IP: 5.0 WLS: L BF: 22 H: 8 R: 5 ER: 5 SO: 3 BB: 1 IBB: 0 HBP: 0 BLK: 0 WP: 0 HR: 1 S: 51 P: 82 ERA: 9.00 WHIP: 1.800											PITCHER	IP: WLS: BF: H: R: ER: SO: BB: IBB: HBP: BLK: WP: HR: S: P: ERA: WHIP:						

Batter	1	2	3	4	5	6	7	8	9	AB	R	H	RBI	BB	SO	LOB	TOP					
Thomas Howard, S (1, 7) OBP: 0.267, SLG: 0.308	G3		K			F8		SF8		3	0	0	1	0	1	0						
Barry Larkin, R (1, 6) OBP: 0.396, SLG: 0.488	K				P8		G6-3	K		4	0	0	0	0	2	2						
Hal Morris, L (1, 3) OBP: 0.417, SLG: 0.494	K				F9		E	FC5		4	1	1	0	0	1	2						
Eddie Taubensee, L (1, 2) OBP: 0.423, SLG: 0.574		L4			G4-3		E8		K	4	1	1	0	0	1	0						
Eric Davis, R (1, 8) OBP: 0.371, SLG: 0.526					K		G6-3		F8	4	0	1	1	0	1	0						
Eric Anthony, L (1, 9) OBP: 0.367, SLG: 0.375					G4-3		K			4	1	2	1	0	1	0						
Willie Greene, L (1, 5) OBP: 0.289, SLG: 0.441					G4-3				HR	3	1	0	0	0	1	0						
Jeff Branson, L (1, 4) OBP: 0.379, SLG: 0.517			K			P4				3	0	1	0	0	1	0						
John Smiley, L (1, 1) OBP: 0.364, SLG: 0.364					G3-1					1	0	0	0	0	0	0						
Vince Coleman, S (6, PH) OBP: 0.219, SLG: 0.209										1	0	0	0	0	1	0						
Tim Pugh, R (6, PH)										0	0	0	0	0	0	0						
Lenny Harris, L (8, PH) OBP: 0.371, SLG: 0.576										1	0	1	0	0	0	0						
Jeff Shaw, R (8, 1)										0	0	0	0	0	0	0						
Inning Stats	R: 0 E: 0 K: 2 S: 10	H: 0 LOB: 0 BB: 0 P: 15	R: 0 E: 0 K: 0 S: 7	H: 2 LOB: 1 BB: 0 P: 11	R: 0 E: 0 K: 2 S: 11	H: 0 LOB: 0 BB: 0 P: 14	R: 0 E: 0 K: 0 S: 6	H: 0 LOB: 0 BB: 0 P: 9	R: 0 E: 0 K: 1 S: 8	H: 0 LOB: 0 BB: 0 P: 11	R: 0 E: 0 K: 1 S: 10	H: 0 LOB: 0 BB: 0 P: 12	R: 2 E: 1 K: 1 S: 10	H: 2 LOB: 0 BB: 0 P: 16	R: 1 E: 0 K: 1 S: 14	H: 2 LOB: 2 BB: 1 P: 22	R: 1 E: 0 K: 1 S: 8	H: 1 LOB: 0 BB: 0 P: 10	1B: 6 2B: 0 3B: 0 HR: 1	SF: 1 SAC: 0 DP: 1 HBP: 0	WP: 0 PB: 0 SB: 0 CS: 0	PA: 34
PITCHER	IP WLS BF H R ER SO BB IBB HBP BLK WP HR S P ERA WHIP																					
Pedro Martinez, R (1, 1) ERA: 3.94	8.0 W 30 6 3 1 8 1 0 0 0 0 0 0 76 110 1.12 0.875																					
Tim Scott, R (9, 1) ERA: 1.42	1.0 4 1 1 1 1 0 0 0 0 0 0 1 8 10 9.00 1.000																					

Cincinnati Reds @ Montreal Expos
Olympic Stadium, Montreal, QB
Thu Apr 25 1996, 3:33 AM EDT
Att: 13,067 - Dome

AB	32
R	4
H	7
RBI	3
BB	1
SO	9
LOB	6



Batter	1	2	3	4	5	6	7	8	9	AB	R	H	RBI	BB	SO	LOB	BOTTOM			
Mark Grudzielanek, R (1, 6) OBP: 0.380, SLG: 0.495	K				F8			G6-3		5	0	1	1	0	1	0				
Mike Lansing, R (1, 4) OBP: 0.470, SLG: 0.529										5	2	3	0	0	1	1				
Henry Rodriguez, L (1, 7) OBP: 0.377, SLG: 0.859	K				F8					4	1	1	0	1	2	2				
Moises Alou, R (1, 9) OBP: 0.368, SLG: 0.613										3	1	1	1	1	2	3				
F.P. Santangelo, S (8, 9) OBP: 0.335, SLG: 0.263										0	0	0	0	0	0	0				
David Segui, S (1, 3) OBP: 0.403, SLG: 0.486										3	1	1	1	1	0	2				
Rondell White, R (1, 8) OBP: 0.350, SLG: 0.489										3	1	1	0	1	1	2				
Shane Andrews, R (1, 5) OBP: 0.344, SLG: 0.556										2	2	1	5	1	0	0				
Tim Spehr, R (1, 2) OBP: 0.344, SLG: 0.556										3	0	0	0	0	2	1				
Pedro Martinez, R (1, 1) ERA: 4.6										2	0	0	0	0	0	3				
Darrin Fletcher, L (8, PH) ERA: 10.29										1	0	0	0	0	0	0				
Tim Scott, R (9, 1) ERA: 2.77										0	0	0	0	0	0	0				
Inning Stats	R: 1 E: 0 K: 2 S: 16	H: 2 LOB: 2 BB: 1 P: 27	R: 1 E: 0 K: 1 S: 11	H: 1 LOB: 1 BB: 1 P: 17	R: 1 E: 0 K: 1 S: 15	H: 2 LOB: 3 BB: 1 P: 28	R: 0 E: 0 K: 1 S: 7	H: 0 LOB: 0 BB: 0 P: 13	R: 1 E: 0 K: 1 S: 7	H: 1 LOB: 0 BB: 0 P: 9	R: 0 E: 0 K: 0 S: 8	H: 0 LOB: 0 BB: 0 P: 11	R: 4 E: 0 K: 2 S: 17	H: 2 LOB: 0 BB: 2 P: 33	R: 0 E: 0 K: 1 S: 9	H: 1 LOB: 1 BB: 0 P: 14	1B: 4 2B: 3 3B: 0 HR: 2	SF: 1 SAC: 1 DP: 0 HBP: 1	WP: 0 PB: 0 SB: 0 CS: 0	PA: 39
PITCHER	IP WLS BF H R ER SO BB IBB HBP BLK WP HR S P ERA WHIP																			
John Smiley, L (1, 1) ERA: 4.6	5.0 L 25 6 4 4 2 3 0 1 0 0 0 1 56 94 7.20 1.800																			
Tim Pugh, R (6, 1) ERA: 10.29	2.0 10 2 4 4 2 1 1 0 0 0 0 1 25 44 18.00 1.500																			
Jeff Shaw, R (8, 1) ERA: 2.77	1.0 4 1 0 0 1 0 0 0 0 0 0 0 9 14 0.00 1.000																			

Cincinnati Reds @ Montreal Expos
Olympic Stadium, Montreal, QB
Thu Apr 25 1996, 3:33 AM EDT
Att: 13,067 - Dome

AB	31
R	8
H	9
RBI	8
BB	5
SO	9
LOB	14



Batter	1	2	3	4	5	6	7	8	9	AB	R	H	RBI	BB	SO	LOB	TOP					
Mark Grudzielanek, R (1, 6) OBP: 0.372, SLG: 0.476	1-1 F8 HBP		2-1 G4-3		0-0 FC1-6		1-3 K		1-0 G5-4-3	4	0	0	0	0	1	3						
Mike Lansing, R (1, 4) OBP: 0.476, SLG: 0.576	2-1 F8		0-2 HR		2-2 F8		2-2 HR 1B		1-2 2B	5	2	3	2	0	0	2						
Henry Rodriguez, L (1, 7) OBP: 0.351, SLG: 0.797	2-2 F7		1-0 G3				1-3 K		3-2 F7	5	0	0	0	0	1	2						
Moises Alou, R (1, 9) OBP: 0.385, SLG: 0.651		4-2 HR		0-0 F9		2-2 1B	3-2 HR			3	2	2	2	1	0	0						
Dave Veres, R (7, 1) OBP: 1.000, SLG: 2.000										0	0	0	0	0	0	0						
Mel Rojas, R (9, 1) OBP: 0.500, SLG: 0.500										0	0	0	0	0	0	0						
David Segui, S (1, 3) OBP: 0.407, SLG: 0.526	1-1 HR	2-2 HR		2-2 1B		0-0 L8	0-0 G3-1			4	1	2	2	0	0	1						
Rondell White, R (1, 8) OBP: 0.356, SLG: 0.485	1-1 1B			1-1 P3		4-1 1B			0-1 G5-3	3	0	1	0	1	0	1						
Darrin Fletcher, L (1, 2) OBP: 0.377, SLG: 0.571	1-0 F9			2-1 G4-3		2-2 1B			1-0 F8	4	0	1	0	0	0	2						
Shane Andrews, R (1, 5) OBP: 0.323, SLG: 0.517	2-0 P3				0-1 F8	3-2 P5			2-3 K	4	0	0	0	0	1	3						
Tavo Alvarez, R (1, 1) OBP: 0.667, SLG: 0.667					2-2 FC1-6		1-1 WP		2-1 G5-4-3	2	0	1	0	0	1	0						
Sherman Obando, R (7, PH) OBP: 0.237, SLG: 0.418										1	1	1	0	0	0	0						
F.P. Santangelo, S (7, 9) OBP: 0.364, SLG: 0.300										1	0	1	0	0	0	0						
Inning Stats	R: 0 E: 0 K: 0 S: 8	H: 0 LOB: 0 BB: 0 P: 13	R: 2 E: 0 K: 0 S: 13	H: 2 LOB: 0 BB: 1 P: 23	R: 1 E: 0 K: 1 S: 10	H: 1 LOB: 0 BB: 0 P: 13	R: 0 E: 0 K: 0 S: 8	H: 1 LOB: 1 BB: 0 P: 15	R: 0 E: 0 K: 0 S: 15	H: 2 LOB: 3 BB: 1 P: 28	R: 3 E: 0 K: 2 S: 19	H: 3 LOB: 0 BB: 0 P: 26	R: 0 E: 0 K: 1 S: 6	H: 0 LOB: 0 BB: 0 P: 9	R: 0 E: 0 K: 0 S: 9	H: 2 LOB: 1 BB: 0 P: 16	1B: 8 2B: 1 3B: 0 HR: 3	SF: 0 SAC: 0 DP: 1 HBP: 1	WP: 1 PB: 0 SB: 1 CS: 0	PA: 39		
PITCHER	IP WLS BF H R ER SO BB IBB HBP BLK WP HR S P ERA WHIP	IP WLS BF H R ER SO BB IBB HBP BLK WP HR S P ERA WHIP	IP WLS BF H R ER SO BB IBB HBP BLK WP HR S P ERA WHIP	IP WLS BF H R ER SO BB IBB HBP BLK WP HR S P ERA WHIP	IP WLS BF H R ER SO BB IBB HBP BLK WP HR S P ERA WHIP	IP WLS BF H R ER SO BB IBB HBP BLK WP HR S P ERA WHIP	IP WLS BF H R ER SO BB IBB HBP BLK WP HR S P ERA WHIP	IP WLS BF H R ER SO BB IBB HBP BLK WP HR S P ERA WHIP	IP WLS BF H R ER SO BB IBB HBP BLK WP HR S P ERA WHIP	IP WLS BF H R ER SO BB IBB HBP BLK WP HR S P ERA WHIP	IP WLS BF H R ER SO BB IBB HBP BLK WP HR S P ERA WHIP	IP WLS BF H R ER SO BB IBB HBP BLK WP HR S P ERA WHIP	IP WLS BF H R ER SO BB IBB HBP BLK WP HR S P ERA WHIP	IP WLS BF H R ER SO BB IBB HBP BLK WP HR S P ERA WHIP	IP WLS BF H R ER SO BB IBB HBP BLK WP HR S P ERA WHIP	IP WLS BF H R ER SO BB IBB HBP BLK WP HR S P ERA WHIP	IP WLS BF H R ER SO BB IBB HBP BLK WP HR S P ERA WHIP	IP WLS BF H R ER SO BB IBB HBP BLK WP HR S P ERA WHIP	IP WLS BF H R ER SO BB IBB HBP BLK WP HR S P ERA WHIP	IP WLS BF H R ER SO BB IBB HBP BLK WP HR S P ERA WHIP	IP WLS BF H R ER SO BB IBB HBP BLK WP HR S P ERA WHIP	IP WLS BF H R ER SO BB IBB HBP BLK WP HR S P ERA WHIP

Montreal Expos @ Colorado Rockies
Coors Field, Denver, CO
Fri, Apr 26 1996, 7:05 PM MDT
Att: 48,024 - Unknown - 66 F

AB	36
R	6
H	12
RBI	6
BB	2
SO	4
LOB	14



Batter	1	2	3	4	5	6	7	8	9	AB	R	H	RBI	BB	SO	LOB	BOTTOM						
Walt Weiss, S (1, 6) OBP: 0.410, SLG: 0.352	0-1 G3		2-1 G6-3		0-1 G3		3-1 G4			4	0	0	0	0	0	2							
Eric Young Sr., R (1, 4) OBP: 0.435, SLG: 0.421	3-2 S 1B			1-2 1B HBP		2-2 L4		1-3 K		3	1	1	0	0	1	0							
Dante Bichette, R (1, 9) OBP: 0.374, SLG: 0.440	2-3 K			1-2 G1-2-3 1B		0-0 F7		2-3 K		4	0	1	0	0	2	1							
Larry Walker, L (1, 8) OBP: 0.341, SLG: 0.553	1-0 P6			0-0 1B		1-0 G4-3		3-1 FC6-4 1B		4	0	2	1	0	0	1							
Andres Galarraga, R (1, 3) OBP: 0.330, SLG: 0.583		3-1 F9		0-0 E5		2-0 1B 2B		0-0 FC6-4		4	1	1	0	0	0	3							
Ellis Burks, R (1, 7) OBP: 0.457, SLG: 0.630	0-3 K			1-0 P6		3-3 K		3-2 G5-3		4	0	0	0	0	2	4							
Vinny Castilla, R (1, 5) OBP: 0.330, SLG: 0.477	2-1 P4			1-2 G1-2-3		0-3 K		0-0 BB 1B		4	0	1	0	0	1	4							
Jeff Reed, L (1, 2) OBP: 0.381, SLG: 0.444			3-1 G4-3		0-2 G4-3		0-1 1B		4-1 G6-4-3 BB	3	0	1	1	1	0	0							
Armando Reynoso, R (1, 1) OBP: 0.250, SLG: 0.182			2-2 L3		0-3 K		0-0 1B		3-2 G6-4-3	2	0	0	0	0	1	0							
John Habyan, R (7, 1) OBP: 0.375, SLG: 0.928										0	0	0	0	0	0	0							
John Vander Wal, L (7, PH) OBP: 0.375, SLG: 0.928										1	0	1	0	0	0	0							
Darren Holmes, R (8, 1) OBP: 0.314, SLG: 0.333										0	0	0	0	0	0	0							
Quinton McCracken, S (9, PH) OBP: 0.269, SLG: 0.333										1	0	0	0	0	0	2							
Inning Stats	R: 0 E: 0 K: 1 S: 9	H: 1 LOB: 1 BB: 0 P: 15	R: 0 E: 0 K: 1 S: 7	H: 0 LOB: 0 BB: 0 P: 12	R: 0 E: 0 K: 0 S: 8	H: 0 LOB: 0 BB: 0 P: 15	R: 1 E: 1 K: 0 S: 17	H: 2 LOB: 2 BB: 0 P: 20	R: 0 E: 0 K: 1 S: 8	H: 0 LOB: 0 BB: 0 P: 8	R: 0 E: 0 K: 0 S: 5	H: 0 LOB: 0 BB: 0 P: 8	R: 1 E: 0 K: 2 S: 13	H: 3 LOB: 2 BB: 0 P: 21	R: 0 E: 0 K: 2 S: 11	H: 1 LOB: 1 BB: 0 P: 17	R: 0 E: 0 K: 0 S: 11	H: 1 LOB: 1 BB: 1 P: 21	1B: 7 2B: 1 3B: 0 HR: 0	SF: 0 SAC: 0 DP: 2 HBP: 1	WP: 0 PB: 0 SB: 1 CS: 0	PA: 36	
PITCHER	IP WLS BF H R ER SO BB IBB HBP BLK WP HR S P ERA WHIP	IP WLS BF H R ER SO BB IBB HBP BLK WP HR S P ERA WHIP	IP WLS BF H R ER SO BB IBB HBP BLK WP HR S P ERA WHIP	IP WLS BF H R ER SO BB IBB HBP BLK WP HR S P ERA WHIP	IP WLS BF H R ER SO BB IBB HBP BLK WP HR S P ERA WHIP	IP WLS BF H R ER SO BB IBB HBP BLK WP HR S P ERA WHIP	IP WLS BF H R ER SO BB IBB HBP BLK WP HR S P ERA WHIP	IP WLS BF H R ER SO BB IBB HBP BLK WP HR S P ERA WHIP	IP WLS BF H R ER SO BB IBB HBP BLK WP HR S P ERA WHIP	IP WLS BF H R ER SO BB IBB HBP BLK WP HR S P ERA WHIP	IP WLS BF H R ER SO BB IBB HBP BLK WP HR S P ERA WHIP	IP WLS BF H R ER SO BB IBB HBP BLK WP HR S P ERA WHIP	IP WLS BF H R ER SO BB IBB HBP BLK WP HR S P ERA WHIP	IP WLS BF H R ER SO BB IBB HBP BLK WP HR S P ERA WHIP	IP WLS BF H R ER SO BB IBB HBP BLK WP HR S P ERA WHIP	IP WLS BF H R ER SO BB IBB HBP BLK WP HR S P ERA WHIP	IP WLS BF H R ER SO BB IBB HBP BLK WP HR S P ERA WHIP	IP WLS BF H R ER SO BB IBB HBP BLK WP HR S P ERA WHIP	IP WLS BF H R ER SO BB IBB HBP BLK WP HR S P ERA WHIP	IP WLS BF H R ER SO BB IBB HBP BLK WP HR S P ERA WHIP	IP WLS BF H R ER SO BB IBB HBP BLK WP HR S P ERA WHIP	IP WLS BF H R ER SO BB IBB HBP BLK WP HR S P ERA WHIP	IP WLS BF H R ER SO BB IBB HBP BLK WP HR S P ERA WHIP

Montreal Expos @ Colorado Rockies
Coors Field, Denver, CO
Fri, Apr 26 1996, 7:05 PM MDT
Att: 48,024 - Unknown - 66 F

AB	34
R	2
H	8
RBI	2
BB	1
SO	7
LOB	17




Batter	1	2	3	4	5	6	7	8	9	10	11	12	13	AB	R	H	RBI	BB	SO	LOB	TOP
Mark Grudzianek, R OBP: 0.376, SLG: 0.473	K	1B		G4-6-3 1B		G4-3			L6		G5-3		1B	7	1	3	1	0	1	0	
Mike Lansing, R OBP: 0.473, SLG: 0.561	G6-3	1B		G4-6-3 BB		G6-3			G4-3		G4-3		F8	6	0	2	1	1	0	2	
Henry Rodriguez, L OBP: 0.356, SLG: 0.760	K	1B		G4-6-3		G4-6-3			G6-3		K		BB	6	0	2	1	1	2	3	
Moises Alou, R OBP: 0.367, SLG: 0.607				G3-1		G3-1			G6-4-3		K			6	1	0	0	1	2	7	
David Segui, S OBP: 0.437, SLG: 0.538									F7					4	0	3	0	2	0	0	
Darrin Fletcher, L OBP: 0.403, SLG: 0.574 Omar Daal, L (12, 1)														5	1	3	1	1	0	2	
Rondell White, R OBP: 0.346, SLG: 0.470 F.P. Santangelo, S OBP: 0.261, SLG: 0.261														3	0	0	0	0	1	4	
Shane Andrews, R OBP: 0.324, SLG: 0.484														3	0	0	0	0	0	4	
Rheal Cormier, L Tim Scott, R Sherman Obando, R Mike Dyer, R Andy Spanberger, R Barry Manuel, R Lenny Webster, R OBP: 0.279, SLG: 0.324														4	1	0	0	2	2	3	
R: 0 E: 0 K: 2 S: 11	H: 0 LOB: 0 BB: 0 P: 16	R: 5 E: 1 K: 0 S: 18	H: 6 LOB: 2 BB: 1 P: 30	R: 0 E: 0 K: 2 S: 13	H: 2 LOB: 2 BB: 1 P: 21	R: 0 E: 0 K: 0 S: 4	H: 1 LOB: 1 BB: 1 P: 9	R: 0 E: 0 K: 1 S: 11	H: 0 LOB: 0 BB: 0 P: 15	R: 0 E: 0 K: 0 S: 8	H: 1 LOB: 3 BB: 2 P: 24	R: 0 E: 0 K: 1 S: 9	H: 1 LOB: 0 BB: 0 P: 11	R: 0 E: 0 K: 0 S: 6	H: 0 LOB: 1 BB: 1 P: 15	R: 0 E: 1 K: 1 S: 14	H: 1 LOB: 3 BB: 1 P: 22	1B: 14 2B: 0 3B: 0 HR: 0	SF: 0 SAC: 0 DP: 3 HBP: 0	W/P: 2 P/B: 0 SB: 1 CS: 2	PA: 58
PITCHER	IP	WLS	BF	H	R	ER	SO	BB	IBB	HBP	BLK	WP	HR	S	P	ERA	WHIP				
Marvin Freeman, R ERA: 4.55	5.0	26	9	5	1	5	5	4	0	0	0	2	0	19	99	1.80	2.600				
Steve Reed, R ERA: 3.16	2.0	6	1	0	0	0	0	0	0	0	0	0	0	7	27	0.00	0.500				
Mike Munoz, L ERA: 4.5	1.0	4	1	0	0	1	0	0	0	0	0	0	0	7	13	0.00	1.000				
Curt Lesknic, R ERA: 3.52	1.0	3	0	0	0	0	0	0	0	0	0	0	0	8	10	0.00	0.000				
Bruce Ruffin, L ERA: 5.06	1.0	6	1	0	0	1	2	0	0	0	0	0	0	15	24	0.00	3.000				
PITCHER	IP	WLS	BF	H	R	ER	SO	BB	IBB	HBP	BLK	WP	HR	S	P	ERA	WHIP				
John Habyan, R ERA: 6.23	2.0	7	1	0	0	1	1	0	0	0	0	0	0	14	22	0.00	2.000				
Lance Painter, L ERA: 5.82	1.0	6	1	0	0	1	1	0	0	0	0	0	0	14	22	0.00	2.000				

Montreal Expos @ Colorado Rockies
Coors Field, Denver, CO
Sat Apr 27 1996, 3:33 AM MDT
Att. 48,013 - Cloudy - 58 F

livebaseballscorecards.com

AB 50
R 5
H 14
RBI 5
BB 8
SO 9
LOB 32



Batter	1	2	3	4	5	6	7	8	9	10	11	12	13	AB	R	H	RBI	BB	SO	LOB	BOTTOM						
Eric Young Sr., R OBP: 0.533, SLG: 0.560	SF9 2B		2B 1B						G6-4-3				1B	6	2	5	0	1	0	2							
Ellis Burks, R OBP: 0.446, SLG: 0.614	G5-3		G4-3 SF7 2B						F7				F8	7	1	2	3	0	2	4							
Larry Walker, L OBP: 0.341, SLG: 0.537	SF9 1B		G4-3						F8				F7	6	0	2	0	0	0	2							
Andres Galarraga, R OBP: 0.320, SLG: 0.563	SF9		SF7						G3-1				F8	3	0	0	2	0	1	1							
Dante Bichette, R OBP: 0.381, SLG: 0.448	F8								G1-3				F8	5	1	2	0	1	0	2							
Vinny Castilla, R OBP: 0.340, SLG: 0.461			G6-3						G4-3					3	0	0	0	2	1	0							
Johnnie Oates, R Max Moroff, L Derek Lammert, R John Wagner, L Bobby Boner, R Barry Manuel, R Andy Spanberger, R Barry Manuel, R Lenny Webster, R OBP: 0.279, SLG: 0.324									G3					3	0	0	1	1	0	0							
Walt Weiss, S OBP: 0.414, SLG: 0.355	G3-1								F9					5	1	2	0	1	0	2							
Marvin Freeman, R OBP: 0.125, SLG: 0.125									G4-3					1	1	1	0	0	0	0							
Trengstad Hubbard, R OBP: 0.250, SLG: 0.400									G4-3					0	0	0	0	0	0	0							
Steve Reed, R														0	0	0	0	0	0	0							
Jeff Reed, L OBP: 0.365, SLG: 0.436														1	0	0	0	1	0	0							
R: 1 E: 0 K: 0 S: 9	H: 2 LOB: 1 BB: 0 P: 12	R: 0 E: 0 K: 1 S: 9	H: 0 LOB: 0 BB: 0 P: 14	R: 3 E: 0 K: 0 S: 15	H: 4 LOB: 0 BB: 23	R: 0 E: 0 K: 0 S: 4	H: 0 LOB: 0 BB: 0 P: 7	R: 0 E: 0 K: 1 S: 7	H: 1 LOB: 0 BB: 0 P: 12	R: 0 E: 0 K: 0 S: 13	H: 2 LOB: 1 BB: 0 P: 18	R: 0 E: 0 K: 0 S: 12	H: 1 LOB: 1 BB: 0 P: 18	R: 0 E: 0 K: 0 S: 8	H: 1 LOB: 1 BB: 1 P: 14	R: 0 E: 0 K: 2 S: 10	H: 1 LOB: 3 BB: 2 P: 23	R: 0 E: 0 K: 0 S: 6	H: 1 LOB: 1 BB: 1 P: 11	R: 0 E: 0 K: 0 S: 7	H: 0 LOB: 2 BB: 1 P: 16	R: 1 E: 0 K: 0 S: 3	H: 2 LOB: 2 BB: 1 P: 8	1B: 12 2B: 3 3B: 0 HR: 0	SF: 2 SAC: 2 DP: 1 HBP: 2	W/P: 1 P/B: 0 SB: 2 CS: 2	PA: 57
PITCHER	IP	WLS	BF	H	R	ER	SO	BB	IBB	HBP	BLK	WP	HR	S	P	ERA	WHIP										
Rheal Cormier, L ERA: 4.5	6.0	26	9	5	2	2	0	0	0	0	0	0	0	12	86	7.50	1.500										
Tim Scott, R ERA: 1.32	1.0	4	1	0	0	0	0	0	0	0	0	0	0	12	18	0.00	1.000										
Mike Dyer, R ERA: 3.68	2.0	7	1	0	0	1	1	0	0	0	0	0	0	15	23	0.00	1.000										
Barry Manuel, R ERA: 3.31	2.2	14	2	0	0	2	2	2	1	0	1	0	0	20	45	0.00	1.500										
Omar Daal, L ERA: 3.8	0.2	5	2	1	1	0	0	1	0	0	0	0	0	6	13	13.50	3.000										

Montreal Expos @ Colorado Rockies
Coors Field, Denver, CO
Sat Apr 27 1996, 3:33 AM MDT
Att. 48,013 - Cloudy - 58 F

livebaseballscorecards.com

AB 44
R 6
H 15
RBI 6
BB 6
SO 5
LOB 18



Batter	1	2	3	4	5	6	7	8	9	AB	R	H	RBI	BB	SO	LOB	TOP					
Mark Grudzielanek, R OBP: 0.384, SLG: 0.496	G5-3		1B	G4-3		2B		2B	1B	7	2	5	2	0	0	0	Montreal Expos @ Colorado Rockies Coors Field, Denver, CO Sun Apr 28 1996, 3:33 AM MDT Att: 48,006 - Cloudy - 41 F					
Mike Lansing, R OBP: 0.402, SLG: 0.544 Andy Stankiewicz, R OBP: 0.375, SLG: 0.500	1B		F8		F9	K		1B	F4	5	1	1	0	0	1	4						
Henry Rodriguez, L OBP: 0.379, SLG: 0.763	BB	G4-3	1B		1B	K		1B		5	3	3	1	1	1	1						
Moises Alou, R OBP: 0.379, SLG: 0.598 Dave Veres, R OBP: 1.000, SLG: 1.500 Mel Rojas, R OBP: 0.500, SLG: 0.500	HR	P4	BB		1B		G6-3	HR		3	2	1	0	1	0	0						
David Segui, S OBP: 0.352, SLG: 0.571	HR	2B	1B		K		G1-4-3	HR		4	3	2	6	2	1	2						
Darin Fletcher, L OBP: 0.411, SLG: 0.621 Tim Spehr, R	HR	1B	2B		F8	2B		G3-1		5	3	2	5	1	0	3						
F.P. Santangelo, S OBP: 0.387, SLG: 0.517	HR	1B	FC5-4		2B		L6	1B		6	2	4	5	0	0	3						
Dave Silvestri, R OBP: 0.302, SLG: 0.216	SH1-4	F7		G6-3		K		1B	K	4	2	0	0	2	2	3						
Kirk Rueter, L OBP: 0.226, SLG: 0.397	SH1-4		1B	G1-3		K		K	K	2	1	0	0	1	1	0						
Inning Stats	R: 7 E: 0 K: 0 S: 22	H: 5 LOB: 1 BB: 2 P: 42	R: 2 E: 0 K: 0 S: 11	H: 3 LOB: 1 BB: 0 P: 18	R: 2 E: 0 K: 0 S: 11	H: 2 LOB: 3 BB: 3 P: 25	R: 0 E: 0 K: 0 S: 4	H: 0 LOB: 0 BB: 0 P: 6	R: 3 E: 0 K: 2 S: 15	H: 3 LOB: 1 BB: 1 P: 27	R: 0 E: 0 K: 0 S: 19	H: 1 LOB: 1 BB: 0 P: 30	R: 0 E: 0 K: 0 S: 5	H: 0 LOB: 0 BB: 0 P: 8	R: 6 E: 0 K: 1 S: 20	H: 4 LOB: 0 BB: 2 P: 36		R: 1 E: 0 K: 2 S: 13	H: 2 LOB: 1 BB: 0 P: 22	1B: 11 2B: 6 3B: 0 HR: 3	SF: 0 SAC: 1 DP: 0 HBP: 1	WP: 0 PB: 0 SB: 0 CS: 0
PITCHER	IP	WLS	BF	H	R	ER	SO	BB	IBB	HBP	BLK	WP	HR	S	P	ERA	WHIP					
Bryan Rekar, R ERA: 13.97	2.1	L	22	10	11	11	0	4	0	1	0	0	2	38	73	42.43	6.000					
Lance Painter, L ERA: 8.1	3.2		17	4	3	3	5	2	0	0	0	0	0	44	75	7.36	1.636					
Mike Munoz, L ERA: 8.25	2.0		12	4	6	6	1	2	0	0	0	0	1	25	44	27.00	3.000					
Curt Leskanic, R ERA: 3.86	1.0		5	2	1	1	2	0	0	0	0	0	0	13	22	9.00	2.000					

AB	46
R	21
H	20
RBI	21
BB	8
SO	8
LOB	19



Batter	1	2	3	4	5	6	7	8	9	AB	R	H	RBI	BB	SO	LOB	BOTTOM					
Eric Young Sr., R OBP: 0.486, SLG: 0.552	K		B1-3		2B		F8		SF8	4	0	1	1	0	1	0	Montreal Expos @ Colorado Rockies Coors Field, Denver, CO Sun Apr 28 1996, 3:33 AM MDT Att: 48,006 - Cloudy - 41 F					
Ellis Burks, R OBP: 0.453, SLG: 0.645	K			FC5-4	K			HR	1B	5	2	3	1	0	2	2						
Larry Walker, L OBP: 0.350, SLG: 0.518 Mike Munoz, L	G1-3			FC5-4	L4				1B	3	1	0	0	0	0	3						
John Vander Wal, L OBP: 0.368, SLG: 0.294				2B	SF9				1B	2	1	1	1	0	1	0						
Andres Galarraga, R OBP: 0.327, SLG: 0.604 Curt Leskanic, R		L4					P3			4	1	2	1	0	0	0						
Trenidad Hubbard, R OBP: 0.294, SLG: 0.438				SF9	2B			HR	G5-3	1	0	1	1	0	0	0						
Dante Bichette, R OBP: 0.373, SLG: 0.440		P4		SF9			G6-4-3		E5	4	0	1	2	0	0	1						
Vinny Castilla, R OBP: 0.343, SLG: 0.452					F9		G6-4-3		G5-3	4	0	1	0	1	0	4						
Jayhawk Owens, R OBP: 0.182, SLG: 0.455		F9						HR		4	1	1	1	0	1	2						
Walt Weiss, S OBP: 0.417, SLG: 0.381				F8					SF8	4	2	2	0	0	0	0						
Bryan Rekar, R OBP: 0.200, SLG: 0.200 Lance Painter, L OBP: 0.157, SLG: 0.167 Quinton McCracken, S OBP: 0.276, SLG: 0.320				K					1B	0	0	0	0	0	0	0						
Inning Stats	R: 0 E: 0 K: 2 S: 13	H: 0 LOB: 0 BB: 0 P: 18	R: 0 E: 0 K: 0 S: 7	H: 0 LOB: 1 BB: 1 P: 16	R: 0 E: 0 K: 1 S: 7	H: 0 LOB: 0 BB: 0 P: 12	R: 1 E: 0 K: 0 S: 9	H: 2 LOB: 1 BB: 0 P: 15	R: 1 E: 0 K: 1 S: 17	H: 3 LOB: 2 BB: 0 P: 24	R: 0 E: 0 K: 0 S: 8	H: 1 LOB: 0 BB: 0 P: 11	R: 1 E: 1 K: 0 S: 9	H: 0 LOB: 0 BB: 0 P: 14	R: 2 E: 0 K: 2 S: 13	H: 3 LOB: 1 BB: 0 P: 23	R: 4 E: 1 K: 0 S: 14	H: 4 LOB: 1 BB: 1 P: 28	1B: 7 2B: 2 3B: 1 HR: 3	SF: 3 SAC: 0 DP: 2 HBP: 0	WP: 2 PB: 0 SB: 0 CS: 0	PA: 42
PITCHER	IP	WLS	BF	H	R	ER	SO	BB	IBB	HBP	BLK	WP	HR	S	P	ERA	WHIP					
Kirk Rueter, L ERA: 4.56	6.0	W	24	6	2	2	4	1	0	0	0	0	1	61	96	3.00	1.167					
Dave Veres, R ERA: 6.48	2.0		10	3	3	2	2	0	0	0	0	1	2	22	37	9.00	1.500					
Mel Rojas, R ERA: 5.68	1.0		8	4	4	4	0	1	0	0	0	1	0	14	28	36.00	5.000					



Batter	1	2	3	4	5	6	7	8	9	AB	R	H	RBI	BB	SO	LOB	TOP					
Mark Grudzielanek, R (1, 6) OBP: 0.397, SLG: 0.496										4	1	2	1	0	1	0	Montreal Expos @ New York Mets Shea Stadium, Flushing, NY Mon Apr 29 1996, 7:05 PM EDT Att: 14,011 - Unknown - 55 F					
Mike Lansing, R (1, 4) OBP: 0.455, SLG: 0.533										4	0	1	0	0	0	1						
Henry Rodriguez, L (1, 7) OBP: 0.363, SLG: 0.726										4	0	0	0	0	2	1						
Moises Alou, R (1, 9) OBP: 0.383, SLG: 0.589										3	0	1	0	1	0	0						
Dave Silvestri, R (8, PR) OBP: 0.302, SLG: 0.216										0	0	0	0	0	0	0						
David Segui, S (1, 3) OBP: 0.343, SLG: 0.557										4	0	1	0	0	2	2						
Darin Fletcher, L (1, 2) OBP: 0.403, SLG: 0.594										3	0	0	0	1	1	2						
F.P. Santangelo, S (1, 8) OBP: 0.406, SLG: 0.500										3	0	1	0	1	0	1						
Shane Andrews, R (1, 5) OBP: 0.320, SLG: 0.470										4	1	1	0	0	1	4						
Jeff Fassero, L (1, 1) OBP: 0.200, SLG: 0.111										1	0	0	0	0	1	0						
Cliff Floyd, L (7, PH)										1	0	0	0	0	0	1						
Mike Dyer, R (7, 1)										0	0	0	0	0	0	0						
Sherman Obando, R (8, PH) OBP: 0.222, SLG: 0.390										1	0	0	0	0	0	1						
Inning Stats	R: 0 E: 0 K: 2 S: 10	H: 0 LOB: 0 BB: 0 P: 13	R: 0 E: 0 K: 1 S: 16	H: 0 LOB: 2 BB: 2 P: 28	R: 0 E: 0 K: 1 S: 9	H: 0 LOB: 0 BB: 0 P: 12	R: 0 E: 0 K: 1 S: 11	H: 1 LOB: 1 BB: 0 P: 17	R: 1 E: 1 K: 0 S: 11	H: 2 LOB: 1 BB: 0 P: 16	R: 0 E: 0 K: 0 S: 3	H: 0 LOB: 0 BB: 0 P: 6	R: 0 E: 0 K: 0 S: 10	H: 0 LOB: 1 BB: 1 P: 17	R: 1 E: 0 K: 1 S: 10	H: 3 LOB: 1 BB: 0 P: 20	R: 0 E: 1 K: 2 S: 12	H: 1 LOB: 1 BB: 0 P: 17	1B: 7 2B: 0 3B: 0 HR: 0	SF: 0 SAC: 1 DP: 1 HBP: 0	WP: 0 PB: 0 SB: 0 CS: 0	PA: 36
PITCHER	IP WLS BF H R ER SO BB IBB HBP BLK WP HR S P ERA WHIP																					
Pete Harnisch, R (1, 1) ERA: 4.7	7.0 W 27 3 1 0 5 3 0 0 0 0 0 0 70 109 0.00 0.857																					
Doug Henry, R (8, 1) ERA: 4.2	0.0 2 2 1 1 0 0 0 0 0 0 0 0 4 9 ∞ ∞																					
Bob MacDonald, L (8, 1) ERA: 3.86	1.0 3 1 0 0 1 0 0 0 0 0 0 0 6 11 0.00 1.000																					
John Franco, L (9, 1) ERA: 4.5	1.0 S 4 1 0 0 2 0 0 0 0 0 0 0 12 17 0.00 1.000																					

AB	32
R	2
H	7
RBI	1
BB	3
SO	8
LOB	13



Batter	1	2	3	4	5	6	7	8	9	AB	R	H	RBI	BB	SO	LOB	BOTTOM			
Lance Johnson, L (1, 8) OBP: 0.296, SLG: 0.455										4	0	2	2	0	1	2	Montreal Expos @ New York Mets Shea Stadium, Flushing, NY Mon Apr 29 1996, 7:05 PM EDT Att: 14,011 - Unknown - 55 F			
Bernard Gilkey, R (1, 7) OBP: 0.376, SLG: 0.596										4	0	0	0	0	1	4				
Butch Huskey, R (1, 3) OBP: 0.225, SLG: 0.269										3	0	1	0	0	1	1				
Tim Bogar, R (6, PR) OBP: 0.167, SLG: 0.167										0	1	0	0	0	0	0				
Rico Brogna, L (8, PH) OBP: 0.380, SLG: 0.488										1	0	0	0	0	0	0				
Chris Jones, R (1, 9) OBP: 0.320, SLG: 0.542										4	0	0	0	0	0	1				
Todd Hundley, S (1, 2) OBP: 0.389, SLG: 0.683										3	0	0	0	0	1	2				
Jeff Kent, R (1, 5) OBP: 0.323, SLG: 0.449										3	0	1	1	0	0	0				
Edgardo Alfonzo, R (1, 4) OBP: 0.256, SLG: 0.289										3	1	1	0	0	0	3				
Rey Ordenez, R (1, 6) OBP: 0.369, SLG: 0.451										3	1	2	0	0	1	0				
Pete Harnisch, S (1, 1) ERA: 3.75										0	0	0	0	0	0	0				
Carl Everett, S (7, PH) OBP: 0.429, SLG: 0.333										1	0	0	0	0	1	0				
Doug Henry, R (8, 1) ERA: 3.24										0	0	0	0	0	0	0				
Bob MacDonald, L (8, 1)										0	0	0	0	0	0	0				
John Franco, L (9, 1)										0	0	0	0	0	0	0				
Inning Stats	R: 0 E: 0 K: 2 S: 10	H: 1 LOB: 0 BB: 0 P: 17	R: 0 E: 1 K: 0 S: 15	H: 0 LOB: 1 BB: 0 P: 23	R: 1 E: 0 K: 0 S: 7	H: 2 LOB: 1 BB: 0 P: 12	R: 0 E: 0 K: 1 S: 6	H: 0 LOB: 0 BB: 0 P: 9	R: 1 E: 0 K: 0 S: 10	H: 2 LOB: 1 BB: 0 P: 14	R: 1 E: 0 K: 0 S: 10	H: 2 LOB: 2 BB: 0 P: 16	R: 0 E: 0 K: 3 S: 10	H: 0 LOB: 0 BB: 0 P: 16	R: 0 E: 0 K: 0 S: 7	H: 0 LOB: 0 BB: 0 P: 8	1B: 4 2B: 4 3B: 0 HR: 0	SF: 0 SAC: 2 DP: 2 HBP: 0	WP: 0 PB: 0 SB: 1 CS: 1	PA: 31
PITCHER	IP WLS BF H R ER SO BB IBB HBP BLK WP HR S P ERA WHIP																			
Jeff Fassero, L (1, 1) ERA: 3.75	6.0 L 25 7 3 3 3 0 0 0 0 0 0 0 17 24 0.00 0.000																			
Mike Dyer, R (7, 1) ERA: 3.24	2.0 6 0 0 0 3 0 0 0 0 0 0 0 17 24 0.00 0.000																			



Batter	1	2	3	4	5	6	7	8	9	AB	R	H	RBI	BB	SO	LOB	TOP					
Mark Grudzielanek, R (1, 6) OBP: 0.393, SLG: 0.488	F9			E6		1B		L8		4	1	1	1	0	0	0	Montreal Expos @ New York Mets Shea Stadium, Flushing, NY Wed May 01 1996, 7:05 PM EDT Unknown - 63 F					
Mike Lansing, R (1, 4) OBP: 0.446, SLG: 0.523	L3			FC6-4		HR		L5		4	1	1	0	0	0	1						
Henry Rodriguez, L (1, 7) Cliff Floyd, L (8, PR)	G4-3			L4-3		HR				4	1	2	3	0	0	1						
Moises Alou, R (1, 9) OBP: 0.378, SLG: 0.576		G6-3			G4-3			P4		4	0	1	0	0	0	1						
David Segui, S (1, 3) OBP: 0.336, SLG: 0.538		F7				G6-3		G4-3		3	0	0	0	1	0	1						
Darin Fletcher, L (1, 2) OBP: 0.407, SLG: 0.589		G6-3			BB			F9	BB	4	0	2	0	0	0	1						
F.P. Santangelo, S (1, 8) OBP: 0.385, SLG: 0.457			G6-3			K				3	0	0	0	1	2	2						
Shane Andrews, R (1, 5) OBP: 0.316, SLG: 0.457				K						4	1	1	0	0	2	3						
Pedro Martinez, R (1, 1)										3	0	0	0	0	3	3						
Inning Stats	R: 0 E: 0 K: 0 S: 8	H: 0 LOB: 0 BB: 0 P: 13	R: 0 E: 0 K: 0 S: 4	H: 0 LOB: 0 BB: 0 P: 6	R: 0 E: 0 K: 2 S: 9	H: 0 LOB: 0 BB: 0 P: 13	R: 0 E: 1 K: 0 S: 5	H: 0 LOB: 0 BB: 0 P: 8	R: 0 E: 0 K: 1 S: 9	H: 0 LOB: 1 BB: 1 P: 16	R: 4 E: 0 K: 0 S: 13	H: 5 LOB: 0 BB: 0 P: 20	R: 0 E: 0 K: 3 S: 14	H: 1 LOB: 1 BB: 0 P: 21	R: 0 E: 0 K: 0 S: 6	H: 1 LOB: 1 BB: 0 P: 8	R: 0 E: 0 K: 1 S: 9	H: 1 LOB: 2 BB: 1 P: 18	1B: 7 2B: 1 3B: 0 HR: 1	SF: 0 SAC: 1 DP: 2 HBP: 0	WP: 0 PB: 0 SB: 0 CS: 0	PA: 36
PITCHER	IP WLS BF H R ER SO BB IBB HBP BLK WP HR S P ERA WHIP																					
Mark Clark, R (1, 1) ERA: 4.0	6.0 L 23 5 4 4 3 1 0 0 0 0 0 1 48 76 6.00 1.000																					
Bias Minor, R (7, 1) ERA: 3.18	2.0 8 2 0 0 3 0 0 0 0 0 0 0 20 29 0.00 1.000																					
Jerry Dipoto, R (9, 1) ERA: 3.52	1.0 5 1 0 0 1 1 0 0 0 0 0 0 9 18 0.00 2.000																					

AB	33
R	4
H	8
RBI	4
BB	2
SO	7
LOB	13



Batter	1	2	3	4	5	6	7	8	9	AB	R	H	RBI	BB	SO	LOB	BOTTOM					
Lance Johnson, L (1, 8) OBP: 0.286, SLG: 0.439	E3		G3			L3		F7		4	0	0	0	0	0	1	Montreal Expos @ New York Mets Shea Stadium, Flushing, NY Wed May 01 1996, 7:05 PM EDT Unknown - 63 F					
Jose Vizcaino, S (1, 4) OBP: 0.395, SLG: 0.442	FC4-6		K			G4-3				4	0	0	0	0	2	1						
Bernard Gilkey, R (1, 7) OBP: 0.363, SLG: 0.573		K		G5-3				F8		4	0	0	0	0	2	1						
Kevin Roberson, S (1, 9)		K			L8			E4		4	0	1	0	0	1	1						
Butch Huskey, R (1, 3) OBP: 0.226, SLG: 0.268		P3			P4					4	0	1	0	0	0	1						
Todd Hundley, S (1, 2) OBP: 0.388, SLG: 0.667			CS							2	0	0	0	1	1	2						
Edgardo Alfonzo, R (1, 5) OBP: 0.262, SLG: 0.275			BB							2	0	0	0	1	1	2						
Rey Ordonez, R (1, 6) OBP: 0.356, SLG: 0.435			BB							3	0	0	0	0	0	1						
Mark Clark, R (1, 1) Carl Everett, S (6, PH) Bias Minor, R (7, 1) Brent Mayne, L (8, PH) Jerry Dipoto, R (9, 1)				G4-3						1	0	0	0	0	0	0						
Inning Stats	R: 0 E: 1 K: 2 S: 10	H: 0 LOB: 1 BB: 0 P: 13	R: 0 E: 0 K: 0 S: 8	H: 0 LOB: 2 BB: 2 P: 18	R: 0 E: 0 K: 1 S: 9	H: 0 LOB: 0 BB: 0 P: 12	R: 0 E: 0 K: 0 S: 5	H: 0 LOB: 0 BB: 0 P: 9	R: 0 E: 0 K: 1 S: 8	H: 0 LOB: 0 BB: 0 P: 13	R: 0 E: 0 K: 0 S: 8	H: 0 LOB: 1 BB: 1 P: 14	R: 0 E: 0 K: 2 S: 15	H: 2 LOB: 2 BB: 0 P: 23	R: 0 E: 0 K: 1 S: 6	H: 0 LOB: 0 BB: 0 P: 9	R: 0 E: 1 K: 1 S: 9	H: 0 LOB: 1 BB: 0 P: 13	1B: 2 2B: 1 3B: 0 HR: 0	SF: 0 SAC: 0 DP: 1 HBP: 0	WP: 1 PB: 0 SB: 0 CS: 1	PA: 32
PITCHER	IP WLS BF H R ER SO BB IBB HBP BLK WP HR S P ERA WHIP																					
Pedro Martinez, R (1, 1) ERA: 3.07	9.0 W 32 2 0 0 8 3 0 0 0 0 1 0 78 124 0.00 0.556																					


AB	29
R	0
H	2
RBI	0
BB	3
SO	8
LOB	10



Batter	1	2	3	4	5	6	7	8	9	AB	R	H	RBI	BB	SO	LOB	TOP				
Mark Grudzielanek, R OBP: 0.399, SLG: 0.492 Andy Stankiewicz, R OBP: 0.333, SLG: 0.444	G5-3		E1		G5-4-3		F9			3	0	2	0	0	0	0					
Mike Lansing, R OBP: 0.445, SLG: 0.513 F.P. Santangelo, S OBP: 0.375, SLG: 0.444	P5				G5-4-3			F8		2	0	0	0	1	0	2					
Henry Rodriguez, L OBP: 0.364, SLG: 0.725	K		L7					K		3	0	0	0	1	2	2					
Moises Alou, R OBP: 0.365, SLG: 0.553 Mel Rojas, R OBP: 0.500, SLG: 0.500		F8	L7		P3			F8		4	0	0	0	0	0	4					
David Segui, S OBP: 0.319, SLG: 0.516		G3-1		G5-3			L7		G6-3	4	0	0	0	0	0	0					
Cliff Floyd, L OBP: 0.400, SLG: 0.250				HBP			L8		G6-3	3	0	1	0	0	0	0					
Shane Andrews, R OBP: 0.317, SLG: 0.444 Dave Veres, R OBP: 1.000, SLG: 1.500 Sherman Obando, R OBP: 0.219, SLG: 0.383				L9			P5		K	2	0	0	0	1	0	1					
Tim Spehr, R Omar Daal, L Dave Silvestri, R OBP: 0.295, SLG: 0.211							F9			2	0	0	0	0	2	3					
Tavo Alvarez, R OBP: 0.667, SLG: 0.667 Barry Manuel, R Lenny Webster, R OBP: 0.424, SLG: 0.320			K				P3			0	0	0	0	0	0	0					
Inning Stats	R: 0 E: 0 K: 1 S: 6	H: 0 LOB: 0 BB: 0 P: 12	R: 0 E: 0 K: 1 S: 11	H: 1 LOB: 2 BB: 1 P: 19	R: 0 E: 1 K: 1 S: 13	H: 1 LOB: 2 BB: 1 P: 22	R: 0 E: 0 K: 1 S: 15	H: 0 LOB: 1 BB: 0 P: 21	R: 0 E: 0 K: 0 S: 7	H: 2 LOB: 2 BB: 1 P: 15	R: 0 E: 0 K: 0 S: 8	H: 0 LOB: 0 BB: 0 P: 12	R: 0 E: 0 K: 1 S: 8	H: 0 LOB: 0 BB: 0 P: 11	R: 0 E: 0 K: 1 S: 8	H: 0 LOB: 0 BB: 0 P: 11	1B: 4 2B: 0 3B: 0 HR: 0	SF: 0 SAC: 0 DP: 1 HBP: 1	WP: 0 PB: 0 SB: 1 CS: 0	PA: 34	
PITCHER	IP	WLS	BF	H	R	ER	SO	BB	IBB	HBP	BLK	WP	HR	S	P	ERA	WHIP				
Jason Isringhausen, R ERA: 3.62 Bob MacDonald, L ERA: 3.48	8.0	W	31	4	0	0	5	3	0	1	0	0	0	74	124	0.00	0.875				
Bob MacDonald, L ERA: 3.48	1.0		3	0	0	0	1	0	0	0	0	0	0	8	11	0.00	0.000				

Montreal Expos @ New York Mets
Shea Stadium, Flushing, NY
Wed May 01 1996, 7:05 PM EDT
Att: 16,937 - Unknown - 60 F


AB 30
R 0
H 4
RBI 0
BB 3
SO 6
LOB 12



Batter	1	2	3	4	5	6	7	8	9	AB	R	H	RBI	BB	SO	LOB	BOTTOM				
Lance Johnson, L OBP: 0.298, SLG: 0.462	E6									5	1	3	1	0	0	3					
Jose Vizcaino, S OBP: 0.397, SLG: 0.433	K		F8	G5-3				K		4	1	1	0	1	2	3					
Bernard Gilkey, R OBP: 0.364, SLG: 0.570 Bob MacDonald, L	1B		F8	WP				K		4	1	1	0	1	2	4					
Kevin Roberson, S OBP: 0.400, SLG: 0.538	1B		SF8	L5				L3		2	1	0	1	1	0	3					
Butch Huskey, R OBP: 0.239, SLG: 0.279 Tim Bogar, R OBP: 0.167, SLG: 0.167	G6-3		F8					G1-3		4	1	2	1	0	0	0					
Brent Mayne, L OBP: 0.384, SLG: 0.500	1B							K		4	0	2	1	0	1	1					
Jeff Kent, R OBP: 0.320, SLG: 0.435	G6-3		F8					K		3	0	0	1	1	1	3					
Edgardo Alfonzo, R OBP: 0.283, SLG: 0.279			P8							3	1	1	0	1	1	3					
Jason Isringhausen, R OBP: 0.366, SLG: 0.375 Carl Everett, S OBP: 0.438, SLG: 0.308			G6-3					K		2	0	0	1	1	0	3					
Inning Stats	R: 4 E: 1 K: 1 S: 19	H: 2 LOB: 3 BB: 4 P: 45	R: 1 E: 0 K: 0 S: 7	H: 0 LOB: 1 BB: 1 P: 16	R: 0 E: 1 K: 0 S: 7	H: 1 LOB: 0 BB: 0 P: 11	R: 0 E: 0 K: 0 S: 11	H: 2 LOB: 1 BB: 0 P: 23	R: 0 E: 0 K: 1 S: 10	H: 1 LOB: 1 BB: 1 P: 18	R: 0 E: 0 K: 1 S: 13	H: 2 LOB: 1 BB: 0 P: 16	R: 0 E: 0 K: 2 S: 11	H: 0 LOB: 0 BB: 0 P: 16	R: 1 E: 0 K: 3 S: 12	H: 2 LOB: 1 BB: 0 P: 19	1B: 7 2B: 3 3B: 1 HR: 0	SF: 1 SAC: 0 DP: 1 HBP: 0	WP: 1 PB: 0 SB: 2 CS: 1	PA: 39	
PITCHER	IP	WLS	BF	H	R	ER	SO	BB	IBB	HBP	BLK	WP	HR	S	P	ERA	WHIP				
Tavo Alvarez, R ERA: 4.91 Barry Manuel, R ERA: 3.38 Omar Daal, L ERA: 3.18 Dave Veres, R ERA: 5.79 Mel Rojas, R ERA: 5.93	0.2	L	9	1	1	1	0	1	0	0	0	0	0	16	31	3.86	0.857				
Omar Daal, L ERA: 3.18 Dave Veres, R ERA: 5.79 Mel Rojas, R ERA: 5.93	2.1		9	1	1	1	0	1	0	0	0	0	0	24	32	0.00	1.000				
Omar Daal, L ERA: 3.18 Dave Veres, R ERA: 5.79 Mel Rojas, R ERA: 5.93	2.0		9	3	0	0	1	1	0	0	0	1	0	21	41	0.00	2.000				
Jason Isringhausen, R ERA: 3.62 Bob MacDonald, L ERA: 3.48	2.0		7	2	0	0	3	0	0	0	0	0	0	24	32	0.00	1.000				
Bob MacDonald, L ERA: 3.48	1.0		5	2	1	1	3	0	0	0	0	0	0	12	19	9.00	2.000				

Montreal Expos @ New York Mets
Shea Stadium, Flushing, NY
Wed May 01 1996, 7:05 PM EDT
Att: 16,937 - Unknown - 60 F

AB 32
R 6
H 10
RBI 6
BB 6
SO 8
LOB 24



Batter	1	2	3	4	5	6	7	8	9	AB	R	H	RBI	BB	SO	LOB	TOP											
Mark Grudzielanek, R OBP: 0.384, SLG: 0.467 (1, 6)	G2-3		K		G1-6-3			K		4	0	0	0	0	2	5	Montreal Expos @ Houston Astros Astrodome, Houston, TX Sat May 04 1996, 8:05 PM EDT Att: 22,810 - Dome - 68 F											
Mike Lansing, R OBP: 0.434, SLG: 0.492 (1, 4)	G6-3		K			K		HR	BB	3	1	0	0	1	2	3												
Henry Rodriguez, L OBP: 0.364, SLG: 0.724 (1, 7)	F8		G4-3			1B		HR		4	1	2	2	0	0	3												
Moises Alou, R OBP: 0.350, SLG: 0.518 (1, 9)		G6-3		K		K		P6		4	0	0	0	0	2	0												
David Segui, S OBP: 0.325, SLG: 0.520 (1, 3)		1B	F9			K		CS	1B	4	0	2	0	0	1	0												
Darwin Fletcher, L OBP: 0.382, SLG: 0.550 (1, 2)	G6-4-3		G4-3			L7		G3-1		4	0	0	0	0	0	2												
F.P. Santangelo, S OBP: 0.435, SLG: 0.462 (1, 8)			1B	BB		SH	1B			1	0	1	0	3	0	0												
Shane Andrews, R OBP: 0.318, SLG: 0.421 (1, 5)			1B	BB		F8		CS	P4	CS	2	0	0	0	1	0												
Kirk Rueter, L OBP: 0.167, SLG: 0.100 (1, 1)			1B	BB		SH		F8		1	0	1	0	0	0	0												
Cliff Floyd, L OBP: 0.250, SLG: 0.143 (8, PH)										1	0	0	0	0	0	0												
Tim Scott, R (8, 1)										0	0	0	0	0	0	0												
Dave Veres, R OBP: 1.000, SLG: 1.500 (8, 1)										0	0	0	0	0	0	0												
Mel Rojas, R OBP: 0.500, SLG: 0.500 (9, 1)										0	0	0	0	0	0	0												
Inning Stats	R: 0 E: 0 K: 0 S: 6	H: 0 LOB: 0 BB: 0 P: 8	R: 0 E: 0 K: 0 S: 9	H: 1 LOB: 0 BB: 0 P: 13	R: 0 E: 0 K: 2 S: 13	H: 1 LOB: 3 BB: 2 P: 30	R: 0 E: 0 K: 1 S: 14	H: 0 LOB: 0 BB: 0 P: 18	R: 0 E: 1 K: 0 S: 11	H: 1 LOB: 1 BB: 0 P: 16	R: 0 E: 0 K: 2 S: 9	H: 1 LOB: 0 BB: 0 P: 13	R: 0 E: 0 K: 1 S: 7	H: 0 LOB: 0 BB: 1 P: 15	R: 0 E: 0 K: 1 S: 5	H: 0 LOB: 0 BB: 0 P: 8		R: 2 E: 0 K: 0 S: 11	H: 2 LOB: 1 BB: 2 P: 24	1B: 5 2B: 0 3B: 0 HR: 1	SF: 0 SAC: 1 DP: 2 HBP: 0	WP: 1 PB: 0 SB: 0 CS: 2	PA: 36					
PITCHER	IP	WLS	BF	H	R	ER	SO	BB	IBB	HBP	BLK	WP	HR	S	P	ERA		WHIP										
Darryl Kile, R ERA: 4.1 (1, 1)	8.0		28	4	0	0	7	3	0	0	0	0	0	74	121	0.00	0.875											
Xavier Hernandez, R ERA: 8.59 (9, 1)	0.1	L	4	2	2	2	0	1	0	0	0	0	1	8	15	54.00	9.000											
Alvin Morman, L ERA: 4.78 (9, 1)	0.1		1	0	0	0	0	0	0	0	0	0	1	0	1	3	0.00	0.000										
Anthony Young, R ERA: 3.38 (9, 1)	0.1		1	0	0	0	0	1	0	0	0	0	0	2	6	0.00	3.000											

AB	28
R	2
H	6
RBI	2
BB	5
SO	7
LOB	14



Batter	1	2	3	4	5	6	7	8	9	AB	R	H	RBI	BB	SO	LOB	BOTTOM										
Brian Hunter, R OBP: 0.336, SLG: 0.364 (1, 8)	G3			1B		G6-3		SF8		3	0	1	1	0	0	0	Montreal Expos @ Houston Astros Astrodome, Houston, TX Sat May 04 1996, 8:05 PM EDT Att: 22,810 - Dome - 68 F										
Craig Biggio, R OBP: 0.375, SLG: 0.364 (1, 4)	HBP		L5			P2		CS	P6	3	0	0	0	0	0	1											
5 Jeff Bagwell, R OBP: 0.493, SLG: 0.689 (1, 3)	K2			1B		G6-3			K	4	0	1	0	0	2	1											
Derek Bell, R OBP: 0.343, SLG: 0.532 (1, 9)		F9		F8		G4-3			P3	4	0	0	0	0	2												
Tony Eusebio, R OBP: 0.273, SLG: 0.381 (1, 2)		F9				F9				3	0	1	0	0	0	0											
James Mouton, R OBP: 0.275, SLG: 0.222 (1, 7)				1B		G6-3			P4	3	0	1	0	0	0	3											
Orlando Miller, R OBP: 0.366, SLG: 0.512 (1, 6)		CS		K		G5-3		G5-3		3	0	0	0	0	1	0											
Ricky Gutierrez, R OBP: 0.368, SLG: 0.353 (1, 5)			G6-3			F8		1B	SF8	3	1	1	0	0	0	0											
Darryl Kile, R OBP: 0.273, SLG: 0.200 (8, PH)						G5-3				2	0	0	0	0	1	0											
Derrick Nix, L OBP: 0.206, SLG: 0.407 (8, PH)										1	0	0	0	0	0	0											
John Cantor, L OBP: 0.346, SLG: 0.298 (8, PH)										0	0	0	0	0	0	0											
Xavier Hernandez, L (9, 1)										0	0	0	0	0	0	0											
Alvin Morman, L (9, 1)										0	0	0	0	0	0	0											
Anthony Young, R (9, 1)										0	0	0	0	0	0	0											
Inning Stats	R: 0 E: 0 K: 1 S: 6	H: 0 LOB: 1 BB: 0 P: 13	R: 0 E: 0 K: 0 S: 5	H: 1 LOB: 0 BB: 0 P: 10	R: 0 E: 0 K: 2 S: 7	H: 0 LOB: 0 BB: 0 P: 10	R: 0 E: 0 K: 0 S: 14	H: 3 LOB: 3 BB: 0 P: 22	R: 0 E: 0 K: 0 S: 8	H: 0 LOB: 0 BB: 0 P: 12	R: 0 E: 0 K: 0 S: 9	H: 0 LOB: 0 BB: 0 P: 14	R: 0 E: 0 K: 0 S: 11	H: 0 LOB: 0 BB: 0 P: 16	R: 1 E: 0 K: 0 S: 14	H: 2 LOB: 1 BB: 0 P: 19		R: 0 E: 0 K: 1 S: 13	H: 0 LOB: 0 BB: 0 P: 17	1B: 5 2B: 2 3B: 0 HR: 0	SF: 1 SAC: 0 DP: 1 HBP: 1	WP: 0 PB: 0 SB: 0 CS: 2	PA: 33				
PITCHER	IP	WLS	BF	H	R	ER	SO	BB	IBB	HBP	BLK	WP	HR	S	P	ERA	WHIP										
Kirk Rueter, L ERA: 3.52 (1, 1)	7.0		24	4	0	0	3	4	0	0	0	0	0	60	97	0.00	0.571										
Tim Scott, R ERA: 1.5 (8, 1)	0.1		3	2	1	1	0	0	0	0	0	0	0	11	15	27.00	6.000										
Dave Veres, R ERA: 5.31 (8, 1)	0.2	W	1	0	0	0	0	0	0	0	0	0	0	3	4	0.00	0.000										
Mel Rojas, R ERA: 5.52 (9, 1)	1.0	S	3	0	0	0	1	0	0	0	0	0	0	13	17	0.00	0.000										



Batter	1	2	3	4	5	6	7	8	9	AB R H RBI BB SO LOB	TOP									
Mark Grudzielanek, R OBP: 0.377, SLG: 0.454	1-2 E6 2B		2-1 E6 2B	0-0 G1-3			1-1 F8		4-1 BB	4 2 0 0 1 0 2	Montreal Expos @ Houston Astros Astrodome, Houston, TX Sun May 05 1996, 4:33 AM EDT Att: 25,207 - Dome - 68 F									
Mike Lansing, R OBP: 0.433, SLG: 0.504	0-0 F8		1-0 2B 1-H		2-1 F7		2-2 2B		2-3 K	5 0 2 1 0 1 2										
Henry Rodriguez, L OBP: 0.369, SLG: 0.755	2-2 2B 1-H		1-3 K		0-0 HR		2-2 G4-3			4 1 2 2 0 1 2										
Moises Alou, R OBP: 0.354, SLG: 0.518	1-1 G6-3			0-1 SH 1B	1-3 K			2-2 1B		4 1 2 0 0 1 0										
David Segui, S OBP: 0.410, SLG: 0.500		1-1 G4-3		1-0 P4	0-0 G4-3			2-3 K		4 0 0 0 0 1 2										
F.P. Santangelo, S OBP: 0.425, SLG: 0.439		1-2 G4-3		0-1 SH 1B		3-1 G6-3 HBP		1-2 F8		2 1 0 0 0 0 1										
Lenny Webster, R Omar Daal, L	3-3 K		3-2 FC6-4 1B		1-1 F7		2-0 F9			4 0 1 1 0 1 2 0 0 0 0 0 0 0										
Dave Silvestri, R OBP: 0.271, SLG: 0.190			1-0 G5-3	2-2 FC6-4 BB	1-1 G6-3 1-2			1-1 L5		4 0 0 0 0 0 2										
Jeff Fassero, L Mike Dyer, R Tim Spehr, R	3-3 K		4-0 BB			1-3 K		3-2 G5-3		2 0 0 0 1 2 0 0 0 0 0 0 0 0 1 0 0 0 0 0 0										
Inning Stats	R: 1 E: 1 K: 0 S: 12	H: 1 LOB: 0 BB: 0 P: 16	R: 0 E: 0 K: 1 S: 8	H: 0 LOB: 0 BB: 0 P: 13	R: 1 E: 1 K: 2 S: 13	H: 1 LOB: 1 BB: 1 P: 21	R: 2 E: 1 K: 0 S: 13	H: 2 LOB: 2 BB: 1 P: 23	R: 1 E: 0 K: 1 S: 8	H: 1 LOB: 0 BB: 0 P: 11		R: 0 E: 0 K: 1 S: 11	H: 1 LOB: 1 BB: 0 P: 17	R: 0 E: 0 K: 1 S: 12	H: 1 LOB: 1 BB: 0 P: 19	R: 0 E: 0 K: 1 S: 10	H: 0 LOB: 1 BB: 1 P: 20	1B: 3 2B: 3 3B: 0 HR: 1	SF: 0 SAC: 1 DP: 1 HBP: 1	WP: 0 PB: 0 SB: 0 CS: 0
PITCHER	IP WLS BF H R ER SO BB IBB HBP BLK WP HR S P ERA WHIP											IP WLS BF H R ER SO BB IBB HBP BLK WP HR S P ERA WHIP								
Doug Brocail, R ERA: 4.18	(1, 1) 5.0 L 23 5 5 2 4 1 0 0 0 0 0 1 54 84 3.60 1.200																			
Jim Dougherty, R ERA: 5.4	(6, 1) 1.2 6 1 0 0 1 0 0 1 0 0 0 0 13 22 0.00 0.600																			
Jeff Tabaka, L ERA: 4.7	(7, 1) 1.1 5 1 0 0 1 0 0 0 0 0 0 0 15 24 0.00 0.750																			
Anthony Young, R ERA: 3.14	(9, 1) 1.0 4 0 0 0 1 1 0 0 0 0 0 0 10 20 0.00 1.000																			

Batter	1	2	3	4	5	6	7	8	9	AB R H RBI BB SO LOB	BOTTOM									
Brian Hunter, R OBP: 0.333, SLG: 0.360	1-1 G6-3		1-0 G5-3		1-0 FC6-4 1-2			0-0 G6-3 BB		4 0 1 0 0 0 1	Montreal Expos @ Houston Astros Astrodome, Houston, TX Sun May 05 1996, 4:33 AM EDT Att: 25,207 - Dome - 68 F									
Craig Biggio, R OBP: 0.371, SLG: 0.354	2-3 K		0-3 K		1-2 F9		4-1 G6-3 BB		4-1 G6-3 BB	3 0 0 0 1 2 1										
5 Jeff Bagwell, R OBP: 0.486, SLG: 0.673	0-0 1B		0-3 K			2-3 K		2-2 G6-3 1-2 2-3		4 0 1 0 0 2 2										
Derek Bell, R OBP: 0.355, SLG: 0.543	1-0 FC6-4 1B			2-1 2B		3-1 G6-3		4-1 HBP		3 0 2 0 0 0 0										
Mike Simms, R Jeff Tabaka, R	1-0 FC6-4		1-3 K		0-0 1B		1-1 K		2-3 K	3 0 1 0 0 1 3 0 0 0 0 0 0 0 0 0 0 0 0 0 0 1 0 0 0 0 1 2 0 0 0 0 0 0 0										
Bill Spiers, L Tony Eusebio, R Anthony Young, R	1-2 K			1-3 K		3-3 K			1-2 G4-3	4 0 0 0 0 2 2										
Rick Wilkins, L OBP: 0.430, SLG: 0.520		3-2 F7		1-3 K						4 0 0 0 0 2 2										
Orlando Miller, R OBP: 0.351, SLG: 0.489		0-3 K		1-1 P4			2-1 F8		2-2 F8	4 0 0 0 0 1 1										
Ricky Gutierrez, R OBP: 0.381, SLG: 0.368		2-1 1B			0-2 FC6-4 1B		1-2 G4-3		0-0 F9	4 0 2 0 0 0 0										
Doug Brocail, L Sean Berry, R Jim Dougherty, R James Mouton, R	0-0 P5			1-3 K			0-0 F9			1 0 0 0 0 0 1 1 0 0 0 0 1 1 0 0 0 0 0 0 0 1 0 0 0 0 0 0										
Inning Stats	R: 0 E: 0 K: 1 S: 10	H: 2 LOB: 2 BB: 0 P: 15	R: 0 E: 0 K: 1 S: 10	H: 1 LOB: 1 BB: 0 P: 15	R: 0 E: 0 K: 2 S: 10	H: 1 LOB: 1 BB: 0 P: 15	R: 0 E: 0 K: 1 S: 13	H: 1 LOB: 1 BB: 0 P: 16	R: 0 E: 0 K: 2 S: 9	H: 1 LOB: 1 BB: 0 P: 17	R: 0 E: 0 K: 0 S: 6	H: 0 LOB: 0 BB: 0 P: 9	R: 0 E: 0 K: 1 S: 11	H: 1 LOB: 2 BB: 1 P: 23	R: 0 E: 0 K: 0 S: 8	H: 0 LOB: 0 BB: 0 P: 11	1B: 6 2B: 1 3B: 0 HR: 0	SF: 0 SAC: 0 DP: 1 HBP: 1	WP: 0 PB: 0 SB: 0 CS: 0	PA: 35
PITCHER	IP WLS BF H R ER SO BB IBB HBP BLK WP HR S P ERA WHIP											IP WLS BF H R ER SO BB IBB HBP BLK WP HR S P ERA WHIP								
Jeff Fassero, L ERA: 3.14	(1, 1) 7.0 W 29 7 0 0 0 0 1 0 0 0 0 0 68 102 0.00 1.143																			
Mike Dyer, R ERA: 2.94	(8, 1) 0.2 2 0 0 0 0 0 0 0 1 0 0 0 4 10 0.00 0.000																			
Omar Daal, L ERA: 2.95	(8, 1) 1.1 4 0 0 0 1 0 0 0 0 0 0 0 13 18 0.00 0.000																			

AB	34
R	5
H	7
RBI	4
BB	2
SO	7
LOB	13



Batter	1	2	3	4	5	6	7	8	9	AB	R	H	RBI	BB	SO	LOB	TOP					
Brian McRae, S OBP: 0.377, SLG: 0.433 (1, 8)										4	1	3	0	0	0	0	Chicago Cubs @ Montreal Expos Olympic Stadium, Montreal, QB Mon May 06 1996, 7:05 PM EDT Att: 46,893 - Dome					
23 Ryne Sandberg, R OBP: 0.322, SLG: 0.466 (1, 4)										4	0	1	0	0	3	3						
Sammy Sosa, R OBP: 0.284, SLG: 0.469 (1, 9)										4	0	0	0	0	3	3						
Luis Gonzalez, L OBP: 0.414, SLG: 0.389 (1, 3)										2	0	0	1	1	1	0						
Scott Servais, R OBP: 0.371, SLG: 0.582 Doug Jones, R (8, 1)										3	0	0	0	0	1	3						
Scott Bullitt, L OBP: 0.273, SLG: 0.250 (1, 7)											4	1	1	0	0	1						
José Hernández, R OBP: 0.246, SLG: 0.164 (1, 5)											4	0	0	0	0	2		1				
Rey Sanchez, R OBP: 0.257, SLG: 0.284 (1, 6)											4	0	1	1	0	1		0				
Jim Bullinger, R OBP: 0.336, SLG: 1.091 Todd Henry, R OBP: 0.266, SLG: 0.286 Rodney Myers, R (5, 1) Robin Jennings, L OBP: 0.182, SLG: 0.273 Mike Perez, R (7, 1) Mike Perez, R (7, 1) Brian Dorsett, R OBP: 0.091, SLG: 0.090 (8, 2)											1	0	0	0	0	1		0				
Inning Stats	R: 0 E: 0 K: 2 S: 8	H: 1 LOB: 2 BB: 1 P: 12	R: 0 E: 0 K: 0 S: 3	H: 0 LOB: 0 BB: 0 P: 3	R: 0 E: 0 K: 2 S: 7	H: 0 LOB: 0 BB: 0 P: 7	R: 0 E: 0 K: 3 S: 9	H: 0 LOB: 0 BB: 0 P: 9	R: 1 E: 0 K: 2 S: 10	H: 3 LOB: 2 BB: 0 P: 10	R: 0 E: 0 K: 1 S: 5	H: 0 LOB: 1 BB: 0 P: 6	R: 0 E: 0 K: 0 S: 3	H: 0 LOB: 0 BB: 0 P: 3	R: 1 E: 0 K: 0 S: 5	H: 2 LOB: 1 BB: 0 P: 5		R: 0 E: 0 K: 2 S: 7	H: 0 LOB: 0 BB: 0 P: 7	1B: 3 2B: 3 3B: 0 HR: 0	SF: 1 SAC: 0 DP: 0 HBP: 1	WP: 0 PB: 0 SB: 2 CS: 0
PITCHER	IP WLS BF H R ER SO BB IBB HBP BLK WP HR S P ERA WHIP	7.0 W 29 6 2 2 10 1 0 1 0 0 0 47 52 2.57 1.000	2.0 6 0 0 0 2 0 0 0 0 0 0 10 10 0.00 0.000	PITCHER										IP WLS BF H R ER SO BB IBB HBP BLK WP HR S P ERA WHIP								
Pedro Martinez, R ERA: 3.0 (1, 1)											7.0 W 29 6 2 2 10 1 0 1 0 0 0 47 52 2.57 1.000											
Tim Scott, R ERA: 1.59 (8, 1)											2.0 6 0 0 0 2 0 0 0 0 0 0 10 10 0.00 0.000											

AB	32
R	2
H	6
RBI	2
BB	1
SO	12
LOB	12



Batter	1	2	3	4	5	6	7	8	9	AB	R	H	RBI	BB	SO	LOB	BOTTOM				
Mark Grudzielanek, R OBP: 0.378, SLG: 0.469 (1, 6)										4	2	1	2	1	0	3	Chicago Cubs @ Montreal Expos Olympic Stadium, Montreal, QB Mon May 06 1996, 7:05 PM EDT Att: 46,893 - Dome				
Mike Lansing, R OBP: 0.428, SLG: 0.492 (1, 4)										3	1	0	0	1	1	0					
Henry Rodriguez, L OBP: 0.365, SLG: 0.745 Cliff Floyd, L OBP: 0.250, SLG: 0.143 (8, 7)										4	0	1	0	0	1	2					
Moises Alou, R OBP: 0.351, SLG: 0.508 (1, 9)										4	1	1	2	0	1	1					
David Segui, S OBP: 0.413, SLG: 0.491 (1, 3)										2	1	0	0	2	0	0					
Darin Fletcher, L OBP: 0.386, SLG: 0.524 (1, 2)										4	0	0	0	0	0	4					
F.P. Santangelo, S OBP: 0.434, SLG: 0.455 (1, 8)											3	0	1	2	1	1		0			
Dave Silvestri, R OBP: 0.288, SLG: 0.200 (1, 5)											3	0	1	0	1	1		1			
Pedro Martinez, R OBP: 0.125, SLG: 0.067 Tim Scott, R (8, 1) Tim Spehr, R (8, 2)											2	1	1	0	1	0		2			
Inning Stats	R: 4 E: 0 K: 0 S: 5	H: 2 LOB: 2 BB: 4 P: 21	R: 0 E: 0 K: 1 S: 5	H: 0 LOB: 0 BB: 0 P: 5	R: 0 E: 0 K: 0 S: 3	H: 0 LOB: 0 BB: 0 P: 3	R: 2 E: 0 K: 1 S: 7	H: 2 LOB: 0 BB: 0 P: 7	R: 0 E: 0 K: 1 S: 5	H: 0 LOB: 0 BB: 0 P: 5	R: 0 E: 0 K: 0 S: 3	H: 0 LOB: 2 BB: 2 P: 11	R: 0 E: 0 K: 1 S: 6	H: 1 LOB: 1 BB: 1 P: 10	R: 0 E: 0 K: 1 S: 6	H: 1 LOB: 1 BB: 0 P: 6		1B: 3 2B: 2 3B: 0 HR: 1	SF: 0 SAC: 0 DP: 0 HBP: 0	WP: 0 PB: 0 SB: 0 CS: 0	PA: 37
PITCHER	IP WLS BF H R ER SO BB IBB HBP BLK WP HR S P ERA WHIP	4.0 L 20 4 6 6 2 4 0 0 0 0 1 20 13.50 2.000	2.0 8 0 0 0 1 2 0 0 0 0 0 8 16 0.00 1.000	1.0 5 1 0 0 1 1 0 0 0 0 0 6 10 0.00 2.000	1.0 4 1 0 0 1 0 0 0 0 0 0 6 6 0.00 1.000	PITCHER										IP WLS BF H R ER SO BB IBB HBP BLK WP HR S P ERA WHIP					
Jim Bullinger, R ERA: 8.02 (5, 1)											4.0 L 20 4 6 6 2 4 0 0 0 0 1 20 13.50 2.000										
Rodney Myers, R ERA: 3.55 (7, 1)											2.0 8 0 0 0 1 2 0 0 0 0 0 8 16 0.00 1.000										
Mike Perez, R ERA: 2.08 (8, 1)											1.0 5 1 0 0 1 1 0 0 0 0 0 6 10 0.00 2.000										
Doug Jones, R ERA: 3.6 (8, 1)											1.0 4 1 0 0 1 0 0 0 0 0 0 6 6 0.00 1.000										

AB	30
R	6
H	6
RBI	6
BB	7
SO	5
LOB	14



Batter	1	2	3	4	5	6	7	8	9	AB	R	H	RBI	BB	SO	LOB	TOP					
Brian McRae, S (1.8)	G6-3		FC5-4 BB		FC3-2 BB		2B			3	0	1	1	1	0	2						
23 Ryne Sandberg, R (1.4)	F8		FC5-4		BB		K			3	0	0	0	1	1	2						
Mark Grace, L (1.3)	G3-1			F7	FC6-4 BB		G4-3			3	0	0	1	1	0	0						
Sammy Sosa, R (1.9)		G1-3		1B	FC6-4			L8		4	0	1	0	0	0	3						
Luis Gonzalez, L (1.7)	G4-3			L9		G4-3 3B		L7		4	1	1	0	0	0	1						
Todd Haney, R (1.5)	G5-3			F8		G4-3		G5-3		4	0	0	1	0	0	1						
Brian Dorsett, R (1.2)			G4-3		SH3-4 FC3-2 1B		F7		P9	4	0	1	0	0	0	0						
Rey Sanchez, R (1.6)			SH3 1B		FC3-2 SH3-4 BB 1B		G4-3		G5-3	4	1	2	0	0	0	0						
Steve Trachsel, R (1.1)			SH3		SH3-4				G5-3	0	0	0	0	0	0	0						
Bob Patterson, R (6.1)										0	0	0	0	0	0	0						
Robin Jennings, L (7. PH)										0	1	1	0	0	0	0						
Terry Adams, R (7.1)										0	0	0	0	0	0	0						
Doug Jones, R (7.1)										0	0	0	0	0	0	0						
Ozzie Timmons, R (8. PH)										1	0	0	0	0	0	0						
Inning Stats	R: 0 E: 0 K: 0 S: 7	H: 0 LOB: 0 BB: 0 P: 11	R: 0 E: 0 K: 0 S: 9	H: 0 LOB: 0 BB: 0 P: 14	R: 0 E: 0 K: 0 S: 9	H: 1 LOB: 2 BB: 1 P: 17	R: 0 E: 0 K: 0 S: 9	H: 1 LOB: 1 BB: 0 P: 13	R: 1 E: 0 K: 0 S: 13	H: 2 LOB: 3 BB: 2 P: 25	R: 1 E: 0 K: 0 S: 5	H: 1 LOB: 0 BB: 0 P: 11	R: 1 E: 0 K: 0 S: 8	H: 2 LOB: 0 BB: 0 P: 11	R: 0 E: 0 K: 0 S: 5	H: 0 LOB: 0 BB: 0 P: 8	R: 0 E: 0 K: 0 S: 7	H: 0 LOB: 0 BB: 0 P: 10	1B: 5 2B: 1 3B: 1 HR: 0	SF: 0 SAC: 2 DP: 0 HBP: 0	WP: 0 PB: 0 SB: 0 CS: 0	PA: 36
PITCHER	IP WLS BF H R ER SO BB IBB HBP BLK WP HR S P ERA WHIP																					
Tavo Alvarez, R (1.1)	4.2	21	4	1	1	0	3	0	0	0	0	0	0	0	0	0	0	0	44	77	1.93	1.500
Mike Dyer, R (5.1)	0.1	1	0	0	0	0	0	0	0	0	0	0	0	0	0	0	0	0	3	3	0.00	0.000
Dave Veres, R (6.1)	2.0	W	8	3	2	2	1	0	0	0	0	0	0	0	0	0	0	0	13	22	9.00	1.500
Barry Manuel, R (8.1)	2.0		6	0	0	0	0	0	0	0	0	0	0	0	0	0	0	0	12	18	0.00	0.000

Chicago Cubs @ Montreal Expos
Olympic Stadium, Montreal, QB
Tue May 07 1996, 7:05 PM EDT
Att: 13,236 - Dome

AB 31
R 3
H 7
RBI 3
BB 3
SO 1
LOB 9



Batter	1	2	3	4	5	6	7	8	9	AB	R	H	RBI	BB	SO	LOB	BOTTOM					
Mark Grudzielanek, R (1.6)	CS 2B		L9		G4-3		SH5-4 2B BB	G6-3 3B		4	2	2	0	1	0	1						
Mike Lansing, R (1.4)	K			G5-3	G5-3		SH5-4	G5-3		4	0	0	0	0	1	3						
Henry Rodriguez, L (1.7)	L4			FC3-6 1B		1B BB	2B IBB	G5-3		3	1	1	1	2	0	1						
Moises Alou, R (1.9)	CS	K		FC3-6 1B		1B BB	2B IBB	G4-3		5	1	3	2	0	1	0						
David Segui, S (1.3)				FC3-6		1B	2B	G4-3		3	2	2	1	1	0	2						
Darin Fletcher, L (1.2)		HR		1-2 2-3		1B	1B IBB			4	0	0	0	0	3	8						
F.P. Santangelo, S (1.8)				K		K	K			4	1	2	2	0	0	3						
Dave Silvestri, R (1.5)					G6-3		G1-3	G6-3		4	0	1	1	0	0	4						
Tavo Alvarez, R (1.1)					G1-3		FC3			1	0	0	0	0	0	0						
Mike Dyer, R (5.1)										0	0	0	0	0	0	0						
Cliff Floyd, L (6. PH)										0	0	0	0	0	0	0						
Dave Veres, R (6.1)										0	0	0	0	0	0	0						
Andy Stankiewicz, R (7. PH)										1	1	0	0	1	0	2						
Barry Manuel, R (8.1)										0	0	0	0	0	0	0						
Inning Stats	R: 0 E: 0 K: 1 S: 6	H: 1 LOB: 0 BB: 0 P: 10	R: 1 E: 0 K: 1 S: 9	H: 1 LOB: 0 BB: 0 P: 14	R: 0 E: 0 K: 1 S: 6	H: 0 LOB: 0 BB: 0 P: 7	R: 0 E: 0 K: 1 S: 10	H: 2 LOB: 2 BB: 0 P: 13	R: 0 E: 0 K: 0 S: 12	H: 1 LOB: 1 BB: 0 P: 19	R: 0 E: 0 K: 1 S: 14	H: 2 LOB: 3 BB: 1 P: 25	R: 5 E: 0 K: 1 S: 14	H: 3 LOB: 4 BB: 4 P: 36	R: 1 E: 0 K: 0 S: 7	H: 1 LOB: 0 BB: 0 P: 10	1B: 5 2B: 3 3B: 2 HR: 1	SF: 0 SAC: 1 DP: 0 HBP: 0	WP: 0 PB: 1 SB: 0 CS: 1	PA: 41		
PITCHER	IP WLS BF H R ER SO BB IBB HBP BLK WP HR S P ERA WHIP																					
Steve Trachsel, R (1.1)	5.0	23	7	2	2	3	1	0	0	0	0	0	0	0	0	0	0	0	51	79	3.60	1.600
Bob Patterson, L (6.1)	1.0	3	0	0	0	1	0	0	0	0	0	0	0	0	0	0	0	0	6	9	0.00	0.000
Terry Adams, R (7.1)	0.0	L	2	0	2	0	2	0	0	0	0	0	0	0	0	0	0	0	3	11	∞	∞
Doug Jones, R (7.1)	2.0		12	4	4	4	1	0	2	0	0	0	0	0	0	0	0	0	18	35	18.00	2.000

Chicago Cubs @ Montreal Expos
Olympic Stadium, Montreal, QB
Tue May 07 1996, 7:05 PM EDT
Att: 13,236 - Dome

AB 34
R 8
H 11
RBI 8
BB 5
SO 5
LOB 24



Batter	1	2	3	4	5	6	7	8	9	AB	R	H	RBI	BB	SO	LOB	TOP								
Brian Hunter, R OBP: 0.315, SLG: 0.333 (1, 8)										6	1	1	0	0	2	5									
Craig Biggio, R OBP: 0.390, SLG: 0.372 (1, 4)										4	2	1	0	1	0	2									
5 Jeff Bagwell, R OBP: 0.306, SLG: 0.744 (1, 3)										4	3	3	3	1	0	1									
Derek Bell, R OBP: 0.361, SLG: 0.517 (1, 9)										6	1	4	1	0	1	1									
Sean Berry, R OBP: 0.357, SLG: 0.471 Ricky Gutierrez, R OBP: 0.383, SLG: 0.341 (1, 5) (8, 6)										5	2	3	4	0	1	4									
Rick Wilkins, L OBP: 0.393, SLG: 0.446 (1, 2)										5	1	1	0	0	1	4									
James Mouton, R Derrick May, L OBP: 0.318, SLG: 0.433 (1, 7) (8, PH) (8, 7)										4	0	1	0	0	0	2									
Orlando Miller, R Anthony Young, R OBP: 0.360, SLG: 0.495 (8, 1)										4	1	3	1	0	0	1									
Darryl Kile, R OBP: 0.231, SLG: 0.167 Bill Spiers, L OBP: 0.242, SLG: 0.290 (1, 1) (8, PH) (8, 5)										2	0	0	0	0	1	1									
Inning Stats	R: 2 E: 0 K: 1 S: 16	H: 4 LOB: 2 BB: 0 P: 22	R: 2 E: 0 K: 0 S: 17	H: 3 LOB: 2 BB: 1 P: 28	R: 0 E: 0 K: 1 S: 8	H: 1 LOB: 1 BB: 0 P: 12	R: 0 E: 0 K: 1 S: 11	H: 2 LOB: 2 BB: 0 P: 15	R: 1 E: 0 K: 0 S: 18	H: 3 LOB: 2 BB: 0 P: 23	R: 2 E: 0 K: 1 S: 18	H: 1 LOB: 1 BB: 1 P: 28	R: 0 E: 0 K: 1 S: 8	H: 0 LOB: 0 BB: 0 P: 11	R: 3 E: 0 K: 1 S: 23	H: 4 LOB: 2 BB: 0 P: 36	R: 1 E: 1 K: 0 S: 7	H: 0 LOB: 0 BB: 0 P: 9	1B: 15 2B: 1 3B: 1 HR: 1	SF: 1 SAC: 3 DP: 0 HBP: 1	WP: 0 PB: 0 SB: 0 CS: 0	PA: 50			
PITCHER	IP WLS BF H R ER SO BB IBB HBP BLK WP HR S P ERA WHIP	IP WLS BF H R ER SO BB IBB HBP BLK WP HR S P ERA WHIP																							
Kirk Rueter, L ERA: 4.45 (1, 1)	1.2 L 13 7 4 4 1 1 0 0 0 0 0 30 46 21.60 4.800	Barry Manuel, R ERA: 3.0 (2, 1)	3.1 6 1 1 1 2 0 0 0 0 0 0 40 54 2.70 1.800	Omar Daal, L ERA: 3.54 (6, 1)	2.0 9 1 2 2 2 1 0 0 0 0 1 26 39 9.00 1.000	Dave Veres, R ERA: 6.56 (8, 1)	1.0 8 4 3 3 1 0 0 1 0 0 0 23 36 27.00 4.000	Mel Rojas, R ERA: 5.4 (9, 1)	1.0 4 0 1 0 0 0 0 0 0 0 0 7 9 0.00 0.000																
Mark Grudzielanek, R OBP: 0.339, SLG: 0.497 Omar Daal, L ERA: 3.0 (7, PH) Dave Veres, R ERA: 6.56 Mel Rojas, R ERA: 5.4 Lenny Webster, R OBP: 0.388, SLG: 0.290 (1, 6) (8, 1) (8, 1) (8, PH) (8, PH)										3	0	1	0	0	0	3									
Mike Lansing, R OBP: 0.410, SLG: 0.471 Shane Andrews, R OBP: 0.322, SLG: 0.436 (1, 4) (6, FR) (7, 5)										3	0	0	0	0	1	2									
Henry Rodriguez, L OBP: 0.380, SLG: 0.752 (1, 7)										5	1	3	2	0	2	1									
Moises Alou, R OBP: 0.359, SLG: 0.504 (1, 9)										4	0	1	0	0	3	2									
David Segui, S OBP: 0.429, SLG: 0.513 (1, 3)										1	0	0	1	2	0	0									
Darin Fletcher, L OBP: 0.340, SLG: 0.479 Tim Spehr, R (1, 2) (7, 2)										3	0	0	0	0	1	3									
F.P. Santangelo, S OBP: 0.415, SLG: 0.518 (1, 8)										4	1	1	0	0	1	2									
Dave Silvestri, R OBP: 0.328, SLG: 0.236 (1, 5) (7, 6)										3	0	2	0	1	0	2									
Kirk Rueter, L OBP: 0.167, SLG: 0.100 Barry Manuel, R ERA: 3.0 Sherman Obando, R OBP: 0.224, SLG: 0.371 Andy Stankiewicz, R OBP: 0.385, SLG: 0.417 (1, 1) (2, 1) (5, PH) (6, 6) (7, 4)										0	0	0	0	0	0	0									
Inning Stats	R: 0 E: 0 K: 3 S: 13	H: 1 LOB: 1 BB: 0 P: 20	R: 0 E: 0 K: 1 S: 6	H: 0 LOB: 0 BB: 0 P: 10	R: 0 E: 0 K: 0 S: 10	H: 1 LOB: 1 BB: 1 P: 16	R: 0 E: 0 K: 3 S: 10	H: 0 LOB: 1 BB: 1 P: 19	R: 0 E: 0 K: 1 S: 9	H: 1 LOB: 1 BB: 0 P: 13	R: 1 E: 1 K: 0 S: 9	H: 2 LOB: 2 BB: 0 P: 13	R: 1 E: 0 K: 1 S: 11	H: 2 LOB: 1 BB: 1 P: 19	R: 1 E: 0 K: 0 S: 7	H: 1 LOB: 2 BB: 1 P: 15	R: 1 E: 0 K: 1 S: 10	H: 2 LOB: 1 BB: 0 P: 12	1B: 6 2B: 4 3B: 0 HR: 1	SF: 2 SAC: 0 DP: 2 HBP: 1	WP: 1 PB: 0 SB: 1 CS: 0	PA: 40			
PITCHER	IP WLS BF H R ER SO BB IBB HBP BLK WP HR S P ERA WHIP	IP WLS BF H R ER SO BB IBB HBP BLK WP HR S P ERA WHIP																							
Darryl Kile, R ERA: 3.65 Anthony Young, R ERA: 3.63 (1, 1) (8, 1)	7.0 W 29 3 2 2 1 1 0 0 0 0 1 17 27 9.00 2.000																								

Houston Astros @ Montreal Expos
Olympic Stadium, Montreal, QB
Thu May 09 1996, 7:05 PM EDT
Att: 12,470 - Dome

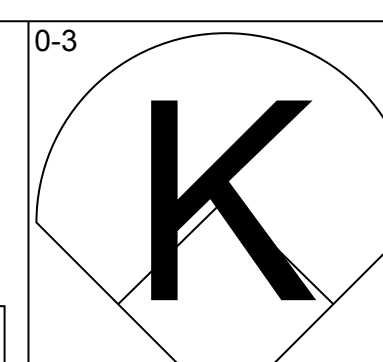
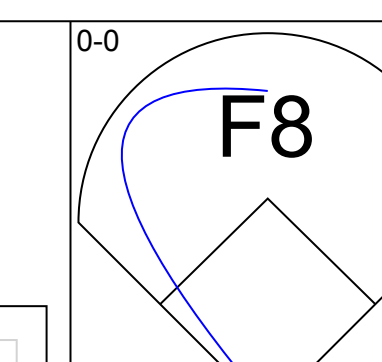
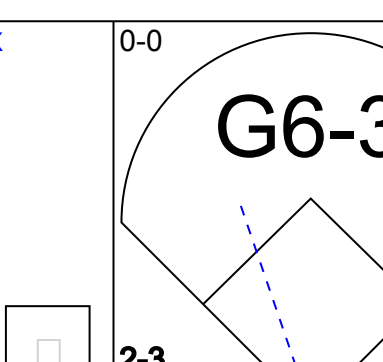
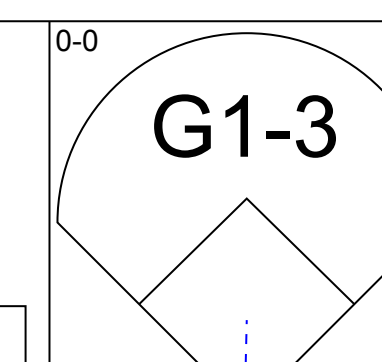
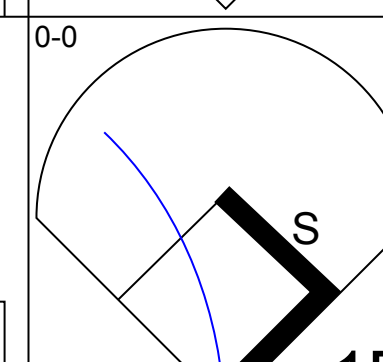
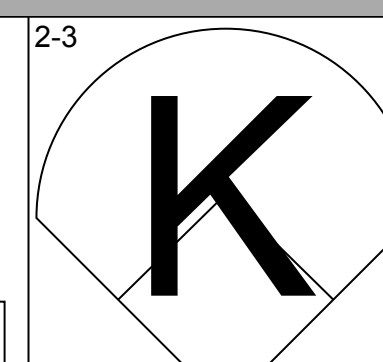
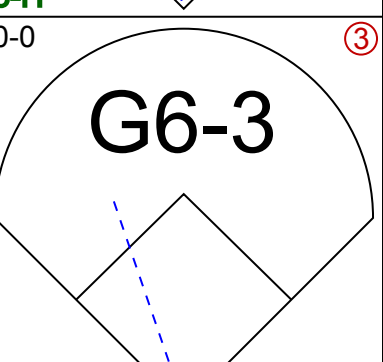
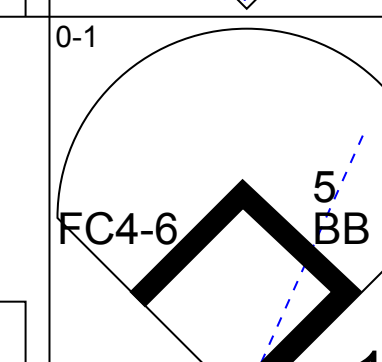
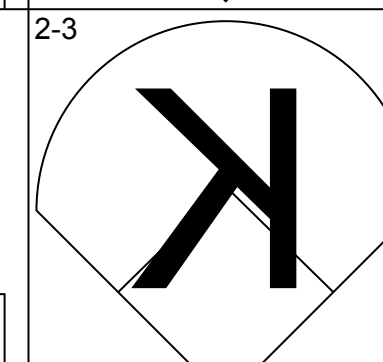
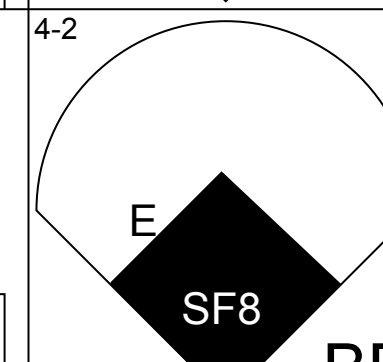
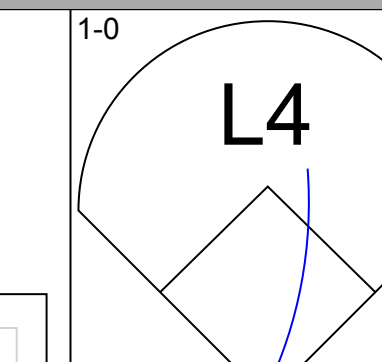
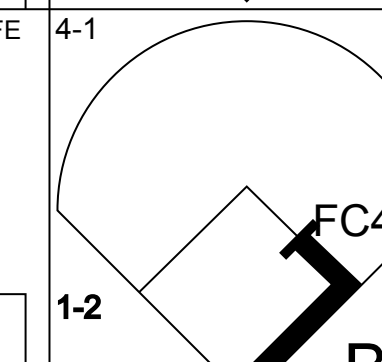
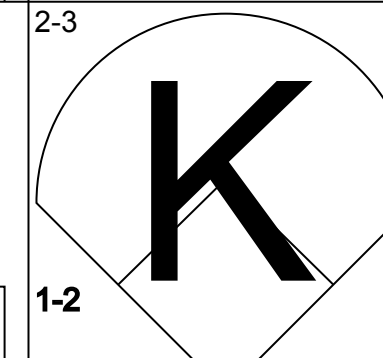
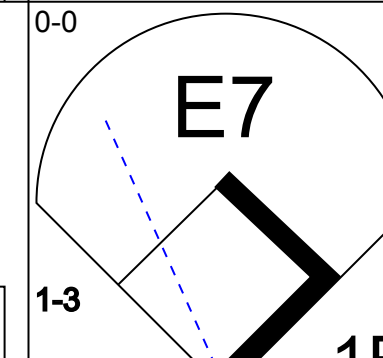
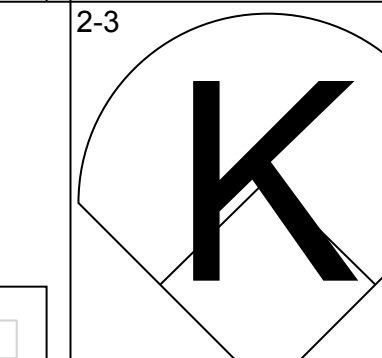
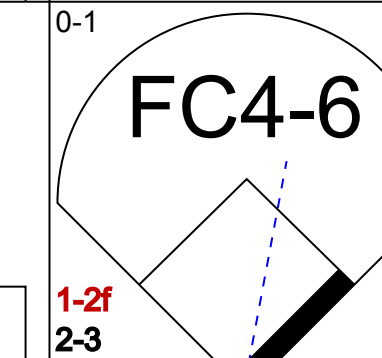
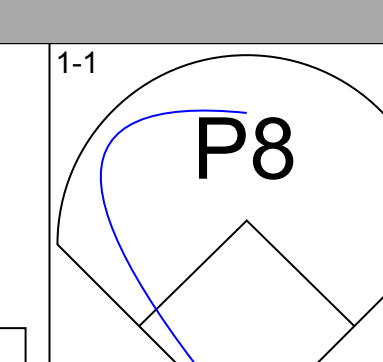
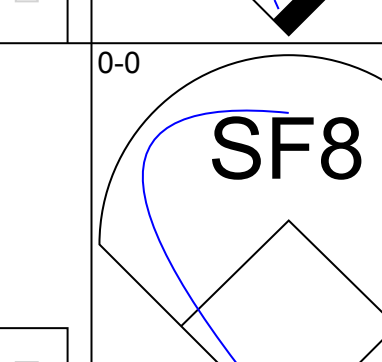
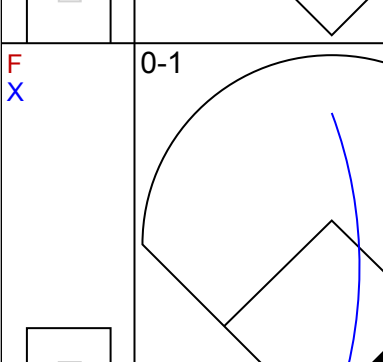
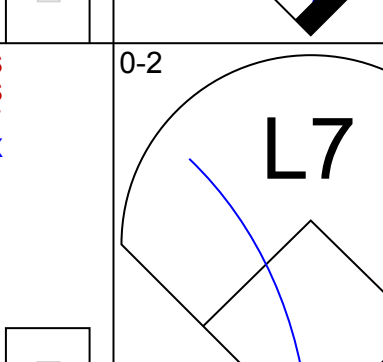
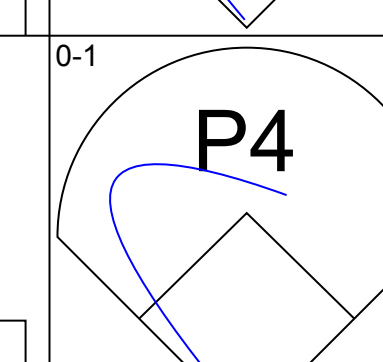
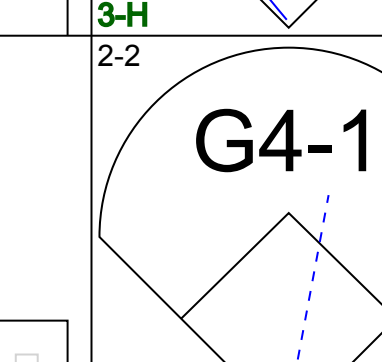
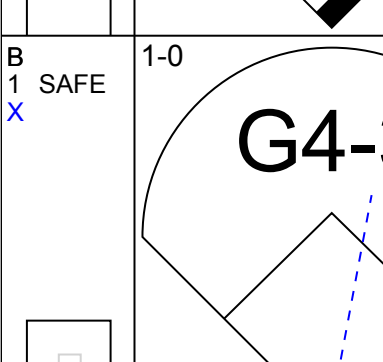
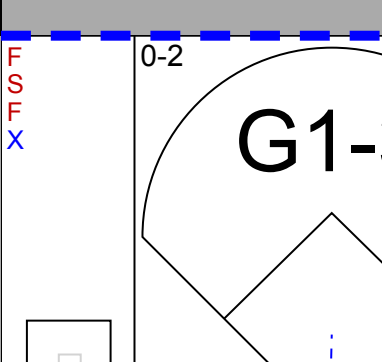
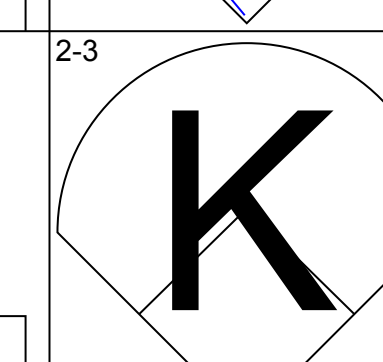
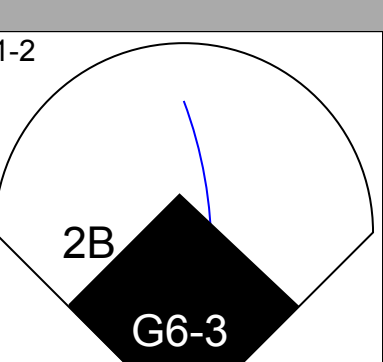
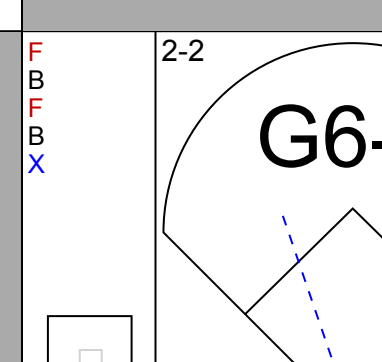
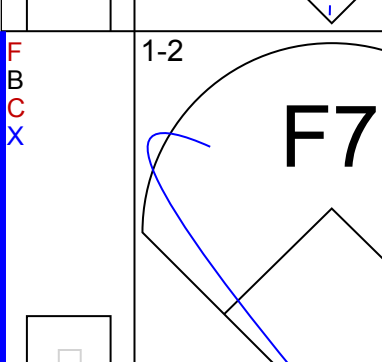
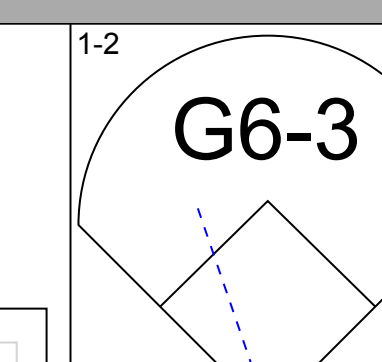
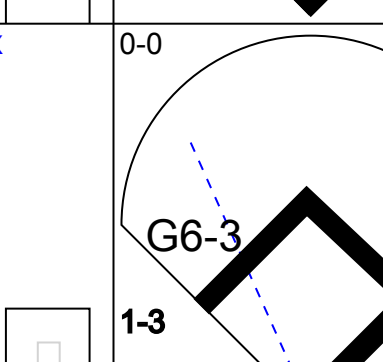
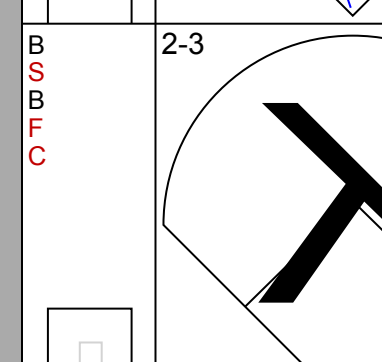
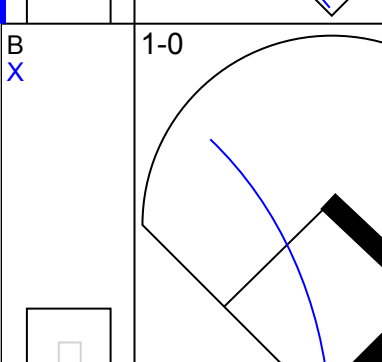
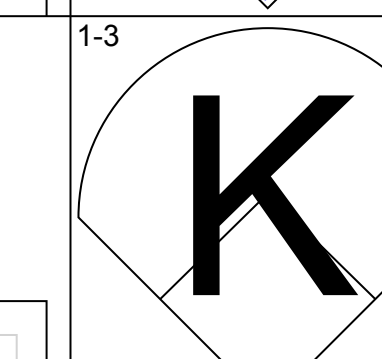
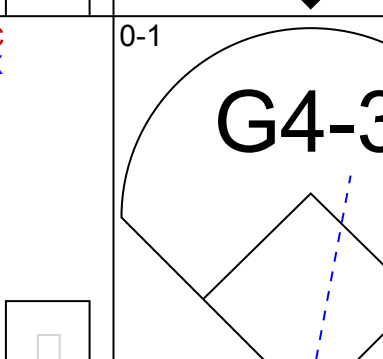
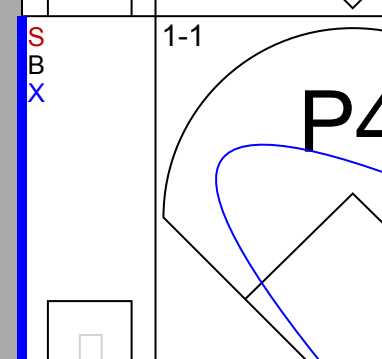
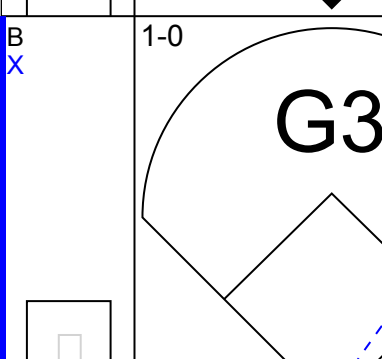
AB	43
R	11
H	18
RBI	11
BB	2
SO	6
LOB	23



Houston Astros @ Montreal Expos
Olympic Stadium, Montreal, QB
Thu May 09 1996, 7:05 PM EDT
Att: 12,470 - Dome

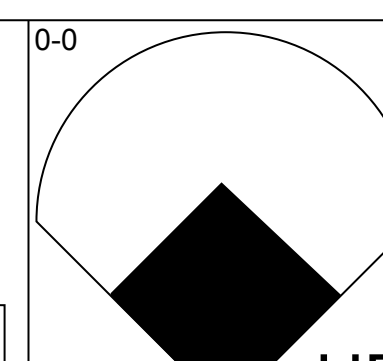
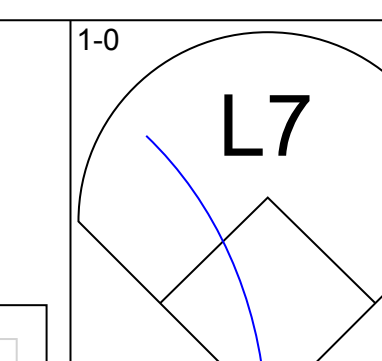
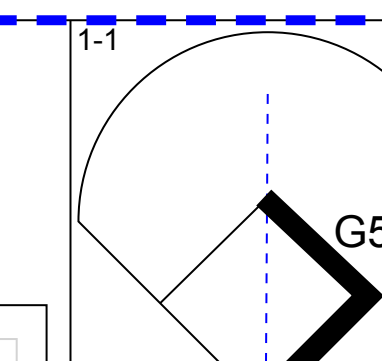
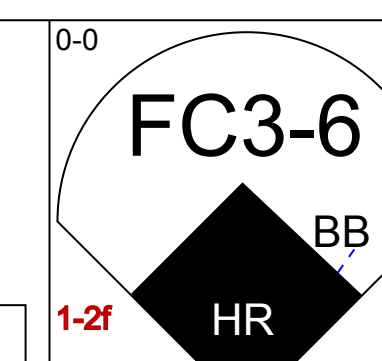
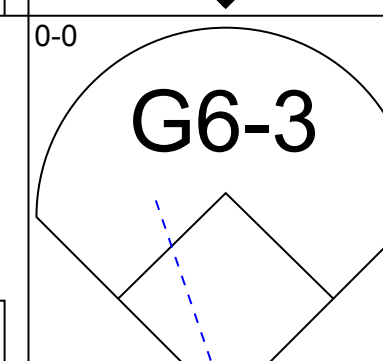
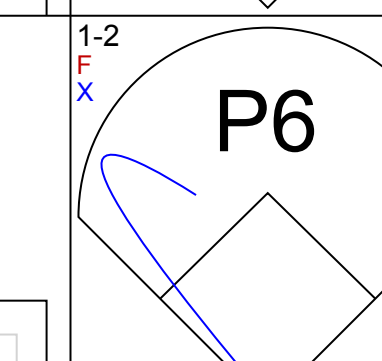
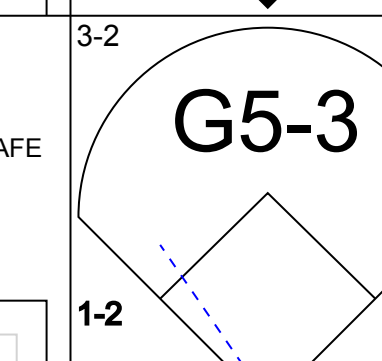
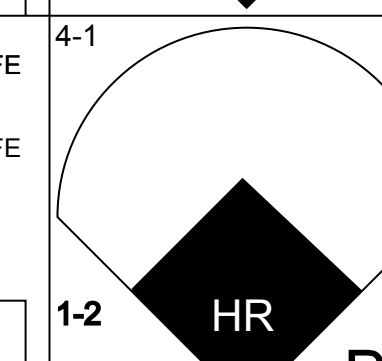
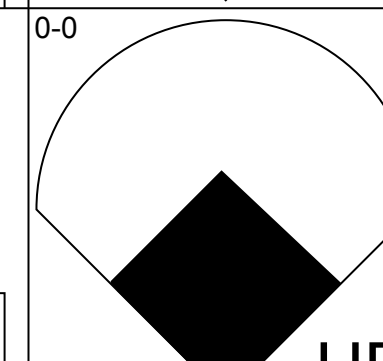
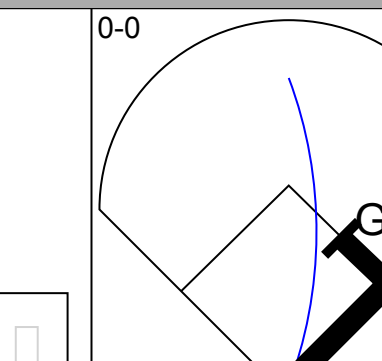
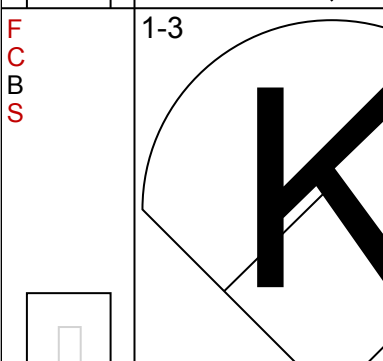
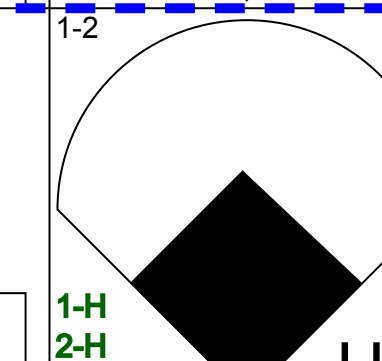
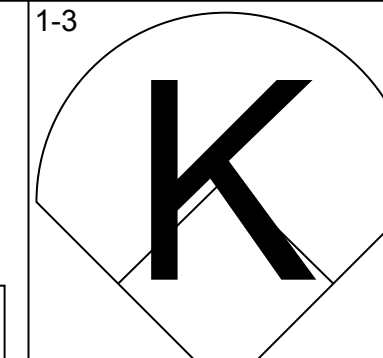
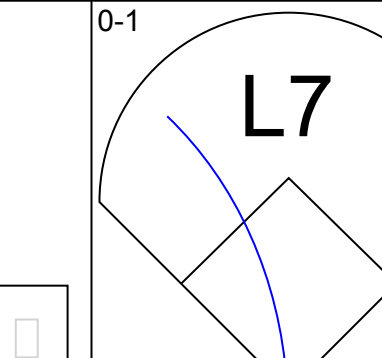
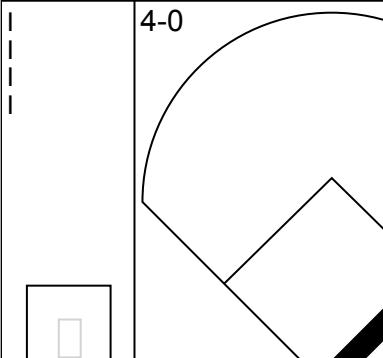
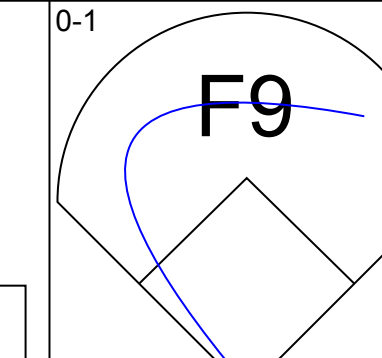
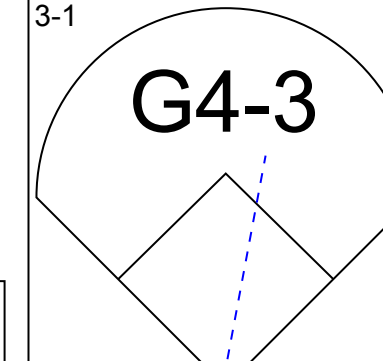
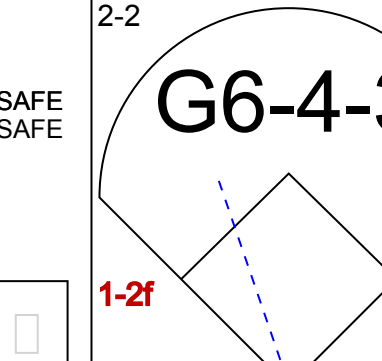
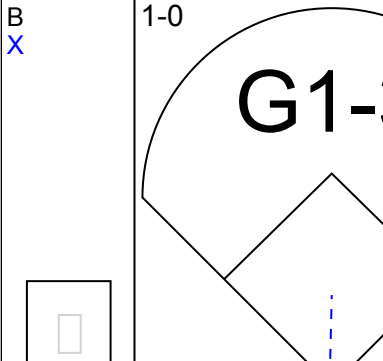
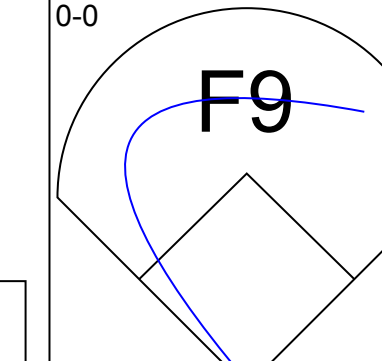
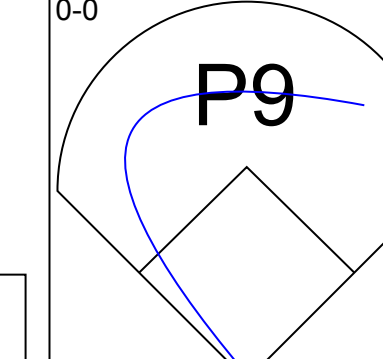
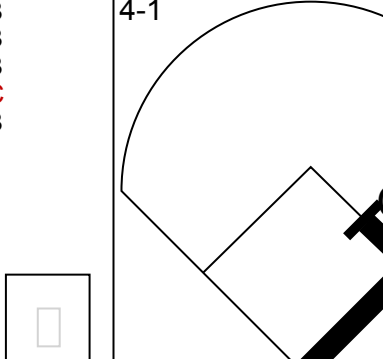
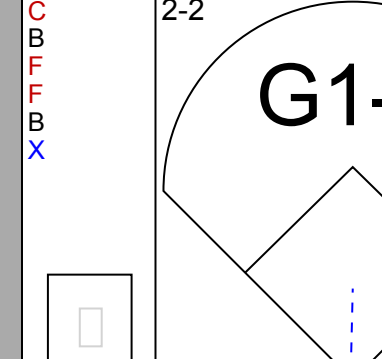
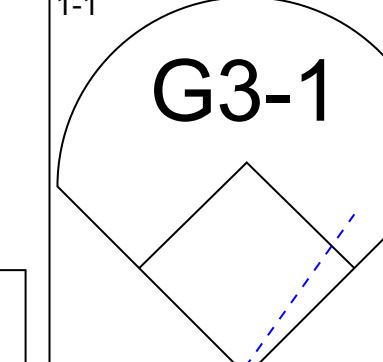
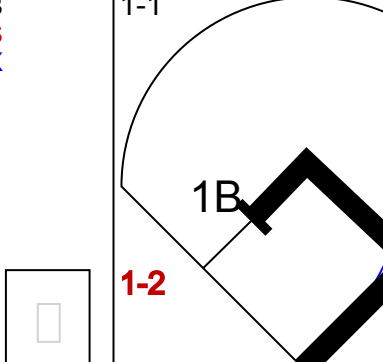
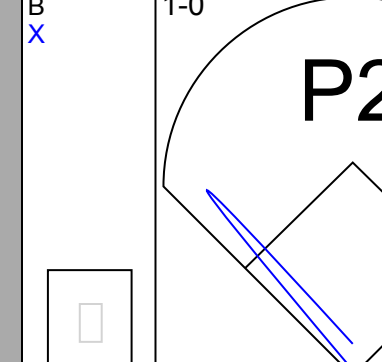
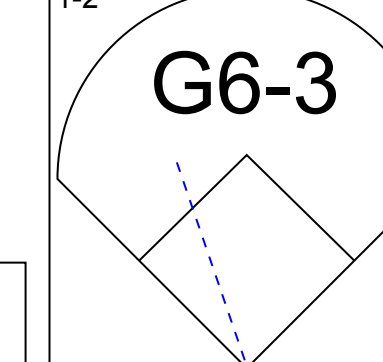
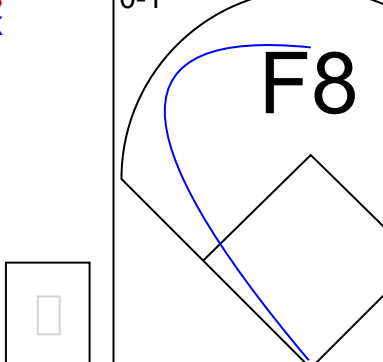
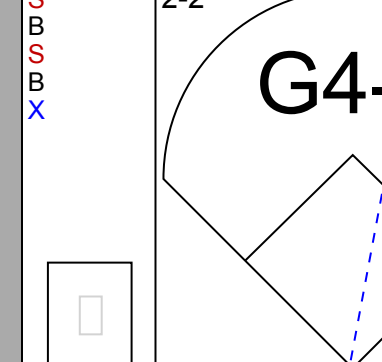
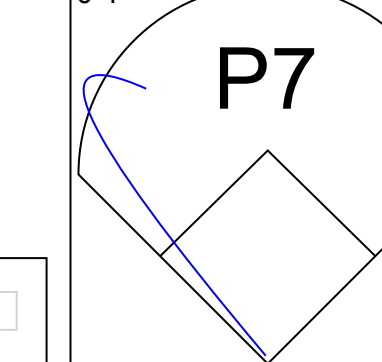
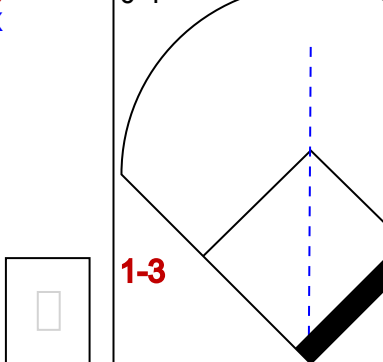
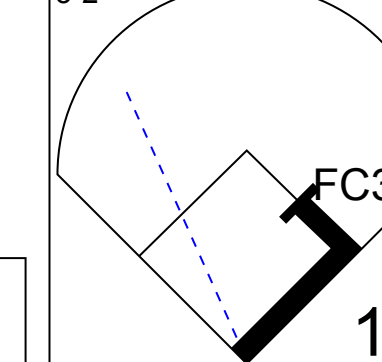
AB	33
R	4
H	10
RBI	4
BB	4
SO	10
LOB	19



Batter	1	2	3	4	5	6	7	8	9	AB	R	H	RBI	BB	SO	LOB	TOP					
Brian Hunter, R OBP: 0.308, SLG: 0.325 (1, 8)										4	0	0	1	0	1	1	Houston Astros @ Montreal Expos Olympic Stadium, Montreal, QB Fri May 10 1996, 7:05 PM EDT Att: 30,315 - Dome					
Craig Biggio, R OBP: 0.393, SLG: 0.376 (1, 4)										4	0	2	0	0	1	1						
5 Jeff Bagwell, R OBP: 0.506, SLG: 0.732 (1, 3)										2	1	0	0	2	1	1						
Derek Bell, R OBP: 0.358, SLG: 0.510 (1, 9)										4	0	1	0	0	2	3						
Sean Berry, R OBP: 0.353, SLG: 0.467 (1, 5)										3	0	1	1	0	0	2						
Rick Wilkins, L OBP: 0.379, SLG: 0.427 (1, 2)										4	0	0	0	0	0	2						
James Mouton, R OBP: 0.284, SLG: 0.277 Derrick May, L OBP: 0.313, SLG: 0.426 (9, PH)										3	1	1	0	0	1	0						
Orlando Miller, R OBP: 0.365, SLG: 0.514 (1, 6)										4	0	2	0	0	1	0						
Doug Brocail, L Alvin Morman, L Mike Simms, R Jim Dougherty, R Jeff Tabaka, R Bill Spiers, L OBP: 0.233, SLG: 0.283 (9, PH)										2	0	0	0	0	1	2						
Inning Stats	R: 0 E: 0 K: 3 S: 11	H: 1 LOB: 1 BB: 0 P: 15	R: 0 E: 0 K: 1 S: 7	H: 0 LOB: 0 BB: 0 P: 10	R: 0 E: 0 K: 1 S: 8	H: 0 LOB: 0 BB: 0 P: 10	R: 1 E: 1 K: 1 S: 10	H: 1 LOB: 1 BB: 1 P: 18	R: 1 E: 0 K: 0 S: 8	H: 2 LOB: 1 BB: 0 P: 9	R: 0 E: 0 K: 1 S: 8	H: 0 LOB: 0 BB: 0 P: 12	R: 0 E: 0 K: 1 S: 8	H: 0 LOB: 0 BB: 0 P: 13	R: 0 E: 0 K: 0 S: 10	H: 1 LOB: 2 BB: 1 P: 14		R: 0 E: 0 K: 0 S: 9	H: 1 LOB: 1 BB: 0 P: 12	1B: 5 2B: 2 3B: 0 HR: 0	SF: 1 SAC: 0 DP: 0 HBP: 0	WP: 0 PB: 0 SB: 1 CS: 0
PITCHER	IP	WLS	BF	H	R	ER	SO	BB	IBB	HBP	BLK	WP	HR	S	P	ERA	WHIP					
Jeff Fassero, L ERA: 3.0 Mel Rojas, R ERA: 5.09	(1, 1)	8.0	W	32	6	2	2	8	2	0	0	0	0	70	101	2.25	1.000					
(9, 1)	1.0	S	4	1	0	0	0	0	0	0	0	0	0	9	12	0.00	1.000					

AB	33
R	2
H	7
RBI	2
BB	2
SO	8
LOB	13



Batter	1	2	3	4	5	6	7	8	9	AB	R	H	RBI	BB	SO	LOB	BOTTOM					
Mark Grudzielanek, R OBP: 0.387, SLG: 0.516 (1, 6)										4	2	2	1	0	0	1	Houston Astros @ Montreal Expos Olympic Stadium, Montreal, QB Fri May 10 1996, 7:05 PM EDT Att: 30,315 - Dome					
Mike Lansing, R OBP: 0.405, SLG: 0.461 (1, 4)										3	1	0	0	1	0	1						
Henry Rodriguez, L OBP: 0.391, SLG: 0.802 Mel Rojas, R OBP: 0.500, SLG: 0.500 (9, 1)										4	2	3	4	0	1	1						
Moises Alou, R OBP: 0.356, SLG: 0.493 (1, 9)										3	0	0	0	1	1	1						
David Segui, S OBP: 0.416, SLG: 0.496 (1, 3)										4	0	0	0	0	0	3						
F.P. Santangelo, S OBP: 0.412, SLG: 0.500 (1, 8)										2	0	0	0	1	0	0						
Lenny Webster, R OBP: 0.381, SLG: 0.294 Tim Spehr, R (9, 2)										3	0	1	0	0	0	0						
Dave Silvestri, R OBP: 0.313, SLG: 0.224 (1, 5)										3	0	0	0	0	0	1						
Jeff Fassero, L OBP: 0.267, SLG: 0.154 Cliff Floyd, L OBP: 0.273, SLG: 0.222 (9, 7)										2	0	1	0	0	0	0						
Inning Stats	R: 2 E: 0 K: 1 S: 8	H: 2 LOB: 0 BB: 0 P: 12	R: 0 E: 0 K: 0 S: 6	H: 0 LOB: 0 BB: 0 P: 8	R: 0 E: 0 K: 0 S: 13	H: 0 LOB: 0 BB: 0 P: 15	R: 0 E: 0 K: 0 S: 6	H: 1 LOB: 0 BB: 0 P: 8	R: 0 E: 0 K: 0 S: 7	H: 2 LOB: 2 BB: 1 P: 12	R: 0 E: 0 K: 1 S: 9	H: 1 LOB: 1 BB: 1 P: 19	R: 0 E: 0 K: 0 S: 8	H: 0 LOB: 0 BB: 0 P: 13	R: 3 E: 0 K: 0 S: 11	H: 2 LOB: 0 BB: 1 P: 19		R: 0 E: 0 K: 0 S: 9	H: 1 LOB: 0 BB: 0 P: 12	1B: 5 2B: 0 3B: 0 HR: 3	SF: 0 SAC: 0 DP: 1 HBP: 0	WP: 0 PB: 0 SB: 0 CS: 1
PITCHER	IP	WLS	BF	H	R	ER	SO	BB	IBB	HBP	BLK	WP	HR	S	P	ERA	WHIP					
Doug Brocail, R ERA: 4.1 Alvin Morman, L ERA: 4.2 Jim Dougherty, R ERA: 9.0 Jeff Tabaka, L ERA: 5.4	(1, 1)	5.0	W	18	5	2	2	1	1	0	0	0	0	9	19	0.00	1.000					
(6, 1)	1.0	S	5	1	0	0	1	0	1	0	0	0	0	13	25	13.50	1.500					
(7, 1)	1.1	L	6	1	2	2	0	1	0	0	0	0	0	6	7	13.50	1.500					
(8, 1)	0.2	S	3	1	1	1	0	0	0	0	0	0	1	6	7	13.50	1.500					

AB	29
R	5
H	8
RBI	5
BB	3
SO	2
LOB	8



Batter	1	2	3	4	5	6	7	8	9	10	11	12	13	AB	R	H	RBI	BB	SO	LOB	TOP						
John Cangelosi, S OBP: 0.415, SLG: 0.281 Xavier Hernandez, L Ricky Gutierrez, R OBP: 0.375, SLG: 0.333 Jim Dougherty, R (12.1)	F8		E 5 SF8 1B		S BB 1B			B4-3			F7	K		3	2	1	0	2	0	0	0						
Craig Biggio, R OBP: 0.366, SLG: 0.367	F9		E 5 SF8 1B		S BB 1B			K2-3			F7			6	1	1	1	1	2	3							
5 Jeff Bagwell, R OBP: 0.491, SLG: 0.707	G6-3		SF8		P4			G5-3			P6			6	0	1	1	0	0	2							
Derek Bell, R OBP: 0.349, SLG: 0.494		K	K					G6-3			G5-3			7	0	1	2	0	3	2							
Sean Berry, R OBP: 0.360, SLG: 0.466		WP 1B SF9	F9		G6-3			G6-3			F7			5	3	2	0	1	0	2							
Derrick May, L OBP: 0.324, SLG: 0.431 James Mouton, R OBP: 0.260, SLG: 0.273 (7. PR)		SF9 WP 1B	G6-3		G1-3			G1-3			K			4	0	2	1	0	0	0							
Rick Wilkins, L OBP: 0.393, SLG: 0.444	SF9				G5-4-3 BB			SH5-4 HBP 1B						3	1	2	2	2	1	0							
Orlando Miller, R OBP: 0.372, SLG: 0.505					G5-4-3			SH5-4 HBP 1B						4	0	1	1	1	2	2							
Doug Drabek, R OBP: 0.200, SLG: 0.200 Alvin Morman, L Todd Jones, L					G5-3			SH5-4						3	1	1	0	0	1	2							
Brian Hunter, R OBP: 0.304, SLG: 0.323 Bill Spiers, L OBP: 0.323, SLG: 0.273					G5-3			SH5-4						0	0	0	0	0	0	0							
Inning Stats	R: 0 E: 0 K: 0 S: 5	H: 0 LOB: 0 BB: 0 P: 6	R: 1 E: 0 K: 2 S: 12	H: 2 LOB: 1 BB: 0 P: 18	R: 2 E: 1 K: 1 S: 13	H: 3 LOB: 1 BB: 0 P: 17	R: 0 E: 0 K: 0 S: 6	H: 0 LOB: 0 BB: 1 P: 11	R: 2 E: 0 K: 1 S: 12	H: 1 LOB: 3 BB: 1 P: 21	R: 0 E: 0 K: 1 S: 7	H: 0 LOB: 0 BB: 0 P: 9	R: 0 E: 0 K: 1 S: 9	H: 0 LOB: 0 BB: 0 P: 15	R: 0 E: 0 K: 3 S: 9	H: 0 LOB: 0 BB: 0 P: 11	R: 0 E: 0 K: 1 S: 10	H: 1 LOB: 1 BB: 2 P: 24	R: 0 E: 0 K: 1 S: 7	H: 0 LOB: 0 BB: 0 P: 9	1B: 11 2B: 1 3B: 0 HR: 0	SF: 3 SAC: 2 DP: 1 HBP: 1	WP: 1 PB: 0 SB: 3 CS: 0	PA: 58			
PITCHER	IP	WLS	BF	H	R	ER	SO	BB	IBB	HBP	BLK	WP	HR	S	P	ERA	WHIP										
Pedro Martinez, R ERA: 3.42	4.2		22	6	5	4	3	3	0	0	0	1	0	47	18	7.71	1.929										
Barry Manuel, R ERA: 2.88	1.0		6	1	0	0	0	1	0	1	0	0	0	11	7	0.00	2.000										
Alex Pacheco, R ERA: 11.57	1.1		8	3	3	3	2	1	0	0	0	0	0	23	35	20.25	3.000										
Dave Veres, R ERA: 6.29	1.0		3	0	0	0	1	0	0	0	0	0	0	7	9	0.00	0.000										
Omar Daal, L ERA: 3.38	1.0		3	0	0	0	1	0	0	0	0	0	0	10	15	0.00	0.000										
PITCHER	IP	WLS	BF	H	R	ER	SO	BB	IBB	HBP	BLK	WP	HR	S	P	ERA	WHIP										
Tim Scott, R ERA: 1.4	1.0		3	0	0	0	3	0	0	0	0	0	0	9	11	0.00	0.000										
Mel Rojas, R ERA: 6.03	2.0		10	2	1	1	1	1	1	0	0	0	0	16	34	4.50	1.500										
Mike Dyer, R ERA: 2.66	1.0	W	3	0	0	0	1	0	0	0	0	0	0	7	9	0.00	0.000										

Houston Astros @ Montreal Expos
Olympic Stadium, Montreal, QB
Sat May 11 1996, 7:05 PM EDT
Att: 26,084 - Dome

AB 45
R 9
H 12
RBI 9
BB 7
SO 12
LOB 15



Batter	1	2	3	4	5	6	7	8	9	10	11	12	13	AB	R	H	RBI	BB	SO	LOB	BOTTOM						
Mark Grudzielanek, R OBP: 0.383, SLG: 0.563	G4-3		F8		F8			1B 1B			P8	G5-3		6	1	1	0	1	0	2							
Mike Lansing, R OBP: 0.401, SLG: 0.449	L9		F9		G6-3			1B G6-4-3 1B			FC6-4 IBB			6	2	1	1	1	0	2							
Henry Rodriguez, L OBP: 0.407, SLG: 0.792	K		K		G6-4-3 1B			1B G6-4-3 1B			FC6-4 IBB			4	0	2	1	3	2	0							
Moises Alou, R OBP: 0.346, SLG: 0.475		K			G6-4-3			G6-4-3			FC6-4			7	0	1	1	0	3	6							
David Segui, S OBP: 0.434, SLG: 0.516		HR 1B			G6-4-3			G3-1			G5-3 1B			5	3	4	0	1	0	0							
Darrin Fletcher, L OBP: 0.355, SLG: 0.520 Tim Spehr, R (10.2)		HR 1B			G6-4-3			E9 F9 G4-3 1B			B1			4	2	3	3	0	1	1							
F.P. Santangelo, S OBP: 0.400, SLG: 0.483 Barry Manuel, R Alex Pacheco, R Sherman Obando, R (7. PH)		G3			K			F9			G6-3			2	0	0	0	0	1	1							
Dave Silvestri, R OBP: 0.342, SLG: 0.242					P6			G4-3			G5-3			4	1	2	1	2	0	0							
Dave Silvestri, R OBP: 0.342, SLG: 0.242					P6			G4-3			G5-3			4	1	2	1	2	0	0							
Inning Stats	R: 0 E: 0 K: 1 S: 6	H: 0 LOB: 0 BB: 0 P: 10	R: 2 E: 0 K: 1 S: 10	H: 3 LOB: 1 BB: 0 P: 15	R: 0 E: 0 K: 1 S: 12	H: 1 LOB: 1 BB: 0 P: 19	R: 0 E: 0 K: 0 S: 6	H: 1 LOB: 0 BB: 0 P: 10	R: 2 E: 1 K: 0 S: 9	H: 2 LOB: 0 BB: 0 P: 16	R: 2 E: 0 K: 0 S: 7	H: 3 LOB: 0 BB: 0 P: 12	R: 2 E: 0 K: 1 S: 13	H: 0 LOB: 1 BB: 1 P: 18	R: 0 E: 0 K: 1 S: 11	H: 0 LOB: 1 BB: 1 P: 18	R: 1 E: 0 K: 1 S: 10	H: 0 LOB: 2 BB: 2 P: 19	R: 1 E: 0 K: 0 S: 4	H: 1 LOB: 2 BB: 0 P: 13	1B: 13 2B: 1 3B: 0 HR: 1	SF: 0 SAC: 1 DP: 2 HBP: 0	WP: 2 PB: 0 SB: 1 CS: 0	PA: 58			
PITCHER	IP	WLS	BF	H	R	ER	SO	BB	IBB	HBP	BLK	WP	HR	S	P	ERA	WHIP										
Doug Drabek, R ERA: 4.91	7.0		29	9	6	5	7	0	0	0	0	0	1	58	92	6.43	1.286										
Alvin Morman, L ERA: 4.28	0.0		1	1	0	0	0	0	0	0	0	0	0	2	4	==	==										
Todd Jones, R ERA: 4.15	3.0		15	4	2	2	1	1	2	0	0	1	0	22	49	6.00	1.667										
Xavier Hernandez, R ERA: 7.27	1.0		4	0	0	0	1	1	0	0	0	1	0	11	18	0.00	1.000										
Jim Dougherty, R ERA: 9.0	1.0	L	9	1	2	1	0	3	1	0	0	0	0	14	32	9.00	4.000										

Houston Astros @ Montreal Expos
Olympic Stadium, Montreal, QB
Sat May 11 1996, 7:05 PM EDT
Att: 26,084 - Dome

AB 49
R 10
H 15
RBI 8
BB 8
SO 9
LOB 21



Batter	1	2	3	4	5	6	7	8	9	AB	R	H	RBI	BB	SO	LOB	TOP										
Mark Grudzielanek, R OBP: 0.397, SLG: 0.508										5	0	1	0	0	2	1	Montreal Expos @ Los Angeles Dodgers Dodger Stadium, Los Angeles, CA Tue May 14 1996, 7:05 PM PDT Att: 37,942 - Unknown - 69 F										
Mike Lansing, R OBP: 0.405, SLG: 0.449										4	0	2	0	0	0	1											
Henry Rodriguez, L OBP: 0.395, SLG: 0.759										4	0	0	0	0	1	2											
David Segui, S OBP: 0.419, SLG: 0.496										3	0	1	0	1	1	2											
Moises Alou, R OBP: 0.348, SLG: 0.466										3	1	2	0	1	0	1											
Darin Fletcher, L OBP: 0.330, SLG: 0.486										4	0	0	0	0	0	5											
F.P. Santangelo, S OBP: 0.395, SLG: 0.493										4	0	1	0	0	0	4											
Cliff Floyd, L OBP: 0.176, SLG: 0.133										0	0	0	0	0	0	0											
Shane Andrews, R OBP: 0.337, SLG: 0.448										2	0	1	1	1	0	1											
Omar Daal, L OBP: 0.216, SLG: 0.348										0	0	0	0	0	0	0											
Tavo Alvarez, R OBP: 0.500, SLG: 0.500										0	0	0	0	0	0	0											
Mike Dyer, R OBP: 1.000, SLG: 1.500										2	0	0	0	0	1	4											
Dave Veres, R OBP: 0.342, SLG: 0.246										2	0	0	0	0	0	1											
Dave Silvestri, R OBP: 0.342, SLG: 0.246										2	0	0	0	0	0	1											
Inning Stats	R: 0 E: 0 K: 0 S: 9	H: 1 LOB: 1 BB: 0 P: 15	R: 1 E: 0 K: 0 S: 11	H: 2 LOB: 1 BB: 0 P: 17	R: 0 E: 0 K: 1 S: 9	H: 0 LOB: 0 BB: 0 P: 13	R: 0 E: 0 K: 1 S: 11	H: 1 LOB: 3 BB: 2 P: 23	R: 0 E: 0 K: 1 S: 11	H: 1 LOB: 1 BB: 0 P: 18	R: 0 E: 0 K: 0 S: 6	H: 0 LOB: 1 BB: 1 P: 14	R: 0 E: 0 K: 1 S: 9	H: 1 LOB: 0 BB: 0 P: 12	R: 0 E: 0 K: 1 S: 16	H: 1 LOB: 1 BB: 0 P: 24	R: 0 E: 0 K: 2 S: 11	H: 1 LOB: 2 BB: 0 P: 18	1B: 6 2B: 2 3B: 0 HR: 0	SF: 0 SAC: 0 DP: 0 HBP: 0	WP: 0 PB: 0 SB: 2 CS: 0	PA: 38					
PITCHER	IP	WLS	BF	H	R	ER	SO	BB	IBB	HBP	BLK	WP	HR	S	P	ERA	WHIP										
Ramon Martinez, R ERA: 2.77	6.0	W	26	5	1	1	3	2	1	0	0	0	0	57	100	1.50	1.167										
Antonio Osuna, R ERA: 1.9	2.0		7	2	0	0	2	0	0	0	0	0	0	25	36	0.00	1.000										
Todd Worrell, R ERA: 2.12	1.0	S	4	1	0	0	2	0	0	0	0	0	0	11	18	0.00	1.000										

AB	34
R	1
H	8
RBI	1
BB	3
SO	7
LOB	23



Batter	1	2	3	4	5	6	7	8	9	AB	R	H	RBI	BB	SO	LOB	BOTTOM										
Roger Cedeno, S OBP: 0.414, SLG: 0.391										3	1	0	0	1	0	1	Montreal Expos @ Los Angeles Dodgers Dodger Stadium, Los Angeles, CA Tue May 14 1996, 7:05 PM PDT Att: 37,942 - Unknown - 69 F										
Todd Hollandsworth, L OBP: 0.398, SLG: 0.419										3	0	1	0	0	0	1											
Billy Ashley, R OBP: 0.407, SLG: 0.783										1	0	0	0	0	0	2											
Antonio Osuna, R OBP: 0.342, SLG: 0.246										0	0	0	0	0	0	0											
Todd Worrell, R OBP: 0.342, SLG: 0.246										0	0	0	0	0	0	0											
Mike Piazza, R OBP: 0.420, SLG: 0.573										4	0	1	1	0	1	1											
Eric Karros, R OBP: 0.262, SLG: 0.320										4	0	2	0	0	0	1											
Raul Mondesi, R OBP: 0.237, SLG: 0.416										4	1	2	1	0	1	2											
Mike Blowers, R OBP: 0.302, SLG: 0.258										4	0	1	0	0	0	4											
Greg Gagne, R OBP: 0.368, SLG: 0.409										3	0	0	0	0	2	2											
Chad Fonville, S OBP: 0.300, SLG: 0.284										3	0	0	0	1	1	1											
Ramon Martinez, R ERA: 2.92										2	0	0	0	0	0	4											
Milt Thompson, L OBP: 0.250, SLG: 0.053										0	0	0	0	1	0	0											
Inning Stats	R: 0 E: 0 K: 0 S: 10	H: 1 LOB: 1 BB: 0 P: 18	R: 1 E: 0 K: 0 S: 6	H: 2 LOB: 1 BB: 0 P: 10	R: 0 E: 0 K: 1 S: 6	H: 0 LOB: 0 BB: 0 P: 10	R: 0 E: 0 K: 0 S: 7	H: 2 LOB: 3 BB: 1 P: 14	R: 1 E: 1 K: 1 S: 16	H: 2 LOB: 2 BB: 1 P: 25	R: 0 E: 1 K: 1 S: 14	H: 0 LOB: 2 BB: 1 P: 23	R: 0 E: 0 K: 1 S: 6	H: 0 LOB: 0 BB: 0 P: 13	R: 0 E: 0 K: 2 S: 13	H: 0 LOB: 0 BB: 0 P: 17	R: 0 E: 0 K: 2 S: 11	H: 0 LOB: 0 BB: 0 P: 18	1B: 5 2B: 1 3B: 0 HR: 1	SF: 0 SAC: 1 DP: 0 HBP: 0	WP: 0 PB: 0 SB: 2 CS: 0	PA: 35					
PITCHER	IP	WLS	BF	H	R	ER	SO	BB	IBB	HBP	BLK	WP	HR	S	P	ERA	WHIP										
Tavo Alvarez, R ERA: 3.94	1.1		4	1	1	1	1	0	1	0	0	0	1	24	44	2.46	1.091										
Mike Dyer, R ERA: 2.59	3.2		16	4	1	1	1	0	1	0	0	0	1	24	44	2.46	1.091										
Dave Veres, R ERA: 6.84	1.2	L	10	2	1	1	1	2	0	0	0	0	0	27	44	5.40	2.400										
Omar Daal, L ERA: 2.92	2.1		7	0	0	0	3	0	0	0	0	0	0	22	34	0.00	0.000										

AB	31
R	2
H	7
RBI	2
BB	3
SO	5
LOB	19



Batter	1	2	3	4	5	6	7	8	9	AB	R	H	RBI	BB	SO	LOB	TOP					
Mark Grudzielanek, R OBP: 0.389, SLG: 0.497	1-1 P3	1-0 E6			2-2 F8			0-1 G4-3		4	0	0	0	0	0	0						
Mike Lansing, R OBP: 0.397, SLG: 0.438 Tim Scott, R	2-2 G5-3	2-2 F8			2-2 G5-3			2-1 F7		4	0	0	0	0	0	1						
Henry Rodriguez, L OBP: 0.391, SLG: 0.745	0-0 1B		1-2 G6-3		0-0 G4-3			1-1 G1-3		4	0	1	0	0	0	0						
Moises Alou, R OBP: 0.345, SLG: 0.457	4-1 1B		1-1 F8		2-0 G4-3			2-0 F9		3	0	0	0	1	0	0						
David Segui, S OBP: 0.315, SLG: 0.496	2-1 G3		0-1 G3		2-2 F7			0-1 BLK 2B		4	0	1	0	0	0	2						
F.P. Santangelo, S OBP: 0.376, SLG: 0.467		2-3 K		3-2 L6			0-0 G3	3-0 G6-3		4	0	0	0	0	1	1						
Dave Silvestri, R OBP: 0.342, SLG: 0.250		1-0 E7 1B		1-0 G5-3			1-1 F8			3	1	1	0	0	0	0						
Lenny Webster, R OBP: 0.347, SLG: 0.268		1-0 SH5-4 E 1B		1-3 K			2-1 G5-3			3	1	1	1	0	1	0						
Jeff Fassero, L OBP: 0.250, SLG: 0.143 Barry Manuel, R Alex Pacheco, R Cliff Floyd, L Andy Stankiewicz, R		2-2 SH5-4		1-1 G3			0-1 P5			1	0	0	0	0	0	0						
Inning Stats	R: 0 E: 0 K: 0 S: 9	H: 1 LOB: 2 BB: 1 P: 18	R: 2 E: 2 K: 1 S: 12	H: 2 LOB: 1 BB: 0 P: 21	R: 0 E: 0 K: 0 S: 7	H: 0 LOB: 0 BB: 0 P: 9	R: 0 E: 0 K: 1 S: 8	H: 0 LOB: 0 BB: 0 P: 13	R: 0 E: 0 K: 0 S: 9	H: 0 LOB: 0 BB: 0 P: 14	R: 0 E: 0 K: 0 S: 5	H: 0 LOB: 0 BB: 0 P: 9	R: 0 E: 0 K: 0 S: 5	H: 0 LOB: 0 BB: 0 P: 8	R: 0 E: 0 K: 0 S: 6	H: 0 LOB: 0 BB: 0 P: 8	R: 0 E: 0 K: 0 S: 6	H: 1 LOB: 1 BB: 0 P: 12	1B: 3 2B: 1 3B: 0 HR: 0	SF: 0 SAC: 1 DP: 0 HBP: 0	WP: 0 PB: 0 SB: 0 CS: 0	PA: 33
PITCHER Tom Candiotti, R ERA: 3.38	IP: 9.0 WLS: W BF: 33 H: 4 R: 2 ER: 0 SO: 2 BB: 1 IBB: 0 HBP: 0 BLK: 1 WP: 0 HR: 0 S: 67 P: 112 ERA: 0.00 WHIP: 0.556															PITCHER	IP: 9.0 WLS: W BF: 33 H: 4 R: 2 ER: 0 SO: 2 BB: 1 IBB: 0 HBP: 0 BLK: 1 WP: 0 HR: 0 S: 67 P: 112 ERA: 0.00 WHIP: 0.556					

Montreal Expos @ Los Angeles Dodgers
Dodger Stadium, Los Angeles, CA
Wed May 15 1996, 7:05 PM PDT
Att: 26,875 - Unknown - 70 F

AB 31
R 2
H 4
RBI 1
BB 1
SO 2
LOB 4



Batter	1	2	3	4	5	6	7	8	9	AB	R	H	RBI	BB	SO	LOB	BOTTOM			
Chad Fonville, S OBP: 0.310, SLG: 0.295	0-0 CS 1B		1-0 F8		0-0 BLK 1B	2-3 K				4	1	2	0	0	1	0				
Roger Cedeno, S OBP: 0.403, SLG: 0.380	2-1 1B		2-3 K		3-2 G6-3		1-1 P5			4	0	1	0	0	1	1				
Mike Piazza, R OBP: 0.422, SLG: 0.569	1-2 1B			4-2 BB 1B	3-2 1B		0-2 G6-3			3	2	1	1	1	1	1				
Eric Karros, R OBP: 0.262, SLG: 0.341	3-2 G6-3			2-1 F8	0-2 F7		1-0 HR			4	1	1	1	0	0	3				
Raul Mondesi, R OBP: 0.249, SLG: 0.424 Milt Thompson, L OBP: 0.250, SLG: 0.053		0-0 1B		3-0 BB 1B	0-0 1B		0-0 G6-3			4	2	3	0	0	0	0				
Billy Ashley, R OBP: 0.414, SLG: 0.750 Todd Hollandsworth, L OBP: 0.400, SLG: 0.421		0-3 K		4-2 BB 1B	1-2 E 1B		0-0 G4-3			1	1	0	0	1	1	1				
Mike Busch, R OBP: 0.250, SLG: 0.313		3-3 K		1-2 FC6-4 BB 1B	1-2 L3		2-3 K			4	0	1	2	0	2	2				
Greg Gagne, R OBP: 0.358, SLG: 0.395		3-3 K		1-3 2-H 3-H 1B	0-1 FC6-4		2-2 G6-3			4	0	0	1	0	1	2				
Tom Candiotti, R OBP: 0.167, SLG: 0.167			2-3 K		0-3 K		1-0 F8			3	0	0	0	0	2	1				
Inning Stats	R: 0 E: 0 K: 1 S: 9	H: 2 LOB: 1 BB: 0 P: 16	R: 0 E: 0 K: 3 S: 12	H: 1 LOB: 0 BB: 0 P: 18	R: 0 E: 0 K: 2 S: 8	H: 0 LOB: 0 BB: 0 P: 13	R: 3 E: 0 K: 1 S: 13	H: 2 LOB: 1 BB: 2 P: 27	R: 3 E: 0 K: 0 S: 18	H: 4 LOB: 1 BB: 0 P: 26	R: 0 E: 0 K: 1 S: 6	H: 0 LOB: 0 BB: 0 P: 9	R: 1 E: 0 K: 0 S: 7	H: 1 LOB: 0 BB: 0 P: 9	R: 0 E: 0 K: 1 S: 7	H: 0 LOB: 0 BB: 0 P: 11	1B: 9 2B: 0 3B: 0 HR: 1	SF: 0 SAC: 0 DP: 0 HBP: 0	WP: 0 PB: 0 SB: 0 CS: 1	PA: 35
PITCHER Jeff Fassero, L Barry Manuel, R Alex Pacheco, R Tim Scott, R	IP: 4.1 WLS: L BF: 21 H: 7 R: 5 ER: 5 SO: 7 BB: 2 IBB: 0 HBP: 0 BLK: 0 WP: 0 HR: 0 S: 49 P: 87 ERA: 10.38 WHIP: 2.077															PITCHER Jeff Fassero, L Barry Manuel, R Alex Pacheco, R Tim Scott, R	IP: 4.1 WLS: L BF: 21 H: 7 R: 5 ER: 5 SO: 7 BB: 2 IBB: 0 HBP: 0 BLK: 0 WP: 0 HR: 0 S: 49 P: 87 ERA: 10.38 WHIP: 2.077			

Montreal Expos @ Los Angeles Dodgers
Dodger Stadium, Los Angeles, CA
Wed May 15 1996, 7:05 PM PDT
Att: 26,875 - Unknown - 70 F

AB 33
R 7
H 10
RBI 6
BB 2
SO 9
LOB 11



Batter	1	2	3	4	5	6	7	8	9	AB	R	H	RBI	BB	SO	LOB	TOP				
Mark Grudzielanek, R (1, 6) OBP: 0.380, SLG: 0.482										5	0	2	0	0	1	3	Montreal Expos @ San Diego Padres Jack Murphy Stadium, San Diego, CA Sat May 18 1996, 10:05 PM EDT Att: 31,749 - Unknown - 70 F				
Mike Lansing, R (1, 4) OBP: 0.397, SLG: 0.453									5	1	2	0	0	2	5						
Henry Rodriguez, L (1, 3) OBP: 0.376, SLG: 0.707									5	0	1	0	0	1	3						
David Segui, S (9, 3) OBP: 0.315, SLG: 0.507									0	0	0	0	0	0	0						
Moises Alou, R (1, 7) OBP: 0.331, SLG: 0.431									5	1	0	0	0	1	4						
Sherman Obando, R (1, 9) OBP: 0.244, SLG: 0.389										3	1	2	1	1	10						
Tim Scott, R (7, 1)										0	0	0	0	0	0						
Omar Daal, L (7, 1)										0	0	0	0	0	0						
Tim Spehr, R (8, 2)										0	0	0	0	0	0						
F.P. Santangelo, S (1, 8) OBP: 0.372, SLG: 0.452									4	0	1	0	0	0	4						
Dave Silvestri, R (1, 5) OBP: 0.333, SLG: 0.247									4	0	1	1	0	0	0						
Lenny Webster, R (1, 2) OBP: 0.356, SLG: 0.256									2	0	0	0	2	1	0						
Mel Rojas, R (8, 1) OBP: 0.500, SLG: 0.500									0	0	0	0	0	0	0						
Ugueth Urbina, R (1, 1) OBP: 0.200, SLG: 0.200									3	0	0	0	0	3	4						
Cliff Floyd, L (7, 7) OBP: 0.150, SLG: 0.111									1	0	0	0	0	0	0						
Inning Stats	R: 0 E: 0 K: 1 S: 10	H: 1 LOB: 1 BB: 0 P: 15	R: 1 E: 0 K: 2 S: 12	H: 3 LOB: 3 BB: 1 P: 21	R: 0 E: 0 K: 1 S: 5	H: 0 LOB: 0 BB: 0 P: 7	R: 0 E: 0 K: 1 S: 11	H: 0 LOB: 1 BB: 1 P: 19	R: 2 E: 1 K: 1 S: 13	H: 2 LOB: 1 BB: 0 P: 21	R: 0 E: 0 K: 2 S: 16	H: 2 LOB: 3 BB: 1 P: 27	R: 0 E: 0 K: 1 S: 8	H: 0 LOB: 0 BB: 0 P: 10	R: 0 E: 0 K: 0 S: 9	H: 1 LOB: 1 BB: 0 P: 16	1B: 7 2B: 2 3B: 0 HR: 0	SF: 0 SAC: 0 DP: 0 HBP: 0	WP: 0 PB: 0 SB: 2 CS: 0	PA: 40	
PITCHER	IP WLS BF H R ER SO BB IBB HBP BLK WP HR S P ERA WHIP	IP WLS BF H R ER SO BB IBB HBP BLK WP HR S P ERA WHIP	IP WLS BF H R ER SO BB IBB HBP BLK WP HR S P ERA WHIP	IP WLS BF H R ER SO BB IBB HBP BLK WP HR S P ERA WHIP	IP WLS BF H R ER SO BB IBB HBP BLK WP HR S P ERA WHIP	IP WLS BF H R ER SO BB IBB HBP BLK WP HR S P ERA WHIP	IP WLS BF H R ER SO BB IBB HBP BLK WP HR S P ERA WHIP	IP WLS BF H R ER SO BB IBB HBP BLK WP HR S P ERA WHIP	IP WLS BF H R ER SO BB IBB HBP BLK WP HR S P ERA WHIP	IP WLS BF H R ER SO BB IBB HBP BLK WP HR S P ERA WHIP	IP WLS BF H R ER SO BB IBB HBP BLK WP HR S P ERA WHIP	IP WLS BF H R ER SO BB IBB HBP BLK WP HR S P ERA WHIP	IP WLS BF H R ER SO BB IBB HBP BLK WP HR S P ERA WHIP	IP WLS BF H R ER SO BB IBB HBP BLK WP HR S P ERA WHIP	IP WLS BF H R ER SO BB IBB HBP BLK WP HR S P ERA WHIP	IP WLS BF H R ER SO BB IBB HBP BLK WP HR S P ERA WHIP	IP WLS BF H R ER SO BB IBB HBP BLK WP HR S P ERA WHIP	IP WLS BF H R ER SO BB IBB HBP BLK WP HR S P ERA WHIP	IP WLS BF H R ER SO BB IBB HBP BLK WP HR S P ERA WHIP	IP WLS BF H R ER SO BB IBB HBP BLK WP HR S P ERA WHIP	IP WLS BF H R ER SO BB IBB HBP BLK WP HR S P ERA WHIP

AB	37
R	3
H	9
RBI	2
BB	3
SO	10
LOB	23



Batter	1	2	3	4	5	6	7	8	9	AB	R	H	RBI	BB	SO	LOB	BOTTOM				
Rickey Henderson, R (1, 7) OBP: 0.401, SLG: 0.311										3	1	0	0	1	1	3	Montreal Expos @ San Diego Padres Jack Murphy Stadium, San Diego, CA Sat May 18 1996, 10:05 PM EDT Att: 31,749 - Unknown - 70 F				
Steve Finley, L (1, 8) OBP: 0.318, SLG: 0.404										4	0	1	0	0	3						
Tony Gwynn, L (1, 9) OBP: 0.415, SLG: 0.435										3	0	0	1	0	1						
Wally Joyner, L (1, 3) OBP: 0.460, SLG: 0.524										2	1	1	0	1	1						
Ken Caminiti, S (8, PH) OBP: 0.391, SLG: 0.534										1	0	0	0	0	0						
Scott Livingstone, L (1, 5) OBP: 0.289, SLG: 0.382										3	0	1	0	0	3						
Marc Newfield, R (8, PH) OBP: 0.400, SLG: 0.514										1	0	0	0	0	1						
Brian Johnson, R (1, 2) OBP: 0.356, SLG: 0.643										3	0	1	0	0	2						
Bryce Florie, R (7, 1)										0	0	0	0	0	0						
Chris Gwynn, L (8, PH) OBP: 0.333, SLG: 0.211										1	0	0	0	0	0						
Jody Reed, R (1, 4) OBP: 0.328, SLG: 0.317										3	0	1	1	0	0						
Andujar Cedeno, R (1, 6) OBP: 0.264, SLG: 0.307										3	0	0	0	1	2						
Fernando Valenzuela, L (1, 1) OBP: 0.200, SLG: 0.200										2	0	1	0	0	0						
Brad Ausmus, R (7, 2) OBP: 0.276, SLG: 0.252										1	0	0	0	0	1						
Inning Stats	R: 0 E: 0 K: 0 S: 6	H: 0 LOB: 0 BB: 1 P: 12	R: 1 E: 0 K: 0 S: 11	H: 2 LOB: 1 BB: 0 P: 20	R: 1 E: 0 K: 0 S: 15	H: 2 LOB: 2 BB: 1 P: 21	R: 0 E: 0 K: 1 S: 7	H: 0 LOB: 0 BB: 0 P: 10	R: 0 E: 0 K: 2 S: 12	H: 1 LOB: 1 BB: 0 P: 19	R: 0 E: 0 K: 1 S: 12	H: 1 LOB: 2 BB: 0 P: 20	R: 0 E: 0 K: 2 S: 11	H: 0 LOB: 0 BB: 0 P: 18	R: 0 E: 0 K: 0 S: 12	H: 0 LOB: 1 BB: 1 P: 19	1B: 5 2B: 0 3B: 1 HR: 0	SF: 2 SAC: 0 DP: 1 HBP: 1	WP: 1 PB: 0 SB: 1 CS: 0	PA: 36	
PITCHER	IP WLS BF H R ER SO BB IBB HBP BLK WP HR S P ERA WHIP	IP WLS BF H R ER SO BB IBB HBP BLK WP HR S P ERA WHIP	IP WLS BF H R ER SO BB IBB HBP BLK WP HR S P ERA WHIP	IP WLS BF H R ER SO BB IBB HBP BLK WP HR S P ERA WHIP	IP WLS BF H R ER SO BB IBB HBP BLK WP HR S P ERA WHIP	IP WLS BF H R ER SO BB IBB HBP BLK WP HR S P ERA WHIP	IP WLS BF H R ER SO BB IBB HBP BLK WP HR S P ERA WHIP	IP WLS BF H R ER SO BB IBB HBP BLK WP HR S P ERA WHIP	IP WLS BF H R ER SO BB IBB HBP BLK WP HR S P ERA WHIP	IP WLS BF H R ER SO BB IBB HBP BLK WP HR S P ERA WHIP	IP WLS BF H R ER SO BB IBB HBP BLK WP HR S P ERA WHIP	IP WLS BF H R ER SO BB IBB HBP BLK WP HR S P ERA WHIP	IP WLS BF H R ER SO BB IBB HBP BLK WP HR S P ERA WHIP	IP WLS BF H R ER SO BB IBB HBP BLK WP HR S P ERA WHIP	IP WLS BF H R ER SO BB IBB HBP BLK WP HR S P ERA WHIP	IP WLS BF H R ER SO BB IBB HBP BLK WP HR S P ERA WHIP	IP WLS BF H R ER SO BB IBB HBP BLK WP HR S P ERA WHIP	IP WLS BF H R ER SO BB IBB HBP BLK WP HR S P ERA WHIP	IP WLS BF H R ER SO BB IBB HBP BLK WP HR S P ERA WHIP	IP WLS BF H R ER SO BB IBB HBP BLK WP HR S P ERA WHIP	IP WLS BF H R ER SO BB IBB HBP BLK WP HR S P ERA WHIP

AB	30
R	2
H	6
RBI	2
BB	3
SO	7
LOB	13



Batter	1	2	3	4	5	6	7	8	9	AB	R	H	RBI	BB	SO	LOB	TOP				
Mark Grudzielanek, R OBP: 0.380, SLG: 0.485	(1, 6) X F9		(1, 1) X G6-3			(1, 2) X G6-3 2B		(1, 3) X G4-3 1B 1B	(1, 3) X K	5	1	2	0	0	1	2					
Mike Lansing, R OBP: 0.399, SLG: 0.455	(1, 4) B X 1B 1B 1B		(1, 1) B X G1-3			(1, 0) B X G6-3		(1, 2) B X G4-3 1B 1B		4	1	2	1	0	0	1					
Henry Rodriguez, L OBP: 0.373, SLG: 0.695	(1, 7) X 1B 1B		(1, 0) B X F7			(1, 3) B X K		(1, 2) B X G4-3		4	0	1	0	0	1	3					
Darrin Fletcher, L OBP: 0.331, SLG: 0.469	(1, 2) B X 1B 1B		(2, 2) B X F8			(2, 2) B X F8		(1, 1) B X 1B		4	0	2	2	0	0	1					
David Segui, S OBP: 0.305, SLG: 0.493	(1, 3) D B X G4-6-3		(0, 1) C X G1-3			(0, 1) C X F7		(1, 3) C X K		4	0	0	0	0	1	4					
Moises Alou, R OBP: 0.330, SLG: 0.433		(3, 2) B B C X P3		(1, 0) B X F9		(0, 0) X F9		(1, 2) B X 1B 2B		4	0	1	0	0	0	0					
F.P. Santangelo, S OBP: 0.261, SLG: 0.437 Dave Veres, R OBP: 0.295, SLG: 1.500 Mike Dyer, R OBP: 0.251, SLG: 0.399 Sherman Ojando, R OBP: 0.251, SLG: 0.399 Andy Staronowicz, R OBP: 0.375, SLG: 0.400	(1, 8) F B X (7, 1) X (8, 1) X (8, 2) X (8, PH) X (8, PH) X	(1, 1) F B X F7	(0, 1) C X G3-1		(0, 0) X G3-1		(4, 2) B B B B B 1B BB			3	0	0	0	0	0	0					
Shane Andrews, R OBP: 0.327, SLG: 0.430 Dave Silvestri, R OBP: 0.341, SLG: 0.257	(1, 5) S X (9, PH) X	(0, 1) S X 1B	(0, 1) S X P6		(3, 2) B B B B B F7		(1, 2) B B B B B 1B			3	0	1	0	0	0	0					
Rheal Cormier, L OBP: 0.133, SLG: 0.133 Cliff Floyd, L OBP: 0.182, SLG: 0.200	(1, 1) F B B (7, 8) F B B	(1, 3) F B B K	(0, 0) X F8		(2, 2) B B B B B 1B 2B		(0, 3) B B B B B K			2	0	0	0	0	1	1					
Inning Stats	R: 0 E: 0 K: 0 S: 6	H: 3 LOB: 2 BB: 0 P: 10	R: 0 E: 0 K: 1 S: 10	H: 1 LOB: 1 BB: 0 P: 15	R: 0 E: 0 K: 0 S: 5	H: 0 LOB: 0 BB: 0 P: 7	R: 0 E: 0 K: 0 S: 6	H: 0 LOB: 0 BB: 0 P: 9	R: 0 E: 0 K: 1 S: 14	H: 1 LOB: 1 BB: 0 P: 19	R: 0 E: 0 K: 0 S: 4	H: 0 LOB: 0 BB: 0 P: 4	R: 3 E: 0 K: 1 S: 22	H: 4 LOB: 1 BB: 0 P: 32	R: 0 E: 0 K: 2 S: 15	H: 2 LOB: 2 BB: 1 P: 22	1B: 8 2B: 3 3B: 0 HR: 0	SF: 0 SAC: 0 DP: 1 HBP: 0	WP: 0 PB: 0 SB: 0 CS: 0	PA: 37	
PITCHER	IP WLS BF H R ER SO BB IBB HBP BLK WP HR S P ERA WHIP	IP WLS BF H R ER SO BB IBB HBP BLK WP HR S P ERA WHIP	IP WLS BF H R ER SO BB IBB HBP BLK WP HR S P ERA WHIP	IP WLS BF H R ER SO BB IBB HBP BLK WP HR S P ERA WHIP	IP WLS BF H R ER SO BB IBB HBP BLK WP HR S P ERA WHIP	IP WLS BF H R ER SO BB IBB HBP BLK WP HR S P ERA WHIP	IP WLS BF H R ER SO BB IBB HBP BLK WP HR S P ERA WHIP	IP WLS BF H R ER SO BB IBB HBP BLK WP HR S P ERA WHIP	IP WLS BF H R ER SO BB IBB HBP BLK WP HR S P ERA WHIP	IP WLS BF H R ER SO BB IBB HBP BLK WP HR S P ERA WHIP	IP WLS BF H R ER SO BB IBB HBP BLK WP HR S P ERA WHIP	IP WLS BF H R ER SO BB IBB HBP BLK WP HR S P ERA WHIP	IP WLS BF H R ER SO BB IBB HBP BLK WP HR S P ERA WHIP	IP WLS BF H R ER SO BB IBB HBP BLK WP HR S P ERA WHIP	IP WLS BF H R ER SO BB IBB HBP BLK WP HR S P ERA WHIP	IP WLS BF H R ER SO BB IBB HBP BLK WP HR S P ERA WHIP	IP WLS BF H R ER SO BB IBB HBP BLK WP HR S P ERA WHIP	IP WLS BF H R ER SO BB IBB HBP BLK WP HR S P ERA WHIP	IP WLS BF H R ER SO BB IBB HBP BLK WP HR S P ERA WHIP	IP WLS BF H R ER SO BB IBB HBP BLK WP HR S P ERA WHIP	IP WLS BF H R ER SO BB IBB HBP BLK WP HR S P ERA WHIP

Montreal Expos @ San Diego Padres
 Jack Murphy Stadium, San Diego, CA
 Sun May 19 1996, 6:33 AM EDT
 Att: 28,769 - Sunny - 74 F

AB	36
R	3
H	11
RBI	3
BB	1
SO	5
LOB	14



Batter	1	2	3	4	5	6	7	8	9	AB	R	H	RBI	BB	SO	LOB	BOTTOM			
Steve Finley, L OBP: 0.322, SLG: 0.403	(1, 8) B X 1B 1B	(2, 0) B X G1-6-3			(4, 2) C B B B B 2B BB		(3, 2) B X G3			3	2	1	0	1	0	2				
Jody Reed, R OBP: 0.337, SLG: 0.329	(1, 4) C B X 1 SAFE 1 SAFE 1 SAFE 1 SAFE 1 SAFE	(3, 2) B F X F8 1B 1B	(1, 2) F B F X G5-3		(0, 1) C B B B B 1-H 2B		(4, 2) C B B B B 1B S SF8 BB			3	2	2	1	1	0	0				
Tony Gwynn, L OBP: 0.417, SLG: 0.437	(1, 9) X 1B 1B 1B		(2, 2) C B B B B G4-3		(0, 0) X L8		(3, 1) B B B B B SF8 1B			4	0	2	1	0	0	1				
Ken Caminiti, S OBP: 0.376, SLG: 0.526 Luis Lopez, S OBP: 0.295, SLG: 0.359	(1, 5) B C C X (5, 6) F B X	(1, 2) B C C X F8	(1, 0) B X G6-3		(0, 3) C B F K		(1, 0) B X SF8			2	0	0	0	0	0	2				
Marc Newfield, R OBP: 0.393, SLG: 0.500 Trevor Hoffman, R	(1, 7) B F F X (9, 1) B X	(2, 2) B F F X FC6-4 1B		(1, 2) B B B B B F7		(3, 2) B B B B B G4-3		(3, 2) B B B B B G6-3		4	0	1	1	0	0	1				
Wally Joyner, L OBP: 0.456, SLG: 0.514	(1, 3) B F F B B K		(3, 2) B B B B B F7		(2, 1) B B B B B F7		(4, 0) B B B B B IBB			3	0	0	0	1	1	2				
Andujar Cedeno, R OBP: 0.269, SLG: 0.302 Scott Livingstone, L OBP: 0.283, SLG: 0.375	(1, 6) S B X (5, 5) X (8, PH) X (9, 5) X	(1, 1) S B X FC6-4		(1, 1) F B X G5-3		(4, 2) C B B B B BLK BB		(1, 0) B X L9		2	0	0	0	1	0	2				
Brad Ausmus, R OBP: 0.269, SLG: 0.245		(2, 1) C B B B B G4-3		(1, 0) B X G6-3		(1, 2) B B B B B K				3	0	0	0	0	1	1				
Andy Ashby, R OBP: 0.250, SLG: 0.348 Tim Worrell, R OBP: 0.401, SLG: 0.311	(1, 1) F B X (8, 1) X (9, 7) X	(1, 1) F B X G1-6-3 1B		(0, 3) F B X K		(0, 3) C B C K				3	0	1	0	0	2	1				
Inning Stats	R: 2 E: 0 K: 1 S: 19	H: 4 LOB: 2 BB: 0 P: 28	R: 0 E: 0 K: 0 S: 5	H: 1 LOB: 0 BB: 0 P: 10	R: 0 E: 0 K: 0 S: 8	H: 0 LOB: 0 BB: 0 P: 12	R: 0 E: 0 K: 0 S: 10	H: 0 LOB: 0 BB: 0 P: 15	R: 1 E: 0 K: 1 S: 9	H: 1 LOB: 1 BB: 1 P: 14	R: 0 E: 0 K: 2 S: 11	H: 0 LOB: 1 BB: 1 P: 20	R: 1 E: 0 K: 0 S: 10	H: 1 LOB: 2 BB: 2 P: 26	1B: 6 2B: 1 3B: 0 HR: 0	SF: 1 SAC: 0 DP: 1 HBP: 0	WP: 0 PB: 0 SB: 1 CS: 0	PA: 34		
PITCHER	IP WLS BF H R ER SO BB IBB HBP BLK WP HR S P ERA WHIP	IP WLS BF H R ER SO BB IBB HBP BLK WP HR S P ERA WHIP	IP WLS BF H R ER SO BB IBB HBP BLK WP HR S P ERA WHIP	IP WLS BF H R ER SO BB IBB HBP BLK WP HR S P ERA WHIP	IP WLS BF H R ER SO BB IBB HBP BLK WP HR S P ERA WHIP	IP WLS BF H R ER SO BB IBB HBP BLK WP HR S P ERA WHIP	IP WLS BF H R ER SO BB IBB HBP BLK WP HR S P ERA WHIP	IP WLS BF H R ER SO BB IBB HBP BLK WP HR S P ERA WHIP	IP WLS BF H R ER SO BB IBB HBP BLK WP HR S P ERA WHIP	IP WLS BF H R ER SO BB IBB HBP BLK WP HR S P ERA WHIP	IP WLS BF H R ER SO BB IBB HBP BLK WP HR S P ERA WHIP	IP WLS BF H R ER SO BB IBB HBP BLK WP HR S P ERA WHIP	IP WLS BF H R ER SO BB IBB HBP BLK WP HR S P ERA WHIP	IP WLS BF H R ER SO BB IBB HBP BLK WP HR S P ERA WHIP	IP WLS BF H R ER SO BB IBB HBP BLK WP HR S P ERA WHIP	IP WLS BF H R ER SO BB IBB HBP BLK WP HR S P ERA WHIP	IP WLS BF H R ER SO BB IBB HBP BLK WP HR S P ERA WHIP	IP WLS BF H R ER SO BB IBB HBP BLK WP HR S P ERA WHIP	IP WLS BF H R ER SO BB IBB HBP BLK WP HR S P ERA WHIP	IP WLS BF H R ER SO BB IBB HBP BLK WP HR S P ERA WHIP

Montreal Expos @ San Diego Padres
 Jack Murphy Stadium, San Diego, CA
 Sun May 19 1996, 6:33 AM EDT
 Att: 28,769 - Sunny - 74 F

AB	29
R	4
H	7
RBI	4
BB	4
SO	5
LOB	14



Batter	1	2	3	4	5	6	7	8	9	AB	R	H	RBI	BB	SO	LOB	TOP									
Mark Grudzielanek, R OBP: 0.377, SLG: 0.477	5-3		F9		6-3		SF9 1B		G6-3	5	0	1	0	0	0	4	Montreal Expos @ San Francisco Giants 3Com Park at Candlestick Point, San Francisco, CA Wed May 22 1996, 6:33 AM EDT Att: 11,663 - Unknown - 65 F livebaseballscorecards.com									
Andy Stankiewicz, R OBP: 0.333, SLG: 0.333	F2		G5-2-3		1-3		SF9			3	0	0	1	0	0	3										
Henry Rodriguez, L OBP: 0.379, SLG: 0.717	F7				G3					3	1	1	0	1	0	0										
Darrin Fletcher, L OBP: 0.314, SLG: 0.437		F7		1B HR		F9				4	1	1	0	0	1	2										
Moises Alou, R OBP: 0.326, SLG: 0.448	K			1B						4	1	2	3	0	1	0										
F.P. Santangelo, S OBP: 0.345, SLG: 0.412	K			HR		4-3 2B				4	0	0	0	0	1	1										
Sherman Obando, R OBP: 0.283, SLG: 0.393										3	0	1	0	1	0	1										
Dave Veres, R OBP: 1.000, SLG: 1.333			1B G5-2-3							0	0	0	0	0	0	0										
Mel Rojas, R OBP: 0.500, SLG: 0.500										0	0	0	0	0	0	0										
Shane Andrews, R OBP: 0.321, SLG: 0.418										4	0	1	0	0	1	1										
Pedro Martinez, R OBP: 0.217, SLG: 0.100										1	1	0	0	2	1	1										
Cliff Floyd, L OBP: 0.250, SLG: 0.174										0	0	0	0	1	0	0										
Inning Stats	R: 0 E: 0 K: 0 S: 3	H: 0 LOB: 0 BB: 0 P: 3	R: 0 E: 0 K: 2 S: 7	H: 0 LOB: 0 BB: 0 P: 7	R: 0 E: 0 K: 0 S: 4	H: 2 LOB: 2 BB: 1 P: 8	R: 3 E: 0 K: 1 S: 8	H: 3 LOB: 1 BB: 1 P: 12	R: 0 E: 0 K: 0 S: 3	H: 0 LOB: 0 BB: 0 P: 3	R: 0 E: 0 K: 0 S: 4	H: 1 LOB: 1 BB: 0 P: 4	R: 1 E: 0 K: 1 S: 6	H: 1 LOB: 2 BB: 2 P: 14	R: 0 E: 0 K: 0 S: 3	H: 0 LOB: 0 BB: 0 P: 3	R: 0 E: 0 K: 1 S: 4	H: 0 LOB: 0 BB: 1 P: 8	1B: 4 2B: 2 3B: 0 HR: 1	SF: 1 SAC: 0 DP: 2 HBP: 0	WP: 0 PB: 0 CS: 0	PA: 37				
PITCHER	IP	WLS	BF	H	R	ER	SO	BB	IBB	HBP	BLK	WP	HR	S	P	ERA	WHIP									
William Van Landingham, R ERA: 7.48	(1, 1)	6.1	L	28	7	4	4	3	3	0	0	0	0	1	31	43	5.68	1.579								
Mark Dewey, R ERA: 5.66	(7, 1)	0.1		2	0	0	0	0	0	1	0	0	0	0	1	5	0.00	0.000								
Doug Creek, L ERA: 6.0	(7, 1)	0.1		1	0	0	0	1	0	0	0	0	0	3	3	0.00	0.000									
Jeff Juden, R ERA: 4.26	(8, 1)	2.0		6	0	0	0	1	1	0	0	0	0	7	11	0.00	0.500									

Batter	1	2	3	4	5	6	7	8	9	AB	R	H	RBI	BB	SO	LOB	BOTTOM									
Stan Javier, S OBP: 0.315, SLG: 0.371	SH1-3 2B	K		K		K			K	5	0	1	0	0	4	4	Montreal Expos @ San Francisco Giants 3Com Park at Candlestick Point, San Francisco, CA Wed May 22 1996, 6:33 AM EDT Att: 11,663 - Unknown - 65 F livebaseballscorecards.com									
Robby Thompson, R OBP: 0.342, SLG: 0.400	SH1-3		WP 1B		K		F7		K	4	1	1	0	0	2	0										
Barry Bonds, L OBP: 0.424, SLG: 0.661	P5		4-0 5-3 2-3	1B	P5					3	0	1	0	1	0	1										
Matt Williams, R OBP: 0.392, SLG: 0.602	4-3		2-3	K		HR			F8	4	1	1	1	0	1	4										
Mark Carreon, R OBP: 0.331, SLG: 0.497		6-3		5-3 1B		K			F7	4	0	1	1	0	1	1										
Glenallen Hill, R OBP: 0.330, SLG: 0.512		E1 1B SF9		5-3					6-3	4	1	1	0	0	0	2										
Shawon Dunston, R OBP: 0.342, SLG: 0.397			SF9 1B		K		P4-3 1B		K	4	0	1	0	0	2	3										
Tom Lampkin, L OBP: 0.424, SLG: 0.442			SF9 1B		G3		P4-3 1B		F8	3	0	1	0	1	0	0										
William Van Landingham, R OBP: 0.318, SLG: 0.350			SF9		K					2	0	1	1	0	1	0										
Mark Dewey, R	(7, 1)									0	0	0	0	0	0	0										
Doug Creek, L	(7, 1)									0	0	0	0	0	0	0										
Jeff Juden, R	(8, 1)									0	0	0	0	0	0	0										
Marvin Benard, L OBP: 0.397, SLG: 0.315	(9, PH)									1	0	0	0	0	1	0										
Inning Stats	R: 0 E: 0 K: 0 S: 4	H: 1 LOB: 1 BB: 0 P: 4	R: 1 E: 1 K: 1 S: 8	H: 2 LOB: 2 BB: 0 P: 8	R: 1 E: 0 K: 2 S: 9	H: 2 LOB: 2 BB: 1 P: 13	R: 0 E: 0 K: 2 S: 7	H: 0 LOB: 0 BB: 0 P: 7	R: 1 E: 0 K: 2 S: 8	H: 1 LOB: 0 BB: 0 P: 8	R: 0 E: 0 K: 1 S: 6	H: 2 LOB: 2 BB: 1 P: 10	R: 0 E: 0 K: 0 S: 4	H: 1 LOB: 1 BB: 0 P: 4	R: 0 E: 0 K: 1 S: 5	H: 0 LOB: 0 BB: 0 P: 5	R: 0 E: 0 K: 3 S: 9	H: 0 LOB: 0 BB: 0 P: 9	1B: 6 2B: 3 3B: 0 HR: 1	SF: 1 SAC: 1 DP: 1 HBP: 0	WP: 1 PB: 0 CS: 0	PA: 38				
PITCHER	IP	WLS	BF	H	R	ER	SO	BB	IBB	HBP	BLK	WP	HR	S	P	ERA	WHIP									
Pedro Martinez, R ERA: 3.06	(1, 1)	7.0	W	32	9	3	2	8	2	0	0	0	0	1	46	54	2.57	1.571								
Dave Veres, R ERA: 6.1	(8, 1)	1.0		3	0	0	0	1	0	0	0	0	0	5	5	0.00	0.000									
Mel Rojas, R ERA: 4.26	(9, 1)	1.0	S	3	0	0	0	3	0	0	0	0	0	9	9	0.00	0.000									



Batter	1	2	3	4	5	6	7	8	9	10	11	AB	R	H	RBI	BB	SO	LOB	TOP					
Roger Cedeno, S OBP: 0.368, SLG: 0.338	F8		F7	1B					F7		L9	5	1	1	1	1	0	2						
Todd Hollandsworth, L OBP: 0.368, SLG: 0.376	G4-3		1B						P6		1B	4	0	1	0	2	1	0						
Raul Mondesi, R OBP: 0.264, SLG: 0.439	K		1B						K		1B	6	0	3	3	0	2	0						
Eric Karros, R OBP: 0.283, SLG: 0.396	1B	1B	1B	1B	1B	1B	1B	1B	1B		L8	4	0	2	0	2	1	1						
Delino DeShields, L OBP: 0.305, SLG: 0.380	1B	1B	F8	1B	1B	1B	1B	1B	1B		G4-3	6	1	3	0	0	1	6						
Mike Blowers, R OBP: 0.308, SLG: 0.293	K		1B	BB	BB	BB	BB	BB	G1-3			3	1	0	0	2	1	3						
Juan Castro, R OBP: 0.295, SLG: 0.262	K		K	K	K	K	K	K	F8			3	0	0	0	0	3	2	AB 40					
Tom Prince, R OBP: 0.667, SLG: 0.667	1B	1B	1B	1B	1B	1B	1B	1B	G5-3		G5-3	3	1	1	1	2	0	0	R 5					
Mike Piazza, R OBP: 0.427, SLG: 0.582	K		K	K	K	K	K	K	F8			1	0	0	0	0	1	1	H 11					
Chad Fonville, S OBP: 0.295, SLG: 0.262	K		K	K	K	K	K	K	F8			1	0	0	0	0	0	1	RBI 5					
Pedro Astacio, R ERA: 3.12												1	0	0	0	0	0	1	1	BB 10				
Joey Eischen, L ERA: 3.51												0	0	0	0	0	0	0	0	SF: 0				
Mark Gutrie, L ERA: 1.85												0	0	0	0	0	0	0	0	2B: 2				
Antonio Osuna, R ERA: 1.48												0	0	0	0	0	0	0	0	SAC: 0				
Todd Worrell, R ERA: 1.8												0	0	0	0	0	0	0	0	3B: 0				
Inning Stats	R: 0 E: 0 K: 1 S: 9	H: 0 LOB: 0 BB: 0 P: 16	R: 0 E: 0 K: 2 S: 9	H: 2 LOB: 1 BB: 0 P: 16	R: 1 E: 0 K: 1 S: 16	H: 2 LOB: 3 BB: 2 P: 27	R: 1 E: 0 K: 1 S: 12	H: 1 LOB: 2 BB: 2 P: 25	R: 0 E: 0 K: 1 S: 14	H: 0 LOB: 0 BB: 0 P: 17	R: 1 E: 0 K: 1 S: 6	H: 1 LOB: 1 BB: 2 P: 15	R: 1 E: 0 K: 1 S: 14	H: 2 LOB: 1 BB: 0 P: 23	R: 0 E: 0 K: 1 S: 7	H: 0 LOB: 0 BB: 0 P: 11	R: 0 E: 0 K: 1 S: 10	H: 0 LOB: 1 BB: 1 P: 19	R: 1 E: 0 K: 0 S: 10	H: 1 LOB: 3 BB: 3 P: 26	1B: 10 2B: 2 3B: 0 HR: 0	SF: 0 SAC: 0 DP: 1 HBP: 0	WP: 0 PB: 0 SB: 3 CS: 1	PA: 50
PITCHER	IP	WLS	BF	H	R	ER	SO	BB	IBB	HBP	BLK	WP	HR	S	P	ERA	WHIP							
Ugueth Urbina, R ERA: 3.45	4.0		19	5	2	2	5	4	0	0	0	0	0	46	84	4.50	2.250							
Mike Dyer, R ERA: 3.25	5.1	1.0	4	2	0	0	1	0	0	0	0	0	0	9	16	0.00	2.000							
Tim Scott, R ERA: 2.05	6.1	1.2	7	1	1	1	1	2	0	0	0	0	0	17	28	5.40	1.800							
Dave Veres, R ERA: 6.19	7.1	1.0	4	1	1	1	2	0	0	0	0	0	0	12	21	9.00	1.000							
Mel Rojas, R ERA: 4.05	8.1	1.1	5	1	0	0	1	0	0	0	0	0	0	12	17	0.00	0.750							
PITCHER	IP	WLS	BF	H	R	ER	SO	BB	IBB	HBP	BLK	WP	HR	S	P	ERA	WHIP							
Omar Daal, L ERA: 3.41	10.1	2.0	11	1	1	1	1	3	1	1	0	0	0	20	45	4.50	2.000							

Los Angeles Dodgers @ Montreal Expos
Olympic Stadium, Montreal, QB
Fri May 24 1996, 7:05 PM EDT
Att: 27,843 - Dome - 68 F

livebaseballscorecards.com
AB 40
R 5
H 11
RBI 5
BB 10
SO 11
LOB 20

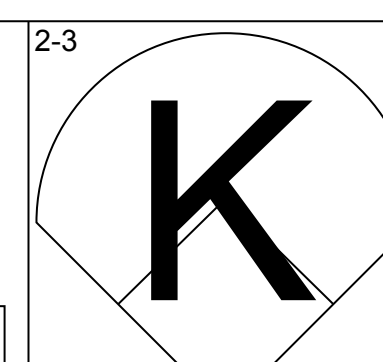
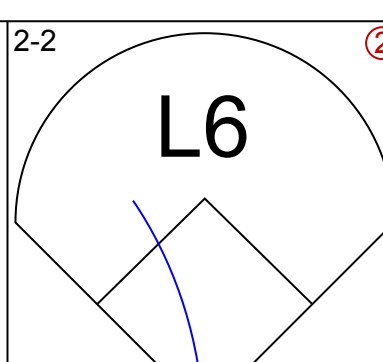
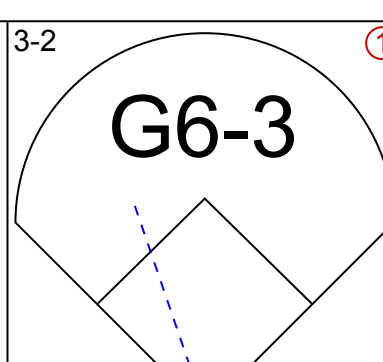
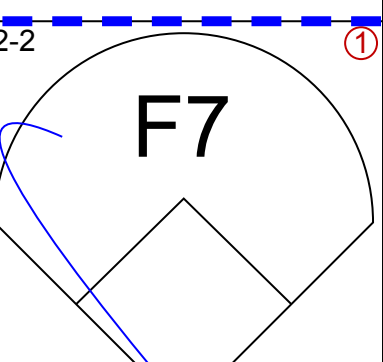
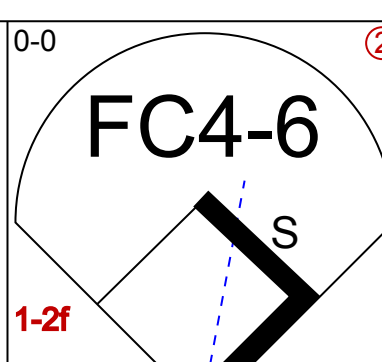
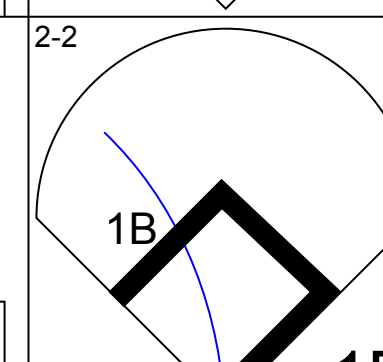
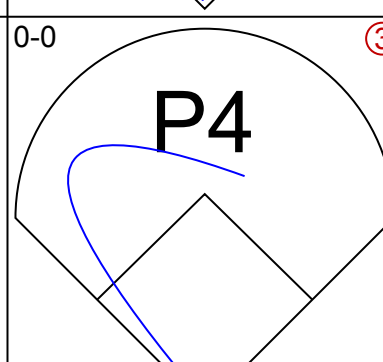
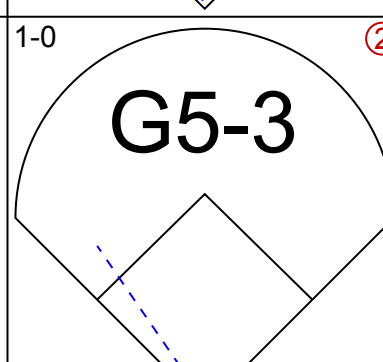
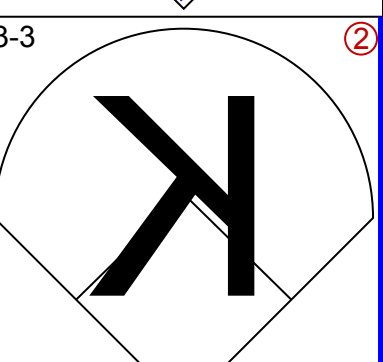
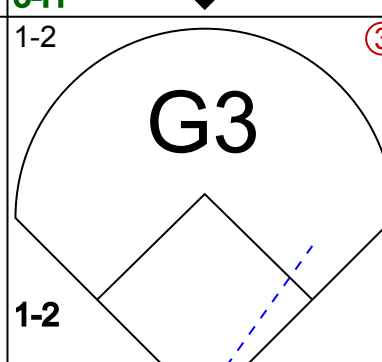
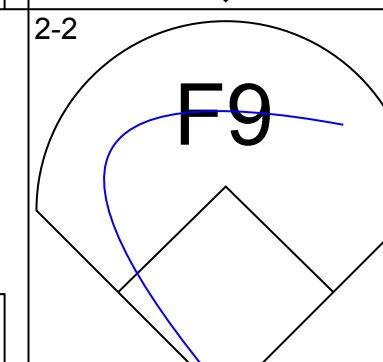
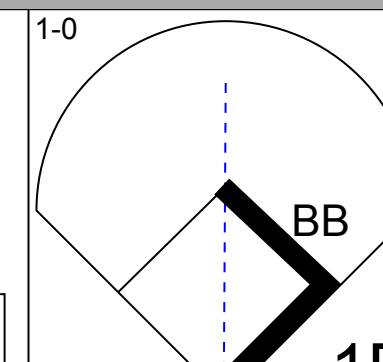
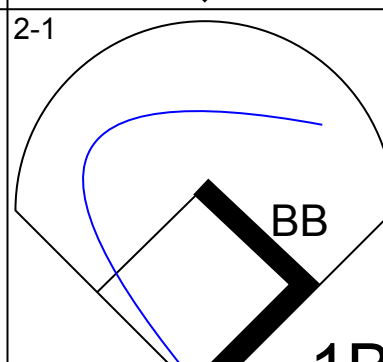
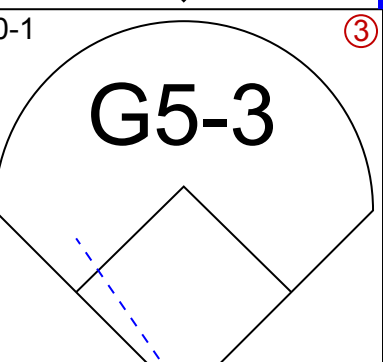
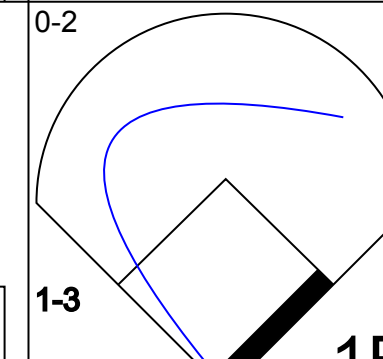
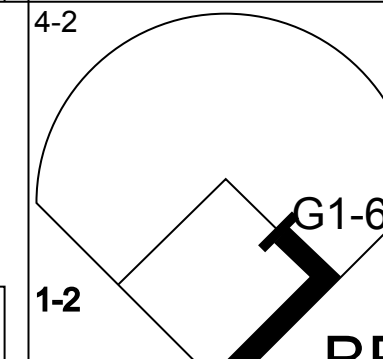
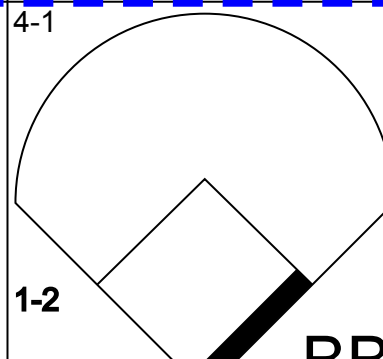
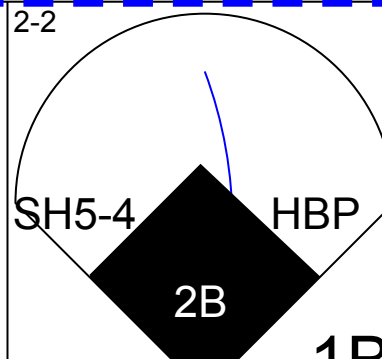
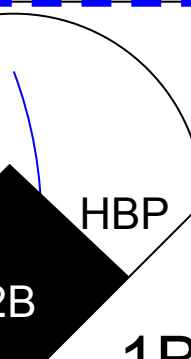
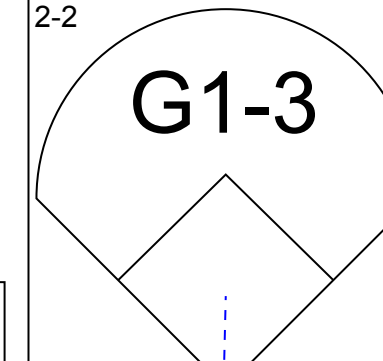
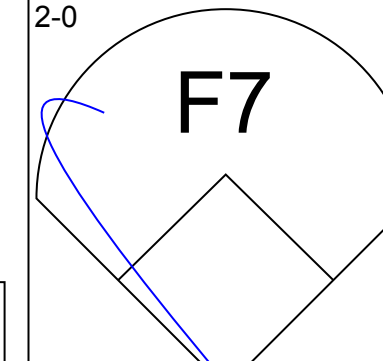
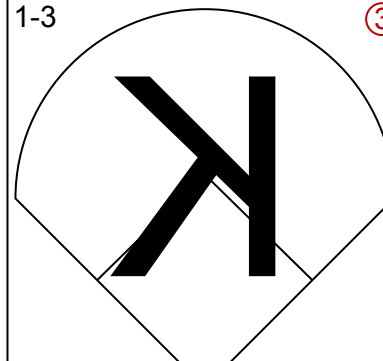
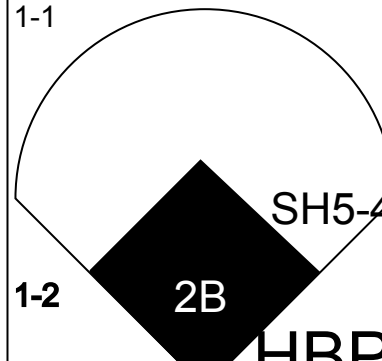
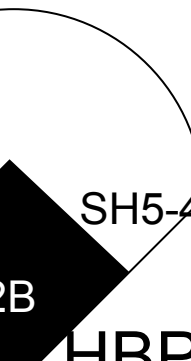
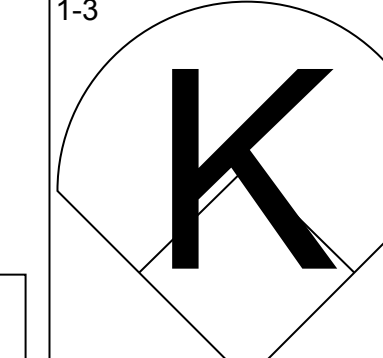
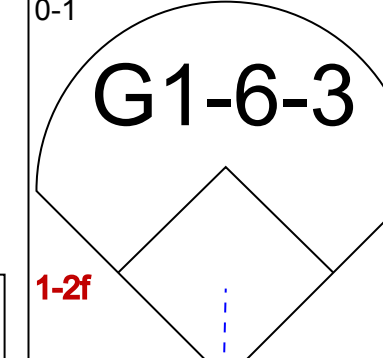

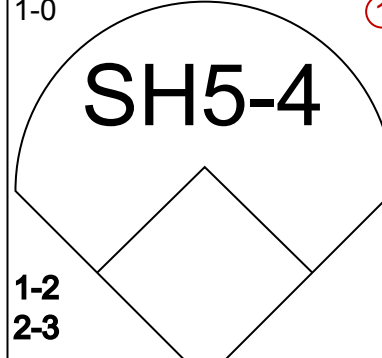
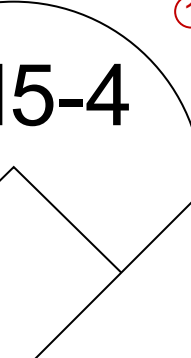
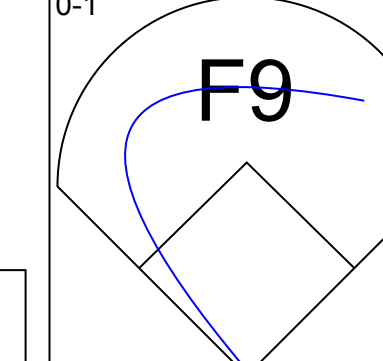
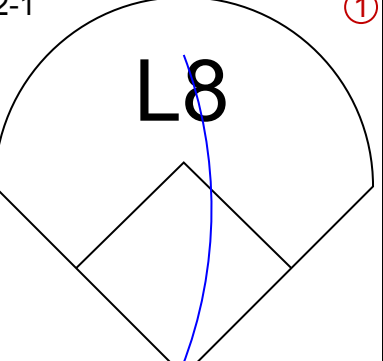
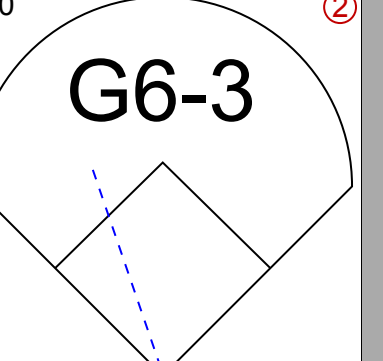
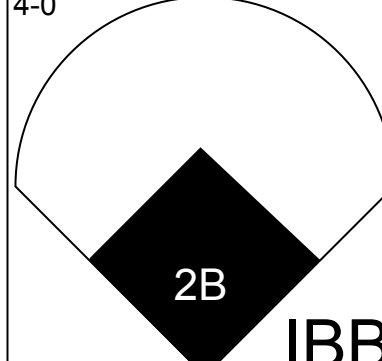

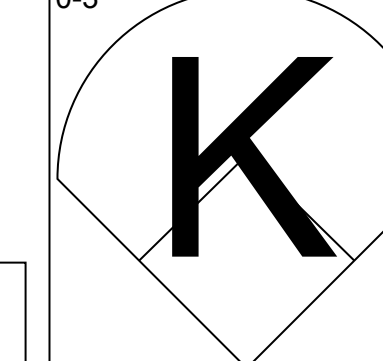
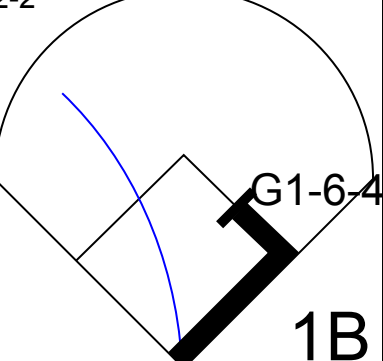
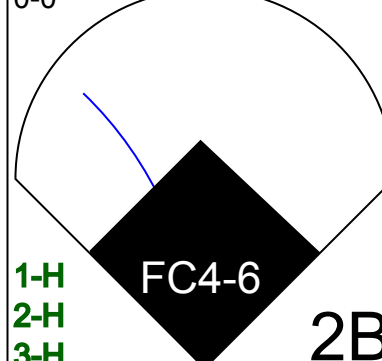

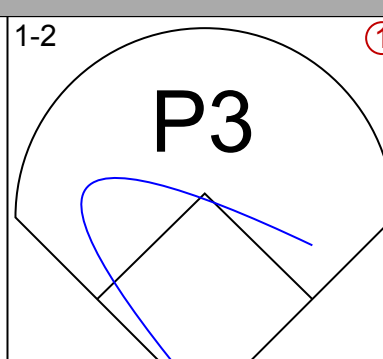
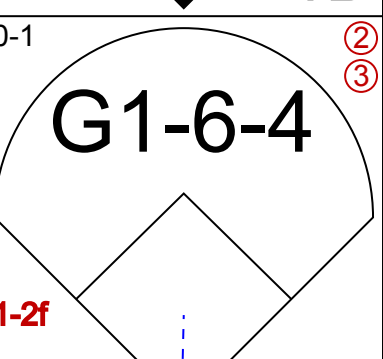
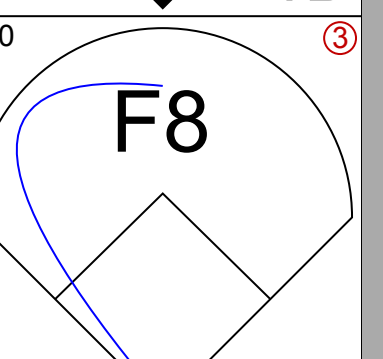
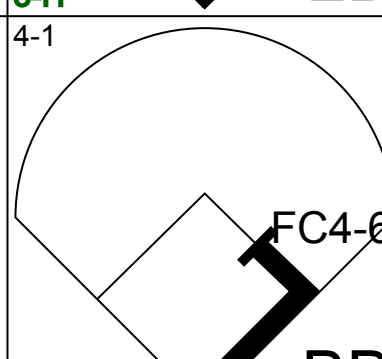


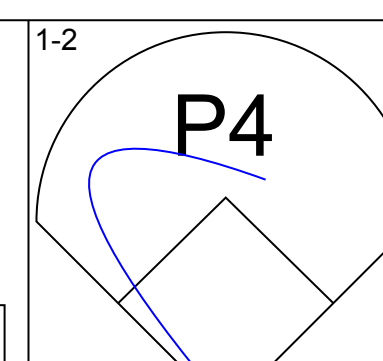
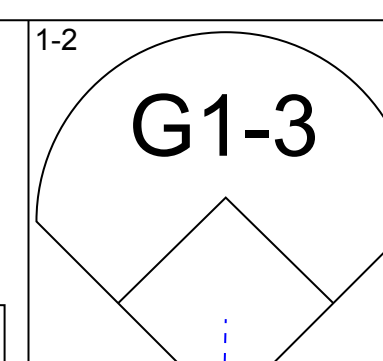
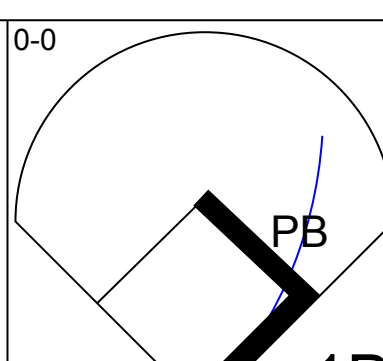
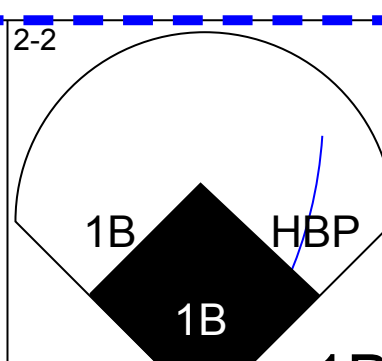
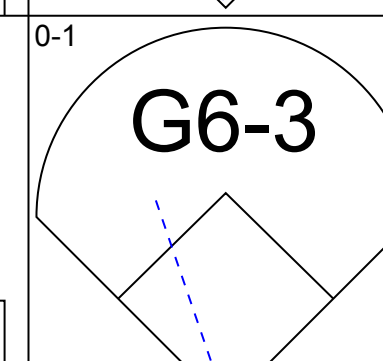
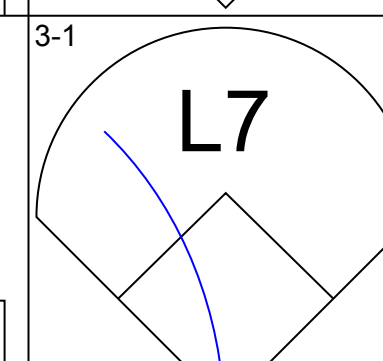
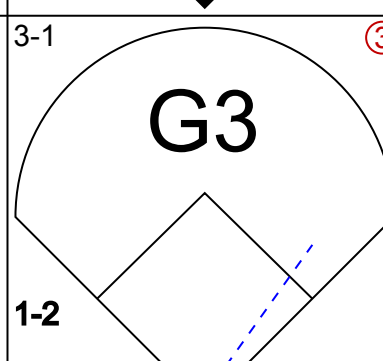
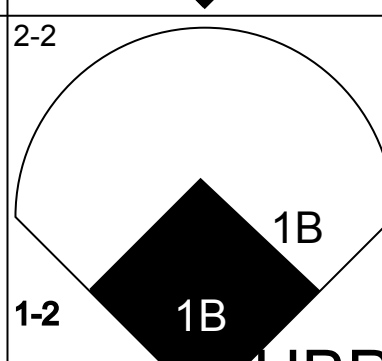
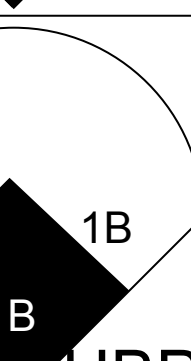
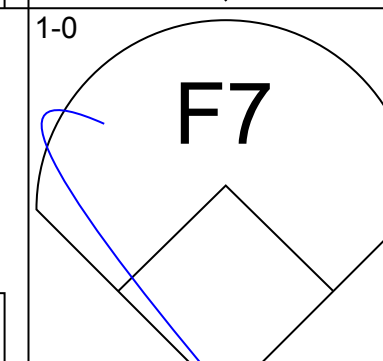
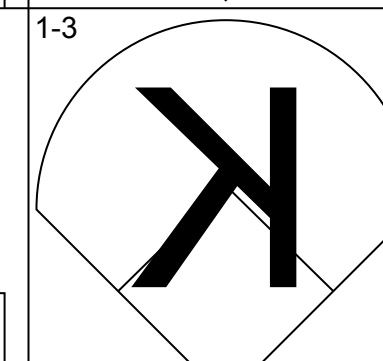

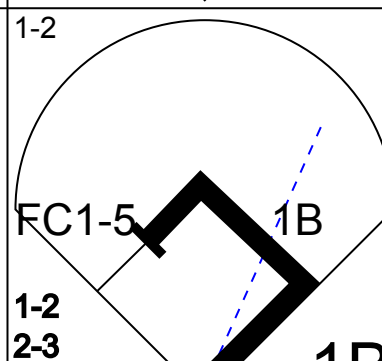
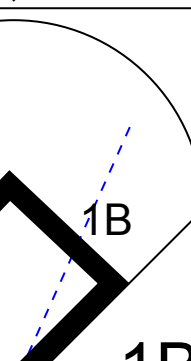
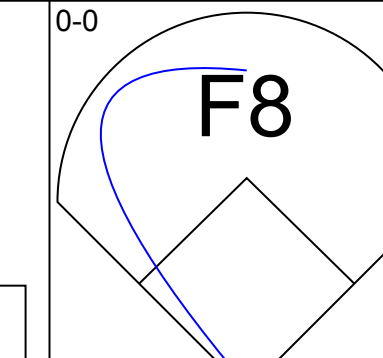
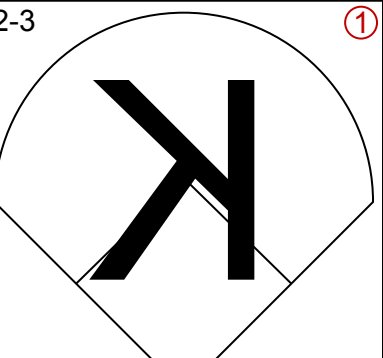
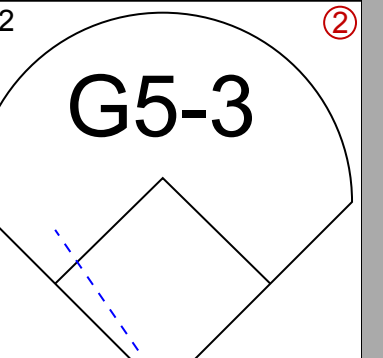
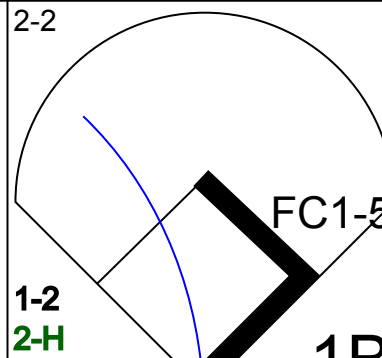
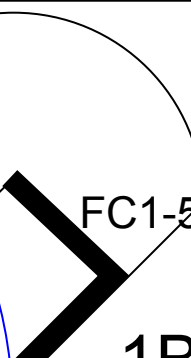
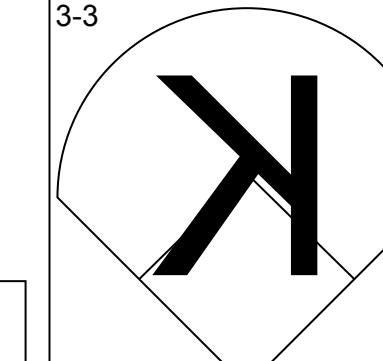
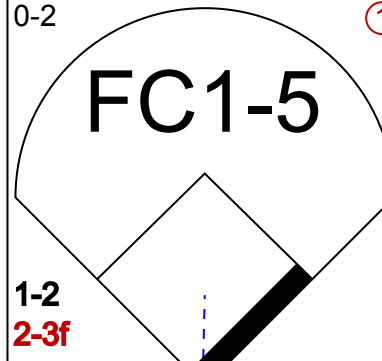
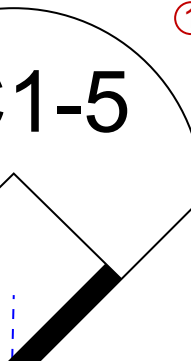
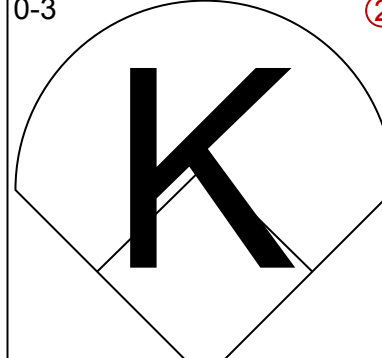
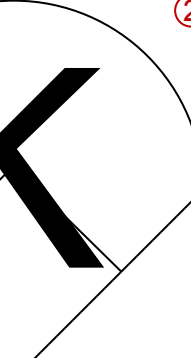
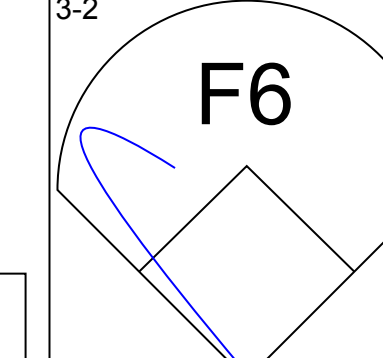
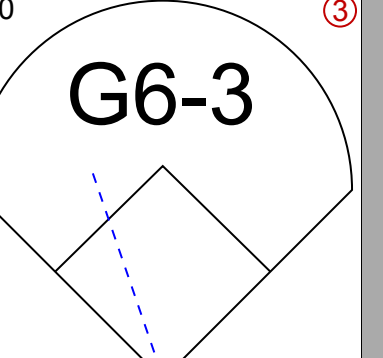
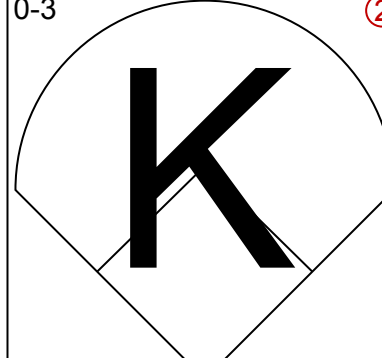
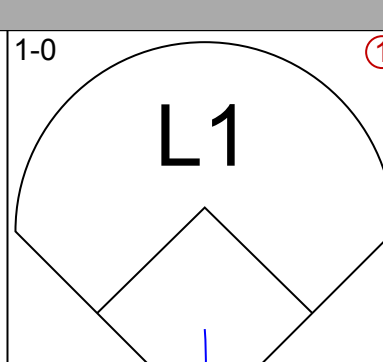
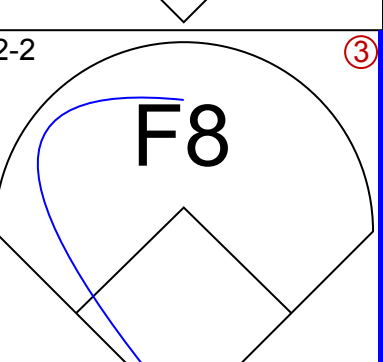
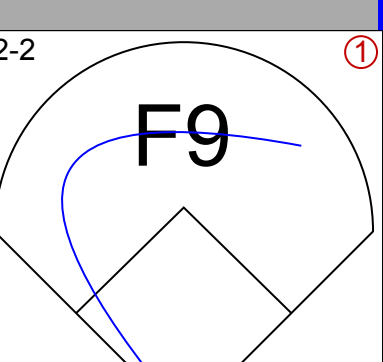
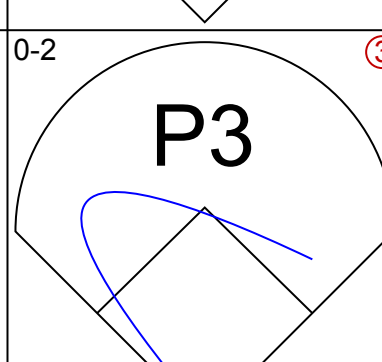
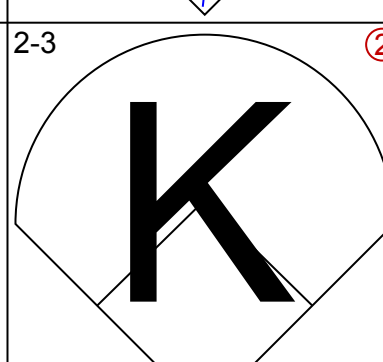
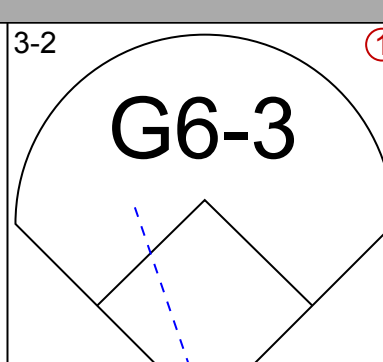
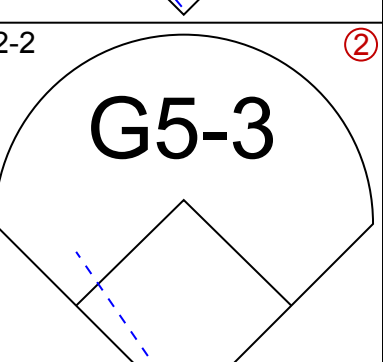
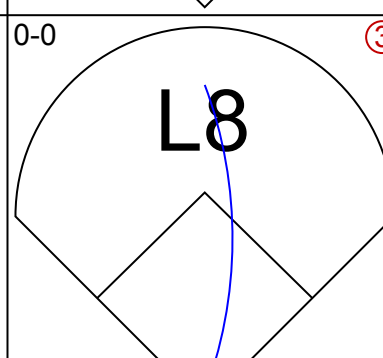
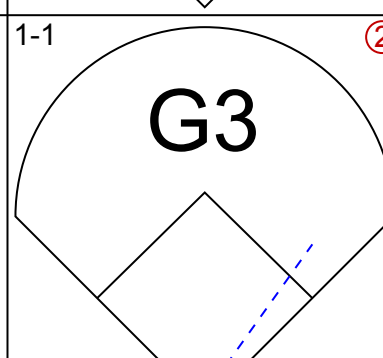
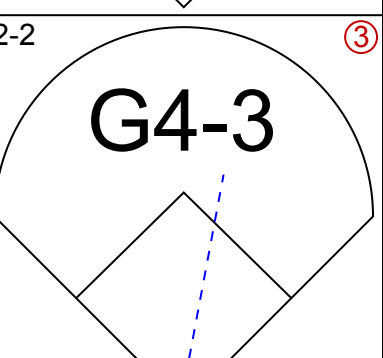
Batter	1	2	3	4	5	6	7	8	9	10	11	AB	R	H	RBI	BB	SO	LOB	BOTTOM					
Mark Grudzielanek, R OBP: 0.376, SLG: 0.473	L8	1B		G5-3					L9		L4	6	1	2	0	0	1	0						
Mike Lansing, R OBP: 0.399, SLG: 0.446	1B	1B		1B					K		G6-3	4	1	2	0	0	2	1						
Omar Daal, L OBP: 0.352, SLG: 0.250	F9	1B		G3-4-3					K		G6-3	0	0	0	0	0	0	0						
Lenny Webster, R OBP: 0.352, SLG: 0.250	3B	HBP		1B					K		G6-3	1	0	0	0	0	0	0						
Henry Rodriguez, L OBP: 0.389, SLG: 0.696	L8			G3-4-3					L9			5	0	0	0	0	1	5						
Moises Alou, R OBP: 0.333, SLG: 0.446	1B	1B		1B					L6		F9	3	1	1	1	2	0	0						
Darin Fletcher, L OBP: 0.309, SLG: 0.423	1B	1B		1B					K		P2	4	0	0	0	0	1	6						
Mel Rojas, R OBP: 0.500, SLG: 0.500	F9			F7					K		P2	0	0	0	0	0	0	0						
Andy Stankiewicz, R OBP: 0.320, SLG: 0.318	F9			F7					K		P2	1	0	0	0	0	0	0						
Sherman Osando, R OBP: 0.302, SLG: 0.414	3B	BB		2B					G1-3		G1-3	3	1	2	0	1	0	0						
Cliff Floyd, L OBP: 0.276, SLG: 0.292	3B	BB		2B					G1-3		G1-3	1	0	1	0	0	0	0						
F.P. Santangelo, S OBP: 0.354, SLG: 0.430	1B			G1-3					G4-3		G4-3	3	0	1	3	1	0	1						
Dave Silvestri, R OBP: 0.347, SLG: 0.250	1B			G5-3					K		F9	4	0	0	0	1	1	4						
Ugueth Urbina, R ERA: 3.12	F9			F9					K		P2	2	0	0	0	0	0	3						
Joey Eischen, L ERA: 3.51	F9			F9					K		P2	0	0	0	0	0	0	0						
Mark Gutrie, L ERA: 1.85	F9			F9					K		P2	0	0	0	0	0	0	0						
Antonio Osuna, R ERA: 1.48	F9			F9					K		P2	0	0	0	0	0	0	0						
Todd Worrell, R ERA: 1.8	F9			F9					K		P2	0	0	0	0	0	0	0						
Inning Stats	R: 4 E: 0 K: 0 S: 12	H: 3 LOB: 2 BB: 2 P: 29	R: 0 E: 0 K: 2 S: 11	H: 1 LOB: 2 BB: 1 P: 22	R: 0 E: 0 K: 0 S: 8	H: 1 LOB: 1 BB: 0 P: 14	R: 0 E: 0 K: 0 S: 9	H: 1 LOB: 2 BB: 1 P: 19	R: 0 E: 0 K: 1 S: 5	H: 0 LOB: 0 BB: 0 P: 6	R: 0 E: 0 K: 1 S: 9	H: 0 LOB: 0 BB: 2 P: 12	R: 0 E: 0 K: 2 S: 9	H: 0 LOB: 0 BB: 0 P: 16	R: 0 E: 0 K: 1 S: 8	H: 0 LOB: 0 BB: 0 P: 13	R: 0 E: 0 K: 0 S: 17	H: 1 LOB: 2 BB: 1 P: 27	R: 0 E: 0 K: 0 S: 8	H: 0 LOB: 0 BB: 0 P: 12	1B: 6 2B: 2 3B: 2 HR: 0	SF: 0 SAC: 1 DP: 1 HBP: 1	WP: 0 PB: 0 SB: 1 CS: 0	PA: 47
PITCHER	IP	WLS	BF	H	R	ER	SO	BB	IBB	HBP	BLK	WP	HR	S	P	ERA	WHIP							
Pedro Astacio, R ERA: 3.12	3.0		18	5	4	4	2	2	1	0	0	0	0	31	65	12.00	2.333							
Joey Eischen, L ERA: 3.51	4.1	3.0	12	3	0	0	2	0	1	0	0	0	0	22	38	0.00	1.000							
Mark Gutrie, L ERA: 1.85	7.1	1.0	3	0	0	0	1	0	0	0	0	0	0	9	12	0.00	0.000							
Antonio Osuna, R ERA: 1.48	8.1	3.0	W 11	1	0	0	3	0	1	0	0	0	0	34	56	0.00	0.333							
Todd Worrell, R ERA: 1.8	11.1	1.0	S 3	0	0	0	0	0	0	0	0	0	0	8	12	0.00	0.000							

Los Angeles Dodgers @ Montreal Expos
Olympic Stadium, Montreal, QB
Fri May 24 1996, 7:05 PM EDT
Att: 27,843 - Dome - 68 F


livebaseballscorecards.com
AB 40
R 4
H 9
RBI 4
BB 5
SO 8
LOB 21




Batter	1	2	3	4	5	6	7	8	9	AB R H RBI BB SO LOB	TOP										
Roger Cedeno, S (1, 8) OBP: 0.346, SLG: 0.315										5 0 0 1 0 1 1	Los Angeles Dodgers @ Montreal Expos Olympic Stadium, Montreal, QB Sun May 26 1996, 3:33 AM EDT Att: 30,718 - Dome - 68 F <i>livebaseballscorecards.com</i>										
Juan Castro, R (1, 6) OBP: 0.235, SLG: 0.071										3 0 1 0 0 0 0 1 0 0 0 0 1 0 1 0 0 0 0 0 1											
Milt Thompson, L (8, PH) OBP: 0.270, SLG: 0.188																					
Chad Fonville, S (8, 6) OBP: 0.280, SLG: 0.248																					
Mike Piazza, R (1, 2) OBP: 0.440, SLG: 0.603										4 0 2 0 0 0 1											
Eric Karros, R (1, 3) OBP: 0.298, SLG: 0.400										2 1 2 0 2 0 0											
Raul Mondesi, R (1, 9) OBP: 0.264, SLG: 0.426										3 1 0 0 0 1 6											
Billy Ashley, R (1, 7) OBP: 0.341, SLG: 0.600										2 0 0 0 0 1 2 1 0 0 0 0 1 0											
Todd Hollandsworth, L (6, 7) OBP: 0.361, SLG: 0.370																					
Delino DeShields, L (1, 4) OBP: 0.299, SLG: 0.366										3 1 0 0 1 0 0											
Mike Blowers, R (1, 5) OBP: 0.328, SLG: 0.325										4 1 3 3 0 1 0											
Tom Candiotti, R (1, 1) OBP: 0.118, SLG: 0.118																					
Dave Hansen, L (9, PH) OBP: 0.279, SLG: 0.167										3 0 0 0 0 0 2 0 0 0 0 1 0 0 0 0 0 0 0 0 0											
Todd Worrell, R (9, 1) OBP: 0.279, SLG: 0.167																					
Inning Stats	R: 0 E: 0 K: 1 S: 20	H: 2 LOB: 2 BB: 0 P: 28	R: 0 E: 0 K: 2 S: 9	H: 0 LOB: 0 BB: 0 P: 10	R: 0 E: 0 K: 0 S: 8	H: 0 LOB: 0 BB: 0 P: 11	R: 0 E: 0 K: 0 S: 6	H: 1 LOB: 1 BB: 1 P: 13	R: 0 E: 0 K: 0 S: 7	H: 1 LOB: 0 BB: 0 P: 11	R: 0 E: 0 K: 1 S: 11	H: 1 LOB: 1 BB: 0 P: 22	R: 0 E: 0 K: 1 S: 8	H: 0 LOB: 0 BB: 0 P: 13	R: 4 E: 0 K: 0 S: 11	H: 2 LOB: 1 BB: 2 P: 24	1B: 7 2B: 1 3B: 0 HR: 0	SF: 0 SAC: 1 DP: 2 HBP: 1	WP: 0 PB: 0 SB: 1 CS: 1	PA: 38	
PITCHER	IP WLS BF H R ER SO BB IBB HBP BLK WP HR S P ERA WHIP	IP WLS BF H R ER SO BB IBB HBP BLK WP HR S P ERA WHIP	IP WLS BF H R ER SO BB IBB HBP BLK WP HR S P ERA WHIP	IP WLS BF H R ER SO BB IBB HBP BLK WP HR S P ERA WHIP	IP WLS BF H R ER SO BB IBB HBP BLK WP HR S P ERA WHIP	IP WLS BF H R ER SO BB IBB HBP BLK WP HR S P ERA WHIP	IP WLS BF H R ER SO BB IBB HBP BLK WP HR S P ERA WHIP	IP WLS BF H R ER SO BB IBB HBP BLK WP HR S P ERA WHIP	IP WLS BF H R ER SO BB IBB HBP BLK WP HR S P ERA WHIP	IP WLS BF H R ER SO BB IBB HBP BLK WP HR S P ERA WHIP	IP WLS BF H R ER SO BB IBB HBP BLK WP HR S P ERA WHIP	IP WLS BF H R ER SO BB IBB HBP BLK WP HR S P ERA WHIP	IP WLS BF H R ER SO BB IBB HBP BLK WP HR S P ERA WHIP	IP WLS BF H R ER SO BB IBB HBP BLK WP HR S P ERA WHIP	IP WLS BF H R ER SO BB IBB HBP BLK WP HR S P ERA WHIP	IP WLS BF H R ER SO BB IBB HBP BLK WP HR S P ERA WHIP	IP WLS BF H R ER SO BB IBB HBP BLK WP HR S P ERA WHIP	IP WLS BF H R ER SO BB IBB HBP BLK WP HR S P ERA WHIP	IP WLS BF H R ER SO BB IBB HBP BLK WP HR S P ERA WHIP	IP WLS BF H R ER SO BB IBB HBP BLK WP HR S P ERA WHIP	IP WLS BF H R ER SO BB IBB HBP BLK WP HR S P ERA WHIP
Kirk Rueter, L (1, 1) ERA: 3.79	5.2 21 5 0 0 3 1 0 0 0 0 0 0 57 86 0.00 1.059	1.1 6 1 0 0 2 1 0 0 0 0 0 0 11 17 0.00 1.500	1.0 3 0 0 0 1 0 0 0 0 0 0 0 8 13 0.00 0.000	1.0 L 8 2 4 4 0 1 1 1 0 0 0 0 11 24 36.00 3.000																	

Batter	1	2	3	4	5	6	7	8	9	AB R H RBI BB SO LOB	BOTTOM											
Mark Grudzielanek, R (1, 6) OBP: 0.379, SLG: 0.472										4 1 2 0 0 0 0	Los Angeles Dodgers @ Montreal Expos Olympic Stadium, Montreal, QB Sun May 26 1996, 3:33 AM EDT Att: 30,718 - Dome - 68 F <i>livebaseballscorecards.com</i>											
Mike Lansing, R (1, 4) OBP: 0.401, SLG: 0.443										3 1 0 0 0 0 1												
Henry Rodriguez, L (1, 3) OBP: 0.362, SLG: 0.670																						
Dave Silvestri, R (9, PR) OBP: 0.354, SLG: 0.250										4 0 1 0 0 1 0 0 0 0 0 0 0 0												
Moises Alou, R (1, 7) OBP: 0.328, SLG: 0.437										4 0 1 2 0 1 0												
Sherman Obando, R (1, 9) OBP: 0.311, SLG: 0.441																						
Dave Veres, R (8, 1) OBP: 1.000, SLG: 1.333										2 1 1 1 1 1 0 0 0 0 0 0 0 0 0 0 0 0 0 0 0 1 0 0 0 0 0 2												
Mel Rojas, R (9, 1) OBP: 0.500, SLG: 0.500																						
Andy Stankiewicz, R (9, PH) OBP: 0.308, SLG: 0.304																						
Cliff Floyd, L (1, 8) OBP: 0.306, SLG: 0.276										3 0 0 0 0 1 1 1 0 0 0 0 1 2												
David Segui, S (9, PH) OBP: 0.402, SLG: 0.490																						
Lenny Webster, R (1, 2) OBP: 0.351, SLG: 0.239																						
Tim Scott, R (6, 1) OBP: 0.348, SLG: 0.422										2 0 0 0 0 0 1 0 0 0 0 0 0 0 2 0 0 0 0 0 2												
F.P. Santangelo, S (8, 8) OBP: 0.348, SLG: 0.422																						
Shane Andrews, R (1, 5) OBP: 0.300, SLG: 0.387										3 0 0 0 0 1 0												
Kirk Rueter, L (1, 1) OBP: 0.154, SLG: 0.091																						
Darrin Fletcher, L (6, 2) OBP: 0.304, SLG: 0.412										1 0 0 0 0 0 0 2 0 0 0 0 0 0												
Inning Stats	R: 0 E: 0 K: 0 S: 6	H: 0 LOB: 0 BB: 0 P: 8	R: 0 E: 0 K: 1 S: 8	H: 0 LOB: 0 BB: 0 P: 14	R: 0 E: 0 K: 1 S: 5	H: 0 LOB: 0 BB: 0 P: 8	R: 0 E: 0 K: 1 S: 8	H: 0 LOB: 0 BB: 0 P: 13	R: 0 E: 0 K: 2 S: 12	H: 0 LOB: 1 BB: 1 P: 21	R: 0 E: 0 K: 0 S: 11	H: 1 LOB: 0 BB: 0 P: 18	R: 1 E: 0 K: 0 S: 7	H: 1 LOB: 0 BB: 0 P: 12	R: 0 E: 0 K: 0 S: 9	H: 0 LOB: 0 BB: 0 P: 15	R: 2 E: 0 K: 1 S: 23	H: 3 LOB: 2 BB: 0 P: 30	1B: 4 2B: 0 3B: 0 HR: 1	SF: 0 SAC: 0 DP: 0 HBP: 1	WP: 0 PB: 1 SB: 0 CS: 0	PA: 34
PITCHER	IP WLS BF H R ER SO BB IBB HBP BLK WP HR S P ERA WHIP	IP WLS BF H R ER SO BB IBB HBP BLK WP HR S P ERA WHIP	IP WLS BF H R ER SO BB IBB HBP BLK WP HR S P ERA WHIP	IP WLS BF H R ER SO BB IBB HBP BLK WP HR S P ERA WHIP	IP WLS BF H R ER SO BB IBB HBP BLK WP HR S P ERA WHIP	IP WLS BF H R ER SO BB IBB HBP BLK WP HR S P ERA WHIP	IP WLS BF H R ER SO BB IBB HBP BLK WP HR S P ERA WHIP	IP WLS BF H R ER SO BB IBB HBP BLK WP HR S P ERA WHIP	IP WLS BF H R ER SO BB IBB HBP BLK WP HR S P ERA WHIP	IP WLS BF H R ER SO BB IBB HBP BLK WP HR S P ERA WHIP	IP WLS BF H R ER SO BB IBB HBP BLK WP HR S P ERA WHIP	IP WLS BF H R ER SO BB IBB HBP BLK WP HR S P ERA WHIP	IP WLS BF H R ER SO BB IBB HBP BLK WP HR S P ERA WHIP	IP WLS BF H R ER SO BB IBB HBP BLK WP HR S P ERA WHIP	IP WLS BF H R ER SO BB IBB HBP BLK WP HR S P ERA WHIP	IP WLS BF H R ER SO BB IBB HBP BLK WP HR S P ERA WHIP	IP WLS BF H R ER SO BB IBB HBP BLK WP HR S P ERA WHIP	IP WLS BF H R ER SO BB IBB HBP BLK WP HR S P ERA WHIP	IP WLS BF H R ER SO BB IBB HBP BLK WP HR S P ERA WHIP	IP WLS BF H R ER SO BB IBB HBP BLK WP HR S P ERA WHIP	IP WLS BF H R ER SO BB IBB HBP BLK WP HR S P ERA WHIP	
Tom Candiotti, R (1, 1) ERA: 3.47	8.0 27 2 1 1 5 1 0 0 0 0 0 0 66 109 1.12 0.375	1.0 S 7 3 2 2 1 0 0 0 1 0 0 0 23 30 18.00 3.000																				



Batter	1	2	3	4	5	6	7	8	9	AB	R	H	RBI	BB	SO	LOB	TOP								
Rickey Henderson, R OBP: 0.381, SLG: 0.276 (1, 7)	G5-3		K					P4		3	0	0	0	1	1	1	San Diego Padres @ Montreal Expos Olympic Stadium, Montreal, QB Mon May 27 1996, 7:05 PM EDT Att: 44,636 - Dome - 68 F								
Steve Finley, L OBP: 0.338, SLG: 0.429 (1, 8)	L9		K				F9	FC3-4 BB		3	0	0	0	1	1	2									
Marc Newfield, R OBP: 0.382, SLG: 0.484 (1, 9)	F9		P4					FC3-4 2B		4	0	0	0	0	0	2									
Brian Johnson, R OBP: 0.373, SLG: 0.615 Wally Joyner, L OBP: 0.445, SLG: 0.520 (1, 3) (4, 3)	L8			G6-4-3 1B			G3-1		0-0 2B	2	0	1	0	0	0	0									
Archi Cianfrocco, R OBP: 0.388, SLG: 0.434 (1, 5)		2-0 1B 2B		K			G6-3		1-3 3-H 0-0 2B	4	1	1	0	0	1	3									
Jody Reed, R OBP: 0.330, SLG: 0.309 (1, 4)		0-2 HR		G6-4-3 1-2					1-1 G6-3		4	1	1	1	0	0		1							
Andujar Cedeno, R Trevor Hoffman, R (1, 6) (9, 1)		1-0 HR			4-1 SH5-4 BB				0-0 G5-3	3	1	1	2	1	1	0									
Brad Ausmus, R OBP: 0.260, SLG: 0.237 (1, 2)		3-2 L9			1-3 K				2-3 K	4	0	0	0	0	0	3		AB 31 R 4 H 6 RBI 4 BB 3 SO 7 LOB 10							
Joey Hamilton, R OBP: 0.160, SLG: 0.200 Luis Lopez, S OBP: 0.295, SLG: 0.345 (1, 1) (9, 6)		1-1 G6-3			0-2 SH5-4				1-2 FC3-4 BB 2B 1B	2	1	1	0	0	0	0									
Inning Stats	R: 0 E: 0 K: 0 S: 4	H: 0 LOB: 0 BB: 7 P: 7	R: 3 E: 0 K: 0 S: 15	H: 3 LOB: 0 BB: 23 P: 23	R: 0 E: 0 K: 2 S: 9	H: 0 LOB: 0 BB: 0 P: 11	R: 0 E: 0 K: 1 S: 8	H: 1 LOB: 0 BB: 0 P: 9	R: 0 E: 0 K: 1 S: 11	H: 0 LOB: 2 BB: 2 P: 21	R: 0 E: 0 K: 2 S: 10	H: 0 LOB: 0 BB: 0 P: 10	R: 0 E: 0 K: 2 S: 10	H: 0 LOB: 0 BB: 0 P: 12	R: 1 E: 0 K: 0 S: 18	H: 2 LOB: 2 BB: 1 P: 25		R: 0 E: 0 K: 1 S: 8	H: 0 LOB: 0 BB: 0 P: 11	1B: 3 2B: 2 3B: 0 HR: 1	SF: 0 SAC: 1 DP: 1 HBP: 0	WP: 0 PB: 0 SB: 0 CS: 0	PA: 35		
PITCHER	IP WLS BF H R ER SO BB IBB HBP BLK WP HR S P ERA WHIP																								
Jeff Fassero, L ERA: 4.1 Mike Dyer, R ERA: 3.0	(1, 1) (8, 1)	7.2 1.1	L 4	31 0	6 0	4 0	4 0	6 1	3 0	0 0	0 0	0 0	0 0	0 0	1 9	0 12	0.00 0.000	4.70 1.174	1.174 0.000						

Batter	1	2	3	4	5	6	7	8	9	AB	R	H	RBI	BB	SO	LOB	BOTTOM							
Mark Grudzielanek, R Andy Stankiewicz, R (1, 6) (4, 6)	K		G5-4-3 HBP		G6-3			FC5		1	0	0	0	0	1	0	San Diego Padres @ Montreal Expos Olympic Stadium, Montreal, QB Mon May 27 1996, 7:05 PM EDT Att: 44,636 - Dome - 68 F							
Mike Lansing, R OBP: 0.394, SLG: 0.434 (1, 4)	G4-3		G5-4-3 1-2		F7			G6-3		4	0	0	0	0	0	1								
Henry Rodriguez, L OBP: 0.360, SLG: 0.667 (1, 7)	G4-3			0-1 1B 2B	0-3 K			F8		4	1	1	0	0	1	0								
Moises Alou, R OBP: 0.327, SLG: 0.433 (1, 9)		3-3 K		0-0 BB 1B G4-3 1B			L7	G4-3		4	1	1	0	0	1	0								
David Segui, S OBP: 0.399, SLG: 0.484 (1, 3)		3-2 G4-3		0-0 G4-3 BB G6-3 1B			F8		0-3 K	4	1	1	1	0	1	0								
Cliff Floyd, L OBP: 0.325, SLG: 0.281 (1, 8)		1-0 1B WP 1B		4-1 G6-3 G4-3 BB			G4-3		1-3 K	3	0	1	0	1	1	0								
Lenny Webster, R OBP: 0.350, SLG: 0.245 Sherman Obando, R OBP: 0.317, SLG: 0.447 F.P. Santangelo, S OBP: 0.348, SLG: 0.422 (1, 2) (9, PH) (9, PR)		2-1 1B		1-0 G4-3			G6-3		1-2 1B	3	0	1	1	0	0	2		AB 32 R 3 H 7 RBI 3 BB 1 SO 6 LOB 9						
Shane Andrews, R OBP: 0.301, SLG: 0.385 Darin Fletcher, L OBP: 0.302, SLG: 0.409 (1, 5) (9, PH)		1-2 G5-3		1-0 G6-3			FC5 SH1-4 1B		0-0 F8	3	0	1	1	0	0	3								
Jeff Fassero, L OBP: 0.211, SLG: 0.118 Mike Dyer, R (8, 1)			1-1 B1-3		K		SH1-4			2	0	0	0	0	1	1								
Inning Stats	R: 0 E: 0 K: 1 S: 8	H: 0 LOB: 0 BB: 0 P: 14	R: 0 E: 0 K: 1 S: 15	H: 2 LOB: 2 BB: 0 P: 25	R: 0 E: 0 K: 0 S: 5	H: 0 LOB: 0 BB: 0 P: 9	R: 3 E: 0 K: 1 S: 10	H: 3 LOB: 1 BB: 1 P: 15	R: 0 E: 0 K: 0 S: 11	H: 0 LOB: 0 BB: 0 P: 12	R: 0 E: 0 K: 0 S: 12	H: 0 LOB: 0 BB: 0 P: 13	R: 0 E: 0 K: 0 S: 12	H: 1 LOB: 1 BB: 0 P: 18	R: 0 E: 0 K: 0 S: 7	H: 0 LOB: 0 BB: 0 P: 12		R: 0 E: 0 K: 2 S: 12	H: 1 LOB: 1 BB: 0 P: 14	1B: 6 2B: 1 3B: 0 HR: 0	SF: 0 SAC: 1 DP: 1 HBP: 1	WP: 1 PB: 0 SB: 0 CS: 0	PA: 35	
PITCHER	IP WLS BF H R ER SO BB IBB HBP BLK WP HR S P ERA WHIP																							
Joey Hamilton, R ERA: 3.75 Trevor Hoffman, R ERA: 0.81	(1, 1) (9, 1)	8.0 1.0	W S	31 4	6 1	3 0	3 0	4 2	0 0	0 0	0 0	0 0	0 0	0 12	0 14	0.00 1.000	3.75 0.875	0.875 1.000						

Batter	1	2	3	4	5	6	7	8	9	10	AB	R	H	RBI	BB	SO	LOB	TOP									
Steve Finley, L OBP: 0.332, SLG: 0.421 (1, 8)	F8		G4-3			G4-6-3			K		4	0	0	0	0	1	1										
Jody Reed, R OBP: 0.324, SLG: 0.303 (1, 4)	P4			G5-3			P6		G5-3		4	0	0	0	0	0	0										
Tony Gwynn, L OBP: 0.413, SLG: 0.418 (1, 9)	G3			G4-3			G4-3		G4-3		4	0	1	0	0	0	0										
Ken Caminiti, S OBP: 0.373, SLG: 0.518 (1, 5)			G4-6-3	G4-3			G4-3		L8		4	0	1	0	0	0	1										
Wally Joyner, L OBP: 0.445, SLG: 0.520 (1, 3)			G4-6-3						F7		4	1	2	0	0	1	0										
Brian Johnson, R OBP: 0.359, SLG: 0.593 (1, 2)	G4-6-3			G3					P3		3	0	0	0	0	0	2										
Marc Newfield, R OBP: 0.381, SLG: 0.479 Rickey Henderson, R OBP: 0.394, SLG: 0.276 (8, PR) (8, 7)	K								HR		3	0	1	0	0	2	1										
Luis Lopez, S OBP: 0.308, SLG: 0.397 (1, 6)											3	1	1	2	1	2	2										
Bob Tewksbury, R Trevor Hoffman, R Scott Livingstone, L Doug Bochtler, R (10, PH) (10, 1)			G6-3						B2-3		3	0	0	0	0	1	2										
Inning Stats	R: 0 E: 0 K: 0 S: 6	H: 0 LOB: 0 BB: 0 P: 8	R: 0 E: 0 K: 1 S: 10	H: 2 LOB: 1 BB: 0 P: 15	R: 0 E: 0 K: 1 S: 8	H: 0 LOB: 0 BB: 0 P: 13	R: 0 E: 0 K: 0 S: 9	H: 0 LOB: 0 BB: 0 P: 14	R: 0 E: 0 K: 2 S: 8	H: 0 LOB: 0 BB: 0 P: 9	R: 0 E: 0 K: 1 S: 7	H: 0 LOB: 0 BB: 1 P: 12	R: 0 E: 0 K: 0 S: 7	H: 0 LOB: 0 BB: 0 P: 12	R: 2 E: 0 K: 0 S: 8	H: 2 LOB: 1 BB: 0 P: 12	R: 0 E: 0 K: 1 S: 6	H: 1 LOB: 1 BB: 0 P: 8	R: 1 E: 0 K: 1 S: 10	H: 2 LOB: 2 BB: 0 P: 14	1B: 6 2B: 0 3B: 0 HR: 1	SF: 0 SAC: 1 DP: 2 HBP: 1	WP: 0 PA: 36				
PITCHER	IP	WLS	BF	H	R	ER	SO	BB	IBB	HBP	BLK	WP	HR	S	P	ERA	WHIP										
Pedro Martinez, R ERA: 2.97 (1, 1)	8.0		27	4	2	2	5	1	0	0	0	0	1	63	95	2.25	0.625										
Omar Daal, L ERA: 3.34 (9, 1)	0.2		3	1	0	0	1	0	0	0	0	0	0	5	7	0.00	1.500										
Tim Scott, R ERA: 2.25 (9, 1)	0.1	L	2	1	1	1	0	0	0	0	0	0	0	4	4	27.00	3.000										
Dave Veres, R ERA: 5.62 (10, 1)	1.0		4	1	0	0	1	0	0	1	0	0	0	7	11	0.00	1.000										

San Diego Padres @ Montreal Expos
Olympic Stadium, Montreal, QB
Tue May 28 1996, 7:05 PM EDT
Att. 16,537 - Dome - 68 F

AB 33
R 3
H 7
RBI 3
BB 1
SO 7
LOB 9



Batter	1	2	3	4	5	6	7	8	9	10	AB	R	H	RBI	BB	SO	LOB	BOTTOM									
Andy Stankiewicz, R OBP: 0.258, SLG: 0.250 Dave Silvestri, R OBP: 0.350, SLG: 0.247 (8, PH) (9, 6)	G5-3	FC5-4						G4-3			3	0	0	0	0	1	2										
Mike Lansing, R OBP: 0.396, SLG: 0.435 (1, 4)	G3		G4-6-3		L9			G4-3			4	0	2	0	0	0	0										
Henry Rodriguez, L OBP: 0.358, SLG: 0.674 (1, 7)	G3		G4-6-3			G3			HR		4	1	1	1	0	0	2										
Moises Alou, R OBP: 0.321, SLG: 0.424 (1, 8) (8, 9)	G6-3		P4			L8			K		4	0	0	0	0	1	1										
David Segui, S OBP: 0.355, SLG: 0.476 (1, 3)		G4-3		FC6-4		G4-3			G6-3		4	0	1	0	0	0	0										
Sherman Obando, R OBP: 0.318, SLG: 0.438 F.P. Santangelo, S OBP: 0.345, SLG: 0.417 (8, 8)		FC4-6						K			2	1	0	0	1	2	1										
Darrin Fletcher, L OBP: 0.301, SLG: 0.411 (1, 2)		FC4-6		L7				L7			4	0	1	0	0	0	1										
Shane Andrews, R OBP: 0.289, SLG: 0.375 (1, 5)		FC4-6		FC6-4				L7			3	0	0	0	1	0	1										
Pedro Martinez, R Cliff Floyd, L Omar Daal, L Tim Scott, R Dave Veres, R Lenny Webster, R (8, PH) (9, 1) (9, 1) (10, PH) (10, 1)		FC4-6			P4			F8			2	0	0	1	0	0	2										
Inning Stats	R: 0 E: 0 K: 0 S: 4	H: 1 LOB: 1 BB: 0 P: 10	R: 1 E: 0 K: 0 S: 9	H: 1 LOB: 2 BB: 2 P: 20	R: 0 E: 0 K: 0 S: 4	H: 1 LOB: 0 BB: 0 P: 8	R: 0 E: 0 K: 1 S: 9	H: 1 LOB: 1 BB: 0 P: 15	R: 0 E: 0 K: 1 S: 6	H: 0 LOB: 0 BB: 0 P: 7	R: 0 E: 0 K: 0 S: 6	H: 0 LOB: 0 BB: 0 P: 11	R: 0 E: 0 K: 1 S: 9	H: 0 LOB: 0 BB: 0 P: 13	R: 0 E: 0 K: 0 S: 6	H: 0 LOB: 0 BB: 0 P: 9	R: 1 E: 0 K: 2 S: 15	H: 1 LOB: 0 BB: 0 P: 23	R: 0 E: 0 K: 0 S: 6	H: 0 LOB: 0 BB: 0 P: 8	1B: 3 2B: 1 3B: 0 HR: 1	SF: 0 SAC: 0 DP: 1 HBP: 0	WP: 0 PA: 36				
PITCHER	IP	WLS	BF	H	R	ER	SO	BB	IBB	HBP	BLK	WP	HR	S	P	ERA	WHIP										
Bob Tewksbury, R ERA: 4.2 (1, 1)	8.0		29	4	1	1	3	1	1	0	0	0	0	53	93	1.12	0.625										
Trevor Hoffman, R ERA: 1.16 (9, 1)	1.0	W	4	1	1	1	2	0	0	0	0	0	0	1	23	9.00	1.000										
Doug Bochtler, R ERA: 1.0 (10, 1)	1.0	S	3	0	0	0	0	0	0	0	0	0	0	6	8	0.00	0.000										

San Diego Padres @ Montreal Expos
Olympic Stadium, Montreal, QB
Tue May 28 1996, 7:05 PM EDT
Att. 16,537 - Dome - 68 F

AB 34
R 2
H 5
RBI 2
BB 2
SO 5
LOB 10



Batter	1	2	3	4	5	6	7	8	9	AB	R	H	RBI	BB	SO	LOB	TOP										
Rickey Henderson, R OBP: 0.385, SLG: 0.300	G4-3		1-1 1-H 1B		0-0 F8			1-0 HR	1-3 K	5	1	2	2	0	1	1											
Steve Finley, L OBP: 0.335, SLG: 0.441	G4		2-1 G4-3			3-2 HR		2-1 G4-3 2B		4	1	2	1	0	0	1											
Tony Gwynn, L OBP: 0.409, SLG: 0.414	G3-1			1-0 1B		0-0 F7		1-0 G4-3		4	0	1	0	0	0	1											
Ken Caminiti, S OBP: 0.372, SLG: 0.521		1-1 F9		0-0 P2		1-0 G4-3 2B		3-3 K		3	0	1	0	0	0	1											
Archi Cianfrocco, R OBP: 0.362, SLG: 0.426										1	0	0	0	0	1	1											
Wally Joyner, L OBP: 0.442, SLG: 0.514	G3		0-2 G3		0-1 1B		0-2 G4-3		0-3 K	4	0	1	0	0	1	2											
Tim Worrell, R										0	0	0	0	0	0	0											
Brian Johnson, R OBP: 0.348, SLG: 0.571		1-0 F8		2-0 F9		1-1 G6-3			0-0 G5-3 1B	3	0	0	0	0	0	3											
Bryce Florie, R										0	0	0	0	0	0	0											
Scott Livingstone, L OBP: 0.351, SLG: 0.446										1	1	1	0	0	0	0											
Luis Lopez, S OBP: 0.290, SLG: 0.371			0-2 F9		0-1 F7				0-1 F9	4	0	0	0	0	1	3											
Andujar Cedeno, R OBP: 0.271, SLG: 0.315			1-1 G6-3		1-2 L9			2-2 G6-3	3-1 G5-3	4	0	0	0	0	0	1											
Fernando Valenzuela, L OBP: 0.296, SLG: 0.200			1-1 1B		0-3 K			2-0 G6-3	3-2 DI 1B	1	1	1	0	0	0	0											
Willie Blair, R										0	0	0	0	0	0	0											
Chris Gwynn, L OBP: 0.346, SLG: 0.296										1	0	0	0	0	1	0											
Scott Sanders, R										0	0	0	0	0	0	0											
Brad Ausmus, R OBP: 0.294, SLG: 0.241										2	0	1	1	0	0	0											
Inning Stats	R: 0 E: 0 K: 0 S: 7	H: 0 LOB: 0 BB: 0 P: 11	R: 0 E: 0 K: 0 S: 6	H: 0 LOB: 0 BB: 0 P: 8	R: 1 E: 0 K: 0 S: 11	H: 2 LOB: 1 BB: 0 P: 16	R: 0 E: 0 K: 0 S: 7	H: 2 LOB: 2 BB: 0 P: 10	R: 0 E: 0 K: 1 S: 10	H: 0 LOB: 0 BB: 0 P: 15	R: 0 E: 0 K: 1 S: 8	H: 0 LOB: 0 BB: 0 P: 15	R: 1 E: 0 K: 2 S: 13	H: 2 LOB: 1 BB: 0 P: 20	R: 1 E: 0 K: 1 S: 11	H: 2 LOB: 1 BB: 0 P: 18	1B: 6 2B: 2 3B: 0 HR: 2	SF: 0 SAC: 0 DP: 0 HBP: 0	WP: 1 PB: 0 SB: 0 CS: 0	PA: 37							
PITCHER	IP	WLS	BF	H	R	ER	SO	BB	IBB	HBP	BLK	WP	HR	S	P	ERA	WHIP										
Ugueth Urbina, R ERA: 3.18	7.0	W	27	6	2	2	2	0	0	0	0	1	1	56	83	2.57	0.857										
Omar Daal, L ERA: 3.8	0.1		3	2	1	1	0	0	0	0	0	0	1	4	8	27.00	6.000										
Mike Dyer, R ERA: 2.93	0.2		2	0	0	0	2	0	0	0	0	0	0	9	12	0.00	0.000										
Mel Rojas, R ERA: 5.34	1.0		5	2	1	1	1	0	0	0	0	0	0	11	18	9.00	2.000										

San Diego Padres @ Montreal Expos
Olympic Stadium, Montreal, QB
Wed May 29 1996, 7:05 PM EDT
Att. 14,386 - Dome - 68 F

AB	37
R	4
H	10
RBI	4
BB	0
SO	5
LOB	14



Batter	1	2	3	4	5	6	7	8	9	AB	R	H	RBI	BB	SO	LOB	BOTTOM										
Andy Stankiewicz, R OBP: 0.250, SLG: 0.242	0-0 1B		0-0 F9					0-0 G4-3		5	1	1	0	0	1	5											
Mike Lansing, R OBP: 0.391, SLG: 0.429	2-0 P7		1-0 L6		1-0 1B FC4-6			1-3 K		5	1	1	0	0	1	2											
Henry Rodriguez, L OBP: 0.359, SLG: 0.681	2-3 K		4-2 1B 1B BB		2-0 F7			0-1 HR		4	2	1	1	1	2	2											
Moises Alou, R OBP: 0.332, SLG: 0.431	3-2 1B		0-0 1B 1B		1-0 FC4-6 1B			1-0 G5-3		4	1	3	1	1	0	0											
David Segui, S OBP: 0.390, SLG: 0.469	1-0 L4		1-2 1B 1B		1-2 FC4-6 FC5-4			0-1 L7		5	0	1	1	0	0	3											
Sherman Obando, R OBP: 0.306, SLG: 0.420		1-2 G6-3		2-3 K		2-1 FC5-4			1-0 G1	4	0	0	0	0	1	4											
F.P. Santangelo, S OBP: 0.345, SLG: 0.417										0	0	0	0	0	0	0											
Lenny Webster, R OBP: 0.385, SLG: 0.321		2-1 2B		1-0 1B		3-2 HR			1-0 HBP	3	2	3	2	0	0	0											
Shane Andrews, R OBP: 0.313, SLG: 0.417		0-2 1B		1-2 1B		0-1 HR			0-3 K	3	2	2	3	1	1	1											
Ugueth Urbina, R ERA: 3.18		0-0 2B		1-3 K		1-3 K				3	0	1	1	0	2	3											
Cliff Floyd, L OBP: 0.310, SLG: 0.265										1	0	0	0	0	1	1											
Omar Daal, L										0	0	0	0	0	0	0											
Mike Dyer, R										0	0	0	0	0	0	0											
Mel Rojas, R OBP: 0.500, SLG: 0.500										0	0	0	0	0	0	0											
Inning Stats	R: 1 E: 0 K: 1 S: 10	H: 2 LOB: 1 BB: 0 P: 18	R: 2 E: 0 K: 0 S: 13	H: 3 LOB: 1 BB: 0 P: 19	R: 2 E: 0 K: 2 S: 16	H: 3 LOB: 3 BB: 2 P: 29	R: 1 E: 0 K: 0 S: 8	H: 2 LOB: 1 BB: 0 P: 15	R: 2 E: 0 K: 3 S: 14	H: 2 LOB: 0 BB: 0 P: 20	R: 1 E: 0 K: 0 S: 6	H: 1 LOB: 0 BB: 0 P: 8	R: 0 E: 0 K: 2 S: 7	H: 0 LOB: 1 BB: 0 P: 9	R: 0 E: 0 K: 1 S: 9	H: 0 LOB: 1 BB: 1 P: 19	1B: 8 2B: 3 3B: 0 HR: 2	SF: 0 SAC: 0 DP: 0 HBP: 1	WP: 0 PB: 0 SB: 1 CS: 0	PA: 41							
PITCHER	IP	WLS	BF	H	R	ER	SO	BB	IBB	HBP	BLK	WP	HR	S	P	ERA	WHIP										
Fernando Valenzuela, L ERA: 3.18	2.1	L	16	8	5	5	2	1	0	0	0	0	0	34	56	19.29	3.857										
Willie Blair, R ERA: 3.48	1.2		8	2	1	1	1	1	0	0	0	0	0	13	25	5.40	1.800										
Scott Sanders, R ERA: 3.7	2.0		9	3	3	3	3	0	0	0	0	0	2	20	28	13.50	1.500										
Bryce Florie, R ERA: 2.33	1.0		4	0	0	0	2	0	0	1	0	0	0	7	9	0.00	0.000										
Tim Worrell, R ERA: 0.33	1.0		4	0	0	0	1	1	0	0	0	0	0	9	19	0.00	1.000										

San Diego Padres @ Montreal Expos
Olympic Stadium, Montreal, QB
Wed May 29 1996, 7:05 PM EDT
Att. 14,386 - Dome - 68 F

AB	37
R	9
H	13
RBI	9
BB	3
SO	9
LOB	21



Batter	1	2	3	4	5	6	7	8	9	AB	R	H	RBI	BB	SO	LOB	TOP						
Stan Javier, S OBP: 0.355, SLG: 0.394 (1, 8)	0-1 HBP F8 1B		1-2 G6-3					4-1 G3-1 1B SF8 BB		3	1	2	0	1	0	0							
Steve Scarsone, R OBP: 0.316, SLG: 0.356 (1, 4)	0-0 F8		1-3 K					0-2 G3-1 1B		4	0	1	0	0	1	2							
Barry Bonds, L OBP: 0.403, SLG: 0.604 (1, 7)	4-2 HBP BB		4-1 1B BB					0-1 G3-1 1-2 2-3		2	0	0	0	2	0	3							
Matt Williams, R OBP: 0.366, SLG: 0.548 (1, 5)	2-3 K		0-1 1-2 1B					3-2 SF8		3	0	1	1	0	1	2							
Mark Carreon, R OBP: 0.317, SLG: 0.446 (1, 3)	1-0 HBP		3-3 K					3-H 0-0 P5		3	0	0	0	0	1	3							
Dave McCarty, R OBP: 0.391, SLG: 0.455 (1, 9)	0-0 L5			4-2 G6-4-3 BB				4-2 CS HBP		2	0	0	0	1	1	3							
Shawon Dunston, R OBP: 0.266, SLG: 0.398 (1, 6)		1-0 P4		1-1 G6-4-3 1-2				1-2 CS 1-2		4	0	0	0	0	1	1							
Kirt Manwaring, R OBP: 0.311, SLG: 0.317 (1, 2)	0-1 L8		0-1 G6-3					0-1 F7		4	0	1	0	0	0	0							
Oswaldo Fernandez, R OBP: 0.040, SLG: 0.040 Dan Peltier, L (9, PH)	0-0 G4-3				1-3 K2-3			2-3 K		3	0	0	0	0	2	0							
Inning Stats	R: 0 E: 0 K: 1 S: 11	H: 1 LOB: 3 BB: 1 P: 18	R: 0 E: 0 K: 0 S: 4	H: 0 LOB: 0 BB: 0 P: 5	R: 0 E: 0 K: 2 S: 15	H: 1 LOB: 2 BB: 1 P: 24	R: 0 E: 0 K: 0 S: 6	H: 0 LOB: 0 BB: 1 P: 11	R: 0 E: 0 K: 1 S: 9	H: 1 LOB: 1 BB: 0 P: 12	R: 0 E: 0 K: 0 S: 9	H: 0 LOB: 0 BB: 0 P: 14	R: 0 E: 0 K: 2 S: 11	H: 0 LOB: 0 BB: 0 P: 14	R: 1 E: 0 K: 0 S: 10	H: 1 LOB: 1 BB: 1 P: 17	R: 0 E: 0 K: 1 S: 11	H: 1 LOB: 1 BB: 0 P: 16	1B: 5 2B: 0 3B: 0 HR: 0	SF: 1 SAC: 0 DP: 1 HBP: 2	WP: 0 PB: 0 SB: 0 CS: 1	PA: 37	
PITCHER	IP	WLS	BF	H	R	ER	SO	BB	IBB	HBP	BLK	WP	HR	S	P	ERA	WHIP						
Jeff Fassero, L ERA: 3.82	(1, 1)	7.1	W	30	4	1	1	6	4	0	2	0	0	0	71	108	1.23	1.091					
Mike Dyer, R ERA: 2.75	(8, 1)	1.2	S	6	1	0	0	1	0	0	0	0	0	0	15	23	0.00	0.600					

San Francisco Giants @ Montreal Expos
Olympic Stadium, Montreal, QB
Sat Jun 01 1996, 7:05 PM EDT
Att: 36,858 - Dome - 68 F

AB 29
R 1
H 5
RBI 1
BB 4
SO 7
LOB 15



Batter	1	2	3	4	5	6	7	8	9	AB	R	H	RBI	BB	SO	LOB	BOTTOM						
Mark Grudzielanek, R OBP: 0.378, SLG: 0.462 (1, 6)	1-0 F8	1-2 G4-3			3-1 F9			0-1 F9		4	0	0	0	0	0	4							
Mike Lansing, R OBP: 0.393, SLG: 0.444 (1, 4)	2-2 G4-3		2-0 F7		0-1 G4-6-3 1B			1-0 P4		4	0	1	0	0	0	0							
Henry Rodriguez, L OBP: 0.358, SLG: 0.690 Cliff Floyd, L OBP: 0.326, SLG: 0.265 (6, PR) (9, 7)	1-3 K		1-3 K		2-2 G4-6-3 1-2			0-0 G6-3 HR 2B		4	0	1	0	0	2	2							
Moises Alou, R OBP: 0.327, SLG: 0.422 (7, 9)		2-2 1B BB 1B	0-0 G6-3					2-2 G6-3		4	1	1	0	0	1	1							
David Segui, S OBP: 0.403, SLG: 0.485 (1, 3)		0-0 BB FC5-2 1B		4-1 G5-3 BB				1-2 F4		2	1	1	0	2	0	0							
Sherman Obando, R OBP: 0.319, SLG: 0.423 F.P. Santangelo, S OBP: 0.345, SLG: 0.443 (7, 8)		4-0 FC5-2 SF8 BB		0-0 F8				1-2 G1-3		2	1	0	0	1	0	1							
Lenny Webster, R OBP: 0.400, SLG: 0.321 (1, 2)		4-0 FC5-2 BB		4-1 F8				2-0 1B		2	0	1	1	2	0	1							
Dave Silvestri, R OBP: 0.336, SLG: 0.233 (1, 5)		1-2 2-3 3-H	0-0 FC5-2		0-0 G5-3			0-0 F7		3	0	0	0	0	0	6							
Jeff Fassero, L OBP: 0.227, SLG: 0.158 Mike Dyer, R (8, 1)		1-2 2-3 3-H	3-2 SF8		1-1 1B			1-1 B1		2	0	1	1	0	0	1							
Inning Stats	R: 0 E: 0 K: 1 S: 7	H: 0 LOB: 0 BB: 0 P: 11	R: 2 E: 0 K: 0 S: 11	H: 2 LOB: 2 BB: 2 P: 25	R: 0 E: 0 K: 1 S: 5	H: 0 LOB: 0 BB: 0 P: 8	R: 0 E: 0 K: 0 S: 6	H: 0 LOB: 1 BB: 2 P: 14	R: 0 E: 0 K: 1 S: 9	H: 2 LOB: 1 BB: 0 P: 15	R: 0 E: 0 K: 1 S: 12	H: 0 LOB: 0 BB: 0 P: 14	R: 0 E: 0 K: 0 S: 7	H: 1 LOB: 1 BB: 0 P: 9	R: 3 E: 0 K: 0 S: 11	H: 2 LOB: 1 BB: 1 P: 20	R: 0 E: 0 K: 0 S: 11	H: 2 LOB: 1 BB: 1 P: 20	1B: 5 2B: 1 3B: 0 HR: 1	SF: 1 SAC: 0 DP: 2 HBP: 0	WP: 0 PB: 0 SB: 0 CS: 0	PA: 34	
PITCHER	IP	WLS	BF	H	R	ER	SO	BB	IBB	HBP	BLK	WP	HR	S	P	ERA	WHIP						
Oswaldo Fernandez, R ERA: 5.82	(1, 1)	8.0	L	34	7	5	5	3	4	1	0	0	0	1	68	116	5.62	1.375					

San Francisco Giants @ Montreal Expos
Olympic Stadium, Montreal, QB
Sat Jun 01 1996, 7:05 PM EDT
Att: 36,858 - Dome - 68 F

AB 28
R 5
H 7
RBI 5
BB 5
SO 3
LOB 16




Batter	1	2	3	4	5	6	7	8	9	AB R H RBI BB SO LOB	TOP											
Marvin Benard, L (1, 9) OBP: 0.358, SLG: 0.342										5 0 1 0 0 2 4	San Francisco Giants @ Montreal Expos Olympic Stadium, Montreal, QB Sun Jun 02 1996, 3:33 AM EDT Att: 25,006 - Dome - 68 F											
Steve Scarsone, R (1, 4) OBP: 0.314, SLG: 0.352										4 0 1 0 0 1 0												
Barry Bonds, L (1, 7) OBP: 0.398, SLG: 0.594										5 1 1 0 0 1 2												
Tom Lampkin, L (1, 2) OBP: 0.417, SLG: 0.476										4 3 2 0 1 0 2												
Stan Javier, S (1, 8) OBP: 0.356, SLG: 0.394										5 3 2 0 0 0 1												
Shawon Dunston, R (1, 6) OBP: 0.283, SLG: 0.327										3 1 2 0 1 1 2												
Rich Aurilia, R (8, 6) OBP: 0.312, SLG: 0.341										1 0 0 0 0 0 0												
Dan Peltier, L (1, 3) OBP: 0.571, SLG: 0.667										4 0 3 4 1 0 1												
Kim Batiste, R (1, 5) OBP: 0.219, SLG: 0.267										4 0 1 2 1 1 4												
Mark Leiter, R (1, 1) OBP: 0.130, SLG: 0.091										4 0 0 0 1 4 4												
Inning Stats	R: 0 E: 0 K: 0 S: 7	H: 1 LOB: 1 BB: 0 P: 13	R: 2 E: 0 K: 2 S: 15	H: 3 LOB: 1 BB: 0 P: 20	R: 0 E: 0 K: 1 S: 7	H: 1 LOB: 0 BB: 0 P: 7	R: 0 E: 0 K: 1 S: 8	H: 1 LOB: 2 BB: 1 P: 15	R: 3 E: 1 K: 2 S: 21	H: 2 LOB: 2 BB: 2 P: 36	R: 0 E: 0 K: 1 S: 9	H: 0 LOB: 0 BB: 0 P: 14	R: 2 E: 0 K: 1 S: 14	H: 3 LOB: 3 BB: 2 P: 27	R: 1 E: 1 K: 1 S: 7	H: 1 LOB: 1 BB: 0 P: 10	R: 0 E: 0 K: 1 S: 8	H: 1 LOB: 1 BB: 0 P: 12	1B: 10 2B: 3 3B: 0 HR: 0	SF: 0 SAC: 1 DP: 1 HBP: 0	WP: 0 PB: 0 SB: 1 CS: 0	PA: 45
PITCHER	IP WLS BF H R ER SO BB IBB HBP BLK WP HR S P ERA WHIP											PITCHER	IP WLS BF H R ER SO BB IBB HBP BLK WP HR S P ERA WHIP									
Pedro Martinez, R (1, 1) ERA: 3.01	5.0 L 26 8 5 2 6 2 1 0 0 0 0 0 58 91 3.60 2.000																					
Barry Manuel, R (6, 1) ERA: 4.09	1.2 8 2 2 2 2 1 0 0 0 0 0 0 17 29 10.80 1.800																					
Tim Scott, R (7, 1) ERA: 2.15	0.1 3 1 0 0 0 1 0 0 0 0 0 0 6 12 0.00 6.000																					
Omar Daal, L (8, 1) ERA: 3.31	2.0 8 2 1 0 2 0 0 0 0 0 0 0 15 22 0.00 1.000																					

AB	39
R	8
H	13
RBI	6
BB	5
SO	10
LOB	20



Batter	1	2	3	4	5	6	7	8	9	AB R H RBI BB SO LOB	BOTTOM										
Mark Grudzielanek, R (1, 6) OBP: 0.380, SLG: 0.467										4 0 2 0 0 0 1	San Francisco Giants @ Montreal Expos Olympic Stadium, Montreal, QB Sun Jun 02 1996, 3:33 AM EDT Att: 25,006 - Dome - 68 F										
Mike Lansing, R (1, 4) OBP: 0.389, SLG: 0.438										3 0 0 0 0 1 2											
Andy Stankiewicz, R (9, 4) OBP: 0.243, SLG: 0.235										1 0 0 0 0 0 0											
Henry Rodriguez, L (1, 7) OBP: 0.360, SLG: 0.706										4 1 2 1 0 1 1											
David Segui, S (1, 3) OBP: 0.395, SLG: 0.474										4 0 0 0 0 1 2											
Moises Alou, R (1, 8) OBP: 0.323, SLG: 0.415										3 0 0 0 0 1 0											
Cliff Floyd, L (9, 8) OBP: 0.318, SLG: 0.257										1 0 0 0 0 0 1											
Darin Fletcher, L (1, 2) OBP: 0.304, SLG: 0.397										3 0 0 0 0 1 0											
Omar Daal, L (8, 1)										0 0 0 0 0 0 0											
Sherman Obando, R (1, 9) OBP: 0.311, SLG: 0.411										3 0 0 0 0 3 0											
Dave Silvestri, R (1, 5) OBP: 0.336, SLG: 0.237										3 0 1 0 0 1 0											
Pedro Martinez, R (1, 1) OBP: 0.192, SLG: 0.087										1 0 0 0 0 0 0											
Tony Barron, R (5, PH)										1 0 0 0 0 1 1											
Barry Manuel, R (6, 1)										0 0 0 0 0 0 0											
Tim Scott, R (7, 1)										0 0 0 0 0 0 0											
Tim Spehr, R (8, 2)										1 0 0 0 0 1 0											
Inning Stats	R: 0 E: 0 K: 2 S: 9	H: 1 LOB: 0 BB: 0 P: 15	R: 0 E: 0 K: 2 S: 9	H: 0 LOB: 0 BB: 0 P: 14	R: 0 E: 0 K: 0 S: 9	H: 1 LOB: 0 BB: 0 P: 15	R: 1 E: 0 K: 1 S: 9	H: 1 LOB: 0 BB: 0 P: 15	R: 0 E: 0 K: 1 S: 8	H: 0 LOB: 0 BB: 0 P: 11	R: 0 E: 0 K: 1 S: 9	H: 0 LOB: 0 BB: 0 P: 11	R: 0 E: 0 K: 2 S: 11	H: 0 LOB: 0 BB: 0 P: 17	R: 0 E: 0 K: 0 S: 9	H: 1 LOB: 1 BB: 0 P: 11	1B: 2 2B: 2 3B: 0 HR: 1	SF: 0 SAC: 0 DP: 0 HBP: 0	WP: 1 PB: 0 SB: 1 CS: 0	PA: 32	
PITCHER	IP WLS BF H R ER SO BB IBB HBP BLK WP HR S P ERA WHIP											PITCHER	IP WLS BF H R ER SO BB IBB HBP BLK WP HR S P ERA WHIP								
Mark Leiter, R (1, 1) ERA: 4.44	9.0 W 32 5 1 1 11 0 0 0 0 1 1 86 125 1.00 0.556																				



Batter	1	2	3	4	5	6	7	8	9	AB	R	H	RBI	BB	SO	LOB	TOP											
Mark Grudzielanek, R (1,6) OBP: 0.382, SLG: 0.472	0-3 K		1-1 2B			1-1 1B		2-2 P3		4	0	2	0	0	1	0	<p>Montreal Expos @ Florida Marlins</p> <p>Joe Robbie Stadium, Miami, FL</p> <p>Tue Jun 04 1996, 7:05 PM EDT</p> <p>Att: 14,821 - Unknown - 83 F</p>											
Mike Lansing, R (1,4) OBP: 0.390, SLG: 0.439	1-0 CS 1B		0-1 G4-3			0-1 1B		2-0 F7		4	0	2	0	0	0	1												
Henry Rodriguez, L (1,7) OBP: 0.358, SLG: 0.697	3-2 1B			1-0 P5		1-2 G4-6-3		1-2 F8		4	0	1	0	0	0	2												
David Segui, S (1,3) OBP: 0.392, SLG: 0.466	1-3 K			0-1 G6-3			3-2 F8		4-0 DI BB	3	0	0	0	1	1	1												
Darrin Fletcher, L (1,2) OBP: 0.299, SLG: 0.389 Sherman Obando, R (9, PH) OBP: 0.308, SLG: 0.407	2-3 K			2-2 P3			0-0 G3		3-3 K	3	0	0	0	0	1	0												
Moises Alou, R (1,9) OBP: 0.322, SLG: 0.410	0-1 G6-3				0-0 F9		4-2 HBP BB		0-0 G3	3	0	0	0	1	0	1												
F.P. Santangelo, S (1,8) OBP: 0.344, SLG: 0.435	1-3 K				0-1 G4-3		1-0 HBP			2	0	0	0	0	1	0												
Shane Andrews, R (1,5) OBP: 0.306, SLG: 0.407			0-0 P4		3-3 K		0-3 K			3	0	0	0	0	2	2												
Kirk Rueter, L (1,1) OBP: 0.143, SLG: 0.083 Dave Silvestri, R (6, PH) OBP: 0.333, SLG: 0.234 Barry Manuel, R (6, PH) Cliff Floyd, L (8, PH) Mel Rojas, R (8, PH) OBP: 0.311, SLG: 0.250 OBP: 0.500, SLG: 0.500			1-1 G6-3			1-3 K		0-1 G3		1	0	0	0	0	0	0												
Inning Stats	R: 0 E: 0 K: 2 S: 11	H: 2 LOB: 1 BB: 0 P: 16	R: 0 E: 0 K: 2 S: 9	H: 0 LOB: 0 BB: 0 P: 12	R: 0 E: 0 K: 0 S: 7	H: 1 LOB: 1 BB: 0 P: 9	R: 0 E: 0 K: 0 S: 6	H: 0 LOB: 0 BB: 0 P: 9	R: 0 E: 0 K: 1 S: 8	H: 2 LOB: 1 BB: 0 P: 13	R: 0 E: 0 K: 1 S: 10	H: 0 LOB: 2 BB: 1 P: 18	R: 0 E: 0 K: 0 S: 7	H: 0 LOB: 0 BB: 0 P: 11	R: 0 E: 0 K: 1 S: 7	H: 0 LOB: 1 BB: 1 P: 15		1B: 4 2B: 1 3B: 0 HR: 0	SF: 0 SAC: 0 DP: 1 HBP: 1	WP: 0 PB: 0 SB: 0 CS: 1	PA: 33							
PITCHER	IP	WLS	BF	H	R	ER	SO	BB	IBB	HBP	BLK	WP	HR	S	P	ERA		WHIP										
John Burkett, R (1,1) ERA: 4.08	7.0	W	26	5	0	0	7	1	0	1	0	0	0	61	88	0.00		0.857										
Terry Mathews, R (8,1) ERA: 3.2	1.0		3	0	0	0	0	0	0	0	0	0	0	7	11	0.00		0.000										
Yorkis Perez, L (9,1) ERA: 4.58	1.0		4	0	0	0	1	1	0	0	0	0	0	7	15	0.00		1.000										

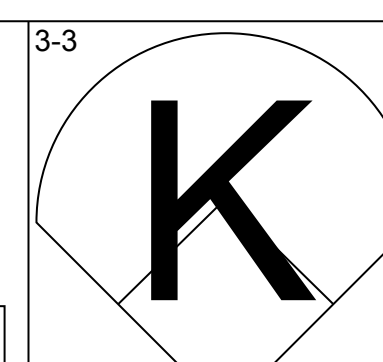
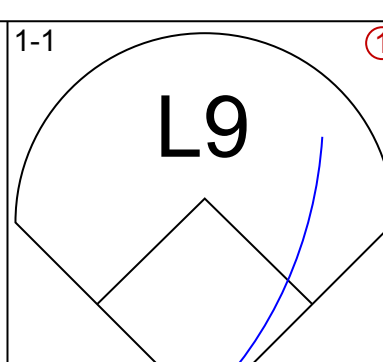
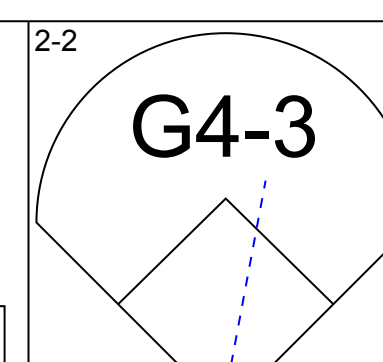
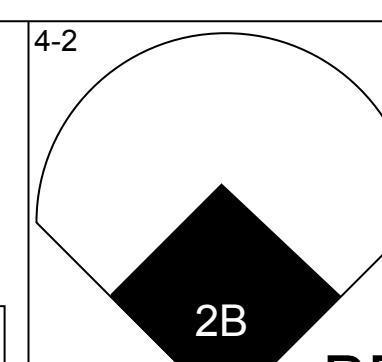
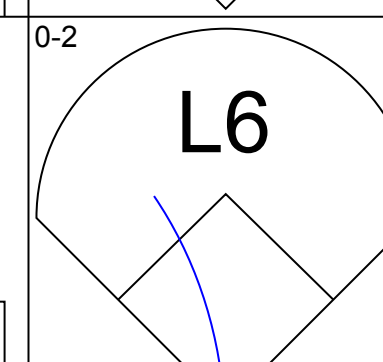
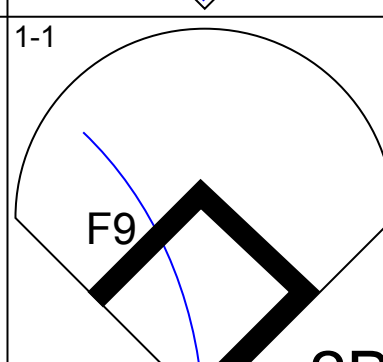
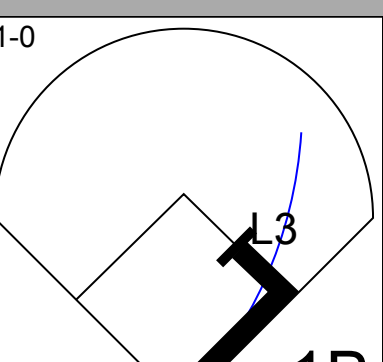
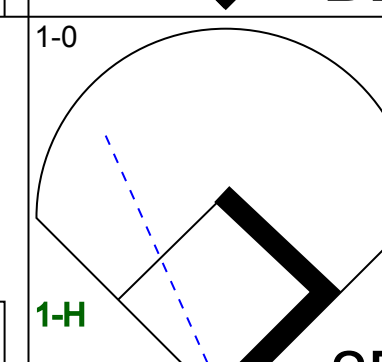
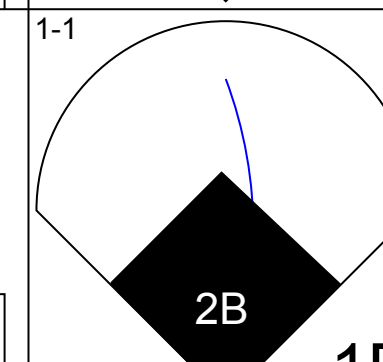
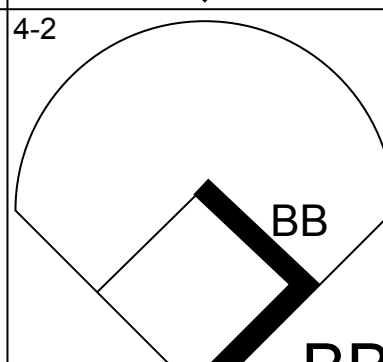

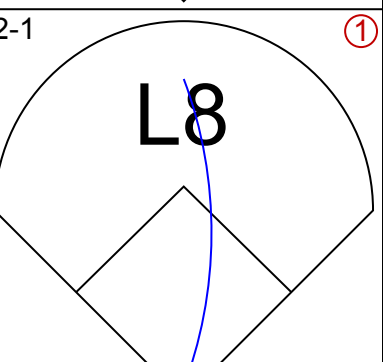
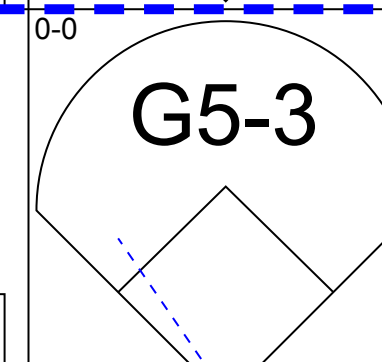
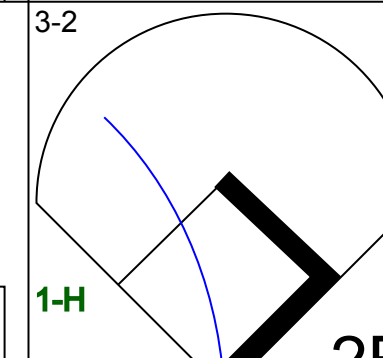
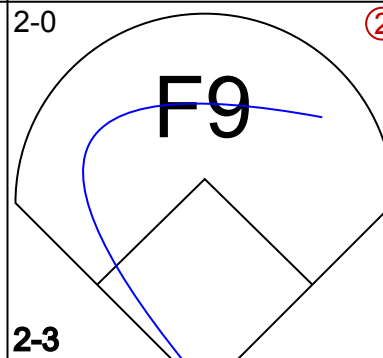
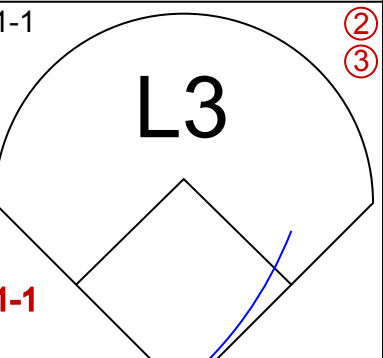
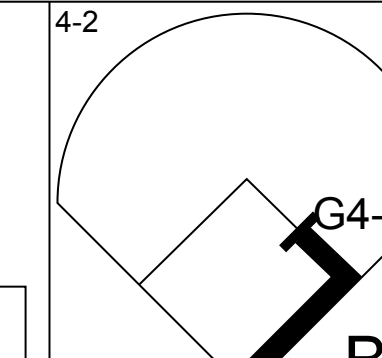
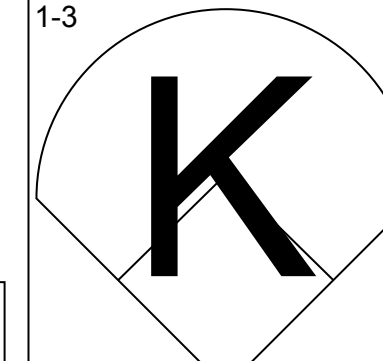
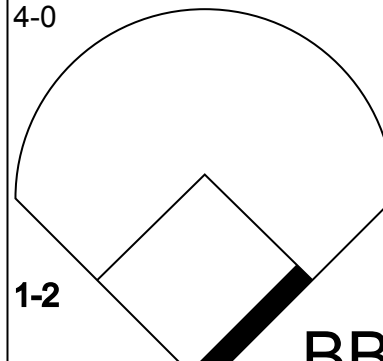
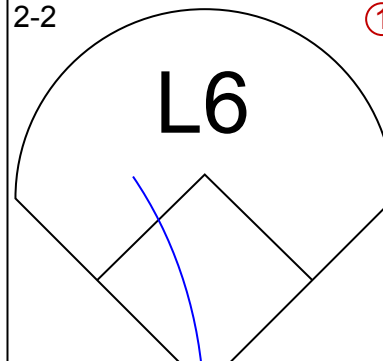
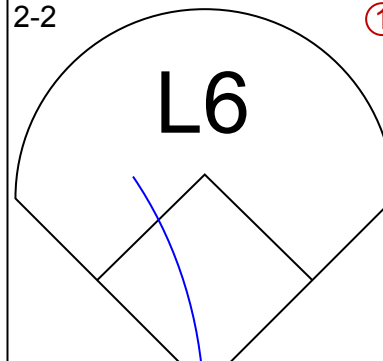
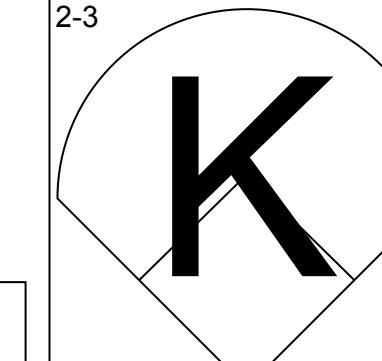
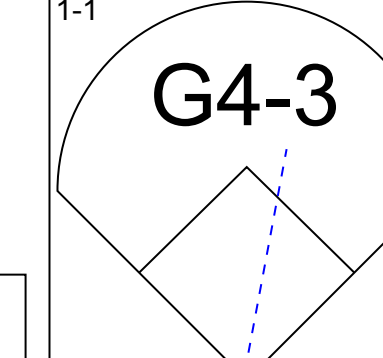
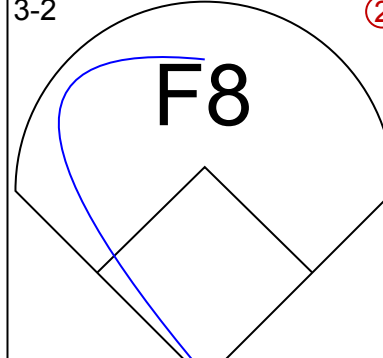
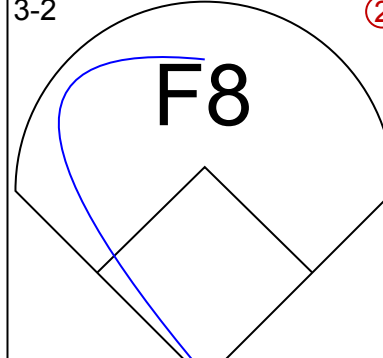
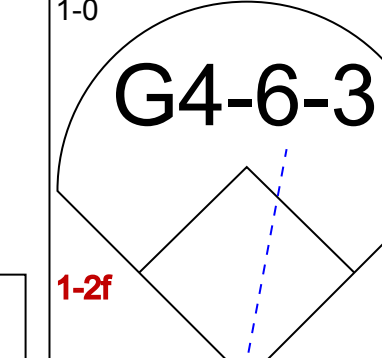
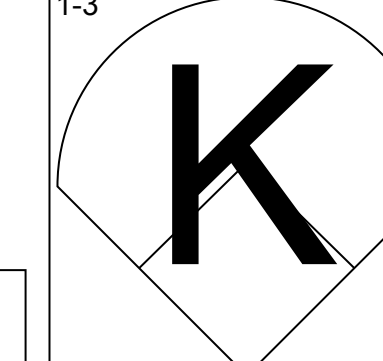
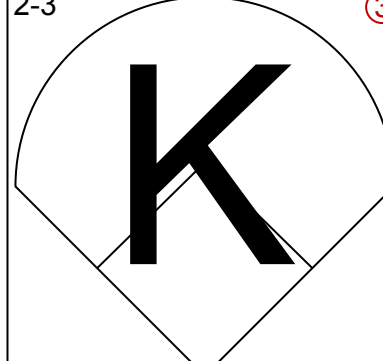
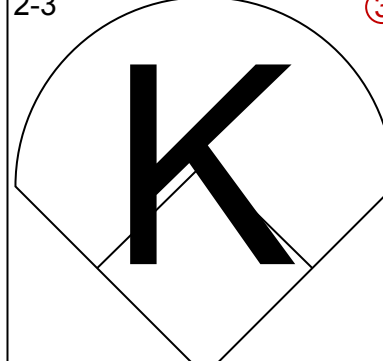
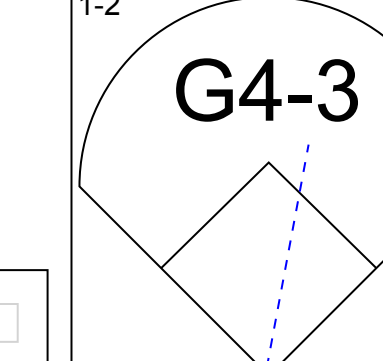
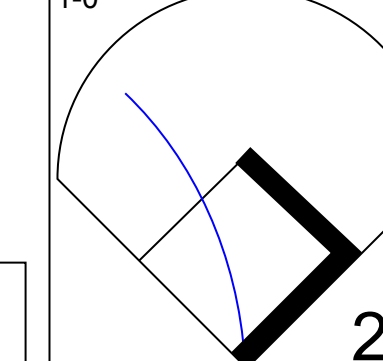
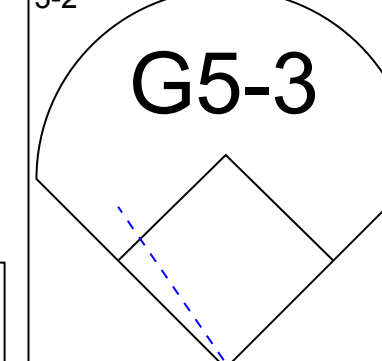
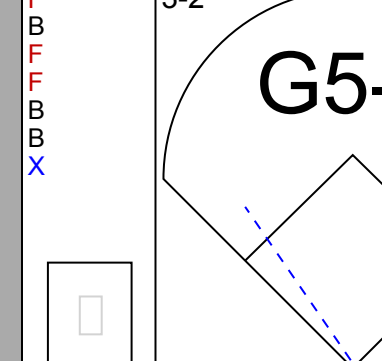
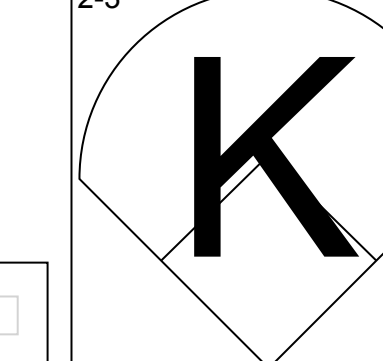
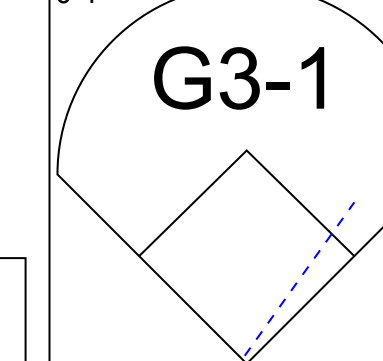
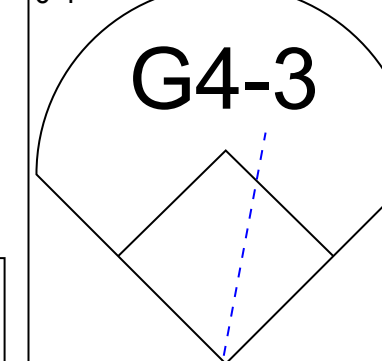
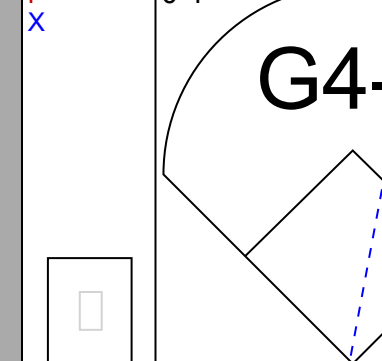
AB	30
R	0
H	5
RBI	0
BB	2
SO	8
LOB	8

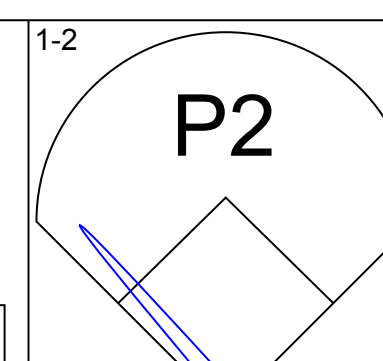
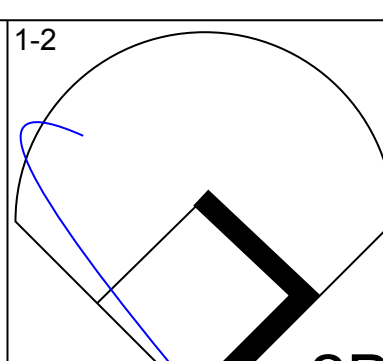
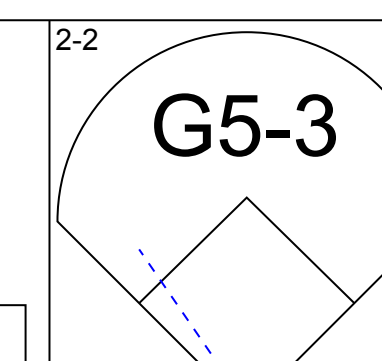
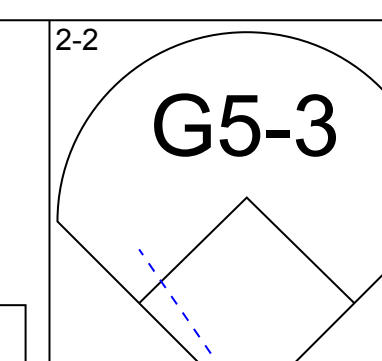
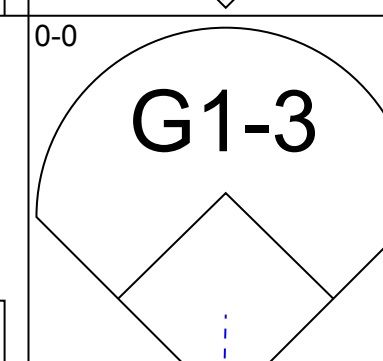
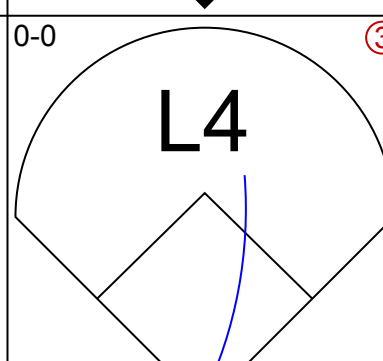
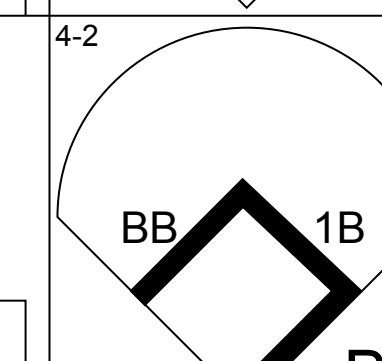
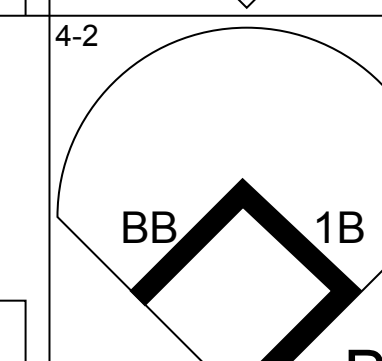
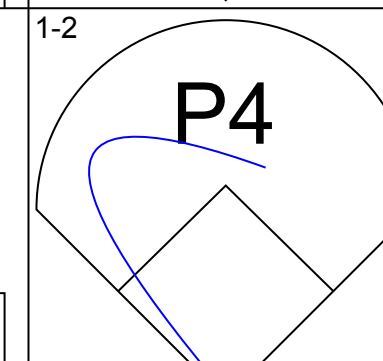
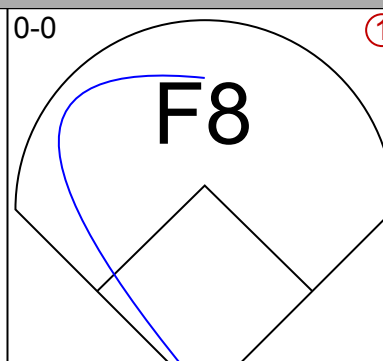
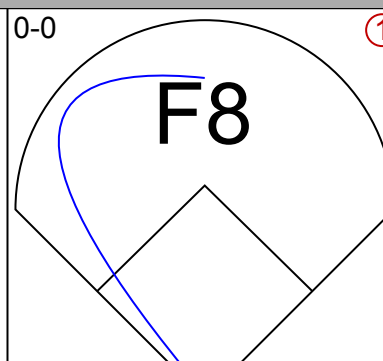
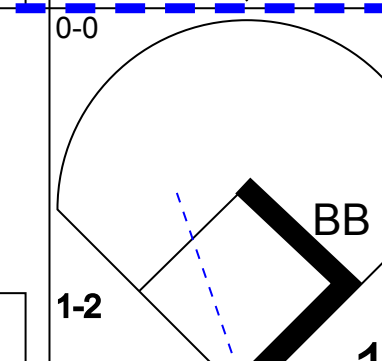
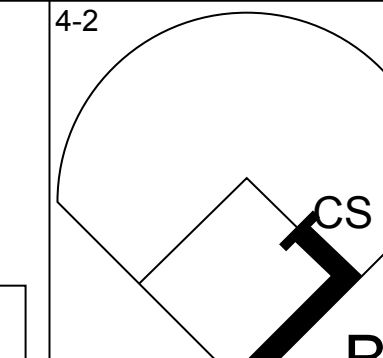
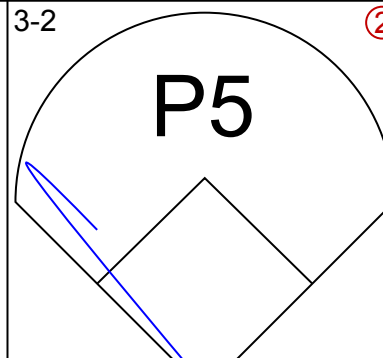
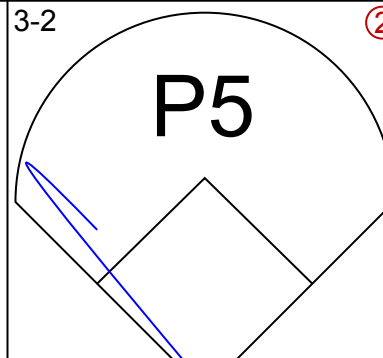
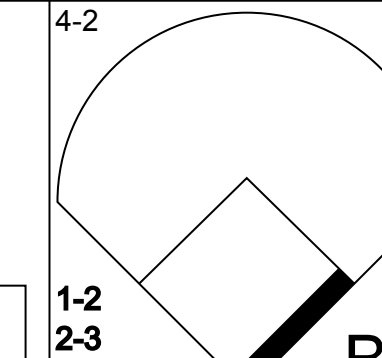
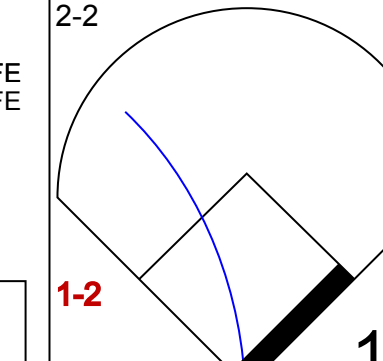
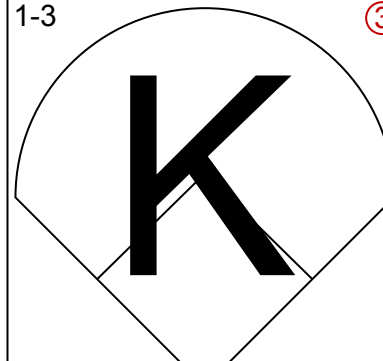
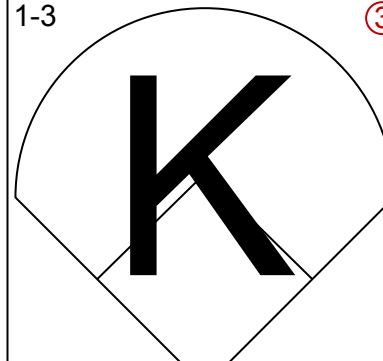
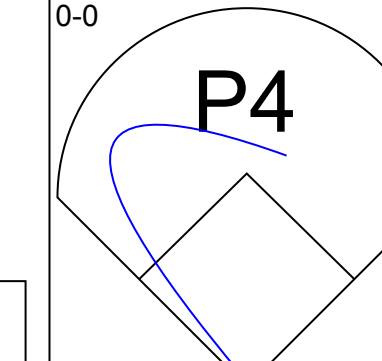
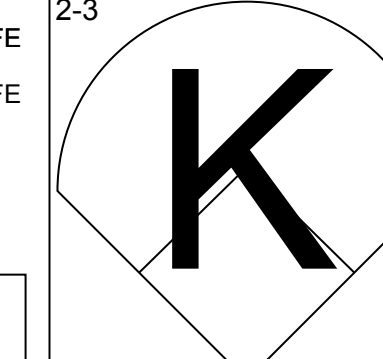
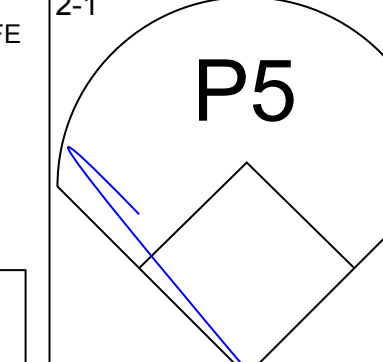
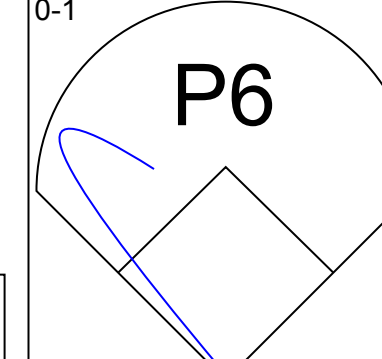

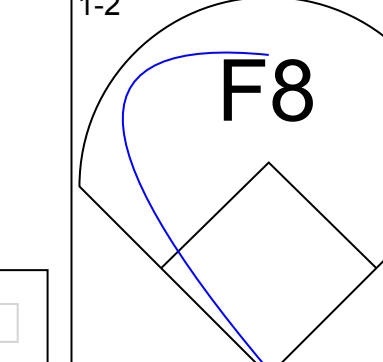
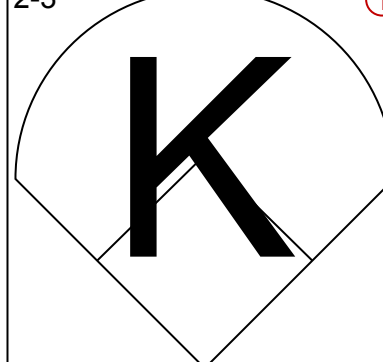
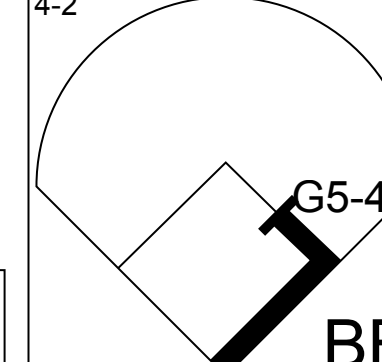
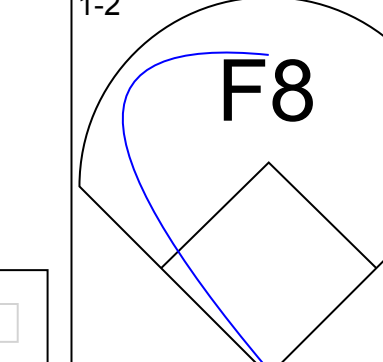

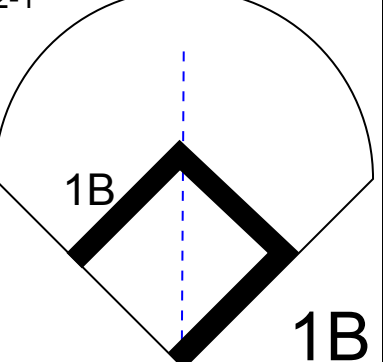
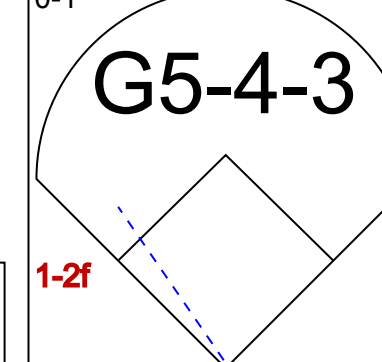
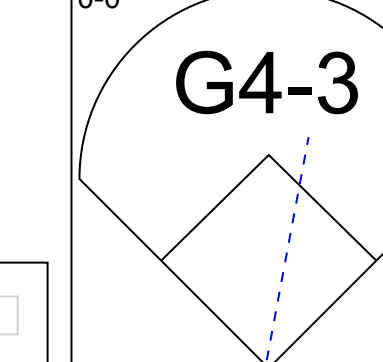

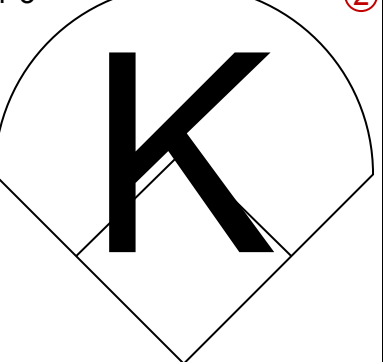
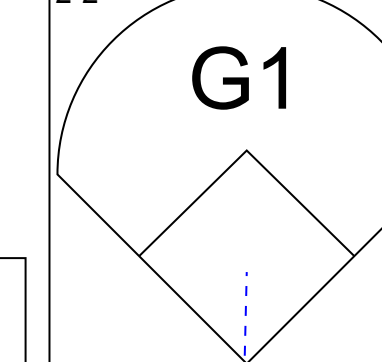
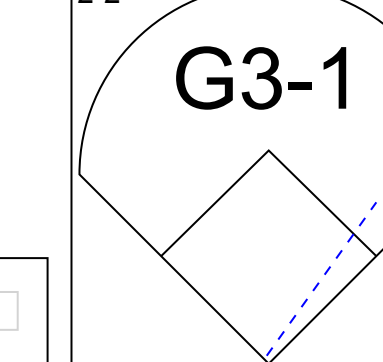


Batter	1	2	3	4	5	6	7	8	9	AB	R	H	RBI	BB	SO	LOB	BOTTOM											
Devon White, S (1,8) OBP: 0.333, SLG: 0.436	2-1 G6-4-3 HR		2-1 G6-3			3-2 1B		0-2 G6-3		4	1	2	0	0	0	0	<p>Montreal Expos @ Florida Marlins</p> <p>Joe Robbie Stadium, Miami, FL</p> <p>Tue Jun 04 1996, 7:05 PM EDT</p> <p>Att: 14,821 - Unknown - 83 F</p>											
Edgar Renteria, R (1,6) OBP: 0.344, SLG: 0.358	4-2 G6-4-3 BB		4-0 2B G6-3 BB		1-0 F8		1-1 L9			2	1	0	0	2	0	1												
Jeff Conine, R (1,7) OBP: 0.358, SLG: 0.497	0-0 G6-4-3		1-1 G6-3		0-1 G4-3			4-2 2B BB		3	1	1	0	1	0	3												
Gary Sheffield, R (1,9) OBP: 0.433, SLG: 0.638	0-0 HR		3-0 G6-3			2-2 P6		3-2 2B		4	1	2	4	0	0	1												
Greg Colbrunn, R (1,3) OBP: 0.336, SLG: 0.405	2-1 1B		1-1 P4			0-0 G4-3		2-1 L5		4	1	2	0	0	0	2												
Terry Pendleton, S (1,5) OBP: 0.282, SLG: 0.319	2-1 F8			2-1 G6-3		1-0 G4-3		0-3 K		4	0	0	0	0	1	3												
Charles Johnson, R (1,2) OBP: 0.291, SLG: 0.420		2-0 G5-3		3-3 K		3-2 3B		1-1 L1		4	0	1	1	0	1	1												
Ralph Milliard, R (1,4) OBP: 0.323, SLG: 0.130		2-2 L4-3 1B		3-2 F8		2-3 K				3	0	1	0	0	1	1												
John Burkett, R (1,1) OBP: 0.207, SLG: 0.276 Jesus Tavarez, S (7, PH) OBP: 0.205, SLG: 0.195 Terry Mathews, L (8,1) Yorkis Perez, L (9,1)		0-0 L4-3			1-0 P1		2-2 F9			2	0	0	0	0	0	1												
Inning Stats	R: 2 E: 0 K: 0 S: 10	H: 3 LOB: 1 BB: 1 P: 20	R: 0 E: 0 K: 0 S: 5	H: 1 LOB: 0 BB: 0 P: 9	R: 1 E: 0 K: 0 S: 7	H: 1 LOB: 1 BB: 1 P: 18	R: 0 E: 0 K: 1 S: 9	H: 0 LOB: 0 BB: 0 P: 17	R: 0 E: 0 K: 0 S: 8	H: 1 LOB: 1 BB: 0 P: 13	R: 1 E: 0 K: 0 S: 13	H: 2 LOB: 1 BB: 0 P: 21	R: 0 E: 0 K: 0 S: 8	H: 0 LOB: 0 BB: 0 P: 11	R: 1 E: 0 K: 1 S: 13	H: 1 LOB: 1 BB: 1 P: 23		1B: 4 2B: 4 3B: 1 HR: 1	SF: 0 SAC: 0 DP: 2 HBP: 0	WP: 0 PB: 0 SB: 0 CS: 0	PA: 34							
PITCHER	IP	WLS	BF	H	R	ER	SO	BB	IBB	HBP	BLK	WP	HR	S	P	ERA		WHIP										
Kirk Rueter, L (1,1) ERA: 3.98	5.0	L	21	6	3	3	1	2	0	0	0	0	0	21	32	4.50		1.600										
Barry Manuel, R (6,1) ERA: 4.11	2.0		8	2	1	1	1	0	0	0	0	0	0	21	32	4.50		1.000										
Mel Rojas, R (8,1) ERA: 5.46	1.0		5	1	1	1	1	1	0	0	0	0	0	13	23	9.00		2.000										

AB	31
R	5
H	9
RBI	5
BB	3
SO	3
LOB	13



Batter	1	2	3	4	5	6	7	8	9	AB	R	H	RBI	BB	SO	LOB	TOP					
Mark Grudzielanek, R OBP: 0.380, SLG: 0.466										3	1	0	0	1	1	1	Montreal Expos @ Florida Marlins Joe Robbie Stadium, Miami, FL Wed Jun 05 1996, 7:05 PM EDT Att: 21,342 - Unknown - 86 F					
Mike Lansing, R OBP: 0.396, SLG: 0.453										4	0	3	1	0	0	0						
Henry Rodriguez, L OBP: 0.361, SLG: 0.692 F.P. Santangelo, S OBP: 0.344, SLG: 0.435										3	1	1	0	1	0	2						
David Segui, S OBP: 0.394, SLG: 0.469										3	0	1	1	1	0	3						
Moises Alou, R OBP: 0.321, SLG: 0.404										3	0	0	0	1	2	2						
Darin Fletcher, L OBP: 0.292, SLG: 0.379										4	0	0	0	0	0	4						
Cliff Floyd, L OBP: 0.306, SLG: 0.231										3	0	0	0	1	2	0						
Shane Andrews, R OBP: 0.304, SLG: 0.410										4	0	1	0	0	1	1						
Rheal Cormier, L OBP: 0.091, SLG: 0.091 Dave Veres, R OBP: 0.750, SLG: 1.000										2	0	0	0	0	0	1						
Inning Stats	R: 1 E: 0 K: 2 S: 14	H: 2 LOB: 1 BB: 0 P: 22	R: 0 E: 0 K: 1 S: 8	H: 1 LOB: 1 BB: 0 P: 11	R: 0 E: 0 K: 0 S: 8	H: 1 LOB: 3 BB: 2 P: 20	R: 0 E: 0 K: 0 S: 7	H: 0 LOB: 1 BB: 1 P: 15	R: 0 E: 0 K: 1 S: 5	H: 0 LOB: 0 BB: 0 P: 9	R: 0 E: 0 K: 1 S: 9	H: 0 LOB: 0 BB: 0 P: 16	R: 1 E: 0 K: 0 S: 11	H: 1 LOB: 1 BB: 1 P: 19	R: 0 E: 0 K: 1 S: 7	H: 0 LOB: 0 BB: 0 P: 14	R: 0 E: 0 K: 2 S: 11	H: 0 LOB: 0 BB: 0 P: 14	1B: 2 2B: 5 3B: 0 HR: 0	SF: 0 SAC: 1 DP: 2 HBP: 0	WP: 0 PB: 0 SB: 0 CS: 0	PA: 36
PITCHER	IP WLS BF H R ER SO BB IBB HBP BLK WP HR S P ERA WHIP																					
Pat Rapp, R ERA: 3.76	(1, 1) 6.2 L 29 6 2 2 4 4 0 0 0 0 0 0 61 111 2.70 1.500																					
Chris Hammond, L ERA: 7.47	(7, 1) 1.1 4 0 0 0 1 1 0 0 0 0 0 0 8 15 0.00 0.750																					
Robb Nen, R ERA: 1.82	(9, 1) 1.0 3 0 0 0 2 0 0 0 0 0 0 0 11 14 0.00 0.000																					

Batter	1	2	3	4	5	6	7	8	9	AB	R	H	RBI	BB	SO	LOB	BOTTOM					
Devon White, S OBP: 0.337, SLG: 0.443										4	0	2	0	0	0	0	Montreal Expos @ Florida Marlins Joe Robbie Stadium, Miami, FL Wed Jun 05 1996, 7:05 PM EDT Att: 21,342 - Unknown - 86 F					
Edgar Renteria, R OBP: 0.336, SLG: 0.339										3	0	0	0	1	0	3						
Jeff Conine, R OBP: 0.361, SLG: 0.497										4	0	2	0	0	0	0						
Gary Sheffield, R OBP: 0.434, SLG: 0.632										2	0	0	0	2	0	1						
Greg Colbrunn, R OBP: 0.339, SLG: 0.407										4	0	2	0	0	1	3						
Terry Pendleton, S OBP: 0.281, SLG: 0.332										4	1	1	1	0	1	2						
Charles Johnson, R OBP: 0.291, SLG: 0.413										3	0	0	0	1	0	1						
Ralph Milliard, R OBP: 0.324, SLG: 0.154 Jesus Tavarez, S OBP: 0.200, SLG: 0.190										3	0	1	0	0	1	1						
Pat Rapp, R OBP: 0.074, SLG: 0.074 Chris Hammond, L										2	0	0	0	0	0	0						
Alex Arias, R OBP: 0.310, SLG: 0.390 Robb Nen, L Joe Orsulak, L OBP: 0.200, SLG: 0.276										1	0	0	0	0	0	0						
Inning Stats	R: 0 E: 0 K: 0 S: 7	H: 0 LOB: 0 BB: 0 P: 9	R: 0 E: 0 K: 1 S: 12	H: 1 LOB: 1 BB: 1 P: 22	R: 0 E: 0 K: 1 S: 8	H: 1 LOB: 1 BB: 0 P: 11	R: 0 E: 0 K: 0 S: 7	H: 2 LOB: 1 BB: 0 P: 11	R: 0 E: 0 K: 1 S: 11	H: 2 LOB: 2 BB: 0 P: 20	R: 0 E: 0 K: 1 S: 7	H: 0 LOB: 0 BB: 0 P: 11	R: 0 E: 0 K: 0 S: 7	H: 0 LOB: 0 BB: 1 P: 11	R: 0 E: 0 K: 0 S: 15	H: 1 LOB: 3 BB: 2 P: 27	R: 1 E: 0 K: 0 S: 9	H: 1 LOB: 0 BB: 0 P: 13	1B: 6 2B: 1 3B: 0 HR: 1	SF: 0 SAC: 0 DP: 2 HBP: 0	WP: 0 PB: 0 SB: 0 CS: 1	PA: 36
PITCHER	IP WLS BF H R ER SO BB IBB HBP BLK WP HR S P ERA WHIP																					
Rheal Cormier, L ERA: 3.93	(1, 1) 7.2 W 29 6 0 0 4 3 0 0 0 0 0 0 68 112 0.00 1.174																					
Dave Veres, R ERA: 5.7	(8, 1) 1.1 S 7 2 1 1 0 1 0 0 0 0 0 1 15 23 6.75 2.250																					

Batter	1	2	3	4	5	6	7	8	9	AB	R	H	RBI	BB	SO	LOB	TOP					
Mark Grudzielanek, R (1, 6) OBP: 0.375, SLG: 0.457										4	0	1	0	0	0	1	Montreal Expos @ Chicago Cubs Wrigley Field, Chicago, IL Sat Jun 08 1996, 7:05 PM CDT Att: 37,373 - Unknown - 53 F					
Mike Lansing, R (1, 4) OBP: 0.402, SLG: 0.457										4	1	2	1	0	0	1						
Henry Rodriguez, L (1, 7) OBP: 0.359, SLG: 0.679										4	0	1	0	0	2	3						
David Segui, S (1, 3) OBP: 0.392, SLG: 0.460										3	1	0	0	1	0	1						
Moises Alou, R (1, 9) OBP: 0.325, SLG: 0.403										4	0	1	0	0	1	1						
Mel Rojas, R (8, 1) OBP: 0.500, SLG: 0.500										0	0	0	0	0	0	0						
F.P. Santangelo, S (1, 8) OBP: 0.395, SLG: 0.457										4	0	3	2	0	1	0						
Darrin Fletcher, L (1, 2) OBP: 0.287, SLG: 0.372										3	0	0	0	0	2	3						
Omar Daal, L (6, 1) OBP: 0.294, SLG: 0.225										0	0	0	0	0	0	0						
Tim Scott, R (7, 1) OBP: 0.382, SLG: 0.306										0	0	0	0	0	0	0						
Cliff Floyd, L (8, 9) OBP: 0.294, SLG: 0.225										0	0	0	0	0	0	0						
Lenny Webster, R (9, PH) OBP: 0.382, SLG: 0.306										1	0	0	0	0	0	0						
Shane Andrews, R (1, 5) OBP: 0.308, SLG: 0.438										4	1	1	1	1	0	3	0					
Pedro Martinez, R (1, 1) OBP: 0.214, SLG: 0.120										2	1	1	0	0	0	0						
Mike Dyer, R (6, 1)										0	0	0	0	0	0	0						
Tim Spehr, R (6, 2)										1	0	0	0	0	0	0						
Inning Stats	R: 0 E: 0 K: 0 S: 9	H: 1 LOB: 0 BB: 0 P: 14	R: 0 E: 0 K: 2 S: 15	H: 1 LOB: 1 BB: 0 P: 21	R: 0 E: 0 K: 1 S: 10	H: 0 LOB: 0 BB: 0 P: 13	R: 2 E: 0 K: 1 S: 11	H: 3 LOB: 1 BB: 1 P: 19	R: 1 E: 0 K: 2 S: 14	H: 2 LOB: 1 BB: 0 P: 18	R: 0 E: 0 K: 1 S: 9	H: 1 LOB: 0 BB: 0 P: 12	R: 1 E: 0 K: 0 S: 5	H: 1 LOB: 0 BB: 0 P: 9	R: 0 E: 0 K: 0 S: 5	H: 1 LOB: 0 BB: 0 P: 9	R: 0 E: 0 K: 2 S: 11	H: 0 LOB: 0 BB: 0 P: 18	1B: 7 2B: 2 3B: 0 HR: 1	SF: 0 SAC: 0 DP: 1 HBP: 0	WP: 0 PB: 0 SB: 0 CS: 1	PA: 35
PITCHER	IP WLS BF H R ER SO BB IBB HBP BLK WP HR S P ERA WHIP																					
Amaury Telemaco, R (1, 1) ERA: 3.52	6.0 W 26 9 4 4 7 1 0 0 0 0 0 1 70 99 6.00 1.667																					
Terry Adams, R (7, 1) ERA: 2.59	2.0 6 1 0 0 0 0 0 0 0 0 0 0 8 16 0.00 0.500																					
Bob Patterson, L (9, 1) ERA: 1.8	0.1 1 0 0 0 1 0 0 0 0 0 0 0 6 9 0.00 0.000																					
Turk Wendell, R (9, 1) ERA: 2.16	0.2 S 2 0 0 0 1 0 0 0 0 0 0 0 5 9 0.00 0.000																					

Batter	1	2	3	4	5	6	7	8	9	AB	R	H	RBI	BB	SO	LOB	BOTTOM			
Brian McRae, S (1, 8) OBP: 0.350, SLG: 0.380										4	3	3	0	1	0	0	Montreal Expos @ Chicago Cubs Wrigley Field, Chicago, IL Sat Jun 08 1996, 7:05 PM CDT Att: 37,373 - Unknown - 53 F			
Luis Gonzalez, L (1, 7) OBP: 0.380, SLG: 0.437										4	1	2	0	0	2	3				
Mark Grace, L (1, 3) OBP: 0.408, SLG: 0.465										3	0	2	3	0	0	0				
Sammy Sosa, R (1, 9) OBP: 0.287, SLG: 0.523										4	0	0	1	0	2	3				
Leo Gomez, R (1, 5) OBP: 0.367, SLG: 0.551										3	1	1	0	1	1	2				
23 Ryne Sandberg, R (1, 4) OBP: 0.304, SLG: 0.456										4	1	1	0	0	1	2				
Scott Servais, R (1, 2) OBP: 0.335, SLG: 0.491										4	0	1	1	0	1	3				
José Hernández, R (1, 6) OBP: 0.258, SLG: 0.244										3	0	1	1	0	1	0				
Amaury Telemaco, R (1, 1) ERA: 3.47										2	0	0	0	0	2	1				
Terry Adams, R (7, 1) ERA: 2.59										0	0	0	0	0	0	0				
Scott Bullett, L (8, PH) OBP: 0.250, SLG: 0.231										1	0	0	0	0	1	0				
Bob Patterson, R (9, 1) ERA: 1.8										0	0	0	0	0	0	0				
Turk Wendell, L (9, 1) OBP: 0.500, SLG: 0.500										0	0	0	0	0	0	0				
Inning Stats	R: 1 E: 0 K: 1 S: 8	H: 2 LOB: 1 BB: 0 P: 12	R: 0 E: 0 K: 3 S: 10	H: 0 LOB: 0 BB: 0 P: 17	R: 2 E: 0 K: 2 S: 15	H: 3 LOB: 1 BB: 0 P: 21	R: 0 E: 0 K: 1 S: 9	H: 1 LOB: 0 BB: 0 P: 11	R: 1 E: 0 K: 1 S: 13	H: 1 LOB: 0 BB: 0 P: 19	R: 2 E: 0 K: 1 S: 19	H: 3 LOB: 2 BB: 1 P: 27	R: 0 E: 0 K: 1 S: 8	H: 1 LOB: 2 BB: 1 P: 15	R: 0 E: 0 K: 1 S: 10	H: 0 LOB: 0 BB: 0 P: 13	1B: 6 2B: 5 3B: 0 HR: 0	SF: 1 SAC: 2 DP: 0 HBP: 0	WP: 0 PB: 0 SB: 1 CS: 0	PA: 37
PITCHER	IP WLS BF H R ER SO BB IBB HBP BLK WP HR S P ERA WHIP																			
Pedro Martinez, R (1, 1) ERA: 3.47	5.0 L 24 9 6 6 8 0 0 0 0 0 0 0 62 89 10.80 1.800																			
Mike Dyer, R (6, 1) ERA: 2.7	0.2 3 1 0 0 0 0 0 0 0 0 0 0 7 8 0.00 1.500																			
Omar Daal, L (6, 1) ERA: 3.27	0.1 3 1 0 0 0 1 1 0 0 0 0 0 6 11 0.00 6.000																			
Tim Scott, R (7, 1) ERA: 2.08	1.0 4 0 0 0 0 1 1 0 0 0 0 0 7 14 0.00 1.000																			
Mel Rojas, R (8, 1) ERA: 5.28	1.0 3 0 0 0 0 1 0 0 0 0 0 0 10 13 0.00 0.000																			

AB	34
R	4
H	10
RBI	4
BB	1
SO	9
LOB	10



AB	32
R	6
H	11
RBI	6
BB	2
SO	11
LOB	14



Batter	1	2	3	4	5	6	7	8	9	AB R H RBI BB SO LOB	TOP									
Mark Grudzielanek, R (1, 6) OBP: 0.376, SLG: 0.462	2-2 G6-3 1B		2-0 E9 2B			0-0 L7		0-0 L4		4 0 2 0 0 0 0	Montreal Expos @ Chicago Cubs Wrigley Field, Chicago, IL Sun Jun 09 1996, 3:33 AM CDT Att: 30,785 - Overcast - 52 F									
Mike Lansing, R (1, 4) OBP: 0.395, SLG: 0.449	2-2 G6-3		0-0 G4-3			3-2 G6-3		1-0 G6-3		4 0 0 0 0 0 2										
Henry Rodriguez, L (1, 7) OBP: 0.353, SLG: 0.667	1-1 L6			3-3 K		1-3 K		2-3 K		4 0 0 0 0 3 1										
David Segui, S (1, 3) OBP: 0.384, SLG: 0.450	0-1 P5			0-0 L5			2-2 E6 2B G4-3		2-1 F7	4 1 0 0 0 0 1										
Moises Alou, R (1, 9) OBP: 0.328, SLG: 0.406		2-1 P3		1-1 L9			1-2 G4-3 1-3 1B 2B		4-0 BB	3 1 1 0 1 0 0										
F.P. Santangelo, S (1, 8) OBP: 0.348, SLG: 0.442		1-3 K			1-1 F9		0-0 G4-3		0-1 P5	4 0 0 1 0 1 2										
Lenny Webster, R (1, 2) OBP: 0.375, SLG: 0.303		3-3 K			2-2 E5		2-3 3-H 2-2 G1-3 1B		1-1 G4-3	4 0 1 1 0 1 1										
Shane Andrews, R (1, 5) OBP: 0.302, SLG: 0.429			2-3 K		1-0 F9		3-H 1-1 G1-3			3 0 0 0 0 1 2										
Kirk Rueter, L (1, 1) OBP: 0.118, SLG: 0.067			0-3 K		0-0 G3		0-0 G5-3			3 0 0 0 0 1 2										
Dave Veres, R (7, 1) OBP: 0.750, SLG: 1.000										0 0 0 0 0 0 0										
Barry Manuel, R (8, 1)										0 0 0 0 0 0 0										
Inning Stats	R: 0 E: 0 K: 0 S: 11	H: 1 LOB: 1 BB: 0 P: 16	R: 0 E: 0 K: 2 S: 8	H: 0 LOB: 0 BB: 0 P: 14	R: 0 E: 1 K: 2 S: 8	H: 1 LOB: 1 BB: 0 P: 12	R: 0 E: 0 K: 1 S: 7	H: 0 LOB: 0 BB: 0 P: 11	R: 0 E: 0 K: 0 S: 7	H: 0 LOB: 1 BB: 0 P: 11	R: 2 E: 1 K: 0 S: 16	H: 2 LOB: 1 BB: 0 P: 22	R: 0 E: 0 K: 1 S: 5	H: 0 LOB: 0 BB: 1 P: 8	R: 0 E: 0 K: 0 S: 6	H: 0 LOB: 1 BB: 1 P: 13	1B: 2 2B: 2 3B: 0 HR: 0	SF: 0 SAC: 0 DP: 0 HBP: 0	WP: 0 PB: 0 SB: 1 CS: 1	PA: 34
PITCHER	IP WLS BF H R ER SO BB IBB HBP BLK WP HR S P ERA WHIP											IP WLS BF H R ER SO BB IBB HBP BLK WP HR S P ERA WHIP								
Steve Trachsel, R (1, 1) ERA: 2.38	7.0 W 27 4 2 1 6 0 0 0 0 0 0 0 64 97 1.29 0.571																			
Terry Adams, R (8, 1) ERA: 2.52	1.0 S 3 0 0 0 1 0 0 0 0 0 0 0 5 8 0.00 0.000																			
Turk Wendell, R (9, 1) ERA: 2.1	1.0 S 4 0 0 0 0 1 0 0 0 0 0 0 6 13 0.00 1.000																			

AB	33
R	2
H	4
RBI	2
BB	1
SO	7
LOB	11



Batter	1	2	3	4	5	6	7	8	9	AB R H RBI BB SO LOB	BOTTOM							
Brian McRae, S (1, 8) OBP: 0.349, SLG: 0.378	1-1 P7		0-0 G5-3			2-1 G4-3		1-1 BB FC1-5 1B		4 0 1 0 0 0 0	Montreal Expos @ Chicago Cubs Wrigley Field, Chicago, IL Sun Jun 09 1996, 3:33 AM CDT Att: 30,785 - Overcast - 52 F							
Doug Glanville, R (1, 7) OBP: 0.500, SLG: 0.500	1-0 L7			2-1 G6-3			1-2 G4-3	0-1 FC1-5 BB		4 0 0 0 0 0 2								
Mark Grace, L (1, 3) OBP: 0.405, SLG: 0.461	2-1 E CS 1B			0-0 P3			0-0 L8	2-2 F8		4 1 1 0 0 0 2								
Sammy Sosa, R (1, 9) OBP: 0.290, SLG: 0.525	0-0 E3 CS			3-3 K			0-0 23 HR 2B	4-2 BB		3 1 1 0 1 1 1								
Leo Gomez, R (1, 5) OBP: 0.365, SLG: 0.540	2-2 CS	1-3 K			0-2 F8		4-0 23 HR BB	0-0 P4		3 1 0 0 1 1 3								
23 Ryne Sandberg, R (1, 4) OBP: 0.309, SLG: 0.474					1-1 G6-3		0-2 HR			3 1 2 3 0 0 0								
Scott Servais, R (1, 2) OBP: 0.335, SLG: 0.486		3-1 L6			0-2 G6-3		4-2 BB			2 0 0 0 1 0 0								
José Hernández, R (1, 6) OBP: 0.250, SLG: 0.237			0-2 G6-3			0-3 K		0-1 P4		3 0 0 0 0 1 1								
Steve Trachsel, R (1, 1) ERA: 3.81					1-2 G5-3		0-3 K	3-2 FC1-5 1B		2 0 0 0 0 1 0								
Terry Adams, R (8, 1) ERA: 5.79										0 0 0 0 0 0 0								
Scott Bullitt, L (8, PH) OBP: 0.276, SLG: 0.259										1 0 1 0 0 0 0								
Inning Stats	R: 1 E: 1 K: 0 S: 8	H: 1 LOB: 0 BB: 0 P: 14	R: 0 E: 0 K: 1 S: 7	H: 1 LOB: 0 BB: 0 P: 11	R: 0 E: 0 K: 0 S: 7	H: 0 LOB: 0 BB: 0 P: 8	R: 0 E: 0 K: 1 S: 6	H: 0 LOB: 0 BB: 0 P: 11	R: 0 E: 0 K: 2 S: 8	H: 0 LOB: 0 BB: 0 P: 10	R: 3 E: 0 K: 0 S: 14	H: 2 LOB: 1 BB: 2 P: 23	R: 0 E: 0 K: 0 S: 14	H: 2 LOB: 3 BB: 1 P: 24	1B: 4 2B: 1 3B: 0 HR: 1	SF: 0 SAC: 0 DP: 0 HBP: 0	WP: 0 PB: 0 SB: 0 CS: 2	PA: 33
PITCHER	IP WLS BF H R ER SO BB IBB HBP BLK WP HR S P ERA WHIP											IP WLS BF H R ER SO BB IBB HBP BLK WP HR S P ERA WHIP						
Kirk Rueter, L (1, 1) ERA: 3.81	6.2 L 23 3 3 2 4 1 0 0 0 0 0 0 51 75 2.70 0.600																	
Dave Veres, R (7, 1) ERA: 5.79	1.0 S 8 3 1 1 0 2 0 0 0 0 0 1 21 35 9.00 5.000																	
Barry Manuel, R (8, 1) ERA: 4.08	0.1 S 1 0 0 0 0 0 0 0 0 0 0 0 1 1 0.00 0.000																	

AB	29
R	4
H	6
RBI	3
BB	3
SO	4
LOB	9



Batter	1	2	3	4	5	6	7	8	9	AB R H RBI BB SO LOB	TOP																
Devon White, S (1.8) OBP: 0.339, SLG: 0.457	F9		G5-3		F9 1B HBP		K		BB 1B 1-3 3-H	4 1 1 1 0 1 0	Florida Marlins @ Montreal Expos Olympic Stadium, Montreal, QB Mon Jun 10 1996, 7:05 PM EDT Att: 34,867 - Dome - 68 F																
Edgar Renteria, R (1.6) OBP: 0.365, SLG: 0.382	FC5-4 1B		G6-3		WP 1B		1B		BB 1B	5 1 4 1 0 0 0																	
Jeff Conine, R (1.7) OBP: 0.364, SLG: 0.493	L8		1B		F9		FC6-4 1B		L7	5 0 2 0 0 0 5																	
Gary Sheffield, R (1.9) OBP: 0.441, SLG: 0.618	FC5-4 1-2		1B		G6-4-3 BB		FC6-4 1-2		E 1B BB	3 0 1 0 2 0 3																	
Greg Colbrunn, R (1.3) OBP: 0.342, SLG: 0.422		HR	G5-3		G6-4-3 1-2		G5-3		E8 1-3 2-H 3-H	5 1 2 3 0 0 5																	
Terry Pendleton, S (1.5) OBP: 0.292, SLG: 0.348 Robb Nen, R (8.1)		1B			F9		P5		L3 G5-3	4 0 1 0 0 0 0 1 0 0 0 0 0 2																	
Charles Johnson, R (1.2) OBP: 0.289, SLG: 0.398					K		G5-3		G6-3	5 0 0 0 0 2 3																	
Ralph Milliard, R (1.4) OBP: 0.362, SLG: 0.222							L5		1B BB	2 1 0 0 2 0 1																	
Pat Rapp, R (1.1) OBP: 0.067, SLG: 0.067 Terry Mathews, L (8.1) Alex Arias, R (8.5) OBP: 0.318, SLG: 0.395					G5-3		K		1B BB	3 0 0 0 0 2 2 0 0 0 0 0 0 0 1 1 1 0 0 0 0																	
Inning Stats	R: 0 E: 0 K: 0 S: 7	H: 1 LOB: 1 BB: 0 P: 9	R: 1 E: 0 K: 1 S: 11	H: 2 LOB: 1 BB: 0 P: 15	R: 0 E: 0 K: 1 S: 7	H: 2 LOB: 2 BB: 0 P: 15	R: 0 E: 0 K: 1 S: 9	H: 0 LOB: 1 BB: 1 P: 17	R: 0 E: 0 K: 0 S: 5	H: 0 LOB: 2 BB: 0 P: 7		R: 0 E: 0 K: 2 S: 11	H: 2 LOB: 2 BB: 0 P: 15	R: 0 E: 0 K: 1 S: 8	H: 0 LOB: 0 BB: 0 P: 13	R: 4 E: 1 K: 0 S: 17	H: 4 LOB: 2 BB: 2 P: 28	1B: 11 2B: 0 3B: 0 HR: 1	SF: 0 SAC: 0 DP: 1 HBP: 1	WP: 1 PB: 0 SB: 0 CS: 0	PA: 43						
PITCHER	IP WLS BF H R ER SO BB IBB HBP BLK WP HR S P ERA WHIP											IP WLS BF H R ER SO BB IBB HBP BLK WP HR S P ERA WHIP															
Rheal Cormier, L (1.1) ERA: 3.69	7.0	31	8	1	1	4	2	0	1	0	0	1	1	55	90	1.29	1.429										
Mike Dyer, R (8.1) ERA: 3.15	1.0	L	5	1	2	2	1	1	0	0	0	0	0	12	21	18.00	2.000										
Mel Rojas, R (9.1) ERA: 5.81	0.1		4	2	0	0	1	0	0	0	0	0	0	4	8	0.00	9.000										
Barry Manuel, R (9.1) ERA: 4.0	0.2		3	1	2	2	0	0	0	0	0	0	0	9	12	27.00	1.500										

AB	38
R	5
H	12
RBI	5
BB	4
SO	5
LOB	21



Batter	1	2	3	4	5	6	7	8	9	AB R H RBI BB SO LOB	BOTTOM																
Mark Grudzielanek, R (1.6) OBP: 0.377, SLG: 0.461	G6-3		K		FC6-4 1-2			1B SH3-4 1B	2-2 2-H	5 1 2 1 0 1 3	Florida Marlins @ Montreal Expos Olympic Stadium, Montreal, QB Mon Jun 10 1996, 7:05 PM EDT Att: 34,867 - Dome - 68 F																
Mike Lansing, R (1.4) OBP: 0.393, SLG: 0.446	G6-3				L6 E 1B		F8	SH3-4	G6-3	4 0 1 0 0 0 1																	
David Segui, S (1.3) OBP: 0.382, SLG: 0.446	K				L6 1-2		L7	1B	1B	4 0 1 0 0 1 1																	
Moises Alou, R (1.9) OBP: 0.335, SLG: 0.410					G3-6 1B		L9	2-0	1B	3 0 2 1 1 0 0																	
Henry Rodriguez, L (1.7) OBP: 0.347, SLG: 0.655					K		K	K	K	4 0 0 0 0 3 4																	
Darin Fletcher, L (1.2) OBP: 0.286, SLG: 0.375					F9		WP 2B	F8		4 0 1 0 0 0 2																	
F.P. Santangelo, S (1.8) OBP: 0.353, SLG: 0.439					G6-3		L8		G3 1B BB	3 1 1 0 1 0 1																	
Shane Andrews, R (1.5) OBP: 0.307, SLG: 0.422					SH1-4 BB		K	2-3 BB	G3	2 0 0 0 2 1 2																	
Rheal Cormier, L (1.1) Cliff Floyd, L (7. PH) Mike Dyer, R (8.1) Mel Rojas, R (9.1) Barry Manuel, R (9.1) Sherman Orlando, R (9. PH)					SH1-4		F8		L8	0 0 0 0 1 0 0 1 0 0 0 0 0 2 0 1 0 0 0 0 0 1																	
Inning Stats	R: 0 E: 0 K: 1 S: 7	H: 0 LOB: 0 BB: 0 P: 10	R: 0 E: 0 K: 0 S: 5	H: 1 LOB: 0 BB: 0 P: 10	R: 0 E: 0 K: 1 S: 9	H: 0 LOB: 1 BB: 1 P: 18	R: 0 E: 1 K: 1 S: 7	H: 1 LOB: 1 BB: 1 P: 14	R: 0 E: 0 K: 0 S: 6	H: 0 LOB: 0 BB: 0 P: 11		R: 0 E: 0 K: 1 S: 10	H: 1 LOB: 2 BB: 1 P: 19	R: 1 E: 0 K: 1 S: 14	H: 3 LOB: 2 BB: 0 P: 19	R: 1 E: 0 K: 0 S: 19	H: 1 LOB: 1 BB: 1 P: 31	1B: 7 2B: 2 3B: 0 HR: 0	SF: 0 SAC: 2 DP: 2 HBP: 0	WP: 1 PB: 0 SB: 0 CS: 0	PA: 38						
PITCHER	IP WLS BF H R ER SO BB IBB HBP BLK WP HR S P ERA WHIP											IP WLS BF H R ER SO BB IBB HBP BLK WP HR S P ERA WHIP															
Pat Rapp, R (1.1) ERA: 3.45	7.0	27	4	0	0	0	4	0	0	0	0	1	1	57	104	0.00	1.143										
Terry Mathews, R (8.1) ERA: 3.43	0.1		2	1	1	1	0	0	0	0	0	0	0	4	4	27.00	3.000										
Robb Nen, R (8.1) ERA: 1.95	1.2	W	9	3	1	1	1	1	0	0	0	0	0	29	46	5.40	2.400										



Batter	1	2	3	4	5	6	7	8	9	AB	R	H	RBI	BB	SO	LOB	TOP				
Devon White, S (1, 8) OBP: 0.341, SLG: 0.453	G1-3		G4-3		P4		BB		G6-4-3 1B	4	0	1	0	1	0	0	Florida Marlins @ Montreal Expos Olympic Stadium, Montreal, QB Tue Jun 11 1996, 7:05 PM EDT Att: 10,758 - Dome - 68 F				
Edgar Renteria, R (1, 6) OBP: 0.356, SLG: 0.407	K			HR		F9	K		G6-4-3 1-2	5	1	1	1	0	2	4					
Jeff Conine, R (1, 7) OBP: 0.366, SLG: 0.491	G5-3			2B G4-3 1B		G4-3			FC5-4 BB	3	1	1	0	1	0	0					
Gary Sheffield, R (1, 9) OBP: 0.438, SLG: 0.615		F8		L8					FC5-4 2B 1-2	4	0	1	0	0	0	2					
Greg Colbrunn, R (1, 3) OBP: 0.352, SLG: 0.438	BLK G6-3 1B			G4-3 2B		FC4-6 BB			L4-6 2B	3	0	3	0	1	0	0					
Terry Pendleton, S (1, 5) OBP: 0.291, SLG: 0.344	G6-3			G4-3		FC4-6 1-2			IBB	3	0	0	1	1	0	4					
Charles Johnson, R (1, 2) Joe Orsulak, L (8, PH) Rob Natal, R (8, 2) OBP: 0.215, SLG: 0.258 OBP: 0.200, SLG: 0.111	G5-3			K			K		L4-6 2-2	3	0	0	0	0	2	2					
Ralph Milliard, R (1, 4) Jesus Tavarez, S (9, PH) OBP: 0.360, SLG: 0.211 OBP: 0.215, SLG: 0.205			G6-3		K		SH1-4 BB		FC3-6 1B	2	0	0	0	1	1	0					
Kevin Brown, R (1, 1) Jay Powell, R (7, 1) Craig Grebeck, R (9, PH) OBP: 0.115, SLG: 0.042 OBP: 0.247, SLG: 0.267	K		K		K		SH1-4		FC3-6 1B	2	0	0	0	0	2	0					
Inning Stats	R: 0 E: 0 K: 1 S: 14	H: 0 LOB: 0 BB: 0 P: 16	R: 0 E: 0 K: 0 S: 7	H: 1 LOB: 1 BB: 0 P: 12	R: 0 E: 0 K: 1 S: 7	H: 0 LOB: 0 BB: 0 P: 12	R: 2 E: 0 K: 1 S: 19	H: 3 LOB: 1 BB: 0 P: 30	R: 0 E: 0 K: 0 S: 12	H: 1 LOB: 2 BB: 1 P: 19	R: 0 E: 0 K: 2 S: 11	H: 0 LOB: 2 BB: 2 P: 21	R: 0 E: 0 K: 0 S: 7	H: 1 LOB: 2 BB: 2 P: 18	R: 0 E: 0 K: 0 S: 8	H: 2 LOB: 1 BB: 0 P: 10		1B: 4 2B: 4 3B: 0 HR: 1	SF: 0 SAC: 1 DP: 2 HBP: 0	WP: 0 PB: 0 SB: 0 CS: 0	PA: 38
PITCHER	IP	WLS	BF	H	R	ER	SO	BB	IBB	HBP	BLK	WP	HR	S	P	ERA	WHIP				
Ugueth Urbina, R (1, 1) ERA: 3.18	5.2		23	5	2	2	5	1	0	0	1	0	1	63	94	3.18	1.059				
Omar Daal, L (6, 1) ERA: 3.18	1.0	W	5	0	0	0	1	2	0	0	0	0	0	9	19	0.00	2.000				
Tim Scott, R (7, 1) ERA: 2.05	0.1	S	1	0	0	0	1	0	0	0	0	0	0	5	5	0.00	0.000				
Dave Veres, R (8, 1) ERA: 5.49	2.0		9	3	0	0	0	1	1	0	0	0	0	15	28	0.00	2.000				

Batter	1	2	3	4	5	6	7	8	9	AB	R	H	RBI	BB	SO	LOB	BOTTOM				
F.P. Santangelo, S (1, 4) OBP: 0.357, SLG: 0.441	G5-4-3 1B		K			F9 1B	K			4	0	2	0	0	2	1	Florida Marlins @ Montreal Expos Olympic Stadium, Montreal, QB Tue Jun 11 1996, 7:05 PM EDT Att: 10,758 - Dome - 68 F				
Mike Lansing, R (1, 6) OBP: 0.391, SLG: 0.443	G5-4-3 1-2			F7		1B			G6-3	4	0	1	0	0	0	1					
David Segui, S (1, 3) OBP: 0.375, SLG: 0.437	G5-3			G4-3		F9 2-3			F9	4	0	0	0	0	0	2					
Moises Alou, R (1, 9) OBP: 0.333, SLG: 0.416		G6-3 3B		G5-3		K			G6-3	4	1	1	0	0	1	2					
Henry Rodriguez, L (1, 7) OBP: 0.343, SLG: 0.646 Andy Stankiewicz, R (9, 6) OBP: 0.243, SLG: 0.255		G5-3			P4		F7			3	0	0	0	0	0	1					
Darin Fletcher, L (1, 2) OBP: 0.287, SLG: 0.374		G6-3			L8		1B		1B	3	1	1	1	0	0	0					
Cliff Floyd, L (1, 8) OBP: 0.309, SLG: 0.250										3	0	2	0	0	1	0					
Shane Andrews, R (1, 5) OBP: 0.303, SLG: 0.416										2	0	0	0	0	0	1					
Omar Daal, L (6, 1)										0	0	0	0	0	0	0					
Tim Scott, R (7, 1)										0	0	0	0	0	0	0					
Sherman Obando, R (7, PH) Dave Veres, R (8, 1) OBP: 0.363, SLG: 0.490 OBP: 0.750, SLG: 1.000										1	1	0	0	0	0	1					
Ugueth Urbina, R (1, 1) OBP: 0.182, SLG: 0.182 Dave Silvestri, R (6, 5) OBP: 0.336, SLG: 0.240										1	0	0	0	0	1	0					
Inning Stats	R: 0 E: 0 K: 0 S: 7	H: 1 LOB: 0 BB: 0 P: 10	R: 1 E: 0 K: 1 S: 7	H: 1 LOB: 0 BB: 0 P: 9	R: 0 E: 0 K: 2 S: 16	H: 0 LOB: 0 BB: 0 P: 19	R: 0 E: 0 K: 0 S: 5	H: 0 LOB: 0 BB: 0 P: 7	R: 0 E: 0 K: 0 S: 10	H: 1 LOB: 1 BB: 0 P: 15	R: 2 E: 0 K: 1 S: 11	H: 3 LOB: 1 BB: 0 P: 15	R: 0 E: 0 K: 0 S: 11	H: 0 LOB: 0 BB: 0 P: 17	1B: 7 2B: 0 3B: 1 HR: 0	SF: 0 SAC: 0 DP: 1 HBP: 0	WP: 0 PB: 0 SB: 0 CS: 0	PA: 31			
PITCHER	IP	WLS	BF	H	R	ER	SO	BB	IBB	HBP	BLK	WP	HR	S	P	ERA	WHIP				
Kevin Brown, R (1, 1) ERA: 2.14	6.2	L	27	8	3	2	5	0	0	0	0	0	0	62	84	2.70	1.200				
Jay Powell, R (7, 1) ERA: 2.4	1.1		4	0	0	0	1	0	0	0	0	0	0	14	21	0.00	0.000				



Batter	1	2	3	4	5	6	7	8	9	AB R H RBI BB SO LOB	TOP											
Mark Grudzielanek, R (1, 6) OBP: 0.370, SLG: 0.454	G6-3		G4-3		P4		L9		SF9	4 0 0 1 0 0 1	Montreal Expos @ Cincinnati Reds Riverfront Stadium, Cincinnati, OH Fri Jun 14 1996, 7:05 PM EDT Att: 26,691 - Unknown - 73 F											
Mike Lansing, R (1, 4) OBP: 0.361, SLG: 0.429	3B		G4-3		P3		K		FC5-4	5 1 1 0 0 1 3												
David Segui, S (1, 3) Cliff Floyd, L (1, 7) Sherman Obando, R (6, 9) OBP: 0.316, SLG: 0.283 OBP: 0.315, SLG: 0.435	SF9				1B		G6-3		K	1 1 1 1 0 0 0 2 1 1 0 0 0 0 1 0 0 0 0 1 0												
Moises Alou, R (1, 9) OBP: 0.331, SLG: 0.424	SF9				2B		G5-3		L8	3 1 1 2 0 0 1												
Henry Rodriguez, L (1, 7) OBP: 0.341, SLG: 0.639	K				HR				K	4 0 1 0 0 3 1												
Darin Fletcher, L (1, 2) OBP: 0.286, SLG: 0.371					1B				L9	4 0 1 1 0 1 1												
F.P. Santangelo, S (1, 8) OBP: 0.362, SLG: 0.429					1B				K	3 1 0 0 1 1 2												
Shane Andrews, R (1, 5) OBP: 0.319, SLG: 0.458					2B				1B	4 1 3 1 0 0 0												
Pedro Martinez, R (1, 1) OBP: 0.200, SLG: 0.111					SH1-4				SF9	2 0 0 0 0 1 0												
Inning Stats	R: 2 E: 0 K: 1 S: 16	H: 2 LOB: 0 BB: 0 P: 21	R: 0 E: 0 K: 1 S: 11	H: 0 LOB: 0 BB: 0 P: 18	R: 0 E: 0 K: 0 S: 6	H: 0 LOB: 0 BB: 0 P: 9	R: 1 E: 0 K: 1 S: 11	H: 2 LOB: 1 BB: 0 P: 17	R: 0 E: 0 K: 0 S: 6	H: 1 LOB: 1 BB: 0 P: 6	R: 1 E: 0 K: 1 S: 11	H: 2 LOB: 0 BB: 0 P: 16	R: 1 E: 0 K: 2 S: 9	H: 1 LOB: 0 BB: 0 P: 12	R: 0 E: 0 K: 2 S: 8	H: 0 LOB: 0 BB: 0 P: 12	R: 1 E: 1 K: 0 S: 7	H: 1 LOB: 2 BB: 1 P: 15	1B: 4 2B: 2 3B: 1 HR: 2	SF: 2 SAC: 2 DP: 0 HBP: 0	WP: 0 PB: 0 CS: 0	PA: 38
PITCHER	IP WLS BF H R ER SO BB IBB HBP BLK WP HR S P ERA WHIP											IP WLS BF H R ER SO BB IBB HBP BLK WP HR S P ERA WHIP										
Mark Portugal, R (1, 1) ERA: 4.46	5.0 L 20 5 3 3 3 0 0 0 0 0 0 0 50 71 5.40 1.000																					
Johnny Ruffin, R (6, 1) ERA: 5.61	3.0 12 3 2 2 5 0 0 0 0 0 0 2 28 40 6.00 1.000																					
Hector Carrasco, R (9, 1) ERA: 4.5	1.0 6 1 1 0 0 1 0 0 0 0 0 0 7 15 0.00 2.000																					

AB	33
R	6
H	9
RBI	6
BB	1
SO	8
LOB	9



Batter	1	2	3	4	5	6	7	8	9	AB R H RBI BB SO LOB	BOTTOM											
Thomas Howard, S (1, 7) OBP: 0.264, SLG: 0.286	G3		F8			G4-3		K		4 0 0 0 0 1 1	Montreal Expos @ Cincinnati Reds Riverfront Stadium, Cincinnati, OH Fri Jun 14 1996, 7:05 PM EDT Att: 26,691 - Unknown - 73 F											
Hal Morris, L (1, 3) OBP: 0.341, SLG: 0.401	K		G1-3			F7			K	4 0 0 0 0 2 0												
Barry Larkin, R (1, 6) OBP: 0.396, SLG: 0.479	F8				G1-3		F8		G5-3	4 0 0 0 0 0 0												
Eric Davis, R (1, 8) OBP: 0.405, SLG: 0.625					G4-3		K		K	3 1 1 0 1 1 0												
Eddie Taubensee, L (1, 2) OBP: 0.341, SLG: 0.429					K		G4-3		K	4 0 1 1 0 2 1												
Bret Boone, R (1, 4) OBP: 0.252, SLG: 0.315							F9			3 0 1 0 0 1 1												
Chad Mottola, R (1, 9) OBP: 0.296, SLG: 0.442							K		K	3 0 0 0 0 3 2												
Jeff Branson, L (1, 5) OBP: 0.323, SLG: 0.394							F9		G4-3	3 0 1 0 0 0 2												
Mark Portugal, R (1, 1) Willie Greene, L (5, PH) Johnny Ruffin, R (6, 1) Lenny Harris, L (8, PH) Hector Carrasco, R (9, 1) OBP: 0.143, SLG: 0.190 OBP: 0.314, SLG: 0.452 OBP: 1.000, SLG: 1.000 OBP: 0.324, SLG: 0.500 OBP: 0.324, SLG: 0.500					G5-3		K		G4-3	1 0 0 0 0 0 0 1 0 0 0 0 1 1 0 0 0 0 0 0 0 1 0 0 0 0 0 1 0 0 0 0 0 1												
Inning Stats	R: 0 E: 0 K: 1 S: 8	H: 0 LOB: 0 BB: 0 P: 12	R: 1 E: 0 K: 2 S: 11	H: 1 LOB: 1 BB: 1 P: 24	R: 0 E: 0 K: 0 S: 7	H: 0 LOB: 0 BB: 0 P: 9	R: 0 E: 0 K: 1 S: 10	H: 0 LOB: 0 BB: 0 P: 15	R: 0 E: 0 K: 2 S: 9	H: 1 LOB: 1 BB: 0 P: 12	R: 0 E: 0 K: 0 S: 6	H: 0 LOB: 0 BB: 0 P: 7	R: 0 E: 0 K: 1 S: 8	H: 0 LOB: 0 BB: 0 P: 15	R: 0 E: 0 K: 2 S: 10	H: 1 LOB: 1 BB: 0 P: 14	R: 0 E: 0 K: 2 S: 11	H: 1 LOB: 1 BB: 0 P: 14	1B: 2 2B: 2 3B: 0 HR: 0	SF: 0 SAC: 0 DP: 0 HBP: 0	WP: 0 PB: 1 CS: 0	PA: 32
PITCHER	IP WLS BF H R ER SO BB IBB HBP BLK WP HR S P ERA WHIP											IP WLS BF H R ER SO BB IBB HBP BLK WP HR S P ERA WHIP										
Pedro Martinez, R (1, 1) ERA: 3.14	9.0 W 32 4 1 0 11 1 0 0 0 0 0 0 80 122 0.00 0.556																					



Batter	1	2	3	4	5	6	7	8	9	AB	R	H	RBI	BB	SO	LOB	TOP	
Mark Grudzielanek, R (1, 6) <small>OBP: 0.366, SLG: 0.450</small> Dave Veres, R (8, 1) <small>OBP: 0.750, SLG: 1.000</small>	G5-3		G6-3			1B 2B		G4-3		4	0	1	0	0	0	1	Montreal Expos @ Cincinnati Reds Riverfront Stadium, Cincinnati, OH Sun Jun 16 1996, 3:33 AM EDT Att: 25,657 - Sunny - 87 F	
Mike Lansing, R (1, 4) <small>OBP: 0.373, SLG: 0.424</small>	G6-3			G5-3		G5-4-3 1B		F8		4	0	1	0	0	0			
Henry Rodriguez, L (1, 3) <small>OBP: 0.345, SLG: 0.639</small>	P6			F9		G5-4-3 1-2		2B		4	0	1	0	0	2			
Moises Alou, R (1, 7) <small>OBP: 0.327, SLG: 0.414</small>		F9		K			F9		G5-3	4	0	0	0	0	1			
Darrin Fletcher, L (1, 2) <small>OBP: 0.284, SLG: 0.368</small> Lenny Webster, R (7, 2) <small>OBP: 0.376, SLG: 0.300</small>		G3			F7		F9		K	3	0	0	0	0	0			
Sherman Obando, R (1, 9) <small>OBP: 0.311, SLG: 0.426</small> Tim Spehr, R (8, 9)		2B			G1		F9			3	0	1	0	0	0			
F.P. Santangelo, S (1, 8) <small>OBP: 0.356, SLG: 0.410</small>	L8				HBP			L4		2	0	0	0	0	1			
Shane Andrews, R (1, 5) <small>OBP: 0.325, SLG: 0.480</small>			K		K			F7		2	0	0	0	0	2			
Rheal Cormier, L (1, 1) <small>OBP: 0.125, SLG: 0.087</small> Barry Manuel, R (5, 1) <small>OBP: 0.339, SLG: 0.237</small> Dave Silvestri, R (8, PH) <small>OBP: 0.256, SLG: 0.211</small>			K			L4		DI BB		1	0	0	0	0	1			
Inning Stats	R: 0 E: 0 K: 0 S: 6	H: 0 LOB: 0 BB: 0 P: 8	R: 0 E: 0 K: 0 S: 4	H: 1 LOB: 1 BB: 0 P: 8	R: 0 E: 0 K: 2 S: 8	H: 0 LOB: 0 BB: 0 P: 9	R: 0 E: 0 K: 1 S: 6	H: 0 LOB: 1 BB: 0 P: 12	R: 0 E: 0 K: 1 S: 7	H: 2 LOB: 1 BB: 0 P: 11	R: 0 E: 0 K: 0 S: 5	H: 0 LOB: 0 BB: 0 P: 10	R: 0 E: 0 K: 0 S: 7	H: 0 LOB: 1 BB: 1 P: 14	R: 0 E: 0 K: 1 S: 6	H: 1 LOB: 1 BB: 0 P: 10		1B: 1 2B: 3 3B: 0 HR: 0 SF: 0 SAC: 0 DP: 1 HBP: 1 WP: 0 PB: 0 CS: 0
PITCHER Roger Salkeld, R (1, 1) <small>ERA: 3.28</small>	IP: 9.0 WLS: W BF: 32 H: 4 R: 0 ER: 0 SO: 5 BB: 1 IBB: 0 HBP: 1 BLK: 0 WP: 0 HR: 0 S: 56 P: 95 ERA: 0.00 WHIP: 0.556																	


Batter	1	2	3	4	5	6	7	8	9	AB	R	H	RBI	BB	SO	LOB	BOTTOM
Eric Owens, R (1, 7) <small>OBP: 0.331, SLG: 0.306</small>	G6-4-3 1B BB	F8		FC5-4 1-2		K		FC6-4 1B		5	1	2	1	0	1	1	Montreal Expos @ Cincinnati Reds Riverfront Stadium, Cincinnati, OH Sun Jun 16 1996, 3:33 AM EDT Att: 25,657 - Sunny - 87 F
Bret Boone, R (1, 4) <small>OBP: 0.266, SLG: 0.344</small>	G6-4-3 BB			F9		K		FC6-4 1-2		3	0	0	0	2	1		
Barry Larkin, R (1, 6) <small>OBP: 0.398, SLG: 0.495</small>	G6-4-3 1-2 2-3	F9			HR		G6-3 2B			4	1	2	1	0	0		
Eric Davis, R (1, 8) <small>OBP: 0.395, SLG: 0.600</small>	S E 1B		F9		HR		K			4	2	2	1	0	1		
Reggie Sanders, R (1, 9) <small>OBP: 0.397, SLG: 0.507</small>	S 1B				HR		G6-3			4	2	3	2	0	0		
Chris Sabo, R (1, 5) <small>OBP: 0.404, SLG: 0.452</small>	1B BB			F7		F7		K		3	0	0	0	1	1		
Hal Morris, L (1, 3) <small>OBP: 0.345, SLG: 0.412</small>	1B BB		L6		F9			E9 1B 2B		4	1	2	1	0	0		
Joe Oliver, R (1, 2) <small>OBP: 0.279, SLG: 0.374</small>	G4-3			FC5-4 1B		K		G5-3		4	0	1	0	0	1		
Roger Salkeld, R (1, 1)			K			K		K		4	0	0	0	0	4		
Inning Stats	R: 3 E: 0 K: 0 S: 18	H: 4 LOB: 2 BB: 2 P: 39	R: 0 E: 0 K: 1 S: 8	H: 0 LOB: 1 BB: 1 P: 14	R: 0 E: 0 K: 0 S: 7	H: 1 LOB: 0 BB: 0 P: 12	R: 0 E: 0 K: 1 S: 7	H: 1 LOB: 1 BB: 0 P: 9	R: 3 E: 0 K: 3 S: 9	H: 3 LOB: 0 BB: 0 P: 30	R: 0 E: 0 K: 2 S: 13	H: 1 LOB: 1 BB: 0 P: 19	R: 1 E: 1 K: 1 S: 13	H: 2 LOB: 1 BB: 0 P: 20	R: 0 E: 0 K: 1 S: 6	H: 7 LOB: 1 BB: 3 HR: 2 SF: 0 SAC: 0 DP: 1 HBP: 0 WP: 0 PB: 0 CS: 0	
PITCHER Rheal Cormier, L (1, 1) <small>ERA: 4.06</small> Barry Manuel, R (5, 1) <small>ERA: 3.92</small> Dave Veres, R (8, 1) <small>ERA: 5.58</small>	IP: 4.0 WLS: L BF: 22 H: 8 R: 5 ER: 5 SO: 2 BB: 3 IBB: 0 HBP: 0 BLK: 0 WP: 0 HR: 1 S: 45 P: 80 ERA: 11.25 WHIP: 2.750																

Batter	1	2	3	4	5	6	7	8	9	AB	R	H	RBI	BB	SO	LOB	TOP					
Mark Grudzielanek, R (1.6) OBP: 0.364, SLG: 0.454	F8		1B		G4-3		G4-3			4	1	1	0	0	0	1	Montreal Expos @ Colorado Rockies Coors Field, Denver, CO Mon Jun 17 1996, 7:05 PM MDT Att: 48,021 - Unknown - 85 F					
Mike Lansing, R (1.4) OBP: 0.376, SLG: 0.421	K		3B		G6-3			L8		4	0	1	1	0	1	0						
David Segui, S (1.3) OBP: 0.376, SLG: 0.459	P5		G4-3		G1-3			1B	2B	4	0	1	0	0	0	1						
Moises Alou, R (1.9) OBP: 0.326, SLG: 0.411		G4-3			G5-3		G1-3		1B	4	0	1	0	0	0	0						
Henry Rodriguez, L (1.7) OBP: 0.347, SLG: 0.641	K			HR		G4-6-3		G3		4	1	2	0	0	1	2						
Darin Fletcher, L (1.2) OBP: 0.276, SLG: 0.360 Tim Spehr, R (9.2)	G3-1			F9		G4-6-3		F8		4	0	0	0	0	0	2						
F.P. Santangelo, S (1.8) OBP: 0.360, SLG: 0.404			K	HR			G3			2	1	0	0	2	1	0						
Shane Andrews, R (1.5) OBP: 0.335, SLG: 0.526				HR					K	4	2	3	4	0	1	1						
Ugueth Urbina, R (1.1) OBP: 0.143, SLG: 0.143 Tim Scott, R (7.1)			P4		F7					3	0	0	0	0	1	1						
Mel Rojas, R (8.1) OBP: 0.333, SLG: 0.333							K		K	0	0	0	0	0	0	0						
Mel Rojas, R (8.1) OBP: 0.333, SLG: 0.333										1	0	0	0	0	1	1						
Inning Stats	R: 0 E: 0 K: 1 S: 10	H: 0 LOB: 0 BB: 0 P: 13	R: 0 E: 0 K: 1 S: 9	H: 0 LOB: 0 BB: 0 P: 10	R: 2 E: 0 K: 1 S: 10	H: 3 LOB: 1 BB: 0 P: 11	R: 3 E: 0 K: 0 S: 14	H: 2 LOB: 0 BB: 0 P: 21	R: 0 E: 0 K: 0 S: 4	H: 1 LOB: 0 BB: 0 P: 5	R: 0 E: 0 K: 0 S: 7	H: 1 LOB: 1 BB: 0 P: 12	R: 0 E: 0 K: 1 S: 8	H: 2 LOB: 1 BB: 0 P: 8	R: 0 E: 0 K: 2 S: 14	H: 2 LOB: 1 BB: 0 P: 20	R: 0 E: 0 K: 2 S: 11	H: 0 LOB: 1 BB: 1 P: 17	1B: 4 2B: 2 3B: 1 HR: 2	SF: 0 SAC: 0 DP: 1 HBP: 0	WP: 0 PB: 0 SB: 1 CS: 1	PA: 36
PITCHER	IP WLS BF H R ER SO BB IBB HBP BLK WP HR S P ERA WHIP																					
Marvin Freeman, R (1.1) ERA: 4.91	7.0 L 28 7 5 5 4 1 0 0 0 0 2 62 80 6.43 1.143																					
Steve Reed, R (8.1) ERA: 4.21	2.0 8 2 0 0 2 1 0 0 0 0 0 25 37 0.00 1.500																					

AB	34
R	5
H	9
RBI	5
BB	2
SO	6
LOB	9



Batter	1	2	3	4	5	6	7	8	9	AB	R	H	RBI	BB	SO	LOB	BOTTOM					
Eric Young Sr., R (1.4) OBP: 0.440, SLG: 0.490	L7		F8		F8		G3		1B	5	0	1	0	0	0	4	Montreal Expos @ Colorado Rockies Coors Field, Denver, CO Mon Jun 17 1996, 7:05 PM MDT Att: 48,021 - Unknown - 85 F					
Ellis Burks, R (1.8) OBP: 0.403, SLG: 0.584	G6-3		K		FC5			G6-3	G4-3	5	0	0	0	0	1	4						
Dante Bichette, R (1.9) OBP: 0.384, SLG: 0.538					L5		F9		HR	3	1	1	1	1	0	0						
Andres Galarraga, R (1.3) OBP: 0.355, SLG: 0.587	K			HR		F9		G6-3		4	1	1	1	0	1	1						
John Vander Wal, L (1.7) OBP: 0.363, SLG: 0.479		G1-3		L9		K			1B	3	0	0	0	1	1	0						
Vinny Castilla, R (1.5) OBP: 0.344, SLG: 0.484		F8		K			B1-3		1B	4	1	2	0	0	1	0						
Jeff Reed, L (1.2) OBP: 0.337, SLG: 0.445		F8			G4-3		B1-3		K	4	0	0	0	0	1	3						
Walt Weiss, S (1.6) OBP: 0.409, SLG: 0.360			L9		FC5				F8	4	0	2	1	0	0	0						
Marvin Freeman, R (1.1) OBP: 0.207, SLG: 0.148 Jason Bates, S (7. PH) OBP: 0.356, SLG: 0.298 Steve Reed, R (8.1)									G1-3	1	0	1	0	1	0	0						
Trenidad Hubbard, R (9. PH) OBP: 0.354, SLG: 0.439										1	0	0	0	0	1	1						
Trenidad Hubbard, R (9. PH) OBP: 0.354, SLG: 0.439										0	0	0	0	0	0	0						
Trenidad Hubbard, R (9. PH) OBP: 0.354, SLG: 0.439										1	0	0	0	0	0	0						
Inning Stats	R: 0 E: 0 K: 1 S: 8	H: 0 LOB: 1 BB: 1 P: 18	R: 0 E: 0 K: 0 S: 8	H: 0 LOB: 0 BB: 0 P: 11	R: 0 E: 0 K: 1 S: 9	H: 1 LOB: 1 BB: 0 P: 12	R: 1 E: 0 K: 1 S: 13	H: 1 LOB: 0 BB: 0 P: 17	R: 0 E: 0 K: 0 S: 5	H: 1 LOB: 2 BB: 1 P: 11	R: 0 E: 0 K: 1 S: 11	H: 0 LOB: 0 BB: 0 P: 15	R: 1 E: 0 K: 1 S: 11	H: 2 LOB: 1 BB: 0 P: 15	R: 1 E: 0 K: 0 S: 12	H: 2 LOB: 2 BB: 1 P: 18	R: 0 E: 0 K: 0 S: 14	H: 1 LOB: 1 BB: 0 P: 21	1B: 4 2B: 2 3B: 0 HR: 2	SF: 0 SAC: 0 DP: 0 HBP: 0	WP: 0 PB: 0 SB: 1 CS: 0	PA: 38
PITCHER	IP WLS BF H R ER SO BB IBB HBP BLK WP HR S P ERA WHIP																					
Ugueth Urbina, R (1.1) ERA: 3.12	6.1 W 26 5 2 2 4 2 0 0 0 0 0 61 93 2.84 1.105																					
Tim Scott, R (7.1) ERA: 2.2	1.1 6 1 1 1 1 1 0 0 0 0 0 1 11 18 6.75 1.500																					
Mel Rojas, R (8.1) ERA: 5.14	1.1 S 6 2 0 0 1 0 0 0 0 0 0 0 19 27 0.00 1.500																					



Batter	1	2	3	4	5	6	7	8	9	AB	R	H	RBI	BB	SO	LOB	TOP				
Mark Grudzielanek, R OBP: 0.373, SLG: 0.460	1-0 FC6-4 1B	1-0 CS 1B		3-1 HR 1B		0-1 1-2 1B		4-0 HR 1B	2-1 F9	5	2	4	2	1	0	2					
Mike Lansing, R OBP: 0.376, SLG: 0.443	1-0 FC6-4 G6-3 E 2B	2-2 CS	2-0 P3	0-1 HR		2-3 K		1-0 HR		5	3	2	7	0	1	3					
David Segui, S OBP: 0.368, SLG: 0.449	0-2 G6-3		0-2 F7	0-1 F9			2-1 E6	0-1 G1-3		5	0	0	0	0	0	2					
Moises Alou, R OBP: 0.327, SLG: 0.415	1-1 2B		2-0 1B		2-0 F8		1-1 G5-3	0-3 K		5	0	2	1	0	1	2					
Henry Rodriguez, L OBP: 0.341, SLG: 0.628	0-2 F8		2-3 K		1-3 K		2-3 K		3-3 K	5	0	0	0	0	4	3					
Cliff Floyd, L OBP: 0.316, SLG: 0.283										0	0	0	0	0	0	0					
Shane Andrews, R OBP: 0.337, SLG: 0.541		1-1 1B SF8 1B		0-2 F7	0-0 G1-3		1-1 L3		2-2 HR	5	2	2	1	0	0	1					
F.P. Santangelo, S OBP: 0.367, SLG: 0.407		0-0 SH1-4 1B		1-0 G5-3 1B HBP		0-0 G1-3		1-0 F7	3-1 BB 1B	4	2	2	0	0	0	0					
Lenny Webster, R OBP: 0.382, SLG: 0.315		0-0 SF8		1-2 1B G5-3		0-0 G1-3		2-2 2B HR 1B	1-3 K	3	1	2	1	0	0	0					
Dave Silvestri, R OBP: 0.339, SLG: 0.237										0	1	0	0	0	0	0					
Dave Veres, R OBP: 0.600, SLG: 0.800										1	0	0	0	0	1	1					
Tim Scott, R OBP: 0.316, SLG: 0.283										0	0	0	0	0	0	0					
Jeff Fassero, L OBP: 0.258, SLG: 0.154		1-1 SH1-4		0-0 G5-3		4-1 1B		1-2 HR	4-1 BB	1	0	0	0	1	0	2					
Mike Dyer, R OBP: 0.305, SLG: 0.472										0	0	0	0	0	0	0					
Darrin Fletcher, L OBP: 0.286, SLG: 0.369		1-2 BB		1-2 2-3 BB				1-3 HR	1-2 BB	1	1	1	0	1	0	0					
Inning Stats	R: 1 E: 1 K: 0 S: 11	H: 2 LOB: 1 BB: 0 P: 14	R: 2 E: 0 K: 0 S: 10	H: 3 LOB: 0 BB: 0 P: 14	R: 0 E: 0 K: 1 S: 10	H: 1 LOB: 1 BB: 0 P: 16	R: 4 E: 0 K: 0 S: 16	H: 3 LOB: 0 BB: 0 P: 21	R: 0 E: 0 K: 1 S: 5	H: 1 LOB: 2 BB: 1 P: 8	R: 0 E: 1 K: 1 S: 9	H: 0 LOB: 0 BB: 0 P: 15	R: 4 E: 0 K: 1 S: 13	H: 3 LOB: 1 BB: 1 P: 22	R: 1 E: 0 K: 2 S: 14	H: 2 LOB: 2 BB: 1 P: 29	1B: 10 2B: 2 3B: 0 HR: 3	SF: 1 SAC: 1 DP: 0 HBP: 1	WP: 0 PB: 0 SB: 0 CS: 1	PA: 47	
PITCHER	IP WLS BF H R ER SO BB IBB HBP BLK WP HR S P ERA WHIP	IP WLS BF H R ER SO BB IBB HBP BLK WP HR S P ERA WHIP	IP WLS BF H R ER SO BB IBB HBP BLK WP HR S P ERA WHIP	IP WLS BF H R ER SO BB IBB HBP BLK WP HR S P ERA WHIP	IP WLS BF H R ER SO BB IBB HBP BLK WP HR S P ERA WHIP	IP WLS BF H R ER SO BB IBB HBP BLK WP HR S P ERA WHIP	IP WLS BF H R ER SO BB IBB HBP BLK WP HR S P ERA WHIP	IP WLS BF H R ER SO BB IBB HBP BLK WP HR S P ERA WHIP	IP WLS BF H R ER SO BB IBB HBP BLK WP HR S P ERA WHIP	IP WLS BF H R ER SO BB IBB HBP BLK WP HR S P ERA WHIP	IP WLS BF H R ER SO BB IBB HBP BLK WP HR S P ERA WHIP	IP WLS BF H R ER SO BB IBB HBP BLK WP HR S P ERA WHIP	IP WLS BF H R ER SO BB IBB HBP BLK WP HR S P ERA WHIP	IP WLS BF H R ER SO BB IBB HBP BLK WP HR S P ERA WHIP	IP WLS BF H R ER SO BB IBB HBP BLK WP HR S P ERA WHIP	IP WLS BF H R ER SO BB IBB HBP BLK WP HR S P ERA WHIP	IP WLS BF H R ER SO BB IBB HBP BLK WP HR S P ERA WHIP	IP WLS BF H R ER SO BB IBB HBP BLK WP HR S P ERA WHIP	IP WLS BF H R ER SO BB IBB HBP BLK WP HR S P ERA WHIP	IP WLS BF H R ER SO BB IBB HBP BLK WP HR S P ERA WHIP	IP WLS BF H R ER SO BB IBB HBP BLK WP HR S P ERA WHIP
Bryan Rekar, R ERA: 10.91	4.0	21	9	7	7	1	0	0	0	0	0	0	0	0	0	0	15.75	2.250			
Roger Bailey, R ERA: 9.0	3.0	12	1	0	0	3	1	0	0	0	0	0	0	0	0	0	0.00	0.667			
Darren Holmes, R ERA: 6.16	1.0	L	3	4	4	1	0	1	0	0	0	0	1	13	22	36.00	3.000				
Garvin Alston, R ERA: 9.0	1.0	6	2	1	1	2	1	0	0	0	0	0	1	14	29	9.00	3.000				

Montreal Expos @ Colorado Rockies
Coors Field, Denver, CO
Tue Jun 18 1996, 7:05 PM MDT
Att: 50,025 - Unknown - 88 F

AB 40
R 12
H 15
RBI 12
BB 3
SO 7
LOB 16



Batter	1	2	3	4	5	6	7	8	9	AB	R	H	RBI	BB	SO	LOB	BOTTOM					
Eric Young Sr., R OBP: 0.444, SLG: 0.490	4-0 G3-6-1 1B BB	2-1 P4		0-0 1B			1-1 HR 1B	1-1 FC6-4		4	1	2	0	1	0	3						
Ellis Burks, R OBP: 0.403, SLG: 0.592	0-0 G3-6-1 1B		0-0 HR	3-1 G4-3			0-3 K		1-3 K	5	1	2	1	0	2	4						
Dante Bichette, R OBP: 0.384, SLG: 0.558	1-2 G3-6-1		1-1 HR		0-0 F8		0-0 HR		1-3 K	5	2	2	4	0	1	2						
Andres Galarraga, R OBP: 0.352, SLG: 0.591	2-3 K		2-2 L4		0-0 G5-3		2-3 K		1-1 HR	5	1	1	1	0	2	1						
Vinny Castilla, R OBP: 0.345, SLG: 0.494		0-2 FC4-6 1B	0-3 K		0-1 G4-3		1-0 HR		2-1 P4	5	1	2	1	0	1	0						
Trenidad Hubbard, R OBP: 0.333, SLG: 0.409		2-2 FC4-6 1B	1-3 K		0-0 B5-3		2-3 K			3	1	0	0	0	1	1						
Quinton McCracken, S OBP: 0.240, SLG: 0.241										1	0	0	0	0	1	0						
Jayhawk Owens, R OBP: 0.302, SLG: 0.413		0-3 K		4-2 FC6-4 BB		0-3 K		0-0 FC6-4 1B		3	0	1	0	1	2	1						
Walt Weiss, S OBP: 0.407, SLG: 0.358		3-1 E		1-1 FC6-4 1B		0-2 G6-3		3-3 K		4	0	1	0	0	1	2						
Bryan Rekar, R ERA: 10.91	6.1	30	9	7	5	6	2	0	0	0	0	0	0	0	0	0	15.75	2.250				
Harvey Phillips, R ERA: 3.66	0.2	W	3	1	1	2	0	0	0	0	0	0	0	0	0	0	0.00	1.500				
Roger Bailey, R ERA: 3.75	1.2	7	2	1	1	4	0	0	0	0	0	0	0	0	0	0	5.40	1.200				
Darren Holmes, R ERA: 5.57	0.1	1	0	0	0	0	0	0	0	0	0	0	0	0	0	0	0.00	0.000				
Garvin Alston, R ERA: 2.18	0.1	1	0	0	0	0	0	0	0	0	0	0	0	0	0	0	0.00	0.000				
Inning Stats	R: 0 E: 0 K: 1 S: 8	H: 1 LOB: 1 BB: 1 P: 15	R: 1 E: 1 K: 1 S: 15	H: 2 LOB: 2 BB: 0 P: 22	R: 2 E: 0 K: 2 S: 14	H: 2 LOB: 0 BB: 0 P: 18	R: 0 E: 0 K: 0 S: 8	H: 1 LOB: 2 BB: 1 P: 16	R: 0 E: 0 K: 1 S: 4	H: 0 LOB: 0 BB: 0 P: 4	R: 0 E: 0 K: 3 S: 18	H: 0 LOB: 0 BB: 0 P: 7	R: 4 E: 0 K: 3 S: 11	H: 4 LOB: 0 BB: 0 P: 26	R: 0 E: 0 K: 2 S: 10	H: 1 LOB: 1 BB: 0 P: 18	R: 1 E: 0 K: 2 S: 10	H: 1 LOB: 0 BB: 0 P: 15	1B: 6 2B: 1 3B: 0 HR: 5	SF: 0 SAC: 0 DP: 1 HBP: 0	WP: 0 PB: 0 SB: 0 CS: 0	PA: 41
PITCHER	IP WLS BF H R ER SO BB IBB HBP BLK WP HR S P ERA WHIP	IP WLS BF H R ER SO BB IBB HBP BLK WP HR S P ERA WHIP	IP WLS BF H R ER SO BB IBB HBP BLK WP HR S P ERA WHIP	IP WLS BF H R ER SO BB IBB HBP BLK WP HR S P ERA WHIP	IP WLS BF H R ER SO BB IBB HBP BLK WP HR S P ERA WHIP	IP WLS BF H R ER SO BB IBB HBP BLK WP HR S P ERA WHIP	IP WLS BF H R ER SO BB IBB HBP BLK WP HR S P ERA WHIP	IP WLS BF H R ER SO BB IBB HBP BLK WP HR S P ERA WHIP	IP WLS BF H R ER SO BB IBB HBP BLK WP HR S P ERA WHIP	IP WLS BF H R ER SO BB IBB HBP BLK WP HR S P ERA WHIP	IP WLS BF H R ER SO BB IBB HBP BLK WP HR S P ERA WHIP	IP WLS BF H R ER SO BB IBB HBP BLK WP HR S P ERA WHIP	IP WLS BF H R ER SO BB IBB HBP BLK WP HR S P ERA WHIP	IP WLS BF H R ER SO BB IBB HBP BLK WP HR S P ERA WHIP	IP WLS BF H R ER SO BB IBB HBP BLK WP HR S P ERA WHIP	IP WLS BF H R ER SO BB IBB HBP BLK WP HR S P ERA WHIP	IP WLS BF H R ER SO BB IBB HBP BLK WP HR S P ERA WHIP	IP WLS BF H R ER SO BB IBB HBP BLK WP HR S P ERA WHIP	IP WLS BF H R ER SO BB IBB HBP BLK WP HR S P ERA WHIP	IP WLS BF H R ER SO BB IBB HBP BLK WP HR S P ERA WHIP	IP WLS BF H R ER SO BB IBB HBP BLK WP HR S P ERA WHIP	
Jeff Fassero, L ERA: 3.66	6.1	30	9	7	5	6	2	0	0	0	0	0	0	0	0	0	15.75	2.250				
Mike Dyer, R ERA: 3.75	0.2	W	3	1	1	2	0	0	0	0	0	0	0	0	0	0	0.00	1.500				
Dave Veres, R ERA: 5.57	1.2	7	2	1	1	4	0	0	0	0	0	0	0	0	0	0	5.40	1.200				
Tim Scott, R ERA: 2.18	0.1	1	0	0	0	0	0	0	0	0	0	0	0	0	0	0	0.00	0.000				

Montreal Expos @ Colorado Rockies
Coors Field, Denver, CO
Tue Jun 18 1996, 7:05 PM MDT
Att: 50,025 - Unknown - 88 F

AB 39
R 8
H 12
RBI 7
BB 2
SO 12
LOB 17



Batter	1	2	3	4	5	6	7	8	9	10	AB	R	H	RBI	BB	SO	LOB	TOP		
Mark Grudzielanek, R OBP: 0.373, SLG: 0.461	(1, 0) 2-2 G4-3	(1, 0) 1-0 G4-3		(1, 0) 0-0 FC4-2		(1, 0) 0-0 2B			(1, 0) 0-1 WP E 1B	(1, 0) 3-3 K	6	1	2	1	0	1	6	Montreal Expos @ Colorado Rockies Coors Field, Denver, CO Wed Jun 19 1996, 3:33 AM MDT Alt. 48.007 - Sunny - 83 F		
Mike Lansing, R OBP: 0.378, SLG: 0.446	(1, 4) 0-0 1B 2B		(1, 3) 1-3 K	(1, 3) 2-3 3-H F9		(1, 3) 3-3 K			(1, 0) 1-0 E4 FC5-4 1B		5	0	2	0	0	2	3			
David Segui, S OBP: 0.365, SLG: 0.443	(1, 3) 3-2 1B		(1, 3) 2-1 F8		(1, 1) 1-1 F7	(1, 3) 2-1 G6-3			(1, 0) 0-0 FC5-4		5	0	1	0	0	0	2			
Moises Alou, R OBP: 0.325, SLG: 0.415	(1, 9) 0-0 G6-3					(1, 0) 0-0 F8		(1, 3) 3-2 P6	(1, 0) 0-3 K		5	1	1	0	0	1	2			
Henry Rodriguez, L OBP: 0.247, SLG: 0.646		(1, 7) 2-2 BB 1B		(1, 7) 0-0 2B		(1, 7) 0-2 HR		(1, 7) 2-3 K			4	2	3	2	0	1	0			
Sherman Obando, R OBP: 0.309, SLG: 0.423		(9, PH) 2-2 BB 1B		(9, 1) 2-H 2B							0	0	0	0	0	0	0			
Tim Scott, R											1	0	0	0	0	0	1			
Shane Andrews, R OBP: 0.339, SLG: 0.531	(1, 5) 4-0 1B 1-2 BB		(1, 5) 2-3 K			(1, 5) 0-2 G5-3		(1, 5) 4-1 CS BB			3	0	0	0	2	1	1			
F.P. Santangelo, S OBP: 0.368, SLG: 0.420	(1, 8) 0-0 L8					(1, 8) 0-1 SH1-4 FC4-2 1B		(1, 8) 0-0 2B 3B	(1, 8) 1-1 CS	(1, 8) 2-2 F8		5	1	2	0	0	1		2	
Darrin Fletcher, L OBP: 0.290, SLG: 0.377		(1, 2) 1-1 P6		(1, 2) 1-1 FC4-2 SH1-4 1B		(1, 2) 0-1 SH2-4 2B		(1, 2) 0-1 G3-1			4	1	2	1	0	0	2			
Lenny Webster, R OBP: 0.389, SLG: 0.315	(10, PH) (10, 2)					(10, 2) 1-2 FC4-2 SH1-4 1B		(10, 2) 3-H 2B 2B			0	0	0	0	1	0	0			
Pedro Martinez, R OBP: 0.226, SLG: 0.143	(1, 1) 3-2					(1, 1) 0-2 SH1-4		(1, 1) 0-1 SH2-4			1	0	1	1	0	0	0			
Mike Dyer, R	(7, 1)										0	0	0	0	0	0	0			
Omar Daal, L	(7, 1)										0	0	0	0	0	0	0			
Cliff Floyd, L OBP: 0.322, SLG: 0.292	(7, 7) 1-3 2-H 1B					(7, 7) 1-2 2-3					2	0	1	0	0	1	0			
Inning Stats	R: 0 E: 0 K: 0 S: 9	H: 2 LOB: 1 BB: 2 P: 14	R: 1 E: 0 K: 2 S: 14	H: 2 LOB: 2 BB: 1 P: 25	R: 1 E: 0 K: 2 S: 10	H: 2 LOB: 1 BB: 0 P: 15	R: 1 E: 0 K: 2 S: 10	H: 1 LOB: 0 BB: 0 P: 11	R: 2 E: 0 K: 1 S: 9	H: 3 LOB: 1 BB: 0 P: 17	R: 0 E: 0 K: 1 S: 9	H: 0 LOB: 0 BB: 1 P: 19	R: 0 E: 1 K: 1 S: 8	H: 2 LOB: 1 BB: 0 P: 9	R: 0 E: 1 K: 2 S: 16	H: 1 LOB: 2 BB: 1 P: 26	1B: 8 2B: 5 3B: 1 HR: 1	SF: 0 SAC: 2 DP: 0 HBP: 0	WP: 1 PB: 0 SB: 0 CS: 1	PA: 47
PITCHER	IP WLS BF H R ER SO BB IBB HBP BLK WP HR S P ERA WHIP																			
Mark Thompson, R ERA: 6.53	(1, 1) 5.2																			
Lance Painter, L ERA: 5.4	(6, 1) 0.1																			
Ryan Hawblitzel, R ERA: 3.0	(7, 1) 2.0																			
Bruce Ruffin, L ERA: 4.6	(9, 1) 2.0																			

AB	41
R	6
H	15
RBI	5
BB	3
SO	8
LOB	19



Batter	1	2	3	4	5	6	7	8	9	10	AB	R	H	RBI	BB	SO	LOB	BOTTOM						
Jason Bates, S OBP: 0.317, SLG: 0.326	(1, 4) (10, 5) 4-0 CS BB			(1, 4) 2-1 G4-6-3							4	1	1	0	1	2	5	Montreal Expos @ Colorado Rockies Coors Field, Denver, CO Wed Jun 19 1996, 3:33 AM MDT Alt. 48.007 - Sunny - 83 F						
Ellis Burks, R OBP: 0.406, SLG: 0.613	(1, 8) (8, 7) 2-2 1-2 HR					(1, 8) 2-2 G6-3		(1, 8) 4-1 2B 2B	(1, 8) 0-1 G6-3		4	3	2	2	1	0	2							
Dante Bichette, R OBP: 0.381, SLG: 0.555	(1, 9) (9, 1) 3-3 K			(1, 9) 1-1 G5-3		(1, 9) 0-0 G6-3		(1, 9) 1-1 2B 2B	(1, 9) 2-2 P3		5	1	1	2	0	1	2							
Andres Galaraga, R OBP: 0.394, SLG: 0.604	(1, 3) 4-2 BB					(1, 3) 4-2 BB		(1, 3) 2-1 F9 2B			3	0	3	1	2	0	0							
John Vander Wal, L OBP: 0.345, SLG: 0.453	(1, 7) 1-3 K					(1, 7) 1-3 K		(1, 7) 2-2 F9 2B			3	0	0	0	0	2	3							
Trenidad Hubbard, R OBP: 0.321, SLG: 0.391	(7, PH) (8, 9) 1-3 K					(7, PH) (8, 9) 1-3 K		(7, PH) (8, 9) 2-2 F9			2	0	0	0	0	1	2							
Vinny Castilla, R OBP: 0.339, SLG: 0.485	(1, 5) 0-2 G5-3										5	0	0	0	0	1	3							
Eric Young Sr., R OBP: 0.444, SLG: 0.490	(9, PR) (10, 4)										0	0	0	0	0	0	0							
Jeff Reed, L OBP: 0.339, SLG: 0.447	(1, 2) 4-1 SH3-4 1B BB					(1, 2) 3-2 G4-3 FC5 2B		(1, 2) 1-0 F8 P5			4	1	1	0	1	0	2							
Walt Weiss, S OBP: 0.414, SLG: 0.364	(1, 6) 0-0 SH3-4 1B					(1, 6) 0-0 G4-3		(1, 6) 1-1 E8 1B			4	1	3	0	1	0	1							
Mark Thompson, R ERA: 6.53	(1, 1) 6.0																							
Mike Dyer, R ERA: 4.0	(7, 1) 0.0																							
Omar Daal, L ERA: 3.34	(7, 1) 0.1																							
Barry Manuel, R ERA: 3.76	(7, 1) 1.2																							
Tim Scott, R ERA: 2.12	(9, 1) 1.0																							
Inning Stats	R: 1 E: 0 K: 2 S: 17	H: 1 LOB: 1 BB: 2 P: 31	R: 0 E: 0 K: 1 S: 9	H: 1 LOB: 2 BB: 1 P: 15	R: 1 E: 0 K: 0 S: 11	H: 2 LOB: 1 BB: 0 P: 16	R: 1 E: 0 K: 0 S: 9	H: 1 LOB: 0 BB: 0 P: 15	R: 0 E: 0 K: 1 S: 10	H: 0 LOB: 1 BB: 1 P: 17	R: 0 E: 1 K: 2 S: 13	H: 1 LOB: 1 BB: 0 P: 14	R: 3 E: 0 K: 0 S: 13	H: 3 LOB: 1 BB: 1 P: 27	R: 0 E: 0 K: 1 S: 13	H: 2 LOB: 2 BB: 0 P: 22	R: 0 E: 0 K: 1 S: 8	H: 1 LOB: 1 BB: 0 P: 12	R: 1 E: 1 K: 0 S: 1	H: 1 LOB: 1 BB: 1 P: 6	1B: 5 2B: 6 3B: 0 HR: 2	SF: 0 SAC: 1 DP: 1 HBP: 0	WP: 0 PB: 1 SB: 0 CS: 1	PA: 45
PITCHER	IP WLS BF H R ER SO BB IBB HBP BLK WP HR S P ERA WHIP																							
Pedro Martinez, R ERA: 3.4	(1, 1) 6.0																							

AB	38
R	7
H	13
RBI	6
BB	6
SO	8
LOB	21



Batter	1	2	3	4	5	6	7	8	9	AB	R	H	RBI	BB	SO	LOB	TOP				
Ron Gant, R OBP: 0.345, SLG: 0.450 (1, 7)	G6-3		F8		FC6-4		K			4	0	0	0	0	1	2					
Royce Clayton, R OBP: 0.327, SLG: 0.388 (1, 6)	G5-3					G4-3		G6-3		4	0	1	0	0	0	0					
Ray Lankford, L OBP: 0.357, SLG: 0.504 Miguel Mejia, R (8, 8)	G3				G4-3		F8	F8		4	1	1	0	0	0	0					
Gary Gaetti, R OBP: 0.312, SLG: 0.405 (1, 5)		K			G6-3		F8	F8		4	1	1	1	0	1	0					
Brian Jordan, R OBP: 0.301, SLG: 0.398 (1, 9)	G6-3				G6-3		P4		G5-3	4	0	1	0	0	0	1					
John Mabry, L OBP: 0.384, SLG: 0.462 (1, 3)	G3-1				FC4-6				G6-4-3	4	0	2	1	0	0	1					
Danny Sheaffer, R OBP: 0.318, SLG: 0.376 (1, 2)									G6-4-3	4	1	1	1	0	0	2					
Luis Alicaia, S OBP: 0.329, SLG: 0.357 (1, 4)										3	0	0	0	0	2	0					
Todd Stottlemyre, L OBP: 0.343, SLG: 0.233 Tony Fossas, L (6, 1)										1	0	1	0	1	0	0					
Mark Sweeney, L OBP: 0.403, SLG: 0.421 Jeff Parrett, R (7, 1)										0	0	0	0	0	0	0					
Inning Stats	R: 0 E: 0 K: 0 S: 4	H: 0 LOB: 0 BB: 0 P: 7	R: 0 E: 0 K: 1 S: 9	H: 0 LOB: 0 BB: 0 P: 13	R: 1 E: 0 K: 0 S: 7	H: 2 LOB: 2 BB: 1 P: 14	R: 0 E: 0 K: 0 S: 13	H: 1 LOB: 1 BB: 0 P: 20	R: 0 E: 0 K: 1 S: 10	H: 1 LOB: 1 BB: 0 P: 14	R: 2 E: 0 K: 0 S: 16	H: 3 LOB: 1 BB: 0 P: 26	R: 0 E: 0 K: 2 S: 9	H: 0 LOB: 0 BB: 0 P: 14	R: 0 E: 0 K: 0 S: 7	H: 1 LOB: 0 BB: 0 P: 11	1B: 6 2B: 1 3B: 0 HR: 1	SF: 0 SAC: 0 DP: 1 HBP: 0	WP: 0 PB: 0 SB: 1 CS: 0	PA: 34	
PITCHER	IP	WLS	BF	H	R	ER	SO	BB	IBB	HBP	BLK	WP	HR	S	P	ERA	WHIP				
Kirk Rueter, L ERA: 3.88 (1, 1)	5.2	W	24	7	3	3	2	1	0	0	0	0	1	56	90	4.76	1.412				
Mike Dyer, R ERA: 3.75 (6, 1)	2.1		7	0	0	0	2	0	0	0	0	0	0	19	28	0.00	0.000				
Omar Daal, L ERA: 3.25 (9, 1)	1.0		3	1	0	0	0	0	0	0	0	0	0	7	11	0.00	1.000				

St. Louis Cardinals @ Montreal Expos
Olympic Stadium, Montreal, QB
Thu Jun 20 1996, 7:05 PM EDT
Att: 15,095 - Dome - 68 F

AB 33
R 3
H 8
RBI 3
BB 1
SO 4
LOB 6





Batter	1	2	3	4	5	6	7	8	9	AB	R	H	RBI	BB	SO	LOB	BOTTOM				
Mark Grudzielanek, R OBP: 0.377, SLG: 0.472 (1, 6)	1B	FC6-4								4	3	3	0	0	0	1					
Mike Lansing, R OBP: 0.380, SLG: 0.446 (1, 4)	HR									4	1	2	1	0	1	2					
Henry Rodriguez, L OBP: 0.353, SLG: 0.658 (1, 7)	HR									3	2	2	2	1	0	0					
Moises Alou, R OBP: 0.324, SLG: 0.424 (1, 9)	HR									4	1	1	3	0	1	1					
David Segui, S OBP: 0.359, SLG: 0.435 (1, 3)	K									4	0	0	0	0	1	0					
Darin Fletcher, L OBP: 0.289, SLG: 0.390 Omar Daal, L (9, 1)	F7									4	1	1	1	0	0	0					
F.P. Santangelo, S OBP: 0.365, SLG: 0.422 (1, 8)	F9									4	0	1	0	0	0	0					
Shane Andrews, R OBP: 0.332, SLG: 0.518 (1, 5)										4	0	0	0	0	3	1					
Kirk Rueter, L OBP: 0.143, SLG: 0.105 Mike Dyer, R (6, 1)										2	0	1	0	0	1	0					
Tim Spehr, R (9, 2)										0	0	0	0	0	0	0					
Inning Stats	R: 4 E: 0 K: 1 S: 14	H: 3 LOB: 0 BB: 1 P: 26	R: 0 E: 0 K: 2 S: 12	H: 1 LOB: 1 BB: 0 P: 15	R: 0 E: 0 K: 0 S: 6	H: 0 LOB: 0 BB: 0 P: 8	R: 1 E: 0 K: 2 S: 10	H: 1 LOB: 0 BB: 0 P: 11	R: 2 E: 0 K: 1 S: 10	H: 2 LOB: 0 BB: 0 P: 14	R: 0 E: 0 K: 1 S: 6	H: 0 LOB: 0 BB: 0 P: 8	R: 1 E: 0 K: 1 S: 14	H: 3 LOB: 1 BB: 0 P: 20	R: 0 E: 0 K: 0 S: 8	H: 1 LOB: 1 BB: 0 P: 10	1B: 6 2B: 1 3B: 1 HR: 3	SF: 0 SAC: 0 DP: 0 HBP: 0	WP: 0 PB: 0 SB: 0 CS: 0	PA: 35	
PITCHER	IP	WLS	BF	H	R	ER	SO	BB	IBB	HBP	BLK	WP	HR	S	P	ERA	WHIP				
Todd Stottlemyre, R ERA: 4.18 (1, 1)	5.0	L	23	7	7	7	6	1	0	0	0	0	3	52	74	12.60	1.600				
Tony Fossas, L ERA: 3.52 (6, 1)	1.0		3	0	0	0	1	0	0	0	0	0	0	6	8	0.00	0.000				
Jeff Parrett, R ERA: 4.18 (7, 1)	2.0		9	4	1	1	1	0	0	0	0	0	0	22	30	4.50	2.000				

St. Louis Cardinals @ Montreal Expos
Olympic Stadium, Montreal, QB
Thu Jun 20 1996, 7:05 PM EDT
Att: 15,095 - Dome - 68 F

AB 34
R 8
H 11
RBI 7
BB 1
SO 8
LOB 5



Batter	1	2	3	4	5	6	7	8	9	AB	R	H	RBI	BB	SO	LOB	TOP			
Ron Gant, R OBP: 0.353, SLG: 0.444 (1, 7)	E6 FC6-4 1B					G4-3		FC6-4		3	1	0	0	1	0	1	St. Louis Cardinals @ Montreal Expos Olympic Stadium, Montreal, QB Sun Jun 23 1996, 3:33 AM EDT Att: 22,168 - Dome - 68 F livebaseballscores.com AB 31 R 2 H 3 RBI 2 BB 1 SO 7 LOB 9 			
Royce Clayton, R OBP: 0.323, SLG: 0.381 (1, 6)			G1-3			K			G6-3	4	0	1	0	0	1	1				
Willie McGee, S OBP: 0.357, SLG: 0.427 (1, 9)	K					F9			K	4	0	0	0	0	2	2				
Gary Gaetti, R OBP: 0.299, SLG: 0.399 (1, 3)	FC6-4					FC5-4			HR	4	1	1	2	0	0	2				
Brian Jordan, R OBP: 0.298, SLG: 0.391 (1, 8)	CS	G5-3				L7			K	4	0	0	0	0	1	1				
Tom Pagnozzi, R OBP: 0.344, SLG: 0.483 (1, 2)		G1-3				F9				3	0	0	0	0	0	1				
David Bell, R OBP: 0.277, SLG: 0.287 (1, 5)		G6-3				F8			G4-3	3	0	0	0	0	0	0				
Luis Alicaia, S OBP: 0.322, SLG: 0.348 (1, 4)			E3 CS			G4-3			K	3	0	0	0	0	1	0				
Donovan Osborne, S OBP: 0.207, SLG: 0.250 (1, 1)										2	0	0	0	0	2	1				
Ozzie Smith, S OBP: 0.304, SLG: 0.274 (8, PH)										1	0	1	0	0	0	0				
Mark Petkovsek, R OBP: 0.100, SLG: 0.100 (8, 1)			K						FC6-4 1B	0	0	0	0	0	0	0				
Inning Stats	R: 1 E: 1 K: 1 S: 6	H: 1 LOB: 0 BB: 0 P: 9	R: 0 E: 0 K: 0 S: 5	H: 0 LOB: 0 BB: 0 P: 8	R: 0 E: 1 K: 1 S: 8	H: 0 LOB: 1 BB: 1 P: 14	R: 0 E: 1 K: 0 S: 9	H: 0 LOB: 1 BB: 0 P: 15	R: 0 E: 0 K: 1 S: 6	H: 0 LOB: 0 BB: 0 P: 8	R: 0 E: 0 K: 0 S: 10	H: 0 LOB: 0 BB: 0 P: 12	R: 0 E: 0 K: 1 S: 10	H: 1 LOB: 1 BB: 0 P: 17	R: 1 E: 0 K: 2 S: 10	H: 1 LOB: 0 BB: 0 P: 12	1B: 2 2B: 0 3B: 0 HR: 1	SF: 0 SAC: 0 DP: 0 HBP: 0	WP: 0 PB: 0 SB: 0 CS: 2	PA: 33
PITCHER	IP WLS BF H R ER SO BB IBB HBP BLK WP HR S P ERA WHIP	Jeff Fassero, L (1, 1) ERA: 3.45 Mel Rojas, R (9, 1) ERA: 4.7																		

Batter	1	2	3	4	5	6	7	8	9	AB	R	H	RBI	BB	SO	LOB	BOTTOM			
Mark Grudzielanek, R OBP: 0.372, SLG: 0.460 (1, 6)	K					P4		P6		3	0	0	0	1	1	0	St. Louis Cardinals @ Montreal Expos Olympic Stadium, Montreal, QB Sun Jun 23 1996, 3:33 AM EDT Att: 22,168 - Dome - 68 F livebaseballscores.com AB 30 R 3 H 7 RBI 3 BB 1 SO 4 LOB 9 			
Mike Lansing, R OBP: 0.381, SLG: 0.443 (1, 4)	P6		L9			L8		HR		3	1	0	0	0	0	1				
Henry Rodriguez, L OBP: 0.345, SLG: 0.639 (1, 7)								1B FC5-4 HBP		4	0	1	0	0	1	1				
Cliff Floyd, L OBP: 0.317, SLG: 0.346 (8, PR)	G6-3		K					FC5-4 1B		0	0	0	0	0	0	0				
Moises Alou, R OBP: 0.319, SLG: 0.433 (1, 9)		1B 2B	G1-3					FC5-4 FC6-4		4	2	2	2	0	0	2				
David Segui, S OBP: 0.351, SLG: 0.419 (1, 3)		G5-3				F7		FC6-4		4	0	0	0	0	0	2				
F.P. Santangelo, S OBP: 0.368, SLG: 0.417 (1, 8)						G5-3				3	0	1	0	0	0	0				
Lenny Webster, R OBP: 0.398, SLG: 0.329 (1, 2)		1B 1B						G6-3		3	0	2	1	0	0	0				
Shane Andrews, R OBP: 0.330, SLG: 0.503 (1, 5)		1B 1B				L6		P4		3	0	1	0	0	0	1				
Jeff Fassero, L OBP: 0.235, SLG: 0.138 (1, 1)										3	0	0	0	0	2	2				
Mel Rojas, R OBP: 0.250, SLG: 0.250 (9, 1)			K			K2-3		G4-3		0	0	0	0	0	0	0				
Inning Stats	R: 0 E: 0 K: 1 S: 8	H: 0 LOB: 0 BB: 0 P: 15	R: 1 E: 0 K: 1 S: 14	H: 4 LOB: 2 BB: 0 P: 19	R: 0 E: 0 K: 1 S: 7	H: 0 LOB: 1 BB: 1 P: 11	R: 0 E: 0 K: 0 S: 11	H: 1 LOB: 0 BB: 0 P: 13	R: 0 E: 0 K: 1 S: 7	H: 0 LOB: 0 BB: 0 P: 11	R: 1 E: 0 K: 0 S: 8	H: 1 LOB: 0 BB: 0 P: 12	R: 0 E: 0 K: 0 S: 6	H: 0 LOB: 0 BB: 0 P: 8	R: 1 E: 0 K: 0 S: 10	H: 1 LOB: 1 BB: 0 P: 15	1B: 5 2B: 1 3B: 0 HR: 1	SF: 0 SAC: 0 DP: 0 HBP: 1	WP: 0 PB: 0 SB: 0 CS: 0	PA: 32
PITCHER	IP WLS BF H R ER SO BB IBB HBP BLK WP HR S P ERA WHIP	Donovan Osborne, L (1, 1) ERA: 3.63 Mark Petkovsek, R (8, 1) ERA: 4.54																		

Batter	1	2	3	4	5	6	7	8	9	AB	R	H	RBI	BB	SO	LOB	TOP		
Carlos Garcia, R OBP: 0.356, SLG: 0.423 (1, 6)										5	0	2	1	0	2	1			
Al Martin, L OBP: 0.329, SLG: 0.416 (1, 7)										4	0	2	1	1	2	0			
Jeff King, R OBP: 0.328, SLG: 0.498 (1, 3)										5	0	2	0	0	0	4			
Orlando Merced, S OBP: 0.371, SLG: 0.473 (1, 9)										4	0	0	0	0	1	3			
Nelson Liriano, S OBP: 0.290, SLG: 0.330 (1, 4)										3	0	0	0	1	0	1			
Mike Kingery, L OBP: 0.355, SLG: 0.289 (1, 8)										3	1	0	0	1	0	3			
Charlie Hayes, R OBP: 0.316, SLG: 0.415 John Wehner, R OBP: 0.278, SLG: 0.347 (4, 5) (7, 2)										2	0	0	0	0	0	1	AB 34		
1B Jason Kendall, R OBP: 0.350, SLG: 0.376 Keith Oskik, R OBP: 0.434, SLG: 0.515 (1, 2) (7, 5)										3	1	1	0	0	0	0	R 3		
Elmer Dessens, R OBP: 1.000, SLG: 1.000 Steve Cooke, R (2, 1) Mark Johnson, L OBP: 0.389, SLG: 0.518 Jason Christiansen, R (7, 1) Dave Clark, L OBP: 0.377, SLG: 0.462 (9, PH)										1	1	1	1	0	0	0	H 8		
Inning Stats	R: 0 E: 0 K: 1 S: 9	H: 1 LOB: 1 BB: 0 P: 13	R: 3 E: 0 K: 0 S: 12	H: 4 LOB: 2 BB: 1 P: 19	R: 0 E: 0 K: 0 S: 11	H: 1 LOB: 1 BB: 0 P: 14	R: 0 E: 0 K: 0 S: 7	H: 0 LOB: 0 BB: 0 P: 10	R: 0 E: 0 K: 1 S: 8	H: 0 LOB: 0 BB: 0 P: 12	R: 0 E: 0 K: 1 S: 9	H: 1 LOB: 2 BB: 1 P: 22	R: 0 E: 0 K: 1 S: 13	H: 1 LOB: 3 BB: 2 P: 30	1B: 6 2B: 2 3B: 0 HR: 0	SF: 0 SAC: 0 DP: 0 HBP: 0	WP: 1 PB: 0 SB: 0 CS: 0	PA: 39	
PITCHER	IP WLS BF H R ER SO BB IBB HBP BLK WP HR S P ERA WHIP																		
Pedro Martinez, R ERA: 3.41 Mike Dyer, R ERA: 3.63	(1, 1) (8, 1)	7.2 1.1	W 7	32 1	7 1	3 0	6 1	3 0	6 1	2 0	0 0	0 0	0 0	1 17	0 32	0.00 2.250			

Pittsburgh Pirates @ Montreal Expos
Olympic Stadium, Montreal, QB
Mon Jun 24 1996, 7:05 PM EDT
Att: 23,736 - Dome - 68 F

AB 34
R 3
H 8
RBI 3
BB 5
SO 7
LOB 13



Batter	1	2	3	4	5	6	7	8	9	AB	R	H	RBI	BB	SO	LOB	BOTTOM		
F.P. Santangelo, S OBP: 0.378, SLG: 0.418 (1, 8)										2	1	1	0	3	0	1			
Mike Lansing, R OBP: 0.378, SLG: 0.439 (1, 4)										5	1	1	2	0	0	5			
Henry Rodriguez, L OBP: 0.349, SLG: 0.664 (1, 7)										5	3	3	4	0	0	1			
Moises Alou, R OBP: 0.319, SLG: 0.430 Cliff Floyd, L OBP: 0.323, SLG: 0.352 (1, 9) (5, 9)										2	1	0	0	1	1	0	R 11		
David Segui, S OBP: 0.352, SLG: 0.421 (1, 3)										4	2	1	0	1	0	1	H 14		
Darin Fletcher, L OBP: 0.305, SLG: 0.415 (1, 2)										3	1	2	3	0	1	0	RBI 11		
Shane Andrews, R OBP: 0.333, SLG: 0.514 (1, 5)										4	1	2	2	0	2	1	H 14		
Andy Stankiewicz, R OBP: 0.313, SLG: 0.279 (1, 6)										4	1	3	0	0	1	1	RBI 11		
Pedro Martinez, R OBP: 0.206, SLG: 0.129 Mike Dyer, R (8, 1)										3	0	0	0	0	0	2	BB 5		
Inning Stats	R: 1 E: 0 K: 0 S: 10	H: 2 LOB: 0 BB: 0 P: 18	R: 9 E: 0 K: 1 S: 26	H: 7 LOB: 3 BB: 45	R: 0 E: 0 K: 0 S: 8	H: 0 LOB: 1 BB: 1 P: 16	R: 0 E: 0 K: 2 S: 10	H: 1 LOB: 1 BB: 0 P: 15	R: 0 E: 0 K: 0 S: 8	H: 1 LOB: 1 BB: 0 P: 11	R: 1 E: 0 K: 2 S: 13	H: 1 LOB: 2 BB: 1 P: 20	R: 0 E: 0 K: 1 S: 9	H: 1 LOB: 0 BB: 0 P: 7	1B: 7 2B: 4 3B: 1 HR: 2	SF: 0 SAC: 2 DP: 2 HBP: 0	WP: 1 PB: 0 SB: 0 CS: 0	PA: 41	
PITCHER	IP WLS BF H R ER SO BB IBB HBP BLK WP HR S P ERA WHIP																		
Elmer Dessens, R ERA: 8.44 Steve Cooke, L ERA: 7.75 Jason Christiansen, L ERA: 7.75	(1, 1) (2, 1) (7, 1)	1.2 4.1 2.0	L 22 8	6 5 2	6 5 0	6 5 0	6 5 1	6 5 0	6 5 0	6 5 0	6 5 0	6 5 0	6 5 0	6 5 0	6 5 0	6 5 0			

Pittsburgh Pirates @ Montreal Expos
Olympic Stadium, Montreal, QB
Mon Jun 24 1996, 7:05 PM EDT
Att: 23,736 - Dome - 68 F

AB 34
R 11
H 14
RBI 11
BB 5
SO 6
LOB 12



Batter	1	2	3	4	5	6	7	8	9	AB	R	H	RBI	BB	SO	LOB	TOP	
Carlos Garcia, R OBP: 0.355, SLG: 0.420	1-2 L5		0-0 G1-3		1-0 1B			2-0 L9		4	0	1	0	0	0	0	Pittsburgh Pirates @ Montreal Expos Olympic Stadium, Montreal, QB Tue Jun 25 1996, 7:05 PM EDT Att: 12,776 - Dome - 72 F	
Al Martin, L OBP: 0.328, SLG: 0.424	0-1 G3-1		1-1 HR		2-0 G4-3			1-3 K		4	1	1	1	0	1	2		
Jeff King, R OBP: 0.330, SLG: 0.512	2-2 L8		2-1 F9			2-0 HR		1-2 2B		4	1	2	1	0	0	0		
Orlando Merced, S OBP: 0.369, SLG: 0.469		2-0 CS 1B		2-1 F8		0-1 G1-3		1-2 F8		4	0	1	0	0	0	1		
Charlie Hayes, R OBP: 0.312, SLG: 0.409		3-3 K2		3-1 F9		1-0 G4-3			1-3 K	4	0	0	0	0	2	1		
John Wehner, R OBP: 0.276, SLG: 0.340		2-1 P4		1-0 CS 1B		0-1 F8			0-0 F9	4	0	1	0	0	0	1		
Jay Bell, R OBP: 0.317, SLG: 0.365		4-1 BB		1-1 CS		1-1 F9			3-3 K	3	0	0	0	1	2	0		
1B Jason Kendall, R OBP: 0.350, SLG: 0.373		2-1 F8			4-1 1B BB		0-1 P3			2	0	0	0	1	0	2		
Zane Smith, L OBP: 0.160, SLG: 0.160			0-0 G4-3		2-0 P4					1	0	0	0	0	0	0		
Nelson Liriano, S OBP: 0.287, SLG: 0.327										1	0	0	0	0	0	1		
Ramon Morel, R OBP: 0.394, SLG: 0.514										0	0	0	0	0	0	0		
Mark Johnson, L OBP: 0.366, SLG: 0.514										1	0	0	0	0	1	0		
Dan Miceli, R ERA: 2.13										0	0	0	0	0	0	0		
Inning Stats	R: 0 E: 0 K: 0 S: 8	H: 0 LOB: 0 BB: 0 P: 11	R: 0 E: 0 K: 1 S: 10	H: 1 LOB: 2 BB: 1 P: 23	R: 1 E: 0 K: 0 S: 6	H: 1 LOB: 0 BB: 0 P: 9	R: 0 E: 0 K: 0 S: 6	H: 1 LOB: 0 BB: 0 P: 13	R: 0 E: 0 K: 2 S: 8	H: 0 LOB: 0 BB: 0 P: 9	R: 1 E: 0 K: 1 S: 10	H: 1 LOB: 1 BB: 0 P: 15	R: 0 E: 0 K: 2 S: 8	H: 0 LOB: 0 BB: 0 P: 12	1B: 3 2B: 1 3B: 0 HR: 2	SF: 0 SAC: 0 DP: 0 HBP: 0	WP: 0 PB: 0 SB: 0 CS: 2	PA: 35
PITCHER	IP WLS BF H R ER SO BB IBB HBP BLK WP HR S P ERA WHIP	6.0 W 24 5 2 2 1 2 0 0 0 0 2 42 81 3.00 1.167	3.0 S 10 1 0 0 5 0 0 0 0 0 0 26 36 0.00 0.333															

Batter	1	2	3	4	5	6	7	8	9	AB	R	H	RBI	BB	SO	LOB	BOTTOM	
F.P. Santangelo, S OBP: 0.375, SLG: 0.408				0-0 G5-4-3		1-1 SAFE G1-3		0-1 G3		4	1	0	0	0	0	4	Pittsburgh Pirates @ Montreal Expos Olympic Stadium, Montreal, QB Tue Jun 25 1996, 7:05 PM EDT Att: 12,776 - Dome - 72 F	
Mike Lansing, R OBP: 0.379, SLG: 0.441	2-0 2B 1B	3-2 G4-3			3-2 G3 2B		1-0 F7	2-1 G5-3		5	1	2	0	0	0	0		
Henry Rodriguez, L OBP: 0.348, SLG: 0.662	2-0 1B 2B	2-0 G4-3			0-1 G3		1-3 K			4	1	1	1	0	1	1		
Moises Alou, R OBP: 0.318, SLG: 0.427	2-2 1B 2B	1-0 G1-3			1-0 P3		3-2 E5 1B 2B			4	2	1	0	0	0	1		
David Segui, S OBP: 0.354, SLG: 0.422	0-0 2B FC6-4		1-0 L8		2-1 F8		0-0 2B 1B			4	2	2	1	0	0	1		
Darin Fletcher, L OBP: 0.318, SLG: 0.452	1-2 2-3 2-H 3-H	2-2 FC6-4		2-0 G5-4-3		2-2 HR	1-2 1B 2B			4	1	4	4	0	0	0		
Shane Andrews, R OBP: 0.341, SLG: 0.516	4-0 FC6-4 IBB		1-0 G5-4-3			1-1 1B	0-1 1B			3	0	2	1	1	0	1		
Andy Stankiewicz, R OBP: 0.288, SLG: 0.255	0-1 L7			0-0 G5-3		0-0 F8	1-1 P4			4	0	0	0	0	0	6		
Kirk Rueter, L OBP: 0.174, SLG: 0.143	2-2 FC6-4			0-1 G5-4-3		0-3 K		0-3 K		2	0	1	1	0	0	2		
Lenny Webster, R OBP: 0.394, SLG: 0.325										1	0	0	0	0	1	1		
Tim Scott, R ERA: 4.81										1	0	0	0	0	1	0		
Inning Stats	R: 5 E: 0 K: 0 S: 18	H: 5 LOB: 2 BB: 1 P: 34	R: 0 E: 0 K: 0 S: 5	H: 0 LOB: 0 BB: 0 P: 11	R: 0 E: 0 K: 0 S: 3	H: 1 LOB: 0 BB: 0 P: 7	R: 0 E: 0 K: 0 S: 4	H: 1 LOB: 0 BB: 0 P: 4	R: 0 E: 0 K: 1 S: 11	H: 2 LOB: 1 BB: 0 P: 15	R: 2 E: 1 K: 1 S: 17	H: 3 LOB: 2 BB: 0 P: 24	R: 0 E: 0 K: 1 S: 8	H: 0 LOB: 0 BB: 0 P: 10	1B: 8 2B: 4 3B: 0 HR: 1	SF: 0 SAC: 0 DP: 2 HBP: 1	WP: 0 PB: 0 SB: 0 CS: 0	PA: 38
PITCHER	IP WLS BF H R ER SO BB IBB HBP BLK WP HR S P ERA WHIP	4.0 L 19 7 5 5 0 0 0 0 0 0 1 19 29 4.50 1.750	2.0 9 3 1 1 1 0 0 0 0 0 0 1 19 29 4.50 1.500	2.0 10 3 2 0 2 0 0 0 0 0 0 0 25 34 0.00 1.500														



Batter	1	2	3	4	5	6	7	8	9	AB	R	H	RBI	BB	SO	LOB	TOP								
Carlos Garcia, R OBP: 0.357, SLG: 0.426 (1, 4)	1-2 F8		1-1 G4-3 1B			1-2 E 2B		2-1 G5-3		4	1	2	0	0	0	0									
Al Martin, L OBP: 0.327, SLG: 0.422 (1, 7)	0-0 S 1B		1-0 G4-3			2-2 G3		2-3 K		4	0	1	1	0	1	2									
Jeff King, R OBP: 0.329, SLG: 0.508 (1, 3)	1 SAFE F8		1-2 G4-3			3-2 E6 1B		2-2 F7		4	1	1	0	0	0	2									
Orlando Merced, S OBP: 0.367, SLG: 0.465 (1, 9)	1-0 L4			1-0 G4-3		0-2 1B		0-0 F9		4	0	1	1	0	0	1									
Charlie Hayes, R OBP: 0.308, SLG: 0.403 (1, 5)		1-1 P4		0-0 L9		3-H F9 2B		1-2 G4-3		4	0	0	0	0	0	1									
John Wehner, R OBP: 0.274, SLG: 0.351 67 Francisco Cordova, R OBP: 0.333, SLG: 0.333 (8, 1)	1-2 F8		2-1 G6-3			1-2 G5-3		2-2 2B		4	0	1	0	0	0	1									
Jay Bell, R OBP: 0.313, SLG: 0.359 (1, 6)	2-3 K			1-3 K				2-1 G6-3		4	0	0	0	0	3	1									
Keith Osik, R OBP: 0.430, SLG: 0.521 (1, 2)			2-1 G4-3 2B		2-2 G3-1			0-0 P5		3	1	1	0	0	0	0									
Danny Darwin, R OBP: 0.182, SLG: 0.364 Dan Plesac, L (8, 1)			2-3 K		0-3 K			2-3 K		3	0	0	0	0	3	1									
Mike Kingery, L OBP: 0.305, SLG: 0.289 (9, 8)										0	0	0	0	0	0	0									
Inning Stats	R: 0 E: 0 K: 0 S: 9	H: 1 LOB: 1 BB: 0 P: 13	R: 0 E: 0 K: 1 S: 12	H: 0 LOB: 0 BB: 0 P: 16	R: 1 E: 0 K: 1 S: 12	H: 2 LOB: 1 BB: 0 P: 20	R: 0 E: 0 K: 0 S: 4	H: 0 LOB: 0 BB: 0 P: 7	R: 0 E: 0 K: 2 S: 9	H: 0 LOB: 0 BB: 0 P: 12	R: 2 E: 1 K: 0 S: 19	H: 3 LOB: 1 BB: 0 P: 28	R: 0 E: 0 K: 1 S: 7	H: 0 LOB: 0 BB: 0 P: 11	R: 0 E: 0 K: 1 S: 8	H: 0 LOB: 0 BB: 0 P: 14	R: 0 E: 0 K: 1 S: 10	H: 1 LOB: 1 BB: 0 P: 15	1B: 4 2B: 3 3B: 0 HR: 0	SF: 0 SAC: 0 DP: 0 HBP: 0	WP: 0 PB: 0 SB: 1 CS: 0	PA: 34			
PITCHER	IP	WLS	BF	H	R	ER	SO	BB	IBB	HBP	BLK	WP	HR	S	P	ERA	WHIP								
Rheal Cormier, L ERA: 3.91 Barry Manuel, R ERA: 3.48 Omar Daal, L ERA: 3.07 Mel Rojas, R ERA: 4.88	5.1	L	22	6	3	2	4	0	0	0	0	0	0	61	89	3.38	1.125								

Pittsburgh Pirates @ Montreal Expos
Olympic Stadium, Montreal, QB
Wed Jun 26 1996, 7:05 PM EDT
Att: 12,846 - Dome - 72 F


AB 34
R 3
H 7
RBI 2
BB 0
SO 7
LOB 9

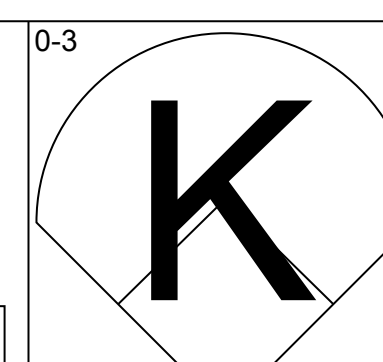
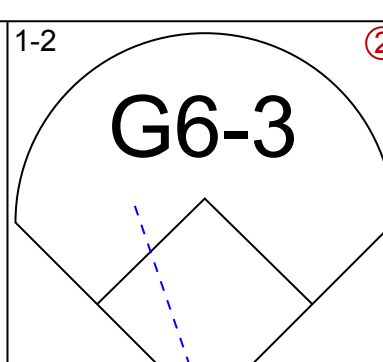
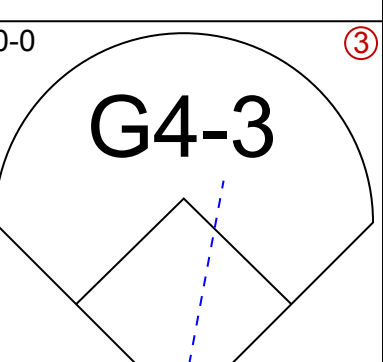
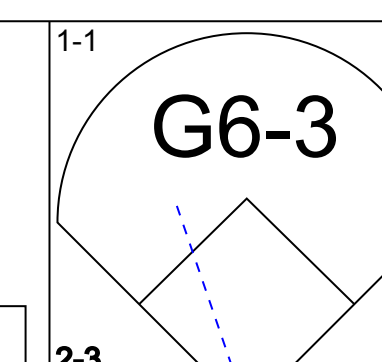
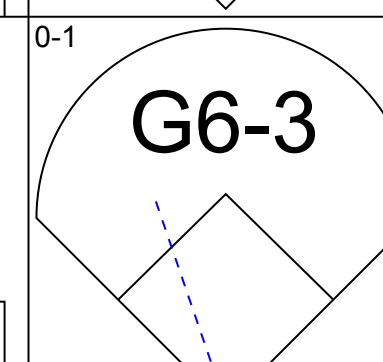
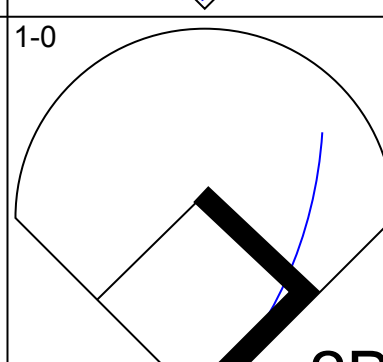
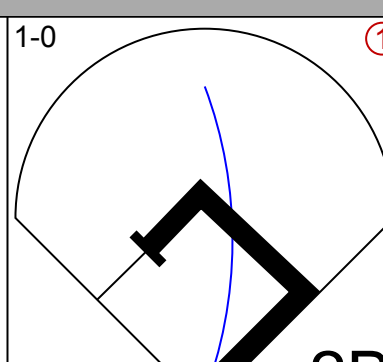
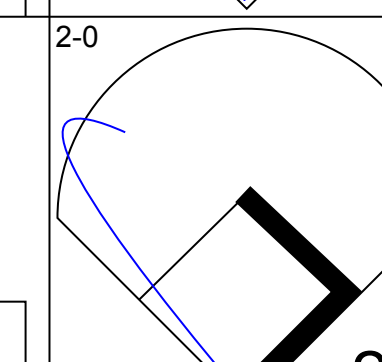
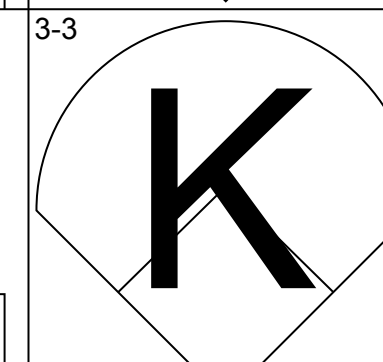
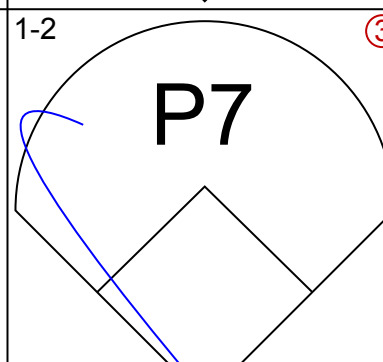
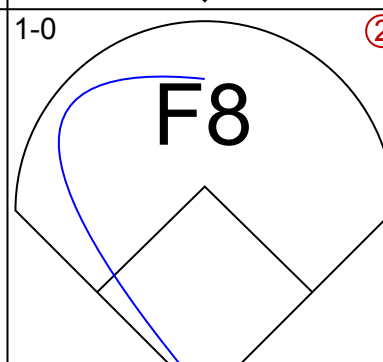
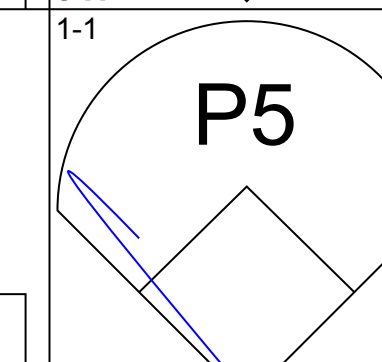
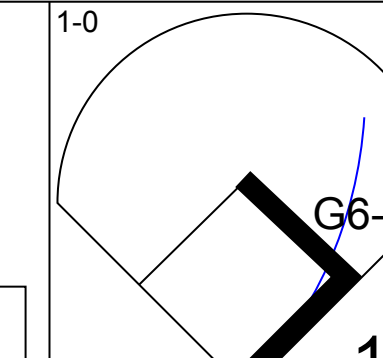
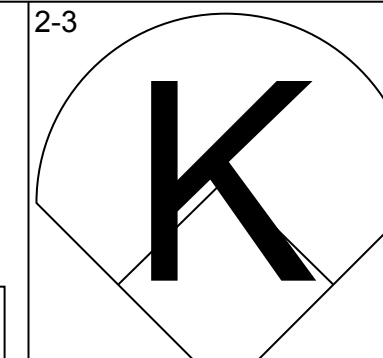
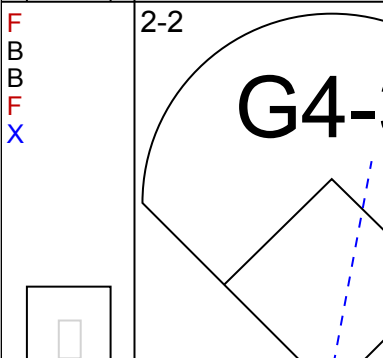
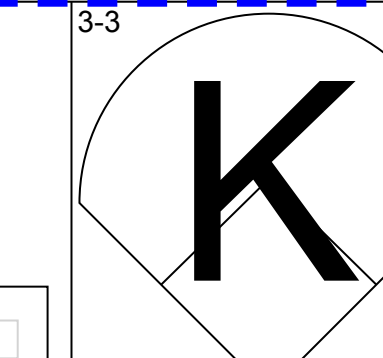
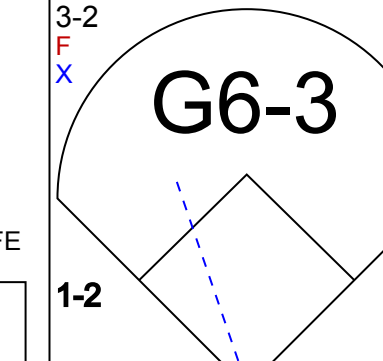
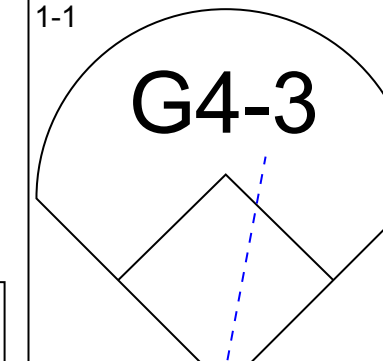
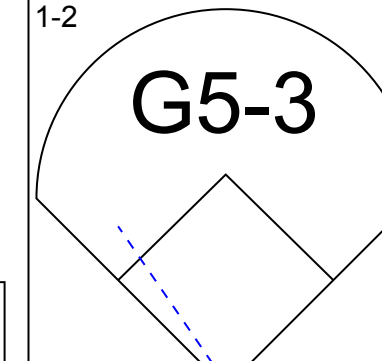
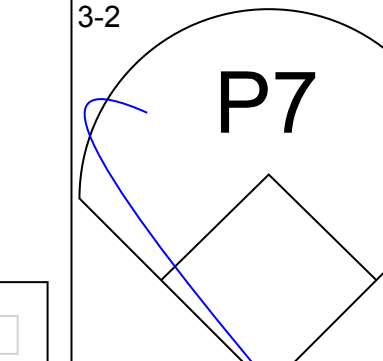
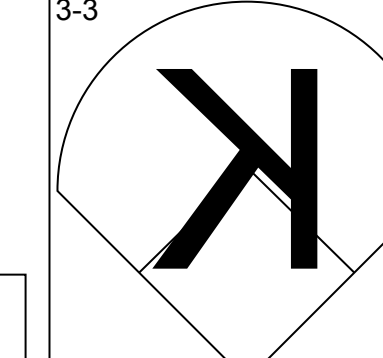
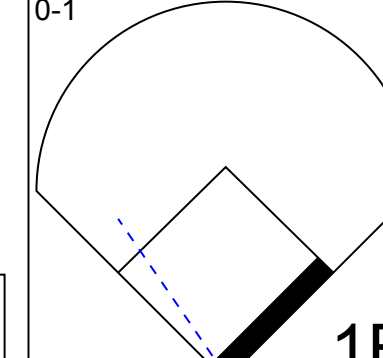
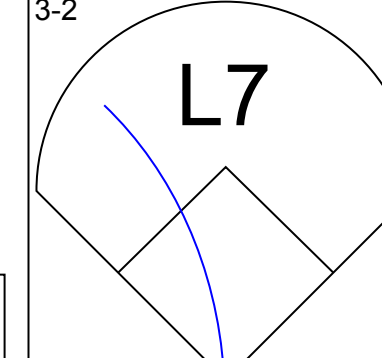
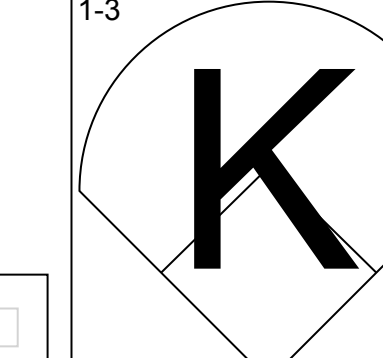
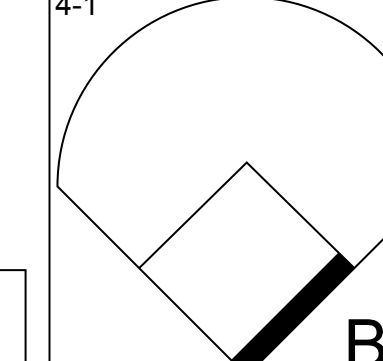
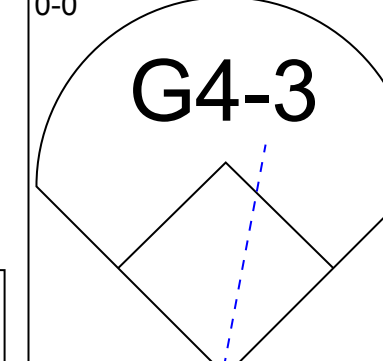
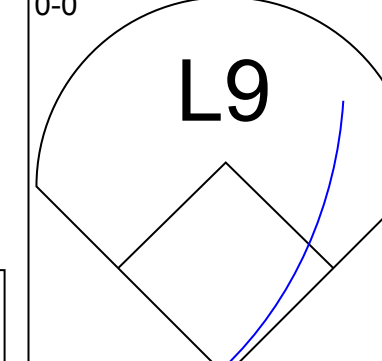
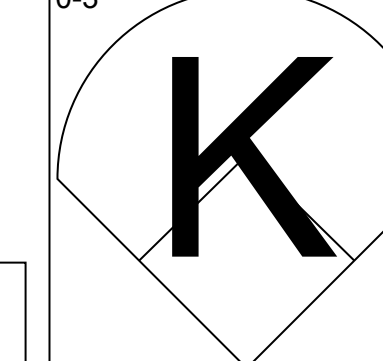
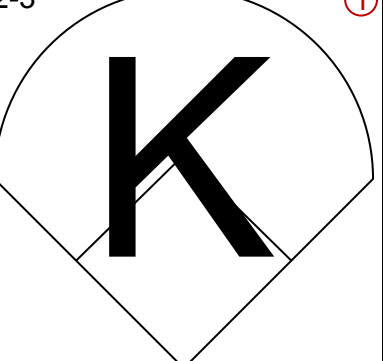
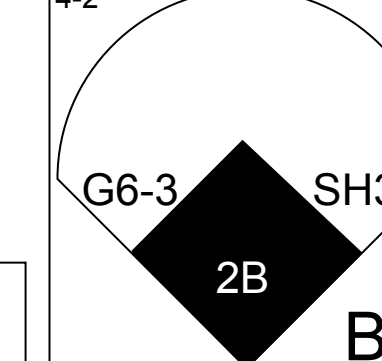
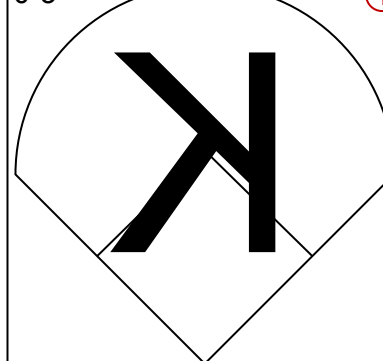
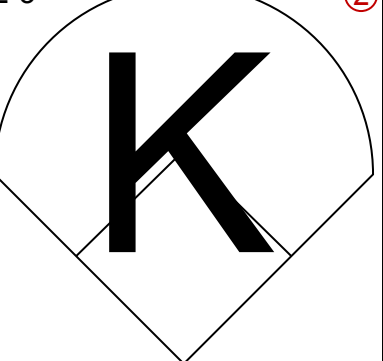
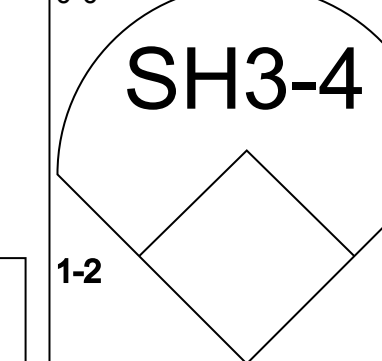


Batter	1	2	3	4	5	6	7	8	9	AB	R	H	RBI	BB	SO	LOB	BOTTOM								
F.P. Santangelo, S OBP: 0.373, SLG: 0.422 (8, 4)	1-0 P7		1-1 F8		0-1 F8			3-2 HR		4	1	1	1	0	0	0									
Mike Lansing, R OBP: 0.374, SLG: 0.436 (8, 6)	0-2 F8		2-1 G6-3			1-2 F7		0-0 L8		4	0	0	0	0	0	0									
Henry Rodriguez, L OBP: 0.347, SLG: 0.656 (1, 7)	2-2 FC5-4 1B		1-1 F7			1-1 F8		1-3 K		4	0	1	0	0	1	0									
Moises Alou, R OBP: 0.321, SLG: 0.428 (1, 9)	1-2 FC5-4			1-2 E8 FC3-2 1B		1-2 F9		1-0 1B		4	0	2	0	0	0	1									
David Segui, S OBP: 0.353, SLG: 0.423 (1, 3)		0-0 G3-1 FC5-2 2B		1-0 F8		1-0 P4		0-0 F9		4	0	1	0	0	0	2									
Darin Fletcher, L OBP: 0.321, SLG: 0.453 (1, 2)		1-0 G3-1		1-0 FC3-2 FC5-4		2-2 FC4-6 1B			0-0 FC5-4 1B	4	0	2	0	0	0	2									
Shane Andrews, R OBP: 0.335, SLG: 0.505 (1, 5)		0-0 FC5-2 HBP		0-0 FC5-4		2-2 FC4-6 1B		2-2 FC4-6 1B		4	0	0	0	0	1	4									
Andy Stankiewicz, R OBP: 0.296, SLG: 0.250 Cliff Floyd, L OBP: 0.328, SLG: 0.357 (7, PH) (8, 8)	1-2 HBP				0-0 B1-3		0-0 1B		1-2 F9	1	0	0	0	0	0	0									
Rheal Cormier, L OBP: 0.111, SLG: 0.077 Barry Manuel, R ERA: 2.84 Sherman Obando, R OBP: 0.296, SLG: 0.429 Omar Daal, L (8, 1) Mel Rojas, R OBP: 0.305, SLG: 0.289 Lenny Webster, R OBP: 0.308, SLG: 0.321 (9, PH)	1-2 HBP		0-2 G1-3		2-2 G4-3		3-2 G4-3		1-2 FC5-4	2	0	0	0	0	0	2									
Inning Stats	R: 0 E: 0 K: 0 S: 13	H: 1 LOB: 2 BB: 0 P: 17	R: 0 E: 0 K: 0 S: 9	H: 1 LOB: 0 BB: 0 P: 11	R: 0 E: 0 K: 0 S: 6	H: 0 LOB: 0 BB: 0 P: 10	R: 0 E: 1 K: 0 S: 6	H: 1 LOB: 1 BB: 0 P: 11	R: 0 E: 0 K: 0 S: 6	H: 0 LOB: 0 BB: 0 P: 8	R: 0 E: 0 K: 0 S: 10	H: 0 LOB: 0 BB: 0 P: 13	R: 0 E: 0 K: 1 S: 13	H: 2 LOB: 2 BB: 0 P: 22	R: 1 E: 0 K: 1 S: 13	H: 2 LOB: 1 BB: 0 P: 18	R: 0 E: 0 K: 1 S: 11	H: 1 LOB: 1 BB: 0 P: 13	1B: 6 2B: 1 3B: 0 HR: 1	SF: 0 SAC: 0 DP: 0 HBP: 1	WP: 0 PB: 0 SB: 0 CS: 0	PA: 36			
PITCHER	IP	WLS	BF	H	R	ER	SO	BB	IBB	HBP	BLK	WP	HR	S	P	ERA	WHIP								
Danny Darwin, R ERA: 2.84 Dan Plesac, L ERA: 3.6 67 Francisco Cordova, R ERA: 4.01	7.0	W	27	5	0	0	0	0	0	0	0	0	0	64	92	0.00	0.714								

Pittsburgh Pirates @ Montreal Expos
Olympic Stadium, Montreal, QB
Wed Jun 26 1996, 7:05 PM EDT
Att: 12,846 - Dome - 72 F

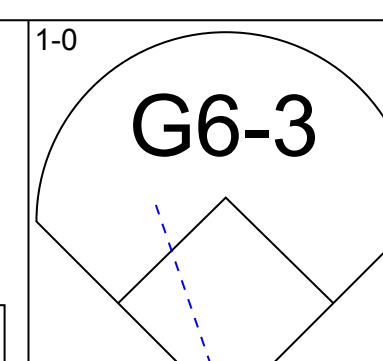
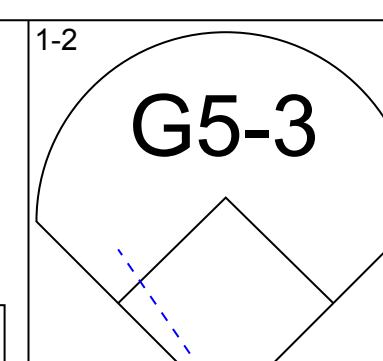
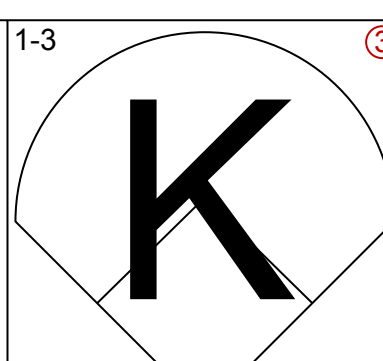
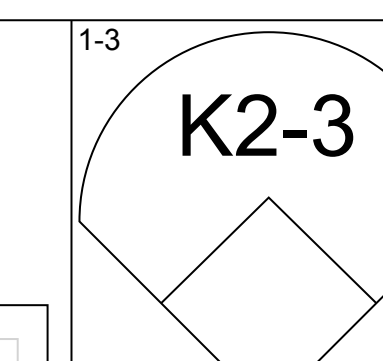
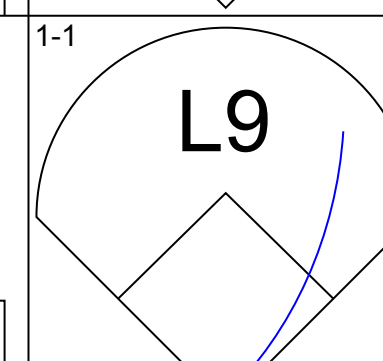
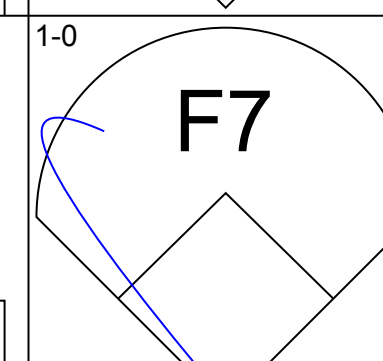
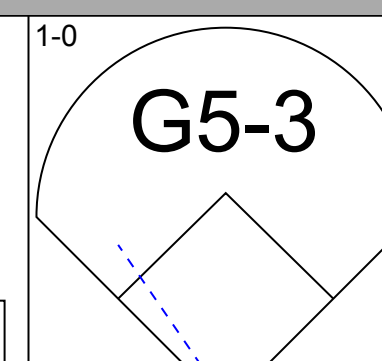
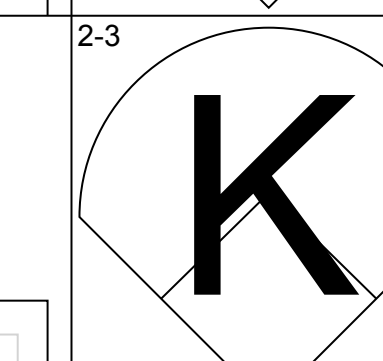
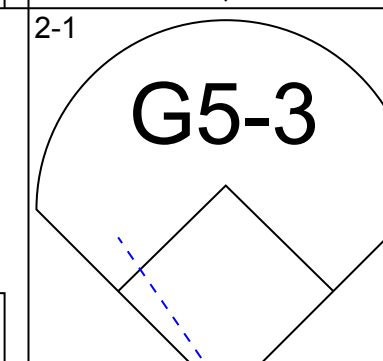
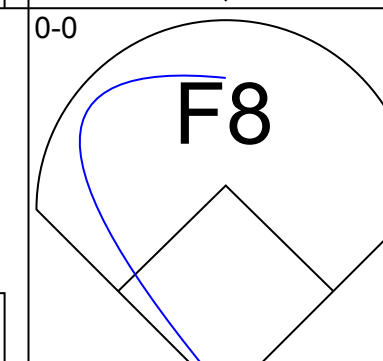
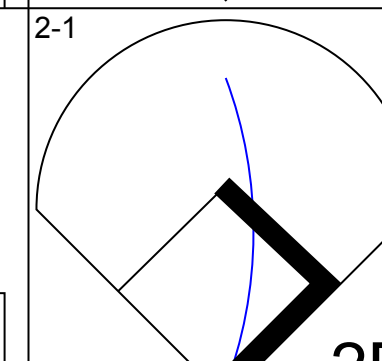
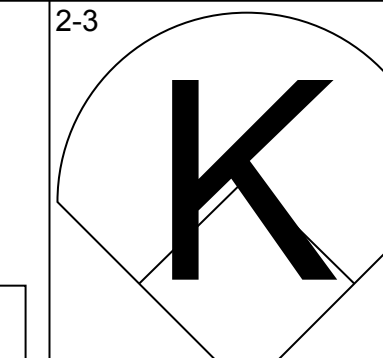
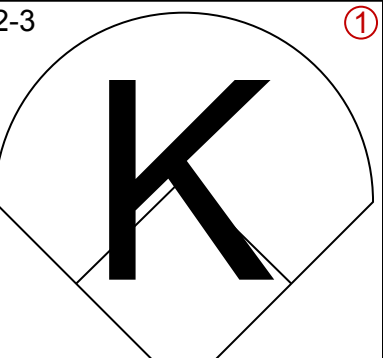
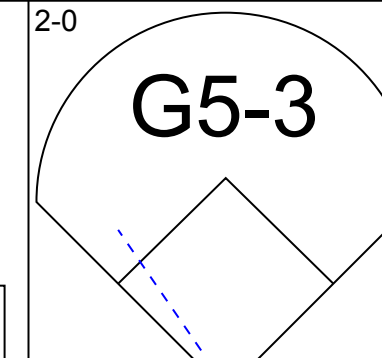
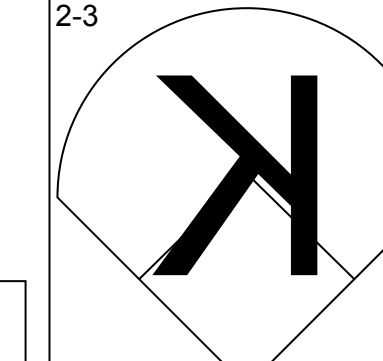
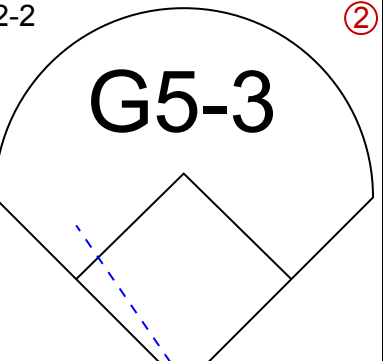
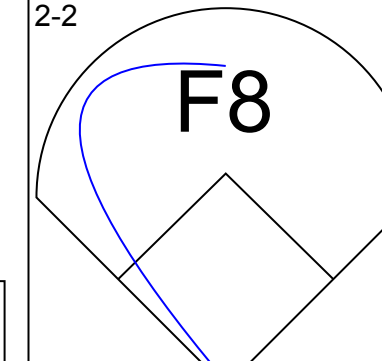
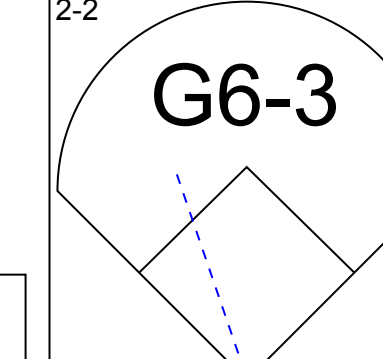
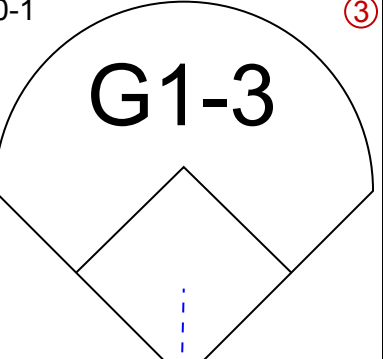
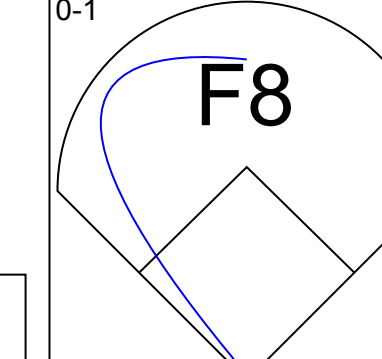
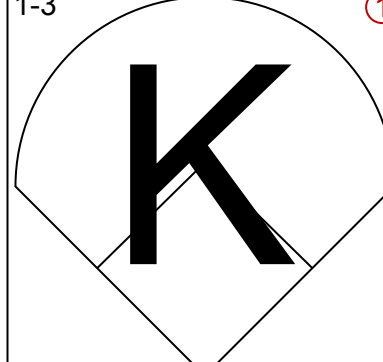
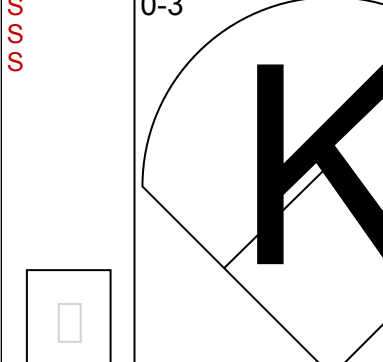
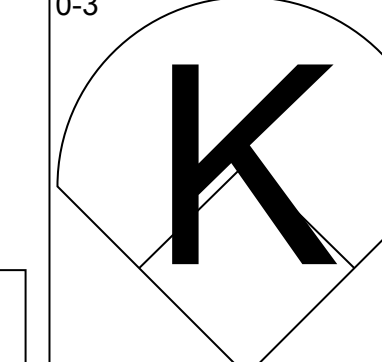
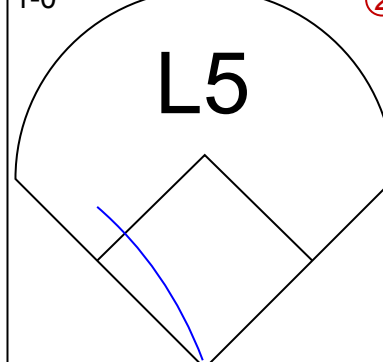
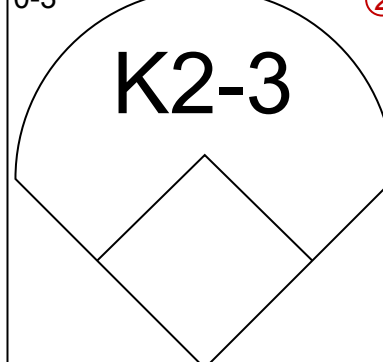
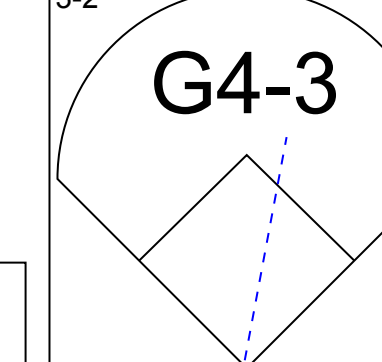
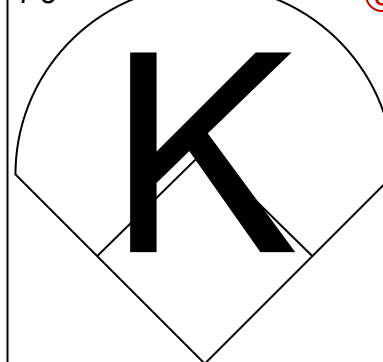
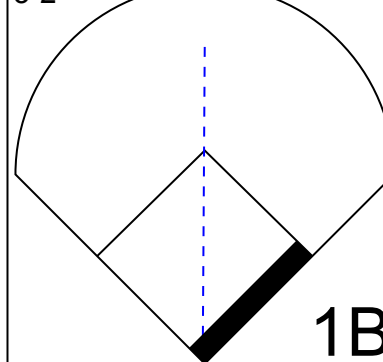
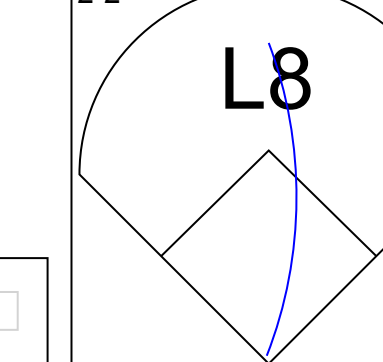
AB 35
R 1
H 8
RBI 1
BB 0
SO 2
LOB 15



Batter	1	2	3	4	5	6	7	8	9	AB	R	H	RBI	BB	SO	LOB	TOP			
Mark Grudzielanek, R OBP: 0.363, SLG: 0.448 (1, 6)			G6-3 		G4-3 			G6-3 		4	0	0	0	0	1	1	Montreal Expos @ Philadelphia Phillies Veterans Stadium, Philadelphia, PA Sat Jun 29 1996, 7:05 PM EDT Att: 22,898 - Unknown - 74 F			
Mike Lansing, R OBP: 0.360, SLG: 0.460 (1, 4)	G6-3 									4	0	3	1	0	0	0				
Henry Rodriguez, L Cliff Floyd, L OBP: 0.338, SLG: 0.638 OBP: 0.338, SLG: 0.368 (1, 7) (8, 7)			P7 				F8 	P5 		4	0	0	0	0	1	2				
Moises Alou, R OBP: 0.319, SLG: 0.427 (1, 9)							G4-3 			4	0	1	0	0	2	0				
David Segui, S OBP: 0.346, SLG: 0.418 (1, 3)		G6-3 		G4-3 			G5-3 		P7 	4	0	0	0	0	0	1				
F.P. Santangelo, S OBP: 0.370, SLG: 0.418 (1, 8)							L7 			4	0	1	0	0	2	1				
Lenny Webster, R OBP: 0.388, SLG: 0.313 (1, 2)				G4-3 			L9 			2	0	0	0	1	0	1				
Shane Andrews, R OBP: 0.333, SLG: 0.495 (1, 5)										2	1	0	0	1	2	2				
Jeff Fassero, L OBP: 0.222, SLG: 0.129 (1, 1)										2	0	0	0	0	2	0				
Inning Stats	R: 0 H: 0 E: 0 K: 2 S: 12	H: 0 LOB: 0 BB: 0 P: 15	R: 0 H: 1 E: 0 K: 2 S: 15	LOB: 2 BB: 1 P: 26	R: 0 H: 1 E: 0 K: 1 S: 10	LOB: 1 BB: 0 P: 13	R: 0 H: 1 E: 0 K: 1 S: 8	LOB: 0 BB: 0 P: 11	R: 0 H: 0 E: 0 K: 2 S: 8	H: 0 LOB: 0 BB: 0 P: 12	R: 0 H: 1 E: 0 K: 0 S: 9	H: 0 LOB: 0 BB: 0 P: 13	R: 1 H: 1 E: 0 K: 0 S: 8	H: 1 LOB: 1 BB: 1 P: 16	R: 0 H: 0 E: 0 K: 2 S: 9	H: 0 LOB: 0 BB: 0 P: 16		1B: 2 2B: 3 3B: 0 HR: 0	SF: 0 SAC: 1 DP: 0 HBP: 0	WP: 0 PB: 0 SB: 0 CS: 0
PITCHER	IP	WLS	BF	H	R	ER	SO	BB	IBB	HBP	BLK	WP	HR	S	P	ERA	WHIP			
Curt Schilling, R ERA: 3.11 (1, 1)	8.0	L	30	5	1	1	8	2	0	0	0	0	0	75	115	1.12	0.875			
Ricky Bottalico, R ERA: 3.19 (9, 1)	1.0		3	0	0	0	2	0	0	0	0	0	0	9	16	0.00	0.000			

AB	30
R	1
H	5
RBI	1
BB	2
SO	10
LOB	8



Batter	1	2	3	4	5	6	7	8	9	AB	R	H	RBI	BB	SO	LOB	BOTTOM			
Ricky Otero, S OBP: 0.321, SLG: 0.305 (1, 8)	G6-3 			G5-3 					K2-3 	4	0	0	0	0	2	1	Montreal Expos @ Philadelphia Phillies Veterans Stadium, Philadelphia, PA Sat Jun 29 1996, 7:05 PM EDT Att: 22,898 - Unknown - 74 F			
26 David Doster, R Mike Lieberthal, R OBP: 0.235, SLG: 0.327 OBP: 0.317, SLG: 0.473 (1, 4) (9, PH)	L9 			F7 			G5-3 			3	0	0	0	0	0	0				
Gregg Jefferies, S OBP: 0.275, SLG: 0.333 (1, 3)	G5-3 			F8 						3	0	1	0	0	0	0				
Pete Incaviglia, R OBP: 0.338, SLG: 0.508 (1, 7)							G5-3 			3	0	0	0	0	2	1				
Todd Zeile, R OBP: 0.331, SLG: 0.426 (1, 5)				G5-3 			F8 			3	0	0	0	0	1	1				
Benito Santiago, R OBP: 0.325, SLG: 0.471 (1, 2)		G6-3 		G1-3 				F8 		3	0	0	0	0	0	0				
J.R. Phillips, L Ricky Bottalico, L OBP: 0.271, SLG: 0.487 OBP: 0.500, SLG: 1.000 (1, 9) (9, 1)										3	0	0	0	0	3	0				
Kevin Seick, R OBP: 0.231, SLG: 0.292 (1, 6)			L5 			K2-3 		G4-3 		3	0	0	0	0	1	0				
Curt Schilling, R Jim Eisenreich, L OBP: 0.300, SLG: 0.263 OBP: 0.378, SLG: 0.414 (1, 1) (9, 9)									L8 	2	0	1	0	0	1	0				
Inning Stats	R: 0 H: 0 E: 0 K: 0 S: 5	H: 0 LOB: 0 BB: 0 P: 9	R: 0 H: 0 E: 0 K: 2 S: 9	LOB: 0 BB: 0 P: 15	R: 0 H: 0 E: 0 K: 2 S: 7	LOB: 0 BB: 0 P: 10	R: 0 H: 0 E: 0 K: 0 S: 5	LOB: 0 BB: 0 P: 7	R: 0 H: 1 E: 0 K: 3 S: 12	LOB: 1 BB: 0 P: 16	R: 0 H: 1 E: 0 K: 0 S: 7	H: 1 LOB: 1 BB: 0 P: 14	R: 0 H: 0 E: 0 K: 1 S: 8	H: 0 LOB: 0 BB: 0 P: 11	R: 0 H: 0 E: 0 K: 2 S: 10	H: 0 LOB: 0 BB: 0 P: 15		1B: 1 2B: 1 3B: 0 HR: 0	SF: 0 SAC: 0 DP: 0 HBP: 0	WP: 0 PB: 0 SB: 0 CS: 0
PITCHER	IP	WLS	BF	H	R	ER	SO	BB	IBB	HBP	BLK	WP	HR	S	P	ERA	WHIP			
Jeff Fassero, L ERA: 3.18 (1, 1)	9.0	W	29	2	0	0	11	0	0	0	0	0	0	71	109	0.00	0.222			



Batter	1	2	3	4	5	6	7	8	9	AB	R	H	RBI	BB	SO	LOB	TOP										
Mark Grudzielanek, R OBP: 0.359, SLG: 0.441	F8		E5		K			L7	5-3	5	0	0	0	0	1	1	Montreal Expos @ Philadelphia Phillies Veterans Stadium, Philadelphia, PA Sun Jun 30 1996, 3:33 AM EDT Att: 24,949 - Unknown - 66 F										
Mike Lansing, R OBP: 0.376, SLG: 0.454	F8		6-3		6-3			F8		4	0	0	0	0	0	1											
Sherman Obando, R OBP: 0.322, SLG: 0.427 Lenny Webster, R OBP: 0.388, SLG: 0.313	K			FC6-4 1B		F9		K		4	1	1	0	0	2	0											
Moises Alou, R OBP: 0.318, SLG: 0.424		6-3		FC6-4 1B		4-3		F8		4	0	1	0	0	0	0											
David Segui, S OBP: 0.345, SLG: 0.419		K		F8		6-3		1B	2B	4	1	1	0	0	1	2											
F.P. Santangelo, S OBP: 0.363, SLG: 0.409		K		FC6-4 1B			P4	F2		4	0	0	0	0	1	3											
Shane Andrews, R OBP: 0.341, SLG: 0.497			SH1-4 BB	1-2 3-H 1B			L8	HR	1B	3	2	2	2	1	0	0											
Tim Spehr, R OBP: 0.138, SLG: 0.185 Darin Fletcher, L OBP: 0.323, SLG: 0.449 Andy Stankiewicz, R OBP: 0.296, SLG: 0.250 Mike Dyer, R OBP: 0.296, SLG: 0.250			F8	P4			K	HR	BB	3	0	0	0	0	1	3											
Pedro Martinez, R OBP: 0.205, SLG: 0.125 Dave Silvestri, R OBP: 0.333, SLG: 0.228 Tim Scott, R OBP: 0.296, SLG: 0.250 Mel Rojas, R OBP: 0.348, SLG: 0.431 Cliff Floyd, L OBP: 0.348, SLG: 0.431			SH1-4				F9	HR		1	0	0	0	0	1	0											
										1	0	0	0	0	0	1											
										1	0	0	0	0	0	0											
										1	1	1	3	0	0	0											
Inning Stats	R: 0 E: 0 K: 1 S: 5	H: 0 LOB: 0 BB: 0 P: 5	R: 0 E: 0 K: 2 S: 7	H: 0 LOB: 0 BB: 0 P: 7	R: 1 E: 1 K: 0 S: 4	H: 3 LOB: 1 BB: 1 P: 8	R: 1 E: 0 K: 0 S: 6	H: 0 LOB: 2 BB: 0 P: 6	R: 0 E: 0 K: 1 S: 3	H: 0 LOB: 0 BB: 0 P: 3	R: 0 E: 0 K: 1 S: 6	H: 0 LOB: 1 BB: 0 P: 6	R: 0 E: 0 K: 1 S: 5	H: 0 LOB: 0 BB: 0 P: 5	R: 4 E: 0 K: 0 S: 6	H: 3 LOB: 1 BB: 1 P: 10	1B: 4 2B: 1 3B: 0 HR: 1	SF: 0 SAC: 1 DP: 0 HBP: 0	WP: 1 PB: 0 CS: 0	PA: 37							
PITCHER	IP	WLS	BF	H	R	ER	SO	BB	IBB	HBP	BLK	WP	HR	S	P	ERA	WHIP										
Mike Mims, L ERA: 6.23	8.0		30	3	2	1	7	1	0	0	0	1	0	43	47	1.12	0.500										
Ricky Bottalico, R ERA: 4.06	1.0	L	7	3	4	4	0	1	0	0	0	0	1	6	10	36.00	4.000										


AB	34
R	6
H	6
RBI	5
BB	2
SO	7
LOB	11




Batter	1	2	3	4	5	6	7	8	9	AB	R	H	RBI	BB	SO	LOB	BOTTOM										
Ricky Otero, S OBP: 0.324, SLG: 0.317	26 WP 1B		G3 S 1B	1-3			F9		F8	5	1	2	0	0	0	1	Montreal Expos @ Philadelphia Phillies Veterans Stadium, Philadelphia, PA Sun Jun 30 1996, 3:33 AM EDT Att: 24,949 - Unknown - 66 F										
26 David Doster, R OBP: 0.218, SLG: 0.302 Pete Incaviglia, R OBP: 0.336, SLG: 0.505	F7		K		F7		F8		K	4	0	0	0	0	1	2											
Gregg Jefferies, S OBP: 0.283, SLG: 0.340	BB		G3				E6		2B	4	2	2	1	0	0	1											
Todd Zeile, R OBP: 0.333, SLG: 0.428	3-H 1B		1-3				3B	1B		3	0	1	1	1	1	2											
Jim Eisenreich, L OBP: 0.381, SLG: 0.427	1-2 BB		K				F9			4	1	2	1	0	0	3											
Benito Santiago, R OBP: 0.323, SLG: 0.469 Mike Lieberthal, R OBP: 0.325, SLG: 0.504	L8			HR	1B	1-H	3B			4	1	2	1	0	0	3											
J.R. Phillips, L OBP: 0.258, SLG: 0.463							4-3			1	0	0	0	0	1	2											
Mike Benjamin, R OBP: 0.325, SLG: 0.420	K						5-3		G6-4-3 1B	3	1	2	2	0	0	1											
Mike Mims, L OBP: 0.154, SLG: 0.154 Ricky Bottalico, L OBP: 0.500, SLG: 1.000 Mickey Morandini, L OBP: 0.340, SLG: 0.359										4	0	0	0	0	3	1											
										4	0	0	0	0	0	1											
										2	0	0	0	0	1	0											
										0	0	0	0	0	0	0											
										1	0	0	0	0	0	0											
Inning Stats	R: 1 E: 0 K: 1 S: 7	H: 2 LOB: 2 BB: 1 P: 11	R: 0 E: 0 K: 1 S: 5	H: 0 LOB: 0 BB: 0 P: 5	R: 0 E: 0 K: 2 S: 8	H: 1 LOB: 1 BB: 0 P: 8	R: 2 E: 1 K: 1 S: 8	H: 2 LOB: 1 BB: 0 P: 8	R: 1 E: 0 K: 0 S: 5	H: 2 LOB: 1 BB: 0 P: 5	R: 0 E: 0 K: 1 S: 5	H: 0 LOB: 0 BB: 0 P: 5	R: 1 E: 1 K: 0 S: 5	H: 1 LOB: 1 BB: 0 P: 5	R: 0 E: 0 K: 1 S: 5	H: 1 LOB: 0 BB: 0 P: 5	R: 0 E: 0 K: 1 S: 5	H: 0 LOB: 0 BB: 0 P: 5	1B: 5 2B: 2 3B: 1 HR: 1	SF: 0 SAC: 1 DP: 1 HBP: 0	WP: 1 PB: 0 CS: 0	PA: 38					
PITCHER	IP	WLS	BF	H	R	ER	SO	BB	IBB	HBP	BLK	WP	HR	S	P	ERA	WHIP										
Pedro Martinez, R ERA: 3.54	6.0		27	7	4	4	6	1	0	0	0	0	0	5	5	6.00	1.333										
Tim Scott, R ERA: 2.08	1.0		5	1	1	0	0	0	0	0	0	0	0	5	5	0.00	1.000										
Mel Rojas, R ERA: 4.46	1.0	W	3	1	0	0	1	0	0	0	0	0	0	5	5	0.00	1.000										
Mike Dyer, R ERA: 3.67	1.0	S	3	0	0	0	1	0	0	0	0	0	0	5	5	0.00	0.000										

AB	36
R	5
H	9
RBI	5
BB	1
SO	8
LOB	14



Batter	1	2	3	4	5	6	7	8	9	AB	R	H	RBI	BB	SO	LOB	TOP			
Lance Johnson, L (1.8) OBP: 0.340, SLG: 0.468	G4-3		G3		G3		G1-3		G3	5	0	0	0	0	0	1	<p>New York Mets @ Montreal Expos Olympic Stadium, Montreal, QB Thu Jul 04 1996, 7:05 PM EDT Att: 11,861 - Dome - 68 F</p> <p>livebaseballscores.com</p> <p>AB 32 R 4 H 6 RBI 4 BB 3 SO 9 LOB 13</p> 			
Jose Vizcaino, S (1.4) OBP: 0.369, SLG: 0.398	L4			2B	1B			L7		4	1	2	0	0	0	0				
Bernard Gilkey, R (1.7) OBP: 0.366, SLG: 0.524	K			2B	2B		F8	G6-3 HR	BB	3	2	1	0	1	1	1				
Jeff Kent, R (1.5) OBP: 0.325, SLG: 0.453		K						G6-3		4	0	1	2	0	1	2				
Tim Bogar, R (8.3) OBP: 0.241, SLG: 0.200				G5-3	2B		G5-3			0	0	0	0	0	0	0				
Todd Hundley, S (1.2) OBP: 0.341, SLG: 0.545		K		G5-3	BB		K	HR		3	1	1	2	1	2	0				
Alex Ochoa, R (1.9) OBP: 0.396, SLG: 0.682		K		G5-3			K			3	0	0	0	0	2	2				
Butch Huskey, R (1.3) OBP: 0.297, SLG: 0.378			G4-3				G5-3			3	0	0	0	1	0	1				
Dave Milicki, R (8.1) OBP: 0.200, SLG: 0.111					IBB			G6-3		0	0	0	0	0	0	0				
Rey Ordenez, R (1.6) OBP: 0.298, SLG: 0.312							G1		G1-3	4	0	1	0	0	0	3				
Robert Person, R (1.1) OBP: 0.277, SLG: 0.289			SH5-4				K		K	2	0	0	0	0	2	3				
Edgardo Alfonzo, R (8.5) OBP: 0.277, SLG: 0.289										1	0	0	0	0	1	0				
Inning Stats	R: 0 E: 0 K: 1 S: 8	H: 0 LOB: 0 BB: 0 P: 10	R: 0 E: 0 K: 3 S: 11	H: 0 LOB: 0 BB: 0 P: 17	R: 0 E: 0 K: 0 S: 10	H: 1 LOB: 1 BB: 0 P: 13	R: 2 E: 0 K: 1 S: 13	H: 3 LOB: 3 BB: 2 P: 26	R: 0 E: 0 K: 2 S: 15	H: 0 LOB: 0 BB: 0 P: 11	R: 0 E: 0 K: 1 S: 9	H: 0 LOB: 0 BB: 0 P: 14	R: 2 E: 0 K: 0 S: 9	H: 1 LOB: 1 BB: 0 P: 19	R: 0 E: 0 K: 1 S: 9	H: 0 LOB: 0 BB: 0 P: 13	1B: 3 2B: 2 3B: 0 HR: 1	SF: 0 SAC: 1 DP: 0 HBP: 1	WP: 0 PB: 0 SB: 0 CS: 0	PA: 37
PITCHER	IP WLS BF H R ER SO BB IBB HBP BLK WP HR S P ERA WHIP																			
Jeff Fassero, L (1.1) ERA: 3.15	7.0 L 28 5 2 2 8 1 1 0 0 0 0 75 114 2.57 0.857																			
Barry Manuel, R (8.1) ERA: 3.89	1.0 6 1 2 2 0 1 0 1 0 0 1 9 19 18.00 2.000																			
Dave Veres, R (9.1) ERA: 5.68	1.0 3 0 0 0 1 0 0 0 0 0 0 9 13 0.00 0.000																			

Batter	1	2	3	4	5	6	7	8	9	AB	R	H	RBI	BB	SO	LOB	BOTTOM					
Mark Grudzielanek, R (1.6) OBP: 0.349, SLG: 0.431	F6		K		G4-3			K		4	0	0	0	0	2	1	<p>New York Mets @ Montreal Expos Olympic Stadium, Montreal, QB Thu Jul 04 1996, 7:05 PM EDT Att: 11,861 - Dome - 68 F</p> <p>livebaseballscores.com</p> <p>AB 32 R 0 H 6 RBI 0 BB 2 SO 5 LOB 11</p> 					
Mike Lansing, R (1.4) OBP: 0.370, SLG: 0.444	F7		P3			P3		1B		4	0	1	0	0	0	0						
Cliff Floyd, L (1.7) OBP: 0.346, SLG: 0.400			G3			G1-3		F8		3	0	0	0	1	0	1						
Moises Alou, R (1.9) OBP: 0.321, SLG: 0.431	L9				G5-3		2B	1B		4	0	2	0	0	0	1						
Henry Rodriguez, L (1.3) OBP: 0.324, SLG: 0.608		F7		K		G1-3		K		4	0	0	0	0	2	3						
F.P. Santangelo, S (1.8) OBP: 0.372, SLG: 0.404				F8			K		G5-4-3 BB	3	0	1	0	1	1	0						
Lenny Webster, R (1.2) OBP: 0.349, SLG: 0.275		FC5-4 2B			F9		G6-3		G5-4-3	4	0	0	0	0	2	2						
Dave Silvestri, R (1.5) OBP: 0.339, SLG: 0.248					E6 SH5-3				G5-3	4	0	2	0	0	0	0						
Jeff Fassero, L (1.1) OBP: 0.216, SLG: 0.125										1	0	0	0	0	2	2						
Darrin Fletcher, L (7, PH) OBP: 0.316, SLG: 0.439		B1-3			SH5-3		F7			1	0	0	0	0	1	1						
Barry Manuel, R (8.1) OBP: 0.600, SLG: 0.800										0	0	0	0	0	0	0						
Inning Stats	R: 0 E: 0 K: 0 S: 8	H: 0 LOB: 1 BB: 1 P: 12	R: 0 E: 0 K: 0 S: 8	H: 2 LOB: 2 BB: 0 P: 12	R: 0 E: 0 K: 1 S: 7	H: 0 LOB: 0 BB: 0 P: 7	R: 0 E: 0 K: 1 S: 5	H: 0 LOB: 0 BB: 0 P: 7	R: 0 E: 1 K: 0 S: 6	H: 0 LOB: 1 BB: 0 P: 8	R: 0 E: 0 K: 0 S: 13	H: 1 LOB: 1 BB: 0 P: 19	R: 0 E: 0 K: 1 S: 13	H: 1 LOB: 1 BB: 0 P: 24	R: 0 E: 0 K: 2 S: 17	H: 2 LOB: 2 BB: 0 P: 23	R: 0 E: 0 K: 0 S: 4	H: 0 LOB: 0 BB: 1 P: 10	1B: 4 2B: 2 3B: 0 HR: 0	SF: 0 SAC: 1 DP: 1 HBP: 0	WP: 0 PB: 0 SB: 0 CS: 0	PA: 35
PITCHER	IP WLS BF H R ER SO BB IBB HBP BLK WP HR S P ERA WHIP																					
Robert Person, R (1.1) ERA: 3.93	7.0 W 27 4 0 0 3 1 0 0 0 0 0 60 89 0.00 0.714																					
Dave Milicki, R (8.1) ERA: 3.25	2.0 8 2 0 0 2 1 0 0 0 0 0 21 33 0.00 1.500																					

Batter	1	2	3	4	5	6	7	8	9	AB	R	H	RBI	BB	SO	LOB	TOP										
Lance Johnson, L (1.8)	F8		FC6-4		G6-3		1B	G6-3		5	1	2	2	0	0	1	New York Mets @ Montreal Expos Olympic Stadium, Montreal, QB Fri Jul 05 1996, 7:05 PM EDT Att: 13,550 - Dome - 68 F										
Jose Vizcaino, S (1.4)	K		K		G3		1B	G6-3		5	1	1	2	0	2												
Bernard Gilkey, R (1.7) Andy Tomberlin, L (6.7) Edgardo Alfonzo, R (7, FH) (7.6)	F9		P2		K		1B	G5-3		3	0	0	0	0	1												
Todd Hundley, S (1.2)		P5		1B		F7	1B			3	1	1	1	2	0												
Jeff Kent, R (1.5)		BB		1B		F9	1B	K		5	1	3	1	0	1	2											
Alex Ochoa, R (1.9)	K						G4-6-3			5	0	2	1	0	1	3											
Butch Huskey, R (1.3)		BB		SF8		L9		K		3	1	1	1	1	1												
Rey Ordóñez, R (7, PH) (1.6) Brent Mayne, L (7, PH) (7.1) Jerry Dipoto, R (7, PH) (7.1) Chris Jones, R (8, PH) (8.1) Doug Henry, R (8, PH) (8.1) John Franco, L (8, PH) (8.1)	G6-3						G4-1	G6-3		2	0	0	0	0	0	3											
Jason Isringhausen, R (1.1) Pedro Martínez, L (5, PH) (5.1) Carl Everett, S (7, FH) (7.7)			FC6-4		G6-3		1B	1B		1	0	0	0	1	0	1											
Inning Stats	R: 0 E: 0 K: 1 S: 7	H: 0 LOB: 0 BB: 0 P: 12	R: 0 E: 0 K: 1 S: 10	H: 1 LOB: 2 BB: 1 P: 20	R: 0 E: 0 K: 1 S: 12	H: 0 LOB: 1 BB: 1 P: 21	R: 2 E: 0 K: 0 S: 10	H: 2 LOB: 1 BB: 1 P: 17	R: 0 E: 0 K: 1 S: 8	H: 1 LOB: 1 BB: 0 P: 11	R: 4 E: 0 K: 0 S: 20	H: 6 LOB: 0 BB: 0 P: 27	R: 3 E: 0 K: 1 S: 21	H: 4 LOB: 2 BB: 1 P: 33	R: 0 E: 0 K: 1 S: 9	H: 0 LOB: 0 BB: 0 P: 15		1B: 12 2B: 2 3B: 0 HR: 0	SF: 1 SAC: 0 DP: 1 HBP: 0	WP: 0 PB: 0 SB: 3 CS: 0	PA: 44						
PITCHER	IP	WLS	BF	H	R	ER	SO	BB	IBB	HBP	BLK	WP	HR	S	P	ERA	WHIP										
Pedro Martínez, R (1.1)	6.1		28	6	4	4	4	3	0	0	0	0	0	63	107	5.68	1.421										
Omar Daal, L (7.1)	0.0		1	1	0	0	0	0	0	0	0	0	0	3	3	∞	∞										
Mike Dyer, R (7.1)	0.0		3	2	2	0	0	0	0	0	0	0	0	5	8	∞	∞										
Tim Scott, R (7.1)	0.2	L	5	4	3	3	0	0	0	0	0	0	0	14	20	40.50	6.000										
Dave Veres, R (8.1)	2.0		7	0	0	0	2	1	0	0	0	0	0	19	31	0.00	0.500										

Batter	1	2	3	4	5	6	7	8	9	AB	R	H	RBI	BB	SO	LOB	BOTTOM										
Mark Grudzielanek, R (1.6)	G6-3			E8			L1		F8	6	2	3	0	0	0	1	New York Mets @ Montreal Expos Olympic Stadium, Montreal, QB Fri Jul 05 1996, 7:05 PM EDT Att: 13,550 - Dome - 68 F										
Mike Lansing, R (1.4)	G6-4-3	K		F8			FC5		P3	5	1	2	0	1	1	2											
Henry Rodríguez, L (1.3)	G6-4-3		F7	WP			FC5		F8	5	1	2	1	1	0	2											
Moises Alou, R (1.9)	G6-4-3		G3	BB			P3		FC5	3	1	0	0	2	0	4											
Darrin Fletcher, L (1.2)	HBP		G3	WP			G4-3		F7	4	0	1	1	1	0	3											
F.P. Santangelo, S (1.8)	HBP		E	SF8			2B			1	1	1	1	2	0	0											
Cliff Floyd, L (1.7)	F8		E7						F9	5	0	2	2	0	1	5											
Dave Silvestri, R (1.5)		G6-3					F6		F9	3	0	1	0	2	0	1											
Pedro Martínez, R (1.1) Omar Daal, L (7.1) Mike Dyer, R (7.1) Tim Scott, R (7.1) Dave Veres, R (8.1) Tim Speahr, R (8.1) Rob Lukachyk, L (8, PH) (8.1) Lenny Webster, R (8.1)		SH2-4					G6-3		K	3	0	0	0	0	1	5											
Inning Stats	R: 2 E: 0 K: 0 S: 12	H: 3 LOB: 2 BB: 1 P: 25	R: 0 E: 0 K: 1 S: 9	H: 1 LOB: 1 BB: 0 P: 14	R: 1 E: 1 K: 1 S: 9	H: 1 LOB: 3 BB: 3 P: 25	R: 2 E: 1 K: 1 S: 16	H: 2 LOB: 2 BB: 2 P: 34	R: 0 E: 0 K: 0 S: 10	H: 2 LOB: 2 BB: 0 P: 16	R: 1 E: 0 K: 0 S: 8	H: 2 LOB: 2 BB: 1 P: 15	R: 0 E: 0 K: 0 S: 15	H: 1 LOB: 2 BB: 1 P: 25	R: 0 E: 0 K: 1 S: 7	H: 0 LOB: 1 BB: 1 P: 14		R: 0 E: 0 K: 0 S: 9	H: 0 LOB: 0 BB: 0 P: 14	1B: 11 2B: 1 3B: 0 HR: 0	SF: 1 SAC: 1 DP: 1 HBP: 1	WP: 1 PB: 0 SB: 0 CS: 0	PA: 48				
PITCHER	IP	WLS	BF	H	R	ER	SO	BB	IBB	HBP	BLK	WP	HR	S	P	ERA	WHIP										
Jason Isringhausen, R (1.1)	4.2		29	5	5	3	4	2	1	0	0	0	0	52	107	9.64	2.786										
Pedro Martínez, L (5.1)	1.1		7	2	1	1	0	0	1	0	0	0	0	12	22	6.75	1.500										
Jerry Dipoto, R (7.1)	1.0	W	5	1	0	0	0	1	0	0	0	0	0	15	25	0.00	2.000										
Doug Henry, R (8.1)	1.0		4	0	0	0	1	1	0	0	0	0	0	7	14	0.00	1.000										
John Franco, L (9.1)	1.0	S	3	0	0	0	0	0	0	0	0	0	0	9	14	0.00	0.000										

Batter	1	2	3	4	5	6	7	8	9	AB	R	H	RBI	BB	SO	LOB	TOP										
Lance Johnson, L OBP: 0.344, SLG: 0.473 Paul Byrd, R	F8		E5 SH5-3 1B	L1		E		FC3-6 2B	1B	6	2	3	3	0	0	3											
Jose Vizcaino, S OBP: 0.354, SLG: 0.391	K		SH5-3		L3	F7		F9	1B	5	0	1	1	0	1	3											
Chris Jones, R OBP: 0.323, SLG: 0.422	1B		P6		1B	K		G5-3	1B	6	1	3	1	0	1	3											
Jeff Kent, R OBP: 0.330, SLG: 0.454 Rey Ordóñez, R OBP: 0.295, SLG: 0.309	F7		BB		HR			K	G6-3	5	1	2	1	0	1	3											
Todd Hundley, S OBP: 0.346, SLG: 0.549 Brent Mayne, L OBP: 0.355, SLG: 0.352	P2		BB		K				HR	4	1	1	1	1	1	2											
Alex Ochoa, R OBP: 0.379, SLG: 0.667	F9		F7		HR			G6-3	1B	5	1	1	3	0	0	3											
Butch Huskey, R OBP: 0.302, SLG: 0.383 Dave Mlicki, R OBP: 0.200, SLG: 0.111 Andy Tomberlin, L OBP: 0.353, SLG: 0.563	E9		G5-3		FC6-4			1B	1B	4	0	2	0	0	1	1											
Edgardo Alfonzo, R OBP: 0.292, SLG: 0.305	F9		SH1-4		FC6-4			2B	1B	5	2	3	0	0	0	2											
Bobby Jones, R OBP: 0.111, SLG: 0.114 Tim Bogar, R OBP: 0.290, SLG: 0.231	E		SH1-4		G4-3			1B	HBP	2	1	1	0	0	0	0											
Inning Stats	R: 0 E: 0 K: 1 S: 8	H: 1 LOB: 1 BB: 0 P: 12	R: 0 E: 1 K: 0 S: 9	H: 1 LOB: 1 BB: 0 P: 18	R: 2 E: 1 K: 0 S: 14	H: 3 LOB: 2 BB: 1 P: 22	R: 0 E: 0 K: 0 S: 8	H: 1 LOB: 1 BB: 0 P: 11	R: 3 E: 0 K: 1 S: 15	H: 4 LOB: 1 BB: 0 P: 23	R: 0 E: 0 K: 1 S: 10	H: 1 LOB: 1 BB: 0 P: 13	R: 0 E: 1 K: 1 S: 10	H: 0 LOB: 0 BB: 0 P: 17	R: 1 E: 0 K: 1 S: 15	H: 3 LOB: 2 BB: 0 P: 24	R: 5 E: 0 K: 0 S: 20	H: 5 LOB: 1 BB: 0 P: 29	1B: 14 2B: 2 3B: 1 HR: 2	SF: 0 SAC: 2 DP: 0 HBP: 1	WP: 1 PB: 0 SB: 1 CS: 0	PA: 49					
PITCHER	IP	WLS	BF	H	R	ER	SO	BB	IBB	HBP	BLK	WP	HR	S	P	ERA	WHIP										
Kirk Rueter, L ERA: 4.34	5.0	L	26	10	5	5	2	1	0	0	0	0	1	54	86	9.00	2.200										
Barry Manuel, R ERA: 3.73	2.0		8	1	0	0	2	0	0	0	0	0	0	20	30	0.00	0.500										
Mike Dyer, R ERA: 4.01	0.0		2	2	1	1	0	0	0	0	0	0	0	6	9	∞	∞										
Omar Daal, L ERA: 3.05	1.0		4	1	0	0	1	0	0	0	0	0	0	9	15	0.00	1.000										
Mel Rojas, R ERA: 5.31	1.0		9	5	5	5	0	0	0	1	0	1	1	20	29	45.00	5.000										
Batter	1	2	3	4	5	6	7	8	9	AB	R	H	RBI	BB	SO	LOB	BOTTOM										
Mark Grudzielanek, R OBP: 0.359, SLG: 0.440	SH3		FC6-4		G5-4-3		E		F9	5	1	4	0	0	0	0											
Mike Lansing, R OBP: 0.371, SLG: 0.441	SH3		P5		G5-4-3		E7		G5-3	4	0	1	0	0	0	3											
Henry Rodriguez, L OBP: 0.322, SLG: 0.595	G1-3		K		G5-3		K		K	5	0	0	0	0	3	4											
Moises Alou, R OBP: 0.321, SLG: 0.434	HR		FC6-4		K		G6-3			4	1	1	2	0	1	3											
Darrin Fletcher, L OBP: 0.318, SLG: 0.432	G1-3		L3		E4		G3			4	1	1	0	0	0	0											
F.P. Santangelo, S OBP: 0.384, SLG: 0.411	FC5-4		K		G5-3		G5-3			3	0	1	1	1	1	1											
Cliff Floyd, L OBP: 0.356, SLG: 0.425	L8		L3		IBB					3	0	1	0	1	0	2											
Dave Silvestri, R OBP: 0.346, SLG: 0.243	FC5-4		P4		K					3	0	0	0	1	1	3											
Kirk Rueter, L OBP: 0.154, SLG: 0.152 Andy Sternberger, R OBP: 0.321, SLG: 0.300 Barry Manuel, R	FC5-4		1B		G1-3		G4-3			1	0	0	0	0	0	1											
Rob Lukachyk, L Mike Dyer, R Omar Daal, L Sherman Obando, R Mel Rojas, R	FC5-4		1B							1	0	0	0	0	0	0											
Inning Stats	R: 2 E: 0 K: 0 S: 9	H: 2 LOB: 0 BB: 0 P: 15	R: 0 E: 0 K: 0 S: 4	H: 0 LOB: 1 BB: 1 P: 11	R: 0 E: 0 K: 1 S: 11	H: 1 LOB: 1 BB: 0 P: 14	R: 0 E: 0 K: 0 S: 10	H: 2 LOB: 1 BB: 0 P: 14	R: 1 E: 1 K: 2 S: 11	H: 1 LOB: 2 BB: 1 P: 23	R: 0 E: 1 K: 1 S: 13	H: 2 LOB: 2 BB: 0 P: 18	R: 0 E: 0 K: 0 S: 7	H: 1 LOB: 2 BB: 1 P: 16	R: 0 E: 0 K: 1 S: 7	H: 0 LOB: 0 BB: 0 P: 9	1B: 6 2B: 4 3B: 0 HR: 1	SF: 0 SAC: 1 DP: 2 HBP: 0	WP: 0 PB: 0 SB: 0 CS: 0	PA: 39							
PITCHER	IP	WLS	BF	H	R	ER	SO	BB	IBB	HBP	BLK	WP	HR	S	P	ERA	WHIP										
Bobby Jones, R ERA: 4.53	6.1	W	29	9	3	2	4	1	1	0	0	0	0	61	97	2.84	1.579										
Dave Mlicki, R ERA: 3.16	1.2		7	1	0	0	1	1	0	0	0	0	0	13	25	0.00	1.200										
Paul Byrd, R ERA: 5.02	1.0		3	0	0	0	1	0	0	0	0	0	0	7	9	0.00	0.000										

New York Mets @ Montreal Expos
Olympic Stadium, Montreal, QB

AB 45
R 11
H 19
RBI 10
BB 1
SO 5
LOB 21



New York Mets @ Montreal Expos
Olympic Stadium, Montreal, QB

AB 35
R 3
H 10
RBI 3
BB 3
SO 6
LOB 19



Sat Jul 06 1996, 3:33 AM EDT
Att: 15,546 - Dome - 68 F

Sat Jul 06 1996, 3:33 AM EDT
Att: 15,546 - Dome - 68 F


livebaseballscorecards.com

livebaseballscorecards.com

Batter	1	2	3	4	5	6	7	8	9	AB	R	H	RBI	BB	SO	LOB	TOP						
Lance Johnson, L (1, 8) OBP: 0.345, SLG: 0.473										4	0	2	0	0	1	1							
Jose Vizcaino, S (1, 4) OBP: 0.359, SLG: 0.386										4	0	0	0	0	2	3							
Chris Jones, R (1, 7) OBP: 0.330, SLG: 0.436										4	1	2	1	0	0	0							
Jeff Kent, R (1, 5) OBP: 0.329, SLG: 0.452										4	0	1	0	0	1	3							
Todd Hundley, S (1, 2) OBP: 0.344, SLG: 0.555										4	1	1	1	0	1	1							
Alex Ochoa, R (1, 9) OBP: 0.355, SLG: 0.621										4	0	0	0	0	0	1							
Butch Huskey, R (1, 3) OBP: 0.298, SLG: 0.377										4	0	0	0	0	1	1							
Edgardo Alfonzo, R (1, 6) OBP: 0.298, SLG: 0.326										4	1	2	0	0	0	0							
Pete Harnisch, S (1, 1) OBP: 0.143, SLG: 0.154										2	0	0	0	0	1	1							
Carl Everett, S (7, PH) OBP: 0.303, SLG: 0.263										1	0	0	0	0	1	1							
Jerry Dipoto, R (7, 1)										0	0	0	0	0	0	0							
Inning Stats	R: 0 E: 0 K: 2 S: 9	H: 0 LOB: 0 BB: 0 P: 11	R: 0 E: 0 K: 2 S: 10	H: 1 LOB: 1 BB: 0 P: 16	R: 1 E: 0 K: 1 S: 12	H: 3 LOB: 2 BB: 0 P: 16	R: 0 E: 0 K: 0 S: 7	H: 0 LOB: 0 BB: 0 P: 9	R: 0 E: 0 K: 0 S: 9	H: 1 LOB: 1 BB: 0 P: 12	R: 1 E: 0 K: 1 S: 10	H: 1 LOB: 0 BB: 0 P: 16	R: 0 E: 0 K: 1 S: 13	H: 1 LOB: 1 BB: 0 P: 19	R: 0 E: 0 K: 1 S: 8	H: 0 LOB: 0 BB: 0 P: 12	R: 1 E: 0 K: 0 S: 11	H: 1 LOB: 0 BB: 0 P: 14	1B: 5 2B: 1 3B: 1 HR: 1	SF: 0 SAC: 0 DP: 0 HBP: 0	WP: 1 PB: 0 SB: 2 CS: 0	PA: 35	
PITCHER	IP WLS BF H R ER SO BB IBB HBP BLK WP HR S P ERA WHIP	8.0 W 32 8 3 3 8 0 0 0 0 1 1 79 112 3.38 1.000	1.0 S 3 0 0 0 0 0 0 0 0 0 0 10 13 0.00 0.000																				

New York Mets @ Montreal Expos
Olympic Stadium, Montreal, QB
Sun Jul 07 1996, 3:33 AM EDT
Att: 16,076 - Dome - 68 F


AB	35
R	3
H	8
RBI	2
BB	0
SO	8
LOB	12



Batter	1	2	3	4	5	6	7	8	9	AB	R	H	RBI	BB	SO	LOB	BOTTOM					
Mark Grudzielanek, R (1, 6) OBP: 0.358, SLG: 0.440										5	1	2	0	0	1	2						
Mike Lansing, R (1, 4) OBP: 0.367, SLG: 0.436										4	0	0	0	0	2	2						
Cliff Floyd, L (1, 7) OBP: 0.374, SLG: 0.455										4	2	3	1	0	1	0						
Moises Alou, R (1, 9) OBP: 0.323, SLG: 0.435										4	0	2	1	0	0	1						
Darrin Fletcher, L (1, 2) OBP: 0.317, SLG: 0.442										4	1	1	2	0	0	3						
Henry Rodriguez, L (1, 3) OBP: 0.322, SLG: 0.589										3	0	0	0	1	2	4						
F.P. Santangelo, S (1, 8) OBP: 0.377, SLG: 0.493										4	0	0	0	0	1	1						
Dave Silvestri, R (1, 5) OBP: 0.358, SLG: 0.241										1	0	0	0	3	0	0						
Rheal Cormier, L (1, 1) OBP: 0.133, SLG: 0.103										2	0	0	0	0	2	2						
Mel Rojas, R (9, 1) OBP: 0.250, SLG: 0.250										0	0	0	0	0	0	0						
Inning Stats	R: 1 E: 0 K: 0 S: 9	H: 3 LOB: 2 BB: 0 P: 14	R: 0 E: 0 K: 0 S: 9	H: 0 LOB: 1 BB: 1 P: 15	R: 0 E: 0 K: 2 S: 10	H: 0 LOB: 0 BB: 0 P: 16	R: 0 E: 0 K: 1 S: 7	H: 0 LOB: 0 BB: 0 P: 8	R: 0 E: 0 K: 2 S: 10	H: 1 LOB: 1 BB: 0 P: 14	R: 2 E: 0 K: 1 S: 14	H: 2 LOB: 2 BB: 2 P: 27	R: 1 E: 2 K: 1 S: 18	H: 2 LOB: 2 BB: 0 P: 27	R: 0 E: 0 K: 2 S: 12	H: 0 LOB: 1 BB: 1 P: 20	1B: 6 2B: 1 3B: 0 HR: 1	SF: 0 SAC: 2 DP: 0 HBP: 0	WP: 1 PB: 0 SB: 2 CS: 0	PA: 37		
PITCHER	IP WLS BF H R ER SO BB IBB HBP BLK WP HR S P ERA WHIP	6.0 L 27 6 3 3 6 2 0 0 0 1 1 59 94 4.50 1.333	2.0 10 2 1 1 3 1 0 0 0 0 0 0 30 47 4.50 1.500																			

New York Mets @ Montreal Expos
Olympic Stadium, Montreal, QB
Sun Jul 07 1996, 3:33 AM EDT
Att: 16,076 - Dome - 68 F



AB	31
R	4
H	8
RBI	4
BB	4
SO	9
LOB	15



Batter	1	2	3	4	5	6	7	8	9	AB	R	H	RBI	BB	SO	LOB	TOP											
Ricky Otero, S OBP: 0.330, SLG: 0.344 (1, 8)	G5-3		FC3-6 1B		G3-6-3 1B		G4-3			4	0	2	0	0	0	0	Philadelphia Phillies @ Montreal Expos Olympic Stadium, Montreal, QB Thu Jul 11 1996, 7:05 PM EDT Att: 17,546 - Dome - 72 F AB 31 R 3 H 5 RBI 1 BB 5 SO 7 LOB 15											
Mickey Morandini, L OBP: 0.343, SLG: 0.368 (1, 4)	1B		FC3-6 CS		G3-6-3		P5			3	0	0	0	1	0	2												
Gregg Jefferies, S OBP: 0.303, SLG: 0.336 (1, 3)	BB		1-2		F8		CS			4	0	2	0	0	1	1												
Todd Zeile, R OBP: 0.341, SLG: 0.444 (1, 5)	1B		1-2		G4-3		CS			3	1	1	1	1	0	0												
Benito Santiago, R OBP: 0.315, SLG: 0.447 (1, 2)	BB		1-2		G4-3		HR			3	0	0	0	1	2	3												
Pete Incaviglia, R OBP: 0.325, SLG: 0.484 (1, 7)	BB		1-2		F9		G6-3 BB			3	1	0	0	1	1	4												
Ken Ryan, R OBP: 0.200, SLG: 0.200 (8, 1)	BB		1-2		WP E		P4			0	0	0	0	0	0	0												
Ricky Bottalico, L OBP: 0.500, SLG: 1.000 (8, 1)	BB		1-2		WP E		P4			0	0	0	0	0	0	0												
Ruben Amaro Jr, S OBP: 0.214, SLG: 0.286 (1, 9)			P4		K		G6-3			4	1	0	0	0	1	2												
Kevin Stocker, S OBP: 0.310, SLG: 0.286 (1, 6)			G5-3		E7		IBB			3	0	0	0	1	1	0												
Curt Schilling, R OBP: 0.269, SLG: 0.280 (1, 1)			G5-3		K2-3		F9			3	0	0	0	0	1	3												
Jim Eisenreich, L OBP: 0.395, SLG: 0.443 (8, 7)			G5-3		K2-3		F9			1	0	0	0	0	0	0												
Inning Stats	R: 0 H: 1 E: 0 K: 2 S: 16	L: 30 BB: 2 P: 24	H: 0 R: 0 ER: 0 SO: 7	LOB: 0 BB: 0 P: 11	R: 0 H: 1 E: 0 K: 1 S: 7	LOB: 1 BB: 0 P: 11	R: 2 H: 0 E: 1 K: 2 S: 16	LOB: 1 BB: 1 P: 24	R: 0 H: 1 E: 0 K: 0 S: 8	LOB: 0 BB: 0 P: 11	R: 1 H: 1 E: 0 K: 0 S: 10	LOB: 2 BB: 2 P: 21	R: 0 H: 1 E: 0 K: 0 S: 9	LOB: 0 BB: 0 P: 12	R: 0 H: 0 E: 0 K: 1 S: 7	LOB: 0 BB: 0 P: 10	R: 0 H: 0 E: 0 K: 1 S: 8	LOB: 0 BB: 0 P: 10	1B: 4 2B: 1 3B: 0 HR: 1	SF: 0 SAC: 0 DP: 2 HBP: 0	WP: 1 PB: 0 SB: 0 CS: 2	PA: 37						
PITCHER	IP	WLS	BF	H	R	ER	SO	BB	IBB	HBP	BLK	WP	HR	S	P	ERA	WHIP											
Jeff Fassero, L ERA: 3.05	(1, 1)	7.0	L	30	5	3	1	5	4	1	0	0	1	1	73	114	1.29	1.286										
Dave Veres, R ERA: 5.32	(8, 1)	1.0		3	0	0	0	1	0	0	0	0	0	0	7	10	0.00	0.000										
Mel Rojas, R ERA: 5.08	(9, 1)	1.0		3	0	0	0	1	0	0	0	0	0	0	8	10	0.00	0.000										

Batter	1	2	3	4	5	6	7	8	9	AB	R	H	RBI	BB	SO	LOB	BOTTOM										
Mark Grudzielanek, R OBP: 0.359, SLG: 0.438 (1, 6)	S BB		S 3B 1B		K		P9		G6-3	4	1	1	0	1	1	1	Philadelphia Phillies @ Montreal Expos Olympic Stadium, Montreal, QB Thu Jul 11 1996, 7:05 PM EDT Att: 17,546 - Dome - 72 F AB 32 R 2 H 5 RBI 2 BB 4 SO 10 LOB 17										
Mike Lansing, R OBP: 0.365, SLG: 0.432 (1, 4)	K		K		BB		L6			3	0	0	0	1	2	2											
Cliff Floyd, L OBP: 0.379, SLG: 0.481 (1, 7)	P4		2-H 3B		P6		FC4-6 1B			4	0	2	1	0	0	2											
Sherman Obando, R OBP: 0.316, SLG: 0.406 (1, 9)	HBP		K		G6-3		FC4-6 2B			3	1	0	0	0	1	2											
Henry Rodriguez, L OBP: 0.321, SLG: 0.588 (1, 3)	K		L9		K		2B			4	0	1	1	0	2	3											
F.P. Santangelo, S OBP: 0.375, SLG: 0.399 (1, 8)	G6-3 BB		G6-3		G6-3		BB			2	0	0	0	2	0	0											
Lenny Webster, R OBP: 0.345, SLG: 0.284 (1, 2)	G6-3		G4-3		G4-3		F9			4	0	1	0	0	0	3											
Shane Andrews, R OBP: 0.332, SLG: 0.474 (1, 5)	F9		P4		P4		F9			4	0	0	0	0	0	2											
Jeff Fassero, L OBP: 0.205, SLG: 0.118 (1, 1)	K		K		K		K			2	0	0	0	0	2	1											
Darin Fletcher, L OBP: 0.316, SLG: 0.441 (7, PH)										1	0	0	0	0	1	1											
Dave Veres, R OBP: 0.650, SLG: 0.800 (8, 1)										0	0	0	0	0	0	0											
Mel Rojas, R OBP: 0.250, SLG: 0.250 (9, PH)										0	0	0	0	0	0	0											
Andy Stankiewicz, R OBP: 0.316, SLG: 0.264 (9, PH)										1	0	0	0	0	1	0											
Inning Stats	R: 0 H: 0 E: 0 K: 2 S: 15	H: 0 R: 0 ER: 0 SO: 13	H: 0 R: 0 ER: 0 SO: 19	LOB: 1 BB: 1 P: 19	R: 1 H: 2 E: 0 K: 2 S: 14	LOB: 1 BB: 0 P: 17	R: 0 H: 0 E: 0 K: 0 S: 6	LOB: 0 BB: 0 P: 10	R: 0 H: 0 E: 0 K: 1 S: 7	LOB: 0 BB: 0 P: 11	R: 0 H: 1 E: 0 K: 1 S: 11	LOB: 1 BB: 0 P: 18	R: 1 H: 2 E: 0 K: 0 S: 13	LOB: 2 BB: 1 P: 26	R: 0 H: 0 E: 0 K: 1 S: 8	LOB: 0 BB: 0 P: 13	R: 0 H: 0 E: 0 K: 1 S: 8	LOB: 0 BB: 0 P: 13	1B: 2 2B: 2 3B: 1 HR: 0	SF: 0 SAC: 0 DP: 0 HBP: 1	WP: 0 PB: 0 SB: 2 CS: 0	PA: 37					
PITCHER	IP	WLS	BF	H	R	ER	SO	BB	IBB	HBP	BLK	WP	HR	S	P	ERA	WHIP										
Curt Schilling, R ERA: 3.24	(1, 1)	7.0	W	28	3	1	1	9	3	0	1	0	0	78	118	1.29	0.857										
Ken Ryan, R ERA: 3.12	(8, 1)	0.2		5	2	1	1	0	1	0	0	0	0	11	23	13.50	4.500										
Ricky Bottalico, R ERA: 3.5	(8, 1)	1.1	S	4	0	0	0	1	0	0	0	0	0	10	16	0.00	0.000										



Batter	1	2	3	4	5	6	7	8	9	AB	R	H	RBI	BB	SO	LOB	TOP										
Ricky Otero, S OBP: 0.331, SLG: 0.345 (1, 8)	G3		2B 1B	F9		CS 1B			G6-3	5	1	2	0	0	0	0	Philadelphia Phillies @ Montreal Expos Olympic Stadium, Montreal, QB Fri Jul 12 1996, 7:05 PM EDT Att: 14,322 - Dome - 72 F AB 35 R 5 H 8 RBI 5 BB 2 SO 7 LOB 15 										
Mickey Morandini, L OBP: 0.343, SLG: 0.372 (1, 4)	HR 1B		1B 2B	K		G6-3			G3-1	5	2	2	0	0	1	1											
Gregg Jefferies, S OBP: 0.308, SLG: 0.341 (1, 3)	G6-3		E 1B HBP	S S 1B			P2			4	1	2	1	0	0	1											
Todd Zeile, R OBP: 0.343, SLG: 0.452 (1, 5)	HR		P5	BB			G6-3			3	1	1	2	1	0	2											
Jim Eisenreich, L OBP: 0.392, SLG: 0.439 (1, 7)	K		HBP 1B	K			G1-3			4	0	1	1	0	2	2											
Bento Santiago, R OBP: 0.311, SLG: 0.441 (1, 2)		L3	FC6 HBP		F9			P5		4	0	0	0	0	0	2											
J.R. Phillips, L OBP: 0.269, SLG: 0.446 (1, 9)	G6-3		K		F7			K		4	0	0	0	0	2	3											
Kevin Stocker, S OBP: 0.314, SLG: 0.282 (1, 6)			BB		P6			F7		2	0	0	1	1	0	0											
Terry Mulholland, R OBP: 0.162, SLG: 0.270 (1, 1)	K		K		G6-3			P6		4	0	0	0	0	2	4											
Inning Stats	R: 2 E: 0 K: 1 S: 13	H: 2 LOB: 0 BB: 0 P: 19	R: 0 E: 0 K: 1 S: 10	H: 0 LOB: 1 BB: 1 P: 18	R: 3 E: 1 K: 2 S: 18	H: 4 LOB: 3 BB: 0 P: 26	R: 0 E: 0 K: 2 S: 10	H: 1 LOB: 2 BB: 1 P: 19	R: 0 E: 0 K: 0 S: 8	H: 1 LOB: 0 BB: 0 P: 10	R: 0 E: 0 K: 0 S: 4	H: 0 LOB: 0 BB: 0 P: 9	R: 0 E: 0 K: 1 S: 8	H: 0 LOB: 0 BB: 0 P: 10	R: 0 E: 0 K: 0 S: 8	H: 0 LOB: 0 BB: 0 P: 9		1B: 6 2B: 1 3B: 0 HR: 1	SF: 0 SAC: 0 DP: 0 HBP: 1	WP: 0 PB: 0 SB: 3 CS: 1	PA: 38						
PITCHER	IP	WLS	BF	H	R	ER	SO	BB	IBB	HBP	BLK	WP	HR	S	P	ERA	WHIP										
Pedro Martinez, R ERA: 3.83 (1, 1)	4.0	L	23	7	5	4	6	2	0	0	0	0	0	13	23	9.00	2.250										
Barry Manuel, R ERA: 3.59 (5, 1)	2.0	6	1	0	0	0	0	0	0	0	0	0	0	4	9	0.00	0.500										
Omar Daal, L ERA: 2.98 (7, 1)	1.0	3	0	0	0	0	0	0	0	0	0	0	0	8	10	0.00	0.000										
Tim Scott, R ERA: 3.02 (8, 1)	1.0	3	0	0	0	0	0	0	0	0	0	0	0	8	9	0.00	0.000										
Mike Dyer, R ERA: 5.92 (9, 1)	1.0	3	0	0	0	0	0	0	0	0	0	0	0	8	9	0.00	0.000										
Batter	1	2	3	4	5	6	7	8	9	AB	R	H	RBI	BB	SO	LOB	BOTTOM										
Mark Grudzielanek, R OBP: 0.360, SLG: 0.447 (1, 6)	G3		G5-3		WP 3B					4	1	2	0	0	0	0	Philadelphia Phillies @ Montreal Expos Olympic Stadium, Montreal, QB Fri Jul 12 1996, 7:05 PM EDT Att: 14,322 - Dome - 72 F AB 35 R 3 H 9 RBI 2 BB 0 SO 6 LOB 9 										
Mike Lansing, R OBP: 0.365, SLG: 0.430 (1, 4)	P3		WP 1B		K				G4-3	4	0	1	0	0	1	1											
Henry Rodriguez, L OBP: 0.320, SLG: 0.590 (1, 3)	1B 3B		K		G3				K	4	1	1	0	0	2	1											
Sherman Obando, R OBP: 0.314, SLG: 0.401 (1, 9)	1B		K		P4				F8	4	0	1	1	0	1	1											
Shane Andrews, R OBP: 0.331, SLG: 0.470 (1, 5)	1B				G6-3				G3	4	0	1	0	0	0	0											
Darin Fletcher, L OBP: 0.319, SLG: 0.442 (1, 2)	G3-1				FC6-4 1B				G3-1	4	0	2	0	0	0	2											
F.P. Santangelo, S OBP: 0.373, SLG: 0.391 (1, 8)		G4-3			FC6-4 2B				G3	4	1	0	0	0	0	2											
Cliff Floyd, L OBP: 0.374, SLG: 0.482 (1, 7)	K				E1 G6-4-3 2B				L7	4	0	1	1	0	1	0											
Pedro Martinez, R OBP: 0.179, SLG: 0.111 (1, 1)										1	0	0	0	0	1	0											
Dave Silvestri, R OBP: 0.306, SLG: 0.239 (4, PH)										1	0	0	0	0	0	0											
Barry Manuel, R OBP: 0.305, SLG: 0.239 (5, 1)										0	0	0	0	0	0	0											
Omar Daal, L OBP: 0.342, SLG: 0.285 (7, PH)										0	0	0	0	0	0	0											
Lenny Webster, R OBP: 0.342, SLG: 0.285 (8, 1)										0	0	0	0	0	0	0											
Tim Scott, R OBP: 0.342, SLG: 0.285 (8, 1)										0	0	0	0	0	0	0											
Mike Dyer, R OBP: 0.342, SLG: 0.285 (9, 1)										0	0	0	0	0	0	0											
Inning Stats	R: 1 E: 0 K: 0 S: 13	H: 3 LOB: 2 BB: 0 P: 21	R: 0 E: 0 K: 2 S: 7	H: 0 LOB: 0 BB: 0 P: 10	R: 0 E: 0 K: 2 S: 10	H: 1 LOB: 1 BB: 0 P: 14	R: 1 E: 0 K: 0 S: 11	H: 2 LOB: 1 BB: 0 P: 7	R: 1 E: 0 K: 1 S: 11	H: 1 LOB: 0 BB: 0 P: 15	R: 0 E: 0 K: 0 S: 6	H: 0 LOB: 0 BB: 0 P: 10	R: 0 E: 1 K: 0 S: 6	H: 1 LOB: 1 BB: 0 P: 10	R: 0 E: 0 K: 1 S: 6	H: 0 LOB: 0 BB: 0 P: 8	R: 0 E: 0 K: 0 S: 7	H: 1 LOB: 0 BB: 0 P: 10	1B: 5 2B: 3 3B: 2 HR: 0	SF: 0 SAC: 0 DP: 2 HBP: 0	WP: 2 PB: 0 SB: 0 CS: 0	PA: 35					
PITCHER	IP	WLS	BF	H	R	ER	SO	BB	IBB	HBP	BLK	WP	HR	S	P	ERA	WHIP										
Terry Mulholland, L ERA: 5.2 (1, 1)	9.0	W	35	9	3	3	6	0	0	0	0	2	0	71	105	3.00	1.000										

Batter	1	2	3	4	5	6	7	8	9	AB	R	H	RBI	BB	SO	LOB	TOP			
Ricky Otero, S OBP: 0.323, SLG: 0.335										5	0	0	0	0	1	3	Philadelphia Phillies @ Montreal Expos Olympic Stadium, Montreal, QB Sat Jul 13 1996, 7:05 PM EDT Att: 30,215 - Dome - 72 F			
Mickey Morandini, L OBP: 0.342, SLG: 0.368										3	1	0	0	0	2	2				
Gregg Jefferies, S OBP: 0.313, SLG: 0.353										4	1	2	0	0	0	0				
Todd Zeile, R OBP: 0.339, SLG: 0.448										3	0	0	1	0	0	1				
Pete Incaviglia, R OBP: 0.332, SLG: 0.514										3	3	2	3	1	1	0				
Steve Frey, R OBP: 0.200, SLG: 0.200										0	0	0	0	0	0	0				
Ken Ryan, R OBP: 0.200, SLG: 0.200										0	0	0	0	0	0	0				
Benito Santiago, R OBP: 0.310, SLG: 0.449										4	1	1	2	0	0	0				
Ruben Amaro Jr, S OBP: 0.222, SLG: 0.278										4	0	1	0	0	1	0				
Kevin Stocker, S OBP: 0.313, SLG: 0.282										4	0	1	0	0	1	0				
Mike Mims, L OBP: 0.111, SLG: 0.111										3	0	0	0	0	2	2				
Toby Borland, R OBP: 0.395, SLG: 0.442										1	0	1	0	0	0	0				
Inning Stats	R: 3 E: 0 K: 1 S: 18	H: 2 LOB: 0 BB: 0 P: 32	R: 0 E: 0 K: 1 S: 8	H: 0 LOB: 0 BB: 0 P: 13	R: 0 E: 0 K: 1 S: 9	H: 1 LOB: 1 BB: 0 P: 13	R: 2 E: 0 K: 0 S: 9	H: 1 LOB: 0 BB: 1 P: 18	R: 0 E: 0 K: 1 S: 14	H: 0 LOB: 0 BB: 0 P: 19	R: 0 E: 0 K: 1 S: 13	H: 2 LOB: 2 BB: 0 P: 21	R: 1 E: 0 K: 0 S: 10	H: 1 LOB: 1 BB: 0 P: 15	R: 0 E: 0 K: 2 S: 9	H: 1 LOB: 1 BB: 0 P: 11	1B: 4 2B: 1 3B: 0 HR: 3	SF: 1 SAC: 0 DP: 0 HBP: 1	WP: 1 PB: 0 SB: 0 CS: 0	PA: 37
PITCHER	IP WLS BF H R ER SO BB IBB HBP BLK WP HR S P ERA WHIP																			
Rheal Cormier, L ERA: 3.95	4.0 L 18 4 5 5 3 1 0 0 0 0 1 2 44 76 11.25 1.250																			
Jeff Juden, R ERA: 4.01	1.0 3 0 0 0 1 0 0 0 0 0 0 0 14 19 0.00 0.000																			
Dave Veres, R ERA: 5.21	1.0 3 0 0 0 1 0 0 0 0 0 0 0 8 13 0.00 0.000																			
Omar Daal, L ERA: 3.04	2.0 9 3 1 1 1 0 0 0 0 0 1 23 36 4.50 1.500																			
Mike Dyer, R ERA: 5.53	1.0 4 1 0 0 2 0 0 0 0 0 0 0 9 11 0.00 1.000																			

Batter	1	2	3	4	5	6	7	8	9	AB	R	H	RBI	BB	SO	LOB	BOTTOM					
Mark Grudzielanek, R OBP: 0.361, SLG: 0.446										5	0	2	1	0	1	3	Philadelphia Phillies @ Montreal Expos Olympic Stadium, Montreal, QB Sat Jul 13 1996, 7:05 PM EDT Att: 30,215 - Dome - 72 F					
Mike Lansing, R OBP: 0.365, SLG: 0.431										4	1	2	0	1	1	2						
Henry Rodriguez, L OBP: 0.316, SLG: 0.584										5	0	1	0	0	2	4						
Sherman Obando, R OBP: 0.317, SLG: 0.393										3	0	0	0	2	0	6						
Darrin Fletcher, L OBP: 0.320, SLG: 0.445										5	0	2	0	0	0	3						
Shane Andrews, R OBP: 0.325, SLG: 0.462										4	0	0	0	0	2	2						
Cliff Floyd, L OBP: 0.359, SLG: 0.461										4	0	0	0	0	1	1						
F.P. Santangelo, S OBP: 0.375, SLG: 0.398										4	0	2	0	0	0	0						
Rheal Cormier, L ERA: 3.95	6.2 W 32 8 1 1 7 3 0 0 0 0 0 0 4 79 1.35 1.650																					
Tim Spehr, R ERA: 4.09	0.1 1 0 0 0 0 0 0 0 0 0 0 0 4 6 0.00 0.000																					
Steve Frey, L ERA: 3.38	0.2 3 1 1 1 0 0 0 0 0 0 0 0 4 7 13.50 1.500																					
Ken Ryan, R ERA: 3.04	1.1 5 1 0 0 1 1 0 0 0 0 0 0 15 26 0.00 1.500																					
Inning Stats	R: 0 E: 0 K: 1 S: 11	H: 1 LOB: 2 BB: 1 P: 23	R: 0 E: 0 K: 2 S: 11	H: 1 LOB: 0 BB: 0 P: 13	R: 0 E: 0 K: 2 S: 14	H: 1 LOB: 1 BB: 0 P: 19	R: 0 E: 0 K: 0 S: 6	H: 0 LOB: 0 BB: 0 P: 10	R: 0 E: 2 K: 0 S: 12	H: 0 LOB: 3 BB: 1 P: 21	R: 0 E: 0 K: 2 S: 18	H: 2 LOB: 1 BB: 1 P: 25	R: 1 E: 0 K: 0 S: 11	H: 3 LOB: 1 BB: 0 P: 17	R: 1 E: 0 K: 1 S: 10	H: 2 LOB: 1 BB: 0 P: 15	R: 0 E: 0 K: 0 S: 9	H: 0 LOB: 0 BB: 1 P: 18	1B: 7 2B: 2 3B: 1 HR: 0	SF: 0 SAC: 0 DP: 2 HBP: 0	WP: 1 PB: 0 SB: 1 CS: 0	PA: 41
PITCHER	IP WLS BF H R ER SO BB IBB HBP BLK WP HR S P ERA WHIP																					
Mike Mims, L ERA: 5.16	6.2 W 32 8 1 1 7 3 0 0 0 0 0 0 4 79 1.35 1.650																					
Toby Borland, R ERA: 4.09	0.1 1 0 0 0 0 0 0 0 0 0 0 0 4 6 0.00 0.000																					
Steve Frey, L ERA: 3.38	0.2 3 1 1 1 0 0 0 0 0 0 0 0 4 7 13.50 1.500																					
Ken Ryan, R ERA: 3.04	1.1 5 1 0 0 1 1 0 0 0 0 0 0 15 26 0.00 1.500																					

Batter	1	2	3	4	5	6	7	8	9	AB	R	H	RBI	BB	SO	LOB	TOP				
Ricky Otero, S OBP: 0.314, SLG: 0.326 (1, 8)	1-1 P5		3-2 P6		0-1 F9		0-2 F8		1-1 G3	5	0	0	0	0	0	2					
Mickey Morandini, L OBP: 0.344, SLG: 0.370 (1, 4)	0-0 G5-3		3-3 K		0-0 1B		1-1 1B			4	0	2	1	0	1	1					
Gregg Jefferies, S OBP: 0.312, SLG: 0.345 (1, 3)	1-1 G6-3			4-0 BB SF7 BB	2-3 K		0-2 F7			3	1	0	0	1	1	2					
Todd Zeile, R OBP: 0.341, SLG: 0.447 (1, 5)		2-0 G6-3		4-2 BB BB		2-2 G5-3		1-1 1B		3	0	1	0	1	0	0					
Jim Eisenreich, L OBP: 0.397, SLG: 0.445 (8, 9)		1-3 K		4-1 BB BB		1-0 2B		1-0 F7		3	0	1	0	1	1	1					
Mike Lieberthal, R OBP: 0.326, SLG: 0.508 (1, 2)		2-2 1B		0-0 SF7 BB		0-3 K		1-2 F7		3	0	1	1	0	1	2					
J.R. Phillips, L OBP: 0.427, SLG: 1.000 (8, 1)	0-0 P6		0-0 K		1-2 P6		1-3 K			4	0	0	0	0	2	5					
Kevin Stocker, S OBP: 0.316, SLG: 0.278 (1, 6)			4-0 SH1-4 BB	0-3 K		4-0 SH5-4 1B BB		2-3 K		2	1	0	0	2	2	2					
Mike Williams, R OBP: 0.161, SLG: 0.103 (7, 1)	0-1 SH1-4			0-3 K		0-0 SH5-4		0-1 G4-3		1	0	0	0	0	1	0					
Pete Incaviglia, R OBP: 0.331, SLG: 0.511 (8, 7)	1-2 K									0	0	0	0	0	0	0					
Inning Stats	R: 0 E: 0 K: 0 S: 5	H: 0 LOB: 0 BB: 0 P: 7	R: 0 E: 0 K: 1 S: 8	H: 1 LOB: 1 BB: 0 P: 13	R: 0 E: 0 K: 1 S: 10	H: 0 LOB: 1 BB: 1 P: 20	R: 1 E: 0 K: 2 S: 10	H: 0 LOB: 2 BB: 3 P: 24	R: 0 E: 0 K: 1 S: 10	H: 1 LOB: 1 BB: 0 P: 14	R: 1 E: 0 K: 0 S: 9	H: 1 LOB: 1 BB: 1 P: 14	R: 0 E: 0 K: 1 S: 9	H: 1 LOB: 1 BB: 0 P: 13	R: 0 E: 0 K: 1 S: 7	H: 0 LOB: 0 BB: 0 P: 10	1B: 4 2B: 1 3B: 0 HR: 0	SF: 1 SAC: 2 DP: 0 HBP: 0	WP: 0 PB: 0 SB: 1 CS: 0	PA: 37	
PITCHER	IP	WLS	BF	H	R	ER	SO	BB	IBB	HBP	BLK	WP	HR	S	P	ERA	WHIP				
Ugueth Urbina, R ERA: 4.25 (1, 1)	5.1		23	3	1	1	6	4	0	0	0	0	0	46	82	1.69	1.312				
Tim Scott, R ERA: 3.12 (6, 1)	1.2	W	7	1	1	1	1	1	0	0	0	0	0	15	21	5.40	1.200				
Mel Rojas, R ERA: 4.86 (8, 1)	2.0	S	7	1	0	0	2	0	0	0	0	0	0	16	23	0.00	0.500				

Philadelphia Phillies @ Montreal Expos
Olympic Stadium, Montreal, QB
Sun Jul 14 1996, 3:33 AM EDT
Att: 31,515 - Dome - 72 F

AB 29
R 2
H 5
RBI 2
BB 5
SO 9
LOB 15



Batter	1	2	3	4	5	6	7	8	9	AB	R	H	RBI	BB	SO	LOB	BOTTOM				
Mark Grudzielanek, R OBP: 0.365, SLG: 0.446 (1, 6)	4-0 F7 BB		0-3 K		0-1 G1-6-3 1B		4-0 1B BB			2	0	1	0	2	1	0					
Mike Lansing, R OBP: 0.366, SLG: 0.429 (1, 4)	3-2 F7 1-2		2-1 L8		0-1 G1-6-3 1-2		1-1 BB 1B			4	0	1	1	0	0	2					
Cliff Floyd, L OBP: 0.364, SLG: 0.451 (1, 7)	4-2 BB		0-1 L7			1-0 G3-1		4-2 BB		2	0	0	0	2	0	0					
Darrin Fletcher, L OBP: 0.315, SLG: 0.438 (8, 1)	3-2 L7			2-1 P5		0-1 F9		1-0 G1-3		4	0	0	0	0	0	4					
Mel Rojas, R OBP: 0.250, SLG: 0.250 (1, 9)				0-1 HR		4-2 BB		0-2 F7 1B HR		3	3	3	2	1	0	0					
Sherman Obando, R OBP: 0.333, SLG: 0.446 (1, 3)			2-3 K		2-0 F9		1-0 G4-3		0-0 F7	4	0	0	0	0	1	2					
F.P. Santangelo, S OBP: 0.381, SLG: 0.416 (1, 8)		1-0 L9		0-1 1B			4-2 G4-3 1B BB		1-1 HR	3	2	2	2	1	0	0					
Shane Andrews, R OBP: 0.324, SLG: 0.458 (1, 5)		1-2 1B		3-2 K			3-3 K		2-3 K	4	0	1	0	0	3	2					
Ugueth Urbina, R OBP: 0.100, SLG: 0.100 (6, 1)		1-0 G5-3			0-3 K		3-2 G4-3		3-1 L7	2	0	0	0	0	1	1					
Andy Stankiewicz, R OBP: 0.322, SLG: 0.340 (7, PH)										0	0	0	0	0	0	0					
Tim Spehr, R OBP: 0.129, SLG: 0.172 (8, 2)										1	0	0	0	0	0	0					
Inning Stats	R: 0 E: 0 K: 0 S: 13	H: 0 LOB: 1 BB: 2 P: 27	R: 1 E: 0 K: 1 S: 10	H: 2 LOB: 1 BB: 0 P: 16	R: 0 E: 0 K: 1 S: 7	H: 0 LOB: 0 BB: 0 P: 9	R: 1 E: 0 K: 1 S: 11	H: 2 LOB: 1 BB: 0 P: 18	R: 0 E: 0 K: 1 S: 7	H: 1 LOB: 0 BB: 0 P: 7	R: 0 E: 0 K: 0 S: 6	H: 0 LOB: 1 BB: 1 P: 12	R: 1 E: 0 K: 1 S: 14	H: 1 LOB: 3 BB: 3 P: 34	R: 2 E: 0 K: 1 S: 12	H: 2 LOB: 0 BB: 0 P: 18	1B: 5 2B: 0 3B: 0 HR: 3	SF: 0 SAC: 0 DP: 1 HBP: 0	WP: 0 PB: 0 SB: 1 CS: 0	PA: 36	
PITCHER	IP	WLS	BF	H	R	ER	SO	BB	IBB	HBP	BLK	WP	HR	S	P	ERA	WHIP				
Mike Williams, R ERA: 4.99 (7, 1)	0.1		2	0	0	0	0	1	0	0	0	0	0	3	8	0.00	3.000				
Ricardo Jordan, L ERA: 3.52 (8, 1)	1.0		5	2	2	2	1	0	0	0	0	0	1	12	18	18.00	2.000				

Philadelphia Phillies @ Montreal Expos
Olympic Stadium, Montreal, QB
Sun Jul 14 1996, 3:33 AM EDT
Att: 31,515 - Dome - 72 F

AB 30
R 5
H 8
RBI 5
BB 6
SO 6
LOB 12



Batter	1	2	3	4	5	6	7	8	9	AB	R	H	RBI	BB	SO	LOB	TOP					
Mark Grudzielanek, R OBP: 0.356, SLG: 0.436	G6-3		F9		G4-3		K		K	5	0	0	0	0	2	2	Montreal Expos @ Atlanta Braves Atlanta-Fulton County Stadium, Atlanta, GA Tue Jul 16 1996, 3:33 AM EDT Att: 31,334 - Sunny - 84 F					
Mike Lansing, R OBP: 0.371, SLG: 0.431	P3		CS		BB		BB		BB	4	0	3	1	1	0	0						
Rondell White, R OBP: 0.357, SLG: 0.476	2B		CS	FC4-6 SH	BB		BB		K	3	1	1	0	2	2	3						
Sherman Obando, R OBP: 0.335, SLG: 0.439																						
Dave Veres, R OBP: 0.600, SLG: 0.800																						
Mel Rojas, R OBP: 0.250, SLG: 0.250																						
Darrin Fletcher, L OBP: 0.313, SLG: 0.430	BB																					
Tim Scott, R OBP: 0.313, SLG: 0.578																						
Henry Rodriguez, L OBP: 0.313, SLG: 0.578	K																					
F.P. Santangelo, S OBP: 0.376, SLG: 0.409																						
Lenny Webster, R OBP: 0.339, SLG: 0.280																						
Shane Andrews, R OBP: 0.319, SLG: 0.448																						
Jeff Fassero, L OBP: 0.190, SLG: 0.108																						
Cliff Floyd, L OBP: 0.375, SLG: 0.479																						
Inning Stats	R: 0 E: 0 K: 1 S: 15	H: 1 LOB: 2 BB: 1 P: 24	R: 0 E: 0 K: 0 S: 7	H: 1 LOB: 0 BB: 0 P: 12	R: 0 E: 0 K: 0 S: 10	H: 1 LOB: 2 BB: 1 P: 18	R: 1 E: 0 K: 0 S: 17	H: 1 LOB: 2 BB: 1 P: 26	R: 0 E: 0 K: 1 S: 10	H: 1 LOB: 2 BB: 1 P: 21	R: 0 E: 0 K: 0 S: 4	H: 0 LOB: 0 BB: 0 P: 7	R: 0 E: 0 K: 2 S: 14	H: 1 LOB: 2 BB: 1 P: 23	R: 0 E: 0 K: 0 S: 15	H: 2 LOB: 2 BB: 0 P: 19	R: 1 E: 0 K: 2 S: 12	H: 2 LOB: 1 BB: 0 P: 16	1B: 8 2B: 2 3B: 0 HR: 0	SF: 0 SAC: 1 DP: 1 HBP: 0	WP: 0 PB: 0 SB: 1 CS: 1	PA: 41
PITCHER	IP WLS BF H R ER SO BB IBB HBP BLK WP HR S P ERA WHIP	7.0 30 6 1 1 4 4 0 0 0 0 0 0 77 131 1.29 1.429	1.0 5 2 0 0 0 0 0 0 0 0 0 0 15 19 0.00 2.000	1.0 W 5 2 1 1 2 0 0 0 0 0 0 12 16 9.00 2.000	PITCHER										IP WLS BF H R ER SO BB IBB HBP BLK WP HR S P ERA WHIP							

AB	35
R	2
H	10
RBI	2
BB	4
SO	6
LOB	22



Batter	1	2	3	4	5	6	7	8	9	AB	R	H	RBI	BB	SO	LOB	BOTTOM					
Marquis Grissom, R OBP: 0.335, SLG: 0.470	F9		P4		L8		FC5-4		10 1B	4	0	0	0	1	0	2	Montreal Expos @ Atlanta Braves Atlanta-Fulton County Stadium, Atlanta, GA Tue Jul 16 1996, 3:33 AM EDT Att: 31,334 - Sunny - 84 F					
Mark Lemke, S OBP: 0.363, SLG: 0.353	10 G5-3 1B		K		1B				G4-3	5	0	3	0	0	1	0						
10 Chipper Jones, S OBP: 0.379, SLG: 0.534	G5-3				K		K		1B	4	1	1	1	1	2	3						
Fred McGriff, L OBP: 0.360, SLG: 0.526	G3-1						K		2B	4	1	2	0	0	1	1						
Javy Lopez, R OBP: 0.323, SLG: 0.479									2B	4	0	2	2	0	1	1						
Ed Giovanola, L OBP: 0.320, SLG: 0.273									2B	0	0	0	0	0	0	0						
Jermaine Dye, R OBP: 0.330, SLG: 0.500	G5-3				E6		F9		F8	4	0	0	0	0	0	3						
Ryan Klesko, L OBP: 0.364, SLG: 0.566	G6-3				K		G6-3		IBB	3	0	0	0	1	1	3						
Rafael Belliard, R OBP: 0.170, SLG: 0.198	G6-3									2	0	0	0	0	0	1						
Mike Mordecai, R OBP: 0.296, SLG: 0.280	G6-3				G4-3		P2		K	2	0	0	0	0	1	2						
Eddie Pérez, R OBP: 0.344, SLG: 0.512										0	0	0	0	0	0	0						
Tom Glavine, L OBP: 0.381, SLG: 0.385										2	0	1	0	0	1	0						
Mark Whiten, S OBP: 0.368, SLG: 0.415										0	0	0	0	1	0	0						
Greg McMichael, R OBP: 0.368, SLG: 0.415										0	0	0	0	0	0	0						
Mark Wohlers, R OBP: 0.368, SLG: 0.415										0	0	0	0	0	0	0						
Dwight Smith, L OBP: 0.294, SLG: 0.336										1	1	1	0	0	0	0						
Inning Stats	R: 0 E: 0 K: 0 S: 6	H: 1 LOB: 1 BB: 0 P: 9	R: 0 E: 0 K: 0 S: 7	H: 1 LOB: 0 BB: 0 P: 12	R: 0 E: 0 K: 2 S: 8	H: 0 LOB: 0 BB: 0 P: 10	R: 0 E: 1 K: 3 S: 13	H: 1 LOB: 2 BB: 0 P: 21	R: 0 E: 0 K: 1 S: 12	H: 2 LOB: 2 BB: 0 P: 13	R: 0 E: 0 K: 1 S: 8	H: 0 LOB: 0 BB: 0 P: 9	R: 0 E: 0 K: 0 S: 10	H: 0 LOB: 1 BB: 1 P: 15	R: 2 E: 0 K: 1 S: 14	H: 2 LOB: 2 BB: 2 P: 26	R: 1 E: 0 K: 0 S: 4	H: 3 LOB: 3 BB: 1 P: 10	1B: 7 2B: 3 3B: 0 HR: 0	SF: 0 SAC: 0 DP: 0 HBP: 0	WP: 0 PB: 0 SB: 0 CS: 0	PA: 39
PITCHER	IP WLS BF H R ER SO BB IBB HBP BLK WP HR S P ERA WHIP	7.0 28 5 0 1 1 0 1 0 0 0 0 0 3 8 27.00 3.000	0.1 2 0 1 1 0 1 0 0 0 0 0 0 3 8 27.00 3.000	0.2 5 2 1 1 1 0 1 0 0 0 0 0 11 18 13.50 3.000	0.0 L 4 3 1 1 0 0 1 0 0 0 0 4 10 ∞ ∞	PITCHER										IP WLS BF H R ER SO BB IBB HBP BLK WP HR S P ERA WHIP						



Batter	1	2	3	4	5	6	7	8	9	AB	R	H	RBI	BB	SO	LOB	TOP							
Mark Grudzielanek R OBP: 0.353, SLG: 0.432										5	1	2	0	0	0	2								
Mike Lansing R OBP: 0.370, SLG: 0.436										4	2	2	2	0	0	3								
Cliff Floyd L OBP: 0.364, SLG: 0.486										4	1	0	0	0	0	1								
Darrin Fletcher L OBP: 0.318, SLG: 0.435										4	1	2	1	0	0	1								
Tim Spehr R OBP: 0.129, SLG: 0.172										0	0	0	0	0	0	0								
Henry Rodriguez L OBP: 0.316, SLG: 0.586										4	0	1	0	0	3	1								
Rondell White R OBP: 0.347, SLG: 0.464										4	0	1	1	0	1	2								
F.P. Santangelo S OBP: 0.366, SLG: 0.396										4	0	0	0	0	0	1								
Shane Andrews R OBP: 0.328, SLG: 0.458										4	0	1	0	0	3	0								
Rheal Cormier L OBP: 0.152, SLG: 0.097										1	0	0	0	1	0	0								
Mike Dyar R OBP: 0.296, SLG: 0.800										1	0	0	0	0	0	0								
Omar Daal L OBP: 0.296, SLG: 0.800										0	0	0	0	0	0	0								
Dave Veres R OBP: 0.296, SLG: 0.800										0	0	0	0	0	0	0								
Yamil Benitez R OBP: 0.296, SLG: 0.800										1	0	0	0	0	0	0								
Mel Rojas R OBP: 0.296, SLG: 0.296										0	0	0	0	0	0	0								
Inning Stats	R: 0 E: 0 K: 0 S: 6	H: 1 LOB: 0 BB: 0 P: 10	R: 0 E: 0 K: 1 S: 6	H: 0 LOB: 0 BB: 0 P: 12	R: 0 E: 0 K: 0 S: 11	H: 1 LOB: 2 BB: 1 P: 19	R: 1 E: 0 K: 1 S: 12	H: 2 LOB: 1 BB: 0 P: 19	R: 3 E: 0 K: 1 S: 21	H: 4 LOB: 2 BB: 0 P: 33	R: 0 E: 0 K: 0 S: 10	H: 0 LOB: 0 BB: 0 P: 11	R: 1 E: 0 K: 0 S: 5	H: 1 LOB: 0 BB: 0 P: 11	R: 0 E: 0 K: 2 S: 9	H: 0 LOB: 0 BB: 0 P: 11	R: 0 E: 0 K: 1 S: 7	H: 0 LOB: 0 BB: 0 P: 11	1B: 6 2B: 2 3B: 0 HR: 1	SF: 0 SAC: 0 DP: 1 HBP: 0	WP: 1 PB: 0 CS: 1	PA: 37		
PITCHER Jason Isringhausen R ERA: 4.6	IP: 9.0 WLS: L BF: 37 H: 9 R: 5 ER: 3 SO: 7 BB: 1 IBB: 0 HBP: 0 BLK: 0 WP: 1 HR: 1 S: 87 P: 137 ERA: 3.00 WHIP: 1.111																							

Montreal Expos @ New York Mets
Shea Stadium, Flushing, NY
Fri Jul 19 1996, 7:05 PM EDT
Att: 19,005 - Unknown - 86 F

AB	36
R	5
H	9
RBI	4
BB	1
SO	7
LOB	11



Batter	1	2	3	4	5	6	7	8	9	AB	R	H	RBI	BB	SO	LOB	BOTTOM							
Lance Johnson L OBP: 0.340, SLG: 0.464										5	1	1	0	0	1	2								
Jose Vizcaino S OBP: 0.350, SLG: 0.371										4	1	2	0	0	1	1								
Bernard Gilkey R OBP: 0.370, SLG: 0.538										4	2	3	2	0	1	0								
Butch Huskey R OBP: 0.307, SLG: 0.400										4	0	2	0	0	0	3								
Tim Bogar R OBP: 0.296, SLG: 0.241										0	0	0	0	0	0	0								
Todd Hundley S OBP: 0.343, SLG: 0.546										4	0	0	1	0	1	4								
Alex Ochoa R OBP: 0.374, SLG: 0.522										3	0	0	0	1	0	4								
Edgardo Alfonzo R OBP: 0.286, SLG: 0.325										4	0	0	0	0	1	5								
Rey Ordenez R OBP: 0.296, SLG: 0.304										3	0	0	0	0	0	3								
Carl Everett S OBP: 0.337, SLG: 0.346										1	0	0	0	0	1	0								
Jason Isringhausen R OBP: 0.293, SLG: 0.378										2	0	1	0	1	0	1								
Andy Tomberlin L OBP: 0.469, SLG: 0.550										1	0	0	0	0	1	0								
Inning Stats	R: 3 E: 3 K: 0 S: 10	H: 3 LOB: 2 BB: 0 P: 14	R: 0 E: 0 K: 0 S: 3	H: 1 LOB: 0 BB: 0 P: 4	R: 1 E: 0 K: 1 S: 10	H: 2 LOB: 1 BB: 1 P: 13	R: 0 E: 0 K: 0 S: 8	H: 0 LOB: 1 BB: 1 P: 17	R: 0 E: 0 K: 0 S: 7	H: 2 LOB: 1 BB: 0 P: 9	R: 0 E: 0 K: 0 S: 6	H: 0 LOB: 1 BB: 1 P: 11	R: 0 E: 0 K: 2 S: 9	H: 0 LOB: 0 BB: 0 P: 14	R: 0 E: 0 K: 1 S: 10	H: 1 LOB: 2 BB: 0 P: 15	R: 0 E: 0 K: 3 S: 9	H: 0 LOB: 0 BB: 0 P: 11	1B: 8 2B: 0 3B: 0 HR: 1	SF: 0 SAC: 0 DP: 3 HBP: 0	WP: 2 PB: 0 CS: 0	PA: 37		
PITCHER Rheal Cormier L ERA: 4.04	IP: 4.0 WLS: W BF: 6 H: 0 R: 0 ER: 0 SO: 0 BB: 1 IBB: 0 HBP: 0 BLK: 0 WP: 0 HR: 0 S: 9 P: 15 ERA: 6.75 WHIP: 2.250																							
Mike Dyer R ERA: 3.51	2.0	W	6	0	0	0	0	1	0	0	0	0	0	0	0	0	0	0	0	0	0	0	0	0
Omar Daal L ERA: 2.96	1.0		3	0	0	0	2	0	0	0	0	0	0	0	0	0	0	0	0	0	0	0	0	0
Dave Veres R ERA: 5.26	1.0		4	1	0	0	1	0	0	0	0	0	0	0	0	0	0	0	0	0	0	0	0	0
Mel Rojas R ERA: 4.88	1.0	S	3	0	0	0	3	0	0	0	0	0	0	0	0	0	0	0	0	0	0	0	0	0

Montreal Expos @ New York Mets
Shea Stadium, Flushing, NY
Fri Jul 19 1996, 7:05 PM EDT
Att: 19,005 - Unknown - 86 F

AB	35
R	4
H	9
RBI	3
BB	2
SO	7
LOB	23




Batter	1	2	3	4	5	6	7	8	9	AB	R	H	RBI	BB	SO	LOB	TOP					
Mark Grudzielanek, R OBP: 0.349, SLG: 0.428	F9		G3-1			P4			G4-3	4	0	0	0	0	0	0						
Mike Lansing, R OBP: 0.366, SLG: 0.432	F9			F7		G3			G4-3	4	0	0	0	0	0	0						
Cliff Floyd, L OBP: 0.360, SLG: 0.477		1B		G3			F8		G6-3	4	0	1	0	0	0	0						
Darrin Fletcher, L OBP: 0.314, SLG: 0.430	F7			F8			F7			3	0	0	0	0	0	1						
Henry Rodriguez, L OBP: 0.317, SLG: 0.584		K				G4-3		2B G6-3 1B		3	1	1	0	0	1	0						
Rondell White, R OBP: 0.347, SLG: 0.470	G5-3			K				1-3 2B		3	0	1	0	0	1	0						
F.P. Santangelo, S Barry Manuel, R Jeff Juden, R Andy Stankiewicz, R Tim Scott, R	P6				G1			F9		2	0	0	0	0	0	0	AB 30					
Shane Andrews, R OBP: 0.325, SLG: 0.453			L5			P6		G5-3		3	0	0	1	0	0	1	R 1					
Ugueth Urbina, R Yamil Benitez, R			K			G6-3		G4-3		1	0	0	0	0	1	0	H 3					
										2	0	0	0	0	0	0	RBI 1					
										0	0	0	0	0	0	0	BB 0					
										1	0	0	0	0	0	2	SO 3					
										0	0	0	0	0	0	0	LOB 5					
										3	0	0	1	0	0	1						
										1	0	0	0	0	1	0						
										2	0	0	0	0	0	1						
Inning Stats	R: 0 E: 0 K: 0 S: 7	H: 1 LOB: 1 BB: 0 P: 9	R: 0 E: 0 K: 1 S: 10	H: 0 LOB: 0 BB: 0 P: 15	R: 0 E: 0 K: 1 S: 7	H: 0 LOB: 0 BB: 0 P: 9	R: 0 E: 0 K: 0 S: 9	H: 0 LOB: 0 BB: 0 P: 11	R: 0 E: 0 K: 1 S: 6	H: 0 LOB: 0 BB: 0 P: 9	R: 0 E: 0 K: 0 S: 5	H: 0 LOB: 0 BB: 0 P: 10	R: 0 E: 0 K: 0 S: 5	H: 0 LOB: 0 BB: 0 P: 6	R: 1 E: 0 K: 0 S: 11	H: 2 LOB: 1 BB: 0 P: 15	R: 0 E: 0 K: 0 S: 4	H: 0 LOB: 0 BB: 0 P: 5	1B: 2 2B: 1 3B: 0 HR: 0	SF: 0 SAC: 0 DP: 0 HBP: 0	WP: 0 PB: 0 CS: 0	PA: 30
PITCHER	IP WLS BF H R ER SO BB IBB HBP BLK WP HR S P ERA WHIP																					
Paul Wilson, R ERA: 5.71	8.0 W 27 3 1 1 3 0 0 0 0 0 0 0 60 84 1.12 0.375																					
John Franco, L ERA: 1.93	1.0 S 3 0 0 0 0 0 0 0 0 0 0 0 4 5 0.00 0.000																					

Montreal Expos @ New York Mets
Shea Stadium, Flushing, NY
Sat Jul 20 1996, 7:05 PM EDT
Att: 27,407 - Unknown - 77 F

livebaseballscores.com

AB 30
R 1
H 3
RBI 1
BB 0
SO 3
LOB 5




Batter	1	2	3	4	5	6	7	8	9	AB	R	H	RBI	BB	SO	LOB	BOTTOM			
Lance Johnson, L OBP: 0.342, SLG: 0.464	G3		G6-3		G6-3 2B 1B		S 1B			4	1	2	0	0	0	0				
Jose Vizcaino, S OBP: 0.345, SLG: 0.367	2B BB		F7		F8		K			3	1	0	0	1	1	2				
Bernard Gilkey, R OBP: 0.372, SLG: 0.543	1-H 2B			HR 2B	G6-3		G6-3			4	1	2	1	0	0	2				
Todd Hundley, S OBP: 0.348, SLG: 0.560	G1-4-3 BB			HR 2B	G6-3		F8			3	1	2	3	1	0	0				
Butch Huskey, R Tim Bogar, R	G1-4-3			K	P2			G6-3		4	0	0	0	0	1	3				
										0	0	0	0	0	0	0				
Carl Everett, S OBP: 0.343, SLG: 0.353			F8		K2-3		G6-4-3 1B		PB S 1B	4	0	2	0	0	1	0				
Edgardo Alfonzo, R OBP: 0.291, SLG: 0.331			G4-6-3 BB		G6-4-3		G6-4-3		G4-3	3	0	1	0	1	0	2				
Rey Ordenez, R OBP: 0.296, SLG: 0.302			G4-6-3				G5-3			2	0	0	0	1	0	1				
Paul Wilson, R John Franco, L			K		G4-3				F8	3	0	0	0	0	1	2				
										0	0	0	0	0	0	0				
Inning Stats	R: 1 E: 0 K: 0 S: 14	H: 1 LOB: 2 BB: 2 P: 29	R: 0 E: 0 K: 0 S: 8	H: 0 LOB: 1 BB: 1 P: 14	R: 0 E: 0 K: 1 S: 7	H: 0 LOB: 0 BB: 0 P: 10	R: 2 E: 0 K: 2 S: 18	H: 3 LOB: 2 BB: 1 P: 31	R: 1 E: 0 K: 0 S: 13	H: 2 LOB: 1 BB: 0 P: 17	R: 0 E: 0 K: 0 S: 4	H: 1 LOB: 0 BB: 0 P: 8	R: 0 E: 0 K: 1 S: 13	H: 1 LOB: 1 BB: 0 P: 20	R: 0 E: 0 K: 0 S: 6	H: 1 LOB: 1 BB: 0 P: 12	1B: 4 2B: 4 3B: 0 HR: 1	SF: 0 SAC: 0 DP: 3 HBP: 0	WP: 0 PB: 1 CS: 0	PA: 34
PITCHER	IP WLS BF H R ER SO BB IBB HBP BLK WP HR S P ERA WHIP																			
Ugueth Urbina, R ERA: 4.42	4.0 L 18 4 3 3 3 3 0 0 0 0 0 0 17 25 6.75 1.750																			
Barry Manuel, R ERA: 3.65	2.0 8 3 1 1 0 0 0 0 0 0 0 0 17 25 4.50 1.500																			
Jeff Juden, R ERA: 3.77	1.0 4 1 0 0 1 0 0 0 0 0 0 0 13 20 0.00 1.000																			
Tim Scott, R ERA: 3.25	1.0 4 1 0 0 0 0 0 0 0 0 0 0 6 12 0.00 1.000																			

Montreal Expos @ New York Mets
Shea Stadium, Flushing, NY
Sat Jul 20 1996, 7:05 PM EDT
Att: 27,407 - Unknown - 77 F

livebaseballscores.com

AB 30
R 4
H 9
RBI 4
BB 4
SO 4
LOB 12



Batter	1	2	3	4	5	6	7	8	9	AB	R	H	RBI	BB	SO	LOB	TOP				
F.P. Santangelo, S OBP: 0.360, SLG: 0.386 (1, 9)	G3		K	F7			SH1-3		K	4	0	0	0	0	2	2	Montreal Expos @ New York Mets Shea Stadium, Flushing, NY Sun Jul 21 1996, 3:33 AM EDT Att: 32,173 - Sunny - 73 F				
Mike Lansing, R OBP: 0.369, SLG: 0.440 (1, 4)	1B		HR			K	BB		G5-3	4	2	1	1	1	1						
Cliff Floyd, L OBP: 0.354, SLG: 0.491 (1, 7)	K		HR			K	F8		K	5	1	1	1	0	3	4					
Henry Rodriguez, L OBP: 0.319, SLG: 0.586 (1, 3)	1B					K	L7			4	0	2	1	0	1	2					
Rondell White, R OBP: 0.352, SLG: 0.479 (1, 8)	L5			F8			1B		2B	4	0	2	0	0	0	2					
Shane Andrews, R OBP: 0.324, SLG: 0.462 (1, 5)		G5-3		HR			K		K	4	1	1	1	0	2	2					
Lenny Webster, R OBP: 0.328, SLG: 0.269 (8, 1)		P4		F9			L8		G6-3	4	0	0	0	0	0	2					
Mel Rojas, R OBP: 0.250, SLG: 0.250 (8, 1)										0	0	0	0	0	0	0					
Andy Stankiewicz, R OBP: 0.308, SLG: 0.310 (1, 6)		G4-3		SH2-4			P4		G5-3	3	0	0	0	1	0	2					
Jeff Fassero, L OBP: 0.186, SLG: 0.105 (1, 1)				G4-3						1	0	0	0	0	0	0					
Yanil Benitez, R OBP: 0.250, SLG: 0.250 (7, PH)										1	0	1	0	0	0	0					
Mike Dyer, R OBP: 0.250, SLG: 0.250 (7, 1)										0	0	0	0	0	0	0					
Tim Spehr, R OBP: 0.156, SLG: 0.233 (8, 2)							1B		2B	1	0	1	0	0	0	0					
Inning Stats	R: 1 E: 0 K: 1 S: 16	H: 2 LOB: 1 BB: 0 P: 24	R: 0 E: 0 K: 0 S: 7	H: 0 LOB: 0 BB: 0 P: 10	R: 2 E: 0 K: 1 S: 15	H: 3 LOB: 1 BB: 0 P: 26	R: 1 E: 0 K: 0 S: 5	H: 1 LOB: 1 BB: 0 P: 9	R: 0 E: 0 K: 1 S: 8	H: 1 LOB: 1 BB: 0 P: 14	R: 0 E: 0 K: 0 S: 7	H: 1 LOB: 2 BB: 1 P: 13	R: 0 E: 0 K: 1 S: 11	H: 1 LOB: 1 BB: 0 P: 18	R: 0 E: 0 K: 2 S: 10	H: 1 LOB: 1 BB: 0 P: 16		1B: 4 2B: 3 3B: 0 HR: 3	SF: 0 SAC: 2 DP: 0 HBP: 0	WP: 0 PB: 1 CS: 1	PA: 39
PITCHER	IP WLS BF H R ER SO BB IBB HBP BLK WP HR S P ERA WHIP																				
Mark Clark, R ERA: 3.12 (1, 1)	4.0 L 19 6 4 4 2 1 0 0 0 0 0 3 43 69 9.00 1.750																				
Robert Person, R ERA: 3.57 (5, 1)	2.0 7 1 0 0 4 0 0 0 0 0 0 0 17 26 0.00 0.500																				
Jerry Dipoto, R ERA: 4.43 (7, 1)	2.0 9 2 0 0 1 1 0 0 0 0 0 0 18 31 0.00 1.500																				
Doug Henry, R ERA: 3.71 (9, 1)	1.0 4 1 0 0 2 0 0 0 0 0 0 0 10 16 0.00 1.000																				

AB	35
R	4
H	10
RBI	4
BB	2
SO	9
LOB	17



Batter	1	2	3	4	5	6	7	8	9	AB	R	H	RBI	BB	SO	LOB	BOTTOM					
Lance Johnson, L OBP: 0.342, SLG: 0.463 (1, 8)	G4-3		1B	G6-3			K		G4-3	5	0	2	0	0	1	5	Montreal Expos @ New York Mets Shea Stadium, Flushing, NY Sun Jul 21 1996, 3:33 AM EDT Att: 32,173 - Sunny - 73 F					
Jose Vizcaino, S OBP: 0.350, SLG: 0.368 (1, 4)	G4-3		L9			G5-3			K	5	0	2	0	0	1	3						
Bernard Gilkey, R OBP: 0.372, SLG: 0.539 (1, 7)	G4-3		1B			K			G5-3	3	1	0	0	2	1	3						
Butch Huskey, R OBP: 0.304, SLG: 0.405 (1, 3)	K		BB			G5-3			K	5	1	2	2	0	2	3						
Todd Hundley, S OBP: 0.343, SLG: 0.551 (1, 2)	K		1B	K2-3		F9			G4-3	5	0	0	0	0	2	6						
Alex Ochoa, R OBP: 0.369, SLG: 0.521 (1, 9)		G5-3		K			G6-3			4	1	1	0	0	1	0						
Tim Bogar, R OBP: 0.256, SLG: 0.212 (1, 5)		G5-3		K			G5-3		K2-3	4	0	0	0	0	2	1						
Rey Ordenez, R OBP: 0.298, SLG: 0.304 (1, 6)		K		BB			E3		G4-3	4	0	2	0	0	1	0						
Mark Clark, R OBP: 0.322, SLG: 0.022 (4, PH)				L4						1	0	0	0	0	0	0						
Carl Everett, S OBP: 0.395, SLG: 0.303 (5, 1)										0	0	0	0	0	0	0						
Robert Person, R ERA: 3.57 (5, 1)										0	0	0	0	0	0	0						
Chris Jones, R OBP: 0.350, SLG: 0.424 (6, PH)										1	0	0	0	0	1	1						
Jerry Dipoto, R ERA: 4.43 (7, 1)										0	0	0	0	0	0	0						
Andy Tomberlin, L OBP: 0.235, SLG: 0.290 (8, PH)										0	0	0	0	1	0	0						
Doug Henry, R ERA: 3.71 (9, 1)										0	0	0	0	0	0	0						
Inning Stats	R: 0 E: 0 K: 2 S: 10	H: 2 LOB: 2 BB: 0 P: 15	R: 0 E: 0 K: 1 S: 8	H: 0 LOB: 0 BB: 0 P: 11	R: 0 E: 0 K: 1 S: 13	H: 2 LOB: 3 BB: 1 P: 24	R: 0 E: 0 K: 2 S: 14	H: 1 LOB: 2 BB: 1 P: 22	R: 0 E: 0 K: 1 S: 8	H: 1 LOB: 1 BB: 0 P: 14	R: 1 E: 1 K: 2 S: 16	H: 1 LOB: 1 BB: 0 P: 20	R: 2 E: 0 K: 0 S: 8	H: 1 LOB: 0 BB: 1 P: 15	R: 0 E: 0 K: 2 S: 13	H: 1 LOB: 2 BB: 1 P: 22	R: 0 E: 0 K: 1 S: 6	H: 0 LOB: 0 BB: 0 P: 9	1B: 7 2B: 1 3B: 0 HR: 1	SF: 0 SAC: 0 DP: 0 HBP: 0	WP: 0 PB: 0 CS: 0	PA: 41
PITCHER	IP WLS BF H R ER SO BB IBB HBP BLK WP HR S P ERA WHIP																					
Jeff Fassero, L ERA: 2.77 (1, 1)	6.0 W 28 7 1 0 9 2 0 0 0 0 0 0 69 106 0.00 1.500																					
Mike Dyer, R ERA: 3.81 (7, 1)	1.0 5 1 2 2 0 1 0 0 0 0 0 1 8 15 18.00 2.000																					
Dave Veres, R ERA: 5.22 (8, 1)	0.1 3 1 0 0 1 1 0 0 0 0 0 0 6 12 0.00 6.000																					
Mel Rojas, R ERA: 4.71 (8, 1)	1.2 S 5 0 0 0 2 0 0 0 0 0 0 0 13 19 0.00 0.000																					

AB	37
R	3
H	9
RBI	2
BB	4
SO	12
LOB	22



Batter	1	2	3	4	5	6	7	8	9	AB	R	H	RBI	BB	SO	LOB	TOP			
Mark Grudzielanek R (1,6) OBP: 0.351, SLG: 0.429	G4-3		G6-3														4 0 2 0 0 0 1			
Mike Lansing R (1,4) OBP: 0.366, SLG: 0.436	F7		G6-3														4 0 0 0 0 0 3			
Cliff Floyd L (1,7) OBP: 0.358, SLG: 0.508	G6-3																4 1 2 0 0 0 0			
Moises Alou R (1,9) OBP: 0.320, SLG: 0.431																	3 0 0 1 0 1 1			
Darrin Fletcher L (1,2) OBP: 0.310, SLG: 0.423	G4-3																4 0 0 0 0 1 1			
Henry Rodriguez L (1,3) OBP: 0.323, SLG: 0.588																	2 0 1 0 2 0 0			
Rondell White R (1,8) OBP: 0.348, SLG: 0.480	G6-3																4 0 1 0 0 1 4			
Shane Andrews R (1,5) OBP: 0.322, SLG: 0.458																	4 0 1 0 0 2 1			
Pedro Martinez R (1,1) OBP: 0.171, SLG: 0.105																	1 0 0 0 0 1 0			
Yamil Benitez R (7,PH) OBP: 0.200, SLG: 0.200																	1 0 0 0 0 0 0			
Omar Daal L (7,1) OBP: 0.359, SLG: 0.384																	0 0 0 0 0 0 0			
F.P. Santangelo S (9,PH)																	1 0 0 0 0 0 1			
Inning Stats	R: 0 E: 0 K: 0 S: 11	H: 0 LOB: 0 BB: 0 P: 14	R: 0 E: 0 K: 0 S: 11	H: 0 LOB: 1 BB: 1 P: 21	R: 0 E: 0 K: 0 S: 7	H: 1 LOB: 1 BB: 0 P: 9	R: 1 E: 0 K: 0 S: 9	H: 2 LOB: 1 BB: 0 P: 10	R: 0 E: 0 K: 2 S: 14	H: 1 LOB: 2 BB: 1 P: 25	R: 0 E: 0 K: 1 S: 9	H: 1 LOB: 1 BB: 0 P: 12	R: 0 E: 0 K: 1 S: 9	H: 0 LOB: 0 BB: 0 P: 12	R: 0 E: 0 K: 1 S: 8	H: 1 LOB: 1 BB: 0 P: 12	1B: 4 2B: 2 3B: 1 HR: 0	SF: 1 SAC: 1 DP: 0 HBP: 0	WP: 0 PB: 0 CS: 0	PA: 36
PITCHER	IP WLS BF H R ER SO BB IBB HBP BLK WP HR S P ERA WHIP																			
Jon Lieber R (1,1) ERA: 4.06	7.0 W 29 6 1 1 4 1 1 0 0 0 0 69 102 1.29 1.000																			
Dan Plesac L (8,1) ERA: 3.47	2.0 7 1 0 0 2 0 0 0 0 0 0 17 24 0.00 0.500																			

Montreal Expos @ Pittsburgh Pirates
 Three Rivers Stadium, Pittsburgh, PA
 Tue Jul 23 1996, 7:05 PM EDT
 Att: 10,292 - Unknown - 82 F

AB 32
 R 1
 H 7
 RBI 1
 BB 2
 SO 6
 LOB 12



Batter	1	2	3	4	5	6	7	8	9	AB	R	H	RBI	BB	SO	LOB	BOTTOM			
Nelson Liriano S (1,4) OBP: 0.280, SLG: 0.315	G3		F7														4 0 1 0 0 0 1			
Al Martin L (1,7) OBP: 0.343, SLG: 0.455	K																4 0 0 0 0 2 1			
Jeff King R (1,3) OBP: 0.335, SLG: 0.520	G6-3																3 2 1 0 1 0 0			
Orlando Merced S (1,9) OBP: 0.366, SLG: 0.468																	4 0 1 0 0 0 1			
Charlie Hayes R (1,5) OBP: 0.316, SLG: 0.407																	3 1 1 1 1 0 0			
Jay Bell R (1,6) OBP: 0.292, SLG: 0.344																	3 1 1 0 1 0 2			
Jermaine Allensworth R (1,8) OBP: 0.302, SLG: 0.332																	2 0 0 0 0 2 3			
Mike Kingery L (6,PH) OBP: 0.302, SLG: 0.332																	2 1 1 4 0 0 0			
1B Jason Kendall R (1,2) OBP: 0.332, SLG: 0.363																	3 0 0 0 0 0 0			
Jon Lieber L (1,1) OBP: 0.267, SLG: 0.286																	3 0 1 0 0 2 0			
Dan Plesac L (8,1) ERA: 2.84																	0 0 0 0 0 0 0			
Inning Stats	R: 0 E: 0 K: 1 S: 8	H: 0 LOB: 0 BB: 0 P: 14	R: 0 E: 0 K: 1 S: 8	H: 0 LOB: 1 BB: 1 P: 20	R: 0 E: 0 K: 1 S: 11	H: 0 LOB: 0 BB: 0 P: 16	R: 1 E: 0 K: 2 S: 14	H: 2 LOB: 2 BB: 1 P: 23	R: 0 E: 0 K: 1 S: 7	H: 1 LOB: 1 BB: 0 P: 10	R: 4 E: 0 K: 0 S: 19	H: 4 LOB: 1 BB: 1 P: 30	R: 0 E: 0 K: 0 S: 6	H: 0 LOB: 0 BB: 0 P: 12	R: 0 E: 0 K: 0 S: 5	H: 0 LOB: 0 BB: 0 P: 9	1B: 6 2B: 0 3B: 0 HR: 1	SF: 0 SAC: 0 DP: 0 HBP: 0	WP: 0 PB: 0 CS: 0	PA: 34
PITCHER	IP WLS BF H R ER SO BB IBB HBP BLK WP HR S P ERA WHIP																			
Pedro Martinez R (1,1) ERA: 3.93	6.0 L 28 7 5 5 6 3 0 0 0 0 0 0 67 113 7.50 1.667																			
Omar Daal L (7,1) ERA: 2.84	2.0 6 0 0 0 0 0 0 0 0 0 0 11 21 0.00 0.000																			

Montreal Expos @ Pittsburgh Pirates
 Three Rivers Stadium, Pittsburgh, PA
 Tue Jul 23 1996, 7:05 PM EDT
 Att: 10,292 - Unknown - 82 F

AB 31
 R 5
 H 7
 RBI 5
 BB 3
 SO 6
 LOB 8



Batter	1	2	3	4	5	6	7	8	9	AB	R	H	RBI	BB	SO	LOB	TOP								
Mark Grudzielanek, R OBP: 0.351, SLG: 0.431										5	1	2	0	0	0	2									
Mike Lansing, R OBP: 0.366, SLG: 0.436										4	2	1	0	1	0	3									
Cliff Floyd, L OBP: 0.358, SLG: 0.504										3	1	1	0	0	0	1									
Moises Alou, R OBP: 0.319, SLG: 0.427										3	0	0	2	1	0	1									
Rondell White, R OBP: 0.353, SLG: 0.480										4	0	2	2	0	0	2									
Henry Rodriguez, L OBP: 0.322, SLG: 0.584										3	0	0	0	1	1	3									
Shane Andrews, R OBP: 0.318, SLG: 0.451										4	0	0	0	0	0	3									
Tim Spehr, R OBP: 0.139, SLG: 0.206										4	0	0	0	0	1	0									
Rheal Cormier, L OBP: 0.187, SLG: 0.119										3	0	1	0	0	0	0									
Mike Loyer, R OBP: 0.187, SLG: 0.119										0	0	0	0	0	0	0									
Omar Daal, L OBP: 0.187, SLG: 0.119										0	0	0	0	0	0	0									
Tim Scott, R OBP: 0.187, SLG: 0.119										0	0	0	0	0	0	0									
Darin Fletcher, L OBP: 0.187, SLG: 0.119										0	0	0	0	0	0	0									
Andy Stankiewicz, R OBP: 0.187, SLG: 0.119										0	0	0	0	0	0	0									
Mel Rojas, R OBP: 0.187, SLG: 0.119										0	0	0	0	0	0	0									
Inning Stats	R: 1 E: 0 K: 0 S: 18	H: 3 LOB: 3 BB: 2 P: 31	R: 0 E: 0 K: 0 S: 5	H: 0 LOB: 0 BB: 0 P: 11	R: 1 E: 0 K: 1 S: 12	H: 1 LOB: 1 BB: 0 P: 19	R: 0 E: 0 K: 0 S: 6	H: 0 LOB: 0 BB: 0 P: 10	R: 2 E: 1 K: 0 S: 12	H: 1 LOB: 1 BB: 1 P: 22	R: 0 E: 0 K: 1 S: 8	H: 1 LOB: 1 BB: 0 P: 10	R: 0 E: 0 K: 0 S: 7	H: 0 LOB: 0 BB: 0 P: 9	R: 0 E: 0 K: 0 S: 7	H: 1 LOB: 0 BB: 0 P: 9	R: 0 E: 0 K: 0 S: 5	H: 0 LOB: 2 BB: 1 P: 10	1B: 5 2B: 2 3B: 0 HR: 0	SF: 0 SAC: 1 DP: 2 HBP: 0	WP: 2 PB: 2 SB: 0 CS: 1	PA: 38			
PITCHER	IP	WLS	BF	H	R	ER	SO	BB	IBB	HBP	BLK	WP	HR	S	P	ERA	WHIP								
Chris Peters, L ERA: 7.04	5.0		24	5	4	3	1	3	0	0	0	2	0	53	93	5.40	1.600								
Marc Wilkins, R ERA: 3.3	2.0	7	1	0	0	1	0	0	0	0	0	0	0	15	19	0.00	0.500								
John Ericks, R ERA: 9.0	2.0	W	7	1	0	0	0	1	0	0	0	0	0	12	19	0.00	1.000								

Montreal Expos @ Pittsburgh Pirates
Three Rivers Stadium, Pittsburgh, PA
Wed Jul 24 1996, 7:05 PM EDT
Att: 19,219 - Unknown - 80 F

AB 33
R 4
H 7
RBI 4
BB 4
SO 2
LOB 15



Batter	1	2	3	4	5	6	7	8	9	AB	R	H	RBI	BB	SO	LOB	BOTTOM								
Jermaine Allensworth, R OBP: 0.286, SLG: 0.286										5	0	2	2	0	0	1									
Al Martin, L OBP: 0.344, SLG: 0.463										4	2	2	1	0	1	2									
Jeff King, R OBP: 0.337, SLG: 0.518										3	1	1	0	1	0	0									
Orlando Merced, S OBP: 0.365, SLG: 0.472										4	0	1	2	0	0	1									
Charlie Hayes, R OBP: 0.312, SLG: 0.402										4	0	0	0	0	0	2									
Jay Bell, R OBP: 0.289, SLG: 0.339										4	0	0	0	0	0	2									
John Wehner, R OBP: 0.244, SLG: 0.312										2	0	1	0	0	0	0									
Mark Johnson, L OBP: 0.358, SLG: 0.574										1	1	1	0	1	0	0									
2 Angelo Encarnacion, R OBP: 0.300, SLG: 0.500										4	1	2	0	0	1	2									
Chris Peters, L ERA: 4.06	6.0		23	5	3	3	1	44	69	4.50	1.000														
Mike Dyer, R ERA: 3.96	0.1	3	2	1	1	0	0	0	3	3	27.00	6.000													
Omar Daal, L ERA: 2.81	0.2	3	1	0	0	2	0	0	10	14	0.00	1.500													
Tim Scott, R ERA: 3.18	1.0	4	1	0	0	0	0	0	10	14	0.00	1.000													
Mel Rojas, R ERA: 4.66	0.1	L	4	2	1	1	0	1	0	7	15	27.00	9.000												
Inning Stats	R: 2 E: 0 K: 0 S: 10	H: 2 LOB: 1 BB: 1 P: 18	R: 0 E: 0 K: 0 S: 7	H: 1 LOB: 1 BB: 0 P: 10	R: 1 E: 0 K: 0 S: 9	H: 1 LOB: 0 BB: 0 P: 15	R: 0 E: 0 K: 1 S: 8	H: 1 LOB: 0 BB: 0 P: 9	R: 0 E: 0 K: 0 S: 5	H: 0 LOB: 0 BB: 0 P: 11	R: 0 E: 0 K: 2 S: 13	H: 3 LOB: 2 BB: 0 P: 17	R: 0 E: 0 K: 0 S: 10	H: 1 LOB: 1 BB: 0 P: 14	R: 0 E: 0 K: 0 S: 7	H: 2 LOB: 2 BB: 1 P: 15	1B: 7 2B: 2 3B: 1 HR: 1	SF: 0 SAC: 0 DP: 0 HBP: 0	WP: 1 PB: 0 SB: 1 CS: 1	PA: 37					
PITCHER	IP	WLS	BF	H	R	ER	SO	BB	IBB	HBP	BLK	WP	HR	S	P	ERA	WHIP								
Rheal Cormier, L ERA: 4.06	6.0		23	5	3	3	1	44	69	4.50	1.000														
Mike Dyer, R ERA: 3.96	0.1	3	2	1	1	0	0	0	3	3	27.00	6.000													
Omar Daal, L ERA: 2.81	0.2	3	1	0	0	2	0	0	10	14	0.00	1.500													
Tim Scott, R ERA: 3.18	1.0	4	1	0	0	0	0	0	10	14	0.00	1.000													
Mel Rojas, R ERA: 4.66	0.1	L	4	2	1	1	0	1	0	7	15	27.00	9.000												

Montreal Expos @ Pittsburgh Pirates
Three Rivers Stadium, Pittsburgh, PA
Wed Jul 24 1996, 7:05 PM EDT
Att: 19,219 - Unknown - 80 F

AB 35
R 5
H 11
RBI 5
BB 2
SO 3
LOB 13



Batter	1	2	3	4	5	6	7	8	9	AB	R	H	RBI	BB	SO	LOB	TOP									
Mark Grudzielanek, R OBP: 0.350, SLG: 0.428 (1, 6)										5	0	1	1	0	0	3	Montreal Expos @ St. Louis Cardinals Busch Stadium, St. Louis, MO Thu Jul 25 1996, 7:05 PM CDT Att: 34,271 - Unknown - 81 F									
Mike Lansing, R OBP: 0.366, SLG: 0.436 (1, 4)										5	0	2	0	0	2	1										
Cliff Floyd, L OBP: 0.352, SLG: 0.488 (1, 7)										4	0	0	0	1	1	2										
Moises Alou, R OBP: 0.325, SLG: 0.429 (1, 9)										3	1	2	1	2	0	2										
Henry Rodriguez, L OBP: 0.321, SLG: 0.577 (1, 3)										4	1	0	0	1	1	6										
Rondell White, R OBP: 0.355, SLG: 0.473 (1, 8)										4	0	1	0	1	0	2										
Darin Fletcher, L OBP: 0.319, SLG: 0.424 Andy Stankiewicz, R OBP: 0.318, SLG: 0.387 Tim Spehr, R OBP: 0.139, SLG: 0.206 (1, 2)										4	0	2	1	0	0	0										
Shane Andrews, R OBP: 0.316, SLG: 0.446 (1, 5)										5	0	1	0	0	1	4										
Ugueth Urbina, R OBP: 0.087, SLG: 0.087 F.P. Santangelo, S OBP: 0.361, SLG: 0.387 Dave Veres, R OBP: 0.600, SLG: 0.800 Mel Rojas, R OBP: 0.250, SLG: 0.250 (1, 1)										2	1	0	0	0	1	0										
Inning Stats	R: 0 E: 0 K: 0 S: 4	H: 1 LOB: 2 BB: 1 P: 8	R: 0 E: 0 K: 0 S: 3	H: 0 LOB: 0 BB: 0 P: 3	R: 0 E: 0 K: 1 S: 5	H: 0 LOB: 0 BB: 0 P: 5	R: 1 E: 0 K: 1 S: 6	H: 1 LOB: 2 BB: 2 P: 14	R: 1 E: 1 K: 0 S: 6	H: 2 LOB: 2 BB: 0 P: 6	R: 0 E: 0 K: 0 S: 5	H: 2 LOB: 2 BB: 0 P: 5	R: 0 E: 0 K: 1 S: 6	H: 1 LOB: 2 BB: 1 P: 10	R: 1 E: 0 K: 2 S: 7	H: 2 LOB: 1 BB: 0 P: 7		R: 1 E: 0 K: 2 S: 9	H: 2 LOB: 2 BB: 1 P: 13	1B: 11 2B: 0 3B: 0 HR: 0	SF: 0 SAC: 1 DP: 0 HBP: 0	WP: 0 PB: 0 SB: 2 CS: 0	PA: 44			
PITCHER	IP	WLS	BF	H	R	ER	SO	BB	IBB	HBP	BLK	WP	HR	S	P	ERA		WHIP								
Mike Morgan, R ERA: 4.01 Mark Petkovsek, R ERA: 4.5 Rick Honeycutt, L ERA: 3.16 Cory Bailey, R ERA: 4.5	7.0		33	7	2	1	3	4	0	0	0	0	0	35	51	1.29		1.571								

AB	38
R	4
H	11
RBI	4
BB	5
SO	6
LOB	20



Batter	1	2	3	4	5	6	7	8	9	AB	R	H	RBI	BB	SO	LOB	BOTTOM									
Ozzie Smith, S OBP: 0.355, SLG: 0.339 (1, 6)										3	0	0	0	1	0	0	Montreal Expos @ St. Louis Cardinals Busch Stadium, St. Louis, MO Thu Jul 25 1996, 7:05 PM CDT Att: 34,271 - Unknown - 81 F									
Ray Lankford, L OBP: 0.381, SLG: 0.526 (1, 8)										4	0	0	0	0	1	1										
Ron Gant, R OBP: 0.381, SLG: 0.531 (1, 7)										4	0	0	0	0	3	1										
Brian Jordan, R OBP: 0.340, SLG: 0.505 (1, 9)										4	0	1	0	0	1	0										
John Mabry, L OBP: 0.363, SLG: 0.456 (1, 3)										4	0	0	0	0	1	1										
Gary Gaetti, R OBP: 0.316, SLG: 0.426 (1, 5)										3	1	0	0	1	1	1										
Tom Pagnozzi, R OBP: 0.323, SLG: 0.454 (1, 2)										2	1	1	2	1	0	0										
Mike Gallego, R OBP: 0.229, SLG: 0.196 Willie McGee, S OBP: 0.345, SLG: 0.405 Mark Petkovsek, R OBP: 0.250, SLG: 0.182 Rick Honeycutt, L (1, 4)										1	0	0	0	1	0	0										
Mike Morgan, R OBP: 0.038, SLG: 0.038 Luis Alicea, S OBP: 0.321, SLG: 0.341 (1, 1)										1	0	1	0	0	0	0										
Inning Stats	R: 0 E: 0 K: 1 S: 5	H: 0 LOB: 0 BB: 0 P: 5	R: 2 E: 0 K: 0 S: 4	H: 1 LOB: 1 BB: 1 P: 8	R: 0 E: 0 K: 1 S: 5	H: 0 LOB: 0 BB: 0 P: 5	R: 0 E: 0 K: 2 S: 7	H: 0 LOB: 0 BB: 0 P: 7	R: 0 E: 0 K: 1 S: 5	H: 0 LOB: 1 BB: 1 P: 9	R: 0 E: 0 K: 0 S: 3	H: 0 LOB: 0 BB: 0 P: 3	R: 0 E: 0 K: 1 S: 6	H: 2 LOB: 2 BB: 1 P: 10	R: 0 E: 0 K: 2 S: 7	H: 0 LOB: 1 BB: 0 P: 11		R: 0 E: 0 K: 1 S: 5	H: 0 LOB: 0 BB: 0 P: 5	1B: 1 2B: 1 3B: 0 HR: 1	SF: 0 SAC: 0 DP: 0 HBP: 0	WP: 0 PB: 0 SB: 1 CS: 0	PA: 33			
PITCHER	IP	WLS	BF	H	R	ER	SO	BB	IBB	HBP	BLK	WP	HR	S	P	ERA		WHIP								
Ugueth Urbina, R ERA: 4.23 Dave Veres, R ERA: 5.15 Mel Rojas, R ERA: 4.73	7.0		26	3	2	2	6	2	1	0	0	0	1	35	47	2.57		0.714								

AB	29
R	2
H	3
RBI	2
BB	4
SO	9
LOB	5



Batter	1	2	3	4	5	6	7	8	9	AB R H RBI BB SO LOB	TOP												
Mark Grudzielanek, R (1,6) OBP: 0.350, SLG: 0.428	F8		G6-3				G4-3			5 0 2 1 0 0 0	Montreal Expos @ St. Louis Cardinals Busch Stadium, St. Louis, MO Fri Jul 26 1996, 7:05 PM CDT Att: 30,048 - Unknown - 81 F livebaseballscorecards.com												
Mike Lansing, R (1,4) OBP: 0.369, SLG: 0.438	FC6-4		CS				1B			5 1 3 0 0 0 2													
Cliff Floyd, L (1,7) OBP: 0.347, SLG: 0.485	FC6-4		1B				1B			5 0 1 0 0 3 3													
Moises Alou, R (1,9) OBP: 0.329, SLG: 0.430	1B						1B			4 1 2 0 1 1 0													
Rondell White, R (1,8) OBP: 0.356, SLG: 0.471	1B						1B			5 1 2 1 0 0 2													
Henny Rodriguez, L (1,3) OBP: 0.323, SLG: 0.579	K						G4-3			4 1 2 1 0 1 5													
Shane Andrews, R (1,5) OBP: 0.315, SLG: 0.447										4 0 1 2 0 1 1													
Lenny Webster, R (1,2) OBP: 0.325, SLG: 0.262	K									3 1 0 0 1 1 1													
Jeff Fassero, L (1,1) OBP: 0.174, SLG: 0.098	K									3 0 0 0 0 3 1													
Inning Stats	R: 0 E: 0 K: 1 S: 15	H: 2 LOB: 3 BB: 1 P: 23	R: 0 E: 0 K: 2 S: 8	H: 0 LOB: 0 BB: 0 P: 14	R: 0 E: 0 K: 1 S: 6	H: 1 LOB: 0 BB: 0 P: 9	R: 0 E: 0 K: 2 S: 11	H: 1 LOB: 1 BB: 0 P: 16	R: 0 E: 0 K: 1 S: 13	H: 1 LOB: 1 BB: 0 P: 20		R: 3 E: 0 K: 1 S: 18	H: 4 LOB: 1 BB: 0 P: 25	R: 1 E: 0 K: 0 S: 13	H: 3 LOB: 2 BB: 0 P: 18	R: 1 E: 1 K: 0 S: 9	H: 1 LOB: 1 BB: 1 P: 16	R: 0 E: 0 K: 1 S: 5	H: 0 LOB: 0 BB: 0 P: 6	1B: 10 2B: 3 3B: 0 HR: 0	SF: 0 SAC: 1 DP: 0 HBP: 0	WP: 0 PB: 0 SB: 0 CS: 1	PA: 41
PITCHER	IP WLS BF H R ER SO BB IBB HBP BLK WP HR S P ERA WHIP											PITCHER	IP WLS BF H R ER SO BB IBB HBP BLK WP HR S P ERA WHIP										
Donovan Osborne, L (1,1) ERA: 3.33	7.0 L 33 12 4 4 9 1 0 0 0 0 0 84 125 5.14 1.857																						
T.J. Mathews, R (8,1) ERA: 3.0	1.0 5 1 1 1 0 1 0 0 0 0 0 9 16 9.00 2.000																						
Tony Fossas, L (9,1) ERA: 2.93	1.0 3 0 0 0 1 0 0 0 0 0 0 5 6 0.00 0.000																						

Batter	1	2	3	4	5	6	7	8	9	AB R H RBI BB SO LOB	BOTTOM												
Royce Clayton, R (1,6) OBP: 0.333, SLG: 0.377	K		E6							4 1 0 0 0 2 1	Montreal Expos @ St. Louis Cardinals Busch Stadium, St. Louis, MO Fri Jul 26 1996, 7:05 PM CDT Att: 30,048 - Unknown - 81 F livebaseballscorecards.com												
Ray Lankford, L (1,8) OBP: 0.360, SLG: 0.522	G4-3		WP							4 0 1 0 0 0 0													
Ron Gant, R (1,7) OBP: 0.375, SLG: 0.522	F8		F8							4 0 0 0 0 1 1													
Brian Jordan, R (1,9) OBP: 0.339, SLG: 0.500										3 0 0 0 1 1 0													
Willie McGee, S (1,3) OBP: 0.339, SLG: 0.397	G1-6-3									4 0 0 0 0 2 1													
Gary Gaetti, R (1,5) OBP: 0.316, SLG: 0.423	1B									4 0 1 0 0 2 0													
Tom Pagnozzi, R (1,2) OBP: 0.323, SLG: 0.450	K									2 0 0 0 1 1 1													
Mike Gallego, R (1,4) OBP: 0.235, SLG: 0.204										3 0 1 0 0 1 1													
Donovan Osborne, S (1,1) OBP: 0.195, SLG: 0.225										1 0 0 0 0 0 0													
Ozzie Smith, S (7,PH) OBP: 0.352, SLG: 0.336										1 0 0 0 0 1 1													
T.J. Mathews, R (8,1) OBP: 0.325, SLG: 0.262										0 0 0 0 0 0 0													
Tony Fossas, L (9,1) ERA: 2.93										0 0 0 0 0 0 0													
Inning Stats	R: 0 E: 0 K: 1 S: 11	H: 0 LOB: 0 BB: 0 P: 13	R: 0 E: 0 K: 1 S: 11	H: 1 LOB: 0 BB: 0 P: 14	R: 1 E: 1 K: 0 S: 9	H: 1 LOB: 1 BB: 0 P: 14	R: 0 E: 0 K: 0 S: 10	H: 0 LOB: 0 BB: 0 P: 16	R: 0 E: 0 K: 2 S: 8	H: 0 LOB: 1 BB: 1 P: 15	R: 0 E: 0 K: 2 S: 10	H: 0 LOB: 1 BB: 1 P: 17	R: 0 E: 0 K: 2 S: 13	H: 1 LOB: 1 BB: 0 P: 18	R: 0 E: 0 K: 0 S: 8	H: 0 LOB: 0 BB: 0 P: 11	R: 0 E: 0 K: 3 S: 10	H: 0 LOB: 0 BB: 0 P: 12	1B: 3 2B: 0 3B: 0 HR: 0	SF: 0 SAC: 1 DP: 0 HBP: 0	WP: 2 PB: 0 SB: 0 CS: 0	PA: 33	
PITCHER	IP WLS BF H R ER SO BB IBB HBP BLK WP HR S P ERA WHIP											PITCHER	IP WLS BF H R ER SO BB IBB HBP BLK WP HR S P ERA WHIP										
Jeff Fassero, L (1,1) ERA: 2.61	9.0 W 33 3 1 0 11 2 0 0 0 1 0 90 130 0.00 0.556																						

AB 38
R 5
H 13
RBI 5
BB 2
SO 10
LOB 15



AB 30
R 1
H 3
RBI 0
BB 2
SO 11
LOB 6



Batter	1	2	3	4	5	6	7	8	9	AB	R	H	RBI	BB	SO	LOB	TOP							
Mark Grudzielanek, R OBP: 0.351, SLG: 0.431	(1,6) K		(2,0) 1B			(0,0) L9 G4-3 2B		(1,3) K		4	1	2	0	0	2	0								
Mike Lansing, R OBP: 0.366, SLG: 0.433	(1,4) K		(1,2) F8			(1,2) L9		(0,3) K		4	0	0	0	0	2	2								
Cliff Floyd, L OBP: 0.338, SLG: 0.470	(1,7) P2		(0,0) P6			(0,1) G4-3		(1,0) P9		4	0	0	1	0	0	1								
Moises Alou, R OBP: 0.328, SLG: 0.428		(1,0) G5-4-3 BB HR 1B				(3,3) K		(1,1) G5-3		4	1	1	0	0	1	0								
Henry Rodriguez, L OBP: 0.325, SLG: 0.578		(4,2) G5-4-3 BB				(0,1) G4-3		(4,2) L4-3 BB		1	0	0	0	2	0	0								
Rondell White, R OBP: 0.349, SLG: 0.460		(0,2) G5-4-3				(1,3) K		(2,2) P5		3	0	0	0	0	1	3								
Darrin Fletcher, L Tim Scott, R Dave Veres, R OBP: 0.600, SLG: 0.800		(1,0) HR				(3,1) G4-3		(1,0) L4-3		3	1	1	2	0	0	1								
Shane Andrews, R OBP: 0.312, SLG: 0.442		(3,3) K				(2,2) G5-3		(1,1) G1-3		3	0	0	0	0	1	0								
Mike Dyer, R Barry Manuel, R Yamil Benitez, R Jeff Juden, R Tim Spehr, R F.P. Santangelo, S Lenny Webster, R	(1,1) K (3,1) K (5, PH) K (5, 1) K (7, 2) K (8, PH) K (8, 2) K		(2,3) K			(2,1) F7		(2,1) F8		1	0	0	0	0	0	1								
Inning Stats	R: 0 E: 0 K: 2 S: 8	H: 0 LOB: 0 BB: 0 P: 12	R: 2 E: 0 K: 1 S: 11	H: 2 LOB: 0 BB: 1 P: 20	R: 0 E: 0 K: 1 S: 8	H: 1 LOB: 1 BB: 0 P: 13	R: 0 E: 0 K: 2 S: 10	H: 0 LOB: 0 BB: 0 P: 14	R: 0 E: 0 K: 0 S: 7	H: 0 LOB: 0 BB: 0 P: 14	R: 1 E: 0 K: 0 S: 11	H: 1 LOB: 0 BB: 0 P: 13	R: 0 E: 0 K: 0 S: 8	H: 0 LOB: 0 BB: 1 P: 15	R: 0 E: 0 K: 1 S: 7	H: 0 LOB: 0 BB: 0 P: 11	R: 0 E: 0 K: 1 S: 6	H: 0 LOB: 0 BB: 0 P: 9	1B: 2 2B: 2 3B: 0 HR: 1	SF: 0 SAC: 0 DP: 2 HBP: 0	WP: 0 PB: 0 SB: 0 CS: 0	PA: 31		
PITCHER	IP WLS BF H R ER SO BB IBB HBP BLK WP HR S P ERA WHIP	IP WLS BF H R ER SO BB IBB HBP BLK WP HR S P ERA WHIP	IP WLS BF H R ER SO BB IBB HBP BLK WP HR S P ERA WHIP	IP WLS BF H R ER SO BB IBB HBP BLK WP HR S P ERA WHIP	IP WLS BF H R ER SO BB IBB HBP BLK WP HR S P ERA WHIP	IP WLS BF H R ER SO BB IBB HBP BLK WP HR S P ERA WHIP	IP WLS BF H R ER SO BB IBB HBP BLK WP HR S P ERA WHIP	IP WLS BF H R ER SO BB IBB HBP BLK WP HR S P ERA WHIP	IP WLS BF H R ER SO BB IBB HBP BLK WP HR S P ERA WHIP	IP WLS BF H R ER SO BB IBB HBP BLK WP HR S P ERA WHIP	IP WLS BF H R ER SO BB IBB HBP BLK WP HR S P ERA WHIP	IP WLS BF H R ER SO BB IBB HBP BLK WP HR S P ERA WHIP	IP WLS BF H R ER SO BB IBB HBP BLK WP HR S P ERA WHIP	IP WLS BF H R ER SO BB IBB HBP BLK WP HR S P ERA WHIP	IP WLS BF H R ER SO BB IBB HBP BLK WP HR S P ERA WHIP	IP WLS BF H R ER SO BB IBB HBP BLK WP HR S P ERA WHIP	IP WLS BF H R ER SO BB IBB HBP BLK WP HR S P ERA WHIP	IP WLS BF H R ER SO BB IBB HBP BLK WP HR S P ERA WHIP	IP WLS BF H R ER SO BB IBB HBP BLK WP HR S P ERA WHIP	IP WLS BF H R ER SO BB IBB HBP BLK WP HR S P ERA WHIP	IP WLS BF H R ER SO BB IBB HBP BLK WP HR S P ERA WHIP	IP WLS BF H R ER SO BB IBB HBP BLK WP HR S P ERA WHIP	IP WLS BF H R ER SO BB IBB HBP BLK WP HR S P ERA WHIP	IP WLS BF H R ER SO BB IBB HBP BLK WP HR S P ERA WHIP

Montreal Expos @ St. Louis Cardinals
 Busch Stadium, St. Louis, MO

AB 29
 R 3
 H 4
 RBI 3
 BB 2
 SO 8
 LOB 7



Sat Jul 27 1996, 7:05 PM CDT
 Att: 44,269 - Unknown - 75 F

Batter	1	2	3	4	5	6	7	8	9	AB	R	H	RBI	BB	SO	LOB	BOTTOM							
Royce Clayton, R OBP: 0.329, SLG: 0.371	(1,6) G6-3	(1,2) FC4		(0,1) B5		(2,3) K		(3,2) G5-3		5	0	0	0	0	1	6								
Ray Lankford, L OBP: 0.394, SLG: 0.521	(4,2) HR		(4,2) 1B S	(4,2) E S		(0,2) G1-6-3		(2,3) G5-3		1	3	0	0	3	0	1								
Ron Gant, R OBP: 0.384, SLG: 0.541	(1,7) HR		(1,1) 1B S	(2,2) S		(4,2) CS		(2,1) BB		3	2	3	3	1	0	0								
Brian Jordan, R OBP: 0.338, SLG: 0.497	(1,9) G1-3		(0,0) G1-6-3 S	(2,0) F7		(2,1) F7		(1,2) F7		4	0	1	1	0	0	2								
John Mabry, L OBP: 0.362, SLG: 0.452	(1,3) K		(1,2) G1-6-3 BB			(3,1) F8		(0,0) G1-3		3	0	0	0	1	1	0								
Gary Gaetti, R OBP: 0.315, SLG: 0.419		(0,1) P2	(1,2) G1-6-3			(2,1) G5-3		(4,1) 2B FC4-2 BB		3	0	0	0	1	0	2								
Tom Pagnozzi, R OBP: 0.329, SLG: 0.457		(0,2) FC1-5 1B				(2,1) F9		(1,1) FC4-2		3	0	2	0	1	0	0								
Luis Alicea, S OBP: 0.327, SLG: 0.342		(0,0) FC1-5				(4,1) S		(4,2) G5-3 FC4-2		2	1	1	0	2	0	2								
Andy Benes, R Willie McGee, S Dennis Eckersley, R	(1,1) FC1-5 (8, PH) FC4 (9, 1) FC4	(2,1) FC1-5		(1,3) K		(1,1) SH		(2,0) FC4-2		2	0	0	0	0	1	2								
Inning Stats	R: 2 E: 0 K: 1 S: 13	H: 1 LOB: 1 BB: 1 P: 20	R: 0 E: 0 K: 0 S: 13	H: 2 LOB: 2 BB: 0 P: 16	R: 2 E: 0 K: 0 S: 15	H: 2 LOB: 3 BB: 3 P: 29	R: 1 E: 0 K: 1 S: 17	H: 1 LOB: 1 BB: 1 P: 26	R: 0 E: 0 K: 0 S: 5	H: 0 LOB: 0 BB: 0 P: 9	R: 1 E: 1 K: 1 S: 9	H: 0 LOB: 0 BB: 1 P: 18	R: 0 E: 0 K: 0 S: 7	H: 0 LOB: 1 BB: 1 P: 16	R: 0 E: 0 K: 0 S: 12	H: 1 LOB: 2 BB: 2 P: 26	R: 0 E: 0 K: 0 S: 12	H: 1 LOB: 2 BB: 2 P: 26	1B: 5 2B: 1 3B: 0 HR: 1	SF: 0 SAC: 1 DP: 3 HBP: 0	WP: 0 PB: 0 SB: 0 CS: 1	PA: 37		
PITCHER	IP WLS BF H R ER SO BB IBB HBP BLK WP HR S P ERA WHIP	IP WLS BF H R ER SO BB IBB HBP BLK WP HR S P ERA WHIP	IP WLS BF H R ER SO BB IBB HBP BLK WP HR S P ERA WHIP	IP WLS BF H R ER SO BB IBB HBP BLK WP HR S P ERA WHIP	IP WLS BF H R ER SO BB IBB HBP BLK WP HR S P ERA WHIP	IP WLS BF H R ER SO BB IBB HBP BLK WP HR S P ERA WHIP	IP WLS BF H R ER SO BB IBB HBP BLK WP HR S P ERA WHIP	IP WLS BF H R ER SO BB IBB HBP BLK WP HR S P ERA WHIP	IP WLS BF H R ER SO BB IBB HBP BLK WP HR S P ERA WHIP	IP WLS BF H R ER SO BB IBB HBP BLK WP HR S P ERA WHIP	IP WLS BF H R ER SO BB IBB HBP BLK WP HR S P ERA WHIP	IP WLS BF H R ER SO BB IBB HBP BLK WP HR S P ERA WHIP	IP WLS BF H R ER SO BB IBB HBP BLK WP HR S P ERA WHIP	IP WLS BF H R ER SO BB IBB HBP BLK WP HR S P ERA WHIP	IP WLS BF H R ER SO BB IBB HBP BLK WP HR S P ERA WHIP	IP WLS BF H R ER SO BB IBB HBP BLK WP HR S P ERA WHIP	IP WLS BF H R ER SO BB IBB HBP BLK WP HR S P ERA WHIP	IP WLS BF H R ER SO BB IBB HBP BLK WP HR S P ERA WHIP	IP WLS BF H R ER SO BB IBB HBP BLK WP HR S P ERA WHIP	IP WLS BF H R ER SO BB IBB HBP BLK WP HR S P ERA WHIP	IP WLS BF H R ER SO BB IBB HBP BLK WP HR S P ERA WHIP	IP WLS BF H R ER SO BB IBB HBP BLK WP HR S P ERA WHIP	IP WLS BF H R ER SO BB IBB HBP BLK WP HR S P ERA WHIP	IP WLS BF H R ER SO BB IBB HBP BLK WP HR S P ERA WHIP

Montreal Expos @ St. Louis Cardinals
 Busch Stadium, St. Louis, MO

AB 27
 R 6
 H 7
 RBI 4
 BB 9
 SO 3
 LOB 18



Sat Jul 27 1996, 7:05 PM CDT
 Att: 44,269 - Unknown - 75 F

Batter	1	2	3	4	5	6	7	8	9	AB	R	H	RBI	BB	SO	LOB	TOP		
Eric Young Sr. R OBP: 0.430, SLG: 0.462 (1, 4)										3	0	1	0	0	0	1			
Watt Weiss S OBP: 0.393, SLG: 0.375 (1, 6)										4	0	0	0	0	1	2			
Ellis Burks R OBP: 0.408, SLG: 0.627 (1, 7)										3	1	2	0	1	0	0			
Dante Bichette R OBP: 0.373, SLG: 0.543 (1, 9)										4	0	1	0	0	1	3			
Andres Galarraga R OBP: 0.349, SLG: 0.569 (1, 3)										4	0	2	0	0	1	2			
Vinny Castilla R OBP: 0.351, SLG: 0.563 (1, 5)										4	0	1	1	0	1	2			
Jayhawk Owens R Jeff Reed L OBP: 0.358, SLG: 0.422 (9, PH)										3	0	1	0	0	1	2			
Quinton McCracken S OBP: 0.379, SLG: 0.395 (1, 8)										4	0	0	0	0	0	2			
Jamey Wright R OBP: 0.091, SLG: 0.182 Angel Echevarria R OBP: 0.197, SLG: 0.167 Lance Painter L OBP: 0.143, SLG: 0.143 Darren Holmes R (7, 1)										2	0	0	0	0	1	0			
Inning Stats	R: 0 E: 0 K: 1 S: 8	H: 2 LOB: 2 BB: 0 P: 13	R: 0 E: 0 K: 1 S: 7	H: 0 LOB: 0 BB: 0 P: 11	R: 0 E: 0 K: 1 S: 7	H: 0 LOB: 0 BB: 0 P: 9	R: 1 E: 0 K: 1 S: 13	H: 3 LOB: 2 BB: 0 P: 22	R: 0 E: 0 K: 1 S: 12	H: 1 LOB: 1 BB: 1 P: 19	R: 0 E: 0 K: 1 S: 11	H: 1 LOB: 1 BB: 1 P: 18	R: 0 E: 0 K: 0 S: 9	H: 0 LOB: 0 BB: 0 P: 10	R: 0 E: 0 K: 1 S: 9	H: 1 LOB: 1 BB: 0 P: 13	1B: 7 2B: 2 3B: 0 HR: 0	SF: 0 SAC: 0 DP: 2 HBP: 1	WP: 0 PA: 35 PB: 0 SB: 1 CS: 1
PITCHER	IP WLS BF H R ER SO BB IBB HBP BLK WP HR S P ERA WHIP																		
Rheal Cormier L ERA: 3.94	6.1 W 26 7 1 1 6 1 0 1 0 0 0 64 102 1.42 1.263																		
Mike Dyer R ERA: 4.36	1.2 5 0 0 0 0 0 0 0 0 0 0 12 15 0.00 0.000																		
Mel Rojas R ERA: 4.64	1.0 S 4 1 0 0 1 0 0 0 0 0 0 9 13 0.00 1.000																		

Colorado Rockies @ Montreal Expos
Olympic Stadium, Montreal, QB
Mon Jul 29 1996, 7:05 PM EDT
Att: 19,115 - Dome - 72 F

livebaseballscores.com

AB 33
R 1
H 8
RBI 1
BB 1
SO 7
LOB 16

Batter	1	2	3	4	5	6	7	8	9	AB	R	H	RBI	BB	SO	LOB	BOTTOM
Mark Grudzielanek R OBP: 0.353, SLG: 0.431 (1, 6)										5	0	0	0	0	0	6	
Mike Lansing R OBP: 0.366, SLG: 0.430 (1, 4)										4	0	1	0	0	0	3	
Cliff Floyd L OBP: 0.333, SLG: 0.468 (1, 7)										4	0	0	0	0	0	3	
Moises Alou R OBP: 0.331, SLG: 0.430 (1, 9)										4	2	3	0	0	0	1	
Henry Rodriguez L OBP: 0.325, SLG: 0.582 (1, 3)										4	1	2	1	0	1	3	
Rondell White R OBP: 0.357, SLG: 0.455 (1, 8)										2	0	0	1	0	0	1	
Darrin Fletcher L OBP: 0.211, SLG: 0.431 Yamil Benitez R OBP: 0.143, SLG: 0.143 Tim Spehr R OBP: 0.139, SLG: 0.206 (8, 2)										3	0	1	0	0	0	3	
Shane Andrews R OBP: 0.317, SLG: 0.454 (1, 5)										2	1	0	0	2	1	3	
Rheal Cormier L OBP: 0.211, SLG: 0.222 Mike Dyer R Dave Silvestri R OBP: 0.362, SLG: 0.237 Mel Rojas R OBP: 0.250, SLG: 0.250 (9, 1)										2	0	2	2	0	0	0	
Inning Stats	R: 0 E: 0 K: 0 S: 5	H: 0 LOB: 0 BB: 0 P: 7	R: 1 E: 1 K: 0 S: 9	H: 2 LOB: 0 BB: 0 P: 16	R: 0 E: 0 K: 0 S: 6	H: 1 LOB: 1 BB: 0 P: 9	R: 3 E: 0 K: 0 S: 14	H: 3 LOB: 1 BB: 1 P: 27	R: 0 E: 0 K: 1 S: 10	H: 1 LOB: 1 BB: 0 P: 13	R: 0 E: 1 K: 2 S: 14	H: 1 LOB: 3 BB: 1 P: 22	R: 0 E: 0 K: 0 S: 12	H: 0 LOB: 0 BB: 1 P: 20	1B: 6 2B: 2 3B: 1 HR: 0	SF: 0 SAC: 1 DP: 1 HBP: 3	WP: 0 PA: 38 PB: 0 SB: 1 CS: 1
PITCHER	IP WLS BF H R ER SO BB IBB HBP BLK WP HR S P ERA WHIP																
Jamey Wright R ERA: 5.7	6.0 L 29 8 4 3 1 0 0 1 0 0 0 9 14 0.00 1.500																
Lance Painter L ERA: 5.89	0.2 5 1 0 0 1 0 0 1 0 0 0 9 14 0.00 1.500																
Darren Holmes R ERA: 5.06	1.1 4 0 0 0 1 1 0 0 0 0 0 17 28 0.00 0.750																

Colorado Rockies @ Montreal Expos
Olympic Stadium, Montreal, QB
Mon Jul 29 1996, 7:05 PM EDT
Att: 19,115 - Dome - 72 F

livebaseballscores.com

AB 31
R 4
H 9
RBI 4
BB 3
SO 3
LOB 26

Batter	1	2	3	4	5	6	7	8	9	AB	R	H	RBI	BB	SO	LOB	TOP										
Eric Young Sr. R OBP: 0.425, SLG: 0.457 (1,4)	G4-3		F9		G4-3			G4-3		4	0	0	0	0	0	0	Colorado Rockies @ Montreal Expos Olympic Stadium, Montreal, QB Tue Jul 30 1996, 7:05 PM EDT Att: 17,071 - Dome - 68 F										
Quinton McCracken S OBP: 0.367, SLG: 0.392 (1,8)	G5-3		S E BB					BB		1	1	0	0	3	0												
Ellis Burks R OBP: 0.407, SLG: 0.622 (1,7)	K		S BB				P3	P4		3	0	0	0	1	1	2											
Dante Bichette R OBP: 0.370, SLG: 0.538 (1,9)		L9	G5-3				P6	G5-3		4	0	0	0	0	0	2											
Andres Galarraga R OBP: 0.348, SLG: 0.566 (1,3)	L9		G5-3				F9		S 1B	4	0	1	0	0	0	1											
Jeff Reed L OBP: 0.357, SLG: 0.419 (1,2)	2B 1B				F8		K		K	4	0	1	0	0	2	1											
Jason Bates S OBP: 0.326, SLG: 0.319 (1,5)	1-1 SAFE 1-3				F8			G4-3		4	0	1	0	0	1	1											
Walt Weiss S OBP: 0.392, SLG: 0.372 (1,6)	4-0				G3			F9		3	0	0	0	1	0	1											
Armando Reynoso R OBP: 0.250, SLG: 0.179 (1,1)	0-3									2	0	0	0	0	2	3											
John Vander Wal L OBP: 0.341, SLG: 0.400 (7, PH)	K									1	0	0	0	0	1	0											
Steve Reed R OBP: 0.500, SLG: 0.500 (7, 1)										0	0	0	0	0	0	0											
Curt Leskanic R OBP: 0.333, SLG: 0.667 (8, 1)										0	0	0	0	0	0	0											
Inning Stats	R: 0 E: 0 K: 1 S: 11	H: 0 LOB: 0 BB: 0 P: 15	R: 0 E: 0 K: 1 S: 13	H: 2 LOB: 3 BB: 1 P: 20	R: 1 E: 0 K: 0 S: 17	H: 0 LOB: 1 BB: 2 P: 30	R: 0 E: 0 K: 0 S: 11	H: 0 LOB: 0 BB: 0 P: 19	R: 0 E: 0 K: 1 S: 11	H: 0 LOB: 1 BB: 1 P: 18	R: 0 E: 0 K: 1 S: 6	H: 0 LOB: 0 BB: 0 P: 8	R: 0 E: 0 K: 1 S: 8	H: 0 LOB: 0 BB: 0 P: 13	R: 0 E: 0 K: 0 S: 16	H: 0 LOB: 1 BB: 1 P: 26	R: 0 E: 0 K: 2 S: 8	H: 1 LOB: 1 BB: 1 P: 12	1B: 2 2B: 1 3B: 0 HR: 0	SF: 0 SAC: 0 DP: 0 HBP: 0	WP: 0 PB: 0 SB: 5 CS: 0	PA: 35					
PITCHER	IP	WLS	BF	H	R	ER	SO	BB	IBB	HBP	BLK	WP	HR	S	P	ERA	WHIP										
Ugueth Urbina R ERA: 3.82 (1, 1)	7.0	W	27	2	1	0	5	3	1	0	0	0	0	77	123	0.00	0.714										
Dave Veres R ERA: 4.92 (8, 1)	0.2		3	0	0	0	0	1	0	0	0	0	0	11	20	0.00	1.500										
Mel Rojas R ERA: 4.53 (8, 1)	1.1	S	5	1	0	0	2	0	0	0	0	0	0	13	18	0.00	0.750										

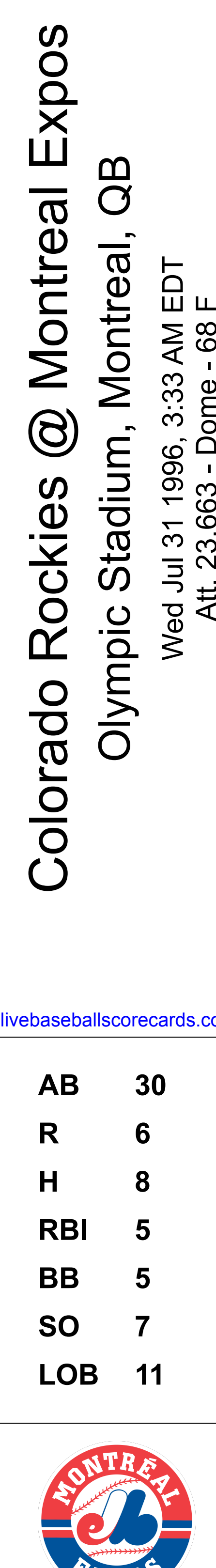
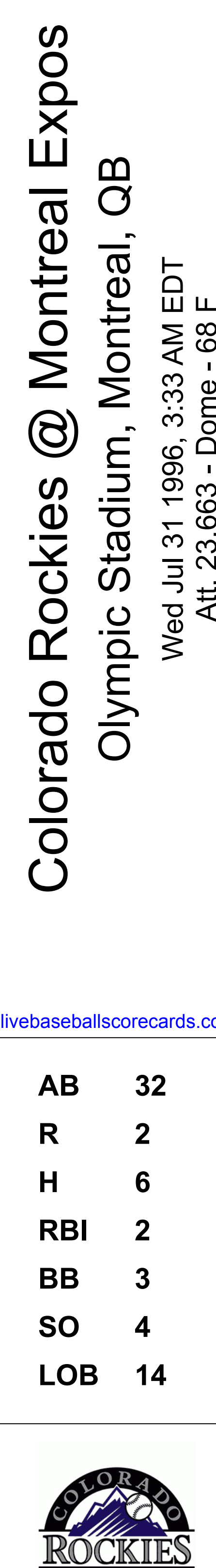
Batter	1	2	3	4	5	6	7	8	9	AB	R	H	RBI	BB	SO	LOB	BOTTOM										
Mark Grudzielanek R OBP: 0.349, SLG: 0.427 (1,6)	G6-3		G5-3	K			G6-3			4	0	0	0	0	1	1	Colorado Rockies @ Montreal Expos Olympic Stadium, Montreal, QB Tue Jul 30 1996, 7:05 PM EDT Att: 17,071 - Dome - 68 F										
Mike Lansing R OBP: 0.365, SLG: 0.435 (1,4)	K		HR		L1-3		L8			4	1	1	1	0	1	0											
Cliff Floyd L OBP: 0.331, SLG: 0.458 (1,7)	G5-3		F8		E FC3-2 BB		L3			3	0	0	0	1	0	0											
Moises Alou R OBP: 0.335, SLG: 0.429 (1,9)		2B SF9 BB			1-1 SAFE 1-1 SAFE 1-1 SAFE		E BB	F7		1	1	0	0	3	0	0											
Henry Rodriguez L OBP: 0.325, SLG: 0.581 (1,3)	2-1 SAFE 1-3	SF9 2B		G1-3		1-0 SAFE 1-2 2H	FC3-2	K		4	0	1	0	0	1	3											
Rondell White R OBP: 0.354, SLG: 0.470 (1,8)	2-3				HR		F8	K		4	1	1	1	0	2	4											
Shane Andrews R OBP: 0.314, SLG: 0.451 (1,5)	1-2	SF9			F7			K		2	0	0	1	0	1	0											
Tim Spehr R OBP: 0.154, SLG: 0.194 (1,2)	2-3 3H 4-0				L6			F8		2	0	0	0	1	0	0											
Ugueth Urbina R OBP: 0.115, SLG: 0.115 (1,1)	1-3									3	0	1	0	0	2	2											
Dave Veres R OBP: 0.600, SLG: 0.800 (8, 1)										0	0	0	0	0	0	0											
Mel Rojas R OBP: 0.250, SLG: 0.250 (8, 1)										0	0	0	0	0	0	0											
Inning Stats	R: 0 E: 0 K: 1 S: 7	H: 0 LOB: 0 BB: 0 P: 11	R: 1 E: 0 K: 2 S: 12	H: 1 LOB: 2 BB: 2 P: 26	R: 1 E: 0 K: 0 S: 11	H: 1 LOB: 1 BB: 1 P: 19	R: 1 E: 0 K: 1 S: 12	H: 2 LOB: 1 BB: 0 P: 20	R: 0 E: 0 K: 0 S: 9	H: 0 LOB: 0 BB: 2 P: 16	R: 0 E: 0 K: 2 S: 9	H: 0 LOB: 0 BB: 0 P: 16	R: 0 E: 0 K: 0 S: 9	H: 0 LOB: 0 BB: 0 P: 12	R: 0 E: 0 K: 2 S: 8	H: 0 LOB: 0 BB: 0 P: 12	1B: 1 2B: 1 3B: 0 HR: 2	SF: 1 SAC: 0 DP: 0 HBP: 0	WP: 0 PB: 0 SB: 0 CS: 0	PA: 33							
PITCHER	IP	WLS	BF	H	R	ER	SO	BB	IBB	HBP	BLK	WP	HR	S	P	ERA	WHIP										
Armando Reynoso R ERA: 4.65 (1, 1)	6.0	L	27	4	3	3	6	5	0	0	0	0	0	58	108	4.50	1.500										
Steve Reed R ERA: 4.22 (7, 1)	1.0		3	0	0	0	0	0	0	0	0	0	0	9	12	0.00	0.000										
Curt Leskanic R ERA: 6.95 (8, 1)	1.0		3	0	0	0	2	0	0	0	0	0	0	8	12	0.00	0.000										

AB	30
R	1
H	3
RBI	0
BB	5
SO	7
LOB	11



Batter	1	2	3	4	5	6	7	8	9	AB	R	H	RBI	BB	SO	LOB	TOP					
Eric Young Sr., R OBP: 0.424, SLG: 0.455 (1, 4)										4	0	1	0	0	0	4	Colorado Rockies @ Montreal Expos Olympic Stadium, Montreal, QB Wed Jul 31 1996, 3:33 AM EDT Att: 23,663 - Dome - 68 F livebaseballscorecards.com					
Ellis Burks, R OBP: 0.405, SLG: 0.618 (1, 7)										4	1	1	0	0	0	1						
Andres Calarraga, R OBP: 0.345, SLG: 0.560 (1, 3)										4	0	0	0	0	0	2						
Dante Bichette, R OBP: 0.369, SLG: 0.535 (1, 9)										4	0	1	0	0	0	1						
Vinny Castilla, R OBP: 0.348, SLG: 0.557 (1, 5)										4	0	0	1	0	1	1						
Jayhawk Owens, R OBP: 0.333, SLG: 0.422 (1, 2)										2	1	0	0	2	0	2						
Quinton McCracken, S OBP: 0.379, SLG: 0.383 (1, 8)										4	0	0	0	0	2	2						
Walt Weiss, S OBP: 0.393, SLG: 0.372 (1, 6)										3	0	1	0	1	0	1						
Roger Bailey, R OBP: 0.364, SLG: 0.800 (7, PH)										2	0	1	1	0	1	0						
Angel Echevarria, R OBP: 0.256, SLG: 0.256 (7, 1)										1	0	1	0	0	0	0						
Ryan Hawblitzel, R (7, 1)										0	0	0	0	0	0	0						
Inning Stats	R: 0 E: 0 K: 0 S: 7	H: 1 LOB: 1 BB: 0 P: 9	R: 1 E: 0 K: 0 S: 11	H: 1 LOB: 2 BB: 2 P: 22	R: 0 E: 0 K: 0 S: 8	H: 0 LOB: 0 BB: 0 P: 9	R: 0 E: 0 K: 0 S: 10	H: 0 LOB: 0 BB: 0 P: 16	R: 0 E: 0 K: 1 S: 6	H: 0 LOB: 0 BB: 0 P: 9	R: 1 E: 1 K: 0 S: 11	H: 2 LOB: 1 BB: 0 P: 14	R: 0 E: 0 K: 1 S: 10	H: 2 LOB: 1 BB: 0 P: 13	R: 0 E: 0 K: 2 S: 8	H: 0 LOB: 0 BB: 1 P: 11	R: 0 E: 0 K: 2 S: 14	H: 0 LOB: 1 BB: 1 P: 21	1B: 6 2B: 1 3B: 0 HR: 0	SF: 0 SAC: 0 DP: 2 HBP: 0	WP: 0 PB: 0 SB: 1 CS: 0	PA: 35
PITCHER Jeff Fassero, L ERA: 2.57 (1, 1)	IP: 9.0 WLS: W BF: 35 H: 6 R: 2 ER: 2 SO: 4 BB: 2 IBB: 1 HBP: 0 BLK: 0 WP: 0 HR: 0 S: 85 P: 124 ERA: 2.00 WHIP: 0.889															PITCHER						

Batter	1	2	3	4	5	6	7	8	9	AB	R	H	RBI	BB	SO	LOB	BOTTOM					
Mark Grudzielanek, R OBP: 0.349, SLG: 0.425 (1, 6)										4	1	1	0	0	0	0	Colorado Rockies @ Montreal Expos Olympic Stadium, Montreal, QB Wed Jul 31 1996, 3:33 AM EDT Att: 23,663 - Dome - 68 F livebaseballscorecards.com					
Mike Lansing, R OBP: 0.365, SLG: 0.441 (1, 4)										4	1	3	1	0	1	0						
Cliff Floyd, L OBP: 0.341, SLG: 0.455 (1, 7)										1	1	0	0	3	1	0						
Moises Alou, R OBP: 0.337, SLG: 0.438 (1, 9)										4	2	2	4	0	0	4						
Henry Rodriguez, L OBP: 0.321, SLG: 0.575 (1, 3)										4	0	0	0	0	2	3						
Rondell White, R OBP: 0.384, SLG: 0.474 (1, 8)										3	0	2	0	1	1	0						
Lenny Webster, R OBP: 0.315, SLG: 0.252 (1, 2)										4	0	0	0	0	1	3						
Shane Andrews, R OBP: 0.309, SLG: 0.444 (1, 5)										4	0	0	0	0	1	1						
Jeff Fassero, L OBP: 0.184, SLG: 0.093 (1, 1)										2	1	0	0	1	0	0						
Inning Stats	R: 0 E: 0 K: 2 S: 8	H: 0 LOB: 0 BB: 0 P: 12	R: 1 E: 1 K: 2 S: 14	H: 1 LOB: 1 BB: 1 P: 25	R: 0 E: 0 K: 0 S: 7	H: 1 LOB: 2 BB: 1 P: 17	R: 0 E: 0 K: 0 S: 7	H: 1 LOB: 0 BB: 0 P: 11	R: 2 E: 0 K: 0 S: 9	H: 2 LOB: 2 BB: 2 P: 22	R: 0 E: 0 K: 0 S: 3	H: 1 LOB: 0 BB: 0 P: 5	R: 3 E: 0 K: 1 S: 22	H: 2 LOB: 0 BB: 1 P: 30	R: 0 E: 0 K: 2 S: 8	H: 0 LOB: 0 BB: 0 P: 12	R: 0 E: 0 K: 2 S: 8	H: 0 LOB: 0 BB: 0 P: 12	1B: 6 2B: 1 3B: 0 HR: 1	SF: 0 SAC: 0 DP: 2 HBP: 0	WP: 0 PB: 0 SB: 1 CS: 0	PA: 35
PITCHER Roger Bailey, R ERA: 6.64 (1, 1)	IP: 6.0 WLS: L BF: 26 H: 4 R: 3 ER: 2 SO: 4 BB: 4 IBB: 0 HBP: 0 BLK: 0 WP: 0 HR: 0 S: 48 P: 92 ERA: 3.00 WHIP: 1.667															PITCHER						
Ryan Hawblitzel, R ERA: 6.55 (7, 1)	IP: 2.0 WLS: 9 BF: 2 H: 2 R: 3 ER: 3 SO: 3 BB: 1 IBB: 0 HBP: 0 BLK: 0 WP: 0 HR: 1 S: 30 P: 42 ERA: 13.50 WHIP: 1.500															PITCHER						



Batter	1	2	3	4	5	6	7	8	9	AB	R	H	RBI	BB	SO	LOB	TOP								
Lenny Harris, L OBP: 0.344, SLG: 0.442 (1, 5)	F9		G4-3			1B		P3		4	0	1	0	0	0	1									
Hal Morris, L OBP: 0.354, SLG: 0.442 (1, 3)	K			F7		F9			HR	4	1	1	1	0	1	1									
Barry Larkin, R OBP: 0.401, SLG: 0.550 Eric Owens, R OBP: 0.291, SLG: 0.252 (1, 6) (4, 7) (8, 5)	2B			G6-3			BB		G4-3	2	0	1	0	0	0	0									
Kevin Mitchell, R OBP: 0.400, SLG: 0.430 Johnny Ruffin, R OBP: 0.333, SLG: 0.333 Eddie Taubensee, L OBP: 0.329, SLG: 0.431 (1, 7) (4, 1) (9, PH)	G6-3			P4			K		K	2	0	0	0	0	0	1									
Eric Davis, R OBP: 0.400, SLG: 0.560 Willie Greene, L OBP: 0.316, SLG: 0.435 (1, 8) (7, PH) (7, 9)	F9				L8		K		BB	2	0	0	0	0	0	0									
Reggie Sanders, R OBP: 0.380, SLG: 0.505 Thomas Howard, S OBP: 0.287, SLG: 0.376 (1, 9) (7, PH) (7, 8)	K			L8		F8			BB	2	0	0	0	0	1	0									
Bret Boone, R OBP: 0.283, SLG: 0.360 (1, 4)	G4-3				G5-3			E9	BB	4	0	0	0	0	0	2									
Joe Oliver, R OBP: 0.318, SLG: 0.438 (1, 2)			K			G6-3		K		3	0	0	0	0	2	1									
Kevin Jarvis, L OBP: 0.100, SLG: 0.100 Jeff Branson, L OBP: 0.296, SLG: 0.379 (1, 1) (4, 6)			K			L8		L8		1	0	0	0	0	1	0									
Inning Stats	R: 0 E: 0 K: 1 S: 15	H: 1 LOB: 1 BB: 0 P: 22	R: 0 E: 0 K: 1 S: 9	H: 0 LOB: 0 BB: 0 P: 15	R: 0 E: 0 K: 2 S: 12	H: 0 LOB: 0 BB: 0 P: 19	R: 0 E: 0 K: 0 S: 4	H: 0 LOB: 0 BB: 0 P: 4	R: 0 E: 0 K: 0 S: 7	H: 0 LOB: 0 BB: 0 P: 12	R: 0 E: 0 K: 0 S: 9	H: 1 LOB: 1 BB: 0 P: 11	R: 0 E: 1 K: 2 S: 10	H: 0 LOB: 1 BB: 1 P: 18	R: 0 E: 1 K: 1 S: 8	H: 0 LOB: 1 BB: 0 P: 15	R: 1 E: 0 K: 1 S: 12	H: 2 LOB: 2 BB: 1 P: 18	1B: 2 2B: 1 3B: 0 HR: 1	SF: 0 SAC: 0 DP: 0 HBP: 0	WP: 0 PB: 0 SB: 1 CS: 0	PA: 34			
PITCHER	IP	WLS	BF	H	R	ER	SO	BB	IBB	HBP	BLK	WP	HR	S	P	ERA	WHIP								
Pedro Martinez, R ERA: 3.83 Jeff Juden, R ERA: 3.72	(1, 1) (9, 1)	8.0 1.0	W 6	28 2	0 1	0 1	7 1	1 1	0 0	0 0	0 0	0 0	0 1	74 12	116 18	0.00 9.00	0.375 3.000								

Cincinnati Reds @ Montreal Expos
Olympic Stadium, Montreal, QB
Fri Aug 02 1996, 7:05 PM EDT
Att: 12,988 - Dome - 68 F

AB	32
R	1
H	4
RBI	1
BB	2
SO	8
LOB	10



Batter	1	2	3	4	5	6	7	8	9	AB	R	H	RBI	BB	SO	LOB	BOTTOM								
Mark Grudzielanek, R OBP: 0.350, SLG: 0.428 (1, 6)	G6-3		F8		WP		G6-3			4	0	1	2	1	0	2									
Mike Lansing, R OBP: 0.369, SLG: 0.448 Andy Stankiewicz, R OBP: 0.313, SLG: 0.317 (1, 4) (7, 4)	F6	2B		G3	SF8		K			3	1	1	1	0	0	1									
Cliff Floyd, L OBP: 0.362, SLG: 0.456 (1, 7)	K2-3		G4-3	G3	G6-4-3			WP		3	1	1	0	1	1	1									
Moises Alou, R OBP: 0.334, SLG: 0.433 Yamir Benitez, R OBP: 0.125, SLG: 0.125 (1, 9) (8, 9)	G3-1	G4-3	G4-3	HR	G6-4-3		K			4	1	1	1	0	0	3									
Henry Rodriguez, L OBP: 0.325, SLG: 0.579 Dave Silvestri, R OBP: 0.368, SLG: 0.235 (1, 3) (6, 3)	1B	G4-3	G4-3	HR		K				3	2	2	3	0	0	0									
Darin Fletcher, L OBP: 0.318, SLG: 0.431 (1, 2)	1B	1B	1B	HR				BB		1	0	0	0	1	1	0									
F.P. Santangelo, S OBP: 0.366, SLG: 0.388 (1, 8)	1B	1B	1B	1B	1B				P4	4	2	2	0	1	1	3									
Shane Andrews, R OBP: 0.313, SLG: 0.463 (1, 5)	2B	1B	1B	F8			F7			3	1	1	2	1	0	2									
Pedro Martinez, R OBP: 0.188, SLG: 0.156 Jeff Juden, R (1, 1) (9, 1)	K		1B		WP		K			4	1	2	2	0	2	2									
Inning Stats	R: 0 E: 0 K: 1 S: 8	H: 0 LOB: 0 BB: 0 P: 12	R: 4 E: 0 K: 1 S: 17	H: 5 LOB: 1 BB: 0 P: 22	R: 3 E: 0 K: 1 S: 14	H: 4 LOB: 2 BB: 1 P: 21	R: 1 E: 0 K: 0 S: 10	H: 1 LOB: 1 BB: 2 P: 22	R: 0 E: 0 K: 2 S: 8	H: 0 LOB: 0 BB: 0 P: 9	R: 0 E: 0 K: 2 S: 12	H: 0 LOB: 0 BB: 1 P: 19	R: 0 E: 0 K: 2 S: 12	H: 0 LOB: 2 BB: 1 P: 19	1B: 8 2B: 5 3B: 0 HR: 1	SF: 1 SAC: 0 DP: 1 HBP: 1	WP: 2 PB: 0 SB: 0 CS: 0	PA: 43							
PITCHER	IP	WLS	BF	H	R	ER	SO	BB	IBB	HBP	BLK	WP	HR	S	P	ERA	WHIP								
Kevin Jarvis, R ERA: 5.35 Johnny Ruffin, R ERA: 5.47	(1, 1) (4, 1)	3.1 4.2	L 19	13 1	10 1	10 1	2 6	0 4	0 0	1 1	0 0	0 2	1 0	48 46	80 75	27.00 1.93	3.900 1.071								

Cincinnati Reds @ Montreal Expos
Olympic Stadium, Montreal, QB
Fri Aug 02 1996, 7:05 PM EDT
Att: 12,988 - Dome - 68 F

AB	36
R	11
H	14
RBI	11
BB	5
SO	8
LOB	17



Batter	1	2	3	4	5	6	7	8	9	AB	R	H	RBI	BB	SO	LOB	TOP											
Eric Owens, R OBP: 0.286, SLG: 0.247 Lenny Harris, L OBP: 0.342, SLG: 0.440	F9		G5-3		G6-3			G5-3		3	0	0	0	0	0	1	Cincinnati Reds @ Montreal Expos Olympic Stadium, Montreal, QB Sat Aug 03 1996, 7:05 PM EDT Att: 17,184 - Dome - 68 F											
Hal Morris, L OBP: 0.353, SLG: 0.440	K		G6-3			G3-1		F7 FC6 1B		4	0	1	0	0	1	0												
Barry Larkin, R OBP: 0.400, SLG: 0.545	F9			F9		FC1-4 HBP		FC6 F7 1-2		3	1	0	0	0	0	1												
Kevin Mitchell, R OBP: 0.395, SLG: 0.417		L8		G6-3		E2 FC1-4 BB		F7 1-2 2-3		3	0	0	0	1	0	2												
Eric Davis, R OBP: 0.398, SLG: 0.556		WP 1B		K		FC1-4 PB		G5-3		4	0	1	1	0	1	3												
Reggie Sanders, R OBP: 0.366, SLG: 0.518		4-1 1B			2-1 HR	G4-3		G6-4-3 BB		2	1	1	1	2	0	1												
Bret Boone, R OBP: 0.280, SLG: 0.355	L8			G1-3			L4	G6-4-3 1-2		4	0	0	0	0	0	3												
Joe Oliver, R OBP: 0.318, SLG: 0.436 Eddie Taubensee, L OBP: 0.314, SLG: 0.429	G5-3				3-1 SH1-4 1B		L9	K		3	0	1	0	0	0	2												
Mark Portugal, R OBP: 0.205, SLG: 0.209 Willie Greene, L OBP: 0.314, SLG: 0.432 Jeff Shaw, R	G5-3		G5-3		1-2 SH1-4		F9			1	0	0	0	0	0	0												
Inning Stats	R: 0 E: 0 K: 1 S: 7	H: 0 LOB: 0 BB: 0 P: 11	R: 0 E: 0 K: 0 S: 12	H: 1 LOB: 2 BB: 1 P: 26	R: 0 E: 0 K: 0 S: 7	H: 0 LOB: 0 BB: 0 P: 8	R: 0 E: 0 K: 1 S: 7	H: 0 LOB: 0 BB: 0 P: 14	R: 1 E: 0 K: 0 S: 8	H: 2 LOB: 1 BB: 0 P: 19	R: 1 E: 1 K: 0 S: 8	H: 0 LOB: 1 BB: 1 P: 17	R: 0 E: 0 K: 0 S: 8	H: 0 LOB: 0 BB: 0 P: 11	R: 0 E: 0 K: 1 S: 9	H: 1 LOB: 2 BB: 0 P: 13		R: 0 E: 0 K: 1 S: 7	H: 0 LOB: 0 BB: 1 P: 13	1B: 3 2B: 0 3B: 0 HR: 1	SF: 0 SAC: 1 DP: 1 HBP: 1	WP: 1 PB: 1 SB: 0 CS: 0	PA: 35					
PITCHER	IP	WLS	BF	H	R	ER	SO	BB	IBB	HBP	BLK	WP	HR	S	P	ERA	WHIP											
Rheal Cormier, L ERA: 3.84	(1, 1)	5.2	W	23	3	2	1	2	2	0	1	0	1	1	47	92	1.59	0.882										
Mike Dyer, R ERA: 4.29	(6, 1)	1.2		7	1	0	0	0	0	0	0	0	0	15	22	0.00	0.600											
Mel Rojas, R ERA: 4.39	(8, 1)	1.2	S	5	0	0	0	1	1	0	0	0	0	11	18	0.00	0.600											

Batter	1	2	3	4	5	6	7	8	9	AB	R	H	RBI	BB	SO	LOB	BOTTOM										
Mark Grudzielanek, R OBP: 0.348, SLG: 0.425	P2	L8		2-1 1B		1-3 K		L4		5	0	1	0	0	1	4	Cincinnati Reds @ Montreal Expos Olympic Stadium, Montreal, QB Sat Aug 03 1996, 7:05 PM EDT Att: 17,184 - Dome - 68 F										
Mike Lansing, R OBP: 0.365, SLG: 0.450	G5-3 2B		0-1 S 1B	1-0 L7 1B			2-2 L8			4	0	2	0	0	0	1											
Cliff Floyd, L OBP: 0.354, SLG: 0.444	G5-3		1-3 K 1B	1-1 G4-3			0-1 P6			4	0	0	0	0	1	3											
Moises Alou, R OBP: 0.331, SLG: 0.428	F8		3-2 F8 1-2		0-0 P2		0-0 G3			4	0	0	0	0	0	2											
Henry Rodriguez, L OBP: 0.326, SLG: 0.581		WP 1B 1B	2-3 K		2-2 G5-3			G4-3 2B 2B		4	2	2	0	0	1	1											
Darin Fletcher, L OBP: 0.320, SLG: 0.430		1B WP 1B		3-0 1B HR HBP		1-1 G4-3		P6		3	1	1	0	0	0	1											
F.P. Santangelo, S OBP: 0.370, SLG: 0.390	P4			0-0 HR 1B		0-1 WP 1B		G4-3		4	1	2	0	0	0	3											
Shane Andrews, R OBP: 0.319, SLG: 0.476		2-3 3-H 1B		0-1 HR		0-2 P3		2B IBB		3	2	2	4	1	0	1											
Rheal Cormier, L OBP: 0.200, SLG: 0.211 Mike Dyer, R Mel Rojas, R OBP: 0.400, SLG: 0.600	F7			1-2 F9		0-2 B5		0-1 2B		2	0	0	0	0	0	2											
Inning Stats	R: 0 E: 0 K: 0 S: 7	H: 1 LOB: 1 BB: 0 P: 11	R: 1 E: 0 K: 0 S: 13	H: 3 LOB: 2 BB: 0 P: 18	R: 0 E: 0 K: 2 S: 12	H: 1 LOB: 1 BB: 0 P: 18	R: 3 E: 0 K: 0 S: 9	H: 3 LOB: 1 BB: 0 P: 16	R: 0 E: 0 K: 1 S: 11	H: 1 LOB: 1 BB: 0 P: 12	R: 0 E: 0 K: 0 S: 7	H: 0 LOB: 0 BB: 0 P: 9	R: 0 E: 0 K: 0 S: 9	H: 2 LOB: 1 BB: 1 P: 16	R: 2 E: 0 K: 0 S: 9	H: 2 LOB: 1 BB: 1 P: 16		1B: 7 2B: 3 3B: 0 HR: 1	SF: 0 SAC: 0 DP: 0 HBP: 1	WP: 2 PB: 0 SB: 1 CS: 0	PA: 37						
PITCHER	IP	WLS	BF	H	R	ER	SO	BB	IBB	HBP	BLK	WP	HR	S	P	ERA	WHIP										
Mark Portugal, R ERA: 3.87	(1, 1)	6.0	L	28	9	4	4	3	0	1	0	0	0	60	86	6.00	1.500										
Jeff Shaw, R ERA: 3.52	(7, 1)	2.0		9	2	2	2	0	0	1	0	0	0	16	25	9.00	1.000										

AB	30
R	2
H	4
RBI	2
BB	3
SO	3
LOB	13



AB	35
R	6
H	11
RBI	6
BB	1
SO	3
LOB	19



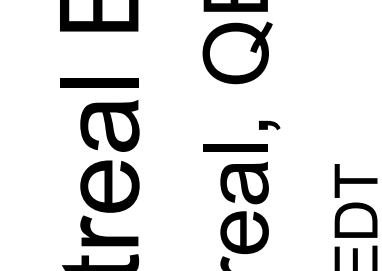
Batter	1	2	3	4	5	6	7	8	9	AB	R	H	RBI	BB	SO	LOB	TOP					
Lenny Harris, L OBP: 0.333, SLG: 0.428	G3		G3		G6-3	L7		P5		5	0	0	0	0	0	1	Cincinnati Reds @ Montreal Expos Olympic Stadium, Montreal, QB Sun Aug 04 1996, 3:33 AM EDT Att: 15,408 - Dome - 68 F					
Hal Morris, L OBP: 0.356, SLG: 0.442	1B		1B		1B	F7			K	5	1	3	0	0	1	0						
Barry Larkin, R OBP: 0.402, SLG: 0.551	1B		F7		1B	G5-3		G4-3	2B	4	1	2	0	1	0	1						
Kevin Mitchell, R OBP: 0.387, SLG: 0.417	K		F9		K			G4-3	2B	5	0	1	0	0	2	6						
Reggie Sanders, R OBP: 0.366, SLG: 0.511	G4-3				1B	G3			BB	3	0	0	0	2	0	3						
Eddie Taubensee, L OBP: 0.325, SLG: 0.429		L8			1B			FC3-6	P4	5	0	2	2	0	0	2						
Thomas Howard, S OBP: 0.282, SLG: 0.369	G3-1		E4		G4-3			FC3-6		4	1	0	0	0	0	3						
Willie Greene, L OBP: 0.318, SLG: 0.430						F8		K		3	0	1	0	1	1							
Dave Burba, R OBP: 0.146, SLG: 0.239									E3	2	0	0	0	0	1	3						
Scott Service, R OBP: 0.285, SLG: 0.246										0	0	0	0	0	0	0						
Eric Owens, R OBP: 0.285, SLG: 0.246										0	0	0	0	0	0	0						
Lee Smith, R OBP: 0.285, SLG: 0.246										0	0	0	0	0	0	0						
Jeff Branson, L OBP: 0.285, SLG: 0.277										0	0	0	0	0	0	0						
Hector Carrasco, R OBP: 0.285, SLG: 0.277										0	0	0	0	0	0	0						
Inning Stats	R: 0 E: 0 K: 1 S: 11	H: 1 LOB: 2 BB: 1 P: 20	R: 0 E: 0 K: 1 S: 7	H: 0 LOB: 1 BB: 1 P: 12	R: 0 E: 0 K: 0 S: 5	H: 1 LOB: 1 BB: 0 P: 8	R: 0 E: 1 K: 0 S: 10	H: 1 LOB: 2 BB: 1 P: 17	R: 2 E: 0 K: 1 S: 19	H: 3 LOB: 2 BB: 1 P: 28	R: 0 E: 0 K: 1 S: 6	H: 0 LOB: 0 BB: 0 P: 9	R: 0 E: 0 K: 0 S: 7	H: 1 LOB: 1 BB: 0 P: 9	R: 1 E: 2 K: 1 S: 13	H: 1 LOB: 1 BB: 0 P: 19	R: 0 E: 0 K: 1 S: 11	H: 1 LOB: 2 BB: 1 P: 22	1B: 6 2B: 3 3B: 0 HR: 0	SF: 0 SAC: 0 DP: 0 HBP: 0	WP: 0 PB: 0 CS: 0	PA: 42
PITCHER	IP WLS BF H R ER SO BB IBB HBP BLK WP HR S P ERA WHIP																					
Ugueth Urbina, R ERA: 3.76	(1, 1) 6.0 W 28 6 2 2 4 3 0 0 0 0 0 0 58 94 3.00 1.500																					
Barry Manuel, R ERA: 3.52	(7, 1) 1.2 8 2 1 0 1 0 0 0 0 0 0 0 19 26 0.00 1.200																					
Omar Daal, L ERA: 2.91	(8, 1) 1.0 5 1 0 0 1 1 0 0 0 0 0 0 10 22 0.00 2.000																					
Mel Rojas, R ERA: 4.37	(9, 1) 0.1 S 1 0 0 0 0 0 0 0 0 0 0 0 0 2 2 0.00 0.000																					

Batter	1	2	3	4	5	6	7	8	9	AB	R	H	RBI	BB	SO	LOB	BOTTOM			
Mark Grudzielanek, R OBP: 0.347, SLG: 0.425	F8		F9	1B		F9		G4-3		5	1	1	0	0	0	0	Cincinnati Reds @ Montreal Expos Olympic Stadium, Montreal, QB Sun Aug 04 1996, 3:33 AM EDT Att: 15,408 - Dome - 68 F			
F.P. Santangelo, S OBP: 0.371, SLG: 0.388	BB		P3	FC6-4		G6-3		G6-3		4	0	1	0	1	0	0				
Cliff Floyd, L OBP: 0.344, SLG: 0.429	G3-6		K	K		G5-3		P5		5	0	0	0	0	2	3				
Moises Alou, R OBP: 0.330, SLG: 0.426		G5-3		1B				F9		4	1	1	1	0	0	1				
Henry Rodriguez, L OBP: 0.330, SLG: 0.585		2B		K				E	1B	4	1	3	0	0	1	1				
Darin Fletcher, L OBP: 0.323, SLG: 0.431		L9		1B		G4-3		E	1B	4	1	2	1	0	0	1				
Shane Andrews, R OBP: 0.321, SLG: 0.481		IBB		2B		K		E4	FC3-6	3	1	1	2	1	1	2				
Andy Stankiewicz, R OBP: 0.338, SLG: 0.349				3B				K		3	1	2	1	1	1	3				
Ugueth Urbina, R OBP: 0.107, SLG: 0.107				SH				FC3-6		2	1	0	0	0	2	4				
Barry Manuel, R ERA: 2.7				SH						1	0	0	0	0	0	3				
Omar Daal, L ERA: 3.68				WP						0	0	0	0	0	0	0				
Mel Rojas, R OBP: 0.400, SLG: 0.600										0	0	0	0	0	0	0				
Inning Stats	R: 0 E: 0 K: 0 S: 5	H: 0 LOB: 0 BB: 1 P: 9	R: 0 E: 0 K: 1 S: 11	H: 1 LOB: 2 BB: 2 P: 25	R: 0 E: 0 K: 1 S: 7	H: 0 LOB: 0 BB: 0 P: 11	R: 7 E: 1 K: 2 S: 21	H: 7 LOB: 1 BB: 0 P: 32	R: 0 E: 0 K: 2 S: 10	H: 1 LOB: 1 BB: 0 P: 13	R: 0 E: 0 K: 0 S: 6	H: 0 LOB: 0 BB: 0 P: 9	R: 0 E: 1 K: 1 S: 11	H: 2 LOB: 3 BB: 0 P: 13	R: 0 E: 0 K: 0 S: 10	H: 0 LOB: 0 BB: 0 P: 14	1B: 7 2B: 3 3B: 1 HR: 0	SF: 0 SAC: 1 DP: 1 HBP: 0	WP: 2 PB: 0 CS: 0	PA: 39
PITCHER	IP WLS BF H R ER SO BB IBB HBP BLK WP HR S P ERA WHIP																			
Dave Burba, R ERA: 4.05	(1, 1) 3.0 L 18 6 6 6 2 2 1 0 0 0 0 1 0 22 31 0.00 1.500																			
Scott Service, R ERA: 2.7	(4, 1) 2.0 9 3 1 0 4 0 0 0 0 0 1 0 22 31 0.00 1.500																			
Lee Smith, R ERA: 3.68	(6, 1) 2.0 9 2 0 0 1 0 0 0 0 0 0 0 17 22 0.00 1.000																			
Hector Carrasco, R ERA: 3.23	(8, 1) 1.0 3 0 0 0 0 0 0 0 0 0 0 0 10 14 0.00 0.000																			

AB 38
R 3
H 9
RBI 2
BB 4
SO 6
LOB 20



AB 35
R 7
H 11
RBI 5
BB 3
SO 7
LOB 18



Batter	1	2	3	4	5	6	7	8	9	AB	R	H	RBI	BB	SO	LOB	TOP								
Mark Grudzielanek, R (1, 6) <small>OBP: 0.347, SLG: 0.422</small> Andy Stankiewicz, R (8, 4) <small>OBP: 0.333, SLG: 0.344</small>										5	1	2	0	0	2	1									
Mike Lansing, R (1, 4) <small>OBP: 0.370, SLG: 0.449</small> Dave Leiper, L (7, 1) <small>OBP: 0.333, SLG: 0.344</small> Jeff Juden, R (9, 1)										5	2	1	1	0	1	2									
Cliff Floyd, L (1, 7) <small>OBP: 0.342, SLG: 0.430</small>										5	0	0	0	0	2	2									
Moises Alou, R (1, 9) <small>OBP: 0.336, SLG: 0.429</small>										3	3	3	0	2	0	0									
Darrin Fletcher, L (1, 2) <small>OBP: 0.330, SLG: 0.456</small> Tim Spehr, R (8, PR) <small>OBP: 0.150, SLG: 0.189</small>										4	2	3	4	0	0	1									
Henry Rodriguez, L (1, 3) <small>OBP: 0.330, SLG: 0.582</small>										4	2	2	1	0	2	5									
Shane Andrews, R (1, 5) <small>OBP: 0.326, SLG: 0.482</small>										5	1	2	1	0	2	3									
F.P. Santangelo, S (1, 8) <small>OBP: 0.372, SLG: 0.386</small>										5	1	1	0	0	0	5									
Mark Leiter, R (1, 1) <small>OBP: 0.188, SLG: 0.174</small> Dave Silvestri, R (7, PH) <small>OBP: 0.370, SLG: 0.248</small>										3	1	1	2	0	2	0									
Inning Stats	R: 0 E: 0 K: 1 S: 8	H: 1 LOB: 0 BB: 0 P: 10	R: 1 E: 0 K: 1 S: 11	H: 0 LOB: 0 BB: 1 P: 19	R: 0 E: 0 K: 2 S: 8	H: 0 LOB: 0 BB: 0 P: 12	R: 1 E: 1 K: 2 S: 16	H: 1 LOB: 3 BB: 1 P: 29	R: 0 E: 0 K: 1 S: 8	H: 0 LOB: 0 BB: 0 P: 12	R: 7 E: 1 K: 0 S: 21	H: 7 LOB: 0 BB: 0 P: 32	R: 4 E: 0 K: 3 S: 19	H: 5 LOB: 1 BB: 0 P: 28	R: 0 E: 0 K: 1 S: 15	H: 2 LOB: 2 BB: 0 P: 29	R: 0 E: 0 K: 1 S: 6	H: 0 LOB: 0 BB: 0 P: 9	1B: 12 2B: 2 3B: 0 HR: 2	SF: 1 SAC: 0 DP: 0 HBP: 1	WP: 0 PB: 0 SB: 2 CS: 1	PA: 47			
PITCHER	IP WLS BF H R ER SO BB IBB HBP BLK WP HR S P ERA WHIP	IP WLS BF H R ER SO BB IBB HBP BLK WP HR S P ERA WHIP	IP WLS BF H R ER SO BB IBB HBP BLK WP HR S P ERA WHIP	IP WLS BF H R ER SO BB IBB HBP BLK WP HR S P ERA WHIP	IP WLS BF H R ER SO BB IBB HBP BLK WP HR S P ERA WHIP	IP WLS BF H R ER SO BB IBB HBP BLK WP HR S P ERA WHIP	IP WLS BF H R ER SO BB IBB HBP BLK WP HR S P ERA WHIP	IP WLS BF H R ER SO BB IBB HBP BLK WP HR S P ERA WHIP	IP WLS BF H R ER SO BB IBB HBP BLK WP HR S P ERA WHIP	IP WLS BF H R ER SO BB IBB HBP BLK WP HR S P ERA WHIP	IP WLS BF H R ER SO BB IBB HBP BLK WP HR S P ERA WHIP	IP WLS BF H R ER SO BB IBB HBP BLK WP HR S P ERA WHIP	IP WLS BF H R ER SO BB IBB HBP BLK WP HR S P ERA WHIP	IP WLS BF H R ER SO BB IBB HBP BLK WP HR S P ERA WHIP	IP WLS BF H R ER SO BB IBB HBP BLK WP HR S P ERA WHIP	IP WLS BF H R ER SO BB IBB HBP BLK WP HR S P ERA WHIP	IP WLS BF H R ER SO BB IBB HBP BLK WP HR S P ERA WHIP	IP WLS BF H R ER SO BB IBB HBP BLK WP HR S P ERA WHIP	IP WLS BF H R ER SO BB IBB HBP BLK WP HR S P ERA WHIP	IP WLS BF H R ER SO BB IBB HBP BLK WP HR S P ERA WHIP	IP WLS BF H R ER SO BB IBB HBP BLK WP HR S P ERA WHIP	IP WLS BF H R ER SO BB IBB HBP BLK WP HR S P ERA WHIP	IP WLS BF H R ER SO BB IBB HBP BLK WP HR S P ERA WHIP	IP WLS BF H R ER SO BB IBB HBP BLK WP HR S P ERA WHIP	IP WLS BF H R ER SO BB IBB HBP BLK WP HR S P ERA WHIP

Montreal Expos @ Houston Astros
Astrodome, Houston, TX
Wed Aug 07 1996, 8:05 PM EDT
Att: 19,703 - Dome - 68 F

AB	42
R	13
H	16
RBI	11
BB	2
SO	12
LOB	19



Batter	1	2	3	4	5	6	7	8	9	AB	R	H	RBI	BB	SO	LOB	BOTTOM								
John Cangelosi, S (1, 8) <small>OBP: 0.393, SLG: 0.365</small>										4	2	1	0	1	0	2									
Craig Biggio, R (1, 4) <small>OBP: 0.400, SLG: 0.435</small> Ricky Gutierrez, R (7, PH) <small>OBP: 0.347, SLG: 0.328</small>										3	0	1	0	0	0	0									
5 Jeff Bagwell, R (1, 3) <small>OBP: 0.447, SLG: 0.582</small> Brian Hunter, R (7, PH) <small>OBP: 0.297, SLG: 0.346</small>										2	1	2	1	0	0	0									
Derek Bell, R (1, 9) <small>OBP: 0.327, SLG: 0.459</small> James Mouton, R (7, PH) <small>OBP: 0.339, SLG: 0.353</small> Bill Spiers, L (8, 3) <small>OBP: 0.270, SLG: 0.354</small>										3	1	2	1	0	0	2									
Derrick May, L (1, 7) <small>OBP: 0.347, SLG: 0.404</small>										4	0	0	0	1	0	2									
Sean Berry, R (1, 5) <small>OBP: 0.311, SLG: 0.464</small>										5	0	1	1	0	0	2									
Orlando Miller, R (1, 6) <small>OBP: 0.300, SLG: 0.426</small>										4	0	2	0	0	1	2									
Kirt Manwaring, R (1, 2) <small>OBP: 0.303, SLG: 0.281</small> Mark Small, R (7, 1) <small>OBP: 0.247, SLG: 0.303</small> Randy Knorr, R (8, PH) <small>OBP: 0.247, SLG: 0.303</small> Xavier Hernandez, L (9, 1)										3	0	0	0	0	1	3									
Donne Wall, R (1, 1) <small>OBP: 0.258, SLG: 0.241</small> Terry Clark, R (6, 1) <small>OBP: 0.278, SLG: 0.353</small>										1	0	0	0	0	0	0									
Inning Stats	R: 1 E: 0 K: 0 S: 9	H: 1 LOB: 1 BB: 1 P: 19	R: 0 E: 0 K: 1 S: 8	H: 1 LOB: 0 BB: 0 P: 13	R: 0 E: 0 K: 0 S: 10	H: 2 LOB: 1 BB: 0 P: 15	R: 0 E: 0 K: 0 S: 7	H: 0 LOB: 0 BB: 0 P: 12	R: 0 E: 0 K: 0 S: 6	H: 0 LOB: 0 BB: 0 P: 9	R: 2 E: 0 K: 0 S: 13	H: 3 LOB: 1 BB: 0 P: 21	R: 0 E: 0 K: 1 S: 11	H: 2 LOB: 2 BB: 0 P: 18	R: 0 E: 0 K: 0 S: 10	H: 2 LOB: 2 BB: 0 P: 15	R: 2 E: 1 K: 1 S: 13	H: 2 LOB: 2 BB: 1 P: 20	1B: 9 2B: 2 3B: 0 HR: 2	SF: 0 SAC: 1 DP: 1 HBP: 2	WP: 0 PB: 0 SB: 0 CS: 1	PA: 43			
PITCHER	IP WLS BF H R ER SO BB IBB HBP BLK WP HR S P ERA WHIP	IP WLS BF H R ER SO BB IBB HBP BLK WP HR S P ERA WHIP	IP WLS BF H R ER SO BB IBB HBP BLK WP HR S P ERA WHIP	IP WLS BF H R ER SO BB IBB HBP BLK WP HR S P ERA WHIP	IP WLS BF H R ER SO BB IBB HBP BLK WP HR S P ERA WHIP	IP WLS BF H R ER SO BB IBB HBP BLK WP HR S P ERA WHIP	IP WLS BF H R ER SO BB IBB HBP BLK WP HR S P ERA WHIP	IP WLS BF H R ER SO BB IBB HBP BLK WP HR S P ERA WHIP	IP WLS BF H R ER SO BB IBB HBP BLK WP HR S P ERA WHIP	IP WLS BF H R ER SO BB IBB HBP BLK WP HR S P ERA WHIP	IP WLS BF H R ER SO BB IBB HBP BLK WP HR S P ERA WHIP	IP WLS BF H R ER SO BB IBB HBP BLK WP HR S P ERA WHIP	IP WLS BF H R ER SO BB IBB HBP BLK WP HR S P ERA WHIP	IP WLS BF H R ER SO BB IBB HBP BLK WP HR S P ERA WHIP	IP WLS BF H R ER SO BB IBB HBP BLK WP HR S P ERA WHIP	IP WLS BF H R ER SO BB IBB HBP BLK WP HR S P ERA WHIP	IP WLS BF H R ER SO BB IBB HBP BLK WP HR S P ERA WHIP	IP WLS BF H R ER SO BB IBB HBP BLK WP HR S P ERA WHIP	IP WLS BF H R ER SO BB IBB HBP BLK WP HR S P ERA WHIP	IP WLS BF H R ER SO BB IBB HBP BLK WP HR S P ERA WHIP	IP WLS BF H R ER SO BB IBB HBP BLK WP HR S P ERA WHIP	IP WLS BF H R ER SO BB IBB HBP BLK WP HR S P ERA WHIP	IP WLS BF H R ER SO BB IBB HBP BLK WP HR S P ERA WHIP	IP WLS BF H R ER SO BB IBB HBP BLK WP HR S P ERA WHIP	IP WLS BF H R ER SO BB IBB HBP BLK WP HR S P ERA WHIP

Montreal Expos @ Houston Astros
Astrodome, Houston, TX
Wed Aug 07 1996, 8:05 PM EDT
Att: 19,703 - Dome - 68 F

AB	38
R	5
H	13
RBI	4
BB	2
SO	3
LOB	23



Batter	1	2	3	4	5	6	7	8	9	AB	R	H	RBI	BB	SO	LOB	TOP			
Mark Grudzielanek, R OBP: 0.346, SLG: 0.421 Dave Silvestri, R OBP: 0.370, SLG: 0.248	E6		K					F8		4	0	1	0	0	1	2				
Mike Lansing, R OBP: 0.369, SLG: 0.447 Dave Veres, R OBP: 0.500, SLG: 0.667	F8			F7		FC5-4				4	0	1	1	0	0	2				
Cliff Floyd, L OBP: 0.335, SLG: 0.420	K			G3			K	F7		4	0	0	0	0	2	3				
Moises Alou, R OBP: 0.336, SLG: 0.427	F8			4-3			K			4	1	1	0	0	1	1				
Darrin Fletcher, L OBP: 0.330, SLG: 0.455 Omar Daal, L OBP: 0.342, SLG: 0.369		F7			F9					3	0	1	0	0	0	0				
Henny Rodriguez, L OBP: 0.327, SLG: 0.577		F9			P6					4	0	0	1	0	1	2				
Rondell White, R OBP: 0.356, SLG: 0.466				6-3						4	1	1	0	0	0	1				
Shane Andrews, R OBP: 0.322, SLG: 0.475			K							4	0	0	0	0	2	2				
Pedro Martinez, R OBP: 0.184, SLG: 0.152 Barry Manuel, R OBP: 0.370, SLG: 0.384 Mike Dyer, R OBP: 0.171, SLG: 0.189			4-3			L8				1	0	0	0	0	0	0				
Inning Stats	R: 0 E: 1 K: 1 S: 6	H: 0 LOB: 1 BB: 0 P: 6	R: 0 E: 0 K: 0 S: 3	H: 0 LOB: 0 BB: 0 P: 3	R: 0 E: 0 K: 2 S: 7	H: 0 LOB: 0 BB: 0 P: 7	R: 0 E: 0 K: 0 S: 3	H: 0 LOB: 0 BB: 0 P: 3	R: 0 E: 0 K: 1 S: 6	H: 1 LOB: 1 BB: 0 P: 6	R: 0 E: 0 K: 3 S: 10	H: 1 LOB: 1 BB: 0 P: 10	R: 1 E: 0 K: 0 S: 5	H: 2 LOB: 2 BB: 1 P: 9	R: 1 E: 0 K: 0 S: 5	H: 2 LOB: 1 BB: 0 P: 5	1B: 4 2B: 2 3B: 0 HR: 0	SF: 0 SAC: 0 DP: 0 HBP: 0	WP: 0 PB: 0 SB: 1 CS: 0	PA: 35
PITCHER Doug Drabek, R ERA: 4.33	IP: 9.0 WLS: W BF: 35 H: 6 R: 2 ER: 2 SO: 7 BB: 1 IBB: 0 HBP: 0 BLK: 0 WP: 0 HR: 0 S: 48 P: 52 ERA: 2.00 WHIP: 0.778															PITCHER				

Montreal Expos @ Houston Astros
Astrodome, Houston, TX
Thu Aug 08 1996, 4:33 AM EDT
Att: 26,632 - Dome

AB	34
R	2
H	6
RBI	2
BB	1
SO	7
LOB	13



Batter	1	2	3	4	5	6	7	8	9	AB	R	H	RBI	BB	SO	LOB	BOTTOM			
Brian Hunter, R OBP: 0.298, SLG: 0.345	4-3		6-3	F7		WP		F8		4	1	1	0	1	0	2				
Craig Biggio, R OBP: 0.403, SLG: 0.437	4-3		5		4-0					2	2	1	0	2	0	1				
5 Jeff Bagwell, R OBP: 0.447, SLG: 0.581	5-3									4	0	2	1	0	0	2				
Derek Bell, R OBP: 0.324, SLG: 0.455	P4		3-1		FC4-6					4	0	0	2	0	0	2				
Derrick May, L OBP: 0.347, SLG: 0.403 James Mouton, R OBP: 0.338, SLG: 0.351		2B	K		F8					3	1	1	0	0	1	2				
Tony Eusebio, R OBP: 0.293, SLG: 0.370					FC5-4					3	1	1	1	1	0	1				
Bill Spiers, L OBP: 0.284, SLG: 0.385		G3								3	1	2	1	1	0	1				
Ricky Gutierrez, R OBP: 0.350, SLG: 0.328										3	0	1	0	1	0	1				
Doug Drabek, R OBP: 0.186, SLG: 0.209		9-3-6								4	0	0	0	0	1	5				
Inning Stats	R: 1 E: 0 K: 0 S: 3	H: 0 LOB: 1 BB: 1 P: 7	R: 1 E: 0 K: 0 S: 4	H: 2 LOB: 1 BB: 1 P: 8	R: 1 E: 0 K: 1 S: 7	H: 2 LOB: 1 BB: 0 P: 7	R: 1 E: 0 K: 0 S: 3	H: 1 LOB: 2 BB: 2 P: 11	R: 1 E: 0 K: 0 S: 4	H: 1 LOB: 1 BB: 1 P: 8	R: 1 E: 0 K: 0 S: 5	H: 2 LOB: 2 BB: 1 P: 9	R: 0 E: 0 K: 0 S: 3	H: 0 LOB: 0 BB: 0 P: 3	R: 0 E: 0 K: 1 S: 6	H: 1 LOB: 1 BB: 0 P: 6	1B: 6 2B: 3 3B: 0 HR: 1	SF: 0 SAC: 0 DP: 2 HBP: 0	WP: 1 PB: 0 SB: 3 CS: 0	PA: 37
PITCHER Pedro Martinez, R ERA: 4.02 Barry Manuel, R ERA: 3.43 Mike Dyer, R ERA: 4.37 Omar Daal, L ERA: 2.82 Dave Veres, R ERA: 4.92	IP: 4.0 WLS: L BF: 21 H: 6 R: 5 ER: 5 SO: 1 BB: 5 IBB: 0 HBP: 0 BLK: 0 WP: 0 HR: 0 S: 18 P: 38 ERA: 11.25 WHIP: 2.750															PITCHER				

Montreal Expos @ Houston Astros
Astrodome, Houston, TX
Thu Aug 08 1996, 4:33 AM EDT
Att: 26,632 - Dome

AB	31
R	6
H	9
RBI	5
BB	6
SO	2
LOB	17



Batter	1	2	3	4	5	6	7	8	9	AB	R	H	RBI	BB	SO	LOB	TOP																			
Brian McRae, S (1, 8) OBP: 0.353, SLG: 0.407	1-1 1B	3-2 2B		1-0 23 S 23 E 1B		1-2 G6-3			2-2 FC1-5-4-1 23 E	5	2	3	0	0	0	1																				
23 Ryne Sandberg, R (1, 4) OBP: 0.304, SLG: 0.445	1-2 K	1-1 G6-3		4-1 BB 1-3 BB			1-2 F8		1-2 E5 FC6	4	0	0	0	1	1	2																				
Mark Grace, L (1, 3) OBP: 0.404, SLG: 0.444	1-1 BB 1-3 1B		2-1 1B	4-2 BB			2-3 K		1-0 FC6	4	1	2	0	1	1	1																				
Sammy Sosa, R (1, 9) OBP: 0.324, SLG: 0.584	2-3 K		0-1 G1-4-6-3 1-2	0-3 K			0-1 G5-3			4	0	0	0	0	2	6																				
Luis Gonzalez, L (1, 7) OBP: 0.356, SLG: 0.422	4-2 1B BB		1-0 S 1B		2-0 F7			0-1 G4-3		3	0	1	0	1	0	0																				
Dave Magadan, L (1, 5) OBP: 0.380, SLG: 0.275	1-0 1B		4-2 BB		1-2 L8			1-1 F9		2	0	1	2	1	0	0																				
Leo Gomez, R (7, 5) OBP: 0.354, SLG: 0.476	1-3 2-H 3-H 1B		1-2 BB		1-2 L7			1-2 G4-3		1	0	0	0	0	0	0																				
Tyler Houston, L (1, 2) OBP: 0.385, SLG: 0.556	0-0 F8		1-2 L7		0-3 K			1-2 G4-3		4	0	0	0	0	1	4																				
José Hernández, R (1, 6) OBP: 0.284, SLG: 0.379		0-2 G5-3		2-3 K		1-1 G1-3			2-1 SH1 HBP	3	0	0	0	0	1	0																				
Frank Castillo, R (1, 1) OBP: 0.133, SLG: 0.114		1-3 K		0-1 G5-3		0-2 G4-3			0-0 SH1	0	0	0	0	0	0	0																				
Terry Adams, R (7, 1) Larry Casian, R (8, 1) Rey Sanchez, R (9, PH) Turk Wendell, L (9, 1) OBP: 0.270, SLG: 0.249 OBP: 0.997, SLG: 0.500									1-2	0	0	0	0	0	0	0																				
Inning Stats	R: 2 E: 0 K: 2 S: 14	H: 3 LOB: 2 BB: 1 P: 24	R: 0 E: 0 K: 1 S: 15	H: 1 LOB: 1 BB: 0 P: 20	R: 0 E: 0 K: 0 S: 12	H: 2 LOB: 2 BB: 1 P: 20	R: 0 E: 1 K: 2 S: 16	H: 1 LOB: 3 BB: 2 P: 27	R: 0 E: 0 K: 1 S: 8	H: 0 LOB: 0 BB: 0 P: 11	R: 0 E: 0 K: 0 S: 8	H: 0 LOB: 0 BB: 0 P: 11	R: 0 E: 0 K: 0 S: 7	H: 0 LOB: 0 BB: 0 P: 9	R: 1 E: 1 K: 0 S: 9	H: 0 LOB: 1 BB: 0 P: 15	1B: 6 2B: 1 3B: 0 HR: 0	SF: 0 SAC: 1 DP: 1 HBP: 1	WP: 0 PB: 0 SB: 2 CS: 0	PA: 39																
PITCHER	IP WLS BF H R ER SO BB IBB HBP BLK WP HR S P ERA WHIP																																			
Ugueth Urbina, R (1, 1) ERA: 3.75	5.0	25	7	2	2	6	4	0	0	0	0	0	0	65	102	3.60	2.200																			
Omar Daal, L (6, 1) ERA: 2.72	2.0	6	0	0	0	1	0	0	0	0	0	0	0	16	21	0.00	0.000																			
Mike Dyer, R (8, 1) ERA: 4.22	2.0	L	8	0	1	0	0	0	1	0	0	0	0	16	24	0.00	0.000																			

Chicago Cubs @ Montreal Expos
Olympic Stadium, Montreal, QB
Sat Aug 10 1996, 7:05 PM EDT
Att: 16,724 - Dome - 72 F

AB	33
R	3
H	7
RBI	2
BB	4
SO	7
LOB	14



Batter	1	2	3	4	5	6	7	8	9	AB	R	H	RBI	BB	SO	LOB	BOTTOM																	
Mark Grudzielanek, R (1, 6) OBP: 0.346, SLG: 0.419	1-1 G4-3		0-0 G6-3			1-2 P3		2-1 G3-1 SH3 1B		4	0	1	0	0	0	1																		
Mike Lansing, R (1, 4) OBP: 0.365, SLG: 0.446	1-1 L6-3 1B			2-3 K		0-1 G6-3		0-0 SH3		3	0	1	0	0	1	0																		
Cliff Floyd, L (1, 3) OBP: 0.332, SLG: 0.431	2-0 L6-3			1-3 K		3-3 K		1-1 G3-1		4	0	0	0	0	2	2																		
Moises Alou, R (1, 9) OBP: 0.342, SLG: 0.446		3-2 G6-3 1B		3-1 1B			3-2 1B 3B	4-0 IBB		3	1	3	0	1	0	0																		
Darrin Fletcher, L (1, 2) OBP: 0.327, SLG: 0.452		0-0 G6-3		2-0 G3			3-2 2B G4-3 1B	2-3 K		4	1	1	1	0	1	4																		
Rondell White, R (1, 8) OBP: 0.381, SLG: 0.471		0-0 G4-3			0-2 CS 1B		1-2 G4-3 2B		1-3 K	4	0	2	0	0	1	0																		
F.P. Santangelo, S (1, 7) OBP: 0.377, SLG: 0.407					1-0 SH3 1B		2-1 G5-3 1B		3-2 F7	4	0	2	0	0	0	2																		
Dave Silvestri, R (1, 5) OBP: 0.385, SLG: 0.244			3-2 L8		1-1 G5-3		0-1 G4-3		0-2 F8	2	0	0	0	0	0	2																		
Andy Stankiewicz, R (7, PH) OBP: 0.329, SLG: 0.353					1-2 1B					2	0	0	1	0	0	1																		
Ugueth Urbina, R (1, 1) OBP: 0.107, SLG: 0.107					2-3 K					0	0	0	0	0	0	0																		
Sherman Obando, R (5, PH) OBP: 0.333, SLG: 0.436										1	0	0	0	0	1	1																		
Omar Daal, L (6, 1) Henry Rodriguez, L (7, PH) Mike Dyer, R (8, 1) OBP: 0.279 OBP: 0.325, SLG: 0.570					0-0 SH3		2-3 K		3-3 K	0	0	0	0	0	0	0																		
Inning Stats	R: 0 E: 0 K: 0 S: 5	H: 1 LOB: 0 BB: 0 P: 9	R: 0 E: 0 K: 0 S: 5	H: 1 LOB: 0 BB: 0 P: 8	R: 0 E: 0 K: 0 S: 6	H: 1 LOB: 1 BB: 0 P: 10	R: 0 E: 0 K: 2 S: 10	H: 1 LOB: 1 BB: 0 P: 18	R: 0 E: 0 K: 1 S: 10	H: 2 LOB: 1 BB: 0 P: 15	R: 0 E: 0 K: 1 S: 8	H: 0 LOB: 0 BB: 0 P: 12	R: 2 E: 0 K: 1 S: 19	H: 3 LOB: 1 BB: 0 P: 31	R: 0 E: 0 K: 1 S: 10	H: 1 LOB: 2 BB: 1 P: 19	R: 0 E: 0 K: 1 S: 11	H: 0 LOB: 0 BB: 0 P: 15	1B: 8 2B: 2 3B: 1 HR: 0	SF: 0 SAC: 2 DP: 2 HBP: 0	WP: 0 PB: 0 SB: 0 CS: 1	PA: 35												
PITCHER	IP WLS BF H R ER SO BB IBB HBP BLK WP HR S P ERA WHIP																																	
Frank Castillo, R (1, 1) ERA: 5.2	1.1	6	2	0	0	1	0	0	0	0	0	14	22	0.00	1.500																			
Terry Adams, R (7, 1) ERA: 2.59	0.2	W	3	0	0	0	0	1	0	0	0	7	14	0.00	0.000																			
Larry Casian, L (8, 1) ERA: 2.79	1.0	S	3	0	0	0	0	0	0	0	0	11	15	0.00	0.000																			
Turk Wendell, R (9, 1) ERA: 2.72																																		


Chicago Cubs @ Montreal Expos
Olympic Stadium, Montreal, QB
Sat Aug 10 1996, 7:05 PM EDT
Att: 16,724 - Dome - 72 F

AB	32
R	2
H	10
RBI	2
BB	1
SO	7
LOB	14



Batter	1	2	3	4	5	6	7	8	9	10	AB	R	H	RBI	BB	SO	LOB	TOP			
Brian McRae, S OBP: 0.353, SLG: 0.406 (1, 8)	L8		G6-3			1B 1B	BB		F9		4	1	1	0	1	0	0	Chicago Cubs @ Montreal Expos Olympic Stadium, Montreal, QB Sun Aug 11 1996, 3:33 AM EDT Att: 20,120 - Dome			
23 Ryne Sandberg, R OBP: 0.301, SLG: 0.440 (1, 4)	K			F8		K	P4		F7		5	0	0	0	0	2					
Mark Grace, L OBP: 0.406, SLG: 0.446 (1, 3)	1B			K		BB 1B SF8 1B		BB 1B		G1-4-3	5	1	3	0	0	1	0				
Sammy Sosa, R OBP: 0.325, SLG: 0.582 (1, 9)	K		G3-1			SF8 BB 1B		BB 1B		G6-3	5	0	2	1	0	1	1				
Ozzie Timmons, R Terry Adams, R (1, 7) (10, 1)		K			1B 2B			B1		G6-3	4	1	1	0	1	1	2				
Leo Gomez, R OBP: 0.350, SLG: 0.472 (1, 5)		K			K	BB					3	0	0	1	0	3	3				
Scott Servais, R OBP: 0.339, SLG: 0.409 (1, 2)					K	SF8		K			3	0	1	1	1	1	2				
José Hernández, R OBP: 0.280, SLG: 0.373 (1, 6)			K		K			K			4	0	0	0	0	4	4				
Steve Trachsel, R OBP: 0.128, SLG: 0.213 Scott Bultlett, L OBP: 0.250, SLG: 0.330 Kent Bottenfield, R OBP: 1.000, SLG: 1.000 Bob Patterson, R OBP: 0.333, SLG: 0.333 Luis Gonzalez, L OBP: 0.356, SLG: 0.422 (1, 1) (9, PH) (9, 1) (10, 1) (10, 7)			F9		FC5-4 1B			K		B1-3	3	0	0	0	0	1	1				
Inning Stats	R: 0 E: 0 K: 2 S: 8	H: 1 LOB: 1 BB: 0 P: 8	R: 0 E: 0 K: 3 S: 9	H: 0 LOB: 0 BB: 0 P: 9	R: 0 E: 0 K: 1 S: 5	H: 0 LOB: 0 BB: 0 P: 5	R: 1 E: 0 K: 2 S: 9	H: 2 LOB: 1 BB: 0 P: 9	R: 2 E: 0 K: 1 S: 8	H: 3 LOB: 2 BB: 1 P: 12	R: 0 E: 0 K: 2 S: 7	H: 0 LOB: 1 BB: 1 P: 11	R: 0 E: 0 K: 2 S: 9	H: 2 LOB: 3 BB: 1 P: 13	R: 0 E: 0 K: 0 S: 3	H: 0 LOB: 0 BB: 0 P: 3	R: 0 E: 0 K: 0 S: 3		H: 0 LOB: 0 BB: 0 P: 3	1B: 7 2B: 1 3B: 0 HR: 0	SF: 1 SAC: 0 DP: 0 HBP: 0
PITCHER	IP 8.0	WLS 35	BF 8	H 3	R 3	ER 3	SO 14	BB 3	IBB 0	HBP 0	BLK 0	WP 0	HR 0	S 60	P 72	ERA 3.38	WHIP 1.375				
Jeff Fassero, L ERA: 2.74 Mel Rojas, R ERA: 4.2 (1, 1) (9, 1)	IP 2.0	WLS W	BF 6	H 0	R 0	ER 0	SO 0	BB 0	IBB 0	HBP 0	BLK 0	WP 0	HR 0	S 6	P 6	ERA 0.00	WHIP 0.000				

AB	37
R	3
H	8
RBI	3
BB	3
SO	14
LOB	15



Batter	1	2	3	4	5	6	7	8	9	10	AB	R	H	RBI	BB	SO	LOB	BOTTOM			
Mark Grudzielanek, R OBP: 0.345, SLG: 0.417 (1, 6)	G4-3		2B BB			G6-3			G5-4-3		3	1	0	0	1	0	1	Chicago Cubs @ Montreal Expos Olympic Stadium, Montreal, QB Sun Aug 11 1996, 3:33 AM EDT Att: 20,120 - Dome			
Mike Lansing, R OBP: 0.367, SLG: 0.442 (1, 4)	P6		F7			F7			G6-3		4	0	0	0	1	0	1				
Henry Rodriguez, L OBP: 0.324, SLG: 0.569 Sherman Ohando, R OBP: 0.333, SLG: 0.436 Cliff Floyd, L OBP: 0.330, SLG: 0.429 (1, 3) (10, PH) (10, PH)	K		FC5 2B			K			G3		4	0	1	1	0	2	0				
Moises Alou, R OBP: 0.345, SLG: 0.447 (1, 9)		L6				BB E 1B			G3		4	1	2	1	1	0	0				
Rondell White, R OBP: 0.354, SLG: 0.466 (1, 8)			FC5			FC6 BB			F7		3	1	1	0	1	0	2				
F.P. Santangelo, S OBP: 0.375, SLG: 0.412 (1, 7)			3B 1B			F7			G4-3		4	0	1	1	0	0	1				
Lenny Webster, R OBP: 0.326, SLG: 0.265 Darin Fletcher, L OBP: 0.326, SLG: 0.451 (1, 2) (9, PH) (10, 2)			3B			L9			F9		3	0	0	0	0	1	2				
Dave Silvestri, R OBP: 0.362, SLG: 0.238 (1, 5)			G5-3			G1-3			K		3	0	0	0	1	1	1				
Jeff Fassero, L OBP: 0.182, SLG: 0.083 Mel Rojas, R OBP: 0.500, SLG: 0.667 Andy Stankiewicz, R OBP: 0.333, SLG: 0.333 Tim Spehr, R OBP: 0.171, SLG: 0.189 (1, 1) (9, 1) (10, PH) (10, PH)			G6-3			G6-3			G5-4-3 BB		2	0	0	0	1	0	0				
Inning Stats	R: 0 E: 0 K: 1 S: 5	H: 0 LOB: 0 BB: 0 P: 5	R: 1 E: 0 K: 1 S: 7	H: 2 LOB: 1 BB: 0 P: 7	R: 1 E: 0 K: 0 S: 4	H: 1 LOB: 2 BB: 2 P: 12	R: 0 E: 0 K: 0 S: 3	H: 0 LOB: 0 BB: 0 P: 3	R: 1 E: 1 K: 1 S: 6	H: 1 LOB: 1 BB: 1 P: 10	R: 0 E: 0 K: 1 S: 4	H: 0 LOB: 0 BB: 1 P: 8	R: 0 E: 0 K: 0 S: 3	H: 0 LOB: 0 BB: 0 P: 3	R: 0 E: 0 K: 0 S: 3	H: 0 LOB: 0 BB: 0 P: 3	R: 1 E: 0 K: 0 S: 3		H: 1 LOB: 3 BB: 2 P: 12	1B: 3 2B: 1 3B: 1 HR: 0	SF: 0 SAC: 1 DP: 1 HBP: 1
PITCHER	IP 8.0	WLS 31	BF 31	H 4	R 3	ER 2	SO 4	BB 4	IBB 0	HBP 0	BLK 0	WP 0	HR 0	S 35	P 51	ERA 2.25	WHIP 1.000				
Steve Trachsel, R ERA: 2.83 Kent Bottenfield, R ERA: 1.32 Bob Patterson, L ERA: 2.69 Terry Adams, R ERA: 2.97 (1, 1) (9, 1) (10, 1) (10, 1)	IP 1.1	WLS L	BF 6	H 0	R 1	ER 1	SO 0	BB 1	IBB 0	HBP 0	BLK 0	WP 0	HR 0	S 4	P 9	ERA 6.75	WHIP 0.750				

AB	32
R	4
H	5
RBI	3
BB	6
SO	4
LOB	11



Batter	1	2	3	4	5	6	7	8	9	AB	R	H	RBI	BB	SO	LOB	TOP											
Brian Hunter, R OBP: 0.300, SLG: 0.367	1-1 G6-3		0-1 G6-3					3-1 F9 2B		4	0	1	0	0	0	1	Houston Astros @ Montreal Expos Olympic Stadium, Montreal, QB Tue Aug 13 1996, 7:05 PM EDT Att: 17,103 - Dome - 72 F											
Craig Biggio, R OBP: 0.405, SLG: 0.445	2-3 K		2-3 K					0-3 K		4	0	1	1	0	3	1												
5 Jeff Bagwell, R OBP: 0.442, SLG: 0.571	4-2 S HR BB		0-2 G5-3					4-1 FC5-4 BB		2	1	0	0	2	1	1												
Derrick May, L OBP: 0.339, SLG: 0.392	4-1 SAFE 1-2 HR BB			3-1 1B				0-2 F9 2-3		3	1	1	0	1	0	2												
Sean Berry, R OBP: 0.308, SLG: 0.466	2-2 1-H 2-H HR			1-1 P4 1B				1-0 FC5-4 1-2		4	1	1	3	0	0	3												
Tony Eusebio, R OBP: 0.316, SLG: 0.371	2-1 F9			0-0 L9				1-2 F9		4	0	0	0	0	0	1												
James Mouton, R OBP: 0.331, SLG: 0.347		2-2 G5-3		3-2 L9				1-1 G6-3		4	0	0	0	0	0	1												
Orlando Miller, R OBP: 0.301, SLG: 0.425		2-2 F7			0-2 3B 1B			0-3 K		4	1	1	0	0	1	0												
Doug Drabek, R OBP: 0.187, SLG: 0.205 Donnie Wall, R OBP: 0.228, SLG: 0.241 John Santangelo, S OBP: 0.330, SLG: 0.357 Mark Small, R OBP: 0.341, SLG: 0.321 Ricky Gutierrez, R OBP: 0.341, SLG: 0.321 Alvin Morman, L OBP: 0.341, SLG: 0.321 Todd Jones, L OBP: 0.341, SLG: 0.321	1-0 P4				1-0 F7			2-3 K		1	0	0	0	0	0	0	Houston Astros											
Inning Stats	R: 3 E: 0 K: 1 S: 13	H: 1 LOB: 0 BB: 2 P: 28	R: 0 E: 0 K: 0 S: 8	H: 0 LOB: 0 BB: 0 P: 13	R: 0 E: 0 K: 1 S: 11	H: 1 LOB: 1 BB: 0 P: 18	R: 1 E: 0 K: 0 S: 9	H: 2 LOB: 1 BB: 0 P: 11	R: 0 E: 0 K: 1 S: 10	H: 1 LOB: 2 BB: 1 P: 18	R: 0 E: 0 K: 1 S: 6	H: 0 LOB: 0 BB: 0 P: 8	1B: 2 2B: 1 3B: 1 HR: 1	SF: 0 SAC: 0 DP: 0 HBP: 0	WP: 0 PB: 0 SB: 1 CS: 0	PA: 35												
PITCHER	IP	WLS	BF	H	R	ER	SO	BB	IBB	HBP	BLK	WP	HR	S	P	ERA	WHIP											
Pedro Martinez, R ERA: 4.07	(1, 1)	7.0	W	28	5	4	4	4	2	0	0	0	0	1	68	105	5.14	1.000										
Mike Dyer, R ERA: 4.2	(8, 1)	0.1		2	0	0	0	1	1	0	0	0	0	0	4	8	0.00	3.000										
Omar Daal, L ERA: 2.7	(8, 1)	0.1	S	1	0	0	0	0	0	0	0	0	0	0	3	3	0.00	0.000										
Mel Rojas, R ERA: 4.11	(8, 1)	1.1	S	4	0	0	0	1	0	0	0	0	0	7	10	0.00	0.000											

Batter	1	2	3	4	5	6	7	8	9	AB	R	H	RBI	BB	SO	LOB	BOTTOM										
Mark Grudzielanek, R OBP: 0.344, SLG: 0.415	1-0 HR 2B			0-0 G6-3				2-1 F8		4	1	1	0	0	0	3	Houston Astros @ Montreal Expos Olympic Stadium, Montreal, QB Tue Aug 13 1996, 7:05 PM EDT Att: 17,103 - Dome - 72 F										
Mike Lansing, R OBP: 0.367, SLG: 0.449	0-0 L3	2-2 1-H 2-H HR		2-1 G5-3				0-1 G4-3		4	1	1	3	0	0	1											
Henry Rodriguez, L OBP: 0.326, SLG: 0.574	3-3 SAFE K	1-0 HR 1B		0-0 F7				1-3 K		4	1	1	0	0	2	1											
Moises Alou, R OBP: 0.347, SLG: 0.465	3-2 2-H HR	0-0 1-H HR			2-3 K			0-0 L8		4	2	2	4	0	1	0											
Darrin Fletcher, L OBP: 0.330, SLG: 0.463 Tim Spehr, R OBP: 0.171, SLG: 0.189	2-2 1B	0-0 G1-3			0-0 G6-3			0-2 G5-3		4	0	1	0	0	0	0											
F.P. Santangelo, S OBP: 0.376, SLG: 0.425	2-2 G4-3		2-2 2B		2-2 G4-3			1-0 G4-3 2B		4	0	2	0	0	0	1											
Rondell White, R OBP: 0.354, SLG: 0.453		3-1 G6-3	1-0 G6-3			0-0 G6-3 S 1B		0-0 G4-3		4	0	1	0	0	0	2											
Dave Silvestri, R OBP: 0.356, SLG: 0.233		2-0 HBP HR 1B	1-3 K			2-0 F8 1-2		4-0 IBB		3	1	1	0	1	1	2											
Pedro Martinez, R OBP: 0.192, SLG: 0.146 Mike Dyer, R OBP: 0.192, SLG: 0.146 Omar Daal, L OBP: 0.192, SLG: 0.146 Mel Rojas, R OBP: 0.429, SLG: 0.571	2-0 HR HBP	2-0 G5-3		1-0 G5-3		1-0 G6-3		0-0 G4-3		2	1	0	0	0	0	2	Montreal Expos										
Inning Stats	R: 2 E: 0 K: 1 S: 18	H: 3 LOB: 1 BB: 0 P: 29	R: 5 E: 0 K: 0 S: 11	H: 4 LOB: 0 BB: 0 P: 21	R: 0 E: 0 K: 1 S: 8	H: 1 LOB: 1 BB: 0 P: 13	R: 0 E: 0 K: 0 S: 4	H: 0 LOB: 0 BB: 0 P: 6	R: 0 E: 0 K: 0 S: 9	H: 1 LOB: 1 BB: 0 P: 13	R: 0 E: 0 K: 0 S: 5	H: 0 LOB: 0 BB: 0 P: 10	R: 0 E: 0 K: 1 S: 6	H: 0 LOB: 0 BB: 0 P: 7	R: 0 E: 0 K: 0 S: 6	H: 1 LOB: 2 BB: 1 P: 11		1B: 4 2B: 3 3B: 0 HR: 3	SF: 0 SAC: 0 DP: 0 HBP: 1	WP: 0 PB: 0 SB: 1 CS: 0	PA: 36						
PITCHER	IP	WLS	BF	H	R	ER	SO	BB	IBB	HBP	BLK	WP	HR	S	P	ERA	WHIP										
Doug Drabek, R ERA: 4.71	(1, 1)	2.0	L	14	7	7	7	1	0	0	0	0	0	12	19	0.00	0.500										
Donnie Wall, R ERA: 4.51	(3, 1)	2.0		7	1	0	0	1	0	0	0	0	0	14	23	0.00	0.500										
Mark Small, R ERA: 4.58	(5, 1)	2.0		7	1	0	0	1	0	0	0	0	0	14	23	0.00	0.500										
Alvin Morman, L ERA: 5.14	(7, 1)	1.1		5	1	0	0	1	0	0	0	0	0	10	12	0.00	0.750										
Todd Jones, R ERA: 3.75	(8, 1)	0.2		3	0	0	0	0	1	0	0	0	0	2	6	0.00	0.000										

Batter	1	2	3	4	5	6	7	8	9	AB	R	H	RBI	BB	SO	LOB	TOP										
Mark Grudzielanek, R OBP: 0.345, SLG: 0.415										4	0	2	0	0	0	0											
Mike Lansing, R OBP: 0.366, SLG: 0.446										4	0	0	0	0	0	3											
Rondell White, R OBP: 0.355, SLG: 0.455										4	1	1	0	0	0	0											
Moises Alou, R OBP: 0.348, SLG: 0.471										4	0	2	0	0	1	0											
David Segui, S OBP: 0.339, SLG: 0.417										3	0	0	0	0	0	3											
F.P. Santangelo, S OBP: 0.376, SLG: 0.421 Omar Daal, L										3	0	1	1	0	1	0											
Barry Manuel, R										0	0	0	0	0	0	0											
Shane Andrews, R OBP: 0.322, SLG: 0.481										3	1	2	1	0	0	1											
Tim Spehr, R OBP: 0.182, SLG: 0.200 Darin Fletcher, L OBP: 0.326, SLG: 0.456										2	0	0	0	0	1	1											
Ugueth Urbina, R OBP: 0.103, SLG: 0.103 Dave Silvestri, R OBP: 0.364, SLG: 0.246 Jeff Juden, L Cliff Floyd, L OBP: 0.335, SLG: 0.433										1	0	0	0	0	1	0											
Inning Stats	R: 0 E: 0 K: 0 S: 8	H: 1 LOB: 0 BB: 0 P: 14	R: 0 E: 0 K: 0 S: 8	H: 1 LOB: 0 BB: 0 P: 14	R: 0 E: 0 K: 1 S: 9	H: 1 LOB: 0 BB: 0 P: 12	R: 0 E: 0 K: 0 S: 5	H: 0 LOB: 0 BB: 0 P: 6	R: 0 E: 0 K: 1 S: 7	H: 0 LOB: 0 BB: 0 P: 9	R: 1 E: 0 K: 0 S: 12	H: 3 LOB: 1 BB: 0 P: 17	R: 1 E: 0 K: 0 S: 11	H: 3 LOB: 1 BB: 0 P: 16	R: 0 E: 0 K: 0 S: 6	H: 0 LOB: 0 BB: 0 P: 11	R: 0 E: 0 K: 1 S: 7	H: 0 LOB: 0 BB: 0 P: 9	1B: 8 2B: 1 3B: 0 HR: 1	SF: 0 SAC: 0 DP: 5 HBP: 0	WP: 0 PB: 0 SB: 0 CS: 0	PA: 31					
PITCHER	IP	WLS	BF	H	R	ER	SO	BB	IBB	HBP	BLK	WP	HR	S	P	ERA	WHIP										
Pedro Astacio, R ERA: 3.43	7.0	W	25	9	2	2	3	0	0	0	0	0	1	60	88	2.57	1.286										
Antonio Osuna, R ERA: 2.51	2.0		6	0	0	0	1	0	0	0	0	0	0	13	20	0.00	0.000										

Montreal Expos @ Los Angeles Dodgers
Dodger Stadium, Los Angeles, CA
Fri Aug 16 1996, 7:05 PM PDT
Att: 51,573 - Unknown - 80 F

AB	31
R	2
H	9
RBI	2
BB	0
SO	4
LOB	8



Batter	1	2	3	4	5	6	7	8	9	AB	R	H	RBI	BB	SO	LOB	BOTTOM										
Todd Hollandsworth, L OBP: 0.350, SLG: 0.423										4	2	3	1	0	1	0											
Wayne Kirby, L OBP: 0.315, SLG: 0.330 Chad Curtis, R OBP: 0.348, SLG: 0.394										3	0	1	0	0	0	3											
Mike Piazza, R OBP: 0.418, SLG: 0.575 Tom Prince, R OBP: 0.381, SLG: 0.453										3	1	0	0	1	0	4											
Eric Karros, R OBP: 0.301, SLG: 0.472										4	1	1	3	0	1	1											
Raul Mondesi, R OBP: 0.319, SLG: 0.475										4	1	2	1	0	1	0											
Delino DeShields, L OBP: 0.293, SLG: 0.310										4	0	0	0	0	2	1											
Tim Wallach, R OBP: 0.317, SLG: 0.411										4	1	1	0	0	1	1											
Greg Gagne, R OBP: 0.349, SLG: 0.376										4	0	0	0	0	2	1											
Pedro Astacio, R OBP: 0.111, SLG: 0.094 Billy Ashley, R OBP: 0.308, SLG: 0.416 Rick Parker, R OBP: 0.385, SLG: 0.417 Antonio Osuna, R										2	0	1	0	0	1	0											
Inning Stats	R: 3 E: 0 K: 0 S: 13	H: 2 LOB: 0 BB: 1 P: 23	R: 1 E: 0 K: 1 S: 13	H: 3 LOB: 2 BB: 0 P: 18	R: 0 E: 0 K: 2 S: 8	H: 0 LOB: 0 BB: 0 P: 12	R: 0 E: 0 K: 1 S: 7	H: 0 LOB: 0 BB: 0 P: 8	R: 0 E: 0 K: 1 S: 5	H: 1 LOB: 0 BB: 0 P: 5	R: 0 E: 0 K: 1 S: 10	H: 1 LOB: 1 BB: 0 P: 16	R: 3 E: 0 K: 1 S: 11	H: 2 LOB: 1 BB: 1 P: 21	R: 1 E: 0 K: 2 S: 8	H: 1 LOB: 0 BB: 0 P: 13	R: 1 E: 0 K: 2 S: 7	H: 1 LOB: 0 BB: 0 P: 9	1B: 7 2B: 0 3B: 0 HR: 3	SF: 0 SAC: 0 DP: 1 HBP: 0	WP: 0 PB: 0 SB: 0 CS: 0	PA: 35					
PITCHER	IP	WLS	BF	H	R	ER	SO	BB	IBB	HBP	BLK	WP	HR	S	P	ERA	WHIP										
Ugueth Urbina, R ERA: 3.64	5.0	L	21	6	4	1	5	1	0	0	0	0	0	15	26	6.75	1.500										
Jeff Juden, R ERA: 4.22	1.1		6	1	1	1	1	1	0	0	0	0	0	6	11	27.00	3.000										
Omar Daal, L ERA: 2.9	0.2		4	2	2	2	1	0	0	0	0	0	1	6	11	27.00	3.000										
Barry Manuel, R ERA: 3.49	1.0		4	1	1	1	2	0	0	0	0	0	1	8	13	9.00	1.000										

Montreal Expos @ Los Angeles Dodgers
Dodger Stadium, Los Angeles, CA
Fri Aug 16 1996, 7:05 PM PDT
Att: 51,573 - Unknown - 80 F

AB	33
R	8
H	10
RBI	8
BB	2
SO	9
LOB	11



Batter	1	2	3	4	5	6	7	8	9	AB	R	H	RBI	BB	SO	LOB	TOP								
Mark Grudzielanek, R OBP: 0.344, SLG: 0.413	G5-3			P2		HBP		K		3	0	0	0	0	1	0	Montreal Expos @ Los Angeles Dodgers Dodger Stadium, Los Angeles, CA Sat Aug 17 1996, 7:05 PM PDT Att: 47,549 - Unknown - 70 F								
Mike Lansing, R OBP: 0.365, SLG: 0.444	G6-3			E				G1-3		4	1	1	0	0	0	1									
Cliff Floyd, L OBP: 0.325, SLG: 0.432	P6			E9		CS		K		3	1	1	0	0	1	0									
Sherman Obando, R OBP: 0.333, SLG: 0.434				SF7				K		1	0	0	0	0	1	0									
Moises Alou, R OBP: 0.349, SLG: 0.472		P3		SF7				1B		3	2	2	1	0	0	0									
David Segui, S OBP: 0.341, SLG: 0.422		F8		P4				1B		4	1	2	1	0	0	0									
Rondell White, R OBP: 0.348, SLG: 0.446					P3			L8		4	0	0	0	0	1	2									
Shane Andrews, R OBP: 0.325, SLG: 0.481					F8			K		2	0	1	0	0	0	0									
Dave Silvestri, R OBP: 0.361, SLG: 0.244								1B		1	1	0	0	0	1	1									
Lenny Webster, R OBP: 0.321, SLG: 0.261					G1-6-3			1B		2	0	0	0	0	0	1									
Darin Fletcher, L OBP: 0.320, SLG: 0.456					G3-1			1B		0	0	0	0	2	0	0									
Jeff Fassero, L OBP: 0.175, SLG: 0.580					F7			FC6		2	0	0	0	0	1	0									
Fabrizio Stendera, S OBP: 0.277, SLG: 0.423										1	0	1	2	0	0	0									
Mike Lyle, R OBP: 0.277, SLG: 0.423										0	0	0	0	0	0	0									
Mel Rojas, R OBP: 0.312, SLG: 0.571										0	0	0	0	0	0	0									
Tim Spehr, R OBP: 0.195, SLG: 0.195										1	0	0	0	0	2	0									
Dave Veres, R OBP: 0.500, SLG: 0.867										0	0	0	0	0	0	0									
Inning Stats	R: 0 E: 0 K: 0 S: 4	H: 0 LOB: 0 BB: 0 P: 6	R: 0 E: 0 K: 1 S: 8	H: 0 LOB: 0 BB: 0 P: 12	R: 0 E: 0 K: 0 S: 8	H: 1 LOB: 0 BB: 0 P: 15	R: 2 E: 1 K: 0 S: 13	H: 2 LOB: 0 BB: 0 P: 23	R: 0 E: 0 K: 0 S: 9	H: 0 LOB: 0 BB: 0 P: 14	R: 0 E: 0 K: 1 S: 9	H: 0 LOB: 0 BB: 0 P: 17	R: 3 E: 0 K: 1 S: 15	H: 3 LOB: 2 BB: 1 P: 23	R: 0 E: 0 K: 2 S: 7	H: 0 LOB: 0 BB: 0 P: 9	R: 1 E: 0 K: 1 S: 13	H: 2 LOB: 2 BB: 1 P: 24	1B: 7 2B: 1 3B: 0 HR: 0	SF: 1 DP: 1 HBP: 2	WP: 0 PB: 0 SB: 2 CS: 1	PA: 37			
PITCHER	IP	WLS	BF	H	R	ER	SO	BB	IBB	HBP	BLK	WP	HR	S	P	ERA	WHIP								
Ramon Martinez, R ERA: 3.77	6.2		26	5	5	3	3	1	0	2	0	0	0	64	108	4.05	0.900								
37 Darren Dreifort, R ERA: 2.39	1.0		3	1	0	0	1	0	0	0	0	0	0	6	6	0.00	1.000								
Mark Guthrie, L ERA: 1.76	0.1		1	0	0	0	1	0	0	0	0	0	0	3	5	0.00	0.000								
Todd Worrell, R ERA: 3.31	1.0	W	6	2	1	1	1	0	1	0	0	0	0	13	24	9.00	2.000								

AB	31
R	6
H	8
RBI	4
BB	2
SO	6
LOB	7



Batter	1	2	3	4	5	6	7	8	9	AB	R	H	RBI	BB	SO	LOB	BOTTOM								
Chad Curtis, R OBP: 0.348, SLG: 0.394	1B	P2		F8		2B		K		5	2	2	0	0	1	0	Montreal Expos @ Los Angeles Dodgers Dodger Stadium, Los Angeles, CA Sat Aug 17 1996, 7:05 PM PDT Att: 47,549 - Unknown - 70 F								
Greg Gagne, R OBP: 0.350, SLG: 0.380	1B	G6-3		G5-3		1B		K		5	1	2	2	0	1	0									
Mike Piazza, R OBP: 0.418, SLG: 0.580	1B	K				K		K		5	2	2	2	0	3	1									
Eric Karros, R OBP: 0.300, SLG: 0.470	1B			K		F9		K		4	0	1	1	0	2	1									
Raul Mondesi, R OBP: 0.321, SLG: 0.475	1B	1B		E5		1B		F9		4	0	2	1	0	0	0									
Tim Lincecum, R OBP: 0.316, SLG: 0.408	1B	1B		F9		P4		G5-3		4	0	1	0	0	2										
Billy Ashley, R OBP: 0.309, SLG: 0.407	K			E5		G5-3		K		2	1	0	0	1	1	4									
Todd Hollandsworth, L OBP: 0.349, SLG: 0.422	K			1B		E		K		1	0	0	0	0	1	0									
Juan Castro, R OBP: 0.293, SLG: 0.294	F9			K		G5-3		F8		3	0	0	0	0	1	6									
Delino DeShields, L OBP: 0.293, SLG: 0.309				K						1	0	0	0	0	0	0									
Ramon Martinez, R OBP: 0.125, SLG: 0.103	G5-3			G4-3		E3		K		3	1	0	0	0	0	3									
37 Darren Dreifort, R ERA: 2.39						2B				0	0	0	0	0	0	0									
Mark Guthrie, R ERA: 1.76										0	0	0	0	0	0	0									
Wayne Kirby, L OBP: 0.312, SLG: 0.327										1	0	0	0	0	1	0									
Todd Worrell, R ERA: 3.31										0	0	0	0	0	0	0									
Inning Stats	R: 3 E: 0 K: 1 S: 24	H: 6 LOB: 3 BB: 0 P: 30	R: 0 E: 0 K: 1 S: 7	H: 0 LOB: 0 BB: 0 P: 11	R: 0 E: 2 K: 2 S: 12	H: 0 LOB: 2 BB: 0 P: 13	R: 0 E: 0 K: 0 S: 4	H: 0 LOB: 0 BB: 0 P: 6	R: 0 E: 0 K: 0 S: 10	H: 1 LOB: 1 BB: 0 P: 13	R: 3 E: 1 K: 2 S: 13	H: 2 LOB: 1 BB: 1 P: 22	R: 0 E: 0 K: 1 S: 12	H: 0 LOB: 0 BB: 0 P: 19	R: 0 E: 0 K: 2 S: 8	H: 0 LOB: 0 BB: 0 P: 13	R: 1 E: 0 K: 1 S: 5	H: 1 LOB: 0 BB: 0 P: 7	1B: 8 2B: 1 3B: 0 HR: 1	SF: 0 DP: 0 HBP: 0	WP: 0 PB: 0 SB: 0 CS: 0	PA: 39			
PITCHER	IP	WLS	BF	H	R	ER	SO	BB	IBB	HBP	BLK	WP	HR	S	P	ERA	WHIP								
Jeff Fassero, L ERA: 2.9	6.0		31	9	6	5	7	1	0	0	0	0	0	12	19	0.00	0.000								
Mike Dyer, R ERA: 4.39	1.0		3	0	0	0	1	0	0	0	0	0	0	8	13	0.00	0.000								
Mel Rojas, R ERA: 4.04	1.0		3	0	0	0	2	0	0	0	0	0	0	8	13	0.00	0.000								
Dave Veres, R ERA: 5.12	0.1	L	2	1	1	1	1	0	0	0	0	0	1	5	7	27.00	3.000								

AB	38
R	7
H	10
RBI	6
BB	1
SO	11
LOB	17



Batter	1	2	3	4	5	6	7	8	9	AB	R	H	RBI	BB	SO	LOB	TOP								
Mark Grudzielanek R (1.6) OBP: 0.340, SLG: 0.408	1-3 K		0-0 G6-3			0-3 K		0-3 K2-3		4	0	0	0	0	3	0	Montreal Expos @ San Diego Padres Jack Murphy Stadium, San Diego, CA Mon Aug 19 1996, 10:05 PM EDT Att: 33,490 - Unknown - 75 F								
Mike Lansing R (1.4) OBP: 0.360, SLG: 0.440	1-1 G1-3			1-0 E5		0-2 F8		2-3 K		4	0	0	0	0	1	0									
David Segui S (1.3) OBP: 0.344, SLG: 0.416	2-3 K			0-0 G5-3			0-0 G6-3		2-1 1B	4	1	1	0	0	1	1									
Moises Alou R (1.9) OBP: 0.345, SLG: 0.465		2-3 K		1-2 G5-3		0-1 P6		1-0 1B	1-2 1B	4	0	1	0	0	1	1									
Darrin Fletcher L (1.2) OBP: 0.333, SLG: 0.455		4-2 FC5-4 BB		3-2 F8		2-2 1B		1-2 L9		3	0	1	0	1	0	3									
Cliff Floyd L (1.7) OBP: 0.330, SLG: 0.425	1-1 FC5-4			2-2 G4-3		1-3 K		2-3 K		3	0	0	0	0	0	1									
Jeff Juden R (7.1) OBP: 0.331, SLG: 0.431	1-2 FC5-4			0-0 P6				2-1 HR	1-2 2H	3	0	0	0	0	0	0									
Sherman Obando R (8. PH)	1-2 FC5-4			0-0 F8				0-0 HR	1-2 2H	4	1	1	2	0	1	2									
Rondell White R (1.8) OBP: 0.358, SLG: 0.468	0-0 F8			0-0 P3		0-0 F7		1-3 K	1-2 2H	4	1	1	2	0	1	2									
Dave Silvestri R (1.5) OBP: 0.362, SLG: 0.280			0-0 P3		0-0 F7			1-3 K	1-2 2H	0	0	0	0	0	0	0									
Pedro Martinez R (1.1) OBP: 0.192, SLG: 0.146			1-1 F7			2-1 G3				2	0	0	0	0	0	0									
Barry Manuel R (2.1)										1	0	0	0	0	0	0									
F.P. Santangelo S (7.7) OBP: 0.378, SLG: 0.421										1	0	0	0	0	1	0									
Inning Stats	R: 0 E: 0 K: 2 S: 8	H: 0 LOB: 0 BB: 0 P: 12	R: 0 E: 0 K: 1 S: 9	H: 0 LOB: 1 BB: 1 P: 16	R: 0 E: 0 K: 0 S: 4	H: 0 LOB: 0 BB: 0 P: 5	R: 0 E: 1 K: 0 S: 8	H: 0 LOB: 1 BB: 0 P: 13	R: 0 E: 0 K: 0 S: 6	H: 0 LOB: 0 BB: 0 P: 8	R: 0 E: 0 K: 1 S: 8	H: 1 LOB: 1 BB: 0 P: 10	R: 0 E: 0 K: 1 S: 9	H: 1 LOB: 1 BB: 0 P: 12	R: 2 E: 0 K: 3 S: 16	H: 2 LOB: 2 BB: 0 P: 21	R: 1 E: 0 K: 2 S: 16	H: 3 LOB: 2 BB: 0 P: 25	1B: 5 2B: 3 3B: 0 HR: 1	SF: 0 SAC: 0 DP: 0 HBP: 0	WP: 1 PB: 0 SB: 0 CS: 0	PA: 35			
PITCHER	IP	WLS	BF	H	R	ER	SO	BB	IBB	HBP	BLK	WP	HR	S	P	ERA	WHIP								
Scott Sanders R (1.1) ERA: 3.69	8.0	W	29	3	2	2	8	1	0	0	0	0	1	68	97	2.25	0.500								
Willie Blair R (9.1) ERA: 4.73	0.2		5	3	1	1	1	0	0	0	0	0	0	13	19	13.50	4.500								
Trevor Hoffman R (9.1) ERA: 2.06	0.1	S	1	0	0	0	1	0	0	0	0	1	0	3	6	0.00	0.000								

AB	34
R	3
H	6
RBI	3
BB	1
SO	10
LOB	12



Batter	1	2	3	4	5	6	7	8	9	AB	R	H	RBI	BB	SO	LOB	BOTTOM								
Rickey Henderson R (1.7) OBP: 0.417, SLG: 0.352	3-2 BB HR	2-2 2B 1B		1-2 G6-3		1-0 G5-3		2-2 FC6-4		5	2	2	0	0	0	1	Montreal Expos @ San Diego Padres Jack Murphy Stadium, San Diego, CA Mon Aug 19 1996, 10:05 PM EDT Att: 33,490 - Unknown - 75 F								
Tony Gwynn L (1.9) OBP: 0.388, SLG: 0.445	0-2 BB HR	1-1 L8		2-1 F7		1-1 G4-3		0-0 G4-3		5	1	1	0	0	0	2									
Steve Finley L (1.8) OBP: 0.353, SLG: 0.517	4-1 HR	1-2 BB		2-3 K		1-2 E5				3	3	1	0	1	1	0									
Ken Caminiti S (1.5) OBP: 0.383, SLG: 0.571	1-1 HR	1-1 2B 1B			0-0 L7		2-3 K			4	1	2	6	0	1	1									
Wally Joyner L (1.3) OBP: 0.399, SLG: 0.433	0-1 F7	1-0 P6			0-0 G4-3		4-2 1B			3	0	1	0	1	0	1									
John Flaherty R (1.2) OBP: 0.333, SLG: 0.488	3-2 P3	0-1 2B			0-1 G4-3		0-0 BB			4	0	2	1	0	0	1									
Craig Shipley R (1.4) OBP: 0.342, SLG: 0.440	0-1 1B				0-1 G6-3		2-3 K			4	0	1	0	0	2	3									
Chris Gomez R (1.6) OBP: 0.353, SLG: 0.338	0-0 1B				0-1 P4		1-3 K		0-0 G5-3	4	0	1	0	0	1	0									
Scott Sanders R (1.1) OBP: 0.182, SLG: 0.238	0-0 G6-3				3-1 G4-3		0-2 F9			3	0	0	0	0	0	2									
Scott Livingstone L (8. PH) OBP: 0.359, SLG: 0.373										1	0	1	0	0	0	0									
Willie Blair R (9.1)										0	0	0	0	0	0	0									
Trevor Hoffman R (9.1)										0	0	0	0	0	0	0									
Inning Stats	R: 4 E: 0 K: 0 S: 19	H: 5 LOB: 2 BB: 1 P: 30	R: 2 E: 0 K: 0 S: 13	H: 4 LOB: 2 BB: 0 P: 19	R: 0 E: 0 K: 1 S: 7	H: 0 LOB: 0 BB: 0 P: 12	R: 0 E: 0 K: 1 S: 8	H: 0 LOB: 0 BB: 0 P: 13	R: 0 E: 0 K: 0 S: 6	H: 1 LOB: 1 BB: 0 P: 6	R: 0 E: 0 K: 1 S: 8	H: 0 LOB: 0 BB: 0 P: 10	R: 1 E: 1 K: 2 S: 18	H: 1 LOB: 2 BB: 1 P: 28	R: 0 E: 0 K: 0 S: 6	H: 1 LOB: 1 BB: 0 P: 8	1B: 8 2B: 3 3B: 0 HR: 1	SF: 0 SAC: 0 DP: 0 HBP: 0	WP: 0 PB: 0 SB: 1 CS: 0	PA: 38					
PITCHER	IP	WLS	BF	H	R	ER	SO	BB	IBB	HBP	BLK	WP	HR	S	P	ERA	WHIP								
Pedro Martinez R (1.1) ERA: 4.36	1.1	L	13	6	6	6	0	1	0	0	0	0	0	29	45	40.50	6.750								
Barry Manuel R (2.1) ERA: 3.27	4.2		15	2	0	0	3	0	0	0	0	0	0	32	45	0.00	0.429								
Jeff Juden R (7.1) ERA: 4.07	2.0		10	2	1	0	2	1	0	0	0	0	0	24	36	0.00	1.500								



Batter	1	2	3	4	5	6	7	8	9	AB	R	H	RBI	BB	SO	LOB	TOP										
Mark Grudzielanek, R OBP: 0.339, SLG: 0.405	G1-3		G6-3			F9		K		4	0	0	0	0	1	3											
Mike Lansing, R OBP: 0.356, SLG: 0.437	G4-3			K			G5-3		G5-3	4	0	0	0	0	1	0											
David Segui, S OBP: 0.343, SLG: 0.414	FC5-4 1B			G4-3			G6-3		K	4	0	1	0	0	1	0											
Moises Alou, R OBP: 0.342, SLG: 0.461	FC5-4			G1-3			K		G4-3	4	0	0	0	0	1	1											
Darrin Fletcher, L OBP: 0.333, SLG: 0.454		L5-3 1B			F9			F7		3	0	1	0	0	0	0											
Henny Rodriguez, L OBP: 0.321, SLG: 0.565		L5-3			G6-3			G4-3		3	0	0	0	0	0	1											
Rondell White, R OBP: 0.358, SLG: 0.466			F9			K		BB 1B		3	0	1	0	0	1	0											
Dave Silvestri, R OBP: 0.358, SLG: 0.276			B5-3			G5-3		BB BB		2	0	0	0	0	0	0											
F.P. Santangelo, S OBP: 0.321, SLG: 0.421								BB BB		0	0	0	0	0	1	0											
Rheal Cormier, L OBP: 0.205, SLG: 0.214			F7			G3		BB		2	0	0	0	0	0	0											
Cliff Floyd, L OBP: 0.333, SLG: 0.425								BB		0	0	0	0	0	1	0											
Omar Daal, L OBP: 0.429, SLG: 0.571								BB		0	0	0	0	0	0	0											
Mel Rojas, R OBP: 0.429, SLG: 0.571								BB		0	0	0	0	0	0	0											
Inning Stats	R: 0 E: 0 K: 0 S: 9	H: 1 LOB: 1 BB: 0 P: 12	R: 0 E: 0 K: 0 S: 7	H: 1 LOB: 0 BB: 0 P: 8	R: 0 E: 0 K: 0 S: 7	H: 0 LOB: 0 BB: 0 P: 11	R: 0 E: 0 K: 1 S: 11	H: 0 LOB: 0 BB: 0 P: 12	R: 0 E: 0 K: 1 S: 8	H: 0 LOB: 0 BB: 0 P: 11	R: 0 E: 0 K: 1 S: 7	H: 0 LOB: 0 BB: 0 P: 8	R: 0 E: 0 K: 1 S: 15	H: 1 LOB: 3 BB: 2 P: 28	R: 0 E: 0 K: 1 S: 7	H: 0 LOB: 0 BB: 0 P: 9	1B: 3 2B: 1 3B: 0 HR: 0	SF: 0 SAC: 0 DP: 1 HBP: 0	WP: 0 PB: 0 SB: 1 CS: 0	PA: 31							
PITCHER	IP	WLS	BF	H	R	ER	SO	BB	IBB	HBP	BLK	WP	HR	S	P	ERA	WHIP										
Bob Tewksbury, R ERA: 4.01	7.2	W	26	3	0	0	3	1	0	0	0	0	0	63	85	0.00	0.522										
Doug Bochtler, R ERA: 3.74	0.1		2	0	0	0	1	1	0	0	0	0	0	8	14	0.00	3.000										
Trevor Hoffman, R ERA: 2.03	1.0	S	3	0	0	0	1	0	0	0	0	0	0	7	9	0.00	0.000										

Montreal Expos @ San Diego Padres
Jack Murphy Stadium, San Diego, CA
Tue Aug 20 1996, 10:05 PM EDT
Att: 18,426 - Unknown - 75 F

AB 29
R 0
H 3
RBI 0
BB 2
SO 5
LOB 5



Batter	1	2	3	4	5	6	7	8	9	AB	R	H	RBI	BB	SO	LOB	BOTTOM										
Rickey Henderson, R OBP: 0.416, SLG: 0.349	L4		G1-3			K		BB		3	1	0	0	1	1	1											
Steve Finley, R OBP: 0.353, SLG: 0.517								BB		0	0	0	0	0	0	0											
Tony Gwynn, L OBP: 0.390, SLG: 0.449	G5-3 1B		G4-3		G3			S 1B		4	1	2	1	0	0	1											
Ken Caminiti, S OBP: 0.380, SLG: 0.566	G5-3		K			G5-3		K		4	0	0	0	0	2	2											
Greg Vaughn, R OBP: 0.373, SLG: 0.558	BB			G1-3 2B		HR		K		3	1	2	1	1	1	1											
John Flaherty, R OBP: 0.332, SLG: 0.485	P4			K		F8		BB		4	0	1	1	0	1	3											
Wally Joyner, L OBP: 0.398, SLG: 0.430		F7		G1-3			CS	F8		4	0	1	0	0	0	2											
Craig Shipley, R OBP: 0.329, SLG: 0.423		G1-3		G6-3		CS		1B		3	0	0	0	0	1	1											
Chris Gomez, R OBP: 0.355, SLG: 0.341								K		3	0	2	0	0	0	0											
Bob Tewksbury, R OBP: 0.070, SLG: 0.055					SH2-3 1B			G6-3		2	0	0	0	0	2	1											
Doug Bochtler, R					SH2-3			K		0	0	0	0	0	0	0											
Trevor Hoffman, R								K		0	0	0	0	0	0	0											
Inning Stats	R: 0 E: 0 K: 0 S: 7	H: 1 LOB: 2 BB: 1 P: 17	R: 0 E: 0 K: 1 S: 10	H: 1 LOB: 1 BB: 0 P: 12	R: 0 E: 0 K: 1 S: 8	H: 0 LOB: 0 BB: 0 P: 12	R: 0 E: 0 K: 1 S: 11	H: 1 LOB: 1 BB: 0 P: 17	R: 0 E: 0 K: 1 S: 7	H: 1 LOB: 1 BB: 0 P: 8	R: 1 E: 0 K: 0 S: 9	H: 2 LOB: 0 BB: 0 P: 15	R: 0 E: 0 K: 2 S: 7	H: 0 LOB: 0 BB: 0 P: 10	R: 2 E: 0 K: 2 S: 14	H: 2 LOB: 1 BB: 1 P: 23	1B: 5 2B: 2 3B: 0 HR: 1	SF: 0 SAC: 1 DP: 0 HBP: 0	WP: 0 PB: 0 SB: 1 CS: 1	PA: 34							
PITCHER	IP	WLS	BF	H	R	ER	SO	BB	IBB	HBP	BLK	WP	HR	S	P	ERA	WHIP										
Rheal Cormier, L ERA: 4.11	7.0	L	27	6	1	1	6	1	0	0	0	0	0	59	91	1.29	1.000										
Omar Daal, L ERA: 3.19	0.1		3	1	2	2	1	1	0	0	0	0	0	7	12	54.00	6.000										
Mel Rojas, R ERA: 4.0	0.2		3	1	0	0	1	0	0	0	0	0	0	7	11	0.00	1.500										

Montreal Expos @ San Diego Padres
Jack Murphy Stadium, San Diego, CA
Tue Aug 20 1996, 10:05 PM EDT
Att: 18,426 - Unknown - 75 F

AB 30
R 3
H 8
RBI 3
BB 2
SO 8
LOB 12



Batter	1	2	3	4	5	6	7	8	9	AB	R	H	RBI	BB	SO	LOB	TOP									
Rondell White, R OBP: 0.351, SLG: 0.457 (1, 8)	L5		G6-3		K			K		4	0	0	0	0	2	1	Montreal Expos @ San Diego Padres Jack Murphy Stadium, San Diego, CA Wed Aug 21 1996, 10:05 PM EDT Att: 29,182 - Unknown - 75 F									
Mike Lansing, R OBP: 0.357, SLG: 0.435 Dave Veres, R OBP: 0.429, SLG: 0.571 (8, 1)	G6-3		1B		F9			G5-3		4	0	1	0	0	0	0										
David Segui, S OBP: 0.342, SLG: 0.410 (1, 3)	1B		K		P4			G5-3		3	0	0	0	1	1											
Moises Alou, R OBP: 0.346, SLG: 0.466 (1, 7)	1B				P4			1B	BB	4	1	3	0	0	0	0										
Sherman Obando, R OBP: 0.330, SLG: 0.423 (1, 9)	F7				K			F8	1B	3	1	0	0	1	1	3										
Mark Cudzielnick, R OBP: 0.339, SLG: 0.405 (1, 6)					BB			L4	BB	3	0	1	0	1	0	0										
Lenny Webster, R OBP: 0.313, SLG: 0.252 (1, 2)					BB			P4	G5-3	4	0	0	1	0	1	4										
Dave Silvestri, R OBP: 0.356, SLG: 0.270 (1, 5)	G6-3				BB			G5-3	G1-3	3	0	0	1	1	0	1										
Ugueth Urbina, R OBP: 0.133, SLG: 0.100 Mike Lyle, R OBP: 0.355, SLG: 0.422 Cliff Floyd, L OBP: 0.327, SLG: 0.394 Jeff Juden, R ERA: 4.6 Jose Paniagua, R OBP: 0.327, SLG: 0.394 Henry Rodriguez, L OBP: 0.327, SLG: 0.394 Omar Daal, L ERA: 3.38 F.P. Santangelo, S OBP: 0.327, SLG: 0.394 (8, 4)					BB			F8	L8	0	0	0	0	1	0	0										
Inning Stats	R: 0 E: 0 K: 0 S: 11	H: 1 LOB: 2 BB: 1 P: 23	R: 0 E: 0 K: 0 S: 8	H: 0 LOB: 0 BB: 0 P: 14	R: 0 E: 0 K: 1 S: 6	H: 1 LOB: 1 BB: 1 P: 12	R: 0 E: 0 K: 3 S: 16	H: 1 LOB: 3 BB: 2 P: 29	R: 0 E: 0 K: 1 S: 6	H: 0 LOB: 0 BB: 0 P: 12	R: 0 E: 0 K: 0 S: 8	H: 0 LOB: 0 BB: 0 P: 16	R: 0 E: 0 K: 1 S: 6	H: 0 LOB: 0 BB: 0 P: 11	R: 0 E: 0 K: 1 S: 6	H: 0 LOB: 0 BB: 0 P: 6		R: 2 E: 0 K: 0 S: 11	H: 2 LOB: 1 BB: 1 P: 15	1B: 4 2B: 1 3B: 0 HR: 0	SF: 0 SAC: 0 DP: 1 HBP: 0	WP: 0 PB: 0 SB: 0 CS: 0	PA: 36			
PITCHER	IP	WLS	BF	H	R	ER	SO	BB	IBB	HBP	BLK	WP	HR	S	P	ERA	WHIP									
Fernando Valenzuela, L ERA: 3.75 Willie Blair, R ERA: 4.6 Dario Veras, R ERA: 3.38	(1, 1) (3, 1) (7, 1) (9, 1)	6.0	W	24	3	0	0	5	4	0	0	0	0	0	55	106	0.00	1.167								


AB	31
R	2
H	5
RBI	2
BB	5
SO	6
LOB	14




Batter	1	2	3	4	5	6	7	8	9	AB	R	H	RBI	BB	SO	LOB	BOTTOM								
Tony Gwynn, L OBP: 0.395, SLG: 0.456 (1, 9)	1B				G6-3					4	1	3	1	1	0	0	Montreal Expos @ San Diego Padres Jack Murphy Stadium, San Diego, CA Wed Aug 21 1996, 10:05 PM EDT Att: 29,182 - Unknown - 75 F								
Wally Joyner, L OBP: 0.395, SLG: 0.427 (1, 3)	1B	2B			F7			F8		5	1	1	0	0	2	4									
Steve Finley, L OBP: 0.352, SLG: 0.515 (1, 8)	1B				K					4	1	1	1	0	1	1									
Ken Caminiti, S OBP: 0.383, SLG: 0.581 (1, 5)	HR				K			HR		3	2	2	4	1	1	0									
Greg Vaughn, R OBP: 0.374, SLG: 0.564 Dario Veras, R (9, 1)	K				HR			G5-3		3	1	1	1	0	1	0									
John Flaherty, R OBP: 0.331, SLG: 0.482 (1, 2)	P5				1B			F9		4	0	1	0	0	1	2									
Chris Gomez, R OBP: 0.352, SLG: 0.337 (1, 6)	P3				K			K		4	0	0	0	0	2	3									
Jody Reed, R OBP: 0.311, SLG: 0.272 (1, 4)					G5-3			F7		4	0	0	0	0	1	1									
Fernando Valenzuela, L OBP: 0.170, SLG: 0.208 Chris Gwynn, L ERA: 4.33 Willie Blair, R ERA: 3.92 Rickey Henderson, R OBP: 0.417, SLG: 0.351 (9, 7)					K			G6-3		2	1	1	0	0	1	0									
Inning Stats	R: 4 E: 0 K: 1 S: 17	H: 4 LOB: 0 BB: 0 P: 25	R: 1 E: 0 K: 2 S: 13	H: 2 LOB: 1 BB: 0 P: 21	R: 1 E: 0 K: 2 S: 13	H: 2 LOB: 1 BB: 0 P: 17	R: 0 E: 0 K: 1 S: 14	H: 0 LOB: 0 BB: 0 P: 18	R: 0 E: 0 K: 1 S: 11	H: 1 LOB: 1 BB: 0 P: 16	R: 1 E: 0 K: 0 S: 11	H: 1 LOB: 0 BB: 0 P: 17	R: 0 E: 0 K: 2 S: 11	H: 1 LOB: 2 BB: 1 P: 18	1B: 6 2B: 2 3B: 0 HR: 3	SF: 0 SAC: 0 DP: 0 HBP: 1		WP: 0 PB: 0 SB: 0 CS: 0	PA: 38						
PITCHER	IP	WLS	BF	H	R	ER	SO	BB	IBB	HBP	BLK	WP	HR	S	P	ERA	WHIP								
Ugueth Urbina, R ERA: 4.14 Mike Diers, R ERA: 4.33 Jeff Juden, R ERA: 3.92 Jose Paniagua, R ERA: 4.4 Omar Daal, L ERA: 3.28	(1, 1) (3, 1) (4, 1) (6, 1) (7, 1)	2.1	L	15	8	6	6	4	0	0	0	0	0	4	6	0.00	0.000								

AB	35
R	7
H	11
RBI	7
BB	2
SO	10
LOB	11



Batter	1	2	3	4	5	6	7	8	9	AB R H RBI BB SO LOB	TOP																	
Rondell White, R (1, 8) OBP: 0.357, SLG: 0.474	E6 G4-6-3		G6-4-3 1B		1-2 S 1B 2B		G6-3		FC5-2 3B	5 1 3 1 0 0 0	Montreal Expos @ San Francisco Giants 3Com Park at Candlestick Point, San Francisco, CA Thu Aug 22 1996, 10:05 PM EDT Att: 14,744 - Unknown - 58 F AB 34 R 5 H 8 RBI 5 BB 5 SO 4 LOB 14 																	
Mike Lansing, R (1, 4) OBP: 0.355, SLG: 0.433	G4-6-3		G6-4-3		1-1 S 1B		F8		FC5-2	5 0 1 1 0 0 3																		
Henry Rodriguez, L (1, 7) Mel Rojas, R (9, 1) OBP: 0.317, SLG: 0.557 OBP: 0.429, SLG: 0.571	F7			G3-1	K		P3		K	5 0 0 0 0 2 2 0 0 0 0 0 0 0																		
Moises Alou, R (1, 9) Sherman Obando, R (5, PH) F.P. Santangelo, S (8, 9) OBP: 0.344, SLG: 0.464 OBP: 0.332, SLG: 0.442 OBP: 0.379, SLG: 0.420		G6-3		G5-3	P4					2 0 0 0 0 0 0 2 1 1 1 0 0 1 0 0 0 0 0 0 0																		
David Segui, S (1, 3) OBP: 0.347, SLG: 0.421								HR		2 1 1 1 2 0 0																		
Mark Cudzielnick, R (1, 6) OBP: 0.340, SLG: 0.404										3 0 1 0 1 0 1																		
Lenny Webster, R (1, 2) OBP: 0.318, SLG: 0.278										3 1 1 1 1 0 2																		
Dave Silvestri, R (1, 5) OBP: 0.348, SLG: 0.263										4 0 0 0 0 0 4																		
Jeff Fassero, L (1, 1) Cliff Floyd, L (9, PH) OBP: 0.183, SLG: 0.077 OBP: 0.330, SLG: 0.420										2 1 0 0 1 1 1 1 0 0 0 0 1 0																		
Inning Stats	R: 0 E: 1 K: 0 S: 5	H: 0 LOB: 0 BB: 0 P: 5	R: 0 E: 0 K: 0 S: 9	H: 0 LOB: 2 BB: 3 P: 23	R: 0 E: 0 K: 1 S: 7	H: 1 LOB: 0 BB: 0 P: 9	R: 0 E: 0 K: 0 S: 7	H: 0 LOB: 1 BB: 1 P: 14	R: 3 E: 0 K: 1 S: 14	H: 3 LOB: 1 BB: 1 P: 23		R: 1 E: 1 K: 0 S: 11	H: 1 LOB: 1 BB: 0 P: 19	R: 0 E: 0 K: 0 S: 4	H: 0 LOB: 0 BB: 0 P: 6	R: 1 E: 0 K: 0 S: 10	H: 2 LOB: 1 BB: 0 P: 16	R: 0 E: 0 K: 0 S: 11	H: 1 LOB: 1 BB: 0 P: 14	1B: 3 2B: 1 3B: 1 HR: 3	SF: 0 SAC: 0 DP: 2 HBP: 0	WP: 1 PB: 0 CS: 3	PA: 39					
PITCHER	IP WLS BF H R ER SO BB IBB HBP BLK WP HR S P ERA WHIP											IP WLS BF H R ER SO BB IBB HBP BLK WP HR S P ERA WHIP																
Allen Watson, L (1, 1) ERA: 4.06	5.0	22	4	3	3	2	5	0	0	0		0	1	1	42	74	5.40	1.800										
Jose Bautista, R (6, 1) ERA: 2.93	3.0	L	13	3	2	2	0	0	0	0		0	0	2	25	41	6.00	1.000										
Jim Poole, L (9, 1) ERA: 2.23	1.0		4	1	0	0	2	0	0	0		0	0	0	11	14	0.00	1.000										

Batter	1	2	3	4	5	6	7	8	9	AB R H RBI BB SO LOB	BOTTOM																	
Dax Jones, R (1, 8) OBP: 0.321, SLG: 0.462	F7								FC6-4 E	5 0 2 1 0 0 1	Montreal Expos @ San Francisco Giants 3Com Park at Candlestick Point, San Francisco, CA Thu Aug 22 1996, 10:05 PM EDT Att: 14,744 - Unknown - 58 F AB 37 R 4 H 10 RBI 3 BB 2 SO 5 LOB 21 																	
Rich Aurilia, R (1, 6) OBP: 0.294, SLG: 0.312	E5 G4-6-3								P4	5 0 0 0 0 0 5																		
Barry Bonds, L (1, 7) Trenidad Hubbard, R (3, PR) OBP: 0.449, SLG: 0.617 OBP: 0.315, SLG: 0.365	G4-6-3								F9	2 0 1 0 0 0 1 3 0 0 0 0 0 1																		
Glenallen Hill, R (1, 9) OBP: 0.350, SLG: 0.538										4 1 1 0 0 0 1																		
Kim Batiste, R (1, 5) Bill Mueller, S (6, 5) OBP: 0.240, SLG: 0.323 OBP: 0.500, SLG: 0.458										2 0 1 1 1 0 2 1 0 0 0 0 0 0																		
Dave McCarty, R (1, 3) OBP: 0.300, SLG: 0.381										4 1 2 0 0 0 3																		
Rick Wilkins, L (1, 2) OBP: 0.331, SLG: 0.375										4 1 1 0 0 2 3																		
Jay Canizaro, R (1, 4) Jim Poole, L (9, 1) OBP: 0.294, SLG: 0.435										4 1 1 0 0 2 3 0 0 0 0 0 0 0																		
Allen Watson, L (1, 1) Jose Bautista, R (6, 1) Steve Scarosone, R (9, 4) OBP: 0.259, SLG: 0.273 OBP: 0.125, SLG: 0.125 OBP: 0.276, SLG: 0.330										2 0 1 1 0 0 1 1 0 0 0 0 1 0 0 0 0 0 1 0 0																		
Inning Stats	R: 0 E: 1 K: 0 S: 6	H: 0 LOB: 0 BB: 0 P: 9	R: 3 E: 1 K: 1 S: 20	H: 4 LOB: 2 BB: 0 P: 33	R: 0 E: 1 K: 0 S: 8	H: 1 LOB: 2 BB: 0 P: 11	R: 1 E: 0 K: 1 S: 9	H: 3 LOB: 2 BB: 0 P: 11	R: 0 E: 0 K: 2 S: 7	H: 0 LOB: 0 BB: 0 P: 12		R: 0 E: 0 K: 0 S: 4	H: 0 LOB: 0 BB: 0 P: 5	R: 0 E: 0 K: 1 S: 11	H: 1 LOB: 1 BB: 0 P: 19	R: 0 E: 1 K: 0 S: 10	H: 0 LOB: 1 BB: 1 P: 15	1B: 7 2B: 2 3B: 1 HR: 0	SF: 0 SAC: 0 DP: 2 HBP: 0	WP: 1 PB: 0 CS: 0	PA: 39							
PITCHER	IP WLS BF H R ER SO BB IBB HBP BLK WP HR S P ERA WHIP											IP WLS BF H R ER SO BB IBB HBP BLK WP HR S P ERA WHIP																
Jeff Fassero, L (1, 1) ERA: 2.87	8.0	W	35	10	4	2	5	1	0	0		0	0	0	10	15	0.00	1.000										
Mel Rojas, R (9, 1) ERA: 3.94	1.0	S	4	0	0	0	1	0	0	0		0	0	0	10	15	0.00	1.000										

Batter	1	2	3	4	5	6	7	8	9	AB	R	H	RBI	BB	SO	LOB	TOP						
Rondell White, R OBP: 0.366, SLG: 0.493 (1, 8)										4	2	3	1	1	0	0	Montreal Expos @ San Francisco Giants 3Com Park at Candlestick Point, San Francisco, CA Fri Aug 23, 1996, 10:05 PM EDT Att: 18,739 - Unknown - 57 F						
Mike Lansing, R OBP: 0.354, SLG: 0.437 (1, 4)										5	1	1	1	0	2	4							
Henry Rodriguez, L OBP: 0.316, SLG: 0.569 (1, 7)										5	2	2	3	0	2	0							
Darrin Fletcher, L OBP: 0.331, SLG: 0.450 (1, 2)										5	0	1	0	0	1	0							
David Segui, S OBP: 0.351, SLG: 0.422 (1, 3)										4	2	2	0	1	0	1							
FP Santangelo, S OBP: 0.375, SLG: 0.430 (7, 5)										5	2	2	2	0	1	2							
Mark Grudzielanek, R OBP: 0.339, SLG: 0.463 (1, 6)										4	1	1	0	0	2	1							
Dave Silvestri, R OBP: 0.348, SLG: 0.260 (7, PH)										2	0	0	0	1	1	0							
Cliff Floyd, L OBP: 0.353, SLG: 0.420 (7, 9)										0	0	0	1	1	0	0							
Mark Leiter, R OBP: 0.191, SLG: 0.148 (6, 1)										2	0	0	0	0	0	2		AB 37 R 10 H 12 RBI 8 BB 4 SO 12 LOB 9					
Mike Dyser, R (6, 1)										0	0	0	0	0	0	0							
Omar Daal, L (6, 1)										0	0	0	0	0	0	0							
Sherman Obando, R OBP: 0.267, SLG: 0.244 (7, PH)										1	0	0	0	0	1	1							
Dave Veres, R OBP: 0.429, SLG: 0.571 (7, 1)										0	0	0	0	0	0	0							
Mel Rojas, R OBP: 0.429, SLG: 0.571 (9, 1)										0	0	0	0	0	0	0							
Inning Stats	R: 2 E: 0 K: 1 S: 16	H: 2 LOB: 1 BB: 1 P: 25	R: 0 E: 0 K: 1 S: 11	H: 0 LOB: 2 BB: 2 P: 20	R: 2 E: 0 K: 2 S: 11	H: 2 LOB: 0 BB: 0 P: 19	R: 2 E: 0 K: 3 S: 13	H: 2 LOB: 0 BB: 0 P: 20	R: 0 E: 0 K: 0 S: 13	H: 1 LOB: 1 BB: 0 P: 19	R: 0 E: 0 K: 1 S: 5	H: 0 LOB: 0 BB: 0 P: 7	R: 4 E: 0 K: 2 S: 20	H: 4 LOB: 1 BB: 1 P: 36	R: 0 E: 0 K: 1 S: 10	H: 1 LOB: 0 BB: 0 P: 18	R: 0 E: 0 K: 1 S: 6		H: 0 LOB: 0 BB: 0 P: 8	1B: 7 2B: 0 3B: 0 HR: 5	SF: 0 SAC: 1 DP: 0 HBP: 0	WP: 2 PB: 0 CS: 0 SB: 1	PA: 42
PITCHER	IP	WLS	BF	H	R	ER	SO	BB	IBB	HBP	BLK	WP	HR	S	P	ERA	WHIP						
Mark Gardner, R ERA: 4.46 (1, 1)	6.0		28	7	6	6	8	3	0	0	0	0	4	69	110	9.00	1.667						
Doug Creek, L ERA: 5.74 (7, 1)	0.2	L	5	3	3	3	1	0	0	0	0	0	1	12	19	40.50	4.500						
Tim Scott, R ERA: 3.79 (7, 1)	0.0		2	1	0	0	0	1	0	0	0	0	0	5	12	∞	∞						
Mark Dewey, R ERA: 3.7 (7, 1)	1.0		3	1	1	1	2	0	0	0	0	1	0	10	17	9.00	1.000						
Jim Poole, L ERA: 2.21 (8, 1)	0.1		1	0	0	0	0	0	0	0	0	0	0	3	6	0.00	0.000						
Rich DeLucia, R ERA: 5.04 (9, 1)	1.0		3	0	0	0	1	0	0	0	0	0	0	6	8	0.00	0.000						
Marvin Benard, L OBP: 0.322, SLG: 0.324 (7, 7)										5	0	0	0	0	1	4	Montreal Expos @ San Francisco Giants 3Com Park at Candlestick Point, San Francisco, CA Fri Aug 23, 1996, 10:05 PM EDT Att: 18,739 - Unknown - 57 F						
Bill Mueller, S OBP: 0.524, SLG: 0.519 (1, 5)									4	3	3	0	1	0	0	0							
Glenallen Hill, R OBP: 0.355, SLG: 0.539 (1, 9)									5	1	3	2	0	2	3								
Rick Wilkins, L OBP: 0.335, SLG: 0.378 (1, 3)									3	1	1	0	2	1	2								
Tom Lampkin, L OBP: 0.325, SLG: 0.381 (1, 2)									3	1	1	4	1	1	2								
Trendad Hubbard, R OBP: 0.192, SLG: 0.346 (7, 1)									3	0	0	0	1	0	4								
Tim Scott, R (7, 1)									0	0	0	0	0	0	0								
Mark Dewey, R (8, 1)									0	0	0	0	0	0	0								
Jim Poole, L (8, 1)									1	0	0	0	0	1	0								
Steve Scarsone, R OBP: 0.275, SLG: 0.339 (9, 1)									0	0	0	0	0	0	0								
Jay Canizaro, R OBP: 0.304, SLG: 0.451 (1, 4)										5	1	2	0	0	1	1	AB 38 R 8 H 12 RBI 7 BB 5 SO 11 LOB 21						
Rich Aurilia, R OBP: 0.292, SLG: 0.309 (1, 6)										5	0	1	0	0	1	2							
Mark Gardner, R OBP: 0.200, SLG: 0.170 (6, PH)										1	0	0	0	0	1	1							
Dave McCarty, R OBP: 0.305, SLG: 0.386 (7, 1)										1	1	1	1	0	0	0							
Doug Creek, L (7, 1)										0	0	0	0	0	0	0							
Dax Jones, R OBP: 0.310, SLG: 0.444 (7, 8)										1	0	0	0	0	1	2							
Barry Bonds, L OBP: 0.448, SLG: 0.616 (9, PH)										1	0	0	0	0	1	0							
Inning Stats	R: 1 E: 0 K: 0 S: 11	H: 2 LOB: 2 BB: 1 P: 19	R: 0 E: 0 K: 1 S: 8	H: 0 LOB: 0 BB: 0 P: 14	R: 0 E: 0 K: 2 S: 11	H: 0 LOB: 1 BB: 0 P: 17	R: 0 E: 0 K: 2 S: 11	H: 0 LOB: 1 BB: 1 P: 18	R: 1 E: 0 K: 1 S: 17	H: 2 LOB: 2 BB: 1 P: 29	R: 6 E: 0 K: 0 S: 15	H: 5 LOB: 0 BB: 1 P: 29	R: 0 E: 0 K: 3 S: 16	H: 2 LOB: 3 BB: 1 P: 25	R: 0 E: 0 K: 1 S: 7	H: 1 LOB: 0 BB: 0 P: 10		R: 0 E: 0 K: 1 S: 8	H: 0 LOB: 0 BB: 0 P: 9	1B: 7 2B: 5 3B: 0 HR: 1	SF: 1 SAC: 0 DP: 1 HBP: 1	WP: 1 PB: 0 CS: 0 SB: 1	PA: 45
PITCHER	IP	WLS	BF	H	R	ER	SO	BB	IBB	HBP	BLK	WP	HR	S	P	ERA		WHIP					
Mark Leiter, R ERA: 5.07 (1, 1)	5.0		24	4	2	2	6	3	0	1	0	0	0	9	13	54.00		6.000					
Mike Dyer, R ERA: 4.80 (6, 1)	0.2	W	3	1	2	2	0	1	0	0	0	0	1	6	16	54.00	6.000						
Omar Daal, L ERA: 3.56 (6, 1)	0.1		3	1	2	2	0	1	0	0	0	0	1	6	16	54.00	6.000						
Dave Veres, R ERA: 4.69 (7, 1)	2.0		9	3	0	0	4	1	0	0	0	0	0	23	35	0.00	2.000						
Mel Rojas, R ERA: 3.88 (9, 1)	1.0	S	3	0	0	0	1	0	0	0	0	0	0	8	9	0.00	0.000						

Batter	1	2	3	4	5	6	7	8	9	AB	R	H	RBI	BB	SO	LOB	TOP										
Mark Grudzielanek, R OBP: 0.342, SLG: 0.405										5	2	3	0	0	1	2	Montreal Expos @ San Francisco Giants 3Com Park at Candlestick Point, San Francisco, CA Sat Aug 24 1996, 6:33 AM EDT Att: 22,710 - Sunny - 70 F										
Mike Lansing, R OBP: 0.354, SLG: 0.435										4	1	1	0	1	1	3											
Henry Rodriguez, L Cliff Floyd, L OBP: 0.319, SLG: 0.566 OBP: 0.333, SLG: 0.420										4	0	1	0	1	1	2											
David Segui, S OBP: 0.351, SLG: 0.419										4	0	1	2	1	0	5											
Rondell White, R OBP: 0.359, SLG: 0.482										5	0	0	0	0	0	8											
F.P. Santangelo, S OBP: 0.376, SLG: 0.427										4	0	1	1	0	1	3											
Shane Andrews, R OBP: 0.324, SLG: 0.478										4	0	1	0	0	2	2											
Lenny Webster, R OBP: 0.322, SLG: 0.287										3	0	1	0	1	0	0											
Pedro Martinez, R Mel Rojas, R OBP: 0.179, SLG: 0.135 OBP: 0.429, SLG: 0.571										4	0	0	0	0	3	3											
Inning Stats	R: 0 E: 1 K: 0 S: 4	H: 1 LOB: 2 BB: 1 P: 8	R: 0 E: 0 K: 3 S: 10	H: 1 LOB: 1 BB: 0 P: 10	R: 2 E: 0 K: 1 S: 8	H: 3 LOB: 2 BB: 1 P: 12	R: 0 E: 0 K: 1 S: 5	H: 0 LOB: 0 BB: 0 P: 5	R: 0 E: 1 K: 0 S: 5	H: 1 LOB: 2 BB: 0 P: 5	R: 0 E: 0 K: 2 S: 3	H: 0 LOB: 1 BB: 1 P: 7	R: 0 E: 0 K: 1 S: 5	H: 0 LOB: 0 BB: 0 P: 5	R: 1 E: 0 K: 1 S: 7	H: 2 LOB: 1 BB: 0 P: 7	1B: 8 2B: 1 3B: 0 HR: 0	SF: 0 SAC: 0 DP: 0 HBP: 0	WP: 1 PB: 0 SB: 2 CS: 0	PA: 41							
PITCHER	IP	WLS	BF	H	R	ER	SO	BB	IBB	HBP	BLK	WP	HR	S	P	ERA	WHIP	PITCHER									
Shawn Estes, L ERA: 3.61	8.0	L	36	7	2	2	8	4	0	0	0	1	0	48	64	2.25	1.375										
Rich DeLucia, R ERA: 5.24	0.0		2	2	1	1	0	0	0	0	0	0	0	2	2	∞	∞										
Jim Poole, L ERA: 2.18	0.2		2	0	0	0	1	0	0	0	0	0	0	4	4	0.00	0.000										
Mark Dewey, R ERA: 3.68	0.1		1	0	0	0	0	0	0	0	0	0	0	1	1	0.00	0.000										
Batter	1	2	3	4	5	6	7	8	9	AB	R	H	RBI	BB	SO	LOB	BOTTOM										
Marvin Benard, L OBP: 0.319, SLG: 0.320										4	0	0	0	0	0	2	Montreal Expos @ San Francisco Giants 3Com Park at Candlestick Point, San Francisco, CA Sat Aug 24 1996, 6:33 AM EDT Att: 22,710 - Sunny - 70 F										
Bill Mueller, S OBP: 0.500, SLG: 0.491										3	0	0	0	0	0	0											
Barry Bonds, L OBP: 0.448, SLG: 0.614										1	0	0	0	0	0	1											
Glenallen Hill, R OBP: 0.353, SLG: 0.533										3	0	0	0	1	3	0											
Rick Wilkins, L OBP: 0.340, SLG: 0.381										3	0	2	0	1	0	2											
Desi Wilson, L OBP: 0.333, SLG: 0.303										3	0	0	0	0	3	3											
Trenidad Hubbard, R OBP: 0.300, SLG: 0.333										3	0	0	0	0	1	2											
Steve Scarosone, R OBP: 0.272, SLG: 0.325										3	0	0	0	0	2	0											
Rich Aurilia, R Mark Dewey, R OBP: 0.297, SLG: 0.308 OBP: 0.316, SLG: 0.451										1	0	0	0	2	1	0											
Shawn Estes, R Rich DeLucia, R Jim Poole, L Jay Canizaro, R OBP: 0.250, SLG: 0.200 OBP: 0.400, SLG: 0.250 OBP: 0.316, SLG: 0.451										0	0	0	0	0	0	0											
Inning Stats	R: 0 E: 0 K: 1 S: 5	H: 0 LOB: 0 BB: 0 P: 5	R: 0 E: 0 K: 1 S: 5	H: 1 LOB: 0 BB: 0 P: 5	R: 0 E: 0 K: 1 S: 4	H: 0 LOB: 0 BB: 1 P: 8	R: 0 E: 0 K: 1 S: 5	H: 0 LOB: 0 BB: 0 P: 5	R: 0 E: 0 K: 1 S: 3	H: 0 LOB: 1 BB: 1 P: 7	R: 0 E: 0 K: 2 S: 8	H: 1 LOB: 0 BB: 0 P: 8	R: 0 E: 0 K: 3 S: 9	H: 0 LOB: 0 BB: 0 P: 9	R: 0 E: 0 K: 0 S: 3	H: 0 LOB: 2 BB: 2 P: 11	1B: 2 2B: 1 3B: 0 HR: 0	SF: 0 SAC: 2 DP: 2 HBP: 0	WP: 0 PB: 0 SB: 0 CS: 1	PA: 31							
PITCHER	IP	WLS	BF	H	R	ER	SO	BB	IBB	HBP	BLK	WP	HR	S	P	ERA	WHIP	PITCHER									
Pedro Martinez, R ERA: 4.16	8.0	W	27	2	0	0	10	4	0	0	0	0	0	43	59	0.00	0.750										
Mel Rojas, R ERA: 3.82	1.0	S	4	0	0	0	0	1	0	0	0	0	0	3	7	0.00	1.000										

Batter	1	2	3	4	5	6	7	8	9	AB	R	H	RBI	BB	SO	LOB	TOP			
Rondell White, R OBP: 0.353, SLG: 0.473 (1, 8)	F8		E6		G1-3			K		4	0	0	0	0	1	0	Montreal Expos @ San Francisco Giants 3Com Park at Candlestick Point, San Francisco, CA Sun Aug 25 1996, 6:33 AM EDT Att: 24,349 - Cloudy - 70 F			
Mike Lansing, R OBP: 0.352, SLG: 0.432 (1, 4)	K		G5-3		K			F7		4	0	0	0	0	2	1				
Henry Rodriguez, L OBP: 0.320, SLG: 0.572 (1, 7)	1B		K					K		4	1	2	1	0	2	1				
David Segui, S OBP: 0.350, SLG: 0.417 (1, 3)	F8		F7							4	0	1	0	0	0	2				
Darrin Fletcher, L OBP: 0.333, SLG: 0.457 (1, 2)					F7			F9		4	1	2	0	0	0	0				
F.P. Santangelo, S OBP: 0.375, SLG: 0.426 (1, 9)								G1-3		3	0	1	0	1	0	2				
Mark Grudzielanek, R OBP: 0.339, SLG: 0.402 (1, 6)										4	0	0	0	0	0	5				
Shane Andrews, R OBP: 0.320, SLG: 0.472 (1, 5)					G1-3			K		4	0	0	0	0	2	5				
Rheal Cormier, L OBP: 0.222, SLG: 0.233 (4, 1)										1	0	1	1	0	0	0				
Barry Manuel, R OBP: 0.346, SLG: 0.258 (5, 1)										0	0	0	0	0	0	0				
Dave Silvestri, R OBP: 0.346, SLG: 0.258 (5, 1)										0	0	0	0	0	0	0				
Jose Paniagua, R OBP: 0.332, SLG: 0.418 (7, 1)										0	0	0	0	0	0	0				
Mike Dyer, R OBP: 0.332, SLG: 0.418 (7, 1)										0	0	0	0	0	0	0				
Cliff Floyd, L OBP: 0.332, SLG: 0.418 (7, 1)										0	0	0	0	0	0	0				
Ugueth Urbina, R OBP: 0.153, SLG: 0.103 (8, 1)										0	0	0	0	0	0	0				
Jeff Juden, R OBP: 0.153, SLG: 0.103 (8, 1)										0	0	0	0	0	0	0				
Inning Stats	R: 0 E: 0 K: 1 S: 11	H: 1 LOB: 1 BB: 0 P: 19	R: 1 E: 0 K: 0 S: 10	H: 3 LOB: 2 BB: 0 P: 11	R: 0 E: 1 K: 1 S: 9	H: 0 LOB: 1 BB: 0 P: 14	R: 0 E: 0 K: 0 S: 4	H: 0 LOB: 1 BB: 1 P: 9	R: 0 E: 0 K: 2 S: 7	H: 0 LOB: 0 BB: 0 P: 10	R: 1 E: 0 K: 0 S: 6	H: 1 LOB: 0 BB: 0 P: 7	R: 0 E: 0 K: 1 S: 11	H: 0 LOB: 0 BB: 0 P: 15	R: 0 E: 0 K: 2 S: 8	H: 2 LOB: 2 BB: 0 P: 16	1B: 4 2B: 2 3B: 0 HR: 1	SF: 0 SAC: 0 DP: 0 HBP: 0	WP: 0 PB: 0 SB: 0 CS: 0	PA: 35
PITCHER Oswaldo Fernandez, R ERA: 5.18 (1, 1)	IP: 9.0 WLS: W BF: 35 H: 7 R: 2 ER: 2 SO: 8 BB: 1 IBB: 0 HBP: 0 BLK: 0 WP: 0 HR: 1 S: 79 P: 112 ERA: 2.00 WHIP: 0.889																			

AB	34
R	2
H	7
RBI	2
BB	1
SO	8
LOB	16



Batter	1	2	3	4	5	6	7	8	9	AB	R	H	RBI	BB	SO	LOB	BOTTOM													
Dax Jones, R OBP: 0.303, SLG: 0.433 (1, 8)	K		HR	P4		SF9				3	1	1	1	0	1	2	Montreal Expos @ San Francisco Giants 3Com Park at Candlestick Point, San Francisco, CA Sun Aug 25 1996, 6:33 AM EDT Att: 24,349 - Cloudy - 70 F													
Trenidad Hubbard, R OBP: 0.310, SLG: 0.411 (1, 7)	2B		HR		G1-3	G6-3				4	2	2	2	0	0	1														
Glenallen Hill, R OBP: 0.355, SLG: 0.534 (1, 9)	F		K					P6		3	1	1	1	0	1	0														
Dave McCarty, R OBP: 0.304, SLG: 0.381 (1, 3)	E8		P4		G4-6-3			P6		4	0	1	1	0	0	1														
Tom Lampkin, L OBP: 0.324, SLG: 0.379 (1, 2)	G3-1		L9							1	0	0	0	0	0	1														
Rick Wilkins, L OBP: 0.340, SLG: 0.378 (3, 2)	G3-1							K		2	1	0	0	1	1	0														
Bill Mueller, S OBP: 0.500, SLG: 0.483 (1, 5)	K							L8		3	1	1	0	1	1	1														
Jay Canizaro, R OBP: 0.328, SLG: 0.444 (1, 4)										3	1	1	0	1	1	0														
Rich Aurilia, R OBP: 0.296, SLG: 0.307 (1, 6)								G6-3		4	0	1	2	0	0	2														
Oswaldo Fernandez, R OBP: 0.082, SLG: 0.082 (1, 1)										2	0	0	0	0	2	2														
Inning Stats	R: 2 E: 1 K: 2 S: 13	H: 3 LOB: 1 BB: 0 P: 22	R: 0 E: 1 K: 1 S: 6	H: 0 LOB: 0 BB: 0 P: 8	R: 2 E: 0 K: 1 S: 8	H: 2 LOB: 0 BB: 0 P: 14	R: 0 E: 0 K: 0 S: 7	H: 1 LOB: 2 BB: 1 P: 12	R: 0 E: 0 K: 0 S: 4	H: 0 LOB: 0 BB: 0 P: 9	R: 3 E: 1 K: 1 S: 19	H: 2 LOB: 1 BB: 2 P: 29	R: 0 E: 0 K: 1 S: 6	H: 0 LOB: 0 BB: 0 P: 6	R: 0 E: 0 K: 1 S: 7	H: 0 LOB: 0 BB: 0 P: 10	1B: 5 2B: 1 3B: 1 HR: 1	SF: 1 SAC: 1 DP: 1 HBP: 1	WP: 0 PB: 0 SB: 1 CS: 0	PA: 35										
PITCHER Rheal Cormier, L ERA: 4.27 (1, 1)	IP: 3.0 WLS: L BF: 16 H: 4 R: 4 ER: 4 SO: 4 BB: 1 IBB: 0 HBP: 0 BLK: 0 WP: 0 HR: 0 S: 29 P: 50 ERA: 12.00 WHIP: 2.333																													
Barry Manuel, R ERA: 3.22 (4, 1)	1.0	3	0	0	0	0	0	0	0	5	6	0.00	0.000																	
Jose Paniagua, R ERA: 5.28 (5, 1)	1.0	6	1	3	2	0	2	0	1	0	0	0	12	25	18.00	3.000														
Mike Dyer, R ERA: 4.78 (6, 1)	1.0	4	1	0	0	1	0	0	0	0	0	11	13	0.00	1.000															
Ugueth Urbina, R ERA: 4.09 (7, 1)	1.0	3	0	0	0	1	0	0	0	0	0	6	6	0.00	0.000															
PITCHER Jeff Juden, R ERA: 3.86 (8, 1)	IP: 1.0 WLS: L BF: 3 H: 0 R: 0 ER: 0 SO: 1 BB: 0 IBB: 0 HBP: 0 BLK: 0 WP: 0 HR: 0 S: 7 P: 10 ERA: 0.00 WHIP: 0.000																													

AB	29
R	7
H	8
RBI	7
BB	3
SO	7
LOB	10



Batter	1	2	3	4	5	6	7	8	9	AB	R	H	RBI	BB	SO	LOB	TOP					
Chad Curtis, R OBP: 0.346, SLG: 0.391 (1, 8)	G4-3		K		B3-6		G5-3		F8	5	0	1	0	0	1	0	Los Angeles Dodgers @ Montreal Expos Olympic Stadium, Montreal, QB Tue Aug 27 1996, 7:05 PM EDT Att: 21,040 - Dome - 68 F livebaseballscorecards.com					
Delino DeShields, L OBP: 0.294, SLG: 0.309 (1, 4)	G5-3		K		B3-6		F8		F8	5	0	2	0	0	1	1						
Mike Piazza, R OBP: 0.423, SLG: 0.578 (1, 2)	G5-3		F8		2B		WP		K	4	1	1	0	1	1	2						
Eric Karros, R OBP: 0.308, SLG: 0.472 (1, 3)					F9		WP		K	1	2	0	0	4	1	1						
Raul Mondesi, R OBP: 0.317, SLG: 0.475 (1, 9)	F8				HR		P4			3	1	1	2	1	0	4						
Tim Lincecum, R OBP: 0.304, SLG: 0.403 (1, 5)					F9				L7	4	0	1	0	0	1	3						
Billy Ashley, R OBP: 0.373, SLG: 0.398 (1, 7)										2	0	0	1	0	2	1						
Todd Hollandsworth, L OBP: 0.346, SLG: 0.415 (7, 7)	K				SF9				G3-1	0	0	0	0	1	0	0						
Greg Gagne, R OBP: 0.354, SLG: 0.390 (1, 6)	F8				HR		L9		G3-1	4	1	1	2	0	0	2						
Hideo Nomo, R OBP: 0.180, SLG: 0.220 (8, PH)									K	3	0	0	0	0	3	1						
Wayne Kirby, L OBP: 0.314, SLG: 0.317 (8, PH)										0	0	0	0	0	0	0						
Rick Parker, R OBP: 0.333, SLG: 0.357 (8, PH)										1	0	0	0	0	1	1						
Mark Guthrie, R (8, 1)										0	0	0	0	0	0	0						
Antonio Osuna, R (9, 1)										0	0	0	0	0	0	0						
Inning Stats	R: 0 E: 0 K: 0 S: 14	H: 1 LOB: 2 BB: 1 P: 23	R: 0 E: 0 K: 2 S: 16	H: 1 LOB: 1 BB: 0 P: 22	R: 0 E: 0 K: 2 S: 9	H: 0 LOB: 0 BB: 0 P: 12	R: 3 E: 0 K: 1 S: 12	H: 1 LOB: 0 BB: 2 P: 21	R: 2 E: 0 K: 2 S: 11	H: 3 LOB: 1 BB: 1 P: 19	R: 0 E: 0 K: 0 S: 8	H: 0 LOB: 0 BB: 0 P: 10	R: 0 E: 0 K: 0 S: 11	H: 0 LOB: 2 BB: 2 P: 25	R: 0 E: 0 K: 1 S: 12	H: 0 LOB: 1 BB: 0 P: 21	R: 0 E: 0 K: 2 S: 11	H: 1 LOB: 1 BB: 0 P: 19	1B: 3 2B: 4 3B: 0 HR: 1	SF: 1 SAC: 0 DP: 1 HBP: 0	WP: 1 PB: 1 SB: 2 CS: 0	PA: 40
PITCHER	IP WLS BF H R ER SO BB IBB HBP BLK WP HR S P ERA WHIP																					
Jeff Fassero, L ERA: 3.04 (1, 1)	4.2 L 23 6 5 5 5 4 0 0 0 0 0 1 59 92 9.64 2.143																					
Barry Manuel, R ERA: 3.21 (5, 1)	0.1 1 0 0 0 1 0 0 0 0 0 0 0 3 5 0.00 0.000																					
Jeff Juden, R ERA: 3.73 (6, 1)	2.0 8 0 0 0 2 2 0 0 0 0 1 0 19 35 0.00 1.000																					
Dave Veres, R ERA: 4.64 (8, 1)	0.2 3 0 0 0 0 1 0 0 0 0 0 0 8 15 0.00 1.500																					
Omar Daal, L ERA: 3.54 (8, 1)	0.1 1 0 0 0 1 0 0 0 0 0 0 0 4 6 0.00 0.000																					

Batter	1	2	3	4	5	6	7	8	9	AB	R	H	RBI	BB	SO	LOB	BOTTOM					
Rondell White, R OBP: 0.350, SLG: 0.468 (1, 8)	G4-3		E		K		K		G4-3	5	0	1	1	0	2	5	Los Angeles Dodgers @ Montreal Expos Olympic Stadium, Montreal, QB Tue Aug 27 1996, 7:05 PM EDT Att: 21,040 - Dome - 68 F livebaseballscorecards.com					
Mike Lansing, R OBP: 0.353, SLG: 0.431 (1, 4)	P2		S		G5-3				1B	3	0	1	0	1	0	1						
Henry Rodriguez, L OBP: 0.320, SLG: 0.568 (1, 7)	F9						L7		B3	3	0	0	0	1	0	1						
David Segui, S OBP: 0.352, SLG: 0.418 (1, 3)					K		G3		1B	4	0	2	0	0	1	3						
F.P. Santangelo, S OBP: 0.377, SLG: 0.427 (1, 9)	F8-3				F9				1B	4	0	1	0	0	1	3						
Shane Andrews, R OBP: 0.317, SLG: 0.466 (1, 5)	G6-3				K		K		F8	4	0	0	0	0	2	3						
Mark Grudzielanek, R OBP: 0.342, SLG: 0.403 (1, 6)					P2				1B	3	0	2	0	1	0	0						
Lenny Webster, R OBP: 0.333, SLG: 0.295 (1, 2)					L9				1B	3	1	2	0	1	0	0						
Jeff Fassero, L ERA: 3.04 (1, 1)										0	0	0	0	0	0	0						
Barry Manuel, R ERA: 3.21 (5, 1)										0	0	0	0	0	0	0						
Jeff Juden, R ERA: 3.73 (6, 1)										0	0	0	0	0	0	0						
Dave Veres, R ERA: 4.64 (8, 1)										0	0	0	0	0	0	0						
Omar Daal, L ERA: 3.54 (8, 1)										0	0	0	0	0	0	0						
Inning Stats	R: 0 E: 0 K: 0 S: 8	H: 0 LOB: 0 BB: 0 P: 14	R: 0 E: 0 K: 0 S: 8	H: 1 LOB: 0 BB: 0 P: 10	R: 1 E: 0 K: 1 S: 14	H: 1 LOB: 3 BB: 4 P: 33	R: 0 E: 0 K: 1 S: 7	H: 0 LOB: 0 BB: 0 P: 11	R: 0 E: 0 K: 1 S: 14	H: 1 LOB: 1 BB: 0 P: 19	R: 0 E: 0 K: 2 S: 11	H: 2 LOB: 1 BB: 0 P: 19	R: 0 E: 0 K: 1 S: 14	H: 2 LOB: 2 BB: 0 P: 23	R: 0 E: 0 K: 1 S: 9	H: 2 LOB: 1 BB: 0 P: 12	R: 0 E: 0 K: 2 S: 11	H: 2 LOB: 1 BB: 0 P: 19	1B: 9 2B: 2 3B: 0 HR: 0	SF: 0 SAC: 1 DP: 2 HBP: 0	WP: 1 PB: 0 SB: 4 CS: 0	PA: 37
PITCHER	IP WLS BF H R ER SO BB IBB HBP BLK WP HR S P ERA WHIP																					
Hideo Nomo, R ERA: 3.47 (1, 1)	7.0 W 28 6 1 1 6 3 1 0 0 0 0 0 70 117 1.29 1.286																					
Mark Guthrie, L ERA: 1.73 (8, 1)	1.0 5 2 0 0 1 0 0 0 0 0 0 0 14 23 0.00 2.000																					
Antonio Osuna, R ERA: 2.79 (9, 1)	1.0 4 2 0 0 1 0 0 0 0 0 0 0 9 12 0.00 2.000																					

Batter	1	2	3	4	5	6	7	8	9	AB	R	H	RBI	BB	SO	LOB	TOP					
Todd Hollandsworth, L (1.7) OBP: 0.352, SLG: 0.423	1-1 G6-3 1B		1-2 2B 1B	2-2 2B		2-2 E3			2-2 FC3 1B	5	2	4	1	0	0	0	Los Angeles Dodgers @ Montreal Expos Olympic Stadium, Montreal, QB Wed Aug 28 1996, 7:05 PM EDT Att: 13,006 - Dome - 68 F					
Wayne Kirby, L (1.8) OBP: 0.317, SLG: 0.328 Chan Ho Park, R (9.1) OBP: 0.111, SLG: 0.059	2-1 G6-3 1B		1-0 1B 2B	2-3 K		2-2 K			0-0 FC3	5	1	2	0	0	2	3						
Mike Piazza, R (1.2) OBP: 0.421, SLG: 0.573	0-2 G6-3		0-0 WP 1B	1-0 L9			1-3 K		0-1 P6	5	0	1	1	1	0	1						
Eric Karros, R (1.3) OBP: 0.307, SLG: 0.470	0-0 G6-3		3-1 WP 1B		2-3 K		0-1 F9		2-1 F9	5	0	1	2	0	1	3						
Raul Mondesi, R (1.9) OBP: 0.316, SLG: 0.474	0-0 G5-3		2-3 K	1-2 2-3 1B		0-0 G4-3 1B		3-3 K		4	0	1	0	0	2	3						
Delino DeShields, L (1.4) OBP: 0.292, SLG: 0.306		2-1 F7	2-3 K		3-2 G4-3 1B		0-0 G4-3			4	0	0	0	0	1	3						
Tim Wallach, R (1.5) OBP: 0.303, SLG: 0.400		0-1 L7		2-2 E5 2B		1-3 K		1-2 G4-6-3 1B		4	1	1	0	0	1	1						
Greg Gagne, R (1.6) OBP: 0.353, SLG: 0.391		0-0 G6-3		1-0 SH1-4 2B		3-2 P4		0-0 G4-6-3		4	1	1	1	0	0	1						
Pedro Astacio, R (1.1) OBP: 0.102, SLG: 0.086 Scott Radinsky, L (8.1)			1-3 K	1-1 SH1-4		2-2 L7		0-3 K		2	0	0	0	0	1	0						
37 Darren Dreifort, R (8.1) Dave Hansen, L (9. PH) OBP: 0.298, SLG: 0.237 Chad Curtis, R (9.8) OBP: 0.346, SLG: 0.391				2-3 K						0	0	0	0	0	0	0						
Inning Stats	R: 1 E: 0 K: 0 S: 9	H: 2 LOB: 1 BB: 0 P: 12	R: 0 E: 0 K: 0 S: 5	H: 0 LOB: 0 BB: 0 P: 7	R: 2 E: 0 K: 3 S: 20	H: 4 LOB: 2 BB: 0 P: 30	R: 2 E: 1 K: 1 S: 15	H: 2 LOB: 1 BB: 0 P: 24	R: 0 E: 0 K: 2 S: 11	H: 1 LOB: 1 BB: 0 P: 17	R: 0 E: 1 K: 1 S: 17	H: 0 LOB: 1 BB: 0 P: 26	R: 0 E: 0 K: 2 S: 9	H: 0 LOB: 0 BB: 0 P: 13	R: 0 E: 0 K: 0 S: 7	H: 1 LOB: 0 BB: 0 P: 8	R: 0 E: 0 K: 1 S: 11	H: 1 LOB: 2 BB: 0 P: 15	1B: 8 2B: 3 3B: 0 HR: 0	SF: 0 SAC: 1 DP: 1 HBP: 0	WP: 1 PB: 0 SB: 1 CS: 0	PA: 40
PITCHER	IP WLS BF H R ER SO BB IBB HBP BLK WP HR S P ERA WHIP	IP WLS BF H R ER SO BB IBB HBP BLK WP HR S P ERA WHIP	IP WLS BF H R ER SO BB IBB HBP BLK WP HR S P ERA WHIP	IP WLS BF H R ER SO BB IBB HBP BLK WP HR S P ERA WHIP	IP WLS BF H R ER SO BB IBB HBP BLK WP HR S P ERA WHIP	IP WLS BF H R ER SO BB IBB HBP BLK WP HR S P ERA WHIP	IP WLS BF H R ER SO BB IBB HBP BLK WP HR S P ERA WHIP	IP WLS BF H R ER SO BB IBB HBP BLK WP HR S P ERA WHIP	IP WLS BF H R ER SO BB IBB HBP BLK WP HR S P ERA WHIP	IP WLS BF H R ER SO BB IBB HBP BLK WP HR S P ERA WHIP	IP WLS BF H R ER SO BB IBB HBP BLK WP HR S P ERA WHIP	IP WLS BF H R ER SO BB IBB HBP BLK WP HR S P ERA WHIP	IP WLS BF H R ER SO BB IBB HBP BLK WP HR S P ERA WHIP	IP WLS BF H R ER SO BB IBB HBP BLK WP HR S P ERA WHIP	IP WLS BF H R ER SO BB IBB HBP BLK WP HR S P ERA WHIP	IP WLS BF H R ER SO BB IBB HBP BLK WP HR S P ERA WHIP						

AB	39
R	5
H	11
RBI	5
BB	0
SO	10
LOB	19



Batter	1	2	3	4	5	6	7	8	9	AB	R	H	RBI	BB	SO	LOB	BOTTOM					
Rondell White, R (1.8) OBP: 0.347, SLG: 0.466	0-2 G6-3		1-1 G6-3		1-2 L4			0-1 2B	0-2 F9	5	1	1	0	0	0	1	Los Angeles Dodgers @ Montreal Expos Olympic Stadium, Montreal, QB Wed Aug 28 1996, 7:05 PM EDT Att: 13,006 - Dome - 68 F					
Mike Lansing, R (1.4) OBP: 0.353, SLG: 0.433	3-2 F8		1-2 G1-3 1B		1-1 G6-3		3-2 2B	1-0 P3		5	2	2	1	0	0	0						
Henry Rodriguez, L (1.7) OBP: 0.319, SLG: 0.567	1-1 F9		3-1 G1-3		1-0 F8		3-3 K	1-1 1B 2B		5	1	1	0	0	1	2						
David Segui, S (1.3) OBP: 0.358, SLG: 0.426		3-2 G4-3		1-1 G4-6-3 1B		4-1 BB		0-1 1B 2B	2-2 1B	4	1	3	3	1	0	0						
Darrin Fletcher, L (1.2) OBP: 0.332, SLG: 0.453		3-2 FC6-4 1B		0-1 G4-6-3		0-2 K		2-0 F7		4	0	1	0	0	1	3						
F.P. Santangelo, S (1.9) OBP: 0.382, SLG: 0.433		2-3 K		4-2 G1-3 1B BB			0-0 2B	1-2 BB 1B		3	1	2	1	1	1	1						
Mark Grudzielanek, R (1.6) OBP: 0.342, SLG: 0.401		0-0 FC6-4		1-1 G1-3			0-0 G6-3	4-0 BB IBB		3	0	0	0	1	0	3						
Shane Andrews, R (1.5) OBP: 0.319, SLG: 0.460 Ugueth Urbina, R (8.1) OBP: 0.329, SLG: 0.430 Sherman Osando, R (7. PH) OBP: 0.329, SLG: 0.430 Mike Dyer, R (8.1) OBP: 0.329, SLG: 0.430 Dave Silvestri, R (8. PH) OBP: 0.329, SLG: 0.430 Mel Rojas, R (8.1) OBP: 0.329, SLG: 0.430			1-3 K		2-3 K		0-0 G1-3	4-2 BB		2	0	0	0	0	2	1						
Mark Leiter, R (1.1) OBP: 0.158, SLG: 0.145 Barry Manuel, R (4.1) Cliff Floyd, L (5. PH) OBP: 0.335, SLG: 0.420			1-3 K		0-0 1B		1-0 P2	0-0 G4-3		1	0	0	0	0	1	0						
Inning Stats	R: 0 E: 0 K: 0 S: 9	H: 0 LOB: 0 BB: 0 P: 13	R: 0 E: 0 K: 1 S: 18	H: 1 LOB: 0 BB: 0 P: 26	R: 0 E: 0 K: 2 S: 8	H: 0 LOB: 0 BB: 0 P: 11	R: 1 E: 0 K: 0 S: 9	H: 2 LOB: 0 BB: 0 P: 14	R: 1 E: 0 K: 1 S: 12	H: 1 LOB: 1 BB: 1 P: 20	R: 0 E: 0 K: 1 S: 7	H: 0 LOB: 1 BB: 1 P: 13	R: 0 E: 0 K: 0 S: 4	H: 1 LOB: 0 BB: 0 P: 5	R: 3 E: 0 K: 1 S: 19	H: 4 LOB: 3 BB: 2 P: 36		R: 1 E: 0 K: 0 S: 10	H: 2 LOB: 1 BB: 0 P: 14	1B: 6 2B: 5 3B: 0 HR: 0	SF: 0 SAC: 0 DP: 1 HBP: 0	WP: 0 PB: 0 SB: 0 CS: 0
PITCHER	IP WLS BF H R ER SO BB IBB HBP BLK WP HR S P ERA WHIP	IP WLS BF H R ER SO BB IBB HBP BLK WP HR S P ERA WHIP	IP WLS BF H R ER SO BB IBB HBP BLK WP HR S P ERA WHIP	IP WLS BF H R ER SO BB IBB HBP BLK WP HR S P ERA WHIP	IP WLS BF H R ER SO BB IBB HBP BLK WP HR S P ERA WHIP	IP WLS BF H R ER SO BB IBB HBP BLK WP HR S P ERA WHIP	IP WLS BF H R ER SO BB IBB HBP BLK WP HR S P ERA WHIP	IP WLS BF H R ER SO BB IBB HBP BLK WP HR S P ERA WHIP	IP WLS BF H R ER SO BB IBB HBP BLK WP HR S P ERA WHIP	IP WLS BF H R ER SO BB IBB HBP BLK WP HR S P ERA WHIP	IP WLS BF H R ER SO BB IBB HBP BLK WP HR S P ERA WHIP	IP WLS BF H R ER SO BB IBB HBP BLK WP HR S P ERA WHIP	IP WLS BF H R ER SO BB IBB HBP BLK WP HR S P ERA WHIP	IP WLS BF H R ER SO BB IBB HBP BLK WP HR S P ERA WHIP	IP WLS BF H R ER SO BB IBB HBP BLK WP HR S P ERA WHIP	IP WLS BF H R ER SO BB IBB HBP BLK WP HR S P ERA WHIP						

AB	36
R	6
H	11
RBI	6
BB	4
SO	6
LOB	16




Batter	1	2	3	4	5	6	7	8	9	AB	R	H	RBI	BB	SO	LOB	TOP				
Todd Hollandsworth, L OBP: 0.349, SLG: 0.418	G3-1		K		F8			G6-3		4	0	0	0	0	1	0					
Wayne Kirby, L OBP: 0.305, SLG: 0.319	P2				F9				K	4	0	0	0	0	1	0					
Mike Piazza, R OBP: 0.422, SLG: 0.579	K				HR				BB 1B	4	1	2	1	0	2	0					
Eric Karros, R OBP: 0.310, SLG: 0.479		L9 2B			HR				BB	3	1	2	1	1	0	0					
Raul Mondesi, R OBP: 0.314, SLG: 0.470		L9			K			G5-3	K	4	0	0	0	0	2	3					
Delino DeShields, L OBP: 0.293, SLG: 0.310		K			WP 2B			G4-3 1B	K	4	0	2	0	0	2	3					
Tim Wallach, R OBP: 0.300, SLG: 0.395		L4			K			G4-3 1-2		3	0	0	0	0	1	3					
Greg Gagne, R OBP: 0.350, SLG: 0.388					G1-6-3			G3	K	3	0	0	0	0	1	0					
Ramon Martinez, R OBP: 0.152, SLG: 0.133					G6-3			K		3	0	0	0	0	2	0					
Todd Worrell, R (9, 1)								K		0	0	0	0	0	0	0					
Inning Stats	R: 0 E: 0 K: 1 S: 11	H: 0 LOB: 0 BB: 0 P: 14	R: 0 E: 0 K: 1 S: 7	H: 1 LOB: 1 BB: 0 P: 13	R: 0 E: 0 K: 1 S: 6	H: 0 LOB: 0 BB: 0 P: 7	R: 2 E: 0 K: 2 S: 20	H: 3 LOB: 1 BB: 0 P: 28	R: 0 E: 0 K: 1 S: 9	H: 0 LOB: 0 BB: 0 P: 12	R: 0 E: 0 K: 0 S: 7	H: 1 LOB: 0 BB: 0 P: 10	R: 0 E: 0 K: 2 S: 10	H: 0 LOB: 0 BB: 1 P: 11	R: 0 E: 0 K: 3 S: 14	H: 1 LOB: 2 BB: 1 P: 22	1B: 2 2B: 2 3B: 0 HR: 2	SF: 0 SAC: 0 DP: 1 HBP: 0	WP: 1 PB: 0 SB: 0 CS: 0	PA: 33	
PITCHER Pedro Martinez, R ERA: 4.05	IP: 9.0	WLS: L	BF: 33	H: 6	R: 2	ER: 2	SO: 12	BB: 1	IBB: 0	HBP: 0	BLK: 0	WP: 1	HR: 2	S: 90	P: 125	ERA: 2.00	WHIP: 0.778				

Los Angeles Dodgers @ Montreal Expos
Olympic Stadium, Montreal, QB
Thu Aug 29 1996, 7:05 PM EDT
Att: 16,551 - Dome - 68 F

livebaseballscores.com

AB 32
R 2
H 6
RBI 2
BB 1
SO 12
LOB 9




Batter	1	2	3	4	5	6	7	8	9	AB	R	H	RBI	BB	SO	LOB	BOTTOM					
Rondell White, R OBP: 0.345, SLG: 0.463	G5-3		BB BB 1B		G5-3		FC6-4 1-2			4	1	1	0	0	0	1						
Mike Lansing, R OBP: 0.353, SLG: 0.430	G4-3		BB BB BB		F7			P3		3	0	0	0	1	0	0						
Henry Rodriguez, L OBP: 0.316, SLG: 0.563	P6		BB BB BB		K			K		3	0	0	0	1	2	0						
David Segui, S OBP: 0.357, SLG: 0.422		K	SAFE		BB			F7		3	0	0	1	1	2	0						
Darrin Fletcher, L OBP: 0.333, SLG: 0.452			BB BB BB		P5				SH3-4 BB	3	0	1	0	1	0	3						
Dave Silvestri, R OBP: 0.349, SLG: 0.258	F8 1B				P5					0	0	0	0	0	0	0						
F.P. Santangelo, S OBP: 0.381, SLG: 0.432			G3		G3			SH3-4		3	0	1	0	0	1	3						
Mark Grudzielanek, R OBP: 0.339, SLG: 0.396	F8				G6-3			L8		4	0	0	0	0	0	4						
Shane Andrews, R OBP: 0.312, SLG: 0.459	K				P2			F8		3	0	0	0	0	1	2						
Cliff Floyd, L OBP: 0.333, SLG: 0.418					P2				K	1	0	0	0	0	1	2						
Pedro Martinez, R OBP: 0.186, SLG: 0.130					F9				FC6-4 BB	2	0	0	0	1	1	0						
Inning Stats	R: 0 E: 0 K: 0 S: 4	H: 0 LOB: 0 BB: 0 P: 5	R: 0 E: 0 K: 2 S: 11	H: 2 LOB: 2 BB: 0 P: 17	R: 1 E: 0 K: 0 S: 16	H: 1 LOB: 3 BB: 3 P: 33	R: 0 E: 0 K: 1 S: 8	H: 0 LOB: 0 BB: 0 P: 11	R: 0 E: 0 K: 1 S: 5	H: 0 LOB: 0 BB: 0 P: 7	R: 0 E: 0 K: 2 S: 9	H: 0 LOB: 0 BB: 0 P: 14	R: 0 E: 0 K: 1 S: 7	H: 0 LOB: 1 BB: 1 P: 13	R: 0 E: 0 K: 1 S: 7	H: 0 LOB: 0 BB: 0 P: 14	R: 0 E: 0 K: 1 S: 6	H: 0 LOB: 2 BB: 1 P: 12	1B: 3 2B: 0 3B: 0 HR: 0	SF: 0 SAC: 1 DP: 0 HBP: 0	WP: 0 PB: 0 SB: 1 CS: 0	PA: 35
PITCHER Ramon Martinez, R ERA: 3.68	IP: 8.0	WLS: W	BF: 32	H: 3	R: 1	ER: 1	SO: 7	BB: 5	IBB: 0	HBP: 0	BLK: 0	WP: 0	HR: 0	S: 68	P: 119	ERA: 1.12	WHIP: 1.000					
Todd Worrell, R ERA: 3.02	IP: 1.0	WLS: S	BF: 3	H: 0	R: 0	ER: 0	SO: 1	BB: 0	IBB: 0	HBP: 0	BLK: 0	WP: 0	HR: 0	S: 5	P: 7	ERA: 0.00	WHIP: 0.000					

Los Angeles Dodgers @ Montreal Expos
Olympic Stadium, Montreal, QB
Thu Aug 29 1996, 7:05 PM EDT
Att: 16,551 - Dome - 68 F

livebaseballscores.com

AB 29
R 1
H 3
RBI 1
BB 5
SO 8
LOB 15



Batter	1	2	3	4	5	6	7	8	9	AB	R	H	RBI	BB	SO	LOB	TOP					
Rickey Henderson, R OBP: 0.419, SLG: 0.355 (1, 7)	F8					G6-3			G1-6-3	4	0	1	1	1	0	2	San Diego Padres @ Montreal Expos Olympic Stadium, Montreal, QB Fri Aug 30 1996, 7:05 PM EDT Att: 14,133 - Dome					
Tony Gwynn, L OBP: 0.389, SLG: 0.445 (1, 9)	G6-3				G6-4-3		G4-3		G6-3	4	1	1	0	1	0	1						
Steve Finley, L OBP: 0.355, SLG: 0.516 (1, 8)	G6-3									4	2	2	0	0	0	1						
Ken Caminiti, S OBP: 0.394, SLG: 0.595 (1, 5)										3	1	1	1	1	0	2						
Wally Joyner, L OBP: 0.396, SLG: 0.430 (1, 3)	G4-3									4	0	2	2	0	0	2						
John Flaherty, R OBP: 0.321, SLG: 0.463 (1, 2)										4	0	0	0	0	1	2						
Chris Gomez, R OBP: 0.353, SLG: 0.337 (1, 6)										4	1	2	0	0	1	0						
Jody Reed, R OBP: 0.316, SLG: 0.287 (1, 4)										4	1	3	1	0	0	1						
Scott Sanders, R OBP: 0.222, SLG: 0.308 Scott Livingstone, L OBP: 0.355, SLG: 0.363 Mike Oquist, R (9, 1)										3	0	1	0	0	0	1						
Inning Stats	R: 0 E: 0 K: 0 S: 9	H: 0 LOB: 2 BB: 2 P: 25	R: 1 E: 0 K: 0 S: 13	H: 3 LOB: 2 BB: 0 P: 22	R: 4 E: 1 K: 0 S: 15	H: 5 LOB: 1 BB: 0 P: 22	R: 0 E: 0 K: 0 S: 3	H: 0 LOB: 0 BB: 1 P: 7	R: 0 E: 0 K: 1 S: 8	H: 1 LOB: 1 BB: 0 P: 13	R: 0 E: 0 K: 1 S: 7	H: 1 LOB: 0 BB: 0 P: 8	R: 1 E: 0 K: 0 S: 9	H: 2 LOB: 0 BB: 0 P: 15	R: 0 E: 0 K: 1 S: 7	H: 1 LOB: 0 BB: 1 P: 12	R: 0 E: 0 K: 0 S: 6	H: 0 LOB: 0 BB: 1 P: 12	1B: 11 2B: 2 3B: 0 HR: 0	SF: 0 SAC: 0 DP: 4 HBP: 0	WP: 0 PB: 0 SB: 1 CS: 0	PA: 38
PITCHER	IP	WLS	BF	H	R	ER	SO	BB	IBB	HBP	BLK	WP	HR	S	P	ERA	WHIP					
Jose Paniagua, R ERA: 5.4	3.0	L	17	8	5	2	0	2	0	0	0	0	0	37	69	6.00	3.333					
Jeff Juden, R ERA: 3.55	3.0		11	2	0	0	1	1	0	0	0	0	0	18	28	0.00	1.000					
Dave Veres, R ERA: 4.64	2.0		7	3	1	1	1	0	0	0	0	0	0	16	27	4.50	1.500					
Mike Dyer, R ERA: 4.57	1.0		3	0	0	0	0	1	0	0	0	0	0	6	12	0.00	1.000					

AB	34
R	6
H	13
RBI	5
BB	4
SO	2
LOB	12



Batter	1	2	3	4	5	6	7	8	9	AB	R	H	RBI	BB	SO	LOB	BOTTOM				
F.P. Santangelo, S OBP: 0.380, SLG: 0.429 (1, 8)	F9									4	0	1	0	0	1	0	San Diego Padres @ Montreal Expos Olympic Stadium, Montreal, QB Fri Aug 30 1996, 7:05 PM EDT Att: 14,133 - Dome				
Mike Lansing, R OBP: 0.350, SLG: 0.427 (1, 4)	G6-3									4	0	0	0	0	1	1					
Cliff Floyd, L OBP: 0.332, SLG: 0.411 (1, 9)	L9									3	0	0	0	1	0	0					
David Segui, S OBP: 0.360, SLG: 0.425 (1, 3)										2	0	1	0	1	0	0					
Henry Rodriguez, L OBP: 0.316, SLG: 0.559 (1, 7)										3	0	0	0	0	3	3					
Darin Fletcher, L OBP: 0.333, SLG: 0.450 Raul Chavez, R (8, 2)										2	0	0	0	1	0	2					
Mark Grudzielanek, R OBP: 0.337, SLG: 0.396 (9, 1)										0	0	0	0	0	0	0					
Shane Andrews, R OBP: 0.310, SLG: 0.455 (1, 5)										3	0	0	0	0	2	2					
Jose Paniagua, R Sherman Obando, R Jeff Juden, R Dave Silvestri, R Dave Veres, R Rondell White, R Mike Dyer, R										0	0	0	0	0	0	0					
Inning Stats	R: 0 E: 0 K: 0 S: 7	H: 0 LOB: 0 BB: 0 P: 10	R: 0 E: 0 K: 2 S: 12	H: 1 LOB: 2 BB: 1 P: 20	R: 0 E: 0 K: 1 S: 7	H: 0 LOB: 0 BB: 0 P: 13	R: 0 E: 0 K: 1 S: 5	H: 0 LOB: 0 BB: 0 P: 7	R: 0 E: 0 K: 2 S: 9	H: 0 LOB: 0 BB: 0 P: 14	R: 0 E: 0 K: 1 S: 7	H: 0 LOB: 1 BB: 2 P: 16	R: 0 E: 0 K: 2 S: 7	H: 0 LOB: 0 BB: 0 P: 9	R: 0 E: 0 K: 2 S: 5	H: 1 LOB: 0 BB: 0 P: 8	1B: 1 2B: 1 3B: 0 HR: 0	SF: 0 SAC: 0 DP: 2 HBP: 0	WP: 0 PB: 0 SB: 0 CS: 0	PA: 30	
PITCHER	IP	WLS	BF	H	R	ER	SO	BB	IBB	HBP	BLK	WP	HR	S	P	ERA	WHIP				
Scott Sanders, R ERA: 3.42	8.0	W	27	1	0	0	10	3	0	0	0	0	0	62	105	0.00	0.500				
Mike Oquist, R ERA:	1.0		3	1	0	0	0	0	0	0	0	0	0	5	8	0.00	1.000				

AB	27
R	0
H	2
RBI	0
BB	3
SO	10
LOB	10



Batter	1	2	3	4	5	6	7	8	9	AB	R	H	RBI	BB	SO	LOB	TOP							
Rickey Henderson, R OBP: 0.418, SLG: 0.353 (1,8) 	2-3 K 		1-0 P4 		4-2 BB			2-1 F8 		3	0	0	0	1	1	0								
Tony Gwynn, L OBP: 0.386, SLG: 0.443 (1,9) 	1-1 G3-1 			1-0 P4 	0-2 G4-3 			0-1 DI 1B		4	1	1	0	0	0	3								
Ken Caminiti, S OBP: 0.395, SLG: 0.593 (1,5) 	3-2 G1-3 			4-0 BB		0-2 G3 		3-2 1B		3	1	1	1	1	0	0								
Greg Vaughn, R OBP: 0.370, SLG: 0.556 Tim Worell, R OBP: 0.200, SLG: 0.158 Scott Livingstone, L OBP: 0.339, SLG: 0.267 Sean Bergman, R OBP: 0.100, SLG: 0.200 (1,7) (6,1) (8,PH) (8,1)		3-3 K 		2-3 K 		2-3 K 		0-1 1B		3	0	0	0	0	3	1								
Archi Cianfrocco, R OBP: 0.328, SLG: 0.432 Wally Joyner, L OBP: 0.356, SLG: 0.429 (1,3) (8,PH) (8,3)		1-3 K 		1-3 K 		0-3 K 		0-3 K 		3	0	0	0	0	3	1								
John Flaherty, R OBP: 0.323, SLG: 0.462 (1,2) 	2-2 1B			4-0 BB HBP BB		2-3 K 		2-3 K 		3	0	1	0	1	2	0								
Chris Gomez, R OBP: 0.349, SLG: 0.333 (1,6) 	3-3 K 			1-3 K 		0-0 G4-3 		0-0 L8 		4	0	0	0	0	2	2								
Jody Reed, R OBP: 0.316, SLG: 0.285 Chris Gwynn, L OBP: 0.270, SLG: 0.241 (1,4) (9,PH)			2-2 F7 		1-2 BB HBP		1-3 K 		1-3 K 		2	0	0	0	1	0								
Bob Tewksbury, R OBP: 0.067, SLG: 0.052 Steve Finley, L OBP: 0.355, SLG: 0.515 (1,1) (6,8)			1-1 G5-3 		1-3 K 			1-1 P6 		2	0	0	0	0	1	2								
Inning Stats	R: 0 E: 0 K: 1 S: 8	H: 0 LOB: 0 BB: 0 P: 14	R: 0 E: 0 K: 3 S: 14	H: 1 LOB: 1 BB: 0 P: 23	R: 0 E: 0 K: 0 S: 6	H: 0 LOB: 0 BB: 0 P: 10	R: 0 E: 0 K: 2 S: 8	H: 0 LOB: 1 BB: 1 P: 16	R: 0 E: 0 K: 2 S: 13	H: 0 LOB: 3 BB: 2 P: 24	R: 0 E: 0 K: 2 S: 10	H: 0 LOB: 0 BB: 0 P: 12	R: 0 E: 0 K: 2 S: 8	H: 0 LOB: 0 BB: 0 P: 11	R: 2 E: 0 K: 1 S: 15	H: 3 LOB: 1 BB: 0 P: 21	R: 0 E: 0 K: 2 S: 7	H: 0 LOB: 0 BB: 0 P: 10	1B: 4 2B: 0 3B: 0 HR: 0	SF: 0 SAC: 0 DP: 0 HBP: 1	WP: 0 PB: 0 SB: 1 CS: 0	PA: 35		
PITCHER	IP	WLS	BF	H	R	ER	SO	BB	IBB	HBP	BLK	WP	HR	S	P	ERA	WHIP							
Omar Daal, L ERA: 3.27 (1,1)	5.0	W	20	1	0	0	8	3	0	1	0	0	0	49	87	0.00	0.800							
Ugueth Urbina, R ERA: 4.08 (6,1)	2.2		10	2	2	2	4	0	0	0	0	0	0	27	38	6.75	0.750							
Mel Rojas, R ERA: 3.69 (8,1)	1.1	S	5	1	0	0	3	0	0	0	0	0	0	13	16	0.00	0.750							

San Diego Padres @ Montreal Expos
Olympic Stadium, Montreal, QB
Sat Aug 31 1996, 7:05 PM EDT
Att: 18,235 - Dome

livebaseballscorecards.com

AB 31
R 2
H 4
RBI 2
BB 3
SO 15
LOB 10



Batter	1	2	3	4	5	6	7	8	9	AB	R	H	RBI	BB	SO	LOB	BOTTOM							
Rondell White, R OBP: 0.342, SLG: 0.455 (1,8) 	1-1 G5-3 		0-1 G1-3 		4-2 1B FC6-4 BB	2-3 K 				3	1	0	0	1	1	2								
Mike Lansing, R OBP: 0.351, SLG: 0.427 (1,4) 	0-0 2B 1B		1-0 F8 		2-1 FC6-4 1B	0-0 F7 				4	0	2	1	0	0	2								
David Segui, S OBP: 0.361, SLG: 0.428 (1,3) 	0-0 2B			1-0 F7 	4-0 FC6-4 IBB		0-1 F8 			3	0	1	0	1	0	0								
Moises Alou, R OBP: 0.344, SLG: 0.462 Shane Andrews, R OBP: 0.310, SLG: 0.455 (1,9) (8,5)	2-3 K 			0-1 3B 1B	0-0 FC6-4		2-3 K 			4	1	1	1	0	2	4								
Darrin Fletcher, L OBP: 0.330, SLG: 0.444 (1,2) 	2-3 K 			3-2 G4-3	0-0 G4-3		1-1 F7 			4	0	0	0	0	1	5								
FP Santangelo, S OBP: 0.376, SLG: 0.434 (1,5) (8,9)		0-0 F7 		1-0 2H 3B		1-1 G4-3 		1-0 G3 		4	0	1	1	0	0	0								
Cliff Floyd, L OBP: 0.330, SLG: 0.413 (1,7) 	2-1 G5-3 			1-3 K 		0-0 2B		3-2 G3 		4	1	1	0	0	1	1								
Mark Grudzielanek, R OBP: 0.339, SLG: 0.399 (1,6) 		0-3 K 			0-2 S SH1-3 1B	1-2 2B		1-2 L4 		4	1	2	1	0	1	0								
Omar Daal, L Dave Silvestri, R OBP: 0.347, SLG: 0.256 Ugueth Urbina, R OBP: 0.161, SLG: 0.103 Mel Rojas, R OBP: 0.429, SLG: 0.571 (1,1) (5,PH) (6,1) (8,1)			0-3 K 		0-0 SH1-3	4-0 BB				1	0	0	0	0	1	0								
Inning Stats	R: 0 E: 0 K: 2 S: 11	H: 2 LOB: 2 BB: 0 P: 16	R: 0 E: 0 K: 1 S: 6	H: 0 LOB: 0 BB: 0 P: 8	R: 0 E: 0 K: 1 S: 6	H: 0 LOB: 0 BB: 0 P: 7	R: 1 E: 0 K: 1 S: 11	H: 2 LOB: 1 BB: 0 P: 17	R: 2 E: 0 K: 0 S: 10	H: 2 LOB: 2 BB: 2 P: 20	R: 1 E: 0 K: 1 S: 10	H: 2 LOB: 1 BB: 1 P: 18	R: 0 E: 0 K: 1 S: 7	H: 0 LOB: 0 BB: 0 P: 10	R: 0 E: 0 K: 0 S: 9	H: 0 LOB: 0 BB: 0 P: 14	1B: 4 2B: 3 3B: 1 HR: 0	SF: 0 SAC: 1 DP: 0 HBP: 0	WP: 0 PB: 0 SB: 1 CS: 0	PA: 35				
PITCHER	IP	WLS	BF	H	R	ER	SO	BB	IBB	HBP	BLK	WP	HR	S	P	ERA	WHIP							
Bob Tewksbury, R ERA: 4.18 (1,1)	5.1	L	27	4	4	4	5	2	1	0	0	0	0	50	80	6.75	1.875							
Tim Worell, R ERA: 3.14 (6,1)	1.2		5	0	0	0	2	0	0	0	0	0	0	11	16	0.00	0.000							
Sean Bergman, R ERA: 4.47 (8,1)	1.0		3	0	0	0	0	0	0	0	0	0	0	9	14	0.00	0.000							

San Diego Padres @ Montreal Expos
Olympic Stadium, Montreal, QB
Sat Aug 31 1996, 7:05 PM EDT
Att: 18,235 - Dome

livebaseballscorecards.com

AB 31
R 4
H 8
RBI 4
BB 3
SO 7
LOB 14



Batter	1	2	3	4	5	6	7	8	9	AB	R	H	RBI	BB	SO	LOB	TOP				
Rickey Henderson, R OBP: 0.420, SLG: 0.361 (1, 8)	2-1 HR		2-3 K		1-3 K			2-2 2B 1B	4-0 BB	4	2	2	2	1	2	1	San Diego Padres @ Montreal Expos Olympic Stadium, Montreal, QB Sun Sep 01 1996, 3:33 AM EDT Att: 20,666 - Dome				
Tony Gwynn, L OBP: 0.386, SLG: 0.443 (1, 9)	0-1 G4-3		1-0 1B		1-2 F8			0-0 2B 1B	0-1 G4-6-3	5	1	2	0	0	0	2					
Ken Caminiti, S OBP: 0.395, SLG: 0.596 (1, 5)	0-0 2B		0-3 K		1-1 G3			3-2 1B 2B	1-0 G1-3	5	1	2	1	0	1	1					
Greg Vaughn, R Willie Blair, R Sean Mulligan, R Scott Livingstone, L OBP: 0.370, SLG: 0.553 (8, 1) (8, PH) (8, PH) OBP: 0.333, SLG: 0.371 (8, 3)	4-2 G5-4-3 BB		2-3 K		3-1 L5			0-2 FC1-5 1B		2	0	0	0	0	1	1					
Brian Johnson, R Wally Joyner, L John Flaherty, R OBP: 0.301, SLG: 0.467 (8, PH) OBP: 0.395, SLG: 0.429 (8, PH) OBP: 0.325, SLG: 0.463 (8, 2)	0-0 G5-4-3		0-1 F8		1-3 K			2-3 3H 1-0 1B	1-2 FC1-5 1B	3	0	0	0	0	1	2					
Archi Cianfrocco, R Mike Oquist, R (1, 3) (8, 1)		2-3 K		0-0 F8			3-1 F8	0-0 FC1-5		4	0	0	0	0	1	2					
Chris Gomez, R OBP: 0.348, SLG: 0.331 (1, 6)		4-2 BB		2-3 K			0-1 P9	1-3 K		3	0	0	0	1	2	2					
Jody Reed, R Luis Lopez, S OBP: 0.315, SLG: 0.285 (4, 4) OBP: 0.236, SLG: 0.248 (8, 8)		1-2 F9			2-2 SH1-4 HBP		2-3 K	0-3 K		1	0	0	0	0	0	1					
Andy Ashby, R Dario Veras, R Steve Finley, L OBP: 0.256, SLG: 0.368 (6, 1) (6, 8)		0-3 K			1-2 SH1-4			1-0 1B 2B	0-0 HR	1	0	0	0	0	1	1					
										1B: 5	SF: 0	2B: 3	SAC: 1	3B: 0	DP: 2	HR: 2		HBP: 1			
Inning Stats	R: 1 E: 0 K: 0 S: 8	H: 2 LOB: 1 BB: 1 P: 14	R: 0 E: 0 K: 2 S: 16	H: 0 LOB: 1 BB: 23 P: 23	R: 0 E: 0 K: 3 S: 10	H: 1 LOB: 1 BB: 0 P: 15	R: 0 E: 0 K: 1 S: 6	H: 0 LOB: 0 BB: 0 P: 8	R: 0 E: 0 K: 1 S: 12	H: 0 LOB: 0 BB: 0 P: 17	R: 0 E: 0 K: 1 S: 9	H: 0 LOB: 0 BB: 0 P: 14	R: 0 E: 0 K: 1 S: 8	H: 0 LOB: 0 BB: 0 P: 13	R: 4 E: 0 K: 2 S: 21	H: 6 LOB: 2 BB: 0 P: 29		R: 1 E: 0 K: 0 S: 4	H: 1 LOB: 0 BB: 1 P: 9	WP: 0 PB: 0 SB: 1 CS: 0	PA: 39
PITCHER	IP WLS BF H R ER SO BB IBB HBP BLK WP HR S P ERA WHIP	7.0 W 30 7 5 5 9 2 0 1 0 0 1 79 120 6.43 1.286	0.0 1 1 0 0 0 0 0 0 0 0 0 0 3 3 ∞ ∞	0.0 1 1 0 0 0 0 0 0 0 0 0 0 1 2 ∞ ∞	2.0 S 7 1 1 1 2 1 0 0 0 0 1 11 17 4.50 1.000																

AB 34
R 6
H 10
RBI 6
BB 3
SO 11
LOB 15



Batter	1	2	3	4	5	6	7	8	9	AB	R	H	RBI	BB	SO	LOB	BOTTOM		
Rondell White, R OBP: 0.345, SLG: 0.456 (1, 8)	3-1 FC5-4 1B		3-2 G6-3		1-3 K	3-2 G5-4-3 1B				4	0	2	0	0	1	0	San Diego Padres @ Montreal Expos Olympic Stadium, Montreal, QB Sun Sep 01 1996, 3:33 AM EDT Att: 20,666 - Dome		
Mike Lansing, R OBP: 0.349, SLG: 0.424 (1, 4)	2-2 FC5-4 1-2F		1-2 G4-3		0-0 G5-3	1-0 G5-4-3				4	0	0	0	0	0	3			
David Segui, S OBP: 0.366, SLG: 0.438 (1, 3)	1-3 K		1-2 FC5-4 1B		0-0 2B 2B	0-0 WP SF7 2B				4	2	3	0	0	1	1			
Moises Alou, R OBP: 0.343, SLG: 0.459 (1, 9)	0-2 G4-3		0-0 FC5-4		4-1 2B 1B BB	1-3 K				3	1	0	0	1	1	3			
Henry Rodriguez, L Cliff Floyd, L OBP: 0.316, SLG: 0.559 (2, PH) OBP: 0.333, SLG: 0.436 (3, 7)		1-0 F8		1-0 HR		1-2 1B 2B	2-2 SF7			0	0	0	0	0	0	0			
F.P. Santangelo, S Shane Andrews, R OBP: 0.380, SLG: 0.434 OBP: 0.310, SLG: 0.455 (8, 5)		0-1 G5-3 HBP 1B		3-2 L6		3-2 G3 1B 1B	1-1 G3			4	1	2	2	0	0	0			
Mark Grudzielanek, R OBP: 0.341, SLG: 0.400 (1, 6)		1-2 G5-3 HBP		1-2 P4		2-2 1B G3 1B				3	1	2	0	0	0	0			
Lenny Webster, R OBP: 0.325, SLG: 0.287 (1, 2)		1-2 G5-3		0-0 L7		0-1 G3				4	0	0	0	0	0	5			
Jeff Fassero, L Mike Dyer, R Dave Leiper, L Mel Rojas, R OBP: 0.190, SLG: 0.091 (8, 1) (8, 1) (8, 1) OBP: 0.375, SLG: 0.500 (8, 1)		0-3 K		1-2 G4-3		1-0 1B S 1B				3	0	1	1	0	1	2			
										1B: 8	SF: 1	2B: 3	SAC: 0	3B: 0	DP: 2	HR: 1		HBP: 1	
Inning Stats	R: 0 E: 0 K: 1 S: 11	H: 1 LOB: 0 BB: 0 P: 17	R: 0 E: 0 K: 1 S: 12	H: 1 LOB: 2 BB: 0 P: 15	R: 0 E: 0 K: 0 S: 11	H: 1 LOB: 1 BB: 0 P: 16	R: 1 E: 0 K: 0 S: 12	H: 1 LOB: 0 BB: 0 P: 17	R: 0 E: 0 K: 1 S: 9	H: 0 LOB: 0 BB: 0 P: 11	R: 5 E: 0 K: 0 S: 22	H: 6 LOB: 1 BB: 1 P: 35	R: 1 E: 0 K: 1 S: 9	H: 1 LOB: 0 BB: 0 P: 13	R: 0 E: 0 K: 1 S: 5	H: 1 LOB: 0 BB: 0 P: 8		WP: 1 PB: 0 SB: 2 CS: 0	PA: 36
PITCHER	IP WLS BF H R ER SO BB IBB HBP BLK WP HR S P ERA WHIP	5.0 L 22 5 3 3 3 1 0 1 0 0 0 19 27 81.00 15.000	0.1 6 5 3 3 0 0 0 0 0 0 0 0 1 10 15 5.40 0.600	1.2 5 1 1 1 1 0 0 0 0 0 1 0 10 15 5.40 0.600	1.0 3 1 0 0 1 0 0 0 0 0 0 0 5 8 0.00 1.000														

AB 33
R 7
H 12
RBI 6
BB 1
SO 5
LOB 14



Batter	1	2	3	4	5	6	7	8	9	10	11	AB	R	H	RBI	BB	SO	LOB	TOP			
Marvin Benard, L OBP: 0.326, SLG: 0.333 (1.8)	G4-3		K				G1-3				E4	5	0	2	0	1	1	0				
Bill Mueller, S OBP: 0.461, SLG: 0.471 (1.5)	K		L9				F8				K	4	0	0	0	2	2	3				
Glenallen Hill, R OBP: 0.359, SLG: 0.511 Rod Beck, R OBP: 0.500, SLG: 0.500 (11.1)	L7						L5				P6	5	0	0	0	1	1	4				
Barry Bonds, L OBP: 0.449, SLG: 0.612 (1.7)		HR					G4-3				F8	4	1	1	1	1	1	3				
Rick Wilkins, L OBP: 0.348, SLG: 0.389 (1.2)											K	4	0	2	0	1	2	2				
Dave McCarty, R OBP: 0.462, SLG: 0.362 (1.3)							K				G4-3	5	0	0	0	0	2	3				
Steve Scarsone, R OBP: 0.279, SLG: 0.339 Mark Devoey, R Doug Creek, L Jose Bautista, R Jacob Cruz, L Dax Jones, R (11.8)	P2											4	1	1	0	0	1	2				
Rich Aurilia, R OBP: 0.293, SLG: 0.299 (1.6)	K						SH1-3				SH5-4	2	0	0	0	1	1	1				
William Van Landingham, R Tim Scott, R Jim Poole, L Jay Canizaro, R (11.1)	K										K	3	0	1	1	0	1	2				
Inning Stats	R: 0 E: 0 K: 1 S: 6	H: 0 LOB: 0 BB: 1 P: 8	R: 1 E: 0 K: 1 S: 12	H: 1 LOB: 1 BB: 1 P: 21	R: 0 E: 0 K: 2 S: 8	H: 0 LOB: 0 BB: 0 P: 11	R: 0 E: 0 K: 1 S: 10	H: 1 LOB: 1 BB: 0 P: 18	R: 1 E: 0 K: 1 S: 12	H: 3 LOB: 3 BB: 1 P: 21	R: 0 E: 0 K: 2 S: 11	H: 0 LOB: 2 BB: 2 P: 24	R: 0 E: 0 K: 1 S: 11	H: 0 LOB: 1 BB: 1 P: 22	R: 0 E: 0 K: 1 S: 5	H: 0 LOB: 0 BB: 0 P: 8	R: 1 E: 1 K: 1 S: 16	H: 1 LOB: 2 BB: 2 P: 31	1B: 6 2B: 0 3B: 0 HR: 1	SF: 0 SAC: 2 DP: 0 HBP: 0	WP: 1 PB: 0 SB: 1 CS: 0	PA: 48
PITCHER	IP WLS BF H R ER SO BB IBB HBP BLK WP HR S P ERA WHIP	6.1 29 29 6 2 0 1 3 1 0 0 0 0 0 5 11 2.84 1.421	7.1 1 2 0 0 0 1 1 0 0 0 0 0 0 3 5 0.00 0.000	8.1 3 3 0 0 0 1 0 0 0 0 0 0 0 11 16 0.00 0.000	9.1 7 7 0 0 0 3 1 0 0 0 0 0 0 16 30 0.00 0.500	PITCHER	IP WLS BF H R ER SO BB IBB HBP BLK WP HR S P ERA WHIP	11.1 1 1 0 0 0 0 0 0 0 0 0 0 0 5 7 0.00 0.000	11.1 1 1 0 0 0 0 0 0 0 0 0 0 0 5 7 0.00 0.000													

San Francisco Giants @ Montreal Expos
Olympic Stadium, Montreal, QB
Mon Sep 02 1996, 3:33 AM EDT
Att. 26,689 - Dome - 72 F

livebaseballscorecards.com

AB 38
R 3
H 7
RBI 2
BB 8
SO 14
LOB 21

GIANTS

Batter	1	2	3	4	5	6	7	8	9	10	11	AB	R	H	RBI	BB	SO	LOB	BOTTOM			
Rondell White, R OBP: 0.348, SLG: 0.452 (1.8)	L5		FC4-6				P6				K	4	0	1	0	2	1	3				
Mike Lansing, R OBP: 0.349, SLG: 0.423 (1.4)	G3		FC4-6				G4-3				SH3	4	1	1	0	0	1	3				
David Segui, S OBP: 0.368, SLG: 0.436 (1.3)	G3		FC5				F7				G4-3	4	1	1	0	2	0	3				
Moises Alou, R OBP: 0.343, SLG: 0.456 (1.9)			FC5				L8				G4-3	5	1	1	0	1	0	6				
Cliff Floyd, L Andy Stankiewicz, R Shane Andrews, R (11.7)	L3		G4-3				G4-3				F3	3	0	0	0	0	0	4				
F.P. Santangelo, S OBP: 0.379, SLG: 0.432 (9.7)			G6-3				G4-3				F8	4	0	1	1	1	0	0				
Darrin Fletcher, L Sherman Obando, R Lenny Webster, R (11.2)	G6-3						G3				SH1	3	0	0	0	0	0	1				
Mark Grudzielanek, R OBP: 0.345, SLG: 0.405 (1.6)	K						G3-1				FC6-4	1	0	0	0	0	0	2				
Mark Leiter, R Dave Ulmer, L Tim Lincecum, R Jeff Goff, R Henry Rodriguez, L Wynne Thomas, R Rick Camp, R Mark Devoey, R Barry Manuel, R (11.1)	K										G6-3	2	0	1	1	0	0	0				
Inning Stats	R: 0 E: 0 K: 0 S: 9	H: 1 LOB: 2 BB: 1 P: 16	R: 0 E: 0 K: 2 S: 11	H: 1 LOB: 1 BB: 0 P: 16	R: 0 E: 0 K: 0 S: 11	H: 0 LOB: 2 BB: 2 P: 21	R: 1 E: 0 K: 0 S: 10	H: 2 LOB: 1 BB: 0 P: 17	R: 0 E: 0 K: 0 S: 3	H: 0 LOB: 0 BB: 0 P: 6	R: 0 E: 0 K: 1 S: 8	H: 1 LOB: 2 BB: 1 P: 17	R: 1 E: 0 K: 1 S: 14	H: 2 LOB: 2 BB: 1 P: 27	R: 0 E: 0 K: 1 S: 11	H: 2 LOB: 2 BB: 1 P: 21	R: 2 E: 0 K: 0 S: 16	H: 2 LOB: 2 BB: 1 P: 27	1B: 11 2B: 1 3B: 0 HR: 0	SF: 1 SAC: 3 DP: 0 HBP: 1	WP: 0 PB: 0 SB: 6 CS: 0	PA: 52
PITCHER	IP WLS BF H R ER SO BB IBB HBP BLK WP HR S P ERA WHIP	6.1 28 28 5 1 1 2 4 0 0 0 0 0 0 9 97 1.42 1.421	7.1 3 3 0 0 0 1 0 0 0 0 0 0 0 7 14 0.00 1.500	8.1 3 3 0 0 0 0 1 0 0 0 0 0 0 7 14 0.00 1.500	9.1 1 1 0 0 0 0 0 0 0 0 0 0 0 2 4 0.00 1.500	11.1 1 1 0 0 0 1 0 0 0 0 0 0 0 3 6 0.00 0.000	PITCHER	IP WLS BF H R ER SO BB IBB HBP BLK WP HR S P ERA WHIP	11.1 1 1 0 0 0 0 0 0 0 0 0 0 0 2 6 2.00 4.500	11.1 1 1 0 0 0 0 0 0 0 0 0 0 0 2 6 2.00 4.500												

San Francisco Giants @ Montreal Expos
Olympic Stadium, Montreal, QB
Mon Sep 02 1996, 3:33 AM EDT
Att. 26,689 - Dome - 72 F

livebaseballscorecards.com

AB 40
R 4
H 12
RBI 4
BB 7
SO 5
LOB 28

MONTEAL EXPOS

Batter	1	2	3	4	5	6	7	8	9	AB	R	H	RBI	BB	SO	LOB	TOP				
Marvin Benard, L (1.8) OBP: 0.325, SLG: 0.330	G6-3			G4-3 BB		G3			1B DI 1B	3	0	1	0	1	0	0					
Bill Mueller, S (1.5) OBP: 0.445, SLG: 0.463	G4-3			G4-3 1-2f			G4-3		1B	4	0	1	0	0	0	1					
Glenallen Hill, R (1.9) OBP: 0.350, SLG: 0.497	P2			F8			K		K	4	0	0	0	0	2	2					
Barry Bonds, L (1.7) OBP: 0.446, SLG: 0.608		F8			K		G5-3		P5	4	0	0	0	0	1	2					
Rick Wilkins, L (1.2) OBP: 0.354, SLG: 0.401		K			G4-3				2B	3	0	1	0	0	1	0					
Dave McCarty, R (1.3) OBP: 0.308, SLG: 0.360				K	FC5-4 BB				K	2	0	0	0	1	2	1					
Steve Scarsone, R (1.4) OBP: 0.275, SLG: 0.331				G5-4-3 BB	FC5-4 1-2f				K	2	0	0	0	1	1	2					
Jay Canizaro, R (1.6) OBP: 0.278, SLG: 0.352				G5-4-3 1-2f			F8		G6-3	3	0	0	0	0	0	2					
Rich DeLucia, R (8.1) OBP: 0.400, SLG: 0.250										0	0	0	0	0	0	0					
Shawn Estes, R (1.1) OBP: 0.200, SLG: 0.158				G4-3			G4-3		G1-6-3	1	0	0	0	0	0	0					
Mark Dewey, R (5.1) OBP: 0.292, SLG: 0.294										1	0	0	0	0	0	0					
Rich Aurilia, R (8.6) OBP: 0.292, SLG: 0.294										1	0	0	0	0	0	0					
Inning Stats	R: 0 E: 0 K: 0 S: 8	H: 0 LOB: 0 BB: 0 P: 11	R: 0 E: 0 K: 2 S: 8	H: 0 LOB: 0 BB: 0 P: 12	R: 0 E: 0 K: 0 S: 8	H: 0 LOB: 0 BB: 1 P: 14	R: 0 E: 0 K: 0 S: 5	H: 0 LOB: 0 BB: 1 P: 11	R: 0 E: 0 K: 0 S: 9	H: 0 LOB: 1 BB: 1 P: 16	R: 0 E: 0 K: 1 S: 7	H: 0 LOB: 0 BB: 0 P: 10	R: 0 E: 0 K: 2 S: 11	H: 1 LOB: 1 BB: 0 P: 13	R: 0 E: 0 K: 1 S: 10	H: 2 LOB: 2 BB: 0 P: 14	1B: 2 2B: 1 3B: 0 HR: 0	SF: 0 SAC: 0 DP: 2 HBP: 0	WP: 0 PB: 0 SB: 0 CS: 0	PA: 31	
PITCHER	IP	WLS	BF	H	R	ER	SO	BB	IBB	HBP	BLK	WP	HR	S	P	ERA	WHIP				
Jose Paniagua, R (1.1) ERA: 3.71	8.1	W	28	2	0	0	6	3	0	0	0	0	0	64	98	0.00	0.600				
Mel Rojas, R (9.1) ERA: 3.69	0.2		3	1	0	0	1	0	0	0	0	0	0	7	10	0.00	1.500				

San Francisco Giants @ Montreal Expos
Olympic Stadium, Montreal, QB
Wed Sep 04 1996, 7:05 PM EDT
Att: 20,317 - Dome - 72 F

livebaseballscorecards.com

AB 28
R 0
H 3
RBI 0
BB 3
SO 7
LOB 10




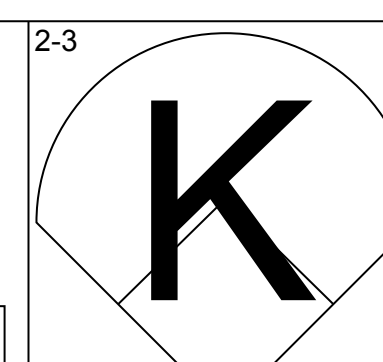
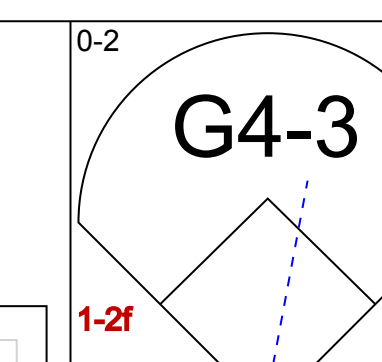
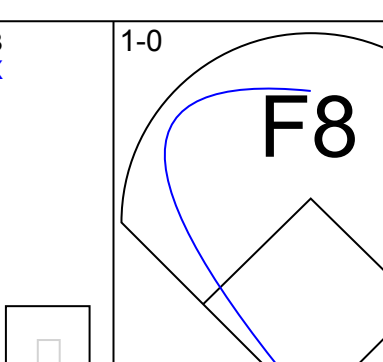
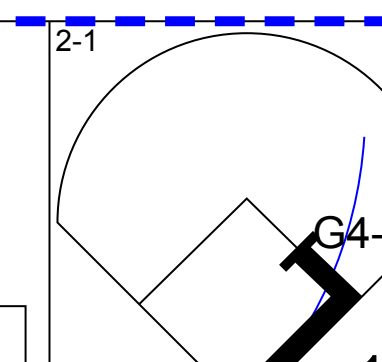
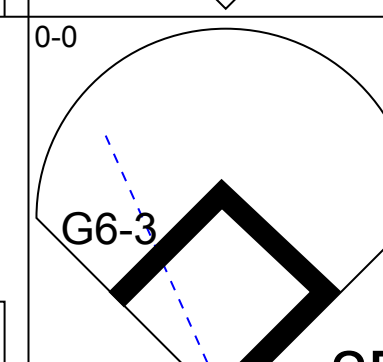
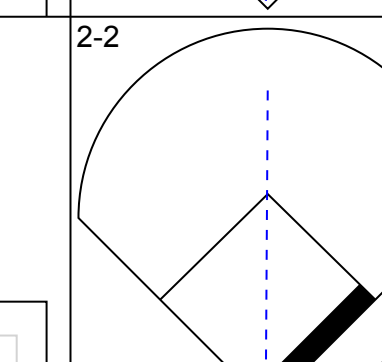
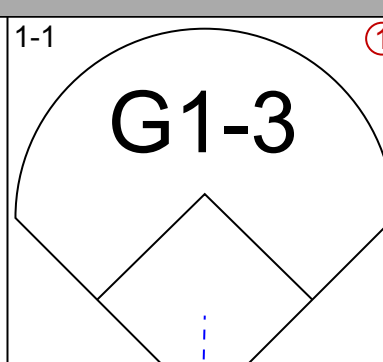
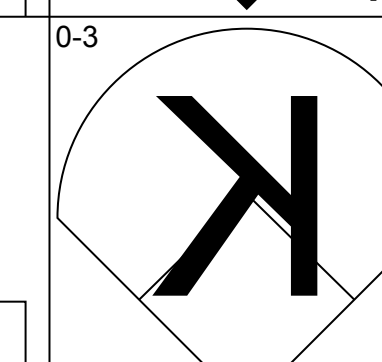
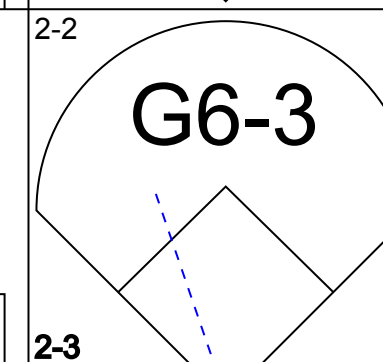
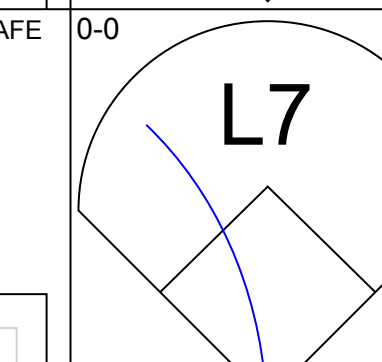
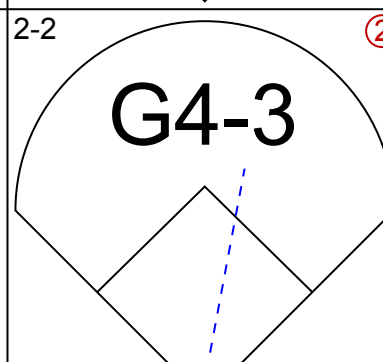
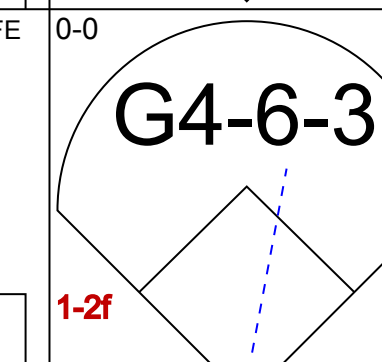
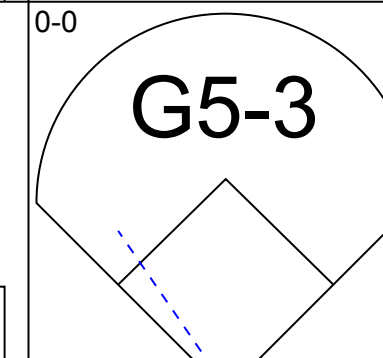
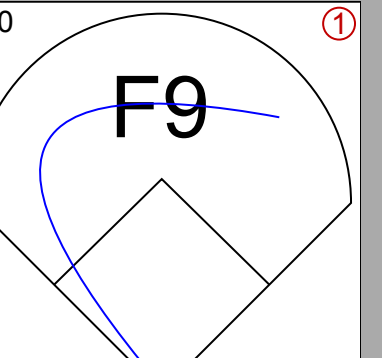
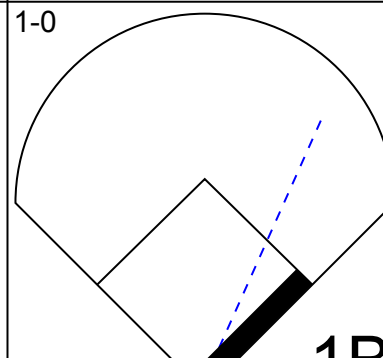
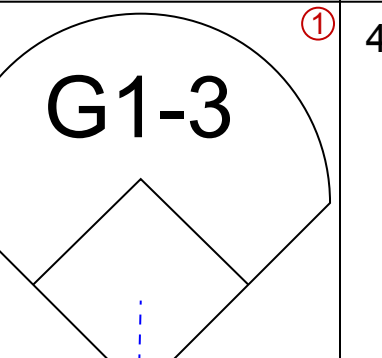
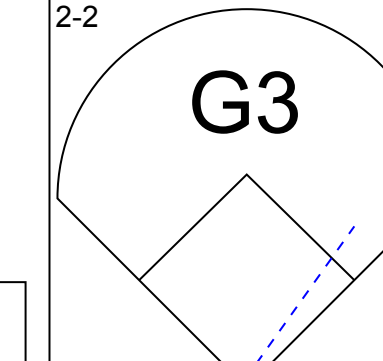
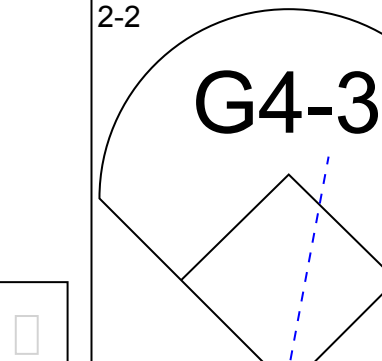
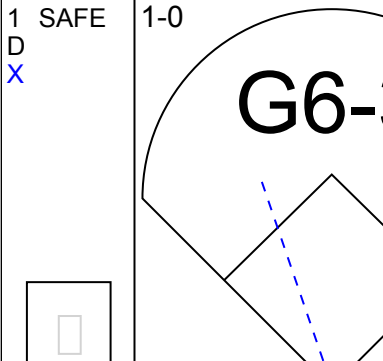
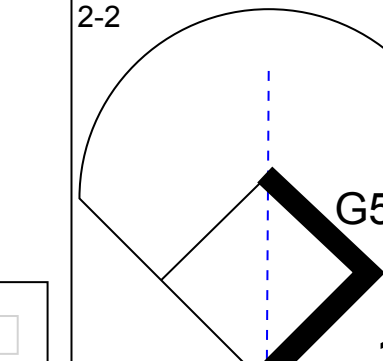
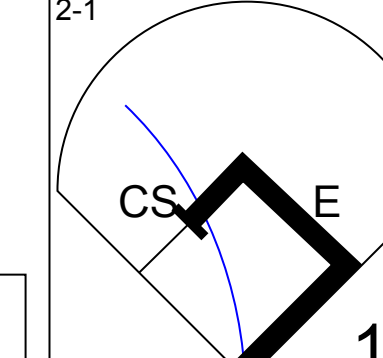
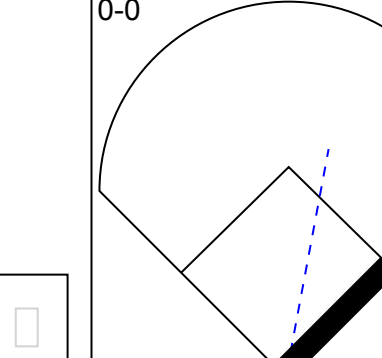
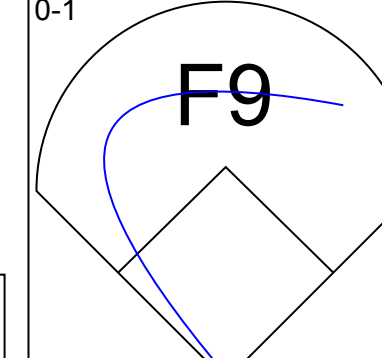
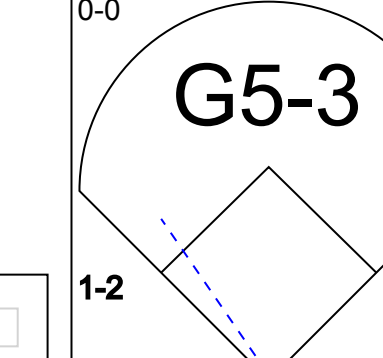
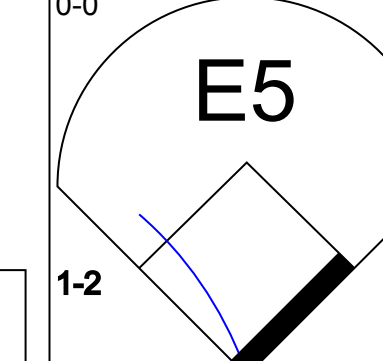
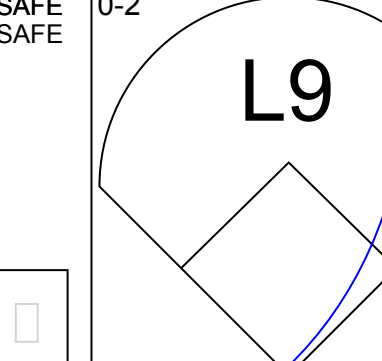
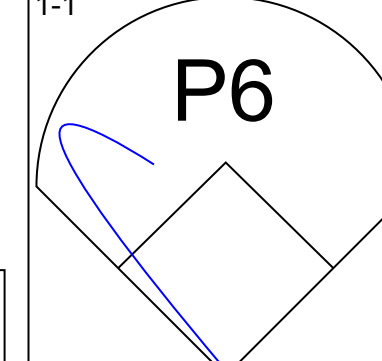
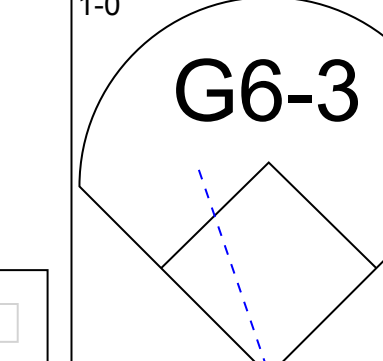
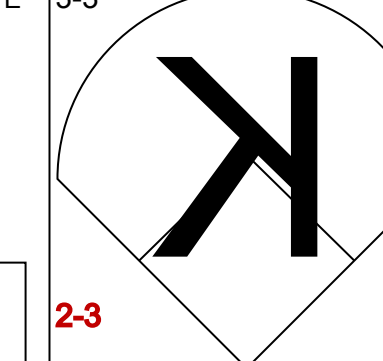
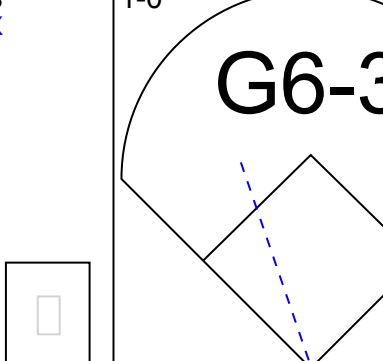
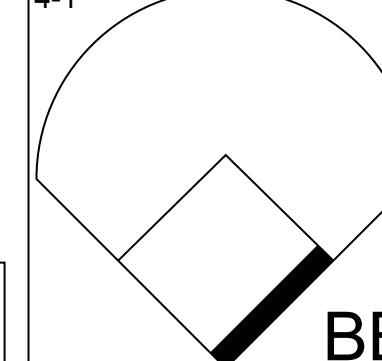
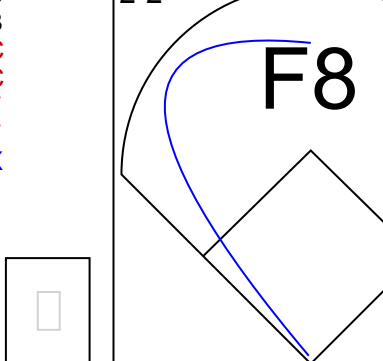
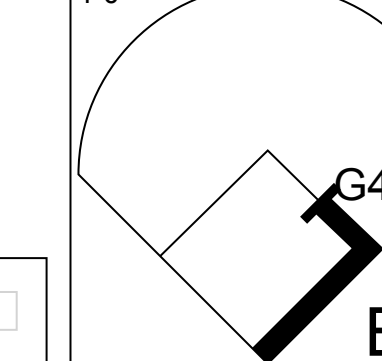
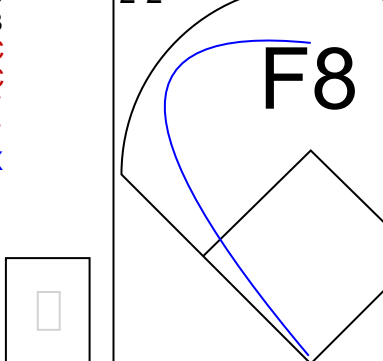
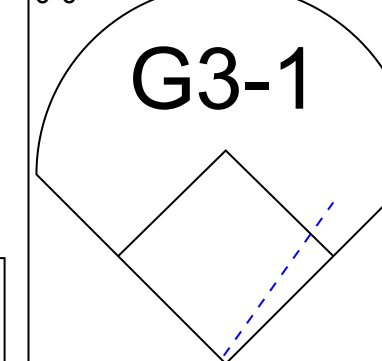
Batter	1	2	3	4	5	6	7	8	9	AB	R	H	RBI	BB	SO	LOB	BOTTOM				
Mark Grudzielanek, R (1.6) OBP: 0.349, SLG: 0.413	K		FC5-4 1B		L9		HR			4	1	2	1	0	1	0					
Mike Lansing, R (1.4) OBP: 0.351, SLG: 0.423	L5		FC5-4 E 1B		L7		F9			4	1	0	0	0	0	1					
David Segui, S (1.3) OBP: 0.367, SLG: 0.449	G5-3		E6 FC5 1B		P5			HR BB		3	1	0	0	1	0	1					
Moises Alou, R (1.9) OBP: 0.349, SLG: 0.469		F8	1-2 2H 1B			G6-3 SH1-3 2B		HR		4	2	3	3	0	0	0					
Rondell White, R (1.8) OBP: 0.351, SLG: 0.454			FC5 2-3f			G6-3		G4-3		4	0	1	0	0	0	3					
F.P. Santangelo, S (1.7) OBP: 0.384, SLG: 0.442			FC6-4 BB		WP G6-4-3 HBP		SH1-3		1B	1	1	1	1	1	0	0					
Shane Andrews, R (1.5) OBP: 0.310, SLG: 0.450			L8		G6-4-3 BB		P4		K	3	0	0	0	1	1	3					
Lenny Webster, R (1.2) OBP: 0.325, SLG: 0.289		FC6-4 1-2f			G6-4-3		G6-3		1B	4	0	1	0	0	0	3					
Jose Paniagua, R (1.1) OBP: 0.375, SLG: 0.500			K		K		K		P5	4	0	0	0	0	3	2					
Inning Stats	R: 0 E: 0 K: 1 S: 6	H: 1 LOB: 2 BB: 1 P: 15	R: 1 E: 1 K: 1 S: 15	H: 2 LOB: 2 BB: 0 P: 23	R: 1 E: 0 K: 1 S: 7	H: 0 LOB: 0 BB: 1 P: 17	R: 0 E: 0 K: 0 S: 8	H: 1 LOB: 0 BB: 0 P: 10	R: 1 E: 0 K: 1 S: 7	H: 1 LOB: 0 BB: 0 P: 13	R: 2 E: 0 K: 1 S: 18	H: 3 LOB: 2 BB: 1 P: 29	1B: 4 2B: 2 3B: 0 HR: 2	SF: 0 SAC: 1 DP: 1 HBP: 1	WP: 2 PB: 0 SB: 0 CS: 0	PA: 36					
PITCHER	IP	WLS	BF	H	R	ER	SO	BB	IBB	HBP	BLK	WP	HR	S	P	ERA	WHIP				
Shawn Estes, L (1.1) ERA: 3.6	4.0	L	18	3	2	1	3	2	0	1	0	0	0	34	65	2.25	1.250				
Mark Dewey, R (5.1) ERA: 3.62	3.0		11	2	2	2	1	0	0	0	0	0	1	21	35	6.00	0.667				
Rich DeLucia, R (8.1) ERA: 5.36	1.0		7	3	2	2	1	1	0	0	0	0	1	18	29	18.00	4.000				

San Francisco Giants @ Montreal Expos
Olympic Stadium, Montreal, QB
Wed Sep 04 1996, 7:05 PM EDT
Att: 20,317 - Dome - 72 F

livebaseballscorecards.com

AB 31
R 6
H 8
RBI 5
BB 3
SO 5
LOB 13

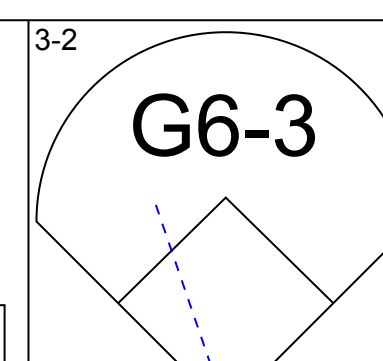
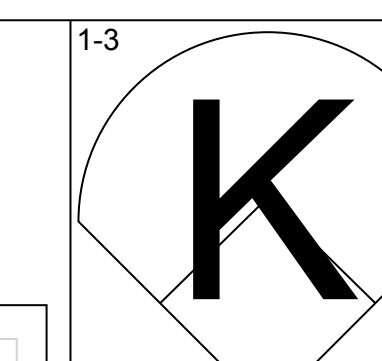
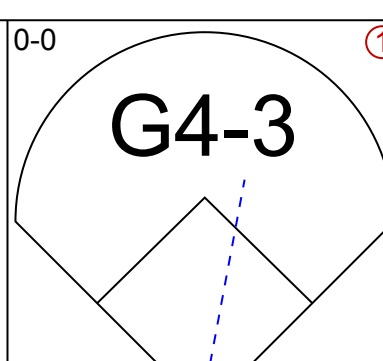
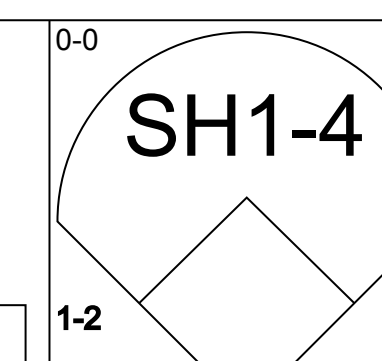
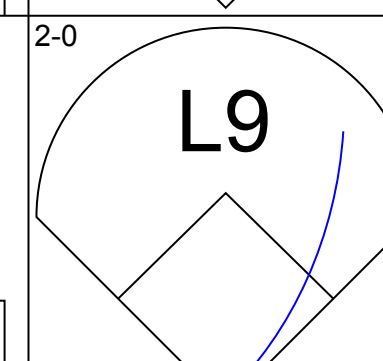
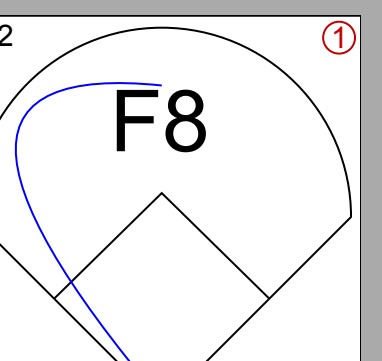
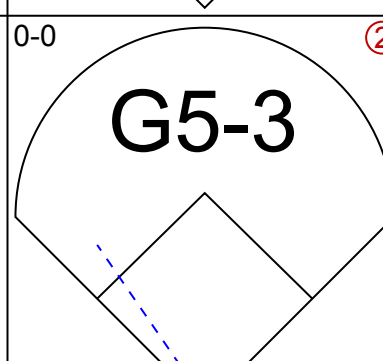
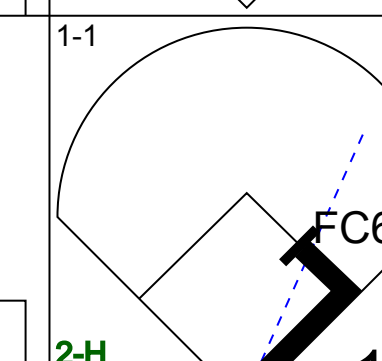
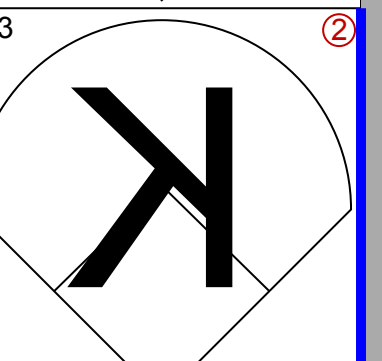
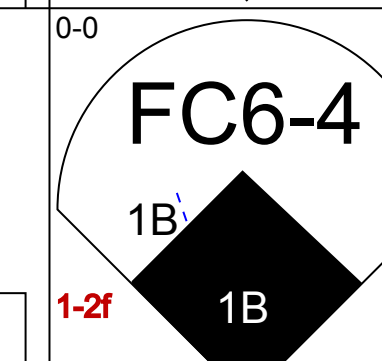
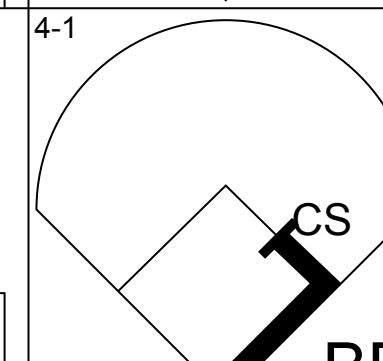
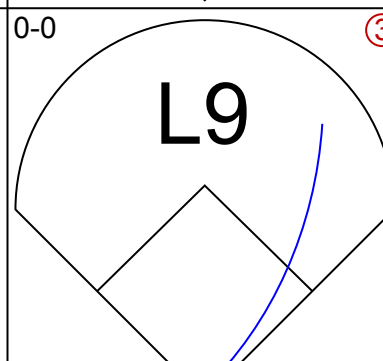
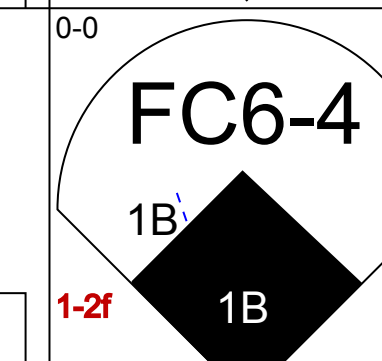
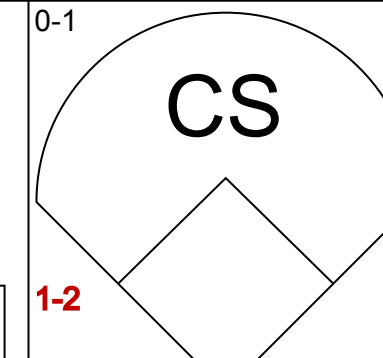
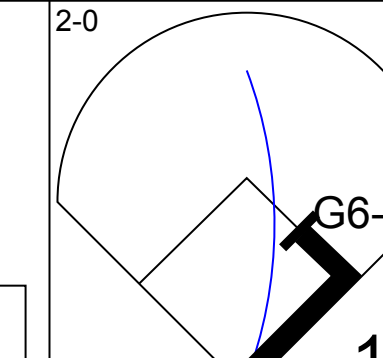
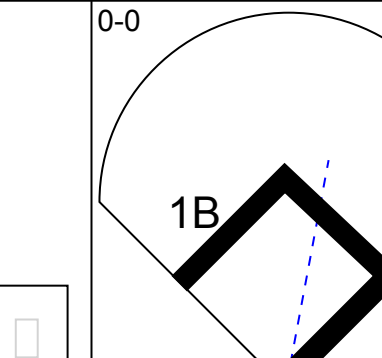

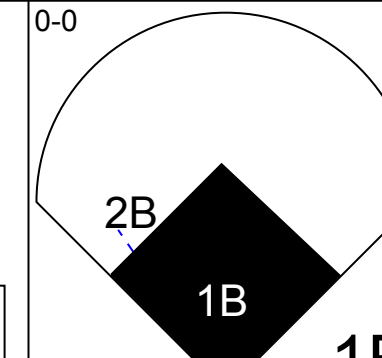

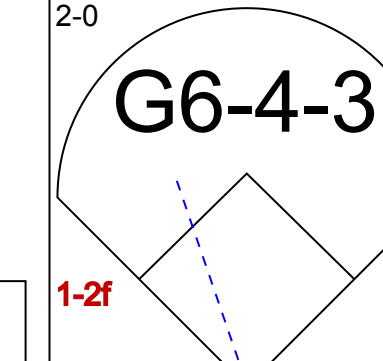
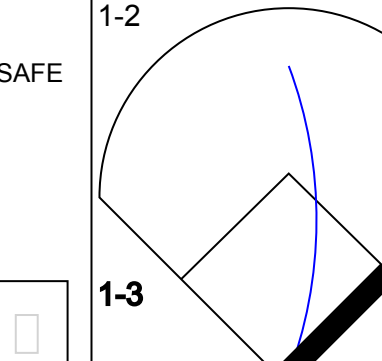

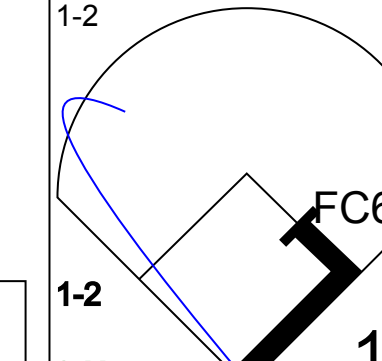

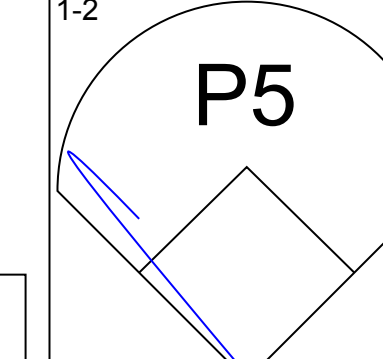
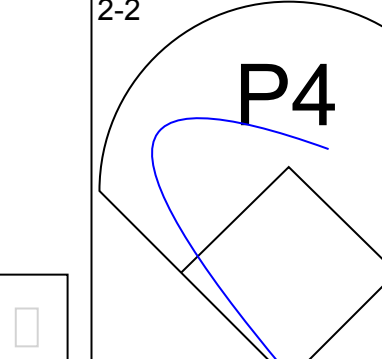
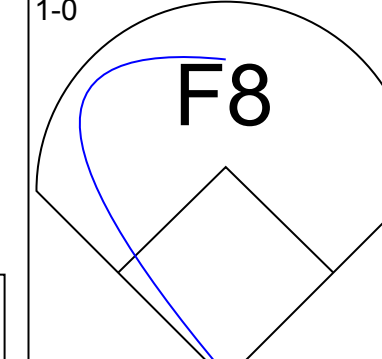
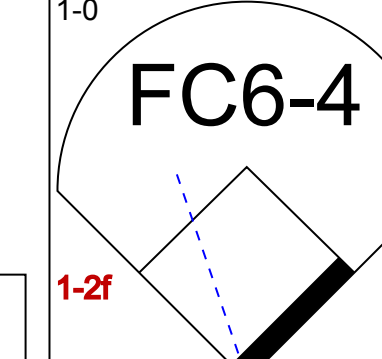
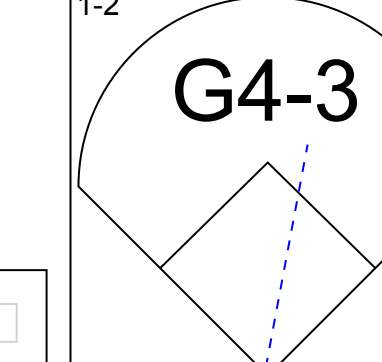
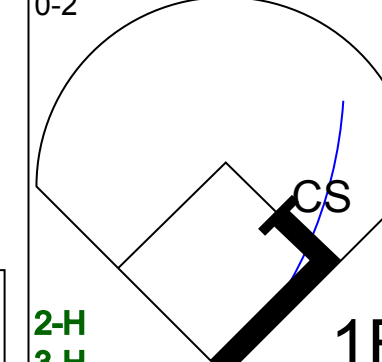
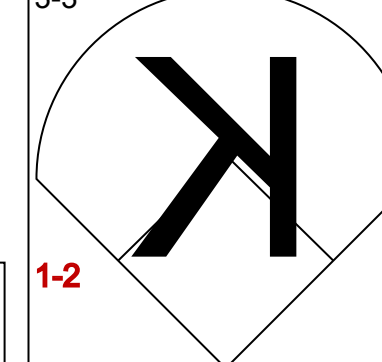
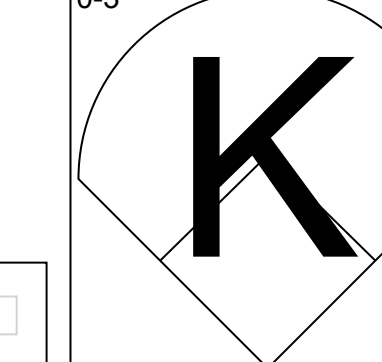
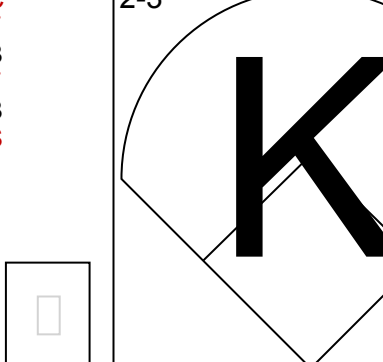
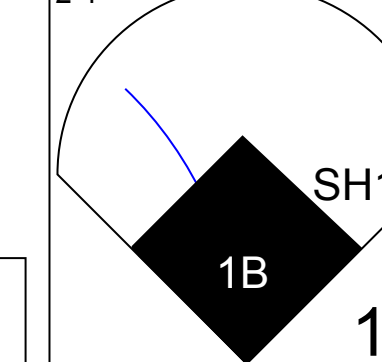


Batter	1	2	3	4	5	6	7	8	9	AB	R	H	RBI	BB	SO	LOB	TOP					
F.P. Santangelo, S (1,5) OBP: 0.378, SLG: 0.435										4	0	1	0	0	1	1						
Mike Lansing, R (1,4) OBP: 0.354, SLG: 0.427										4	0	2	0	0	1	1						
David Segui, S (1,3) OBP: 0.369, SLG: 0.446										4	0	0	0	0	0	3						
Moises Alou, R (1,9) OBP: 0.346, SLG: 0.464										4	0	1	0	0	0	1						
Henry Rodriguez, L (1,7) OBP: 0.315, SLG: 0.553										4	0	1	0	0	0	1						
Rondell White, R (1,8) OBP: 0.358, SLG: 0.465										4	0	2	0	0	0	1						
Mark Grudzielanek, R (1,6) OBP: 0.350, SLG: 0.412										4	0	0	0	0	0	3						
Lenny Webster, R (1,2) OBP: 0.324, SLG: 0.283										2	0	0	0	1	1	2						
Jeff Fassero, L (1,1) OBP: 0.197, SLG: 0.088										2	0	0	0	1	0	1						
Tavo Alvarez, R (8,1) OBP: 0.500, SLG: 0.500										0	0	0	0	0	0	0						
Inning Stats	R: 0 E: 0 K: 1 S: 13	H: 1 LOB: 1 BB: 0 P: 17	R: 0 E: 1 K: 1 S: 9	H: 1 LOB: 2 BB: 0 P: 16	R: 0 E: 0 K: 0 S: 8	H: 1 LOB: 1 BB: 1 P: 14	R: 0 E: 0 K: 0 S: 8	H: 1 LOB: 0 BB: 0 P: 11	R: 0 E: 0 K: 0 S: 7	H: 0 LOB: 0 BB: 0 P: 11	R: 0 E: 0 K: 0 S: 7	H: 1 LOB: 1 BB: 0 P: 12	R: 0 E: 0 K: 0 S: 6	H: 0 LOB: 1 BB: 1 P: 11	R: 0 E: 0 K: 1 S: 6	H: 1 LOB: 0 BB: 0 P: 8	R: 0 E: 0 K: 0 S: 8	H: 1 LOB: 1 BB: 0 P: 12	1B: 6 2B: 2 3B: 0 HR: 0	SF: 0 SAC: 0 DP: 3 HBP: 0	WP: 0 PB: 0 SB: 0 CS: 1	PA: 34
PITCHER	IP WLS BF H R ER SO BB IBB HBP BLK WP HR S P ERA WHIP																					
Mark Hutton, R (1,1) ERA: 4.46	7.0 W 27 5 0 0 2 2 0 0 0 0 0 0 58 92 0.00 1.000																					
Jay Powell, R (8,1) ERA: 3.96	2.0 S 7 2 0 0 1 0 0 0 0 0 0 0 14 20 0.00 1.000																					

Montreal Expos @ Florida Marlins
Joe Robbie Stadium, Miami, FL
Fri Sep 06 1996, 7:05 PM EDT
Att: 16,943 - Unknown - 86 F

AB	32
R	0
H	7
RBI	0
BB	2
SO	3
LOB	14



Batter	1	2	3	4	5	6	7	8	9	AB	R	H	RBI	BB	SO	LOB	BOTTOM			
Luis Castillo, S (1,4) OBP: 0.325, SLG: 0.316										3	0	0	0	0	1	1				
Edgar Renteria, R (1,6) OBP: 0.365, SLG: 0.395										4	0	1	1	0	0	0				
Gary Sheffield, R (1,9) OBP: 0.459, SLG: 0.634										1	0	0	0	1	1	0				
Jesus Tavaréz, S (5,9) OBP: 0.235, SLG: 0.226										2	1	0	0	0	0	1				
Jeff Conine, R (1,7) OBP: 0.361, SLG: 0.477										4	1	4	0	0	0	0				
Devon White, S (1,8) OBP: 0.319, SLG: 0.440										4	1	3	1	0	0	1				
Greg Colburn, R (1,3) OBP: 0.335, SLG: 0.450										4	0	0	0	0	0	6				
Kurt Abbott, R (1,5) OBP: 0.318, SLG: 0.445										3	0	1	2	0	1	0				
Jay Powell, R (8,1) ERA: 3.96										0	0	0	0	0	0	0				
Charles Johnson, R (1,2) OBP: 0.275, SLG: 0.353										3	0	0	0	0	3	1				
Mark Hutton, R (1,1) OBP: 0.364, SLG: 0.364										2	0	1	0	0	0	0				
Alex Arias, R (8,5) OBP: 0.341, SLG: 0.397										1	1	1	0	0	0	0				
Inning Stats	R: 0 E: 0 K: 0 S: 6	H: 0 LOB: 0 BB: 1 P: 15	R: 0 E: 0 K: 0 S: 5	H: 1 LOB: 0 BB: 0 P: 10	R: 0 E: 0 K: 2 S: 10	H: 1 LOB: 1 BB: 0 P: 13	R: 0 E: 0 K: 1 S: 17	H: 2 LOB: 2 BB: 0 P: 22	R: 0 E: 0 K: 2 S: 8	H: 0 LOB: 0 BB: 0 P: 13	R: 0 E: 0 K: 0 S: 3	H: 0 LOB: 0 BB: 0 P: 3	R: 2 E: 0 K: 1 S: 11	H: 3 LOB: 1 BB: 0 P: 17	R: 2 E: 0 K: 0 S: 13	H: 4 LOB: 2 BB: 0 P: 19	1B: 10 2B: 2 3B: 0 HR: 0	SF: 0 SAC: 1 DP: 2 HBP: 0	WP: 0 PB: 0 SB: 0 CS: 2	PA: 34
PITCHER	IP WLS BF H R ER SO BB IBB HBP BLK WP HR S P ERA WHIP																			
Jeff Fassero, L (1,1) ERA: 3.21	7.2 L 32 11 4 4 6 1 0 0 0 0 0 0 72 110 4.70 1.565																			
Tavo Alvarez, R (8,1) ERA: 3.96	0.1 1 0 0 0 0 0 0 0 0 0 0 0 1 2 0.00 0.000																			

Montreal Expos @ Florida Marlins
Joe Robbie Stadium, Miami, FL
Fri Sep 06 1996, 7:05 PM EDT
Att: 16,943 - Unknown - 86 F

AB	31
R	4
H	11
RBI	4
BB	1
SO	6
LOB	10



Batter	1	2	3	4	5	6	7	8	9	AB	R	H	RBI	BB	SO	LOB	TOP					
Mark Grudzielanek, R OBP: 0.349, SLG: 0.409	F8		1B			P4		G6-3		4	0	1	0	0	0	0						
Mike Lansing, R OBP: 0.353, SLG: 0.429	K		K			K			L8	4	0	0	0	0	3	1						
David Segui, S OBP: 0.366, SLG: 0.440	K		F7			G4-3			K	4	0	0	0	0	2	1						
Moises Alou, R OBP: 0.343, SLG: 0.457		F8		F8			P4		K	4	0	0	0	0	1	0						
Henry Rodriguez, L OBP: 0.317, SLG: 0.556		1B		G4-3			1B			3	1	2	0	0	0	0						
Rondell White, R OBP: 0.356, SLG: 0.458		2B		K			F9			3	0	0	0	0	2	2						
Darrin Fletcher, L OBP: 0.326, SLG: 0.433		1B				P3		F7		3	0	1	1	0	0	1						
Shane Andrews, R OBP: 0.305, SLG: 0.439		K				L7			G3-6	2	0	0	0	1	1	1						
Pedro Martinez, R OBP: 0.172, SLG: 0.119									G3-6	2	0	0	0	0	2	0						
Cliff Floyd, L OBP: 0.335, SLG: 0.421										1	0	0	0	0	0	1						
Dave Veres, R OBP: 0.429, SLG: 0.571										0	0	0	0	0	0	0						
Inning Stats	R: 0 E: 0 K: 2 S: 9	H: 0 LOB: 0 BB: 0 P: 15	R: 1 E: 0 K: 2 S: 14	H: 2 LOB: 1 BB: 0 P: 20	R: 0 E: 0 K: 2 S: 10	H: 1 LOB: 1 BB: 0 P: 15	R: 0 E: 0 K: 1 S: 7	H: 0 LOB: 0 BB: 0 P: 11	R: 0 E: 0 K: 1 S: 9	H: 0 LOB: 0 BB: 0 P: 15	R: 0 E: 0 K: 0 S: 6	H: 0 LOB: 0 BB: 0 P: 7	R: 0 E: 0 K: 0 S: 7	H: 1 LOB: 1 BB: 0 P: 9	R: 0 E: 0 K: 0 S: 5	H: 0 LOB: 0 BB: 1 P: 10	R: 0 E: 0 K: 2 S: 7	H: 0 LOB: 0 BB: 0 P: 9	1B: 3 2B: 1 3B: 0 HR: 0	SF: 0 SAC: 0 DP: 1 HBP: 0	WP: 0 PB: 0 SB: 0 CS: 0	PA: 31
PITCHER	IP	WLS	BF	H	R	ER	SO	BB	IBB	HBP	BLK	WP	HR	S	P	ERA	WHIP					
Rick Helling, R ERA: 6.04	7.0	W	25	4	1	1	9	0	0	0	0	0	0	62	92	1.29	0.571					
Jay Powell, R ERA: 3.9	1.0		3	0	0	0	0	1	0	0	0	0	0	5	10	0.00	1.000					
Robb Nen, R ERA: 1.9	1.0	S	3	0	0	0	2	0	0	0	0	0	0	7	9	0.00	0.000					

Montreal Expos @ Florida Marlins
Joe Robbie Stadium, Miami, FL
Sun Sep 08 1996, 3:33 AM EDT
Att: 19,427 - Overcast - 90 F

AB 30
R 1
H 4
RBI 1
BB 1
SO 11
LOB 7





Batter	1	2	3	4	5	6	7	8	9	AB	R	H	RBI	BB	SO	LOB	BOTTOM					
Luis Castillo, S OBP: 0.316, SLG: 0.301	BB		G5-3		B1-3		F7			3	0	0	0	1	0	0						
Edgar Renteria, R OBP: 0.383, SLG: 0.394	F8		1B		HR		1B			4	1	3	0	0	0	1						
Gary Sheffield, R OBP: 0.463, SLG: 0.646	G1-3		K		HR		BB			3	1	1	2	1	1	2						
Jeff Conine, R OBP: 0.362, SLG: 0.474	BB		K		K		F8			3	0	0	0	1	2	3						
Devon White, S OBP: 0.316, SLG: 0.434	G3			BB		K		F8		3	0	0	0	1	1	2						
Greg Colbrunn, R OBP: 0.333, SLG: 0.446		1B		K		K		G6-3		3	0	0	0	1	2	1						
Robb Nen, R		BB								0	0	0	0	0	0	0						
Kurt Abbott, R OBP: 0.287, SLG: 0.448		K		F9			1B		F8	3	0	1	0	0	1	2						
Alex Arias, R OBP: 0.338, SLG: 0.393										1	0	0	0	0	0	0						
Gregg Zaun, S OBP: 0.315, SLG: 0.336		1B		P6		F8				3	0	1	0	0	0	2						
Rick Helling, R										2	0	0	0	0	1	1						
Joe Orsulak, L OBP: 0.287, SLG: 0.280		K		G4-3						1	0	0	0	0	1	0						
Jay Powell, R										0	0	0	0	0	0	0						
Jesus Tavarez, S OBP: 0.235, SLG: 0.226										0	0	0	0	0	0	0						
Inning Stats	R: 0 E: 0 K: 0 S: 8	H: 0 LOB: 2 BB: 2 P: 18	R: 0 E: 0 K: 2 S: 13	H: 1 LOB: 1 BB: 1 P: 20	R: 0 E: 0 K: 2 S: 8	H: 1 LOB: 1 BB: 0 P: 12	R: 0 E: 0 K: 1 S: 14	H: 0 LOB: 1 BB: 1 P: 21	R: 2 E: 0 K: 1 S: 12	H: 2 LOB: 0 BB: 0 P: 19	R: 0 E: 0 K: 2 S: 13	H: 1 LOB: 1 BB: 0 P: 19	R: 0 E: 0 K: 1 S: 10	H: 1 LOB: 2 BB: 1 P: 19	R: 0 E: 0 K: 0 S: 6	H: 0 LOB: 0 BB: 0 P: 10	R: 0 E: 0 K: 0 S: 6	H: 0 LOB: 0 BB: 0 P: 10	1B: 5 2B: 0 3B: 0 HR: 1	SF: 0 SAC: 0 DP: 0 HBP: 0	WP: 0 PB: 0 SB: 2 CS: 0	PA: 34
PITCHER	IP	WLS	BF	H	R	ER	SO	BB	IBB	HBP	BLK	WP	HR	S	P	ERA	WHIP					
Pedro Martinez, R ERA: 3.93	7.0	L	31	6	2	2	9	5	0	0	0	0	0	78	128	2.57	1.571					
Dave Veres, R ERA: 4.46	1.0		3	0	0	0	0	0	0	0	0	0	0	6	10	0.00	0.000					

Montreal Expos @ Florida Marlins
Joe Robbie Stadium, Miami, FL
Sun Sep 08 1996, 3:33 AM EDT
Att: 19,427 - Overcast - 90 F

AB 29
R 2
H 6
RBI 2
BB 5
SO 9
LOB 14



Batter	1	2	3	4	5	6	7	8	9	AB	R	H	RBI	BB	SO	LOB	TOP			
F.P. Santangelo, S (1.5) OBP: 0.375, SLG: 0.429	1-1 F7		1-3 K			2-1 G4-3		0-1 G1-3		4	0	0	0	0	1	3	Montreal Expos @ Chicago Cubs Wrigley Field, Chicago, IL Mon Sep 09 1996, 7:05 PM CDT Att: 24,452 - Unknown - 74 F AB 31 R 1 H 6 RBI 1 BB 0 SO 2 LOB 10 			
Mike Lansing, R (1.4) OBP: 0.351, SLG: 0.426	2-2 F7			0-0 G6-3		1-2 L6		0-2 P9		4	0	0	0	0	0	1				
David Segui, S (1.3) OBP: 0.368, SLG: 0.449	2-2 L7			2-2 G1-3		3-1 G6-4-3 1B		0-0 HR		4	1	2	1	0	0	0				
Moises Alou, R (1.9) OBP: 0.340, SLG: 0.453		1-0 L8		0-1 G1-3		1-1 G6-4-3 1-2		0-0 F9		4	0	0	0	0	0	1				
Henry Rodriguez, L (1.7) OBP: 0.317, SLG: 0.553		2-1 G3-1			1-2 P3		0-0 FC6-4 1B		0-0 F7		4	0	1	0	0	0				
Rondell White, R (1.8) OBP: 0.352, SLG: 0.453		0-0 G6-3			0-0 L8		1-0 FC6-4 1-2				3	0	0	0	0	1				
Mark Grudzielanek, R (1.6) OBP: 0.350, SLG: 0.411			1-2 F8 G4-3 1B		1-2 G1-3			0-0 1B		3	0	2	0	0	0	0				
Lenny Webster, R (1.2) OBP: 0.326, SLG: 0.286			2-1 G4-3			1-0 G4-3 SH1-4 1B		1-3 K		2	0	1	0	0	0	1				
Cliff Floyd, L (8, PH) OBP: 0.333, SLG: 0.419										1	0	0	0	0	1	1				
Mike Dyer, R (8, PH)										0	0	0	0	0	0	0				
Dave Leiper, L (8, 1)										0	0	0	0	0	0	0				
Barry Manuel, R (8, 1)										0	0	0	0	0	0	0				
Jose Paniagua, R (1, 1)			0-0 F8			0-0 SH1-4		0-1 F7		1	0	0	0	0	0	1				
Darin Fletcher, L (8, PH) OBP: 0.325, SLG: 0.432			2-3			1-2				1	0	0	0	0	0	1				
Inning Stats	R: 0 E: 0 K: 0 S: 12	H: 0 LOB: 0 BB: 0 P: 17	R: 0 E: 0 K: 0 S: 4	H: 0 LOB: 0 BB: 0 P: 7	R: 0 E: 0 K: 1 S: 11	H: 1 LOB: 1 BB: 0 P: 15	R: 0 E: 0 K: 0 S: 7	H: 0 LOB: 0 BB: 0 P: 9	R: 0 E: 0 K: 0 S: 7	H: 1 LOB: 1 BB: 0 P: 11	R: 0 E: 0 K: 0 S: 6	H: 2 LOB: 1 BB: 0 P: 11	R: 0 E: 0 K: 1 S: 8	H: 1 LOB: 1 BB: 0 P: 9	R: 1 E: 0 K: 0 S: 6	H: 1 LOB: 0 BB: 0 P: 6		1B: 5 2B: 0 3B: 0 HR: 1	SF: 0 SAC: 1 DP: 1 HBP: 0	WP: 0 PB: 0 SB: 0 CS: 0
PITCHER Kevin Foster, R (1, 1) ERA: 5.78	IP: 9.0 WLS: W BF: 32 H: 6 R: 1 ER: 1 SO: 2 BB: 0 IBB: 0 HBP: 0 BLK: 0 WP: 0 HR: 1 S: 68 P: 94 ERA: 1.00 WHIP: 0.667															PITCHER				

Batter	1	2	3	4	5	6	7	8	9	AB	R	H	RBI	BB	SO	LOB	BOTTOM											
Brian McRae, S (1.8) OBP: 0.367, SLG: 0.424	4-2 1B HBP FC BB		1-1 L8		1-1 1B		2-3 K			3	1	1	0	1	1	1	Montreal Expos @ Chicago Cubs Wrigley Field, Chicago, IL Mon Sep 09 1996, 7:05 PM CDT Att: 24,452 - Unknown - 74 F AB 29 R 3 H 6 RBI 3 BB 4 SO 5 LOB 13 											
Ozzie Timmons, R (1.9) OBP: 0.287, SLG: 0.355	4-0 FC 1B HBP		2-3 K		2-1 P4		3-1 G5-3			3	0	0	0	0	1	1												
Mark Grace, L (1.3) OBP: 0.405, SLG: 0.464	2-1 FC 1-2 2-3 1B		1-0 2B		2-1 G6-3		2-2 L8			4	0	2	0	0	0	0												
Luis Gonzalez, L (1.7) OBP: 0.355, SLG: 0.442	0-2 FC		0-0 F8		1-1 G4-3		4-0 BB 2B			3	0	0	1	1	0	3												
Scott Bunting, L (8, PR) OBP: 0.253, SLG: 0.306	1-2 2-3 3-H G4-6-3									0	1	0	0	0	0	0												
Dave Magadan, L (1.5) OBP: 0.370, SLG: 0.362	1-0 G4-6-3				1-1 F9		4-2 BB		4-1 BB 2B	2	0	0	0	1	0	2												
José Hernández, R (6, PR) OBP: 0.298, SLG: 0.394								1-2 BB		0	1	0	0	1	0	0												
23 Ryne Sandberg, R (1.4) OBP: 0.307, SLG: 0.440		1-1 G5-3		2-3 K		2-1 G5-3		1-1 2B		4	0	1	2	0	1	1												
Tyler Houston, L (1.2) OBP: 0.345, SLG: 0.466		0-0 FC6-4 1B		2-3 K2-3			2-2 G4-3		0-0 G3	4	0	1	0	0	1	2												
Rey Sanchez, R (1.6) OBP: 0.284, SLG: 0.263		2-2 FC6-4 1-2			0-2 K			2-2 G6-3 1B		3	0	1	0	0	1	1												
Kevin Foster, R (1, 1) OBP: 0.423, SLG: 0.476		1-0 F8			1-1 P4			0-0 G6-3		3	0	0	0	0	0	2												
Inning Stats	R: 1 E: 0 K: 0 S: 9	H: 1 LOB: 1 BB: 1 P: 20	R: 0 E: 0 K: 0 S: 7	H: 1 LOB: 1 BB: 0 P: 11	R: 0 E: 0 K: 1 S: 9	H: 0 LOB: 0 BB: 0 P: 14	R: 0 E: 0 K: 1 S: 9	H: 1 LOB: 1 BB: 0 P: 13	R: 0 E: 0 K: 0 S: 11	H: 0 LOB: 1 BB: 1 P: 20	R: 0 E: 0 K: 1 S: 11	H: 1 LOB: 1 BB: 0 P: 17	R: 2 E: 0 K: 0 S: 9	H: 1 LOB: 2 BB: 2 P: 23	R: 4 2B: 2 3B: 0 HR: 0	SF: 1 SAC: 0 DP: 1 HBP: 1		WP: 0 PB: 0 SB: 1 CS: 0	PA: 34									
PITCHER Jose Paniagua, R (1, 1) ERA: 3.21	IP: 7.0 WLS: L BF: 28 H: 5 R: 0 ER: 1 SO: 1 BB: 2 IBB: 0 HBP: 1 BLK: 0 WP: 0 HR: 0 S: 63 P: 106 ERA: 1.29 WHIP: 1.000															PITCHER												
Mike Dyer, R (8, 1) ERA: 4.43	0.1	1	0	0	0	0	0	0	0	2	5	0.00	0.000															
Dave Leiper, L (8, 1) ERA: 6.46	0.1	3	0	0	0	0	2	0	0	4	14	0.00	6.000															
Barry Manuel, R (8, 1) ERA: 3.03	0.1	2	1	2	2	0	0	0	0	3	4	54.00	3.000															

Batter	1	2	3	4	5	6	7	8	9	AB	R	H	RBI	BB	SO	LOB	TOP										
Rondell White, R OBP: 0.350, SLG: 0.452	G6-3	G6-4-3				1B	F8		G5-3	5	1	1	0	0	0	3											
Mike Lansing, R OBP: 0.353, SLG: 0.427	1B		G6-3			FC5	G5-3			4	0	2	0	1	0	0											
David Segui, S OBP: 0.368, SLG: 0.448	G5-4-3		F8			FC5	P3		G3-1	5	1	2	1	0	0	1											
Moises Alou, R OBP: 0.340, SLG: 0.451	G5-4-3					FC5	G1-3			4	0	1	0	0	0	4											
Henry Rodriguez, L OBP: 0.316, SLG: 0.553		F8	F8						P6	4	0	1	1	0	0	1											
FP Santangelo, S OBP: 0.376, SLG: 0.430		1B				P3			G6-3	4	1	2	0	0	0	2											
Darrin Fletcher, L OBP: 0.327, SLG: 0.433		1B								4	0	2	0	0	0	3											
Rheal Cormier, L OBP: 0.178, SLG: 0.195		1B				G4-3				0	0	0	0	0	0	0											
Mark Grudzielanek, R OBP: 0.350, SLG: 0.410										4	0	1	1	0	1	2											
Mel Rojas, R OBP: 0.375, SLG: 0.500										0	0	0	0	0	0	0											
Omar Daal, L ERA: 5.09										0	0	0	0	0	0	0											
Larry Casian, L ERA: 2.76										0	0	0	0	0	0	0											
Kent Bottenfield, R ERA: 2.6										0	0	0	0	0	0	0											
Bob Patterson, L ERA: 2.77										0	0	0	0	0	0	0											
Amaury Telemaco, R ERA: 5.18										0	0	0	0	0	0	0											
Inning Stats	R: 0 E: 0 K: 0 S: 7	H: 2 LOB: 1 BB: 0 P: 15	R: 1 E: 0 K: 0 S: 17	H: 4 LOB: 2 BB: 0 P: 29	R: 0 E: 0 K: 0 S: 7	H: 1 LOB: 1 BB: 0 P: 9	R: 0 E: 0 K: 0 S: 8	H: 1 LOB: 2 BB: 0 P: 13	R: 2 E: 0 K: 0 S: 15	H: 4 LOB: 2 BB: 0 P: 26	R: 0 E: 0 K: 0 S: 8	H: 0 LOB: 0 BB: 0 P: 14	R: 0 E: 0 K: 0 S: 5	H: 0 LOB: 0 BB: 0 P: 9	R: 0 E: 0 K: 1 S: 13	H: 1 LOB: 1 BB: 0 P: 17	R: 0 E: 0 K: 0 S: 10	H: 0 LOB: 1 BB: 1 P: 18	1B: 11 2B: 2 3B: 0 HR: 0	SF: 0 SAC: 0 DP: 2 HBP: 0	WP: 0 PB: 0 SB: 0 CS: 0	PA: 39					
PITCHER	IP	WLS	BF	H	R	ER	SO	BB	IBB	HBP	BLK	WP	HR	S	P	ERA	WHIP										
Frank Castillo, R	(1, 1)	4.0		20	10	3	3	0	0	0	0	0	0	42	74	6.75	2.500										
Larry Casian, L	(5, 1)	1.0	W	6	2	0	0	0	0	0	0	0	0	12	18	0.00	2.000										
Kent Bottenfield, R	(6, 1)	2.0		6	0	0	0	0	0	0	0	0	0	13	23	0.00	0.000										
Bob Patterson, L	(8, 1)	1.0		4	1	0	0	0	0	0	0	0	0	13	17	0.00	1.000										
Amaury Telemaco, R	(9, 1)	1.0		4	0	0	0	1	0	0	0	0	0	10	18	0.00	1.000										

Montreal Expos @ Chicago Cubs
Wrigley Field, Chicago, IL
Tue Sep 10 1996, 7:05 PM CDT
Att: 26,700 - Unknown - 76 F

AB 38
R 3
H 13
RBI 3
BB 1
SO 1
LOB 17



Batter	1	2	3	4	5	6	7	8	9	AB	R	H	RBI	BB	SO	LOB	BOTTOM										
Brian McRae, S OBP: 0.367, SLG: 0.425	K	HR	F9			S	SF7			4	1	2	1	0	1	1											
Ozzie Timmons, R OBP: 0.283, SLG: 0.374	K					P4	G6-3			5	1	1	2	0	2	2											
Bob Patterson, R OBP: 0.333, SLG: 0.333		HR								0	0	0	0	0	0	0											
Amaury Telemaco, R OBP: 0.133, SLG: 0.103										0	0	0	0	0	0	0											
Mark Grace, L OBP: 0.405, SLG: 0.463	BB	E3				G1-3				5	2	2	0	0	0	1											
23 Ryne Sandberg, R OBP: 0.308, SLG: 0.439	BB									4	2	1	0	1	0	2											
Todd Haney, R OBP: 0.237, SLG: 0.176	BB	P2				F8				0	0	0	0	0	0	0											
Leo Gomez, R OBP: 0.345, SLG: 0.440	BB									1	1	0	0	3	0	0											
José Hernández, R OBP: 0.297, SLG: 0.394	BB					FC3-6	SH5-3		SF9	0	1	0	1	0	0	0											
Scott Servais, R OBP: 0.334, SLG: 0.391	FC5									3	1	1	2	1	2	3											
Luis Gonzalez, L OBP: 0.357, SLG: 0.443										4	0	2	2	0	0	0											
Rey Sanchez, R OBP: 0.287, SLG: 0.266	FC5									4	1	2	1	0	0	4											
Frank Castillo, R OBP: 0.130, SLG: 0.096										1	0	0	0	0	0	0											
Larry Casian, R	(5, 1)									0	0	0	0	0	0	0											
Brant Brown, L OBP: 0.340, SLG: 0.404	(5, PR)									1	0	0	0	0	0	2											
Kent Bottenfield, R	(8, 1)									0	0	0	0	0	0	0											
Dave Magadan, S OBP: 0.300, SLG: 0.350	(7, PR)									1	0	1	1	0	0	0											
Dave Veres, R ERA: 4.65	(6, 1)	1.0		6	2	2	2	0	1	0	0	0	0	0	0	0											
Inning Stats	R: 3 E: 0 K: 2 S: 16	H: 2 LOB: 3 BB: 3 P: 32	R: 2 E: 1 K: 1 S: 12	H: 2 LOB: 1 BB: 1 P: 23	R: 0 E: 0 K: 0 S: 8	H: 1 LOB: 0 BB: 0 P: 13	R: 0 E: 0 K: 1 S: 13	H: 0 LOB: 0 BB: 0 P: 19	R: 0 E: 0 K: 1 S: 11	H: 1 LOB: 2 BB: 0 P: 14	R: 0 E: 0 K: 0 S: 12	H: 1 LOB: 1 BB: 0 P: 16	R: 3 E: 0 K: 0 S: 12	H: 3 LOB: 1 BB: 1 P: 23	R: 2 E: 0 K: 0 S: 8	H: 2 LOB: 0 BB: 0 P: 13	1B: 11 2B: 0 3B: 0 HR: 1	SF: 3 SAC: 2 DP: 0 HBP: 0	WP: 0 PB: 1 SB: 2 CS: 0	PA: 43							
PITCHER	IP	WLS	BF	H	R	ER	SO	BB	IBB	HBP	BLK	WP	HR	S	P	ERA	WHIP										
Omar Daal, L	(1, 1)	0.2		7	3	3	2	3	0	0	0	0	0	2	2	40.50	7.500										
Tavo Alvarez, R	(1, 1)	0.1		1	0	0	0	0	0	0	0	0	0	2	2	0.00	0.000										
Barry Manuel, R	(2, 1)	2.0		11	3	2	2	1	1	0	0	0	1	20	36	9.00	2.000										
Jeff Juden, R	(4, 1)	2.0		8	1	0	0	2	0	0	0	0	0	24	33	0.00	0.500										
Dave Veres, R	(6, 1)	1.0		6	2	2	2	0	1	0	0	0	0	15	24	18.00	3.000										
Dave Leiper, L	(7, 1)	0.1		1	0	0	0	0	0	0	0	0	0	7	10	13.50	3.000										
Mike Dyer, R	(7, 1)	0.2		4	2	1	1	0	0	0	0	0	0	6	11	13.50	3.000										
Rheal Cormier, L	(8, 1)	0.2		4	2	2	1	0	0	0	0	0	0	6	11	13.50	3.000										
Mel Rojas, R	(8, 1)	0.1		1	0	0	0	0	0	0	0	0	0	2	2	0.00	0.000										

Montreal Expos @ Chicago Cubs
Wrigley Field, Chicago, IL
Tue Sep 10 1996, 7:05 PM CDT
Att: 26,700 - Unknown - 76 F

AB 33
R 10
H 12
RBI 10
BB 5
SO 5
LOB 15



Batter	1	2	3	4	5	6	7	8	9	AB	R	H	RBI	BB	SO	LOB	TOP				
F.P. Santangelo, S (1, 8) OBP: 0.373, SLG: 0.426 Tim Spehr, R (7, 2) OBP: 0.174, SLG: 0.190	1-3 K		0-0 SH1-3		2-2 F8		2-0 F7		2-3 K	3	0	0	0	0	1	0					
Mike Lansing, R (1, 4) OBP: 0.352, SLG: 0.427	0-1 G6-3 2B		0-0 L5		1-1 L4			0-0 F9		4	0	1	0	0	0	1					
David Segui, S (1, 3) OBP: 0.369, SLG: 0.446	0-0 G6-3		4-0 BB		1-2 L7			4-1 HR BB		2	1	0	0	2	0	1					
Moises Alou, R (1, 9) OBP: 0.339, SLG: 0.456	2-3 K		2-1 P8		2-0 G4-3			2-1 HR		4	1	1	2	0	1	3					
Henry Rodriguez, L (1, 7) OBP: 0.320, SLG: 0.559		1-2 G5-4-3 1B		1-2 F9 2B		1-1 2B		0-1 P6		4	0	3	0	0	0	0					
Mark Gudzziolanski, R (1, 6) OBP: 0.350, SLG: 0.409	0-1 G5-4-3		0-0 F9		4-0 IBB			0-0 S 1B		3	0	1	0	1	0	2					
Shane Andrews, R (1, 5) OBP: 0.304, SLG: 0.434	4-1 BB		3-2 L6		3-2 P2			2-3 K		3	0	0	0	1	1	4					
Lenny Webster, R (1, 2) OBP: 0.322, SLG: 0.282 Cliff Floyd, L (7, PH) OBP: 0.336, SLG: 0.421 Rondell White, R (7, PH) OBP: 0.348, SLG: 0.449	3-2 G6-3		3-2 G4-3		1-2 G1-3			1-2 F9		2	0	0	0	0	0	2					
Jeff Fassero, L (1, 1) OBP: 0.206, SLG: 0.102 Sherman Obando, R (7, PH) OBP: 0.350, SLG: 0.654 Ugueth Urbina, R (7, 1) OBP: 0.161, SLG: 0.103 Andy Stankiewicz, R (9, PH) OBP: 0.333, SLG: 0.338 Mel Rojas, R (9, 1) OBP: 0.697, SLG: 0.500			1-1 SH1-3 1B		0-1 G5-3		1-3 K		0-1 B2	2	0	1	0	0	0	0					
Inning Stats	R: 0 E: 0 K: 2 S: 11	H: 1 LOB: 1 BB: 0 P: 14	R: 0 E: 0 K: 0 S: 9	H: 1 LOB: 1 BB: 1 P: 17	R: 0 E: 0 K: 0 S: 6	H: 1 LOB: 2 BB: 1 P: 13	R: 0 E: 0 K: 0 S: 12	H: 1 LOB: 1 BB: 0 P: 19	R: 0 E: 0 K: 0 S: 8	H: 0 LOB: 0 BB: 0 P: 11	R: 0 E: 0 K: 1 S: 7	H: 0 LOB: 0 BB: 0 P: 11	R: 0 E: 0 K: 1 S: 11	H: 2 LOB: 1 BB: 1 P: 18	R: 0 E: 0 K: 1 S: 8	H: 0 LOB: 0 BB: 0 P: 11	1B: 3 2B: 3 3B: 0 HR: 1	SF: 0 SAC: 1 DP: 1 HBP: 0	WP: 0 PB: 0 SB: 1 CS: 0	PA: 37	
PITCHER	IP WLS BF H R ER SO BB IBB HBP BLK WP HR S P ERA WHIP	IP WLS BF H R ER SO BB IBB HBP BLK WP HR S P ERA WHIP	IP WLS BF H R ER SO BB IBB HBP BLK WP HR S P ERA WHIP	IP WLS BF H R ER SO BB IBB HBP BLK WP HR S P ERA WHIP	IP WLS BF H R ER SO BB IBB HBP BLK WP HR S P ERA WHIP	IP WLS BF H R ER SO BB IBB HBP BLK WP HR S P ERA WHIP	IP WLS BF H R ER SO BB IBB HBP BLK WP HR S P ERA WHIP	IP WLS BF H R ER SO BB IBB HBP BLK WP HR S P ERA WHIP	IP WLS BF H R ER SO BB IBB HBP BLK WP HR S P ERA WHIP	IP WLS BF H R ER SO BB IBB HBP BLK WP HR S P ERA WHIP	IP WLS BF H R ER SO BB IBB HBP BLK WP HR S P ERA WHIP	IP WLS BF H R ER SO BB IBB HBP BLK WP HR S P ERA WHIP	IP WLS BF H R ER SO BB IBB HBP BLK WP HR S P ERA WHIP	IP WLS BF H R ER SO BB IBB HBP BLK WP HR S P ERA WHIP	IP WLS BF H R ER SO BB IBB HBP BLK WP HR S P ERA WHIP	IP WLS BF H R ER SO BB IBB HBP BLK WP HR S P ERA WHIP	IP WLS BF H R ER SO BB IBB HBP BLK WP HR S P ERA WHIP	IP WLS BF H R ER SO BB IBB HBP BLK WP HR S P ERA WHIP	IP WLS BF H R ER SO BB IBB HBP BLK WP HR S P ERA WHIP	IP WLS BF H R ER SO BB IBB HBP BLK WP HR S P ERA WHIP	IP WLS BF H R ER SO BB IBB HBP BLK WP HR S P ERA WHIP

Montreal Expos @ Chicago Cubs
Wrigley Field, Chicago, IL
Wed Sep 11, 1996, 3:33 AM CDT
Att: 30,729 - Overcast - 74 F

AB	32
R	2
H	7
RBI	2
BB	4
SO	5
LOB	13





Batter	1	2	3	4	5	6	7	8	9	AB	R	H	RBI	BB	SO	LOB	BOTTOM					
Brian McRae, S (1, 8) OBP: 0.365, SLG: 0.422	2-2 L6		1-3 K			0-0 P2			0-1 G4-3	4	0	0	0	0	1	0						
Doug Glanville, R (1, 7) OBP: 0.283, SLG: 0.407 Scott Bullett, L (9, PH) OBP: 0.252, SLG: 0.303	2-1 G4-6-3 1B		1-1 G1-3			1-1 HR			0-3 K	3	1	2	1	0	0	0						
Mark Grace, L (1, 3) OBP: 0.402, SLG: 0.460	0-1 G4-6-3			0-0 F7		1-1 G4-3			3-2 G3-1	4	0	0	0	0	0	1						
23 Ryne Sandberg, R (1, 4) OBP: 0.306, SLG: 0.436		2-2 P4		2-2 F8		1-2 F8				3	0	0	0	0	0	0						
Ozzie Timmons, R (1, 9) OBP: 0.277, SLG: 0.364		2-3 K2-3		2-2 P9		1-1 P6				3	0	0	0	0	1	0						
Leo Gomez, R (1, 5) OBP: 0.345, SLG: 0.439		0-0 1B 1B			2-3 K	1-3 K				3	0	1	0	0	2	0						
Scott Servais, R (1, 2) OBP: 0.334, SLG: 0.391		2-0 1B			1-2 F7			3-2 P2		3	0	1	0	0	0	0						
Rey Sanchez, R (1, 6) OBP: 0.285, SLG: 0.264 Luis Gonzalez, L (9, PH) OBP: 0.356, SLG: 0.442 José Hernández, R (9, 6) OBP: 0.297, SLG: 0.394		2-3 K			0-0 G5-3		1-3 K	2-2 G3-1		2	0	0	0	0	1	2						
Dave Swartzbaugh, R (1, 1) Larry Casian, R (7, 1) Terry Adams, R (7, 1) Dave Magadan, L (8, PH) Turk Wendell, L (9, 1) OBP: 0.372, SLG: 0.364 OBP: 0.697, SLG: 0.500			1-3 K			2-2 L9		2-1 G4-3		2	0	0	0	0	0	0						
Inning Stats	R: 0 E: 0 K: 0 S: 7	H: 1 LOB: 0 BB: 0 P: 11	R: 0 E: 0 K: 2 S: 15	H: 2 LOB: 2 BB: 0 P: 23	R: 0 E: 0 K: 2 S: 8	H: 0 LOB: 0 BB: 0 P: 11	R: 0 E: 0 K: 0 S: 10	H: 0 LOB: 0 BB: 0 P: 14	R: 0 E: 0 K: 1 S: 7	H: 0 LOB: 0 BB: 0 P: 10	R: 1 E: 0 K: 0 S: 8	H: 1 LOB: 0 BB: 0 P: 12	R: 0 E: 0 K: 1 S: 8	H: 0 LOB: 0 BB: 0 P: 11	R: 0 E: 0 K: 0 S: 9	H: 0 LOB: 0 BB: 0 P: 16	R: 0 E: 0 K: 1 S: 8	H: 0 LOB: 0 BB: 0 P: 11	1B: 3 2B: 0 3B: 0 HR: 1	SF: 0 SAC: 0 DP: 1 HBP: 0	WP: 0 PB: 0 SB: 0 CS: 0	PA: 30
PITCHER	IP WLS BF H R ER SO BB IBB HBP BLK WP HR S P ERA WHIP	IP WLS BF H R ER SO BB IBB HBP BLK WP HR S P ERA WHIP	IP WLS BF H R ER SO BB IBB HBP BLK WP HR S P ERA WHIP	IP WLS BF H R ER SO BB IBB HBP BLK WP HR S P ERA WHIP	IP WLS BF H R ER SO BB IBB HBP BLK WP HR S P ERA WHIP	IP WLS BF H R ER SO BB IBB HBP BLK WP HR S P ERA WHIP	IP WLS BF H R ER SO BB IBB HBP BLK WP HR S P ERA WHIP	IP WLS BF H R ER SO BB IBB HBP BLK WP HR S P ERA WHIP	IP WLS BF H R ER SO BB IBB HBP BLK WP HR S P ERA WHIP	IP WLS BF H R ER SO BB IBB HBP BLK WP HR S P ERA WHIP	IP WLS BF H R ER SO BB IBB HBP BLK WP HR S P ERA WHIP	IP WLS BF H R ER SO BB IBB HBP BLK WP HR S P ERA WHIP	IP WLS BF H R ER SO BB IBB HBP BLK WP HR S P ERA WHIP	IP WLS BF H R ER SO BB IBB HBP BLK WP HR S P ERA WHIP	IP WLS BF H R ER SO BB IBB HBP BLK WP HR S P ERA WHIP	IP WLS BF H R ER SO BB IBB HBP BLK WP HR S P ERA WHIP	IP WLS BF H R ER SO BB IBB HBP BLK WP HR S P ERA WHIP	IP WLS BF H R ER SO BB IBB HBP BLK WP HR S P ERA WHIP	IP WLS BF H R ER SO BB IBB HBP BLK WP HR S P ERA WHIP	IP WLS BF H R ER SO BB IBB HBP BLK WP HR S P ERA WHIP	IP WLS BF H R ER SO BB IBB HBP BLK WP HR S P ERA WHIP	

Montreal Expos @ Chicago Cubs
Wrigley Field, Chicago, IL
Wed Sep 11, 1996, 3:33 AM CDT
Att: 30,729 - Overcast - 74 F

AB	30
R	1
H	4
RBI	1
BB	0
SO	7
LOB	3



Batter	1	2	3	4	5	6	7	8	9	AB	R	H	RBI	BB	SO	LOB	TOP			
Ralph Milliard, R OBP: 0.328, SLG: 0.217	G5-3		1B SF8 2B		K	L7		K		5	1	1	0	0	2	3	Florida Marlins @ Montreal Expos Olympic Stadium, Montreal, QB Thu Sep 12 1996, 7:05 PM EDT Att. 9,308 - Dome - 68 F AB 34 R 4 H 8 RBI 4 BB 4 SO 7 LOB 21 			
Edgar Renteria, R OBP: 0.362, SLG: 0.397	G1-3		G1-3 1B		G6-3		G6-4-3 1B		BB	4	0	2	0	1	0	0				
Gary Sheffield, R OBP: 0.467, SLG: 0.648			SF8		HR		G6-4-3 1-2		L9	3	1	1	2	1	0	2				
Jeff Conine, R OBP: 0.356, SLG: 0.468	K		G1-3		K		1B 2B		F9	5	1	1	0	0	2	3				
Devon White, S OBP: 0.318, SLG: 0.437			G3				HR		F8	4	1	2	2	0	0	2				
Greg Colbrunn, R OBP: 0.333, SLG: 0.447			HBP		2B		E7 SH3-4		F3	4	0	1	0	0	1	2				
Kurt Abbott, R OBP: 0.309, SLG: 0.428	G5-3				G5-3		G6-3		G4-3	4	0	0	0	0	0	3				
Charles Johnson, R OBP: 0.283, SLG: 0.349			BB		K		E7 SH3-4			2	0	0	0	2	1	2				
Mark Hutton, R OBP: 0.308, SLG: 0.308			K		G6-3		SH3-4		F7	2	0	0	0	0	1	3				
Andre Dawson, R OBP: 0.311, SLG: 0.395							1-2 2-3			1	0	0	0	0	0	1				
Jay Powell, R OBP: 0.311, SLG: 0.395										0	0	0	0	0	0	0				
Inning Stats	R: 0 E: 0 K: 1 S: 13	H: 0 LOB: 1 BB: 1 P: 19	R: 0 E: 0 K: 2 S: 12	H: 0 LOB: 2 BB: 1 P: 24	R: 1 E: 0 K: 0 S: 15	H: 2 LOB: 1 BB: 0 P: 21	R: 0 E: 0 K: 1 S: 12	H: 1 LOB: 1 BB: 0 P: 15	R: 1 E: 2 K: 0 S: 12	H: 1 LOB: 2 BB: 0 P: 15	R: 1 E: 0 K: 0 S: 8	H: 3 LOB: 1 BB: 0 P: 10	R: 0 E: 0 K: 1 S: 12	H: 0 LOB: 1 BB: 1 P: 18	R: 0 E: 0 K: 0 S: 12	H: 0 LOB: 1 BB: 1 P: 17	1B: 3 2B: 3 3B: 0 HR: 2	SF: 1 SAC: 1 DP: 1 HBP: 1	WP: 0 PB: 0 SB: 2 CS: 0	PA: 41
PITCHER	IP WLS BF H R ER SO BB IBB HBP BLK WP HR S P ERA WHIP	IP WLS BF H R ER SO BB IBB HBP BLK WP HR S P ERA WHIP	IP WLS BF H R ER SO BB IBB HBP BLK WP HR S P ERA WHIP	IP WLS BF H R ER SO BB IBB HBP BLK WP HR S P ERA WHIP	IP WLS BF H R ER SO BB IBB HBP BLK WP HR S P ERA WHIP	IP WLS BF H R ER SO BB IBB HBP BLK WP HR S P ERA WHIP	IP WLS BF H R ER SO BB IBB HBP BLK WP HR S P ERA WHIP	IP WLS BF H R ER SO BB IBB HBP BLK WP HR S P ERA WHIP	IP WLS BF H R ER SO BB IBB HBP BLK WP HR S P ERA WHIP	IP WLS BF H R ER SO BB IBB HBP BLK WP HR S P ERA WHIP	IP WLS BF H R ER SO BB IBB HBP BLK WP HR S P ERA WHIP	IP WLS BF H R ER SO BB IBB HBP BLK WP HR S P ERA WHIP	IP WLS BF H R ER SO BB IBB HBP BLK WP HR S P ERA WHIP	IP WLS BF H R ER SO BB IBB HBP BLK WP HR S P ERA WHIP	IP WLS BF H R ER SO BB IBB HBP BLK WP HR S P ERA WHIP	IP WLS BF H R ER SO BB IBB HBP BLK WP HR S P ERA WHIP	IP WLS BF H R ER SO BB IBB HBP BLK WP HR S P ERA WHIP			
Mark Leiter, R ERA: 4.9	6.0	28	5	3	3	6	2	0	1	0	0	0	0	0	0	0	4.50	1.167		
Jeff Juden, R ERA: 3.49	1.0	5	3	1	1	0	0	0	0	0	0	0	0	0	0	0	9.00	3.000		
Dave Veres, R ERA: 4.58	1.0	W	4	0	0	0	1	0	0	0	0	0	0	0	0	0	0.00	1.000		
Mel Rojas, R ERA: 3.5	1.0	S	4	0	0	0	1	0	0	0	0	0	0	0	0	0	0.00	1.000		

Batter	1	2	3	4	5	6	7	8	9	AB	R	H	RBI	BB	SO	LOB	BOTTOM			
Mark Grudzielanek, R OBP: 0.350, SLG: 0.410	FC1 1B 2B	L9			G5-3		P6			4	1	1	0	0	0	1	Florida Marlins @ Montreal Expos Olympic Stadium, Montreal, QB Thu Sep 12 1996, 7:05 PM EDT Att. 9,308 - Dome - 68 F AB 30 R 5 H 6 RBI 4 BB 3 SO 3 LOB 9 			
Mike Lansing, R OBP: 0.340, SLG: 0.424	FC1 1B BB 1B		G2-3		F8		G6-3			4	1	0	0	0	0	1				
David Segui, S OBP: 0.371, SLG: 0.443	1B 1B G6-3 BB		G4-3 BB		G4-3		L6			2	1	0	0	2	0	0				
Moises Alou, R OBP: 0.340, SLG: 0.455	1B 1B 2-3 3-H		G4-3		L8		L6		HR BB	3	1	1	1	1	0	1				
Henry Rodriguez, L OBP: 0.321, SLG: 0.564	G6-3		G4-3		G3		G3		HR	4	1	2	3	0	0	1				
Mel Rojas, R OBP: 0.375, SLG: 0.500	1B		G4-3		G3		G3		HR	0	0	0	0	0	0	0				
Rondell White, R OBP: 0.343, SLG: 0.443	G6-3				P5		G5-3		K	4	0	0	0	0	1	2				
Darrin Fletcher, L OBP: 0.327, SLG: 0.432	P5				P5		F7			3	0	1	0	0	0	1				
F.P. Santangelo, S OBP: 0.373, SLG: 0.426					1B					0	0	0	0	0	0	0				
Shane Andrews, R OBP: 0.302, SLG: 0.431			K		P6		F7			3	0	0	0	0	1	1				
Mark Leiter, R OBP: 0.156, SLG: 0.145			G5-3		K					2	0	0	0	0	1	1				
Jeff Juden, R ERA: 3.99										0	0	0	0	0	0	0				
Cliff Floyd, L OBP: 0.339, SLG: 0.424										1	0	1	0	0	0	0				
Dave Veres, R OBP: 0.429, SLG: 0.571										0	0	0	0	0	0	0				
Tim Spehr, R OBP: 0.174, SLG: 0.190										0	0	0	0	0	0	0				
Inning Stats	R: 3 E: 0 K: 0 S: 11	H: 3 LOB: 1 BB: 1 P: 18	R: 0 E: 0 K: 1 S: 9	H: 0 LOB: 0 BB: 0 P: 12	R: 0 E: 0 K: 0 S: 15	H: 0 LOB: 1 BB: 1 P: 24	R: 0 E: 0 K: 1 S: 14	H: 1 LOB: 1 BB: 0 P: 19	R: 0 E: 0 K: 0 S: 6	H: 0 LOB: 0 BB: 0 P: 10	R: 0 E: 0 K: 0 S: 6	H: 0 LOB: 0 BB: 0 P: 8	R: 0 E: 0 K: 0 S: 9	H: 1 LOB: 1 BB: 0 P: 11	R: 2 E: 0 K: 1 S: 11	H: 1 LOB: 0 BB: 1 P: 20	1B: 4 2B: 1 3B: 0 HR: 1	SF: 0 SAC: 0 DP: 1 HBP: 0	WP: 0 PB: 0 SB: 0 CS: 0	PA: 33
PITCHER	IP WLS BF H R ER SO BB IBB HBP BLK WP HR S P ERA WHIP	IP WLS BF H R ER SO BB IBB HBP BLK WP HR S P ERA WHIP	IP WLS BF H R ER SO BB IBB HBP BLK WP HR S P ERA WHIP	IP WLS BF H R ER SO BB IBB HBP BLK WP HR S P ERA WHIP	IP WLS BF H R ER SO BB IBB HBP BLK WP HR S P ERA WHIP	IP WLS BF H R ER SO BB IBB HBP BLK WP HR S P ERA WHIP	IP WLS BF H R ER SO BB IBB HBP BLK WP HR S P ERA WHIP	IP WLS BF H R ER SO BB IBB HBP BLK WP HR S P ERA WHIP	IP WLS BF H R ER SO BB IBB HBP BLK WP HR S P ERA WHIP	IP WLS BF H R ER SO BB IBB HBP BLK WP HR S P ERA WHIP	IP WLS BF H R ER SO BB IBB HBP BLK WP HR S P ERA WHIP	IP WLS BF H R ER SO BB IBB HBP BLK WP HR S P ERA WHIP	IP WLS BF H R ER SO BB IBB HBP BLK WP HR S P ERA WHIP	IP WLS BF H R ER SO BB IBB HBP BLK WP HR S P ERA WHIP	IP WLS BF H R ER SO BB IBB HBP BLK WP HR S P ERA WHIP	IP WLS BF H R ER SO BB IBB HBP BLK WP HR S P ERA WHIP				
Mark Leiter, R ERA: 4.4	7.0	28	5	3	3	2	0	0	0	0	0	0	0	0	0	0	3.86	1.000		
Jay Powell, R ERA: 3.99	1.0	L	5	1	2	2	1	1	0	0	0	0	0	0	0	0	18.00	2.000		

Batter	1	2	3	4	5	6	7	8	9	AB	R	H	RBI	BB	SO	LOB	TOP								
Ralph Milliard, R (1,4) OBP: 0.306, SLG: 0.200 Andre Dawson, R (9, PH) OBP: 0.304, SLG: 0.386										4	0	0	0	0	1	0									
Edgar Renteria, R (1,6) OBP: 0.361, SLG: 0.396										4	0	1	0	0	1	0									
Gary Sheffield, R (1,9) OBP: 0.468, SLG: 0.648										3	1	1	0	1	0	1									
Greg Colbrunn, R (1,3) OBP: 0.335, SLG: 0.446										3	1	1	0	1	1	1									
Devon White, S (1,8) OBP: 0.319, SLG: 0.437										4	0	2	1	0	1	1									
Joe Orsulak, L (1,7) OBP: 0.299, SLG: 0.276										4	0	1	0	0	1	4									
Alex Arias, R (1,5) OBP: 0.342, SLG: 0.396										3	0	0	0	1	0	4									
Charles Johnson, R (1,2) OBP: 0.281, SLG: 0.346 Kurt Abbott, R (9, PH) OBP: 0.308, SLG: 0.427										3	0	0	0	0	1	4									
Rick Helling, R (1,1) Kurt Miller, R (6,1) OBP: 0.375, SLG: 0.375 Jerry Brooks, R (7, PH) OBP: 0.500, SLG: 1.000 Chris Hammond, L (7,1) OBP: 0.125, SLG: 0.067 Jeff Canine, R (9, PH) OBP: 0.356, SLG: 0.468										2	0	0	0	0	1	2									
Inning Stats	R: 0 E: 0 K: 1 S: 6	H: 0 LOB: 0 BB: 0 P: 8	R: 0 E: 1 K: 3 S: 15	H: 0 LOB: 2 BB: 2 P: 30	R: 0 E: 0 K: 2 S: 10	H: 0 LOB: 0 BB: 0 P: 15	R: 2 E: 1 K: 0 S: 14	H: 2 LOB: 2 BB: 1 P: 27	R: 0 E: 0 K: 1 S: 11	H: 1 LOB: 1 BB: 0 P: 17	R: 0 E: 0 K: 0 S: 13	H: 1 LOB: 1 BB: 0 P: 15	R: 0 E: 0 K: 0 S: 10	H: 1 LOB: 1 BB: 0 P: 16	R: 0 E: 0 K: 0 S: 6	H: 1 LOB: 1 BB: 0 P: 7	R: 0 E: 0 K: 0 S: 9	H: 0 LOB: 0 BB: 0 P: 12	1B: 4 2B: 2 3B: 0 HR: 0	SF: 0 SAC: 0 DP: 0 HBP: 0	WP: 0 PB: 0 SB: 0 CS: 0	PA: 37			
PITCHER	IP	WLS	BF	H	R	ER	SO	BB	IBB	HBP	BLK	WP	HR	S	P	ERA	WHIP								
Pedro Martinez, R (1,1) ERA: 3.85	6.2	W	29	5	2	1	7	3	0	0	0	0	0	76	123	1.35	1.200								
Ugueth Urbina, R (7,1) ERA: 3.84	1.1		5	1	0	0	0	0	0	0	0	0	0	9	12	0.00	0.750								
Mel Rojas, R (9,1) ERA: 3.45	1.0	S	3	0	0	0	0	0	0	0	0	0	0	9	12	0.00	0.000								

Florida Marlins @ Montreal Expos
Olympic Stadium, Montreal, QB
Fri Sep 13 1996, 7:05 PM EDT
Att: 13,723 - Dome - 68 F

AB 34
R 2
H 6
RBI 1
BB 3
SO 7
LOB 17



Batter	1	2	3	4	5	6	7	8	9	AB	R	H	RBI	BB	SO	LOB	BOTTOM								
Mark Grudzielanek, R (1,6) OBP: 0.349, SLG: 0.409										4	0	1	0	0	1	0									
Mike Lansing, R (1,4) OBP: 0.348, SLG: 0.421										4	0	0	0	0	1	1									
Henry Rodriguez, L (1,7) OBP: 0.324, SLG: 0.570 F.P. Santangelo, S (6, PR) OBP: 0.373, SLG: 0.426										2	1	1	1	1	0	0									
Moises Alou, R (1,9) OBP: 0.338, SLG: 0.452										4	0	0	0	0	1	2									
David Segui, S (1,3) OBP: 0.372, SLG: 0.441										2	1	0	0	2	0	1									
Darin Fletcher, L (1,2) OBP: 0.327, SLG: 0.430 Ugueth Urbina, R (7,1) OBP: 0.161, SLG: 0.103 Mel Rojas, R (9,1) OBP: 0.375, SLG: 0.500										2	0	0	0	1	1	2									
Rondell White, R (1,8) OBP: 0.343, SLG: 0.442										3	0	1	1	0	0	2									
Shane Andrews, R (1,5) OBP: 0.302, SLG: 0.438										3	1	1	1	0	0	5									
Pedro Martinez, R (1,1) OBP: 0.167, SLG: 0.115 Tim Spehr, R (7,2) OBP: 0.170, SLG: 0.186										2	0	0	0	0	1	0									
Inning Stats	R: 1 E: 0 K: 0 S: 10	H: 1 LOB: 0 BB: 0 P: 15	R: 0 E: 0 K: 0 S: 6	H: 0 LOB: 0 BB: 0 P: 10	R: 1 E: 0 K: 1 S: 14	H: 1 LOB: 0 BB: 0 P: 20	R: 0 E: 1 K: 1 S: 14	H: 0 LOB: 3 BB: 2 P: 25	R: 0 E: 0 K: 2 S: 14	H: 0 LOB: 0 BB: 0 P: 19	R: 1 E: 0 K: 0 S: 19	H: 1 LOB: 2 BB: 2 P: 36	R: 0 E: 0 K: 0 S: 6	H: 1 LOB: 0 BB: 0 P: 8	R: 0 E: 0 K: 0 S: 7	H: 0 LOB: 1 BB: 0 P: 10	1B: 2 2B: 0 3B: 0 HR: 2	SF: 0 SAC: 0 DP: 2 HBP: 1	WP: 0 PB: 0 SB: 0 CS: 0	PA: 32					
PITCHER	IP	WLS	BF	H	R	ER	SO	BB	IBB	HBP	BLK	WP	HR	S	P	ERA	WHIP								
Rick Helling, R (1,1) ERA: 5.82	5.2	L	24	2	3	3	5	4	0	0	0	0	0	72	116	4.76	1.059								
Kurt Miller, R (6,1) ERA: 6.65	0.1		2	1	0	0	0	0	0	0	0	0	0	5	9	0.00	3.000								
Chris Hammond, L (7,1) ERA: 6.87	2.0		6	1	0	0	0	0	0	1	0	0	0	13	18	0.00	0.500								

Florida Marlins @ Montreal Expos
Olympic Stadium, Montreal, QB
Fri Sep 13 1996, 7:05 PM EDT
Att: 13,723 - Dome - 68 F

AB 27
R 3
H 4
RBI 3
BB 4
SO 5
LOB 13




Batter	1	2	3	4	5	6	7	8	9	AB	R	H	RBI	BB	SO	LOB	TOP					
Jesus Tavaraz, S OBP: 0.245, SLG: 0.230	F8	G6-4-3		FC6-4			S		E1	5	0	2	1	0	0	1	Florida Marlins @ Montreal Expos Olympic Stadium, Montreal, QB Sun Sep 15 1996, 3:33 AM EDT Att: 26,166 - Dome - 68 F					
Edgar Renteria, R OBP: 0.357, SLG: 0.393	1B		G6-3	FC6-4			G1-3		P4	5	1	1	0	0	0	4						
Gary Sheffield, R OBP: 0.470, SLG: 0.644	1B		G6-3				G6-4-3		CS	2	1	0	0	3	0	0						
Jeff Conine, R OBP: 0.356, SLG: 0.476	1B						G6-4-3		CS	4	1	2	2	0	0	2						
Greg Colbrunn, R OBP: 0.333, SLG: 0.441	1B								S	3	0	1	1	1	1	0						
Kurt Abbott, R OBP: 0.303, SLG: 0.416									S	4	0	0	0	0	3	3						
Robb Nen, R (8, 1)									K	0	0	0	0	0	0	0						
Gregg Zaun, S OBP: 0.313, SLG: 0.333									K	4	1	2	0	0	1	3						
Charles Johnson, R OBP: 0.288, SLG: 0.362	G6-3			1B					K	0	0	0	0	0	0	0						
Ralph Milliard, R OBP: 0.310, SLG: 0.193									K	4	0	0	0	0	1	3						
Al Leiter, L OBP: 0.157, SLG: 0.106									F7	3	0	2	0	0	0	1						
Chris Hammond, L OBP: 0.125, SLG: 0.067										0	0	0	0	0	0	0						
Alex Arias, R OBP: 0.341, SLG: 0.394									F7	1	0	0	0	0	0	0						
Inning Stats	R: 2 E: 0 K: 1 S: 15	H: 3 LOB: 2 BB: 1 P: 24	R: 0 E: 0 K: 0 S: 6	H: 1 LOB: 0 BB: 0 P: 9	R: 1 E: 0 K: 1 S: 9	H: 1 LOB: 0 BB: 0 P: 14	R: 1 E: 0 K: 2 S: 15	H: 3 LOB: 2 BB: 0 P: 23	R: 0 E: 0 K: 0 S: 6	H: 0 LOB: 0 BB: 0 P: 10	R: 0 E: 0 K: 0 S: 11	H: 1 LOB: 1 BB: 0 P: 15	R: 0 E: 0 K: 0 S: 7	H: 1 LOB: 1 BB: 1 P: 14	R: 0 E: 0 K: 2 S: 11	H: 0 LOB: 1 BB: 1 P: 19	R: 0 E: 1 K: 0 S: 9	H: 0 LOB: 1 BB: 1 P: 18	1B: 8 2B: 1 3B: 0 HR: 1	SF: 0 SAC: 0 DP: 2 HBP: 0	WP: 1 PB: 0 SB: 3 CS: 1	PA: 40
PITCHER	IP WLS BF H R ER SO BB IBB HBP BLK WP HR S P ERA WHIP																					
Omar Daal, L ERA: 4.0	(1, 1) 3.2 L 19 8 4 4 4 1 0 0 0 0 0 1 44 69 9.82 2.455																					
Barry Manuel, R ERA: 3.12	(4, 1) 1.1 4 0 0 0 0 0 0 0 0 0 0 7 11 0.00 0.000																					
Mike Dyer, R ERA: 4.4	(6, 1) 2.0 8 2 0 0 0 0 1 0 0 0 0 18 29 0.00 1.000																					
Jeff Juden, R ERA: 3.38	(8, 1) 1.0 4 0 0 0 2 1 0 0 0 0 0 11 19 0.00 1.000																					
Ugueth Urbina, R ERA: 3.81	(9, 1) 1.0 4 0 0 0 0 0 1 0 0 1 0 9 18 0.00 0.000																					
Batter	1	2	3	4	5	6	7	8	9	AB	R	H	RBI	BB	SO	LOB	BOTTOM					
Mark Grudzielanek, R OBP: 0.349, SLG: 0.409	F9		G5-3				P4		K	5	1	0	0	0	1	2	Florida Marlins @ Montreal Expos Olympic Stadium, Montreal, QB Sun Sep 15 1996, 3:33 AM EDT Att: 26,166 - Dome - 68 F					
Mike Lansing, R OBP: 0.351, SLG: 0.426	1B		K2-3				G4-3		1B	3	1	2	0	1	1	0						
Rondell White, R OBP: 0.341, SLG: 0.438	1B						G4-3		1B	4	0	1	2	0	1	2						
Moises Alou, R OBP: 0.336, SLG: 0.450	1B						G4-3		1B	4	0	1	0	0	2	3						
David Segui, S OBP: 0.370, SLG: 0.435									G6-3	4	0	1	0	0	1	1						
F.P. Santangelo, S OBP: 0.374, SLG: 0.423									F8	2	0	0	0	2	1	1						
Shane Andrews, R OBP: 0.300, SLG: 0.435										3	0	0	0	0	3	3						
Cliff Floyd, L OBP: 0.340, SLG: 0.428									L9	1	0	0	0	0	0	0						
Lenny Webster, R OBP: 0.322, SLG: 0.289									K	3	1	1	0	0	0	1						
Henry Rodriguez, L OBP: 0.323, SLG: 0.566									K	1	0	0	0	0	1	0						
Inning Stats	R: 0 E: 0 K: 0 S: 7	H: 1 LOB: 1 BB: 0 P: 12	R: 0 E: 0 K: 1 S: 11	H: 0 LOB: 1 BB: 1 P: 23	R: 0 E: 0 K: 1 S: 6	H: 0 LOB: 0 BB: 0 P: 8	R: 0 E: 0 K: 3 S: 12	H: 1 LOB: 2 BB: 1 P: 23	R: 0 E: 0 K: 1 S: 9	H: 0 LOB: 0 BB: 0 P: 14	R: 1 E: 0 K: 2 S: 12	H: 2 LOB: 1 BB: 0 P: 21	R: 2 E: 0 K: 2 S: 20	H: 2 LOB: 2 BB: 2 P: 35	R: 0 E: 0 K: 0 S: 9	H: 0 LOB: 0 BB: 0 P: 12	R: 0 E: 0 K: 2 S: 12	H: 0 LOB: 0 BB: 0 P: 17	1B: 3 2B: 3 3B: 0 HR: 0	SF: 0 SAC: 0 DP: 0 HBP: 0	WP: 1 PB: 0 SB: 0 CS: 0	PA: 37
PITCHER	IP WLS BF H R ER SO BB IBB HBP BLK WP HR S P ERA WHIP																					
Al Leiter, L ERA: 3.07	(1, 1) 6.1 W 27 5 3 3 9 3 0 0 0 0 0 65 116 0.00 1.263																					
Chris Hammond, L ERA: 6.75	(7, 1) 1.1 6 1 0 0 1 1 0 0 0 0 0 18 28 0.00 1.500																					
Robb Nen, R ERA: 1.82	(8, 1) 1.1 S 4 0 0 0 2 0 0 0 0 0 0 15 21 0.00 0.000																					

AB	35
R	4
H	10
RBI	4
BB	4
SO	6
LOB	17



Batter	1	2	3	4	5	6	7	8	9	AB	R	H	RBI	BB	SO	LOB	TOP					
Lance Johnson, L (1, 8) OBP: 0.366, SLG: 0.478	G4-3			1B	2B			G4-3		4	0	2	0	0	0	0	<p>New York Mets @ Montreal Expos</p> <p>Olympic Stadium, Montreal, QB</p> <p>Tue Sep 17 1996, 7:05 PM EDT</p> <p>Att: 17,282 - Dome - 68 F</p>					
Rey Ordonez, R (1, 6) OBP: 0.289, SLG: 0.301	K			G5-3	G6-3			L8		4	0	0	0	0	1	3						
Bernard Gilkey, R (1, 7) OBP: 0.399, SLG: 0.576	K			3B				L9		3	0	1	0	1	1	0						
Todd Hundley, S (1, 2) OBP: 0.361, SLG: 0.568		K		BB				K		3	0	0	0	1	3	1						
Alex Ochoa, R (1, 9) OBP: 0.342, SLG: 0.439	G5-3			BB						4	0	1	0	0	1	2						
Butch Huskey, R (1, 3) OBP: 0.311, SLG: 0.408	G6-3			BB						4	0	0	0	0	2	1						
Alvaro Espinoza, R (1, 5) OBP: 0.304, SLG: 0.437			K							4	1	1	0	0	1	0						
Jason Hardtke, S (1, 4) OBP: 0.207, SLG: 0.345	G5-3			G1-3						3	0	0	0	0	0	1						
Jason Isringhausen, R (1, 1) OBP: 0.291, SLG: 0.412	G5-3									2	0	1	1	0	0	0						
Chris Jones, R (7, PH) OBP: 0.304, SLG: 0.372										1	0	0	0	0	1	0						
Doug Henry, R (7, 1)										0	0	0	0	0	0	0						
Jerry Dipoto, R (8, 1)										0	0	0	0	0	0	0						
Inning Stats	R: 0 E: 0 K: 2 S: 8	H: 0 LOB: 0 BB: 0 P: 9	R: 0 E: 0 K: 1 S: 8	H: 0 LOB: 0 BB: 0 P: 11	R: 0 E: 0 K: 1 S: 8	H: 0 LOB: 0 BB: 0 P: 11	R: 0 E: 0 K: 0 S: 8	H: 2 LOB: 2 BB: 1 P: 18	R: 1 E: 0 K: 0 S: 14	H: 3 LOB: 2 BB: 0 P: 19	R: 0 E: 0 K: 2 S: 9	H: 1 LOB: 1 BB: 0 P: 12	R: 0 E: 0 K: 1 S: 5	H: 0 LOB: 0 BB: 0 P: 6	R: 0 E: 0 K: 1 S: 7	H: 0 LOB: 1 BB: 1 P: 15	R: 0 E: 0 K: 2 S: 8	H: 0 LOB: 0 BB: 0 P: 10	1B: 4 2B: 1 3B: 1 HR: 0	SF: 0 SAC: 0 DP: 0 HBP: 0	WP: 0 PB: 0 SB: 0 CS: 1	PA: 34
PITCHER Jeff Fassero, L (1, 1) ERA: 3.08	IP: 9.0 WLS: W BF: 34 H: 6 R: 1 ER: 1 SO: 10 BB: 2 IBB: 0 HBP: 0 BLK: 0 WP: 0 HR: 0 S: 75 P: 111 ERA: 1.00 WHIP: 0.889															PITCHER						

AB	32
R	1
H	6
RBI	1
BB	2
SO	10
LOB	8



Batter	1	2	3	4	5	6	7	8	9	AB	R	H	RBI	BB	SO	LOB	BOTTOM					
Mark Grudzielanek, R (1, 6) OBP: 0.346, SLG: 0.406	P2		P6	P6				G1-3		5	0	0	0	0	0	1	<p>New York Mets @ Montreal Expos</p> <p>Olympic Stadium, Montreal, QB</p> <p>Tue Sep 17 1996, 7:05 PM EDT</p> <p>Att: 17,282 - Dome - 68 F</p>					
Mike Lansing, R (1, 4) OBP: 0.352, SLG: 0.424	L8		BB					2B		3	2	0	0	2	0	0						
David Segui, S (1, 3) OBP: 0.372, SLG: 0.437	K		BB							3	2	1	1	2	1	1						
Moises Alou, R (1, 9) OBP: 0.339, SLG: 0.459		P3	BB	1B						4	1	3	3	0	0	0						
Henry Rodriguez, L (1, 7) OBP: 0.324, SLG: 0.567			1B							3	0	2	2	0	0	0						
Shane Andrews, R (8, 5) OBP: 0.300, SLG: 0.435		FC3-6	BB					SF8		0	0	0	0	0	0	0						
Rondell White, R (1, 8) OBP: 0.346, SLG: 0.440		1B	BB							3	0	2	0	1	0	0						
F.P. Santangelo, S (1, 5) OBP: 0.371, SLG: 0.418	FC3-6		F9							4	0	0	0	0	1	7						
Lenny Webster, R (1, 2) OBP: 0.326, SLG: 0.321	G1-3			G1-3						4	2	2	1	0	0	2						
Jeff Fassero, L (1, 1) OBP: 0.197, SLG: 0.097			B1-3							3	0	0	0	0	1	0						
Inning Stats	R: 0 E: 0 K: 1 S: 8	H: 0 LOB: 0 BB: 0 P: 11	R: 0 E: 0 K: 0 S: 10	H: 2 LOB: 0 BB: 0 P: 11	R: 2 E: 0 K: 0 S: 21	H: 2 LOB: 3 BB: 3 P: 39	R: 0 E: 0 K: 1 S: 10	H: 0 LOB: 0 BB: 0 P: 14	R: 2 E: 0 K: 0 S: 11	H: 1 LOB: 0 BB: 1 P: 18	R: 1 E: 0 K: 0 S: 6	H: 1 LOB: 0 BB: 0 P: 10	R: 1 E: 1 K: 1 S: 13	H: 2 LOB: 2 BB: 0 P: 19	R: 1 E: 0 K: 0 S: 8	H: 2 LOB: 2 BB: 1 P: 17	R: 1 E: 0 K: 0 S: 8	H: 2 LOB: 2 BB: 1 P: 17	1B: 6 2B: 2 3B: 0 HR: 2	SF: 1 SAC: 1 DP: 0 HBP: 0	WP: 0 PB: 0 SB: 0 CS: 0	PA: 39
PITCHER Jason Isringhausen, R (1, 1) ERA: 4.77	IP: 6.0 WLS: L BF: 28 H: 5 R: 5 ER: 5 SO: 2 BB: 4 IBB: 0 HBP: 0 BLK: 0 WP: 0 HR: 2 S: 66 P: 103 ERA: 7.50 WHIP: 1.667															PITCHER						
Doug Henry, R (7, 1) ERA: 4.5	IP: 1.0 WLS: 6 BF: 2 H: 2 R: 1 ER: 0 SO: 1 BB: 0 IBB: 0 HBP: 0 BLK: 0 WP: 0 HR: 0 S: 13 P: 19 ERA: 0.00 WHIP: 2.000															PITCHER						
Jerry Dipoto, R (8, 1) ERA: 4.0	IP: 1.0 WLS: 5 BF: 2 H: 2 R: 1 ER: 1 SO: 0 BB: 1 IBB: 0 HBP: 0 BLK: 0 WP: 0 HR: 0 S: 8 P: 17 ERA: 9.00 WHIP: 3.000															PITCHER						

AB	32
R	7
H	10
RBI	7
BB	5
SO	3
LOB	11



Batter	1	2	3	4	5	6	7	8	9	AB	R	H	RBI	BB	SO	LOB	TOP				
Lance Johnson, L (1, 8) OBP: 0.366, SLG: 0.477	0-0 HBP 1B	3-1 1-2 1B			2-3 K		1-0 G4-3		0-0 FC4-6	5	1	2	0	0	1	1					
Matt Franco, L (1, 5) OBP: 0.333, SLG: 0.333	1-0	1-1 G3			1-2 E4		0-3 K2-3			3	0	0	0	0	1	2					
Dave Milick, R (7, 1) OBP: 0.182, SLG: 0.100	1-2 HBP									0	0	0	0	0	0	0					
Ricky Tricek, R (8, 1)										0	0	0	0	0	0	0					
Bernard Gilkey, R (1, 7) OBP: 0.397, SLG: 0.572	0-3 K		1-3 K		0-2 F8		3-2 G4-3			4	0	0	0	0	2	3					
Todd Hundley, S (1, 2) OBP: 0.360, SLG: 0.566	0-0 1-2 2H 1B		1-3 K		0-0 L9		2-3 K			4	0	1	1	0	2	0					
Carl Everett, S (1, 9) OBP: 0.325, SLG: 0.306	0-0 F8		1-0 G5-3		1-1 P2		1-0 G4-6-3 1B			4	0	1	0	0	0	2					
Roberto Petagine, L (1, 3) OBP: 0.369, SLG: 0.386	0-0 G3			0-0 F8		3-2 HR	0-1 G4-6-3 1B			4	1	1	1	0	0	3					
Jason Hardtke, S (1, 4) OBP: 0.212, SLG: 0.333		3-1 L4-3		0-0 P6		3-2 1B	2-3 K			4	0	1	0	0	1	0					
Rey Ordonez, R (1, 6) OBP: 0.290, SLG: 0.301		0-2 1B		1-1 G2-3		0-0 G5-3	4-0 FC4-6 BB			3	0	1	0	0	0	1					
Edgardo Alfonzo, R (9, PH) OBP: 0.291, SLG: 0.312		1-2 1B								0	0	0	0	1	0	0					
Bobby Jones, R (1, 1) OBP: 0.140, SLG: 0.145		0-0 B2			0-0 P5		2-0 HR		0-3 K	2	0	0	0	0	0	1					
Carlos Baerga, S (7, PH) OBP: 0.294, SLG: 0.382										1	1	1	1	0	0	0					
Tim Bogar, R (7, 5) OBP: 0.295, SLG: 0.250										0	0	0	0	0	0	0					
Andy Tomberlin, L (9, PH) OBP: 0.386, SLG: 0.500										1	0	0	0	0	1	1					
Inning Stats	R: 1 E: 0 K: 1 S: 7	H: 2 LOB: 2 BB: 0 P: 8	R: 0 E: 0 K: 0 S: 10	H: 2 LOB: 2 BB: 0 P: 17	R: 0 E: 0 K: 2 S: 7	H: 0 LOB: 0 BB: 0 P: 10	R: 0 E: 0 K: 0 S: 4	H: 0 LOB: 0 BB: 0 P: 5	R: 0 E: 1 K: 1 S: 14	H: 2 LOB: 1 BB: 0 P: 17	R: 1 E: 0 K: 0 S: 9	H: 1 LOB: 0 BB: 0 P: 15	R: 0 E: 0 K: 1 S: 6	H: 1 LOB: 0 BB: 0 P: 9	R: 0 E: 0 K: 2 S: 7	H: 0 LOB: 1 BB: 1 P: 13	1B: 6 2B: 0 3B: 0 HR: 2	SF: 0 SAC: 0 DP: 1 HBP: 1	WP: 0 PB: 0 SB: 0 CS: 0	PA: 37	
PITCHER	IP WLS BF H R ER SO BB IBB HBP BLK WP HR S P ERA WHIP	IP WLS BF H R ER SO BB IBB HBP BLK WP HR S P ERA WHIP	IP WLS BF H R ER SO BB IBB HBP BLK WP HR S P ERA WHIP	IP WLS BF H R ER SO BB IBB HBP BLK WP HR S P ERA WHIP	IP WLS BF H R ER SO BB IBB HBP BLK WP HR S P ERA WHIP	IP WLS BF H R ER SO BB IBB HBP BLK WP HR S P ERA WHIP	IP WLS BF H R ER SO BB IBB HBP BLK WP HR S P ERA WHIP	IP WLS BF H R ER SO BB IBB HBP BLK WP HR S P ERA WHIP	IP WLS BF H R ER SO BB IBB HBP BLK WP HR S P ERA WHIP	IP WLS BF H R ER SO BB IBB HBP BLK WP HR S P ERA WHIP	IP WLS BF H R ER SO BB IBB HBP BLK WP HR S P ERA WHIP	IP WLS BF H R ER SO BB IBB HBP BLK WP HR S P ERA WHIP	IP WLS BF H R ER SO BB IBB HBP BLK WP HR S P ERA WHIP	IP WLS BF H R ER SO BB IBB HBP BLK WP HR S P ERA WHIP	IP WLS BF H R ER SO BB IBB HBP BLK WP HR S P ERA WHIP	IP WLS BF H R ER SO BB IBB HBP BLK WP HR S P ERA WHIP	IP WLS BF H R ER SO BB IBB HBP BLK WP HR S P ERA WHIP	IP WLS BF H R ER SO BB IBB HBP BLK WP HR S P ERA WHIP	IP WLS BF H R ER SO BB IBB HBP BLK WP HR S P ERA WHIP	IP WLS BF H R ER SO BB IBB HBP BLK WP HR S P ERA WHIP	IP WLS BF H R ER SO BB IBB HBP BLK WP HR S P ERA WHIP

New York Mets @ Montreal Expos
Olympic Stadium, Montreal, QB
Wed Sep 18, 1996, 7:05 PM EDT
Att: 14,930 - Dome - 65 F

AB	35
R	3
H	8
RBI	3
BB	1
SO	8
LOB	14



Batter	1	2	3	4	5	6	7	8	9	AB	R	H	RBI	BB	SO	LOB	BOTTOM				
Mark Grudzielanek, R (1, 6) OBP: 0.347, SLG: 0.407	0-0 G3 1B	1-2 1-2 2H 1B		1-2 G5-3			1-1 F9			4	1	2	1	0	0	0					
Mike Lansing, R (1, 4) OBP: 0.350, SLG: 0.421	0-0 F9	1-3 K			1-0 L7		3-1 P3			4	0	0	0	0	1	3					
David Segui, S (1, 3) OBP: 0.371, SLG: 0.434	0-0 G3		4-1 L9 1B SF9 BB		0-1 F8		1-0 G4-3			3	1	0	0	1	0	1					
Moises Alou, R (1, 9) OBP: 0.344, SLG: 0.464	0-0 2H 1B		1-2 1B		2-2 2B		4-2 1B HBP BB			3	1	3	1	1	0	0					
Henry Rodriguez, L (1, 7) OBP: 0.322, SLG: 0.563	0-0 F9		0-0 L9		0-3 K		1-3 K			4	0	0	0	0	2	5					
Lenny Webster, R (9, 2) OBP: 0.326, SLG: 0.321			2-3 1B				1-2 K			0	0	0	0	0	0	0					
Rondell White, R (1, 8) OBP: 0.345, SLG: 0.437		3-1 P3	0-0 SF9		3-1 G6-3		4-1 HBP 1B BB			2	0	0	1	1	0	0					
Darin Fletcher, L (1, 2) OBP: 0.324, SLG: 0.423		2-2 K	2-2 G4-3		1-2 P4		3-2 L6-4 HBP 1B			3	0	0	0	0	1	1					
Tim Spehr, R (7, 2) OBP: 0.170, SLG: 0.188							1-2 2-3 HBP			0	0	0	0	0	0	0					
Andy Staniewski, R (8, PH) OBP: 0.341, SLG: 0.347										1	0	1	0	0	0	0					
Shane Andrews, R (9, 5) OBP: 0.300, SLG: 0.435										0	0	0	0	0	0	0					
F.P. Santangelo, S (1, 5) OBP: 0.374, SLG: 0.420		2-2 1B BB		1-1 G3		2-0 1B	1-2 HBP			3	1	2	1	0	0	0					
Mark Leiter, R (1, 1) OBP: 0.167, SLG: 0.143		4-2 1B		2-3 K		1-2 G5-3	2-1 L6-4			1	0	0	0	1	1	0					
Cliff Floyd, L (6, PH) OBP: 0.339, SLG: 0.426										1	0	0	0	0	0	1					
Ugueth Urbina, R (7, 1) OBP: 0.161, SLG: 0.103										0	0	0	0	0	0	0					
Sherman Obando, R (8, PH) OBP: 0.321, SLG: 0.422										1	0	0	0	0	0	3					
Mel Rojas, R (9, 1) OBP: 0.375, SLG: 0.500										0	0	0	0	0	0	0					
Inning Stats	R: 1 E: 0 K: 0 S: 5	H: 2 LOB: 1 BB: 0 P: 5	R: 1 E: 0 K: 2 S: 17	H: 2 LOB: 2 BB: 1 P: 30	R: 1 E: 0 K: 0 S: 7	H: 1 LOB: 1 BB: 1 P: 12	R: 0 E: 0 K: 1 S: 8	H: 0 LOB: 0 BB: 0 P: 12	R: 0 E: 0 K: 0 S: 10	H: 1 LOB: 1 BB: 0 P: 13	R: 0 E: 0 K: 0 S: 10	H: 1 LOB: 1 BB: 0 P: 17	R: 0 E: 0 K: 0 S: 5	H: 0 LOB: 0 BB: 0 P: 10	R: 1 E: 0 K: 1 S: 14	H: 1 LOB: 2 BB: 2 P: 29	1B: 7 2B: 2 3B: 0 HR: 0	SF: 1 SAC: 0 DP: 1 HBP: 1	WP: 0 PB: 0 SB: 1 CS: 0	PA: 36	
PITCHER	IP WLS BF H R ER SO BB IBB HBP BLK WP HR S P ERA WHIP	IP WLS BF H R ER SO BB IBB HBP BLK WP HR S P ERA WHIP	IP WLS BF H R ER SO BB IBB HBP BLK WP HR S P ERA WHIP	IP WLS BF H R ER SO BB IBB HBP BLK WP HR S P ERA WHIP	IP WLS BF H R ER SO BB IBB HBP BLK WP HR S P ERA WHIP	IP WLS BF H R ER SO BB IBB HBP BLK WP HR S P ERA WHIP	IP WLS BF H R ER SO BB IBB HBP BLK WP HR S P ERA WHIP	IP WLS BF H R ER SO BB IBB HBP BLK WP HR S P ERA WHIP	IP WLS BF H R ER SO BB IBB HBP BLK WP HR S P ERA WHIP	IP WLS BF H R ER SO BB IBB HBP BLK WP HR S P ERA WHIP	IP WLS BF H R ER SO BB IBB HBP BLK WP HR S P ERA WHIP	IP WLS BF H R ER SO BB IBB HBP BLK WP HR S P ERA WHIP	IP WLS BF H R ER SO BB IBB HBP BLK WP HR S P ERA WHIP	IP WLS BF H R ER SO BB IBB HBP BLK WP HR S P ERA WHIP	IP WLS BF H R ER SO BB IBB HBP BLK WP HR S P ERA WHIP	IP WLS BF H R ER SO BB IBB HBP BLK WP HR S P ERA WHIP	IP WLS BF H R ER SO BB IBB HBP BLK WP HR S P ERA WHIP	IP WLS BF H R ER SO BB IBB HBP BLK WP HR S P ERA WHIP	IP WLS BF H R ER SO BB IBB HBP BLK WP HR S P ERA WHIP	IP WLS BF H R ER SO BB IBB HBP BLK WP HR S P ERA WHIP	IP WLS BF H R ER SO BB IBB HBP BLK WP HR S P ERA WHIP

New York Mets @ Montreal Expos
Olympic Stadium, Montreal, QB
Wed Sep 18, 1996, 7:05 PM EDT
Att: 14,930 - Dome - 65 F

AB	30
R	4
H	8
RBI	4
BB	4
SO	5
LOB	14



Batter	1	2	3	4	5	6	7	8	9	AB	R	H	RBI	BB	SO	LOB	TOP								
Mark Grudzielanek, R OBP: 0.349, SLG: 0.407	G6-3		1B		L4		F9		SH 1B	5	1	2	0	0	0	0									
Mike Lansing, R OBP: 0.349, SLG: 0.420	G6-3		1B		G5-3		G1-3		SH 1B	4	1	1	0	0	0	0									
David Segui, S OBP: 0.376, SLG: 0.435	FC6-4 1B		P4		BB		BB		HR 1B	3	1	2	2	2	0	2									
Moises Alou, R OBP: 0.345, SLG: 0.468	FC6-4 1-2		IBB		G4-3		F9		HR	4	1	1	2	1	0	3									
Rondell White, R OBP: 0.345, SLG: 0.435		G4-3	F8			FC1-6 1B		E BB 1B BB	K	4	1	1	0	1	1	3									
Vladimir Guerrero, R OBP: 0.200, SLG: 0.200		G5-3		G4-6-3 1B		FC1-6 G5-3 1-2		L6	P4	5	0	1	0	0	0	2									
F.P. Santangelo, S OBP: 0.332, SLG: 0.318				G4-6-3				E4 1B BB		3	0	1	0	0	0	2	AB 35								
Cliff Floyd, L OBP: 0.338, SLG: 0.426									E	0	0	0	0	0	0	0	R 5								
Sherman Obando, R OBP: 0.325, SLG: 0.422									BB	0	0	0	0	0	1	0	H 10								
Shane Andrews, R OBP: 0.302, SLG: 0.435									BB	0	0	0	0	0	1	0	RBI 5								
Lenny Webster, R OBP: 0.332, SLG: 0.318										1	0	0	0	2	0	1	BB 8								
Andy Stanek, R OBP: 0.349, SLG: 0.356										1	0	1	1	0	0	0	SO 4								
Tim Spehr, R OBP: 0.167, SLG: 0.182										0	0	0	0	0	1	1	LOB 19								
Pedro Martinez, R OBP: 0.159, SLG: 0.109										3	0	0	0	0	2	3									
Dave Silvestri, R OBP: 0.342, SLG: 0.252										1	0	0	0	0	0	2									
Ugueth Urbina, R OBP: 0.161, SLG: 0.103										0	0	0	0	0	0	0									
Inning Stats	R: 0 E: 0 K: 0 S: 10	H: 1 LOB: 1 BB: 0 P: 16	R: 0 E: 0 K: 0 S: 11	H: 1 LOB: 1 BB: 0 P: 18	R: 0 E: 0 K: 0 S: 11	H: 2 LOB: 3 BB: 1 P: 18	R: 0 E: 0 K: 1 S: 7	H: 1 LOB: 1 BB: 1 P: 12	R: 0 E: 0 K: 0 S: 9	H: 0 LOB: 1 BB: 1 P: 15	R: 0 E: 0 K: 0 S: 9	H: 1 LOB: 2 BB: 1 P: 19	R: 0 E: 0 K: 0 S: 10	H: 0 LOB: 1 BB: 1 P: 15	R: 1 E: 1 K: 0 S: 14	H: 1 LOB: 1 BB: 2 P: 25	R: 4 E: 2 K: 2 S: 14	H: 3 LOB: 1 BB: 1 P: 24	1B: 9 2B: 1 3B: 0 HR: 1	SF: 0 SAC: 1 DP: 2 HBP: 0	WP: 0 PB: 1 SB: 0 CS: 0	PA: 44			
PITCHER	IP	WLS	BF	H	R	ER	SO	BB	IBB	HBP	BLK	WP	HR	S	P	ERA	WHIP								
Steve Avery, L ERA: 3.88	6.0		27	6	0	0	2	2	2	0	0	0	0	57	98	0.00	1.333								
Mike Bielecki, R ERA: 2.75	1.1		6	0	1	0	0	2	0	0	0	0	0	17	26	0.00	1.500								
Terrell Wade, L ERA: 2.7	0.2		3	1	0	0	0	1	0	0	0	0	0	7	14	0.00	3.000								
Mark Wohlers, R ERA: 2.99	0.0	L	3	2	3	2	0	0	0	0	0	0	0	5	10	∞	∞								
Brad Clontz, R ERA: 5.94	1.0		5	1	1	1	2	1	0	0	0	0	1	9	14	9.00	2.000								

Montreal Expos @ Atlanta Braves
Atlanta-Fulton County Stadium, Atlanta, GA
Thu Sep 19 1996, 7:05 PM EDT
Att: 37,193 - Unknown - 72 F

AB	35
R	5
H	10
RBI	5
BB	8
SO	4
LOB	19



Batter	1	2	3	4	5	6	7	8	9	AB	R	H	RBI	BB	SO	LOB	BOTTOM								
Marquis Grissom, R OBP: 0.345, SLG: 0.479	G1-3 1B		1B					G6-3		4	0	3	1	0	0	0									
Terry Pendleton, S OBP: 0.295, SLG: 0.355	K		G3-1				BB	P4		3	0	0	0	1	1	2									
10 Chipper Jones, S OBP: 0.397, SLG: 0.545	G1-3				P6		F8	S 1B		4	0	1	0	0	0	4									
Fred McGriff, L OBP: 0.364, SLG: 0.495	K				K			L8		4	0	0	0	0	2	2									
Ryan Klesko, L OBP: 0.364, SLG: 0.532		P3			F9		G6-4-3 1B		G4-3	4	0	1	0	0	0	0									
Javy Lopez, R OBP: 0.314, SLG: 0.453										3	0	0	0	0	1	1									
Mike Bielecki, R OBP: 0.295, SLG: 0.100										0	0	0	0	0	0	0									
Terrell Wade, L OBP: 0.274, SLG: 0.154										0	0	0	0	0	0	0									
Mark Wohlers, R OBP: 0.277, SLG: 0.289										0	0	0	0	0	0	0									
Brad Clontz, R OBP: 0.277, SLG: 0.289										1	0	0	0	0	1	0									
Jermaine Dye, R OBP: 0.313, SLG: 0.474									K	4	0	0	0	0	3	0									
Mark Lemke, S OBP: 0.321, SLG: 0.310										3	1	1	0	0	1	0									
Tony Gaffanino, R OBP: 0.265, SLG: 0.256					K		WP BB 1B		F7	0	0	0	0	0	0	0									
Steve Avery, L OBP: 0.245, SLG: 0.500										1	0	0	0	1	1	0									
Eddie Pérez, R OBP: 0.322, SLG: 0.430										1	0	0	0	0	1	0									
Inning Stats	R: 0 E: 0 K: 2 S: 11	H: 1 LOB: 0 BB: 0 P: 14	R: 0 E: 0 K: 1 S: 9	H: 0 LOB: 0 BB: 0 P: 12	R: 0 E: 0 K: 2 S: 9	H: 1 LOB: 1 BB: 0 P: 13	R: 0 E: 0 K: 1 S: 6	H: 0 LOB: 0 BB: 0 P: 9	R: 1 E: 0 K: 2 S: 22	H: 2 LOB: 3 BB: 2 P: 35	R: 0 E: 0 K: 0 S: 5	H: 1 LOB: 0 BB: 0 P: 6	R: 0 E: 0 K: 1 S: 7	H: 0 LOB: 0 BB: 0 P: 9	R: 0 E: 0 K: 0 S: 11	H: 1 LOB: 1 BB: 0 P: 18	R: 0 E: 0 K: 2 S: 8	H: 0 LOB: 0 BB: 0 P: 9	1B: 6 2B: 0 3B: 0 HR: 0	SF: 0 SAC: 0 DP: 1 HBP: 0	WP: 1 PB: 0 SB: 3 CS: 0	PA: 34			
PITCHER	IP	WLS	BF	H	R	ER	SO	BB	IBB	HBP	BLK	WP	HR	S	P	ERA	WHIP								
Pedro Martinez, R ERA: 3.77	7.0		27	5	1	1	9	2	0	0	0	0	0	69	98	1.29	1.000								
Ugueth Urbina, R ERA: 3.75	2.0	W	7	1	0	0	2	0	0	0	0	0	0	19	27	0.00	0.500								

Montreal Expos @ Atlanta Braves
Atlanta-Fulton County Stadium, Atlanta, GA
Thu Sep 19 1996, 7:05 PM EDT
Att: 37,193 - Unknown - 72 F

AB	32
R	1
H	6
RBI	1
BB	2
SO	11
LOB	9



Batter	1	2	3	4	5	6	7	8	9	AB	R	H	RBI	BB	SO	LOB	TOP					
Mark Grudzielanek, R OBP: 0.347, SLG: 0.405	G4-3		FC6-4			F9			K	5	1	1	0	0	1	5						
Mike Lansing, R OBP: 0.348, SLG: 0.418	P2		G1-3				L8		G4-3	5	0	1	0	0	0	3						
David Segui, S OBP: 0.377, SLG: 0.436	K						F8			4	0	2	2	0	1	0						
Moises Alou, R OBP: 0.344, SLG: 0.465		F9					L5			3	0	0	0	1	1	1						
Rondell White, R OBP: 0.341, SLG: 0.429	K								G1-3	4	0	0	0	0	1	4						
Vladimir Guerrero, R OBP: 0.111, SLG: 0.111	F9						L9			4	0	0	0	0	0	1						
F.P. Santangelo, S OBP: 0.371, SLG: 0.416										3	0	0	0	0	0	0						
Jeff Juden, R OBP: 0.337, SLG: 0.424										0	0	0	0	0	0	0						
Lenny Webster, R OBP: 0.337, SLG: 0.321										2	0	1	0	1	1	0						
Cliff Floyd, L OBP: 0.337, SLG: 0.424										1	0	0	0	0	1	0						
Jose Paniagua, R OBP: 0.227, SLG: 0.233										0	1	0	0	2	0	0						
Rheal Cormier, L OBP: 0.346, SLG: 0.250										1	0	0	0	0	0	0						
Dave Veres, R OBP: 0.351, SLG: 0.571										0	0	0	0	0	0	0						
Dave Leiper, L OBP: 0.302, SLG: 0.435										0	0	0	0	0	0	0						
Shane Andrews, R OBP: 0.325, SLG: 0.425										1	0	1	0	0	0	0						
Henry Rodriguez, L OBP: 0.325, SLG: 0.425										0	0	1	0	0	0	0						
Andy Stankiewicz, R OBP: 0.348, SLG: 0.526										0	0	0	0	0	0	0						
Inning Stats	R: 0 E: 0 K: 1 S: 9	H: 0 LOB: 0 BB: 0 P: 14	R: 0 E: 0 K: 1 S: 6	H: 0 LOB: 0 BB: 0 P: 10	R: 0 E: 0 K: 0 S: 12	H: 1 LOB: 2 BB: 1 P: 20	R: 0 E: 0 K: 1 S: 9	H: 1 LOB: 1 BB: 0 P: 13	R: 2 E: 0 K: 1 S: 13	H: 3 LOB: 3 BB: 2 P: 28	R: 0 E: 1 K: 0 S: 7	H: 0 LOB: 2 BB: 1 P: 17	R: 0 E: 0 K: 0 S: 6	H: 0 LOB: 0 BB: 0 P: 12	R: 0 E: 0 K: 0 S: 7	H: 0 LOB: 0 BB: 0 P: 9	R: 0 E: 0 K: 2 S: 11	H: 1 LOB: 1 BB: 0 P: 18	1B: 5 2B: 1 3B: 0 HR: 0	SF: 0 SAC: 1 DP: 0 HBP: 0	WP: 0 PB: 0 SB: 0 CS: 0	PA: 38
PITCHER	IP WLS BF H R ER SO BB IBB HBP BLK WP HR S P ERA WHIP																					
Tom Glavine, L ERA: 3.05	8.0 W 34 5 2 2 4 4 0 0 0 0 0 69 123 2.25 1.125																					
Mark Wohlers, R ERA: 2.95	1.0 S 4 1 0 0 2 0 0 0 0 0 0 0 11 18 0.00 1.000																					

Montreal Expos @ Atlanta Braves
Atlanta-Fulton County Stadium, Atlanta, GA
Fri Sep 20 1996, 7:05 PM EDT
Att: 46,260 - Unknown - 75 F

AB 33
R 2
H 6
RBI 2
BB 4
SO 6
LOB 16



Batter	1	2	3	4	5	6	7	8	9	AB	R	H	RBI	BB	SO	LOB	BOTTOM																		
Marquis Grissom, R OBP: 0.344, SLG: 0.478	G5-3		G6-3				L9			4	0	1	0	0	0	1																			
Andruw Jones, R OBP: 0.280, SLG: 0.513	G5-3									4	0	1	0	0	2	2																			
10 Chipper Jones, S OBP: 0.396, SLG: 0.542										3	0	0	0	1	0	4																			
Fred McGriff, L OBP: 0.365, SLG: 0.497	P5									4	2	2	0	0	0	3																			
Ryan Klesko, L OBP: 0.365, SLG: 0.539										3	1	2	1	0	1	0																			
Mike Mordecai, R OBP: 0.272, SLG: 0.287										0	0	0	0	0	0	0																			
Jermaine Dye, R OBP: 0.313, SLG: 0.474										0	0	0	0	0	0	0																			
Terry Pendleton, S OBP: 0.296, SLG: 0.353										4	0	0	0	0	2	3																			
Javy Lopez, R OBP: 0.317, SLG: 0.454										3	0	2	2	1	0	0																			
Mark Lemke, S OBP: 0.319, SLG: 0.307										4	0	0	0	0	0	3																			
Tom Glavine, L OBP: 0.346, SLG: 0.356										3	0	2	0	0	0	1																			
Mark Wohlers, R ERA: 3.34										0	0	0	0	0	0	0																			
Inning Stats	R: 0 E: 0 K: 0 S: 10	H: 0 LOB: 1 BB: 1 P: 17	R: 1 E: 0 K: 1 S: 10	H: 1 LOB: 1 BB: 1 P: 24	R: 0 E: 0 K: 1 S: 8	H: 0 LOB: 0 BB: 0 P: 13	R: 1 E: 0 K: 0 S: 6	H: 3 LOB: 1 BB: 0 P: 9	R: 0 E: 0 K: 0 S: 9	H: 2 LOB: 2 BB: 0 P: 14	R: 0 E: 0 K: 1 S: 11	H: 0 LOB: 0 BB: 0 P: 16	R: 0 E: 0 K: 1 S: 11	H: 2 LOB: 2 BB: 0 P: 18	R: 1 E: 0 K: 1 S: 15	H: 2 LOB: 1 BB: 0 P: 19	1B: 8 2B: 1 3B: 0 HR: 1	SF: 0 SAC: 1 DP: 1 HBP: 0	WP: 0 PB: 0 SB: 0 CS: 0	PA: 35															
PITCHER	IP WLS BF H R ER SO BB IBB HBP BLK WP HR S P ERA WHIP																																		
Jose Paniagua, R ERA: 3.32	0.1	1	0	0	0	0	0	0	0	0	0	2	3	0.00	0.000																				
Rheal Cormier, L ERA: 4.3	2.0	8	2	0	0	2	0	0	0	0	0	22	34	0.00	1.000																				
Dave Veres, R ERA: 4.4	0.1	L 2	1	1	1	0	0	0	0	0	0	2	2	27.00	3.000																				
Dave Leiper, L ERA: 6.86	0.2	3	1	0	0	1	0	0	0	0	0	13	17	0.00	1.500																				
Jeff Juden, R ERA: 3.34																																			

Montreal Expos @ Atlanta Braves
Atlanta-Fulton County Stadium, Atlanta, GA
Fri Sep 20 1996, 7:05 PM EDT
Att: 46,260 - Unknown - 75 F

AB 32
R 3
H 10
RBI 3
BB 2
SO 5
LOB 17



Batter	1	2	3	4	5	6	7	8	9	AB	R	H	RBI	BB	SO	LOB	TOP					
Mark Grudzielanek, R (1.6) OBP: 0.347, SLG: 0.405	F9		G3			FC5-4 1B		FC6-4 1B	K	5	1	2	0	0	1	2						
Mike Lansing, R (1.4) OBP: 0.347, SLG: 0.417	K		F8			FC5-4 G3 BB 1-2		FC6-4 1B		4	0	1	0	0	1	1						
David Segui, S (1.3) OBP: 0.376, SLG: 0.433	K			G5-3		G3 BB 1-2		L8		3	0	0	0	1	1	2						
Moises Alou, R (1.7) OBP: 0.343, SLG: 0.464		G6-4-3 1B HR		F7		G3		FC6-4 PO		4	1	1	0	0	0	4						
Rondell White, R (1.8) OBP: 0.340, SLG: 0.427		G6-4-3 1B		P3		P3		PO	G6-3	4	0	1	0	0	0	2						
Vladimir Guerrero, R (1.9) OBP: 0.231, SLG: 0.462		G6-4-3 1-2 2-3			F7		1B		HR	4	1	2	1	0	0	2						
Shane Andrews, R (1.5) OBP: 0.303, SLG: 0.444		HR		F8		F8		F8	K	4	1	2	2	0	1	1						
Darrin Fletcher, L (1.2) OBP: 0.322, SLG: 0.421				P6		F9		1B		2	0	0	0	0	0	1						
Sherman Obando, R (7. PH) OBP: 0.323, SLG: 0.420				F8				1B		1	0	0	0	0	0	1						
Tim Spehr, R (7.2) OBP: 0.167, SLG: 0.182										0	0	0	0	0	0	0						
Henry Rodriguez, L (9. PH) OBP: 0.324, SLG: 0.566										1	0	1	0	0	0	0						
Dave Silvestri, R (9. PR) OBP: 0.340, SLG: 0.250										0	0	0	0	0	0	0						
Omar Daal, L (1.1) OBP: 0.345, SLG: 0.351				F9						2	0	0	0	0	1	1						
Andy Stankiewicz, R (7. PH) OBP: 0.345, SLG: 0.351										1	0	0	0	0	0	1						
Barry Manuel, R (7.1) OBP: 0.222, SLG: 0.233										0	0	0	0	0	0	0						
Rheal Cormier, L (7.1) OBP: 0.222, SLG: 0.233										0	0	0	0	0	0	0						
Cliff Floyd, L (9. PH) OBP: 0.340, SLG: 0.427										1	0	1	0	0	0	0						
Inning Stats	R: 0 E: 0 K: 2 S: 9	H: 0 LOB: 0 BB: 0 P: 13	R: 2 E: 0 K: 0 S: 17	H: 3 LOB: 0 BB: 0 P: 24	R: 0 E: 0 K: 0 S: 6	H: 0 LOB: 0 BB: 0 P: 9	R: 0 E: 0 K: 0 S: 7	H: 0 LOB: 0 BB: 0 P: 9	R: 0 E: 0 K: 1 S: 7	H: 1 LOB: 1 BB: 0 P: 8	R: 0 E: 0 K: 0 S: 7	H: 1 LOB: 2 BB: 1 P: 15	R: 0 E: 0 K: 0 S: 12	H: 1 LOB: 1 BB: 0 P: 19	R: 1 E: 0 K: 0 S: 7	H: 2 LOB: 0 BB: 0 P: 10	R: 1 E: 0 K: 2 S: 11	H: 3 LOB: 2 BB: 0 P: 16	1B: 9 2B: 0 3B: 0 HR: 2	SF: 0 SAC: 0 DP: 1 HBP: 0	WP: 0 PB: 0 CS: 0	PA: 38
PITCHER	IP	WLS	BF	H	R	ER	SO	BB	IBB	HBP	BLK	WP	HR	S	P	ERA	WHIP					
Denny Neagle, L (1.1) ERA: 3.28	7.1	W	30	8	3	3	3	1	0	0	0	0	1	70	103	3.68	1.227					
Greg McMichael, R (8.1) ERA: 3.3	0.2		1	0	0	0	0	0	0	0	0	0	0	2	4	0.00	0.000					
Mark Wohlers, R (9.1) ERA: 3.03	1.0	S	6	3	1	1	2	0	0	0	0	0	1	11	16	9.00	3.000					

Montreal Expos @ Atlanta Braves
Atlanta-Fulton County Stadium, Atlanta, GA
Sat Sep 21 1996, 7:05 PM EDT
Att: 49,286 - Unknown - 72 F

AB	36
R	4
H	11
RBI	3
BB	1
SO	5
LOB	18



Batter	1	2	3	4	5	6	7	8	9	AB	R	H	RBI	BB	SO	LOB	BOTTOM					
Marquis Grissom, R (1.8) OBP: 0.345, SLG: 0.482	HR		F7		K		1B			4	1	2	1	0	1	0						
Mark Lemke, S (1.4) OBP: 0.318, SLG: 0.307	G4-3		10 BB 2B		G6-3		L9			4	1	1	0	0	0	1						
10 Chipper Jones, S (1.6) OBP: 0.396, SLG: 0.541	G5-3		2B BB			G6-4-3 BB		F9		2	1	0	0	2	0	0						
Fred McGriff, L (1.3) OBP: 0.366, SLG: 0.498	1B		2B		G6-4-3		G1-3			4	0	2	2	0	0	1						
Terry Pendleton, S (1.5) OBP: 0.295, SLG: 0.352	K		G5-3		F9		FC6-4 1B			4	0	1	0	0	1	2						
Jermaine Dye, R (1.9) OBP: 0.312, SLG: 0.471		K		G3-6-3 1B		G5-3		FC6-4		4	0	1	0	0	1	1						
Ryan Klesko, L (1.7) OBP: 0.364, SLG: 0.537		G1-3		G3-6-3 1-2		CI HR				2	1	0	0	0	0	1						
Eddie Pérez, R (1.2) OBP: 0.322, SLG: 0.449		G5-3		G5-3		HR				3	1	1	2	0	0	0						
Denny Neagle, L (1.1) OBP: 0.200, SLG: 0.194				G1-3						3	0	0	0	0	0	0						
Greg McMichael, R (8.1) ERA: 3.21					P5		F8			0	0	0	0	0	0	0						
Mark Wohlers, R (9.1) ERA: 4.26										0	0	0	0	0	0	0						
Inning Stats	R: 1 E: 0 K: 1 S: 12	H: 2 LOB: 1 BB: 0 P: 19	R: 0 E: 0 K: 1 S: 7	H: 0 LOB: 0 BB: 0 P: 11	R: 2 E: 0 K: 0 S: 13	H: 2 LOB: 1 BB: 1 P: 22	R: 0 E: 0 K: 0 S: 3	H: 1 LOB: 0 BB: 0 P: 5	R: 0 E: 0 K: 1 S: 8	H: 0 LOB: 0 BB: 0 P: 9	R: 0 E: 0 K: 0 S: 7	H: 0 LOB: 1 BB: 1 P: 13	R: 2 E: 1 K: 0 S: 13	H: 2 LOB: 1 BB: 0 P: 22	R: 0 E: 0 K: 0 S: 8	H: 1 LOB: 1 BB: 0 P: 11	1B: 5 2B: 1 3B: 0 HR: 2	SF: 0 SAC: 0 DP: 2 HBP: 0	WP: 0 PB: 0 CS: 0	PA: 33		
PITCHER	IP	WLS	BF	H	R	ER	SO	BB	IBB	HBP	BLK	WP	HR	S	P	ERA	WHIP					
Omar Daal, L (1.1) ERA: 4.03	6.0	L	23	5	3	3	3	2	0	0	0	0	1	50	79	4.50	1.167					
Barry Manuel, R (7.1) ERA: 3.21	0.2		5	2	2	1	0	0	0	0	0	0	1	11	19	13.50	3.000					
Rheal Cormier, L (7.1) ERA: 4.26	1.1		5	1	0	0	0	0	0	0	0	0	0	10	14	0.00	0.750					

Montreal Expos @ Atlanta Braves
Atlanta-Fulton County Stadium, Atlanta, GA
Sat Sep 21 1996, 7:05 PM EDT
Att: 49,286 - Unknown - 72 F

AB	30
R	5
H	8
RBI	5
BB	2
SO	3
LOB	6



Batter	1	2	3	4	5	6	7	8	9	AB	R	H	RBI	BB	SO	LOB	TOP				
Mark Grudzielanek, R (1.6) OBP: 0.346, SLG: 0.405	K		G1-3		L6-4 2B			FC4-6 E		4	0	1	1	0	1	1	Montreal Expos @ Atlanta Braves Atlanta-Fulton County Stadium, Atlanta, GA Sun Sep 22 1996, 3:33 AM EDT Att: 49,238 - Sunny - 78 F				
Mike Lansing, R (1.4) OBP: 0.345, SLG: 0.415	F7		K		L6-4 2-3			P6		4	0	0	0	0	1	2					
David Segui, S (1.3) OBP: 0.377, SLG: 0.440	BLK BB			HR				E7		3	1	1	1	1	1	1					
Moises Alou, R (1.9) OBP: 0.343, SLG: 0.461	K			CS BB				F2		3	0	0	0	1	1	3					
Henry Rodriguez, L (1.7) OBP: 0.324, SLG: 0.564		K		F8				K		4	0	1	0	0	2	1					
Vladimir Guerrero, R (1.8) OBP: 0.235, SLG: 0.472		G5-3		L4				K		4	0	1	0	0	1	1					
F.P. Santangelo, S (1.5) OBP: 0.372, SLG: 0.417				K				G1-3		4	0	2	0	0	1	1					
Lenny Webster, R (1.2) OBP: 0.335, SLG: 0.319					SH1-4 2B			G6-3		4	1	1	0	0	1	4					
Jeff Fassero, L (1.1) OBP: 0.194, SLG: 0.095					SH1-4					1	0	0	0	0	1	0					
Dave Veres, R (6.1) OBP: 0.429, SLG: 0.571										0	0	0	0	0	0	0					
Mike Dyer, R (6.1) OBP: 0.324, SLG: 0.422										0	0	0	0	0	0	0					
Darwin Fletcher, L (8. PH) OBP: 0.292, SLG: 0.500										0	0	0	0	0	0	0					
Dave Leiper, L (8.1) OBP: 0.292, SLG: 0.500										0	0	0	0	0	0	0					
Tavo Alvarez, R (8.1) OBP: 0.292, SLG: 0.500										0	0	0	0	0	0	0					
Cliff Floyd, L (9. PH) OBP: 0.292, SLG: 0.425										1	0	0	0	0	1	2					
Inning Stats	R: 0 E: 0 K: 2 S: 7	H: 0 LOB: 1 BB: 1 P: 11	R: 0 E: 0 K: 2 S: 8	H: 1 LOB: 1 BB: 0 P: 8	R: 0 E: 0 K: 2 S: 7	H: 0 LOB: 0 BB: 0 P: 7	R: 1 E: 0 K: 1 S: 6	H: 1 LOB: 1 BB: 1 P: 10	R: 1 E: 0 K: 0 S: 4	H: 2 LOB: 0 BB: 0 P: 4	R: 0 E: 0 K: 2 S: 7	H: 0 LOB: 0 BB: 0 P: 7	R: 0 E: 0 K: 1 S: 5	H: 0 LOB: 0 BB: 0 P: 5	R: 0 E: 1 K: 0 S: 5	H: 1 LOB: 2 BB: 0 P: 5	R: 0 E: 0 K: 1 S: 7	H: 3 LOB: 2 BB: 0 P: 7	1B: 6 2B: 2 3B: 0 HR: 1	SF: 0 SAC: 1 DP: 2 HBP: 0	WP: 0 PA: 36 PB: 0 SB: 0 CS: 1
PITCHER	IP WLS BF H R ER SO BB IBB HBP BLK WP HR S P ERA WHIP																				
29 John Smoltz, R (1.1) ERA: 3.0	8.0 W 31 5 2 2 10 2 0 0 0 0 1 0 1 49 57 2.25 0.875																				
Greg McMichael, R (9.1) ERA: 3.26	1.0 5 3 0 0 1 0 0 0 0 0 0 0 0 7 7 0.00 3.000																				

AB	33
R	2
H	8
RBI	2
BB	2
SO	11
LOB	16



Batter	1	2	3	4	5	6	7	8	9	AB	R	H	RBI	BB	SO	LOB	BOTTOM		
Marquis Grissom, R (1.8) OBP: 0.347, SLG: 0.488	F8		G6-3		G2-3 10 E 1B			2B 1B		5	2	3	1	0	0	1	Montreal Expos @ Atlanta Braves Atlanta-Fulton County Stadium, Atlanta, GA Sun Sep 22 1996, 3:33 AM EDT Att: 49,238 - Sunny - 78 F		
Andruw Jones, R (1.9) OBP: 0.310, SLG: 0.556					E5 10 G2-3 1-2		BB 10 BLK 1B	10 1B		5	1	4	2	0	0	1			
10 Chipper Jones, S (1.5) OBP: 0.396, SLG: 0.539					F8		G2-3 1-2 2-3	BB 1B		4	0	1	1	1	1	4			
Fred McGriff, L (1.3) OBP: 0.365, SLG: 0.495					K		P5	FC6-4 BB		4	0	0	0	1	2	4			
Javy Lopez, R (1.2) OBP: 0.320, SLG: 0.456							F8			5	0	3	0	0	0	3			
Jermaine Dye, R (1.7) OBP: 0.307, SLG: 0.462							G4-6-3 1B	G1-3 1B		5	0	0	0	0	0	4			
Jeff Blauser, R (1.6) OBP: 0.351, SLG: 0.425							G4-6-3 1B	G1-3 1B		4	1	1	0	0	2	1			
Mark Lemke, S (1.4) OBP: 0.321, SLG: 0.317							G4-3			3	3	2	1	1	0	0			
29 John Smoltz, R (1.1) OBP: 0.244, SLG: 0.286							G4-6-3 1B	G1-3 1B		2	1	1	3	0	1	0			
Mike Mordecai, R (8. PH) OBP: 0.269, SLG: 0.284							SH5-4 1B	2B		1	0	0	0	0	0	0			
Greg McMichael, R (9.1) ERA: 3.5							SH5-4			0	0	0	0	0	0	0			
Inning Stats	R: 0 E: 0 K: 1 S: 6	H: 1 LOB: 0 BB: 0 P: 6	R: 0 E: 0 K: 1 S: 5	H: 1 LOB: 0 BB: 0 P: 5	R: 1 E: 0 K: 0 S: 5	H: 2 LOB: 1 BB: 0 P: 5	R: 0 E: 0 K: 2 S: 8	H: 1 LOB: 1 BB: 0 P: 8	R: 1 E: 0 K: 1 S: 8	H: 2 LOB: 2 BB: 0 P: 8	R: 4 E: 0 K: 0 S: 7	H: 4 LOB: 3 BB: 3 P: 19	R: 0 E: 0 K: 0 S: 3	H: 0 LOB: 0 BB: 0 P: 3	R: 2 E: 0 K: 1 S: 9	H: 4 LOB: 2 BB: 0 P: 9	1B: 9 2B: 3 3B: 0 HR: 3	SF: 0 SAC: 1 DP: 1 HBP: 0	WP: 0 PA: 42 PB: 0 SB: 1 CS: 0
PITCHER	IP WLS BF H R ER SO BB IBB HBP BLK WP HR S P ERA WHIP																		
Jeff Fassero, L (1.1) ERA: 3.24	5.2 L 28 10 6 6 5 1 0 0 0 1 0 0 0 1 9 9.53 1.941																		
Dave Veres, R (6.1) ERA: 4.4	0.0 3 1 0 0 0 2 0 0 0 1 0 0 0 1 9 0.00 0.000																		
Mike Dyer, R (6.1) ERA: 4.32	1.1 4 0 0 0 0 0 0 0 0 0 0 0 0 4 4 0.00 0.000																		
Dave Leiper, L (8.1) ERA: 7.2	0.2 5 3 2 2 1 0 0 0 0 0 0 0 0 7 7 27.00 4.500																		
Tavo Alvarez, R (8.1) ERA: 3.5	0.1 2 1 0 0 0 0 0 0 0 0 0 0 0 2 2 0.00 3.000																		

AB	38
R	8
H	15
RBI	8
BB	3
SO	6
LOB	18



Batter	1	2	3	4	5	6	7	8	9	AB	R	H	RBI	BB	SO	LOB	TOP						
Marquis Grissom, R OBP: 0.350, SLG: 0.490 Jeff Blauser, R OBP: 0.354, SLG: 0.422	2-0 G6-3 1B		1-2 1B	1-1 1B			1-1 E6 10 1B S	3-2 E5		5	0	3	2	0	0	1							
Andruw Jones, R OBP: 0.297, SLG: 0.455	0-1 G6-3		3-3 K	0-0 F8			1-3 K	2-3 K		5	0	0	0	0	0	3	7						
10 Chipper Jones, S OBP: 0.395, SLG: 0.534	0-1 G6-3		0-0 1B		1-1 G5-3		3-1 1B		0-0 L9	5	0	2	0	0	0	1							
Fred McGriff, L OBP: 0.364, SLG: 0.494	4-1 BB		2-0 SF8		1-0 F7		2-3 K		2-1 2B	3	0	1	1	1	1	2							
Terry Pendleton, S OBP: 0.291, SLG: 0.348 Mike Bielecki, R OBP: 0.250, SLG: 0.100 Dwight Smith, L OBP: 0.280, SLG: 0.289 Mark Wohlers, R OBP: 0.319	3-3 K		3-H G4-3		2-1 G4-3		1-1 G4-3		4-0 BB	4	0	0	0	0	1	6							
Jermaine Dye, R OBP: 0.301, SLG: 0.450		0-0 L8		0-1 G5-3			0-0 F8		1-1 1B	5	1	1	0	0	1	2							
Javy Lopez, R OBP: 0.320, SLG: 0.463		0-1 P4		0-0 HR			2-1 HR		0-0 F7	5	2	2	2	0	1	3							
Mark Lemke, S OBP: 0.323, SLG: 0.319		0-1 G4-3		0-0 1B			1-1 G3-1		1-0 1B	4	2	2	0	0	0	0							
29 John Smoltz, R ERA: 3.01 Ryan Klesko, L ERA: 3.01 Trevor Lincecum, R ERA: 3.01 Brian Cook, R ERA: 3.01 Dean Hartgraves, R ERA: 3.01 Joe Borowski, R ERA: 3.01 Rafael Betancourt, R ERA: 3.01 Luis Polonia, L ERA: 3.01			0-0 SF8 1B	0-0 SH1-4 1B			2-2 P5		2-2 K	1	1	1	0	0	0	0							
Inning Stats	R: 0 E: 0 K: 1 S: 10	H: 1 LOB: 2 BB: 1 P: 19	R: 0 E: 0 K: 0 S: 5	H: 0 LOB: 0 BB: 0 P: 5	R: 1 E: 0 K: 1 S: 12	H: 3 LOB: 2 BB: 0 P: 19	R: 2 E: 0 K: 0 S: 8	H: 3 LOB: 1 BB: 0 P: 9	R: 0 E: 0 K: 0 S: 5	H: 0 LOB: 0 BB: 0 P: 9	R: 1 E: 0 K: 0 S: 8	H: 1 LOB: 0 BB: 0 P: 13	R: 0 E: 1 K: 2 S: 12	H: 1 LOB: 2 BB: 0 P: 20	R: 2 E: 1 K: 2 S: 15	H: 3 LOB: 2 BB: 0 P: 26	R: 0 E: 0 K: 1 S: 8	H: 1 LOB: 2 BB: 1 P: 14	1B: 10 2B: 1 3B: 0 HR: 2	SF: 1 DP: 0 HBP: 0	WP: 0 PB: 0 SB: 1 CS: 0	PA: 43	
PITCHER	IP WLS BF H R ER SO BB IBB HBP BLK WP HR S P ERA WHIP	3.2 L 19 7 3 3 2 1 0 0 0 0 1 34 10 7.36 2.182	1.1 4 0 0 0 0 0 0 0 0 0 0 6 6 0.00 0.000	1.0 4 1 1 1 0 0 0 0 0 0 1 8 13 9.00 1.000	0.1 3 1 0 0 1 0 0 0 0 0 7 12 0.00 3.000	0.2 2 0 0 0 1 0 0 0 0 0 5 8 0.00 0.000	0.1 3 2 2 2 1 0 0 0 0 0 6 10 54.00 6.000	0.2 3 1 0 0 1 0 0 0 0 0 9 16 0.00 1.500	1.0 5 1 0 0 1 1 0 0 0 0 8 14 0.00 2.000														

Atlanta Braves @ Montreal Expos
Olympic Stadium, Montreal, QB
Fri Sep 27 1996, 7:05 PM EDT
Att: 33,133 - Dome - 72 F

AB 39
R 6
H 13
RBI 6
BB 2
SO 7
LOB 22



Batter	1	2	3	4	5	6	7	8	9	AB	R	H	RBI	BB	SO	LOB	BOTTOM	
Mark Grudzielanek, R OBP: 0.343, SLG: 0.401	1-1 G6-3		0-0 2B		0-3 K		2-2 G1-4-3		2-2 G5-3	5	0	1	1	0	1	2		
Mike Lansing, R OBP: 0.343, SLG: 0.409	0-1 G5-3		1-1 F8		4-0 HR		0-0 G6-3		1-1 1B	3	1	0	0	1	0	0		
David Segui, S OBP: 0.377, SLG: 0.441	1-0 G3-1		1-1 1B		2-2 HR		1-0 1B		0-2 L4	4	1	3	2	0	0	0		
Moises Alou, R OBP: 0.338, SLG: 0.453		0-1 F9		0-2 L5		2-0 F9		0-2 L4	4	0	0	0	0	0	2			
Henry Rodriguez, L OBP: 0.324, SLG: 0.562		0-0 F7		0-3 K		4-1 FC6		1-3 K	3	0	0	0	1	2	2			
F.P. Santangelo, S OBP: 0.364, SLG: 0.409		1-3 K		0-2 G4-3		0-0 1B		1-2 F8	4	0	1	0	0	1	1			
Lenny Webster, R OBP: 0.333, SLG: 0.324			2-1 E6		3-1 WP		2-1 FC6		1-3 K	4	0	1	0	0	1	2		
Shane Andrews, R ERA: 2.94 Cory Lidle, L ERA: 2.94 Vladimir Guerrero, R ERA: 2.94 Ugueth Urbina, R ERA: 2.94 Mike Dye, R ERA: 2.94 Dave Harbo, R ERA: 2.94 Tavo Alvarez, R ERA: 2.94 Shannon Stewart, R ERA: 2.94			1-3 K		2-0 L8		1-2 FC6-4		0-0 WP	1	0	0	0	0	1	1		
Jeff Fassero, L OBP: 0.192, SLG: 0.094 Jeff Juden, R OBP: 0.322, SLG: 0.416 Rondell White, R OBP: 0.339, SLG: 0.425			0-0 FC1-6		4-2 BB		2-2 F9		1-3 K	1	1	0	0	0	0	1		
Inning Stats	R: 0 E: 0 K: 0 S: 5	H: 0 LOB: 0 BB: 0 P: 7	R: 0 E: 0 K: 1 S: 6	H: 0 LOB: 0 BB: 0 P: 7	R: 1 E: 1 K: 1 S: 8	H: 1 LOB: 1 BB: 0 P: 11	R: 0 E: 0 K: 1 S: 10	H: 1 LOB: 1 BB: 0 P: 12	R: 0 E: 0 K: 0 S: 11	H: 0 LOB: 0 BB: 0 P: 12	R: 0 E: 0 K: 1 S: 11	H: 1 LOB: 1 BB: 0 P: 14	R: 1 E: 0 K: 2 S: 11	H: 1 LOB: 0 BB: 0 P: 15	1B: 4 2B: 2 3B: 0 HR: 1	SF: 0 DP: 0 HBP: 0	WP: 4 PB: 0 SB: 0 CS: 0	PA: 37
PITCHER	IP WLS BF H R ER SO BB IBB HBP BLK WP HR S P ERA WHIP	5.0 W 19 3 1 0 4 1 0 0 0 0 1 3 9 0.00 0.800	0.0 2 1 2 2 0 1 0 0 0 0 1 3 9 ∞ ∞	0.1 2 0 0 0 0 1 0 0 0 0 0 2 8 0.00 3.000	0.0 1 1 0 0 0 0 0 0 0 0 1 1 ∞ ∞	0.2 2 0 0 0 0 0 0 0 0 0 5 8 0.00 0.000	2.0 L 19 1 0 0 19 26 0.00 0.500	1.0 S 4 1 1 1 2 1 0 11 15 9.00 1.000										

Atlanta Braves @ Montreal Expos
Olympic Stadium, Montreal, QB
Fri Sep 27 1996, 7:05 PM EDT
Att: 33,133 - Dome - 72 F

AB 34
R 4
H 7
RBI 3
BB 3
SO 7
LOB 15



Batter	1	2	3	4	5	6	7	8	9	AB	R	H	RBI	BB	SO	LOB	TOP								
Marquis Grissom, R OBP: 0.349, SLG: 0.489 Brad Woodall, S OBP: 0.333, SLG: 0.200 Dwight Smith, L OBP: 0.282, SLG: 0.291	0-0 G6-3		2-2 G5-3		2-2 CS 1B		2-3 K			2	0	0	0	0	0	0									
Mike Mordecai, R OBP: 0.293, SLG: 0.340 Kevin Lomon, R	2-1 G5-3		1-2 G6-3		1-2 1B		2-3 K			3	1	1	1	0	0	0									
10 Chipper Jones, S OBP: 0.395, SLG: 0.533 Dean Hartgraves, R Terrell Wade, L OBP: 0.214, SLG: 0.154	1-2 F8			3-3 K	0-1 1B		0-0 G3			2	0	0	0	0	1	0									
Terry Pendleton, S OBP: 0.357, SLG: 0.346 Luis Polonia, L OBP: 0.304, SLG: 0.324				0-1 F8	2-0 G3		3-3 K			2	0	1	0	0	0	0									
Fred McGriff, L OBP: 0.365, SLG: 0.494 Ed Giovannola, L OBP: 0.311, SLG: 0.263		2-1 G5-3 1B																							
Ryan Klesko, L OBP: 0.362, SLG: 0.530 Joe Ayrault, R OBP: 0.400, SLG: 0.250		2-2 F7		2-3 K		1-0 G5-3			3-0 FC6-4 HBP	2	0	0	0	0	1	1									
Jermaine Dye, R OBP: 0.303, SLG: 0.460 Tony Graffanino, R OBP: 0.250, SLG: 0.239		0-1 G5-3			0-0 HR	0-1 F9			2-2 FC6-4 G1	2	1	1	1	0	0	1									
Jeff Blausler, R OBP: 0.420, SLG: 0.420 Rafael Belliard, R OBP: 0.182, SLG: 0.221		4-2 BB			1-2 1B S HBP		0-0 F8		1-2 G1	1	1	0	0	1	0	0									
Eddie Pérez, R OBP: 0.294, SLG: 0.408	1-1 F9				1-2 P2		1-2 G6-3		2-1 P3	4	0	0	0	0	0	4									
Greg Maddux, R OBP: 0.183, SLG: 0.176 Andruw Jones, R OBP: 0.259, SLG: 0.451			0-0 P2		2-2 1B S 1B		0-3 K			0	0	0	0	0	0	0									
										3	1	1	0	0	1	0									
Inning Stats	R: 0 E: 0 K: 0 S: 6	H: 0 LOB: 0 BB: 0 P: 9	R: 0 E: 0 K: 0 S: 12	H: 1 LOB: 2 BB: 1 P: 21	R: 0 E: 0 K: 0 S: 7	H: 0 LOB: 0 BB: 0 P: 10	R: 0 E: 0 K: 2 S: 9	H: 0 LOB: 0 BB: 0 P: 14	R: 4 E: 0 K: 0 S: 19	H: 5 LOB: 1 BB: 0 P: 28	R: 0 E: 0 K: 0 S: 4	H: 0 LOB: 0 BB: 0 P: 5	R: 0 E: 0 K: 2 S: 9	H: 0 LOB: 0 BB: 0 P: 12	R: 0 E: 0 K: 0 S: 7	H: 0 LOB: 1 BB: 0 P: 16	R: 0 E: 0 K: 0 S: 8	H: 0 LOB: 0 BB: 0 P: 16	1B: 4 2B: 0 3B: 0 HR: 2	SF: 0 SAC: 0 DP: 0 HBP: 2	WP: 0 PB: 0 SB: 2 CS: 1	PA: 35			
PITCHER	IP WLS BF ERA WHIP	IP WLS BF ERA WHIP	IP WLS BF ERA WHIP	IP WLS BF ERA WHIP	IP WLS BF ERA WHIP	IP WLS BF ERA WHIP	IP WLS BF ERA WHIP	IP WLS BF ERA WHIP	IP WLS BF ERA WHIP	IP WLS BF ERA WHIP	IP WLS BF ERA WHIP	IP WLS BF ERA WHIP	IP WLS BF ERA WHIP	IP WLS BF ERA WHIP	IP WLS BF ERA WHIP	IP WLS BF ERA WHIP	IP WLS BF ERA WHIP	IP WLS BF ERA WHIP	IP WLS BF ERA WHIP	IP WLS BF ERA WHIP	IP WLS BF ERA WHIP	IP WLS BF ERA WHIP	IP WLS BF ERA WHIP	IP WLS BF ERA WHIP	
Mark Leiter, R ERA: 4.92	(1, 1) 4.2 L 20 5 4 4 2 1 0 0 0 0 0 2 50 77 7.71 1.286		Barry Manuel, R ERA: 3.24	(5, 1) 2.1 8 1 0 0 2 0 0 0 0 0 0 0 0 16 22 0.00 0.429		Mike Dyer, R ERA: 4.4	(8, 1) 2.0 7 0 0 0 2 0 0 1 0 0 0 0 0 15 28 0.00 0.000																		

Atlanta Braves @ Montreal Expos
Olympic Stadium, Montreal, QB
Sat Sep 28 1996, 7:05 PM EDT
Att: 34,125 - Dome - 72 F

AB 32
R 4
H 6
RBI 4
BB 1
SO 6
LOB 9



Batter	1	2	3	4	5	6	7	8	9	AB	R	H	RBI	BB	SO	LOB	BOTTOM							
Mark Grudzielanek, R OBP: 0.341, SLG: 0.398 Mike Dyer, R Shane Andrews, R OBP: 0.295, SLG: 0.429	0-1 G5-3		0-3 K		1-0 G4-3		0-0 L4		0-3 K	4	0	0	0	0	1	0								
Mike Lansing, R OBP: 0.341, SLG: 0.407	1-0 F7		1-0 G5-3		1-0 F9			0-1 G5-3		4	0	0	0	0	0	0								
David Segui, S OBP: 0.374, SLG: 0.437	0-0 G4-3		0-0 E6 2B		0-1 G4-3			3-1 G6-3		4	0	0	0	0	0	0								
Moises Alou, R OBP: 0.341, SLG: 0.459		1-0 FC4-6 1B	0-0 2B		0-0 G1-3			2-1 2B		4	0	3	0	0	0	0								
Yamil Benitez, R OBP: 0.100, SLG: 0.100		1-1 FC4-6 1B	1-3 2B		1-2 F7			1-2 G6-3		2	0	1	0	0	1	2								
Henry Rodriguez, L OBP: 0.325, SLG: 0.562 Vladimir Guerrero, R OBP: 0.174, SLG: 0.354		1-2 FC4-6 1B	1-3 K		1-2 F7			1-2 G6-3		2	0	0	0	0	0	1								
Rondell White, R OBP: 0.341, SLG: 0.432		2-1 FC4-6 S		1-3 K		0-0 2B		0-0 2B		4	0	2	0	0	1	2								
Darrin Fletcher, L OBP: 0.321, SLG: 0.414 Raul Chavez, R OBP: 0.333, SLG: 0.333		2-3 K		0-0 L3		2-1 P4		1-3 K		2	0	0	0	0	1	2								
F.P. Santangelo, S OBP: 0.370, SLG: 0.409		4-0 IBB		4-2 BB		2-2 G5-4-3 HBP		4-1 BB		0	0	0	0	3	0	0								
Mark Leiter, R OBP: 0.157, SLG: 0.134 Barry Manuel, R Sherman Obando, R OBP: 0.328, SLG: 0.429 Dave Silvestri, R OBP: 0.338, SLG: 0.248		1-3 K		2-3 K		1-1 G5-4-3		1-3 K		2	0	0	0	0	2	4								
										1	0	0	0	0	1	1								
Inning Stats	R: 0 E: 0 K: 0 S: 4	H: 0 LOB: 0 BB: 0 P: 5	R: 0 E: 0 K: 2 S: 14	H: 2 LOB: 3 BB: 1 P: 24	R: 0 E: 1 K: 2 S: 9	H: 1 LOB: 2 BB: 0 P: 11	R: 0 E: 0 K: 2 S: 13	H: 0 LOB: 1 BB: 1 P: 20	R: 0 E: 0 K: 0 S: 4	H: 0 LOB: 0 BB: 0 P: 6	R: 0 E: 0 K: 0 S: 7	H: 1 LOB: 1 BB: 0 P: 10	R: 0 E: 0 K: 0 S: 5	H: 0 LOB: 0 BB: 0 P: 8	R: 0 E: 0 K: 0 S: 9	H: 1 LOB: 1 BB: 0 P: 15	R: 0 E: 0 K: 3 S: 13	H: 1 LOB: 2 BB: 1 P: 19	1B: 2 2B: 4 3B: 0 HR: 0	SF: 0 SAC: 0 DP: 1 HBP: 1	WP: 0 PB: 0 SB: 1 CS: 0	PA: 37		
PITCHER	IP WLS BF ERA WHIP	IP WLS BF ERA WHIP	IP WLS BF ERA WHIP	IP WLS BF ERA WHIP	IP WLS BF ERA WHIP	IP WLS BF ERA WHIP	IP WLS BF ERA WHIP	IP WLS BF ERA WHIP	IP WLS BF ERA WHIP	IP WLS BF ERA WHIP	IP WLS BF ERA WHIP	IP WLS BF ERA WHIP	IP WLS BF ERA WHIP	IP WLS BF ERA WHIP	IP WLS BF ERA WHIP	IP WLS BF ERA WHIP	IP WLS BF ERA WHIP	IP WLS BF ERA WHIP	IP WLS BF ERA WHIP	IP WLS BF ERA WHIP	IP WLS BF ERA WHIP	IP WLS BF ERA WHIP	IP WLS BF ERA WHIP	IP WLS BF ERA WHIP
Greg Maddux, R ERA: 2.72	(1, 1) 2.0 W 9 1 0 0 4 1 0 0 0 0 0 0 22 31 0.00 1.000		Brad Woodall, L ERA: 7.32	(3, 1) 2.0 W 9 1 0 0 4 1 0 0 0 0 0 0 22 31 0.00 1.000		Kevin Lomon, R ERA: 4.91	(5, 1) 3.0 10 1 0 0 0 0 0 1 0 0 0 0 0 16 24 0.00 0.333		Dean Hartgraves, L ERA: 4.51	(8, 1) 1.0 4 1 0 0 0 0 0 0 0 0 0 0 0 9 15 0.00 1.000		Terrell Wade, L ERA: 2.97	(9, 1) 1.0 5 1 0 0 3 1 0 0 0 0 0 0 13 19 0.00 2.000											

Atlanta Braves @ Montreal Expos
Olympic Stadium, Montreal, QB
Sat Sep 28 1996, 7:05 PM EDT
Att: 34,125 - Dome - 72 F

AB 33
R 0
H 6
RBI 0
BB 3
SO 9
LOB 18



Batter	1	2	3	4	5	6	7	8	9	AB	R	H	RBI	BB	SO	LOB	TOP										
Andrew Jones, R OBP: 0.265, SLG: 0.443 (1, 8)	G4-3			K					K	4	0	1	2	1	2	0	Atlanta Braves @ Montreal Expos Olympic Stadium, Montreal, QB Sun Sep 29 1996, 3:33 AM EDT Att: 30,646 - Dome										
Terry Pendleton, S OBP: 0.290, SLG: 0.345 Ed Giovannola, L OBP: 0.304, SLG: 0.256 (1, 5)		F5			K	F7			K	2	0	0	0	1	1	2											
10 Chipper Jones, S OBP: 0.393, SLG: 0.530 Rafael Belliard, R OBP: 0.179, SLG: 0.218 (5, 6)			F8		K	G4-3			F8	3	0	0	0	0	2	1											
Ryan Klesko, L OBP: 0.304, SLG: 0.500 Steve Avery, R OBP: 0.266, SLG: 0.390 Joe Borowski, R OBP: 0.289, SLG: 0.419 Dean Hartgraves, R Jeff Blausler, R Greg McMichael, R Mark Wohlers, R (1, 7)				K						2	0	1	0	1	1	0											
Jermaine Dye, R OBP: 0.304, SLG: 0.459 Dwight Smith, L OBP: 0.285, SLG: 0.294 (5, PH)		F7								1	1	0	0	0	0	2											
Javy Lopez, R OBP: 0.322, SLG: 0.466 Joe Ayrault, R OBP: 0.333, SLG: 0.200 (5, 2)										3	1	2	1	0	0	2											
Eddie Pérez, R OBP: 0.293, SLG: 0.404 (1, 3)										4	1	1	0	0	0	2											
Mark Lemke, S OBP: 0.323, SLG: 0.319 Mike Mordecai, R OBP: 0.297, SLG: 0.343 (4, 4)										2	0	1	0	0	0	0											
Tom Glavine, L OBP: 0.333, SLG: 0.342 Mike Bielecki, R OBP: 0.250, SLG: 0.100 Brad Clontz, R Luis Polonia, L OBP: 0.306, SLG: 0.325 (1, 1)										2	0	0	0	0	1	2											
Inning Stats	R: 0 E: 0 K: 1 S: 5	H: 0 LOB: 2 BB: 2 P: 13	R: 1 E: 0 K: 1 S: 8	H: 3 LOB: 2 BB: 0 P: 8	R: 1 E: 0 K: 1 S: 6	H: 1 LOB: 1 BB: 0 P: 7	R: 0 E: 0 K: 1 S: 5	H: 0 LOB: 0 BB: 0 P: 5	R: 0 E: 0 K: 2 S: 9	H: 2 LOB: 2 BB: 0 P: 9	R: 1 E: 0 K: 0 S: 5	H: 3 LOB: 2 BB: 1 P: 9	R: 0 E: 0 K: 3 S: 9	H: 0 LOB: 0 BB: 0 P: 9	R: 0 E: 0 K: 0 S: 3	H: 0 LOB: 0 BB: 0 P: 3		R: 0 E: 0 K: 2 S: 7	H: 0 LOB: 0 BB: 0 P: 7	1B: 8 2B: 1 3B: 0 HR: 0	SF: 0 SAC: 0 DP: 1 HBP: 1	WP: 0 PB: 0 SB: 0 CS: 0	PA: 39				
PITCHER	IP	WLS	BF	H	R	ER	SO	BB	IBB	HBP	BLK	WP	HR	S	P	ERA	WHIP										
Jose Paniagua, R ERA: 3.53 (1, 1)	3.0		16	4	2	2	3	2	0	1	0	0	0	19	28	6.00	2.000										
Tavo Alvarez, R ERA: 3.0 (4, 1)	2.0	W	8	2	0	0	3	0	0	0	0	0	0	14	14	0.00	1.000										
Omar Daal, L ERA: 4.02 (6, 1)	2.0		9	3	1	1	3	1	0	0	0	0	0	14	18	4.50	2.000										
Ugueth Urbina, R ERA: 3.71 (8, 1)	1.0		3	0	0	0	0	0	0	0	0	0	0	3	3	0.00	0.000										
Mel Rojas, R ERA: 3.22 (9, 1)	1.0	S	3	0	0	0	2	0	0	0	0	0	0	7	7	0.00	0.000										

Batter	1	2	3	4	5	6	7	8	9	AB	R	H	RBI	BB	SO	LOB	BOTTOM										
Mark Grudzielanek, R OBP: 0.340, SLG: 0.397 Dave Silvestri, R OBP: 0.340, SLG: 0.247 (1, 6)	G6-3			K					L7	2	0	0	0	0	1	0	Atlanta Braves @ Montreal Expos Olympic Stadium, Montreal, QB Sun Sep 29 1996, 3:33 AM EDT Att: 30,646 - Dome										
Mike Lansing, R OBP: 0.341, SLG: 0.406 Andy Stankiewicz, R OBP: 0.356, SLG: 0.377 (1, 4)	G1-3			G5-3						2	0	0	0	0	0	0											
David Segui, S OBP: 0.375, SLG: 0.442 (1, 3)	F8									4	1	2	1	0	1	1											
Moises Alou, R OBP: 0.339, SLG: 0.457 Yanji Benitez, R OBP: 0.167, SLG: 0.167 Ugueth Urbina, R OBP: 0.161, SLG: 0.103 Mel Rojas, R OBP: 0.375, SLG: 0.500 (1, 7)		F9		P4						2	0	0	0	0	0	1											
Rondell White, R OBP: 0.340, SLG: 0.428 (1, 8)		F8								3	0	0	0	1	1	0											
Vladimir Guerrero, R OBP: 0.185, SLG: 0.296 (1, 9)										4	1	1	0	0	2	2											
F.P. Santangelo, S OBP: 0.369, SLG: 0.407 (1, 5)										4	0	1	0	0	1	1											
Raul Chavez, R OBP: 0.333, SLG: 0.200 Tim Spehr, R OBP: 0.167, SLG: 0.182 (1, 2)										2	1	0	0	1	0	1											
Jose Paniagua, R Lenny Webster, R Tavo Alvarez, R Sherman Osando, R Omar Daal, L Shane Andrews, R (1, 1)										0	0	0	0	0	0	0											
Inning Stats	R: 0 E: 0 K: 0 S: 3	H: 0 LOB: 0 BB: 0 P: 3	R: 0 E: 0 K: 1 S: 5	H: 0 LOB: 0 BB: 0 P: 5	R: 0 E: 0 K: 1 S: 3	H: 1 LOB: 0 BB: 0 P: 3	R: 0 E: 0 K: 1 S: 6	H: 1 LOB: 1 BB: 0 P: 6	R: 6 E: 0 K: 0 S: 8	H: 5 LOB: 2 BB: 3 P: 20	R: 0 E: 0 K: 2 S: 7	H: 0 LOB: 0 BB: 0 P: 7	R: 0 E: 0 K: 2 S: 8	H: 1 LOB: 1 BB: 0 P: 8	R: 0 E: 0 K: 2 S: 7	H: 0 LOB: 0 BB: 0 P: 7		1B: 5 2B: 3 3B: 0 HR: 0	SF: 0 SAC: 0 DP: 1 HBP: 0	WP: 0 PB: 0 SB: 0 CS: 0	PA: 34						
PITCHER	IP	WLS	BF	H	R	ER	SO	BB	IBB	HBP	BLK	WP	HR	S	P	ERA	WHIP										
Tom Glavine, L ERA: 2.98 (1, 1)	3.0		9	1	0	0	1	0	0	0	0	0	0	3	3	0.00	0.000										
Mike Bielecki, R ERA: 2.53 (4, 1)	0.1		1	0	0	0	1	0	0	0	0	0	0	3	3	0.00	0.000										
Brad Clontz, R ERA: 5.69 (4, 1)	0.2		3	1	0	0	0	0	0	0	0	0	0	3	3	0.00	1.500										
Steve Avery, L ERA: 4.47 (5, 1)	0.2	L	8	4	6	6	0	2	0	0	0	0	0	6	14	81.00	9.000										
Joe Borowski, R ERA: 4.85 (5, 1)	0.1		3	1	0	0	0	1	0	0	0	0	0	2	6	0.00	6.000										
Dean Hartgraves, L ERA: 4.78 (6, 1)	1.0		3	0	0	0	2	0	0	0	0	0	0	7	7	0.00	0.000										
Greg McMichael, R ERA: 3.22 (7, 1)	1.0		4	1	0	0	2	0	0	0	0	0	0	8	8	0.00	1.000										
Mark Wohlers, R ERA: 3.03 (8, 1)	1.0		3	0	0	0	2	0	0	0	0	0	0	7	7	0.00	0.000										

