


# Montreal Expos - 1997

Batter	1	2	3	4	5	6	7	8	9	AB	R	H	RBI	BB	SO	LOB	TOP								
<b>Delino DeShields, L</b> OBP: 0.500, SLG: 1.000 (1, 4)	G1-3		G1-3			WP		G6-3		4	1	2	0	0	0	0									
<b>Royce Clayton, R</b> OBP: 0.250, SLG: 0.250 (1, 6)	G4-3			G1-3		P5		G6-3		4	0	1	0	0	0	2									
<b>Willie McGee, S</b> OBP: 0.500, SLG: 0.750 (1, 9)	G4-3			FC5				G6-3		4	0	2	0	0	0	2									
<b>Brian Jordan, R</b> (1, 8)	G6-3			G5-3		F9			G6-3	3	0	0	0	1	0	3									
<b>Ron Gant, R</b> (1, 7)						F8			K	3	0	0	0	1	2	2									
<b>Gary Gaetti, R</b> OBP: 0.250, SLG: 0.250 (1, 5)	G1-3			FC5				G6-3		4	0	1	0	0	0	3									
<b>John Mabry, L</b> OBP: 0.250, SLG: 0.250 (1, 3)	G3					G4-6-3		G4-6-3		4	0	1	0	0	0	2									
<b>Tom Lampkin, L</b> (1, 2)			L8			G4-6-3				3	0	0	0	0	1	1									
<b>Todd Stottlemyre, L</b> (1, 1)								G4-3		2	0	0	0	0	0	0									
<b>Roberto Mejia, R</b> (8, PH)			G5-3							1	0	0	0	0	0	0									
<b>Rich Batchelor, R</b> (8, 1)										0	0	0	0	0	0	0									
<b>Tony Fossas, L</b> (9, 1)										0	0	0	0	0	0	0									
<b>Mark Sweeney, L</b> (9, 3)										0	0	0	0	0	0	0									
<b>Inning Stats</b>	R: 0 E: 0 K: 0 S: 8	H: 1 LOB: 1 BB: 0 P: 10	R: 0 E: 0 K: 1 S: 7	H: 0 LOB: 0 BB: 0 P: 12	R: 0 E: 0 K: 0 S: 5	H: 0 LOB: 0 BB: 0 P: 8	R: 0 E: 0 K: 0 S: 10	H: 1 LOB: 2 BB: 1 P: 19	R: 0 E: 0 K: 0 S: 3	H: 1 LOB: 0 BB: 0 P: 4	R: 1 E: 0 K: 0 S: 12	H: 2 LOB: 1 BB: 0 P: 17	R: 0 E: 0 K: 1 S: 7	H: 1 LOB: 0 BB: 0 P: 10	R: 0 E: 0 K: 0 S: 6	H: 1 LOB: 1 BB: 0 P: 9	R: 0 E: 1 K: 1 S: 11	H: 0 LOB: 1 BB: 1 P: 15	1B: 5 2B: 1 3B: 1 HR: 0	SF: 0 SAC: 0 DP: 2 HBP: 0	WP: 1 PB: 0 SB: 2 CS: 0	PA: 34			
<b>PITCHER</b>	IP	WLS	BF	H	R	ER	SO	BB	IBB	HBP	BLK	WP	HR	S	P	ERA	WHIP								
<b>Jim Bullinger, R</b> ERA: 1.5 (1, 1)	6.0		23	5	1	1	1	1	0	0	0	1	0	45	70	1.50	1.000								
<b>Dave Veres, R</b> ERA: (7, 1)	0.0		1	1	0	0	0	0	0	0	0	0	0	1	3	∞	∞								
<b>Omar Daal, L</b> ERA: (7, 1)	2.0		6	1	0	0	1	0	0	0	0	0	0	12	16	0.00	0.500								
<b>Ugueth Urbina, R</b> ERA: (9, 1)	1.0	W	4	0	0	0	1	1	0	0	0	0	0	11	15	0.00	1.000								

St. Louis Cardinals @ Montreal Expos  
Olympic Stadium, Montreal, QB  
Tue Apr 01 1997, 3:33 AM EST  
Att: 33,437 - Dome

livebaseballscores.com

AB 32  
R 1  
H 7  
RBI 0  
BB 2  
SO 3  
LOB 15




Batter	1	2	3	4	5	6	7	8	9	AB	R	H	RBI	BB	SO	LOB	BOTTOM								
<b>Mark Grudzielanek, R</b> OBP: 0.250, SLG: 0.250 (1, 6)	F8					G6-3		G6-3		4	0	1	1	0	0	1									
<b>Mike Lansing, R</b> (1, 4)	F7					P4		G4-3		4	0	0	0	0	0	2									
<b>Rondell White, R</b> OBP: 0.500, SLG: 0.500 (1, 8)			G4-3			F9				4	0	2	0	0	0	1									
<b>Henry Rodriguez, L</b> OBP: 0.250, SLG: 0.250 (1, 7)	G3-1						L4			4	1	1	0	0	1	1									
<b>David Segui, S</b> (1, 3)			G4-3				L8			3	0	0	0	1	0	0									
<b>Darin Fletcher, L</b> OBP: 0.667, SLG: 0.500 Andy Stankiewicz, R (9, PH)						P6				2	0	1	0	1	0	0									
<b>Joe Orsulak, L</b> (1, 9)										1	0	0	0	0	0	0									
<b>Sherman Obando, R</b> (9, PH)										0	0	0	1	1	0	0									
<b>Shane Andrews, R</b> OBP: 0.667, SLG: 0.667 (1, 5)										3	1	2	0	0	0	0									
<b>Jim Bullinger, R</b> (1, 1)										1	0	0	0	0	0	0									
<b>Dave Veres, R</b> (7, 1)										0	0	0	0	0	0	0									
<b>Omar Daal, L</b> (7, 1)										0	0	0	0	0	0	0									
<b>F.P. Santangelo, S</b> (8, PH)										0	0	0	0	0	0	0									
<b>Ugueth Urbina, R</b> (9, 1)										0	0	0	0	0	0	0									
<b>Inning Stats</b>	R: 0 E: 0 K: 0 S: 7	H: 1 LOB: 1 BB: 0 P: 13	R: 0 E: 0 K: 0 S: 4	H: 0 LOB: 0 BB: 1 P: 9	R: 1 E: 0 K: 0 S: 9	H: 2 LOB: 1 BB: 0 P: 15	R: 0 E: 0 K: 1 S: 6	H: 0 LOB: 0 BB: 0 P: 11	R: 0 E: 0 K: 0 S: 7	H: 0 LOB: 0 BB: 0 P: 8	R: 0 E: 0 K: 0 S: 7	H: 0 LOB: 0 BB: 0 P: 10	R: 0 E: 0 K: 0 S: 9	H: 1 LOB: 1 BB: 0 P: 15	R: 0 E: 0 K: 0 S: 8	H: 1 LOB: 1 BB: 0 P: 12	R: 1 E: 0 K: 0 S: 10	H: 2 LOB: 2 BB: 2 P: 20	1B: 7 2B: 1 3B: 0 HR: 0	SF: 0 SAC: 0 DP: 1 HBP: 0	WP: 0 PB: 0 SB: 2 CS: 0	PA: 34			
<b>PITCHER</b>	IP	WLS	BF	H	R	ER	SO	BB	IBB	HBP	BLK	WP	HR	S	P	ERA	WHIP								
<b>Todd Stottlemyre, R</b> ERA: 1.29 (1, 1)	7.0		25	4	1	1	1	1	0	0	0	0	0	49	81	1.29	0.714								
<b>Rich Batchelor, R</b> ERA: 9.0 (8, 1)	1.0	L	5	2	1	1	0	0	0	0	0	0	0	11	15	9.00	2.000								
<b>Tony Fossas, L</b> ERA: (9, 1)	0.1		4	1	0	0	0	1	1	0	0	0	0	7	17	0.00	6.000								

St. Louis Cardinals @ Montreal Expos  
Olympic Stadium, Montreal, QB  
Tue Apr 01 1997, 3:33 AM EST  
Att: 33,437 - Dome

livebaseballscores.com

AB 29  
R 2  
H 7  
RBI 2  
BB 3  
SO 1  
LOB 10





Batter	1	2	3	4	5	6	7	8	9	AB	R	H	RBI	BB	SO	LOB	TOP										
<b>Delino DeShields, L</b> (1.4) OBP: 0.375, SLG: 0.625	2-1 SH1-3 WP 1B		1-2 G6-3		0-0 G4-3			2-2 G3-1		4	1	1	0	0	0	1											
<b>Royce Clayton, R</b> (1.6) OBP: 0.143, SLG: 0.143	0-1 SH1-3		0-0 L9			0-1 G3			1-2 G6-3	3	0	0	0	0	0	0											
<b>Willie McGee, S</b> (1.9) OBP: 0.500, SLG: 0.500	4-2 G6-3 BB			4-0 G5-3 BB		2-2 F8			1-1 G4-3	2	0	0	0	2	0	0											
<b>Brian Jordan, R</b> (1.8)	SAFE 1-2 G6-3			SAFE 2-2 L4		0-3 K			0-1 G1-3	4	0	0	0	0	1	2											
<b>Ron Gant, R</b> (1.7)		2-3 K		SAFE 3-1 G5-3			0-2 P4			3	0	0	0	0	1	1											
<b>Gary Gaetti, R</b> (1.5) OBP: 0.286, SLG: 0.286	1-0 K 1B			2-3 K			0-3 K			3	0	1	0	0	2	1											
<b>Tom Lampkin, L</b> (1.2)	0-0 L8				2-1 G3					3	0	0	0	0	0	1											
<b>John Mabry, L</b> (1.3) OBP: 0.143, SLG: 0.143	0-2 G4-3				0-0 E4			2-3 K		3	0	0	0	0	1	1											
<b>Mark Petkovsek, R</b> (1.1)			0-1 G1-3		SAFE 0-1 B3			2-2 G6-3		2	0	0	0	0	0	1											
<b>John Frascatore, R</b> (6.1)										0	0	0	0	0	0	0											
<b>Roberto Mejia, R</b> (8. PH)										1	0	0	0	0	0	0											
<b>Lance Painter, L</b> (8.1)										0	0	0	0	0	0	0											
<b>Inning Stats</b>	R: 1 E: 0 K: 0 S: 7	H: 1 LOB: 0 BB: 1 P: 15	R: 0 E: 0 K: 1 S: 8	H: 1 LOB: 1 BB: 0 P: 11	R: 0 E: 0 K: 0 S: 6	H: 0 LOB: 0 BB: 0 P: 7	R: 0 E: 0 K: 1 S: 9	H: 0 LOB: 1 BB: 1 P: 20	R: 0 E: 1 K: 0 S: 6	H: 0 LOB: 1 BB: 0 P: 8	R: 0 E: 0 K: 1 S: 9	H: 0 LOB: 0 BB: 0 P: 11	R: 0 E: 0 K: 1 S: 11	H: 0 LOB: 0 BB: 0 P: 11	R: 0 E: 0 K: 1 S: 12	H: 0 LOB: 0 BB: 0 P: 18	R: 0 E: 0 K: 0 S: 8	H: 0 LOB: 0 BB: 0 P: 10	1B: 2 2B: 0 3B: 0 HR: 0	SF: 0 SAC: 1 DP: 0 HBP: 0	WP: 1 PB: 0 SB: 1 CS: 0	PA: 31					
<b>PITCHER</b>	IP	WLS	BF	H	R	ER	SO	BB	IBB	HBP	BLK	WP	HR	S	P	ERA	WHIP										
<b>Jeff Juden, R</b> (1.1) ERA: 1.29	7.0	W	25	2	1	1	4	2	0	0	0	1	0	56	83	1.29	0.571										
<b>Omar Daal, L</b> (8.1) ERA:	1.0	S	3	0	0	0	1	0	0	0	0	0	0	12	18	0.00	0.000										
<b>Lee Smith, R</b> (9.1) ERA:	1.0	S	3	0	0	0	0	0	0	0	0	0	0	8	10	0.00	0.000										

St. Louis Cardinals @ Montreal Expos  
Olympic Stadium, Montreal, QB  
Wed Apr 02 1997, 7:05 PM EST  
Att: 10,420 - Dome - 72 F

AB 28  
R 1  
H 2  
RBI 0  
BB 2  
SO 5  
LOB 8



Batter	1	2	3	4	5	6	7	8	9	AB	R	H	RBI	BB	SO	LOB	BOTTOM										
<b>Mark Grudzielanek, R</b> (1.6) OBP: 0.125, SLG: 0.125	2-1 F8	3-1 G1-3			0-0 G6-3			1-2 G4-3		4	0	0	0	0	0	0											
<b>Mike Lansing, R</b> (1.4) OBP: 0.125, SLG: 0.125	1-0 G5-3		3-2 G4-3		1-0 K 1B			1-1 G6-3		4	0	1	0	0	0	0											
<b>Rondell White, R</b> (1.8) OBP: 0.375, SLG: 0.375	0-0 K 2B 1B		3-3 K		1-3 K			0-1 L3		4	1	1	0	0	2	1											
<b>Henry Rodriguez, L</b> (1.7) OBP: 0.500, SLG: 1.250	SAFE 2-2 K 1B 2B		1-3 K			1-1 K 3B		1-1 K HR		4	2	3	2	0	1	0											
<b>Lee Smith, R</b> (9.1)	SAFE 1-1 K 2B									0	0	0	0	0	0	0											
<b>David Segui, S</b> (1.3) OBP: 0.375, SLG: 0.167	1-0 K 1B			2-0 G5-3		4-0 K BB		2-2 F9		3	0	1	1	1	0	0											
<b>Joe Orsulak, L</b> (1.9) OBP: 0.143, SLG: 0.143	3-1 K 1B			1-0 B1-3		2-3 K BB		1-0 F9		4	0	1	0	0	1	2											
<b>Shane Andrews, R</b> (1.5) OBP: 0.333, SLG: 0.333	0-1 FC5-4			2-2 G5-3		2-3 K				3	0	0	0	0	1	4											
<b>Chris Widger, R</b> (1.2) OBP: 0.333, SLG: 1.333		0-2 P5			1-1 K HR			1-3 K		3	1	1	1	0	1	2											
<b>Jeff Juden, R</b> (1.1)		1-3 K			0-2 G1					2	0	0	0	0	1	0											
<b>Doug Strange, S</b> (7. PH) OBP: 1.000, SLG: 1.000										1	0	1	0	0	0	0											
<b>Omar Daal, L</b> (8.1)										0	0	0	0	0	0	0											
<b>F.P. Santangelo, S</b> (9.7)										0	0	0	0	0	0	0											
<b>Inning Stats</b>	R: 2 E: 0 K: 0 S: 13	H: 4 LOB: 2 BB: 0 P: 21	R: 0 E: 0 K: 1 S: 8	H: 0 LOB: 0 BB: 0 P: 12	R: 0 E: 0 K: 2 S: 12	H: 0 LOB: 0 BB: 0 P: 19	R: 0 E: 0 K: 0 S: 6	H: 0 LOB: 0 BB: 0 P: 11	R: 1 E: 0 K: 1 S: 11	H: 2 LOB: 1 BB: 0 P: 14	R: 0 E: 0 K: 3 S: 11	H: 1 LOB: 2 BB: 1 P: 21	R: 0 E: 0 K: 0 S: 7	H: 1 LOB: 0 BB: 0 P: 9	R: 1 E: 0 K: 0 S: 8	H: 1 LOB: 0 BB: 0 P: 12	R: 0 E: 0 K: 0 S: 8	H: 0 LOB: 0 BB: 0 P: 10	1B: 5 2B: 1 3B: 1 HR: 2	SF: 0 SAC: 0 DP: 0 HBP: 0	WP: 0 PB: 0 SB: 0 CS: 0	PA: 33					
<b>PITCHER</b>	IP	WLS	BF	H	R	ER	SO	BB	IBB	HBP	BLK	WP	HR	S	P	ERA	WHIP										
<b>Mark Petkovsek, R</b> (1.1) ERA: 5.4	5.0	L	23	7	3	3	4	1	0	0	0	0	0	52	84	5.40	1.600										
<b>John Frascatore, R</b> (6.1) ERA:	2.0		6	1	0	0	3	0	0	0	0	0	0	16	23	0.00	0.500										
<b>Lance Painter, L</b> (8.1) ERA: 9.0	1.0		4	1	1	1	0	0	0	0	0	0	1	8	12	9.00	1.000										

St. Louis Cardinals @ Montreal Expos  
Olympic Stadium, Montreal, QB  
Wed Apr 02 1997, 7:05 PM EST  
Att: 10,420 - Dome - 72 F

AB 32  
R 4  
H 9  
RBI 4  
BB 1  
SO 7  
LOB 9





Batter	1	2	3	4	5	6	7	8	9	AB	R	H	RBI	BB	SO	LOB	TOP								
<b>Delino DeShields, L</b> OBP: 0.250, SLG: 0.417	G4-3	F8			G3-1			K		4	0	0	0	0	1	1									
<b>Ron Gant, R</b> OBP: 0.182, SLG: 0.200	2B		G6-3		F7			F9		4	1	1	0	0	0	0									
<b>Royce Clayton, R</b> OBP: 0.182, SLG: 0.273	1B	G4-3	G6-3		E6			G6-3		4	1	1	1	0	0	0									
<b>Brian Jordan, R</b> OBP: 0.250, SLG: 0.182	G4-3		HR		CS	G4-3		G5-3		4	1	2	0	0	0	0									
<b>Dmitri Young, S</b> OBP: 0.250, SLG: 1.000	G4-3		HR		K			G1-3		4	1	1	3	0	1	1									
<b>Gary Gaetti, R</b> OBP: 0.200, SLG: 0.200	P4		G1-3		L6					3	0	0	0	0	0	1									
<b>Tony Fossas, L</b> OBP: 0.250, SLG: 0.500										0	0	0	0	0	0	0									
<b>Dennis Eckersley, R</b> OBP: 0.250, SLG: 0.500										0	0	0	0	0	0	0									
<b>Mark Sweeney, L</b> OBP: 0.250, SLG: 0.500										0	0	0	0	1	0	0									
<b>John Mabry, L</b> OBP: 0.182, SLG: 0.182		G6-3			G1-6-3			G4-3		4	0	1	0	0	0	1									
<b>Danny Sheaffer, R</b> OBP: 0.182, SLG: 0.182		L8			G1-6-3			G5-3		3	0	0	0	0	0	1									
<b>Alan Benes, R</b> OBP: 0.500, SLG: 0.500										2	0	1	0	0	0	0									
<b>Eric Ludwick, R</b> OBP: 0.500, SLG: 0.500										0	0	0	0	0	0	0									
<b>David Bell, R</b> OBP: 0.500, SLG: 0.500										1	0	0	0	0	0	0									
<b>Inning Stats</b>	R: 2 E: 0 K: 0 S: 12	H: 3 LOB: 1 BB: 0 P: 20	R: 0 E: 0 K: 0 S: 7	H: 1 LOB: 1 BB: 0 P: 8	R: 2 E: 0 K: 0 S: 7	H: 2 LOB: 0 BB: 0 P: 9	R: 0 E: 0 K: 0 S: 5	H: 1 LOB: 0 BB: 0 P: 7	R: 0 E: 1 K: 0 S: 8	H: 0 LOB: 0 BB: 0 P: 11	R: 0 E: 0 K: 1 S: 6	H: 0 LOB: 0 BB: 0 P: 9	R: 0 E: 0 K: 1 S: 6	H: 0 LOB: 0 BB: 0 P: 8	R: 0 E: 0 K: 1 S: 6	H: 0 LOB: 1 BB: 1 P: 12	R: 0 E: 0 K: 0 S: 9	H: 0 LOB: 1 BB: 1 P: 16	1B: 4 2B: 2 3B: 0 HR: 1	SF: 0 SAC: 0 DP: 1 HBP: 0	WP: 0 PB: 0 SB: 0 CS: 1	PA: 35			
<b>PITCHER</b>	IP	WLS	BF	H	R	ER	SO	BB	IBB	HBP	BLK	WP	HR	S	P	ERA	WHIP								
<b>Carlos Perez, L</b> ERA: 5.14	7.0	W	27	7	4	4	1	0	0	0	0	0	1	51	72	5.14	1.000								
<b>Dave Veres, R</b> ERA:	2.0		7	0	0	0	1	1	0	0	0	0	0	15	28	0.00	0.500								

**St. Louis Cardinals @ Montreal Expos**  
Olympic Stadium, Montreal, QB  
Thu Apr 03 1997, 7:05 PM EST  
Att: 10,950 - Dome

AB	33
R	4
H	7
RBI	4
BB	1
SO	2
LOB	5



Batter	1	2	3	4	5	6	7	8	9	AB	R	H	RBI	BB	SO	LOB	BOTTOM								
<b>Mark Grudzielanek, R</b> OBP: 0.154, SLG: 0.154	F9		HR		FC1-6			P4		5	1	1	0	0	1	2									
<b>Mike Lansing, R</b> OBP: 0.154, SLG: 0.154	F7		L4		K			F9		5	0	1	0	0	1	3									
<b>Rondell White, R</b> OBP: 0.462, SLG: 0.750	K		HR		BLK			G4-3		4	2	2	2	1	1	0									
<b>Henry Rodriguez, L</b> OBP: 0.462, SLG: 1.000		G3-1	E		K			F7		5	2	2	0	0	2	3									
<b>Joe Orsulak, L</b> OBP: 0.143, SLG: 0.143		G3-1	G3		K			K		0	0	0	0	0	0	0									
<b>David Segui, S</b> OBP: 0.462, SLG: 0.636		G3-1	E5		HR			G1-3		5	1	3	2	0	0	3									
<b>Darin Fletcher, L</b> OBP: 0.375, SLG: 0.286		WP	G3		F8			G1-6-3		5	1	1	2	0	0	2									
<b>F.P. Santangelo, S</b> OBP: 0.750, SLG: 0.500		WP	K		BB			HR		2	1	1	0	2	1	1									
<b>Shane Andrews, R</b> OBP: 0.400, SLG: 0.750		SF8			K			HR		2	1	1	3	1	1	0									
<b>Carlos Perez, L</b> ERA: 11.57		G4-3			FC1-6					3	0	1	0	0	1	3									
<b>Andy Stankiewicz, R</b> OBP: 0.500, SLG: 0.500										1	0	1	0	0	0	0									
<b>Dave Veres, R</b> ERA:										0	0	0	0	0	0	0									
<b>Inning Stats</b>	R: 0 E: 0 K: 1 S: 10	H: 0 LOB: 0 BB: 0 P: 15	R: 2 E: 1 K: 0 S: 17	H: 2 LOB: 1 BB: 1 P: 28	R: 3 E: 1 K: 1 S: 14	H: 4 LOB: 1 BB: 0 P: 20	R: 0 E: 0 K: 2 S: 10	H: 1 LOB: 1 BB: 0 P: 15	R: 2 E: 0 K: 2 S: 13	H: 3 LOB: 2 BB: 1 P: 24	R: 0 E: 0 K: 1 S: 11	H: 1 LOB: 2 BB: 1 P: 19	R: 2 E: 0 K: 1 S: 10	H: 2 LOB: 1 BB: 1 P: 18	R: 0 E: 0 K: 0 S: 8	H: 1 LOB: 1 BB: 0 P: 13	1B: 9 2B: 2 3B: 0 HR: 3	SF: 1 SAC: 0 DP: 0 HBP: 0	WP: 1 PB: 0 SB: 1 CS: 0	PA: 42					
<b>PITCHER</b>	IP	WLS	BF	H	R	ER	SO	BB	IBB	HBP	BLK	WP	HR	S	P	ERA	WHIP								
<b>Alan Benes, R</b> ERA: 11.57	4.2	L	25	10	7	6	5	1	0	0	1	1	2	59	93	11.57	2.357								
<b>Eric Ludwick, R</b> ERA:	0.2		5	1	0	0	1	2	0	0	0	0	0	12	22	0.00	4.500								
<b>Tony Fossas, L</b> ERA: 9.0	1.2		8	2	2	2	2	1	0	0	0	0	1	14	24	10.80	1.800								
<b>Dennis Eckersley, R</b> ERA:	1.0		4	1	0	0	0	0	0	0	0	0	0	8	13	0.00	1.000								

**St. Louis Cardinals @ Montreal Expos**  
Olympic Stadium, Montreal, QB  
Thu Apr 03 1997, 7:05 PM EST  
Att: 10,950 - Dome

AB	37
R	9
H	14
RBI	9
BB	4
SO	8
LOB	17





Batter	1	2	3	4	5	6	7	8	9	AB R H RBI BB SO LOB	TOP											
Eric Young Sr. R OBP: 0.388, SLG: 0.529	2-1 2B	0-2 G5-3			2-2 G6-3		0-2 3B		3-3 K	5 1 2 1 0 1 2	<b>Colorado Rockies @ Montreal Expos</b> Olympic Stadium, Montreal, QB Fri Apr 04 1997, 7:05 PM EST Att: 19,890 - Dome											
Ellis Burks R OBP: 0.167, SLG: 0.250	0-1 G5-3		4-2 G4-6-3 BB		2-0 F8		1-3 K		3 0 0 0 1 1 2													
Larry Walker L OBP: 0.412, SLG: 1.063	0-0 2B		3-2 G4-6-3		2-1 HR		1-3 K		4 2 2 2 0 1 2													
Andres Galarraga R OBP: 0.313, SLG: 0.429	3-2 2B		0-0 G5-3		0-1 1B		1-0 F8		4 0 1 0 0 0 0													
Dante Bichette R OBP: 0.455, SLG: 0.333 Quinton McCracken S OBP: 0.400, SLG: 0.400	3-2 G1-3		0-0 G5-3		4-1 1B		3-2 1B		2 0 0 0 1 0 0 1 0 1 0 0 0 0													
Vinny Castilla R OBP: 0.250, SLG: 0.467		0-0 SH2-4 1B		2-2 P4		2-3 K	1-3 K		4 0 1 0 0 2 3													
Jeff Reed L OBP: 0.167, SLG: 0.667		2-3 K		0-1 HR		1-2 G5-4-3	0-3 K		4 1 1 1 0 2 4													
Walt Weiss S OBP: 0.357, SLG: 0.250 Jason Bates S (7, PH)		1-1 SH2-4 HBP		1-1 G5-3		3-3 K	1-2 L7		1 0 0 0 0 0 0 2 0 0 0 0 1 0													
Jamey Wright R Mike Munoz L Jerry Dipoto R John Vander Wal L Bruce Ruffin S		0-0 SH2-4			0-3 K		3-3 K		1 1 0 0 0 1 1 0 0 0 0 0 0 0 0 0 0 0 0 0 0 0 1 0 0 0 0 1 0 0 0 0 0 0 0 0													
<b>Inning Stats</b>	R: 2 E: 0 K: 0 S: 13	H: 2 LOB: 0 BB: 0 P: 21	R: 0 E: 0 K: 1 S: 13	H: 1 LOB: 2 BB: 0 P: 16	R: 0 E: 0 K: 0 S: 7	H: 0 LOB: 0 BB: 1 P: 14	R: 1 E: 0 K: 0 S: 8	H: 1 LOB: 0 BB: 0 P: 11	R: 0 E: 0 K: 1 S: 7	H: 0 LOB: 0 BB: 0 P: 11		R: 1 E: 0 K: 3 S: 11	H: 2 LOB: 2 BB: 1 P: 20	R: 1 E: 0 K: 3 S: 18	H: 1 LOB: 1 BB: 1 P: 27	R: 0 E: 0 K: 2 S: 12	H: 1 LOB: 1 BB: 0 P: 17	R: 0 E: 0 K: 2 S: 9	H: 0 LOB: 0 BB: 0 P: 16	1B: 3 2B: 2 3B: 1 HR: 2	SF: 0 SAC: 1 DP: 2 HBP: 1	WP: 0 PB: 1 SB: 2 CS: 0
<b>PITCHER</b>	IP WLS BF H R ER SO BB IBB HBP BLK WP HR S P ERA WHIP											IP WLS BF H R ER SO BB IBB HBP BLK WP HR S P ERA WHIP										
Marc Valdes R ERA: 6.75	(1, 1) 4.0 L 17 4 3 3 1 1 0 1 0 0 0 1 41 62 6.75 1.250																					
Anthony Telford R ERA: 4.5	(5, 1) 2.0 8 2 1 1 2 1 0 0 0 0 1 18 31 4.50 1.500																					
Dustin Hermanson R ERA: 4.5	(7, 1) 2.0 9 2 1 1 5 1 0 0 0 0 0 30 44 4.50 1.500																					
Lee Smith R ERA:	(9, 1) 1.0 3 0 0 0 2 0 0 0 0 0 0 9 16 0.00 0.000																					

Batter	1	2	3	4	5	6	7	8	9	AB R H RBI BB SO LOB	BOTTOM									
Mark Grudzielanek R OBP: 0.167, SLG: 0.167	1-1 G6-3		0-0 P8		0-1 G6-3		0-1 1B		2-1 G1-3	5 0 1 1 0 0 2	<b>Colorado Rockies @ Montreal Expos</b> Olympic Stadium, Montreal, QB Fri Apr 04 1997, 7:05 PM EST Att: 19,890 - Dome									
Mike Lansing R OBP: 0.176, SLG: 0.176	0-1 F7		2-2 G6-3		0-2 G1 1B		2-3 K		4 0 1 0 0 1 1											
Rondell White R OBP: 0.529, SLG: 0.938	0-2 G5-3		0-1 G6-4-3 1B		0-0 G1 1B		2-2 HR		4 1 3 1 0 0 0											
Henry Rodriguez L OBP: 0.412, SLG: 1.000		0-0 HR		2-0 G6-4-3		0-3 K	0-0 G3		4 1 1 1 0 1 3											
David Segui S OBP: 0.312, SLG: 0.500		2-3 K		4-0 BB		0-1 G1	2-1 L6		3 0 0 0 1 1 2											
F.P. Santangelo S OBP: 0.571, SLG: 0.400 Dustin Hermanson R Sherman Obando R Lee Smith R		0-1 G5-3 E 1B		1-1 G1		1-0 G3	1-0 G4-3		3 1 1 0 0 0 3 0 0 0 0 0 0 0 1 0 0 0 0 0 0 0 0 0 0 0 0 0											
Shane Andrews R OBP: 0.357, SLG: 0.667		3-1 G5-3		3-2 G5-3		3-2 G4-3 1B 2B		1-2 G5-3	4 1 1 0 0 0 0											
Chris Widger R OBP: 0.143, SLG: 0.571		1-1 L6		1-2 G6-3		0-0 G5-3		3-2 G6-3	4 0 0 0 0 0 1											
Marc Valdes R Anthony Telford R Joe Orsulak L Andy Stankiewicz R			3-3 K		0-0 2B		1-0 G4-3		1 0 0 0 0 1 0 1 0 1 0 0 0 0 1 0 0 0 0 0 1 0 0 0 0 1 0 0											
<b>Inning Stats</b>	R: 0 E: 0 K: 0 S: 7	H: 0 LOB: 0 BB: 0 P: 8	R: 2 E: 1 K: 1 S: 11	H: 2 LOB: 0 BB: 0 P: 17	R: 0 E: 0 K: 1 S: 7	H: 0 LOB: 0 BB: 0 P: 12	R: 0 E: 0 K: 0 S: 5	H: 1 LOB: 1 BB: 1 P: 12	R: 0 E: 0 K: 1 S: 10	H: 2 LOB: 2 BB: 0 P: 11		R: 1 E: 0 K: 1 S: 12	H: 2 LOB: 1 BB: 0 P: 17	R: 1 E: 0 K: 0 S: 7	H: 1 LOB: 0 BB: 0 P: 12	R: 0 E: 0 K: 0 S: 9	H: 0 LOB: 1 BB: 1 P: 19	1B: 5 2B: 2 3B: 0 HR: 2	SF: 0 SAC: 0 DP: 1 HBP: 0	WP: 0 PB: 0 SB: 0 CS: 0
<b>PITCHER</b>	IP WLS BF H R ER SO BB IBB HBP BLK WP HR S P ERA WHIP											IP WLS BF H R ER SO BB IBB HBP BLK WP HR S P ERA WHIP								
Jamey Wright R ERA: 3.86	(1, 1) 7.0 W 30 9 4 3 4 1 0 0 0 0 0 2 64 95 3.86 1.429																			
Mike Munoz L ERA	(8, 1) 0.2 2 0 0 0 0 0 0 0 0 0 0 3 5 0.00 0.000																			
Jerry Dipoto R ERA: 36.0	(8, 1) 0.1 1 0 0 0 0 0 0 0 0 0 0 1 2 0.00 0.000																			
Bruce Ruffin L ERA:	(9, 1) 1.0 S 4 0 0 0 0 1 0 0 0 0 0 0 9 19 0.00 1.000																			



Batter	1	2	3	4	5	6	7	8	9	AB	R	H	RBI	BB	SO	LOB	TOP
Eric Young Sr. R OBP: 0.380, SLG: 0.455	P6	S 1B BB 1B		G5-3		G6-4-3 BB	G4-3		G1-3	5	1	1	1	1	0	1	
Ellis Burks R OBP: 0.174, SLG: 0.381 Darnell Coles, R (7,7)	F8	K		P9		G6-4-3 1-2	HR		K	5	1	1	2	0	1	4	
Larry Walker, L OBP: 0.500, SLG: 1.429 John Vander Wal, L (8,9)	G3	BB S 1-2 2-H 3-H 1B		HR		HR	HR		K	5	3	4	5	0	0	0	
Andres Galarraga, R OBP: 0.381, SLG: 0.588		HR BB		HR		P5	G1-3			3	2	1	1	2	0	0	
Dante Bichette, R OBP: 0.487, SLG: 0.583 Quinton McCracken, S OBP: 0.333, SLG: 0.333		HR		G6-3			F7		K	3	1	1	3	1	0	0	
Vinny Castilla, R OBP: 0.381, SLG: 0.667		E5 1B G4-3				BB	HR		2B BB	3	2	2	1	2	0	3	
Jeff Reed, L OBP: 0.273, SLG: 0.545		1B 1B 1B 2-3 1B		L4		K	HBP 2B 1B		F9	5	2	2	0	0	1	2	
Jason Bates, S OBP: 0.286, SLG: 0.333		F9		G3		L8	2B G4-3 HBP		2B	4	1	1	0	0	0	3	
Roger Bailey, R OBP: 0.400, SLG: 0.600 Jeff McCurry, R (9,1)	1-2 3-H 1B 1B	F8		F8		P4	G4-3 HR 2B		K	5	2	2	2	0	1	3	
	R: 0 H: 0 E: 0 LOB: 0 K: 0 BB: 0 S: 6 P: 8	R: 6 H: 6 E: 1 LOB: 3 K: 1 BB: 3 S: 22 P: 49	R: 0 H: 0 E: 0 LOB: 0 K: 0 BB: 0 S: 5 P: 7	R: 2 H: 2 E: 0 LOB: 0 K: 0 BB: 0 S: 9 P: 16	R: 0 H: 0 E: 0 LOB: 1 K: 1 BB: 1 S: 5 P: 10	R: 1 H: 1 E: 0 LOB: 0 K: 0 BB: 1 S: 8 P: 14	R: 6 H: 5 E: 0 LOB: 0 K: 0 BB: 0 S: 15 P: 21	R: 0 H: 1 E: 0 LOB: 2 K: 2 BB: 1 S: 10 P: 19	R: 0 H: 0 E: 0 LOB: 0 K: 2 BB: 0 S: 9 P: 13	1B: 6 SF: 0 2B: 2 SAC: 0 3B: 0 DP: 1 HR: 7 HBP: 1	WP: 0 PA: 48 PB: 0 SB: 2 CS: 0						
PITCHER	IP WLS BF H R ER SO BB IBB HBP BLK WP HR S P ERA WHIP	PITCHER															
Rheal Cormier, L ERA: 33.75	1.1 L 9 4 5 5 0 1 0 0 0 0 1 17 32 33.75 3.750																
Anthony Telford, R ERA: 7.71	2.2 14 4 3 3 1 2 0 0 0 0 2 25 48 10.12 2.250																
Omar Daal, L ERA: 7.94	2.2 14 4 5 5 1 2 0 1 0 0 2 25 41 16.88 2.250																
Dave Veres, R ERA: 5.4	1.1 8 3 2 2 2 1 0 0 0 0 2 13 23 13.50 3.000																
Ugueth Urbina, R ERA:	1.0 3 0 0 0 2 0 0 0 0 0 0 9 13 0.00 0.000																
Batter	1	2	3	4	5	6	7	8	9	AB	R	H	RBI	BB	SO	LOB	BOTTOM
Mark Grudzielanek R OBP: 0.190, SLG: 0.190 Andy Stankiewicz, R OBP: 0.600, SLG: 0.900	G6-3		G5-3		1B		1B		K	3	0	1	0	0	0	0	
Mike Lansing, R OBP: 0.143, SLG: 0.143 Sherman Obando, R (8,9)	G3		G5-3		L5		L8			4	0	0	0	0	0	2	
Rondell White, R OBP: 0.524, SLG: 0.850	G5-3		G5-3		1B 1B		2B 1B		2B 1B	4	1	2	0	0	0	0	
Henry Rodriguez, L OBP: 0.381, SLG: 0.905		G4-3 2B	K		F7		K		K	4	0	1	0	0	2	2	
David Segui, S OBP: 0.329, SLG: 0.611		G4-3		2B	P7		1B 2B		1B 2B	4	1	2	1	0	0	2	
Darin Fletcher, L OBP: 0.417, SLG: 0.364		P4		F8		1B	G4-6-3 1B			4	0	2	1	0	0	2	
Joe Orsulak, L OBP: 0.102, SLG: 0.100 Dave Veres, R (7,1)		FC6-4 BB		G4-3		P9	G4-6-3			2	0	0	0	1	0	2	
Chris Widger, R OBP: 0.125, SLG: 0.500 Ugueth Urbina, R (9,1)		FC6-4					1-2			0	0	0	0	0	0	1	
Shane Andrews, R OBP: 0.353, SLG: 0.800 Doug Strange, S OBP: 0.500, SLG: 0.500		FC6-4		HR			K		F8	3	1	1	1	0	1	2	
Rheal Cormier, L Anthony Telford, R OBP: 0.500, SLG: 1.000 Omar Daal, L F.P. Santangelo, S OBP: 0.444, SLG: 0.286				G1-3		G4-3	P6		G3	0	0	0	0	0	0	0	
	R: 0 H: 0 E: 0 LOB: 0 K: 0 BB: 0 S: 6 P: 8	R: 0 H: 1 E: 0 LOB: 2 K: 0 BB: 1 S: 10 P: 19	R: 0 H: 0 E: 0 LOB: 0 K: 0 BB: 0 S: 5 P: 7	R: 0 H: 1 E: 0 LOB: 1 K: 1 BB: 0 S: 9 P: 11	R: 1 H: 2 E: 0 LOB: 1 K: 0 BB: 0 S: 9 P: 14	R: 0 H: 2 E: 0 LOB: 2 K: 0 BB: 0 S: 7 P: 8	R: 0 H: 1 E: 0 LOB: 1 K: 1 BB: 0 S: 9 P: 13	R: 2 H: 3 E: 0 LOB: 0 K: 1 BB: 0 S: 8 P: 12	R: 0 H: 0 E: 0 LOB: 0 K: 1 BB: 0 S: 8 P: 8	1B: 6 SF: 0 2B: 3 SAC: 0 3B: 0 DP: 1 HR: 1 HBP: 0	WP: 0 PA: 37 PB: 0 SB: 0 CS: 0						
PITCHER	IP WLS BF H R ER SO BB IBB HBP BLK WP HR S P ERA WHIP	PITCHER															
Roger Bailey, R ERA: 3.38	8.0 W 34 10 3 3 3 1 0 0 0 0 1 63 92 3.38 1.375																
Jeff McCurry, R ERA:	1.0 3 0 0 0 1 0 0 0 0 0 0 8 9 0.00 0.000																

Colorado Rockies @ Montreal Expos  
Olympic Stadium, Montreal, QB  
Sat Apr 05 1997, 3:33 AM EST  
Att: 30,919 - Dome

AB 41  
R 15  
H 15  
RBI 15  
BB 6  
SO 6  
LOB 16



Colorado Rockies @ Montreal Expos  
Olympic Stadium, Montreal, QB  
Sat Apr 05 1997, 3:33 AM EST  
Att: 30,919 - Dome

AB 36  
R 3  
H 10  
RBI 3  
BB 1  
SO 4  
LOB 13









Batter	1	2	3	4	5	6	7	8	9	AB	R	H	RBI	BB	SO	LOB	TOP					
Mark Grudzielanek, R OBP: 0.207, SLG: 0.207	G4-3		G4-3				G5-4-3			4	0	1	0	0	0	2	<b>Montreal Expos @ St. Louis Cardinals</b> Busch Stadium, St. Louis, MO Tue Apr 08 1997, 7:05 PM CDT Att: 47,542 - Unknown - 45 F					
Mike Lansing, R OBP: 0.241, SLG: 0.214	G6-4-3		WP BB				G5-3		G6-3	4	0	2	1	0	0	1						
Rondell White, R OBP: 0.517, SLG: 0.769	G6-4-3								K	3	0	0	0	1	2	2						
David Segui, S OBP: 0.214, SLG: 0.640			F9				G5-3		K	4	0	0	0	0	2	2						
Henry Rodriguez, L OBP: 0.276, SLG: 0.655							K		G3	4	0	0	0	0	3	0						
F.P. Santangelo, S OBP: 0.353, SLG: 0.214							G4-3		G1-3	3	0	1	0	1	0	0						
Shane Andrews, R OBP: 0.240, SLG: 0.522							E4		G6-3	4	0	0	0	0	1	2						
Chris Widger, R OBP: 0.333, SLG: 0.800			G4-3							3	1	2	0	0	1	1						
Jeff Juden, R Andy Stankiewicz, R Dave Veres, R Omar Daal, L Ugueth Urbina, R			F8				K		FC1-6	2	0	0	0	0	1	1						
										1	0	0	0	0	0	0						
										0	0	0	0	0	0	0						
										0	0	0	0	0	0	0						
										0	0	0	0	0	0	0						
<b>Inning Stats</b>	R: 0 E: 0 K: 0 S: 7	H: 1 LOB: 0 BB: 0 P: 11	R: 0 E: 0 K: 3 S: 13	H: 0 LOB: 1 BB: 1 P: 21	R: 1 E: 0 K: 0 S: 11	H: 2 LOB: 2 BB: 1 P: 24	R: 0 E: 1 K: 2 S: 14	H: 0 LOB: 1 BB: 0 P: 23	R: 0 E: 0 K: 2 S: 13	H: 1 LOB: 1 BB: 0 P: 19	R: 0 E: 0 K: 1 S: 7	H: 1 LOB: 0 BB: 0 P: 14	R: 0 E: 0 K: 2 S: 5	H: 1 LOB: 0 BB: 0 P: 9	R: 0 E: 0 K: 0 S: 7	H: 0 LOB: 0 BB: 0 P: 12	R: 0 E: 0 K: 0 S: 6	H: 0 LOB: 0 BB: 0 P: 10	1B: 5 2B: 1 3B: 0 HR: 0	SF: 0 SAC: 0 DP: 2 HBP: 0	WP: 1 PB: 0 SB: 0 CS: 0	PA: 34
<b>PITCHER</b>	IP	WLS	BF	H	R	ER	SO	BB	IBB	HBP	BLK	WP	HR	S	P	ERA	WHIP					
Alan Benes, R ERA: 6.52	5.0		21	4	1	1	7	2	0	0	0	1	0	58	98	1.80	1.200					
Mark Petkovsek, R ERA: 3.0	4.0	W	13	2	0	0	3	0	0	0	0	0	0	25	45	0.00	0.500					

AB	32
R	1
H	6
RBI	1
BB	2
SO	10
LOB	12



Batter	1	2	3	4	5	6	7	8	9	AB	R	H	RBI	BB	SO	LOB	BOTTOM					
Royce Clayton, R OBP: 0.172, SLG: 0.241	K		G6-3				G5-4-3			4	0	0	0	0	1	1	<b>Montreal Expos @ St. Louis Cardinals</b> Busch Stadium, St. Louis, MO Tue Apr 08 1997, 7:05 PM CDT Att: 47,542 - Unknown - 45 F					
Ron Gant, R OBP: 0.167, SLG: 0.276	E5		K				P5			4	0	1	0	0	1	0						
Dmitri Young, S OBP: 0.429, SLG: 0.667									G5-3	3	0	2	0	1	0	1						
Brian Jordan, R OBP: 0.345, SLG: 0.269	G6-4-3		K				K			3	0	0	0	1	2	4						
John Mabry, L OBP: 0.304, SLG: 0.286			G4-3				K			2	0	0	0	2	1	0						
Gary Gaetti, R OBP: 0.167, SLG: 0.130							G5-4-3			4	1	1	0	0	1	6						
Tom Lampkin, L OBP: 0.211, SLG: 0.167							F9			4	0	1	0	0	0	0						
Roberto Mejia, R OBP: 0.067, SLG: 0.143			SF7				F7			3	0	0	1	0	1	0						
Alan Benes, R OBP: 0.333, SLG: 0.333										1	0	0	0	0	1	1						
Mark Sweeney, L OBP: 0.600, SLG: 0.500										1	0	1	0	0	0	0						
Mark Petkovsek, R										1	0	0	0	0	0	0						
Willie McGee, S OBP: 0.545, SLG: 0.875										1	1	1	1	0	0	0						
<b>Inning Stats</b>	R: 0 E: 1 K: 1 S: 10	H: 0 LOB: 1 BB: 1 P: 19	R: 1 E: 0 K: 1 S: 7	H: 2 LOB: 1 BB: 0 P: 11	R: 0 E: 0 K: 2 S: 10	H: 1 LOB: 0 BB: 0 P: 16	R: 0 E: 0 K: 1 S: 9	H: 0 LOB: 0 BB: 0 P: 17	R: 0 E: 0 K: 0 S: 4	H: 1 LOB: 0 BB: 0 P: 5	R: 0 E: 0 K: 1 S: 13	H: 1 LOB: 2 BB: 1 P: 21	R: 0 E: 0 K: 0 S: 9	H: 0 LOB: 0 BB: 0 P: 16	R: 0 E: 0 K: 1 S: 13	H: 1 LOB: 3 BB: 2 P: 28	R: 1 E: 0 K: 1 S: 6	H: 1 LOB: 0 BB: 0 P: 8	1B: 3 2B: 2 3B: 1 HR: 1	SF: 1 SAC: 0 DP: 3 HBP: 0	WP: 0 PB: 1 SB: 0 CS: 0	PA: 36
<b>PITCHER</b>	IP	WLS	BF	H	R	ER	SO	BB	IBB	HBP	BLK	WP	HR	S	P	ERA	WHIP					
Jeff Juden, R ERA: 1.38	6.0		24	5	1	1	6	2	0	0	0	0	0	15	27	0.00	0.750					
Dave Veres, R ERA: 3.66	1.1		5	1	0	0	0	0	0	0	0	0	0	2	4	0.00	0.000					
Omar Daal, L ERA: 7.5	0.1		1	0	0	0	0	0	0	0	0	0	0	2	4	0.00	0.000					
Ugueth Urbina, R ERA: 3.0	1.0	L	6	1	1	1	2	2	0	0	0	0	1	11	21	9.00	3.000					













Batter	1	2	3	4	5	6	7	8	9	AB	R	H	RBI	BB	SO	LOB	TOP					
F.P. Santangelo, S OBP: 0.406, SLG: 0.308 (1, 9)										3	1	0	1	2	1	2	<b>Montreal Expos @ Colorado Rockies</b> Coors Field, Denver, CO Mon Apr 14 1997, 3:33 AM MDT Att: 48,011 - Cloudy - 54 F					
Mike Lansing, R OBP: 0.250, SLG: 0.268 (1, 4)										4	0	0	1	0	0	5						
Rondell White, R OBP: 0.409, SLG: 0.634 (1, 8)										5	0	0	0	0	1	3						
David Segui, S OBP: 0.355, SLG: 0.703 (1, 3)										5	0	1	0	0	1	0						
Henry Rodriguez, L OBP: 0.366, SLG: 0.683 (1, 7)										5	2	3	1	0	1	0						
Mark Gudzziolanski, R OBP: 0.256, SLG: 0.302 (1, 6)										5	1	3	1	0	0	2						
Shane Andrews, R OBP: 0.282, SLG: 0.543 (1, 5)										5	3	3	1	0	1	2						
Chris Widger, R OBP: 0.278, SLG: 0.667 Darin Fletcher, L OBP: 0.333, SLG: 0.318 (1, 2)										2	0	0	1	0	0	2						
Jeff Juden, R Anthony Telford, R Everett Stull, L Lee Smith, R Joe Orsulak, L Ugueth Urbina, R (1, 1)										0	0	0	0	0	0	0						
<b>Inning Stats</b>	R: 0 E: 0 K: 1 S: 5	H: 0 LOB: 0 BB: 0 P: 5	R: 3 E: 1 K: 0 S: 7	H: 4 LOB: 2 BB: 1 P: 11	R: 0 E: 0 K: 0 S: 3	H: 0 LOB: 0 BB: 0 P: 3	R: 1 E: 0 K: 0 S: 4	H: 1 LOB: 0 BB: 0 P: 4	R: 1 E: 0 K: 0 S: 5	H: 2 LOB: 2 BB: 1 P: 9	R: 2 E: 1 K: 0 S: 6	H: 2 LOB: 1 BB: 0 P: 6	R: 1 E: 0 K: 0 S: 5	H: 2 LOB: 1 BB: 0 P: 5	R: 0 E: 0 K: 1 S: 6	H: 1 LOB: 1 BB: 0 P: 6		R: 0 E: 0 K: 3 S: 10	H: 1 LOB: 1 BB: 0 P: 10	1B: 9 2B: 3 3B: 0 HR: 1	SF: 1 SAC: 1 DP: 1 HBP: 0	WP: 0 PB: 0 SB: 0 CS: 0
<b>PITCHER</b>	IP WLS BF H R ER SO BB IBB HBP BLK WP HR S P ERA WHIP	5.1 W 7 2 1 1 0 0 0 0 0 0 0 1 27 35 6.75 2.062	6.1 1.1 W 7 2 1 1 0 0 0 0 0 0 0 0 7 7 6.75 1.500	7.1 0.1 1 0 0 0 0 0 0 0 0 0 1 1 0.00 0.000	8.1 1.0 4 1 0 0 1 0 0 0 0 0 6 6 0.00 1.000	9.1 1.0 S 4 1 0 0 3 0 0 0 0 0 0 0 10 10 0.00 1.000											IP WLS BF H R ER SO BB IBB HBP BLK WP HR S P ERA WHIP					

Batter	1	2	3	4	5	6	7	8	9	AB	R	H	RBI	BB	SO	LOB	BOTTOM			
Eric Young Sr., R OBP: 0.411, SLG: 0.417 (1, 4)										3	0	1	0	1	0	2	<b>Montreal Expos @ Colorado Rockies</b> Coors Field, Denver, CO Mon Apr 14 1997, 3:33 AM MDT Att: 48,011 - Cloudy - 54 F			
Quinton McCracken, S OBP: 0.407, SLG: 0.440 (1, 8)										4	3	2	0	1	2	3				
Larry Walker, L OBP: 0.577, SLG: 1.119 (1, 9)										4	3	3	3	1	0	0				
Andres Galarraga, R OBP: 0.471, SLG: 0.610 (1, 3)										4	1	1	2	1	2	4				
Dante Bichette, R OBP: 0.419, SLG: 0.514 (1, 7)										5	1	3	2	0	0	4				
Vinny Castilla, R OBP: 0.480, SLG: 0.857 (1, 5)										5	1	2	3	0	0	2				
Kirt Manwaring, R OBP: 0.393, SLG: 0.360 (1, 2)										3	0	0	0	1	0	1				
Jason Bates, S OBP: 0.429, SLG: 0.474 Walt Weiss, S OBP: 0.333, SLG: 0.250 (1, 6)										4	0	1	0	0	0	2				
Bill Swift, R Jerry Dipoto, R Mike Munoz, L John Vander Wal, L John Burke, S Bruce Ruffin, S (1, 1)										0	1	0	0	1	0	0				
<b>Inning Stats</b>	R: 4 E: 1 K: 0 S: 5	H: 3 LOB: 1 BB: 3 P: 17	R: 0 E: 1 K: 1 S: 6	H: 0 LOB: 3 BB: 2 P: 14	R: 0 E: 0 K: 0 S: 2	H: 0 LOB: 0 BB: 1 P: 6	R: 3 E: 1 K: 1 S: 8	H: 3 LOB: 1 BB: 0 P: 9	R: 0 E: 0 K: 0 S: 4	H: 1 LOB: 1 BB: 0 P: 4	R: 3 E: 0 K: 0 S: 6	H: 4 LOB: 0 BB: 0 P: 6	R: 0 E: 0 K: 1 S: 6	H: 1 LOB: 1 BB: 0 P: 6	R: 0 E: 0 K: 1 S: 6	H: 1 LOB: 1 BB: 0 P: 6		1B: 10 2B: 2 3B: 0 HR: 1	SF: 0 SAC: 2 DP: 2 HBP: 1	WP: 3 PB: 0 SB: 0 CS: 2
<b>PITCHER</b>	IP WLS BF H R ER SO BB IBB HBP BLK WP HR S P ERA WHIP	0.1 18 3 3 3 2 3 0 1 0 2 0 18 31 7.36 1.636	2.0 L 10 5 3 3 0 0 0 0 0 0 1 10 10 13.50 2.500	1.0 4 1 0 0 1 0 0 0 0 0 0 6 6 0.00 1.000	1.0 4 1 0 0 1 0 0 0 0 0 1 0 6 6 0.00 1.000											IP WLS BF H R ER SO BB IBB HBP BLK WP HR S P ERA WHIP				

AB	39
R	8
H	13
RBI	7
BB	2
SO	5
LOB	17





Batter	1	2	3	4	5	6	7	8	9	AB	R	H	RBI	BB	SO	LOB	TOP			
F.P. Santangelo, S (1, 9) OBP: 0.458, SLG: 0.467	2-1 SH 1B	4-1 S BB			2-2 G6-3		0-0 SF7 3B		2-0 WP 1B	4	2	3	1	1	0	0				
Mike Lansing, R (1, 4) OBP: 0.229, SLG: 0.250	1-1 SH 1B HR	3-3 K			1-1 F7		1-2 SF7		3-1 P2	3	1	0	1	0	1	2				
Rondell White, R (1, 8) OBP: 0.375, SLG: 0.578	1-3 K	1-0 G5-3			0-1 G5-3		3-0 L9			4	0	0	0	0	1	3				
David Segui, S (1, 3) OBP: 0.358, SLG: 0.683	0-0 HR 1B				0-1 G4-3		0-1 G4-3		0-0 G3-1	4	1	2	1	0	0	0				
Henry Rodriguez, L (1, 7) OBP: 0.356, SLG: 0.711	1-0 HR				0-0 G4-6-3		2-2 F7		2-3 K	4	1	1	3	0	1	1				
Joe Orsulak, L (8, 7) OBP: 0.438, SLG: 0.538	1-1 HR				1-2 F9		1-2 G5-3		4-0 BB	0	0	0	0	0	0	0				
Mark Gudzielanek, R (1, 6) OBP: 0.277, SLG: 0.326	2-2 G4-3				2-2 F9		1-2 G5-3			3	0	1	0	1	0	0				
Darrin Fletcher, L (1, 2) OBP: 0.286, SLG: 0.269	0-0 G4-3				0-1 F7		1-0 G6-3		0-1 F7	4	0	0	0	0	0	2				
Shane Andrews, R (1, 5) OBP: 0.279, SLG: 0.538	2-3 K				1-2 G5-3		1-0 1B 2B		1-2 G5-3	4	1	1	0	0	1	1				
Pedro Martinez, R (1, 1)					2-2 G1-3		0-0 G6-3		2-3 K	2	0	0	0	0	0	0				
Doug Strange, S (7, PH) OBP: 0.600, SLG: 0.600										1	1	1	1	0	0	0				
Dave Veres, R (7, 1)										0	0	0	0	0	0	0				
Ugueth Urbina, R (8, 1)										1	0	0	0	1	0	0				
<b>Inning Stats</b>	R: 4 E: 0 K: 2 S: 17	H: 4 LOB: 1 BB: 0 P: 26	R: 0 E: 0 K: 1 S: 10	H: 0 LOB: 1 BB: 1 P: 20	R: 0 E: 0 K: 0 S: 5	H: 1 LOB: 0 BB: 0 P: 6	R: 0 E: 0 K: 0 S: 6	H: 0 LOB: 0 BB: 0 P: 7	R: 0 E: 0 K: 0 S: 7	H: 0 LOB: 0 BB: 0 P: 10	R: 3 E: 0 K: 0 S: 14	H: 3 LOB: 0 BB: 0 P: 20	R: 0 E: 0 K: 1 S: 6	H: 0 LOB: 1 BB: 0 P: 12	R: 0 E: 0 K: 1 S: 10	H: 1 LOB: 1 BB: 0 P: 18	1B: 4 2B: 3 3B: 1 HR: 1	SF: 1 SAC: 1 DP: 1 HBP: 0	WP: 1 PB: 0 SB: 1 CS: 0	PA: 38
<b>PITCHER</b>	IP WLS BF H R ER SO BB IBB HBP BLK WP HR S P ERA WHIP																			
Chris Holt, R (1, 1) ERA: 5.03	6.1 L 27 7 6 6 3 1 0 0 0 0 1 59 91 8.53 1.263																			
Jose Lima, R (7, 1) ERA: 10.13	1.2 7 1 1 1 1 1 0 0 0 0 0 14 21 5.40 1.200																			
Russ Springer, R (9, 1) ERA: 2.57	1.0 4 1 0 0 1 0 0 0 0 1 0 10 18 0.00 1.000																			

**Montreal Expos @ Houston Astros**  
 Astrodome, Houston, TX  
 Tue Apr 15 1997, 8:05 PM EDT  
 Att: 18,602 - Dome - 72 F

AB	34
R	7
H	9
RBI	7
BB	2
SO	5
LOB	9



Batter	1	2	3	4	5	6	7	8	9	AB	R	H	RBI	BB	SO	LOB	BOTTOM					
Craig Biggio, R (1, 4) OBP: 0.355, SLG: 0.436	0-2 G5-3		1-2 F9			0-2 F7		1-2 1B 5 HR 1B		4	1	1	0	0	0	1						
Bobby Abreu, L (1, 9) OBP: 0.409, SLG: 0.405	4-2 5 G5-3 BB		0-3 K			2-1 5 1B		3-2 5 1B		3	1	2	0	1	1	1						
5 Jeff Bagwell, R (1, 3) OBP: 0.424, SLG: 0.588	1-1 G5-3				4-2 CS BB	1-3 K		3-0 1B HR		3	1	1	3	1	1	2						
Derek Bell, R (1, 8) OBP: 0.276, SLG: 0.250	0-0 F9				3-3 K	1-2 F9		0-0 P4		4	0	0	0	0	1	3						
Luis Gonzalez, L (1, 7) OBP: 0.333, SLG: 0.367			0-0 G4-3		2-0 G5-3		2-1 G4-3 3B		2-0 P5	4	1	1	0	0	0	0						
Tony Eusebio, R (1, 2) OBP: 0.308, SLG: 0.217		1-2 L8			1-2 G5-3		0-1 G4-3		0-0 P3	4	0	0	1	0	0	0						
Russ Johnson, R (1, 5) OBP: 0.360, SLG: 0.478		2-2 G6-3			3-2 HR		3-2 L7		4-2 G6-4-3 BB	3	1	1	1	1	0	0						
Pat Listach, S (1, 6) OBP: 0.260, SLG: 0.227			2-2 1B		1-1 P6		2-1 G4-3		0-1 G6-4-3	3	0	1	0	0	0	0						
Thomas Howard, S (9, PH) ERA: 5.4									1-2	1	0	0	0	0	0	1						
Chris Holt, R (1, 1)			1-3 K		0-3 K				0-1 F9	2	0	0	0	0	2	1						
Jose Lima, R (7, 1)										0	0	0	0	0	0	0						
Bill Spiers, L (8, PH) OBP: 0.387, SLG: 0.440										1	0	0	0	0	0	0						
Russ Springer, R (9, 1)										0	0	0	0	0	0	0						
<b>Inning Stats</b>	R: 0 E: 0 K: 0 S: 8	H: 0 LOB: 1 BB: 1 P: 13	R: 0 E: 0 K: 0 S: 9	H: 0 LOB: 0 BB: 0 P: 12	R: 0 E: 0 K: 2 S: 13	H: 1 LOB: 0 BB: 0 P: 17	R: 0 E: 0 K: 1 S: 8	H: 0 LOB: 0 BB: 1 P: 17	R: 1 E: 0 K: 1 S: 14	H: 1 LOB: 0 BB: 0 P: 19	R: 0 E: 0 K: 1 S: 11	H: 1 LOB: 1 BB: 0 P: 16	R: 1 E: 0 K: 0 S: 9	H: 1 LOB: 0 BB: 0 P: 16	R: 3 E: 0 K: 0 S: 11	H: 3 LOB: 0 BB: 0 P: 20	R: 0 E: 0 K: 0 S: 5	H: 0 LOB: 0 BB: 1 P: 9	1B: 4 2B: 1 3B: 1 HR: 2	SF: 0 SAC: 0 DP: 2 HBP: 0	WP: 0 PB: 0 SB: 2 CS: 1	PA: 35
<b>PITCHER</b>	IP WLS BF H R ER SO BB IBB HBP BLK WP HR S P ERA WHIP																					
Pedro Martinez, R (1, 1) ERA: 1.5	6.0 W 22 3 1 1 5 2 0 0 0 0 0 63 94 1.50 0.833																					
Dave Veres, R (7, 1) ERA: 5.4	1.1 7 3 3 3 0 0 0 0 0 0 0 17 28 20.25 2.250																					
Ugueth Urbina, R (8, 1) ERA: 3.18	1.2 6 1 1 1 0 1 0 0 0 0 0 1 8 17 5.40 1.200																					

**Montreal Expos @ Houston Astros**  
 Astrodome, Houston, TX  
 Tue Apr 15 1997, 8:05 PM EDT  
 Att: 18,602 - Dome - 72 F

AB	32
R	5
H	7
RBI	5
BB	3
SO	5
LOB	9





Batter	1	2	3	4	5	6	7	8	9	AB	R	H	RBI	BB	SO	LOB	TOP					
F.P. Santangelo, S (1,9) OBP: 0.450, SLG: 0.438 Joe Orsulak, L (5,9) OBP: 0.412, SLG: 0.500	K		HBP		G6-3			K		2	0	0	0	0	1	0						
Mike Lansing, R (1,4) OBP: 0.231, SLG: 0.271	P3		K			F9		2B		4	0	1	0	0	1	1						
Rondell White, R (1,8) OBP: 0.346, SLG: 0.531	E8				K		L8			4	0	0	0	0	2	1						
David Segui, S (1,3) OBP: 0.423, SLG: 0.622	K				G1-3		G4-3			4	0	0	0	0	2	2						
Henry Rodriguez, L (1,7) OBP: 0.327, SLG: 0.653		F8			G1-3			K		4	0	0	0	0	2	1						
Mark Czudzielanek, R (1,6) OBP: 0.280, SLG: 0.347 Everett Stull, R (7,1) Omar Daal, L (7,1) OBP: 0.500, SLG: 0.500	P3					G4-3		G6-3		3	1	1	0	0	0	0						
Darrin Fletcher, L (1,2) OBP: 0.258, SLG: 0.241	G4-3					G4-3		F8		3	0	0	0	0	0	1						
Shane Andrews, R (1,5) OBP: 0.261, SLG: 0.500			L8			G4-3		K		3	0	0	1	0	1	0						
Marc Valdes, R (1,1) OBP: 0.333, SLG: 0.333 Anthony Telford, R (3,1) Dustin Hermanson, R (4,1) Andy Stankiewicz, R (7,6) OBP: 0.429, SLG: 0.333	G3							1-4-3		1	0	0	0	0	0	0						
<b>Inning Stats</b>	R: 0 E: 1 K: 2 S: 12	H: 0 LOB: 1 BB: 0 P: 18	R: 0 E: 0 K: 0 S: 5	H: 0 LOB: 0 BB: 0 P: 6	R: 0 E: 0 K: 1 S: 9	H: 0 LOB: 1 BB: 0 P: 15	R: 0 E: 0 K: 1 S: 7	H: 0 LOB: 0 BB: 0 P: 8	R: 2 E: 0 K: 0 S: 11	H: 2 LOB: 0 BB: 0 P: 18	R: 0 E: 0 K: 0 S: 7	H: 0 LOB: 0 BB: 0 P: 10	R: 0 E: 0 K: 1 S: 5	H: 0 LOB: 0 BB: 0 P: 6	R: 0 E: 0 K: 2 S: 8	H: 0 LOB: 0 BB: 0 P: 10	R: 0 E: 0 K: 3 S: 13	H: 1 LOB: 1 BB: 0 P: 17	1B: 0 2B: 2 3B: 0 HR: 1	SF: 0 SAC: 0 DP: 0 HBP: 1	WP: 0 PB: 0 SB: 0 CS: 0	PA: 32
<b>PITCHER</b> Shane Reynolds, R (1,1) ERA: 2.59	IP: 9.0 WLS: W BF: 32 H: 3 R: 2 ER: 2 SO: 10 BB: 0 IBB: 0 HBP: 1 BLK: 0 WP: 0 HR: 1 S: 77 P: 108 ERA: 2.00 WHIP: 0.333															<b>PITCHER</b>						

**Montreal Expos @ Houston Astros**  
Astrodome, Houston, TX  
Wed Apr 16 1997, 8:05 PM EDT  
Att. 14,046 - Dome - 72 F

AB	31
R	2
H	3
RBI	2
BB	0
SO	10
LOB	6



Batter	1	2	3	4	5	6	7	8	9	AB	R	H	RBI	BB	SO	LOB	BOTTOM			
Craig Biggio, R (1,4) OBP: 0.358, SLG: 0.441	P4	G5-3	2B		F7					4	1	1	1	1	0	2				
Bobby Abreu, L (1,9) OBP: 0.408, SLG: 0.375	K		F7			K				3	0	0	1	2	2	0				
5 Jeff Bagwell, R (1,3) OBP: 0.438, SLG: 0.593	1B		L7			2B				3	1	1	2	2	1	2				
Derek Bell, R (1,8) OBP: 0.317, SLG: 0.316	1B					1B				5	1	4	1	0	1	2				
Luis Gonzalez, L (1,7) OBP: 0.339, SLG: 0.346	G1-3									3	1	0	0	2	2	5				
Russ Johnson, R (1,5) OBP: 0.367, SLG: 0.464										5	1	2	1	0	1	3				
Bill Spiers, L (1,6) ERA: 11.0 Tim Bogar, R (6,PH) OBP: 0.231, SLG: 0.091										2	2	1	2	2	0	1				
Brad Ausmus, R (1,2) OBP: 0.343, SLG: 0.233										3	2	0	0	2	0	2				
Shane Reynolds, R (1,1) OBP: 0.200, SLG: 0.400										4	1	1	2	0	2	4				
<b>Inning Stats</b>	R: 0 E: 0 K: 1 S: 8	H: 1 LOB: 2 BB: 1 P: 15	R: 0 E: 0 K: 0 S: 11	H: 1 LOB: 2 BB: 1 P: 24	R: 0 E: 0 K: 1 S: 22	H: 5 LOB: 3 BB: 3 P: 48	R: 0 E: 0 K: 0 S: 8	H: 1 LOB: 1 BB: 1 P: 16	R: 0 E: 0 K: 1 S: 6	H: 0 LOB: 0 BB: 0 P: 7	R: 1 E: 0 K: 3 S: 13	H: 1 LOB: 1 BB: 1 P: 23	R: 3 E: 0 K: 3 S: 16	H: 1 LOB: 2 BB: 4 P: 38	R: 0 E: 0 K: 0 S: 3	H: 0 LOB: 0 BB: 0 P: 3	1B: 5 2B: 5 3B: 0 HR: 0	SF: 0 SAC: 0 DP: 1 HBP: 0	WP: 0 PB: 0 SB: 0 CS: 0	PA: 44
<b>PITCHER</b> Marc Valdes, R (1,1) ERA: 11.0 Anthony Telford, R (3,1) ERA: 7.27 Dustin Hermanson, R (4,1) ERA: 3.15 Everett Stull, R (7,1) ERA: 23.14 Omar Daal, L (7,1) ERA: 4.35	IP: 2.2 WLS: L BF: 18 H: 6 R: 6 ER: 6 SO: 6 BB: 3 IBB: 0 HBP: 0 BLK: 0 WP: 0 HR: 0 S: 10 P: 17 ERA: 0.00 WHIP: 6.000															<b>PITCHER</b>				

**Montreal Expos @ Houston Astros**  
Astrodome, Houston, TX  
Wed Apr 16 1997, 8:05 PM EDT  
Att. 14,046 - Dome - 72 F

AB	33
R	10
H	10
RBI	10
BB	11
SO	9
LOB	21





Batter	1	2	3	4	5	6	7	8	9	AB	R	H	RBI	BB	SO	LOB	TOP						
Mark Grudzielanek, R OBP: 0.315, SLG: 0.396 (1, 6)	F9 WP 3B 1B		G6-3 2B			G4-6-3 1B		WP 2B		4	1	3	0	0	0	0	<b>Montreal Expos @ Philadelphia Phillies</b> Veterans Stadium, Philadelphia, PA Fri Apr 18 1997, 7:05 PM EDT Att: 11,883 - Unknown - 46 F						
Doug Strange, S OBP: 0.444, SLG: 0.375 (1, 5)	K		K			G4-6-3 1-2		WP BB		3	0	0	0	1	2	2							
Rondell White, R Everett Stull, R (1, 8) (8, 1)	F9 1-3			G6-3 1-0			G5-3 0-2	G5-3 0-2		4	0	0	0	0	0	3							
David Segui, S OBP: 0.411, SLG: 0.633 (1, 3)	K 3B			G4-3 0-0			G4-3 2-0		G4-3 1-2	4	0	1	1	0	0	0							
Henry Rodriguez, L OBP: 0.302, SLG: 0.604 (1, 7)	P6 3-H			F8 0-0			K 1-3		K 0-3	4	0	0	0	0	2	1							
Joe Orsulak, L Anthony Telford, R F.P. Santangelo, S OBP: 0.388, SLG: 0.438 OBP: 0.500, SLG: 0.750 OBP: 0.452, SLG: 0.424 (1, 9) (5, 1) (8, PH) (8, 8)		F8 3-2			G3 1-1			G1-3 0-0		2	0	0	0	0	0	0							
Andy Stankiewicz, R OBP: 0.364, SLG: 0.490 (1, 4)		P5 2-0			F9 0-1			HR 2B	K 1-3	4	1	1	0	0	1	1							
Chris Widger, R OBP: 0.238, SLG: 0.571 (1, 2)		P6 1-0			G5-3 1-1			F8 1-1		3	0	0	0	0	0	1							
Jim Bullinger, R Sherman Obando, R OBP: 0.250, SLG: 0.250 OBP: 0.333, SLG: 0.800 (1, 1) (5, 9)			P8 2-1					F9 0-1	HR 2-H	1	0	0	0	0	0	0							
										2	1	1	2	0	0	0							
<b>Inning Stats</b>	R: 1 E: 0 K: 1 S: 12	H: 2 LOB: 1 BB: 0 P: 22	R: 0 E: 0 K: 0 S: 5	H: 0 LOB: 0 BB: 0 P: 11	R: 0 E: 0 K: 1 S: 7	H: 0 LOB: 0 BB: 0 P: 13	R: 0 E: 0 K: 0 S: 3	H: 0 LOB: 0 BB: 0 P: 4	R: 0 E: 0 K: 0 S: 6	H: 1 LOB: 0 BB: 0 P: 8	R: 0 E: 0 K: 1 S: 8	H: 0 LOB: 0 BB: 0 P: 11	R: 2 E: 0 K: 0 S: 13	H: 3 LOB: 2 BB: 1 P: 20	R: 0 E: 0 K: 2 S: 15	H: 0 LOB: 1 BB: 1 P: 21	1B: 2 2B: 2 3B: 1 HR: 1	SF: 0 SAC: 0 DP: 1 HBP: 0	WP: 2 PB: 0 CS: 0	PA: 34			
<b>PITCHER</b>	IP WLS BF H R ER SO BB IBB HBP BLK WP HR S P ERA WHIP	IP WLS BF H R ER SO BB IBB HBP BLK WP HR S P ERA WHIP	IP WLS BF H R ER SO BB IBB HBP BLK WP HR S P ERA WHIP	IP WLS BF H R ER SO BB IBB HBP BLK WP HR S P ERA WHIP	IP WLS BF H R ER SO BB IBB HBP BLK WP HR S P ERA WHIP	IP WLS BF H R ER SO BB IBB HBP BLK WP HR S P ERA WHIP	IP WLS BF H R ER SO BB IBB HBP BLK WP HR S P ERA WHIP	IP WLS BF H R ER SO BB IBB HBP BLK WP HR S P ERA WHIP	IP WLS BF H R ER SO BB IBB HBP BLK WP HR S P ERA WHIP	IP WLS BF H R ER SO BB IBB HBP BLK WP HR S P ERA WHIP	IP WLS BF H R ER SO BB IBB HBP BLK WP HR S P ERA WHIP	IP WLS BF H R ER SO BB IBB HBP BLK WP HR S P ERA WHIP	IP WLS BF H R ER SO BB IBB HBP BLK WP HR S P ERA WHIP	IP WLS BF H R ER SO BB IBB HBP BLK WP HR S P ERA WHIP	IP WLS BF H R ER SO BB IBB HBP BLK WP HR S P ERA WHIP	IP WLS BF H R ER SO BB IBB HBP BLK WP HR S P ERA WHIP	IP WLS BF H R ER SO BB IBB HBP BLK WP HR S P ERA WHIP	IP WLS BF H R ER SO BB IBB HBP BLK WP HR S P ERA WHIP	IP WLS BF H R ER SO BB IBB HBP BLK WP HR S P ERA WHIP	IP WLS BF H R ER SO BB IBB HBP BLK WP HR S P ERA WHIP	IP WLS BF H R ER SO BB IBB HBP BLK WP HR S P ERA WHIP		
Calvin Maduro, R ERA: 6.89 (1, 1)	7.2 W 28 6 3 3 3 0 0 0 0 1 1 54 88 3.52 0.783	0.1 (8, 1)	2 0 0 0 0 1 0 0 0 0 1 0 5 9 0.00 3.000	1.0 (9, 1)	4 0 0 0 0 2 1 0 0 0 0 0 15 21 0.00 1.000																		

AB	32
R	3
H	6
RBI	3
BB	2
SO	5
LOB	8



Batter	1	2	3	4	5	6	7	8	9	AB	R	H	RBI	BB	SO	LOB	BOTTOM					
Gregg Jefferies, S OBP: 0.295, SLG: 0.296 (1, 7)	G3-1 1-2		WP 2B 2B			L8 1B 2B		G4-3 0-2		5	2	2	0	0	0	0	<b>Montreal Expos @ Philadelphia Phillies</b> Veterans Stadium, Philadelphia, PA Fri Apr 18 1997, 7:05 PM EDT Att: 11,883 - Unknown - 46 F					
Mickey Morandini, L OBP: 0.250, SLG: 0.196 (1, 4)	G6-3 1B		K 2B 2-3			L7 1B 2B		E4 2B S		5	2	1	0	0	1	2						
Rico Brogna, L OBP: 0.362, SLG: 0.513 (1, 3)	G6-3 1-2		K 1B E BB 1-H 3-H			F8 1B E BB		F8 1-H 2B		4	1	2	3	1	0	1						
Darren Daulton, L Rob Butler, L OBP: 0.370, SLG: 0.500 OBP: 0.500, SLG: 0.500 (1, 9) (7, PR) (8, 9)		BB 4-1	K 3-3			E8 1B E WP 2-H		K 3-3		3	1	2	1	1	1	1						
Mark Parent, R OBP: 0.133, SLG: 0.143 (1, 2)	K 2-3			L8 2B		P5 2-3		FC6-4 BB		3	0	1	0	1	1	2						
Scott Rolen, R OBP: 0.321, SLG: 0.255 (1, 5)	F9 0-0			BB 4-0		E6 1B 1B		FC6-4 1-2		3	1	1	2	1	0	2						
Wendell Magee, R OBP: 0.227, SLG: 0.250 (1, 8)	K 2-3			L8 0-0		L8 2-H		F8 1-2		4	0	1	1	0	1	5						
Kevin Stocker, S OBP: 0.291, SLG: 0.314 (1, 6)			G1-3 1-2			L8 2-3		L8 0-0		3	0	0	0	1	0	4						
Calvin Maduro, R Reggie Harris, R Derrick May, L Ricky Bottalico, L (1, 1) (8, 1) (8, PH) (9, 1)			K 1-3		G6-3 2-2	K 1-3		P6 3-2		3	0	0	0	0	2	4						
										0	0	0	0	0	0	0						
										1	0	0	0	0	0	0						
										0	0	0	0	0	0	0						
<b>Inning Stats</b>	R: 0 E: 0 K: 0 S: 5	H: 1 LOB: 0 BB: 0 P: 8	R: 0 E: 0 K: 2 S: 9	H: 0 LOB: 1 BB: 1 P: 17	R: 2 E: 0 K: 3 S: 16	H: 2 LOB: 1 BB: 0 P: 26	R: 0 E: 0 K: 0 S: 7	H: 1 LOB: 2 BB: 1 P: 14	R: 4 E: 2 K: 1 S: 19	H: 4 LOB: 2 BB: 2 P: 29	R: 0 E: 0 K: 0 S: 6	H: 0 LOB: 0 BB: 0 P: 10	R: 1 E: 0 K: 0 S: 11	H: 1 LOB: 2 BB: 1 P: 18	R: 1 E: 1 K: 1 S: 15	H: 1 LOB: 1 BB: 0 P: 27	1B: 4 2B: 5 3B: 1 HR: 0	SF: 0 SAC: 0 DP: 1 HBP: 0	WP: 3 PB: 0 CS: 0	PA: 40		
<b>PITCHER</b>	IP WLS BF H R ER SO BB IBB HBP BLK WP HR S P ERA WHIP	IP WLS BF H R ER SO BB IBB HBP BLK WP HR S P ERA WHIP	IP WLS BF H R ER SO BB IBB HBP BLK WP HR S P ERA WHIP	IP WLS BF H R ER SO BB IBB HBP BLK WP HR S P ERA WHIP	IP WLS BF H R ER SO BB IBB HBP BLK WP HR S P ERA WHIP	IP WLS BF H R ER SO BB IBB HBP BLK WP HR S P ERA WHIP	IP WLS BF H R ER SO BB IBB HBP BLK WP HR S P ERA WHIP	IP WLS BF H R ER SO BB IBB HBP BLK WP HR S P ERA WHIP	IP WLS BF H R ER SO BB IBB HBP BLK WP HR S P ERA WHIP	IP WLS BF H R ER SO BB IBB HBP BLK WP HR S P ERA WHIP	IP WLS BF H R ER SO BB IBB HBP BLK WP HR S P ERA WHIP	IP WLS BF H R ER SO BB IBB HBP BLK WP HR S P ERA WHIP	IP WLS BF H R ER SO BB IBB HBP BLK WP HR S P ERA WHIP	IP WLS BF H R ER SO BB IBB HBP BLK WP HR S P ERA WHIP	IP WLS BF H R ER SO BB IBB HBP BLK WP HR S P ERA WHIP	IP WLS BF H R ER SO BB IBB HBP BLK WP HR S P ERA WHIP	IP WLS BF H R ER SO BB IBB HBP BLK WP HR S P ERA WHIP	IP WLS BF H R ER SO BB IBB HBP BLK WP HR S P ERA WHIP	IP WLS BF H R ER SO BB IBB HBP BLK WP HR S P ERA WHIP	IP WLS BF H R ER SO BB IBB HBP BLK WP HR S P ERA WHIP	IP WLS BF H R ER SO BB IBB HBP BLK WP HR S P ERA WHIP	
Jim Bullinger, R ERA: 10.06 (1, 1)	4.1 L 22 6 5 5 5 3 0 0 0 0 2 0 27 43 3.38 2.077	2.2 (5, 1)	13 3 2 1 1 1 1 0 0 0 0 0 0 15 27 0.00 1.000	1.0 (8, 1)	5 1 1 0 1 0 0 0 0 0 0 0 15 27 0.00 1.000																	









Batter	1	2	3	4	5	6	7	8	9	AB	R	H	RBI	BB	SO	LOB	TOP					
Mark Grudzielanek, R (1,6) OBP: 0.297, SLG: 0.381	L4						L8		F8	5	0	1	2	0	0	1	<b>Montreal Expos @ Philadelphia Phillies</b> Veterans Stadium, Philadelphia, PA Sun Apr 20 1997, 3:33 AM EDT Overcast - 48 F					
F.P. Santangelo, S (1,9) OBP: 0.471, SLG: 0.395	1B BLK BB	F7			G5-4-3 BB		L9		1-2 BB	2	0	0	0	3	0	1						
Rondell White, R (1,8) OBP: 0.318, SLG: 0.468	G3-6-3 1B			G4-3			G5-3		F9	5	0	1	0	0	0	3						
David Segui, S (1,3) OBP: 0.415, SLG: 0.607	G3-6-3 1-2			G4-3						4	1	2	0	0	0	2						
Henry Rodriguez, L (1,7) OBP: 0.323, SLG: 0.639		G4-3								4	1	1	0	0	1	1						
Joe Orsulak, L (8,7) OBP: 0.381, SLG: 0.412			K						P6	0	0	0	0	0	0	0						
Doug Strange, S (1,5) OBP: 0.425, SLG: 0.462		2B 1B							F8	4	1	2	1	0	1	1						
Andy Stankiewicz, R (1,4) OBP: 0.333, SLG: 0.438		2B 2B							P4	3	1	2	1	0	0	1						
Chris Widger, R (1,2) OBP: 0.240, SLG: 0.560		2B 2B							P4	4	1	1	1	0	0	2						
Jeff Juden, R (1,1) Sherman Obando, R (6,PH) Dave Veres, R (6,1) OBP: 1.000, SLG: 1.000		K							1B	2	0	0	0	0	1	3						
<b>Inning Stats</b>	R: 0 E: 0 K: 0 S: 7	H: 1 LOB: 1 BB: 1 P: 18	R: 3 E: 0 K: 1 S: 17	H: 4 LOB: 1 BB: 0 P: 22	R: 0 E: 0 K: 1 S: 10	H: 0 LOB: 0 BB: 0 P: 13	R: 0 E: 0 K: 1 S: 9	H: 1 LOB: 1 BB: 0 P: 18	R: 0 E: 0 K: 0 S: 9	H: 0 LOB: 0 BB: 1 P: 15	R: 2 E: 0 K: 0 S: 11	H: 3 LOB: 1 BB: 0 P: 17	R: 0 E: 0 K: 0 S: 10	H: 0 LOB: 0 BB: 0 P: 14	R: 0 E: 0 K: 0 S: 11	H: 1 LOB: 1 BB: 0 P: 17	R: 0 E: 0 K: 0 S: 10	H: 1 LOB: 2 BB: 1 P: 15	1B: 6 2B: 5 3B: 0 HR: 0	SF: 1 SAC: 0 DP: 2 HBP: 0	WP: 0 PB: 0 SB: 0 CS: 0	PA: 39
<b>PITCHER</b>	IP WLS BF H R ER SO BB IBB HBP BLK WP HR S P ERA WHIP																					
Bobby Munoz, R (1,1) ERA: 7.97	6.0 L 27 9 5 5 3 2 0 0 0 1 0 0 63 103 7.50 1.833																					
Ron Blazier, R (7,1) ERA: 3.66	3.0 S 12 2 0 0 0 1 0 0 0 0 0 0 31 46 0.00 1.000																					

AB	35
R	5
H	11
RBI	5
BB	3
SO	3
LOB	16



Batter	1	2	3	4	5	6	7	8	9	AB	R	H	RBI	BB	SO	LOB	BOTTOM			
Rob Butler, L (1,7) OBP: 0.400, SLG: 0.333	G6-3		G6-3					L7		3	0	0	0	1	0	1	<b>Montreal Expos @ Philadelphia Phillies</b> Veterans Stadium, Philadelphia, PA Sun Apr 20 1997, 3:33 AM EDT Overcast - 48 F			
Mickey Morandini, L (1,4) OBP: 0.291, SLG: 0.190	F7			G4-3 SF7 BB	FC4-6 BB			G3		3	1	0	0	1	0	2				
Rico Brogna, L (1,3) OBP: 0.327, SLG: 0.435	F8			G4-3	L8			K		4	0	0	0	0	1	3				
Darren Daulton, L (1,9) OBP: 0.400, SLG: 0.517		P5		SF7					G4-3	2	0	0	1	1	0	0				
Mike Lieberthal, R (1,2) OBP: 0.250, SLG: 0.522		P3		BB BB	G5-4-3			F9		3	0	0	0	1	0	1				
Scott Rolen, R (1,5) OBP: 0.348, SLG: 0.286				BB BB						2	0	1	0	1	0	0				
Ron Blazier, R (7,1)				BB BB						0	0	0	0	0	0	0				
Derrick May, L (9,PH) OBP: 0.297, SLG: 0.433		1B		FC6-4 BB	L6			DI 1B		1	0	1	0	0	0	0				
Wendell Magee, R (1,8) OBP: 0.216, SLG: 0.239		L8		FC6-4					L7	3	0	0	0	0	1	3				
Ruben Amaro Jr., S (9,PH) OBP: 0.222, SLG: 0.125										1	0	0	0	0	0	1				
Kevin Stocker, S (1,6) OBP: 0.290, SLG: 0.316			P8							2	0	0	0	1	0	0				
Bobby Munoz, R (1,1) OBP: 0.333, SLG: 0.500										2	0	1	0	0	0	1				
23 Kevin Jordan, R (7,5)					B2					1	0	0	0	0	1	0				
<b>Inning Stats</b>	R: 0 E: 0 K: 0 S: 7	H: 0 LOB: 0 BB: 0 P: 12	R: 0 E: 0 K: 0 S: 6	H: 1 LOB: 1 BB: 0 P: 9	R: 0 E: 0 K: 0 S: 6	H: 1 LOB: 0 BB: 0 P: 9	R: 1 E: 0 K: 0 S: 7	H: 0 LOB: 2 BB: 3 P: 25	R: 0 E: 0 K: 0 S: 6	H: 0 LOB: 2 BB: 2 P: 16	R: 0 E: 0 K: 2 S: 4	H: 0 LOB: 0 BB: 1 P: 11	R: 0 E: 0 K: 1 S: 9	H: 0 LOB: 0 BB: 0 P: 11	R: 0 E: 0 K: 0 S: 14	H: 1 LOB: 1 BB: 0 P: 24	1B: 3 2B: 0 3B: 0 HR: 0	SF: 1 SAC: 0 DP: 2 HBP: 0	WP: 0 PB: 0 SB: 1 CS: 0	PA: 34
<b>PITCHER</b>	IP WLS BF H R ER SO BB IBB HBP BLK WP HR S P ERA WHIP																			
Jeff Juden, R (1,1) ERA: 3.44	5.0 W 21 2 1 1 0 5 0 0 0 0 0 0 32 71 1.80 1.400																			
Dave Veres, R (6,1) ERA: 4.15	4.0 S 13 1 0 0 3 1 0 0 0 0 0 0 36 62 0.00 0.500																			

AB	27
R	1
H	3
RBI	1
BB	6
SO	3
LOB	12





Batter	1	2	3	4	5	6	7	8	9	AB	R	H	RBI	BB	SO	LOB	TOP				
Mark Grudzielanek, R OBP: 0.294, SLG: 0.388	F9		L4					G6-3		4	0	1	1	0	0	0	<b>Montreal Expos @ Philadelphia Phillies</b> Veterans Stadium, Philadelphia, PA Sun Apr 20 1997, 3:38 AM EDT Att: 20,262 - Sunny - 56 F				
F.P. Santangelo, S OBP: 0.491, SLG: 0.488	SF7			L8				FC5-4		3	2	2	0	0	1	1					
Rondell White, R OBP: 0.314, SLG: 0.462	SF7			L8				FC5-4		3	0	1	1	0	0	1					
David Segui, S OBP: 0.306, SLG: 0.583	G4-3			K				FC5-4		4	0	1	0	0	1	3					
Darrin Fletcher, L OBP: 0.256, SLG: 0.297		L7						K		4	0	1	1	0	2	3					
Henry Rodriguez, L OBP: 0.303, SLG: 0.600			L8							4	0	0	0	0	1	2					
Joe Orsulak, L OBP: 0.381, SLG: 0.412				G4-3						0	0	0	0	0	0	0					
Doug Strange, S OBP: 0.389, SLG: 0.375						P4				3	0	0	0	1	0	0					
Andy Stankiewicz, R OBP: 0.318, SLG: 0.368			G6-3					F8		3	1	0	0	1	0	1					
Pedro Martinez, R Ugueth Urbina, R			G6-3		SH1-4			K		2	0	0	0	0	1	0					
<b>Inning Stats</b>	R: 1 E: 0 K: 0 S: 10	H: 1 LOB: 0 BB: 0 P: 16	R: 0 E: 0 K: 0 S: 5	H: 0 LOB: 0 BB: 0 P: 8	R: 0 E: 0 K: 0 S: 5	H: 0 LOB: 0 BB: 0 P: 7	R: 1 E: 0 K: 1 S: 10	H: 2 LOB: 1 BB: 0 P: 18	R: 1 E: 0 K: 2 S: 14	H: 1 LOB: 1 BB: 0 P: 25	R: 0 E: 0 K: 1 S: 12	H: 1 LOB: 0 BB: 0 P: 22	R: 0 E: 0 K: 1 S: 14	H: 1 LOB: 2 BB: 1 P: 20	R: 0 E: 0 K: 0 S: 11	H: 0 LOB: 1 BB: 1 P: 18	1B: 2 2B: 2 3B: 2 HR: 0	SF: 1 SAC: 1 DP: 0 HBP: 1	WP: 0 PB: 0 SB: 1 CS: 0	PA: 36	
<b>PITCHER</b>	IP	WLS	BF	H	R	ER	SO	BB	IBB	HBP	BLK	WP	HR	S	P	ERA	WHIP				
Mark Portugal, R ERA: 5.79	4.2	L	19	4	3	3	1	1	0	0	0	0	0	40	69	5.79	1.071				
Scott Ruffcorn, R ERA: 3.0	0.1		1	0	0	0	1	0	0	0	0	0	0	4	5	0.00	0.000				
Mike Mims, L ERA: 2.84	3.0		12	2	0	0	4	0	0	1	0	0	0	34	54	0.00	0.667				
Jerry Spradlin, R ERA: 2.25	1.0		4	0	0	0	0	1	0	0	0	0	0	11	18	0.00	1.000				

Batter	1	2	3	4	5	6	7	8	9	AB	R	H	RBI	BB	SO	LOB	BOTTOM					
Rob Butler, L OBP: 0.357, SLG: 0.308	L9		G4-3							4	0	1	0	0	1	2	<b>Montreal Expos @ Philadelphia Phillies</b> Veterans Stadium, Philadelphia, PA Sun Apr 20 1997, 3:38 AM EDT Att: 20,262 - Sunny - 56 F					
Mickey Morandini, L OBP: 0.288, SLG: 0.212				G4-3						3	0	2	0	1	0	0						
Rico Brogna, L OBP: 0.305, SLG: 0.400										4	0	0	0	0	2	4						
Derrick May, L OBP: 0.265, SLG: 0.412										4	0	1	0	0	1	2						
Mark Parent, R OBP: 0.105, SLG: 0.111										4	0	0	0	0	4	2						
Scott Rolen, R OBP: 0.328, SLG: 0.267										4	0	0	0	0	1	0						
Ruben Amaro Jr., S OBP: 0.250, SLG: 0.100										2	0	0	0	1	0	0						
Kevin Seick, R OBP: 0.167, SLG: 0.167										3	0	1	0	0	0	0						
Mark Portugal, R Scott Ruffcorn, R 23 Kevin Jordan, R Mike Mims, L Kevin Stocker, S Jerry Spradlin, S										1	0	0	0	0	1	0						
<b>Inning Stats</b>	R: 0 E: 0 K: 2 S: 12	H: 0 LOB: 1 BB: 1 P: 19	R: 0 E: 0 K: 1 S: 11	H: 0 LOB: 0 BB: 0 P: 15	R: 0 E: 0 K: 1 S: 5	H: 0 LOB: 0 BB: 0 P: 7	R: 0 E: 0 K: 2 S: 11	H: 1 LOB: 1 BB: 0 P: 15	R: 0 E: 0 K: 1 S: 10	H: 1 LOB: 2 BB: 1 P: 16	R: 0 E: 0 K: 1 S: 10	H: 1 LOB: 1 BB: 0 P: 15	R: 0 E: 0 K: 0 S: 16	H: 0 LOB: 0 BB: 0 P: 20	R: 0 E: 0 K: 0 S: 6	H: 2 LOB: 1 BB: 0 P: 8		R: 0 E: 0 K: 2 S: 8	H: 0 LOB: 0 BB: 0 P: 11	1B: 5 2B: 1 3B: 0 HR: 0	SF: 0 SAC: 0 DP: 1 HBP: 0	WP: 0 PB: 0 SB: 0 CS: 0
<b>PITCHER</b>	IP	WLS	BF	H	R	ER	SO	BB	IBB	HBP	BLK	WP	HR	S	P	ERA	WHIP					
Pedro Martinez, R ERA: 0.68	7.1	W	29	5	0	0	8	2	0	0	0	0	0	80	113	0.00	0.955					
Ugueth Urbina, R ERA: 2.16	1.2	S	4	0	0	0	2	0	0	0	0	0	0	9	13	0.00	0.000					







Batter	1	2	3	4	5	6	7	8	9	AB	R	H	RBI	BB	SO	LOB	TOP				
Brian McRae, S (1, 8) OBP: 0.211, SLG: 0.254	4-2 FC3-6 BB		3-2 F8		2-1 G4-3		0-3 K		0-0 2B	4	0	1	0	1	1	0					
Doug Glanville, R (1, 7) Brooks Kieschnick, L (9, PH) José Hernández, R (9, PR) OBP: 0.357, SLG: 0.440 OBP: 0.333, SLG: 0.500	1 SAFE 0-1 L8			0-1 G6-3 23 1B WP	2-2 G1-3		0-1 E S 1B		4-1 BB	4	1	2	0	0	0	0	1				
Mark Grace, L (1, 3) OBP: 0.368, SLG: 0.545	1 SAFE 1 SAFE 1-2 FC3-6			3-0 F8 1-2	4-2 BB		1-1 G3 1-3		2-1 G1-3	4	0	0	0	1	0	5					
Sammy Sosa, R (1, 9) OBP: 0.233, SLG: 0.319	3-2 G6-3			2-1 G6-3 2-3	1-3 K			0-1 G6-3		4	0	0	0	0	1	3					
23 Ryne Sandberg, R (1, 4) OBP: 0.267, SLG: 0.225		1-0 G5-3		3-2 2B 1B		3-2 P4		2-1 F9		4	1	1	1	0	0	0					
Shawn Dunston, R (1, 6) OBP: 0.190, SLG: 0.262		0-0 F8		3-H 2-1 1-H 2B		0-2 P5		0-1 1B		4	1	2	1	0	0	0					
Kevin Orte, R (1, 5) OBP: 0.316, SLG: 0.373		1-1 F8		0-0 2B		2-0 2B		0-2 F8		4	0	2	1	0	0	1					
Scott Servais, R (1, 2) OBP: 0.269, SLG: 0.217			2-2 L4	4-0 IBB		2-1 F7			1-3 K	2	0	0	0	1	0	1					
Tyler Houston, L (9, PH) OBP: 0.227, SLG: 0.238										1	0	0	0	0	1	0					
Terry Mulholland, R (1, 1) OBP: 0.111, SLG: 0.111			0-3 K		0-3 K				2-1 F7	2	0	0	0	0	2	2					
Terry Adams, R (5, 1)										0	0	0	0	0	0	0					
Dave Hansen, L (7, PH) OBP: 0.474, SLG: 0.400										1	0	0	0	0	0	0					
Turk Wendell, L (7, 1)										0	0	0	0	0	0	0					
Dave Clark, L (9, PH) OBP: 0.200, SLG: 0.316										1	0	0	0	0	0	0					
<b>Inning Stats</b>	R: 0 E: 0 K: 0 S: 9	H: 0 LOB: 1 BB: 1 P: 17	R: 0 E: 0 K: 0 S: 4	H: 0 LOB: 0 BB: 0 P: 6	R: 0 E: 0 K: 1 S: 9	H: 0 LOB: 0 BB: 0 P: 14	R: 3 E: 0 K: 1 S: 16	H: 4 LOB: 2 BB: 1 P: 30	R: 0 E: 0 K: 1 S: 10	H: 1 LOB: 1 BB: 0 P: 19	R: 0 E: 0 K: 1 S: 10	H: 1 LOB: 1 BB: 0 P: 11	R: 0 E: 0 K: 0 S: 9	H: 1 LOB: 1 BB: 1 P: 18	R: 0 E: 0 K: 1 S: 9	H: 1 LOB: 2 BB: 1 P: 18	1B: 4 2B: 4 3B: 0 HR: 0	SF: 0 SAC: 0 DP: 0 HBP: 0	WP: 1 PB: 0 SB: 1 CS: 0	PA: 39	
<b>PITCHER</b>	IP WLS BF H R ER SO BB IBB HBP BLK WP HR S P ERA WHIP	IP WLS BF H R ER SO BB IBB HBP BLK WP HR S P ERA WHIP	IP WLS BF H R ER SO BB IBB HBP BLK WP HR S P ERA WHIP	IP WLS BF H R ER SO BB IBB HBP BLK WP HR S P ERA WHIP	IP WLS BF H R ER SO BB IBB HBP BLK WP HR S P ERA WHIP	IP WLS BF H R ER SO BB IBB HBP BLK WP HR S P ERA WHIP	IP WLS BF H R ER SO BB IBB HBP BLK WP HR S P ERA WHIP	IP WLS BF H R ER SO BB IBB HBP BLK WP HR S P ERA WHIP	IP WLS BF H R ER SO BB IBB HBP BLK WP HR S P ERA WHIP	IP WLS BF H R ER SO BB IBB HBP BLK WP HR S P ERA WHIP	IP WLS BF H R ER SO BB IBB HBP BLK WP HR S P ERA WHIP	IP WLS BF H R ER SO BB IBB HBP BLK WP HR S P ERA WHIP	IP WLS BF H R ER SO BB IBB HBP BLK WP HR S P ERA WHIP	IP WLS BF H R ER SO BB IBB HBP BLK WP HR S P ERA WHIP	IP WLS BF H R ER SO BB IBB HBP BLK WP HR S P ERA WHIP	IP WLS BF H R ER SO BB IBB HBP BLK WP HR S P ERA WHIP	IP WLS BF H R ER SO BB IBB HBP BLK WP HR S P ERA WHIP	IP WLS BF H R ER SO BB IBB HBP BLK WP HR S P ERA WHIP	IP WLS BF H R ER SO BB IBB HBP BLK WP HR S P ERA WHIP	IP WLS BF H R ER SO BB IBB HBP BLK WP HR S P ERA WHIP	IP WLS BF H R ER SO BB IBB HBP BLK WP HR S P ERA WHIP

Chicago Cubs @ Montreal Expos  
Olympic Stadium, Montreal, QB  
Wed Apr 23 1997, 7:05 PM EDT  
Att: 11,807 - Dome

AB	35
R	3
H	8
RBI	3
BB	4
SO	5
LOB	13



Batter	1	2	3	4	5	6	7	8	9	AB	R	H	RBI	BB	SO	LOB	BOTTOM				
Mark Grudzielanek, R (1, 6) OBP: 0.312, SLG: 0.421	1-0 G1-6-3 1B	1-2 G1-3		3-2 2B		0-1 G4-3 1B		0-1 L6		5	0	3	2	0	0	2					
Mike Lansing, R (1, 4) OBP: 0.246, SLG: 0.241	1 SAFE 2-0 L8		0-2 G4-3	4-0 2B		1-2 K		1-0 F9		4	0	0	0	1	1	3					
Rondell White, R (1, 8) OBP: 0.308, SLG: 0.438	1-1 G1-6-3 1-2		1-2 G5-3	1-2 K		1-0 G4-3 1-2 2-3				4	0	0	0	0	1	5					
David Segui, S (1, 3) OBP: 0.416, SLG: 0.591	4-0 BB		2-1 P3		1-0 G4-3 2B	4-0 IBB				2	1	1	0	2	0	0					
Sherman Obando, R (1, 9) F.P. Santangelo, S (6, PH) OBP: 0.200, SLG: 0.444 OBP: 0.500, SLG: 0.500	2-1 F8			2-2 G6-3	0-0 G4-3	2-2 L4				3	0	0	0	0	0	3					
Henry Rodriguez, L (1, 7) OBP: 0.311, SLG: 0.603		0-1 1B G5-3 1B		1-0 2B	1-2 2B		3-2 F8			4	1	3	1	0	0	0					
Joe Orsulak, L (8, 7) OBP: 0.364, SLG: 0.389					3-H 0-3 2B					0	0	0	0	0	0	0					
Shane Andrews, R (1, 5) OBP: 0.241, SLG: 0.460		1-2 G5-3		0-0 1B 2B	0-3 K		1-3 K			4	1	1	1	0	2	2					
Chris Widger, R (1, 2) OBP: 0.303, SLG: 0.563		0-2 1B		0-1 2B SH2-4	2-3 K		1-3 K			4	1	2	0	0	2	1					
Jim Bullinger, R (1, 1) OBP: 0.400, SLG: 0.400		1-1 1B		0-0 SH2-4		2-1 G4-3 1B				1	0	1	0	0	0	0					
Doug Strange, S (6, PH) OBP: 0.430, SLG: 0.619										1	0	1	0	0	0	0					
Dave Veres, R (7, 1)										0	0	0	0	0	0	0					
Andy Stankiewicz, R (8, PH) OBP: 0.304, SLG: 0.350										1	0	0	0	0	0	0					
Lee Smith, R (9, 1)										0	0	0	0	0	0	0					
<b>Inning Stats</b>	R: 0 E: 0 K: 0 S: 6	H: 1 LOB: 2 BB: 1 P: 16	R: 0 E: 0 K: 0 S: 15	H: 3 LOB: 2 BB: 0 P: 18	R: 0 E: 0 K: 0 S: 10	H: 0 LOB: 0 BB: 0 P: 13	R: 3 E: 0 K: 1 S: 16	H: 4 LOB: 2 BB: 1 P: 27	R: 1 E: 0 K: 2 S: 12	H: 2 LOB: 1 BB: 0 P: 16	R: 0 E: 0 K: 1 S: 12	H: 2 LOB: 3 BB: 1 P: 22	R: 0 E: 0 K: 2 S: 13	H: 0 LOB: 0 BB: 0 P: 18	R: 0 E: 0 K: 0 S: 4	H: 0 LOB: 0 BB: 0 P: 5	1B: 7 2B: 5 3B: 0 HR: 0	SF: 0 SAC: 1 DP: 0 HBP: 0	WP: 0 PB: 0 SB: 0 CS: 0	PA: 38	
<b>PITCHER</b>	IP WLS BF H R ER SO BB IBB HBP BLK WP HR S P ERA WHIP	IP WLS BF H R ER SO BB IBB HBP BLK WP HR S P ERA WHIP	IP WLS BF H R ER SO BB IBB HBP BLK WP HR S P ERA WHIP	IP WLS BF H R ER SO BB IBB HBP BLK WP HR S P ERA WHIP	IP WLS BF H R ER SO BB IBB HBP BLK WP HR S P ERA WHIP	IP WLS BF H R ER SO BB IBB HBP BLK WP HR S P ERA WHIP	IP WLS BF H R ER SO BB IBB HBP BLK WP HR S P ERA WHIP	IP WLS BF H R ER SO BB IBB HBP BLK WP HR S P ERA WHIP	IP WLS BF H R ER SO BB IBB HBP BLK WP HR S P ERA WHIP	IP WLS BF H R ER SO BB IBB HBP BLK WP HR S P ERA WHIP	IP WLS BF H R ER SO BB IBB HBP BLK WP HR S P ERA WHIP	IP WLS BF H R ER SO BB IBB HBP BLK WP HR S P ERA WHIP	IP WLS BF H R ER SO BB IBB HBP BLK WP HR S P ERA WHIP	IP WLS BF H R ER SO BB IBB HBP BLK WP HR S P ERA WHIP	IP WLS BF H R ER SO BB IBB HBP BLK WP HR S P ERA WHIP	IP WLS BF H R ER SO BB IBB HBP BLK WP HR S P ERA WHIP	IP WLS BF H R ER SO BB IBB HBP BLK WP HR S P ERA WHIP	IP WLS BF H R ER SO BB IBB HBP BLK WP HR S P ERA WHIP	IP WLS BF H R ER SO BB IBB HBP BLK WP HR S P ERA WHIP	IP WLS BF H R ER SO BB IBB HBP BLK WP HR S P ERA WHIP	IP WLS BF H R ER SO BB IBB HBP BLK WP HR S P ERA WHIP

Chicago Cubs @ Montreal Expos  
Olympic Stadium, Montreal, QB  
Wed Apr 23 1997, 7:05 PM EDT  
Att: 11,807 - Dome

AB	34
R	4
H	12
RBI	4
BB	3
SO	6
LOB	19





Batter	1	2	3	4	5	6	7	8	9	AB	R	H	RBI	BB	SO	LOB	TOP			
Manny Alexander, R (1,4) OBP: 0.364, SLG: 0.333	G6-3 1B BB		G5-3			F7		K		3	0	0	0	1	1	0				
Edgardo Alfonso, R (1,5) OBP: 0.327, SLG: 0.372	G6-3 1B		F9			1B		L8 G6-3 2B		4	1	3	0	0	0	0				
John Olerud, L (1,3) OBP: 0.433, SLG: 0.605	G6-3			L4		G3		L8		4	0	0	0	0	0	4				
Alex Ochoa, R (1,9) OBP: 0.236, SLG: 0.250	P3			G1-3			K2-3	G6-3		4	0	0	1	0	1	1				
Carl Everett, S (1,8) OBP: 0.255, SLG: 0.326		S HBP		K				1B 1B	F9	3	0	1	0	0	1	0				
Butch Huskey, R (1,7) OBP: 0.157, SLG: 0.240	L8			G6-3				G4-3 1B		3	0	1	0	0	0	1				
Alberto Castillo, R (1,2) OBP: 0.500, SLG: 0.375	P3			G4-6-3 1B			G4-3			3	0	1	0	0	0	3				
Rey Ordóñez, R (1,6) OBP: 0.273, SLG: 0.254	G1-3			G4-6-3				G6-3		3	0	0	0	0	0	2				
Bobby Jones, R (1,1) Steve Blass, L (6, Ph) Ricardo Jordan, L (6, 1) Toby Borland, R (7, 1) Carlos Baerena, S (8, Ph) Barry Manuel, R (8, 1)			K			K		F8		1	0	0	0	0	1	0				
Inning Stats	R: 0 E: 0 K: 0 S: 9	H: 1 LOB: 1 BB: 1 P: 18	R: 0 E: 0 K: 0 S: 7	H: 0 LOB: 1 BB: 0 P: 13	R: 0 E: 0 K: 1 S: 7	H: 0 LOB: 0 BB: 0 P: 12	R: 0 E: 0 K: 1 S: 6	H: 0 LOB: 0 BB: 0 P: 6	R: 0 E: 0 K: 0 S: 5	H: 1 LOB: 1 BB: 0 P: 7	R: 0 E: 0 K: 1 S: 8	H: 2 LOB: 1 BB: 0 P: 9	R: 0 E: 0 K: 1 S: 7	H: 0 LOB: 0 BB: 0 P: 10	R: 1 E: 0 K: 0 S: 7	H: 1 LOB: 0 BB: 0 P: 10	1B: 5 2B: 1 3B: 0 HR: 0	SF: 0 SAC: 0 DP: 3 HBP: 1	WP: 0 PB: 0 SB: 1 CS: 0	PA: 32
PITCHER Carlos Perez, L (1,1) ERA: 2.96	IP: 9.0 WLS: W BF: 32 H: 6 R: 1 ER: 1 SO: 5 BB: 1 IBB: 0 HBP: 1 BLK: 0 WP: 0 HR: 0 S: 65 P: 95 ERA: 1.00 WHIP: 0.778																			

New York Mets @ Montreal Expos  
Olympic Stadium, Montreal, QB  
Fri Apr 25 1997, 7:05 PM EDT  
Att: 17,776 - Dome - 72 F

AB 30  
R 1  
H 6  
RBI 1  
BB 1  
SO 5  
LOB 11



PITCHER	IP	WLS	BF	H	R	ER	SO	BB	IBB	HBP	BLK	WP	HR	S	P	ERA	WHIP
Carlos Perez, L (1,1) ERA: 2.96	9.0	W	32	6	1	1	5	1	0	1	0	0	0	65	95	1.00	0.778

Batter	1	2	3	4	5	6	7	8	9	AB	R	H	RBI	BB	SO	LOB	BOTTOM			
Mark Grudzielanek, R (1,6) OBP: 0.309, SLG: 0.425	G4-3 2B		G4-3		K		G5-3			4	0	1	0	0	1	1				
Mike Lansing, R (1,4) OBP: 0.231, SLG: 0.224	K		F7		G5-3		F8			4	0	0	0	0	1	2				
Rondell White, R (1,8) OBP: 0.317, SLG: 0.442	G5-3			FC3-6 1B	K			CS 1B		4	0	2	0	0	1	1				
David Segui, S (1,3) OBP: 0.395, SLG: 0.557	K			FC3-6 F8 1B HR		K		L9		4	1	0	0	0	2	3				
Darrin Fletcher, L (1,2) OBP: 0.279, SLG: 0.390		K		HR 1B	G6-3			HR		4	2	2	1	0	1	0				
Henry Rodriguez, L (1,7) OBP: 0.321, SLG: 0.610		CS 1B		F8				K		4	0	2	0	0	1	2				
Joe Orsulak, L (9,7) OBP: 0.364, SLG: 0.389										0	0	0	0	0	0	0				
F.P. Santangelo, S (1,9) OBP: 0.506, SLG: 0.565		HBP			HR		F8			2	1	1	3	0	0	1				
Shane Andrews, R (1,5) OBP: 0.246, SLG: 0.453		K			1B					3	0	1	0	0	1	1				
Carlos Perez, L (1,1) OBP: 0.273, SLG: 0.500			F7		K			G5-3 BB		2	0	0	0	1	1	1				
Inning Stats	R: 0 E: 0 K: 2 S: 14	H: 1 LOB: 1 BB: 0 P: 19	R: 0 E: 0 K: 2 S: 9	H: 1 LOB: 1 BB: 0 P: 15	R: 0 E: 0 K: 0 S: 5	H: 0 LOB: 0 BB: 0 P: 6	R: 3 E: 0 K: 1 S: 17	H: 4 LOB: 1 BB: 0 P: 27	R: 0 E: 0 K: 2 S: 7	H: 0 LOB: 0 BB: 0 P: 9	R: 0 E: 0 K: 1 S: 8	H: 1 LOB: 1 BB: 0 P: 10	R: 0 E: 0 K: 0 S: 10	H: 0 LOB: 1 BB: 1 P: 18	R: 1 E: 0 K: 1 S: 9	H: 2 LOB: 0 BB: 0 P: 12	1B: 5 2B: 2 3B: 0 HR: 2	SF: 0 SAC: 0 DP: 0 HBP: 1	WP: 0 PB: 0 SB: 0 CS: 2	PA: 33
PITCHER	IP	WLS	BF	H	R	ER	SO	BB	IBB	HBP	BLK	WP	HR	S	P	ERA	WHIP			
Bobby Jones, R (1,1) ERA: 3.57	5.0	L	21	6	3	3	7	0	0	1	0	0	0	8	10	5.40	1.200			
Ricardo Jordan, L (6, 1) ERA: 4.91	1.0		4	1	0	0	1	0	0	0	0	0	0	8	10	0.00	1.000			
Toby Borland, R (7, 1) ERA: 2.89	1.0		4	0	0	0	0	1	0	0	0	0	0	10	18	0.00	1.000			
Barry Manuel, R (8, 1) ERA: 5.23	1.0		4	2	1	1	1	0	0	0	0	0	1	9	12	9.00	2.000			

New York Mets @ Montreal Expos  
Olympic Stadium, Montreal, QB  
Fri Apr 25 1997, 7:05 PM EDT  
Att: 17,776 - Dome - 72 F

AB 31  
R 4  
H 9  
RBI 4  
BB 1  
SO 9  
LOB 12





Batter	1	2	3	4	5	6	7	8	9	AB	R	H	RBI	BB	SO	LOB	TOP		
Lance Johnson, L (1, 8) OBP: 0.378, SLG: 0.309	1-2 P5	1-2 G4-3			0-0 G4-3		2-3 K			4	0	0	0	0	1	4			
Carlos Baerena, S (1, 4) OBP: 0.197, SLG: 0.203	1-2 1B		1-2 F8		0-3 K			0-3 K		4	0	1	0	0	2	0			
John Olerud, L (1, 3) OBP: 0.426, SLG: 0.584	0-3 K		4-1 BB		1-3 K			3-1 G3-1		3	0	0	0	1	2	1			
Todd Hundley, S (1, 2) Alberto Castillo, R (8, PH) OBP: 0.455, SLG: 0.333	0-3 K		2-3 K		3-2 F9			0-0 G1-3		3	0	0	0	0	2	2			
Carl Everett, S (1, 9) OBP: 0.255, SLG: 0.319		2-2 1B	1-0 G5-3		3-2 G3			1-3 K		4	1	1	0	0	1	1			
Matt Franco, L (1, 5) OBP: 0.389, SLG: 0.467		1-3 K		3-2 F9			2-2 FC5-4 1B	1-0 G6-3		4	0	1	0	0	1	1			
Manny Alexander, R (1, 6) OBP: 0.324, SLG: 0.294		0-0 P4		0-3 K			0-2 FC5-4 1B	0-0 L8		4	0	0	0	0	1	2			
Steve Bieser, L (1, 7) OBP: 0.500, SLG: 0.143		4-0 1B		0-1 B2			4-1 S			1	0	0	0	2	0	0			
Dave Micki, R (1, 1) Brian Bohanon, L (5, 1) Edgardo Alfonzo, R (7, PH) Barry Manuel, R (7, 1) Greg McMichael, R (8, 1) OBP: 1.000, SLG: 1.000		0-0 IBB		0-3 K			0-2 K			2	0	1	1	0	1	0			
<b>Inning Stats</b>	R: 0 E: 0 K: 2 S: 13	H: 1 LOB: 1 BB: 0 P: 15	R: 1 E: 0 K: 1 S: 12	H: 2 LOB: 2 BB: 1 P: 20	R: 0 E: 0 K: 1 S: 10	H: 0 LOB: 1 BB: 1 P: 18	R: 0 E: 0 K: 1 S: 9	H: 0 LOB: 0 BB: 0 P: 12	R: 0 E: 0 K: 1 S: 11	H: 0 LOB: 0 BB: 0 P: 18	R: 0 E: 0 K: 2 S: 16	H: 1 LOB: 2 BB: 1 P: 24	R: 0 E: 0 K: 1 S: 7	H: 0 LOB: 0 BB: 0 P: 10	R: 0 E: 0 K: 1 S: 5	H: 0 LOB: 0 BB: 0 P: 7	1B: 4 2B: 0 3B: 0 HR: 0	SF: 0 SAC: 0 DP: 0 HBP: 0	WP: 0 PA: 34 CS: 0
<b>PITCHER</b>	IP WLS BF H R ER SO BB IBB HBP BLK WP HR S P ERA WHIP																		
Pedro Martinez, R (1, 1) ERA: 0.44	7.0 W 28 4 1 0 10 2 1 0 0 0 0 79 115 0.00 0.857																		
Omar Daal, L (8, 1) ERA: 4.4	2.0 6 0 0 0 2 0 0 0 0 0 0 0 12 17 0.00 0.000																		

New York Mets @ Montreal Expos  
Olympic Stadium, Montreal, QB  
Sat Apr 26 1997, 3:33 AM EDT  
Att: 42,888 - Dome - 60 F

AB 31  
R 1  
H 4  
RBI 1  
BB 3  
SO 12  
LOB 13



Batter	1	2	3	4	5	6	7	8	9	AB	R	H	RBI	BB	SO	LOB	BOTTOM		
Mark Grudzielanek, R (1, 6) OBP: 0.314, SLG: 0.417	0-0 G6-3		3-2 S		4-1 2B	1-1 G6-3		1-1 G5-3		4	1	1	0	1	0	1			
Mike Lansing, R (1, 4) OBP: 0.257, SLG: 0.333	0-0 F9		0-3 K		1 SAFE 2B	3-2 FC6-4 2B		2-2 HR		5	2	3	2	0	1	1			
Rondell White, R (1, 8) OBP: 0.333, SLG: 0.438	1-3 K		1 SAFE 0-1 E6		4-1 2B	4-0 FC6-4 IBB		0-0 1B		3	1	1	0	2	1	1			
David Segui, S (1, 3) Joe Orsulak, L (4, 3) OBP: 0.360, SLG: 0.429		2-2 G4-3 2B	3-3 K		0-0 HR	1-0 FC6-4		0-2 F7		2	1	1	0	0	1	2			
Darrin Fletcher, L (1, 2) OBP: 0.271, SLG: 0.435		1-0 G4-3	1-2 F9		1-H 2B	2-3 K		0-0 G4-3		5	1	1	2	0	1	6			
Henry Rodriguez, L (1, 7) OBP: 0.317, SLG: 0.605		2-1 2B		0-3 K		0-0 F7		2-1 L9		4	0	1	1	0	1	0			
F.P. Santangelo, S (1, 9) OBP: 0.493, SLG: 0.531		0-0 P5		1-1 F9		4-2 BB		1-3 K		3	0	0	0	1	1	1			
Doug Strange, S (1, 5) OBP: 0.444, SLG: 0.625		4-0 IBB		0-0 F7		0-3 K		0-0 E8		3	0	1	0	1	1	1			
Pedro Martinez, R (1, 1) Sherman Obando, R (7, PH) Omar Daal, L (8, 1) OBP: 0.333, SLG: 0.333		0-1 G6-3		1-3 K		1-1 2B		1-3 K		3	1	1	0	0	1	2			
<b>Inning Stats</b>	R: 0 E: 0 K: 1 S: 5	H: 0 LOB: 0 BB: 0 P: 6	R: 1 E: 0 K: 0 S: 9	H: 2 LOB: 2 BB: 1 P: 18	R: 0 E: 1 K: 2 S: 18	H: 1 LOB: 2 BB: 0 P: 25	R: 0 E: 0 K: 1 S: 6	H: 0 LOB: 0 BB: 0 P: 7	R: 5 E: 0 K: 2 S: 16	H: 3 LOB: 1 BB: 3 P: 29	R: 1 E: 0 K: 1 S: 12	H: 2 LOB: 1 BB: 1 P: 24	R: 0 E: 1 K: 2 S: 9	H: 1 LOB: 1 BB: 0 P: 13	R: 1 E: 0 K: 0 S: 11	H: 2 LOB: 1 BB: 0 P: 14	1B: 2 2B: 7 3B: 0 HR: 2	SF: 0 SAC: 0 DP: 0 HBP: 0	WP: 0 PA: 41 CS: 0
<b>PITCHER</b>	IP WLS BF H R ER SO BB IBB HBP BLK WP HR S P ERA WHIP																		
Dave Micki, R (1, 1) ERA: 3.99	4.1 L 22 3 2 2 2 2 1 1 0 0 0 0 1 20 36 10.80 2.400																		
Brian Bohanon, L (5, 1) ERA: 8.75	1.2 10 3 2 2 2 1 1 0 0 0 0 0 9 13 0.00 1.000																		
Barry Manuel, R (7, 1) ERA: 4.76	1.0 4 1 0 0 2 0 0 0 0 0 0 0 9 13 0.00 1.000																		
Greg McMichael, R (8, 1) ERA: 3.09	1.0 5 2 1 1 0 0 0 0 0 0 0 1 11 14 9.00 2.000																		

New York Mets @ Montreal Expos  
Olympic Stadium, Montreal, QB  
Sat Apr 26 1997, 3:33 AM EDT  
Att: 42,888 - Dome - 60 F

AB 36  
R 8  
H 11  
RBI 8  
BB 5  
SO 9  
LOB 19





Batter	1	2	3	4	5	6	7	8	9	10	AB	R	H	RBI	BB	SO	LOB	TOP				
Lance Johnson, L OBP: 0.375, SLG: 0.302	G4-3		G4-6-3 1B	BB		FC4			K	G4-3	5	0	1	1	1	1	5					
Eduardo Alfonso, R OBP: 0.309, SLG: 0.367	1B		G4-6-3	F8			F7		K		5	1	1	0	0	1	5					
John Olerud, L OBP: 0.425, SLG: 0.570	2B		G6-3		G5-3				F8		4	0	1	1	1	0	1					
Todd Hundley, S OBP: 0.322, SLG: 0.500	1B			P3	G4-3					1B	5	1	2	0	0	1	1					
Carl Everett, S OBP: 0.294, SLG: 0.294	G3			B2-3	G5-3					1B	4	0	0	0	0	1	3					
Greg McMichael, R OBP: 1.000, SLG: 1.000											0	0	0	0	0	0	0					
Carlos Baerga, S OBP: 0.194, SLG: 0.200											1	0	0	0	0	0	1					
John Franco, L (10, 1)											0	0	0	0	0	0	0					
Alex Ochoa, R OBP: 0.267, SLG: 0.281	K			HBP 1B					F9	1B	5	2	3	0	0	1	2					
Manny Alexander, R OBP: 0.333, SLG: 0.289		G6-3		BB 1B HBP			F7		K	1B	4	1	1	0	0	1	1					
Rey Ordóñez, R OBP: 0.282, SLG: 0.265		P3		BB 1B			G5-3			1B	5	0	2	3	0	0	1					
Armando Reynoso, R (1, 1)				BB 1B						1B	1	0	0	0	1	1	0					
Matt Franco, L OBP: 0.421, SLG: 0.467										FC6-2	0	0	0	0	1	0	0					
Ricardo Jordan, L (6, 1)										1B	0	0	0	0	0	0	0					
Steve Bieser, L OBP: 0.500, SLG: 0.333				BB			FC4 BB			2B	2	0	1	0	0	0	2					
<b>Inning Stats</b>	R: 1 E: 0 K: 1 S: 18	H: 3 LOB: 2 P: 26	R: 0 E: 0 K: 1 S: 8	H: 0 LOB: 0 P: 12	R: 0 E: 0 K: 0 S: 8	H: 1 LOB: 0 P: 11	R: 2 E: 0 K: 0 S: 9	H: 2 LOB: 3 P: 23	R: 0 E: 0 K: 0 S: 7	H: 0 LOB: 0 P: 11	R: 0 E: 0 K: 2 S: 13	H: 1 LOB: 2 P: 15	R: 0 E: 0 K: 1 S: 11	H: 0 LOB: 0 P: 14	R: 0 E: 0 K: 2 S: 15	H: 1 LOB: 1 P: 21	R: 2 E: 0 K: 1 S: 15	H: 4 LOB: 2 P: 21	1B: 10 2B: 2 3B: 0 HR: 0	SF: 0 SAC: 0 DP: 1 HBP: 1	WP: 0 PB: 0 SB: 3 CS: 0	PA: 46
<b>PITCHER</b>	IP WLS BF H R ER SO BB IBB HBP BLK WP HR S P ERA WHIP	3.2 19 6 3 3 2 2 0 1 0 0 0 0 17 28 7.36 2.182	1.0 0 0 0 0 0 0 0 0 0 0 0 0 13 23 0.00 1.000	1.2 6 1 0 0 3 0 0 0 0 0 0 0 24 31 0.00 0.600	0.1 1 0 0 0 0 0 0 0 0 0 0 0 2 4 0.00 0.000	10.1 1.0 L 7 4 2 2 0 0 0 0 0 0 15 23 2.0	1.0 L 7 4 2 2 0 0 0 0 0 0 0 15 23 2.0	1.0 L 7 4 2 2 0 0 0 0 0 0 0 0 15 23 2.0	1.0 L 7 4 2 2 0 0 0 0 0 0 0 0 15 23 2.0	1.0 L 7 4 2 2 0 0 0 0 0 0 0 0 15 23 2.0	1.0 L 7 4 2 2 0 0 0 0 0 0 0 0 15 23 2.0	1.0 L 7 4 2 2 0 0 0 0 0 0 0 0 15 23 2.0	1.0 L 7 4 2 2 0 0 0 0 0 0 0 0 15 23 2.0	1.0 L 7 4 2 2 0 0 0 0 0 0 0 0 15 23 2.0	1.0 L 7 4 2 2 0 0 0 0 0 0 0 0 15 23 2.0	1.0 L 7 4 2 2 0 0 0 0 0 0 0 0 15 23 2.0	1.0 L 7 4 2 2 0 0 0 0 0 0 0 0 15 23 2.0	18.00 4.000				

**New York Mets @ Montreal Expos**  
 Olympic Stadium, Montreal, QB  
 Sun Apr 27 1997, 3:33 AM EDT  
 Att. 15,925 - Dome - 72 F

AB	41
R	5
H	12
RBI	5
BB	4
SO	7
LOB	22



Batter	1	2	3	4	5	6	7	8	9	10	AB	R	H	RBI	BB	SO	LOB	BOTTOM				
Mark Grudzielanek, R OBP: 0.308, SLG: 0.416	L9	L8			P6						5	0	1	0	0	1	0					
Mike Lansing, R OBP: 0.253, SLG: 0.324	HR 1B				F9						5	1	1	0	0	1	1					
Rondell White, R OBP: 0.337, SLG: 0.494	HR				3B						5	1	2	2	0	2	0					
David Segui, S OBP: 0.398, SLG: 0.558	1B				G4-3						5	0	2	0	0	0	1					
Henry Rodriguez, L OBP: 0.333, SLG: 0.612	1B										4	1	2	0	1	1	1					
Jose Orsulak, L OBP: 0.357, SLG: 0.417	P2				G3-1						3	0	1	0	0	0	3					
Doug Strange, S OBP: 0.419, SLG: 0.556	L7				HBP						3	0	0	0	0	0	5					
Chris Widger, R OBP: 0.270, SLG: 0.514		P4			SF9						3	0	0	1	0	1	1					
Jeff Juden, R ERA: 4.09											1	0	0	0	0	1	0					
Anthony Telford, R ERA: 5.27											1	0	0	0	0	1	0					
Dave Veres, R ERA: 3.38											0	0	0	0	0	0	0					
F.P. Santangelo, S OBP: 0.142, SLG: 0.220											1	0	0	0	0	1	0					
Ugueth Urbina, R ERA: 1.64											0	0	0	0	0	0	0					
Omar Daal, L ERA: 4.3											0	0	0	0	0	0	0					
<b>Inning Stats</b>	R: 2 E: 0 K: 0 S: 11	H: 4 LOB: 2 BB: 0 P: 17	R: 0 E: 0 K: 1 S: 10	H: 0 LOB: 0 BB: 0 P: 14	R: 0 E: 0 K: 0 S: 4	H: 0 LOB: 0 BB: 0 P: 7	R: 1 E: 0 K: 0 S: 11	H: 1 LOB: 1 BB: 0 P: 17	R: 0 E: 0 K: 0 S: 8	H: 1 LOB: 1 BB: 1 P: 15	R: 0 E: 0 K: 3 S: 11	H: 0 LOB: 0 BB: 0 P: 16	R: 0 E: 0 K: 2 S: 11	H: 2 LOB: 2 BB: 0 P: 12	R: 0 E: 0 K: 1 S: 9	H: 1 LOB: 1 BB: 0 P: 15	R: 0 E: 0 K: 1 S: 5	H: 0 LOB: 0 BB: 0 P: 9	1B: 5 2B: 2 3B: 1 HR: 1	SF: 1 SAC: 1 DP: 0 HBP: 1	WP: 0 PB: 0 SB: 0 CS: 0	PA: 41
<b>PITCHER</b>	IP WLS BF H R ER SO BB IBB HBP BLK WP HR S P ERA WHIP	5.0 3 22 6 3 3 1 1 0 0 0 0 0 31 43 0.00 1.000	1.0 0 0 0 0 0 0 0 0 0 0 0 0 13 18 0.00 1.000	3.0 W 12 3 0 0 6 0 0 0 0 0 0 31 43 0.00 1.000	1.0 S 3 0 0 0 1 0 0 0 0 0 0 5 9 0.00 0.000	10.1 1.0 L 7 4 2 2 0 0 0 0 0 0 15 23 2.0	1.0 L 7 4 2 2 0 0 0 0 0 0 0 0 15 23 2.0	1.0 L 7 4 2 2 0 0 0 0 0 0 0 0 15 23 2.0	1.0 L 7 4 2 2 0 0 0 0 0 0 0 0 15 23 2.0	1.0 L 7 4 2 2 0 0 0 0 0 0 0 0 15 23 2.0	1.0 L 7 4 2 2 0 0 0 0 0 0 0 0 15 23 2.0	1.0 L 7 4 2 2 0 0 0 0 0 0 0 0 15 23 2.0	1.0 L 7 4 2 2 0 0 0 0 0 0 0 0 15 23 2.0	1.0 L 7 4 2 2 0 0 0 0 0 0 0 0 15 23 2.0	1.0 L 7 4 2 2 0 0 0 0 0 0 0 0 15 23 2.0	1.0 L 7 4 2 2 0 0 0 0 0 0 0 0 15 23 2.0	1.0 L 7 4 2 2 0 0 0 0 0 0 0 0 15 23 2.0	18.00 4.000				

**New York Mets @ Montreal Expos**  
 Olympic Stadium, Montreal, QB  
 Sun Apr 27 1997, 3:33 AM EDT  
 Att. 15,925 - Dome - 72 F

AB	37
R	3
H	9
RBI	3
BB	1
SO	9
LOB	13





Batter	1	2	3	4	5	6	7	8	9	AB	R	H	RBI	BB	SO	LOB	TOP
<b>Mark Grudzielanek, R</b> (1, 6) <small>OBP: 0.329, SLG: 0.441</small> <b>Andy Stankiewicz, R</b> (8, PH) <small>OBP: 0.304, SLG: 0.350</small> (8, 6)	 		 		 			 		4	1	3	0	0	0	0	
<b>Mike Lansing, R</b> (1, 4) <small>OBP: 0.241, SLG: 0.306</small>										4	0	0	0	0	1	3	
<b>Rondell White, R</b> (1, 8) <small>OBP: 0.323, SLG: 0.472</small>										4	0	0	0	0	1	2	
<b>David Segui, S</b> (1, 3) <small>OBP: 0.113, SLG: 0.580</small>	 			 				 		4	1	3	0	0	0	0	
<b>Henry Rodriguez, L</b> (1, 7) <small>OBP: 0.330, SLG: 0.596</small>	 									4	0	1	1	0	1	2	
<b>F.P. Santangelo, S</b> (1, 9) <small>OBP: 0.472, SLG: 0.509</small>										3	0	1	1	0	1	0	
<b>Shane Andrews, R</b> (1, 5) <small>OBP: 0.230, SLG: 0.421</small>										4	0	0	0	0	1	2	
<b>Chris Widger, R</b> (1, 2) <small>OBP: 0.250, SLG: 0.474</small>										3	0	0	0	0	1	0	
<b>Dustin Hermanson, R</b> (1, 1) <small>OBP: 0.333, SLG: 1.333</small> <b>Salomon Torres, R</b> (1, 1) <small>OBP: 0.333, SLG: 0.333</small> <b>Marc Valdes, R</b> (5, 1) <small>OBP: 0.154, SLG: 0.333</small> <b>Sherman Qabando, R</b> (8, PH) <small>OBP: 0.154, SLG: 0.333</small> <b>Dave Veres, R</b> (8, 1) <small>OBP: 1.000, SLG: 1.000</small>			    		    			    		0	0	0	0	0	0	0	
<b>Inning Stats</b>	R: 1 H: 3 E: 0 LOB: 2 K: 0 BB: 0 S: 7 P: 11	R: 0 H: 0 E: 0 LOB: 0 K: 1 BB: 0 S: 8 P: 9	R: 0 H: 1 E: 0 LOB: 1 K: 1 BB: 0 S: 10 P: 13	R: 1 H: 1 E: 0 LOB: 0 K: 0 BB: 0 S: 6 P: 7	R: 0 H: 0 E: 0 LOB: 0 K: 1 BB: 0 S: 4 P: 6	R: 0 H: 0 E: 0 LOB: 0 K: 1 BB: 0 S: 6 P: 11	R: 0 H: 0 E: 0 LOB: 0 K: 0 BB: 0 S: 8 P: 11	R: 0 H: 1 E: 0 LOB: 1 K: 2 BB: 0 S: 10 P: 14	R: 0 H: 2 E: 0 LOB: 2 K: 2 BB: 0 S: 16 P: 21	1B: 6 SF: 1 2B: 2 SAC: 0 3B: 0 DP: 0 HR: 0 HBP: 0	WP: 0 PA: 34 FB: 0 SB: 0 CS: 0						
<b>PITCHER</b>	IP WLS BF H R ER SO BB IBB HBP BLK WP HR S P ERA WHIP <b>Terry Mulholland, L</b> (1, 1) <small>ERA: 3.22</small> <b>Mel Rojas, R</b> (9, 1) <small>ERA: 5.4</small>	IP WLS BF H R ER SO BB IBB HBP BLK WP HR S P ERA WHIP <b>Terry Mulholland, L</b> (1, 1) <small>ERA: 3.22</small> <b>Mel Rojas, R</b> (9, 1) <small>ERA: 5.4</small>	IP WLS BF H R ER SO BB IBB HBP BLK WP HR S P ERA WHIP <b>Terry Mulholland, L</b> (1, 1) <small>ERA: 3.22</small> <b>Mel Rojas, R</b> (9, 1) <small>ERA: 5.4</small>	IP WLS BF H R ER SO BB IBB HBP BLK WP HR S P ERA WHIP <b>Terry Mulholland, L</b> (1, 1) <small>ERA: 3.22</small> <b>Mel Rojas, R</b> (9, 1) <small>ERA: 5.4</small>	IP WLS BF H R ER SO BB IBB HBP BLK WP HR S P ERA WHIP <b>Terry Mulholland, L</b> (1, 1) <small>ERA: 3.22</small> <b>Mel Rojas, R</b> (9, 1) <small>ERA: 5.4</small>	IP WLS BF H R ER SO BB IBB HBP BLK WP HR S P ERA WHIP <b>Terry Mulholland, L</b> (1, 1) <small>ERA: 3.22</small> <b>Mel Rojas, R</b> (9, 1) <small>ERA: 5.4</small>	IP WLS BF H R ER SO BB IBB HBP BLK WP HR S P ERA WHIP <b>Terry Mulholland, L</b> (1, 1) <small>ERA: 3.22</small> <b>Mel Rojas, R</b> (9, 1) <small>ERA: 5.4</small>	IP WLS BF H R ER SO BB IBB HBP BLK WP HR S P ERA WHIP <b>Terry Mulholland, L</b> (1, 1) <small>ERA: 3.22</small> <b>Mel Rojas, R</b> (9, 1) <small>ERA: 5.4</small>	IP WLS BF H R ER SO BB IBB HBP BLK WP HR S P ERA WHIP <b>Terry Mulholland, L</b> (1, 1) <small>ERA: 3.22</small> <b>Mel Rojas, R</b> (9, 1) <small>ERA: 5.4</small>	IP WLS BF H R ER SO BB IBB HBP BLK WP HR S P ERA WHIP <b>Terry Mulholland, L</b> (1, 1) <small>ERA: 3.22</small> <b>Mel Rojas, R</b> (9, 1) <small>ERA: 5.4</small>	1B: 6 SF: 1 2B: 2 SAC: 0 3B: 0 DP: 0 HR: 0 HBP: 0	WP: 0 PA: 34 FB: 0 SB: 0 CS: 0					

**Montreal Expos @ Chicago Cubs**  
 Wrigley Field, Chicago, IL  
 Mon Apr 28 1997, 7:05 PM CDT  
 Att: 18,755 - Unknown - 53 F

AB	33
R	2
H	8
RBI	2
BB	0
SO	7
LOB	9



Batter	1	2	3	4	5	6	7	8	9	AB	R	H	RBI	BB	SO	LOB	BOTTOM
<b>Brian McRae, S</b> (1, 8) <small>OBP: 0.229, SLG: 0.299</small>		 								5	1	2	0	0	1	2	
<b>Shawn Dunston, R</b> (1, 6) <small>OBP: 0.250, SLG: 0.329</small> <b>Rey Sanchez, R</b> (9, 6) <small>OBP: 0.343, SLG: 0.344</small>	 									4	1	1	0	0	0	3	
<b>Mark Grace, L</b> (1, 3) <small>OBP: 0.426, SLG: 0.480</small>	  									3	1	0	0	1	0	1	
<b>Sammy Sosa, R</b> (1, 9) <small>OBP: 0.271, SLG: 0.352</small>										4	0	0	1	0	2	1	
<b>Brooks Kieschnick, L</b> (1, 7) <small>OBP: 0.357, SLG: 0.378</small> <b>Doug Glanville, R</b> (5, PH) <small>OBP: 0.333, SLG: 0.359</small> (6, 7)	 				 					2	1	1	0	1	0	0	
<b>23 Ryne Sandberg, R</b> (1, 4) <small>OBP: 0.269, SLG: 0.344</small>	  		 							3	1	1	0	1	1	2	
<b>Tyler Houston, L</b> (1, 2) <small>OBP: 0.281, SLG: 0.276</small>	 									3	0	1	3	0	0	2	
<b>Kevin Orle, R</b> (1, 5) <small>OBP: 0.365, SLG: 0.381</small>	 									3	0	1	0	1	0	0	
<b>Terry Mulholland, R</b> (1, 1) <small>OBP: 0.083, SLG: 0.083</small> <b>Dave Clark, L</b> (8, PH) <small>OBP: 0.356, SLG: 0.316</small> <b>Mel Rojas, R</b> (9, 1)										3	0	0	0	0	1	3	
<b>Inning Stats</b>	R: 3 H: 2 E: 0 LOB: 3 K: 0 BB: 4 S: 13 P: 34	R: 1 H: 1 E: 0 LOB: 0 K: 0 BB: 0 S: 9 P: 16	R: 1 H: 1 E: 0 LOB: 0 K: 0 BB: 0 S: 9 P: 16	R: 0 H: 0 E: 0 LOB: 0 K: 0 BB: 0 S: 7 P: 11	R: 0 H: 1 E: 0 LOB: 2 K: 2 BB: 0 S: 10 P: 19	R: 0 H: 1 E: 0 LOB: 1 K: 1 BB: 0 S: 11 P: 15	R: 0 H: 1 E: 0 LOB: 1 K: 1 BB: 0 S: 11 P: 16	R: 0 H: 1 E: 0 LOB: 2 K: 1 BB: 1 S: 8 P: 17	1B: 6 SF: 1 2B: 2 SAC: 1 3B: 0 DP: 0 HR: 0 HBP: 0	WP: 2 PA: 38 FB: 0 SB: 2 CS: 0							
<b>PITCHER</b>	IP WLS BF H R ER SO BB IBB HBP BLK WP HR S P ERA WHIP <b>Dustin Hermanson, R</b> (1, 1) <small>ERA: 13.5</small> <b>Salomon Torres, R</b> (1, 1) <small>ERA: 13.5</small> <b>Marc Valdes, R</b> (5, 1) <small>ERA: 9.6</small> <b>Dave Veres, R</b> (8, 1) <small>ERA: 3.18</small>	IP WLS BF H R ER SO BB IBB HBP BLK WP HR S P ERA WHIP <b>Dustin Hermanson, R</b> (1, 1) <small>ERA: 13.5</small> <b>Salomon Torres, R</b> (1, 1) <small>ERA: 13.5</small> <b>Marc Valdes, R</b> (5, 1) <small>ERA: 9.6</small> <b>Dave Veres, R</b> (8, 1) <small>ERA: 3.18</small>	IP WLS BF H R ER SO BB IBB HBP BLK WP HR S P ERA WHIP <b>Dustin Hermanson, R</b> (1, 1) <small>ERA: 13.5</small> <b>Salomon Torres, R</b> (1, 1) <small>ERA: 13.5</small> <b>Marc Valdes, R</b> (5, 1) <small>ERA: 9.6</small> <b>Dave Veres, R</b> (8, 1) <small>ERA: 3.18</small>	IP WLS BF H R ER SO BB IBB HBP BLK WP HR S P ERA WHIP <b>Dustin Hermanson, R</b> (1, 1) <small>ERA: 13.5</small> <b>Salomon Torres, R</b> (1, 1) <small>ERA: 13.5</small> <b>Marc Valdes, R</b> (5, 1) <small>ERA: 9.6</small> <b>Dave Veres, R</b> (8, 1) <small>ERA: 3.18</small>	IP WLS BF H R ER SO BB IBB HBP BLK WP HR S P ERA WHIP <b>Dustin Hermanson, R</b> (1, 1) <small>ERA: 13.5</small> <b>Salomon Torres, R</b> (1, 1) <small>ERA: 13.5</small> <b>Marc Valdes, R</b> (5, 1) <small>ERA: 9.6</small> <b>Dave Veres, R</b> (8, 1) <small>ERA: 3.18</small>	IP WLS BF H R ER SO BB IBB HBP BLK WP HR S P ERA WHIP <b>Dustin Hermanson, R</b> (1, 1) <small>ERA: 13.5</small> <b>Salomon Torres, R</b> (1, 1) <small>ERA: 13.5</small> <b>Marc Valdes, R</b> (5, 1) <small>ERA: 9.6</small> <b>Dave Veres, R</b> (8, 1) <small>ERA: 3.18</small>	IP WLS BF H R ER SO BB IBB HBP BLK WP HR S P ERA WHIP <b>Dustin Hermanson, R</b> (1, 1) <small>ERA: 13.5</small> <b>Salomon Torres, R</b> (1, 1) <small>ERA: 13.5</small> <b>Marc Valdes, R</b> (5, 1) <small>ERA: 9.6</small> <b>Dave Veres, R</b> (8, 1) <small>ERA: 3.18</small>	IP WLS BF H R ER SO BB IBB HBP BLK WP HR S P ERA WHIP <b>Dustin Hermanson, R</b> (1, 1) <small>ERA: 13.5</small> <b>Salomon Torres, R</b> (1, 1) <small>ERA: 13.5</small> <b>Marc Valdes, R</b> (5, 1) <small>ERA: 9.6</small> <b>Dave Veres, R</b> (8, 1) <small>ERA: 3.18</small>	IP WLS BF H R ER SO BB IBB HBP BLK WP HR S P ERA WHIP <b>Dustin Hermanson, R</b> (1, 1) <small>ERA: 13.5</small> <b>Salomon Torres, R</b> (1, 1) <small>ERA: 13.5</small> <b>Marc Valdes, R</b> (5, 1) <small>ERA: 9.6</small> <b>Dave Veres, R</b> (8, 1) <small>ERA: 3.18</small>	IP WLS BF H R ER SO BB IBB HBP BLK WP HR S P ERA WHIP <b>Dustin Hermanson, R</b> (1, 1) <small>ERA: 13.5</small> <b>Salomon Torres, R</b> (1, 1) <small>ERA: 13.5</small> <b>Marc Valdes, R</b> (5, 1) <small>ERA: 9.6</small> <b>Dave Veres, R</b> (8, 1) <small>ERA: 3.18</small>	1B: 6 SF: 1 2B: 2 SAC: 1 3B: 0 DP: 0 HR: 0 HBP: 0	WP: 2 PA: 38 FB: 0 SB: 2 CS: 0					

**Montreal Expos @ Chicago Cubs**  
 Wrigley Field, Chicago, IL  
 Mon Apr 28 1997, 7:05 PM CDT  
 Att: 18,755 - Unknown - 53 F

AB	31
R	5
H	8
RBI	4
BB	5
SO	5
LOB	14









Batter	1	2	3	4	5	6	7	8	9	AB	R	H	RBI	BB	SO	LOB	TOP										
<b>Craig Biggio, R</b> OBP: 0.387, SLG: 0.476 (1, 4)	G6-3		2B		F7		G4-3 HBP		1B 2B	4	2	2	1	0	0	0	<b>Houston Astros @ Montreal Expos</b> Olympic Stadium, Montreal, QB Wed Apr 30 1997, 7:05 PM EDT Att: 12,346 - Dome  <b>AB 37</b> <b>R 6</b> <b>H 11</b> <b>RBI 5</b> <b>BB 1</b> <b>SO 7</b> <b>LOB 16</b>										
<b>James Mouton, R</b> OBP: 0.216, SLG: 0.353 <b>Luis Gonzalez, L</b> (7, PH) OBP: 0.318, SLG: 0.289 (7, 7)	G5-3		2B		L7		G4-3		1B	3	1	1	2	0	0	0											
<b>5 Jeff Bagwell, R</b> OBP: 0.316, SLG: 0.616 (1, 3)	K		1B		G6-3		K		K	5	0	1	1	0	3	3											
<b>Derek Bell, R</b> OBP: 0.282, SLG: 0.247 <b>Russ Springer, R</b> (7, 1)			1B		G6-3		K		G1-3	4	0	1	0	0	1	3											
<b>Bobby Abreu, L</b> OBP: 0.386, SLG: 0.457 (1, 9)	L9		K				G4-3		K	4	0	0	0	0	2	2											
<b>Tim Lincecum, R</b> OBP: 0.208, SLG: 0.273 (1, 5)	G4-6-3				F9		E		L7	4	1	1	0	0	0	1											
<b>Brad Ausmus, R</b> OBP: 0.391, SLG: 0.438 (1, 2)			1B		2B		E5		G6-3	4	0	2	0	0	0	0											
<b>Pat Listach, S</b> OBP: 0.247, SLG: 0.205 (1, 6)			1B		K		F7		G6-3 BB	3	1	0	0	1	1	3											
<b>Darryl Kile, R</b> OBP: 0.063, SLG: 0.063 <b>Ramon Garcia, R</b> (4, 1)			1B		F8				G6-3	2	1	1	0	0	0	1											
<b>Jose Lima, R</b> (5, 1)			1B				G4-3		1-2	0	0	0	0	0	0	0											
<b>Ray Montgomery, R</b> OBP: 0.333, SLG: 0.308 (7, 8)			1B				2B		1-2	2	0	1	0	0	0	1											
<b>Inning Stats</b>	R: 0 E: 0 K: 1 S: 8	H: 0 LOB: 0 BB: 0 P: 11	R: 0 E: 0 K: 0 S: 7	H: 1 LOB: 0 BB: 0 P: 9	R: 4 E: 0 K: 1 S: 16	H: 5 LOB: 1 BB: 0 P: 24	R: 0 E: 0 K: 1 S: 14	H: 1 LOB: 1 BB: 0 P: 21	R: 0 E: 0 K: 0 S: 8	H: 0 LOB: 0 BB: 0 P: 11	R: 1 E: 1 K: 1 S: 10	H: 1 LOB: 1 BB: 0 P: 17	R: 0 E: 0 K: 1 S: 12	H: 1 LOB: 2 BB: 0 P: 17	R: 0 E: 0 K: 1 S: 7	H: 0 LOB: 0 BB: 0 P: 10	R: 1 E: 0 K: 1 S: 12	H: 2 LOB: 1 BB: 1 P: 18	1B: 5 2B: 5 3B: 1 HR: 0	SF: 0 SAC: 0 DP: 2 HBP: 1	WP: 0 PB: 0 SB: 0 CS: 0	PA: 39					
<b>PITCHER</b>	IP	WLS	BF	H	R	ER	SO	BB	IBB	HBP	BLK	WP	HR	S	P	ERA	WHIP										
<b>Carlos Perez, L</b> ERA: 3.51 (1, 1)	6.0	W	27	9	5	4	4	0	0	0	0	0	0	66	97	6.00	1.500										
<b>Dave Veres, R</b> ERA: 2.94 (7, 1)	2.0		7	0	0	0	2	0	0	1	0	0	0	16	23	0.00	0.000										
<b>Lee Smith, R</b> ERA: 2.79 (9, 1)	0.2	S	4	2	1	1	0	1	0	0	0	0	0	9	14	13.50	4.500										
<b>Ugueth Urbina, R</b> ERA: 1.46 (9, 1)	0.1		1	0	0	0	1	0	0	0	0	0	0	3	4	0.00	0.000										

Batter	1	2	3	4	5	6	7	8	9	AB	R	H	RBI	BB	SO	LOB	BOTTOM										
<b>Mark Grudzielanek, R</b> OBP: 0.350, SLG: 0.459 (1, 6)	HBP 1B	1B		L9 HR 1B	2B 1B		F8			5	2	4	0	0	0	0	<b>Houston Astros @ Montreal Expos</b> Olympic Stadium, Montreal, QB Wed Apr 30 1997, 7:05 PM EDT Att: 12,346 - Dome  <b>AB 36</b> <b>R 8</b> <b>H 13</b> <b>RBI 8</b> <b>BB 5</b> <b>SO 8</b> <b>LOB 22</b>										
<b>Mike Lansing, R</b> OBP: 0.281, SLG: 0.367 (1, 4)	F7	1B		HR BB	2B BB		F8			3	2	1	1	2	0	1											
<b>Rondell White, R</b> OBP: 0.321, SLG: 0.459 (1, 8)	HBP	K		L9	1B 2B		K			4	1	1	2	0	2	5											
<b>David Segui, S</b> OBP: 0.312, SLG: 0.593 (1, 3)	F8		E SF7	HR	1B		K			5	2	3	4	0	1	2											
<b>Darrin Fletcher, L</b> OBP: 0.281, SLG: 0.463 (1, 2)	G4-3		E9 1B	F8	P3		K			5	0	1	0	0	1	3											
<b>Henry Rodriguez, L</b> OBP: 0.350, SLG: 0.656 <b>Lee Smith, R</b> (9, 1) <b>Ugueth Urbina, R</b> (9, 1)		1B 1B	SF7	BB	G3		1B			3	1	2	1	1	0	1											
<b>F.P. Santangelo, S</b> OBP: 0.457, SLG: 0.467 (1, 9)	L7		1B	FC6-4 BB			F8		P5	4	0	1	0	1	0	2											
<b>Shane Andrews, R</b> OBP: 0.232, SLG: 0.438 (1, 5)	1B 1B	L4	L4	FC6-4			K			3	0	0	0	1	1	4											
<b>Carlos Perez, L</b> OBP: 0.200, SLG: 0.357 <b>Dave Veres, R</b> OBP: 1.000, SLG: 1.000 <b>Joe Orsulak, L</b> OBP: 0.379, SLG: 0.417 (1, 1) (7, 1) (9, 7)	K	K	G1		K		K			4	0	0	0	0	3	4											
<b>Inning Stats</b>	R: 0 E: 0 K: 0 S: 7	H: 1 LOB: 2 BB: 0 P: 12	R: 1 E: 0 K: 2 S: 16	H: 3 LOB: 3 BB: 1 P: 31	R: 1 E: 1 K: 0 S: 9	H: 3 LOB: 2 BB: 0 P: 14	R: 3 E: 0 K: 0 S: 10	H: 2 LOB: 2 BB: 3 P: 27	R: 3 E: 0 K: 1 S: 15	H: 3 LOB: 1 BB: 1 P: 24	R: 0 E: 0 K: 2 S: 9	H: 0 LOB: 0 BB: 0 P: 14	R: 0 E: 0 K: 1 S: 9	H: 0 LOB: 0 BB: 0 P: 11	R: 0 E: 0 K: 2 S: 10	H: 1 LOB: 1 BB: 0 P: 17		1B: 11 2B: 1 3B: 0 HR: 1	SF: 1 SAC: 0 DP: 0 HBP: 1	WP: 1 PB: 0 SB: 0 CS: 0	PA: 43						
<b>PITCHER</b>	IP	WLS	BF	H	R	ER	SO	BB	IBB	HBP	BLK	WP	HR	S	P	ERA	WHIP										
<b>Darryl Kile, R</b> ERA: 3.12 (1, 1)	3.2	L	25	9	5	4	2	4	0	0	0	0	1	40	81	9.82	3.545										
<b>Ramon Garcia, R</b> ERA: 2.95 (4, 1)	0.2		5	2	3	3	1	1	0	0	0	0	0	10	18	40.50	4.500										
<b>Jose Lima, R</b> ERA: 7.71 (5, 1)	1.2		6	1	0	0	2	0	0	0	0	0	0	16	23	0.00	0.600										
<b>Russ Springer, R</b> ERA: 1.54 (7, 1)	2.0		7	1	0	0	3	0	0	0	0	0	0	19	28	0.00	0.500										



Batter	1	2	3	4	5	6	7	8	9	AB	R	H	RBI	BB	SO	LOB	TOP					
<b>Craig Biggio, R</b> OBP: 0.390, SLG: 0.481 (1, 4)										3	0	1	0	0	0	1						
<b>Bobby Abreu, L</b> OBP: 0.388, SLG: 0.432 (1, 9)										4	0	0	0	0	1	2						
<b>5 Jeff Bagwell, R</b> OBP: 0.402, SLG: 0.592 (1, 3)										4	0	0	0	0	2	2						
<b>Thomas Howard, S</b> OBP: 0.422, SLG: 0.525 (1, 8)										4	0	1	0	0	1	1						
<b>Luis Gonzalez, L</b> OBP: 0.315, SLG: 0.278 (1, 7)										3	0	0	0	1	0	1						
<b>Sean Berry, R</b> OBP: 0.270, SLG: 0.324 (1, 5)										3	0	0	0	0	1	1						
<b>Tony Eusebio, R</b> OBP: 0.310, SLG: 0.263 (1, 2)										3	0	1	0	0	1	1						
<b>Pat Listach, S</b> OBP: 0.250, SLG: 0.200 (1, 6)										2	0	0	0	1	2	1						
<b>Chris Holt, R</b> (1, 1)										2	0	0	0	0	1	2						
<b>Tom Martin, L</b> (7, 1)										0	0	0	0	0	0	0						
<b>Bill Spiers, L</b> OBP: 0.448, SLG: 0.422 (8, PH)										1	0	0	0	0	0	1						
<b>Jose Lima, R</b> (8, 1)										0	0	0	0	0	0	0						
<b>Inning Stats</b>	R: 0 H: 0 E: 0 K: 2 S: 9	H: 0 LOB: 0 BB: 0 P: 12	R: 0 H: 0 E: 0 K: 1 S: 9	H: 0 LOB: 0 BB: 0 P: 13	R: 0 H: 0 E: 0 K: 2 S: 7	H: 0 LOB: 0 BB: 0 P: 9	R: 0 H: 1 E: 0 K: 1 S: 13	H: 1 LOB: 1 BB: 0 P: 16	R: 0 H: 0 E: 0 K: 1 S: 7	H: 0 LOB: 0 BB: 2 P: 17	R: 0 H: 0 E: 0 K: 0 S: 6	H: 0 LOB: 0 BB: 0 P: 10	R: 0 H: 0 E: 0 K: 0 S: 7	H: 0 LOB: 0 BB: 0 P: 9	R: 0 H: 1 E: 0 K: 1 S: 8	H: 1 LOB: 1 BB: 0 P: 11	R: 0 H: 1 E: 0 K: 1 S: 8	H: 1 LOB: 1 BB: 0 P: 14	1B: 1 2B: 2 3B: 0 HR: 0	SF: 0 SAC: 0 DP: 1 HBP: 1	WP: 0 PB: 0 SB: 0 CS: 0	PA: 32
<b>PITCHER</b> <b>Pedro Martinez, R</b> ERA: 0.31 (1, 1)	IP: 9.0 WLS: W BF: 32 H: 3 R: 0 ER: 0 SO: 9 BB: 2 IBB: 0 HBP: 1 BLK: 0 WP: 0 HR: 0 S: 74 P: 111 ERA: 0.00 WHIP: 0.556															<b>PITCHER</b>						

Houston Astros @ Montreal Expos  
Olympic Stadium, Montreal, QB  
Thu May 01 1997, 3:33 AM EDT  
Att: 12,328 - Dome

AB	29
R	0
H	3
RBI	0
BB	2
SO	9
LOB	13



Batter	1	2	3	4	5	6	7	8	9	AB	R	H	RBI	BB	SO	LOB	BOTTOM			
<b>Mark Grudzielanek, R</b> OBP: 0.343, SLG: 0.447 (1, 6)										5	1	1	0	0	1	2				
<b>Mike Lansing, R</b> OBP: 0.290, SLG: 0.366 (1, 4)										3	0	1	0	1	1	1				
<b>Rondell White, R</b> OBP: 0.327, SLG: 0.455 (1, 8)										3	0	1	0	1	0	2				
<b>David Segui, S</b> OBP: 0.415, SLG: 0.581 (1, 3)										2	1	0	0	2	0	3				
<b>Henry Rodriguez, L</b> OBP: 0.356, SLG: 0.660 (1, 7)										4	1	2	1	0	1	2				
<b>Joe Orsulak, L</b> OBP: 0.379, SLG: 0.417 (8, 7)										0	0	0	0	0	0	0				
<b>F.P. Santangelo, S</b> OBP: 0.456, SLG: 0.459 (1, 9)										1	0	0	1	1	0	2				
<b>Darrin Fletcher, L</b> OBP: 0.295, SLG: 0.534 (1, 2)										4	1	2	2	0	0	3				
<b>Doug Strange, S</b> OBP: 0.400, SLG: 0.516 (1, 5)										4	0	1	0	0	1	0				
<b>Pedro Martinez, R</b> OBP: 0.100, SLG: 0.200 (1, 1)										3	0	0	0	0	1	0				
<b>Inning Stats</b>	R: 1 H: 2 E: 0 K: 1 S: 12	H: 2 LOB: 2 BB: 1 P: 19	R: 0 H: 0 E: 0 K: 1 S: 6	H: 0 LOB: 0 BB: 0 P: 9	R: 0 H: 1 E: 0 K: 0 S: 6	H: 1 LOB: 0 BB: 0 P: 7	R: 1 H: 1 E: 0 K: 0 S: 11	H: 1 LOB: 1 BB: 1 P: 17	R: 0 H: 1 E: 0 K: 1 S: 6	H: 1 LOB: 1 BB: 0 P: 7	R: 2 H: 3 E: 0 K: 0 S: 11	H: 3 LOB: 2 BB: 1 P: 20	R: 0 H: 0 E: 0 K: 1 S: 10	H: 0 LOB: 3 BB: 2 P: 21	R: 0 H: 0 E: 0 K: 1 S: 9	H: 0 LOB: 0 BB: 0 P: 10	1B: 5 2B: 2 3B: 0 HR: 1	SF: 1 SAC: 1 DP: 0 HBP: 1	WP: 0 PB: 0 SB: 1 CS: 1	PA: 37
<b>PITCHER</b> <b>Chris Holt, R</b> ERA: 3.98 (1, 1)	IP: 6.0 WLS: L BF: 28 H: 8 R: 4 ER: 4 SO: 3 BB: 3 IBB: 0 HBP: 0 BLK: 0 WP: 0 HR: 1 S: 52 P: 79 ERA: 6.00 WHIP: 1.833															<b>PITCHER</b>				
<b>Tom Martin, L</b> ERA: (7, 1)	IP: 1.0 WLS: BF: 6 H: 0 R: 0 ER: 0 SO: 1 BB: 2 IBB: 0 HBP: 0 BLK: 0 WP: 0 HR: 0 S: 10 P: 21 ERA: 0.00 WHIP: 2.000															<b>PITCHER</b>				
<b>Jose Lima, R</b> ERA: 6.75 (8, 1)	IP: 1.0 WLS: BF: 3 H: 0 R: 0 ER: 0 SO: 1 BB: 0 IBB: 0 HBP: 0 BLK: 0 WP: 0 HR: 0 S: 9 P: 10 ERA: 0.00 WHIP: 0.000															<b>PITCHER</b>				

Houston Astros @ Montreal Expos  
Olympic Stadium, Montreal, QB  
Thu May 01 1997, 3:33 AM EDT  
Att: 12,328 - Dome

AB	29
R	4
H	8
RBI	4
BB	5
SO	5
LOB	15





Batter	1	2	3	4	5	6	7	8	9	AB	R	H	RBI	BB	SO	LOB	TOP									
Mark Grudzielanek, R OBP: 0.339, SLG: 0.463	G6-3		F9		G6-3		HR		G1-3	5	1	1	2	0	0	1	<b>Montreal Expos @ San Diego Padres</b> Qualcomm Stadium, San Diego, CA Fri May 02 1997, 10:05 PM EDT Att: 22,503 - Unknown - 73 F									
Mike Lansing, R OBP: 0.296, SLG: 0.360	K		S		FC5 1B		F7		G5-3	4	0	1	0	1	1											
Rondell White, R OBP: 0.333, SLG: 0.486	HR		G1-3		1B		G5-3			4	1	2	1	0	0	1										
David Segui, S OBP: 0.418, SLG: 0.568	P3				1B G5-3		FC5		FC3-6 1B	2	2	0	0	2	0	2										
Henry Rodriguez, L OBP: 0.370, SLG: 0.663							L9		FC3-6	4	0	3	0	0	0	0										
Ugueth Urbina, R (8, 1)									1B	0	0	0	0	0	0	0										
Sherman Obando, R OBP: 0.125, SLG: 0.267									FC3-6	2	0	0	1	0	0	2										
F.P. Santangelo, S OBP: 0.460, SLG: 0.452									FC3-6	1	0	0	0	1	0	2										
Chris Widger, R OBP: 0.227, SLG: 0.439									SF9-3-6	3	0	0	1	0	0	3										
Doug Strange, S OBP: 0.385, SLG: 0.486										4	1	1	0	0	3	2										
Jeff Juden, R (1, 1)										2	0	0	0	0	2	0										
Andy Stankiewicz, R OBP: 0.287, SLG: 0.440										0	0	0	0	0	0	0										
Anthony Telford, R OBP: 0.400, SLG: 0.600										0	0	0	0	0	0	0										
Dave Veres, R OBP: 1.000, SLG: 1.000										0	0	0	0	0	0	0										
Joe Orsulak, L OBP: 0.400, SLG: 0.440										1	0	1	0	0	0	0										
<b>Inning Stats</b>	R: 1 E: 0 K: 1 S: 12	H: 1 LOB: 0 BB: 0 P: 18	R: 0 E: 0 K: 1 S: 9	H: 1 LOB: 1 BB: 0 P: 13	R: 0 E: 0 K: 1 S: 7	H: 0 LOB: 1 BB: 1 P: 13	R: 1 E: 0 K: 1 S: 15	H: 1 LOB: 1 BB: 1 P: 27	R: 0 E: 0 K: 0 S: 13	H: 0 LOB: 2 BB: 0 P: 20	R: 0 E: 0 K: 0 S: 4	H: 0 LOB: 0 BB: 1 P: 11	R: 2 E: 0 K: 0 S: 8	H: 2 LOB: 0 BB: 0 P: 10	R: 1 E: 0 K: 0 S: 8	H: 1 LOB: 0 BB: 1 P: 16	R: 0 E: 0 K: 1 S: 11	H: 1 LOB: 1 BB: 0 P: 16	1B: 7 2B: 1 3B: 0 HR: 2	SF: 1 SAC: 1 DP: 2 HBP: 0	WP: 1 PB: 0 SB: 2 CS: 0	PA: 38				
<b>PITCHER</b>	IP WLS BF H R ER SO BB IBB HBP BLK WP HR S P ERA WHIP																									
Fernando Valenzuela, L ERA: 2.88	(1, 1)	7.0	30	7	4	4	5	3	0	0	0	0	0	2	68	112	5.14	1.429								
Doug Bochtler, R ERA: 2.13	(8, 1)	2.0	L	8	2	1	1	1	0	0	0	0	1	0	19	32	4.50	1.500								

AB 32  
R 5  
H 9  
RBI 5  
BB 4  
SO 6  
LOB 14



Batter	1	2	3	4	5	6	7	8	9	AB	R	H	RBI	BB	SO	LOB	BOTTOM									
QuiVivo Veras, S OBP: 0.330, SLG: 0.343	G4-3 1B	G6-3		S				FC6-4		3	1	1	0	1	0	2	<b>Montreal Expos @ San Diego Padres</b> Qualcomm Stadium, San Diego, CA Fri May 02 1997, 10:05 PM EDT Att: 22,503 - Unknown - 73 F									
Chris Gomez, R OBP: 0.330, SLG: 0.364	G4-3		1B WP	P5		F9				4	0	1	0	1	0	3										
Tony Gwynn, L OBP: 0.409, SLG: 0.607	2B		F7		F8		HR	F9		5	2	3	2	0	0	3										
Ken Caminiti, S OBP: 0.320, SLG: 0.402	2B									3	0	2	0	2	0	0										
Terry Shumpert, R (9, PR)	2B									0	0	0	0	0	0	0										
Greg Vaughn, R OBP: 0.279, SLG: 0.402	2B		P3		F8		K			5	0	1	1	0	2	5										
Derek Lee, R OBP: 0.381, SLG: 0.188	K									3	0	0	0	1	3	5										
Doug Bochtler, R										0	0	0	0	0	0	0										
Phil Plantier, L (9, PH)										0	0	0	0	1	0	0										
John Flaherty, R OBP: 0.281, SLG: 0.317		P6		G5-3	G6-3		G6-3			5	0	0	0	0	1	5										
Chris Jones, R OBP: 0.333, SLG: 0.444		G6-3			HR		G4-3		G3	5	1	1	1	0	0	2										
Fernando Valenzuela, L OBP: 0.125, SLG: 0.125										3	0	1	0	0	0	0										
Archi Cianfrocco, R OBP: 0.375, SLG: 0.286										1	0	1	0	0	0	0										
<b>Inning Stats</b>	R: 2 E: 0 K: 1 S: 14	H: 3 LOB: 1 BB: 1 P: 27	R: 0 E: 0 K: 0 S: 8	H: 1 LOB: 1 BB: 0 P: 12	R: 0 E: 0 K: 1 S: 10	H: 2 LOB: 2 BB: 0 P: 18	R: 1 E: 0 K: 0 S: 13	H: 1 LOB: 1 BB: 1 P: 22	R: 0 E: 0 K: 0 S: 14	H: 0 LOB: 1 BB: 0 P: 7	R: 1 E: 0 K: 1 S: 12	H: 1 LOB: 1 BB: 1 P: 17	R: 0 E: 0 K: 0 S: 11	H: 1 LOB: 2 BB: 1 P: 16	R: 0 E: 0 K: 2 S: 16	H: 1 LOB: 2 BB: 1 P: 27	R: 0 E: 0 K: 2 S: 16	H: 1 LOB: 2 BB: 1 P: 27	1B: 7 2B: 2 3B: 0 HR: 2	SF: 0 SAC: 0 DP: 0 HBP: 1	WP: 1 PB: 2 SB: 4 CS: 0	PA: 44				
<b>PITCHER</b>	IP WLS BF H R ER SO BB IBB HBP BLK WP HR S P ERA WHIP																									
Jeff Juden, R ERA: 4.18	(1, 1)	6.0		29	8	3	3	3	0	1	0	0	0	0	63	107	4.50	1.833								
Anthony Telford, R ERA: 5.17	(7, 1)	0.2	4	1	1	1	1	1	0	0	0	0	0	1	11	16	13.50	3.000								
Dave Veres, R ERA: 2.75	(7, 1)	0.2	W	3	1	0	0	0	0	0	0	0	0	6	7	0.00	1.500									
Ugueth Urbina, R ERA: 1.29	(8, 1)	1.2	S	8	1	0	0	2	2	0	0	0	0	0	22	37	0.00	1.800								





Batter	1	2	3	4	5	6	7	8	9	AB	R	H	RBI	BB	SO	LOB	TOP								
Mark Grudzielanek, R OBP: 0.342, SLG: 0.455 (1, 6)	2-1 HBP		0-0 G3-1			0-2 G4-3		4-2 BB		2	0	0	0	1	0	0	<b>Montreal Expos @ San Diego Padres</b> Qualcomm Stadium, San Diego, CA Sat May 03 1997, 10:05 PM EDT Att: 45,424 - Unknown - 71 F								
Mike Lansing, R OBP: 0.294, SLG: 0.344 (1, 4)	1 SAFE K		0-1 F8			1-1 G5-3		1-2 L4		4	0	0	0	0	1	3									
Rondell White, R OBP: 0.322, SLG: 0.468 (1, 8)	1 SAFE K			0-3 K		0-0 L4			3-3 K	4	0	0	0	0	3	1									
David Segui, S OBP: 0.312, SLG: 0.556 (1, 3)	1-2 F8			0-0 1B			3-1 G4-3		0-3 K	4	0	1	0	0	1	1									
Henry Rodriguez, L OBP: 0.357, SLG: 0.639 (1, 7)		1-3 K		1-3 K		1-2 P5			1-3 K	4	0	0	0	0	3	1									
Darrin Fletcher, L OBP: 0.297, SLG: 0.541 (1, 2)	1-1 2B			0-0 G4-3		1-2 F6				3	0	1	0	0	0	1									
Vladimir Guerrero, R (1, 9)	0-1 G6-3				0-0 P3			2-0 1B CS HBP		2	0	0	0	0	0	1									
Doug Strange, S OBP: 0.375, SLG: 0.472 F.P. Santangelo, S OBP: 0.449, SLG: 0.438 (2, 5)	3-3 K				1-2 F9			1-0 B2		1	0	0	0	0	1	1									
Dustin Hermanson, R OBP: 0.200, SLG: 0.800 Omar Daal, L OBP: 0.333, SLG: 0.333 Marc Valdes, R OBP: 0.333, SLG: 0.333 Joe Orsulak, L OBP: 0.419, SLG: 0.462 Anthony Telford, R OBP: 0.400, SLG: 0.600 (8, 1)			0-3 K			0-3 K		0-0 CS 1B		2	0	0	0	0	2	0									
<b>Inning Stats</b>	R: 0 E: 0 K: 2 S: 11	H: 0 LOB: 1 BB: 0 P: 17	R: 0 E: 0 K: 2 S: 12	H: 1 LOB: 1 BB: 0 P: 17	R: 0 E: 0 K: 1 S: 6	H: 0 LOB: 0 BB: 0 P: 6	R: 0 E: 0 K: 2 S: 11	H: 1 LOB: 1 BB: 0 P: 12	R: 0 E: 0 K: 1 S: 7	H: 0 LOB: 0 BB: 0 P: 8	R: 0 E: 0 K: 0 S: 6	H: 0 LOB: 0 BB: 0 P: 7	R: 0 E: 0 K: 0 S: 10	H: 0 LOB: 0 BB: 0 P: 15	R: 0 E: 0 K: 0 S: 7	H: 1 LOB: 2 BB: 1 P: 15		R: 0 E: 0 K: 3 S: 12	H: 0 LOB: 0 BB: 0 P: 16	1B: 2 2B: 1 3B: 0 HR: 0	SF: 0 SAC: 0 DP: 0 HBP: 2	WP: 0 PB: 0 SB: 1 CS: 2	PA: 32		
<b>PITCHER</b>	IP WLS BF H R ER SO BB IBB HBP BLK WP HR S P ERA WHIP	7.2 W 28 3 0 0 8 1 0 2 0 0 0 67 93 0.00 0.522	1.1 S 4 0 0 0 3 0 0 0 0 0 0 15 20 0.00 0.000																						

AB	29
R	0
H	3
RBI	0
BB	1
SO	11
LOB	10



Batter	1	2	3	4	5	6	7	8	9	AB	R	H	RBI	BB	SO	LOB	BOTTOM							
Quilvio Veras, S OBP: 0.319, SLG: 0.330 (1, 4)	0-2 G1		0-1 F8		2-2 F8			1-2 G4-3		4	0	0	0	0	0	2	<b>Montreal Expos @ San Diego Padres</b> Qualcomm Stadium, San Diego, CA Sat May 03 1997, 10:05 PM EDT Att: 45,424 - Unknown - 71 F							
Chris Gomez, R OBP: 0.317, SLG: 0.348 (1, 6)	2-1 L9		0-3 K			1-2 E5 1B		1-3 K		4	0	0	0	0	2	0								
Tony Gwynn, L OBP: 0.403, SLG: 0.622 (1, 9)	1-0 HR			0-1 G3		0-0 F8		1-2 F7		4	1	1	1	0	0	1								
Ken Caminiti, S OBP: 0.320, SLG: 0.400 (1, 5)	2-2 G4-3			0-0 F8		1-2 SAFE 1B				3	0	1	0	0	0	0								
Phil Plantier, L (6, PH) Greg Vaughn, R OBP: 0.276, SLG: 0.398 (7, 7)		0-1 P3		1-2 G5-3		1-3 K				2	0	0	0	0	0	0								
Chris Jones, R OBP: 0.333, SLG: 0.429 (1, 8)		3-1 F8			0-1 CS 1B	1-1 F8				3	0	1	0	0	0	2								
Archi Cianfrocco, R OBP: 0.407, SLG: 0.348 (1, 3)		4-2 S BB			2-1 1B 2B		3-2 G6-3			2	0	1	0	1	0	0								
John Flaherty, R OBP: 0.283, SLG: 0.318 (1, 2)		1-1 P2			2-0 S 1B		1-3 K			3	0	1	0	0	1	1								
Tim Worrell, R OBP: 0.333, SLG: 0.273 Trevor Hoffman, R (8, 1)			0-3 K		1-3 K		0-2 G6-3			3	0	0	0	0	2	2								
<b>Inning Stats</b>	R: 1 E: 0 K: 0 S: 11	H: 1 LOB: 0 BB: 0 P: 16	R: 0 E: 0 K: 0 S: 8	H: 0 LOB: 1 BB: 1 P: 16	R: 0 E: 0 K: 2 S: 8	H: 0 LOB: 0 BB: 0 P: 8	R: 0 E: 0 K: 0 S: 6	H: 0 LOB: 0 BB: 0 P: 7	R: 0 E: 1 K: 1 S: 11	H: 1 LOB: 2 BB: 0 P: 16	R: 0 E: 0 K: 1 S: 9	H: 0 LOB: 0 BB: 0 P: 13	R: 0 E: 0 K: 1 S: 10	H: 0 LOB: 0 BB: 0 P: 13	R: 0 E: 0 K: 1 S: 10	H: 0 LOB: 0 BB: 0 P: 13		1B: 3 2B: 1 3B: 0 HR: 1	SF: 0 SAC: 0 DP: 0 HBP: 0	WP: 0 PB: 0 SB: 2 CS: 1	PA: 30			
<b>PITCHER</b>	IP WLS BF H R ER SO BB IBB HBP BLK WP HR S P ERA WHIP	5.0 L 19 4 1 1 3 1 0 0 0 0 0 6 9 0.00 3.000	0.1 3 1 0 0 0 0 0 0 0 0 0 0 14 20 0.00 0.000	1.2 5 0 0 0 2 0 0 0 0 0 0 0 10 13 0.00 0.000	1.0 3 0 0 0 1 0 0 0 0 0 0 0 10 13 0.00 0.000																			





Batter	1	2	3	4	5	6	7	8	9	AB	R	H	RBI	BB	SO	LOB	TOP					
Mark Grudzielanek, R OBP: 0.350, SLG: 0.447	(1,6) C BB X 2-1 F8		X 0-0 BLK HR 1B	4-2 BB		2-1 G5-3		X 0-0 F8	4-2 FC6-4 BB	4	1	1	0	2	0	1	<b>Montreal Expos @ San Diego Padres</b> Qualcomm Stadium, San Diego, CA Sun May 04 1997, 6:33 AM EDT Att: 19,333 - Overcast - 72 F					
Mike Lansing, R OBP: 0.296, SLG: 0.365	(1,4) C X 0-1 1B		1-3 K2-3	1-2 F9		1-0 2B		X 1-0 1B	1-2 2-3 FC6-4 BB	6	1	3	0	0	1	5						
Rondell White, R OBP: 0.341, SLG: 0.535	(1,8) C SAFE SAFE X 1-2 1B		1-1 HR		1-0 HR	1-3 K		X 1-0 1B	1-2 2-H 1B	5	2	4	4	0	1	1						
David Segui, S OBP: 0.412, SLG: 0.544	(1,3) C X 0-2 P5		4-0 FC5-4 BB		2-2 G5-3		2-2 G3-1	2-2 E8	1-3 2-H 1B	4	0	1	1	1	0	2						
Vladimir Guerrero, R OBP: 0.250, SLG: 0.571	(1,9) B BB T X 3-3 K		0-1 FC5-4		2-1 HR		0-1 G1-3	0-3 K		5	1	1	1	0	2	5						
Henry Rodriguez, L OBP: 0.353, SLG: 0.652	(1,7) C BB X 1-2 P4	1-2 SAFE 1	3-3 K		0-0 HR		0-3 K		2-1 F7	4	1	1	1	0	2	1						
F.P. Santangelo, S OBP: 0.444, SLG: 0.431	(7,7) C X 0-1 1B		0-1 K		1-3 K		0-0 HR		1-1 G4-3	1	0	0	0	0	0	0						
Chris Widger, R OBP: 0.224, SLG: 0.478	(1,2) C SAFE X 0-3 K		2-2 P2		1-3 K		X 0-0 HR	1-1 G4-3		5	1	1	1	0	2	0						
Doug Strange, S OBP: 0.400, SLG: 0.488	(1,5) F X 0-1 FC6-4 1B		1-3 K		0-3 K2-3		X 0-0 1B	0-1 BB 1B		5	1	3	0	0	2	0						
Jim Bullinger, R OBP: 0.333, SLG: 0.583	(1,1) C X 0-2 FC6-4		2-0 HR		3-1 F7		F BB X 2-2 F9	2-0 BB 1B		5	1	2	1	0	0	2						
Lee Smith, R (9,1)			1-2 FC6-4				F BB X 1-2 BB			0	0	0	0	0	0	0						
<b>Inning Stats</b>	R: 0 E: 0 K: 1 S: 13	H: 2 LOB: 2 BB: 0 P: 18	R: 0 E: 0 K: 1 S: 11	H: 1 LOB: 1 BB: 0 P: 12	R: 2 E: 0 K: 2 S: 11	H: 2 LOB: 1 BB: 1 P: 20	R: 1 E: 0 K: 1 S: 21	H: 1 LOB: 1 BB: 1 P: 31	R: 3 E: 0 K: 2 S: 14	H: 3 LOB: 0 BB: 0 P: 20	R: 0 E: 0 K: 1 S: 8	H: 0 LOB: 0 BB: 0 P: 10	R: 3 E: 1 K: 1 S: 15	H: 5 LOB: 2 BB: 0 P: 21	R: 0 E: 0 K: 0 S: 10	H: 2 LOB: 3 BB: 1 P: 20	1B: 10 2B: 1 3B: 0 HR: 6	SF: 0 SAC: 0 DP: 0 HBP: 0	WP: 0 PB: 0 SB: 0 CS: 0	PA: 47		
<b>PITCHER</b>	IP WLS BF H R ER SO BB IBB HBP BLK WP HR S P ERA WHIP	IP WLS BF H R ER SO BB IBB HBP BLK WP HR S P ERA WHIP	IP WLS BF H R ER SO BB IBB HBP BLK WP HR S P ERA WHIP	IP WLS BF H R ER SO BB IBB HBP BLK WP HR S P ERA WHIP	IP WLS BF H R ER SO BB IBB HBP BLK WP HR S P ERA WHIP	IP WLS BF H R ER SO BB IBB HBP BLK WP HR S P ERA WHIP	IP WLS BF H R ER SO BB IBB HBP BLK WP HR S P ERA WHIP	IP WLS BF H R ER SO BB IBB HBP BLK WP HR S P ERA WHIP	IP WLS BF H R ER SO BB IBB HBP BLK WP HR S P ERA WHIP	IP WLS BF H R ER SO BB IBB HBP BLK WP HR S P ERA WHIP	IP WLS BF H R ER SO BB IBB HBP BLK WP HR S P ERA WHIP	IP WLS BF H R ER SO BB IBB HBP BLK WP HR S P ERA WHIP	IP WLS BF H R ER SO BB IBB HBP BLK WP HR S P ERA WHIP	IP WLS BF H R ER SO BB IBB HBP BLK WP HR S P ERA WHIP	IP WLS BF H R ER SO BB IBB HBP BLK WP HR S P ERA WHIP	IP WLS BF H R ER SO BB IBB HBP BLK WP HR S P ERA WHIP	IP WLS BF H R ER SO BB IBB HBP BLK WP HR S P ERA WHIP	IP WLS BF H R ER SO BB IBB HBP BLK WP HR S P ERA WHIP	IP WLS BF H R ER SO BB IBB HBP BLK WP HR S P ERA WHIP	IP WLS BF H R ER SO BB IBB HBP BLK WP HR S P ERA WHIP	IP WLS BF H R ER SO BB IBB HBP BLK WP HR S P ERA WHIP	IP WLS BF H R ER SO BB IBB HBP BLK WP HR S P ERA WHIP
Sterling Hitchcock, L ERA: 3.7	(1,1)	4.1	L	23	8	5	5	5	2	0	0	0	1	0	4	62	92	10.38	2.308			
Sean Bergman, R ERA: 2.45	(5,1)	1.2		7	2	1	1	3	0	0	0	0	0	0	1	16	24	5.40	1.200			
Tim Scott, R ERA: 0.95	(7,1)	1.0		3	0	0	0	1	0	0	0	0	0	0	8	10	0.00	0.000				
Joey Long, L ERA: 16.88	(8,1)	0.2		5	3	3	3	0	0	0	0	0	0	1	7	10	40.50	4.500				
Marc Kroon, R ERA: 54.0	(8,1)	0.1		3	2	0	0	1	0	0	0	0	0	0	8	11	0.00	6.000				

AB	44
R	9
H	17
RBI	9
BB	3
SO	10
LOB	17



Batter	1	2	3	4	5	6	7	8	9	AB	R	H	RBI	BB	SO	LOB	BOTTOM					
Rickey Henderson, R OBP: 0.387, SLG: 0.255	(1,7) B BB F X 2-2 F9		C BB X 2-1 F8		2-3 K			B BB BB X 4-1 BB		3	0	0	0	1	1	0	<b>Montreal Expos @ San Diego Padres</b> Qualcomm Stadium, San Diego, CA Sun May 04 1997, 6:33 AM EDT Att: 19,333 - Overcast - 72 F					
Will Cunnane, R (9,1)										0	0	0	0	0	0	0						
Quilvio Veras, S OBP: 0.309, SLG: 0.318	(1,4) X 0-0 G4-3		X 0-0 F7		2-2 G4-3		X 0-0 G4-3			4	0	0	0	0	0	1						
Tony Gwynn, L OBP: 0.390, SLG: 0.600	(1,9) B BB X 2-0 G3		C X 0-1 F9		2-1 F7		X 0-0 G4-3			4	0	0	0	0	0	0						
Ken Caminiti, S OBP: 0.327, SLG: 0.430	(1,5) B X 1-1 P6		B BB BB X 4-1 FC5-4 BB		4-1 FC5-4 BB		X 1-2 G1-3		1-2 HR	3	1	1	1	1	0	0						
Chris Jones, R OBP: 0.357, SLG: 0.542	(1,8) B BB BB X 4-1 2B BB		B BB BB X 2-0 FC5-4		2-0 FC5-4		X 0-0 F9		3-1 HR	3	2	1	1	1	0	1						
Arch Cianfranzo, R OBP: 0.370, SLG: 0.350	(1,3) B SAFE SAFE X 1-3 K		B SAFE SAFE X 2-3 K		2-3 K		B SAFE SAFE X 2-3 K		1-0 FC6-4	2	0	0	0	0	2	2						
Scott Brumfield, R OBP: 0.500, SLG: 0.500	(7,1)									0	0	0	0	0	0	0						
Carlos Hernandez, R OBP: 0.200, SLG: 0.200	(8,1)									0	0	0	0	0	0	0						
Joey Long, R OBP: 0.200, SLG: 0.200	(8,1)									0	0	0	0	0	0	0						
Marc Kroon, R OBP: 0.333, SLG: 0.143	(9,7)									1	0	1	0	0	0	0						
Chris Gomez, R OBP: 0.314, SLG: 0.354	(1,6) B BB X 3-1 FC5-4 2B		B BB BB X 2-1 F8		2-1 F8		X 0-2 F7		0-0 L4	4	0	1	1	0	0	2						
Don Slaught, R (1,2)			B BB BB X 4-0 BB		0-0 G5-3		C X 0-1 F8		1-1 FC6-4	3	0	0	0	1	0	1						
Sterling Hitchcock, L (1,1)			B X 1-0 FC5		2-3 K		S X 1-1 F7			1	0	0	0	0	0	2						
Derek Lee, R OBP: 0.348, SLG: 0.167	(5,3)									2	0	0	0	0	1	0						
<b>Inning Stats</b>	R: 0 E: 0 K: 0 S: 5	H: 0 LOB: 0 BB: 0 P: 9	R: 1 E: 0 K: 1 S: 9	H: 1 LOB: 2 BB: 2 P: 23	R: 0 E: 0 K: 0 S: 5	H: 0 LOB: 0 BB: 0 P: 7	R: 0 E: 0 K: 1 S: 7	H: 0 LOB: 1 BB: 1 P: 17	R: 0 E: 0 K: 2 S: 8	H: 0 LOB: 0 BB: 0 P: 12	R: 0 E: 0 K: 0 S: 8	H: 0 LOB: 0 BB: 0 P: 13	R: 0 E: 0 K: 1 S: 7	H: 0 LOB: 1 BB: 1 P: 11	R: 2 E: 0 K: 0 S: 10	H: 3 LOB: 1 BB: 0 P: 16	1B: 1 2B: 1 3B: 0 HR: 2	SF: 0 SAC: 0 DP: 0 HBP: 0	WP: 0 PB: 0 SB: 1 CS: 0	PA: 35		
<b>PITCHER</b>	IP WLS BF H R ER SO BB IBB HBP BLK WP HR S P ERA WHIP	IP WLS BF H R ER SO BB IBB HBP BLK WP HR S P ERA WHIP	IP WLS BF H R ER SO BB IBB HBP BLK WP HR S P ERA WHIP	IP WLS BF H R ER SO BB IBB HBP BLK WP HR S P ERA WHIP	IP WLS BF H R ER SO BB IBB HBP BLK WP HR S P ERA WHIP	IP WLS BF H R ER SO BB IBB HBP BLK WP HR S P ERA WHIP	IP WLS BF H R ER SO BB IBB HBP BLK WP HR S P ERA WHIP	IP WLS BF H R ER SO BB IBB HBP BLK WP HR S P ERA WHIP	IP WLS BF H R ER SO BB IBB HBP BLK WP HR S P ERA WHIP	IP WLS BF H R ER SO BB IBB HBP BLK WP HR S P ERA WHIP	IP WLS BF H R ER SO BB IBB HBP BLK WP HR S P ERA WHIP	IP WLS BF H R ER SO BB IBB HBP BLK WP HR S P ERA WHIP	IP WLS BF H R ER SO BB IBB HBP BLK WP HR S P ERA WHIP	IP WLS BF H R ER SO BB IBB HBP BLK WP HR S P ERA WHIP	IP WLS BF H R ER SO BB IBB HBP BLK WP HR S P ERA WHIP	IP WLS BF H R ER SO BB IBB HBP BLK WP HR S P ERA WHIP	IP WLS BF H R ER SO BB IBB HBP BLK WP HR S P ERA WHIP	IP WLS BF H R ER SO BB IBB HBP BLK WP HR S P ERA WHIP	IP WLS BF H R ER SO BB IBB HBP BLK WP HR S P ERA WHIP	IP WLS BF H R ER SO BB IBB HBP BLK WP HR S P ERA WHIP	IP WLS BF H R ER SO BB IBB HBP BLK WP HR S P ERA WHIP	IP WLS BF H R ER SO BB IBB HBP BLK WP HR S P ERA WHIP
Jim Bullinger, R ERA: 8.49	(1,1)	8.1	W	32	3	3	3	5	4	0	0	0	0	0	0	0	111	3.24	0.840			
Lee Smith, R ERA: 2.61	(9,1)	0.2		3	1	0	0	0	0	0	0	0	0	0	4	6	0.00	1.500				

AB	31
R	3
H	4
RBI	3
BB	4
SO	5
LOB	9





Batter	1	2	3	4	5	6	7	8	9	AB	R	H	RBI	BB	SO	LOB	TOP				
Mark Grudzielanek, R OBP: 0.360, SLG: 0.449	0-1 2B	1-0 1B		2-0 G1-3			4-0 BB		1-1 F9	4	1	2	0	1	0	2					
Mike Lansing, R OBP: 0.358, SLG: 0.380	2-2 G6-3 1-H	0-0 G4-6-3			2-2 FC5-4		0-3 K			4	1	2	1	0	1	2					
Rondell White, R OBP: 0.331, SLG: 0.517	0-0 L9		1-2 G4-3		2-2 FC5-4		0-1 G1-3			4	0	0	0	0	0	3					
David Segui, S OBP: 0.398, SLG: 0.523	2-2 G6-3		3-3 K		3-1 G4-3			1-1 G4-3		4	0	0	0	0	1	2					
Darrin Fletcher, L OBP: 0.309, SLG: 0.538	1-2 BB		2-0 1B		1-0 F8			0-0 G4-3		4	0	2	1	0	0	0					
Henry Rodriguez, L OBP: 0.358, SLG: 0.652	4-2 BB		1-1 F8		1-1 F8			0-1 G6-3		3	0	1	0	1	0	1					
F.P. Santangelo, S OBP: 0.447, SLG: 0.418	4-0 BB		4-2 FC1-4		3-1 F8			2-1 L4		2	0	0	0	2	0	1					
Doug Strange, S OBP: 0.375, SLG: 0.455	1-3 K		0-0 FC1-4		2-1 F9			2-1 F7		3	0	0	0	0	0	1	5				
Anthony Telford, R OBP: 0.400, SLG: 0.600										0	0	0	0	0	0	0	0				
Omar Daal, L OBP: 0.333, SLG: 0.333										0	0	0	0	0	0	0	0				
Marc Valdes, R OBP: 0.333, SLG: 0.333										0	0	0	0	0	0	0	0				
Andy Stankiewicz, R OBP: 0.345, SLG: 0.423										1	0	0	0	0	0	0	0				
Carlos Perez, L OBP: 0.188, SLG: 0.333		0-2 G4-3		0-0 SH5-4			1-0 P5		1-1 1B	1	0	0	0	0	0	0					
Joe Orsulak, L OBP: 0.424, SLG: 0.464										2	0	1	0	0	0	0					
<b>Inning Stats</b>	R: 2 H: 3 E: 0 K: 1 S: 21	H: 3 LOB: 3 BB: 2 P: 35	R: 0 H: 1 E: 0 K: 0 S: 5	H: 1 LOB: 1 BB: 0 P: 6	R: 0 H: 1 E: 0 K: 1 S: 9	H: 1 LOB: 1 BB: 0 P: 16	R: 0 H: 0 E: 0 K: 0 S: 8	H: 0 LOB: 1 BB: 1 P: 14	R: 0 H: 1 E: 0 K: 0 S: 9	H: 1 LOB: 1 BB: 0 P: 16	R: 0 H: 0 E: 0 K: 1 S: 6	H: 0 LOB: 1 BB: 1 P: 11	R: 0 H: 0 E: 0 K: 0 S: 5	H: 0 LOB: 0 BB: 0 P: 6	R: 0 H: 1 E: 0 K: 0 S: 8	H: 1 LOB: 1 BB: 0 P: 14	1B: 6 2B: 2 3B: 0 HR: 0	SF: 0 SAC: 1 DP: 1 HBP: 0	WP: 0 PB: 0 SB: 0 CS: 1	PA: 37	
<b>PITCHER</b>	IP	WLS	BF	H	R	ER	SO	BB	IBB	HBP	BLK	WP	HR	S	P	ERA	WHIP				
Mark Gardner, R ERA: 2.98	(1, 1)	6.0	W	26	7	2	2	2	3	0	0	0	0	0	59	101	3.00	1.667			
Julian Tavarez, R ERA: 3.77	(7, 1)	1.0		4	0	0	0	1	1	0	0	0	0	0	6	11	0.00	1.000			
Jim Poole, L ERA: 1.74	(8, 1)	1.0		3	0	0	0	0	0	0	0	0	0	5	6	0.00	0.000				
Rod Beck, R ERA: 3.86	(9, 1)	1.0	S	4	1	0	0	0	0	0	0	0	0	8	14	0.00	1.000				

**Montreal Expos @ San Francisco Giants**  
 3Com Park at Candlestick Point, San Francisco, CA  
 Mon May 05 1997, 10:05 PM EDT  
 Att: 8,966 - Unknown - 63 F

AB	32
R	2
H	8
RBI	2
BB	4
SO	3
LOB	16



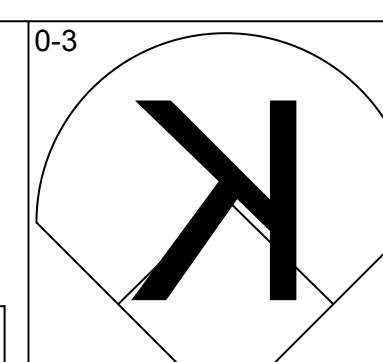
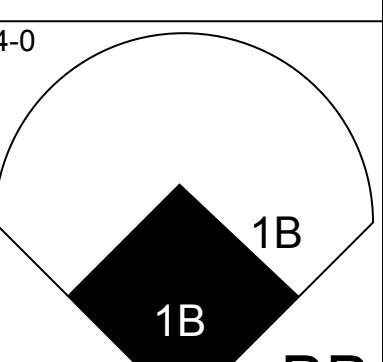
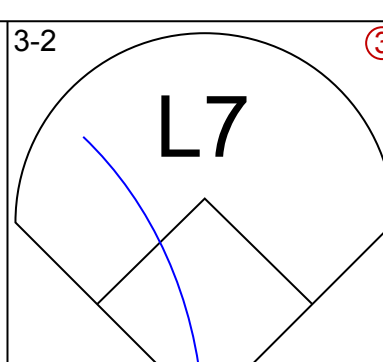
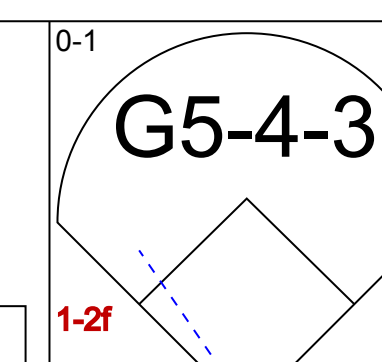
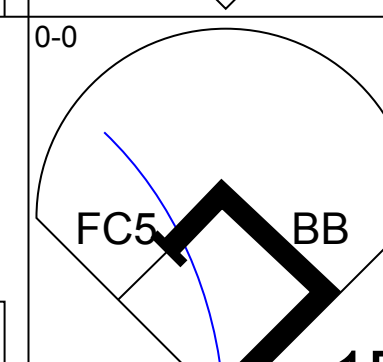
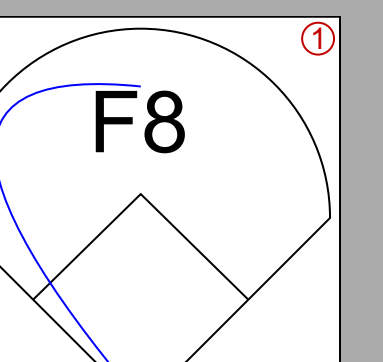
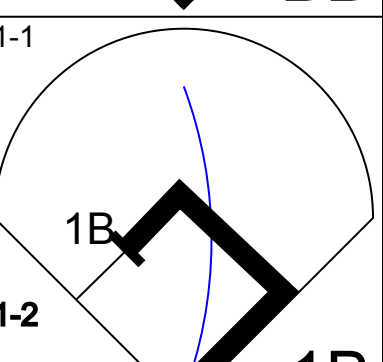
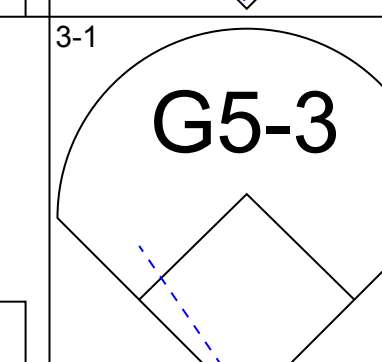
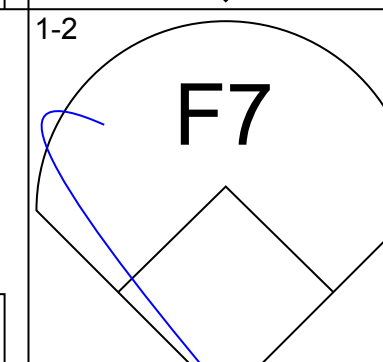
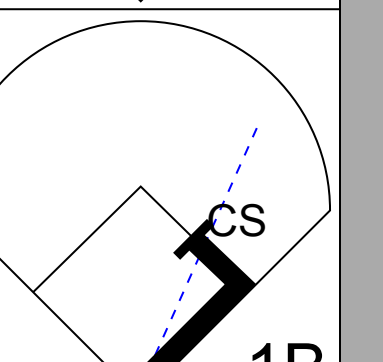
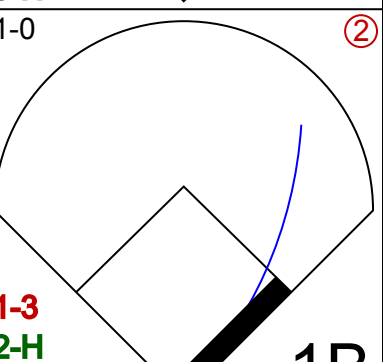

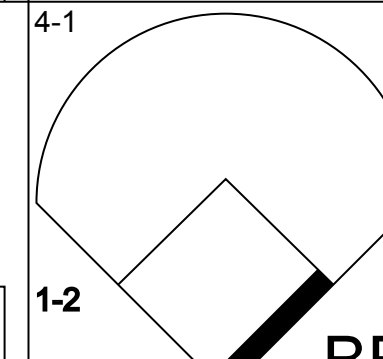
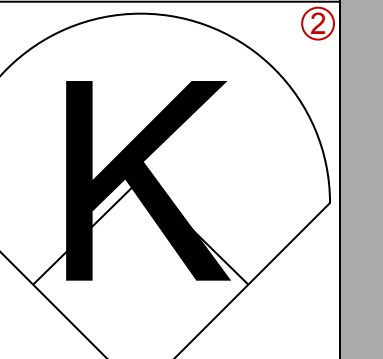
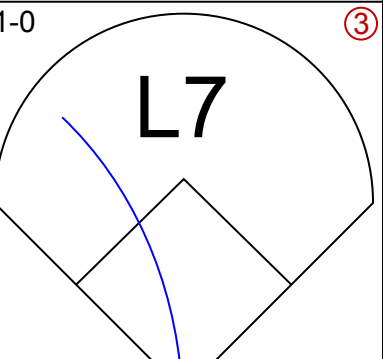

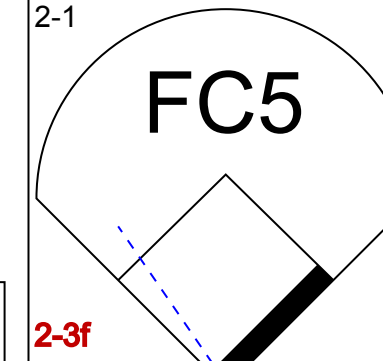
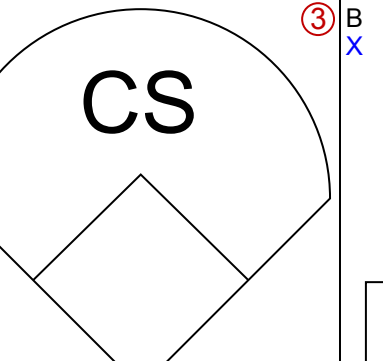
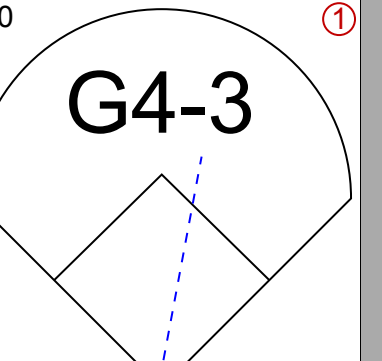
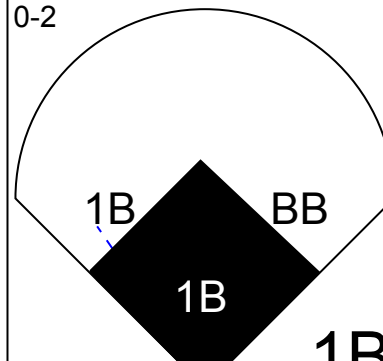

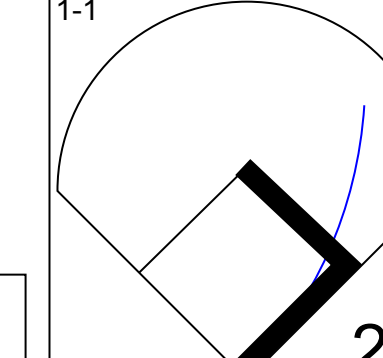
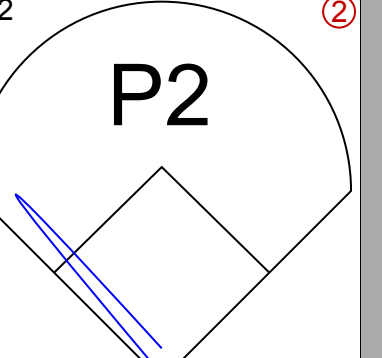
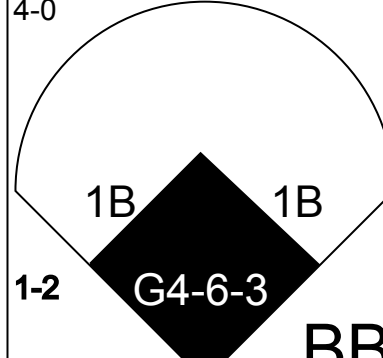

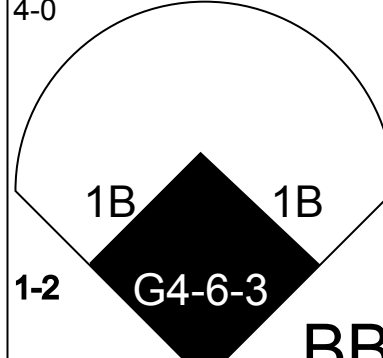
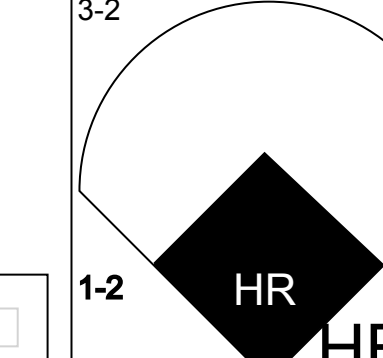
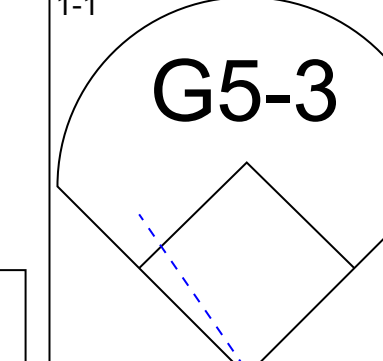

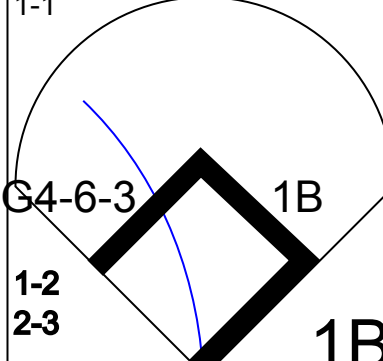

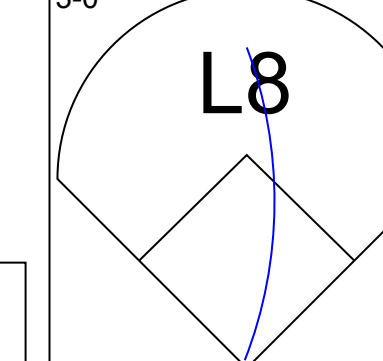
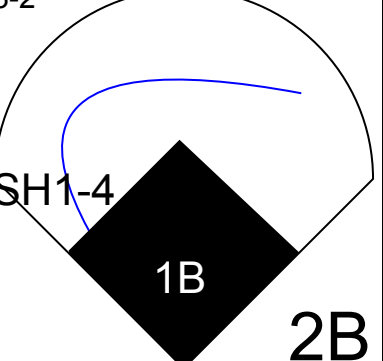
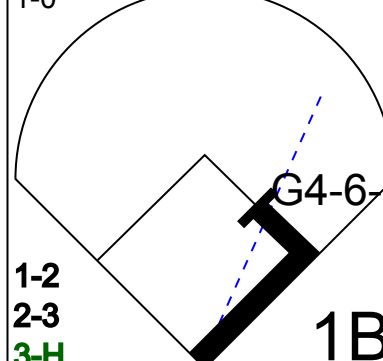

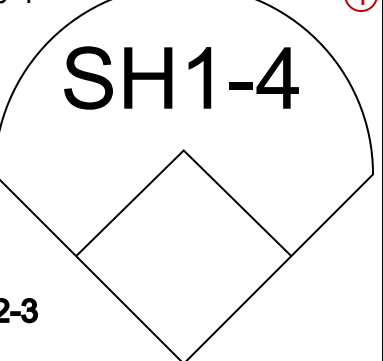
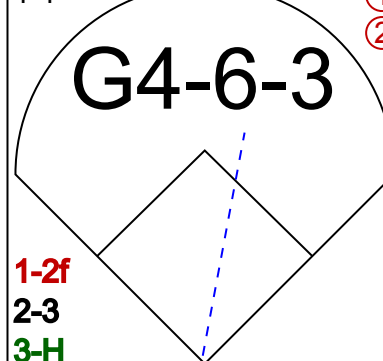
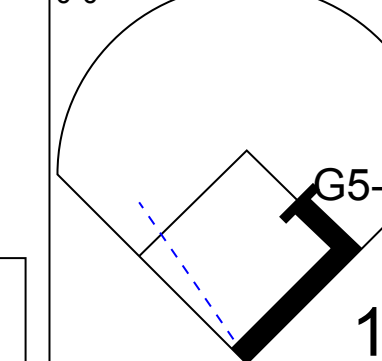
Batter	1	2	3	4	5	6	7	8	9	AB	R	H	RBI	BB	SO	LOB	BOTTOM				
LeJon Powell, R OBP: 0.259, SLG: 0.360	0-0 P6	1-1 1B			1-3 K		2-2 G6-3			4	0	1	0	0	1	0					
Jose Vizcaino, S OBP: 0.297, SLG: 0.277	0-1 G3	0-0 P4			1-1 G4-3			2-3 K		4	0	0	0	0	1	2					
Barry Bonds, L OBP: 0.451, SLG: 0.437	4-2 HR		1-1 P5		0-2 F7			0-0 G3		3	1	0	0	1	0	0					
Jeff Kent, R OBP: 0.339, SLG: 0.579	2-1 HR		0-0 P4		0-1 L9			4-0 BB		3	2	2	2	1	0	0					
Glenallen Hill, R OBP: 0.271, SLG: 0.446	0-1 F9		0-1 G6-3		0-0 L9			1-3 K		4	0	0	0	0	1	2					
Rod Beck, R										0	0	0	0	0	0	0					
Mark Lewis, R OBP: 0.333, SLG: 0.588		2-2 HR		2-2 F9			1-2 1B			3	1	2	2	0	0	0					
J.T. Snow, L OBP: 0.345, SLG: 0.284		4-1 BB		2-3 K			3-H F7			2	0	0	0	1	1	1					
Marcus Jensen, S OBP: 0.241, SLG: 0.192		0-1 G6-4-3		0-1 P2				2-1 G6-3		3	0	0	0	0	0	1					
Mark Gardner, R OBP: 0.125, SLG: 0.067		4-2 1B			0-0 G5-3			0-0 G5-3		1	0	0	0	1	0	0					
Julian Tavarez, L ERA: 4.5										0	0	0	0	0	0	0					
Marvin Benard, L OBP: 0.519, SLG: 0.478										1	0	0	0	0	0	0					
Jim Poole, L										0	0	0	0	0	0	0					
Stan Javier, S OBP: 0.244, SLG: 0.300										0	0	0	0	0	0	0					
<b>Inning Stats</b>	R: 2 H: 1 E: 0 K: 0 S: 9	H: 1 LOB: 1 BB: 1 P: 15	R: 1 H: 2 E: 0 K: 0 S: 11	H: 2 LOB: 2 BB: 2 P: 22	R: 0 H: 0 E: 0 K: 0 S: 5	H: 0 LOB: 0 BB: 0 P: 6	R: 0 H: 0 E: 0 K: 1 S: 8	H: 0 LOB: 0 BB: 0 P: 12	R: 0 H: 0 E: 0 K: 1 S: 7	H: 0 LOB: 0 BB: 0 P: 9	R: 1 H: 2 E: 0 K: 0 S: 11	H: 2 LOB: 1 BB: 0 P: 13	R: 0 H: 0 E: 0 K: 0 S: 6	H: 0 LOB: 0 BB: 0 P: 10	R: 0 H: 0 E: 0 K: 2 S: 7	H: 0 LOB: 1 BB: 1 P: 14	1B: 2 2B: 1 3B: 0 HR: 2	SF: 0 SAC: 0 DP: 1 HBP: 0	WP: 0 PB: 0 SB: 0 CS: 0	PA: 32	
<b>PITCHER</b>	IP	WLS	BF	H	R	ER	SO	BB	IBB	HBP	BLK	WP	HR	S	P	ERA	WHIP				
Carlos Perez, L ERA: 3.92	(1, 1)	5.2	L	24	5	4	4	2	3	0	0	0	0	2	50	75	6.35	1.412			
Anthony Telford, R ERA: 4.5	(6, 1)	1.1		4	0	0	0	0	0	0	0	0	0	7	12	0.00	0.000				
Omar Daal, L ERA: 6.61	(8, 1)	0.2		3	0	0	0	1	1	0	0	0	0	4	10	0.00	1.500				
Marc Valdes, R ERA: 6.6	(8, 1)	0.1		1	0	0	0	1	0	0	0	0	0	3	4	0.00	0.000				

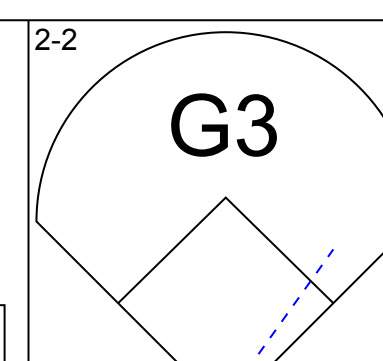
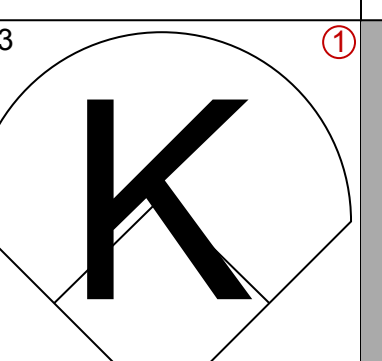
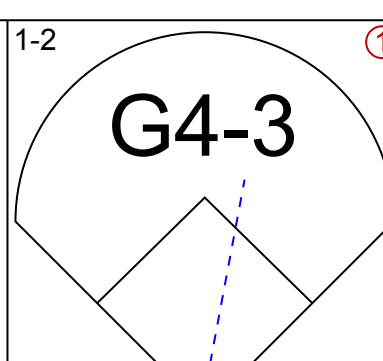
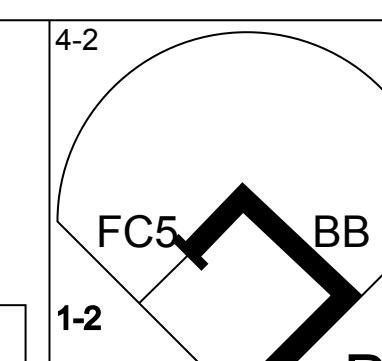
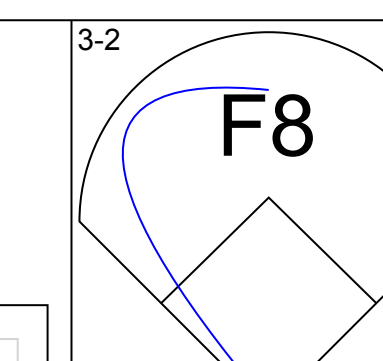
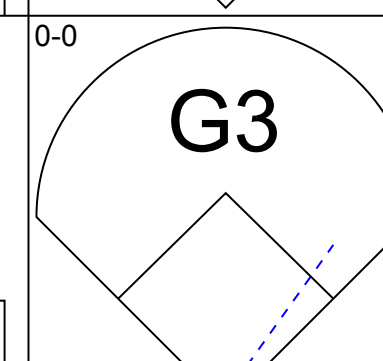
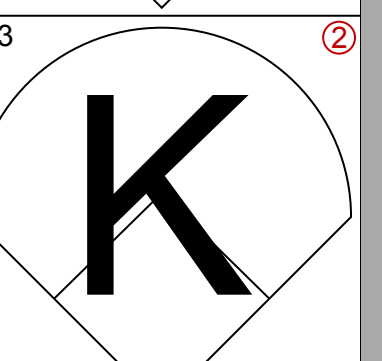
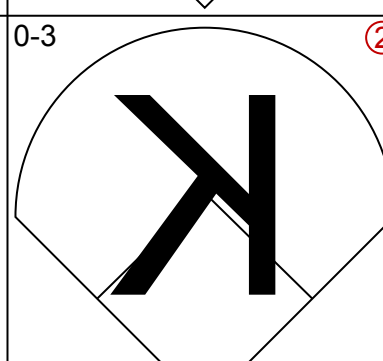
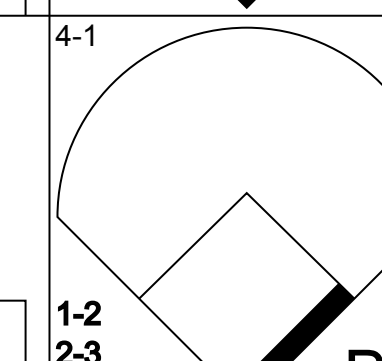
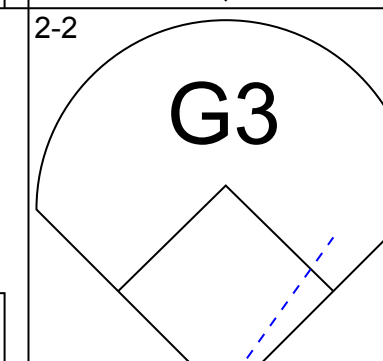
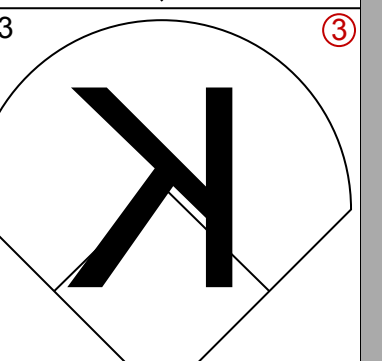
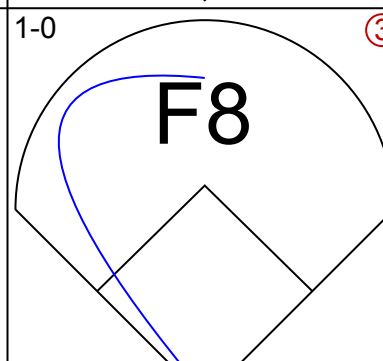
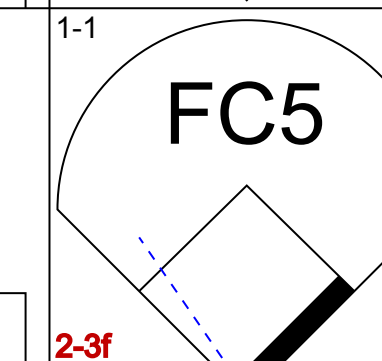
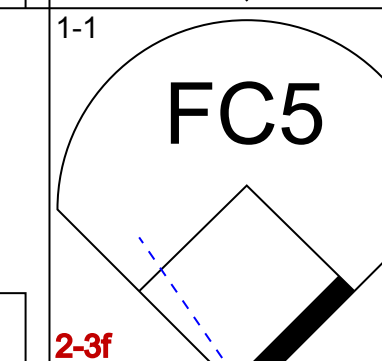
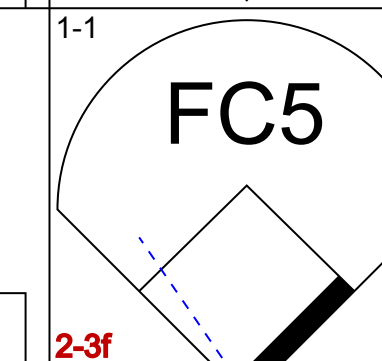
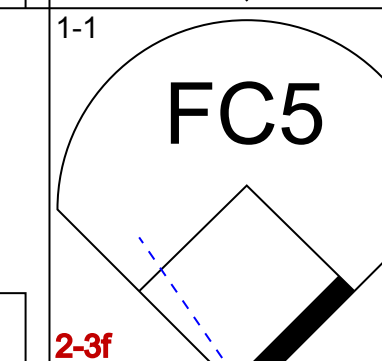
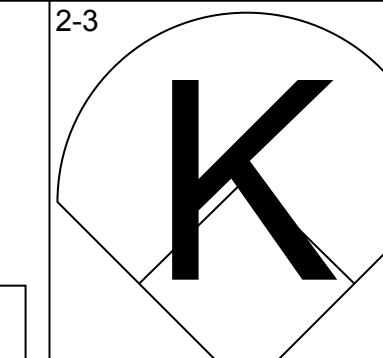
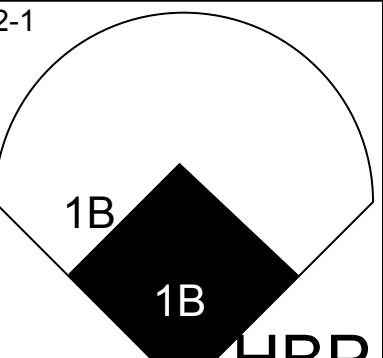
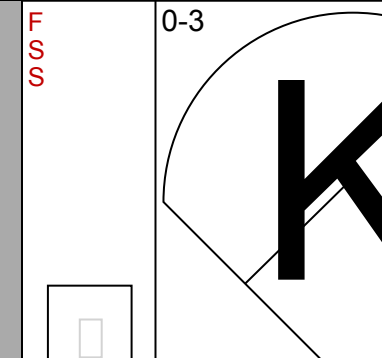
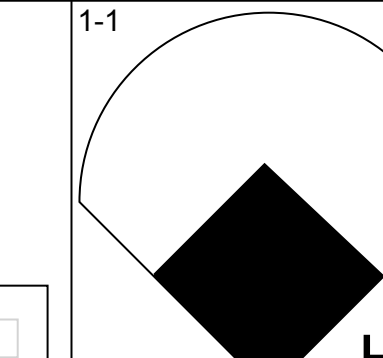
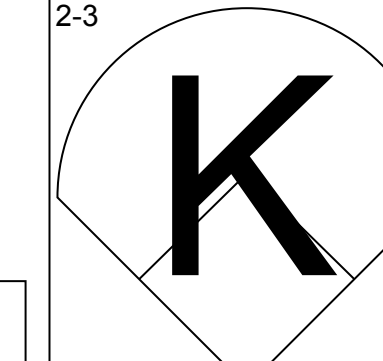
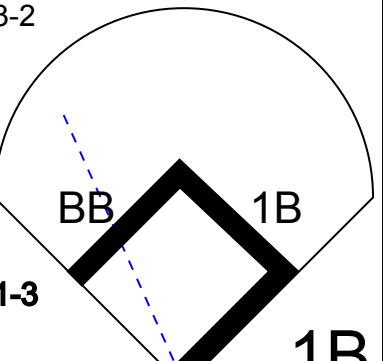
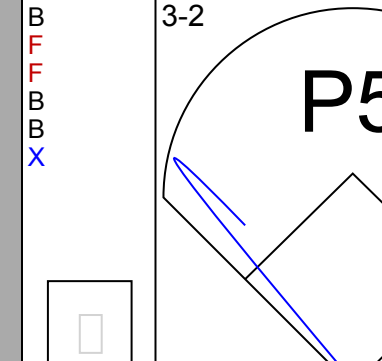
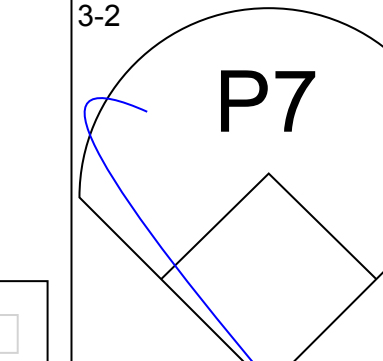
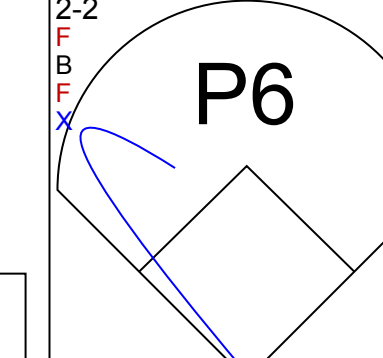
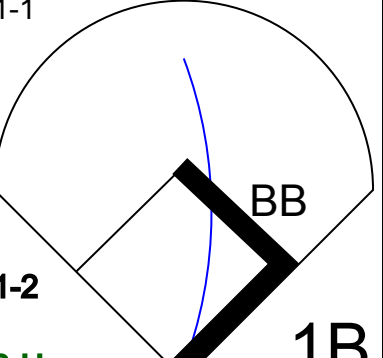
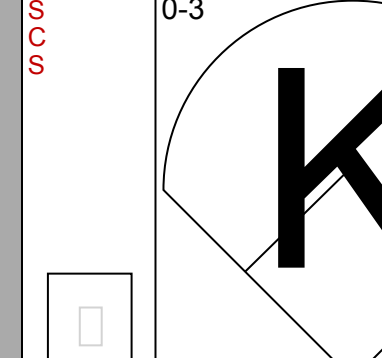
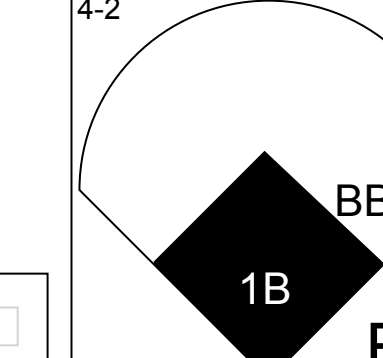
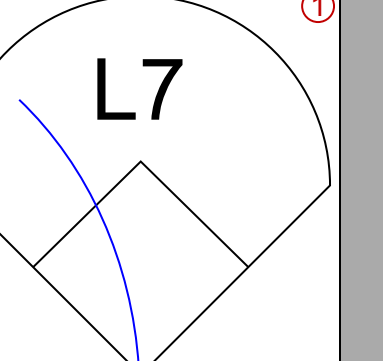
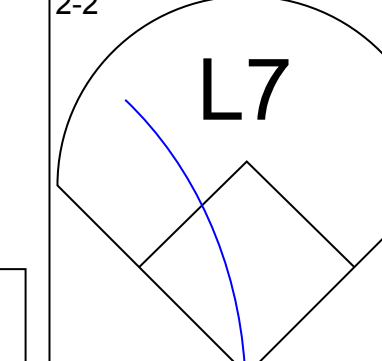
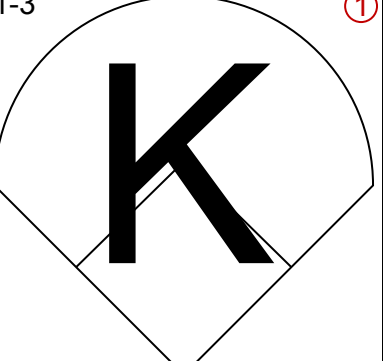
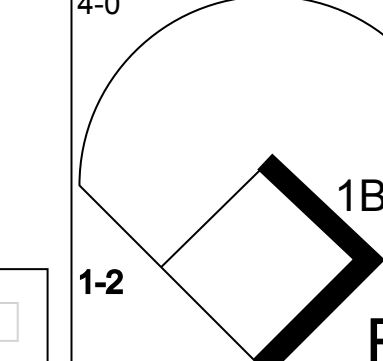
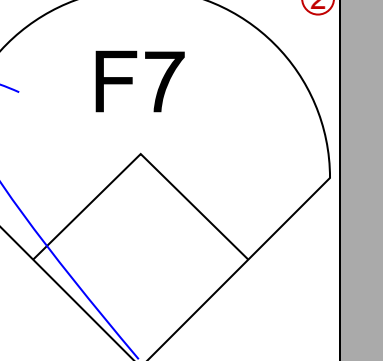
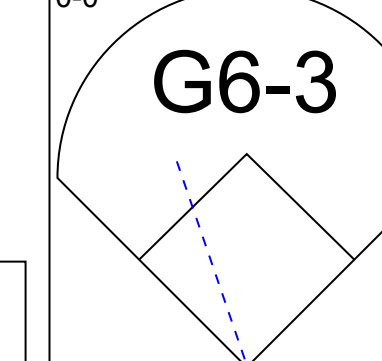
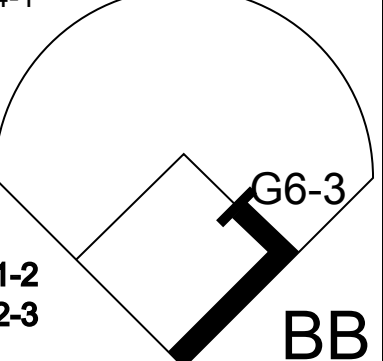
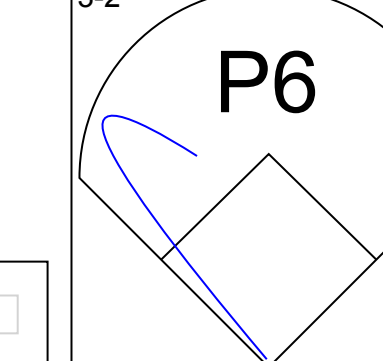
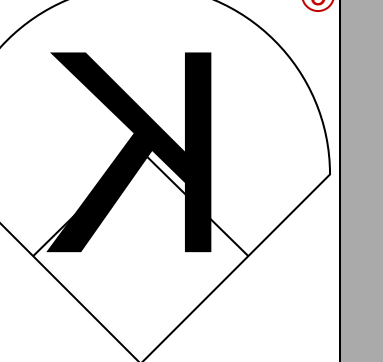
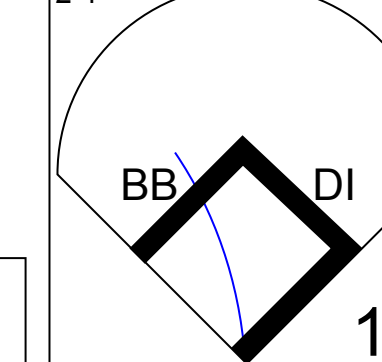
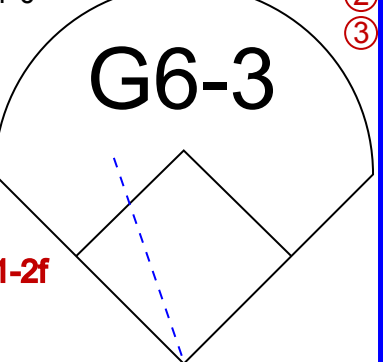
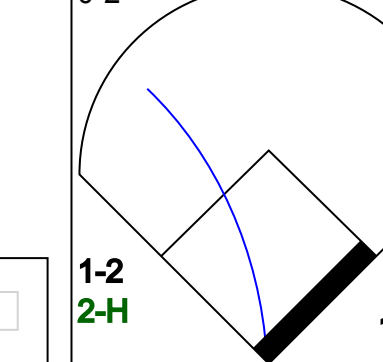
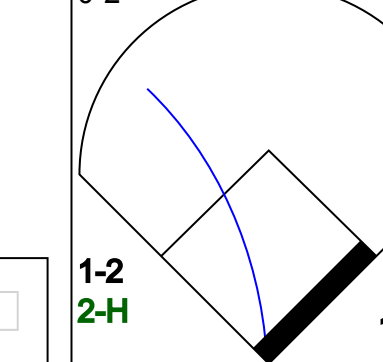
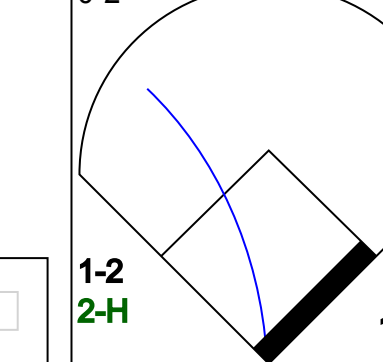
**Montreal Expos @ San Francisco Giants**  
 3Com Park at Candlestick Point, San Francisco, CA  
 Mon May 05 1997, 10:05 PM EDT  
 Att: 8,966 - Unknown - 63 F

AB	28
R	4
H	5
RBI	4
BB	4
SO	4
LOB	6





Batter	1	2	3	4	5	6	7	8	9	AB	R	H	RBI	BB	SO	LOB	TOP		
Mark Grudzielanek, R (1.6) OBP: 0.354, SLG: 0.434		G1-3									4	1	0	0	1	1	4	<p><b>Montreal Expos @ San Francisco Giants</b>            3Com Park at Candlestick Point, San Francisco, CA</p> <p>Tue May 06 1997, 10:05 PM EDT            Att. 7,904 - Unknown - 65 F</p> <p>livebaseballscores.com</p>	
Mike Lansing, R (1.4) OBP: 0.316, SLG: 0.400										5	1	3	1	0	0	0			
Rondell White, R (1.8) OBP: 0.341, SLG: 0.516										4	2	2	1	0	0	1			
David Segui, S (1.3) OBP: 0.398, SLG: 0.509										3	1	0	0	2	2	3			
Vladimir Guerrero, R (1.9) OBP: 0.231, SLG: 0.455										4	1	1	1	0	0	3			
Henry Rodriguez, L (1.7) OBP: 0.383, SLG: 0.653										3	1	1	0	1	0	0			
F.P. Santangelo, S (7.7) OBP: 0.453, SLG: 0.418										0	1	0	0	0	0	0			
Doug Strange, S (1.5) OBP: 0.396, SLG: 0.521										4	1	2	3	1	1	1			
Darrin Fletcher, L (1.2) OBP: 0.315, SLG: 0.543										5	1	2	1	0	0	2			
Pedro Martinez, R (1.1) OBP: 0.167, SLG: 0.182										1	0	0	0	1	0	2			
Sherman Obando, R (8, PH) OBP: 0.176, SLG: 0.313										1	0	1	0	0	0	0			
Dave Veres, R (8, PH) OBP: 1.000, SLG: 1.000										0	0	0	0	0	0	0			
Anthony Telford, R (9.1) OBP: 0.400, SLG: 0.600										0	0	0	0	0	0	0			
<b>Inning Stats</b>	R: 0 E: 0 K: 1 S: 10	H: 1 LOB: 2 BB: 1 P: 17	R: 0 E: 0 K: 0 S: 8	H: 1 LOB: 2 BB: 1 P: 19	R: 0 E: 0 K: 1 S: 9	H: 1 LOB: 0 BB: 0 P: 13	R: 0 E: 0 K: 1 S: 10	H: 0 LOB: 0 BB: 0 P: 16	R: 2 E: 0 K: 0 S: 9	H: 3 LOB: 1 BB: 1 P: 19	R: 3 E: 0 K: 0 S: 11	H: 1 LOB: 1 BB: 2 P: 25	R: 0 E: 0 K: 0 S: 5	H: 1 LOB: 0 BB: 0 P: 8	R: 3 E: 1 K: 1 S: 14	H: 1 LOB: 0 BB: 0 P: 20	1B: 8 2B: 3 3B: 0 HR: 1	SF: 1 SAC: 1 DP: 2 HBP: 2	WP: 2 PA: 45 PB: 0 CS: 0
<b>PITCHER</b>	IP WLS BF H R ER SO BB IBB HBP BLK WP HR S P ERA WHIP																		
Shawn Estes, L (1.1) ERA: 3.35	5.0 L 26 9 4 4 3 4 0 0 0 0 0 0 52 96 7.20 2.600																		
Julian Tavarez, R (6.1) ERA: 5.17	1.1 6 1 3 3 0 1 0 1 0 1 0 1 0 13 27 20.25 1.500																		
Rich Rodriguez, L (7.1) ERA: 1.2	0.2 3 0 0 0 0 1 0 0 0 0 0 0 7 0.00 1.500																		
Joe Roa, R (8.1) ERA: 2.08	1.0 3 1 0 0 0 0 0 0 0 0 0 0 5 8 0.00 1.000																		
Doug Henry, R (9.1) ERA: 1.29	1.0 6 1 3 0 1 0 0 1 0 0 0 1 14 20 0.00 1.000																		

Batter	1	2	3	4	5	6	7	8	9	AB	R	H	RBI	BB	SO	LOB	BOTTOM				
Marvin Benard, L (1.9) OBP: 0.469, SLG: 0.407										4	0	0	0	1	1	2	<p><b>Montreal Expos @ San Francisco Giants</b>            3Com Park at Candlestick Point, San Francisco, CA</p> <p>Tue May 06 1997, 10:05 PM EDT            Att. 7,904 - Unknown - 65 F</p> <p>livebaseballscores.com</p>				
Bill Mueller, S (1.5) OBP: 0.358, SLG: 0.352										3	0	0	0	1	2	0					
Barry Bonds, L (1.7) OBP: 0.440, SLG: 0.422										3	0	0	0	0	1	0					
Joe Roa, R (8, PH) OBP: 0.327, SLG: 0.577										0	0	0	0	0	0	0					
Mark Lewis, R (8, PH) OBP: 0.327, SLG: 0.577										1	0	0	0	0	0	3					
Doug Henry, R (9.1) ERA: 1.29										0	0	0	0	0	0	0					
Jeff Kent, R (1.4) OBP: 0.345, SLG: 0.602										3	2	1	1	0	2	0					
J.T. Snow, L (1.3) OBP: 0.342, SLG: 0.283										4	0	1	0	0	1	0					
Stan Javier, S (1.8) OBP: 0.267, SLG: 0.302										3	1	1	1	1	1	0					
Rick Wilkins, L (1.2) OBP: 0.205, SLG: 0.288										2	0	0	0	0	1	2					
Damon Berryhill, S (8.2) OBP: 0.435, SLG: 0.368										1	0	0	0	1	0	0					
Jose Vizcaino, S (1.6) OBP: 0.301, SLG: 0.275										1	0	0	0	1	0	0					
Rich Aurilia, R (8.6) OBP: 0.231, SLG: 0.231										2	0	0	0	0	2						
Shawn Estes, R (1.1) ERA: 3.35										2	0	0	0	0	1	3					
Julian Tavarez, L (6.1) ERA: 5.17										0	0	0	0	0	0	0					
Rich Rodriguez, L (7.1) OBP: 1.000, SLG: 1.000										0	0	0	0	0	0	0					
LeJon Powell, R (8.8) OBP: 0.310, SLG: 0.407										2	0	2	1	0	0	0					
<b>Inning Stats</b>	R: 0 E: 0 K: 0 S: 7	H: 0 LOB: 0 BB: 0 P: 11	R: 0 E: 0 K: 2 S: 18	H: 0 LOB: 0 BB: 0 P: 24	R: 0 E: 0 K: 1 S: 8	H: 0 LOB: 0 BB: 0 P: 13	R: 0 E: 0 K: 3 S: 9	H: 0 LOB: 0 BB: 0 P: 11	R: 1 E: 0 K: 1 S: 11	H: 2 LOB: 2 BB: 1 P: 23	R: 0 E: 0 K: 1 S: 7	H: 0 LOB: 0 BB: 0 P: 9	R: 0 E: 0 K: 2 S: 9	H: 0 LOB: 0 BB: 0 P: 12	R: 0 E: 0 K: 0 S: 14	H: 1 LOB: 3 BB: 2 P: 27	R: 2 E: 0 K: 0 S: 21	H: 2 LOB: 2 BB: 2 P: 39	1B: 4 2B: 0 3B: 0 HR: 1	SF: 0 SAC: 0 DP: 1 HBP: 1	WP: 0 PA: 37 PB: 0 CS: 0
<b>PITCHER</b>	IP WLS BF H R ER SO BB IBB HBP BLK WP HR S P ERA WHIP																				
Pedro Martinez, R (1.1) ERA: 0.5	7.0 W 24 2 2 2 0 4 0 0 0 0 0 1 23 48 13.50 4.500																				
Dave Veres, R (8.1) ERA: 3.43	1.1 10 2 2 2 0 4 0 0 0 0 0 1 23 48 13.50 4.500																				
Anthony Telford, R (9.1) ERA: 4.34	0.2 3 1 0 0 0 0 0 0 0 0 0 0 12 18 0.00 1.500																				



Batter	1	2	3	4	5	6	7	8	9	AB	R	H	RBI	BB	SO	LOB	TOP							
<b>Mark Grudzielanek, R</b> (1,6) <small>OBP: 0.360, SLG: 0.445</small> <b>Joe Orsulak, L</b> (8,3) <small>OBP: 0.441, SLG: 0.483</small>	L9					G4-3		G6-3		6	2	3	1	0	0	0	<b>Montreal Expos @ San Francisco Giants</b> 3Com Park at Candlestick Point, San Francisco, CA Wed May 07 1997, 6:33 AM EDT Att: 9,598 - Sunny - 70 F <a href="http://livebaseballscorecards.com">livebaseballscorecards.com</a>							
<b>Mike Lansing, R</b> (1,4) <small>OBP: 0.347, SLG: 0.473</small> <b>Andy Stankiewicz, R</b> (7,4) <small>OBP: 0.367, SLG: 0.444</small>	2B					HR		WP	1B	5	3	4	5	1	0	2								
<b>Rondell White, R</b> (1,8) <small>OBP: 0.353, SLG: 0.550</small>	2B					HR		L9	FC6-4	7	3	4	1	0	0	3								
<b>David Segui, S</b> (1,3) <small>OBP: 0.303, SLG: 0.517</small> <b>Lee Smith, R</b> (8,1) <b>Ugueth Urbina, R</b> (9,1)	K					F7		FC3-6	1B	6	3	3	0	0	1	4								
<b>Henry Rodriguez, L</b> (1,7) <small>OBP: 0.370, SLG: 0.675</small> <b>F.P. Santangelo, S</b> (5,7) <small>OBP: 0.459, SLG: 0.443</small>	IBB					L9		FC3-6	L5-4	2	1	1	4	1	0	0								
<b>Vladimir Guerrero, R</b> (1,9) <small>OBP: 0.369, SLG: 0.563</small>	L8					F9		1B	1B	5	3	3	1	0	0	3								
<b>Doug Strange, S</b> (1,5) <small>OBP: 0.407, SLG: 0.537</small>						G4-3		1B	L5-4	6	1	3	4	0	0	2								
<b>Chris Widger, R</b> (1,2) <small>OBP: 0.218, SLG: 0.442</small>	E6					F8		P6	P3	6	1	1	2	0	0	2								
<b>Jeff Juden, R</b> (1,1) <b>Marc Valdes, R</b> (6,1) <small>OBP: 0.250, SLG: 0.250</small> <b>Salomon Torres, R</b> (7,1) <b>Sherman Obando, R</b> (8,7) <small>OBP: 0.167, SLG: 0.294</small>	K					K		G5-3	K	4	0	0	0	0	3	4								
<b>Inning Stats</b>	R: 0 E: 0 K: 1 S: 12	H: 2 LOB: 3 BB: 1 P: 23	R: 0 E: 1 K: 1 S: 11	H: 1 LOB: 2 BB: 0 P: 18	R: 1 E: 0 K: 0 S: 8	H: 1 LOB: 0 BB: 0 P: 12	R: 0 E: 0 K: 1 S: 6	H: 0 LOB: 0 BB: 0 P: 6	R: 5 E: 1 K: 0 S: 19	H: 5 LOB: 1 BB: 0 P: 31	R: 0 E: 0 K: 0 S: 8	H: 0 LOB: 1 BB: 0 P: 16	R: 0 E: 0 K: 0 S: 7	H: 2 LOB: 1 BB: 0 P: 8	R: 0 E: 0 K: 1 S: 11	H: 2 LOB: 2 BB: 0 P: 15		1B: 16 SF: 0 2B: 7 3B: 0 HR: 4 WP: 1 PB: 0 SB: 0 CS: 0	WP: 1 PA: 57					
<b>PITCHER</b>	IP WLS BF H R ER SO	IP WLS BF H R ER SO	IP WLS BF H R ER SO	IP WLS BF H R ER SO	IP WLS BF H R ER SO	IP WLS BF H R ER SO	IP WLS BF H R ER SO	IP WLS BF H R ER SO	IP WLS BF H R ER SO	IP WLS BF H R ER SO	IP WLS BF H R ER SO	IP WLS BF H R ER SO	IP WLS BF H R ER SO	IP WLS BF H R ER SO	IP WLS BF H R ER SO	ERA WHIP	ERA WHIP							
<b>Oswaldo Fernandez, R</b> (1,1) <small>ERA: 3.73</small> <b>Joe Roa, R</b> (5,1) <small>ERA: 4.61</small> <b>Jim Poole, L</b> (6,1) <small>ERA: 5.91</small> <b>Julian Tavarez, R</b> (6,1) <small>ERA: 7.16</small> <b>Doug Henry, R</b> (7,1) <small>ERA: 1.17</small>	4.1 L 25 9 6 4 5 3	0.2 6 5 3 3 1 0	0.1 6 5 3 3 1 0	0.2 7 4 6 6 0 0	1.0 4 0 0 0 0 0	0.0 0 0 0 0 0 0	0.0 0 0 0 0 0 0	1.0 4 2 0 0 0 0	1.0 5 2 0 0 1 0	0.00 2.077	54.00 6.000	81.00 15.000	81.00 6.000	0.00 1.000	Rich Rodriguez, L (8,1) <small>ERA: 1.13</small> <b>Rod Beck, R</b> (9,1) <small>ERA: 3.55</small>	1.0 4 2 0 0 0 0	1.0 5 2 0 0 1 0	0.00 2.077	54.00 6.000	81.00 15.000	81.00 6.000	0.00 1.000	0.00 2.000	0.00 2.000



Batter	1	2	3	4	5	6	7	8	9	AB	R	H	RBI	BB	SO	LOB	BOTTOM			
<b>Stan Javier, S</b> (1,8) <small>OBP: 0.320, SLG: 0.295</small>	1B					K		G6-4-3	FC6-4	1	1	0	0	4	1	1	<b>Montreal Expos @ San Francisco Giants</b> 3Com Park at Candlestick Point, San Francisco, CA Wed May 07 1997, 6:33 AM EDT Att: 9,598 - Sunny - 70 F <a href="http://livebaseballscorecards.com">livebaseballscorecards.com</a>			
<b>Rich Aurilia, R</b> (1,6) <small>OBP: 0.222, SLG: 0.235</small>	BB					FC6-4		G6-4-3	K	4	1	1	1	0	1	5				
<b>Barry Bonds, L</b> (1,7) <small>OBP: 0.438, SLG: 0.419</small> <b>Marvin Benard, L</b> (7,7) <small>OBP: 0.441, SLG: 0.379</small>	K					P5		L7-4	FC6-4	3	0	1	0	0	1	3				
<b>Jeff Kent, R</b> (1,4) <small>OBP: 0.347, SLG: 0.584</small>	1B					F8		G5-3	P4	3	0	0	0	0	1	1				
<b>Glenallen Hill, R</b> (1,9) <small>OBP: 0.270, SLG: 0.435</small>	1B					G5-3		L7-4	G6-3	3	0	0	1	1	0	2				
<b>J.T. Snow, L</b> (1,3) <small>OBP: 0.350, SLG: 0.294</small> <b>Julian Tavarez, L</b> (8,1) <small>ERA: 7.16</small> <b>Doug Henry, R</b> (7,1) <small>ERA: 1.17</small> <b>Rich Rodriguez, L</b> (8,1) <small>ERA: 1.13</small> <b>Rick Williams, L</b> (8,1) <small>OBP: 0.200, SLG: 1.000</small> <b>Rod Beck, R</b> (9,1) <small>ERA: 3.55</small>	FC5-4					G3		G3	1B	3	0	2	1	0	0	1				
<b>Mark Lewis, R</b> (1,5) <small>OBP: 0.305, SLG: 0.536</small>	FC5-4					F7		P6	L8	4	0	0	0	0	0	4				
<b>Marcus Jensen, S</b> (1,2) <small>OBP: 0.273, SLG: 0.267</small>						K		WP	K	4	1	2	0	0	2	1				
<b>Oswaldo Fernandez, R</b> (1,1) <small>ERA: 4.32</small> <b>Joe Roa, R</b> (5,1) <small>ERA: 6.32</small> <b>Jim Poole, L</b> (6,1) <small>ERA: 5.91</small> <b>Bill Mueller, S</b> (6,5) <small>OBP: 0.361, SLG: 0.356</small>	SH1-4					SH1-4		FC6-4	WP	0	0	0	0	0	0	0				
<b>Inning Stats</b>	R: 2 E: 0 K: 1 S: 13	H: 2 LOB: 2 BB: 2 P: 29	R: 1 E: 0 K: 0 S: 8	H: 1 LOB: 1 BB: 1 P: 13	R: 0 E: 0 K: 0 S: 11	H: 1 LOB: 1 BB: 0 P: 16	R: 0 E: 0 K: 2 S: 10	H: 0 LOB: 0 BB: 0 P: 16	R: 0 E: 0 K: 0 S: 7	H: 1 LOB: 1 BB: 1 P: 14	R: 0 E: 0 K: 0 S: 9	H: 0 LOB: 0 BB: 1 P: 19	R: 0 E: 0 K: 1 S: 9	H: 1 LOB: 1 BB: 0 P: 15	R: 0 E: 0 K: 1 S: 11	H: 0 LOB: 1 BB: 1 P: 19		1B: 7 SF: 1 2B: 2 3B: 0 HR: 0 WP: 1 PB: 0 SB: 1 CS: 0	WP: 1 PA: 40	
<b>PITCHER</b>	IP WLS BF H R ER SO	IP WLS BF H R ER SO	IP WLS BF H R ER SO	IP WLS BF H R ER SO	IP WLS BF H R ER SO	IP WLS BF H R ER SO	IP WLS BF H R ER SO	IP WLS BF H R ER SO	IP WLS BF H R ER SO	IP WLS BF H R ER SO	IP WLS BF H R ER SO	IP WLS BF H R ER SO	IP WLS BF H R ER SO	IP WLS BF H R ER SO	IP WLS BF H R ER SO	ERA WHIP	ERA WHIP			
<b>Jeff Juden, R</b> (1,1) <small>ERA: 4.32</small> <b>Marc Valdes, R</b> (6,1) <small>ERA: 6.32</small> <b>Salomon Torres, R</b> (7,1) <small>ERA: 11.88</small> <b>Lee Smith, R</b> (8,1) <small>ERA: 2.38</small> <b>Ugueth Urbina, R</b> (9,1) <small>ERA: 1.2</small>	5.1 W 28 7 3 3 3	0.2 1 0 0 0 0 0	1.0 3 0 0 0 0 0	1.0 4 1 0 0 1 0	1.0 4 0 0 0 1 1	0.0 0 0 0 0 0 0	0.0 0 0 0 0 0 0	1.0 4 2 0 0 0 0	1.0 5 2 0 0 1 0	5.06 2.062	0.00 0.000	0.00 0.000	0.00 1.000	0.00 1.000	0.00 0.000	0.00 0.000	0.00 0.000	0.00 0.000	2.0 1.0 0.0 1	40







Batter	1	2	3	4	5	6	7	8	9	AB	R	H	RBI	BB	SO	LOB	TOP																		
Mark Grudzielanek R (1,6) OBP: 0.369, SLG: 0.463	F9		G5-3			G6-4-3 1B		1-1 2H 1B		4	0	2	1	0	0	0	<b>Montreal Expos @ Los Angeles Dodgers</b> Dodger Stadium, Los Angeles, CA Sat May 10 1997, 7:05 PM PDT Att: 47,597 - Unknown - 74 F <a href="http://livebaseballscores.com">livebaseballscores.com</a>																		
Mike Lansing R (1,4) OBP: 0.328, SLG: 0.453	F7			G5-3		F9		P3		4	0	0	0	0	0	1																			
Rondell White R (1,8) OBP: 0.340, SLG: 0.526	F9			G6-3		G6-4-3 1-2			P3	4	0	0	0	0	0	1																			
Henry Rodriguez L (1,7) OBP: 0.373, SLG: 0.659		K							G6-3	3	0	1	0	1	1	0																			
Darrin Fletcher L (1,2) OBP: 0.299, SLG: 0.514	F7			F7					F7	4	0	0	0	0	0	2																			
Vladimir Guerrero R (1,9) OBP: 0.385, SLG: 0.476										2	0	0	0	1	1	1																			
Joe Orsulak L (1,3) OBP: 0.375, SLG: 0.400										3	0	0	0	0	0	2																			
Doug Strange S (1,5) OBP: 0.413, SLG: 0.534										3	1	2	0	0	0	0																			
Jim Bullinger R (1,1) OBP: 0.286, SLG: 0.500										2	0	0	0	0	0	1																			
Omar Daal L (7,1) OBP: 0.333, SLG: 0.333										0	0	0	0	0	0	0																			
Andy Stankiewicz R (8,PH) OBP: 0.355, SLG: 0.429										0	0	0	0	0	0	0																			
Dave Veres R (8,1) OBP: 1.000, SLG: 1.000										0	0	0	0	0	0	0																			
<b>Inning Stats</b>	R: 0 H: 0 E: 0 K: 0 S: 11	H: 0 LOB: 0 BB: 0 P: 19	R: 0 H: 0 E: 0 K: 1 S: 7	H: 0 LOB: 1 BB: 1 P: 12	R: 0 H: 0 E: 0 K: 0 S: 9	H: 0 LOB: 0 BB: 0 P: 11	R: 0 H: 1 E: 0 K: 0 S: 9	H: 1 LOB: 1 BB: 0 P: 11	R: 0 H: 1 E: 0 K: 0 S: 10	H: 1 LOB: 1 BB: 0 P: 16	R: 0 H: 1 E: 0 K: 0 S: 8	H: 0 LOB: 1 BB: 1 P: 11	R: 0 H: 0 E: 0 K: 0 S: 6	H: 0 LOB: 1 BB: 1 P: 16	R: 1 H: 2 E: 0 K: 0 S: 8	H: 2 LOB: 0 BB: 0 P: 11	R: 0 H: 0 E: 0 K: 0 S: 5	H: 0 LOB: 0 BB: 0 P: 7	1B: 5 2B: 0 3B: 0 HR: 0	SF: 0 SAC: 1 DP: 1 HBP: 0	WP: 0 PB: 0 CS: 0	PA: 32													
<b>PITCHER</b>	IP WLS BF H R ER SO BB IBB HBP BLK WP HR S P ERA WHIP																																		
Chan Ho Park R (1,1) ERA: 2.0	7.0	25	3	0	0	2	2	0	0	0	0	0	0	0	0	60	96	0.00	0.714																
Mark Guthrie L (8,1) ERA: 2.94	0.1	2	1	1	1	0	0	0	0	0	0	0	0	0	0	3	3	27.00	3.000																
Darren Hall R (8,1) ERA: 1.5	1.0	3	1	0	0	0	0	0	0	0	0	0	0	0	8	13	0.00	1.000																	
Scott Radinsky L (9,1) ERA: 2.87	0.2	W 2	0	0	0	0	0	0	0	0	0	0	0	0	2	2	0.00	0.000																	

Batter	1	2	3	4	5	6	7	8	9	AB	R	H	RBI	BB	SO	LOB	BOTTOM																				
Todd Hollandsworth L (1,8) OBP: 0.280, SLG: 0.336			F9		F8-3 1-2		G4-3			4	0	1	0	0	0	4	<b>Montreal Expos @ Los Angeles Dodgers</b> Dodger Stadium, Los Angeles, CA Sat May 10 1997, 7:05 PM PDT Att: 47,597 - Unknown - 74 F <a href="http://livebaseballscores.com">livebaseballscores.com</a>																				
Greg Gagne R (1,6) OBP: 0.343, SLG: 0.433		K	G6-3			F7		K	4	0	0	0	0	2	1																						
Mike Piazza R (1,2) OBP: 0.429, SLG: 0.545			E6			F8		F9	3	0	0	0	1	0	0																						
Eric Karros R (1,3) OBP: 0.319, SLG: 0.325			G6-4-3 1-2		K	G5-3		F9	4	0	0	0	0	1	3																						
Raul Mondesi R (1,9) OBP: 0.359, SLG: 0.532		K		L6		G4-3 FC3-2 2B		P5	4	0	1	0	0	1	0																						
Todd Zeile R (1,5) OBP: 0.323, SLG: 0.333					K	G4-3			3	2	1	0	1	1	1																						
Billy Ashley R (1,7) OBP: 0.216, SLG: 0.294									2	0	0	0	1	1	1																						
Wayne Kirby L (7,PR) OBP: 0.286, SLG: 0.200					G5-3				1	0	0	0	0	0	1																						
Wilton Guerrero S (1,4) OBP: 0.297, SLG: 0.458						G4-3		K	4	0	1	1	0	1	3																						
Chan Ho Park R (1,1) OBP: 0.400, SLG: 0.444									2	0	1	0	0	1	1																						
Eric Anthony L (7,PH) ERA: 8.48									0	0	0	0	0	0	0																						
Mark Guthrie R (8,1) ERA: 1.5									0	0	0	0	0	0	0																						
Darren Hall R (8,1) ERA: 1.5									0	0	0	0	0	0	0																						
Scott Radinsky L (9,1) ERA: 2.87									1	0	1	1	0	0	0																						
Eddie Williams R (8,PH) OBP: 0.500, SLG: 0.500									1	0	1	1	0	0	0																						
<b>Inning Stats</b>	R: 0 H: 1 E: 0 K: 1 S: 9	H: 1 LOB: 1 BB: 1 P: 15	R: 1 H: 1 E: 0 K: 3 S: 17	H: 1 LOB: 1 BB: 1 P: 28	R: 0 H: 0 E: 1 K: 1 S: 6	H: 0 LOB: 0 BB: 0 P: 9	R: 0 H: 0 E: 0 K: 1 S: 11	H: 0 LOB: 0 BB: 0 P: 16	R: 0 H: 1 E: 0 K: 0 S: 5	H: 1 LOB: 0 BB: 0 P: 6	R: 0 H: 0 E: 0 K: 0 S: 4	H: 0 LOB: 0 BB: 0 P: 7	R: 0 H: 1 E: 0 K: 0 S: 8	H: 1 LOB: 3 BB: 2 P: 20	R: 0 H: 0 E: 0 K: 1 S: 9	H: 0 LOB: 0 BB: 0 P: 15	R: 1 H: 2 E: 0 K: 1 S: 9	H: 2 LOB: 2 BB: 0 P: 12	1B: 3 2B: 4 3B: 0 HR: 0	SF: 0 SAC: 0 DP: 2 HBP: 0	WP: 1 PB: 0 CS: 0	PA: 36															
<b>PITCHER</b>	IP WLS BF H R ER SO BB IBB HBP BLK WP HR S P ERA WHIP																																				
Jim Bullinger R (1,1) ERA: 7.34	6.2	27	4	1	1	6	4	0	0	0	0	0	0	0	58	97	1.35	1.200																			
Omar Daal L (7,1) ERA: 8.48	0.1	1	0	0	0	0	0	0	0	0	0	2	4	0.00	0.000																						
Dave Veres R (8,1) ERA: 3.47	1.2	L 8	2	1	1	2	0	0	0	0	0	0	0	0	0	1	0	18	27	5.40	1.200																

AB	29
R	1
H	5
RBI	1
BB	2
SO	2
LOB	8



AB	32
R	2
H	6
RBI	2
BB	4
SO	8
LOB	15





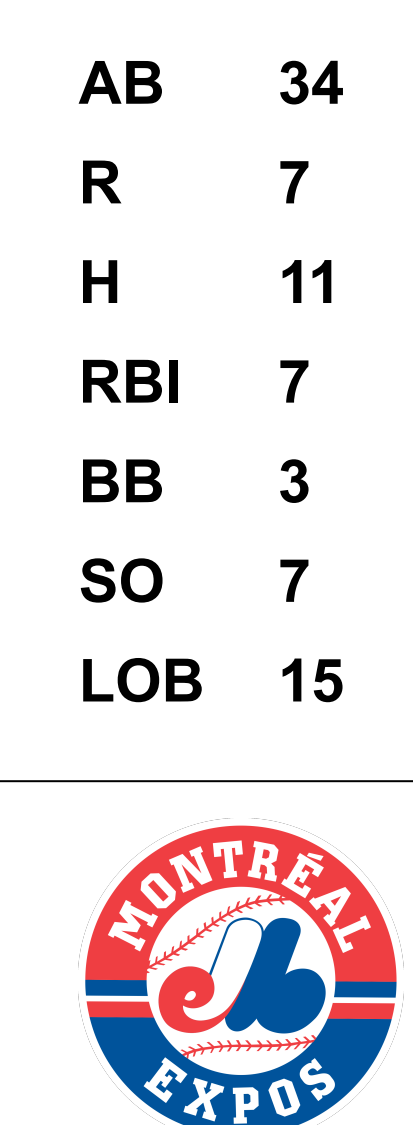




Batter	1	2	3	4	5	6	7	8	9	AB	R	H	RBI	BB	SO	LOB	TOP					
Steve Finley, L OBP: 0.286, SLG: 0.358										5	0	1	0	0	2	2	<b>San Diego Padres @ Montreal Expos</b> Olympic Stadium, Montreal, QB Tue May 13 1997, 7:05 PM EDT Att. 35,374 - Dome					
Quilvio Veras, S OBP: 0.293, SLG: 0.301										4	1	2	0	0	1	1						
Tony Gwynn, L OBP: 0.375, SLG: 0.545										4	1	2	0	0	2							
Wally Joyner, L OBP: 0.350, SLG: 0.413										4	0	2	2	0	2							
Greg Vaughn, R OBP: 0.276, SLG: 0.393										3	0	1	0	0	1	2						
Will Cunnane, R OBP: 0.293, SLG: 0.301										0	0	0	0	0	0	0						
Joey Long, R OBP: 0.293, SLG: 0.301										0	0	0	0	0	0	0						
Trey Beamon, L OBP: 0.500, SLG: 0.500										1	0	1	0	0	0	0						
Dario Veras, R OBP: 0.293, SLG: 0.301										0	0	0	0	0	0	0						
Archi Cianfrocco, R OBP: 0.407, SLG: 0.479										4	0	1	1	0	1	3						
Chris Gomez, R OBP: 0.303, SLG: 0.336										4	0	0	0	0	1	4						
Carlos Hernandez, R OBP: 0.333, SLG: 0.389										4	0	1	0	0	1	3						
Fernando Valenzuela, L OBP: 0.111, SLG: 0.111										1	0	0	0	0	0	1						
Don Slaught, R OBP: 0.325, SLG: 0.457										2	0	0	0	0	0	0						
Chris Jones, R OBP: 0.325, SLG: 0.457										2	0	0	0	0	0	0						
<b>Inning Stats</b>	R: 0 E: 0 K: 1 S: 7	H: 1 LOB: 1 BB: 0 P: 10	R: 0 E: 0 K: 2 S: 10	H: 0 LOB: 0 BB: 0 P: 12	R: 0 E: 0 K: 0 S: 6	H: 1 LOB: 0 BB: 0 P: 7	R: 1 E: 0 K: 3 S: 22	H: 4 LOB: 3 BB: 0 P: 33	R: 2 E: 1 K: 1 S: 13	H: 3 LOB: 2 BB: 0 P: 19	R: 0 E: 0 K: 0 S: 5	H: 0 LOB: 0 BB: 0 P: 6	R: 0 E: 0 K: 0 S: 10	H: 1 LOB: 1 BB: 0 P: 13	R: 0 E: 0 K: 0 S: 7	H: 1 LOB: 0 BB: 0 P: 9	R: 0 E: 0 K: 0 S: 6	H: 0 LOB: 0 BB: 0 P: 9	1B: 11 2B: 0 3B: 0 HR: 0	SF: 0 SAC: 0 DP: 2 HBP: 0	WP: 0 PB: 0 SB: 0 CS: 0	PA: 37
<b>PITCHER</b> Pedro Martinez, R ERA: 0.79	IP: 9.0 WLS: W BF: 37 H: 11 R: 3 ER: 2 SO: 7 BB: 0 IBB: 0 HBP: 0 BLK: 0 WP: 0 HR: 0 S: 86 P: 118 ERA: 2.00 WHIP: 1.222															<b>PITCHER</b>						

Batter	1	2	3	4	5	6	7	8	9	AB	R	H	RBI	BB	SO	LOB	BOTTOM			
Mark Grudzielanek, R OBP: 0.344, SLG: 0.432										5	0	0	0	0	0	0	<b>San Diego Padres @ Montreal Expos</b> Olympic Stadium, Montreal, QB Tue May 13 1997, 7:05 PM EDT Att. 35,374 - Dome			
Mike Lansing, R OBP: 0.333, SLG: 0.452										4	3	2	0	0	0					
Rondell White, R OBP: 0.346, SLG: 0.541										4	1	3	3	0	0	0				
David Segui, S OBP: 0.410, SLG: 0.513										2	1	1	1	2	1	0				
Vladimir Guerrero, R OBP: 0.457, SLG: 0.552										3	1	2	0	1	0	1				
Henry Rodriguez, L OBP: 0.371, SLG: 0.659										4	1	2	3	0	2	4				
F.P. Santangelo, S OBP: 0.456, SLG: 0.432										0	0	0	0	0	0	0				
Doug Strange, S OBP: 0.389, SLG: 0.537										4	0	1	0	0	1	5				
Darrin Fletcher, L OBP: 0.291, SLG: 0.482										4	0	0	0	0	5					
Pedro Martinez, R OBP: 0.125, SLG: 0.133										4	0	0	0	0	3	0				
<b>Inning Stats</b>	R: 4 E: 0 K: 0 S: 14	H: 3 LOB: 0 BB: 2 P: 26	R: 0 E: 0 K: 1 S: 8	H: 0 LOB: 0 BB: 0 P: 12	R: 2 E: 0 K: 1 S: 20	H: 4 LOB: 0 BB: 0 P: 31	R: 0 E: 0 K: 0 S: 5	H: 0 LOB: 0 BB: 0 P: 7	R: 0 E: 0 K: 2 S: 16	H: 2 LOB: 2 BB: 0 P: 25	R: 0 E: 0 K: 1 S: 9	H: 0 LOB: 0 BB: 0 P: 12	R: 1 E: 0 K: 1 S: 16	H: 2 LOB: 3 BB: 1 P: 30	R: 0 E: 0 K: 1 S: 6	H: 0 LOB: 0 BB: 0 P: 10	1B: 7 2B: 2 3B: 1 HR: 1	SF: 0 SAC: 0 DP: 0 HBP: 1	WP: 0 PB: 0 SB: 0 CS: 0	PA: 38
<b>PITCHER</b> Fernando Valenzuela, L ERA: 4.36	IP: 4.0 WLS: L BF: 20 H: 7 R: 6 ER: 6 SO: 2 BB: 2 IBB: 0 HBP: 0 BLK: 0 WP: 0 HR: 1 S: 47 P: 76 ERA: 4.50 WHIP: 1.500															<b>PITCHER</b>				
Will Cunnane, R ERA: 2.63	IP: 2.0 WLS: W BF: 10 H: 3 R: 1 ER: 1 SO: 3 BB: 0 IBB: 0 HBP: 1 BLK: 0 WP: 0 HR: 0 S: 29 P: 42 ERA: 0.00 WHIP: 2.000															<b>PITCHER</b>				
Joey Long, L ERA: 6.1	IP: 1.0 WLS: W BF: 5 H: 1 R: 0 ER: 0 SO: 1 BB: 1 IBB: 0 HBP: 0 BLK: 0 WP: 0 HR: 0 S: 12 P: 25 ERA: 0.00 WHIP: 0.000															<b>PITCHER</b>				
Dario Veras, R ERA: 6.0	IP: 1.0 WLS: W BF: 3 H: 0 R: 0 ER: 0 SO: 1 BB: 0 IBB: 0 HBP: 0 BLK: 0 WP: 0 HR: 0 S: 6 P: 10 ERA: 0.00 WHIP: 0.000															<b>PITCHER</b>				

AB 37  
R 3  
H 11  
RBI 3  
BB 0  
SO 7  
LOB 20









Batter	1	2	3	4	5	6	7	8	9	AB	R	H	RBI	BB	SO	LOB	TOP			
Darryl Hamilton, L (1, 8) OBP: 0.388, SLG: 0.294										4	2	2	0	1	1	0	<b>San Francisco Giants @ Montreal Expos</b> Olympic Stadium, Montreal, QB Thu May 15 1997, 7:05 PM EDT Att: 11,907 - Dome - 60 F  livebaseballscorecards.com  AB 36 R 7 H 12 RBI 7 BB 6 SO 10 LOB 17  			
Jose Vizcaino, S (1, 6) OBP: 0.305, SLG: 0.279										4	2	2	1	1	0	2				
Glenallen Hill, R (1, 9) OBP: 0.262, SLG: 0.421										4	0	1	2	0	0	4				
Barry Bonds, L (1, 7) OBP: 0.451, SLG: 0.495										5	0	2	2	0	2	2				
Jeff Kent, R (1, 4) OBP: 0.345, SLG: 0.570										3	0	0	1	0	2	2				
J.T. Snow, L (1, 3) OBP: 0.376, SLG: 0.350										3	1	1	0	2	0	1				
Mark Lewis, R (1, 9) Joe Roa, R (6, 1) Stan Javier, S (7, PH) Julian Tavarez, L (7, 1) Rick Wilkins, L (6, PH) Martin Santana, L (6, PH) Maurice Stankovic, L (6, PH)										3	0	1	0	0	2	0				
Damon Berryhill, S (1, 2) Oswaldo Fernandez, R (9, PR)										4	1	2	1	1	1	0				
William Van Landingham, R (1, 1) Jim Poole, L (6, 1) Bill Mueller, S (6, 5)										2	0	0	0	0	2	1				
<b>Inning Stats</b>	R: 0 E: 0 K: 3 S: 18	H: 2 LOB: 2 BB: 0 P: 27	R: 0 E: 0 K: 2 S: 10	H: 0 LOB: 1 BB: 1 P: 16	R: 2 E: 1 K: 0 S: 12	H: 2 LOB: 1 BB: 1 P: 26	R: 0 E: 0 K: 2 S: 8	H: 0 LOB: 0 BB: 0 P: 12	R: 0 E: 0 K: 1 S: 9	H: 2 LOB: 2 BB: 0 P: 16	R: 4 E: 1 K: 0 S: 12	H: 4 LOB: 2 BB: 1 P: 27	R: 0 E: 0 K: 1 S: 8	H: 1 LOB: 2 BB: 2 P: 15	R: 1 E: 0 K: 1 S: 14	H: 1 LOB: 2 BB: 2 P: 24		1B: 10 2B: 2 3B: 0 HR: 0	SF: 2 SAC: 0 DP: 1 HBP: 1	WP: 0 PB: 0 SB: 1 CS: 1
<b>PITCHER</b>	IP WLS BF H R ER SO BB IBB HBP BLK WP HR S P ERA WHIP	IP WLS BF H R ER SO BB IBB HBP BLK WP HR S P ERA WHIP																		
Dustin Hermanson, R (1, 1) ERA: 2.94	6.0 25 6 2 2 8 2 0 0 0 0 0 65 109 3.00 1.333																			
Omar DaSil, L (7, 1) ERA: 7.85	0.0 4 3 4 3 0 0 0 0 0 0 0 0 6 11 ∞ ∞																			
Dave Veres, R (7, 1) ERA: 3.8	0.1 2 1 0 0 0 0 0 0 0 0 0 3 8 0.00 3.000																			
Anthony Telford, R (7, 1) ERA: 3.8	1.2 W 8 1 0 0 1 2 0 1 0 0 0 11 23 0.00 1.800																			
Lee Smith, R (9, 1) ERA: 2.7	0.2 5 1 1 1 1 2 0 0 0 0 0 0 10 20 13.50 4.500																			

Batter	1	2	3	4	5	6	7	8	9	AB	R	H	RBI	BB	SO	LOB	BOTTOM			
Mark Grudzielanek, R (1, 6) OBP: 0.360, SLG: 0.435										4	2	2	0	1	1	2	<b>San Francisco Giants @ Montreal Expos</b> Olympic Stadium, Montreal, QB Thu May 15 1997, 7:05 PM EDT Att: 11,907 - Dome - 60 F  livebaseballscorecards.com  AB 34 R 8 H 13 RBI 7 BB 3 SO 3 LOB 14  			
Mike Lansing, R (1, 4) OBP: 0.353, SLG: 0.458										4	1	2	1	0	0	1				
Rondell White, R (1, 8) OBP: 0.355, SLG: 0.545										4	0	2	3	0	0	1				
David Segui, S (1, 3) OBP: 0.303, SLG: 0.500										4	0	0	1	0	0	2				
Henry Rodriguez, L (1, 7) OBP: 0.382, SLG: 0.662										4	1	2	0	1	1	2				
Lee Smith, R (9, 1) Ugueth Urbina, R (9, 1)										0	0	0	0	0	0	0				
Vladimir Guerrero, R (1, 9) OBP: 0.386, SLG: 0.447										4	1	0	0	0	0	2				
Darrin Fletcher, L (1, 2) OBP: 0.300, SLG: 0.512										3	1	1	2	1	0	1				
Doug Strange, S (1, 5) OBP: 0.395, SLG: 0.549										4	1	2	0	0	1	3				
Dustin Hermanson, R (1, 1) ERA: 2.22, SLG: 0.552 Andy Stankiewicz, R (6, PH) Omar DaSil, L (7, 1) Dave Veres, R (7, 1) Anthony Telford, R (7, 1) F.P. Santangelo, S (6, PH)										2	0	1	0	0	0	0				
<b>Inning Stats</b>	R: 1 E: 0 K: 1 S: 10	H: 2 LOB: 1 BB: 0 P: 19	R: 0 E: 0 K: 1 S: 12	H: 2 LOB: 2 BB: 0 P: 18	R: 0 E: 0 K: 0 S: 5	H: 0 LOB: 0 BB: 0 P: 12	R: 0 E: 0 K: 0 S: 7	H: 0 LOB: 1 BB: 1 P: 13	R: 1 E: 0 K: 0 S: 10	H: 2 LOB: 1 BB: 0 P: 15	R: 4 E: 1 K: 0 S: 14	H: 3 LOB: 1 BB: 1 P: 23	R: 0 E: 0 K: 1 S: 12	H: 1 LOB: 2 BB: 1 P: 20	R: 2 E: 0 K: 0 S: 12	H: 3 LOB: 1 BB: 0 P: 19	1B: 8 2B: 4 3B: 0 HR: 1	SF: 2 SAC: 2 DP: 0 HBP: 0	WP: 0 PB: 0 SB: 0 CS: 0	PA: 41
<b>PITCHER</b>	IP WLS BF H R ER SO BB IBB HBP BLK WP HR S P ERA WHIP	IP WLS BF H R ER SO BB IBB HBP BLK WP HR S P ERA WHIP																		
William Van Landingham, R (1, 1) ERA: 3.45	5.0 24 7 4 4 2 1 0 0 0 0 0 1 48 82 7.20 1.600																			
Jim Poole, L (6, 1) ERA: 7.43	0.1 3 2 1 0 0 0 0 0 0 0 0 1 4 6 0.00 6.000																			
Joe Roa, R (6, 1) ERA: 4.96	0.2 3 0 1 1 0 1 0 0 0 0 0 0 6 12 13.50 1.500																			
Julian Tavarez, R (7, 1) ERA: 7.11	2.0 L 11 4 2 2 1 0 1 0 0 0 0 0 24 39 9.00 2.000																			
















Batter	1	2	3	4	5	6	7	8	9	AB	R	H	RBI	BB	SO	LOB	TOP				
Wilton Guerrero, S (1,4) OBP: 0.328, SLG: 0.480	1-1 F9-3 1B		2-2 E S 1B		0-0 1B		3-1 F7			4	0	3	0	0	0	0					
Todd Hollandsworth, L (1,8) Wayne Kirby, L (7,PH) OBP: 0.269, SLG: 0.323 OBP: 0.300, SLG: 0.206	1-0 F9-3		2-1 E6		2-2 P5		2-1 G4-3			3	0	0	0	0	0	3					
Mike Piazza, R (1,2) OBP: 0.383, SLG: 0.488	0-2 F9		0-0 G5-3		0-3 K			1-1 G5-3		4	0	0	0	0	1	3					
Eric Karros, R (1,3) OBP: 0.333, SLG: 0.362		1-1 F9		1-1 G5-3 1B		0-0 1B		0-1 G5-3		4	0	2	0	0	0	0					
Raul Mondesi, R (1,9) OBP: 0.326, SLG: 0.484	1-0 F8		0-0 F8		0-0 L6		1-1 G4-3			4	0	0	0	0	0	2					
Todd Zeile, R (1,5) OBP: 0.325, SLG: 0.393	3-1 2B		1-2 G5-3		1-3 K			1-1 HR		4	1	2	1	0	1	2					
Eric Anthony, L (1,7) OBP: 0.421, SLG: 0.667	1-0 L9		4-0 BB		4-0 BB			3-2 F7		2	0	0	0	2	0	1					
Greg Gagne, R (1,6) OBP: 0.311, SLG: 0.401			1-3 K		1-3 K			2-3 K		4	0	0	0	0	4	4					
Ramon Martinez, R (1,1) Nelson Liriano, S (7,PH) Antonio Osuna, R (7,1) Billy Ashley, R (9,PH) OBP: 0.050, SLG: 0.050 OBP: 0.320, SLG: 0.455 OBP: 0.255, SLG: 0.313			1-3 K		0-1 G1-3			2-3 K		2	0	0	0	0	1	0					
<b>Inning Stats</b>	R: 0 E: 0 K: 0 S: 8	H: 1 LOB: 0 BB: 0 P: 10	R: 0 E: 0 K: 0 S: 6	H: 1 LOB: 1 BB: 0 P: 12	R: 0 E: 1 K: 2 S: 12	H: 1 LOB: 2 BB: 0 P: 18	R: 0 E: 0 K: 1 S: 9	H: 1 LOB: 2 BB: 1 P: 16	R: 0 E: 0 K: 2 S: 10	H: 1 LOB: 2 BB: 1 P: 12	R: 0 E: 0 K: 1 S: 7	H: 0 LOB: 0 BB: 0 P: 14	R: 0 E: 0 K: 0 S: 6	H: 0 LOB: 0 BB: 0 P: 8	R: 1 E: 0 K: 2 S: 11	H: 1 LOB: 0 BB: 0 P: 19	1B: 5 2B: 2 3B: 0 HR: 1	SF: 0 SAC: 0 DP: 1 HBP: 0	WP: 0 PB: 0 SB: 0 CS: 2	PA: 36	
<b>PITCHER</b>	IP WLS BF H R ER SO BB IBB HBP BLK WP HR S P ERA WHIP	8.0 W 33 7 1 1 7 2 0 0 0 0 1 68 108 1.12 1.125	1.0 S 3 0 0 0 2 0 0 0 0 0 0 9 16 0.00 0.000																		

Los Angeles Dodgers @ Montreal Expos  
Olympic Stadium, Montreal, QB  
Mon May 19, 1997, 3:33 AM EDT  
Att. 24,569 - Dome - 72 F


AB 34  
R 1  
H 7  
RBI 1  
BB 2  
SO 9  
LOB 15



Batter	1	2	3	4	5	6	7	8	9	AB	R	H	RBI	BB	SO	LOB	BOTTOM	
Mark Grudzielanek, R (1,6) OBP: 0.350, SLG: 0.434	0-3 K		2-2 G6-3		1-1 2B		0-1 CS			4	0	2	0	0	1	0		
Mike Lansing, R (1,4) OBP: 0.361, SLG: 0.483	1-3 K		0-0 G6-3		1-0 F9		0-1 CS	1-3 K		4	0	0	0	0	2	1		
Rondell White, R (1,8) OBP: 0.359, SLG: 0.533	0-2 G1		1-2 2B		1-2 SF9 2B		1-3 K			4	1	2	0	0	1	0		
David Segui, S (1,3) OBP: 0.411, SLG: 0.507		2-0 G3-1		4-1 BB		1-0 P5		0-0 1B		3	0	1	0	1	0	1		
Henry Rodriguez, L (1,7) Joe Orsulak, L (9,7) OBP: 0.376, SLG: 0.643 OBP: 0.380, SLG: 0.372		1-0 G4-3 2B		2-2 F8		2-2 SF9		0-0 G3		3	0	1	1	0	0	3		
Vladimir Guerrero, R (1,9) F.P. Santangelo, S (6,PR) OBP: 0.377, SLG: 0.423 OBP: 0.460, SLG: 0.420		2-1 G4-3		3-3 K		1-1 E5				3	0	0	0	0	1	3		
Doug Strange, S (1,5) OBP: 0.407, SLG: 0.536	1-1 G3-1				0-0 G4-3 G5-3 PB 1B		3-2 F7			3	1	1	0	0	0	2		
Chris Widger, R (1,2) OBP: 0.271, SLG: 0.522			0-1 G4-3		1-0 G5-3		1-2 K			3	0	0	0	0	1	1		
Jeff Juden, R (1,1) Ugueth Urbina, R (9,1)			2-0 F9		1-2 G4-3		2-2 K			3	0	0	0	0	1	1		
<b>Inning Stats</b>	R: 0 E: 0 K: 2 S: 9	H: 0 LOB: 0 BB: 0 P: 10	R: 0 E: 0 K: 0 S: 6	H: 1 LOB: 1 BB: 0 P: 12	R: 0 E: 0 K: 1 S: 12	H: 1 LOB: 2 BB: 1 P: 22	R: 1 E: 0 K: 0 S: 8	H: 2 LOB: 1 BB: 0 P: 12	R: 1 E: 1 K: 0 S: 12	H: 1 LOB: 2 BB: 0 P: 20	R: 0 E: 0 K: 2 S: 10	H: 1 LOB: 0 BB: 0 P: 13	R: 0 E: 0 K: 2 S: 8	H: 1 LOB: 1 BB: 0 P: 10	1B: 3 2B: 4 3B: 0 HR: 0	SF: 1 SAC: 0 DP: 0 HBP: 0	WP: 0 PB: 1 SB: 2 CS: 1	PA: 33
<b>PITCHER</b>	IP WLS BF H R ER SO BB IBB HBP BLK WP HR S P ERA WHIP	6.0 L 25 5 2 2 3 1 0 0 0 0 0 18 23 3.00 1.000	2.0 7 2 0 0 4 0 0 0 0 0 0 0 18 23 0.00 1.000															

Los Angeles Dodgers @ Montreal Expos  
Olympic Stadium, Montreal, QB  
Mon May 19, 1997, 3:33 AM EDT  
Att. 24,569 - Dome - 72 F

AB 30  
R 2  
H 7  
RBI 1  
BB 1  
SO 7  
LOB 12





Batter	1	2	3	4	5	6	7	8	9	AB	R	H	RBI	BB	SO	LOB	TOP							
Andy Stankiewicz, R OBP: 0.324, SLG: 0.382	0-1 CS 1B		0-2 G4-3		0-3 K		1-2 SAFE B1-4			4	0	1	0	0	1	1								
Mike Lansing, R OBP: 0.364, SLG: 0.480	1-4 SAFE L6		1-1 S 1B		4-0 BB		0-0 G6-3			3	0	1	0	1	0	1								
Rondell White, R OBP: 0.351, SLG: 0.520	0-1 L7		1-2 K		1-0 F9			2-1 F9		4	0	0	0	0	1	3								
David Segui, S OBP: 0.413, SLG: 0.534	1-3 SAFE CS	2-0 WP SF8 2B	2-3 K		0-1 HR			1-3 K		4	2	2	1	0	2	1								
Henry Rodriguez, L OBP: 0.373, SLG: 0.637		1-1 SF8 2H		1-2 G4-3		0-1 FC4-6 1B		1-1 F8		3	0	1	1	0	0	0								
Doug Strange, S OBP: 0.400, SLG: 0.523		2-0 1B 1B		2-1 G6-3		2-3 SAFE K			1-3 K	4	0	1	0	0	2	1								
F.P. Santangelo, S OBP: 0.457, SLG: 0.417	1-1 SAFE P4		0-0 1B		0-0 1B		2-1 SAFE FC4-6		0-3 K	3	0	1	0	0	0	2								
Omar Daal, L OBP: 0.333, SLG: 0.333							1-2 SAFE F8			0	0	0	0	0	0	0								
Dave Veres, R OBP: 1.000, SLG: 1.000							1-2 SAFE F8			1	0	0	0	0	0	0								
Darin Fletcher, L OBP: 0.320, SLG: 0.543							1-2 SAFE F8			4	0	1	0	0	0	2								
Chris Widger, R OBP: 0.270, SLG: 0.507							1-2 SAFE 1B																	
Dustin Hermanson, R OBP: 0.182, SLG: 0.455							0-2 G5-3			2	0	0	0	0	1	2								
Anthony Telford, R OBP: 0.333, SLG: 0.500										0	0	0	0	0	0	0								
Joe Orsulak, L OBP: 0.392, SLG: 0.386										1	0	1	0	0	0	0								
<b>Inning Stats</b>	R: 0 E: 0 K: 0 S: 7	H: 1 LOB: 0 BB: 0 P: 9	R: 1 E: 0 K: 1 S: 15	H: 3 LOB: 2 BB: 0 P: 27	R: 0 E: 0 K: 2 S: 13	H: 1 LOB: 1 BB: 0 P: 17	R: 0 E: 0 K: 0 S: 9	H: 1 LOB: 1 BB: 0 P: 12	R: 0 E: 0 K: 1 S: 8	H: 0 LOB: 1 BB: 1 P: 13	R: 1 E: 0 K: 1 S: 12	H: 2 LOB: 1 BB: 0 P: 17	R: 0 E: 0 K: 0 S: 6	H: 1 LOB: 0 BB: 0 P: 7	R: 0 E: 0 K: 1 S: 7	H: 0 LOB: 0 BB: 0 P: 11	R: 0 E: 0 K: 2 S: 7	H: 0 LOB: 0 BB: 0 P: 9	1B: 7 2B: 2 3B: 0 HR: 1	SF: 1 SAC: 0 DP: 1 HBP: 0	WP: 1 PB: 0 SB: 2 CS: 1	PA: 36		
<b>PITCHER</b>	IP WLS BF H R ER SO BB IBB HBP BLK WP HR S P ERA WHIP	IP WLS BF H R ER SO BB IBB HBP BLK WP HR S P ERA WHIP	IP WLS BF H R ER SO BB IBB HBP BLK WP HR S P ERA WHIP	IP WLS BF H R ER SO BB IBB HBP BLK WP HR S P ERA WHIP	IP WLS BF H R ER SO BB IBB HBP BLK WP HR S P ERA WHIP	IP WLS BF H R ER SO BB IBB HBP BLK WP HR S P ERA WHIP	IP WLS BF H R ER SO BB IBB HBP BLK WP HR S P ERA WHIP	IP WLS BF H R ER SO BB IBB HBP BLK WP HR S P ERA WHIP	IP WLS BF H R ER SO BB IBB HBP BLK WP HR S P ERA WHIP	IP WLS BF H R ER SO BB IBB HBP BLK WP HR S P ERA WHIP	IP WLS BF H R ER SO BB IBB HBP BLK WP HR S P ERA WHIP	IP WLS BF H R ER SO BB IBB HBP BLK WP HR S P ERA WHIP	IP WLS BF H R ER SO BB IBB HBP BLK WP HR S P ERA WHIP	IP WLS BF H R ER SO BB IBB HBP BLK WP HR S P ERA WHIP	IP WLS BF H R ER SO BB IBB HBP BLK WP HR S P ERA WHIP	IP WLS BF H R ER SO BB IBB HBP BLK WP HR S P ERA WHIP	IP WLS BF H R ER SO BB IBB HBP BLK WP HR S P ERA WHIP	IP WLS BF H R ER SO BB IBB HBP BLK WP HR S P ERA WHIP	IP WLS BF H R ER SO BB IBB HBP BLK WP HR S P ERA WHIP	IP WLS BF H R ER SO BB IBB HBP BLK WP HR S P ERA WHIP	IP WLS BF H R ER SO BB IBB HBP BLK WP HR S P ERA WHIP	IP WLS BF H R ER SO BB IBB HBP BLK WP HR S P ERA WHIP	IP WLS BF H R ER SO BB IBB HBP BLK WP HR S P ERA WHIP	IP WLS BF H R ER SO BB IBB HBP BLK WP HR S P ERA WHIP

Montreal Expos @ Atlanta Braves  
Turner Field, Atlanta, GA  
Tue May 20 1997, 7:05 PM EDT  
Att: 38,278 - Unknown - 80 F

AB	33
R	2
H	9
RBI	2
BB	1
SO	8
LOB	13



Batter	1	2	3	4	5	6	7	8	9	AB	R	H	RBI	BB	SO	LOB	BOTTOM							
Kenny Lofton, L OBP: 0.413, SLG: 0.453	0-1 G4-3		2-2 1B	2-2 FC4-6		2-3 K		3-2 WP 1B		5	0	2	0	0	1	4								
Michael Tucker, L OBP: 0.387, SLG: 0.500	1-3 K		0-2 P6		1-3 K	1-3 K2-3		1-2 SAFE P7		5	0	0	0	0	3	4								
10 Chipper Jones, S OBP: 0.397, SLG: 0.480	1-0 F9			0-1 G4-3	4-2 1B G4-3 BB		0-0 1B SF9 1B			3	2	1	0	1	0	0								
Fred McGriff, L OBP: 0.346, SLG: 0.408		0-0 F8		0-1 HBP 1B	0-0 G4-3 1B		2-0 WP 1B			4	1	3	0	0	0	0								
Ryan Klesko, L OBP: 0.324, SLG: 0.472		1-0 G3		1-0 1B HBP	1-0 G4-3		3-1 G4-3			3	1	0	1	0	0	3								
Andruw Jones, R OBP: 0.359, SLG: 0.427				1-2 HBP	1-2 3H G4-3		2-2 SF9			2	0	0	1	1	2	2								
Javy Lopez, R OBP: 0.364, SLG: 0.564		2-3 K		2-3 K	4-2 FC4 BB		3H 2-1 G4-3			4	0	1	1	0	1	3								
Mark Lemke, S OBP: 0.301, SLG: 0.338			2-3 K	1-0 1B BB	1-1 FC4		3H 2-1 G4-3			4	0	1	1	0	1	3								
Jeff Blausler, R OBP: 0.457, SLG: 0.645			3-3 K	4-1 1B BB	1-2 SH3 1B		3-2 G5-3			3	0	1	0	1	1	0								
Terrell Wade, L OBP: 0.250, SLG: 0.143			4-2 K	2-2 1B BB		0-0 SH3		0-3 K2-3		1	0	1	1	1	0	0								
Tony Graffanino, R OBP: 0.276, SLG: 0.250										0	0	0	0	0	0	0								
Mike Bielecki, R OBP: 0.212, SLG: 0.185										0	0	0	0	0	0	0								
Keith Lockhart, L OBP: 0.212, SLG: 0.185										0	0	0	0	0	0	0								
Mark Wohlers, R OBP: 0.392, SLG: 0.386										0	0	0	0	0	0	0								
<b>Inning Stats</b>	R: 0 E: 0 K: 1 S: 6	H: 0 LOB: 0 BB: 0 P: 8	R: 0 E: 0 K: 1 S: 5	H: 0 LOB: 0 BB: 0 P: 8	R: 0 E: 0 K: 2 S: 16	H: 1 LOB: 2 BB: 1 P: 27	R: 2 E: 0 K: 1 S: 17	H: 3 LOB: 3 BB: 1 P: 29	R: 1 E: 0 K: 0 S: 14	H: 1 LOB: 2 BB: 2 P: 25	R: 0 E: 0 K: 2 S: 14	H: 1 LOB: 1 BB: 0 P: 18	R: 1 E: 0 K: 0 S: 11	H: 2 LOB: 1 BB: 0 P: 20	R: 0 E: 0 K: 1 S: 13	H: 1 LOB: 1 BB: 0 P: 20	1B: 9 2B: 0 3B: 0 HR: 0	SF: 1 SAC: 1 DP: 0 HBP: 1	WP: 2 PB: 0 SB: 0 CS: 0	PA: 38				
<b>PITCHER</b>	IP WLS BF H R ER SO BB IBB HBP BLK WP HR S P ERA WHIP	IP WLS BF H R ER SO BB IBB HBP BLK WP HR S P ERA WHIP	IP WLS BF H R ER SO BB IBB HBP BLK WP HR S P ERA WHIP	IP WLS BF H R ER SO BB IBB HBP BLK WP HR S P ERA WHIP	IP WLS BF H R ER SO BB IBB HBP BLK WP HR S P ERA WHIP	IP WLS BF H R ER SO BB IBB HBP BLK WP HR S P ERA WHIP	IP WLS BF H R ER SO BB IBB HBP BLK WP HR S P ERA WHIP	IP WLS BF H R ER SO BB IBB HBP BLK WP HR S P ERA WHIP	IP WLS BF H R ER SO BB IBB HBP BLK WP HR S P ERA WHIP	IP WLS BF H R ER SO BB IBB HBP BLK WP HR S P ERA WHIP	IP WLS BF H R ER SO BB IBB HBP BLK WP HR S P ERA WHIP	IP WLS BF H R ER SO BB IBB HBP BLK WP HR S P ERA WHIP	IP WLS BF H R ER SO BB IBB HBP BLK WP HR S P ERA WHIP	IP WLS BF H R ER SO BB IBB HBP BLK WP HR S P ERA WHIP	IP WLS BF H R ER SO BB IBB HBP BLK WP HR S P ERA WHIP	IP WLS BF H R ER SO BB IBB HBP BLK WP HR S P ERA WHIP	IP WLS BF H R ER SO BB IBB HBP BLK WP HR S P ERA WHIP	IP WLS BF H R ER SO BB IBB HBP BLK WP HR S P ERA WHIP	IP WLS BF H R ER SO BB IBB HBP BLK WP HR S P ERA WHIP	IP WLS BF H R ER SO BB IBB HBP BLK WP HR S P ERA WHIP	IP WLS BF H R ER SO BB IBB HBP BLK WP HR S P ERA WHIP	IP WLS BF H R ER SO BB IBB HBP BLK WP HR S P ERA WHIP	IP WLS BF H R ER SO BB IBB HBP BLK WP HR S P ERA WHIP	IP WLS BF H R ER SO BB IBB HBP BLK WP HR S P ERA WHIP

Montreal Expos @ Atlanta Braves  
Turner Field, Atlanta, GA  
Tue May 20 1997, 7:05 PM EDT  
Att: 38,278 - Unknown - 80 F

AB	31
R	4
H	9
RBI	4
BB	4
SO	9
LOB	16





Batter	1	2	3	4	5	6	7	8	9	AB	R	H	RBI	BB	SO	LOB	TOP					
Andy Stankiewicz, R OBP: 0.325, SLG: 0.378 (1, 6)	G3		SH3-4			G4-6-3 1B		G4-3		3	0	1	0	0	0	0	<b>Montreal Expos @ Atlanta Braves</b> Turner Field, Atlanta, GA Wed May 21 1997, 3:33 AM EDT Att: 41,528 - Cloudy - 65 F					
Mike Lansing, R OBP: 0.356, SLG: 0.468 (1, 4)	P3		FC6-5			L8		P4		4	0	0	0	0	0	2						
Rondell White, R OBP: 0.354, SLG: 0.525 (1, 8)	CS 1B		FC4-6			G4-6-3 1-2		G4-3 2B		4	0	2	0	0	0	2						
David Segui, S OBP: 0.309, SLG: 0.533 (1, 3)	CS 1-2					G4-3		G1-3		4	0	1	0	0	0	1						
Henry Rodriguez, L OBP: 0.370, SLG: 0.627 F.P. Santangelo, S OBP: 0.457, SLG: 0.417 (1, 7) (9, 7)		F8		K		2B SF9 1B		K		4	1	1	0	0	2	1						
Vladimir Guerrero, R OBP: 0.385, SLG: 0.436 (1, 9)		BB		G3-1		1 SAFE 1-2 SF9 2B		G4-3		3	1	1	0	1	0	0						
Doug Strange, S OBP: 0.384, SLG: 0.505 (1, 5)		K				2-3 K		G4-3		3	0	0	2	0	2	2						
Chris Widger, R OBP: 0.273, SLG: 0.500 (1, 2)		G4-3				1-1 G6-3				3	0	1	0	0	0	2						
Jim Bullinger, R OBP: 0.278, SLG: 0.444 Ugueth Urbina, R (8, 1)				FC6-5 SH3-4 1B		0-3 K				3	0	1	0	0	2	1						
										0	0	0	0	0	0	0						
<b>Inning Stats</b>	R: 0 E: 0 K: 0 S: 12	H: 1 LOB: 0 BB: 0 P: 15	R: 0 E: 0 K: 1 S: 13	H: 1 LOB: 2 BB: 1 P: 20	R: 0 E: 0 K: 0 S: 8	H: 1 LOB: 1 BB: 0 P: 12	R: 0 E: 0 K: 1 S: 11	H: 0 LOB: 0 BB: 0 P: 13	R: 0 E: 0 K: 2 S: 8	H: 0 LOB: 0 BB: 0 P: 11	R: 0 E: 0 K: 0 S: 4	H: 1 LOB: 0 BB: 0 P: 5	R: 2 E: 0 K: 1 S: 13	H: 3 LOB: 1 BB: 0 P: 18	R: 0 E: 0 K: 0 S: 8	H: 1 LOB: 1 BB: 0 P: 11	R: 0 E: 0 K: 1 S: 6	H: 0 LOB: 0 BB: 0 P: 6	1B: 5 2B: 3 3B: 0 HR: 0	SF: 1 SAC: 1 DP: 1 HBP: 0	WP: 0 PB: 0 SB: 0 CS: 1	PA: 35
<b>PITCHER</b> Greg Maddux, R ERA: 1.44 (1, 1)	IP: 9.0 WLS: W BF: 34 H: 8 R: 2 ER: 2 SO: 6 BB: 1 IBB: 0 HBP: 0 BLK: 0 WP: 0 HR: 0 S: 83 P: 111 ERA: 2.00 WHIP: 1.000																					

Batter	1	2	3	4	5	6	7	8	9	AB	R	H	RBI	BB	SO	LOB	BOTTOM					
Kenny Lofton, L OBP: 0.415, SLG: 0.451 (1, 8)	G6-3		G1-3							3	0	1	1	1	0	0	<b>Montreal Expos @ Atlanta Braves</b> Turner Field, Atlanta, GA Wed May 21 1997, 3:33 AM EDT Att: 41,528 - Cloudy - 65 F					
Michael Tucker, L OBP: 0.383, SLG: 0.490 (1, 9)			K							3	0	0	0	0	2	4						
10 Chipper Jones, S OBP: 0.388, SLG: 0.468 (1, 5)		HBP								4	0	0	0	0	0	1						
Fred McGriff, L OBP: 0.339, SLG: 0.399 (1, 3)	F7									4	0	0	0	0	0	1						
Ryan Klesko, L OBP: 0.336, SLG: 0.481 (1, 7)										2	0	1	0	2	0	0						
Jeff Blauser, R OBP: 0.446, SLG: 0.627 (1, 6)		G3								4	0	0	0	0	1	3						
Eddie Pérez, R OBP: 0.091, SLG: 0.091 Javy Lopez, R OBP: 0.366, SLG: 0.563 (7, PH) (8, 2)		K								2	0	0	0	0	1	1						
Tony Graffanino, R OBP: 0.313, SLG: 0.267 Mark Lemke, S OBP: 0.301, SLG: 0.338 (9, PH)		K								0	0	0	0	0	0	0						
Greg Maddux, R OBP: 0.087, SLG: 0.091 Keith Lockhart, L OBP: 0.235, SLG: 0.321 (1, 1) (9, PH)										2	0	0	0	0	0	1						
										1	1	1	2	0	0	0						
<b>Inning Stats</b>	R: 0 E: 0 K: 0 S: 4	H: 0 LOB: 1 BB: 0 P: 8	R: 0 E: 0 K: 2 S: 11	H: 0 LOB: 1 BB: 1 P: 19	R: 0 E: 0 K: 1 S: 7	H: 0 LOB: 0 BB: 0 P: 10	R: 0 E: 0 K: 0 S: 11	H: 1 LOB: 1 BB: 0 P: 16	R: 1 E: 0 K: 1 S: 12	H: 2 LOB: 1 BB: 0 P: 16	R: 0 E: 0 K: 0 S: 5	H: 0 LOB: 0 BB: 0 P: 7	R: 0 E: 1 K: 0 S: 10	H: 0 LOB: 3 BB: 2 P: 23	R: 0 E: 0 K: 1 S: 7	H: 0 LOB: 1 BB: 1 P: 16	R: 2 E: 0 K: 0 S: 5	H: 2 LOB: 2 BB: 0 P: 8	1B: 3 2B: 1 3B: 0 HR: 1	SF: 0 SAC: 2 DP: 0 HBP: 1	WP: 0 PB: 0 SB: 0 CS: 0	PA: 36
<b>PITCHER</b> Jim Bullinger, R ERA: 7.27 Ugueth Urbina, R ERA: 3.74 (1, 1) (8, 1)	IP: 7.2 WLS: L BF: 4 H: 2 R: 2 ER: 2 SO: 1 BB: 0 IBB: 0 HBP: 0 BLK: 0 WP: 0 HR: 1 S: 10 P: 167 ERA: 27.00 WHIP: 3.000																					





Batter	1	2	3	4	5	6	7	8	9	AB	R	H	RBI	BB	SO	LOB	TOP					
Adrian Brown, S OBP: 0.250, SLG: 0.318 (1, 8)										4	1	1	3	1	0	3	<b>Pittsburgh Pirates @ Montreal Expos</b> Olympic Stadium, Montreal, QB Thu May 22 1997, 7:05 PM EDT Att: 12,620 - Dome  <b>AB 35</b> <b>R 9</b> <b>H 10</b> <b>RBI 7</b> <b>BB 7</b> <b>SO 6</b> <b>LOB 25</b> 					
Joe Randa, R OBP: 0.329, SLG: 0.399 (1, 4)										4	2	2	1	1	0	1						
Mark Smith, R (1, 7)										4	0	0	0	0	1	1						
Emil Brown, R OBP: 0.333, SLG: 0.255 (7, 7)										1	0	0	0	0	1	1						
Mark Johnson, L OBP: 0.390, SLG: 0.389 (1, 3)										1	2	1	0	4	0	0						
Kevin Young, R OBP: 0.308, SLG: 0.459 (1, 5)										5	1	1	1	0	0	5						
18 Jason Kendall, R OBP: 0.352, SLG: 0.393 (1, 2)										3	2	2	1	1	0	0						
Jose Guillen, R OBP: 0.288, SLG: 0.386 (1, 9)										5	0	2	0	0	1	5						
Kevin Polcovich, R OBP: 0.357, SLG: 0.182 (1, 6)										4	1	1	1	0	0	4						
Jon Lieber, L OBP: 0.111, SLG: 0.059 (7, PH)										2	0	0	0	0	1	1						
Dale Sveum, S OBP: 0.283, SLG: 0.321 (7, 1)										1	0	0	0	0	1	2						
Chris Peters, L (7, 1)										0	0	0	0	0	0	0						
Marc Wilkins, R (7, 1)										1	0	0	0	0	1	2						
Ricardo Rincon, L (8, 1)										0	0	0	0	0	0	0						
<b>Inning Stats</b>	R: 0 E: 0 K: 0 S: 6	H: 0 LOB: 0 BB: 1 P: 13	R: 0 E: 0 K: 0 S: 9	H: 0 LOB: 2 BB: 2 P: 17	R: 1 E: 0 K: 1 S: 11	H: 1 LOB: 0 BB: 0 P: 14	R: 0 E: 0 K: 0 S: 6	H: 1 LOB: 0 BB: 0 P: 10	R: 0 E: 0 K: 1 S: 7	H: 1 LOB: 1 BB: 0 P: 9	R: 0 E: 0 K: 0 S: 8	H: 0 LOB: 1 BB: 1 P: 15	R: 3 E: 1 K: 1 S: 13	H: 2 LOB: 1 BB: 1 P: 22	R: 2 E: 0 K: 2 S: 17	H: 2 LOB: 2 BB: 1 P: 30	R: 3 E: 1 K: 1 S: 12	H: 3 LOB: 1 BB: 1 P: 22	1B: 5 2B: 2 3B: 1 HR: 2	SF: 0 SAC: 0 DP: 2 HBP: 2	WP: 0 PB: 0 SB: 1 CS: 0	PA: 44
<b>PITCHER</b>	IP WLS BF H R ER SO BB IBB HBP BLK WP HR S P ERA WHIP																					
Carlos Perez, L ERA: 4.45 (1, 1)	6.2 L 29 5 4 4 3 5 0 0 0 0 0 2 59 99 5.40 1.500																					
Anthony Telford, R ERA: 3.33 (7, 1)	0.1 1 0 0 0 0 0 0 0 0 0 0 0 1 1 0.00 0.000																					
Marc Valdes, R ERA: 6.0 (8, 1)	0.0 3 1 2 2 0 1 0 0 1 0 0 0 2 9 ∞ ∞																					
Dave Veres, R ERA: 4.1 (9, 1)	1.0 4 1 0 0 2 0 0 0 0 0 0 0 15 21 0.00 1.000																					
Lee Smith, R ERA: 4.4 (9, 1)	1.0 7 3 3 3 1 1 0 0 0 0 0 0 12 22 27.00 4.000																					
Batter	1	2	3	4	5	6	7	8	9	AB	R	H	RBI	BB	SO	LOB	BOTTOM					
Mark Grudzielanek, R OBP: 0.349, SLG: 0.426 (1, 6)										3	0	0	0	1	1	0	<b>Pittsburgh Pirates @ Montreal Expos</b> Olympic Stadium, Montreal, QB Thu May 22 1997, 7:05 PM EDT Att: 12,620 - Dome  <b>AB 32</b> <b>R 3</b> <b>H 8</b> <b>RBI 3</b> <b>BB 2</b> <b>SO 8</b> <b>LOB 12</b> 					
Mike Lansing, R OBP: 0.365, SLG: 0.500 (1, 4)										4	2	3	1	0	0	2						
Rondell White, R OBP: 0.352, SLG: 0.519 (1, 8)										4	0	1	0	0	1	2						
David Segui, S OBP: 0.411, SLG: 0.536 (1, 3)										3	0	1	1	1	0	2						
Henry Rodriguez, L OBP: 0.367, SLG: 0.624 (1, 7)										4	0	1	0	0	2	2						
Vladimir Guerrero, R OBP: 0.362, SLG: 0.407 (1, 9)										4	0	0	0	0	2	2						
Darrin Fletcher, L OBP: 0.327, SLG: 0.571 (1, 2)										4	1	2	1	0	0	1						
Doug Strange, S OBP: 0.373, SLG: 0.489 (1, 5)										3	0	0	0	0	0	0						
Carlos Perez, L OBP: 0.126, SLG: 0.260 (7, 1)										2	0	0	0	0	2	0						
Anthony Telford, R OBP: 0.333, SLG: 0.390 (7, PH)										0	0	0	0	0	0	0						
Andy Stankiewicz, R OBP: 0.325, SLG: 0.378 (7, PH)										0	0	0	0	0	0	0						
Joe Orsulak, R OBP: 0.295, SLG: 0.378 (8, 1)										1	0	0	0	0	0	1						
Marc Valdes, R OBP: 0.295, SLG: 0.250 (8, 1)										0	0	0	0	0	0	0						
Dave Veres, R OBP: 0.402, SLG: 1.000 (8, 1)										0	0	0	0	0	0	0						
Lee Smith, R (8, 1)										0	0	0	0	0	0	0						
<b>Inning Stats</b>	R: 1 E: 0 K: 3 S: 13	H: 2 LOB: 1 BB: 0 P: 14	R: 1 E: 0 K: 2 S: 9	H: 1 LOB: 0 BB: 0 P: 12	R: 0 E: 0 K: 0 S: 6	H: 1 LOB: 1 BB: 0 P: 9	R: 0 E: 0 K: 0 S: 7	H: 1 LOB: 0 BB: 0 P: 11	R: 0 E: 0 K: 1 S: 5	H: 0 LOB: 0 BB: 0 P: 7	R: 1 E: 0 K: 1 S: 11	H: 1 LOB: 1 BB: 1 P: 20	R: 0 E: 0 K: 0 S: 7	H: 1 LOB: 2 BB: 1 P: 14	R: 0 E: 0 K: 1 S: 7	H: 1 LOB: 0 BB: 0 P: 9	R: 0 E: 0 K: 0 S: 6	H: 0 LOB: 0 BB: 0 P: 10	1B: 3 2B: 4 3B: 0 HR: 2	SF: 0 SAC: 1 DP: 2 HBP: 0	WP: 0 PB: 0 SB: 0 CS: 0	PA: 35
<b>PITCHER</b>	IP WLS BF H R ER SO BB IBB HBP BLK WP HR S P ERA WHIP																					
Jon Lieber, R ERA: 4.12 (7, 1)	6.0 W 24 6 3 3 3 1 0 0 0 0 0 2 51 73 4.50 1.167																					
Chris Peters, L ERA: 4.91 (7, 1)	0.1 2 1 0 0 0 0 0 0 0 0 0 0 3 4 0.00 3.000																					
Marc Wilkins, R ERA: 5.64 (8, 1)	1.1 S 4 0 0 0 0 1 0 0 0 0 0 0 8 16 0.00 1.500																					
Ricardo Rincon, L ERA: 1.89 (8, 1)	1.1 S 4 0 0 0 1 0 0 0 0 0 0 0 9 13 0.00 0.000																					



Batter	1	2	3	4	5	6	7	8	9	AB	R	H	RBI	BB	SO	LOB	TOP								
Tony Womack, L (1,4) OBP: 0.316, SLG: 0.343										4	0	0	0	0	2	3									
Adrian Brown, S (1,8) OBP: 0.250, SLG: 0.308										4	0	1	0	0	2	1									
Midre Cummings, L (1,7) OBP: 0.295, SLG: 0.446										4	0	0	0	0	1	2									
Mark Johnson, L (1,3) OBP: 0.380, SLG: 0.377										4	0	0	0	0	3	0									
Dale Sveum, S (1,5) OBP: 0.250, SLG: 0.304										3	0	0	0	0	1	0									
18 Jason Kendall, R (1,2) OBP: 0.352, SLG: 0.392										3	0	1	0	0	0	0									
Jose Guillen, R (1,9) OBP: 0.283, SLG: 0.378										3	0	0	0	0	2	1									
Kevin Polcovich, R (1,6) OBP: 0.412, SLG: 0.231										2	1	1	0	0	0	0									
Steve Cooke, R (1,1) OBP: 0.125, SLG: 0.188										2	0	1	1	0	1	1									
David Wainhouse, L (7,1)										0	0	0	0	0	0	0									
Joe Randa, R (8, PH) OBP: 0.333, SLG: 0.403										1	0	1	0	0	0	0									
Matt Ruebel, L (8,1)										0	0	0	0	0	0	0									
<b>Inning Stats</b>	R: 0 E: 0 K: 1 S: 7	H: 1 LOB: 0 BB: 0 P: 8	R: 0 E: 0 K: 2 S: 10	H: 0 LOB: 0 BB: 0 P: 13	R: 0 E: 0 K: 3 S: 12	H: 1 LOB: 1 BB: 0 P: 12	R: 0 E: 0 K: 3 S: 10	H: 0 LOB: 0 BB: 0 P: 14	R: 0 E: 0 K: 0 S: 5	H: 0 LOB: 0 BB: 0 P: 7	R: 1 E: 0 K: 1 S: 10	H: 1 LOB: 1 BB: 0 P: 14	R: 0 E: 0 K: 1 S: 8	H: 1 LOB: 1 BB: 0 P: 12	R: 0 E: 0 K: 0 S: 5	H: 1 LOB: 0 BB: 0 P: 9	R: 0 E: 0 K: 1 S: 11	H: 0 LOB: 0 BB: 0 P: 15	1B: 4 2B: 1 3B: 0 HR: 0	SF: 0 SAC: 0 DP: 2 HBP: 1	WP: 1 PB: 0 SB: 0 CS: 0	PA: 31			
<b>PITCHER</b>	IP	WLS	BF	H	R	ER	SO	BB	IBB	HBP	BLK	WP	HR	S	P	ERA	WHIP								
Pedro Martinez, R (1,1) ERA: 1.17	9.0	W	31	5	1	1	12	0	0	1	0	1	0	78	104	1.00	0.556								

Pittsburgh Pirates @ Montreal Expos  
Olympic Stadium, Montreal, QB  
Fri May 23 1997, 7:05 PM EDT  
Att: 18,499 - Dome

AB 30  
R 1  
H 5  
RBI 1  
BB 0  
SO 12  
LOB 8

Batter	1	2	3	4	5	6	7	8	9	AB	R	H	RBI	BB	SO	LOB	BOTTOM								
Mark Grudzielanek, R (1,6) OBP: 0.346, SLG: 0.419										3	0	0	0	1	0	0									
Mike Lansing, R (1,4) OBP: 0.357, SLG: 0.488										4	0	0	0	0	1	1									
Rondell White, R (1,8) OBP: 0.355, SLG: 0.519										4	0	2	0	0	0	0									
David Segui, S (1,3) OBP: 0.413, SLG: 0.532										3	1	1	0	1	1	1									
Henry Rodriguez, L (1,7) OBP: 0.361, SLG: 0.613										3	0	0	0	0	0	2									
F.P. Santangelo, S (8,7) OBP: 0.462, SLG: 0.417										0	1	0	0	0	0	0									
Vladimir Guerrero, R (1,9) OBP: 0.384, SLG: 0.435										3	1	2	0	0	0	0									
Darrin Fletcher, L (1,2) OBP: 0.333, SLG: 0.569										4	1	2	2	0	1	1									
Doug Strange, S (1,5) OBP: 0.368, SLG: 0.474										3	0	0	0	1	0	3									
Pedro Martinez, R (1,1) OBP: 0.136, SLG: 0.143										4	0	0	0	0	0	5									
<b>Inning Stats</b>	R: 0 E: 0 K: 1 S: 9	H: 0 LOB: 0 BB: 0 P: 15	R: 0 E: 0 K: 0 S: 5	H: 0 LOB: 0 BB: 0 P: 8	R: 0 E: 0 K: 0 S: 10	H: 0 LOB: 0 BB: 0 P: 15	R: 0 E: 0 K: 1 S: 8	H: 1 LOB: 1 BB: 0 P: 14	R: 0 E: 0 K: 0 S: 10	H: 1 LOB: 2 BB: 1 P: 21	R: 2 E: 1 K: 0 S: 7	H: 2 LOB: 1 BB: 1 P: 13	R: 2 E: 0 K: 0 S: 11	H: 2 LOB: 2 BB: 0 P: 17	1B: 6 2B: 1 3B: 0 HR: 0	SF: 0 SAC: 0 DP: 0 HBP: 2	WP: 2 PB: 0 SB: 1 CS: 0	PA: 36							
<b>PITCHER</b>	IP	WLS	BF	H	R	ER	SO	BB	IBB	HBP	BLK	WP	HR	S	P	ERA	WHIP								
Steve Cooke, L (1,1) ERA: 4.35	6.2	L	27	5	2	1	3	0	2	0	0	0	0	61	103	1.35	0.750								
David Wainhouse, R (7,1) ERA: 8.35	0.1		2	0	0	0	0	1	0	0	0	1	0	2	6	0.00	3.000								
Matt Ruebel, L (8,1) ERA: 7.8	1.0		7	2	2	2	0	0	0	2	0	0	0	11	17	18.00	2.000								

Pittsburgh Pirates @ Montreal Expos  
Olympic Stadium, Montreal, QB  
Fri May 23 1997, 7:05 PM EDT  
Att: 18,499 - Dome

AB 31  
R 4  
H 7  
RBI 2  
BB 3  
SO 3  
LOB 13




Batter	1	2	3	4	5	6	7	8	9	AB	R	H	RBI	BB	SO	LOB	TOP								
Tony Womack, L (1.4) OBP: 0.318, SLG: 0.341	4-1 E S BB		0-0 G3		0-3 K		1-3 K		3-2 G4-3 G3-1 1B	4	0	1	0	1	2	1	<b>Pittsburgh Pirates @ Montreal Expos</b> Olympic Stadium, Montreal, QB Sat May 24 1997, 7:05 PM EDT Att: 26,154 - Dome <a href="http://livebaseballscorecards.com">livebaseballscorecards.com</a>								
Adrian Brown, S (1.8) OBP: 0.212, SLG: 0.258	1-0 G1-3		2-2 G1-3		1-0 FC3-6 1B WP		0-0 B1-3		1-2 G3-1	5	1	0	0	0	0	3									
Midre Cummings, L (1.7) OBP: 0.303, SLG: 0.492	1-2 K		0-2 G4-3		1-1 1B BB 1B		0-0 HR		0-2 G4-3	5	2	2	2	0	1	2									
Mark Johnson, L (1.3) OBP: 0.393, SLG: 0.379	4-0 FC6-4 BB			1-3 K	4-1 1B BB		0-0 1B BB		4-2 BB	2	0	1	0	3	1	0									
Joe Randa, R (1.5) OBP: 0.341, SLG: 0.401	0-1 FC6-4			4-0 S BB	1-0 1B BB		4-1 1B BB		2-1 P3	3	0	1	1	2	0	4									
Keith Osik, R (1.2) OBP: 0.226, SLG: 0.300		3-3 K		2-2 E5	0-1 L6		0-2 G5-3			4	0	0	0	0	1	5									
David Wainhouse, L (7.1)				1-2 BB						0	0	0	0	0	0	0									
Jose Guillen, R (1.9) OBP: 0.276, SLG: 0.368		0-3 K		0-0 F8		0-0 P9		0-0 G6-3		4	0	0	0	0	1	2									
Kevin Polcovich, R (1.6) OBP: 0.381, SLG: 0.235		1-1 1B		1-0 F9		0-2 P3		0-1 G1-3		4	0	1	0	0	0	2									
Jason Schmidt, R (1.1) OBP: 0.235, SLG: 0.294		2-1 G4-3		0-0 FC3-6 1B		1-3 K		1-2 G6-3		2	0	1	0	0	0	1									
Freddy Garcia, R (6, PH)										1	0	0	0	0	1	0									
Clint Sodowsky, L (6.1)										0	0	0	0	0	0	0									
Chris Peters, L (7.1)										0	0	0	0	0	0	0									
18 Jason Kendall, R (7.2) OBP: 0.349, SLG: 0.389										1	0	0	0	0	0	0									
<b>Inning Stats</b>	R: 0 E: 0 K: 1 S: 7	H: 0 LOB: 2 BB: 2 P: 17	R: 0 E: 0 K: 2 S: 11	H: 1 LOB: 1 BB: 0 P: 17	R: 0 E: 0 K: 0 S: 8	H: 0 LOB: 0 BB: 0 P: 10	R: 0 E: 1 K: 1 S: 14	H: 0 LOB: 2 BB: 1 P: 22	R: 2 E: 0 K: 1 S: 12	H: 3 LOB: 2 BB: 1 P: 19	R: 0 E: 0 K: 1 S: 7	H: 0 LOB: 0 BB: 0 P: 8	R: 1 E: 0 K: 1 S: 10	H: 2 LOB: 2 BB: 1 P: 15	R: 0 E: 0 K: 0 S: 6	H: 0 LOB: 0 BB: 0 P: 7	R: 0 E: 0 K: 0 S: 14	H: 1 LOB: 2 BB: 1 P: 24	1B: 6 2B: 0 3B: 0 HR: 1	SF: 0 SAC: 0 DP: 0 HBP: 0	WP: 1 PB: 0 SB: 2 CS: 0	PA: 41			
<b>PITCHER</b>	IP	WLS	BF	H	R	ER	SO	BB	IBB	HBP	BLK	WP	HR	S	P	ERA	WHIP								
Jeff Juden, R (1.1) ERA: 4.0	6.2	W	31	6	3	3	7	4	0	0	0	1	1	65	100	4.05	1.500								
Anthony Telford, R (7.1) ERA: 3.09	2.0		9	1	0	0	0	2	0	0	0	0	0	22	35	0.00	1.500								
Ugueth Urbina, R (9.1) ERA: 3.68	0.1	S	1	0	0	0	0	0	0	0	0	0	0	2	4	0.00	0.000								

Batter	1	2	3	4	5	6	7	8	9	AB	R	H	RBI	BB	SO	LOB	BOTTOM								
Mark Grudzielanek, R (1.6) OBP: 0.347, SLG: 0.429	0-2 WP FC4-6 2B	1-1 WP 2B		0-0 F8		2-3 K		0-0 F8		5	1	2	1	0	1	1	<b>Pittsburgh Pirates @ Montreal Expos</b> Olympic Stadium, Montreal, QB Sat May 24 1997, 7:05 PM EDT Att: 26,154 - Dome <a href="http://livebaseballscorecards.com">livebaseballscorecards.com</a>								
Mike Lansing, R (1.4) OBP: 0.353, SLG: 0.479	0-0 L1	1-3 K		1-0 1B		3-1 G3-1		0-3 K		5	0	1	0	0	2	3									
Rondell White, R (1.8) OBP: 0.356, SLG: 0.513	4-2 FC4-6 HBP	0-2 G6-3		1-0 F9		1-0 1B 1B		0-2 F7		4	1	1	0	0	0	2									
David Segui, S (1.3) OBP: 0.315, SLG: 0.531	1-0 FC4-6 2B BB		0-1 G3 1B		3-3 K		2-1 1B E 1B		1-3 E 1B	4	3	2	1	0	1	1									
Henry Rodriguez, L (1.7) OBP: 0.370, SLG: 0.620	4-1 2B		2-2 G3		0-0 2B		1-1 FC4-6 E 1B		1-1 FC4-6 E 1B	3	1	2	1	1	0	1									
Doug Strange, S (8.5) OBP: 0.368, SLG: 0.474	1-2 2B BB		1-2 2B		1-2 2B		3-3 FC4-6 E 1B		1-3 3H 1B	0	0	0	0	0	0	0									
Vladimir Guerrero, R (1.9) OBP: 0.390, SLG: 0.455	0-0 2B		0-0 P3		3-2 P3		0-1 E6 FC4-6		1-2 3H 1B	4	0	2	4	0	0	2									
F.P. Santangelo, S (1.5) OBP: 0.446, SLG: 0.398	2-1 G4-3		2-3 K		2-3 K		0-2 FC4-6		0-2 FC4-6	4	0	0	0	0	2	5									
Chris Widger, R (1.2) OBP: 0.272, SLG: 0.500		1-1 SH3-4 2B		2-2 G1-3		1-1 G5-3		0-2 K		4	1	1	0	0	1	3									
Jeff Juden, R (1.1) OBP: 0.100, SLG: 0.105		2-1 SH3-4		0-3 K		0-1 2B		1-3 K		2	0	1	0	0	1	0									
Anthony Telford, R (7.1) OBP: 0.286, SLG: 0.429										1	0	0	0	0	1	2									
Ugueth Urbina, R (9.1) ERA: 7.65										0	0	0	0	0	0	0									
<b>Inning Stats</b>	R: 3 E: 0 K: 0 S: 12	H: 2 LOB: 1 BB: 1 P: 23	R: 1 E: 0 K: 1 S: 14	H: 2 LOB: 1 BB: 0 P: 19	R: 1 E: 0 K: 1 S: 13	H: 2 LOB: 1 BB: 0 P: 19	R: 0 E: 0 K: 1 S: 6	H: 1 LOB: 1 BB: 0 P: 8	R: 0 E: 0 K: 2 S: 10	H: 1 LOB: 1 BB: 0 P: 18	R: 0 E: 0 K: 1 S: 13	H: 1 LOB: 1 BB: 0 P: 19	R: 2 E: 1 K: 2 S: 16	H: 3 LOB: 2 BB: 0 P: 21	R: 0 E: 0 K: 1 S: 7	H: 0 LOB: 0 BB: 0 P: 7	R: 0 E: 0 K: 0 S: 14	H: 0 LOB: 0 BB: 0 P: 24	1B: 6 2B: 6 3B: 0 HR: 0	SF: 0 SAC: 1 DP: 0 HBP: 1	WP: 2 PB: 0 SB: 0 CS: 0	PA: 39			
<b>PITCHER</b>	IP	WLS	BF	H	R	ER	SO	BB	IBB	HBP	BLK	WP	HR	S	P	ERA	WHIP								
Jason Schmidt, R (1.1) ERA: 5.99	5.0	L	25	8	5	5	5	1	0	0	0	2	0	55	87	9.00	1.800								
Clint Sodowsky, R (6.1) ERA: 5.87	1.0		6	3	2	2	1	0	0	0	0	0	0	16	25	18.00	3.000								
Chris Peters, L (7.1) ERA: 4.7	0.1		3	1	0	0	0	0	0	0	0	0	0	7	8	0.00	3.000								
David Wainhouse, R (7.1) ERA: 7.65	1.2		5	0	0	0	3	0	0	0	0	0	0	13	14	0.00	0.000								


**Pittsburgh Pirates @ Montreal Expos**  
 Olympic Stadium, Montreal, QB  
 Sat May 24 1997, 7:05 PM EDT  
 Att: 26,154 - Dome

**AB 35**  
**R 3**  
**H 7**  
**RBI 3**  
**BB 6**  
**SO 7**  
**LOB 20**



**Pittsburgh Pirates @ Montreal Expos**  
 Olympic Stadium, Montreal, QB  
 Sat May 24 1997, 7:05 PM EDT  
 Att: 26,154 - Dome

**AB 36**  
**R 7**  
**H 12**  
**RBI 7**  
**BB 1**  
**SO 9**  
**LOB 20**





Batter	1	2	3	4	5	6	7	8	9	AB	R	H	RBI	BB	SO	LOB	TOP					
Tony Womack, L (1,4) OBP: 0.315, SLG: 0.337	1-1 P8			0-1 P7	0-0 G1-3		1-3 K	0-0 1B		5	0	1	0	0	1	2						
Adrian Brown, S (1,8) OBP: 0.263, SLG: 0.314	2-1 G4-3			1-2 CS	4-0 BB			1B		4	1	2	0	1	0	3						
Midre Cummings, L (1,9) OBP: 0.300, SLG: 0.469	2-2 G3			4-2 BB	2-2 G4-3			SH1-3	0-3 K	3	0	0	0	1	1	2						
Mark Johnson, L (1,3) OBP: 0.389, SLG: 0.370		0-0 F9		3-3 K	1-0 P4			4-0 18 HBP 1B	2-2 F8	3	0	0	0	1	1	2						
Emil Brown, R (8, PR) OBP: 0.326, SLG: 0.250				2-3				2-3 HR BB		1	1	0	0	0	0	0						
Joe Randa, R (1,5) OBP: 0.337, SLG: 0.395		1-2 G4-3			1-0 P8	1-0 G4-3		0-1 18 HBP	1-0 G5-3	5	1	1	1	0	0	0						
18 Jason Kendall, R (1,2) OBP: 0.353, SLG: 0.388		0-0 L4			3-2 HR	3-2 L8		3-0 1B		3	2	1	0	0	0	0						
Kevin Young, R (1,7) OBP: 0.333, SLG: 0.531			0-2 F9		4-0 HR		0-0 G3-1	0-0 HR		3	2	2	4	1	0	0						
Dale Sveum, S (1,6) OBP: 0.266, SLG: 0.356			1-3 K		3-2 HR		2-0 G3-1	4-2 1B		3	1	1	3	1	1	1						
Ricardo Rincon, L (8,1)							2-3			0	0	0	0	0	0	0						
Rich Loiselle, R (9,1)										0	0	0	0	0	0	0						
Esteban Loaiza, R (1,1) OBP: 0.174, SLG: 0.217			2-2 G6-3		0-2 2B		0-0 FC4-2-5	1-0 F8		2	0	1	0	0	0	0						
Jose Guillen, R (7, PH) OBP: 0.274, SLG: 0.366										1	0	0	0	0	0	1						
Marc Wilkins, R (7,1)										0	0	0	0	0	0	0						
Kevin Polcovich, R (8, PH) OBP: 0.364, SLG: 0.222										1	0	0	0	0	0	2						
<b>Inning Stats</b>	R: 0 E: 0 K: 0 S: 7	H: 0 LOB: 0 BB: 0 P: 12	R: 0 E: 0 K: 0 S: 6	H: 0 LOB: 0 BB: 0 P: 7	R: 0 E: 0 K: 1 S: 13	H: 0 LOB: 0 BB: 0 P: 16	R: 0 E: 0 K: 1 S: 12	H: 1 LOB: 2 BB: 1 P: 20	R: 3 E: 0 K: 0 S: 20	H: 3 LOB: 2 BB: 2 P: 37	R: 0 E: 0 K: 0 S: 5	H: 0 LOB: 0 BB: 0 P: 10	R: 0 E: 0 K: 1 S: 6	H: 1 LOB: 1 BB: 0 P: 9	R: 5 E: 0 K: 0 S: 18	H: 4 LOB: 2 BB: 2 P: 33	R: 0 E: 0 K: 1 S: 7	H: 0 LOB: 0 BB: 0 P: 10	1B: 4 2B: 4 3B: 0 HR: 2	SF: 0 SAC: 1 DP: 1 HBP: 1	WP: 1 PB: 0 SB: 1 CS: 1	PA: 41
<b>PITCHER</b>	IP WLS BF H R ER SO BB IBB HBP BLK WP HR S P ERA WHIP																					
Dustin Hermanson, R (1,1) ERA: 3.51	4.1 18 4 3 3 2 2 0 0 0 0 1 53 81 6.23 1.385																					
Dave Veres, R (6,1) ERA: 4.0	0.2 3 0 0 0 0 1 0 0 0 0 0 5 11 0.00 1.500																					
Marc Valdes, R (8,1) ERA: 5.56	1.2 6 1 0 0 0 0 0 0 0 0 0 8 15 0.00 0.600																					
Omar Daal, L (7,1) ERA: 8.27	0.2 L 4 1 2 2 1 1 0 0 0 0 1 0 10 17 27.00 3.000																					
Lee Smith, R (8,1) ERA: 6.25	0.0 4 2 3 3 0 1 0 1 0 0 0 1 6 13 = =																					
Anthony Telford, R (8,1) ERA: 3.0	0.2 3 1 0 0 0 0 0 0 0 0 0 5 7 0.00 1.500																					
Salomon Torres, R (9,1) ERA: 9.95	1.0 3 0 0 0 0 1 0 0 0 0 0 7 10 0.00 0.000																					

Pittsburgh Pirates @ Montreal Expos  
Olympic Stadium, Montreal, QB  
Sun May 25 1997, 3:33 AM EDT  
Att: 27,253 - Dome - 72 F

AB	34
R	8
H	9
RBI	8
BB	5
SO	4
LOB	13



Batter	1	2	3	4	5	6	7	8	9	AB	R	H	RBI	BB	SO	LOB	BOTTOM					
Mark Grudzielanek, R (1,6) OBP: 0.343, SLG: 0.423	0-0 F 1B		1-2 G5-3		0-1 F8		1-2 G5-3		2-2 G3	5	1	1	0	0	0	0						
Mike Lansing, R (1,4) OBP: 0.359, SLG: 0.514	3-3 K		2-1 HR		4-2 BB		2-2 HR		3-3 K	4	2	2	2	1	2	1						
Rondell White, R (1,8) OBP: 0.348, SLG: 0.500	2-3 K		0-1 L7		1-3 K		1-3 K		0-1 G5-3	5	0	0	0	0	3	2						
David Segui, S (1,3) OBP: 0.217, SLG: 0.530	1-0 1B			0-0 G5-3		2-2 G3-1 1B		0-3 K		4	1	2	1	0	1	0						
Henry Rodriguez, L (1,7) OBP: 0.372, SLG: 0.617	0-3 K			0-0 G4-3 1B		3-2 G3-1		0-0 FC4-6 1B		4	0	2	0	0	1	2						
Vladimir Guerrero, R (1,9) OBP: 0.395, SLG: 0.449		0-1 G1-4-3 1B		1-2 G4-3		4-0 1B		0-0 FC4-6 2B		3	1	1	0	1	0	2						
Doug Strange, S (1,5) OBP: 0.382, SLG: 0.490		0-0 L9		4-1 FC6-4 BB		0-0 1B		0-1 1B		3	1	2	2	1	0	1						
Chris Widger, R (1,2) OBP: 0.271, SLG: 0.488		1-0 G1-4-3		1-1 FC6-4		1-2 G5-3		1-1 1B		4	0	1	1	0	0	5						
Dustin Hermanson, R (1,1) ERA: 3.27	6.0 26 7 3 3 5 3 0 0 0 0 0 1 67 100 4.50 1.667																					
Marc Wilkins, R (7,1) ERA: 5.79	1.0 W 4 1 1 1 1 0 0 0 0 0 1 12 18 9.00 1.000																					
Ricardo Rincon, L (8,1) ERA: 2.42	1.0 6 3 2 2 2 0 0 0 0 0 0 12 15 18.00 3.000																					
Rich Loiselle, R (9,1) ERA: 3.86	1.0 S 3 0 0 0 1 0 0 0 0 0 0 10 15 0.00 0.000																					
<b>Inning Stats</b>	R: 1 E: 1 K: 3 S: 13	H: 2 LOB: 1 BB: 0 P: 19	R: 0 E: 0 K: 0 S: 4	H: 1 LOB: 0 BB: 0 P: 5	R: 1 E: 0 K: 1 S: 13	H: 1 LOB: 0 BB: 0 P: 17	R: 0 E: 0 K: 0 S: 11	H: 1 LOB: 2 BB: 1 P: 17	R: 0 E: 0 K: 1 S: 14	H: 0 LOB: 1 BB: 1 P: 20	R: 1 E: 0 K: 0 S: 12	H: 2 LOB: 1 BB: 1 P: 22	R: 1 E: 0 K: 1 S: 12	H: 1 LOB: 0 BB: 0 P: 18	R: 2 E: 0 K: 2 S: 12	H: 3 LOB: 1 BB: 0 P: 15	R: 0 E: 0 K: 1 S: 10	H: 0 LOB: 0 BB: 0 P: 15	1B: 8 2B: 1 3B: 0 HR: 2	SF: 0 SAC: 0 DP: 1 HBP: 0	WP: 0 PB: 0 SB: 1 CS: 1	PA: 39
<b>PITCHER</b>	IP WLS BF H R ER SO BB IBB HBP BLK WP HR S P ERA WHIP																					
Esteban Loaiza, R (1,1) ERA: 3.27	6.0 26 7 3 3 5 3 0 0 0 0 0 1 67 100 4.50 1.667																					
Marc Wilkins, R (7,1) ERA: 5.79	1.0 W 4 1 1 1 1 0 0 0 0 0 1 12 18 9.00 1.000																					
Ricardo Rincon, L (8,1) ERA: 2.42	1.0 6 3 2 2 2 0 0 0 0 0 0 12 15 18.00 3.000																					
Rich Loiselle, R (9,1) ERA: 3.86	1.0 S 3 0 0 0 1 0 0 0 0 0 0 10 15 0.00 0.000																					

Pittsburgh Pirates @ Montreal Expos  
Olympic Stadium, Montreal, QB  
Sun May 25 1997, 3:33 AM EDT  
Att: 27,253 - Dome - 72 F

AB	36
R	6
H	11
RBI	6
BB	3
SO	9
LOB	14





Batter	1	2	3	4	5	6	7	8	9	AB	R	H	RBI	BB	SO	LOB	TOP								
Carl Everett, S OBP: 0.254, SLG: 0.322 Cory Lidle, R Takashi Kashiwada, L Greg McMichael, R Alex Ochoa, R OBP: 0.254, SLG: 0.250	0-3 K		2-3 K		0-1 G5-3 2B		0-1 B5-3		0-1 E4 G4-3	4	0	1	0	0	2	0									
Edgardo Alfonso, R OBP: 0.352, SLG: 0.414	1-2 G5-3			0-1 BB 1B	0-1 G5-3			3-2 G6-3	0-1 F9	5	1	1	0	0	0	2									
John Olerud, L OBP: 0.436, SLG: 0.568	2-2 L6			4-1 SH1-3 1B BB	1-2 F8			4-0 1B BB 1B	1-0 G4-3	3	1	0	0	2	0	2									
Bernard Gilkey, R OBP: 0.299, SLG: 0.349		3-3 K		2-0 SH1-3 1B		2-3 K		4-0 1B BB 1B	2-0 F7	4	1	1	1	1	2	1									
Carlos Baerga, S OBP: 0.285, SLG: 0.329		1-3 K		0-0 SH1-3		1-0 L6		0-1 1B		3	1	1	0	0	1	0									
Butch Huskey, R OBP: 0.306, SLG: 0.543		4-0 S BB		4-0 BB		0-0 FC6-4 1B		1-3 K		2	0	1	0	2	1	3									
Alberto Castillo, R Matt Franco, L Gary Thurman, R John Franco, L	3-2 G6-3		0-3 K		0-3 K		1-0 FC6-4 1B	1-1 1B	1-2 2-H 3-H	3	0	0	0	0	1	5	AB 34 R 4 H 7 RBI 4 BB 5 SO 9 LOB 18								
Rey Ordenez, R OBP: 0.277, SLG: 0.281			2-0 F8	0-0 P6			3-2 F8	1-1 S 1B		4	0	1	1	0	0	3									
Rick Reed, R Steve Bieser, L	0-3 K		0-2 G5-3		0-2 G5-3		3-2 F8	3-3 K		2	0	0	0	0	1	0									
<b>Inning Stats</b>	R: 0 E: 0 K: 1 S: 10	H: 0 LOB: 0 BB: 0 P: 13	R: 0 E: 0 K: 2 S: 10	H: 0 LOB: 1 BB: 1 P: 21	R: 0 E: 0 K: 2 S: 8	H: 0 LOB: 0 BB: 0 P: 12	R: 1 E: 0 K: 1 S: 9	H: 2 LOB: 3 BB: 2 P: 19	R: 0 E: 0 K: 0 S: 10	H: 1 LOB: 1 BB: 0 P: 11	R: 0 E: 0 K: 1 S: 6	H: 1 LOB: 2 BB: 0 P: 10	R: 0 E: 0 K: 0 S: 8	H: 0 LOB: 0 BB: 0 P: 14	R: 3 E: 0 K: 2 S: 15	H: 3 LOB: 3 BB: 2 P: 32	R: 0 E: 1 K: 0 S: 6	H: 0 LOB: 1 BB: 0 P: 9	1B: 6 2B: 1 3B: 0 HR: 0	SF: 0 SAC: 1 DP: 0 HBP: 0	WP: 0 PB: 0 SB: 2 CS: 0	PA: 40			
<b>PITCHER</b>	IP	WLS	BF	H	R	ER	SO	BB	IBB	HBP	BLK	WP	HR	S	P	ERA	WHIP								
Jim Bullinger, R ERA: 6.83	7.1		31	4	3	3	7	5	0	0	0	0	0	64	114	3.68	1.227								
Ugueth Urbina, R ERA: 3.97	0.2	L	5	3	1	1	2	0	0	0	0	0	0	12	18	13.50	4.500								
Dave Veres, R ERA: 3.86	1.0		4	0	0	0	0	0	0	0	0	0	0	6	9	0.00	0.000								

New York Mets @ Montreal Expos  
Olympic Stadium, Montreal, QB  
Mon May 26 1997, 7:05 PM EDT  
Att: 11,774 - Dome - 65 F

AB	34
R	4
H	7
RBI	4
BB	5
SO	9
LOB	18



Batter	1	2	3	4	5	6	7	8	9	AB	R	H	RBI	BB	SO	LOB	BOTTOM								
Mark Grudzielanek, R OBP: 0.340, SLG: 0.418	1-1 L4		0-1 FC5 2H 1B		1-2 L7		0-0 F8		3-2 L8	5	0	1	1	0	0	0									
Mike Lansing, R OBP: 0.352, SLG: 0.503	2-2 F9		2 SAFE P4		0-2 G5-3		1-3 K			4	0	0	0	0	1	1									
Rondell White, R OBP: 0.355, SLG: 0.510	0-0 1B		1-1 FC5		1-0 E 2B		1-1 1B WP		4-2 1B	4	1	3	0	0	0	1									
Henry Rodriguez, L OBP: 0.370, SLG: 0.607	0-3 K			1-2 F7		0-0 P5		1 SAFE 1 SAFE 1 SAFE 1B BB	1-2 1B	3	0	0	0	1	1	2									
Darrin Fletcher, L OBP: 0.348, SLG: 0.571		0-2 1B		2-1 F7		4-0 E IBB		2-1 G4-6-3 1B	1-2 1B	3	0	2	0	1	0	0									
F.P. Santangelo, S OBP: 0.440, SLG: 0.385		1-3 K		3-2 HBP		0-0 E4		0-2 F9		3	0	0	0	0	1	4									
Joe Orsulak, L OBP: 0.351, SLG: 0.340		3-2 L8		1 SAFE G4-3		1-2 L3		0-1 G4-6-3		4	0	0	0	0	0	6									
Doug Strange, S OBP: 0.386, SLG: 0.529			2-2 1B 2B		0-3 K		1-0 IHR		0-3 K	4	2	2	1	0	2	0									
Jim Bullinger, R Ugueth Urbina, R Dave Veres, R Vladimir Guerrero, R	3-2 P3		3-2 F7		0-0 F7		0-0 G4-3		1-1 G6-3	3	0	0	0	0	0	1	AB 34 R 3 H 8 RBI 2 BB 2 SO 5 LOB 15								
<b>Inning Stats</b>	R: 0 E: 0 K: 1 S: 9	H: 1 LOB: 1 BB: 0 P: 12	R: 0 E: 0 K: 1 S: 11	H: 1 LOB: 0 BB: 0 P: 15	R: 1 E: 0 K: 0 S: 13	H: 2 LOB: 1 BB: 0 P: 20	R: 0 E: 0 K: 0 S: 8	H: 0 LOB: 1 BB: 0 P: 15	R: 0 E: 0 K: 1 S: 11	H: 0 LOB: 0 BB: 0 P: 12	R: 1 E: 1 K: 0 S: 9	H: 1 LOB: 2 BB: 1 P: 15	R: 1 E: 0 K: 1 S: 6	H: 1 LOB: 0 BB: 0 P: 8	R: 0 E: 0 K: 0 S: 11	H: 2 LOB: 2 BB: 1 P: 18	R: 0 E: 0 K: 1 S: 8	H: 0 LOB: 0 BB: 0 P: 12	1B: 5 2B: 2 3B: 0 HR: 1	SF: 0 SAC: 0 DP: 1 HBP: 1	WP: 1 PB: 0 SB: 0 CS: 0	PA: 37			
<b>PITCHER</b>	IP	WLS	BF	H	R	ER	SO	BB	IBB	HBP	BLK	WP	HR	S	P	ERA	WHIP								
Rick Reed, R ERA: 1.7	6.0		25	5	2	1	3	0	1	0	0	0	0	61	89	1.50	0.833								
Cory Lidle, R ERA: 1.13	1.0	W	5	2	1	1	1	0	0	0	0	0	0	8	11	9.00	2.000								
Takashi Kashiwada, L ERA: 2.0	0.0		2	1	0	0	0	1	0	0	0	1	0	4	10	*	*								
Greg McMichael, R ERA: 2.6	1.0		2	0	0	0	0	0	0	0	0	0	0	5	5	0.00	0.000								
John Franco, L ERA: 1.27	1.0	S	3	0	0	0	1	0	0	0	0	0	0	8	12	0.00	0.000								

New York Mets @ Montreal Expos  
Olympic Stadium, Montreal, QB  
Mon May 26 1997, 7:05 PM EDT  
Att: 11,774 - Dome - 65 F

AB	34
R	3
H	8
RBI	2
BB	2
SO	5
LOB	15





Batter	1	2	3	4	5	6	7	8	9	AB	R	H	RBI	BB	SO	LOB	TOP		
Manny Alexander, R OBP: 0.304, SLG: 0.360	F7		2B		1B	G4-3		P4		5	2	2	0	0	0	0			
Edgardo Alfonso, R OBP: 0.348, SLG: 0.427	E6		HR		K		G5-3	G4-3		5	1	1	2	0	1	1			
John Olerud, L OBP: 0.435, SLG: 0.559	F8		FC6-4		BB	BB	G4-3	G4-3		3	1	0	0	2	0	1			
Bernard Gilkey, R OBP: 0.299, SLG: 0.343	G1-3		FC6-4		G5-3	1B	K			3	0	0	0	1	1	2			
Butch Huskey, R OBP: 0.304, SLG: 0.534		F9			K	G5-3		G6-3		4	0	1	2	0	1	0			
Alex Ochoa, R Cory Lidle, R Takashi Kashiwada, L Steve Bieser, L	F8				P6	G5-3		1B		3	0	0	0	0	0	2			
Alberto Castillo, R Matt Franco, L Ricky Trlicek, R	G4-3				1B	G4-3		L8		2	0	0	0	1	0	2			
Rey Ordenez, R Carlos Baerga, S			G4-3		FC5-4	1B		G6-3		3	0	1	0	0	0	0			
Mark Clark, R Carl Everett, S			P3		FC5-4	1-2		F8		2	0	0	0	0	0	2			
<b>Inning Stats</b>	R: 0 E: 1 K: 0 S: 9	H: 0 LOB: 1 BB: 0 P: 18	R: 0 E: 0 K: 0 S: 6	H: 0 LOB: 0 BB: 0 P: 9	R: 2 E: 0 K: 0 S: 14	H: 2 LOB: 1 BB: 1 P: 27	R: 0 E: 0 K: 1 S: 9	H: 1 LOB: 2 BB: 1 P: 14	R: 2 E: 0 K: 1 S: 22	H: 2 LOB: 0 BB: 2 P: 39	R: 0 E: 0 K: 1 S: 11	H: 0 LOB: 0 BB: 0 P: 16	R: 0 E: 0 K: 0 S: 8	H: 2 LOB: 2 BB: 0 P: 10	R: 0 E: 0 K: 0 S: 7	H: 0 LOB: 0 BB: 0 P: 10	1B: 4 2B: 1 3B: 1 HR: 1	SF: 0 SAC: 0 DP: 0 HBP: 0	WP: 0 PA: 39 PB: 0 SB: 1 CS: 0
<b>PITCHER</b>	IP WLS BF H R ER SO BB IBB HBP BLK WP HR S P ERA WHIP																		
Carlos Perez, L ERA: 4.72	4.1		23	5	4	4	2	4	0	0	0	0	0	0	0	0	0	8.31	2.077
Marc Valdes, R ERA: 5.4	0.2	W	2	0	0	0	0	0	0	0	0	0	0	0	0	5	10	0.00	0.000
Anthony Telford, R ERA: 2.73	2.2		9	1	0	0	1	0	0	0	0	0	0	0	0	24	36	0.00	0.375
Omar Daal, L ERA: 8.14	0.1	S	2	1	0	0	0	0	0	0	0	0	0	0	3	4	0.00	3.000	
Lee Smith, R ERA: 5.87	1.0	S	3	0	0	0	0	0	0	0	0	0	0	0	7	10	0.00	0.000	
<b>Batter</b>	<b>1</b>	<b>2</b>	<b>3</b>	<b>4</b>	<b>5</b>	<b>6</b>	<b>7</b>	<b>8</b>	<b>9</b>	<b>AB</b>	<b>R</b>	<b>H</b>	<b>RBI</b>	<b>BB</b>	<b>SO</b>	<b>LOB</b>	<b>BOTTOM</b>		
Mark Grudzielanek, R OBP: 0.341, SLG: 0.422	SH1-3		K		G5-3			P9		5	0	2	0	0	1	3			
Mike Lansing, R OBP: 0.345, SLG: 0.492	SH1-3		FC6-4		F8		G1-3	G6-3		4	0	0	0	0	0	5			
Rondell White, R OBP: 0.352, SLG: 0.500	G4-6-3		F8		G5-3		K	K		4	0	0	0	0	2	0			
Darrin Fletcher, L OBP: 0.353, SLG: 0.596	G4-6-3		1B		1B		HR	F7		4	2	2	1	0	0	2			
Henry Rodriguez, L OBP: 0.383, SLG: 0.611		1B	1B		2B		1B	1B		2	2	2	0	2	0	0			
Vladimir Guerrero, R OBP: 0.384, SLG: 0.432		K			F8		G4-3			4	0	1	1	0	1	3			
Joe Orsulak, L OBP: 0.361, SLG: 0.370	1B		K		1B		1B	G1-3		4	1	2	0	0	1	2			
Doug Strange, S OBP: 0.398, SLG: 0.533	1B		1B		1B		1B	G6-3		3	0	2	2	1	0	0			
Carlos Perez, L Marc Valdes, R F.P. Sep Anthony Telford, R Omar Daal, L Lee Smith, R	1B		G4-3		SF7		G6-3			2	0	1	0	0	0	3			
<b>Inning Stats</b>	R: 0 E: 0 K: 0 S: 4	H: 1 LOB: 1 BB: 0 P: 5	R: 1 E: 0 K: 2 S: 18	H: 3 LOB: 3 BB: 1 P: 25	R: 1 E: 0 K: 1 S: 12	H: 3 LOB: 3 BB: 1 P: 20	R: 0 E: 0 K: 0 S: 5	H: 0 LOB: 0 BB: 0 P: 8	R: 3 E: 0 K: 0 S: 20	H: 4 LOB: 2 BB: 1 P: 33	R: 0 E: 0 K: 1 S: 7	H: 1 LOB: 1 BB: 0 P: 11	R: 0 E: 0 K: 0 S: 7	H: 0 LOB: 0 BB: 0 P: 9	R: 0 E: 0 K: 1 S: 5	H: 0 LOB: 0 BB: 0 P: 6	1B: 9 2B: 2 3B: 0 HR: 1	SF: 1 SAC: 1 DP: 1 HBP: 1	WP: 1 PA: 39 PB: 0 SB: 0 CS: 0
<b>PITCHER</b>	IP WLS BF H R ER SO BB IBB HBP BLK WP HR S P ERA WHIP																		
Mark Clark, R ERA: 3.8	4.1	L	26	10	5	5	3	2	1	1	0	0	0	0	0	78	10.38	2.769	
Cory Lidle, R ERA: 1.0	1.0		4	1	0	0	1	0	0	0	0	0	0	0	11	17	0.00	1.000	
Takashi Kashiwada, L ERA: 1.69	1.2		6	1	0	0	0	0	0	0	0	0	0	0	11	16	0.00	0.600	
Ricky Trlicek, R ERA: 5.27	1.0		3	0	0	0	1	0	0	0	0	0	0	5	6	0.00	0.000		


**New York Mets @ Montreal Expos**  
**Olympic Stadium, Montreal, QB**  
 Tue May 27 1997, 7:05 PM EDT  
 Att: 11,703 - Dome - 65 F

**AB 35**  
**R 4**  
**H 7**  
**RBI 4**  
**BB 4**  
**SO 3**  
**LOB 13**

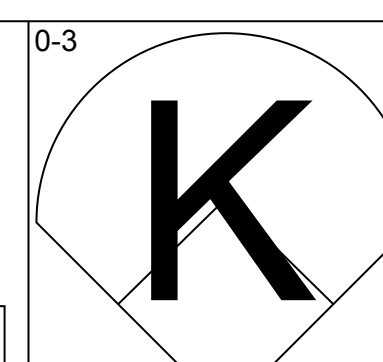
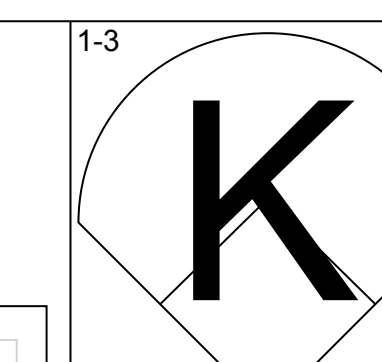
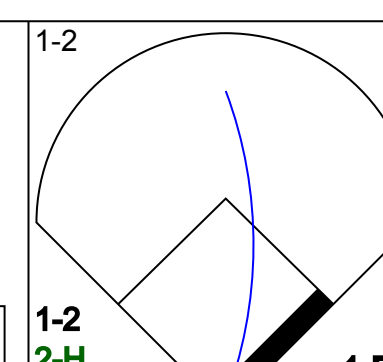
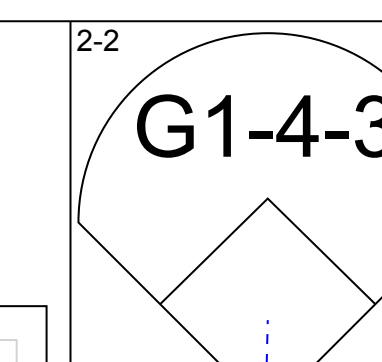
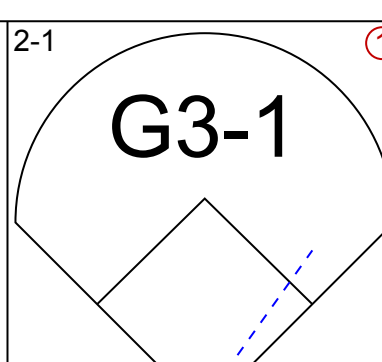
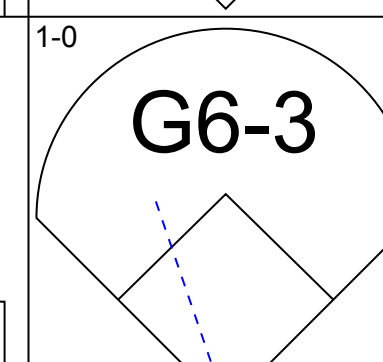
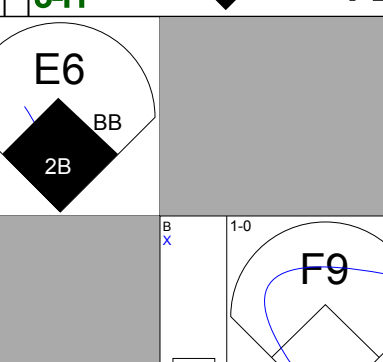
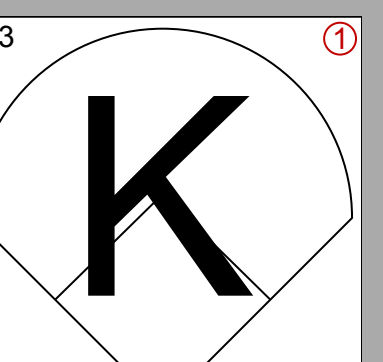
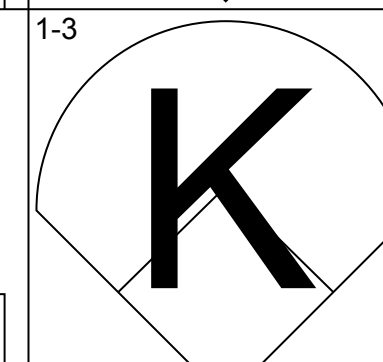
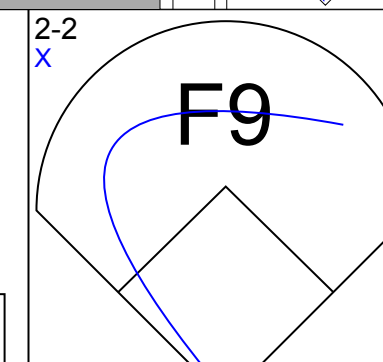
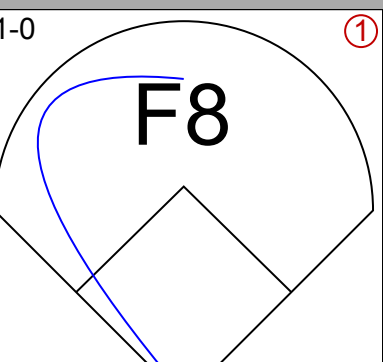
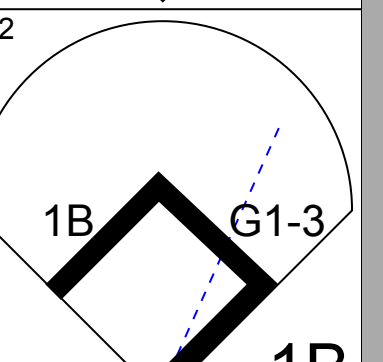
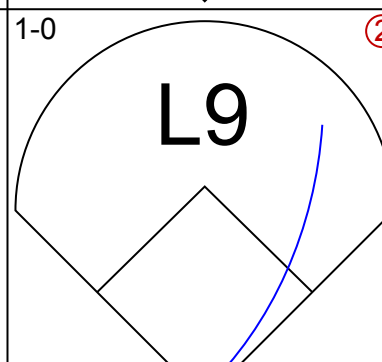
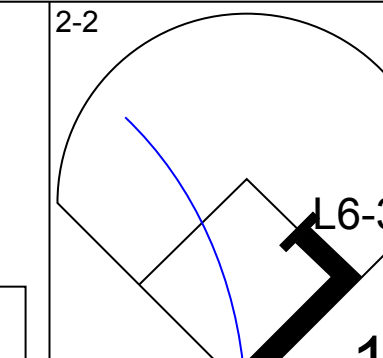
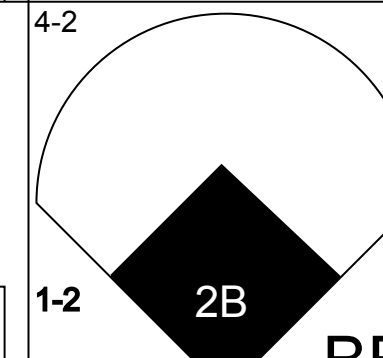
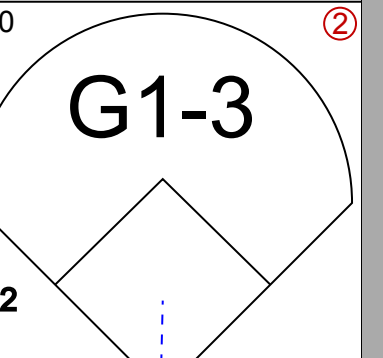
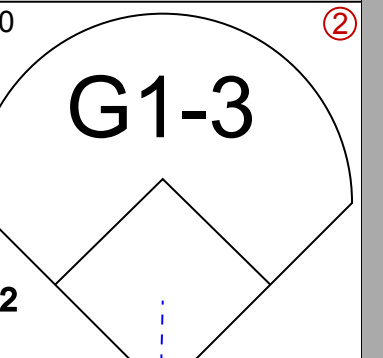
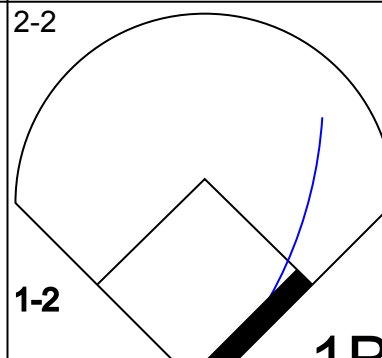
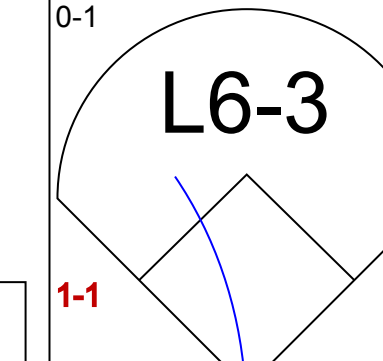
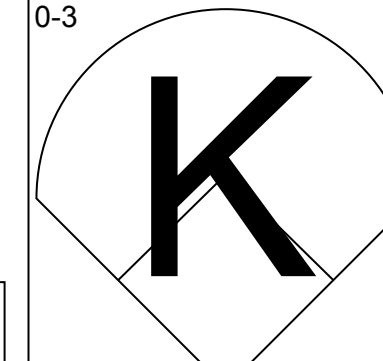
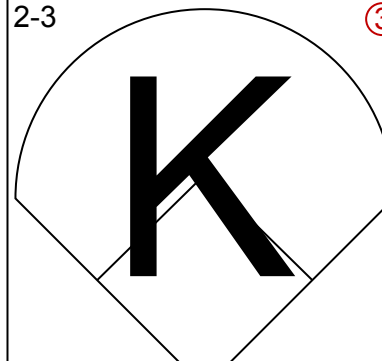
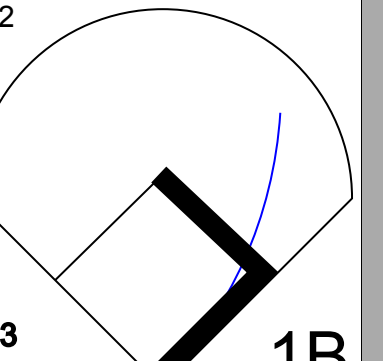
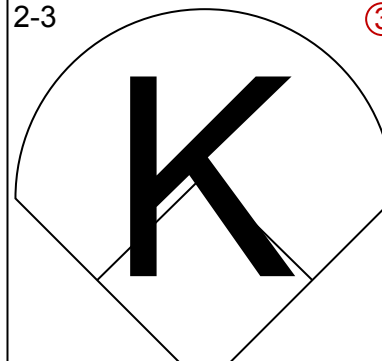
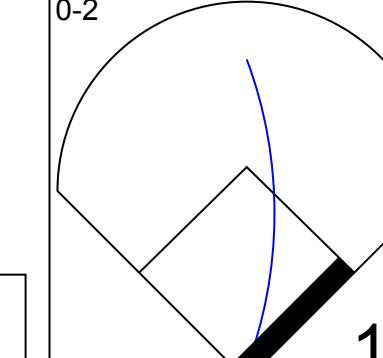
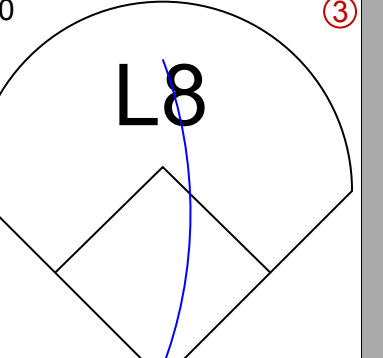
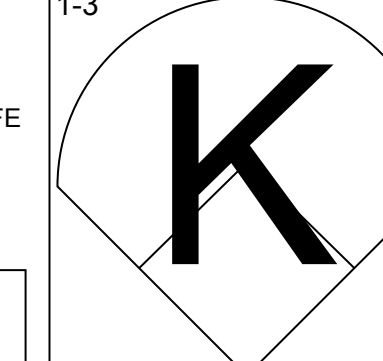
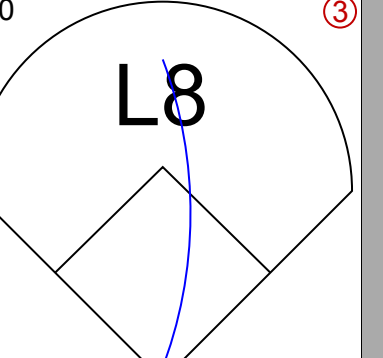
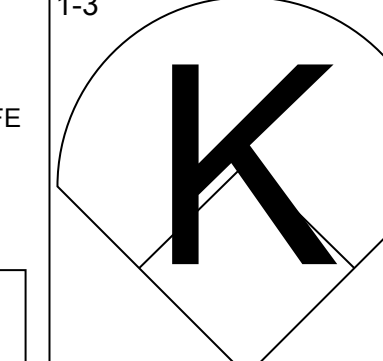
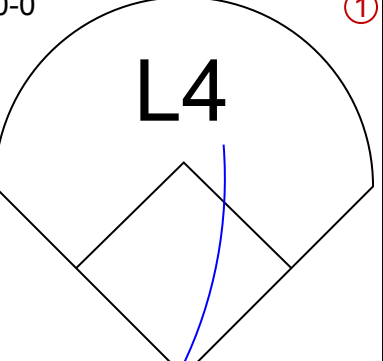
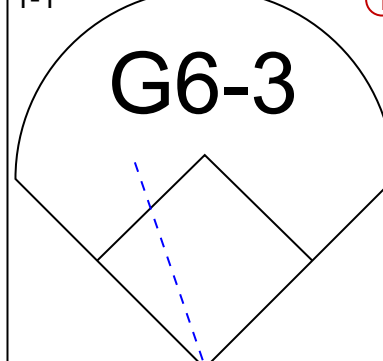

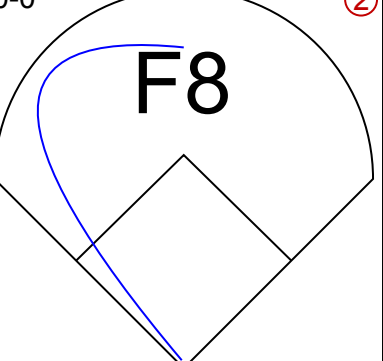
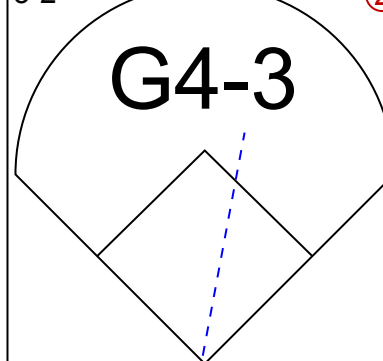

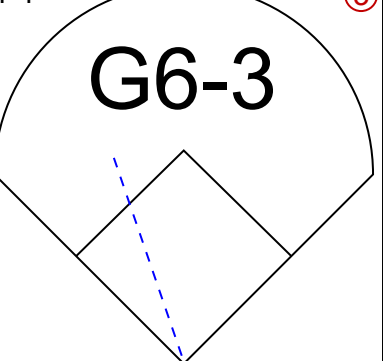
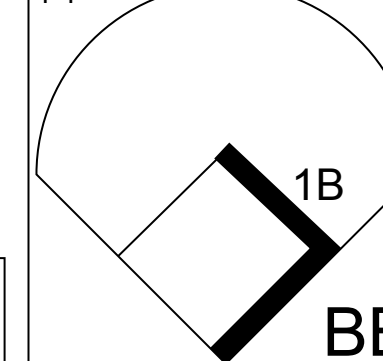



**New York Mets @ Montreal Expos**  
**Olympic Stadium, Montreal, QB**  
 Tue May 27 1997, 7:05 PM EDT  
 Att: 11,703 - Dome - 65 F

**AB 33**  
**R 5**  
**H 12**  
**RBI 5**  
**BB 3**  
**SO 5**  
**LOB 18**



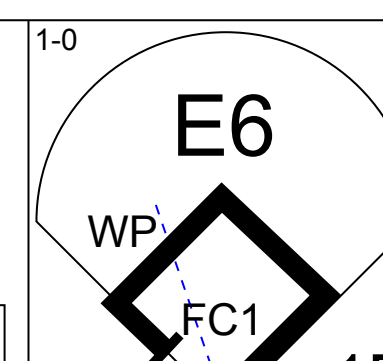
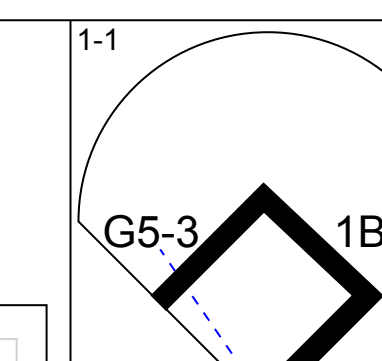
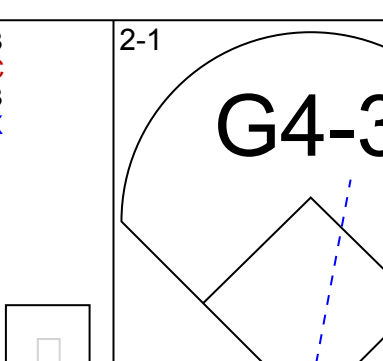
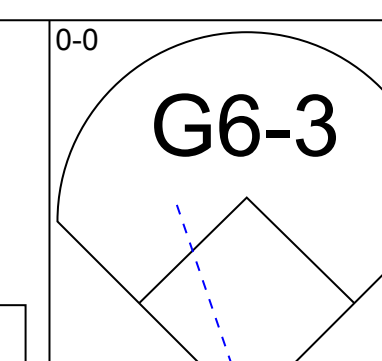
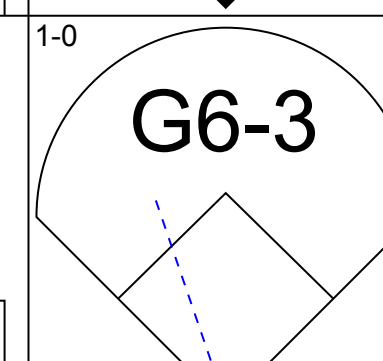
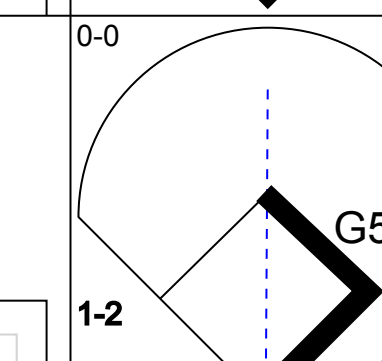
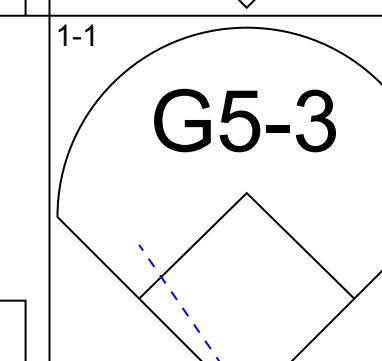
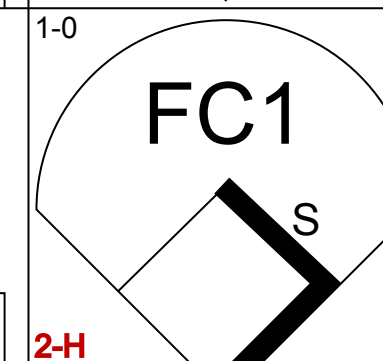
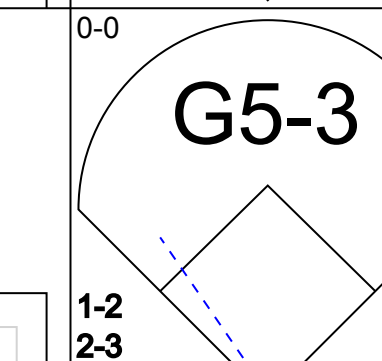
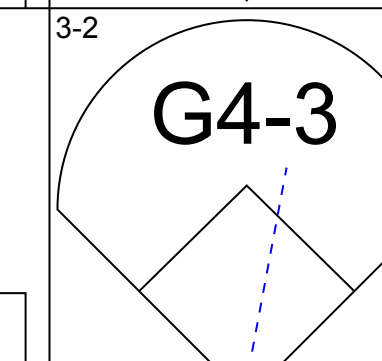
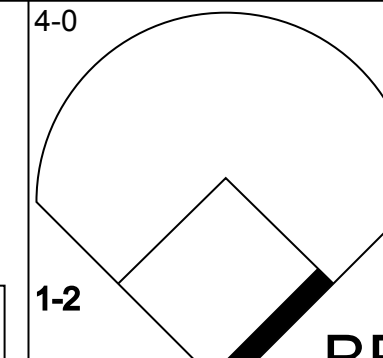
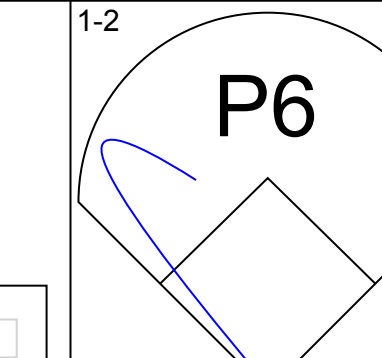
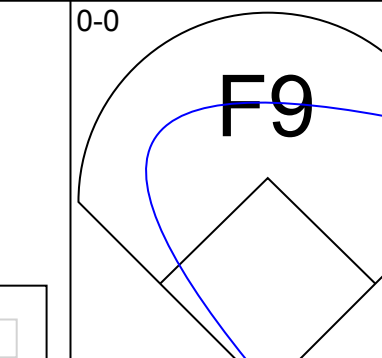
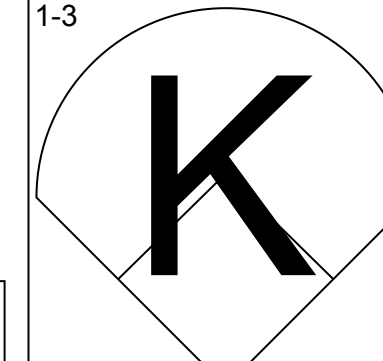
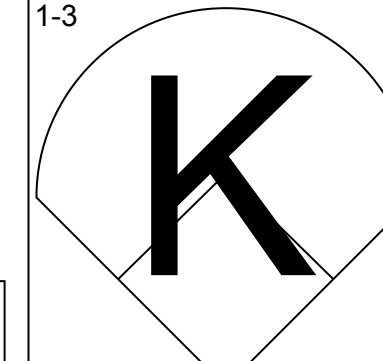
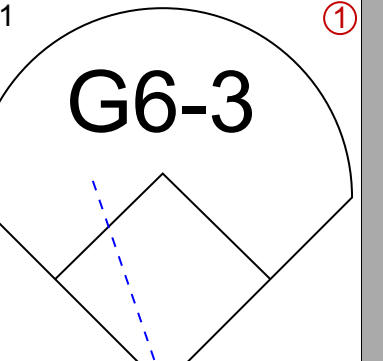
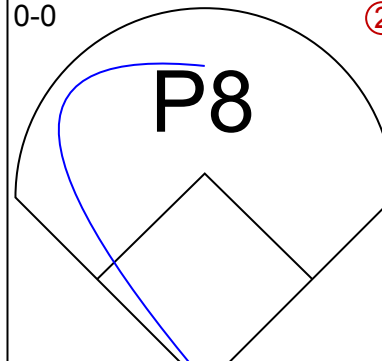
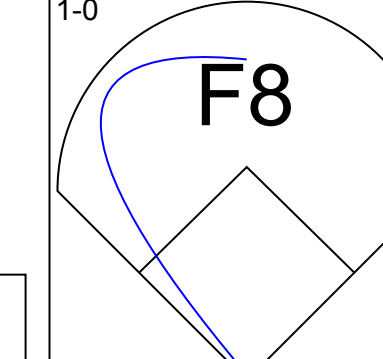
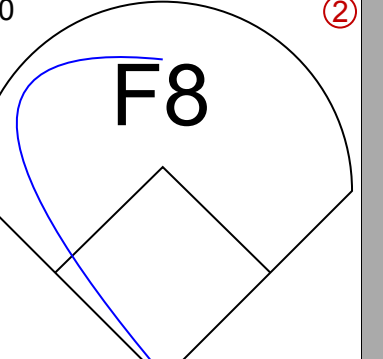
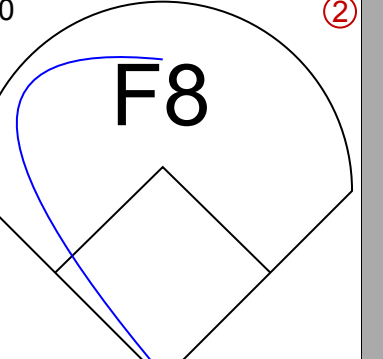
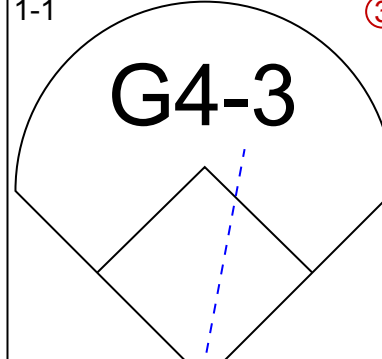
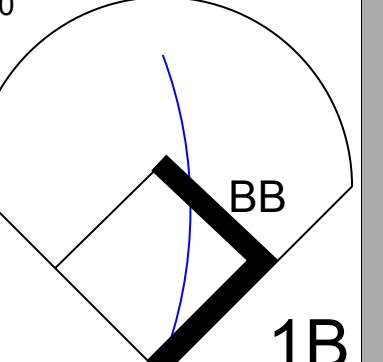
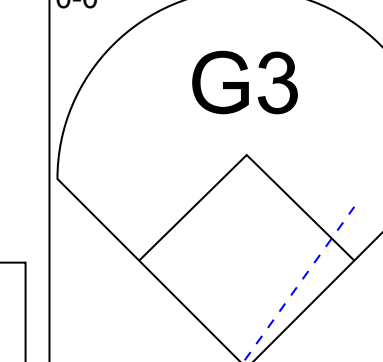
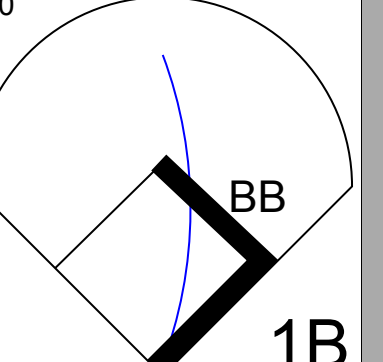
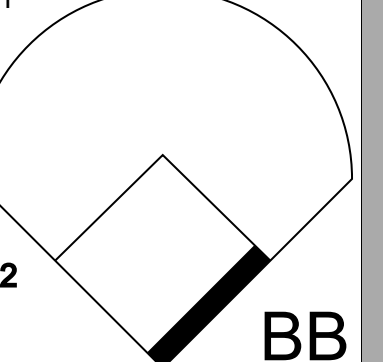
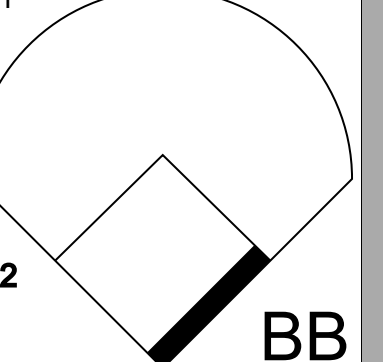
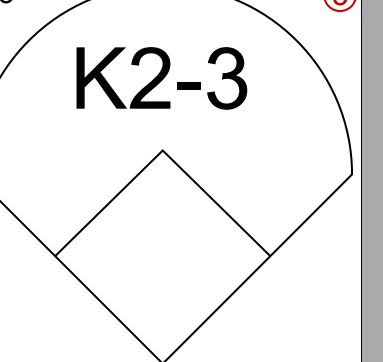
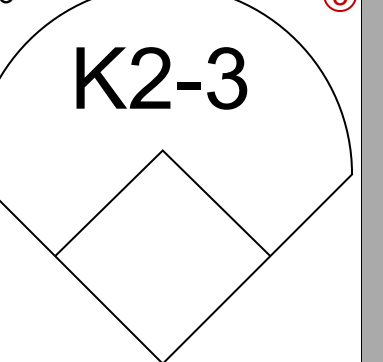

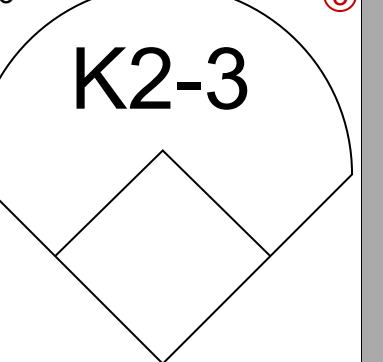
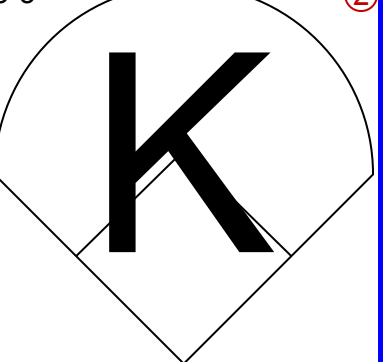


Batter	1	2	3	4	5	6	7	8	9	AB	R	H	RBI	BB	SO	LOB	TOP					
<b>Carl Everett, S</b> OBP: 0.248, SLG: 0.313 (1, 8)										5	0	1	2	0	2	0						
<b>Eduardo Alfonso, R</b> OBP: 0.343, SLG: 0.416 (1, 5)										4	1	0	0	1	1	2						
<b>John Olerud, L</b> OBP: 0.430, SLG: 0.549 (1, 3)										5	0	1	0	0	1	2						
<b>Todd Hundley, S</b> OBP: 0.400, SLG: 0.560 (1, 2)										4	1	2	0	1	0	1						
<b>Bernard Gilkey, R</b> OBP: 0.301, SLG: 0.350 (1, 7)										5	1	2	0	0	2	5						
<b>Carlos Baerga, S</b> OBP: 0.301, SLG: 0.371 (1, 4)										4	2	3	4	0	0	2						
<b>Butch Huskey, R</b> OBP: 0.303, SLG: 0.522 (1, 9)										3	1	0	0	1	1	1						
<b>Rey Ordonez, R</b> OBP: 0.277, SLG: 0.282 (1, 6)										4	1	1	1	0	0	0						
<b>Bobby Jones, R</b> OBP: 0.233, SLG: 0.250 (1, 1)										3	0	0	0	1	0	0						
<b>Inning Stats</b>	R: 0 E: 0 K: 2 S: 7	H: 0 LOB: 0 BB: 0 P: 9	R: 0 E: 0 K: 1 S: 12	H: 2 LOB: 1 BB: 0 P: 15	R: 0 E: 0 K: 1 S: 8	H: 0 LOB: 0 BB: 0 P: 13	R: 5 E: 1 K: 1 S: 24	H: 3 LOB: 2 BB: 3 P: 42	R: 2 E: 0 K: 0 S: 12	H: 2 LOB: 0 BB: 0 P: 18	R: 0 E: 0 K: 1 S: 5	H: 0 LOB: 0 BB: 0 P: 9	R: 0 E: 0 K: 1 S: 12	H: 2 LOB: 2 BB: 0 P: 20	R: 0 E: 0 K: 0 S: 4	H: 0 LOB: 0 BB: 0 P: 5	R: 0 E: 0 K: 1 S: 12	H: 1 LOB: 2 BB: 1 P: 23	1B: 7 2B: 3 3B: 0 HR: 1	SF: 0 SAC: 0 DP: 1 HBP: 0	WP: 0 PB: 0 SB: 0 CS: 0	PA: 41
<b>PITCHER</b>	IP	WLS	BF	H	R	ER	SO	BB	IBB	HBP	BLK	WP	HR	S	P	ERA	WHIP					
<b>Pedro Martinez, R</b> ERA: 1.36 (1, 1)	5.0	L	25	7	7	2	5	3	0	0	0	0	1	63	97	3.60	2.000					
<b>Salomon Torres, R</b> ERA: 7.56 (6, 1)	4.0		16	3	0	0	2	1	0	0	0	0	0	33	57	0.00	1.000					

**New York Mets @ Montreal Expos**  
Olympic Stadium, Montreal, QB  
Wed May 28 1997, 7:05 PM EDT  
Att. 14,932 - Dome - 72 F

**AB 37**  
**R 7**  
**H 10**  
**RBI 7**  
**BB 4**  
**SO 7**  
**LOB 13**



Batter	1	2	3	4	5	6	7	8	9	AB	R	H	RBI	BB	SO	LOB	BOTTOM					
<b>Mark Grudzielanek, R</b> OBP: 0.344, SLG: 0.424 (1, 6)										4	0	2	0	0	0	0						
<b>Mike Lansing, R</b> OBP: 0.343, SLG: 0.486 (1, 4)										4	0	1	0	0	0	1						
<b>Rondell White, R</b> OBP: 0.345, SLG: 0.490 (1, 8)										4	0	0	0	0	0	3						
<b>Darrin Fletcher, L</b> OBP: 0.350, SLG: 0.580 (1, 2)										3	0	0	0	1	0	2						
<b>Vladimir Guerrero, R</b> OBP: 0.367, SLG: 0.410 (1, 9)										4	0	0	0	0	2	2						
<b>Henry Rodriguez, L</b> OBP: 0.375, SLG: 0.598 (1, 7)										4	0	0	0	0	1	0						
<b>F.P. Santangelo, S</b> OBP: 0.434, SLG: 0.383 (1, 5)										3	0	1	0	0	1	0						
<b>Joe Orsulak, L</b> OBP: 0.359, SLG: 0.357 (1, 3)										2	0	0	0	1	0	0						
<b>Pedro Martinez, R</b> OBP: 0.130, SLG: 0.136 (1, 1)										1	0	0	0	0	1	0						
<b>Sherman Obando, R</b> OBP: 0.174, SLG: 0.273 (5, PH)										1	0	0	0	0	1	0						
<b>Salomon Torres, R</b> (6, 1)										1	0	0	0	0	1	2						
<b>Inning Stats</b>	R: 0 E: 1 K: 1 S: 6	H: 1 LOB: 2 BB: 1 P: 14	R: 0 E: 0 K: 1 S: 5	H: 0 LOB: 0 BB: 0 P: 8	R: 0 E: 0 K: 2 S: 11	H: 2 LOB: 0 BB: 0 P: 15	R: 0 E: 0 K: 2 S: 8	H: 0 LOB: 0 BB: 0 P: 11	R: 0 E: 0 K: 1 S: 9	H: 0 LOB: 0 BB: 0 P: 16	R: 0 E: 0 K: 0 S: 4	H: 0 LOB: 0 BB: 0 P: 5	R: 0 E: 0 K: 1 S: 8	H: 1 LOB: 2 BB: 1 P: 14	R: 0 E: 0 K: 0 S: 6	H: 0 LOB: 0 BB: 0 P: 10	R: 0 E: 0 K: 0 S: 5	H: 0 LOB: 0 BB: 0 P: 8	1B: 4 2B: 0 3B: 0 HR: 0	SF: 0 SAC: 0 DP: 0 HBP: 0	WP: 1 PB: 0 SB: 1 CS: 0	PA: 33
<b>PITCHER</b>	IP	WLS	BF	H	R	ER	SO	BB	IBB	HBP	BLK	WP	HR	S	P	ERA	WHIP					
<b>Bobby Jones, R</b> ERA: 2.32 (1, 1)	9.0	W	33	4	0	0	7	2	0	0	0	1	0	62	101	0.00	0.667					

**New York Mets @ Montreal Expos**  
Olympic Stadium, Montreal, QB  
Wed May 28 1997, 7:05 PM EDT  
Att. 14,932 - Dome - 72 F

**AB 31**  
**R 0**  
**H 4**  
**RBI 0**  
**BB 2**  
**SO 7**  
**LOB 10**





Batter	1	2	3	4	5	6	7	8	9	AB	R	H	RBI	BB	SO	LOB	TOP										
Mark Grudzielanek, R (1.6) OBP: 0.347, SLG: 0.422	K						G4-3			3	0	1	2	0	1	0	<b>Montreal Expos @ Pittsburgh Pirates</b> Three Rivers Stadium, Pittsburgh, PA Fri May 30 1997, 7:05 PM EDT Att: 14,676 - Unknown - 68 F										
Mike Lansing, R (1.4) OBP: 0.336, SLG: 0.476	K						G4-3			4	0	0	0	0	1	4											
Rondell White, R (1.8) OBP: 0.344, SLG: 0.486	P6						G4-3			4	0	1	0	0	0	0											
Henry Rodriguez, L (1.7) OBP: 0.368, SLG: 0.585		F9					G3-1			4	0	0	0	0	2	3											
Vladimir Guerrero, R (1.9) OBP: 0.362, SLG: 0.395		G6-3					K			3	0	0	0	1	2	0											
Joe Orsulak, L (1.3) OBP: 0.338, SLG: 0.333		L6					K			4	0	0	0	0	2	1											
F.P. Santangelo, S (1.5) OBP: 0.429, SLG: 0.378										4	1	1	0	0	1	1											
Chris Widger, R (1.2) OBP: 0.281, SLG: 0.476										2	1	0	0	2	0	0											
Jeff Juden, R (1.1) Marc Wilkins, R (1.1) Shannon Stewart, R (1.1) Omar Daal, L (1.1) Andy Strickland, R (1.1) Dale Sveum, S (1.1) Ugueth Urbina, R (1.1) Lee Smith, R (1.1) Drew Riechers, L (1.1)										8	1	0	0	0	0	0											
<b>Inning Stats</b>	R: 0 E: 0 K: 2 S: 10	H: 0 LOB: 0 BB: 0 P: 14	R: 0 E: 0 K: 0 S: 7	H: 0 LOB: 0 BB: 0 P: 12	R: 0 E: 0 K: 2 S: 8	H: 1 LOB: 2 BB: 0 P: 12	R: 0 E: 0 K: 2 S: 7	H: 0 LOB: 0 BB: 0 P: 10	R: 2 E: 0 K: 2 S: 24	H: 3 LOB: 3 BB: 2 P: 42	R: 0 E: 0 K: 1 S: 7	H: 0 LOB: 2 BB: 2 P: 15	R: 0 E: 0 K: 0 S: 7	H: 0 LOB: 0 BB: 0 P: 9	R: 0 E: 0 K: 2 S: 11	H: 0 LOB: 0 BB: 0 P: 15		R: 0 E: 0 K: 0 S: 8	H: 0 LOB: 0 BB: 0 P: 12	1B: 4 2B: 0 3B: 0 HR: 0	SF: 0 SAC: 0 DP: 0 HBP: 1	WP: 1 PB: 0 CS: 0	PA: 36				
<b>PITCHER</b>	IP	WLS	BF	H	R	ER	SO	BB	IBB	HBP	BLK	WP	HR	S	P	ERA	WHIP										
Jason Schmidt, R (1.1) ERA: 5.47	4.1		19	3	2	2	5	2	0	1	0	0	0	51	81	4.15	1.154										
David Wainhouse, R (5.1) ERA: 7.29	0.1		2	1	0	0	0	0	0	0	0	0	0	2	4	0.00	3.000										
Chris Peters, L (5.1) ERA: 4.0	1.1	W	6	0	0	0	2	2	0	0	0	1	0	10	20	0.00	1.500										
Marc Wilkins, R (7.1) ERA: 5.13	1.0		3	0	0	0	0	0	0	0	0	0	0	7	9	0.00	0.000										
Matt Ruebel, L (8.1) ERA: 7.5	2.0		6	0	0	0	2	0	0	0	0	0	0	19	27	0.00	0.000										



Batter	1	2	3	4	5	6	7	8	9	AB	R	H	RBI	BB	SO	LOB	BOTTOM										
Tony Womack, L (1.4) OBP: 0.313, SLG: 0.355	P5							K		4	1	1	1	1	1	0	<b>Montreal Expos @ Pittsburgh Pirates</b> Three Rivers Stadium, Pittsburgh, PA Fri May 30 1997, 7:05 PM EDT Att: 14,676 - Unknown - 68 F										
Adrian Brown, S (1.8) OBP: 0.295, SLG: 0.260	1B							G3		4	1	1	1	1	0	2											
Midre Cummings, L (1.9) OBP: 0.313, SLG: 0.486	HR							E6		4	3	2	1	1	0	0											
Kevin Young, R (1.7) OBP: 0.322, SLG: 0.585	HR							1B		5	2	2	4	0	1	3											
Joe Randa, R (1.5) OBP: 0.366, SLG: 0.467	3B							1B		5	0	3	1	0	0	0											
18 Jason Kendall, R (1.2) OBP: 0.394, SLG: 0.395	K							K		4	1	1	0	1	2	2											
Mark Johnson, L (1.3) OBP: 0.375, SLG: 0.354	P5							K		4	1	1	0	0	2	2											
Kevin Polcovich, R (1.6) OBP: 0.394, SLG: 0.269								G6-3		3	1	1	0	0	0	2											
Jason Schmidt, R (1.1) David Wainhouse, L (1.1) Chris Peters, L (1.1) Marc Wilkins, R (1.1) Dale Sveum, S (1.1) Ugueth Urbina, R (1.1) Matt Ruebel, L (1.1)										1	0	0	0	0	1	2											
<b>Inning Stats</b>	R: 3 E: 0 K: 1 S: 18	H: 3 LOB: 1 BB: 1 P: 33	R: 2 E: 0 K: 0 S: 14	H: 3 LOB: 1 BB: 1 P: 21	R: 0 E: 0 K: 2 S: 11	H: 1 LOB: 2 BB: 1 P: 19	R: 0 E: 1 K: 0 S: 8	H: 0 LOB: 1 BB: 0 P: 14	R: 2 E: 0 K: 0 S: 18	H: 3 LOB: 2 BB: 1 P: 32	R: 1 E: 0 K: 1 S: 11	H: 1 LOB: 0 BB: 0 P: 19	R: 0 E: 0 K: 2 S: 9	H: 0 LOB: 0 BB: 0 P: 16	R: 2 E: 1 K: 2 S: 15	H: 2 LOB: 1 BB: 0 P: 20		1B: 8 2B: 1 3B: 2 HR: 2	SF: 0 SAC: 1 DP: 1 HBP: 1	WP: 0 PB: 0 CS: 0	PA: 42						
<b>PITCHER</b>	IP	WLS	BF	H	R	ER	SO	BB	IBB	HBP	BLK	WP	HR	S	P	ERA	WHIP										
Lee Smith, R (8.1) ERA: 5.74	0.1		4	2	2	0	1	0	0	0	0	0	0	8	10	0.00	6.000										
Jeff Juden, R (1.1) ERA: 4.72	1.1	L	11	6	5	5	1	1	0	0	0	0	0	26	44	33.75	5.250										
Marc Valdes, R (2.1) ERA: 4.95	2.2		11	1	0	0	2	2	0	1	0	0	0	25	43	0.00	1.125										
Omar Daal, L (5.1) ERA: 8.59	1.0		7	3	2	2	0	1	0	0	0	0	0	18	32	18.00	4.000										
Dave Veres, R (6.1) ERA: 3.5	2.0		7	1	1	1	3	0	0	0	0	0	1	20	35	4.50	0.500										
Ugueth Urbina, R (8.1) ERA: 3.86	2.0		2	0	0	0	1	0	0	0	0	0	0	7	10	0.00	0.000										





Batter	1	2	3	4	5	6	7	8	9	AB	R	H	RBI	BB	SO	LOB	TOP		
Mark Grudzielanek, R OBP: 0.345, SLG: 0.416	F8		P3		G6-3			G5-4-3 HBP		3	0	0	0	0	0	0			
Mike Lansing, R OBP: 0.330, SLG: 0.466	G6-3		G6-3		L7			K		4	0	0	0	0	1	1			
Rondell White, R OBP: 0.346, SLG: 0.500	HR			BLK 1B		G4-3		G5-4-3		4	2	2	1	0	0	1			
Darrin Fletcher, L OBP: 0.352, SLG: 0.598	HR			G5-4-3 1B		F9		G4-3		4	2	2	2	0	0	0			
Henry Rodriguez, L OBP: 0.365, SLG: 0.578	G3			G5-4-3 1B		L9		L3		4	0	1	0	0	0	0			
Vladimir Guerrero, R OBP: 0.357, SLG: 0.388		G3		G5-4-3		F9				4	0	1	0	0	0	2			
F.P. Santangelo, S OBP: 0.431, SLG: 0.376	P5			1B				P2		3	0	1	1	0	0	1			
Joe Orsulak, L OBP: 0.324, SLG: 0.317	G4-3			F7				FC3-6 HBP		3	0	0	0	0	0	2			
Dustin Hermanson, R OBP: 0.133, SLG: 0.333										3	0	0	0	0	1	1			
Anthony Telford, R OBP: 0.250, SLG: 0.375			G6-3		P4					0	0	0	0	0	0	0			
Ugueth Urbina, R								K		0	0	0	0	0	0	0			
										0	0	0	0	0	0	0			
<b>Inning Stats</b>	R: 2 E: 0 K: 0 S: 11	H: 2 LOB: 0 BB: 0 P: 14	R: 0 E: 0 K: 0 S: 4	H: 0 LOB: 0 BB: 0 P: 7	R: 0 E: 0 K: 0 S: 10	H: 4 LOB: 1 BB: 0 P: 14	R: 2 E: 0 K: 0 S: 11	H: 4 LOB: 1 BB: 0 P: 12	R: 0 E: 0 K: 1 S: 8	H: 0 LOB: 1 BB: 0 P: 13	R: 0 E: 0 K: 1 S: 6	H: 0 LOB: 0 BB: 0 P: 11	R: 0 E: 0 K: 0 S: 12	H: 1 LOB: 1 BB: 0 P: 15	1B: 5 2B: 0 3B: 0 HR: 2	SF: 0 SAC: 0 DP: 2 HBP: 2	WP: 0 PB: 0 CS: 0	PA: 34	
<b>PITCHER</b>	IP	WLS	BF	H	R	ER	SO	BB	IBB	HBP	BLK	WP	HR	S	P	ERA	WHIP		
Esteban Loaiza, R ERA: 3.45	7.0	L	27	6	4	4	1	0	0	1	1	0	2	53	74	5.14	0.857		
Clint Sodowsky, R ERA: 4.22	1.0		3	0	0	0	1	0	0	1	0	0	0	6	11	0.00	0.000		
Ricardo Rincon, L ERA: 2.19	1.0		4	1	0	0	0	0	0	0	0	0	0	12	15	0.00	1.000		

**Montreal Expos @ Pittsburgh Pirates**  
Three Rivers Stadium, Pittsburgh, PA  
Sat May 31 1997, 7:05 PM EDT  
Att: 14,628 - Unknown - 68 F

AB 32  
R 4  
H 7  
RBI 4  
BB 0  
SO 2  
LOB 8



Batter	1	2	3	4	5	6	7	8	9	AB	R	H	RBI	BB	SO	LOB	BOTTOM			
Tony Womack, L OBP: 0.312, SLG: 0.350	G4-3 S BB	F7-2			F9			F8		3	0	0	0	1	0	3				
Adrian Brown, S OBP: 0.254, SLG: 0.245	G4-3		P2		P5					3	0	0	0	1	0	1				
Midre Cummings, L OBP: 0.298, SLG: 0.461	P8		P6		F7			K		4	0	0	0	0	1	2				
Kevin Young, R OBP: 0.319, SLG: 0.593	F9		P3		K			L9		4	0	1	0	0	1	2				
Joe Randa, R OBP: 0.358, SLG: 0.456		G4-3	P3					G5-3		4	0	0	0	0	0	1				
Ricardo Rincon, L										0	0	0	0	0	0	0				
18 Jason Kendall, R OBP: 0.372, SLG: 0.440					F9 2B			K		4	2	3	1	0	1	0				
Jose Guillen, R OBP: 0.274, SLG: 0.359					F9			G6-3		4	0	1	1	0	0	1				
Dale Sveum, S OBP: 0.274, SLG: 0.333					P6			F7		3	0	0	0	1	0	1				
Esteban Loaiza, R ERA: 3.38										2	0	1	0	0	1	1				
Freddy Garcia, R (7, PH)										1	0	0	0	0	1	0				
Clint Sodowsky, L ERA: 2.64					K					0	0	0	0	0	0	0				
Kevin Polcovich, R OBP: 0.394, SLG: 0.269								K		0	0	0	0	0	0	0				
<b>Inning Stats</b>	R: 0 E: 0 K: 0 S: 13	H: 0 LOB: 1 BB: 1 P: 23	R: 1 E: 0 K: 0 S: 12	H: 3 LOB: 2 BB: 1 P: 19	R: 0 E: 0 K: 1 S: 7	H: 1 LOB: 1 BB: 0 P: 8	R: 0 E: 0 K: 1 S: 8	H: 0 LOB: 1 BB: 1 P: 17	R: 1 E: 0 K: 0 S: 9	H: 1 LOB: 0 BB: 0 P: 11	R: 0 E: 0 K: 1 S: 10	H: 0 LOB: 0 BB: 0 P: 14	R: 0 E: 0 K: 1 S: 12	H: 0 LOB: 0 BB: 0 P: 16	R: 0 E: 0 K: 1 S: 10	H: 0 LOB: 0 BB: 0 P: 15	1B: 2 2B: 2 3B: 2 HR: 1	SF: 0 SAC: 0 DP: 1 HBP: 0	WP: 0 PB: 0 CS: 0	PA: 35
<b>PITCHER</b>	IP	WLS	BF	H	R	ER	SO	BB	IBB	HBP	BLK	WP	HR	S	P	ERA	WHIP			
Dustin Hermanson, R ERA: 3.38	7.0	W	29	6	2	2	3	3	0	0	0	0	1	70	106	2.57	1.286			
Anthony Telford, R ERA: 2.64	1.0		3	0	0	0	1	0	0	0	0	0	0	12	16	0.00	0.000			
Ugueth Urbina, R ERA: 3.7	1.0	S	3	0	0	0	1	0	0	0	0	0	0	10	15	0.00	0.000			

**Montreal Expos @ Pittsburgh Pirates**  
Three Rivers Stadium, Pittsburgh, PA  
Sat May 31 1997, 7:05 PM EDT  
Att: 14,628 - Unknown - 68 F

AB 32  
R 2  
H 6  
RBI 2  
BB 3  
SO 5  
LOB 12













Batter	1	2	3	4	5	6	7	8	9	AB	R	H	RBI	BB	SO	LOB	TOP										
Mark Grudzielanek, R (1, 6) OBP: 0.342, SLG: 0.414	K		F9			G1-4-3		SH3 2B BB		3	1	0	0	1	1	0	<b>Montreal Expos @ New York Mets</b> Shea Stadium, Flushing, NY Tue Jun 03 1997, 7:05 PM EDT Att: 14,492 - Unknown - 61 F										
Mike Lansing, R (1, 4) OBP: 0.330, SLG: 0.453	G3		F8			F8 E BB		SH3		2	0	0	0	1	0	0											
Rondell White, R (1, 8) OBP: 0.352, SLG: 0.502	1B				BB	E9 FC6-4		2B		3	0	2	1	1	0	1											
David Segui, S (1, 3) OBP: 0.308, SLG: 0.518	K				K	F8		P6		4	0	0	0	0	2	5											
Darrin Fletcher, L (1, 2) OBP: 0.348, SLG: 0.608	K		F7			FC6-4		F8		4	0	0	0	0	1	4											
Henry Rodriguez, L (1, 7) OBP: 0.362, SLG: 0.576	L6		P4					G6-3		4	0	0	0	0	1	1											
Vladimir Guerrero, R (1, 9) OBP: 0.369, SLG: 0.433	1B					G4-3		2B		4	0	3	0	0	0	0											
F.P. Santangelo, S (1, 5) OBP: 0.423, SLG: 0.360 Sherman Obando, R (9, PH) OBP: 0.192, SLG: 0.250	F7				K	L3		K		3	0	0	0	0	1	2											
Pedro Martinez, R (1, 1) OBP: 0.115, SLG: 0.120 Andy Stankiewicz, R (9, PH) OBP: 0.310, SLG: 0.359	G6-3		G6-3		G6-3	G5-3		F7		3	0	0	0	0	0	1											
<b>Inning Stats</b>	R: 0 E: 0 K: 2 S: 8	H: 1 LOB: 1 BB: 0 P: 8	R: 0 E: 0 K: 1 S: 6	H: 1 LOB: 1 BB: 0 P: 6	R: 0 E: 0 K: 0 S: 3	H: 0 LOB: 0 BB: 0 P: 3	R: 0 E: 0 K: 1 S: 5	H: 0 LOB: 1 BB: 1 P: 9	R: 0 E: 0 K: 1 S: 5	H: 0 LOB: 0 BB: 0 P: 5	R: 0 E: 1 K: 0 S: 4	H: 0 LOB: 2 BB: 1 P: 8	R: 0 E: 0 K: 0 S: 4	H: 1 LOB: 1 BB: 0 P: 4	R: 1 E: 0 K: 2 S: 4	H: 1 LOB: 1 BB: 1 P: 8		R: 0 E: 0 K: 2 S: 8	H: 1 LOB: 1 BB: 0 P: 8	1B: 3 2B: 2 3B: 0 HR: 0	SF: 0 SAC: 1 DP: 0 HBP: 0	WP: 0 PB: 0 SB: 0 CS: 0	PA: 36				
<b>PITCHER</b>	IP	WLS	BF	H	R	ER	SO	BB	IBB	HBP	BLK	WP	HR	S	P	ERA	WHIP										
Bobby Jones, R (1, 1) ERA: 2.22	8.0	W	32	4	1	1	5	3	0	0	0	0	0	39	51	1.12	0.875										
John Franco, L (9, 1) ERA: 1.54	1.0	S	4	1	0	0	2	0	0	0	0	0	0	8	8	0.00	1.000										

AB	32
R	1
H	5
RBI	1
BB	3
SO	7
LOB	16



Batter	1	2	3	4	5	6	7	8	9	AB	R	H	RBI	BB	SO	LOB	BOTTOM										
Steve Bieser, L (1, 7) OBP: 0.375, SLG: 0.333 Luis Lopez, S (8, PH) John Franco, L (9, 1)	K		P6			K		K		3	0	0	0	0	2	0	<b>Montreal Expos @ New York Mets</b> Shea Stadium, Flushing, NY Tue Jun 03 1997, 7:05 PM EDT Att: 14,492 - Unknown - 61 F										
Edgardo Alfonzo, R (1, 5) OBP: 0.356, SLG: 0.427	G3 1B		F7			K		BB 2B 1B		4	1	2	0	0	1	0											
John Olerud, L (1, 3) OBP: 0.420, SLG: 0.530	G3 1-2		G4-3			K		K		4	0	0	0	0	2	2											
Todd Hundley, S (1, 2) OBP: 0.411, SLG: 0.579	F2				P6			K 2B BB		3	0	0	0	1	1	1											
Carlos Baerga, S (1, 4) OBP: 0.318, SLG: 0.395					G4-3			1B 1B 1-2 2B		4	0	3	1	0	0	0											
Butch Huskey, R (1, 9) OBP: 0.315, SLG: 0.536	K				G1-3			1B		3	0	1	0	0	1	1											
Carl Everett, S (1, 8) OBP: 0.260, SLG: 0.350			F9			F7		K		3	0	0	0	0	1	3											
Manny Alexander, R (1, 6) OBP: 0.312, SLG: 0.350					G6-3			K		2	0	0	0	1	1	2											
Bobby Jones, R (1, 1) OBP: 0.219, SLG: 0.233 Matt Franco, L (8, PH) Alex Chocho, R (9, 9) OBP: 0.264, SLG: 0.255	K				K			HR		2	0	0	0	0	2	2											
<b>Inning Stats</b>	R: 0 E: 0 K: 1 S: 6	H: 1 LOB: 2 BB: 1 P: 12	R: 0 E: 0 K: 2 S: 8	H: 1 LOB: 1 BB: 1 P: 12	R: 0 E: 0 K: 0 S: 3	H: 0 LOB: 0 BB: 0 P: 3	R: 0 E: 0 K: 0 S: 3	H: 0 LOB: 0 BB: 0 P: 3	R: 0 E: 0 K: 1 S: 5	H: 0 LOB: 0 BB: 0 P: 5	R: 0 E: 0 K: 3 S: 9	H: 2 LOB: 2 BB: 0 P: 11	R: 2 E: 0 K: 2 S: 9	H: 3 LOB: 2 BB: 1 P: 13	R: 0 E: 0 K: 2 S: 8	H: 1 LOB: 1 BB: 1 P: 13		1B: 4 2B: 1 3B: 1 HR: 1	SF: 0 SAC: 0 DP: 0 HBP: 0	WP: 0 PB: 0 SB: 1 CS: 0	PA: 32						
<b>PITCHER</b>	IP	WLS	BF	H	R	ER	SO	BB	IBB	HBP	BLK	WP	HR	S	P	ERA	WHIP										
Pedro Martinez, R (1, 1) ERA: 1.45	8.0	L	32	7	2	2	12	1	1	0	0	0	1	54	62	2.25	1.000										





Batter	1	2	3	4	5	6	7	8	9	AB	R	H	RBI	BB	SO	LOB	TOP										
<b>Kenny Lofton, L</b> OBP: 0.396, SLG: 0.435 (1, 8)	G4-3		BB			K			FC5					10 2B	1B	4	1	1	0	1	1	3					
<b>Michael Tucker, L</b> OBP: 0.383, SLG: 0.487 (1, 9) (7, 7)	K					K			G4-3					L9		5	0	1	0	0	2	3					
<b>10 Chipper Jones, S</b> OBP: 0.369, SLG: 0.431 (1, 5)	G1-3					F8			G6-3							5	1	2	2	0	0	2					
<b>Fred McGriff, L</b> OBP: 0.336, SLG: 0.408 (1, 3)						F7			G4-3							5	1	2	2	0	0	3					
<b>Ryan Klesko, L</b> OBP: 0.339, SLG: 0.521 <b>Andruw Jones, R</b> OBP: 0.350, SLG: 0.379 (1, 7) (7, 9)						F8			L7					G3		4	0	0	0	0	0	1					
<b>Javy Lopez, R</b> OBP: 0.366, SLG: 0.525 (1, 2)						G5-3										4	0	1	0	0	1	0					
<b>Jeff Blausler, R</b> OBP: 0.436, SLG: 0.582 (1, 6)									P6							2	1	0	0	0	0	1					
<b>Tony Graffanino, R</b> OBP: 0.333, SLG: 0.308 (1, 4)																4	1	1	1	0	2	2					
<b>Tom Glavine, L</b> OBP: 0.346, SLG: 0.227 <b>Mike Bielecki, R</b> (9, 1)																3	1	2	0	0	0	0					
<b>Inning Stats</b>	R: 0 E: 0 K: 1 S: 5	H: 0 LOB: 0 BB: 0 P: 5	R: 0 E: 0 K: 0 S: 3	H: 0 LOB: 0 BB: 0 P: 3	R: 2 E: 1 K: 1 S: 7	H: 1 LOB: 2 BB: 1 P: 12	R: 0 E: 0 K: 1 S: 6	H: 1 LOB: 1 BB: 0 P: 6	R: 3 E: 0 K: 1 S: 8	H: 4 LOB: 0 BB: 0 P: 8	R: 0 E: 0 K: 1 S: 6	H: 1 LOB: 1 BB: 0 P: 7	R: 0 E: 0 K: 0 S: 4	H: 1 LOB: 1 BB: 0 P: 4	R: 0 E: 0 K: 1 S: 5	H: 0 LOB: 0 BB: 0 P: 5	R: 1 E: 0 K: 0 S: 5	H: 2 LOB: 1 BB: 0 P: 5	1B: 4 2B: 5 3B: 0 HR: 1	SF: 0 SAC: 1 DP: 0 HBP: 2	WP: 0 PB: 0 SB: 1 CS: 0	PA: 40					
<b>PITCHER</b>	IP	WLS	BF	H	R	ER	SO	BB	IBB	HBP	BLK	WP	HR	S	P	ERA	WHIP										
<b>Jeff Juden, R</b> ERA: 4.92 <b>Marc Valdes, R</b> ERA: 4.85 <b>Anthony Telford, R</b> ERA: 2.56 <b>Lee Smith, R</b> ERA: 5.94	(1, 1) (6, 1) (8, 1) (9, 1)	5.0 2.0 1.0 1.0	L 9 3 5	23 2 0 2	6 2 0 1	5 0 0 1	4 0 0 1	4 0 0 0	4 0 0 0	4 0 0 0	4 0 0 0	0 0 0 0	1 0 0 0	1 0 0 0	1 5 5 5	7.20 0.00 0.00 9.00	1.400 1.000 0.000 2.000										

Atlanta Braves @ Montreal Expos  
Olympic Stadium, Montreal, QB  
Wed Jun 04 1997, 7:05 PM EDT  
Att: 16,429 - Dome

AB 36  
R 6  
H 10  
RBI 5  
BB 1  
SO 6  
LOB 15



Batter	1	2	3	4	5	6	7	8	9	AB	R	H	RBI	BB	SO	LOB	BOTTOM											
<b>Mark Grudzielanek, R</b> OBP: 0.336, SLG: 0.407 (1, 6)	K								G4-3							4	0	0	0	0	1	3						
<b>Mike Lansing, R</b> OBP: 0.323, SLG: 0.449 (1, 4)	G5-3								P4							4	0	1	0	0	0	1						
<b>Rondell White, R</b> OBP: 0.347, SLG: 0.493 (1, 8)	F8								G5-3							4	0	0	0	0	0	2						
<b>Henry Rodriguez, L</b> OBP: 0.360, SLG: 0.569 (1, 7)									F9							4	0	1	0	0	1	0						
<b>Vladimir Guerrero, R</b> OBP: 0.365, SLG: 0.436 (1, 9)									L9							4	1	1	0	0	2	1						
<b>Chris Widger, R</b> OBP: 0.301, SLG: 0.523 (1, 2)									K							4	2	3	2	0	1	1						
<b>F.P. Santangelo, S</b> OBP: 0.416, SLG: 0.357 (1, 5)									FC6-4							4	0	1	0	0	1	2						
<b>Joe Orsulak, L</b> OBP: 0.333, SLG: 0.365 (1, 3)									G6-3							3	0	0	0	1	0	1						
<b>Jeff Juden, R</b> OBP: 0.396, SLG: 0.492 <b>Sherman Chando, R</b> OBP: 0.185, SLG: 0.240 <b>Marc Valdes, R</b> OBP: 0.333, SLG: 0.333 <b>Anthony Telford, R</b> OBP: 0.296, SLG: 0.375 <b>Andy Stankiewicz, R</b> OBP: 0.326, SLG: 0.375 <b>Lee Smith, R</b> (9, 1)	(1, 1) (5, PH) (8, 1) (8, PH) (9, 1)	8.1 0.2	W 3	32 1	7 0	2 0	2 0	6 0	6 0	6 0	6 0	0 0	1 0	0 0	0 0	0 0	13.50 2.16	1.500 0.960										
<b>Inning Stats</b>	R: 0 E: 0 K: 1 S: 5	H: 0 LOB: 0 BB: 0 P: 5	R: 0 E: 0 K: 1 S: 6	H: 1 LOB: 1 BB: 0 P: 6	R: 0 E: 0 K: 1 S: 5	H: 0 LOB: 0 BB: 0 P: 5	R: 0 E: 0 K: 0 S: 3	H: 0 LOB: 0 BB: 0 P: 3	R: 0 E: 0 K: 1 S: 7	H: 2 LOB: 2 BB: 1 P: 11	R: 0 E: 0 K: 1 S: 5	H: 1 LOB: 1 BB: 0 P: 5	R: 0 E: 0 K: 1 S: 6	H: 1 LOB: 1 BB: 0 P: 6	R: 0 E: 0 K: 0 S: 4	H: 1 LOB: 1 BB: 0 P: 4	R: 2 E: 0 K: 1 S: 7	H: 2 LOB: 0 BB: 0 P: 7	1B: 6 2B: 1 3B: 0 HR: 1	SF: 0 SAC: 0 DP: 1 HBP: 0	WP: 0 PB: 0 SB: 0 CS: 0	PA: 35						
<b>PITCHER</b>	IP	WLS	BF	H	R	ER	SO	BB	IBB	HBP	BLK	WP	HR	S	P	ERA	WHIP											
<b>Tom Glavine, L</b> ERA: 2.79 <b>Mike Bielecki, R</b> ERA: 2.16	(1, 1) (9, 1)	8.1 0.2	W 3	32 1	7 0	2 0	2 0	6 0	6 0	6 0	6 0	0 0	1 0	0 0	0 0	13.50 2.16	1.500 0.960											

Atlanta Braves @ Montreal Expos  
Olympic Stadium, Montreal, QB  
Wed Jun 04 1997, 7:05 PM EDT  
Att: 16,429 - Dome

AB 34  
R 3  
H 8  
RBI 3  
BB 1  
SO 7  
LOB 13






Batter	1	2	3	4	5	6	7	8	9	AB R H RBI BB SO LOB	TOP												
Kenny Lofton, L (1, 8) OBP: 0.400, SLG: 0.436 Rafael Belliard, R (7, 6) OBP: 0.250, SLG: 0.250	0-0 G4-6-3 1B	0-3 K	4-0 BB	4-0 BB	0-0 1B	0-0 1B	0-3 K		0-0 G3	4 0 2 0 1 2 3 1 0 0 0 0 0 0	<b>Atlanta Braves @ Montreal Expos</b> Olympic Stadium, Montreal, QB Thu Jun 05 1997, 3:33 AM EDT Att: 12,212 - Dome												
Michael Tucker, L (1, 9) OBP: 0.376, SLG: 0.477	0-3 K		4-0 F9 10 WP BB	0-0 F8	0-0 F9			0-0 P4		4 0 0 0 1 1 5													
10 Chipper Jones, S (1, 5) OBP: 0.370, SLG: 0.433	0-0 G4-6-3 1-2		4-0 F9 BB	0-0 G4-3			0-0 SH3 1B 2B	0-0 G3-1		4 1 1 0 1 0 3													
Fred McGriff, L (1, 3) OBP: 0.341, SLG: 0.407		4-0 1B SF8 BB	0-0 F9 1-2 2-3		0-3 K		4-0 1B SH3 E BB	0-0 1B		3 2 1 0 2 1 2													
Ryan Klesko, L (1, 7) OBP: 0.337, SLG: 0.515		0-0 BB 1B 1-3	0-3 K	0-0 G4-3		0-0 SH3	0-0 F7			4 1 1 0 0 1 3													
Javy Lopez, R (1, 2) OBP: 0.367, SLG: 0.540		0-0 SF8	0-0 G6-3		0-0 L9		4-0 E 1B IBB	0-0 HR		3 2 1 2 1 0 2													
Keith Lockhart, L (1, 4) OBP: 0.319, SLG: 0.421		4-0 1B 1-2 BB		0-0 HR		0-0 1B	0-0 1B 1-3 2-H 3-H 1B	0-0 P6		4 2 3 2 1 0 0													
Jeff Blausler, R (1, 6) OBP: 0.444, SLG: 0.583 Andrew Jones, R (7, 8) OBP: 0.356, SLG: 0.413		0-0 F8		4-0 SH2-4 BB		0-0 1B 1-3 1B	0-0 FC6-4 1B	0-0 HR		3 0 2 1 1 0 2 1 1 1 1 0 0 0													
Denny Neagle, L (1, 1) OBP: 0.152, SLG: 0.125		0-0 1-2 2-H 1B		0-0 SH2-4 1-2		0-0 K 1-2 1B	0-0 FC6-4 1-2 3-H 1B	0-3 K		4 0 1 2 0 2 2													
<b>Inning Stats</b>	R: 0 E: 0 K: 1 S: 5	H: 1 LOB: 0 BB: 0 P: 5	R: 2 E: 0 K: 1 S: 7	H: 2 LOB: 2 BB: 2 P: 15	R: 0 E: 0 K: 1 S: 5	H: 0 LOB: 2 BB: 2 P: 13	R: 1 E: 0 K: 0 S: 4	H: 1 LOB: 2 BB: 2 P: 12	R: 0 E: 0 K: 1 S: 5	H: 0 LOB: 0 BB: 0 P: 5		R: 0 E: 0 K: 1 S: 7	H: 3 LOB: 2 BB: 0 P: 7	R: 4 E: 1 K: 1 S: 8	H: 3 LOB: 1 BB: 2 P: 16	R: 0 E: 0 K: 0 S: 4	H: 1 LOB: 1 BB: 0 P: 4	R: 2 E: 0 K: 1 S: 7	H: 2 LOB: 0 BB: 0 P: 7	1B: 9 2B: 1 3B: 0 HR: 3	SF: 1 SAC: 2 DP: 1 HBP: 0	WP: 1 PB: 0 SB: 0 CS: 0	PA: 46
<b>PITCHER</b>	IP WLS BF H R ER SO BB IBB HBP BLK WP HR S P ERA WHIP											<b>PITCHER</b>	IP WLS BF H R ER SO BB IBB HBP BLK WP HR S P ERA WHIP										
Dustin Hermanson, R (1, 1) ERA: 3.71	3.0 L 17 4 3 3 3 5 0 0 0 0 1 1 18 38 9.00 3.000																						
Salomon Torres, R (4, 1) ERA: 7.43	2.2 10 2 0 0 2 1 0 0 0 0 0 0 13 17 0.00 1.125																						
Omar Daal, L (6, 1) ERA: 9.13	0.2 7 3 4 3 0 1 1 0 0 0 0 0 5 13 40.50 6.000																						
Dave Veres, R (7, 1) ERA: 3.58	1.2 7 2 0 0 1 0 0 0 0 0 0 0 9 9 0.00 1.200																						
Ugueth Urbina, R (9, 1) ERA: 4.28	1.0 5 2 2 2 1 0 0 0 0 0 0 2 7 7 18.00 2.000																						

AB	35
R	9
H	13
RBI	8
BB	8
SO	7
LOB	22



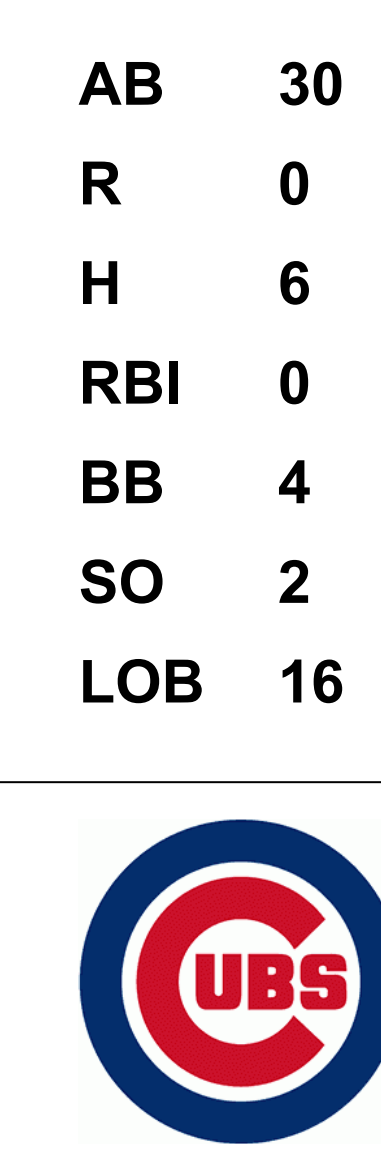
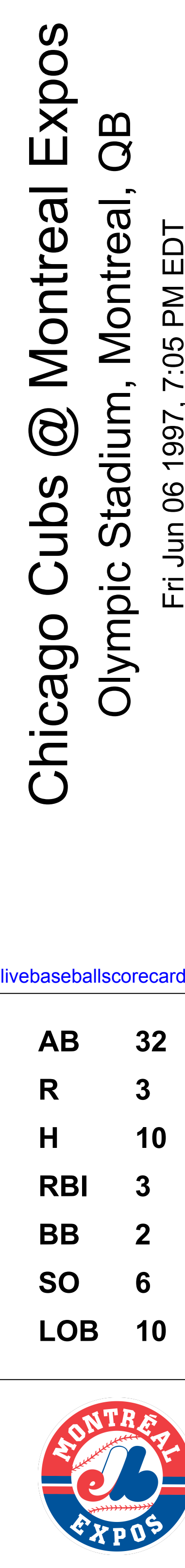
Batter	1	2	3	4	5	6	7	8	9	AB R H RBI BB SO LOB	BOTTOM												
F.P. Santangelo, S (1, 8) OBP: 0.427, SLG: 0.364	0-0 G1 BB 1B		0-0 G5-3			1-0 1B HBP		0-0 1B		3 0 2 0 0 0 0	<b>Atlanta Braves @ Montreal Expos</b> Olympic Stadium, Montreal, QB Thu Jun 05 1997, 3:33 AM EDT Att: 12,212 - Dome												
Mike Lansing, R (1, 4) OBP: 0.328, SLG: 0.443	4-0 G1 1-2 BB		0-0 F9			0-0 F8		0-0 F8		3 0 0 0 1 0 2													
Mark Grudzielanek, R (1, 6) OBP: 0.335, SLG: 0.404	0-0 G1 1-2 2-3		0-0 G6-3			0-0 F8		0-0 1B		4 0 1 0 0 0 3													
Henry Rodriguez, L (1, 7) OBP: 0.358, SLG: 0.563	0-3 K		0-0 G1-3			0-0 1B		0-0 F8		4 0 1 0 0 1 4													
Vladimir Guerrero, R (1, 9) OBP: 0.364, SLG: 0.427 Dave Veres, R (7, 1) OBP: 1.000, SLG: 1.000 Andy Stankiewicz, R (8, PH) OBP: 0.318, SLG: 0.366 Ugueth Urbina, R (9, 1) ERA: 4.28	4-0 FC5-4 IBB		0-0 F8			0-0 F9		0-0 G1-3		2 0 0 0 1 0 2 0 0 0 0 0 0 0 1 0 0 0 0 0 2 0 0 0 0 0 0 0													
Chris Widger, R (1, 2) OBP: 0.289, SLG: 0.500	0-0 FC5-4 1-2		0-3 K2-3			0-0 F7		0-3 K		4 0 0 0 0 2 3													
Doug Strange, S (1, 5) OBP: 0.385, SLG: 0.514		0-3 K		0-3 K		0-0 L7		0-0 F7		4 0 0 0 0 2 0													
Ryan McGuire, L (1, 3) OBP: 0.500, SLG: 0.500		0-0 P4		0-0 F8		0-0 FC6-4 1B		0-0 1B		4 0 2 0 0 0 0													
Dustin Hermanson, R (1, 1) OBP: 0.125, SLG: 0.313 Salomon Torres, R (4, 1) ERA: 7.43 Omar Daal, L (6, 1) OBP: 0.250, SLG: 0.250 Sherman Qbando, R (7, 9) OBP: 0.172, SLG: 0.222		0-3 K		0-3 K		0-0 FC6-4 1B		0-0 F8		1 0 0 0 0 1 0 1 0 0 0 0 1 0 0 0 0 0 0 0 0 2 0 0 0 0 0 2													
<b>Inning Stats</b>	R: 0 E: 0 K: 1 S: 6	H: 1 LOB: 3 BB: 2 P: 14	R: 0 E: 0 K: 2 S: 7	H: 0 LOB: 0 BB: 0 P: 7	R: 0 E: 0 K: 0 S: 3	H: 0 LOB: 0 BB: 0 P: 3	R: 0 E: 0 K: 1 S: 5	H: 0 LOB: 0 BB: 0 P: 5	R: 0 E: 0 K: 2 S: 7	H: 0 LOB: 0 BB: 0 P: 7		R: 0 E: 0 K: 0 S: 4	H: 1 LOB: 2 BB: 0 P: 5	R: 0 E: 0 K: 0 S: 5	H: 1 LOB: 1 BB: 0 P: 4	R: 0 E: 0 K: 0 S: 5	H: 2 LOB: 2 BB: 0 P: 5	R: 0 E: 0 K: 1 S: 6	H: 1 LOB: 1 BB: 0 P: 6	1B: 6 2B: 0 3B: 0 HR: 0	SF: 0 SAC: 0 DP: 0 HBP: 1	WP: 0 PB: 0 SB: 0 CS: 0	PA: 36
<b>PITCHER</b>	IP WLS BF H R ER SO BB IBB HBP BLK WP HR S P ERA WHIP											<b>PITCHER</b>	IP WLS BF H R ER SO BB IBB HBP BLK WP HR S P ERA WHIP										
Denny Neagle, L (1, 1) ERA: 3.09	9.0 W 36 6 0 0 7 1 1 1 0 0 0 0 47 56 0.00 0.778																						





Batter	1	2	3	4	5	6	7	8	9	AB	R	H	RBI	BB	SO	LOB	TOP					
Brian McRae, S (1, 8) OBP: 0.317, SLG: 0.417	G6-3 S BB		G5-3					B1-3		2	0	0	0	2	0	0	<b>Chicago Cubs @ Montreal Expos</b> Olympic Stadium, Montreal, QB Fri Jun 06 1997, 7:05 PM EDT Att: 12,838 - Dome - 72 F <a href="http://livebaseballscorecards.com">livebaseballscorecards.com</a>					
Brant Brown, L (1, 7) OBP: 0.278, SLG: 0.405	F7		G3-1				F7	F9 BB 1B		4	0	1	0	0	0	3						
Mark Grace, L (1, 3) OBP: 0.391, SLG: 0.416	G6-3		G4-3			G4-3		FC6-4 BB		3	0	0	0	1	0	1						
Sammy Sosa, R (1, 9) OBP: 0.315, SLG: 0.523	G6-3			G5-3		P4		F9		4	0	0	0	0	0	3						
Shawon Dunston, R (1, 6) OBP: 0.324, SLG: 0.418			G5-3		F8			FC6-4		4	0	0	0	0	1	2						
23 Ryne Sandberg, R (1, 4) OBP: 0.305, SLG: 0.363				G5-3			G1-3			4	0	2	0	0	0	0						
Kevin Orte, R (1, 5) OBP: 0.363, SLG: 0.341					P4			FC3-6 1B		3	0	1	0	0	0	1						
Tyler Houston, L (9, PH) OBP: 0.247, SLG: 0.333	L9							G6-4-3 1B		1	0	0	0	0	0	1						
Scott Servais, R (1, 2) OBP: 0.325, SLG: 0.385					SH1-4 1B			G6-4-3		3	0	2	0	1	0	1						
Geremi Gonzalez, R (1, 1) OBP: 0.321, SLG: 0.327					SH1-4					1	0	0	0	0	1	2						
Dave Clark, L (7, PH) OBP: 0.321, SLG: 0.327							G6-3			1	0	0	0	0	0	2						
Turk Wendell, L (7, 1)										0	0	0	0	0	0	0						
Ramon Tatis, L (8, 1)										0	0	0	0	0	0	0						
<b>Inning Stats</b>	R: 0 E: 0 K: 0 S: 12	H: 0 LOB: 1 BB: 1 P: 24	R: 0 E: 0 K: 1 S: 7	H: 1 LOB: 2 BB: 1 P: 14	R: 0 E: 0 K: 0 S: 8	H: 0 LOB: 0 BB: 0 P: 10	R: 0 E: 0 K: 0 S: 4	H: 0 LOB: 0 BB: 0 P: 7	R: 0 E: 0 K: 0 S: 9	H: 1 LOB: 2 BB: 1 P: 15	R: 0 E: 0 K: 1 S: 7	H: 0 LOB: 0 BB: 0 P: 12	R: 0 E: 0 K: 0 S: 6	H: 2 LOB: 1 BB: 0 P: 11	R: 0 E: 0 K: 0 S: 6	H: 1 LOB: 2 BB: 1 P: 11	R: 0 E: 0 K: 0 S: 5	H: 1 LOB: 0 BB: 0 P: 6	1B: 6 2B: 3 3B: 0 HR: 0	SF: 0 SAC: 1 DP: 2 HBP: 0	WP: 0 PB: 0 SB: 2 CS: 0	PA: 35
<b>PITCHER</b> Jim Bullinger, R (1, 1) ERA: 6.39	IP: 9.0 WLS: W BF: 35 H: 6 R: 0 ER: 0 SO: 2 BB: 3 IBB: 1 HBP: 0 BLK: 0 WP: 0 HR: 0 S: 64 P: 110 ERA: 0.00 WHIP: 1.000															<b>PITCHER</b>	IP: 9.0 WLS: W BF: 35 H: 6 R: 0 ER: 0 SO: 2 BB: 3 IBB: 1 HBP: 0 BLK: 0 WP: 0 HR: 0 S: 64 P: 110 ERA: 0.00 WHIP: 1.000					

Batter	1	2	3	4	5	6	7	8	9	AB	R	H	RBI	BB	SO	LOB	BOTTOM			
F.P. Santangelo, S (1, 8) OBP: 0.425, SLG: 0.364	G4-3				SH5-3 1B			G1-3		3	0	1	0	0	0	0	<b>Chicago Cubs @ Montreal Expos</b> Olympic Stadium, Montreal, QB Fri Jun 06 1997, 7:05 PM EDT Att: 12,838 - Dome - 72 F <a href="http://livebaseballscorecards.com">livebaseballscorecards.com</a>			
Mike Lansing, R (1, 4) OBP: 0.326, SLG: 0.444	F8		P6		2B			G6-3		4	1	1	1	0	0	1				
Mark Grudzielanek, R (1, 6) OBP: 0.341, SLG: 0.419					2B					4	0	3	1	0	1	1				
Darrin Fletcher, L (1, 2) OBP: 0.338, SLG: 0.590	K		G3-1		G3			G3		4	0	0	0	0	1	4				
Henry Rodriguez, L (1, 7) OBP: 0.356, SLG: 0.571					P5			G4-3		4	1	1	1	0	1	1				
Doug Strange, S (1, 5) OBP: 0.373, SLG: 0.496					F7					4	0	0	0	0	2	0				
Joe Orsulak, L (1, 9) OBP: 0.352, SLG: 0.368										2	0	1	0	2	0	0				
Ryan McGuire, L (1, 3) OBP: 0.375, SLG: 0.375					L8					4	0	1	0	0	0	2				
Jim Bullinger, R (1, 1) OBP: 0.282, SLG: 0.417										3	1	2	0	0	1	1				
<b>Inning Stats</b>	R: 0 E: 0 K: 1 S: 9	H: 1 LOB: 1 BB: 0 P: 13	R: 0 E: 0 K: 2 S: 12	H: 2 LOB: 2 BB: 1 P: 20	R: 0 E: 0 K: 1 S: 10	H: 1 LOB: 1 BB: 0 P: 15	R: 0 E: 0 K: 0 S: 6	H: 1 LOB: 1 BB: 0 P: 10	R: 2 E: 0 K: 0 S: 8	H: 3 LOB: 1 BB: 0 P: 13	R: 0 E: 0 K: 2 S: 14	H: 0 LOB: 1 BB: 1 P: 21	R: 0 E: 0 K: 0 S: 10	H: 1 LOB: 0 BB: 0 P: 13	R: 1 E: 0 K: 0 S: 7	H: 1 LOB: 0 BB: 0 P: 9		1B: 6 2B: 3 3B: 0 HR: 1	SF: 0 SAC: 1 DP: 0 HBP: 0	WP: 0 PB: 0 SB: 1 CS: 0
<b>PITCHER</b> Geremi Gonzalez, R (1, 1) ERA: 2.76	IP: 6.0 WLS: L BF: 27 H: 8 R: 2 ER: 2 SO: 6 BB: 2 IBB: 0 HBP: 0 BLK: 0 WP: 0 HR: 0 S: 59 P: 92 ERA: 3.00 WHIP: 1.667															<b>PITCHER</b> Turk Wendell, R (7, 1) ERA: 5.02	IP: 1.0 WLS: 4 BF: 1 H: 1 R: 0 ER: 0 SO: 0 BB: 0 IBB: 0 HBP: 0 BLK: 0 WP: 0 HR: 1 S: 7 P: 10 ERA: 9.00 WHIP: 1.000			
<b>PITCHER</b> Ramon Tatis, L (8, 1) ERA: 4.5	IP: 1.0 WLS: 4 BF: 1 H: 1 R: 1 ER: 1 SO: 0 BB: 0 IBB: 0 HBP: 0 BLK: 0 WP: 0 HR: 0 S: 7 P: 9 ERA: 9.00 WHIP: 1.000															<b>PITCHER</b>	IP: 1.0 WLS: 4 BF: 1 H: 1 R: 1 ER: 1 SO: 0 BB: 0 IBB: 0 HBP: 0 BLK: 0 WP: 0 HR: 0 S: 7 P: 9 ERA: 9.00 WHIP: 1.000			



Batter	1	2	3	4	5	6	7	8	9	AB	R	H	RBI	BB	SO	LOB	TOP					
Brian McRae, S OBP: 0.320, SLG: 0.418 (1, 8)	G6-3		1-1 1B		0-0 1B			3-2 F8		4	0	2	0	0	0	0	Chicago Cubs @ Montreal Expos Olympic Stadium, Montreal, QB Sat Jun 07 1997, 7:05 PM EDT Att: 21,812 - Dome					
Doug Glanville, R OBP: 0.345, SLG: 0.431 (1, 7)	F9		2-1 F8		0-0 1B			0-1 G6-3		4	0	1	0	0	0	1						
Mark Grace, L OBP: 0.397, SLG: 0.425 (1, 3)	WP BB			0-1 G1-3	1-1 1B			1-1 2B		3	0	2	0	1	0	0						
Sammy Sosa, R OBP: 0.314, SLG: 0.519 (1, 9)	1-2 K			1-0 1B		0-3 K		1-1 P5		4	0	1	0	0	2	2						
23 Ryne Sandberg, R OBP: 0.303, SLG: 0.356 (1, 4)		4-1 G6-4-3 BB		0-2 SAFE F9		3-1 F7		0-1 F8		3	0	0	0	1	0	1						
Scott Servais, R OBP: 0.324, SLG: 0.382 (1, 2)	L9			0-1 1B		0-2 F9		2-2 F9		4	0	1	0	0	0	1						
Kevin Orte, R OBP: 0.349, SLG: 0.326 (1, 5)	G6-4-3			1-2 P4			0-0 G1-4-3		0-3 K	4	0	0	0	0	1	3						
Rey Sanchez, R OBP: 0.277, SLG: 0.284 (1, 6)			2-1 G6-3		0-2 P4		0-0 G1-3			3	0	0	0	0	0	0						
Terry Mulholland, R OBP: 0.065, SLG: 0.065 (1, 1)			0-3 K		0-3 K2-3		0-1 P3			2	0	0	0	0	2	0						
José Hernández, R OBP: 0.359, SLG: 0.472 (7, PH)										1	0	0	0	0	0	0						
Kent Bottenfield, R (7, 1)										0	0	0	0	0	0	0						
Mel Rojas, R (8, 1)										0	0	0	0	0	0	0						
<b>Inning Stats</b>	R: 0 E: 0 K: 1 S: 7	H: 0 LOB: 1 BB: 1 P: 13	R: 0 E: 0 K: 0 S: 4	H: 0 LOB: 0 BB: 1 P: 10	R: 0 E: 0 K: 1 S: 9	H: 1 LOB: 1 BB: 0 P: 14	R: 0 E: 0 K: 0 S: 16	H: 2 LOB: 2 BB: 0 P: 18	R: 0 E: 0 K: 1 S: 10	H: 3 LOB: 2 BB: 0 P: 11	R: 0 E: 0 K: 1 S: 10	H: 0 LOB: 0 BB: 0 P: 13	R: 0 E: 0 K: 0 S: 4	H: 0 LOB: 0 BB: 0 P: 4	R: 0 E: 0 K: 1 S: 9	H: 1 LOB: 1 BB: 0 P: 14	R: 0 E: 0 K: 1 S: 8	H: 0 LOB: 0 BB: 0 P: 10	1B: 6 2B: 1 3B: 0 HR: 0	SF: 0 SAC: 0 DP: 1 HBP: 0	WP: 1 PB: 0 SB: 0 CS: 0	PA: 34
<b>PITCHER</b> Carlos Perez, L ERA: 3.65 (1, 1)	IP: 9.0 WLS: W BF: 34 H: 7 R: 0 ER: 0 SO: 5 BB: 2 IBB: 0 HBP: 0 BLK: 0 WP: 1 HR: 0 S: 77 P: 107 ERA: 0.00 WHIP: 1.000															<b>PITCHER</b>	IP: 9.0 WLS: W BF: 34 H: 7 R: 0 ER: 0 SO: 5 BB: 2 IBB: 0 HBP: 0 BLK: 0 WP: 1 HR: 0 S: 77 P: 107 ERA: 0.00 WHIP: 1.000					

AB	32
R	0
H	7
RBI	0
BB	2
SO	5
LOB	8

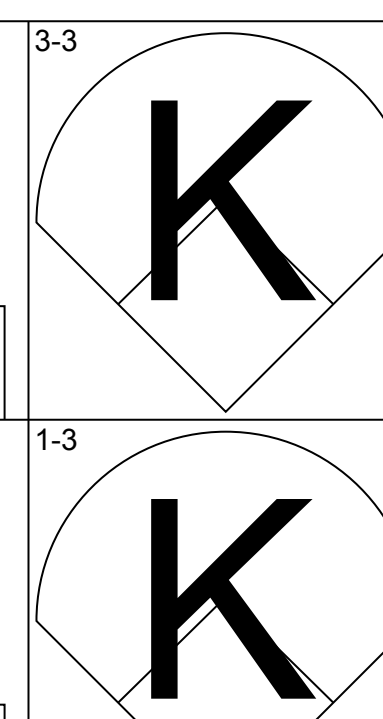
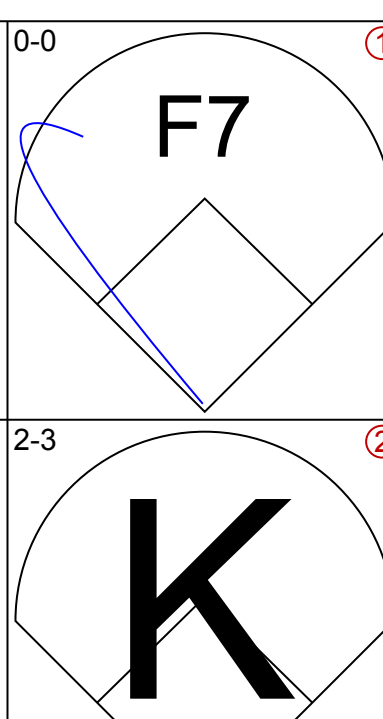
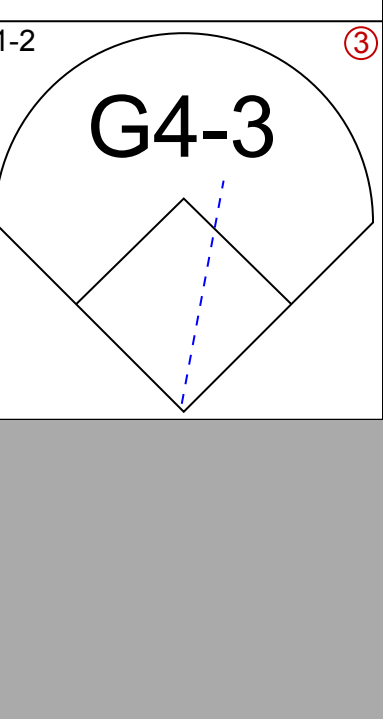
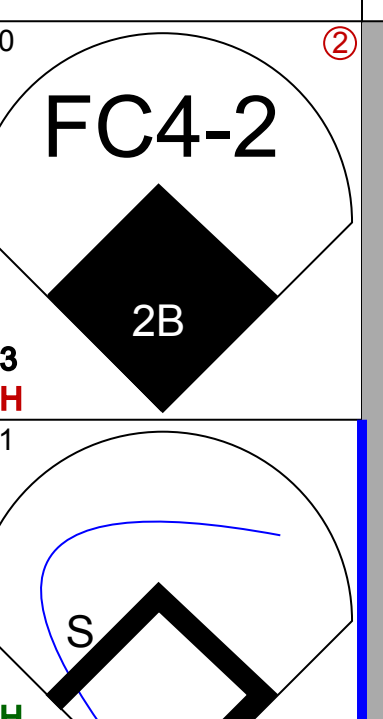
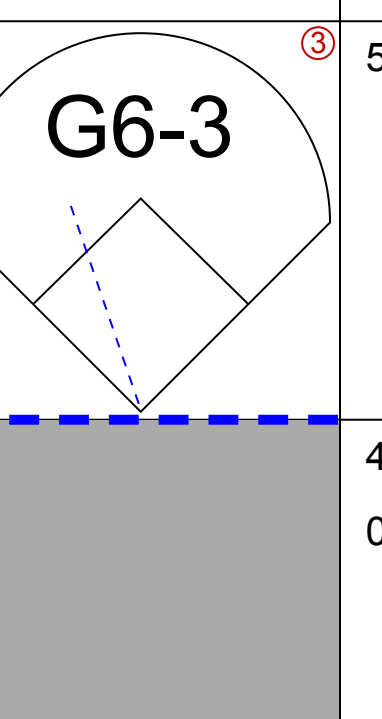
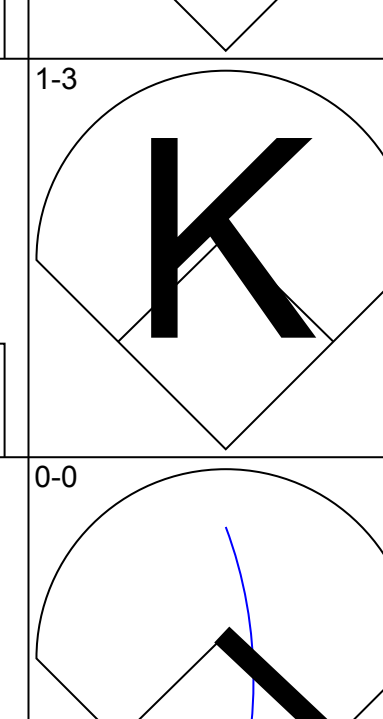
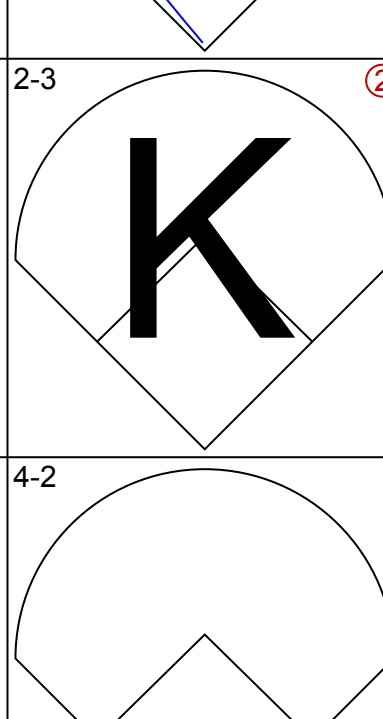
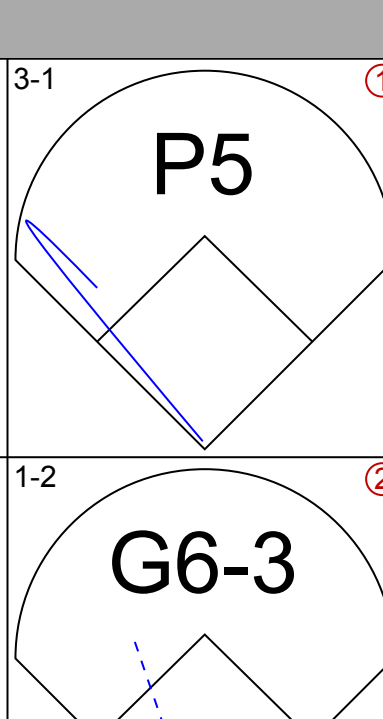
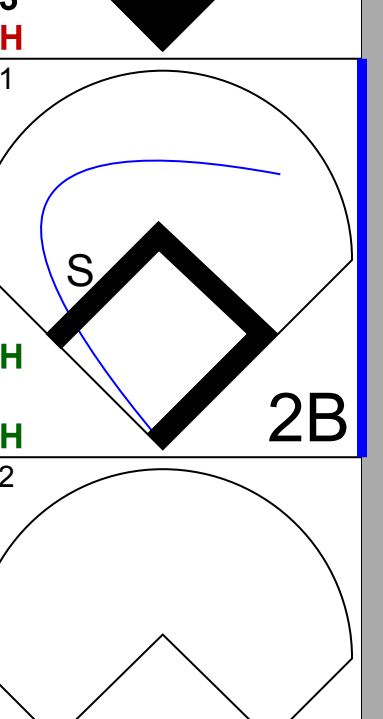
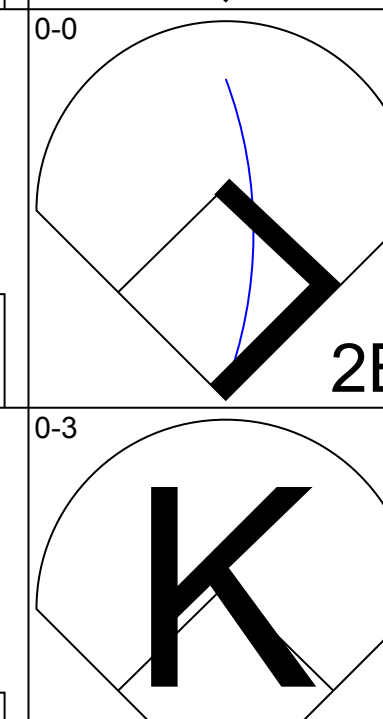
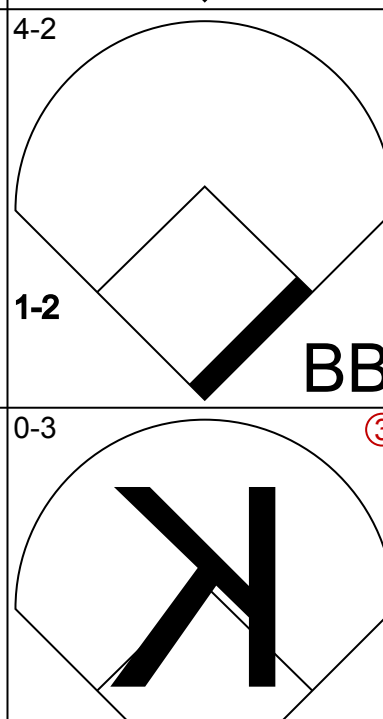
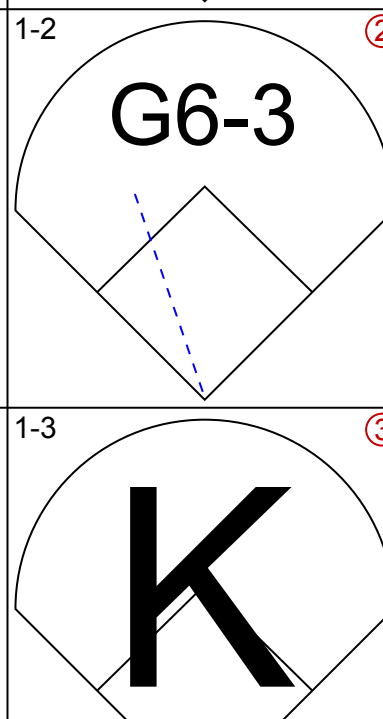
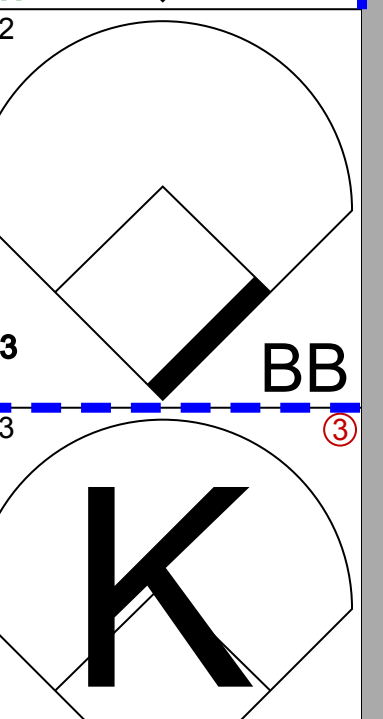
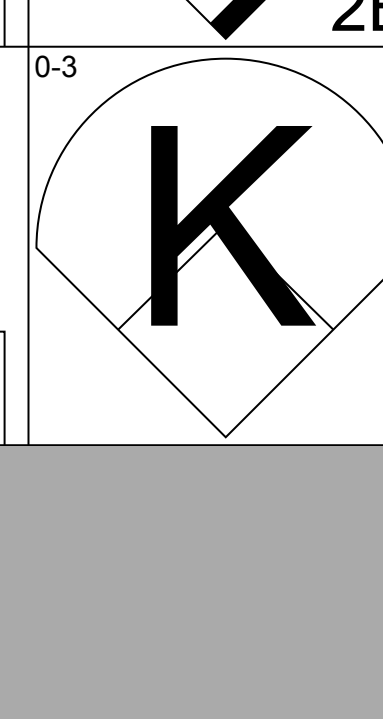


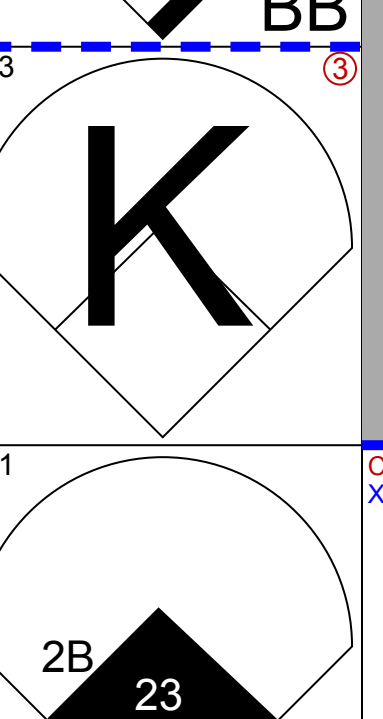
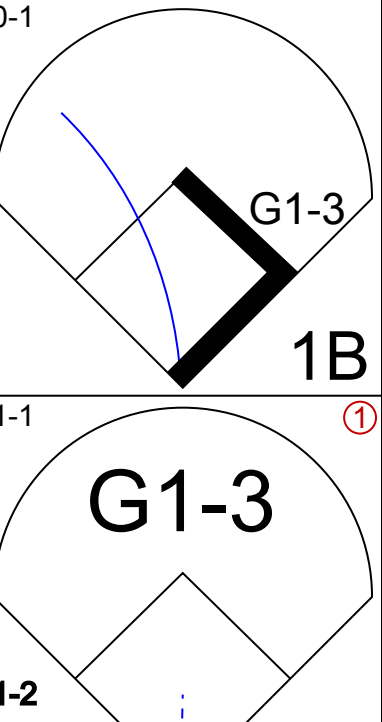
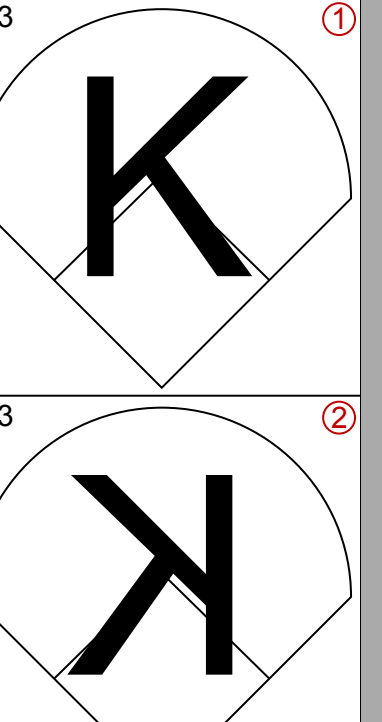
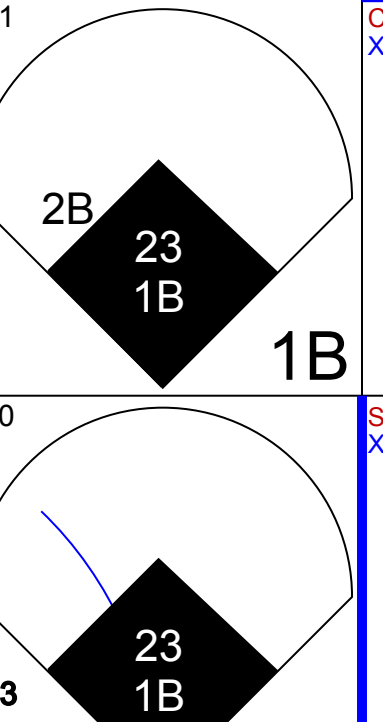

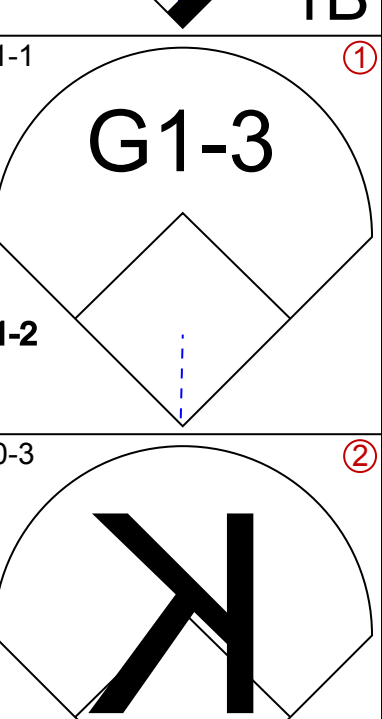
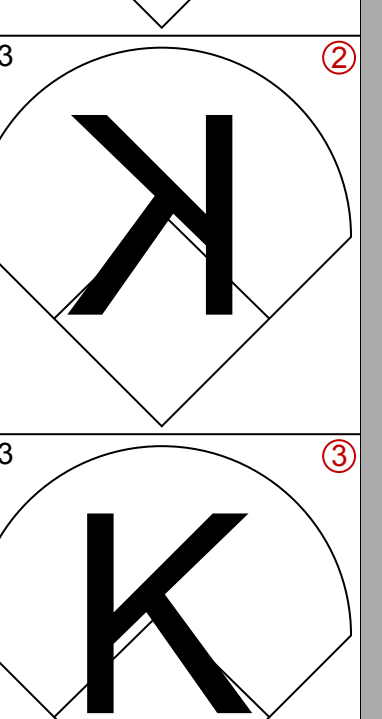
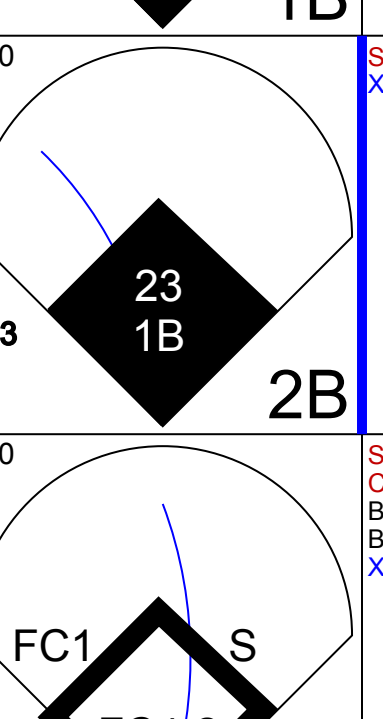

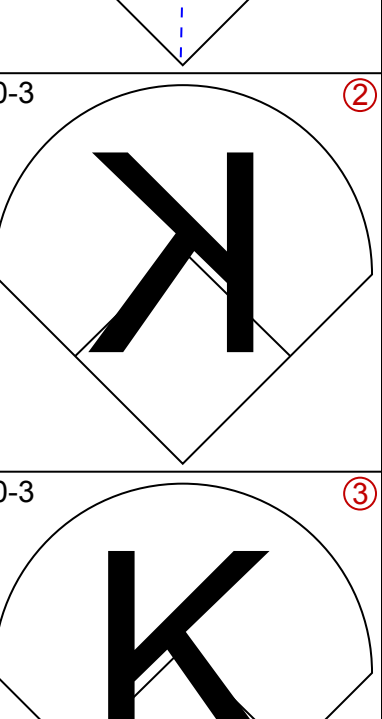
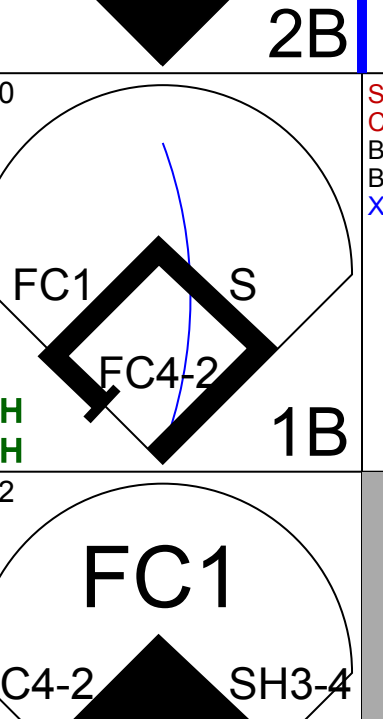
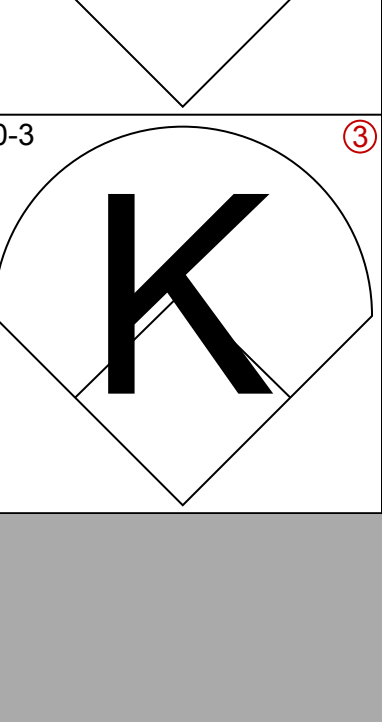

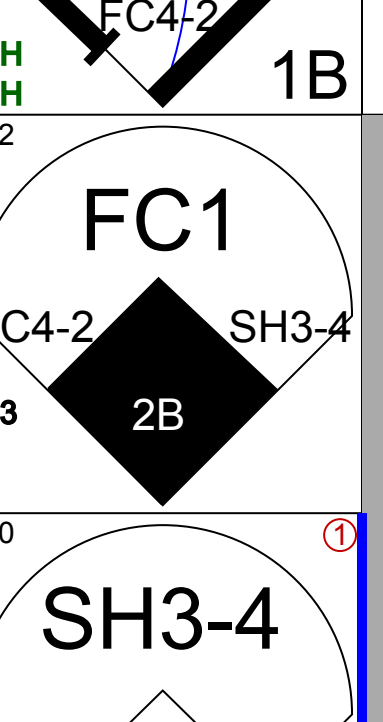
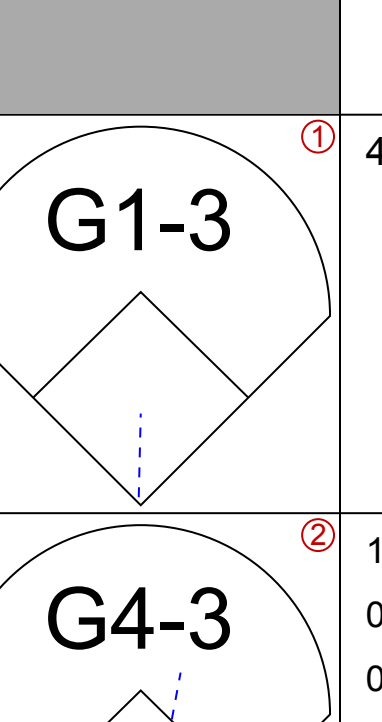

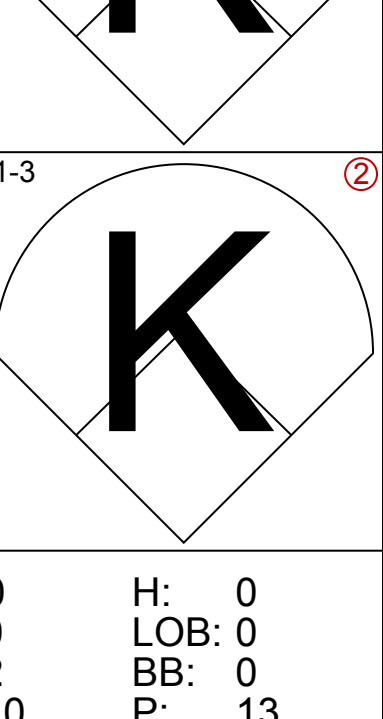
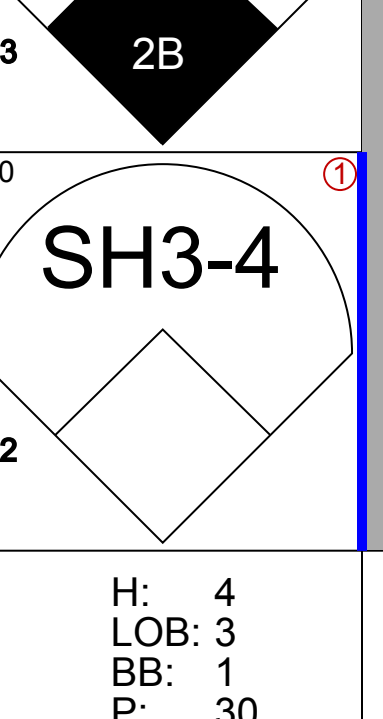
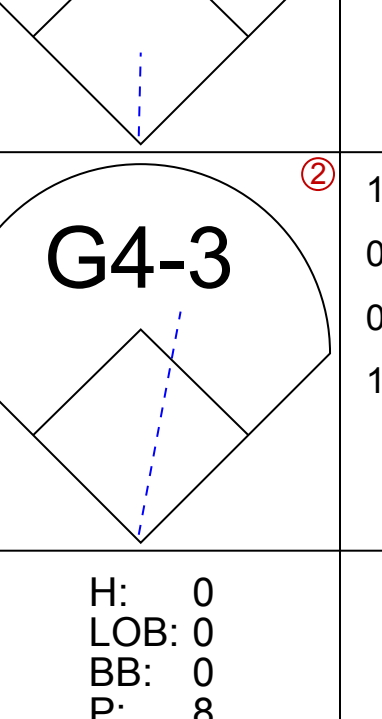
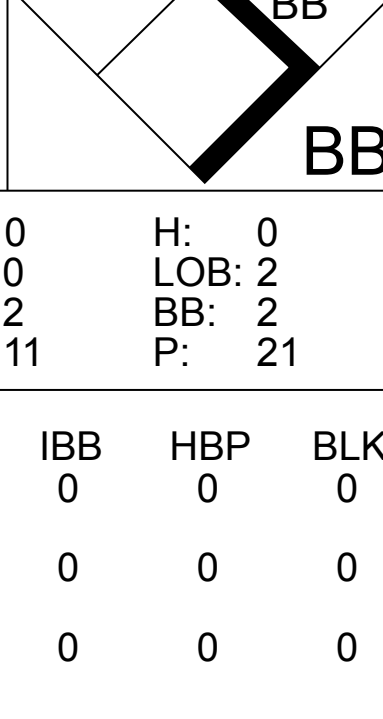
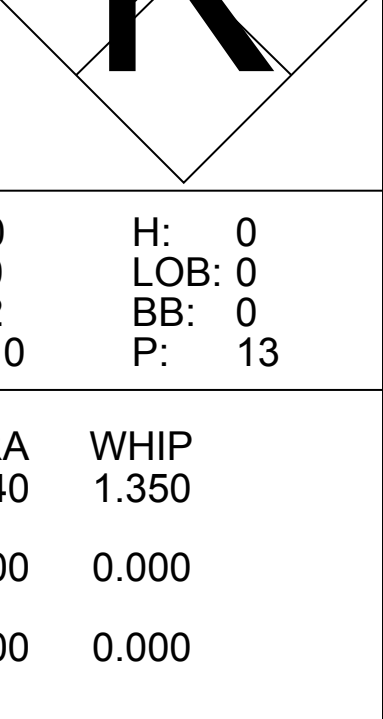
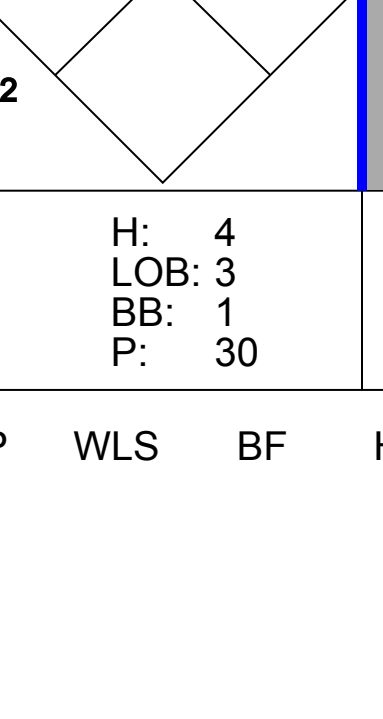
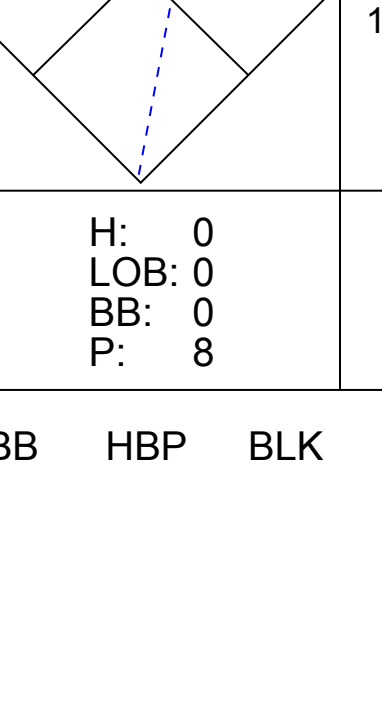


Batter	1	2	3	4	5	6	7	8	9	AB	R	H	RBI	BB	SO	LOB	BOTTOM			
F.P. Santangelo, S OBP: 0.427, SLG: 0.416 (1, 8)	G4-3		0-0 FC5-4 WP 1B		3-2 HR			0-0 HR		4	3	2	4	0	0	1	Chicago Cubs @ Montreal Expos Olympic Stadium, Montreal, QB Sat Jun 07 1997, 7:05 PM EDT Att: 21,812 - Dome			
Mike Lansing, R OBP: 0.325, SLG: 0.440 (1, 4)	P3		3-1 1B		2-3 K			1-3 K		4	0	1	1	0	2	0				
Mark Grudzielanek, R OBP: 0.336, SLG: 0.412 (1, 6)	K		1-2 L7			0-0 G6-3		1-0 P3		4	0	0	0	0	1	1				
Henry Rodriguez, L OBP: 0.350, SLG: 0.561 (1, 7)		3-2 F8		3-2 P4		0-0 G3-1		2-3 K		4	0	0	0	0	1	0				
Sherman Obando, R OBP: 0.156, SLG: 0.200 (1, 9)		1-1 L7		1-1 G6-3		1-3 K				3	0	0	0	0	1	0				
Joe Orsulak, L OBP: 0.352, SLG: 0.368 (8, 9)										0	0	0	0	0	0	0				
Darin Fletcher, L OBP: 0.331, SLG: 0.577 (1, 2)	G4-3			1-2 G4-3			0-0 L6			3	0	0	0	0	0	0				
Doug Strange, S OBP: 0.372, SLG: 0.492 (1, 5)			0-2 1B FC5-4		0-1 L7			0-0 L8		3	1	1	0	0	0	0				
Ryan McGuire, L OBP: 0.455, SLG: 0.400 (1, 3)			1-2 G1-3		1-1 FC5-6 1B		4-2 BB			2	0	1	0	1	0	1				
Carlos Perez, L OBP: 0.226, SLG: 0.276 (1, 1)			1-1 FC5-4 1B		1-1 FC5-6 HR		1-1 G3			3	1	1	0	0	0	2				
<b>Inning Stats</b>	R: 0 E: 0 K: 1 S: 6	H: 0 LOB: 0 BB: 0 P: 10	R: 0 E: 0 K: 0 S: 9	H: 0 LOB: 0 BB: 0 P: 15	R: 2 E: 0 K: 0 S: 17	H: 3 LOB: 1 BB: 0 P: 23	R: 0 E: 0 K: 0 S: 8	H: 0 LOB: 0 BB: 0 P: 13	R: 2 E: 0 K: 1 S: 12	H: 2 LOB: 0 BB: 0 P: 19	R: 0 E: 0 K: 1 S: 6	H: 0 LOB: 0 BB: 0 P: 7	R: 0 E: 0 K: 0 S: 6	H: 0 LOB: 1 BB: 1 P: 11	R: 1 E: 0 K: 2 S: 9	H: 1 LOB: 0 BB: 0 P: 13	1B: 4 2B: 0 3B: 0 HR: 2	SF: 0 SAC: 0 DP: 0 HBP: 0	WP: 1 PB: 0 SB: 0 CS: 0	PA: 31
<b>PITCHER</b> Terry Mulholland, L ERA: 2.87 (1, 1)	IP: 6.0 WLS: L BF: 23 H: 4 R: 4 ER: 4 SO: 3 BB: 0 IBB: 0 HBP: 0 BLK: 0 WP: 1 HR: 1 S: 58 P: 87 ERA: 6.00 WHIP: 0.833															<b>PITCHER</b>	IP: 6.0 WLS: L BF: 23 H: 4 R: 4 ER: 4 SO: 3 BB: 0 IBB: 0 HBP: 0 BLK: 0 WP: 1 HR: 1 S: 58 P: 87 ERA: 6.00 WHIP: 0.833			
Kent Bottenfield, R ERA: 2.95 (7, 1)	IP: 1.0 WLS: 4 BF: 4 H: 0 R: 0 ER: 0 SO: 0 BB: 1 IBB: 0 HBP: 0 BLK: 0 WP: 0 HR: 0 S: 6 P: 11 ERA: 0.00 WHIP: 1.000															<b>PITCHER</b>	IP: 1.0 WLS: 4 BF: 4 H: 0 R: 0 ER: 0 SO: 0 BB: 1 IBB: 0 HBP: 0 BLK: 0 WP: 0 HR: 0 S: 6 P: 11 ERA: 0.00 WHIP: 1.000			
Mel Rojas, R ERA: 5.72 (8, 1)	IP: 1.0 WLS: 4 BF: 1 H: 1 R: 1 ER: 1 SO: 2 BB: 0 IBB: 0 HBP: 0 BLK: 0 WP: 0 HR: 1 S: 9 P: 13 ERA: 9.00 WHIP: 1.000															<b>PITCHER</b>	IP: 1.0 WLS: 4 BF: 1 H: 1 R: 1 ER: 1 SO: 2 BB: 0 IBB: 0 HBP: 0 BLK: 0 WP: 0 HR: 1 S: 9 P: 13 ERA: 9.00 WHIP: 1.000			

AB	30
R	5
H	6
RBI	5
BB	1
SO	5
LOB	5



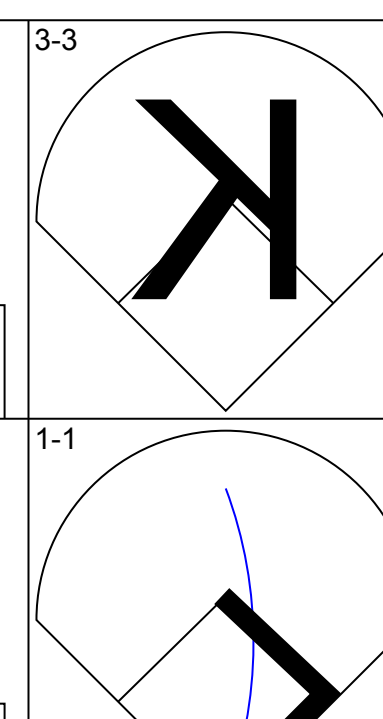
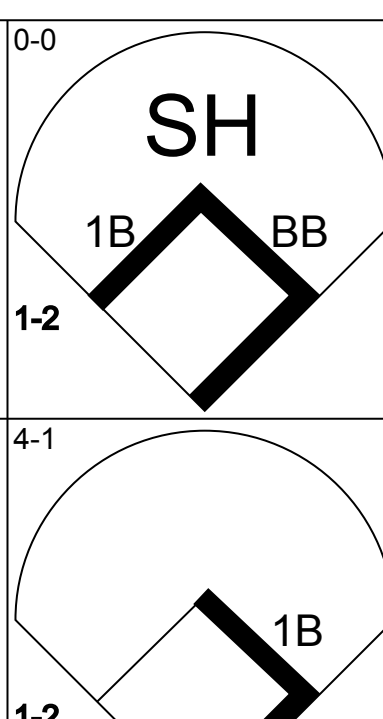
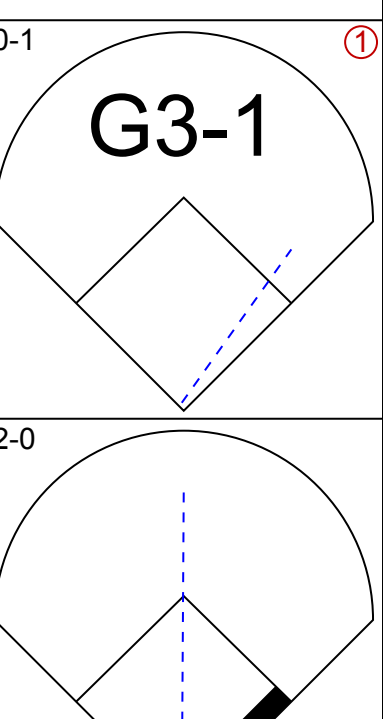
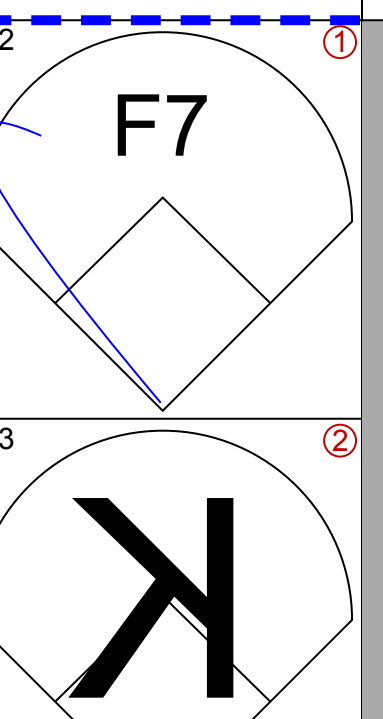
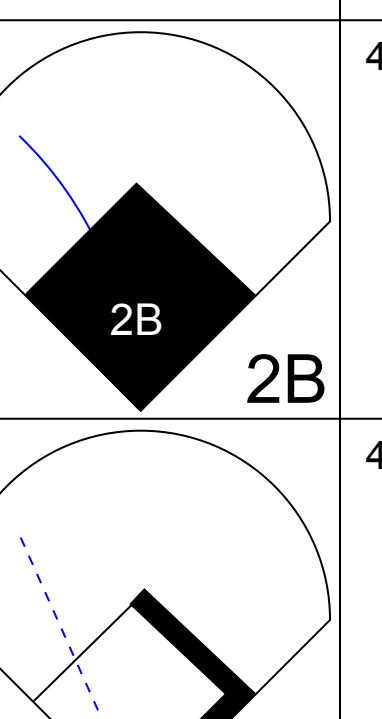
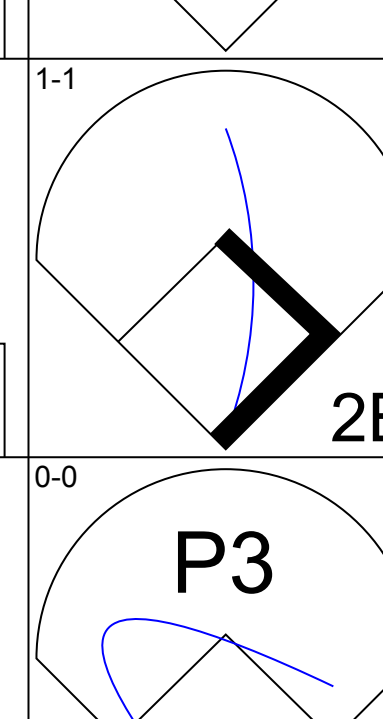
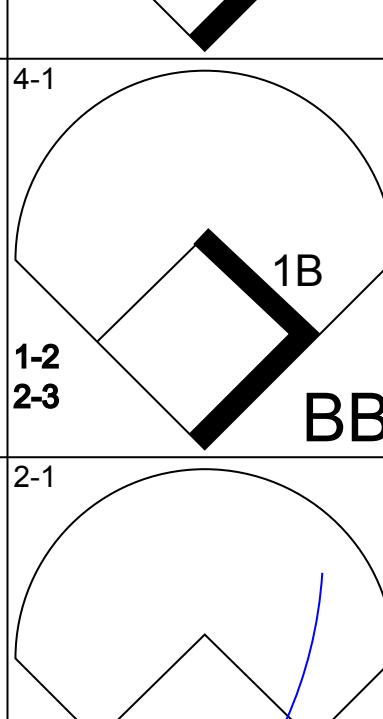
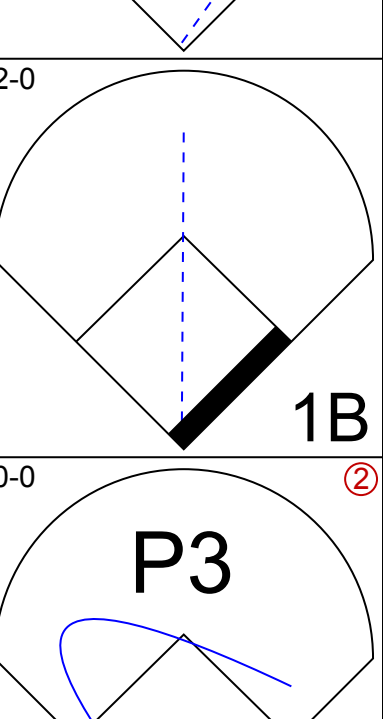
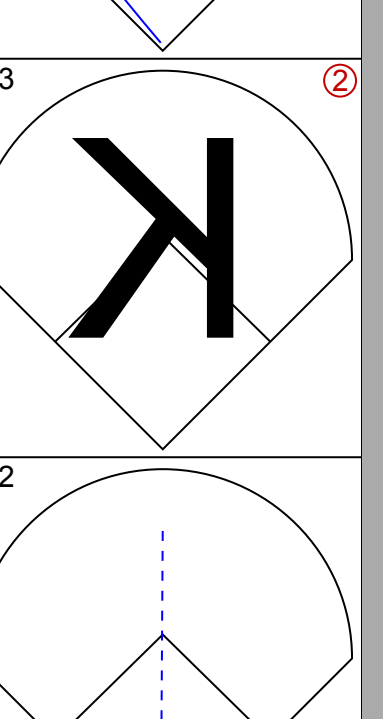
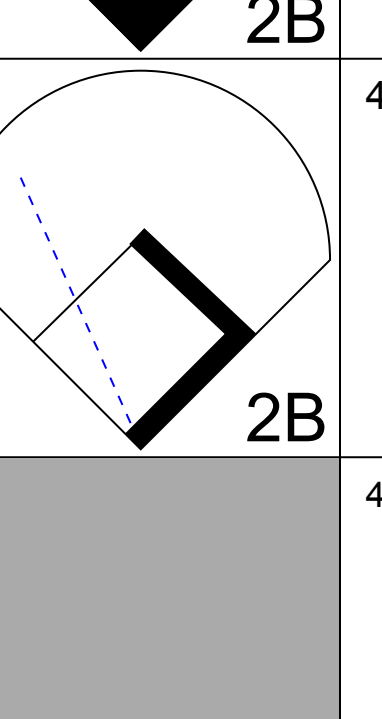
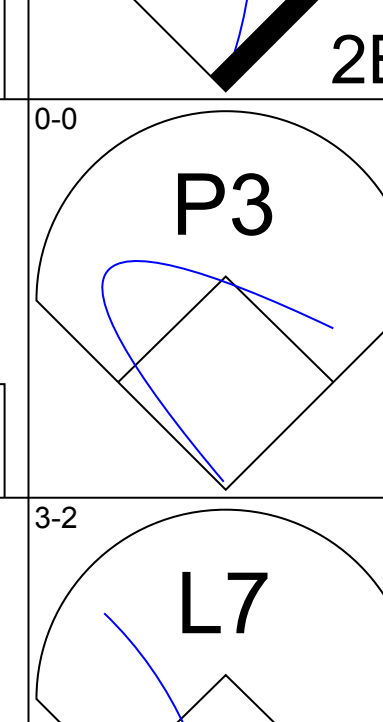
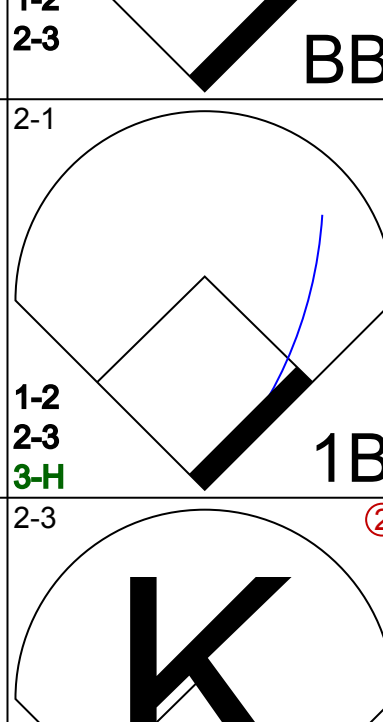
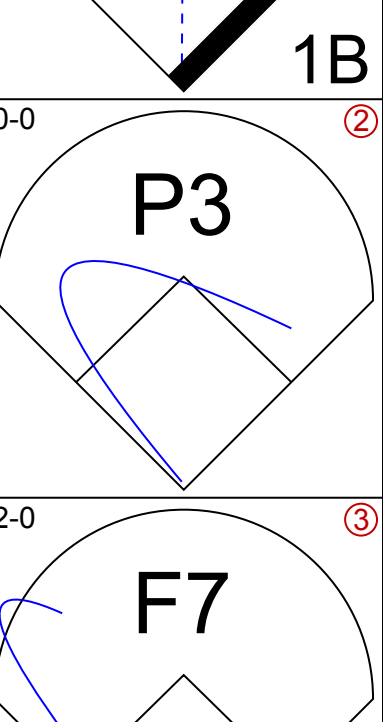
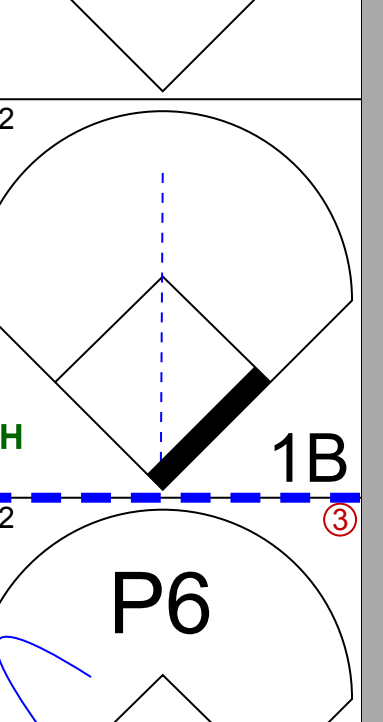
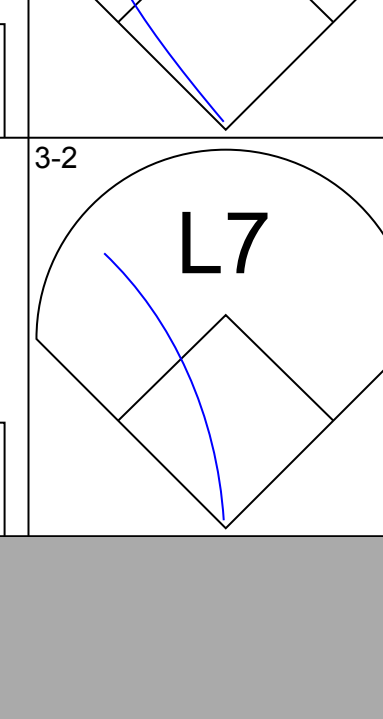
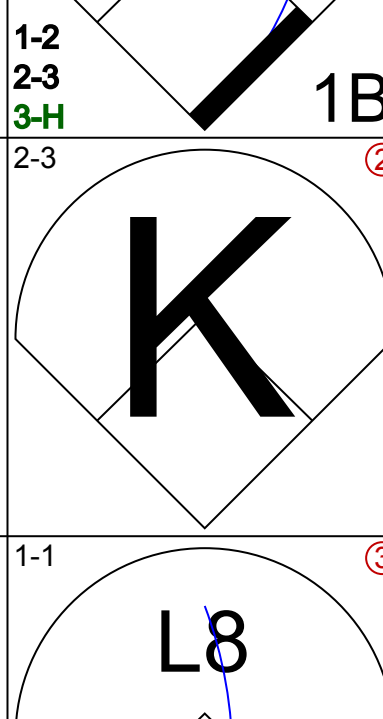
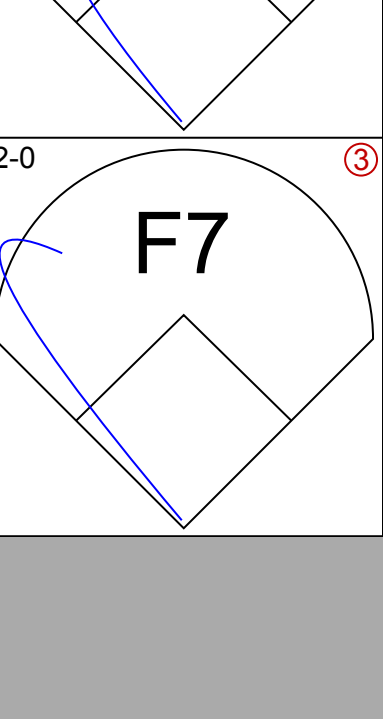
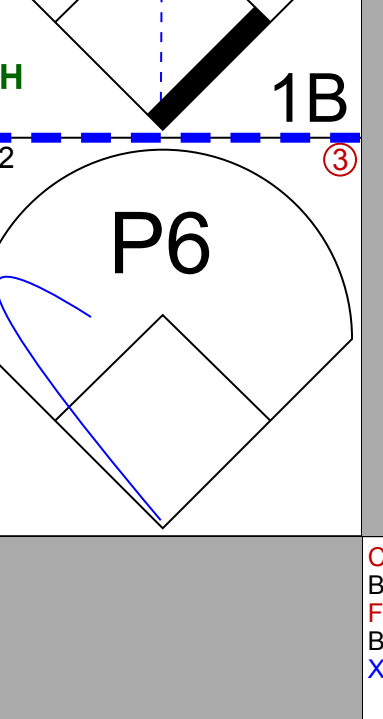
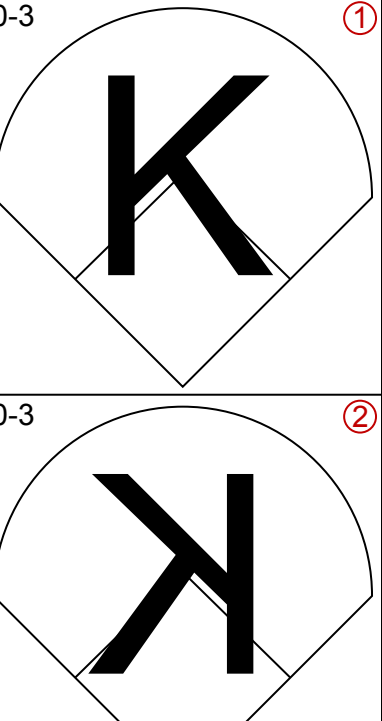
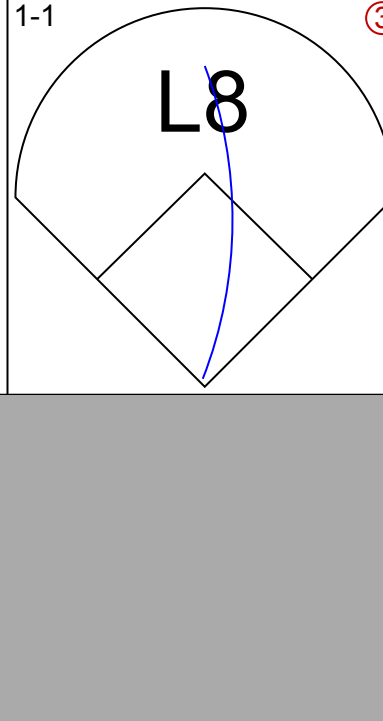
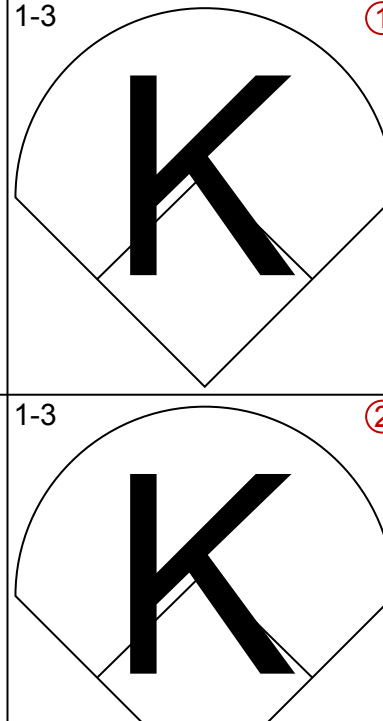

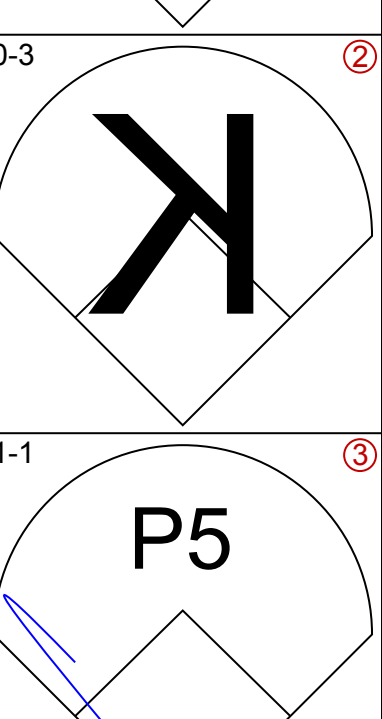
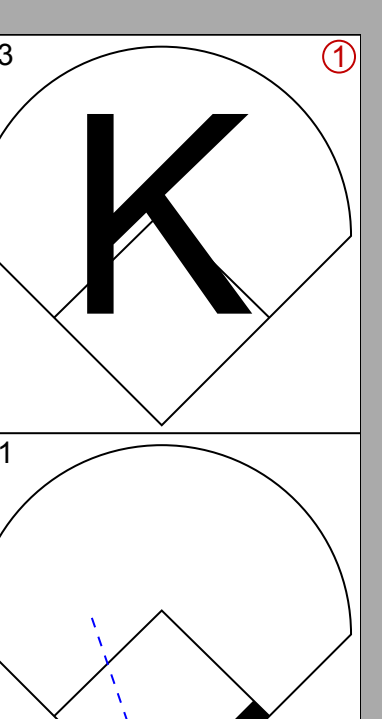
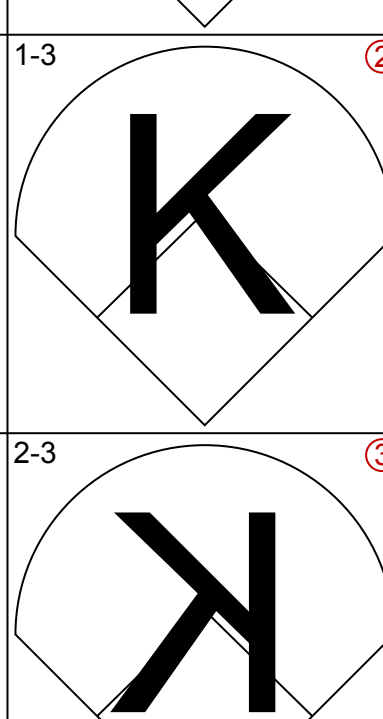

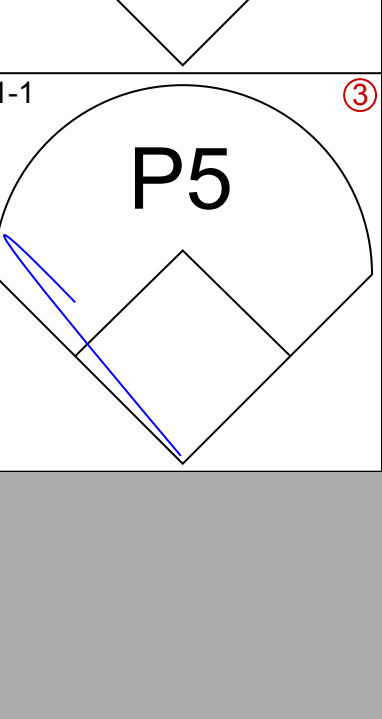
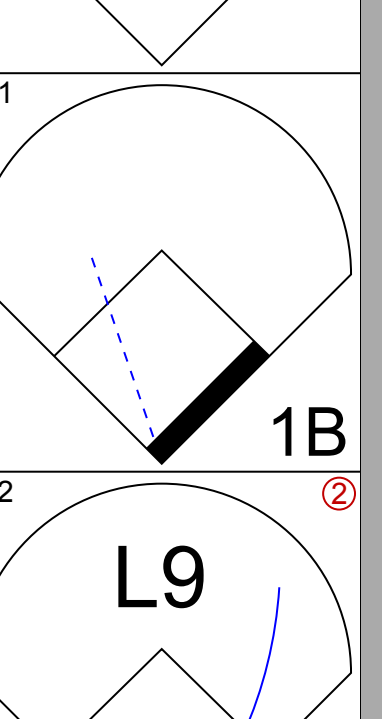

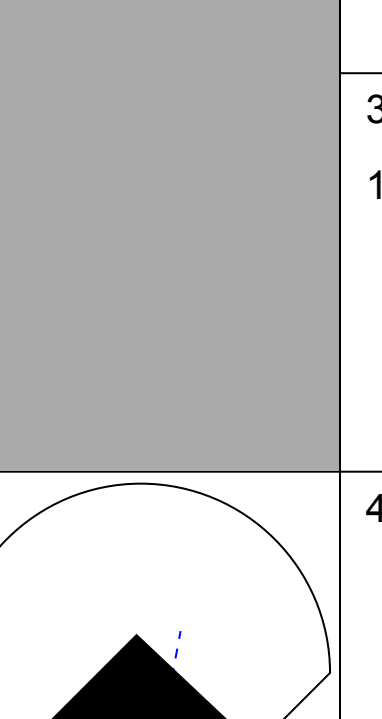
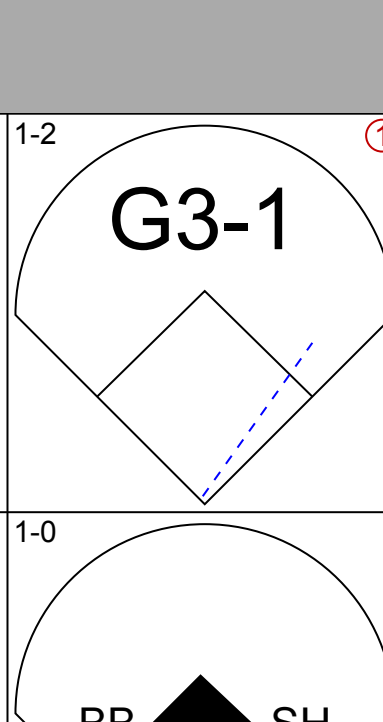
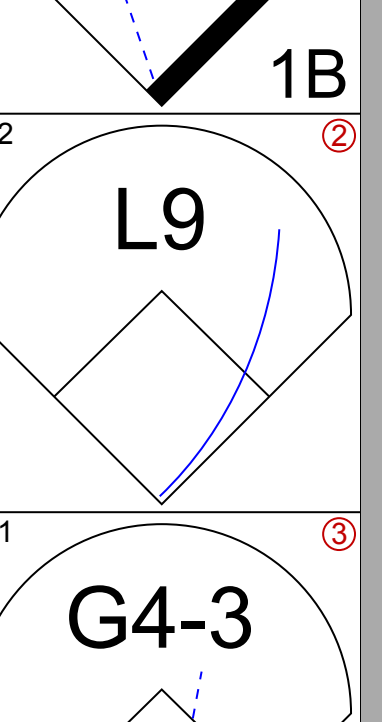
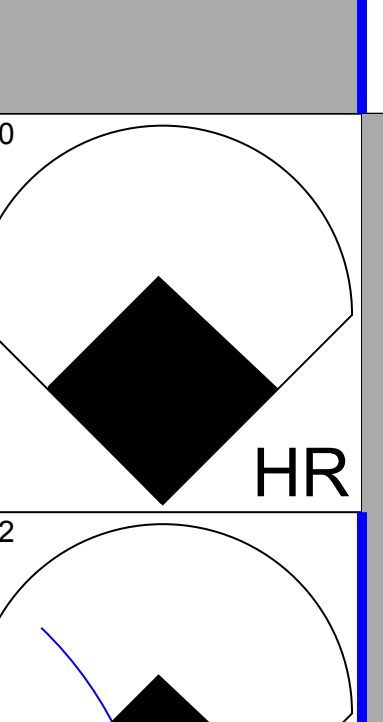
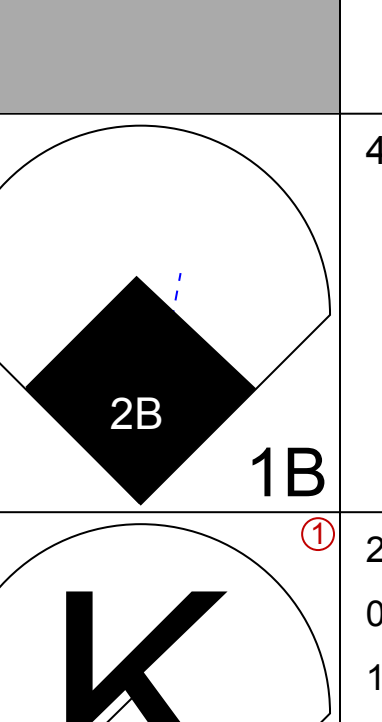
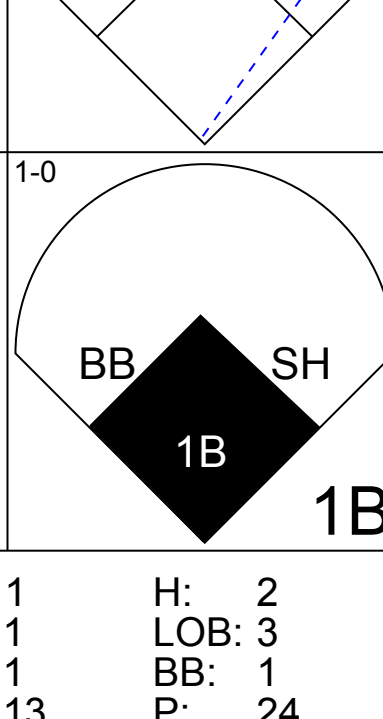
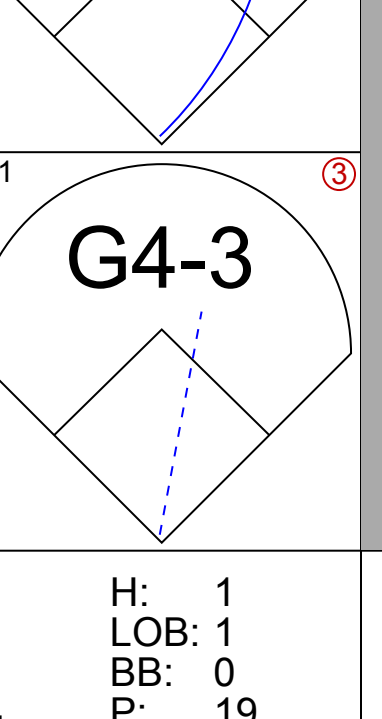
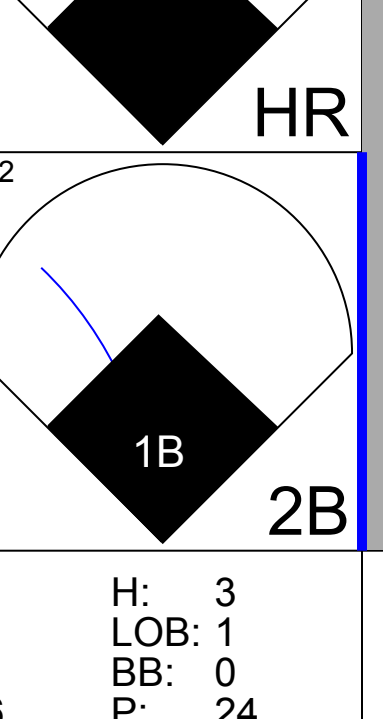
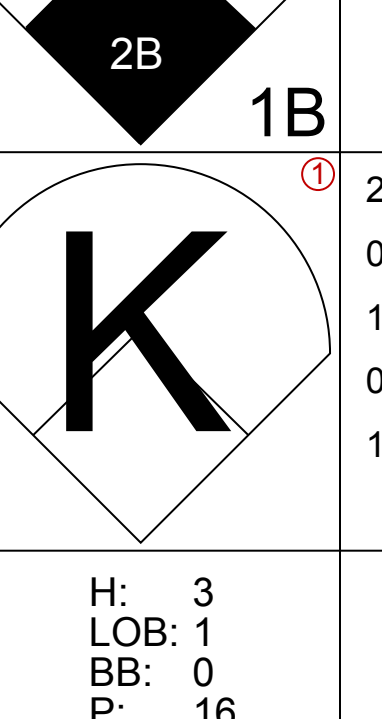


Batter	1	2	3	4	5	6	7	8	9	AB	R	H	RBI	BB	SO	LOB	TOP					
<b>Brian McRae, S</b> OBP: 0.314, SLG: 0.409 (1, 8)	3-3 		0-0 		1-2 		2-0 		2-2 	5	1	0	0	0	1	3						
<b>Brant Brown, L</b> OBP: 0.277, SLG: 0.410 <b>Doug Glanville, R</b> OBP: 0.345, SLG: 0.431 (7, 7)	1-3 		2-3 			3-1 	0-1 			4	0	1	2	0	2	1						
<b>Mark Grace, L</b> OBP: 0.403, SLG: 0.431 (1, 3)	0-0 		4-2 			1-2 	1-2 			2	0	1	0	2	0	0						
<b>Sammy Sosa, R</b> OBP: 0.309, SLG: 0.510 (1, 9)	0-3 		0-3 			1-3 	0-3 			4	0	0	0	0	4	6						
<b>Shawon Dunston, R</b> OBP: 0.327, SLG: 0.419 <b>Rey Sanchez, R</b> OBP: 0.277, SLG: 0.284 (8, 6)		0-1 			0-3 		0-1 	0-1 		4	1	2	0	0	1	0						
<b>Dave Hansen, L</b> OBP: 0.434, SLG: 0.367 <b>José Hernández, R</b> OBP: 0.354, SLG: 0.466 (7, 5)	1-1 			3-3 			0-0 	0-1 		3	0	1	0	0	1	1						
<b>Terry Adams, R</b> (8, 1)	1-2 						1-3 			0	0	0	0	0	0	0						
<b>23 Ryne Sandberg, R</b> OBP: 0.302, SLG: 0.353 (1, 4)		0-3 		2-3 			1-0 	2-2 		4	0	1	2	0	2	1						
<b>Tyler Houston, L</b> OBP: 0.236, SLG: 0.318 (1, 2)		0-3 			1-3 		1-2 		0-1 	4	1	0	0	0	2	3						
<b>Steve Trachsel, R</b> OBP: 0.143, SLG: 0.080 <b>Kent Bottenfield, R</b> OBP: 0.143, SLG: 0.080 <b>Bob Patterson, R</b> OBP: 0.143, SLG: 0.080 <b>Kevin Orie, R</b> OBP: 0.346, SLG: 0.322 (8, 5)			4-0 		1-3 		1-0 		0-0 	1	0	0	0	1	1	0						
<b>Inning Stats</b>	R: 0 E: 0 K: 3 S: 13	H: 1 LOB: 1 BB: 0 P: 17	R: 0 E: 0 K: 2 S: 10	H: 1 LOB: 1 BB: 0 P: 11	R: 0 E: 0 K: 2 S: 11	H: 0 LOB: 2 BB: 2 P: 21	R: 0 E: 0 K: 3 S: 11	H: 0 LOB: 0 BB: 0 P: 16	R: 0 E: 0 K: 1 S: 10	H: 0 LOB: 0 BB: 0 P: 13	R: 0 E: 0 K: 1 S: 11	H: 0 LOB: 0 BB: 0 P: 16	R: 4 E: 0 K: 1 S: 21	H: 4 LOB: 1 BB: 1 P: 30	R: 0 E: 0 K: 0 S: 7	H: 0 LOB: 0 BB: 0 P: 9	R: 0 E: 0 K: 0 S: 6	H: 0 LOB: 0 BB: 0 P: 8	1B: 3 2B: 3 3B: 0 HR: 0	SF: 0 SAC: 1 DP: 0 HBP: 0	WP: 0 PB: 0 SB: 2 CS: 0	PA: 37
<b>PITCHER</b>	IP	WLS	BF	H	R	ER	SO	BB	IBB	HBP	BLK	WP	HR	S	P	ERA	WHIP					
<b>Pedro Martínez, R</b> ERA: 1.78 <b>Dave Veres, R</b> ERA: 3.55 <b>Anthony Telford, R</b> ERA: 2.41	(1, 1)	6.2	30	6	4	4	13	3	0	0	0	0	0	84	121	5.40	1.350					
(7, 1)	0.1	1	0	0	0	1	0	0	0	0	0	0	0	3	3	0.00	0.000					
(8, 1)	2.0	W	6	0	0	0	0	0	0	0	0	0	0	13	17	0.00	0.000					

Chicago Cubs @ Montreal Expos  
Olympic Stadium, Montreal, QB  
Sun Jun 08 1997, 3:33 AM EDT  
Att: 27,338 - Dome

AB	33
R	4
H	6
RBI	4
BB	3
SO	14
LOB	15




Batter	1	2	3	4	5	6	7	8	9	AB	R	H	RBI	BB	SO	LOB	BOTTOM				
<b>F.P. Santangelo, S</b> OBP: 0.423, SLG: 0.419 (1, 8)	3-3 		0-0 		0-1 		3-2 		1-0 	4	1	1	1	0	1	1					
<b>Mike Lansing, R</b> OBP: 0.335, SLG: 0.455 (1, 4)	1-1 		4-1 		2-0 		1-3 		1-2 	4	0	3	1	1	1	1					
<b>Mark Grudzielanek, R</b> OBP: 0.339, SLG: 0.413 (1, 6)	0-0 		2-1 		0-0 		1-2 			4	0	2	2	0	0	2					
<b>Darrin Fletcher, L</b> OBP: 0.322, SLG: 0.560 (1, 2)	3-2 		1-2 		2-0 		2-2 			4	0	0	0	0	1	6					
<b>Henry Rodríguez, L</b> OBP: 0.344, SLG: 0.551 (1, 7)		0-3 	1-1 			1-3 		2-2 		4	0	0	0	0	2	3					
<b>Doug Strange, S</b> OBP: 0.361, SLG: 0.475 (1, 5)		0-3 		2-3 		1-3 		0-0 		4	0	0	0	0	3	0					
<b>Joe Orsulak, L</b> OBP: 0.352, SLG: 0.367 <b>Sherman Obando, R</b> OBP: 0.152, SLG: 0.194 (8, 9)		1-1 		1-1 		2-3 		1-0 		3	0	1	0	0	1	0					
<b>Ryan McGuire, L</b> OBP: 0.467, SLG: 0.643 (1, 3)			1-2 	2-2 			0-0 		2-2 	4	2	2	1	0	0	1					
<b>Pedro Martínez, R</b> OBP: 0.143, SLG: 0.148 <b>Dave Veres, R</b> OBP: 1.000, SLG: 1.000 <b>Jose Vidro, S</b> OBP: 1.000, SLG: 2.000 <b>Anthony Telford, R</b> OBP: 0.250, SLG: 0.375 <b>Andy Stankiewicz, R</b> OBP: 0.371, SLG: 0.387 (9, 9)			1-0 	0-1 			1-2 	1-3 		2	1	1	0	0	0	1					
<b>Inning Stats</b>	R: 0 E: 0 K: 1 S: 10	H: 1 LOB: 1 BB: 0 P: 17	R: 0 E: 0 K: 2 S: 8	H: 0 LOB: 0 BB: 0 P: 9	R: 1 E: 1 K: 1 S: 13	H: 2 LOB: 3 BB: 1 P: 24	R: 0 E: 0 K: 1 S: 14	H: 1 LOB: 1 BB: 0 P: 19	R: 0 E: 0 K: 3 S: 10	H: 0 LOB: 0 BB: 0 P: 14	R: 2 E: 0 K: 1 S: 16	H: 3 LOB: 1 BB: 0 P: 24	R: 0 E: 0 K: 0 S: 5	H: 0 LOB: 0 BB: 0 P: 8	R: 2 E: 0 K: 1 S: 11	H: 3 LOB: 1 BB: 0 P: 16	1B: 6 2B: 4 3B: 0 HR: 1	SF: 0 SAC: 1 DP: 0 HBP: 0	WP: 0 PB: 0 SB: 0 CS: 0	PA: 38	
<b>PITCHER</b>	IP	WLS	BF	H	R	ER	SO	BB	IBB	HBP	BLK	WP	HR	S	P	ERA	WHIP				
<b>Steve Trachsel, R</b> ERA: 4.54 <b>Kent Bottenfield, R</b> ERA: 2.89 <b>Bob Patterson, L</b> ERA: 3.2 <b>Terry Adams, R</b> ERA: 2.03	(1, 1)	6.0	27	7	3	2	8	1	0	0	0	0	0	9	14	0.00	1.500				
(7, 1)	0.2	3	1	0	0	1	0	0	0	0	0	0	0	7	11	0.00	0.000				
(8, 1)	0.2	L	5	3	2	2	1	0	0	0	0	0	0	12	18	27.00	4.500				


Chicago Cubs @ Montreal Expos  
Olympic Stadium, Montreal, QB  
Sun Jun 08 1997, 3:33 AM EDT  
Att: 27,338 - Dome

AB	36
R	5
H	11
RBI	5
BB	1
SO	10
LOB	16

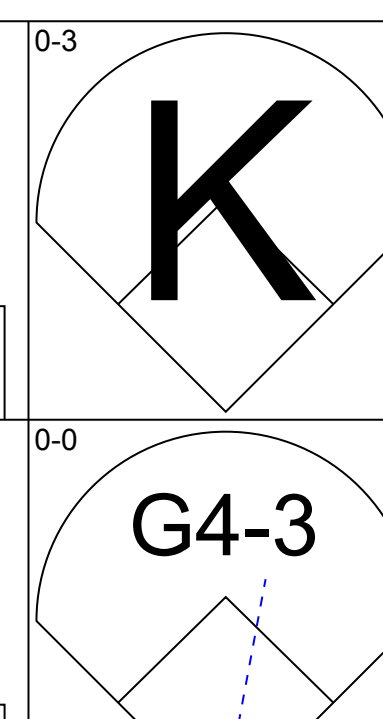
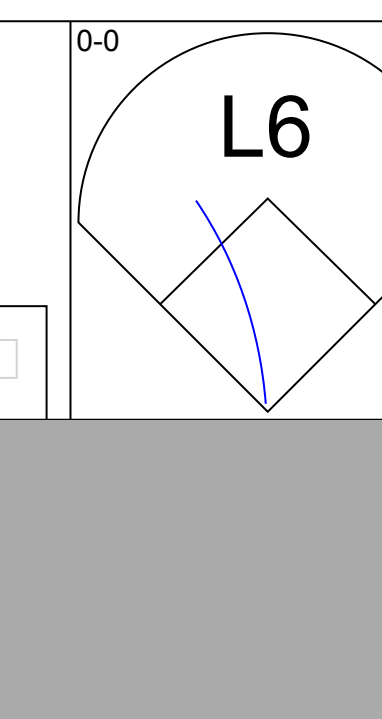
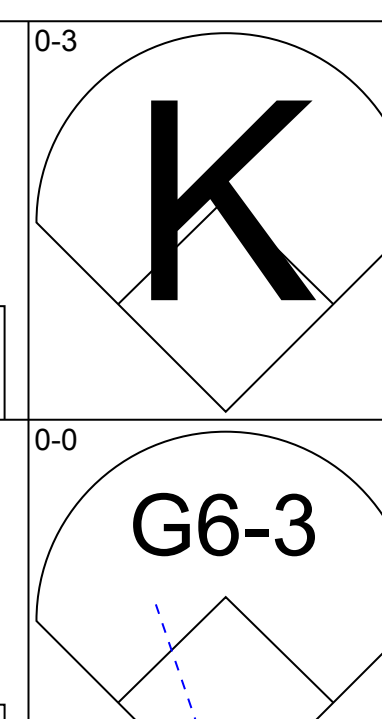
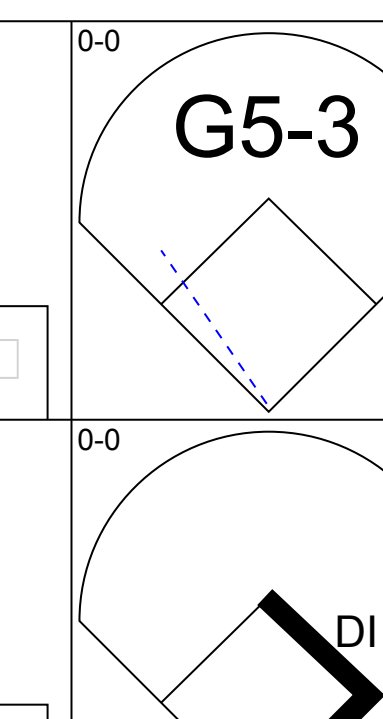
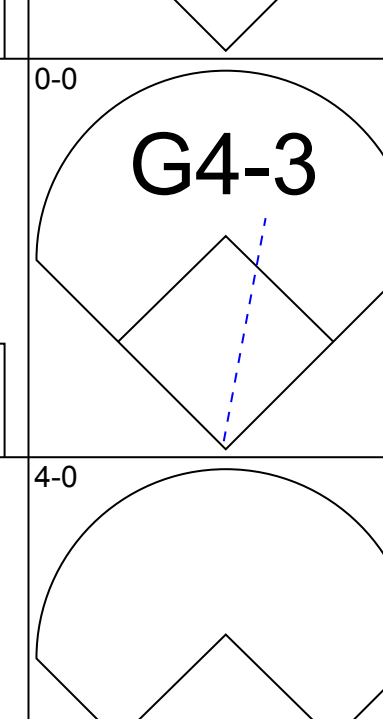
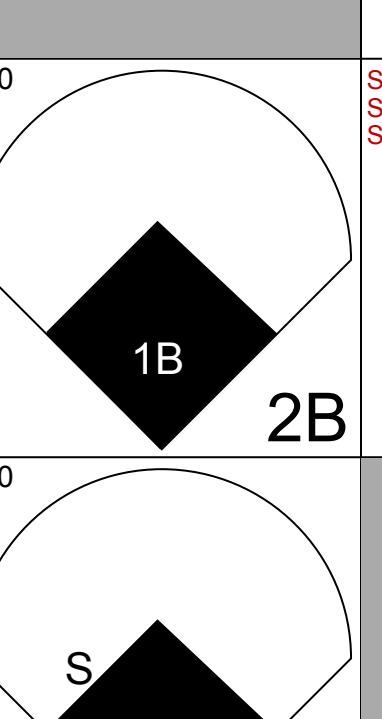
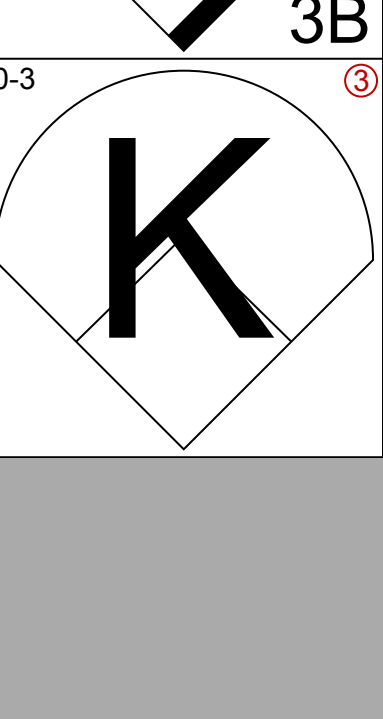
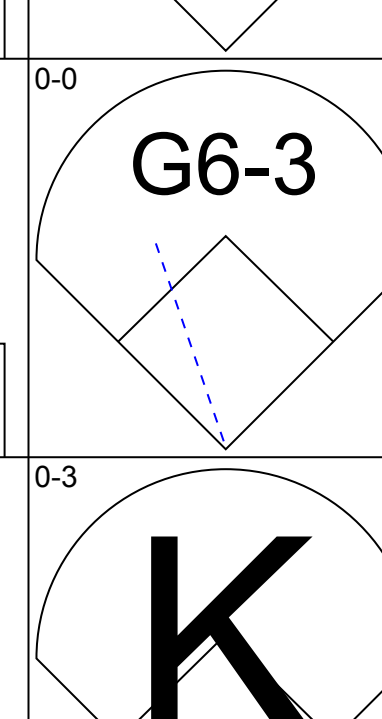
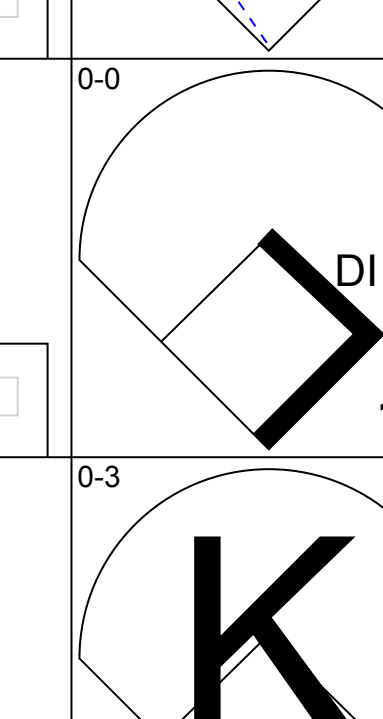
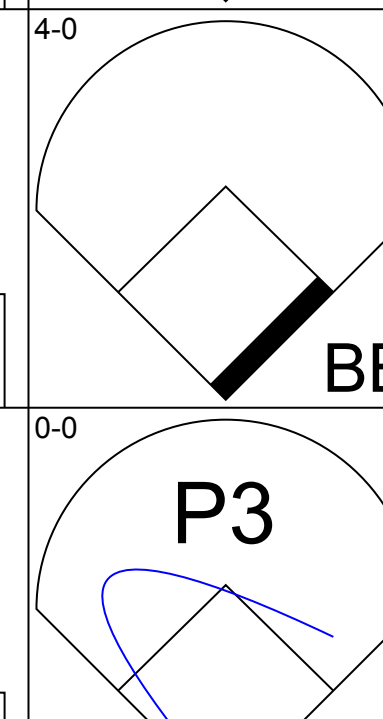
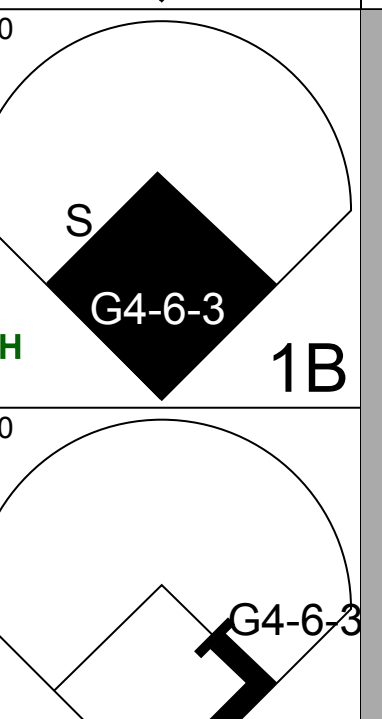

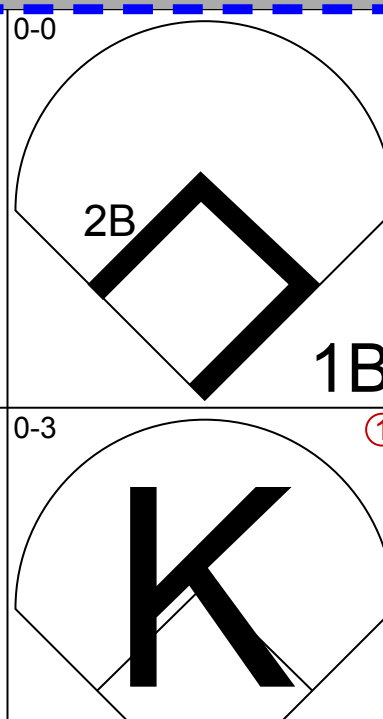
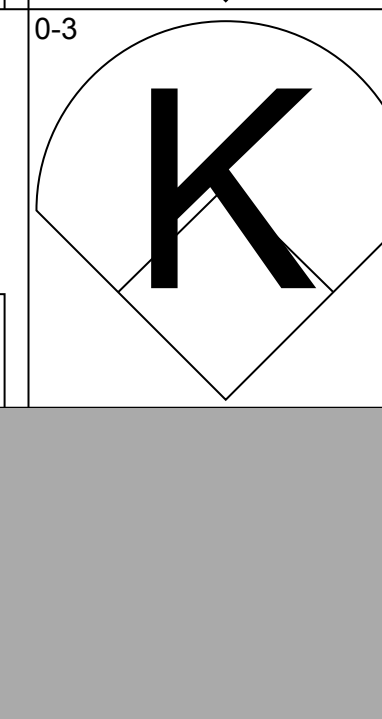
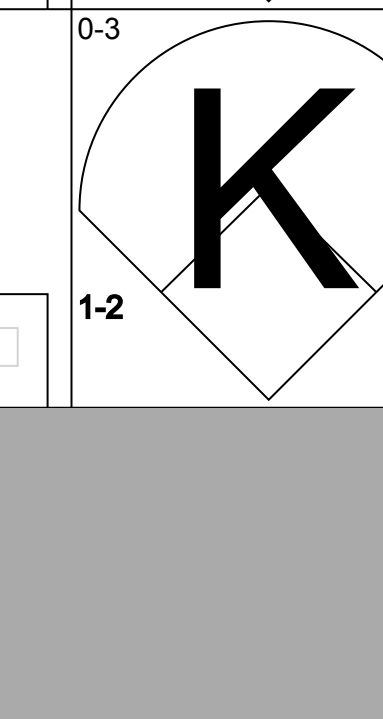
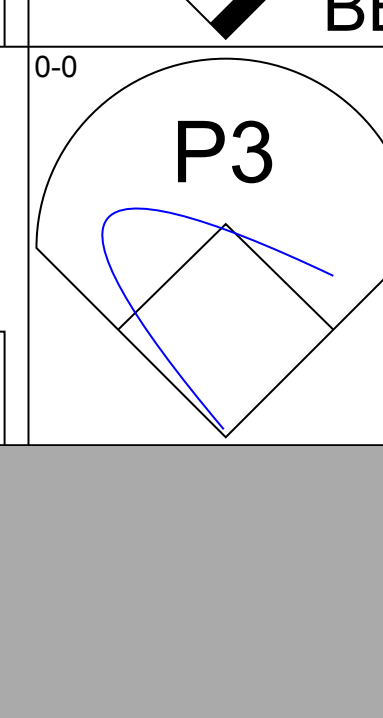
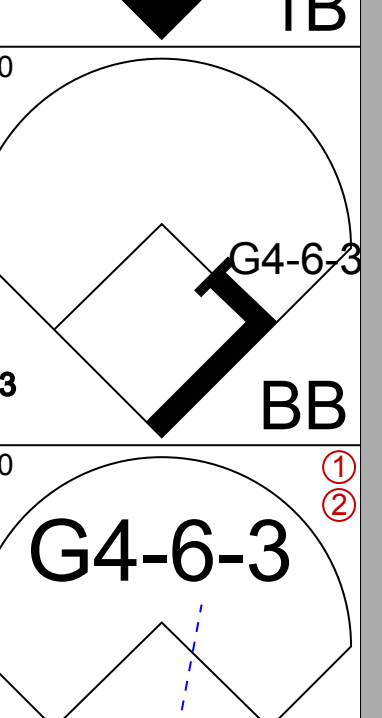

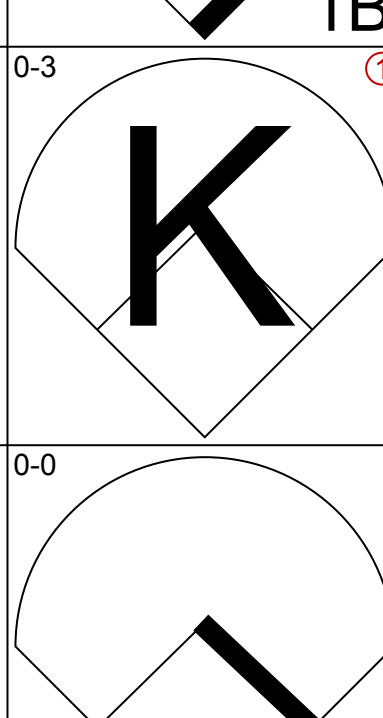
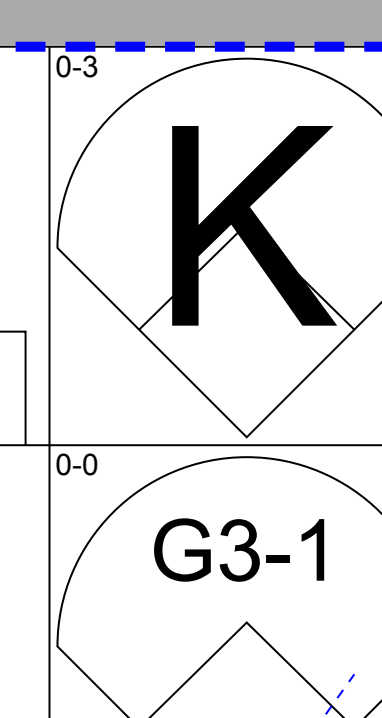
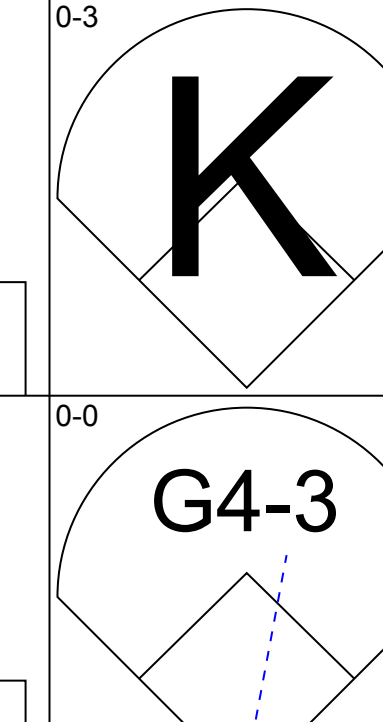
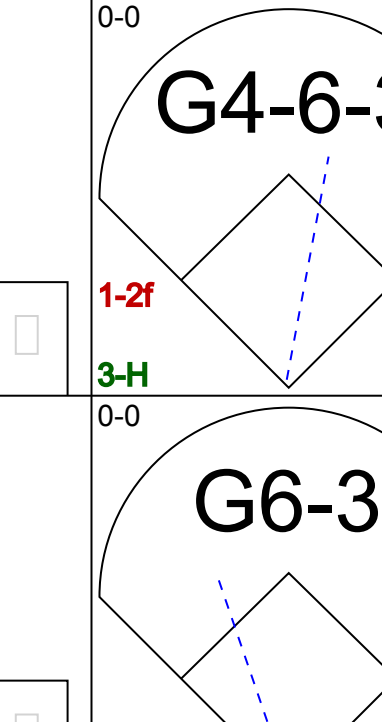
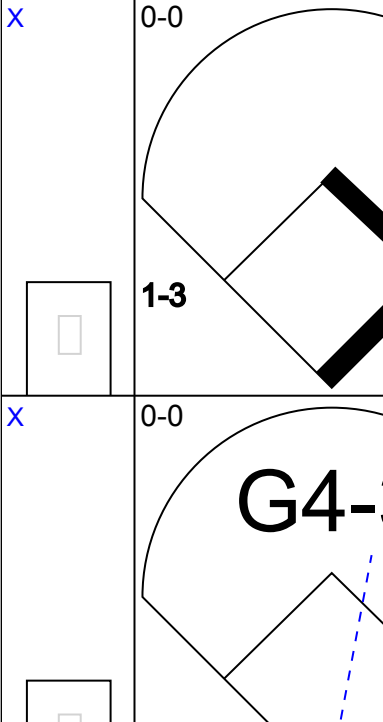
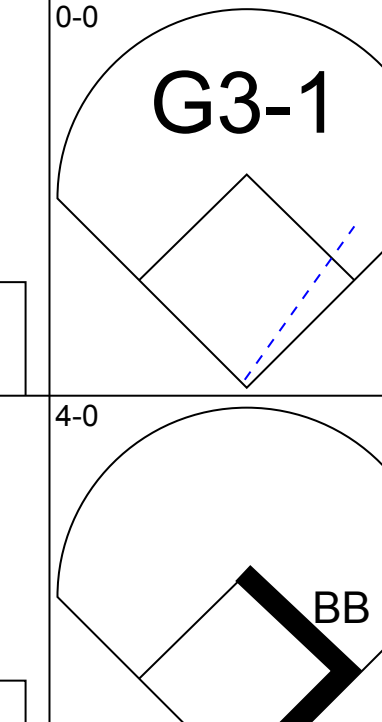
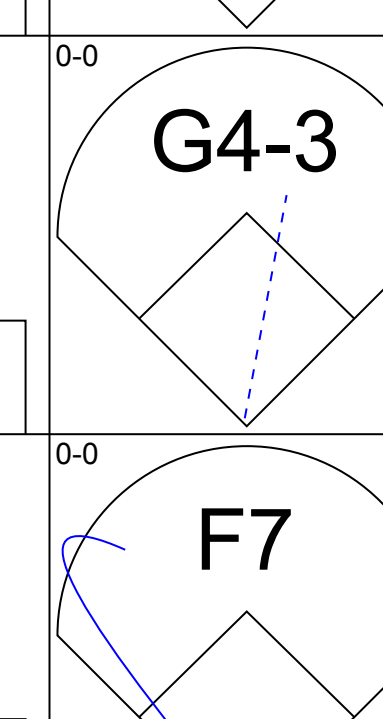
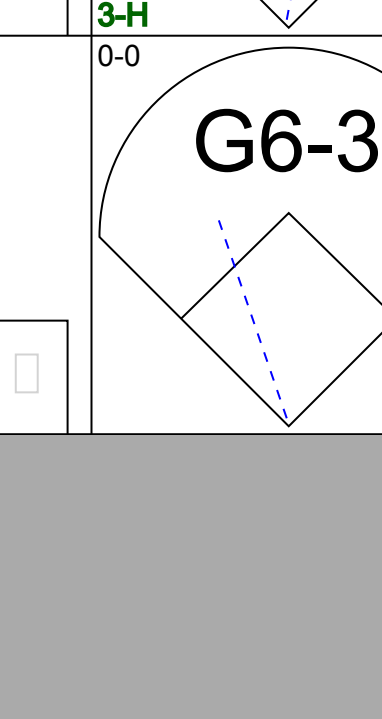
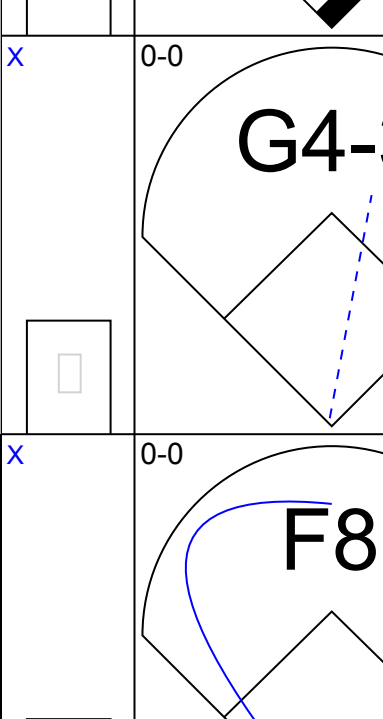
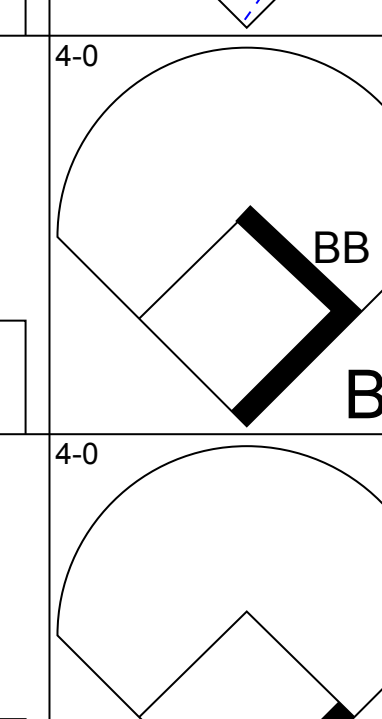
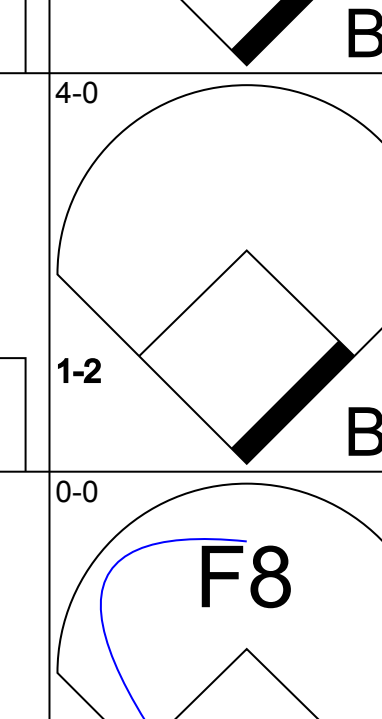
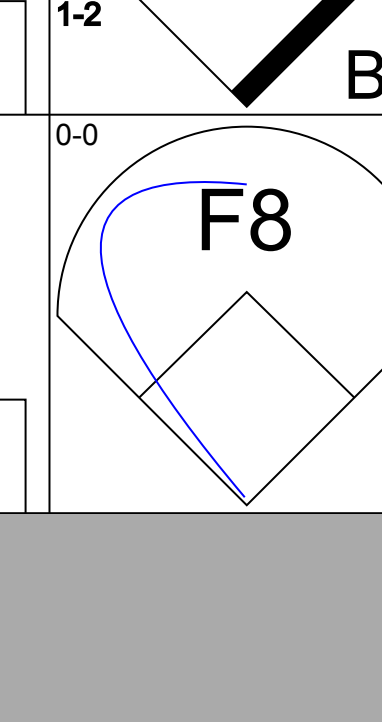
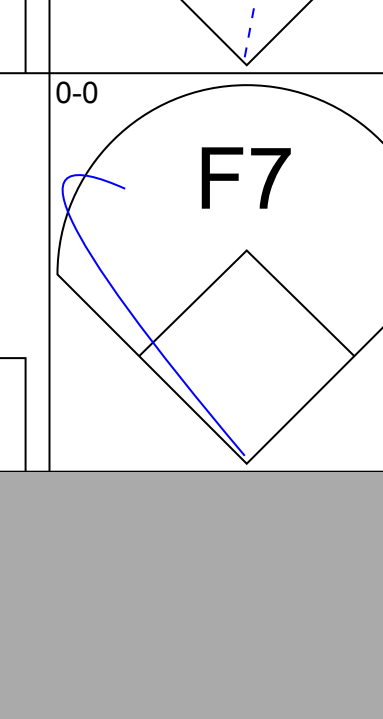
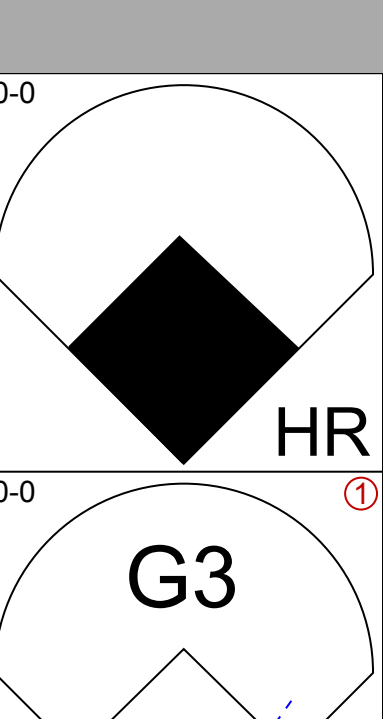
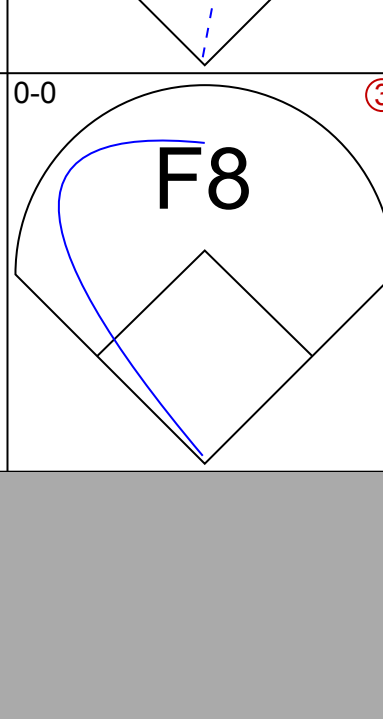
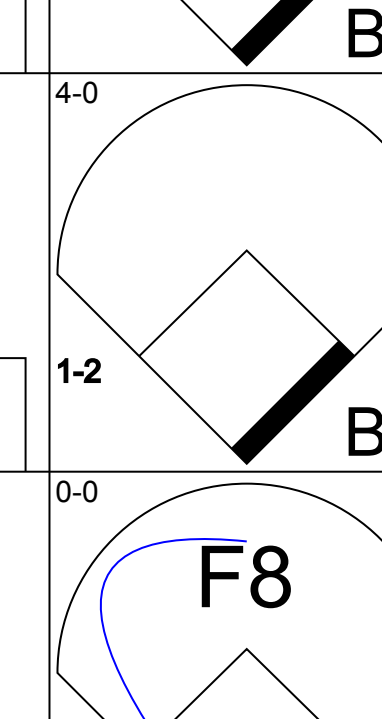
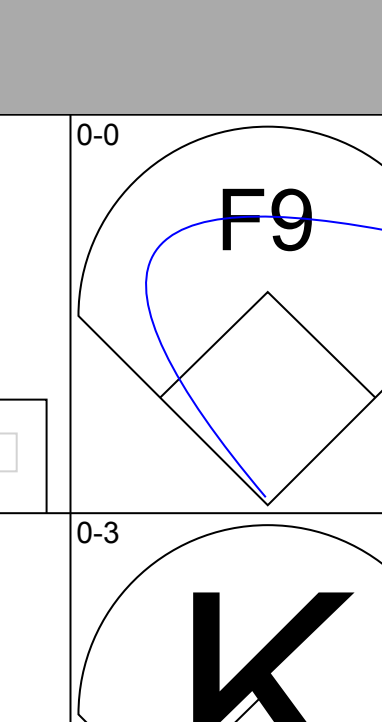
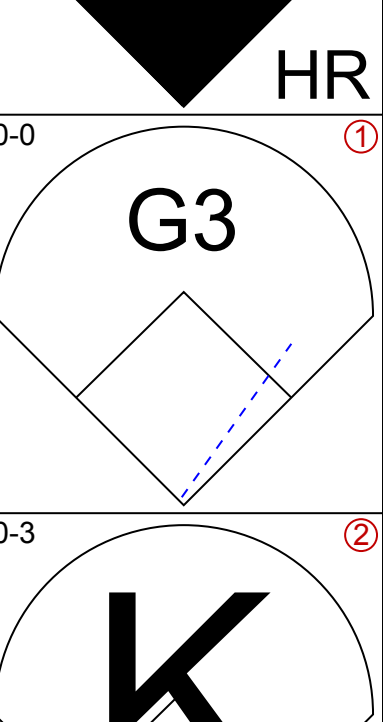
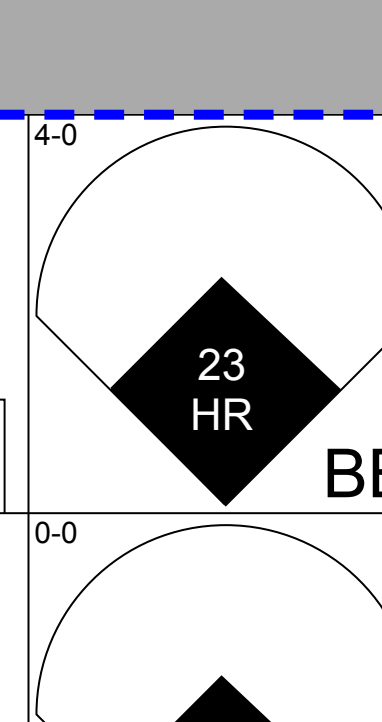
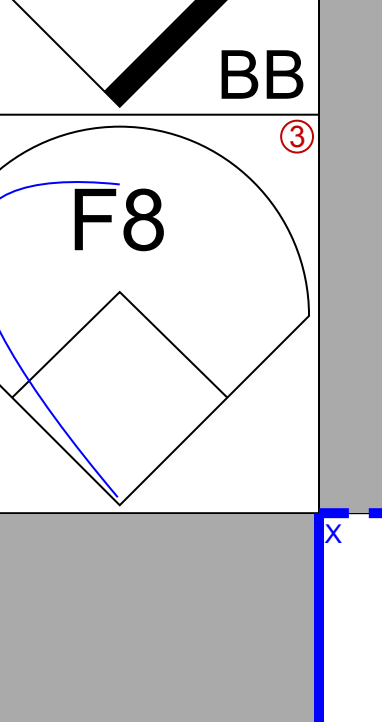
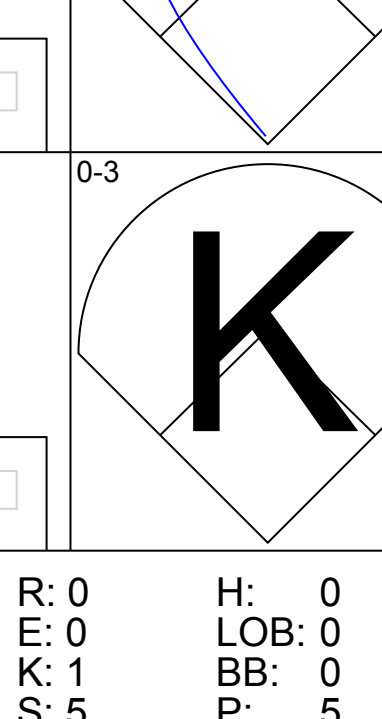
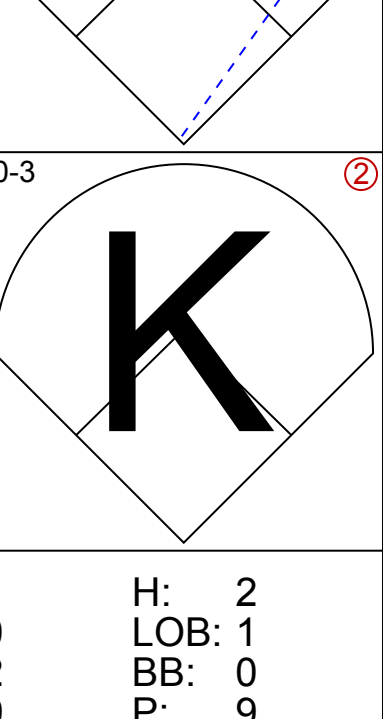
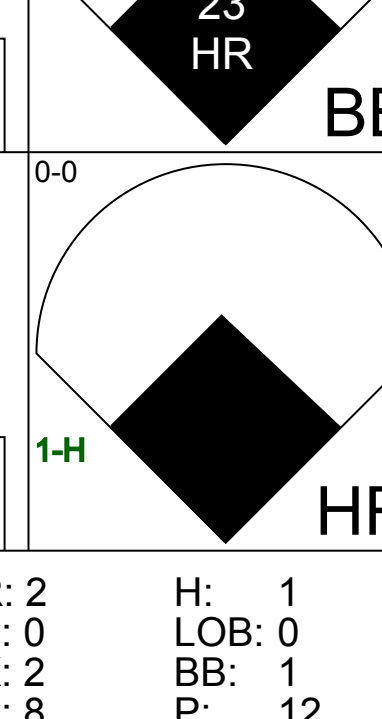
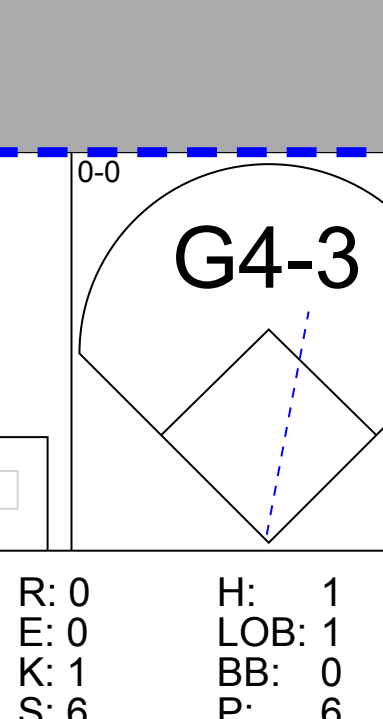


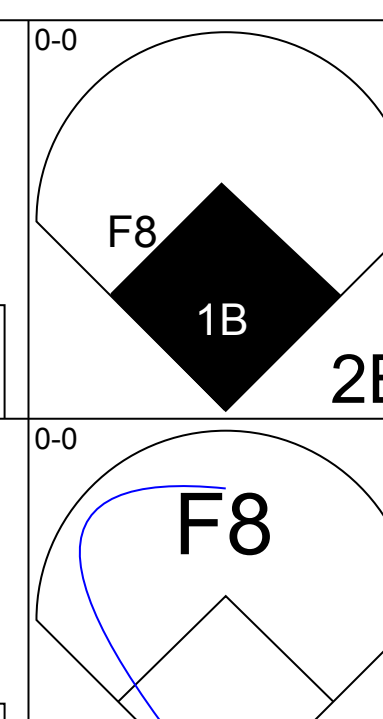
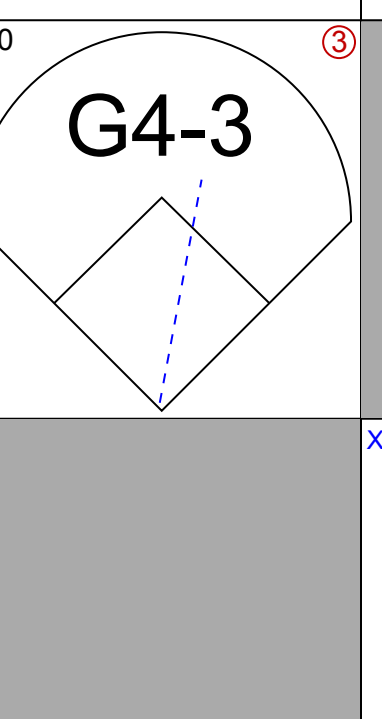
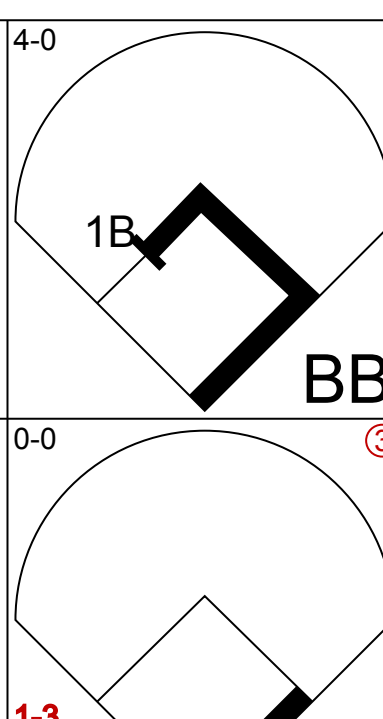
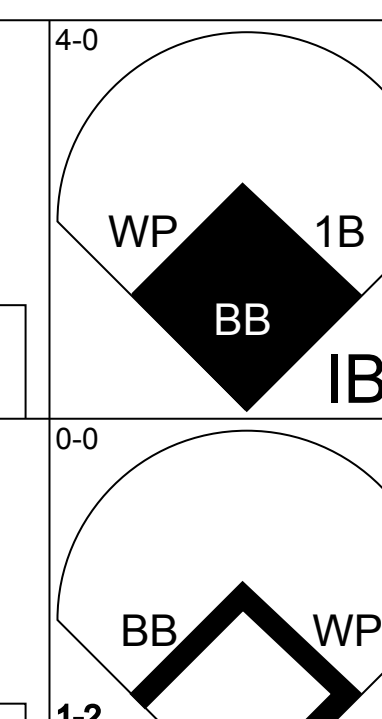
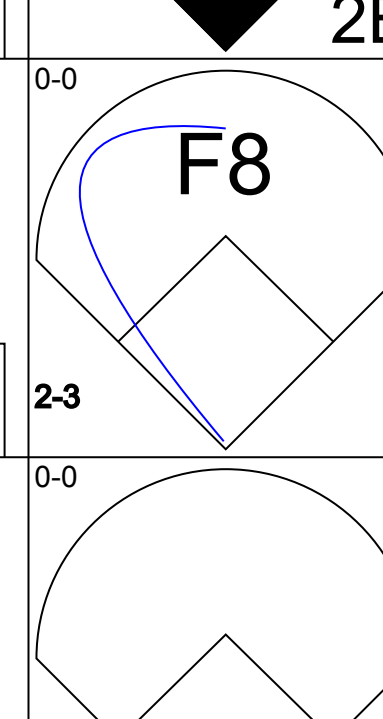
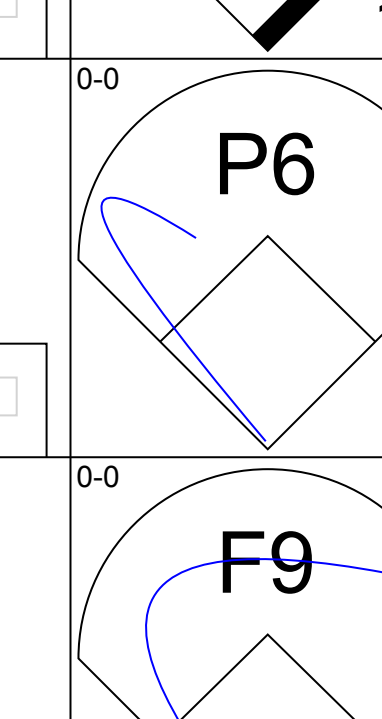
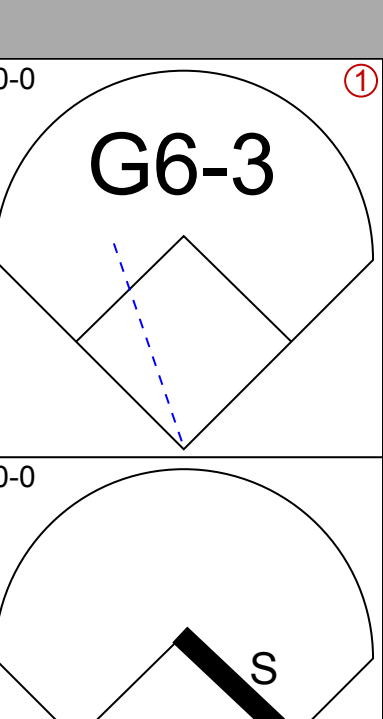
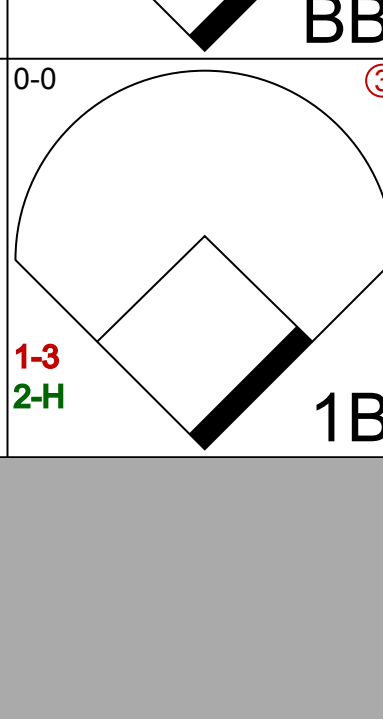
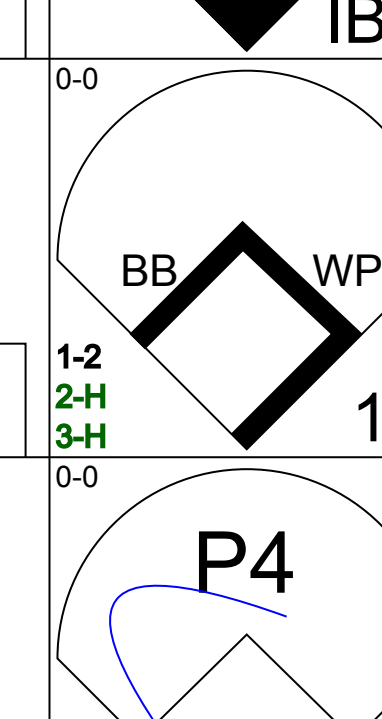
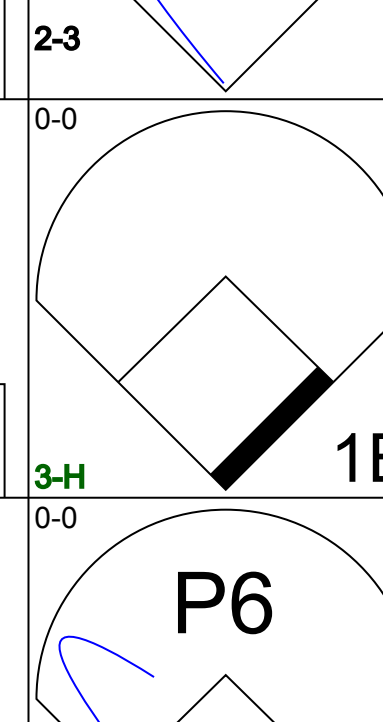
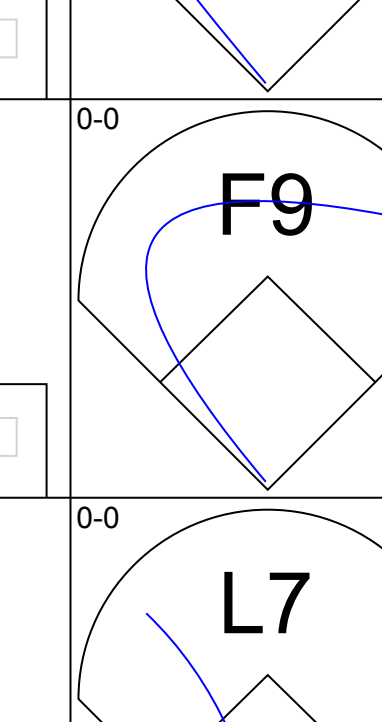
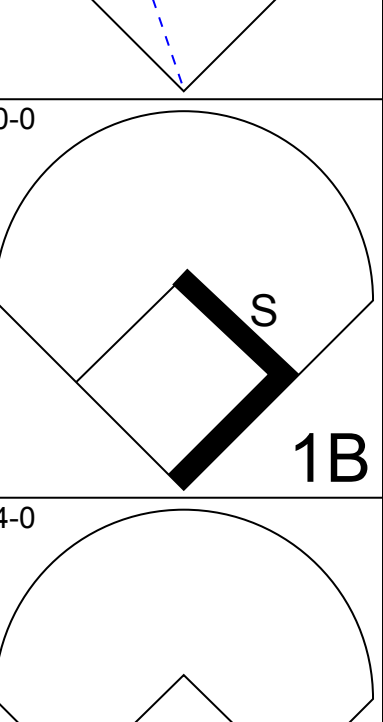

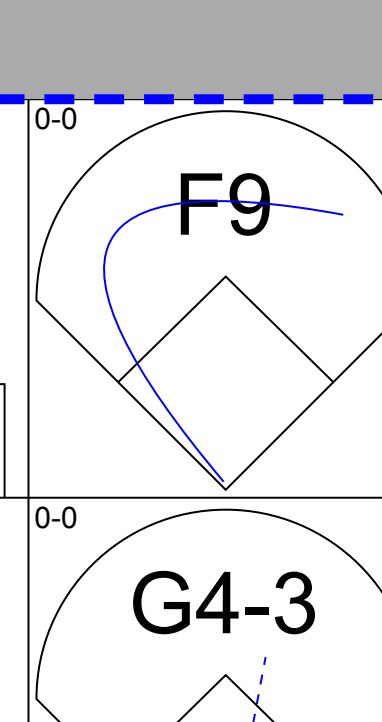
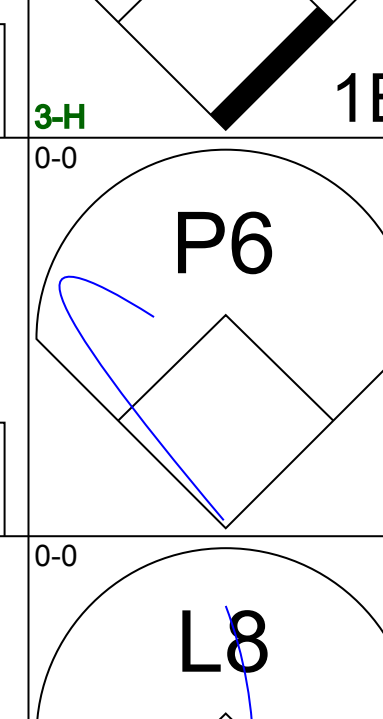
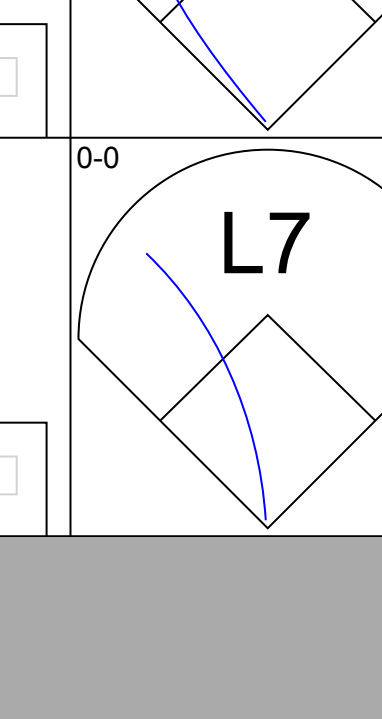
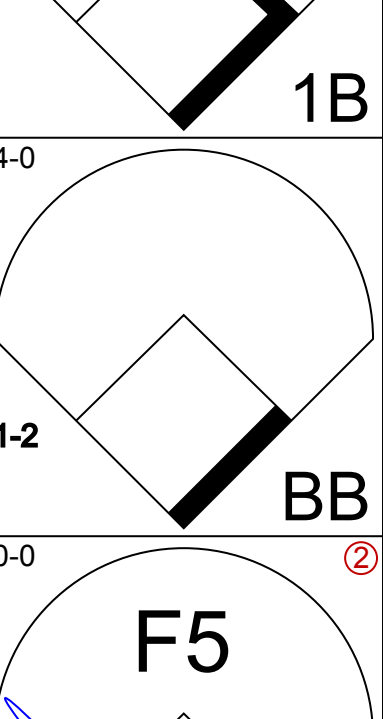

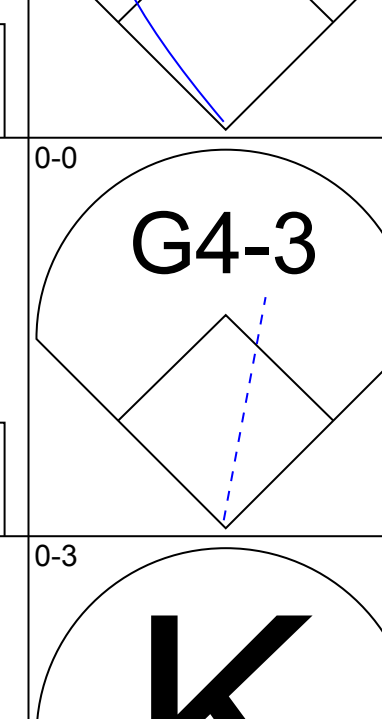
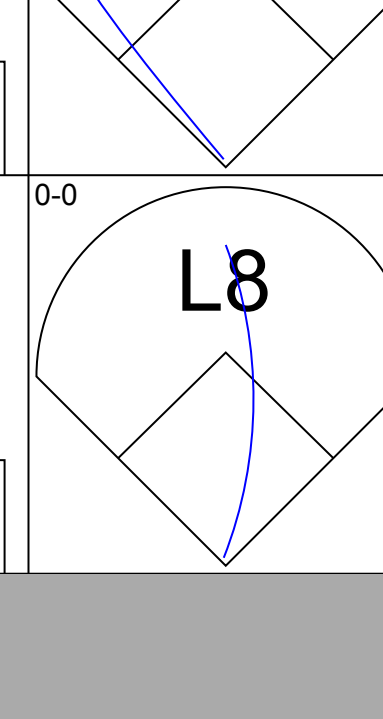
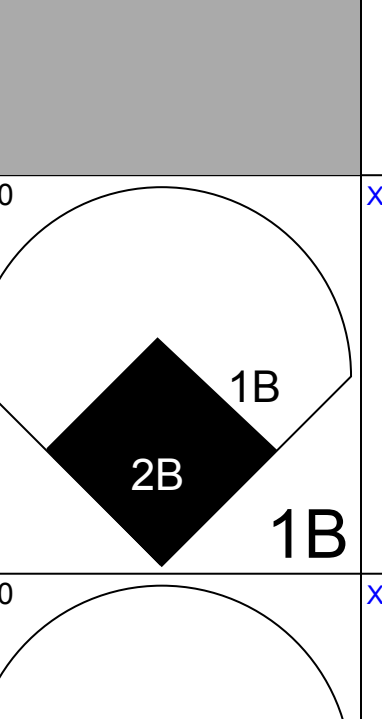
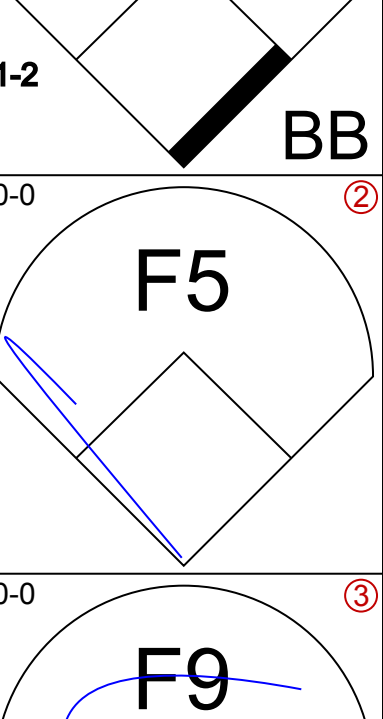
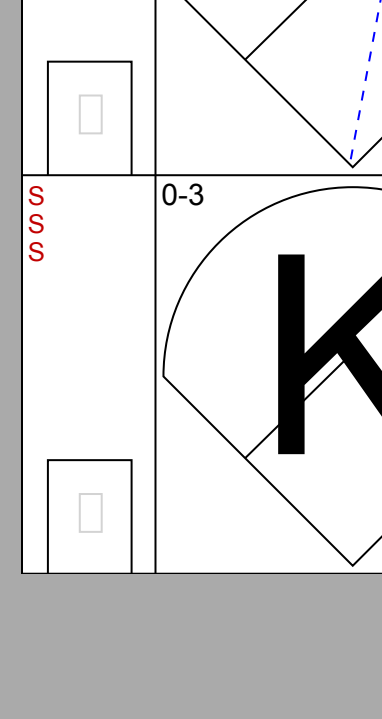
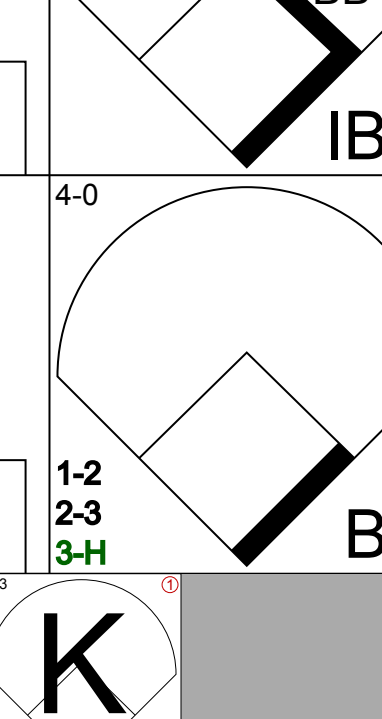
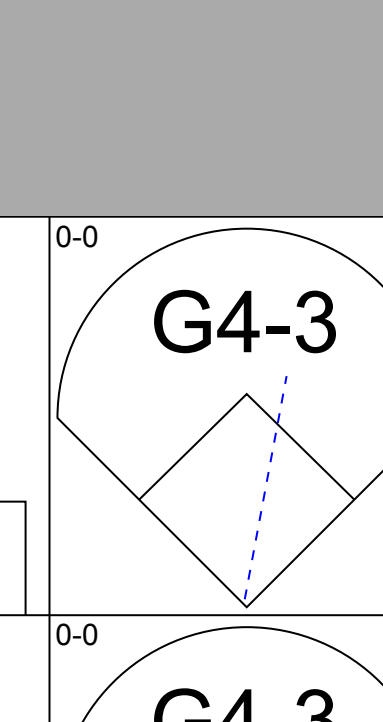
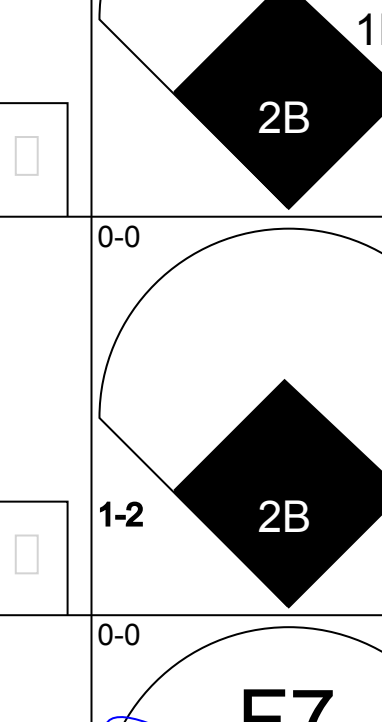
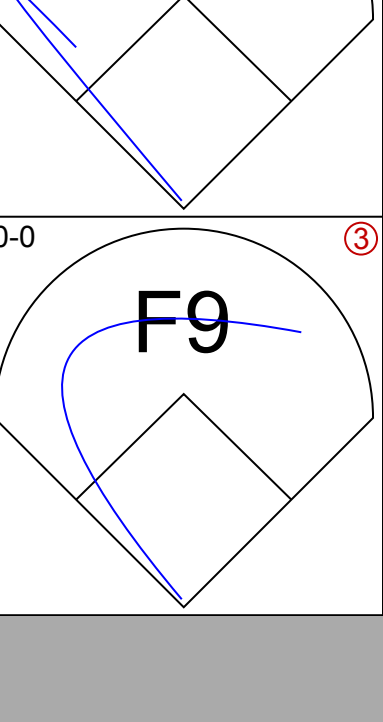
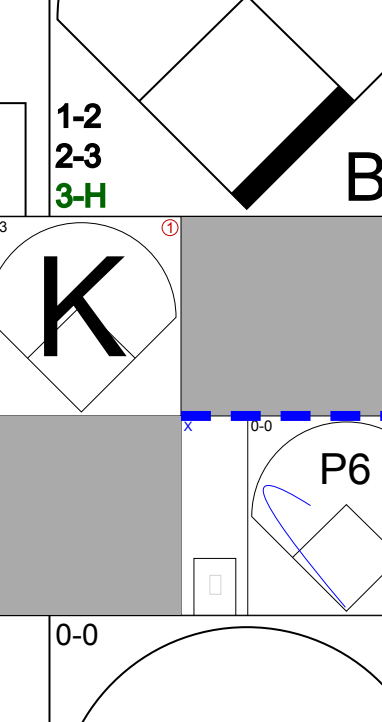
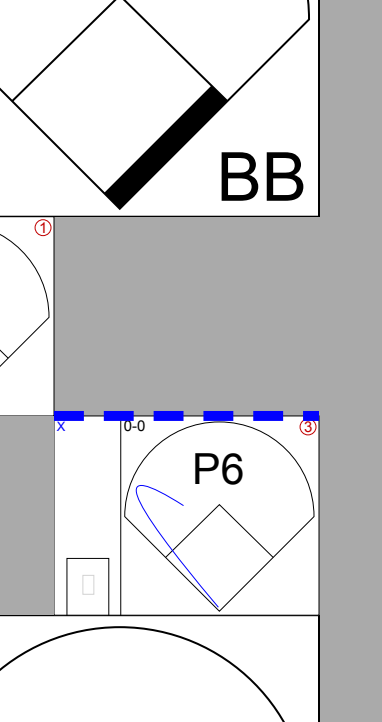
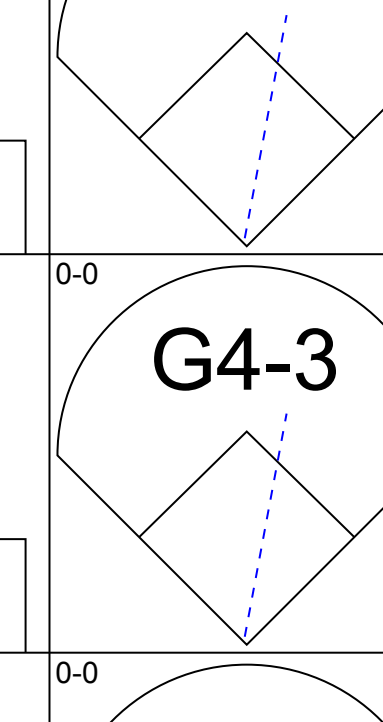
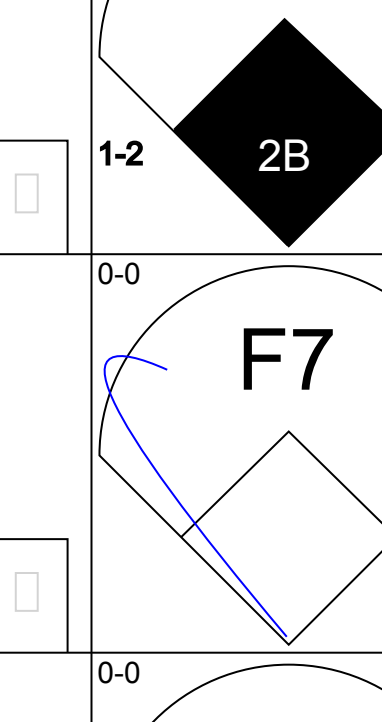
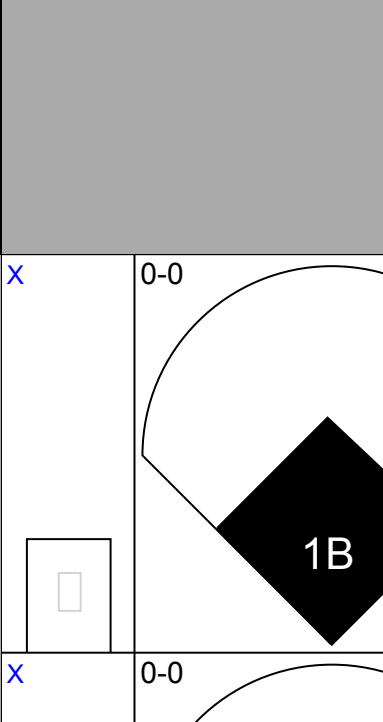
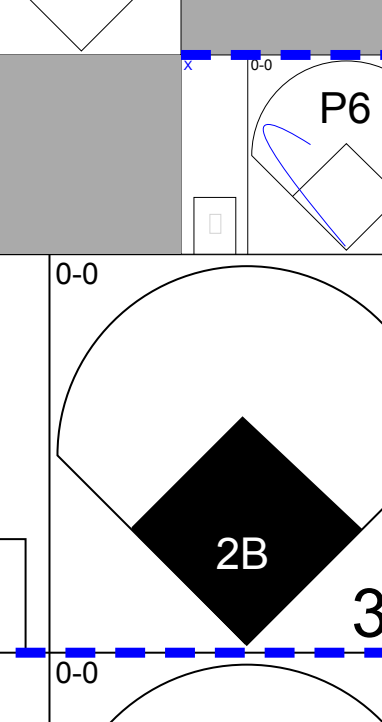
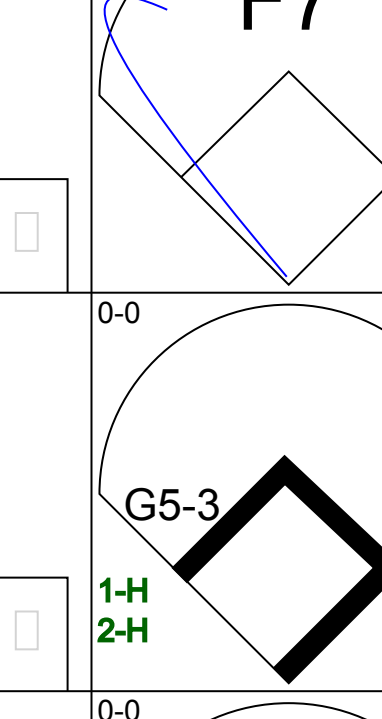

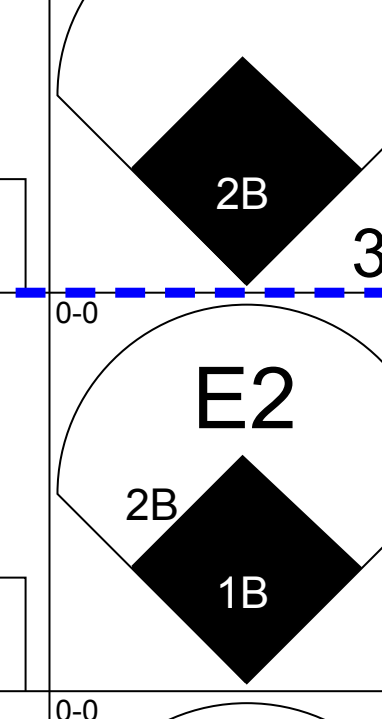
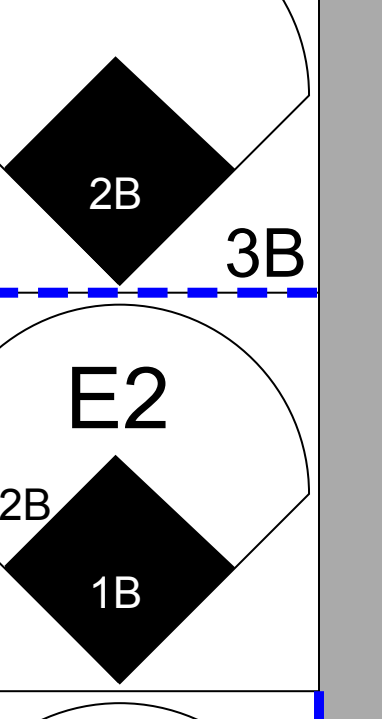


Batter	1	2	3	4	5	6	7	8	9	AB	R	H	RBI	BB	SO	LOB	TOP		
Brian McRae, S (1, 8) OBP: 0.312, SLG: 0.402	4-1 S BB		0-3 K		1-0 P6		0-0 G6-4-3		1-1 P6	4	0	0	0	1	1	4	<p>Chicago Cubs @ Montreal Expos Olympic Stadium, Montreal, QB Mon Jun 09 1997, 7:05 PM EDT Att: 9,217 - Dome</p> <p>livebaseballscorecards.com</p> <p>AB 35 R 5 H 10 RBI 5 BB 6 SO 7 LOB 24</p> 		
Dave Hansen, L (1, 5) OBP: 0.432, SLG: 0.349 José Hernández, R (8, FR) OBP: 0.354, SLG: 0.466	4-2 SAFE BB		0-3 K		3-1 L8		0-1 G3-1		4-0 1B BB	3	0	0	0	2	1	2			
Mark Grace, L (1, 3) OBP: 0.399, SLG: 0.425	1-0 L3			2-2 L6		0-0 G6-3		0-0 2B 1B	2-2 P6	5	1	1	0	0	4				
Sammy Sosa, R (1, 9) OBP: 0.315, SLG: 0.516	0-3 K			2-3 K		3-2 2B 1B		0-0 1B 2B	1-1 S 1B	5	2	3	1	0	2	2			
Dave Clark, L (1, 7) OBP: 0.339, SLG: 0.353 Doug Glanville, R (8, PH) OBP: 0.347, SLG: 0.432	0-0 G6-3			4-2 BB		2-2 23 1B G5-3 2B		3-1 23 BB 1B	1-2 F8	2	1	1	1	1	0	2			
23 Ryne Sandberg, R (1, 4) OBP: 0.306, SLG: 0.353		0-3 K		1-1 G5-3		2-1 G5-3 1B		4-0 G4-6-3 BB		3	0	1	0	1	1	1			
Scott Servais, R (1, 2) OBP: 0.322, SLG: 0.378		1-1 P4			1-0 FC4-6 1B		0-1 G5-3		2-3 K	4	0	1	1	0	1	3			
Rey Sanchez, R (1, 6) OBP: 0.269, SLG: 0.276 Tyler Houston, L (8, PH) OBP: 0.233, SLG: 0.314		0-0 P4			0-0 FC4-6 BB		1-1 G5-3		2-0 G4-6-3	3	0	0	0	0	0	2			
Frank Castillo, R (1, 1) OBP: 0.100, SLG: 0.100 Kevin Foster, R (3, PH) OBP: 0.115, SLG: 0.080 Ramon Tatis, L (3, 1) OBP: 0.100, SLG: 0.100 Brant Brown, L (7, PH) OBP: 0.290, SLG: 0.418 Turk Wendell, L (7, 1) OBP: 0.152, SLG: 0.330			1-3 K		4-1 BB		1-0 G6-4-3 1B		0-1 BB 1B	0	0	0	0	0	0	0			
<b>Inning Stats</b>	R: 0 E: 0 K: 1 S: 8	H: 0 LOB: 2 BB: 2 P: 17	R: 0 E: 0 K: 1 S: 6	H: 0 LOB: 0 BB: 0 P: 7	R: 0 E: 0 K: 3 S: 9	H: 0 LOB: 0 BB: 0 P: 10	R: 0 E: 0 K: 1 S: 10	H: 1 LOB: 1 BB: 1 P: 19	R: 2 E: 0 K: 0 S: 18	H: 3 LOB: 1 BB: 0 P: 26	R: 0 E: 0 K: 1 S: 4	H: 1 LOB: 0 BB: 1 P: 5	R: 2 E: 0 K: 1 S: 9	H: 3 LOB: 1 BB: 1 P: 20	R: 1 E: 0 K: 0 S: 15	H: 2 LOB: 3 BB: 1 P: 24		1B: 8 2B: 2 3B: 0 HR: 0	SF: 0 SAC: 0 DP: 2 HBP: 0
<b>PITCHER</b>	IP WLS BF H R ER SO BB IBB HBP BLK WP HR S P ERA WHIP	6.0 W 27 5 2 2 6 4 0 0 0 0 0 0 58 96 3.00 1.500	1.0 4 2 2 2 0 0 0 0 0 0 0 0 0 5 9 ∞ ∞	0.0 2 1 0 0 0 1 0 0 0 0 0 0 0 2 9 ∞ ∞	1.0 S 6 2 1 1 0 1 0 0 0 0 0 0 15 24 9.00 3.000	<b>PITCHER</b>	IP WLS BF H R ER SO BB IBB HBP BLK WP HR S P ERA WHIP	6.0 L 27 5 2 2 6 4 0 0 0 0 0 0 0 0 58 96 3.00 1.500	1.0 2 1 0 0 0 0 0 0 0 0 0 0 0 5 9 ∞ ∞	0.0 2 0 0 0 0 1 0 0 0 0 0 0 0 2 9 ∞ ∞	1.0 S 6 2 1 1 0 1 0 0 0 0 0 0 15 24 9.00 3.000								

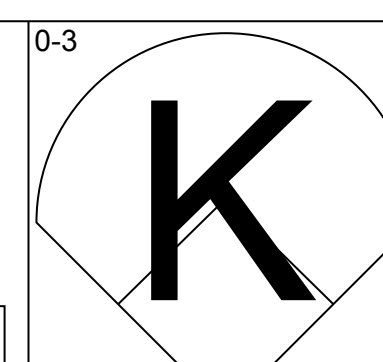
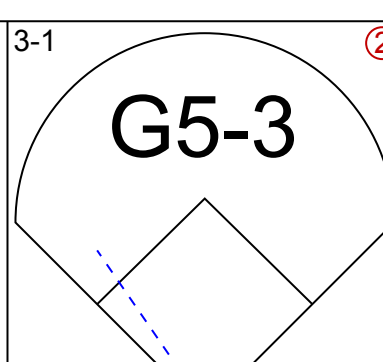
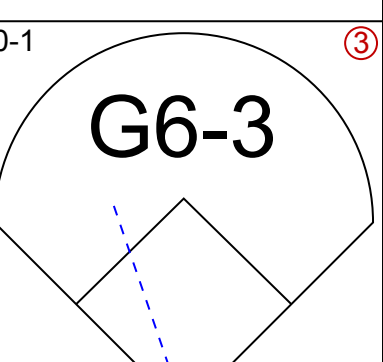
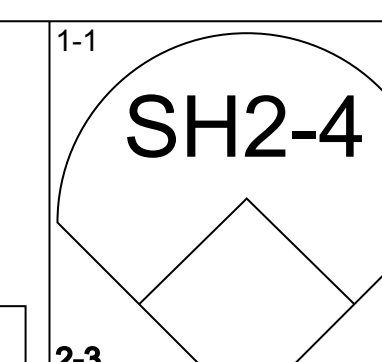
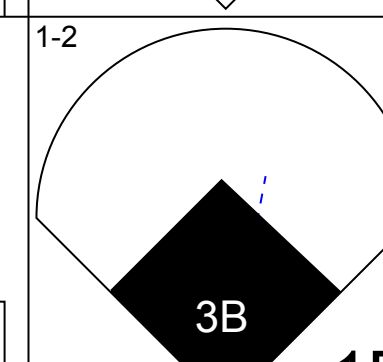
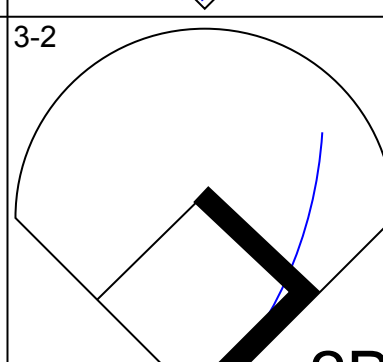
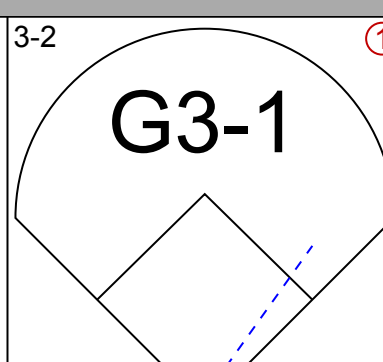
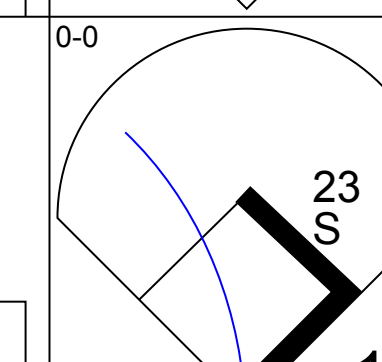
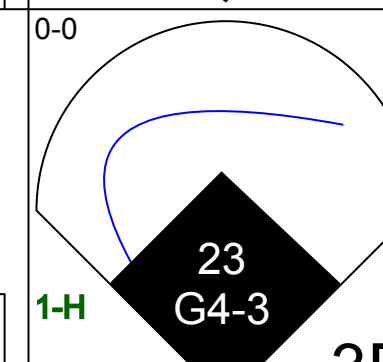
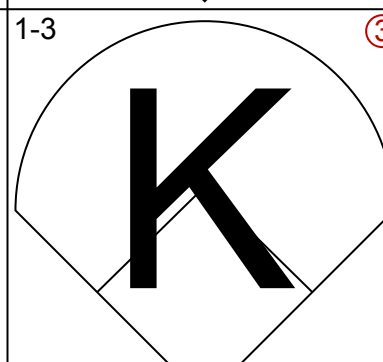
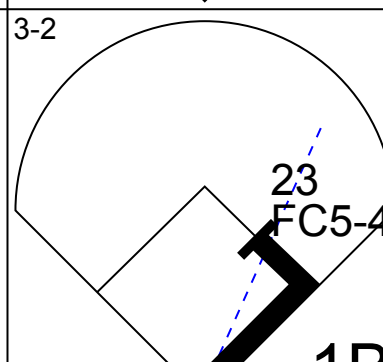
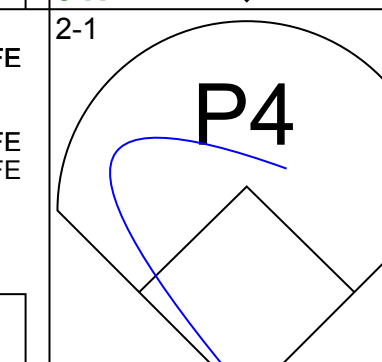
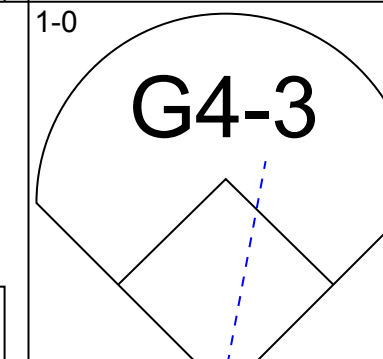
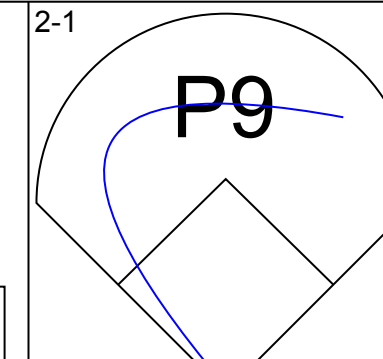
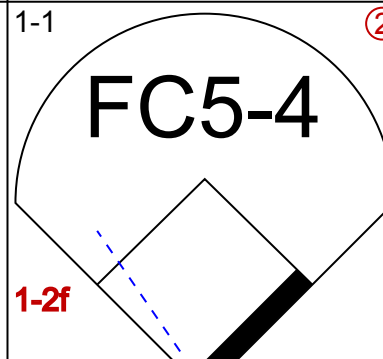
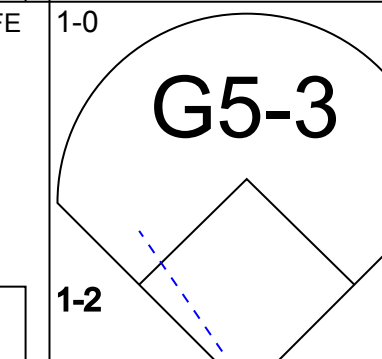
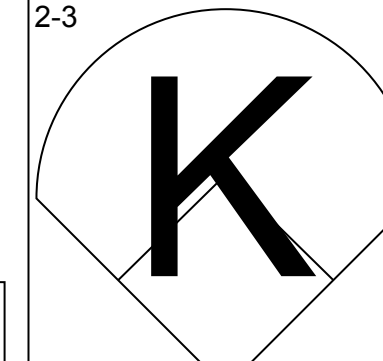
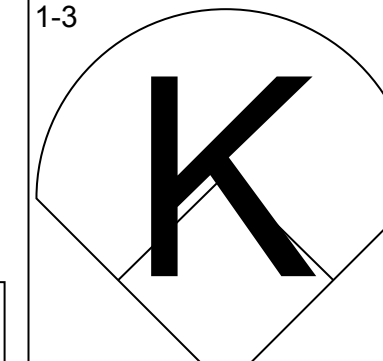
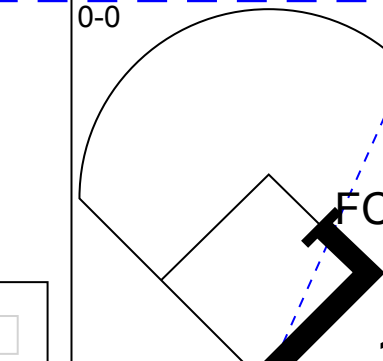
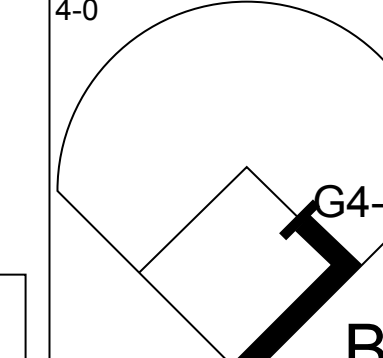
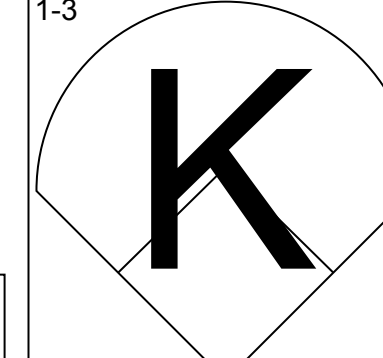
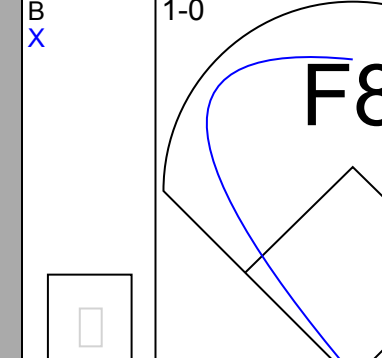
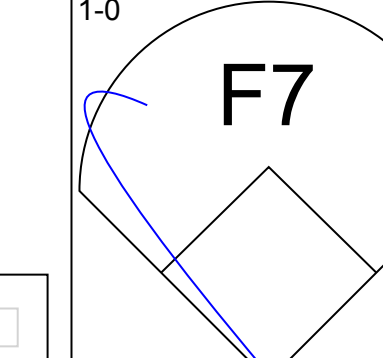
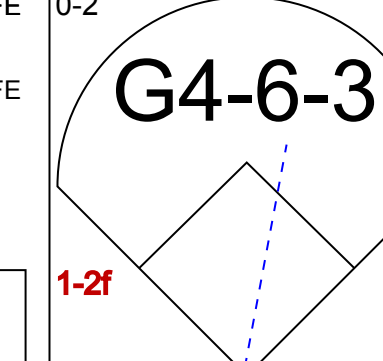
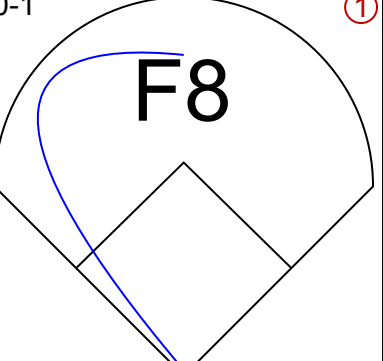
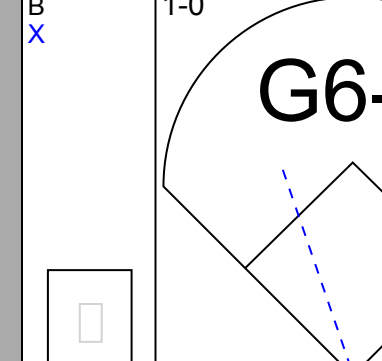
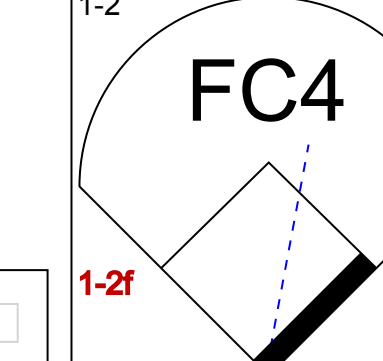
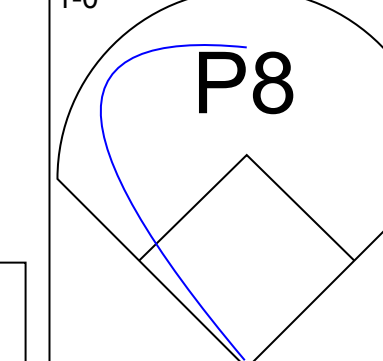
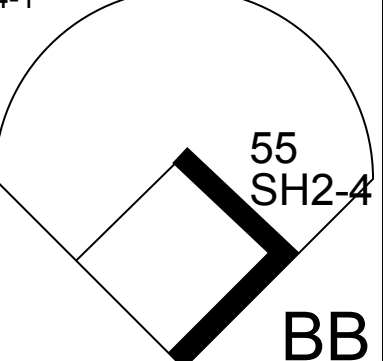
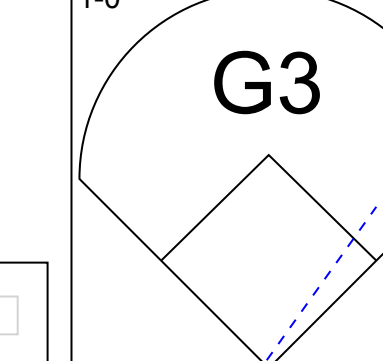
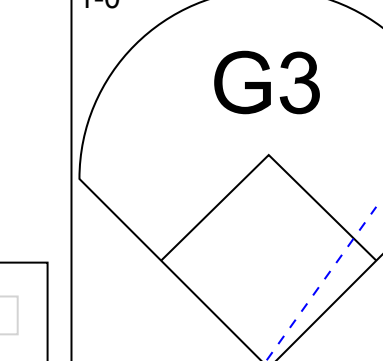
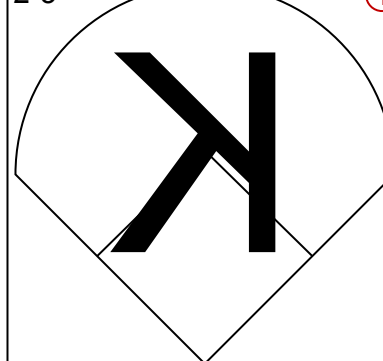
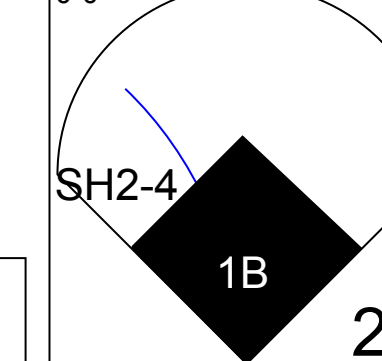
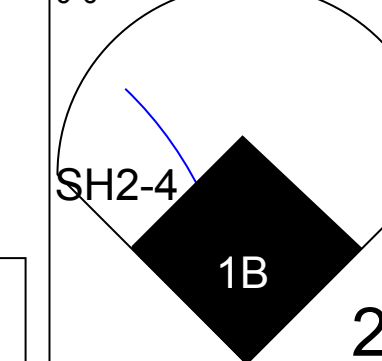
Batter	1	2	3	4	5	6	7	8	9	AB	R	H	RBI	BB	SO	LOB	BOTTOM		
F.P. Santangelo, S (1, 8) OBP: 0.430, SLG: 0.444	1-2 1B 3B	3-1 2H 1B 2B		2-0 F7			2-1 2B			4	2	3	1	0	0	0	<p>Chicago Cubs @ Montreal Expos Olympic Stadium, Montreal, QB Mon Jun 09 1997, 7:05 PM EDT Att: 9,217 - Dome</p> <p>livebaseballscorecards.com</p> <p>AB 31 R 6 H 8 RBI 6 BB 3 SO 7 LOB 11</p> 		
Mike Lansing, R (1, 4) OBP: 0.333, SLG: 0.451	1-0 SAFE HBP 3B 1B	1-3 K		3-1 G5-3			0-0 F9			4	1	1	0	0	1	2			
Mark Grudzielanek, R (1, 6) OBP: 0.345, SLG: 0.414	2-0 3B HBP	0-0 2H 1B		3-3 K			4-2 BB			2	1	1	1	1	1	0			
Henry Rodriguez, L (1, 7) OBP: 0.343, SLG: 0.555	1-1 1H 2H 3H G1-4-3 3B	1-0 F9		1-3 K			1-3 K			4	1	1	3	0	2	3			
Joe Orsulak, L (1, 9) OBP: 0.347, SLG: 0.354	1-1 G1-4-3		0-1 G3-1			1-2 P5		4-0 1B BB		3	0	0	1	1	0	0			
Doug Strange, S (1, 5) OBP: 0.356, SLG: 0.468	3H L7		1-2 G6-3			0-0 FC6-4 1B		0-3 K		4	0	1	0	0	1	1			
Chris Widger, R (1, 2) OBP: 0.277, SLG: 0.479	1-3 K		0-1 G5-3			1-2 FC6-4 FC4-6		1-3 K		4	0	0	0	0	2	2			
Ryan McGuire, L (1, 3) OBP: 0.474, SLG: 0.588		4-2 SH2-4 2B BB		1-2 P7		2-1 FC4-6		0-1 1B		3	1	1	0	1	0	1			
Jeff Juden, R (1, 1) OBP: 0.291, SLG: 0.095 Omar Daal, L (7, 1) OBP: 0.200, SLG: 0.200 Dave Veres, R (8, 1) OBP: 0.100, SLG: 0.100 Anthony Telford, R (8, PH) OBP: 0.100, SLG: 0.100 Jose Vito, S (8, PH) OBP: 0.100, SLG: 1.000 Ugueth Urbina, R (9, 1)		1-2 SH2-4 BB		1-2 F8			0-1 P3		1-0 P4	1	0	0	0	0	0	0			
<b>Inning Stats</b>	R: 4 E: 0 K: 1 S: 13	H: 3 LOB: 0 BB: 0 P: 20	R: 2 E: 0 K: 1 S: 13	H: 2 LOB: 1 BB: 1 P: 23	R: 0 E: 0 K: 0 S: 8	H: 0 LOB: 0 BB: 0 P: 9	R: 0 E: 0 K: 0 S: 8	H: 0 LOB: 0 BB: 0 P: 12	R: 0 E: 0 K: 2 S: 10	H: 1 LOB: 1 BB: 0 P: 17	R: 0 E: 0 K: 1 S: 10	H: 1 LOB: 2 BB: 1 P: 17	R: 0 E: 0 K: 2 S: 10	H: 1 LOB: 2 BB: 1 P: 16	R: 0 E: 0 K: 0 S: 15	H: 1 LOB: 3 BB: 1 P: 24		1B: 5 2B: 2 3B: 1 HR: 0	SF: 0 SAC: 1 DP: 0 HBP: 1
<b>PITCHER</b>	IP WLS BF H R ER SO BB IBB HBP BLK WP HR S P ERA WHIP	2.0 L 13 1 0 0 2 0 0 0 0 0 0 0 26 43 0.00 0.250	4.0 13 1 0 0 2 0 0 0 0 0 0 0 36 52 0.00 0.250	2.0 10 2 0 0 3 2 0 0 0 0 0 0 20 33 0.00 2.000	<b>PITCHER</b>	IP WLS BF H R ER SO BB IBB HBP BLK WP HR S P ERA WHIP	6.0 L 27 5 2 2 6 4 0 0 0 0 0 0 0 0 58 96 3.00 1.500	1.0 2 1 0 0 0 0 0 0 0 0 0 0 0 5 9 ∞ ∞	0.0 2 0 0 0 0 1 0 0 0 0 0 0 0 2 9 ∞ ∞	1.0 S 6 2 1 1 0 1 0 0 0 0 0 0 15 24 9.00 3.000									



Batter	1	2	3	4	5	6	7	8	9	AB	R	H	RBI	BB	SO	LOB	TOP					
<b>Ricky Otero, S</b> OBP: 0.293, SLG: 0.286 (1, 8)										5	0	1	0	0	2	0	<b>Philadelphia Phillies @ Montreal Expos</b> Olympic Stadium, Montreal, QB Tue Jun 10 1997, 7:05 PM EDT Att: 27,823 - Dome					
<b>Mickey Morandini, L</b> OBP: 0.367, SLG: 0.402 (1, 4)										5	1	2	0	0	1	1						
<b>Darren Daulton, L</b> OBP: 0.401, SLG: 0.475 (1, 9)										4	1	2	1	1	2	1						
<b>Scott Rolen, R</b> OBP: 0.367, SLG: 0.435 (1, 5)										3	0	0	0	1	2	2						
<b>Rico Brogna, L</b> OBP: 0.297, SLG: 0.454 (1, 3)										4	0	1	0	0	1	1						
<b>Gregg Jefferies, S</b> OBP: 0.321, SLG: 0.361 (1, 7)										3	0	0	0	1	0	2						
<b>Ricky Bottalico, L</b> (8, 1)										0	0	0	0	0	0	0						
<b>Erik Plantenberg, R</b> (8, 1)										0	0	0	0	0	0	0						
<b>Mike Lieberthal, R</b> OBP: 0.243, SLG: 0.394 (1, 2)										3	1	1	1	1	0	2						
<b>Kevin Stocker, S</b> OBP: 0.294, SLG: 0.302 (1, 6)										3	1	0	0	1	0	2						
<b>Mark Leiter, R</b> OBP: 0.077, SLG: 0.040 Reggie Harris, R (6, 1)										2	0	0	0	0	2	0						
<b>23 Kevin Jordan, R</b> OBP: 0.278, SLG: 0.588 Jerry Spradlin, S (7, 1)										0	0	0	0	0	0	0						
<b>Rob Butler, L</b> OBP: 0.370, SLG: 0.367 (8, 7)										1	1	0	0	0	0	0						
<b>Inning Stats</b>	R: 0 E: 0 K: 1 S: 5	H: 0 LOB: 1 BB: 1 P: 9	R: 0 E: 0 K: 1 S: 5	H: 0 LOB: 0 BB: 0 P: 5	R: 0 E: 0 K: 1 S: 5	H: 0 LOB: 0 BB: 0 P: 5	R: 2 E: 0 K: 0 S: 4	H: 2 LOB: 1 BB: 1 P: 8	R: 1 E: 0 K: 2 S: 9	H: 2 LOB: 1 BB: 0 P: 9	R: 0 E: 0 K: 1 S: 7	H: 2 LOB: 2 BB: 0 P: 7	R: 2 E: 0 K: 2 S: 8	H: 1 LOB: 0 BB: 1 P: 12	R: 0 E: 0 K: 1 S: 5	H: 0 LOB: 2 BB: 2 P: 13	R: 0 E: 0 K: 1 S: 6	H: 1 LOB: 1 BB: 0 P: 6	1B: 3 2B: 2 3B: 1 HR: 2	SF: 0 SAC: 0 DP: 1 HBP: 0	WP: 0 PB: 0 SB: 1 CS: 0	PA: 39
<b>PITCHER</b>	IP WLS BF H R ER SO BB IBB HBP BLK WP HR S P ERA WHIP																					
<b>Dustin Hermanson, R</b> ERA: 3.88 Marc Valdes, R ERA: 4.7	5.0 20 4 3 3 5 2 0 0 0 0 1 28 36 5.40 1.200																					
<b>Omar Daal, L</b> ERA: 9.82 Dave Veres, R ERA: 3.44 Lee Smith, R ERA: 5.6	1.0 5 1 2 2 2 1 0 0 0 0 0 1 8 12 18.00 2.000																					
	1.0 W 5 0 0 0 1 2 0 0 0 0 0 0 5 13 0.00 2.000																					
	1.0 S 4 1 0 0 1 0 0 0 0 0 0 0 6 6 0.00 1.000																					

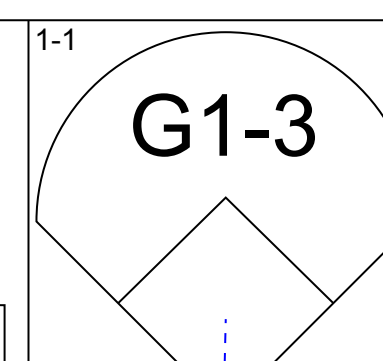
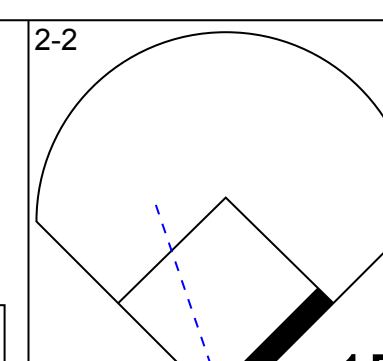
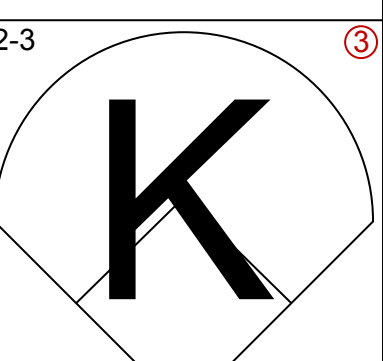
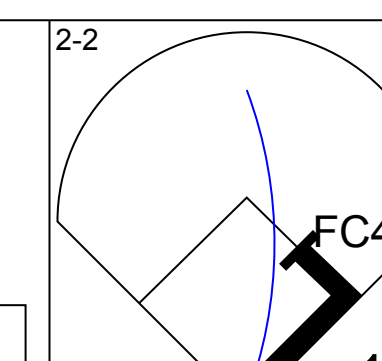
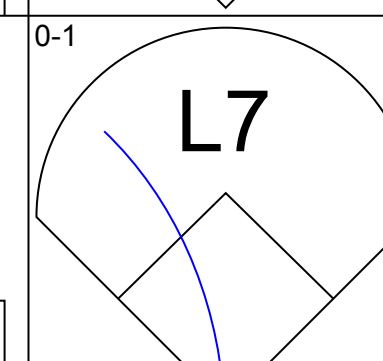
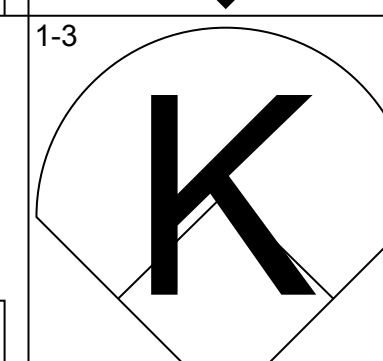
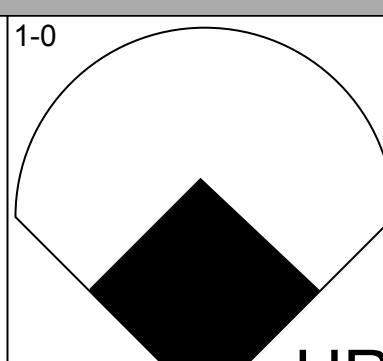
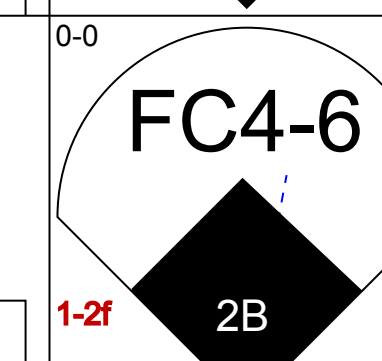
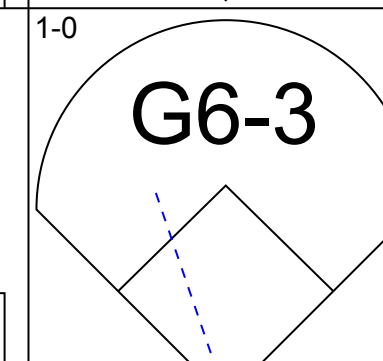
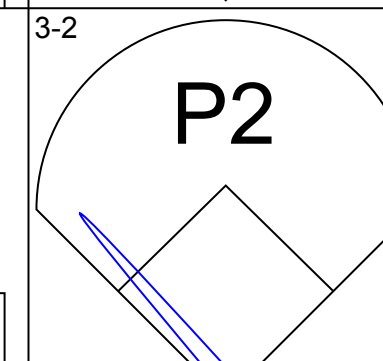
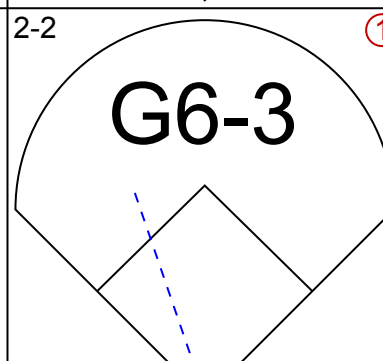
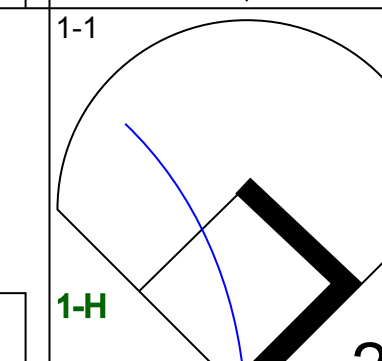
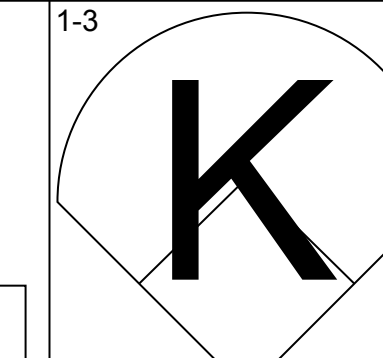
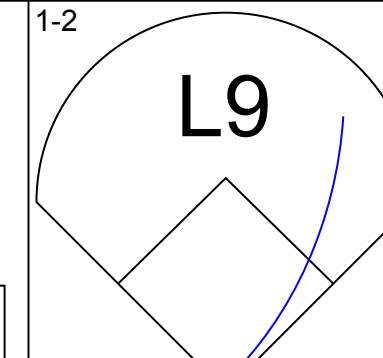
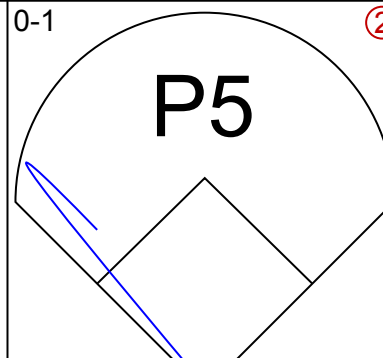
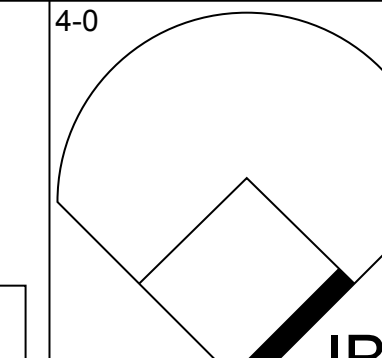
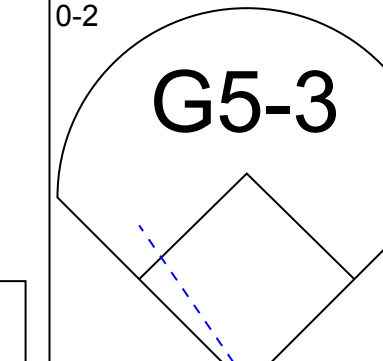
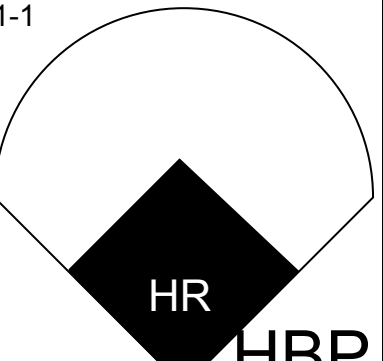
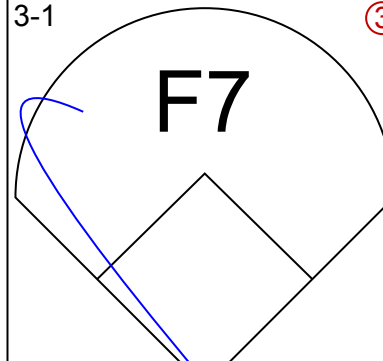
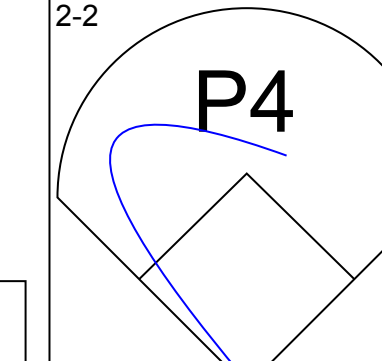
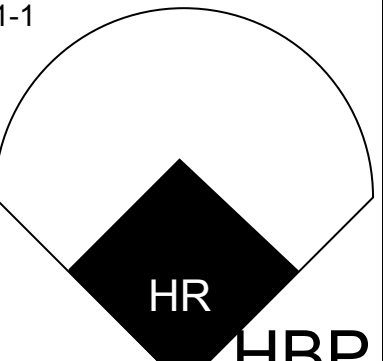
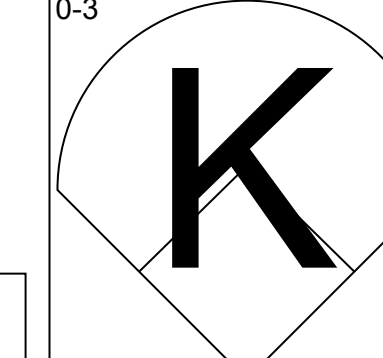
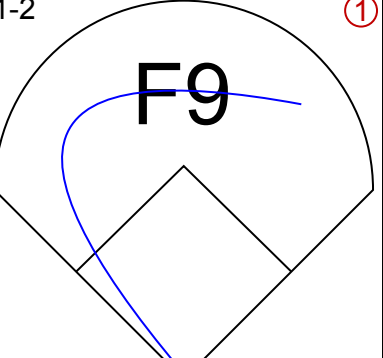
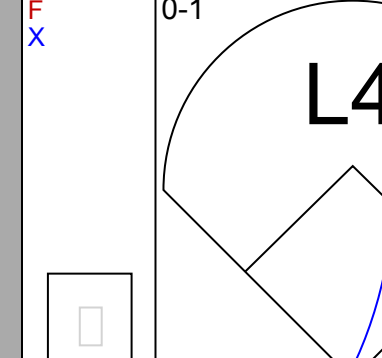
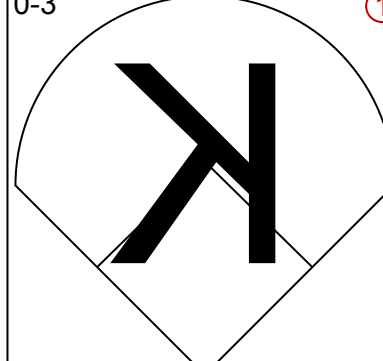
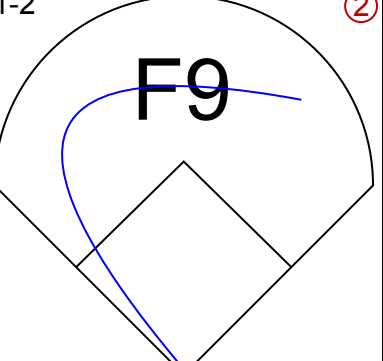
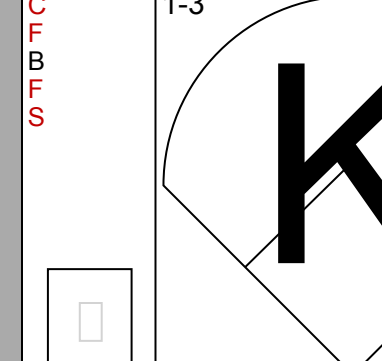
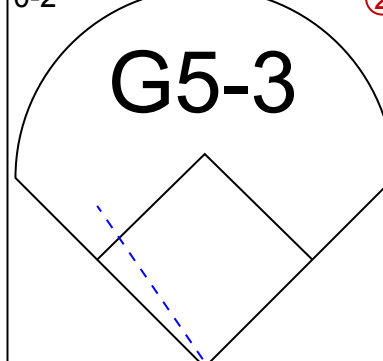
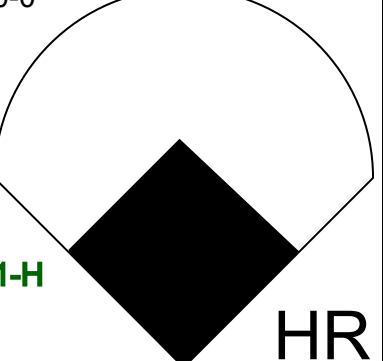
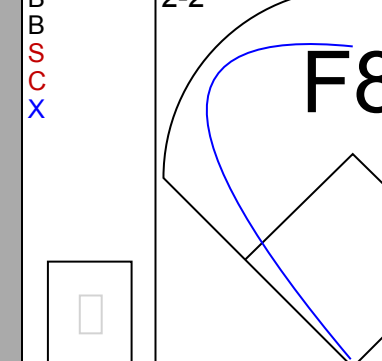
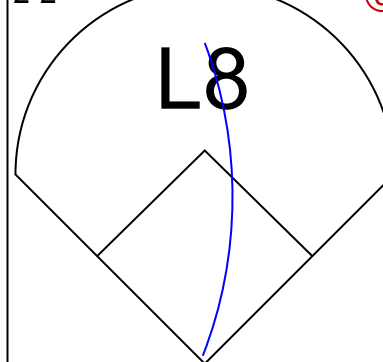
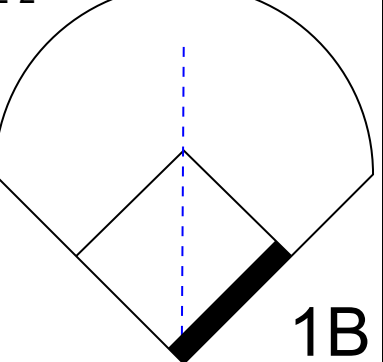
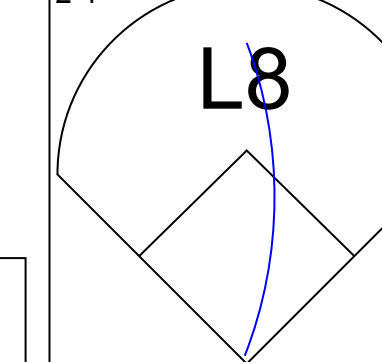
Batter	1	2	3	4	5	6	7	8	9	AB	R	H	RBI	BB	SO	LOB	BOTTOM					
<b>F.P. Santangelo, S</b> OBP: 0.441, SLG: 0.456 (1, 8)										3	2	2	0	2	0	1	<b>Philadelphia Phillies @ Montreal Expos</b> Olympic Stadium, Montreal, QB Tue Jun 10 1997, 7:05 PM EDT Att: 27,823 - Dome					
<b>Mike Lansing, R</b> OBP: 0.335, SLG: 0.450 (1, 4)										5	0	2	3	0	0	2						
<b>Mark Grudzielanek, R</b> OBP: 0.346, SLG: 0.414 (1, 6)										5	0	2	1	0	0	3						
<b>Henry Rodriguez, L</b> OBP: 0.344, SLG: 0.547 (1, 7)										3	0	0	0	2	0	2						
<b>Darrin Fletcher, L</b> OBP: 0.325, SLG: 0.552 (1, 2)										4	1	1	1	1	1	3						
<b>Doug Strange, S</b> OBP: 0.352, SLG: 0.458 (1, 5)										5	1	1	0	0	1	5						
<b>Joe Orsulak, L</b> OBP: 0.354, SLG: 0.395 (1, 9)										4	2	2	0	0	0	2						
<b>Ryan McGuire, L</b> OBP: 0.478, SLG: 0.667 (1, 3)										4	1	2	2	0	0	2						
<b>Dustin Hermanson, R</b> ERA: 5.74 Reggie Harris, R ERA: 5.06 Jerry Spradlin, R ERA: 4.18 Ricky Bottalico, R ERA: 3.08 Erik Plantenberg, L ERA: 4.84	5.1 26 3 1 0 0 0 1 0 0 0 0 0 0 2 6 6.75 1.875																					
	0.2 3 1 0 0 0 0 1 0 0 0 0 0 0 2 6 0.00 3.000																					
	1.1 5 1 1 1 1 2 0 0 0 0 0 0 0 9 9 6.75 0.750																					
	0.1 L 7 2 3 1 0 0 1 2 0 0 0 1 0 4 16 27.00 9.000																					
	0.1 1 0 0 0 0 0 0 0 0 0 0 0 0 1 1 0.00 0.000																					
<b>Inning Stats</b>	R: 1 E: 0 K: 0 S: 5	H: 2 LOB: 1 BB: 0 P: 5	R: 0 E: 0 K: 0 S: 4	H: 1 LOB: 1 BB: 0 P: 4	R: 0 E: 0 K: 0 S: 4	H: 1 LOB: 1 BB: 0 P: 4	R: 2 E: 0 K: 0 S: 6	H: 3 LOB: 1 BB: 0 P: 6	R: 0 E: 0 K: 0 S: 4	H: 1 LOB: 2 BB: 1 P: 8	R: 1 E: 0 K: 0 S: 4	H: 2 LOB: 2 BB: 1 P: 8	R: 0 E: 0 K: 1 S: 5	H: 0 LOB: 0 BB: 0 P: 5	R: 4 E: 1 K: 1 S: 9	H: 3 LOB: 3 BB: 3 P: 21	R: 4 E: 1 K: 1 S: 9	H: 3 LOB: 3 BB: 3 P: 21	1B: 7 2B: 5 3B: 1 HR: 0	SF: 0 SAC: 0 DP: 0 HBP: 0	WP: 1 PB: 0 SB: 1 CS: 0	PA: 42
<b>PITCHER</b>	IP WLS BF H R ER SO BB IBB HBP BLK WP HR S P ERA WHIP																					



Batter	1	2	3	4	5	6	7	8	9	AB	R	H	RBI	BB	SO	LOB	TOP					
<b>Ricky Otero, S</b> (1, 8) OBP: 0.273, SLG: 0.263										3	0	0	0	0	1	1	<b>Philadelphia Phillies @ Montreal Expos</b> Olympic Stadium, Montreal, QB Wed Jun 11 1997, 7:05 PM EDT Att: 10,475 - Dome					
<b>Mickey Morandini, L</b> (1, 4) OBP: 0.392, SLG: 0.412										4	1	3	1	0	0	0						
<b>Darren Daulton, L</b> (1, 9) OBP: 0.403, SLG: 0.488										4	1	2	1	0	1	2						
<b>23 Kevin Jordan, R</b> (1, 5) OBP: 0.250, SLG: 0.526										4	0	0	1	0	0	2						
<b>Rico Brogna, L</b> (1, 3) OBP: 0.297, SLG: 0.450										4	0	1	0	0	2	1						
<b>Scott Rolen, R</b> (9, PR) OBP: 0.367, SLG: 0.435										0	0	0	0	0	0	0						
<b>Gregg Jefferies, S</b> (1, 7) OBP: 0.320, SLG: 0.356										3	0	0	0	1	1	1						
<b>Mike Lieberthal, R</b> (1, 2) OBP: 0.238, SLG: 0.385										4	0	0	0	0	0	2						
<b>Kevin Stocker, S</b> (1, 6) OBP: 0.295, SLG: 0.299										2	0	0	0	1	0	0						
<b>Ruben Amaro Jr., S</b> (9, PH) OBP: 0.326, SLG: 0.305										1	0	0	0	0	0	1						
<b>55 Matt Beech, L</b> (1, 1) OBP: 0.200, SLG: 0.400										1	0	0	0	0	1	0						
<b>Rob Butler, L</b> (8, PH) OBP: 0.362, SLG: 0.400										1	1	1	0	0	0	0						
<b>Jerry Spradlin, S</b> (8, 1)										0	0	0	0	0	0	0						
<b>Inning Stats</b>	R: 2 E: 0 K: 2 S: 13	H: 2 LOB: 0 BB: 0 P: 17	R: 0 E: 0 K: 0 S: 4	H: 0 LOB: 0 BB: 1 P: 9	R: 0 E: 0 K: 2 S: 12	H: 1 LOB: 1 BB: 0 P: 21	R: 0 E: 0 K: 2 S: 8	H: 0 LOB: 0 BB: 0 P: 12	R: 0 E: 0 K: 0 S: 6	H: 0 LOB: 1 BB: 1 P: 10	R: 0 E: 0 K: 0 S: 11	H: 1 LOB: 0 BB: 0 P: 20	R: 0 E: 0 K: 0 S: 3	H: 0 LOB: 0 BB: 0 P: 6	R: 1 E: 0 K: 0 S: 7	H: 2 LOB: 1 BB: 0 P: 11	R: 0 E: 0 K: 0 S: 6	H: 1 LOB: 1 BB: 0 P: 9	1B: 4 2B: 2 3B: 1 HR: 0	SF: 0 SAC: 2 DP: 1 HBP: 0	WP: 0 PB: 0 SB: 1 CS: 0	PA: 35
<b>PITCHER</b>	IP	WLS	BF	H	R	ER	SO	BB	IBB	HBP	BLK	WP	HR	S	P	ERA	WHIP					
<b>Jim Bullinger, R</b> (1, 1) ERA: 6.08	8.0	W	31	6	3	3	6	2	0	0	0	0	0	64	106	3.38	1.000					
<b>Ugueth Urbina, R</b> (9, 1) ERA: 4.28	1.0	S	4	1	0	0	0	0	0	0	0	0	0	6	9	0.00	1.000					

AB	31
R	3
H	7
RBI	3
BB	2
SO	6
LOB	10

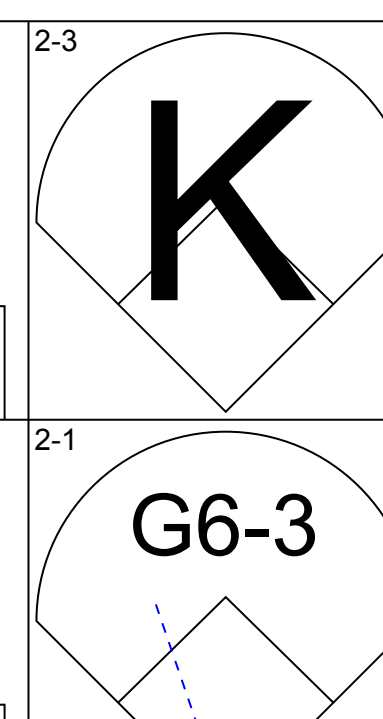
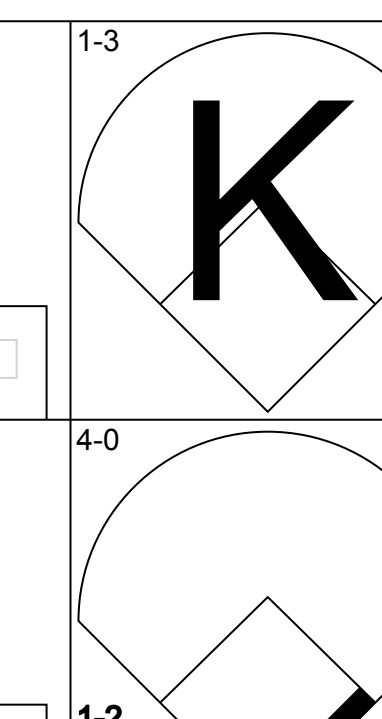
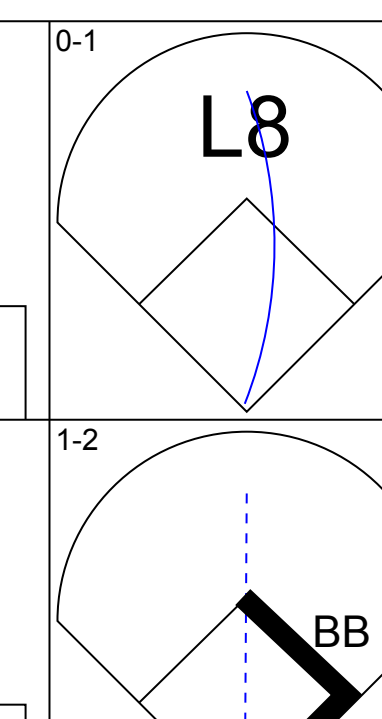
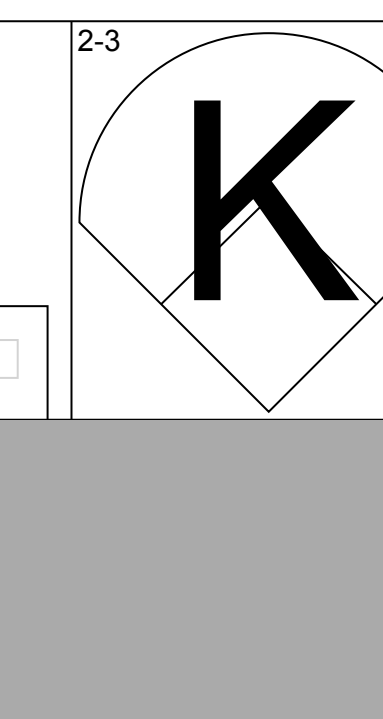
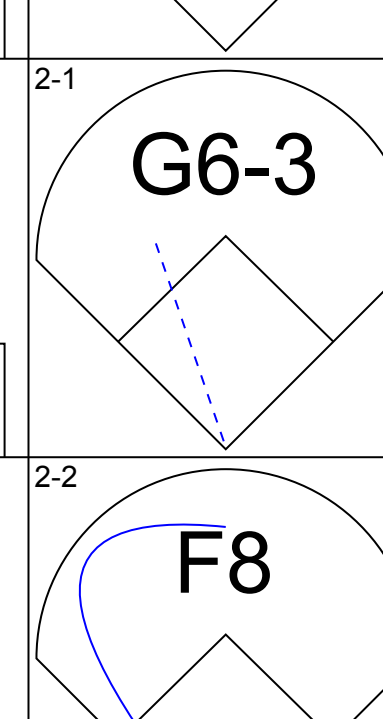
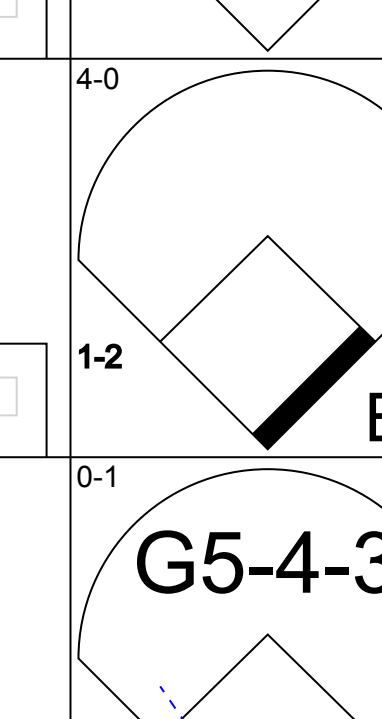
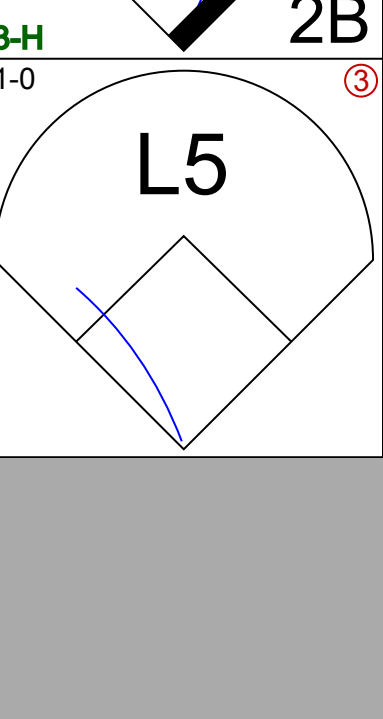
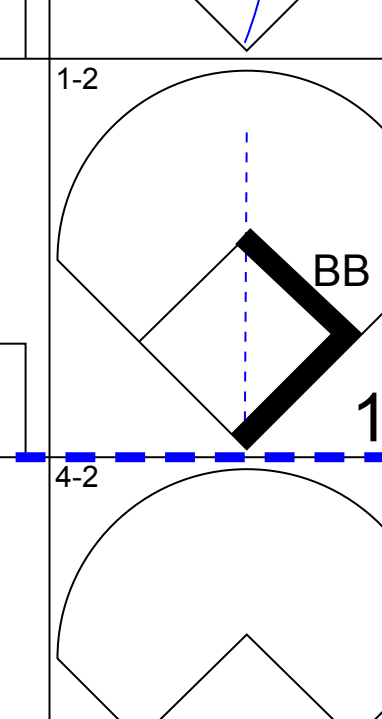
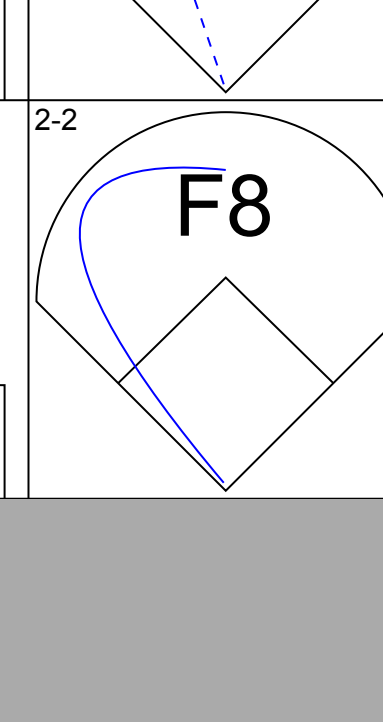
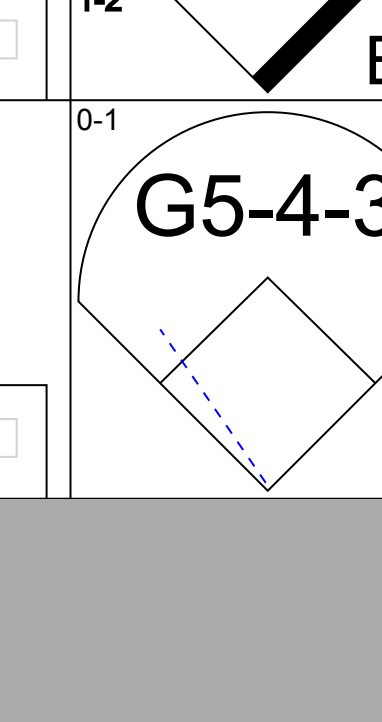
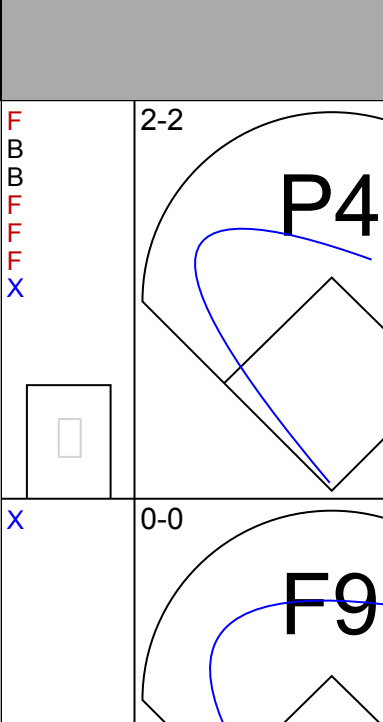
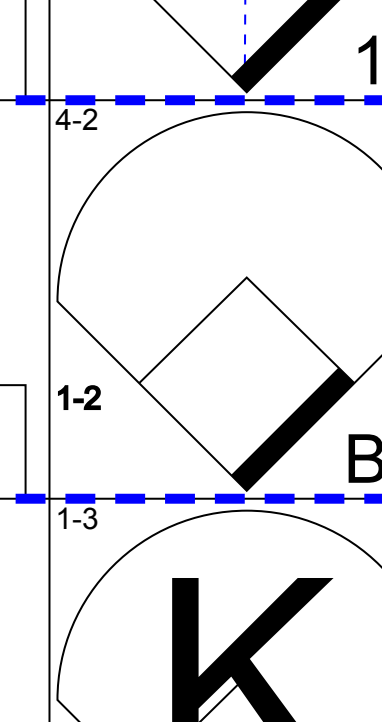
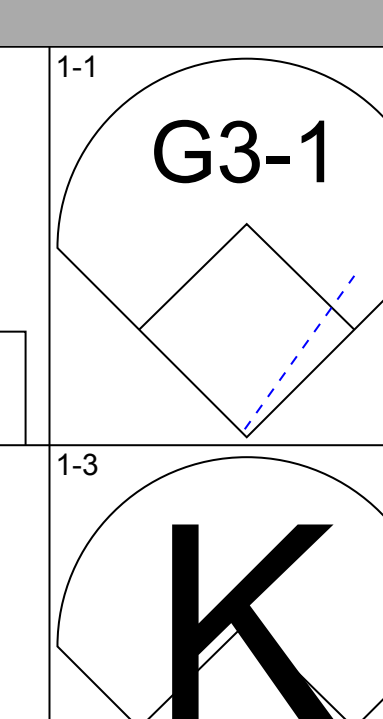
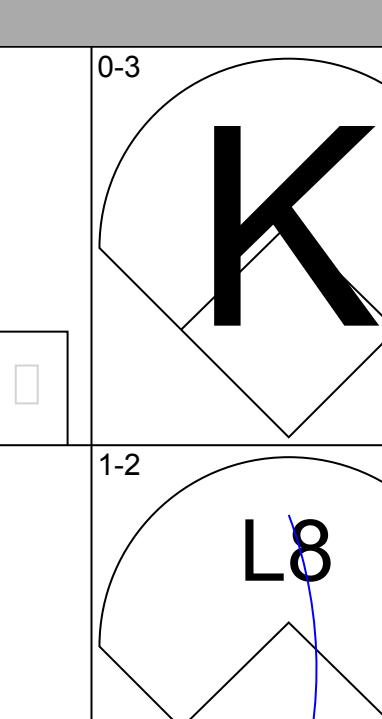
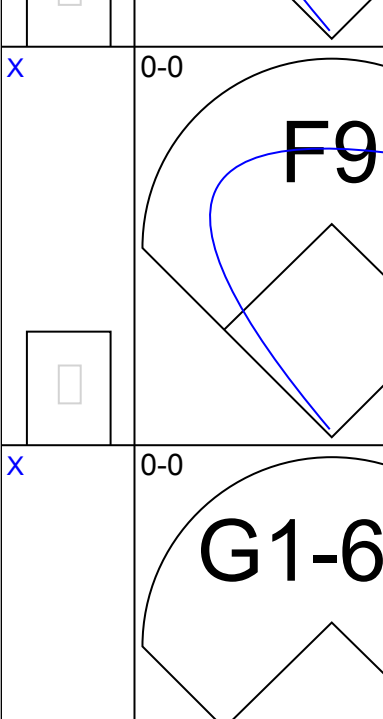
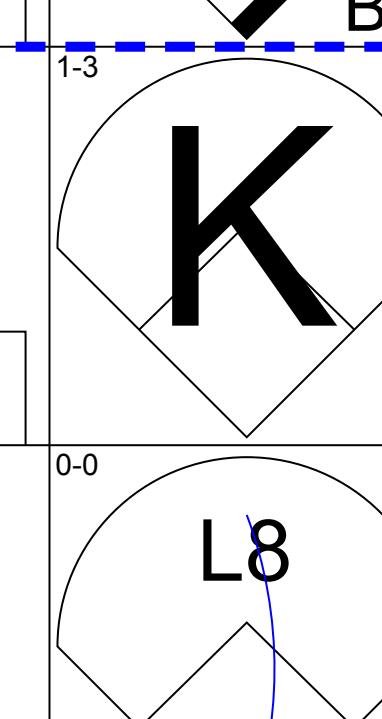
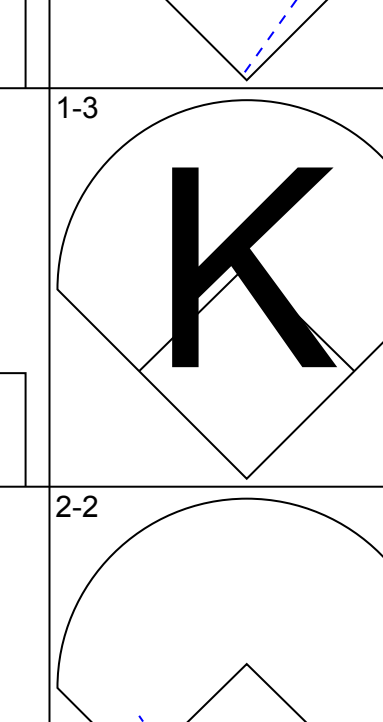
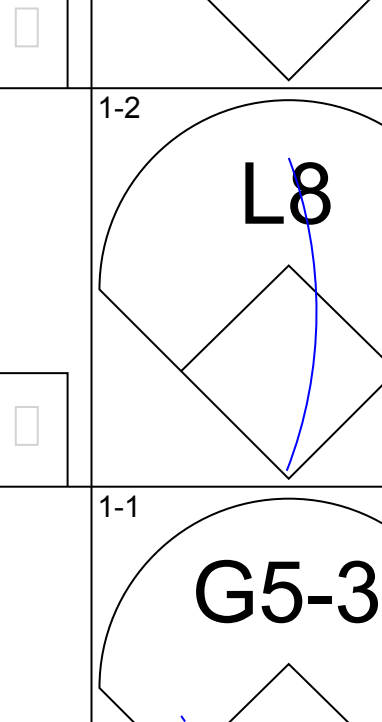
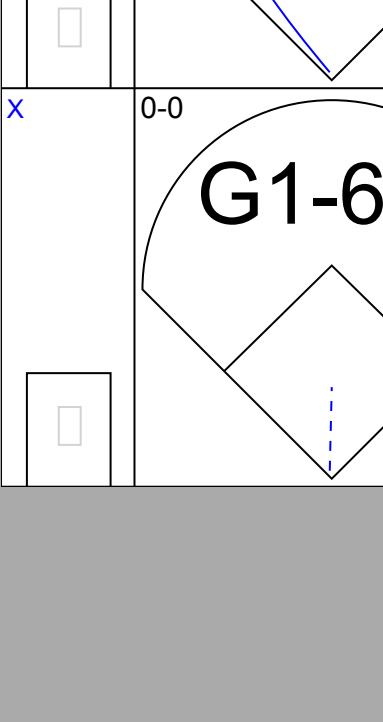
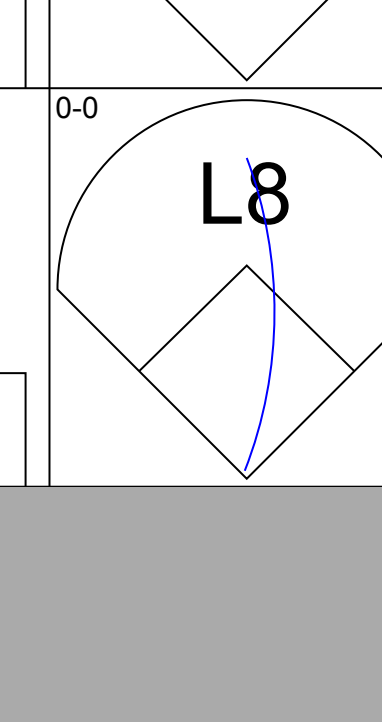
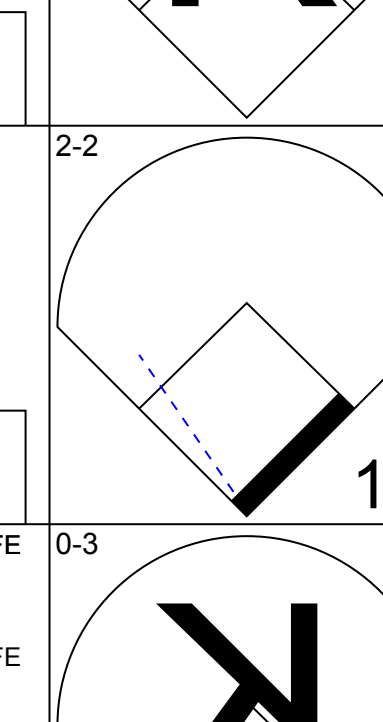
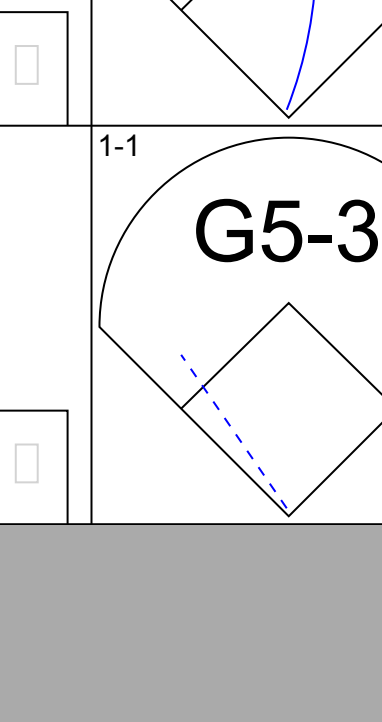
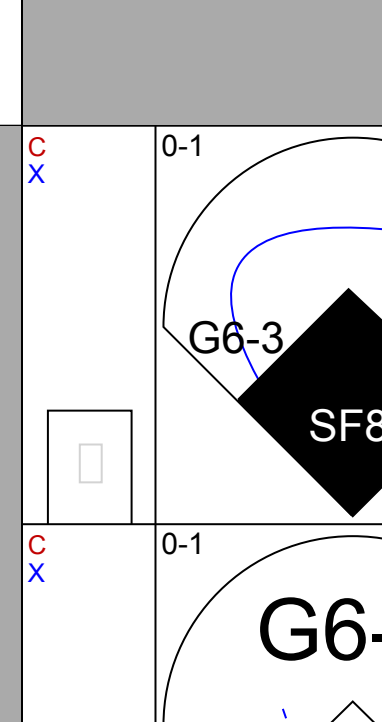
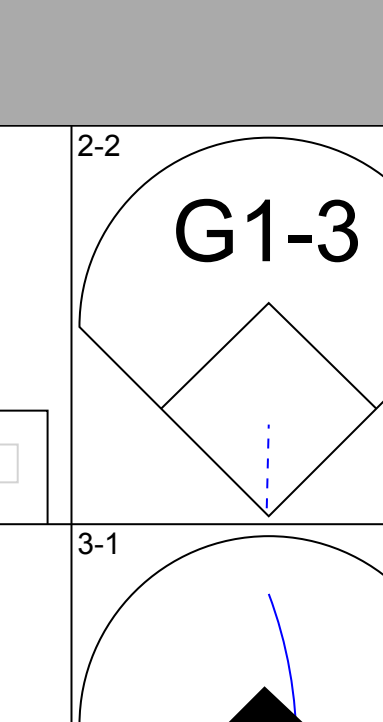
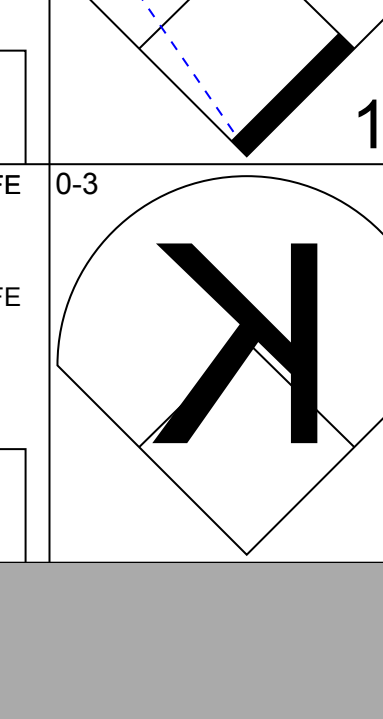
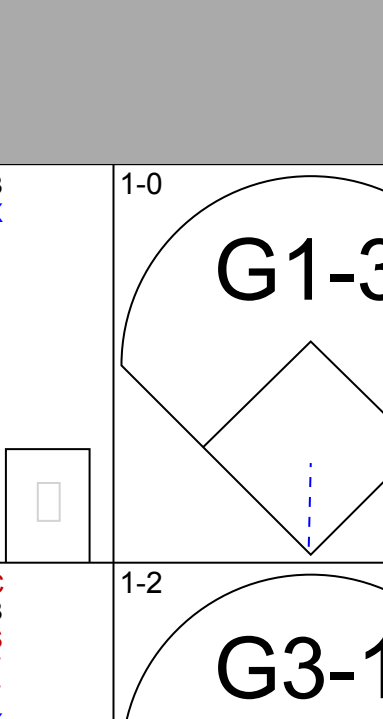
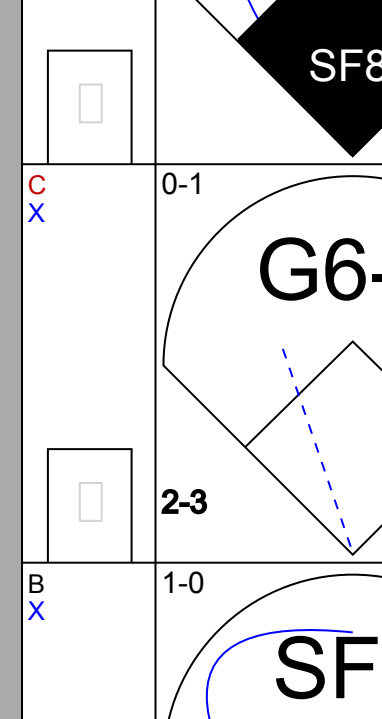
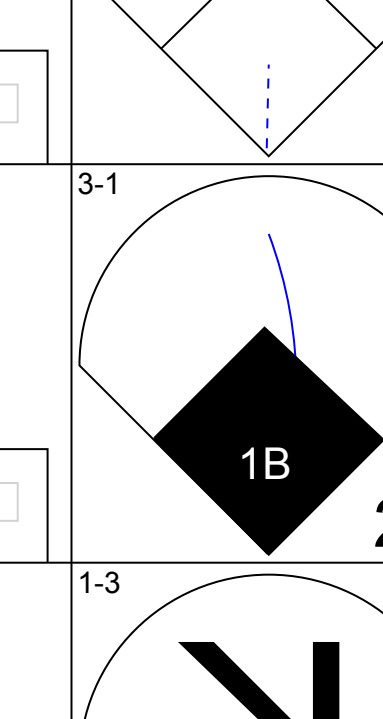
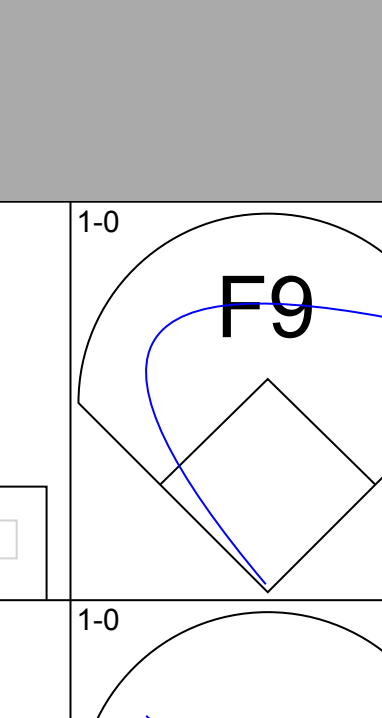
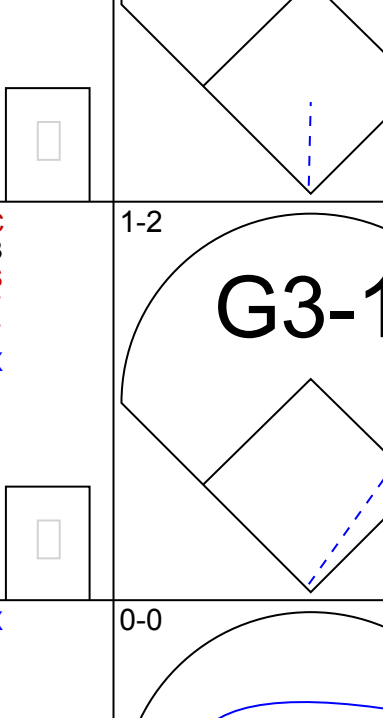
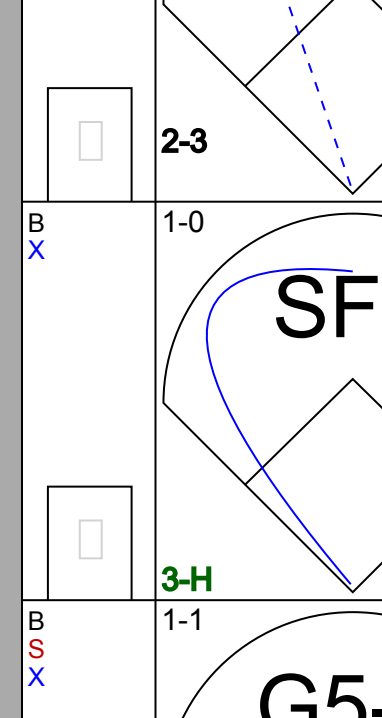
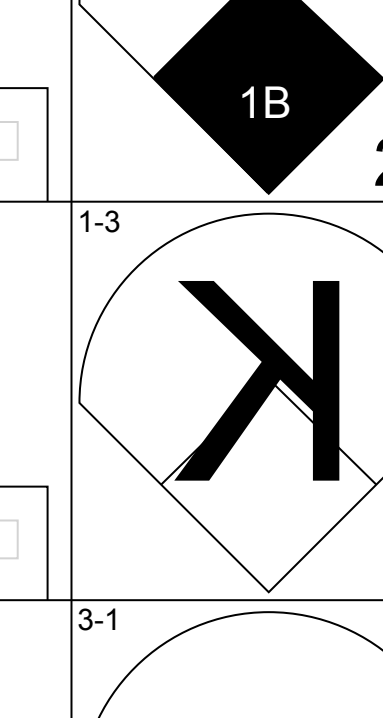
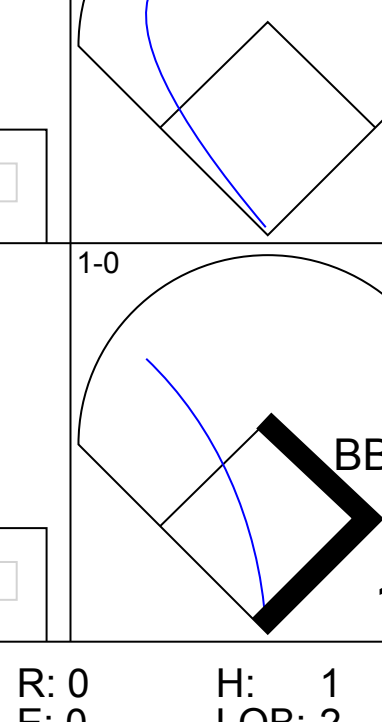
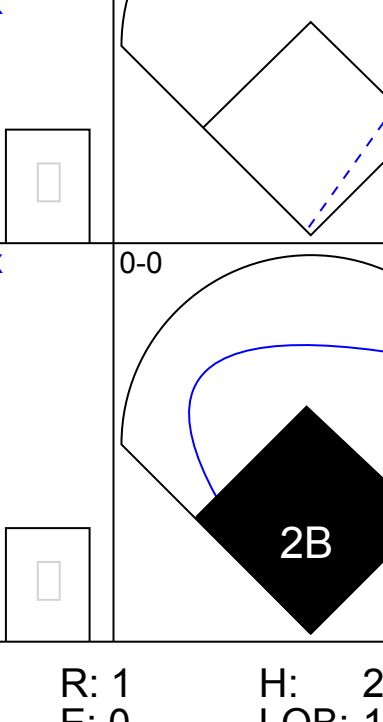
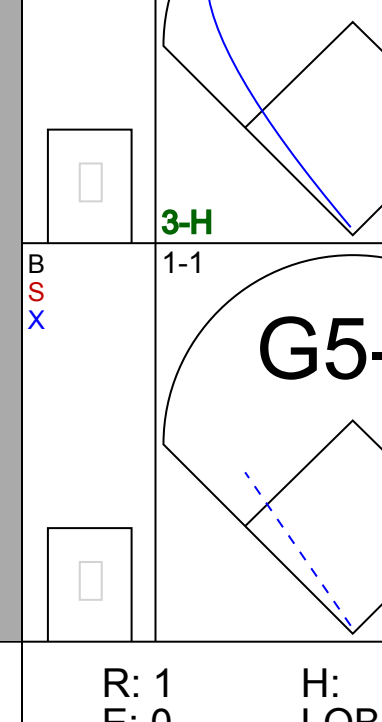
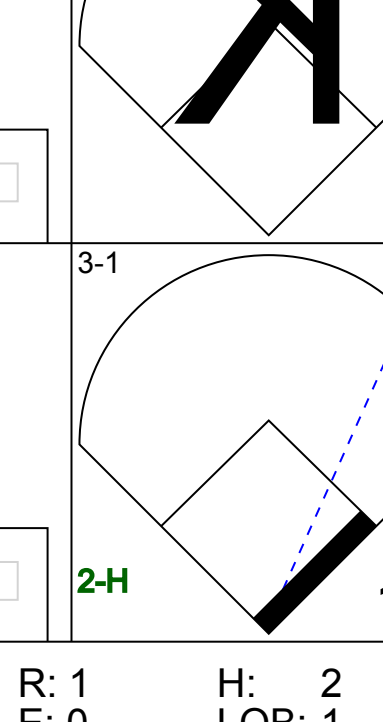
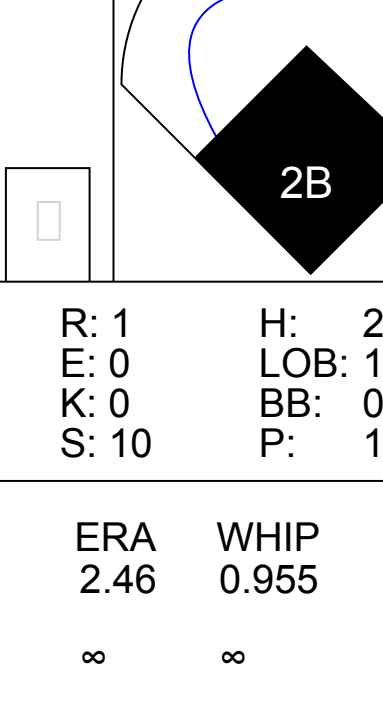
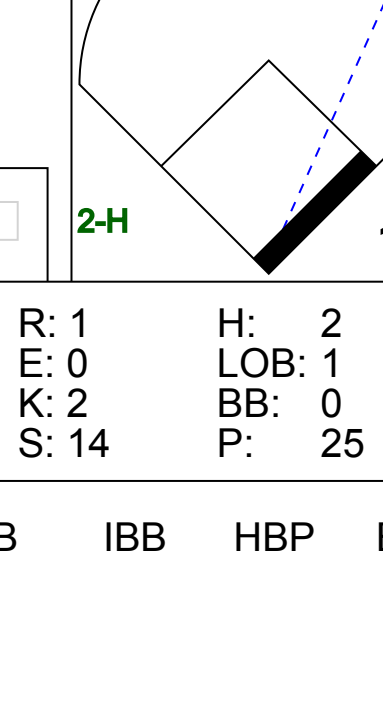


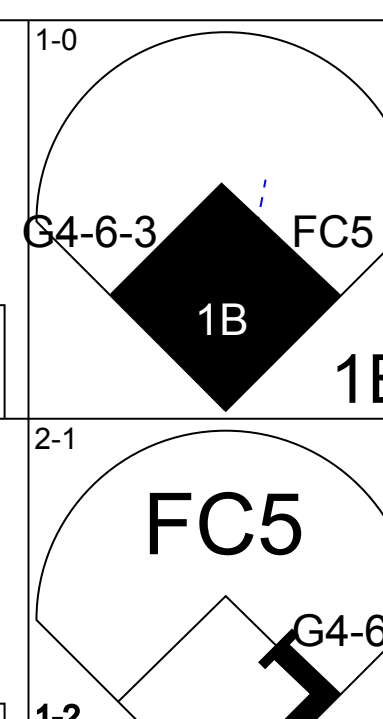
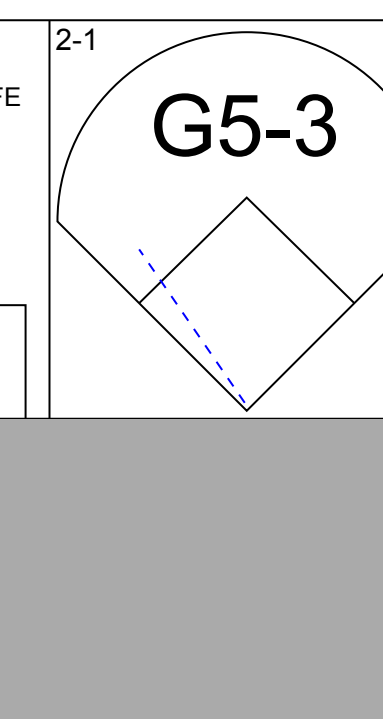
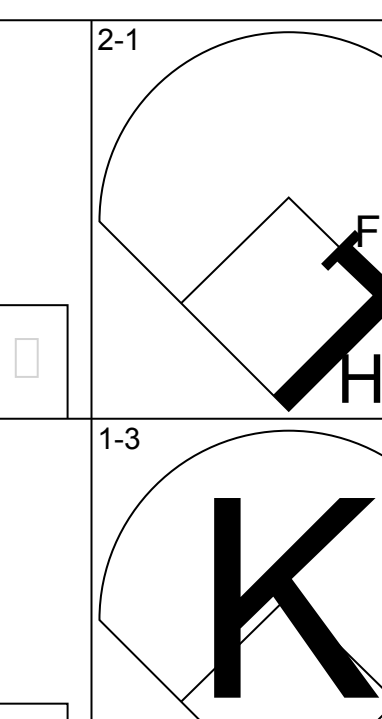
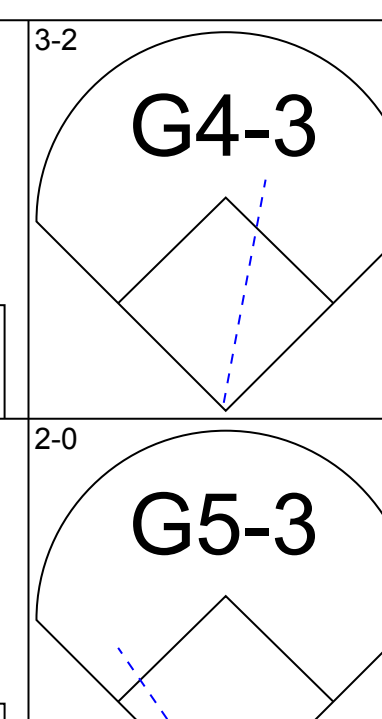
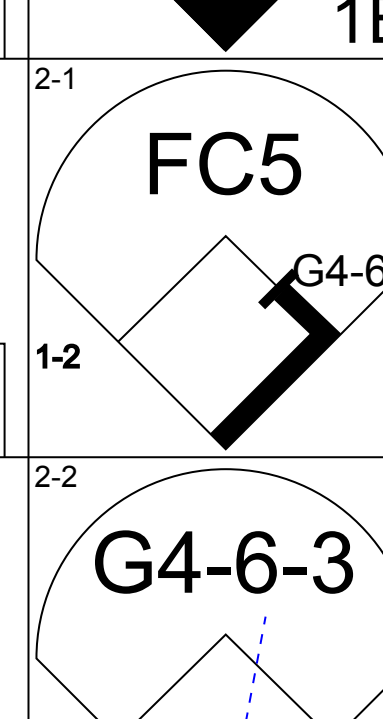
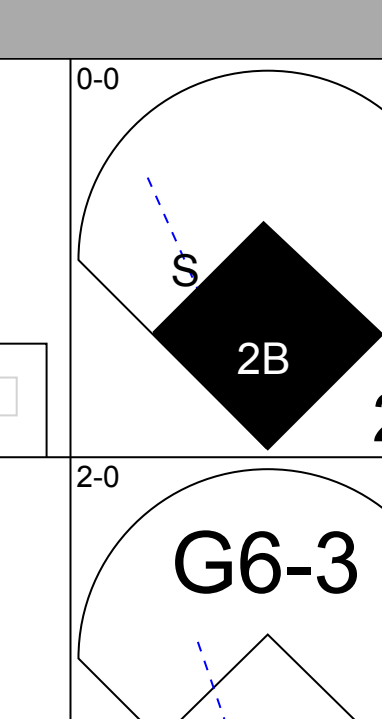
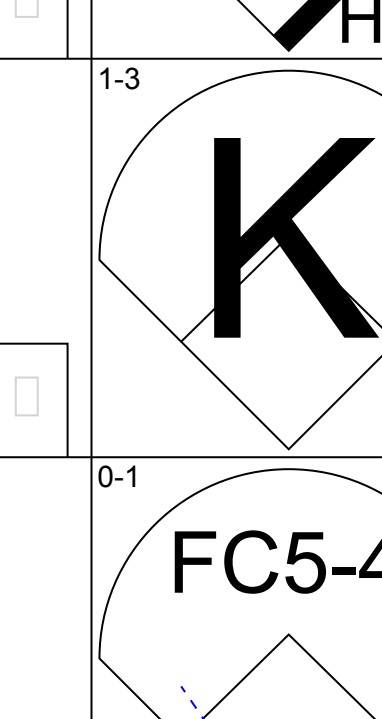
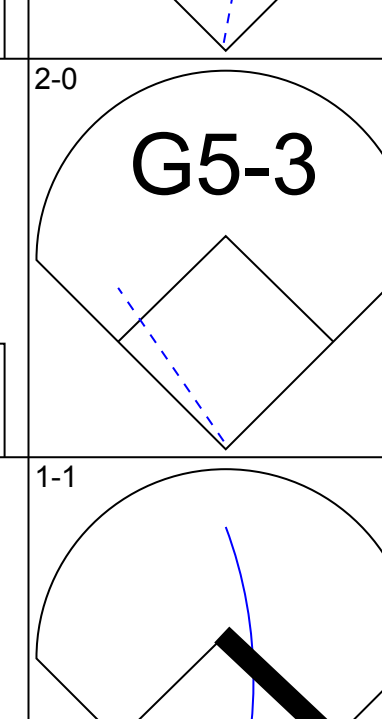
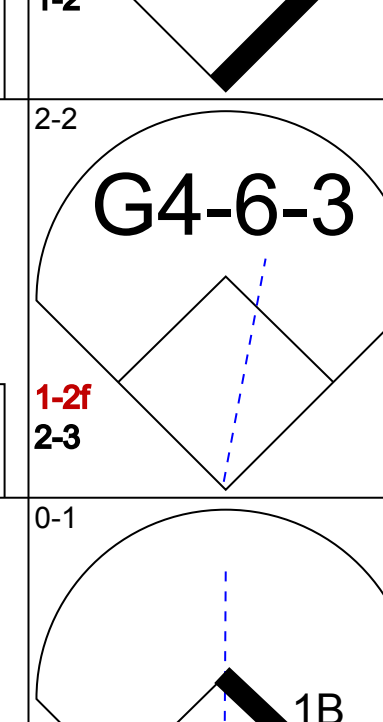
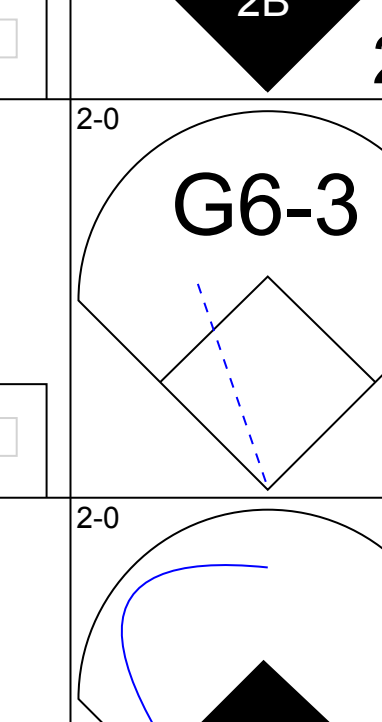
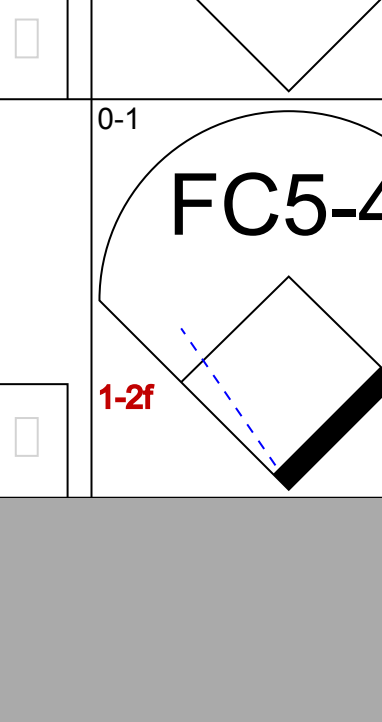
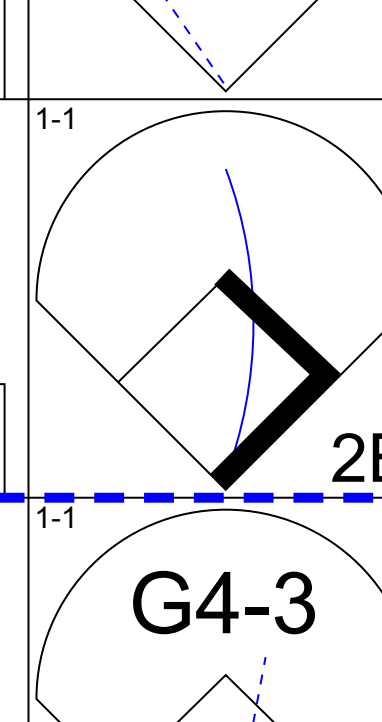
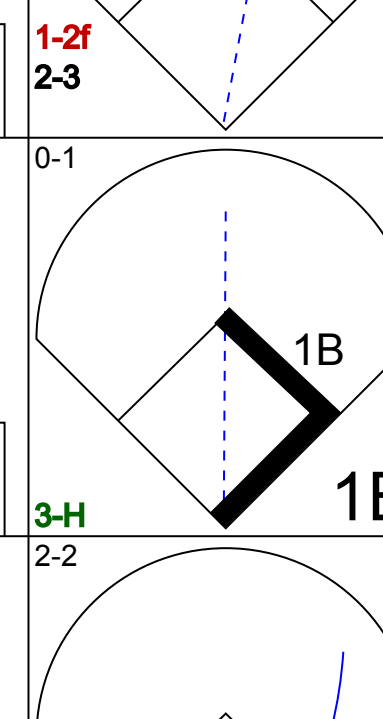
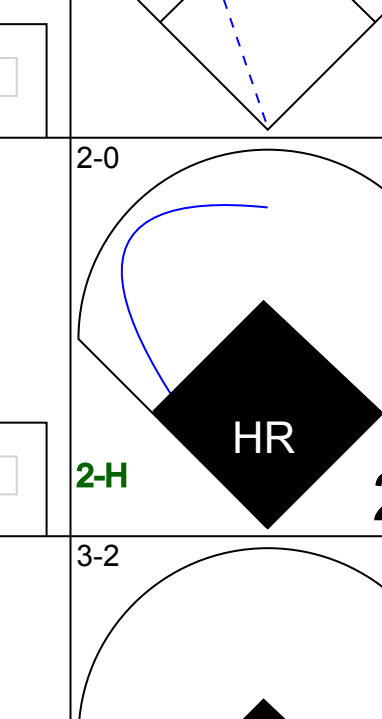
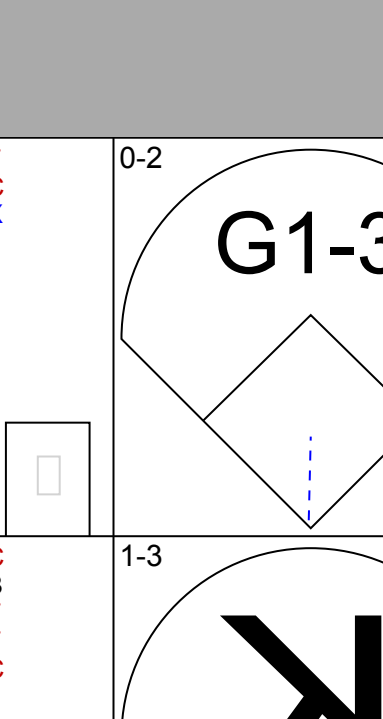
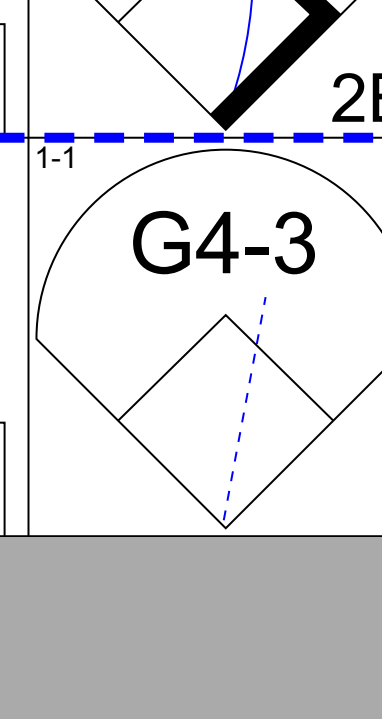
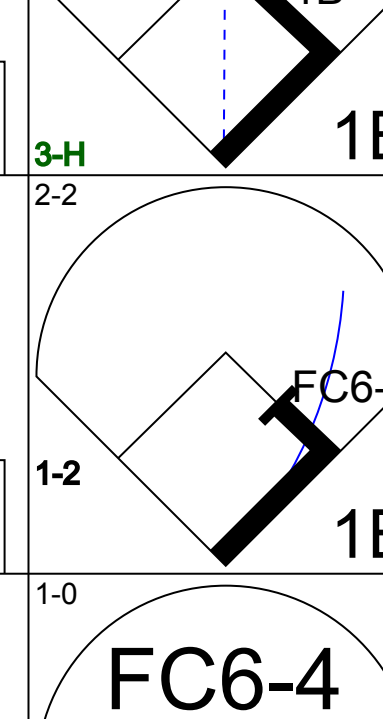
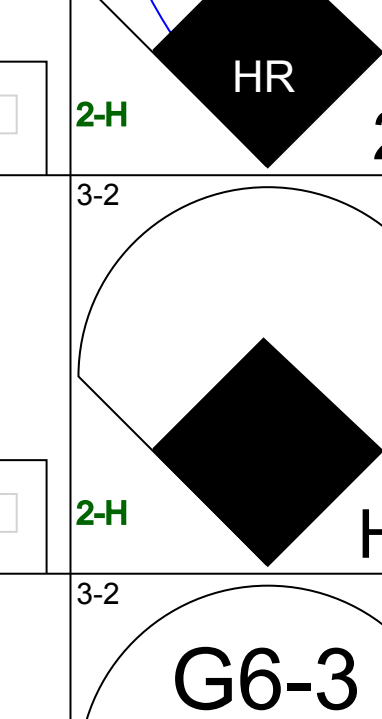
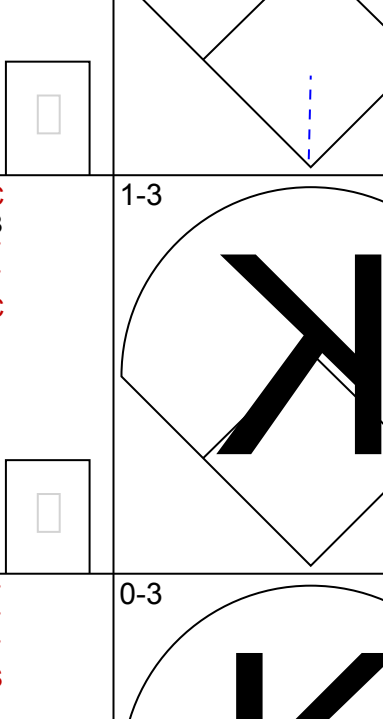
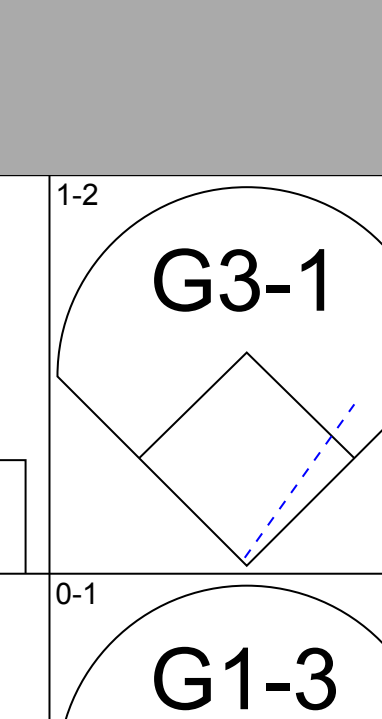
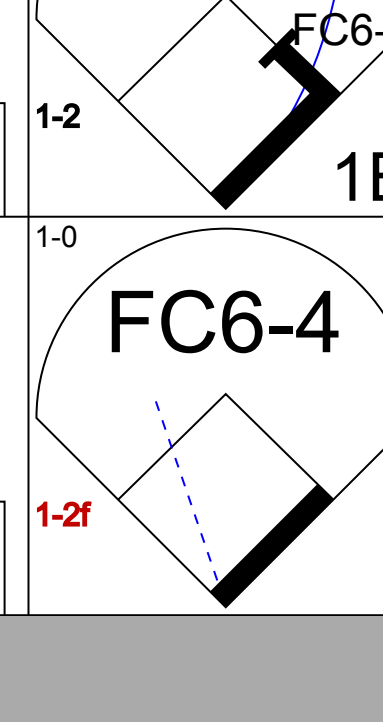
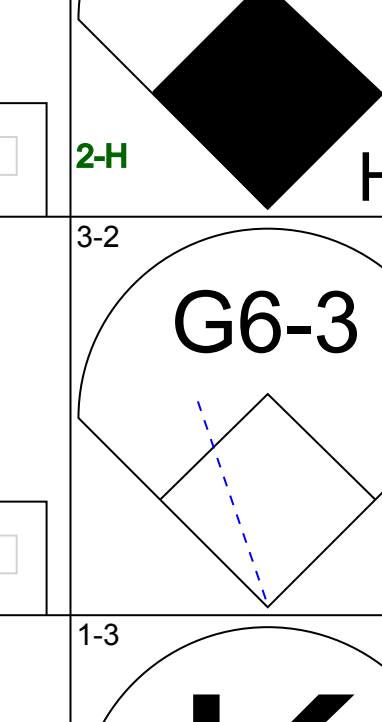
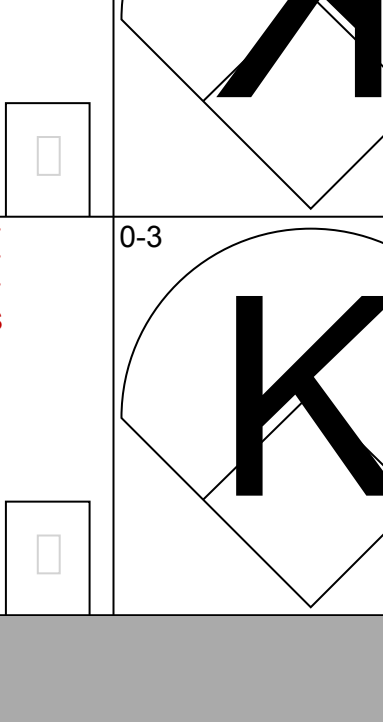
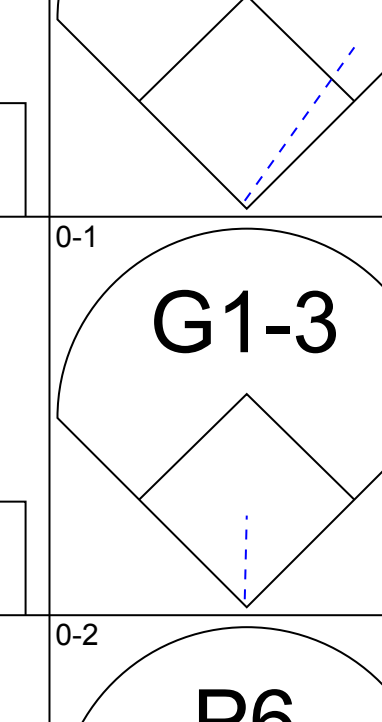
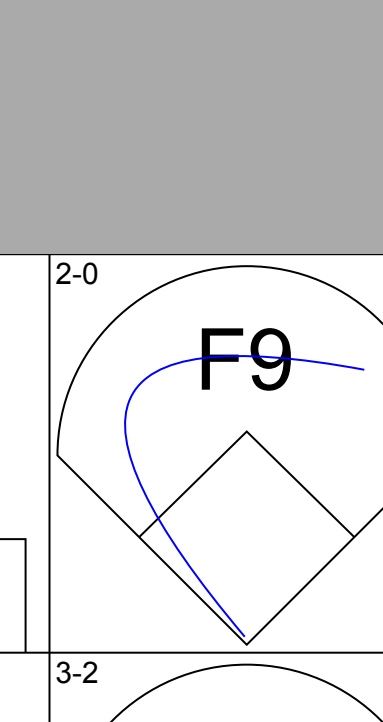
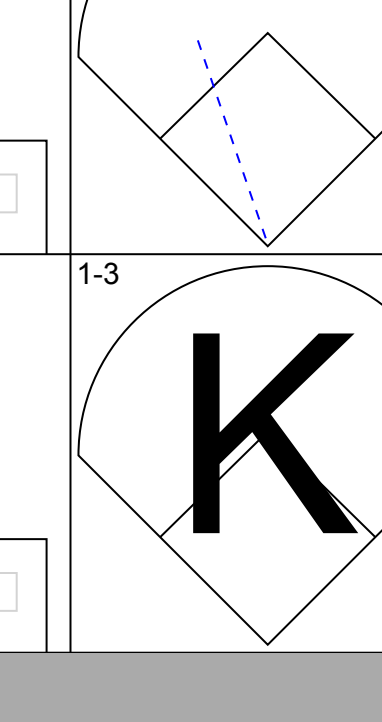
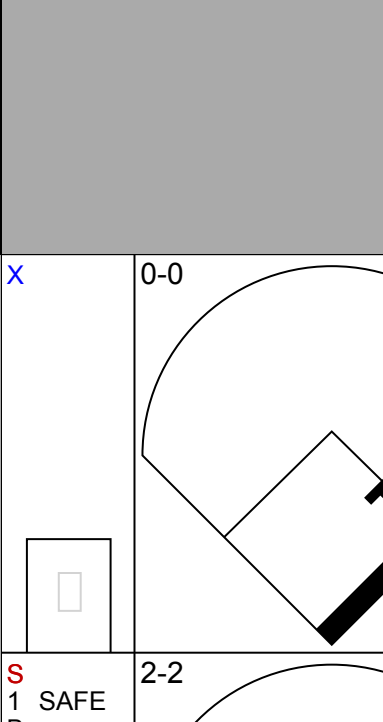
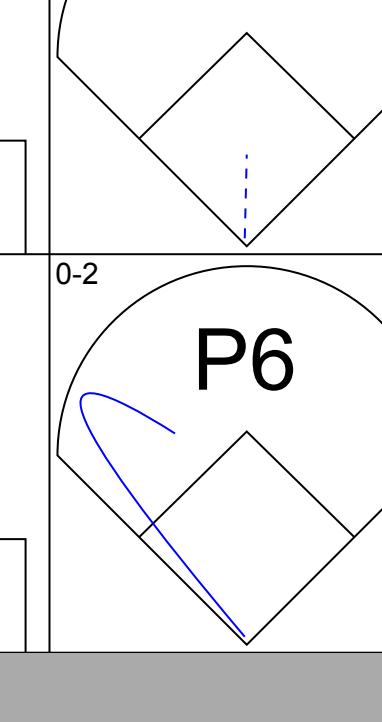
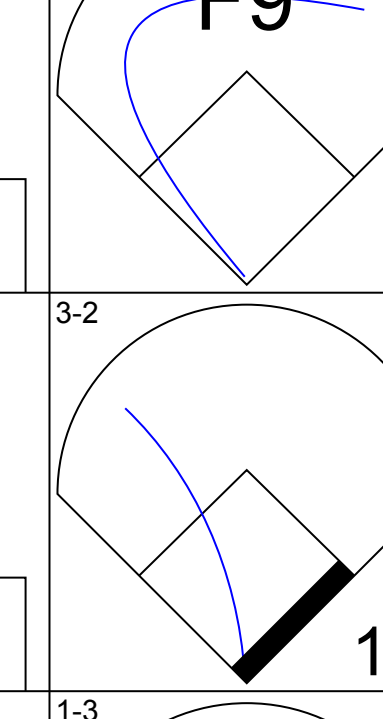
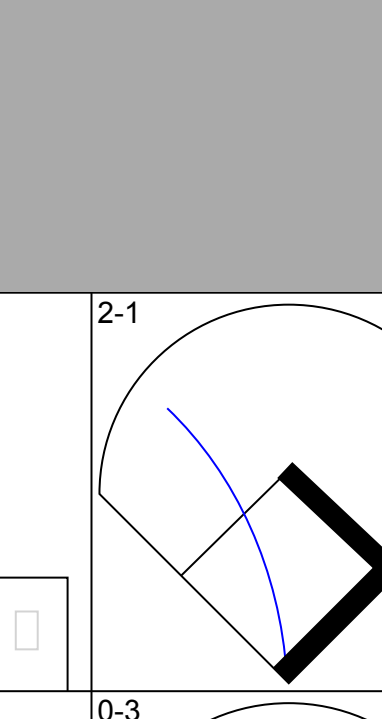
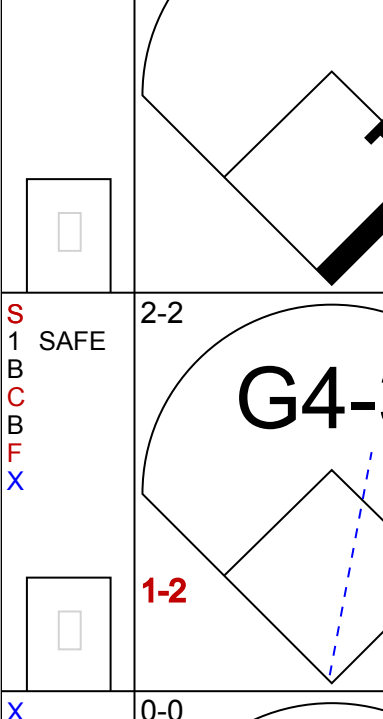
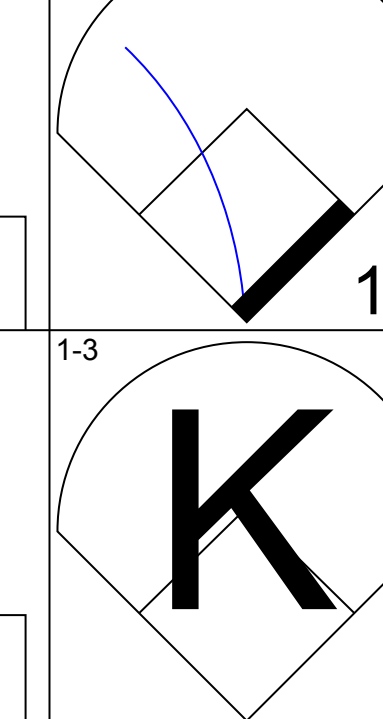
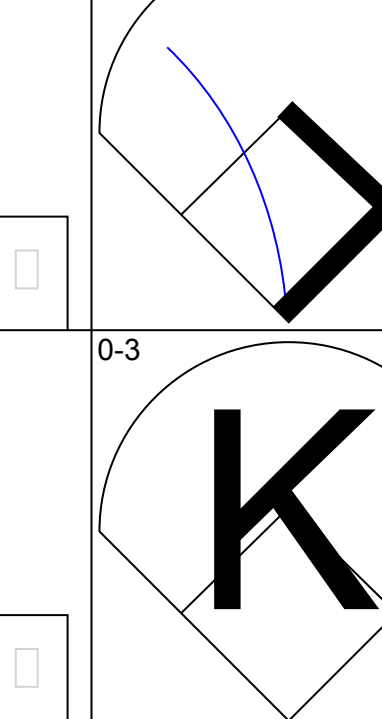
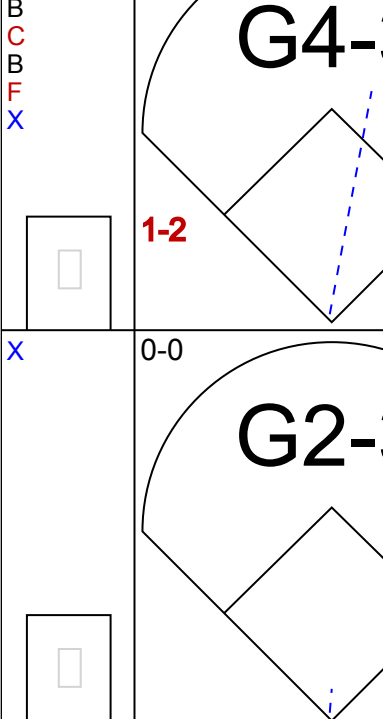
Batter	1	2	3	4	5	6	7	8	9	AB	R	H	RBI	BB	SO	LOB	BOTTOM					
<b>F.P. Santangelo, S</b> (1, 8) OBP: 0.442, SLG: 0.457										4	0	2	0	0	1	1	<b>Philadelphia Phillies @ Montreal Expos</b> Olympic Stadium, Montreal, QB Wed Jun 11 1997, 7:05 PM EDT Att: 10,475 - Dome					
<b>Mike Lansing, R</b> (1, 4) OBP: 0.333, SLG: 0.460										4	2	1	1	0	1	2						
<b>Mark Grudzielanek, R</b> (1, 6) OBP: 0.344, SLG: 0.415										4	0	1	1	0	0	1						
<b>Henry Rodriguez, L</b> (1, 7) OBP: 0.343, SLG: 0.540										3	0	0	0	1	1	1						
<b>Sherman Obando, R</b> (1, 9) OBP: 0.162, SLG: 0.176										3	1	0	0	0	0	2						
<b>Ugueth Urbina, R</b> (9, 1)										0	0	0	0	0	0	0						
<b>Chris Widger, R</b> (1, 2) OBP: 0.289, SLG: 0.465										3	0	0	0	0	1	1						
<b>Doug Strange, S</b> (1, 5) OBP: 0.345, SLG: 0.448										3	0	0	0	0	2	1						
<b>Ryan McGuire, L</b> (1, 3) OBP: 0.462, SLG: 0.750										3	1	1	2	0	0	0						
<b>Jim Bullinger, R</b> (1, 1) OBP: 0.308, SLG: 0.423										2	0	1	0	0	0	0						
<b>Jose Vidro, S</b> (8, PH) OBP: 0.250, SLG: 0.500										1	0	0	0	0	0	0						
<b>Joe Orsulak, L</b> (9, 9) OBP: 0.354, SLG: 0.395										0	0	0	0	0	0	0						
<b>Inning Stats</b>	R: 0 E: 0 K: 0 S: 5	H: 0 LOB: 0 BB: 0 P: 7	R: 0 E: 0 K: 2 S: 10	H: 0 LOB: 0 BB: 0 P: 11	R: 0 E: 0 K: 1 S: 9	H: 0 LOB: 0 BB: 0 P: 11	R: 0 E: 0 K: 1 S: 13	H: 1 LOB: 1 BB: 0 P: 20	R: 2 E: 0 K: 0 S: 15	H: 2 LOB: 1 BB: 0 P: 22	R: 1 E: 0 K: 0 S: 8	H: 1 LOB: 0 BB: 0 P: 14	R: 0 E: 0 K: 1 S: 9	H: 0 LOB: 0 BB: 0 P: 12	R: 1 E: 0 K: 0 S: 11	H: 2 LOB: 2 BB: 1 P: 22	R: 1 E: 0 K: 0 S: 6	H: 1 LOB: 1 BB: 0 P: 9	1B: 3 2B: 1 3B: 0 HR: 2	SF: 0 SAC: 0 DP: 0 HBP: 1	WP: 0 PB: 0 SB: 0 CS: 0	PA: 32
<b>PITCHER</b>	IP	WLS	BF	H	R	ER	SO	BB	IBB	HBP	BLK	WP	HR	S	P	ERA	WHIP					
<b>55 Matt Beech, L</b> (1, 1) ERA: 6.04	7.0	L	26	4	3	3	6	4	3	3	6	0	2	69	97	3.86	0.571					
<b>Jerry Spradlin, R</b> (8, 1) ERA: 4.34	1.0	L	6	2	1	1	0	0	1	0	0	0	0	11	22	9.00	2.000					

AB	30
R	4
H	6
RBI	4
BB	1
SO	6
LOB	9





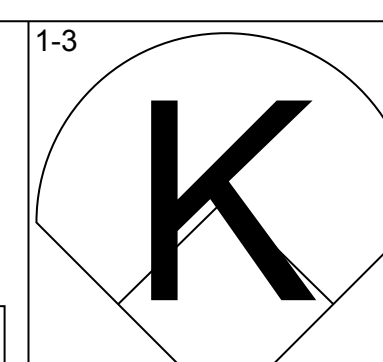
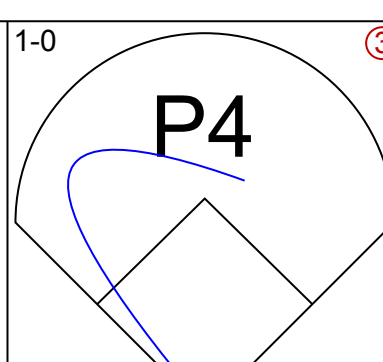
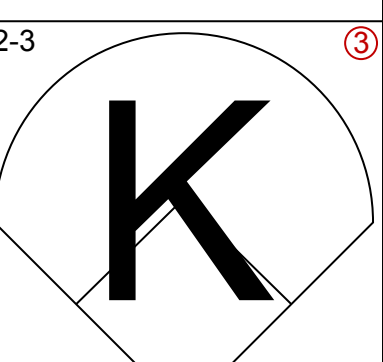
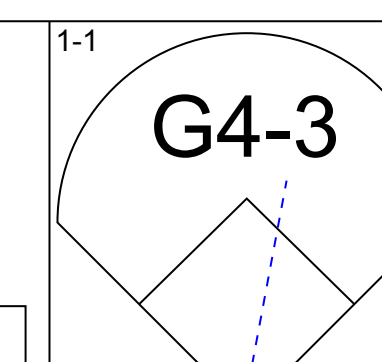
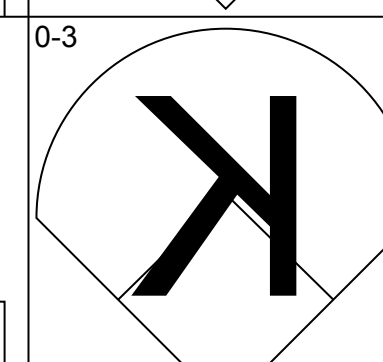
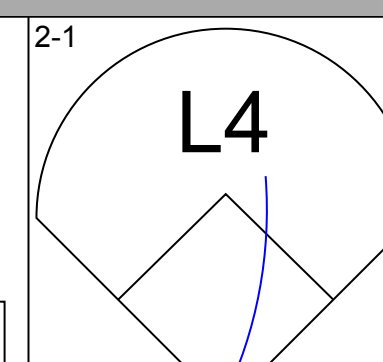
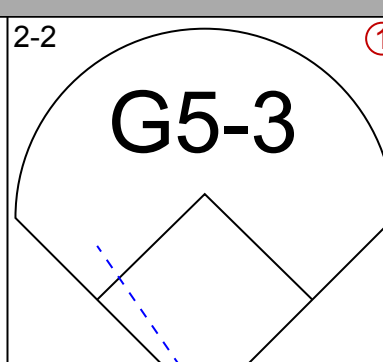
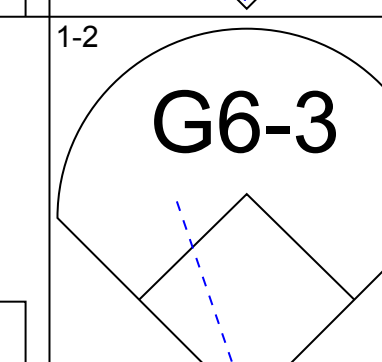
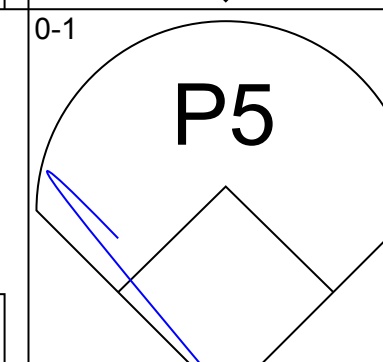

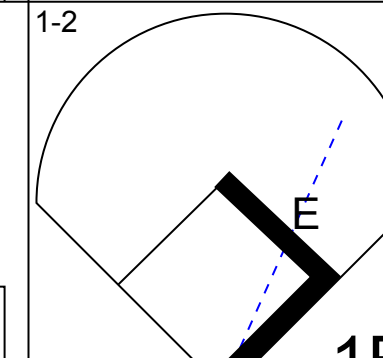
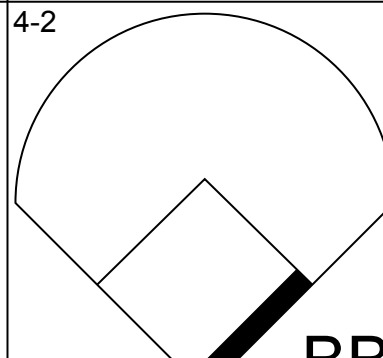
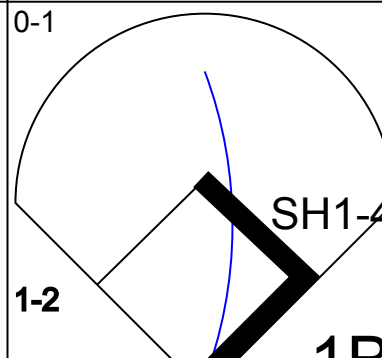
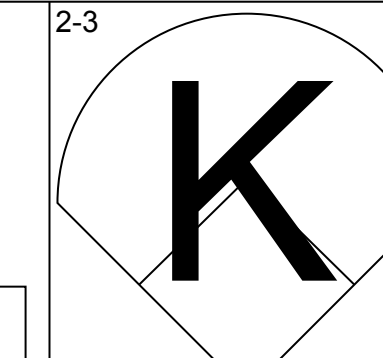
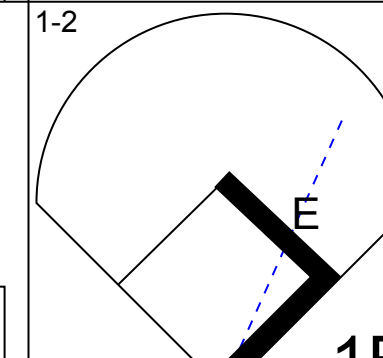
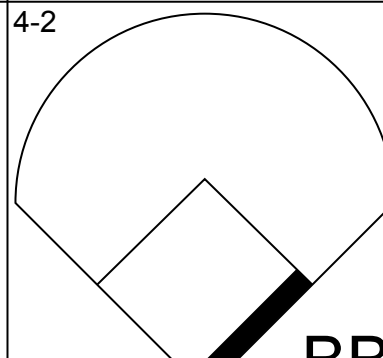
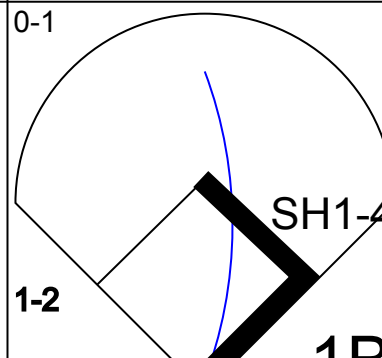

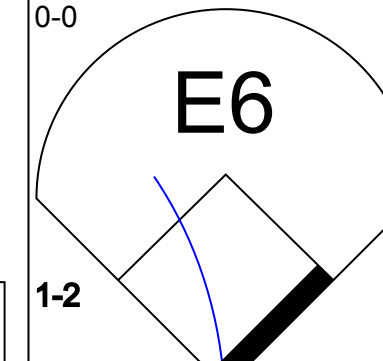
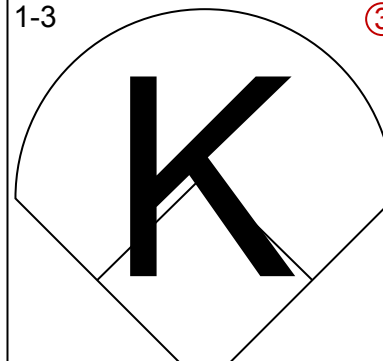
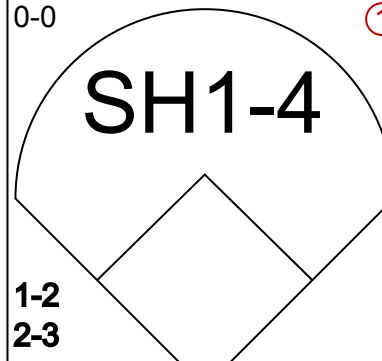
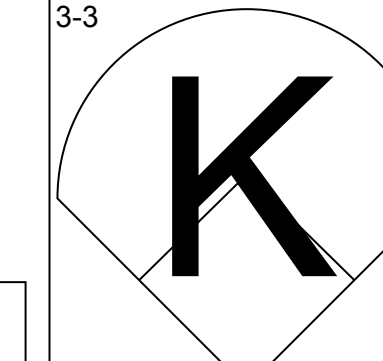
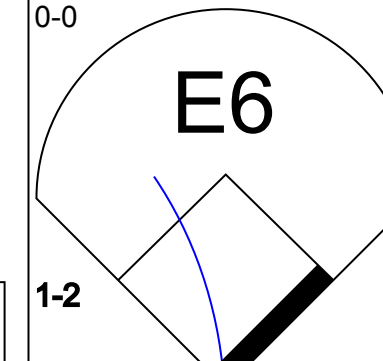

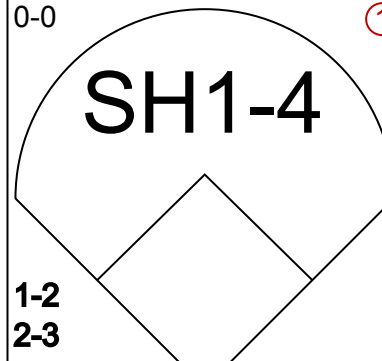


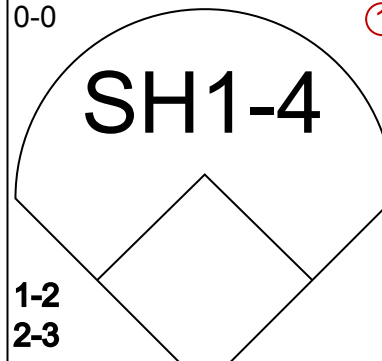



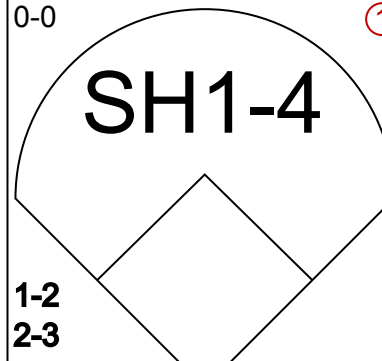



Batter	1	2	3	4	5	6	7	8	9	AB	R	H	RBI	BB	SO	LOB	TOP																					
Brian Hunter, R OBP: 0.295, SLG: 0.328 (1, 8)										5	0	1	1	0	3	2	<b>Detroit Tigers @ Montreal Expos</b> Olympic Stadium, Montreal, QB Fri Jun 13 1997, 7:05 PM EDT Att: 20,333 - Dome - 72 F																					
Damion Easley, R OBP: 0.337, SLG: 0.412 (1, 4)										3	0	1	0	1	0	1																						
Phil Nevin, R OBP: 0.333, SLG: 0.339 Curtis Pride, L OBP: 0.327, SLG: 0.341 (8, PH) (8, 7)										3	0	0	0	0	0	2																						
Tony Clark, S OBP: 0.375, SLG: 0.557 (1, 3)										4	0	0	0	0	2	2																						
Melvin Nieves, S OBP: 0.362, SLG: 0.465 (1, 9)										4	0	0	0	0	1	2																						
Orlando Miller, R OBP: 0.429, SLG: 0.714 (1, 5)										4	1	2	0	0	0	0																						
Brian Johnson, R OBP: 0.211, SLG: 0.281 Raul Casanova, S OBP: 0.348, SLG: 0.378 (9, PH)										3	0	0	0	0	1	2																						
Deivi Cruz, R OBP: 0.211, SLG: 0.288 Jody Reed, R OBP: 0.337, SLG: 0.257 (9, PH)										2	0	0	1	0	0	0																						
Omar Olivares, R OBP: 0.667, SLG: 1.333 Mike Myers, L (7, 1)										3	1	2	0	0	0	0																						
Bob Hamelin, L OBP: 0.462, SLG: 0.681 (9, PH)										0	0	0	0	0	0	0																						
<b>Inning Stats</b>	R: 0 E: 0 K: 1 S: 11	H: 0 LOB: 0 BB: 0 P: 17	R: 0 E: 0 K: 2 S: 12	H: 1 LOB: 1 BB: 0 P: 16	R: 0 E: 0 K: 1 S: 7	H: 1 LOB: 2 BB: 1 P: 14	R: 0 E: 0 K: 1 S: 8	H: 0 LOB: 0 BB: 0 P: 10	R: 1 E: 0 K: 0 S: 10	H: 2 LOB: 1 BB: 0 P: 14	R: 0 E: 0 K: 0 S: 7	H: 0 LOB: 0 BB: 0 P: 9	R: 1 E: 0 K: 0 S: 7	H: 1 LOB: 0 BB: 0 P: 9	R: 0 E: 0 K: 0 S: 12	H: 1 LOB: 2 BB: 1 P: 18	R: 1 E: 0 K: 2 S: 14	H: 2 LOB: 1 BB: 0 P: 25	1B: 4 2B: 3 3B: 1 HR: 0	SF: 1 SAC: 0 DP: 0 HBP: 0	WP: 0 PB: 0 SB: 0 CS: 0	PA: 37																
<b>PITCHER</b>	IP	WLS	BF	H	R	ER	SO	BB	IBB	HBP	BLK	WP	HR	S	P	ERA	WHIP	<b>PITCHER</b>				IP	WLS	BF	H	R	ER	SO	BB	IBB	HBP	BLK	WP	HR	S	P	ERA	WHIP
Carlos Perez, L ERA: 3.54 (1, 1)	7.1	W	29	6	2	2	5	1	0	0	0	0	0	68	96	2.46	0.955																					
Anthony Telford, R ERA: 2.34 (8, 1)	0.0		1	0	0	0	0	1	0	0	0	0	0	2	6	∞	∞																					
Ugueth Urbina, R ERA: 4.34 (8, 1)	1.2	S	7	2	1	1	3	0	0	0	0	0	0	18	30	5.40	1.200																					

Batter	1	2	3	4	5	6	7	8	9	AB	R	H	RBI	BB	SO	LOB	BOTTOM																					
F.P. Santangelo, S OBP: 0.443, SLG: 0.455 (1, 9)										3	1	1	0	0	0	1	<b>Detroit Tigers @ Montreal Expos</b> Olympic Stadium, Montreal, QB Fri Jun 13 1997, 7:05 PM EDT Att: 20,333 - Dome - 72 F																					
Mike Lansing, R OBP: 0.332, SLG: 0.460 (1, 4)										4	1	1	0	0	1	3																						
Mark Grudzielanek, R OBP: 0.343, SLG: 0.416 (1, 6)										4	0	1	0	0	0	5																						
Darrin Fletcher, L OBP: 0.329, SLG: 0.557 (1, 2)										4	1	2	2	0	0	1																						
Henry Rodriguez, L OBP: 0.345, SLG: 0.552 Joe Orsulak, L OBP: 0.354, SLG: 0.395 (9, 7)										4	1	2	2	0	1	0																						
Rondell White, R OBP: 0.341, SLG: 0.485 (1, 8)										4	0	0	0	0	1	2																						
Doug Strange, S OBP: 0.342, SLG: 0.442 (1, 5)										4	0	1	0	0	1	0																						
Ryan McGuire, L OBP: 0.483, SLG: 0.778 (1, 3)										3	0	2	0	0	0	1																						
Carlos Perez, L OBP: 0.206, SLG: 0.250 Anthony Telford, R OBP: 0.250, SLG: 0.375 Ugueth Urbina, R (8, 1)										3	0	0	0	0	2	2																						
										0	0	0	0	0	0	0																						
<b>Inning Stats</b>	R: 1 E: 0 K: 0 S: 13	H: 3 LOB: 2 BB: 0 P: 21	R: 0 E: 0 K: 1 S: 9	H: 1 LOB: 1 BB: 0 P: 17	R: 3 E: 0 K: 1 S: 17	H: 3 LOB: 0 BB: 0 P: 28	R: 0 E: 0 K: 2 S: 11	H: 1 LOB: 2 BB: 0 P: 16	R: 0 E: 0 K: 0 S: 6	H: 1 LOB: 0 BB: 0 P: 8	R: 0 E: 0 K: 0 S: 8	H: 1 LOB: 1 BB: 0 P: 15	R: 0 E: 0 K: 0 S: 8	H: 0 LOB: 0 BB: 0 P: 9	R: 0 E: 0 K: 0 S: 8	H: 0 LOB: 0 BB: 0 P: 9	1B: 5 2B: 4 3B: 0 HR: 1	SF: 0 SAC: 0 DP: 1 HBP: 1	WP: 0 PB: 0 SB: 1 CS: 0	PA: 34																		
<b>PITCHER</b>	IP	WLS	BF	H	R	ER	SO	BB	IBB	HBP	BLK	WP	HR	S	P	ERA	WHIP	<b>PITCHER</b>				IP	WLS	BF	H	R	ER	SO	BB	IBB	HBP	BLK	WP	HR	S	P	ERA	WHIP
Omar Olivares, R ERA: 3.63 (1, 1)	6.2	L	30	10	4	4	6	0	0	1	0	0	0	73	114	5.40	1.500																					
Mike Myers, L ERA: 5.89 (7, 1)	1.1		4	0	0	0	0	0	0	0	0	0	0	10	12	0.00	0.000																					

AB	34
R	3
H	8
RBI	3
BB	2
SO	8
LOB	12



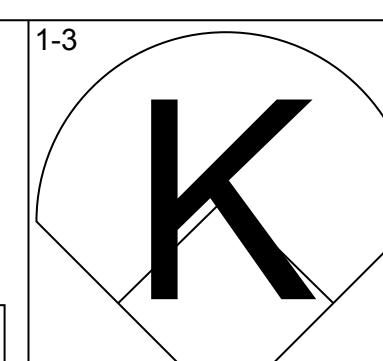
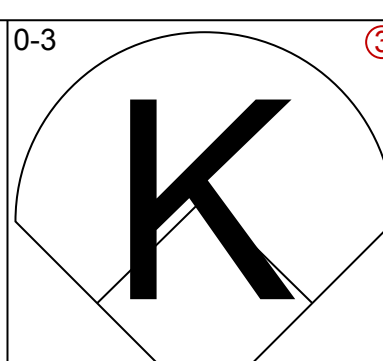
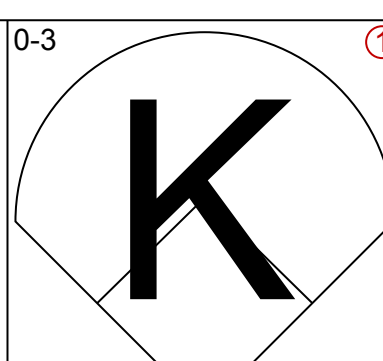
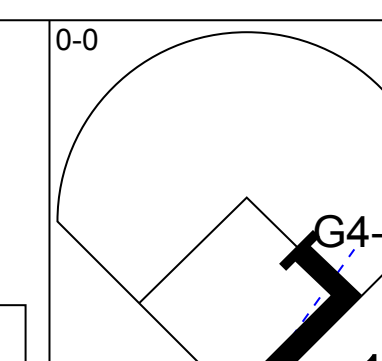
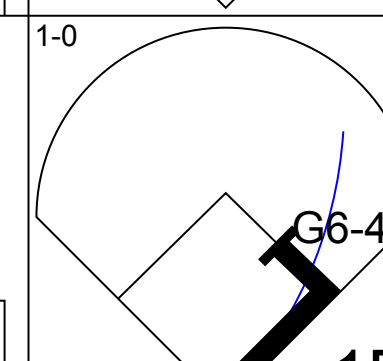
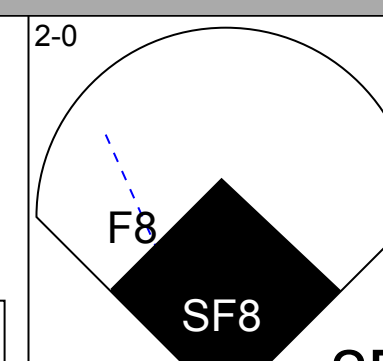
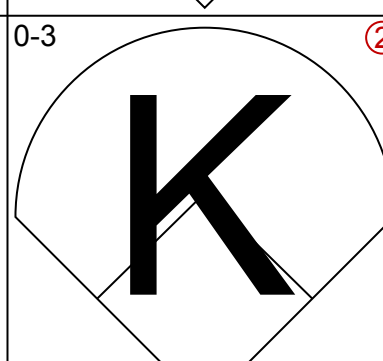
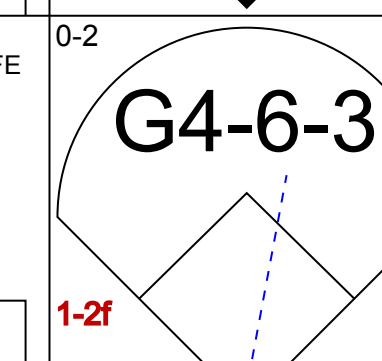
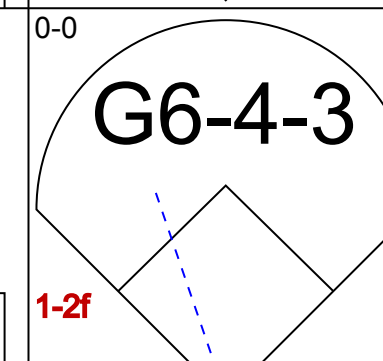
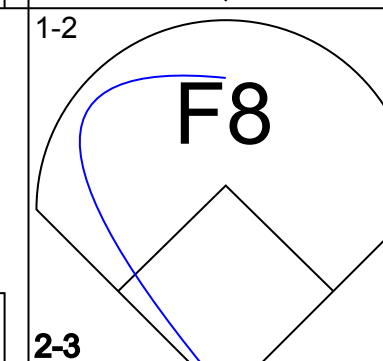
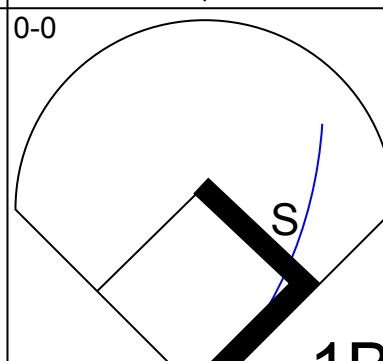

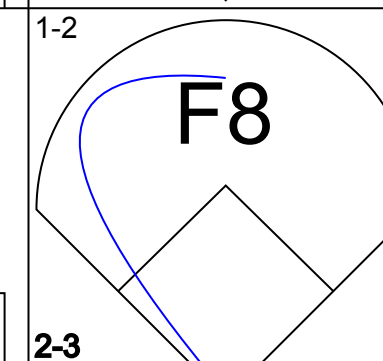
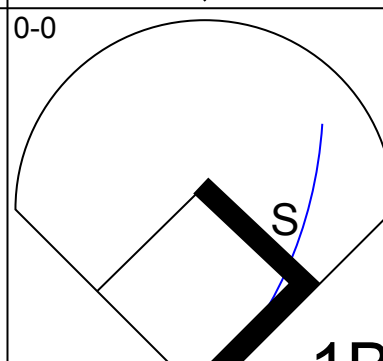
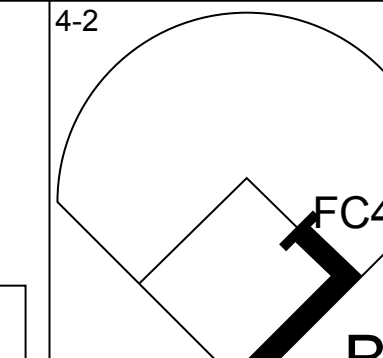
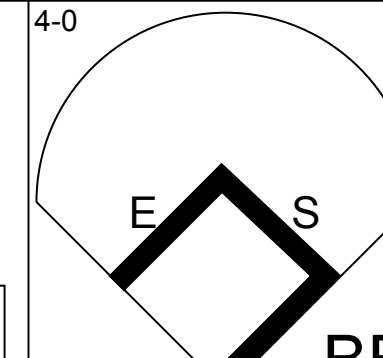


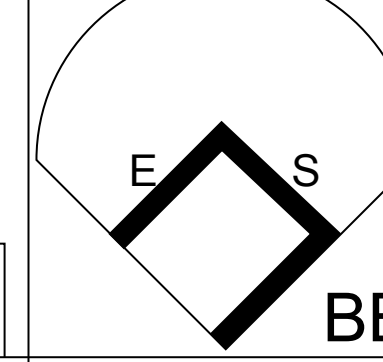
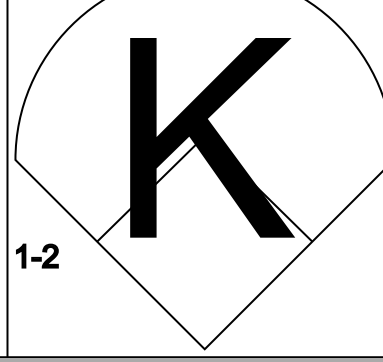






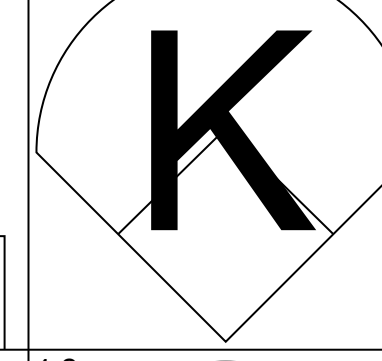





Batter	1	2	3	4	5	6	7	8	9	AB	R	H	RBI	BB	SO	LOB	TOP			
Brian Hunter, R (1, 8) OBP: 0.291, SLG: 0.323										4	0	0	0	0	2	2				
Jody Reed, R (1, 4) OBP: 0.326, SLG: 0.247										3	0	0	0	0	1	0				
Orlando Miller, R (8, PH) OBP: 0.375, SLG: 0.625										1	0	0	0	0	0	0				
Doug Brocail, L (8, 1)										0	0	0	0	0	0	0				
Melvin Nieves, S (1, 9) OBP: 0.355, SLG: 0.454										4	0	0	0	0	2	0				
Tony Clark, S (1, 3) OBP: 0.381, SLG: 0.559										3	0	2	0	1	1	0				
Curtis Pride, L (1, 7) OBP: 0.317, SLG: 0.330										3	0	0	0	0	2	2				
Raul Casanova, S (1, 2) OBP: 0.333, SLG: 0.360										4	0	0	0	0	0	4				
Phil Nevin, R (1, 5) OBP: 0.319, SLG: 0.322										3	0	0	0	0	3	0				
Bob Hamelin, L (9, PH) OBP: 0.468, SLG: 0.681										0	0	0	0	1	0	0				
Deivi Cruz, R (1, 6) OBP: 0.213, SLG: 0.295										3	0	1	0	0	1	0				
Travis Fryman, R (9, PH) OBP: 0.350, SLG: 0.447										1	0	0	0	0	1	3				
Justin Thompson, L (1, 1) OBP: 0.355, SLG: 0.410										2	0	0	0	0	1	2				
<b>Inning Stats</b>	R: 0 E: 0 K: 2 S: 9	H: 0 LOB: 0 BB: 0 P: 10	R: 0 E: 0 K: 2 S: 10	H: 0 LOB: 0 BB: 0 P: 18	R: 0 E: 0 K: 2 S: 8	H: 1 LOB: 1 BB: 0 P: 11	R: 0 E: 1 K: 1 S: 14	H: 1 LOB: 2 BB: 0 P: 19	R: 0 E: 1 K: 2 S: 13	H: 0 LOB: 1 BB: 0 P: 17	R: 0 E: 0 K: 2 S: 15	H: 0 LOB: 0 BB: 1 P: 24	R: 0 E: 0 K: 2 S: 8	H: 0 LOB: 0 BB: 0 P: 11	R: 0 E: 0 K: 1 S: 9	H: 1 LOB: 3 BB: 1 P: 15	1B: 2 2B: 1 3B: 0 HR: 0	SF: 0 SAC: 1 DP: 0 HBP: 0	WP: 0 PB: 0 SB: 0 CS: 0	PA: 35
<b>PITCHER</b> Pedro Martinez, R (1, 1) ERA: 1.6	IP: 9.0 WLS: W BF: 35 H: 3 R: 0 ER: 0 SO: 14 BB: 1 IBB: 1 HBP: 0 BLK: 0 WP: 0 HR: 0 S: 94 P: 136 ERA: 0.00 WHIP: 0.444															<b>PITCHER</b>				

Detroit Tigers @ Montreal Expos  
Olympic Stadium, Montreal, QB  
Sat Jun 14 1997, 7:05 PM EDT  
Att: 21,127 - Dome - 70 F

AB 32  
R 0  
H 3  
RBI 0  
BB 2  
SO 14  
LOB 13



Batter	1	2	3	4	5	6	7	8	9	AB	R	H	RBI	BB	SO	LOB	BOTTOM	
F.P. Santangelo, S (1, 9) OBP: 0.438, SLG: 0.449										4	0	1	0	0	3	1		
Mike Lansing, R (1, 4) OBP: 0.335, SLG: 0.465										4	1	2	0	0	1	1		
Mark Grudzielanek, R (1, 6) OBP: 0.343, SLG: 0.415										3	0	1	0	0	0	2		
Henry Rodriguez, L (1, 7) OBP: 0.349, SLG: 0.550										1	0	0	0	2	1	1		
Rondell White, R (1, 8) OBP: 0.337, SLG: 0.481										2	0	0	1	0	1	1		
Darin Fletcher, L (1, 2) OBP: 0.329, SLG: 0.550										2	0	0	0	1	0	2		
Doug Strange, S (1, 5) OBP: 0.342, SLG: 0.440										3	0	1	0	0	1	1		
Ryan McGuire, L (1, 3) OBP: 0.469, SLG: 0.733										3	0	1	0	0	0	2		
Pedro Martinez, R (1, 1) OBP: 0.133, SLG: 0.138										2	0	0	0	0	0	1		
<b>Inning Stats</b>	R: 0 E: 0 K: 1 S: 5	H: 1 LOB: 0 BB: 0 P: 7	R: 0 E: 0 K: 0 S: 7	H: 0 LOB: 1 BB: 1 P: 12	R: 0 E: 0 K: 1 S: 8	H: 1 LOB: 0 BB: 0 P: 11	R: 1 E: 0 K: 0 S: 17	H: 1 LOB: 1 BB: 1 P: 26	R: 0 E: 0 K: 3 S: 10	H: 1 LOB: 1 BB: 0 P: 11	R: 0 E: 0 K: 2 S: 9	H: 0 LOB: 1 BB: 1 P: 17	R: 0 E: 0 K: 0 S: 8	H: 1 LOB: 0 BB: 0 P: 9	1B: 5 2B: 1 3B: 0 HR: 0	SF: 1 SAC: 1 DP: 4 HBP: 0	WP: 0 PB: 0 SB: 2 CS: 0	PA: 29
<b>PITCHER</b> Justin Thompson, L (1, 1) ERA: 2.81	IP: 7.0 WLS: L BF: 26 H: 5 R: 1 ER: 1 SO: 7 BB: 3 IBB: 0 HBP: 0 BLK: 0 WP: 0 HR: 0 S: 63 P: 95 ERA: 1.29 WHIP: 1.143															<b>PITCHER</b>		
Doug Brocail, R (8, 1) ERA: 5.94	IP: 1.0 WLS: 3 BF: 1 H: 0 R: 0 ER: 0 SO: 0 BB: 0 IBB: 0 HBP: 0 BLK: 0 WP: 0 HR: 8 S: 9 P: 9 ERA: 0.00 WHIP: 1.000															<b>PITCHER</b>		

Detroit Tigers @ Montreal Expos  
Olympic Stadium, Montreal, QB  
Sat Jun 14 1997, 7:05 PM EDT  
Att: 21,127 - Dome - 70 F

AB 24  
R 1  
H 6  
RBI 1  
BB 3  
SO 7  
LOB 12





Batter	1	2	3	4	5	6	7	8	9	AB	R	H	RBI	BB	SO	LOB	TOP					
Brian Hunter, R OBP: 0.287, SLG: 0.318 (1, 8)	G5-3		F9		L7			P4		4	0	0	0	0	0	0	<b>Detroit Tigers @ Montreal Expos</b> <b>Olympic Stadium, Montreal, QB</b> Sun Jun 15 1997, 3:33 AM EDT Att: 18,534 - Dome - 72 F					
Damion Easley, R OBP: 0.382, SLG: 0.434 (1, 4)	1B E BB		P3		HR			G3 2B		3	2	2	1	1	0	0						
Melvin Nieves, S OBP: 0.353, SLG: 0.449 (1, 9)	E 1B		K		K			G3		4	0	1	0	0	2	1						
Tony Clark, S OBP: 0.375, SLG: 0.549 (1, 3)	E5 G4-6-3				F8			G5-3		4	0	0	1	0	1	2						
Curtis Pride, L OBP: 0.315, SLG: 0.320 (1, 7)	G4-6-3				1B S BB			F7		3	0	0	0	1	1	2						
Raul Casanova, S OBP: 0.340, SLG: 0.367 (1, 2)					1B FC6-4			F8		4	0	2	0	0	1	0						
Phil Nevin, R OBP: 0.315, SLG: 0.333 (1, 5)					K			K		4	0	1	0	0	2	2						
Deivi Cruz, R OBP: 0.210, SLG: 0.290 (1, 6)					FC6-4			G5-3		3	0	0	0	0	0	3						
Brian Moehler, R Joe Hall, R Jose Bautista, R Jody Reed, R Dan Miceli, R Todd Jones, L Mike Myers, L (1, 1) (5, PH) (5, 1) (7, PH) (7, 1) (8, 1) (8, 1)					F9			F7		1	0	0	0	0	1	1						
<b>Inning Stats</b>	R: 1 E: 1 K: 0 S: 11	H: 1 LOB: 1 BB: 1 P: 18	R: 0 E: 0 K: 1 S: 9	H: 2 LOB: 1 BB: 0 P: 13	R: 0 E: 0 K: 1 S: 8	H: 0 LOB: 0 BB: 0 P: 9	R: 0 E: 0 K: 1 S: 10	H: 1 LOB: 1 BB: 1 P: 16	R: 1 E: 0 K: 1 S: 7	H: 1 LOB: 0 BB: 0 P: 9	R: 0 E: 0 K: 2 S: 8	H: 0 LOB: 0 BB: 0 P: 13	R: 0 E: 0 K: 0 S: 9	H: 0 LOB: 0 BB: 0 P: 14	R: 0 E: 0 K: 2 S: 5	H: 1 LOB: 1 BB: 1 P: 8		R: 0 E: 0 K: 2 S: 7	H: 0 LOB: 0 BB: 0 P: 9	1B: 3 2B: 2 3B: 0 HR: 1	SF: 0 SAC: 0 DP: 1 HBP: 0	WP: 0 PB: 0 SB: 1 CS: 0
<b>PITCHER</b> Jeff Juden, R ERA: 4.42 (1, 1)	IP: 9.0 WLS: W BF: 34 H: 6 R: 2 ER: 2 SO: 8 BB: 2 IBB: 0 HBP: 0 BLK: 0 WP: 0 HR: 1 S: 74 P: 109 ERA: 2.00 WHIP: 0.889															<b>PITCHER</b> IP: 9.0 WLS: W BF: 34 H: 6 R: 2 ER: 2 SO: 8 BB: 2 IBB: 0 HBP: 0 BLK: 0 WP: 0 HR: 1 S: 74 P: 109 ERA: 2.00 WHIP: 0.889						

Batter	1	2	3	4	5	6	7	8	9	AB	R	H	RBI	BB	SO	LOB	BOTTOM			
F.P. Santangelo, S OBP: 0.443, SLG: 0.464 (1, 9)	FC6 SF8 2B							FC4-6 BB E		4	2	2	2	1	0	2	<b>Detroit Tigers @ Montreal Expos</b> <b>Olympic Stadium, Montreal, QB</b> Sun Jun 15 1997, 3:33 AM EDT Att: 18,534 - Dome - 72 F			
Mike Lansing, R OBP: 0.332, SLG: 0.457 Andy Stankiewicz, R OBP: 0.326, SLG: 0.395 (1, 4) (8, PH) (9, 4)	FC6 SF8 HBP							E BB		4	0	0	0	1	0	4				
Mark Grudzielanek, R OBP: 0.349, SLG: 0.425 (1, 6)								E6 1B 2H		3	2	1	1	1	1	1				
Henry Rodriguez, L OBP: 0.347, SLG: 0.557 Joe Orsulak, L OBP: 0.350, SLG: 0.391 (1, 7) (8, 7)	K							G3-1		4	1	1	1	0	1	4				
Rondell White, R OBP: 0.336, SLG: 0.479 (1, 8)	SF8							G3-1		1	0	0	0	0	0	2				
Ryan McGuire, L OBP: 0.472, SLG: 0.765 (1, 3)	G4-3							G3-1		3	1	1	1	0	1	1				
Doug Strange, S OBP: 0.340, SLG: 0.434 (1, 5)								F7		4	0	2	2	0	0	2				
Chris Widger, R OBP: 0.287, SLG: 0.485 (1, 2)	G5-4-3							G6-3		4	0	2	2	0	0	2				
Jeff Juden, R OBP: 0.115, SLG: 0.120 (1, 1)								P4		4	0	1	0	0	1	2				
<b>Inning Stats</b>	R: 1 E: 0 K: 1 S: 14	H: 1 LOB: 2 BB: 0 P: 25	R: 0 E: 0 K: 1 S: 9	H: 1 LOB: 0 BB: 0 P: 12	R: 0 E: 0 K: 1 S: 5	H: 0 LOB: 1 BB: 1 P: 11	R: 4 E: 0 K: 0 S: 9	H: 5 LOB: 1 BB: 0 P: 13	R: 1 E: 0 K: 1 S: 10	H: 1 LOB: 0 BB: 0 P: 13	R: 1 E: 0 K: 1 S: 13	H: 2 LOB: 1 BB: 0 P: 18	R: 0 E: 0 K: 0 S: 11	H: 1 LOB: 1 BB: 1 P: 21	R: 2 E: 1 K: 1 S: 20	H: 1 LOB: 2 BB: 1 P: 32		1B: 5 2B: 5 3B: 0 HR: 2	SF: 1 SAC: 0 DP: 1 HBP: 1	WP: 1 PB: 0 SB: 0 CS: 1
<b>PITCHER</b> Brian Moehler, R ERA: 4.29 Jose Bautista, R ERA: 5.74 Dan Miceli, R ERA: 5.97 Todd Jones, R ERA: 3.54 Mike Myers, L ERA: 5.79 (1, 1) (5, 1) (7, 1) (8, 1) (8, 1)	IP: 4.0 WLS: L BF: 20 H: 7 R: 5 ER: 5 SO: 3 BB: 1 IBB: 0 HBP: 0 BLK: 0 WP: 1 HR: 1 S: 37 P: 61 ERA: 11.25 WHIP: 2.000															<b>PITCHER</b> IP: 4.0 WLS: L BF: 20 H: 7 R: 5 ER: 5 SO: 3 BB: 1 IBB: 0 HBP: 0 BLK: 0 WP: 1 HR: 1 S: 37 P: 61 ERA: 11.25 WHIP: 2.000				



Batter	1	2	3	4	5	6	7	8	9	AB	R	H	RBI	BB	SO	LOB	TOP			
F.P. Santangelo, S (1.9)	1-0 CS 1B		2-2 P6	0-0 G3-1		2-2 F9			3-2 G6-3 FC3-2 2B	5	0	2	0	0	0	3				
Mike Lansing, R (1.4)	3-1 2B G4-3 1B		2-1 G6-3	2-1 HR			2-2 L9		4-0 FC3-2 G6-3 BB	4	2	2	2	1	0	1				
Mark Grudzielanek, R (1.6)	0-1 G4-3 2B		0-0 1B 2B	1-1 G4-3			1-1 S 1B		2-2 G6-3 1-2 2-3	5	1	3	1	0	0	2				
Darrin Fletcher, L (1.2)	0-1 G4-3 2-3 3-H		1-2 BB BB 1B		3-1 G4-3		2-0 F7 1-2		2-0 FC3-2 CS	5	0	1	2	0	0	4				
Henry Rodriguez, L (1.7)	K		4-2 BB		0-1 F8		1-3 K2-3		0-2 CS	3	0	0	0	1	2	2				
Joe Orsulak, L (7.7)			1-2 BB						1-2 CS	0	0	0	0	0	0	0				
Rondell White, R (1.8)		0-1 G1-3			3-2 G5-3				1-3 K	3	0	0	0	1	1	0				
Jose Vidro, S (1.10)		0-1 L8			3-2 G5-3				2-1 F7	4	0	0	0	0	1	3				
Ryan McGuire, L (1.3)		3-3 K			0-0 G3-1 SH1-4 HR 1B		1-2 G4-3		0-0 HR	4	2	2	1	0	1	0				
Doug Strange, S (1.5)					4-2 G6-3 PB 2B BB		0-0 SH1-4		2-1 1B	2	1	2	0	1	0	0				
<b>Inning Stats</b>	R: 1 E: 0 K: 1 S: 10	H: 3 LOB: 1 BB: 0 P: 16	R: 0 E: 0 K: 1 S: 10	H: 0 LOB: 0 BB: 0 P: 13	R: 2 E: 0 K: 0 S: 24	H: 2 LOB: 3 BB: 3 P: 44	R: 2 E: 0 K: 0 S: 7	H: 2 LOB: 0 BB: 0 P: 10	R: 0 E: 0 K: 1 S: 11	H: 1 LOB: 1 BB: 0 P: 16	R: 0 E: 0 K: 1 S: 11	H: 1 LOB: 0 BB: 0 P: 17	R: 1 E: 0 K: 1 S: 9	H: 2 LOB: 1 BB: 0 P: 14	R: 0 E: 0 K: 0 S: 10	H: 1 LOB: 1 BB: 1 P: 21	1B: 6 2B: 4 3B: 0 HR: 2	SF: 0 SAC: 1 DP: 0 HBP: 0	WP: 0 PB: 1 SB: 1 CS: 2	PA: 41
<b>PITCHER</b>	IP WLS BF H R ER SO BB IBB HBP BLK WP HR S P ERA WHIP																			
Shawn Boskie, R (1.1)	5.0 L 24 7 5 5 2 3 0 0 0 0 0 1 58 96 9.00 2.000																			
Mike Johnson, R (6.1)	3.0 12 4 1 1 3 0 0 0 0 0 1 31 47 3.00 1.333																			
Alan Mills, R (9.1)	0.1 3 1 0 0 0 1 0 0 0 0 0 7 16 0.00 6.000																			
Jesse Orosco, L (9.1)	0.2 1 0 0 0 0 0 0 0 0 0 0 3 5 0.00 0.000																			

Montreal Expos @ Baltimore Orioles  
 Oriole Park at Camden Yards, Baltimore, MD  
 Mon Jun 16 1997, 7:05 PM EDT  
 Att: 47,557 - Unknown - 81 F

AB 35  
 R 6  
 H 12  
 RBI 6  
 BB 4  
 SO 5  
 LOB 15



Batter	1	2	3	4	5	6	7	8	9	AB	R	H	RBI	BB	SO	LOB	BOTTOM					
Brady Anderson, L (1.8)	4-0 FC4-6 BB BB		2-3 K		1-0 G4-3		3-1 1-3 2-H 1B		3-3 K	4	0	1	1	1	2	1						
Roberto Alomar, S (1.4)	4-1 FC4-6 BB		0-2 K			1-1 G6-4-3 1B		1-3 K	2	0	2	0	1	0	0	0						
Pete Incaviglia, R (7. PH)			1-2 BB						1-3 K	1	0	0	0	0	1	2						
Jeff Reboulet, R (8.4)			1-2 BB						1-3 K	1	0	0	0	0	1	0						
Rafael Palmeiro, L (1.3)	0-0 FC4-6 G6-4-3 1-2 2-3 1B		1-2 F8						1-0 1B 1B	4	1	1	0	0	1	5						
Cal Ripken Jr., R (1.5)	1-1 G6-4-3 1-2				1-1 G5-3		0-1 G6-4-3 1-2		1-1 L7 1B	4	0	0	0	0	0	4						
B.J. Surhoff, L (1.10)			3-1 F8		0-3 K		0-0 HR		3-2 E6 WP 1B 1-2	4	1	1	1	0	1	1						
Jeffrey Hammonds, R (1.7)			1-1 F7		1-3 K		0-1 BB		0-0 WP 1B 1-2 2-H	4	1	2	1	0	1	0						
Tony Tarasco, L (1.9)			1-3 K				1-0 F7		1-1 F8 F9	4	0	0	0	0	1	3						
Chris Hoiles, R (1.2)			3-3 K		0-1 HR				3-3 K	3	1	1	1	1	2	2						
Mike Bordick, R (1.6)			2-1 1B 1B		3-3 HR				1-2 BB	4	0	1	0	0	1	2						
									1-2 F9	4	0	1	0	0	1	2						
<b>Inning Stats</b>	R: 0 E: 0 K: 0 S: 4	H: 0 LOB: 2 BB: 2 P: 13	R: 0 E: 0 K: 1 S: 8	H: 0 LOB: 0 BB: 0 P: 13	R: 0 E: 0 K: 2 S: 17	H: 2 LOB: 2 BB: 0 P: 25	R: 0 E: 0 K: 2 S: 9	H: 0 LOB: 0 BB: 0 P: 11	R: 1 E: 0 K: 1 S: 7	H: 1 LOB: 0 BB: 0 P: 12	R: 0 E: 0 K: 1 S: 7	H: 1 LOB: 0 BB: 0 P: 8	R: 2 E: 0 K: 1 S: 16	H: 3 LOB: 2 BB: 1 P: 31	R: 1 E: 1 K: 1 S: 14	H: 2 LOB: 2 BB: 0 P: 23	R: 0 E: 0 K: 2 S: 12	H: 0 LOB: 0 BB: 0 P: 17	1B: 7 2B: 0 3B: 0 HR: 2	SF: 0 SAC: 0 DP: 2 HBP: 0	WP: 1 PB: 0 SB: 0 CS: 0	PA: 38
<b>PITCHER</b>	IP WLS BF H R ER SO BB IBB HBP BLK WP HR S P ERA WHIP																					
Dustin Hermanson, R (1.1)	6.0 W 24 6 3 3 7 2 0 0 0 0 0 2 55 85 4.50 1.333																					
Anthony Tetford, R (7.1)	0.2 3 0 0 0 0 1 0 0 0 0 0 7 17 0.00 1.500																					
Omar Daal, L (7.1)	0.0 1 1 0 0 0 0 0 0 0 0 0 2 5 * * *																					
Dave Veres, R (7.1)	0.2 4 1 1 1 0 1 0 0 0 0 0 0 12 19 0.00 1.500																					
Ugueth Urbina, R (8.1)	1.2 S 6 1 0 0 3 0 0 0 0 0 1 0 18 27 0.00 0.600																					

Montreal Expos @ Baltimore Orioles  
 Oriole Park at Camden Yards, Baltimore, MD  
 Mon Jun 16 1997, 7:05 PM EDT  
 Att: 47,557 - Unknown - 81 F

AB 35  
 R 4  
 H 9  
 RBI 4  
 BB 3  
 SO 11  
 LOB 20





Batter	1	2	3	4	5	6	7	8	9	AB	R	H	RBI	BB	SO	LOB	TOP																				
<b>F.P. Santangelo, S</b> OBP: 0.451, SLG: 0.478 (1, 5)	G6-3		1B BB		2B				1B	3	1	2	0	2	0	0	<b>Montreal Expos @ Baltimore Orioles</b> Oriole Park at Camden Yards, Baltimore, MD Tue Jun 17 1997, 7:05 PM EDT Att: 47,793 - Unknown - 83 F																				
<b>Mike Lansing, R</b> OBP: 0.336, SLG: 0.469 (1, 4)	G5-3		1B FC4-6		1B		F8		F8	5	0	2	1	0	0	2																					
<b>Mark Grudzielanek, R</b> OBP: 0.349, SLG: 0.432 (1, 6)	G4-3		1B FC4-6		L7		P2		1B BB	5	0	1	0	0	0	5																					
<b>Darrin Fletcher, L</b> OBP: 0.323, SLG: 0.535 <b>Chris Widger, R</b> OBP: 0.286, SLG: 0.477 (2, 2)		F8		K		K		K	1B BB	1	0	0	0	0	0	0																					
<b>Henry Rodriguez, L</b> OBP: 0.347, SLG: 0.558 (1, 7)		P6		HR		K			1B BB	4	1	1	1	1	2	2																					
<b>Jose Vidro, S</b> OBP: 0.187, SLG: 0.182 <b>Andy Stankiewicz, R</b> OBP: 0.319, SLG: 0.386 (9, PH)	G1-3			G6-3		K		BB	F8	3	0	0	0	1	1	0																					
<b>Rondell White, R</b> OBP: 0.333, SLG: 0.469 (1, 8)			E6 1B G4-3	S 2B 1B		G1-5-3		F7		4	2	1	0	0	0	1																					
<b>Ryan McGuire, L</b> OBP: 0.477, SLG: 0.810 (1, 3)			K	1B 2B		1B		K		4	0	2	1	0	2	2																					
<b>Joe Orsulak, L</b> OBP: 0.340, SLG: 0.378 <b>Sherman Obando, R</b> OBP: 0.158, SLG: 0.171 (9, PH)	G4-3		G4-3	G3		P5			P3	3	0	0	0	0	0	3																					
<b>Inning Stats</b>	R: 0 E: 0 K: 0 S: 5	H: 0 LOB: 0 BB: 0 P: 9	R: 0 E: 0 K: 0 S: 4	H: 0 LOB: 0 BB: 0 P: 7	R: 1 E: 1 K: 1 S: 14	H: 1 LOB: 2 BB: 1 P: 26	R: 2 E: 0 K: 1 S: 19	H: 3 LOB: 1 BB: 0 P: 27	R: 0 E: 0 K: 2 S: 15	H: 2 LOB: 2 BB: 0 P: 22	R: 0 E: 0 K: 1 S: 10	H: 1 LOB: 1 BB: 0 P: 16	R: 0 E: 0 K: 1 S: 10	H: 0 LOB: 1 BB: 1 P: 17	R: 0 E: 0 K: 2 S: 13	H: 0 LOB: 1 BB: 1 P: 22		R: 1 E: 0 K: 0 S: 16	H: 3 LOB: 3 BB: 1 P: 26	1B: 7 2B: 2 3B: 0 HR: 1	SF: 0 SAC: 0 DP: 0 HBP: 0	WP: 0 PB: 0 SB: 2 CS: 0	PA: 42														
<b>PITCHER</b>	IP	WLS	BF	H	R	ER	SO	BB	IBB	HBP	BLK	WP	HR	S	P	ERA	WHIP	<b>PITCHER</b>		IP	WLS	BF	H	R	ER	SO	BB	IBB	HBP	BLK	WP	HR	S	P	ERA	WHIP	
<b>Scott Kamieniecki, R</b> ERA: 3.94	(1, 1)	5.0	W	23	6	3	2	4	1	0	0	0	0	1	57	91	3.60	1.400	<b>Randy Myers, L</b> ERA: 1.48		(9, 1)	1.0	S	7	3	1	1	0	1	0	0	0	0	16	26	9.00	4.000
<b>Arthur Rhodes, L</b> ERA: 2.92	(6, 1)	0.2		2	0	0	1	0	0	0	0	0	0	0	7	9	0.00	0.000																			
<b>Terry Mathews, R</b> ERA: 4.21	(6, 1)	1.1		6	1	0	0	1	1	0	0	0	0	0	13	24	0.00	1.500																			
<b>Jesse Orosco, L</b> ERA: 0.9	(8, 1)	0.1		2	0	0	0	1	1	0	0	0	0	0	4	9	0.00	3.000																			
<b>Armando Benitez, R</b> ERA: 3.94	(8, 1)	0.2		2	0	0	0	1	0	0	0	0	0	0	9	13	0.00	0.000																			

AB	38
R	4
H	10
RBI	4
BB	4
SO	8
LOB	21



Batter	1	2	3	4	5	6	7	8	9	AB	R	H	RBI	BB	SO	LOB	BOTTOM																					
<b>Brady Anderson, L</b> OBP: 0.431, SLG: 0.471 (1, 8)	G6-3 BB	1B 2B		G3-1		F8 BB		K		3	1	1	1	2	1	2	<b>Montreal Expos @ Baltimore Orioles</b> Oriole Park at Camden Yards, Baltimore, MD Tue Jun 17 1997, 7:05 PM EDT Att: 47,793 - Unknown - 83 F																					
<b>Roberto Alomar, S</b> OBP: 0.366, SLG: 0.461 (1, 4)	G6-3	S 1B		SF7		F8				3	0	1	2	0	0	3																						
<b>Rafael Palmeiro, L</b> OBP: 0.352, SLG: 0.479 (1, 3)	F7	F8		FC6-4 BB		P4				3	0	0	0	1	0	4																						
<b>Cal Ripken Jr., R</b> OBP: 0.336, SLG: 0.443 (1, 5)	BB			FC6-4 1B		G5-3				3	0	1	0	1	0	2																						
<b>B.J. Surhoff, L</b> OBP: 0.397, SLG: 0.552 (1, 10)	K			F7		G3-1 BB		G3-1		3	0	0	0	1	1	3																						
<b>Jeffrey Hammonds, R</b> OBP: 0.324, SLG: 0.456 (1, 7)		F7		L7		K		F9		4	0	0	0	0	1	2																						
<b>Tony Tarasco, L</b> OBP: 0.324, SLG: 0.419 (1, 9)		1B 2B		F7		G4-6-3				4	2	2	1	0	0	2																						
<b>Lenny Webster, R</b> OBP: 0.321, SLG: 0.356 (1, 2)		1B 2B 1B		G3-1 1B SF7 1B		F8 SH1-4 1B		G5-3		4	2	3	1	0	0	0																						
<b>Mike Bordick, R</b> OBP: 0.259, SLG: 0.277 (1, 6)		2B 1B		G3-1 1B		SH1-4		L9		3	0	2	0	0	0	0																						
<b>Inning Stats</b>	R: 0 E: 0 K: 1 S: 11	H: 0 LOB: 2 BB: 2 P: 26	R: 3 E: 0 K: 0 S: 13	H: 5 LOB: 1 BB: 0 P: 25	R: 0 E: 0 K: 0 S: 6	H: 1 LOB: 1 BB: 0 P: 8	R: 1 E: 0 K: 0 S: 12	H: 2 LOB: 2 BB: 1 P: 20	R: 0 E: 0 K: 1 S: 6	H: 0 LOB: 0 BB: 1 P: 11	R: 0 E: 0 K: 0 S: 8	H: 1 LOB: 2 BB: 1 P: 15	R: 0 E: 0 K: 0 S: 6	H: 0 LOB: 0 BB: 0 P: 9	R: 1 E: 0 K: 1 S: 7	H: 1 LOB: 0 BB: 0 P: 13		1B: 7 2B: 2 3B: 0 HR: 1	SF: 1 SAC: 1 DP: 1 HBP: 0	WP: 0 PB: 0 SB: 1 CS: 0	PA: 37																	
<b>PITCHER</b>	IP	WLS	BF	H	R	ER	SO	BB	IBB	HBP	BLK	WP	HR	S	P	ERA	WHIP	<b>PITCHER</b>		IP	WLS	BF	H	R	ER	SO	BB	IBB	HBP	BLK	WP	HR	S	P	ERA	WHIP		
<b>Jim Bulinger, R</b> ERA: 6.07	(1, 1)	6.0	L	30	9	4	4	2	5	0	0	0	0	0	6	105	6.00	2.333	<b>Lee Smith, R</b> ERA: 5.79		(8, 1)	1.0		4	1	1	1	1	0	0	0	0	0	1	7	13	9.00	1.000
<b>Dave Veres, R</b> ERA: 3.28	(7, 1)	1.0		3	0	0	0	0	0	0	0	0	0	6	9	0.00	0.000																					

AB	30
R	5
H	10
RBI	5
BB	5
SO	3
LOB	18





Batter	1	2	3	4	5	6	7	8	9	AB	R	H	RBI	BB	SO	LOB	TOP	
F.P. Santangelo, S (1, 9) OBP: 0.452, SLG: 0.475										3	0	1	0	1	0	0	<b>Montreal Expos @ Baltimore Orioles</b> Oriole Park at Camden Yards, Baltimore, MD Wed Jun 18 1997, 3:33 AM EDT Att: 47,448 - Cloudy - 87 F	
Mike Lansing, R (1, 4) OBP: 0.333, SLG: 0.462										4	0	0	0	0	1	4		
Mark Grudzielanek, R (1, 6) OBP: 0.343, SLG: 0.426										4	0	0	0	0	2	4		
Rondell White, R (1, 8) OBP: 0.332, SLG: 0.466										4	0	1	0	0	0	0		
Henry Rodriguez, L (1, 7) OBP: 0.347, SLG: 0.553										2	0	0	0	1	1	0		
Joe Orsulak, L (7, 7) OBP: 0.340, SLG: 0.378										0	0	0	0	0	0	0		
Jose Vidro, S (1, 5) OBP: 0.125, SLG: 0.133										4	0	0	0	0	0	2		
Ryan McGuire, L (1, 3) OBP: 0.458, SLG: 0.756										3	0	0	0	1	0	1		
Sherman Obando, R (1, 10) OBP: 0.171, SLG: 0.263										3	1	1	1	0	1	0		
Andy Stankiewicz, R (9, PH) OBP: 0.313, SLG: 0.378										1	0	0	0	0	1	2		
Chris Widger, R (1, 2) OBP: 0.296, SLG: 0.495										2	0	1	0	1	0	0		
<b>Inning Stats</b>	R: 0 E: 0 K: 1 S: 5	H: 0 LOB: 0 BB: 0 P: 5	R: 0 E: 0 K: 0 S: 3	H: 0 LOB: 0 BB: 0 P: 3	R: 0 E: 0 K: 0 S: 3	H: 0 LOB: 0 BB: 0 P: 3	R: 0 E: 0 K: 1 S: 5	H: 0 LOB: 0 BB: 0 P: 5	R: 0 E: 0 K: 0 S: 5	H: 1 LOB: 1 BB: 1 P: 7	R: 0 E: 0 K: 2 S: 8	H: 1 LOB: 2 BB: 1 P: 12	R: 0 E: 0 K: 1 S: 6	H: 1 LOB: 2 BB: 1 P: 10	1B: 2 2B: 0 3B: 1 HR: 1	SF: 0 SAC: 1 DP: 0 HBP: 0	WP: 0 PB: 0 SB: 0 CS: 0	PA: 35
<b>PITCHER</b>	IP WLS BF H R ER SO BB IBB HBP BLK WP HR S P ERA WHIP																	
Jimmy Key, L (1, 1) ERA: 2.38	7.1 L 28 3 1 1 4 3 0 0 0 0 0 1 33 45 1.23 0.818																	
Scott Erickson, R (8, 1) ERA: 3.51	0.2 2 0 0 0 1 0 0 0 0 0 0 0 4 4 0.00 0.000																	
Armando Benitez, R (9, 1) ERA: 3.52	1.0 5 1 0 0 1 0 1 0 0 0 0 0 6 10 0.00 1.000																	

AB	30
R	1
H	4
RBI	1
BB	4
SO	6
LOB	13



Batter	1	2	3	4	5	6	7	8	9	AB	R	H	RBI	BB	SO	LOB	BOTTOM			
Roberto Alomar, S (1, 4) OBP: 0.369, SLG: 0.466										4	0	2	0	0	0	0	<b>Montreal Expos @ Baltimore Orioles</b> Oriole Park at Camden Yards, Baltimore, MD Wed Jun 18 1997, 3:33 AM EDT Att: 47,448 - Cloudy - 87 F			
Jeff Reboulet, R (1, 9) OBP: 0.287, SLG: 0.237										4	0	0	0	0	0	2				
Jeffrey Hammonds, R (1, 8) OBP: 0.316, SLG: 0.445										4	0	0	0	0	1	3				
Rafael Palmeiro, L (1, 3) OBP: 0.348, SLG: 0.472										4	0	0	0	0	0	2				
Cal Ripken Jr., R (1, 5) OBP: 0.341, SLG: 0.447										4	0	3	0	0	0	0				
Pete Incaviglia, R (1, 10) OBP: 0.303, SLG: 0.358										4	0	1	0	0	1	3				
B.J. Surhoff, L (1, 7) OBP: 0.393, SLG: 0.545										3	0	0	0	0	0	3				
Lenny Webster, R (1, 2) OBP: 0.333, SLG: 0.368										3	0	2	0	0	0	1				
Mike Bordick, R (1, 6) OBP: 0.256, SLG: 0.274										3	0	0	0	0	0	3				
<b>Inning Stats</b>	R: 0 E: 0 K: 1 S: 5	H: 1 LOB: 0 BB: 0 P: 5	R: 0 E: 0 K: 1 S: 6	H: 1 LOB: 1 BB: 0 P: 6	R: 0 E: 0 K: 0 S: 3	H: 1 LOB: 0 BB: 0 P: 3	R: 0 E: 0 K: 0 S: 3	H: 0 LOB: 0 BB: 0 P: 3	R: 0 E: 0 K: 0 S: 5	H: 2 LOB: 2 BB: 0 P: 5	R: 0 E: 1 K: 0 S: 4	H: 1 LOB: 1 BB: 0 P: 4	R: 0 E: 0 K: 0 S: 3	H: 0 LOB: 0 BB: 0 P: 3	R: 0 E: 0 K: 0 S: 4	H: 1 LOB: 1 BB: 0 P: 4		1B: 7 2B: 2 3B: 0 HR: 0	SF: 0 SAC: 0 DP: 2 HBP: 0	WP: 0 PB: 0 SB: 0 CS: 0
<b>PITCHER</b>	IP WLS BF H R ER SO BB IBB HBP BLK WP HR S P ERA WHIP																			
Carlos Perez, L (1, 1) ERA: 3.21	9.0 W 33 8 0 0 2 0 0 0 0 0 0 0 37 37 0.00 0.889																			

AB	33
R	0
H	8
RBI	0
BB	0
SO	2
LOB	17





Batter	1	2	3	4	5	6	7	8	9	AB	R	H	RBI	BB	SO	LOB	TOP					
<b>Luis Castillo, S</b> (1,4) OBP: 0.311, SLG: 0.284	F7		G3		G3		K			4	0	0	0	0	1	2	<b>Florida Marlins @ Montreal Expos</b> Olympic Stadium, Montreal, QB Fri Jun 20 1997, 7:05 PM EDT Att: 21,121 - Dome					
<b>Edgar Renteria, R</b> (1,6) OBP: 0.325, SLG: 0.328	K				K		G1-6-3			4	0	1	0	0	2	1						
<b>Cliff Floyd, L</b> (1,7) <b>Todd Dunwoody, L</b> (6,8) OBP: 0.361, SLG: 0.531	F8				F5		G6-3		F7	3	0	0	0	0	0	1						
<b>Gary Sheffield, R</b> (1,9) OBP: 0.451, SLG: 0.409		F7					G6-3			2	0	0	0	2	0	0						
<b>Moises Alou, R</b> (1,8) <b>Moises Alou, R</b> (6,7) OBP: 0.385, SLG: 0.488	K				E4				K	3	0	0	0	1	2	2						
<b>Bobby Bonilla, S</b> (1,5) OBP: 0.379, SLG: 0.492	G3-1						K		G3	3	0	0	0	1	1	2						
<b>Jeff Conine, R</b> (1,3) OBP: 0.324, SLG: 0.363									G4-3	4	1	2	0	0	1	3						
<b>Charles Johnson, R</b> (1,2) OBP: 0.333, SLG: 0.398									K	4	1	2	2	0	2	1						
<b>Alex Fernandez, R</b> (1,1) OBP: 0.250, SLG: 0.321									K	3	0	0	0	0	3	1						
<b>Inning Stats</b>	R: 0 E: 0 K: 1 S: 5	H: 0 LOB: 0 BB: 0 P: 5	R: 0 E: 0 K: 1 S: 5	H: 0 LOB: 0 BB: 0 P: 5	R: 0 E: 0 K: 1 S: 6	H: 1 LOB: 1 BB: 0 P: 6	R: 0 E: 1 K: 1 S: 6	H: 1 LOB: 3 BB: 2 P: 14	R: 1 E: 0 K: 2 S: 8	H: 1 LOB: 0 BB: 0 P: 8	R: 0 E: 0 K: 1 S: 5	H: 0 LOB: 1 BB: 1 P: 9	R: 1 E: 0 K: 2 S: 9	H: 2 LOB: 1 BB: 0 P: 9	R: 0 E: 0 K: 1 S: 5	H: 0 LOB: 1 BB: 0 P: 9	R: 0 E: 0 K: 2 S: 7	H: 0 LOB: 0 BB: 0 P: 7	1B: 3 2B: 0 3B: 1 HR: 1	SF: 0 SAC: 1 DP: 0 HBP: 0	WP: 0 PB: 0 SB: 0 CS: 1	PA: 36
<b>PITCHER</b> <b>Pedro Martinez, R</b> (1,1) ERA: 1.64	IP: 9.0 WLS: L BF: 36	H: 5 R: 2 ER: 2 SO: 12	BB: 4 IBB: 0 HBP: 0 BLK: 0	WP: 0 HR: 1 S: 56 P: 72	ERA: 2.00 WHIP: 1.000																	

Batter	1	2	3	4	5	6	7	8	9	AB	R	H	RBI	BB	SO	LOB	BOTTOM					
<b>F.P. Santangelo, S</b> (1,5) OBP: 0.453, SLG: 0.479	SH1-3		G5-4-3			K			K	3	0	1	0	1	2	0	<b>Florida Marlins @ Montreal Expos</b> Olympic Stadium, Montreal, QB Fri Jun 20 1997, 7:05 PM EDT Att: 21,121 - Dome					
<b>Mike Lansing, R</b> (1,4) OBP: 0.330, SLG: 0.456	SH1-3		G5-4-3			G4-3			K	3	0	0	0	0	1	1						
<b>Mark Grudzielanek, R</b> (1,6) OBP: 0.340, SLG: 0.420	F2		K			G4-3			P4	4	0	0	0	0	1	1						
<b>Henry Rodriguez, L</b> (1,7) OBP: 0.343, SLG: 0.547	F8				F9		F5			3	0	0	0	0	0	1						
<b>Ryan McGuire, L</b> (1,3) OBP: 0.471, SLG: 0.766			G4-3				F8			2	0	1	0	1	0	0						
<b>Rondell White, R</b> (1,8) OBP: 0.328, SLG: 0.460			G4-3			G6-4-3			L9	3	0	0	0	0	0	2						
<b>Joe Orsulak, L</b> (1,9) OBP: 0.340, SLG: 0.370						K			G3	2	1	0	0	1	1	0						
<b>Chris Widger, R</b> (1,2) OBP: 0.297, SLG: 0.500						G3-1			G5-3	3	0	1	1	0	0	0						
<b>Pedro Martinez, R</b> (1,1) OBP: 0.121, SLG: 0.125						K			K	3	0	0	0	0	2	1						
<b>Inning Stats</b>	R: 0 E: 0 K: 0 S: 4	H: 1 LOB: 1 BB: 0 P: 4	R: 1 E: 0 K: 0 S: 4	H: 2 LOB: 1 BB: 1 P: 8	R: 0 E: 0 K: 1 S: 4	H: 0 LOB: 0 BB: 1 P: 8	R: 0 E: 0 K: 0 S: 2	H: 0 LOB: 0 BB: 1 P: 6	R: 0 E: 0 K: 2 S: 7	H: 0 LOB: 0 BB: 0 P: 7	R: 0 E: 0 K: 1 S: 5	H: 0 LOB: 0 BB: 0 P: 5	R: 0 E: 0 K: 0 S: 3	H: 0 LOB: 0 BB: 0 P: 3	R: 0 E: 0 K: 1 S: 5	H: 0 LOB: 0 BB: 0 P: 5	R: 0 E: 0 K: 2 S: 7	H: 0 LOB: 0 BB: 0 P: 7	1B: 0 2B: 3 3B: 0 HR: 0	SF: 0 SAC: 1 DP: 2 HBP: 0	WP: 0 PB: 0 SB: 0 CS: 2	PA: 30
<b>PITCHER</b> <b>Alex Fernandez, R</b> (1,1) ERA: 3.21	IP: 9.0 WLS: W BF: 30	H: 3 R: 1 ER: 1 SO: 7	BB: 3 IBB: 0 HBP: 0 BLK: 0	WP: 0 HR: 0 S: 41 P: 53	ERA: 1.00 WHIP: 0.667																	









Batter	1	2	3	4	5	6	7	8	9	AB	R	H	RBI	BB	SO	LOB	TOP								
Luis Castillo, S OBP: 0.313, SLG: 0.284 (1, 4)										4	0	1	0	0	1	2									
Todd Dunwoody, L OBP: 0.400, SLG: 0.615 (1, 8)										3	1	1	0	1	0	0									
Jim Eisenreich, L OBP: 0.342, SLG: 0.371 (1, 3)										4	0	0	0	0	0	2									
Gary Sheffield, R OBP: 0.443, SLG: 0.402 (1, 9)										3	1	0	0	0	0	0									
Moises Alou, R OBP: 0.385, SLG: 0.486 (1, 7)										3	0	1	0	1	1	0									
Bobby Bonilla, S OBP: 0.375, SLG: 0.488 (1, 5)										4	0	0	0	0	0	4									
Edgar Renteria, R OBP: 0.327, SLG: 0.336 (1, 6)										4	0	3	1	0	1	1									
Charles Johnson, R OBP: 0.337, SLG: 0.393 (1, 2)										2	0	0	0	2	0	2									
Kevin Brown, R OBP: 0.237, SLG: 0.176 (8, PH)										2	0	0	0	0	0	3									
Kurt Abbott, R OBP: 0.376, SLG: 0.482 (8, PH)										1	0	0	0	0	1										
Dennis Cook, L OBP: 0.350, SLG: 0.500 (8, PH)										0	0	0	0	0	0										
Rob Stanifer, R OBP: 0.350, SLG: 0.500 (8, PH)										0	0	0	0	0	0										
Felix Heredia, L OBP: 0.350, SLG: 0.500 (8, PH)										0	0	0	0	0	0										
Billy McMillon, L OBP: 0.192, SLG: 0.333 (8, PH)										1	0	0	0	0	0	3									
Robb Nen, R OBP: 0.333, SLG: 0.333 (8, PH)										0	0	0	0	0	0										
<b>Inning Stats</b>	R: 0 E: 0 K: 0 S: 7	H: 1 LOB: 0 BB: 1 P: 12	R: 0 E: 0 K: 1 S: 6	H: 0 LOB: 0 BB: 0 P: 7	R: 0 E: 0 K: 1 S: 9	H: 1 LOB: 1 BB: 0 P: 15	R: 0 E: 0 K: 0 S: 12	H: 0 LOB: 0 BB: 0 P: 18	R: 0 E: 0 K: 1 S: 6	H: 1 LOB: 2 BB: 1 P: 12	R: 0 E: 0 K: 0 S: 8	H: 0 LOB: 0 BB: 0 P: 12	R: 0 E: 0 K: 0 S: 3	H: 0 LOB: 0 BB: 0 P: 4	R: 0 E: 0 K: 0 S: 9	H: 1 LOB: 1 BB: 0 P: 14	R: 2 E: 1 K: 0 S: 17	H: 2 LOB: 3 BB: 2 P: 33	1B: 3 2B: 3 3B: 0 HR: 0	SF: 0 SAC: 0 DP: 1 HBP: 1	WP: 0 PB: 0 SB: 0 CS: 1	PA: 36			
<b>PITCHER</b>	IP	WLS	BF	H	R	ER	SO	BB	IBB	HBP	BLK	WP	HR	S	P	ERA	WHIP								
Dustin Hermanson, R ERA: 3.47 (1, 1)	8.0		28	4	0	0	3	1	1	0	0	0	0	60	94	0.00	0.625								
Ugueth Urbina, R ERA: 4.41 (8, 1)	0.2	L	6	2	2	2	0	1	0	1	0	0	0	15	27	27.00	4.500								
Anthony Telford, R ERA: 2.27 (8, 1)	0.1		2	0	0	0	0	1	0	0	0	0	0	2	6	0.00	3.000								

Florida Marlins @ Montreal Expos  
Olympic Stadium, Montreal, QB  
Sun Jun 22 1997, 3:33 AM EDT  
Att: 32,340 - Dome - 72 F

AB 31  
R 2  
H 6  
RBI 1  
BB 4  
SO 3  
LOB 18



Batter	1	2	3	4	5	6	7	8	9	AB	R	H	RBI	BB	SO	LOB	BOTTOM								
F.P. Santangelo, S OBP: 0.457, SLG: 0.480 (1, 5)										3	0	1	0	1	2	0									
Mike Lansing, R OBP: 0.326, SLG: 0.449 (1, 4)										4	0	0	0	0	0	2									
Mark Grudzielanek, R OBP: 0.339, SLG: 0.413 (1, 6)										4	0	0	0	0	2	4									
David Segui, S OBP: 0.307, SLG: 0.506 (1, 3)										3	0	0	0	1	1	1									
Henry Rodriguez, L OBP: 0.351, SLG: 0.567 (1, 7)										3	0	2	0	1	1	1									
Vladimir Guerrero, R OBP: 0.365, SLG: 0.450 (1, 9)										4	0	1	0	0	0	3									
Rondell White, R OBP: 0.323, SLG: 0.450 (1, 8)										4	0	0	0	0	2	4									
Chris Widger, R OBP: 0.302, SLG: 0.504 (1, 2)										3	0	1	0	1	1	1									
Dustin Hermanson, R OBP: 0.143, SLG: 0.286 (8, PH)										3	0	1	0	0	1	1									
Ryan McGuire, L OBP: 0.471, SLG: 0.766 (8, PH)										0	0	0	0	0	0										
Andy Stankiewicz, R OBP: 0.390, SLG: 0.370 (8, PH)										1	0	0	0	0	0	3									
Ugueth Urbina, R OBP: 0.330, SLG: 0.370 (8, PH)										0	0	0	0	0	0										
Anthony Telford, R OBP: 0.250, SLG: 0.375 (8, PH)										0	0	0	0	0	0										
<b>Inning Stats</b>	R: 0 E: 0 K: 2 S: 11	H: 0 LOB: 1 BB: 0 P: 18	R: 0 E: 0 K: 2 S: 13	H: 1 LOB: 1 BB: 0 P: 15	R: 0 E: 0 K: 1 S: 9	H: 1 LOB: 1 BB: 0 P: 12	R: 0 E: 0 K: 1 S: 8	H: 1 LOB: 1 BB: 0 P: 13	R: 0 E: 0 K: 0 S: 8	H: 0 LOB: 1 BB: 1 P: 11	R: 0 E: 0 K: 2 S: 11	H: 1 LOB: 3 BB: 1 P: 23	R: 0 E: 0 K: 1 S: 14	H: 1 LOB: 3 BB: 2 P: 25	R: 0 E: 0 K: 1 S: 8	H: 0 LOB: 0 BB: 0 P: 11	1B: 3 2B: 2 3B: 1 HR: 0	SF: 0 SAC: 1 DP: 0 HBP: 2	WP: 0 PB: 0 SB: 0 CS: 0	PA: 39					
<b>PITCHER</b>	IP	WLS	BF	H	R	ER	SO	BB	IBB	HBP	BLK	WP	HR	S	P	ERA	WHIP								
Kevin Brown, R ERA: 2.68 (8, 1)	7.0		30	5	0	0	8	2	0	2	0	0	0	66	101	0.00	1.000								
Dennis Cook, L ERA: 2.08 (8, 1)	0.1		2	0	0	0	1	1	0	0	0	0	0	6	11	0.00	3.000								
Rob Stanifer, R ERA: 2.95 (8, 1)	0.1		3	1	0	0	0	1	0	0	0	0	0	5	10	0.00	6.000								
Felix Heredia, L ERA: 1.98 (8, 1)	0.1	W	1	0	0	0	0	0	0	0	0	0	0	3	4	0.00	0.000								
Robb Nen, R ERA: 4.86 (8, 1)	1.0	S	3	0	0	0	1	0	0	0	0	0	0	8	11	0.00	0.000								

Florida Marlins @ Montreal Expos  
Olympic Stadium, Montreal, QB  
Sun Jun 22 1997, 3:33 AM EDT  
Att: 32,340 - Dome - 72 F

AB 32  
R 0  
H 6  
RBI 0  
BB 4  
SO 10  
LOB 20






Batter	1	2	3	4	5	6	7	8	9	AB	R	H	RBI	BB	SO	LOB	TOP					
Deion Sanders, L OBP: 0.360, SLG: 0.422	1-3			F9		F8		F8		4	0	0	0	0	0	2						
Curtis Goodwin, L OBP: 0.371, SLG: 0.369	4-3			F7		L7		G1-3		4	0	0	0	0	0	2						
Lenny Harris, L OBP: 0.278, SLG: 0.394	4-3			E9 2B		G3			F7	4	0	1	0	0	0	1						
Willie Greene, L OBP: 0.359, SLG: 0.472		G3		4-3					G6-3	3	0	0	0	1	0	1						
Aaron Boone, R OBP: 0.077, SLG: 0.077		P2			G5-3				G1-3	4	0	0	0	0	0	1						
Hal Morris, L OBP: 0.300, SLG: 0.324		G6-3			G5-3 1B					3	0	1	0	0	0	1						
Joe Oliver, R OBP: 0.331, SLG: 0.414 Hector Carrasco, R (7, 1)			L7		G5-3					3	0	0	0	0	0	2	AB 31 R 0 H 4 RBI 0 BB 1 SO 0 LOB 12					
Pokey Reese, R OBP: 0.313, SLG: 0.372			L4							3	0	1	0	0	0	1						
John Smiley, L OBP: 0.107, SLG: 0.143 Eddie Taubensee, L OBP: 0.321, SLG: 0.458			L4							2	0	1	0	0	0	0						
										1	0	0	0	0	0	1						
<b>Inning Stats</b>	R: 0 E: 0 K: 0 S: 3	H: 0 LOB: 0 BB: 0 P: 3	R: 0 E: 0 K: 0 S: 4	H: 0 LOB: 0 BB: 0 P: 8	R: 0 E: 0 K: 0 S: 8	H: 0 LOB: 0 BB: 0 P: 12	R: 0 E: 1 K: 0 S: 7	H: 1 LOB: 1 BB: 0 P: 11	R: 0 E: 0 K: 0 S: 4	H: 1 LOB: 1 BB: 0 P: 9	R: 0 E: 0 K: 0 S: 9	H: 1 LOB: 1 BB: 0 P: 14	R: 0 E: 0 K: 0 S: 8	H: 0 LOB: 1 BB: 1 P: 13	R: 0 E: 0 K: 0 S: 4	H: 1 LOB: 1 BB: 0 P: 6	R: 0 E: 0 K: 0 S: 7	H: 0 LOB: 0 BB: 0 P: 11	1B: 3 2B: 1 3B: 0 HR: 0	SF: 0 SAC: 0 DP: 0 HBP: 0	WP: 0 PB: 0 SB: 1 CS: 0	PA: 32
<b>PITCHER</b> Jim Bullinger, R ERA: 5.48	IP: 9.0 WLS: W BF: 32 H: 4 R: 0 ER: 0 SO: 0 BB: 1 IBB: 0 HBP: 0 BLK: 0 WP: 0 HR: 0 S: 54 P: 87 ERA: 0.00 WHIP: 0.556															<b>PITCHER</b>	IP: 9.0 WLS: W BF: 32 H: 4 R: 0 ER: 0 SO: 0 BB: 1 IBB: 0 HBP: 0 BLK: 0 WP: 0 HR: 0 S: 54 P: 87 ERA: 0.00 WHIP: 0.556					

Cincinnati Reds @ Montreal Expos  
Olympic Stadium, Montreal, QB  
Mon Jun 23 1997, 7:05 PM EDT  
Att: 12,367 - Dome - 72 F


livebaseballscorecards.com



Batter	1	2	3	4	5	6	7	8	9	AB	R	H	RBI	BB	SO	LOB	BOTTOM					
Mark Grudzielanek, R OBP: 0.337, SLG: 0.411	K	G6-3			F8		WP 1B			4	0	1	1	0	1	1						
Mike Lansing, R OBP: 0.325, SLG: 0.446			G5-3		G6-3		2H 1B			4	0	1	0	0	0	1						
Vladimir Guerrero, R OBP: 0.362, SLG: 0.461	K		L4		L8			1B 3B		4	1	1	0	0	1	1						
David Segui, S OBP: 0.309, SLG: 0.503	F9					G6-3		1B		3	0	1	1	1	0	1						
Henry Rodriguez, L OBP: 0.346, SLG: 0.558 Joe Orsulak, L OBP: 0.340, SLG: 0.370	K	K				K		F7		4	0	0	0	0	3	2						
										0	0	0	0	0	0	0						
Rondell White, R OBP: 0.322, SLG: 0.451		E 2B		K		L9		K		4	1	1	0	0	2	1						
F.P. Santangelo, S OBP: 0.462, SLG: 0.500		E5 2B 1B						SH2-4 1B BB		3	3	2	1	1	0	1	AB 31 R 5 H 8 RBI 4 BB 2 SO 7 LOB 10					
Chris Widger, R OBP: 0.302, SLG: 0.508		2H 2B			P5			L7		3	0	1	1	0	0	1						
Jim Bullinger, R OBP: 0.286, SLG: 0.393		P6			F9			SH2-4		2	0	0	0	0	0	1						
<b>Inning Stats</b>	R: 0 E: 0 K: 2 S: 13	H: 1 LOB: 1 BB: 0 P: 16	R: 2 E: 1 K: 1 S: 14	H: 3 LOB: 1 BB: 0 P: 22	R: 0 E: 0 K: 1 S: 9	H: 0 LOB: 1 BB: 1 P: 14	R: 1 E: 0 K: 1 S: 11	H: 1 LOB: 0 BB: 0 P: 15	R: 0 E: 0 K: 0 S: 9	H: 0 LOB: 0 BB: 0 P: 11	R: 0 E: 0 K: 1 S: 7	H: 0 LOB: 0 BB: 0 P: 13	R: 1 E: 0 K: 0 S: 10	H: 1 LOB: 1 BB: 1 P: 21	R: 1 E: 0 K: 0 S: 16	H: 2 LOB: 1 BB: 0 P: 25	R: 1 E: 0 K: 1 S: 16	H: 0 LOB: 0 BB: 0 P: 11	1B: 4 2B: 2 3B: 1 HR: 1	SF: 0 SAC: 1 DP: 0 HBP: 0	WP: 1 PB: 0 SB: 0 CS: 0	PA: 34
<b>PITCHER</b> John Smiley, L ERA: 5.47 Hector Carrasco, R ERA: 3.04	IP: 6.2 WLS: L BF: 28 H: 6 R: 4 ER: 3 SO: 6 BB: 2 IBB: 0 HBP: 0 BLK: 0 WP: 1 HR: 1 S: 69 P: 105 ERA: 4.05 WHIP: 1.200															<b>PITCHER</b>	IP: 6.2 WLS: L BF: 28 H: 6 R: 4 ER: 3 SO: 6 BB: 2 IBB: 0 HBP: 0 BLK: 0 WP: 1 HR: 1 S: 69 P: 105 ERA: 4.05 WHIP: 1.200					

Cincinnati Reds @ Montreal Expos  
Olympic Stadium, Montreal, QB  
Mon Jun 23 1997, 7:05 PM EDT  
Att: 12,367 - Dome - 72 F

livebaseballscorecards.com









Batter	1	2	3	4	5	6	7	8	9	10	11	AB	R	H	RBI	BB	SO	LOB	TOP					
Deion Sanders, L OBP: 0.358, SLG: 0.416 (1, 7)	1-3 ①		F7 ②		F8 ①			G4-3 ①		G1-3 ②		5	0	0	0	0	0	2						
Curtis Goodwin, L OBP: 0.371, SLG: 0.371 (1, 8)	5-3 BB ②		FC4-6 ③		K ②			L9 2B ②		G6-3 ③		4	0	1	0	1	1	2						
Lenny Harris, L OBP: 0.286, SLG: 0.403 (1, 5)	5-3 ③				P5 ③			L9 2-3 ②		G6-3 ①		5	1	1	0	0	0	2						
Eduardo Perez, R OBP: 0.316, SLG: 0.433 Stan Belinda, R (8, 1) Mike Remlinger, L (9, 1) Eddie Taubensee, L OBP: 0.321, SLG: 0.451 Jeff Shaw, R (11, 1)		K ③		G4-3 ①		K ①		G4-3 ③		F7 ②		4	0	0	0	0	2	2						
Willie Greene, L OBP: 0.256, SLG: 0.466 Mike Kelly, R OBP: 0.291, SLG: 0.431 (9, 9)		K ②		G4-3 ②		G4-3 ②		1B BB ①		1B HR ③		3	0	1	0	1	1	0						
Jos Oliver, R OBP: 0.323, SLG: 0.400 (1, 2)		K ③		G5-3 ③		G5-3 ③		B2 ①		L8 ③		5	0	1	1	0	1	1						
Bret Boone, R OBP: 0.288, SLG: 0.280 Jeff Branson, L OBP: 0.198, SLG: 0.235 (5, 4)			K ①	K ②				F9 ①		K SAFE ②		2	0	0	0	0	2	2						
Pokey Reese, R OBP: 0.306, SLG: 0.353 (1, 6)			SH 1B ②	IBB ②				F8 ②		K ③		3	0	1	0	1	1	1						
Kent Mercker, L OBP: 0.250 Hal Morris, L OBP: 0.297, SLG: 0.321 (8, 3)			SH FC4-6 ②	K ③				K ④		F9 ①		2	0	0	0	0	2	3						
<b>Inning Stats</b>	R: 0 E: 0 K: 0 S: 2	H: 0 LOB: 0 BB: 1 P: 6	R: 0 E: 0 K: 3 S: 10	H: 0 LOB: 0 BB: 0 P: 17	R: 0 E: 0 K: 1 S: 15	H: 1 LOB: 2 BB: 0 P: 21	R: 1 E: 0 K: 2 S: 14	H: 2 LOB: 3 BB: 2 P: 22	R: 0 E: 0 K: 1 S: 8	H: 0 LOB: 0 BB: 0 P: 10	R: 0 E: 0 K: 1 S: 10	H: 0 LOB: 0 BB: 0 P: 11	R: 0 E: 0 K: 0 S: 7	H: 1 LOB: 1 BB: 0 P: 8	R: 0 E: 0 K: 2 S: 8	H: 1 LOB: 0 BB: 0 P: 9	R: 0 E: 0 K: 0 S: 6	H: 0 LOB: 0 BB: 0 P: 11	R: 1 E: 0 K: 0 S: 6	H: 1 LOB: 0 BB: 0 P: 10	1B: 3 2B: 2 3B: 0 HR: 1	SF: 0 SAC: 1 DP: 0 HBP: 0	WP: 0 PB: 0 SB: 2 CS: 0	PA: 42
<b>PITCHER</b>	IP 9.0	WLS L	BF 35	H 5	R 1	ER 1	SO 11	BB 2	IBB 0	HBP 0	BLK 0	WP 0	HR 1	S 12	P 21	ERA 4.50	WHIP 0.500							

Cincinnati Reds @ Montreal Expos  
Olympic Stadium, Montreal, QB  
Wed Jun 25 1997, 3:33 AM EDT  
Att. 12,407 - Dome - 72 F

AB	38
R	2
H	6
RBI	2
BB	3
SO	11
LOB	16



Batter	1	2	3	4	5	6	7	8	9	10	11	AB	R	H	RBI	BB	SO	LOB	BOTTOM			
Mark Grudzielanek, R OBP: 0.355, SLG: 0.411 (1, 6)	F9 ①		2B ③		F8 ③			L7 ①		G5-3 ①		5	0	1	0	0	0	1				
Mike Lansing, R OBP: 0.333, SLG: 0.474 (1, 4)	HR ②		K ③		SH1-3 1B BB ①			F7 ②		2B ②		4	1	2	1	1	1	1				
F.P. Santangelo, S OBP: 0.451, SLG: 0.484 (1, 5)	5-3 ②				G6-4-3 1B ①			K ③		F9 ②		4	0	1	0	0	1	1				
David Segui, S OBP: 0.413, SLG: 0.511 (1, 3)	G1-6-3 ③				G6-4-3 1B ③			F9 ②		F7 ①		5	0	1	0	0	0	2				
Vladimir Guerrero, R OBP: 0.364, SLG: 0.456 (1, 9)		F9 ①		G6-4-3 ③				1B ③		FC3-6 1B ②		5	0	3	0	0	0	2				
Henry Rodriguez, L OBP: 0.339, SLG: 0.554 (1, 7)		G3-1 ②		K ③				1B ③		FC3-6 BB 1B ②		5	0	0	0	0	2	3				
Rondell White, R OBP: 0.318, SLG: 0.445 (1, 8)		K ③		E4 SH1-3 ①				G5-3 ②		BB 1B ②		5	0	1	0	0	1	1				
Chris Widger, R OBP: 0.301, SLG: 0.488 Ryan McGuire, L OBP: 0.491, SLG: 0.771 Raul Chavez, R (10, 2)					G6-3 ①			F9 ①		BB ②		2	0	0	0	1	0	1				
Pedro Martinez, R OBP: 0.114, SLG: 0.118 Sherman Qobando, R OBP: 0.167, SLG: 0.256 Anthony Telford, R OBP: 0.222, SLG: 0.333 (10, 1)					G6-3 ②			SH1-3 ②		F8 ③		2	0	0	0	0	1	1				
<b>Inning Stats</b>	R: 1 E: 0 K: 0 S: 4	H: 1 LOB: 0 BB: 0 P: 4	R: 0 E: 0 K: 1 S: 9	H: 0 LOB: 0 BB: 0 P: 13	R: 0 E: 0 K: 2 S: 13	H: 1 LOB: 1 BB: 0 P: 16	R: 0 E: 0 K: 1 S: 10	H: 2 LOB: 1 BB: 0 P: 13	R: 0 E: 0 K: 0 S: 9	H: 0 LOB: 1 BB: 0 P: 15	R: 0 E: 0 K: 1 S: 7	H: 0 LOB: 0 BB: 0 P: 11	R: 0 E: 0 K: 1 S: 11	H: 2 LOB: 3 BB: 1 P: 19	R: 0 E: 0 K: 0 S: 10	H: 1 LOB: 1 BB: 0 P: 13	R: 0 E: 0 K: 1 S: 9	H: 1 LOB: 0 BB: 0 P: 10	1B: 6 2B: 2 3B: 0 HR: 1	SF: 0 SAC: 2 DP: 2 HBP: 0	WP: 0 PB: 0 SB: 0 CS: 0	PA: 43
<b>PITCHER</b>	IP 7.0	WLS 7	BF 27	H 5	R 2	ER 0	SO 4	BB 2	IBB 0	HBP 0	BLK 0	WP 0	HR 1	S 53	P 78	ERA 1.29	WHIP 1.000					

Cincinnati Reds @ Montreal Expos  
Olympic Stadium, Montreal, QB  
Wed Jun 25 1997, 3:33 AM EDT  
Att. 12,407 - Dome - 72 F

AB	38
R	1
H	9
RBI	1
BB	3
SO	7
LOB	16





Batter	1	2	3	4	5	6	7	8	9	AB R H RBI BB SO LOB	TOP											
Mark Grudzielanek R (1.6) OBP: 0.333, SLG: 0.407	2-1 F8		1-2 S 1B		0-0 F7	1-0 F9			1-0 F7	5 0 1 0 0 0 2	<b>Montreal Expos @ Florida Marlins</b> Pro Player Stadium, Miami, FL Thu Jun 26 1997, 7:05 PM EDT Att: 24,668 - Unknown - 86 F  livebaseballscores.com											
Mike Lansing R (1.4) OBP: 0.341, SLG: 0.479	0-0 1B 2B		4-1 SAFE BB		1-0 FC3-2 WP 1B	0-0 G1-6-3			4-2 CS BB	3 2 2 0 2 0 1												
F.P. Santangelo S (1.5) OBP: 0.454, SLG: 0.487	2-2 L7		1-3 BB		4-0 WP FC3-2 BB		2-0 2B		4-2 BB	3 0 1 0 2 1 3												
David Segui S (1.3) OBP: 0.308, SLG: 0.503	0-1 2H 1B		2-1 L4		1-0 FC3-2 WP		2-2 L6		1-1 F9	5 0 1 1 0 0 7												
Henry Rodriguez L (1.7) OBP: 0.334, SLG: 0.546	1-3 K			0-3 K						4 0 0 0 0 4 4												
Joe Orsulak L (7.7) OBP: 0.336, SLG: 0.366					1-2 2-3 3-H					0 0 0 0 0 0 0												
Vladimir Guerrero R (1.9) OBP: 0.361, SLG: 0.450		2-1 G6-3		1-0 F8		2-2 1B 2B				4 1 1 0 0 0 1												
Rondell White R (1.8) OBP: 0.320, SLG: 0.444		2-0 G6-3		4-2 BB		0-0 2B 1B		2-2 F9		3 1 1 0 1 0 0												
Chris Widger R (1.2) OBP: 0.300, SLG: 0.489		2-3 K		3-3 K		0-0 1B 2B		3-2 P4		4 1 1 1 0 2 1												
Jeff Juden R (1.1) OBP: 0.212, SLG: 0.226			0-0 F9		2-1 1B FC3-2 2B	3-2 2H 3-H		1-3 K		4 0 2 2 0 1 0												
<b>Inning Stats</b>	R: 1 E: 0 K: 1 S: 12	H: 2 LOB: 1 BB: 0 P: 17	R: 0 E: 0 K: 1 S: 8	H: 0 LOB: 0 BB: 0 P: 14	R: 0 E: 0 K: 1 S: 10	H: 1 LOB: 2 BB: 1 P: 18	R: 0 E: 0 K: 2 S: 10	H: 0 LOB: 1 BB: 1 P: 18	R: 1 E: 0 K: 1 S: 9	H: 2 LOB: 2 BB: 1 P: 19	R: 3 E: 0 K: 0 S: 15	H: 4 LOB: 0 BB: 0 P: 21	R: 0 E: 0 K: 1 S: 10	H: 1 LOB: 1 BB: 0 P: 18	R: 0 E: 0 K: 1 S: 11	H: 0 LOB: 0 BB: 0 P: 17	R: 0 E: 0 K: 0 S: 9	H: 0 LOB: 1 BB: 2 P: 19	1B: 6 2B: 4 3B: 0 HR: 0	SF: 0 SAC: 0 DP: 1 HBP: 0	WP: 1 PB: 0 SB: 1 CS: 1	PA: 40
<b>PITCHER</b>	IP WLS BF H R ER SO BB IBB HBP BLK WP HR S P ERA WHIP											IP WLS BF H R ER SO BB IBB HBP BLK WP HR S P ERA WHIP										
Pat Rapp R (1.1) ERA: 4.35	5.0 L 27 9 5 5 6 3 0 0 0 0 1 0 62 104 9.00 2.400																					
Mark Hutton R (6.1) ERA: 4.17	1.0 2 0 0 0 0 0 0 0 0 0 0 2 3 0.00 0.000																					
Dennis Cook L (7.1) ERA: 2.0	1.0 4 1 0 0 1 0 0 0 0 0 0 10 18 0.00 1.000																					
Rick Helling R (8.1) ERA: 4.5	2.0 7 0 0 0 1 2 0 0 0 0 0 20 36 0.00 1.000																					

Batter	1	2	3	4	5	6	7	8	9	AB R H RBI BB SO LOB	BOTTOM											
Luis Castillo S (1.4) OBP: 0.320, SLG: 0.290	3-2 G4-3			4-2 FC5-4 BB		0-0 G6-3		0-0 G4-3		3 0 0 1 1 0 0	<b>Montreal Expos @ Florida Marlins</b> Pro Player Stadium, Miami, FL Thu Jun 26 1997, 7:05 PM EDT Att: 24,668 - Unknown - 86 F  livebaseballscores.com											
Edgar Renteria R (1.6) OBP: 0.317, SLG: 0.322	2-3 K		1-2 FC5-4 CS		1-1 G4-3		0-1 G6-3		0-1 G6-3	4 0 0 0 0 1 1												
Todd Dunwoody L (1.8) OBP: 0.362, SLG: 0.500	1-3 K		1-3 K		1-0 FC5-4 1B			1-1 F8		4 0 1 0 0 2 1												
Gary Sheffield R (1.9) OBP: 0.437, SLG: 0.405		1-1 G4-3			1-1 HR	0-1 FC5-4		1-0 F7		4 1 1 1 0 0 1												
Moises Alou R (1.7) OBP: 0.388, SLG: 0.492		0-0 G5-3			0-1 WP 1B		1-2 P3		1-0 G5-3	4 0 1 0 0 0 0												
Bobby Bonilla S (1.5) OBP: 0.375, SLG: 0.481		2-1 G4-3			2-2 F8		3-3 K			3 0 0 0 0 1 1												
Jeff Conine R (1.3) OBP: 0.336, SLG: 0.373			1-0 F8		4-0 BB		1-1 L8			2 0 0 0 1 0 0												
Rick Helling R (8.1) OBP: 0.091, SLG: 0.091										0 0 0 0 0 0 0												
Charles Johnson R (1.2) OBP: 0.341, SLG: 0.408			3-1 F9		2-3 K			2-0 G3-1 G4-3 2B		3 1 1 0 0 1 2												
Pat Rapp R (1.1) OBP: 0.133, SLG: 0.233			0-3 K		0-0 L8			1-1 G3-1		2 0 0 0 0 1 2												
Mark Hutton R (6.1)										0 0 0 0 0 0 0												
Dennis Cook L (7.1)										0 0 0 0 0 0 0												
Jim Eisenreich L (8.3) OBP: 0.341, SLG: 0.368								2-3		1 0 0 0 0 0 1												
<b>Inning Stats</b>	R: 0 E: 0 K: 2 S: 10	H: 0 LOB: 0 BB: 0 P: 16	R: 0 E: 0 K: 0 S: 5	H: 0 LOB: 0 BB: 0 P: 8	R: 0 E: 0 K: 1 S: 6	H: 0 LOB: 0 BB: 0 P: 10	R: 0 E: 0 K: 1 S: 10	H: 0 LOB: 0 BB: 1 P: 16	R: 1 E: 0 K: 1 S: 14	H: 2 LOB: 2 BB: 1 P: 23	R: 0 E: 0 K: 0 S: 6	H: 1 LOB: 1 BB: 0 P: 8	R: 0 E: 0 K: 1 S: 9	H: 0 LOB: 0 BB: 0 P: 14	R: 1 E: 0 K: 0 S: 6	H: 1 LOB: 0 BB: 0 P: 9	R: 0 E: 0 K: 0 S: 4	H: 0 LOB: 0 BB: 0 P: 7	1B: 2 2B: 1 3B: 0 HR: 1	SF: 0 SAC: 0 DP: 0 HBP: 0	WP: 1 PB: 0 SB: 0 CS: 1	PA: 32
<b>PITCHER</b>	IP WLS BF H R ER SO BB IBB HBP BLK WP HR S P ERA WHIP											IP WLS BF H R ER SO BB IBB HBP BLK WP HR S P ERA WHIP										
Jeff Juden R (1.1) ERA: 4.11	9.0 W 32 4 2 2 6 2 0 0 0 0 1 1 70 111 2.00 0.667																					



Batter	1	2	3	4	5	6	7	8	9	AB	R	H	RBI	BB	SO	LOB	TOP					
Mark Grudzielanek, R OBP: 0.336, SLG: 0.402	G4-3		G6-3		G6-3		G6-3		F7	4	0	0	0	0	0	0	<b>Montreal Expos @ Florida Marlins</b> Pro Player Stadium, Miami, FL Fri Jun 27 1997, 7:05 PM EDT Att: 26,169 - Unknown - 87 F					
Mike Lansing, R OBP: 0.336, SLG: 0.474	K		K			F9		G6-3	5	1	1	0	0	2	1							
F.P. Santangelo, S OBP: 0.452, SLG: 0.484 Jose Vidro, S OBP: 0.176, SLG: 0.250	G5-3				F8	E5			3	1	1	0	0	0	0							
David Segui, S OBP: 0.305, SLG: 0.497		HBP			F8	K		F7	4	0	1	0	0	1	3							
Henry Rodriguez, L OBP: 0.337, SLG: 0.544	K					1B		L3	3	0	1	0	1	1	1							
Vladimir Guerrero, R OBP: 0.376, SLG: 0.466		HBP				1B			4	0	4	1	0	0	0							
Rondell White, R OBP: 0.319, SLG: 0.439		HBP			G3	K		F8	3	0	0	0	0	1	6							
Chris Widger, R OBP: 0.301, SLG: 0.485 Raul Chavez, R	G6-3				G4-3			G1-3	3	0	1	1	0	0	3							
Dustin Hermanson, R OBP: 0.143, SLG: 0.296 Sherman Charles, R OBP: 0.165, SLG: 0.250 Marc Valdes, R OBP: 0.296, SLG: 0.755 Ryan McCann, R OBP: 0.192, SLG: 1.000 Dave Veres, R OBP: 0.333, SLG: 0.302 Ugueth Urbina, R	G1-3		G1-3		G1-3			P6	0	0	0	0	0	0	0							
<b>Inning Stats</b>	R: 0 E: 0 K: 1 S: 9	H: 0 LOB: 0 BB: 0 P: 15	R: 0 E: 0 K: 1 S: 12	H: 2 LOB: 2 BB: 0 P: 17	R: 0 E: 0 K: 1 S: 8	H: 0 LOB: 1 BB: 0 P: 14	R: 0 E: 0 K: 0 S: 9	H: 2 LOB: 2 BB: 0 P: 12	R: 0 E: 0 K: 0 S: 6	H: 0 LOB: 0 BB: 0 P: 11	R: 2 E: 1 K: 2 S: 16	H: 4 LOB: 3 BB: 1 P: 27	R: 0 E: 0 K: 0 S: 9	H: 1 LOB: 1 BB: 0 P: 14	R: 0 E: 0 K: 0 S: 7	H: 1 LOB: 1 BB: 0 P: 11		R: 0 E: 0 K: 0 S: 11	H: 0 LOB: 0 BB: 0 P: 16	1B: 9 2B: 2 3B: 0 HR: 0	SF: 0 SAC: 0 DP: 2 HBP: 2	WP: 0 PB: 0 SB: 0 CS: 1
<b>PITCHER</b>	IP	WLS	BF	H	R	ER	SO	BB	IBB	HBP	BLK	WP	HR	S	P	ERA	WHIP					
Kevin Brown, R ERA: 2.67	7.0	L	31	9	2	2	5	0	1	2	0	0	0	69	110	2.57	1.286					
Dennis Cook, L ERA: 1.99	0.1		1	0	0	0	0	0	0	0	0	0	0	2	3	0.00	0.000					
Jay Powell, R ERA: 2.09	1.2		6	1	0	0	0	0	0	0	0	0	0	16	24	0.00	0.600					

Batter	1	2	3	4	5	6	7	8	9	AB	R	H	RBI	BB	SO	LOB	BOTTOM					
Luis Castillo, S OBP: 0.320, SLG: 0.287 Billy McMillon, L OBP: 0.111, SLG: 0.222 Dennis Cook, L OBP: 0.500, SLG: 0.500	SH1-3		G6-3		G6-3		P5			2	0	0	0	1	0	2	<b>Montreal Expos @ Florida Marlins</b> Pro Player Stadium, Miami, FL Fri Jun 27 1997, 7:05 PM EDT Att: 26,169 - Unknown - 87 F					
Edgar Renteria, R OBP: 0.314, SLG: 0.319	SH1-3		L8			G5-3		G5-3	3	0	0	0	0	0	0							
Jim Eisenreich, L OBP: 0.339, SLG: 0.365	L3				L4			G4-3	4	0	1	0	0	0	1							
Gary Sheffield, R OBP: 0.431, SLG: 0.397	K				F7			F7	4	0	0	0	0	1	2							
Moises Alou, R OBP: 0.387, SLG: 0.489		F9			G5-3			K	4	0	1	0	0	1	0							
Bobby Bonilla, S OBP: 0.374, SLG: 0.478		K				G4-3		K	4	0	1	0	0	2	2							
Jeff Conine, R OBP: 0.342, SLG: 0.384								P3	4	0	3	0	0	0	1							
Charles Johnson, R OBP: 0.339, SLG: 0.401 Todd Dumwoody, L OBP: 0.362, SLG: 0.500									3	0	0	0	1	0	3							
Kevin Brown, R OBP: 0.250, SLG: 0.171 Kurt Abbott, R OBP: 0.305, SLG: 0.468								F7	1	0	0	0	1	1	0							
<b>Inning Stats</b>	R: 0 E: 0 K: 1 S: 6	H: 0 LOB: 1 BB: 1 P: 15	R: 0 E: 0 K: 1 S: 12	H: 1 LOB: 1 BB: 0 P: 16	R: 0 E: 0 K: 1 S: 8	H: 0 LOB: 0 BB: 0 P: 12	R: 0 E: 0 K: 0 S: 5	H: 0 LOB: 0 BB: 0 P: 9	R: 0 E: 0 K: 0 S: 12	H: 1 LOB: 2 BB: 1 P: 26	R: 0 E: 0 K: 1 S: 11	H: 2 LOB: 2 BB: 0 P: 20	R: 0 E: 0 K: 1 S: 9	H: 1 LOB: 1 BB: 0 P: 12	R: 0 E: 0 K: 0 S: 4	H: 0 LOB: 0 BB: 0 P: 5		R: 0 E: 0 K: 1 S: 15	H: 1 LOB: 2 BB: 1 P: 23	1B: 5 2B: 1 3B: 0 HR: 0	SF: 0 SAC: 1 DP: 0 HBP: 0	WP: 0 PB: 0 SB: 0 CS: 0
<b>PITCHER</b>	IP	WLS	BF	H	R	ER	SO	BB	IBB	HBP	BLK	WP	HR	S	P	ERA	WHIP					
Dustin Hermanson, R ERA: 3.38 Marc Valdes, R ERA: 4.24 Dave Veres, R ERA: 5.12 Ugueth Urbina, R ERA: 4.28	2.0		11	1	0	0	1	1	0	0	0	0	0	25	47	0.00	0.667					
	3.0	W	11	1	0	0	1	1	0	0	0	0	0	24	37	0.00	1.000					
	3.0		12	3	0	0	2	0	0	0	0	0	0	24	37	0.00	1.000					
	1.0	S	5	1	0	0	1	1	0	0	0	0	0	15	23	0.00	2.000					

AB	35
R	2
H	10
RBI	2
BB	1
SO	5
LOB	18



AB	32
R	0
H	6
RBI	0
BB	3
SO	6
LOB	15





Batter	1	2	3	4	5	6	7	8	9	AB R H RBI BB SO LOB	TOP									
Mark Grudzielanek, R OBP: 0.333, SLG: 0.404	1-3 K		4-2 BB		1-0 L9 2B			1-1 G6-3		3 0 1 0 1 1 0	<b>Montreal Expos @ Florida Marlins</b> Pro Player Stadium, Miami, FL Sat Jun 28 1997, 7:05 PM EDT Att: 39,348 - Unknown - 87 F									
Mike Lansing, R OBP: 0.340, SLG: 0.473	3-1 1B		0-1 P2		3-1 L9			4-1 G6-4-3 BB		3 0 1 0 1 0 2										
Vladimir Guerrero, R OBP: 0.375, SLG: 0.467	0-1 P4			0-0 BB SF8 2B	3-3 K			1-0 G6-4-3 1-2		4 1 1 0 0 1 3										
David Segui, S OBP: 0.206, SLG: 0.495 Ryan McGuire, L OBP: 0.464, SLG: 0.725	2-1 G1-3			1-1 SF8 BB FC6-4 HBP		2-2 K		1-0 G1-3		1 0 0 0 0 0 1 2 1 0 0 0 1 0										
Henry Rodriguez, L OBP: 0.335, SLG: 0.538		1-3 K		4-0 FC6-4 BB		0-0 F9		0-3 K		3 0 0 0 1 2 0										
Jose Vidro, S OBP: 0.143, SLG: 0.211		3-1 F8		0-0 SF8		2-2 F8		1-3 K		3 0 0 1 0 1 0										
Rondell White, R OBP: 0.316, SLG: 0.435		0-0 G6-3		2-3 3-H 1-2 FC6-4			2-1 F8			3 0 0 1 0 0 1										
Raul Chavez, R OBP: 0.222, SLG: 0.333			2-3 K	1-1 SAFE SAFE SAFE F9			2-2 F8			3 0 0 0 0 1 1										
Jim Bullinger, R OBP: 0.287, SLG: 0.367 Sherman Obando, R OBP: 0.159, SLG: 0.244 Lee Smith, R OBP: 0.222, SLG: 0.333			3-3 K		2-3 K		2-3 K			2 0 0 0 0 2 0 1 0 0 0 0 1 0 0 0 0 0 0 0 0 0 0 0 0 0 0 0										
<b>Inning Stats</b>	R: 0 E: 0 K: 1 S: 9	H: 1 LOB: 1 BB: 0 P: 15	R: 0 E: 0 K: 1 S: 6	H: 0 LOB: 0 BB: 0 P: 10	R: 0 E: 0 K: 2 S: 11	H: 0 LOB: 1 BB: 1 P: 20	R: 2 E: 0 K: 0 S: 9	H: 1 LOB: 1 BB: 0 P: 18	R: 0 E: 0 K: 1 S: 7	H: 0 LOB: 0 BB: 0 P: 11		R: 0 E: 0 K: 1 S: 10	H: 0 LOB: 0 BB: 0 P: 16	R: 0 E: 0 K: 0 S: 4	H: 0 LOB: 0 BB: 1 P: 10	R: 0 E: 0 K: 2 S: 7	H: 0 LOB: 0 BB: 0 P: 9	1B: 1 2B: 2 3B: 0 HR: 0	SF: 1 SAC: 0 DP: 1 HBP: 1	WP: 0 PB: 0 SB: 0 CS: 0
<b>PITCHER</b>	IP WLS BF H R ER SO BB IBB HBP BLK WP HR S P ERA WHIP											IP WLS BF H R ER SO BB IBB HBP BLK WP HR S P ERA WHIP								
Livan Hernandez, R ERA: 4.5	5.0 W 21 3 2 2 6 2 0 1 0 0 0 0 44 81 3.60 1.000																			
Felix Heredia, L ERA: 1.72	2.0 6 0 0 0 2 0 0 0 0 0 0 0 17 27 0.00 0.000																			
Rob Stanifer, R ERA: 3.33	1.0 3 0 0 0 0 1 0 0 0 0 0 0 4 10 0.00 1.000																			
Robb Nen, R ERA: 4.46	1.0 S 3 0 0 0 2 0 0 0 0 0 0 0 7 9 0.00 0.000																			

Batter	1	2	3	4	5	6	7	8	9	AB R H RBI BB SO LOB	BOTTOM									
Luis Castillo, S OBP: 0.315, SLG: 0.282	2-2 E6 FC1-5 1B		0-1 G4-3		0-1 G5-3		2-2 G5-3			4 0 0 0 0 0 1	<b>Montreal Expos @ Florida Marlins</b> Pro Player Stadium, Miami, FL Sat Jun 28 1997, 7:05 PM EDT Att: 39,348 - Unknown - 87 F									
Edgar Renteria, R OBP: 0.316, SLG: 0.324	0-2 FC1-5 2B 1B		0-0 WP SF7 2B		2-1 L9		3-1 2-5	1-2 L4		4 2 2 0 0 0 0										
Jim Eisenreich, L OBP: 0.331, SLG: 0.358	2-0 FC1-5 2B G5-3		1-1 SF7			2-2 K		0-1 G3-1		3 1 0 1 0 1 2										
Gary Sheffield, R OBP: 0.439, SLG: 0.405	1-0 G5-3 2B		1-0 HBP			4-0 BB BB		4-1 1B BB		1 1 1 1 2 0 0										
Moises Alou, R OBP: 0.385, SLG: 0.485	2-0 G5-3		2-3 K			1-0 F7		0-0 1B 1B		4 0 1 1 0 1 3										
Bobby Bonilla, S OBP: 0.375, SLG: 0.477	2-3 3-H P6		1-2		2-0 F7		4-2 BB	0-0 1B 1B		3 0 1 1 1 0 1										
Jeff Conine, R OBP: 0.341, SLG: 0.381		2-1 G6-3		2-0 G5-4-3 1B		0-0 P3		0-0 G1-3		4 0 1 0 0 0 4										
Charles Johnson, R OBP: 0.335, SLG: 0.395		0-0 G1-3		1-1 G5-4-3			3-3 K			3 0 0 0 0 1 1										
Livan Hernandez, R John Cangelosi, S Felix Heredia, L Kurt Abbott, R Rob Stanifer, R Robb Nen, R		1-3 K			2-1 G4-3		4-1 G5-3 BB			1 0 0 0 0 1 0 1 0 0 0 0 0 0 0 0 0 0 0 0 0 0 0 0 0 1 0 0 0 0 0 0 0 0 0 0 0 0 0 0 0 0										
<b>Inning Stats</b>	R: 2 E: 1 K: 0 S: 13	H: 2 LOB: 1 BB: 0 P: 22	R: 0 E: 0 K: 1 S: 6	H: 0 LOB: 0 BB: 0 P: 9	R: 1 E: 0 K: 1 S: 9	H: 1 LOB: 1 BB: 0 P: 13	R: 0 E: 0 K: 0 S: 4	H: 1 LOB: 0 BB: 0 P: 9	R: 0 E: 0 K: 0 S: 6	H: 0 LOB: 0 BB: 0 P: 10		R: 0 E: 0 K: 1 S: 8	H: 0 LOB: 2 BB: 2 P: 19	R: 0 E: 0 K: 1 S: 8	H: 0 LOB: 1 BB: 1 P: 20	R: 1 E: 0 K: 0 S: 10	H: 2 LOB: 2 BB: 1 P: 15	1B: 4 2B: 2 3B: 0 HR: 0	SF: 1 SAC: 0 DP: 1 HBP: 1	WP: 1 PB: 0 SB: 1 CS: 0
<b>PITCHER</b>	IP WLS BF H R ER SO BB IBB HBP BLK WP HR S P ERA WHIP											IP WLS BF H R ER SO BB IBB HBP BLK WP HR S P ERA WHIP								
Jim Bullinger, R ERA: 5.33	6.0 L 25 4 3 2 3 2 0 1 0 0 1 0 46 82 3.00 1.000																			
Lee Smith, R ERA: 6.41	1.0 4 0 0 0 1 1 0 0 0 0 0 0 8 20 0.00 1.000																			
Anthony Telford, R ERA: 2.63	1.0 6 2 1 1 0 1 0 0 0 0 0 0 10 15 9.00 3.000																			



Batter	1	2	3	4	5	6	7	8	9	AB	R	H	RBI	BB	SO	LOB	TOP					
Mark Grudzielanek, R OBP: 0.337, SLG: 0.404	F8		F7			G6-3	1B		1B	3	1	1	0	2	0	0	<b>Montreal Expos @ Florida Marlins</b> Pro Player Stadium, Miami, FL Sun Jun 29 1997, 3:33 AM EDT Att: 38,443 - Sunny - 89 F					
Mike Lansing, R OBP: 0.341, SLG: 0.475	G5-3			F8		G6-3	1B		G4-3	5	0	2	2	0	0	1						
Rondell White, R OBP: 0.318, SLG: 0.432	K			G6-4-3 HBP		G6-3	HBP			2	0	0	0	0	2	2						
Vladimir Guerrero, R OBP: 0.365, SLG: 0.454		P4		G6-4-3		G6-3			F7	4	0	0	1	0	0	3						
Henry Rodriguez, L OBP: 0.338, SLG: 0.536		1B			K		BB		K	3	0	1	0	1	2	0						
Jose Vidro, S OBP: 0.160, SLG: 0.217	P3				G6-3	G6-3			1B	4	0	1	0	0	0	4						
Ryan McGuire, L OBP: 0.433, SLG: 0.673	K				P4				P6	4	0	0	0	0	2	2						
Chris Widger, R OBP: 0.308, SLG: 0.485 F.P. Santangelo, S OBP: 0.450, SLG: 0.482			K			SH1-4 2B	1B		F7	2	2	1	0	1	1	0						
Carlos Perez, L OBP: 0.216, SLG: 0.286 Sherman Obando, R OBP: 0.156, SLG: 0.238 Salomon Torres, R OBP: 0.222, SLG: 0.333 Anthony Telford, R OBP: 0.330, SLG: 0.358			K			SH1-4			G3	1	0	0	0	0	1	0						
<b>Inning Stats</b>	R: 0 E: 0 K: 1 S: 8	H: 0 LOB: 0 BB: 0 P: 14	R: 0 E: 0 K: 1 S: 7	H: 1 LOB: 1 BB: 0 P: 10	R: 0 E: 0 K: 2 S: 7	H: 0 LOB: 0 BB: 0 P: 11	R: 0 E: 0 K: 0 S: 7	H: 0 LOB: 0 BB: 0 P: 12	R: 0 E: 0 K: 1 S: 10	H: 0 LOB: 0 BB: 0 P: 16	R: 2 E: 0 K: 0 S: 14	H: 2 LOB: 3 BB: 2 P: 28	R: 1 E: 0 K: 1 S: 13	H: 1 LOB: 2 BB: 2 P: 28	R: 0 E: 0 K: 2 S: 16	H: 1 LOB: 1 BB: 0 P: 23		R: 0 E: 0 K: 0 S: 11	H: 1 LOB: 1 BB: 0 P: 16	1B: 5 2B: 1 3B: 0 HR: 0	SF: 0 SAC: 1 DP: 1 HBP: 2	WP: 0 PB: 0 SB: 1 CS: 0
<b>PITCHER</b>	IP WLS BF H R ER SO BB IBB HBP BLK WP HR S P ERA WHIP																					
Al Leiter, L ERA: 4.72	6.2 W 27 3 3 3 5 3 0 2 0 0 0 0 60 105 4.05 0.900																					
Jay Powell, R ERA: 2.06	0.2 4 1 0 0 1 1 0 0 0 0 0 0 8 17 0.00 3.000																					
Dennis Cook, L ERA: 1.93	0.2 3 1 0 0 2 0 0 0 0 0 0 0 14 20 0.00 1.500																					
Robb Nen, R ERA: 4.34	1.0 S 4 1 0 0 0 0 0 0 0 0 0 0 11 16 0.00 1.000																					
Batter	1	2	3	4	5	6	7	8	9	AB	R	H	RBI	BB	SO	LOB	BOTTOM					
John Cangelosi, S OBP: 0.364, SLG: 0.360	3B			FC6-4			G3		FC5-4	4	1	0	0	1	1	3	<b>Montreal Expos @ Florida Marlins</b> Pro Player Stadium, Miami, FL Sun Jun 29 1997, 3:33 AM EDT Att: 38,443 - Sunny - 89 F					
Edgar Renteria, R OBP: 0.312, SLG: 0.320	K				P4		L9			4	0	0	0	0	1	1						
Kurt Abbott, R OBP: 0.311, SLG: 0.480 Luis Castillo, S OBP: 0.318, SLG: 0.282	3B			K		K			WP	3	1	1	1	0	2	0						
Gary Sheffield, R OBP: 0.443, SLG: 0.406	3B			K			1B			2	1	1	0	2	1	0						
Moises Alou, R OBP: 0.383, SLG: 0.489	SF9			G6-3		F7			K	4	1	1	2	0	1	3						
Bobby Bonilla, S OBP: 0.380, SLG: 0.491	SF9				HR		WP		1B	2	1	2	2	1	0	0						
Jeff Conine, R OBP: 0.343, SLG: 0.381	BB			FC5-4		F8			K	3	0	1	0	1	1	2						
Charles Johnson, R OBP: 0.329, SLG: 0.387	P3			FC5-4		L3			K	4	0	0	0	0	1	4						
Al Leiter, L OBP: 0.148, SLG: 0.080 Jay Powell, R OBP: 0.500, SLG: 0.500 Dennis Cook, L OBP: 0.200, SLG: 0.300 Billy McMillon, L OBP: 0.200, SLG: 0.300 Robb Nen, R	G1-3			K		G1-3			FC5-4	3	0	0	0	0	1	2						
<b>Inning Stats</b>	R: 4 E: 0 K: 1 S: 16	H: 2 LOB: 1 BB: 3 P: 32	R: 0 E: 0 K: 1 S: 10	H: 0 LOB: 0 BB: 0 P: 14	R: 0 E: 0 K: 2 S: 7	H: 0 LOB: 0 BB: 0 P: 10	R: 1 E: 0 K: 1 S: 10	H: 2 LOB: 1 BB: 0 P: 12	R: 0 E: 0 K: 0 S: 12	H: 1 LOB: 1 BB: 0 P: 16	R: 0 E: 0 K: 0 S: 8	H: 1 LOB: 1 BB: 0 P: 15	R: 0 E: 0 K: 1 S: 12	H: 0 LOB: 2 BB: 2 P: 25	R: 0 E: 0 K: 2 S: 10	H: 1 LOB: 2 BB: 1 P: 16		1B: 4 2B: 0 3B: 2 HR: 1	SF: 1 SAC: 0 DP: 0 HBP: 0	WP: 2 PB: 0 SB: 2 CS: 0	PA: 37	
<b>PITCHER</b>	IP WLS BF H R ER SO BB IBB HBP BLK WP HR S P ERA WHIP																					
Carlos Perez, L ERA: 3.53	6.0 L 27 6 5 5 6 3 0 0 0 0 1 0 4 14 0.00 3.000																					
Salomon Torres, R ERA: 7.23	0.2 4 0 0 0 0 2 0 0 0 0 1 0 4 14 0.00 3.000																					
Anthony Telford, R ERA: 2.55	1.1 6 1 0 0 3 1 0 0 0 0 0 0 18 27 0.00 1.500																					



Batter	1	2	3	4	5	6	7	8	9	AB	R	H	RBI	BB	SO	LOB	TOP					
Mark Grudzielanek R OBP: 0.337, SLG: 0.403 (1,6)	G6-3		G3			3B 1B		SH3-4		3	1	1	0	0	0	0						
Mike Lansing R OBP: 0.337, SLG: 0.469 (1,4)	G6-3			G1-3		F9		F8		4	0	0	0	0	0	2						
F.P. Santangelo S OBP: 0.443, SLG: 0.472 (1,5)	G6-3			G4-3		K		L3		4	0	0	0	0	1	2						
David Segui S OBP: 0.412, SLG: 0.508 (1,3)					4-1	1-H 3B			G4-3	3	0	2	1	1	0	0						
Henry Rodriguez L OBP: 0.333, SLG: 0.529 (1,7)					0-0	BB				4	0	0	0	0	0	3						
Joe Orsulak L OBP: 0.330, SLG: 0.358 (9,7)					0-0	F8			F8	0	0	0	0	0	0	0						
Vladimir Guerrero R OBP: 0.369, SLG: 0.476 (1,9)					0-0	HR				4	1	2	1	0	0	0						
Ryan McGuire L OBP: 0.413, SLG: 0.638 (1,10)					1-3	K				3	0	0	0	0	1	1						
Rondell White R OBP: 0.315, SLG: 0.427 (1,8)					0-2	L9				3	0	0	0	0	0	1						
Chris Widger R OBP: 0.309, SLG: 0.482 (1,2)					1-3	K				3	0	1	0	0	1	1						
<b>Inning Stats</b>	R: 0 H: 0 E: 0 K: 0 S: 8	H: 0 LOB: 0 BB: 0 P: 9	R: 1 H: 2 E: 0 K: 1 S: 12	H: 2 LOB: 0 BB: 0 P: 19	R: 0 H: 0 E: 0 K: 1 S: 12	H: 0 LOB: 0 BB: 0 P: 13	R: 0 H: 0 E: 0 K: 0 S: 5	H: 0 LOB: 1 BB: 1 P: 10	R: 0 H: 1 E: 0 K: 0 S: 10	H: 1 LOB: 1 BB: 0 P: 16	R: 1 H: 2 E: 0 K: 1 S: 11	H: 2 LOB: 1 BB: 0 P: 12	R: 0 H: 0 E: 0 K: 0 S: 5	H: 0 LOB: 0 BB: 0 P: 8	R: 0 H: 1 E: 0 K: 0 S: 7	H: 1 LOB: 1 BB: 0 P: 8	R: 0 H: 0 E: 0 K: 0 S: 5	H: 0 LOB: 0 BB: 0 P: 5	1B: 4 2B: 0 3B: 1 HR: 1	SF: 0 SAC: 1 DP: 1 HBP: 0	WP: 0 PB: 0 SB: 0 CS: 0	PA: 33
<b>PITCHER</b> Pat Hentgen R ERA: 3.11 (1,1)	IP: 9.0 WLS: L BF: 33 H: 6 R: 2 ER: 2 SO: 3 BB: 1 IBB: 0 HBP: 0 BLK: 0 WP: 0 HR: 1 S: 75 P: 100 ERA: 2.00 WHIP: 0.778															<b>PITCHER</b>						

**Montreal Expos @ Toronto Blue Jays**  
**SkyDome, Toronto, ON**  
 Mon Jun 30 1997, 7:05 PM EDT  
 Att: 37,430 - Unknown - 78 F

AB	31
R	2
H	6
RBI	2
BB	1
SO	3
LOB	10



Batter	1	2	3	4	5	6	7	8	9	AB	R	H	RBI	BB	SO	LOB	BOTTOM			
Otis Nixon S OBP: 0.365, SLG: 0.307 (1,8)	K			K		1B			K	4	0	1	0	0	3	0				
Orlando Merced S OBP: 0.354, SLG: 0.444 (1,10)	P5			K		G4-3			G6-3	4	0	0	0	0	1	1				
Joe Carter R OBP: 0.291, SLG: 0.384 (1,7)	K			G5-3					K	4	0	0	0	0	3	0				
Carlos Delgado L OBP: 0.358, SLG: 0.553 (1,3)				G3		FC6-4 BB				2	1	1	1	1	0	0				
Ed Sprague R OBP: 0.325, SLG: 0.465 (1,5)				L8		K			F4	3	0	0	0	0	1	1				
Shawn Green L OBP: 0.331, SLG: 0.471 (1,9)				F9		K			G4-3	3	0	0	0	0	1	1				
Benito Santiago R OBP: 0.230, SLG: 0.276 (1,2)				K		FC6-4			P3	3	0	0	0	0	1	1				
Alex Gonzalez R OBP: 0.289, SLG: 0.389 (1,6)				G6-3					F9	3	0	1	0	0	0	0				
Carlos Garcia R OBP: 0.243, SLG: 0.294 (1,4)				L6		G3-6-3 1B			L5	3	0	0	0	0	0	1				
<b>Inning Stats</b>	R: 0 H: 0 E: 0 K: 2 S: 8	H: 0 LOB: 0 BB: 0 P: 9	R: 0 H: 0 E: 0 K: 0 S: 4	H: 0 LOB: 0 BB: 0 P: 4	R: 0 H: 0 E: 0 K: 1 S: 10	H: 0 LOB: 0 BB: 0 P: 11	R: 0 H: 0 E: 0 K: 2 S: 11	H: 0 LOB: 0 BB: 0 P: 16	R: 0 H: 2 E: 0 K: 0 S: 8	H: 2 LOB: 1 BB: 0 P: 10	R: 1 H: 1 E: 0 K: 1 S: 10	H: 1 LOB: 0 BB: 0 P: 15	R: 0 H: 0 E: 0 K: 0 S: 6	H: 0 LOB: 0 BB: 0 P: 9	R: 0 H: 0 E: 0 K: 2 S: 9	H: 0 LOB: 0 BB: 0 P: 10	1B: 2 2B: 0 3B: 0 HR: 1	SF: 0 SAC: 0 DP: 1 HBP: 0	WP: 0 PB: 0 SB: 0 CS: 0	PA: 30
<b>PITCHER</b> Pedro Martinez R ERA: 1.54 (1,1)	IP: 9.0 WLS: W BF: 30 H: 3 R: 1 ER: 1 SO: 10 BB: 1 IBB: 0 HBP: 0 BLK: 0 WP: 0 HR: 1 S: 80 P: 105 ERA: 1.00 WHIP: 0.444															<b>PITCHER</b>				

**Montreal Expos @ Toronto Blue Jays**  
**SkyDome, Toronto, ON**  
 Mon Jun 30 1997, 7:05 PM EDT  
 Att: 37,430 - Unknown - 78 F

AB	29
R	1
H	3
RBI	1
BB	1
SO	10
LOB	5





Batter	1	2	3	4	5	6	7	8	9	AB	R	H	RBI	BB	SO	LOB	TOP																					
Mark Grudzielanek, R OBP: 0.339, SLG: 0.402	G4-3		G1-3					2B		3	0	1	0	1	0	0	<b>Montreal Expos @ Toronto Blue Jays</b> SkyDome, Toronto, ON Tue Jul 01 1997, 3:33 AM EDT Att: 50,436 - Cloudy - 80 F																					
Mike Lansing, R OBP: 0.336, SLG: 0.469	L8		K					1B		4	0	1	0	0	1	2																						
F.P. Santangelo, S OBP: 0.440, SLG: 0.467	2B		K					G3		4	1	1	0	0	2	2																						
David Segui, S OBP: 0.314, SLG: 0.512	1B							K		4	0	2	1	0	1	2																						
Henry Rodriguez, L OBP: 0.329, SLG: 0.522	K							G4-3		4	0	0	0	0	2	4																						
Joe Orsulak, L OBP: 0.330, SLG: 0.358										0	0	0	0	0	0	0																						
Vladimir Guerrero, R OBP: 0.366, SLG: 0.470		G5-3								4	0	1	0	0	0	1																						
Ryan McGuire, L OBP: 0.418, SLG: 0.623										3	0	1	0	1	1	0																						
Rondell White, R OBP: 0.318, SLG: 0.438										4	1	2	1	0	0	1																						
Chris Widger, R OBP: 0.309, SLG: 0.479										3	0	1	0	0	1	0																						
<b>Inning Stats</b>	R: 1 H: 2 E: 0 K: 1 S: 14	H: 2 LOB: 1 BB: 0 P: 21	R: 1 H: 1 E: 0 K: 0 S: 9	LOB: 0 BB: 1 P: 15	R: 0 H: 0 E: 0 K: 2 S: 9	LOB: 0 BB: 0 P: 12	R: 0 H: 0 E: 0 K: 0 S: 7	LOB: 0 BB: 0 P: 11	R: 0 H: 2 E: 0 K: 0 S: 9	H: 2 LOB: 2 BB: 1 P: 20	R: 0 H: 1 E: 0 K: 2 S: 9	LOB: 1 BB: 0 P: 14	R: 0 H: 0 E: 0 K: 2 S: 9	LOB: 0 BB: 0 P: 13	R: 0 H: 2 E: 0 K: 1 S: 8	H: 2 LOB: 2 BB: 0 P: 11	R: 0 H: 2 E: 0 K: 0 S: 8	H: 2 LOB: 2 BB: 0 P: 11	1B: 7 2B: 2 3B: 0 HR: 1	SF: 0 SAC: 0 DP: 1 HBP: 0	WP: 0 PB: 0 CS: 2	PA: 35																
<b>PITCHER</b>	IP	WLS	BF	H	R	ER	SO	BB	IBB	HBP	BLK	WP	HR	S	P	ERA	WHIP	<b>PITCHER</b>				IP	WLS	BF	H	R	ER	SO	BB	IBB	HBP	BLK	WP	HR	S	P	ERA	WHIP
Roger Clemens, R ERA: 1.81	8.1	L	34	10	2	2	8	2	0	0	0	0	1	80	126	2.16	1.440																					
Paul Quantrill, R ERA: 1.77	0.2	1	0	0	0	0	0	0	0	0	0	0	0	2	2	0.00	0.000																					

AB	33
R	2
H	10
RBI	2
BB	2
SO	8
LOB	12



Batter	1	2	3	4	5	6	7	8	9	AB	R	H	RBI	BB	SO	LOB	BOTTOM																					
Otis Nixon, S OBP: 0.364, SLG: 0.304	G3		B1-3							3	0	0	0	1	2	0	<b>Montreal Expos @ Toronto Blue Jays</b> SkyDome, Toronto, ON Tue Jul 01 1997, 3:33 AM EDT Att: 50,436 - Cloudy - 80 F																					
Orlando Merced, S OBP: 0.353, SLG: 0.441	G3		G3-1							4	0	1	0	0	1	1																						
Joe Carter, R OBP: 0.287, SLG: 0.378	K									4	0	0	0	0	4	2																						
Carlos Delgado, L OBP: 0.356, SLG: 0.545										3	0	0	0	1	1	1																						
Ed Sprague, R OBP: 0.322, SLG: 0.460	P5									3	0	0	0	0	1	2																						
Shawn Green, L OBP: 0.331, SLG: 0.490										3	1	1	1	0	1	0																						
Charlie O'Brien, R OBP: 0.339, SLG: 0.416										3	0	0	0	0	2	0																						
Alex Gonzalez, R OBP: 0.286, SLG: 0.385										3	0	0	0	0	2	0																						
Tilson Brito, R OBP: 0.341, SLG: 0.300										3	0	0	0	0	1	0																						
<b>Inning Stats</b>	R: 0 H: 0 E: 0 K: 1 S: 9	H: 0 LOB: 2 BB: 2 P: 21	R: 0 H: 0 E: 0 K: 1 S: 5	LOB: 0 BB: 0 P: 8	R: 0 H: 0 E: 0 K: 0 S: 4	LOB: 0 BB: 0 P: 6	R: 0 H: 0 E: 0 K: 2 S: 7	LOB: 0 BB: 0 P: 11	R: 0 H: 0 E: 0 K: 2 S: 12	LOB: 0 BB: 0 P: 19	R: 0 H: 0 E: 0 K: 2 S: 9	LOB: 0 BB: 0 P: 13	R: 1 H: 1 E: 0 K: 2 S: 13	H: 1 LOB: 0 BB: 0 P: 16	R: 0 H: 1 E: 0 K: 2 S: 10	H: 1 LOB: 1 BB: 0 P: 18	1B: 1 2B: 0 3B: 0 HR: 1	SF: 0 SAC: 0 DP: 0 HBP: 0	WP: 0 PB: 0 CS: 0	PA: 31																		
<b>PITCHER</b>	IP	WLS	BF	H	R	ER	SO	BB	IBB	HBP	BLK	WP	HR	S	P	ERA	WHIP	<b>PITCHER</b>				IP	WLS	BF	H	R	ER	SO	BB	IBB	HBP	BLK	WP	HR	S	P	ERA	WHIP
Jeff Juden, R ERA: 3.86	8.1	W	29	2	1	1	14	2	0	0	0	0	1	71	114	1.08	0.480																					
Ugueth Urbina, R ERA: 4.19	0.2	S	2	0	0	0	1	0	0	0	0	0	0	5	8	0.00	0.000																					

AB	29
R	1
H	2
RBI	1
BB	2
SO	15
LOB	6





Batter	1	2	3	4	5	6	7	8	9	10	11	12	13	AB	R	H	RBI	BB	SO	LOB	TOP														
Mark Grudzielanek, R OBP: 0.336, SLG: 0.396	G6-3		F7		K		G4-3		G4-3			K2-3		6	0	0	1	0	2	2															
Mike Lansing, R OBP: 0.336, SLG: 0.470	F8		K		F8		CS 2B		FC6-4 1B			F9		6	0	2	1	0	1	0															
Henry Rodriguez, L OBP: 0.326, SLG: 0.513	K				K		P5		F9			F7		5	0	0	0	1	2	1															
David Segui, S OBP: 0.416, SLG: 0.529		HR			1B BB HR		K		G6-3		FC6-4		L4-6 2B	5	2	2	1	1	1	1															
Ryan McGuire, L OBP: 0.408, SLG: 0.600	F9				HR 1B		K		K		F9		P6	4	1	1	0	0	2	1															
Sherman Ojando, R (10, PH) OBP: 0.156, SLG: 0.238					HR 1B		K		K					0	0	0	0	0	0	0															
Joe Orsulak, L (10, PH) OBP: 0.324, SLG: 0.351					HR 1B		K		K					2	0	0	0	0	0	0															
Vladimir Guerrero, R OBP: 0.371, SLG: 0.464	2B				HR		P3		G5-3			G6-3		5	1	2	3	1	0	1															
F.P. Santangelo, S OBP: 0.438, SLG: 0.461	K				F7		SH1-4 1B		G4-3		FC6-4 BB		L4-6	5	1	1	0	1	1	3															
Rondell White, R OBP: 0.318, SLG: 0.434	P4				G5-3		G4-3 SH1-4 2B 1B		G6-3		FC6-4 1-2			5	1	1	0	0	0	2															
Chris Widger, R OBP: 0.308, SLG: 0.473	L6				K		SH1-4		1B		K			4	0	1	0	0	2	1															
<b>Inning Stats</b>	R: 0 E: 0 K: 1 S: 8	H: 0 LOB: 0 BB: 0 P: 13	R: 1 E: 0 K: 1 S: 10	H: 2 LOB: 1 BB: 0 P: 19	R: 0 E: 0 K: 1 S: 9	H: 0 LOB: 0 BB: 0 P: 11	R: 3 E: 0 K: 1 S: 8	H: 2 LOB: 0 BB: 1 P: 16	R: 0 E: 0 K: 2 S: 9	H: 0 LOB: 1 BB: 0 P: 13	R: 2 E: 0 K: 1 S: 10	H: 3 LOB: 1 BB: 1 P: 17	R: 0 E: 0 K: 1 S: 9	H: 0 LOB: 0 BB: 0 P: 10	R: 0 E: 0 K: 0 S: 7	H: 1 LOB: 1 BB: 0 P: 10	R: 0 E: 0 K: 1 S: 7	H: 0 LOB: 1 BB: 1 P: 11	R: 0 E: 0 K: 1 S: 8	H: 0 LOB: 0 BB: 0 P: 10	R: 0 E: 0 K: 0 S: 4	H: 1 LOB: 1 BB: 1 P: 8	1B: 5 2B: 4 3B: 0 HR: 2	SF: 0 SAC: 1 DP: 1 HBP: 0	WP: 1 PB: 0 SB: 0 CS: 1	PA: 52									
<b>PITCHER</b>	IP WLS BF H R ER SO BB IBB HBP BLK WP HR S P ERA WHIP	7.0 30 7 6 6 8 2 0 0 0 0 0 0 9 10 7.71 1.286	1.0 3 0 0 0 1 0 0 0 0 0 0 0 8 11 0.00 2.000	1.0 5 2 0 0 0 0 0 0 0 0 0 0 5 8 0.00 0.000	0.2 2 0 0 0 0 0 0 0 0 0 0 0 5 8 0.00 0.000	3.1 12 1 0 0 2 1 1 0 0 0 0 0 20 30 0.00 0.600	<b>PITCHER</b>																												
Robert Person, R ERA: 4.8	7.0	30	7	6	6	8	2	0	0	0	0	0	0	0	0	9	10	7.71	1.286																
Paul Spoljaric, L ERA: 3.46	1.0	3	0	0	0	1	0	0	0	0	0	0	0	0	0	8	11	0.00	2.000																
Paul Quantrill, R ERA: 1.73	1.0	5	2	0	0	0	0	0	0	0	0	0	0	0	0	5	8	0.00	0.000																
Dan Plesac, L ERA: 4.56	0.2	2	0	0	0	0	0	0	0	0	0	0	0	0	0	5	8	0.00	0.000																
Mike Timlin, R ERA: 2.41	3.1	12	1	0	0	2	1	1	0	0	0	0	0	0	0	20	30	0.00	0.600																

Montreal Expos @ Toronto Blue Jays  
SkyDome, Toronto, ON  
Wed Jul 02 1997, 7:05 PM EDT  
Att. 34,176 - Unknown - 76 F

AB 47  
R 6  
H 10  
RBI 6  
BB 4  
SO 11  
LOB 14



Batter	1	2	3	4	5	6	7	8	9	10	11	12	13	AB	R	H	RBI	BB	SO	LOB	BOTTOM												
Otis Nixon, S OBP: 0.360, SLG: 0.298	K		SH1-3		HR BB		FC6-4 1B		E1 WP S		K		FC1-6 BB 1B	5	2	0	0	1	2	3													
Oriando Merced, S OBP: 0.358, SLG: 0.439	K		P2		P2		1B		L7		L8		1B BB	6	0	2	0	1	1	3													
Joe Carter, R OBP: 0.296, SLG: 0.392	HR BB		F9		F9		F8		IBB		IBB		1B IBB	5	2	3	4	2	0	4													
Carlos Delgado, L OBP: 0.359, SLG: 0.559	HR		P6		HR		2B		IBB		G4-6-3 1B		1B	5	1	2	2	1	1	3													
Ed Sprague, R OBP: 0.316, SLG: 0.451	P3		F9		F8		L7		K		K		G4-3	6	0	0	0	0	1	4													
Shawn Green, L OBP: 0.325, SLG: 0.477	F8		F8		K		G5-3		F8		F8		P6	6	0	1	0	0	1	4													
Benito Santiago, R OBP: 0.228, SLG: 0.272	F7		P4		P4		G6-3		G6-3		G5-3		F8	6	1	1	0	0	0	1													
Alex Gonzalez, R OBP: 0.287, SLG: 0.387	G4-3		K		K		CS 2B		G6-3		1B		F8	6	0	2	1	0	1	1													
Carlos Garcia, R OBP: 0.253, SLG: 0.303	1B SH1-3 1B		1B HR 1B		HR 1B		FC6-4 1B		L5		L9		FC1-6 1B	6	1	4	0	0	0	1													
<b>Inning Stats</b>	R: 2 E: 0 K: 2 S: 9	H: 1 LOB: 0 BB: 1 P: 16	R: 0 E: 0 K: 0 S: 6	H: 0 LOB: 0 BB: 0 P: 8	R: 0 E: 0 K: 1 S: 11	H: 2 LOB: 2 BB: 0 P: 12	R: 0 E: 0 K: 1 S: 10	H: 1 LOB: 1 BB: 0 P: 14	R: 3 E: 0 K: 1 S: 18	H: 3 LOB: 1 BB: 1 P: 28	R: 1 E: 0 K: 0 S: 14	H: 4 LOB: 2 BB: 0 P: 21	R: 0 E: 0 K: 1 S: 6	H: 0 LOB: 0 BB: 0 P: 7	R: 0 E: 1 K: 1 S: 7	H: 0 LOB: 3 BB: 2 P: 16	R: 0 E: 0 K: 13 S: 13	H: 1 LOB: 1 BB: 0 P: 21	R: 0 E: 0 K: 4 S: 6	H: 1 LOB: 0 BB: 0 P: 7	R: 0 E: 0 K: 0 S: 6	H: 0 LOB: 0 BB: 0 P: 9	R: 1 E: 0 K: 0 S: 11	H: 2 LOB: 2 BB: 1 P: 18	1B: 11 2B: 2 3B: 0 HR: 2	SF: 0 SAC: 1 DP: 1 HBP: 0	WP: 1 PB: 0 SB: 2 CS: 1	PA: 57					
<b>PITCHER</b>	IP WLS BF H R ER SO BB IBB HBP BLK WP HR S P ERA WHIP	4.1 21 6 5 1 1 1 1 0 0 0 0 2 3 3.77 1.846	5.1 9 5 1 1 1 1 0 0 0 0 0 2 1 3 3.21 3.000	7.1 16 1 0 0 3 0 2 0 0 0 1 0 32 52 0.00 0.250	2.0 6 1 0 0 0 0 0 0 0 0 0 0 10 16 0.00 0.500	0.2 4 1 1 1 0 1 0 0 0 0 0 0 8 12 13.50 3.000	<b>PITCHER</b>																										
Dustin Hermanson, R ERA: 3.77	4.1	21	6	5	5	3	2	0	0	0	0	0	2	47	68	10.38	1.846																
Dave Veres, R ERA: 3.21	5.1	9	5	1	1	1	1	0	0	0	0	0	2	31	31	5.40	3.000																
Marc Valdes, R ERA: 3.79	7.1	16	1	0	0	3	0	2	0	0	0	1	0	32	52	0.00	0.250																
Lee Smith, R ERA: 5.82	2.0	6	1	0	0	0	0	0	0	0	0	0	0	10	16	0.00	0.500																
Anthony Telford, R ERA: 2.72	0.2	4	1	1	1	0	1	0	0	0	0	0	0	8	12	13.50	3.000																

Montreal Expos @ Toronto Blue Jays  
SkyDome, Toronto, ON  
Wed Jul 02 1997, 7:05 PM EDT  
Att. 34,176 - Unknown - 76 F

AB 51  
R 7  
H 15  
RBI 7  
BB 5  
SO 7  
LOB 24





Batter	1	2	3	4	5	6	7	8	9	AB	R	H	RBI	BB	SO	LOB	TOP			
Jeff Blausler, R (1, 6) OBP: 0.440, SLG: 0.570 Rafael Belliard, R (4, 6) OBP: 0.231, SLG: 0.231										3	1	1	0	0	0	3				
Michael Tucker, L (1, 9) OBP: 0.373, SLG: 0.473										6	3	3	0	0	1	2				
10 Chipper Jones, S (1, 5) OBP: 0.360, SLG: 0.502 Mike Mordecai, R (5, 5) OBP: 0.279, SLG: 0.273										4	3	2	2	0	0	2				
Fred McGriff, L (1, 3) OBP: 0.363, SLG: 0.414 Eddie Pérez, R (7, PR) OBP: 0.305, SLG: 0.398										3	2	2	1	2	0	0				
Ryan Klesko, L (1, 7) OBP: 0.334, SLG: 0.506 Danny Bautista, R (4, PR) OBP: 0.143, SLG: 0.143										3	1	3	3	0	0	0				
Andruw Jones, R (1, 8) OBP: 0.369, SLG: 0.454										6	1	2	4	0	1	4				
Javy Lopez, R (1, 2) OBP: 0.372, SLG: 0.576										5	1	3	2	0	0	3				
Mark Lemke, S (1, 4) OBP: 0.279, SLG: 0.294 Tony Graffanino, R (4, PR) OBP: 0.356, SLG: 0.429										1	1	0	0	2	0	0				
29 John Smoltz, R (1, 1) OBP: 0.429, SLG: 0.419 Paul Byrd, R (6, 1) OBP: 0.500, SLG: 0.500 Joe Borowski, R (8, 1) Brad Clontz, R (9, 1)										3	0	0	0	1	1	3				
<b>Inning Stats</b>	R: 3 E: 1 K: 0 S: 18	H: 3 LOB: 1 BB: 1 P: 31	R: 0 E: 0 K: 0 S: 4	H: 0 LOB: 0 BB: 0 P: 7	R: 0 E: 0 K: 0 S: 3	H: 0 LOB: 0 BB: 0 P: 3	R: 9 E: 0 K: 1 S: 31	H: 8 LOB: 3 BB: 3 P: 57	R: 3 E: 0 K: 0 S: 18	H: 4 LOB: 2 BB: 1 P: 26	R: 0 E: 0 K: 0 S: 4	H: 1 LOB: 1 BB: 0 P: 6	R: 0 E: 0 K: 1 S: 11	H: 2 LOB: 2 BB: 0 P: 16	R: 0 E: 0 K: 1 S: 9	H: 1 LOB: 1 BB: 0 P: 12	1B: 14 2B: 4 3B: 0 HR: 2	SF: 0 SAC: 0 DP: 1 HBP: 1	WP: 0 PB: 0 SB: 0 CS: 0	PA: 51
<b>PITCHER</b>	IP WLS BF H R ER SO BB IBB HBP BLK WP HR S P ERA WHIP																			
Jim Bullinger, R (1, 1) ERA: 5.77	3.1 L 19 6 8 7 1 2 0 1 0 0 2 36 62 18.90 2.400																			
Salomon Torres, R (4, 1) ERA: 9.62	0.2 12 7 7 7 0 3 0 0 0 0 0 0 24 44 94.50 15.000																			
Anthony Telford, R (5, 1) ERA: 2.49	4.0 16 5 0 0 2 0 0 0 0 0 0 0 36 51 0.00 1.250																			
Dave Veres, R (9, 1) ERA: 3.14	1.0 4 1 0 0 1 0 0 0 0 0 0 0 9 12 0.00 1.000																			

Atlanta Braves @ Montreal Expos  
Olympic Stadium, Montreal, QB  
Thu Jul 03 1997, 7:05 PM EDT  
Att: 18,064 - Dome - 72 F

AB 45  
R 15  
H 19  
RBI 14  
BB 5  
SO 4  
LOB 24



Batter	1	2	3	4	5	6	7	8	9	AB	R	H	RBI	BB	SO	LOB	BOTTOM			
Mark Grudzielanek, R (1, 6) OBP: 0.331, SLG: 0.392 F.P. Santangelo, S (7, PH) OBP: 0.430, SLG: 0.459										3	0	0	0	0	2	0				
Mike Lansing, R (1, 4) OBP: 0.337, SLG: 0.473 Andy Stankiewicz, R (6, 4) OBP: 0.314, SLG: 0.375										2	0	1	0	0	0	0				
Vladimir Guerrero, R (1, 9) OBP: 0.369, SLG: 0.487										4	0	1	0	0	0	2				
David Segui, S (1, 3) OBP: 0.412, SLG: 0.524 Ryan McGuire, L (6, 3) OBP: 0.411, SLG: 0.591										2	0	0	0	0	0	1				
Darrin Fletcher, L (1, 2) OBP: 0.325, SLG: 0.535 Raul Chavez, R (4, PR) (5, 2)										2	0	1	0	0	0	0				
Joe Orsulak, L (1, 7) OBP: 0.330, SLG: 0.356										4	1	2	0	0	0	1				
Rondell White, R (1, 8) OBP: 0.315, SLG: 0.442										4	1	1	2	0	0	2				
Doug Strange, S (1, 5) OBP: 0.344, SLG: 0.437										4	0	0	0	0	2	1				
Jim Bullinger, R (1, 1) OBP: 0.258, SLG: 0.355 Salomon Torres, R (4, 1) Anthony Telford, R (5, 1) OBP: 0.182, SLG: 0.273 Dave Veres, R (9, 1) OBP: 1.000, SLG: 1.000										1	0	0	0	0	0	0				
<b>Inning Stats</b>	R: 0 E: 0 K: 1 S: 7	H: 1 LOB: 0 BB: 0 P: 8	R: 0 E: 0 K: 0 S: 8	H: 1 LOB: 0 BB: 0 P: 11	R: 0 E: 0 K: 0 S: 11	H: 1 LOB: 1 BB: 0 P: 15	R: 0 E: 0 K: 2 S: 11	H: 0 LOB: 0 BB: 0 P: 15	R: 0 E: 0 K: 0 S: 4	H: 0 LOB: 1 BB: 1 P: 9	R: 2 E: 0 K: 0 S: 12	H: 2 LOB: 0 BB: 0 P: 17	R: 0 E: 0 K: 0 S: 5	H: 1 LOB: 1 BB: 0 P: 9	R: 0 E: 0 K: 1 S: 10	H: 0 LOB: 0 BB: 0 P: 10	1B: 5 2B: 1 3B: 0 HR: 1	SF: 0 SAC: 0 DP: 0 HBP: 0	WP: 0 PB: 0 SB: 0 CS: 0	PA: 35
<b>PITCHER</b>	IP WLS BF H R ER SO BB IBB HBP BLK WP HR S P ERA WHIP																			
29 John Smoltz, R (1, 1) ERA: 2.92	5.0 W 19 4 0 0 3 0 0 0 0 0 0 1 16 26 9.00 0.800																			
Paul Byrd, R (6, 1) ERA: 5.06	2.0 9 2 2 2 0 1 0 0 0 0 0 1 16 26 9.00 1.500																			
Joe Borowski, R (8, 1) ERA: 3.91	1.0 4 1 0 0 0 0 0 0 0 0 0 0 5 9 0.00 1.000																			
Brad Clontz, R (9, 1) ERA: 3.98	1.0 3 0 0 0 1 0 0 0 0 0 0 0 10 10 0.00 0.000																			

Atlanta Braves @ Montreal Expos  
Olympic Stadium, Montreal, QB  
Thu Jul 03 1997, 7:05 PM EDT  
Att: 18,064 - Dome - 72 F

AB 34  
R 2  
H 7  
RBI 2  
BB 1  
SO 4  
LOB 10





Batter	1	2	3	4	5	6	7	8	9	AB	R	H	RBI	BB	SO	LOB	TOP		
Jeff Blauer, R (1.6) OBP: 0.436, SLG: 0.564	F9		K		G6-3			F9	1B	5	0	1	0	0	1	0			
Michael Tucker, L (1.9) OBP: 0.371, SLG: 0.469	G4-3		K			F7		G3-1	K	5	0	1	0	0	2	1			
10 Chipper Jones, S (1.5) OBP: 0.384, SLG: 0.503	G6-3									3	1	2	0	1	0	0			
Fred McGriff, L (1.3) OBP: 0.366, SLG: 0.424		2B								2	1	2	1	0	0	0			
Eddie Pérez, R (4, PR) OBP: 0.299, SLG: 0.389										2	0	0	0	0	0	3			
Andruw Jones, R (1.8) OBP: 0.372, SLG: 0.460		2B								4	2	2	1	0	1	3			
Javy Lopez, R (1.2) OBP: 0.374, SLG: 0.574										4	0	2	1	0	1	2			
Danny Bautista, R (1.7) OBP: 0.125, SLG: 0.125										2	0	0	0	0	0	2			
Ryan Klesko, L (9, PH) OBP: 0.337, SLG: 0.506										0	1	0	0	1	0	0			
Mark Lemke, S (1.4) OBP: 0.279, SLG: 0.301										4	1	1	2	0	0	2			
Chris Brock, R (1.1) OBP: 0.143, SLG: 0.143										2	0	0	0	0	0	1			
Alan Embree, L (6.1) OBP: 0.226, SLG: 0.288										0	0	0	0	0	0	0			
Mike Bielecki, R (7.1) OBP: 0.226, SLG: 0.288										0	0	0	0	0	0	0			
Brad Clontz, R (9.1) OBP: 0.209, SLG: 0.418										0	0	0	0	0	0	0			
Keith Lockhart, L (9.1) OBP: 0.209, SLG: 0.418										0	0	0	0	0	0	0			
Mark Wohlers, R (9.1)										0	0	0	0	0	0	0			
<b>Inning Stats</b>	R: 0 E: 0 K: 0 S: 9	H: 0 LOB: 0 BB: 0 P: 13	R: 2 E: 0 K: 0 S: 10	H: 3 LOB: 0 BB: 0 P: 16	R: 0 E: 0 K: 3 S: 10	H: 0 LOB: 0 BB: 0 P: 12	R: 1 E: 0 K: 1 S: 11	H: 1 LOB: 1 BB: 1 P: 18	R: 0 E: 0 K: 0 S: 6	H: 2 LOB: 1 BB: 0 P: 16	R: 0 E: 0 K: 0 S: 9	H: 1 LOB: 1 BB: 0 P: 12	R: 0 E: 0 K: 0 S: 9	H: 1 LOB: 1 BB: 0 P: 13	R: 3 E: 1 K: 2 S: 15	H: 3 LOB: 1 BB: 1 P: 24	1B: 7 2B: 3 3B: 1 HR: 0	SF: 0 SAC: 2 DP: 2 HBP: 0	WP: 0 PA: 38 PB: 0 SB: 1 CS: 0
<b>PITCHER</b>	IP WLS BF H R ER SO BB IBB HBP BLK WP HR S P ERA WHIP																		
Carlos Perez, L (1.1) ERA: 3.52	8.0	31	8	3	3	4	1	0	0	0	0	0	0	73	109	3.38	1.125		
Ugueth Urbina, R (9.1) ERA: 4.93	0.1	L	4	2	3	3	1	0	1	0	0	0	0	7	14	81.00	6.000		
Omar Daal, L (9.1) ERA: 9.57	0.2		3	1	0	0	1	0	0	0	0	0	0	8	10	0.00	1.500		

Atlanta Braves @ Montreal Expos  
Olympic Stadium, Montreal, QB  
Fri Jul 04 1997, 7:05 PM EDT  
Att: 19,939 - Dome - 70 F

AB 34  
R 6  
H 11  
RBI 6  
BB 2  
SO 6  
LOB 14



Batter	1	2	3	4	5	6	7	8	9	AB	R	H	RBI	BB	SO	LOB	BOTTOM				
Mark Grudzielanek, R (1.6) OBP: 0.331, SLG: 0.392	G6-3		G4-3			S		G4-3	FC6-4	5	1	2	0	0	0	1					
Mike Lansing, R (1.4) OBP: 0.338, SLG: 0.474		PB								4	1	1	0	1	0	3					
Vladimir Guerrero, R (1.9) OBP: 0.371, SLG: 0.484	SF9									1	0	0	1	2	0	1					
David Segui, S (1.3) OBP: 0.314, SLG: 0.521										3	0	1	1	1	1	1					
Darrin Fletcher, L (1.2) OBP: 0.324, SLG: 0.525		P6								3	0	0	0	1	0	4					
Henry Rodriguez, L (1.7) OBP: 0.325, SLG: 0.512										1	0	0	0	0	1	0					
Ryan McGuire, L (3.7) OBP: 0.395, SLG: 0.565										3	0	0	0	0	0	6					
Ugueth Urbina, R (9.1)										0	0	0	0	0	0	0					
Omar Daal, L (9.1) OBP: 0.200, SLG: 0.200										0	0	0	0	0	0	0					
Rondell White, R (1.8) OBP: 0.314, SLG: 0.449										4	1	1	1	0	1	2					
Doug Strange, S (1.5) OBP: 0.341, SLG: 0.432										4	0	1	0	0	2	0					
Carlos Perez, L (1.1) OBP: 0.205, SLG: 0.270										2	0	0	0	0	0	0					
Joe Orsulak, L (9.7) OBP: 0.328, SLG: 0.353										1	0	0	0	0	0	0					
<b>Inning Stats</b>	R: 1 E: 0 K: 0 S: 6	H: 1 LOB: 0 BB: 0 P: 9	R: 0 E: 0 K: 1 S: 6	H: 0 LOB: 0 BB: 0 P: 11	R: 0 E: 0 K: 0 S: 6	H: 0 LOB: 0 BB: 0 P: 9	R: 0 E: 0 K: 0 S: 14	H: 0 LOB: 2 BB: 2 P: 27	R: 0 E: 0 K: 1 S: 7	H: 0 LOB: 0 BB: 0 P: 12	R: 1 E: 0 K: 0 S: 11	H: 2 LOB: 1 BB: 1 P: 21	R: 1 E: 0 K: 0 S: 7	H: 2 LOB: 1 BB: 0 P: 12	R: 0 E: 0 K: 2 S: 10	H: 0 LOB: 2 BB: 2 P: 22	R: 0 E: 0 K: 1 S: 7	H: 1 LOB: 1 BB: 0 P: 11	1B: 4 2B: 1 3B: 0 HR: 1	SF: 1 SAC: 1 DP: 0 HBP: 0	WP: 1 PA: 38 PB: 1 SB: 2 CS: 0
<b>PITCHER</b>	IP WLS BF H R ER SO BB IBB HBP BLK WP HR S P ERA WHIP																				
Chris Brock, R (1.1) ERA: 4.12	5.1	22	3	2	1	2	3	0	0	0	0	0	0	4	6	0.00	0.000				
Alan Embree, L (6.1) ERA: 2.1	0.2		0	0	0	0	0	0	0	0	0	0	0	4	6	0.00	0.000				
Mike Bielecki, R (7.1) ERA: 3.33	1.0	5	2	1	1	0	0	0	0	0	1	7	12	9.00	2.000						
Brad Clontz, R (8.1) ERA: 3.86	1.0	W	5	0	0	0	2	1	1	0	0	0	10	22	0.00	1.000					
Mark Wohlers, R (9.1) ERA: 2.23	1.0	S	4	1	0	0	1	0	0	0	0	7	11	0.00	1.000						

Atlanta Braves @ Montreal Expos  
Olympic Stadium, Montreal, QB  
Fri Jul 04 1997, 7:05 PM EDT  
Att: 19,939 - Dome - 70 F

AB 31  
R 3  
H 6  
RBI 3  
BB 5  
SO 5  
LOB 18






Batter	1	2	3	4	5	6	7	8	9	AB	R	H	RBI	BB	SO	LOB	TOP				
<b>Kenny Lofton, L</b> OBP: 0.403, SLG: 0.434 (1, 8)	G5-4-3 BB		10 HR BB	1-2 BB		G4-3			G4-3	3	1	1	0	2	0	1					
<b>Jeff Blausler, R</b> OBP: 0.436, SLG: 0.566 (1, 6)	F8		10 HR BB	K			1-2 1B		1B	4	2	2	0	1	1	4					
<b>Michael Tucker, L</b> OBP: 0.374, SLG: 0.469 (1, 7)	G5-4-3 1-2		K				10 FC4-6 BB		G6-4-3 1B	4	0	2	1	1	1	4					
<b>10 Chipper Jones, S</b> OBP: 0.384, SLG: 0.509 (1, 5)		4-1 BB	1-1 HR			FC4-6 G6-3			F7	4	1	1	4	1	0	3					
<b>Andruw Jones, R</b> OBP: 0.365, SLG: 0.450 (1, 9)		2-3 K	1-3 K			G6-3			G6-4-3	4	0	0	0	0	2	4					
<b>Javy Lopez, R</b> OBP: 0.376, SLG: 0.571 (1, 2)		0-3 K					0-0 E 1B		K	3	0	1	0	1	2	2					
<b>Eddie Pérez, R</b> OBP: 0.297, SLG: 0.376 (1, 3)		0-3 K					3-1 F9		K	3	0	0	0	1	2	2					
<b>Mark Lemke, S</b> OBP: 0.282, SLG: 0.302 (1, 4)			0-0 1B 10 HR SH1-3 1B				0-0 E6 BB		G4-6-3	3	1	1	0	1	0	3					
<b>Tom Glavine, L</b> OBP: 0.308, SLG: 0.182 (1, 1)			1-2 SH1-3				1-1 SH2-4		G5-3	2	0	0	0	0	1	3					
<b>Mark Wohlers, R</b> ERA: 9.21 (9, 1)							1-2 K			0	0	0	0	0	0	0					
<b>Inning Stats</b>	R: 0 E: 0 K: 0 S: 6	H: 0 LOB: 0 BB: 1 P: 11	R: 0 E: 0 K: 3 S: 10	H: 0 LOB: 1 BB: 1 P: 16	R: 4 E: 0 K: 2 S: 14	H: 3 LOB: 0 BB: 1 P: 20	R: 0 E: 1 K: 2 S: 12	H: 1 LOB: 3 BB: 1 P: 21	R: 0 E: 0 K: 1 S: 7	H: 0 LOB: 1 BB: 1 P: 13	R: 0 E: 0 K: 0 S: 6	H: 2 LOB: 1 BB: 0 P: 7	R: 0 E: 0 K: 0 S: 5	H: 0 LOB: 1 BB: 2 P: 15	R: 1 E: 0 K: 0 S: 12	H: 2 LOB: 0 BB: 0 P: 20	1B: 6 2B: 1 3B: 0 HR: 1	SF: 0 SAC: 2 DP: 3 HBP: 0	WP: 0 PB: 0 SB: 0 CS: 0	PA: 40	
<b>PITCHER</b>	IP	WLS	BF	H	R	ER	SO	BB	IBB	HBP	BLK	WP	HR	S	P	ERA	WHIP				
<b>Pedro Martínez, R</b> ERA: 1.74 (1, 1)	7.0	L	32	6	4	4	9	6	0	0	0	0	1	68	111	5.14	1.714				
<b>Marc Valdes, R</b> ERA: 3.79 (8, 1)	0.0		2	0	0	0	0	2	0	0	0	0	0	3	11	∞	∞				
<b>Omar Daal, L</b> ERA: 9.21 (8, 1)	2.0		6	2	1	1	0	0	0	0	0	0	0	14	24	4.50	1.000				

Atlanta Braves @ Montreal Expos  
Olympic Stadium, Montreal, QB  
Sat Jul 05 1997, 7:05 PM EDT  
Att: 24,788 - Dome - 70 F


AB 30  
R 5  
H 8  
RBI 5  
BB 8  
SO 9  
LOB 26



Batter	1	2	3	4	5	6	7	8	9	AB	R	H	RBI	BB	SO	LOB	BOTTOM					
<b>Mark Grudzielanek, R</b> OBP: 0.332, SLG: 0.395 (1, 6)	G4-3		G5-3			G6-3 3B 2B		F8 SH3-4 1B	G6-3	5	1	2	1	0	0	2						
<b>Mike Lansing, R</b> OBP: 0.338, SLG: 0.472 (1, 4)				K		G6-3		SH3-4		3	0	1	0	0	1	1						
<b>Vladimir Guerrero, R</b> OBP: 0.369, SLG: 0.491 (1, 9)				G5-3		SF9 3B		F8		4	1	1	1	0	0	2						
<b>David Segui, S</b> OBP: 0.411, SLG: 0.516 (1, 3)				F9		SF9		FC6-4 BB		2	0	0	1	1	1	1						
<b>Rondell White, R</b> OBP: 0.310, SLG: 0.443 (1, 8)				P6		G6-3		FC6-4		4	0	0	0	0	0	2						
<b>Chris Widger, R</b> OBP: 0.302, SLG: 0.463 (1, 2)				F9		P4				3	0	0	0	0	0	0						
<b>Joe Orsulak, L</b> OBP: 0.325, SLG: 0.350 (8, PH)						P4				1	0	0	0	0	1	0						
<b>Ryan McGuire, L</b> OBP: 0.400, SLG: 0.556 (1, 7)				G6-3				P5		3	0	1	0	1	0	0						
<b>Doug Strange, S</b> OBP: 0.345, SLG: 0.430 (1, 5)				G4-3		G6-3				3	0	1	0	1	0	1						
<b>Pedro Martínez, R</b> OBP: 0.135, SLG: 0.167 (1, 1)										2	1	1	0	0	1	0						
<b>Andy Stankiewicz, R</b> OBP: 0.298, SLG: 0.367 (7, PH)										1	0	0	0	0	0	1						
<b>Marc Valdes, R</b> OBP: 0.288, SLG: 0.286 (8, 1)										0	0	0	0	0	0	0						
<b>Omar Daal, L</b> OBP: 0.200, SLG: 0.200 (8, 1)										0	0	0	0	0	0	0						
<b>Darwin Fletcher, L</b> OBP: 0.326, SLG: 0.528 (9, PH)										1	0	1	0	0	0	0						
<b>Inning Stats</b>	R: 0 E: 0 K: 1 S: 8	H: 1 LOB: 1 BB: 0 P: 13	R: 0 E: 0 K: 0 S: 8	H: 0 LOB: 0 BB: 0 P: 10	R: 0 E: 0 K: 1 S: 5	H: 0 LOB: 0 BB: 0 P: 7	R: 0 E: 0 K: 1 S: 9	H: 0 LOB: 0 BB: 0 P: 12	R: 0 E: 0 K: 0 S: 7	H: 1 LOB: 1 BB: 0 P: 12	R: 3 E: 0 K: 0 S: 11	H: 3 LOB: 0 BB: 0 P: 21	R: 0 E: 0 K: 0 S: 12	H: 1 LOB: 1 BB: 0 P: 18	R: 0 E: 0 K: 0 S: 6	H: 1 LOB: 2 BB: 1 P: 12	R: 0 E: 0 K: 1 S: 16	H: 1 LOB: 2 BB: 2 P: 29	1B: 5 2B: 2 3B: 1 HR: 0	SF: 1 SAC: 1 DP: 0 HBP: 0	WP: 0 PB: 0 SB: 0 CS: 0	PA: 37
<b>PITCHER</b>	IP	WLS	BF	H	R	ER	SO	BB	IBB	HBP	BLK	WP	HR	S	P	ERA	WHIP					
<b>Tom Glavine, L</b> ERA: 2.62 (1, 1)	8.0	W	32	7	3	3	3	1	0	0	0	0	0	66	105	3.38	1.000					
<b>Mark Wohlers, R</b> ERA: 2.17 (9, 1)	1.0	S	5	1	0	0	1	2	0	0	0	0	0	16	29	0.00	3.000					

Atlanta Braves @ Montreal Expos  
Olympic Stadium, Montreal, QB  
Sat Jul 05 1997, 7:05 PM EDT  
Att: 24,788 - Dome - 70 F

AB 32  
R 3  
H 8  
RBI 3  
BB 3  
SO 4  
LOB 10





Batter	1	2	3	4	5	6	7	8	9	AB	R	H	RBI	BB	SO	LOB	TOP								
<b>Jeff Blausler, R</b> (1, 6) OBP: 0.439, SLG: 0.576 <b>Rafael Belliard, R</b> (8, 6) OBP: 0.231, SLG: 0.231										4	1	2	2	0	2	0	<b>Atlanta Braves @ Montreal Expos</b> Olympic Stadium, Montreal, QB Sun Jul 06 1997, 3:33 AM EDT Att: 21,316 - Dome - 70 F								
<b>Michael Tucker, L</b> (1, 9) OBP: 0.370, SLG: 0.463										4	0	0	0	0	2	1									
<b>10 Chipper Jones, S</b> (1, 7) OBP: 0.385, SLG: 0.508										3	0	1	0	1	0	0									
<b>Fred McGriff, L</b> (1, 3) OBP: 0.362, SLG: 0.419										4	0	0	0	0	2	2									
<b>Andrew Jones, R</b> (1, 8) OBP: 0.363, SLG: 0.446										4	0	1	0	0	1	1									
<b>Keith Lockhart, L</b> (1, 5) OBP: 0.277, SLG: 0.398										4	0	0	0	0	0	2									
<b>Eddie Pérez, R</b> (1, 2) OBP: 0.298, SLG: 0.375										3	0	1	0	0	1	1									
<b>Mark Lemke, S</b> (1, 4) OBP: 0.279, SLG: 0.298										3	0	0	0	0	2	1									
<b>Denny Neagle, L</b> (1, 1) OBP: 0.214, SLG: 0.154 <b>Ryan Klesko, L</b> (7, PH) OBP: 0.336, SLG: 0.504 <b>Brad Clontz, R</b> (7, 1) <b>Joe Borowski, R</b> (8, 1)										2	1	1	0	0	1	0									
<b>Inning Stats</b>	R: 0 H: 0 E: 0 K: 2 S: 11	H: 0 LOB: 1 BB: 1 P: 18	R: 0 H: 1 E: 0 K: 0 S: 6	LOB: 0 BB: 0 P: 7	R: 0 H: 1 E: 0 K: 3 S: 12	LOB: 1 BB: 0 P: 14	R: 0 H: 1 E: 0 K: 2 S: 10	H: 1 LOB: 1 BB: 0 P: 15	R: 2 H: 2 E: 0 K: 1 S: 10	H: 2 LOB: 0 BB: 0 P: 14	R: 0 H: 0 E: 0 K: 1 S: 7	H: 0 LOB: 0 BB: 0 P: 10	R: 0 H: 1 E: 0 K: 1 S: 12	H: 1 LOB: 1 BB: 0 P: 17	R: 0 H: 0 E: 0 K: 1 S: 7	H: 0 LOB: 0 BB: 0 P: 9	R: 0 H: 0 E: 0 K: 0 S: 8	H: 0 LOB: 0 BB: 0 P: 14	1B: 5 2B: 0 3B: 0 HR: 1	SF: 0 SAC: 0 DP: 1 HBP: 0	WP: 0 PA: 34 PB: 0 SB: 3 CS: 1				
<b>PITCHER</b>	IP: 9.0 WLS: W BF: 33 ERA: 3.7	H: 6 R: 2 ER: 2 SO: 11	BB: 1 IBB: 0 HBP: 0 BLK: 0	WP: 0 HR: 1 S: 83 P: 118	ERA: 2.00 WHIP: 0.778																				

Batter	1	2	3	4	5	6	7	8	9	AB	R	H	RBI	BB	SO	LOB	BOTTOM								
<b>Mark Grudzielanek, R</b> (1, 6) OBP: 0.337, SLG: 0.405										4	2	3	1	0	0	0	<b>Atlanta Braves @ Montreal Expos</b> Olympic Stadium, Montreal, QB Sun Jul 06 1997, 3:33 AM EDT Att: 21,316 - Dome - 70 F								
<b>Mike Lansing, R</b> (1, 4) OBP: 0.340, SLG: 0.474										3	2	1	1	1	0	0									
<b>Vladimir Guerrero, R</b> (1, 9) OBP: 0.376, SLG: 0.515										4	1	3	3	0	0	1									
<b>David Segui, S</b> (1, 3) OBP: 0.309, SLG: 0.509										3	0	0	0	1	1	2									
<b>Rondell White, R</b> (1, 8) OBP: 0.310, SLG: 0.441										4	0	1	0	0	2	3									
<b>Ryan McGuire, L</b> (1, 7) OBP: 0.393, SLG: 0.539										4	0	1	0	0	0	2									
<b>Doug Strange, S</b> (1, 5) OBP: 0.343, SLG: 0.426										4	0	1	0	0	1	2									
<b>Chris Widger, R</b> (1, 2) OBP: 0.302, SLG: 0.467										3	1	1	0	0	0	0									
<b>Jeff Juden, R</b> (1, 1) OBP: 0.194, SLG: 0.206										3	0	0	0	0	3	1									
<b>Inning Stats</b>	R: 1 H: 2 E: 0 K: 1 S: 15	H: 2 LOB: 1 BB: 0 P: 24	R: 0 H: 0 E: 0 K: 0 S: 7	LOB: 0 BB: 0 P: 10	R: 0 H: 0 E: 0 K: 1 S: 6	LOB: 0 BB: 0 P: 6	R: 0 H: 1 E: 0 K: 2 S: 11	H: 1 LOB: 1 BB: 0 P: 15	R: 1 H: 3 E: 0 K: 1 S: 9	H: 3 LOB: 0 BB: 0 P: 16	R: 2 H: 2 E: 1 K: 1 S: 16	H: 2 LOB: 1 BB: 0 P: 21	R: 2 H: 2 E: 1 K: 1 S: 12	H: 2 LOB: 1 BB: 1 P: 19	R: 0 H: 1 E: 0 K: 0 S: 6	H: 1 LOB: 1 BB: 1 P: 12	1B: 6 2B: 4 3B: 0 HR: 1	SF: 0 SAC: 0 DP: 1 HBP: 0	WP: 0 PA: 35 PB: 0 SB: 1 CS: 2						
<b>PITCHER</b>	IP: 6.0 WLS: L BF: 25 ERA: 3.2	H: 4 R: 4 ER: 3 SO: 6	BB: 0 IBB: 0 HBP: 0 BLK: 0	WP: 0 HR: 1 S: 64 P: 92	ERA: 4.50 WHIP: 1.333																				
<b>Denny Neagle, L</b> (1, 1) ERA: 3.2 <b>Brad Clontz, R</b> (7, 1) ERA: 4.01 <b>Joe Borowski, R</b> (8, 1) ERA: 3.75	IP: 1.0 WLS: L BF: 5 ERA: 4.01	H: 2 R: 2 ER: 1 SO: 1	BB: 1 IBB: 0 HBP: 0 BLK: 0	WP: 0 HR: 0 S: 12 P: 19	ERA: 9.00 WHIP: 3.000																				
<b>Joe Borowski, R</b> (8, 1) ERA: 3.75	IP: 1.0 WLS: L BF: 4 ERA: 3.75	H: 1 R: 0 ER: 0 SO: 0	BB: 0 IBB: 0 HBP: 0 BLK: 0	WP: 0 HR: 0 S: 6 P: 12	ERA: 0.00 WHIP: 2.000																				



Batter	1	2	3	4	5	6	7	8	9	AB	R	H	RBI	BB	SO	LOB	TOP										
Mark Grudzielanek, R OBP: 0.335, SLG: 0.402	L1		L4			P6	HBP	G4-3		5	0	1	1	0	0	2											
Mike Lansing, R OBP: 0.338, SLG: 0.468	K			L4-3 BB		P6	K		G1-3	4	0	0	0	1	2	2											
Vladimir Guerrero, R OBP: 0.394, SLG: 0.524 Joe Orsulak, L OBP: 0.331, SLG: 0.365				L4-3						3	1	2	0	0	0	1											
David Segui, S OBP: 0.305, SLG: 0.516	G4-3			F7			L4		F8	5	1	1	2	0	0	5											
Henry Rodriguez, L OBP: 0.321, SLG: 0.505 Dave Veres, R OBP: 1.000, SLG: 1.000 Ugueth Urbina, R OBP: 0.312, SLG: 0.438						F7	K		G3-1	4	0	0	0	0	2	0											
Darin Fletcher, L OBP: 0.326, SLG: 0.527	G4-3					G5-3				4	1	1	0	0	0	0											
Rondell White, R OBP: 0.312, SLG: 0.438										2	1	0	0	2	1	1											
Doug Strange, S OBP: 0.348, SLG: 0.433				G4-3						2	1	1	2	1	0	0											
Jim Bullinger, R OBP: 0.247, SLG: 0.330 Anthony Telford, R OBP: 0.299, SLG: 0.330 Omar Daal, L OBP: 0.200, SLG: 0.200 F.B. Santeramo, L OBP: 0.238, SLG: 0.459										2	0	0	0	0	2	2											
<b>Inning Stats</b>	R: 0 E: 0 K: 1 S: 7	H: 1 LOB: 1 BB: 0 P: 13	R: 0 E: 0 K: 2 S: 7	H: 0 LOB: 0 BB: 0 P: 11	R: 0 E: 0 K: 1 S: 7	H: 0 LOB: 0 BB: 0 P: 12	R: 0 E: 0 K: 0 S: 6	H: 0 LOB: 0 BB: 1 P: 11	R: 0 E: 0 K: 1 S: 11	H: 0 LOB: 2 BB: 2 P: 25	R: 2 E: 0 K: 1 S: 15	H: 2 LOB: 0 BB: 0 P: 18	R: 2 E: 0 K: 1 S: 22	H: 3 LOB: 3 BB: 0 P: 29	R: 1 E: 0 K: 0 S: 11	H: 1 LOB: 2 BB: 0 P: 23	R: 0 E: 0 K: 1 S: 8	H: 1 LOB: 1 BB: 0 P: 8	1B: 3 2B: 5 3B: 0 HR: 1	SF: 0 SAC: 1 DP: 1 HBP: 2	WP: 0 PB: 0 SB: 1 CS: 0	PA: 41					
<b>PITCHER</b>	IP	WLS	BF	H	R	ER	SO	BB	IBB	HBP	BLK	WP	HR	S	P	ERA	WHIP										
Dave Burba, R ERA: 5.48	6.1	L	27	5	4	4	6	2	1	0	0	0	1	63	103	5.68	1.105										
Scott Sullivan, R ERA: 2.94	0.2		4	1	0	0	1	0	0	1	0	0	0	12	16	0.00	1.500										
Mike Reminger, L ERA: 2.95	0.2		2	0	0	0	0	0	0	0	0	0	0	5	8	0.00	0.000										
Hector Carrasco, R ERA: 3.88	0.1		4	1	1	1	0	1	0	1	0	0	0	6	15	27.00	6.000										
Stan Belinda, R ERA: 3.39	1.0		4	1	0	0	1	0	0	0	0	0	0	8	8	0.00	1.000										

Montreal Expos @ Cincinnati Reds  
Cinergy Field, Cincinnati, OH  
Fri Jul 11 1997, 7:05 PM EDT  
Att: 25,915 - Unknown - 85 F

AB 34  
R 5  
H 8  
RBI 5  
BB 4  
SO 8  
LOB 14



Batter	1	2	3	4	5	6	7	8	9	AB	R	H	RBI	BB	SO	LOB	BOTTOM										
Deion Sanders, L OBP: 0.354, SLG: 0.407	G6-3 1B		FC4-6 BB		F8		F9			3	0	1	0	2	0	2											
Curtis Goodwin, L OBP: 0.346, SLG: 0.339 Stan Belinda, R OBP: 0.312, SLG: 0.438	G6-3		FC4-6			G4-3	1B			5	0	1	0	0	1	6											
Lenny Harris, L OBP: 0.292, SLG: 0.388	G4-3				P6					5	0	2	1	0	1	0											
Willie Greene, L OBP: 0.371, SLG: 0.481 Eduardo Perez, R OBP: 0.326, SLG: 0.407										2	0	0	0	1	0	0											
Hal Morris, L OBP: 0.317, SLG: 0.335										1	0	0	0	1	1	0											
Joe Oliver, R OBP: 0.352, SLG: 0.469 Mike Kelly, R OBP: 0.319, SLG: 0.469										5	0	1	0	0	1	5											
Bret Boone, R OBP: 0.277, SLG: 0.281										5	0	3	0	0	2	5											
Pokey Reese, R OBP: 0.297, SLG: 0.308										4	0	1	0	0	1	2											
Dave Burba, R OBP: 0.242, SLG: 0.219 Scott Sullivan, R OBP: 0.299, SLG: 0.330 Jeff Branson, L OBP: 0.210, SLG: 0.229 Mike Reminger, L OBP: 0.299, SLG: 0.330 Hector Carrasco, R OBP: 0.317, SLG: 0.438 Eddie Taubensee, L OBP: 0.314, SLG: 0.459										2	0	0	0	0	1	3											
<b>Inning Stats</b>	R: 0 E: 0 K: 0 S: 5	H: 1 LOB: 0 BB: 0 P: 6	R: 0 E: 0 K: 1 S: 11	H: 0 LOB: 0 BB: 0 P: 19	R: 0 E: 0 K: 1 S: 10	H: 1 LOB: 1 BB: 1 P: 18	R: 0 E: 0 K: 0 S: 7	H: 0 LOB: 0 BB: 0 P: 10	R: 0 E: 0 K: 0 S: 11	H: 3 LOB: 1 BB: 0 P: 19	R: 0 E: 0 K: 1 S: 12	H: 1 LOB: 3 BB: 1 P: 19	R: 1 E: 0 K: 0 S: 12	H: 3 LOB: 3 BB: 1 P: 22	R: 0 E: 0 K: 2 S: 15	H: 1 LOB: 3 BB: 2 P: 25	R: 0 E: 0 K: 3 S: 13	H: 2 LOB: 2 BB: 0 P: 19	1B: 11 2B: 1 3B: 0 HR: 0	SF: 0 SAC: 0 DP: 2 HBP: 1	WP: 0 PB: 0 SB: 0 CS: 0	PA: 43					
<b>PITCHER</b>	IP	WLS	BF	H	R	ER	SO	BB	IBB	HBP	BLK	WP	HR	S	P	ERA	WHIP										
Jim Bullinger, R ERA: 5.55	5.2	W	24	6	1	1	2	2	0	1	0	0	0	12	19	9.00	3.000										
Anthony Telford, R ERA: 2.63	1.0		6	3	1	1	1	0	0	0	0	0	0	12	19	9.00	3.000										
Omar Daal, L ERA: 9.1	0.1		2	0	0	0	0	1	0	0	0	0	0	3	7	0.00	3.000										
Dave Veres, R ERA: 3.09	0.2		4	1	0	0	1	1	0	0	0	0	0	11	16	0.00	3.000										
Ugueth Urbina, R ERA: 4.75	1.1	S	7	2	0	0	4	1	0	0	0	0	0	17	28	0.00	2.250										

Montreal Expos @ Cincinnati Reds  
Cinergy Field, Cincinnati, OH  
Fri Jul 11 1997, 7:05 PM EDT  
Att: 25,915 - Unknown - 85 F

AB 37  
R 2  
H 12  
RBI 1  
BB 5  
SO 8  
LOB 23





Batter	1	2	3	4	5	6	7	8	9	AB	R	H	RBI	BB	SO	LOB	TOP				
Mark Grudzielanek, R OBP: 0.332, SLG: 0.397	P4		G4-3		G5-3			F8		4	0	0	0	0	0	1	<b>Montreal Expos @ Cincinnati Reds</b> Cinergy Field, Cincinnati, OH Sat Jul 12 1997, 7:05 PM EDT Att: 25,744 - Unknown - 87 F <a href="http://livebaseballscorecards.com">livebaseballscorecards.com</a>				
Mike Lansing, R OBP: 0.337, SLG: 0.466	F8				G6-3			B1-3		4	0	1	0	0	0	0					
F.P. Santangelo, S OBP: 0.435, SLG: 0.459	K				PB 1B			F7		4	1	1	0	0	1	1					
David Segui, S OBP: 0.302, SLG: 0.511		L4			HR 1B			K		4	1	1	1	0	1	0					
Rondell White, R OBP: 0.308, SLG: 0.433	G6-3				L8			K		4	0	0	0	0	1	1					
Henry Rodriguez, L OBP: 0.321, SLG: 0.511	K				HR			F9		4	1	1	2	0	2	0					
Chris Widger, R OBP: 0.303, SLG: 0.465			P4		S 1B			F8		3	0	1	0	0	0	0					
Doug Strange, S OBP: 0.343, SLG: 0.425			G4-3		P6			G4-3		3	0	0	0	0	0	1					
Carlos Perez, L OBP: 0.214, SLG: 0.275								P6		3	0	1	0	0	1	0					
<b>Inning Stats</b>	R: 0 E: 0 K: 1 S: 7	H: 0 LOB: 0 BB: 0 P: 11	R: 0 E: 0 K: 1 S: 7	H: 0 LOB: 0 BB: 0 P: 10	R: 0 E: 0 K: 0 S: 13	H: 1 LOB: 1 BB: 0 P: 18	R: 3 E: 0 K: 0 S: 26	H: 4 LOB: 1 BB: 0 P: 34	R: 0 E: 0 K: 1 S: 9	H: 0 LOB: 0 BB: 0 P: 15	R: 0 E: 0 K: 0 S: 8	H: 0 LOB: 0 BB: 0 P: 12	R: 0 E: 0 K: 0 S: 8	H: 0 LOB: 0 BB: 0 P: 10	R: 0 E: 0 K: 2 S: 7	H: 0 LOB: 0 BB: 0 P: 8		1B: 4 2B: 1 3B: 0 HR: 1	SF: 0 SAC: 0 DP: 0 HBP: 0	WP: 0 PB: 1 CS: 1	PA: 33
<b>PITCHER</b>	IP	WLS	BF	H	R	ER	SO	BB	IBB	HBP	BLK	WP	HR	S	P	ERA	WHIP				
John Smiley, L ERA: 5.81	7.0	W	27	6	3	3	4	0	0	0	0	0	1	77	109	3.86	0.857				
Stan Belinda, R ERA: 3.3	1.0		3	0	0	0	0	0	0	0	0	0	0	8	10	0.00	0.000				
Jeff Shaw, R ERA: 1.41	1.0	S	3	0	0	0	2	0	0	0	0	0	0	7	8	0.00	0.000				

Batter	1	2	3	4	5	6	7	8	9	AB	R	H	RBI	BB	SO	LOB	BOTTOM				
Deion Sanders, L OBP: 0.350, SLG: 0.402	F9		K		K			B2		4	0	0	0	0	2	2	<b>Montreal Expos @ Cincinnati Reds</b> Cinergy Field, Cincinnati, OH Sat Jul 12 1997, 7:05 PM EDT Att: 25,744 - Unknown - 87 F <a href="http://livebaseballscorecards.com">livebaseballscorecards.com</a>				
Bret Boone, R OBP: 0.280, SLG: 0.289			2B HR		L4			G6-4-3		4	1	2	0	0	0	1					
Mike Kelly, R OBP: 0.329, SLG: 0.529	P6		HR		HR			G6-3		4	2	2	1	0	0	1					
Eduardo Perez, R OBP: 0.333, SLG: 0.431			2B		L6-3			P4		3	1	1	3	1	0	0					
Jeff Shaw, R	BB		HR							0	0	0	0	0	0	0					
Willie Greene, L OBP: 0.366, SLG: 0.473	G1-3		K		F7			K		4	0	0	0	0	2	2					
Joe Oliver, R OBP: 0.352, SLG: 0.466		G6-3 1B	F7					L9		3	0	1	0	0	0	0					
Hal Morris, L OBP: 0.314, SLG: 0.331		G6-3			L7			K		3	0	0	0	0	1	1					
Pokey Reese, R OBP: 0.304, SLG: 0.310								F9		2	0	1	0	1	0	0					
John Smiley, L OBP: 0.091, SLG: 0.121										2	0	0	0	0	2	2					
Curtis Goodwin, L OBP: 0.349, SLG: 0.342										1	0	1	0	0	0	0					
Stan Belinda, R										0	0	0	0	0	0	0					
Jeff Branson, L OBP: 0.212, SLG: 0.239										0	0	0	0	0	0	0					
<b>Inning Stats</b>	R: 0 E: 0 K: 0 S: 15	H: 1 LOB: 2 BB: 1 P: 24	R: 0 E: 0 K: 1 S: 8	H: 1 LOB: 1 BB: 1 P: 14	R: 3 E: 0 K: 2 S: 18	H: 3 LOB: 0 BB: 0 P: 21	R: 0 E: 0 K: 2 S: 12	H: 1 LOB: 1 BB: 0 P: 14	R: 1 E: 0 K: 0 S: 10	H: 1 LOB: 0 BB: 0 P: 15	R: 0 E: 0 K: 1 S: 9	H: 0 LOB: 0 BB: 0 P: 13	R: 0 E: 0 K: 0 S: 5	H: 1 LOB: 0 BB: 0 P: 6	R: 0 E: 0 K: 1 S: 7	H: 0 LOB: 0 BB: 0 P: 9	1B: 4 2B: 2 3B: 0 HR: 2	SF: 0 SAC: 0 DP: 2 HBP: 0	WP: 0 PB: 1 CS: 0	PA: 32	
<b>PITCHER</b>	IP	WLS	BF	H	R	ER	SO	BB	IBB	HBP	BLK	WP	HR	S	P	ERA	WHIP				
Carlos Perez, L ERA: 3.59	8.0	L	32	8	4	4	7	2	0	0	0	0	2	84	116	4.50	1.250				



Batter	1	2	3	4	5	6	7	8	9	AB	R	H	RBI	BB	SO	LOB	TOP											
Mark Grudzielanek, R OBP: 0.331, SLG: 0.394	0-2 G5-3		0-1 F9		4-1 3B BB			0-0 G6-3		3	1	0	0	1	0	0												
Mike Lansing, R OBP: 0.342, SLG: 0.482 Andy Stankiewicz, R OBP: 0.302, SLG: 0.360	2-1 1B			1-1 G4-3 3B	1-2 3B			0-1 G4-3		3	1	3	1	0	0	0												
F.P. Santangelo, S OBP: 0.429, SLG: 0.451	1-0 F7			0-0 G4-3	2-3 K			0-0 G3		4	0	0	1	0	1	2												
David Segui, S OBP: 0.396, SLG: 0.502	1-0 F7			2-1 P6		1-3 K			2-1 F8	4	0	0	0	0	1	1												
Darrin Fletcher, L OBP: 0.324, SLG: 0.520		1-1 G4-3		2-2 1B		0-3 K			1-3 K	4	0	1	0	0	2	0												
Henry Rodriguez, L OBP: 0.320, SLG: 0.506 Joe Orsulak, L OBP: 0.331, SLG: 0.365	0-0 F7			4-2 1B		1-0 G4-3			0-3 K	3	0	0	0	1	1	0												
Rondell White, R OBP: 0.306, SLG: 0.429	0-0 G6-3			0-1 P4				0-0 G6-3		3	0	0	0	0	0	2												
Doug Strange, S OBP: 0.337, SLG: 0.418			0-0 G3		1-1 G3			2-2 G4-3		3	0	0	0	0	0	0												
Pedro Martinez, R OBP: 0.125, SLG: 0.154			1-0 P4		0-3 K			1-1 P6		3	0	0	0	0	1	0												
<b>Inning Stats</b>	R: 0 H: 1 E: 0 K: 0 S: 9	H: 1 LOB: 1 BB: 0 P: 13	R: 0 H: 0 E: 0 K: 0 S: 4	H: 0 LOB: 0 BB: 0 P: 5	R: 0 H: 0 E: 0 K: 0 S: 4	H: 0 LOB: 0 BB: 0 P: 5	R: 1 H: 2 E: 0 K: 2 S: 13	H: 2 LOB: 2 BB: 1 P: 22	R: 1 H: 1 E: 0 K: 2 S: 15	H: 1 LOB: 1 BB: 0 P: 23	R: 0 H: 0 E: 0 K: 2 S: 7	H: 0 LOB: 0 BB: 0 P: 9	R: 0 H: 0 E: 0 K: 0 S: 6	H: 0 LOB: 0 BB: 0 P: 9	R: 0 H: 0 E: 0 K: 2 S: 4	H: 0 LOB: 0 BB: 0 P: 4	R: 0 H: 0 E: 0 K: 2 S: 8	H: 0 LOB: 0 BB: 0 P: 11	1B: 2 2B: 0 3B: 2 HR: 0	SF: 0 SAC: 0 DP: 0 HBP: 0	WP: 1 PB: 0 SB: 1 CS: 0	PA: 33						
<b>PITCHER</b>	IP	WLS	BF	H	R	ER	SO	BB	IBB	HBP	BLK	WP	HR	S	P	ERA	WHIP											
Mike Morgan, R ERA: 5.29	(1, 1)	8.0	L	30	4	2	2	4	2	0	0	0	0	0	62	90	2.25	0.750										
Mike Remlinger, L ERA: 2.89	(9, 1)	1.0		3	0	0	0	2	0	0	0	0	0	8	11	0.00	0.000											

Montreal Expos @ Cincinnati Reds  
Cinergy Field, Cincinnati, OH  
Sun Jul 13 1997, 3:33 AM EDT  
Att: 22,293 - Sunny - 87 F

AB	31
R	2
H	4
RBI	2
BB	2
SO	6
LOB	5



Batter	1	2	3	4	5	6	7	8	9	AB	R	H	RBI	BB	SO	LOB	BOTTOM										
Deion Sanders, L OBP: 0.347, SLG: 0.398	1-2 L6		1-3 K			0-0 B1-3		2-3 K		4	0	0	0	0	2	1											
Curtis Goodwin, L OBP: 0.343, SLG: 0.336	3-2 E6		1-3 K			3-3 K			0-2 G6-3	4	0	0	0	0	2	1											
Lenny Harris, L OBP: 0.285, SLG: 0.378	0-0 F7			1-0 G3		1-2 G4-3			1-2 L8	4	0	0	0	0	0	1											
Willie Greene, L OBP: 0.361, SLG: 0.466	2-0 F8			0-3 K			1-3 K		0-1 G4-3	4	0	0	0	0	2	1											
Hal Morris, L OBP: 0.311, SLG: 0.328		0-1 G6-3		2-1 P6			1-0 L9			3	0	0	0	0	0	0											
Eddie Taubensee, L OBP: 0.315, SLG: 0.450		2-3 K			0-2 P6		4-1 BB			2	0	0	0	1	1	0											
Bret Boone, R OBP: 0.281, SLG: 0.290		0-0 G4-3			2-2 1B		3-2 G6-3			3	0	1	0	0	0	1											
Jeff Branson, L OBP: 0.206, SLG: 0.232			1-3 K		1-3 K			1-0 F7		3	0	0	0	0	2	1											
Mike Morgan, R OBP: 0.136, SLG: 0.190 Eric Owens, R OBP: 0.316, SLG: 0.235 Mike Remlinger, L OBP: 0.316, SLG: 0.235	(1, 1)		1-0 HBP		0-2 G4-3			0-2 F9		1	0	0	0	0	0	1											
<b>Inning Stats</b>	R: 0 H: 0 E: 1 K: 0 S: 10	H: 0 LOB: 1 BB: 0 P: 16	R: 0 H: 0 E: 0 K: 1 S: 6	H: 0 LOB: 0 BB: 0 P: 8	R: 0 H: 0 E: 0 K: 3 S: 10	H: 0 LOB: 1 BB: 0 P: 14	R: 0 H: 0 E: 0 K: 1 S: 6	H: 0 LOB: 0 BB: 0 P: 9	R: 0 H: 1 E: 0 K: 1 S: 12	H: 1 LOB: 1 BB: 0 P: 15	R: 0 H: 0 E: 0 K: 1 S: 10	H: 0 LOB: 0 BB: 0 P: 14	R: 0 H: 0 E: 0 K: 1 S: 8	H: 0 LOB: 1 BB: 1 P: 17	R: 0 H: 0 E: 0 K: 1 S: 8	H: 0 LOB: 0 BB: 0 P: 11	R: 0 H: 0 E: 0 K: 0 S: 10	H: 0 LOB: 0 BB: 0 P: 11	1B: 1 2B: 0 3B: 0 HR: 0	SF: 0 SAC: 0 DP: 0 HBP: 1	WP: 0 PB: 0 SB: 1 CS: 0	PA: 31					
<b>PITCHER</b>	IP	WLS	BF	H	R	ER	SO	BB	IBB	HBP	BLK	WP	HR	S	P	ERA	WHIP										
Pedro Martinez, R ERA: 1.62	(1, 1)	9.0	W	31	1	0	0	9	1	0	1	0	0	80	115	0.00	0.222										

Montreal Expos @ Cincinnati Reds  
Cinergy Field, Cincinnati, OH  
Sun Jul 13 1997, 3:33 AM EDT  
Att: 22,293 - Sunny - 87 F

AB	29
R	0
H	1
RBI	0
BB	1
SO	9
LOB	7






Batter	1	2	3	4	5	6	7	8	9	10	11	12	AB	R	H	RBI	BB	SO	LOB	TOP						
Mark Grudzielanek, R OBP: 0.329, SLG: 0.391	G5-3		1B FC4-6		L6		G1-3		FC5-4			SH1-4	5	1	1	0	0	0	1							
Mike Lansing, R OBP: 0.345, SLG: 0.480 Omar Daal, L OBP: 0.200, SLG: 0.200	P6		1B FC4-6		G4-3		G4-3		G5-3				4	1	1	0	2	0	1							
F.P. Santangelo, S OBP: 0.426, SLG: 0.452	G4-3		FC4-6 CS		G4-3		G4-3					B1-5	6	0	2	2	0	0	3							
David Segui, S OBP: 0.363, SLG: 0.496		2B 1B	L7		L7				G3-1		FC4-6		5	1	1	0	0	0	3							
Henry Rodriguez, L OBP: 0.318, SLG: 0.511 Ugueth Urbina, R OBP: 0.300, SLG: 0.390	F8		CS	G4-3					F8-1-3-6				5	1	1	1	0	1	2							
Rondell White, R OBP: 0.307, SLG: 0.431				P6									5	0	2	1	0	1	0							
Doug Strange, S OBP: 0.335, SLG: 0.410 Anthony Telford, R OBP: 0.250, SLG: 0.333 Ryan McGuire, L OBP: 0.366, SLG: 0.532	F7												3	0	0	0	1	1	2							
Chris Widger, R OBP: 0.312, SLG: 0.462													3	0	1	0	1	1	1							
Jeff Juden, R OBP: 0.178, SLG: 0.189 Dave Veres, R OBP: 1.000, SLG: 1.000 Joe Orsajuk, L OBP: 0.333, SLG: 0.362	FC5-4								F8				3	0	0	0	0	2	3							
<b>Inning Stats</b>	R: 0 E: 0 K: 0 S: 6	H: 0 LOB: 0 BB: 0 P: 11	R: 1 E: 0 K: 0 S: 13	H: 2 LOB: 2 BB: 0 P: 20	R: 1 E: 0 K: 0 S: 7	H: 2 LOB: 0 BB: 1 P: 12	R: 0 E: 0 K: 1 S: 9	H: 0 LOB: 1 BB: 1 P: 15	R: 1 E: 0 K: 1 S: 13	H: 1 LOB: 1 BB: 1 P: 21	R: 1 E: 0 K: 2 S: 14	H: 2 LOB: 0 BB: 0 P: 18	R: 0 E: 0 K: 0 S: 8	H: 0 LOB: 0 BB: 0 P: 9	R: 0 E: 0 K: 2 S: 9	H: 1 LOB: 1 BB: 0 P: 11	R: 0 E: 0 K: 0 S: 5	H: 1 LOB: 0 BB: 0 P: 6	R: 0 E: 0 K: 0 S: 10	H: 0 LOB: 0 BB: 0 P: 13	R: 0 E: 0 K: 0 S: 7	H: 0 LOB: 1 BB: 2 P: 16	1B: 6 2B: 4 3B: 0 HR: 1	SF: 0 SAC: 1 DP: 2 HBP: 1	WP: 1 PB: 1 SB: 1 CS: 1	PA: 49
<b>PITCHER</b>	IP WLS BF H R ER SO BB IBB HBP BLK WP HR S P ERA WHIP	Pat Rapp, R ERA: 4.47	1.0 3 0 0 0 0 0 0 0 0 0 0 0 0 8 9 0.00 0.000	1.0 4 1 0 0 2 0 0 0 0 0 0 0 0 9 11 0.00 1.000	1.0 4 0 0 0 0 1 0 0 0 0 0 0 0 10 17 0.00 1.000	1.0 3 1 0 0 0 0 0 0 0 0 0 0 0 5 6 0.00 1.000	<b>PITCHER</b>	IP WLS BF H R ER SO BB IBB HBP BLK WP HR S P ERA WHIP	Robb Nen, R ERA: 4.06	2.0 7 0 0 0 0 0 0 0 0 0 0 0 0 62 97 6.00 1.500																

**Montreal Expos @ Florida Marlins**  
Pro Player Stadium, Miami, FL  
Mon Jul 14 1997, 7:05 PM EDT  
Att. 16,678 - Unknown - 85 F


AB 41  
R 4  
H 9  
RBI 4  
BB 5  
SO 6  
LOB 17



Batter	1	2	3	4	5	6	7	8	9	10	11	12	AB	R	H	RBI	BB	SO	LOB	BOTTOM						
John Cangelosi, S OBP: 0.333, SLG: 0.309 Jay Powell, R OBP: 0.500, SLG: 0.500 Dennis Cook, L OBP: 1.000, SLG: 1.000 Alex Arias, R OBP: 0.400, SLG: 0.383	G6-3		P6		G6-4-3		G3-1 SH		G1-3			F7	5	1	2	0	0	0	1							
Edgar Renteria, R OBP: 0.313, SLG: 0.319	K		P3		G6-4-3		SH					SH1-4	5	1	1	0	0	2	2							
Mark Kotsay, L OBP: 0.286, SLG: 0.429	S		F7				G3-1		L6			SH1-4	5	1	2	1	0	0	2							
Bobby Bonilla, S OBP: 0.389, SLG: 0.486	F9				P6							1B	4	1	1	2	2	1	1							
Jim Eisenreich, L OBP: 0.349, SLG: 0.366												1B	6	0	3	2	0	1	2							
Gregg Zaun, S OBP: 0.418, SLG: 0.433	P2												4	0	0	0	1	1	4							
Jeff Conine, R OBP: 0.347, SLG: 0.378 Robb Nen, R													4	0	0	0	1	2	3							
Kurt Abbott, R OBP: 0.310, SLG: 0.454													4	0	0	0	1	0	2							
Pat Rapp, R ERA: 3.75 Luis Castillo, S ERA: 3.02 Felix Heredia, L ERA: 2.52 Matsui Aizu, R OBP: 0.297, SLG: 0.442	P5												2	0	1	0	0	0	2							
<b>Inning Stats</b>	R: 0 E: 0 K: 1 S: 12	H: 1 LOB: 1 BB: 1 P: 17	R: 0 E: 0 K: 1 S: 11	H: 1 LOB: 2 BB: 1 P: 20	R: 0 E: 0 K: 0 S: 10	H: 0 LOB: 1 BB: 1 P: 15	R: 0 E: 0 K: 1 S: 10	H: 0 LOB: 1 BB: 0 P: 6	R: 2 E: 0 K: 1 S: 14	H: 3 LOB: 1 BB: 0 P: 21	R: 2 E: 1 K: 0 S: 10	H: 1 LOB: 2 BB: 2 P: 23	R: 0 E: 0 K: 0 S: 9	H: 0 LOB: 1 BB: 1 P: 17	R: 0 E: 0 K: 2 S: 11	H: 0 LOB: 0 BB: 0 P: 18	R: 0 E: 0 K: 1 S: 5	H: 0 LOB: 0 BB: 0 P: 9	R: 0 E: 0 K: 1 S: 11	H: 0 LOB: 0 BB: 0 P: 19	R: 1 E: 0 K: 0 S: 4	H: 2 LOB: 2 BB: 1 P: 11	1B: 8 2B: 1 3B: 0 HR: 1	SF: 0 SAC: 2 DP: 1 HBP: 0	WP: 0 PB: 0 SB: 3 CS: 0	PA: 50
<b>PITCHER</b>	IP WLS BF H R ER SO BB IBB HBP BLK WP HR S P ERA WHIP	Jeff Juden, R ERA: 3.02	1.0 6 1 0 0 0 0 0 0 0 0 0 0 0 4 11 0.00 0.000	1.0 7 0 0 0 2 1 0 0 0 0 0 0 0 20 35 0.00 0.500	1.0 6 0 0 0 0 0 0 0 0 0 0 0 0 16 28 0.00 0.000	1.0 4 2 1 1 0 0 1 0 0 0 0 0 0 4 11 27.00 6.000	<b>PITCHER</b>	IP WLS BF H R ER SO BB IBB HBP BLK WP HR S P ERA WHIP	Pat Rapp, R ERA: 4.06	2.0 7 0 0 0 0 0 0 0 0 0 0 0 0 62 97 6.00 1.500																

**Montreal Expos @ Florida Marlins**  
Pro Player Stadium, Miami, FL  
Mon Jul 14 1997, 7:05 PM EDT  
Att. 16,678 - Unknown - 85 F

AB 42  
R 5  
H 10  
RBI 5  
BB 6  
SO 8  
LOB 20







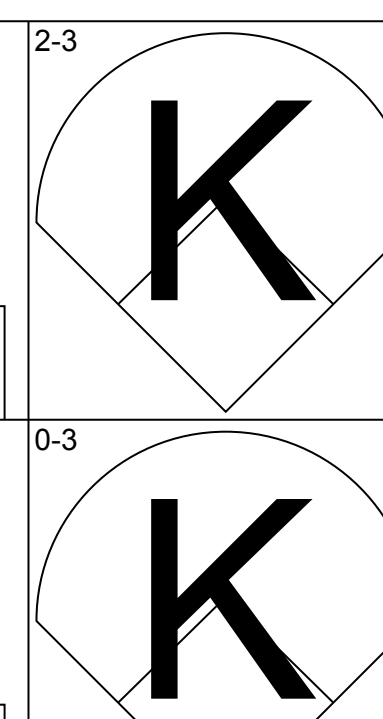
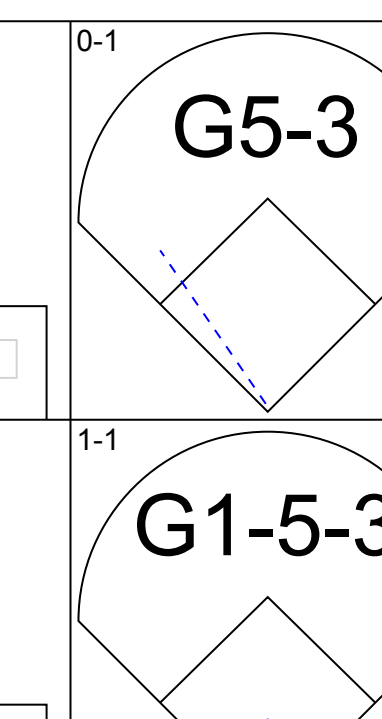
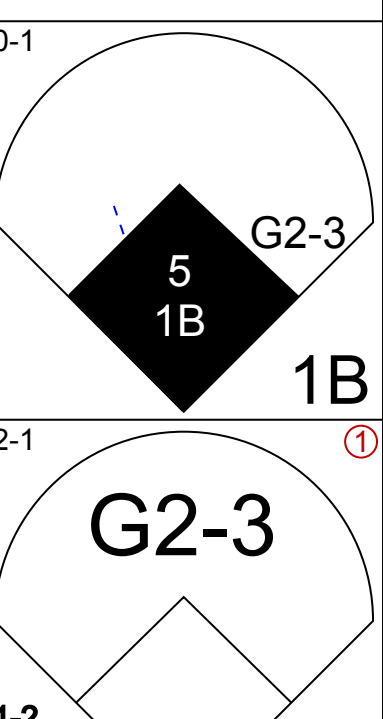
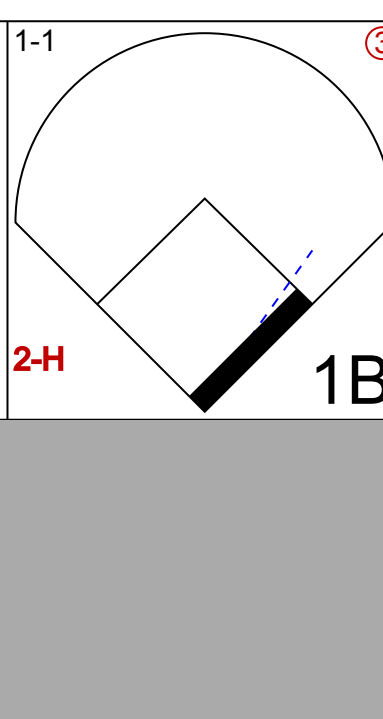
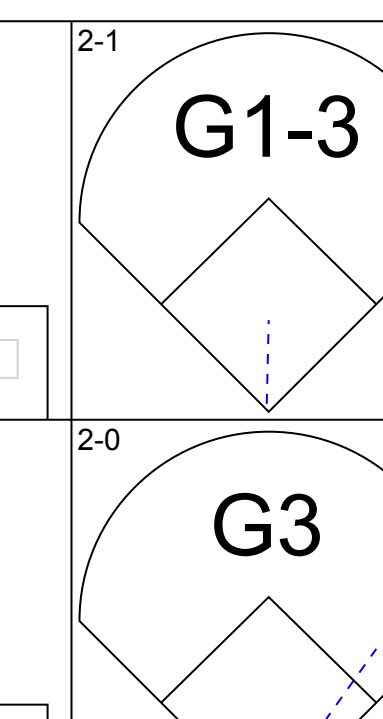
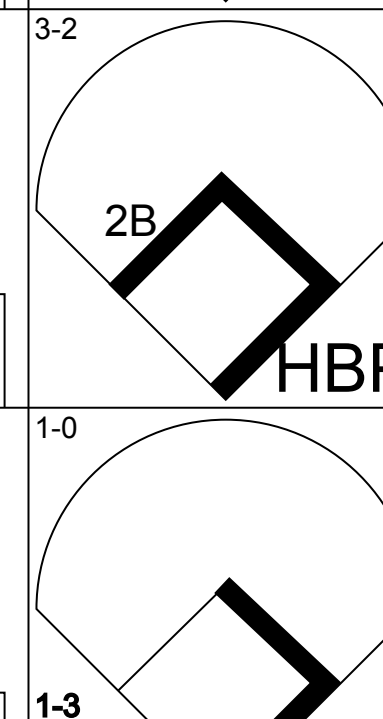

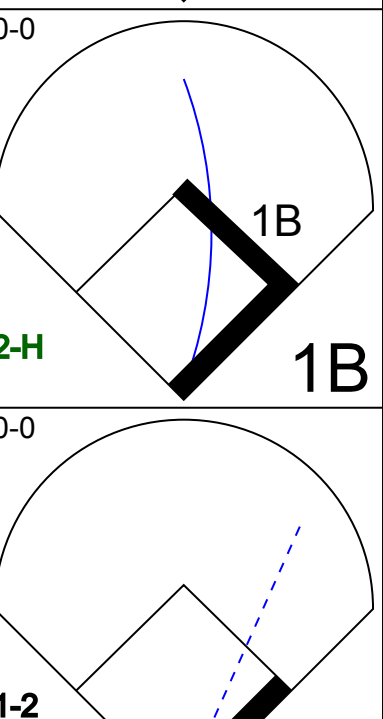
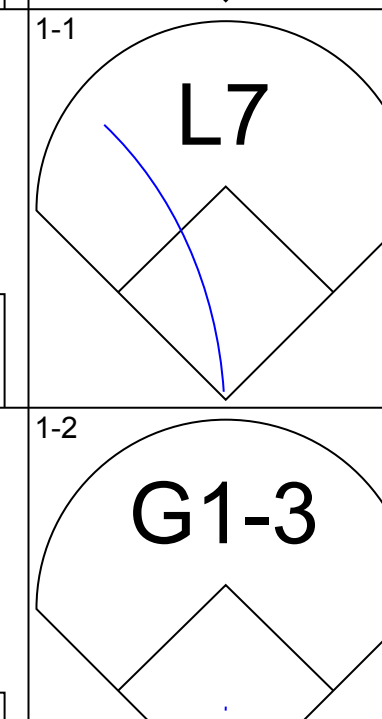

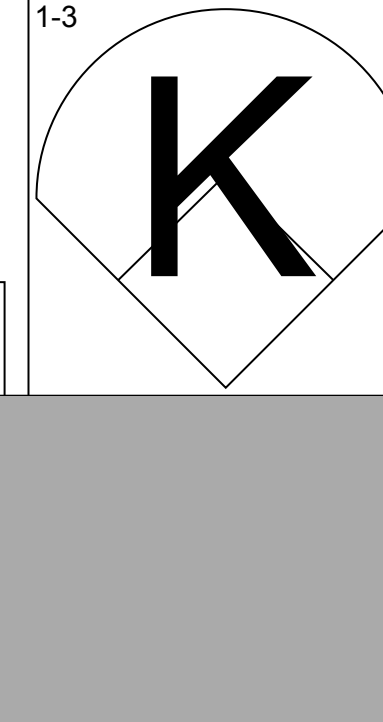
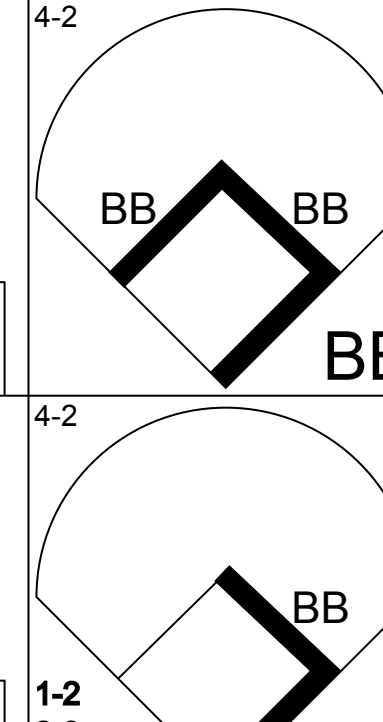
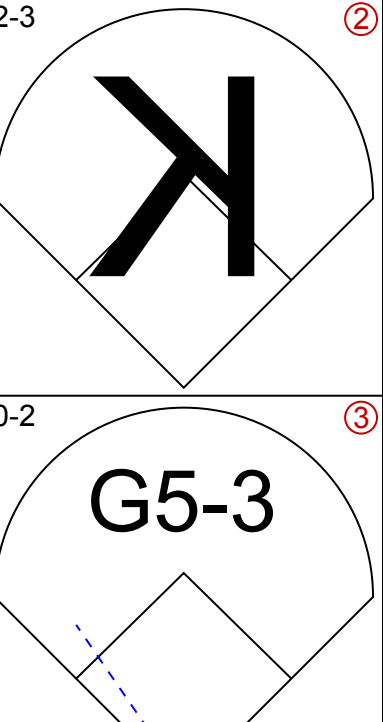


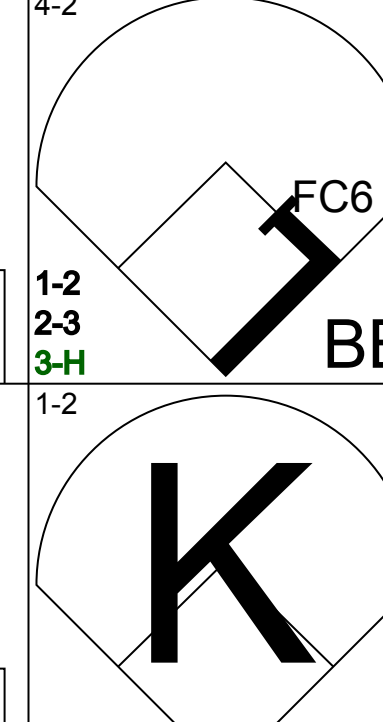



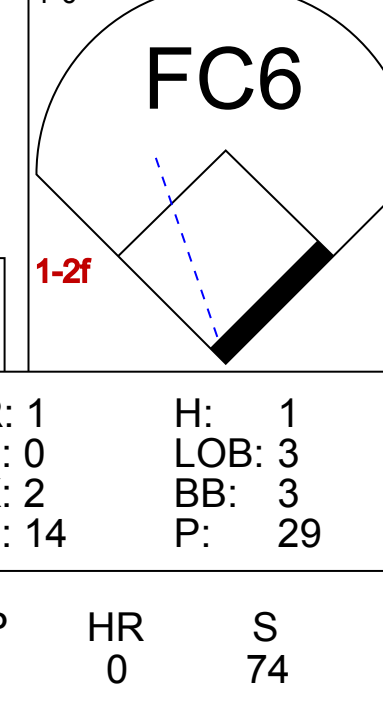

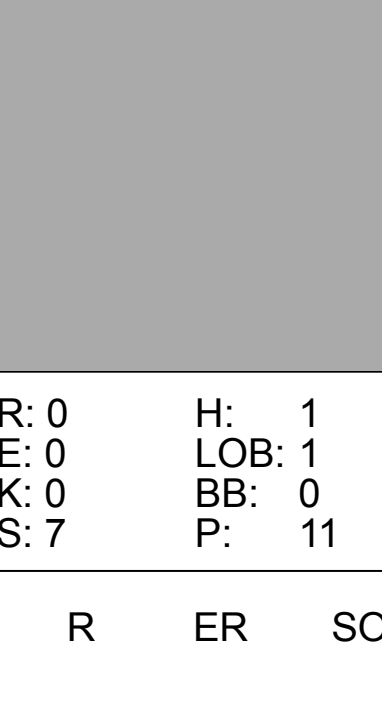
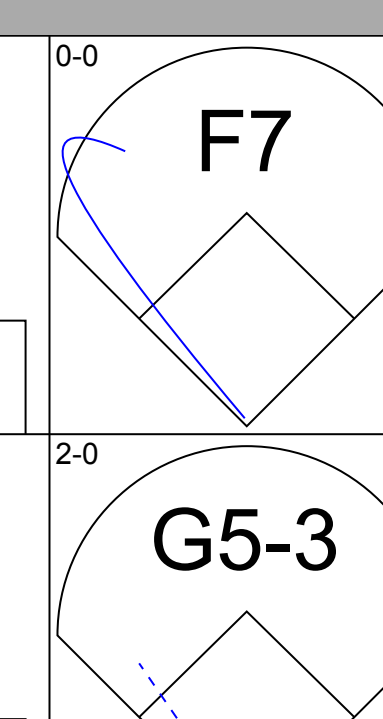
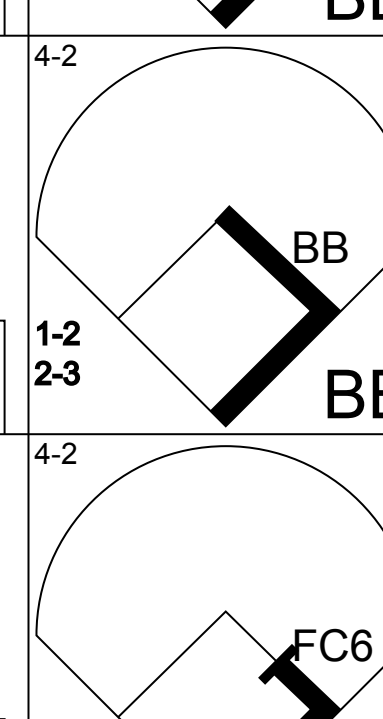
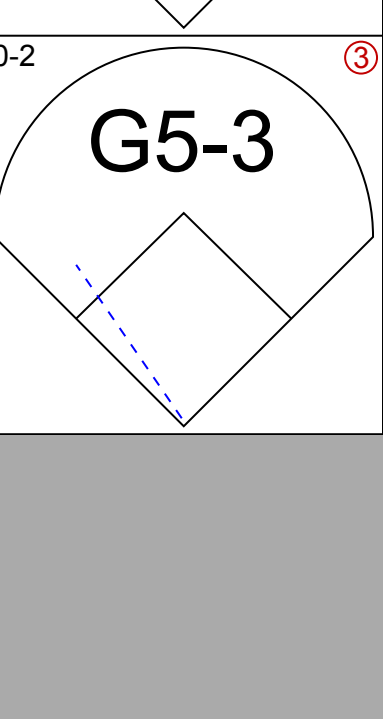
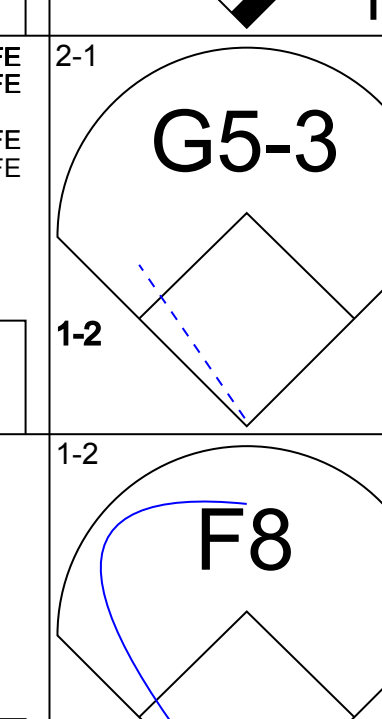
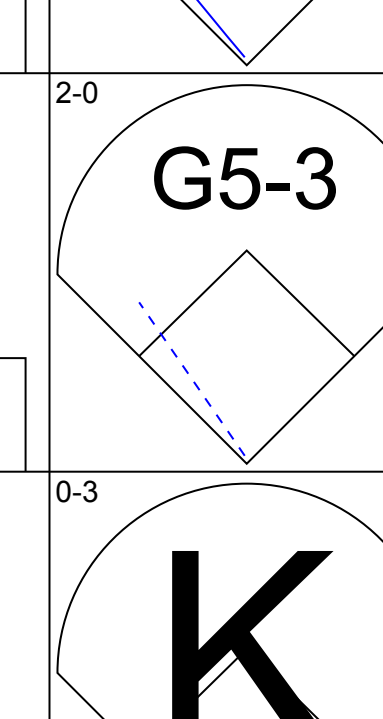
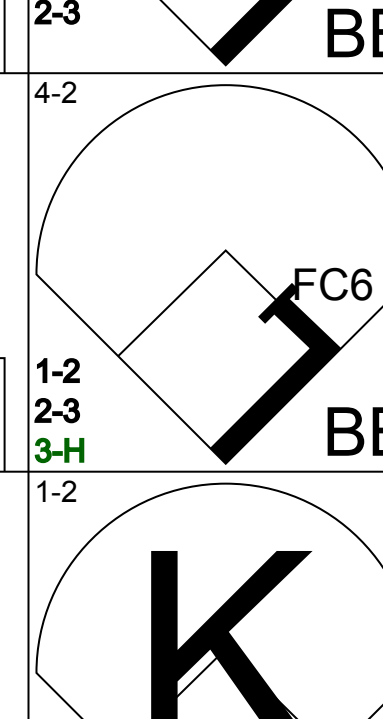
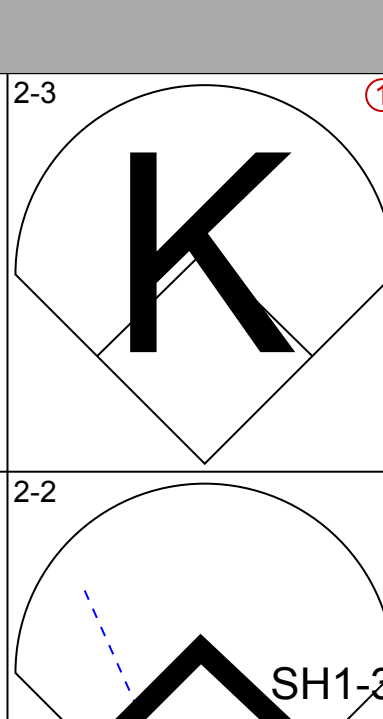
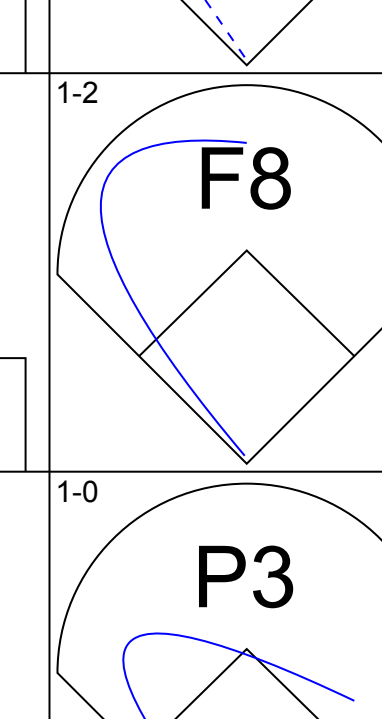
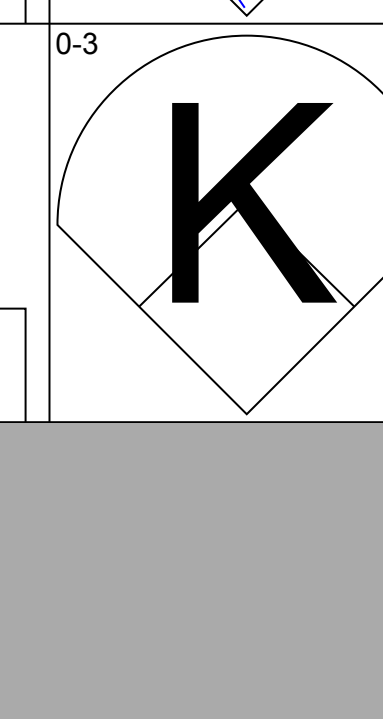
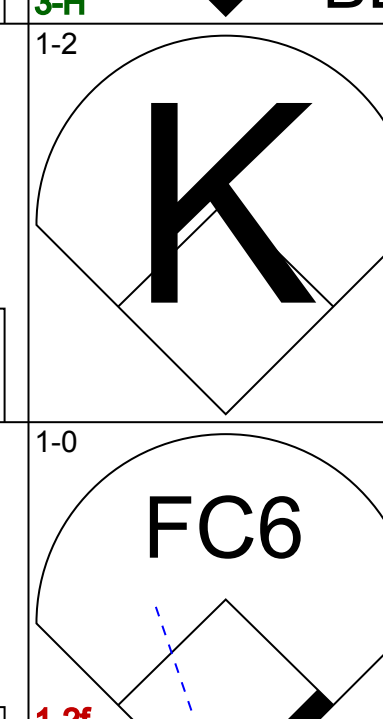
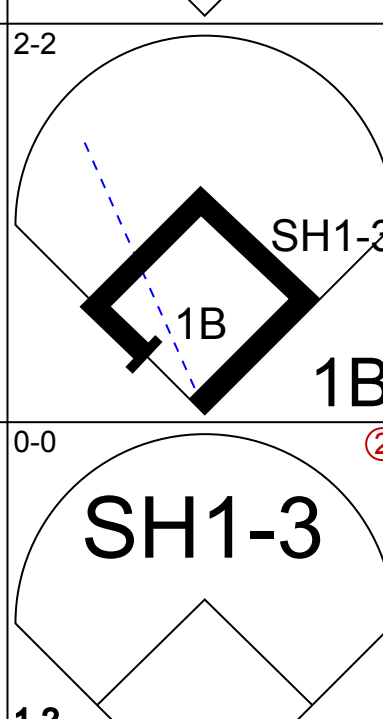
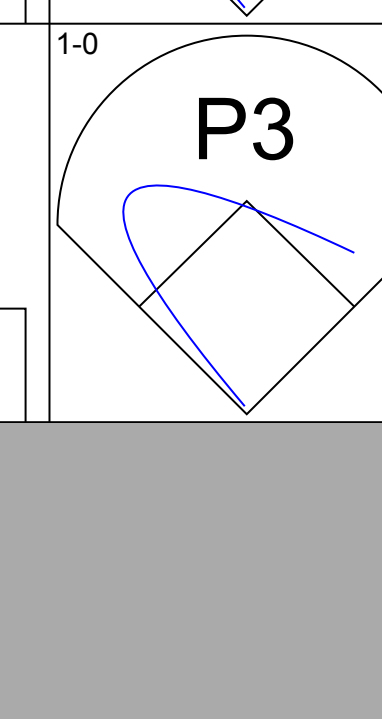
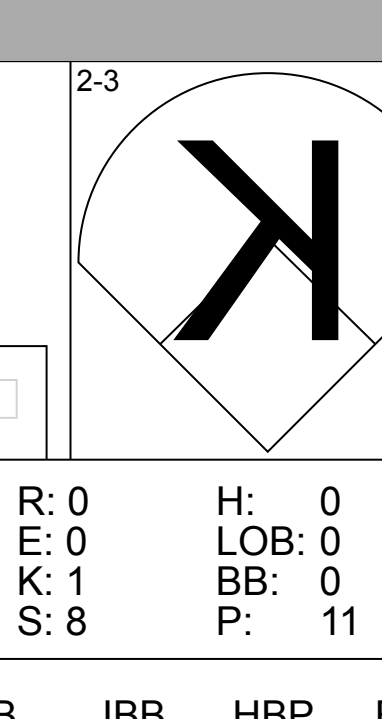
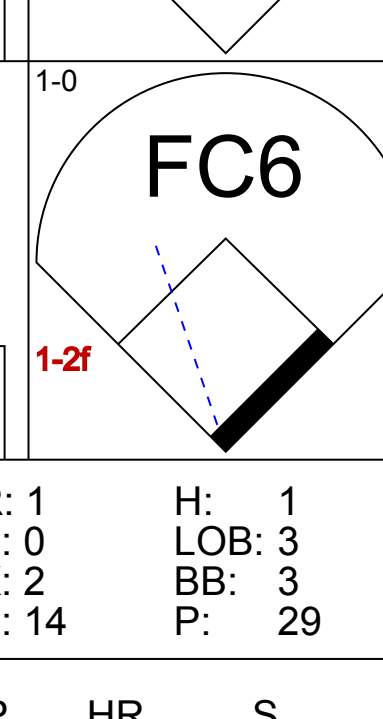
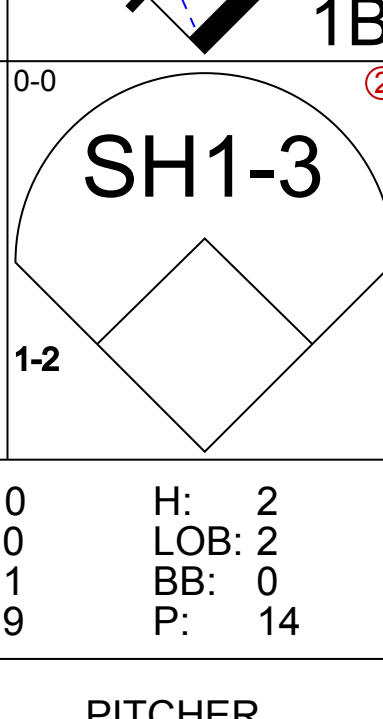
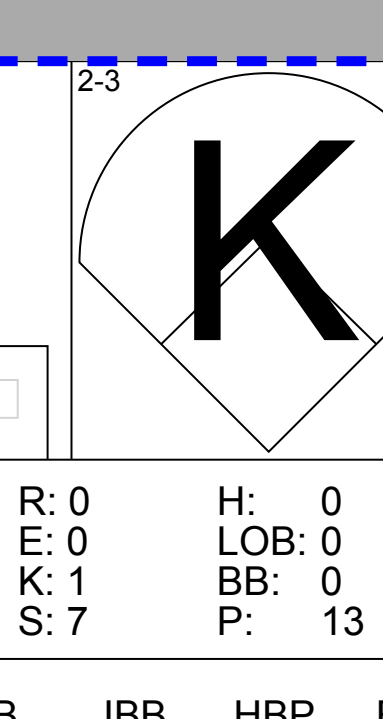
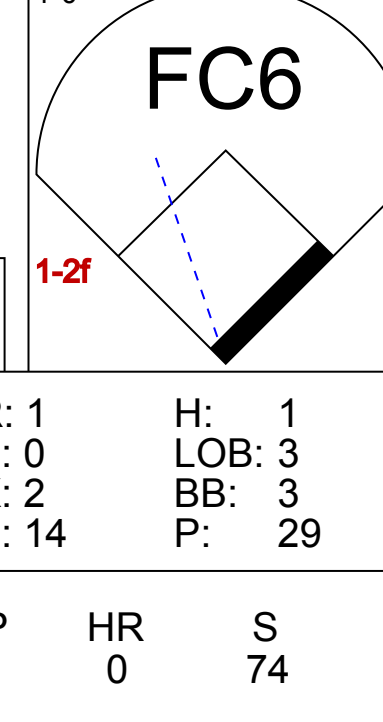
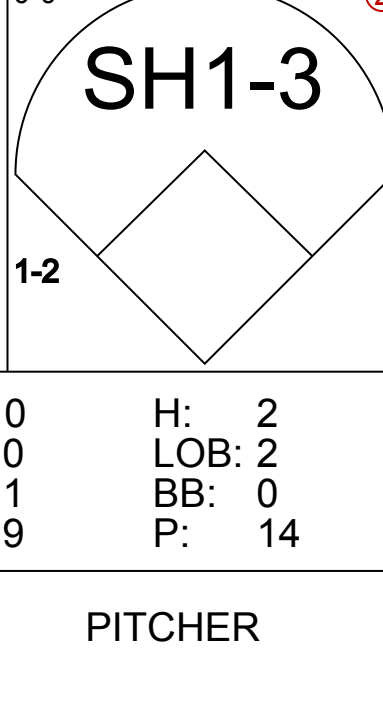


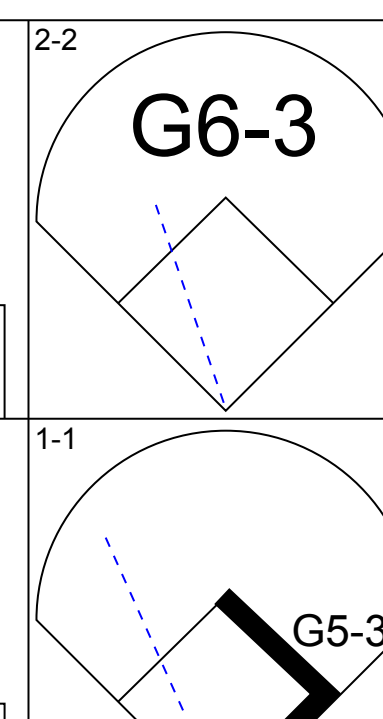
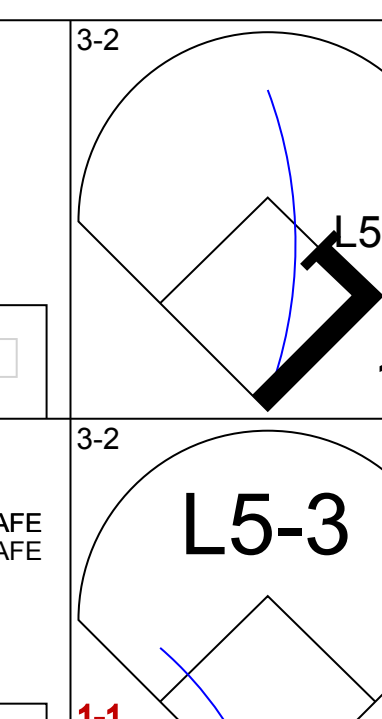
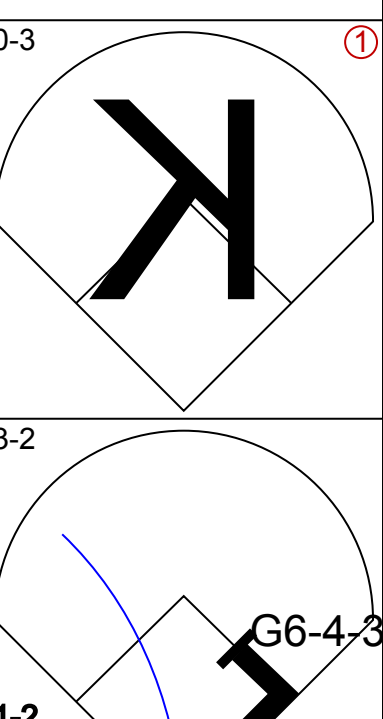
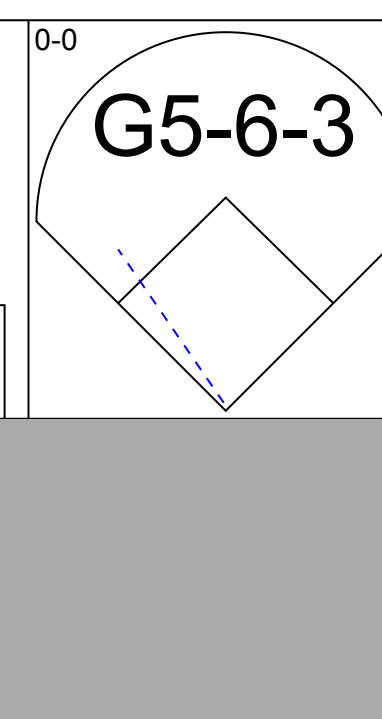
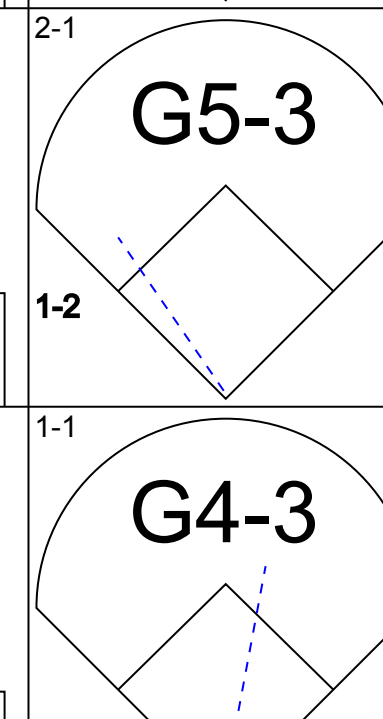
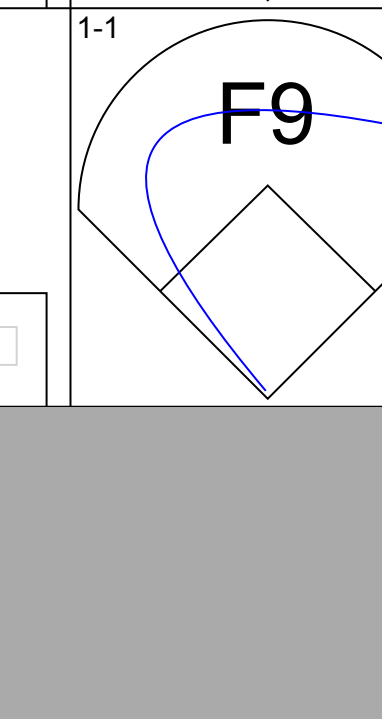
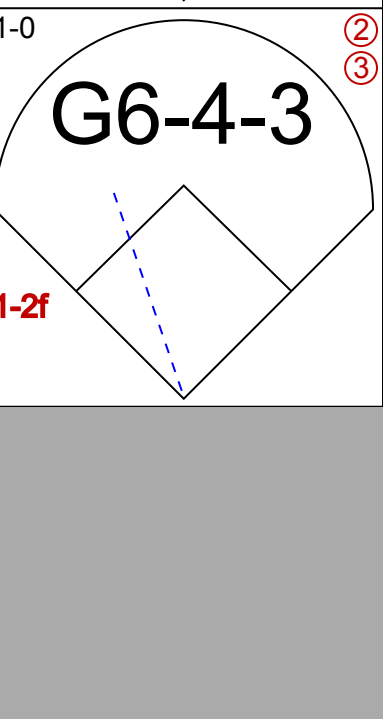
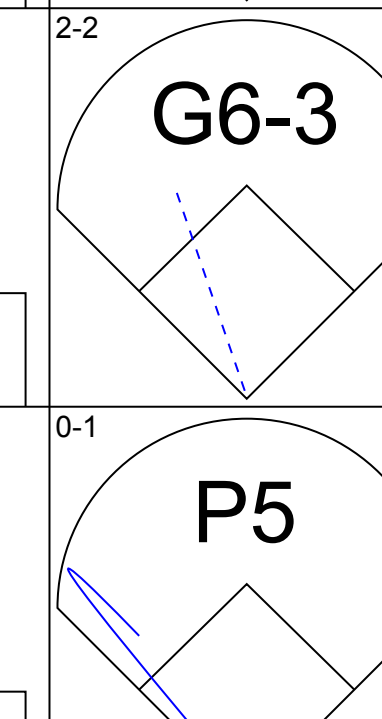





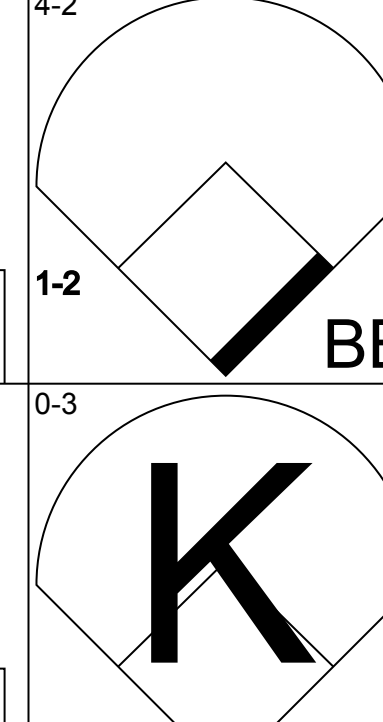
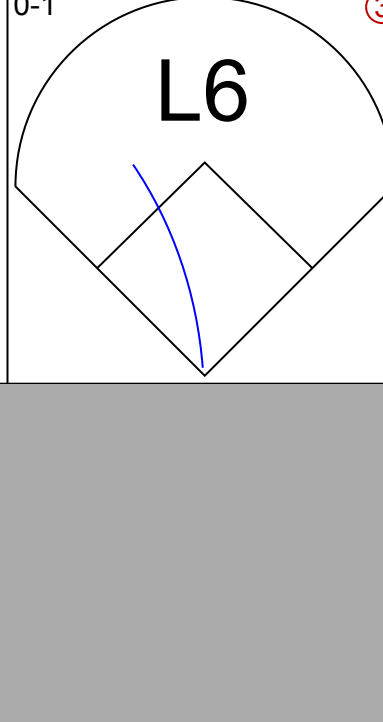

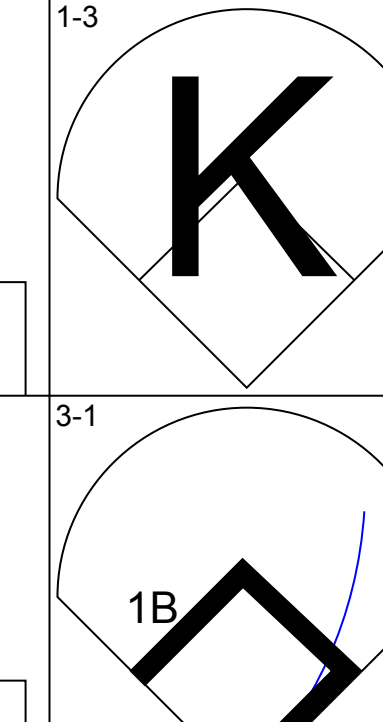
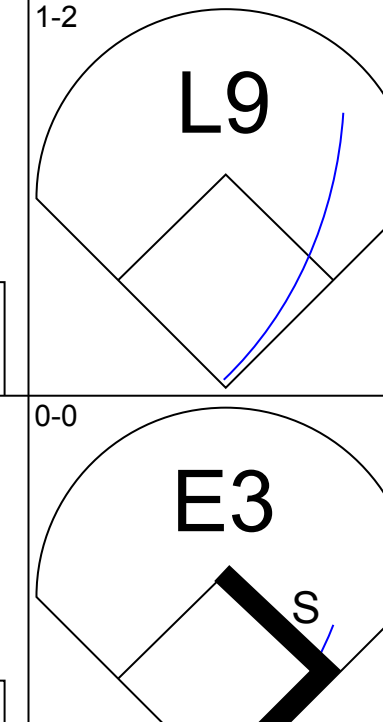
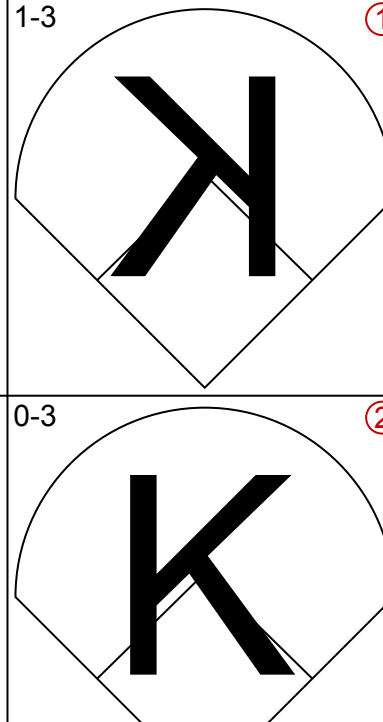
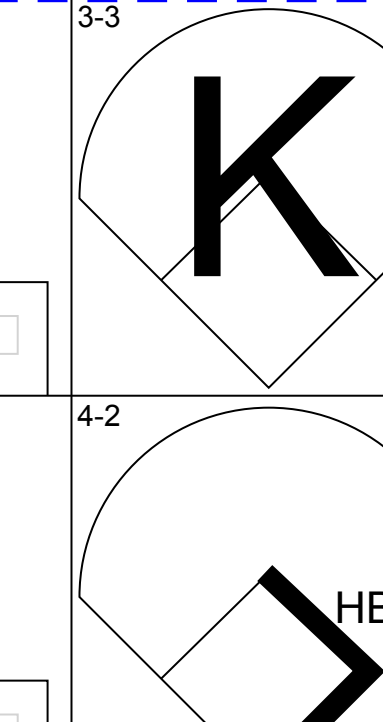
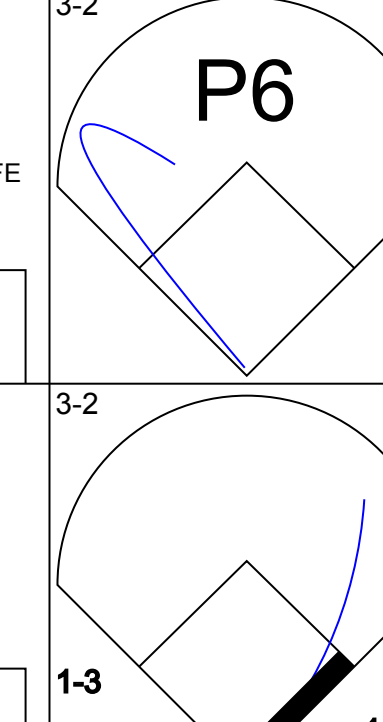
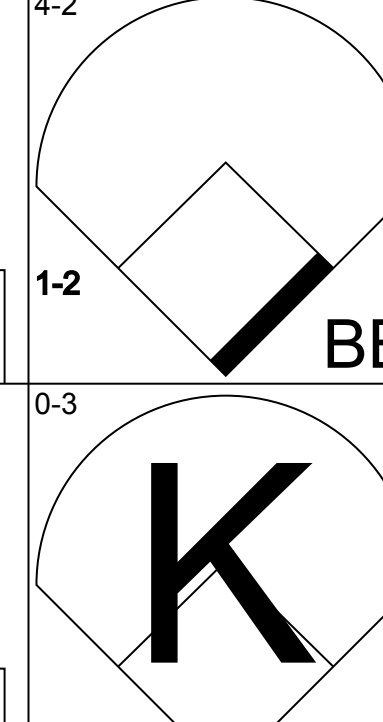
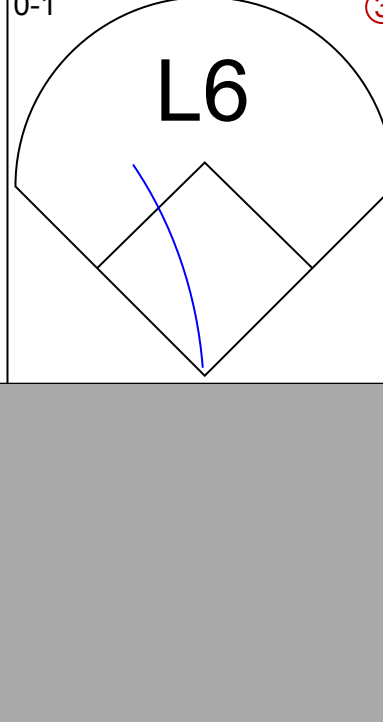
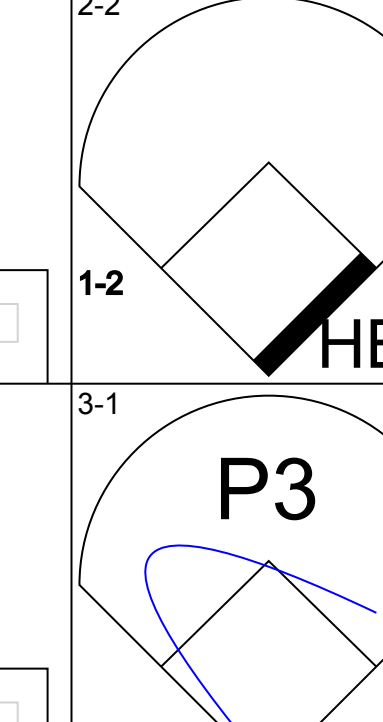
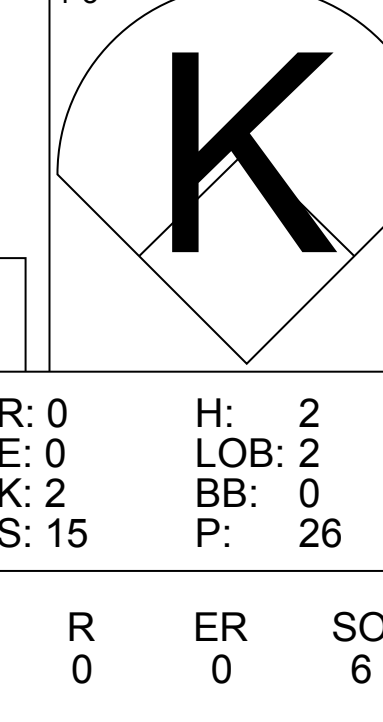
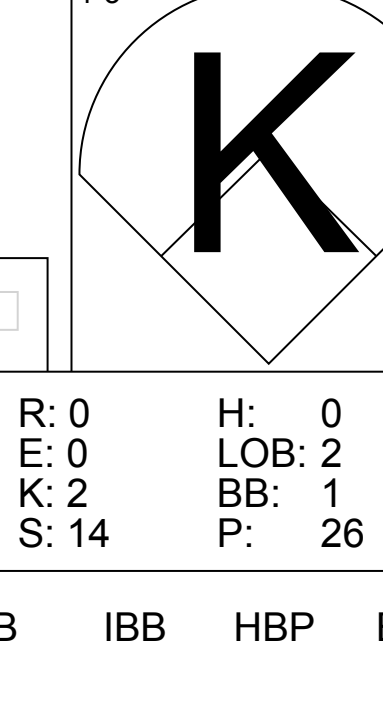
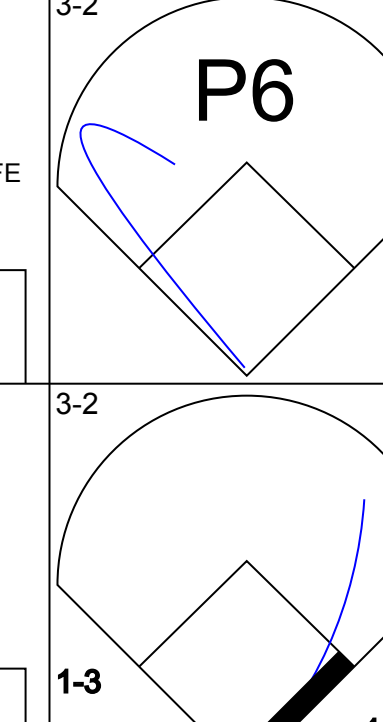
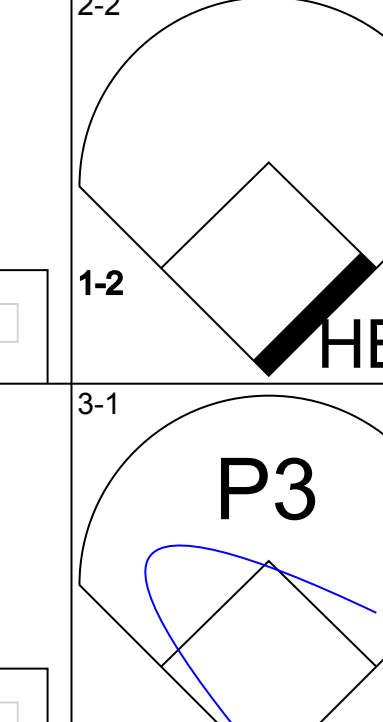
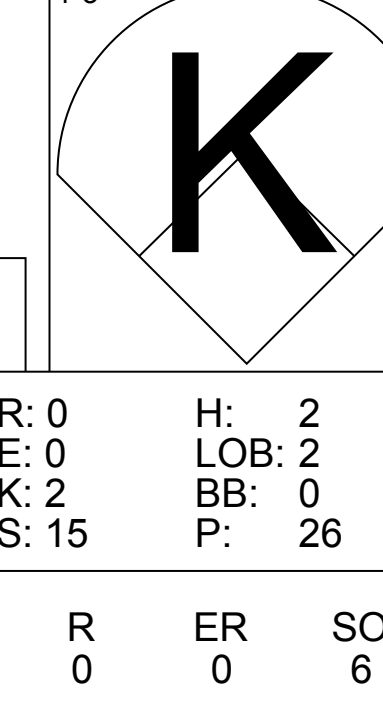
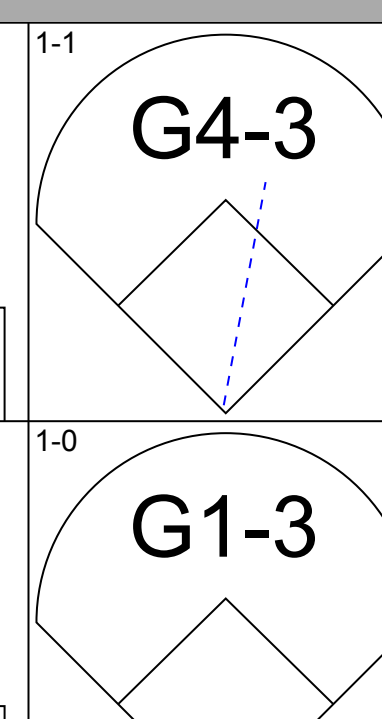
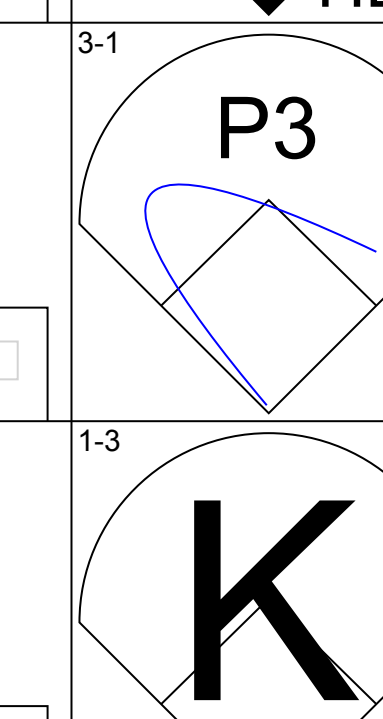

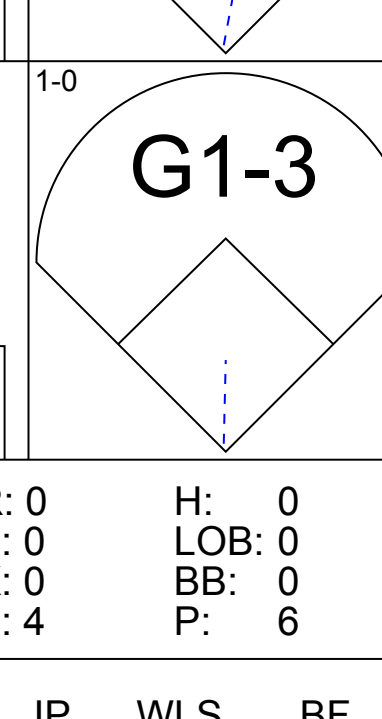
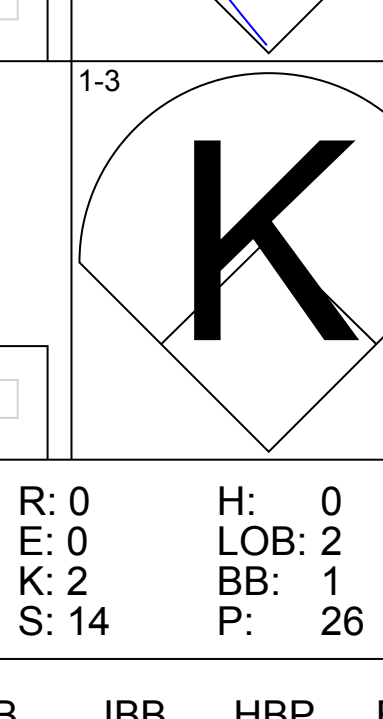








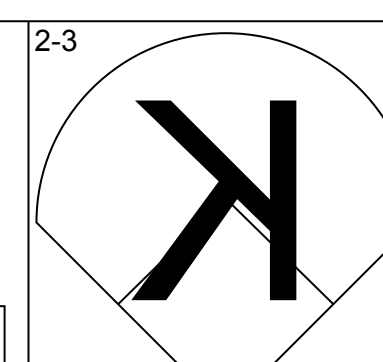
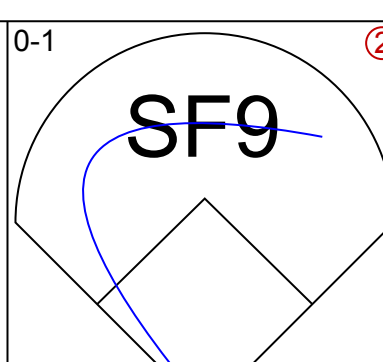
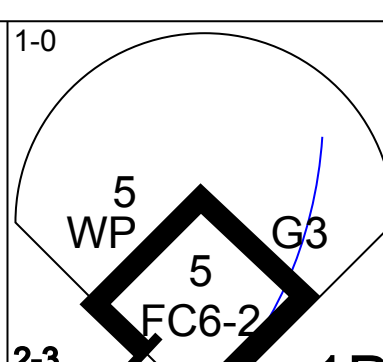
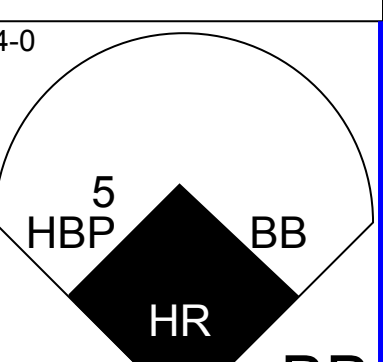
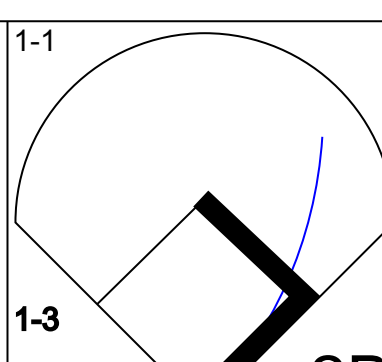
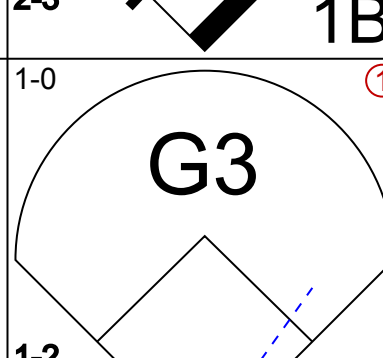
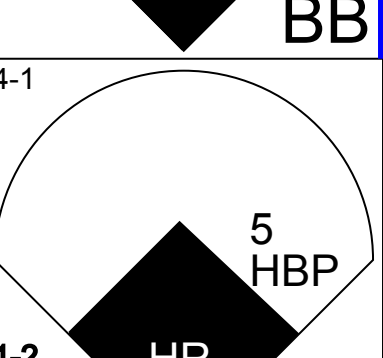
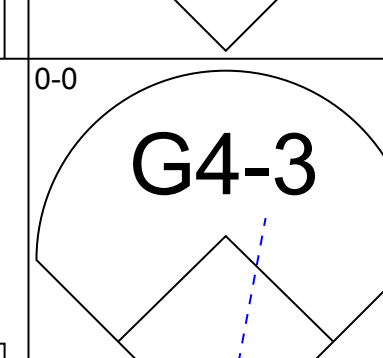
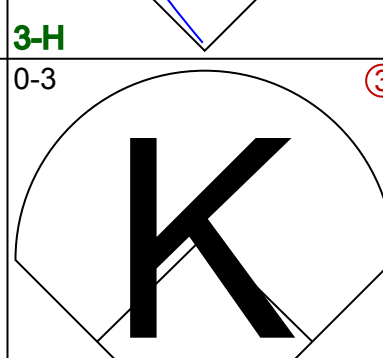
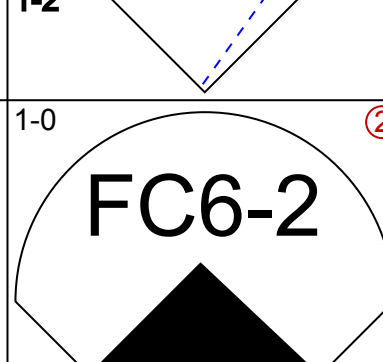
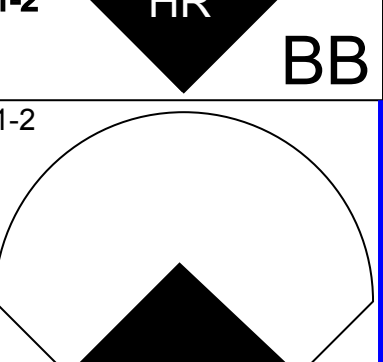
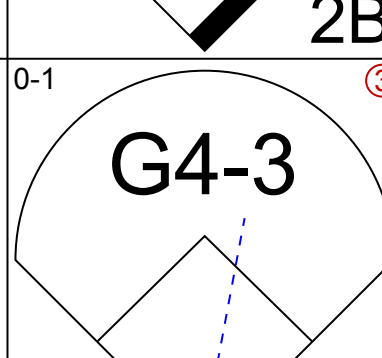
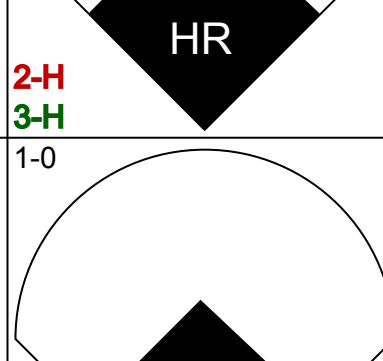
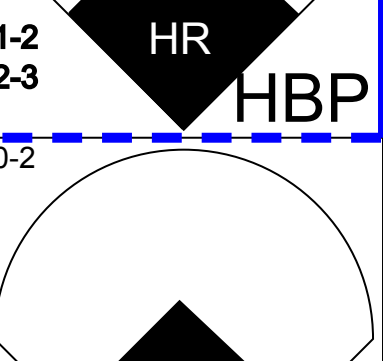
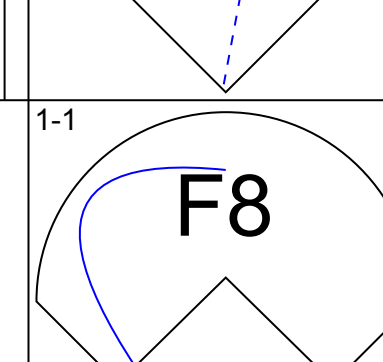
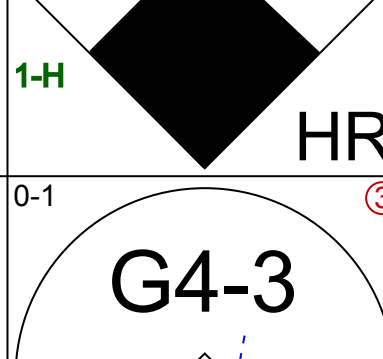
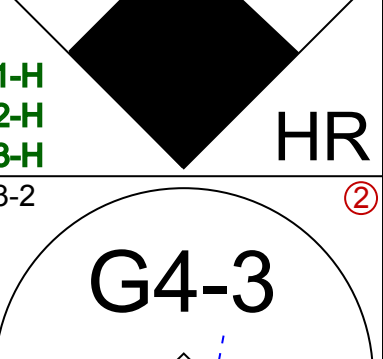
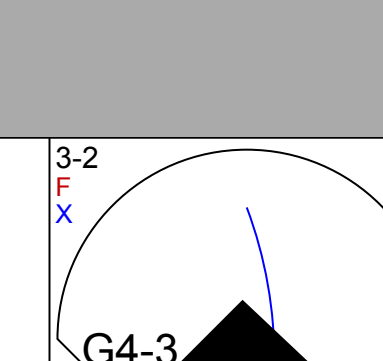
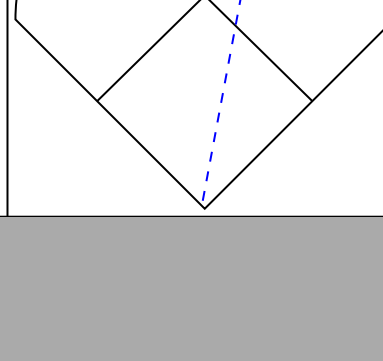
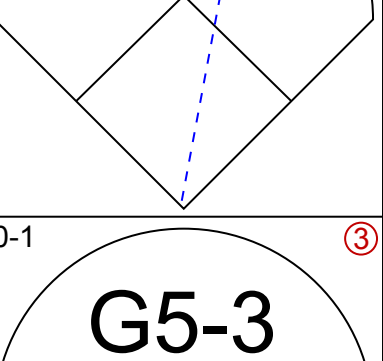
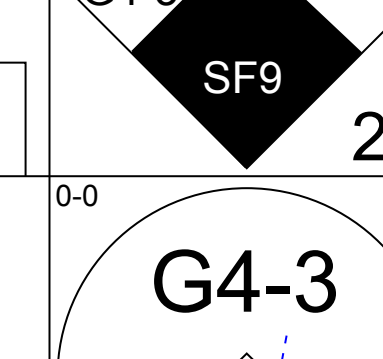

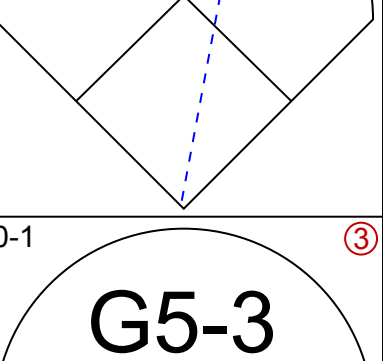
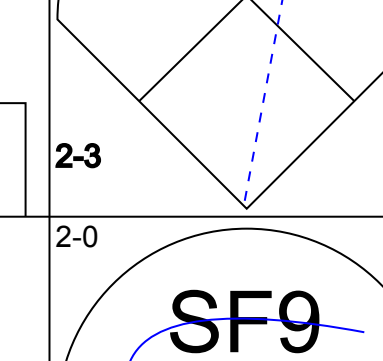
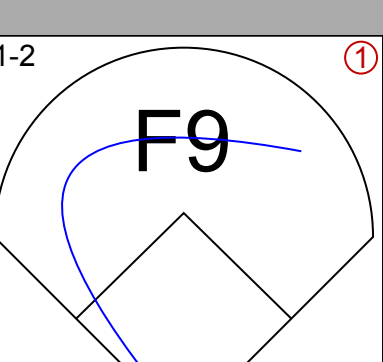
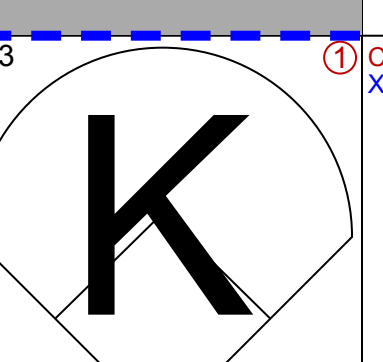
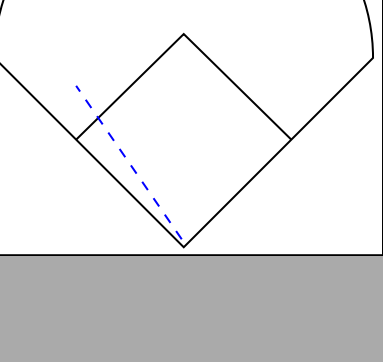
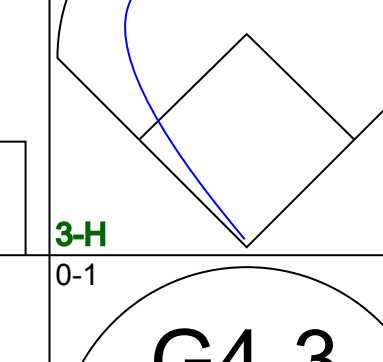
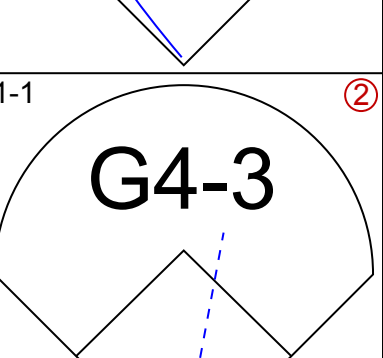
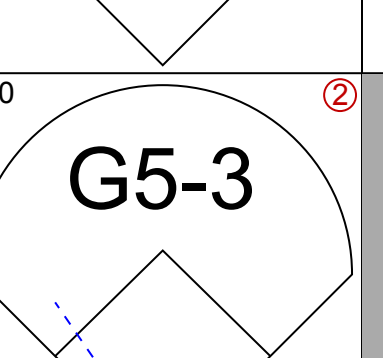
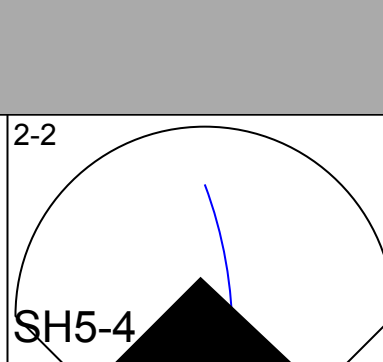
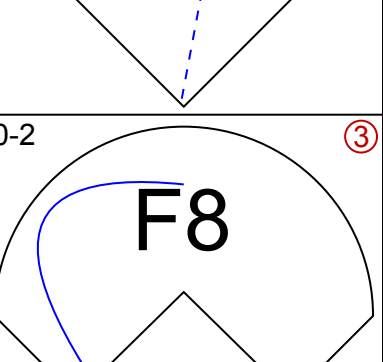
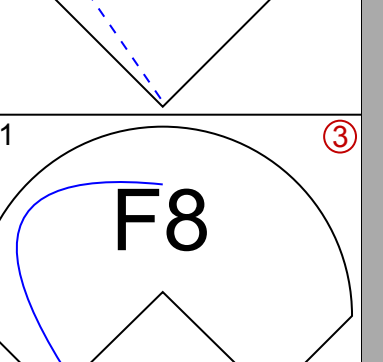
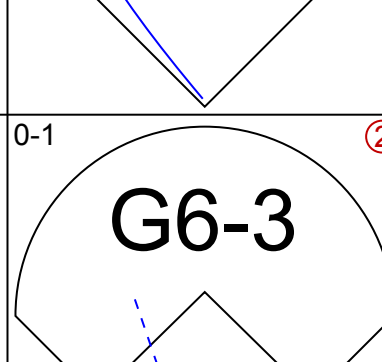
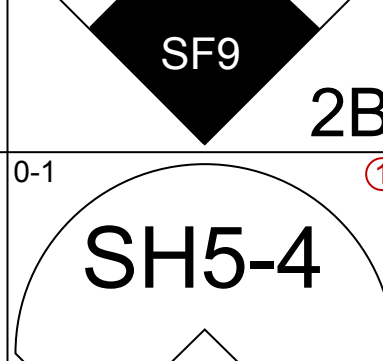
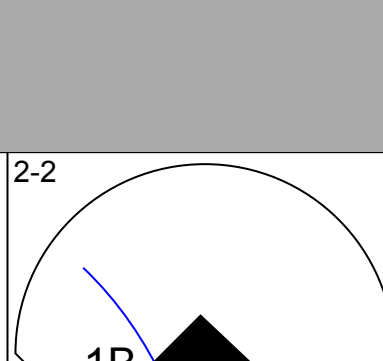
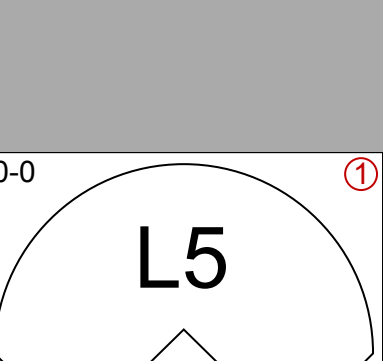
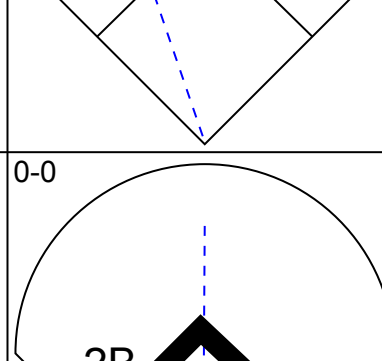
Batter	1	2	3	4	5	6	7	8	9	AB	R	H	RBI	BB	SO	LOB	TOP					
<b>Craig Biggio, R</b> OBP: 0.302, SLG: 0.493										5	1	2	0	0	1	0	<b>Houston Astros @ Montreal Expos</b> Olympic Stadium, Montreal, QB Fri Jul 18 1997, 7:05 PM EDT Att: 19,379 - Dome - 75 F					
<b>Chuck Carr, S</b> OBP: 0.238, SLG: 0.264									5	0	0	0	0	1	1							
<b>5 Jeff Bagwell, R</b> OBP: 0.431, SLG: 0.604										3	0	1	1	0	1	0						
<b>Luis Gonzalez, L</b> OBP: 0.363, SLG: 0.389										4	1	3	0	0	0	0						
<b>Derek Bell, R</b> OBP: 0.327, SLG: 0.386										3	0	1	0	1	2	4						
<b>Ricky Gutierrez, R</b> OBP: 0.318, SLG: 0.312										3	0	0	0	1	0	3						
<b>Brad Ausmus, R</b> OBP: 0.321, SLG: 0.379										3	0	0	1	1	1	1						
<b>Tim Lincecum, R</b> OBP: 0.267, SLG: 0.339										4	0	1	0	0	2	4						
<b>Ramon Garcia, R</b> OBP: 0.324, SLG: 0.355										2	0	0	0	0	1	3						
<b>Billy Wagner, L</b> OBP: 0.267, SLG: 0.339										1	0	0	0	0	1	0						
<b>Inning Stats</b>	R: 0 E: 0 K: 3 S: 16	H: 1 LOB: 2 BB: 0 P: 23	R: 0 E: 0 K: 1 S: 5	H: 0 LOB: 0 BB: 0 P: 7	R: 0 E: 0 K: 1 S: 8	H: 0 LOB: 0 BB: 0 P: 11	R: 1 E: 0 K: 2 S: 14	H: 1 LOB: 3 BB: 3 P: 29	R: 1 E: 0 K: 1 S: 13	H: 3 LOB: 2 BB: 0 P: 17	R: 0 E: 0 K: 0 S: 9	H: 2 LOB: 2 BB: 0 P: 14	R: 0 E: 0 K: 0 S: 9	H: 0 LOB: 0 BB: 0 P: 11	R: 0 E: 0 K: 0 S: 7	H: 1 LOB: 1 BB: 0 P: 11	R: 0 E: 0 K: 1 S: 7	H: 0 LOB: 0 BB: 0 P: 13	1B: 6 2B: 2 3B: 0 HR: 0	SF: 0 SAC: 1 DP: 0 HBP: 1	WP: 0 PB: 0 SB: 0 CS: 0	PA: 38
<b>PITCHER</b>	IP	WLS	BF	H	R	ER	SO	BB	IBB	HBP	BLK	WP	HR	S	P	ERA	WHIP					
<b>Pedro Martinez, R</b> ERA: 1.67	(1, 1)	7.0	L	31	7	2	2	9	3	0	1	0	0	0	74	112	2.57	1.429				
<b>Marc Valdes, R</b> ERA: 3.51	(8, 1)	1.0		4	1	0	0	0	0	0	0	0	0	7	11	0.00	1.000					
<b>Anthony Telford, R</b> ERA: 2.47	(9, 1)	1.0		3	0	0	0	1	0	0	0	0	0	7	13	0.00	0.000					

Batter	1	2	3	4	5	6	7	8	9	AB	R	H	RBI	BB	SO	LOB	BOTTOM					
<b>Andy Stankiewicz, R</b> OBP: 0.279, SLG: 0.328										4	0	1	0	0	1	1	<b>Houston Astros @ Montreal Expos</b> Olympic Stadium, Montreal, QB Fri Jul 18 1997, 7:05 PM EDT Att: 19,379 - Dome - 75 F					
<b>Mike Lansing, R</b> OBP: 0.325, SLG: 0.489										4	0	2	0	0	0	1						
<b>Rondell White, R</b> OBP: 0.302, SLG: 0.431										4	0	0	0	0	0	3						
<b>David Segui, S</b> OBP: 0.392, SLG: 0.484										4	0	1	0	0	0	1						
<b>Henry Rodriguez, L</b> OBP: 0.314, SLG: 0.500										4	0	0	0	0	3	1						
<b>Darin Fletcher, L</b> OBP: 0.319, SLG: 0.508										3	0	1	0	0	1	1						
<b>Sherman Obando, R</b> OBP: 0.231, SLG: 0.283										0	0	0	0	1	0	0						
<b>F.P. Santangelo, S</b> OBP: 0.418, SLG: 0.435										2	0	0	0	1	0	2						
<b>Doug Strange, S</b> OBP: 0.320, SLG: 0.391										4	0	1	0	0	1	4						
<b>Pedro Martinez, R</b> OBP: 0.143, SLG: 0.150										1	0	0	0	1	1	2						
<b>Joe Orsulak, L</b> OBP: 0.325, SLG: 0.352										1	0	0	0	0	0	0						
<b>Marc Valdes, R</b> OBP: 0.286, SLG: 0.286										0	0	0	0	0	0	0						
<b>Anthony Telford, R</b> OBP: 0.250, SLG: 0.333										0	0	0	0	0	0	0						
<b>Chris Widger, R</b> OBP: 0.311, SLG: 0.467										1	0	0	0	0	1	2						
<b>Inning Stats</b>	R: 0 E: 0 K: 0 S: 9	H: 1 LOB: 1 BB: 0 P: 15	R: 0 E: 0 K: 2 S: 15	H: 2 LOB: 2 BB: 0 P: 26	R: 0 E: 0 K: 0 S: 8	H: 1 LOB: 0 BB: 0 P: 15	R: 0 E: 1 K: 1 S: 11	H: 0 LOB: 2 BB: 1 P: 16	R: 0 E: 0 K: 1 S: 9	H: 1 LOB: 1 BB: 1 P: 17	R: 0 E: 0 K: 2 S: 9	H: 1 LOB: 0 BB: 0 P: 11	R: 0 E: 0 K: 0 S: 4	H: 0 LOB: 0 BB: 0 P: 6	R: 0 E: 0 K: 0 S: 9	H: 0 LOB: 0 BB: 0 P: 11	R: 0 E: 0 K: 2 S: 14	H: 0 LOB: 2 BB: 1 P: 26	1B: 6 2B: 1 3B: 0 HR: 0	SF: 0 SAC: 0 DP: 2 HBP: 1	WP: 0 PB: 0 SB: 1 CS: 0	PA: 36
<b>PITCHER</b>	IP	WLS	BF	H	R	ER	SO	BB	IBB	HBP	BLK	WP	HR	S	P	ERA	WHIP					
<b>Ramon Garcia, R</b> ERA: 4.03	(1, 1)	8.0	W	31	6	0	0	6	2	0	0	0	0	74	117	0.00	1.000					
<b>Billy Wagner, L</b> ERA: 1.61	(9, 1)	1.0	S	5	0	0	0	2	1	0	1	0	0	14	26	0.00	1.000					



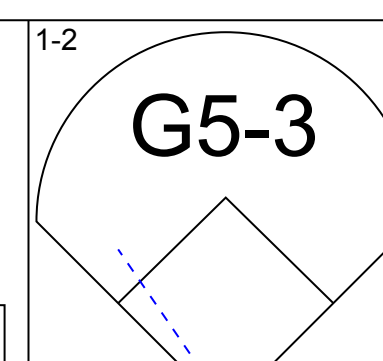
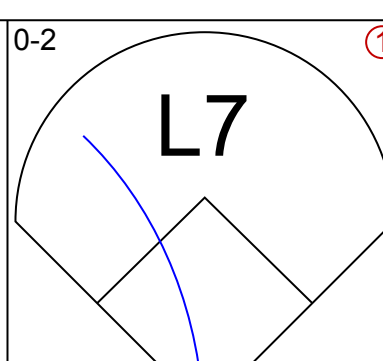
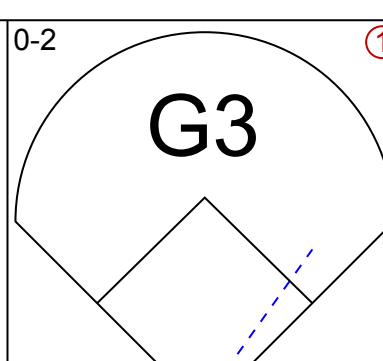
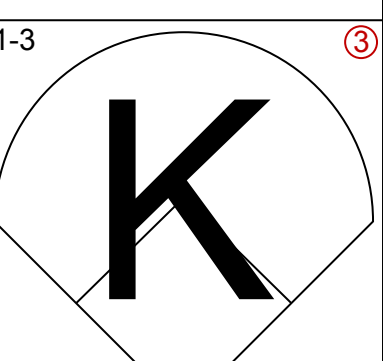
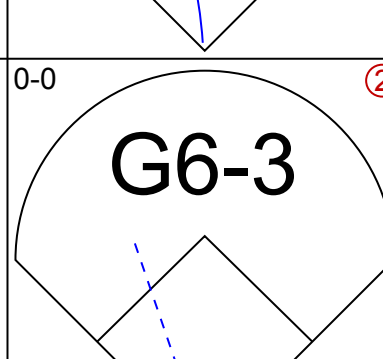
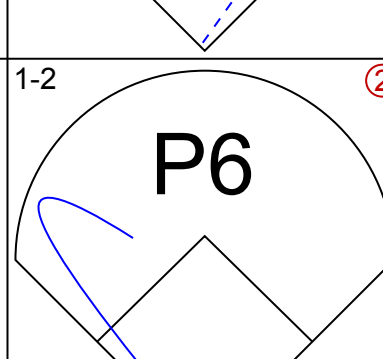
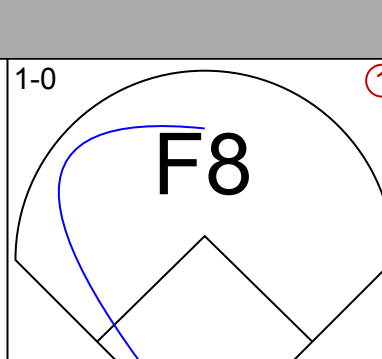
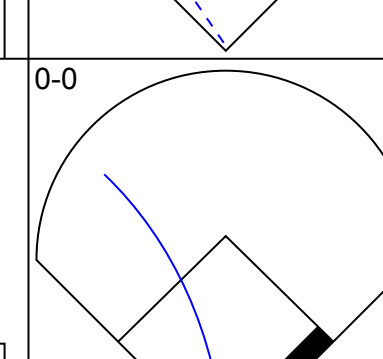
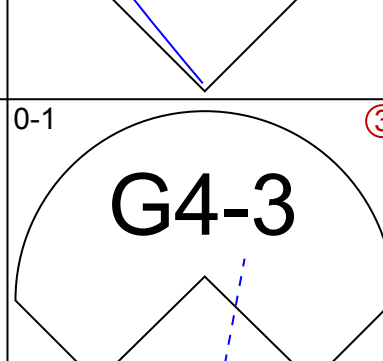
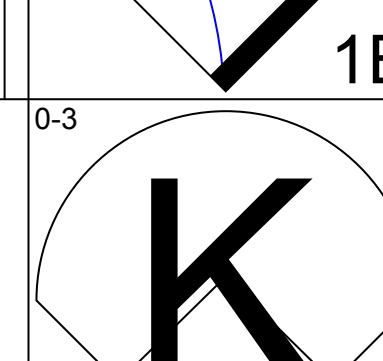
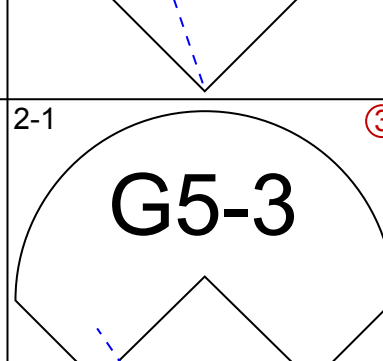
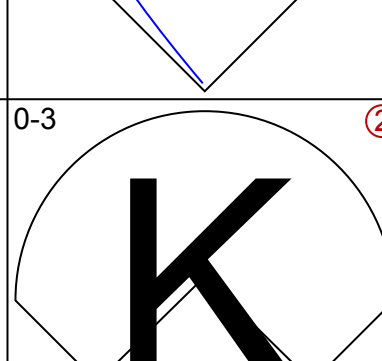
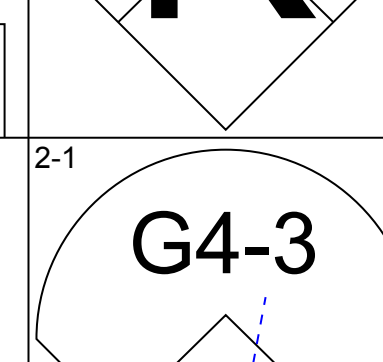
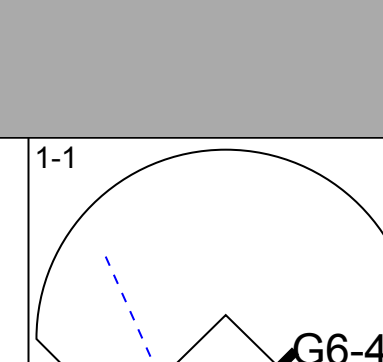
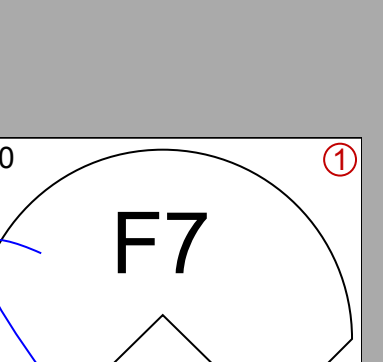
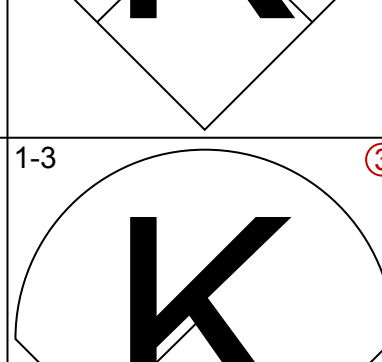
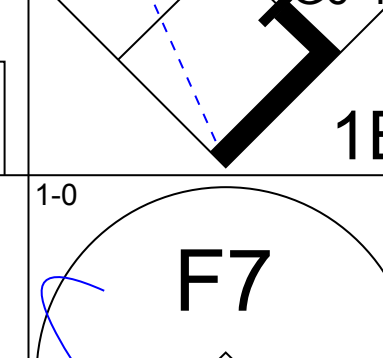
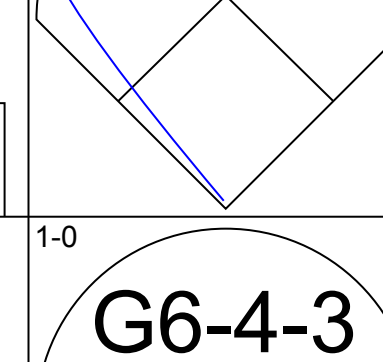
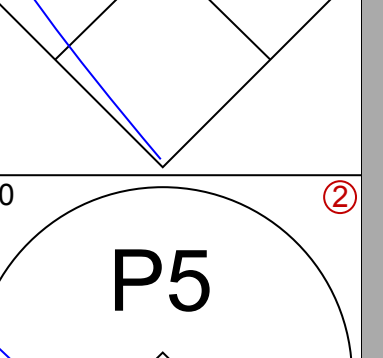
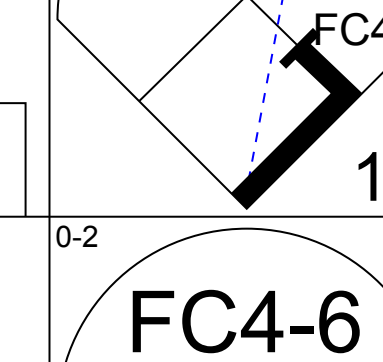
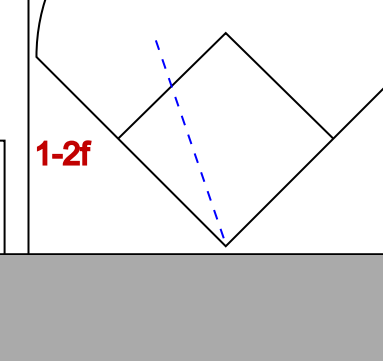
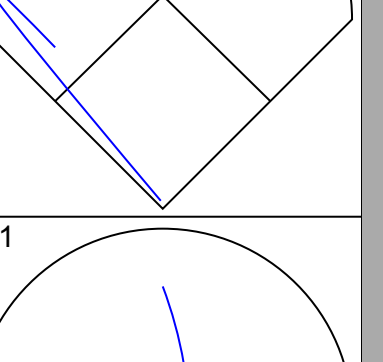
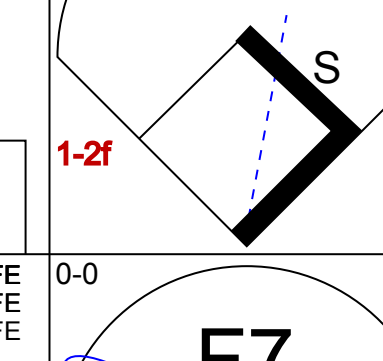
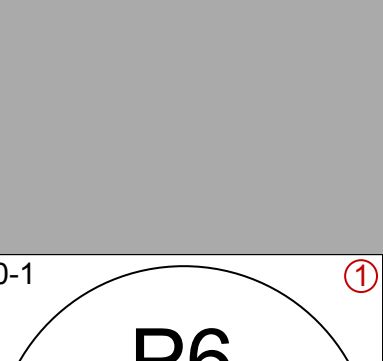
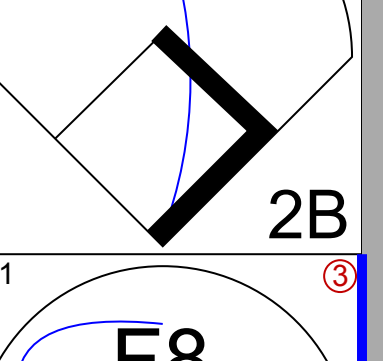
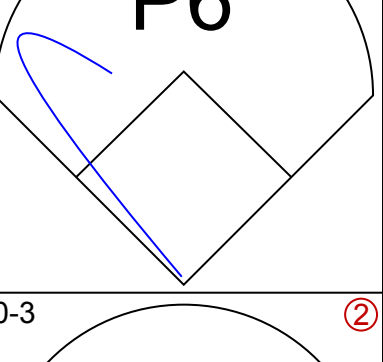
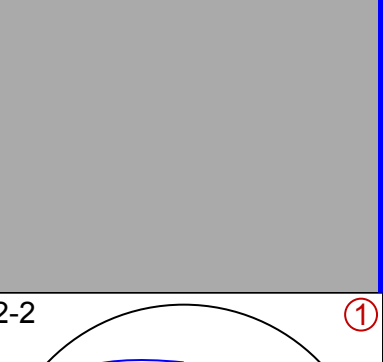
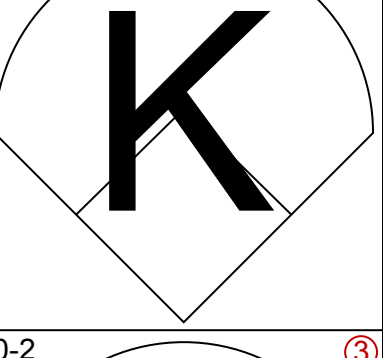
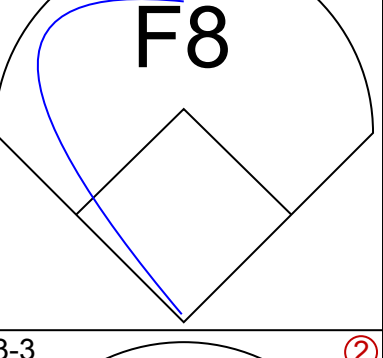
Batter	1	2	3	4	5	6	7	8	9	AB	R	H	RBI	BB	SO	LOB	TOP										
<b>Craig Biggio, R</b> OBP: 0.302, SLG: 0.492										5	0	2	0	0	0	0	Houston Astros @ Montreal Expos Olympic Stadium, Montreal, QB Sat Jul 19 1997, 7:05 PM EDT Att: 34,518 - Dome - 75 F										
<b>Chuck Carr, S</b> OBP: 0.246, SLG: 0.264										4	2	1	0	1	2	2											
<b>Jeff Bagwell, R</b> OBP: 0.335, SLG: 0.617										4	3	3	2	1	0	1											
<b>Luis Gonzalez, L</b> OBP: 0.371, SLG: 0.395										3	2	3	1	2	0	0											
<b>Derek Bell, R</b> OBP: 0.329, SLG: 0.386										5	0	2	2	0	2	5											
<b>Bill Spiers, L</b> OBP: 0.432, SLG: 0.442										5	0	2	1	0	0	3											
<b>Brad Ausmus, R</b> OBP: 0.319, SLG: 0.375										5	0	1	1	0	2	3											
<b>Tim Lincecum, R</b> OBP: 0.271, SLG: 0.364										5	1	2	1	0	0	2											
<b>Shane Reynolds, R</b> OBP: 0.268, SLG: 0.147										2	0	0	0	0	1	1											
<b>Inning Stats</b>	R: 0 H: 1 E: 0 K: 0 S: 14	L: 1 BB: 2 P: 27	R: 0 H: 1 E: 0 K: 2 S: 10	L: 1 BB: 0 P: 16	R: 1 H: 2 E: 0 K: 1 S: 10	L: 1 BB: 1 P: 22	R: 1 H: 1 E: 0 K: 0 S: 5	L: 1 BB: 0 P: 11	R: 2 H: 2 E: 0 K: 2 S: 14	L: 2 BB: 1 P: 19	R: 0 H: 1 E: 0 K: 1 S: 7	L: 0 BB: 0 P: 10	R: 2 H: 3 E: 0 K: 0 S: 16	L: 1 BB: 1 P: 22	R: 0 H: 1 E: 0 K: 1 S: 10	L: 1 BB: 0 P: 11	R: 2 H: 4 E: 0 K: 0 S: 8	L: 1 BB: 1 P: 12	1B: 13 2B: 1 3B: 0 HR: 2	SF: 0 SAC: 0 DP: 2 HBP: 0	WP: 1 PB: 0 SB: 7 CS: 2	PA: 45					
<b>PITCHER</b>	IP	WLS	BF	H	R	ER	SO	BB	IBB	HBP	BLK	WP	HR	S	P	ERA	WHIP										
<b>Jeff Juden, R</b> ERA: 3.89	5.0	L	24	7	4	4	5	3	0	0	0	1	2	53	95	7.20	2.000										
<b>Anthony Telford, R</b> ERA: 2.72	2.0		10	4	2	2	1	1	0	0	0	0	0	23	32	9.00	2.500										
<b>Dave Veres, R</b> ERA: 2.96	1.0		4	1	0	0	1	0	0	0	0	0	0	10	11	0.00	1.000										
<b>Omar Daal, L</b> ERA: 9.71	0.2		5	4	2	2	0	0	0	0	0	0	0	7	11	27.00	6.000										
<b>Rick DeHart, L</b> ERA: 9.0	0.1		1	0	0	0	0	0	0	0	0	0	0	1	1	0.00	0.000										
<b>F.P. Santangelo, S</b> OBP: 0.421, SLG: 0.431										2	2	0	0	2	1	0	Houston Astros @ Montreal Expos Olympic Stadium, Montreal, QB Sat Jul 19 1997, 7:05 PM EDT Att: 34,518 - Dome - 75 F										
<b>Mike Lansing, R</b> OBP: 0.353, SLG: 0.489										4	2	2	0	1	0	1											
<b>Rondell White, R</b> OBP: 0.301, SLG: 0.427										4	0	0	0	0	0	4											
<b>David Segui, S</b> OBP: 0.395, SLG: 0.488										4	0	3	2	0	0	0											
<b>Ryan McGuire, L</b> OBP: 0.389, SLG: 0.506										2	1	0	0	1	0	1											
<b>Sherman Obando, R</b> OBP: 0.241, SLG: 0.277										1	0	0	1	1	0	2											
<b>Mark Gudzielanek, R</b> OBP: 0.328, SLG: 0.391										5	1	3	2	0	0	4											
<b>Chris Widger, R</b> OBP: 0.303, SLG: 0.453										5	0	0	0	0	1	7											
<b>Doug Strange, S</b> OBP: 0.314, SLG: 0.383										4	0	0	1	0	1	2											
<b>Jeff Juden, R</b> ERA: 3.89	5.0	W	21	2	3	3	4	3	0	0	0	1	0	49	86	5.40	1.000										
<b>Jose Lima, R</b> ERA: 4.74	1.2		9	3	1	1	1	0	0	1	0	0	0	29	36	5.40	1.800										
<b>Tom Martin, L</b> ERA: 2.12	1.1		6	2	1	1	1	0	0	0	0	0	0	14	16	6.75	1.500										
<b>Russ Springer, R</b> ERA: 4.5	0.0		2	0	1	1	0	1	0	1	0	0	0	4	10	∞	∞										
<b>Billy Wagner, L</b> ERA: 1.58	1.0	S	5	1	0	0	0	1	0	0	0	0	0	13	21	0.00	2.000										
<b>Inning Stats</b>	R: 3 H: 2 E: 0 K: 1 S: 14	L: 0 BB: 1 P: 29	R: 0 H: 0 E: 0 K: 1 S: 8	L: 0 BB: 1 P: 16	R: 0 H: 0 E: 0 K: 2 S: 9	L: 0 BB: 0 P: 13	R: 0 H: 0 E: 0 K: 0 S: 8	L: 0 BB: 0 P: 12	R: 0 H: 2 E: 0 K: 0 S: 16	L: 2 BB: 0 P: 19	R: 1 H: 2 E: 0 K: 1 S: 15	L: 2 BB: 0 P: 20	R: 1 H: 1 E: 0 K: 1 S: 12	L: 1 BB: 0 P: 13	R: 1 H: 1 E: 0 K: 0 S: 17	L: 3 BB: 2 P: 31	1B: 6 2B: 2 3B: 0 HR: 0	SF: 1 SAC: 0 DP: 0 HBP: 2	WP: 1 PB: 0 SB: 0 CS: 0	PA: 43							
<b>PITCHER</b>	IP	WLS	BF	H	R	ER	SO	BB	IBB	HBP	BLK	WP	HR	S	P	ERA	WHIP										
<b>Shane Reynolds, R</b> ERA: 4.21	5.0		21	2	3	3	4	3	0	0	0	1	0	49	86	5.40	1.000										
<b>Jose Lima, R</b> ERA: 4.74	1.2		9	3	1	1	1	0	0	1	0	0	0	29	36	5.40	1.800										
<b>Tom Martin, L</b> ERA: 2.12	1.1		6	2	1	1	1	0	0	0	0	0	0	14	16	6.75	1.500										
<b>Russ Springer, R</b> ERA: 4.5	0.0		2	0	1	1	0	1	0	1	0	0	0	4	10	∞	∞										
<b>Billy Wagner, L</b> ERA: 1.58	1.0	S	5	1	0	0	0	1	0	0	0	0	0	13	21	0.00	2.000										



Batter	1	2	3	4	5	6	7	8	9	AB	R	H	RBI	BB	SO	LOB	TOP					
<b>Craig Biggio, R</b> (1.4) OBP: 0.303, SLG: 0.492										2	1	1	1	1	1	0	<b>Houston Astros @ Montreal Expos</b> Olympic Stadium, Montreal, QB Sun Jul 20 1997, 3:33 AM EDT Att: 26,873 - Dome - 70 F					
<b>Ricky Gutierrez, R</b> (8.4) OBP: 0.323, SLG: 0.324										1	0	1	0	0	0	0						
<b>Chuck Carr, S</b> (1.8) OBP: 0.244, SLG: 0.254										4	1	0	0	1	1	4						
<b>5 Jeff Bagwell, R</b> (1.3) OBP: 0.334, SLG: 0.612										3	2	0	0	0	0	1						
<b>J.R. Phillips, L</b> (8.3)										0	0	0	0	0	0	0						
<b>Luis Gonzalez, L</b> (1.7) OBP: 0.375, SLG: 0.419										4	3	3	6	0	1	0						
<b>Derek Bell, R</b> (1.9) OBP: 0.324, SLG: 0.380										4	0	0	0	0	1	1						
<b>Sean Berry, R</b> (1.5) OBP: 0.289, SLG: 0.383										3	0	0	1	0	1	0						
<b>Tony Eusebio, R</b> (1.2) OBP: 0.366, SLG: 0.307										4	0	0	0	0	0	0						
<b>Tim Bogar, R</b> (1.6) OBP: 0.271, SLG: 0.368										4	1	1	0	0	0	0						
<b>Darryl Kile, R</b> (1.1) OBP: 0.172, SLG: 0.150										3	1	2	0	0	0	0						
<b>Inning Stats</b>	R: 0 E: 0 K: 1 S: 7	H: 0 LOB: 0 BB: 0 P: 10	R: 1 E: 0 K: 0 S: 12	H: 1 LOB: 0 BB: 0 P: 17	R: 1 E: 0 K: 1 S: 12	H: 1 LOB: 0 BB: 0 P: 14	R: 0 E: 0 K: 2 S: 10	H: 0 LOB: 0 BB: 0 P: 14	R: 0 E: 0 K: 0 S: 8	H: 0 LOB: 0 BB: 0 P: 10	R: 3 E: 0 K: 0 S: 9	H: 3 LOB: 0 BB: 0 P: 15	R: 0 E: 0 K: 1 S: 6	H: 0 LOB: 0 BB: 0 P: 9	R: 4 E: 0 K: 0 S: 12	H: 1 LOB: 0 BB: 2 P: 24	R: 0 E: 0 K: 0 S: 8	H: 2 LOB: 2 BB: 0 P: 9	1B: 2 2B: 4 3B: 0 HR: 2	SF: 2 SAC: 1 DP: 0 HBP: 1	WP: 1 PB: 0 SB: 0 CS: 0	PA: 38
<b>PITCHER</b>	IP	WLS	BF	H	R	ER	SO	BB	IBB	HBP	BLK	WP	HR	S	P	ERA	WHIP					
<b>Dustin Hermanson, R</b> (1.1) ERA: 3.65	6.0	L	23	5	5	5	4	0	0	0	0	1	1	58	80	7.50	0.833					
<b>Marc Valdes, R</b> (7.1) ERA: 4.04	1.1		7	0	3	3	1	2	0	1	0	0	0	10	22	20.25	1.500					
<b>Omar Daal, L</b> (8.1) ERA: 9.79	0.2		3	1	1	1	0	0	0	0	0	0	1	8	11	13.50	1.500					
<b>Salomon Torres, R</b> (9.1) ERA: 9.82	1.0		5	2	0	0	0	0	0	0	0	0	0	8	9	0.00	2.000					

AB	32
R	9
H	8
RBI	8
BB	2
SO	5
LOB	6



Batter	1	2	3	4	5	6	7	8	9	AB	R	H	RBI	BB	SO	LOB	BOTTOM					
<b>F.P. Santangelo, S</b> (1.8) OBP: 0.415, SLG: 0.424										4	0	0	0	0	1	0	<b>Houston Astros @ Montreal Expos</b> Olympic Stadium, Montreal, QB Sun Jul 20 1997, 3:33 AM EDT Att: 26,873 - Dome - 70 F					
<b>Mike Lansing, R</b> (1.4) OBP: 0.333, SLG: 0.488										3	0	1	0	0	0	0						
<b>Andy Stankiewicz, R</b> (9.4) OBP: 0.274, SLG: 0.322										1	0	0	0	0	0	0						
<b>Henry Rodriguez, L</b> (1.7) OBP: 0.310, SLG: 0.493										4	0	0	0	0	2	1						
<b>David Segui, S</b> (1.3) OBP: 0.393, SLG: 0.484										4	0	1	0	0	1	1						
<b>Darrin Fletcher, L</b> (1.2) OBP: 0.319, SLG: 0.506										3	0	1	0	0	0	1						
<b>Mark Gudzzielanek, R</b> (1.6) OBP: 0.328, SLG: 0.393										3	0	1	0	0	0	2						
<b>Joe Orsulak, L</b> (1.9) OBP: 0.315, SLG: 0.339										3	0	0	0	0	0	2						
<b>Omar Daal, L</b> (8.1) OBP: 0.200, SLG: 0.200										0	0	0	0	0	0	0						
<b>Salomon Torres, R</b> (9.1) OBP: 0.385, SLG: 0.500										0	0	0	0	0	0	0						
<b>Doug Strange, S</b> (1.5) OBP: 0.314, SLG: 0.379										2	0	0	0	1	1	0						
<b>Dustin Hermanson, R</b> (1.1) OBP: 0.148, SLG: 0.231										2	0	0	0	0	0	2						
<b>Marc Valdes, R</b> (7.1) OBP: 0.286, SLG: 0.286										0	0	0	0	0	0	0						
<b>Ryan McGuire, L</b> (8.9) OBP: 0.385, SLG: 0.500										1	0	0	0	0	1	0						
<b>Inning Stats</b>	R: 0 E: 0 K: 1 S: 10	H: 1 LOB: 1 BB: 0 P: 13	R: 0 E: 0 K: 0 S: 10	H: 1 LOB: 2 BB: 1 P: 14	R: 0 E: 0 K: 0 S: 6	H: 0 LOB: 0 BB: 0 P: 8	R: 0 E: 0 K: 0 S: 4	H: 1 LOB: 0 BB: 0 P: 7	R: 0 E: 0 K: 1 S: 8	H: 0 LOB: 0 BB: 0 P: 8	R: 0 E: 0 K: 0 S: 8	H: 0 LOB: 0 BB: 0 P: 9	R: 0 E: 0 K: 0 S: 6	H: 1 LOB: 1 BB: 0 P: 12	R: 0 E: 0 K: 2 S: 10	H: 0 LOB: 0 BB: 0 P: 16	R: 0 E: 0 K: 2 S: 8	H: 0 LOB: 0 BB: 0 P: 10	1B: 3 2B: 1 3B: 0 HR: 0	SF: 0 SAC: 0 DP: 1 HBP: 0	WP: 0 PB: 0 SB: 1 CS: 0	PA: 31
<b>PITCHER</b>	IP	WLS	BF	H	R	ER	SO	BB	IBB	HBP	BLK	WP	HR	S	P	ERA	WHIP					
<b>Darryl Kile, R</b> (1.1) ERA: 1.99	9.0	W	31	4	0	0	6	1	0	0	0	0	0	70	97	0.00	0.556					

AB	30
R	0
H	4
RBI	0
BB	1
SO	6
LOB	9





Batter	1	2	3	4	5	6	7	8	9	AB	R	H	RBI	BB	SO	LOB	TOP										
<b>Nelf Perez, S</b> OBP: 0.316, SLG: 0.461 (1, 4)	2-2 1B		3-2 F8		0-0 G6-3		1-0 E6 1B		0-0 P5	5	1	1	1	0	0	1											
<b>Quinton McCracken, S</b> OBP: 0.360, SLG: 0.325 (1, 8)	0-1 FC6-4 1B		3-2 F8		3-1 G6-3		0-1 G3		0-1 F9	5	0	1	0	0	0	2											
<b>Larry Walker, L</b> OBP: 0.482, SLG: 0.730 <b>Eric Young Sr., R</b> OBP: 0.372, SLG: 0.419 (4, 4)	2-1 FC6-4 1-2		3-1 G4-3				0-1 G6-4-3 1B		0-1 P4	2	0	0	0	0	0	2											
<b>Andres Galarraga, R</b> OBP: 0.396, SLG: 0.569 (1, 3)	1-3 K				0-0 F9		0-1 G6-4-3 1-2			3	0	0	0	0	1	2											
<b>Dante Bichette, R</b> OBP: 0.342, SLG: 0.482 <b>Jerry Dipoto, R</b> OBP: 0.125, SLG: 0.125 <b>Mike Munoz, L</b> (8, 1) <b>Steve Reed, R</b> (8, 1) <b>Darren Holmes, R</b> OBP: 0.187, SLG: 0.333 <b>Vinny Castilla, R</b> OBP: 0.333, SLG: 0.524 (1, 5)		2-1 G3-6-1 1B					2-0 E5		1-1 P2	4	1	2	1	0	0	2											
<b>Jeff Reed, L</b> OBP: 0.392, SLG: 0.513 (1, 2)	2-1 1B				1-0 HBP		2-0 F8		0-0 WP 1B	3	0	1	0	0	0	2											
<b>Walt Weiss, S</b> OBP: 0.360, SLG: 0.373 <b>Harvey Pulliam, R</b> OBP: 0.291, SLG: 0.345 (4, 9)	2-0 G4-3				1-1 G4-6-3		4-2 FC5-6 1B		3-3 K	2	0	0	0	0	0	3											
<b>John Thomson, R</b> OBP: 0.231, SLG: 0.231 <b>Angel Echevarria, R</b> OBP: 0.358, SLG: 0.412 (7, 7)			2-1 WP 1B		0-3 K		1-2 FC5-6 E BB		1-2 K	3	1	1	0	0	1	2											
<b>Inning Stats</b>	R: 0 E: 0 K: 1 S: 10	H: 2 LOB: 1 BB: 0 P: 15	R: 0 E: 0 K: 0 S: 10	H: 2 LOB: 1 BB: 0 P: 18	R: 0 E: 0 K: 0 S: 12	H: 1 LOB: 1 BB: 0 P: 23	R: 1 E: 0 K: 0 S: 7	H: 1 LOB: 1 BB: 0 P: 13	R: 0 E: 0 K: 1 S: 6	H: 0 LOB: 0 BB: 0 P: 9	R: 0 E: 1 K: 0 S: 6	H: 1 LOB: 1 BB: 0 P: 10	R: 3 E: 1 K: 0 S: 11	H: 2 LOB: 2 BB: 1 P: 19	R: 0 E: 0 K: 3 S: 12	H: 1 LOB: 1 BB: 0 P: 18	R: 0 E: 0 K: 0 S: 6	H: 0 LOB: 0 BB: 0 P: 8	1B: 9 2B: 0 3B: 0 HR: 1	SF: 0 SAC: 0 DP: 3 HBP: 3	WP: 3 PB: 1 SB: 0 CS: 0	PA: 39					
<b>PITCHER</b>	IP	WLS	BF	H	R	ER	SO	BB	IBB	HBP	BLK	WP	HR	S	P	ERA	WHIP										
<b>Jim Bullinger, R</b> ERA: 5.31 <b>Anthony Telford, R</b> ERA: 2.7 <b>Dave Veres, R</b> ERA: 2.89 <b>Ugueth Urbina, R</b> ERA: 4.35	(1, 1)	6.2	30	9	4	1	2	1	0	2	0	1	1	60	103	1.35	1.500										

**Colorado Rockies @ Montreal Expos**  
Olympic Stadium, Montreal, QB  
Mon Jul 21 1997, 7:05 PM EDT  
Att: 20,540 - Dome - 70 F

AB	35
R	4
H	10
RBI	3
BB	1
SO	5
LOB	19



Batter	1	2	3	4	5	6	7	8	9	AB	R	H	RBI	BB	SO	LOB	BOTTOM										
<b>F.P. Santangelo, S</b> OBP: 0.415, SLG: 0.436 (1, 8)	1-1 G6-3		0-2 G1-3				1-0 HR		1-1 BB HR 1B	5	2	2	1	0	1	3											
<b>Mike Lansing, R</b> OBP: 0.356, SLG: 0.491 (1, 4)	3-2 E5 CS				2-0 G6-3 1B		1-2 G5-3		4-2 WP 1B	4	2	2	0	1	0	0											
<b>Henry Rodriguez, L</b> OBP: 0.308, SLG: 0.497 (9, 9)	3-2 G1-3 1-2				0-1 G6-3		0-0 G3		1-3 K	5	1	1	4	0	1	3											
<b>David Segui, S</b> OBP: 0.391, SLG: 0.481 (1, 3)		1-3 K			1-1 G1-3 1B		1-2 G4-3		3-3 K	4	0	1	1	0	2	1											
<b>Ryan McGuire, L</b> OBP: 0.384, SLG: 0.506 <b>Sherman Obando, R</b> OBP: 0.241, SLG: 0.277 <b>Darrin Fletcher, L</b> OBP: 0.318, SLG: 0.503 <b>Ugueth Urbina, R</b> (9, 1)		0-0 G4-3			1-0 G1-3				3-2 P3	3	1	1	0	0	0	1											
<b>Mark Grudzielanek, R</b> OBP: 0.327, SLG: 0.392 (1, 6)	0-1 G3				0-3 K		1-3 K		0-0 1B 1B	4	1	1	0	0	2	2											
<b>Jose Vidro, S</b> OBP: 0.185, SLG: 0.208 <b>Doug Strange, S</b> OBP: 0.316, SLG: 0.391 (9, 7)			4-1 BB		1-0 G4-3		1-1 2H 3B		0-0 L9	1	0	0	0	1	0	0											
<b>Chris Widger, R</b> OBP: 0.302, SLG: 0.449 (1, 2)			2-3 K		2-1 G5-3		3-3 K		2-2 FC6-4 1B	4	0	1	1	0	2	2											
<b>Jim Bullinger, R</b> OBP: 0.222, SLG: 0.306 <b>Anthony Telford, R</b> OBP: 0.250, SLG: 0.333 <b>Joe Orsulak, L</b> OBP: 0.330, SLG: 0.339 <b>Dave Veres, R</b> OBP: 1.000, SLG: 1.000 <b>Andy Stankiewicz, R</b> OBP: 0.270, SLG: 0.317 (9, 5)			0-3 K		0-3 G3		4-0 BB		0-2 FC6-4 1B HR	2	0	0	0	0	1	1											
<b>Inning Stats</b>	R: 0 E: 1 K: 0 S: 10	H: 0 LOB: 0 BB: 0 P: 17	R: 0 E: 0 K: 1 S: 7	H: 0 LOB: 0 BB: 0 P: 8	R: 0 E: 0 K: 2 S: 10	H: 0 LOB: 1 BB: 1 P: 16	R: 1 E: 0 K: 1 S: 9	H: 2 LOB: 1 BB: 0 P: 13	R: 0 E: 0 K: 0 S: 5	H: 0 LOB: 0 BB: 0 P: 9	R: 1 E: 0 K: 0 S: 8	H: 1 LOB: 0 BB: 0 P: 11	R: 1 E: 0 K: 3 S: 12	H: 2 LOB: 2 BB: 1 P: 23	R: 0 E: 0 K: 2 S: 14	H: 1 LOB: 1 BB: 0 P: 22	R: 5 E: 0 K: 0 S: 17	H: 4 LOB: 0 BB: 1 P: 25	1B: 5 2B: 2 3B: 1 HR: 2	SF: 0 SAC: 0 DP: 0 HBP: 0	WP: 1 PB: 0 SB: 0 CS: 1	PA: 39					
<b>PITCHER</b>	IP	WLS	BF	H	R	ER	SO	BB	IBB	HBP	BLK	WP	HR	S	P	ERA	WHIP										
<b>John Thomson, R</b> ERA: 5.07 <b>Jerry Dipoto, R</b> ERA: 5.92 <b>Mike Munoz, L</b> ERA: 5.23 <b>Steve Reed, R</b> ERA: 5.05 <b>Darren Holmes, R</b> ERA: 5.51	(1, 1)	6.1	25	5	3	3	5	1	0	0	0	0	0	7	17	0.00	3.000										

**Colorado Rockies @ Montreal Expos**  
Olympic Stadium, Montreal, QB  
Mon Jul 21 1997, 7:05 PM EDT  
Att: 20,540 - Dome - 70 F

AB	36
R	8
H	10
RBI	8
BB	3
SO	9
LOB	16





Batter	1	2	3	4	5	6	7	8	9	10	11	12	AB	R	H	RBI	BB	SO	LOB	TOP								
<b>Eric Young Sr., R</b> OBP: 0.373, SLG: 0.416	L4	L8	G4-3		G4-3		3B		1B		K		5	1	1	1	2	1	2									
<b>Neif Perez, S</b> OBP: 0.337, SLG: 0.463	BB		1B		1B		F9		G1-3			HR	6	2	3	0	1	0	5									
<b>Dante Bichette, R</b> OBP: 0.340, SLG: 0.484			K		G5-3						K		5	0	1	1	0	1	3									
<b>Jerry Dipoto, R</b> OBP: 0.125, SLG: 0.125	F8				G6-3								0	0	0	0	0	0	0									
<b>John Vander Wal, L</b> OBP: 0.256, SLG: 0.203													0	0	0	0	0	0	1									
<b>Steve Reed, R</b> OBP: 0.256, SLG: 0.203													1	0	0	0	0	0	1									
<b>Andres Galarraga, R</b> OBP: 0.399, SLG: 0.568	G3-1		1B		1B								6	2	3	0	1	1	3									
<b>Vinny Castilla, R</b> OBP: 0.340, SLG: 0.543			1B		1B								7	4	5	4	0	1	1									
<b>Harvey Pulliam, R</b> OBP: 0.333, SLG: 0.417		HR	SF9		G6-3								7	2	4	2	0	0	3									
<b>Kirt Manwaring, R</b> OBP: 0.325, SLG: 0.316			1B		1B								5	0	1	2	0	1	4									
<b>Quinton McCracken, S</b> OBP: 0.338, SLG: 0.323													4	0	1	0	0	2	4									
<b>Jeff McCurry, R</b> OBP: 0.462, SLG: 0.728	K												0	0	0	0	0	0	0									
<b>Larry Walker, L</b> OBP: 0.462, SLG: 0.728													1	0	0	0	1	0	0									
<b>Bill Swift, R</b> OBP: 0.421, SLG: 0.286													2	0	0	0	1	0	1									
<b>Angel Echevarria, R</b> OBP: 0.318, SLG: 0.350	G5-3												3	0	0	0	0	1	1									
<b>Inning Stats</b>	R: 0 E: 0 K: 0 S: 3	H: 0 LOB: 1 BB: 1 P: 7	R: 2 E: 1 K: 1 S: 8	H: 3 LOB: 1 BB: 0 P: 8	R: 4 E: 0 K: 1 S: 10	H: 5 LOB: 3 BB: 2 P: 18	R: 2 E: 0 K: 1 S: 8	H: 3 LOB: 1 BB: 0 P: 8	R: 0 E: 0 K: 0 S: 4	H: 1 LOB: 1 BB: 0 P: 4	R: 0 E: 0 K: 1 S: 7	H: 2 LOB: 2 BB: 0 P: 7	R: 1 E: 0 K: 0 S: 4	H: 1 LOB: 1 BB: 1 P: 8	R: 0 E: 0 K: 0 S: 3	H: 1 LOB: 0 BB: 0 P: 3	R: 0 E: 0 K: 1 S: 6	H: 0 LOB: 1 BB: 0 P: 6	R: 0 E: 0 K: 2 S: 7	H: 0 LOB: 1 BB: 1 P: 11	R: 0 E: 0 K: 1 S: 5	H: 0 LOB: 1 BB: 1 P: 9	R: 2 E: 0 K: 1 S: 7	H: 2 LOB: 0 BB: 0 P: 7	1B: 15 2B: 1 3B: 1 HR: 2	SF: 1 SAC: 0 DP: 1 HBP: 0	WP: 0 PB: 0 SB: 0 CS: 0	PA: 60
<b>PITCHER</b>	IP	WLS	BF	H	R	ER	SO	BB	IBB	HBP	BLK	WP	HR	S	P	ERA	WHIP											
<b>Carlos Perez, L</b> ERA: 3.95	1.1	2.2	17	8	6	6	2							20	24	20.25	3.375											
<b>Steve Falteisek, R</b> ERA: 27.0	3.1	0.2	7	3	2	2	0	2	0	0	0	0	0	5	13	27.00	7.500											
<b>Marc Valdes, R</b> ERA: 3.8	4.1	2.2	11	3	0	0	2	0	0	0	0	0	0	15	15	0.00	1.125											
<b>Anthony Telford, R</b> ERA: 2.77	7.1	2.0	8	2	1	1	0	1	0	0	0	0	0	7	11	4.50	1.500											
<b>Ugueth Urbina, R</b> ERA: 4.14	9.1	2.0	8	1	0	0	3	1	0	0	0	0	0	13	17	0.00	1.000											

Colorado Rockies @ Montreal Expos  
Olympic Stadium, Montreal, QB  
Tue Jul 22 1997, 7:05 PM EDT  
Att: 22,518 - Dome

AB 53  
R 11  
H 19  
RBI 10  
BB 6  
SO 9  
LOB 28



Batter	1	2	3	4	5	6	7	8	9	10	11	12	AB	R	H	RBI	BB	SO	LOB	BOTTOM								
<b>F.P. Santangelo, S</b> OBP: 0.414, SLG: 0.437	G3-1				G1-3								4	0	1	1	0	0	2									
<b>Mike Lansing, R</b> OBP: 0.361, SLG: 0.496													6	2	4	2	0	0	1									
<b>Henry Rodriguez, L</b> OBP: 0.309, SLG: 0.506	HR												6	2	2	2	0	2	2									
<b>David Segui, S</b> OBP: 0.367, SLG: 0.485													6	1	1	3	0	0	0									
<b>Ryan McGuire, L</b> OBP: 0.362, SLG: 0.474													6	0	0	0	0	0	0									
<b>Mark Grubizianek, R</b> OBP: 0.325, SLG: 0.388													6	0	1	0	0	0	0									
<b>Darrin Fletcher, L</b> OBP: 0.325, SLG: 0.527													5	2	3	1	0	0	0									
<b>Doug Strange, S</b> OBP: 0.327, SLG: 0.403													4	2	3	0	1	1	1									
<b>Dave Veres, R</b> ERA: 1.000, SLG: 1.000													0	0	0	0	0	0	0									
<b>Carlos Perez, L</b> ERA: 3.95	1.1	5.1	26	11	7	7	4	1	0	0	0	0	0	0	0	0	0	0	0									
<b>Marc Valdes, R</b> ERA: 3.8	4.1	2.1	10	2	2	1	0	0	0	0	0	0	0	1	10	10	3.86	0.857										
<b>Anthony Telford, R</b> ERA: 2.77	7.1	1.1	5	1	0	0	1	0	0	0	0	0	0	6	7	0.00	0.750											
<b>Ugueth Urbina, R</b> ERA: 4.14	9.1	3.0	10	1	0	0	0	1	0	0	0	0	0	9	13	0.00	0.667											
<b>Inning Stats</b>	R: 2 E: 0 K: 0 S: 5	H: 2 LOB: 0 BB: 0 P: 7	R: 1 E: 0 K: 1 S: 7	H: 4 LOB: 0 BB: 0 P: 7	R: 3 E: 0 K: 0 S: 8	H: 3 LOB: 0 BB: 0 P: 6	R: 1 E: 0 K: 2 S: 6	H: 1 LOB: 1 BB: 0 P: 12	R: 0 E: 0 K: 0 S: 3	H: 0 LOB: 0 BB: 0 P: 3	R: 0 E: 1 K: 0 S: 6	H: 1 LOB: 1 BB: 0 P: 6	R: 0 E: 0 K: 0 S: 3	H: 0 LOB: 0 BB: 0 P: 5	R: 0 E: 0 K: 1 S: 5	H: 1 LOB: 1 BB: 0 P: 3	R: 0 E: 0 K: 0 S: 3	H: 0 LOB: 1 BB: 0 P: 7	R: 0 E: 0 K: 0 S: 3	H: 0 LOB: 1 BB: 1 P: 3	R: 0 E: 0 K: 0 S: 3	H: 0 LOB: 1 BB: 0 P: 7	R: 0 E: 0 K: 0 S: 3	H: 0 LOB: 0 BB: 0 P: 3	1B: 7 2B: 5 3B: 0 HR: 3	SF: 0 SAC: 1 DP: 0 HBP: 1	WP: 0 PB: 0 SB: 0 CS: 0	PA: 51
<b>PITCHER</b>	IP	WLS	BF	H	R	ER	SO	BB	IBB	HBP	BLK	WP	HR	S	P	ERA	WHIP											
<b>Bill Swift, R</b> ERA: 4.7	1.1	5.1	26	11	7	7	4	1	0	0	0	0	0	2	33	11.81	2.250											
<b>Jeff McCurry, R</b> ERA: 4.08	4.1	2.1	10	2	2	1	0	0	0	0	0	0	0	1	10	10	3.86	0.857										
<b>Jerry Dipoto, R</b> ERA: 5.4	7.1	1.1	5	1	0	0	1	0	0	0	0	0	0	6	7	0.00	0.750											
<b>Steve Reed, R</b> ERA: 4.7	9.1	3.0	10	1	0	0	0	1	0	0	0	0	0	9	13	0.00	0.667											

Colorado Rockies @ Montreal Expos  
Olympic Stadium, Montreal, QB  
Tue Jul 22 1997, 7:05 PM EDT  
Att: 22,518 - Dome

AB 47  
R 9  
H 15  
RBI 9  
BB 2  
SO 5  
LOB 11









Batter	1	2	3	4	5	6	7	8	9	AB	R	H	RBI	BB	SO	LOB	TOP					
F.P. Santangelo, S (1,9) OBP: 0.415, SLG: 0.430	0-0 2B 1B	4-2 FC5-4 BB		1-2 F9			1-1 L9			3	0	1	0	1	0	0						
Mike Lansing, R (1,4) OBP: 0.356, SLG: 0.492	0-0 2B	0-0 FC5-4		0-2 G6-3			3-2 G6-3			4	0	1	0	0	0	2						
Rondell White, R (1,8) OBP: 0.305, SLG: 0.437	2-3 K	1-0 G6-3			0-1 3B			0-3 K		4	0	1	0	0	2	4						
Henry Rodriguez, L (1,7) OBP: 0.349, SLG: 0.454	0-3 K		2-0 F8		1-3 K			1-0 G4-3		4	0	0	0	0	2	3						
Jose Vidro, S (1,5) OBP: 0.212, SLG: 0.267	1-3 K		2-0 1B		0-0 G3-5-2-6			0-2 G1-3		4	0	1	0	0	1	3						
Mark Cudjrelanek, R (1,6) OBP: 0.325, SLG: 0.395		0-0 E 3B	2-0 1B			0-3 K			0-1 G6-3	4	1	2	0	0	1	0						
Ryan McGuire, L (1,3) OBP: 0.250, SLG: 0.333		0-1 E6 SH5-3 1B	2-3 K			1-3 K			0-0 F8	3	1	0	1	0	2	2	AB 33					
Darin Fletcher, L (9,PH) OBP: 0.322, SLG: 0.524		3-H 1B								0	0	0	0	0	0	0	R 2					
Chris Widger, R (1,2) OBP: 0.297, SLG: 0.441		SH5-3	1-1 F7			1-2 F7			2-1 L8	3	0	0	0	0	0	2	H 7					
Jeff Juden, R (1,1) OBP: 0.186, SLG: 0.195	1-1 BB 1B			2-2 G6-3						3	0	0	0	0	0	2	RBI 2					
Doug Strange, S (6,3) OBP: 0.329, SLG: 0.397										2	0	1	1	0	0	0	BB 1					
										1	0	0	0	0	0	0	SO 8					
																	LOB 16					
<b>Inning Stats</b>	R: 0 E: 0 K: 3 S: 14	H: 2 LOB: 2 BB: 0 P: 17	R: 2 E: 1 K: 0 S: 10	H: 2 LOB: 2 BB: 1 P: 16	R: 0 E: 0 K: 1 S: 10	H: 2 LOB: 2 BB: 0 P: 19	R: 0 E: 0 K: 0 S: 9	H: 0 LOB: 0 BB: 0 P: 12	R: 0 E: 0 K: 1 S: 7	H: 1 LOB: 0 BB: 0 P: 8	R: 0 E: 0 K: 2 S: 9	H: 0 LOB: 0 BB: 0 P: 11	R: 0 E: 0 K: 0 S: 12	H: 0 LOB: 0 BB: 0 P: 16	R: 0 E: 0 K: 1 S: 7	H: 0 LOB: 0 BB: 0 P: 8	R: 0 E: 0 K: 0 S: 5	H: 0 LOB: 0 BB: 0 P: 7	1B: 4 2B: 2 3B: 2 HR: 0	SF: 0 SAC: 1 DP: 1 HBP: 0	WP: 0 PB: 0 SB: 0 CS: 0	PA: 35
<b>PITCHER</b> Darryl Kile, R (1,1) ERA: 1.94	IP: 9.0 WLS: W BF: 35 H: 7 R: 2 ER: 1 SO: 8 BB: 1 IBB: 0 HBP: 0 BLK: 0 WP: 0 HR: 0 S: 83 P: 114 ERA: 1.00 WHIP: 0.889															<b>PITCHER</b>	IP: 9.0 WLS: W BF: 35 H: 7 R: 2 ER: 1 SO: 8 BB: 1 IBB: 0 HBP: 0 BLK: 0 WP: 0 HR: 0 S: 83 P: 114 ERA: 1.00 WHIP: 0.889					

Montreal Expos @ Houston Astros  
Astrodome, Houston, TX  
Fri Jul 25 1997, 8:05 PM EDT  
Att: 35,102 - Dome - 68 F

AB	33
R	2
H	7
RBI	2
BB	1
SO	8
LOB	16



Batter	1	2	3	4	5	6	7	8	9	AB	R	H	RBI	BB	SO	LOB	BOTTOM			
Craig Biggio, R (1,4) OBP: 0.303, SLG: 0.484	0-0 E1 FC4-6 1B		1-0 S 1B HBP		1-2 G3	0-1 FC6-4				3	2	1	0	0	0	2				
Chuck Carr, S (1,8) OBP: 0.272, SLG: 0.310	1-0 P3		2-1 1B		1-0 5 HR HBP		0-0 G4-6-3 1B			3	1	2	1	0	0	1				
5 Jeff Bagwell, R (1,3) OBP: 0.435, SLG: 0.610	4-0 FC4-6 BB		2-2 K		1-1 1-H HR		1-1 L8			3	1	1	2	1	1	2				
Luis Gonzalez, L (1,7) OBP: 0.374, SLG: 0.421	0-0 FC4-6		4-0 FC6 BB		0-1 G4-3		1-1 G4-6-3			3	0	0	1	1	0	2				
Thomas Howard, S (1,9) OBP: 0.335, SLG: 0.391	3-3 K		0-0 FC6			0-1 G4-3 G3 WP 1B		1-3 K		4	1	1	0	0	2	3				
Bill Spiers, L (1,5) OBP: 0.425, SLG: 0.438		2-2 F7		0-0 P6		0-2 G3		1-1 G3-1		4	0	0	0	0	0	1				
Tony Eusebio, R (1,2) OBP: 0.356, SLG: 0.297		2-2 G5-3		2-3 K2-3		2-2 G4-3		3-2 G6-3		4	0	0	0	0	1	1	AB 28			
Tim Lincecum, R (1,6) OBP: 0.275, SLG: 0.361		1-1 1B		0-2 F8		4-0 WP IBB				2	0	1	0	1	0	0	R 5			
Darryl Kile, R (1,1) OBP: 0.179, SLG: 0.145			1-3 K		0-3 K	4-1 FC6-4 BB				2	0	0	0	1	2	0	H 6			
																	RBI 4			
																	BB 4			
																	SO 6			
																	LOB 12			
<b>Inning Stats</b>	R: 1 E: 1 K: 1 S: 7	H: 1 LOB: 1 BB: 1 P: 15	R: 0 E: 0 K: 0 S: 10	H: 1 LOB: 1 BB: 0 P: 15	R: 1 E: 0 K: 2 S: 10	H: 1 LOB: 2 BB: 1 P: 19	R: 0 E: 0 K: 1 S: 8	H: 0 LOB: 0 BB: 0 P: 10	R: 2 E: 0 K: 1 S: 10	H: 1 LOB: 0 BB: 0 P: 13	R: 1 E: 0 K: 0 S: 12	H: 1 LOB: 2 BB: 2 P: 22	R: 0 E: 0 K: 0 S: 5	H: 1 LOB: 0 BB: 0 P: 7	R: 0 E: 0 K: 1 S: 10	H: 0 LOB: 0 BB: 0 P: 15	1B: 5 2B: 0 3B: 0 HR: 1	SF: 0 SAC: 0 DP: 1 HBP: 2	WP: 1 PB: 0 SB: 4 CS: 0	PA: 34
<b>PITCHER</b> Jeff Juden, R (1,1) ERA: 4.0	IP: 5.2 WLS: L BF: 27 H: 5 R: 5 ER: 4 SO: 5 BB: 3 IBB: 1 HBP: 2 BLK: 0 WP: 1 HR: 1 S: 55 P: 92 ERA: 6.35 WHIP: 1.412															<b>PITCHER</b> Anthony Telford, R (6,1) ERA: 2.79	IP: 2.1 WLS: 7 BF: 1 H: 0 R: 0 ER: 0 SO: 1 BB: 0 IBB: 0 HBP: 0 BLK: 0 WP: 0 HR: 0 S: 17 P: 24 ERA: 0.00 WHIP: 0.429			

Montreal Expos @ Houston Astros  
Astrodome, Houston, TX  
Fri Jul 25 1997, 8:05 PM EDT  
Att: 35,102 - Dome - 68 F

AB	28
R	5
H	6
RBI	4
BB	4
SO	6
LOB	12





Batter	1	2	3	4	5	6	7	8	9	10	AB	R	H	RBI	BB	SO	LOB	TOP	
F.P. Santangelo, S OBP: 0.413, SLG: 0.425 (1.9)	1-2 HR HBP	3-3 K		2-1 SH5-3			0-0 F8		2-2 F8		3	1	0	1	0	1	0		
Mike Lansing, R OBP: 0.360, SLG: 0.500 (1.4)	0-0 HR		1-2 HR 1B	3-H P3			1-2 F8		4-2 HR BB		4	3	2	2	1	0	0		
Rondell White, R OBP: 0.308, SLG: 0.456 (1.8)	1-0 G3 1B		0-0 HR 1B			0-0 B1-3	1-2 G4-3		1-1 HR		5	3	3	4	0	0	0		
Jose Vidro, S OBP: 0.222, SLG: 0.273 Doug Strange, S OBP: 0.330, SLG: 0.395 (7.5)	1-0 G3		0-0 G6-4-3 1B			0-1 G6-3		4-2 WP BB	2-3 K		3	0	1	0	0	0	1		
Henry Rodriguez, L Ugueth Urbina, R (8.1)	1-0 1B		1-1 G6-4-3 1B			1-1 G4-3		1-3 SAFE K		1-3 K	4	0	2	1	0	1	1		
Mark Czudzielanek, R OBP: 0.322, SLG: 0.391 (1.6)	0-1 FC4-9-6		0-1 G6-4-3			0-1 G4-3		2-3 K		1-0 L8	5	0	0	0	0	1	4		
Ryan McGuire, L OBP: 0.342, SLG: 0.437 (1.3)	1-3 K		1-3 K			2-1 G1-3		4-2 BB		2-3 K	4	0	0	0	1	3	2		
Chris Widger, R OBP: 0.301, SLG: 0.448 (1.2)			3-1 F7			0-0 SH5-4 2B		0-3 K			4	1	2	0	0	1	2		
Dustin Hermanson, R Steve Faltiszek, R Marc Valdes, R Rick Dehart, L Dave Veres, R Joe Osinski, L (8.7)		2-2 G5-3		1-0 SH5-4		2-1 P6			0-0 F7		1	0	0	0	0	0	0		
<b>Inning Stats</b>	R: 3 E: 0 K: 1 S: 12	H: 3 LOB: 1 BB: 0 P: 16	R: 0 E: 0 K: 1 S: 8	H: 0 LOB: 0 BB: 0 P: 16	R: 2 E: 0 K: 1 S: 13	H: 4 LOB: 1 BB: 0 P: 19	R: 1 E: 0 K: 0 S: 6	H: 1 LOB: 0 BB: 0 P: 9	R: 0 E: 0 K: 0 S: 8	H: 0 LOB: 0 BB: 0 P: 9	R: 0 E: 0 K: 3 S: 18	H: 0 LOB: 2 BB: 2 P: 29	R: 2 E: 0 K: 1 S: 11	H: 1 LOB: 0 BB: 1 P: 20	R: 0 E: 0 K: 2 S: 8	H: 0 LOB: 0 BB: 0 P: 12	1B: 6 2B: 1 3B: 0 HR: 3	SF: 0 SAC: 2 DP: 1 HBP: 1	WP: 1 PA: 43
<b>PITCHER</b>	IP WLS BF H R ER SO BB IBB HBP BLK WP HR S P ERA WHIP	<b>PITCHER</b>																	
Ramon Garcia, R ERA: 4.45 (1.1)	2.0	6	1	1	1	1	0	0	0	0	0	0	0	0	0	11	18	4.50	0.500
Jose Lima, R ERA: 4.65 (3.1)	2.0	6	1	1	1	1	0	0	0	0	0	0	0	0	0	20	28	0.00	0.333
Mike Magnante, L ERA: 2.08 (5.1)	3.0	10	1	0	0	0	0	0	0	0	0	0	0	0	0	20	28	0.00	0.333
Russ Springer, R ERA: 4.63 (8.1)	2.0	10	1	2	2	4	3	0	0	0	0	1	1	1	29	49	9.00	2.000	
Billy Wagner, L ERA: 1.51 (10.1)	1.0	W	3	0	0	0	2	0	0	0	0	0	0	0	8	12	0.00	0.000	

Montreal Expos @ Houston Astros  
Astrodome, Houston, TX  
Sat Jul 26 1997, 8:05 PM EDT  
Att. 33,868 - Dome - 68 F

AB	37
R	8
H	10
RBI	8
BB	3
SO	9
LOB	11



Batter	1	2	3	4	5	6	7	8	9	10	AB	R	H	RBI	BB	SO	LOB	BOTTOM			
Craig Biggio, R OBP: 0.405, SLG: 0.490 (1.4)	2-1 G6-3 5 G3 2B	1-2 L4-6 2B			2-1 G5-3		0-0 1B		2-3 K		5	1	3	2	0	1	2				
Thomas Howard, S OBP: 0.330, SLG: 0.384 James Mouton, R OBP: 0.277, SLG: 0.331 Russ Springer, R (8.1)	2-0 G6-3	3-2 L4-6			3-3 K		1-3 SAFE K		2-1 K		3	0	0	0	0	1	2				
J.R. Phillips, L OBP: 0.250, SLG: 1.000 Billy Wagner, L (10.1)	2-3 K	2-2 HR			3-0 G6-3		3-1 F8		2-2 E5		5	0	0	1	0	0	1				
5 Jeff Bagwell, R OBP: 0.430, SLG: 0.602 (1.3)	0-0 G3		0-0 G5-3			1-1 G4-3		2-3 K	1-0 L7		5	0	1	0	0	2	1				
Luis Gonzalez, L OBP: 0.372, SLG: 0.418 (1.7)	2-3 K		2-2 G5-4-3 1B			2-2 G6-3 1B		0-1 P4	3-3 K		5	1	2	0	0	1	2				
Derek Bell, R OBP: 0.334, SLG: 0.393 (1.9)		1-2 2B 2B		1-1 G5-4-3 1B		2-2 G6-3 1B		0-1 P4	3-3 K		5	1	2	0	0	1	2				
Sean Berry, R OBP: 0.228, SLG: 0.401 (1.5)		0-2 1B 2B		4-2 S HBP		0-0 G6-3 1B		1-0 HBP		0-1 HR	3	2	3	2	0	0	0				
Brad Ausmus, R OBP: 0.321, SLG: 0.379 (1.2)		1-1 SH1-4 2B 1B		2-2 L8		2-1 G6-3		2-3 K2-3			4	1	1	1	0	1	4				
Tim Bogar, R OBP: 0.276, SLG: 0.360 Bill Spiers, L OBP: 0.423, SLG: 0.436 (10.6)		0-0 SH1-4 2B 1B		0-0 F9		0-2 G4-3			0-1 E6 1B HR		3	1	1	0	0	0	3				
Ramon Garcia, R Jose Lima, R Ricky Gutierrez, R Mike Magnante, L Chuck Carr, S (8.8)		0-0 SH1-4		2-2 L8		2-3 K			0-1 HR 1B		0	0	0	0	0	0	0				
<b>Inning Stats</b>	R: 1 E: 0 K: 1 S: 7	H: 1 LOB: 0 BB: 0 P: 13	R: 4 E: 0 K: 0 S: 19	H: 5 LOB: 0 BB: 0 P: 25	R: 0 E: 0 K: 0 S: 9	H: 1 LOB: 0 BB: 0 P: 12	R: 0 E: 0 K: 0 S: 14	H: 0 LOB: 1 BB: 0 P: 24	R: 0 E: 0 K: 1 S: 6	H: 2 LOB: 2 BB: 0 P: 14	R: 0 E: 0 K: 2 S: 9	H: 1 LOB: 1 BB: 0 P: 15	R: 0 E: 0 K: 2 S: 9	H: 0 LOB: 1 BB: 0 P: 14	R: 3 E: 2 K: 2 S: 18	H: 2 LOB: 1 BB: 0 P: 28	R: 1 E: 0 K: 0 S: 2	H: 1 LOB: 0 BB: 0 P: 2	1B: 7 2B: 5 3B: 0 HR: 2	SF: 0 SAC: 1 DP: 2 HBP: 2	WP: 0 PA: 42
<b>PITCHER</b>	IP WLS BF H R ER SO BB IBB HBP BLK WP HR S P ERA WHIP	<b>PITCHER</b>																			
Dustin Hermanson, R ERA: 4.08 (1.1)	1.1	8	1	0	0	0	0	0	0	0	0	0	0	0	0	23	32	33.75	4.500		
Steve Faltiszek, R ERA: 4.5 (3.1)	2.2	10	3	0	0	2	0	0	0	0	0	0	0	0	21	36	0.00	1.286			
Marc Valdes, R ERA: 3.78 (7.1)	0.1	1	0	0	0	1	0	0	0	0	0	0	0	0	3	4	0.00	0.000			
Rick Dehart, L ERA: 13.5 (7.1)	1.0	4	0	0	0	1	0	0	0	0	0	0	0	0	7	13	0.00	0.000			

Montreal Expos @ Houston Astros  
Astrodome, Houston, TX  
Sat Jul 26 1997, 8:05 PM EDT  
Att. 33,868 - Dome - 68 F

AB	39
R	9
H	13
RBI	9
BB	0
SO	8
LOB	17





Batter	1	2	3	4	5	6	7	8	9	AB	R	H	RBI	BB	SO	LOB	TOP						
F.P. Santangelo, S (1, 7) OBP: 0.411, SLG: 0.420 Ryan McGuire, L (8, 7) OBP: 0.342, SLG: 0.437	2-2 P6		1-0 FC1-2 1B HBP		0-3 K			2-2 L1		3	0	0	0	0	1	1							
Mike Lansing, R (1, 4) OBP: 0.359, SLG: 0.497	1-3 K		1-2 1-2 2-3 3-H			0-1 G4-3		0-0 F7		4	0	1	1	0	1	1							
Rondell White, R (1, 8) OBP: 0.305, SLG: 0.451	1-0 L4-3		1-1 FC1-2-5			1-2 L9		0-0 G6-3		4	0	0	0	0	0	4							
Vladimir Guerrero, R (1, 9) OBP: 0.381, SLG: 0.517		0-3 K2-3		0-2 G6-3		3-2 FC5-4 1B		0-1 G4-3		4	0	1	0	0	1	0							
Mark Grudzielanek, R (1, 6) OBP: 0.322, SLG: 0.390 Rick DeHart, L (6, 1) Jose Vidro, S (9, PH) OBP: 0.243, SLG: 0.324		0-2 G1-3		0-0 FC3-6 1B		1 SAFE 1 SAFE FC5-4 1-2		0-2 1B 2B		3	0	1	0	0	0	1							
Henry Rodriguez, L (1, 3) OBP: 0.303, SLG: 0.489	1-0 G4-3		2-2 FC3-6 1-2			2-1 F8		1-0 F9		4	0	0	0	0	0	2							
Chris Widger, R (1, 2) OBP: 0.305, SLG: 0.449			3-2 2B 1B		2-3 K		2-1 F7		1-0 1B	4	1	2	1	0	1	1							
Doug Strange, S (1, 5) OBP: 0.325, SLG: 0.397			0-1 1B 2B		3-2 F9		2-1 G5-3		2-3 K	4	0	1	0	0	1	1							
Jim Bullinger, R (1, 1) OBP: 0.211, SLG: 0.289 Andy Stankiewicz, R (6, 6) OBP: 0.256, SLG: 0.339			0-3 K		0-0 G1-3			0-0 2B		2	0	0	0	0	1	2							
<b>Inning Stats</b>	R: 0 E: 0 K: 1 S: 7	H: 0 LOB: 0 BB: 0 P: 11	R: 0 E: 0 K: 1 S: 7	H: 0 LOB: 0 BB: 0 P: 8	R: 1 E: 0 K: 1 S: 15	H: 3 LOB: 1 BB: 0 P: 21	R: 0 E: 0 K: 1 S: 12	H: 1 LOB: 1 BB: 0 P: 16	R: 0 E: 0 K: 1 S: 8	H: 0 LOB: 0 BB: 0 P: 11	R: 0 E: 0 K: 0 S: 10	H: 1 LOB: 1 BB: 0 P: 14	R: 0 E: 0 K: 0 S: 6	H: 0 LOB: 0 BB: 0 P: 12	R: 0 E: 0 K: 0 S: 7	H: 1 LOB: 1 BB: 0 P: 9	R: 1 E: 0 K: 1 S: 11	H: 2 LOB: 1 BB: 0 P: 15	1B: 5 2B: 4 3B: 0 HR: 0	SF: 0 SAC: 0 DP: 1 HBP: 1	WP: 0 PB: 0 SB: 0 CS: 0	PA: 35	
<b>PITCHER</b> Mike Hampton, L (1, 1) ERA: 4.27	IP: 9.0 WLS: W BF: 35 H: 8 R: 2 ER: 2 SO: 6 BB: 0 IBB: 0 HBP: 1 BLK: 0 WP: 0 HR: 0 S: 83 P: 117 ERA: 2.00 WHIP: 0.889											<b>PITCHER</b>	IP: 9.0 WLS: W BF: 35 H: 8 R: 2 ER: 2 SO: 6 BB: 0 IBB: 0 HBP: 1 BLK: 0 WP: 0 HR: 0 S: 83 P: 117 ERA: 2.00 WHIP: 0.889										

Montreal Expos @ Houston Astros  
Astrodome, Houston, TX  
Sun Jul 27 1997, 4:33 AM EDT  
Att: 26,773 - Dome - 68 F

AB	34
R	2
H	8
RBI	2
BB	0
SO	6
LOB	13



Batter	1	2	3	4	5	6	7	8	9	AB	R	H	RBI	BB	SO	LOB	BOTTOM						
Craig Biggio, R (1, 4) OBP: 0.305, SLG: 0.490	1-1 5 G3-1 1B		0-1 5 G5-3 SH1-4 1B		1-1 F3		2-3 K			4	0	2	0	0	1	0							
Chuck Carr, S (1, 8) OBP: 0.270, SLG: 0.305	1-2 G3-1		1-1 SH1-4			3-2 F7		0-1 F7		3	0	0	0	0	0	1							
5 Jeff Bagwell, R (1, 3) OBP: 0.429, SLG: 0.598	1-2 K		0-0 G5-3			2-2 1B		2-1 G5-3		4	1	1	1	0	1	2							
Luis Gonzalez, L (1, 7) OBP: 0.371, SLG: 0.415	2-3 G3		2-3 3-H 2-0 G4-3			4-0 1B BB		0-2 L4-3		3	1	0	0	1	0	2							
Derek Bell, R (1, 9) OBP: 0.333, SLG: 0.391		0-1 G4-3		0-2 G5-3		2-1 1B BB		3-2 K		4	1	1	1	0	1	0							
Bill Spiers, L (1, 6) OBP: 0.420, SLG: 0.432 (7, 5)	1-1 F7		0-1 G4-3			1-2 2-H 3B 1B		0-1 P2		4	1	1	1	0	0	0							
Sean Berry, R (1, 5) OBP: 0.302, SLG: 0.427 Tim Bogar, R (7, 6) OBP: 0.276, SLG: 0.360	1-2 HR		0-3 K			0-0 1B 3B		0-0 G1-3 3B		3	2	2	3	0	1	0							
Brad Ausmus, R (1, 2) OBP: 0.318, SLG: 0.375	1-3 K				0-0 G6-3		1-1 G1-3			3	0	0	1	0	1	0							
Mike Hampton, R (1, 1) OBP: 0.185, SLG: 0.160			0-0 SH1-4 5 G5-3 1B		3-2 G6-3		3-H 2-2 K			3	1	1	0	0	1	0							
<b>Inning Stats</b>	R: 0 E: 0 K: 1 S: 10	H: 1 LOB: 1 BB: 0 P: 15	R: 1 E: 0 K: 1 S: 10	H: 1 LOB: 0 BB: 0 P: 13	R: 1 E: 0 K: 0 S: 7	H: 2 LOB: 1 BB: 0 P: 10	R: 0 E: 0 K: 1 S: 8	H: 0 LOB: 0 BB: 0 P: 8	R: 0 E: 0 K: 0 S: 6	H: 0 LOB: 0 BB: 0 P: 10	R: 5 E: 0 K: 1 S: 16	H: 4 LOB: 0 BB: 1 P: 31	R: 0 E: 0 K: 1 S: 7	H: 0 LOB: 0 BB: 0 P: 11	R: 0 E: 0 K: 1 S: 11	H: 0 LOB: 0 BB: 0 P: 14	R: 0 E: 0 K: 1 S: 11	H: 0 LOB: 0 BB: 0 P: 14	1B: 6 2B: 0 3B: 1 HR: 1	SF: 0 SAC: 1 DP: 0 HBP: 0	WP: 0 PB: 0 SB: 2 CS: 0	PA: 33	
<b>PITCHER</b> Jim Bullinger, R (1, 1) ERA: 5.59 Rick DeHart, L (6, 1) ERA: 5.79	IP: 5.1 WLS: L BF: 25 H: 8 R: 7 ER: 7 SO: 3 BB: 0 IBB: 0 HBP: 0 BLK: 0 WP: 0 HR: 1 S: 52 P: 79 ERA: 11.81 WHIP: 1.688											<b>PITCHER</b>	IP: 5.1 WLS: L BF: 25 H: 8 R: 7 ER: 7 SO: 3 BB: 0 IBB: 0 HBP: 0 BLK: 0 WP: 0 HR: 1 S: 52 P: 79 ERA: 11.81 WHIP: 1.688										

Montreal Expos @ Houston Astros  
Astrodome, Houston, TX  
Sun Jul 27 1997, 4:33 AM EDT  
Att: 26,773 - Dome - 68 F

AB	31
R	7
H	8
RBI	7
BB	1
SO	6
LOB	5





Batter	1	2	3	4	5	6	7	8	9	AB	R	H	RBI	BB	SO	LOB	TOP					
F.P. Santangelo, S OBP: 0.414, SLG: 0.427	3-2 HBP		4-2 BB		2-2 3B		0-3 K		3-2 G3	3	0	1	0	1	1	1	<b>Montreal Expos @ Colorado Rockies</b> Coors Field, Denver, CO Mon Jul 28 1997, 7:05 PM MDT Att: 48,066 - Unknown - 64 F					
Mike Lansing, R OBP: 0.356, SLG: 0.492	0-0 F8		1-0 G5-4-3		2-0 G5-3		1-1 F8			4	0	0	0	0	0	3						
Rondell White, R OBP: 0.305, SLG: 0.448	0-0 L4			1-2 G3		0-0 2B		0-1 F9		4	1	1	0	0	0	1						
Henry Rodriguez, L OBP: 0.302, SLG: 0.489	0-0 L4			1-3 K		3-1 FC6-4		1-1 G4-3		4	0	1	1	0	1	1						
Ryan McGuire, L OBP: 0.342, SLG: 0.437						1-H 2B				0	0	0	0	0	0	0						
Vladimir Guerrero, R OBP: 0.379, SLG: 0.511		1-1 G5-3		2-1 L8		0-2 G6-3		2-2 G1-3		4	0	1	0	0	0	1						
Darin Fletcher, L OBP: 0.320, SLG: 0.515		1-0 G1-3			0-0 G3-1		1-0 FC6-4		3-2 F9	3	0	0	0	0	0	1						
Mark Grudzielanek, R OBP: 0.321, SLG: 0.399		3-2 G5-3			0-1 HR		2-0 FC6-4		1-1 G4-3	4	1	1	0	0	0	3						
Doug Strange, S OBP: 0.336, SLG: 0.413		0-0 F8			0-1 HR		4-1 BB		4-2 BB	2	1	1	2	2	0	1						
Carlos Perez, L OBP: 0.224, SLG: 0.298			1-3 K		0-3 K		1-3 K		0-0 F8	3	0	0	0	0	3	3						
Dave Veres, R OBP: 1.000, SLG: 1.000										0	0	0	0	0	0	0						
Jose Vidro, S OBP: 0.237, SLG: 0.314										1	0	0	0	0	0	1						
Ugueth Urbina, R OBP: 0.314, SLG: 0.314										0	0	0	0	0	0	0						
<b>Inning Stats</b>	R: 0 E: 0 K: 0 S: 5	H: 0 LOB: 1 BB: 0 P: 8	R: 0 E: 0 K: 0 S: 7	H: 1 LOB: 1 BB: 0 P: 12	R: 0 E: 0 K: 1 S: 6	H: 0 LOB: 0 BB: 1 P: 12	R: 0 E: 0 K: 1 S: 10	H: 0 LOB: 0 BB: 0 P: 14	R: 2 E: 0 K: 1 S: 12	H: 3 LOB: 1 BB: 0 P: 16	R: 1 E: 0 K: 1 S: 11	H: 2 LOB: 3 BB: 1 P: 22	R: 0 E: 0 K: 1 S: 8	H: 0 LOB: 0 BB: 0 P: 9	R: 0 E: 0 K: 0 S: 8	H: 0 LOB: 1 BB: 1 P: 14	R: 0 E: 0 K: 0 S: 9	H: 0 LOB: 1 BB: 1 P: 17	1B: 3 2B: 1 3B: 1 HR: 1	SF: 0 SAC: 0 DP: 1 HBP: 2	WP: 0 PB: 0 CS: 0	PA: 37
<b>PITCHER</b>	IP WLS BF H R ER SO BB IBB HBP BLK WP HR S P ERA WHIP																					
Bill Swift, R ERA: 6.13	(1, 1) 5.1 L 24 6 3 3 3 1 0 2 0 0 0 1 46 72 5.06 1.312																					
Curt Leskanic, R ERA: 5.81	(6, 1) 1.2 6 0 0 0 2 1 0 0 0 0 0 0 13 21 0.00 0.600																					
Jerry Dipoto, R ERA: 5.23	(8, 1) 2.0 7 0 0 0 0 1 0 0 0 0 0 0 17 31 0.00 0.500																					

AB	32
R	3
H	6
RBI	3
BB	3
SO	5
LOB	16



Batter	1	2	3	4	5	6	7	8	9	AB	R	H	RBI	BB	SO	LOB	BOTTOM					
Eric Young Sr., R OBP: 0.376, SLG: 0.425	0-0 1B		2-2 1B		1-0 HR			0-3 K		3	1	2	1	0	1	0	<b>Montreal Expos @ Colorado Rockies</b> Coors Field, Denver, CO Mon Jul 28 1997, 7:05 PM MDT Att: 48,066 - Unknown - 64 F					
Neftali Feliz, S OBP: 0.368, SLG: 0.495	2-0 BB		2-1 BB		0-0 G6-3			0-2 F9		4	0	2	0	0	0	0						
Larry Walker, L OBP: 0.475, SLG: 0.710	4-0 BB		0-0 G3-6			2-2 F8			3-3 K	3	0	0	0	1	1	2						
Andres Galarraga, R OBP: 0.397, SLG: 0.574	0-0 G1-2-3			0-0 HR		2-1 P4		1-2 BB		4	1	2	1	0	0	3						
Dante Bichette, R OBP: 0.346, SLG: 0.509	1-1 P3			0-3 K		0-0 F7		0-0 F7		4	0	0	0	0	1	3						
Vinny Castilla, R OBP: 0.338, SLG: 0.538		2-2 G5-3		1-2 L7			0-3 K		0-3 K	4	0	0	0	0	2	1						
Kirt Manwaring, R OBP: 0.316, SLG: 0.305		1-1 F7		0-1 L8			3-1 F7			3	0	0	0	0	0	0						
Quinton McCracken, S OBP: 0.338, SLG: 0.332			0-1 G5-3		1-1 G5-3		0-2 G4-3			3	0	0	0	0	0	0						
Jerry Dipoto, R OBP: 0.125, SLG: 0.125										0	0	0	0	0	0	0						
Bill Swift, R OBP: 0.381, SLG: 0.250	(1, 1) 6.0 W 23 5 2 2 2 2 1 0 1 0 0 0 2 43 64 3.00 1.000																					
Curt Leskanic, R ERA: 2.96	(7, 1) 2.0 6 0 0 0 2 0 0 0 0 0 0 0 19 22 0.00 0.000																					
Harvey Pulliam, R OBP: 0.341, SLG: 0.439	(8, 8) 1.0 S 4 1 0 0 2 0 0 0 0 0 0 0 0 11 16 0.00 1.000																					
<b>Inning Stats</b>	R: 0 E: 0 K: 0 S: 5	H: 2 LOB: 2 BB: 1 P: 12	R: 0 E: 0 K: 0 S: 7	H: 0 LOB: 0 BB: 0 P: 10	R: 0 E: 0 K: 0 S: 6	H: 1 LOB: 1 BB: 0 P: 10	R: 1 E: 0 K: 1 S: 11	H: 1 LOB: 0 BB: 0 P: 12	R: 1 E: 0 K: 1 S: 7	H: 1 LOB: 0 BB: 0 P: 9	R: 0 E: 0 K: 0 S: 7	H: 0 LOB: 0 BB: 0 P: 11	R: 0 E: 0 K: 1 S: 8	H: 0 LOB: 0 BB: 0 P: 11	R: 0 E: 0 K: 1 S: 11	H: 0 LOB: 0 BB: 0 P: 11	R: 0 E: 0 K: 2 S: 11	H: 1 LOB: 1 BB: 0 P: 16	1B: 4 2B: 0 3B: 0 HR: 2	SF: 0 SAC: 0 DP: 2 HBP: 1	WP: 0 PB: 0 CS: 0	PA: 33
<b>PITCHER</b>	IP WLS BF H R ER SO BB IBB HBP BLK WP HR S P ERA WHIP																					
Carlos Perez, L ERA: 3.91	(1, 1) 6.0 W 23 5 2 2 2 2 1 0 1 0 0 0 2 43 64 3.00 1.000																					
Dave Veres, R ERA: 2.96	(7, 1) 2.0 6 0 0 0 2 0 0 0 0 0 0 0 19 22 0.00 0.000																					
Ugueth Urbina, R ERA: 4.53	(8, 1) 1.0 S 4 1 0 0 2 0 0 0 0 0 0 0 0 11 16 0.00 1.000																					

AB	31
R	2
H	6
RBI	2
BB	1
SO	6
LOB	9





Batter	1	2	3	4	5	6	7	8	9	AB	R	H	RBI	BB	SO	LOB	TOP											
<b>F.P. Santangelo, S</b> OBP: 0.415, SLG: 0.424 (1, 7)	4-1 2B G6-3 BB		1-0 CS HBP		0-0 G4-3			1-0 F8		2	1	0	0	1	0	0												
<b>Mike Lansing, R</b> OBP: 0.357, SLG: 0.498 (1, 4)	1-2 G6-3 2B		3-2 F8		2-0 G5-3			1-0 2B		4	1	2	0	0	0	1												
<b>Rondell White, R</b> OBP: 0.307, SLG: 0.452 (1, 8)	1-0 G6-3		3-1 FC5-4 1B		0-0 L5			1-0 2B		4	0	2	2	0	0	1												
<b>David Segui, S</b> OBP: 0.383, SLG: 0.476 (1, 3)	4-1 G5-4-3 BB		0-0 FC5-4		2-2 F7			1-2 F8		3	0	0	0	1	0	2												
<b>Vladimir Guerrero, R</b> OBP: 0.376, SLG: 0.505 (1, 9)	0-0 G5-4-3				0-0 F7			3-1 1B FC4-6		4	1	1	0	0	0	2												
<b>Darvin Fletcher, L</b> OBP: 0.319, SLG: 0.510 (1, 2)		1-2 G6-3			1-1 F7			0-1 FC4-6 1B		4	0	1	0	0	0	0												
<b>Mark Grudzielanek, R</b> OBP: 0.319, SLG: 0.385 (1, 6)		2-1 P3			2-0 P4			0-0 FC4-6 G3-6-3		4	0	0	1	0	0	1												
<b>Doug Strange, S</b> OBP: 0.336, SLG: 0.416 (1, 5)		2-0 2B			1-1 G6-3			1-0 G3-6-3		3	0	1	0	0	0	1												
<b>Pedro Martinez, R</b> OBP: 0.130, SLG: 0.136 (1, 1)		0-0 G1-3			2-3 K			1-0 L4		3	0	0	0	0	1	1												
<b>Inning Stats</b>	R: 1 E: 0 K: 0 S: 8	H: 1 LOB: 1 BB: 2 P: 18	R: 0 E: 0 K: 0 S: 7	H: 1 LOB: 1 BB: 0 P: 12	R: 0 E: 0 K: 0 S: 6	H: 1 LOB: 1 BB: 0 P: 13	R: 0 E: 0 K: 0 S: 4	H: 0 LOB: 0 BB: 0 P: 7	R: 0 E: 0 K: 1 S: 6	H: 0 LOB: 0 BB: 0 P: 9	R: 0 E: 0 K: 0 S: 6	H: 0 LOB: 0 BB: 0 P: 10	R: 1 E: 0 K: 0 S: 6	H: 2 LOB: 0 BB: 0 P: 10	R: 1 E: 0 K: 0 S: 7	H: 2 LOB: 1 BB: 0 P: 12	R: 0 E: 0 K: 0 S: 6	H: 0 LOB: 0 BB: 0 P: 8	1B: 3 2B: 4 3B: 0 HR: 0	SF: 0 SAC: 0 DP: 2 HBP: 1	WP: 0 PB: 0 SB: 0 CS: 1	PA: 34						
<b>PITCHER</b>	IP	WLS	BF	H	R	ER	SO	BB	IBB	HBP	BLK	WP	HR	S	P	ERA	WHIP											
<b>Jamey Wright, R</b> ERA: 7.11 <b>Steve Reed, R</b> ERA: 4.6	(1, 1)	8.0	L	31	7	3	3	1	2	0	1	0	0	0	50	91	3.38	1.125										
(9, 1)	1.0	3	0	0	0	0	0	0	0	0	0	0	0	6	8	0.00	0.000											

**Montreal Expos @ Colorado Rockies**  
Coors Field, Denver, CO  
Tue Jul 29 1997, 7:05 PM MDT  
Att: 48,117 - Unknown - 74 F

AB	31
R	3
H	7
RBI	3
BB	2
SO	1
LOB	9



Batter	1	2	3	4	5	6	7	8	9	AB	R	H	RBI	BB	SO	LOB	BOTTOM										
<b>Eric Young Sr., R</b> OBP: 0.374, SLG: 0.422 (1, 4)	1-3 K		4-2 S BB		2-2 FC6-4			1-3 K		3	0	0	0	1	2	2											
<b>Neftali Perez, S</b> OBP: 0.364, SLG: 0.485 (1, 6)	0-0 G1-3 1B		1-3 K		3-2 E3 G4-6-3			1-1 G5-3		4	0	1	0	0	1	1											
<b>Larry Walker, L</b> OBP: 0.473, SLG: 0.705 (1, 9)	0-0 G1-3		2-2 G6-3		0-0 G4-6-3			0-0 1B		4	0	1	0	0	0	2											
<b>Andres Galarraga, R</b> OBP: 0.394, SLG: 0.569 (1, 3)	3-3 K		1-3 K		1-3 K			2-3 K		4	0	0	0	0	4	2											
<b>Dante Bichette, R</b> OBP: 0.342, SLG: 0.504 (1, 7)		0-1 G3-1			2-3 K			0-1 F7		4	0	0	0	0	1	1											
<b>Vinny Castilla, R</b> OBP: 0.336, SLG: 0.534 (1, 5)		3-2 P4			0-1 G4-3			2-3 K		3	0	0	0	0	1	0											
<b>Jeff Reed, L</b> OBP: 0.390, SLG: 0.506 (1, 2)		2-3 K			2-1 FC4-6 1B			3-2 K		3	0	1	0	0	2	0											
<b>Quinton McCracken, S</b> OBP: 0.338, SLG: 0.332 (1, 8)			2-1 CS 1B		1-0 FC4-6 1B			2-1 G6-3		3	0	1	0	0	0	1											
<b>Jamey Wright, R</b> OBP: 0.241, SLG: 0.154 <b>John Vander Wal, L</b> (8, PH) <b>Steve Reed, R</b> (9, 1)	(1, 1)	0-3 K			1-0 FC6-4 1B			0-3 K		2	0	1	0	0	1	1											
(9, 1)	1.0	3	0	0	0	0	0	0	0	6	8	0.00	0.000														
<b>Inning Stats</b>	R: 0 E: 0 K: 2 S: 9	H: 1 LOB: 1 BB: 0 P: 13	R: 0 E: 0 K: 1 S: 11	H: 0 LOB: 0 BB: 0 P: 16	R: 0 E: 0 K: 2 S: 12	H: 1 LOB: 1 BB: 1 P: 19	R: 0 E: 0 K: 2 S: 13	H: 0 LOB: 0 BB: 0 P: 18	R: 0 E: 0 K: 0 S: 9	H: 2 LOB: 2 BB: 0 P: 15	R: 0 E: 1 K: 1 S: 8	H: 0 LOB: 0 BB: 0 P: 12	R: 0 E: 0 K: 2 S: 8	H: 0 LOB: 0 BB: 0 P: 13	R: 0 E: 0 K: 2 S: 8	H: 0 LOB: 0 BB: 0 P: 11	R: 0 E: 0 K: 1 S: 8	H: 1 LOB: 1 BB: 0 P: 11	1B: 5 2B: 0 3B: 0 HR: 0	SF: 0 SAC: 0 DP: 1 HBP: 0	WP: 0 PB: 0 SB: 0 CS: 1	PA: 32					
<b>PITCHER</b>	IP	WLS	BF	H	R	ER	SO	BB	IBB	HBP	BLK	WP	HR	S	P	ERA	WHIP										
<b>Pedro Martinez, R</b> ERA: 1.8	(1, 1)	9.0	W	32	5	0	0	13	1	0	0	0	0	86	128	0.00	0.667										

**Montreal Expos @ Colorado Rockies**  
Coors Field, Denver, CO  
Tue Jul 29 1997, 7:05 PM MDT  
Att: 48,117 - Unknown - 74 F

AB	31
R	0
H	5
RBI	0
BB	1
SO	13
LOB	10





Batter	1	2	3	4	5	6	7	8	9	AB	R	H	RBI	BB	SO	LOB	TOP					
<b>Jose Vidro, S</b> OBP: 0.256, SLG: 0.325	1-2 F8	0-1 1B		0-1 1B		3-2 F8		1-3 K		5	0	2	0	0	1	1						
<b>Mike Lansing, R</b> OBP: 0.353, SLG: 0.491	0-0 F9	0-1 L5		3-3 K		3-2 G4-3		2-2 P2		5	0	0	0	0	1	3						
<b>Rondell White, R</b> OBP: 0.313, SLG: 0.464	2-2 1B 1B		0-0 HR		0-3 K2-3		1-1 HR	2-2 1B		5	3	4	1	0	1	0						
<b>David Segui, S</b> OBP: 0.386, SLG: 0.487	4-0 1B 1B		2-0 G4-3		1-0 1B		2-1 HR	1-0 P6		4	2	2	2	1	0	1						
<b>Vladimir Guerrero, R</b> OBP: 0.383, SLG: 0.511	1-0 1B		1-1 L6		0-0 1B		0-0 1B			4	0	3	0	0	0	0						
<b>Ryan McGuire, L</b> OBP: 0.342, SLG: 0.437	1-2 2-3 1B		0-0 1B		1-2 1B		0-3 1B			0	0	0	0	0	0	0						
<b>Andy Stankiewicz, R</b> OBP: 0.284, SLG: 0.333	1-2 2-3 1B		0-0 1B		1-2 1B		0-3 1B			1	0	0	0	0	0	0						
<b>Henry Rodriguez, L</b> OBP: 0.303, SLG: 0.496	1-2 1B		0-0 HR		3-3 K		0-3 K			5	1	2	3	0	2	3						
<b>Mark Grudzielanek, R</b> OBP: 0.321, SLG: 0.385	3-1 F8		1-0 CS		2-1 F7		1-2 1B			5	0	3	0	0	0	4						
<b>Chris Widger, R</b> OBP: 0.288, SLG: 0.438		2-1 L8	3-2 CS	0-0 L7		1-2 P3	1-3 K	2-2 FC4		5	0	0	0	0	1	3						
<b>Jeff Juden, R</b> OBP: 0.178, SLG: 0.186		0-0 G5-3		0-3 K		1-2 F8	3-2 P4			2	0	0	0	0	0	0						
<b>Marc Valdes, R</b> OBP: 0.227, SLG: 0.222										0	0	0	0	0	0	0						
<b>Joe Osinski, R</b> OBP: 0.255, SLG: 0.345										1	0	0	0	0	0	0						
<b>Anthony Telford, R</b> OBP: 0.285, SLG: 0.354										0	0	0	0	0	0	0						
<b>F.P. Santangelo, S</b> OBP: 0.105, SLG: 0.122										0	0	0	0	0	0	0						
<b>Dave Veres, R</b> OBP: 0.295, SLG: 1.000										0	0	0	0	0	0	0						
<b>Rick DeHart, L</b> OBP: 0.100, SLG: 0.100										0	0	0	0	0	0	0						
<b>Steve Faltsek, R</b> OBP: 0.100, SLG: 0.100										0	0	0	0	0	0	0						
<b>Inning Stats</b>	R: 2 E: 0 K: 0 S: 17	H: 3 LOB: 2 BB: 1 P: 29	R: 0 E: 0 K: 0 S: 7	H: 1 LOB: 0 BB: 0 P: 9	R: 2 E: 0 K: 0 S: 9	H: 3 LOB: 0 BB: 0 P: 15	R: 0 E: 0 K: 2 S: 9	H: 1 LOB: 2 BB: 0 P: 10	R: 0 E: 0 K: 2 S: 10	H: 2 LOB: 2 BB: 0 P: 16	R: 0 E: 0 K: 0 S: 13	H: 1 LOB: 1 BB: 0 P: 21	R: 2 E: 0 K: 2 S: 18	H: 4 LOB: 2 BB: 0 P: 26	R: 0 E: 0 K: 1 S: 13	H: 1 LOB: 1 BB: 0 P: 19	R: 0 E: 0 K: 0 S: 12	H: 1 LOB: 1 BB: 0 P: 19	1B: 13 2B: 1 3B: 0 HR: 3	SF: 0 SAC: 0 DP: 0 HBP: 0	WP: 0 PB: 0 SB: 0 CS: 1	PA: 45
<b>PITCHER</b>	IP WLS BF H R ER SO BB IBB HBP BLK WP HR S P ERA WHIP																					
<b>Frank Castillo, R</b> ERA: 5.4	(1, 1) 6.0 W 29 11 4 4 4 4 1 0 0 0 0 0 2 65 102 6.00 2.000																					
<b>Mark Hutton, R</b> ERA: 4.13	(7, 1) 0.1 5 4 2 2 1 0 0 0 0 0 0 1 11 15 54.00 12.000																					
<b>Jerry Dipoto, R</b> ERA: 5.1	(7, 1) 1.2 6 1 0 0 2 0 0 0 0 0 0 0 20 30 0.00 0.600																					
<b>Mike Munoz, L</b> ERA: 5.06	(9, 1) 1.0 4 1 0 0 0 0 0 0 0 0 0 0 12 19 0.00 1.000																					

**Montreal Expos @ Colorado Rockies**  
Coors Field, Denver, CO  
Wed Jul 30 1997, 3:33 AM MDT  
Att: 48,405 - Sunny - 75 F

AB	43
R	6
H	17
RBI	6
BB	1
SO	7
LOB	17



Batter	1	2	3	4	5	6	7	8	9	AB	R	H	RBI	BB	SO	LOB	BOTTOM			
<b>Eric Young Sr., R</b> OBP: 0.372, SLG: 0.419	1-1 L9	0-0 F8		0-1 F9		0-1 SH1-3		2-0 SH		3	1	0	0	0	0	1				
<b>Ellie Burks, R</b> OBP: 0.125, SLG: 0.524	1-0 F7	0-1 2H HR		4-2 BB		0-1 L9		4-2 HR		3	1	1	2	1	0	1				
<b>Jerry Dipoto, R</b> OBP: 0.125, SLG: 0.125										0	0	0	0	0	0	0				
<b>John Vander Wilt, L</b> OBP: 0.283, SLG: 0.200										0	0	0	0	0	0	0				
<b>Jason Stiles, S</b> OBP: 0.330, SLG: 0.388										0	1	0	0	1	0	0				
<b>Mike Munoz, L</b> OBP: 0.330, SLG: 0.388										0	0	0	0	0	0	0				
<b>Larry Walker, L</b> OBP: 0.473, SLG: 0.706	2-1 HR	2-2 L9		1-0 G3		0-1 2B		2-1 SF8		4	1	2	2	0	0	1				
<b>Andres Galarraga, R</b> OBP: 0.398, SLG: 0.585	2-1 HR		2-1 CS		4-1 2B		2-3 K			4	2	3	5	1	1	1				
<b>Dante Bichette, R</b> OBP: 0.349, SLG: 0.514	3-2 2B		2-2 1B		1-2 2B		2-2 1B			4	2	4	0	0	0	0				
<b>Harvey Pulliam, R</b> OBP: 0.356, SLG: 0.452	2B		1-2 1B		1-3 2B		2-2 1B			1	1	1	0	0	0	0				
<b>Vinny Castilla, R</b> OBP: 0.343, SLG: 0.541	1-2 E		1-1 FC3-6		1-1 L3		0-1 G6-4-3			4	0	4	1	0	0	0				
<b>Kirt Manwaring, R</b> OBP: 0.310, SLG: 0.299	0-1 P9		0-1 F9		1-2 K		1-2 G6-4-3			5	0	0	0	0	1	8				
<b>Neftali Perez, S</b> OBP: 0.357, SLG: 0.481		1-0 HR	1-1 FC3-6		0-0 L3		3-2 G3			5	1	1	0	0	0	7				
<b>Frank Castillo, R</b> OBP: 0.150, SLG: 0.150		3-3 K		0-2 G3-1		4-2 L9		3-2 SH		2	0	0	0	0	1	1				
<b>Quinton McCracken, S</b> OBP: 0.343, SLG: 0.339										1	2	1	0	1	0	0				
<b>Inning Stats</b>	R: 3 E: 1 K: 0 S: 15	H: 4 LOB: 1 BB: 0 P: 25	R: 2 E: 0 K: 1 S: 10	H: 2 LOB: 0 BB: 0 P: 16	R: 1 E: 0 K: 0 S: 11	H: 3 LOB: 1 BB: 0 P: 17	R: 0 E: 0 K: 0 S: 9	H: 0 LOB: 1 BB: 1 P: 14	R: 0 E: 0 K: 1 S: 11	H: 1 LOB: 2 BB: 1 P: 18	R: 1 E: 0 K: 0 S: 12	H: 1 LOB: 1 BB: 1 P: 18	R: 1 E: 0 K: 0 S: 11	H: 2 LOB: 1 BB: 0 P: 17	R: 4 E: 1 K: 0 S: 20	H: 4 LOB: 2 BB: 1 P: 36	1B: 8 2B: 7 3B: 0 HR: 3	SF: 1 SAC: 2 DP: 2 HBP: 1	WP: 0 PB: 0 SB: 1 CS: 1	PA: 44
<b>PITCHER</b>	IP WLS BF H R ER SO BB IBB HBP BLK WP HR S P ERA WHIP																			
<b>Jeff Juden, R</b> ERA: 4.22	(1, 1) 4.0 L 24 10 6 5 1 2 0 0 0 0 0 0 6 7 11.25 3.000																			
<b>Marc Valdes, R</b> ERA: 3.7	(5, 1) 1.0 2 0 0 0 0 1 0 0 0 0 0 0 6 7 0.00 0.000																			
<b>Anthony Telford, R</b> ERA: 2.9	(6, 1) 1.0 5 1 1 1 1 1 0 0 0 0 0 0 12 18 9.00 2.000																			
<b>Dave Veres, R</b> ERA: 3.25	(7, 1) 1.0 6 3 3 3 0 0 0 0 0 0 0 0 15 26 27.00 3.000																			
<b>Rick DeHart, L</b> ERA: 9.0	(8, 1) 0.1 4 2 2 1 0 1 0 0 0 0 0 1 9 16 27.00 9.000																			

**Montreal Expos @ Colorado Rockies**  
Coors Field, Denver, CO  
Wed Jul 30 1997, 3:33 AM MDT  
Att: 48,405 - Sunny - 75 F

AB	36
R	12
H	17
RBI	10
BB	4
SO	3
LOB	20





Batter	1	2	3	4	5	6	7	8	9	AB	R	H	RBI	BB	SO	LOB	TOP			
Rickey Henderson, R OBP: 0.420, SLG: 0.389 Chris Jones, R OBP: 0.359, SLG: 0.485	1-3 K			2-0 2B		2-2 F9		1-2 L8		3	1	1	0	0	1	0				
Quilvio Veras, S OBP: 0.370, SLG: 0.371	0-1 G4-6-3			1-0 L8		1-0 WP		2-2 G4-3		4	1	3	0	0	0	1				
Tony Gwynn, L OBP: 0.428, SLG: 0.592 Mark Sweeney, L OBP: 0.349, SLG: 0.347	1-0 G4-6-3			1-2 G4-3		1-0 1-H		3-1 G4-3		2	0	1	1	1	0	0				
Ken Caminiti, S OBP: 0.357, SLG: 0.416 Archi Cianfrocco, R OBP: 0.314, SLG: 0.350		1-2 G6-3		1-2 G4-3		2-3 K		0-0 G6-3		2	0	0	0	0	0	1				
Steve Finley, L OBP: 0.324, SLG: 0.510		2-3 K		2-0 G1		0-0 L9		2-1 F7		4	0	0	0	0	1	2				
Wally Joyner, L OBP: 0.408, SLG: 0.498 Tim Worrell, R OBP: 0.294, SLG: 0.200 Trevor Hoffman, R OBP: 0.500, SLG: 0.500 John Flaherty, R OBP: 0.291, SLG: 0.352		3-3 K				0-0 G1-6-3		0-1 G3-1		3	0	2	0	0	1	0				
Mandy Romero, S OBP: 0.320, SLG: 0.542			2-3 K		3-2 G1-6-3		0-3 K		0-0 G4-3		4	0	0	0	2	2				
Chris Gomez, R OBP: 0.330, SLG: 0.343			3-3 K		0-0 S		0-1 G3-1			3	0	1	0	0	1	1				
Sterling Hitchcock, L OBP: 0.143, SLG: 0.091 Greg Vaughn, R OBP: 0.316, SLG: 0.400 Sean Bergman, R OBP: 0.250, SLG: 0.333 Craig Shipley, R OBP: 0.352, SLG: 0.608			2-3 K		3-2 F9		1-0 G5-3			1	0	0	0	0	1	0				
<b>Inning Stats</b>	R: 0 E: 0 K: 1 S: 6	H: 1 LOB: 0 BB: 0 P: 8	R: 0 E: 0 K: 2 S: 9	H: 0 LOB: 0 BB: 0 P: 15	R: 0 E: 0 K: 3 S: 15	H: 0 LOB: 0 BB: 0 P: 22	R: 1 E: 0 K: 0 S: 10	H: 2 LOB: 1 BB: 0 P: 17	R: 0 E: 0 K: 1 S: 8	H: 2 LOB: 1 BB: 0 P: 14	R: 1 E: 0 K: 1 S: 9	H: 1 LOB: 1 BB: 0 P: 15	R: 0 E: 0 K: 0 S: 12	H: 1 LOB: 1 BB: 0 P: 18	R: 0 E: 0 K: 0 S: 4	H: 0 LOB: 0 BB: 0 P: 7	1B: 8 2B: 1 3B: 0 HR: 0	SF: 0 SAC: 0 DP: 2 HBP: 0	WP: 1 PB: 0 SB: 1 CS: 0	PA: 34
<b>PITCHER</b>	IP WLS BF H R ER SO BB IBB HBP BLK WP HR S P ERA WHIP	IP WLS BF H R ER SO BB IBB HBP BLK WP HR S P ERA WHIP																		
Dustin Hermanson, R ERA: 4.01 Marc Valdes, R ERA: 3.48	6.0 W 23 7 2 2 7 0 0 0 0 1 0 57 91 3.00 1.167	3.0 S 11 2 0 0 1 0 0 0 0 0 0 24 34 0.00 0.667																		

San Diego Padres @ Montreal Expos  
Olympic Stadium, Montreal, QB  
Thu Jul 31 1997, 7:05 PM EDT  
Att: 24,788 - Dome - 75 F

AB	34
R	2
H	9
RBI	2
BB	0
SO	8
LOB	13



Batter	1	2	3	4	5	6	7	8	9	AB	R	H	RBI	BB	SO	LOB	BOTTOM			
F.P. Santangelo, S OBP: 0.408, SLG: 0.416	3-1 P5	1-2 FC4-2	1-3 K			0-0 G1-3				4	1	0	0	0	1	2				
Mike Lansing, R OBP: 0.384, SLG: 0.490 Andy Stankiewicz, R OBP: 0.290, SLG: 0.354	0-2 F7	4-2 2B			0-0 G5-3			0-0 2B		1	1	0	0	1	0	0				
Rondell White, R OBP: 0.317, SLG: 0.478	1-0 HR	1-1 2B		0-1 FC5-4			0-0 G6-3			4	1	3	4	0	0	0				
David Segui, S OBP: 0.385, SLG: 0.484 Ryan McGuire, L OBP: 0.342, SLG: 0.437	0-0 HR	1-2 F8		3-2 FC5-4			2-1 F8			4	1	1	0	0	0	2				
Henry Rodriguez, L OBP: 0.305, SLG: 0.503	2-2 HR		4-2 2B	0-1 G3-1			2-3 K			3	2	1	2	1	1	1				
Mark Grudzielanek, R OBP: 0.321, SLG: 0.389	2-2 G6-3		1-2 HR		2-3 K		1-3 K			4	1	1	0	0	2	0				
Chris Widger, R OBP: 0.297, SLG: 0.449		2-1 E5	2-0 HR		2-2 F7		0-0 P3			4	1	1	3	0	0	0				
Doug Strange, S OBP: 0.331, SLG: 0.408		0-1 E5	0-1 G1-3		1-2 F7		0-3 K			4	1	0	0	0	1	1				
Dustin Hermanson, R ERA: 4.48 Joe Orsulak, L OBP: 0.316, SLG: 0.342 Marc Valdes, R OBP: 0.200, SLG: 0.200		0-1 SH2-4	2-3 K		2-1 G3		0-3 K			1	0	0	0	0	1	0				
<b>Inning Stats</b>	R: 3 E: 0 K: 0 S: 14	H: 3 LOB: 0 BB: 0 P: 22	R: 3 E: 2 K: 0 S: 17	H: 1 LOB: 1 BB: 1 P: 26	R: 3 E: 0 K: 2 S: 17	H: 2 LOB: 0 BB: 1 P: 27	R: 0 E: 0 K: 0 S: 8	H: 1 LOB: 1 BB: 0 P: 11	R: 0 E: 0 K: 1 S: 11	H: 0 LOB: 0 BB: 0 P: 16	R: 0 E: 0 K: 0 S: 4	H: 1 LOB: 1 BB: 0 P: 6	R: 0 E: 0 K: 1 S: 6	H: 0 LOB: 0 BB: 0 P: 10	R: 0 E: 0 K: 3 S: 10	H: 0 LOB: 1 BB: 0 P: 11	1B: 2 2B: 3 3B: 0 HR: 3	SF: 0 SAC: 1 DP: 0 HBP: 0	WP: 1 PB: 0 SB: 0 CS: 0	PA: 36
<b>PITCHER</b>	IP WLS BF H R ER SO BB IBB HBP BLK WP HR S P ERA WHIP	IP WLS BF H R ER SO BB IBB HBP BLK WP HR S P ERA WHIP																		
Sterling Hitchcock, L ERA: 4.48 Sean Bergman, R ERA: 5.73 Tim Worrell, R ERA: 4.75 Trevor Hoffman, R ERA: 3.42	4.0 L 23 7 9 6 2 2 0 0 0 0 0 0 15 22 0.00 0.500	2.0 6 1 0 0 1 0 0 0 0 0 0 0 6 10 0.00 0.000																		

San Diego Padres @ Montreal Expos  
Olympic Stadium, Montreal, QB  
Thu Jul 31 1997, 7:05 PM EDT  
Att: 24,788 - Dome - 75 F

AB	33
R	9
H	8
RBI	9
BB	2
SO	7
LOB	7





Batter	1	2	3	4	5	6	7	8	9	AB	R	H	RBI	BB	SO	LOB	TOP								
<b>Rickey Henderson, R</b> OBP: 0.423, SLG: 0.375	2-1 P3	3-2 1B		2-0 SF9		4-2 S		1-2 F9		4	1	2	2	1	0	0									
<b>Quilvio Veras, S</b> OBP: 0.370, SLG: 0.370	1-1 G6-3	1-0 1B		3-1 G4-3		3-2 F7		4-1 BB		4	0	1	0	1	0	2									
<b>Tony Gwynn, L</b> OBP: 0.426, SLG: 0.591	2-2 G5-3		0-0 S	0-0 SF9		3-2 G5-3		1-3 BB		4	1	1	1	0	1	2									
<b>Ken Caminiti, S</b> OBP: 0.360, SLG: 0.419		2-0 G6-3	0-0 F7	0-0 F8			0-1 G4-3		1-1 1B	5	1	3	0	0	0	1									
<b>Steve Finley, L</b> OBP: 0.325, SLG: 0.507	1-2 G6-3	1-2 G6-3	4-1 S		3-2 G6-3		0-0 G4-3		1-3 K	4	2	1	0	1	1	3									
<b>Wally Joyner, L</b> OBP: 0.411, SLG: 0.503	2-2 2B	2-2 1B	1-1 1B		3-2 G6-3		2-2 1B		1-1 F8	5	1	3	3	0	0	2									
<b>Chris Gomez, R</b> OBP: 0.336, SLG: 0.352	2-2 1B	2-2 1B	0-2 1B		2-2 G6-3		3-2 2B		2-2 1B	5	1	4	2	0	0	0									
<b>John Flaherty, R</b> OBP: 0.289, SLG: 0.348	4-0 1B	4-0 1B	2-3 K		0-2 G6-3		2-3 K		2-3 K	4	1	0	0	1	3	5									
<b>Joey Hamilton, R</b> OBP: 0.179, SLG: 0.316	0-1 1B	0-1 1B	0-3 K2-3		1-0 F8				2-3 K	4	0	1	0	0	2	2									
<b>Inning Stats</b>	R: 0 E: 0 K: 0 S: 7	H: 0 LOB: 0 BB: 0 P: 12	R: 3 E: 0 K: 0 S: 16	H: 6 LOB: 3 BB: 1 P: 31	R: 2 E: 0 K: 2 S: 14	H: 3 LOB: 2 BB: 1 P: 21	R: 1 E: 0 K: 0 S: 6	H: 1 LOB: 0 BB: 0 P: 12	R: 1 E: 0 K: 0 S: 13	H: 1 LOB: 0 BB: 0 P: 21	R: 0 E: 0 K: 0 S: 10	H: 0 LOB: 1 BB: 1 P: 21	R: 1 E: 0 K: 1 S: 15	H: 3 LOB: 1 BB: 0 P: 22	R: 0 E: 0 K: 2 S: 14	H: 0 LOB: 1 BB: 1 P: 22	R: 0 E: 0 K: 2 S: 13	H: 2 LOB: 2 BB: 0 P: 20	1B: 12 2B: 4 3B: 0 HR: 0	SF: 1 SAC: 0 DP: 1 HBP: 0	WP: 0 PB: 1 SB: 4 CS: 0	PA: 44			
<b>PITCHER</b>	IP	WLS	BF	H	R	ER	SO	BB	IBB	HBP	BLK	WP	HR	S	P	ERA	WHIP								
<b>Jim Bullinger, R</b> ERA: 5.84	2.1	L	15	8	5	5	0	1	1	0	0	0	0	28	53	19.29	3.857								
<b>Steve Falteisek, R</b> ERA: 3.33	3.1		14	3	2	1	2	1	0	0	0	0	0	35	59	2.70	1.200								
<b>Rick DeHart, L</b> ERA: 7.36	2.1		10	3	1	1	3	1	0	0	0	0	0	32	50	3.86	1.714								
<b>Ugueth Urbina, R</b> ERA: 4.43	1.0		5	2	0	0	2	0	0	0	0	0	0	13	20	0.00	2.000								

San Diego Padres @ Montreal Expos  
Olympic Stadium, Montreal, QB  
Fri Aug 01 1997, 7:05 PM EDT  
Att: 14,929 - Dome - 75 F

AB 39  
R 8  
H 16  
RBI 8  
BB 4  
SO 7  
LOB 17



Batter	1	2	3	4	5	6	7	8	9	AB	R	H	RBI	BB	SO	LOB	BOTTOM								
<b>F.P. Santangelo, S</b> OBP: 0.407, SLG: 0.411	4-2 FC3-6		2-0 G6-3			1-1 F7			1-1 F8	3	0	0	0	1	0	0									
<b>Jose Vidro, S</b> OBP: 0.255, SLG: 0.318	1-2 FC3-6			0-0 G4-3		3-1 G4-3			1-0 F8	4	0	1	0	0	0	0									
<b>Rondell White, R</b> OBP: 0.316, SLG: 0.475	0-1 FC3-6			3-2 F8		1-1 G4-3			0-0 1B	4	0	1	0	0	0	2									
<b>David Segui, S</b> OBP: 0.381, SLG: 0.479	2-0 G6-4-3			1-0 F7			0-0 G4-3		0-0 G5-3	3	0	0	0	0	0	2									
<b>Ryan McGuire, L</b> OBP: 0.339, SLG: 0.433	1-2 G6-4-3									1	0	0	0	0	0	1									
<b>Henry Rodriguez, L</b> OBP: 0.303, SLG: 0.499		0-0 G6-3			2-1 G3-1		0-0 F8			3	0	0	0	0	0	0									
<b>Mark Grudzielanek, R</b> OBP: 0.321, SLG: 0.391		2-2 G6-3			0-0 HR		0-1 G4-3			3	1	1	0	0	0	0									
<b>Doug Strange, S</b> OBP: 0.331, SLG: 0.421		0-0 G3			1-1 HR			0-0 G4-3		3	1	1	2	0	0	0									
<b>Chris Widger, R</b> OBP: 0.292, SLG: 0.442			1-2 G6-3		0-1 F9		0-0 F8			3	0	0	0	0	0	0									
<b>Jim Bullinger, R</b> OBP: 0.211, SLG: 0.289			0-3 K		0-3 K			1-2 L3		0	0	0	0	0	0	0									
<b>Steve Falteisek, R</b>										2	0	0	0	0	2	0									
<b>Rick DeHart, L</b>										0	0	0	0	0	0	0									
<b>Joe Orsulak, L</b> (8, PH)										1	0	0	0	0	0	0									
<b>Ugueth Urbina, R</b>										0	0	0	0	0	0	0									
<b>Inning Stats</b>	R: 0 E: 0 K: 0 S: 8	H: 1 LOB: 1 BB: 1 P: 15	R: 0 E: 0 K: 0 S: 5	H: 0 LOB: 0 BB: 0 P: 7	R: 0 E: 0 K: 1 S: 7	H: 0 LOB: 0 BB: 0 P: 10	R: 0 E: 0 K: 0 S: 5	H: 0 LOB: 0 BB: 0 P: 9	R: 2 E: 0 K: 1 S: 10	H: 2 LOB: 0 BB: 0 P: 13	R: 0 E: 0 K: 0 S: 6	H: 0 LOB: 0 BB: 0 P: 11	R: 0 E: 0 K: 0 S: 4	H: 0 LOB: 0 BB: 0 P: 4	R: 0 E: 0 K: 0 S: 5	H: 0 LOB: 0 BB: 0 P: 6	R: 0 E: 0 K: 0 S: 5	H: 1 LOB: 1 BB: 0 P: 7	1B: 2 2B: 1 3B: 0 HR: 1	SF: 0 SAC: 0 DP: 1 HBP: 0	WP: 0 PB: 0 SB: 0 CS: 0	PA: 31			
<b>PITCHER</b>	IP	WLS	BF	H	R	ER	SO	BB	IBB	HBP	BLK	WP	HR	S	P	ERA	WHIP								
<b>Joey Hamilton, R</b> ERA: 3.97	9.0	W	31	4	2	2	2	1	0	0	0	0	1	55	82	2.00	0.556								

San Diego Padres @ Montreal Expos  
Olympic Stadium, Montreal, QB  
Fri Aug 01 1997, 7:05 PM EDT  
Att: 14,929 - Dome - 75 F

AB 30  
R 2  
H 4  
RBI 2  
BB 1  
SO 2  
LOB 5





Batter	1	2	3	4	5	6	7	8	9	AB	R	H	RBI	BB	SO	LOB	TOP					
Rickey Henderson, R OBP: 0.425, SLG: 0.376 Danny Jackson, R OBP: 0.150, SLG: 0.105 Doug Bochtler, R (7, 1) Chris Jones, R OBP: 0.356, SLG: 0.480 Jim Bruske, R OBP: 0.167, SLG: 0.333	1-1 F9		4-0 BB			1-2 1B		3-3 K		2	0	1	0	1	0	0	<b>San Diego Padres @ Montreal Expos</b> Olympic Stadium, Montreal, QB Sat Aug 02 1997, 7:05 PM EDT Att: 19,342 - Dome					
Quilvio Veras, S OBP: 0.397, SLG: 0.366	2-1 L9		1-0 F9			0-0 F7			1-0 F9	4	0	0	0	0	0	3						
Tony Gwynn, L OBP: 0.426, SLG: 0.593	2-2 2B			0-0 L9		2-2 P7			0-0 1B	4	0	2	0	0	0	2						
Ken Caminiti, S OBP: 0.359, SLG: 0.417	2-3 K			0-3 K		2-2 F7			0-2 1B	4	0	1	0	0	2	3						
Steve Finley, L OBP: 0.322, SLG: 0.501		0-0 L9		1-1 P8					0-0 G6-3	4	0	0	0	0	0	2						
Craig Shipley, R OBP: 0.333, SLG: 0.574	3-3 K				0-3 K				1-1 G4-3	3	0	0	0	0	0	0						
Chris Gomez, R OBP: 0.333, SLG: 0.349	3-2 G6-3				1-0 F8				3-2 L5	3	0	0	0	0	0	0						
John Flaherty, R OBP: 0.290, SLG: 0.348			3-2 L8		1-1 F7				1-0 1B	3	0	1	0	0	0	0						
Pete Smith, R OBP: 0.083, SLG: 0.083 Will Cunnane, R OBP: 0.417, SLG: 0.545 Greg Vaughn, R OBP: 0.318, SLG: 0.398	1-3 K				4-1 S				1-2 G5-4-3	1	0	0	0	0	1	0	<b>AB 30</b> <b>R 0</b> <b>H 5</b> <b>RBI 0</b> <b>BB 2</b> <b>SO 6</b> <b>LOB 11</b>					
<b>Inning Stats</b>	R: 0 E: 0 K: 1 S: 12	H: 1 LOB: 1 BB: 0 P: 19	R: 0 E: 0 K: 1 S: 9	H: 0 LOB: 0 BB: 0 P: 15	R: 0 E: 0 K: 1 S: 7	H: 0 LOB: 1 BB: 1 P: 16	R: 0 E: 0 K: 1 S: 6	H: 0 LOB: 0 BB: 0 P: 7	R: 0 E: 0 K: 1 S: 6	H: 0 LOB: 0 BB: 0 P: 8	R: 0 E: 0 K: 0 S: 12	H: 1 LOB: 2 BB: 1 P: 21	R: 0 E: 0 K: 0 S: 7	H: 0 LOB: 0 BB: 0 P: 11	R: 0 E: 0 K: 1 S: 7	H: 1 LOB: 0 BB: 0 P: 12		R: 0 E: 0 K: 0 S: 7	H: 2 LOB: 1 BB: 0 P: 8	1B: 4 2B: 1 3B: 0 HR: 0	SF: 0 SAC: 0 DP: 2 HBP: 0	WP: 0 PB: 0 SB: 2 CS: 0
<b>PITCHER</b> Carlos Perez, L ERA: 3.68	IP: 9.0 WLS: W BF: 32 H: 5 R: 0 ER: 0 SO: 6 BB: 2 IBB: 0 HBP: 0 BLK: 0 WP: 0 HR: 0 S: 73 P: 117 ERA: 0.00 WHIP: 0.778															<b>PITCHER</b>	IP: WLS: BF: H: R: ER: SO: BB: IBB: HBP: BLK: WP: HR: S: P: ERA: WHIP:					

Batter	1	2	3	4	5	6	7	8	9	AB	R	H	RBI	BB	SO	LOB	BOTTOM					
Andy Stankiewicz, R OBP: 0.289, SLG: 0.348	1-1 F7		2-2 G5-3			1-0 HR		1-1 P4		4	1	1	0	0	0	0	<b>San Diego Padres @ Montreal Expos</b> Olympic Stadium, Montreal, QB Sat Aug 02 1997, 7:05 PM EDT Att: 19,342 - Dome					
Vladimir Guerrero, R OBP: 0.376, SLG: 0.500 F.P. Santangelo, S OBP: 0.407, SLG: 0.411	1-2 G5-3		0-0 G5-3		0-2 L4		0-2 G4-3			4	0	0	0	0	0	1						
Rondell White, R OBP: 0.321, SLG: 0.486	0-3 K			0-0 1B	0-1 HR		2-2 1B			4	3	3	2	0	1	0						
David Segui, S OBP: 0.386, SLG: 0.491 Ryan McGuire, L OBP: 0.339, SLG: 0.433		2-2 G6-3		0-0 G5-3	1-2 HR		4-2 1B			3	2	2	1	1	0	0						
Darrin Fletcher, L OBP: 0.318, SLG: 0.505		0-0 G4-3		1-3 K	0-0 G6-3		1-2 BB			4	0	1	1	0	1	2						
Mark Grudzielanek, R OBP: 0.320, SLG: 0.392		2-1 2B		0-0 G5-3	2-2 P3		0-0 P3			4	0	1	1	0	0	3						
Henry Rodriguez, L OBP: 0.303, SLG: 0.495		4-0 BB		0-2 E3		1-2 G4-3		1-1 F8		3	0	0	0	1	0	0						
Doug Strange, S OBP: 0.329, SLG: 0.416		1-0 G1-3		4-0 IBB		0-0 G4-3		1-3 K		3	0	0	0	1	1	2						
Carlos Perez, L OBP: 0.208, SLG: 0.275			0-1 G4-3		0-1 G4-3		0-0 G1-3		1-3 K	4	0	0	0	0	1	2	<b>AB 33</b> <b>R 6</b> <b>H 8</b> <b>RBI 5</b> <b>BB 3</b> <b>SO 4</b> <b>LOB 10</b>					
<b>Inning Stats</b>	R: 0 E: 0 K: 1 S: 8	H: 0 LOB: 0 BB: 0 P: 10	R: 0 E: 0 K: 0 S: 9	H: 1 LOB: 2 BB: 1 P: 18	R: 0 E: 0 K: 0 S: 7	H: 0 LOB: 0 BB: 0 P: 9	R: 2 E: 1 K: 1 S: 11	H: 2 LOB: 1 BB: 1 P: 16	R: 3 E: 0 K: 0 S: 19	H: 3 LOB: 0 BB: 0 P: 23	R: 0 E: 0 K: 0 S: 5	H: 0 LOB: 0 BB: 0 P: 6	R: 1 E: 0 K: 0 S: 14	H: 2 LOB: 1 BB: 1 P: 21	R: 0 E: 0 K: 2 S: 9	H: 0 LOB: 0 BB: 0 P: 12		R: 0 E: 0 K: 2 S: 9	H: 0 LOB: 0 BB: 0 P: 12	1B: 5 2B: 1 3B: 0 HR: 2	SF: 0 SAC: 0 DP: 0 HBP: 0	WP: 0 PB: 0 SB: 0 CS: 0
<b>PITCHER</b> Pete Smith, R ERA: 5.37 Will Cunnane, R ERA: 5.35 Danny Jackson, L ERA: 7.53 Doug Bochtler, R ERA: 4.82 Jim Bruske, R ERA: 4.33	IP: 4.1 WLS: L BF: 22 H: 6 R: 5 ER: 4 SO: 2 BB: 1 IBB: 0 HBP: 0 BLK: 0 WP: 0 HR: 2 S: 47 P: 67 ERA: 8.31 WHIP: 1.615															<b>PITCHER</b>	IP: WLS: BF: H: R: ER: SO: BB: IBB: HBP: BLK: WP: HR: S: P: ERA: WHIP:					





Batter	1	2	3	4	5	6	7	8	9	AB	R	H	RBI	BB	SO	LOB	TOP					
<b>Rickey Henderson, R</b> OBP: 0.423, SLG: 0.372 (1.7)	G6-3							G6-3		3	0	0	0	1	1	0	<b>San Diego Padres @ Montreal Expos</b> Olympic Stadium, Montreal, QB Sun Aug 03 1997, 3:33 AM EDT Att: 25,836 - Dome					
<b>Quilvio Veras, S</b> OBP: 0.363, SLG: 0.362 (1.4)	K	G4-3						G6-3		4	0	0	0	0	2	3						
<b>Tony Gwynn, L</b> OBP: 0.425, SLG: 0.590 (1.9)	G4-3							F8		4	0	1	0	0	0	0						
<b>Ken Caminiti, S</b> OBP: 0.360, SLG: 0.425 (1.5)		E9						K		3	2	1	1	1	1	0						
<b>Steve Finley, L</b> OBP: 0.319, SLG: 0.496 (1.8)		F9						P7		4	0	0	0	0	1	3						
<b>Wally Joyner, L</b> OBP: 0.406, SLG: 0.497 (1.3)		G1-3						G6-3		4	0	0	0	0	1	3						
<b>Chris Gomez, R</b> OBP: 0.333, SLG: 0.346 (1.6)		1B						G4-3		3	1	0	0	1	1	0						
<b>Mandy Romero, S</b> OBP: 0.321, SLG: 0.519 (1.2)		BB						F8		3	0	1	1	0	1	0						
<b>Andy Ashby, R</b> OBP: 0.093, SLG: 0.049 (1.1)		E6						K		2	0	0	0	0	1	1						
<b>Jim Bruske, R</b> OBP: 0.167, SLG: 0.333 (5.1)										0	0	0	0	0	0	0						
<b>Mark Sweeney, L</b> OBP: 0.345, SLG: 0.344 (7, PH)										1	0	0	0	0	1	0						
<b>Danny Jackson, R</b> OBP: 0.150, SLG: 0.105 (7.1)										0	0	0	0	0	0	0						
<b>Tim Worrell, R</b> OBP: 0.294, SLG: 0.200 (7.1)										0	0	0	0	0	0	0						
<b>Inning Stats</b>	R: 0 E: 0 K: 1 S: 7	H: 0 LOB: 0 BB: 0 P: 8	R: 2 E: 2 K: 0 S: 11	H: 1 LOB: 3 BB: 2 P: 24	R: 0 E: 0 K: 1 S: 7	H: 1 LOB: 1 BB: 1 P: 14	R: 0 E: 0 K: 3 S: 10	H: 0 LOB: 0 BB: 0 P: 13	R: 0 E: 0 K: 2 S: 13	H: 0 LOB: 0 BB: 0 P: 18	R: 0 E: 0 K: 1 S: 7	H: 0 LOB: 0 BB: 0 P: 14	R: 0 E: 0 K: 1 S: 8	H: 0 LOB: 0 BB: 0 P: 11	R: 0 E: 0 K: 0 S: 6	H: 0 LOB: 0 BB: 0 P: 10	R: 1 E: 0 K: 1 S: 10	H: 1 LOB: 0 BB: 0 P: 15	1B: 2 2B: 0 3B: 0 HR: 1	SF: 0 SAC: 0 DP: 1 HBP: 0	WP: 0 PB: 0 SB: 0 CS: 0	PA: 34
<b>PITCHER</b> <b>Pedro Martinez, R</b> ERA: 1.76 (1.1)	IP: 9.0 WLS: W BF: 34 H: 3 R: 3 ER: 1 SO: 10 BB: 3 IBB: 0 HBP: 0 BLK: 0 WP: 0 HR: 1 S: 79 P: 127 ERA: 1.00 WHIP: 0.667															<b>PITCHER</b>						

AB 31  
R 3  
H 3  
RBI 2  
BB 3  
SO 10  
LOB 10



Batter	1	2	3	4	5	6	7	8	9	AB	R	H	RBI	BB	SO	LOB	BOTTOM			
<b>Andy Stankiewicz, R</b> OBP: 0.299, SLG: 0.356 (1.4)	S							K		4	0	2	0	0	2	1	<b>San Diego Padres @ Montreal Expos</b> Olympic Stadium, Montreal, QB Sun Aug 03 1997, 3:33 AM EDT Att: 25,836 - Dome			
<b>Vladimir Guerrero, R</b> OBP: 0.377, SLG: 0.503 (1.9)	K							K		5	1	2	1	0	2	4				
<b>Rondell White, R</b> OBP: 0.319, SLG: 0.482 (1.8)	F8							K		5	1	1	0	0	1	5				
<b>David Segui, S</b> OBP: 0.384, SLG: 0.490 (1.3)	G4-3							G5-3		3	0	1	1	0	0	1				
<b>Darrin Fletcher, L</b> OBP: 0.321, SLG: 0.524 (1.2)		FC1-5						F8		4	1	2	2	0	0	1				
<b>Henry Rodriguez, L</b> OBP: 0.305, SLG: 0.492 (1.7)		F7						K		2	0	0	0	1	1	1				
<b>F.P. Santangelo, S</b> OBP: 0.407, SLG: 0.411 (8.7)								HBP		0	0	0	0	0	0	0				
<b>Mark Grudzielanek, R</b> OBP: 0.320, SLG: 0.390 (1.6)		FC1-5						F7		4	1	1	0	0	0	4				
<b>Doug Strange, S</b> OBP: 0.328, SLG: 0.426 (1.5)		K						L9		4	1	1	2	0	1	3				
<b>Pedro Martinez, R</b> OBP: 0.180, SLG: 0.170 (1.1)								K		3	1	2	0	1	1	0				
<b>Inning Stats</b>	R: 0 E: 0 K: 1 S: 11	H: 1 LOB: 1 BB: 0 P: 16	R: 0 E: 0 K: 1 S: 7	H: 1 LOB: 0 BB: 0 P: 12	R: 0 E: 0 K: 3 S: 13	H: 1 LOB: 1 BB: 0 P: 17	R: 0 E: 0 K: 1 S: 6	H: 0 LOB: 0 BB: 0 P: 10	R: 6 E: 0 K: 0 S: 14	H: 5 LOB: 1 BB: 2 P: 30	R: 0 E: 0 K: 0 S: 9	H: 2 LOB: 2 BB: 0 P: 12	R: 0 E: 0 K: 0 S: 10	H: 1 LOB: 2 BB: 0 P: 13	R: 0 E: 0 K: 2 S: 10	H: 1 LOB: 1 BB: 0 P: 13	1B: 8 2B: 2 3B: 0 HR: 2	SF: 1 SAC: 1 DP: 0 HBP: 1	WP: 0 PB: 0 SB: 2 CS: 0	PA: 39
<b>PITCHER</b> <b>Andy Ashby, R</b> ERA: 4.15 (1.1)	IP: 4.2 WLS: L BF: 23 H: 8 R: 6 ER: 6 SO: 6 BB: 1 IBB: 0 HBP: 0 BLK: 0 WP: 0 HR: 2 S: 49 P: 78 ERA: 11.57 WHIP: 1.929															<b>PITCHER</b>				
<b>Jim Bruske, R</b> ERA: 4.13 (5.1)	1.1	7	2	0	0	0	1	0	0	0	0	11	19	0.00	2.250					
<b>Danny Jackson, L</b> ERA: 7.49 (7.1)	0.1	3	1	0	0	0	0	0	1	0	0	6	7	0.00	3.000					
<b>Tim Worrell, R</b> ERA: 4.66 (7.1)	1.2	6	1	0	0	2	0	0	0	0	0	14	19	0.00	0.600					

AB 34  
R 6  
H 12  
RBI 6  
BB 2  
SO 8  
LOB 20





Batter	1	2	3	4	5	6	7	8	9	10	AB	R	H	RBI	BB	SO	LOB	TOP										
<b>Brett Butler, L</b> OBP: 0.304, SLG: 0.349 (1, 7)	2-1 HR 1B	0-0 F7				3-3 G6-3			0-0 L1-3		5	1	1	0	0	1	2											
<b>Wilton Guerrero, S</b> OBP: 0.307, SLG: 0.421 (1, 4)	2-0 HR 1B		1-3 K		1-1 BB E 1B		3-2 G4-3		0-3 K2-3		5	2	2	0	0	2	0											
<b>Mike Piazza, R</b> OBP: 0.429, SLG: 0.613 (1, 2)	3-2 HR		3-3 K		4-2 E BB 1B		2-1 1B			0-2 HR	4	2	3	4	1	1	0											
<b>Eric Karros, R</b> OBP: 0.333, SLG: 0.472 (1, 3)	2-1 G6-3		3-2 F8		1-1 E6		1-2 F9		0-3 K		5	0	0	0	0	1	2											
<b>Raul Mondesi, R</b> OBP: 0.352, SLG: 0.561 (1, 9)	1-1 F7			3-2 G6-3 1B	2-3 K		1-1 F9		1-0 G4-3		5	0	1	0	0	1	3											
<b>Todd Zeile, R</b> OBP: 0.336, SLG: 0.423 (1, 5)	1-2 G5-3			1-0 G6-3	0-0 G4-3			4-2 G6-4-3 BB		4-0 PO BB	3	0	0	0	2	0	3											
<b>Greg Gagne, R</b> OBP: 0.316, SLG: 0.392 (1, 6)		2-1 F7		2-3 K		3-1 SH1-4 1B		1-2 G6-4-3		1-2 PO	4	0	1	0	0	1	2											
<b>Roger Cedeno, S</b> OBP: 0.358, SLG: 0.373 (1, 8)		2-1 SH3-4 1B		4-0 IBB		2-3 K		1-1 L8			3	0	1	0	1	1	1											
<b>Pedro Astacio, R</b> OBP: 0.154, SLG: 0.179 <b>Scott Radinsky, L</b> (7, 1)	1 SAFE SH3-4	0-0 SH3-4		0-1 G1-3		1-1 SH1-4			1-3 K		1	0	0	0	0	0	2											
<b>Darren Hall, R</b> <b>Billy Ashley, R</b> <b>Todd Worrell, R</b> (9, PH)	1-2										0	0	0	0	0	0	0											
<b>Inning Stats</b>	R: 3 E: 0 K: 0 S: 14	H: 3 LOB: 0 BB: 0 P: 25	R: 0 E: 0 K: 0 S: 6	H: 1 LOB: 1 BB: 0 P: 10	R: 0 E: 0 K: 1 S: 9	H: 0 LOB: 0 BB: 0 P: 16	R: 0 E: 0 K: 1 S: 9	H: 1 LOB: 2 BB: 1 P: 19	R: 1 E: 1 K: 1 S: 16	H: 1 LOB: 2 BB: 1 P: 27	R: 0 E: 0 K: 0 S: 12	H: 1 LOB: 1 BB: 0 P: 18	R: 0 E: 0 K: 0 S: 9	H: 0 LOB: 0 BB: 1 P: 15	R: 0 E: 0 K: 2 S: 7	H: 0 LOB: 0 BB: 0 P: 8	R: 1 E: 0 K: 1 S: 10	H: 1 LOB: 0 BB: 1 P: 16	1B: 7 2B: 0 3B: 0 HR: 2	SF: 0 SAC: 2 DP: 1 HBP: 0	WP: 0 PB: 0 SB: 0 CS: 0	PA: 43						
<b>PITCHER</b>	IP	WLS	BF	H	R	ER	SO	BB	IBB	HBP	BLK	WP	HR	S	P	ERA	WHIP											
<b>Mike Johnson, R</b> ERA: 7.83 <b>Anthony Telford, R</b> ERA: 2.85 <b>Rick DeHart, L</b> ERA: 5.78 <b>Steve Kline, L</b> ERA: 5.4 <b>Ugueth Urbina, R</b> ERA: 4.53	(1, 1)	4.0	18	5	3	3	3	0	0	0	0	0	0	1	38	70	6.75	1.250										
	(5, 1)	1.0	6	1	1	0	2	1	0	0	0	0	0	0	16	27	0.00	2.000										
	(6, 1)	2.0	8	2	0	0	1	0	0	0	0	0	0	24	37	0.00	1.000											
	(8, 1)	2.0	6	0	0	0	2	1	0	0	0	0	0	16	23	0.00	0.500											
	(10, 1)	1.0	L	4	1	1	1	1	0	0	0	0	1	10	16	9.00	2.000											

Los Angeles Dodgers @ Montreal Expos  
Olympic Stadium, Montreal, QB  
Tue Aug 05 1997, 7:05 PM EDT  
Att. 16,769 - Dome - 70 F

AB 36  
R 5  
H 9  
RBI 4  
BB 4  
SO 9  
LOB 15



Batter	1	2	3	4	5	6	7	8	9	10	AB	R	H	RBI	BB	SO	LOB	BOTTOM									
<b>F.P. Santangelo, S</b> OBP: 0.407, SLG: 0.418 (1, 7)	3-2 G6-3		0-3 K			1-0 G4-3 1B	2-2 1B		1 SAFE 3-3 K		5	1	2	1	0	2	2										
<b>Jose Vidro, S</b> OBP: 0.235, SLG: 0.292 <b>Steve Kline, S</b> (8, 1)	1-0 G6-3			2-1 G4-3		1-1 G4-3	1-3 K		3-3 K		4	0	0	0	0	1	2										
<b>Ryan McGuire, L</b> OBP: 0.336, SLG: 0.429 <b>Ugueth Urbina, R</b> (10, 1)	0-1 F8			1-0 G5-3		1-2 1B		0-3 K		1-2 L5	5	0	1	1	0	1	0										
<b>Rondell White, R</b> OBP: 0.318, SLG: 0.479 (1, 8)		3-2 F8		0-0 2B		0-0 F8		2-0 FC5-4 1B		0-1 F9	5	0	2	0	0	0	1										
<b>Vladimir Guerrero, R</b> OBP: 0.366, SLG: 0.496 (1, 9)		0-1 F9		2-2 G5-3		0-0 L9		0-1 F8		0-3 K	5	0	0	0	0	1	3										
<b>Mark Gudzietanski, R</b> OBP: 0.321, SLG: 0.398 (1, 6)		0-1 G3-1			0-0 2B		2-1 1B 3B		0-0 FC5-4		4	1	2	0	0	0	1										
<b>Doug Strange, S</b> OBP: 0.331, SLG: 0.427 (1, 5)			2-0 1B		2-3 K		0-0 3B 1B		0-3 K		4	1	2	1	0	2	1										
<b>Chris Widger, R</b> OBP: 0.288, SLG: 0.436 <b>Darinn Fletcher, L</b> OBP: 0.324, SLG: 0.541 (10, 2)			1-3 K		0-2 G6-3		1-0 L5		1-0 HR		3	0	0	0	0	1	3										
<b>Mike Johnson, L</b> <b>Anthony Telford, R</b> <b>Joe Orosiak, R</b> <b>Rick DeHart, L</b> <b>Henry Rodriguez, L</b> (8, 7)	(1, 1)		1-3 K		2-2 G3-1		1-3 K		0-1 1B		1	0	0	0	0	1	1										
<b>Inning Stats</b>	R: 0 E: 0 K: 0 S: 7	H: 0 LOB: 0 BB: 0 P: 11	R: 0 E: 0 K: 0 S: 8	H: 0 LOB: 0 BB: 0 P: 11	R: 0 E: 0 K: 3 S: 11	H: 1 LOB: 1 BB: 0 P: 15	R: 0 E: 0 K: 0 S: 8	H: 1 LOB: 1 BB: 0 P: 13	R: 0 E: 0 K: 1 S: 13	H: 1 LOB: 1 BB: 0 P: 17	R: 1 E: 0 K: 0 S: 8	H: 2 LOB: 1 BB: 0 P: 11	R: 2 E: 0 K: 2 S: 15	H: 3 LOB: 1 BB: 0 P: 22	R: 0 E: 0 K: 1 S: 7	H: 1 LOB: 1 BB: 0 P: 9	R: 1 E: 0 K: 3 S: 14	H: 2 LOB: 1 BB: 0 P: 21	R: 0 E: 0 K: 1 S: 8	H: 0 LOB: 0 BB: 0 P: 9	1B: 6 2B: 2 3B: 2 HR: 1	SF: 0 SAC: 0 DP: 0 HBP: 0	WP: 0 PB: 0 SB: 0 CS: 0	PA: 41			
<b>PITCHER</b>	IP	WLS	BF	H	R	ER	SO	BB	IBB	HBP	BLK	WP	HR	S	P	ERA	WHIP										
<b>Pedro Astacio, R</b> ERA: 3.77 <b>Scott Radinsky, L</b> ERA: 2.76 <b>Darren Hall, R</b> ERA: 2.61 <b>Todd Worrell, R</b> ERA: 5.15	(1, 1)	6.2	28	8	3	3	5	0	0	0	0	0	0	67	96	4.05	1.200										
	(7, 1)	0.1	1	0	0	0	1	0	0	0	0	0	0	3	4	0.00	0.000										
	(8, 1)	1.0	4	1	0	0	1	0	0	0	0	0	0	7	9	0.00	1.000										
	(9, 1)	2.0	W	8	2	1	4	0	0	0	0	0	1	22	30	4.50	1.000										

Los Angeles Dodgers @ Montreal Expos  
Olympic Stadium, Montreal, QB  
Tue Aug 05 1997, 7:05 PM EDT  
Att. 16,769 - Dome - 70 F

AB 41  
R 4  
H 11  
RBI 4  
BB 0  
SO 11  
LOB 17









Batter	1	2	3	4	5	6	7	8	9	AB	R	H	RBI	BB	SO	LOB	TOP										
<b>Brett Butler, L</b> OBP: 0.398, SLG: 0.353 (1, 7)	G4-3	1B					K		K	5	1	2	2	0	2	0	<b>Los Angeles Dodgers @ Montreal Expos</b> Olympic Stadium, Montreal, QB Thu Aug 07 1997, 7:05 PM EDT Att: 14,214 - Dome - G5 F  <a href="http://livebaseballscorecards.com">livebaseballscorecards.com</a>										
<b>Wayne Kirby, L</b> OBP: 0.277, SLG: 0.195 <b>Roger Cedeno, S</b> OBP: 0.365, SLG: 0.376 (7, 8)	G3-1	P3					3B		HR	3	0	0	0	0	0	2											
<b>Mike Piazza, R</b> OBP: 0.432, SLG: 0.623 (1, 2)	1B	2B					3B		HR	5	3	4	3	0	0	0											
<b>Eric Karros, R</b> OBP: 0.335, SLG: 0.474 (1, 3)	1B	1B					K		G4-3	5	0	3	1	0	1	2											
<b>Raul Mondesi, R</b> OBP: 0.352, SLG: 0.560 (1, 9)	L5	FC5-4					FC1-6		L7	5	0	1	2	0	0	4											
<b>Todd Zeile, R</b> OBP: 0.337, SLG: 0.419 (1, 5)		1B					F8			3	1	1	0	0	1	2											
<b>Greg Gagne, R</b> OBP: 0.317, SLG: 0.398 (1, 6)		1B					K		F8	4	1	1	0	0	1	1											
<b>Adam Riggs, R</b> (1, 4)		E4					G5-3		L8	4	1	0	0	0	0	1											
<b>Hideo Nomo, R</b> OBP: 0.192, SLG: 0.288 <b>Scott Radinsky, L</b> ERA: 2.79 <b>Antonio Osuna, R</b> OBP: 0.500, SLG: 0.500 <b>Darren Hall, R</b> ERA: 6.35 (9, 1)		K					G5-3		G5-3	3	0	0	0	0	2	2											
<b>Inning Stats</b>	R: 1 E: 0 K: 0 S: 13	H: 2 LOB: 1 BB: 0 P: 20	R: 4 E: 1 K: 1 S: 20	H: 4 LOB: 2 BB: 0 P: 28	R: 0 E: 0 K: 0 S: 7	H: 1 LOB: 0 BB: 0 P: 10	R: 0 E: 0 K: 1 S: 11	H: 1 LOB: 0 BB: 0 P: 16	R: 0 E: 0 K: 1 S: 9	H: 0 LOB: 1 BB: 0 P: 11	R: 0 E: 0 K: 2 S: 16	H: 3 LOB: 1 BB: 0 P: 21	R: 0 E: 0 K: 0 S: 3	H: 0 LOB: 0 BB: 0 P: 7	R: 2 E: 0 K: 1 S: 8	H: 2 LOB: 0 BB: 0 P: 10		1B: 11 2B: 1 3B: 1 HR: 1	SF: 0 SAC: 0 DP: 1 HBP: 1	WP: 0 PB: 0 SB: 5 CS: 1	PA: 42						
<b>PITCHER</b>	IP	WLS	BF	H	R	ER	SO	BB	IBB	HBP	BLK	WP	HR	S	P	ERA	WHIP										
<b>Jim Bullinger, R</b> ERA: 5.87 <b>Anthony Telford, R</b> ERA: 2.79 <b>Steve Kline, L</b> ERA: 5.9 <b>Marc Valdes, R</b> ERA: 3.38 <b>Rick DeHart, L</b> ERA: 6.35 (8, 1)	4.0	L	20	8	5	3	2	0	0	1	0	0	0	51	74	6.75	2.000										

Batter	1	2	3	4	5	6	7	8	9	AB	R	H	RBI	BB	SO	LOB	BOTTOM										
<b>F.P. Santangelo, S</b> OBP: 0.407, SLG: 0.411 (1, 7)	K						K		F7	4	0	0	0	1	3	4	<b>Los Angeles Dodgers @ Montreal Expos</b> Olympic Stadium, Montreal, QB Thu Aug 07 1997, 7:05 PM EDT Att: 14,214 - Dome - G5 F  <a href="http://livebaseballscorecards.com">livebaseballscorecards.com</a>										
<b>Jose Vidro, S</b> OBP: 0.281, SLG: 0.352 (1, 4)	1B						HR		2B	5	2	4	0	0	0	1											
<b>Rondell White, R</b> OBP: 0.322, SLG: 0.482 (1, 8)	1B						K		P8	3	0	1	0	2	1	2											
<b>David Segui, S</b> OBP: 0.389, SLG: 0.502 (1, 3)	G4-6-3						F8		K	5	1	2	3	0	1	5											
<b>Darrin Fletcher, L</b> OBP: 0.321, SLG: 0.533 (1, 2)		P4					HR		L7	5	0	1	0	0	1	3											
<b>Mark Grudzielanek, R</b> OBP: 0.328, SLG: 0.407 (1, 6)		FC5-4					K		G6-3	4	1	2	0	1	1	1											
<b>Vladimir Guerrero, R</b> OBP: 0.373, SLG: 0.488 (1, 9)		FC5-4					1B		G6-3	3	0	1	0	2	0	1											
<b>Doug Strange, S</b> OBP: 0.331, SLG: 0.428 (1, 5)		K2-3					K		G3-1	5	0	2	1	0	2	5											
<b>Jim Bullinger, R</b> ERA: 5.87 <b>Joe Oltman, R</b> ERA: 2.79 <b>Anthony Telford, R</b> ERA: 2.79 <b>Pete Minton, R</b> ERA: 2.79 <b>Steve Kline, L</b> ERA: 5.9 <b>Mark Valdes, R</b> ERA: 3.38 <b>Andy Schatzkin, R</b> ERA: 2.23 <b>Henry Rodriguez, L</b> ERA: 2.23 <b>Boo Schott, L</b> ERA: 2.23 <b>Chris Wagner, R</b> ERA: 2.55 (9, 1)							P6		K	1	0	0	0	0	0	0											
<b>Inning Stats</b>	R: 0 E: 0 K: 1 S: 6	H: 1 LOB: 1 BB: 1 P: 15	R: 0 E: 0 K: 1 S: 8	H: 0 LOB: 1 BB: 1 P: 14	R: 1 E: 0 K: 1 S: 12	H: 2 LOB: 2 BB: 1 P: 22	R: 0 E: 0 K: 2 S: 12	H: 1 LOB: 2 BB: 1 P: 22	R: 2 E: 0 K: 2 S: 15	H: 3 LOB: 2 BB: 1 P: 26	R: 0 E: 0 K: 2 S: 11	H: 1 LOB: 2 BB: 1 P: 20	R: 1 E: 0 K: 2 S: 14	H: 3 LOB: 2 BB: 0 P: 22	R: 0 E: 0 K: 1 S: 14	H: 1 LOB: 1 BB: 0 P: 21		R: 0 E: 0 K: 0 S: 9	H: 1 LOB: 1 BB: 0 P: 12	1B: 10 2B: 2 3B: 0 HR: 1	SF: 0 SAC: 0 DP: 1 HBP: 0	WP: 1 PB: 0 SB: 0 CS: 0	PA: 45				
<b>PITCHER</b>	IP	WLS	BF	H	R	ER	SO	BB	IBB	HBP	BLK	WP	HR	S	P	ERA	WHIP										
<b>Hideo Nomo, R</b> ERA: 4.04 <b>Scott Radinsky, L</b> ERA: 2.91 <b>Antonio Osuna, R</b> ERA: 2.23 <b>Darren Hall, R</b> ERA: 2.55 (9, 1)	5.2	W	30	8	3	3	9	6	0	0	0	0	0	11	16	13.50	4.500										





Batter	1	2	3	4	5	6	7	8	9	AB	R	H	RBI	BB	SO	LOB	TOP					
Darryl Hamilton, L (1.8) OBP: 0.365, SLG: 0.386	P6		L7		G1-3		L8		G4-3	5	0	0	0	0	0	1	<b>San Francisco Giants @ Montreal Expos</b> Olympic Stadium, Montreal, QB Fri Aug 08 1997, 7:05 PM EDT Att: 16,223 - Dome - 70 F					
Rich Aurilia, R (1.6) OBP: 0.381, SLG: 0.651	K		3B 2B				F7			4	1	2	0	0	1	0						
Barry Bonds, L (1.7) OBP: 0.437, SLG: 0.576	L6		K				F8			4	0	0	0	0	2	2						
Jeff Kent, R (1.4) OBP: 0.318, SLG: 0.487		G1-3	2H 3B				G5-3		F9	4	0	1	1	0	0	0						
Mark Lewis, R (1.5) OBP: 0.315, SLG: 0.435		2B 1B	P3				P3		L8	4	1	1	0	0	0	1						
Glenallen Hill, R (1.9) OBP: 0.288, SLG: 0.432		1 SAFE 1-H			G1-3				G5-3	4	1	2	1	0	0	0						
Marvin Benard, L (8.9) OBP: 0.330, SLG: 0.275							HR			0	0	0	0	0	0	0						
J.T. Snow, L (1.3) OBP: 0.410, SLG: 0.545		K					1-H HR		K	4	1	1	2	0	3	1						
Brian Johnson, R (1.2) OBP: 0.302, SLG: 0.422					G4-3				F9	3	0	1	0	1	0	0						
Mark Gardner, R (1.1) OBP: 0.158, SLG: 0.127										4	0	1	0	0	0	3						
<b>Inning Stats</b>	R: 0 E: 0 K: 1 S: 9	H: 0 LOB: 0 BB: 0 P: 14	R: 1 E: 0 K: 1 S: 11	H: 2 LOB: 2 BB: 1 P: 20	R: 1 E: 0 K: 1 S: 9	H: 2 LOB: 1 BB: 0 P: 17	R: 0 E: 0 K: 1 S: 8	H: 0 LOB: 0 BB: 0 P: 13	R: 0 E: 0 K: 0 S: 9	H: 1 LOB: 1 BB: 0 P: 13	R: 2 E: 0 K: 0 S: 10	H: 3 LOB: 1 BB: 0 P: 12	R: 0 E: 0 K: 1 S: 7	H: 0 LOB: 0 BB: 0 P: 9	R: 0 E: 0 K: 0 S: 3	H: 0 LOB: 0 BB: 0 P: 6	R: 0 E: 0 K: 1 S: 9	H: 1 LOB: 1 BB: 0 P: 13	1B: 4 2B: 3 3B: 1 HR: 1	SF: 0 SAC: 0 DP: 0 HBP: 0	WP: 0 PB: 0 SB: 0 CS: 0	PA: 37
<b>PITCHER</b> Carlos Perez, L (1.1) ERA: 3.69	IP: 9.0 WLS: L BF: 37	H: 9 R: 4 ER: 4 SO: 6	BB: 0 IBB: 1 HBP: 0 BLK: 0	WP: 0 HR: 1 S: 75 P: 117	ERA: 4.00 WHIP: 1.000	<b>PITCHER</b>										IP: 9.0 WLS: W BF: 28	H: 2 R: 0 ER: 0 SO: 7	BB: 1 IBB: 0 HBP: 0 BLK: 0	WP: 0 HR: 0 S: 65 P: 102	ERA: 0.00 WHIP: 0.333		

AB	36
R	4
H	9
RBI	4
BB	1
SO	6
LOB	8



Batter	1	2	3	4	5	6	7	8	9	AB	R	H	RBI	BB	SO	LOB	BOTTOM					
Andy Stankiewicz, R (1.4) OBP: 0.279, SLG: 0.341	G4-3			G6-3			G5-3		K	4	0	0	0	0	1	0	<b>San Francisco Giants @ Montreal Expos</b> Olympic Stadium, Montreal, QB Fri Aug 08 1997, 7:05 PM EDT Att: 16,223 - Dome - 70 F					
Vladimir Guerrero, R (1.9) OBP: 0.377, SLG: 0.493	G6-4-3 BB			F8			G6-3 2B			2	0	1	0	1	0	0						
Rondell White, R (1.8) OBP: 0.320, SLG: 0.478	G6-4-3 1-2			F9			G6-3			3	0	0	0	0	0	2						
David Segui, S (1.3) OBP: 0.385, SLG: 0.497		F8			F7		G3-1			3	0	0	0	0	0	1						
Darrin Fletcher, L (1.2) OBP: 0.322, SLG: 0.530		G3-1			G4-3			G4-3 1B		3	0	1	0	0	0	0						
Mark Czuzielanek, R (1.6) OBP: 0.324, SLG: 0.404		K			F9			G4-3 1-2		3	0	0	0	0	1	1						
Henry Rodriguez, L (1.7) OBP: 0.304, SLG: 0.494			K				P6		F8	3	0	0	0	0	1	0						
Doug Strange, S (1.5) OBP: 0.327, SLG: 0.423			K				L7		K	3	0	0	0	0	2	0						
Carlos Perez, L (1.1) OBP: 0.200, SLG: 0.264			G5-3				K		K	2	0	0	0	0	1	0						
Jose Vidro, S (9, PH) OBP: 0.276, SLG: 0.345									K	1	0	0	0	0	1	0						
<b>Inning Stats</b>	R: 0 E: 0 K: 0 S: 5	H: 0 LOB: 0 BB: 1 P: 10	R: 0 E: 0 K: 1 S: 9	H: 0 LOB: 0 BB: 0 P: 14	R: 0 E: 0 K: 2 S: 7	H: 0 LOB: 0 BB: 0 P: 10	R: 0 E: 0 K: 0 S: 8	H: 0 LOB: 0 BB: 0 P: 13	R: 0 E: 0 K: 0 S: 7	H: 0 LOB: 0 BB: 0 P: 9	R: 0 E: 0 K: 1 S: 6	H: 0 LOB: 0 BB: 0 P: 7	R: 0 E: 0 K: 0 S: 8	H: 1 LOB: 1 BB: 0 P: 17	R: 0 E: 0 K: 0 S: 6	H: 1 LOB: 0 BB: 0 P: 9	R: 0 E: 0 K: 3 S: 9	H: 0 LOB: 0 BB: 0 P: 13	1B: 1 2B: 1 3B: 0 HR: 0	SF: 0 SAC: 0 DP: 2 HBP: 0	WP: 0 PB: 0 SB: 0 CS: 0	PA: 28
<b>PITCHER</b> Mark Gardner, R (1.1) ERA: 3.5	IP: 9.0 WLS: W BF: 28	H: 2 R: 0 ER: 0 SO: 7	BB: 1 IBB: 0 HBP: 0 BLK: 0	WP: 0 HR: 0 S: 65 P: 102	ERA: 0.00 WHIP: 0.333	<b>PITCHER</b>										IP: 9.0 WLS: W BF: 28	H: 2 R: 0 ER: 0 SO: 7	BB: 1 IBB: 0 HBP: 0 BLK: 0	WP: 0 HR: 0 S: 65 P: 102	ERA: 0.00 WHIP: 0.333		





Batter	1	2	3	4	5	6	7	8	9	AB	R	H	RBI	BB	SO	LOB	TOP					
Darryl Hamilton, L (1, 8) OBP: 0.361, SLG: 0.381	L8		FC4		K			FC4-6		4	0	0	0	0	1	4	<b>San Francisco Giants @ Montreal Expos</b> Olympic Stadium, Montreal, QB Sat Aug 09 1997, 7:05 PM EDT Att: 20,296 - Dome - 70 F <a href="http://livebaseballscorecards.com">livebaseballscorecards.com</a>					
Jose Vizcaino, S (1, 6) OBP: 0.322, SLG: 0.325	F7		G4-3					G1-3		4	0	1	0	0	0	2						
Barry Bonds, L (1, 7) OBP: 0.436, SLG: 0.571	F8			K				G4-6-3		3	0	0	0	1	1							
J.T. Snow, L (1, 3)		K		F8				G4-6-3		4	0	0	0	0	1							
Stan Javier, S (1, 9)		K		K				G1-3		4	0	0	0	0	3	0						
Jeff Kent, R (1, 4) OBP: 0.316, SLG: 0.483				K				G5-3		3	0	0	0	0	1	0						
Bill Mueller, S (1, 5) OBP: 0.352, SLG: 0.401					F8			K		3	1	1	0	0	1	0						
Damon Berryhill, S (1, 2) OBP: 0.336, SLG: 0.336						F8				2	0	0	0	1	0	1						
Shawn Estes, R (1, 1) OBP: 0.190, SLG: 0.170								E5		3	0	2	1	0	0	1						
Roberto Hernandez, R (8, 1)								FC1-6		0	0	0	0	0	0	0						
<b>Inning Stats</b>	R: 0 H: 0 E: 0 K: 0 S: 7	H: 0 LOB: 0 BB: 0 P: 11	R: 0 H: 0 E: 0 K: 3 S: 11	H: 0 LOB: 0 BB: 0 P: 16	R: 1 H: 2 E: 0 K: 0 S: 10	H: 2 LOB: 1 BB: 0 P: 15	R: 0 H: 0 E: 0 K: 2 S: 10	H: 0 LOB: 0 BB: 0 P: 16	R: 0 H: 1 E: 0 K: 1 S: 9	H: 1 LOB: 2 BB: 1 P: 14	R: 0 H: 1 E: 0 K: 0 S: 6	H: 0 LOB: 0 BB: 0 P: 8	R: 0 H: 0 E: 1 K: 2 S: 12	H: 0 LOB: 0 BB: 0 P: 19	R: 0 H: 0 E: 1 K: 0 S: 13	H: 0 LOB: 1 BB: 0 P: 17	R: 0 H: 0 E: 0 K: 0 S: 4	H: 0 LOB: 0 BB: 1 P: 9	1B: 4 2B: 0 3B: 0 HR: 0	SF: 0 SAC: 0 DP: 2 HBP: 0	WP: 1 PB: 0 SB: 1 CS: 1	PA: 32
<b>PITCHER</b> Pedro Martinez, R (1, 1) ERA: 1.72	IP: 9.0 WLS: W BF: 32 H: 4 R: 1 ER: 1 SO: 8 BB: 2 IBB: 0 HBP: 0 BLK: 0 WP: 1 HR: 0 S: 82 P: 125 ERA: 1.00 WHIP: 0.667															<b>PITCHER</b>						

Batter	1	2	3	4	5	6	7	8	9	AB	R	H	RBI	BB	SO	LOB	BOTTOM					
F.P. Santangelo, S (1, 4) OBP: 0.405, SLG: 0.409	K		K			G4-3		G6-4-3		4	0	1	0	0	2	0	<b>San Francisco Giants @ Montreal Expos</b> Olympic Stadium, Montreal, QB Sat Aug 09 1997, 7:05 PM EDT Att: 20,296 - Dome - 70 F <a href="http://livebaseballscorecards.com">livebaseballscorecards.com</a>					
Vladimir Guerrero, R (1, 9) OBP: 0.376, SLG: 0.493	G6-3		G6-3					G6-4-3		4	0	1	0	0	0	1						
Rondell White, R (1, 8) OBP: 0.319, SLG: 0.476	G6-3		K					1B		4	0	1	0	0	2	1						
David Segui, S (1, 3) OBP: 0.389, SLG: 0.497		PB		L7				1B		2	1	1	0	2	0	0						
Henry Rodriguez, L (1, 7) OBP: 0.302, SLG: 0.489		K		K						4	0	0	0	0	3	5						
Andy Stankiewicz, R (9, 4) OBP: 0.279, SLG: 0.341								F9		0	0	0	0	0	0	0						
Mark Grudzielanek, R (1, 6) OBP: 0.323, SLG: 0.403	G6-3			G5-3						4	1	1	0	0	0	1						
Darrin Fletcher, L (1, 2) OBP: 0.320, SLG: 0.525					G6-3			1B		4	0	1	1	0	0	1						
Doug Strange, S (1, 5) OBP: 0.333, SLG: 0.423					G6-3					2	0	1	0	2	0	0						
Pedro Martinez, R (1, 1) OBP: 0.170, SLG: 0.160										3	0	0	0	0	3	3						
Jose Vidro, S (9, PH) OBP: 0.288, SLG: 0.357					K					1	0	1	1	0	0	0						
<b>Inning Stats</b>	R: 0 H: 0 E: 0 K: 1 S: 12	H: 3 LOB: 2 BB: 0 P: 18	R: 1 H: 3 E: 0 K: 2 S: 14	H: 3 LOB: 2 BB: 0 P: 23	R: 0 H: 0 E: 0 K: 2 S: 8	H: 0 LOB: 0 BB: 0 P: 11	R: 0 H: 0 E: 0 K: 1 S: 7	H: 0 LOB: 0 BB: 0 P: 10	R: 0 H: 1 E: 0 K: 1 S: 10	H: 0 LOB: 2 BB: 1 P: 14	R: 0 H: 1 E: 0 K: 2 S: 13	H: 0 LOB: 1 BB: 1 P: 23	R: 0 H: 0 E: 1 K: 1 S: 14	H: 0 LOB: 1 BB: 1 P: 22	R: 0 H: 2 E: 1 K: 0 S: 9	H: 2 LOB: 2 BB: 1 P: 15	R: 1 H: 2 E: 0 K: 0 S: 11	H: 2 LOB: 2 BB: 1 P: 18	1B: 7 2B: 1 3B: 0 HR: 0	SF: 0 SAC: 0 DP: 1 HBP: 0	WP: 0 PB: 2 SB: 1 CS: 0	PA: 36
<b>PITCHER</b> Shawn Estes, L (1, 1) ERA: 3.01	IP: 7.0 WLS: L BF: 27 H: 4 R: 1 ER: 1 SO: 10 BB: 1 IBB: 0 HBP: 0 BLK: 0 WP: 0 HR: 0 S: 78 P: 121 ERA: 6.75 WHIP: 3.750															<b>PITCHER</b>						







Batter	1	2	3	4	5	6	7	8	9	AB	R	H	RBI	BB	SO	LOB	TOP										
<b>F.P. Santangelo, S</b> OBP: 0.403, SLG: 0.406 (1, 5)	F9		SH1-3		G6-3		1B HR	G4-1		4	1	1	0	0	0	0	<b>Montreal Expos @ San Diego Padres</b> Qualcomm Stadium, San Diego, CA Mon Aug 11 1997, 10:05 PM EDT Att: 29,019 - Unknown - 72 F										
<b>Mike Lansing, R</b> OBP: 0.355, SLG: 0.488 (1, 4)	FC5-4 HBP		G6-3		WP 1B		K	G6-3		4	0	1	0	0	1	2											
<b>Rondell White, R</b> OBP: 0.319, SLG: 0.474 (1, 8)	FC5-4 1-2		K		K		HR 1B		F7	5	1	1	0	0	2	3											
<b>David Segui, S</b> OBP: 0.394, SLG: 0.503 (1, 3)	L4			G5-3		HR	K		F8	5	1	1	1	0	1	3											
<b>Henry Rodriguez, L</b> OBP: 0.304, SLG: 0.496 <b>Doug Strange, S</b> OBP: 0.330, SLG: 0.417 (1, 7)		F7		K		HR 1B	HR	G4-3		4	2	2	3	0	1	0											
<b>Vladimir Guerrero, R</b> OBP: 0.380, SLG: 0.509 (1, 9)		G3 2B		1B		HR 1B	HBP			3	1	3	2	0	0	0											
<b>Mark Grudzielanek, R</b> OBP: 0.323, SLG: 0.491 (1, 6)		G3		1B		G5-3	1B			4	0	2	0	0	0	1											
<b>Chris Widger, R</b> OBP: 0.275, SLG: 0.412 (1, 2)		G6-3		G6-3		G6-3	K			4	0	0	0	0	1	5											
<b>Dustin Hermanson, R</b> OBP: 0.171, SLG: 0.212 <b>Anthony Telford, R</b> OBP: 0.251, SLG: 0.308 (1, 1)			G6-3 SH1-3 1B		G6-3		K		K	3	0	1	0	0	1	0											
<b>Inning Stats</b>	R: 0 E: 0 K: 0 S: 8	H: 0 LOB: 1 BB: 0 P: 12	R: 0 E: 0 K: 0 S: 12	H: 1 LOB: 1 BB: 0 P: 18	R: 0 E: 0 K: 1 S: 10	H: 1 LOB: 1 BB: 0 P: 14	R: 0 E: 0 K: 1 S: 13	H: 2 LOB: 2 BB: 0 P: 20	R: 0 E: 0 K: 1 S: 8	H: 1 LOB: 1 BB: 0 P: 10	R: 3 E: 0 K: 1 S: 12	H: 3 LOB: 0 BB: 0 P: 14	R: 3 E: 0 K: 3 S: 25	H: 4 LOB: 2 BB: 0 P: 36	R: 0 E: 0 K: 1 S: 6	H: 0 LOB: 0 BB: 0 P: 10	R: 0 E: 0 K: 0 S: 8	H: 0 LOB: 0 BB: 0 P: 9	1B: 8 2B: 1 3B: 0 HR: 3	SF: 0 SAC: 1 DP: 0 HBP: 2	WP: 1 PB: 0 SB: 0 CS: 0	PA: 41					
<b>PITCHER</b>	IP	WLS	BF	H	R	ER	SO	BB	IBB	HBP	BLK	WP	HR	S	P	ERA	WHIP										
<b>Joey Hamilton, R</b> ERA: 4.16 (1, 1)	6.2	L	32	11	6	6	6	0	0	1	0	1	3	82	115	8.10	1.650										
<b>Dario Veras, R</b> ERA: 5.23 (7, 1)	0.1		3	1	0	0	1	0	0	1	0	0	0	6	9	0.00	3.000										
<b>Sean Bergman, R</b> ERA: 5.44 (8, 1)	2.0		6	0	0	0	1	0	0	0	0	0	0	14	19	0.00	0.000										

AB	38
R	6
H	12
RBI	6
BB	0
SO	8
LOB	14



Batter	1	2	3	4	5	6	7	8	9	AB	R	H	RBI	BB	SO	LOB	BOTTOM										
<b>Rickey Henderson, R</b> OBP: 0.419, SLG: 0.380 (1, 9)	F8		BB		F7		K			3	0	0	0	1	1	3	<b>Montreal Expos @ San Diego Padres</b> Qualcomm Stadium, San Diego, CA Mon Aug 11 1997, 10:05 PM EDT Att: 29,019 - Unknown - 72 F										
<b>QuiVio Veras, S</b> OBP: 0.355, SLG: 0.351 (1, 4)	G4-3		G1-3			G6-3		F8		4	0	0	0	0	0	1											
<b>Steve Finley, L</b> OBP: 0.315, SLG: 0.486 (1, 8)	P2			G4-6-3 1B		G4-3		K		4	0	1	0	0	1	0											
<b>Ken Caminiti, S</b> OBP: 0.361, SLG: 0.441 (1, 5)		HR		P5		2B		F7		4	1	2	1	0	0	1											
<b>Wally Joyner, L</b> OBP: 0.402, SLG: 0.503 (1, 3)		K		G4-6-3 1-2		F8		HR		4	1	1	1	0	1	2											
<b>Greg Vaughn, R</b> OBP: 0.325, SLG: 0.403 (1, 7)			K		G5-3		K		F7	4	0	0	0	0	2	0											
<b>Chris Gomez, R</b> OBP: 0.325, SLG: 0.334 (1, 6)		G4-3			SH2-4 1B		F8		G1-3	4	0	1	0	0	0	0											
<b>John Flaherty, R</b> OBP: 0.304, SLG: 0.377 (1, 2)			P4		SH2-4 BB		HR		G3-1	3	1	1	1	1	0	0											
<b>Joey Hamilton, R</b> OBP: 0.167, SLG: 0.293 <b>Dario Veras, R</b> (7, 1)			K		SH2-4					1	0	0	0	0	1	0											
<b>Mark Sweeney, L</b> OBP: 0.353, SLG: 0.347 <b>Sean Bergman, R</b> OBP: 0.250, SLG: 0.333 (7, PH)					SH2-4		1B			0	0	0	0	0	0	0											
<b>Inning Stats</b>	R: 0 E: 0 K: 0 S: 8	H: 0 LOB: 0 BB: 0 P: 13	R: 1 E: 0 K: 2 S: 10	H: 1 LOB: 0 BB: 0 P: 12	R: 0 E: 0 K: 1 S: 6	H: 0 LOB: 1 BB: 1 P: 11	R: 0 E: 0 K: 0 S: 8	H: 1 LOB: 0 BB: 0 P: 11	R: 0 E: 0 K: 0 S: 9	H: 1 LOB: 2 BB: 1 P: 17	R: 0 E: 0 K: 0 S: 8	H: 1 LOB: 1 BB: 0 P: 12	R: 1 E: 0 K: 2 S: 12	H: 2 LOB: 1 BB: 0 P: 20	R: 0 E: 0 K: 1 S: 6	H: 0 LOB: 0 BB: 0 P: 8	R: 1 E: 0 K: 0 S: 10	H: 1 LOB: 0 BB: 0 P: 15	1B: 3 2B: 1 3B: 0 HR: 3	SF: 0 SAC: 1 DP: 1 HBP: 0	WP: 0 PB: 0 SB: 1 CS: 0	PA: 35					
<b>PITCHER</b>	IP	WLS	BF	H	R	ER	SO	BB	IBB	HBP	BLK	WP	HR	S	P	ERA	WHIP										
<b>Dustin Hermanson, R</b> ERA: 3.97 (1, 1)	6.2	W	27	6	2	2	4	2	0	0	0	0	1	22	32	3.86	0.429										
<b>Anthony Telford, R</b> ERA: 2.78 (7, 1)	2.1		8	1	1	1	2	0	0	0	0	0	1	22	32	3.86	0.429										

AB	32
R	3
H	7
RBI	3
BB	2
SO	6
LOB	7





Batter	1	2	3	4	5	6	7	8	9	AB	R	H	RBI	BB	SO	LOB	TOP										
F.P. Santangelo, S OBP: 0.400, SLG: 0.403 (1, 5)										5	0	1	1	0	1	1	<b>Montreal Expos @ San Diego Padres</b> Qualcomm Stadium, San Diego, CA Tue Aug 12, 1997, 10:05 PM EDT Att: 15,229 - Unknown - 71 F										
Mike Lansing, R OBP: 0.356, SLG: 0.488 (1, 4)										4	0	2	0	0	0	3											
Rondell White, R OBP: 0.316, SLG: 0.470 (1, 8)										4	0	0	0	0	0	3											
David Segui, S OBP: 0.390, SLG: 0.497 (1, 3)										4	0	0	0	0	1	1											
Henry Rodriguez, L OBP: 0.302, SLG: 0.493 Doug Strange, S OBP: 0.332, SLG: 0.419 (1, 7)										3	0	0	0	0	1	0											
Vladimir Guerrero, R OBP: 0.382, SLG: 0.507 (1, 9)										3	2	1	0	1	0	0											
Mark Grudzielanek, R OBP: 0.325, SLG: 0.407 (1, 6)										3	2	1	2	1	0	2											
Chris Widger, R OBP: 0.275, SLG: 0.409 (1, 2)										4	0	1	1	0	1	0											
Jim Bullinger, R OBP: 0.220, SLG: 0.317 Jose Vidro, S OBP: 0.279, SLG: 0.345 Rick DeHart, L OBP: 1.000, SLG: 1.000 Dave Veres, R OBP: 0.322, SLG: 0.523 (1, 1)										2	0	1	0	0	1	0											
<b>Inning Stats</b>	R: 0 E: 0 K: 0 S: 4	H: 1 LOB: 0 BB: 7 P: 7	R: 2 E: 0 K: 2 S: 17	H: 2 LOB: 0 BB: 23 P: 23	R: 0 E: 0 K: 0 S: 7	H: 1 LOB: 1 BB: 10 P: 10	R: 0 E: 0 K: 1 S: 6	H: 0 LOB: 0 BB: 0 P: 10	R: 0 E: 0 K: 1 S: 7	H: 0 LOB: 0 BB: 8 P: 8	R: 0 E: 0 K: 0 S: 10	H: 1 LOB: 1 BB: 0 P: 14	R: 2 E: 1 K: 0 S: 20	H: 2 LOB: 1 BB: 1 P: 31	R: 0 E: 0 K: 0 S: 10	H: 1 LOB: 2 BB: 1 P: 16		R: 0 E: 0 K: 1 S: 6	H: 0 LOB: 0 BB: 8 P: 8	1B: 6 2B: 2 3B: 0 HR: 1	SF: 0 SAC: 0 DP: 1 HBP: 0	WP: 0 PB: 0 SB: 1 CS: 0	PA: 37				
<b>PITCHER</b>	IP	WLS	BF	H	R	ER	SO	BB	IBB	HBP	BLK	WP	HR	S	P	ERA	WHIP										
Paul Menhart, R ERA: 3.0 Will Cunnane, R ERA: 5.29 Doug Bochtler, R ERA: 4.88 Trevor Hoffman, R ERA: 3.09 (1, 1)	6.0		22	5	2	2	4	0	0	0	0	0	1	51	72	3.00	0.833										

AB	35
R	4
H	8
RBI	4
BB	2
SO	5
LOB	12



Batter	1	2	3	4	5	6	7	8	9	AB	R	H	RBI	BB	SO	LOB	BOTTOM										
Rickey Henderson, R OBP: 0.422, SLG: 0.375 (1, 9)										5	1	3	1	0	1	0	<b>Montreal Expos @ San Diego Padres</b> Qualcomm Stadium, San Diego, CA Tue Aug 12, 1997, 10:05 PM EDT Att: 15,229 - Unknown - 71 F										
QuiVio Veras, S OBP: 0.353, SLG: 0.349 (1, 4)										5	0	1	0	0	0	2											
Steve Finley, L OBP: 0.317, SLG: 0.486 (1, 8)										4	1	2	0	0	0	1											
Ken Caminiti, S OBP: 0.362, SLG: 0.439 (1, 5)										2	2	0	0	2	1	1											
Wally Joyner, L OBP: 0.400, SLG: 0.499 (1, 3)										3	1	0	0	0	0	4											
Greg Vaughn, R OBP: 0.331, SLG: 0.408 Chris Jones, R OBP: 0.350, SLG: 0.471 (1, 7)										2	1	1	3	2	1	0											
Chris Gomez, R OBP: 0.350, SLG: 0.333 Trevor Hoffman, R OBP: 0.500, SLG: 0.500 (1, 6)										4	0	1	1	0	0	3											
John Flaherty, R OBP: 0.306, SLG: 0.376 (1, 2)										3	0	1	0	1	1	1											
Paul Menhart, R Mark Sweeney, L Will Cunnane, R Doug Bochtler, R Craig Shipley, R OBP: 0.329, SLG: 0.552 (1, 1)										2	0	0	0	0	1	2											
<b>Inning Stats</b>	R: 0 E: 0 K: 0 S: 8	H: 1 LOB: 0 BB: 1 P: 12	R: 1 E: 0 K: 2 S: 16	H: 1 LOB: 1 BB: 1 P: 27	R: 0 E: 0 K: 2 S: 9	H: 0 LOB: 0 BB: 2 P: 13	R: 2 E: 1 K: 0 S: 10	H: 1 LOB: 2 BB: 2 P: 25	R: 0 E: 0 K: 0 S: 9	H: 1 LOB: 2 BB: 1 P: 16	R: 0 E: 0 K: 1 S: 15	H: 1 LOB: 1 BB: 0 P: 24	R: 3 E: 0 K: 0 S: 15	H: 3 LOB: 1 BB: 1 P: 25	R: 0 E: 0 K: 0 S: 8	H: 1 LOB: 1 BB: 0 P: 13		1B: 7 2B: 1 3B: 0 HR: 1	SF: 0 SAC: 0 DP: 1 HBP: 1	WP: 1 PB: 0 SB: 3 CS: 1	PA: 38						
<b>PITCHER</b>	IP	WLS	BF	H	R	ER	SO	BB	IBB	HBP	BLK	WP	HR	S	P	ERA	WHIP										
Jim Bullinger, R ERA: 5.68 Rick DeHart, L ERA: 7.82 Dave Veres, R ERA: 2.95 (1, 1)	0.2	L	5	2	3	3	0	0	1	0	0	0	1	10	17	40.50	3.000										





Batter	1	2	3	4	5	6	7	8	9	AB	R	H	RBI	BB	SO	LOB	TOP										
Joe Orsulak L (1.7) OBP: 0.307, SLG: 0.339	P6		G4-3			F9		2B		4	0	1	0	0	0	0	<b>Montreal Expos @ Los Angeles Dodgers</b> Dodger Stadium, Los Angeles, CA Wed Aug 13 1997, 7:05 PM PDT Att: 33,318 - Unknown - 72 F										
Mike Lansing R (1.4) OBP: 0.355, SLG: 0.493	K			P2		HR		K		4	1	1	1	0	2	1											
Rondell White R (1.8) OBP: 0.313, SLG: 0.465	P3			G1-3		K		K		4	0	0	0	0	2	1											
David Segui S (1.3)		K		K		F7			G3	4	0	0	0	0	2	0											
Vladimir Guerrero R (1.9) OBP: 0.380, SLG: 0.502		E5				WP			F9	4	0	1	0	0	0	0											
Darin Fletcher L (1.2) OBP: 0.321, SLG: 0.518		F8				F8			F7	4	0	1	0	0	0	2											
Mark Grudzielanek R (1.6) OBP: 0.323, SLG: 0.495										3	0	0	0	0	1	3											
Doug Strange S (1.5) OBP: 0.332, SLG: 0.416			L4							2	0	0	0	1	1	1											
Carlos Perez L (1.1) OBP: 0.193, SLG: 0.255			G4-3							2	0	0	0	0	1	2											
Jose Vidro S (8, PH) OBP: 0.274, SLG: 0.339										1	0	0	0	0	0	0											
Steve Kline S (8.1)										0	0	0	0	0	0	0											
Anthony Telford R (8.1) OBP: 0.231, SLG: 0.308								G4-3		0	0	0	0	0	0	0											
<b>Inning Stats</b>	R: 0 E: 0 K: 1 S: 7	H: 0 LOB: 0 BB: 0 P: 12	R: 0 E: 1 K: 2 S: 10	H: 0 LOB: 1 BB: 0 P: 13	R: 0 E: 0 K: 0 S: 11	H: 0 LOB: 0 BB: 0 P: 18	R: 0 E: 0 K: 1 S: 8	H: 0 LOB: 0 BB: 0 P: 10	R: 0 E: 0 K: 1 S: 10	H: 1 LOB: 2 BB: 1 P: 20	R: 1 E: 0 K: 1 S: 9	H: 1 LOB: 1 BB: 0 P: 15	R: 0 E: 0 K: 1 S: 9	H: 1 LOB: 1 BB: 0 P: 13	R: 0 E: 0 K: 2 S: 10	H: 1 LOB: 0 BB: 0 P: 14	R: 0 E: 0 K: 0 S: 8	H: 0 LOB: 0 BB: 0 P: 12	1B: 2 2B: 1 3B: 0 HR: 1	SF: 0 SAC: 0 DP: 0 HBP: 0	WP: 1 PB: 0 SB: 0 CS: 0	PA: 33					
<b>PITCHER</b>	IP	WLS	BF	H	R	ER	SO	BB	IBB	HBP	BLK	WP	HR	S	P	ERA	WHIP										
Tom Candiotti R (1.1) ERA: 3.35	7.0	W	26	3	1	1	7	0	1	0	0	1	1	64	101	1.29	0.429										
Antonio Osuna R (8.1) ERA: 2.09	1.0		4	1	0	0	2	0	0	0	0	0	0	10	14	0.00	1.000										
Todd Worrell R (9.1) ERA: 4.93	1.0	S	3	0	0	0	0	0	0	0	0	0	0	8	12	0.00	0.000										

AB	32
R	1
H	4
RBI	1
BB	1
SO	9
LOB	10



Batter	1	2	3	4	5	6	7	8	9	AB	R	H	RBI	BB	SO	LOB	BOTTOM										
Otis Nixon S (1.8) OBP: 0.342, SLG: 0.304	K2-3		B3			B1-3		FC6-4		4	1	1	0	0	1	0	<b>Montreal Expos @ Los Angeles Dodgers</b> Dodger Stadium, Los Angeles, CA Wed Aug 13 1997, 7:05 PM PDT Att: 33,318 - Unknown - 72 F										
Roger Cedeno S (1.7) OBP: 0.394, SLG: 0.376			K			G6-3		FC6-4		3	0	1	0	1	1	0											
Mike Piazza R (1.2) OBP: 0.420, SLG: 0.596	BB							FC6-4		4	0	1	0	0	1	3											
Eric Karros R (1.3) OBP: 0.330, SLG: 0.466	F8							FC6-4		4	0	1	1	0	1	2											
Raul Mondesi R (1.9) OBP: 0.349, SLG: 0.550		K						FC6-4		3	0	0	0	1	1	2											
Todd Zeile R (1.5) OBP: 0.343, SLG: 0.429								FC6-4		3	2	2	1	0	0	0											
Greg Gagne R (1.6) OBP: 0.325, SLG: 0.399								FC6-4		3	0	1	0	0	2	0											
Adam Riggs R (1.4) OBP: 0.250, SLG: 0.182								FC6-4		3	0	2	1	0	1	0											
Tom Candiotti R (1.1) ERA: 3.65								FC6-4		2	0	0	0	0	2	1											
Billy Ashley R (7, PH) OBP: 0.291, SLG: 0.458								FC6-4		1	0	0	0	0	0	2											
Antonio Osuna R (8.1) OBP: 0.500, SLG: 0.500								FC6-4		0	0	0	0	0	0	0											
Todd Worrell R (9.1) ERA: 2.74								FC6-4		0	0	0	0	0	0	0											
<b>Inning Stats</b>	R: 0 E: 0 K: 1 S: 8	H: 0 LOB: 1 BB: 1 P: 12	R: 1 E: 0 K: 3 S: 11	H: 1 LOB: 0 BB: 0 P: 19	R: 0 E: 0 K: 2 S: 9	H: 0 LOB: 0 BB: 0 P: 12	R: 0 E: 0 K: 2 S: 9	H: 0 LOB: 1 BB: 1 P: 13	R: 0 E: 0 K: 0 S: 7	H: 1 LOB: 1 BB: 0 P: 9	R: 1 E: 0 K: 0 S: 11	H: 3 LOB: 1 BB: 0 P: 21	R: 1 E: 0 K: 0 S: 10	H: 3 LOB: 1 BB: 0 P: 13	R: 1 E: 0 K: 0 S: 8	H: 0 LOB: 0 BB: 0 P: 12	1B: 8 2B: 0 3B: 0 HR: 1	SF: 0 SAC: 0 DP: 1 HBP: 0	WP: 0 PB: 0 SB: 0 CS: 2	PA: 34							
<b>PITCHER</b>	IP	WLS	BF	H	R	ER	SO	BB	IBB	HBP	BLK	WP	HR	S	P	ERA	WHIP										
Carlos Perez L (1.1) ERA: 3.65	7.0	L	27	6	2	2	10	2	0	0	0	0	0	71	105	2.57	1.143										
Steve Kline L (8.1) ERA: 5.63	0.0		2	2	1	1	0	0	0	0	0	0	0	2	3	∞	∞										
Anthony Telford R (8.1) ERA: 2.74	1.0		3	1	0	0	0	0	0	0	0	0	0	8	10	0.00	1.000										

AB	30
R	3
H	9
RBI	3
BB	2
SO	10
LOB	10






Batter	1	2	3	4	5	6	7	8	9	AB	R	H	RBI	BB	SO	LOB	TOP				
F.P. Santangelo, S (1,7) OBP: 0.398, SLG: 0.399	B2-3			F8		F8		F8		3	0	0	0	1	0	1	<b>Montreal Expos @ Los Angeles Dodgers</b> Dodger Stadium, Los Angeles, CA Thu Aug 14 1997, 3:33 AM PDT Att: 38,745 - Sunny - 82 F				
Mike Lansing, R (1,4) OBP: 0.352, SLG: 0.488	F8			F9		K			G6-3	4	0	0	0	1	1						
Vladimir Guerrero, R (1,9) OBP: 0.382, SLG: 0.597	F8			BLK 1B					G5-3	4	0	2	0	0	0						
David Segui, S (1,3)		F8		F8					G4-3	4	0	0	0	1	2						
Darrin Fletcher, L (1,2)		F9			F8				G4-3	4	0	1	0	0	0						
Rondell White, R (1,8)		G6-3			K				P4	3	0	0	0	0	1						
Doug Strange, S (1,5)					K				F9	3	0	0	0	0	1						
Andy Stankiewicz, R (1,6) Joe Orsulak, L (8, PH) OBP: 0.305, SLG: 0.336					K				F8	2	0	0	0	0	1						
Pedro Martinez, R (1,1) Jose Vidro, S (8, PH) Ugueth Urbina, R (8,1)					G3				K	1	0	1	0	0	0						
									1B	0	0	0	0	0	0						
<b>Inning Stats</b>	R: 0 E: 0 K: 0 S: 4	H: 0 LOB: 0 BB: 0 P: 6	R: 0 E: 0 K: 0 S: 3	H: 0 LOB: 0 BB: 0 P: 4	R: 0 E: 0 K: 1 S: 11	H: 0 LOB: 0 BB: 0 P: 16	R: 0 E: 0 K: 0 S: 9	H: 1 LOB: 1 BB: 0 P: 15	R: 0 E: 0 K: 2 S: 8	H: 0 LOB: 1 BB: 1 P: 23	R: 0 E: 0 K: 0 S: 8	H: 1 LOB: 0 BB: 0 P: 13	R: 0 E: 0 K: 0 S: 8	H: 1 LOB: 1 BB: 0 P: 10	R: 0 E: 0 K: 1 S: 11	H: 1 LOB: 1 BB: 0 P: 17	1B: 3 2B: 1 3B: 0 HR: 0	SF: 0 SAC: 0 DP: 0 HBP: 0	WP: 0 PB: 0 SB: 1 CS: 1	PA: 32	
<b>PITCHER</b>	IP	WLS	BF	H	R	ER	SO	BB	IBB	HBP	BLK	WP	HR	S	P	ERA	WHIP				
Ismael Valdez, R (1,1) ERA: 2.76	8.1	W	30	4	0	0	5	1	0	0	1	0	0	70	107	0.00	0.600				
Scott Radinsky, L (9,1) ERA: 2.77	0.2	S	2	0	0	0	1	0	0	0	0	0	0	6	9	0.00	0.000				

Batter	1	2	3	4	5	6	7	8	9	AB	R	H	RBI	BB	SO	LOB	BOTTOM				
Otis Nixon, S (1,8) OBP: 0.339, SLG: 0.301	F7		G1-3		K		K			4	0	0	0	0	2	2	<b>Montreal Expos @ Los Angeles Dodgers</b> Dodger Stadium, Los Angeles, CA Thu Aug 14 1997, 3:33 AM PDT Att: 38,745 - Sunny - 82 F				
Wayne Kirby, L (1,7) OBP: 0.292, SLG: 0.228	K		G4-3				F7			3	0	0	0	1	1						
Mike Piazza, R (1,2) OBP: 0.418, SLG: 0.600	K				F9				F8	4	1	1	1	0	1						
Eric Karros, R (1,3) OBP: 0.329, SLG: 0.464		1B					K		K	4	0	1	0	0	3						
Raul Mondesi, R (1,9) OBP: 0.352, SLG: 0.552		1B			CS 1B				G6-3	4	0	3	0	0	0						
Todd Zeile, R (1,5) OBP: 0.341, SLG: 0.426		K			K		F8			3	0	0	0	0	2						
Greg Gagne, R (1,6) OBP: 0.323, SLG: 0.397		K			K		F9			3	0	0	0	0	2						
Wilton Guerrero, S (1,4) OBP: 0.311, SLG: 0.413					SH2-4 BB				K	1	0	0	0	2	1						
Ismael Valdez, R (1,1) Scott Radinsky, L (9,1)					SH2-4				BB	1	0	0	0	1	1						
										0	0	0	0	0	0						
<b>Inning Stats</b>	R: 0 E: 0 K: 2 S: 11	H: 2 LOB: 3 BB: 1 P: 15	R: 1 E: 0 K: 1 S: 8	H: 1 LOB: 0 BB: 0 P: 12	R: 0 E: 0 K: 2 S: 10	H: 1 LOB: 0 BB: 0 P: 15	R: 0 E: 0 K: 1 S: 8	H: 1 LOB: 2 BB: 2 P: 19	R: 0 E: 0 K: 1 S: 10	H: 1 LOB: 1 BB: 0 P: 15	R: 0 E: 0 K: 2 S: 10	H: 0 LOB: 1 BB: 1 P: 15	R: 0 E: 0 K: 1 S: 7	H: 0 LOB: 0 BB: 0 P: 9	R: 0 E: 0 K: 1 S: 11	H: 0 LOB: 0 BB: 0 P: 17	1B: 4 2B: 0 3B: 0 HR: 1	SF: 0 SAC: 1 DP: 0 HBP: 0	WP: 0 PB: 0 SB: 0 CS: 1	PA: 32	
<b>PITCHER</b>	IP	WLS	BF	H	R	ER	SO	BB	IBB	HBP	BLK	WP	HR	S	P	ERA	WHIP				
Pedro Martinez, R (1,1) ERA: 1.7	7.0	L	29	5	1	1	12	3	1	0	0	0	0	72	112	1.29	1.143				
Ugueth Urbina, R (8,1) ERA: 4.34	1.0		3	0	0	0	1	0	0	0	0	0	0	7	9	0.00	0.000				

**AB 31**  
**R 0**  
**H 4**  
**RBI 0**  
**BB 1**  
**SO 6**  
**LOB 6**



**AB 27**  
**R 1**  
**H 5**  
**RBI 1**  
**BB 4**  
**SO 13**  
**LOB 16**





Batter	1	2	3	4	5	6	7	8	9	AB	R	H	RBI	BB	SO	LOB	TOP			
<b>F.P. Santangelo, S</b> OBP: 0.393, SLG: 0.392 (1, 7)										5	0	0	0	0	3	5	<b>Montreal Expos @ San Francisco Giants</b> 3Com Park at Candlestick Point, San Francisco, CA Fri Aug 15 1997, 10:05 PM EDT Att: 15,877 - Unknown - 58 F			
<b>Mike Lansing, R</b> OBP: 0.353, SLG: 0.488 (1, 4)										4	0	2	0	0	0	0				
<b>Vladimir Guerrero, R</b> OBP: 0.376, SLG: 0.498 (1, 9)										4	0	0	0	0	1	2				
<b>David Segui, S</b> OBP: 0.383, SLG: 0.485 (1, 3)										4	0	2	0	0	0	1				
<b>Rondell White, R</b> OBP: 0.309, SLG: 0.458 (1, 8)										4	0	0	0	0	1	3				
<b>Mark Gudzziolanski, R</b> OBP: 0.322, SLG: 0.403 (1, 6)										4	1	1	0	0	1	0				
<b>Jose Vidro, S</b> OBP: 0.284, SLG: 0.344 (1, 5)										4	0	1	0	0	0	1				
<b>Chris Widger, R</b> OBP: 0.283, SLG: 0.430 (1, 2)										3	1	2	2	1	0	0				
<b>Mike Johnson, L</b> (1, 1)										1	0	0	0	0	1	0				
<b>Rick DeHart, L</b> (5, 1)										0	0	0	0	0	0	0				
<b>Andy Stankiewicz, R</b> OBP: 0.251, SLG: 0.318 (7, PH)										1	0	0	0	0	0	2				
<b>Marc Valdes, R</b> OBP: 0.200, SLG: 0.200 (7, 1)										0	0	0	0	0	0	0				
<b>Darin Fletcher, L</b> OBP: 0.322, SLG: 0.520 (9, PH)										1	0	1	0	0	0	0				
<b>Inning Stats</b>	R: 0 E: 0 K: 2 S: 13	H: 2 LOB: 2 BB: 0 P: 20	R: 0 E: 1 K: 0 S: 12	H: 0 LOB: 2 BB: 1 P: 16	R: 0 E: 0 K: 0 S: 7	H: 0 LOB: 0 BB: 0 P: 11	R: 0 E: 0 K: 0 S: 5	H: 0 LOB: 0 BB: 0 P: 8	R: 0 E: 0 K: 2 S: 9	H: 1 LOB: 0 BB: 0 P: 14	R: 1 E: 0 K: 1 S: 10	H: 3 LOB: 2 BB: 0 P: 14	R: 0 E: 0 K: 0 S: 11	H: 1 LOB: 1 BB: 0 P: 16	R: 1 E: 0 K: 2 S: 15	H: 2 LOB: 1 BB: 0 P: 22	1B: 6 2B: 2 HR: 1	SF: 0 SAC: 1 DP: 1 HBP: 0	WP: 1 PB: 0 SB: 0 CS: 0	PA: 37
<b>PITCHER</b>	IP	WLS	BF	H	R	ER	SO	BB	IBB	HBP	BLK	WP	HR	S	P	ERA	WHIP			
<b>Kirk Rueter, L</b> ERA: 3.58 (1, 1)	7.0	W	28	6	1	1	5	1	0	0	0	1	0	64	95	1.29	1.000			
<b>Julian Tavarez, R</b> ERA: 3.71 (8, 1)	2.0		9	3	1	1	2	0	0	0	0	0	1	26	38	4.50	1.500			

AB	35
R	2
H	9
RBI	2
BB	1
SO	7
LOB	14



Batter	1	2	3	4	5	6	7	8	9	AB	R	H	RBI	BB	SO	LOB	BOTTOM			
<b>Darryl Hamilton, L</b> OBP: 0.360, SLG: 0.379 (1, 8)										4	1	2	0	0	1	1	<b>Montreal Expos @ San Francisco Giants</b> 3Com Park at Candlestick Point, San Francisco, CA Fri Aug 15 1997, 10:05 PM EDT Att: 15,877 - Unknown - 58 F			
<b>Jose Vizcaino, S</b> OBP: 0.317, SLG: 0.324 (1, 6)										4	0	0	0	0	1	3				
<b>Barry Bonds, L</b> OBP: 0.433, SLG: 0.564 (1, 7)										4	1	3	3	0	0	0				
<b>Jeff Kent, R</b> OBP: 0.327, SLG: 0.501 (1, 4)										4	1	1	1	0	0	1				
<b>J.T. Snow, L</b> OBP: 0.400, SLG: 0.520 (1, 3)										4	0	0	0	0	2	0				
<b>Stan Javier, S</b> OBP: 0.378, SLG: 0.415 (1, 9)										2	1	0	0	2	0	0				
<b>Bill Mueller, S</b> OBP: 0.370, SLG: 0.441 (1, 5)										3	1	2	0	1	0	0				
<b>Brian Johnson, R</b> OBP: 0.293, SLG: 0.404 (1, 2)										4	0	0	0	0	1	5				
<b>Kirk Rueter, L</b> OBP: 0.182, SLG: 0.135 (1, 1)										3	1	2	2	0	0	2				
<b>Julian Tavarez, L</b> (8, 1)										0	0	0	0	0	0	0				
<b>Inning Stats</b>	R: 1 E: 0 K: 2 S: 12	H: 1 LOB: 0 BB: 0 P: 16	R: 0 E: 0 K: 1 S: 5	H: 0 LOB: 0 BB: 0 P: 9	R: 1 E: 0 K: 0 S: 7	H: 3 LOB: 2 BB: 0 P: 12	R: 1 E: 0 K: 1 S: 16	H: 2 LOB: 2 BB: 1 P: 28	R: 1 E: 0 K: 0 S: 7	H: 2 LOB: 0 BB: 0 P: 12	R: 2 E: 1 K: 1 S: 10	H: 1 LOB: 1 BB: 2 P: 24	R: 0 E: 0 K: 0 S: 4	H: 0 LOB: 0 BB: 0 P: 6	R: 0 E: 0 K: 0 S: 11	H: 1 LOB: 1 BB: 0 P: 20	1B: 7 2B: 1 3B: 0 HR: 2	SF: 0 SAC: 0 DP: 0 HBP: 0	WP: 0 PB: 0 SB: 1 CS: 1	PA: 35
<b>PITCHER</b>	IP	WLS	BF	H	R	ER	SO	BB	IBB	HBP	BLK	WP	HR	S	P	ERA	WHIP			
<b>Mike Johnson, R</b> ERA: 7.79 (1, 1)	4.1	L	20	7	4	4	4	1	0	0	0	0	0	14	31	8.31	1.846			
<b>Rick DeHart, L</b> ERA: 7.53 (5, 1)	1.2		8	2	2	1	1	2	0	0	0	0	0	15	26	0.00	0.500			
<b>Marc Valdes, R</b> ERA: 3.67 (7, 1)	2.0		7	1	0	0	0	0	0	0	0	0	0	15	26	0.00	0.500			

AB	32
R	6
H	10
RBI	6
BB	3
SO	5
LOB	12














Batter	1	2	3	4	5	6	7	8	9	AB	R	H	RBI	BB	SO	LOB	TOP										
<b>Delino DeShields, L</b> OBP: 0.354, SLG: 0.461 <b>David Bell, R</b> OBP: 0.339, SLG: 0.356	3-3 K	1-2 1B 2B 1B		1-1 FC4-6 1B		3-2 PB 1B	0-0 SF9		2-3 K	4	1	3	2	0	1	0											
<b>Brian Jordan, R</b> OBP: 0.316, SLG: 0.266 <b>Danny Sheaffer, R</b> OBP: 0.309, SLG: 0.307	2-0 L4	0-0 2B HR 1B		0-2 FC4-6 G5-3 1-2f		2-1 L8 1-2	0-1 F8			5	1	1	0	0	0	4											
<b>Mark McGwire, R</b> OBP: 0.379, SLG: 0.611	1-3 K	1-0 HR 2B		0-2 G5-3 1-2		3-3 K		0-1 G5-3		5	1	1	1	0	2	2											
<b>Ray Lankford, L</b> OBP: 0.413, SLG: 0.634 <b>John Frascatore, R</b> OBP: 0.324, SLG: 0.357 <b>Tom Lampkin, L</b> OBP: 0.324, SLG: 0.357 <b>Rigo Beltran, L</b> OBP: 0.320, SLG: 0.415		3-H 1B HR		3-2 G4-3		1-2 L7		4-2 2B BB		4	2	2	3	0	0	2											
<b>Ron Gant, R</b> OBP: 0.312, SLG: 0.397		1B 1B 2B			3-1 P5		2-0 BB 1B	2-0 G5-3 1-H		5	2	4	1	0	0	0											
<b>Mike DiFelice, R</b> OBP: 0.297, SLG: 0.330		0-0 B1	0-0 G4-3		0-0 G6-3		1-3 K	0-1 G5-3 2-3f		5	0	0	0	0	1	6											
<b>Royce Clayton, R</b> OBP: 0.297, SLG: 0.392		1-1 1B 3B	2-3 K		0-0 2B		4-2 SF9 1B BB	1-1 L4		4	1	2	2	1	1	0											
<b>Todd Stottlemyre, L</b> OBP: 0.333, SLG: 0.346 <b>Willie McGee, S</b> OBP: 0.359, SLG: 0.424		0-1 P1	1-1 G6-3		0-0 G4-3		1-2 2-3 1B	2-3 K		3	0	0	0	0	0	2											
<b>Inning Stats</b>	R: 0 E: 0 K: 2 S: 8	H: 0 LOB: 0 BB: 0 P: 14	R: 8 E: 0 K: 0 S: 19	H: 9 LOB: 1 BB: 0 P: 26	R: 0 E: 0 K: 1 S: 6	H: 0 LOB: 1 BB: 0 P: 9	R: 0 E: 0 K: 0 S: 12	H: 1 LOB: 1 BB: 0 P: 16	R: 1 E: 0 K: 0 S: 9	H: 2 LOB: 1 BB: 0 P: 14	R: 0 E: 0 K: 1 S: 11	H: 1 LOB: 1 BB: 0 P: 20	R: 2 E: 0 K: 1 S: 13	H: 2 LOB: 2 BB: 2 P: 25	R: 1 E: 0 K: 0 S: 9	H: 1 LOB: 1 BB: 2 P: 19	R: 0 E: 0 K: 2 S: 8	H: 0 LOB: 0 BB: 0 P: 13	1B: 9 2B: 4 3B: 1 HR: 2	SF: 1 SAC: 0 DP: 1 HBP: 0	WP: 0 PB: 1 SB: 0 CS: 0	PA: 46					
<b>PITCHER</b>	IP	WLS	BF	H	R	ER	SO	BB	IBB	HBP	BLK	WP	HR	S	P	ERA	WHIP										
<b>Carlos Perez, L</b> ERA: 4.04	1.2	L	13	8	8	8	2	0	0	0	0	0	1	25	36	43.20	4.800										
<b>Marc Valdes, R</b> ERA: 3.59	3.1		14	4	1	1	1	0	0	0	0	0	1	29	43	2.70	1.200										
<b>Jim Bullinger, R</b> ERA: 5.83	2.0		11	3	2	2	2	2	0	0	0	0	0	24	45	9.00	2.500										
<b>Jose Paniagua, R</b> ERA: 31.5	1.0		5	1	1	1	0	2	0	0	0	0	0	9	19	9.00	3.000										
<b>Ugueth Urbina, R</b> ERA: 4.17	1.0		3	0	0	0	2	0	0	0	0	0	0	8	13	0.00	0.000										

**St. Louis Cardinals @ Montreal Expos**  
Olympic Stadium, Montreal, QB  
Tue Aug 19 1997, 7:05 PM EDT  
Att: 16,588 - Dome - 72 F

livebaseballscorecards.com

AB 41  
R 12  
H 16  
RBI 12  
BB 4  
SO 7  
LOB 17




Batter	1	2	3	4	5	6	7	8	9	AB	R	H	RBI	BB	SO	LOB	BOTTOM										
<b>F.P. Santangelo, S</b> OBP: 0.396, SLG: 0.395	2-0 G4-3		3-3 K		3-2 1B			3-1 BB 1B	1-1 1B	5	1	3	1	0	1	1											
<b>Mike Lansing, R</b> OBP: 0.356, SLG: 0.486 <b>Jose Vidro, S</b> OBP: 0.291, SLG: 0.329	0-0 G5-3 1B		3-2 G5-3		2-2 L6			0-3 K	3-1 L3	3	0	1	0	0	0	4											
<b>Vladimir Guerrero, R</b> OBP: 0.374, SLG: 0.592	2-2 G5-3 1-2			2-1 L5	2-3 K			1-1 BB 1B	1-2 P4	5	1	1	0	0	1	5											
<b>David Segui, S</b> OBP: 0.384, SLG: 0.488 <b>Ryan McGuire, L</b> OBP: 0.339, SLG: 0.430	0-1 G4-3			1-2 G6-4-3 1B		2-1 G4-3		4-1 2B G4-3 BB		3	0	1	0	0	0	1											
<b>Darrin Fletcher, L</b> OBP: 0.317, SLG: 0.510		0-0 F7		1-0 G6-4-3 1-2f		0-1 L7		1-1 G4-3 2B 2B		4	1	1	2	0	0	1											
<b>Rondell White, R</b> OBP: 0.311, SLG: 0.459		1-1 G5-3			0-1 F8	1-3 K		1-1 G4-3		4	0	0	1	0	1	1											
<b>Mark Grudzielanek, R</b> OBP: 0.263, SLG: 0.330 <b>Andy Stankiewicz, R</b> OBP: 0.263, SLG: 0.330		0-3 K			0-1 WP BB 1B			0-0 F7	0-1 2B	3	1	1	0	0	1	0											
<b>Doug Strange, S</b> OBP: 0.331, SLG: 0.408			4-0 BB		4-2 1B WP BB			1-1 E6 G6-4-3	0-0 F8	2	0	0	0	2	0	1											
<b>Carlos Perez, L</b> OBP: 0.182, SLG: 0.255 <b>Marc Valdes, R</b> OBP: 0.182, SLG: 0.182 <b>Joe Orosko, R</b> OBP: 0.333, SLG: 0.333 <b>Jim Bullinger, R</b> OBP: 0.333, SLG: 0.333 <b>Jose Paniagua, R</b> OBP: 0.333, SLG: 0.333 <b>Ugueth Urbina, R</b> OBP: 0.333, SLG: 0.333 <b>Chris Widger, R</b> OBP: 0.250, SLG: 0.420		1-1 SAFE K		1-3 K		4-1 1B		0-0 G6-4-3	1-3 K	0	0	0	0	0	0	0											
<b>Inning Stats</b>	R: 0 E: 0 K: 0 S: 7	H: 1 LOB: 1 BB: 0 P: 11	R: 0 E: 0 K: 1 S: 6	H: 0 LOB: 0 BB: 0 P: 7	R: 0 E: 0 K: 2 S: 11	H: 0 LOB: 1 BB: 1 P: 22	R: 0 E: 0 K: 0 S: 6	H: 1 LOB: 0 BB: 0 P: 10	R: 1 E: 0 K: 1 S: 17	H: 2 LOB: 3 BB: 2 P: 32	R: 0 E: 0 K: 1 S: 7	H: 0 LOB: 0 BB: 0 P: 10	R: 0 E: 1 K: 0 S: 4	H: 0 LOB: 0 BB: 0 P: 5	R: 4 E: 0 K: 1 S: 15	H: 4 LOB: 1 BB: 1 P: 25	R: 0 E: 0 K: 1 S: 11	H: 1 LOB: 1 BB: 0 P: 17	1B: 7 2B: 2 3B: 0 HR: 0	SF: 0 SAC: 0 DP: 2 HBP: 0	WP: 1 PB: 0 SB: 0 CS: 0	PA: 39					
<b>PITCHER</b>	IP	WLS	BF	H	R	ER	SO	BB	IBB	HBP	BLK	WP	HR	S	P	ERA	WHIP										
<b>Todd Stottlemyre, R</b> ERA: 3.64	5.0	W	21	4	1	1	4	3	0	0	0	0	0	47	82	1.80	1.400										
<b>John Frascatore, R</b> ERA: 2.49	2.0		6	0	0	0	1	0	0	0	0	0	0	11	15	0.00	0.000										
<b>Rigo Beltran, L</b> ERA: 2.84	2.0		12	5	4	4	2	1	0	0	0	0	0	26	42	18.00	3.000										

**St. Louis Cardinals @ Montreal Expos**  
Olympic Stadium, Montreal, QB  
Tue Aug 19 1997, 7:05 PM EDT  
Att: 16,588 - Dome - 72 F

livebaseballscorecards.com

AB 35  
R 5  
H 9  
RBI 5  
BB 4  
SO 7  
LOB 18





Batter	1	2	3	4	5	6	7	8	9	AB	R	H	RBI	BB	SO	LOB	TOP					
<b>Delino DeShields, L</b> OBP: 0.352, SLG: 0.459 (1.4)	P5		G6-3		K		BB HBP	SF8		4	0	1	2	0	1	0	<b>St. Louis Cardinals @ Montreal Expos</b> Olympic Stadium, Montreal, QB Wed Aug 20 1997, 7:05 PM EDT Att: 19,386 - Dome - 72 F					
<b>Willie McGee, S</b> OBP: 0.359, SLG: 0.429 (7.7)	E5		G4-3		K		K	2B		5	0	2	1	0	2	2						
<b>Mark McGwire, R</b> OBP: 0.383, SLG: 0.609 (1.3)				BB						1	0	0	0	3	1	0						
<b>Ray Lankford, L</b> OBP: 0.413, SLG: 0.628 (1.8)	K			BB						3	0	0	1	2	3	4						
<b>Ron Gant, R</b> OBP: 0.312, SLG: 0.394 (7.1)	K									3	0	0	0	1	2	7						
<b>Curtis King, R</b> (7.1)										0	0	0	0	0	0	0						
<b>Tony Fossas, L</b> (8.1)										0	0	0	0	0	0	0						
<b>Danny Sheaffer, R</b> OBP: 0.306, SLG: 0.304 (9.1)										1	0	0	0	0	1	0						
<b>Dennis Eckersley, R</b> (9.1)										0	0	0	0	0	0	0						
<b>Gary Gaetti, R</b> OBP: 0.319, SLG: 0.411 (1.5)		P3								4	0	0	0	1	2	1						
<b>Tom Pagnozzi, R</b> OBP: 0.327, SLG: 0.304 (7.2)			G5-3		K					3	0	0	0	0	1	3						
<b>Tom Lampkin, L</b> OBP: 0.330, SLG: 0.379 (7.2)										2	2	2	1	0	0	0						
<b>Royce Clayton, R</b> OBP: 0.296, SLG: 0.389 (1.6)										5	2	1	0	0	2	4						
<b>Manny Aybar, R</b> (1.1)										2	0	0	0	0	1	0						
<b>Dmitri Young, S</b> OBP: 0.327, SLG: 0.365 (7.9)			P3							1	1	1	0	0	0	0						
<b>Brian Jordan, R</b> OBP: 0.321, SLG: 0.279 (7.9)										1	1	1	1	0	0	0						
<b>Inning Stats</b>	R: 0 E: 1 K: 2 S: 12	H: 1 LOB: 2 BB: 1 P: 21	R: 0 E: 0 K: 1 S: 7	H: 0 LOB: 0 BB: 0 P: 12	R: 0 E: 0 K: 0 S: 5	H: 0 LOB: 0 BB: 0 P: 6	R: 0 E: 0 K: 3 S: 17	H: 0 LOB: 3 BB: 3 P: 30	R: 0 E: 0 K: 3 S: 10	H: 0 LOB: 0 BB: 0 P: 11	R: 0 E: 0 K: 3 S: 13	H: 0 LOB: 1 BB: 1 P: 23	R: 2 E: 1 K: 1 S: 18	H: 2 LOB: 3 BB: 1 P: 31	R: 3 E: 0 K: 1 S: 13	H: 4 LOB: 2 BB: 1 P: 27	R: 1 E: 0 K: 2 S: 12	H: 1 LOB: 0 BB: 0 P: 17	1B: 5 2B: 2 3B: 0 HR: 1	SF: 1 SAC: 0 DP: 0 HBP: 1	WP: 0 PB: 0 SB: 0 CS: 0	PA: 44
<b>PITCHER</b>	IP WLS BF H R ER SO BB IBB HBP BLK WP HR S P ERA WHIP																					
<b>Pedro Martinez, R</b> ERA: 1.64 (1.1)	6.2	31	3	2	0	13	6	0	1	0	0	0	0	0	78	127	0.00	1.350				
<b>Anthony Telford, R</b> ERA: 2.51 (7.1)	0.1	1	0	0	0	0	0	0	0	0	0	0	0	4	7	0.00	0.000					
<b>Steve Kline, L</b> ERA: 6.31 (8.1)	1.0	L	8	4	3	3	1	0	1	0	0	0	0	13	27	27.00	4.000					
<b>Jim Bullinger, R</b> ERA: 5.85 (9.1)	1.0		4	1	1	2	0	0	0	0	0	0	1	12	17	9.00	1.000					

Batter	1	2	3	4	5	6	7	8	9	AB	R	H	RBI	BB	SO	LOB	BOTTOM					
<b>Ryan McGuire, L</b> OBP: 0.356, SLG: 0.445 (1.7)	G6-4-3			G6-3		G6-3				5	0	4	1	0	0	0	<b>St. Louis Cardinals @ Montreal Expos</b> Olympic Stadium, Montreal, QB Wed Aug 20 1997, 7:05 PM EDT Att: 19,386 - Dome - 72 F					
<b>Mike Lansing, R</b> OBP: 0.357, SLG: 0.484 (1.4)	G6-4-3			G6-3		1B				4	1	1	0	1	1	3						
<b>Vladimir Guerrero, R</b> OBP: 0.368, SLG: 0.494 (8.1)										4	0	0	0	0	1	4						
<b>Steve Kline, S</b> (8.1)										0	0	0	0	0	0	0						
<b>Jose Vidro, S</b> OBP: 0.288, SLG: 0.324 (9.5)	P4			G6-3		K				1	0	0	0	0	0	1						
<b>David Segui, S</b> OBP: 0.385, SLG: 0.488 (1.3)										4	1	2	0	0	0	1						
<b>Darrin Fletcher, L</b> OBP: 0.316, SLG: 0.504 (1.2)										3	0	0	0	1	0	1						
<b>Rondell White, R</b> OBP: 0.314, SLG: 0.461 (1.8)										2	0	1	1	2	0	0						
<b>Mark Grudzielanek, R</b> OBP: 0.320, SLG: 0.401 (1.6)										3	0	1	1	0	0	3						
<b>Doug Strange, S</b> OBP: 0.330, SLG: 0.409 (1.5)										4	1	1	0	0	0	3						
<b>Jim Bullinger, R</b> OBP: 0.214, SLG: 0.310 (9.1)										0	0	0	0	0	0	0						
<b>Pedro Martinez, R</b> OBP: 0.158, SLG: 0.148 (7.1)										2	0	0	0	0	1	2						
<b>Anthony Telford, R</b> OBP: 0.214, SLG: 0.286 (7.1)										0	0	0	0	0	0	0						
<b>F.P. Santangelo, S</b> OBP: 0.395, SLG: 0.394 (8.9)										1	0	0	0	0	0	0						
<b>Inning Stats</b>	R: 0 E: 0 K: 0 S: 4	H: 1 LOB: 0 BB: 0 P: 7	R: 0 E: 0 K: 0 S: 7	H: 0 LOB: 0 BB: 0 P: 10	R: 0 E: 0 K: 1 S: 7	H: 0 LOB: 0 BB: 0 P: 9	R: 0 E: 0 K: 0 S: 6	H: 1 LOB: 1 BB: 1 P: 11	R: 0 E: 0 K: 0 S: 7	H: 1 LOB: 2 BB: 1 P: 12	R: 1 E: 0 K: 1 S: 17	H: 2 LOB: 3 BB: 2 P: 31	R: 1 E: 1 K: 1 S: 9	H: 2 LOB: 1 BB: 0 P: 15	R: 1 E: 0 K: 0 S: 8	H: 2 LOB: 1 BB: 0 P: 16	R: 0 E: 0 K: 0 S: 13	H: 1 LOB: 1 BB: 0 P: 16	1B: 8 2B: 2 3B: 0 HR: 0	SF: 1 SAC: 1 DP: 2 HBP: 0	WP: 0 PB: 0 SB: 1 CS: 0	PA: 39
<b>PITCHER</b>	IP WLS BF H R ER SO BB IBB HBP BLK WP HR S P ERA WHIP																					
<b>Manny Aybar, R</b> ERA: 1.59 (1.1)	1.2	W	9	4	2	2	1	0	0	0	0	0	0	15	27	10.80	2.400					
<b>Tony Fossas, L</b> ERA: 2.56 (8.1)	0.1		1	0	0	0	0	0	0	0	0	0	2	4	0.00	0.000						
<b>Dennis Eckersley, R</b> ERA: 3.48 (9.1)	1.0	S	4	1	0	0	0	0	0	0	0	0	13	16	0.00	1.000						



Batter	1	2	3	4	5	6	7	8	9	AB	R	H	RBI	BB	SO	LOB	TOP								
<b>Delino DeShields, L</b> OBP: 0.349, SLG: 0.455 (1, 4)	G6-3		L6		F7			K		4	0	0	0	0	1	2									
<b>Willie McGee, S</b> OBP: 0.357, SLG: 0.422 (1, 9) (5, 8)	L9			E4		G6-3			F7 E BB	3	1	0	0	1	0	0									
<b>Dmitri Young, S</b> OBP: 0.320, SLG: 0.361 (1, 3)	G4-3			E1 G4-3 1B			G6-4-3 BB		F7 1-2	3	1	0	0	1	0	1									
<b>Ray Lankford, L</b> OBP: 0.411, SLG: 0.625 (1, 8)		K		G4-3		G6-4-3			E3	2	0	0	0	0	1	1									
<b>Danny Sheaffer, R</b> OBP: 0.304, SLG: 0.302 (5, 9)									2H	1	0	0	0	0	0	1									
<b>Mark McGwire, R</b> OBP: 0.382, SLG: 0.608 (9, PH)										1	0	0	0	0	0	0									
<b>Ron Gant, R</b> OBP: 0.313, SLG: 0.394 (1, 7)									P4	3	0	1	1	1	1	1									
<b>Gary Gaetti, R</b> OBP: 0.316, SLG: 0.407 (1, 5)									K	4	0	0	0	0	2	3									
<b>Mike DiFelice, R</b> OBP: 0.298, SLG: 0.330 (1, 2)										3	0	1	0	0	1	0									
<b>Royce Clayton, R</b> OBP: 0.296, SLG: 0.388 (1, 6)									G5-3	2	0	0	0	1	0	1									
<b>Donovan Osborne, S</b> OBP: 0.211, SLG: 0.211 (1, 1)										2	0	0	0	0	0	2									
<b>Tom Lampkin, L</b> OBP: 0.329, SLG: 0.377 (8, PH)										1	0	0	0	0	1	0									
<b>Mark Petkovsek, R</b> OBP: 0.182, SLG: 0.100 (8, 1)										0	0	0	0	0	0	0									
<b>Inning Stats</b>	R: 0 E: 0 K: 0 S: 9	H: 0 LOB: 0 BB: 0 P: 12	R: 0 E: 0 K: 1 S: 8	H: 0 LOB: 0 BB: 1 P: 15	R: 0 E: 0 K: 0 S: 10	H: 0 LOB: 1 BB: 1 P: 19	R: 1 E: 2 K: 0 S: 9	H: 1 LOB: 1 BB: 0 P: 12	R: 0 E: 0 K: 0 S: 4	H: 1 LOB: 1 BB: 0 P: 11	R: 0 E: 0 K: 0 S: 5	H: 0 LOB: 0 BB: 1 P: 10	R: 0 E: 0 K: 3 S: 9	H: 0 LOB: 0 BB: 0 P: 13	R: 0 E: 0 K: 2 S: 9	H: 0 LOB: 0 BB: 0 P: 13	R: 1 E: 1 K: 1 S: 10	H: 0 LOB: 1 BB: 1 P: 15	1B: 2 2B: 0 3B: 0 HR: 0	SF: 0 SAC: 0 DP: 1 HBP: 0	WP: 0 PB: 0 SB: 1 CS: 1	PA: 34			
<b>PITCHER</b>	IP	WLS	BF	H	R	ER	SO	BB	IBB	HBP	BLK	WP	HR	S	P	ERA	WHIP								
<b>Mike Johnson, R</b> ERA: 6.98 (1, 1)	6.0	W	22	2	1	0	1	3	0	0	0	0	0	45	79	0.00	0.833								
<b>Anthony Telford, R</b> ERA: 2.54 (7, 1)	2.0		6	0	0	0	5	0	0	0	0	0	0	18	26	0.00	0.000								
<b>Ugueth Urbina, R</b> ERA: 4.09 (9, 1)	1.0	S	5	0	1	0	1	1	0	0	0	0	0	10	15	0.00	1.000								

St. Louis Cardinals @ Montreal Expos  
Olympic Stadium, Montreal, QB  
Thu Aug 21 1997, 3:33 AM EDT  
Att: 14,378 - Dome - 72 F

AB 29  
R 2  
H 2  
RBI 1  
BB 4  
SO 7  
LOB 12



Batter	1	2	3	4	5	6	7	8	9	AB	R	H	RBI	BB	SO	LOB	BOTTOM								
<b>Mark Grudzielanek, R</b> OBP: 0.319, SLG: 0.400 (1, 6)			G6-3		G6-3		G5-3			4	0	1	0	0	0	2									
<b>Mike Lansing, R</b> OBP: 0.356, SLG: 0.484 (1, 4)			L7				G6-3			4	0	1	2	0	1	1									
<b>Vladimir Guerrero, R</b> OBP: 0.370, SLG: 0.498 (1, 9)										4	0	2	0	0	0	1									
<b>David Segui, S</b> OBP: 0.389, SLG: 0.494 (1, 3)										4	1	3	0	0	0	1									
<b>Rondell White, R</b> OBP: 0.318, SLG: 0.464 (1, 8)										2	0	1	1	2	0	2									
<b>F.P. Santangelo, S</b> OBP: 0.392, SLG: 0.390 (1, 7)										3	0	0	0	0	0	6									
<b>Jose Vidro, S</b> OBP: 0.289, SLG: 0.316 (1, 5)										2	0	0	0	0	0	3									
<b>Anthony Telford, R</b> OBP: 0.214, SLG: 0.286 (7, 1)										0	0	0	0	0	0	0									
<b>Ryan McGuire, L</b> OBP: 0.353, SLG: 0.442 (8, PH)										1	0	0	0	0	1	2									
<b>Ugueth Urbina, R</b> OBP: 0.329, SLG: 0.408 (9, 1)										0	0	0	0	0	0	0									
<b>Chris Widger, R</b> OBP: 0.286, SLG: 0.424 (1, 2)										3	1	0	0	0	1	4									
<b>Mike Johnson, L</b> OBP: 0.200, SLG: 0.200 (1, 1)										2	1	1	0	0	1	0									
<b>Doug Strange, S</b> OBP: 0.329, SLG: 0.408 (7, 5)										1	0	0	0	0	0	0									
<b>Inning Stats</b>	R: 0 E: 0 K: 1 S: 6	H: 1 LOB: 0 BB: 0 P: 11	R: 0 E: 0 K: 0 S: 15	H: 1 LOB: 2 BB: 1 P: 23	R: 0 E: 0 K: 1 S: 8	H: 0 LOB: 0 BB: 0 P: 11	R: 0 E: 0 K: 0 S: 12	H: 1 LOB: 1 BB: 1 P: 23	R: 2 E: 0 K: 0 S: 8	H: 2 LOB: 1 BB: 0 P: 11	R: 1 E: 0 K: 1 S: 12	H: 2 LOB: 1 BB: 0 P: 15	R: 0 E: 0 K: 0 S: 7	H: 0 LOB: 0 BB: 0 P: 9	R: 0 E: 0 K: 1 S: 9	H: 2 LOB: 2 BB: 0 P: 13	R: 0 E: 0 K: 1 S: 9	H: 2 LOB: 2 BB: 0 P: 13	1B: 5 2B: 5 3B: 0 HR: 0	SF: 0 SAC: 1 DP: 1 HBP: 1	WP: 0 PB: 0 SB: 0 CS: 1	PA: 34			
<b>PITCHER</b>	IP	WLS	BF	H	R	ER	SO	BB	IBB	HBP	BLK	WP	HR	S	P	ERA	WHIP								
<b>Donovan Osborne, L</b> ERA: 4.76 (1, 1)	7.0	L	29	7	3	3	3	2	0	1	0	0	0	68	103	3.86	1.286								
<b>Mark Petkovsek, R</b> ERA: 4.23 (8, 1)	1.0		5	2	0	0	1	0	0	0	0	0	0	9	13	0.00	2.000								

St. Louis Cardinals @ Montreal Expos  
Olympic Stadium, Montreal, QB  
Thu Aug 21 1997, 3:33 AM EDT  
Att: 14,378 - Dome - 72 F

AB 30  
R 3  
H 9  
RBI 3  
BB 2  
SO 4  
LOB 22





Batter	1	2	3	4	5	6	7	8	9	AB	R	H	RBI	BB	SO	LOB	TOP										
Mark Grudzielanek, R OBP: 0.319, SLG: 0.399	1-3 K		0-1 L7			3-1 F8		1-0 1B		4	0	1	0	0	1	0											
Mike Lansing, R OBP: 0.355, SLG: 0.482	1-2 G3-1		1-2 G5-3			1-0 G2-3		2-2 FC5-4		4	0	1	0	0	0	0											
Vladimir Guerrero, R OBP: 0.363, SLG: 0.490 Marc Valdes, R OBP: 0.182, SLG: 0.182	1-0 F8		2-2 L6			1-0 L8		1-0 FC5-4		4	0	0	0	0	0	2											
David Segui, S OBP: 0.385, SLG: 0.489		1-0 F7		1-3 K			0-0 G3-1		2-2 L9	4	0	0	0	0	1	0											
Jose Vidro, S OBP: 0.291, SLG: 0.316 Steve Kline, S OBP: 0.291, SLG: 0.316 Shayne Bennett, R OBP: 0.291, SLG: 0.316 F.P. Santangelo, S OBP: 0.391, SLG: 0.389		2-0 G3-1 1B		1-3 K		3-2 G4-3		1-2 G6-3		3	0	1	0	0	1	0											
Rondell White, R OBP: 0.317, SLG: 0.462		1-0 G3-1 1B		1-1 G5-3		3-2 G6-3		0-3 K		4	0	1	0	0	1	0											
Ryan McGuire, L OBP: 0.346, SLG: 0.431		0-2 G3-1			2-2 P5			0-0 G5-3		3	0	0	0	0	0	2											
Chris Widger, R OBP: 0.286, SLG: 0.420		4-0 IBB			2-0 P6			1-3 K		2	0	0	0	1	1	0											
Dustin Hermanson, R OBP: 0.150, SLG: 0.184 Doug Strange, S OBP: 0.331, SLG: 0.421		1-1 F9			3-1 G6-3			2-1 HR		2	0	0	0	0	0	3											
<b>Inning Stats</b>	R: 0 E: 0 K: 1 S: 7	H: 0 LOB: 0 BB: 0 P: 10	R: 0 E: 0 K: 0 S: 8	H: 2 LOB: 3 BB: 1 P: 17	R: 0 E: 0 K: 0 S: 9	H: 0 LOB: 0 BB: 0 P: 12	R: 0 E: 0 K: 2 S: 8	H: 0 LOB: 0 BB: 0 P: 11	R: 0 E: 0 K: 0 S: 6	H: 0 LOB: 0 BB: 0 P: 13	R: 0 E: 0 K: 0 S: 4	H: 0 LOB: 0 BB: 0 P: 9	R: 0 E: 0 K: 0 S: 9	H: 0 LOB: 0 BB: 0 P: 15	R: 1 E: 0 K: 1 S: 12	H: 3 LOB: 2 BB: 0 P: 18	R: 0 E: 0 K: 1 S: 9	H: 0 LOB: 0 BB: 0 P: 12	1B: 4 2B: 0 3B: 0 HR: 1	SF: 0 SAC: 0 DP: 0 HBP: 0	WP: 0 PB: 0 SB: 0 CS: 0	PA: 33					
<b>PITCHER</b>	IP	WLS	BF	H	R	ER	SO	BB	IBB	HBP	BLK	WP	HR	S	P	ERA	WHIP										
Steve Trachsel, R ERA: 4.82	7.2	W	29	5	1	1	4	0	1	0	0	0	1	62	103	1.17	0.652										
Marc Pisciotto, R ERA: 0.93	0.1		1	0	0	0	0	0	0	0	0	0	0	1	2	0.00	0.000										
Bob Patterson, L ERA: 3.22	0.2		2	0	0	0	0	0	0	0	0	0	0	6	9	0.00	0.000										
Terry Adams, R ERA: 3.88	0.1	S	1	0	0	0	1	0	0	0	0	0	0	3	3	0.00	0.000										

**Montreal Expos @ Chicago Cubs**  
Wrigley Field, Chicago, IL  
Fri Aug 22 1997, 3:33 AM CDT  
Att: 29,454 - Sunny - 72 F

AB	32
R	1
H	5
RBI	1
BB	1
SO	5
LOB	7



Batter	1	2	3	4	5	6	7	8	9	AB	R	H	RBI	BB	SO	LOB	BOTTOM										
Doug Glanville, R OBP: 0.343, SLG: 0.400	2-2 P4		2-2 FC4-6			0-0 F7		2-3 K		4	0	0	0	0	1	1											
Shawon Dunston, R OBP: 0.301, SLG: 0.412	0-3 K		1-1 P3			1-0 F8		2-1 1B SF8		4	1	1	0	0	1	1											
Mark Grace, L OBP: 0.411, SLG: 0.448	4-2 BB			0-0 L7		1-2 HR		0-0 SF8		3	1	2	0	1	0	0											
Sammy Sosa, R OBP: 0.296, SLG: 0.482	0-1 L5			3-3 K		0-0 HR		0-1 SF8		3	1	1	3	0	1	1											
Dave Clark, L OBP: 0.359, SLG: 0.431		0-0 L7		1-3 K		1-1 G5-3		4-0 IBB		3	0	0	0	1	1	0											
Kevin Orie, R OBP: 0.346, SLG: 0.429 Bob Patterson, R OBP: 0.346, SLG: 0.429 Terry Adams, R OBP: 0.346, SLG: 0.429		1-3 K			1-2 G6-3		3-2 CI	2-0 G1-3		3	0	0	0	0	1	2											
Manny Alexander, R OBP: 0.299, SLG: 0.389		3-3 K			2-2 G1-3		1-2 BB			2	0	0	0	1	1	0											
Scott Servais, R OBP: 0.301, SLG: 0.344			1-0 F8		0-1 F4		0-0 F8			3	0	0	0	0	2												
Steve Trachsel, R OBP: 0.173, SLG: 0.146 Marc Pisciotto, R OBP: 0.173, SLG: 0.146 José Hernández, R OBP: 0.316, SLG: 0.444			3-2 FC4-6		2-2 G6-3		2-2 FC5			3	0	1	0	0	2												
<b>Inning Stats</b>	R: 0 E: 0 K: 1 S: 12	H: 0 LOB: 1 BB: 1 P: 18	R: 0 E: 0 K: 2 S: 10	H: 0 LOB: 0 BB: 0 P: 14	R: 0 E: 0 K: 0 S: 10	H: 1 LOB: 1 BB: 0 P: 17	R: 0 E: 0 K: 2 S: 7	H: 0 LOB: 0 BB: 0 P: 11	R: 0 E: 0 K: 0 S: 10	H: 0 LOB: 0 BB: 0 P: 13	R: 0 E: 0 K: 0 S: 9	H: 0 LOB: 0 BB: 0 P: 12	R: 2 E: 1 K: 0 S: 17	H: 2 LOB: 2 BB: 1 P: 26	R: 1 E: 0 K: 1 S: 9	H: 2 LOB: 2 BB: 1 P: 19	1B: 4 2B: 0 3B: 0 HR: 1	SF: 1 SAC: 0 DP: 0 HBP: 0	WP: 0 PB: 0 SB: 1 CS: 0	PA: 33							
<b>PITCHER</b>	IP	WLS	BF	H	R	ER	SO	BB	IBB	HBP	BLK	WP	HR	S	P	ERA	WHIP										
Dustin Hermanson, R ERA: 3.7	6.0		20	1	0	0	5	1	0	0	0	0	1	11	16	54.00	6.000										
Steve Kline, L ERA: 6.75	0.1	L	4	2	2	2	0	0	0	0	0	0	0	6	10	0.00	1.500										
Shayne Bennett, R ERA: 3.65	0.2		3	0	0	0	0	1	0	0	0	0	0	9	19	9.00	2.000										

**Montreal Expos @ Chicago Cubs**  
Wrigley Field, Chicago, IL  
Fri Aug 22 1997, 3:33 AM CDT  
Att: 29,454 - Sunny - 72 F

AB	28
R	3
H	5
RBI	3
BB	3
SO	6
LOB	9









Batter	1	2	3	4	5	6	7	8	9	AB	R	H	RBI	BB	SO	LOB	TOP										
Mark Grudzielanek, R OBP: 0.316, SLG: 0.401	0-1 1B		1-1 G3		0-0 G4-6-3		0-1 F9		0-1 G4-3	5	0	1	0	0	0	5	<b>Montreal Expos @ Chicago Cubs</b> Wrigley Field, Chicago, IL Sun Aug 24 1997, 3:33 AM CDT Att: 28,122 - Sunny - 72 F										
Mike Lansing, R OBP: 0.397, SLG: 0.488 Jose Vidro, S OBP: 0.295, SLG: 0.333	1-0 1B		4-2 BB		0-0 G4-3		0-0 G3			2	0	2	0	1	0	0											
Vladimir Guerrero, R OBP: 0.364, SLG: 0.499	1-1 G5-3		2-3 K		2-1 G4-3		1-0 F7			4	1	1	0	0	1	3											
David Segui, S OBP: 0.384, SLG: 0.483 Steve Kline, S	2-1 G4-3				0-2 F7		1-0 G4-3		4-2 G3-6-3	3	0	0	1	1	0	3											
Darrin Fletcher, L OBP: 0.317, SLG: 0.520			0-0 F7		0-1 L8		1-1 G4-3		1-0 G3-6-3	4	0	0	1	0	0	2											
Rondell White, R OBP: 0.315, SLG: 0.464			3-2 L7		1-1 1B		3-H HR		2-3 K	4	1	2	1	0	1	0											
Doug Strange, S OBP: 0.330, SLG: 0.427 Marc Valdes, R OBP: 0.182, SLG: 0.182 Joe Orsulak, L OBP: 0.308, SLG: 0.333 Chris Widger, R OBP: 0.285, SLG: 0.418			2-3 K		0-0 F8		0-3 K		0-0 F9	3	0	0	0	0	2	2											
F.P. Santangelo, S OBP: 0.393, SLG: 0.396			2-0 F9		1-1 G3		4-0 BB		0-0 BB	3	0	1	0	1	0	0											
Carlos Perez, L OBP: 0.207, SLG: 0.268 Shayne Bennett, R			0-1 G3		4-2 G4-6-3		3-2 F7		4-2 BB	1	0	1	0	0	0	0											
Ryan McGuire, L OBP: 0.348, SLG: 0.427			1B		BB				1-2 BB	0	0	0	0	1	0	1											
<b>Inning Stats</b>	R: 0 E: 0 K: 0 S: 7	H: 2 LOB: 1 BB: 0 P: 11	R: 0 E: 0 K: 1 S: 9	H: 0 LOB: 0 BB: 0 P: 14	R: 0 E: 0 K: 1 S: 10	H: 1 LOB: 2 BB: 1 P: 19	R: 0 E: 0 K: 0 S: 8	H: 1 LOB: 1 BB: 0 P: 9	R: 0 E: 0 K: 0 S: 6	H: 0 LOB: 0 BB: 1 P: 11	R: 3 E: 0 K: 1 S: 10	H: 3 LOB: 1 BB: 0 P: 16	R: 0 E: 0 K: 0 S: 6	H: 0 LOB: 1 BB: 1 P: 13	R: 0 E: 0 K: 0 S: 5	H: 0 LOB: 0 BB: 1 P: 11		R: 0 E: 0 K: 1 S: 9	H: 1 LOB: 2 BB: 1 P: 15	1B: 6 2B: 1 3B: 0 HR: 1	SF: 0 SAC: 0 DP: 2 HBP: 0	WP: 0 PA: 37 PB: 0 SB: 0 CS: 0					
<b>PITCHER</b>	IP	WLS	BF	H	R	ER	SO	BB	IBB	HBP	BLK	WP	HR	S	P	ERA		WHIP									
Geremi Gonzalez, R ERA: 4.36	7.1	W	31	7	3	3	3	4	0	0	0	0	1	60	102	3.68	1.500										
Ramon Tatis, L ERA: 4.24	1.2		6	1	0	0	1	1	0	0	0	0	0	10	17	0.00	1.200										

AB	32
R	3
H	8
RBI	3
BB	5
SO	4
LOB	17



Batter	1	2	3	4	5	6	7	8	9	AB	R	H	RBI	BB	SO	LOB	BOTTOM											
Doug Glanville, R OBP: 0.344, SLG: 0.400	2-1 23 HR		1-0 23 1B		1-1 F7		0-0 F8		1-2 23 BB	5	3	3	0	0	0	0	<b>Montreal Expos @ Chicago Cubs</b> Wrigley Field, Chicago, IL Sun Aug 24 1997, 3:33 AM CDT Att: 28,122 - Sunny - 72 F											
23 Ryne Sandberg, R OBP: 0.312, SLG: 0.405	3-2 1-H		2-2 1B		0-1 HR		1-0 G5-3		4-0 HR	4	4	3	3	1	0	0												
Mark Grace, L OBP: 0.409, SLG: 0.444	2-2 G4-3		3-2 FC4		2-2 L8		1-1 F7		2-1 F8	5	1	1	1	0	0	2												
Sammy Sosa, R OBP: 0.296, SLG: 0.485	2-1 E5		1-1 FC4		4-2 BB		2-2 P3		1-2 HR	4	1	2	4	1	0	0												
Shawon Dunston, R OBP: 0.298, SLG: 0.414	1-2 L7		0-2 FC4		0-2 L4		1-3 K		0-0 HR	5	2	1	1	0	1	4												
Kevin Orte, R OBP: 0.350, SLG: 0.435 Ramon Tatis, L	0-0 FC6-4		0-0 2B		3-2 G4-3		0-0 1B		1-3 K	4	1	2	2	0	0	1												
Scott Servais, R OBP: 0.303, SLG: 0.348			0-0 F7		0-0 F9		1-2 1B		1-3 1B	4	0	2	1	0	0	0												
Manny Alexander, R OBP: 0.298, SLG: 0.386			2-1 L7		2-1 P3		2-3 K			4	0	1	0	0	1	3												
Geremi Gonzalez, R OBP: 0.167, SLG: 0.091 José Hernández, R OBP: 0.314, SLG: 0.441			1-3 K		0-0 P4		2-2 F9		1-1 G6-3	3	0	0	0	0	1	2												
<b>Inning Stats</b>	R: 2 E: 1 K: 0 S: 16	H: 2 LOB: 1 BB: 0 P: 26	R: 0 E: 0 K: 1 S: 6	H: 0 LOB: 0 BB: 0 P: 9	R: 5 E: 0 K: 0 S: 17	H: 6 LOB: 1 BB: 0 P: 27	R: 1 E: 0 K: 0 S: 14	H: 1 LOB: 1 BB: 1 P: 21	R: 0 E: 0 K: 0 S: 13	H: 1 LOB: 0 BB: 0 P: 19	R: 0 E: 0 K: 0 S: 4	H: 0 LOB: 0 BB: 0 P: 6	R: 0 E: 0 K: 2 S: 14	H: 2 LOB: 2 BB: 0 P: 20	R: 4 E: 0 K: 1 S: 14	H: 3 LOB: 0 BB: 1 P: 24		1B: 9 2B: 2 3B: 0 HR: 4	SF: 0 SAC: 0 DP: 0 HBP: 0	WP: 0 PA: 42 PB: 0 SB: 1 CS: 0								
<b>PITCHER</b>	IP	WLS	BF	H	R	ER	SO	BB	IBB	HBP	BLK	WP	HR	S	P	ERA		WHIP										
Carlos Perez, L ERA: 4.36	2.1	L	15	7	7	7	1	0	0	0	0	0	1	35	55	27.00		3.000										
Shayne Bennett, R ERA: 2.7	2.2		12	3	1	1	0	1	0	0	0	0	1	31	47	3.38	1.500											
Marc Valdes, R ERA: 3.53	2.0		8	2	0	0	2	0	0	0	0	0	0	18	26	0.00	1.000											
Steve Kline, L ERA: 7.54	1.0		7	3	4	4	1	1	0	0	0	0	2	14	24	36.00	4.000											





Batter	1	2	3	4	5	6	7	8	9	AB	R	H	RBI	BB	SO	LOB	TOP											
Mark Grudzielanek, R OBP: 0.316, SLG: 0.402	F8		L6-3			G5-3		1B		4	1	1	0	0	0	1												
Mike Lansing, R OBP: 0.356, SLG: 0.486	K			L1-3		F8		2B		4	0	1	1	0	1	0												
Vladimir Guerrero, R OBP: 0.362, SLG: 0.453	G6-3			F7		1B	BB	G6-4-3		3	0	0	0	1	0	1												
David Segui, S OBP: 0.385, SLG: 0.482		WP		P6				G6-3		3	0	1	0	1	0	0												
Darrin Fletcher, L OBP: 0.320, SLG: 0.535 Ugueth Urbina, R	F9					HR		2B		4	1	2	1	0	0	3												
Rondell White, R OBP: 0.315, SLG: 0.461	F7					K		G6-3		3	0	0	0	1	1	1												
Ryan McGuire, L OBP: 0.348, SLG: 0.421 F.P. Santangelo, S	G6-3			E6		G3-6-3	BB	G6-3		2	0	0	0	1	0	1												
Doug Strange, S OBP: 0.327, SLG: 0.422			G4-3		F8		G3-6-3			3	0	0	0	0	0	2												
Pedro Martinez, R OBP: 0.167, SLG: 0.158 Chris Widger, R			L6-3		G4-1			G4-3		3	0	1	0	0	0	1												
<b>Inning Stats</b>	R: 0 H: 0 E: 0 K: 1 S: 8	H: 0 LOB: 0 BB: 0 P: 13	R: 0 H: 0 E: 0 K: 0 S: 7	H: 0 LOB: 1 BB: 1 P: 16	R: 0 H: 1 E: 0 K: 0 S: 7	H: 0 LOB: 0 BB: 0 P: 11	R: 0 H: 0 E: 0 K: 0 S: 5	H: 0 LOB: 0 BB: 0 P: 10	R: 1 H: 1 E: 1 K: 1 S: 13	H: 1 LOB: 1 BB: 0 P: 20	R: 0 H: 1 E: 0 K: 0 S: 9	H: 0 LOB: 1 BB: 1 P: 17	R: 0 H: 0 E: 0 K: 0 S: 3	H: 0 LOB: 0 BB: 0 P: 7	R: 1 H: 2 E: 0 K: 0 S: 6	H: 2 LOB: 0 BB: 0 P: 10	R: 0 H: 1 E: 0 K: 0 S: 6	H: 1 LOB: 1 BB: 1 P: 14	1B: 3 2B: 3 3B: 0 HR: 1	SF: 0 SAC: 0 DP: 4 HBP: 0	WP: 1 PA: 34 PB: 0 SB: 0 CS: 0							
<b>PITCHER</b>	IP	WLS	BF	H	R	ER	SO	BB	IBB	HBP	BLK	WP	HR	S	P	ERA	WHIP											
Manny Aybar, R ERA: 3.34	(1, 1)	8.0	L	30	5	2	2	2	3	0	0	0	1	1	58	104	2.25	1.000										
Tony Fossas, L ERA: 2.45	(9, 1)	1.0		4	1	0	0	0	0	1	0	0	0	0	6	14	0.00	1.000										

**Montreal Expos @ St. Louis Cardinals**  
 Busch Stadium, St. Louis, MO  
 Mon Aug 25 1997, 7:05 PM CDT  
 Att: 16,965 - Unknown - 87 F

AB 30  
 R 2  
 H 6  
 RBI 2  
 BB 4  
 SO 2  
 LOB 12



Batter	1	2	3	4	5	6	7	8	9	AB	R	H	RBI	BB	SO	LOB	BOTTOM											
Delino DeShields, L OBP: 0.346, SLG: 0.451	F8			K		K		G1-3		4	0	0	0	0	2	0												
Phil Plantier, L OBP: 0.286, SLG: 0.434	K			BB		F8		G4-3	SF9	3	1	1	0	1	1	0												
Ray Lankford, L OBP: 0.407, SLG: 0.609	K			K		BB		G4-3		3	0	0	0	1	2	2												
Gary Gaetti, R OBP: 0.313, SLG: 0.407		P6		K		F8		SF9		3	0	0	1	0	1	2												
Ron Gant, R OBP: 0.309, SLG: 0.389	K				F9		K	2B		4	0	1	0	0	2	0												
Dmitri Young, S OBP: 0.318, SLG: 0.353	F8				K		K	BB		3	0	0	0	1	2	0												
Tom Lampkin, L OBP: 0.332, SLG: 0.376			F8		1B		K	F9		4	0	1	0	0	1	2												
Royce Clayton, R OBP: 0.297, SLG: 0.386			G4-3		1B			G6-3		3	0	1	0	0	0	0												
Manny Aybar, R					1B			K		2	0	0	0	0	1	2												
Willie McGee, S OBP: 0.359, SLG: 0.423 Tony Fossas, L			K		G1-3			K		1	0	0	0	0	1	0												
<b>Inning Stats</b>	R: 0 H: 0 E: 0 K: 2 S: 11	H: 0 LOB: 0 BB: 0 P: 17	R: 0 H: 0 E: 0 K: 1 S: 10	H: 0 LOB: 0 BB: 0 P: 16	R: 0 H: 0 E: 0 K: 1 S: 8	H: 0 LOB: 0 BB: 0 P: 11	R: 0 H: 0 E: 0 K: 3 S: 15	H: 0 LOB: 1 BB: 1 P: 22	R: 0 H: 2 E: 0 K: 1 S: 13	H: 2 LOB: 2 BB: 0 P: 17	R: 0 H: 0 E: 0 K: 1 S: 11	H: 0 LOB: 1 BB: 1 P: 17	R: 0 H: 0 E: 0 K: 3 S: 9	H: 0 LOB: 0 BB: 0 P: 14	R: 0 H: 0 E: 0 K: 1 S: 10	H: 0 LOB: 0 BB: 0 P: 14	R: 1 H: 2 E: 0 K: 0 S: 11	H: 2 LOB: 2 BB: 1 P: 20	1B: 2 2B: 2 3B: 0 HR: 0	SF: 1 SAC: 0 DP: 0 HBP: 0	WP: 0 PA: 34 PB: 0 SB: 0 CS: 0							
<b>PITCHER</b>	IP	WLS	BF	H	R	ER	SO	BB	IBB	HBP	BLK	WP	HR	S	P	ERA	WHIP											
Pedro Martinez, R ERA: 1.61	(1, 1)	8.2	W	32	4	1	1	13	2	0	0	0	0	0	95	139	1.04	0.692										
Ugueth Urbina, R ERA: 3.95	(9, 1)	0.1	S	2	0	0	0	0	1	0	0	0	0	3	9	0.00	3.000											

**Montreal Expos @ St. Louis Cardinals**  
 Busch Stadium, St. Louis, MO  
 Mon Aug 25 1997, 7:05 PM CDT  
 Att: 16,965 - Unknown - 87 F

AB 30  
 R 1  
 H 4  
 RBI 1  
 BB 3  
 SO 13  
 LOB 8





Batter	1	2	3	4	5	6	7	8	9	AB	R	H	RBI	BB	SO	LOB	TOP										
Mark Grudzielanek, R OBP: 0.313, SLG: 0.398	2-1 G1-3		0-1 G6-3			3-2 G6-3		1-2 G4-3	1-0 E5	5	0	0	0	0	0	1											
Mike Lansing, R OBP: 0.355, SLG: 0.485	0-3 K			2-2 P4		1-1 F7		2-0 1B	2-2 G4-3	5	1	1	1	0	1	1											
Vladimir Guerrero, R OBP: 0.364, SLG: 0.484	1-0 G5-3			0-3 K			0-0 G6-4-3 1B	2-1 1B		4	2	2	1	0	1	0											
David Segui, S OBP: 0.391, SLG: 0.485		4-0 BB		4-0 BB			0-0 G6-4-3 1B	1-0 HR		2	1	2	0	2	0	0											
Rondell White, R OBP: 0.314, SLG: 0.465	2-1 F9			1-1 G5-3			2-1 G6-4-3	0-1 HR		4	1	1	3	0	0	4											
Chris Widger, R OBP: 0.285, SLG: 0.419 Ugueth Urbina, R	0-0 F8				0-2 L7		3-1 2B	2-3 K		4	0	1	1	0	1	1											
Doug Strange, S OBP: 0.326, SLG: 0.420	1-1 F9				0-0 G4-3		2-1 L9		1-2 SH2-4 E	4	1	1	0	0	0	2											
Ryan McGuire, L OBP: 0.340, SLG: 0.411			0-2 L7		2-3 K			0-0 F7	0-0 SH2-4	3	0	0	0	0	1	0											
Mike Johnson, L Shayne Bennett, R Andy Stankiewicz, R Marc Valdes, R Jose Vito, S Anthony Telford, R Darri Fletcher, S	1-2 G4-3					1-3 K		0-2 G4-3 2B 1B	1-3 K	1	0	0	0	0	0	0											
<b>Inning Stats</b>	R: 0 E: 0 K: 1 S: 6	H: 0 LOB: 0 BB: 0 P: 9	R: 0 E: 0 K: 0 S: 5	H: 0 LOB: 1 BB: 1 P: 12	R: 0 E: 0 K: 0 S: 8	H: 0 LOB: 0 BB: 0 P: 9	R: 0 E: 0 K: 1 S: 8	H: 0 LOB: 1 BB: 1 P: 15	R: 0 E: 0 K: 1 S: 10	H: 0 LOB: 0 BB: 0 P: 15	R: 1 E: 0 K: 0 S: 8	H: 3 LOB: 1 BB: 0 P: 15	R: 5 E: 0 K: 1 S: 23	H: 5 LOB: 0 BB: 0 P: 31	R: 1 E: 1 K: 1 S: 11	H: 1 LOB: 1 BB: 0 P: 16	1B: 6 2B: 2 3B: 0 HR: 1	SF: 0 SAC: 1 DP: 1 HBP: 0	WP: 0 PA: 38 PB: 0 SB: 0 CS: 0								
<b>PITCHER</b>	IP	WLS	BF	H	R	ER	SO	BB	IBB	HBP	BLK	WP	HR	S	P	ERA	WHIP										
Donovan Osborne, L	7.2		29	5	3	3	4	2	0	0	0	0	0	64	99	3.52	0.913										
Curtis King, R	0.0		2	2	0	0	0	0	0	0	0	0	0	3	6												
Dennis Eckersley, R	0.1	L	2	1	3	3	1	0	0	0	0	0	1	9	11	81.00	3.000										
Tony Fossas, L	0.2		3	1	1	0	1	0	0	0	0	0	0	7	9	0.00	1.500										
John Frascatore, R	0.1		2	0	0	0	0	0	0	0	0	0	0	4	7	0.00	0.000										

**Montreal Expos @ St. Louis Cardinals**  
 Busch Stadium, St. Louis, MO  
 Tue Aug 26 1997, 7:05 PM CDT  
 Att: 23,211 - Unknown - 89 F

AB 35  
 R 7  
 H 9  
 RBI 6  
 BB 2  
 SO 6  
 LOB 10



Batter	1	2	3	4	5	6	7	8	9	AB	R	H	RBI	BB	SO	LOB	BOTTOM										
Delino DeShields, L OBP: 0.349, SLG: 0.452	0-0 1B G3	2-1 P6		3-2 1B		1-0 G1-3		0-2 S 1B		5	1	3	0	0	0	1											
Royce Clayton, R OBP: 0.296, SLG: 0.386	0-0 G3 S 1B		0-1 E S SF7 1B	1-1 P4		2-2 G6-3		2-3 K	1-2 K	5	1	2	0	0	1	3											
Ray Lankford, L OBP: 0.407, SLG: 0.605	3-2 G3		2-0 F7	2-2 G1-6-3		3-2 1B		4-0 1B		4	0	1	1	1	0	3											
Ron Gant, R OBP: 0.308, SLG: 0.385 John Frascatore, R	2-3 K		4-0 S 2B BB		2-3 K	0-0 G6-3		0-1 P6		4	1	0	0	1	2	5											
Phil Plantier, L OBP: 0.283, SLG: 0.418 Tony Fossas, L	3-3 K		1-0 SF7		1-2 G4-3		4-2 CS BB		2-1 L7	2	0	0	1	1	1	1											
Danny Sheaffer, R OBP: 0.308, SLG: 0.301 Tom Lampkin, L			3-3 SF7							0	0	0	0	0	0	0											
Dmitri Young, S OBP: 0.326, SLG: 0.357		0-1 WP 2B	4-0 2B WP BB		4-2 E 1B BB		3-2 G4-6-3 1B		3-1 G6-3	3	2	2	0	2	0	0											
Mike DiFelice, R OBP: 0.297, SLG: 0.332 Gary Gaetti, R	2-2 F9		1-0 WP 2B		1-2 E 1B		0-1 G4-6-3		1-0 L4	4	0	2	1	0	0	2											
David Bell, R OBP: 0.301, SLG: 0.343		2-2 G5-3	3-3 K		3-2 E5			1-1 1B		4	0	1	0	0	1	4											
Donovan Osborne, S OBP: 0.227, SLG: 0.273 Curtis King, R				2-2 P5		1-1 L8				3	0	1	1	0	0	3											
Dennis Eckersley, R Willie McGee, S								1-3 K		0	0	0	0	0	0	0											
<b>Inning Stats</b>	R: 1 E: 0 K: 2 S: 11	H: 2 LOB: 1 BB: 0 P: 19	R: 1 E: 0 K: 0 S: 11	H: 2 LOB: 1 BB: 0 P: 19	R: 3 E: 0 K: 1 S: 9	H: 2 LOB: 1 BB: 2 P: 24	R: 0 E: 0 K: 0 S: 13	H: 1 LOB: 1 BB: 0 P: 20	R: 0 E: 1 K: 1 S: 19	H: 1 LOB: 3 BB: 1 P: 31	R: 0 E: 0 K: 0 S: 9	H: 1 LOB: 0 BB: 0 P: 15	R: 0 E: 0 K: 0 S: 7	H: 1 LOB: 0 BB: 1 P: 14	R: 0 E: 0 K: 2 S: 14	H: 2 LOB: 3 BB: 1 P: 22	R: 0 E: 0 K: 0 S: 5	H: 0 LOB: 0 BB: 0 P: 11	1B: 10 2B: 2 3B: 0 HR: 0	SF: 1 SAC: 0 DP: 1 HBP: 0	WP: 2 PA: 43 PB: 0 SB: 0 CS: 1						
<b>PITCHER</b>	IP	WLS	BF	H	R	ER	SO	BB	IBB	HBP	BLK	WP	HR	S	P	ERA	WHIP										
Mike Johnson, R	3.0		17	6	5	5	3	2	0	0	0	0	0	32	51	0.00	1.500										
Shayne Bennett, R	2.0		10	2	0	0	1	1	0	0	0	0	0	16	29	0.00	1.500										
Marc Valdes, R	2.0	W	7	2	0	0	0	1	0	0	0	0	0	12	20	0.00	3.000										
Anthony Telford, R	0.2		5	2	0	0	2	0	1	0	0	0	0	7	13	0.00	0.000										
Ugueth Urbina, R	1.1	S	4	0	0	0	0	0	0	0	0	0	0	7	13	0.00	0.000										

**Montreal Expos @ St. Louis Cardinals**  
 Busch Stadium, St. Louis, MO  
 Tue Aug 26 1997, 7:05 PM CDT  
 Att: 23,211 - Unknown - 89 F

AB 37  
 R 5  
 H 12  
 RBI 4  
 BB 5  
 SO 6  
 LOB 23





Batter	1	2	3	4	5	6	7	8	9	AB	R	H	RBI	BB	SO	LOB	TOP			
Mark Grudzielanek, R OBP: 0.313, SLG: 0.397	0-1 G5-4-3 1B		0-1 G4-3		1-2 G6-3		0-0 F9			4	0	1	0	0	0	2	<b>Montreal Expos @ St. Louis Cardinals</b> Busch Stadium, St. Louis, MO Wed Aug 27 1997, 7:05 PM CDT Att: 27,488 - Unknown - 89 F <a href="http://livebaseballscorecards.com">livebaseballscorecards.com</a>			
Mike Lansing, R OBP: 0.354, SLG: 0.485	2-0 G5-4-3		3-2 2B			1-0 G6-3	0-1 G5-3			4	0	1	1	0	0	1				
Vladimir Guerrero, R OBP: 0.363, SLG: 0.490	0-3 K		0-1 G4-3			0-1 FC3-2 1B		1-0 G4-3		4	0	1	0	0	1	1				
David Segui, S OBP: 0.387, SLG: 0.480		3-2 G1-3		2-1 L7		2-2 FC3-2 2B		0-0 L7		4	1	0	0	0	0	1				
Darrin Fletcher, L OBP: 0.321, SLG: 0.541		0-2 F7		2-3 K		3-1 1B 2B		3-1 2B		4	1	2	1	0	1	0				
Rondell White, R OBP: 0.316, SLG: 0.465		0-0 1B		3-3 K		3-2 1B		1-2 G6-3		4	0	2	1	0	1	1				
Joe Orsulak, L OBP: 0.303, SLG: 0.333 Andy Stankiewicz, R OBP: 0.265, SLG: 0.362	2-3 K		0-3 K		0-0 1B			1-0 F7		3	0	1	0	0	0	2		1		
Jose Vidro, S OBP: 0.315, SLG: 0.353 Jim Bullinger, R OBP: 0.299, SLG: 0.302 Anthony Telford, R OBP: 0.214, SLG: 0.286 F.P. Santangelo, S OBP: 0.391, SLG: 0.394	1-2 K		1-2 G4-3 SH1-4 2B 1B		1-0 1B		3-2 G1-3	2-0 P6		3	1	2	0	0	0	2		AB 34 R 3 H 10 RBI 3 BB 0 SO 6 LOB 9		
Dustin Hermanson, R OBP: 0.150, SLG: 0.184 Doug Strange, S OBP: 0.324, SLG: 0.417	1-2 K		0-1 SH1-4		0-1 SH3-4		0-1 P6	2-3 K		0	0	0	0	0	0	0		WP: 0 PA: 36 FB: 0 SB: 1 CS: 0		
<b>Inning Stats</b>	R: 0 E: 0 K: 1 S: 6	H: 1 LOB: 0 BB: 0 P: 8	R: 0 E: 0 K: 1 S: 11	H: 1 LOB: 1 BB: 0 P: 16	R: 1 E: 0 K: 0 S: 12	H: 2 LOB: 1 BB: 0 P: 16	R: 0 E: 0 K: 2 S: 8	H: 0 LOB: 0 BB: 0 P: 15	R: 0 E: 0 K: 1 S: 9	H: 1 LOB: 1 BB: 0 P: 11	R: 2 E: 1 K: 0 S: 15	H: 4 LOB: 2 BB: 0 P: 27	R: 0 E: 0 K: 0 S: 5	H: 0 LOB: 0 BB: 0 P: 5	R: 0 E: 0 K: 0 S: 8	H: 1 LOB: 1 BB: 0 P: 13		R: 0 E: 0 K: 1 S: 6	H: 0 LOB: 0 BB: 0 P: 11	1B: 7 2B: 3 3B: 0 HR: 0
<b>PITCHER</b>	IP WLS BF H R ER SO BB IBB HBP BLK WP HR S P ERA WHIP	IP WLS BF H R ER SO BB IBB HBP BLK WP HR S P ERA WHIP	IP WLS BF H R ER SO BB IBB HBP BLK WP HR S P ERA WHIP	IP WLS BF H R ER SO BB IBB HBP BLK WP HR S P ERA WHIP	IP WLS BF H R ER SO BB IBB HBP BLK WP HR S P ERA WHIP	IP WLS BF H R ER SO BB IBB HBP BLK WP HR S P ERA WHIP	IP WLS BF H R ER SO BB IBB HBP BLK WP HR S P ERA WHIP	IP WLS BF H R ER SO BB IBB HBP BLK WP HR S P ERA WHIP	IP WLS BF H R ER SO BB IBB HBP BLK WP HR S P ERA WHIP	IP WLS BF H R ER SO BB IBB HBP BLK WP HR S P ERA WHIP	IP WLS BF H R ER SO BB IBB HBP BLK WP HR S P ERA WHIP	IP WLS BF H R ER SO BB IBB HBP BLK WP HR S P ERA WHIP	IP WLS BF H R ER SO BB IBB HBP BLK WP HR S P ERA WHIP	IP WLS BF H R ER SO BB IBB HBP BLK WP HR S P ERA WHIP	IP WLS BF H R ER SO BB IBB HBP BLK WP HR S P ERA WHIP	IP WLS BF H R ER SO BB IBB HBP BLK WP HR S P ERA WHIP	IP WLS BF H R ER SO BB IBB HBP BLK WP HR S P ERA WHIP	IP WLS BF H R ER SO BB IBB HBP BLK WP HR S P ERA WHIP	IP WLS BF H R ER SO BB IBB HBP BLK WP HR S P ERA WHIP	IP WLS BF H R ER SO BB IBB HBP BLK WP HR S P ERA WHIP

Batter	1	2	3	4	5	6	7	8	9	AB	R	H	RBI	BB	SO	LOB	BOTTOM			
Delino DeShields, L OBP: 0.346, SLG: 0.448	2-2 L5		0-1 B1-3		2-2 G4-3		2-3 K			4	0	0	0	0	1	1	<b>Montreal Expos @ St. Louis Cardinals</b> Busch Stadium, St. Louis, MO Wed Aug 27 1997, 7:05 PM CDT Att: 27,488 - Unknown - 89 F <a href="http://livebaseballscorecards.com">livebaseballscorecards.com</a>			
Willie McGee, S OBP: 0.394, SLG: 0.431	0-0 BB 2B		1-1 F8		1-0 S 1B	1-0 1B				4	1	3	0	0	0	0				
Mark McGwire, R OBP: 0.382, SLG: 0.610	4-2 BB BB		1-2 F9		4-1 1B SF8 BB	1-3 K				2	1	0	0	2	1	1				
Ray Lankford, L OBP: 0.406, SLG: 0.604	3-2 L7		1-3 K		3-3 K			1-2 G4-3 2B		4	1	1	0	0	2	4				
Phil Plantier, L OBP: 0.313, SLG: 0.421	4-0 1B BB		2-0 L7		2-1 1B			4-0 G4-3 IBB		2	0	1	1	2	0	0				
Gary Gaetti, R OBP: 0.310, SLG: 0.403	0-3 K		1-1 L7		1-2 SF8			0-0 G4-3		3	0	0	1	0	1	5				
Tom Lampkin, L OBP: 0.331, SLG: 0.370 John Frascatore, R OBP: 0.328, SLG: 0.357 Rigo Beltran, L OBP: 0.312, SLG: 0.394	1-1 L8		4-1 G5-3 BB		1 SAFE 3-2 P3			4-0 1B IBB		2	0	0	0	1	0	1				
David Bell, R OBP: 0.312, SLG: 0.394	2-2 L8		0-0 G5-3		0-0 G5-3			1-2 1B		4	1	2	2	0	0	1				
Matt Morris, R OBP: 0.274, SLG: 0.246 Mike DiFelice, R OBP: 0.294, SLG: 0.329	1-3 K		0-1 F9		0-1 F9			0-3 K		2	0	0	0	0	1	1				
<b>Inning Stats</b>	R: 0 E: 0 K: 1 S: 14	H: 1 LOB: 3 BB: 2 P: 27	R: 0 E: 0 K: 1 S: 8	H: 0 LOB: 0 BB: 0 P: 12	R: 0 E: 0 K: 0 S: 7	H: 0 LOB: 0 BB: 0 P: 9	R: 0 E: 0 K: 1 S: 6	H: 0 LOB: 0 BB: 0 P: 10	R: 0 E: 0 K: 0 S: 8	H: 0 LOB: 1 BB: 1 P: 14	R: 2 E: 0 K: 1 S: 14	H: 2 LOB: 1 BB: 1 P: 28	R: 1 E: 0 K: 3 S: 12	H: 2 LOB: 1 BB: 0 P: 16	R: 1 E: 0 K: 0 S: 10	H: 2 LOB: 2 BB: 2 P: 22		R: 1 E: 0 K: 0 S: 6	H: 2 LOB: 2 BB: 2 P: 11	1B: 4 2B: 2 3B: 0 HR: 1
<b>PITCHER</b>	IP WLS BF H R ER SO BB IBB HBP BLK WP HR S P ERA WHIP	IP WLS BF H R ER SO BB IBB HBP BLK WP HR S P ERA WHIP	IP WLS BF H R ER SO BB IBB HBP BLK WP HR S P ERA WHIP	IP WLS BF H R ER SO BB IBB HBP BLK WP HR S P ERA WHIP	IP WLS BF H R ER SO BB IBB HBP BLK WP HR S P ERA WHIP	IP WLS BF H R ER SO BB IBB HBP BLK WP HR S P ERA WHIP	IP WLS BF H R ER SO BB IBB HBP BLK WP HR S P ERA WHIP	IP WLS BF H R ER SO BB IBB HBP BLK WP HR S P ERA WHIP	IP WLS BF H R ER SO BB IBB HBP BLK WP HR S P ERA WHIP	IP WLS BF H R ER SO BB IBB HBP BLK WP HR S P ERA WHIP	IP WLS BF H R ER SO BB IBB HBP BLK WP HR S P ERA WHIP	IP WLS BF H R ER SO BB IBB HBP BLK WP HR S P ERA WHIP	IP WLS BF H R ER SO BB IBB HBP BLK WP HR S P ERA WHIP	IP WLS BF H R ER SO BB IBB HBP BLK WP HR S P ERA WHIP	IP WLS BF H R ER SO BB IBB HBP BLK WP HR S P ERA WHIP	IP WLS BF H R ER SO BB IBB HBP BLK WP HR S P ERA WHIP	IP WLS BF H R ER SO BB IBB HBP BLK WP HR S P ERA WHIP	IP WLS BF H R ER SO BB IBB HBP BLK WP HR S P ERA WHIP	IP WLS BF H R ER SO BB IBB HBP BLK WP HR S P ERA WHIP	IP WLS BF H R ER SO BB IBB HBP BLK WP HR S P ERA WHIP









Batter	1	2	3	4	5	6	7	8	9	AB R H RBI BB SO LOB	TOP	
Mark Grudzielanek, R (1, 6) OBP: 0.312, SLG: 0.394	G4-3		G5-3		G5-3		K			5 0 1 1 0 1 1	<b>Montreal Expos @ New York Yankees</b> Yankee Stadium, Bronx, NY Fri Aug 29 1997, 7:05 PM EDT Att: 33,893 - Unknown - 74 F	
Mike Lansing, R (1, 4) OBP: 0.359, SLG: 0.491	1B		1B 2B		2B		G6-3		L8	5 1 3 1 0 0 1		
Jose Vidro, S (1, 10) OBP: 0.310, SLG: 0.337	1B		F8		G4-6-3 BB		K			3 0 1 0 1 1 1		
David Segui, S (1, 3) OBP: 0.384, SLG: 0.482	G4-3		1B		G4-6-3		K			4 0 1 1 0 1 3		
Darrin Fletcher, L (1, 2) OBP: 0.320, SLG: 0.536 Chris Widger, R (9, 2) OBP: 0.284, SLG: 0.414		F7	FC4-6 1B		G1-3		K			4 0 1 0 0 1 0 0 0 0 0 0 0 0		
Rondell White, R (1, 8) OBP: 0.319, SLG: 0.466	G6-3		FC4-6		HBP		K			3 0 0 0 0 1 2		
F.P. Santangelo, S (1, 7) OBP: 0.386, SLG: 0.388	G3		G4-3		L7		K			4 0 0 0 0 1 1		
Doug Strange, S (1, 5) OBP: 0.325, SLG: 0.425			HR		F8		E4		G4-3 2B	3 2 1 1 1 0 0		
Ryan McGuire, L (1, 9) OBP: 0.336, SLG: 0.416			G5-3 2B 1B		G5-3		L9		G4-3	4 1 1 0 0 0 3		
<b>Inning Stats</b>	R: 0 H: 2 E: 0 LOB: 1 K: 0 BB: 0 S: 8 P: 12	R: 0 H: 0 E: 0 LOB: 0 K: 0 BB: 0 S: 6 P: 8	R: 3 H: 5 E: 0 LOB: 2 K: 0 BB: 0 S: 16 P: 23	R: 0 H: 0 E: 0 LOB: 0 K: 0 BB: 0 S: 5 P: 9	R: 0 H: 1 E: 0 LOB: 1 K: 0 BB: 1 S: 6 P: 15	R: 0 H: 0 E: 0 LOB: 0 K: 2 BB: 0 S: 10 P: 18	R: 0 H: 0 E: 0 LOB: 0 K: 2 BB: 0 S: 8 P: 11	R: 0 H: 0 E: 0 LOB: 0 K: 3 BB: 0 S: 10 P: 16	R: 1 H: 1 E: 1 LOB: 1 K: 1 BB: 0 S: 10 P: 12	1B: 5 SF: 0 2B: 3 SAC: 0 3B: 0 DP: 1 HR: 1 HBP: 1	WP: 0 PA: 38 PB: 0 SB: 1 CS: 0	
<b>PITCHER</b>	IP WLS BF H R ER SO BB IBB HBP BLK WP HR S P ERA WHIP	<b>PITCHER</b>										ERA WHIP
Dwight Gooden, R (1, 1) ERA: 4.6	7.0 30 8 3 3 2 2 0 1 0 0 1 59 96 3.86 1.429											
Mike Stanton, L (8, 1) ERA: 2.56	1.0 3 0 0 0 3 0 0 0 0 0 0 10 16 0.00 0.000											
42 Mariano Rivera, R (9, 1) ERA: 1.91	1.0 L 5 1 1 0 1 0 0 0 0 0 0 10 12 0.00 1.000											

Batter	1	2	3	4	5	6	7	8	9	AB R H RBI BB SO LOB	BOTTOM	
2 Derek Jeter, R (1, 6) OBP: 0.373, SLG: 0.409	G4-3		G5-3		F8		G6-3		K	5 0 0 0 0 1 1	<b>Montreal Expos @ New York Yankees</b> Yankee Stadium, Bronx, NY Fri Aug 29 1997, 7:05 PM EDT Att: 33,893 - Unknown - 74 F	
Wade Boggs, L (1, 5) OBP: 0.363, SLG: 0.359	F7		F8		2B SF9 1B		FC6-4 1B		G2-3	5 1 2 0 0 0 0		
Bernie Williams, S (1, 8) OBP: 0.419, SLG: 0.538	1B		L5-3		SF9 2B		FC6-4 2B SF8			4 1 2 0 0 0 1		
Tino Martinez, L (1, 3) OBP: 0.380, SLG: 0.612	F9		G3-1		SF9		SF8 2B			3 0 1 1 0 0 1		
Mike Stanley, R (1, 10) OBP: 0.395, SLG: 0.503 Homer Bush, R (8, PR) OBP: 0.500, SLG: 0.500		F8	G4-3 2B		K		HBP IBB			3 0 1 0 1 1 1 0 0 0 0 0 0 0		
Paul O'Neill, L (1, 9) OBP: 0.396, SLG: 0.520	P5		G4-3		G4-3		SF8			3 0 0 1 0 0 2		
Chad Curtis, R (1, 7) OBP: 0.377, SLG: 0.500	20 2B BB		G6-3		G6-3		HBP			2 1 0 0 1 0 1		
20 Jorge Posada, S (1, 2) OBP: 0.356, SLG: 0.378	1-H 2B		G6-3		G6-3		F7			4 0 2 1 0 0 3		
Rey Sanchez, R (1, 4) OBP: 0.316, SLG: 0.353	B2-3		G4-3		G4-3		G5-3		F9	4 0 0 0 0 0 2		
<b>Inning Stats</b>	R: 0 H: 1 E: 0 LOB: 1 K: 0 BB: 0 S: 9 P: 14	R: 1 H: 1 E: 0 LOB: 1 K: 0 BB: 1 S: 10 P: 21	R: 0 H: 0 E: 0 LOB: 0 K: 0 BB: 0 S: 7 P: 10	R: 0 H: 1 E: 0 LOB: 1 K: 0 BB: 0 S: 8 P: 11	R: 0 H: 0 E: 0 LOB: 0 K: 1 BB: 0 S: 5 P: 6	R: 1 H: 2 E: 0 LOB: 1 K: 1 BB: 0 S: 13 P: 18	R: 0 H: 1 E: 0 LOB: 1 K: 0 BB: 0 S: 9 P: 17	R: 1 H: 2 E: 0 LOB: 3 K: 0 BB: 1 S: 9 P: 22	R: 0 H: 0 E: 0 LOB: 0 K: 1 BB: 0 S: 10 P: 17	1B: 3 SF: 2 2B: 5 SAC: 0 3B: 0 DP: 0 HR: 0 HBP: 1	WP: 0 PA: 38 PB: 0 SB: 0 CS: 0	
<b>PITCHER</b>	IP WLS BF H R ER SO BB IBB HBP BLK WP HR S P ERA WHIP	<b>PITCHER</b>										ERA WHIP
Carlos Perez, L (1, 1) ERA: 4.34	7.0 29 7 3 3 1 1 0 0 0 0 0 62 98 3.86 1.143											
Steve Kline, L (8, 1) ERA: 7.09	0.2 4 1 0 0 0 0 1 0 0 0 0 6 15 0.00 1.500											
Anthony Telford, R (8, 1) ERA: 2.51	0.1 W 2 0 0 0 0 0 0 1 0 0 0 2 6 0.00 0.000											
Ugueth Urbina, R (9, 1) ERA: 3.95	1.0 S 3 0 0 0 1 0 0 0 0 0 0 10 17 0.00 0.000											



Batter	1	2	3	4	5	6	7	8	9	AB	R	H	RBI	BB	SO	LOB	TOP			
Mark Grudzielanek, R (1, 6) OBP: 0.313, SLG: 0.394	0-3 K	1-2 FC6-4		0-2 1B		0-0 F8			1-0 2B 1B	5	0	2	1	0	1	2				
Mike Lansing, R (1, 4) OBP: 0.355, SLG: 0.486	0-3 K		1-3 K	0-0 G2-3			0-0 P3		1-3 K	5	0	0	0	0	3	3				
Vladimir Guerrero, R (1, 9) OBP: 0.363, SLG: 0.486	0-2 G3-1		0-2 G6-3		0-2 P6		0-1 2B		0-0 2B	5	0	2	1	0	0	0				
David Segui, S (1, 3) OBP: 0.384, SLG: 0.479		0-0 1B HR	1-0 E6 HR		1-2 G6-3		2-3 K		4-0 2B IBB	4	2	1	0	1	1	1				
Rondell White, R (1, 8) OBP: 0.321, SLG: 0.475		1-1 1B HR	0-0 HR		0-2 2B		2-3 K		3-3 K	5	2	3	2	0	2	4				
Darwin Fletcher, L (1, 2) OBP: 0.318, SLG: 0.541		0-1 1B HR	2-1 P5		0-3 K2-3			0-0 L4	2-1 F7	5	1	1	3	0	1	4				
Jose Vidro, S (1, 10) OBP: 0.317, SLG: 0.337		4-0 FC6-4 BB		0-2 G6-3		0-0 FC5-4 1B		0-2 G1-3		3	0	1	0	1	0	0				
F.P. Santangelo, S (1, 7) OBP: 0.385, SLG: 0.386		0-3 K		1-2 WP 1B		2-2 FC5-4 1B		0-1 G6-3		4	1	1	0	0	1	2				
Doug Strange, S (1, 5) OBP: 0.324, SLG: 0.420		1-0 P2		1-3 K		1-0 FC5-4			4-2 1B BB	3	1	0	0	1	1	3				
<b>Inning Stats</b>	R: 0 E: 0 K: 2 S: 11	H: 0 LOB: 0 BB: 0 P: 11	R: 3 E: 0 K: 1 S: 10	H: 3 LOB: 1 BB: 1 P: 16	R: 2 E: 1 K: 1 S: 11	H: 1 LOB: 0 BB: 0 P: 15	R: 1 E: 0 K: 1 S: 16	H: 2 LOB: 1 BB: 0 P: 18	R: 0 E: 0 K: 1 S: 12	H: 1 LOB: 1 BB: 0 P: 13	R: 0 E: 0 K: 2 S: 10	H: 1 LOB: 1 BB: 0 P: 14	R: 0 E: 0 K: 0 S: 6	H: 0 LOB: 0 BB: 2 P: 6	R: 1 E: 0 K: 2 S: 12	H: 2 LOB: 3 BB: 2 P: 27	1B: 6 2B: 3 3B: 0 HR: 2	SF: 0 SAC: 0 DP: 0 HBP: 0	WP: 1 PB: 0 CS: 0	PA: 42
<b>PITCHER</b>	IP WLS BF H R ER SO BB IBB HBP BLK WP HR S P ERA WHIP																			
David Wells, L (1, 1) ERA: 4.21	8.0 L 35 9 6 4 8 1 0 0 0 1 2 84 104 4.50 1.250																			
Jeff Nelson, R (9, 1) ERA: 2.73	0.2 6 2 1 1 2 1 1 0 0 0 0 10 23 13.50 4.500																			
Graeme Lloyd, L (9, 1) ERA: 3.18	0.1 1 0 0 0 0 0 0 0 0 0 0 2 4 0.00 0.000																			

Montreal Expos @ New York Yankees  
Yankee Stadium, Bronx, NY  
Sat Aug 30 1997, 3:33 AM EDT  
Att: 40,362 - Sunny - 79 F

AB 39  
R 7  
H 11  
RBI 7  
BB 3  
SO 10  
LOB 19



Batter	1	2	3	4	5	6	7	8	9	AB	R	H	RBI	BB	SO	LOB	BOTTOM					
2 Derek Jeter, R (1, 6) OBP: 0.372, SLG: 0.408	1-1 G4-3 1B		1-3 K			2-0 G6-3		2-1 G6-3		4	0	1	1	0	1	1						
Tim Lincecum, S (1, 10) OBP: 0.391, SLG: 0.396	0-0 F7			4-2 FC5-4 BB		2-2 G6-3		0-1 G3		3	0	0	0	1	0	2						
Bernie Williams, S (1, 8) OBP: 0.415, SLG: 0.533	2-2 G4-3			0-0 FC5-4 G6-3		1-2 1B	1-3 K		1-1 G3-1	4	0	0	0	0	1	2						
Tino Martinez, L (1, 3) OBP: 0.379, SLG: 0.609	2-3 K			0-2 G6-3		1-2 G6-3	0-3 K		0-0 FC6-4 1B	4	0	1	0	0	2	2						
Paul O'Neill, L (1, 9) OBP: 0.395, SLG: 0.516		0-0 G1-3		1-2 G4-3		1-2 G4-3	0-0 F8		1-3 K	4	0	0	0	0	1	2						
Chad Curtis, R (1, 7) OBP: 0.376, SLG: 0.500		3-3 K			1-0 L7			0-0 1B 2B	1-2 FC6-4	4	1	1	0	0	1	1						
Wade Boggs, L (1, 5) OBP: 0.363, SLG: 0.359		0-1 F8			1-0 L9			0-0 2B 2B	2-3 2B G6-3 1B	3	1	1	0	0	0	0						
Joe Girardi, R (1, 2) OBP: 0.317, SLG: 0.340			0-3 K		1-3 K			2-3 K		3	0	0	0	0	3	2						
Rey Sanchez, R (1, 4) OBP: 0.316, SLG: 0.357			2-2 F8			0-3 K		1-0 2B		3	0	1	1	0	1	0						
<b>Inning Stats</b>	R: 0 E: 0 K: 1 S: 10	H: 1 LOB: 1 BB: 0 P: 15	R: 0 E: 0 K: 1 S: 8	H: 0 LOB: 0 BB: 0 P: 11	R: 0 E: 0 K: 2 S: 9	H: 0 LOB: 0 BB: 0 P: 12	R: 0 E: 0 K: 0 S: 12	H: 0 LOB: 1 BB: 1 P: 17	R: 0 E: 0 K: 1 S: 5	H: 0 LOB: 0 BB: 0 P: 8	R: 0 E: 0 K: 1 S: 7	H: 0 LOB: 0 BB: 0 P: 11	R: 0 E: 0 K: 2 S: 7	H: 0 LOB: 0 BB: 0 P: 8	R: 2 E: 0 K: 1 S: 11	H: 3 LOB: 1 BB: 0 P: 16	R: 0 E: 0 K: 1 S: 10	H: 1 LOB: 1 BB: 0 P: 13	1B: 3 2B: 2 3B: 0 HR: 0	SF: 0 SAC: 0 DP: 0 HBP: 0	WP: 0 PB: 0 CS: 0	PA: 33
<b>PITCHER</b>	IP WLS BF H R ER SO BB IBB HBP BLK WP HR S P ERA WHIP																					
Pedro Martinez, R (1, 1) ERA: 1.63	9.0 W 33 5 2 2 10 1 0 0 0 0 0 79 111 2.00 0.667																					

Montreal Expos @ New York Yankees  
Yankee Stadium, Bronx, NY  
Sat Aug 30 1997, 3:33 AM EDT  
Att: 40,362 - Sunny - 79 F

AB 32  
R 2  
H 5  
RBI 2  
BB 1  
SO 10  
LOB 12





Batter	1	2	3	4	5	6	7	8	9	AB	R	H	RBI	BB	SO	LOB	TOP										
Mark Grudzielanek, R OBP: 0.316, SLG: 0.396	0-0 1B		0-0 G6-3			1-0 L5		3-1 1B S	0-1 1B	5	1	3	0	0	0	0	<b>Montreal Expos @ New York Yankees</b> Yankee Stadium, Bronx, NY Sun Aug 31 1997, 3:33 AM EDT Att: 55,707 - Sunny - 74 F <a href="http://livebaseballscorecards.com">livebaseballscorecards.com</a>										
Mike Lansing, R OBP: 0.354, SLG: 0.483	0-1 L6		1-1 L5			1-2 E1 G5-3 1B		2-2 1B BB	3-3 K	5	1	1	0	0	1	2											
Vladimir Guerrero, R OBP: 0.362, SLG: 0.483	1-0 F9		1-0 G2-3			0-2 1B		0-3 K		4	0	1	0	0	1	3											
David Segui, S OBP: 0.383, SLG: 0.475	3-3 K					1-1 G5-3		4-1 BB 1B	1-2 BB	3	0	0	0	1	1	3											
Rondell White, R OBP: 0.323, SLG: 0.476		0-0 F8 1B				0-1 P4		1-2 BB 1B		4	0	2	2	0	0	0											
Jose Vidro, S OBP: 0.324, SLG: 0.337	1-3 K		3-1 F8			3-2 WP 1B		4-1 1B	1-2 2-H 3-H	3	0	1	0	1	1	1											
Chris Widger, R Darrin Fletcher, L OBP: 0.317, SLG: 0.539	2-2 F8					0-0 G5-3		1-1 G6-3	1-3 K	3	0	0	0	0	0	2											
F.P. Santangelo, S OBP: 0.383, SLG: 0.383	4-0 BB		3-1 F8			3-1 F8		0-3 K	2-2 G4-3	3	0	0	0	1	1	1											
Doug Strange, S OBP: 0.323, SLG: 0.418	2-3 K		3-1 G5-3					3-2 1B	1-2 G4-3	4	0	1	0	0	1	2											
<b>Inning Stats</b>	R: 0 E: 0 K: 1 S: 7	H: 1 LOB: 1 BB: 0 P: 11	R: 0 E: 0 K: 2 S: 12	H: 1 LOB: 2 BB: 1 P: 21	R: 0 E: 0 K: 0 S: 4	H: 0 LOB: 0 BB: 0 P: 6	R: 0 E: 0 K: 0 S: 6	H: 0 LOB: 0 BB: 0 P: 12	R: 0 E: 1 K: 0 S: 11	H: 1 LOB: 1 BB: 0 P: 14	R: 0 E: 0 K: 1 S: 12	H: 1 LOB: 1 BB: 0 P: 18	R: 2 E: 0 K: 2 S: 22	H: 4 LOB: 3 BB: 2 P: 40	R: 0 E: 0 K: 1 S: 14	H: 1 LOB: 1 BB: 0 P: 20		1B: 9 2B: 0 3B: 0 HR: 0	SF: 0 SAC: 0 DP: 1 HBP: 0	WP: 1 PB: 0 SB: 2 CS: 0	PA: 38						
<b>PITCHER</b>	IP	WLS	BF	H	R	ER	SO	BB	IBB	HBP	BLK	WP	HR	S	P	ERA	WHIP										
Andy Pettitte, L ERA: 2.95	7.1	W	28	6	1	1	4	1	0	0	0	1	0	62	104	1.23	0.955										
Jeff Nelson, R ERA: 2.97	0.1		2	1	0	0	1	0	0	0	0	0	0	7	9	0.00	3.000										
Mike Stanton, L ERA: 2.66	0.0		2	1	1	1	0	1	0	0	0	0	0	5	10	∞	∞										
42 Mariano Rivera, R ERA: 1.87	1.1	S	6	1	0	0	2	1	0	0	0	0	0	19	30	0.00	1.500										

Batter	1	2	3	4	5	6	7	8	9	AB	R	H	RBI	BB	SO	LOB	BOTTOM										
2 Derek Jeter, R OBP: 0.371, SLG: 0.405	4-0 1B WP G4-3 BB		0-1 G5-3			1-1 F9		3-3 K		3	1	0	0	1	1	2	<b>Montreal Expos @ New York Yankees</b> Yankee Stadium, Bronx, NY Sun Aug 31 1997, 3:33 AM EDT Att: 55,707 - Sunny - 74 F <a href="http://livebaseballscorecards.com">livebaseballscorecards.com</a>										
Wade Boggs, L OBP: 0.359, SLG: 0.354	2-2 G4-3		3-2 L7			0-0 L9		1-0 L8		4	0	0	0	0	0	1											
Bernie Williams, S OBP: 0.416, SLG: 0.540	1-0 S 1B		3-0 HR			1-2 G4-3		0-1 G6-3		4	1	2	1	0	0	0											
Tino Martinez, L OBP: 0.380, SLG: 0.608	1-3 K		2-1 F8			1-0 G6-4-3 1B		2-1 CS 1B		4	0	2	0	0	1	1											
Paul O'Neill, L OBP: 0.397, SLG: 0.516	4-0 BB					0-1 G6-3 S 1B		3-2 CS		2	0	1	0	1	0	1											
Darryl Strawberry, L OBP: 0.188, SLG: 0.138	0-3 K		2-2 P6			2-3 K		1-2 1B		3	0	0	0	0	2	3											
Chad Curtis, R OBP: 0.375, SLG: 0.498		3-2 F8				1-2 G6-3		0-1 1B 1B		3	1	1	0	0	0	1											
Joe Girardi, R OBP: 0.317, SLG: 0.340		3-1 F8				0-0 F7		1-2 1B		3	0	1	0	0	0	1											
Rey Sanchez, R OBP: 0.316, SLG: 0.357		1-0 L8				2-1 G5-3		2-2 2 CS 1B		3	0	1	1	0	0	0											
<b>Inning Stats</b>	R: 1 E: 0 K: 2 S: 13	H: 1 LOB: 2 BB: 2 P: 25	R: 0 E: 0 K: 0 S: 6	H: 0 LOB: 0 BB: 0 P: 13	R: 1 E: 0 K: 0 S: 8	H: 1 LOB: 0 BB: 0 P: 16	R: 0 E: 0 K: 0 S: 9	H: 1 LOB: 1 BB: 0 P: 12	R: 0 E: 0 K: 0 S: 5	H: 0 LOB: 0 BB: 0 P: 8	R: 0 E: 0 K: 2 S: 15	H: 3 LOB: 1 BB: 0 P: 21	R: 0 E: 0 K: 0 S: 7	H: 1 LOB: 0 BB: 0 P: 13	1B: 7 2B: 0 3B: 0 HR: 1	SF: 0 SAC: 0 DP: 1 HBP: 0		WP: 1 PB: 0 SB: 2 CS: 2	PA: 32								
<b>PITCHER</b>	IP	WLS	BF	H	R	ER	SO	BB	IBB	HBP	BLK	WP	HR	S	P	ERA	WHIP										
Mike Johnson, R ERA: 6.99	6.0	L	23	4	2	2	2	2	0	0	0	0	0	15	21	9.00	3.000										
Shayne Bennett, R ERA: 4.91	1.0		5	3	1	1	2	0	0	0	0	0	0	7	13	0.00	1.000										
Steve Kline, L ERA: 6.92	1.0		3	1	0	0	0	0	0	0	0	0	0	7	13	0.00	1.000										

AB 35  
R 2  
H 9  
RBI 2  
BB 3  
SO 7  
LOB 17



AB 29  
R 3  
H 8  
RBI 2  
BB 2  
SO 4  
LOB 10






Batter	1	2	3	4	5	6	7	8	9	10	AB	R	H	RBI	BB	SO	LOB	TOP							
Nomar Garciaparra, R OBP: 0.353, SLG: 0.535	(1, 0) F 0-1 F9		(1, 0) X 0-0 L7			(1, 1) X 1-1 G6-4-3 1-2 2-H BB 1B		(1, 2) X 1-2 F9			4	0	1	1	0	0	1								
John Valentin, R OBP: 0.379, SLG: 0.508	(1, 5) B 1-1 L9			(1, 2) X 1-2 F8		(1, 2) X 1-2 2-3 BB G6-4-3			(1, 0) X 1-0 P5		3	0	0	0	1	0	0								
Mo Vaughn, L OBP: 0.428, SLG: 0.571	(1, 3) B 2-3 K			(1, 2) X 1-2 L7		(1, 2) X 0-0 G6-4-3			(1, 0) X 1-0 L9		4	0	0	0	0	1	2								
Wil Cordero, R OBP: 0.318, SLG: 0.432	(1, 7) F 1-2 F8			(1, 3) X 3-1 F9		(1, 3) X 0-3 K			(1, 2) X 1-2 F8		4	0	0	0	0	1	1								
Troy O'Leary, L OBP: 0.363, SLG: 0.502	(1, 9) B 3-2 G4-3				(1, 0) X 2-0 L9			(1, 3) X 3-1 G4-3		(1, 3) X 1-3 K	4	0	0	0	0	1	0								
Jeff Fyfe, R OBP: 0.332, SLG: 0.398	(1, 4) C 1-2 G6-3				(1, 2) X 2-1 G5-3			(1, 2) X 1-2 E6 CS		(1, 3) X 1-3 K	4	0	0	0	0	1	0								
Scott Hatteberg, L OBP: 0.353, SLG: 0.421	(1, 2) C 3-2 SH1-4 1B				(1, 3) X 0-3 K			(1, 2) X 2-2 L6 1-2		(1, 3) X 2-3 K	4	0	1	0	0	2	1								
Michael Coleman, R OBP: 0.333, SLG: 0.333	(1, 8) B 1-1 F7				(1, 1) X 1-1 S 1B			(1, 0) X 0-0 P3			3	1	1	0	0	0	1								
Butch Henry, L Darren Bragg, L Derek Lowe, R Jim Corsi, R Joe Hudson, R	(1, 1) (6, PH) (6, 1) (8, 1) (10, 1)				(1, 1) X 1-1 SH1-4 1B			(1, 3) X 4-2 BB 1B G6-4-3 BB		(1, 3) X 1-3 K		0	0	0	0	0	0								
<b>Inning Stats</b>	R: 0 E: 0 K: 1 S: 7	H: 0 LOB: 0 BB: 0 P: 10	R: 0 E: 0 K: 0 S: 9	H: 0 LOB: 0 BB: 0 P: 14	R: 0 E: 0 K: 1 S: 10	H: 1 LOB: 1 BB: 0 P: 15	R: 0 E: 0 K: 0 S: 8	H: 0 LOB: 0 BB: 0 P: 13	R: 0 E: 0 K: 1 S: 6	H: 0 LOB: 0 BB: 0 P: 10	R: 2 E: 0 K: 1 S: 11	H: 2 LOB: 1 BB: 2 P: 21	R: 0 E: 1 K: 0 S: 8	H: 0 LOB: 0 BB: 0 P: 14	R: 0 E: 0 K: 1 S: 7	H: 0 LOB: 0 BB: 0 P: 9	R: 0 E: 0 K: 3 S: 9	H: 0 LOB: 0 BB: 0 P: 13	1B: 3 2B: 0 3B: 0 HR: 0	SF: 0 SAC: 1 DP: 1 HBP: 0	WP: 0 PB: 0 SB: 1 CS: 1	PA: 34			
<b>PITCHER</b>	IP 5.0	WLS 16	BF 16	H 1	R 0	ER 0	SO 2	BB 0	IBB 0	HBP 0	BLK 0	WP 0	HR 0	S 40	P 62	ERA 0.00	WHIP 0.200								
Marc Valdes, R Anthony Telford, R Jim Bullinger, R Ugueth Urbina, R	(1, 1) (6, 1) (7, 1) (9, 1)	1.0 2.0 2.0	6 6 6	2 0 0	2 0 0	2 0 0	1 0 3	2 0 0	0 0 0	0 0 0	0 0 0	0 0 0	0 0 0	0 0 0	15 23 16	23	0.00 0.000 0.000	0.000							

**Boston Red Sox @ Montreal Expos**  
Olympic Stadium, Montreal, QB  
Mon Sep 01 1997, 3:33 AM EDT  
Alt. 29,024 - Dome - 70 F

livebaseballscorecards.com

AB 31  
R 2  
H 3  
RBI 1  
BB 2  
SO 7  
LOB 6




Batter	1	2	3	4	5	6	7	8	9	10	AB	R	H	RBI	BB	SO	LOB	BOTTOM							
Mark Grudzielanek, R OBP: 0.315, SLG: 0.394	(1, 6) B 1-1 L7		(1, 2) F 0-1 L7			(1, 1) X 1-1 L8		(1, 1) X 1-1 FC5-4 2-H 1B		(1, 1) X 1-1 F9	5	0	1	1	0	0	0								
Mike Lansing, R OBP: 0.352, SLG: 0.480	(1, 4) B 1-3 K		(1, 3) X 3-1 L4			(1, 2) X 2-1 G5-3		(1, 1) X 1-1 FC5-4 BB 1B 1-2		(1, 0) X 0-0 HR 1B	5	1	1	0	0	1	1								
Vladimir Guerrero, R OBP: 0.363, SLG: 0.491	(1, 9) B 2-3 K				(1, 0) X 0-0 F8		(1, 0) X 1-0 G1-3		(1, 1) X 0-1 BB 1B		(1, 1) X 1-1 HR	5	1	2	2	0	1	0							
David Segui, S OBP: 0.384, SLG: 0.482	(1, 3) C 1-2 HR			(1, 2) X 3-2 G6-3			(1, 3) X 1-3 K		(1, 0) X 4-0 BB 1B		(1, 2) X 1-2 2-3 BB	3	1	1	1	1	1	0							
Rondell White, R OBP: 0.322, SLG: 0.474	(1, 8) B 1-0 CS 1B			(1, 3) X 0-3 K			(1, 3) X 0-3 K		(1, 3) X 1-3 K		(1, 0) X 4-0 1 0 0 3 3	4	0	1	0	0	3	3							
Jose Vidro, S OBP: 0.330, SLG: 0.330	(1, 5) C 2-2 1 SAFE 1 SAFE G1-3 1-2				(1, 1) X 4-1 BB			(1, 3) X 3-2 HBP		(1, 2) X 3-2 G6-3	2	0	0	0	1	0	1								
F.P. Santangelo, S OBP: 0.385, SLG: 0.381	(1, 7) B 4-2 B1 BB				(1, 0) X 2-0 B1			(1, 1) X 2-1 G4-3		(1, 2) X 2-1 G6-3 HBP	2	0	0	0	1	0	2								
Chris Widger, R OBP: 0.280, SLG: 0.404	(1, 2) C 1 SAFE 1 SAFE P4				(1, 1) X 0-1 F8			(1, 2) X 4-2 SH1-4 1B BB		(1, 0) X 1-0 G6-3 1-2	3	1	0	0	1	0	3								
Marc Valdes, R Ryan McCaffrey, L Anthony Telford, R Jim Bullinger, R Doug Strange, S Ugueth Urbina, R Dennis Fischer, L	(1, 1) (5, PH) (6, 1) (7, 1) (8, PH) (8, 1) (10, PH)	5.0 2.1 1.2 0.2	18 10 7 4	2 1 1 2	2 1 0 2	4 2 1 2	0 0 0 0	0 0 0 0	0 0 0 0	0 0 0 0	0 0 0 0	0 0 0 0	0 0 0 0	0 0 0 0	0 0 0 0	0 0 0 0	0 0 0 0	0 0 0 0							
<b>Inning Stats</b>	R: 1 E: 0 K: 2 S: 8	H: 2 LOB: 1 BB: 1 P: 25	R: 0 E: 0 K: 1 S: 7	H: 0 LOB: 0 BB: 0 P: 12	R: 0 E: 0 K: 1 S: 11	H: 0 LOB: 0 BB: 0 P: 14	R: 0 E: 0 K: 1 S: 5	H: 0 LOB: 0 BB: 0 P: 9	R: 0 E: 0 K: 2 S: 13	H: 0 LOB: 1 BB: 0 P: 19	R: 1 E: 0 K: 1 S: 14	H: 2 LOB: 3 BB: 2 P: 25	R: 0 E: 0 K: 0 S: 5	H: 0 LOB: 0 BB: 0 P: 11	R: 2 E: 0 K: 0 S: 9	H: 2 LOB: 0 BB: 0 P: 12	1B: 4 2B: 0 3B: 0 HR: 2	SF: 0 SAC: 1 DP: 1 HBP: 2	WP: 0 PB: 0 SB: 0 CS: 1	PA: 39					
<b>PITCHER</b>	IP 5.0	WLS 18	BF 18	H 2	R 1	ER 1	SO 4	BB 2	IBB 0	HBP 0	BLK 0	WP 0	HR 1	S 48	P 75	ERA 1.80	WHIP 0.800								
Butch Henry, L Derek Lowe, R Jim Corsi, R Joe Hudson, R	(1, 1) (6, 1) (8, 1) (10, 1)	2.1 1.2 0.2	10 7 4	1 0 2	1 0 2	1 0 2	0 0 0	0 0 0	0 0 0	0 0 0	0 0 0	0 0 0	0 0 0	0 0 0	25 12 9	40 24 12	3.86 0.000 27.000	0.857 1.200 3.000							

**Boston Red Sox @ Montreal Expos**  
Olympic Stadium, Montreal, QB  
Mon Sep 01 1997, 3:33 AM EDT  
Alt. 29,024 - Dome - 70 F

livebaseballscorecards.com

AB 32  
R 4  
H 6  
RBI 4  
BB 4  
SO 7  
LOB 11



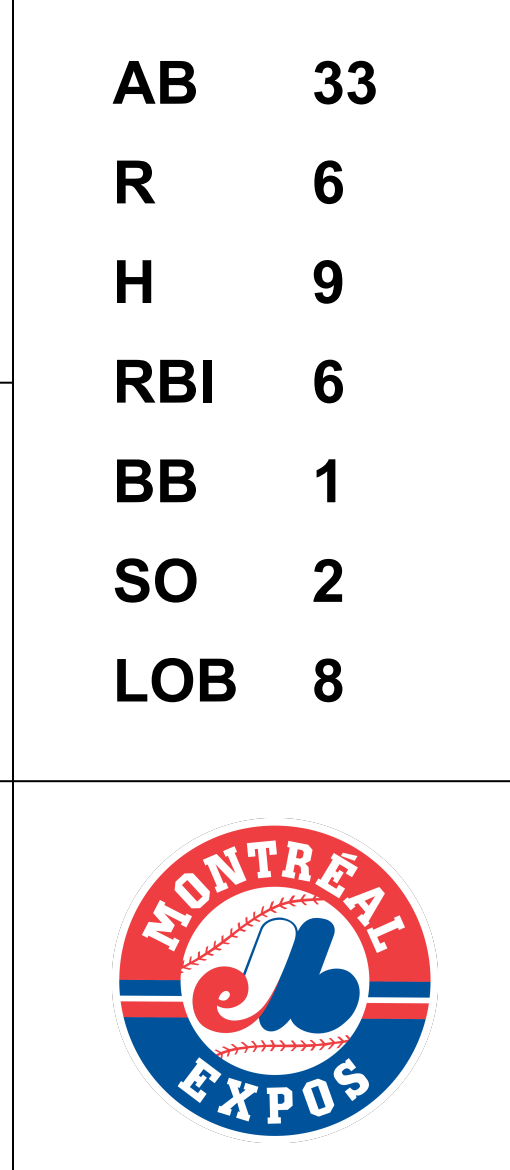


Batter	1	2	3	4	5	6	7	8	9	AB	R	H	RBI	BB	SO	LOB	TOP				
Nomar Garciaparra, R (1, 6) OBP: 0.350, SLG: 0.531	1-3 K		0-1 F7		2-2 L8		0-0 L7		0-3 K	5	0	0	0	0	2	1	<b>Boston Red Sox @ Montreal Expos</b> Olympic Stadium, Montreal, QB Tue Sep 02 1997, 7:05 PM EDT Att. 12,538 - Dome - 70 F				
John Valentin, R (1, 5) OBP: 0.379, SLG: 0.512	1-0 G1-3		1-0 P4		2-2 HR		1-3 K		4-2 BB	4	1	1	1	1	1	0					
Mo Vaughn, L (1, 3) OBP: 0.428, SLG: 0.577 Mike Benjamin, R (8, PR) OBP: 0.300, SLG: 0.376 (8, 3)	3-2 F8		2-1 HR		3-3 K			4-1 BB	1-3 K	3	1	1	1	1	1	0					
Wil Cordero, R (1, 7) OBP: 0.318, SLG: 0.430		4-2 G1-3 E BB	2-2 2B			2-2 F7		2-1 P4	2-3 K	4	2	1	0	1	1	3					
Troy O'Leary, L (1, 9) OBP: 0.365, SLG: 0.505		1-1 G1-3 1-2	1-0 2B			2-1 F7		2-2 E4 BB 1-2 1B		4	0	2	1	0	0	1					
Jeff Fyfe, R (1, 4) OBP: 0.334, SLG: 0.401		1-2 E6 E		0-0 F8		1-0 2B		4-0 BB IBB		3	1	1	0	1	0	1					
Scott Hatteberg, L (1, 2) OBP: 0.355, SLG: 0.419		2-1 P6		3-2 G1-3		4-0 IBB		4-2 BB		2	0	0	0	2	0	2					
Michael Coleman, R (1, 8) OBP: 0.286, SLG: 0.429		1-0 E9 1-H 2-H 2B		0-1 L5		0-0 F8		0-3 K		4	0	1	2	0	1	5					
Bret Saberhagen, R (1, 1) Darren Bragg, L (5, PH) John Wastan, R (5, 1) Shane Mack, R (7, PH) Mark Brandenburg, R (7, 1) 1B Reggie Jefferson, S (8, PH) Jesus Tavarez, S (8, PH) OBP: 0.379, SLG: 0.511 OBP: 0.271, SLG: 0.250		0-0 G5-3		1-2 G3-1		1-1 G3		4-2 BB BB		1	0	0	0	0	0	1					
<b>Inning Stats</b>	R: 0 E: 0 K: 1 S: 7	H: 0 LOB: 0 BB: 0 P: 12	R: 2 E: 2 K: 0 S: 11	H: 1 LOB: 1 BB: 1 P: 20	R: 2 E: 0 K: 0 S: 9	H: 3 LOB: 1 BB: 0 P: 15	R: 0 E: 0 K: 0 S: 6	H: 0 LOB: 0 BB: 0 P: 9	R: 1 E: 0 K: 1 S: 14	H: 1 LOB: 0 BB: 0 P: 22	R: 0 E: 0 K: 0 S: 10	H: 1 LOB: 2 BB: 1 P: 19	R: 0 E: 1 K: 1 S: 12	H: 0 LOB: 3 BB: 3 P: 27	R: 0 E: 0 K: 3 S: 19	H: 0 LOB: 2 BB: 2 P: 30		1B: 2 2B: 3 3B: 0 HR: 2	SF: 0 SAC: 0 DP: 0 HBP: 0	WP: 0 PB: 0 SB: 0 CS: 1	PA: 40
<b>PITCHER</b>	IP WLS BF H R ER SO BB IBB HBP BLK WP HR S P ERA WHIP	IP WLS BF H R ER SO BB IBB HBP BLK WP HR S P ERA WHIP	IP WLS BF H R ER SO BB IBB HBP BLK WP HR S P ERA WHIP	IP WLS BF H R ER SO BB IBB HBP BLK WP HR S P ERA WHIP	IP WLS BF H R ER SO BB IBB HBP BLK WP HR S P ERA WHIP	IP WLS BF H R ER SO BB IBB HBP BLK WP HR S P ERA WHIP	IP WLS BF H R ER SO BB IBB HBP BLK WP HR S P ERA WHIP	IP WLS BF H R ER SO BB IBB HBP BLK WP HR S P ERA WHIP	IP WLS BF H R ER SO BB IBB HBP BLK WP HR S P ERA WHIP	IP WLS BF H R ER SO BB IBB HBP BLK WP HR S P ERA WHIP	IP WLS BF H R ER SO BB IBB HBP BLK WP HR S P ERA WHIP	IP WLS BF H R ER SO BB IBB HBP BLK WP HR S P ERA WHIP	IP WLS BF H R ER SO BB IBB HBP BLK WP HR S P ERA WHIP	IP WLS BF H R ER SO BB IBB HBP BLK WP HR S P ERA WHIP	IP WLS BF H R ER SO BB IBB HBP BLK WP HR S P ERA WHIP	IP WLS BF H R ER SO BB IBB HBP BLK WP HR S P ERA WHIP	IP WLS BF H R ER SO BB IBB HBP BLK WP HR S P ERA WHIP	IP WLS BF H R ER SO BB IBB HBP BLK WP HR S P ERA WHIP	IP WLS BF H R ER SO BB IBB HBP BLK WP HR S P ERA WHIP	IP WLS BF H R ER SO BB IBB HBP BLK WP HR S P ERA WHIP	IP WLS BF H R ER SO BB IBB HBP BLK WP HR S P ERA WHIP

AB	33
R	5
H	7
RBI	5
BB	7
SO	7
LOB	16



Batter	1	2	3	4	5	6	7	8	9	AB	R	H	RBI	BB	SO	LOB	BOTTOM				
Mark Grudzielanek, R (1, 6) OBP: 0.316, SLG: 0.397	1-2 S 2B 1B		0-0 G3	0-2 2B			1-2 L5			4	1	2	0	0	0	0	<b>Boston Red Sox @ Montreal Expos</b> Olympic Stadium, Montreal, QB Tue Sep 02 1997, 7:05 PM EDT Att. 12,538 - Dome - 70 F				
Mike Lansing, R (1, 4) OBP: 0.350, SLG: 0.476	2-2 P5 1-2		0-1 F7	1-1 P7			1-0 G6-3			4	0	0	0	0	0	2					
Vladimir Guerrero, R (1, 9) OBP: 0.359, SLG: 0.485	0-1 G5-3		2-3 K		0-0 F8		0-0 G5-3			4	0	0	0	0	1	1					
David Segui, S (1, 3) OBP: 0.385, SLG: 0.485	1-1 2H 2B			3-2 HR 1B	1-1 G4-3		1-1 F9			4	1	2	1	0	0	0					
Henry Rodriguez, L (1, 7) OBP: 0.306, SLG: 0.510 F.P. Santangelo, S (9, 7) OBP: 0.385, SLG: 0.381	2-1 F8			0-0 1-H HR	1-0 1B		0-1 HR			4	2	3	3	0	0	1					
Rondell White, R (1, 8) OBP: 0.320, SLG: 0.470		1-2 G4-3		2-2 G6-3	2-0 F7		0-2 G5-3			4	0	0	0	0	0	1					
Jose Vidro, S (1, 5) OBP: 0.326, SLG: 0.340 Ugueth Urbina, R (9, 1)		4-0 BB		0-0 G4-3 HR 2B		1-2 G3-1		0-1 G3-1		3	1	1	0	1	0	0					
Chris Widger, R (1, 2) OBP: 0.277, SLG: 0.399		1 SAFE 2-2 P5		0-1 G4-3	2-3 2B		2-1 P2			3	0	0	0	0	0	2					
Mike Thurman, R (1, 1) Brad Fullmer, L (4, PH) Shayne Bennett, R (5, 1) Joe Orsulak, L (6, PH) Rick DeHart, L (7, 1) Doug Strange, S (9, 5) OBP: 0.325, SLG: 0.418		1-3 K		2-0 3H HR		2-1 G5-3				1	0	0	0	0	1	1					
<b>Inning Stats</b>	R: 1 E: 0 K: 0 S: 12	H: 2 LOB: 1 BB: 0 P: 18	R: 0 E: 0 K: 1 S: 11	H: 0 LOB: 1 BB: 1 P: 19	R: 0 E: 0 K: 1 S: 8	H: 0 LOB: 0 BB: 0 P: 10	R: 4 E: 0 K: 0 S: 18	H: 5 LOB: 1 BB: 0 P: 26	R: 0 E: 0 K: 0 S: 5	H: 1 LOB: 1 BB: 0 P: 9	R: 0 E: 0 K: 0 S: 7	H: 0 LOB: 0 BB: 0 P: 12	R: 0 E: 0 K: 0 S: 5	H: 0 LOB: 0 BB: 0 P: 7	R: 1 E: 0 K: 0 S: 11	H: 1 LOB: 0 BB: 0 P: 12		1B: 3 2B: 3 3B: 0 HR: 3	SF: 0 SAC: 0 DP: 0 HBP: 0	WP: 0 PB: 0 SB: 1 CS: 0	PA: 34
<b>PITCHER</b>	IP WLS BF H R ER SO BB IBB HBP BLK WP HR S P ERA WHIP	IP WLS BF H R ER SO BB IBB HBP BLK WP HR S P ERA WHIP	IP WLS BF H R ER SO BB IBB HBP BLK WP HR S P ERA WHIP	IP WLS BF H R ER SO BB IBB HBP BLK WP HR S P ERA WHIP	IP WLS BF H R ER SO BB IBB HBP BLK WP HR S P ERA WHIP	IP WLS BF H R ER SO BB IBB HBP BLK WP HR S P ERA WHIP	IP WLS BF H R ER SO BB IBB HBP BLK WP HR S P ERA WHIP	IP WLS BF H R ER SO BB IBB HBP BLK WP HR S P ERA WHIP	IP WLS BF H R ER SO BB IBB HBP BLK WP HR S P ERA WHIP	IP WLS BF H R ER SO BB IBB HBP BLK WP HR S P ERA WHIP	IP WLS BF H R ER SO BB IBB HBP BLK WP HR S P ERA WHIP	IP WLS BF H R ER SO BB IBB HBP BLK WP HR S P ERA WHIP	IP WLS BF H R ER SO BB IBB HBP BLK WP HR S P ERA WHIP	IP WLS BF H R ER SO BB IBB HBP BLK WP HR S P ERA WHIP	IP WLS BF H R ER SO BB IBB HBP BLK WP HR S P ERA WHIP	IP WLS BF H R ER SO BB IBB HBP BLK WP HR S P ERA WHIP	IP WLS BF H R ER SO BB IBB HBP BLK WP HR S P ERA WHIP	IP WLS BF H R ER SO BB IBB HBP BLK WP HR S P ERA WHIP	IP WLS BF H R ER SO BB IBB HBP BLK WP HR S P ERA WHIP	IP WLS BF H R ER SO BB IBB HBP BLK WP HR S P ERA WHIP	IP WLS BF H R ER SO BB IBB HBP BLK WP HR S P ERA WHIP









Batter	1	2	3	4	5	6	7	8	9	AB	R	H	RBI	BB	SO	LOB	TOP					
<b>Midre Cummings, L</b> OBP: 0.324, SLG: 0.410	P5		G3				G4-3		K	5	0	0	0	0	2	0						
<b>Mickey Morandini, L</b> OBP: 0.377, SLG: 0.390	P5		HBP 1B				G1-3			4	0	1	0	0	0	0						
<b>Gregg Jefferies, S</b> OBP: 0.343, SLG: 0.401									P3	2	1	1	0	1	0	0						
<b>Scott Rolen, R</b> OBP: 0.385, SLG: 0.479	K								K	4	0	0	0	0	3	4						
<b>Rico Brogna, L</b> OBP: 0.289, SLG: 0.423		G3-1							K	4	1	2	1	0	1	1						
<b>Tony Barron, R</b> OBP: 0.315, SLG: 0.460	K								K	4	1	1	1	0	2	1						
<b>Bobby Estalella, R</b> OBP: 0.556, SLG: 1.625		HR								4	3	3	4	0	1	0						
<b>Desi Relaford, S</b> OBP: 0.315, SLG: 0.460		P4							G6-3	4	0	0	0	0	1	0						
<b>55 Matt Beech, L</b> Wayne Gomes, R										2	0	0	0	0	0	2						
<b>Mike Robertson, L</b> Ryan Karp, L										0	0	0	0	0	0	0						
<b>Jerry Spradlin, S</b> 23 Kevin Jordan, R										0	0	0	0	0	0	0						
<b>Ricky Bottalico, L</b>										1	0	0	0	0	1	0						
<b>Inning Stats</b>	R: 0 E: 0 K: 1 S: 9	H: 1 LOB: 1 BB: 0 P: 12	R: 1 E: 0 K: 1 S: 9	H: 1 LOB: 0 BB: 0 P: 12	R: 0 E: 0 K: 2 S: 13	H: 1 LOB: 2 BB: 0 P: 22	R: 1 E: 0 K: 2 S: 12	H: 1 LOB: 0 BB: 0 P: 18	R: 0 E: 0 K: 0 S: 12	H: 0 LOB: 0 BB: 0 P: 16	R: 3 E: 0 K: 1 S: 14	H: 2 LOB: 0 BB: 1 P: 27	R: 0 E: 0 K: 0 S: 8	H: 0 LOB: 0 BB: 0 P: 10	R: 0 E: 0 K: 2 S: 11	H: 1 LOB: 1 BB: 0 P: 20	R: 1 E: 0 K: 2 S: 13	H: 1 LOB: 0 BB: 0 P: 18	1B: 3 2B: 1 3B: 0 HR: 4	SF: 0 SAC: 0 DP: 0 HBP: 1	WP: 0 PB: 0 SB: 0 CS: 0	PA: 37
<b>PITCHER</b>	IP	WLS	BF	H	R	ER	SO	BB	IBB	HBP	BLK	WP	HR	S	P	ERA	WHIP					
<b>Pedro Martinez, R</b> ERA: 1.78	8.0	L	33	7	5	5	11	1	0	1	1	0	3	88	137	5.62	1.000					
<b>Anthony Telford, R</b> ERA: 2.79	1.0		4	1	1	1	2	0	0	0	0	0	1	13	18	9.00	1.000					

Philadelphia Phillies @ Montreal Expos  
Olympic Stadium, Montreal, QB  
Thu Sep 04 1997, 7:05 PM EDT  
Att. 9,447 - Dome - 65 F

AB	35
R	6
H	8
RBI	6
BB	1
SO	13
LOB	6



Batter	1	2	3	4	5	6	7	8	9	AB	R	H	RBI	BB	SO	LOB	BOTTOM					
<b>Mark Grudzielanek, R</b> OBP: 0.312, SLG: 0.392	F8		F9	G4-3					FC5-3	5	0	0	0	0	1	2						
<b>Mike Lansing, R</b> OBP: 0.352, SLG: 0.487										5	2	2	1	0	0	2						
<b>Vladimir Guerrero, R</b> OBP: 0.359, SLG: 0.490	P4									5	1	2	2	0	1	0						
<b>David Segui, S</b> OBP: 0.382, SLG: 0.488										3	1	1	1	0	0	1						
<b>Ryan McGuire, L</b> OBP: 0.333, SLG: 0.413										0	0	0	0	0	0	0						
<b>Hensley Meulens, R</b>										1	0	0	0	0	1	0						
<b>Jose Vidro, S</b>										0	0	0	0	1	0	0						
<b>Henry Rodriguez, L</b> OBP: 0.307, SLG: 0.504		G1-3	L9							4	0	0	0	1	0	2						
<b>Rondell White, R</b> OBP: 0.323, SLG: 0.471										3	0	2	0	1	0	0						
<b>Darrin Fletcher, L</b> OBP: 0.315, SLG: 0.533										4	0	1	0	0	0	5						
<b>Doug Strange, S</b> OBP: 0.319, SLG: 0.410										3	0	0	0	1	1	0						
<b>Pedro Martinez, R</b> OBP: 0.175, SLG: 0.200										3	0	1	0	0	1	2						
<b>Brad Fullmer, L</b>										1	0	1	0	0	0	0						
<b>Orlando Cabrera, R</b>										0	0	0	0	0	0	0						
<b>Anthony Telford, R</b> OBP: 0.214, SLG: 0.286										0	0	0	0	0	0	0						
<b>Inning Stats</b>	R: 1 E: 0 K: 0 S: 10	H: 1 LOB: 0 BB: 0 P: 17	R: 0 E: 0 K: 1 S: 13	H: 1 LOB: 1 BB: 1 P: 21	R: 3 E: 0 K: 0 S: 17	H: 4 LOB: 1 BB: 0 P: 23	R: 0 E: 0 K: 1 S: 10	H: 1 LOB: 1 BB: 0 P: 13	R: 0 E: 0 K: 0 S: 11	H: 0 LOB: 2 BB: 1 P: 22	R: 0 E: 0 K: 1 S: 13	H: 0 LOB: 1 BB: 0 P: 18	R: 0 E: 0 K: 1 S: 11	H: 1 LOB: 2 BB: 1 P: 20	R: 0 E: 0 K: 0 S: 9	H: 1 LOB: 1 BB: 0 P: 12	R: 0 E: 0 K: 1 S: 8	H: 0 LOB: 1 BB: 1 P: 15	1B: 4 2B: 3 3B: 1 HR: 3	SF: 0 SAC: 0 DP: 1 HBP: 0	WP: 2 PB: 0 SB: 0 CS: 0	PA: 41
<b>PITCHER</b>	IP	WLS	BF	H	R	ER	SO	BB	IBB	HBP	BLK	WP	HR	S	P	ERA	WHIP					
<b>55 Matt Beech, L</b> ERA: 4.84	5.2	W	28	8	4	4	3	0	0	0	0	0	0	1	2	0.00	0.000					
<b>Wayne Gomes, R</b> ERA: 5.35	0.1		1	0	0	0	0	0	0	0	0	0	0	1	2	0.00	0.000					
<b>Ryan Karp, L</b> ERA: 1.08	0.2		3	0	0	0	1	1	0	0	0	0	0	5	13	0.00	1.500					
<b>Jerry Spradlin, R</b> ERA: 4.8	1.1		5	2	0	0	0	0	0	0	0	0	0	15	19	0.00	1.500					
<b>Ricky Bottalico, R</b> ERA: 4.04	1.0	S	4	0	0	0	1	1	0	0	0	0	0	8	15	0.00	1.000					

Philadelphia Phillies @ Montreal Expos  
Olympic Stadium, Montreal, QB  
Thu Sep 04 1997, 7:05 PM EDT  
Att. 9,447 - Dome - 65 F

AB	37
R	4
H	10
RBI	4
BB	4
SO	5
LOB	14





Batter	1	2	3	4	5	6	7	8	9	AB	R	H	RBI	BB	SO	LOB	TOP					
<b>Midre Cummings, L</b> (1, 8) OBP: 0.320, SLG: 0.403	F9			G3-1		P5		G3		4	0	0	0	0	0	0	Philadelphia Phillies @ Montreal Expos Olympic Stadium, Montreal, QB Fri Sep 05 1997, 7:05 PM EDT Att: 11,193 - Dome - 65 F					
<b>Mickey Morandini, L</b> (1, 4) OBP: 0.377, SLG: 0.391	G1-3			1B		1B			G4-3	4	0	2	0	0	0							
<b>Gregg Jefferies, S</b> (1, 7) OBP: 0.340, SLG: 0.397	G3-1			P6		L8			F9	4	0	0	0	0	2							
<b>Scott Rolen, R</b> (1, 5) OBP: 0.382, SLG: 0.475		K		L9		F8			G4-3	4	0	0	0	1	2							
<b>Rico Brogna, L</b> (1, 3) OBP: 0.288, SLG: 0.420		G2-3			K				F8	3	0	0	0	0	1	0						
<b>Mike Lieberthal, R</b> (1, 2) OBP: 0.318, SLG: 0.464		L9			3B	2B			G1-4-3	3	1	1	0	0	0	0						
<b>Mike Robertson, L</b> (1, 9) OBP: 0.333, SLG: 0.421			F7		2H	3B			P5	3	0	1	1	0	0	0						
<b>Kevin Stocker, S</b> (1, 6) OBP: 0.337, SLG: 0.364			B1-3		FC1-5-2				G4-3	3	0	0	0	0	0	1						
<b>Mark Leiter, R</b> (1, 1) OBP: 0.149, SLG: 0.111 <b>Ruben Amaro Jr, S</b> (8, PH) OBP: 0.318, SLG: 0.313 <b>Ken Ryan, R</b> (8, 1)			K		3H	F8			F7	2	0	0	0	0	1	1						
<b>Inning Stats</b>	R: 0 E: 0 K: 0 S: 6	H: 0 LOB: 0 BB: 0 P: 9	R: 0 E: 0 K: 1 S: 8	H: 0 LOB: 0 BB: 0 P: 14	R: 0 E: 0 K: 1 S: 8	H: 0 LOB: 0 BB: 0 P: 11	R: 0 E: 0 K: 0 S: 11	H: 1 LOB: 1 BB: 0 P: 16	R: 1 E: 0 K: 1 S: 13	H: 2 LOB: 1 BB: 0 P: 17	R: 0 E: 0 K: 0 S: 6	H: 1 LOB: 1 BB: 0 P: 8	R: 0 E: 0 K: 0 S: 7	H: 0 LOB: 0 BB: 0 P: 10	R: 0 E: 0 K: 0 S: 5	H: 0 LOB: 0 BB: 0 P: 9	R: 0 E: 0 K: 0 S: 6	H: 0 LOB: 0 BB: 0 P: 12	1B: 2 2B: 1 3B: 1 HR: 0	SF: 0 SAC: 0 DP: 0 HBP: 0	WP: 0 PB: 0 SB: 0 CS: 0	PA: 31
<b>PITCHER</b>	IP	WLS	BF	H	R	ER	SO	BB	IBB	HBP	BLK	WP	HR	S	P	ERA	WHIP					
<b>Mike Johnson, R</b> (1, 1) ERA: 6.45	7.0	W	25	4	1	1	3	0	0	0	0	0	0	59	85	1.29	0.571					
<b>Anthony Telford, R</b> (8, 1) ERA: 2.72	2.0		6	0	0	0	0	0	0	0	0	0	0	11	21	0.00	0.000					

Batter	1	2	3	4	5	6	7	8	9	AB	R	H	RBI	BB	SO	LOB	BOTTOM					
<b>Mark Grudzielanek, R</b> (1, 6) OBP: 0.312, SLG: 0.393	F8			K						4	0	1	0	0	2	2	Philadelphia Phillies @ Montreal Expos Olympic Stadium, Montreal, QB Fri Sep 05 1997, 7:05 PM EDT Att: 11,193 - Dome - 65 F					
<b>Mike Lansing, R</b> (1, 4) OBP: 0.353, SLG: 0.491	K			2B		HR				4	1	2	0	0	2	1						
<b>Vladimir Guerrero, R</b> (1, 9) OBP: 0.360, SLG: 0.590	G5-3			K		2B				4	2	2	2	0	0	1						
<b>Henry Rodriguez, L</b> (1, 7) OBP: 0.309, SLG: 0.511 <b>Anthony Telford, R</b> (8, 1) OBP: 0.214, SLG: 0.286		G4-3		FC5-2		2B				4	1	2	1	0	2	1						
<b>Jose Vidro, S</b> (1, 5) OBP: 0.342, SLG: 0.349 <b>Ryan McGuire, L</b> (7, 3) OBP: 0.331, SLG: 0.410		G4-3		1B		G6-3				3	1	1	1	0	1	1						
<b>Rondell White, R</b> (1, 8) OBP: 0.324, SLG: 0.471		FC5-2		SH3-4		G6-3				4	1	2	0	0	1	1						
<b>Brad Fullmer, L</b> (1, 3) OBP: 0.400, SLG: 1.200 <b>Doug Strange, S</b> (7, 5) OBP: 0.321, SLG: 0.422		G3		G6-3						3	0	0	1	0	0	2						
<b>Chris Widger, R</b> (1, 2) OBP: 0.277, SLG: 0.394				K		SH3-4				3	0	0	0	1	2	0						
<b>Mike Johnson, L</b> (1, 1) OBP: 0.125, SLG: 0.125 <b>F.P. Santangelo, S</b> (8, 7) OBP: 0.381, SLG: 0.376		G1-3		SH3-4						2	0	0	0	0	1	0						
<b>Inning Stats</b>	R: 0 E: 0 K: 1 S: 8	H: 0 LOB: 0 BB: 0 P: 11	R: 0 E: 0 K: 0 S: 9	H: 1 LOB: 1 BB: 0 P: 13	R: 0 E: 0 K: 2 S: 12	H: 1 LOB: 1 BB: 0 P: 19	R: 3 E: 0 K: 1 S: 19	H: 4 LOB: 2 BB: 1 P: 28	R: 2 E: 0 K: 3 S: 19	H: 2 LOB: 0 BB: 0 P: 30	R: 0 E: 0 K: 1 S: 9	H: 0 LOB: 0 BB: 0 P: 12	R: 0 E: 0 K: 2 S: 10	H: 1 LOB: 1 BB: 0 P: 15	R: 2 E: 0 K: 1 S: 10	H: 2 LOB: 0 BB: 0 P: 17	R: 2 E: 0 K: 1 S: 10	H: 2 LOB: 0 BB: 0 P: 17	1B: 3 2B: 5 3B: 1 HR: 2	SF: 0 SAC: 1 DP: 0 HBP: 0	WP: 0 PB: 0 SB: 0 CS: 0	PA: 36
<b>PITCHER</b>	IP	WLS	BF	H	R	ER	SO	BB	IBB	HBP	BLK	WP	HR	S	P	ERA	WHIP					
<b>Mark Leiter, R</b> (1, 1) ERA: 5.75	7.0	L	31	9	5	5	10	1	0	0	0	0	1	86	128	6.43	1.429					
<b>Ken Ryan, R</b> (8, 1) ERA: 12.46	1.0		5	2	2	2	1	0	0	0	0	0	1	10	17	18.00	2.000					







Batter	1	2	3	4	5	6	7	8	9	AB	R	H	RBI	BB	SO	LOB	TOP										
<b>Midre Cummings, L</b> OBP: 0.315, SLG: 0.397 (1, 8)	4-0 FC4-6 1B BB	3-2 G4-3			0-1 SAFE F7		0-0 G1-3		3-2 G4-3	4	0	0	0	1	0	4											
<b>Kevin Sefcik, R</b> OBP: 0.302, SLG: 0.370 <b>Mickey Morandini, L</b> OBP: 0.375, SLG: 0.388 (1, 4) (8, 4)	2-1 FC4-6 1B				0-0 L1-3		3-1 P6			4	0	2	0	0	0	2											
<b>Gregg Jefferies, S</b> OBP: 0.337, SLG: 0.391 (1, 7)	1-0 FC4-6 1-2 2-3		2-3 K		0-0 P4			2-3 K		4	0	0	0	0	2	3											
<b>Scott Rolen, R</b> OBP: 0.382, SLG: 0.471 (1, 5)	1-3 K		2-3 K		4-2 BB			0-3 K		3	0	0	0	1	3	3											
<b>Rico Brogna, L</b> OBP: 0.289, SLG: 0.428 (1, 3)	1-2 G4-3		0-2 F8		0-3 K			2-2 HR		4	1	1	1	0	1	4											
<b>Mike Lieberthal, R</b> OBP: 0.319, SLG: 0.469 (1, 2)		3-2 E4 SH1-4		1-3 K		2-2 F9		1-2 1B		4	0	1	0	0	1	1											
<b>Tony Barron, R</b> OBP: 0.310, SLG: 0.443 (1, 9)		4-2 SH1-4 BB		2-3 K			2-1 SH1-3 2B 1B	3-3 K		3	1	1	0	1	2	1											
<b>Kevin Stocker, S</b> OBP: 0.339, SLG: 0.364 (1, 6)		1-1 P6		1-3 K			0-0 SH1-3		0-0 G3	3	0	0	0	0	1	2											
<b>Garrett Stephenson, R</b> OBP: 0.165, SLG: 0.457 <b>Kevin Jordan, R</b> OBP: 0.285, SLG: 0.359 <b>Wayne Gomes, R</b> (7, 1) <b>Ryan Karp, L</b> (7, 1) <b>Jerry Spradlin, S</b> (8, 1) <b>Ruben Amaro Jr., S</b> OBP: 0.319, SLG: 0.311 <b>Ricky Bottalico, L</b> (9, 1)	1-0 SH1-4				0-1 L1-3 1B		1-0 G1-3 2B		2-3 K	1	0	1	0	0	0	0											
<b>Inning Stats</b>	R: 0 E: 0 K: 1 S: 10	H: 1 LOB: 2 BB: 1 P: 19	R: 0 E: 1 K: 0 S: 11	H: 0 LOB: 2 BB: 1 P: 23	R: 0 E: 0 K: 2 S: 12	H: 1 LOB: 1 BB: 0 P: 16	R: 0 E: 0 K: 3 S: 12	H: 0 LOB: 0 BB: 0 P: 16	R: 0 E: 0 K: 1 S: 10	H: 0 LOB: 1 BB: 1 P: 16	R: 1 E: 0 K: 0 S: 7	H: 2 LOB: 1 BB: 0 P: 13	R: 1 E: 0 K: 3 S: 16	H: 2 LOB: 1 BB: 0 P: 24	R: 0 E: 0 K: 1 S: 8	H: 0 LOB: 0 BB: 0 P: 13	1B: 5 2B: 2 3B: 0 HR: 1	SF: 0 SAC: 2 DP: 1 HBP: 0	WP: 0 PB: 0 SB: 0 CS: 0	PA: 37							
<b>PITCHER</b>	IP	WLS	BF	H	R	ER	SO	BB	IBB	HBP	BLK	WP	HR	S	P	ERA	WHIP										
<b>Dustin Hermanson, R</b> ERA: 3.4 <b>Anthony Telford, R</b> ERA: 2.88 <b>Steve Kline, L</b> ERA: 6.59	(1, 1) (7, 1) (9, 1)	6.0 2.0 1.0		24 10 3	3 4 0	0 2 0	7 3 0	3 0 0	0 0 0	0 0 0	0 0 0	0 0 0	0 1 0	60 23 8	95 37 13	0.00 9.00 0.00	1.000 2.000 0.000										

Philadelphia Phillies @ Montreal Expos  
Olympic Stadium, Montreal, QB  
Sun Sep 07 1997, 3:33 AM EDT  
Att: 18,058 - Dome - 65 F

livebaseballscorecards.com

AB	32
R	2
H	7
RBI	2
BB	3
SO	11
LOB	20



Batter	1	2	3	4	5	6	7	8	9	AB	R	H	RBI	BB	SO	LOB	BOTTOM											
<b>Mark Grudzielanek, R</b> OBP: 0.311, SLG: 0.393 (1, 6)	2-1 1B		0-0 F8		1-1 G6-3			1-0 SH3-4 P6-2 2B		4	0	2	1	0	0	1												
<b>Jose Vidro, S</b> OBP: 0.331, SLG: 0.357 <b>Anthony Telford, R</b> OBP: 0.214, SLG: 0.286 <b>F.P. Santangelo, S</b> OBP: 0.381, SLG: 0.376 <b>Steve Kline, S</b> (9, 1)	0-0 L8		1-2 K		1-2 G2-3			0-0 SH3-4		3	0	1	0	0	0	2												
<b>Vladimir Guerrero, R</b> OBP: 0.355, SLG: 0.494 (1, 9)	2-0 F8		1-0 P4		3-2 G4-3			0-0 P6-2		4	0	0	0	0	0	3												
<b>Henry Rodriguez, L</b> OBP: 0.308, SLG: 0.505 (1, 7)	3-3 K			2-3 K		4-1 BB		2-0 F7		3	0	0	0	1	2	1												
<b>Darrin Fletcher, L</b> OBP: 0.310, SLG: 0.523 (1, 2)		1-3 K		1-0 P6		2-0 L9		0-1 F7		4	0	0	0	0	1	1												
<b>Rondell White, R</b> OBP: 0.323, SLG: 0.468 (1, 8)		2-3 K		0-0 P6			1-1 CS 1B		2-3 K	4	0	1	0	0	2	0												
<b>Hensley Meulens, R</b> OBP: 0.500, SLG: 0.333 <b>Ryan McGuire, L</b> OBP: 0.331, SLG: 0.410 (1, 3) (8, 3)		4-2 BB			3-1 2B G6-3 1B		1-2 K			2	1	1	0	1	1	1												
<b>Andy Stankiewicz, R</b> OBP: 0.267, SLG: 0.371 (1, 4)		1-3 K			1-1 G6-3		0-0 E9			3	0	1	0	0	1	1												
<b>Dustin Hermanson, R</b> OBP: 0.143, SLG: 0.175 <b>Doug Strange, S</b> OBP: 0.322, SLG: 0.429 (1, 1) (7, 5)			2-3 K		0-3 K		0-1 G4-3			2	0	0	0	0	2	2												
<b>Inning Stats</b>	R: 0 E: 0 K: 1 S: 7	H: 1 LOB: 0 BB: 0 P: 14	R: 0 E: 0 K: 3 S: 16	H: 0 LOB: 1 BB: 1 P: 24	R: 0 E: 0 K: 1 S: 11	H: 1 LOB: 0 BB: 0 P: 15	R: 0 E: 0 K: 1 S: 6	H: 0 LOB: 0 BB: 1 P: 9	R: 0 E: 0 K: 0 S: 6	H: 0 LOB: 0 BB: 1 P: 14	R: 0 E: 1 K: 1 S: 8	H: 1 LOB: 1 BB: 0 P: 12	R: 0 E: 0 K: 0 S: 3	H: 1 LOB: 0 BB: 0 P: 4	R: 0 E: 0 K: 1 S: 7	H: 0 LOB: 0 BB: 0 P: 11	1B: 3 2B: 4 3B: 1 HR: 0	SF: 0 SAC: 1 DP: 2 HBP: 0	WP: 0 PB: 0 SB: 0 CS: 2	PA: 33								
<b>PITCHER</b>	IP	WLS	BF	H	R	ER	SO	BB	IBB	HBP	BLK	WP	HR	S	P	ERA	WHIP											
<b>Garrett Stephenson, R</b> ERA: 3.48 <b>Wayne Gomes, R</b> ERA: 5.25 <b>Ryan Karp, L</b> ERA: 1.0 <b>Jerry Spradlin, R</b> ERA: 4.56 <b>Ricky Bottalico, R</b> ERA: 3.97	(1, 1) (7, 1) (7, 1) (8, 1) (9, 1)	6.0 0.2 0.2 0.2 1.0		23 3 3 1 3	4 1 0 0 0	1 0 0 0 0	7 1 0 0 1	2 0 0 0 0	0 0 0 0 0	0 0 0 0 0	0 0 0 0 0	0 0 0 0 0	0 0 0 0 0	0 0 0 0 0	6 4 1 7 7	10 5 11 11 11	0.00 0.00 0.00 0.00 0.00	1.500 1.500 0.000 0.000 0.000										

Philadelphia Phillies @ Montreal Expos  
Olympic Stadium, Montreal, QB  
Sun Sep 07 1997, 3:33 AM EDT  
Att: 18,058 - Dome - 65 F

livebaseballscorecards.com

AB	30
R	1
H	6
RBI	1
BB	2
SO	9
LOB	13









Batter	1	2	3	4	5	6	7	8	9	AB	R	H	RBI	BB	SO	LOB	TOP					
Tony Womack, L (1,4) OBP: 0.328, SLG: 0.386	G3		P5					G3		4	0	1	0	0	0	0						
Joe Randa, R (1,5) OBP: 0.351, SLG: 0.436	K			F9		F8		1B 1B		4	1	1	0	0	1	1						
Al Martin, L (1,7) OBP: 0.359, SLG: 0.455	K			G1-6-3 1B		G4-3		1B 1B		4	0	2	0	0	1	1						
Eddie Williams, R (1,3) OBP: 0.323, SLG: 0.407										4	1	3	1	0	0	1						
Abraham Nunez, S (8, PR) OBP: 0.300, SLG: 0.500										0	0	0	0	0	0	0						
Freddy Garcia, R (8, 3) OBP: 0.267, SLG: 0.571										0	0	0	0	0	0	0						
Turner Ward, S (1,8) OBP: 0.402, SLG: 0.534										3	0	0	0	0	0	3						
Shawn Dunston, R (1,6) OBP: 0.307, SLG: 0.447										4	1	1	0	0	2	5						
Jose Guillen, R (1,9) OBP: 0.299, SLG: 0.411										4	1	1	1	0	2	2						
1B Jason Kendall, R (1,2) OBP: 0.385, SLG: 0.434										4	0	1	1	0	1	0						
Jon Lieber, L (1,1) ERA: 1.81										1	0	0	0	0	0	0						
Chris Peters, L (5,1) ERA: 3.97										0	0	0	0	0	0	0						
Elmer Dessens, R (5,1) ERA: 3.97										0	0	0	0	0	0	0						
Clint Sodowsky, R (6,1) ERA: 3.88										0	0	0	0	0	0	0						
Jason Christiansen, L (7,1) ERA: 3.38										0	0	0	0	0	0	0						
Marc Wilkins, R (7,1) ERA: 3.86										0	0	0	0	0	0	0						
<b>Inning Stats</b>	R: 0 E: 0 K: 2 S: 11	H: 0 LOB: 0 BB: 0 P: 14	R: 0 E: 1 K: 1 S: 10	H: 1 LOB: 1 BB: 0 P: 14	R: 0 E: 0 K: 1 S: 8	H: 0 LOB: 0 BB: 0 P: 10	R: 0 E: 0 K: 0 S: 8	H: 1 LOB: 0 BB: 0 P: 11	R: 1 E: 1 K: 2 S: 11	H: 1 LOB: 0 BB: 0 P: 17	R: 0 E: 0 K: 0 S: 5	H: 1 LOB: 1 BB: 0 P: 7	R: 2 E: 0 K: 2 S: 19	H: 3 LOB: 1 BB: 0 P: 26	R: 1 E: 0 K: 0 S: 12	H: 3 LOB: 2 BB: 0 P: 15	R: 0 E: 0 K: 1 S: 9	H: 0 LOB: 0 BB: 0 P: 11	1B: 7 2B: 2 3B: 1 HR: 0	SF: 0 SAC: 0 DP: 2 HBP: 0	WP: 0 PB: 0 SB: 1 CS: 0	PA: 36
<b>PITCHER</b>	IP WLS BF H R ER SO BB IBB HBP BLK WP HR S P ERA WHIP																					
Pedro Martinez, R (1,1) ERA: 1.81	7.0 W 27 7 3 2 8 0 0 0 0 0 0 0 72 99 2.57 1.000																					
Steve Kline, L (8,1) ERA: 6.75	0.1 3 2 1 1 0 0 0 0 0 0 0 0 7 8 27.00 6.000																					
Anthony Telford, R (8,1) ERA: 2.87	0.1 2 1 0 0 0 0 0 0 0 0 0 0 3 5 0.00 3.000																					
Ugueth Urbina, R (8,1) ERA: 3.69	1.1 S 4 0 0 0 1 0 0 0 0 0 0 0 11 13 0.00 0.000																					

Pittsburgh Pirates @ Montreal Expos  
Olympic Stadium, Montreal, QB  
Wed Sep 10, 1997, 7:05 PM EDT  
Att: 10,139 - Dome - 65 F

AB 35  
R 4  
H 10  
RBI 3  
BB 0  
SO 9  
LOB 14



Batter	1	2	3	4	5	6	7	8	9	AB	R	H	RBI	BB	SO	LOB	BOTTOM					
Mark Grudzielanek, R (1,6) OBP: 0.310, SLG: 0.392	G5-3			G6-3				K		4	1	1	0	0	1	0						
Mike Lansing, R (1,4) OBP: 0.352, SLG: 0.496	F9							P4		4	2	2	2	0	0	0						
Henry Rodriguez, L (1,7) OBP: 0.306, SLG: 0.501										4	0	1	0	0	1	1						
Ryan McGuire, L (8,7) OBP: 0.327, SLG: 0.404	G3									0	0	0	0	0	0	0						
David Segui, S (1,3) OBP: 0.381, SLG: 0.485										3	0	0	0	1	0	1						
Darrin Fletcher, L (1,2) OBP: 0.322, SLG: 0.530										2	1	2	0	1	0	0						
Orlando Cabrera, R (7, PR) OBP: 0.322, SLG: 0.530										0	0	0	0	0	0	0						
Steve Kline, S (8,1) ERA: 6.75										0	0	0	0	0	0	0						
Anthony Telford, R (8,1) OBP: 0.214, SLG: 0.286										0	0	0	0	0	0	0						
Ugueth Urbina, R (8,1) ERA: 3.69										0	0	0	0	0	0	0						
Rondell White, R (1,8) OBP: 0.320, SLG: 0.463										4	0	0	1	0	0	6						
F.P. Santangelo, S (1,9) OBP: 0.381, SLG: 0.378										3	0	1	1	0	0	0						
Doug Strange, S (1,5) OBP: 0.324, SLG: 0.437										3	1	1	1	1	0	3						
Pedro Martinez, R (1,1) ERA: 1.81										3	0	0	0	0	1	2						
Chris Widger, R (8,2) OBP: 0.282, SLG: 0.396										1	0	0	0	0	0	0						
<b>Inning Stats</b>	R: 0 E: 0 K: 0 S: 7	H: 0 LOB: 0 BB: 0 P: 9	R: 1 E: 0 K: 1 S: 7	H: 2 LOB: 1 BB: 1 P: 14	R: 2 E: 0 K: 1 S: 17	H: 2 LOB: 1 BB: 1 P: 27	R: 1 E: 0 K: 0 S: 7	H: 1 LOB: 0 BB: 0 P: 7	R: 1 E: 0 K: 0 S: 8	H: 1 LOB: 3 BB: 1 P: 18	R: 0 E: 0 K: 1 S: 8	H: 0 LOB: 0 BB: 0 P: 11	R: 0 E: 0 K: 0 S: 13	H: 2 LOB: 1 BB: 0 P: 21	R: 0 E: 0 K: 0 S: 7	H: 0 LOB: 0 BB: 0 P: 9	R: 0 E: 0 K: 0 S: 7	H: 0 LOB: 0 BB: 0 P: 11	1B: 3 2B: 4 3B: 0 HR: 2	SF: 0 SAC: 0 DP: 1 HBP: 2	WP: 1 PB: 0 SB: 0 CS: 0	PA: 36
<b>PITCHER</b>	IP WLS BF H R ER SO BB IBB HBP BLK WP HR S P ERA WHIP																					
Jon Lieber, R (1,1) ERA: 4.75	4.0 L 20 6 5 5 2 1 1 0 0 0 0 0 2 40 59 11.25 1.750																					
Chris Peters, L (5,1) ERA: 3.97	0.1 3 0 0 0 0 0 0 1 1 0 0 0 2 9 0.00 0.000																					
Elmer Dessens, R (5,1) ERA: 3.97	0.2 3 0 0 0 0 0 0 0 1 0 0 0 4 7 0.00 0.000																					
Clint Sodowsky, R (6,1) ERA: 3.88	1.0 3 0 0 0 1 0 0 0 0 0 0 0 8 11 0.00 0.000																					
Jason Christiansen, L (7,1) ERA: 3.38	0.1 3 2 0 0 0 0 0 0 0 0 1 0 10 16 0.00 6.000																					
Marc Wilkins, R (7,1) ERA: 3.86	1.2 4 0 0 0 0 0 0 0 0 0 0 0 12 14 0.00 0.000																					

Pittsburgh Pirates @ Montreal Expos  
Olympic Stadium, Montreal, QB  
Wed Sep 10, 1997, 7:05 PM EDT  
Att: 10,139 - Dome - 65 F

AB 31  
R 5  
H 8  
RBI 5  
BB 3  
SO 3  
LOB 13





Batter	1	2	3	4	5	6	7	8	9	AB	R	H	RBI	BB	SO	LOB	TOP				
<b>Mark Grudzielanek, R</b> (1,6) <small>OBP: 0.311, SLG: 0.392</small> <b>Andy Stankiewicz, R</b> (8,4) <small>OBP: 0.292, SLG: 0.364</small>										4	1	2	0	0	1	1					
<b>Mike Lansing, R</b> (1,4) <small>OBP: 0.350, SLG: 0.493</small> <b>Orlando Cabrera, R</b> (8, PH) <small>OBP: 0.333, SLG: 0.333</small>										3	0	0	0	0	3	1					
<b>Jose Vidro, S</b> (1,5) <small>OBP: 0.333, SLG: 0.385</small>										4	1	1	3	0	1	0					
<b>David Segui, S</b> (1,3) <small>OBP: 0.383, SLG: 0.494</small> <b>Hensley Meulens, R</b> (8, PH) <small>OBP: 0.333, SLG: 0.250</small> <b>Anthony Telford, R</b> (8,1) <small>OBP: 0.214, SLG: 0.286</small> <b>Steve Kline, S</b> (8,1)										3	1	2	1	0	1	0					
<b>Henry Rodriguez, L</b> (1,7) <small>OBP: 0.310, SLG: 0.503</small>										4	0	2	0	0	1	0					
<b>Rondell White, R</b> (1,8) <small>OBP: 0.319, SLG: 0.460</small> <b>Ryan McGuire, L</b> (8,8) <small>OBP: 0.331, SLG: 0.408</small>										3	0	0	0	0	1	3					
<b>F.P. Santangelo, S</b> (1,9) <small>OBP: 0.379, SLG: 0.534</small> <b>Vladimir Guerrero, R</b> (8,8) <small>OBP: 0.354, SLG: 0.492</small> <b>Darin Fletcher, L</b> (9, PH) <small>OBP: 0.321, SLG: 0.528</small>										3	0	0	0	0	1	2					
<b>Chris Widger, R</b> (1,2) <small>OBP: 0.283, SLG: 0.395</small> <b>Raul Chavez, R</b> (6,2)										1	0	0	0	1	0	0					
<b>Mike Johnson, L</b> (11,1) <small>OBP: 0.111, SLG: 0.111</small> <b>Brad Linder, L</b> (5, PH) <small>OBP: 0.298, SLG: 0.387</small> <b>Shayne Bennett, R</b> (5,1) <b>Rick DeHart, L</b> (7,1) <b>Joe Orsulik, L</b> (7,9) <small>OBP: 0.338, SLG: 0.345</small> <b>Mike Thurman, R</b> (7,1) <b>Doug Strange, S</b> (9, PH) <small>OBP: 0.328, SLG: 0.439</small>										1	0	0	0	0	1	1					
<b>Inning Stats</b>	R: 0 E: 0 K: 2 S: 10	H: 1 LOB: 0 BB: 0 P: 16	R: 0 E: 0 K: 1 S: 13	H: 2 LOB: 1 BB: 0 P: 15	R: 0 E: 1 K: 0 S: 5	H: 0 LOB: 0 BB: 0 P: 5	R: 1 E: 0 K: 1 S: 7	H: 1 LOB: 0 BB: 0 P: 9	R: 0 E: 0 K: 2 S: 12	H: 0 LOB: 1 BB: 1 P: 18	R: 0 E: 0 K: 1 S: 11	H: 1 LOB: 1 BB: 0 P: 16	R: 4 E: 1 K: 2 S: 22	H: 4 LOB: 0 BB: 0 P: 30	R: 0 E: 0 K: 1 S: 13	H: 2 LOB: 2 BB: 0 P: 20	1B: 8 2B: 2 3B: 0 HR: 2	SF: 0 SAC: 0 DP: 3 HBP: 0	WP: 1 PB: 0 SB: 0 CS: 1	PA: 37	
<b>PITCHER</b>	IP WLS BF H R ER SO BB IBB HBP BLK WP HR S P ERA WHIP	7.1 W 29 8 4 4 9 1 0 0 0 0 1 79 107 4.91 1.227	0.1 2 1 1 1 1 0 0 0 0 0 1 6 7 27.00 3.000	1.1 S 6 2 0 0 2 0 0 0 0 0 1 0 17 27 0.00 1.500																	

Montreal Expos @ New York Mets  
Shea Stadium, Flushing, NY  
Thu Sep 11 1997, 7:05 PM EDT  
Att: 13,271 - Unknown - 73 F

AB	36
R	5
H	11
RBI	5
BB	1
SO	12
LOB	13



Batter	1	2	3	4	5	6	7	8	9	AB	R	H	RBI	BB	SO	LOB	BOTTOM			
<b>Brian McRae, S</b> (1,8) <small>OBP: 0.330, SLG: 0.383</small>										4	3	2	0	0	0	0				
<b>Edgardo Alfonzo, R</b> (1,5) <small>OBP: 0.402, SLG: 0.458</small>										5	3	3	3	0	0	0				
<b>John Olerud, L</b> (1,3) <small>OBP: 0.394, SLG: 0.480</small>										5	2	4	5	0	0	0				
<b>Bernard Gilkey, R</b> (1,7) <small>OBP: 0.336, SLG: 0.397</small>										5	0	1	0	0	1	2				
<b>Carlos Baerga, S</b> (1,4) <small>OBP: 0.315, SLG: 0.402</small>										4	0	1	1	0	0	1				
<b>Alex Ochoa, R</b> (1,9) <small>OBP: 0.289, SLG: 0.335</small> <b>John Franco, L</b> (8,1)										3	0	0	0	1	2	2				
<b>Todd Pratt, R</b> (1,2) <small>OBP: 0.444, SLG: 0.514</small>										4	0	1	0	0	2	4				
<b>Rey Ordenez, R</b> (1,6) <small>OBP: 0.256, SLG: 0.266</small>										3	0	0	0	1	0	0				
<b>Rick Reed, R</b> (1,1) <small>OBP: 0.245, SLG: 0.360</small> <b>Mel Rojas, R</b> (8,1) <b>Carl Everett, S</b> (8,9) <small>OBP: 0.309, SLG: 0.424</small>										3	0	0	0	0	2	2				
<b>Inning Stats</b>	R: 2 E: 0 K: 1 S: 15	H: 3 LOB: 2 BB: 1 P: 25	R: 0 E: 0 K: 1 S: 5	H: 0 LOB: 0 BB: 0 P: 7	R: 1 E: 0 K: 2 S: 13	H: 3 LOB: 2 BB: 0 P: 20	R: 0 E: 0 K: 1 S: 7	H: 0 LOB: 0 BB: 0 P: 11	R: 0 E: 0 K: 0 S: 8	H: 0 LOB: 0 BB: 0 P: 11	R: 0 E: 0 K: 0 S: 5	H: 1 LOB: 2 BB: 1 P: 11	R: 3 E: 0 K: 2 S: 16	H: 3 LOB: 0 BB: 0 P: 26	R: 3 E: 0 K: 0 S: 12	H: 3 LOB: 1 BB: 0 P: 21	1B: 5 2B: 5 3B: 1 HR: 2	SF: 0 SAC: 0 DP: 0 HBP: 1	WP: 1 PB: 0 SB: 1 CS: 0	PA: 40
<b>PITCHER</b>	IP WLS BF H R ER SO BB IBB HBP BLK WP HR S P ERA WHIP	4.0 L 19 6 3 3 3 1 0 0 0 0 0 0 13 22 0.00 0.500	2.0 8 1 0 0 0 0 1 0 0 0 0 0 13 22 0.00 0.500	0.0 3 3 3 3 0 0 0 0 0 0 1 2 8 15 ∞ ∞	1.2 7 1 2 2 2 0 0 1 0 0 0 0 14 25 10.80 0.600	0.0 1 1 0 0 0 0 0 0 0 0 0 0 4 4 ∞ ∞														

Montreal Expos @ New York Mets  
Shea Stadium, Flushing, NY  
Thu Sep 11 1997, 7:05 PM EDT  
Att: 13,271 - Unknown - 73 F

AB	37
R	9
H	13
RBI	9
BB	2
SO	7
LOB	11





Batter	1	2	3	4	5	6	7	8	9	10	11	12	13	14	15	AB	R	H	RBI	BB	SO	LOB	TOP					
Mark Grutzniesek, R OBP: 0.308, SLG: 0.386 (1.6)	F7		G3			G1-3			G3-1		K			K		6	0	0	0	0	2	1						
Mike Lansing, R OBP: 0.348, SLG: 0.489 (1.4)	F8		G5-3			E6			K			K				5	0	0	0	1	2	0						
Jose Vito, S OBP: 0.372, SLG: 0.502 (1.6)	F7		L4			K			F8			G3		G3		4	0	0	0	0	1	1						
David Segui, S OBP: 0.360, SLG: 0.489 (1.3)		K				CS		G4-3				K				6	0	1	0	0	4	0						
Henry Rodriguez, L OBP: 0.308, SLG: 0.408 (1.7)		1B BB				K		F8				K		G3		5	1	0	0	1	3	0						
Rondell White, R OBP: 0.321, SLG: 0.468 (1.8)		1B SF8 1B				K		K			G6-3					6	2	3	1	0	2	0						
Ryan McGuire, L OBP: 0.331, SLG: 0.405 (1.9)								G1-3			G3-1					6	0	2	1	0	0	1						
Raul Chavez, R OBP: 0.077, SLG: 0.083 (1.2)	SF8					G5-3		F7			FC6-4 1B					4	0	1	1	0	1	2						
Marc Valdes, R OBP: 0.133, SLG: 0.133 (7.1)	B1-3							G6-3								2	0	0	0	0	1	1						
Steve Kline, S (7.1)																0	0	0	0	0	0	0						
Anthony Telford, R OBP: 0.200, SLG: 0.287 (9.5)																1	0	0	0	0	0	0						
Doug Strange, S OBP: 0.324, SLG: 0.436 (9.5)																2	0	0	0	0	0	1						
<b>Inning Stats</b>	R: 0 E: 0 K: 10 S: 10	H: 0 LOB: 0 BB: 0 P: 13	R: 2 E: 0 K: 1 S: 14	H: 2 LOB: 1 BB: 1 P: 23	R: 0 E: 0 K: 0 S: 5	H: 0 LOB: 0 BB: 0 P: 8	R: 0 E: 0 K: 3 S: 11	H: 0 LOB: 0 BB: 0 P: 18	R: 0 E: 0 K: 1 S: 8	H: 1 LOB: 0 BB: 0 P: 10	R: 0 E: 0 K: 1 S: 6	H: 0 LOB: 0 BB: 0 P: 6	R: 0 E: 0 K: 1 S: 5	H: 0 LOB: 0 BB: 0 P: 7	R: 0 E: 0 K: 1 S: 5	H: 0 LOB: 0 BB: 0 P: 6	R: 0 E: 0 K: 2 S: 9	H: 0 LOB: 0 BB: 0 P: 9	R: 0 E: 0 K: 2 S: 8	H: 1 LOB: 1 BB: 0 P: 11	R: 0 E: 0 K: 1 S: 10	H: 0 LOB: 1 BB: 1 P: 19	R: 1 E: 0 K: 0 S: 9	H: 2 LOB: 0 BB: 0 P: 16	1B: 5 2B: 1 3B: 0 HR: 1	SF: 1 SAC: 0 DP: 0 HBP: 0	WP: 0 PB: 0 SB: 0 CS: 2	PA: 53


PITCHER	IP	WLS	BF	H	R	ER	SO	BB	IBB	HBP	BLK	WP	HR	S	P	ERA	WHIP
Bobby Jones, R ERA: 3.5 (1.1)	7.0	7.0	24	3	2	2	7	0	0	0	0	0	0	10	13	0.00	0.000
Cory Lidle, R ERA: 3.36 (8.1)	2.0	6	0	0	0	1	0	0	0	0	0	0	0	10	13	0.00	0.000
Greg McMichael, R ERA: 3.36 (10.1)	2.0	7	1	0	0	3	0	0	0	0	0	0	0	19	28	0.00	0.500
Mel Rojas, R ERA: 3.36 (12.1)	3.0	11	1	0	0	5	1	0	0	0	0	0	0	27	39	0.00	0.867
Joe Crawford, L ERA: 3.71 (15.1)	1.0	L	4	2	1	1	0	0	0	0	0	0	1	9	16	9.00	2.000

Batter	1	2	3	4	5	6	7	8	9	10	11	12	13	14	15	AB	R	H	RBI	BB	SO	LOB	BOTTOM							
Edgardo Alfonzo, R OBP: 0.403, SLG: 0.462 (1.5)	G6-3		G6-3		F8		G4-3				F7			SH2-4 1B		4	0	0	0	0	0	2								
John Olerud, L OBP: 0.396, SLG: 0.481 (8.3)	E4 HBP BB		P3			G4-6-3 1B			F8		CS		1B BB	SH2-4		5	1	2	0	1	0	1								
Bernard Gilkey, R OBP: 0.338, SLG: 0.399 (1.7)			P5						F8							2	0	1	1	2	0	1								
Carlos Baerga, S OBP: 0.317, SLG: 0.402 (1.4)						G4-3					F7		B2	F7		0	1	0	0	0	0	0								
Butch Huskey, R OBP: 0.321, SLG: 0.511 (1.9)	FC6-4															6	0	2	0	0	2	4								
Todd Pratt, R OBP: 0.420, SLG: 0.481 (1.2)																7	0	1	0	0	3	4								
Rey Ordoñez, R OBP: 0.254, SLG: 0.284 (7.3)																2	0	0	0	0	0	0								
Carl Everett, S OBP: 0.310, SLG: 0.422 (8.8)																4	0	1	0	1	0	2								
Bobby Jones, R OBP: 0.180, SLG: 0.172 (7.3)																2	0	0	0	0	1	0								
Matt Franco, L OBP: 0.301, SLG: 0.415 (7.3)																0	0	0	0	0	0	0								
Alex Ochoa, R OBP: 0.292, SLG: 0.338 (8.6)																1	0	1	0	0	0	0								
Luis Lopez, S OBP: 0.319, SLG: 0.355 (8.6)																4	0	0	0	0	3	3								
<b>Inning Stats</b>	R: 0 E: 1 K: 1 S: 13	H: 0 LOB: 3 BB: 1 P: 24	R: 0 E: 0 K: 1 S: 8	H: 0 LOB: 0 BB: 1 P: 9	R: 0 E: 0 K: 0 S: 6	H: 0 LOB: 1 BB: 1 P: 12	R: 0 E: 0 K: 0 S: 6	H: 0 LOB: 0 BB: 0 P: 8	R: 0 E: 0 K: 1 S: 5	H: 0 LOB: 0 BB: 0 P: 7	R: 0 E: 0 K: 1 S: 12	H: 2 LOB: 2 BB: 0 P: 19	R: 0 E: 0 K: 1 S: 10	H: 0 LOB: 1 BB: 1 P: 15	R: 0 E: 0 K: 1 S: 10	H: 1 LOB: 2 BB: 1 P: 19	R: 0 E: 0 K: 1 S: 8	H: 0 LOB: 0 BB: 1 P: 15	R: 0 E: 0 K: 1 S: 16	H: 1 LOB: 2 BB: 1 P: 23	R: 0 E: 0 K: 0 S: 7	H: 0 LOB: 0 BB: 0 P: 10	R: 0 E: 0 K: 2 S: 5	H: 1 LOB: 2 BB: 0 P: 10	R: 0 E: 0 K: 1 S: 10	H: 2 LOB: 2 BB: 0 P: 12	1B: 10 2B: 1 3B: 1 HR: 0	SF: 1 SAC: 1 DP: 1 HBP: 2	WP: 0 PB: 0 SB: 0 CS: 1	PA: 64

PITCHER	IP	WLS	BF	H	R	ER	SO	BB	IBB	HBP	BLK	WP	HR	S	P	ERA	WHIP
Marc Valdes, R ERA: 3.24 (1.1)	6.2	6.2	26	3	0	0	4	0	0	0	0	0	0	18	25	0.00	0.750
Steve Kline, L ERA: 6.7 (7.1)	0.0	1	1	0	0	0	0	0	0	0	0	0	0	2	3	∞	∞
Anthony Telford, R ERA: 3.14 (9.1)	1.1	7	3	2	2	1	0	0	0	0	0	0	0	18	25	13.50	2.250
Jim Bullinger, R ERA: 5.59 (12.1)	3.0	12	1	0	0	3	2	0	1	0	0	0	0	28	49	0.00	1.000
Rick DeHart, L ERA: 6.99 (12.1)	2.0	8	1	0	0	1	1	0	0	0	0	0	0	23	33	0.00	1.000
<b>PITCHER</b>	<b>IP</b>	<b>WLS</b>	<b>BF</b>	<b>H</b>	<b>R</b>	<b>ER</b>	<b>SO</b>	<b>BB</b>	<b>IBB</b>	<b>HBP</b>	<b>BLK</b>	<b>WP</b>	<b>HR</b>	<b>S</b>	<b>P</b>	<b>ERA</b>	<b>WHIP</b>
Jose Paniagua, R ERA: 17.36 (14.1)	0	0	0	0	0	0	0	0	0	0	0	0	0	0	0	0.00	0.000
Ugueth Urbina, R ERA: 3.63 (15.1)	1.0	S	5	2	0	0	2	0	0	0	0	0	0	10	12	0.00	2.000


**Montreal Expos @ New York Mets**  
Shea Stadium, Flushing, NY  
Fri Sep 12 1997, 7:05 PM EDT  
Att. 17,450 - Unknown - 78 F

AB 49  
R 3  
H 7  
RBI 3  
BB 2  
SO 16  
LOB 8



**Montreal Expos @ New York Mets**  
Shea Stadium, Flushing, NY  
Fri Sep 12 1997, 7:05 PM EDT  
Att. 17,450 - Unknown - 78 F

AB 54  
R 2  
H 12  
RBI 2  
BB 5  
SO 11  
LOB 33













Batter	1	2	3	4	5	6	7	8	9	10	AB	R	H	RBI	BB	SO	LOB	TOP				
Mark Grudzielanek, R OBP: 0.310, SLG: 0.390	G2-3		HBP G4-3 1B	G4-3			2B		FC1-6 1B		5	1	2	1	0	0	2					
Mike Lansing, R OBP: 0.346, SLG: 0.486	K		F8	K			K		1B E 1B		5	1	1	0	0	3	3					
Henry Rodriguez, L OBP: 0.308, SLG: 0.492			G4-3						S 1B		3	0	1	1	2	1	1					
Orlando Cabrera, R OBP: 0.333, SLG: 0.333			G4-3						S 1B		0	1	0	0	0	0	0					
Raul Chavez, R OBP: 0.077, SLG: 0.083	BB								S 1B		0	0	0	0	0	0	0					
David Segui, S OBP: 0.383, SLG: 0.495	G1-3		HBP BB						L4		4	0	1	0	1	0	4					
Darin Fletcher, L OBP: 0.329, SLG: 0.527			F9						3-H 1B		4	0	2	1	0	1	0					
Hensley Meulens, R OBP: 0.333, SLG: 0.250			HBP						3-H 1B		0	0	0	0	0	0	0					
Anthony Telford, R OBP: 0.200, SLG: 0.267			HBP						3-H 1B		0	0	0	0	0	0	0					
Rondell White, R OBP: 0.318, SLG: 0.462	G5-3		F9						K		5	0	0	0	0	1	6					
Doug Strange, S OBP: 0.326, SLG: 0.431											3	1	1	0	2	0	0					
Ryan McGuire, L OBP: 0.330, SLG: 0.410											5	0	2	0	0	0	1					
Pedro Martinez, R OBP: 0.189, SLG: 0.182											3	0	0	0	0	1	4					
Shayne Bennett, R											0	0	0	0	0	0	0					
Steve Kline, S											0	0	0	0	0	0	0					
Brad Fullmer, L OBP: 0.333, SLG: 0.667											1	0	0	0	0	0	0					
Joe Orosiak, R OBP: 0.345, SLG: 0.340											0	0	0	0	0	0	0					
Vladimir Guerrero, R OBP: 0.340, SLG: 0.488											1	0	0	0	0	0	0					
Jose Varado, S OBP: 0.332, SLG: 0.375											0	0	0	0	0	0	0					
<b>Inning Stats</b>	R: 0 E: 0 K: 1 S: 8	H: 0 LOB: 1 BB: 1 P: 17	R: 0 E: 0 K: 10 S: 10	H: 2 LOB: 2 BB: 11	R: 0 E: 0 K: 0 S: 5	H: 1 LOB: 3 BB: 1 P: 13	R: 1 E: 0 K: 12 S: 12	H: 1 LOB: 1 BB: 1 P: 23	R: 0 E: 0 K: 1 S: 8	H: 0 LOB: 0 BB: 0 P: 12	R: 0 E: 0 K: 1 S: 11	H: 1 LOB: 1 BB: 1 P: 18	R: 0 E: 0 K: 1 S: 8	H: 0 LOB: 1 BB: 1 P: 13	R: 3 E: 1 K: 1 S: 14	H: 3 LOB: 1 BB: 0 P: 24	R: 0 E: 0 K: 0 S: 6	H: 0 LOB: 0 BB: 0 P: 10	1B: 8 2B: 3 3B: 0 HR: 0	SF: 0 SAC: 0 DP: 2 HBP: 1	WP: 0 PB: 0 SB: 2 CS: 0	PA: 45
<b>PITCHER</b>	IP WLS BF H R ER SO	IP WLS BF H R ER SO	IP WLS BF H R ER SO	IP WLS BF H R ER SO	IP WLS BF H R ER SO	IP WLS BF H R ER SO	IP WLS BF H R ER SO	IP WLS BF H R ER SO	IP WLS BF H R ER SO	IP WLS BF H R ER SO	IP WLS BF H R ER SO	IP WLS BF H R ER SO	IP WLS BF H R ER SO	IP WLS BF H R ER SO	IP WLS BF H R ER SO	IP WLS BF H R ER SO	IP WLS BF H R ER SO	ERA WHIP	ERA WHIP			
Esteban Loaiza, R ERA: 4.39	6.1	29	7	1	1	5	3	0	0	0	0	0	0	0	0	0	0	1.42	1.579			
Jeff Wallace, L ERA: 0.84	1.2	6	0	0	0	1	2	0	0	0	0	0	0	0	0	0	0	0.00	1.200			
Rich Loiselle, R ERA: 3.07	1.0	7	3	3	0	1	0	0	0	0	0	0	0	0	0	0	0	0.00	3.000			
Ricardo Rincon, L ERA: 3.72	0.2	2	0	0	0	0	0	0	0	0	0	0	0	0	0	0	0	0.00	0.000			
Marc Wilkins, R ERA: 3.72	0.1	W	1	0	0	0	0	0	0	0	0	0	0	0	0	0	0	0.00	0.000			

Montreal Expos @ Pittsburgh Pirates  
Three Rivers Stadium, Pittsburgh, PA  
Mon Sep 15 1997, 7:05 PM EDT  
Att: 7,736 - Unknown - 73 F

AB 39  
R 4  
H 10  
RBI 3  
BB 5  
SO 7  
LOB 21



Batter	1	2	3	4	5	6	7	8	9	10	AB	R	H	RBI	BB	SO	LOB	BOTTOM				
Tony Womack, L OBP: 0.323, SLG: 0.377	F8			G3							5	0	0	0	0	3	4					
Turner Ward, S OBP: 0.415, SLG: 0.559	G6-3		1B 2B 1B	F7							4	1	2	0	1	0	0					
Al Martin, L OBP: 0.355, SLG: 0.448			2B 1B 1B	S BB							4	1	2	0	1	0	4					
Eddie Williams, R OBP: 0.333, SLG: 0.394			1B 2B	BB							3	1	1	1	1	2	3					
Jermaine Allensworth, R OBP: 0.344, SLG: 0.340			1B 2B	BB							1	0	1	0	0	0	0					
Joe Randa, R OBP: 0.356, SLG: 0.438			G5-3 1B	WP 1B							5	1	2	1	0	1	3					
Shawon Dunston, R OBP: 0.305, SLG: 0.443			1B 1B	F9							5	0	0	0	0	2	4					
Marc Wilkins, R			G5-3	F8							0	0	0	0	0	0	0					
Jose Guillen, R OBP: 0.299, SLG: 0.408			1B 1B	WP 1B							4	0	2	2	0	1	0					
Kevin Young, R OBP: 0.351, SLG: 0.570			1B 1B	WP 1B							1	1	1	1	0	0	0					
18 Jason Kendall, R OBP: 0.389, SLG: 0.435			1B	K							4	0	2	0	0	1	2					
Esteban Loaiza, R OBP: 0.189, SLG: 0.182											3	0	1	0	0	2	4					
Jeff Wallace, L ERA: 4.4											0	0	0	0	0	0	0					
Dale Sveum, S ERA: 6.7											0	0	0	0	0	0	0					
Rich Loiselle, R											0	0	0	0	0	0	0					
Ricardo Rincon, L OBP: 0.340, SLG: 0.474											0	0	0	0	0	0	0					
<b>Inning Stats</b>	R: 0 E: 0 K: 1 S: 6	H: 1 LOB: 1 BB: 0 P: 10	R: 1 E: 1 K: 2 S: 16	H: 3 LOB: 2 BB: 25	R: 3 E: 0 K: 2 S: 26	H: 5 LOB: 2 BB: 30	R: 0 E: 0 K: 0 S: 11	H: 0 LOB: 2 BB: 2 P: 22	R: 0 E: 0 K: 0 S: 12	H: 0 LOB: 0 BB: 0 P: 18	R: 0 E: 0 K: 3 S: 9	H: 0 LOB: 0 BB: 0 P: 12	R: 0 E: 0 K: 1 S: 10	H: 1 LOB: 2 BB: 1 P: 19	R: 0 E: 0 K: 1 S: 9	H: 1 LOB: 0 BB: 0 P: 11	R: 1 E: 0 K: 0 S: 1	H: 1 LOB: 0 BB: 0 P: 1	1B: 11 2B: 2 3B: 0 HR: 1	SF: 0 SAC: 1 DP: 0 HBP: 0	WP: 1 PB: 0 SB: 2 CS: 1	PA: 44
<b>PITCHER</b>	IP WLS BF H R ER SO	IP WLS BF H R ER SO	IP WLS BF H R ER SO	IP WLS BF H R ER SO	IP WLS BF H R ER SO	IP WLS BF H R ER SO	IP WLS BF H R ER SO	IP WLS BF H R ER SO	IP WLS BF H R ER SO	IP WLS BF H R ER SO	IP WLS BF H R ER SO	IP WLS BF H R ER SO	IP WLS BF H R ER SO	IP WLS BF H R ER SO	IP WLS BF H R ER SO	IP WLS BF H R ER SO	IP WLS BF H R ER SO	ERA WHIP	ERA WHIP			
Pedro Martinez, R ERA: 1.91	7.0	11	4	4	0	10	2	0	0	0	5.14	1.857										
Shayne Bennett, R ERA: 4.4	0.0	1	0	0	0	0	0	0	0	0	∞	∞										
Steve Kline, L ERA: 6.7	1.0	4	0	0	0	1	1	0	0	0	0.00	1.000										
Anthony Telford, R ERA: 3.21	1.0	L	4	2	1	1	1	0	0	0	9.00	2.000										

Montreal Expos @ Pittsburgh Pirates  
Three Rivers Stadium, Pittsburgh, PA  
Mon Sep 15 1997, 7:05 PM EDT  
Att: 7,736 - Unknown - 73 F

AB 39  
R 5  
H 14  
RBI 5  
BB 3  
SO 12  
LOB 24









Batter	1	2	3	4	5	6	7	8	9	AB	R	H	RBI	BB	SO	LOB	TOP										
Mark Grudzielanek, R OBP: 0.309, SLG: 0.392	F9	G3-1			K			HR		4	1	1	0	0	1	3	<b>Montreal Expos @ Cincinnati Reds</b> Cinergy Field, Cincinnati, OH Wed Sep 17 1997, 7:05 PM EDT Att: 15,757 - Unknown - 75 F <a href="http://livebaseballscorecards.com">livebaseballscorecards.com</a>										
Mike Lansing, R OBP: 0.342, SLG: 0.479	L5		G6-3		G1-3			G5-3		4	0	0	0	0	0	1											
Jose Vidro, S OBP: 0.318, SLG: 0.375	F8		G3-1		G5-3			P6		4	0	0	0	0	0	1											
David Segui, S OBP: 0.385, SLG: 0.497		1B						HR		3	2	2	0	1	1	0											
Rondell White, R OBP: 0.317, SLG: 0.465		K			G4-3			HR		4	1	1	3	0	1	2											
Hensley Meulens, R OBP: 0.300, SLG: 0.250		K						HR		3	0	1	0	0	2	1											
Brad Fullmer, L OBP: 0.357, SLG: 0.857								F9		1	0	0	0	0	0	0											
Joe Orsulak, L OBP: 0.314, SLG: 0.340										0	0	0	0	0	0	0											
Ryan McGuire, L OBP: 0.322, SLG: 0.399		BB			K					4	0	1	0	0	3	1											
Raul Chavez, R OBP: 0.150, SLG: 0.158										4	0	2	0	0	1	0											
Marc Valdes, R OBP: 0.167, SLG: 0.118										2	0	0	1	1	1	1											
Jim Bullinger, R OBP: 0.289, SLG: 0.302										0	0	0	0	0	0	0											
Henry Rodriguez, L OBP: 0.305, SLG: 0.487										1	0	0	0	0	1	0											
Ugueth Urbina, R OBP: 0.314, SLG: 0.340										0	0	0	0	0	0	0											
<b>Inning Stats</b>	R: 0 H: 0 E: 0 K: 0 S: 10	H: 0 LOB: 0 BB: 0 P: 16	R: 1 H: 3 E: 0 K: 2 S: 13	H: 3 LOB: 3 BB: 1 P: 24	R: 0 H: 1 E: 0 K: 0 S: 8	H: 1 LOB: 1 BB: 0 P: 11	R: 0 H: 2 E: 0 K: 2 S: 9	H: 2 LOB: 1 BB: 0 P: 13	R: 0 H: 0 E: 0 K: 1 S: 11	H: 0 LOB: 0 BB: 0 P: 9	R: 0 H: 0 E: 0 K: 1 S: 9	H: 0 LOB: 0 BB: 0 P: 13	R: 3 H: 2 E: 0 K: 0 S: 11	H: 2 LOB: 0 BB: 1 P: 20	R: 0 H: 0 E: 0 K: 3 S: 10	H: 0 LOB: 0 BB: 0 P: 13	1B: 5 2B: 2 3B: 0 HR: 1	SF: 0 SAC: 0 DP: 0 HBP: 0	WP: 0 PB: 0 SB: 0 CS: 1	PA: 36							
<b>PITCHER</b>	IP	WLS	BF	H	R	ER	SO	BB	IBB	HBP	BLK	WP	HR	S	P	ERA	WHIP										
Mike Remlinger, L ERA: 4.2	7.0		27	6	1	1	8	1	0	0	0	0	0	69	100	1.29	1.000										
Stan Belinda, R ERA: 3.54	2.0	L	9	2	3	3	3	0	1	0	0	0	1	21	33	13.50	1.000										

Batter	1	2	3	4	5	6	7	8	9	AB	R	H	RBI	BB	SO	LOB	BOTTOM										
Pokey Reese, R OBP: 0.288, SLG: 0.291	1B		G6-3			F9				3	1	1	0	1	0	0	<b>Montreal Expos @ Cincinnati Reds</b> Cinergy Field, Cincinnati, OH Wed Sep 17 1997, 7:05 PM EDT Att: 15,757 - Unknown - 75 F <a href="http://livebaseballscorecards.com">livebaseballscorecards.com</a>										
Joe Oliver, R OBP: 0.310, SLG: 0.427	WP									1	0	0	0	0	1	2											
Jon Nunnally, L OBP: 0.307, SLG: 0.525	K		G3							4	0	1	0	0	1	4											
Chris Stynes, R OBP: 0.393, SLG: 0.503										3	0	2	0	1	0	0											
Eduardo Perez, R OBP: 0.327, SLG: 0.485										4	0	0	0	0	1	4											
Willie Greene, L OBP: 0.350, SLG: 0.455										3	0	0	0	1	2	2											
Reggie Sanders, R OBP: 0.343, SLG: 0.532	CS									4	0	0	0	0	4	0											
Brook Fordyce, R OBP: 0.271, SLG: 0.307										2	0	0	0	0	0	0											
Eddie Taubensee, L OBP: 0.314, SLG: 0.463										2	0	1	0	0	1	0											
Bret Boone, R OBP: 0.298, SLG: 0.325										3	0	1	0	1	0	1											
Mike Remlinger, L ERA: 3.1										2	0	0	0	0	0	1											
Lenny Harris, L OBP: 0.299, SLG: 0.362										1	0	1	0	0	0	0											
Stan Belinda, R OBP: 0.500, SLG: 0.500										0	0	0	0	0	0	0											
Pete Rose, L OBP: 0.364, SLG: 0.222										0	0	0	0	1	0	0											
<b>Inning Stats</b>	R: 1 H: 2 E: 0 K: 1 S: 13	H: 2 LOB: 1 BB: 1 P: 25	R: 0 H: 0 E: 0 K: 1 S: 6	H: 0 LOB: 0 BB: 0 P: 7	R: 0 H: 0 E: 0 K: 0 S: 8	H: 0 LOB: 0 BB: 0 P: 12	R: 0 H: 1 E: 0 K: 1 S: 6	H: 1 LOB: 0 BB: 0 P: 10	R: 0 H: 1 E: 0 K: 1 S: 12	H: 1 LOB: 2 BB: 1 P: 19	R: 0 H: 1 E: 0 K: 2 S: 10	H: 1 LOB: 3 BB: 2 P: 23	R: 0 H: 0 E: 0 K: 1 S: 7	H: 0 LOB: 0 BB: 0 P: 9	R: 0 H: 1 E: 0 K: 2 S: 15	H: 1 LOB: 2 BB: 1 P: 24	1B: 7 2B: 0 3B: 0 HR: 0	SF: 0 SAC: 0 DP: 1 HBP: 0	WP: 1 PB: 1 SB: 0 CS: 1	PA: 38							
<b>PITCHER</b>	IP	WLS	BF	H	R	ER	SO	BB	IBB	HBP	BLK	WP	HR	S	P	ERA	WHIP										
Marc Valdes, R ERA: 3.1	6.2		27	6	1	1	7	3	0	0	0	0	0	66	108	1.35	1.350										
Jim Bullinger, R ERA: 5.54	1.1	W	5	0	0	0	1	1	0	0	0	0	0	9	16	0.00	0.750										
Ugueth Urbina, R ERA: 3.84	1.0	S	5	1	0	0	2	1	0	0	0	0	0	15	24	0.00	2.000										







Batter	1	2	3	4	5	6	7	8	9	AB	R	H	RBI	BB	SO	LOB	TOP			
Mark Grudzielanek, R (1, 6) OBP: 0.309, SLG: 0.391	G5-3		2B			G4-3		F9		4	0	1	0	0	0	1				
Mike Lansing, R (1, 4) OBP: 0.342, SLG: 0.481	K		K			G4-6-3 1B			G5-3	4	0	1	0	0	2	1				
Jose Vidro, S (1, 5) OBP: 0.314, SLG: 0.390	L7				G3				HR	4	1	1	1	0	0	1				
David Segui, S (1, 3) Orlando Cabrera, R (9, PR) OBP: 0.383, SLG: 0.499 OBP: 0.333, SLG: 0.333		F7			G3		L7		CS 1B	4	0	1	0	0	0	0				
Darrin Fletcher, L (1, 2) OBP: 0.325, SLG: 0.520		G1-3			E3		K		K	4	0	0	0	0	2	1				
Henry Rodriguez, L (1, 7) OBP: 0.305, SLG: 0.484					L9		K			2	0	0	0	1	1	1				
Rondell White, R (1, 8) OBP: 0.313, SLG: 0.459		F7				G5-3			G6-3	3	0	0	0	0	0	1				
Ryan McGuire, L (1, 9) OBP: 0.321, SLG: 0.400			K			G1-3				3	0	1	0	0	1	0				
Carlos Perez, L (1, 1) Brad Fullmer, L (8, PH) Shayne Bennett, R (8, 1) OBP: 0.197, SLG: 0.250 OBP: 0.294, SLG: 0.706			K			F7			P6	2	0	0	0	0	1	0				
										1	0	0	0	0	0	1				
										0	0	0	0	0	0	0				
<b>Inning Stats</b>	R: 0 E: 0 K: 1 S: 6	H: 0 LOB: 0 BB: 0 P: 7	R: 0 E: 0 K: 0 S: 9	H: 0 LOB: 1 BB: 1 P: 16	R: 0 E: 0 K: 3 S: 15	H: 1 LOB: 1 BB: 0 P: 17	R: 0 E: 1 K: 0 S: 9	H: 0 LOB: 1 BB: 0 P: 13	R: 0 E: 0 K: 0 S: 6	H: 0 LOB: 0 BB: 0 P: 7	R: 0 E: 0 K: 2 S: 14	H: 0 LOB: 0 BB: 0 P: 19	R: 0 E: 0 K: 0 S: 7	H: 1 LOB: 1 BB: 0 P: 12	R: 1 E: 0 K: 1 S: 13	H: 2 LOB: 1 BB: 0 P: 20	1B: 2 2B: 3 3B: 0 HR: 1	SF: 0 SAC: 0 DP: 2 HBP: 0	WP: 0 PB: 0 SB: 0 CS: 1	PA: 32
<b>PITCHER</b> 29 John Smoltz, R (1, 1) ERA: 3.1	IP: 9.0 WLS: W BF: 32 H: 5 R: 1 ER: 1 SO: 7 BB: 1 IBB: 0 HBP: 0 BLK: 0 WP: 0 HR: 1 S: 84 P: 117 ERA: 1.00 WHIP: 0.667															<b>PITCHER</b>				

Montreal Expos @ Atlanta Braves  
Turner Field, Atlanta, GA  
Fri Sep 19 1997, 7:05 PM EDT  
Att: 47,156 - Unknown - 88 F

AB	31
R	1
H	5
RBI	1
BB	1
SO	7
LOB	7



Batter	1	2	3	4	5	6	7	8	9	AB	R	H	RBI	BB	SO	LOB	BOTTOM			
Kenny Lofton, L (1, 8) OBP: 0.405, SLG: 0.429	K		F8			F8		G4-3		4	0	0	0	0	1	3				
Jeff Blausler, R (1, 6) OBP: 0.406, SLG: 0.486	G6-3		1B			2-6-5		G6-3		3	0	1	1	0	0	0				
10 Chipper Jones, S (1, 5) OBP: 0.375, SLG: 0.490	K		E5			F9		F9		3	0	0	0	0	1	1				
Fred McGriff, L (1, 3) OBP: 0.357, SLG: 0.443		G3-1	P6			P6				3	0	0	0	0	0	2				
Javy Lopez, R (1, 2) OBP: 0.357, SLG: 0.530		L9						K		3	0	1	0	0	1	0				
Andruw Jones, R (1, 9) OBP: 0.330, SLG: 0.418		F8				F9		K		3	0	0	0	0	1	1				
Danny Bautista, R (1, 7) OBP: 0.278, SLG: 0.407			G6-3			F8		G6-3		3	0	0	0	0	0	1				
Tony Graffanino, R (1, 4) OBP: 0.337, SLG: 0.418			CS 1B			CS		F8		2	1	1	0	1	0	0				
29 John Smoltz, R (1, 1) OBP: 0.314, SLG: 0.273			E1 1B			SH1-3 BB		G6-3		2	1	0	0	0	0	1				
<b>Inning Stats</b>	R: 0 E: 0 K: 2 S: 9	H: 0 LOB: 0 BB: 0 P: 13	R: 0 E: 0 K: 0 S: 5	H: 0 LOB: 0 BB: 0 P: 11	R: 2 E: 2 K: 0 S: 16	H: 2 LOB: 2 BB: 0 P: 21	R: 0 E: 0 K: 0 S: 7	H: 1 LOB: 0 BB: 0 P: 10	R: 0 E: 0 K: 0 S: 6	H: 0 LOB: 1 BB: 1 P: 14	R: 0 E: 0 K: 0 S: 7	H: 0 LOB: 0 BB: 0 P: 11	R: 0 E: 0 K: 2 S: 9	H: 0 LOB: 0 BB: 0 P: 14	R: 0 E: 0 K: 0 S: 7	H: 0 LOB: 0 BB: 0 P: 11	1B: 3 2B: 0 3B: 0 HR: 0	SF: 0 SAC: 1 DP: 0 HBP: 0	WP: 0 PB: 0 SB: 0 CS: 1	PA: 29
<b>PITCHER</b> Carlos Perez, L (1, 1) ERA: 3.88 Shayne Bennett, R (8, 1) ERA: 4.11	IP: 7.0 WLS: L BF: 26 H: 3 R: 2 ER: 0 SO: 4 BB: 1 IBB: 0 HBP: 0 BLK: 0 WP: 0 HR: 0 S: 59 P: 94 ERA: 0.00 WHIP: 0.571															<b>PITCHER</b>				

Montreal Expos @ Atlanta Braves  
Turner Field, Atlanta, GA  
Fri Sep 19 1997, 7:05 PM EDT  
Att: 47,156 - Unknown - 88 F

AB	26
R	2
H	3
RBI	1
BB	1
SO	4
LOB	9





Batter	1	2	3	4	5	6	7	8	9	AB	R	H	RBI	BB	SO	LOB	TOP			
Mark Grudzielanek, R (1,6)	FC5-4 1B			F9		SF9		K		3	0	1	1	0	1	0				
Mike Lansing, R (1,4)	FC5-4 G5-4-3			L4-6 BB		G4-3				3	0	0	0	1	1	2				
Henry Rodriguez, L (1,7)	G5-4-3									2	0	0	0	2	0	1				
David Segui, S (1,3)		G3		L4-6		P6				4	0	0	0	0	0	4				
Rondell White, R (1,8)		F7								3	0	0	0	0	0	0				
Darin Fletcher, L (1,2)		G1-3								3	0	0	0	0	0	0				
Doug Strange, S (1,5)				P5						3	0	0	0	0	1	0				
Ryan McGuire, L (1,9)								L8		3	1	1	0	0	1	0				
Pedro Martinez, R (1,1)										2	0	0	0	0	2	0				
<b>Inning Stats</b>	R: 0 E: 0 K: 0 S: 3	H: 1 LOB: 0 BB: 0 P: 4	R: 0 E: 0 K: 0 S: 8	H: 0 LOB: 0 BB: 0 P: 11	R: 0 E: 0 K: 0 S: 7	H: 0 LOB: 1 BB: 2 P: 9	R: 0 E: 0 K: 0 S: 5	H: 0 LOB: 0 BB: 0 P: 15	R: 0 E: 0 K: 1 S: 7	H: 0 LOB: 0 BB: 0 P: 14	R: 0 E: 0 K: 0 S: 4	H: 0 LOB: 0 BB: 0 P: 6	R: 0 E: 0 K: 1 S: 12	H: 0 LOB: 0 BB: 0 P: 16	R: 0 E: 0 K: 1 S: 9	H: 0 LOB: 0 BB: 0 P: 12	1B: 1 2B: 2 3B: 0 HR: 0	SF: 1 SAC: 1 DP: 2 HBP: 0	WP: 0 PB: 0 SB: 0 CS: 0	PA: 31
<b>PITCHER</b> Tom Glavine, L (1,1) ERA: 3.01	IP: 9.0 WLS: W BF: 31 H: 2 R: 1 ER: 1 SO: 6 BB: 3 IBB: 0 HBP: 0 BLK: 0 WP: 0 HR: 0 S: 66 P: 108 ERA: 1.00 WHIP: 0.556															<b>PITCHER</b>				

Montreal Expos @ Atlanta Braves  
Turner Field, Atlanta, GA  
Sat Sep 20 1997, 7:05 PM EDT  
Att: 48,147 - Unknown - 89 F

AB	26
R	1
H	2
RBI	1
BB	3
SO	6
LOB	7



Batter	1	2	3	4	5	6	7	8	9	AB	R	H	RBI	BB	SO	LOB	BOTTOM			
Kenny Lofton, L (1,8)	BB		G6-3		FC6-4 PO			1B		3	0	1	1	1	0	1				
Keith Lockhart, L (1,4)	K				PO			K		4	0	1	0	0	3	2				
Tony Graffanino, R (9,4)								K		0	0	0	0	0	0	0				
10 Chipper Jones, S (1,5)								K		3	0	0	0	0	1	2				
Fred McGriff, L (1,3)								K		3	1	1	0	0	2	1				
Ryan Klesko, L (1,7)										3	0	1	1	0	2	0				
Danny Bautista, R (9,7)										0	0	0	0	0	0	0				
Michael Tucker, L (1,9)										3	0	0	0	0	3	0				
Andruw Jones, R (9,9)										0	0	0	0	0	0	0				
Javy Lopez, R (1,2)										3	2	2	1	0	0	0				
Rafael Belliard, R (1,6)										2	0	0	0	0	1	0				
Tom Glavine, L (1,1)										3	0	0	0	0	0	1				
<b>Inning Stats</b>	R: 0 E: 0 K: 3 S: 10	H: 0 LOB: 1 BB: 1 P: 18	R: 1 E: 0 K: 2 S: 13	H: 1 LOB: 0 BB: 0 P: 19	R: 0 E: 0 K: 0 S: 10	H: 1 LOB: 1 BB: 0 P: 13	R: 0 E: 0 K: 3 S: 10	H: 0 LOB: 0 BB: 0 P: 14	R: 1 E: 1 K: 0 S: 9	H: 1 LOB: 0 BB: 0 P: 11	R: 1 E: 0 K: 0 S: 8	H: 2 LOB: 0 BB: 0 P: 10	R: 0 E: 0 K: 2 S: 11	H: 0 LOB: 0 BB: 0 P: 15	R: 0 E: 0 K: 1 S: 10	H: 1 LOB: 0 BB: 0 P: 15	1B: 5 2B: 0 3B: 0 HR: 1	SF: 0 SAC: 1 DP: 0 HBP: 0	WP: 0 PB: 0 SB: 1 CS: 1	PA: 31
<b>PITCHER</b> Pedro Martinez, R (1,1) ERA: 1.92	IP: 8.0 WLS: L BF: 29 H: 6 R: 3 ER: 2 SO: 12 BB: 1 IBB: 0 HBP: 0 BLK: 0 WP: 0 HR: 1 S: 81 P: 115 ERA: 2.25 WHIP: 0.875															<b>PITCHER</b>				

Montreal Expos @ Atlanta Braves  
Turner Field, Atlanta, GA  
Sat Sep 20 1997, 7:05 PM EDT  
Att: 48,147 - Unknown - 89 F

AB	27
R	3
H	6
RBI	3
BB	1
SO	12
LOB	7














Batter	1	2	3	4	5	6	7	8	9	AB	R	H	RBI	BB	SO	LOB	TOP					
<b>Devon White, S</b> OBP: 0.337, SLG: 0.375	SH1-4 E SF8 BB		1B		G3-1	G3-1		S BB		3	1	1	0	2	0	0	<b>Florida Marlins @ Montreal Expos</b> Olympic Stadium, Montreal, QB Tue Sep 23 1997, 7:05 PM EDT Att. 9,400 - Dome - 60 F					
<b>Edgar Renteria, R</b> OBP: 0.326, SLG: 0.340	SH1-4		K		BB	S		G1-3		4	1	2	0	0	1	2						
<b>Gary Sheffield, R</b> OBP: 0.441 <b>John Wehner, R</b> OBP: 0.357, SLG: 0.370	SF8		L8		1B	BB		F7		3	2	1	1	1	0	2						
<b>Bobby Bonilla, S</b> OBP: 0.379, SLG: 0.468	P2				1B	BB			HR	0	0	0	0	0	0	0						
<b>Darren Daulton, L</b> OBP: 0.381, SLG: 0.464 <b>Jeff Conine, R</b> OBP: 0.342, SLG: 0.410	P6				1B	BB				4	1	2	1	1	0	1						
<b>Moises Alou, R</b> OBP: 0.373, SLG: 0.495	E8				1B	BB				3	0	0	0	0	0	3						
<b>Charles Johnson, R</b> OBP: 0.350, SLG: 0.452	G5-4-3 BB				1B	BB			HR	1	1	1	2	0	0	0						
<b>Craig Counsell, L</b> OBP: 0.383, SLG: 0.409	G5-4-3				1B	BB				5	0	3	1	0	0	3						
<b>Kevin Brown, R</b> OBP: 0.182, SLG: 0.139 <b>Dennis Cook, L</b> OBP: 0.350, SLG: 0.889 <b>Jay Powell, R</b> OBP: 0.500, SLG: 0.500 <b>Robb Nen, R</b> OBP: 0.500, SLG: 0.500			F7		P2			G5-3		4	0	1	1	1	1	4						
<b>Inning Stats</b>	R: 1 E: 1 K: 0 S: 14	H: 0 LOB: 0 BB: 1 P: 22	R: 0 E: 1 K: 0 S: 7	H: 1 LOB: 1 BB: 1 P: 13	R: 0 E: 0 K: 1 S: 19	H: 1 LOB: 1 BB: 0 P: 20	R: 0 E: 1 K: 0 S: 14	H: 1 LOB: 3 BB: 1 P: 23	R: 3 E: 0 K: 0 S: 14	H: 4 LOB: 2 BB: 1 P: 24	R: 0 E: 0 K: 1 S: 8	H: 0 LOB: 1 BB: 1 P: 18	R: 0 E: 0 K: 0 S: 9	H: 0 LOB: 1 BB: 1 P: 16	R: 2 E: 0 K: 0 S: 16	H: 3 LOB: 1 BB: 0 P: 24		1B: 9 2B: 1 3B: 0 HR: 1	SF: 1 SAC: 1 DP: 1 HBP: 0	WP: 0 PB: 0 SB: 2 CS: 0	PA: 44	
<b>PITCHER</b>	IP	WLS	BF	H	R	ER	SO	BB	IBB	HBP	BLK	WP	HR	S	P	ERA		WHIP				
<b>Dustin Hermanson, R</b> ERA: 3.5	4.2	L	24	6	4	3	1	4	0	0	0	0	0	65	97	5.79		2.143				
<b>Jose Paniagua, R</b> ERA: 11.83	1.1		6	2	0	0	0	0	0	0	0	0	0	9	14	0.00		1.500				
<b>Mike Thurman, R</b> ERA: 6.75	1.0		4	0	0	0	1	1	0	0	0	0	0	8	18	0.00		1.000				
<b>Steve Kline, L</b> ERA: 6.47	0.2		3	0	0	0	0	1	0	0	0	0	0	7	12	0.00		1.500				
<b>Anthony Telford, R</b> ERA: 3.3	1.1		7	3	2	2	0	0	0	0	0	0	1	18	28	13.50	2.250					

Batter	1	2	3	4	5	6	7	8	9	AB	R	H	RBI	BB	SO	LOB	BOTTOM					
<b>Mark Grudzielanek, R</b> OBP: 0.307, SLG: 0.387	G5-3		G6-3		1B				G3	5	0	1	0	0	1	0	<b>Florida Marlins @ Montreal Expos</b> Olympic Stadium, Montreal, QB Tue Sep 23 1997, 7:05 PM EDT Att. 9,400 - Dome - 60 F					
<b>Joe Orsulak, L</b> OBP: 0.313, SLG: 0.345	1B		BB		F9			F7	G4-3	5	2	2	0	0	2							
<b>Jose Vidro, S</b> OBP: 0.312, SLG: 0.377	1B		1B		L7			P5	G4-3	4	0	1	1	1	0	0						
<b>Henry Rodriguez, L</b> OBP: 0.305, SLG: 0.479 <b>Steve Kline, S</b> OBP: 0.200, SLG: 0.267	K		F7		F8			K		4	0	0	0	0	2	3						
<b>Brad Fullmer, L</b> OBP: 0.407, SLG: 0.769	G4-3		1B		1B			FC1-6 1B		0	0	0	0	0	0	0						
<b>Darin Fletcher, L</b> OBP: 0.320, SLG: 0.510 <b>Orlando Cabrera, R</b> OBP: 0.375, SLG: 0.375 <b>Raul Chavez, R</b> OBP: 0.150, SLG: 0.158	G4-3		K		1B			FC1-6 G5-3		4	0	1	0	0	1	3						
<b>Rondell White, R</b> OBP: 0.313, SLG: 0.470	HR		G5-3		K			G5-3		4	1	1	1	0	1	3						
<b>Doug Strange, S</b> OBP: 0.325, SLG: 0.422	G6-3		1B		BB			K		2	0	0	0	2	1	0						
<b>Dustin Hermanson, R</b> OBP: 0.143, SLG: 0.191 <b>Jose Paniagua, R</b> OBP: 0.375, SLG: 0.375 <b>Hensley Meulens, R</b> OBP: 0.375, SLG: 0.500 <b>Mike Thurman, R</b> OBP: 0.375, SLG: 0.500 <b>Ryan McGuire, L</b> OBP: 0.317, SLG: 0.403	K		K		K			K		2	0	0	0	0	2	1						
<b>Inning Stats</b>	R: 1 E: 0 K: 1 S: 21	H: 2 LOB: 1 BB: 0 P: 31	R: 1 E: 0 K: 1 S: 9	H: 1 LOB: 0 BB: 0 P: 14	R: 1 E: 0 K: 1 S: 11	H: 2 LOB: 2 BB: 1 P: 19	R: 0 E: 0 K: 1 S: 11	H: 1 LOB: 2 BB: 1 P: 22	R: 0 E: 0 K: 3 S: 9	H: 0 LOB: 0 BB: 0 P: 17	R: 0 E: 0 K: 1 S: 6	H: 0 LOB: 0 BB: 0 P: 11	R: 0 E: 0 K: 1 S: 9	H: 1 LOB: 2 BB: 1 P: 15	R: 0 E: 0 K: 0 S: 6	H: 0 LOB: 0 BB: 0 P: 7		1B: 7 2B: 1 3B: 0 HR: 1	SF: 0 SAC: 0 DP: 0 HBP: 0	WP: 0 PB: 0 SB: 0 CS: 0	PA: 39	
<b>PITCHER</b>	IP	WLS	BF	H	R	ER	SO	BB	IBB	HBP	BLK	WP	HR	S	P	ERA		WHIP				
<b>Kevin Brown, R</b> ERA: 2.69	6.0	W	28	8	3	3	8	2	0	0	0	0	0	10	15	0.00		0.750				
<b>Dennis Cook, L</b> ERA: 4.03	1.1		5	1	0	0	1	0	0	0	0	0	0	5	11	0.00		1.500				
<b>Jay Powell, R</b> ERA: 3.36	0.2		3	0	0	0	1	1	0	0	0	0	0	6	7	0.00		0.000				
<b>Robb Nen, R</b> ERA: 3.84	1.0	S	3	0	0	0	0	0	0	0	0	0	0	6	7	0.00		0.000				

AB 35  
R 6  
H 11  
RBI 6  
BB 6  
SO 2  
LOB 23



AB 36  
R 3  
H 9  
RBI 3  
BB 3  
SO 10  
LOB 15





Batter	1	2	3	4	5	6	7	8	9	AB	R	H	RBI	BB	SO	LOB	TOP					
<b>John Cangelosi, S</b> OBP: 0.330, SLG: 0.312	G1-3		G6-3			F8	K			5	0	1	1	0	1	4						
<b>Alex Arias, R</b> OBP: 0.376, SLG: 0.326				FC5-4 BB				P4		2	1	1	1	3	0	0						
<b>Kurt Abbott, R</b> OBP: 0.317, SLG: 0.441	E5			FC5-4 G6-4-3		K		K		5	1	0	0	0	2	6						
<b>Jeff Conine, R</b> OBP: 0.339, SLG: 0.406	E6			G6-4-3				K		4	1	0	1	0	1	4						
<b>Cliff Floyd, L</b> OBP: 0.359, SLG: 0.466								K		1	0	0	0	0	1	0						
<b>Russ Morman, R</b> OBP: 0.333, SLG: 1.000		P4			G5-3		G6-3 HBP		E3 G6-3 SF9	5	3	2	2	0	0	0						
<b>John Wehner, R</b> OBP: 0.333, SLG: 0.323			G4-3		L6		G6-3		G6-3	4	1	0	0	1	0	2						
<b>Rob Natal, R</b> OBP: 0.500, SLG: 1.500				E9	F8		G6-3		SF9	3	1	1	2	1	0	0						
<b>Josh Booty, R</b> OBP: 0.600, SLG: 0.500						G1-3				4	2	2	1	1	1	0						
<b>Al Leiter, L</b> OBP: 0.157, SLG: 0.104										2	0	1	0	0	1	0						
<b>Jim Eisenreich, L</b> OBP: 0.345, SLG: 0.389										1	0	0	0	0	0	1						
<b>Tony Saunders, L</b> OBP: 0.148, SLG: 0.143										0	0	0	0	0	0	0						
<b>Darren Dastgheib, L</b> OBP: 0.148, SLG: 0.143										0	0	0	0	0	0	0						
<b>Antonio Alfonseca, R</b> OBP: 0.100, SLG: 0.500										0	0	0	0	0	0	0						
<b>Felix Heredia, L</b> OBP: 0.100, SLG: 0.500										0	0	0	0	0	0	0						
<b>Rob Stanifer, R</b> OBP: 0.100, SLG: 1.000										0	0	0	0	0	0	0						
<b>Ed Vosberg, L</b> OBP: 0.100, SLG: 1.000										0	0	0	0	0	0	0						
<b>Inning Stats</b>	R: 7 E: 3 K: 1 S: 25	H: 5 LOB: 3 BB: 3 P: 45	R: 0 E: 0 K: 0 S: 10	H: 0 LOB: 0 BB: 0 P: 17	R: 0 E: 0 K: 1 S: 6	H: 0 LOB: 0 BB: 0 P: 10	R: 0 E: 0 K: 0 S: 4	H: 0 LOB: 0 BB: 1 P: 8	R: 0 E: 0 K: 2 S: 9	H: 0 LOB: 0 BB: 0 P: 16	R: 1 E: 0 K: 1 S: 10	H: 2 LOB: 1 BB: 0 P: 15	R: 1 E: 0 K: 1 S: 11	H: 1 LOB: 2 BB: 2 P: 21	R: 0 E: 0 K: 2 S: 8	H: 0 LOB: 0 BB: 0 P: 13	R: 1 E: 1 K: 1 S: 10	H: 0 LOB: 0 BB: 0 P: 16	1B: 4 2B: 3 3B: 0 HR: 1	SF: 1 SAC: 0 DP: 1 HBP: 1	WP: 0 PB: 0 SB: 1 CS: 0	PA: 44
<b>PITCHER</b>	IP WLS BF H R ER SO BB IBB HBP BLK WP HR S P ERA WHIP																					
<b>Carlos Perez, L</b> ERA: 3.88	(1, 1) 0.1 L 10 5 7 0 0 2 2 0 0 0 0 0 1 18 31 0.00 21.000																					
<b>Jose Paniagua, R</b> ERA: 9.5	(1, 1) 3.2 12 0 0 0 2 2 0 0 0 0 0 0 27 49 0.00 0.545																					
<b>Jim Bullinger, R</b> ERA: 5.56	(5, 1) 2.2 14 3 2 2 1 2 0 0 1 0 0 0 27 49 6.75 1.875																					
<b>Rick DeHart, L</b> ERA: 6.29	(7, 1) 1.1 4 0 0 0 3 0 0 0 0 0 0 0 11 16 0.00 0.000																					
<b>Shayne Bennett, R</b> ERA: 3.89	(9, 1) 1.0 4 0 1 0 1 0 0 0 0 0 0 0 10 16 0.00 0.000																					
<b>Batter</b>	<b>1</b>	<b>2</b>	<b>3</b>	<b>4</b>	<b>5</b>	<b>6</b>	<b>7</b>	<b>8</b>	<b>9</b>	<b>AB</b>	<b>R</b>	<b>H</b>	<b>RBI</b>	<b>BB</b>	<b>SO</b>	<b>LOB</b>	<b>BOTTOM</b>					
<b>Mark Grudzielanek, R</b> OBP: 0.310, SLG: 0.389					F8					3	0	2	1	0	0	0						
<b>Andy Stankiewicz, R</b> OBP: 0.250, SLG: 0.353										1	1	0	0	0	0	0						
<b>Mike Lansing, R</b> OBP: 0.340, SLG: 0.475										2	0	1	1	0	0	1						
<b>Orlando Cabrera, R</b> OBP: 0.273, SLG: 0.273										3	0	0	0	0	1	3						
<b>Henry Rodriguez, L</b> OBP: 0.306, SLG: 0.479										4	1	1	2	0	2	3						
<b>David Segui, S</b> OBP: 0.382, SLG: 0.501										2	0	0	0	0	0	1						
<b>Brad Fullmer, L</b> OBP: 0.400, SLG: 0.714										2	0	0	0	1	1	3						
<b>Rondell White, R</b> OBP: 0.314, SLG: 0.471										4	1	1	0	1	2	1						
<b>Chris Widger, R</b> OBP: 0.281, SLG: 0.404										4	1	1	0	0	3	2						
<b>Shayne Bennett, R</b> OBP: 0.350, SLG: 0.486										0	0	0	0	0	0	0						
<b>Vladimir Guerrero, R</b> OBP: 0.350, SLG: 0.486										1	0	0	0	0	0	2						
<b>Doug Strange, S</b> OBP: 0.325, SLG: 0.425										3	1	1	1	0	0	1						
<b>Rick DeHart, L</b> OBP: 0.313, SLG: 0.345										0	0	0	0	0	0	0						
<b>Joe Orsulak, L</b> OBP: 0.182, SLG: 0.190										2	0	1	1	0	0	1						
<b>Ryan McGuire, L</b> OBP: 0.329, SLG: 0.418										3	3	2	0	2	0	2						
<b>Carlos Perez, L</b> OBP: 0.197, SLG: 0.250										0	0	0	0	0	0	0						
<b>Jose Paniagua, R</b> OBP: 0.353, SLG: 0.462										1	0	0	0	0	1	2						
<b>Hensley Meulens, R</b> OBP: 0.209, SLG: 0.302										1	0	0	0	0	0	0						
<b>Jim Bullinger, R</b> OBP: 0.314, SLG: 0.385										2	1	1	2	0	0	1						
<b>Inning Stats</b>	R: 0 E: 0 K: 0 S: 7	H: 0 LOB: 1 BB: 0 P: 12	R: 3 E: 0 K: 3 S: 28	H: 4 LOB: 2 BB: 1 P: 39	R: 0 E: 0 K: 1 S: 7	H: 0 LOB: 0 BB: 0 P: 10	R: 0 E: 0 K: 0 S: 5	H: 1 LOB: 0 BB: 0 P: 8	R: 0 E: 0 K: 2 S: 10	H: 0 LOB: 1 BB: 1 P: 16	R: 2 E: 0 K: 1 S: 15	H: 3 LOB: 2 BB: 0 P: 23	R: 3 E: 1 K: 1 S: 18	H: 2 LOB: 1 BB: 1 P: 28	R: 1 E: 0 K: 0 S: 7	H: 1 LOB: 2 BB: 1 P: 19	1B: 5 2B: 5 3B: 1 HR: 0	SF: 0 SAC: 0 DP: 0 HBP: 2	WP: 0 PB: 0 SB: 0 CS: 0	PA: 44		
<b>PITCHER</b>	IP WLS BF H R ER SO BB IBB HBP BLK WP HR S P ERA WHIP																					
<b>Ed Vosberg, L</b> ERA: 4.33	(9, 1) 1.0 S 6 1 1 1 0 1 0 0 0 0 0 9 13 0.00 0.000																					
<b>Al Leiter, L</b> ERA: 4.34	(6, 1) 1.0 4 0 0 0 2 1 0 0 0 0 0 0 10 16 0.00 1.000																					
<b>Tony Saunders, L</b> ERA: 4.27	(7, 1) 1.1 8 4 3 3 2 0 0 0 0 0 0 0 19 28 20.25 3.000																					
<b>Antonio Alfonseca, R</b> ERA: 3.95	(8, 1) 0.1 3 1 1 1 0 1 0 0 0 0 0 0 5 10 27.00 6.000																					
<b>Felix Heredia, L</b> ERA: 4.2	(8, 1) 0.1 2 0 1 0 0 0 0 0 0 0 0 0 9 13 0.00 0.000																					
<b>Rob Stanifer, R</b> ERA: 4.6																						

Florida Marlins @ Montreal Expos  
Olympic Stadium, Montreal, QB  
Wed Sep 24, 1997, 7:05 PM EDT  
Att. 9,113 - Dome - 60 F

AB 36  
R 10  
H 8  
RBI 9  
BB 6  
SO 7  
LOB 17

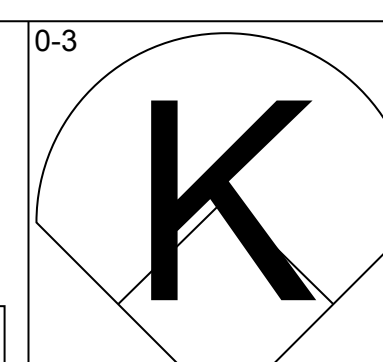
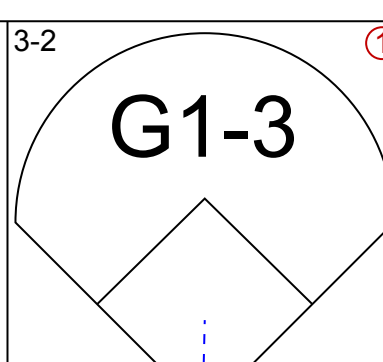
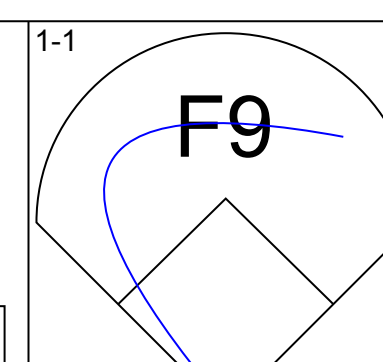
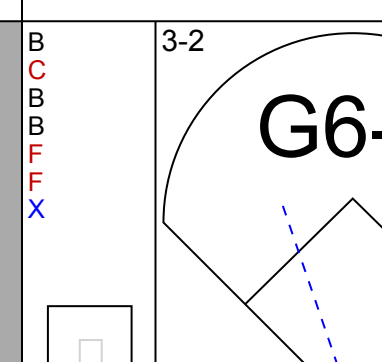
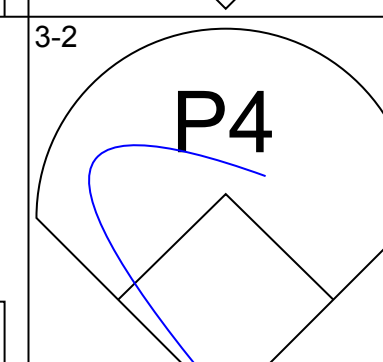
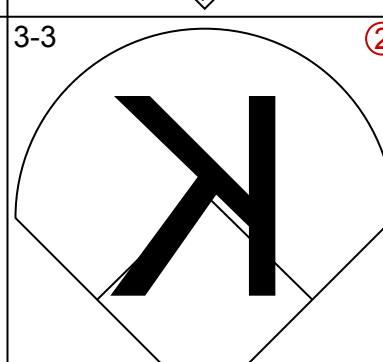
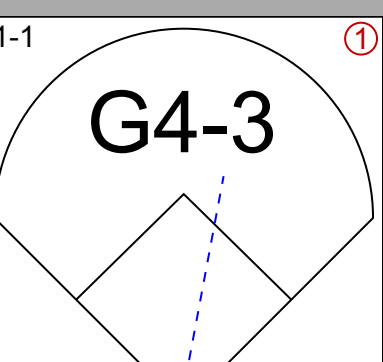
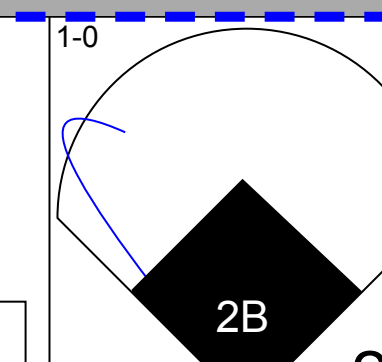
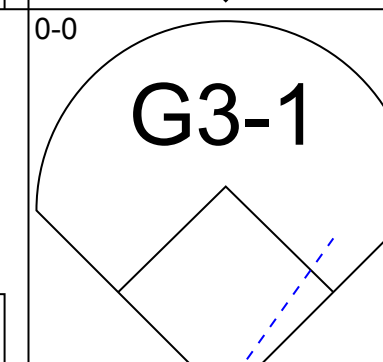
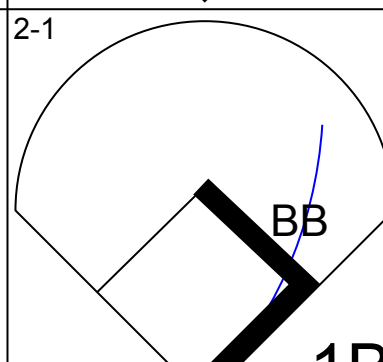
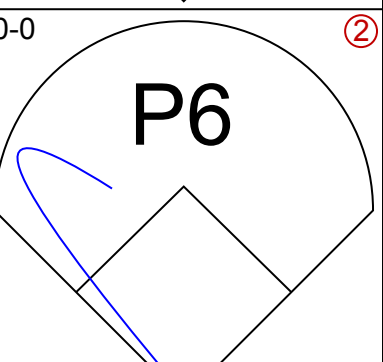
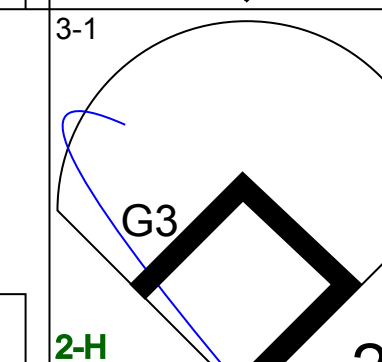
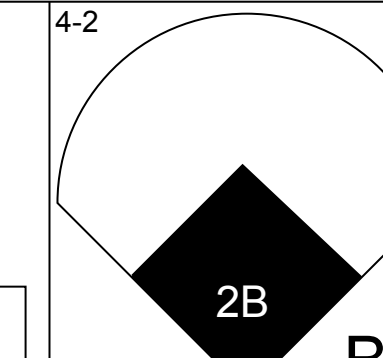
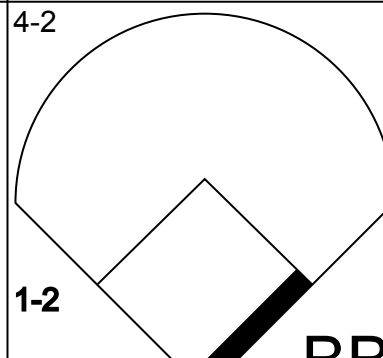
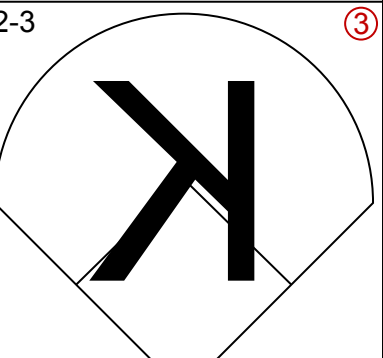
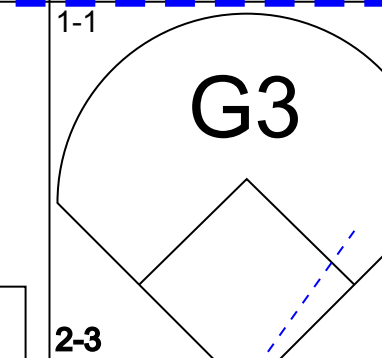
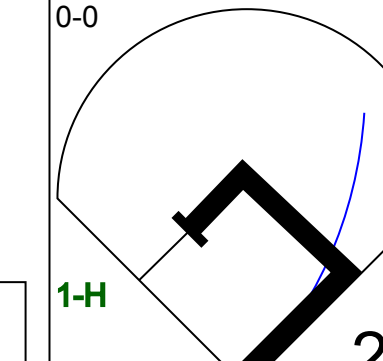
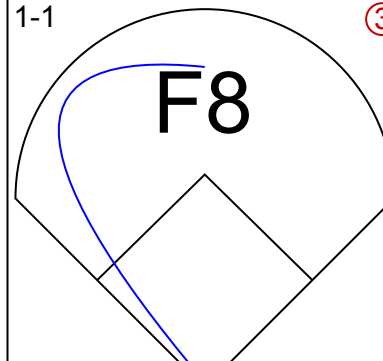
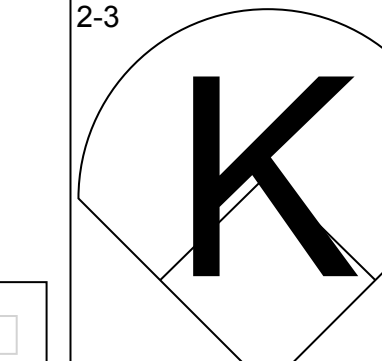
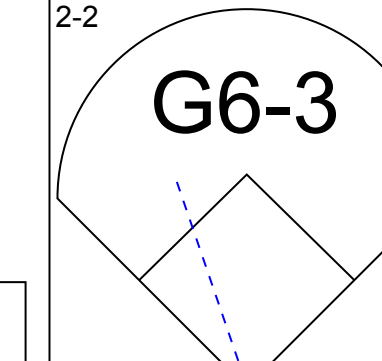
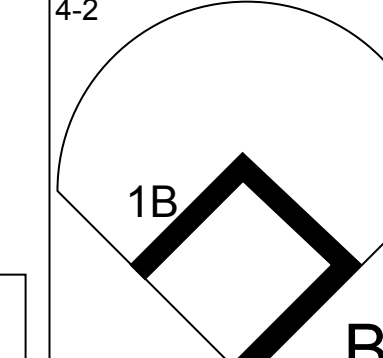
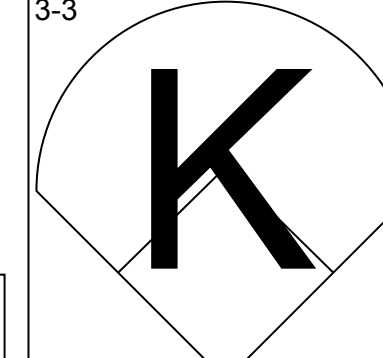
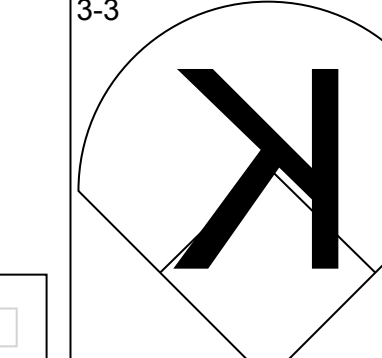
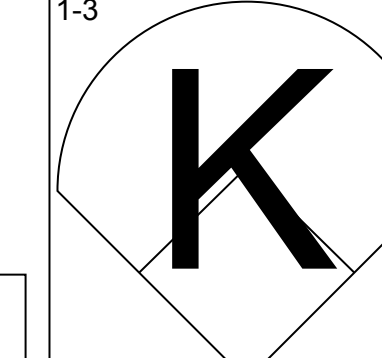
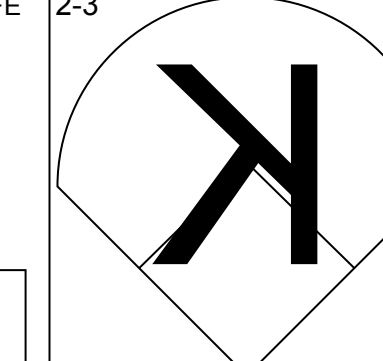
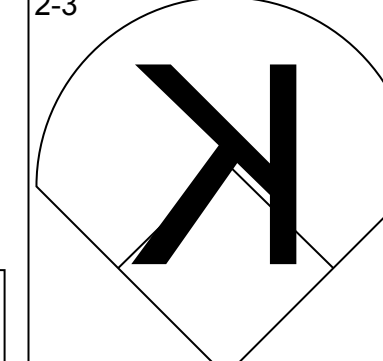
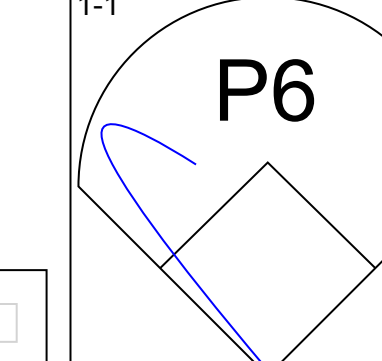
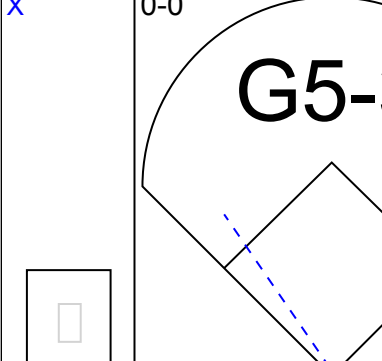
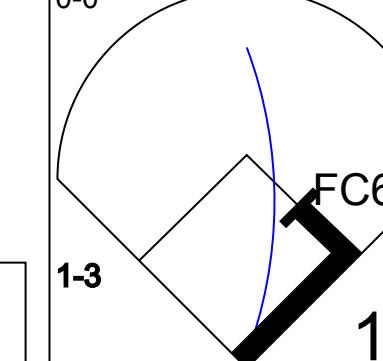
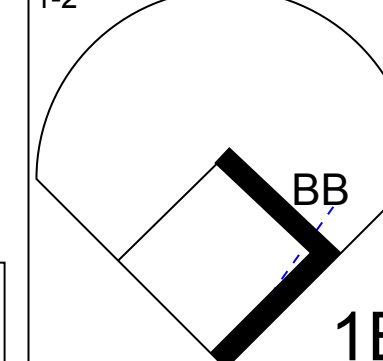
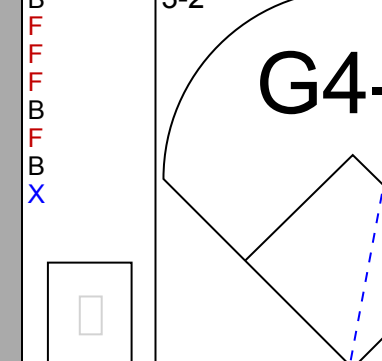
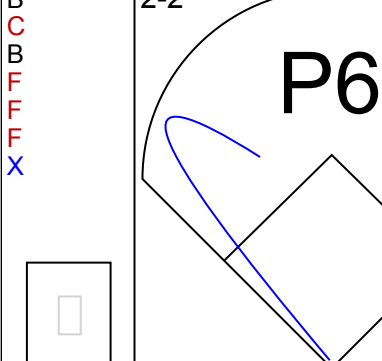
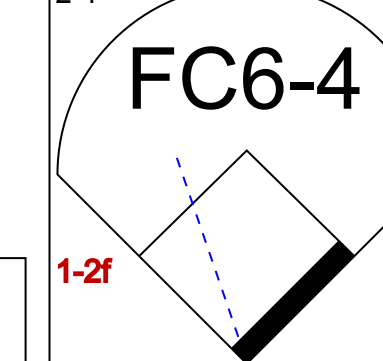
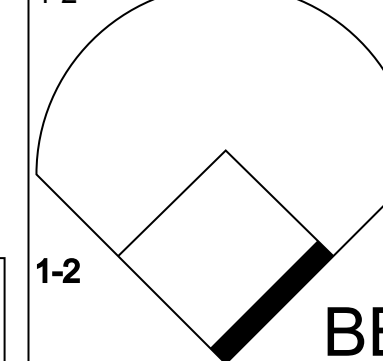

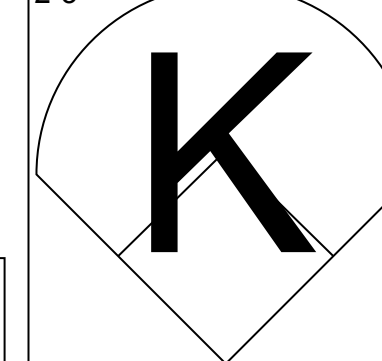


Florida Marlins @ Montreal Expos  
Olympic Stadium, Montreal, QB  
Wed Sep 24, 1997, 7:05 PM EDT  
Att. 9,113 - Dome - 60 F

AB 38  
R 9  
H 11  
RBI 8  
BB 4  
SO 10  
LOB 23



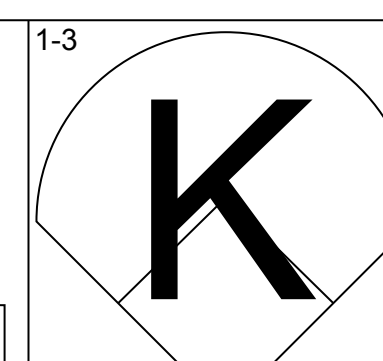
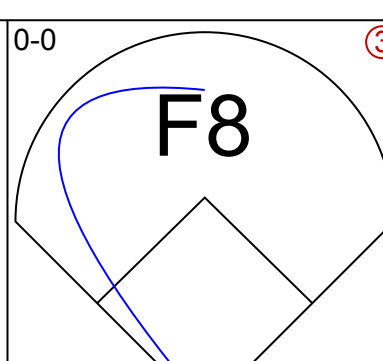
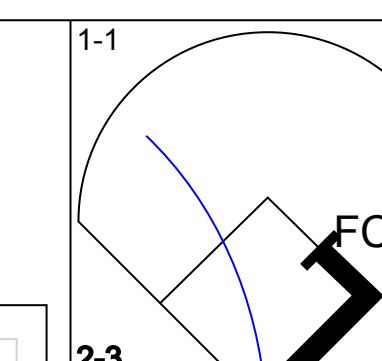
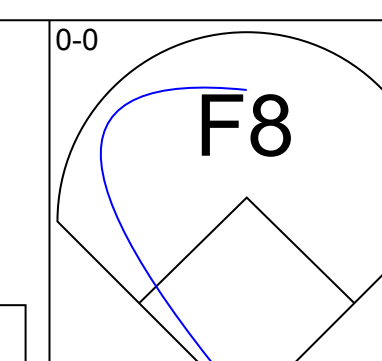
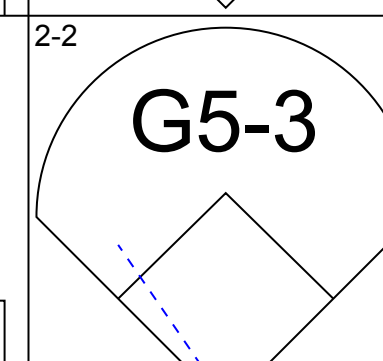
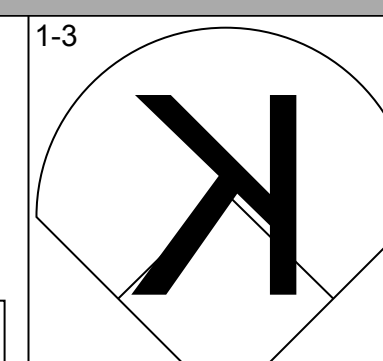
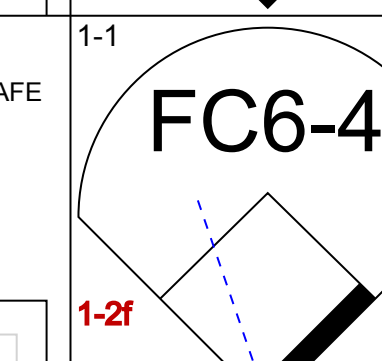
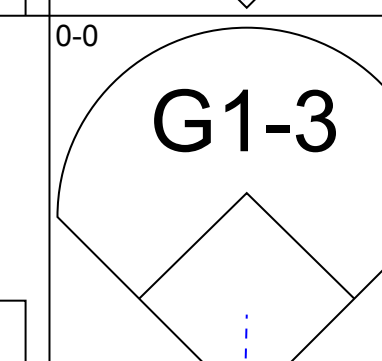
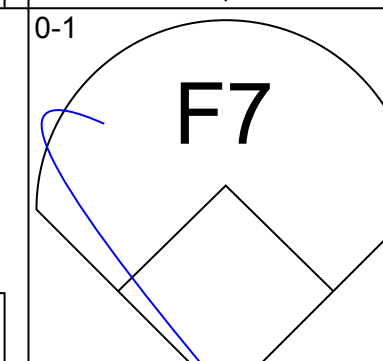
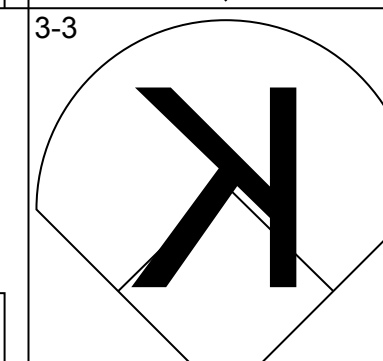
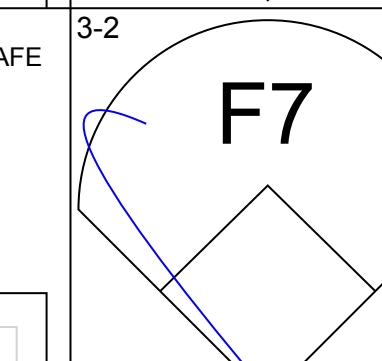
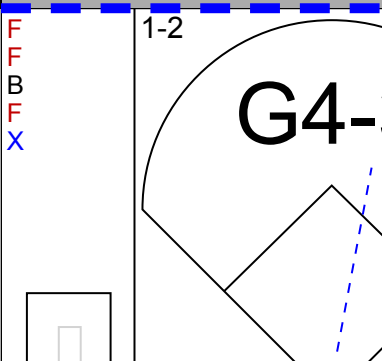
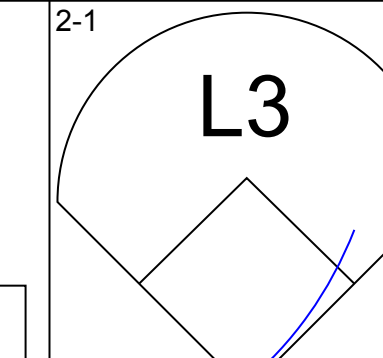
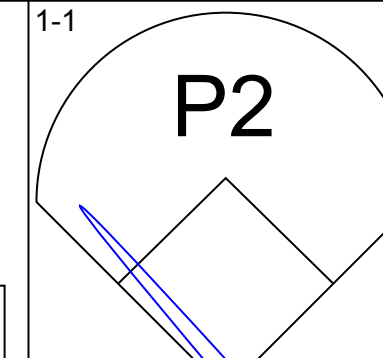
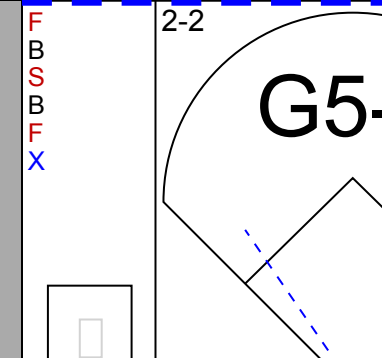
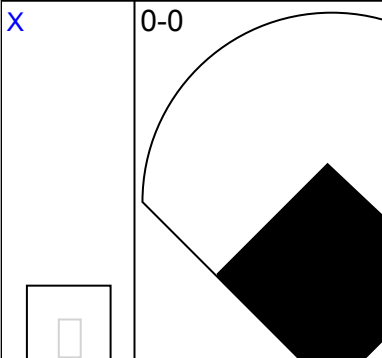
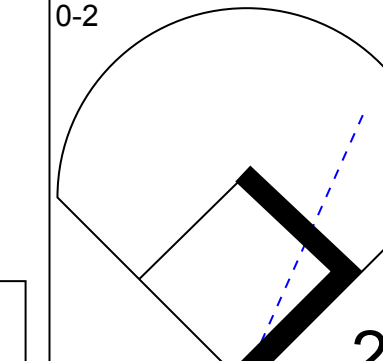
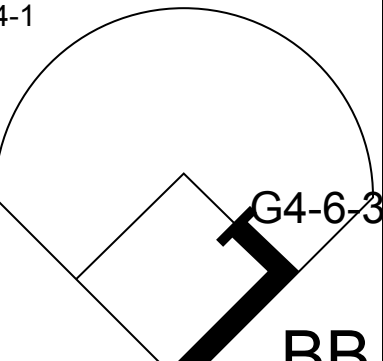
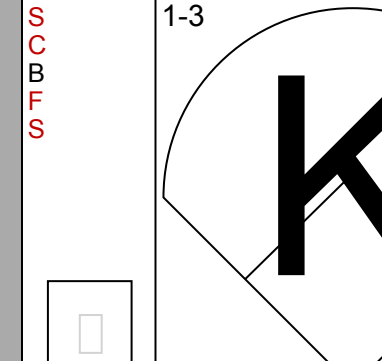
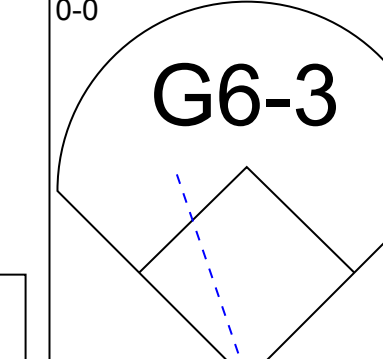
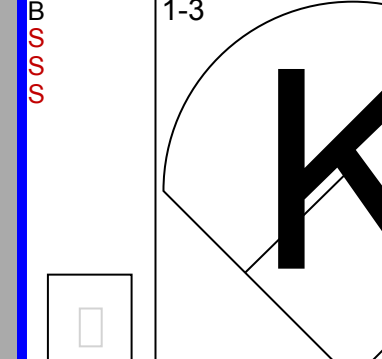
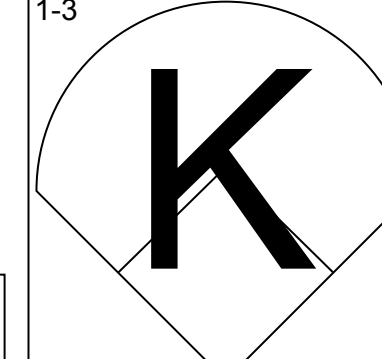
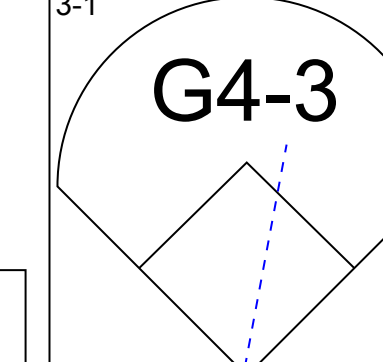
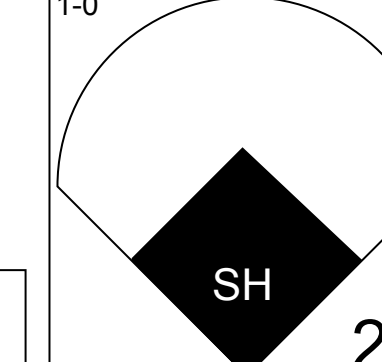
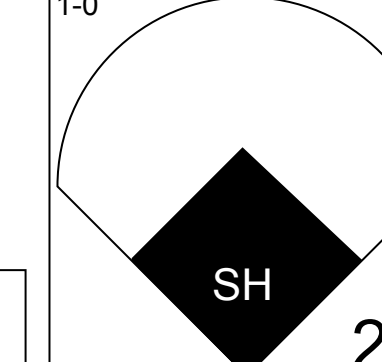
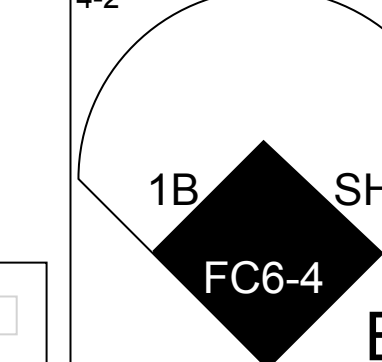
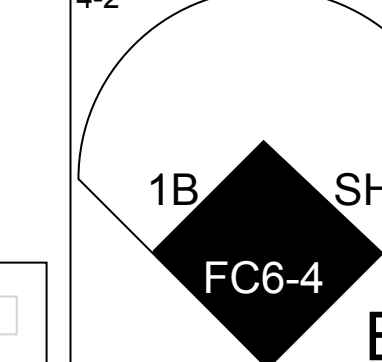

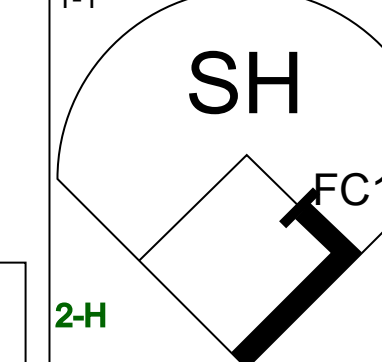
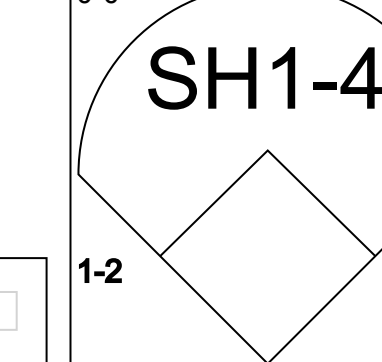
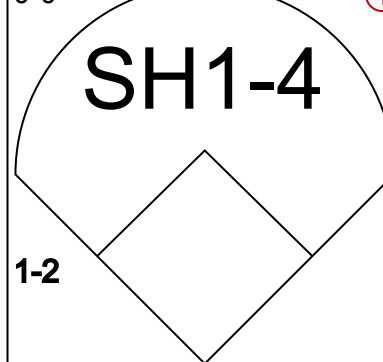


Batter	1	2	3	4	5	6	7	8	9	AB	R	H	RBI	BB	SO	LOB	TOP					
<b>John Cangelosi, S</b> OBP: 0.324, SLG: 0.305										4	0	0	0	0	1	2						
<b>Gregg Zaun, S</b> OBP: 0.420, SLG: 0.447										4	1	1	0	0	1	0						
<b>Jim Eisenreich, L</b> OBP: 0.345, SLG: 0.375										4	0	2	1	0	0	0						
<b>Cliff Floyd, L</b> OBP: 0.363, SLG: 0.459										2	1	0	0	2	1	1						
<b>John Wehner, R</b> OBP: 0.324, SLG: 0.343										4	0	1	1	0	1	3						
<b>Kurt Abbott, R</b> OBP: 0.316, SLG: 0.435										3	0	0	0	1	3	1						
<b>Alex Arias, R</b> OBP: 0.362, SLG: 0.311										4	0	0	0	0	2	1						
<b>Craig Counsell, L</b> OBP: 0.385, SLG: 0.411										4	0	2	0	0	0	0						
<b>Alex Fernandez, R</b> OBP: 0.219, SLG: 0.342										1	0	0	0	1	0	2						
<b>Darren D'Ottavio, L</b> OBP: 0.365, SLG: 0.463										1	0	0	0	0	1	0						
<b>Dennis Cook, L</b> OBP: 0.325, SLG: 0.489										0	0	0	0	0	0	0						
<b>Jay Powell, R</b> OBP: 0.349, SLG: 0.499										0	0	0	0	0	0	0						
<b>Charles Johnson, R</b> OBP: 0.349, SLG: 0.451										1	0	0	0	0	0	0						
<b>Robb Nen, R</b> OBP: 0.349, SLG: 0.451										0	0	0	0	0	0	0						
<b>Inning Stats</b>	R: 0 E: 0 K: 1 S: 7	H: 0 LOB: 0 BB: 0 P: 10	R: 1 E: 0 K: 1 S: 12	H: 2 LOB: 2 BB: 2 P: 24	R: 0 E: 0 K: 1 S: 13	H: 1 LOB: 2 BB: 1 P: 26	R: 0 E: 0 K: 2 S: 19	H: 1 LOB: 0 BB: 1 P: 30	R: 0 E: 0 K: 1 S: 6	H: 0 LOB: 0 BB: 0 P: 9	R: 0 E: 0 K: 2 S: 9	H: 0 LOB: 0 BB: 0 P: 15	R: 0 E: 0 K: 1 S: 12	H: 0 LOB: 0 BB: 0 P: 20	R: 1 E: 0 K: 1 S: 11	H: 2 LOB: 1 BB: 0 P: 19	R: 0 E: 0 K: 0 S: 9	H: 0 LOB: 0 BB: 0 P: 12	1B: 3 2B: 3 3B: 0 HR: 0	SF: 0 SAC: 0 DP: 0 HBP: 0	WP: 0 PB: 0 CS: 0	PA: 36
<b>PITCHER</b>	IP	WLS	BF	H	R	ER	SO	BB	IBB	HBP	BLK	WP	HR	S	P	ERA	WHIP					
<b>Pedro Martinez, R</b> ERA: 1.9	7.0		28	4	1	1	9	4	0	0	0	0	0	78	134	1.29	1.143					
<b>Dave Veres, R</b> ERA: 3.12	0.0		2	2	1	1	0	0	0	0	0	0	0	3	7	∞	∞					
<b>Steve Kline, L</b> ERA: 6.22	2.0	W	6	0	0	0	1	0	0	0	0	0	0	17	24	0.00	0.000					

Florida Marlins @ Montreal Expos  
Olympic Stadium, Montreal, QB  
Thu Sep 25 1997, 7:05 PM EDT  
Att: 12,094 - Dome

AB 32  
R 2  
H 6  
RBI 2  
BB 4  
SO 10  
LOB 10



Batter	1	2	3	4	5	6	7	8	9	AB	R	H	RBI	BB	SO	LOB	BOTTOM					
<b>Mark Grudzielanek, R</b> OBP: 0.310, SLG: 0.388										4	0	1	0	0	1	1						
<b>Mike Lansing, R</b> OBP: 0.338, SLG: 0.472										4	0	0	1	0	1	2						
<b>Jose Vidro, S</b> OBP: 0.307, SLG: 0.375										4	0	0	0	0	1	1						
<b>David Segui, S</b> OBP: 0.380, SLG: 0.505										4	1	1	1	0	0	0						
<b>Darrin Fletcher, L</b> OBP: 0.323, SLG: 0.513										2	0	1	0	1	1	0						
<b>Dave Veres, R</b> OBP: 1.000, SLG: 1.000										0	0	0	0	0	0	0						
<b>Steve Kline, S</b> OBP: 1.000, SLG: 1.000										0	0	0	0	0	0	0						
<b>Joe Orsulak, L</b> OBP: 0.310, SLG: 0.340										2	0	0	0	0	0	2						
<b>Hensley Meulens, R</b> OBP: 0.333, SLG: 0.429										1	0	0	0	0	1	0						
<b>Rondell White, R</b> OBP: 0.314, SLG: 0.472										3	1	1	0	0	0	1						
<b>Ryan McGuire, L</b> OBP: 0.330, SLG: 0.416										1	1	0	0	1	1	0						
<b>Pedro Martinez, R</b> OBP: 0.153, SLG: 0.174										1	0	0	0	0	1	0						
<b>Chris Widger, R</b> OBP: 0.290, SLG: 0.403										1	0	0	0	0	0	1						
<b>Inning Stats</b>	R: 0 E: 0 K: 1 S: 11	H: 0 LOB: 0 BB: 0 P: 14	R: 0 E: 0 K: 0 S: 8	H: 1 LOB: 1 BB: 0 P: 13	R: 0 E: 0 K: 2 S: 8	H: 0 LOB: 0 BB: 0 P: 9	R: 0 E: 0 K: 2 S: 9	H: 0 LOB: 0 BB: 0 P: 14	R: 0 E: 0 K: 0 S: 4	H: 0 LOB: 0 BB: 1 P: 9	R: 1 E: 0 K: 0 S: 13	H: 1 LOB: 1 BB: 1 P: 22	R: 0 E: 0 K: 2 S: 11	H: 0 LOB: 0 BB: 0 P: 15	R: 1 E: 1 K: 0 S: 6	H: 1 LOB: 1 BB: 0 P: 8	R: 1 E: 0 K: 0 S: 5	H: 1 LOB: 0 BB: 0 P: 6	1B: 1 2B: 2 3B: 0 HR: 1	SF: 0 SAC: 2 DP: 1 HBP: 0	WP: 0 PB: 0 CS: 0	PA: 31
<b>PITCHER</b>	IP	WLS	BF	H	R	ER	SO	BB	IBB	HBP	BLK	WP	HR	S	P	ERA	WHIP					
<b>Alex Fernandez, R</b> ERA: 3.59	6.0		21	2	1	1	5	2	0	0	0	0	0	53	81	1.50	0.667					
<b>Dennis Cook, L</b> ERA: 3.96	1.0		3	0	0	0	2	0	0	0	0	0	0	11	15	0.00	0.000					
<b>Jay Powell, R</b> ERA: 3.32	1.0		5	1	1	0	0	0	0	0	0	0	0	6	8	0.00	1.000					
<b>Robb Nen, R</b> ERA: 3.95	0.1	L	2	1	1	1	0	0	0	0	0	0	1	5	6	27.00	3.000					

Florida Marlins @ Montreal Expos  
Olympic Stadium, Montreal, QB  
Thu Sep 25 1997, 7:05 PM EDT  
Att: 12,094 - Dome

AB 27  
R 3  
H 4  
RBI 2  
BB 2  
SO 7  
LOB 8









Batter	1	2	3	4	5	6	7	8	9	AB	R	H	RBI	BB	SO	LOB	TOP					
<b>Damian Jackson, R</b> OBP: 0.250, SLG: 0.344 (1, 6)										5	1	1	1	0	2	1	<b>Cincinnati Reds @ Montreal Expos</b> Olympic Stadium, Montreal, QB Sat Sep 27 1997, 7:05 PM EDT Att: 14,708 - Dome - 65 F					
<b>Jon Nunnally, L</b> OBP: 0.385, SLG: 0.559 (1, 9)										4	2	2	1	1	1	1						
<b>Chris Stynes, R</b> OBP: 0.399, SLG: 0.495 (1, 4)										4	0	2	1	0	0	1						
<b>Willie Greene, L</b> OBP: 0.354, SLG: 0.459 (1, 3) (8, 5)										4	1	2	2	0	1	2						
<b>Pat Watkins, R</b> OBP: 0.208, SLG: 0.292 (1, 8)										3	0	0	0	0	2	1						
<b>Lenny Harris, L</b> OBP: 0.223, SLG: 0.369 (1, 7) (6, 5)										1	0	0	0	2	0	0						
<b>Reggie Sanders, R</b> OBP: 0.347, SLG: 0.510 (8, PH) <b>Scott Winchester, R</b> (8, 1)										1	0	1	0	0	0	0						
<b>Aaron Boone, R</b> OBP: 0.217, SLG: 0.182 <b>Danny Graves, R</b> (6, 1) <b>Joe Oliver, R</b> OBP: 0.313, SLG: 0.415 (8, PH) (8, 3)										3	0	0	0	0	0	4						
<b>Brook Fordyce, R</b> OBP: 0.267, SLG: 0.292 <b>Pokey Reese, R</b> OBP: 0.294, SLG: 0.287 (9, PR)										4	0	1	0	0	1	1						
<b>Jim Crowell, L</b> (1, 1) <b>Mike Kelly, R</b> OBP: 0.342, SLG: 0.551 (6, 7)										2	0	0	0	0	0	1						
<b>Inning Stats</b>	R: 1 E: 0 K: 2 S: 15	H: 1 LOB: 1 BB: 1 P: 27	R: 0 E: 0 K: 1 S: 8	H: 0 LOB: 1 BB: 1 P: 15	R: 0 E: 0 K: 0 S: 10	H: 0 LOB: 0 BB: 0 P: 15	R: 1 E: 0 K: 1 S: 7	H: 1 LOB: 1 BB: 0 P: 10	R: 0 E: 0 K: 0 S: 3	H: 0 LOB: 0 BB: 0 P: 5	R: 1 E: 0 K: 0 S: 16	H: 3 LOB: 2 BB: 1 P: 26	R: 2 E: 0 K: 1 S: 16	H: 3 LOB: 1 BB: 0 P: 20	R: 0 E: 0 K: 0 S: 5	H: 1 LOB: 0 BB: 0 P: 6	R: 0 E: 0 K: 2 S: 11	H: 1 LOB: 1 BB: 0 P: 13	1B: 6 2B: 2 3B: 2 HR: 1	SF: 0 SAC: 1 DP: 2 HBP: 0	WP: 0 PB: 0 SB: 1 CS: 0	PA: 38
<b>PITCHER</b>	IP WLS BF H R ER SO BB IBB HBP BLK WP HR S P ERA WHIP																	<b>PITCHER</b>	IP WLS BF H R ER SO BB IBB HBP BLK WP HR S P ERA WHIP			
<b>Mike Thurman, R</b> ERA: 5.4 (1, 1)	5.0 W 19 2 2 2 4 2 0 0 0 0 1 43 72 3.60 0.800																					
<b>Dave Veres, R</b> ERA: 3.48 (6, 1)	1.1 9 5 3 3 0 0 1 0 0 0 0 24 36 20.25 3.750																					
<b>Steve Kline, L</b> ERA: 6.1 (7, 1)	1.0 5 2 0 0 1 0 0 0 0 0 0 11 14 0.00 2.000																					
<b>Anthony Telford, R</b> ERA: 3.24 (8, 1)	1.2 S 5 1 0 0 2 0 0 0 0 0 0 13 15 0.00 0.600																					

AB	34
R	5
H	10
RBI	5
BB	3
SO	7
LOB	14



Batter	1	2	3	4	5	6	7	8	9	AB	R	H	RBI	BB	SO	LOB	BOTTOM			
<b>Mark Grudzielanek, R</b> OBP: 0.308, SLG: 0.385 (1, 6)										5	1	1	0	0	1	2	<b>Cincinnati Reds @ Montreal Expos</b> Olympic Stadium, Montreal, QB Sat Sep 27 1997, 7:05 PM EDT Att: 14,708 - Dome - 65 F			
<b>Orlando Cabrera, R</b> OBP: 0.287, SLG: 0.214 (1, 4)										3	1	0	0	1	0	2				
<b>Hensley Meulens, R</b> OBP: 0.400, SLG: 0.650 (1, 7)										4	2	3	4	1	0	0				
<b>Brad Fullmer, L</b> OBP: 0.385, SLG: 0.639 (1, 3)										4	1	1	1	0	1	2				
<b>Rondell White, R</b> OBP: 0.317, SLG: 0.480 (1, 8)										4	2	3	2	1	0	0				
<b>Doug Strange, S</b> OBP: 0.332, SLG: 0.428 <b>Steve Kline, S</b> (7, 1)										2	0	2	1	2	0	0				
<b>Anthony Telford, R</b> OBP: 0.200, SLG: 0.267 (8, 1)										0	0	0	0	0	0	0				
<b>Ryan McGuire, L</b> OBP: 0.323, SLG: 0.401 (1, 9)										5	0	0	0	0	0	8				
<b>Raul Chavez, R</b> OBP: 0.259, SLG: 0.269 (1, 2)										4	0	3	0	0	0	1				
<b>Mike Thurman, R</b> OBP: 0.500, SLG: 0.500 <b>Andy Stankiewicz, R</b> OBP: 0.243, SLG: 0.336 <b>Dave Veres, R</b> OBP: 1.000, SLG: 1.000 <b>Jose Vidro, S</b> OBP: 0.298, SLG: 0.364 (7, 5)										1	1	1	0	0	0	0				
<b>Inning Stats</b>	R: 0 E: 0 K: 1 S: 12	H: 0 LOB: 1 BB: 1 P: 19	R: 0 E: 0 K: 0 S: 8	H: 0 LOB: 1 BB: 1 P: 12	R: 2 E: 0 K: 1 S: 21	H: 3 LOB: 3 BB: 2 P: 36	R: 0 E: 0 K: 0 S: 10	H: 1 LOB: 1 BB: 0 P: 13	R: 2 E: 0 K: 0 S: 13	H: 4 LOB: 2 BB: 0 P: 20	R: 4 E: 0 K: 0 S: 16	H: 4 LOB: 0 BB: 1 P: 26	R: 0 E: 0 K: 1 S: 8	H: 1 LOB: 1 BB: 0 P: 11	R: 0 E: 0 K: 0 S: 10	H: 1 LOB: 2 BB: 0 P: 15	1B: 9 2B: 2 3B: 1 HR: 2	SF: 0 SAC: 3 DP: 1 HBP: 1	WP: 0 PB: 0 SB: 1 CS: 0	PA: 43
<b>PITCHER</b>	IP WLS BF H R ER SO BB IBB HBP BLK WP HR S P ERA WHIP																	<b>PITCHER</b>	IP WLS BF H R ER SO BB IBB HBP BLK WP HR S P ERA WHIP	
<b>Jim Crowell, L</b> ERA: 9.95 (1, 1)	5.1 L 31 10 7 7 2 5 0 0 0 0 0 2 74 118 11.81 2.812																			
<b>Danny Graves, R</b> ERA: 5.54 (6, 1)	1.2 7 3 1 1 1 0 0 0 0 0 0 14 19 5.40 1.800																			
<b>Scott Winchester, R</b> ERA: 6.0 (8, 1)	1.0 5 1 0 0 0 0 0 0 1 0 0 0 10 15 0.00 1.000																			

AB	34
R	8
H	14
RBI	8
BB	5
SO	3
LOB	18





