Montreal Expos - 1998

Batter	1	2	3	4	5	6	7	8	9	AB	R	H	RBI	BB	SO	LOB
Tony Womack, L (1, 4) OBP: 0.400, SLG: 0.600	SSS 0-3 ① K			x 0-0 ① P5		x 0-0 18 1B 1B	x 0-0 1-3 2-H 3-H 2B		x 0-0 ③ G6-3	5	0	2	2	0	1	0
18 Jason Kendall, R (1, 2) OBP: 0.250, SLG: 0.250	x 0-0 ② F9			x 0-0 ② G5-3		x 0-0 1-2 1B	x 0-0 ③ P3			4	0	1	0	0	0	2
Al Martin, L (1, 7) OBP: 0.500, SLG: 0.333	x 0-0 ③ F8			x 0-0 1B		x 0-0 ③ P5		H 1-0 SH1-4 BB G5-3 HBP		3	1	1	0	0	0	2
Kevin Young, R (1, 3)		SSS 0-3 ① K		SSS 0-3 ③ K			x 0-0 ① G5-3	BBB 4-0 G5-3 SH1-4 1-2 BB		3	0	0	0	1	2	1
Jermaine Allensworth, R (1, 8) OBP: 0.333, SLG: 0.333		SSS 0-3 K F7-6-3			x 0-0 ① F8		x 0-0 1B 1B 1B	x 0-0 ① SH1-4 1-2 2-3		3	1	1	0	0	1	0
Jose Guillen, R (1, 9) OBP: 0.250, SLG: 0.250		x 0-0 ②③ F7-6-3 1-2			x 0-0 ② F9		x 0-0 1B 1-2 2B 1B	x 0-0 ② G5-3 2-3 3-H		4	1	1	1	0	0	2
Freddy Garcia, R (1, 5) OBP: 0.250, SLG: 0.250			x 0-0 ① F9		x 0-0 ③ G6-3		x 0-0 1-3 2-H 2B 1B	x 0-0 ③ G5-3		4	1	1	1	0	0	1
Lou Collier, R (1, 6)			x 0-0 ② F9			x 0-0 ① G5-3	4-0 2B IBB		x 0-0 ① G6-3	3	0	0	0	1	0	0
67 Francisco Cordova, R (1, 1) Marc Wilkins, R (8, 1) Mark Smith, R (9, PH) Rich Loiselle, R (9, 1)			x 0-0 ③ G3-1			SSS 0-3 ② K	SSS 0-3 ② K		x 0-0 ② P3	3 0 1 0	0 0 0 0	0 0 0 0	0 0 0 0	0 0 0 0	2 0 0 0	3 0 0 0
Inning Stats	R: 0 E: 0 K: 1 S: 5 H: 0 LOB: 0 BB: 0 P: 5	R: 0 E: 0 K: 2 S: 7 H: 0 LOB: 0 BB: 0 P: 7	R: 0 E: 0 K: 0 S: 3 H: 0 LOB: 0 BB: 0 P: 3	R: 0 E: 0 K: 1 S: 6 H: 1 LOB: 1 BB: 0 P: 6	R: 0 E: 0 K: 0 S: 3 H: 0 LOB: 0 BB: 0 P: 3	R: 0 E: 0 K: 1 S: 7 H: 2 LOB: 2 BB: 0 P: 7	R: 3 E: 0 K: 1 S: 9 H: 4 LOB: 2 BB: 1 P: 13	R: 1 E: 0 K: 0 S: 3 H: 0 LOB: 1 BB: 1 P: 8	R: 0 E: 0 K: 0 S: 3 H: 0 LOB: 0 BB: 0 P: 3	1B: 6 2B: 2 3B: 0 HR: 0	SF: 0 SAC: 1 DP: 1 HBP: 1					

PITCHER		IP	WLS	BF	H	R	ER	SO	BB	IBB	HBP	BLK	WP	HR	S	P	ERA	WHIP
Carlos Perez, L ERA: 4.05	(1, 1)	6.2	L	28	7	3	3	6	0	1	0	0	0	0	39	43	4.05	1.050
Shayne Bennett, R ERA: 27.0	(7, 1)	0.1		3	0	1	1	0	1	0	1	0	0	0	1	6	27.00	3.000
Anthony Telford, R ERA:	(8, 1)	1.0		3	0	0	0	0	0	0	0	0	0	0	3	3	0.00	0.000
Rick DeHart, L ERA:	(9, 1)	1.0		3	0	0	0	0	0	0	0	0	0	0	3	3	0.00	0.000

PITCHER IP WLS BF H R ER SO BB IBB HBP BLK WP HR S P ERA WHIP

TOP

Pittsburgh Pirates @ Montreal Expos

Olympic Stadium, Montreal, QB

Wed Apr 01 1998, 7:05 PM EST
Att. 31,220 - Dome - 72 F

livebaseballscorecards.com

AB	33
R	4
H	7
RBI	4
BB	2
SO	6
LOB	11

WP: 0 PB: 1 SB: 0 CS: 0 PA: 37

Batter	1	2	3	4	5	6	7	8	9	AB	R	H	RBI	BB	SO	LOB
Mark Grudzielanek, R (1, 6) OBP: 0.333, SLG: 0.333	P4		1B			SH1-3 1-2			G4-3	3	0	1	0	0	0	0
F.P. Santangelo, S (1, 8) OBP: 0.250, SLG: 0.500 (8, 4)	F8		G4-3			K			1B 2B	4	0	1	0	0	1	1
Vladimir Guerrero, R (1, 9)	G4-3			G6-3		G4-3			1B BB	3	0	0	0	1	0	1
Brad Fullmer, L (1, 3)		L3		G1-3			F7		F7	4	0	0	0	0	0	2
Rondell White, R (1, 7) OBP: 0.750, SLG: 0.667		BB BB		G6-3			G6-4-3 1B		1-2 2-3 1B	3	0	2	0	1	0	0
Jose Vidro, S (1, 4) Rick DeHart, L (9, 1) Scott Livingstone, L (9, PH)		BB 1-2 BB			G4-3		G6-4-3 1-2f		F7	2 0 1	0 0 0	0 0 0	0 0 0	1 0 0	0 0 0	1 0 3
Shane Andrews, R (1, 5)		K			K			K		3	0	0	0	0	3	2
Chris Widger, R (1, 2)		K			G4-3			G3		3	0	0	0	0	1	2
Carlos Perez, L (1, 1) OBP: 0.500, SLG: 0.500 Shayne Bennett, R (7, 1) Anthony Telford, R (8, 1) Da Rond Stovall, S (8, 8)			K			SH1-3 1B		G3		2 0 0 0 1	0 0 0 0 0	1 0 0 0 0	0 0 0 0 0	0 0 0 0 0	1 0 0 0 0	0 0 0 0 0
Inning Stats	R: 0 E: 0 K: 0 S: 3 H: 0 LOB: 0 BB: 0 P: 3	R: 0 E: 0 K: 2 S: 7 H: 0 LOB: 2 BB: 2 P: 15	R: 0 E: 0 K: 1 S: 5 H: 1 LOB: 0 BB: 0 P: 5	R: 0 E: 0 K: 0 S: 3 H: 0 LOB: 0 BB: 0 P: 3	R: 0 E: 0 K: 1 S: 5 H: 0 LOB: 0 BB: 0 P: 5	R: 0 E: 0 K: 1 S: 6 H: 1 LOB: 1 BB: 0 P: 6	R: 0 E: 0 K: 0 S: 3 H: 1 LOB: 0 BB: 0 P: 3	R: 0 E: 0 K: 1 S: 5 H: 0 LOB: 0 BB: 0 P: 5	R: 0 E: 0 K: 0 S: 5 H: 2 LOB: 3 BB: 1 P: 9	1B: 4 2B: 1 3B: 0 HR: 0	SF: 0 SAC: 1 DP: 1 HBP: 0						

PITCHER		IP	WLS	BF	H	R	ER	SO	BB	IBB	HBP	BLK	WP	HR	S	P	ERA	WHIP
67 Francisco Cordova, R ERA:	(1, 1)	7.0	W	24	3	0	0	5	2	0	0	0	0	0	32	40	0.00	0.714
Marc Wilkins, R ERA:	(8, 1)	1.0		3	0	0	0	1	0	0	0	0	0	0	5	5	0.00	0.000
Rich Loiselle, R ERA:	(9, 1)	1.0		6	2	0	0	0	1	0	0	0	0	0	5	9	0.00	3.000

PITCHER	IP	WLS	BF	H	R	ER	SO	BB	IBB	HBP	BLK	WP	HR	S	P	ERA	WHIP

BOTTOM

Pittsburgh Pirates @ Montreal Expos

Olympic Stadium, Montreal, QB

Wed Apr 01 1998, 7:05 PM EST
Att. 31,220 - Dome - 72 F

livebaseballscorecards.com

AB	29
R	0
H	5
RBI	0
BB	3
SO	6
LOB	12

WP: 0 PB: 0 SB: 0 CS: 0 PA: 33

Pittsburgh Pirates @ Montreal Expos

Olympic Stadium, Montreal, QB

Thu Apr 02 1998, 3:33 AM EST

Att. 6,396 - Dome - 72 F

TOP

livebaseballscorecards.com

Batter	1	2	3	4	5	6	7	8	9	AB	R	H	RBI	BB	SO	LOB
Tony Womack, L (1, 4) OBP: 0.300, SLG: 0.400	x 0-0 ① G6-3		x 0-0 ② G1-3		x 0-0 ② F9		x 0-0 18 G6-3 2-H 3-H 1B		x 0-0 ③ G4-3	5	0	1	2	0	0	1
18 Jason Kendall, R (1, 2) OBP: 0.375, SLG: 0.286	H 1-0 HBP		x 0-0 ③ G5-3		x 0-0 ③ 2-H 1B		x 0-0 ② G6-3 2-3			3	0	1	0	0	0	1
Al Martin, L (1, 7) OBP: 0.250, SLG: 0.143	x 0-0 ② F7			S S S 0-3 ① K		x 0-0 ① G5-3	x 0-0 ③ G3-1			4	0	0	0	0	1	2
Javier Martinez, R (7, 1)										0	0	0	0	0	0	0
Jason Christiansen, R (7, 1)										0	0	0	0	0	0	0
Elmer Dessens, R (8, 1)										0	0	0	0	0	0	0
Rich Loiselle, R (9, 1)										0	0	0	0	0	0	0
Kevin Young, R (1, 3) OBP: 0.375, SLG: 0.286	S S S 0-3 ③ K			x 0-0 1B		S S S 0-3 ② K		x 0-0 G4-3 WP 1B		4	0	2	0	0	2	1
Jermaine Allensworth, R (1, 8) OBP: 0.286, SLG: 0.167		B B B B 4-0 CS 1B BB		x 0-0 ② F8		S S S 0-3 ③ K		x 0-0 ① F8 1-2		3	0	0	0	1	1	2
Jose Guillen, R (1, 9) OBP: 0.375, SLG: 0.375		x 0-0 1-2 1B		S S S 0-3 ③ K			x 0-0 1B 1B 1B	x 0-0 ② G4-3 2-3		4	1	2	0	0	1	2
Freddy Garcia, R (1, 5) OBP: 0.250, SLG: 0.250		S S S 0-3 ① K			x 0-0 E 1B 1B		x 0-0 ① F8	x 0-0 ③ G5-3		4	1	1	0	0	1	4
Lou Collier, R (1, 6) OBP: 0.375, SLG: 0.286		x 0-0 ② ③ G3-1 2-3			x 0-0 1-H SH1-3 18 1B 1B		x 0-0 1B 1-2 1B 1B		S S S 0-3 ① K	4	1	2	1	0	1	2
Jason Schmidt, R (1, 1)			x 0-0 ① G6-3		x 0-0 ① SH1-3 1-2		x 0-0 1B 1-3 2-H 1B		x 0-0 ② F7	1	0	0	0	0	0	0
Turner Ward, S (7, PH) OBP: 0.500, SLG: 0.500 (7, 7)										2	1	1	1	0	0	0

	AB	34
	R	4
	H	10
	RBI	4
	BB	1
	SO	7
	LOB	15

Inning Stats	1	2	3	4	5	6	7	8	9	1B: 10	SF: 0	WP: 1	PA: 37
	R: 0 E: 0 K: 1 S: 5	H: 0 LOB: 1 BB: 0 P: 6	R: 0 E: 0 K: 1 S: 5	H: 1 LOB: 1 BB: 1 P: 9	R: 0 E: 0 K: 0 S: 3	H: 0 LOB: 0 BB: 0 P: 3	R: 0 E: 0 K: 2 S: 8	H: 1 LOB: 1 BB: 0 P: 8	R: 1 E: 1 K: 0 S: 5	2B: 0	SAC: 1	PB: 0	
	H: 3 LOB: 2 BB: 0 P: 5	R: 0 E: 0 K: 2 S: 7	H: 0 LOB: 0 BB: 0 P: 7	R: 3 E: 0 K: 0 S: 7	H: 4 LOB: 1 BB: 0 P: 7	R: 0 E: 0 K: 0 S: 4	H: 1 LOB: 1 BB: 0 P: 4	R: 0 E: 0 K: 1 S: 5	H: 0 LOB: 0 BB: 0 P: 5	3B: 0	DP: 0	SB: 0	
										HR: 0	HBP: 1	CS: 1	

PITCHER		IP	WLS	BF	H	R	ER	SO	BB	IBB	HBP	BLK	WP	HR	S	P	ERA	WHIP
Dustin Hermanson, R ERA: 1.8	(1, 1)	5.0		20	5	1	1	4	1	0	1	0	0	0	26	31	1.80	1.200
Mike Maddux, R ERA: 20.25	(6, 1)	1.1	L	7	3	3	3	2	0	0	0	0	0	0	11	11	20.25	2.250
Rick DeHart, L ERA:	(7, 1)	0.2		3	1	0	0	0	0	0	0	0	0	0	3	3	0.00	1.500
Anthony Telford, R ERA:	(8, 1)	1.0		4	1	0	0	0	0	0	0	0	1	0	4	4	0.00	1.000
Ugueth Urbina, R ERA:	(9, 1)	1.0		3	0	0	0	1	0	0	0	0	0	0	5	5	0.00	0.000

PITCHER	IP	WLS	BF	H	R	ER	SO	BB	IBB	HBP	BLK	WP	HR	S	P	ERA	WHIP

Batter	1	2	3	4	5	6	7	8	9	AB	R	H	RBI	BB	SO	LOB
Mark Grudzielanek, R (1, 6) OBP: 0.125, SLG: 0.125	G5-3		F8		F9		K		G4-3	5	0	0	0	0	1	1
F.P. Santangelo, S (1, 8) OBP: 0.111, SLG: 0.222 (9, 4)	G4-3		P5		K		K 1-3		G4-3	5	0	0	0	0	2	1
Vladimir Guerrero, R (1, 9) OBP: 0.500, SLG: 1.333	K		HR		HR		BB			3	2	2	2	1	1	0
Brad Fullmer, L (1, 3) OBP: 0.375, SLG: 0.500		2B 1B	1B 1B		2B		F8			4	1	3	0	0	0	2
Rondell White, R (1, 7) OBP: 0.625, SLG: 0.714		SH4-3 1-H 2B	FC4 1-3 1B		F9			G4-3		4	0	2	1	0	0	1
Jose Vidro, S (1, 4) Mike Mordecai, R (7, 4) Derrick May, L (8, PH) Ugueth Urbina, R (9, 1)		SH4-3 2-3	FC4 1-2f			P5		G3		2 0 1 0	0 0 0 0	0 0 0 0	0 0 0 0	0 0 0 0	0 0 0 0	2 0 0 0
Shane Andrews, R (1, 5) OBP: 0.143, SLG: 0.143	P5			P4		K		1B		4	0	1	0	0	1	1
Chris Widger, R (1, 2)	BB			F8		P3		F8		3	0	0	0	1	0	1
Dustin Hermanson, R (1, 1) Mike Maddux, L (6, 1) Rick DeHart, L (7, 1) Scott Livingstone, L (7, PH) Anthony Telford, R (8, 1) Da Rond Stovall, S (9, 8) Ryan McGuire, L (9, PH)	K		K		K		BB E S		K	2 0 0 0 0 0 1	0 0 0 0 0 0 0	0 0 0 0 0 0 0	0 0 0 1 0 0 0	0 0 0 0 0 0 0	2 0 0 0 0 0 1	2 0 0 0 0 0 0
Inning Stats	R: 0 E: 0 K: 1 S: 5 H: 0 LOB: 0 BB: 0 P: 5	R: 1 E: 0 K: 1 S: 7 H: 2 LOB: 2 BB: 1 P: 11	R: 1 E: 0 K: 0 S: 6 H: 3 LOB: 2 BB: 0 P: 6	R: 0 E: 0 K: 1 S: 5 H: 0 LOB: 0 BB: 0 P: 5	R: 1 E: 0 K: 1 S: 7 H: 2 LOB: 1 BB: 0 P: 7	R: 0 E: 0 K: 1 S: 5 H: 0 LOB: 0 BB: 0 P: 5	R: 0 E: 0 K: 2 S: 7 H: 0 LOB: 2 BB: 2 P: 15	R: 0 E: 0 K: 0 S: 4 H: 1 LOB: 1 BB: 0 P: 4	R: 0 E: 0 K: 1 S: 5 H: 0 LOB: 0 BB: 0 P: 5	1B: 4 2B: 2 3B: 0 HR: 2	SF: 0 SAC: 1 DP: 0 HBP: 0						

PITCHER		IP	WLS	BF	H	R	ER	SO	BB	IBB	HBP	BLK	WP	HR	S	P	ERA	WHIP
Jason Schmidt, R ERA: 4.5	(1, 1)	6.0	W	26	7	3	3	5	1	0	0	0	0	2	35	39	4.50	1.333
Javier Martinez, R ERA:	(7, 1)	0.2		4	0	0	0	2	2	0	0	0	0	0	6	14	0.00	3.000
Jason Christiansen, L ERA:	(7, 1)	0.1		1	0	0	0	0	0	0	0	0	0	0	1	1	0.00	0.000
Elmer Dessens, R ERA:	(8, 1)	1.0		4	1	0	0	0	0	0	0	0	0	0	4	4	0.00	1.000
Rich Loiselle, R ERA:	(9, 1)	1.0	S	3	0	0	0	1	0	0	0	0	0	0	5	5	0.00	0.000

PITCHER	IP	WLS	BF	H	R	ER	SO	BB	IBB	HBP	BLK	WP	HR	S	P	ERA	WHIP

BOTTOM

Pittsburgh Pirates @ Montreal Expos

Olympic Stadium, Montreal, QB

Thu Apr 02 1998, 3:33 AM EST

Att. 6,396 - Dome - 72 F

livebaseballscorecards.com

AB	34
R	3
H	8
RBI	3
BB	3
SO	8
LOB	11

1B: 4	SF: 0	WP: 0	PA: 38
2B: 2	SAC: 1	PB: 0	
3B: 0	DP: 0	SB: 1	
HR: 2	HBP: 0	CS: 0	

Batter	1	2	3	4	5	6	7	8	9	AB	R	H	RBI	BB	SO	LOB
Mark Grudzielanek, R (1, 6) OBP: 0.231, SLG: 0.308	F9		G4-3 2B			G4-1 1B	G4-3		G1-6-3 1-2f	5	0	2	0	0	0	4
Jose Vidro, S (1, 4)	G6-3		G4-3 2-3			G4-1 1-2		K		4	0	0	0	0	1	2
Vladimir Guerrero, R (1, 9) OBP: 0.500, SLG: 1.222	1B 3B		G4-3			K		2B G5-3 HBP		3	1	1	0	0	1	2
Da Rond Stovall, S (8, PR) (8, 9)										0	1	0	0	0	0	0
Brad Fullmer, L (1, 3) OBP: 0.500, SLG: 0.636	3-H 1B			G1-3		FC5-4 BB		1-3 2B		3	0	2	1	1	0	0
Rondell White, R (1, 7) OBP: 0.417, SLG: 0.455	K			K		FC5-4 1-2f		G5-3 3-H		4	0	0	1	0	2	5
Derrick May, L (8, 7)										0	0	0	0	0	0	0
Scott Livingstone, L (1, 5)		G3-1		F9			K	G1-3		4	0	0	0	0	1	2
F.P. Santangelo, S (1, 8) OBP: 0.154, SLG: 0.167		G3-1			F7		G4-3		FC6-4 1B BB	3	0	0	0	1	0	0
Chris Widger, R (1, 2) OBP: 0.182, SLG: 0.100		F9			F9		E9 BB		FC6-4 1-2 1B	4	0	1	0	0	0	0
Javier Vazquez, R (1, 1)			K		K		BB 1-2		FC6-4 G1-6-3 1-2f 2-3	2	0	0	0	0	2	0
Miguel Batista, R (6, 1)										0	0	0	0	0	0	0
Ryan McGuire, L (7, PH)										0	0	0	0	1	0	0
Shayne Bennett, R (7, 1)										0	0	0	0	0	0	0
Shane Andrews, R (9, PH) OBP: 0.125, SLG: 0.125										1	0	0	0	0	0	2
Inning Stats	R: 1 E: 0 K: 1 S: 7 H: 2 LOB: 1 BB: 0 P: 7	R: 0 E: 0 K: 0 S: 3 H: 0 LOB: 0 BB: 0 P: 3	R: 0 E: 0 K: 1 S: 6 H: 1 LOB: 1 BB: 0 P: 6	R: 0 E: 0 K: 1 S: 5 H: 0 LOB: 0 BB: 0 P: 5	R: 0 E: 0 K: 1 S: 5 H: 0 LOB: 0 BB: 0 P: 5	R: 0 E: 0 K: 1 S: 6 H: 1 LOB: 2 BB: 1 P: 10	R: 0 E: 1 K: 1 S: 6 H: 0 LOB: 2 BB: 1 P: 10	R: 1 E: 0 K: 1 S: 6 H: 1 LOB: 2 BB: 0 P: 7	R: 0 E: 0 K: 0 S: 3 H: 1 LOB: 1 BB: 1 P: 7	1B: 3 2B: 2 3B: 1 HR: 0	SF: 0 SAC: 0 DP: 1 HBP: 1					

TOP

Montreal Expos @ Chicago Cubs

Wrigley Field, Chicago, IL

Fri Apr 03 1998, 3:33 AM CST

Att. 39,102 - Overcast - 42 F

livebaseballscorecards.com

AB	33
R	2
H	6
RBI	2
BB	3
SO	7
LOB	17

WP: 0 PB: 0 SB: 0 CS: 0 PA: 37

PITCHER		IP	WLS	BF	H	R	ER	SO	BB	IBB	HBP	BLK	WP	HR	S	P	ERA	WHIP
Steve Trachsel, R ERA: 2.45	(1, 1)	7.1	W	30	4	2	2	7	2	0	1	0	0	0	41	50	2.46	0.818
Marc Pisciotta, R ERA:	(8, 1)	0.2		5	2	0	0	0	1	0	0	0	0	0	4	8	0.00	4.500
Rod Beck, R ERA: 3.0	(9, 1)	1.0	S	2	0	0	0	0	0	0	0	0	0	0	2	2	0.00	0.000

PITCHER	IP	WLS	BF	H	R	ER	SO	BB	IBB	HBP	BLK	WP	HR	S	P	ERA	WHIP

Batter	1	2	3	4	5	6	7	8	9	AB	R	H	RBI	BB	SO	LOB
Lance Johnson, L (1, 8) OBP: 0.250, SLG: 0.389	G5-3		F8	G3		BB 1-2		FC6-4 1-2f		4	0	0	0	1	0	2
Mickey Morandini, L (1, 4) OBP: 0.350, SLG: 0.235	F8		F8		F8	K		G4-3		5	0	0	0	0	1	3
Sammy Sosa, R (1, 9) OBP: 0.316, SLG: 0.333	K		G4-3		CS 1B		G5-3			4	0	1	0	0	1	0
Mark Grace, L (1, 3) OBP: 0.474, SLG: 0.308		BB 1B BB		S E 1B	F9		1B SF8 BB			2	2	1	0	2	0	1
Henry Rodriguez, L (1, 7) OBP: 0.412, SLG: 0.500 Matt Mieske, R (7, PR) (8, 7)		F9	F7	CS 1-2		HBP BB G1-2-3 BB	1-3 1B			3 0	0 0	1 0	0 0	1 0	0 0	2 0
Jeff Blauser, R (1, 6) OBP: 0.526, SLG: 0.385		BB 1-2 1B	F8 1-2			G1-2-3 HBP 1-2 1B BB	SF8 3-H			2	1	1	1	1	0	1
Kevin Orie, R (1, 5) OBP: 0.444, SLG: 0.813		F8	E6 2-H 2B 1B			G1-2-3 1-2 2-3 1B HBP	F7			3	2	1	0	0	0	3
Scott Servais, R (1, 2) OBP: 0.385, SLG: 0.400		1-2 2-3 BB	1-H 1B 2B		G1-2-3 1-2 2-3 3-Hf			G6-3		3	1	1	1	1	0	3
Steve Trachsel, R (1, 1) OBP: 0.667, SLG: 0.667 Marc Pisciotta, R (8, 1) OBP: 1.000, SLG: 1.000 Rod Beck, R (9, 1)	G5		2-H 1B			BB 2-H 3-H 1B		FC6-4 1B		3 1 0	0 0 0	2 1 0	3 0 0	0 0 0	0 0 0	3 0 0
Inning Stats	R: 0 E: 0 K: 1 S: 5 H: 0 LOB: 0 BB: 0 P: 5	R: 0 E: 0 K: 0 S: 4 H: 1 LOB: 3 BB: 2 P: 12	R: 0 E: 0 K: 0 S: 3 H: 0 LOB: 0 BB: 0 P: 3	R: 3 E: 1 K: 0 S: 7 H: 4 LOB: 1 BB: 0 P: 7	R: 0 E: 0 K: 0 S: 3 H: 1 LOB: 0 BB: 0 P: 3	R: 2 E: 0 K: 1 S: 5 H: 1 LOB: 2 BB: 3 P: 18	R: 1 E: 0 K: 0 S: 4 H: 1 LOB: 1 BB: 1 P: 8	R: 0 E: 0 K: 0 S: 4 H: 1 LOB: 1 BB: 0 P: 4		1B: 8 2B: 1 3B: 0 HR: 0 SF: 1 SAC: 0 DP: 1 HBP: 1				WP: 0 PB: 0 SB: 1 CS: 1 PA: 39		

PITCHER		IP	WLS	BF	H	R	ER	SO	BB	IBB	HBP	BLK	WP	HR	S	P	ERA	WHIP
Javier Vazquez, R ERA: 5.4	(1, 1)	5.0	L	22	6	3	3	1	2	0	0	0	0	0	22	30	5.40	1.600
Miguel Batista, R ERA: 18.0	(6, 1)	1.0		7	1	2	2	1	3	0	1	0	0	0	5	18	18.00	4.000
Shayne Bennett, R ERA: 7.71	(7, 1)	2.0		9	2	1	1	0	1	0	0	0	0	0	8	12	4.50	1.500

PITCHER	IP	WLS	BF	H	R	ER	SO	BB	IBB	HBP	BLK	WP	HR	S	P	ERA	WHIP

BOTTOM

Montreal Expos @ Chicago Cubs

Wrigley Field, Chicago, IL

Fri Apr 03 1998, 3:33 AM CST
Att. 39,102 - Overcast - 42 F

livebaseballscorecards.com

AB	30
R	6
H	9
RBI	5
BB	6
SO	2
LOB	18

Batter	1	2	3	4	5	6	7	8	9	AB	R	H	RBI	BB	SO	LOB
Mark Grudzielanek, R (1, 6) OBP: 0.235, SLG: 0.294	C X 0-1 ① G4-3		B X 1-0 ① E8 1-H		B B B C X 3-1 ① 1-2 1B			B X 1-0 ① G1-3		4	0	1	0	0	0	0
Mike Mordecai, R (1, 4) Derrick May, L (8, PH) (8, 7) Anthony Telford, R (8, 1)	C F B B X 2-2 ② G6-3		B B B B C B 4-1 ② BB		B B S X 2-1 ② F7			X 0-0 ② G3		2 1 0	0 0 0	0 0 0	0 0 0	1 0 0	0 0 0	2 0 0
Vladimir Guerrero, R (1, 9) OBP: 0.438, SLG: 0.923	B B C F S 2-3 ③ K		B F B B S S 3-3 ③ K		B B X 2-0 ③ FC5 2-3f			C B B S F B F F X 3-2 ② FC6-4 1B		4	0	1	0	0	2	4
Rondell White, R (1, 7) OBP: 0.313, SLG: 0.333 (8, 8) (8, 7)		C B B F B X 3-2 ① G5-3		B B S B X 3-1 ① P5		F B F F F F B X 2-2 ① L7		1 SAFE X 0-0 ③ FC6-4 1-2f		4	0	0	0	0	0	1
Brad Fullmer, L (1, 3) OBP: 0.438, SLG: 0.533		B C F S 1-3 ② K		B C F F F F B F F 3-2 ② BB 1B		B C F B B X 2-2 ② F8			X 0-0 ① G6-3	4	0	1	0	0	1	0
Shane Andrews, R (1, 5) OBP: 0.167, SLG: 0.091		B B X 2-0 ③ G6-3		B C B B 1 SAFE B 4-1 ② 2B 1-2 BB		B C X 1-1 ③ G5-3			B S C X 1-2 ② G5-3	3	0	0	0	1	0	0
F.P. Santangelo, S (1, 8) OBP: 0.176, SLG: 0.250 (8, 4)			B X 1-0 ① G6-3 B X 1-0 ③ 1-3 2B				B C B C F B X 3-2 ① P6		B S F F S 1-3 ③ K	4	0	1	0	0	1	0
Chris Widger, R (1, 2) OBP: 0.143, SLG: 0.077			B F X 1-1 ② P3		X 0-0 ① F9		X 0-0 ② G6-3			3	0	0	0	0	0	0
Marc Valdes, R (1, 1) OBP: 1.000, SLG: 1.000 Scott Livingstone, L (7, PH) Mike Maddux, L (7, 1) Rick DeHart, L (7, 1) Da Rond Stovall, S (8, 8)			B F X 1-1 ② E 1B		B C B F B H 4-2 ① FC5 1B HBP		B C B X 2-1 ③ F7			1 1 0 0 0	1 0 0 0 0	1 0 0 0 0	0 0 0 0 0	0 0 0 0 0	0 0 0 0 0	0 0 0 0 0
Inning Stats	R: 0 E: 0 K: 1 S: 8 H: 0 LOB: 0 BB: 0 P: 12	R: 0 E: 0 K: 1 S: 7 H: 0 LOB: 0 BB: 0 P: 13	R: 1 E: 1 K: 1 S: 10 H: 1 LOB: 2 BB: 1 P: 21	R: 0 E: 0 K: 0 S: 13 H: 2 LOB: 2 BB: 1 P: 24	R: 0 E: 0 K: 0 S: 8 H: 1 LOB: 2 BB: 0 P: 19	R: 0 E: 0 K: 0 S: 10 H: 0 LOB: 0 BB: 0 P: 15	R: 0 E: 0 K: 0 S: 7 H: 0 LOB: 0 BB: 0 P: 12	R: 0 E: 0 K: 0 S: 9 H: 1 LOB: 1 BB: 0 P: 13	R: 0 E: 0 K: 1 S: 8 H: 0 LOB: 0 BB: 0 P: 10	1B: 4 2B: 1 3B: 0 HR: 0 SF: 0 SAC: 0 DP: 0 HBP: 1						

PITCHER		IP	WLS	BF	H	R	ER	SO	BB	IBB	HBP	BLK	WP	HR	S	P	ERA	WHIP
Terry Mulholland, L ERA:	(1, 1)	5.2	W	23	4	1	0	3	2	0	1	0	0	0	54	101	0.00	1.059
Marc Pisciotta, R ERA:	(6, 1)	1.1		4	0	0	0	0	0	0	0	0	0	0	9	15	0.00	0.000
Terry Adams, R ERA: 3.0	(8, 1)	1.0		4	1	0	0	0	0	0	0	0	0	0	9	13	0.00	1.000
Rod Beck, R ERA: 2.25	(9, 1)	1.0	S	3	0	0	0	1	0	0	0	0	0	0	8	10	0.00	0.000

PITCHER	IP	WLS	BF	H	R	ER	SO	BB	IBB	HBP	BLK	WP	HR	S	P	ERA	WHIP

TOP

Montreal Expos @ Chicago Cubs

Wrigley Field, Chicago, IL

Sat Apr 04 1998, 3:33 AM CST

Att. 25,436 - Sunny - 46 F

livebaseballscorecards.com

AB	31
R	1
H	5
RBI	0
BB	2
SO	4
LOB	7

WP: 0 PB: 0 SB: 0 CS: 0 PA: 34

BOTTOM

Batter	1	2	3	4	5	6	7	8	9	AB	R	H	RBI	BB	SO	LOB
Lance Johnson, L (1, 8) OBP: 0.208, SLG: 0.318	F X 0-1 ① F9		X 0-0 ① G3		B X 1-0 ① F9		B C X 1-1 ③ G4-3			4	0	0	0	0	0	1
Mickey Morandini, L (1, 4) OBP: 0.375, SLG: 0.286	X 0-0 ② L1		C T B B F F B X 3-2 ② P6		B X 1-0 G6-3 1B			C B X 1-1 1B G4-3 1B		4	1	2	0	0	0	0
Sammy Sosa, R (1, 9) OBP: 0.304, SLG: 0.455	C B F B S 2-3 ③ K		S B B X 2-1 HR		1 SAFE B X 1-0 ②③ G6-3 1-2f			F S B 1 SAFE B F B S 3-3 ① K		4	1	1	1	0	2	2
Mark Grace, L (1, 3) OBP: 0.565, SLG: 0.438		B C B B B 4-1 2B SF8 BB	B C B X 2-1 1B			C F B X 1-2 G4-6-3 1B		B F F B B X 3-2 G4-3 1-3 1B		3	1	3	0	1	0	0
Henry Rodriguez, L (1, 7) OBP: 0.381, SLG: 0.500 Rod Beck, R (9, 1)	B F B X 2-1 1-3 2B		C B B B X 3-1 ③ F7			S B F F X 1-2 ① F9		B C X 1-1 ② G4-3 1-2 3-H		4 0	0 0	1 0	1 0	0 0	0 0	3 0
Jeff Blauser, R (1, 6) OBP: 0.478, SLG: 0.333	B F X 1-1 ① SF8 3-H			B B F C B B 4-2 F8 BB		1 SAFE X 0-0 ②③ G4-6-3 1-2f		B B X 2-0 ③ G6-3		2	0	0	1	1	0	2
Kevin Orie, R (1, 5) OBP: 0.381, SLG: 0.684	C B F B F S 2-3 ② K			1 SAFE F B S 1 SAFE S 1-3 ① K			B B B C X 3-1 ① G5-3			3	0	0	0	0	2	2
Tyler Houston, L (1, 2) OBP: 0.571, SLG: 1.000	I I I I 4-0 IBB			1 SAFE B F X 1-1 ② F8 1-2			S X 0-1 WP 1B			2	0	1	0	1	0	1
Terry Mulholland, R (1, 1) Marc Pisciotta, R (6, 1) OBP: 1.000, SLG: 1.000 Brant Brown, L (7, PH) José Hernández, R (7, PH) OBP: 0.333, SLG: 0.333 Terry Adams, R (8, 1) Matt Mieske, R (9, 7)	C S B C 1-3 ③ K			L S F C 0-3 ③ K			B C C F F C 1-3 ② K 1-2			2 0 0 1 0 0	0 0 0 0 0 0	0 0 0 0 0 0	0 0 0 0 0 0	0 0 0 1 0 0	2 0 0 0 0 0	3 0 0 1 0 0
Inning Stats	R: 0 E: 0 K: 1 S: 6 H: 0 LOB: 0 BB: 0 P: 8	R: 1 E: 0 K: 2 S: 12 H: 1 LOB: 2 BB: 2 P: 26	R: 1 E: 0 K: 0 S: 12 H: 2 LOB: 1 BB: 0 P: 22	R: 0 E: 0 K: 2 S: 11 H: 0 LOB: 1 BB: 1 P: 17	R: 0 E: 0 K: 0 S: 3 H: 1 LOB: 0 BB: 0 P: 6	R: 0 E: 0 K: 0 S: 8 H: 1 LOB: 0 BB: 0 P: 10	R: 0 E: 0 K: 1 S: 11 H: 1 LOB: 1 BB: 0 P: 16	R: 1 E: 0 K: 1 S: 12 H: 2 LOB: 1 BB: 0 P: 22		1B: 6 2B: 1 3B: 0 HR: 1		SF: 1 SAC: 0 DP: 2 HBP: 0		WP: 1 PB: 0 SB: 0 CS: 0	PA: 33	

PITCHER		IP	WLS	BF	H	R	ER	SO	BB	IBB	HBP	BLK	WP	HR	S	P	ERA	WHIP
Marc Valdes, R ERA: 3.0	(1, 1)	6.0	L	24	5	2	2	5	2	1	0	0	0	1	52	89	3.00	1.167
Mike Maddux, R ERA: 16.2	(7, 1)	0.1		2	1	0	0	0	0	0	0	0	0	0	4	7	0.00	3.000
Rick DeHart, L ERA: 3.0	(7, 1)	1.1		6	2	1	1	2	0	0	0	0	1	0	18	28	6.75	1.500
Anthony Telford, R ERA:	(8, 1)	0.1		1	0	0	0	0	0	0	0	0	0	0	1	3	0.00	0.000

PITCHER	IP	WLS	BF	H	R	ER	SO	BB	IBB	HBP	BLK	WP	HR	S	P	ERA	WHIP

Montreal Expos @ Chicago Cubs

Wrigley Field, Chicago, IL

Sat Apr 04 1998, 3:33 AM CST

Att. 25,436 - Sunny - 46 F

livebaseballscorecards.com

AB	29
R	3
H	8
RBI	3
BB	3
SO	7
LOB	15

Batter	1	2	3	4	5	6	7	8	9	AB	R	H	RBI	BB	SO	LOB
Mark Grudzielanek, R (1, 6) OBP: 0.238, SLG: 0.429	C X 0-1 G5-3 ①		B C X 1-1 G5-3 ②			S F B F F X 1-2 HR	F X 0-1 FC5-4 ③ 1-2f			4	1	1	1	0	0	2
F.P. Santangelo, S (1, 8) OBP: 0.190, SLG: 0.250 (6, 4)	B S B B X 3-1 F9 ②		B C B X 2-1 F8 ③			B S B X 2-1 F8 BB 1B		B C S B F S 2-3 K ①		4	0	1	0	0	1	1
Vladimir Guerrero, R (1, 9) OBP: 0.350, SLG: 0.706	S B X 1-1 G6-3 ③			B F C B X 2-2 G6-3 ①		X 0-0 P2 ①		C S B X 1-2 G6-3 ②		4	0	0	0	0	0	1
Brad Fullmer, L (1, 3) OBP: 0.450, SLG: 0.471		B B B B 4-0 L6-4 BB BB		B B B C X 3-1 G3 ②		B B B B 4-0 1-2 BB		B B X 2-0 L3 ③		2	0	0	0	2	0	0
Ugueth Urbina, R (8, 1)										0	0	0	0	0	0	0
Rondell White, R (1, 7) OBP: 0.300, SLG: 0.278		B C B B C F F B 4-2 1-2 BB		S B F B B C 3-3 K ③		B F B X 2-1 F8 ② 2-3			C C X 0-2 F8 ①	3	0	0	0	1	1	2
Jose Vidro, S (1, 4) Shayne Bennett, R (6, 1) Ryan McGuire, L (8, 3) OBP: 0.667, SLG: 1.000		B X 1-0 F7 ①			B B B B 4-0 BB	C X 0-1 F9 ③			B C B B X 3-1 2B 2B	2	0	0	0	1	0	4
										0	0	0	0	0	0	0
										1	1	1	0	0	0	0
Scott Livingstone, L (1, 5) OBP: 0.182, SLG: 0.200		B B F X 2-1 L6-4 ②③ 2-3			C B X 1-1 F9 ①		B C X 1-1 G3 ①		B X 1-0 WP 2-H 2B	4	0	1	1	0	0	3
Mike Hubbard, R (1, 2) OBP: 0.250, SLG: 0.250			B X 1-0 SH5-4 1B		F S B F S 1-3 K ②		C X 0-1 G5-3 ②		B B C X 2-1 P2 ② 2-3	4	0	1	0	0	1	2
Trey Moore, L (1, 1)										0	0	0	0	0	0	0
Miguel Batista, R (4, 1)										1	0	0	0	0	1	1
Da Rond Stovall, S (6, 8) OBP: 0.333, SLG: 0.333			X 0-0 SH5-4 ① 1-2		C C B S 1-3 K ③		C B X 1-1 FC5-4 1B		B F S T S 1-3 K ③	2	0	1	0	0	1	1
Inning Stats	R: 0 E: 0 K: 0 S: 6 H: 0 LOB: 0 BB: 0 P: 10	R: 0 E: 0 K: 0 S: 7 H: 0 LOB: 1 BB: 2 P: 18	R: 0 E: 0 K: 0 S: 6 H: 1 LOB: 1 BB: 0 P: 10	R: 0 E: 0 K: 1 S: 8 H: 0 LOB: 0 BB: 0 P: 16	R: 0 E: 0 K: 2 S: 9 H: 0 LOB: 1 BB: 1 P: 16	R: 1 E: 0 K: 0 S: 12 H: 2 LOB: 2 BB: 1 P: 21	R: 0 E: 0 K: 0 S: 8 H: 1 LOB: 1 BB: 0 P: 10	R: 0 E: 0 K: 1 S: 8 H: 0 LOB: 0 BB: 0 P: 13	R: 1 E: 0 K: 1 S: 12 H: 2 LOB: 1 BB: 0 P: 19	1B: 3 2B: 3 3B: 0 HR: 1 SF: 0 SAC: 1 DP: 1 HBP: 0						

PITCHER	IP	WLS	BF	H	R	ER	SO	BB	IBB	HBP	BLK	WP	HR	S	P	ERA	WHIP
Kevin Tapani, R (1, 1) ERA: 11.74	5.2	W	23	3	1	1	3	4	0	0	0	0	1	46	89	1.59	1.235
Ben Van Ryn, L (6, 1) ERA:	1.0		4	1	0	0	0	0	0	0	0	0	0	8	10	0.00	1.000
Amaury Telemaco, R (7, 1) ERA: 1.93	2.1		9	2	1	1	2	0	0	0	0	1	0	22	34	3.86	0.857

PITCHER	IP	WLS	BF	H	R	ER	SO	BB	IBB	HBP	BLK	WP	HR	S	P	ERA	WHIP

TOP

Montreal Expos @ Chicago Cubs

Wrigley Field, Chicago, IL

Sun Apr 05 1998, 3:33 AM CDT

Att. 21,854 - Sunny - 48 F

livebaseballscorecards.com

AB	31
R	2
H	6
RBI	2
BB	4
SO	5
LOB	17

WP: 1	PA: 36		
PB: 0			
SB: 0			
CS: 0			

Montreal Expos @ Chicago Cubs

Wrigley Field, Chicago, IL

Sun Apr 05 1998, 3:33 AM CDT

Att. 21,854 - Sunny - 48 F

livebaseballscorecards.com

BOTTOM

Batter	1	2	3	4	5	6	7	8	9	AB	R	H	RBI	BB	SO	LOB
José Hernández, R (1, 8) OBP: 0.375, SLG: 0.286	K 1B BB		L7	BB BB 1B 2-H 3-H		BLK S 1B BB	G3 1-2			4	2	1	2	1	1	1
Jeff Blauser, R (1, 6) OBP: 0.464, SLG: 0.278	F8 1B BB 1-2		K	BB 1-2		K 1-2	K			3	0	0	0	2	3	2
Mark Grace, L (1, 3) OBP: 0.571, SLG: 0.500 Brant Brown, L (9, 3)	F8		2B	BB 1-2 2-3		1B 2-H		K		4 0	0 0	2 0	1 0	1 0	1 0	2 0
Sammy Sosa, R (1, 9) OBP: 0.286, SLG: 0.407	S 1B 1-2 2-H		G1-3	P2		K		K		5	0	1	1	0	2	5
Kevin Orie, R (1, 5) OBP: 0.385, SLG: 0.609	F8 2-3			BB BB SF9 1B	F8	F7		FC5-4 BB		4	1	1	0	1	0	3
Henry Rodriguez, L (1, 7) OBP: 0.440, SLG: 0.650 Matt Mieske, R (8, 7)	K 1-2			SF9 BB 1B BB 1-2	G6-3 BB		HR	FC5-4 1-2f		2 1	2 0	1 0	1 0	2 0	1 0	2 1
Scott Servais, R (1, 2) OBP: 0.353, SLG: 0.571		F7	L7	G6-3 1-2		HR				4	1	1	1	0	0	3
Mickey Morandini, L (1, 4) OBP: 0.393, SLG: 0.261		F8	SF9 1B BB 1-2 2-3	IBB		G3-1				2	1	0	0	2	0	0
Kevin Tapani, R (1, 1) Ben Van Ryn, L (6, 1) Amaury Telemaco, R (7, 1) OBP: 0.333, SLG: 0.333		G4-3	SF9 1-2 2-3 3-H	G4-3		G3 1B				2 0 1	0 0 0	0 0 1	1 0 0	0 0 0	0 0 0	2 0 0
Inning Stats	R: 1 H: 1 E: 0 LOB: 2 K: 2 BB: 1 S: 15 P: 27	R: 0 H: 0 E: 0 LOB: 0 K: 0 BB: 0 S: 7 P: 12	R: 0 H: 1 E: 0 LOB: 1 K: 1 BB: 0 S: 11 P: 13	R: 3 H: 2 E: 0 LOB: 3 K: 0 BB: 4 S: 9 P: 29	R: 0 H: 0 E: 0 LOB: 2 K: 0 BB: 2 S: 4 P: 14	R: 1 H: 1 E: 0 LOB: 1 K: 2 BB: 1 S: 13 P: 21	R: 2 H: 3 E: 0 LOB: 1 K: 1 BB: 0 S: 14 P: 26	R: 0 H: 0 E: 0 LOB: 1 K: 2 BB: 1 S: 12 P: 21		1B: 5 SF: 1 2B: 1 SAC: 0 3B: 0 DP: 0 HR: 2 HBP: 0						

	AB	32
	R	7
	H	8
	RBI	7
	BB	9
	SO	8
	LOB	21

WP: 0 PA: 42
PB: 1
SB: 2
CS: 0

PITCHER		IP	WLS	BF	H	R	ER	SO	BB	IBB	HBP	BLK	WP	HR	S	P	ERA	WHIP
Trey Moore, L ERA: 7.36	(1, 1)	3.2	L	21	4	4	3	3	5	0	0	0	0	0	40	78	7.36	2.455
Miguel Batista, R ERA: 10.13	(4, 1)	1.2		9	1	1	1	1	2	1	0	1	0	0	14	32	5.40	1.800
Shayne Bennett, R ERA: 9.0	(6, 1)	1.2		8	3	2	2	2	0	0	0	0	0	2	19	32	10.80	1.800
Ugueth Urbina, R ERA:	(8, 1)	1.0		4	0	0	0	2	1	0	0	0	0	0	12	21	0.00	1.000

PITCHER		IP	WLS	BF	H	R	ER	SO	BB	IBB	HBP	BLK	WP	HR	S	P	ERA	WHIP

Montreal Expos @ Chicago Cubs

Wrigley Field, Chicago, IL

Mon Apr 06 1998, 3:33 AM CDT

Att. 12,506 - Cloudy - 50 F

TOP

livebaseballscorecards.com

Batter	1	2	3	4	5	6	7	8	9	AB	R	H	RBI	BB	SO	LOB
Mark Grudzielanek, R (1, 6) OBP: 0.240, SLG: 0.400	S B B B X 3-1 SH1-3 S 1B 1B	C B X 1-1 G5-3		C C B 1-2 CS 2-3	C C X 0-2 G3-1			X 0-0 G6-3		4	1	1	0	0	0	2
F.P. Santangelo, S (1, 4) OBP: 0.167, SLG: 0.217	B X 1-0 SH1-3 1-3		X 0-0 G4-3		F X 0-1 G4-3			C B B X 2-1 G6-3		3	0	0	0	0	0	0
Vladimir Guerrero, R (1, 9) OBP: 0.333, SLG: 0.619	F S F B F X 1-2 3-H 1B		F C B B F S 2-3 K		B B B C S X 3-2 G5-3			S F X 0-2 G4-3		4	0	1	1	0	1	0
Brad Fullmer, L (1, 3) OBP: 0.375, SLG: 0.381	C F 1 SAFE F B 1 SAFE C 1-3 K		X 0-0 L9			X 0-0 L9			B C F F B X 2-2 L9	4	0	0	0	0	1	1
Rondell White, R (1, 8) OBP: 0.333, SLG: 0.286	1 SAFE C 1 SAFE B X 1-1 G6-3			B B B C B 4-1 1B BB		B B X 2-0 F9			C S B X 1-2 S 1B	3	1	1	0	1	0	1
Scott Livingstone, L (1, 5) OBP: 0.267, SLG: 0.286		B X 1-0 SH2-4 1B 1B		X 0-0 CS 1B 1-2 1B		F C C 0-3 K			B X 1-0 G1-3 1-2	4	0	2	0	0	1	1
Ryan McGuire, L (1, 7) OBP: 0.571, SLG: 0.667		F B 1 SAFE X 1-1 SH2-4 1-2 1B		C B B X 2-1 1-2 2-H 1B			C B S B X 2-2 G5-3		X 0-0 G3-1	4	0	2	1	0	0	1
Chris Widger, R (1, 2) OBP: 0.118, SLG: 0.063		B B B C F X 3-2 F9		B C X 1-1 P7			X 0-0 F7			3	0	0	0	0	0	4
Carlos Perez, L (1, 1) OBP: 0.250, SLG: 0.250		X 0-0 SH2-4 1-2 2-3		C M M 0-3 K			X 0-0 G4-3			2	0	0	0	0	1	2

	AB	31
	R	2
	H	7
	RBI	2
	BB	1
	SO	4
	LOB	12

Inning Stats	1	2	3	4	5	6	7	8	9
	R: 1 E: 0 K: 1 S: 14 H: 2 LOB: 1 BB: 0 P: 21	R: 0 E: 0 K: 0 S: 9 H: 2 LOB: 2 BB: 0 P: 15	R: 0 E: 0 K: 1 S: 6 H: 0 LOB: 0 BB: 0 P: 8	R: 1 E: 0 K: 1 S: 11 H: 2 LOB: 1 BB: 1 P: 19	R: 0 E: 0 K: 0 S: 8 H: 0 LOB: 0 BB: 0 P: 11	R: 0 E: 0 K: 1 S: 5 H: 0 LOB: 0 BB: 0 P: 7	R: 0 E: 0 K: 0 S: 5 H: 0 LOB: 0 BB: 0 P: 7	R: 0 E: 0 K: 0 S: 6 H: 0 LOB: 0 BB: 0 P: 8	R: 0 E: 0 K: 0 S: 9 H: 1 LOB: 1 BB: 0 P: 13

	1B: 7	SF: 0
	2B: 0	SAC: 2
	3B: 0	DP: 0
	HR: 0	HBP: 0

	WP: 0	PA: 35
	PB: 0	
	SB: 2	
	CS: 1	

PITCHER		IP	WLS	BF	H	R	ER	SO	BB	IBB	HBP	BLK	WP	HR	S	P	ERA	WHIP
Mark Clark, R ERA: 1.8	(1, 1)	8.0	W	30	6	2	2	4	1	0	0	0	0	0	64	96	2.25	0.875
Rod Beck, R ERA: 1.8	(9, 1)	1.0	S	4	1	0	0	0	0	0	0	0	0	0	9	13	0.00	1.000

PITCHER	IP	WLS	BF	H	R	ER	SO	BB	IBB	HBP	BLK	WP	HR	S	P	ERA	WHIP

Batter	1	2	3	4	5	6	7	8	9	AB	R	H	RBI	BB	SO	LOB
Lance Johnson, L (1, 8) OBP: 0.192, SLG: 0.292	B F X 1-2 G4-3 ①		X 0-0 E3 1B G5-3		C B F X 1-2 G6-3 ①	B X 1-0 FC5-4 1-2f ③				2	1	0	0	0	0	0
José Hernández, R (4, 8) OBP: 0.300, SLG: 0.222										2	0	0	0	0	0	2
Manny Alexander, R (1, 4) OBP: 0.429, SLG: 1.000	C B X 1-1 G4-3 ②		C F S 0-3 K ①		B S X 1-1 2B 2B		C B X 1-1 P3 ①			4	1	1	0	0	1	1
Mark Grace, L (1, 3) OBP: 0.563, SLG: 0.542	B X 1-0 G3 ③		1 SAFE B F X 1-1 G5-3 1-3 1B		C X 0-1 L4-6 2-H 2B		B B X 2-0 F8 ②			4	0	2	1	0	0	0
Sammy Sosa, R (1, 9) OBP: 0.313, SLG: 0.419		B X 1-0 G4-3 S 1B	X 0-0 G5-3 1-2 3-H ②		C B F B X 2-2 L4-6 2-3 ②③		S B B F B X 3-2 S 1B			4	0	2	1	0	0	2
Kevin Orie, R (1, 5) OBP: 0.367, SLG: 0.538		B F 1 SAFE B 1 SAFE 1 SAFE F B F 4-2 B G4-3 1-2 BB	S B X 1-1 P9 ③		C S B S 1-3 K ①	S 1 SAFE 1 SAFE 1 SAFE S S S 0-3 K 1-2 ③				3	0	0	0	1	2	2
Jeff Blauser, R (1, 6) OBP: 0.469, SLG: 0.364	C B B X 2-1 F9 ①		F B X 1-1 G3 2B		X 0-0 1B 1B 1B			C B F X 1-2 G6-3 ①		4	1	2	0	0	0	2
Henry Rodriguez, L (1, 7) OBP: 0.414, SLG: 0.583	X 0-0 G4-3 1-2 2-3 ②		F F X 0-2 F8 ①		B X 1-0 1B 1-2 1B			X 0-0 P6 ②		4	0	1	0	0	0	3
Rod Beck, R (9, 1)										0	0	0	0	0	0	0
Scott Servais, R (1, 2) OBP: 0.333, SLG: 0.471	I I I I 4-0 IBB		B F B X 2-1 G3 2-3 ②		X 0-0 L7 ②			B B F X 2-1 G6-3 ③		3	0	0	0	1	0	3
Mark Clark, R (1, 1) OBP: 0.200, SLG: 0.200	B S F B X 2-2 G1-3 ③		B C S C 1-3 K ③		S B B B X 3-1 FC5-4 1-3 2-H 1B					3	0	1	1	0	1	4
Matt Mieske, R (9, 7)										0	0	0	0	0	0	0
Inning Stats	R: 0 H: 0 E: 0 LOB: 0 K: 0 BB: 0 S: 6 P: 9	R: 0 H: 1 E: 0 LOB: 3 K: 0 BB: 2 S: 10 P: 23	R: 1 H: 1 E: 1 LOB: 1 K: 1 BB: 0 S: 9 P: 11	R: 0 H: 1 E: 0 LOB: 1 K: 1 BB: 0 S: 10 P: 14	R: 1 H: 2 E: 0 LOB: 0 K: 0 BB: 0 S: 10 P: 14	R: 1 H: 3 E: 0 LOB: 2 K: 1 BB: 0 S: 9 P: 15	R: 0 H: 1 E: 0 LOB: 1 K: 1 BB: 0 S: 9 P: 15	R: 0 H: 0 E: 0 LOB: 0 K: 0 BB: 0 S: 6 P: 9		1B: 6 2B: 4 3B: 0 HR: 0	SF: 0 SAC: 0 DP: 1 HBP: 0			WP: 0 PB: 0 SB: 2 CS: 0	PA: 35	

PITCHER		IP	WLS	BF	H	R	ER	SO	BB	IBB	HBP	BLK	WP	HR	S	P	ERA	WHIP
Carlos Perez, L ERA: 3.07	(1, 1)	8.0	L	35	9	3	2	4	1	1	0	0	0	0	69	110	2.25	1.250

PITCHER	IP	WLS	BF	H	R	ER	SO	BB	IBB	HBP	BLK	WP	HR	S	P	ERA	WHIP

BOTTOM

Montreal Expos @ Chicago Cubs

Wrigley Field, Chicago, IL

Mon Apr 06 1998, 3:33 AM CDT

Att. 12,506 - Cloudy - 50 F

livebaseballscorecards.com

AB	33
R	3
H	9
RBI	3
BB	2
SO	4
LOB	19

Batter	1	2	3	4	5	6	7	8	9	AB	R	H	RBI	BB	SO	LOB
Mark Grudzielanek, R (1, 6) OBP: 0.233, SLG: 0.367	F7		L6		F9		BB E BB 1B 1-2	G5-3		5	1	1	0	0	0	2
Mike Mordecai, R (1, 4) Scott Livingstone, L (7, PH) (7, 5) OBP: 0.235, SLG: 0.250	G6-3	F8			FC6-4 1-2f		E3 BB BB 1-2 2-3		K	3 2	0 0	0 0	0 0	0 0	0 1	1 2
Vladimir Guerrero, R (1, 9) OBP: 0.310, SLG: 0.538	K		1B			P4	K		K	5	0	1	0	0	3	3
Rondell White, R (1, 8) OBP: 0.379, SLG: 0.417		G6-3	K			HR	BB 1-2 2-3 3-H		HBP	3	1	1	2	1	1	1
Jose Vidro, S (1, 5) (7, 4)		G6-3	K			G5-3	BB 1-2 2-3 3-H		F8	4	0	0	1	1	1	1
Brad Fullmer, L (1, 3) OBP: 0.393, SLG: 0.480		E 2B	G3			2B	G3-1			4	1	2	0	0	0	3
F.P. Santangelo, S (1, 7) OBP: 0.179, SLG: 0.259		E9 2-H 2B	G5-3			F9		K		4	0	1	1	0	1	1
Chris Widger, R (1, 2) OBP: 0.143, SLG: 0.053		BB			G6-3		G5-3	G6-3		3	0	0	0	1	0	0
Dustin Hermanson, R (1, 1) Mike Maddux, L (6, 1) Miguel Batista, R (6, 1) Da Rond Stovall, S (7, PH) OBP: 0.500, SLG: 0.500 Anthony Telford, R (7, 1) Derrick May, L (8, PH) OBP: 0.333, SLG: 0.333 Rick DeHart, L (8, 1)		K			FC6-4 BB		E 1B BB 1B	1B		1 0 0 1 0 1 0 0	0 0 0 1 0 0 0 0	0 0 0 1 0 1 0 0	0 0 0 0 0 0 0 0	1 0 0 0 0 0 0 0	1 0 0 0 0 0 0 0	2 0 0 0 0 0 0 0
Inning Stats	R: 0 E: 0 K: 1 S: 5 H: 0 LOB: 0 BB: 0 P: 5	R: 1 E: 1 K: 1 S: 7 H: 2 LOB: 2 BB: 1 P: 11	R: 0 E: 0 K: 1 S: 6 H: 1 LOB: 1 BB: 0 P: 6	R: 0 E: 0 K: 1 S: 5 H: 0 LOB: 0 BB: 0 P: 5	R: 0 E: 0 K: 0 S: 3 H: 0 LOB: 1 BB: 1 P: 7	R: 1 E: 0 K: 0 S: 5 H: 2 LOB: 1 BB: 0 P: 5	R: 2 E: 1 K: 1 S: 8 H: 2 LOB: 3 BB: 2 P: 16	R: 0 E: 0 K: 1 S: 6 H: 1 LOB: 1 BB: 0 P: 6	R: 0 E: 0 K: 2 S: 7 H: 0 LOB: 1 BB: 0 P: 8	1B: 4 2B: 3 3B: 0 HR: 1 SF: 0 SAC: 0 DP: 0 HBP: 1						

PITCHER		IP	WLS	BF	H	R	ER	SO	BB	IBB	HBP	BLK	WP	HR	S	P	ERA	WHIP
Scott Karl, L ERA: 2.38	(1, 1)	6.1	W	28	7	4	2	4	2	0	0	0	0	1	34	42	2.84	1.421
Chad Fox, R ERA: 1.35	(7, 1)	0.2		5	0	0	0	1	2	0	0	0	0	0	5	13	0.00	3.000
Bob Wickman, R ERA:	(8, 1)	1.0		4	1	0	0	1	0	0	0	0	0	0	6	6	0.00	1.000
Doug Jones, R ERA: 3.6	(9, 1)	1.0	S	4	0	0	0	2	0	0	1	0	0	0	7	8	0.00	0.000

PITCHER	IP	WLS	BF	H	R	ER	SO	BB	IBB	HBP	BLK	WP	HR	S	P	ERA	WHIP

TOP

Montreal Expos @ Milwaukee Brewers

Milwaukee County Stadium, Milwaukee, WI

Tue Apr 07 1998, 4:33 AM EDT
Att. 51,408 - Sunny - 51 F

livebaseballscorecards.com

AB	36
R	4
H	8
RBI	4
BB	4
SO	8
LOB	16

1B: 4	SF: 0	WP: 0	PA: 41
2B: 3	SAC: 0	PB: 0	
3B: 0	DP: 0	SB: 0	
HR: 1	HBP: 1	CS: 0	

Batter	1	2	3	4	5	6	7	8	9	AB	R	H	RBI	BB	SO	LOB
Fernando Vina, L (1, 4) OBP: 0.526, SLG: 0.559	P6	G3-1			F9	CS 1B 3-H 1B		1-2 2-H 1B		5	0	2	2	0	0	2
Jeff Cirillo, R (1, 5) OBP: 0.459, SLG: 0.548	BBBB G5-3 BB		F7		BB HR 1B	1-2 1B		F9		4	1	2	0	1	0	2
John Jaha, R (1, 3) OBP: 0.344, SLG: 0.192 Bob Wickman, R (8, 1) Mark Loretta, R (8, PH) Doug Jones, R (9, 1)	G5-3 1-2		SSS K		BBBB 1-2 HR BB	SSS K 2-3		F8		3 0 1 0	1 0 0 0	0 0 0 0	0 0 0 0	1 0 0 0	2 0 0 0	4 0 2 0
Jeromy Burnitz, L (1, 9) OBP: 0.545, SLG: 1.000	BBBB BB	1B 1B			1-H 2-H HR		SSS K			3	1	2	3	1	1	0
Marquis Grissom, R (1, 8) OBP: 0.313, SLG: 0.500	SSS K	1-2 1B			G6-3		F9			4	0	1	0	0	1	2
Jose Valentin, S (1, 6) OBP: 0.500, SLG: 0.833		F9 F7			HR		F8			4	1	1	1	0	0	2
Marc Newfield, R (1, 7) OBP: 0.214, SLG: 0.160 Darrin Jackson, R (7, 7)	F8	F9	SSS K					G6-3		3 1	0 0	0 0	0 0	0 0	1 0	0 0
Mike Matheny, R (1, 2) OBP: 0.273, SLG: 0.333 Eric Owens, R (6, PR) Jesse Levis, L (7, 2) OBP: 0.667, SLG: 0.600	2B	P5				SH2-4 1B 2B		1B 1B 1B		3 0 1	0 1 1	2 0 1	0 0 0	0 0 0	0 0 0	0 0 0
Scott Karl, L (1, 1) Chad Fox, R (7, 1) Bob Hamelin, L (8, 3) OBP: 0.167, SLG: 0.167	BBBB BB	F9				SH2-4 2-3		1-2 1B		1 0 1	0 0 0	0 0 1	0 0 0	1 0 0	0 0 0	0 0 0
Inning Stats	R: 0 E: 0 K: 1 S: 5 H: 0 LOB: 2 BB: 2 P: 13	R: 0 E: 0 K: 0 S: 4 H: 1 LOB: 2 BB: 1 P: 8	R: 0 E: 0 K: 1 S: 7 H: 2 LOB: 2 BB: 0 P: 7	R: 0 E: 0 K: 0 S: 3 H: 0 LOB: 0 BB: 0 P: 3	R: 4 E: 0 K: 1 S: 8 H: 3 LOB: 0 BB: 1 P: 12	R: 1 E: 0 K: 1 S: 7 H: 3 LOB: 3 BB: 0 P: 7	R: 0 E: 0 K: 1 S: 5 H: 0 LOB: 0 BB: 0 P: 5	R: 1 E: 0 K: 0 S: 6 H: 3 LOB: 2 BB: 0 P: 6		1B: 8 2B: 3 3B: 0 HR: 2	SF: 0 SAC: 1 DP: 1 HBP: 0					

PITCHER		IP	WLS	BF	H	R	ER	SO	BB	IBB	HBP	BLK	WP	HR	S	P	ERA	WHIP
Dustin Hermanson, R ERA: 4.5	(1, 1)	5.0	L	25	6	4	4	3	4	0	0	0	0	2	27	43	7.20	2.000
Mike Maddux, R ERA: 18.0	(6, 1)	0.1		4	3	1	1	0	0	0	0	0	0	0	4	4	27.00	9.000
Miguel Batista, R ERA: 8.1	(6, 1)	0.2		1	0	0	0	1	0	0	0	0	0	0	3	3	0.00	0.000
Anthony Telford, R ERA:	(7, 1)	1.0		3	0	0	0	1	0	0	0	0	0	0	5	5	0.00	0.000
Rick DeHart, L ERA: 4.5	(8, 1)	1.0		6	3	1	1	0	0	0	0	0	0	0	6	6	9.00	3.000

PITCHER	IP	WLS	BF	H	R	ER	SO	BB	IBB	HBP	BLK	WP	HR	S	P	ERA	WHIP

BOTTOM

Montreal Expos @ Milwaukee Brewers

Milwaukee County Stadium, Milwaukee, WI

Tue Apr 07 1998, 4:33 AM EDT
Att. 51,408 - Sunny - 51 F

livebaseballscorecards.com

AB	34
R	6
H	12
RBI	6
BB	4
SO	5
LOB	14

WP: 0 PB: 0 SB: 0 CS: 1 PA: 39

Batter	1	2	3	4	5	6	7	8	9	AB	R	H	RBI	BB	SO	LOB
Mark Grudzielanek, R (1, 6) OBP: 0.235, SLG: 0.353 Mike Mordecai, R (9, 6)	F9		G5-3		1B		K		SH1-4	4	0	1	1	0	1	0
										0	0	0	0	0	0	0
F.P. Santangelo, S (1, 4) OBP: 0.182, SLG: 0.250	G1-3		K		F7			L8	G5-4-3 1B	5	0	1	1	0	1	1
Vladimir Guerrero, R (1, 9) OBP: 0.324, SLG: 0.548	1B 2B			L8		L3		BB 2B 1B	G5-4-3	5	2	2	0	0	0	1
Brad Fullmer, L (1, 3) OBP: 0.438, SLG: 0.500	CS 1B			F7		1B SF7 1B		2B 1B BB		3	2	2	1	1	0	0
Rondell White, R (1, 8) OBP: 0.455, SLG: 0.571		P6 1B		2B		1B		1B 2B		5	0	4	1	0	0	1
Jose Vidro, S (1, 5) OBP: 0.238, SLG: 0.118		1B	G5-3			SF7		S 1B		3	0	2	2	0	0	1
Ryan McGuire, L (1, 7) OBP: 0.400, SLG: 0.444 Rick DeHart, L (6, 1) Scott Livingstone, L (8, PH) OBP: 0.222, SLG: 0.235 Anthony Telford, R (8, 1) Ugueth Urbina, R (9, 1)		F8			L7	F9		K		3	0	0	0	0	0	3
										0	0	0	0	0	0	0
										1	0	0	0	0	1	2
										0	0	0	0	0	0	0
										0	0	0	0	0	0	0
Chris Widger, R (1, 2) OBP: 0.160, SLG: 0.087		P6			SH1-4 1B		P4		G1-3	4	1	1	0	0	0	4
Javier Vazquez, R (1, 1) Da Rond Stovall, S (6, 7) OBP: 0.500, SLG: 0.500			F8		SH1-4		G4-3		SH1-4 1B	1	0	0	0	0	0	0
										2	1	1	0	0	0	0

TOP

Montreal Expos @ Milwaukee Brewers

Milwaukee County Stadium, Milwaukee, WI

Thu Apr 09 1998, 8:05 PM EDT

Att. 6,537 - Overcast - 41 F

livebaseballscorecards.com

AB	36
R	6
H	14
RBI	6
BB	1
SO	3
LOB	13

Inning Stats	1	2	3	4	5	6	7	8	9
	R: 1 E: 0 K: 0 S: 11	H: 2 LOB: 0 BB: 0 P: 16	R: 0 E: 0 K: 0 S: 7	H: 2 LOB: 1 BB: 0 P: 10	R: 0 E: 0 K: 1 S: 10	H: 0 LOB: 0 BB: 0 P: 14	R: 0 E: 0 K: 0 S: 8	H: 1 LOB: 1 BB: 0 P: 11	R: 1 E: 0 K: 0 S: 7	H: 2 LOB: 1 BB: 0 P: 10	R: 1 E: 0 K: 0 S: 15	H: 2 LOB: 1 BB: 0 P: 21	R: 0 E: 0 K: 1 S: 7	H: 0 LOB: 0 BB: 0 P: 9	R: 2 E: 0 K: 1 S: 19	H: 3 LOB: 2 BB: 1 P: 31	R: 1 E: 0 K: 0 S: 6	H: 2 LOB: 0 BB: 0 P: 10

1B: 11	SF: 1																																	
2B: 3	SAC: 2																																	
3B: 0	DP: 1																																	
HR: 0	HBP: 0																																	
WP: 0	PA: 40																																	
PB: 0																																		
SB: 1																																		
CS: 1																																		

PITCHER		IP	WLS	BF	H	R	ER	SO	BB	IBB	HBP	BLK	WP	HR	S	P	ERA	WHIP
Steve Woodard, R ERA: 2.0	(1, 1)	4.0		16	5	1	1	1	0	0	0	0	0	0	36	51	2.25	1.250
Jose Mercedes, R ERA: 5.4	(5, 1)	3.1		16	5	4	4	1	1	0	0	0	0	0	35	53	10.80	1.800
Bob Wickman, R ERA: 1.42	(8, 1)	1.2	L	8	4	1	1	1	0	0	0	0	0	0	19	28	5.40	2.400

PITCHER	IP	WLS	BF	H	R	ER	SO	BB	IBB	HBP	BLK	WP	HR	S	P	ERA	WHIP

Batter	1	2	3	4	5	6	7	8	9	AB	R	H	RBI	BB	SO	LOB
Fernando Vina, L (1, 4) OBP: 0.535, SLG: 0.541	B C X 1-1 G3 BB 1B		B C B S B B 4-2 G3 1B HR BB		X 0-0 ① F9	B B B B 4-0 1-2 BB			B C S C 1-3 ② K	3	1	1	0	2	1	0
Jeff Cirillo, R (1, 5) OBP: 0.452, SLG: 0.514	B C B B B 4-1 G3 1-2 BB		C B B 1 SAFE 1 SAFE X 2-1 G3 1-2 HR 1B		C X 0-1 ② L8	B B B C F F X 3-2 ②③ F8-6 2-3			X 0-0 ③ G6-3	4	1	1	0	1	0	2
Jose Valentin, S (1, 6) OBP: 0.472, SLG: 0.741	C B B F X 2-2 ① G3 1-2 2-3		B S L X 1-2 ① G3 1-2 2-3		B B S F B F B 4-2 1B 1B BB		X 0-0 ① L5			3	1	0	0	1	0	4
Jeromy Burnitz, L (1, 9) OBP: 0.541, SLG: 1.037	S B B F F C 2-3 ② K		X 0-0 2-H 3-H HR		1 SAFE X 0-0 1B 1-3 1B		B B C X 2-1 ② P6			4	1	2	3	0	1	2
Marquis Grissom, R (1, 8) OBP: 0.306, SLG: 0.471	C B F B S 2-3 ③ K		B C B C F S 2-3 ② K		X 0-0 1-3 3-H 1B		C B X 1-1 ③ F8			4	0	1	1	0	2	2
Bob Hamelin, L (1, 3) OBP: 0.100, SLG: 0.100		F B C X 1-2 ① G4-3	C B B F X 2-2 ③ G3		X 0-0 ③ F7			B F C X 1-2 ① G4-3		4	0	0	0	0	0	2
Marc Newfield, R (1, 7) OBP: 0.226, SLG: 0.148 Darrin Jackson, R (8, 7)	B C X 1-1 E5 G1-3		B B C B B 4-1 G5-4-3 BB			X 0-0 ① G1-3		C X 0-1 ② G6-3		2 1	0 0	0 0	0 0	1 0	0 0	0 0
Mike Matheny, R (1, 2) OBP: 0.269, SLG: 0.440	1 SAFE B 1 SAFE X 1-0 ② G1-3 1-2		B 1 SAFE X 1-0 ①② G5-4-3 1-2f			C B C X 1-2 HR		F F X 0-2 ③ G4-3		4	1	1	1	0	0	2
Steve Woodard, L (1, 1) Bobby Hughes, R (4, PH) Jose Mercedes, R (5, 1) Bob Wickman, R (8, 1) Jesse Levis, L (9, PH) OBP: 0.615, SLG: 0.545	B X 1-0 ③ G1-3			X 0-0 ③ F8		C B S F H 2-2 F8-6 BB HBP			B B C F B F X 3-2 ① G6-3	1 1 0 0 1	0 0 0 0 0	0 0 0 0 0	0 0 0 0 0	0 0 0 0 0	0 0 0 0 0	1 0 0 0 0
Inning Stats	R: 0 E: 0 K: 2 S: 13 H: 1 LOB: 2 BB: 1 P: 24	R: 0 E: 1 K: 0 S: 7 H: 0 LOB: 1 BB: 0 P: 11	R: 3 E: 0 K: 1 S: 15 H: 2 LOB: 0 BB: 1 P: 26	R: 0 E: 0 K: 0 S: 3 H: 0 LOB: 0 BB: 1 P: 8	R: 1 E: 0 K: 0 S: 9 H: 2 LOB: 2 BB: 1 P: 13	R: 1 E: 0 K: 0 S: 11 H: 1 LOB: 1 BB: 1 P: 21	R: 0 E: 0 K: 0 S: 5 H: 0 LOB: 0 BB: 0 P: 8	R: 0 E: 0 K: 0 S: 8 H: 0 LOB: 0 BB: 0 P: 9	R: 0 E: 0 K: 1 S: 8 H: 0 LOB: 0 BB: 0 P: 12	1B: 4 2B: 1 3B: 0 HR: 2	SF: 0 SAC: 0 DP: 2 HBP: 1			WP: 0 PB: 0 SB: 0 CS: 0	PA: 38		

PITCHER		IP	WLS	BF	H	R	ER	SO	BB	IBB	HBP	BLK	WP	HR	S	P	ERA	WHIP
Javier Vazquez, R ERA: 6.97	(1, 1)	5.1		27	6	5	5	3	4	0	1	0	0	2	54	92	8.44	1.875
Rick DeHart, L ERA: 3.18	(6, 1)	1.2		5	0	0	0	0	1	0	0	0	0	0	9	19	0.00	0.600
Anthony Telford, R ERA:	(8, 1)	1.0	W	3	0	0	0	0	0	0	0	0	0	0	8	9	0.00	0.000
Ugueth Urbina, R ERA:	(9, 1)	1.0	S	3	0	0	0	1	0	0	0	0	0	0	8	12	0.00	0.000

PITCHER	IP	WLS	BF	H	R	ER	SO	BB	IBB	HBP	BLK	WP	HR	S	P	ERA	WHIP

BOTTOM

Montreal Expos @ Milwaukee Brewers

Milwaukee County Stadium, Milwaukee, WI

Thu Apr 09 1998, 8:05 PM EDT
Att. 6,537 - Overcast - 41 F

livebaseballscorecards.com

AB	32
R	5
H	6
RBI	5
BB	5
SO	4
LOB	15

Chicago Cubs @ Montreal Expos

Olympic Stadium, Montreal, QB

Fri Apr 10 1998, 7:05 PM EDT
Att. 9,982 - Dome - 72 F

livebaseballscorecards.com

Batter	1	2	3	4	5	6	7	8	9	AB	R	H	RBI	BB	SO	LOB
Brant Brown, L (1, 8) OBP: 0.500, SLG: 0.750	HR			K	1B		1B	G8		5	2	3	4	0	1	2
Sandy Martinez, L (7, 3) (8, PH) (8, 2)	G3									1	0	0	0	0	0	0
Mickey Morandini, L (1, 4) OBP: 0.372, SLG: 0.324	WP HR BB K			K	G4-3		BB 1B 1B	G6-3		5	2	1	0	1	2	4
Sammy Sosa, R (1, 9) OBP: 0.348, SLG: 0.432	HR BB	F9		K		G4-3	1B BB G6-3 1B		F8	4	1	1	1	1	1	0
Matt Mieske, R (7, PR) OBP: 0.375, SLG: 0.167 (7, 9)										1	1	0	0	0	0	0
Mark Grace, L (1, 3) OBP: 0.511, SLG: 0.459	F5	P5			G3	BB 1B 1B BB	P9		G4-3	4	1	0	0	1	0	4
José Hernández, R (7, 8) OBP: 0.188, SLG: 0.133										1	0	0	0	0	0	0
Henry Rodriguez, L (1, 7) OBP: 0.550, SLG: 0.839	HR	1B			2B BB 1B	1B BB 1B	G6-3 BB		1B	5	2	5	3	1	0	0
Jeff Blauser, R (1, 6) OBP: 0.522, SLG: 0.419	2B 1B 1B	K			BB 1B 2B	1B BB	G6-3 1B		G5-3	3	2	2	0	1	1	1
Manny Alexander, R (7, PH) OBP: 0.400, SLG: 0.800 (7, 6)										2	0	1	1	0	0	1
Kevin Orie, R (1, 5) OBP: 0.364, SLG: 0.487	1B G3 2B		G5-3		P3	1B	G6-3			5	1	2	2	0	0	4
Scott Servais, R (1, 2) OBP: 0.333, SLG: 0.375 (8, 3)	G3 1B IBB		F8		BB 1B IBB	L9	G6-3			3	1	0	0	2	0	6
Kevin Tapani, R (1, 1) OBP: 0.222, SLG: 0.143	G3 1B		G6-3		1B BB	G6-3		G6-3		4	0	1	2	1	0	3

TOP	
AB	43
R	13
H	16
RBI	13
BB	8
SO	5
LOB	25

Inning Stats	1	2	3	4	5	6	7	8	9
	R: 6 E: 0 K: 1 S: 17	H: 5 LOB: 2 BB: 3 P: 35	R: 0 E: 0 K: 1 S: 11	H: 1 LOB: 1 BB: 0 P: 17	R: 0 E: 0 K: 0 S: 8	H: 0 LOB: 0 BB: 0 P: 11	R: 0 E: 0 K: 3 S: 10	H: 0 LOB: 0 BB: 0 P: 12	R: 3 E: 0 K: 0 S: 13	H: 3 LOB: 2 BB: 2 P: 29	R: 1 E: 0 K: 0 S: 9	H: 2 LOB: 3 BB: 2 P: 18	R: 3 E: 0 K: 0 S: 15	H: 4 LOB: 3 BB: 1 P: 25	R: 0 E: 0 K: 0 S: 6	H: 0 LOB: 0 BB: 0 P: 9	R: 0 E: 0 K: 0 S: 13	H: 1 LOB: 1 BB: 0 P: 22

| | | | | | | | | | |

Batter	1	2	3	4	5	6	7	8	9	AB	R	H	RBI	BB	SO	LOB
Mark Grudzielanek, R (1, 6) OBP: 0.216, SLG: 0.324 Mike Mordecai, R (7, 6)	C S X 0-2 F9 ①		C B S F B X 2-2 G6-3 ②			F B X 1-1 G6-3 ①		C S B C 1-3 K ③		3 0 0 0 0 0 0 1 0 0 0 0 1 1						
F.P. Santangelo, S (1, 7) OBP: 0.194, SLG: 0.235 Ryan McGuire, L (7, 7) OBP: 0.364, SLG: 0.400	S B S S B F B F F B 4-2 BB		B F F F X 1-2 P6 ③			C S B F X 1-2 G4-3 ②			X 0-0 G3-1 ①	2 0 0 0 1 0 0 1 0 0 0 0 0 0						
Vladimir Guerrero, R (1, 9) OBP: 0.289, SLG: 0.486	S B F B S 2-3 K ②			X 0-0 L8 ①		C C X 0-2 G4-3 ③			X 0-0 G5-3 ②	4 0 0 0 0 1 1						
Brad Fullmer, L (1, 3) OBP: 0.389, SLG: 0.438	B X 1-0 L9 ③			B X 1-0 G4-3 ②			C S B X 1-2 L4 ①		X 0-0 F7 ③	4 0 0 0 0 0 1						
Rondell White, R (1, 8) OBP: 0.417, SLG: 0.516 Da Rond Stovall, S (8, 8) OBP: 0.500, SLG: 0.500		S B X 1-1 G6-3 ①		B C X 1-1 G5-3 ③			S X 0-1 L9 ②			3 0 0 0 0 0 0 0 0 0 0 0 0 0						
Jose Vidro, S (1, 4) OBP: 0.208, SLG: 0.100		C B X 1-1 G4-3 ②			F B X 1-1 G6-3 ①		X 0-0 G6-3 ③			3 0 0 0 0 0 0						
Scott Livingstone, L (1, 5) OBP: 0.238, SLG: 0.250		B B C B X 3-1 1B			C S F X 0-2 G6-3 ②			B X 1-0 G6-3 ①		3 0 1 0 0 0 0						
Chris Widger, R (1, 2) OBP: 0.185, SLG: 0.120 Mike Hubbard, R (8, 2) OBP: 0.200, SLG: 0.200		B F B X 2-1 F9 ③			F B X 1-1 1B			C S S B B X 3-2 P6 ②		2 0 1 0 0 0 1 1 0 0 0 0 0 0						
Marc Valdes, R (1, 1) OBP: 1.000, SLG: 1.000 Trey Moore, L (1, 1) Miguel Batista, R (5, 1) Shayne Bennett, R (7, 1) Derrick May, L (8, PH) OBP: 0.500, SLG: 0.500 Rick DeHart, L (9, 1)			C X 0-1 G3 ①		C C C 0-3 K ③			B X 1-0 1B		0 0 0 0 0 0 0 1 0 0 0 0 0 0 1 0 0 0 0 1 1 0 0 0 0 0 0 0 1 0 1 0 0 0 0 0 0 0 0 0 0 0						
Inning Stats	R: 0 H: 0 E: 0 LOB: 1 K: 1 BB: 1 S: 12 P: 19	R: 0 H: 1 E: 0 LOB: 1 K: 0 BB: 0 S: 8 P: 15	R: 0 H: 0 E: 0 LOB: 0 K: 0 BB: 0 S: 10 P: 13	R: 0 H: 0 E: 0 LOB: 0 K: 0 BB: 0 S: 4 P: 6	R: 0 H: 1 E: 0 LOB: 1 K: 1 BB: 0 S: 11 P: 13	R: 0 H: 0 E: 0 LOB: 0 K: 0 BB: 0 S: 9 P: 11	R: 0 H: 0 E: 0 LOB: 0 K: 0 BB: 0 S: 6 P: 7	R: 0 H: 1 E: 0 LOB: 1 K: 1 BB: 0 S: 8 P: 14	R: 0 H: 0 E: 0 LOB: 0 K: 0 BB: 0 S: 3 P: 3	1B: 3 SF: 0 2B: 0 SAC: 0 3B: 0 DP: 0 HR: 0 HBP: 0						

PITCHER		IP	WLS	BF	H	R	ER	SO	BB	IBB	HBP	BLK	WP	HR	S	P	ERA	WHIP
Kevin Tapani, R ERA: 5.4	(1, 1)	9.0	W	31	3	0	0	3	1	0	0	0	0	0	71	101	0.00	0.444

PITCHER	IP	WLS	BF	H	R	ER	SO	BB	IBB	HBP	BLK	WP	HR	S	P	ERA	WHIP

BOTTOM

Chicago Cubs @ Montreal Expos

Olympic Stadium, Montreal, QB

Fri Apr 10 1998, 7:05 PM EDT

Att. 9,982 - Dome - 72 F

livebaseballscorecards.com

AB	30
R	0
H	3
RBI	0
BB	1
SO	3
LOB	5

Batter	1	2	3	4	5	6	7	8	9	10	AB	R	H	RBI	BB	SO	LOB
José Hernández, R (1, 8) OBP: 0.200, SLG: 0.211	C F B X 1-2 1B 1B 2B	S B F B F X 2-2 G6-3 ③		S X 0-1 G5-3 ③		B S F F S 2-3 K ②			B S X 1-1 1B 1B		4	1	1	0	0	1	3
Brant Brown, L (9, PH) OBP: 0.538, SLG: 0.769 (9, 8)											1	0	1	0	0	0	0
Jeff Blauser, R (1, 6) OBP: 0.490, SLG: 0.389	C C B B B X 3-2 1B 1B SF9 1B 2-3	C B F B B F F F X 3-2 G5-3 ①	C B X 1-1 P3 ①	B B F S B F X 3-2 F9 ③					B F F F B F F S 2-3 K ①		5	1	1	0	0	1	3
Mark Grace, L (1, 3) OBP: 0.519, SLG: 0.476	F B X 1-1 SF9 1B 1B 1-2 3-H	B C X 1-1 F8 ②	C F B B F X 2-2 G6-3 BB 1B				B X 1-0 F9 ①		B C B X 2-1 1-3 1B		5	0	3	1	0	0	0
Sammy Sosa, R (1, 9) OBP: 0.392, SLG: 0.542	B C S X 1-2 E 1B 1-2 2-3	B B X 2-0 2B	B S B B B 4-1 G6-3 BB 1-2				F B F F X 1-2 HR		B F B F S 2-3 K ②		4	1	3	1	1	1	2
Kevin Orie, R (1, 5) OBP: 0.327, SLG: 0.442	B F B X 2-1 SF9 ① 1-2 2-3 3-H	B B C X 2-1 G5-3 ③	B X 1-0 G6-3 ② 1-2 2-3				B F B X 2-1 G5-3 ②		B B C S F B X 3-2 P5 ③		4	0	0	1	0	0	5
Henry Rodriguez, L (1, 7) OBP: 0.511, SLG: 0.778	B B B S X 3-1 F7 ②			C B X 1-1 1B 2B	B S X 1-1 F7 ③		C F T 0-2 K ③			C B S B B S 3-3 K ①	5	1	1	0	0	2	4
Scott Servais, R (1, 2) OBP: 0.371, SLG: 0.370	C B F S 1-3 K ③			C F B F B B X 3-2 SH2-4 2-H 1B		B B B C B 4-1 1B S BB		B B B C B 4-1 G6-4-3 BB		B B F X 2-1 G6-3 ②	3	0	1	1	2	1	2
Mickey Morandini, L (1, 4) OBP: 0.354, SLG: 0.310		B C B C F X 2-2 F8 ①		B X 1-0 F9 ①		B B X 2-0 SH1-4 1-3 1B		L B T X 1-2 G6-4-3 ① ② 1-2f		C S F X 0-2 G4-3 ③	5	0	1	0	0	0	2
Mark Clark, R (1, 1) OBP: 0.167, SLG: 0.167		B B F C X 2-2 G5-3 ②		X 0-0 SH2-4 ② 1-2		X 0-0 SH1-4 ① 1-2		B C C F F B B F X 3-2 G5-3 ③			1	0	0	0	0	0	0
Lance Johnson, L (8, PH) OBP: 0.185, SLG: 0.280											1	0	0	0	0	0	0
Terry Adams, R (8, 1)											0	0	0	0	0	0	0
Inning Stats	R: 2 E: 1 K: 1 S: 18 H: 4 LOB: 2 BB: 0 P: 30	R: 0 E: 0 K: 0 S: 11 H: 0 LOB: 0 BB: 0 P: 17	R: 0 E: 0 K: 0 S: 11 H: 1 LOB: 1 BB: 0 P: 19	R: 1 E: 0 K: 0 S: 10 H: 2 LOB: 1 BB: 0 P: 15	R: 0 E: 0 K: 0 S: 10 H: 1 LOB: 2 BB: 1 P: 19	R: 0 E: 0 K: 1 S: 11 H: 1 LOB: 2 BB: 1 P: 22	R: 1 E: 0 K: 1 S: 10 H: 1 LOB: 0 BB: 0 P: 14	R: 0 E: 0 K: 0 S: 10 H: 0 LOB: 0 BB: 1 P: 18	R: 0 E: 0 K: 2 S: 17 H: 2 LOB: 2 BB: 0 P: 27	R: 0 E: 0 K: 1 S: 9 H: 0 LOB: 0 BB: 0 P: 14	1B: 8 2B: 3 3B: 0 HR: 1 SF: 1 SAC: 2 DP: 1 HBP: 0						

PITCHER		IP	WLS	BF	H	R	ER	SO	BB	IBB	HBP	BLK	WP	HR	S	P	ERA	WHIP
Carlos Perez, L ERA: 3.48	(1, 1)	6.0		29	9	3	3	2	2	0	0	0	0	0	71	122	4.50	1.833
Anthony Telford, R ERA: 1.42	(7, 1)	2.0		7	1	1	1	1	1	0	0	0	0	1	20	32	4.50	1.000
Ugueth Urbina, R ERA:	(9, 1)	1.0		5	2	0	0	2	0	0	0	0	0	0	17	27	0.00	2.000
Steve Kline, L ERA:	(10, 1)	1.0	W	3	0	0	0	1	0	0	0	0	0	0	9	14	0.00	0.000

PITCHER	IP	WLS	BF	H	R	ER	SO	BB	IBB	HBP	BLK	WP	HR	S	P	ERA	WHIP

TOP

Chicago Cubs @ Montreal Expos

Olympic Stadium, Montreal, QB

Sat Apr 11 1998, 3:33 AM EDT
Att. 20,218 - Dome - 72 F

livebaseballscorecards.com

AB	38
R	4
H	12
RBI	4
BB	3
SO	6
LOB	21

1B: 8	SF: 1	WP: 0	PA: 44
2B: 3	SAC: 2	PB: 0	
3B: 0	DP: 1	SB: 1	
HR: 1	HBP: 0	CS: 0	

Chicago Cubs @ Montreal Expos

Olympic Stadium, Montreal, QB

Sat Apr 11 1998, 3:33 AM EDT
Att. 20,218 - Dome - 72 F

livebaseballscorecards.com

Batter	1	2	3	4	5	6	7	8	9	10	AB	R	H	RBI	BB	SO	LOB
Mark Grudzielanek, R (1, 6) OBP: 0.262, SLG: 0.341	1-1 1B		S B F S 1-3 ① K	H 1-0 HBP	X 0-0 ② L9			B X 1-0 1B 2B 1B	4	2	2	0	0	1	1
Da Rond Stovall, S (1, 7) OBP: 0.400, SLG: 0.333 F.P. Santangelo, S (10, PH) OBP: 0.216, SLG: 0.257	B F C B C 2-3 ① K		C X 0-1 ② F8	X 0-0 ③ F8			C B B B F B 4-2 1-2 FC6-4 BB	L X 0-1 2B 1-2 1B			3 1	0 0	0 1	0 0	1 0	1 0	3 0
Vladimir Guerrero, R (1, 9) OBP: 0.302, SLG: 0.500	F F F X 0-2 1B 1-2 G6-3 1B		F S B B S 2-3 ③ K			B X 1-0 ① F8	X 0-0 ③ FC6-4 1-2f	B X 1-0 1-3 2-H 2B			5	1	2	1	0	1	2
Brad Fullmer, L (1, 3) OBP: 0.400, SLG: 0.472	X 0-0 1-3 2-H 1B			B X 1-0 ① G3-1		B B C X 2-1 2B 2B		B B X 2-0 ① L7			4	1	2	1	0	0	0
Rondell White, R (1, 8) OBP: 0.400, SLG: 0.514	S B F B X 2-2 ② G6-3 3-H			F B X 1-1 ② F9		B X 1-0 1B 2-H 2B		S B F S 1-3 ② K			4	1	1	2	0	1	1
Jose Vidro, S (1, 4) OBP: 0.222, SLG: 0.130 Anthony Telford, R (7, 1) Derrick May, L (8, PH) OBP: 0.400, SLG: 0.400 Ugueth Urbina, R (9, 1) Steve Kline, S (10, 1)	X 0-0 ③ P5			B B X 2-0 ③ L8		C B X 1-1 ② 1B 2-H 1B		B S C B B S 3-3 ③ K			3 0 1 0 0	0 0 0 0 0	1 0 0 0 0	1 0 0 0 0	0 0 1 0 0	0 0 0 0 0	1 0 0 0 0
Shane Andrews, R (1, 5) OBP: 0.125, SLG: 0.067		B S B B X 3-1 ① G5-3	C B F S 1-3 ① K	C B X 1-1 ③ G5-3					B F S X 1-2 ① P4		4	0	0	0	0	1	0
Chris Widger, R (1, 2) OBP: 0.194, SLG: 0.138		B C B X 2-1 ② F9	X 0-0 SH2-4 1B			B B B C F C 3-3 ① K			F B S B F X 2-2 ② G1-3		4	0	1	0	0	1	0
Carlos Perez, L (1, 1) OBP: 0.200, SLG: 0.200 Mike Mordecai, R (7, 4) OBP: 0.222, SLG: 0.125		L B S X 1-2 ③ G6-3	X 0-0 ② SH2-4 1-2				X 0-0 S 1B		B F X 1-1 ③ G1-3		1 2	0 0	0 1	0 0	0 0	0 0	0 0
Inning Stats	R: 2 H: 3 E: 0 LOB: 1 K: 1 BB: 0 S: 14 P: 19	R: 0 H: 0 E: 0 LOB: 0 K: 0 BB: 0 S: 7 P: 13	R: 0 H: 0 E: 0 LOB: 0 K: 2 BB: 0 S: 8 P: 11	R: 0 H: 0 E: 0 LOB: 0 K: 0 BB: 0 S: 4 P: 8	R: 0 H: 1 E: 0 LOB: 2 K: 1 BB: 0 S: 6 P: 8	R: 2 H: 3 E: 0 LOB: 0 K: 0 BB: 0 S: 8 P: 14	R: 0 H: 1 E: 0 LOB: 2 K: 1 BB: 1 S: 8 P: 15	R: 0 H: 0 E: 0 LOB: 0 K: 2 BB: 0 S: 7 P: 13	R: 0 H: 0 E: 0 LOB: 0 K: 0 BB: 0 S: 9 P: 13	R: 1 H: 3 E: 0 LOB: 2 K: 0 BB: 0 S: 4 P: 6	1B: 8 SF: 0 2B: 3 SAC: 1 3B: 0 DP: 0 HR: 0 HBP: 1						

WP: 0 PA: 39
PB: 0
SB: 1
CS: 0

	AB	36
	R	5
	H	11
	RBI	5
	BB	1
	SO	7
	LOB	8

PITCHER		IP	WLS	BF	H	R	ER	SO	BB	IBB	HBP	BLK	WP	HR	S	P	ERA	WHIP
Mark Clark, R ERA: 2.86	(1, 1)	7.0		30	8	4	4	5	1	0	1	0	0	0	55	88	5.14	1.286
Terry Adams, R ERA: 2.7	(8, 1)	2.0	L	9	3	1	1	2	0	0	0	0	0	0	20	32	4.50	1.500

PITCHER	IP	WLS	BF	H	R	ER	SO	BB	IBB	HBP	BLK	WP	HR	S	P	ERA	WHIP

Chicago Cubs @ Montreal Expos

Olympic Stadium, Montreal, QB

Sun Apr 12 1998, 3:33 AM EDT

Att. 18,506 - Dome - 72 F

TOP

livebaseballscorecards.com

Batter	1	2	3	4	5	6	7	8	9	AB	R	H	RBI	BB	SO	LOB
Brant Brown, L (1, 8) OBP: 0.500, SLG: 0.688 José Hernández, R (8, PH) OBP: 0.190, SLG: 0.200 (8, 8)	L B F C 1-3 ① K		B X 1-0 1B			B S B X 2-1 ① F8		B B C F F F B X 3-2 ① G3-1		3	0	1	0	0	1	0
										1	0	0	0	0	0	0
Mickey Morandini, L (1, 4) OBP: 0.346, SLG: 0.289	C S B B S 2-3 ② K		F X 0-1 ③ G4-3			B C F B B B 4-2 FC5-4 BB		B B B C C F X 3-2 ② G5-3		3	0	0	0	1	1	1
Sammy Sosa, R (1, 9) OBP: 0.364, SLG: 0.500	F F F B F S 1-3 ③ K			C B B S B S 3-3 ① K		C X 0-1 ② FC5-4 1-2f		B F X 1-1 ③ G5-3		4	0	0	0	0	2	1
Mark Grace, L (1, 3) OBP: 0.500, SLG: 0.457		B C F X 1-2 F8 1B		B C B B C X 3-2 ② P6		B C B F C 2-3 ③ K			B X 1-0 ① F9	4	0	1	0	0	1	1
Henry Rodriguez, L (1, 7) OBP: 0.490, SLG: 0.800		B X 1-0 ① F8 1-2		F B F C 1-3 ③ K			C C B X 1-2 HR		F F S 0-3 ② K	4	1	1	1	0	2	1
Jeff Blauser, R (1, 6) OBP: 0.455, SLG: 0.350		C C B F S 1-3 ② K			F C B F C 1-3 ① K		B C X 1-1 ① F8		F B X 1-1 ③ F9	4	0	0	0	0	2	1
Kevin Orie, R (1, 5) OBP: 0.308, SLG: 0.413		C B C X 1-2 ③ L4			B S F X 1-2 ② G4-3		B X 1-0 ② G6-3			3	0	0	0	0	0	1
Scott Servais, R (1, 2) OBP: 0.395, SLG: 0.400			B S B B F X 3-2 ① G3-1		X 0-0 1B		X 0-0 1B			3	0	2	0	0	0	0
34 Kerry Wood, R (1, 1)			C F X 0-2 ② G6-3		X 0-0 ③ F8		B F F X 1-2 ③ G5-3			2	0	0	0	0	0	1
Ben Van Ryn, L (5, 1)										0	0	0	0	0	0	0
Marc Pisciotta, R (5, 1) OBP: 0.500, SLG: 0.500										0	0	0	0	0	0	0
Tyler Houston, L (7, PH) OBP: 0.364, SLG: 0.600										0	0	0	0	0	0	0
Matt Mieske, R (7, PH) OBP: 0.333, SLG: 0.143										1	0	0	0	0	0	1
Amaury Telemaco, R (7, 1) OBP: 0.333, SLG: 0.333										0	0	0	0	0	0	0
Terry Mulholland, R (7, 1)										0	0	0	0	0	0	0
Inning Stats	R: 0 E: 0 K: 3 S: 11 H: 0 LOB: 0 BB: 0 P: 15	R: 0 E: 0 K: 1 S: 11 H: 1 LOB: 1 BB: 0 P: 15	R: 0 E: 0 K: 0 S: 9 H: 1 LOB: 1 BB: 0 P: 13	R: 0 E: 0 K: 2 S: 9 H: 0 LOB: 0 BB: 0 P: 16	R: 0 E: 0 K: 1 S: 9 H: 1 LOB: 1 BB: 0 P: 11	R: 0 E: 0 K: 1 S: 9 H: 0 LOB: 1 BB: 1 P: 17	R: 1 E: 0 K: 0 S: 10 H: 2 LOB: 1 BB: 0 P: 14	R: 0 E: 0 K: 0 S: 11 H: 0 LOB: 0 BB: 0 P: 18	R: 0 E: 0 K: 1 S: 6 H: 0 LOB: 0 BB: 0 P: 8	1B: 4 2B: 0 3B: 0 HR: 1 SF: 0 SAC: 0 DP: 0 HBP: 0						

	AB	32
	R	1
	H	5
	RBI	1
	BB	1
	SO	9
	LOB	8

PITCHER		IP	WLS	BF	H	R	ER	SO	BB	IBB	HBP	BLK	WP	HR	S	P	ERA	WHIP
Dustin Hermanson, R ERA: 3.24	(1, 1)	6.2	W	26	5	1	1	8	1	0	0	0	0	1	65	97	1.35	0.900
Rick DeHart, L ERA: 2.25	(7, 1)	1.1		4	0	0	0	0	0	0	0	0	0	0	14	22	0.00	0.000
Ugueth Urbina, R ERA:	(9, 1)	1.0	S	3	0	0	0	1	0	0	0	0	0	0	6	8	0.00	0.000

PITCHER		IP	WLS	BF	H	R	ER	SO	BB	IBB	HBP	BLK	WP	HR	S	P	ERA	WHIP

Chicago Cubs @ Montreal Expos

Olympic Stadium, Montreal, QB

Sun Apr 12 1998, 3:33 AM EDT

Att. 18,506 - Dome - 72 F

BOTTOM

livebaseballscorecards.com

Batter	1	2	3	4	5	6	7	8	9	AB	R	H	RBI	BB	SO	LOB
Mark Grudzielanek, R (1, 6) OBP: 0.234, SLG: 0.304	K		F8		K		F8	FC6-4 1-2f		5	0	0	0	0	2	3
F.P. Santangelo, S (1, 8) OBP: 0.293, SLG: 0.278	E 1B BB		2B 1-2 BB		2B HBP		1B			1	2	1	0	2	0	0
Vladimir Guerrero, R (1, 9) OBP: 0.319, SLG: 0.500	K		2B 1-2 2-H 1B		2B 1-2 1B		K			4	2	2	0	0	2	2
Brad Fullmer, L (1, 3) OBP: 0.455, SLG: 0.575	E9 1-3 1B		2B 1-H 2-H		2B 1-H 2-H		1B 1-2			4	0	4	4	0	0	0
Rondell White, R (1, 7) OBP: 0.364, SLG: 0.462	G6-3		G4-3		G6-3		G4-3			4	0	0	0	0	0	6
Jose Vidro, S (1, 4) OBP: 0.200, SLG: 0.115		K		K		G5-3		G6-3		3	0	0	0	0	2	0
Mike Mordecai, R (7, 4) OBP: 0.200, SLG: 0.111										1	0	0	0	0	0	0
Chris Widger, R (1, 2) OBP: 0.171, SLG: 0.121		K		G4-3		G6-3		E5 1B		4	0	0	0	0	1	0
Shane Andrews, R (1, 5) OBP: 0.150, SLG: 0.105		L9		K2-3		1B		K		4	0	1	0	0	2	1
Dustin Hermanson, R (1, 1)			BB 1B BB		G6-3	K		FC6-4 1-2 1B		2	0	0	0	1	1	1
Rick DeHart, L (7, 1)										0	0	0	0	0	0	0
Derrick May, L (8, PH) OBP: 0.500, SLG: 0.500										1	0	1	0	0	0	0
Ugueth Urbina, R (9, 1)										0	0	0	0	0	0	0
Inning Stats	R: 0 E: 1 K: 2 S: 16 H: 1 LOB: 2 BB: 1 P: 29	R: 0 E: 0 K: 2 S: 8 H: 0 LOB: 0 BB: 0 P: 11	R: 2 E: 0 K: 0 S: 14 H: 2 LOB: 1 BB: 2 P: 27	R: 0 E: 0 K: 2 S: 13 H: 0 LOB: 0 BB: 0 P: 20	R: 2 E: 0 K: 1 S: 17 H: 2 LOB: 1 BB: 0 P: 25	R: 0 E: 0 K: 1 S: 13 H: 1 LOB: 1 BB: 0 P: 18	R: 0 E: 0 K: 1 S: 13 H: 2 LOB: 2 BB: 0 P: 18	R: 0 E: 1 K: 1 S: 15 H: 1 LOB: 2 BB: 0 P: 22		1B: 7 2B: 2 3B: 0 HR: 0	SF: 0 SAC: 0 DP: 0 HBP: 1					

AB	33
R	4
H	9
RBI	4
BB	3
SO	10
LOB	13

WP: 0 PB: 0 SB: 0 CS: 0 PA: 37

PITCHER		IP	WLS	BF	H	R	ER	SO	BB	IBB	HBP	BLK	WP	HR	S	P	ERA	WHIP
34 Kerry Wood, R ERA: 7.71	(1, 1)	4.2	L	21	4	4	4	7	3	0	1	0	0	0	62	102	7.71	1.500
Ben Van Ryn, L ERA:	(5, 1)	0.0		1	1	0	0	0	0	0	0	0	0	0	2	5	∞	∞
Marc Pisciotta, R ERA: 1.04	(5, 1)	1.1		5	1	0	0	1	0	0	0	0	0	0	17	23	0.00	0.750
Amaury Telemaco, R ERA: 1.8	(7, 1)	0.2		3	1	0	0	1	0	0	0	0	0	0	7	10	0.00	1.500
Terry Mulholland, L ERA:	(7, 1)	1.1		7	2	0	0	1	0	0	0	0	0	0	21	30	0.00	1.500

PITCHER	IP	WLS	BF	H	R	ER	SO	BB	IBB	HBP	BLK	WP	HR	S	P	ERA	WHIP

Batter	1	2	3	4	5	6	7	8	9	AB	R	H	RBI	BB	SO	LOB
Fernando Vina, L (1, 4) OBP: 0.459, SLG: 0.463	F F C 0-3 ① K	B X 1-0 FC5-2 3B 1-2 2-3 3-H 1B	C B B X 2-1 1B			C B X 1-1 2B			C X 0-1 G1-3 ①	5	1	3	1	0	1	0
Jeff Cirillo, R (1, 5) OBP: 0.450, SLG: 0.449	B C F C 1-3 ② K	C C X 0-2 ① FC5-2 3B 1-2 2-3 3-Hf	C X 0-1 ③ L9			B X 1-0 ② L8			B X 1-0 1B	5	1	1	0	0	1	5
John Jaha, R (1, 3) OBP: 0.378, SLG: 0.333	B B C C B F B 4-2 BB 2B BB	C X 0-1 1B 1-H 2-H 3-H 3B		C X 0-1 CS 2B		B X 1-0 ③ F9			B B F F F S 2-3 ② K	4	2	2	3	1	1	2
Jeromy Burnitz, L (1, 9) OBP: 0.519, SLG: 0.875	B B B F B 4-1 2B E 1-2 BB	B B X 2-0 BB 3-H 1B		B S B B C F S 3-3 ① K			C C B B C 2-3 ① K		C B S S 1-3 ③ K	4	1	1	1	1	3	2
Marquis Grissom, R (1, 8) OBP: 0.288, SLG: 0.440	B X 1-0 E9 1-H 2-H 2B	B B F S S 2-3 ② K		S F B F C 1-3 ② ③ K 2-3			F X 0-1 ② G5-3			4	0	1	1	0	2	2
Jose Valentin, S (1, 6) OBP: 0.404, SLG: 0.619	B B C B S F F F C 3-3 ③ K	B B F B B B 4-1 1-2 BB			X 0-0 ① G3-1		X 0-0 ③ G5-3			3	0	0	0	1	1	1
Marc Newfield, R (1, 7) OBP: 0.279, SLG: 0.200		B B F B B B 4-2 1B 1B 1B BB			C B F F B X 2-2 ② P3			X 0-0 ① P9		2	1	0	0	1	0	2
Darrin Jackson, R (7, 7) OBP: 0.200, SLG: 0.200		C C X 0-2 ③ G3-1								1	0	0	0	0	0	0
Mike Matheny, R (1, 2) OBP: 0.324, SLG: 0.441		X 0-0 1B 1B 1-2 FC5-2 1B	B B B B 4-0 G4-6-3 BB		C B F F X 1-2 ③ P7			C B S X 1-2 ② F9		3	0	1	0	1	0	0
Scott Karl, L (1, 1) OBP: 0.333, SLG: 0.200	B C X 1-1 FC5-2 1B 1-2 2-3 3B 1B	C B X 1-1 ① ② G4-6-3 1-2f				C C X 0-2 ① G3-1		B C S F B S 2-3 ③ K		3	1	1	0	0	0	1
Jose Mercedes, R (7, 1)										1	0	0	0	0	1	0
Mike Myers, L (8, 1)										0	0	0	0	0	0	0
Doug Jones, R (9, 1)										0	0	0	0	0	0	0
Inning Stats	R: 2 E: 1 K: 3 S: 17 H: 1 LOB: 1 BB: 2 P: 30	R: 5 E: 0 K: 1 S: 19 H: 5 LOB: 2 BB: 2 P: 33	R: 0 E: 0 K: 0 S: 6 H: 1 LOB: 1 BB: 1 P: 13	R: 0 E: 0 K: 2 S: 10 H: 1 LOB: 0 BB: 0 P: 14	R: 0 E: 0 K: 0 S: 9 H: 0 LOB: 0 BB: 0 P: 12	R: 0 E: 0 K: 0 S: 7 H: 1 LOB: 1 BB: 0 P: 10	R: 0 E: 0 K: 1 S: 6 H: 0 LOB: 0 BB: 0 P: 8	R: 0 E: 0 K: 1 S: 8 H: 0 LOB: 0 BB: 0 P: 11	R: 0 E: 0 K: 2 S: 10 H: 1 LOB: 1 BB: 0 P: 14	1B: 6 2B: 3 3B: 1 HR: 0	SF: 0 SAC: 0 DP: 1 HBP: 0					

PITCHER		IP	WLS	BF	H	R	ER	SO	BB	IBB	HBP	BLK	WP	HR	S	P	ERA	WHIP
Javier Vazquez, R ERA: 10.8	(1, 1)	1.1	L	12	5	7	6	3	3	0	0	0	0	0	28	47	40.50	6.000
Miguel Batista, R ERA: 6.75	(2, 1)	4.2		18	4	0	0	3	2	0	0	0	0	0	40	65	0.00	1.286
Steve Kline, L ERA:	(7, 1)	2.0		6	0	0	0	2	0	0	0	0	0	0	14	19	0.00	0.000
Shayne Bennett, R ERA: 5.14	(9, 1)	1.0		4	1	0	0	2	0	0	0	0	0	0	10	14	0.00	1.000

PITCHER	IP	WLS	BF	H	R	ER	SO	BB	IBB	HBP	BLK	WP	HR	S	P	ERA	WHIP

TOP

Milwaukee Brewers @ Montreal Expos

Olympic Stadium, Montreal, QB

Tue Apr 14 1998, 7:05 PM EDT

Att. 7,386 - Dome - 72 F

livebaseballscorecards.com

AB	35
R	7
H	10
RBI	6
BB	5
SO	10
LOB	15

WP: 0	PA: 40
PB: 0	
SB: 0	
CS: 1	

Batter	1	2	3	4	5	6	7	8	9	AB	R	H	RBI	BB	SO	LOB
Mark Grudzielanek, R (1, 6) OBP: 0.250, SLG: 0.333	B B C B X 3-1 2B		C B X 1-1 2B 1B		B C F S 1-3 ① K		S B B X 2-1 ③ FC6-4 1-2f		C F S 0-3 ② K	5	1	2	0	0	2	2
F.P. Santangelo, S (1, 8) OBP: 0.304, SLG: 0.317	X 0-0 ① B1-3		X 0-0 G3 1-H 2B		C X 0-1 ② F7			X 0-0 ① F7	C F X 0-2 2-3 1B	5	1	2	1	0	0	1
Vladimir Guerrero, R (1, 9) OBP: 0.308, SLG: 0.469	F B X 1-1 ② G6-3		C F B S 1-3 ① K		C B X 1-1 ③ L6			X 0-0 1B	F X 0-1 ③ L9	5	0	1	0	0	1	4
Brad Fullmer, L (1, 3) OBP: 0.438, SLG: 0.535	H 1-0 FC6 HBP		F X 0-1 ② G3 2-3			C F B B X 2-2 ① G4-3		C S B B B X 3-2 ② F9		3	0	0	0	0	0	2
Rondell White, R (1, 7) OBP: 0.354, SLG: 0.465 Shayne Bennett, R (9, 1)	B B B C X 3-1 ③ FC6 1-2f		X 0-0 3-H 2B			B B X 2-0 ② P4		B F X 1-1 ③ P6		4 0	0 0	1 0	1 0	0 0	0 0	3 0
Mike Mordecai, R (1, 4) OBP: 0.154, SLG: 0.083 Steve Kline, S (7, 1) Da Rond Stovall, S (9, 7) OBP: 0.455, SLG: 0.400		B C C C F B S 2-3 ① K	B X 1-0 ③ G1-3			X 0-0 ③ G5-3			C S B X 1-2 HR 1B	3 0 1	0 0 1	0 0 1	0 0 1	0 0 0	1 0 0	1 0 0
Shane Andrews, R (1, 5) OBP: 0.167, SLG: 0.261		B B S B F S 3-3 ② K	F B X 1-1 ① G4-3				F B X 1-1 ① G1-4-3		B B X 2-0 1-H HR	4	1	1	2	0	1	0
Chris Widger, R (1, 2) OBP: 0.179, SLG: 0.162		C S F X 0-2 E6	S X 0-1 ② F9				B S B X 2-1 ② G6-3		X 0-0 1B 2B	4	0	1	0	0	0	0
Javier Vazquez, R (1, 1) Miguel Batista, R (2, 1) Jose Vidro, S (7, 4) OBP: 0.219, SLG: 0.111		F B X 1-1 ③ G4-3	C F B C 1-3 ③ K				B F B B F F B 4-2 FC6-4 BB		B X 1-0 ① F9	0 2 1	0 0 0	0 0 0	0 0 0	0 0 1	0 1 0	0 1 1
Inning Stats	R: 0 E: 0 K: 0 S: 7 H: 1 LOB: 2 BB: 0 P: 15	R: 0 E: 1 K: 2 S: 13 H: 0 LOB: 1 BB: 0 P: 19	R: 2 E: 0 K: 1 S: 10 H: 3 LOB: 1 BB: 0 P: 13	R: 0 E: 0 K: 1 S: 7 H: 0 LOB: 0 BB: 0 P: 9	R: 0 E: 0 K: 1 S: 7 H: 0 LOB: 0 BB: 0 P: 9	R: 0 E: 0 K: 0 S: 5 H: 0 LOB: 0 BB: 0 P: 9	R: 0 E: 0 K: 0 S: 9 H: 0 LOB: 1 BB: 1 P: 18	R: 0 E: 0 K: 0 S: 7 H: 1 LOB: 1 BB: 0 P: 11	R: 2 E: 0 K: 1 S: 14 H: 4 LOB: 2 BB: 0 P: 18	1B: 4 2B: 4 3B: 0 HR: 1 SF: 0 SAC: 0 DP: 0 HBP: 1						

PITCHER		IP	WLS	BF	H	R	ER	SO	BB	IBB	HBP	BLK	WP	HR	S	P	ERA	WHIP
Scott Karl, L ERA: 2.55	(1, 1)	6.1	W	25	4	2	2	5	0	0	1	0	0	0	51	77	2.84	0.632
Jose Mercedes, R ERA: 4.82	(7, 1)	1.0		5	1	0	0	0	1	0	0	0	0	0	9	17	0.00	2.000
Mike Myers, L ERA: 1.69	(8, 1)	0.2		2	0	0	0	0	0	0	0	0	0	0	5	9	0.00	0.000
Doug Jones, R ERA: 5.14	(9, 1)	1.0		7	4	2	2	1	0	0	0	0	0	1	14	18	18.00	4.000

PITCHER	IP	WLS	BF	H	R	ER	SO	BB	IBB	HBP	BLK	WP	HR	S	P	ERA	WHIP

BOTTOM

Milwaukee Brewers @ Montreal Expos

Olympic Stadium, Montreal, QB

Tue Apr 14 1998, 7:05 PM EDT
Att. 7,386 - Dome - 72 F

livebaseballscorecards.com

AB	37
R	4
H	9
RBI	4
BB	1
SO	6
LOB	15

WP: 0 PB: 0 SB: 0 CS: 0
PA: 39

Batter	1	2	3	4	5	6	7	8	9	AB	R	H	RBI	BB	SO	LOB
Fernando Vina, L (1, 4) OBP: 0.462, SLG: 0.517	B B C X 2-1 ① F8		B X 1-0 ② F8			B B C X 2-1 G5-4-3 1-2 1B		F C X 0-2 HR		4	1	2	1	0	0	0
Jeff Cirillo, R (1, 5) OBP: 0.422, SLG: 0.415	B B B C X 3-1 ② G6-3		B F B X 2-1 ③ G1-3			C C X 0-2 ①② G5-4-3 1-2f 2-3		C X 0-1 ② G1-3		4	0	0	0	0	0	2
John Jaha, R (1, 3) OBP: 0.390, SLG: 0.364	B B B C S C 3-3 ③ K			B X 1-0 ① G4-3		B X 1-0 3-H 2B		B B F B F B 4-2 BB		3	0	1	1	1	1	0
Jeromy Burnitz, L (1, 9) OBP: 0.483, SLG: 0.795		B C F C 1-3 ① K		X 0-0 ② G1-3		C F B X 1-2 ③ F8		B B X 2-0 ③ F9		4	0	0	0	0	1	2
Marquis Grissom, R (1, 8) OBP: 0.304, SLG: 0.444		C B B X 2-1 E SF7 1B		X 0-0 ③ F9			S B X 1-1 WP 1B		B S S S 1-3 ① K	4	1	2	0	0	1	0
Eric Owens, R (1, 7) Mark Loretta, R (9, PH) OBP: 0.231, SLG: 0.182		B X 1-0 E6 SF7 1-3			B C B B C X 3-2 ① G4-3		F B F S 1-3 ① K		B S S S S 1-3 ② K	3 1	0 0	0 0	0 0	0 0	1 1	2 0
Jose Valentin, S (1, 6) OBP: 0.375, SLG: 0.578		X 0-0 ② SF7 1-2 3-H			C C B X 1-2 ② F9		C C F F B B B S 2-3 ② K 1-2		B B X 2-0 ③ P3	3	0	0	1	0	1	1
Jesse Levis, L (1, 2) OBP: 0.500, SLG: 0.412		B B F X 2-1 ③ F8			X 0-0 ③ F7		B C B X 2-1 ③ G6-3			3	0	0	0	0	0	2
Jeff Juden, R (1, 1) OBP: 0.167, SLG: 0.167			B F X 1-1 ① F9			X 0-0 G5-4-3 1B 2B 1B		B C F F X 1-2 ① G6-3		2	1	1	0	0	0	0
Bob Hamelin, L (8, PH) OBP: 0.158, SLG: 0.059										1	0	0	0	0	0	0
Bob Wickman, R (8, 1)										0	0	0	0	0	0	0
Inning Stats	R: 0 E: 0 K: 1 S: 7 H: 0 LOB: 0 BB: 0 P: 15	R: 1 E: 1 K: 1 S: 9 H: 1 LOB: 1 BB: 0 P: 15	R: 0 E: 0 K: 0 S: 5 H: 0 LOB: 0 BB: 0 P: 9	R: 0 E: 0 K: 0 S: 3 H: 0 LOB: 0 BB: 0 P: 4	R: 0 E: 0 K: 0 S: 7 H: 0 LOB: 0 BB: 0 P: 11	R: 1 E: 0 K: 0 S: 10 H: 3 LOB: 1 BB: 0 P: 14	R: 0 E: 0 K: 2 S: 12 H: 1 LOB: 1 BB: 0 P: 18	R: 1 E: 0 K: 0 S: 12 H: 1 LOB: 1 BB: 1 P: 19	R: 0 E: 0 K: 2 S: 7 H: 0 LOB: 0 BB: 0 P: 11	1B: 4 2B: 1 3B: 0 HR: 1 SF: 1 SAC: 0 DP: 1 HBP: 0						

PITCHER		IP	WLS	BF	H	R	ER	SO	BB	IBB	HBP	BLK	WP	HR	S	P	ERA	WHIP
Trey Moore, L ERA: 5.14	(1, 1)	6.0	W	22	4	2	1	2	0	0	0	0	0	0	41	68	1.50	0.667
Anthony Telford, R ERA: 2.25	(7, 1)	1.2		7	2	1	1	2	0	0	0	0	1	1	21	28	5.40	1.200
Ugueth Urbina, R ERA:	(8, 1)	1.1	S	5	0	0	0	2	1	0	0	0	0	0	10	20	0.00	0.750

PITCHER	IP	WLS	BF	H	R	ER	SO	BB	IBB	HBP	BLK	WP	HR	S	P	ERA	WHIP

TOP

Milwaukee Brewers @ Montreal Expos

Olympic Stadium, Montreal, QB

Wed Apr 15 1998, 7:05 PM EDT

Att. 7,390 - Dome - 72 F

livebaseballscorecards.com

AB	32
R	3
H	6
RBI	3
BB	1
SO	6
LOB	9

WP: 1 PA: 34
PB: 0
SB: 0
CS: 0

Batter	1	2	3	4	5	6	7	8	9	AB	R	H	RBI	BB	SO	LOB
Mark Grudzielanek, R (1, 6) OBP: 0.232, SLG: 0.309	G5-3	G4-6-3 1-2f		G5-3			G5-3			4	0	0	0	0	0	2
F.P. Santangelo, S (1, 8) OBP: 0.300, SLG: 0.311	BB, 1B BB 1B	K			L7		K			4	1	1	0	0	2	0
Vladimir Guerrero, R (1, 9) OBP: 0.321, SLG: 0.472	BB, BB 1-2 BB 1B		G5-3		G4-6-3 1B			F9		4	1	2	0	0	0	0
Da Rond Stovall, S (9, 9) OBP: 0.455, SLG: 0.400										0	0	0	0	0	0	0
Brad Fullmer, L (1, 3) OBP: 0.423, SLG: 0.500	BB, BB 1-2 2-3 BB		G4-3		G4-6-3 1-2f			G3-1		3	0	0	0	1	0	1
Ryan McGuire, L (9, 3) OBP: 0.364, SLG: 0.400										0	0	0	0	0	0	0
Rondell White, R (1, 7) OBP: 0.346, SLG: 0.435	BB 1-2 2-3 3-H BB		G5-3			G6-3		G6-3		3	0	0	1	1	0	0
Jose Vidro, S (1, 4) OBP: 0.257, SLG: 0.138	G6-4-3 1-2 2-3 3-H BB			G6-3		1B				2	0	1	1	1	0	0
Anthony Telford, R (7, 1)										0	0	0	0	0	0	0
Ugueth Urbina, R (8, 1)										0	0	0	0	0	0	0
Shane Andrews, R (1, 5) OBP: 0.185, SLG: 0.385	G6-4-3 1-2f			HR		P6				3	1	1	1	0	0	4
Chris Widger, R (1, 2) OBP: 0.190, SLG: 0.200		E 2B		P2		K				3	1	1	0	0	1	1
Trey Moore, L (1, 1) OBP: 0.667, SLG: 1.000	E8 G4-6-3 2-H 1B			2B			F8			2	0	2	0	0	0	0
Mike Mordecai, R (7, 4) OBP: 0.143, SLG: 0.077										1	0	0	0	0	0	0
Inning Stats	R: 2 E: 0 K: 0 S: 12 H: 2 LOB: 2 BB: 3 P: 31	R: 1 E: 1 K: 1 S: 9 H: 2 LOB: 0 BB: 0 P: 15	R: 0 E: 0 K: 0 S: 9 H: 0 LOB: 0 BB: 0 P: 11	R: 1 E: 0 K: 0 S: 7 H: 2 LOB: 1 BB: 0 P: 7	R: 0 E: 0 K: 0 S: 7 H: 1 LOB: 0 BB: 0 P: 7	R: 0 E: 0 K: 1 S: 11 H: 1 LOB: 1 BB: 0 P: 14	R: 0 E: 0 K: 1 S: 7 H: 0 LOB: 0 BB: 0 P: 10	R: 0 E: 0 K: 0 S: 8 H: 0 LOB: 0 BB: 0 P: 10		1B: 5 2B: 2 3B: 0 HR: 1 SF: 0 SAC: 0 DP: 3 HBP: 0				WP: 0 PB: 0 SB: 0 CS: 0 PA: 32		

PITCHER		IP	WLS	BF	H	R	ER	SO	BB	IBB	HBP	BLK	WP	HR	S	P	ERA	WHIP
Jeff Juden, R ERA: 2.84	(1, 1)	7.0	L	29	8	4	4	3	3	0	0	0	0	1	62	95	5.14	1.571
Bob Wickman, R ERA: 2.0	(8, 1)	1.0		3	0	0	0	0	0	0	0	0	0	0	8	10	0.00	0.000

PITCHER	IP	WLS	BF	H	R	ER	SO	BB	IBB	HBP	BLK	WP	HR	S	P	ERA	WHIP

BOTTOM

Milwaukee Brewers @ Montreal Expos

Olympic Stadium, Montreal, QB

Wed Apr 15 1998, 7:05 PM EDT

Att. 7,390 - Dome - 72 F

livebaseballscorecards.com

AB	29
R	4
H	8
RBI	3
BB	3
SO	3
LOB	8

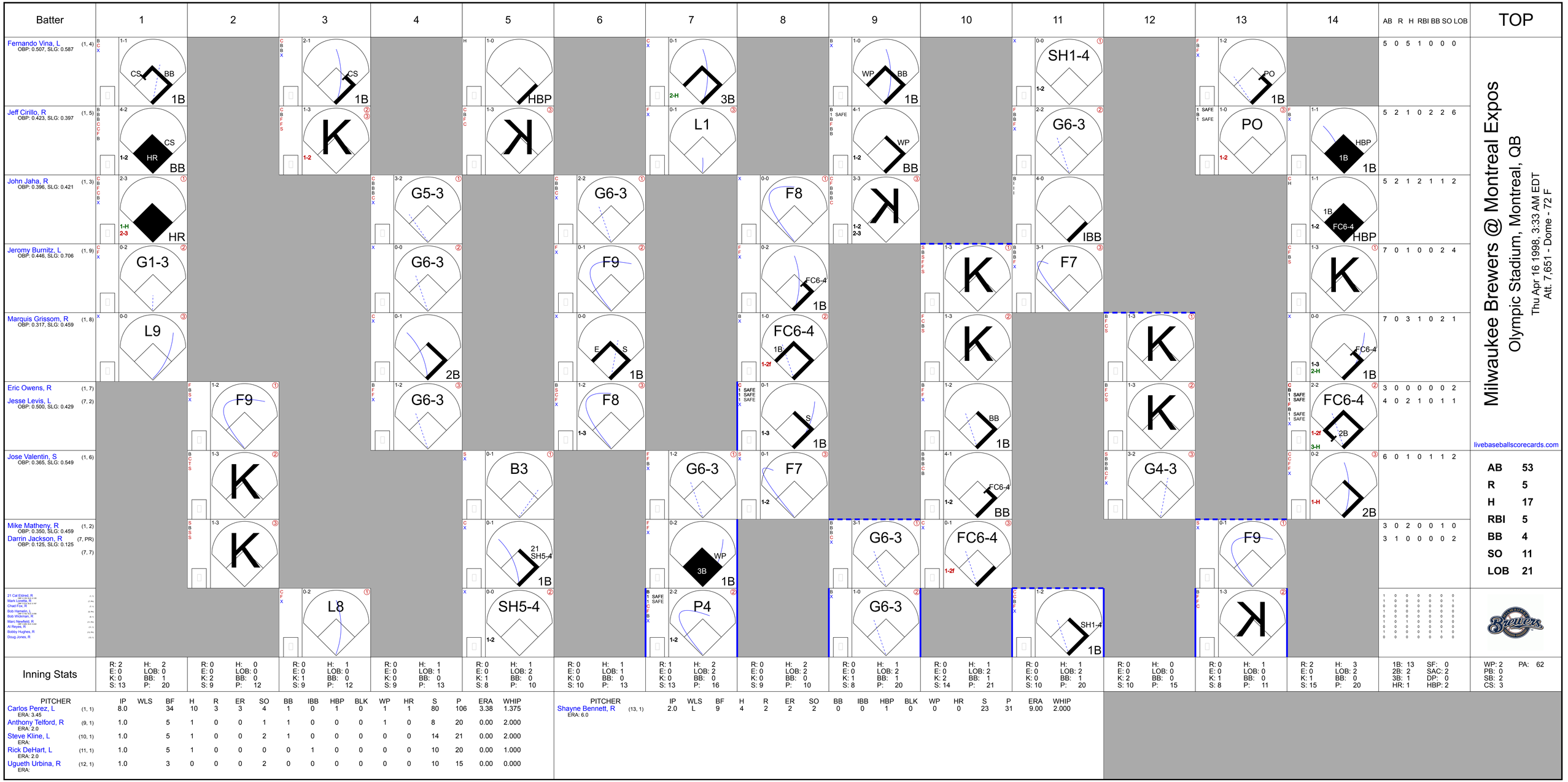
Batter
1
2
3
4
5
6
7
8
9
10
11
12
13
14
AB R H RBI BB SO LOB
TOP
Fernando Vina, L (1, 4) OBP: 0.507, SLG: 0.587
Jeff Cirillo, R (1, 5) OBP: 0.423, SLG: 0.397
John Jaha, R (1, 3) OBP: 0.396, SLG: 0.421
Jeromy Burnitz, L (1, 9) OBP: 0.446, SLG: 0.706
Marquis Grissom, R (1, 8) OBP: 0.317, SLG: 0.459
Eric Owens, R (1, 7)
Jesse Levis, L (7, 2) OBP: 0.500, SLG: 0.429
Jose Valentin, S (1, 6) OBP: 0.365, SLG: 0.549
Mike Matheny, R (1, 2) OBP: 0.350, SLG: 0.459
Darrin Jackson, R (7, PR) OBP: 0.125, SLG: 0.125 (7, 7)
21 Cal Eldred, R
Mark Loretta, R
Chad Fox, R
Bob Hamelin, L
Bob Wickman, R
Marc Newfield, R
Al Reyes, R
Bobby Hughes, R
Doug Jones, R
Milwaukee Brewers @ Montreal Expos
Olympic Stadium, Montreal, QB
Thu Apr 16 1998, 3:33 AM EDT
Att. 7,651 - Dome - 72 F
livebaseballscorecards.com
AB 53
R 5
H 17
RBI 5
BB 4
SO 11
LOB 21
Inning Stats
PITCHER IP WLS BF H R ER SO BB IBB HBP BLK WP HR S P ERA WHIP
Carlos Perez, L (1, 1) ERA: 3.45 8.0 34 10 3 3 4 1 0 1 0 1 1 80 106 3.38 1.375
Anthony Telford, R (9, 1) ERA: 2.0 1.0 5 1 0 0 1 1 0 0 0 1 0 8 20 0.00 2.000
Steve Kline, L (10, 1) ERA: 1.0 5 1 0 0 2 1 0 0 0 0 0 14 21 0.00 2.000
Rick DeHart, L (11, 1) ERA: 2.0 1.0 5 1 0 0 0 0 1 0 0 0 0 10 20 0.00 1.000
Ugueth Urbina, R (12, 1) ERA: 1.0 3 0 0 0 2 0 0 0 0 0 0 10 15 0.00 0.000
PITCHER IP WLS BF H R ER SO BB IBB HBP BLK WP HR S P ERA WHIP
Shayne Bennett, R (13, 1) ERA: 6.0 2.0 L 9 4 2 2 2 0 0 1 0 0 0 23 31 9.00 2.000
1B: 13 SF: 0
2B: 2 SAC: 2
3B: 1 DP: 0
HR: 1 HBP: 2
WP: 2 PA: 62
PB: 0
SB: 2
CS: 3

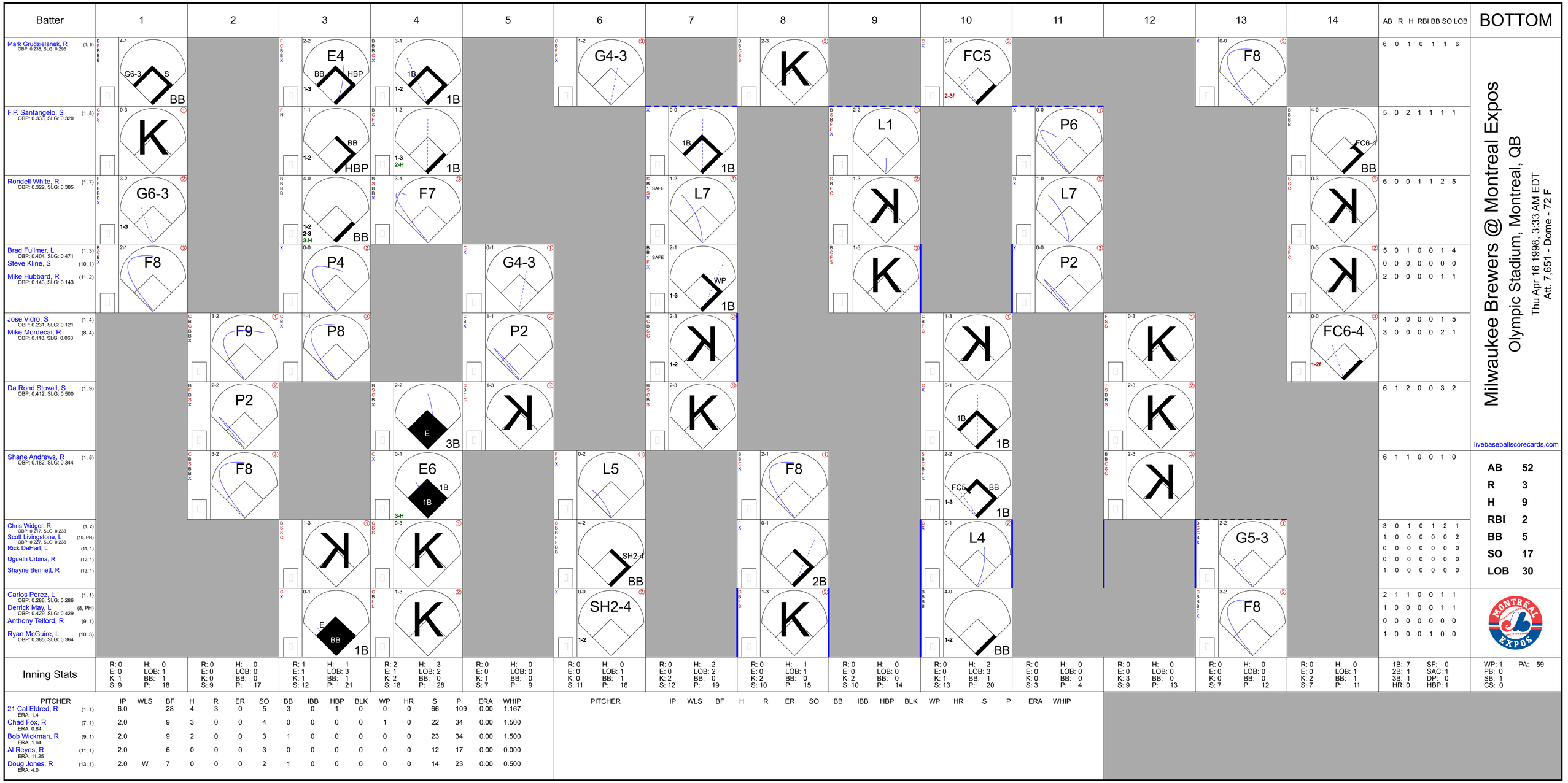
Batter
1
2
3
4
5
6
7
8
9
10
11
12
13
14
AB R H RBI BB SO LOB
BOTTOM
Mark Grudzielanek, R (1, 6) OBP: 0.238, SLG: 0.295
6 0 1 0 1 1 6
F.P. Santangelo, S (1, 8) OBP: 0.333, SLG: 0.320
5 0 2 1 1 1 1
Rondell White, R (1, 7) OBP: 0.322, SLG: 0.385
6 0 0 1 1 2 5
Brad Fullmer, L (1, 3) OBP: 0.404, SLG: 0.471
Steve Kline, S (10, 1)
Mike Hubbard, R (11, 2) OBP: 0.143, SLG: 0.143
5 0 1 0 0 1 4
0 0 0 0 0 0 0
2 0 0 0 0 1 1
Jose Vidro, S (1, 4) OBP: 0.231, SLG: 0.121
Mike Mordecai, R (8, 4) OBP: 0.118, SLG: 0.063
4 0 0 0 0 1 5
3 0 0 0 0 2 1
Da Rond Stovall, S (1, 9) OBP: 0.412, SLG: 0.500
6 1 2 0 0 3 2
Shane Andrews, R (1, 5) OBP: 0.182, SLG: 0.344
6 1 1 0 0 1 0
Chris Widger, R (1, 2) OBP: 0.217, SLG: 0.233
Scott Livingstone, L (10, PH) OBP: 0.227, SLG: 0.238
Rick DeHart, L (11, 1)
Ugueth Urbina, R (12, 1)
Shayne Bennett, R (13, 1)
3 0 1 0 1 2 1
1 0 0 0 0 0 2
0 0 0 0 0 0 0
0 0 0 0 0 0 0
1 0 0 0 0 0 0
Carlos Perez, L (1, 1) OBP: 0.286, SLG: 0.286
Derrick May, L (8, PH) OBP: 0.429, SLG: 0.429
Anthony Telford, R (9, 1)
Ryan McGuire, L (10, 3) OBP: 0.385, SLG: 0.364
2 1 1 0 0 1 1
1 0 0 0 0 1 1
0 0 0 0 0 0 0
1 0 0 0 1 0 0
Milwaukee Brewers @ Montreal Expos
Olympic Stadium, Montreal, QB
Thu Apr 16 1998, 3:33 AM EDT
Att. 7,651 - Dome - 72 F
livebaseballscorecards.com
AB 52
R 3
H 9
RBI 2
BB 5
SO 17
LOB 30
Inning Stats
1: R: 0 E: 0 K: 1 S: 9 | H: 0 LOB: 1 BB: 1 P: 18
2: R: 0 E: 0 K: 0 S: 9 | H: 0 LOB: 0 BB: 0 P: 17
3: R: 1 E: 1 K: 1 S: 12 | H: 1 LOB: 3 BB: 1 P: 21
4: R: 2 E: 1 K: 2 S: 18 | H: 3 LOB: 2 BB: 0 P: 28
5: R: 0 E: 0 K: 1 S: 7 | H: 0 LOB: 0 BB: 0 P: 9
6: R: 0 E: 0 K: 0 S: 11 | H: 0 LOB: 1 BB: 1 P: 16
7: R: 0 E: 0 K: 2 S: 12 | H: 2 LOB: 2 BB: 0 P: 19
8: R: 0 E: 0 K: 2 S: 10 | H: 1 LOB: 1 BB: 0 P: 15
9: R: 0 E: 0 K: 2 S: 10 | H: 0 LOB: 0 BB: 0 P: 14
10: R: 0 E: 0 K: 1 S: 13 | H: 2 LOB: 3 BB: 1 P: 20
11: R: 0 E: 0 K: 0 S: 3 | H: 0 LOB: 0 BB: 0 P: 4
12: R: 0 E: 0 K: 3 S: 9 | H: 0 LOB: 0 BB: 0 P: 13
13: R: 0 E: 0 K: 0 S: 7 | H: 0 LOB: 0 BB: 0 P: 12
14: R: 0 E: 0 K: 2 S: 7 | H: 0 LOB: 1 BB: 1 P: 11
1B: 7 2B: 1 3B: 1 HR: 0
SF: 0 SAC: 1 DP: 0 HBP: 1
WP: 1 PB: 0 SB: 1 CS: 0
PA: 59
PITCHER IP WLS BF H R ER SO BB IBB HBP BLK WP HR S P ERA WHIP
21 Cal Eldred, R (1, 1) ERA: 1.4 6.0 28 4 3 0 5 3 0 1 0 0 0 66 109 0.00 1.167
Chad Fox, R (7, 1) ERA: 0.84 2.0 9 3 0 0 4 0 0 0 0 1 0 22 34 0.00 1.500
Bob Wickman, R (9, 1) ERA: 1.64 2.0 9 2 0 0 3 1 0 0 0 0 0 23 34 0.00 1.500
Al Reyes, R (11, 1) ERA: 11.25 2.0 6 0 0 0 3 0 0 0 0 0 0 12 17 0.00 0.000
Doug Jones, R (13, 1) ERA: 4.0 2.0 W 7 0 0 0 2 1 0 0 0 0 0 14 23 0.00 0.500
PITCHER IP WLS BF H R ER SO BB IBB HBP BLK WP HR S P ERA WHIP

Batter	1	2	3	4	5	6	7	8	9	AB	R	H	RBI	BB	SO	LOB
Mark Grudzielanek, R (1, 6) OBP: 0.221, SLG: 0.273	C B F X 1-2 ① F8		B B F C B F X 3-2 ③ L9		S B X 1-1 ① G5-3		B F S B X 2-2 ③ G4-3		B B X 2-0 ③ G6-3	5	0	0	0	0	0	2
F.P. Santangelo, S (1, 8) OBP: 0.328, SLG: 0.302	B B X 2-0 ② P4			C C F F B X 1-2 ① G6-3	X 0-0 ② F8			B B F B C H 4-2 3B HBP		3	1	0	0	0	0	0
Rondell White, R (1, 7) OBP: 0.333, SLG: 0.429	X 0-0 ③ G3-1			B C X 1-1 FC6-4 HBP 1B 1B	C B T S 1-3 ③ K			C X 0-1 1-H FC1-2 3B		4	1	2	1	0	1	0
Brad Fullmer, L (1, 3) OBP: 0.393, SLG: 0.444		B B F S F C 2-3 ① K		1 SAFE F C H 1-2 FC6-4 1-2 HBP		S B S T 1-2 ① K		B F C F B F X 2-2 ① FC1-2 1B 3-H		3	0	0	0	0	2	1
Shane Andrews, R (1, 5) OBP: 0.189, SLG: 0.333		X 0-0 ② F9		F B B B X 2-1 ② FC6-4 1B 1B WP 1-2f 2-3		B X 1-0 ② G6-3		B S C X 1-2 1-2 1B		4	1	1	0	0	0	2
Mike Mordecai, R (1, 4) OBP: 0.143, SLG: 0.100		F S B S 1-3 ③ K		B X 1-0 WP 1B 1-2 3-H 1B		S X 0-1 ③ G6-3		B S F C 1-3 ② K		4	0	1	1	0	2	2
Da Rond Stovall, S (1, 9) OBP: 0.400, SLG: 0.474 Vladimir Guerrero, R (8, PH) OBP: 0.316, SLG: 0.463 Ryan McGuire, L (8, 9) OBP: 0.385, SLG: 0.364			X 0-0 ① B3 B B C X 2-1 WP 1-2 2-3 1B				F B C X 1-2 ① F8	B X 1-0 ③ F9		3 1 0	0 0 0	1 0 0	0 0 0	0 0 0	0 0 0	0 2 0
Chris Widger, R (1, 2) OBP: 0.240, SLG: 0.239			C B B X 2-1 SH5-4 1B	B F B B B 4-1 1-2 2-3 3-H BB			X 0-0 ② P4		B B C F F B X 3-2 P3	3	0	1	0	1	0	0
Dustin Hermanson, R (1, 1) Jose Vidro, S (7, PH) OBP: 0.250, SLG: 0.147 Rick DeHart, L (7, 1) Anthony Telford, R (8, 1) Mike Hubbard, R (9, PH) OBP: 0.125, SLG: 0.125			1 SAFE B X 1-0 ② SH5-4 1-2	F S F B B S 2-3 ③ K			S S B B B F X 3-2 1B		B B B C F S 3-3 ② K	1 1 0 0 1	0 0 0 0 0	0 1 0 0 0	0 0 0 0 0	0 0 0 0 1	1 0 0 0 0	3 0 0 0 0
Inning Stats	R: 0 E: 0 K: 0 S: 5 H: 0 LOB: 0 BB: 0 P: 8	R: 0 E: 0 K: 2 S: 8 H: 0 LOB: 0 BB: 0 P: 11	R: 0 E: 0 K: 0 S: 8 H: 1 LOB: 1 BB: 0 P: 14	R: 2 E: 0 K: 1 S: 19 H: 3 LOB: 3 BB: 1 P: 33	R: 0 E: 0 K: 1 S: 6 H: 0 LOB: 0 BB: 0 P: 8	R: 0 E: 0 K: 1 S: 6 H: 0 LOB: 0 BB: 0 P: 8	R: 0 E: 0 K: 0 S: 11 H: 1 LOB: 1 BB: 0 P: 17	R: 1 E: 0 K: 1 S: 16 H: 2 LOB: 2 BB: 0 P: 25	R: 0 E: 0 K: 1 S: 8 H: 0 LOB: 0 BB: 0 P: 16	1B: 6 2B: 0 3B: 1 HR: 0 SF: 0 SAC: 1 DP: 0 HBP: 2						

TOP

Montreal Expos @ Houston Astros

Astrodome, Houston, TX

Fri Apr 17 1998, 8:05 PM EDT
Att. 26,485 - Dome - 72 F

livebaseballscorecards.com

AB	33
R	3
H	7
RBI	2
BB	1
SO	7
LOB	12

WP: 1 PA: 37
PB: 0
SB: 0
CS: 0

PITCHER		IP	WLS	BF	H	R	ER	SO	BB	IBB	HBP	BLK	WP	HR	S	P	ERA	WHIP
John Halama, L ERA: 7.08	(1, 1)	7.0	W	28	5	2	2	5	1	0	1	0	1	0	63	99	2.57	0.857
Mike Magnante, L ERA: 6.23	(8, 1)	1.0		6	2	1	1	1	0	0	1	0	0	0	16	25	9.00	2.000
Billy Wagner, L ERA: 4.32	(9, 1)	1.0	S	3	0	0	0	1	0	0	0	0	0	0	8	16	0.00	0.000

PITCHER	IP	WLS	BF	H	R	ER	SO	BB	IBB	HBP	BLK	WP	HR	S	P	ERA	WHIP

Montreal Expos @ Houston Astros

Astrodome, Houston, TX

Fri Apr 17 1998, 8:05 PM EDT

Att. 26,485 - Dome - 72 F

livebaseballscorecards.com

BOTTOM

Batter	1	2	3	4	5	6	7	8	9	AB	R	H	RBI	BB	SO	LOB
Craig Biggio, R (1, 4) OBP: 0.360, SLG: 0.485	B B C F F X 2-2 ① G4-3		B C X 1-1 HR		B S C B X 2-2 WP SF8 2-H 2B		C X 0-1 ① L8			4	2	2	2	0	0	0
Derek Bell, R (1, 9) OBP: 0.392, SLG: 0.603	B B F F S 2-3 ② K		F F B X 1-2 ① G5-3		F B S B X 2-2 ② SF8 2-H		B B B C X 3-1 E5 2B			3	1	0	1	0	1	0
5 Jeff Bagwell, R (1, 3) OBP: 0.410, SLG: 0.475	B B C B B 4-1 1B E BB		B B X 2-0 E6 CS		B C B X 2-1 FC5-4 1B		X 0-0 ② P9			3	1	1	0	1	0	1
Sean Berry, R (1, 5) OBP: 0.370, SLG: 0.459	1 SAFE X 0-0 E 1-3 1B		C B S B B C 3-3 ②③ K 1-2		S 1 SAFE X 0-1 ③ FC5-4 1-2f		X 0-0 ③ 1-H 2B			4	0	2	1	0	1	2
Moises Alou, R (1, 7) OBP: 0.406, SLG: 0.564	X 0-0 E5 1-2 3-H			F F F S 0-3 ① K		S B S B B X 2-2 ① G4-3		F F B F B X 2-2 ① G1-3		4	0	0	0	0	1	1
Carl Everett, S (1, 8) OBP: 0.378, SLG: 0.441	S S B F S 1-3 ③ K			S X 0-1 ② B1-3		B B C B S B 4-2 G3 BB		B B B C S X 3-2 ② G4-3		3	0	0	0	1	1	2
Brad Ausmus, R (1, 2) OBP: 0.263, SLG: 0.130		C B B F C 2-3 ① K		X 0-0 ③ G6-3		1 SAFE 1 SAFE S 1 SAFE 1 SAFE B 1 SAFE X 1-1 ② G3 1-2		B X 1-0 ③ F7		4	0	0	0	0	1	1
Tim Bogar, R (1, 6) OBP: 0.333, SLG: 0.400		F S X 0-2 ② G1-3			X 0-0 SH3 2B 1B	I I I I 4-0 IBB				2	1	1	0	1	0	0
John Halama, L (1, 1) Mike Magnante, L (8, 1) Billy Wagner, L (9, 1)		F F S 0-3 ③ K			1 SAFE B X 1-0 ① SH3 1-2	B C S F S 1-3 ③ K				2 0 0	0 0 0	0 0 0	0 0 0	0 0 0	2 0 0	2 0 0
Inning Stats	R: 1 E: 1 K: 2 S: 14 H: 1 LOB: 2 BB: 1 P: 23	R: 0 E: 0 K: 2 S: 9 H: 0 LOB: 0 BB: 0 P: 11	R: 1 E: 1 K: 1 S: 9 H: 1 LOB: 0 BB: 0 P: 16	R: 0 E: 0 K: 1 S: 7 H: 0 LOB: 0 BB: 0 P: 7	R: 2 E: 0 K: 0 S: 12 H: 3 LOB: 1 BB: 0 P: 19	R: 0 E: 0 K: 1 S: 11 H: 0 LOB: 2 BB: 2 P: 23	R: 1 E: 1 K: 0 S: 6 H: 1 LOB: 1 BB: 0 P: 9	R: 0 E: 0 K: 0 S: 8 H: 0 LOB: 0 BB: 0 P: 14		1B: 3 2B: 2 3B: 0 HR: 1	SF: 1 SAC: 1 DP: 0 HBP: 0		WP: 1 PB: 0 SB: 0 CS: 1	PA: 34		

	AB	29
	R	5
	H	6
	RBI	4
	BB	3
	SO	7
	LOB	9

PITCHER		IP	WLS	BF	H	R	ER	SO	BB	IBB	HBP	BLK	WP	HR	S	P	ERA	WHIP
Dustin Hermanson, R ERA: 3.57	(1, 1)	6.0	L	27	5	4	3	7	2	1	0	0	1	1	62	99	4.50	1.167
Rick DeHart, L ERA: 1.8	(7, 1)	1.0		4	1	1	0	0	0	0	0	0	0	0	6	9	0.00	1.000
Anthony Telford, R ERA: 1.8	(8, 1)	1.0		3	0	0	0	0	0	0	0	0	0	0	8	14	0.00	0.000

PITCHER		IP	WLS	BF	H	R	ER	SO	BB	IBB	HBP	BLK	WP	HR	S	P	ERA	WHIP

Batter	1	2	3	4	5	6	7	8	9	AB	R	H	RBI	BB	SO	LOB
F.P. Santangelo, S (1, 8) (8, 9) OBP: 0.323, SLG: 0.298	P5		BB 1B	F8			K			4	0	1	0	0	1	2
Mark Grudzielanek, R (1, 6) OBP: 0.222, SLG: 0.271	PB HR 1B		F9		G5-3		L9			4	1	1	0	0	0	2
Jose Vidro, S (1, 4) OBP: 0.273, SLG: 0.189	P5 1-2		1B 1-2 BB		G3-1			1B CS 2B		3	0	1	0	1	0	1
Brad Fullmer, L (1, 3) OBP: 0.400, SLG: 0.500	2-H HR		1-3 2-H 1B		L3			L8		4	1	2	2	0	0	1
Rondell White, R (1, 7) (8, 8) OBP: 0.328, SLG: 0.417	F9		P3			K		CS 2-3 1B		4	0	1	0	0	1	2
Ryan McGuire, L (1, 9) OBP: 0.353, SLG: 0.400		2B	G4-3			P6		G3-1 1-2 3-H		4	0	1	0	0	0	2
Miguel Batista, R (8, 1)										0	0	0	0	0	0	0
Shane Andrews, R (1, 5) OBP: 0.195, SLG: 0.400		G5-3	HR			K			G5-3	4	1	1	1	0	1	1
Mike Hubbard, R (1, 2) OBP: 0.100, SLG: 0.100		K	K				2B	L5		2	0	0	0	0	2	1
Scott Livingstone, L (7, PH) OBP: 0.261, SLG: 0.318										1	0	1	0	0	0	0
Chris Widger, R (7, 2) OBP: 0.235, SLG: 0.234										1	0	0	0	0	0	0
Marc Valdes, R (1, 1) OBP: 0.500, SLG: 0.333										2	0	0	0	0	1	1
Shayne Bennett, R (5, 1)										0	0	0	0	0	0	0
Da Rond Stovall, S (7, PH) OBP: 0.381, SLG: 0.450										1	0	0	0	0	1	1
Steve Kline, S (7, 1)										0	0	0	0	0	0	0
Derrick May, L (8, 7) OBP: 0.375, SLG: 0.375		K	E6				K	L4		1	0	0	0	0	0	0
Inning Stats	R: 2 E: 0 K: 0 S: 8 H: 2 LOB: 0 BB: 0 P: 16	R: 0 E: 0 K: 2 S: 12 H: 1 LOB: 1 BB: 0 P: 18	R: 0 E: 0 K: 0 S: 9 H: 2 LOB: 2 BB: 1 P: 19	R: 1 E: 1 K: 1 S: 9 H: 1 LOB: 1 BB: 0 P: 12	R: 0 E: 0 K: 0 S: 4 H: 0 LOB: 0 BB: 0 P: 6	R: 0 E: 0 K: 2 S: 9 H: 0 LOB: 0 BB: 0 P: 13	R: 0 E: 0 K: 2 S: 11 H: 1 LOB: 1 BB: 0 P: 14	R: 0 E: 0 K: 0 S: 12 H: 2 LOB: 1 BB: 0 P: 21	R: 0 E: 0 K: 0 S: 6 H: 0 LOB: 0 BB: 0 P: 10	1B: 4 2B: 3 3B: 0 HR: 2	SF: 0 SAC: 0 DP: 0 HBP: 0					

PITCHER	IP	WLS	BF	H	R	ER	SO	BB	IBB	HBP	BLK	WP	HR	S	P	ERA	WHIP
Jose Lima, R (1, 1) ERA: 3.25	7.0		30	8	3	3	7	1	0	0	0	0	2	67	106	3.86	1.286
C.J. Nitkowski, L (8, 1) ERA: 2.4	1.0		3	1	0	0	0	0	0	0	0	0	0	7	13	0.00	1.000
Doug Henry, R (9, 1) ERA: 2.08	1.0	W	3	0	0	0	0	0	0	0	0	0	0	6	10	0.00	0.000

PITCHER	IP	WLS	BF	H	R	ER	SO	BB	IBB	HBP	BLK	WP	HR	S	P	ERA	WHIP

TOP

Montreal Expos @ Houston Astros

Astrodome, Houston, TX

Sat Apr 18 1998, 8:05 PM EDT

Att. 29,362 - Dome - 72 F

livebaseballscorecards.com

AB	35
R	3
H	9
RBI	3
BB	1
SO	7
LOB	14

Montreal Expos @ Houston Astros

Astrodome, Houston, TX

Sat Apr 18 1998, 8:05 PM EDT

Att. 29,362 - Dome - 72 F

BOTTOM

Batter	1	2	3	4	5	6	7	8	9	AB	R	H	RBI	BB	SO	LOB
Craig Biggio, R (1, 4) OBP: 0.363, SLG: 0.479	G5-3		1B BB		1B WP		K2-3	FC6-4 1-2f		5	2	2	0	0	1	3
Derek Bell, R (1, 9) OBP: 0.418, SLG: 0.612	2B BB		BB 5 S 1-3 1B		WP S 1-3 1B		CS 5 1B 1B		F8	4	1	3	0	1	0	0
5 Jeff Bagwell, R (1, 3) OBP: 0.410, SLG: 0.462	K		BB 1-2 BB		P6		1-2 1B		P5	4	0	1	0	1	1	3
Bill Spiers, L (1, 5) OBP: 0.385, SLG: 0.406	1-H 2B		1-2 2-3 3-H BB		1-2 WP BB		2-3 K		HR	1	0	1	2	2	0	0
Sean Berry, R (7, PH) OBP: 0.375, SLG: 0.538 (8, 5)		F7 L7			1-2 2-3 3-H BB			BB G5-3 BB		2	1	1	1	0	1	2
Moises Alou, R (1, 7) OBP: 0.412, SLG: 0.544										2	0	0	0	2	0	3
Richard Hidalgo, R (1, 8) OBP: 0.235, SLG: 0.277		F8		P4	K			G5-3 1-2		4	0	0	0	0	1	4
Ricky Gutierrez, R (1, 6) OBP: 0.393, SLG: 0.412		G1-3		K		G2		BB IBB		3	0	0	0	1	1	0
Brad Ausmus, R (1, 2) OBP: 0.250, SLG: 0.122			L9	G6-3		F8		K		3	0	0	0	0	0	0
Carl Everett, S (8, PH) OBP: 0.368, SLG: 0.429										1	0	0	0	0	1	2
Doug Henry, R (9, 1)										0	0	0	0	0	0	0
Jose Lima, R (1, 1)			G4-3		G5-3	K		FC6-4 1-2 2-3 BB		3	0	0	0	0	1	0
C.J. Nitkowski, L (8, 1)										0	0	0	0	0	0	0
Tony Eusebio, R (8, PH) OBP: 0.267, SLG: 0.154 (9, 2)										0	0	0	0	1	0	0
Inning Stats	R: 1 E: 0 K: 1 S: 8 H: 1 LOB: 1 BB: 1 P: 15	R: 0 E: 0 K: 0 S: 6 H: 0 LOB: 0 BB: 0 P: 8	R: 1 E: 0 K: 0 S: 16 H: 2 LOB: 3 BB: 2 P: 30	R: 0 E: 0 K: 1 S: 8 H: 0 LOB: 0 BB: 0 P: 12	R: 1 E: 0 K: 1 S: 16 H: 2 LOB: 3 BB: 2 P: 26	R: 0 E: 0 K: 2 S: 12 H: 0 LOB: 0 BB: 0 P: 13	R: 0 E: 0 K: 2 S: 9 H: 2 LOB: 1 BB: 0 P: 16	R: 0 E: 0 K: 1 S: 8 H: 0 LOB: 3 BB: 3 P: 22	R: 1 E: 0 K: 0 S: 7 H: 1 LOB: 0 BB: 0 P: 13	1B: 6 2B: 1 3B: 0 HR: 1	SF: 0 SAC: 0 DP: 0 HBP: 0					

livebaseballscorecards.com

AB	32
R	4
H	8
RBI	3
BB	8
SO	7
LOB	17

WP: 1 PB: 0 SB: 5 CS: 1 PA: 40

PITCHER		IP	WLS	BF	H	R	ER	SO	BB	IBB	HBP	BLK	WP	HR	S	P	ERA	WHIP
Marc Valdes, R ERA: 8.18	(1, 1)	4.2		23	5	3	3	2	5	0	0	0	1	0	49	86	5.79	2.143
Shayne Bennett, R ERA: 5.23	(5, 1)	1.1		4	0	0	0	2	0	0	0	0	0	0	17	18	0.00	0.000
Steve Kline, L ERA:	(7, 1)	1.2		9	2	0	0	3	2	1	0	0	0	0	15	35	0.00	2.400
Miguel Batista, R ERA: 6.97	(8, 1)	1.0	L	4	1	1	1	0	0	0	0	0	0	1	9	16	9.00	1.000

PITCHER	IP	WLS	BF	H	R	ER	SO	BB	IBB	HBP	BLK	WP	HR	S	P	ERA	WHIP

Batter	1	2	3	4	5	6	7	8	9	AB	R	H	RBI	BB	SO	LOB
F.P. Santangelo, S (1, 8) OBP: 0.314, SLG: 0.306	C C S 0-3 ① K		L B X 1-1 ② SH1-3 SF8 2-H 2B		B C F B X 2-2 E1 G6-3 1B		C B S B S 2-3 ② K		B C X 1-1 ② P4	5	2	1	1	0	2	2
Mark Grudzielanek, R (1, 6) OBP: 0.224, SLG: 0.311	B B X 2-0 HR		B X 1-0 ① SH1-3 2-3		C F B F X 1-2 ② G6-3 1-2		X 0-0 ③ G5-3		S S B B X 2-2 ③ FC6-4 1-2f	4	1	1	1	0	0	3
Jose Vidro, S (1, 4) OBP: 0.292, SLG: 0.205	C C F X 0-2 ② G1-3		X 0-0 ② SF8 3-H		C X 0-1 1B 2-H			B C B F B B 4-2 1B SF8 BB		2	1	1	2	1	0	0
Brad Fullmer, L (1, 3) OBP: 0.406, SLG: 0.516	B C S S 1-3 ③ K		B C S S X 1-2 2B		B 1 SAFE B 1 C F B F F 3-2 X ③ P2			X 0-0 ① 1-3 1B		4	0	2	0	0	1	1
Rondell White, R (1, 7) OBP: 0.324, SLG: 0.429		X 0-0 S 2B	C S S B S 2-3 ③ K			B C S S 1-3 ① K		B X 1-0 ② SF8 3-H		3	0	1	1	0	2	1
Ryan McGuire, L (1, 9) OBP: 0.300, SLG: 0.333 Anthony Telford, R (6, 1) Derrick May, L (8, PH) OBP: 0.333, SLG: 0.333 Ugueth Urbina, R (8, 1)		C S B B S 2-3 ① K		C S B S 1-3 ① K		C X 0-1 ② G6-3		C B B C B F C 3-3 ③ K		3 0 1 0	0 0 0 0	0 0 0 0	0 0 0 0	0 0 1 0	2 0 0 0	1 0 0 0
Shane Andrews, R (1, 5) OBP: 0.200, SLG: 0.386		S F B B B F S 2-3 ② K 2-3	B B C C X 2-2 ② G5-3			X 0-0 2B 1B			B F S B F S 2-3 ① K	4	0	1	0	0	2	1
Chris Widger, R (1, 2) OBP: 0.255, SLG: 0.275		B X 1-0 ③ G1-3	C X 0-1 ③ F7			F F F X 0-2 ③ 1-H 2B			B C B X 2-1 1B 1B	4	0	2	0	0	0	1
Javier Vazquez, R (1, 1) OBP: 0.200, SLG: 0.400 Da Rond Stovall, S (6, 9) OBP: 0.391, SLG: 0.455			X 0-0 2B 2B		C C S 0-3 ① K		C B S X 1-2 ① G4-3		B F B 1 SAFE B 1 SAFE X 3-1 1-2 FC6-4 1B	2 2	1 0	1 1	0 0	0 0	1 0	0 0
Inning Stats	R: 1 H: 1 E: 0 LOB: 0 K: 2 BB: 0 S: 11 P: 14	R: 0 H: 1 E: 0 LOB: 1 K: 2 BB: 0 S: 9 P: 14	R: 2 H: 3 E: 0 LOB: 1 K: 1 BB: 0 S: 11 P: 16	R: 0 H: 0 E: 0 LOB: 0 K: 1 BB: 0 S: 8 P: 11	R: 1 H: 1 E: 1 LOB: 1 K: 1 BB: 0 S: 17 P: 23	R: 0 H: 2 E: 0 LOB: 2 K: 1 BB: 0 S: 10 P: 11	R: 0 H: 0 E: 0 LOB: 0 K: 1 BB: 0 S: 7 P: 10	R: 1 H: 1 E: 0 LOB: 0 K: 1 BB: 1 S: 8 P: 16	R: 0 H: 2 E: 0 LOB: 2 K: 1 BB: 0 S: 13 P: 23	1B: 5 SF: 2 2B: 5 SAC: 1 3B: 0 DP: 0 HR: 1 HBP: 0						

PITCHER		IP	WLS	BF	H	R	ER	SO	BB	IBB	HBP	BLK	WP	HR	S	P	ERA	WHIP
Shane Reynolds, R ERA: 4.26	(1, 1)	7.0		29	8	4	3	9	0	0	0	0	0	1	73	99	3.86	1.143
Mike Magnante, L ERA: 7.0	(8, 1)	0.1	L	2	1	1	1	0	1	0	0	0	0	0	3	7	27.00	6.000
Doug Henry, R ERA: 1.74	(8, 1)	1.2		7	2	0	0	2	0	0	0	0	0	0	18	32	0.00	1.200

PITCHER	IP	WLS	BF	H	R	ER	SO	BB	IBB	HBP	BLK	WP	HR	S	P	ERA	WHIP

TOP

Montreal Expos @ Houston Astros

Astrodome, Houston, TX

Sun Apr 19 1998, 4:33 AM EDT

Att. 18,484 - Dome - 72 F

livebaseballscorecards.com

AB	34
R	5
H	11
RBI	5
BB	1
SO	11
LOB	10

WP: 0	PA: 38																	
PB: 0																		
SB: 1																		
CS: 0																		

BOTTOM

Montreal Expos @ Houston Astros

Astrodome, Houston, TX

Sun Apr 19 1998, 4:33 AM EDT

Att. 18,484 - Dome - 72 F

livebaseballscorecards.com

Batter	1	2	3	4	5	6	7	8	9	AB	R	H	RBI	BB	SO	LOB
Craig Biggio, R (1, 4) OBP: 0.376, SLG: 0.513	C S B F X 1-2 1B 2B		X 0-0 ① G5-3		B B C B X 3-1 ① F8		B C C X 1-2 1B		X 0-0 2B	5	1	3	0	0	0	0
Derek Bell, R (1, 9) OBP: 0.417, SLG: 0.597	S C B X 1-2 5 CS 2-H 1B		C S S B F X 2-2 1B		C F B S 1-3 ② K		C B 1 SAFE 1 SAFE C B F 1 SAFE B 3-2 X F9 ②		S S S 0-3 ③ K	5	0	2	1	0	2	2
5 Jeff Bagwell, R (1, 3) OBP: 0.391, SLG: 0.435	B B S F T S 2-3 ① ② K 2-3		F C S 0-3 ② K		B X 1-0 ③ G4-3		1 SAFE 1 SAFE X 0-0 ③ G5-3			4	0	0	0	0	2	3
Bill Spiers, L (1, 5) OBP: 0.395, SLG: 0.382	X 0-0 ③ F7		C C B F B S 2-3 ③ K			B B C B B 4-1 G5-3 1B BB		B B B C C F B 4-2 BB		2	1	0	0	2	1	1
Moises Alou, R (1, 7) OBP: 0.417, SLG: 0.567		B B C C B B 4-2 1B BB		X 0-0 G6-3 3B		X 0-0 ① G5-3 1-2		S S B S 1-3 ① K		3	1	1	0	1	1	2
Carl Everett, S (1, 8) OBP: 0.357, SLG: 0.410		C B L 1 SAFE X 2-2 ① F7		S S B X 1-2 ① G6-3 3-H		B B S S F B X 3-2 G6-3 2-H 1B		C B C F B S 2-3 ② K		4	1	1	2	0	1	2
Tony Eusebio, R (1, 2) OBP: 0.222, SLG: 0.125 Jack Howell, L (8, PH) OBP: 0.364, SLG: 0.222 Brad Ausmus, R (9, 2) OBP: 0.250, SLG: 0.122		1 SAFE F B X 1-1 ② L8		C S C 0-3 ② K		B 1 SAFE 1 SAFE X 1-0 ② G6-3 1-2		B C S S 1-3 ③ K		3 1 0	0 0 0	0 0 0	0 0 0	0 0 0	1 1 0	2 1 0
Ricky Gutierrez, R (1, 6) OBP: 0.417, SLG: 0.436		C B S X 1-2 1-3 1B		X 0-0 1B		B B X 2-0 ③ 2-H 1B			F S B F S 1-3 ① K	4	0	3	1	0	1	0
Shane Reynolds, R (1, 1) OBP: 0.200, SLG: 0.300 35 Dave Clark, L (7, PH) OBP: 0.368, SLG: 0.200 Mike Magnante, L (8, 1) Doug Henry, R (8, 1) Sean Berry, R (9, PH) OBP: 0.367, SLG: 0.525		C B C C 1-3 ③ K		B F X 1-1 ③ G5-3			B S C S 1-3 ① K		S C S 0-3 ② K	2 1 0 0 1	0 0 0 0 0	0 0 0 0 0	0 0 0 0 0	1 0 0 0 1	3 0 0 0 0	3 0 0 0 0

Inning Stats																								
	R: 1	H: 2	R: 0	H: 1	R: 0	H: 1	R: 1	H: 2	R: 0	H: 0	R: 2	H: 2	R: 0	H: 1	R: 0	H: 0	R: 0	H: 1	1B: 7	SF: 0	WP: 0	PA: 38		
	E: 0	LOB: 0	E: 0	LOB: 2	E: 0	LOB: 1	E: 0	LOB: 1	E: 0	LOB: 0	E: 0	LOB: 1	E: 0	LOB: 1	K: 3	LOB: 1	E: 0	LOB: 1	2B: 2	SAC: 0	PB: 0			
	K: 1	BB: 0	K: 1	BB: 1	K: 2	BB: 0	K: 1	BB: 0	K: 1	BB: 0	K: 0	BB: 1	K: 1	BB: 0	S: 14	BB: 1	K: 3	BB: 0	3B: 1	DP: 0	SB: 0			
	S: 12	P: 16	S: 13	P: 22	S: 12	P: 16	S: 10	P: 12	S: 6	P: 11	S: 8	P: 18	S: 11	P: 16		P: 22	S: 11	P: 12	HR: 0	HBP: 0	CS: 1			

PITCHER		IP	WLS	BF	H	R	ER	SO	BB	IBB	HBP	BLK	WP	HR	S	P	ERA	WHIP
Javier Vazquez, R ERA: 9.53	(1, 1)	5.1		24	7	4	4	6	2	0	0	0	0	0	59	90	6.75	1.688
Anthony Telford, R ERA: 1.54	(6, 1)	1.2	W	6	2	0	0	1	0	0	0	0	0	0	13	21	0.00	1.200
Ugueth Urbina, R ERA:	(8, 1)	2.0	S	8	1	0	0	6	1	0	0	0	0	0	25	34	0.00	1.000

PITCHER		IP	WLS	BF	H	R	ER	SO	BB	IBB	HBP	BLK	WP	HR	S	P	ERA	WHIP

AB	35
R	4
H	10
RBI	4
BB	3
SO	13
LOB	16

Batter	1	2	3	4	5	6	7	8	9	AB	R	H	RBI	BB	SO	LOB
Royce Clayton, R (1, 6) OBP: 0.346, SLG: 0.324	B F X 1-1 ① F8		X 0-0 ② F9	B S S S 1-3 ③ K		C B F B B B 4-2 1B BB			S S B F X 1-2 ① G1-3	4	0	0	0	1	1	1
Delino DeShields, L (1, 4) OBP: 0.433, SLG: 0.467	C X 0-1 CS 1B		B C B B B 4-1 HR BB		B X 1-0 L7 1B 2B	1 SAFE 1 SAFE B X 1-0 1-3 1B			B B B B C X 3-1 CS 2B	4	2	4	0	1	0	0
Mark McGwire, R (1, 3) OBP: 0.518, SLG: 0.855	S 1 SAFE F B S 1-3 ② ③ K 1-2		X 0-0 1-H HR		X 0-0 ① L7 2-3	C C B B B C 2-3 ③ K			S B C B B B 4-2 ② 2-3 BB	4	1	1	2	1	2	4
Brian Jordan, R (1, 8) OBP: 0.338, SLG: 0.476		S B X 1-1 E6 1B	B B C F X 2-2 2B 1B		S X 0-1 S HR 3-H 1B		C B S F F B F B X 3-2 ① F9		B X 1-0 ③ F8	5	1	2	1	0	0	1
Gary Gaetti, R (1, 5) OBP: 0.415, SLG: 0.481		1 SAFE F 1 SAFE X 0-1 1-3 1B	X 0-0 1-3 2B		1 SAFE B F 2 SAFE B F X 2-2 ② L7 1-2		B C B C F S 2-3 ② K			4	0	2	0	0	1	1
Ron Gant, R (1, 7) OBP: 0.311, SLG: 0.538 John Mabry, L (9, 9) OBP: 0.395, SLG: 0.563	B X 1-0 ① L6	F B C F B X 2-2 ③ F8			X 0-0 2-H HR		B F B C X 2-2 ③ G3			4 0	1 0	1 0	2 0	0 0	0 0	4 0
Brian Hunter, R (1, 9) OBP: 0.346, SLG: 0.609 (9, 7)	C B B S B T 3-2 ② K		X 0-0 S 2B	X 0-0 ③ F7				S B S X 1-2 ① G6-3		4	0	1	0	0	1	2
Tom Lampkin, L (1, 2) OBP: 0.358, SLG: 0.517	C B X 1-1 ③ P6		X 0-0 ① F9			B B B C F X 3-2 ① L9		F B S B X 2-2 ② P8		4	0	0	0	0	0	3
Todd Stottlemyre, L (1, 1) OBP: 0.200, SLG: 0.200 Juan Acevedo, R (8, 1) OBP: 1.000, SLG: 1.000 Jeff Brantley, R (9, 1)			X 0-0 ① B1-3	S S B B L 2-3 ② K 2-3		B F S B F B S 3-3 ② K		B C F X 1-2 ③ G5-3		4 0 0	0 0 0	0 0 0	0 0 0	0 0 0	2 0 0	1 0 0

TOP

St. Louis Cardinals @ Montreal Expos

Olympic Stadium, Montreal, QB

Tue Apr 21 1998, 7:05 PM EDT

Att. 7,384 - Dome - 72 F

livebaseballscorecards.com

AB	37
R	5
H	11
RBI	5
BB	3
SO	7
LOB	17

Inning Stats	1	2	3	4	5	6	7	8	9
	R: 0 E: 0 K: 1 S: 7	H: 1 LOB: 0 BB: 0 P: 9	R: 0 E: 1 K: 1 S: 10	H: 1 LOB: 2 BB: 0 P: 16	R: 2 E: 0 K: 0 S: 12	H: 3 LOB: 2 BB: 1 P: 20	R: 0 E: 0 K: 2 S: 8	H: 1 LOB: 1 BB: 0 P: 11	R: 3 E: 0 K: 0 S: 9	H: 3 LOB: 0 BB: 0 P: 12
	R: 0 E: 0 K: 2 S: 13	H: 1 LOB: 2 BB: 1 P: 26	R: 0 E: 0 K: 1 S: 13	H: 0 LOB: 0 BB: 0 P: 20	R: 0 E: 0 K: 0 S: 9	H: 0 LOB: 0 BB: 0 P: 13	R: 0 E: 0 K: 0 S: 9	H: 1 LOB: 1 BB: 1 P: 18		

1B: 5	SF: 0
2B: 4	SAC: 0
3B: 0	DP: 0
HR: 2	HBP: 0

WP: 0	PA: 40
PB: 0	
SB: 2	
CS: 2	

PITCHER		IP	WLS	BF	H	R	ER	SO	BB	IBB	HBP	BLK	WP	HR	S	P	ERA	WHIP
Trey Moore, L ERA: 6.27	(1, 1)	4.2	L	24	9	5	5	4	1	0	0	0	0	2	45	67	9.64	2.143
Shayne Bennett, R ERA: 4.63	(5, 1)	1.1		6	1	0	0	2	1	0	0	0	0	0	14	27	0.00	1.500
Miguel Batista, R ERA: 5.4	(7, 1)	3.0		10	1	0	0	1	1	0	0	0	0	0	31	51	0.00	0.667

PITCHER		IP	WLS	BF	H	R	ER	SO	BB	IBB	HBP	BLK	WP	HR	S	P	ERA	WHIP

Batter	1	2	3	4	5	6	7	8	9	AB	R	H	RBI	BB	SO	LOB
F.P. Santangelo, S (1, 8) OBP: 0.311, SLG: 0.318	S 0-1 Cl		C B F X 1-2 2B	C B F S 1-3 ③ K			X 0-0 ① G4-1		F C X 0-2 ③ F7	4	0	1	0	0	1	1
Mark Grudzielanek, R (1, 6) OBP: 0.238, SLG: 0.312	1 SAFE F B 1 SAFE F B 1 SAFE C 2-3 ① K		B B B C B 4-1 BB		F C X 0-2 BB 1B		C F S 0-3 ② K			3	0	1	0	1	2	1
Vladimir Guerrero, R (1, 9) OBP: 0.311, SLG: 0.439	B X 1-0 ② P4		B X 1-0 ③ F9		B B F B B 1-2 BB		F B X 1-1 ③ G5-3			3	0	0	0	1	0	3
Brad Fullmer, L (1, 3) OBP: 0.384, SLG: 0.485	B B X 2-0 ③ G4-3			C B F X 1-2 ① G3	B C F F S 1-3 ① K			F F B B X 2-2 ① G1-6-3		4	0	0	0	0	1	3
Rondell White, R (1, 7) OBP: 0.320, SLG: 0.418		S F B S 1-3 ① K		B X 1-0 BB HR 1B	C B S B C 2-3 ② K			F F B S 1-3 ② K		4	1	1	0	0	3	2
Jose Vidro, S (1, 4) OBP: 0.308, SLG: 0.214		C C T F B B T F B X 3-2 ② G4-3		B B B 4-0 1-2 HR BB	C B B X 2-1 ③ G3-1			X 0-0 1B		3	1	1	0	1	0	2
Shane Andrews, R (1, 5) OBP: 0.204, SLG: 0.438		S B B C S 2-3 ③ K		X 0-0 1-H 2-H HR		C S S 0-3 ① K		F B X 1-1 ③ F7		4	1	1	3	0	2	1
Chris Widger, R (1, 2) OBP: 0.237, SLG: 0.255			C S X 0-2 ① L6	S X 0-1 ② G3		X 0-0 ② G6-3			C S F C 0-3 ① K	4	0	0	0	0	1	0
Trey Moore, L (1, 1) OBP: 0.600, SLG: 0.750			X 0-0 ② L8	B B B 4-0 BB		C C T F B C 1-3 ③ K			X 0-0 ② L6	1	0	0	0	1	0	0
Shayne Bennett, R (5, 1)										0	0	0	0	0	0	0
Scott Livingstone, L (6, PH) OBP: 0.250, SLG: 0.304										1	0	0	0	0	1	0
Miguel Batista, R (7, 1)										0	0	0	0	0	0	0
Derrick May, L (9, PH) OBP: 0.300, SLG: 0.300										1	0	0	0	0	0	0
Inning Stats	R: 0 E: 1 K: 1 S: 6 / H: 0 LOB: 1 BB: 0 P: 11	R: 0 E: 0 K: 2 S: 12 / H: 0 LOB: 0 BB: 0 P: 18	R: 0 E: 0 K: 0 S: 9 / H: 1 LOB: 2 BB: 1 P: 15	R: 3 E: 0 K: 1 S: 10 / H: 2 LOB: 1 BB: 2 P: 21	R: 0 E: 0 K: 2 S: 13 / H: 1 LOB: 2 BB: 1 P: 22	R: 0 E: 0 K: 2 S: 8 / H: 0 LOB: 0 BB: 0 P: 9	R: 0 E: 0 K: 1 S: 6 / H: 0 LOB: 0 BB: 0 P: 7	R: 0 E: 0 K: 1 S: 10 / H: 1 LOB: 1 BB: 0 P: 14	R: 0 E: 0 K: 1 S: 8 / H: 0 LOB: 0 BB: 0 P: 8	1B: 3 2B: 1 3B: 0 HR: 1	SF: 0 SAC: 0 DP: 0 HBP: 0						

PITCHER	IP	WLS	BF	H	R	ER	SO	BB	IBB	HBP	BLK	WP	HR	S	P	ERA	WHIP
Todd Stottlemyre, R (1, 1) ERA: 2.52	7.2	W	33	5	3	3	10	4	0	0	0	0	1	72	114	3.52	1.174
Juan Acevedo, R (8, 1) ERA: 7.71	0.1		1	0	0	0	0	0	0	0	0	0	0	2	3	0.00	0.000
Jeff Brantley, R (9, 1) ERA: 1.8	1.0	S	3	0	0	0	1	0	0	0	0	0	0	8	8	0.00	0.000

PITCHER	IP	WLS	BF	H	R	ER	SO	BB	IBB	HBP	BLK	WP	HR	S	P	ERA	WHIP

BOTTOM

St. Louis Cardinals @ Montreal Expos

Olympic Stadium, Montreal, QB

Tue Apr 21 1998, 7:05 PM EDT

Att. 7,384 - Dome - 72 F

livebaseballscorecards.com

AB	32
R	3
H	5
RBI	3
BB	4
SO	11
LOB	13

1B: 3	SF: 0	WP: 0	PA: 37
2B: 1	SAC: 0	PB: 0	
3B: 0	DP: 0	SB: 0	
HR: 1	HBP: 0	CS: 0	

Batter	1	2	3	4	5	6	7	8	9	AB	R	H	RBI	BB	SO	LOB
Royce Clayton, R (1, 6) OBP: 0.349, SLG: 0.319	G6-3		L8		G6-4-3 1-2f		BB		1B	4	0	1	0	1	0	1
Delino DeShields, L (1, 4) OBP: 0.444, SLG: 0.523	E 2B		3B		2B 1B		K		K	5	0	3	0	0	2	3
Mark McGwire, R (1, 3) OBP: 0.506, SLG: 0.833	P4 2-3		P9		1-H 2B			F8		4	0	1	0	0	0	2
Brian Jordan, R (1, 8) OBP: 0.347, SLG: 0.470	BB			CS 1B		L3		F8		3	0	1	0	1	0	0
Gary Gaetti, R (1, 5) OBP: 0.420, SLG: 0.474	F8			1-2 HR BB		F9		BB 1B		3	1	1	0	1	0	2
Ron Gant, R (1, 7) OBP: 0.313, SLG: 0.595		G6-3		1-H HR		K		FC5-4 1-2	BB	3	1	1	2	0	1	0
Mike Busby, R (6, 1)										0	0	0	0	0	0	0
Ray Lankford, L (8, PH) OBP: 0.508, SLG: 0.560										0	0	0	0	1	0	0
Kent Mercker, L (8, PR) OBP: 0.100, SLG: 0.100										0	0	0	0	0	0	0
Kent Bottenfield, R (8, 1)										0	0	0	0	0	0	0
Brian Hunter, R (1, 9) OBP: 0.333, SLG: 0.538		G5-3		K			F8 SH1-4 BB	FC5-4 1-2f		3	0	0	0	1	1	2
Eli Marrero, R (1, 2) OBP: 0.267, SLG: 0.600		G5-3		G5-3			SH1-4 1-2		F7	3	0	0	0	0	0	0
Donovan Osborne, S (1, 1) OBP: 0.333, SLG: 0.333			K		G6-4-3 1B		F8 2-3		G5-3	2	0	1	0	0	1	0
Willie McGee, S (6, 7) OBP: 0.360, SLG: 0.426										2	0	0	0	0	0	1

TOP

St. Louis Cardinals @ Montreal Expos
Olympic Stadium, Montreal, QB
Wed Apr 22 1998, 7:05 PM EDT
Att. 7,680 - Dome - 72 F

livebaseballscorecards.com

	AB	32
	R	2
	H	9
	RBI	2
	BB	5
	SO	5
	LOB	11

Inning Stats	1	2	3	4	5	6	7	8	9
	R: 0 E: 1 K: 0 S: 16	R: 0 E: 0 K: 0 S: 7	R: 0 E: 0 K: 1 S: 9	R: 2 E: 0 K: 1 S: 14	R: 0 E: 0 K: 0 S: 7	R: 0 E: 0 K: 1 S: 6	R: 0 E: 0 K: 1 S: 8	R: 0 E: 0 K: 0 S: 10	R: 0 E: 0 K: 1 S: 12
	H: 1 LOB: 2 BB: 1 P: 29	H: 0 LOB: 0 BB: 0 P: 10	H: 1 LOB: 1 BB: 0 P: 13	H: 2 LOB: 0 BB: 1 P: 24	H: 3 LOB: 2 BB: 0 P: 11	H: 0 LOB: 0 BB: 0 P: 8	H: 0 LOB: 2 BB: 2 P: 19	H: 1 LOB: 2 BB: 1 P: 20	H: 1 LOB: 1 BB: 0 P: 16

	1B	5	SF	0
	2B	2	SAC	1
	3B	1	DP	1
	HR	1	HBP	0

	WP	0	PA	38
	PB	0		
	SB	0		
	CS	1		

PITCHER		IP	WLS	BF	H	R	ER	SO	BB	IBB	HBP	BLK	WP	HR	S	P	ERA	WHIP
Carlos Perez, L ERA: 3.28	(1, 1)	7.0		29	7	2	2	4	4	0	0	0	0	1	67	114	2.57	1.571
Anthony Telford, R ERA: 1.46	(8, 1)	0.2		3	1	0	0	0	0	0	0	0	0	0	7	11	0.00	1.500
Steve Kline, L ERA:	(8, 1)	0.1		2	0	0	0	0	1	0	0	0	0	0	3	9	0.00	3.000
Ugueth Urbina, R ERA:	(9, 1)	1.0	W	4	1	0	0	1	0	0	0	0	0	0	12	16	0.00	1.000

PITCHER		IP	WLS	BF	H	R	ER	SO	BB	IBB	HBP	BLK	WP	HR	S	P	ERA	WHIP

Batter	1	2	3	4	5	6	7	8	9	AB	R	H	RBI	BB	SO	LOB
F.P. Santangelo, S (1, 8) OBP: 0.329, SLG: 0.329	C B B B C F X 3-2 F7 ①		L B X 1-1 2B 1B 1B		C F X 0-2 BB 1B 1B		B B C F T 2-2 K ①		S B F H 2-2 BB SH1-4 1B HBP	4	2	2	0	0	1	0
Mark Grudzielanek, R (1, 6) OBP: 0.250, SLG: 0.370	X 0-0 G5-3 ②		C 1 SAFE C X 0-2 1-3 2B		C 1 F F B S 1-3 K ②		B B F X 2-1 HR		X 0-0 SH1-4 ① 1-2	4	1	2	1	0	1	1
Vladimir Guerrero, R (1, 9) OBP: 0.333, SLG: 0.443	B F X 1-1 P4 ③		B X 1-0 3-H 1B		B X 1-0 1-2 BB 1B		X 0-0 P3 ②		I I I I 4-0 1B BB IBB	4	0	2	1	1	0	0
Brad Fullmer, L (1, 3) OBP: 0.397, SLG: 0.478		B X 1-0 G3 ① C B X 1-1 F8 ③			B B B B 4-0 1-2 2-3 BB		C B B X 2-1 1B		B B B B 4-0 1-2 2-3 1B BB	3	0	1	0	2	0	2
Rondell White, R (1, 7) OBP: 0.313, SLG: 0.403		S C B F B F F F S 2-3 K ②		X 0-0 P4 ①	X 0-0 F9 ③		B B X 2-0 P4 ③		X 0-0 1-2 2-3 3-H 1B	5	0	1	1	0	1	4
Shane Andrews, R (1, 5) OBP: 0.208, SLG: 0.423		B X 1-0 1B		B B B C C S 3-3 K ②		B S C S 1-3 K ①		S C S 0-3 K ①		4	0	1	0	0	3	0
Jose Vidro, S (1, 4) OBP: 0.304, SLG: 0.217		1 SAFE B F S X 1-2 P5 ③		F B C X 1-2 1B		C C B B X 2-2 G6-3 ②		F B S F B F B X 3-2 F7 ②		4	0	1	0	0	0	1
Chris Widger, R (1, 2) OBP: 0.254, SLG: 0.271			C S S 0-3 K2-3 ① F B X 1-1 G4-3 ③			B X 1-0 1B		F S F B F X 1-2 1B		4	0	2	0	0	1	1
Carlos Perez, L (1, 1) OBP: 0.200, SLG: 0.200			C B M C 1-3 K ②		F X 0-1 B5-3 ①	B F X 1-1 G4-3 ③		B B F C X 2-2 G1-3 ③		3	0	0	0	0	1	1
Anthony Telford, R (8, 1)										0	0	0	0	0	0	0
Steve Kline, S (8, 1)										0	0	0	0	0	0	0
Derrick May, L (8, PH) OBP: 0.273, SLG: 0.273										1	0	0	0	0	0	1
Ugueth Urbina, R (9, 1)										0	0	0	0	0	0	0
Inning Stats	R: 0 E: 0 K: 0 S: 7 H: 0 LOB: 0 BB: 0 P: 11	R: 0 E: 0 K: 1 S: 12 H: 1 LOB: 1 BB: 0 P: 17	R: 1 E: 0 K: 2 S: 14 H: 3 LOB: 2 BB: 0 P: 18	R: 0 E: 0 K: 1 S: 9 H: 1 LOB: 1 BB: 0 P: 14	R: 0 E: 0 K: 1 S: 11 H: 2 LOB: 3 BB: 1 P: 17	R: 0 E: 0 K: 1 S: 9 H: 1 LOB: 1 BB: 0 P: 14	R: 1 E: 0 K: 1 S: 9 H: 2 LOB: 1 BB: 0 P: 17	R: 0 E: 0 K: 1 S: 16 H: 1 LOB: 1 BB: 0 P: 22	R: 1 E: 0 K: 0 S: 4 H: 1 LOB: 3 BB: 2 P: 14	1B: 10 2B: 1 3B: 0 HR: 1	SF: 0 SAC: 1 DP: 0 HBP: 1						

PITCHER		IP	WLS	BF	H	R	ER	SO	BB	IBB	HBP	BLK	WP	HR	S	P	ERA	WHIP
Donovan Osborne, L ERA: 5.06	(1, 1)	5.2		26	8	1	1	6	1	0	0	0	0	0	60	88	1.59	1.588
Mike Busby, R ERA: 4.26	(6, 1)	1.1		6	2	1	1	1	0	0	0	0	0	1	11	20	6.75	1.500
Kent Bottenfield, R ERA: 4.26	(8, 1)	1.1	L	9	2	1	1	1	1	1	1	0	0	0	20	36	6.75	2.250

PITCHER	IP	WLS	BF	H	R	ER	SO	BB	IBB	HBP	BLK	WP	HR	S	P	ERA	WHIP

BOTTOM

St. Louis Cardinals @ Montreal Expos

Olympic Stadium, Montreal, QB

Wed Apr 22 1998, 7:05 PM EDT
Att. 7,680 - Dome - 72 F

livebaseballscorecards.com

AB	36
R	3
H	12
RBI	3
BB	3
SO	8
LOB	11

WP: 0 PB: 0 SB: 0 CS: 0 PA: 41

Batter	1	2	3	4	5	6	7	8	9	AB	R	H	RBI	BB	SO	LOB
Delino DeShields, L (1, 4) OBP: 0.434, SLG: 0.500	F F F B B F S 2-3 ① K		S C B B B B B 4-2 BB		B B F F X 2-2 ② L5			C B B F X 2-2 ② F8		3	0	0	0	1	1	0
Tom Lampkin, L (1, 2) OBP: 0.338, SLG: 0.484	X 0-0 ② P6		C B F F X 1-2 ② P5		C B B B X 3-1 ③ P4			B X 1-0 ③ G3-1		4	0	0	0	0	0	2
Willie McGee, S (1, 8) OBP: 0.352, SLG: 0.412	S F B F F X 1-2 1B		B X 1-0 ③ G4-3			F B X 1-1 ① G4-3			C S B F B S 2-3 ① K	4	0	1	0	0	1	2
Gary Gaetti, R (1, 5) OBP: 0.411, SLG: 0.459	S 1 SAFE S 1 SAFE X 0-2 ③ P5			B X 1-0 HR 1B		X 0-0 ② F9			X 0-0 ② F9	4	1	1	0	0	0	1
Ron Gant, R (1, 7) OBP: 0.308, SLG: 0.630		B F B C F B S 3-3 ① K		B 1 SAFE X 1-0 1-H HR		B C S X 1-2 ③ G3-1			B B F B F F X 3-2 ③ P5	4	1	1	2	0	1	0
John Mabry, L (1, 9) OBP: 0.390, SLG: 0.543		B F F C 1-3 ② K		F X 0-1 G1-6-3 1B			F B B X 2-1 ① L3			3	0	1	0	0	1	0
Brian Hunter, R (1, 3) OBP: 0.303, SLG: 0.483	S X 0-1 ③ G6-3			B S B S F X 2-2 ① F7			B B X 2-0 ② P5			3	0	0	0	0	0	1
David Howard, S (1, 6) OBP: 0.295, SLG: 0.317		C B F S 1-3 ① K	1 SAFE 1 SAFE S F B 1 SAFE 1 SAFE F 1-2 ② F G1-6-3 ③ 1-2f				F B F C 1-3 ③ K			3	0	0	0	0	2	1
Cliff Politte, R (1, 1) OBP: 0.182, SLG: 0.100		X 0-0 E9 1B			S X 0-1 ① P3			B B S S X 2-1 ① L8		2	0	1	0	0	0	0
John Frascatore, R (6, 1)										0	0	0	0	0	0	0
Lance Painter, L (7, 1)										0	0	0	0	0	0	0
Ray Lankford, L (8, PH) OBP: 0.500, SLG: 0.549										1	0	0	0	0	0	0
Mark Petkovsek, R (8, 1) OBP: 0.667, SLG: 1.000										0	0	0	0	0	0	0

TOP

St. Louis Cardinals @ Montreal Expos

Olympic Stadium, Montreal, QB

Thu Apr 23 1998, 7:05 PM EDT

Att. 7,480 - Dome - 72 F

livebaseballscorecards.com

AB	31
R	2
H	5
RBI	2
BB	1
SO	6
LOB	7

Inning Stats	1	2	3	4	5	6	7	8	9
	R: 0 E: 0 K: 1 S: 15	R: 0 E: 0 K: 2 S: 9	R: 0 E: 1 K: 1 S: 11	R: 2 E: 0 K: 0 S: 14	R: 0 E: 0 K: 0 S: 7	R: 0 E: 0 K: 0 S: 6	R: 0 E: 0 K: 1 S: 6	R: 0 E: 0 K: 0 S: 6	R: 0 E: 0 K: 1 S: 9
	H: 1 LOB: 1 BB: 0 P: 18	H: 0 LOB: 0 BB: 0 P: 13	H: 1 LOB: 2 BB: 1 P: 18	H: 3 LOB: 0 BB: 0 P: 19	H: 0 LOB: 0 BB: 0 P: 12	H: 0 LOB: 0 BB: 0 P: 8	H: 0 LOB: 0 BB: 0 P: 11	H: 0 LOB: 0 BB: 0 P: 11	H: 0 LOB: 0 BB: 0 P: 14

1B: 4 SF: 0 WP: 0 PA: 32
2B: 0 SAC: 0 PB: 0
3B: 0 DP: 1 SB: 0
HR: 1 HBP: 0 CS: 0

PITCHER		IP	WLS	BF	H	R	ER	SO	BB	IBB	HBP	BLK	WP	HR	S	P	ERA	WHIP
Dustin Hermanson, R ERA: 3.34	(1, 1)	7.0	W	26	5	2	2	5	1	0	0	0	0	1	68	99	2.57	0.857
Anthony Telford, R ERA: 1.35	(8, 1)	1.0		3	0	0	0	0	0	0	0	0	0	0	6	11	0.00	0.000
Ugueth Urbina, R ERA:	(9, 1)	1.0	S	3	0	0	0	1	0	0	0	0	0	0	9	14	0.00	0.000

PITCHER		IP	WLS	BF	H	R	ER	SO	BB	IBB	HBP	BLK	WP	HR	S	P	ERA	WHIP

Batter	1	2	3	4	5	6	7	8	9	AB	R	H	RBI	BB	SO	LOB
F.P. Santangelo, S (1, 8) OBP: 0.325, SLG: 0.324	C B B S C 2-3 ① K	X 0-0 ③ F8			B X 1-0 ① G6-3		C B F B X 2-2 S 2B 1B			4	1	1	0	0	1	1
Mark Grudzielanek, R (1, 6) OBP: 0.250, SLG: 0.357	C B F B F B X 3-2 ② G4-3		B F X 1-1 ① G6-3		B F F F H 2-2 S HBP		B B C X 2-1 ① G5-3 1-2			3	0	0	0	0	0	1
Vladimir Guerrero, R (1, 9) OBP: 0.357, SLG: 0.523	C C X 0-2 1B 1B		X 0-0 HR		B F B 1 SAFE C F X 2-2 ② P2 1-2		B B C 2 SAFE C X 2-2 FC9-5 2-H 2B			4	1	3	2	0	0	1
Brad Fullmer, L (1, 3) OBP: 0.390, SLG: 0.466 Anthony Telford, R (8, 1) Ugueth Urbina, R (9, 1)	C X 0-1 1-2 1B		B X 1-0 ② F8		F B X 1-1 ③ F8		B C X 1-1 ②③ FC9-5 2-3			4 0 0	0 0 0	1 0 0	0 0 0	0 0 0	0 0 0	2 0 0
Rondell White, R (1, 7) OBP: 0.321, SLG: 0.447	B C X 1-1 ③ F9		C F X 0-2 HR		C B B B S X 3-2 E6 BLK SH1-3 1B			C S B B B X 2-2 CS 1B		4	2	2	1	0	0	2
Jose Vidro, S (1, 4) OBP: 0.305, SLG: 0.208 Mike Mordecai, R (9, 4) OBP: 0.143, SLG: 0.100		C B B B F B F B 4-2 G6-4-3 2B BB	X 0-0 ③ L8		C X 0-1 ① SH1-3 1-2			F 1 SAFE 1 SAFE X 0-1 ① F7		2 0	1 0	0 0	0 0	1 0	0 0	1 0
Shane Andrews, R (1, 5) OBP: 0.211, SLG: 0.411		F B X 1-1 ① G6-4-3 1-2	B B F X 2-1 ① F9		F C B B F X 2-2 1B CS 2-H 1B			1 SAFE S S B F B X 3-2 ②③ G4-3 1-2		4	0	1	1	0	0	2
Chris Widger, R (1, 2) OBP: 0.273, SLG: 0.306		B S B F X 2-2 2-H 2B	X 0-0 ② P9		B C B F X 2-2 1-3 1B					3	0	2	1	0	0	0
Dustin Hermanson, R (1, 1) Ryan McGuire, L (8, 3) OBP: 0.300, SLG: 0.333		B C F S 1-3 ② K	B B C X 2-1 ③ L9		B P L S S 2-3 ②③ K 3-H					3 0	0 0	0 0	0 0	0 0	2 0	3 0
Inning Stats	R: 0 E: 0 K: 1 S: 14 H: 2 LOB: 2 BB: 0 P: 20	R: 1 E: 0 K: 1 S: 12 H: 1 LOB: 1 BB: 1 P: 20	R: 2 E: 0 K: 0 S: 8 H: 2 LOB: 0 BB: 0 P: 10	R: 0 E: 0 K: 0 S: 5 H: 0 LOB: 0 BB: 0 P: 9	R: 0 E: 0 K: 0 S: 10 H: 0 LOB: 1 BB: 0 P: 16	R: 1 E: 1 K: 1 S: 16 H: 2 LOB: 1 BB: 0 P: 24	R: 1 E: 0 K: 0 S: 10 H: 2 LOB: 0 BB: 0 P: 17	R: 0 E: 0 K: 0 S: 10 H: 1 LOB: 0 BB: 0 P: 15		1B: 6 2B: 3 3B: 0 HR: 2	SF: 0 SAC: 1 DP: 1 HBP: 1					

PITCHER		IP	WLS	BF	H	R	ER	SO	BB	IBB	HBP	BLK	WP	HR	S	P	ERA	WHIP
Cliff Politte, R ERA: 3.67	(1, 1)	5.1	L	25	6	4	3	2	1	0	1	1	0	2	58	89	5.06	1.312
John Frascatore, R ERA: 8.68	(6, 1)	1.0		5	3	1	1	1	0	0	0	0	0	0	15	24	9.00	3.000
Lance Painter, L ERA: 11.57	(7, 1)	0.2		1	0	0	0	0	0	0	0	0	0	0	2	3	0.00	0.000
Mark Petkovsek, R ERA: 5.23	(8, 1)	1.0		3	1	0	0	0	0	0	0	0	0	0	10	15	0.00	1.000

PITCHER	IP	WLS	BF	H	R	ER	SO	BB	IBB	HBP	BLK	WP	HR	S	P	ERA	WHIP

BOTTOM

St. Louis Cardinals @ Montreal Expos

Olympic Stadium, Montreal, QB

Thu Apr 23 1998, 7:05 PM EDT

Att. 7,480 - Dome - 72 F

livebaseballscorecards.com

AB	31
R	5
H	10
RBI	5
BB	1
SO	3
LOB	13

Batter	1	2	3	4	5	6	7	8	9	AB	R	H	RBI	BB	SO	LOB
Craig Biggio, R (1, 4) OBP: 0.390, SLG: 0.495	B B C F X 2-2 5 S 1B 1B		B B B C B 4-1 5 BB S G3-1 BB	B B C F X 2-2 5 BB 1B 1B		C B X 1-1 ① G6-3		B X 1-0 ① G4-3		4	2	2	0	1	0	0
Derek Bell, R (1, 9) OBP: 0.444, SLG: 0.655	C 1 SAFE 1 SAFE B F X 1-2 ① P5		F 1 SAFE 1 SAFE 1 SAFE 1 SAFE B X 1-1 G3-1 5 BB 1-2 HR 1B	S B B X 2-1 5 BB 1-2 1B		B B X 2-0 2B		C B B X 2-1 ② L8		5	1	3	0	0	0	1
5 Jeff Bagwell, R (1, 3) OBP: 0.396, SLG: 0.418	C B B B S F B 4-2 WP 1-3 1B BB		B C C B B B 4-2 G3-1 1-2 HR 2-3 BB	C B B F F B B 4-2 1-2 2-3 BB		B B C X 2-1 ② G6-3		B B X 2-0 ③ G9		2	2	0	0	3	0	1
Bill Spiers, L (1, 5) OBP: 0.352, SLG: 0.364	C 1 SAFE F X 0-2 ② P7		X 0-0 ① G3-1 1-2 2-3 3-H	C S C 0-3 ② K		X 0-0 ③ G3			B F B X 2-1 ① G4-3	5	0	0	1	0	1	8
Moises Alou, R (1, 7) OBP: 0.419, SLG: 0.611	B F F F X 2-2 S 1-H 3-H 1B		B B B C F F X 3-2 2-H 3-H HR	C F S 0-3 ③ K			S S B B S 2-3 ① K		B F B B F S 2-3 ② K	5	1	2	5	0	3	3
Carl Everett, S (1, 8) OBP: 0.404, SLG: 0.646 Billy Wagner, L (9, 1)	C 1 SAFE B X 1-1 ③ G4-3 1-2		B X 1-0 HR		C B X 1-1 HR		B C B B F F B 4-2 G1-4-3 1B BB		B S C C 1-3 ③ K	4 0	2 0	2 0	2 0	1 0	1 0	1 0
Brad Ausmus, R (1, 2) OBP: 0.260, SLG: 0.197		X 0-0 ① P2	C B B S F B X 3-2 ② F9		F C B B X 2-2 ① F9		F X 0-1 G1-4-3 1-2 1B			4	0	1	0	0	0	0
Tim Bogar, R (1, 6) OBP: 0.273, SLG: 0.316		C S B B X 2-2 ② G5-3	F B C X 1-2 ③ G5-3		X 0-0 ② P4		C X 0-1 ② G1-4-3 1-2 2-3			4	0	0	0	0	0	2
Jose Lima, R (1, 1) Bob Scanlan, R (8, 1) Richard Hidalgo, R (9, 8) OBP: 0.218, SLG: 0.255		B C X 1-1 ③ G3		B F C F B S 2-3 ① K		F B B F C 2-3 ③ K		S B F B S 2-3 ③ K		4 0 0	0 0 0	0 0 0	0 0 0	0 0 0	3 0 0	2 0 0
Inning Stats	R: 2 E: 0 K: 0 S: 17 H: 2 LOB: 1 BB: 1 P: 27	R: 0 E: 0 K: 0 S: 6 H: 0 LOB: 0 BB: 0 P: 9	R: 5 E: 0 K: 0 S: 18 H: 3 LOB: 0 BB: 2 P: 35	R: 0 E: 0 K: 3 S: 18 H: 2 LOB: 3 BB: 1 P: 28	R: 1 E: 0 K: 1 S: 9 H: 1 LOB: 0 BB: 0 P: 14	R: 0 E: 0 K: 0 S: 6 H: 1 LOB: 1 BB: 0 P: 11	R: 0 E: 0 K: 2 S: 13 H: 1 LOB: 2 BB: 1 P: 21	R: 0 E: 0 K: 0 S: 4 H: 0 LOB: 0 BB: 0 P: 9	R: 0 E: 0 K: 2 S: 8 H: 0 LOB: 0 BB: 0 P: 13	1B: 6 2B: 1 3B: 0 HR: 3 SF: 0 SAC: 0 DP: 0 HBP: 0						

TOP

Houston Astros @ Montreal Expos

Olympic Stadium, Montreal, QB

Fri Apr 24 1998, 7:05 PM EDT
Att. 8,713 - Dome - 72 F

livebaseballscorecards.com

AB	37
R	8
H	10
RBI	8
BB	5
SO	8
LOB	18

WP: 1 PA: 42
PB: 0
SB: 4
CS: 0

PITCHER		IP	WLS	BF	H	R	ER	SO	BB	IBB	HBP	BLK	WP	HR	S	P	ERA	WHIP
Marc Valdes, R ERA: 10.38	(1, 1)	2.0	L	12	3	5	5	0	3	0	0	0	1	0	28	50	22.50	3.000
Rick DeHart, L ERA: 3.09	(3, 1)	1.2		10	4	2	2	2	1	0	0	0	0	2	28	46	10.80	3.000
Miguel Batista, R ERA: 5.17	(4, 1)	2.1		9	2	1	1	2	0	0	0	0	0	1	18	28	3.86	0.857
Shayne Bennett, R ERA: 3.95	(7, 1)	2.0		8	1	0	0	2	1	0	0	0	0	0	17	30	0.00	1.000
Steve Kline, L ERA:	(9, 1)	1.0		3	0	0	0	2	0	0	0	0	0	0	8	13	0.00	0.000

PITCHER	IP	WLS	BF	H	R	ER	SO	BB	IBB	HBP	BLK	WP	HR	S	P	ERA	WHIP

Houston Astros @ Montreal Expos

Olympic Stadium, Montreal, QB

Fri Apr 24 1998, 7:05 PM EDT

Att. 8,713 - Dome - 72 F

livebaseballscorecards.com

BOTTOM

Batter	1	2	3	4	5	6	7	8	9	AB	R	H	RBI	BB	SO	LOB
F.P. Santangelo, S (1, 7) (4, 4) OBP: 0.330, SLG: 0.321	0-2 F8 1B 1B	1-0 FC4-6 1-2f 3-H			1-3 K	2-0 F8			4-2 L9 WP BB	4	0	1	1	1	1	3
Mark Grudzielanek, R (1, 6) OBP: 0.264, SLG: 0.379 Mike Mordecai, R (7, 6) OBP: 0.130, SLG: 0.091	1 SAFE 0-1 WP 1-2 1B	0-0 F8			2-2 E 2B	3-2 P6			3-2 L9 1-3	3 2	1 0	2 0	0 0	0 0	0 0	1 1
Vladimir Guerrero, R (1, 9) OBP: 0.347, SLG: 0.500	0-0 F8 2-3	0-0 F7			1-0 E5 2-H 1B	2-2 G6-3			0-3 K	5	0	1	0	0	1	3
Brad Fullmer, L (1, 3) OBP: 0.379, SLG: 0.442	4-2 1-2 BB	0-1 G4-3			0-0 F7	0-0 P7			0-3 K	4	0	0	0	1	1	2
Rondell White, R (1, 8) OBP: 0.330, SLG: 0.475	1-3 K	0-0 1B			1-2 F7			1-0 SF7 3B		4	1	2	0	0	1	4
Jose Vidro, S (1, 4) OBP: 0.295, SLG: 0.200 Miguel Batista, R (4, 1) Ryan McGuire, L (6, PH) OBP: 0.333, SLG: 0.368 Shayne Bennett, R (7, 1) Scott Livingstone, L (8, PH) OBP: 0.240, SLG: 0.304 (9, 5)	0-0 G4-3	0-3 K				0-1 1B 1B		2-1 SF7 3-H		2 0 1 0 0	0 0 0 0 0	0 0 1 0 0	0 0 0 0 1	0 0 0 0 0	1 0 0 0 0	4 0 0 0 0
Shane Andrews, R (1, 5) OBP: 0.230, SLG: 0.483 Steve Kline, S (9, 1)	3-2 1B FC4-6 2B	2-3 K			1-3 K		0-0 HR		4 0	2 0	2 0	1 0	0 0	2 0	1 0
Chris Widger, R (1, 2) OBP: 0.269, SLG: 0.302 Mike Hubbard, R (4, PH) OBP: 0.077, SLG: 0.077 (5, 2)	0-3 K	0-3 K			1-2 F9	0-2 G4-3			1 3	0 0	0 0	0 0	0 0	1 1	1 1
Marc Valdes, R (1, 1) OBP: 0.600, SLG: 0.500 Rick DeHart, L (3, 1) Derrick May, L (4, 7) OBP: 0.286, SLG: 0.286	0-2 FC4-6 2-3 1B	1-1 G1-3			1-1 1-2 1B	2-2 G3-1			1 0 3	0 0 0	1 0 1	0 0 0	0 0 0	0 0 0	0 0 0
Inning Stats	R: 0 E: 0 K: 1 S: 14 H: 2 LOB: 3 BB: 1 P: 19	R: 1 E: 0 K: 1 S: 12 H: 2 LOB: 1 BB: 0 P: 16	R: 0 E: 0 K: 1 S: 7 H: 1 LOB: 1 BB: 0 P: 7	R: 0 E: 0 K: 2 S: 8 H: 0 LOB: 0 BB: 0 P: 11	R: 1 E: 1 K: 1 S: 13 H: 2 LOB: 1 BB: 0 P: 18	R: 0 E: 0 K: 1 S: 11 H: 2 LOB: 2 BB: 0 P: 16	R: 0 E: 0 K: 0 S: 7 H: 0 LOB: 0 BB: 0 P: 12	R: 2 E: 0 K: 0 S: 10 H: 2 LOB: 0 BB: 0 P: 15	R: 0 E: 0 K: 2 S: 13 H: 0 LOB: 1 BB: 1 P: 20	1B: 7 2B: 2 3B: 1 HR: 1	SF: 1 SAC: 0 DP: 0 HBP: 0					

	AB	37
	R	4
	H	11
	RBI	3
	BB	2
	SO	9
	LOB	21

WP: 2 PB: 0 SB: 0 CS: 0 PA: 40

PITCHER		IP	WLS	BF	H	R	ER	SO	BB	IBB	HBP	BLK	WP	HR	S	P	ERA	WHIP
Jose Lima, R ERA: 2.86	(1, 1)	7.0	W	31	9	2	1	7	1	0	0	0	1	0	72	99	1.29	1.429
Bob Scanlan, R ERA: 9.0	(8, 1)	1.0		5	2	2	2	0	0	0	0	0	0	1	10	15	18.00	2.000
Billy Wagner, L ERA: 3.86	(9, 1)	1.0		4	0	0	0	2	1	0	0	0	1	0	13	20	0.00	1.000

PITCHER	IP	WLS	BF	H	R	ER	SO	BB	IBB	HBP	BLK	WP	HR	S	P	ERA	WHIP

Batter	1	2	3	4	5	6	7	8	9	AB	R	H	RBI	BB	SO	LOB
Craig Biggio, R (1, 4) OBP: 0.390, SLG: 0.521	C X 0-1 G4-3 2B		B B 2 SAFE C X 2-1 ② F7			B B B C C X 3-2 1B 3B	B 1 SAFE 1 SAFE C X 1-1 ② FC6-4 1B 5 WP 1-2f		F X 0-1 ② FC4-6 S BLK 1-2f 3-H	5	2	2	1	0	0	3
Derek Bell, R (1, 9) OBP: 0.442, SLG: 0.641 Billy Wagner, L (9, 1)	B B F F X 2-2 ① G4-3 2-3		X 0-0 ③ P5			X 0-0 G1-6-3 5 BB 1B 3-H 1B	B 1 SAFE 1 SAFE 1 SAFE X 1-0 5 WP 1-3 1B		1 SAFE B F F B B F S 3-3 ③ K 1-3	5 0	1 0	2 0	1 0	0 0	1 0	3 0
5 Jeff Bagwell, R (1, 3) OBP: 0.400, SLG: 0.407	B B B F F F X 3-2 ② P6			B B B 4-0 1B BB		B F B B B B 4-1 G1-6-3 1-2 BB	B B S F F F B F F 3-2 ③ X F9 1-2 3-H			2	0	0	0	2	0	2
Bill Spiers, L (1, 5) OBP: 0.328, SLG: 0.333	B B C B X 3-1 ③ P8			B 1 SAFE B C S X 2-2 ① F9		L B X 1-1 ①② G1-6-3 1-2f 2-3		C L B B X 2-2 ① P8		4	0	0	0	0	0	4
Moises Alou, R (1, 7) OBP: 0.422, SLG: 0.600		C B S S 1-3 ① K		B B X 2-0 CS 1-3 1B		B B B B 4-0 BB 1B BB		F B B X 2-1 ② F8		3	0	1	0	1	1	0
Carl Everett, S (1, 8) OBP: 0.411, SLG: 0.620		C S S 0-3 ② K		B C F B 1 SAFE F S 2-3 ② K		B B S B B 4-1 1B 1-2 BB		F B S B B B 4-2 CS BB		2	0	0	0	2	2	2
Tony Eusebio, R (1, 2) OBP: 0.227, SLG: 0.150		C S S 0-3 ③ K		B B 2-0 ③ CS 1-2	F F B B B S 3-3 ① K	X 0-0 ③ 1-2 2-H 3-H 1B		1 SAFE B 1 SAFE 1 SAFE B C 2-1 ③ CS 1-2	B C F F B F X 2-2 ① G5-3	4	0	1	1	0	2	0
Ricky Gutierrez, R (1, 6) OBP: 0.425, SLG: 0.439			B C B F F X 2-2 SH3 1B		B B X 2-0 ② G5-3		S F F B F X 1-2 FC6-4 1B		B B B B 4-0 1B FC4-6 BB	3	1	2	0	1	0	0
Shane Reynolds, R (1, 1) OBP: 0.182, SLG: 0.273 Sean Berry, R (7, PH) OBP: 0.358, SLG: 0.488 Mike Magnante, L (7, 1) Jack Howell, L (9, PH) OBP: 0.385, SLG: 0.273 Richard Hidalgo, R (9, 9) OBP: 0.218, SLG: 0.255			X 0-0 ① SH3 1-2		C B B X 2-1 ③ F9		F S B X 1-2 ① F8		X 0-0 FC4-6 1-3 1B	1 1 0 1 0	0 0 0 0 0	0 0 0 1 0	0 0 0 0 0	0 0 0 0 0	0 0 0 0 0	0 1 0 0 0

TOP

Houston Astros @ Montreal Expos

Olympic Stadium, Montreal, QB

Sat Apr 25 1998, 7:05 PM EDT

Att. 8,489 - Dome - 72 F

livebaseballscorecards.com

AB	31
R	4
H	9
RBI	3
BB	6
SO	6
LOB	15

Inning Stats	1	2	3	4	5	6	7	8	9
	R: 0 E: 0 K: 0 S: 11	H: 1 LOB: 1 BB: 0 P: 19	R: 0 E: 0 K: 3 S: 9	H: 0 LOB: 0 BB: 0 P: 10	R: 0 E: 0 K: 0 S: 8	H: 1 LOB: 1 BB: 0 P: 12	R: 0 E: 0 K: 1 S: 8	H: 1 LOB: 1 BB: 1 P: 20	R: 0 E: 0 K: 1 S: 6	H: 0 LOB: 0 BB: 0 P: 13	R: 2 E: 0 K: 0 S: 9	H: 3 LOB: 2 BB: 3 P: 25	R: 1 E: 0 K: 0 S: 18	H: 2 LOB: 1 BB: 0 P: 25	R: 0 E: 0 K: 0 S: 8	H: 0 LOB: 0 BB: 1 P: 18	R: 1 E: 0 K: 1 S: 12	H: 1 LOB: 1 BB: 1 P: 21

| | | |

BOTTOM

Batter	1	2	3	4	5	6	7	8	9	AB	R	H	RBI	BB	SO	LOB
F.P. Santangelo, S (1, 7) OBP: 0.323, SLG: 0.325	X 0-0 E 2B	L B F X 1-2 FC1-4-6 1B 1-2f		B C B X 2-1 F9 ②		F B B B C X 3-2 P5 ③			X 0-0 P2 ③	5	1	1	0	0	0	2
Mark Grudzielanek, R (1, 6) OBP: 0.284, SLG: 0.389	C X 0-1 E7 1B 2-H 1B	C X 0-1 1-3 1B		X 0-0 F9 ③			B B B B 4-0 G4-6-3 BB			3	0	2	0	1	0	0
Vladimir Guerrero, R (1, 9) OBP: 0.354, SLG: 0.500	S X 0-1 FC6-4 1-2 1B	F C X 0-2 L7 ③			F S X 0-2 CS 1B		C F B 1 X SAFE 1-2 G4-6-3 ① ② 1-2f			4	0	2	0	0	0	3
Brad Fullmer, L (1, 3) OBP: 0.374, SLG: 0.425	B C S S 1-3 K ①		B B B 4-0 CS BB		C B 1 F B C SAFE 2-3 K ① ② 1-2		B X 1-0 G6-3 ③			3	0	0	0	1	2	3
Rondell White, R (1, 8) OBP: 0.326, SLG: 0.464	C 2 F S SAFE 0-3 K ②		F B S S 1-3 K ① ② 1-2		X 0-0 CS 1B			B X 1-0 G5-3 ①		4	0	1	0	0	2	3
Jose Vidro, S (1, 4) OBP: 0.308, SLG: 0.226	X 0-0 FC6-4 ③ 1-2f		B C B B F B 4-2 BB BB		B B 2-0 CS ③ 1-2	C B B C X 2-2 1B SF7 2B		F S S 0-3 K ②		3	1	1	0	1	1	2
Shane Andrews, R (1, 5) OBP: 0.246, SLG: 0.492		B B C B S X 3-2 L9 1B 2B	B B B B 4-0 1-2 BB			B X 1-0 P4 ①		C S B F B B S 3-3 K ③		3	1	1	0	1	1	1
Mike Hubbard, R (1, 2) OBP: 0.118, SLG: 0.118		C X 0-1 L9 ① 2-3	C X 0-1 P8 ③			B X 1-0 SF7 2-3 1B			B X 1-0 P2 ①	4	0	1	0	0	0	3
Javier Vazquez, R (1, 1) OBP: 0.286, SLG: 0.429 Shayne Bennett, R (6, 1) Scott Livingstone, L (6, PH) OBP: 0.231, SLG: 0.304 Anthony Telford, R (7, 1) Ugueth Urbina, R (9, 1) Mike Mordecai, R (9, PH) OBP: 0.125, SLG: 0.087		B F B X 2-1 FC1-4-6 3-H 1B		C C X 0-2 G5-3 ①		X 0-0 SF7 ② 1-2 3-H			F F B X 1-2 G6-3 ②	2 0 0 0 0 0 1	0 0 0 0 0 0 0	1 0 0 0 0 0 0	1 0 1 0 0 0 0	0 0 0 0 0 0 0	0 0 0 0 0 0 0	0 0 0 0 0 0 0
Inning Stats	R: 1 E: 1 K: 2 S: 12 H: 3 LOB: 2 P: 13	R: 1 E: 0 K: 0 S: 15 H: 3 LOB: 2 BB: 0 P: 21	R: 0 E: 0 K: 1 S: 7 H: 0 LOB: 2 BB: 3 P: 20	R: 0 E: 0 K: 0 S: 6 H: 0 LOB: 0 BB: 0 P: 8	R: 0 E: 0 K: 1 S: 7 H: 2 LOB: 0 BB: 0 P: 11	R: 1 E: 0 K: 0 S: 9 H: 2 LOB: 1 BB: 0 P: 16	R: 0 E: 0 K: 0 S: 4 H: 0 LOB: 0 BB: 1 P: 10	R: 0 E: 0 K: 2 S: 8 H: 0 LOB: 0 BB: 0 P: 12	R: 0 E: 0 K: 0 S: 5 H: 0 LOB: 0 BB: 0 P: 7	1B: 7 2B: 4 3B: 0 HR: 0	SF: 1 SAC: 0 DP: 2 HBP: 0					

PITCHER		IP	WLS	BF	H	R	ER	SO	BB	IBB	HBP	BLK	WP	HR	S	P	ERA	WHIP
Shane Reynolds, R ERA: 4.3	(1, 1)	6.0		28	10	3	3	4	3	0	0	0	0	0	56	89	4.50	2.167
Mike Magnante, L ERA: 5.73	(7, 1)	2.0	W	6	0	0	0	2	1	0	0	0	0	0	12	22	0.00	0.500
Billy Wagner, L ERA: 3.48	(9, 1)	1.0	S	3	0	0	0	0	0	0	0	0	0	0	5	7	0.00	0.000

PITCHER	IP	WLS	BF	H	R	ER	SO	BB	IBB	HBP	BLK	WP	HR	S	P	ERA	WHIP

Houston Astros @ Montreal Expos

Olympic Stadium, Montreal, QB

Sat Apr 25 1998, 7:05 PM EDT

Att. 8,489 - Dome - 72 F

livebaseballscorecards.com

AB	32
R	3
H	10
RBI	2
BB	4
SO	6
LOB	17

Batter	1	2	3	4	5	6	7	8	9	AB	R	H	RBI	BB	SO	LOB
Craig Biggio, R (1, 4) OBP: 0.385, SLG: 0.510	C F X 0-2 ① G4-3		B C X 1-1 E S 1B 1B	C B S S 1-3 ③ K		C B F F X 1-2 ② G3-1		C S X 0-2 E6 5 2B	S C B B F X 2-2 ① G5-3	4	1	1	0	0	1	0
Tim Bogar, R (6, 4) OBP: 0.250, SLG: 0.286										2	1	0	0	0	0	1
Derek Bell, R (1, 9) OBP: 0.440, SLG: 0.656	B X 1-0 HR		B B 1 SAFE B C B 4-1 E 1B 1-3 1B BB		B S X 1-1 ① G6-3	F X 0-1 ③ G6-3		S X 0-1 ① P3	C S S F X 0-2 1B 1B	4	2	1	1	1	0	1
Carl Everett, S (8, 9) OBP: 0.421, SLG: 0.627										1	0	1	0	0	0	0
5 Jeff Bagwell, R (1, 3) OBP: 0.400, SLG: 0.419	B B C B X 3-1 ② G5-3		C F S 0-3 ② K		C B X 1-1 1B 2B 1B		F B S X 1-2 E5 1B HR	B F X 1-2 1-H E 2B	C S B B F X 1-2 ② L9 2-3	5	3	2	1	0	1	2
Jack Howell, L (8, 3) OBP: 0.357, SLG: 0.250										1	0	0	0	0	0	2
Sean Berry, R (1, 5) OBP: 0.407, SLG: 0.521	B F S B X 2-2 ③ G6-3		S 1 SAFE P 1 SAFE 1 SAFE F 1 SAFE X 1-2 E5 S 1B 1-3 2B 3-H 1B		B B S S F X 2-2 2B 1-2 2B 1B	X 0-0 1-2 HR 1B	B F B B B 4-1 1B E FC6-4 BB	C X 0-1 1-2 3-H 1B	5	4	4	2	1	0	0
Moises Alou, R (1, 7) OBP: 0.427, SLG: 0.642		C B X 1-1 ① F8	X 0-0 1-2 3-H 2B 1B	X 0-0 1-3 2-H 2B 2B	F X 0-1 1-H 2-H HR	B X 1-0 E4 FC6-4 1B 1-2 2-H	B X 1-0 ③ F9	6	3	3	5	0	0	3
Richard Hidalgo, R (1, 8) OBP: 0.267, SLG: 0.339		B B X 2-0 CS 1B 1B	B S F B 1 SAFE F X 2-2 1-H 2-H 2B	B B X 2-0 2-H 3-H 2B	C B F S 1-3 ① K	B C X 1-1 FC6-4 1-2 2-3 1B		5	0	4	4	0	1	0
Ricky Gutierrez, R (1, 6) OBP: 0.410, SLG: 0.423	B C F F 1 SAFE X 1-2 1-2 1B	B C B B C F X 3-2 ③ L9	C B F S 1-3 ② K	B C F F B B F X 3-2 ② G4-3	B C F X 1-2 ② FC6-4 1-2f 2-3 3-H			5	0	1	1	0	1	4
Brad Ausmus, R (1, 2) OBP: 0.256, SLG: 0.185	B F B F B F F X 3-2 ② ③ G5-3 2-3		B X 1-0 ① G6-3	C B X 1-1 ③ F9		F B B B B 4-1 BB	B B X 2-0 ③ G4-3	4	0	0	0	1	0	5
Sean Bergman, R (1, 1) OBP: 0.111, SLG: 0.111		S F F S 0-3 ① C S S K	0-3 ② K		F S S 0-3 ① X K	0-0 ③ G5-3	B F B X 2-1 L9 1B 2B	4	0	0	0	0	3	1
Trever Miller, R (7, 1) OBP: 1.000, SLG: 2.000								1	1	1	0	0	0	0
Inning Stats	R: 1 H: 1 E: 0 LOB: 0 K: 0 BB: 0 S: 9 P: 15	R: 0 H: 2 E: 0 LOB: 1 K: 0 BB: 0 S: 12 P: 19	R: 4 H: 4 E: 1 LOB: 1 K: 2 BB: 1 S: 23 P: 33	R: 0 H: 0 E: 0 LOB: 0 K: 2 BB: 0 S: 7 P: 9	R: 3 H: 4 E: 0 LOB: 1 K: 1 BB: 0 S: 15 P: 23	R: 0 H: 0 E: 0 LOB: 0 K: 1 BB: 0 S: 9 P: 10	R: 3 H: 2 E: 1 LOB: 1 K: 1 BB: 1 S: 16 P: 25	R: 3 H: 2 E: 2 LOB: 2 K: 0 BB: 1 S: 16 P: 26	R: 1 H: 3 E: 0 LOB: 2 K: 0 BB: 0 S: 17 P: 23	1B: 11 SF: 0 2B: 5 SAC: 0 3B: 0 DP: 0 HR: 2 HBP: 0						

PITCHER		IP	WLS	BF	H	R	ER	SO	BB	IBB	HBP	BLK	WP	HR	S	P	ERA	WHIP
Trey Moore, L ERA: 7.48	(1, 1)	3.0	L	16	7	5	5	2	1	0	0	0	0	1	44	67	15.00	2.667
Marc Valdes, R ERA: 10.59	(4, 1)	4.0		20	6	6	5	5	1	0	0	0	0	1	47	67	11.25	1.750
Rick DeHart, L ERA: 3.29	(8, 1)	2.0		14	5	4	1	0	1	0	0	0	0	0	33	49	4.50	3.000

PITCHER	IP	WLS	BF	H	R	ER	SO	BB	IBB	HBP	BLK	WP	HR	S	P	ERA	WHIP

TOP

Houston Astros @ Montreal Expos

Olympic Stadium, Montreal, QB

Sun Apr 26 1998, 3:33 AM EDT

Att. 9,889 - Dome - 72 F

livebaseballscorecards.com

AB	47
R	15
H	18
RBI	14
BB	3
SO	7
LOB	19

WP: 0	PA: 50																	
PB: 0																		
SB: 2																		
CS: 1																		

BOTTOM

Houston Astros @ Montreal Expos

Olympic Stadium, Montreal, QB

Sun Apr 26 1998, 3:33 AM EDT

Att. 9,889 - Dome - 72 F

Batter	1	2	3	4	5	6	7	8	9	AB	R	H	RBI	BB	SO	LOB
Da Rond Stovall, S (1, 7) OBP: 0.370, SLG: 0.400	BBCBSB 4-2 G6-4-6-3 1B BB (8, 8)		BSX 1-1 ② G4-3			CSBBS 2-3 ① K		X 0-0 ② P9		3	0	0	0	1	1	0
Mark Grudzielanek, R (1, 6) OBP: 0.286, SLG: 0.387	BX 1-0 G6-4-6-3 1-2 1B (7, 6)		X 0-0 ③ G5-3			BX 1-0 ② P5		CBX 1-1 ③ F9		3	0	1	0	0	0	0
Mike Mordecai, R OBP: 0.120, SLG: 0.083										1	0	0	0	0	0	0
Vladimir Guerrero, R (1, 9) OBP: 0.354, SLG: 0.494	X 0-0 ①② G6-4-6-3 1-2f 2-3 (7, 9)			CFBX 1-2 S 1B		BX 1-0 ③ G5-3			BX 1-0 ① G4-3	3	0	1	0	0	0	2
Ryan McGuire, L OBP: 0.318, SLG: 0.350										1	0	0	0	0	0	0
Brad Fullmer, L (1, 3) OBP: 0.368, SLG: 0.417	FSBFX 1-2 ③ G1-3			CX 0-1 ① F9			FFX 0-2 FC5 1B 1B		CX 0-1 ② L3	4	0	1	0	0	0	2
Rondell White, R (1, 8) OBP: 0.326, SLG: 0.460		BSX 1-1 ① F8		B 1 SAFE FX 1-1 ② P9			BFX 1-1 FC5 1-2 1B		BX 1-0 2B	3	0	1	0	0	0	1
Derrick May, L (7, PR) OBP: 0.333, SLG: 0.400 (8, 7)										1	0	1	0	0	0	0
Jose Vidro, S (1, 4) OBP: 0.304, SLG: 0.214		BBBB 4-0 BB		1 SAFE BCBSFX 3-2 ③ G4-3 1-2			CBBX 2-1 ① L6		X 0-0 ③ G1-3	3	0	0	0	1	0	4
Shane Andrews, R (1, 5) OBP: 0.235, SLG: 0.470		1 SAFE C 1 SAFE BB 1 SAFE 1 SAFE CX 2-2 ② F9			BSCBBX 3-2 ① G6-3		X 0-0 ② FC5 1-2 2-3f			3	0	0	0	0	0	3
Rick DeHart, L (8, 1)										0	0	0	0	0	0	0
Mike Hubbard, R (1, 2) OBP: 0.100, SLG: 0.100		X 0-0 ③ F9			BX 1-0 ② G4-3		CBFBBS 3-3 K			3	0	0	0	0	1	3
Trey Moore, L (1, 1) OBP: 0.500, SLG: 0.600			CX 0-1 ① G3		CSBC 1-3 ③ K			FCX 0-2 G3-1		1	0	0	0	0	0	0
Marc Valdes, R (4, 1) OBP: 0.500, SLG: 0.400										1	0	0	0	0	1	0
Scott Livingstone, L (8, 5) OBP: 0.222, SLG: 0.292										1	0	0	0	0	0	0

livebaseballscorecards.com

AB	31
R	0
H	5
RBI	0
BB	2
SO	3
LOB	15

Inning Stats	1	2	3	4	5	6	7	8	9
	R: 0 H: 1 E: 0 LOB: 1 K: 0 BB: 1 S: 8 P: 14	R: 0 H: 0 E: 0 LOB: 1 K: 0 BB: 1 S: 6 P: 13	R: 0 H: 0 E: 0 LOB: 0 K: 0 BB: 0 S: 5 P: 6	R: 0 H: 1 E: 0 LOB: 1 K: 0 BB: 0 S: 11 P: 16	R: 0 H: 0 E: 0 LOB: 0 K: 1 BB: 0 S: 7 P: 12	R: 0 H: 0 E: 0 LOB: 0 K: 1 BB: 0 S: 5 P: 9	R: 0 H: 2 E: 0 LOB: 2 K: 1 BB: 0 S: 11 P: 17	R: 0 H: 0 E: 0 LOB: 0 K: 0 BB: 0 S: 6 P: 7	R: 0 H: 1 E: 0 LOB: 1 K: 0 BB: 0 S: 5 P: 7

1B: 4	SF: 0	WP: 0 PA: 33
2B: 1	SAC: 0	PB: 0
3B: 0	DP: 1	SB: 1
HR: 0	HBP: 0	CS: 0

PITCHER		IP	WLS	BF	H	R	ER	SO	BB	IBB	HBP	BLK	WP	HR	S	P	ERA	WHIP
Sean Bergman, R ERA: 3.31	(1, 1)	6.0	W	23	4	0	0	2	2	0	0	0	0	0	47	76	0.00	1.000
Trever Miller, L ERA: 1.93	(7, 1)	3.0	S	10	1	0	0	1	0	0	0	0	0	0	17	25	0.00	0.333

PITCHER	IP	WLS	BF	H	R	ER	SO	BB	IBB	HBP	BLK	WP	HR	S	P	ERA	WHIP

Montreal Expos @ St. Louis Cardinals

Busch Stadium, St. Louis, MO

Mon Apr 27 1998, 7:05 PM CDT

Att. 24,548 - Cloudy - 54 F

TOP

livebaseballscorecards.com

Batter	1	2	3	4	5	6	7	8	9	AB	R	H	RBI	BB	SO	LOB
F.P. Santangelo, S (1, 7) OBP: 0.320, SLG: 0.322	X 0-0 E1 1B		B X 1-0 P3 ③		B C B B F C 3-3 K ③			F S X 0-2 P4 ①		4	0	1	0	0	1	0
Steve Kline, S (8, 1)										0	0	0	0	0	0	0
Mark Grudzielanek, R (1, 6) OBP: 0.284, SLG: 0.375	B C X 1-1 G1-3 ①			B S S B B B 4-2 BB 1B BB		F B F F F S 1-3 K ①		C C S 0-3 K ②		3	0	0	0	1	2	1
Vladimir Guerrero, R (1, 9) OBP: 0.337, SLG: 0.469	C S F X 0-2 F9 ②			X 0-0 F9 ①		B X 1-0 L1 ②		S F X 0-2 L7 ③		4	0	0	0	0	0	2
Rondell White, R (1, 8) OBP: 0.323, SLG: 0.451	C B S B B F X 3-2 L8 ③			1 SAFE 1 SAFE S B 1 SAFE B X 2-1 F8 ②		B B X 2-0 F9 ③			X 0-0 F9 BB 1B	4	0	1	0	0	0	2
Shane Andrews, R (1, 5) OBP: 0.250, SLG: 0.464		C X 0-1 G5-3 ①		B X 1-0 BB 1-2 1B			C F B F X 1-2 G5-3 ①		C B S B B B 4-2 G4-6-3 1-2 BB	3	0	1	0	1	0	0
Brad Fullmer, L (1, 3) OBP: 0.364, SLG: 0.402		B B S S F B X 3-2 G3-1 ②		B B B B 4-0 1-2 2-3 BB			C B F X 1-2 G3 ②		C S X 0-2 F9 ① 2-3	3	0	0	0	1	0	2
Jose Vidro, S (1, 4) OBP: 0.301, SLG: 0.233		X 0-0 F8 ③		C C B X 1-2 G1-3 ③			X 0-0 2B		C F X 0-2 ② ③ G4-6-3 1-2f	4	0	1	0	0	0	5
Chris Widger, R (1, 2) OBP: 0.271, SLG: 0.292			B B C X 2-1 G5-3 ①		B B S F F B S 3-3 K ①		C C B B B B 4-2 BB			2	0	0	0	1	1	0
Carlos Perez, L (1, 1) OBP: 0.154, SLG: 0.154			X 0-0 P7 ②		B F S B X 2-2 G1-3 ②		S S B C 1-3 K ③			3	0	0	0	0	1	2
Shayne Bennett, R (7, 1)										0	0	0	0	0	0	0
Da Rond Stovall, S (8, 7) OBP: 0.370, SLG: 0.400										0	0	0	0	0	0	0

	AB	30
	R	0
	H	4
	RBI	0
	BB	4
	SO	5
	LOB	14

Inning Stats	1	2	3	4	5	6	7	8	9
	R: 0 E: 1 K: 0 S: 11	H: 1 LOB: 1 BB: 0 P: 15	R: 0 E: 0 K: 0 S: 6	H: 0 LOB: 0 BB: 0 P: 9	R: 0 E: 0 K: 0 S: 4	H: 0 LOB: 0 BB: 0 P: 7	R: 0 E: 0 K: 0 S: 9	H: 1 LOB: 3 BB: 2 P: 21	R: 0 E: 0 K: 2 S: 10	H: 0 LOB: 0 BB: 0 P: 18
	R: 0 E: 0 K: 1 S: 7	H: 0 LOB: 0 BB: 0 P: 11	R: 0 E: 0 K: 1 S: 13	H: 1 LOB: 2 BB: 1 P: 20	R: 0 E: 0 K: 1 S: 9	H: 0 LOB: 0 BB: 0 P: 9	R: 0 E: 0 K: 0 S: 9	H: 1 LOB: 1 BB: 1 P: 13		

	1B: 3	SF: 0	WP: 0	PA: 34
	2B: 1	SAC: 0	PB: 0	
	3B: 0	DP: 1	SB: 0	
	HR: 0	HBP: 0	CS: 0	

PITCHER		IP	WLS	BF	H	R	ER	SO	BB	IBB	HBP	BLK	WP	HR	S	P	ERA	WHIP
Donovan Osborne, L ERA: 3.06	(1, 1)	7.0	W	27	3	0	0	4	3	0	0	0	0	0	60	101	0.00	0.857
Juan Acevedo, R ERA: 6.35	(8, 1)	1.0		3	0	0	0	1	0	0	0	0	0	0	9	9	0.00	0.000
Kent Bottenfield, R ERA: 3.95	(9, 1)	1.0		4	1	0	0	0	1	0	0	0	0	0	9	13	0.00	2.000

PITCHER	IP	WLS	BF	H	R	ER	SO	BB	IBB	HBP	BLK	WP	HR	S	P	ERA	WHIP

BOTTOM

Montreal Expos @ St. Louis Cardinals

Busch Stadium, St. Louis, MO

Mon Apr 27 1998, 7:05 PM CDT

Att. 24,548 - Cloudy - 54 F

livebaseballscorecards.com

Batter	1	2	3	4	5	6	7	8	9	AB	R	H	RBI	BB	SO	LOB
Royce Clayton, R (1, 6) OBP: 0.353, SLG: 0.330	C B C B F F B X 3-2 G5-3 ①		X 0-0 F8 ①		C B B S F B B 4-2 G4-6-3 BB		B B B C B 4-1 3B 1-2 2-3 BB	B X 1-0 WP SF9 2B		3	2	1	0	2	0	0
Delino DeShields, L (1, 4) OBP: 0.462, SLG: 0.575	B B F C B F B 4-2 S BB		C C F X 0-2 G1-3 ②		C 1 SAFE 1 SAFE X 0-1 ②③ G4-6-3 1-2f		F B F B X 2-2 1B 1-H 2-H 3-H 3B	C B B B S B 4-2 2-3 BB		3	1	1	3	2	0	1
Mark McGwire, R (1, 3) OBP: 0.472, SLG: 0.765 David Howard, S (9, 5) OBP: 0.298, SLG: 0.302	1 SAFE B 1 SAFE 1 SAFE B B B C F F 3-3 S K ② 1-2		B F B B B 4-1 BB			B F S S 1-3 K ①	X 0-0 E 1B 1B 1B 3-H	S 1 SAFE X 0-1 SF9 ② 3-H		3 0	1 0	1 0	2 0	1 0	2 0	1 0
Ray Lankford, L (1, 8) OBP: 0.479, SLG: 0.517 Juan Acevedo, R (8, 1) OBP: 1.000, SLG: 1.000 Willie McGee, S (8, PH) OBP: 0.333, SLG: 0.383 Kent Bottenfield, R (9, 1)	B B X 2-0 G4-3 ③		C B B C B F S 3-3 K ③			C B X 1-1 G1-3 ②	B X 1-0 1B E 1-2 1B	S X 0-1 F9 ③		4 0 1 0	0 0 0 0	1 0 0 0	0 0 0 0	0 0 0 0	1 0 0 0	2 0 1 0
Brian Jordan, R (1, 9) OBP: 0.389, SLG: 0.561 (8, 8)		X 0-0 G6-3 1B 2B		X 0-0 F8 ①		C B X 1-1 3B	B F B B X 3-1 E6 1B 1-2 2-3			4	1	2	0	0	0	2
Ron Gant, R (1, 7) OBP: 0.292, SLG: 0.534		X 0-0 G6-3 ① 2-3		C B B X 2-1 1B		X 0-0 ③ L7	B X 1-0 1-2 2-3 3-H 1B			4	0	2	1	0	0	2
Gary Gaetti, R (1, 5) OBP: 0.407, SLG: 0.472 (9, 3)	B B F F F F X 2-2 3-H 1B			1 SAFE X 0-0 ② L8			B X 1-0 ③ G3 B B F C X 3-1 ② P9			4	0	1	1	0	0	4
Eli Marrero, R (1, 2) OBP: 0.250, SLG: 0.500		1 SAFE S X 0-1 L9 ②		1 SAFE 1 SAFE 1 SAFE B X 1-0 ③ F8			C B B X 2-2 E6 BB 1B 3B B B F X 3-3 ③ K			4	1	0	0	0	1	5
Donovan Osborne, S (1, 1) OBP: 0.200, SLG: 0.200 Brian Hunter, R (7, PH) OBP: 0.300, SLG: 0.444 (8, 9)		X 0-0 P5 ③			C X 0-1 L8 ①		F B 1 SAFE 1 SAFE B X 2-1 BB 1-2 3B 1B	C C F F X 0-2 L8 ①		2 2	0 1	0 1	0 0	0 0	0 0	1 0
Inning Stats	R: 0 H: 0 E: 0 LOB: 1 K: 1 BB: 1 S: 13 P: 25	R: 1 H: 2 E: 0 LOB: 1 K: 0 BB: 0 S: 10 P: 12	R: 0 H: 0 E: 0 LOB: 1 K: 1 BB: 1 S: 10 P: 17	R: 0 H: 1 E: 0 LOB: 1 K: 0 BB: 0 S: 5 P: 8	R: 0 H: 0 E: 0 LOB: 0 K: 0 BB: 1 S: 7 P: 11	R: 0 H: 1 E: 0 LOB: 1 K: 1 BB: 0 S: 8 P: 11	R: 5 H: 5 E: 2 LOB: 3 K: 1 BB: 1 S: 21 P: 43	R: 1 H: 1 E: 0 LOB: 1 K: 0 BB: 1 S: 12 P: 17		1B: 6 SF: 1 2B: 2 SAC: 0 3B: 2 DP: 1 HR: 0 HBP: 0				WP: 1 PA: 40 PB: 0 SB: 1 CS: 0		

AB	34
R	7
H	10
RBI	7
BB	5
SO	4
LOB	19

PITCHER		IP	WLS	BF	H	R	ER	SO	BB	IBB	HBP	BLK	WP	HR	S	P	ERA	WHIP
Carlos Perez, L ERA: 3.64	(1, 1)	6.1	L	29	6	5	4	3	4	0	0	0	0	0	63	105	5.68	1.579
Shayne Bennett, R ERA: 4.3	(7, 1)	0.2		6	3	1	1	1	0	0	0	0	0	0	11	22	13.50	4.500
Steve Kline, L ERA: 1.13	(8, 1)	1.0		5	1	1	1	0	1	0	0	0	1	0	12	17	9.00	2.000

PITCHER	IP	WLS	BF	H	R	ER	SO	BB	IBB	HBP	BLK	WP	HR	S	P	ERA	WHIP

Batter	1	2	3	4	5	6	7	8	9	AB	R	H	RBI	BB	SO	LOB
F.P. Santangelo, S (1, 4) OBP: 0.343, SLG: 0.360	C F B H 2-2 FC6-4 HBP	B 3 SAFE B B B 4-0 E 1B BB		X 0-0 ① F7		H 1-0 S HBP			X 0-0 HR	2	2	1	1	1	0	0
Mark Grudzielanek, R (1, 6) OBP: 0.271, SLG: 0.356	B C X 1-1 ① FC6-4 1-2f 1B	C F C 0-3 ② K		B X 1-0 ② F8		B B F X 2-1 ③ P3 1-2			B F F X 1-2 ① G5-3	5	1	0	0	0	1	5
Vladimir Guerrero, R (1, 9) OBP: 0.352, SLG: 0.464	B B B C B 4-1 1B BB	B B X 2-0 E7 1B 1-3 2-H 3-H 1B		H 1-0 HBP			C S S 0-3 ① K		S B F S 1-3 ② K	3	1	1	2	1	2	0
Rondell White, R (1, 8) OBP: 0.317, SLG: 0.438	B S X 1-1 ② L5	C B X 1-1 2-H 3-H 1B		1 SAFE 1 SAFE C S 1 SAFE F B S 1-3 ③ K			X 0-0 ② G5-3		X 0-0 ③ L6	5	0	1	2	0	1	3
Shane Andrews, R (1, 5) OBP: 0.263, SLG: 0.507	B B B X 3-0 1-2 2-H 1B	1 SAFE X 0-0 ③ P4			S X 0-1 ① G5-3		C B X 1-1 HR			4	1	2	2	0	0	1
Chris Widger, R (1, 2) OBP: 0.270, SLG: 0.304	C B B X 2-1 ③ P3		X 0-0 G3 2B		B F F B C 2-3 ② K		C B B S F X 2-2 L7			4	0	1	0	0	1	2
Da Rond Stovall, S (1, 7) OBP: 0.355, SLG: 0.357		B F B B B 4-1 SH1-4 E 1B BB	S C C 0-3 ① K		B S B F S 2-3 ③ K			C B B B X 3-1 ① P8		3	1	0	0	1	2	1
Ryan McGuire, L (1, 3) OBP: 0.308, SLG: 0.333		C B X 1-1 SH1-4 1-2 E 1B	F F X 0-2 ② G3 2-3			S B X 1-1 ① F8		B B C C X 2-2 ② G3		4	1	1	0	0	0	1
Miguel Batista, R (1, 1)		B M X 1-1 ① SH1-4 1-2 2-3	S F X 0-2 ③ P5			C B S S 1-3 ② K		B C B X 2-1 ③ P5		1	0	0	0	0	0	1
Steve Kline, S (4, 1)										1	0	0	0	0	1	0
Anthony Telford, R (6, 1)										0	0	0	0	0	0	0
Marc Valdes, R (6, 1) OBP: 0.500, SLG: 0.400										0	0	0	0	0	0	0
Scott Livingstone, L (8, PH) OBP: 0.274, SLG: 0.280										1	0	0	0	0	0	0
Shayne Bennett, R (8, 1)										0	0	0	0	0	0	0
Rick DeHart, L (8, 1)										0	0	0	0	0	0	0
Trey Moore, L (8, 1) OBP: 0.500, SLG: 0.600										0	0	0	0	0	0	0
Inning Stats	R: 1 E: 1 K: 0 S: 10 H: 1 LOB: 2 BB: 1 P: 23	R: 4 E: 1 K: 1 S: 12 H: 3 LOB: 1 BB: 2 P: 25	R: 0 E: 0 K: 1 S: 10 H: 1 LOB: 1 BB: 0 P: 10	R: 0 E: 0 K: 1 S: 6 H: 0 LOB: 1 BB: 0 P: 9	R: 0 E: 0 K: 2 S: 8 H: 0 LOB: 0 BB: 0 P: 12	R: 0 E: 0 K: 1 S: 7 H: 0 LOB: 1 BB: 0 P: 12	R: 1 E: 0 K: 1 S: 10 H: 1 LOB: 0 BB: 0 P: 13	R: 0 E: 0 K: 0 S: 7 H: 0 LOB: 0 BB: 0 P: 14	R: 1 E: 0 K: 1 S: 8 H: 1 LOB: 0 BB: 0 P: 10	1B: 4 2B: 1 3B: 0 HR: 2	SF: 0 SAC: 1 DP: 0 HBP: 3					

TOP

Montreal Expos @ St. Louis Cardinals

Busch Stadium, St. Louis, MO

Wed Apr 29 1998, 3:33 AM CDT

Att. 29,733 - Cloudy - 71 F

livebaseballscorecards.com

AB	33
R	7
H	7
RBI	7
BB	3
SO	8
LOB	14

| | | | | | | | | | |

Batter	1	2	3	4	5	6	7	8	9	AB	R	H	RBI	BB	SO	LOB
David Howard, S (1, 6) OBP: 0.340, SLG: 0.319	B B S S F X 2-2 ① P6	B B F B B 4-1 1-2 2-3 BB		B B B B 4-0 BB 1B BB BB		X 0-0 1-2 3B 1B	B X 1-0 ② G6-3 2-3	C B X 1-1 1-H 2-H 1B		4	2	2	2	2	0	1
Delino DeShields, L (1, 4) OBP: 0.464, SLG: 0.593	B B X 2-0 BB 1B	B S C B F C 3-3 ③ K		B F B B X 3-1 BB BB 1-2 2-3 1B		B B C B X 3-1 1-H 2-H 2B 3B	B B B C X 3-1 ③ G4-3	C C B B X 3-2 ③ G4-3		6	1	3	2	0	1	5
Mark McGwire, R (1, 3) OBP: 0.478, SLG: 0.762	B 1 SAFE 1 SAFE X 1-0 ② F7		B S B C C 2-3 ① K	B B B C C B 4-2 BB 1-2 2-3 3-H BB		B X 1-0 G3 1B 3-H 2B		B B C B B 4-1 1B BB 1B BB		3	2	1	2	2	1	1
Ray Lankford, L (1, 8) OBP: 0.487, SLG: 0.500	B 1 SAFE 1 SAFE B B B 4-0 1-2 BB		F B B F S 2-3 ② K	B S B B B 4-1 FC5-4 1-2 2-3 3-H BB		C B S X 1-2 ① G3 2-3		B B C S B B 4-2 1B 1B 1-2 BB		2	1	0	1	3	1	1
Willie McGee, S (1, 7) OBP: 0.338, SLG: 0.385	B C B F S 2-3 ③ K		B B X 2-0 ③ G3	X 0-0 ③ FC5-4 1-2f		F X 0-1 WP 1B 3-H 1B		C C X 0-2 1B E 1-2 2-3 1B		5	2	2	1	0	1	5
Gary Gaetti, R (1, 5) OBP: 0.407, SLG: 0.481		X 0-0 ① G5-3		C X 0-1 G4-3 2B 2B	X 0-0 ① G6-3	1 SAFE B C S B B X 3-2 G4-6-3 1-H 1B		S C B B X 2-2 ① L4		5	1	2	1	0	0	3
John Mabry, L (1, 9) OBP: 0.308, SLG: 0.413 Kent Bottenfield, R (7, 1) Ron Gant, R (8, PH) OBP: 0.303, SLG: 0.542 Jeff Brantley, R (9, 1)		C S F B F F F X 1-2 ② G4-3	X 0-0 ① G4-3 2-3	C X 0-1 ② G3	S B 1 SAFE B 1 SAFE S X 2-2 ②③ G4-6-3 1-2f			X 0-0 E7 WP 1B 1-H 2-H 3-H 1B		4 0 1 0	0 0 1 0	0 0 1 0	0 0 2 0	0 0 0 0	0 0 0 0	2 0 0 0
Tom Lampkin, L (1, 2) OBP: 0.357, SLG: 0.514		B B B B 4-0 BB BB BB	S S B C 1-3 ② K	S S S 0-3 ③ K		C C B H 2-2 G6-3 G3 HBP		B B F B B 4-1 WP 1B BB		2	1	0	0	2	2	1
Kent Mercker, L (1, 1) OBP: 0.231, SLG: 0.167 Brian Hunter, R (4, PH) OBP: 0.317, SLG: 0.486 Mike Busby, R (5, 1) Royce Clayton, R (6, PH) OBP: 0.359, SLG: 0.330 Brian Jordan, R (7, 9) OBP: 0.380, SLG: 0.548		B F B S B B 4-2 BB 1-2 BB	S S B F X 1-2 1B BB 3-H 2B	S B S B B B F X 4-2 1B 3B BB		C B 1 SAFE 1 SAFE B B F X 3-2 ① G3 1-2		C X 0-1 ② L8		0 1 0 0 2	0 1 0 1 0	0 1 0 0 0	1 0 0 1 0	0 0 0 0 0	0 0 0 0 3	0 0 0 0 0
Inning Stats	R: 0 E: 0 K: 1 S: 9 H: 1 LOB: 2 BB: 1 P: 20	R: 0 E: 0 K: 1 S: 16 H: 0 LOB: 3 BB: 3 P: 32	R: 0 E: 0 K: 2 S: 7 H: 0 LOB: 0 BB: 0 P: 13	R: 3 E: 0 K: 1 S: 16 H: 3 LOB: 3 BB: 3 P: 33	R: 0 E: 0 K: 1 S: 6 H: 0 LOB: 0 BB: 0 P: 6	R: 5 E: 0 K: 0 S: 17 H: 5 LOB: 0 BB: 1 P: 31	R: 0 E: 0 K: 0 S: 8 H: 0 LOB: 1 BB: 0 P: 17	R: 5 E: 1 K: 0 S: 18 H: 3 LOB: 1 BB: 3 P: 36		1B: 8 2B: 3 3B: 1 HR: 0	SF: 0 SAC: 0 DP: 1 HBP: 1					

BOTTOM

Montreal Expos @ St. Louis Cardinals

Busch Stadium, St. Louis, MO

Wed Apr 29 1998, 3:33 AM CDT
Att. 29,733 - Cloudy - 71 F

livebaseballscorecards.com

AB	35
R	13
H	12
RBI	12
BB	11
SO	6
LOB	22

PITCHER		IP	WLS	BF	H	R	ER	SO	BB	IBB	HBP	BLK	WP	HR	S	P	ERA	WHIP
Miguel Batista, R ERA: 5.59	(1, 1)	3.2		21	4	3	3	5	6	0	0	0	0	0	46	92	7.36	2.727
Steve Kline, L ERA: 3.86	(4, 1)	1.1	L	8	2	3	3	1	2	0	0	0	0	0	13	24	20.25	3.000
Anthony Telford, R ERA: 2.87	(6, 1)	0.1		4	3	2	2	0	0	0	0	0	1	0	9	14	54.00	9.000
Marc Valdes, R ERA: 9.64	(6, 1)	1.2		5	0	0	0	0	0	0	1	0	0	0	11	22	0.00	0.000
Shayne Bennett, R ERA: 4.91	(8, 1)	0.0		1	0	1	1	0	1	0	0	0	0	0	1	5	∞	∞

PITCHER		IP	WLS	BF	H	R	ER	SO	BB	IBB	HBP	BLK	WP	HR	S	P	ERA	WHIP
Rick DeHart, L ERA: 5.79	(8, 1)	0.1		5	2	2	2	0	2	0	0	0	0	0	10	20	54.00	12.000
Trey Moore, L ERA: 7.25	(8, 1)	0.2		3	1	2	2	0	0	0	0	0	1	0	7	11	27.00	1.500

WP: 2 PA: 47
PB: 0
SB: 0
CS: 0

Batter	1	2	3	4	5	6	7	8	9	AB	R	H	RBI	BB	SO	LOB
Devon White, S (1, 8) OBP: 0.364, SLG: 0.454	B B X 2-0 HR		B C B B B 4-1 G4-6-3 BB		C B F S 1-3 ② K		C S S 0-3 ③ K		F B X 1-1 ② SF7 3-H	3	1	1	2	1	2	2
Andy Fox, L (1, 4) OBP: 0.346, SLG: 0.417	F X 0-1 ① G4-3		X 0-0 ① ② G4-6-3 1-2f		S B B S S 2-3 ③ K			C B B X 2-1 G5-4-3 1B	C S S 0-3 ③ K	5	0	1	0	0	2	2
Jay Bell, R (1, 6) OBP: 0.308, SLG: 0.435	C B C X 1-2 ② G2-3		B B S B S S 3-3 ③ K			B C F B B F X 3-2 E6 G6-4-3		1 SAFE S X 0-1 ① ② G5-4-3 1-2f		4	0	0	0	0	1	1
Travis Lee, L (1, 3) OBP: 0.367, SLG: 0.453	F B B B C X 3-2 1B			C X 0-1 ① G5-3		B C S C 1-3 ① K		B B B B 4-0 BLK BB		3	0	1	0	1	1	1
Matt Williams, R (1, 5) OBP: 0.368, SLG: 0.524	C F B F F B 1 S SAFE 2-3 ③ K			F B B B F F F F B 4-2 CS BB		B B S F F X 2-2 ② ③ G6-4-3 1-2f		B B B B B 4-0 1-2 BB		2	0	0	0	2	1	2
Jorge Fabregas, L (1, 2) OBP: 0.333, SLG: 0.310		B S X 1-1 ① G4-3		B B F B F F F F T 3-2 ② ③ K 1-2			B X 1-0 ① F7	B F B X 2-1 ③ G1-3		4	0	0	0	0	1	3
Brent Brede, L (1, 9) OBP: 0.320, SLG: 0.364		C C S 0-3 ② K	X 0-0 HR 2B				B B S S F X 2-2 ② F8		B B B C F B 4-2 2B SF7 BB	3	2	1	0	1	1	0
David Dellucci, L (1, 7) OBP: 0.600, SLG: 1.000		S B B B B 4-1 BB			B F B F B X 3-2 2-H HR		B B X 2-0 BB 1B		B S X 1-1 1-3 2B	3	1	3	2	1	0	0
Brian Anderson, R (1, 1) OBP: 0.091, SLG: 0.091 Tony Batista, R (7, PH) OBP: 0.308, SLG: 0.348 Gregg Olson, R (7, 1) OBP: 0.500, SLG: 2.000 Yamil Benitez, R (9, PH) OBP: 0.217, SLG: 0.316		1 SAFE X 0-0 ③ G4-3			C S S 0-3 ① K		B B B 4-0 1-2 BB		F S S 0-3 ① K	2 0 0 1	0 0 0 0	0 0 0 0	0 0 0 0	0 1 0 0	1 0 0 1	1 0 0 2
Inning Stats	R: 1 H: 2 E: 0 LOB: 1 K: 1 BB: 0 S: 14 P: 22	R: 0 H: 0 E: 0 LOB: 1 K: 1 BB: 1 S: 7 P: 12	R: 0 H: 0 E: 0 LOB: 0 K: 1 BB: 1 S: 5 P: 12	R: 0 H: 0 E: 0 LOB: 1 K: 1 BB: 1 S: 12 P: 19	R: 2 H: 2 E: 0 LOB: 0 K: 3 BB: 0 S: 13 P: 19	R: 0 H: 0 E: 1 LOB: 0 K: 1 BB: 0 S: 11 P: 17	R: 0 H: 1 E: 0 LOB: 2 K: 1 BB: 1 S: 9 P: 18	R: 0 H: 1 E: 0 LOB: 2 K: 0 BB: 2 S: 6 P: 18	R: 1 H: 1 E: 0 LOB: 1 K: 2 BB: 1 S: 12 P: 18	1B: 3 SF: 1 2B: 3 SAC: 0 3B: 0 DP: 4 HR: 2 HBP: 0					WP: 0 PA: 38 PB: 0 SB: 0 CS: 1	

PITCHER		IP	WLS	BF	H	R	ER	SO	BB	IBB	HBP	BLK	WP	HR	S	P	ERA	WHIP
Javier Vazquez, R ERA: 7.06	(1, 1)	6.2	W	26	5	3	3	8	3	0	0	0	0	2	68	112	4.05	1.200
Anthony Telford, R ERA: 2.81	(7, 1)	0.1		3	1	0	0	1	1	0	0	0	0	0	5	11	0.00	6.000
Ugueth Urbina, R ERA: 1.26	(8, 1)	2.0	S	9	1	1	1	2	3	0	0	1	0	0	16	32	4.50	2.000

PITCHER	IP	WLS	BF	H	R	ER	SO	BB	IBB	HBP	BLK	WP	HR	S	P	ERA	WHIP

TOP

Arizona Diamondbacks @ Montreal Expos

Olympic Stadium, Montreal, QB

Fri May 01 1998, 7:05 PM EDT
Att. 6,952 - Dome - 72 F

livebaseballscorecards.com

AB	30
R	4
H	7
RBI	4
BB	7
SO	11
LOB	14

Batter	1	2	3	4	5	6	7	8	9	AB	R	H	RBI	BB	SO	LOB
F.P. Santangelo, S (1, 7) OBP: 0.349, SLG: 0.409	HR		2B		G5-3		K			4	2	2	1	0	1	1
Mark Grudzielanek, R (1, 6) OBP: 0.270, SLG: 0.356	F8		SF8		G3			1B		3	1	1	1	0	0	0
Vladimir Guerrero, R (1, 9) OBP: 0.347, SLG: 0.489	G6-3		HR		G5-3			E6		4	2	1	2	0	0	1
Rondell White, R (1, 8) OBP: 0.315, SLG: 0.430	P5		G6-3			G5-3		E7		4	0	1	1	0	0	0
Shane Andrews, R (1, 5) OBP: 0.275, SLG: 0.547		HR	BB			G3-1		FC		3	1	1	2	1	0	1
Brad Fullmer, L (1, 3) OBP: 0.363, SLG: 0.400		L4 1B	G4-3			G4-3		K		3	0	1	0	0	0	1
Anthony Telford, R (7, 1)										0	0	0	0	0	0	0
Ugueth Urbina, R (8, 1)										1	0	0	0	0	1	1
Jose Vidro, S (1, 4) OBP: 0.299, SLG: 0.222		L4	K				G1-3	WP		3	0	0	0	1	1	1
Chris Widger, R (1, 2) OBP: 0.269, SLG: 0.301		G6-3	K				CS	G5-3		4	0	1	0	0	1	2
Javier Vazquez, R (1, 1) OBP: 0.333, SLG: 0.444			G4-3							2	1	1	0	0	0	0
Ryan McGuire, L (7, 3) OBP: 0.333, SLG: 0.400			SF8 1B					2B		1	0	1	0	0	0	0
Inning Stats	R: 1 E: 0 K: 0 S: 7 H: 1 LOB: 0 BB: 0 P: 11	R: 1 E: 0 K: 0 S: 10 H: 2 LOB: 0 BB: 0 P: 13	R: 3 E: 0 K: 0 S: 10 H: 3 LOB: 1 BB: 1 P: 18	R: 0 E: 0 K: 2 S: 8 H: 0 LOB: 0 BB: 0 P: 11	R: 0 E: 0 K: 0 S: 5 H: 0 LOB: 0 BB: 0 P: 11	R: 0 E: 0 K: 0 S: 5 H: 0 LOB: 0 BB: 0 P: 9	R: 0 E: 0 K: 1 S: 10 H: 2 LOB: 1 BB: 0 P: 14	R: 2 E: 3 K: 1 S: 16 H: 2 LOB: 2 BB: 1 P: 28		1B: 5 2B: 2 3B: 0 HR: 3	SF: 2 SAC: 0 DP: 0 HBP: 0						

PITCHER		IP	WLS	BF	H	R	ER	SO	BB	IBB	HBP	BLK	WP	HR	S	P	ERA	WHIP
Brian Anderson, L ERA: 4.62	(1, 1)	6.0	L	24	6	5	5	2	1	0	0	0	0	3	45	73	7.50	1.167
Gregg Olson, R ERA: 3.55	(7, 1)	2.0		11	4	2	0	2	1	0	0	0	1	0	26	42	0.00	2.500

PITCHER	IP	WLS	BF	H	R	ER	SO	BB	IBB	HBP	BLK	WP	HR	S	P	ERA	WHIP

BOTTOM

Arizona Diamondbacks @ Montreal Expos

Olympic Stadium, Montreal, QB

Fri May 01 1998, 7:05 PM EDT

Att. 6,952 - Dome - 72 F

livebaseballscorecards.com

AB	32
R	7
H	10
RBI	7
BB	2
SO	4
LOB	8

1B: 5	SF: 2	WP: 1	PA: 35
2B: 2	SAC: 0	PB: 0	
3B: 0	DP: 0	SB: 0	
HR: 3	HBP: 0	CS: 1	

Batter	1	2	3	4	5	6	7	8	9	10	11	12	AB	R	H	RBI	BB	SO	LOB
Devon White, S (1, 8) OBP: 0.357, SLG: 0.442	F8		G6-3		2B 1B 2-3		L9 2-3		P6			SH1-4 1-2	5	1	1	0	0	0	1
Jay Bell, R (1, 6) OBP: 0.310, SLG: 0.434	K			F8	1-H 3-H 2B		IBB			G3		G6-3 2-3	5	0	1	2	1	1	1
Travis Lee, L (1, 3) OBP: 0.357, SLG: 0.464	E4			K	G4-3		L9			HR		L8	6	1	1	1	0	1	4
Matt Williams, R (1, 5) OBP: 0.377, SLG: 0.536	P2			1B	G5-3 1B 1B			G4-3 2B		P4			5	0	3	0	0	0	1
Yamil Benitez, R (1, 7) OBP: 0.219, SLG: 0.311		F9		F9	1-2 1B			G4-3 2-3		K			4	0	1	0	0	0	2
David Dellucci, L (10, PH) (10, 7) OBP: 0.545, SLG: 0.900													1	0	0	0	0	1	0
Hensley Meulens, R (1, 9) OBP: 0.167, SLG: 0.667		F9		HR	P4			G6-3			G5-3		4	1	1	1	0	0	3
Clint Sodowsky, L (8, 1)													0	0	0	0	0	0	0
Felix Rodriguez, R (10, 1)													0	0	0	0	0	0	0
Andy Fox, L (11, PH) OBP: 0.340, SLG: 0.408													1	0	0	0	0	0	0
Russ Springer, R (11, 1)													0	0	0	0	0	0	0
Kelly Stinnett, R (1, 2) OBP: 0.289, SLG: 0.294		K		FC6-4 1B	G5-3 2-3f			K			G1-3		5	0	1	0	0	2	3
Andy Stankiewicz, R (1, 4) OBP: 0.263, SLG: 0.255			G5-3		FC6-4 1B SH1-3 1-2f 2B		L9 SH1-4 1B		G5-3		G5-3		5	1	1	0	0	0	1
Andy Benes, R (1, 1) OBP: 0.200, SLG: 0.467			K		SH1-3 1-2		SH1-4 1-2		K			G6-3 SH1-4 BB	1	0	0	0	0	1	0
Brent Brede, L (8, 9) OBP: 0.325, SLG: 0.358													1	0	0	0	1	1	0
Inning Stats	R: 0 E: 1 K: 1 S: 11 H: 0 LOB: 1 BB: 0 P: 18	R: 0 E: 0 K: 1 S: 10 H: 0 LOB: 0 BB: 0 P: 12	R: 0 E: 0 K: 1 S: 7 H: 0 LOB: 0 BB: 0 P: 11	R: 0 E: 0 K: 1 S: 9 H: 1 LOB: 1 BB: 0 P: 12	R: 3 E: 0 K: 0 S: 14 H: 4 LOB: 1 BB: 0 P: 19	R: 0 E: 0 K: 0 S: 8 H: 2 LOB: 1 BB: 0 P: 10	R: 0 E: 0 K: 0 S: 8 H: 1 LOB: 2 BB: 1 P: 14	R: 0 E: 0 K: 1 S: 8 H: 1 LOB: 1 BB: 0 P: 10	R: 0 E: 0 K: 1 S: 8 H: 0 LOB: 0 BB: 0 P: 10	R: 1 E: 0 K: 1 S: 9 H: 1 LOB: 0 BB: 0 P: 13	R: 0 E: 0 K: 0 S: 4 H: 0 LOB: 0 BB: 0 P: 6	R: 0 E: 0 K: 0 S: 11 H: 0 LOB: 1 BB: 1 P: 22	1B: 6 2B: 2 3B: 0 HR: 2	SF: 0 SAC: 3 DP: 1 HBP: 0					

PITCHER		IP	WLS	BF	H	R	ER	SO	BB	IBB	HBP	BLK	WP	HR	S	P	ERA	WHIP
Carlos Perez, L (1, 1) ERA: 3.67		7.0		30	8	3	3	4	0	1	0	0	0	1	67	96	3.86	1.143
Mike Maddux, R (8, 1) ERA: 10.8		1.1		5	1	0	0	1	0	0	0	0	0	0	11	14	0.00	0.750
Steve Kline, L (9, 1) ERA: 4.35		1.0		4	1	1	1	1	0	0	0	0	0	1	10	14	9.00	1.000
Anthony Telford, R (10, 1) ERA: 2.7		0.2		2	0	0	0	1	0	0	0	0	0	0	4	5	0.00	0.000
Marc Valdes, R (11, 1) ERA: 9.15		1.0		3	0	0	0	0	0	0	0	0	0	0	4	6	0.00	0.000

PITCHER		IP	WLS	BF	H	R	ER	SO	BB	IBB	HBP	BLK	WP	HR	S	P	ERA	WHIP
Shayne Bennett, R (12, 1) ERA: 4.6		1.0	W	4	0	0	0	0	1	0	0	0	0	0	11	22	0.00	1.000

TOP

Arizona Diamondbacks @ Montreal Expos

Olympic Stadium, Montreal, QB

Sat May 02 1998, 7:05 PM EDT

Att. 8,026 - Dome - 72 F

livebaseballscorecards.com

AB	43
R	4
H	10
RBI	4
BB	2
SO	7
LOB	16

WP: 0 PB: 0 SB: 0 CS: 0 PA: 48

Arizona Diamondbacks @ Montreal Expos

Olympic Stadium, Montreal, QB

Sat May 02 1998, 7:05 PM EDT

Att. 8,026 - Dome - 72 F

livebaseballscorecards.com

BOTTOM

Batter	1	2	3	4	5	6	7	8	9	10	11	12	AB	R	H	RBI	BB	SO	LOB
F.P. Santangelo, S (1, 4) (9, 7) OBP: 0.366, SLG: 0.449	CS HBP		1B		HR		G3-1		F7		G4-3		5	1	3	1	0	0	2
Mark Grudzielanek, R (1, 6) OBP: 0.265, SLG: 0.345	F8		L4		K		S 1B		FC6-4		G4-3		6	0	1	0	0	1	6
Brad Fullmer, L (1, 3) OBP: 0.333, SLG: 0.360 Mike Maddux, L (8, 1) Steve Kline, S (8, 1) Anthony Telford, R (10, 1) Scott Livingstone, L (1, PH) OBP: 0.000, SLG: 0.000 Da Rond Stovall, S (10, PR) OBP: 0.000, SLG: 0.000 Marc Valdes, R (11, 1) Trey Moore, L (11, PH) OBP: 0.000, SLG: 0.000 Shayne Bennett, R (12, 1)	F7		P7		P8		F9			G6-3 WP 1B	K		4 0 0 0 1 0 1 0	0 0 0 0 0 0 0 0	0 0 0 0 1 0 0 0	0 0 0 0 0 0 0 0	0 0 0 0 0 0 1 0	0 0 0 0 0 0 0 0	3 0 0 0 0 0 1 0
Rondell White, R (1, 8) OBP: 0.316, SLG: 0.425		K		K		2B SF8 1B			P3	K		1B 1B	6	2	2	0	0	3	1
Derrick May, L (1, 7) OBP: 0.368, SLG: 0.474 Mike Mordecai, R (9, 4) OBP: 0.111, SLG: 0.077		FC4-6 1B		K		SF8 FC6-2 2B			G5-3	G6-3		B2	4 2	0 0	2 0	0 0	0 0	1 0	0 2
Vladimir Guerrero, R (1, 9) OBP: 0.356, SLG: 0.522	FC4-6		HR		SF8		G6-3			BB	1B S		4	1	2	2	1	0	1
Shane Andrews, R (1, 5) OBP: 0.279, SLG: 0.519	G6-3		BB		FC6-2				K	BB	K		4	0	0	0	2	2	4
Chris Widger, R (1, 2) OBP: 0.286, SLG: 0.299			1B SH5-4 BB		G4-3		G1-3		BB 1B	P9		1B BB	4	0	1	0	2	0	4
Carlos Perez, L (1, 1) OBP: 0.143, SLG: 0.143 Jose Vidro, S (7, PH) OBP: 0.295, SLG: 0.219 Ryan McGuire, L (8, 3) OBP: 0.367, SLG: 0.407		SH5-4		F8			F8		FC6-4 BB		K	1B	1 1 2	0 0 0	0 0 1	0 0 1	0 0 1	0 0 1	0 0 0
Inning Stats	R: 0 H: 0 E: 0 LOB: 0 K: 0 BB: 0 S: 7 P: 11	R: 0 H: 1 E: 0 LOB: 1 K: 1 BB: 0 S: 13 P: 20	R: 0 H: 1 E: 0 LOB: 2 K: 0 BB: 1 S: 5 P: 9	R: 1 H: 1 E: 0 LOB: 1 K: 2 BB: 1 S: 11 P: 20	R: 1 H: 1 E: 0 LOB: 0 K: 1 BB: 0 S: 13 P: 17	R: 1 H: 2 E: 0 LOB: 1 K: 0 BB: 0 S: 12 P: 18	R: 0 H: 1 E: 0 LOB: 1 K: 0 BB: 0 S: 10 P: 18	R: 0 H: 0 E: 0 LOB: 0 K: 0 BB: 0 S: 6 P: 8	R: 0 H: 1 E: 0 LOB: 2 K: 1 BB: 1 S: 10 P: 17	R: 1 H: 1 E: 0 LOB: 2 K: 1 BB: 2 S: 10 P: 22	R: 0 H: 1 E: 0 LOB: 1 K: 2 BB: 0 S: 15 P: 19	R: 1 H: 3 E: 0 LOB: 3 K: 1 BB: 1 S: 13 P: 24	1B: 10 2B: 1 3B: 0 HR: 2	SF: 1 SAC: 1 DP: 0 HBP: 1					

	AB	45
	R	5
	H	13
	RBI	4
	BB	6
	SO	9
	LOB	24

WP: 2 PB: 0 SB: 3 CS: 1 PA: 54

PITCHER	IP	WLS	BF	H	R	ER	SO	BB	IBB	HBP	BLK	WP	HR	S	P	ERA	WHIP
Andy Benes, R (1, 1) ERA: 4.03	7.0		30	7	3	3	4	2	0	1	0	0	2	71	113	3.86	1.286
Clint Sodowsky, R (8, 1) ERA: 5.79	2.0		8	1	0	0	1	1	0	0	0	0	0	16	25	0.00	1.000
Felix Rodriguez, R (10, 1) ERA: 7.45	1.0		6	1	1	1	1	2	0	0	0	2	0	10	22	9.00	3.000
Russ Springer, R (11, 1) ERA: 4.05	1.2	L	10	4	1	1	3	1	0	0	0	0	0	28	43	5.40	3.000

PITCHER	IP	WLS	BF	H	R	ER	SO	BB	IBB	HBP	BLK	WP	HR	S	P	ERA	WHIP

Batter	1	2	3	4	5	6	7	8	9	AB	R	H	RBI	BB	SO	LOB
Devon White, S (1, 8) OBP: 0.346, SLG: 0.427	X 0-0 ① F8		B X 1-0 ② G4-3			C F F B B F B X 2-2 ① G4-3			X 0-0 ① F8	4	0	0	0	0	0	0
Andy Fox, L (1, 4) OBP: 0.316, SLG: 0.377	B B C S F B X 3-2 ② F9		B X 1-0 ③ P7			F F X 0-2 ② L1			C F B B F X 2-2 ② P6	4	0	0	0	0	0	0
Jay Bell, R (1, 6) OBP: 0.308, SLG: 0.427	C X 0-1 ③ F8			S F F F F X 0-2 G6-4-3 1B		F F T 0-2 ③ K			C F B B B S 3-3 ③ K	4	0	1	0	0	2	0
Travis Lee, L (1, 3) OBP: 0.357, SLG: 0.456		B B F B B 4-1 FC4-6 BB		F B F C 1-3 ① K			B C B C F F F X 2-2 ① G3			2	0	0	0	1	1	1
Matt Williams, R (1, 5) OBP: 0.368, SLG: 0.522		1 SAFE B S B C F T 2-2 ① K		X 0-0 ② ③ G6-4-3 1-2f			C F S 0-3 ② K			3	0	0	0	0	2	2
Jorge Fabregas, L (1, 2) OBP: 0.322, SLG: 0.297		B 1 SAFE 1 B F X 2-1 ② FC4-6 1-2f 2B			F B F B S 2-3 ① K		F C B B X 2-2 ③ G1-3			3	1	0	0	0	1	1
Brent Brede, L (1, 9) OBP: 0.325, SLG: 0.371		B C B B B C F X 3-2 1-H 2B			C B X 1-1 ② G3			F X 0-1 ① G4-3		3	0	1	1	0	0	0
David Dellucci, L (1, 7) OBP: 0.500, SLG: 0.750		C B X 1-1 ③ L7			B B S B B 4-1 FC6-4 BB			X 0-0 ② G6-3		2	0	0	0	1	0	1
Willie Blair, R (1, 1) OBP: 0.154, SLG: 0.154 Tony Batista, R (8, PH) OBP: 0.296, SLG: 0.333 Barry Manuel, R (8, 1)			X 0-0 ① F9		B X 1-0 ③ FC6-4 1-2f			C S X 0-2 ③ F7		2 1 0	0 0 0	0 0 0	0 0 0	0 0 0	0 0 0	1 0 0
Inning Stats	R: 0 E: 0 K: 0 S: 7 H: 0 LOB: 0 BB: 0 P: 10	R: 1 E: 0 K: 1 S: 13 H: 1 LOB: 1 BB: 1 P: 25	R: 0 E: 0 K: 0 S: 3 H: 0 LOB: 0 BB: 0 P: 5	R: 0 E: 0 K: 1 S: 10 H: 1 LOB: 0 BB: 0 P: 11	R: 0 E: 0 K: 1 S: 7 H: 0 LOB: 1 BB: 1 P: 15	R: 0 E: 0 K: 1 S: 11 H: 0 LOB: 0 BB: 0 P: 13	R: 0 E: 0 K: 1 S: 12 H: 0 LOB: 0 BB: 0 P: 16	R: 0 E: 0 K: 0 S: 6 H: 0 LOB: 0 BB: 0 P: 6	R: 0 E: 0 K: 1 S: 8 H: 0 LOB: 0 BB: 0 P: 13	1B: 1 2B: 1 3B: 0 HR: 0		SF: 0 SAC: 0 DP: 1 HBP: 0				

PITCHER	IP	WLS	BF	H	R	ER	SO	BB	IBB	HBP	BLK	WP	HR	S	P	ERA	WHIP
Dustin Hermanson, R (1, 1) ERA: 2.79	9.0	W	30	2	1	1	6	2	0	0	0	0	0	77	114	1.00	0.444

PITCHER	IP	WLS	BF	H	R	ER	SO	BB	IBB	HBP	BLK	WP	HR	S	P	ERA	WHIP

Arizona Diamondbacks @ Montreal Expos

Olympic Stadium, Montreal, QB

Sun May 03 1998, 3:33 AM EDT

Att. 10,467 - Dome - 72 F

TOP

livebaseballscorecards.com

AB	28
R	1
H	2
RBI	1
BB	2
SO	6
LOB	6

WP: 0 PA: 30
PB: 0
SB: 0
CS: 0

Batter	1	2	3	4	5	6	7	8	9	AB	R	H	RBI	BB	SO	LOB
F.P. Santangelo, S (1, 4) OBP: 0.362, SLG: 0.441 (8, 7)	F7		L8		F7		G6-4-3 1B			4	0	1	0	0	0	0
Mark Grudzielanek, R (1, 6) OBP: 0.264, SLG: 0.342	1B 1B 1B		G6-3			G3	G6-4-3 1-2f			4	1	1	0	0	0	1
Derrick May, L (1, 7) OBP: 0.391, SLG: 0.455	1B 1-3 1B		G4-3			FC6-4 BB	G6-3			3	0	1	0	1	0	0
Mike Mordecai, R (8, 4) OBP: 0.111, SLG: 0.077										0	0	0	0	0	0	0
Rondell White, R (1, 8) OBP: 0.322, SLG: 0.422	G1-3 1-3 3-H 1B			WP BB		FC6-4 1-2f HR		G6-3		3	1	1	1	1	0	1
Vladimir Guerrero, R (1, 9) OBP: 0.362, SLG: 0.547	G1-3 1-2			K 1-2		1-H HR		2B BB		3	1	1	2	1	1	3
Brad Fullmer, L (1, 3) OBP: 0.349, SLG: 0.392	G1-3			G1-3		1B 2B		K		3	1	1	0	0	0	3
Ryan McGuire, L (7, 3) OBP: 0.355, SLG: 0.393										1	0	0	0	0	1	1
Shane Andrews, R (1, 5) OBP: 0.289, SLG: 0.524		K		G6-3		1B BB		1B 2B		3	0	1	0	1	1	1
Chris Widger, R (1, 2) OBP: 0.295, SLG: 0.300		K			G5-3	1-3 2-H 1B		IBB		3	0	1	1	1	1	0
Dustin Hermanson, R (1, 1)		K			K	P4		K		4	0	0	0	0	3	5
Inning Stats	R: 1 E: 0 K: 0 S: 20 H: 3 LOB: 2 BB: 0 P: 29		R: 0 E: 0 K: 3 S: 9 H: 0 LOB: 0 BB: 0 P: 13	R: 0 E: 0 K: 0 S: 6 H: 0 LOB: 0 BB: 0 P: 8	R: 0 E: 0 K: 1 S: 8 H: 0 LOB: 1 BB: 1 P: 13	R: 0 E: 0 K: 1 S: 9 H: 0 LOB: 0 BB: 0 P: 9	R: 3 E: 0 K: 0 S: 13 H: 3 LOB: 2 BB: 2 P: 30	R: 0 E: 0 K: 0 S: 4 H: 1 LOB: 0 BB: 0 P: 7	R: 0 E: 0 K: 2 S: 9 H: 1 LOB: 3 BB: 2 P: 22							

PITCHER		IP	WLS	BF	H	R	ER	SO	BB	IBB	HBP	BLK	WP	HR	S	P	ERA	WHIP
Willie Blair, R ERA: 6.33	(1, 1)	7.0	L	30	7	4	4	5	3	0	0	0	1	1	69	109	5.14	1.429
Barry Manuel, R ERA: 7.71	(8, 1)	1.0		6	1	0	0	2	1	1	0	0	0	0	9	22	0.00	2.000

PITCHER	IP	WLS	BF	H	R	ER	SO	BB	IBB	HBP	BLK	WP	HR	S	P	ERA	WHIP

BOTTOM

Arizona Diamondbacks @ Montreal Expos

Olympic Stadium, Montreal, QB

Sun May 03 1998, 3:33 AM EDT

Att. 10,467 - Dome - 72 F

livebaseballscorecards.com

AB	31
R	4
H	8
RBI	4
BB	5
SO	7
LOB	15

1B: 5	SF: 0	WP: 1	PA: 36
2B: 2	SAC: 0	PB: 0	
3B: 0	DP: 1	SB: 0	
HR: 1	HBP: 0	CS: 0	

Batter	1	2	3	4	5	6	7	8	9	AB	R	H	RBI	BB	SO	LOB
Chris Stynes, R (1, 7) OBP: 0.380, SLG: 0.426	B B C S X 2-2 F8 S 2B 1B	S X 0-1 P8 ③			B B C X 2-1 G3 ①			B B B C F X 3-2 G6-3 ①		4	1	1	0	0	0	1
Willie Greene, L (1, 5) OBP: 0.381, SLG: 0.448	F 1 SAFE L B F B F X 2-2 F8 ① 1-3		B B B C B 4-1 FC1-6 1B BB		B X 1-0 G4-3 ②			C S S 0-3 K ②		3	0	0	0	1	1	1
Dmitri Young, S (1, 9) OBP: 0.360, SLG: 0.521 Pat Watkins, R (8, 9) OBP: 0.222, SLG: 0.346	X 0-0 2B 3-H 2B		1 SAFE C B 1 SAFE 1 SAFE X 1-1 FC1-6 1-2 1B		F F S 0-3 K ③			S X 0-1 G3 ③		4	1	2	1	0	1	0
										0	0	0	0	0	0	0
Bret Boone, R (1, 4) OBP: 0.371, SLG: 0.535	C C B B B F C 3-3 K ②		C F S 0-3 K ①			B B F S X 2-2 F8 ①			C F B B X 2-2 HR	4	1	1	1	0	2	3
Barry Larkin, R (1, 6) OBP: 0.337, SLG: 0.300	C X 0-1 2B 2-H		C X 0-1 FC1-6 S 1-2f 2-3 ②			C B B F X 2-2 F9 ②			B B C C F X 2-2 G4-3 ①	4	0	1	1	0	0	2
Reggie Sanders, R (1, 8) OBP: 0.338, SLG: 0.254	C X 0-1 G6-3 ③		1 SAFE B F C B S 2-3 K ③ 1-2			C X 0-1 F8 ③			S C B S 1-3 K ②	4	0	0	0	0	2	3
Eduardo Perez, R (1, 3) OBP: 0.203, SLG: 0.261		B F F F B X 2-2 F8 ①		B B X 2-0 F9 ①			F B B S F F F X 2-2 F9 ①		B X 1-0 HR	4	1	1	1	0	0	0
Brook Fordyce, R (1, 2) OBP: 0.292, SLG: 0.227		B X 1-0 1B		X 0-0 F7 ②			B C C X 1-2 G1-3 ②		X 0-0 F8 ③	4	0	1	0	0	0	0
Scott Winchester, R (1, 1) Jon Nunnally, L (7, PH) OBP: 0.385, SLG: 0.417 Scott Sullivan, R (7, 1) Jeff Shaw, R (9, 1)		L M B L 1-3 K ②		X 0-0 G1-6-3 ③			B B C C C X 2-2 L8 ③			2	0	0	0	0	1	1
										1	0	0	0	0	0	0
										0	0	0	0	0	0	0
										0	0	0	0	0	0	0

TOP

Cincinnati Reds @ Montreal Expos

Olympic Stadium, Montreal, QB

Mon May 04 1998, 7:05 PM EDT

Att. 6,616 - Dome - 72 F

livebaseballscorecards.com

AB	34
R	4
H	7
RBI	4
BB	1
SO	7
LOB	11

Inning Stats	1	2	3	4	5	6	7	8	9
	R: 2 E: 0 K: 1 S: 17	R: 0 E: 0 K: 1 S: 10	R: 0 E: 0 K: 2 S: 11	R: 0 E: 0 K: 0 S: 3	R: 0 E: 0 K: 1 S: 6	R: 0 E: 0 K: 0 S: 8	R: 0 E: 0 K: 0 S: 12	R: 0 E: 0 K: 1 S: 8	R: 2 E: 0 K: 1 S: 12
	H: 3 LOB: 1 BB: 0 P: 24	H: 1 LOB: 1 BB: 0 P: 14	H: 1 LOB: 2 BB: 1 P: 18	H: 0 LOB: 0 BB: 0 P: 5	H: 0 LOB: 0 BB: 0 P: 9	H: 0 LOB: 0 BB: 0 P: 12	H: 0 LOB: 0 BB: 0 P: 17	H: 0 LOB: 0 BB: 0 P: 11	H: 2 LOB: 0 BB: 0 P: 18

1B: 3	SF: 0
2B: 2	SAC: 0
3B: 0	DP: 0
HR: 2	HBP: 0

WP: 0	PA: 35
PB: 0	
SB: 2	
CS: 0	

PITCHER	IP	WLS	BF	H	R	ER	SO	BB	IBB	HBP	BLK	WP	HR	S	P	ERA	WHIP
Trey Moore, L (1, 1) ERA: 7.2	2.2	L	14	5	2	2	3	1	0	0	0	0	0	35	51	6.75	2.250
Shayne Bennett, R (3, 1) ERA: 3.79	3.1		10	0	0	0	2	0	0	0	0	0	0	20	31	0.00	0.000
Mike Maddux, R (7, 1) ERA: 6.75	2.0		6	0	0	0	1	0	0	0	0	0	0	20	28	0.00	0.000
Anthony Telford, R (9, 1) ERA: 3.57	1.0		5	2	2	2	1	0	0	0	0	0	2	12	18	18.00	2.000

PITCHER	IP	WLS	BF	H	R	ER	SO	BB	IBB	HBP	BLK	WP	HR	S	P	ERA	WHIP

Cincinnati Reds @ Montreal Expos

Olympic Stadium, Montreal, QB

Mon May 04 1998, 7:05 PM EDT

Att. 6,616 - Dome - 72 F

livebaseballscorecards.com

BOTTOM

Batter	1	2	3	4	5	6	7	8	9	AB	R	H	RBI	BB	SO	LOB
F.P. Santangelo, S (1, 4) OBP: 0.358, SLG: 0.434	C X 0-1 ① F8			F C F F S 0-3 ① K		B X 1-0 E9 G6-4-3 1B 1-2 2-H			C F B S 1-3 ② K	4	0	1	0	0	2	0
Mark Grudzielanek, R (1, 6) OBP: 0.272, SLG: 0.347	B X 1-0 ② L5			B X 1-0 G3-6-3 1B		S B S X 1-2 ② ③ G6-4-3 1-2f			B F S X 1-2 1B	4	0	2	0	0	0	2
Derrick May, L (1, 7) OBP: 0.333, SLG: 0.385	F B S X 1-2 ③ G3			1 SAFE 1 SAFE B S 1 SAFE B 1 SAFE X 2-1 ② ③ G3-6-3 1-2f			B X 1-0 ① F8		B B X 2-0 ③ G4-3	4	0	0	0	0	0	2
Rondell White, R (1, 8) OBP: 0.314, SLG: 0.411		S X 0-1 ① P6			B C B F F B F F F 3-2 ① F X G5-3		C C B F X 1-2 ② F7			3	0	0	0	0	0	0
Vladimir Guerrero, R (1, 9) OBP: 0.352, SLG: 0.531		B B X 2-0 ② G6-3			F B X 1-1 ② G6-3		X 0-0 ③ P4			3	0	0	0	0	0	0
Brad Fullmer, L (1, 3) OBP: 0.339, SLG: 0.380		B F X 1-1 ③ G3			B X 1-0 ③ G3			B C F B B X 3-2 ① F8		3	0	0	0	0	0	0
Shane Andrews, R (1, 5) OBP: 0.280, SLG: 0.506			C C X 0-2 ① G3			C B C X 1-2 ① P3		B F C C 1-3 ② K		3	0	0	0	0	1	0
Mike Hubbard, R (1, 2) OBP: 0.091, SLG: 0.091 Da Rond Stovall, S (8, PH) OBP: 0.344, SLG: 0.345 Chris Widger, R (9, 2) OBP: 0.295, SLG: 0.300			F C B F F X 1-2 ② F7			F C B X 1-2 E5 1B 1B E		B F B T B X 3-2 ③ L7		2 1 0	1 0 0	0 0 0	0 0 0	0 0 0	0 0 0	0 0 0
Trey Moore, L (1, 1) OBP: 0.429, SLG: 0.500 Shayne Bennett, R (3, 1) Jose Vidro, S (6, PH) OBP: 0.304, SLG: 0.231 Mike Maddux, L (7, 1) Anthony Telford, R (9, 1) Ryan McGuire, L (9, PH) OBP: 0.344, SLG: 0.379			C X 0-1 ③ G6-3			X 0-0 E 1-2 1B			C C S C 0-3 ① K	0 1 1 0 0 1	0 0 0 0 0 0	0 0 1 0 0 0	0 0 0 0 0 0	0 0 0 0 0 0	0 0 0 0 0 1	0 0 0 0 0 0
Inning Stats	R: 0 H: 0 E: 0 LOB: 0 K: 0 BB: 0 S: 6 P: 8	R: 0 H: 0 E: 0 LOB: 0 K: 0 BB: 0 S: 5 P: 8	R: 0 H: 0 E: 0 LOB: 0 K: 0 BB: 0 S: 10 P: 11	R: 0 H: 1 E: 0 LOB: 0 K: 1 BB: 0 S: 8 P: 11	R: 0 H: 0 E: 0 LOB: 0 K: 0 BB: 0 S: 11 P: 16	R: 1 H: 2 E: 2 LOB: 1 K: 0 BB: 0 S: 11 P: 15	R: 0 H: 0 E: 0 LOB: 0 K: 0 BB: 0 S: 6 P: 8	R: 0 H: 0 E: 0 LOB: 0 K: 1 BB: 0 S: 9 P: 16	R: 0 H: 1 E: 0 LOB: 1 K: 2 BB: 0 S: 10 P: 14	1B: 4 2B: 0 3B: 0 HR: 0	SF: 0 SAC: 0 DP: 2 HBP: 0			WP: 0 PB: 0 SB: 0 CS: 0	PA: 30		

	AB	30
	R	1
	H	4
	RBI	0
	BB	0
	SO	4
	LOB	4

PITCHER		IP	WLS	BF	H	R	ER	SO	BB	IBB	HBP	BLK	WP	HR	S	P	ERA	WHIP
Scott Winchester, R ERA: 2.89	(1, 1)	6.0	W	20	3	1	0	1	0	0	0	0	0	0	51	69	0.00	0.500
Scott Sullivan, R ERA: 8.27	(7, 1)	2.0		6	0	0	0	1	0	0	0	0	0	0	15	24	0.00	0.000
Jeff Shaw, R ERA: 1.93	(9, 1)	1.0	S	4	1	0	0	2	0	0	0	0	0	0	10	14	0.00	1.000

PITCHER	IP	WLS	BF	H	R	ER	SO	BB	IBB	HBP	BLK	WP	HR	S	P	ERA	WHIP

Cincinnati Reds @ Montreal Expos

Olympic Stadium, Montreal, QB

Tue May 05 1998, 7:05 PM EDT

Att. 6,549 - Dome - 72 F

TOP

livebaseballscorecards.com

Batter	1	2	3	4	5	6	7	8	9	AB	R	H	RBI	BB	SO	LOB
Chris Stynes, R (1, 7) OBP: 0.373, SLG: 0.412	F9	G5-3		F8			G6-3	BB		4	0	0	0	1	0	2
Willie Greene, L (1, 5) OBP: 0.374, SLG: 0.430	BB	G1	G3				K	F8		4	1	0	0	1	1	3
Dmitri Young, S (1, 9) OBP: 0.371, SLG: 0.525	SAFE	1B	F8				E3		SH5-4	5	0	3	0	0	0	0
Pat Watkins, R (9, PR) OBP: 0.222, SLG: 0.346	1B	1B					PB		1B	0	0	0	0	0	0	0
(9, 9)																
Eddie Taubensee, L (1, 2) OBP: 0.436, SLG: 0.536	1B	L8			2B		K		SH5-4	4	0	2	1	0	1	2
Bret Boone, R (1, 4) OBP: 0.380, SLG: 0.546	1B	2B	G4-3					G1-3	F8	5	1	3	0	0	0	3
Barry Larkin, R (1, 6) OBP: 0.320, SLG: 0.282	G4-3	K		P3				G1-3	L4	5	0	0	0	0	1	7
Sean Casey, L (1, 3) OBP: 0.571, SLG: 0.714		SH1-4		G4-3	1B			BB		4	0	3	1	0	0	0
Reggie Sanders, R (1, 8) OBP: 0.320, SLG: 0.238		F7		G1-3	K			K		4	0	0	0	0	2	3
Pete Harnisch, S (1, 1) OBP: 0.118, SLG: 0.063		SH1-4		BB	F9			IBB		1	0	0	0	1	0	1
Lenny Harris, L (8, PH) OBP: 0.404, SLG: 0.420										0	0	0	0	1	0	0
Stan Belinda, R (8, 1)										0	0	0	0	0	0	0
Inning Stats	R: 1 E: 0 K: 0 S: 10 H: 3 LOB: 2 BB: 1 P: 16	R: 0 E: 0 K: 0 S: 6 H: 1 LOB: 1 BB: 0 P: 10	R: 0 E: 0 K: 1 S: 15 H: 2 LOB: 2 BB: 0 P: 19	R: 0 E: 0 K: 0 S: 11 H: 0 LOB: 1 BB: 1 P: 20	R: 0 E: 0 K: 0 S: 7 H: 1 LOB: 1 BB: 0 P: 9	R: 0 E: 0 K: 1 S: 11 H: 1 LOB: 1 BB: 0 P: 14	R: 0 E: 1 K: 2 S: 12 H: 0 LOB: 1 BB: 0 P: 19	R: 1 E: 0 K: 1 S: 17 H: 2 LOB: 3 BB: 2 P: 30	R: 0 E: 0 K: 0 S: 10 H: 1 LOB: 2 BB: 0 P: 16	1B: 8 2B: 3 3B: 0 HR: 0 SF: 0 SAC: 2 DP: 0 HBP: 0						

	AB	36
	R	2
	H	11
	RBI	2
	BB	4
	SO	5
	LOB	21

WP: 0 PB: 1 SB: 0 CS: 0 PA: 42

PITCHER		IP	WLS	BF	H	R	ER	SO	BB	IBB	HBP	BLK	WP	HR	S	P	ERA	WHIP
Miguel Batista, R ERA: 4.5	(1, 1)	6.2		30	8	1	1	3	2	0	0	0	0	0	68	102	1.35	1.500
Steve Kline, L ERA: 4.22	(7, 1)	0.1		1	0	0	0	1	0	0	0	0	0	0	4	5	0.00	0.000
Marc Valdes, R ERA: 9.45	(8, 1)	0.1		2	1	1	1	0	0	0	0	0	0	0	7	9	27.00	3.000
Ugueth Urbina, R ERA: 1.13	(8, 1)	1.2	W	9	2	0	0	1	1	1	0	0	0	0	20	37	0.00	1.800

Cincinnati Reds @ Montreal Expos

Olympic Stadium, Montreal, QB

Tue May 05 1998, 7:05 PM EDT

Att. 6,549 - Dome - 72 F

livebaseballscorecards.com

BOTTOM

Batter	1	2	3	4	5	6	7	8	9	AB	R	H	RBI	BB	SO	LOB
F.P. Santangelo, S (1, 4) OBP: 0.363, SLG: 0.445	0-0 SF8 1B 2B		1-2 G3-6-3 1B		2-0 G3			1-3 K		4	2	2	0	0	1	0
Mark Grudzielanek, R (1, 6) OBP: 0.279, SLG: 0.352	0-1 L5-3 1B 2-3		0-0 G3-6-3 1B 1-3			3-1 P2		3-3 K		4	0	2	0	0	1	0
Derrick May, L (1, 7) OBP: 0.300, SLG: 0.357 Da Rond Stovall, S (8, 7) OBP: 0.333, SLG: 0.333	0-0 SF8 3-H		0-0 G3-6-3 1-2f 3-H			0-0 G3-1		0-3 K		2 1	0 0	0 0	1 0	0 0	0 1	1 0
Rondell White, R (1, 8) OBP: 0.312, SLG: 0.400	0-1 L5-3 1-2		1-1 F8			4-1 1B BB			1-1 P3	3	0	0	0	1	0	1
Vladimir Guerrero, R (1, 9) OBP: 0.366, SLG: 0.549		0-2 G6-3		2-2 G4-6-3 1B		0-0 1-2 1B			3-2 E8 FC3-2 2B	4	0	3	0	0	0	0
Brad Fullmer, L (1, 3) OBP: 0.330, SLG: 0.369 Steve Kline, S (7, 1) Marc Valdes, R (8, 1) OBP: 0.500, SLG: 0.400 Ugueth Urbina, R (8, 1) Scott Livingstone, L (9, PH) OBP: 0.267, SLG: 0.308		0-2 G3		0-1 G4-6-3 1-2f		0-0 F8			4-0 FC3-2 IBB BB IBB	3 0 0 0 0	0 0 0 0 1	0 0 0 0 0	0 0 0 0 0	0 0 0 0 1	0 0 0 0 0	3 0 0 0 0
Shane Andrews, R (1, 5) OBP: 0.299, SLG: 0.506		2-0 1B 1B		1-0 G5-3			4-2 CS BB		4-0 BB FC3-2 1-2 IBB	2	0	1	0	2	0	0
Chris Widger, R (1, 2) OBP: 0.297, SLG: 0.301 Jose Vidro, S (9, PH) OBP: 0.300, SLG: 0.227		1-0 1-2 1B			1-1 G5-3		2-2 G6-3 1-2		1-1 FC3-2 BB 1-2 2-3 3-Hf	3 1	0 0	1 0	0 0	0 0	0 0	1 3
Miguel Batista, R (1, 1) Ryan McGuire, L (7, 3) OBP: 0.353, SLG: 0.367		1-2 G3			1-1 P3		3-3 K		4-2 BB 1-2 2-3 3-H	2 1	0 0	0 0	0 1	0 1	0 1	2 0

Inning Stats	1	2	3	4	5	6	7	8	9
	R: 1 H: 2 E: 0 LOB: 0 K: 0 BB: 0 S: 6 P: 6	R: 0 H: 2 E: 0 LOB: 2 K: 0 BB: 0 S: 11 P: 15	R: 1 H: 2 E: 0 LOB: 0 K: 0 BB: 0 S: 7 P: 9	R: 0 H: 1 E: 0 LOB: 0 K: 0 BB: 0 S: 6 P: 9	R: 0 H: 0 E: 0 LOB: 0 K: 0 BB: 0 S: 5 P: 9	R: 0 H: 1 E: 0 LOB: 2 K: 0 BB: 1 S: 6 P: 13	R: 0 H: 0 E: 0 LOB: 0 K: 1 BB: 1 S: 16 P: 25	R: 0 H: 0 E: 0 LOB: 0 K: 3 BB: 0 S: 9 P: 13	R: 1 H: 1 E: 1 LOB: 3 K: 0 BB: 3 S: 11 P: 28

	AB	R	H	RBI	BB	SO	LOB
	30	3	9	2	5	4	11

	1B	2B	3B	HR	SF	SAC	DP	HBP	WP	PB	SB	CS	PA
	7	3	0	0	1	0	3	0	0	0	0	1	36

PITCHER		IP	WLS	BF	H	R	ER	SO	BB	IBB	HBP	BLK	WP	HR	S	P	ERA	WHIP
Pete Harnisch, R ERA: 3.04	(1, 1)	7.0		27	8	2	2	1	2	0	0	0	0	0	57	86	2.57	1.429
Stan Belinda, R ERA: 3.86	(8, 1)	1.2	L	9	1	1	1	3	1	2	0	0	0	0	20	41	5.40	1.200

Batter	1	2	3	4	5	6	7	8	9	AB	R	H	RBI	BB	SO	LOB
Chris Stynes, R (1, 7) OBP: 0.374, SLG: 0.407	G6-3		HBP		G5-3		F9		1B	4	0	1	0	0	0	2
Willie Greene, L (1, 5) OBP: 0.375, SLG: 0.433	G1-3		SF9		G6-3		1B		G6-4-3	4	0	2	2	0	0	1
Dmitri Young, S (1, 9) OBP: 0.376, SLG: 0.553	K		1B			HR	G5-3		G6-4-3	4	1	2	2	0	1	1
Pat Watkins, R (7, 9) OBP: 0.222, SLG: 0.346										0	0	0	0	0	0	0
Jon Nunnally, L (9, PH) OBP: 0.380, SLG: 0.411										1	0	0	0	0	0	2
(9, 9)																
Eddie Taubensee, L (1, 2) OBP: 0.439, SLG: 0.535		K	P8			G4-3 G5-3 1B		G3 SH1 1B		4	0	2	0	0	1	2
Bret Boone, R (1, 4) OBP: 0.371, SLG: 0.533		F9		G5-3		G5-3		SH1		3	0	0	0	0	0	1
Barry Larkin, R (1, 6) OBP: 0.308, SLG: 0.270		F8		F7		G4-3		G3		4	0	0	0	0	0	2
Sean Casey, L (1, 3) OBP: 0.545, SLG: 0.556			SH1-4 1B SF9 BB	K		G6-3		FC6-4 BB		2	1	0	0	2	1	1
Reggie Sanders, R (1, 8) OBP: 0.329, SLG: 0.242			SF9 SH1-4 1B 1B	G1-3		F9 SH3 1B BB		FC6-4		3	2	1	0	1	0	2
Mike Remlinger, L (1, 1) OBP: 0.125, SLG: 0.188			SH1-4	2B		SH3			G6-3	1	0	1	0	0	0	0
Scott Sullivan, R (8, 1)										0	0	0	0	0	0	0
Lenny Harris, L (9, PH) OBP: 0.397, SLG: 0.412										1	0	0	0	0	0	0
Jeff Shaw, R (9, 1)										0	0	0	0	0	0	0
Inning Stats	R: 0 E: 0 K: 1 S: 7 H: 0 LOB: 0 BB: 0 P: 13	R: 0 E: 0 K: 1 S: 7 H: 0 LOB: 0 BB: 0 P: 13	R: 2 E: 0 K: 0 S: 14 H: 2 LOB: 2 BB: 1 P: 25	R: 0 E: 0 K: 1 S: 6 H: 0 LOB: 0 BB: 0 P: 8	R: 0 E: 0 K: 0 S: 7 H: 1 LOB: 1 BB: 0 P: 12	R: 1 E: 0 K: 0 S: 7 H: 2 LOB: 1 BB: 0 P: 14	R: 1 E: 0 K: 0 S: 14 H: 1 LOB: 1 BB: 1 P: 24	R: 0 E: 0 K: 0 S: 8 H: 1 LOB: 2 BB: 1 P: 14	R: 0 E: 0 K: 0 S: 9 H: 2 LOB: 1 BB: 0 P: 13	1B: 7 2B: 1 3B: 0 HR: 1 SF: 1 SAC: 3 DP: 1 HBP: 1						

PITCHER	IP	WLS	BF	H	R	ER	SO	BB	IBB	HBP	BLK	WP	HR	S	P	ERA	WHIP
Javier Vazquez, R (1, 1) ERA: 6.75	6.2	L	28	5	4	4	3	2	0	1	0	0	1	56	99	5.40	1.050
Steve Kline, L (7, 1) ERA: 4.09	0.1		3	2	0	0	0	0	0	0	0	0	0	7	11	0.00	6.000
Marc Valdes, R (8, 1) ERA: 8.86	1.1		7	2	0	0	0	1	0	0	0	0	0	14	24	0.00	2.250
Mike Maddux, R (9, 1) ERA: 6.0	0.2		1	0	0	0	0	0	0	0	0	0	0	2	2	0.00	0.000

PITCHER	IP	WLS	BF	H	R	ER	SO	BB	IBB	HBP	BLK	WP	HR	S	P	ERA	WHIP

TOP

Cincinnati Reds @ Montreal Expos

Olympic Stadium, Montreal, QB

Wed May 06 1998, 7:05 PM EDT

Att. 7,261 - Dome - 72 F

livebaseballscorecards.com

AB	31
R	4
H	9
RBI	4
BB	3
SO	3
LOB	14

REDS

Batter	1	2	3	4	5	6	7	8	9	AB	R	H	RBI	BB	SO	LOB
F.P. Santangelo, S (1, 4) (7, 7) OBP: 0.359, SLG: 0.434	C B S B B X 3-2 G5-3 ①		B X 1-0 F7 ②		B C B B F B 4-2 S 1B BB		1 SAFE B F X 1-1 G6-3 ② ③ 1-2f			3	1	0	0	1	0	1
Mark Grudzielanek, R (1, 6) OBP: 0.286, SLG: 0.352	B B B B 4-0 G6-4-3 BB		X 0-0 1B		S 1 SAFE 1 SAFE B B F F F X 2-2 F7 ② 1-2			B F F S 1-3 K ①		3	0	1	0	1	1	1
Vladimir Guerrero, R (1, 9) OBP: 0.362, SLG: 0.538	1 SAFE B C 1 SAFE X 1-1 G6-4-3 ② ③ 1-2f		1 SAFE F 1 SAFE 1 SAFE B B C 1 SAFE X 2-2 P4 ③		B T S B X 2-2 2-H 1B			B X 1-0 P5 ②		4	0	1	1	0	0	2
Rondell White, R (1, 8) OBP: 0.310, SLG: 0.395		X 0-0 F7 ①		X 0-0 G5-3 ①	B F 1 SAFE 1 SAFE 1 F S 1-3 K2-3 ③			X 0-0 FC5-4 1B		4	0	1	0	0	1	1
Shane Andrews, R (1, 5) OBP: 0.297, SLG: 0.495		B F B X 2-1 P4 ②		C S B B C 2-3 K ②		F S B B X 2-2 L3 1B		1 SAFE F 1 SAFE 1 SAFE X 0-1 FC5-4 ③ 1-2f		4	0	1	0	0	1	1
Brad Fullmer, L (1, 3) OBP: 0.345, SLG: 0.393		B F X 1-1 1B		C X 0-1 2B		C F B X 1-2 ① ② L3 1-2			X 0-0 G4-6-3 1B	4	0	3	0	0	0	1
Da Rond Stovall, S (1, 7) OBP: 0.333, SLG: 0.313	F 1 SAFE B C S 1-3 K ③			B S B B B F F B 4-2 BB		B S F C 1-3 K ③			B S F X 1-2 ① ② G4-6-3 1-2f	2	0	0	0	1	2	1
Steve Kline, S (7, 1)										0	0	0	0	0	0	0
Marc Valdes, R (8, 1) OBP: 0.500, SLG: 0.400										0	0	0	0	0	0	0
Mike Maddux, L (9, 1)										0	0	0	0	0	0	0
Derrick May, L (9, PH) OBP: 0.290, SLG: 0.345										1	0	0	0	0	0	1
Chris Widger, R (1, 2) OBP: 0.316, SLG: 0.349			B X 1-0 HR	S C F B S 1-3 K ③			B B P B 4-0 G6-3 BB		B C S X 1-2 1B	3	1	2	1	1	1	2
Javier Vazquez, R (1, 1) OBP: 0.273, SLG: 0.364			C B B B X 2-1 G6-3 ①		B B C F X 2-2 G6-3 ①		B C F B S 2-3 K ①		S T X 0-2 G6-3 ③	2	0	0	0	0	0	0
Jose Vidro, S (7, 4) OBP: 0.293, SLG: 0.221										2	0	0	0	0	1	2
Inning Stats	R: 0 E: 0 K: 0 S: 5 H: 0 LOB: 0 BB: 1 P: 13	R: 0 E: 0 K: 1 S: 8 H: 1 LOB: 1 BB: 0 P: 12	R: 1 E: 0 K: 0 S: 8 H: 2 LOB: 1 BB: 0 P: 14	R: 0 E: 0 K: 2 S: 13 H: 1 LOB: 2 BB: 1 P: 20	R: 1 E: 0 K: 1 S: 16 H: 1 LOB: 1 BB: 1 P: 27	R: 0 E: 0 K: 1 S: 9 H: 1 LOB: 0 BB: 0 P: 13	R: 0 E: 0 K: 1 S: 6 H: 0 LOB: 0 BB: 1 P: 12	R: 0 E: 0 K: 1 S: 7 H: 1 LOB: 1 BB: 0 P: 9	R: 0 E: 0 K: 0 S: 10 H: 2 LOB: 1 BB: 0 P: 12	1B: 7 2B: 2 3B: 0 HR: 1	SF: 0 SAC: 0 DP: 4 HBP: 0						

PITCHER		IP	WLS	BF	H	R	ER	SO	BB	IBB	HBP	BLK	WP	HR	S	P	ERA	WHIP
Mike Remlinger, L ERA: 3.45	(1, 1)	7.0	W	28	6	2	2	6	4	0	0	0	0	1	65	111	2.57	1.429
Scott Sullivan, R ERA: 7.79	(8, 1)	1.0		4	1	0	0	1	0	0	0	0	0	0	7	9	0.00	1.000
Jeff Shaw, R ERA: 1.83	(9, 1)	1.0	S	4	2	0	0	0	0	0	0	0	0	0	10	12	0.00	2.000

PITCHER	IP	WLS	BF	H	R	ER	SO	BB	IBB	HBP	BLK	WP	HR	S	P	ERA	WHIP

BOTTOM

Cincinnati Reds @ Montreal Expos

Olympic Stadium, Montreal, QB

Wed May 06 1998, 7:05 PM EDT

Att. 7,261 - Dome - 72 F

livebaseballscorecards.com

AB	32
R	2
H	9
RBI	2
BB	4
SO	7
LOB	13

1B: 7	SF: 0	WP: 0	PA: 36
2B: 2	SAC: 0	PB: 0	
3B: 0	DP: 4	SB: 1	
HR: 1	HBP: 0	CS: 0	

Colorado Rockies @ Montreal Expos

Olympic Stadium, Montreal, QB

Thu May 07 1998, 7:05 PM EDT

Att. 7,075 - Dome - 72 F

TOP

livebaseballscorecards.com

Batter	1	2	3	4	5	6	7	8	9	AB	R	H	RBI	BB	SO	LOB
3 Mike Lansing, R (1, 4) OBP: 0.322, SLG: 0.391	C B B X 2-1 ① P3		C S F S 0-3 ③ K			S B B X 2-1 ② F8		C X 0-1 ③ G4-3		4	0	0	0	0	1	1
Ellis Burks, R (1, 8) OBP: 0.353, SLG: 0.617	B C X 1-1 ② F9			X 0-0 CS 1B		B F B F S 2-3 ③ K			B F X 1-1 1B 3B	4	1	2	0	0	1	0
Larry Walker, L (1, 9) OBP: 0.447, SLG: 0.568	C X 0-1 ③ G1-3			S S 1 SAFE B B B C 3-3 ① ② K 1-2			B C X 1-1 ① P6		X 0-0 FC6-4 1B 3-H	4	0	1	1	0	1	1
Dante Bichette, R (1, 7) OBP: 0.373, SLG: 0.483		C T F B X 1-2 ① P3		S X 0-1 E6			F B X 1-1 ② F7		S F X 0-2 ① FC6-4 17 BB 1-2f	4	0	0	0	0	0	1
1 Curtis Goodwin, L (9, PR) OBP: 0.441, SLG: 0.379										0	0	0	0	0	0	0
Vinny Castilla, R (1, 5) OBP: 0.362, SLG: 0.667		F T F B X 0-2 ② G6-3		X 0-0 ③ G5-3			X 0-0 1B		S S S 0-3 ② K	4	0	1	0	0	1	2
17 Todd Helton, L (1, 3) OBP: 0.347, SLG: 0.426		X 0-0 1B			F X 0-1 ① G6-3		C B X 1-1 ③ G4-3		B F B B B 4-1 1-2 BB	3	0	1	0	1	0	1
Neifi Perez, S (1, 6) OBP: 0.274, SLG: 0.370		C B 1 SAFE X 1-1 ③ B2-3			X 0-0 ② P6			C B X 1-1 L8 2B	S B B B B S X 3-2 ③ P8	3	0	1	0	0	0	1
John Vander Wal, L (9, PH) OBP: 0.444, SLG: 0.591										1	0	0	0	0	0	2
Kirt Manwaring, R (1, 2) OBP: 0.410, SLG: 0.373			F X 0-1 B5-6-4 1B		C B X 1-1 ③ G5-3			C X 0-1 ① L8 2-3		3	0	1	0	0	0	1
Jamey Wright, R (1, 1) OBP: 0.083, SLG: 0.083			X 0-0 ① ② B5-6-4 1-2f			F S S 0-3 ① K		F B B F B X 3-2 ② P4		2	0	0	0	0	1	1
Greg Colbrunn, R (8, PH) OBP: 0.400, SLG: 0.512										1	0	0	0	0	0	1
Mike DeJean, R (8, 1)										0	0	0	0	0	0	0
Inning Stats	R: 0 E: 0 K: 0 S: 6 H: 0 LOB: 0 BB: 0 P: 9	R: 0 E: 0 K: 0 S: 11 H: 1 LOB: 1 BB: 0 P: 13	R: 0 E: 0 K: 1 S: 7 H: 1 LOB: 0 BB: 0 P: 7	R: 0 E: 1 K: 1 S: 7 H: 1 LOB: 1 BB: 0 P: 10	R: 0 E: 0 K: 0 S: 5 H: 0 LOB: 0 BB: 0 P: 6	R: 0 E: 0 K: 2 S: 8 H: 0 LOB: 0 BB: 0 P: 12	R: 0 E: 0 K: 0 S: 7 H: 1 LOB: 1 BB: 0 P: 10	R: 0 E: 0 K: 0 S: 9 H: 1 LOB: 1 BB: 0 P: 13	R: 1 E: 0 K: 1 S: 13 H: 2 LOB: 2 BB: 1 P: 21	1B: 5 2B: 2 3B: 1 HR: 0	SF: 0 SAC: 0 DP: 2 HBP: 0						

	AB	33
	R	1
	H	7
	RBI	1
	BB	1
	SO	5
	LOB	12

WP: 0 PB: 0 SB: 0 CS: 1 PA: 34

PITCHER		IP	WLS	BF	H	R	ER	SO	BB	IBB	HBP	BLK	WP	HR	S	P	ERA	WHIP
Carlos Perez, L ERA: 3.32	(1, 1)	8.0	W	30	7	1	1	4	0	0	0	0	0	0	63	84	1.12	0.875
Ugueth Urbina, R ERA: 1.06	(9, 1)	1.0	S	4	0	0	0	1	1	0	0	0	0	0	10	17	0.00	1.000

PITCHER		IP	WLS	BF	H	R	ER	SO	BB	IBB	HBP	BLK	WP	HR	S	P	ERA	WHIP

Batter	1	2	3	4	5	6	7	8	9	AB	R	H	RBI	BB	SO	LOB
F.P. Santangelo, S (1, 4) OBP: 0.359, SLG: 0.440	C B X 1-1 G4-3 2B		X 0-0 SH3 ① 1-2		C X 0-1 G3-1 ③		X 0-0 F8 ①			3	0	1	0	0	0	1
Mark Grudzielanek, R (1, 6) OBP: 0.285, SLG: 0.344	C B X 1-1 G4-3 ① 2-3		F X 0-1 G6-3 ② 2-3			B B B C B 4-1 1B G3 BB	F F X 0-2 F9 ②			3	1	0	0	1	0	2
Vladimir Guerrero, R (1, 9) OBP: 0.358, SLG: 0.527	B B S S S 2-3 K ②		F X 0-1 L3 ③			1 SAFE F X 0-1 BB G3 1B 1-3	F S T F S 0-3 K ③			4	1	1	0	0	2	2
Derrick May, L (1, 7) OBP: 0.265, SLG: 0.313 Da Rond Stovall, S (7, 7) OBP: 0.324, SLG: 0.303	B S B X 2-1 G3 ③			F B X 1-1 G4-3 ①		X 0-0 G3 ① 1-2 3-H		X 0-0 F8 ①		3 1	0 0	0 0	1 0	0 0	0 0	2 0
Rondell White, R (1, 8) OBP: 0.301, SLG: 0.382		C F S 0-3 K ①		C F S 0-3 K ②		F X 0-1 G5-3 ②		B B S B X 3-1 G4-3 ②		4	0	0	0	0	2	1
Brad Fullmer, L (1, 3) OBP: 0.350, SLG: 0.385 Ryan McGuire, L (9, 3) OBP: 0.353, SLG: 0.367		C F X 0-2 G4-3 ②		B C S F B F F B F 3-2 X G4-3 ③		B B B 4-0 1B BB BB		B B B B 4-0 CS BB		2 0	0 0	0 0	0 0	2 0	0 0	0 0
Shane Andrews, R (1, 5) OBP: 0.308, SLG: 0.489		B B F B B 4-1 BB			S C X 0-2 F9 ①	B B B 4-0 1B 1-2 2-3 BB		1 SAFE B 1 SAFE S 1 SAFE S 1 SAFE F B 2-2 CS ③ 1-2		1	0	0	0	2	0	0
Chris Widger, R (1, 2) OBP: 0.327, SLG: 0.360		1 SAFE C B C 1 SAFE X 1-2 L8 ③			B C S B B X 3-2 SH2-4 1B	S B B C B X 3-2 1-2 2-3 3-H 1B				3	0	2	1	0	0	1
Carlos Perez, L (1, 1) OBP: 0.188, SLG: 0.188 Ugueth Urbina, R (9, 1)			S X 0-1 G6-3 SH3 1B		L M X 0-2 SH2-4 ② 1-2	S C F S 0-3 K ③				2 0	0 0	1 0	0 0	0 0	1 0	3 0
Inning Stats	R: 0 E: 0 K: 1 S: 9 H: 1 LOB: 1 BB: 0 P: 15	R: 0 E: 0 K: 1 S: 10 H: 0 LOB: 1 BB: 1 P: 15	R: 0 E: 0 K: 0 S: 7 H: 1 LOB: 1 BB: 0 P: 7	R: 0 E: 0 K: 1 S: 12 H: 0 LOB: 0 BB: 0 P: 16	R: 0 E: 0 K: 0 S: 11 H: 1 LOB: 1 BB: 0 P: 14	R: 2 E: 0 K: 1 S: 13 H: 2 LOB: 3 BB: 3 P: 28	R: 0 E: 0 K: 1 S: 9 H: 0 LOB: 0 BB: 0 P: 9	R: 0 E: 0 K: 0 S: 6 H: 0 LOB: 0 BB: 1 P: 15		1B: 4 2B: 1 3B: 0 HR: 0 SF: 0 SAC: 2 DP: 0 HBP: 0						

PITCHER	IP	WLS	BF	H	R	ER	SO	BB	IBB	HBP	BLK	WP	HR	S	P	ERA	WHIP
Jamey Wright, R (1, 1) ERA: 7.15	7.0	L	30	5	2	2	5	4	0	0	0	0	0	71	104	2.57	1.286
Mike DeJean, R (8, 1) ERA: 3.0	1.0		3	0	0	0	0	1	0	0	0	0	0	6	15	0.00	1.000

PITCHER	IP	WLS	BF	H	R	ER	SO	BB	IBB	HBP	BLK	WP	HR	S	P	ERA	WHIP

BOTTOM

Colorado Rockies @ Montreal Expos

Olympic Stadium, Montreal, QB

Thu May 07 1998, 7:05 PM EDT
Att. 7,075 - Dome - 72 F

livebaseballscorecards.com

AB	26
R	2
H	5
RBI	2
BB	5
SO	5
LOB	12

WP: 0 PB: 0 SB: 0 CS: 1 PA: 34

Colorado Rockies @ Montreal Expos

Olympic Stadium, Montreal, QB

Fri May 08 1998, 7:05 PM EDT

Att. 11,725 - Dome - 72 F

TOP

livebaseballscorecards.com

Batter	1	2	3	4	5	6	7	8	9	AB	R	H	RBI	BB	SO	LOB
Nelson Liriano, S (1, 4)	B B C X 2-1 G1-3 ①		S B F F C 1-3 K ②			X 0-0 G4-3 ①	B B F S F S 2-3 K ①		C B C X 1-2 L9 ②	4	0	0	0	0	2	0
1 Curtis Goodwin, L (8, 8) OBP: 0.429, SLG: 0.367										1	0	0	0	0	0	2
Ellis Burks, R (1, 8) OBP: 0.362, SLG: 0.640	B F B X 2-1 E3		X 0-0 HR			C B C X 1-2 2B 2B 1B	L F B X 1-2 G4-3 ②		C F B X 1-2 E6 1-2 2-H 1B	5	2	3	1	0	0	0
(8, 7)																
Larry Walker, L (1, 9) OBP: 0.438, SLG: 0.560	F S 1 C SAFE 0-3 K ②		B B X 2-0 G6-3 ③			B X 1-0 1-3 2B 2B	C S X 0-2 G4-3 ③		C F B X 1-2 P6 ③	5	1	1	0	0	1	3
Dante Bichette, R (1, 7) OBP: 0.369, SLG: 0.484	F 1 X SAFE 0-1 L4 ③			B X 1-0 F7 ①		X 0-0 2-H 3-H 1B 2B		X 0-0 L3 ①		4	1	1	2	0	0	1
Curt Leskanic, R (8, 1)										0	0	0	0	0	0	0
Jerry Dipoto, R (9, 1)										0	0	0	0	0	0	0
Vinny Castilla, R (1, 5) OBP: 0.353, SLG: 0.648		B X 1-0 G6-3 ①		X 0-0 F8 ②		X 0-0 G5-3 ②		X 0-0 F9 ②		4	0	0	0	0	0	1
17 Todd Helton, L (1, 3) OBP: 0.352, SLG: 0.418		F B B S T B B 4-2 FC3-6 BB		X 0-0 G6-3 ③		C B F B F B B 4-2 1B 2B BB		B C B B F X 3-2 G3-1 ③		2	1	0	0	2	0	0
Jeff Reed, L (1, 2) OBP: 0.375, SLG: 0.444		X 0-0 FC3-6 ② 1-2f			C C B S 1-3 K ①	F C F F F X 0-2 1-2 2-H 2B 1B			B B C X 2-1 E5 1B 3 FC3-5-2 1B	3	1	1	1	0	1	1
Greg Colbrunn, R (9, PH) OBP: 0.412, SLG: 0.523										1	0	1	0	0	0	0
Kirt Manwaring, R (9, 2) OBP: 0.410, SLG: 0.373										0	0	0	0	0	0	0
Neifi Perez, S (1, 6) OBP: 0.281, SLG: 0.382		F F B F B F S 2-3 K ③			X 0-0 P6 ②	B F F X 1-2 1-H 2-H 2B			X 0-0 1B 3 FC3-5-2 E 2-3 1B	4	1	2	2	0	1	1
Pedro Astacio, R (1, 1) OBP: 0.188, SLG: 0.188			F F X 0-2 G6-3 ①		X 0-0 F9 ③	S F B X 1-2 G4-3 ③			F F B X 1-2 FC3-5-2 E 1-2 3-H ①	3	0	0	0	0	0	1
Dave Veres, R (6, 1)										0	0	0	0	0	0	0
3 Mike Lansing, R (8, 4) OBP: 0.319, SLG: 0.388										1	0	0	0	0	0	2
Inning Stats	R: 0 E: 1 K: 1 S: 9 H: 0 LOB: 1 BB: 0 P: 13	R: 0 E: 0 K: 1 S: 10 H: 0 LOB: 1 BB: 1 P: 17	R: 1 E: 0 K: 1 S: 9 H: 1 LOB: 0 BB: 0 P: 12	R: 0 E: 0 K: 0 S: 3 H: 0 LOB: 0 BB: 0 P: 4	R: 0 E: 0 K: 1 S: 5 H: 0 LOB: 0 BB: 0 P: 6	R: 5 E: 0 K: 0 S: 22 H: 5 LOB: 1 BB: 1 P: 30	R: 0 E: 0 K: 1 S: 10 H: 0 LOB: 0 BB: 0 P: 13	R: 0 E: 0 K: 0 S: 5 H: 0 LOB: 0 BB: 0 P: 8	R: 1 E: 2 K: 0 S: 15 H: 3 LOB: 2 BB: 0 P: 21	1B: 5 2B: 3 3B: 0 HR: 1 SF: 0 SAC: 0 DP: 0 HBP: 0							

	AB	37
	R	7
	H	9
	RBI	6
	BB	2
	SO	5
	LOB	12

WP: 0 PB: 0 SB: 0 CS: 0 PA: 39

PITCHER		IP	WLS	BF	H	R	ER	SO	BB	IBB	HBP	BLK	WP	HR	S	P	ERA	WHIP
Dustin Hermanson, R (1, 1) ERA: 3.63		6.0	L	27	6	6	6	4	2	0	0	0	0	1	58	82	9.00	1.333
Marc Valdes, R (7, 1) ERA: 8.46		1.0		3	0	0	0	1	0	0	0	0	0	0	10	13	0.00	0.000
Anthony Telford, R (8, 1) ERA: 3.38		1.0		3	0	0	0	0	0	0	0	0	0	0	5	8	0.00	0.000
Steve Kline, L (9, 1) ERA: 3.86		0.2		4	2	1	0	0	0	0	0	0	0	0	9	13	0.00	3.000
Mike Maddux, R (9, 1) ERA: 5.68		0.1		2	1	0	0	0	0	0	0	0	0	0	6	8	0.00	3.000

PITCHER	IP	WLS	BF	H	R	ER	SO	BB	IBB	HBP	BLK	WP	HR	S	P	ERA	WHIP

Colorado Rockies @ Montreal Expos

Olympic Stadium, Montreal, QB

Fri May 08 1998, 7:05 PM EDT

Att. 11,725 - Dome - 72 F

BOTTOM

livebaseballscorecards.com

Batter	1	2	3	4	5	6	7	8	9	AB	R	H	RBI	BB	SO	LOB
F.P. Santangelo, S (1, 4) (8, 7) OBP: 0.360, SLG: 0.429	C B F B X 2-2 ① G3		C F H 1-2 1B HBP		C X 0-1 ③ G5-3		F C H 1-2 1B HBP		C X 0-1 ① F7	3	0	0	0	0	0	0
Mark Grudzielanek, R (1, 6) OBP: 0.310, SLG: 0.368	F B B B F F F F X 3-2 G5-3 1B		1 SAFE X 0-0 1-2 1B			C B B X 2-1 HR 1B	1 SAFE C 1 SAFE 1 SAFE X 0-1 1-2 1B		C B X 1-1 G1-6-3 1B	5	1	5	0	0	0	0
Vladimir Guerrero, R (1, 9) OBP: 0.352, SLG: 0.539	B 1 SAFE F X 1-1 ② G5-3 1-2		B B B C T X 3-2 ② F7			C X 0-1 1-H HR	C F B C 1-3 ② K		C X 0-1 ②③ G1-6-3 1-2f	5	1	1	2	0	1	6
Derrick May, L (1, 7) OBP: 0.237, SLG: 0.278	C F B X 1-2 ③ L9		B B F B X 3-1 ③ G3-1			F B B C X 2-2 ① G3	X 0-0 ③ G4-3			4	0	0	0	0	0	5
Anthony Telford, R (8, 1)										0	0	0	0	0	0	0
Steve Kline, S (9, 1)										0	0	0	0	0	0	0
Mike Maddux, L (9, 1)										0	0	0	0	0	0	0
Rondell White, R (1, 8) OBP: 0.307, SLG: 0.381		B C X 1-1 ① P6		C X 0-1 ① L9		B S S X 1-2 S 2B 1B		B B B C B 4-1 S G4-3 HR BB		3	2	1	0	1	0	0
Brad Fullmer, L (1, 3) OBP: 0.346, SLG: 0.389		B C B B X 3-1 2B		C B F S 1-3 ② K		X 0-0 ② P7		1 SAFE B F 1 SAFE 1 SAFE B X 2-1 ① G4-3 1-2		4	0	1	0	0	1	2
Shane Andrews, R (1, 5) OBP: 0.306, SLG: 0.490		C S B S 1-3 ② K		C C B B S 2-3 ③ K		B B F C X 2-2 1-H 2B		B B S F B S 3-3 ② K 2-3		4	0	1	1	0	3	2
Chris Widger, R (1, 2) OBP: 0.324, SLG: 0.387		C X 0-1 ③ G6-3			X 0-0 ① G6-3	C S B F B B X 3-2 ③ G6-3		B B F S B X 3-2 3-H HR		4	1	1	2	0	0	2
Dustin Hermanson, R (1, 1)			C C B B S 2-3 ① K		B C S C 1-3 ② K		B X 1-0 ① G1-3	B C F S 1-3 ③ K		2	0	0	0	0	2	0
Marc Valdes, R (7, 1) OBP: 0.500, SLG: 0.400										0	0	0	0	0	0	0
Scott Livingstone, L (7, PH) OBP: 0.258, SLG: 0.296										1	0	0	0	0	0	0
Jose Vidro, S (8, 4) OBP: 0.289, SLG: 0.217										1	0	0	0	0	1	0
Inning Stats	R: 0 E: 0 K: 0 S: 14 H: 1 LOB: 1 BB: 0 P: 21	R: 0 E: 0 K: 1 S: 9 H: 1 LOB: 1 BB: 0 P: 14	R: 0 E: 0 K: 1 S: 11 H: 1 LOB: 2 BB: 0 P: 20	R: 0 E: 0 K: 2 S: 8 H: 0 LOB: 0 BB: 0 P: 11	R: 0 E: 0 K: 1 S: 6 H: 0 LOB: 0 BB: 0 P: 7	R: 3 E: 0 K: 0 S: 18 H: 4 LOB: 1 BB: 0 P: 28	R: 0 E: 0 K: 1 S: 9 H: 1 LOB: 2 BB: 0 P: 12	R: 2 E: 0 K: 2 S: 12 H: 1 LOB: 0 BB: 1 P: 25	R: 0 E: 0 K: 0 S: 6 H: 1 LOB: 0 BB: 0 P: 7	1B: 6 2B: 2 3B: 0 HR: 2	SF: 0 SAC: 0 DP: 1 HBP: 2						

AB	36
R	5
H	10
RBI	5
BB	1
SO	8
LOB	17

PITCHER		IP	WLS	BF	H	R	ER	SO	BB	IBB	HBP	BLK	WP	HR	S	P	ERA	WHIP
Pedro Astacio, R ERA: 7.33	(1, 1)	5.2	W	25	7	3	3	5	0	0	1	0	0	1	62	94	4.76	1.235
Dave Veres, R ERA: 5.5	(6, 1)	1.1		6	1	0	0	1	0	0	1	0	0	0	13	19	0.00	0.750
Curt Leskanic, R ERA: 6.2	(8, 1)	1.0		5	1	2	2	2	1	0	0	0	0	1	12	25	18.00	2.000
Jerry Dipoto, R ERA: 2.04	(9, 1)	1.0	S	3	1	0	0	0	0	0	0	0	0	0	6	7	0.00	1.000

PITCHER	IP	WLS	BF	H	R	ER	SO	BB	IBB	HBP	BLK	WP	HR	S	P	ERA	WHIP

WP: 0 PB: 0 SB: 2 CS: 0 PA: 39

Batter	1	2	3	4	5	6	7	8	9	AB	R	H	RBI	BB	SO	LOB
3 Mike Lansing, R (1, 4) OBP: 0.318, SLG: 0.385	B B B C X 3-1 ① F9		C F B F X 1-2 ① G5-3		B B X 2-0 1B			X 0-0 ① G5-3		4	0	1	0	0	0	0
1 Curtis Goodwin, L (1, 8) OBP: 0.436, SLG: 0.412	F C B B B X 3-2 G5-3 2B		B X 1-0 FC5-4 1B		B 1 SAFE B C 1 SAFE 1 SAFE 1 SAFE F 1 SAFE 2-3 ③ F F S K			B C B S X 2-2 ② G3		4	0	2	0	0	1	1
Ellis Burks, R (1, 7) OBP: 0.359, SLG: 0.636	B X 1-0 ② G5-3 2-3		X 0-0 ② FC5-4 1-2f			C C X 1-2 ① G5-3		C B B X 2-1 2B		4	0	1	0	0	0	2
Dante Bichette, R (1, 9) OBP: 0.360, SLG: 0.472	F F S 0-3 ③ K		1 SAFE F 1 SAFE B X 1-1 ③ F9			B F S C 1-3 ② K		B X 1-0 ③ P3		4	0	0	0	0	2	3
Vinny Castilla, R (1, 5) OBP: 0.344, SLG: 0.630		B B S B F C 3-3 ① K	X 0-0 ① G6-3			C F X 0-2 ③ G6-3			X 0-0 ① G5-3	4	0	0	0	0	1	0
Greg Colbrunn, R (1, 3) OBP: 0.418, SLG: 0.563	C X 0-1 1B 2B		C X 0-1 ② P4				B B X 2-0 2B		F S B B S 2-3 ② K	4	0	2	0	0	1	0
Kirt Manwaring, R (1, 2) OBP: 0.407, SLG: 0.362 17 Todd Helton, L (9, PH) OBP: 0.349, SLG: 0.414	B B B B 4-0 G5-3 1B BB		B X 1-0 ③ G4-3				X 0-0 ① G6-3		B F X 1-1 ③ F7	2 1	0 0	0 0	0 0	1 0	0 0	1 0
Neifi Perez, S (1, 6) OBP: 0.282, SLG: 0.381	B B X 2-0 1-2 2-3 1B				B B C B F X 3-2 ① F8		B C F B X 2-2 ② L8			3	0	1	0	0	0	1
John Thomson, R (1, 1) OBP: 0.286, SLG: 0.167 Nelson Liriano, S (7, PH) Mike DeJean, R (7, 1) Chuck McElroy, L (8, 1)	B X 1-0 ② ③ G5-3 2-3f				C S B X 1-2 ② G4-3		B F X 1-1 ③ G5-3			2 1 0 0	0 0 0 0	0 0 0 0	0 0 0 0	0 0 0 0	0 0 0 0	3 1 0 0
Inning Stats	R: 0 H: 1 E: 0 LOB: 1 K: 1 BB: 0 S: 9 P: 16	R: 0 H: 2 E: 0 LOB: 2 K: 1 BB: 1 S: 7 P: 17	R: 0 H: 1 E: 0 LOB: 1 K: 0 BB: 0 S: 8 P: 11	R: 0 H: 0 E: 0 LOB: 0 K: 0 BB: 0 S: 4 P: 5	R: 0 H: 1 E: 0 LOB: 1 K: 1 BB: 0 S: 12 P: 20	R: 0 H: 0 E: 0 LOB: 0 K: 1 BB: 0 S: 9 P: 11	R: 0 H: 1 E: 0 LOB: 1 K: 0 BB: 0 S: 7 P: 12	R: 0 H: 1 E: 0 LOB: 1 K: 0 BB: 0 S: 7 P: 12	R: 0 H: 0 E: 0 LOB: 0 K: 1 BB: 0 S: 6 P: 9	1B: 3 2B: 4 3B: 0 HR: 0	SF: 0 SAC: 0 DP: 1 HBP: 0					

PITCHER		IP	WLS	BF	H	R	ER	SO	BB	IBB	HBP	BLK	WP	HR	S	P	ERA	WHIP
Trey Moore, L ERA: 5.63	(1, 1)	7.0	W	27	6	0	0	4	1	0	0	0	0	0	56	92	0.00	1.000
Mike Maddux, R ERA: 5.14	(8, 1)	0.2		3	1	0	0	0	0	0	0	0	0	0	6	10	0.00	1.500
Ugueth Urbina, R ERA: 0.98	(8, 1)	1.1	S	4	0	0	0	1	0	0	0	0	0	0	7	11	0.00	0.000

PITCHER	IP	WLS	BF	H	R	ER	SO	BB	IBB	HBP	BLK	WP	HR	S	P	ERA	WHIP

TOP

Colorado Rockies @ Montreal Expos

Olympic Stadium, Montreal, QB

Sat May 09 1998, 7:05 PM EDT

Att. 12,014 - Dome - 72 F

livebaseballscorecards.com

AB	33
R	0
H	7
RBI	0
BB	1
SO	5
LOB	12

COLORADO ROCKIES

Colorado Rockies @ Montreal Expos

Olympic Stadium, Montreal, QB

Sat May 09 1998, 7:05 PM EDT

Att. 12,014 - Dome - 72 F

livebaseballscorecards.com

BOTTOM

Batter	1	2	3	4	5	6	7	8	9	AB	R	H	RBI	BB	SO	LOB
F.P. Santangelo, S (1, 4) OBP: 0.357, SLG: 0.418	C B B S T C 2-3 ① K		F B B B B 4-1 BB		X 0-0 ② L6 1-3		F F X 0-2 ② G6-3			3	0	0	0	1	1	1
Mark Grudzielanek, R (1, 6) OBP: 0.308, SLG: 0.372	B S X 1-1 ② G1		1 SAFE C 1 SAFE P 1 SAFE B F X 2-2 ② P3		C B X 1-2 BLK 3-H 2B		S B F X 1-2 ③ P3			4	0	1	1	0	0	1
Vladimir Guerrero, R (1, 9) OBP: 0.349, SLG: 0.529	B C B X 2-1 ③ G5-3		1 SAFE F F C X 1-2 ③ G1-3		B S X 1-1 ③ F8 2-3			X 0-0 WP PB 1B 1B		4	1	1	0	0	0	2
Rondell White, R (1, 8) OBP: 0.312, SLG: 0.375		X 0-0 ① G5-3		C C B X 1-2 ① P6		B B B B 4-0 S 1B BB		1 SAFE C S B B B B B 4-2 1B 1-3 BB		2	1	0	0	2	0	0
Brad Fullmer, L (1, 3) OBP: 0.338, SLG: 0.379 Da Rond Stovall, S (8, 7) OBP: 0.342, SLG: 0.324		X 0-0 ② G6-3		B X 1-0 ② P5		1 SAFE B X 1-0 ① F8		F X 0-1 G4-6-3 1-2 3-H 1B		3	0	0	0	0	0	1
										1	0	1	1	0	0	0
Chris Widger, R (1, 2) OBP: 0.330, SLG: 0.423		B F C B F X 2-2 E 1B		F F X 0-2 HR		1 SAFE P C B B C S 3-3 ② K 1-2		X 0-0 ① L7		4	1	2	1	0	1	3
Ryan McGuire, L (1, 7) OBP: 0.368, SLG: 0.382 (8, 3)		B X 1-0 E7 1-3 1B		B X 1-0 ③ F7		F X 0-1 2-H 1B		F X 0-1 ② ③ G4-6-3 1-2f		4	0	2	1	0	0	2
Shane Andrews, R (1, 5) OBP: 0.297, SLG: 0.475		X 0-0 ③ P9			C S F B S 1-3 ① K	1 SAFE B F 1 SAFE B B F C 3-3 ③ K				3	0	0	0	0	2	3
Trey Moore, L (1, 1) OBP: 0.444, SLG: 0.500 Derrick May, L (7, PH) OBP: 0.231, SLG: 0.270 Mike Maddux, L (8, 1) Ugueth Urbina, R (8, 1)			C F B F F B X 2-2 ① G5-3		S X 0-1 E 2B 1B		B X 1-0 ① G4-3			2	1	1	0	0	0	0
										1	0	0	0	0	0	0
										0	0	0	0	0	0	0
										0	0	0	0	0	0	0
Inning Stats	R: 0 E: 0 K: 1 S: 8 H: 0 LOB: 0 BB: 0 P: 13	R: 0 E: 1 K: 0 S: 8 H: 2 LOB: 2 BB: 0 P: 11	R: 0 E: 0 K: 0 S: 14 H: 0 LOB: 1 BB: 1 P: 21	R: 1 E: 0 K: 0 S: 8 H: 1 LOB: 0 BB: 0 P: 11	R: 1 E: 1 K: 1 S: 12 H: 2 LOB: 1 BB: 0 P: 15	R: 1 E: 0 K: 2 S: 10 H: 1 LOB: 1 BB: 1 P: 20	R: 0 E: 0 K: 0 S: 7 H: 0 LOB: 0 BB: 0 P: 9	R: 1 E: 0 K: 0 S: 8 H: 2 LOB: 1 BB: 1 P: 12		1B: 6 2B: 1 3B: 0 HR: 1	SF: 0 SAC: 0 DP: 1 HBP: 0					

	AB	31
	R	4
	H	8
	RBI	4
	BB	3
	SO	4
	LOB	13

WP: 1 PB: 1 SB: 1 CS: 0 PA: 34

PITCHER		IP	WLS	BF	H	R	ER	SO	BB	IBB	HBP	BLK	WP	HR	S	P	ERA	WHIP
John Thomson, R ERA: 5.36	(1, 1)	6.0	L	26	6	3	3	4	2	0	0	1	0	1	60	91	4.50	1.333
Mike DeJean, R ERA: 3.26	(7, 1)	1.1		7	2	1	1	0	1	0	0	0	1	0	13	19	6.75	2.250
Chuck McElroy, L ERA: 0.93	(8, 1)	0.2		1	0	0	0	0	0	0	0	0	0	0	2	2	0.00	0.000

PITCHER	IP	WLS	BF	H	R	ER	SO	BB	IBB	HBP	BLK	WP	HR	S	P	ERA	WHIP

Colorado Rockies @ Montreal Expos

Olympic Stadium, Montreal, QB

Sun May 10 1998, 3:33 AM EDT

Att. 10,041 - Dome - 72 F

TOP

livebaseballscorecards.com

Batter	1	2	3	4	5	6	7	8	9	AB	R	H	RBI	BB	SO	LOB
1 Curtis Goodwin, L (1, 8) OBP: 0.386, SLG: 0.359	B X 1-0 ① G5-3		X 0-0 ① G5-3	X 0-0 ③ G6-3			C B X 1-1 ② G6-3		B C B F B S 3-3 ② K	5	0	0	0	0	1	2
3 Mike Lansing, R (1, 4) OBP: 0.314, SLG: 0.374	C B B X 2-1 ② G5-3		B B B B 4-0 BB		F X 0-1 ① P6		B X 1-0 ③ G6-3		C B S B F B F F X 3-2 ③ G5-3	4	0	0	0	1	0	0
Larry Walker, L (1, 9) OBP: 0.440, SLG: 0.563	B C B X 2-1 PB 2B		C 1 SAFE X 0-1 ② F7		B B B C F X 3-2 ② F7			B S B S B B 4-2 HR BB		3	1	1	0	1	0	1
Dante Bichette, R (1, 7) OBP: 0.364, SLG: 0.491 Ellis Burks, R (9, 7) OBP: 0.359, SLG: 0.636	C F F F B B F B F 3-3 S ③ K 2-3		B 1 SAFE 1 SAFE X 1-0 ③ G5-3		B B B F F X 3-2 1B			F 1 SAFE F B 1 B X 2-2 1-H HR		4 0	1 0	2 0	2 0	0 0	1 0	2 0
17 Todd Helton, L (1, 3) OBP: 0.354, SLG: 0.470		B F B F F B X 3-2 HR		C B C F B X 2-2 ① F8	F X 0-1 ③ F9			C X 0-1 HR		4	2	2	2	0	0	1
Vinny Castilla, R (1, 5) OBP: 0.342, SLG: 0.620		C F X 0-2 ① G6-3		X 0-0 1B 1B 1B		X 0-0 ① G5-3		C X 0-1 ① F9		4	1	1	0	0	0	0
Jeff Reed, L (1, 2) OBP: 0.382, SLG: 0.439		B B B C F B 4-2 BB		1 SAFE B B X 2-0 SH1-4 1B 1-3 1B		X 0-0 ② L7		B F C X 1-2 ② P6		3	0	1	0	1	0	0
Neifi Perez, S (1, 6) OBP: 0.281, SLG: 0.377		C F X 0-2 ② F8		F X 0-1 SH1-4 1-2 3-H 1B		C B F B X 2-2 ③ G3		S B X 1-1 ③ G6-3		4	0	1	1	0	0	1
Darryl Kile, R (1, 1) OBP: 0.333, SLG: 0.400 John Vander Wal, L (9, PH) OBP: 0.429, SLG: 0.565 Jerry Dipoto, R (9, 1)		F S B B S 2-3 ③ K		B B X 2-0 ② SH1-4 1-2 2-3			B F B B S C 3-3 ① K		X 0-0 ① G1-3	2 1 0	0 0 0	0 0 0	0 0 0	0 0 0	2 0 0	1 0 0
Inning Stats	R: 0 H: 1 E: 0 LOB: 1 K: 1 BB: 0 S: 12 P: 20	R: 1 H: 1 E: 0 LOB: 1 K: 1 BB: 1 S: 15 P: 24	R: 0 H: 0 E: 0 LOB: 1 K: 0 BB: 1 S: 4 P: 9	R: 1 H: 3 E: 0 LOB: 2 K: 0 BB: 0 S: 10 P: 16	R: 0 H: 1 E: 0 LOB: 1 K: 0 BB: 0 S: 10 P: 16	R: 0 H: 0 E: 0 LOB: 0 K: 0 BB: 0 S: 5 P: 7	R: 0 H: 0 E: 0 LOB: 0 K: 1 BB: 0 S: 6 P: 11	R: 3 H: 2 E: 0 LOB: 0 K: 0 BB: 1 S: 14 P: 22	R: 0 H: 0 E: 0 LOB: 0 K: 1 BB: 0 S: 10 P: 16	1B: 4 SF: 0 2B: 1 SAC: 1 3B: 0 DP: 0 HR: 3 HBP: 0						

	AB	34
	R	5
	H	8
	RBI	5
	BB	3
	SO	4
	LOB	8

WP: 0 PA: 38
PB: 1
SB: 0
CS: 0

PITCHER		IP	WLS	BF	H	R	ER	SO	BB	IBB	HBP	BLK	WP	HR	S	P	ERA	WHIP
Miguel Batista, R ERA: 4.09	(1, 1)	7.0		29	6	2	2	3	2	0	0	0	0	1	62	103	2.57	1.143
Steve Kline, L ERA: 4.63	(8, 1)	0.0	L	1	0	1	1	0	1	0	0	0	0	0	2	6	∞	∞
Anthony Telford, R ERA: 4.12	(8, 1)	1.0		5	2	2	2	0	0	0	0	0	0	2	12	16	18.00	2.000
Shayne Bennett, R ERA: 3.6	(9, 1)	1.0		3	0	0	0	1	0	0	0	0	0	0	10	16	0.00	0.000

PITCHER	IP	WLS	BF	H	R	ER	SO	BB	IBB	HBP	BLK	WP	HR	S	P	ERA	WHIP

Colorado Rockies @ Montreal Expos

Olympic Stadium, Montreal, QB

Sun May 10 1998, 3:33 AM EDT

Att. 10,041 - Dome - 72 F

livebaseballscorecards.com

BOTTOM

Batter	1	2	3	4	5	6	7	8	9	AB	R	H	RBI	BB	SO	LOB
F.P. Santangelo, S (1, 4) OBP: 0.359, SLG: 0.421	B X 1-0 E1 G6-4-3		C S X 0-2 ② G3		B B B 4-0 FC5-4 BB		B X 1-0 2B		B F B X 2-1 ③ P5	4	0	1	0	1	0	0
Mark Grudzielanek, R (1, 6) OBP: 0.307, SLG: 0.364	B B F X 2-1 ①② G6-4-3 1-2f		B C F B F F X 2-2 ③ G5-3		B X 1-0 ① FC5-4 L3 1-2f		B B B B 4-0 BB			3	0	0	0	1	0	2
Vladimir Guerrero, R (1, 9) OBP: 0.346, SLG: 0.537	C B B C X 2-2 ③ G5-3			S C X 0-2 G6-3 3B	1 SAFE B 1 SAFE C X 1-1 ②③ L3 1-2		B B F F S 2-3 ③ K		B X 1-0 HR	4	1	1	0	0	1	3
Derrick May, L (1, 7) OBP: 0.209, SLG: 0.244		C X 0-1 ① G4-3		B B X 2-0 ① G6-3 3-H		B B B C X 3-1 ① G3-1		C S B X 1-2 ① G3-1		4	0	0	1	0	0	0
Rondell White, R (1, 8) OBP: 0.324, SLG: 0.405		B H 2-0 G5-3 HBP		X 0-0 BB S 1B		B B B X 2-0 HR		C B B X 2-1 ② G4-3		3	1	2	1	0	0	0
Brad Fullmer, L (1, 3) OBP: 0.328, SLG: 0.367 Shayne Bennett, R (9, 1)		1 SAFE 1 SAFE C B X 1-1 ② G5-3 1-2		1 SAFE B B B 1 SAFE X 2-0 ② F8		C S F B F B S 2-3 ② K		C S F X 0-2 ③ G3		4 0	0 0	0 0	0 0	0 0	1 0	2 0
Chris Widger, R (1, 2) OBP: 0.336, SLG: 0.414		B B B B 4-0 BB		1 SAFE 1 SAFE B B B B B 4-0 BB 1-2		B X 1-0 ③ G5-3			C X 0-1 ① F7	2	0	0	0	2	0	0
Shane Andrews, R (1, 5) OBP: 0.304, SLG: 0.500		X 0-0 ③ F9		B B C B B 4-1 1-2 2-3 BB			C S B X 1-2 ① G6-3		B X 1-0 HR	3	1	1	1	1	0	2
Miguel Batista, R (1, 1) Jose Vidro, S (7, PH) OBP: 0.286, SLG: 0.214 Steve Kline, S (8, 1) Anthony Telford, R (8, 1) Ryan McGuire, L (9, 3) OBP: 0.359, SLG: 0.371			C F C 0-3 ① K	S S S 0-3 ③ K			S F X 0-2 ② P6		B S S S B X 2-2 ② F8	2 1 0 0 1	0 0 0 0 0	0 0 0 0 0	0 0 0 0 0	0 0 0 0 0	2 0 0 0 0	3 0 0 0 0

	AB	31
	R	3
	H	5
	RBI	3
	BB	5
	SO	4
	LOB	12

Inning Stats										
	R: 0 E: 1 K: 0 S: 6	H: 0 LOB: 0 BB: 0 P: 11	R: 0 E: 0 K: 0 S: 5	H: 0 LOB: 2 BB: 1 P: 12	R: 0 E: 0 K: 1 S: 11	H: 0 LOB: 0 BB: 0 P: 13	R: 1 E: 0 K: 1 S: 10	H: 2 LOB: 3 BB: 2 P: 22	R: 0 E: 0 K: 0 S: 3	H: 0 LOB: 0 BB: 1 P: 9
	R: 1 E: 0 K: 1 S: 9	H: 1 LOB: 0 BB: 0 P: 17	R: 0 E: 0 K: 1 S: 10	H: 1 LOB: 2 BB: 1 P: 18	R: 0 E: 0 K: 0 S: 9	H: 0 LOB: 0 BB: 0 P: 12	R: 1 E: 0 K: 0 S: 8	H: 1 LOB: 0 BB: 0 P: 13	1B: 1 2B: 2 3B: 1 HR: 2	SF: 0 SAC: 0 DP: 2 HBP: 1
	WP: 0 PB: 0 SB: 1 CS: 0	PA: 37								

PITCHER		IP	WLS	BF	H	R	ER	SO	BB	IBB	HBP	BLK	WP	HR	S	P	ERA	WHIP
Darryl Kile, R ERA: 4.6	(1, 1)	8.0	W	33	4	2	2	4	5	0	1	0	0	1	63	114	2.25	1.125
Jerry Dipoto, R ERA: 2.41	(9, 1)	1.0	S	4	1	1	1	0	0	0	0	0	0	1	8	13	9.00	1.000

PITCHER	IP	WLS	BF	H	R	ER	SO	BB	IBB	HBP	BLK	WP	HR	S	P	ERA	WHIP

Batter	1	2	3	4	5	6	7	8	9	AB	R	H	RBI	BB	SO	LOB
F.P. Santangelo, S (1, 4) OBP: 0.362, SLG: 0.423	B F X 1-1 WP WP SF8 1B		F B B X 2-1 ① F8		B B X 2-0 ②③ G5-4-3 1-2f		B F B B X 3-1 HBP 1-3 1B			4	1	2	0	0	0	1
Mark Grudzielanek, R (1, 6) OBP: 0.312, SLG: 0.359	F F B B B B B 4-2 WP 1-2 BB		S B B B C F X 2-2 ② G4-3			B X 1-0 E5 1B G5-4-3	F S 1 B H SAFE 2-2 1-2 HBP			2	1	0	0	1	0	0
Vladimir Guerrero, R (1, 9) OBP: 0.350, SLG: 0.535	B C B F S 2-3 ① K 1-2 2-3		B C B C F F X 1-2 WP 1B			F X 0-1 G5-4-3 1-3 1B	B C S S 1-3 ③ K			4	0	2	0	0	2	5
Rondell White, R (1, 8) OBP: 0.315, SLG: 0.396	F C B B F X 2-2 ② SF8 3-H		B F B X 2-1 ③ F8 1-2			C X 0-1 ①② G5-4-3 1-2f 3-H		X 0-0 ① G6-3		3	0	0	1	0	0	2
Robert Perez, R (1, 7) OBP: 0.205, SLG: 0.385	C F P B B S 3-3 ③ K			C X 0-1 G6-4-3 1B		X 0-0 1B		B S S S 1-3 ② K		4	0	2	0	0	2	1
Chris Widger, R (1, 2) OBP: 0.333, SLG: 0.408 Mike Hubbard, R (8, 2) OBP: 0.091, SLG: 0.091		C X 0-1 FC2-5-4 1B 1B		F B X 1-1 ① P8		X 0-0 ③ L9		B C F C 1-3 ③ K		4 0	0 0	1 0	0 0	0 0	1 0	2 0
Shane Andrews, R (1, 5) OBP: 0.303, SLG: 0.491		B C S S B S 2-3 ① K		C B B F B F X 3-2 ②③ G6-4-3 1-2f			F X 0-1 G6-4-3 1B		C S S 0-3 ① K	4	0	1	0	0	2	2
Ryan McGuire, L (1, 3) OBP: 0.372, SLG: 0.385		C B C B X 2-2 FC2-5-4 1-2 1B			B X 1-0 G5-4-3 1B		B X 1-0 ①② G6-4-3 1-2f		X 0-0 ② F8	4	0	2	0	0	0	1
Javier Vazquez, R (1, 1) OBP: 0.200, SLG: 0.333 Da Rond Stovall, S (5, PH) OBP: 0.333, SLG: 0.314 Marc Valdes, R (5, 1) OBP: 0.500, SLG: 0.400 Derrick May, L (7, PH) OBP: 0.227, SLG: 0.262 Steve Kline, S (7, 1) Anthony Telford, R (8, 1) Brad Fullmer, L (9, PH) OBP: 0.326, SLG: 0.364		X 0-0 ②③ FC2-5-4 1-2 2-3			C B X 1-1 ① F7		X 0-0 1B 1B		B C B F C 2-3 ③ K	1 1 0 1 0 0 0	0 0 0 0 0 0 0	0 0 0 1 0 0 0	0 0 0 0 0 0 0	0 0 0 0 0 0 0	0 0 0 0 0 0 0	2 1 0 0 0 0 0
Inning Stats	R: 1 H: 1 E: 0 LOB: 1 K: 2 BB: 1 S: 15 P: 26	R: 0 H: 2 E: 0 LOB: 1 K: 1 BB: 0 S: 9 P: 13	R: 0 H: 1 E: 0 LOB: 1 K: 0 BB: 0 S: 13 P: 20	R: 0 H: 1 E: 0 LOB: 0 K: 0 BB: 0 S: 8 P: 12	R: 0 H: 1 E: 0 LOB: 0 K: 0 BB: 0 S: 4 P: 8	R: 1 H: 2 E: 1 LOB: 1 K: 0 BB: 0 S: 7 P: 8	R: 0 H: 3 E: 0 LOB: 3 K: 1 BB: 0 S: 11 P: 18	R: 0 H: 0 E: 0 LOB: 0 K: 2 BB: 0 S: 7 P: 9	R: 0 H: 0 E: 0 LOB: 0 K: 2 BB: 0 S: 7 P: 9	1B: 11 2B: 0 3B: 0 HR: 0	SF: 1 SAC: 0 DP: 5 HBP: 1					

PITCHER		IP	WLS	BF	H	R	ER	SO	BB	IBB	HBP	BLK	WP	HR	S	P	ERA	WHIP
Kirk Rueter, L ERA: 4.13	(1, 1)	6.0	W	24	8	2	1	3	1	0	0	0	3	0	56	87	1.50	1.500
Julian Tavarez, R ERA: 2.42	(7, 1)	1.0		6	3	0	0	1	0	0	1	0	0	0	11	18	0.00	3.000
Steve Reed, R ERA: 1.17	(8, 1)	1.0		3	0	0	0	2	0	0	0	0	0	0	7	9	0.00	0.000
Robb Nen, R ERA: 1.16	(9, 1)	1.0		3	0	0	0	2	0	0	0	0	0	0	7	9	0.00	0.000

PITCHER	IP	WLS	BF	H	R	ER	SO	BB	IBB	HBP	BLK	WP	HR	S	P	ERA	WHIP

TOP

Montreal Expos @ San Francisco Giants

3Com Park at Candlestick Point, San Francisco, CA

Mon May 11 1998, 10:05 PM EDT
Att. 8,243 - Cloudy - 61 F

livebaseballscorecards.com

AB	33
R	2
H	11
RBI	1
BB	1
SO	8
LOB	17

1B: 11	SF: 1	WP: 3	PA: 36
2B: 0	SAC: 0	PB: 0	
3B: 0	DP: 5	SB: 0	
HR: 0	HBP: 1	CS: 0	

BOTTOM

Montreal Expos @ San Francisco Giants

3Com Park at Candlestick Point, San Francisco, CA

Mon May 11 1998, 10:05 PM EDT

Att. 8,243 - Cloudy - 61 F

livebaseballscorecards.com

Batter	1	2	3	4	5	6	7	8	9	AB	R	H	RBI	BB	SO	LOB
Darryl Hamilton, L (1, 8) OBP: 0.369, SLG: 0.311	C B X 1-1 P1 ①		B F B B B 4-1 HR BB	C X 0-1 E7 2B 1B		B B C B X 3-1 G6-3 ①		C B B F F B B 4-2 G6-3 S SF8 BB		3	3	1	0	2	0	0
Bill Mueller, S (1, 5) OBP: 0.429, SLG: 0.496	X 0-0 1B 2B		1 SAFE X 0-0 F9 ①	B X 1-0 2-H 2B		B F F B S 2-3 K ②		B 1 SAFE 1 SAFE 1 SAFE B B C S B 4-2 SF8 G6-3 1-2 BB		4	1	2	1	1	1	1
Barry Bonds, L (1, 7) OBP: 0.409, SLG: 0.580	B B X 2-0 G4-3 ②		B B X 2-0 1-H HR	B B C F X 2-2 G4-3 ③		C B S C 1-3 K ③		F S B B X 2-2 G6-3 ① 1-2 2-3		5	1	1	2	0	1	4
Jeff Kent, R (1, 4) OBP: 0.313, SLG: 0.454	C B X 1-1 2-H 1B		F B S B X 2-2 HR		B B C F S 2-3 K ①		X 0-0 E6 2B	F S F X 0-2 SF8 ② 2-3 3-H		4	2	2	3	0	1	0
Charlie Hayes, R (1, 3) OBP: 0.338, SLG: 0.446 J.T. Snow, L (8, PH) (9, 3) OBP: 0.286, SLG: 0.270	F 1 SAFE B B C 1 B C 3-3 K ③		X 0-0 F8 ②	C S X 0-2 G5-3 1B 1B			B F 1 SAFE X 1-1 WP 1-H 2B	C B B C C 2-3 K ③		4 1	0 0	2 0	1 0	0 0	1 1	1 1
Brent Mayne, L (1, 2) OBP: 0.348, SLG: 0.426		C S T F X 0-2 F8 ①	B B C B C B 4-2 FC6-4 BB		C B 1 SAFE C F B X 2-2 G5-3 1-2 1B		C S B X 1-2 L1-3 ① 2-3			3	0	1	0	1	0	1
Chris Jones, R (1, 9) OBP: 0.278, SLG: 0.229 Steve Reed, R (8, 1) OBP: 0.500, SLG: 0.500 Robb Nen, R (9, 1)		X 0-0 F8 ②	B C F X 1-2 FC6-4 ③ 1-2f		C F X 0-2 G5-3 ② 1-2 2-3		F F B B B S 3-3 K2-3 ②			4 0 0	0 0 0	0 0 0	0 0 0	0 0 0	1 0 0	4 0 0
Rich Aurilia, R (1, 6) OBP: 0.426, SLG: 0.547		B B B B 4-0 BB		F B S C 1-3 K ①	I I I I 4-0 IBB		I I I I 4-0 IBB			1	0	0	0	3	1	0
Kirk Rueter, L (1, 1) OBP: 0.267, SLG: 0.267 Julian Tavarez, L (7, 1) Stan Javier, S (7, PH) (8, 9) OBP: 0.326, SLG: 0.325		F S S 0-3 K ③		F C S 0-3 K ②	B S F S 1-3 K ③		B B C F B X 3-2 G6-3 ③			3 0 1	0 0 0	0 0 0	0 0 0	0 0 0	3 0 0	4 0 2
Inning Stats	R: 1 E: 0 K: 1 S: 9 H: 2 LOB: 1 BB: 0 P: 16	R: 0 E: 0 K: 1 S: 9 H: 0 LOB: 1 BB: 1 P: 13	R: 3 E: 0 K: 0 S: 12 H: 2 LOB: 1 BB: 2 P: 25	R: 1 E: 1 K: 2 S: 12 H: 2 LOB: 1 BB: 0 P: 16	R: 0 E: 0 K: 2 S: 17 H: 2 LOB: 3 BB: 1 P: 26	R: 0 E: 0 K: 2 S: 8 H: 0 LOB: 0 BB: 0 P: 14	R: 1 E: 1 K: 1 S: 12 H: 1 LOB: 2 BB: 1 P: 24	R: 1 E: 0 K: 1 S: 15 H: 0 LOB: 1 BB: 2 P: 27		1B: 4 2B: 3 3B: 0 HR: 2	SF: 1 SAC: 0 DP: 0 HBP: 0			WP: 1 PB: 0 SB: 1 CS: 0	PA: 41		

	AB	33
	R	7
	H	9
	RBI	7
	BB	7
	SO	10
	LOB	18

PITCHER		IP	WLS	BF	H	R	ER	SO	BB	IBB	HBP	BLK	WP	HR	S	P	ERA	WHIP
Javier Vazquez, R ERA: 6.98	(1, 1)	4.0	L	21	6	5	4	4	3	0	0	0	0	2	42	70	9.00	2.250
Marc Valdes, R ERA: 7.77	(5, 1)	2.0		9	2	0	0	4	0	1	0	0	0	0	25	40	0.00	1.000
Steve Kline, L ERA: 4.26	(7, 1)	1.0		6	1	1	0	1	0	1	0	0	1	0	12	24	0.00	1.000
Anthony Telford, R ERA: 4.35	(8, 1)	1.0		5	0	1	1	1	2	0	0	0	0	0	15	27	9.00	2.000

PITCHER		IP	WLS	BF	H	R	ER	SO	BB	IBB	HBP	BLK	WP	HR	S	P	ERA	WHIP

Batter	1	2	3	4	5	6	7	8	9	AB	R	H	RBI	BB	SO	LOB
F.P. Santangelo, S (1, 4) (8, 7) OBP: 0.351, SLG: 0.407	F8 G6-3		K		L7			F9		5	0	0	0	0	1	3
Mark Grudzielanek, R (1, 6) OBP: 0.321, SLG: 0.408	HR	HR	K			G6-4-3 1B		F9		5	2	3	2	0	1	1
Vladimir Guerrero, R (1, 9) OBP: 0.345, SLG: 0.523	1B 1B 1B	P6		G6-3		L5			G5-3	5	1	1	0	0	0	1
Rondell White, R (1, 8) OBP: 0.312, SLG: 0.388	1B SF7 1-3 1B	G5-3		G6-3		G6-4-3 1-2f			P5	5	1	1	0	0	0	1
Brad Fullmer, L (1, 3) OBP: 0.331, SLG: 0.376	HR 2-3 3-H 1B	G3		WP 1B 2B			G6-3		G5-3	4	2	2	1	0	0	0
Mike Mordecai, R (8, 4) OBP: 0.107, SLG: 0.074										1	0	0	0	0	0	0
Ryan McGuire, L (1, 7) (8, 3) OBP: 0.362, SLG: 0.381	SF7 3-H		L8	FC6-4 2-H 1B			G3-1			3	0	1	2	0	0	0
Chris Widger, R (1, 2) OBP: 0.347, SLG: 0.486	1-H HR		HR	FC6-4 1-2f			2B			4	2	3	3	0	0	1
Shane Andrews, R (1, 5) OBP: 0.309, SLG: 0.491	E 1B		2B 1B		K		K			4	1	2	0	0	2	1
Carlos Perez, L (1, 1) OBP: 0.250, SLG: 0.300	E4 1-3 1B		1-H 2B		K			G3-1		4	0	2	1	0	1	0
Ugueth Urbina, R (9, 1)										0	0	0	0	0	0	0
Inning Stats	R: 5 E: 1 K: 0 S: 10 H: 7 LOB: 2 BB: 0 P: 10	R: 1 E: 0 K: 0 S: 4 H: 1 LOB: 0 BB: 0 P: 4	R: 2 E: 0 K: 2 S: 10 H: 3 LOB: 1 BB: 0 P: 10	R: 1 E: 0 K: 0 S: 5 H: 2 LOB: 1 BB: 0 P: 5	R: 0 E: 0 K: 2 S: 7 H: 0 LOB: 0 BB: 0 P: 7	R: 0 E: 0 K: 0 S: 3 H: 1 LOB: 0 BB: 0 P: 3	R: 0 E: 0 K: 1 S: 6 H: 1 LOB: 1 BB: 0 P: 6	R: 0 E: 0 K: 0 S: 3 H: 0 LOB: 0 BB: 0 P: 3	R: 0 E: 0 K: 0 S: 3 H: 0 LOB: 0 BB: 0 P: 3	1B: 8 2B: 3 3B: 0 HR: 4 SF: 1 SAC: 0 DP: 1 HBP: 0	WP: 1 PB: 0 SB: 0 CS: 0 PA: 41					

PITCHER		IP	WLS	BF	H	R	ER	SO	BB	IBB	HBP	BLK	WP	HR	S	P	ERA	WHIP
Mark Gardner, R ERA: 7.13	(1, 1)	2.1	L	18	11	8	8	0	0	0	0	0	0	4	18	18	30.86	4.714
Jim Poole, L ERA: 1.26	(3, 1)	4.2		17	4	1	1	5	0	0	0	0	1	0	27	27	1.93	0.857
John Johnstone, R ERA: 1.21	(8, 1)	1.0		3	0	0	0	0	0	0	0	0	0	0	3	3	0.00	0.000
Julian Tavarez, R ERA: 2.33	(9, 1)	1.0		3	0	0	0	0	0	0	0	0	0	0	3	3	0.00	0.000

PITCHER	IP	WLS	BF	H	R	ER	SO	BB	IBB	HBP	BLK	WP	HR	S	P	ERA	WHIP

TOP

Montreal Expos @ San Francisco Giants

3Com Park at Candlestick Point, San Francisco, CA

Wed May 13 1998, 6:33 AM EDT

Att. 10,244 - Sunny - 58 F

livebaseballscorecards.com

AB	40
R	9
H	15
RBI	9
BB	0
SO	5
LOB	8

Batter	1	2	3	4	5	6	7	8	9	AB	R	H	RBI	BB	SO	LOB
Darryl Hamilton, L (1, 8) OBP: 0.357, SLG: 0.299	G5-3		4-3			G6-3	P2			4	0	0	0	0	0	3
Bill Mueller, S (1, 5) OBP: 0.433, SLG: 0.507	WP, 1B, 1B		2-H, 2B			G6-3	K			3	1	2	1	0	0	0
J.T. Snow, L (7, 3) OBP: 0.284, SLG: 0.267										1	0	0	0	0	1	2
Barry Bonds, L (1, 7) OBP: 0.408, SLG: 0.574	CS, S, 1-H, 1B		P5			F7		K		3	0	1	1	0	0	1
Alex Diaz, S (7, 7) OBP: 0.149, SLG: 0.191										1	0	0	0	0	1	0
Jeff Kent, R (1, 4) OBP: 0.306, SLG: 0.442	K, 1-2			P5			G5-3	K		4	0	0	0	0	2	1
Charlie Hayes, R (1, 3) OBP: 0.333, SLG: 0.435	CS, 2-3	P3		F9			FC5, 2B, 1B	K		4	1	1	0	0	1	0
(7, 5)																
Stan Javier, S (1, 9) OBP: 0.318, SLG: 0.315		L4		F9			FC5, 1-3, 2B		K	4	1	0	0	0	1	1
Rich Aurilia, R (1, 6) OBP: 0.419, SLG: 0.544		F9			G6-3		2-H, 3-H, 1B, 2B		F9	4	1	1	2	0	0	0
Brent Mayne, L (1, 2) OBP: 0.357, SLG: 0.422			F8		K		BB, 2-H, 1B		BB	3	0	1	1	1	1	0
Mark Gardner, R (1, 1) OBP: 0.286, SLG: 0.167			2B, 2B		F8		1-2, BB		P6	0	0	0	0	0	0	0
Jim Poole, L (3, 1) OBP: 0.000, SLG: 1.000										2	1	1	0	0	0	0
Rey Sanchez, R (7, PH) OBP: 0.392, SLG: 0.388										0	0	0	0	1	0	0
John Johnstone, R (8, 1)										0	0	0	0	0	0	0
Julian Tavarez, L (9, 1)										0	0	0	0	0	0	0
Marvin Benard, L (9, PH) OBP: 0.380, SLG: 0.366										1	0	0	0	0	0	1
Inning Stats	R: 1 E: 0 K: 1 S: 6 H: 2 LOB: 0 BB: 0 P: 6	R: 0 E: 0 K: 0 S: 3 H: 0 LOB: 0 BB: 0 P: 3	R: 1 E: 0 K: 0 S: 5 H: 2 LOB: 1 BB: 0 P: 5	R: 0 E: 0 K: 0 S: 3 H: 0 LOB: 0 BB: 0 P: 3	R: 0 E: 0 K: 1 S: 5 H: 0 LOB: 0 BB: 0 P: 5	R: 0 E: 0 K: 0 S: 3 H: 0 LOB: 0 BB: 0 P: 3	R: 3 E: 1 K: 1 S: 9 H: 3 LOB: 2 BB: 1 P: 13	R: 0 E: 0 K: 3 S: 9 H: 0 LOB: 0 BB: 0 P: 9	R: 0 E: 0 K: 1 S: 5 H: 0 LOB: 1 BB: 1 P: 9	1B: 4 2B: 3 3B: 0 HR: 0	SF: 0 SAC: 0 DP: 0 HBP: 0						

PITCHER	IP	WLS	BF	H	R	ER	SO	BB	IBB	HBP	BLK	WP	HR	S	P	ERA	WHIP
Carlos Perez, L (1, 1) ERA: 3.46	8.0	W	32	7	5	4	6	1	0	0	0	1	0	43	47	4.50	1.000
Ugueth Urbina, R (9, 1) ERA: 0.93	1.0		4	0	0	0	1	1	0	0	0	0	0	5	9	0.00	1.000

PITCHER	IP	WLS	BF	H	R	ER	SO	BB	IBB	HBP	BLK	WP	HR	S	P	ERA	WHIP

BOTTOM

Montreal Expos @ San Francisco Giants
3Com Park at Candlestick Point, San Francisco, CA
Wed May 13 1998, 6:33 AM EDT
Att. 10,244 - Sunny - 58 F

livebaseballscorecards.com

AB	34
R	5
H	7
RBI	5
BB	2
SO	7
LOB	9

WP: 1	PA: 37		
PB: 0			
SB: 1			
CS: 1			

Batter	1	2	3	4	5	6	7	8	9	AB	R	H	RBI	BB	SO	LOB
Mike Mordecai, R (1, 4) OBP: 0.121, SLG: 0.094	S S S 0-3 ① K		x 0-0 ② F8		x 0-0 FC5-4 1-2 1B		x 0-0 ① G5-3		x 0-0 ③ G3	5	0	1	0	0	1	1
Mark Grudzielanek, R (1, 6) OBP: 0.313, SLG: 0.397	x 0-0 ② G4-3		x 0-0 ③ G4-3		x 0-0 ② F9 2-3		S S S 0-3 ② K			4	0	0	0	0	1	2
Vladimir Guerrero, R (1, 9) OBP: 0.345, SLG: 0.519	x 0-0 ③ 5-3			x 0-0 1B G6-4-3 1B	x 0-0 ③ FC5-4 1-2f		x 0-0 ③ L6			3	1	1	0	0	0	2
Steve Kline, S (5, 1)										0	0	0	0	0	0	0
Scott Livingstone, L (7, PH) OBP: 0.250, SLG: 0.286										1	0	0	0	0	0	0
Anthony Telford, R (7, 1)										0	0	0	0	0	0	0
Rondell White, R (1, 8) OBP: 0.316, SLG: 0.399		x 0-0 ① G6-3		x 0-0 G6-4-3 1-3 1B		x 0-0 BB 2B		x 0-0 ① G6-3		4	0	2	0	0	0	0
Chris Widger, R (1, 2) OBP: 0.344, SLG: 0.473	S S S 0-3 ② K		B B B B 4-0 G6-4-3 BB		S S S 0-3 ① K			S S S 0-3 ② K		3	0	0	0	1	3	1
Robert Perez, R (1, 7) OBP: 0.209, SLG: 0.372	x 0-0 BB 1B		x 0-0 ① ② G6-4-3 1-2f 2-3 3-H		S S S 0-3 ② K2-3			x 0-0 ③ G6-3		4	0	1	0	0	1	3
Shane Andrews, R (1, 5) OBP: 0.315, SLG: 0.482	B B B B 4-0 1-2 BB		x 0-0 ③ F9		B B B B 4-0 BB BB				x 0-0 ① G5-3	2	0	0	0	2	0	1
Ryan McGuire, L (1, 3) OBP: 0.373, SLG: 0.400	x 0-0 ③ F8			S S S 0-3 ① K	B B B B 4-0 1-2 2-3 BB				x 0-0 2B	3	0	1	0	1	1	2
Dustin Hermanson, R (1, 1)		x 0-0 ① G6-3		B B B B 4-0 F9 1B BB	S S S 0-3 ③ K				x 0-0 ② F7	0	0	0	0	0	0	0
Shayne Bennett, R (2, 1)										1	0	0	0	1	0	0
Da Rond Stovall, S (5, 9) OBP: 0.317, SLG: 0.297										2	0	0	0	0	1	4
Inning Stats	R: 0 E: 0 K: 1 S: 5 H: 0 LOB: 0 BB: 0 P: 5	R: 0 E: 0 K: 1 S: 6 H: 1 LOB: 2 BB: 1 P: 10	R: 0 E: 0 K: 0 S: 3 H: 0 LOB: 0 BB: 0 P: 3	R: 1 E: 0 K: 0 S: 4 H: 2 LOB: 1 BB: 1 P: 8	R: 0 E: 0 K: 1 S: 6 H: 1 LOB: 2 BB: 1 P: 10	R: 0 E: 0 K: 3 S: 10 H: 1 LOB: 3 BB: 2 P: 18	R: 0 E: 0 K: 1 S: 5 H: 0 LOB: 0 BB: 0 P: 5	R: 0 E: 0 K: 1 S: 5 H: 0 LOB: 0 BB: 0 P: 5	R: 0 E: 0 K: 0 S: 4 H: 1 LOB: 1 BB: 0 P: 4	1B: 4 2B: 2 3B: 0 HR: 0	SF: 0 SAC: 0 DP: 1 HBP: 0						

TOP

Montreal Expos @ San Francisco Giants

3Com Park at Candlestick Point, San Francisco, CA

Thu May 14 1998, 6:33 AM EDT

Cloudy - 58 F

livebaseballscorecards.com

AB	32
R	1
H	6
RBI	0
BB	5
SO	8
LOB	16

PITCHER		IP	WLS	BF	H	R	ER	SO	BB	IBB	HBP	BLK	WP	HR	S	P	ERA	WHIP
Shawn Estes, L ERA: 4.55	(1, 1)	6.0	W	27	5	1	1	6	5	0	0	0	0	0	34	54	1.50	1.667
Julian Tavarez, R ERA: 2.1	(7, 1)	3.0	S	10	1	0	0	2	0	0	0	0	0	0	14	14	0.00	0.333

PITCHER	IP	WLS	BF	H	R	ER	SO	BB	IBB	HBP	BLK	WP	HR	S	P	ERA	WHIP

WP: 0	PB: 0	SB: 0	CS: 0
PA: 37			

BOTTOM

Montreal Expos @ San Francisco Giants

3Com Park at Candlestick Point, San Francisco, CA

Thu May 14 1998, 6:33 AM EDT

Cloudy - 58 F

livebaseballscorecards.com

Batter	1	2	3	4	5	6	7	8	9	AB	R	H	RBI	BB	SO	LOB
Darryl Hamilton, L (1, 8) OBP: 0.359, SLG: 0.297	E5 2B	S 1B 1B	BBB 4-0 G3 BB		SSS 0-3 ③ K			x 0-0 ① L4		4	2	1	0	1	1	1
Bill Mueller, S (1, 5) OBP: 0.432, SLG: 0.511	0-0 HR 2-H 2B	SSS 0-3 ② K 1-3	x 0-0 ② G3 1-2 2-3			x 0-0 ① F9		x 0-0 1B		5	1	2	1	0	1	3
Barry Bonds, L (1, 7) OBP: 0.413, SLG: 0.593	0-0 HR 2-H	BBB 4-0 HBP 1B BB	SSS 0-3 ③ K			x 0-0 G5-3 E 1B		x 0-0 ② F7		4	2	2	2	1	1	3
Jeff Kent, R (1, 4) OBP: 0.314, SLG: 0.447	0-0 G4-3 2B	H 1-0 1B 1B 1-2 HBP		x 0-0 ① F8		BBBB 4-0 G5-3 1-2 BB		x 0-0 ③ F8		3	1	1	0	1	0	1
J.T. Snow, L (1, 3) OBP: 0.290, SLG: 0.275	0-0 ① G3	0-0 1B 1-3 2-H 3-H 1B		x 0-0 CS 1B		x 0-0 ② G5-3 1-2 2-3				4	0	2	2	0	0	3
Stan Javier, S (1, 9) OBP: 0.316, SLG: 0.313	0-0 ② G4-3 2-3	0-0 1-2 3-H 1B		x 0-0 ②③ G3 1-2		x 0-0 ③ G6-3				4	0	1	1	0	0	4
Brent Mayne, L (1, 2) OBP: 0.351, SLG: 0.403	BBBB 4-0 FC6 BB	x 0-0 ③ G4-3			SSS 0-3 ① K		x 0-0 ① F8			3	0	0	0	1	1	2
Rey Sanchez, R (1, 6) OBP: 0.397, SLG: 0.394	0-0 ③ FC6 1-2f		x 0-0 G3 SH3-4 1B		x 0-0 1B		x 0-0 ② G6-3			4	0	2	0	0	0	2
Shawn Estes, R (1, 1) OBP: 0.333, SLG: 0.353 Julian Tavarez, L (7, 1)		x 0-0 ① G5-3	x 0-0 ① SH3-4 1-2		SSS 0-3 ② K		x 0-0 ③ G1-3			2 1	0 0	0 0	0 0	0 0	1 0	1 0
Inning Stats	R: 3 E: 1 K: 0 S: 7 H: 3 LOB: 2 BB: 1 P: 11	R: 3 E: 0 K: 1 S: 8 H: 3 LOB: 2 BB: 1 P: 13	R: 0 E: 0 K: 1 S: 6 H: 1 LOB: 2 BB: 1 P: 10	R: 0 E: 0 K: 0 S: 3 H: 1 LOB: 0 BB: 0 P: 3	R: 0 E: 0 K: 3 S: 10 H: 1 LOB: 1 BB: 0 P: 10	R: 0 E: 1 K: 0 S: 4 H: 1 LOB: 2 BB: 1 P: 8	R: 0 E: 0 K: 0 S: 3 H: 0 LOB: 0 BB: 0 P: 3	R: 0 E: 0 K: 0 S: 4 H: 1 LOB: 1 BB: 0 P: 4		1B: 8 2B: 2 3B: 0 HR: 1 SF: 0 SAC: 1 DP: 0 HBP: 1						

	AB	34
	R	6
	H	11
	RBI	6
	BB	4
	SO	5
	LOB	20

WP: 0 PB: 0 SB: 2 CS: 1 PA: 40

PITCHER	IP	WLS	BF	H	R	ER	SO	BB	IBB	HBP	BLK	WP	HR	S	P	ERA	WHIP
Dustin Hermanson, R (1, 1) ERA: 3.94	1.0	L	8	3	3	2	0	1	0	0	0	0	1	7	11	18.00	4.000
Shayne Bennett, R (2, 1) ERA: 4.18	3.2		19	6	3	3	4	2	0	1	0	0	0	24	33	7.36	2.182
Steve Kline, L (5, 1) ERA: 3.86	1.1		6	1	0	0	1	1	0	0	0	0	0	7	11	0.00	1.500
Anthony Telford, R (7, 1) ERA: 3.97	2.0		7	1	0	0	0	0	0	0	0	0	0	7	7	0.00	0.500

PITCHER	IP	WLS	BF	H	R	ER	SO	BB	IBB	HBP	BLK	WP	HR	S	P	ERA	WHIP

Montreal Expos @ San Francisco Giants

3Com Park at Candlestick Point, San Francisco, CA

Thu May 14 1998, 6:38 AM EDT
Att. 12,055 - Cloudy - 60 F

livebaseballscorecards.com

Batter	1	2	3	4	5	6	7	8	9	AB	R	H	RBI	BB	SO	LOB
F.P. Santangelo, S (1, 4) OBP: 0.348, SLG: 0.403	L4		1B			K			P5	4	0	1	0	0	1	0
Mark Grudzielanek, R (1, 6) OBP: 0.305, SLG: 0.387	F8		K			G5-3			K	4	0	0	0	0	2	1
Vladimir Guerrero, R (1, 9) OBP: 0.349, SLG: 0.518	1B			CS 1B		G6-3			P4	4	0	2	0	0	0	0
Brad Fullmer, L (1, 3) OBP: 0.324, SLG: 0.367	K			F9			G3-1			3	0	0	0	0	1	2
Rondell White, R (1, 8) OBP: 0.317, SLG: 0.393		G5-3		1-2 BB			G5-3			2	0	0	0	1	0	0
Derrick May, L (1, 7) OBP: 0.213, SLG: 0.244		F9		G6-3			F8			3	0	0	0	0	0	1
Scott Livingstone, L (1, 5) OBP: 0.257, SLG: 0.290		G4-3			G4-3			G4-6-3 1B		3	0	1	0	0	0	0
Mike Hubbard, R (1, 2) OBP: 0.083, SLG: 0.083			G5-3		G1-3			K		2	0	0	0	0	0	0
Ryan McGuire, L (8, PH) OBP: 0.365, SLG: 0.391										1	0	0	0	0	1	1
Chris Widger, R (8, 2) OBP: 0.344, SLG: 0.473										0	0	0	0	0	0	0
Trey Moore, L (1, 1) OBP: 0.364, SLG: 0.400			P8		G4-3			G4-6-3 1-2f		2	0	0	0	0	0	0
Da Rond Stovall, S (8, PH) OBP: 0.310, SLG: 0.289										1	0	0	0	0	0	1
Mike Maddux, L (8, 1)										0	0	0	0	0	0	0

TOP	
AB	29
R	0
H	4
RBI	0
BB	1
SO	5
LOB	6

Inning Stats	1	2	3	4	5	6	7	8	9		
	R: 0 H: 1 E: 0 LOB: 1 K: 1 BB: 0 S: 6 P: 6	R: 0 H: 0 E: 0 LOB: 0 K: 0 BB: 0 S: 3 P: 3	R: 0 H: 1 E: 0 LOB: 1 K: 1 BB: 0 S: 6 P: 6	R: 0 H: 1 E: 0 LOB: 1 K: 0 BB: 1 S: 3 P: 7	R: 0 H: 0 E: 0 LOB: 0 K: 0 BB: 0 S: 3 P: 3	R: 0 H: 0 E: 0 LOB: 0 K: 1 BB: 0 S: 5 P: 5	R: 0 H: 0 E: 0 LOB: 0 K: 0 BB: 0 S: 3 P: 3	R: 0 H: 1 E: 0 LOB: 0 K: 1 BB: 0 S: 5 P: 5	R: 0 H: 0 E: 0 LOB: 0 K: 1 BB: 0 S: 5 P: 5	1B: 4 SF: 0 2B: 0 SAC: 0 3B: 0 DP: 1 HR: 0 HBP: 0	WP: 0 PA: 30 PB: 0 SB: 0 CS: 1

PITCHER		IP	WLS	BF	H	R	ER	SO	BB	IBB	HBP	BLK	WP	HR	S	P	ERA	WHIP
Danny Darwin, R ERA: 3.17	(1, 1)	8.0	W	27	4	0	0	4	1	0	0	0	0	0	34	38	0.00	0.625
Robb Nen, R ERA: 1.11	(9, 1)	1.0	S	3	0	0	0	1	0	0	0	0	0	0	5	5	0.00	0.000

PITCHER	IP	WLS	BF	H	R	ER	SO	BB	IBB	HBP	BLK	WP	HR	S	P	ERA	WHIP

Batter	1	2	3	4	5	6	7	8	9	AB	R	H	RBI	BB	SO	LOB
Alex Diaz, S (1, 8) OBP: 0.137, SLG: 0.176	S S S 0-3 K ①		x 0-0 F8 ①		x 0-0 G3-1 ③		x 0-0 F8 ③			4	0	0	0	0	1	1
Bill Mueller, S (1, 5) OBP: 0.422, SLG: 0.497	x 0-0 L8 ②		x 0-0 F9 ②			x 0-0 B5-3 ①		x 0-0 G4-3 ①		4	0	0	0	0	0	0
Barry Bonds, L (1, 7) OBP: 0.415, SLG: 0.588	x 0-0 G4-3 ③		x 0-0 F7 ③			x 0-0 S 1B 1B 1B		B B B B 4-0 1B BB		3	1	1	0	1	0	0
Jeff Kent, R (1, 4) OBP: 0.318, SLG: 0.448		x 0-0 S 1B 1B		x 0-0 F8 ①		x 0-0 F7 ②		x 0-0 1-2 1B		4	1	2	0	0	0	1
Charlie Hayes, R (1, 3) OBP: 0.342, SLG: 0.438 Robb Nen, R (9, 1)	x 0-0 1-H FC4-6 1B		x 0-0 G3-1 ②			x 0-0 1-2 1B		S S S 0-3 K ②		4 0	0 0	2 0	1 0	0 0	1 0	2 0
Chris Jones, R (1, 9) OBP: 0.281, SLG: 0.235 J.T. Snow, L (8, PH) OBP: 0.288, SLG: 0.273 (9, 3)	x 0-0 1-2f FC4-6 S ①		S S S 0-3 K ③			x 0-0 1-2 2-H FC6-4 1B		S S S 0-3 K ③		3 1	0 0	1 0	1 0	0 0	1 1	1 2
Rich Aurilia, R (1, 6) OBP: 0.407, SLG: 0.527	x 0-0 L8 ②				S S S 0-3 K ①	x 0-0 1-2f FC6-4 ③				3	0	0	0	0	1	3
Doug Mirabelli, R (1, 2) OBP: 0.500, SLG: 0.500	B B B B 4-0 1-2 BB				x 0-0 2B		x 0-0 F9 ①			2	0	1	0	1	0	0
Danny Darwin, R (1, 1) OBP: 0.118, SLG: 0.063 Stan Javier, S (9, 9) OBP: 0.316, SLG: 0.313	S S S 0-3 K ③				x 0-0 F9 ②		x 0-0 G6-3 ②			3 0	0 0	0 0	0 0	0 0	1 0	3 0
Inning Stats	R: 0 H: 0 E: 0 LOB: 0 K: 1 BB: 0 S: 5 P: 5	R: 1 H: 2 E: 0 LOB: 2 K: 1 BB: 1 S: 7 P: 11	R: 0 H: 0 E: 0 LOB: 0 K: 0 BB: 0 S: 3 P: 3	R: 0 H: 0 E: 0 LOB: 0 K: 1 BB: 0 S: 5 P: 5	R: 0 H: 1 E: 0 LOB: 1 K: 1 BB: 0 S: 6 P: 6	R: 1 H: 3 E: 0 LOB: 2 K: 0 BB: 0 S: 6 P: 6	R: 0 H: 0 E: 0 LOB: 0 K: 0 BB: 0 S: 3 P: 3	R: 0 H: 1 E: 0 LOB: 2 K: 2 BB: 1 S: 8 P: 12		1B: 6 2B: 1 3B: 0 HR: 0	SF: 0 SAC: 0 DP: 0 HBP: 0			WP: 0 PB: 0 SB: 3 CS: 0	PA: 33	

PITCHER		IP	WLS	BF	H	R	ER	SO	BB	IBB	HBP	BLK	WP	HR	S	P	ERA	WHIP
Trey Moore, L ERA: 5.08	(1, 1)	7.0	L	28	6	2	2	4	1	0	0	0	0	0	35	39	2.57	1.000
Mike Maddux, R ERA: 4.5	(8, 1)	1.0		5	1	0	0	2	1	0	0	0	0	0	8	12	0.00	2.000

PITCHER	IP	WLS	BF	H	R	ER	SO	BB	IBB	HBP	BLK	WP	HR	S	P	ERA	WHIP

BOTTOM

Montreal Expos @ San Francisco Giants

3Com Park at Candlestick Point, San Francisco, CA

Thu May 14 1998, 6:38 AM EDT

Att. 12,055 - Cloudy - 60 F

livebaseballscorecards.com

AB	31
R	2
H	7
RBI	2
BB	2
SO	6
LOB	13

Batter	1	2	3	4	5	6	7	8	9	AB	R	H	RBI	BB	SO	LOB
F.P. Santangelo, S (1, 4) (8, 7) OBP: 0.356, SLG: 0.406	P7		G6-3, 1B		1B		FC4-6, 1-2f		BB, 1-2	4	1	2	0	1	0	1
Mark Grudzielanek, R (1, 6) OBP: 0.302, SLG: 0.381	P9		G6-3, 1-2		G4-6-3, 1-2, 1B		F8		G4-3	5	0	1	0	0	0	5
Vladimir Guerrero, R (1, 9) OBP: 0.346, SLG: 0.510	F8		2-H, 1B		P2			G4-3		4	0	1	1	0	0	2
Brad Fullmer, L (1, 3) OBP: 0.322, SLG: 0.371 Mike Mordecai, R (8, 4) OBP: 0.121, SLG: 0.094		F7		G6-3, 2B	G4-6-3, 1-2f			G1-3		4 0	1 0	1 0	0 0	0 0	0 0	2 0
Rondell White, R (1, 8) OBP: 0.321, SLG: 0.396		G3-1, S, 1B		G6-3, 2-3		K		CS, 1B		4	0	2	0	0	1	1
Ryan McGuire, L (1, 7) (8, 3) OBP: 0.375, SLG: 0.375		G3-1, 1-3		2B		G4-3		CS, 1-2	F8, 1B, BB	2	1	0	0	2	0	1
Chris Widger, R (1, 2) OBP: 0.349, SLG: 0.482		P4		1-H, 3-H, 2B		K			BB, 1-2, 1B	4	0	2	2	0	1	1
Shane Andrews, R (1, 5) OBP: 0.321, SLG: 0.504			HR	F6			FC4-6, BB		F8, 2-3	3	1	1	1	1	0	3
Miguel Batista, R (1, 1) Ugueth Urbina, R (8, 1)			K	G1-3			B2		K	3 1	0 0	0 0	0 0	0 0	1 1	2 2

TOP

Montreal Expos @ Los Angeles Dodgers

Dodger Stadium, Los Angeles, CA

Fri May 15 1998, 7:05 PM PDT

Att. 46,056 - Unknown - 70 F

livebaseballscorecards.com

AB	34
R	4
H	10
RBI	4
BB	4
SO	4
LOB	20

Inning Stats	1	2	3	4	5	6	7	8	9	1B	SF	WP	PA
R	0	0	2	2	0	0	0	0	0	7	0	0	39
E	0	0	0	0	0	0	0	0	0	2B: 2	SAC: 0	PB: 0	
K	0	0	1	0	0	2	0	0	1	3B: 0	DP: 1	SB: 1	
S	3	7	11	14	6	11	10	5	16	HR: 1	HBP: 0	CS: 1	
LOB	0	1	1	1	1	0	0	1	2				
H	0	1	3	2	2	0	0	1	1				
BB	0	0	0	1	0	0	1	0	2				
P	3	15	15	22	8	14	16	8	28				

PITCHER		IP	WLS	BF	H	R	ER	SO	BB	IBB	HBP	BLK	WP	HR	S	P	ERA	WHIP
Ismael Valdez, R ERA: 4.76	(1, 1)	8.0	L	32	9	4	4	3	2	0	0	0	0	1	67	101	4.50	1.375
Dennys Reyes, L ERA:	(9, 1)	0.2		4	1	0	0	1	1	0	0	0	0	0	9	15	0.00	3.000
Antonio Osuna, R ERA: 2.4	(9, 1)	0.1		2	0	0	0	0	1	0	0	0	0	0	7	13	0.00	3.000

Batter	1	2	3	4	5	6	7	8	9	AB	R	H	RBI	BB	SO	LOB
Eric Young Sr., R (1, 4) OBP: 0.361, SLG: 0.369	E SF8 1B		G1-3			G1-3		2B 2B		4	2	2	0	0	0	1
Todd Hollandsworth, L (1, 7) OBP: 0.275, SLG: 0.421	K		G4-3 2-3			G6-3		2-H 2B		4	0	1	1	0	1	2
Raul Mondesi, R (1, 9) OBP: 0.310, SLG: 0.484	E7 SF8 1-3 1B		CS BB			F9		K		3	0	1	0	1	1	1
Eric Karros, R (1, 3) OBP: 0.360, SLG: 0.333	SF8 2-3 3-H		CS 1-2	P5			G1-3		K	3	0	0	1	0	1	0
Thomas Howard, S (1, 8) OBP: 0.222, SLG: 0.373	G4-3			G3			L6		K	4	0	0	0	0	1	1
Tom Prince, R (1, 2) OBP: 0.292, SLG: 0.211		G6-3		K			1B		F6	3	0	1	0	0	1	0
Roger Cedeno, S (9, PH) OBP: 0.408, SLG: 0.350										1	0	0	0	0	0	0
Jose Vizcaino, S (1, 6) OBP: 0.297, SLG: 0.267		CS 1B			G4-3		G4-3			3	0	1	0	0	0	1
Juan Castro, R (1, 5) OBP: 0.148, SLG: 0.154		K 1-2			K			K	K	3	0	0	0	0	3	1
Ismael Valdez, R (1, 1) OBP: 0.316, SLG: 0.294			G4-3 2B		1-3			K		2	0	1	0	0	0	0
Wilton Guerrero, S (8, PH) OBP: 0.246, SLG: 0.316										1	0	0	0	0	1	0
Dennys Reyes, R (9, 1)										0	0	0	0	0	0	0
Antonio Osuna, R (9, 1)										0	0	0	0	0	0	0
Inning Stats	R: 1 E: 1 K: 1 S: 11 H: 2 LOB: 1 BB: 0 P: 15	R: 0 E: 0 K: 1 S: 8 H: 1 LOB: 1 BB: 0 P: 12	R: 0 E: 0 K: 0 S: 9 H: 1 LOB: 1 BB: 1 P: 19	R: 0 E: 0 K: 1 S: 6 H: 0 LOB: 0 BB: 0 P: 6	R: 0 E: 0 K: 1 S: 8 H: 0 LOB: 0 BB: 0 P: 9	R: 0 E: 0 K: 0 S: 6 H: 0 LOB: 0 BB: 0 P: 10	R: 0 E: 0 K: 0 S: 7 H: 1 LOB: 1 BB: 0 P: 8	R: 1 E: 0 K: 3 S: 15 H: 2 LOB: 1 BB: 0 P: 19	R: 0 E: 0 K: 2 S: 8 H: 0 LOB: 0 BB: 0 P: 10	1B: 4 2B: 4 3B: 0 HR: 0	SF: 1 SAC: 0 DP: 1 HBP: 0						

PITCHER	IP	WLS	BF	H	R	ER	SO	BB	IBB	HBP	BLK	WP	HR	S	P	ERA	WHIP
Miguel Batista, R (1, 1) ERA: 3.76	7.2	W	28	6	2	2	6	1	0	0	0	0	0	66	92	2.35	0.913
Ugueth Urbina, R (8, 1) ERA: 0.87	1.1	S	5	1	0	0	3	0	0	0	0	0	0	12	16	0.00	0.750

PITCHER	IP	WLS	BF	H	R	ER	SO	BB	IBB	HBP	BLK	WP	HR	S	P	ERA	WHIP

BOTTOM

Montreal Expos @ Los Angeles Dodgers

Dodger Stadium, Los Angeles, CA

Fri May 15 1998, 7:05 PM PDT

Att. 46,056 - Unknown - 70 F

livebaseballscorecards.com

AB	31
R	2
H	7
RBI	2
BB	1
SO	9
LOB	7

1B: 4	SF: 1	WP: 0	PA: 34
2B: 4	SAC: 0	PB: 0	
3B: 0	DP: 1	SB: 0	
HR: 0	HBP: 0	CS: 2	

Montreal Expos @ Los Angeles Dodgers

Dodger Stadium, Los Angeles, CA

Sat May 16 1998, 7:05 PM PDT

Att. 51,698 - Cloudy - 68 F

livebaseballscorecards.com

Batter	1	2	3	4	5	6	7	8	9	AB	R	H	RBI	BB	SO	LOB
F.P. Santangelo, S (1, 4) OBP: 0.351, SLG: 0.395	P5	K			G6-4-3 HBP		K		G3-1	4	0	0	0	0	2	2
Mark Grudzielanek, R (1, 6) OBP: 0.307, SLG: 0.384 Mike Mordecai, R (7, 6) OBP: 0.147, SLG: 0.094	BB BB SF8 1B		G3		G6-4-3 1-2f		E7 2-H 3-H		G5-3 BB	4 0	1 0	2 0	1 0	0 1	0 0	2 0
Vladimir Guerrero, R (1, 9) OBP: 0.342, SLG: 0.497	SAFE BB BB 1-2 BB		F9			P3	F7		G5-3 1-2	4	0	0	0	1	0	2
Brad Fullmer, L (1, 3) OBP: 0.331, SLG: 0.390	BB 1-2 2-3 BB		F9			WP 2B		1B 2B	G6-3	4	1	2	0	1	0	1
Rondell White, R (1, 8) OBP: 0.320, SLG: 0.395	SF8 3-H			G6-3		G5-3		F7 2-H 1B		3	0	1	2	0	0	1
Ryan McGuire, L (1, 7) OBP: 0.373, SLG: 0.360 Marc Valdes, R (6, 1) OBP: 0.500, SLG: 0.400 Derrick May, L (8, PH) OBP: 0.208, SLG: 0.239 Steve Kline, S (8, 1)	BB 1-2 2-3 BB			F8		G3-1 2-3		F7 1-2		2 0 1 0	0 0 0 0	0 0 0 0	0 0 0 0	1 0 0 0	0 0 0 0	1 0 1 0
Chris Widger, R (1, 2) OBP: 0.349, SLG: 0.474 Mike Hubbard, R (7, 2) OBP: 0.120, SLG: 0.083	K 2-3			G5-3			2B 1B BB	HBP		2 0	1 0	0 0	0 0	1 0	1 0	3 0
Shane Andrews, R (1, 5) OBP: 0.319, SLG: 0.492		F8			SH1-4 BB		F9	P3		3	0	0	0	1	0	3
Javier Vazquez, R (1, 1) OBP: 0.231, SLG: 0.308 Anthony Telford, R (6, 1) Da Rond Stovall, S (6, 7) OBP: 0.318, SLG: 0.325		G6-3			SH1-4 1-2		E 1-3 2B	K		1 0 2	0 0 1	0 0 1	0 0 0	0 0 0	0 0 1	0 0 2
Inning Stats	R: 1 E: 0 K: 1 S: 8 H: 1 LOB: 3 BB: 3 P: 23	R: 0 E: 0 K: 1 S: 9 H: 0 LOB: 0 BB: 0 P: 13	R: 0 E: 0 K: 0 S: 7 H: 0 LOB: 0 BB: 0 P: 9	R: 0 E: 0 K: 0 S: 5 H: 0 LOB: 0 BB: 0 P: 6	R: 0 E: 0 K: 0 S: 6 H: 0 LOB: 1 BB: 1 P: 13	R: 0 E: 0 K: 0 S: 10 H: 1 LOB: 1 BB: 0 P: 13	R: 2 E: 1 K: 1 S: 13 H: 2 LOB: 1 BB: 1 P: 23	R: 1 E: 0 K: 1 S: 9 H: 2 LOB: 2 BB: 0 P: 12	R: 0 E: 0 K: 0 S: 12 H: 0 LOB: 1 BB: 1 P: 17	1B: 3 2B: 3 3B: 0 HR: 0 SF: 1 SAC: 1 DP: 1 HBP: 2						

TOP

AB	30
R	4
H	6
RBI	3
BB	6
SO	4
LOB	18

WP: 1 PB: 0 SB: 0 CS: 0 PA: 40

PITCHER	IP	WLS	BF	H	R	ER	SO	BB	IBB	HBP	BLK	WP	HR	S	P	ERA	WHIP
37 Darren Dreifort, R (1, 1) ERA: 4.34	6.2	W	29	4	3	2	3	5	0	1	0	1	0	56	98	2.70	1.350
Brad Clontz, R (7, 1) ERA: 4.95	1.1		7	2	1	1	1	0	0	1	0	0	0	11	14	6.75	1.500
Jim Bruske, R (9, 1) ERA: 2.78	1.0		4	0	0	0	0	1	0	0	0	0	0	12	17	0.00	1.000

PITCHER	IP	WLS	BF	H	R	ER	SO	BB	IBB	HBP	BLK	WP	HR	S	P	ERA	WHIP

Batter	1	2	3	4	5	6	7	8	9	AB	R	H	RBI	BB	SO	LOB
Eric Young Sr., R (1, 4) OBP: 0.358, SLG: 0.362	B B C B B 4-1 S BB		B F B B X 3-1 ② F8		X 0-0 ① F9	F X 0-1 ① SH1-4 1-2 2-3		B X 1-0 ① L7		3	0	0	0	1	0	1
Jose Vizcaino, S (1, 6) OBP: 0.301, SLG: 0.273	C 1 SAFE B F B C 2-3 ① K 1-2		F B X 1-1 1B 1-2 1B		B X 1-0 ② F7	B C B B F F X 3-2 SF8 BB 1B 2-3 3-H 1B		B B F C F S 2-3 ② K		5	1	2	1	0	2	1
Gary Sheffield, R (1, 9) OBP: 0.398, SLG: 0.500	C X 0-1 ② P2		C F B X 1-2 1-2 1B 2-H		B X 1-0 ③ F7	B C B B S F B 4-2 SF8 1-2 1B BB		X 0-0 FC6-4 1B		4	1	2	1	1	0	1
Bobby Bonilla, S (1, 5) OBP: 0.348, SLG: 0.475	B C B F X 2-2 ③ P4		C S F B X 1-2 ③ G3-1			2-2 HR 0-0 ② SF8 1-2 2-3 3-H		B X 1-0 ③ FC6-4 1-2f		4	1	1	2	0	0	4
Raul Mondesi, R (1, 8) OBP: 0.314, SLG: 0.484		B C B X 2-1 ① G5-3		B B C S S 2-3 ① K		0-0 BB 1B 3-2 2-H 3-H 1B				4	1	2	2	0	1	0
Eric Karros, R (1, 3) OBP: 0.367, SLG: 0.324		X 0-0 ② F9		C B B B F B 4-2 G3 BB		SAFE 4-0 1B 1-2 1B BB 2-2 ③ L8				2	1	0	0	2	0	1
Todd Hollandsworth, L (1, 7) OBP: 0.274, SLG: 0.415	S X 0-1 ③ F4			B 1 SAFE 1 SAFE X 1-0 ② G3 1-2		S S X 0-2 1B E 1B 1-2 2-H	C B B B F F X 3-2 ① G6-3			4	1	1	1	0	0	1
Charles Johnson, R (1, 2) OBP: 0.321, SLG: 0.448			C F X 0-2 ① F7	I I I I 4-0 IBB		F X 0-1 E9 37 SH1-4 1B 1B 1-H 2-H 1B	F S X 0-2 ② F7			3	1	1	1	1	0	0
37 Darren Dreifort, R (1, 1) OBP: 0.267, SLG: 0.214 Brad Clontz, R (7, 1) Jim Bruske, R (9, 1)			X 0-0 1B 1B 1B	S B F S 1-3 ③ K		M B X 1-1 1B SH1-4 SF8 1B 1-2	S B B C X 2-2 ③ G2-3			3 1 0	2 0 0	2 0 0	0 0 0	0 0 0	1 0 0	2 0 0
Inning Stats	R: 0 H: 0 E: 0 LOB: 1 K: 1 BB: 1 S: 9 P: 17	R: 0 H: 0 E: 0 LOB: 0 K: 0 BB: 0 S: 5 P: 7	R: 1 H: 3 E: 0 LOB: 2 K: 0 BB: 0 S: 15 P: 21	R: 0 H: 0 E: 0 LOB: 2 K: 2 BB: 2 S: 9 P: 21	R: 0 H: 0 E: 0 LOB: 0 K: 0 BB: 0 S: 3 P: 5	R: 8 H: 7 E: 1 LOB: 1 K: 0 BB: 2 S: 28 P: 47	R: 0 H: 0 E: 0 LOB: 0 K: 0 BB: 0 S: 10 P: 15	R: 0 H: 1 E: 0 LOB: 1 K: 1 BB: 0 S: 7 P: 11		1B: 10 SF: 1 2B: 0 SAC: 1 3B: 0 DP: 0 HR: 1 HBP: 0						

PITCHER		IP	WLS	BF	H	R	ER	SO	BB	IBB	HBP	BLK	WP	HR	S	P	ERA	WHIP
Javier Vazquez, R ERA: 7.2	(1, 1)	5.0	L	25	6	5	5	3	3	1	0	0	0	1	49	85	9.00	1.800
Anthony Telford, R ERA: 5.09	(6, 1)	0.1		4	3	1	1	0	0	0	0	0	0	0	10	14	27.00	9.000
Marc Valdes, R ERA: 7.62	(6, 1)	1.2		7	1	3	3	0	1	0	0	0	0	0	20	34	16.20	1.200
Steve Kline, L ERA: 3.6	(8, 1)	1.0		4	1	0	0	1	0	0	0	0	0	0	7	11	0.00	1.000

PITCHER	IP	WLS	BF	H	R	ER	SO	BB	IBB	HBP	BLK	WP	HR	S	P	ERA	WHIP

BOTTOM

Montreal Expos @ Los Angeles Dodgers

Dodger Stadium, Los Angeles, CA

Sat May 16 1998, 7:05 PM PDT

Att. 51,698 - Cloudy - 68 F

livebaseballscorecards.com

AB	33
R	9
H	11
RBI	8
BB	5
SO	4
LOB	11



WP: 0 PA: 40
PB: 0
SB: 1
CS: 0

Batter	1	2	3	4	5	6	7	8	9	AB	R	H	RBI	BB	SO	LOB
F.P. Santangelo, S (1, 4) OBP: 0.343, SLG: 0.384	G6-3	E6			L3		K			4	0	0	0	0	1	1
Mark Grudzielanek, R (1, 6) OBP: 0.300, SLG: 0.375	F8	P6			G5-3		K			4	0	0	0	0	1	2
Vladimir Guerrero, R (1, 9) OBP: 0.340, SLG: 0.490	1B		G6-3		P9			G6-3		4	0	1	0	0	0	0
Brad Fullmer, L (1, 3) OBP: 0.329, SLG: 0.407	G4-3		HR			G5-3		G4-3		4	1	1	1	0	0	1
Rondell White, R (1, 8) OBP: 0.324, SLG: 0.390		BB	BB			G6-3		G6-3		2	1	0	0	2	0	0
Derrick May, L (1, 7) OBP: 0.216, SLG: 0.229		F6	K			BB			F7	2	0	0	0	1	1	2
Mike Mordecai, R (9, PH) OBP: 0.143, SLG: 0.091										1	0	0	0	0	0	0
Chris Widger, R (1, 2) OBP: 0.346, SLG: 0.467		K		K		1B			G4-3	4	0	1	0	0	2	1
Shane Andrews, R (1, 5) OBP: 0.319, SLG: 0.483		BB		G6-3		K			F4	2	1	0	0	1	1	2
Mike Maddux, L (6, 1)										0	0	0	0	0	0	0
Anthony Telford, R (8, 1)										0	0	0	0	0	0	0
Robert Perez, R (9, PH) OBP: 0.205, SLG: 0.364										1	0	0	0	0	0	0
Mike Johnson, L (1, 1) OBP: 0.500, SLG: 0.500							K			2	0	1	1	0	0	0
Shayne Bennett, R (5, 1)										0	0	0	0	0	0	0
Scott Livingstone, L (6, 5) OBP: 0.250, SLG: 0.281										1	0	0	0	0	1	0

TOP

Montreal Expos @ Los Angeles Dodgers

Dodger Stadium, Los Angeles, CA

Sun May 17 1998, 3:33 AM PDT

Att. 45,382 - Sunny - 72 F

livebaseballscorecards.com

AB	31
R	3
H	4
RBI	2
BB	4
SO	7
LOB	9

Inning Stats	1	2	3	4	5	6	7	8	9
R	0	2	1	0	0	0	0	0	0
E	0	1	0	0	0	0	0	0	0
K	0	1	1	1	0	1	3	0	0
S	4	20	9	9	9	12	12	11	4
H	1	1	1	0	0	1	0	0	0
LOB	1	2	1	0	0	2	0	0	0
BB	0	2	1	0	0	1	0	0	0
P	4	40	16	12	13	21	18	16	5

| | | | | | | | | | |

BOTTOM

Batter	1	2	3	4	5	6	7	8	9	AB	R	H	RBI	BB	SO	LOB
Eric Young Sr., R (1, 4) OBP: 0.360, SLG: 0.359	0-0 S 1B 1B		3-1 ① P5	1-1 ③ P5		4-1 S 1B BB		2-2 ② F9		4	1	1	0	1	0	0
Jose Vizcaino, S (1, 6) OBP: 0.313, SLG: 0.281	3-1 ① F8 1-2		0-1 BB 1B 1B		0-0 ① P7	0-0 E 1-2 3-H 1B		1-2 HBP		4	1	2	1	0	0	1
Gary Sheffield, R (1, 9) OBP: 0.409, SLG: 0.503	0-1 ② 2-H 1B		4-2 1B 1B 1-2 BB		2-1 2B 1B	4-1 1-2 2-3 BB		0-1 ③ L1		3	2	2	1	2	0	1
Bobby Bonilla, S (1, 5) OBP: 0.345, SLG: 0.476	0-0 ③ G5-3		0-0 ② L7		2-2 WP SF8 1-H 2B	3-3 ③ K				4	1	1	1	0	1	5
Raul Mondesi, R (1, 8) OBP: 0.324, SLG: 0.506		3-2 2B	2-2 1B 1-2 2-H 1B		1-0 ② SF8 2-H		3-2 G4-3 2B			3	0	3	2	0	0	0
Eric Karros, R (1, 3) OBP: 0.361, SLG: 0.319		1-2 ① L9	3-2 1-3 2-H 1B		0-1 ③ F8		1-0 ① G4-3 2-3			4	0	1	1	0	0	2
Todd Hollandsworth, L (1, 7) OBP: 0.281, SLG: 0.408	4-0 BB		1-2 ③ F8			4-1 G4-3 BLK 1B BB	1-2 ② G4-3			2	1	0	0	2	0	3
Charles Johnson, R (1, 2) OBP: 0.312, SLG: 0.433	1-1 ② F7			0-0 ① F9		1-1 ① G4-3 1-3	1-1 ③ P6			4	0	0	0	0	0	4
Ramon Martinez, R (1, 1) OBP: 0.217, SLG: 0.261 Matt Luke, L (6, PH) OBP: 0.316, SLG: 0.466 Antonio Osuna, R (7, 1) Jim Eisenreich, L (8, PH) OBP: 0.290, SLG: 0.308 Scott Radinsky, L (9, 1)		2-2 ③ F8		0-3 ② K		0-3 ② K2-3		1-3 ① K		2 1 0 1 0	0 0 0 0 0	0 0 0 0 0	0 0 0 0 0	1 1 0 0 0	2 1 0 1 0	2 1 0 0 0
Inning Stats	R: 1 E: 0 K: 0 S: 6 H: 2 LOB: 0 BB: 0 P: 9	R: 0 E: 0 K: 0 S: 12 H: 1 LOB: 2 BB: 1 P: 23	R: 2 E: 0 K: 0 S: 16 H: 3 LOB: 2 BB: 1 P: 29	R: 0 E: 0 K: 1 S: 6 H: 0 LOB: 0 BB: 0 P: 7	R: 2 E: 0 K: 0 S: 9 H: 2 LOB: 0 BB: 0 P: 14	R: 1 E: 0 K: 2 S: 14 H: 1 LOB: 3 BB: 3 P: 30	R: 0 E: 0 K: 0 S: 9 H: 1 LOB: 1 BB: 0 P: 15	R: 0 E: 0 K: 1 S: 12 H: 0 LOB: 1 BB: 0 P: 16		1B: 7 2B: 3 3B: 0 HR: 0	SF: 1 SAC: 0 DP: 0 HBP: 1		WP: 1 PB: 0 SB: 2 CS: 0	PA: 39		

PITCHER		IP	WLS	BF	H	R	ER	SO	BB	IBB	HBP	BLK	WP	HR	S	P	ERA	WHIP
Mike Johnson, R ERA: 10.38	(1, 1)	4.1	L	22	8	5	5	1	2	0	0	0	0	0	46	78	10.38	2.308
Shayne Bennett, R ERA: 4.32	(5, 1)	1.1		6	0	1	1	1	2	0	0	1	1	0	10	20	6.75	1.500
Mike Maddux, R ERA: 3.86	(6, 1)	1.1		7	2	0	0	1	1	0	0	0	0	0	16	29	0.00	2.250
Anthony Telford, R ERA: 4.88	(8, 1)	1.0		4	0	0	0	1	0	0	1	0	0	0	12	16	0.00	0.000

PITCHER	IP	WLS	BF	H	R	ER	SO	BB	IBB	HBP	BLK	WP	HR	S	P	ERA	WHIP

Montreal Expos @ Los Angeles Dodgers

Dodger Stadium, Los Angeles, CA

Sun May 17 1998, 3:33 AM PDT

Att. 45,382 - Sunny - 72 F

livebaseballscorecards.com

AB	32
R	6
H	10
RBI	6
BB	5
SO	4
LOB	19

Batter	1	2	3	4	5	6	7	8	9	AB	R	H	RBI	BB	SO	LOB
Craig Biggio, R (1, 4) OBP: 0.400, SLG: 0.515	B C B B B 4-1 S BB		C S F X 0-2 ② F8			C X 0-1 ① P2		C F B X 1-2 ② G5-3		3	0	0	0	1	0	0
Derek Bell, R (1, 9) OBP: 0.366, SLG: 0.544	F 1 SAFE S 1 SAFE S 0-3 ① K		X 0-0 ③ L8			B F B F X 2-2 ② F7		C F X 0-2 FC6-4 1B		4	0	1	0	0	1	1
Moises Alou, R (1, 7) OBP: 0.406, SLG: 0.603	S 1 SAFE 1 SAFE 1 SAFE F 1 SAFE B B 2-2 ② X P8			B F X 1-1 1B		B C B B X 3-1 ③ G5-3		B B C X 2-1 ③ FC6-4 1-2f		4	0	1	0	0	0	2
Sean Berry, R (1, 5) OBP: 0.384, SLG: 0.479	B 1 SAFE C B C X 2-2 ③ G4-3 1-2			B B S X 2-1 ① F9			B S X 1-1 2B G3-1 1B		C S B B X 2-2 ① F8	4	1	1	0	0	0	2
Richard Hidalgo, R (1, 8) OBP: 0.290, SLG: 0.382		C B C X 1-2 ① L9		1 SAFE X 0-0 ② F9			S S X 0-2 G3-1 1-3 SF9 2B		F X 0-1 1B	4	1	2	0	0	0	1
Jack Howell, L (1, 3) OBP: 0.357, SLG: 0.500 Bill Spiers, L (7, 3) OBP: 0.343, SLG: 0.352		B B X 2-0 1B		S B X 1-1 ③ L9			X 0-0 ① G3-1 2-3 3-H		X 0-0 ② P6	3 1	0 0	1 0	1 0	0 0	0 0	2 1
Ricky Gutierrez, R (1, 6) OBP: 0.388, SLG: 0.380		B B B C X 3-1 ② F9			X 0-0 ① G5-3		B X 1-0 ② SF9 3-H		F B S S 1-3 ③ K	3	0	0	1	0	1	2
Brad Ausmus, R (1, 2) OBP: 0.312, SLG: 0.328		B B F B S C 3-3 ③ K			B B X 2-0 ② L9		F B C X 1-2 ③ P8			3	0	0	0	0	1	1
Pete Schourek, L (1, 1)			F B B F F F F X 2-2 ① G5-3		B S X 1-1 ③ F9			C X 0-1 ① G6-3		2	0	0	0	0	0	0
Bob Scanlan, R (6, 1)										0	0	0	0	0	0	0
Carl Everett, S (8, PH) OBP: 0.400, SLG: 0.539										1	0	0	0	0	0	0
Doug Henry, R (8, 1)										0	0	0	0	0	0	0
Inning Stats	R: 0 E: 0 K: 1 S: 10 H: 0 LOB: 1 BB: 1 P: 18	R: 0 E: 0 K: 1 S: 9 H: 1 LOB: 1 BB: 0 P: 18	R: 0 E: 0 K: 0 S: 11 H: 0 LOB: 0 BB: 0 P: 13	R: 0 E: 0 K: 0 S: 7 H: 1 LOB: 1 BB: 0 P: 11	R: 0 E: 0 K: 0 S: 4 H: 0 LOB: 0 BB: 0 P: 7	R: 0 E: 0 K: 0 S: 7 H: 0 LOB: 0 BB: 0 P: 12	R: 2 E: 0 K: 0 S: 10 H: 2 LOB: 0 BB: 0 P: 13	R: 0 E: 0 K: 0 S: 10 H: 1 LOB: 1 BB: 0 P: 13	R: 0 E: 0 K: 1 S: 9 H: 1 LOB: 1 BB: 0 P: 12	1B: 5 2B: 1 3B: 0 HR: 0	SF: 1 SAC: 0 DP: 0 HBP: 0					

PITCHER		IP	WLS	BF	H	R	ER	SO	BB	IBB	HBP	BLK	WP	HR	S	P	ERA	WHIP
Carlos Perez, L ERA: 3.34	(1, 1)	7.2	W	29	5	2	2	2	1	0	0	0	0	0	66	101	2.35	0.783
Ugueth Urbina, R ERA: 0.82	(8, 1)	1.1	S	5	1	0	0	1	0	0	0	0	0	0	11	16	0.00	0.750

PITCHER	IP	WLS	BF	H	R	ER	SO	BB	IBB	HBP	BLK	WP	HR	S	P	ERA	WHIP

TOP

Houston Astros @ Montreal Expos

Olympic Stadium, Montreal, QB

Tue May 19 1998, 7:05 PM EDT
Att. 9,126 - Unknown - 75 F

livebaseballscorecards.com

AB	32
R	2
H	6
RBI	2
BB	1
SO	3
LOB	12

1B: 5	SF: 1	WP: 0	PA: 34
2B: 1	SAC: 0	PB: 0	
3B: 0	DP: 0	SB: 1	
HR: 0	HBP: 0	CS: 0	

Batter	1	2	3	4	5	6	7	8	9	AB	R	H	RBI	BB	SO	LOB
F.P. Santangelo, S (1, 4) OBP: 0.341, SLG: 0.382 Mike Mordecai, R (3, PH) OBP: 0.154, SLG: 0.083 (4, 4)	F C B F C 1-3 ① K		X 0-0 ① F7	S S F F B B F C 2-3 ② K 2-3		B B B C S F B 4-2 FC5-4 BB		B B C C S 2-3 ② K		1 0 0 0 0 1 0 3 0 0 0 1 2 3						
Mark Grudzielanek, R (1, 6) OBP: 0.303, SLG: 0.372	C X 0-1 ② G3		B C F F F X 1-2 BB 1B 1B 1B	C B F F B B B 4-2 BB		X 0-0 ③ FC5-4 1-2f		F F C 0-3 ③ K		4 1 1 0 1 1 3						
Vladimir Guerrero, R (1, 9) OBP: 0.337, SLG: 0.484	B F C B X 2-2 ③ F9		F 1 SAFE 1 SAFE B 1 SAFE 1 SAFE C X 1-2 1B BB 1-2 1B	X 0-0 ③ F9			B X 1-0 E5 G5-3			4 1 1 0 0 0 2						
Rondell White, R (1, 8) OBP: 0.333, SLG: 0.420		X 0-0 HR	B B B B 4-0 1B 1-2 2-3 BB		X 0-0 1B 2B		F B X 1-1 ① G6-3			3 2 2 1 1 0 1						
Chris Widger, R (1, 2) OBP: 0.350, SLG: 0.468		X 0-0 ① G6-3	S B X 1-1 1-2 2-3 3-H 1B		C X 0-1 G6-4-3 2-H 1B		B C X 1-1 ② G5-3 3-H			4 0 2 3 0 0 0						
Robert Perez, R (1, 7) OBP: 0.208, SLG: 0.354 Ugueth Urbina, R (8, 1)		B B X 2-0 1B 1B	F X 0-1 ② P3		S F F F X 0-2 ①② G6-4-3 1-2f		C S B X 1-2 ③ G4-3			4 0 1 0 0 0 4 0 0 0 0 0 0 0						
Shane Andrews, R (1, 5) OBP: 0.310, SLG: 0.468		C F B B B B X 3-2 ② F8	X 0-0 ③ P3		B F B B X 3-1 ③ G5-3			F B F S 1-3 ① K		4 0 0 0 0 1 4						
Ryan McGuire, L (1, 3) OBP: 0.397, SLG: 0.377		S 1 SAFE B B B S 1 SAFE 1 X 1-3 2-2 1B		B B B 4-0 WP SH5-4 BB		C B C S 1-3 ① K2-3		X 0-0 1B 1B		3 0 2 0 1 1 0						
Carlos Perez, L (1, 1) OBP: 0.227, SLG: 0.273 Da Rond Stovall, S (8, 7) OBP: 0.333, SLG: 0.341		C L C 0-3 ③ K		X 0-0 ① SH5-4 1-2		F F S 0-3 ② K		C S B 1 SAFE B X 2-2 1-2 1B		2 0 0 0 0 2 2 1 0 1 0 0 0 0						
Inning Stats	R: 0 H: 0 E: 0 LOB: 0 K: 1 BB: 0 S: 9 P: 12	R: 1 H: 3 E: 0 LOB: 2 K: 1 BB: 0 S: 12 P: 19	R: 1 H: 3 E: 0 LOB: 3 K: 0 BB: 1 S: 14 P: 21	R: 0 H: 0 E: 0 LOB: 2 K: 1 BB: 2 S: 10 P: 20	R: 1 H: 2 E: 0 LOB: 0 K: 0 BB: 0 S: 10 P: 13	R: 0 H: 0 E: 0 LOB: 1 K: 2 BB: 1 S: 10 P: 15	R: 1 H: 0 E: 1 LOB: 0 K: 0 BB: 0 S: 8 P: 12	R: 0 H: 2 E: 0 LOB: 2 K: 3 BB: 0 S: 13 P: 18		1B: 8 SF: 0 2B: 1 SAC: 1 3B: 0 DP: 1 HR: 1 HBP: 0						

BOTTOM

Houston Astros @ Montreal Expos

Olympic Stadium, Montreal, QB

Tue May 19 1998, 7:05 PM EDT

Att. 9,126 - Unknown - 75 F

livebaseballscorecards.com

AB	33
R	4
H	10
RBI	4
BB	4
SO	8
LOB	19

WP: 1 PA: 38
PB: 0
SB: 0
CS: 0

PITCHER		IP	WLS	BF	H	R	ER	SO	BB	IBB	HBP	BLK	WP	HR	S	P	ERA	WHIP
Pete Schourek, L ERA: 3.21	(1, 1)	5.0	L	25	8	3	3	3	3	0	0	0	1	1	55	85	5.40	2.200
Bob Scanlan, R ERA: 3.55	(6, 1)	2.0		8	0	1	0	2	1	0	0	0	0	0	18	27	0.00	0.500
Doug Henry, R ERA: 2.57	(8, 1)	1.0		5	2	0	0	3	0	0	0	0	0	0	13	18	0.00	2.000

PITCHER	IP	WLS	BF	H	R	ER	SO	BB	IBB	HBP	BLK	WP	HR	S	P	ERA	WHIP

Batter	1	2	3	4	5	6	7	8	9	AB	R	H	RBI	BB	SO	LOB
Craig Biggio, R (1, 4) OBP: 0.405, SLG: 0.511	B B C S X 2-2 ① P3	X 0-0 1-2 2-H 3-H 1B		B C 2 SAFE F H 2-2 HBP			B B B C F B 4-2 G6-3 S BB		B C F C 1-3 ② K	3	0	1	2	1	1	1
Derek Bell, R (1, 9) OBP: 0.366, SLG: 0.540	S C T B X 1-2 1B	B S B X 2-1 ③ L9		S S F F B F F X 1-2 ③ F8			F B B S B X 3-2 ① G6-3 1-3		S B F B B F F F X 3-2 2-H 1B 1B	5	1	2	1	0	0	5
Moises Alou, R (1, 7) OBP: 0.406, SLG: 0.603	B 1 SAFE 1 SAFE B S T F X 2-2 ② F8		F X 0-1 2B		B B B X 3-0 ① L7		S C B S 1-3 ② K		B X 1-0 2-H WP S 1B	5	0	2	1	0	1	2
Sean Berry, R (1, 5) OBP: 0.368, SLG: 0.455	1 SAFE S F B 1 SAFE X 1-2 ③ F8		S F B B X 2-2 ① P8		X 0-0 ② G6-3		X 0-0 ③ F8		1 SAFE 1 SAFE F B B S S 2-3 ③ K 1-3	5	0	0	0	0	1	4
Richard Hidalgo, R (1, 8) OBP: 0.288, SLG: 0.377		B X 1-0 1B G1-3 1B 1B	B B X 2-0 ② P8		C X 0-1 ③ G5-3			B B F F X 2-2 ① G5-3		4	1	1	0	0	0	1
J.R. Phillips, L (1, 3) C.J. Nitkowski, L (8, 1) Doug Henry, R (8, 1) Billy Wagner, L (9, 1)		B C S 1 SAFE C 1-3 ① K	X 0-0 ③ G3		F S X 0-2 ① G3			F X 0-1 ② F9		4 0 0 0	0 0 0 0	0 0 0 0	0 0 0 0	0 0 0 0	1 0 0 0	2 0 0 0
Ricky Gutierrez, R (1, 6) OBP: 0.392, SLG: 0.392		S B B B F X 3-2 ② G1-3 1-2		B F X 1-1 G5-3 1B	X 0-0 2B			B X 1-0 ③ L9		4	0	2	0	0	0	1
Brad Ausmus, R (1, 2) OBP: 0.317, SLG: 0.328	I I I I I 4-0 1B 1B IBB			1 SAFE F C B F F X 1-2 ① G5-3 1-2	X 0-0 ② L1				B X 1-0 SH1-4 1B 1B	3	2	1	0	1	0	2
Jose Lima, R (1, 1) OBP: 0.115, SLG: 0.080 Bill Spiers, L (8, 3) OBP: 0.343, SLG: 0.352		X 0-0 1-2 2-3 1B 1B		F F F C 0-3 ② K	S X 0-1 ③ F7				B 1 SAFE M X 1-1 ① SH1-4 1-2	3 0	0 0	1 0	0 0	0 0	1 0	2 0
Inning Stats	R: 0 E: 0 K: 0 S: 14 H: 1 LOB: 1 BB: 0 P: 20	R: 2 E: 0 K: 1 S: 11 H: 3 LOB: 2 BB: 1 P: 22	R: 0 E: 0 K: 0 S: 7 H: 1 LOB: 1 BB: 0 P: 11	R: 0 E: 0 K: 1 S: 20 H: 1 LOB: 2 BB: 0 P: 25	R: 0 E: 0 K: 0 S: 4 H: 0 LOB: 0 BB: 0 P: 7	R: 0 E: 0 K: 0 S: 7 H: 1 LOB: 1 BB: 0 P: 7	R: 0 E: 0 K: 1 S: 9 H: 0 LOB: 1 BB: 1 P: 17	R: 0 E: 0 K: 0 S: 6 H: 0 LOB: 0 BB: 0 P: 9	R: 2 E: 0 K: 2 S: 16 H: 3 LOB: 1 BB: 0 P: 25	1B: 8 2B: 2 3B: 0 HR: 0 SF: 0 SAC: 1 DP: 0 HBP: 1						

Houston Astros @ Montreal Expos

Olympic Stadium, Montreal, QB

Wed May 20 1998, 7:05 PM EDT

Att. 8,372 - Unknown - 75 F

TOP

livebaseballscorecards.com

AB	36
R	4
H	10
RBI	4
BB	2
SO	5
LOB	20

PITCHER		IP	WLS	BF	H	R	ER	SO	BB	IBB	HBP	BLK	WP	HR	S	P	ERA	WHIP
Trey Moore, L ERA: 4.8	(1, 1)	6.0		27	7	2	2	2	0	1	1	0	0	0	63	92	3.00	1.167
Mike Maddux, R ERA: 3.48	(7, 1)	1.0		4	0	0	0	1	1	0	0	0	0	0	9	17	0.00	1.000
Anthony Telford, R ERA: 5.26	(8, 1)	1.2	L	8	3	2	2	1	0	0	0	0	0	0	19	29	10.80	1.800
Marc Valdes, R ERA: 7.52	(9, 1)	0.1		1	0	0	0	1	0	0	0	0	1	0	3	5	0.00	0.000

PITCHER	IP	WLS	BF	H	R	ER	SO	BB	IBB	HBP	BLK	WP	HR	S	P	ERA	WHIP

WP: 1 PB: 0 SB: 2 CS: 0 PA: 40

Houston Astros @ Montreal Expos

Olympic Stadium, Montreal, QB

Wed May 20 1998, 7:05 PM EDT

Att. 8,372 - Unknown - 75 F

livebaseballscorecards.com

BOTTOM

Batter	1	2	3	4	5	6	7	8	9	AB	R	H	RBI	BB	SO	LOB
Mike Mordecai, R (1, 4) OBP: 0.136, SLG: 0.073	L6		G5-3		G5-3		G1-3		K	5	0	0	0	0	1	4
Mark Grudzielanek, R (1, 6) OBP: 0.311, SLG: 0.375	HBP		F9			G4-3, 1B		G6-3	1-2, 2-H, 1B	4	1	2	1	0	0	0
Vladimir Guerrero, R (1, 9) OBP: 0.339, SLG: 0.494	P8		2B			G4-3, 1-2		2B	K	5	0	2	0	0	1	4
Brad Fullmer, L (1, 3) OBP: 0.333, SLG: 0.410	1-3, 1B		P9			2-H, 1B		K		4	0	2	1	0	1	2
Da Rond Stovall, S (9, 7) OBP: 0.333, SLG: 0.341										0	0	0	0	0	0	0
Rondell White, R (1, 8) OBP: 0.331, SLG: 0.413	L8			G5-3		G5-3		IBB		3	0	0	0	1	0	2
Chris Widger, R (1, 2) OBP: 0.340, SLG: 0.453		G5-3		F8			F8	K		4	0	0	0	0	1	2
Mike Hubbard, R (9, 2) OBP: 0.120, SLG: 0.083										0	0	0	0	0	0	0
Ryan McGuire, L (1, 7) OBP: 0.418, SLG: 0.446 (9, 3)		HR		P7			2B, FC3-2, 1B		1B, 1B, BB	3	2	2	1	1	0	0
Shane Andrews, R (1, 5) OBP: 0.308, SLG: 0.469		K			F7		FC3-2, 1-3, 2B		K	4	0	1	0	0	2	1
Trey Moore, L (1, 1) OBP: 0.308, SLG: 0.333		G4-3			G3-1		FC3-2, 2-3, 3-H		1-2, 1B	2	0	0	0	0	0	0
Mike Maddux, L (7, 1)										0	0	0	0	0	0	0
Derrick May, L (7, PH) OBP: 0.272, SLG: 0.224										1	0	0	0	0	0	2
Anthony Telford, R (8, 1)										0	0	0	0	0	0	0
Marc Valdes, R (9, 1) OBP: 0.500, SLG: 0.400										0	0	0	0	0	0	0
Robert Perez, R (9, PH) OBP: 0.224, SLG: 0.367										1	0	1	0	0	0	0
Inning Stats	R: 0 E: 0 K: 0 S: 9 H: 1 LOB: 2 BB: 0 P: 12	R: 1 E: 0 K: 1 S: 8 H: 1 LOB: 0 BB: 0 P: 12	R: 0 E: 0 K: 0 S: 5 H: 1 LOB: 1 BB: 0 P: 6	R: 0 E: 0 K: 0 S: 4 H: 0 LOB: 0 BB: 0 P: 6	R: 0 E: 0 K: 0 S: 5 H: 0 LOB: 0 BB: 0 P: 8	R: 1 E: 0 K: 0 S: 5 H: 2 LOB: 0 BB: 0 P: 8	R: 0 E: 0 K: 0 S: 6 H: 2 LOB: 2 BB: 0 P: 9	R: 0 E: 0 K: 2 S: 11 H: 1 LOB: 2 BB: 1 P: 21	R: 1 E: 0 K: 3 S: 22 H: 2 LOB: 2 BB: 1 P: 32	1B: 6 2B: 3 3B: 0 HR: 1 SF: 0 SAC: 0 DP: 0 HBP: 1	WP: 0 PB: 0 SB: 0 CS: 0 PA: 39					

PITCHER		IP	WLS	BF	H	R	ER	SO	BB	IBB	HBP	BLK	WP	HR	S	P	ERA	WHIP
Jose Lima, R ERA: 2.93	(1, 1)	7.1		30	8	2	2	1	0	0	1	0	0	1	46	66	2.46	1.091
C.J. Nitkowski, L ERA: 3.18	(8, 1)	0.1		2	0	0	0	1	0	1	0	0	0	0	4	10	0.00	0.000
Doug Henry, R ERA: 2.53	(8, 1)	0.1	W	1	0	0	0	1	0	0	0	0	0	0	3	6	0.00	0.000
Billy Wagner, L ERA: 2.55	(9, 1)	1.0	S	6	2	1	1	3	1	0	0	0	0	0	22	32	9.00	3.000

PITCHER	IP	WLS	BF	H	R	ER	SO	BB	IBB	HBP	BLK	WP	HR	S	P	ERA	WHIP

Batter	1	2	3	4	5	6	7	8	9	AB	R	H	RBI	BB	SO	LOB
Craig Biggio, R (1, 4) OBP: 0.405, SLG: 0.511	B C F T 1-2 ① K		F B B X 2-1 PB 1B 1B		C F B B X 2-2 E FC4-2 1B	C B X 1-1 ① SF8 2-3 3-H		B B C X 2-1 ① G5-3		4	0	2	1	0	1	0
Derek Bell, R (1, 9) OBP: 0.372, SLG: 0.539	B B F B S F C 3-3 ② K		1 SAFE F B 1 SAFE B 1 SAFE X 2-1 PB 1-2 1B		F 1 SAFE B 1 SAFE F S 1-3 ① K	B B B B 4-0 1B BB		B C X 1-1 G4-6-3 1B		4	0	2	0	1	2	1
Bill Spiers, L (1, 5) OBP: 0.336, SLG: 0.337	B B B C B 4-1 BB		B B B B X 3-1 ③ G4-3 1-2 2-3		F 1 SAFE B P 1 SAFE 1 SAFE X 2-1 ② FC4-2 BB BB 1-H	1 SAFE B 1 SAFE B 1 SAFE B C X 3-1 ② L6		F 1 SAFE X 0-1 ②③ G4-6-3 1-2f		4	0	0	0	1	0	6
J.R. Phillips, L (1, 3) OBP: 0.333, SLG: 0.250	C F 1 SAFE B X 1-2 ③ G4-1			F F B S 1-3 ① K	B B B C F B 4-2 BB BB 1-2	B C B S X 2-2 1-2 3-H 1B			F F B B X 2-2 1B G6-3 1B	4	1	2	1	1	1	1
Moises Alou, R (1, 7) OBP: 0.411, SLG: 0.595		S B F B B B 4-2 FC2-6 BB		B B B C B 4-1 G6-3 1B BB	B F B C B B 4-2 1-2 2-3 BB	B C C B X 2-2 ③ G1-3			S B B S X 2-2 ① L9	2	0	0	0	3	0	3
Carl Everett, S (1, 8)		C B 1 SAFE I L F 1 SAFE F F X 1-2 ① FC2-6 CS 1-2f	X 0-0 G6-3 1-2 1B	B C S X 1-2 ③ G4-3		B B X 2-0 HR			B C F B B X 3-2 G6-3 1-3 1B 1B	5	2	3	1	0	0	4
Tony Eusebio, R (1, 2) OBP: 0.311, SLG: 0.293		B 1 SAFE 1 SAFE C F 1 SAFE B S 2-3 ②③ K 1-2	F B B B X 3-1 ② G6-3 1-2 2-3		B X 1-0 1B E 1B	B S B F C 2-3 ① K			X 0-0 ② G6-3 1-2 3-H	5	1	1	1	0	2	4
Tim Bogar, R (1, 6) OBP: 0.241, SLG: 0.208		B S F F B X 2-2 ① G4-3	B I I I 4-0 IBB		B B F F B F F X 3-2 E SF8 1B 1-2	B C B S F B X 3-2 ② L9			F S B X 1-2 2-H 1B	4	1	2	1	1	0	0
Shane Reynolds, R (1, 1) OBP: 0.115, SLG: 0.154		F F F B B F S 2-3 ② K	B C F X 1-2 ③ G4-3		X 0-0 E4 SF8' 1B 1-3 2-H 1B	F S C 0-3 ③ K			F S C 0-3 ③ K	5	1	1	1	0	3	4
Inning Stats	R: 0 H: 0 E: 0 LOB: 1 K: 2 BB: 1 S: 12 P: 21	R: 0 H: 0 E: 0 LOB: 0 K: 1 BB: 1 S: 11 P: 18	R: 0 H: 2 E: 0 LOB: 2 K: 1 BB: 0 S: 15 P: 26	R: 0 H: 1 E: 0 LOB: 3 K: 1 BB: 2 S: 10 P: 23	R: 0 H: 1 E: 1 LOB: 3 K: 1 BB: 2 S: 16 P: 29	R: 3 H: 4 E: 1 LOB: 2 K: 0 BB: 1 S: 17 P: 33	R: 1 H: 1 E: 0 LOB: 0 K: 2 BB: 0 S: 11 P: 18	R: 0 H: 1 E: 0 LOB: 0 K: 0 BB: 0 S: 6 P: 9	R: 2 H: 3 E: 0 LOB: 1 K: 1 BB: 0 S: 16 P: 24	1B: 12 SF: 1 2B: 0 SAC: 0 3B: 0 DP: 1 HR: 1 HBP: 0						

PITCHER		IP	WLS	BF	H	R	ER	SO	BB	IBB	HBP	BLK	WP	HR	S	P	ERA	WHIP
Miguel Batista, R ERA: 3.35	(1, 1)	5.0		24	4	0	0	6	5	1	0	0	0	0	64	117	0.00	1.800
Shayne Bennett, R ERA: 5.33	(6, 1)	0.1	L	5	3	3	3	0	1	0	0	0	0	0	9	18	81.00	12.000
Rick DeHart, L ERA: 5.74	(6, 1)	1.2		7	2	1	1	2	0	0	0	0	0	1	19	33	5.40	1.200
Marc Valdes, R ERA: 7.62	(8, 1)	2.0		9	4	2	2	1	0	0	0	0	0	0	22	33	9.00	2.000

PITCHER	IP	WLS	BF	H	R	ER	SO	BB	IBB	HBP	BLK	WP	HR	S	P	ERA	WHIP

TOP

Houston Astros @ Montreal Expos

Olympic Stadium, Montreal, QB

Thu May 21 1998, 3:33 AM EDT

Att. 7,601 - Cloudy - 66 F

livebaseballscorecards.com

AB	37
R	6
H	13
RBI	6
BB	7
SO	9
LOB	23

1B: 12	SF: 1	WP: 0	PA: 45
2B: 0	SAC: 0	PB: 1	
3B: 0	DP: 1	SB: 0	
HR: 1	HBP: 0	CS: 1	

BOTTOM

Houston Astros @ Montreal Expos

Olympic Stadium, Montreal, QB

Thu May 21 1998, 3:33 AM EDT
Att. 7,601 - Cloudy - 66 F

livebaseballscorecards.com

Batter	1	2	3	4	5	6	7	8	9	AB	R	H	RBI	BB	SO	LOB
Ryan McGuire, L (1, 7) OBP: 0.394, SLG: 0.417	C B X 1-1 ① G3		C F B F S 1-3 ③ K			B C S B S 2-3 ① K		X 0-0 ② ③ G1-6-3 1-2f		4	0	0	0	0	2	2
Mark Grudzielanek, R (1, 6) OBP: 0.309, SLG: 0.372	B X 1-0 ② G1-3			C X 0-1 1B		C X 0-1 ② L6			X 0-0 ① L9	4	0	1	0	0	0	0
Vladimir Guerrero, R (1, 9) OBP: 0.337, SLG: 0.488	F F B C 1-3 ③ K			B C X 1-1 ① F8		F B X 1-1 ③ G5-3			C F X 0-2 1B	4	0	1	0	0	1	1
Brad Fullmer, L (1, 3) OBP: 0.325, SLG: 0.399		C C X 0-2 ① P8		B F B S C 2-3 ② K			F C S 0-3 ① K2-3		C S F F X 0-2 ② L4	4	0	0	0	0	2	2
Rondell White, R (1, 8) OBP: 0.326, SLG: 0.405 Marc Valdes, R (8, 1) OBP: 0.500, SLG: 0.400 Scott Livingstone, L (9, PH) OBP: 0.243, SLG: 0.273		B B X 2-0 ② L7		S T S 0-3 ③ K			F B F B F X 2-2 ② G1-3		B B F B F X 3-2 ③ F8	3 0 1	0 0 0	0 0 0	0 0 0	0 0 0	1 0 0	1 0 1
Chris Widger, R (1, 2) OBP: 0.340, SLG: 0.450		B B X 2-0 1B	C B X 1-1 ① G1-3				B X 1-0 ③ F7			3	0	1	0	0	0	0
Shane Andrews, R (1, 5) OBP: 0.309, SLG: 0.466		C X 0-1 ③ F9	S C S 0-3 ② K					B X 1-0 BB 1B		3	0	1	0	0	1	1
Mike Mordecai, R (1, 4) OBP: 0.149, SLG: 0.091			C X 0-1 ① G3			X 0-0 WP 1B		C F S 0-3 ① K		3	0	1	0	0	1	1
Miguel Batista, R (1, 1) Derrick May, L (5, PH) OBP: 0.208, SLG: 0.220 Shayne Bennett, R (6, 1) Rick DeHart, L (6, 1) Da Rond Stovall, S (8, 8) OBP: 0.348, SLG: 0.341			B X 1-0 ② P8		F C B B S 2-3 ③ K 1-2			C B S B B F B 4-2 G1-6-3 BB 1-2		1 1 0 0 0	0 0 0 0 0	0 0 0 0 0	0 0 0 0 0	0 0 0 0 1	0 1 0 0 0	0 1 0 0 0
Inning Stats	R: 0 E: 0 K: 1 S: 6 H: 0 LOB: 0 BB: 0 P: 9	R: 0 E: 0 K: 0 S: 7 H: 1 LOB: 1 BB: 0 P: 11	R: 0 E: 0 K: 1 S: 7 H: 0 LOB: 0 BB: 0 P: 9	R: 0 E: 0 K: 2 S: 10 H: 1 LOB: 1 BB: 0 P: 13	R: 0 E: 0 K: 2 S: 9 H: 1 LOB: 1 BB: 0 P: 12	R: 0 E: 0 K: 1 S: 7 H: 0 LOB: 0 BB: 0 P: 10	R: 0 E: 0 K: 1 S: 8 H: 0 LOB: 0 BB: 0 P: 11	R: 0 E: 0 K: 1 S: 8 H: 1 LOB: 1 BB: 1 P: 13	R: 0 E: 0 K: 0 S: 12 H: 1 LOB: 1 BB: 0 P: 15	1B: 5 2B: 0 3B: 0 HR: 0	SF: 0 SAC: 0 DP: 1 HBP: 0						

	AB	31
	R	0
	H	5
	RBI	0
	BB	1
	SO	9
	LOB	10

WP: 1 PB: 0 SB: 0 CS: 0 PA: 32

PITCHER	IP	WLS	BF	H	R	ER	SO	BB	IBB	HBP	BLK	WP	HR	S	P	ERA	WHIP
Shane Reynolds, R (1, 1) ERA: 3.15	9.0	W	32	5	0	0	9	1	0	0	0	1	0	74	103	0.00	0.667

PITCHER	IP	WLS	BF	H	R	ER	SO	BB	IBB	HBP	BLK	WP	HR	S	P	ERA	WHIP

Batter	1	2	3	4	5	6	7	8	9	10	AB	R	H	RBI	BB	SO	LOB
Kevin Sefcik, R (1, 8) OBP: 0.378, SLG: 0.286	CSH 1-2 HR HBP	CSX 0-2 G6-3			X 0-0 E6 G6-4-3		C 1 SAFE F F B S 1-3 K		B 1 SAFE B F B B 4-1 FC3-6 1-2 BB	F 2 SAFE B C C 1-3 K	3	1	0	0	0	1	2
Ruben Amaro Jr, S (9, PH) OBP: 0.289, SLG: 0.250 (9, 9)											1	0	0	0	1	1	2
Gregg Jefferies, S (1, 7) OBP: 0.380, SLG: 0.453	X 0-0 HR 1-2 1B		B S X 1-1 G4-3 ①		1 SAFE B B X 2-0 G6-4-3 ①② 1-2f		S B X 1-1 1-3 1B		B X 1-0 FC3-6 ② 1-2f 2-3	C X 0-1 L7 ③	6	1	2	0	0	0	5
Scott Rolen, R (1, 5) OBP: 0.388, SLG: 0.520	C B S B B X 3-2 1-H 2-H HR		C B S B X 2-2 F9 ②		B C S X 1-2 1B		F B B B X 3-1 F7 ③		S X 0-1 1-2 3-H 1B		5	1	3	4	0	0	2
Rico Brogna, L (1, 3) OBP: 0.324, SLG: 0.473	B F F B X 2-2 P3 ①		X 0-0 F7 ③		C B B F 1 SAFE S 2-3 K ③			B X 1-0 F7 ①	B B B X 3-0 P8 ③		5	0	0	0	0	1	3
Mike Lieberthal, R (1, 2) OBP: 0.281, SLG: 0.354	B C B B B 4-1 G4-6-3 BB			X 0-0 G5-3 ①		C B X 1-1 P6 ①		X 0-0 P3 ②		C S B B X 1-2 2B 1B	4	1	1	0	1	0	0
Bobby Abreu, L (1, 9) OBP: 0.424, SLG: 0.483	C S B X 1-2 G4-6-3 ②③ 1-2f			C C S 0-3 K ②		S B F C 1-3 K ②		F F B X 1-2 E7 1B		B 1 SAFE B C C C 2-3 K ①	3	0	0	0	0	2	1
Wayne Gomes, R (8, 1)											0	0	0	0	0	0	0
Alex Arias, R (10, PH) OBP: 0.372, SLG: 0.324											1	0	0	0	0	1	1
Mark Leiter, R (10, 1)											0	0	0	0	0	0	0
Mark Lewis, R (1, 4) OBP: 0.270, SLG: 0.295		X 0-0 2B		B C S B X 2-2 HR		B B F S F B X 3-2 G5-3 ③		C X 0-1 G5-3 ③		B F X 1-1 1-H 1B 1B 2B	5	2	3	2	0	0	1
Desi Relaford, S (1, 6) OBP: 0.331, SLG: 0.434		L B F S 1-3 K ①		C B X 1-1 1B			B B C F B X 3-2 F7 ①		B X 1-0 FC3-6 BB 1B 1B	B B X 2-0 2-3 1B 1B	5	1	3	0	0	1	1
55 Matt Beech, L (1, 1) OBP: 0.231, SLG: 0.231		C S S 0-3 K ②		C S F X 0-2 G4-3 ③			B B C F X 2-2 1B 1B		C B X 1-1 P3 ①	1 SAFE B 1 SAFE F 1 SAFE X 1-1 1-2 3-H 1B	2	0	0	0	0	1	2
Jerry Spradlin, S (6, 1)											0	0	0	0	0	0	0
Doug Glanville, R (6, 8) OBP: 0.350, SLG: 0.440											3	0	2	1	0	0	1
23 Kevin Jordan, R (8, PH) OBP: 0.286, SLG: 0.389											1	0	1	0	0	0	0
Inning Stats	R: 3 E: 0 K: 0 S: 13 H: 2 LOB: 0 BB: 1 P: 24	R: 0 E: 0 K: 2 S: 10 H: 1 LOB: 1 BB: 0 P: 11	R: 0 E: 0 K: 0 S: 6 H: 0 LOB: 0 BB: 0 P: 9	R: 1 E: 0 K: 1 S: 13 H: 2 LOB: 1 BB: 0 P: 16	R: 0 E: 1 K: 1 S: 8 H: 1 LOB: 1 BB: 0 P: 13	R: 0 E: 0 K: 1 S: 9 H: 0 LOB: 0 BB: 0 P: 14	R: 0 E: 0 K: 1 S: 14 H: 2 LOB: 2 BB: 0 P: 24	R: 0 E: 1 K: 0 S: 7 H: 1 LOB: 1 BB: 0 P: 9	R: 1 E: 0 K: 0 S: 8 H: 2 LOB: 2 BB: 1 P: 18	R: 2 E: 0 K: 2 S: 16 H: 4 LOB: 2 BB: 0 P: 24	1B: 11 2B: 2 3B: 0 HR: 2 SF: 0 SAC: 0 DP: 2 HBP: 1						

PITCHER		IP	WLS	BF	H	R	ER	SO	BB	IBB	HBP	BLK	WP	HR	S	P	ERA	WHIP
Javier Vazquez, R ERA: 6.92	(1, 1)	7.0		30	8	4	4	6	1	0	1	0	0	2	73	111	5.14	1.286
Mike Maddux, R ERA: 3.27	(8, 1)	0.2		3	1	0	0	0	0	0	0	0	0	0	5	7	0.00	1.500
Ugueth Urbina, R ERA: 1.16	(8, 1)	1.1		7	2	1	1	0	1	0	0	0	0	0	10	20	6.75	2.250
Anthony Telford, R ERA: 5.88	(10, 1)	0.1	L	3	2	2	2	1	0	0	0	0	0	0	8	12	54.00	6.000
Steve Kline, L ERA: 3.45	(10, 1)	0.2		4	2	0	0	1	0	0	0	0	0	0	8	12	0.00	3.000

PITCHER	IP	WLS	BF	H	R	ER	SO	BB	IBB	HBP	BLK	WP	HR	S	P	ERA	WHIP

TOP

Philadelphia Phillies @ Montreal Expos

Olympic Stadium, Montreal, QB

Fri May 22 1998, 7:05 PM EDT
Att. 11,588 - Unknown - 55 F

livebaseballscorecards.com

AB	44
R	7
H	15
RBI	7
BB	2
SO	8
LOB	21

WP: 0 PB: 0 SB: 0 CS: 0 PA: 47

Philadelphia Phillies @ Montreal Expos

Fri May 22 1998, 7:05 PM EDT
Olympic Stadium, Montreal, QB
Att. 11,588 - Unknown - 55 F

livebaseballscorecards.com

Batter	1	2	3	4	5	6	7	8	9	10	AB	R	H	RBI	BB	SO	LOB
Mike Mordecai, R (1, 4) OBP: 0.135, SLG: 0.082	F C X 0-2 G6-3 ①		B F B B F F F X 3-2 P3 ①		X 0-0 G6-3 ①		B C F X 1-2 L4 ①			C S B B X 2-2 G4-3 ①	5	0	0	0	0	0	0
Mark Grudzielanek, R (1, 6) OBP: 0.302, SLG: 0.362	C B B S F X 2-2 G6-3 ②		X 0-0 G1-3 ②		B F B S B X 3-2 F9 ②		C C F B F S 1-3 K ②			C S B F C 1-3 K ②	5	0	0	0	0	2	0
Vladimir Guerrero, R (1, 9) OBP: 0.339, SLG: 0.503	X 0-0 HR		F X 0-1 WP BB 1B		B B S B X 3-1 G5-3 ③		X 0-0 P3 ③			S S F C 0-3 K ③	5	1	2	1	0	1	0
Rondell White, R (1, 8) OBP: 0.335, SLG: 0.424	C S B B F F X 2-2 HR		B C B B S B 4-2 WP 1-2 BB			B B B 4-0 3B BB		S B X 1-1 G5-3 ①			2	2	1	1	2	0	0
Chris Widger, R (1, 2) OBP: 0.338, SLG: 0.459	B C B X 2-1 L9 ③		C B S F F B X 2-2 G1-4-3 ③ 1-2 2-3			X 0-0 1-H 1B 3B		B C X 1-1 G5-3 ②			4	1	1	1	0	0	2
Robert Perez, R (1, 7) OBP: 0.264, SLG: 0.453	C X 0-1 HR		C B X 1-1 1B			S F B B X 2-2 2B L5 3-H 1B		C B F B X 2-2 P2 ③			4	1	3	2	0	0	0
Da Rond Stovall, S (9, 7) OBP: 0.348, SLG: 0.341											0	0	0	0	0	0	0
Brad Fullmer, L (1, 3) OBP: 0.325, SLG: 0.404	X 0-0 L6 ①		C B X 1-1 P3 ①			X 0-0 1-3 2B			C B B X 2-1 P8 ①		3	0	1	0	0	0	1
Ryan McGuire, L (9, 3) OBP: 0.389, SLG: 0.410											1	0	0	0	0	0	0
Shane Andrews, R (1, 5) OBP: 0.301, SLG: 0.452	B B S F S 2-3 K2-3 ②		X 0-0 P4 ②			F B B F X 2-2 L5 ① ② 3-H			S C S 0-3 K2-3 ②		4	0	0	0	0	2	3
Javier Vazquez, R (1, 1) OBP: 0.198, SLG: 0.250	C X 0-1 G5-3 ③		C B F S 1-3 K2-3 ③			C X 0-1 G5-3 ③			F X 0-1 G4-3 ③		3	0	0	0	0	1	2
Mike Maddux, L (8, 1)											0	0	0	0	0	0	0
Ugueth Urbina, R (8, 1)											0	0	0	0	0	0	0
Scott Livingstone, L (9, PH) OBP: 0.237, SLG: 0.265											1	0	0	0	0	0	0
Anthony Telford, R (10, 1)											0	0	0	0	0	0	0
Steve Kline, S (10, 1)											0	0	0	0	0	0	0
Inning Stats	R: 2 H: 2 E: 0 LOB: 0 K: 0 BB: 0 S: 16 P: 22		R: 1 H: 1 E: 0 LOB: 0 K: 1 BB: 0 S: 8 P: 10		R: 0 H: 1 E: 0 LOB: 2 K: 0 BB: 1 S: 15 P: 24	R: 0 H: 1 E: 0 LOB: 1 K: 1 BB: 0 S: 8 P: 11	R: 0 H: 0 E: 0 LOB: 0 K: 0 BB: 0 S: 6 P: 12	R: 2 H: 3 E: 0 LOB: 1 K: 0 BB: 1 S: 10 P: 18	R: 0 H: 0 E: 0 LOB: 0 K: 1 BB: 0 S: 9 P: 11	R: 0 H: 0 E: 0 LOB: 0 K: 0 BB: 0 S: 7 P: 11	R: 0 H: 0 E: 0 LOB: 0 K: 1 BB: 0 S: 7 P: 9	R: 0 H: 0 E: 0 LOB: 0 K: 2 BB: 0 S: 11 P: 14						

PITCHER		IP	WLS	BF	H	R	ER	SO	BB	IBB	HBP	BLK	WP	HR	S	P	ERA	WHIP
55 Matt Beech, L ERA: 5.77	(1, 1)	5.0		25	8	5	5	2	2	0	0	0	1	3	58	90	9.00	2.000
Jerry Spradlin, R ERA: 3.8	(6, 1)	2.0		5	0	0	0	1	0	0	0	0	0	0	14	18	0.00	0.000
Wayne Gomes, R ERA: 4.03	(8, 1)	2.0	W	6	0	0	0	1	0	0	0	0	0	0	14	20	0.00	0.000
Mark Leiter, R ERA: 2.17	(10, 1)	1.0	S	3	0	0	0	2	0	0	0	0	0	0	11	14	0.00	0.000

PITCHER	IP	WLS	BF	H	R	ER	SO	BB	IBB	HBP	BLK	WP	HR	S	P	ERA	WHIP

AB	37
R	5
H	8
RBI	5
BB	2
SO	6
LOB	8

1B: 3 SF: 0
2B: 2 SAC: 0
3B: 1 DP: 1
HR: 3 HBP: 0

WP: 1 PA: 39
PB: 0
SB: 0
CS: 0

Batter	1	2	3	4	5	6	7	8	9	AB	R	H	RBI	BB	SO	LOB
Doug Glanville, R (1, 8) OBP: 0.343, SLG: 0.431	C B X 1-1 E3 1B 1B	B X 1-0 G3 ③			C B X 1-1 G5-3 ③			S C F X 0-2 G6-3 ②		4	1	0	0	0	0	0
Gregg Jefferies, S (1, 7) OBP: 0.377, SLG: 0.448	C 1 SAFE 1 SAFE C B X 1-2 1B 1B 1-2 1B		C C B X 1-2 G4-3 ①			C B X 1-1 L8 ①		C B X 1-1 G1-3 ③		4	0	1	0	0	0	0
Scott Rolen, R (1, 5) OBP: 0.380, SLG: 0.508	B B B C C F S 3-3 K ①		C X 0-1 F9 ②			B S C B X 2-2 G6-3 ②			F S F B S 1-3 K ①	4	0	0	0	0	2	2
Rico Brogna, L (1, 3) OBP: 0.322, SLG: 0.467	C B B B F X 3-2 HBP 1-3 2-H 1B		B B X 2-0 F7 ③			B B X 2-0 G4-3 ③			C B S B B S 3-3 K ②	4	0	1	1	0	1	0
Mike Lieberthal, R (1, 2) OBP: 0.287, SLG: 0.373	B F H 2-1 1-2 HBP			B C F F X 1-2 P4 ①			X 0-0 HR		F F S 0-3 K ③	3	1	1	1	0	1	0
Bobby Abreu, L (1, 9) OBP: 0.416, SLG: 0.473	C X 0-1 F8 ②			C B B F B C 3-3 K ②			C B S C 1-3 K ①			3	0	0	0	0	2	3
Mark Lewis, R (1, 4) OBP: 0.265, SLG: 0.289	S C X 0-2 P3 ③			F C S 0-3 K ③			F F S 0-3 K ②			3	0	0	0	0	2	3
Desi Relaford, S (1, 6) OBP: 0.324, SLG: 0.424		C X 0-1 P9 ①			C X 0-1 L8 ①		B B F F B X 3-2 G3-1 ③			3	0	0	0	0	0	0
Curt Schilling, R (1, 1) OBP: 0.115, SLG: 0.080		C F C 0-3 K ②			C B F B X 2-2 P9 ②			C S S 0-3 K ①		3	0	0	0	0	2	0
Inning Stats	R: 1 H: 2 E: 1 LOB: 3 K: 1 BB: 0 S: 18 P: 28	R: 0 H: 0 E: 0 LOB: 0 K: 1 BB: 0 S: 6 P: 7	R: 0 H: 0 E: 0 LOB: 0 K: 0 BB: 0 S: 6 P: 9	R: 0 H: 0 E: 0 LOB: 0 K: 2 BB: 0 S: 10 P: 14	R: 0 H: 0 E: 0 LOB: 0 K: 0 BB: 0 S: 7 P: 10	R: 0 H: 0 E: 0 LOB: 0 K: 0 BB: 0 S: 6 P: 11	R: 1 H: 1 E: 0 LOB: 0 K: 2 BB: 0 S: 10 P: 14	R: 0 H: 0 E: 0 LOB: 0 K: 1 BB: 0 S: 9 P: 10	R: 0 H: 0 E: 0 LOB: 0 K: 3 BB: 0 S: 10 P: 14	1B: 2 SF: 0 2B: 0 SAC: 0 3B: 0 DP: 0 HR: 1 HBP: 1						

TOP

Philadelphia Phillies @ Montreal Expos

Olympic Stadium, Montreal, QB

Sat May 23 1998, 7:05 PM EDT
Att. 15,663 - Cloudy - 68 F

livebaseballscorecards.com

AB	31
R	2
H	3
RBI	2
BB	0
SO	10
LOB	8

WP: 0 PA: 32
PB: 0
SB: 0
CS: 0

PITCHER		IP	WLS	BF	H	R	ER	SO	BB	IBB	HBP	BLK	WP	HR	S	P	ERA	WHIP
Carl Pavano, R ERA: 1.29	(1, 1)	7.0		26	3	2	1	6	0	0	1	0	0	1	63	93	1.29	0.429
Mike Maddux, R ERA: 3.0	(8, 1)	1.0		3	0	0	0	1	0	0	0	0	0	0	9	10	0.00	0.000
Ugueth Urbina, R ERA: 1.11	(9, 1)	1.0	W	3	0	0	0	3	0	0	0	0	0	0	10	14	0.00	0.000

PITCHER	IP	WLS	BF	H	R	ER	SO	BB	IBB	HBP	BLK	WP	HR	S	P	ERA	WHIP

Batter	1	2	3	4	5	6	7	8	9	AB	R	H	RBI	BB	SO	LOB
Jose Vidro, S (1, 4) OBP: 0.284, SLG: 0.205	B B B B 4-0 G3 2B BB	X 0-0 ③ F7			C B C S 1-3 ③ K			C C S 0-3 ③ K		3	1	0	0	1	2	1
Mark Grudzielanek, R (1, 6) OBP: 0.296, SLG: 0.354	C S C 0-3 ① K		C S B S 1-3 ① K			B X 1-0 ① L9			X 0-0 ① F9	4	0	0	0	0	2	1
Vladimir Guerrero, R (1, 9) OBP: 0.332, SLG: 0.491	F X 0-1 ② G3 1-2		X 0-0 ② G5-3			F F F F B X 1-2 ② P4			X 0-0 E9 BB 1B 1B	4	1	0	0	0	0	1
Brad Fullmer, L (1, 3) OBP: 0.329, SLG: 0.413	X 0-0 2-H 2B		B C X 1-1 ③ G3-1			C B F S 1-3 ③ K			F 1 SAFE B X 1-1 1B BB 1-2 1B	4	0	2	1	0	1	0
Rondell White, R (1, 8) OBP: 0.328, SLG: 0.414	S F S 0-3 ③ K			B S C B B F X 3-2 ① G6-3			X 0-0 ① P8		B B B F S S 3-3 ② K	4	0	0	0	0	2	3
Ryan McGuire, L (1, 7) OBP: 0.382, SLG: 0.391		C X 0-1 ① G4-3		B B F B C T 3-2 ② K			C F B S 1-3 ② K		B B F F B F B 4-2 1B 1-2 2-3 BB	3	0	0	0	1	2	0
Chris Widger, R (1, 2) OBP: 0.342, SLG: 0.468		F B B X 2-1 1B 2B		B X 1-0 ③ G1-3			C F S 0-3 ③ K		F S F X 0-2 1-2 2-3 3-H 1B	4	1	2	1	0	1	0
Shane Andrews, R (1, 5) OBP: 0.295, SLG: 0.442		B B C X 2-1 ② P3			B F X 1-1 ① P6			C S B S 1-3 ① K		3	0	0	0	0	1	1
Carl Pavano, R (1, 1) OBP: 0.500, SLG: 0.500 Mike Maddux, L (8, 1) Scott Livingstone, L (8, PH) OBP: 0.231, SLG: 0.257 Ugueth Urbina, R (9, 1)		X 0-0 2-H 1B			B S B S X 2-2 ② G4-3			B C B X 2-1 ② G5-3		2 0 1 0	0 0 0 0	1 0 0 0	1 0 0 0	0 0 0 0	0 0 0 0	0 0 0 0
Inning Stats	R: 1 H: 1 E: 0 LOB: 1 K: 2 BB: 1 S: 9 P: 13	R: 1 H: 2 E: 0 LOB: 1 K: 0 BB: 0 S: 8 P: 12	R: 0 H: 0 E: 0 LOB: 0 K: 1 BB: 0 S: 6 P: 8	R: 0 H: 0 E: 0 LOB: 0 K: 1 BB: 0 S: 8 P: 15	R: 0 H: 0 E: 0 LOB: 0 K: 1 BB: 0 S: 8 P: 12	R: 0 H: 0 E: 0 LOB: 0 K: 1 BB: 0 S: 9 P: 12	R: 0 H: 0 E: 0 LOB: 0 K: 2 BB: 0 S: 7 P: 8	R: 0 H: 0 E: 0 LOB: 0 K: 2 BB: 0 S: 8 P: 11	R: 1 H: 2 E: 1 LOB: 3 K: 1 BB: 1 S: 14 P: 22	1B: 3 SF: 0 2B: 2 SAC: 0 3B: 0 DP: 0 HR: 0 HBP: 0						WP: 0 PA: 34 PB: 0 SB: 0 CS: 0

PITCHER		IP	WLS	BF	H	R	ER	SO	BB	IBB	HBP	BLK	WP	HR	S	P	ERA	WHIP
Curt Schilling, R ERA: 2.0	(1, 1)	8.2	L	34	5	3	2	11	2	0	0	0	0	0	77	113	2.08	0.808

PITCHER	IP	WLS	BF	H	R	ER	SO	BB	IBB	HBP	BLK	WP	HR	S	P	ERA	WHIP

BOTTOM

Philadelphia Phillies @ Montreal Expos

Olympic Stadium, Montreal, QB

Sat May 23 1998, 7:05 PM EDT

Att. 15,663 - Cloudy - 68 F

livebaseballscorecards.com

AB	32
R	3
H	5
RBI	3
BB	2
SO	11
LOB	7

Batter	1	2	3	4	5	6	7	8	9	AB	R	H	RBI	BB	SO	LOB
Doug Glanville, R (1, 8) OBP: 0.346, SLG: 0.433	F8		E7 2-H 1B		F7			HR 1B		4	1	2	1	0	0	1
Gregg Jefferies, S (1, 7) OBP: 0.374, SLG: 0.443	G1-3		P2			F8		1 SAFE 1 SAFE HR 1-2 1B		4	1	1	0	0	0	1
Rico Brogna, L (8, 3) OBP: 0.322, SLG: 0.467										0	0	0	0	0	0	0
Scott Rolen, R (1, 5) OBP: 0.378, SLG: 0.519	K			F9		F8		1-H 2-H HR		4	1	1	3	0	1	0
23 Kevin Jordan, R (1, 3) OBP: 0.300, SLG: 0.397		G1-6-3 1B		1B		F8		P8		4	0	2	0	0	0	0
Jerry Spradlin, S (8, 1)										0	0	0	0	0	0	0
Yorkis Perez, L (8, 1)										0	0	0	0	0	0	0
Wayne Gomes, R (8, 1)										0	0	0	0	0	0	0
Mark Lewis, R (1, 4) OBP: 0.259, SLG: 0.282		F8		F9			G5-3		P6	4	0	0	0	0	0	2
Rex Hudler, R (1, 9) OBP: 0.250, SLG: 0.190		1 SAFE 1 SAFE G1-6-3 1-2f		L9			K2-3		S BB	3	0	0	0	0	1	2
Bobby Abreu, L (9, PH) OBP: 0.420, SLG: 0.473										0	0	0	0	1	0	0
Mark Parent, R (1, 2) OBP: 0.306, SLG: 0.313			G4-3		SH1-4 1B		P3		K 1-2	3	0	1	0	0	0	0
Mike Lieberthal, R (9, PH) OBP: 0.285, SLG: 0.371										1	0	0	0	0	1	1
Desi Relaford, S (1, 6) OBP: 0.322, SLG: 0.415			SH1-4 E BB		F8			G6-3	K	3	1	0	0	1	1	2
Tyler Green, R (1, 1) OBP: 0.333, SLG: 0.375			SH1-4 1-2		SH1-4 1-2			P4		0	0	0	0	0	0	0
Ruben Amaro Jr, S (8, PH) OBP: 0.282, SLG: 0.242										1	0	0	0	0	0	0
(8, 7)																
Inning Stats	R: 0 E: 0 K: 1 S: 9 H: 0 LOB: 0 BB: 0 P: 12	R: 0 E: 0 K: 0 S: 6 H: 1 LOB: 0 BB: 0 P: 7	R: 1 E: 1 K: 0 S: 10 H: 1 LOB: 1 BB: 1 P: 17	R: 0 E: 0 K: 0 S: 7 H: 1 LOB: 1 BB: 0 P: 12	R: 0 E: 0 K: 0 S: 8 H: 1 LOB: 1 BB: 0 P: 8	R: 0 E: 0 K: 0 S: 5 H: 0 LOB: 0 BB: 0 P: 7	R: 0 E: 0 K: 1 S: 9 H: 0 LOB: 0 BB: 0 P: 13	R: 3 E: 0 K: 0 S: 12 H: 3 LOB: 0 BB: 0 P: 16	R: 0 E: 0 K: 2 S: 13 H: 0 LOB: 1 BB: 1 P: 24	1B: 6 2B: 0 3B: 0 HR: 1 SF: 0 SAC: 2 DP: 1 HBP: 0							

TOP

Philadelphia Phillies @ Montreal Expos

Olympic Stadium, Montreal, QB

Sun May 24 1998, 3:33 AM EDT

Att. 14,164 - Sunny - 76 F

livebaseballscorecards.com

AB	31
R	4
H	7
RBI	4
BB	2
SO	4
LOB	9

PITCHER		IP	WLS	BF	H	R	ER	SO	BB	IBB	HBP	BLK	WP	HR	S	P	ERA	WHIP
Carlos Perez, L ERA: 3.46	(1, 1)	8.0	W	31	7	4	4	2	1	0	0	0	0	1	66	92	4.50	1.000
Ugueth Urbina, R ERA: 1.07	(9, 1)	1.0	S	4	0	0	0	2	1	0	0	0	0	0	13	24	0.00	1.000

PITCHER	IP	WLS	BF	H	R	ER	SO	BB	IBB	HBP	BLK	WP	HR	S	P	ERA	WHIP

BOTTOM

Philadelphia Phillies @ Montreal Expos

Olympic Stadium, Montreal, QB

Sun May 24 1998, 3:33 AM EDT

Att. 14,164 - Sunny - 76 F

livebaseballscorecards.com

Batter	1	2	3	4	5	6	7	8	9	AB	R	H	RBI	BB	SO	LOB
Jose Vidro, S (1, 4) OBP: 0.293, SLG: 0.200	C B C X 1-2 ① L1			B F X 1-1 ① F7			C H 1-1 E 1B HBP	B B F B H 4-1 E S 1B HBP		2	2	0	0	0	0	0
Mark Grudzielanek, R (1, 6) OBP: 0.295, SLG: 0.352	C C X 0-2 ② G4-3			C S B B B F X 3-2 ② L9			B X 1-0 FC1 1B 1B 1-2	B C F B F F X 2-2 1B S SF9 1-H 1B		4	2	1	1	0	0	1
Vladimir Guerrero, R (1, 9) OBP: 0.335, SLG: 0.492	C T T S 0-3 ③ K			B S B F B F X 3-2 ③ G3			X 0-0 PB 1B BB 1-2 2-H 1B	B B S S X 2-2 F5 1-3 1B		4	1	2	1	0	1	0
Brad Fullmer, L (1, 3) OBP: 0.329, SLG: 0.411 Robert Perez, R (8, PH) OBP: 0.259, SLG: 0.453 Ugueth Urbina, R (9, 1)		B C F X 1-2 ① G3			B B X 2-0 ① P5		B X 1-0 BB PB 1-2 2-H 1B	C X 0-1 ① SF9 3-H		3 0 0	0 0 0	1 0 0	1 1 0	0 0 0	0 0 0	0 0 0
Rondell White, R (1, 8) OBP: 0.327, SLG: 0.407		B X 1-0 ② G1-3			F B F X 1-2 ② G5-3		B C B S B B 4-2 BB 1-2 2-3 BB	B X 1-0 ② F5 1-2		3	0	0	0	1	0	1
Chris Widger, R (1, 2) OBP: 0.333, SLG: 0.455		B B S F B S 3-3 ③ K			B B C X 2-1 ③ G6-3		S S B F F S 1-3 ① K	B F B B F S 3-3 ③ K		4	0	0	0	0	3	4
Da Rond Stovall, S (1, 7) OBP: 0.327, SLG: 0.318			C B F B B B F F S 3-3 ① K			B B B C X 3-1 ① F8	C B X 1-1 ② L8			3	0	0	0	0	1	3
Shane Andrews, R (1, 5) OBP: 0.296, SLG: 0.436			B F B F B S 3-3 ② K			X 0-0 ② G5-3	F B B F B B 4-2 1-2 2-3 3-H BB			2	0	0	1	1	1	0
Carlos Perez, L (1, 1) OBP: 0.200, SLG: 0.240 Ryan McGuire, L (9, 3) OBP: 0.382, SLG: 0.391			C S B S 1-3 ③ K			B X 1-0 ③ F9	C C S 0-3 ③ K			3 0	0 0	0 0	0 0	0 0	2 0	3 0
Inning Stats	R: 0 E: 0 K: 1 S: 10 H: 0 LOB: 0 BB: 0 P: 11	R: 0 E: 0 K: 1 S: 7 H: 0 LOB: 0 BB: 0 P: 12	R: 0 E: 0 K: 3 S: 11 H: 0 LOB: 0 BB: 0 P: 18	R: 0 E: 0 K: 0 S: 10 H: 0 LOB: 0 BB: 0 P: 17	R: 0 E: 0 K: 0 S: 6 H: 0 LOB: 0 BB: 0 P: 11	R: 0 E: 0 K: 0 S: 4 H: 0 LOB: 0 BB: 0 P: 8	R: 3 E: 1 K: 2 S: 19 H: 2 LOB: 3 BB: 2 P: 32	R: 2 E: 0 K: 1 S: 16 H: 2 LOB: 1 BB: 0 P: 28		1B: 4 2B: 0 3B: 0 HR: 0	SF: 1 SAC: 0 DP: 0 HBP: 2			WP: 0 PB: 1 SB: 2 CS: 0	PA: 33		

	AB	28
	R	5
	H	4
	RBI	5
	BB	2
	SO	8
	LOB	12

PITCHER		IP	WLS	BF	H	R	ER	SO	BB	IBB	HBP	BLK	WP	HR	S	P	ERA	WHIP
Tyler Green, R ERA: 4.73	(1, 1)	7.0		27	2	3	1	7	2	0	1	0	0	0	67	109	1.29	0.571
Jerry Spradlin, R ERA: 4.56	(8, 1)	0.0	L	3	2	2	2	0	0	0	1	0	0	0	10	18	∞	∞
Yorkis Perez, L ERA: 3.14	(8, 1)	0.1		1	0	0	0	0	0	0	0	0	0	0	2	2	0.00	0.000
Wayne Gomes, R ERA: 3.94	(8, 1)	0.2		2	0	0	0	1	0	0	0	0	0	0	4	8	0.00	0.000

PITCHER	IP	WLS	BF	H	R	ER	SO	BB	IBB	HBP	BLK	WP	HR	S	P	ERA	WHIP

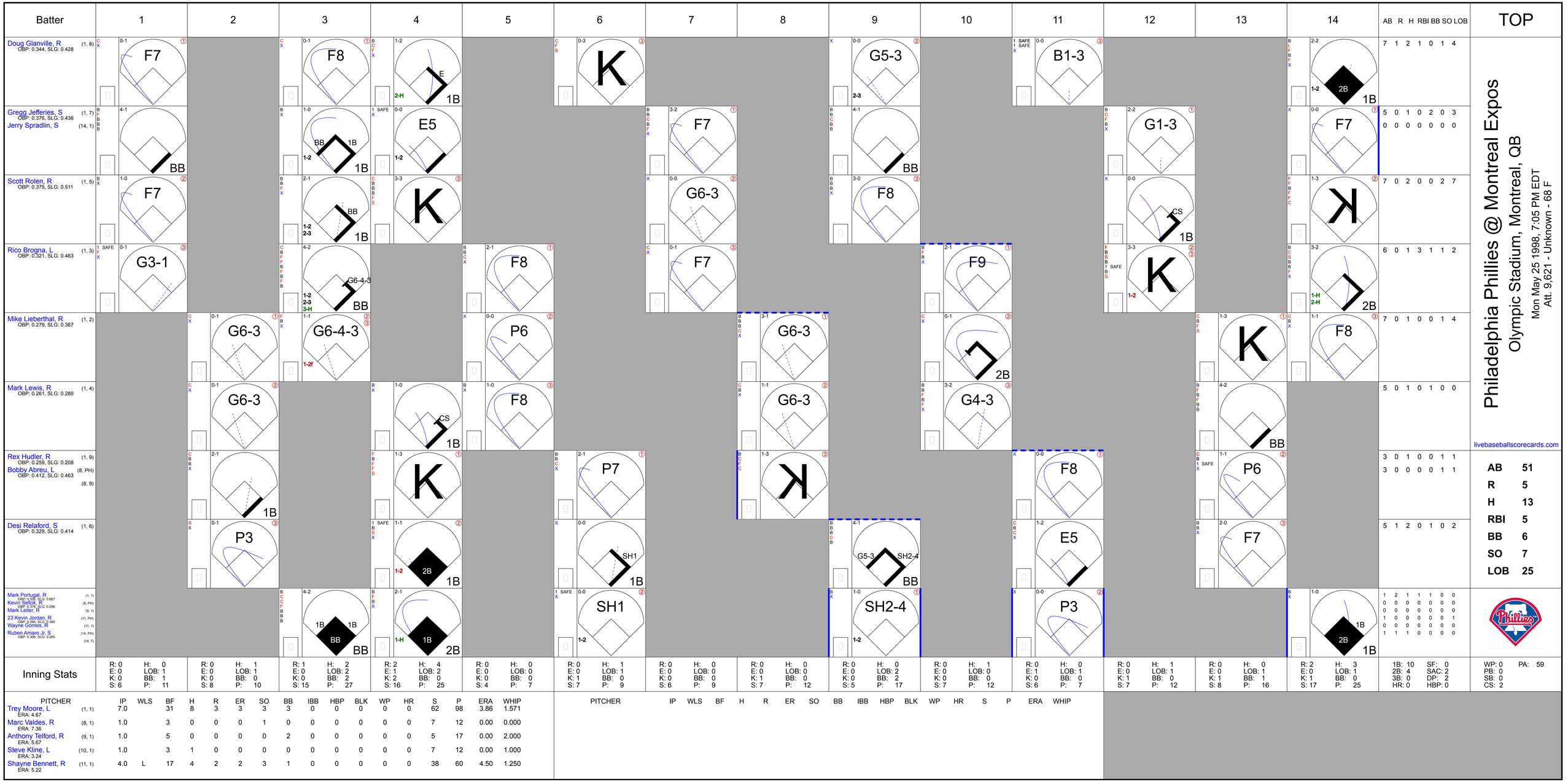
Batter
1
2
3
4
5
6
7
8
9
10
11
12
13
14
AB R H RBI BB SO LOB
TOP
Doug Glanville, R (1, 8)
OBP: 0.344, SLG: 0.428
F7
F8
E 1B
K
G5-3
B1-3
F7
G1-3
F7
7 1 2 1 0 1 4
Gregg Jefferies, S (1, 7)
OBP: 0.376, SLG: 0.436
Jerry Spradlin, S (14, 1)
BB
BB 1B
E5
BB
5 0 1 0 2 0 3
0 0 0 0 0 0 0
Scott Rolen, R (1, 5)
OBP: 0.375, SLG: 0.511
F7
BB
K
F8
G6-3
CS 1B
K
7 0 2 0 0 2 7
Rico Brogna, L (1, 3)
OBP: 0.321, SLG: 0.463
G3-1
G6-4-3 BB
F8
F9
K
6 0 1 3 1 1 2
Mike Lieberthal, R (1, 2)
OBP: 0.279, SLG: 0.367
G6-3
G6-4-3
P6
G6-3
2B
K
F8
7 0 1 0 0 1 4
Mark Lewis, R (1, 4)
OBP: 0.261, SLG: 0.280
G6-3
G6-3
CS 1B
F8
G6-3
G4-3
BB
5 0 1 0 1 0 0
Rex Hudler, R (1, 9)
OBP: 0.259, SLG: 0.208
Bobby Abreu, L (8, PH) (8, 9)
OBP: 0.412, SLG: 0.463
1B
K
P7
K
F8
P6
3 0 1 0 0 1 1
3 0 0 0 0 1 1
Desi Relaford, S (1, 6)
OBP: 0.329, SLG: 0.414
P3
2B 1B
SH1 1B
G5-3 SH2-4 BB
E5
F7
5 1 2 0 1 0 2
Mark Portugal, R (1, 1)
ORP: 0.500, SLG: 0.667
Kevin Seitzer, R (9, PH)
OBP: 0.378, SLG: 0.286
Mark Leiter, R (9, 1)
23 Kevin Jordan, R (11, PH)
OBP: 0.200, SLG: 0.390
Wayne Gomes, R (11, 1)
Ruben Amaro Jr, S (14, PH)
OBP: 0.300, SLG: 0.265 (14, 7)
1B BB BB
2B 1B
SH1
SH2-4
P3
2B 1B
1 2 1 1 1 0 0
0 0 0 0 0 0 0
0 0 0 0 0 0 0
1 0 0 0 0 0 1
0 0 0 0 0 0 0
1 1 1 0 0 0 0
Philadelphia Phillies @ Montreal Expos
Olympic Stadium, Montreal, QB
Mon May 25 1998, 7:05 PM EDT
Att. 9,621 - Unknown - 68 F
livebaseballscorecards.com
AB 51
R 5
H 13
RBI 5
BB 6
SO 7
LOB 25
Inning Stats
R: 0 E: 0 K: 0 S: 6
H: 0 LOB: 1 BB: 1 P: 11
R: 0 E: 0 K: 0 S: 8
H: 1 LOB: 1 BB: 0 P: 10
R: 1 E: 0 K: 0 S: 15
H: 2 LOB: 2 BB: 2 P: 27
R: 2 E: 1 K: 2 S: 16
H: 4 LOB: 2 BB: 0 P: 25
R: 0 E: 0 K: 0 S: 4
H: 0 LOB: 0 BB: 0 P: 7
R: 0 E: 0 K: 1 S: 7
H: 1 LOB: 1 BB: 0 P: 9
R: 0 E: 0 K: 0 S: 6
H: 0 LOB: 0 BB: 0 P: 9
R: 0 E: 0 K: 1 S: 7
H: 0 LOB: 0 BB: 0 P: 12
R: 0 E: 0 K: 0 S: 5
H: 0 LOB: 2 BB: 2 P: 17
R: 0 E: 0 K: 0 S: 7
H: 1 LOB: 0 BB: 0 P: 12
R: 0 E: 1 K: 0 S: 6
H: 0 LOB: 1 BB: 0 P: 7
R: 0 E: 0 K: 1 S: 7
H: 1 LOB: 1 BB: 0 P: 12
R: 0 E: 0 K: 1 S: 8
H: 0 LOB: 1 BB: 1 P: 16
R: 2 E: 0 K: 1 S: 17
H: 3 LOB: 1 BB: 0 P: 25
1B: 10 2B: 4 3B: 0 HR: 0
SF: 0 SAC: 2 DP: 2 HBP: 0
WP: 0 PB: 0 SB: 0 CS: 2
PA: 59
PITCHER IP WLS BF H R ER SO BB IBB HBP BLK WP HR S P ERA WHIP
Trey Moore, L (1, 1) ERA: 4.67 7.0 31 8 3 3 3 3 0 0 0 0 0 62 98 3.86 1.571
Marc Valdes, R (8, 1) ERA: 7.36 1.0 3 0 0 0 1 0 0 0 0 0 0 7 12 0.00 0.000
Anthony Telford, R (9, 1) ERA: 5.67 1.0 5 0 0 0 0 2 0 0 0 0 0 5 17 0.00 2.000
Steve Kline, L (10, 1) ERA: 3.24 1.0 3 1 0 0 0 0 0 0 0 0 0 7 12 0.00 1.000
Shayne Bennett, R (11, 1) ERA: 5.22 4.0 L 17 4 2 2 3 1 0 0 0 0 0 38 60 4.50 1.250
PITCHER IP WLS BF H R ER SO BB IBB HBP BLK WP HR S P ERA WHIP

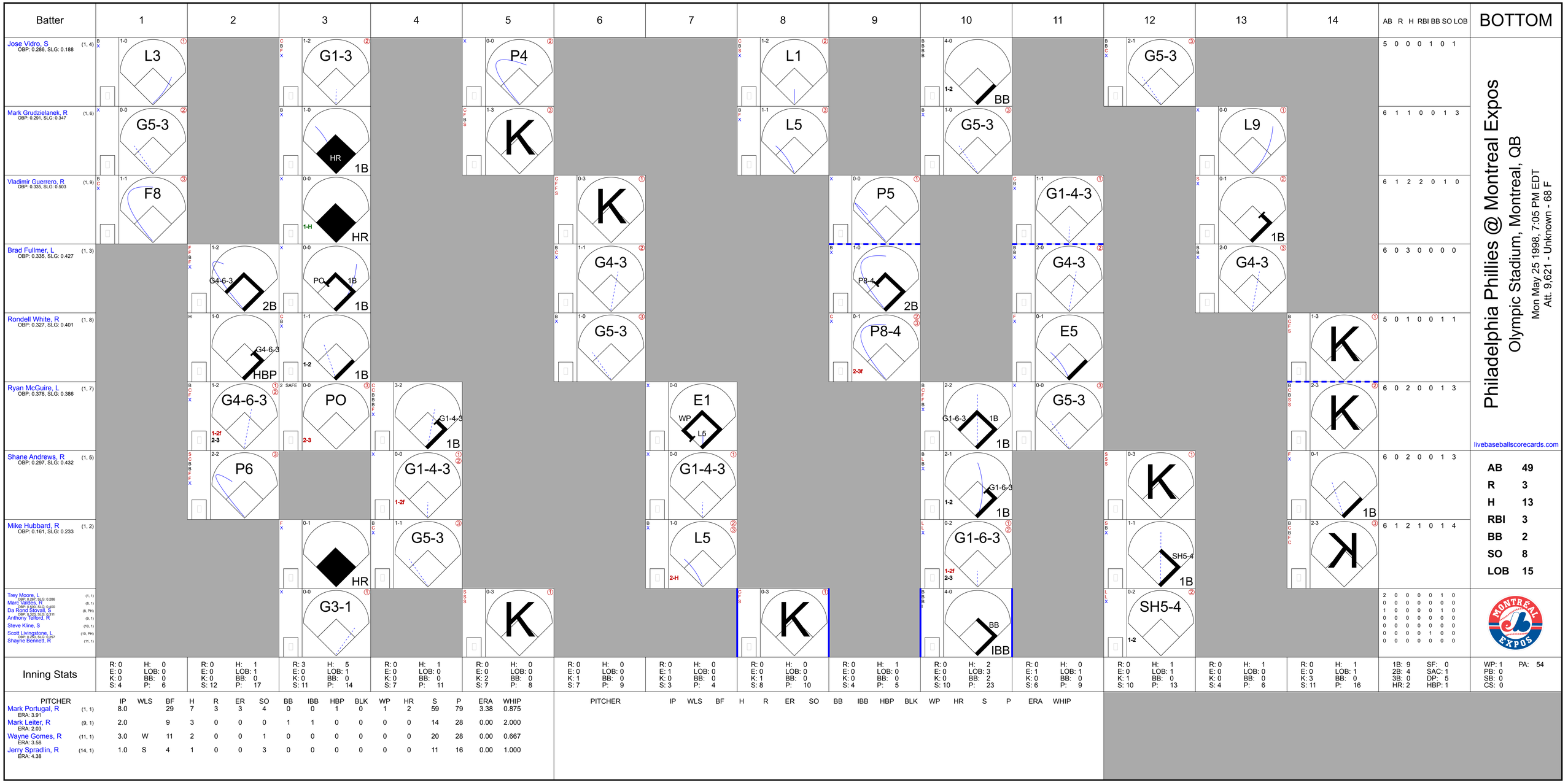

Philadelphia Phillies @ Montreal Expos

Olympic Stadium, Montreal, QB

Mon May 25 1998, 7:05 PM EDT
Att. 9,621 - Unknown - 68 F

livebaseballscorecards.com

Batter	1	2	3	4	5	6	7	8	9	10	11	12	13	14	AB R H RBI BB SO LOB
Jose Vidro, S (1, 4) OBP: 0.286, SLG: 0.188	L3		G1-3		P4			L1		BB		G5-3			5 0 0 0 1 0 1
Mark Grudzielanek, R (1, 6) OBP: 0.291, SLG: 0.347	G5-3		HR 1B		K			L5		G5-3			L9		6 1 1 0 0 1 3
Vladimir Guerrero, R (1, 9) OBP: 0.335, SLG: 0.503	F8		1-H HR			K			P5		G1-4-3		1B		6 1 2 2 0 1 0
Brad Fullmer, L (1, 3) OBP: 0.335, SLG: 0.427		G4-6-3 2B	PO 1B 1B			G4-3			P8-4 2B		G4-3		G4-3		6 0 3 0 0 0 0
Rondell White, R (1, 8) OBP: 0.327, SLG: 0.401		G4-6-3 HBP	1-2 1B			G5-3			P8-4 2-3f		E5			K	5 0 1 0 0 1 1
Ryan McGuire, L (1, 7) OBP: 0.378, SLG: 0.386		G4-6-3 1-2f 2-3	2 SAFE PO 2-3	G1-4-3 1B			E1 WP L5			G1-6-3 1B 1B	G5-3			K	6 0 2 0 0 1 3
Shane Andrews, R (1, 5) OBP: 0.297, SLG: 0.432		P6		G1-4-3 1-2f			G1-4-3			G1-6-3 1-2 1B		K		1B	6 0 2 0 0 1 3
Mike Hubbard, R (1, 2) OBP: 0.161, SLG: 0.233			HR	G5-3			L5 2-H			G1-6-3 1-2f 2-3		SH5-4 1B		K	6 1 2 1 0 1 4
Trey Moore, L (1, 1) OBP: 0.267, SLG: 0.286			G3-1		K			K		BB IBB		SH5-4 1-2			2 0 0 0 0 1 0
Marc Valdes, R (8, 1) OBP: 0.500, SLG: 0.400															0 0 0 0 0 0 0
Da Rond Stovall, S (8, PH) OBP: 0.300, SLG: 0.311															1 0 0 0 0 1 0
Anthony Telford, R (9, 1)															0 0 0 0 0 0 0
Steve Kline, S (10, 1)															0 0 0 0 0 0 0
Scott Livingstone, L (10, PH) OBP: 0.250, SLG: 0.237															0 0 0 0 1 0 0
Shayne Bennett, R (11, 1)															0 0 0 0 0 0 0

Inning Stats	1	2	3	4	5	6	7	8	9	10	11	12	13	14	AB R H RBI BB SO LOB
	R: 0 H: 0 E: 0 LOB: 0 K: 0 BB: 0 S: 4 P: 6	R: 0 H: 1 E: 0 LOB: 1 K: 0 BB: 0 S: 12 P: 17	R: 3 H: 5 E: 0 LOB: 1 K: 0 BB: 0 S: 11 P: 14	R: 0 H: 1 E: 0 LOB: 0 K: 0 BB: 0 S: 7 P: 11	R: 0 H: 0 E: 0 LOB: 0 K: 2 BB: 0 S: 7 P: 8	R: 0 H: 0 E: 0 LOB: 0 K: 1 BB: 0 S: 7 P: 9	R: 0 H: 0 E: 1 LOB: 0 K: 0 BB: 0 S: 3 P: 4	R: 0 H: 0 E: 0 LOB: 0 K: 1 BB: 0 S: 8 P: 10	R: 0 H: 1 E: 0 LOB: 0 K: 0 BB: 0 S: 4 P: 5	R: 0 H: 2 E: 0 LOB: 3 K: 0 BB: 2 S: 10 P: 23	R: 0 H: 0 E: 1 LOB: 1 K: 0 BB: 0 S: 6 P: 9	R: 0 H: 1 E: 0 LOB: 1 K: 1 BB: 0 S: 10 P: 13	R: 0 H: 1 E: 0 LOB: 0 K: 0 BB: 0 S: 4 P: 6	R: 0 H: 1 E: 0 LOB: 1 K: 3 BB: 0 S: 11 P: 16	1B: 9 SF: 0 2B: 4 SAC: 1 3B: 0 DP: 5 HR: 2 HBP: 1

PITCHER		IP	WLS	BF	H	R	ER	SO	BB	IBB	HBP	BLK	WP	HR	S	P	ERA	WHIP
Mark Portugal, R ERA: 3.91	(1, 1)	8.0		29	7	3	3	4	0	0	1	0	1	2	59	79	3.38	0.875
Mark Leiter, R ERA: 2.03	(9, 1)	2.0		9	3	0	0	0	1	1	0	0	0	0	14	28	0.00	2.000
Wayne Gomes, R ERA: 3.58	(11, 1)	3.0	W	11	2	0	0	1	0	0	0	0	0	0	20	28	0.00	0.667
Jerry Spradlin, R ERA: 4.38	(14, 1)	1.0	S	4	1	0	0	3	0	0	0	0	0	0	11	16	0.00	1.000

PITCHER	IP	WLS	BF	H	R	ER	SO	BB	IBB	HBP	BLK	WP	HR	S	P	ERA	WHIP

AB	49
R	3
H	13
RBI	3
BB	2
SO	8
LOB	15

WP: 1 PA: 54
PB: 0
SB: 0
CS: 0

Batter	1	2	3	4	5	6	7	8	9	AB	R	H	RBI	BB	SO	LOB
F.P. Santangelo, S (1, 4) OBP: 0.350, SLG: 0.397	L9		G4-6-3 1B		FC3-6 1B			2B 2B	P7	4	0	3	0	0	0	0
Jose Vidro, S (8, PR) OBP: 0.283, SLG: 0.185 (8, 4)										1	1	0	0	0	0	2
Mark Grudzielanek, R (1, 6) OBP: 0.284, SLG: 0.338	F7		G4-6-3 1-2f		FC3-6 1-2f			G5-3	F9	5	0	0	0	0	0	5
Vladimir Guerrero, R (1, 9) OBP: 0.333, SLG: 0.503	6-3		F5			F8		2-H 2B		4	0	1	1	0	0	0
Rondell White, R (1, 8) OBP: 0.330, SLG: 0.420		L7		G5-4-3 1B		HR		G5-3		4	1	2	1	0	0	1
Anthony Telford, R (8, 1)										0	0	0	0	0	0	0
Chris Widger, R (1, 2) OBP: 0.331, SLG: 0.449		BB 1B		G5-4-3 1-2f		K		K		4	0	1	0	0	2	2
Shane Andrews, R (1, 5) OBP: 0.302, SLG: 0.460		F8		2B		P3			HR	4	1	2	1	0	0	1
Robert Perez, R (1, 7) OBP: 0.276, SLG: 0.474		BB 1-2 1B		F9			L9		2B	4	0	2	0	0	0	1
Ryan McGuire, L (1, 3) OBP: 0.372, SLG: 0.370		1-2 2-3 BB			4-3		G3		K	3	0	0	0	1	1	1
Miguel Batista, R (1, 1)		K			K		K		BB	2	0	0	0	0	2	3
Steve Kline, S (6, 1)										0	0	0	0	0	0	0
Mike Mordecai, R (7, PH) OBP: 0.132, SLG: 0.080										1	0	0	0	0	1	0
Marc Valdes, R (7, 1) OBP: 0.500, SLG: 0.400										0	0	0	0	0	0	0
Da Rond Stovall, S (8, 8) OBP: 0.333, SLG: 0.311										0	0	0	0	1	0	0
Inning Stats	R: 0 E: 0 K: 0 S: 3 H: 0 LOB: 0 BB: 0 P: 3	R: 0 E: 0 K: 1 S: 11 H: 2 LOB: 3 BB: 1 P: 18	R: 0 E: 0 K: 0 S: 3 H: 1 LOB: 0 BB: 0 P: 3	R: 0 E: 0 K: 0 S: 4 H: 2 LOB: 1 BB: 0 P: 4	R: 0 E: 0 K: 1 S: 6 H: 1 LOB: 1 BB: 0 P: 6	R: 1 E: 0 K: 1 S: 11 H: 1 LOB: 0 BB: 0 P: 13	R: 0 E: 0 K: 1 S: 10 H: 0 LOB: 0 BB: 0 P: 14	R: 1 E: 0 K: 1 S: 9 H: 2 LOB: 1 BB: 0 P: 15	R: 1 E: 0 K: 1 S: 9 H: 2 LOB: 2 BB: 1 P: 17	1B: 5 2B: 4 3B: 0 HR: 2 SF: 0 SAC: 0 DP: 2 HBP: 0						

PITCHER		IP	WLS	BF	H	R	ER	SO	BB	IBB	HBP	BLK	WP	HR	S	P	ERA	WHIP
Denny Neagle, L ERA: 2.82	(1, 1)	7.0	W	27	7	1	1	4	1	0	0	0	0	1	48	61	1.29	1.143
Mike Cather, R ERA: 4.23	(8, 1)	1.0		5	2	1	1	1	0	0	0	0	0	0	9	15	9.00	2.000
Mark Wohlers, R ERA: 2.38	(9, 1)	1.0		6	2	1	1	1	1	0	0	0	0	1	9	17	9.00	3.000

PITCHER	IP	WLS	BF	H	R	ER	SO	BB	IBB	HBP	BLK	WP	HR	S	P	ERA	WHIP

TOP

Montreal Expos @ Atlanta Braves

Turner Field, Atlanta, GA

Tue May 26 1998, 7:05 PM EDT

Att. 28,662 - Unknown - 85 F

livebaseballscorecards.com

AB	36
R	3
H	11
RBI	3
BB	2
SO	6
LOB	16

Montreal Expos @ Atlanta Braves

Turner Field, Atlanta, GA

Tue May 26 1998, 7:05 PM EDT

Att. 28,662 - Unknown - 85 F

livebaseballscorecards.com

BOTTOM

Batter	1	2	3	4	5	6	7	8	9	AB	R	H	RBI	BB	SO	LOB
Walt Weiss, S (1, 6) OBP: 0.463, SLG: 0.452	S S S 0-3 ① K	X 0-0 ③ L6			X 0-0 ① ② G6-3 1-2f		B B B C B 4-1 10 BB 1B 1B BB	C F B S 1-3 ① K		4	1	0	0	1	2	3
Keith Lockhart, L (1, 4) OBP: 0.344, SLG: 0.453 Mark Wohlers, R (9, 1)	F F F B B B F X 3-2 ② P6		X 0-0 ① 3-1		B B B B 4-0 10 2B BB		1 SAFE F B X 1-1 1B 10 BB HR 1-2 1B	B F S S 1-3 ② K		4 0	2 0	1 0	0 0	1 0	1 0	0 0
10 Chipper Jones, S (1, 5) OBP: 0.447, SLG: 0.636	B X 1-0 HR 1B		B B B B 4-0 BB		B X 1-0 1-H 2B		B B C B B 4-1 1B HR 1-2 2-3 BB	B B B B 4-0 E BB		2	2	2	1	3	0	0
Andres Galarraga, R (1, 3) OBP: 0.409, SLG: 0.643 Ozzie Guillen, L (8, 3) OBP: 0.250, SLG: 0.170	B X 1-0 1-H HR		S S S 0-3 ② K		F B X 1-1 ③ G4-3		B B F F B X 3-2 HR 1B 1-2 2-3 3-H	X 0-0 E3 1-2		4 1	2 0	2 0	3 0	0 0	1 0	2 1
Michael Tucker, L (1, 9) OBP: 0.376, SLG: 0.589	B F B X 2-1 ③ G3		X 0-0 ③ F7			B F X 1-1 ① L7	B S B F B C 3-3 ① K	X 0-0 ③ 1-3		5	0	0	0	0	1	6
Javy Lopez, R (1, 2) OBP: 0.353, SLG: 0.586		X 0-0 ① 5-3		S S S 0-3 ① K		S F B B B F F X 3-2 ② G5-3	B B B F X 3-1 1-H 2-H 3-H HR			4	1	1	4	0	1	0
Gerald Williams, R (1, 7) OBP: 0.306, SLG: 0.388		X 0-0 1B 1B		S S S 0-3 ② K		H 1-0 2B HBP	C X 0-1 ② G3			3	1	1	0	0	1	0
Andruw Jones, R (1, 8) OBP: 0.306, SLG: 0.459		X 0-0 SH3-4 1-3 1B		X 0-0 ③ 6-3		1 SAFE 1 SAFE C 1 SAFE X 0-1 1-H 2B	X 0-0 FC6-4 1B			4	0	3	1	0	0	0
Denny Neagle, L (1, 1) OBP: 0.129, SLG: 0.129 Mike Cather, R (8, 1) Tony Graffanino, R (9, 4) OBP: 0.322, SLG: 0.359		X 0-0 ② SH3-4 1-2			X 0-0 G6-3 1B	B S X 1-1 ③ G4-3	C X 0-1 ③ FC6-4 1-2f			3 0 0	0 0 0	1 0 0	0 0 0	0 0 0	0 0 0	2 0 0
Inning Stats	R: 2 E: 0 K: 1 S: 12 H: 2 LOB: 0 BB: 0 P: 19	R: 0 E: 0 K: 0 S: 5 H: 2 LOB: 2 BB: 0 P: 5	R: 0 E: 0 K: 1 S: 5 H: 0 LOB: 1 BB: 1 P: 9	R: 0 E: 0 K: 2 S: 7 H: 0 LOB: 0 BB: 0 P: 7	R: 1 E: 0 K: 0 S: 5 H: 2 LOB: 1 BB: 1 P: 11	R: 1 E: 0 K: 0 S: 11 H: 1 LOB: 1 BB: 0 P: 17	R: 5 E: 0 K: 1 S: 17 H: 4 LOB: 1 BB: 2 P: 35	R: 0 E: 1 K: 2 S: 8 H: 0 LOB: 2 BB: 1 P: 14		1B: 7 2B: 2 3B: 0 HR: 2	SF: 0 SAC: 1 DP: 1 HBP: 1			WP: 0 PB: 0 SB: 0 CS: 0	PA: 41		

	AB	34
	R	9
	H	11
	RBI	9
	BB	5
	SO	7
	LOB	14

PITCHER		IP	WLS	BF	H	R	ER	SO	BB	IBB	HBP	BLK	WP	HR	S	P	ERA	WHIP
Miguel Batista, R ERA: 3.68	(1, 1)	5.2	L	26	7	4	4	4	2	0	1	0	0	1	43	65	6.35	1.588
Steve Kline, L ERA: 3.18	(6, 1)	0.1		1	0	0	0	0	0	0	0	0	0	0	2	3	0.00	0.000
Marc Valdes, R ERA: 8.6	(7, 1)	1.0		9	4	5	5	1	2	0	0	0	0	1	17	35	45.00	6.000
Anthony Telford, R ERA: 5.46	(8, 1)	1.0		5	0	0	0	2	1	0	0	0	0	0	8	14	0.00	1.000

PITCHER	IP	WLS	BF	H	R	ER	SO	BB	IBB	HBP	BLK	WP	HR	S	P	ERA	WHIP

Batter	1	2	3	4	5	6	7	8	9	AB	R	H	RBI	BB	SO	LOB
F.P. Santangelo, S (1, 4) OBP: 0.344, SLG: 0.390	F F C 0-3 ① K		X 0-0 ① SH1-3 1-2		X 0-0 ③ G6-3			C S F F C 0-3 ② K		3	0	0	0	0	2	1
Mark Grudzielanek, R (1, 6) OBP: 0.284, SLG: 0.333	C X 0-1 ② G5-3		X 0-0 ② L1			B F F X 1-2 ① G5-3		B B B B 4-0 BB		3	0	0	0	1	0	1
Vladimir Guerrero, R (1, 9) OBP: 0.327, SLG: 0.492	B B X 2-0 ③ F9		B F X 1-1 ③ G5-3			S S F S 0-3 ② K		B C F X 1-2 ③ G3		4	0	0	0	0	1	3
Rondell White, R (1, 8) OBP: 0.329, SLG: 0.416		B F C X 1-2 ① G6-3		X 0-0 G6-3 1B		F F F X 0-2 ③ F8			F B X 1-1 ① F7	4	0	1	0	0	0	0
Brad Fullmer, L (1, 3) OBP: 0.333, SLG: 0.429		B X 1-0 ② L6		1 SAFE 1 SAFE 1 SAFE X 0-0 ① P5			F S S 0-3 ① K		B S X 1-1 1B 2B	4	0	1	0	0	1	1
Chris Widger, R (1, 2) OBP: 0.335, SLG: 0.450 Da Rond Stovall, S (9, PR) OBP: 0.333, SLG: 0.311		B C B B C X 3-2 1B 1B		B 1 SAFE C 1 SAFE F B 1 SAFE P X 3-2 ② G6-3 1-2			C B X 1-1 ② G1		C B B F X 2-2 G4-6-3 2-3 1B	4	0	2	0	0	0	1
										0	0	0	0	0	0	0
Robert Perez, R (1, 7) OBP: 0.274, SLG: 0.459		B X 1-0 1-3 1B		C X 0-1 ③ G4-3			B F F F F S 1-3 ③ K		B F S 1 SAFE 1 SAFE X 1-2 ② ③ G4-6-3 1-2f	4	0	1	0	0	1	3
Shane Andrews, R (1, 5) OBP: 0.302, SLG: 0.464		B B S B C F X 3-2 ③ G6-3			S C C 0-3 ① K			B B C X 2-1 SH1-3 2B		3	0	1	0	0	1	2
Javier Vazquez, R (1, 1) OBP: 0.222, SLG: 0.278 Jose Vidro, S (8, PH) OBP: 0.283, SLG: 0.185 Mike Maddux, L (8, 1)			B X 1-0 SH1-3 1B		X 0-0 ② G5-3			X 0-0 ① SH1-3 2-3		2	0	1	0	0	0	0
										0	0	0	0	0	0	0
										0	0	0	0	0	0	0

TOP

Montreal Expos @ Atlanta Braves

Turner Field, Atlanta, GA

Wed May 27 1998, 7:05 PM EDT

Att. 32,834 - Unknown - 83 F

livebaseballscorecards.com

AB	31
R	0
H	7
RBI	0
BB	1
SO	6
LOB	12

Inning Stats										
	R: 0 E: 0 K: 1 S: 6	H: 0 LOB: 0 BB: 0 P: 8	R: 0 E: 0 K: 0 S: 12	H: 2 LOB: 2 BB: 0 P: 21	R: 0 E: 0 K: 0 S: 5	H: 1 LOB: 1 BB: 0 P: 7	R: 0 E: 0 K: 0 S: 8	H: 1 LOB: 1 BB: 0 P: 10	R: 0 E: 0 K: 1 S: 5	H: 0 LOB: 0 BB: 0 P: 5
	R: 0 E: 0 K: 1 S: 11	H: 0 LOB: 0 BB: 0 P: 12	R: 0 E: 0 K: 2 S: 10	H: 0 LOB: 0 BB: 0 P: 12	R: 0 E: 0 K: 1 S: 11	H: 1 LOB: 2 BB: 1 P: 18	R: 0 E: 0 K: 0 S: 10	H: 2 LOB: 2 BB: 0 P: 15	1B: 5 2B: 2 3B: 0 HR: 0	SF: 0 SAC: 2 DP: 1 HBP: 0
	WP: 0 PB: 0 SB: 0 CS: 0	PA: 34								

PITCHER		IP	WLS	BF	H	R	ER	SO	BB	IBB	HBP	BLK	WP	HR	S	P	ERA	WHIP
Greg Maddux, R ERA: 1.83	(1, 1)	8.1	W	32	6	0	0	6	1	0	0	0	0	0	72	99	0.00	0.840
Kerry Ligtenberg, R ERA: 4.01	(9, 1)	0.2	S	2	1	0	0	0	0	0	0	0	0	0	6	9	0.00	1.500

PITCHER	IP	WLS	BF	H	R	ER	SO	BB	IBB	HBP	BLK	WP	HR	S	P	ERA	WHIP

Batter	1	2	3	4	5	6	7	8	9	AB	R	H	RBI	BB	SO	LOB
Walt Weiss, S (1, 6) OBP: 0.451, SLG: 0.439	C B F B B C 3-3 K ①			C F B B S 2-3 K ①		S S F X 0-2 F8 ③		C X 0-1 E3		4	0	0	0	0	2	1
Keith Lockhart, L (1, 4) OBP: 0.341, SLG: 0.444	B X 1-0 P6 ②			X 0-0 F9 ②			B B B B 4-0 G3 10 BB SF9 BB	1 F X SAFE 0-1 L9 ③		3	1	0	0	1	0	1
10 Chipper Jones, S (1, 5) OBP: 0.445, SLG: 0.630	B C B C F B F X 3-2 G4-3 ③			C X 0-1 G3 ③			C B B B B 4-1 G3 1-2 BB			2	0	0	0	1	0	0
Andres Galarraga, R (1, 3) OBP: 0.404, SLG: 0.633		C S B B S 2-3 K ①			C B B S X 2-2 G5-3 ①		B X 1-0 G3 ① 1-2 2-3			3	0	0	0	0	1	2
Ryan Klesko, L (1, 7) OBP: 0.309, SLG: 0.438 Gerald Williams, R (9, 7) OBP: 0.306, SLG: 0.388		C B F X 1-2 F9 ②			B S B S S X 2-2 G4-3 ②		F B X 1-1 SF9 ② 3-H			2 0	0 0	0 0	1 0	0 0	0 0	0 0
Michael Tucker, L (1, 9) OBP: 0.369, SLG: 0.578		S B B S X 2-2 F9 ③			B F C B T 2-2 K ③		S B F F F X 1-2 F9 ③			3	0	0	0	0	1	1
Eddie Pérez, R (1, 2) OBP: 0.365, SLG: 0.608			B B F B B X 3-1 G1-3 ①			C X 0-1 F8 ①		S F B F F X 1-2 HR		3	1	1	1	0	0	0
Andruw Jones, R (1, 8) OBP: 0.301, SLG: 0.451			B X 1-0 G5-3 ②			X 0-0 G5-3 ②		B S S S 1-3 K ①		3	0	0	0	0	1	0
Greg Maddux, R (1, 1) OBP: 0.313, SLG: 0.355 Kerry Ligtenberg, R (9, 1)			B F B C B F X 3-2 1B ③			B X 1-0 2B		B P F B C X 3-2 G6-3 ②		3 0	0 0	2 0	0 0	0 0	0 0	0 0
Inning Stats	R: 0 H: 0 E: 0 LOB: 0 K: 1 BB: 0 S: 9 P: 16	R: 0 H: 0 E: 0 LOB: 0 K: 1 BB: 0 S: 9 P: 14	R: 0 H: 1 E: 0 LOB: 1 K: 0 BB: 0 S: 7 P: 14	R: 0 H: 0 E: 0 LOB: 0 K: 1 BB: 0 S: 6 P: 8	R: 0 H: 0 E: 0 LOB: 0 K: 1 BB: 0 S: 9 P: 15	R: 0 H: 1 E: 0 LOB: 1 K: 0 BB: 0 S: 8 P: 9	R: 1 H: 0 E: 0 LOB: 1 K: 0 BB: 2 S: 9 P: 20	R: 1 H: 1 E: 1 LOB: 1 K: 1 BB: 0 S: 15 P: 19		1B: 1 SF: 1 2B: 1 SAC: 0 3B: 0 DP: 0 HR: 1 HBP: 0						

PITCHER		IP	WLS	BF	H	R	ER	SO	BB	IBB	HBP	BLK	WP	HR	S	P	ERA	WHIP
Javier Vazquez, R ERA: 6.25	(1, 1)	7.0	L	24	2	1	1	4	2	0	0	0	0	0	57	96	1.29	0.571
Mike Maddux, R ERA: 3.46	(8, 1)	1.0		5	1	1	1	1	0	0	0	0	0	1	15	19	9.00	1.000

PITCHER	IP	WLS	BF	H	R	ER	SO	BB	IBB	HBP	BLK	WP	HR	S	P	ERA	WHIP

Montreal Expos @ Atlanta Braves

Turner Field, Atlanta, GA

Wed May 27 1998, 7:05 PM EDT

Att. 32,834 - Unknown - 83 F

BOTTOM

livebaseballscorecards.com

AB	26
R	2
H	3
RBI	2
BB	2
SO	5
LOB	5

WP: 0	PA: 29				
PB: 0					
SB: 0					
CS: 0					

Batter	1	2	3	4	5	6	7	8	9	AB	R	H	RBI	BB	SO	LOB
F.P. Santangelo, S (1, 7) OBP: 0.341, SLG: 0.384	0-1 G1-3		0-1 G4-3			2-2 G6-4-3 1B		3-2 G6-3	1-1 F1	5	0	1	0	0	0	3
Jose Vidro, S (1, 4) OBP: 0.298, SLG: 0.190	1-1 G4-3			0-0 G1-6-3 1B		1-0 G6-4-3 1-2f		4-2 1B 1B BB	4-1 1B 2B 1-2 2-3 BB	3	2	1	0	2	0	1
Vladimir Guerrero, R (1, 9) OBP: 0.329, SLG: 0.490	1-3 K			0-2 L8			0-3 K	0-0 1B 1B 1-2	1-2 2B 1-2 2-3 3-H 1B	5	2	2	1	0	2	1
Brad Fullmer, L (1, 3) OBP: 0.335, SLG: 0.439 Ugueth Urbina, R (9, 1)		0-1 G4-3		0-2 G1-6-3 1-2f			1-0 2B	2-1 F7	0-0 2B 1-H 2-H 3-H	5 0	1 0	2 0	3 0	0 0	0 0	3 0
Rondell White, R (1, 8) OBP: 0.335, SLG: 0.437		1-0 E6 L4-6 S			0-1 HR		3-3 K	0-1 1B 1-3 2-H 1B	1-1 1B	5	1	3	2	0	1	1
Mark Grudzielanek, R (1, 6) OBP: 0.288, SLG: 0.341 Mike Maddux, L (8, 1) Ryan McGuire, L (9, PH) OBP: 0.368, SLG: 0.365 (9, 3)		1-2 L4-6 1-3			0-1 F9		2-1 E 2B 2-H	0-0 1B 1-2 3-H 1B	2-3 K	4 0 1	1 0 0	2 0 0	2 0 0	0 0 1	0 0 1	1 0 1
Chris Widger, R (1, 2) OBP: 0.327, SLG: 0.439			1-3 K		1-1 P2		0-2 E4 S 2-H	1-1 F9		4	0	0	0	0	1	2
Shane Andrews, R (1, 5) OBP: 0.313, SLG: 0.465			4-2 SH1-3 BB		2-2 F9		4-2 1 SAFE 1-2 BB		2-0 BB BB 1B 1B	2	1	1	0	2	0	0
Carl Pavano, R (1, 1) OBP: 0.333, SLG: 0.333 Steve Kline, S (6, 1) Shayne Bennett, R (6, 1) Scott Livingstone, L (7, PH) OBP: 0.250, SLG: 0.257 Robert Perez, R (7, PH) OBP: 0.270, SLG: 0.452 Anthony Telford, R (7, 1) Mike Mordecai, R (8, 6) OBP: 0.148, SLG: 0.080			1-0 SH1-3 1-2			0-3 K	1-0 G5-3		4-0 1B BB 2B 1-2 BB	1 0 0 0 1 0 0 0	0 0 0 0 0 0 0 1	0 0 0 0 0 0 0 0	0 0 0 0 0 0 0 0	0 0 0 0 0 0 0 1	1 0 0 0 0 0 0 0	0 0 0 0 2 0 0 0
Inning Stats	R: 0 E: 0 K: 1 S: 8 H: 0 LOB: 0 BB: 0 P: 10	R: 0 E: 1 K: 0 S: 6 H: 0 LOB: 0 BB: 0 P: 8	R: 0 E: 0 K: 1 S: 9 H: 0 LOB: 1 BB: 1 P: 15	R: 0 E: 0 K: 0 S: 8 H: 1 LOB: 0 BB: 0 P: 8	R: 1 E: 0 K: 0 S: 9 H: 1 LOB: 0 BB: 0 P: 12	R: 0 E: 0 K: 1 S: 8 H: 1 LOB: 0 BB: 0 P: 11	R: 2 E: 1 K: 2 S: 15 H: 2 LOB: 2 BB: 1 P: 26	R: 2 E: 0 K: 0 S: 16 H: 3 LOB: 2 BB: 1 P: 26	R: 4 E: 0 K: 1 S: 14 H: 4 LOB: 1 BB: 2 P: 29	1B: 8 2B: 4 3B: 0 HR: 1	SF: 0 SAC: 1 DP: 3 HBP: 0						

TOP

Montreal Expos @ Atlanta Braves

Turner Field, Atlanta, GA

Thu May 28 1998, 7:05 PM EDT

Att. 31,416 - Unknown - 85 F

livebaseballscorecards.com

AB	36
R	9
H	12
RBI	8
BB	5
SO	6
LOB	15

WP: 0 PB: 0 SB: 2 CS: 0 PA: 42

PITCHER		IP	WLS	BF	H	R	ER	SO	BB	IBB	HBP	BLK	WP	HR	S	P	ERA	WHIP
Dennis Martinez, R ERA: 4.78	(1, 1)	6.0		20	3	1	1	3	1	0	0	0	0	1	48	64	1.50	0.667
Kerry Ligtenberg, R ERA: 4.26	(7, 1)	0.2		6	2	2	1	2	1	0	0	0	0	0	14	24	13.50	4.500
Alan Embree, L ERA: 3.75	(7, 1)	1.0		5	1	2	2	0	1	0	0	0	0	0	12	22	18.00	2.000
Brian Edmondson, R ERA: 4.32	(8, 1)	0.1		3	2	0	0	0	0	0	0	0	0	0	5	6	0.00	6.000
Mark Wohlers, R ERA: 5.25	(9, 1)	0.2	L	6	3	4	4	0	2	0	0	0	0	0	9	21	54.00	7.500

PITCHER		IP	WLS	BF	H	R	ER	SO	BB	IBB	HBP	BLK	WP	HR	S	P	ERA	WHIP
John Rocker, L ERA:	(9, 1)	0.1		2	1	0	0	1	0	0	0	0	0	0	5	8	0.00	3.000

Montreal Expos @ Atlanta Braves

Turner Field, Atlanta, GA

Thu May 28 1998, 7:05 PM EDT

Att. 31,416 - Unknown - 85 F

BOTTOM

Batter	1	2	3	4	5	6	7	8	9	AB	R	H	RBI	BB	SO	LOB
Walt Weiss, S (1, 6) OBP: 0.438, SLG: 0.424	G3		P5		P5		E6		F8	5	1	0	0	0	0	0
Keith Lockhart, L (1, 4) OBP: 0.355, SLG: 0.462	10 CS 1B		10 G6-3 2B		L4		F9-5 BB 1-3 1B		FC5-4 1B	5	1	4	0	0	0	0
10 Chipper Jones, S (1, 5) OBP: 0.444, SLG: 0.624	1-2 BB		G6-3 2-3			2B SF7 BB	SF8 3-H		F7	2	1	0	1	2	0	2
Andres Galarraga, R (1, 3) OBP: 0.408, SLG: 0.640	K		3-H 2B			1B FC4-6 1-3 2B	1-2 BB		FC5-4 1-2f	4	1	2	1	1	1	2
Ryan Klesko, L (1, 7) OBP: 0.308, SLG: 0.455		HR	G3-1			SF7 3-H	F9-5 2-3			3	1	1	2	0	0	3
Javy Lopez, R (1, 2) OBP: 0.351, SLG: 0.577		K		G5-3		FC4-6 2-3 1B		F8		4	0	1	0	0	1	0
Michael Tucker, L (1, 9) OBP: 0.367, SLG: 0.570		FC5-4 1B	G3			FC4-6 1-2f 3-H 1B		F8		4	0	1	1	0	0	1
Andruw Jones, R (1, 8) OBP: 0.305, SLG: 0.449		FC5-4 1-2f		G6-3		1-2 1B		WP HBP		3	0	1	0	0	0	1
Dennis Martinez, R (1, 1) Gerald Williams, R (6, PH) OBP: 0.301, SLG: 0.382 Kerry Ligtenberg, R (7, 1) Alan Embree, L (7, 1) Brian Edmondson, R (8, 1) Curtis Pride, L (8, PH) OBP: 0.263, SLG: 0.313 Mark Wohlers, R (9, 1) John Rocker, R (9, 1)	K				K	P3		F7 1-2		2 1 0 0 0 1 0 0	0 0 0 0 0 0 0 0	0 0 0 0 0 0 0 0	0 0 0 0 0 0 0 0	0 0 0 0 0 0 0 0	2 0 0 0 0 0 0 0	1 2 0 0 0 1 0 0
Inning Stats	R: 0 E: 0 K: 1 S: 12 H: 1 LOB: 1 BB: 1 P: 21	R: 1 E: 0 K: 2 S: 10 H: 2 LOB: 1 BB: 0 P: 13	R: 1 E: 0 K: 0 S: 15 H: 2 LOB: 1 BB: 0 P: 23	R: 0 E: 0 K: 0 S: 6 H: 0 LOB: 0 BB: 0 P: 10	R: 0 E: 0 K: 1 S: 10 H: 0 LOB: 0 BB: 0 P: 16	R: 2 E: 0 K: 0 S: 15 H: 3 LOB: 2 BB: 1 P: 26	R: 1 E: 1 K: 0 S: 12 H: 1 LOB: 1 BB: 1 P: 20	R: 0 E: 0 K: 0 S: 8 H: 0 LOB: 1 BB: 0 P: 15	R: 0 E: 0 K: 0 S: 8 H: 1 LOB: 1 BB: 0 P: 15	1B: 6 2B: 4 3B: 0 HR: 1	SF: 2 SAC: 0 DP: 1 HBP: 1					

livebaseballscorecards.com

AB	34
R	5
H	10
RBI	5
BB	3
SO	4
LOB	13

WP: 1 PB: 0 SB: 0 CS: 1 PA: 40

PITCHER		IP	WLS	BF	H	R	ER	SO	BB	IBB	HBP	BLK	WP	HR	S	P	ERA	WHIP
Carl Pavano, R ERA: 3.65	(1, 1)	5.1		24	7	4	4	4	2	0	0	0	0	1	61	98	6.75	1.688
Steve Kline, L ERA: 3.12	(6, 1)	0.1		2	1	0	0	0	0	0	0	0	0	0	4	6	0.00	3.000
Shayne Bennett, R ERA: 5.16	(6, 1)	0.1		1	0	0	0	0	0	0	0	0	0	0	3	5	0.00	0.000
Anthony Telford, R ERA: 5.16	(7, 1)	1.2		8	1	1	0	0	1	0	1	0	0	0	16	30	0.00	1.200
Mike Maddux, R ERA: 3.38	(8, 1)	0.1	W	1	0	0	0	0	0	0	0	0	1	0	4	5	0.00	0.000
Ugueth Urbina, R ERA: 1.03	(9, 1)	1.0		4	1	0	0	0	0	0	0	0	0	0	8	15	0.00	1.000

Batter	1	2	3	4	5	6	7	8	9	AB	R	H	RBI	BB	SO	LOB
F.P. Santangelo, S (1, 7) OBP: 0.332, SLG: 0.373	F7		G1-3		K		K		P4	5	0	0	0	0	2	2
Jose Vidro, S (1, 4) OBP: 0.296, SLG: 0.205	1B 2B		G5-3		G4-3		G4-3			4	1	1	0	0	0	2
Vladimir Guerrero, R (1, 9) OBP: 0.322, SLG: 0.480	K			F9		G3		G4-3		4	0	0	0	0	1	1
Brad Fullmer, L (1, 3) OBP: 0.339, SLG: 0.446	2-H 1B			P5		F7		1B 2B		4	0	2	1	0	0	0
Ryan McGuire, L (8, 3) OBP: 0.368, SLG: 0.365										0	0	0	0	0	0	0
Rondell White, R (1, 8) OBP: 0.342, SLG: 0.474	F8			HR		HR		2-3 1B		4	2	3	2	0	0	1
Mark Grudzielanek, R (1, 6) OBP: 0.287, SLG: 0.340		L4		G6-3		1B		K		4	0	1	0	0	1	2
Chris Widger, R (1, 2) OBP: 0.326, SLG: 0.453		K			HR	P4		G5-3		4	1	1	1	0	1	3
Shane Andrews, R (1, 5) OBP: 0.311, SLG: 0.459		K			G6-3		SH5-4 1B		G4-3	4	0	1	0	0	1	0
Carlos Perez, L (1, 1) OBP: 0.222, SLG: 0.296			L4		2B		1-2 SH5-4		L6	2	0	1	0	0	0	0
Da Rond Stovall, S (9, PH) OBP: 0.327, SLG: 0.304										1	0	0	0	0	0	0
Ugueth Urbina, R (9, 1)										0	0	0	0	0	0	0
Inning Stats	R: 1 E: 0 K: 1 S: 14 H: 2 LOB: 1 BB: 0 P: 17	R: 0 E: 0 K: 2 S: 7 H: 0 LOB: 0 BB: 0 P: 11	R: 0 E: 0 K: 0 S: 5 H: 0 LOB: 0 BB: 0 P: 7	R: 1 E: 0 K: 0 S: 10 H: 1 LOB: 0 BB: 0 P: 15	R: 1 E: 0 K: 1 S: 11 H: 2 LOB: 1 BB: 0 P: 15	R: 1 E: 0 K: 0 S: 10 H: 2 LOB: 1 BB: 0 P: 12	R: 0 E: 0 K: 1 S: 10 H: 1 LOB: 1 BB: 0 P: 12	R: 0 E: 0 K: 1 S: 12 H: 2 LOB: 2 BB: 0 P: 16	R: 0 E: 0 K: 0 S: 5 H: 0 LOB: 0 BB: 0 P: 9	1B: 4 2B: 3 3B: 0 HR: 3 SF: 0 SAC: 1 DP: 0 HBP: 0	WP: 0 PB: 0 SB: 0 CS: 0 PA: 37					

PITCHER	IP	WLS	BF	H	R	ER	SO	BB	IBB	HBP	BLK	WP	HR	S	P	ERA	WHIP
Jon Lieber, R (1, 1) ERA: 4.76	6.0	L	25	7	4	4	4	0	0	0	0	0	3	57	77	6.00	1.167
Rich Loiselle, R (7, 1) ERA: 3.8	1.0		4	1	0	0	1	0	0	0	0	0	0	10	12	0.00	1.000
Esteban Loaiza, R (8, 1) ERA: 5.3	1.0		5	2	0	0	1	0	0	0	0	0	0	12	16	0.00	2.000
Elmer Dessens, R (9, 1) ERA: 7.15	1.0		3	0	0	0	0	0	0	0	0	0	0	5	9	0.00	0.000

PITCHER	IP	WLS	BF	H	R	ER	SO	BB	IBB	HBP	BLK	WP	HR	S	P	ERA	WHIP

TOP

Montreal Expos @ Pittsburgh Pirates

Three Rivers Stadium, Pittsburgh, PA

Fri May 29 1998, 7:05 PM EDT
Att. 17,053 - Overcast - 75 F

livebaseballscorecards.com

AB	36
R	4
H	10
RBI	4
BB	0
SO	6
LOB	11

BOTTOM

Montreal Expos @ Pittsburgh Pirates

Three Rivers Stadium, Pittsburgh, PA

Fri May 29 1998, 7:05 PM EDT
Att. 17,053 - Overcast - 75 F

Batter	1	2	3	4	5	6	7	8	9	AB	R	H	RBI	BB	SO	LOB
Tony Womack, L (1, 4) OBP: 0.305, SLG: 0.281	C B F B F X 2-2 G6-3 ①		F B X 1-1 S 1B		X 0-0 FC1-5 ① 1-2 2-3f		B B B C B 4-1 1-2 BB		B B B 4-0 G4-3 2-3 BB	3	0	1	0	2	0	2
Manny Martinez, R (1, 7) OBP: 0.423, SLG: 0.667 Al Martin, L (9, PH) OBP: 0.316, SLG: 0.407	B X 1-0 F8 2B		B C C X 1-2 G5-3 ② 1-3		C S S 0-3 K ②		F B S X 1-2 P8 ②		X 0-0 G4-3 ② ③ 1-2f	4 1	0 0	1 0	0 0	0 0	1 0	6 2
18 Jason Kendall, R (1, 2) OBP: 0.417, SLG: 0.484	B B B B 4-0 BB		C X 0-1 P4 ③		B F F S 1-3 K ③		X 0-0 F9 ③			3	0	0	0	1	1	6
Kevin Young, R (1, 3) OBP: 0.314, SLG: 0.480	C X 0-1 F8 ② 2-3			B B S X 2-1 2B 1B		F X 0-1 P4 ①		B B B C X 3-1 HR		4	1	2	1	0	0	2
Jermaine Allensworth, R (1, 8) OBP: 0.356, SLG: 0.446	B C B F X 2-2 P6 ③			F B B X 2-1 P6 ①		C X 0-1 G5-3 ②		F C B F X 1-2 G5-3 ①		4	0	0	0	0	0	3
Jose Guillen, R (1, 9) OBP: 0.372, SLG: 0.533		F B X 1-1 G6-3 ①		F C F X 0-2 ② 1-1 2B		C S X 0-2 F9 ③		B X 1-0 F8 ②		4	0	1	0	0	0	0
Aramis Ramirez, R (1, 5)		S X 0-1 G5-3 ②		F F S 0-3 K ③			B X 1-0 G3 ①	F B C F X 1-2 F9 ③		4	0	0	0	0	1	1
Kevin Polcovich, R (1, 6) OBP: 0.212, SLG: 0.208 Doug Strange, S (9, PH) OBP: 0.250, SLG: 0.252		C X 0-1 P4 ③			B X 1-0 FC1-5 BB 1B		X 0-0 1B 2B		B C C X 1-1 F8 ①	3 1	0 0	2 0	0 0	0 0	0 0	0 0
Jon Lieber, L (1, 1) OBP: 0.381, SLG: 0.316 Rich Loiselle, R (7, 1) Mark Smith, R (7, PH) OBP: 0.159, SLG: 0.105 Esteban Loaiza, R (8, 1) OBP: 0.263, SLG: 0.222 Elmer Dessens, R (9, 1) Turner Ward, S (9, PH) OBP: 0.337, SLG: 0.405			F X 0-1 F9 ①		C B L B B B 4-2 FC1-5 1-2 BB		X 0-0 BB 2-3 1B		B B C X 2-1 BB 2B	1 0 1 0 0 0 1	0 0 0 0 0 0 0	0 0 1 0 0 0 1	0 0 0 0 0 0 0	1 0 0 0 0 0 0	0 0 0 0 0 0 0	0 0 0 0 0 0 0
Inning Stats	R: 0 E: 0 K: 0 S: 10 H: 1 LOB: 2 BB: 1 P: 19	R: 0 E: 0 K: 0 S: 6 H: 0 LOB: 0 BB: 0 P: 7	R: 0 E: 0 K: 0 S: 9 H: 1 LOB: 1 BB: 0 P: 11	R: 0 E: 0 K: 1 S: 11 H: 2 LOB: 1 BB: 0 P: 15	R: 0 E: 0 K: 2 S: 10 H: 1 LOB: 2 BB: 1 P: 16	R: 0 E: 0 K: 0 S: 7 H: 0 LOB: 0 BB: 0 P: 7	R: 0 E: 0 K: 0 S: 8 H: 2 LOB: 3 BB: 1 P: 14	R: 1 E: 0 K: 0 S: 11 H: 1 LOB: 0 BB: 0 P: 17	R: 0 E: 0 K: 0 S: 5 H: 1 LOB: 1 BB: 1 P: 12	1B: 4 2B: 4 3B: 0 HR: 1	SF: 0 SAC: 0 DP: 1 HBP: 0						

PITCHER	IP	WLS	BF	H	R	ER	SO	BB	IBB	HBP	BLK	WP	HR	S	P	ERA	WHIP
Carlos Perez, L (1, 1) ERA: 3.25	8.0	W	34	8	1	1	3	3	0	0	0	0	1	72	106	1.12	1.375
Ugueth Urbina, R (9, 1) ERA: 0.99	1.0	S	4	1	0	0	0	1	0	0	0	0	0	5	12	0.00	2.000

PITCHER	IP	WLS	BF	H	R	ER	SO	BB	IBB	HBP	BLK	WP	HR	S	P	ERA	WHIP

AB	34
R	1
H	9
RBI	1
BB	4
SO	3
LOB	22

WP: 0 PB: 0 SB: 2 CS: 0 PA: 38

livebaseballscorecards.com

Montreal Expos @ Pittsburgh Pirates

Three Rivers Stadium, Pittsburgh, PA

Sat May 30 1998, 7:05 PM EDT

Att. 38,149 - Overcast - 84 F

TOP

livebaseballscorecards.com

Batter	1	2	3	4	5	6	7	8	9	AB	R	H	RBI	BB	SO	LOB
F.P. Santangelo, S (1, 7) OBP: 0.338, SLG: 0.376	2-1 SF8 1B		0-1 G1-3		4-1 1B HR BB	0-0 F8			3-1 SH1-3 1B	4	2	2	0	1	0	1
Jose Vidro, S (1, 4) OBP: 0.304, SLG: 0.220	1-2 1-3 2B 2B		2-0 G4-3		4-1 1-2 1B HR BB	3-2 G4-3			0-0 SH1-3 1-2	3	2	1	0	1	0	1
Vladimir Guerrero, R (1, 9) OBP: 0.319, SLG: 0.473	0-2 G6-3		1-0 G5-3		0-1 1-2 2-3 HR 1B		0-2 G1-6-3		0-0 L4	5	1	1	0	0	0	3
Brad Fullmer, L (1, 3) OBP: 0.335, SLG: 0.459 Ugueth Urbina, R (9, 1)	2-2 SF8 3-H			2-3 K	0-1 1-H 2-H 3-H HR		1-0 G6-3		1-2 G4-3	4 0	1 0	1 0	5 0	0 0	1 0	1 0
Rondell White, R (1, 8) OBP: 0.350, SLG: 0.485	2-1 2-H 2B			1-1 S 1B	0-0 F9		0-0 S 1B			4	1	3	1	0	0	0
Mark Grudzielanek, R (1, 6) OBP: 0.286, SLG: 0.338	2-1 P8			0-0 F7	1-0 S 1B		2-3 1-2 K			4	0	1	0	0	1	3
Chris Widger, R (1, 2) OBP: 0.324, SLG: 0.448		1-0 F7		3-2 1-H 1B	2-1 1-2 F9			0-0 G6-3		4	0	1	1	0	0	1
Shane Andrews, R (1, 5) OBP: 0.304, SLG: 0.448		0-0 G5-3		3-1 F8		2-3 K		1-2 G6-3		4	0	0	0	0	1	1
Trey Moore, L (1, 1) OBP: 0.278, SLG: 0.294		1-3 K			1-0 F7	0-1 1B		0-0 G3-1		3	0	1	0	0	1	0
Shayne Bennett, R (6, 1)										0	0	0	0	0	0	0
Mike Maddux, L (6, 1)										0	0	0	0	0	0	0
Dustin Hermanson, R (7, 1)										1	0	0	0	0	0	0
Ryan McGuire, L (9, 3) OBP: 0.368, SLG: 0.365										0	0	0	0	0	0	0
Inning Stats	R: 2 E: 0 K: 0 S: 16 H: 3 LOB: 1 BB: 0 P: 25	R: 0 E: 0 K: 1 S: 6 H: 0 LOB: 0 BB: 0 P: 8	R: 0 E: 0 K: 0 S: 4 H: 0 LOB: 0 BB: 0 P: 7	R: 1 E: 0 K: 1 S: 13 H: 2 LOB: 1 BB: 0 P: 21	R: 4 E: 0 K: 0 S: 11 H: 3 LOB: 1 BB: 2 P: 23	R: 0 E: 0 K: 1 S: 11 H: 1 LOB: 1 BB: 0 P: 16	R: 0 E: 0 K: 1 S: 8 H: 1 LOB: 1 BB: 0 P: 11	R: 0 E: 0 K: 0 S: 5 H: 0 LOB: 0 BB: 0 P: 6	R: 0 E: 0 K: 0 S: 7 H: 1 LOB: 1 BB: 0 P: 11	1B: 8 2B: 2 3B: 0 HR: 1 SF: 1 SAC: 1 DP: 0 HBP: 0						

	AB	36
	R	7
	H	11
	RBI	7
	BB	2
	SO	4
	LOB	11

WP: 0 PA: 40
PB: 0
SB: 3
CS: 0

PITCHER		IP	WLS	BF	H	R	ER	SO	BB	IBB	HBP	BLK	WP	HR	S	P	ERA	WHIP
Jose Silva, R ERA: 4.06	(1, 1)	5.0		25	8	7	7	2	2	0	0	0	0	1	50	84	12.60	2.000
Elmer Dessens, R ERA: 6.57	(6, 1)	1.0		4	1	0	0	1	0	0	0	0	0	0	11	16	0.00	1.000
Rich Loiselle, R ERA: 3.51	(7, 1)	2.0		7	1	0	0	1	0	0	0	0	0	0	13	17	0.00	0.500
Jason Christiansen, L ERA: 1.17	(9, 1)	1.0	W	4	1	0	0	0	0	0	0	0	0	0	7	11	0.00	1.000

PITCHER	IP	WLS	BF	H	R	ER	SO	BB	IBB	HBP	BLK	WP	HR	S	P	ERA	WHIP

Batter	1	2	3	4	5	6	7	8	9	AB	R	H	RBI	BB	SO	LOB
Tony Womack, L (1, 4) OBP: 0.302, SLG: 0.279	C X 0-1 ① G3		F X 0-1 ② G4-3		X 0-0 ② G3		C S X 0-2 ① G4-3		B F F F X 1-2 18 WP 1-2 18 1B 1B	5	1	1	0	0	0	0
Al Martin, L (1, 7) OBP: 0.318, SLG: 0.409	C B B C X 2-2 ② G3		S C B B S 2-3 ③ K		F X 0-1 2B		C X 0-1 ② G3-1		C F B B B B 4-2 18 18 1B 1-2 18 E 2-3 BB	4	1	1	0	1	1	0
18 Jason Kendall, R (1, 2) OBP: 0.421, SLG: 0.487	B X 1-0 1B 1B			C F B B F X 2-2 2B G3-1 1B	C B B B F F X 2-2 ③ F9		B B F F F T 2-2 ③ K		B F X 1-1 E9 1-H 2-H 3-H 1B	5	1	3	2	0	1	1
Kevin Young, R (1, 3) OBP: 0.326, SLG: 0.495	X 0-0 FC4 1-3 1B			X 0-0 G3-1 1-3 HR 2B		B S F B X 2-2 1B G3 1B		B S X 1-1 FC5-4 1B		4	2	4	0	0	0	0
Jose Guillen, R (1, 9) OBP: 0.364, SLG: 0.522	B S B X 2-1 ③ FC4 1-2f			B B C B X 3-1 ① G3-1 2-3 3-H	B B C C C 2-3 ① K		C F F F S 0-3 ① K			4	0	0	1	0	2	5
Manny Martinez, R (1, 8) OBP: 0.433, SLG: 0.750 Jason Christiansen, R (9, 1)		B C X 1-1 ① F8		C B F X 1-2 3-H HR	F B F B F X 2-2 G3 1-3 1B		B F X 1-1 ② FC5-4 1-2f			4 0	2 0	2 0	2 0	0 0	0 0	1 0
Aramis Ramirez, R (1, 5)		X 0-0 ② F8		F B S X 1-2 ② F9	X 0-0 ② G3 1-2 3-H		X 0-0 ③ G6-3			4	0	0	1	0	0	2
Kevin Polcovich, R (1, 6) OBP: 0.215, SLG: 0.212 Chance Sanford, L (9, PH) OBP: 0.154, SLG: 0.240		B B B C X 3-1 ③ G4-3		B X 1-0 ③ P5	C B F F F B F X 2-2 2-H 1B				B B B C C B 4-2 WP 1B 18 1B BB	3 0	0 1	1 0	1 0	0 1	0 0	0 0
Jose Silva, R (1, 1) Jermaine Allensworth, R (5, PH) OBP: 0.354, SLG: 0.444 Elmer Dessens, R (6, 1) Doug Strange, S (6, PH) OBP: 0.248, SLG: 0.250 Rich Loiselle, R (7, 1) Turner Ward, S (9, 8) OBP: 0.333, SLG: 0.400			C C Ø C 0-3 ① K		F S F B X 1-2 ① G5-3	X 0-0 ③ G3			F S Ø F 0-3 ① K	1 1 0 1 0 1	0 0 0 0 0 0	0 0 0 0 0 1	0 0 0 0 0 1	1 0 0 0 0 0	0 0 0 0 0 1	0 0 0 1 0 1
Inning Stats	R: 0 H: 2 E: 0 LOB: 2 K: 0 BB: 0 S: 9 P: 14	R: 0 H: 0 E: 0 LOB: 0 K: 0 BB: 0 S: 5 P: 9	R: 0 H: 0 E: 0 LOB: 0 K: 2 BB: 0 S: 8 P: 10	R: 3 H: 3 E: 0 LOB: 0 K: 0 BB: 0 S: 14 P: 22	R: 0 H: 1 E: 0 LOB: 1 K: 0 BB: 0 S: 11 P: 14	R: 2 H: 3 E: 0 LOB: 1 K: 1 BB: 0 S: 17 P: 25	R: 0 H: 0 E: 0 LOB: 0 K: 1 BB: 0 S: 8 P: 10	R: 0 H: 1 E: 0 LOB: 1 K: 1 BB: 0 S: 10 P: 12	R: 3 H: 2 E: 1 LOB: 1 K: 1 BB: 2 S: 13 P: 23	1B: 9 SF: 0 2B: 2 SAC: 0 3B: 0 DP: 0 HR: 1 HBP: 0						

PITCHER		IP	WLS	BF	H	R	ER	SO	BB	IBB	HBP	BLK	WP	HR	S	P	ERA	WHIP
Trey Moore, L ERA: 4.89	(1, 1)	5.0		22	7	4	4	2	0	0	0	0	0	1	50	74	7.20	1.400
Shayne Bennett, R ERA: 5.34	(6, 1)	0.2		4	2	1	1	1	0	0	0	0	0	0	13	19	13.50	3.000
Mike Maddux, R ERA: 3.29	(6, 1)	0.1		1	0	0	0	0	0	0	0	0	0	0	1	1	0.00	0.000
Dustin Hermanson, R ERA: 3.78	(7, 1)	2.0		7	1	0	0	2	0	0	0	0	0	0	18	22	0.00	0.500
Ugueth Urbina, R ERA: 1.63	(9, 1)	0.1	L	5	2	3	2	1	2	0	0	0	1	0	13	23	54.00	12.000

PITCHER	IP	WLS	BF	H	R	ER	SO	BB	IBB	HBP	BLK	WP	HR	S	P	ERA	WHIP

BOTTOM

Montreal Expos @ Pittsburgh Pirates

Three Rivers Stadium, Pittsburgh, PA

Sat May 30 1998, 7:05 PM EDT

Att. 38,149 - Overcast - 84 F

livebaseballscorecards.com

AB	37
R	8
H	12
RBI	7
BB	2
SO	6
LOB	11

Batter	1	2	3	4	5	6	7	8	9	AB	R	H	RBI	BB	SO	LOB
F.P. Santangelo, S (1, 4) OBP: 0.330, SLG: 0.365	C B X 1-1 G3		C C B B F B X 3-2 G4-3			F B X 1-1 F9	B F C F S 1-3 K		S F F C 0-3 K	5	0	0	0	0	2	2
Da Rond Stovall, S (1, 9) OBP: 0.321, SLG: 0.360	B S X 1-1 G1-3			X 0-0 F9		C C F B B B F X 3-2 HR		B C B B F F C 3-3 K		4	1	1	1	0	1	0
Jose Vidro, S (1, 5) OBP: 0.293, SLG: 0.211	B X 1-0 G3			C B B C F S 2-3 K		C X 0-1 F8		F X 0-1 G3		4	0	0	0	0	1	0
Brad Fullmer, L (1, 3) OBP: 0.343, SLG: 0.481		X 0-0 FC1-5 1B 1B		B F B X 2-1 3B		C B B X 2-1 2B 2B		B X 1-0 F8		4	1	3	0	0	0	0
Rondell White, R (1, 8) OBP: 0.357, SLG: 0.493		F S X 0-2 FC1-5 1-2 1B		B B F B X 3-1 F9		B B X 2-0 2-H 2B			B B S B S B 4-2 BB E FC5-4 BB	3	1	2	1	1	0	1
Mark Grudzielanek, R (1, 6) OBP: 0.282, SLG: 0.332		B B C X 2-1 FC1-5 G4-6-3 1-2 2-3f			F B X 1-1 F9	S X 0-1 P3			S B X 1-1 E4 FC5-4 BB 1-2 SF9	4	1	0	0	0	0	4
Ryan McGuire, L (1, 7) OBP: 0.374, SLG: 0.364		C X 0-1 G4-6-3 1-2f			B X 1-0 1B		C S B X 1-2 F8		B B B B 4-0 FC5-4 1-2 2-3 BB	3	0	1	0	1	0	2
Mike Hubbard, R (1, 2) OBP: 0.143, SLG: 0.206			F X 0-1 F8		1 SAFE X 0-0 F7		B C F S 1-3 K		C F F X 0-2 FC5-4 1-2f 2-3 3-H	4	0	0	1	0	1	3
Miguel Batista, R (1, 1) Scott Livingstone, L (5, PH) OBP: 0.224, SLG: 0.250 Shayne Bennett, R (5, 1) Anthony Telford, R (5, 1) Robert Perez, R (7, PH) OBP: 0.266, SLG: 0.444 Steve Kline, S (7, 1) Vladimir Guerrero, R (9, PH) OBP: 0.318, SLG: 0.473			X 0-0 G6-3		B B C F F F X 2-2 G3		C S X 0-2 E6		F F X 0-2 SF9 3-H	1 1 0 0 1 0 0 0	0 0 0 0 0 0 0 0	0 0 0 0 0 0 0 1	0 1 0 0 0 0 0 0	0 0 0 0 0 0 0 0	0 1 0 0 0 0 0 0	0 0 0 0 0 0 0 0
Inning Stats	R: 0 E: 0 K: 0 S: 5 H: 0 LOB: 0 BB: 0 P: 8	R: 0 E: 0 K: 0 S: 8 H: 2 LOB: 1 BB: 0 P: 10	R: 0 E: 0 K: 0 S: 7 H: 0 LOB: 0 BB: 0 P: 10	R: 0 E: 0 K: 1 S: 9 H: 1 LOB: 1 BB: 0 P: 16	R: 0 E: 0 K: 0 S: 8 H: 1 LOB: 1 BB: 0 P: 12	R: 2 E: 0 K: 0 S: 14 H: 3 LOB: 1 BB: 0 P: 22	R: 0 E: 1 K: 2 S: 14 H: 0 LOB: 1 BB: 0 P: 17	R: 0 E: 0 K: 1 S: 7 H: 0 LOB: 0 BB: 0 P: 11	R: 2 E: 1 K: 1 S: 15 H: 0 LOB: 1 BB: 2 P: 24	1B: 3 2B: 2 3B: 1 HR: 1 SF: 1 SAC: 0 DP: 1 HBP: 0			WP: 0 PB: 0 SB: 0 CS: 0	PA: 37		

PITCHER		IP	WLS	BF	H	R	ER	SO	BB	IBB	HBP	BLK	WP	HR	S	P	ERA	WHIP
67 Francisco Cordova, R ERA: 2.3	(1, 1)	7.0	W	28	7	2	2	3	0	0	0	0	0	1	65	95	2.57	1.000
Esteban Loaiza, R ERA: 5.11	(8, 1)	2.0		9	0	2	0	2	2	0	0	0	0	0	22	35	0.00	1.000

PITCHER	IP	WLS	BF	H	R	ER	SO	BB	IBB	HBP	BLK	WP	HR	S	P	ERA	WHIP

TOP

Montreal Expos @ Pittsburgh Pirates

Three Rivers Stadium, Pittsburgh, PA

Sun May 31 1998, 3:33 AM EDT

Att. 24,718 - Sunny - 85 F

livebaseballscorecards.com

AB	34
R	4
H	7
RBI	4
BB	2
SO	5
LOB	13

Montreal Expos @ Pittsburgh Pirates

Three Rivers Stadium, Pittsburgh, PA

Sun May 31 1998, 3:33 AM EDT

Att. 24,718 - Sunny - 85 F

livebaseballscorecards.com

BOTTOM

Batter	1	2	3	4	5	6	7	8	9	AB	R	H	RBI	BB	SO	LOB
Tony Womack, L (1, 4) OBP: 0.302, SLG: 0.289	C F B B F B X 3-2 P6 ①		F F X 0-2 SF8 ② 3-H		C L F B X 1-2 G3-1 3B	B X 1-0 FC4 BB G3 E 3-H	X 0-0 G6-3 ② 2-3			3	2	1	2	0	0	0
Chance Sanford, L (7, PH) OBP: 0.148, SLG: 0.231 (8, 4)										1	0	0	0	0	0	1
Al Martin, L (1, 7) OBP: 0.316, SLG: 0.400	B F B S F B S 3-3 K ②		X 0-0 G4-3 ③		F B B S F B B 4-2 G3-1 18 S BB	1 SAFE 1 SAFE 1 SAFE X 0-0 G3 ② 1-2	S B B S F C 2-3 K ③			4	0	0	0	1	2	3
18 Jason Kendall, R (1, 2) OBP: 0.427, SLG: 0.487	C X 0-1 F9 ③			B F X 1-1 BB 2B 1B	1 SAFE B B B C F H 4-2 G3-1 HBP 1-2	2 SAFE B B B B 4-0 BB E BB		X 0-0 G5-3 ①		2	2	1	0	1	0	0
Keith Osik, R (8, PH) OBP: 0.300, SLG: 0.200 (9, 2)										1	0	0	0	0	0	0
Kevin Young, R (1, 3) OBP: 0.328, SLG: 0.488		C C B F S 1-3 K ①		1 SAFE B B B C S B 4-2 2B 2B BB 1-2	S S B F X 1-2 G3-1 ① 1-2 2-3 3-H	F F B B B B 4-2 BB E BB 1-2 2-3		X 0-0 G6-3 ②		3	1	0	1	2	1	2
Turner Ward, S (1, 9) OBP: 0.327, SLG: 0.400		C C B X 1-2 G3 ②		X 0-0 2B 2B 1-3 2-H	C B C X 1-2 P5 ②	S X 0-1 E4 BB 1-2 2-H 3-H		B B F B X 3-1 L1-3 ③		5	1	1	1	0	0	3
Jermaine Allensworth, R (1, 8) OBP: 0.362, SLG: 0.450		B B X 2-0 G6-3 ③		B S B X 2-1 F9 WP 2B 2-H 3-H	B B B B 4-0 BB	B F B F B B 4-2 BB 1-2 2-3				2	1	1	2	2	0	0
Aramis Ramirez, R (1, 5)		B B S X 2-1 G4-3 ①	B X 1-0 F9 ① 2-3	X 0-0 F9 ③		B B X 2-0 P3 ③				4	0	0	0	0	0	7
Kevin Polcovich, R (1, 6) OBP: 0.225, SLG: 0.233			C B F F X 1-2 67 E 67 1B SF8 1B	F L B F F F B S 2-3 K ② 3-H		B B B F B F B X 3-1 67 SH4 FC4 2B	X 0-0 G6-3 ①			4	2	2	0	0	1	0
67 Francisco Cordova, R (1, 1) OBP: 0.133, SLG: 0.103			L X 0-1 E3 1-3 1B	B S B S F C 2-3 K ③		X 0-0 SH4 ① 2-3	B C X 1-1 G6-3 2B			2	0	1	0	0	1	0
Mark Smith, R (7, PH) OBP: 0.178, SLG: 0.154										1	0	1	0	0	0	0
Esteban Loaiza, R (8, 1) OBP: 0.263, SLG: 0.222										0	0	0	0	0	0	0
Inning Stats	R: 0 E: 0 K: 1 S: 10 H: 0 LOB: 0 BB: 0 P: 16	R: 0 E: 0 K: 1 S: 8 H: 0 LOB: 0 BB: 0 P: 12	R: 1 E: 1 K: 0 S: 12 H: 2 LOB: 1 BB: 0 P: 15	R: 4 E: 0 K: 2 S: 18 H: 3 LOB: 0 BB: 1 P: 30	R: 1 E: 0 K: 0 S: 17 H: 1 LOB: 3 BB: 2 P: 32	R: 3 E: 1 K: 0 S: 12 H: 1 LOB: 3 BB: 3 P: 30	R: 0 E: 0 K: 1 S: 8 H: 1 LOB: 1 BB: 0 P: 11	R: 0 E: 0 K: 0 S: 4 H: 0 LOB: 0 BB: 0 P: 7		1B: 3 2B: 4 3B: 1 HR: 0	SF: 1 SAC: 1 DP: 0 HBP: 1			WP: 1 PB: 0 SB: 1 CS: 0	PA: 41		

	AB	32
	R	9
	H	8
	RBI	6
	BB	6
	SO	5
	LOB	16

PITCHER	IP	WLS	BF	H	R	ER	SO	BB	IBB	HBP	BLK	WP	HR	S	P	ERA	WHIP
Miguel Batista, R (1, 1) ERA: 4.07	4.0	L	18	5	5	4	4	1	0	0	0	1	0	48	73	9.00	1.500
Shayne Bennett, R (5, 1) ERA: 5.52	0.2		6	1	1	1	0	2	0	1	0	0	0	16	31	13.50	4.500
Anthony Telford, R (5, 1) ERA: 5.23	1.1		10	1	3	1	0	3	0	0	0	0	0	13	31	6.75	3.000
Steve Kline, L (7, 1) ERA: 2.79	2.0		7	1	0	0	1	0	0	0	0	0	0	12	18	0.00	0.500

PITCHER	IP	WLS	BF	H	R	ER	SO	BB	IBB	HBP	BLK	WP	HR	S	P	ERA	WHIP

Montreal Expos @ Philadelphia Phillies

Veterans Stadium, Philadelphia, PA

Mon Jun 01 1998, 7:05 PM EDT

Att. 16,704 - Unknown - 74 F

TOP

livebaseballscorecards.com

Batter	1	2	3	4	5	6	7	8	9	AB	R	H	RBI	BB	SO	LOB
F.P. Santangelo, S (1, 7) OBP: 0.332, SLG: 0.363	S C F B B F F X 2-2 ① G6-3	B X 1-0 ③ G4-3		C C B B B B 4-2 1-2 2-3 BB		X 0-0 1B 1-2 1B		C F X 0-2 ③ L6		4	0	1	0	1	0	4
Jose Vidro, S (1, 4) OBP: 0.289, SLG: 0.210	X 0-0 ② L4		C X 0-1 ① G4-3	X 0-0 ③ L8		B C F F X 1-2 ③ 1-2 2-H 1B			C B F B F X 2-2 ① G5-3	5	0	1	0	0	0	3
Vladimir Guerrero, R (1, 9) OBP: 0.329, SLG: 0.481	B S B B S B 4-2 BB		B X 1-0 F7 1B		H 1-0 FC5-4 HBP		C B S F F B X 2-2 ① F9		X 0-0 ② 2B	3	0	2	0	1	0	0
Brad Fullmer, L (1, 3) OBP: 0.337, SLG: 0.471 Ryan McGuire, L (7, 3) OBP: 0.370, SLG: 0.359	X 0-0 ③ L8		F 1 SAFE B B B 1 SAFE S F X 2-2 ② ③ F7 1-2		C S X 0-2 ① FC5-4 1-2f		C S B B B S 2-3 ② K		B C F B X 2-2 ③ G6-3	4 1	0 0	0 0	0 0	0 0	1 0	3 0
Rondell White, R (1, 8) OBP: 0.355, SLG: 0.485		C F B B H 2-2 2B G6-3 HBP		F B F S 1-3 ① K	F 1 SAFE X 0-1 ② F9		C F B X 1-2 ③ G4-3			3	1	0	0	0	1	1
Mark Grudzielanek, R (1, 6) OBP: 0.285, SLG: 0.336		1 SAFE C X 0-1 G6-3 1-3 2B		B B B C B 4-1 S S 1B BB	B B 1 SAFE B C 1 SAFE X 3-1 ③ P3			C S B S 1-3 ① K		3	1	1	0	1	1	1
Chris Widger, R (1, 2) OBP: 0.322, SLG: 0.443		F S F B X 1-2 ① G6-3 2-3 3-H		B S B B B X 3-1 ② P6 1-2		B X 1-0 ① F7		B B F C X 2-2 S 1B		4	0	1	1	0	0	2
Shane Andrews, R (1, 5) OBP: 0.309, SLG: 0.442		B B B C B 4-1 SH5-4 BB		B T C B B B 4-2 BB 1B 2-3 BB		B C X 1-1 ② F8		F S B C 1-3 ② K 1-2		2	0	0	0	2	1	1
Javier Vazquez, R (1, 1) OBP: 0.300, SLG: 0.316 Scott Livingstone, L (8, PH) OBP: 0.282, SLG: 0.250 Mike Maddux, L (8, 1)		B L X 1-1 ② SH5-4 1-2		X 0-0 BB 1-2 3-H 1B		C B B B B 4-1 1B 1B BB		F B B B F B 4-2 BB		1 0 0	0 0 0	1 0 0	1 0 0	1 1 0	0 0 0	0 0 0

Inning Stats	1	2	3	4	5	6	7	8	9
	R: 0 H: 0 E: 0 LOB: 1 K: 0 BB: 1 S: 10 P: 16	R: 1 H: 1 E: 0 LOB: 2 K: 0 BB: 1 S: 12 P: 21	R: 0 H: 1 E: 0 LOB: 0 K: 0 BB: 0 S: 7 P: 10	R: 1 H: 1 E: 0 LOB: 3 K: 1 BB: 3 S: 12 P: 28	R: 0 H: 0 E: 0 LOB: 1 K: 0 BB: 0 S: 7 P: 11	R: 0 H: 2 E: 0 LOB: 2 K: 0 BB: 1 S: 9 P: 16	R: 0 H: 0 E: 0 LOB: 0 K: 1 BB: 0 S: 11 P: 16	R: 0 H: 1 E: 0 LOB: 2 K: 2 BB: 1 S: 14 P: 22	R: 0 H: 1 E: 0 LOB: 0 K: 0 BB: 0 S: 8 P: 12

1B: 5 SF: 0
2B: 2 SAC: 1
3B: 0 DP: 0
HR: 0 HBP: 2

WP: 0 PA: 40
PB: 0
SB: 3
CS: 0

	AB	30
	R	2
	H	7
	RBI	2
	BB	7
	SO	4
	LOB	15

PITCHER		IP	WLS	BF	H	R	ER	SO	BB	IBB	HBP	BLK	WP	HR	S	P	ERA	WHIP
Mike Grace, R ERA: 5.58	(1, 1)	6.0		29	5	2	2	1	6	0	2	0	0	0	57	102	3.00	1.833
Wayne Gomes, R ERA: 3.86	(7, 1)	2.0	W	8	1	0	0	3	1	0	0	0	0	0	25	38	0.00	1.000
Mark Leiter, R ERA: 2.08	(9, 1)	1.0		3	1	0	0	0	0	0	0	0	0	0	8	12	0.00	1.000

PITCHER	IP	WLS	BF	H	R	ER	SO	BB	IBB	HBP	BLK	WP	HR	S	P	ERA	WHIP

Batter	1	2	3	4	5	6	7	8	9	AB	R	H	RBI	BB	SO	LOB
Doug Glanville, R (1, 8) OBP: 0.345, SLG: 0.430	C X 0-1 CS 1B		C C B X 1-2 ③ L7			X 0-0 ③ G4-3		B B C B B 4-1 1B HR BB		3	1	1	0	1	0	0
Gregg Jefferies, S (1, 7) OBP: 0.380, SLG: 0.464	B B C 1 SAFE X 2-1 ① ② G4-3 1-2			B X 1-0 L9-5 2B			X 0-0 HR	X 0-0 HR 1-2 3-H 1B		4	2	3	2	0	0	1
Scott Rolen, R (1, 5) OBP: 0.382, SLG: 0.531	B B X 2-0 ③ P4			F B F X 1-2 ① ② L9-5 2-3			C B C B B S 3-3 ① K	F X 0-1 1-H 2-H HR		4	1	1	3	0	1	1
Rico Brogna, L (1, 3) OBP: 0.327, SLG: 0.492		C B X 1-1 HR		X 0-0 ③ F7			B B X 2-0 ② F9	B B C F X 2-2 ③ G4-3		4	1	1	1	0	0	0
Mike Lieberthal, R (1, 2) OBP: 0.285, SLG: 0.384		B B C B X 3-1 G6-4-3 1B			C S S 0-3 ① K		B B S S S B B 4-2 BB			2	0	1	0	1	1	0
Bobby Abreu, L (1, 9) OBP: 0.408, SLG: 0.482		X 0-0 ① ② G6-4-3 1-2f			C C B F B F S 2-3 ② K		C F C 0-3 ③ K			3	0	0	0	0	2	2
Mark Lewis, R (1, 4) OBP: 0.260, SLG: 0.279		B B X 2-0 ③ G3			B X 1-0 ③ L9			S C F B S 1-3 ① K		3	0	0	0	0	1	0
Desi Relaford, S (1, 6) OBP: 0.310, SLG: 0.385			X 0-0 ① F8			C S S 0-3 ① K		S S B B B X 3-2 23 G5-3 23 WP 1B 1B		3	1	1	0	0	1	0
Mike Grace, R (1, 1) OBP: 0.167, SLG: 0.118 Ruben Amaro Jr, S (6, PH) OBP: 0.267, SLG: 0.231 Wayne Gomes, R (7, 1) 23 Kevin Jordan, R (8, PH) OBP: 0.314, SLG: 0.388 Mark Leiter, R (9, 1)			C B C B S 2-3 ② K			B C S S B B S 3-3 ② K		B B F B X 3-1 ② G5-3 1-3		1 1 0 1 0	0 0 0 0 0	0 0 0 0 0	0 0 0 0 0	1 1 0 0 0	0 0 0 1 0	0 0 0 1 0

Inning Stats										
	R: 0 E: 0 K: 0 S: 5	H: 1 LOB: 0 BB: 0 P: 9	R: 1 E: 0 K: 0 S: 6	H: 2 LOB: 0 BB: 0 P: 12	R: 0 E: 0 K: 1 S: 7	H: 0 LOB: 0 BB: 0 P: 10	R: 0 E: 0 K: 0 S: 5	H: 1 LOB: 0 BB: 0 P: 7	R: 0 E: 0 K: 2 S: 9	H: 0 LOB: 0 BB: 0 P: 12
	R: 0 E: 0 K: 2 S: 7	H: 0 LOB: 0 BB: 0 P: 10	R: 1 E: 0 K: 2 S: 10	H: 1 LOB: 1 BB: 1 P: 19	R: 4 E: 0 K: 1 S: 16	H: 3 LOB: 0 BB: 1 P: 29				

	1B: 4	SF: 0	WP: 1	PA: 31
	2B: 2	SAC: 0	PB: 0	
	3B: 0	DP: 2	SB: 0	
	HR: 3	HBP: 0	CS: 1	

PITCHER		IP	WLS	BF	H	R	ER	SO	BB	IBB	HBP	BLK	WP	HR	S	P	ERA	WHIP
Javier Vazquez, R ERA: 5.86	(1, 1)	7.0		24	5	2	2	7	1	0	0	0	0	2	49	79	2.57	0.857
Mike Maddux, R ERA: 5.52	(8, 1)	1.0	L	7	3	4	4	1	1	0	0	0	1	1	16	29	36.00	4.000

PITCHER	IP	WLS	BF	H	R	ER	SO	BB	IBB	HBP	BLK	WP	HR	S	P	ERA	WHIP

BOTTOM

Montreal Expos @ Philadelphia Phillies

Veterans Stadium, Philadelphia, PA

Mon Jun 01 1998, 7:05 PM EDT

Att. 16,704 - Unknown - 74 F

livebaseballscorecards.com

AB	29
R	6
H	8
RBI	6
BB	2
SO	8
LOB	5

Batter	1	2	3	4	5	6	7	8	9	AB	R	H	RBI	BB	SO	LOB
F.P. Santangelo, S (1, 7) OBP: 0.333, SLG: 0.360	C F B F B F F X 2-2 ① F6		C X 0-1 WP 2B 1B	X 0-0 ③ F8			B F S B T 2-2 ① K		F H 1-1 SH1-3 HBP	4	1	1	0	0	1	1
Jose Vidro, S (1, 4) OBP: 0.296, SLG: 0.231	B B C X 2-1 ② L4-3		F C F F F B X 1-2 1-H 2B 2B		F F X 0-2 2B 1B		X 0-0 ② F8		X 0-0 ① SH1-3 1-2	4	1	2	1	0	0	0
Vladimir Guerrero, R (1, 9) OBP: 0.330, SLG: 0.481	B F X 1-1 ③ L5		X 0-0 ② P5		B S B X 2-1 1-3 2B		B B B B 4-0 BB		C B B S S B X 3-2 ② F8	4	0	1	0	1	0	2
Brad Fullmer, L (1, 3) OBP: 0.338, SLG: 0.474 Ugueth Urbina, R (9, 1)		C F X 0-2 FC4-6 1B	X 0-0 2-H 2B 2B		X 0-0 ① G3		C X 0-1 ③ G4-3		B B C C S 2-3 ③ K	5 0	1 0	2 0	1 0	0 0	1 0	4 0
Rondell White, R (1, 8) OBP: 0.353, SLG: 0.486		B F X 1-1 ① P5	F X 0-1 2-H 2B		F S B F T 1-2 ② K			B S B X 2-1 ① P5		4	0	1	1	0	1	3
Mark Grudzielanek, R (1, 6) OBP: 0.285, SLG: 0.335		S 1 SAFE F X 0-2 ② FC4-6 BB 1-2f	B C X 1-1 ③ G3		B S F T 1-2 ③ K			F B F B X 2-2 WP S SF9 1B		4	1	1	0	0	1	4
Chris Widger, R (1, 2) OBP: 0.326, SLG: 0.444		F F B B B B 4-2 1-2 BB	B B B C X 3-1 FC1-6 1B			S F C 0-3 ① K		B S 1 SAFE P B F X 3-2 ② SF9 1-H		2	0	1	1	1	1	0
Shane Andrews, R (1, 5) OBP: 0.307, SLG: 0.438		X 0-0 ③ F9	F B X 1-1 ① F9			F B B F S 2-3 ② K		C X 0-1 FC6 1B		4	0	1	0	0	1	3
Carl Pavano, R (1, 1) OBP: 0.143, SLG: 0.143 Miguel Batista, R (8, 1) Steve Kline, S (8, 1) Ryan McGuire, L (9, 3) OBP: 0.370, SLG: 0.359			B X 1-0 ① G4-3	X 0-0 ② FC1-6 1-2f		X 0-0 ③ G6-3		X 0-0 ③ FC6 1-2f		4 0 0 0	0 0 0 0	0 0 0 0	0 0 0 0	0 0 0 0	0 0 0 0	2 0 0 0
Inning Stats	R: 0 E: 0 K: 0 S: 10 H: 0 LOB: 0 BB: 0 P: 15	R: 0 E: 0 K: 0 S: 11 H: 1 LOB: 2 BB: 1 P: 16	R: 3 E: 0 K: 0 S: 15 H: 4 LOB: 1 BB: 0 P: 18	R: 0 E: 0 K: 0 S: 6 H: 1 LOB: 1 BB: 0 P: 10	R: 0 E: 0 K: 2 S: 13 H: 2 LOB: 2 BB: 0 P: 17	R: 0 E: 0 K: 2 S: 7 H: 0 LOB: 0 BB: 0 P: 9	R: 0 E: 0 K: 1 S: 6 H: 0 LOB: 1 BB: 1 P: 12	R: 1 E: 0 K: 0 S: 12 H: 2 LOB: 1 BB: 0 P: 18	R: 0 E: 0 K: 1 S: 8 H: 0 LOB: 1 BB: 0 P: 14	1B: 6 2B: 4 3B: 0 HR: 0 SF: 1 SAC: 1 DP: 0 HBP: 1						

PITCHER	IP	WLS	BF	H	R	ER	SO	BB	IBB	HBP	BLK	WP	HR	S	P	ERA	WHIP
Curt Schilling, R (1, 1) ERA: 2.71	9.0	L	40	10	4	4	6	2	0	1	0	2	0	88	129	4.00	1.333

PITCHER	IP	WLS	BF	H	R	ER	SO	BB	IBB	HBP	BLK	WP	HR	S	P	ERA	WHIP

TOP

Montreal Expos @ Philadelphia Phillies

Veterans Stadium, Philadelphia, PA

Tue Jun 02 1998, 7:05 PM EDT

Att. 13,606 - Overcast - 76 F

livebaseballscorecards.com

AB	35
R	4
H	10
RBI	4
BB	2
SO	6
LOB	19

WP: 2	PA: 40
PB: 0	
SB: 1	
CS: 0	

Batter	1	2	3	4	5	6	7	8	9	AB	R	H	RBI	BB	SO	LOB
Doug Glanville, R (1, 8) OBP: 0.348, SLG: 0.431	B C X 1-1 G6-3 ①		F F F X 0-2 FC6-4 2-3 1B			C F S 0-3 K ①		B X 1-0 G5-3 1B		4	0	2	0	0	1	0
Gregg Jefferies, S (1, 7) OBP: 0.373, SLG: 0.455	C F B B C 2-3 K ②		X 0-0 FC6-4 1-2f 3-H ②			B B X 2-0 F8 ②		B C 1 SAFE B 1 SAFE 1 B X 3-1 G5-3 1-2 ①		4	0	0	1	0	1	2
Scott Rolen, R (1, 5) OBP: 0.380, SLG: 0.539	F X 0-1 G4-3 ③		S 1 SAFE C B 1 P C 2-3 K ③			B S S B B X 3-2 HR		B B X 2-0 G5-3 ②		4	1	1	1	0	1	2
Rico Brogna, L (1, 3) OBP: 0.326, SLG: 0.485		B B F B B 4-1 FC3-6 BB		B F B X 2-1 G4-3 ①		B C X 1-1 G4-3 ③		B C S B B S 3-3 K2-3 ③		3	0	0	0	1	1	1
Mike Lieberthal, R (1, 2) OBP: 0.284, SLG: 0.381 Kevin Sefcik, R (9, PR) OBP: 0.357, SLG: 0.250		C 1 SAFE B B B X 2-1 L8 ①		C B S X 1-2 G4-3 ②			F X 0-1 L5 ①		M B X 1-1 FC5-6 1B	4 0	0 0	1 0	0 0	0 0	0 0	1 0
Bobby Abreu, L (1, 9) OBP: 0.405, SLG: 0.473		1 SAFE X 0-0 FC3-6 1-2f ②		B B X 2-0 F8 ③			B S B B B 4-1 E S G4-3 BB		B C B X 2-1 FC5-6 23 1B 1-2f ①	3	1	0	0	1	0	2
Mark Lewis, R (1, 4) OBP: 0.256, SLG: 0.274 23 Kevin Jordan, R (9, PH) OBP: 0.324, SLG: 0.397		B 1 SAFE X 1-0 G5-3 ③			C S S 0-3 K ①		B 1 SAFE S F X 1-2 E6 G4-3 1-3		B X 1-0 1-3 1B ②	3 1	0 0	0 1	0 0	0 0	1 0	2 0
Desi Relaford, S (1, 6) OBP: 0.314, SLG: 0.389 Alex Arias, R (5, PH) OBP: 0.354, SLG: 0.333 (6, 6)			F X 0-1 1B SH3-4 FC6-4 1B		C B S X 1-2 G5-3 ②		X 0-0 G4-3 1-2 3-H ②		B X 1-0 P3 ③	1 3	1 0	1 0	0 1	0 0	0 0	0 3
Curt Schilling, R (1, 1) OBP: 0.100, SLG: 0.069			X 0-0 SH3-4 1-2 ①		B X 1-0 F3 ③		S B X 1-1 G5-3 ③			2	0	0	0	0	0	1
Inning Stats	R: 0 H: 0 E: 0 LOB: 0 K: 1 BB: 0 S: 7 P: 10	R: 0 H: 0 E: 0 LOB: 1 K: 0 BB: 1 S: 5 P: 12	R: 1 H: 2 E: 0 LOB: 1 K: 1 BB: 0 S: 13 P: 14	R: 0 H: 0 E: 0 LOB: 0 K: 1 BB: 0 S: 6 P: 11	R: 0 H: 0 E: 0 LOB: 0 K: 1 BB: 0 S: 7 P: 9	R: 1 H: 1 E: 0 LOB: 0 K: 1 BB: 0 S: 9 P: 15	R: 1 H: 0 E: 1 LOB: 1 K: 0 BB: 1 S: 9 P: 15	R: 0 H: 1 E: 0 LOB: 1 K: 1 BB: 0 S: 7 P: 16	R: 0 H: 2 E: 0 LOB: 2 K: 0 BB: 0 S: 6 P: 11	1B: 5 SF: 0 2B: 0 SAC: 1 3B: 0 DP: 0 HR: 1 HBP: 0						

PITCHER		IP	WLS	BF	H	R	ER	SO	BB	IBB	HBP	BLK	WP	HR	S	P	ERA	WHIP
Carl Pavano, R ERA: 3.2	(1, 1)	7.1	W	29	4	3	2	4	2	0	0	0	0	1	59	93	2.46	0.818
Miguel Batista, R ERA: 4.04	(8, 1)	0.1		1	0	0	0	0	0	0	0	0	0	0	1	3	0.00	0.000
Steve Kline, L ERA: 2.75	(8, 1)	0.1		1	0	0	0	1	0	0	0	0	0	0	3	6	0.00	0.000
Ugueth Urbina, R ERA: 1.57	(9, 1)	1.0	S	4	2	0	0	0	0	0	0	0	0	0	6	11	0.00	2.000

PITCHER	IP	WLS	BF	H	R	ER	SO	BB	IBB	HBP	BLK	WP	HR	S	P	ERA	WHIP

BOTTOM

Montreal Expos @ Philadelphia Phillies

Veterans Stadium, Philadelphia, PA

Tue Jun 02 1998, 7:05 PM EDT

Att. 13,606 - Overcast - 76 F

livebaseballscorecards.com

AB	32
R	3
H	6
RBI	3
BB	2
SO	5
LOB	14

Batter	1	2	3	4	5	6	7	8	9	AB	R	H	RBI	BB	SO	LOB
F.P. Santangelo, S (1, 4) OBP: 0.330, SLG: 0.353	F X 0-1 ① F7		B C C B B F B 4-2 BB		S F B S 1-3 ② K 1-2		X 0-0 ③ G5-3		C F S 0-3 ② K	4	0	0	0	1	2	2
Chris Widger, R (1, 2) OBP: 0.317, SLG: 0.431	C B C B S 2-3 ② K		S X 0-1 ③ G5-3		C F B C 1-3 ③ K			C F B X 1-2 ① G4-3	X 0-0 ③ F7	5	0	0	0	0	2	2
Vladimir Guerrero, R (1, 9) OBP: 0.338, SLG: 0.500	B F S X 1-2 ③ G5-3			B B F B F X 3-2 HR		F B B X 2-1 G3' WP 1B		C B F X 1-2 S 1B 1B		4	2	3	1	0	0	0
Rondell White, R (1, 8) OBP: 0.356, SLG: 0.500		C B S X 1-2 HR		X 0-0 WP 1B		C B S X 1-2 ① L6		B B C 1 B S C SAFE 3-3 ② K 1-2		4	1	2	1	0	1	2
Robert Perez, R (1, 7) OBP: 0.265, SLG: 0.433 Da Rond Stovall, S (8, PR) OBP: 0.321, SLG: 0.360 (8, 7)		X 0-0 ① P4		C F F S 0-3 ① K 1-2		C S B B F X 2-2 ② G3 1-3		B X 1-0 1B WP 2-H 1B		4 0	0 0	1 0	1 0	0 0	1 0	2 0
Mark Grudzielanek, R (1, 6) OBP: 0.288, SLG: 0.335		C F X 0-2 ② F9		S S B F B F B 4-2 L3 BB		C C C 0-3 ③		S X 0-1 HBP 1-3 1B		3	0	1	0	1	1	1
Brad Fullmer, L (1, 3) OBP: 0.333, SLG: 0.467 Jose Vidro, S (8, PH) OBP: 0.302, SLG: 0.231 Ryan McGuire, L (8, 3) OBP: 0.370, SLG: 0.359		B B X 2-0 ③ F8		X 0-0 ② ③ L3 1-1			C S B F S 1-3 ① K	F H 1-1 1-2 HBP		3 0 0	0 0 0	0 0 0	0 0 0	0 0 0	1 0 0	2 0 0
Shane Andrews, R (1, 5) OBP: 0.311, SLG: 0.436			B C X 1-1 ① G5-3		B C X 1-1 ① 1B		B B B B 4-0 SH1-4 BB	B F S S 1-3 ③ K		3	0	1	0	1	1	3
Carlos Perez, L (1, 1) OBP: 0.233, SLG: 0.276			B F S S 1-3 ② K		B C B B B 4-1 PB BB		B X 1-0 ② SH1-4 1-2		X 0-0 ① G3-1	2	0	0	0	1	1	0
Inning Stats	R: 0 E: 0 K: 1 S: 8 H: 0 LOB: 0 BB: 0 P: 11	R: 1 E: 0 K: 0 S: 8 H: 1 LOB: 0 BB: 0 P: 11	R: 0 E: 0 K: 1 S: 10 H: 0 LOB: 1 BB: 1 P: 16	R: 1 E: 0 K: 1 S: 14 H: 2 LOB: 1 BB: 1 P: 21	R: 0 E: 0 K: 2 S: 9 H: 1 LOB: 1 BB: 1 P: 16	R: 0 E: 0 K: 1 S: 12 H: 1 LOB: 1 BB: 0 P: 17	R: 0 E: 0 K: 1 S: 6 H: 0 LOB: 1 BB: 1 P: 12	R: 1 E: 0 K: 2 S: 16 H: 3 LOB: 3 BB: 0 P: 24	R: 0 E: 0 K: 1 S: 5 H: 0 LOB: 0 BB: 0 P: 5	1B: 6 2B: 1 3B: 0 HR: 2 SF: 0 SAC: 1 DP: 1 HBP: 1						

PITCHER		IP	WLS	BF	H	R	ER	SO	BB	IBB	HBP	BLK	WP	HR	S	P	ERA	WHIP
55 Matt Beech, L ERA: 5.5	(1, 1)	7.0		28	5	2	2	7	4	0	0	0	2	2	67	104	2.57	1.286
Wayne Gomes, R ERA: 4.03	(8, 1)	0.2	L	5	3	1	1	1	0	0	0	0	1	0	12	18	13.50	4.500
Darrin Winston, L ERA: 3.8	(8, 1)	0.0		1	0	0	0	0	0	0	1	0	0	0	1	2	∞	∞
Jerry Spradlin, R ERA: 3.99	(8, 1)	1.1		4	0	0	0	2	0	0	0	0	0	0	8	9	0.00	0.000

PITCHER	IP	WLS	BF	H	R	ER	SO	BB	IBB	HBP	BLK	WP	HR	S	P	ERA	WHIP

TOP

Montreal Expos @ Philadelphia Phillies

Veterans Stadium, Philadelphia, PA

Wed Jun 03 1998, 7:05 PM EDT

Att. 13,592 - Cloudy - 66 F

livebaseballscorecards.com

AB	32
R	3
H	8
RBI	3
BB	4
SO	10
LOB	14

WP: 3	PA: 38				
PB: 1					
SB: 1					
CS: 0					

Batter	1	2	3	4	5	6	7	8	9	AB	R	H	RBI	BB	SO	LOB
Doug Glanville, R (1, 8) OBP: 0.346, SLG: 0.428	C F X 0-2 G5-3 ①		C F X 0-2 S 1B 1B		B C B X 2-1 F8 ②		1 SAFE X 0-0 G5-3 ③			4	1	1	0	0	0	1
Rex Hudler, R (1, 7) OBP: 0.194, SLG: 0.152	F B F X 1-2 G6-3 ②		B F 1 SAFE 1 SAFE S 2 SAFE F X 1-2 F9 ①		C F F X 0-2 P3 ③			B B C X 2-1 F3 ①		4	0	0	0	0	0	1
Scott Rolen, R (1, 5) OBP: 0.378, SLG: 0.534	F X 0-1 P5 ③		B X 1-0 2-H 1B			C F B B S 2-3 K ①		X 0-0 G4-3 ②		4	0	1	1	0	1	0
Mike Lieberthal, R (1, 2) OBP: 0.279, SLG: 0.373		B B C X 2-1 L3 ①	C B 1 SAFE S B X 2-2 P4 ②			X 0-0 F7 ②		C F B X 1-2 F8 ③		4	0	0	0	0	0	1
Rico Brogna, L (1, 3) OBP: 0.324, SLG: 0.480		C X 0-1 1B 1B FC5-2 1B	C F 1 SAFE B B B F S 3-3 K ③			C X 0-1 G4-3 ③			S X 0-1 L7 ①	4	0	1	0	0	1	1
Mark Lewis, R (1, 4) OBP: 0.266, SLG: 0.289		1 SAFE X 0-0 FC5-2 1B 1-2 1B		F F B B B X 3-2 G6-3 ①			C B B F F B X 3-2 SH1-3 E 2B		C X 0-1 1B	4	1	3	0	0	0	0
Kevin Sefcik, R (9, PR) OBP: 0.357, SLG: 0.250										0	0	0	0	0	0	0
Bobby Abreu, L (1, 9) OBP: 0.404, SLG: 0.471		C F B B X 2-2 FC5-2 1-2 2-3 1B		X 0-0 G1-3 ②			X 0-0 SH1-3 ① 2-3		B C F B X 2-2 L7 ②	3	0	1	0	0	0	1
Alex Arias, R (1, 6) OBP: 0.327, SLG: 0.304		X 0-0 FC5-2 ② 1-2 2-3 3-Hf		X 0-0 P4 ③			C F X 0-2 E6 3-H		X 0-0 5-3 ③	4	0	0	0	0	0	4
55 Matt Beech, L (1, 1) OBP: 0.188, SLG: 0.188		B F B F F S 2-3 K ③			C B S B C 2-3 K ①		F B X 1-1 P5 ②			2	0	0	0	0	2	3
23 Kevin Jordan, R (7, PH) OBP: 0.319, SLG: 0.391										1	0	0	0	0	0	1
Wayne Gomes, R (8, 1)										0	0	0	0	0	0	0
Darrin Winston, R (8, 1)										0	0	0	0	0	0	0
Jerry Spradlin, S (8, 1)										0	0	0	0	0	0	0
Inning Stats	R: 0 E: 0 K: 0 S: 8 H: 0 LOB: 0 BB: 0 P: 9	R: 0 E: 0 K: 1 S: 13 H: 3 LOB: 3 BB: 0 P: 19	R: 1 E: 0 K: 1 S: 15 H: 2 LOB: 1 BB: 0 P: 22	R: 0 E: 0 K: 0 S: 5 H: 0 LOB: 0 BB: 0 P: 8	R: 0 E: 0 K: 1 S: 9 H: 0 LOB: 0 BB: 0 P: 13	R: 0 E: 0 K: 1 S: 6 H: 0 LOB: 0 BB: 0 P: 8	R: 1 E: 1 K: 0 S: 11 H: 1 LOB: 1 BB: 0 P: 15	R: 0 E: 0 K: 0 S: 6 H: 0 LOB: 0 BB: 0 P: 9	R: 0 E: 0 K: 0 S: 8 H: 1 LOB: 1 BB: 0 P: 10	1B: 6 2B: 1 3B: 0 HR: 0	SF: 0 SAC: 1 DP: 0 HBP: 0						

PITCHER	IP	WLS	BF	H	R	ER	SO	BB	IBB	HBP	BLK	WP	HR	S	P	ERA	WHIP
Carlos Perez, L (1, 1) ERA: 3.04	9.0	W	35	7	2	1	4	0	0	0	0	0	0	81	113	1.00	0.778

PITCHER	IP	WLS	BF	H	R	ER	SO	BB	IBB	HBP	BLK	WP	HR	S	P	ERA	WHIP

BOTTOM

Montreal Expos @ Philadelphia Phillies

Veterans Stadium, Philadelphia, PA

Wed Jun 03 1998, 7:05 PM EDT

Att. 13,592 - Cloudy - 66 F

livebaseballscorecards.com

AB	34
R	2
H	7
RBI	1
BB	0
SO	4
LOB	13

Batter	1	2	3	4	5	6	7	8	9	AB	R	H	RBI	BB	SO	LOB
F.P. Santangelo, S (1, 7) OBP: 0.327, SLG: 0.345	C B X 1-1 ① G1-3		B F B F S 2-3 ③ K		B B X 2-0 ② G4-3		X 0-0 ② F7		B B F F B B 4-2 1-2 BB	4	0	0	0	1	1	1
Jose Vidro, S (1, 4) OBP: 0.305, SLG: 0.239	F F B F X 1-2 L1-3 1B			C X 0-1 ① G3-1	F B B X 2-1 2B 1B		C B B C F F X 2-2 E6 HR		B F B B F F X 2-2 ① ② 2-3 L4-6	5	2	2	0	0	0	2
Vladimir Guerrero, R (1, 9) OBP: 0.343, SLG: 0.520	C F X 0-2 ② ③ 1-2 L1-3			X 0-0 HR 1B	X 0-0 1-H 2B		X 0-0 1-H HR		X 0-0 ③ G5-3	5	2	3	3	0	0	2
Brad Fullmer, L (1, 3) OBP: 0.332, SLG: 0.478 Ryan McGuire, L (7, 3) OBP: 0.370, SLG: 0.359		B C X 1-1 ① G6-3		B X 1-0 1-H HR	X 0-0 ③ G3		C S S 0-3 ③ K			4 0	1 0	1 0	2 0	0 0	1 0	1 0
Rondell White, R (1, 8) OBP: 0.362, SLG: 0.507		F B X 1-1 ② F8		B B B B C B 4-1 WP S BB		B X 1-0 1B 1B		B B F X 2-1 WP 2B		3	0	2	0	1	0	0
Scott Livingstone, L (1, 10) OBP: 0.239, SLG: 0.225		C F X 0-2 ③ G4-3		B S X 1-1 ② F9		X 0-0 ① F7		X 0-0 ① P6		4	0	0	0	0	0	3
Mark Grudzielanek, R (1, 6) OBP: 0.295, SLG: 0.339 Mike Mordecai, R (8, 6) OBP: 0.148, SLG: 0.080			F F X 0-2 CS 1B	F B B B 4-1 1-3 WP BB		F X 0-1 1-2 G6-4-3 1B		X 0-0 ② F7		3 0	0 0	2 0	0 0	1 0	0 0	1 0
Chris Widger, R (1, 2) OBP: 0.311, SLG: 0.421			B C B C F F B S 3-3 ① ② 1-2 K	S B C X 1-2 ③ 1-2 G6-3		B C X 1-1 ② ③ 1-2f G6-4-3		C S B B F X 2-2 ③ 2-3 F8		4	0	0	0	0	1	6
Shane Andrews, R (1, 5) OBP: 0.315, SLG: 0.438			C S X 0-2 1B		B X 1-0 ① F8		X 0-0 ① F9		B B B C C F X 3-2 L4-6 BB 1B	4	0	2	0	0	0	0
Inning Stats	R: 0 H: 1 E: 0 LOB: 0 K: 0 BB: 0 S: 9 P: 11	R: 0 H: 0 E: 0 LOB: 0 K: 0 BB: 0 S: 7 P: 9	R: 0 H: 2 E: 0 LOB: 1 K: 2 BB: 0 S: 14 P: 19	R: 2 H: 2 E: 0 LOB: 2 K: 0 BB: 2 S: 11 P: 22	R: 1 H: 2 E: 0 LOB: 1 K: 0 BB: 0 S: 6 P: 11	R: 0 H: 2 E: 0 LOB: 1 K: 0 BB: 0 S: 6 P: 8	R: 2 H: 1 E: 1 LOB: 0 K: 1 BB: 0 S: 11 P: 13	R: 0 H: 1 E: 0 LOB: 1 K: 0 BB: 0 S: 8 P: 12	R: 0 H: 1 E: 0 LOB: 1 K: 0 BB: 1 S: 11 P: 20	1B: 8 SF: 0 2B: 4 SAC: 0 3B: 0 DP: 3 HR: 2 HBP: 0						WP: 3 PA: 39 PB: 0 SB: 1 CS: 1

TOP

Montreal Expos @ Tampa Bay Devil Rays

Tropicana Field, St. Petersburg, FL

Fri Jun 05 1998, 7:05 PM EDT

Att. 24,025 - Dome - 72 F

livebaseballscorecards.com

AB	36
R	5
H	12
RBI	5
BB	3
SO	3
LOB	16

PITCHER		IP	WLS	BF	H	R	ER	SO	BB	IBB	HBP	BLK	WP	HR	S	P	ERA	WHIP
Rick White, R ERA: 8.64	(1, 1)	5.0	L	22	7	3	3	2	2	0	0	0	2	1	47	72	5.40	1.800
Albie Lopez, R ERA: 2.67	(6, 1)	2.0		9	3	2	0	1	0	0	0	0	0	1	17	21	0.00	1.500
Esteban Yan, R ERA: 2.84	(8, 1)	1.0		4	1	0	0	0	0	0	0	0	1	0	8	12	0.00	1.000
Roberto Hernandez, R ERA: 4.39	(9, 1)	1.0		4	1	0	0	0	1	0	0	0	0	0	11	20	0.00	2.000

PITCHER		IP	WLS	BF	H	R	ER	SO	BB	IBB	HBP	BLK	WP	HR	S	P	ERA	WHIP

BOTTOM

Montreal Expos @ Tampa Bay Devil Rays

Tropicana Field, St. Petersburg, FL

Fri Jun 05 1998, 7:05 PM EDT

Att. 24,025 - Dome - 72 F

livebaseballscorecards.com

Batter	1	2	3	4	5	6	7	8	9	AB	R	H	RBI	BB	SO	LOB
Quinton McCracken, S (1, 8) OBP: 0.350, SLG: 0.441 Tim Laker, R (9, 2) OBP: 0.333, SLG: 0.200	B F B F B C 3-3 ① K			B C B X 2-1 ① G4-3		B C X 1-1 ① G6-3		C B C F B F B S 3-3 ② K 1-2		4 0 0 0 0 2 1 0 0 0 0 0 0 0						
Miguel Cairo, R (1, 4) OBP: 0.306, SLG: 0.358	F S X 0-2 G1-6-3 1B			X 0-0 ② P4		X 0-0 ② B1-3		C B B F B X 3-2 2-H 1B		4 0 2 1 0 0 0						
Wade Boggs, L (1, 5) OBP: 0.336, SLG: 0.394	B X 1-0 ② ③ G1-6-3 1-2f			B B X 2-0 FC6 1B		C C B C 1-3 ③ K		C B B F X 2-2 F8		4 0 1 0 0 1 2						
Fred McGriff, L (1, 3) OBP: 0.347, SLG: 0.414		C F S 0-3 ① K		X 0-0 ③ FC6 1-2f			C B F B X 2-2 ① L3-1		B B B B 4-0 WP SF8 BB	3 1 0 0 1 1 1						
Paul Sorrento, L (1, 10) OBP: 0.310, SLG: 0.426		X 0-0 ② G6-3			X 0-0 BB 1B		B S S B X 2-2 ② G4-3		C B F C 1-3 ① K 1-3	4 0 1 0 0 1 1						
Bobby Smith, R (1, 6) OBP: 0.374, SLG: 0.487		C C C 0-3 ③ K			B B B B 4-0 1-2 BB		B B B B 4-0 BB		B B C C B X 3-2 ② SF8 3-H	1 0 0 1 2 1 0						
Dave Martinez, L (1, 9) OBP: 0.350, SLG: 0.342			C B B X 2-1 ① G4-3		X 0-0 ① F7		C F B X 1-2 ③ G4-3		C X 0-1 ③ F8	4 0 0 0 0 0 3						
Mike Kelly, R (1, 7) OBP: 0.311, SLG: 0.392			B C F S 1-3 ② K		B S B F F S 2-3 ② K			S C C 0-3 ① K		3 0 0 0 0 3 2						
Mike DiFelice, R (1, 2) OBP: 0.270, SLG: 0.345 Randy Winn, S (8, PH) OBP: 0.409, SLG: 0.425 (9, 8)			B F C 1-3 ③ K		S F F X 0-2 ③ F8			B F C F F F X 1-2 S 1B 1B		2 0 0 0 0 1 2 1 1 1 0 0 0 0						
Inning Stats	R: 0 H: 1 E: 0 LOB: 0 K: 1 BB: 0 S: 7 P: 11	R: 0 H: 0 E: 0 LOB: 0 K: 2 BB: 0 S: 7 P: 7	R: 0 H: 0 E: 0 LOB: 0 K: 2 BB: 0 S: 8 P: 12	R: 0 H: 1 E: 0 LOB: 1 K: 0 BB: 0 S: 5 P: 9	R: 0 H: 1 E: 0 LOB: 2 K: 1 BB: 1 S: 10 P: 16	R: 0 H: 0 E: 0 LOB: 0 K: 1 BB: 0 S: 6 P: 8	R: 0 H: 0 E: 0 LOB: 1 K: 0 BB: 1 S: 9 P: 18	R: 1 H: 2 E: 0 LOB: 1 K: 2 BB: 0 S: 20 P: 29	R: 1 H: 0 E: 0 LOB: 0 K: 1 BB: 1 S: 8 P: 16	1B: 5 SF: 1 2B: 0 SAC: 0 3B: 0 DP: 1 HR: 0 HBP: 0							

	AB	30
	R	2
	H	5
	RBI	2
	BB	3
	SO	10
	LOB	12

PITCHER		IP	WLS	BF	H	R	ER	SO	BB	IBB	HBP	BLK	WP	HR	S	P	ERA	WHIP
Dustin Hermanson, R ERA: 3.42	(1, 1)	5.0	W	18	3	0	0	6	1	0	0	0	0	0	37	55	0.00	0.800
Steve Kline, L ERA: 2.49	(6, 1)	2.0		7	0	0	0	1	1	0	0	0	0	0	15	26	0.00	0.500
Mike Maddux, R ERA: 5.74	(8, 1)	1.0		5	2	1	1	2	0	0	0	0	0	0	20	29	9.00	2.000
Miguel Batista, R ERA: 4.13	(9, 1)	1.0		4	0	1	1	1	1	0	0	0	1	0	8	16	9.00	1.000

PITCHER	IP	WLS	BF	H	R	ER	SO	BB	IBB	HBP	BLK	WP	HR	S	P	ERA	WHIP

Batter	1	2	3	4	5	6	7	8	9	AB	R	H	RBI	BB	SO	LOB
F.P. Santangelo, S (1, 7) OBP: 0.329, SLG: 0.340	G3		HR, 1B, BB		P5			P3	G4-3, 1B, HBP	3	1	0	0	1	0	0
Jose Vidro, S (1, 4) OBP: 0.324, SLG: 0.257	WP, 1B		HR, 1B		G6-3			2B, 1B, HBP	G4-3, 1B	4	2	3	0	0	0	0
Vladimir Guerrero, R (1, 9) OBP: 0.344, SLG: 0.535	K		1-H, 2-H, HR		G5-3			1B, 1B, 2B	G4-3	5	2	2	3	0	1	3
Brad Fullmer, L (1, 3) OBP: 0.335, SLG: 0.483	K		2B			G3-1		WP, 1B, G6-3, 1B	K	4	0	2	1	0	1	1
Ryan McGuire, L (8, PR) OBP: 0.366, SLG: 0.354										1	1	0	0	0	1	2
(8, 3)																
Rondell White, R (1, 8) OBP: 0.360, SLG: 0.502		G2-3	F7			K		WP, 1B		4	0	1	1	0	1	1
Mark Grudzielanek, R (1, 6) OBP: 0.291, SLG: 0.333		G6-3	F8			G6-3		G6-3		4	0	0	1	0	0	2
Scott Livingstone, L (1, 10) OBP: 0.240, SLG: 0.227		1B	K				F9	G4-3		4	0	1	0	0	1	2
Chris Widger, R (1, 2) OBP: 0.310, SLG: 0.434		F9	L9				K		HR	4	1	1	1	0	1	1
Shane Andrews, R (1, 5) OBP: 0.309, SLG: 0.428			G5-3		F7		F8		P9	4	0	0	0	0	0	0
Inning Stats	R: 0 E: 0 K: 2 S: 9 H: 1 LOB: 1 BB: 0 P: 12	R: 0 E: 0 K: 0 S: 11 H: 1 LOB: 1 BB: 0 P: 12	R: 3 E: 0 K: 0 S: 15 H: 3 LOB: 1 BB: 1 P: 25	R: 0 E: 0 K: 1 S: 9 H: 0 LOB: 0 BB: 0 P: 11	R: 0 E: 0 K: 0 S: 8 H: 0 LOB: 0 BB: 0 P: 12	R: 0 E: 0 K: 1 S: 10 H: 0 LOB: 0 BB: 0 P: 15	R: 0 E: 0 K: 1 S: 5 H: 0 LOB: 0 BB: 0 P: 8	R: 3 E: 0 K: 0 S: 16 H: 3 LOB: 2 BB: 0 P: 24	R: 1 E: 0 K: 1 S: 15 H: 2 LOB: 2 BB: 0 P: 22	1B: 6 2B: 2 3B: 0 HR: 2 SF: 0 SAC: 0 DP: 0 HBP: 2						

PITCHER		IP	WLS	BF	H	R	ER	SO	BB	IBB	HBP	BLK	WP	HR	S	P	ERA	WHIP
Rolando Arrojo, R ERA: 3.5	(1, 1)	7.1		30	6	5	5	5	1	0	1	0	1	1	72	104	6.14	0.955
Matt Ruebel, L ERA: 4.5	(8, 1)	0.0	L	1	1	0	0	0	0	0	0	0	0	0	3	3	∞	∞
Roberto Hernandez, R ERA: 4.28	(8, 1)	0.2		3	1	1	1	0	0	0	0	0	1	0	8	12	13.50	1.500
Esteban Yan, R ERA: 3.03	(9, 1)	1.0		6	2	1	1	1	0	0	1	0	0	1	15	22	9.00	2.000

PITCHER	IP	WLS	BF	H	R	ER	SO	BB	IBB	HBP	BLK	WP	HR	S	P	ERA	WHIP

TOP

Montreal Expos @ Tampa Bay Devil Rays

Tropicana Field, St. Petersburg, FL

Sat Jun 06 1998, 7:05 PM EDT

Att. 26,501 - Dome - 72 F

livebaseballscorecards.com

AB	37
R	7
H	10
RBI	7
BB	1
SO	6
LOB	12

WP: 2	PA: 40		
PB: 0			
SB: 0			
CS: 0			

BOTTOM

Batter	1	2	3	4	5	6	7	8	9	AB	R	H	RBI	BB	SO	LOB
Quinton McCracken, S (1, 8) OBP: 0.355, SLG: 0.453	B C X 1-1 G1-3 1B 1B	C F B X 1-2 ③ G4-3 1-2		B F X 1-1 1B 1-2		B B F B X 3-1 3B 1-H		B B F B S S 3-3 ③ K2-3		5	1	3	1	0	1	2
Miguel Cairo, R (1, 4) OBP: 0.298, SLG: 0.348	X 0-0 ① G1-3 1-2	C F F X 0-2 ① F8	B B F F F F B F F 3-3 S ③ K			X 0-0 ③ L3			X 0-0 ① G6-3	5	0	0	0	0	1	4
Wade Boggs, L (1, 10) OBP: 0.338, SLG: 0.417	C B B X 2-1 1B 2-H 1B	C B B B X 3-1 HR			C B X 1-1 ① G4-3		X 0-0 ① F7		B B C F B C 3-3 ② K	5	1	2	2	0	1	0
Fred McGriff, L (1, 3) OBP: 0.352, SLG: 0.423	B B X 2-0 G6-3 1-2 1B	B B F B X 3-1 ② F7			S B F F B X 2-2 2B		B B X 2-0 1B		B X 1-0 ③ G3	5	0	3	0	0	0	0
Bobby Smith, R (1, 5) OBP: 0.363, SLG: 0.471	C B B B B F X 3-2 ②③ G6-3 1-2f	B F S B B X 2-2 ③ F9			F B C C 1-3 ② K		C C B B S 2-3 ② K			4	0	0	0	0	2	4
Dave Martinez, L (1, 9) OBP: 0.353, SLG: 0.345		B C X 1-1 G6-3 WP SF9 1B		B C F X 1-2 G5-3 E 1B	B B C S B F X 3-2 ③ P2		B B C S S 2-3 ③ K			4	2	2	0	0	1	2
Mike Kelly, R (1, 7) OBP: 0.304, SLG: 0.383 Randy Winn, S (8, PH) (9, 7) OBP: 0.422, SLG: 0.439		B C C X 1-2 ① G6-3 1-3		B S B B F F X 3-2 ① G5-3 1-3		S B X 1-1 ① G6-3		C S B X 1-2 SH3-4 1B		3 1	0 0	0 1	0 0	0 0	0 0	2 0
Mike DiFelice, R (1, 2) OBP: 0.272, SLG: 0.349		B X 1-0 ② SF9 3-H		C B F B X 2-2 ② G4-3		C F B B B X 3-2 3B 1B		X 0-0 ① SH3-4 1-2		2	1	1	1	0	0	1
Kevin Stocker, S (1, 6) OBP: 0.300, SLG: 0.390		F B F B F F X 2-2 S 1B		B X 1-0 E5 1B 3-H		B C B B F F X 3-2 ② P5		B C X 1-1 ② F8		4	0	1	0	0	0	2
Inning Stats	R: 1 E: 0 K: 0 S: 9 H: 3 LOB: 1 BB: 0 P: 17	R: 1 E: 0 K: 0 S: 14 H: 2 LOB: 1 BB: 0 P: 20	R: 1 E: 0 K: 0 S: 11 H: 1 LOB: 0 BB: 0 P: 19	R: 1 E: 1 K: 1 S: 20 H: 2 LOB: 2 BB: 0 P: 31	R: 0 E: 0 K: 1 S: 13 H: 1 LOB: 1 BB: 0 P: 20	R: 1 E: 0 K: 0 S: 12 H: 2 LOB: 1 BB: 0 P: 22	R: 0 E: 0 K: 2 S: 8 H: 1 LOB: 1 BB: 0 P: 14	R: 0 E: 0 K: 1 S: 9 H: 1 LOB: 1 BB: 0 P: 14	R: 0 E: 0 K: 1 S: 5 H: 0 LOB: 0 BB: 0 P: 9	1B: 10 2B: 1 3B: 1 HR: 1	SF: 1 SAC: 1 DP: 1 HBP: 0					

PITCHER		IP	WLS	BF	H	R	ER	SO	BB	IBB	HBP	BLK	WP	HR	S	P	ERA	WHIP
Trey Moore, L ERA: 5.02	(1, 1)	4.0		20	8	4	3	1	0	0	0	0	1	1	54	87	6.75	2.000
Shayne Bennett, R ERA: 5.51	(5, 1)	1.2		8	3	1	1	1	0	0	0	0	0	0	24	41	5.40	1.800
Anthony Telford, R ERA: 4.96	(6, 1)	1.2	W	7	2	0	0	2	0	0	0	0	0	0	13	20	0.00	1.200
Steve Kline, L ERA: 2.42	(8, 1)	0.2		2	0	0	0	1	0	0	0	0	0	0	5	9	0.00	0.000
Ugueth Urbina, R ERA: 1.52	(9, 1)	1.0	S	3	0	0	0	1	0	0	0	0	0	0	5	9	0.00	0.000

PITCHER	IP	WLS	BF	H	R	ER	SO	BB	IBB	HBP	BLK	WP	HR	S	P	ERA	WHIP

Montreal Expos @ Tampa Bay Devil Rays

Tropicana Field, St. Petersburg, FL

Sat Jun 06 1998, 7:05 PM EDT

Att. 26,501 - Dome - 72 F

livebaseballscorecards.com

AB	38
R	5
H	13
RBI	4
BB	0
SO	6
LOB	17

WP: 1 PB: 0 SB: 1 CS: 0 PA: 40

Batter	1	2	3	4	5	6	7	8	9	10	11	AB	R	H	RBI	BB	SO	LOB
Da Rond Stovall, S (1, 7) OBP: 0.305, SLG: 0.340	B C C C 1-3 ① K		B F B 2-1 ③ CS 1-2	C X 0-1 ① G4-3		B C B F C 2-3 ③ K		S F X 0-2 1B		F S C 0-3 ③ K		3	0	0	0	0	2	0
Robert Perez, R (8, PH) OBP: 0.271, SLG: 0.435 (8, 7)												2	0	1	0	0	1	0
Jose Vidro, S (1, 4) OBP: 0.319, SLG: 0.254	X 0-0 ② G6-3			C B C B F F B S 3-3 ② K			C B X 1-1 FC1-6 1B 1B 1B	C S B S 1-3 ③ K			C S B S 1-3 ① K	5	1	1	0	0	3	1
Vladimir Guerrero, R (1, 9) OBP: 0.346, SLG: 0.530	S X 0-1 ③ G1-3			C X 0-1 ③ F9			F B F B X 2-2 FC1-6 1-2 1B		B B B B 4-0 E G6-4-3 BB		X 0-0 ② G6-3	4	1	1	0	1	0	0
Brad Fullmer, L (1, 3) OBP: 0.333, SLG: 0.483		C X 0-1 ① P4			C B X 1-1 WP SF8 2B		B C X 1-1 ① FC1-6 1B 1-2f 2-3		B X 1-0 E4 G6-4-3 HBP 1-3		B S C S 1-3 ③ K	4	1	1	0	0	0	3
Mike Mordecai, R (9, PR) OBP: 0.148, SLG: 0.080												0	0	0	0	0	0	0
Ryan McGuire, L (9, 3) OBP: 0.362, SLG: 0.350												1	0	0	0	0	1	0
Rondell White, R (1, 8) OBP: 0.359, SLG: 0.495		C B F F S 1-3 ② K			C F B B X 2-2 ① F8		F F S 0-3 ② K		F H 1-1 G6-4-3 1-2 HBP			3	0	0	0	0	2	3
Mark Grudzielanek, R (1, 6) OBP: 0.290, SLG: 0.333		B B B B C X 3-1 ③ G1-3			B F B B B X 3-1 ② SF8 2-H		X 0-0 ① 1-2 3-H 1B		X 0-0 ① ② G6-4-3 1-2f 2-3 3-H			3	0	1	2	0	0	2
Scott Livingstone, L (1, 10) OBP: 0.222, SLG: 0.208			X 0-0 ① L9		B X 1-0 ③ F9		C C X 0-2 ③ G3-1		C F F B X 1-2 ③ L3			4	0	0	0	0	0	4
Chris Widger, R (1, 2) OBP: 0.303, SLG: 0.425			B C C S 1-3 ② K			B S S S 1-3 ① K		C B F F X 1-2 ① F8		C X 0-1 ① F8		4	0	0	0	0	2	0
Shane Andrews, R (1, 5) OBP: 0.308, SLG: 0.421			B B B C B 4-1 CS BB			F B S B X 2-2 ② G3		S S B B C 1-3 ② K		C F B B S 2-3 ② K		3	0	0	0	1	2	0
Inning Stats	R: 0 E: 0 K: 1 S: 6 H: 0 LOB: 0 BB: 0 P: 7	R: 0 E: 0 K: 1 S: 8 H: 0 LOB: 0 BB: 0 P: 12	R: 0 E: 0 K: 1 S: 6 H: 0 LOB: 0 BB: 1 P: 13	R: 0 E: 0 K: 1 S: 9 H: 0 LOB: 0 BB: 0 P: 12	R: 1 E: 0 K: 0 S: 8 H: 1 LOB: 0 BB: 0 P: 15	R: 0 E: 0 K: 2 S: 9 H: 0 LOB: 0 BB: 0 P: 14	R: 1 E: 0 K: 1 S: 14 H: 3 LOB: 2 BB: 0 P: 18	R: 0 E: 0 K: 2 S: 13 H: 1 LOB: 1 BB: 0 P: 16	R: 1 E: 1 K: 0 S: 7 H: 0 LOB: 2 BB: 1 P: 14	R: 0 E: 0 K: 2 S: 8 H: 0 LOB: 0 BB: 0 P: 10	R: 0 E: 0 K: 2 S: 7 H: 0 LOB: 0 BB: 0 P: 9	1B: 4 2B: 1 3B: 0 HR: 0	SF: 1 SAC: 0 DP: 1 HBP: 1						

PITCHER		IP	WLS	BF	H	R	ER	SO	BB	IBB	HBP	BLK	WP	HR	S	P	ERA	WHIP
Jason Johnson, R ERA: 5.53	(1, 1)	6.0		21	3	2	2	6	1	0	0	0	1	0	51	81	3.00	0.667
Jim Mecir, R ERA: 3.13	(7, 1)	2.0		8	2	0	0	3	0	0	0	0	0	0	22	26	0.00	1.000
Roberto Hernandez, R ERA: 4.13	(9, 1)	1.0		5	0	1	0	0	1	0	1	0	0	0	7	14	0.00	1.000
Albie Lopez, R ERA: 2.52	(10, 1)	2.0	W	6	0	0	0	4	0	0	0	0	0	0	15	19	0.00	0.000

PITCHER	IP	WLS	BF	H	R	ER	SO	BB	IBB	HBP	BLK	WP	HR	S	P	ERA	WHIP

TOP

Montreal Expos @ Tampa Bay Devil Rays

Tropicana Field, St. Petersburg, FL

Sun Jun 07 1998, 3:33 AM EDT

Att. 26,334 - Dome - 72 F

livebaseballscorecards.com

AB	36
R	3
H	5
RBI	2
BB	2
SO	13
LOB	13

1B: 4	SF: 1	WP: 1	PA: 41
2B: 1	SAC: 0	PB: 0	
3B: 0	DP: 1	SB: 0	
HR: 0	HBP: 1	CS: 1	

Batter	1	2	3	4	5	6	7	8	9	10	11	AB	R	H	RBI	BB	SO	LOB
Quinton McCracken, S (1, 8) OBP: 0.360, SLG: 0.472	C B X 1-1 F9 ①		B C C B B X 3-2 1B 1-H 2-H 2B		C B X 1-1 HR		C X 0-1 G4-3 ①② 1-2f			C B X 1-1 B1-4 1B		5	1	3	3	0	0	1
Aaron Ledesma, R (1, 4) OBP: 0.370, SLG: 0.403	B B F F X 2-2 L5 ②		X 0-0 G4-6-3 2-3 1B		C S B B X 2-2 G1-6-3 1B		B X 1-0 1B			L F B X 1-2 B1-4 ①② 1-2f		5	0	3	0	0	0	1
Wade Boggs, L (1, 5) OBP: 0.340, SLG: 0.419 Bobby Smith, R (10, PR) OBP: 0.363, SLG: 0.471 (11, 5)	B B B C X 3-1 2B		F B B F X 2-2 P5 ①		B C C X 1-2 G1-6-3 ①② 1-2f		C C F B B X 2-2 G5-3 ③			B B B B 4-0 BB		4 0	0 0	1 0	0 0	1 0	0 0	4 0
Fred McGriff, L (1, 3) OBP: 0.345, SLG: 0.413	S B B C F B X 3-2 F8 ③		B B F X 2-1 G4-6-3 ②③ 1-2f		S C F X 0-2 G1-3 ③			B B B F X 3-1 G4-3 ①		C S B B X 2-2 G4-3 ③		5	0	0	0	0	0	4
Paul Sorrento, L (1, 10) OBP: 0.307, SLG: 0.421		C B S F X 1-2 G3-1 ①		X 0-0 G3 ①		C B B S X 2-2 G4-6-3 1B		B X 1-0 G1-3 ②			B C S S S 2-3 K ①	5	0	1	0	0	1	0
Mike Kelly, R (1, 7) OBP: 0.308, SLG: 0.374		B S S F F X 2-2 G5-3 ②		B S S B B B 4-2 FC8-4 BB		S B B C F X 2-2 G4-6-3 ①② 1-2f		X 0-0 G4-3 ③			B B F B B 4-1 G5-3 E BB	3	1	0	0	2	0	1
Dave Martinez, L (1, 9) OBP: 0.349, SLG: 0.342		L B X 1-1 F9 ③		B X 1-0 FC8-4 1B 1-2f ②		C X 0-1 S 1B			C S B S 1-3 K ①		C C B X 1-2 G5-3 ② 1-H	5	0	1	0	0	1	1
Mike DiFelice, R (1, 2) OBP: 0.281, SLG: 0.356			F S X 0-2 BB 2B 1B	C B B S F B X 3-2 1-3 1B		S B B B X 2-2 G6-3 1-2			F S B S 1-3 K ②			4	1	2	0	0	1	1
Kevin Stocker, S (1, 6) OBP: 0.304, SLG: 0.389			B C B B B 4-1 1-2 2B BB	B S F S 1-3 K ③			F B B F B X 3-2 G4-3 1B		X 0-0 F8 ③			3	1	1	0	1	1	2
Inning Stats	R: 0 E: 0 K: 0 S: 11 H: 1 LOB: 1 BB: 0 P: 20	R: 0 E: 0 K: 0 S: 10 H: 0 LOB: 0 BB: 0 P: 14	R: 2 E: 0 K: 0 S: 13 H: 3 LOB: 1 BB: 1 P: 24	R: 0 E: 0 K: 1 S: 12 H: 1 LOB: 2 BB: 1 P: 21	R: 1 E: 0 K: 0 S: 12 H: 2 LOB: 0 BB: 0 P: 16	R: 0 E: 0 K: 0 S: 12 H: 2 LOB: 1 BB: 0 P: 18	R: 0 E: 0 K: 0 S: 10 H: 2 LOB: 1 BB: 0 P: 16	R: 0 E: 0 K: 0 S: 4 H: 0 LOB: 0 BB: 0 P: 8	R: 0 E: 0 K: 2 S: 7 H: 0 LOB: 0 BB: 0 P: 9	R: 0 E: 0 K: 0 S: 8 H: 1 LOB: 1 BB: 1 P: 16	R: 1 E: 1 K: 1 S: 7 H: 0 LOB: 1 BB: 1 P: 14	1B: 9 2B: 3 3B: 0 HR: 1	SF: 0 SAC: 0 DP: 5 HBP: 0					

PITCHER		IP	WLS	BF	H	R	ER	SO	BB	IBB	HBP	BLK	WP	HR	S	P	ERA	WHIP
Javier Vazquez, R ERA: 5.83	(1, 1)	5.0		22	7	3	3	1	2	0	0	0	0	1	58	95	5.40	1.800
Miguel Batista, R ERA: 3.99	(6, 1)	2.0		8	4	0	0	0	0	0	0	0	0	0	22	34	0.00	2.000
Anthony Telford, R ERA: 4.58	(8, 1)	2.2		9	1	0	0	2	1	0	0	0	0	0	16	28	0.00	0.750
Steve Kline, L ERA: 2.31	(10, 1)	1.0	L	4	0	1	0	1	1	0	0	0	0	0	10	19	0.00	1.000

PITCHER	IP	WLS	BF	H	R	ER	SO	BB	IBB	HBP	BLK	WP	HR	S	P	ERA	WHIP

BOTTOM

Montreal Expos @ Tampa Bay Devil Rays

Tropicana Field, St. Petersburg, FL

Sun Jun 07 1998, 3:33 AM EDT

Att. 26,334 - Dome - 72 F

livebaseballscorecards.com

AB	39
R	4
H	12
RBI	3
BB	4
SO	4
LOB	15

WP: 0	PA: 43					
PB: 0						
SB: 1						
CS: 0						

Batter	1	2	3	4	5	6	7	8	9	AB	R	H	RBI	BB	SO	LOB
Chuck Knoblauch, R (1, 4) OBP: 0.412, SLG: 0.407	4-1 CS BB		4-0 1B FC5-4 BB	0-1 2B 1B		4-1 1B 1B BB	1-2 FC6-4 1B 3-H		1-1 1B 1B	1	3	1	0	3	0	0
Homer Bush, R (6, 4) OBP: 0.500, SLG: 0.467										2	0	2	1	0	0	0
Luis Sojo, R (1, 6) OBP: 0.268, SLG: 0.275	SAFE SAFE		SAFE	1-H		3-2 1B 2B 1B 1-2 2-3	1-0 FC6-4 1-2f		0-1 1B 1-2	6	1	4	1	0	0	2
Paul O'Neill, L (1, 9) OBP: 0.387, SLG: 0.504	2-2 P8		3-1 L8	2-1 F8		0-0 2B E 1B 1-3 2-H 3-H	0-0 G5-3		0-0 F9	4	0	1	2	0	0	3
Shane Spencer, R (6, PR) (6, 9)										2	1	0	0	0	0	3
Bernie Williams, S (1, 8) OBP: 0.453, SLG: 0.597		3-1 HR	4-0 FC5-4 BB 1-2		1-1 G6-3	2-1 E 2B 1-3 3-H		1-0 G4-3		4	1	2	2	1	0	0
Tino Martinez, L (1, 3) OBP: 0.396, SLG: 0.514	1-1 G3		1-2 FC5-4 1-2f 2-3 3-H		2-1 G4-3	3-1 E1 2-3 3-H		2-2 1B		4	0	0	1	0	0	3
Dale Sveum, S (7, 3) OBP: 0.214, SLG: 0.158										1	0	1	0	0	0	0
Chad Curtis, R (1, 7) OBP: 0.414, SLG: 0.439	2-1 HR 3B		2-2 F8		2-1 1B	0-0 G6-3		0-0 F8		5	1	2	0	0	0	5
Scott Brosius, R (1, 5) OBP: 0.397, SLG: 0.485	0-1 HR 3-H		1-0 HR	SAFE	1-1 P6	1-3 K		1-0 F9		5	2	2	3	0	1	4
Joe Girardi, R (1, 2) OBP: 0.294, SLG: 0.344	0-0 G3-1		2-1 G6-3			0-0 1B SH3 1B 1-2	0-0 1B 3B		2-3 K	5	2	2	0	0	1	0
Orlando Hernandez, R (1, 1)	1-3 K		0-1 G4-3			0-0 SH3 1-2	2-3 K		1-3 K	4	0	0	0	0	3	1
Inning Stats	R: 0 E: 0 K: 0 S: 7 H: 0 LOB: 0 BB: 1 P: 15	R: 3 E: 0 K: 1 S: 12 H: 3 LOB: 0 BB: 0 P: 19	R: 1 E: 0 K: 0 S: 11 H: 1 LOB: 2 BB: 2 P: 27	R: 2 E: 0 K: 0 S: 10 H: 3 LOB: 1 BB: 0 P: 16	R: 0 E: 0 K: 0 S: 8 H: 1 LOB: 1 BB: 0 P: 14	R: 4 E: 1 K: 1 S: 16 H: 4 LOB: 2 BB: 1 P: 29	R: 1 E: 0 K: 1 S: 9 H: 2 LOB: 1 BB: 0 P: 13	R: 0 E: 0 K: 0 S: 7 H: 1 LOB: 1 BB: 0 P: 11	R: 0 E: 0 K: 2 S: 11 H: 2 LOB: 2 BB: 0 P: 15	1B: 10 2B: 2 3B: 2 HR: 3 SF: 0 SAC: 1 DP: 0 HBP: 0						

TOP

New York Yankees @ Montreal Expos

Olympic Stadium, Montreal, QB

Tue Jun 09 1998, 7:05 PM EDT

Att. 16,238 - Unknown - 80 F

livebaseballscorecards.com

AB	43
R	11
H	17
RBI	10
BB	4
SO	5
LOB	21

WP: 0 PA: 48
PB: 0
SB: 0
CS: 1

PITCHER		IP	WLS	BF	H	R	ER	SO	BB	IBB	HBP	BLK	WP	HR	S	P	ERA	WHIP
Carlos Perez, L ERA: 3.45	(1, 1)	4.0	L	21	7	6	6	1	3	0	0	0	0	3	40	77	13.50	2.500
Shayne Bennett, R ERA: 6.09	(5, 1)	1.1		10	5	4	3	0	1	0	0	0	0	0	17	32	20.25	4.500
Anthony Telford, R ERA: 4.62	(6, 1)	1.2		8	2	1	1	2	0	0	0	0	0	0	16	24	5.40	1.200
Steve Kline, L ERA: 2.22	(8, 1)	1.0		4	1	0	0	0	0	0	0	0	0	0	7	11	0.00	1.000
Miguel Batista, R ERA: 3.92	(9, 1)	1.0		5	2	0	0	2	0	0	0	0	0	0	11	15	0.00	2.000

PITCHER	IP	WLS	BF	H	R	ER	SO	BB	IBB	HBP	BLK	WP	HR	S	P	ERA	WHIP

BOTTOM

New York Yankees @ Montreal Expos

Olympic Stadium, Montreal, QB

Tue Jun 09 1998, 7:05 PM EDT

Att. 16,238 - Unknown - 80 F

livebaseballscorecards.com

Batter	1	2	3	4	5	6	7	8	9	AB	R	H	RBI	BB	SO	LOB
F.P. Santangelo, S (1, 7) OBP: 0.325, SLG: 0.335 Ryan McGuire, L (7, 7) OBP: 0.358, SLG: 0.346	C S B X 1-2 G3 ①		B B X 2-0 G4-3 ③			C B F B X 2-2 FC6-4 WP 1-2f ①			B F S B X 2-2 F7 ①	3 0 0 0 0 0 1 1 0 0 0 0 0 0						
Jose Vidro, S (1, 4) OBP: 0.324, SLG: 0.270	B C S B F B F X 3-2 FC6-4 1B			C X 0-1 F7 ①		B C B X 2-1 G1-3 1-2 ②			C X 0-1 1B 2B	4 1 2 0 0 0 1						
Vladimir Guerrero, R (1, 9) OBP: 0.344, SLG: 0.526	C X 0-1 FC6-4 S 1-2f ②			C C X 0-2 G6-3 ②		B B F S X 2-2 F9 ③			B X 1-0 PB 2-H 1B	4 0 1 1 0 0 2						
Brad Fullmer, L (1, 3) OBP: 0.328, SLG: 0.474	1 SAFE 1 SAFE B B B C B F F S 3-3 K 1-2 ③			C B F S 1-3 K ③			F X 0-1 G6-3 ①		F F B S 1-3 K 1-2 ②	4 0 0 0 0 3 2						
Rondell White, R (1, 8) OBP: 0.364, SLG: 0.495 Da Rond Stovall, S (7, 8) OBP: 0.295, SLG: 0.327		B B B C F B 4-2 CS BB			C B B H 3-1 HBP		C S C 0-3 K ②		B B S C F X 2-2 G1-3 ③	0 0 0 0 1 0 0 2 0 0 0 0 1 1						
Mark Grudzielanek, R (1, 6) OBP: 0.287, SLG: 0.329 Steve Kline, S (8, 1) Miguel Batista, R (9, 1)	1 SAFE B B S C S 2-3 K 1-2 ① ②				S X 0-1 L6 ①		B B S C S 2-3 K2-3 ③			3 0 0 0 0 2 2 0 0 0 0 0 0 0 0 0 0 0 0 0 0						
Chris Widger, R (1, 2) OBP: 0.299, SLG: 0.418 Mike Hubbard, R (9, 2) OBP: 0.143, SLG: 0.206		B C B C B X 3-2 G5-3 ③			S C S 0-3 K ②			X 0-0 P9 ①		3 0 0 0 0 1 1 0 0 0 0 0 0 0						
Shane Andrews, R (1, 5) OBP: 0.305, SLG: 0.416 Anthony Telford, R (6, 1) Scott Livingstone, L (8, 5) OBP: 0.218, SLG: 0.204			B C B B F B S 3-3 K ①		C B S B C 2-3 K ③			C F X 0-2 G1-3 ②		2 0 0 0 0 2 1 0 0 0 0 0 0 0 1 0 0 0 0 0 0						
Carlos Perez, L (1, 1) OBP: 0.226, SLG: 0.267 Shayne Bennett, R (5, 1) Mike Mordecai, R (6, 5) OBP: 0.161, SLG: 0.096 (8, 6)			X 0-0 G4-3 ②			F X 0-1 FC6-4 1B		B C B F B X 3-2 P3 ③		1 0 0 0 0 0 0 0 0 0 0 0 0 0 2 0 1 0 0 0 0						
Inning Stats	R: 0 E: 0 K: 1 S: 14 H: 1 LOB: 1 BB: 0 P: 21	R: 0 E: 0 K: 1 S: 8 H: 0 LOB: 0 BB: 1 P: 17	R: 0 E: 0 K: 1 S: 5 H: 0 LOB: 0 BB: 0 P: 10	R: 0 E: 0 K: 1 S: 8 H: 0 LOB: 0 BB: 0 P: 9	R: 0 E: 0 K: 2 S: 9 H: 0 LOB: 1 BB: 0 P: 14	R: 0 E: 0 K: 0 S: 10 H: 1 LOB: 1 BB: 0 P: 16	R: 0 E: 0 K: 2 S: 8 H: 0 LOB: 0 BB: 0 P: 10	R: 0 E: 0 K: 0 S: 7 H: 0 LOB: 0 BB: 0 P: 10	R: 1 E: 0 K: 1 S: 13 H: 2 LOB: 1 BB: 0 P: 19	1B: 3 2B: 1 3B: 0 HR: 0	SF: 0 SAC: 0 DP: 0 HBP: 1						

	AB	30
	R	1
	H	4
	RBI	1
	BB	1
	SO	9
	LOB	11

PITCHER	IP	WLS	BF	H	R	ER	SO	BB	IBB	HBP	BLK	WP	HR	S	P	ERA	WHIP
Orlando Hernandez, R (1, 1) ERA: 1.13	9.0	W	32	4	1	1	9	1	0	1	0	1	0	82	126	1.00	0.556

PITCHER	IP	WLS	BF	H	R	ER	SO	BB	IBB	HBP	BLK	WP	HR	S	P	ERA	WHIP

WP: 1 PB: 1 SB: 1 CS: 1 PA: 32

Batter	1	2	3	4	5	6	7	8	9	AB	R	H	RBI	BB	SO	LOB
Chuck Knoblauch, R (1, 4) OBP: 0.405, SLG: 0.398	C B C X 1-2 G1-3 ①	F B C C 1-3 K ③		B X 1-0 FC6-4 ③ 1-2f			F B F F B F F X 2-2 L8 ①	C B F F X 1-2 P3 ③		5	0	0	0	0	1	5
Luis Sojo, R (1, 6) OBP: 0.261, SLG: 0.267	S T X 0-2 E4 HR	B C B X 2-1 G6-3 ①			B X 1-0 G4-3 ①		C X 0-1 2B SF8 1B		F B X 1-1 G4-3 ①	5	2	1	0	0	0	0
Paul O'Neill, L (1, 9) OBP: 0.391, SLG: 0.515	B C S S 1-3 K ②	C B C B F X 2-2 G3 ②			B C F X 1-2 G6-4-3 1B		B B X 2-0 WP 1-3 2B		B S C B X 2-2 G4-3 2B	5	0	3	0	0	1	1
Tino Martinez, L (1, 3) OBP: 0.392, SLG: 0.524	B X 1-0 1-H HR	C B X 1-1 G4-3 ③			F 1 SAFE B 1 SAFE 1 SAFE X 1-1 G6-4-3 ② ③ 1-2f		C B X 1-1 SF8 ② 3-H		B B S C F F F B 3-2 F X G4-3 ② 2-3	4	1	1	3	0	0	2
Bernie Williams, S (1, 8) OBP: 0.455, SLG: 0.603 Chad Curtis, R (7, PH) OBP: 0.410, SLG: 0.434 (7, 8)	B X 1-0 G6-3 ③			X 0-0 20 1B 1B 1B		X 0-0 S 1B 2B	B B C X 2-1 L8 ③ 2-3		C X 0-1 G3-1 ③	3 2	2 0	2 0	0 0	0 0	0 0	0 2
Tim Raines, S (1, 7) OBP: 0.379, SLG: 0.420		C F X 0-2 F7 ①		1 SAFE 1 SAFE C B X 1-1 20 1B FC 1B 1-2		B S F S S 1-3 K ①		C B B B B 4-1 SH1-4 S BB		3	1	1	0	1	1	1
Scott Brosius, R (1, 5) OBP: 0.395, SLG: 0.480		C X 0-1 F9 ②		F B C F F F S S 1-3 K ①		C C X 0-2 20 CS 2-H 1B		B B B C X 3-1 L9 ① 1-2		4	0	1	1	0	1	3
20 Jorge Posada, S (1, 2) OBP: 0.345, SLG: 0.468		B B B F B 4-1 1B BB		X 0-0 FC 1-2 2-H 1B		1 SAFE 1 SAFE B 1 SAFE B C B F B 4-2 ② 1-2 BB		I I I I 4-0 SH1-4 IBB		1	0	1	1	3	0	0
Hideki Irabu, R (1, 1) OBP: 0.500, SLG: 0.500 Jeff Nelson, R (7, 1) Mike Stanton, L (9, 1)	C X 0-1 1-2 1B			L F X 0-2 FC FC6-4 ② 1-3 2-H		B C F B S 2-3 K ③		C X 0-1 SH1-4 ② 1-2 2-3		3 0 0	0 0 0	1 0 0	0 0 0	0 0 0	1 0 0	2 0 0
Inning Stats	R: 2 E: 1 K: 1 S: 11 H: 1 LOB: 0 BB: 0 P: 15	R: 0 E: 0 K: 1 S: 11 H: 1 LOB: 2 BB: 1 P: 16	R: 0 E: 0 K: 0 S: 8 H: 0 LOB: 0 BB: 0 P: 13	R: 2 E: 1 K: 1 S: 14 H: 3 LOB: 1 BB: 0 P: 17	R: 0 E: 0 K: 0 S: 6 H: 1 LOB: 0 BB: 0 P: 9	R: 1 E: 0 K: 2 S: 12 H: 2 LOB: 1 BB: 1 P: 19	R: 1 E: 0 K: 0 S: 13 H: 2 LOB: 1 BB: 0 P: 20	R: 0 E: 0 K: 0 S: 9 H: 0 LOB: 2 BB: 2 P: 21	R: 0 E: 0 K: 0 S: 15 H: 1 LOB: 1 BB: 0 P: 21	1B: 7 2B: 3 3B: 0 HR: 1 SF: 1 SAC: 2 DP: 1 HBP: 0						

PITCHER	IP	WLS	BF	H	R	ER	SO	BB	IBB	HBP	BLK	WP	HR	S	P	ERA	WHIP
Dustin Hermanson, R (1, 1) ERA: 3.38	6.0	L	27	8	5	2	5	2	0	0	0	0	1	62	89	3.00	1.667
Shayne Bennett, R (7, 1) ERA: 6.06	1.2		9	2	1	1	0	1	1	0	0	1	0	18	36	5.40	1.800
Miguel Batista, R (8, 1) ERA: 3.9	0.1		1	0	0	0	0	0	0	0	0	0	0	4	5	0.00	0.000
Ugueth Urbina, R (9, 1) ERA: 1.47	1.0		4	1	0	0	0	0	0	0	0	0	0	15	21	0.00	1.000

PITCHER	IP	WLS	BF	H	R	ER	SO	BB	IBB	HBP	BLK	WP	HR	S	P	ERA	WHIP

TOP

New York Yankees @ Montreal Expos

Olympic Stadium, Montreal, QB

Wed Jun 10 1998, 7:05 PM EDT

Att. 14,335 - Overcast - 82 F

livebaseballscorecards.com

AB	35
R	6
H	11
RBI	5
BB	4
SO	5
LOB	16

WP: 1 PA: 41
PB: 0
SB: 2
CS: 1

BOTTOM

New York Yankees @ Montreal Expos

Olympic Stadium, Montreal, QB

Wed Jun 10 1998, 7:05 PM EDT

Att. 14,335 - Overcast - 82 F

livebaseballscorecards.com

Batter	1	2	3	4	5	6	7	8	9	AB	R	H	RBI	BB	SO	LOB
Jose Vidro, S (1, 4) OBP: 0.329, SLG: 0.286	G3		2B			P4		1B		4	0	2	1	0	0	0
Robert Perez, R (1, 7) OBP: 0.270, SLG: 0.425	L8		G5-3			FC5-4 1B		K		4	0	1	0	0	1	2
Vladimir Guerrero, R (1, 9) OBP: 0.343, SLG: 0.521	1B		G4-3			FC5-4 1-2f		P6		4	0	1	0	0	0	3
Brad Fullmer, L (1, 3) OBP: 0.323, SLG: 0.468	P9			K		K			F9	3	0	0	0	0	2	2
Shayne Bennett, R (7, 1)										0	0	0	0	0	0	0
Miguel Batista, R (8, 1)										0	0	0	0	0	0	0
Ugueth Urbina, R (9, 1)										0	0	0	0	0	0	0
F.P. Santangelo, S (9, PH) OBP: 0.323, SLG: 0.333										1	0	0	0	0	0	0
Rondell White, R (1, 8) OBP: 0.363, SLG: 0.507		F9		K			HR		K	3	1	1	1	0	1	0
Da Rond Stovall, S (8, 8) OBP: 0.295, SLG: 0.327										0	0	0	0	0	0	0
Mike Hubbard, R (9, PH) OBP: 0.139, SLG: 0.200										1	0	0	0	0	1	0
Mark Grudzielanek, R (1, 6) OBP: 0.284, SLG: 0.325		G6-3		K			G5-3		F9	3	0	0	0	0	1	0
Shane Andrews, R (8, 5) OBP: 0.303, SLG: 0.414										1	0	0	0	0	0	0
Chris Widger, R (1, 2) OBP: 0.295, SLG: 0.411		K			L7		G1-3			3	0	0	0	0	1	0
Mike Mordecai, R (1, 5) OBP: 0.169, SLG: 0.109			SH3-4 2B 1B		L7		G1-3			3	1	1	0	0	0	0
Dustin Hermanson, R (1, 1)										1	0	0	0	0	0	0
Ryan McGuire, L (7, 3) OBP: 0.354, SLG: 0.341			SH3-4 1-2		G5-3			L7		1	0	0	0	0	0	0

	AB	32
	R	2
	H	6
	RBI	2
	BB	0
	SO	7
	LOB	7

Inning Stats										
	R: 0	H: 1	R: 0	H: 0	R: 1	H: 2	R: 0	H: 0	R: 0	H: 1
	E: 0	LOB: 1	E: 0	LOB: 0	E: 0	LOB: 1	E: 0	LOB: 0	E: 0	LOB: 1
	K: 0	BB: 0	K: 1	BB: 0	K: 0	BB: 0	K: 3	BB: 0	K: 0	BB: 0
	S: 11	P: 17	S: 8	P: 12	S: 11	P: 14	S: 11	P: 15	S: 6	P: 10

Inning Stats									
	R: 1	H: 1	R: 0	H: 1	R: 0	H: 0	1B: 4	SF: 0	WP: 0	PA: 33
	E: 0	LOB: 0	E: 0	LOB: 1	E: 0	LOB: 0	2B: 1	SAC: 1	PB: 0	
	K: 1	BB: 0	K: 0	BB: 0	K: 1	BB: 0	3B: 0	DP: 0	SB: 0	
	S: 10	P: 17	S: 9	P: 12	S: 11	P: 12	HR: 1	HBP: 0	CS: 0	

PITCHER		IP	WLS	BF	H	R	ER	SO	BB	IBB	HBP	BLK	WP	HR	S	P	ERA	WHIP
Hideki Irabu, R ERA: 1.59	(1, 1)	6.0	W	23	5	2	2	5	0	0	0	0	0	1	57	82	3.00	0.833
Jeff Nelson, R ERA: 4.35	(7, 1)	2.0		7	1	0	0	1	0	0	0	0	0	0	17	26	0.00	0.500
Mike Stanton, L ERA: 3.86	(9, 1)	1.0		3	0	0	0	1	0	0	0	0	0	0	11	12	0.00	0.000

PITCHER	IP	WLS	BF	H	R	ER	SO	BB	IBB	HBP	BLK	WP	HR	S	P	ERA	WHIP

Batter	1	2	3	4	5	6	7	8	9	AB	R	H	RBI	BB	SO	LOB
Chuck Knoblauch, R (1, 4) OBP: 0.399, SLG: 0.391	B C F B C 2-3 ① K			C B F X 1-2 ① G5-3	B X 1-0 ② G5-3		B C F X 1-2 ③ G1-3			4	0	0	0	0	1	1
Luis Sojo, R (1, 6) OBP: 0.260, SLG: 0.265	B B C F F B F F X 3-2 L6 1B			C X 0-1 ② G4-3	C B X 1-1 ③ F8			B C C B F X 2-2 ① G4-3		4	0	1	0	0	0	1
Paul O'Neill, L (1, 9) OBP: 0.385, SLG: 0.506	B S B B F F X 3-2 ②③ L6 1-2			B B B C C X 3-1 ③ G5-3		B F F C 1-3 ① K		B B S C S 2-3 ② K		4	0	0	0	0	2	1
Tino Martinez, L (1, 3) OBP: 0.389, SLG: 0.534		C B F C 1-3 ① K			B F B X 2-1 E3 1B BB 1B	C X 0-1 HR		B C X 1-1 ③ L9		4	2	1	1	0	1	0
Darryl Strawberry, L (1, 7) OBP: 0.376, SLG: 0.580		C B F B S 2-3 ② K			B B B B 4-0 1B 1-2 1B BB	C X 1-1 1B			B X 1-0 ① F8	3	1	1	0	1	1	0
Chad Curtis, R (1, 8) OBP: 0.407, SLG: 0.430		S S F S 0-3 ③ K			B C F X 1-2 S 1B E 1-2 2-3 1B	B C F X 1-2 ② P3			C B S X 1-2 ② L8	4	1	1	0	0	1	1
Scott Brosius, R (1, 5) OBP: 0.392, SLG: 0.476			C B F F X 1-2 ① G5-3		B X 1-0 S E 1-2 2-H 3-H 1B	1 SAFE B B B C 1 X 3-1 ③ P3 SAFE			S X 0-1 ③ P6	4	1	1	2	0	0	1
Joe Girardi, R (1, 2) OBP: 0.295, SLG: 0.343			B F X 1-1 ② G4-3		C X 0-1 E2 SH5-4 1-H 2-H 1B		B S S S 1-3 ① K			3	0	1	2	0	1	0
Andy Pettitte, L (1, 1)			F F S 0-3 ③ K		B L X 1-1 ① SH5-4 2-3		C C S 0-3 ② K			2	0	0	0	0	2	0
Mike Stanton, L (7, 1)										0	0	0	0	0	0	0
Jeff Nelson, R (7, 1)										0	0	0	0	0	0	0
Graeme Lloyd, L (7, 1)										0	0	0	0	0	0	0
Darren Holmes, R (7, 1)										0	0	0	0	0	0	0
Inning Stats	R: 0 E: 0 K: 1 S: 13 H: 1 LOB: 0 BB: 0 P: 21	R: 0 E: 0 K: 3 S: 10 H: 0 LOB: 0 BB: 0 P: 13	R: 0 E: 0 K: 1 S: 9 H: 0 LOB: 0 BB: 0 P: 11	R: 0 E: 0 K: 0 S: 7 H: 0 LOB: 0 BB: 0 P: 11	R: 4 E: 2 K: 0 S: 13 H: 3 LOB: 1 BB: 1 P: 24	R: 1 E: 0 K: 1 S: 12 H: 2 LOB: 1 BB: 0 P: 18	R: 0 E: 0 K: 2 S: 9 H: 0 LOB: 0 BB: 0 P: 11	R: 0 E: 0 K: 1 S: 9 H: 0 LOB: 0 BB: 0 P: 14	R: 0 E: 0 K: 0 S: 6 H: 0 LOB: 0 BB: 0 P: 8	1B: 5 2B: 1 3B: 0 HR: 1	SF: 0 SAC: 1 DP: 1 HBP: 0						

TOP

New York Yankees @ Montreal Expos

Olympic Stadium, Montreal, QB

Thu Jun 11 1998, 7:05 PM EDT

Att. 16,036 - Cloudy - 82 F

livebaseballscorecards.com

AB	32
R	5
H	6
RBI	5
BB	1
SO	9
LOB	5

PITCHER		IP	WLS	BF	H	R	ER	SO	BB	IBB	HBP	BLK	WP	HR	S	P	ERA	WHIP
Carl Pavano, R ERA: 3.65	(1, 1)	5.0		20	4	4	3	5	1	0	0	0	0	0	52	80	5.40	1.000
Marc Valdes, R ERA: 8.35	(6, 1)	2.0	W	8	2	1	1	3	0	0	0	0	0	1	21	29	4.50	1.000
Steve Kline, L ERA: 2.13	(8, 1)	1.0		3	0	0	0	1	0	0	0	0	0	0	9	14	0.00	0.000
Ugueth Urbina, R ERA: 1.42	(9, 1)	1.0	S	3	0	0	0	0	0	0	0	0	0	0	6	8	0.00	0.000

PITCHER	IP	WLS	BF	H	R	ER	SO	BB	IBB	HBP	BLK	WP	HR	S	P	ERA	WHIP

WP: 0	PA: 34
PB: 0	
SB: 2	
CS: 0	

New York Yankees @ Montreal Expos

Olympic Stadium, Montreal, QB

Thu Jun 11 1998, 7:05 PM EDT

Att. 16,036 - Cloudy - 82 F

livebaseballscorecards.com

BOTTOM

Batter	1	2	3	4	5	6	7	8	9	AB	R	H	RBI	BB	SO	LOB
F.P. Santangelo, S (1, 4) OBP: 0.326, SLG: 0.330	C S F S 0-3 ① K		F S F B S 1-3 ③ K			B 1 B B C C B SAFE 4-2 1-2 G5-4-3 BB	I I I I 4-0 2B IBB			2	1	0	0	2	2	0
Robert Perez, R (1, 7) OBP: 0.260, SLG: 0.408 Scott Livingstone, L (7, PH) OBP: 0.214, SLG: 0.200 Steve Kline, S (8, 1) Ugueth Urbina, R (9, 1)	B F S S 1-3 ② K			B C B C S 2-3 ① K		F F X 0-2 ②③ G5-4-3 1-2f	C F S 0-3 ② K			3 1 0 0	0 0 0 0	0 0 0 0	0 0 0 0	0 1 0 0	2 0 0 0	2 3 0 0
Vladimir Guerrero, R (1, 9) OBP: 0.349, SLG: 0.533	B B S X 2-1 1B			F X 0-1 ② G6-3			S X 0-1 2B E 2B 2-2 1-H 2-H 3-H 2B			4	1	3	3	0	0	0
Rondell White, R (1, 8) OBP: 0.362, SLG: 0.507	X 0-0 ③ G1-3			C B S B F S 2-3 ③ K2-3			S S X 0-2 E4 1B SF7 2-H 2B	C X 0-1 ① F9		4	1	1	0	0	1	1
Chris Widger, R (1, 2) OBP: 0.294, SLG: 0.405		B B B C S S 3-3 ① K			B B B C F F X 3-2 ① G6-3		B B B C B 4-1 BB 1B 2B BB	C B C S 1-3 ② K		3	1	0	0	1	2	0
Mark Grudzielanek, R (1, 6) OBP: 0.290, SLG: 0.329		X 0-0 ② G4-3			B X 1-0 G4-6-3 1B		S B B B X 3-1 BB 2B 1-2 2-3 1B	B B S F F F B F F 4-2 F B S BB		3	1	2	0	1	0	0
Shane Andrews, R (1, 5) OBP: 0.300, SLG: 0.410 Marc Valdes, R (6, 1) OBP: 0.500, SLG: 0.400 Jose Vidro, S (7, PH) OBP: 0.325, SLG: 0.283 (8, 5)		B B X 2-0 ③ G1-3			X 0-0 ②③ G4-6-3 1-2f		B F X 1-1 ① SF7 3-H	C 1 B SAFE 1 P SAFE F X 2-2 ③ G3 1-2		2 0 1	0 0 0	0 0 1	0 0 1	0 0 0	0 0 1	1 0 1
Ryan McGuire, L (1, 3) OBP: 0.354, SLG: 0.333 (8, 7)			C B B F S 2-3 ① K			B B X 2-0 ① L9	F B B B B 4-1 2B 2B 1-2 2-3 BB			2	1	0	0	1	1	0
Carl Pavano, R (1, 1) OBP: 0.125, SLG: 0.125 Mike Mordecai, R (6, 5) OBP: 0.183, SLG: 0.125 Brad Fullmer, L (7, PH) OBP: 0.326, SLG: 0.475 (8, 3)			X 0-0 ② G4-3			B B X 2-0 BB 1B	B B X 2-0 2B 1-3 2-H 3-H			1 1 1	0 0 1	0 1 1	0 0 2	0 0 0	0 0 0	0 0 0
Inning Stats	R: 0 E: 0 K: 2 S: 10 H: 1 LOB: 1 BB: 0 P: 13	R: 0 E: 0 K: 1 S: 5 H: 0 LOB: 0 BB: 0 P: 10	R: 0 E: 0 K: 2 S: 8 H: 0 LOB: 0 BB: 0 P: 11	R: 0 E: 0 K: 2 S: 9 H: 0 LOB: 0 BB: 0 P: 13	R: 0 E: 0 K: 0 S: 6 H: 1 LOB: 0 BB: 0 P: 10	R: 0 E: 0 K: 0 S: 7 H: 1 LOB: 1 BB: 1 P: 15	R: 7 E: 1 K: 1 S: 18 H: 5 LOB: 1 BB: 3 P: 38	R: 0 E: 0 K: 1 S: 16 H: 0 LOB: 1 BB: 1 P: 22		1B: 4 2B: 4 3B: 0 HR: 0	SF: 1 SAC: 0 DP: 2 HBP: 0			WP: 0 PB: 0 SB: 1 CS: 0	PA: 34	

	AB	R	H	RBI	BB	SO	LOB
AB	28						
R	7						
H	8						
RBI	6						
BB	5						
SO	9						
LOB	8						

PITCHER		IP	WLS	BF	H	R	ER	SO	BB	IBB	HBP	BLK	WP	HR	S	P	ERA	WHIP
Andy Pettitte, L ERA: 4.27	(1, 1)	6.0		22	5	2	2	7	1	0	0	0	0	0	50	77	3.00	1.000
Mike Stanton, L ERA: 4.7	(7, 1)	0.1		4	1	0	0	0	2	0	0	0	0	0	6	18	0.00	9.000
Jeff Nelson, R ERA: 4.94	(7, 1)	0.0	L	2	1	2	2	0	0	1	0	0	0	0	1	7	∞	∞
Graeme Lloyd, L ERA: 1.72	(7, 1)	0.1		1	0	0	0	1	0	0	0	0	0	0	3	3	0.00	0.000
Darren Holmes, R ERA: 4.3	(7, 1)	1.1		5	1	3	3	1	1	0	0	0	0	0	19	27	20.25	1.500

PITCHER	IP	WLS	BF	H	R	ER	SO	BB	IBB	HBP	BLK	WP	HR	S	P	ERA	WHIP

Batter	1	2	3	4	5	6	7	8	9	AB	R	H	RBI	BB	SO	LOB
Jose Vidro, S (1, 4) (9, 5) OBP: 0.321, SLG: 0.280	G1-3		G4-3		1B		K		G6-3	5	0	1	1	0	1	1
F.P. Santangelo, S (1, 7) (9, 4) OBP: 0.328, SLG: 0.332	S 2B 1B		G1-6-3		G3			K	E 1B 1B	5	2	2	0	0	1	2
Vladimir Guerrero, R (1, 9) OBP: 0.342, SLG: 0.522	K			K	G6-3			K	E6	5	0	0	0	0	3	2
Rondell White, R (1, 8) OBP: 0.362, SLG: 0.509	2B			G6-3	K			F9	FC4-6 1B	5	0	2	2	0	1	0
Chris Widger, R (1, 2) OBP: 0.296, SLG: 0.402	K			K	1B				BB / FC4-6	4	1	1	0	1	2	3
Mark Grudzielanek, R (1, 6) OBP: 0.293, SLG: 0.329		K			G6-3 E 1B 1B	G4-3			BB HR HBP	3	2	1	0	0	1	1
Brad Fullmer, L (1, 3) OBP: 0.325, SLG: 0.468		G1-3			L4		G5-3		HR BB	3	1	0	0	1	0	1
Shane Andrews, R (1, 5) OBP: 0.299, SLG: 0.407		K			G6-3		F7			1	0	0	0	0	1	0
Mike Mordecai, R (2, 5) OBP: 0.177, SLG: 0.121										2	0	0	0	0	0	1
Da Rond Stovall, S (9, PH) (9, 7) OBP: 0.306, SLG: 0.393									HR	1	1	1	4	0	0	0
Javier Vazquez, R (1, 1) OBP: 0.286, SLG: 0.300			G6-3		BB		1B		K	1	0	0	0	0	0	0
Ryan McGuire, L (5, PH) OBP: 0.360, SLG: 0.333										0	0	0	0	1	0	0
Anthony Telford, R (5, 1)										0	0	0	0	0	0	0
Scott Livingstone, L (7, PH) OBP: 0.228, SLG: 0.216										1	0	1	0	0	0	0
Steve Kline, S (7, 1)										0	0	0	0	0	0	0
Miguel Batista, R (8, 1)										0	0	0	0	0	0	0
Robert Perez, R (9, PH) OBP: 0.256, SLG: 0.403										1	0	0	0	0	1	0
Ugueth Urbina, R (9, 1)										0	0	0	0	0	0	0
Inning Stats	R: 1 E: 0 K: 2 S: 14 H: 2 LOB: 1 BB: 0 P: 22	R: 0 E: 0 K: 2 S: 8 H: 0 LOB: 0 BB: 0 P: 10	R: 0 E: 0 K: 0 S: 7 H: 0 LOB: 0 BB: 0 P: 11	R: 0 E: 0 K: 2 S: 9 H: 0 LOB: 0 BB: 0 P: 14	R: 1 E: 1 K: 0 S: 18 H: 2 LOB: 2 BB: 1 P: 28	R: 0 E: 0 K: 1 S: 9 H: 1 LOB: 1 BB: 0 P: 12	R: 0 E: 0 K: 1 S: 8 H: 1 LOB: 1 BB: 0 P: 13	R: 0 E: 0 K: 2 S: 10 H: 0 LOB: 0 BB: 0 P: 12	R: 5 E: 1 K: 1 S: 18 H: 3 LOB: 2 BB: 2 P: 32	1B: 7 2B: 1 3B: 0 HR: 1	SF: 0 SAC: 0 DP: 0 HBP: 1						

TOP

Montreal Expos @ Atlanta Braves

Turner Field, Atlanta, GA

Fri Jun 12 1998, 7:05 PM EDT

Att. 45,942 - Cloudy - 85 F

livebaseballscorecards.com

AB	37
R	7
H	9
RBI	7
BB	3
SO	11
LOB	11

PITCHER		IP	WLS	BF	H	R	ER	SO	BB	IBB	HBP	BLK	WP	HR	S	P	ERA	WHIP
Greg Maddux, R ERA: 1.75	(1, 1)	7.0		28	6	2	2	8	1	0	0	0	0	0	73	110	2.57	1.000
Kerry Ligtenberg, R ERA: 4.22	(8, 1)	1.0		3	0	0	0	2	0	0	0	0	0	0	10	12	0.00	0.000
Mark Wohlers, R ERA: 5.63	(9, 1)	0.0		1	0	1	1	0	1	0	0	0	0	0	0	4	∞	∞
Mike Cather, R ERA: 4.41	(9, 1)	1.0	L	9	3	4	3	1	1	0	1	0	0	1	18	28	27.00	4.000

PITCHER	IP	WLS	BF	H	R	ER	SO	BB	IBB	HBP	BLK	WP	HR	S	P	ERA	WHIP

Montreal Expos @ Atlanta Braves

Turner Field, Atlanta, GA

Fri Jun 12 1998, 7:05 PM EDT

Att. 45,942 - Cloudy - 85 F

BOTTOM

Batter	1	2	3	4	5	6	7	8	9	AB	R	H	RBI	BB	SO	LOB
Walt Weiss, S (1, 6) OBP: 0.425, SLG: 0.400	G4-3		1B	F9		1B				5	0	2	0	0	1	2
Michael Tucker, L (1, 9) OBP: 0.350, SLG: 0.502	F8		G3		G4-3	K			K	5	0	0	0	0	2	3
10 Chipper Jones, S (1, 5) OBP: 0.426, SLG: 0.586	F8			HBP 2B 1B	K		E S 1B		G5-3	5	1	2	0	0	1	0
Andres Galarraga, R (1, 3) OBP: 0.394, SLG: 0.660		K		2B E HBP	FC5 2B		F8		K	4	1	1	0	0	2	1
Ryan Klesko, L (1, 7) OBP: 0.329, SLG: 0.486		HR		P5	BB		L9			3	1	1	1	1	0	3
Andruw Jones, R (1, 8) OBP: 0.318, SLG: 0.489		G4-3		E 2B	FC5		G6-3			4	1	1	1	0	0	3
Eddie Pérez, R (1, 2) OBP: 0.379, SLG: 0.563		K		E9 1B		G5-3			G4-3	4	1	1	2	0	1	0
Tony Graffanino, R (1, 4) OBP: 0.310, SLG: 0.347			G6-3	K		G6-3			L5-3	4	0	0	0	0	1	1
Greg Maddux, R (1, 1) OBP: 0.333, SLG: 0.368			K	1B		1B			S 1B	3	0	2	1	0	1	0
Kerry Ligtenberg, R (8, 1)										0	0	0	0	0	0	0
Curtis Pride, L (8, PH) OBP: 0.311, SLG: 0.411										1	0	1	0	0	0	0
Mark Wohlers, R (9, 1)										0	0	0	0	0	0	0
Mike Cather, R (9, 1)										0	0	0	0	0	0	0
Inning Stats	R: 0 E: 0 K: 0 S: 4 H: 0 LOB: 0 BB: 0 P: 4	R: 1 E: 0 K: 2 S: 9 H: 1 LOB: 0 BB: 0 P: 13	R: 0 E: 0 K: 1 S: 10 H: 1 LOB: 1 BB: 0 P: 14	R: 4 E: 1 K: 1 S: 16 H: 4 LOB: 1 BB: 0 P: 29	R: 0 E: 0 K: 1 S: 13 H: 1 LOB: 2 BB: 1 P: 20	R: 0 E: 0 K: 1 S: 10 H: 2 LOB: 2 BB: 0 P: 15	R: 0 E: 0 K: 0 S: 6 H: 1 LOB: 1 BB: 0 P: 8	R: 0 E: 0 K: 1 S: 10 H: 1 LOB: 1 BB: 0 P: 12	R: 0 E: 0 K: 2 S: 11 H: 0 LOB: 0 BB: 0 P: 14							

livebaseballscorecards.com

AB	38
R	5
H	11
RBI	5
BB	1
SO	9
LOB	13

1B: 8 SF: 0
2B: 2 SAC: 0
3B: 0 DP: 0
HR: 1 HBP: 1

WP: 0 PA: 40
PB: 0
SB: 2
CS: 0

PITCHER	IP	WLS	BF	H	R	ER	SO	BB	IBB	HBP	BLK	WP	HR	S	P	ERA	WHIP
Javier Vazquez, R (1, 1) ERA: 6.0	4.0		19	6	5	4	4	0	0	1	0	0	1	39	60	9.00	1.500
Anthony Telford, R (5, 1) ERA: 4.38	2.0		10	3	0	0	2	1	0	0	0	0	0	23	35	0.00	2.000
Steve Kline, L (7, 1) ERA: 2.05	1.0		4	1	0	0	0	0	0	0	0	0	0	6	8	0.00	1.000
Miguel Batista, R (8, 1) ERA: 3.84	1.0	W	4	1	0	0	1	0	0	0	0	0	0	10	12	0.00	1.000
Ugueth Urbina, R (9, 1) ERA: 1.38	1.0	S	3	0	0	0	2	0	0	0	0	0	0	11	14	0.00	0.000

PITCHER	IP	WLS	BF	H	R	ER	SO	BB	IBB	HBP	BLK	WP	HR	S	P	ERA	WHIP

Batter	1	2	3	4	5	6	7	8	9	AB	R	H	RBI	BB	SO	LOB
F.P. Santangelo, S (1, 4) OBP: 0.329, SLG: 0.333	B F B X 2-1 1B E 1B	B S X 1-1 ② G5-3			B B X 2-0 FC4-6 G5-3 1B 1B		X 0-0 E5 FC3-6	X 0-0 ③ F7		5	2	2	0	0	0	1
Robert Perez, R (1, 7) OBP: 0.256, SLG: 0.395 Scott Livingstone, L (9, PH) OBP: 0.241, SLG: 0.231	B B F X 2-1 E2 1-H 1B 1B	F F B B X 2-2 ③ G3			B X 1-0 ① G5-3 1-2		B X 1-0 ② FC3-6 1-2f 1B 1B		B S C X 1-2 FC6-4 1B	4 1	2 0	1 1	0 0	0 0	0 0	2 0
Vladimir Guerrero, R (1, 9) OBP: 0.343, SLG: 0.518	B B S T F S 2-3 ① K		B B F B F S 3-3 ① K		B B B F C B 4-1 FC4-6 BB		F B B S S X 2-2 1B 1-2 1B		C F B F F F X 1-2 ① FC6-4 FC6-4 1-2f	4	0	1	0	1	2	2
Rondell White, R (1, 8) OBP: 0.359, SLG: 0.502	X 0-0 ② P3		B F C B X 2-2 ② G4-3		C B B F X 2-2 ② FC4-6 E 1B 1-2f 2-3		B B X 2-0 1-3 2-H 1B		B C X 1-1 ② FC6-4 1-2f	5	0	1	1	0	0	4
Brad Fullmer, L (1, 3) OBP: 0.326, SLG: 0.467	F B X 1-1 S 1B 2-H 1B		X 0-0 ③ F7		B B X 2-0 ③ E3 1-3 3-H 1B		B B S S B X 3-1 ③ F8		B C X 1-1 ③ F8	5	1	2	2	0	0	3
Mark Grudzielanek, R (1, 6) OBP: 0.296, SLG: 0.329	B B B B 4-0 1B 1B 1-2 BB			B B X 2-0 F9 1B 1B		B B B C X 3-1 ① G6-3		S B B C F F F S 2-3 ① K		3	1	1	0	1	1	0
Chris Widger, R (1, 2) OBP: 0.301, SLG: 0.406 Mike Hubbard, R (7, 2) OBP: 0.162, SLG: 0.222	C X 0-1 1B 1-3 2-H 1B			B B S X 2-1 G4-6-3 1-2 1B		S F S 0-3 ② K		B S B F X 2-2 FC4-6 1B		3 1	0 0	2 1	1 0	0 0	1 0	0 0
Shane Andrews, R (1, 5) OBP: 0.300, SLG: 0.406 Marc Valdes, R (6, 1) OBP: 0.500, SLG: 0.400 Ryan McGuire, L (8, PH) OBP: 0.356, SLG: 0.329 Miguel Batista, R (8, 1)	X 0-0 ③ 1-3 3-H 1B			B X 1-0 ① F9 2-3		C B B X 2-1 ③ F8		C F X 0-2 ② FC4-6 WP 1-2f 1B		3 0 1 0	0 0 1 0	1 0 0 0	1 0 0 0	0 0 0 0	0 0 0 0	2 0 1 0
Mike Johnson, L (1, 1) OBP: 0.333, SLG: 0.333 Mike Mordecai, R (4, PH) OBP: 0.175, SLG: 0.119 Shayne Bennett, R (4, 1) Jose Vidro, S (6, 5) OBP: 0.323, SLG: 0.284		B S S S 1-3 ① K		B B B C F X 3-2 ② ③ G4-6-3 1-2f		C C B F X 1-2 ① F8		C B B F X 2-2 1-H 1B		1 1 0 2	0 0 0 0	0 0 0 1	0 0 0 0	0 0 0 0	1 0 0 0	0 2 0 0

TOP

Montreal Expos @ Atlanta Braves

Turner Field, Atlanta, GA

Sat Jun 13 1998, 7:05 PM EDT

Att. 48,943 - Unknown - 90 F

livebaseballscorecards.com

AB	39
R	7
H	14
RBI	6
BB	2
SO	5
LOB	17

Inning Stats	1	2	3	4	5	6	7	8	9
	R: 4 H: 5 E: 1 LOB: 2 K: 1 BB: 1 S: 14 P: 25	R: 0 H: 0 E: 0 LOB: 0 K: 1 BB: 0 S: 8 P: 12	R: 0 H: 0 E: 0 LOB: 0 K: 1 BB: 0 S: 7 P: 12	R: 0 H: 2 E: 0 LOB: 1 K: 0 BB: 0 S: 7 P: 15	R: 1 H: 2 E: 1 LOB: 2 K: 0 BB: 1 S: 7 P: 18	R: 0 H: 0 E: 0 LOB: 0 K: 1 BB: 0 S: 7 P: 12	R: 1 H: 2 E: 1 LOB: 2 K: 0 BB: 0 S: 12 P: 21	R: 1 H: 2 E: 0 LOB: 1 K: 1 BB: 0 S: 17 P: 23	R: 0 H: 1 E: 0 LOB: 1 K: 0 BB: 0 S: 13 P: 17

1B: 14	SF: 0
2B: 0	SAC: 0
3B: 0	DP: 1
HR: 0	HBP: 0

WP: 1	PA: 41
PB: 0	
SB: 1	
CS: 0	

PITCHER		IP	WLS	BF	H	R	ER	SO	BB	IBB	HBP	BLK	WP	HR	S	P	ERA	WHIP
Tom Glavine, L ERA: 2.68	(1, 1)	6.2	W	31	11	6	5	4	2	0	0	0	0	0	60	110	6.75	1.950
John Rocker, L ERA: 1.69	(7, 1)	0.1		1	0	0	0	0	0	0	0	0	0	0	2	5	0.00	0.000
Kerry Ligtenberg, R ERA: 4.36	(8, 1)	1.0		5	2	1	1	1	0	0	0	0	1	0	17	23	9.00	2.000
Dennis Martinez, R ERA: 4.01	(9, 1)	1.0	S	4	1	0	0	0	0	0	0	0	0	0	13	17	0.00	1.000

PITCHER	IP	WLS	BF	H	R	ER	SO	BB	IBB	HBP	BLK	WP	HR	S	P	ERA	WHIP

Montreal Expos @ Atlanta Braves

Turner Field, Atlanta, GA

Sat Jun 13 1998, 7:05 PM EDT

Att. 48,943 - Unknown - 90 F

livebaseballscorecards.com

BOTTOM

Batter	1	2	3	4	5	6	7	8	9	AB	R	H	RBI	BB	SO	LOB
Ozzie Guillen, L (1, 6) OBP: 0.283, SLG: 0.229	L3	F9		G6-3		E 10 1B BB		G3		4	1	0	0	1	0	1
Michael Tucker, L (1, 9) OBP: 0.351, SLG: 0.500	10 FC3-6 1B	10 S 1B 2-H		F9		FC3 10 1B 1-3 2-H		K		5	0	2	1	0	1	1
10 Chipper Jones, S (1, 5) OBP: 0.424, SLG: 0.581	FC3-6 1-2f	K 1-2		K		FC4-6 1B 2-3 3-H				4	0	1	1	0	2	2
Andres Galarraga, R (1, 3) OBP: 0.392, SLG: 0.653	K	HR HBP			K	K				3	1	0	0	0	3	3
Ryan Klesko, L (1, 7) OBP: 0.332, SLG: 0.491		HR 1B	F8		2B	FC4-6 1-2f				4	1	2	0	0	0	3
Javy Lopez, R (1, 2) OBP: 0.344, SLG: 0.573		1-H HR	1-H HR		F9		F8			4	2	2	4	0	0	1
Andruw Jones, R (1, 8) OBP: 0.320, SLG: 0.515		HR	HR		G6-3		K			4	2	2	2	0	1	1
Tony Graffanino, R (1, 4) OBP: 0.308, SLG: 0.343		K	F8			FC3 SH2-3 E 1B	F8			4	1	1	0	0	1	0
Tom Glavine, L (1, 1) OBP: 0.167, SLG: 0.207		1B 2B	G4-3			SH2-3 1-2		K		2	1	1	0	0	0	0
John Rocker, R (7, 1)										0	0	0	0	0	0	0
Kerry Ligtenberg, R (8, 1)										0	0	0	0	0	0	0
Curtis Pride, L (8, PH) OBP: 0.306, SLG: 0.404										1	0	0	0	0	1	0
Dennis Martinez, R (9, 1) OBP: 0.167, SLG: 0.182										0	0	0	0	0	0	0
Inning Stats	R: 0 E: 0 K: 1 S: 8 H: 1 LOB: 1 BB: 0 P: 14	R: 4 E: 0 K: 2 S: 23 H: 5 LOB: 1 BB: 0 P: 38	R: 3 E: 0 K: 0 S: 10 H: 2 LOB: 0 BB: 0 P: 18	R: 0 E: 0 K: 1 S: 10 H: 0 LOB: 0 BB: 0 P: 16	R: 0 E: 0 K: 1 S: 10 H: 1 LOB: 1 BB: 0 P: 13	R: 2 E: 1 K: 1 S: 13 H: 2 LOB: 2 BB: 1 P: 25	R: 0 E: 0 K: 1 S: 7 H: 0 LOB: 0 BB: 0 P: 11	R: 0 E: 0 K: 2 S: 10 H: 0 LOB: 0 BB: 0 P: 16							

PITCHER		IP	WLS	BF	H	R	ER	SO	BB	IBB	HBP	BLK	WP	HR	S	P	ERA	WHIP	
Mike Johnson, R ERA: 14.73	(1, 1)	3.0	L	18	8	7	7	3	0	0	1	0	0	4	41	70	21.00	2.667	
Shayne Bennett, R ERA: 5.92	(4, 1)	2.1		12	3	2	1	2	1	0	0	0	0	0	29	46	3.86	1.714	
Marc Valdes, R ERA: 7.94	(6, 1)	1.2		5	0	0	0	2	0	0	0	0	0	0	11	19	0.00	0.000	
Miguel Batista, R ERA: 3.77	(8, 1)	1.0		3	0	0	0	2	0	0	0	0	0	0	10	16	0.00	0.000	

PITCHER	IP	WLS	BF	H	R	ER	SO	BB	IBB	HBP	BLK	WP	HR	S	P	ERA	WHIP

AB	35
R	9
H	11
RBI	8
BB	1
SO	9
LOB	12

1B: 5	SF: 0	WP: 0	PA: 38
2B: 2	SAC: 1	PB: 0	
3B: 0	DP: 0	SB: 1	
HR: 4	HBP: 1	CS: 0	

Batter	1	2	3	4	5	6	7	8	9	AB	R	H	RBI	BB	SO	LOB
Jose Vidro, S (1, 4) OBP: 0.321, SLG: 0.277	B B C B B 4-1 1B SH1-4 BB		S B B C C 2-3 ① K			S B B S C 2-3 ① K		1 SAFE C B F S 1-3 ② K		3	0	0	0	1	3	1
F.P. Santangelo, S (1, 7) OBP: 0.325, SLG: 0.329 Anthony Telford, R (8, 1)	X 0-0 ① SH1-4 1-2		C C B F F B F X 2-2 ② G4-3			S X 0-1 ② P4		B 1 B X SAFE 2-0 ③ F8		3 0	0 0	0 0	0 0	0 0	0 0	1 0
Vladimir Guerrero, R (1, 9) OBP: 0.338, SLG: 0.510	C F S 0-3 ② K		X 0-0 ③ F8			S F X 0-2 ③ G6-3			X 0-0 ① G4-3	4	0	0	0	0	1	1
Brad Fullmer, L (1, 3) OBP: 0.329, SLG: 0.467	B X 1-0 FC6-4 2-3 1B			B F F X 1-2 ① G3			F X 0-1 FC4-6 1B		B B C S F B S 3-3 ② K	4	0	2	0	0	1	0
Rondell White, R (1, 8) OBP: 0.354, SLG: 0.494	B X 1-0 ③ FC6-4 1-2f			B B F S F X 2-2 ② G5-3			C B B B X 3-1 ① FC4-6 1-2f		F C B B B X 3-2 ③ G5-3	4	0	0	0	0	0	3
Mark Grudzielanek, R (1, 6) OBP: 0.293, SLG: 0.326		C B B X 2-1 ① L7		B S C X 1-2 ③ G4-3			C F S 0-3 ② K			3	0	0	0	0	1	1
Chris Widger, R (1, 2) OBP: 0.297, SLG: 0.400		C B X 1-1 ② F8			S X 0-1 ① G5-3		X 0-0 ③ P8			3	0	0	0	0	0	1
Shane Andrews, R (1, 5) OBP: 0.295, SLG: 0.400		F F B S 1-3 ③ K			X 0-0 ② F8			S X 0-1 ① F9		3	0	0	0	0	1	0
Carlos Perez, L (1, 1) OBP: 0.242, SLG: 0.375 Da Rond Stovall, S (8, PH) (8, 7) OBP: 0.317, SLG: 0.404			B X 1-0 HR		S C B F F F X 1-2 ③ G1-3			B S C X 1-2 1B		2 1	1 0	1 1	1 0	0 0	0 0	0 0
Inning Stats	R: 0 H: 1 E: 0 LOB: 2 K: 1 BB: 1 S: 7 P: 13	R: 0 H: 0 E: 0 LOB: 0 K: 1 BB: 0 S: 7 P: 11	R: 1 H: 1 E: 0 LOB: 0 K: 1 BB: 0 S: 11 P: 16	R: 0 H: 0 E: 0 LOB: 0 K: 0 BB: 0 S: 10 P: 14	R: 0 H: 0 E: 0 LOB: 0 K: 0 BB: 0 S: 9 P: 10	R: 0 H: 0 E: 0 LOB: 0 K: 1 BB: 0 S: 8 P: 10	R: 0 H: 1 E: 0 LOB: 1 K: 1 BB: 0 S: 8 P: 11	R: 0 H: 1 E: 0 LOB: 1 K: 1 BB: 0 S: 9 P: 13	R: 0 H: 0 E: 0 LOB: 0 K: 1 BB: 0 S: 8 P: 14	1B: 3 SF: 0 2B: 0 SAC: 1 3B: 0 DP: 0 HR: 1 HBP: 0						

Montreal Expos @ Atlanta Braves

Turner Field, Atlanta, GA

Sun Jun 14 1998, 3:33 AM EDT

Att. 46,543 - Cloudy - 89 F

TOP

livebaseballscorecards.com

AB	30
R	1
H	4
RBI	1
BB	1
SO	7
LOB	8

WP: 0 PB: 0 SB: 0 CS: 0 PA: 32

PITCHER	IP	WLS	BF	H	R	ER	SO	BB	IBB	HBP	BLK	WP	HR	S	P	ERA	WHIP
Kevin Millwood, R (1, 1) ERA: 3.73	9.0	W	32	4	1	1	7	1	0	0	0	0	1	77	112	1.00	0.556

PITCHER	IP	WLS	BF	H	R	ER	SO	BB	IBB	HBP	BLK	WP	HR	S	P	ERA	WHIP

Montreal Expos @ Atlanta Braves

Turner Field, Atlanta, GA

Sun Jun 14 1998, 3:33 AM EDT
Att. 46,543 - Cloudy - 89 F

livebaseballscorecards.com

Batter	1	2	3	4	5	6	7	8	9	AB	R	H	RBI	BB	SO	LOB
Gerald Williams, R (1, 9) OBP: 0.329, SLG: 0.418	C B C B X 2-2 G5-3 ①		B X 1-0 S 3B 2-H 1B	F X 0-1 P6 ③			X 0-0 1-3 2B			4	1	2	1	0	0	1
Tony Graffanino, R (1, 4) OBP: 0.306, SLG: 0.358	B B X 2-0 F8 ②		B B C F X 2-2 10 1B 1-H 3B		X 0-0 P7 ①		C C B B B S 3-3 K ②③ 3-H			4	1	1	1	0	1	2
10 Chipper Jones, S (1, 5) OBP: 0.422, SLG: 0.576	F F B B F X 2-2 F9 ③		F X 0-1 3-H 1B		C X 0-1 G4-3 ②			B B X 2-0 L7 ①		4	0	1	1	0	0	0
Andres Galarraga, R (1, 3) OBP: 0.387, SLG: 0.643		C F F X 0-2 P3 ①	1 SAFE X 0-0 F8 ③		B S X 1-1 F8 ③			X 0-0 G1-3 ②		4	0	0	0	0	0	1
Javy Lopez, R (1, 2) OBP: 0.347, SLG: 0.569		X 0-0 F8 ②		B S X 1-1 FC5-4 1B 3B 1B		B B B C B 4-1 G5-4-3 BB		C B S B B X 3-2 F8 ③		3	1	1	0	1	0	0
Andruw Jones, R (1, 8) OBP: 0.321, SLG: 0.512		S F B X 1-2 F8 ③		B X 1-0 FC5-4 1-2 1B		X 0-0 F7 ①				3	0	1	0	0	0	1
Danny Bautista, R (1, 7) OBP: 0.317, SLG: 0.405			B B X 2-0 F7 ①	S X 0-1 FC5-4 1-2f 2-3 3B ①		B X 1-0 G5-4-3 1-2f ②③				3	1	0	0	0	0	3
Ozzie Guillen, L (1, 6) OBP: 0.295, SLG: 0.279			C B X 1-1 1B 2B	1 SAFE 1 SAFE 1 SAFE X 0-0 1-H CS 3-H 3B			X 0-0 F8 ①			3	1	2	2	0	0	0
Kevin Millwood, R (1, 1) OBP: 0.261, SLG: 0.105			B C F S 1-3 K ②	C B B P S B 4-2 3-H BB ②			X 0-0 2B K 1B			2	0	1	0	1	1	1
Inning Stats	R: 0 H: 0 E: 0 LOB: 0 K: 0 BB: 0 S: 8 P: 14	R: 0 H: 0 E: 0 LOB: 0 K: 0 BB: 0 S: 8 P: 9	R: 3 H: 4 E: 0 LOB: 1 K: 1 BB: 0 S: 13 P: 20	R: 2 H: 3 E: 0 LOB: 1 K: 0 BB: 1 S: 11 P: 16	R: 0 H: 0 E: 0 LOB: 0 K: 0 BB: 0 S: 5 P: 6	R: 0 H: 0 E: 0 LOB: 0 K: 0 BB: 1 S: 3 P: 8	R: 0 H: 2 E: 0 LOB: 2 K: 1 BB: 0 S: 6 P: 9	R: 0 H: 0 E: 0 LOB: 0 K: 0 BB: 0 S: 5 P: 10		1B: 5 SF: 0 2B: 2 SAC: 0 3B: 2 DP: 1 HR: 0 HBP: 0				WP: 0 PA: 32 PB: 0 SB: 2 CS: 1		

BOTTOM	
AB	30
R	5
H	9
RBI	5
BB	2
SO	2
LOB	9

PITCHER		IP	WLS	BF	H	R	ER	SO	BB	IBB	HBP	BLK	WP	HR	S	P	ERA	WHIP
Carlos Perez, L ERA: 3.64	(1, 1)	7.0	L	29	9	5	5	2	2	0	0	0	0	0	54	82	6.43	1.571
Anthony Telford, R ERA: 4.28	(8, 1)	1.0		3	0	0	0	0	0	0	0	0	0	0	5	10	0.00	0.000

PITCHER	IP	WLS	BF	H	R	ER	SO	BB	IBB	HBP	BLK	WP	HR	S	P	ERA	WHIP

Batter	1	2	3	4	5	6	7	8	9	AB	R	H	RBI	BB	SO	LOB
Luis Lopez, S (1, 7) OBP: 0.365, SLG: 0.392	C X 0-1 ① G3-1		B C C B H 3-2 HBP		F B X 1-1 ③ FC6-4 1-2f		B F B B X 3-1 ① L9		C C B B C 2-3 ① K	4	0	0	0	0	1	3
Edgardo Alfonzo, R (1, 5) OBP: 0.341, SLG: 0.376	B C F B C 2-3 ② K		S 1 SAFE F S 0-3 ③ K			C B X 1-1 ① F9	C S B S 1-3 ② K		B X 1-0 ② F8	5	0	0	0	0	3	2
31 Mike Piazza, R (1, 2) OBP: 0.354, SLG: 0.509	C B X 1-1 ③ G6-3			S B F X 1-2 ① F9		X 0-0 BB E 1B 1B	B C B X 2-1 ③ P5		B X 1-0 2B	5	1	2	0	0	0	1
John Olerud, L (1, 3) OBP: 0.462, SLG: 0.500		B B X 2-0 ① P6		B B S B X 3-1 ② L5		C C X 0-2 E5 1B BB 1-2 FC3-2		B B C X 2-1 1B 2B	B C B B B 4-1 BB	4	1	1	0	1	0	1
Carlos Baerga, S (1, 4) OBP: 0.314, SLG: 0.415		C B X 1-1 1B		B F B B X 2-1 ③ G6-3		B F B B B 4-1 FC3-2 1B 1-2 2-3 BB		C B L X 1-2 ① F9	C B F X 1-2 ③ G1-3	4	0	1	0	1	0	3
Butch Huskey, R (1, 9) OBP: 0.304, SLG: 0.426 Wayne Kirby, L (8, 9) OBP: 0.250, SLG: 0.250		C 1 SAFE C S 0-3 ② K			F B F B C 2-3 ① K	X 0-0 FC3-2 1-2 2-3 3-H 1B		B I I I 4-0 1B IBB		3 0	0 0	1 0	1 0	1 0	2 0	1 0
Brian McRae, S (1, 8) OBP: 0.339, SLG: 0.385		B B B X 3-0 ③ F7			B F B B X 2-1 ② P6	F B C B F F B X 3-2 ② FC3-2 1-2 2-3 3-Hf		B F C S 1-3 ② K		4	0	0	0	0	1	6
Rey Ordonez, R (1, 6) OBP: 0.266, SLG: 0.284			X 0-0 ① G2-3		B B B B 4-0 BB BB	X 0-0 ③ F7		B C B C F X 2-2 1-2 2-H 1B		3	0	1	1	1	0	3
Al Leiter, L (1, 1) OBP: 0.214, SLG: 0.192			B B B C C S 3-3 ② K		B B C B B 4-1 FC6-4 1-2 BB		B C B B C F B 4-2 BB	X 0-0 ③ G5-3		2	0	0	0	2	1	2
Inning Stats	R: 0 H: 0 E: 0 LOB: 0 K: 1 BB: 0 S: 7 P: 10	R: 0 H: 1 E: 0 LOB: 1 K: 1 BB: 0 S: 7 P: 13	R: 0 H: 0 E: 0 LOB: 1 K: 2 BB: 0 S: 9 P: 15	R: 0 H: 0 E: 0 LOB: 0 K: 0 BB: 0 S: 7 P: 13	R: 0 H: 0 E: 0 LOB: 2 K: 1 BB: 2 S: 8 P: 21	R: 1 H: 2 E: 1 LOB: 3 K: 0 BB: 1 S: 14 P: 22	R: 0 H: 0 E: 0 LOB: 1 K: 1 BB: 1 S: 10 P: 20	R: 1 H: 2 E: 0 LOB: 2 K: 1 BB: 1 S: 13 P: 23	R: 0 H: 1 E: 0 LOB: 2 K: 1 BB: 1 S: 9 P: 18	1B: 4 SF: 0 2B: 2 SAC: 0 3B: 0 DP: 0 HR: 0 HBP: 1					WP: 0 PA: 41 PB: 0 SB: 0 CS: 0	

PITCHER		IP	WLS	BF	H	R	ER	SO	BB	IBB	HBP	BLK	WP	HR	S	P	ERA	WHIP
Dustin Hermanson, R ERA: 3.2	(1, 1)	6.0	L	26	3	1	1	5	3	0	1	0	0	0	52	94	1.50	1.000
Anthony Telford, R ERA: 4.17	(7, 1)	1.0		4	0	0	0	1	1	0	0	0	0	0	10	20	0.00	1.000
Steve Kline, L ERA: 2.3	(8, 1)	1.0		6	2	1	1	1	0	1	0	0	0	0	13	23	9.00	2.000
Marc Valdes, R ERA: 7.71	(9, 1)	1.0		5	1	0	0	1	1	0	0	0	0	0	9	18	0.00	2.000

PITCHER	IP	WLS	BF	H	R	ER	SO	BB	IBB	HBP	BLK	WP	HR	S	P	ERA	WHIP

TOP

New York Mets @ Montreal Expos

Olympic Stadium, Montreal, QB

Tue Jun 16 1998, 7:05 PM EDT

Att. 12,662 - Overcast - 71 F

livebaseballscorecards.com

AB	34
R	2
H	6
RBI	2
BB	6
SO	8
LOB	22

New York Mets @ Montreal Expos

Olympic Stadium, Montreal, QB

Tue Jun 16 1998, 7:05 PM EDT

Att. 12,662 - Overcast - 71 F

livebaseballscorecards.com

BOTTOM

Batter	1	2	3	4	5	6	7	8	9	AB	R	H	RBI	BB	SO	LOB
F.P. Santangelo, S (1, 4) OBP: 0.328, SLG: 0.329	P5			1B		BB			L7	3	0	1	0	1	0	0
Robert Perez, R (1, 7) OBP: 0.256, SLG: 0.388	G5-3			1-2 SAFE G6-4-3 1B		G6-3			E6	4	0	1	0	0	0	1
Vladimir Guerrero, R (1, 9) OBP: 0.333, SLG: 0.502	K			K			F8		K	4	0	0	0	0	3	3
Rondell White, R (1, 8) OBP: 0.353, SLG: 0.490		K		G6-4-3 1-2f			CS 1B		F9	4	0	1	0	0	1	3
Chris Widger, R (1, 2) OBP: 0.293, SLG: 0.394		P3			P2		G4-3 1-2 SAFE			3	0	0	0	0	0	1
Mark Grudzielanek, R (1, 6) OBP: 0.294, SLG: 0.326		G3			G6-4-3 1B			G6-3		3	0	1	0	0	0	0
Brad Fullmer, L (1, 3) OBP: 0.325, SLG: 0.461			P1		G6-4-3 1-2f SAFE			K		3	0	0	0	0	1	1
Shane Andrews, R (1, 5) OBP: 0.296, SLG: 0.404			G5-3			K		2B		3	0	1	0	0	1	0
Dustin Hermanson, R (1, 1) Mike Mordecai, R (6, PH) OBP: 0.172, SLG: 0.117 Anthony Telford, R (7, 1) Steve Kline, S (8, 1) Jose Vidro, S (8, PH) OBP: 0.319, SLG: 0.275 Marc Valdes, R (9, 1) OBP: 0.500, SLG: 0.400			K2-3			G3-1		P9		1 1 0 0 1 0	0 0 0 0 0 0	0 0 0 0 0 0	0 0 0 0 0 0	1 0 0 0 0 0	0 0 0 0 0 0	0 0 0 0 1 0
Inning Stats	R: 0 E: 0 K: 1 S: 7 H: 0 LOB: 0 BB: 0 P: 10	R: 0 E: 0 K: 1 S: 9 H: 0 LOB: 0 BB: 0 P: 14	R: 0 E: 0 K: 1 S: 6 H: 0 LOB: 0 BB: 0 P: 7	R: 0 E: 0 K: 1 S: 12 H: 2 LOB: 1 BB: 0 P: 13	R: 0 E: 0 K: 0 S: 5 H: 1 LOB: 0 BB: 0 P: 7	R: 0 E: 0 K: 1 S: 8 H: 0 LOB: 1 BB: 1 P: 15	R: 0 E: 0 K: 0 S: 9 H: 1 LOB: 0 BB: 0 P: 14	R: 0 E: 0 K: 1 S: 9 H: 1 LOB: 1 BB: 0 P: 16	R: 0 E: 1 K: 1 S: 8 H: 0 LOB: 1 BB: 0 P: 9	1B: 4 2B: 1 3B: 0 HR: 0 SF: 0 SAC: 0 DP: 2 HBP: 0						

	AB	30
	R	0
	H	5
	RBI	0
	BB	1
	SO	7
	LOB	10

PITCHER		IP	WLS	BF	H	R	ER	SO	BB	IBB	HBP	BLK	WP	HR	S	P	ERA	WHIP
Al Leiter, L ERA: 1.53	(1, 1)	9.0	W	31	5	0	0	7	1	0	0	0	0	0	73	105	0.00	0.667

PITCHER	IP	WLS	BF	H	R	ER	SO	BB	IBB	HBP	BLK	WP	HR	S	P	ERA	WHIP

Batter	1	2	3	4	5	6	7	8	9	AB	R	H	RBI	BB	SO	LOB
Wayne Kirby, L (1, 8) OBP: 0.167, SLG: 0.167	C F F B F S 1-3 ① K		1 SAFE C F F S 0-3 ③ K		C X 0-1 ③ P4		C X 0-1 ③ F9		C B 1 S B F S 2-3 ② K	4	0	0	0	0	2	4
Turk Wendell, L (7, 1)										0	0	0	0	0	0	0
Dennis Cook, L (7, 1)										0	0	0	0	0	0	0
Benny Agbayani, R (8, 9)										1	0	0	0	0	1	1
Edgardo Alfonzo, R (1, 5) OBP: 0.338, SLG: 0.368	B X 1-0 ② G6-3			C C B X 1-2 ① G6-3		X 0-0 ① F9		B B B B 4-0 G4-3 31 G1-3 BB	1 SAFE B C C B X 2-2 ③ F8	4	0	0	0	1	0	1
31 Mike Piazza, R (1, 2) OBP: 0.357, SLG: 0.508	C B F X 1-2 ③ P6			X 0-0 1B		B B C F F F X 2-2 3B 1B		B X 1-0 ① G1-3 1-2		4	1	2	0	0	0	1
John Olerud, L (1, 3) OBP: 0.459, SLG: 0.505		C B B B X 3-1 ① F8		C S B X 1-2 ② F9		B B X 2-0 1-H SF 3B		B B B C F X 3-2 ② G4-3 2-3		4	1	1	1	0	0	2
Carlos Baerga, S (1, 4) OBP: 0.313, SLG: 0.412		X 0-0 ② L9		B C X 1-1 ③ P5		X 0-0 SF F9-3 3-H		I I I I 4-0 IBB		2	0	0	1	1	0	1
Butch Huskey, R (1, 9) OBP: 0.299, SLG: 0.418		B B B C C X 3-1 ③ G5-3		B B X 2-0 ① G2-3		X 0-0 ② ③ F9-3 1-2		C S S 0-3 ③ K		4	0	0	0	0	1	3
Mel Rojas, R (8, 1)										0	0	0	0	0	0	0
Matt Franco, L (1, 7) OBP: 0.337, SLG: 0.299			C B B C X 2-2 FC6-4 1B		X 0-0 G1-3 1B		B B B C B 4-1 SH3 BB		B C B X 2-1 HR	2	1	2	0	1	0	0
Brian McRae, S (7, PR) OBP: 0.341, SLG: 0.402										1	1	1	1	0	0	0
(7, 8)																
Rey Ordonez, R (1, 6) OBP: 0.263, SLG: 0.281			1 SAFE C B 1 SAFE F X 1-2 ① FC6-4 1-2f		1 SAFE C X 0-1 ② G1-3 1-2		X 0-0 ① SH3 1-2		B S B F S 2-3 ① K	3	0	0	0	0	1	2
Bobby Jones, R (1, 1) OBP: 0.227, SLG: 0.227			1 SAFE L L 1 SAFE L 0-3 ② K		C X 0-1 2-H 1B		B C F B B F C 3-3 ② K		X 0-0 1B	2	0	1	1	0	1	1
Luis Lopez, S (7, PH) OBP: 0.368, SLG: 0.394										2	0	1	0	0	1	2
(7, 7)																
Inning Stats	R: 0 E: 0 K: 1 S: 9 H: 0 LOB: 0 BB: 0 P: 12	R: 0 E: 0 K: 0 S: 5 H: 0 LOB: 0 BB: 0 P: 11	R: 0 E: 0 K: 2 S: 13 H: 1 LOB: 1 BB: 0 P: 16	R: 0 E: 0 K: 0 S: 9 H: 1 LOB: 1 BB: 0 P: 12	R: 1 E: 0 K: 0 S: 8 H: 2 LOB: 1 BB: 0 P: 10	R: 2 E: 1 K: 0 S: 10 H: 2 LOB: 0 BB: 0 P: 14	R: 0 E: 0 K: 1 S: 8 H: 0 LOB: 2 BB: 1 P: 15	R: 0 E: 0 K: 1 S: 7 H: 0 LOB: 2 BB: 2 P: 19	R: 1 E: 0 K: 2 S: 13 H: 2 LOB: 1 BB: 0 P: 21	1B: 6 2B: 1 3B: 1 HR: 1 SF: 1 SAC: 1 DP: 1 HBP: 0							

PITCHER		IP	WLS	BF	H	R	ER	SO	BB	IBB	HBP	BLK	WP	HR	S	P	ERA	WHIP
Carl Pavano, R ERA: 3.69	(1, 1)	7.0		28	6	3	3	4	1	0	0	0	0	0	62	90	3.86	1.000
Miguel Batista, R ERA: 3.71	(8, 1)	1.0		5	0	0	0	1	1	1	0	0	0	0	7	19	0.00	1.000
Ugueth Urbina, R ERA: 1.6	(9, 1)	1.0	W	5	2	1	1	2	0	0	0	0	0	1	13	21	9.00	2.000

PITCHER	IP	WLS	BF	H	R	ER	SO	BB	IBB	HBP	BLK	WP	HR	S	P	ERA	WHIP

TOP

New York Mets @ Montreal Expos

Olympic Stadium, Montreal, QB

Wed Jun 17 1998, 7:05 PM EDT

Att. 7,606 - Cloudy - 56 F

livebaseballscorecards.com

AB	33
R	4
H	8
RBI	4
BB	3
SO	7
LOB	18

WP: 0	PB: 0	SB: 0	CS: 0	PA: 38		

BOTTOM

Batter	1	2	3	4	5	6	7	8	9	AB	R	H	RBI	BB	SO	LOB
F.P. Santangelo, S (1, 4) (8, 7) OBP: 0.329, SLG: 0.327	K		K		G1-3		BB		1B IBB 1B	4	0	1	0	1	2	2
Ryan McGuire, L (1, 7) OBP: 0.346, SLG: 0.318	K			F7		P5	F7		P9	3	0	0	0	0	1	0
Jose Vidro, S (7, PH) (8, 4) OBP: 0.315, SLG: 0.271										2	0	0	0	0	0	4
Vladimir Guerrero, R (1, 9) OBP: 0.338, SLG: 0.502	G5-3			L9		1B S 1B		1B S 1B	1B IBB	4	2	2	0	1	0	0
Brad Fullmer, L (1, 3) OBP: 0.327, SLG: 0.460		F8		G3-1		S		F9	1-2 2-3 3-H 1B	5	0	2	1	0	0	1
Rondell White, R (1, 8) OBP: 0.351, SLG: 0.498		G6-3			HR	G1-3		K		4	1	1	1	0	1	2
Mark Grudzielanek, R (1, 6) OBP: 0.297, SLG: 0.328		F8			2B G6-3 1B	G6-3		2-H 1B		4	1	2	1	0	0	1
Chris Widger, R (1, 2) OBP: 0.297, SLG: 0.401			G5-3		1-3 2B		SH1-4 1B	K		4	0	2	0	0	1	1
Shane Andrews, R (1, 5) OBP: 0.301, SLG: 0.413			1B		G6-3		SH1-4		1B 2B	3	1	2	1	0	0	1
Carl Pavano, R (1, 1) OBP: 0.100, SLG: 0.100			K		K		G5-3		K	2	0	0	0	0	2	2
Scott Livingstone, L (7, PH) OBP: 0.231, SLG: 0.231										0	0	0	0	0	0	0
Robert Perez, R (7, PH) OBP: 0.253, SLG: 0.384										1	0	0	0	0	0	1
Miguel Batista, R (8, 1)										0	0	0	0	0	0	0
Ugueth Urbina, R (9, 1)										0	0	0	0	0	0	0
Da Rond Stovall, S (9, PH) OBP: 0.313, SLG: 0.397										1	0	0	0	0	1	1
Inning Stats	R: 0 E: 0 K: 2 S: 8 H: 0 LOB: 0 BB: 0 P: 13	R: 0 E: 0 K: 0 S: 7 H: 0 LOB: 0 BB: 0 P: 11	R: 0 E: 0 K: 2 S: 13 H: 1 LOB: 1 BB: 0 P: 17	R: 0 E: 0 K: 0 S: 8 H: 0 LOB: 0 BB: 0 P: 12	R: 2 E: 0 K: 1 S: 15 H: 3 LOB: 1 BB: 0 P: 22	R: 1 E: 0 K: 0 S: 14 H: 2 LOB: 1 BB: 0 P: 22	R: 0 E: 0 K: 0 S: 13 H: 1 LOB: 2 BB: 1 P: 21	R: 1 E: 0 K: 2 S: 15 H: 2 LOB: 1 BB: 0 P: 19	R: 1 E: 0 K: 1 S: 13 H: 3 LOB: 3 BB: 1 P: 23	1B: 9 2B: 2 3B: 0 HR: 1	SF: 0 SAC: 1 DP: 0 HBP: 0						

PITCHER		IP	WLS	BF	H	R	ER	SO	BB	IBB	HBP	BLK	WP	HR	S	P	ERA	WHIP
Bobby Jones, R ERA: 3.67	(1, 1)	6.0		24	6	3	3	5	0	0	0	0	0	1	65	97	4.50	1.000
Turk Wendell, R ERA: 5.4	(7, 1)	0.1		2	1	0	0	0	0	0	0	0	0	0	4	4	0.00	3.000
Dennis Cook, L ERA: 2.66	(7, 1)	0.2		3	0	0	0	0	1	0	0	0	0	0	9	17	0.00	1.500
Mel Rojas, R ERA: 3.26	(8, 1)	1.2	L	11	5	2	2	3	0	1	0	0	0	0	28	42	10.80	3.000

PITCHER	IP	WLS	BF	H	R	ER	SO	BB	IBB	HBP	BLK	WP	HR	S	P	ERA	WHIP

New York Mets @ Montreal Expos

Olympic Stadium, Montreal, QB

Wed Jun 17 1998, 7:05 PM EDT

Att. 7,606 - Cloudy - 56 F

livebaseballscorecards.com

AB	37
R	5
H	12
RBI	4
BB	2
SO	8
LOB	16

WP: 0	PB: 0	SB: 3	CS: 0
PA: 40			

New York Mets @ Montreal Expos

Olympic Stadium, Montreal, QB

Thu Jun 18 1998, 7:05 PM EDT

Att. 8,788 - Cloudy - 65 F

TOP

livebaseballscorecards.com

Batter	1	2	3	4	5	6	7	8	9	AB	R	H	RBI	BB	SO	LOB
Luis Lopez, S (1, 9) (6, 6) OBP: 0.361, SLG: 0.385	K		1B			G1-3	F7	CS 1-2	K	5	0	1	0	0	2	1
Matt Franco, L (1, 7) OBP: 0.351, SLG: 0.309	31 G5-4-3 1B		G6-3			31 2B 1B 1B	1 SAFE 31 2B 1-2 1B BB		L5	4	2	2	0	1	0	1
31 Mike Piazza, R (1, 2) OBP: 0.361, SLG: 0.519 Bernard Gilkey, R (9, PR) OBP: 0.347, SLG: 0.377	G5-4-3 1-2f			G5-3		1-3 1B 2B	1-3 2-H 1B 2B		1B	5 0	2 0	3 0	1 0	0 0	0 0	1 0
John Olerud, L (1, 3) OBP: 0.454, SLG: 0.498		F8		L7		1B 2B 2-H 3-H 1B	K		K	5	1	1	2	0	2	3
Carlos Baerga, S (1, 4) OBP: 0.316, SLG: 0.413		K		F7		1 SAFE 2B 1-3 G5-2-3 1B	2-H 3-H 1B			4	0	2	2	0	1	0
Edgardo Alfonzo, R (1, 5) OBP: 0.345, SLG: 0.386		1B			B4-3 2B	1-3 3-H 2B	1 SAFE 2-0 F9			4	0	3	1	0	0	1
Brian McRae, S (1, 8) OBP: 0.344, SLG: 0.401		F9			B4-3 2-3	IBB		CS 1B		3	0	1	0	1	0	2
Rey Ordonez, R (1, 6) OBP: 0.260, SLG: 0.277 Turk Wendell, L (6, 1) Butch Huskey, R (8, PH) OBP: 0.298, SLG: 0.416 John Hudek, S (8, 1)			G3		P6	G5-2-3 3-Hf		K		3 0 1 0	0 0 0 0	0 0 0 0	0 0 0 0	0 0 1 0	0 0 1 0	4 0 1 0
Masato Yoshii, R (1, 1) OBP: 0.143, SLG: 0.105 Benny Agbayani, R (6, 9) Wayne Kirby, L (7, PH) (7, 9) OBP: 0.214, SLG: 0.214			K		K		31 2B BB 1B	F8		2 0 2	0 0 1	0 0 1	0 0 0	0 0 0	2 0 0	1 0 1

	AB	R	H	RBI	BB	SO
	38	6	14	6	2	8

LOB 16

Inning Stats	1	2	3	4	5	6	7	8	9
	R: 0 E: 0 K: 1 S: 6	H: 1 LOB: 0 BB: 0 P: 10	R: 0 E: 0 K: 1 S: 13	H: 1 LOB: 1 BB: 0 P: 22	R: 0 E: 0 K: 1 S: 9	H: 1 LOB: 1 BB: 0 P: 13	R: 0 E: 0 K: 0 S: 6	H: 0 LOB: 0 BB: 0 P: 7	R: 0 E: 0 K: 1 S: 10	H: 1 LOB: 1 BB: 0 P: 14	R: 3 E: 0 K: 0 S: 14	H: 5 LOB: 2 BB: 1 P: 22	R: 3 E: 0 K: 1 S: 14	H: 3 LOB: 1 BB: 1 P: 27	R: 0 E: 0 K: 1 S: 8	H: 1 LOB: 0 BB: 0 P: 11	R: 0 E: 0 K: 2 S: 13	H: 1 LOB: 1 BB: 0 P: 23

| | | |

New York Mets @ Montreal Expos

Olympic Stadium, Montreal, QB

Thu Jun 18 1998, 7:05 PM EDT

Att. 8,788 - Cloudy - 65 F

livebaseballscorecards.com

BOTTOM

Batter	1	2	3	4	5	6	7	8	9	AB	R	H	RBI	BB	SO	LOB
F.P. Santangelo, S (1, 7) OBP: 0.328, SLG: 0.323	G5-3		F7		L8	BB				3	0	0	0	1	0	0
Jose Vidro, S (1, 4) OBP: 0.320, SLG: 0.273	L9		CS 1B			K				3	0	1	1	1	1	0
Vladimir Guerrero, R (1, 9) OBP: 0.340, SLG: 0.517	HR		L4			1B 2B				4	2	2	1	0	0	4
Brad Fullmer, L (1, 3) OBP: 0.326, SLG: 0.456 Ugueth Urbina, R (9, 1)	F8			L9		1B S E 1B	G3			4 0	1 0	1 0	0 0	0 0	0 0	0 0
Rondell White, R (1, 8) OBP: 0.357, SLG: 0.512		HR		S 1B		E E BB	G5-3			3	2	2	1	1	0	0
Mark Grudzielanek, R (1, 6) OBP: 0.296, SLG: 0.327		G5-3		F9		E9 FC6-4 1B	L9			4	1	1	1	0	0	1
Chris Widger, R (1, 2) OBP: 0.296, SLG: 0.395		G1-3		G5-3		FC6-4 S BB IBB	F7			3	1	0	0	1	0	1
Shane Andrews, R (1, 5) OBP: 0.304, SLG: 0.409		FC6-4 BB			F9	FC6-4 BB	G3-1			2	0	0	0	2	0	0
Javier Vazquez, R (1, 1) OBP: 0.261, SLG: 0.273 Shayne Bennett, R (6, 1) Scott Livingstone, L (6, PH) OBP: 0.237, SLG: 0.226 Miguel Batista, R (7, 1) Steve Kline, S (7, 1) Anthony Telford, R (8, 1) Ryan McGuire, L (8, 3) OBP: 0.343, SLG: 0.315	FC6-4		P5			FC6-4 BB BB	K			2 0 1 0 0 0 1	0 0 0 0 0 0 0	0 0 0 0 0 0 0	0 0 1 0 0 0 0	0 0 0 0 0 0 1	0 0 0 0 0 0 0	1 0 2 0 0 0 0
Inning Stats	R: 1 H: 1 E: 0 LOB: 0 K: 0 BB: 0 S: 8 P: 14	R: 1 H: 1 E: 0 LOB: 1 K: 0 BB: 1 S: 12 P: 22	R: 0 H: 1 E: 0 LOB: 0 K: 0 BB: 0 S: 8 P: 15	R: 0 H: 1 E: 0 LOB: 1 K: 0 BB: 0 S: 9 P: 13	R: 0 H: 0 E: 0 LOB: 0 K: 0 BB: 0 S: 5 P: 9	R: 5 H: 3 E: 1 LOB: 3 K: 1 BB: 5 S: 20 P: 41	R: 0 H: 0 E: 0 LOB: 0 K: 0 BB: 0 S: 6 P: 9	R: 0 H: 0 E: 0 LOB: 0 K: 1 BB: 0 S: 6 P: 10		1B: 4 SF: 0 2B: 1 SAC: 0 3B: 0 DP: 0 HR: 2 HBP: 0						WP: 0 PA: 36 PB: 0 SB: 3 CS: 1

	AB	30
	R	7
	H	7
	RBI	5
	BB	6
	SO	2
	LOB	9

PITCHER		IP	WLS	BF	H	R	ER	SO	BB	IBB	HBP	BLK	WP	HR	S	P	ERA	WHIP
Masato Yoshii, R ERA: 3.45	(1, 1)	5.1	L	25	7	7	7	1	2	1	0	0	0	2	55	94	11.81	1.688
Turk Wendell, R ERA: 4.98	(6, 1)	1.2		8	0	0	0	0	3	0	0	0	0	0	13	29	0.00	1.800
John Hudek, R ERA: 3.22	(8, 1)	1.0		3	0	0	0	1	0	0	0	0	0	0	6	10	0.00	0.000

PITCHER	IP	WLS	BF	H	R	ER	SO	BB	IBB	HBP	BLK	WP	HR	S	P	ERA	WHIP

Batter	1	2	3	4	5	6	7	8	9	AB	R	H	RBI	BB	SO	LOB
Walt Weiss, S (1, 6) OBP: 0.435, SLG: 0.391 Ozzie Guillen, L (6, PR) OBP: 0.292, SLG: 0.276 (6, 6)	C S F B X 1-2 ① P6		C B B X 2-1 ② L9			C B B B C X 3-2 FC3-6 1B		B X 1-0 ① F9 2-3		3 0 1 0 0 0 0 1 0 0 0 0 0 1						
Keith Lockhart, L (1, 5) OBP: 0.338, SLG: 0.417	C F B X 1-2 ② F9		X 0-0 1B			B X 1-0 ① FC3-6 FC3-6 1-2f		X 0-0 ② F4		4 0 1 0 0 0 2						
Michael Tucker, L (1, 9) OBP: 0.344, SLG: 0.482	F B C X 1-2 ③ P3		B X 1-0 ③ L8			B F B X 2-1 ② FC3-6 1-2f		B X 1-0 ③ P6		4 0 0 0 0 0 3						
Andres Galarraga, R (1, 3) OBP: 0.394, SLG: 0.636 Eddie Pérez, R (6, 3) OBP: 0.352, SLG: 0.522		C B X 1-1 BB 1B 1B 1B		B F F F F B X 2-2 ① G1-3		S X 0-1 ③ F7			B S S X 1-2 ① G1-3	3 1 1 0 0 0 1 1 0 0 0 0 0 0						
Ryan Klesko, L (1, 7) OBP: 0.337, SLG: 0.507		B X 1-0 BB 1-2 1B 1B		F B C C 1-3 ② K			X 0-0 2B		X 0-0 ② G3-1	4 0 2 0 0 1 0						
Javy Lopez, R (1, 2) OBP: 0.356, SLG: 0.571 10 Chipper Jones, S (9, PH) OBP: 0.420, SLG: 0.582		S C B B F F B F B 4-2 1B 1-2 2-3 BB		F B X 1-1 ③ L5			B X 1-0 ① L7		B X 1-0 ③ G3	2 0 0 0 1 0 1 1 0 0 0 0 0 0						
Andruw Jones, R (1, 8) OBP: 0.318, SLG: 0.494		X 0-0 ① 1-2 2-H 3-H G6-4-3 1B			X 0-0 ① P4		B B F B F C 3-3 ② K			3 0 1 1 0 1 1						
Tony Graffanino, R (1, 4) OBP: 0.289, SLG: 0.336		X 0-0 ② ③ G6-4-3 1-2f			B C S B F B X 3-2 ② G5-3		B X 1-0 ③ G5-3			3 0 0 0 0 0 3						
Kevin Millwood, R (1, 1) OBP: 0.261, SLG: 0.105 Alan Embree, L (2, 1) Danny Bautista, R (5, PH) OBP: 0.283, SLG: 0.366 Mike Cather, R (5, 1) Rudy Seanez, R (7, 1) Curtis Pride, L (8, PH) OBP: 0.313, SLG: 0.424 John Rocker, R (8, 1)			C S F C 0-3 ① K		X 0-0 ③ L7			B X 1-0 F9 2B		0 0 0 0 0 0 0 1 0 0 0 0 1 0 1 0 0 0 0 0 0 0 0 0 0 0 0 0 0 0 0 0 0 0 0 1 0 1 0 0 0 0 0 0 0 0 0 0 0						
Inning Stats	R: 0 E: 0 K: 0 S: 10 H: 0 LOB: 0 BB: 0 P: 13	R: 1 E: 0 K: 0 S: 10 H: 3 LOB: 1 BB: 1 P: 16	R: 0 E: 0 K: 1 S: 8 H: 1 LOB: 1 BB: 0 P: 11	R: 0 E: 0 K: 1 S: 10 H: 0 LOB: 0 BB: 0 P: 14	R: 0 E: 0 K: 0 S: 6 H: 0 LOB: 0 BB: 0 P: 9	R: 0 E: 0 K: 0 S: 8 H: 1 LOB: 1 BB: 0 P: 14	R: 0 E: 0 K: 1 S: 6 H: 1 LOB: 1 BB: 0 P: 11	R: 0 E: 0 K: 0 S: 4 H: 1 LOB: 1 BB: 0 P: 7	R: 0 E: 0 K: 0 S: 5 H: 0 LOB: 0 BB: 0 P: 7	1B: 5 2B: 2 3B: 0 HR: 0 SF: 0 SAC: 0 DP: 1 HBP: 0							WP: 0 PB: 0 SB: 0 CS: 0 PA: 33

PITCHER		IP	WLS	BF	H	R	ER	SO	BB	IBB	HBP	BLK	WP	HR	S	P	ERA	WHIP
Shawn Boskie, R ERA: 1.29	(1, 1)	7.0	W	26	6	1	1	3	1	0	0	0	0	0	58	88	1.29	1.000
Shayne Bennett, R ERA: 5.53	(8, 1)	2.0		7	1	0	0	0	0	0	0	0	0	0	9	14	0.00	0.500

PITCHER	IP	WLS	BF	H	R	ER	SO	BB	IBB	HBP	BLK	WP	HR	S	P	ERA	WHIP

TOP

Atlanta Braves @ Montreal Expos

Olympic Stadium, Montreal, QB

Fri Jun 19 1998, 7:05 PM EDT

Att. 10,364 - Cloudy - 80 F

livebaseballscorecards.com

AB	32
R	1
H	7
RBI	1
BB	1
SO	3
LOB	12

Atlanta Braves @ Montreal Expos

Olympic Stadium, Montreal, QB

Fri Jun 19 1998, 7:05 PM EDT

Att. 10,364 - Cloudy - 80 F

BOTTOM

livebaseballscorecards.com

Batter	1	2	3	4	5	6	7	8	9	AB	R	H	RBI	BB	SO	LOB
F.P. Santangelo, S (1, 7) OBP: 0.333, SLG: 0.320	BBBB 4-0 1B E BB	BBCLFX 3-2 ① P7	BBCFBB 4-2 BB		BPX 2-0 ② G4-3		CBFH 2-2 HBP			2	1	0	0	2	0	1
Jose Vidro, S (1, 4) OBP: 0.328, SLG: 0.291	BC 1 SAFE 1 SAFE X 1-1 E8 1-H 1B 1B	X 0-0 1-3 1B 2B	C 1 SAFE FX 0-2 ③ P4		CSX 0-2 1B		FFBBS 2-3 ② K			5	2	3	0	0	1	3
Vladimir Guerrero, R (1, 9) OBP: 0.345, SLG: 0.518 Shayne Bennett, R (8, 1)	FX 0-1 CS 3-H 1B	FBBX 2-1 2-H 3-H 2B 1B		FX 0-1 E HR 1B	SBBFS 2-3 ③ K		BSSS 1-3 ③ K			5 0	2 0	3 0	3 0	0 0	2 0	3 0
Brad Fullmer, L (1, 3) OBP: 0.323, SLG: 0.455	F 1 SAFE FX 0-2 ① F7	CSX 0-2 1-H 1B 2B		BFBSS 2-3 ① K		CSBX 1-2 ① G4-3		FBFBC 2-3 ① K		5	1	1	1	0	2	2
Rondell White, R (1, 8) OBP: 0.359, SLG: 0.523 Mike Mordecai, R (8, 6) OBP: 0.185, SLG: 0.117	BC 1 SAFE BFX 2-2 ② S 1-2 1B	CBBFT 2-2 ② K		SSX 0-2 E4 1-2 HR		BBX 2-0 HR		CBFBBB 4-2 FC6-4 BB		4 0	2 0	2 0	1 0	0 1	1 0	2 0
Mark Grudzielanek, R (1, 6) OBP: 0.295, SLG: 0.326 Ryan McGuire, L (8, 9) OBP: 0.340, SLG: 0.311	C 1 SAFE F 1 SAFE FPC 1-3 ③ K 1-2	BX 1-0 2-H 1B		SBBSS 2-3 ② K		BX 1-0 ② G6-3		X 0-0 ② FC6-4 BB 1-2f 2B		4 1	0 1	1 1	1 0	0 0	2 0	3 1
Chris Widger, R (1, 2) OBP: 0.303, SLG: 0.425	FX 1-1 HR FX 0-2 G6-3			CX 0-1 1-H 2-H HR		CFC 0-3 ③ K		BBBCB 4-1 1-2 2B BB		4	3	2	4	1	1	1
Shane Andrews, R (1, 5) OBP: 0.306, SLG: 0.428		BFBSBX 3-2 HR	BBBCCFX 3-2 ① F8	FBSBS 2-3 ③ K			CFS 0-3 ① K	BBSX 2-1 1-H 2-H 2B		5	1	2	3	0	2	0
Shawn Boskie, R (1, 1) Da Rond Stovall, S (7, PH) (8, 8) OBP: 0.318, SLG: 0.417		BBBB 4-0 2B 1B BB	BBSSFC 2-3 ② K		BBX 2-0 ① G4-3		X 0-0 2B	BBCCFBFC 3-3 ③ K		2 2	1 0	0 1	0 0	1 1	1 0	0 1
Inning Stats	R: 2 E: 1 K: 1 S: 15 H: 3 LOB: 1 BB: 1 P: 22	R: 6 E: 0 K: 1 S: 22 H: 6 LOB: 1 BB: 1 P: 38	R: 0 E: 0 K: 1 S: 13 H: 0 LOB: 1 BB: 1 P: 22	R: 3 E: 1 K: 3 S: 16 H: 2 LOB: 0 BB: 0 P: 22	R: 0 E: 0 K: 1 S: 9 H: 1 LOB: 1 BB: 0 P: 14	R: 1 E: 0 K: 1 S: 9 H: 1 LOB: 0 BB: 0 P: 13	R: 0 E: 0 K: 3 S: 12 H: 1 LOB: 2 BB: 0 P: 17	R: 2 E: 0 K: 2 S: 14 H: 1 LOB: 1 BB: 2 P: 29		1B: 7 2B: 4 3B: 0 HR: 4 SF: 0 SAC: 0 DP: 0 HBP: 1						

AB	39
R	14
H	15
RBI	13
BB	5
SO	13
LOB	17

WP: 0 PB: 0 SB: 1 CS: 1 PA: 45

PITCHER		IP	WLS	BF	H	R	ER	SO	BB	IBB	HBP	BLK	WP	HR	S	P	ERA	WHIP
Kevin Millwood, R ERA: 4.43	(1, 1)	1.1	L	12	7	7	7	1	2	0	0	0	0	2	27	47	47.25	6.750
Alan Embree, L ERA: 4.34	(2, 1)	2.2		14	4	4	1	5	1	0	0	0	0	1	39	57	3.38	1.875
Mike Cather, R ERA: 4.41	(5, 1)	2.0		8	2	1	1	2	0	0	0	0	0	1	18	27	4.50	1.000
Rudy Seanez, R ERA: 2.08	(7, 1)	1.0		5	1	0	0	3	0	0	1	0	0	0	12	17	0.00	1.000
John Rocker, L ERA: 3.09	(8, 1)	1.0		6	1	2	2	2	2	0	0	0	0	0	14	29	18.00	3.000

PITCHER	IP	WLS	BF	H	R	ER	SO	BB	IBB	HBP	BLK	WP	HR	S	P	ERA	WHIP

Batter	1	2	3	4	5	6	7	8	9	AB	R	H	RBI	BB	SO	LOB
Walt Weiss, S (1, 6) OBP: 0.441, SLG: 0.399	C C B F F X 1-2 BLK 10 1B HR 1B	C C X 0-2 1B WP 1B			C C F X 0-2 10 1B 2B 1B	B S C B X 2-2 ② FC6 1B 1-2f			C S X 0-2 ① G4-3	4	2	3	0	0	0	1
Ozzie Guillen, L (6, PR) OBP: 0.289, SLG: 0.273 (6, 6)										1	0	0	0	0	0	0
Gerald Williams, R (1, 9) OBP: 0.347, SLG: 0.449	S X 0-1 ① P4	S B 1 SAFE 1 SAFE B B F X 3-2 1-3 1B			L L X 0-2 10 1B 2B 1-2 1B	B S X 1-1 1-2 1B			F B F X 1-2 ② G6-3	5	1	3	0	0	0	1
10 Chipper Jones, S (1, 5) OBP: 0.420, SLG: 0.582	1 SAFE B 1 SAFE 1 SAFE 1 SAFE B F T X 2-2 BLK HR 1-2 1B	X 0-0 ③ F9			X 0-0 1B 1-H 2-H 2B	F S B F B F C 2-3 ③ K			B B F S X 2-2 ③ G6-3	5	1	2	2	0	1	4
Andres Galarraga, R (1, 3) OBP: 0.392, SLG: 0.631	B X 1-0 ② L8		C F X 0-2 ① G6-3		X 0-0 2-3 1B		B X 1-0 ① P6			4	0	1	0	0	0	2
Javy Lopez, R (1, 2) OBP: 0.358, SLG: 0.583	B F X 1-1 1-H 2-H HR		X 0-0 G5-4-3 1B		B X 1-0 ① F9		X 0-0 ② G5-3			4	1	2	3	0	0	2
Andruw Jones, R (1, 8) OBP: 0.317, SLG: 0.490	X 0-0 FC5-4 1B		B X 1-0 ② ③ G5-4-3 1-2f		F C S 0-3 ② K		B F S X 1-2 ③ F9			4	0	1	0	0	1	3
Danny Bautista, R (1, 7) OBP: 0.260, SLG: 0.333	X 0-0 ③ FC5-4 1-2f			C S S 0-3 ① K	S F 1 SAFE B X 1-2 ③ L8			S B F C 1-3 ① K		4	0	0	0	0	2	3
Tony Graffanino, R (1, 4) OBP: 0.280, SLG: 0.325		C B B X 2-1 ① P3		C B F S 1-3 ② K		B B C F X 2-2 ① G5-3		C X 0-1 ② G6-3		4	0	0	0	0	1	0
29 John Smoltz, R (1, 1) OBP: 0.400, SLG: 0.267 Curtis Pride, L (8, PH) OBP: 0.308, SLG: 0.417 Kerry Ligtenberg, R (8, 1) Dennis Martinez, R (9, 1) OBP: 0.167, SLG: 0.182		B F C X 1-2 ② G6-3		B X 1-0 ③ G3-1		S C B F B F F B B 4-2 FC6 BB		C B B S S 2-3 ③ K		2	0	0	0	1	0	0
										1	0	0	0	0	1	0
										0	0	0	0	0	0	0
										0	0	0	0	0	0	0
Inning Stats	R: 3 E: 0 K: 0 S: 15 H: 4 LOB: 1 BB: 0 P: 20	R: 0 E: 0 K: 0 S: 12 H: 2 LOB: 2 BB: 0 P: 18	R: 0 E: 0 K: 0 S: 5 H: 1 LOB: 0 BB: 0 P: 6	R: 0 E: 0 K: 2 S: 7 H: 0 LOB: 0 BB: 0 P: 9	R: 2 E: 0 K: 1 S: 16 H: 4 LOB: 2 BB: 0 P: 18	R: 0 E: 0 K: 1 S: 18 H: 1 LOB: 2 BB: 1 P: 29	R: 0 E: 0 K: 0 S: 5 H: 0 LOB: 0 BB: 0 P: 7	R: 0 E: 0 K: 2 S: 8 H: 0 LOB: 0 BB: 0 P: 11	R: 0 E: 0 K: 0 S: 9 H: 0 LOB: 0 BB: 0 P: 12	1B: 10 2B: 1 3B: 0 HR: 1	SF: 0 SAC: 0 DP: 1 HBP: 0					

PITCHER	IP	WLS	BF	H	R	ER	SO	BB	IBB	HBP	BLK	WP	HR	S	P	ERA	WHIP
Carlos Perez, L (1, 1) ERA: 3.81	7.0	L	33	12	5	5	4	1	0	0	1	1	1	78	107	6.43	1.857
Miguel Batista, R (8, 1) ERA: 3.99	2.0		6	0	0	0	2	0	0	0	0	0	0	17	23	0.00	0.000

PITCHER	IP	WLS	BF	H	R	ER	SO	BB	IBB	HBP	BLK	WP	HR	S	P	ERA	WHIP

TOP

Atlanta Braves @ Montreal Expos

Olympic Stadium, Montreal, QB

Sat Jun 20 1998, 7:05 PM EDT
Att. 11,139 - Cloudy - 85 F

livebaseballscorecards.com

AB	38
R	5
H	12
RBI	5
BB	1
SO	6
LOB	16

Batter	1	2	3	4	5	6	7	8	9	AB	R	H	RBI	BB	SO	LOB
F.P. Santangelo, S (1, 7) OBP: 0.332, SLG: 0.319	G6-3		K			1B		L7		4	0	1	0	0	1	0
Jose Vidro, S (1, 4) OBP: 0.326, SLG: 0.296	2B			G1-4-3		L8		F7		4	0	1	0	0	0	1
Vladimir Guerrero, R (1, 9) OBP: 0.340, SLG: 0.511	G6-3			K		F9			G6-3	4	0	0	0	0	1	2
Brad Fullmer, L (1, 3) OBP: 0.322, SLG: 0.452	P5			K		1B			G4-3	4	0	1	0	0	1	1
Rondell White, R (1, 8) OBP: 0.354, SLG: 0.515		F9			E5 F8 SF8	G4-3			G6-3	4	1	0	0	0	0	2
Mark Grudzielanek, R (1, 6) OBP: 0.292, SLG: 0.323		K			F8 2-3		F8			3	0	0	0	0	1	1
Chris Widger, R (1, 2) OBP: 0.299, SLG: 0.421		G1-3			SF8 3-H		G4-3			2	0	0	1	0	0	0
Miguel Batista, R (8, 1)										0	0	0	0	0	0	0
Shane Andrews, R (1, 5) OBP: 0.307, SLG: 0.427			K		1B		K			3	0	1	0	0	2	0
Carlos Perez, L (1, 1) OBP: 0.229, SLG: 0.353			K		K			P8		2	0	0	0	0	2	1
Mike Hubbard, R (8, 2) OBP: 0.158, SLG: 0.216										1	0	0	0	0	0	0
Inning Stats	R: 0 E: 0 K: 0 S: 11 H: 1 LOB: 1 BB: 0 P: 18	R: 0 E: 0 K: 1 S: 7 H: 0 LOB: 0 BB: 0 P: 9	R: 0 E: 0 K: 3 S: 9 H: 0 LOB: 0 BB: 0 P: 12	R: 0 E: 0 K: 2 S: 10 H: 0 LOB: 0 BB: 0 P: 12	R: 1 E: 1 K: 1 S: 12 H: 1 LOB: 1 BB: 0 P: 15	R: 0 E: 0 K: 0 S: 7 H: 2 LOB: 2 BB: 0 P: 8	R: 0 E: 0 K: 1 S: 10 H: 0 LOB: 0 BB: 0 P: 16	R: 0 E: 0 K: 0 S: 6 H: 0 LOB: 0 BB: 0 P: 10	R: 0 E: 0 K: 0 S: 6 H: 0 LOB: 0 BB: 0 P: 10	1B: 3 2B: 1 3B: 0 HR: 0 SF: 1 SAC: 0 DP: 0 HBP: 0						

BOTTOM

Atlanta Braves @ Montreal Expos

Olympic Stadium, Montreal, QB

Sat Jun 20 1998, 7:05 PM EDT

Att. 11,139 - Cloudy - 85 F

livebaseballscorecards.com

AB	31
R	1
H	4
RBI	1
BB	0
SO	8
LOB	8

PITCHER		IP	WLS	BF	H	R	ER	SO	BB	IBB	HBP	BLK	WP	HR	S	P	ERA	WHIP
29 John Smoltz, R ERA: 3.42	(1, 1)	7.0	W	26	4	1	0	8	0	0	0	0	0	0	66	90	0.00	0.571
Kerry Ligtenberg, R ERA: 4.24	(8, 1)	1.0		3	0	0	0	0	0	0	0	0	0	0	6	10	0.00	0.000
Dennis Martinez, R ERA: 3.81	(9, 1)	1.0		3	0	0	0	0	0	0	0	0	0	0	6	10	0.00	0.000

PITCHER	IP	WLS	BF	H	R	ER	SO	BB	IBB	HBP	BLK	WP	HR	S	P	ERA	WHIP

Batter	1	2	3	4	5	6	7	8	9	AB	R	H	RBI	BB	SO	LOB
Ozzie Guillen, L (1, 6) OBP: 0.277, SLG: 0.261	C S S 0-3 ① K		B S B F X 2-2 ① G4-3		F B X 1-1 ③ G4-3			C B F C 1-3 ① K		4	0	0	0	0	2	1
Keith Lockhart, L (1, 4) OBP: 0.332, SLG: 0.409	F F B F X 1-2 E3 10 BLK		C S B B F X 2-2 ② G6-3			B X 1-0 ① F8		C X 0-1 ② F8		4	0	0	0	0	0	0
10 Chipper Jones, S (1, 5) OBP: 0.415, SLG: 0.574	B C B B S X 3-2 ② F7 1-2		X 0-0 ③ F9			X 0-0 ② G5-3		B X 1-0 ③ G6-3		4	0	0	0	0	0	1
Andres Galarraga, R (1, 3) OBP: 0.393, SLG: 0.633	C S B X 1-2 ③ L9			F X 0-1 FC7-6-4 1B		B B X 2-0 2B			C S B S 1-3 ① K	4	0	2	0	0	1	1
Ryan Klesko, L (1, 7) OBP: 0.336, SLG: 0.506		X 0-0 2B		B F X 1-1 ① FC7-6-4 G6-4-3 1-2f		X 0-0 ③ F8			B X 1-0 ② P4	4	0	1	0	0	0	2
Javy Lopez, R (1, 2) OBP: 0.357, SLG: 0.577		X 0-0 ① G5-3		B B S X 2-1 ②③ G6-4-3 1-2f			S C B F F F B S 2-3 ① K		B F B X 2-1 1B	4	0	1	0	0	1	2
Michael Tucker, L (1, 9) OBP: 0.343, SLG: 0.491		F B F X 1-2 ② F8			B B C B F F F C 3-3 ① K		S S B X 1-2 HR		C F S 0-3 ③ K	4	1	1	1	0	2	2
Andruw Jones, R (1, 8) OBP: 0.317, SLG: 0.487		I I I I 4-0 IBB			B S B B C S 3-3 ② K		F B F X 1-2 ② P5			2	0	0	0	1	1	0
Denny Neagle, L (1, 1) OBP: 0.175, SLG: 0.154		X 0-0 ③ G4-3			B C B X 2-1 1B		S F X 0-2 ③ F9			2	0	1	0	0	0	2
Danny Bautista, R (7, PH) OBP: 0.255, SLG: 0.326										1	0	0	0	0	0	0
Rudy Seanez, R (7, 1)										0	0	0	0	0	0	0
Inning Stats	R: 0 E: 1 K: 1 S: 13 H: 0 LOB: 1 BB: 0 P: 18	R: 0 E: 0 K: 0 S: 6 H: 1 LOB: 2 BB: 1 P: 11	R: 0 E: 0 K: 0 S: 8 H: 0 LOB: 0 BB: 0 P: 12	R: 0 E: 0 K: 0 S: 6 H: 1 LOB: 0 BB: 0 P: 9	R: 0 E: 0 K: 2 S: 12 H: 1 LOB: 1 BB: 0 P: 21	R: 0 E: 0 K: 0 S: 4 H: 1 LOB: 1 BB: 0 P: 7	R: 1 E: 0 K: 1 S: 15 H: 1 LOB: 0 BB: 0 P: 19	R: 0 E: 0 K: 1 S: 6 H: 0 LOB: 0 BB: 0 P: 8	R: 0 E: 0 K: 2 S: 9 H: 1 LOB: 1 BB: 0 P: 13	1B: 3 2B: 2 3B: 0 HR: 1	SF: 0 SAC: 0 DP: 1 HBP: 0					

PITCHER		IP	WLS	BF	H	R	ER	SO	BB	IBB	HBP	BLK	WP	HR	S	P	ERA	WHIP
Dustin Hermanson, R ERA: 2.97	(1, 1)	8.0	W	30	5	1	1	5	0	1	0	1	0	1	70	105	1.12	0.625
Ugueth Urbina, R ERA: 1.51	(9, 1)	1.0	S	4	1	0	0	2	0	0	0	0	0	0	9	13	0.00	1.000

PITCHER	IP	WLS	BF	H	R	ER	SO	BB	IBB	HBP	BLK	WP	HR	S	P	ERA	WHIP

Atlanta Braves @ Montreal Expos

Olympic Stadium, Montreal, QB

Sun Jun 21 1998, 3:33 AM EDT

Att. 12,265 - Sunny - 88 F

TOP

livebaseballscorecards.com

AB	33
R	1
H	6
RBI	1
BB	1
SO	7
LOB	11

PA:	34

WP:	0	PB:	0
SB:	0	CS:	0

Atlanta Braves @ Montreal Expos

Olympic Stadium, Montreal, QB

Sun Jun 21 1998, 3:33 AM EDT

Att. 12,265 - Sunny - 88 F

BOTTOM

Batter	1	2	3	4	5	6	7	8	9	AB	R	H	RBI	BB	SO	LOB
F.P. Santangelo, S (1, 4) (4, 7) OBP: 0.336, SLG: 0.318	F7			SH1-4, E, HBP	G5-3, 1B, BB		SH1-3			1	1	0	0	1	0	0
Robert Perez, R (1, 7) OBP: 0.250, SLG: 0.379	P6			SH1-4	P3		K			1	0	0	0	0	0	0
Jose Vidro, S (4, 4) OBP: 0.322, SLG: 0.292										2	0	0	0	0	1	2
Vladimir Guerrero, R (1, 9) OBP: 0.339, SLG: 0.507	G6-3			E6, 2B, 1B	1B		K			4	1	1	0	0	1	1
Rondell White, R (1, 8) OBP: 0.352, SLG: 0.515		L7		SAFE, 2B	G5-3			K		4	1	1	0	0	1	2
Shane Andrews, R (1, 5) OBP: 0.310, SLG: 0.439		P6		FC6-5, 1B, IBB	HR			G6-3		3	1	1	1	1	0	0
Mark Grudzielanek, R (1, 6) OBP: 0.295, SLG: 0.325		F9		BB, FC6-5, 1B	1B			P5		4	0	2	2	0	0	0
Chris Widger, R (1, 2) OBP: 0.299, SLG: 0.420		K	FC6-5, BB		G6-3, 1B					3	0	1	0	0	1	2
Ryan McGuire, L (1, 3) OBP: 0.339, SLG: 0.304		K		BB	G6-3					2	0	0	0	1	1	1
Dustin Hermanson, R (1, 1) Ugueth Urbina, R (9, 1)		K	K				SH1-3, BB			2	0	0	0	1	2	3
										0	0	0	0	0	0	0
Inning Stats	R: 0 E: 0 K: 0 S: 8 H: 0 LOB: 0 BB: 0 P: 10	R: 0 E: 0 K: 0 S: 6 H: 0 LOB: 0 BB: 0 P: 8	R: 0 E: 0 K: 3 S: 10 H: 0 LOB: 0 BB: 0 P: 15	R: 3 E: 1 K: 1 S: 18 H: 2 LOB: 3 BB: 2 P: 32	R: 0 E: 0 K: 0 S: 10 H: 1 LOB: 1 BB: 1 P: 19	R: 1 E: 0 K: 0 S: 7 H: 3 LOB: 0 BB: 0 P: 11	R: 0 E: 0 K: 2 S: 11 H: 0 LOB: 1 BB: 1 P: 17	R: 0 E: 0 K: 1 S: 6 H: 0 LOB: 0 BB: 0 P: 9		1B: 4 2B: 1 3B: 0 HR: 1	SF: 0 SAC: 2 DP: 2 HBP: 1					

livebaseballscorecards.com

AB	26
R	4
H	6
RBI	3
BB	4
SO	7
LOB	11

WP: 0 PB: 0 SB: 0 CS: 0 PA: 33

PITCHER		IP	WLS	BF	H	R	ER	SO	BB	IBB	HBP	BLK	WP	HR	S	P	ERA	WHIP
Denny Neagle, L ERA: 3.25	(1, 1)	6.0	L	26	6	4	3	4	2	1	1	0	0	1	59	95	4.50	1.333
Rudy Seanez, R ERA: 1.42	(7, 1)	2.0		7	0	0	0	3	1	0	0	0	0	0	17	26	0.00	0.500

PITCHER	IP	WLS	BF	H	R	ER	SO	BB	IBB	HBP	BLK	WP	HR	S	P	ERA	WHIP

Batter	1	2	3	4	5	6	7	8	9	AB	R	H	RBI	BB	SO	LOB
F.P. Santangelo, S (1, 7) OBP: 0.338, SLG: 0.325	C S X 0-2 ① G5-3		B X 1-0 FC6 1B		B C B B X 3-1 ③ F8			B X 1-0 2B		4	0	2	0	0	0	0
Jose Vidro, S (1, 4) OBP: 0.315, SLG: 0.285	X 0-0 ② G4-3		1 SAFE C 1 SAFE B F B X 2-2 ③ FC6 1-2f			B B X 2-0 ① G4-3		X 0-0 ② F8		4	0	0	0	0	0	2
Vladimir Guerrero, R (1, 9) OBP: 0.346, SLG: 0.518 Ryan McGuire, L (8, PH) OBP: 0.336, SLG: 0.301 (8, 9)	F B B F X 2-2 3B			B B F B B 4-1 2B G6-3 BB		X 0-0 1B		C B X 1-1 ③ G1-3		2	1	2	0	1	0	0
										1	0	0	0	0	0	1
Brad Fullmer, L (1, 3) OBP: 0.325, SLG: 0.469	F B S F F F B F B 3-3 S ③ K			B X 1-0 1-3 2B		B B X 2-0 ② F7			B F B X 2-1 HR	4	1	2	1	0	1	2
Rondell White, R (1, 8) OBP: 0.350, SLG: 0.511 Da Rond Stovall, S (6, PH) OBP: 0.309, SLG: 0.403 (6, 8)		X 0-0 E5 G6-4-3		S S B C 1-3 ① K		C X 0-1 ③ P2			C F S 0-3 ① K	2	0	0	0	0	1	2
										2	0	0	0	0	1	1
Mark Grudzielanek, R (1, 6) OBP: 0.292, SLG: 0.322 Mike Mordecai, R (7, 6) OBP: 0.197, SLG: 0.148		1 SAFE X 0-0 ①② G6-4-3 1-2f		B B X 2-0 ② G6-3 3-H			X 0-0 ① G4-3		F B B X 2-1 G4-3 2B	3	0	0	1	0	0	2
										1	0	1	0	0	0	0
Scott Livingstone, L (1, 10) OBP: 0.222, SLG: 0.211		S X 0-1 ③ G6-3		B F F F S 1-3 ③ K2-3			B F X 1-1 ② F8		X 0-0 ② G4-3 2-3	4	0	0	0	0	1	2
Chris Widger, R (1, 2) OBP: 0.297, SLG: 0.416 Mike Hubbard, R (6, 2) OBP: 0.150, SLG: 0.205			B B X 2-0 ① F9		C X 0-1 ① F9		B X 1-0 ③ G4-3		X 0-0 ③ G6-3	2	0	0	0	0	0	0
										2	0	0	0	0	0	1
Shane Andrews, R (1, 5) OBP: 0.306, SLG: 0.433			X 0-0 ② L8		F S S 0-3 ② K			B X 1-0 ① G5-3		3	0	0	0	0	1	0
Inning Stats	R: 0 H: 1 E: 0 LOB: 1 K: 1 BB: 0 S: 14 P: 19	R: 0 H: 0 E: 1 LOB: 0 K: 0 BB: 0 S: 4 P: 4	R: 0 H: 1 E: 0 LOB: 1 K: 0 BB: 0 S: 6 P: 11	R: 1 H: 1 E: 0 LOB: 1 K: 2 BB: 1 S: 10 P: 19	R: 0 H: 0 E: 0 LOB: 0 K: 1 BB: 0 S: 7 P: 10	R: 0 H: 1 E: 0 LOB: 1 K: 0 BB: 0 S: 5 P: 9	R: 0 H: 0 E: 0 LOB: 0 K: 0 BB: 0 S: 4 P: 6	R: 0 H: 1 E: 0 LOB: 1 K: 0 BB: 0 S: 5 P: 8	R: 1 H: 2 E: 0 LOB: 1 K: 1 BB: 0 S: 9 P: 13	1B: 2 SF: 0 2B: 3 SAC: 0 3B: 1 DP: 1 HR: 1 HBP: 0						

PITCHER	IP	WLS	BF	H	R	ER	SO	BB	IBB	HBP	BLK	WP	HR	S	P	ERA	WHIP
Juan Guzman, R (1, 1) ERA: 5.44	9.0	W	35	7	2	2	5	1	0	0	0	0	1	64	99	2.00	0.889

PITCHER	IP	WLS	BF	H	R	ER	SO	BB	IBB	HBP	BLK	WP	HR	S	P	ERA	WHIP

TOP

Montreal Expos @ Toronto Blue Jays

SkyDome, Toronto, ON

Mon Jun 22 1998, 7:05 PM EDT

Att. 33,132 - Unknown - 82 F

livebaseballscorecards.com

AB	34
R	2
H	7
RBI	2
BB	1
SO	5
LOB	13

Batter	1	2	3	4	5	6	7	8	9	AB	R	H	RBI	BB	SO	LOB
Shannon Stewart, R (1, 7) OBP: 0.342, SLG: 0.336	C B X 1-1 G6-3 ①		C F B B F F F X 2-2 L8 ① C X 0-1 F9 ③		F B B S F X 2-2 G6-3 ③		B B X 2-0 G4-6-3 1B	C X 0-1 F7 ③		6	0	1	0	0	0	3
Shawn Green, L (1, 8) OBP: 0.333, SLG: 0.464	B C X 1-1 F8 ②		X 0-0 HR 2B		B B F B B 4-1 S 1B BB	X 0-0 BB E 1B 1B	C S B B B X 3-2 G4-6-3 ① ② 1-2f			4	3	2	0	1	0	1
Jose Canseco, R (1, 9) OBP: 0.331, SLG: 0.511 Felipe Crespo, S (6, PR) OBP: 0.314, SLG: 0.342 (7, 9)	B C B B C F S 3-3 K ③		X 0-0 2-H HR		1 B B B S B S B 4-2 1B 1-2 2B BB	B B C B X 3-1 E5 1B BB 5 1-2 FC3-6	B C F X 1-2 L7 ③			3 1	2 1	1 0	2 0	1 0	1 0	1 0
Carlos Delgado, L (1, 3) OBP: 0.382, SLG: 0.555 Mark Dalesandro, R (9, 3) OBP: 0.382, SLG: 0.636		X 0-0 HR	B C F F B F X 2-2 P5 ②		C B F B X 2-2 2B 1-3 2-H 1B	B F B F X 2-2 F9 ①		S C F B F X 1-2 L9 ①		5 0	2 0	2 0	2 0	0 0	0 0	2 0
Mike Stanley, R (1, 10) OBP: 0.361, SLG: 0.514 Juan Samuel, R (8, PH) OBP: 0.304, SLG: 0.325		B C B X 2-1 E7 1B 1B	B C B C B X 3-2 HBP 1B		B 1 SAFE B X 2-0 1-3 3-H 1B 2B	B B B C F B 4-2 5 FC3-6 1B 1-2 2-3 BB		B B X 2-0 HR		3 1	3 1	3 1	1 1	1 0	0 0	0 0
Tony Fernandez, S (1, 4) OBP: 0.368, SLG: 0.449 Craig Grebeck, R (6, 4) OBP: 0.390, SLG: 0.444	C B H 2-1 1B HBP	B B F H 3-1 1-2 HBP			B S B B F X 3-2 1B FC4-6 2-H 3-H 1B	C X 0-1 5 FC3-6 1-2 2-3 3-H 1B		B X 1-0 1B 1B		1 2	1 1	1 2	2 1	0 0	0 0	0 0
5 Ed Sprague, R (1, 5) OBP: 0.319, SLG: 0.401	B C C T B S 2-3 K ①	C B B X 2-1 F8 ③			B S S S 1-3 K ①	B F X 1-1 FC3-6 ② 1B 1-2f 2-3 3-H		C X 0-1 L8 ②		5	0	0	1	0	2	8
Darrin Fletcher, L (1, 2) OBP: 0.330, SLG: 0.412	X 0-0 G5-4-3 1-3 2-H 1B			C S B X 1-2 F8 ①	B X 1-0 FC4-6 1-3 1B	B X 1-0 1-3 3-H 1B		C B B X 2-1 E 1B 1-3 1B		5	0	4	2	0	0	0
Alex Gonzalez, R (1, 6) OBP: 0.278, SLG: 0.367	B C X 1-1 G5-4-3 ② ③ 1-2f			F B B C X 2-2 G6-3 ②	B X 1-0 FC4-6 ② 1-2f 3-H	C S B B F X 2-2 F8 ③		X 0-0 E5 1-3 3-H 1B		5	0	1	2	0	0	5
Inning Stats	R: 0 E: 0 K: 1 S: 8 H: 0 LOB: 0 BB: 0 P: 13	R: 2 E: 1 K: 1 S: 11 H: 3 LOB: 1 BB: 0 P: 18	R: 2 E: 0 K: 0 S: 19 H: 3 LOB: 2 BB: 0 P: 31	R: 0 E: 0 K: 0 S: 8 H: 0 LOB: 0 BB: 0 P: 11	R: 5 E: 0 K: 1 S: 19 H: 4 LOB: 1 BB: 2 P: 39	R: 3 E: 1 K: 0 S: 18 H: 3 LOB: 2 BB: 1 P: 31	R: 0 E: 0 K: 0 S: 7 H: 1 LOB: 0 BB: 0 P: 13	R: 2 E: 1 K: 0 S: 14 H: 4 LOB: 2 BB: 0 P: 20		1B: 13 2B: 2 3B: 0 HR: 3 SF: 0 SAC: 0 DP: 2 HBP: 2						

PITCHER		IP	WLS	BF	H	R	ER	SO	BB	IBB	HBP	BLK	WP	HR	S	P	ERA	WHIP
Carl Pavano, R ERA: 4.41	(1, 1)	3.0	L	16	6	4	4	2	0	0	2	0	0	2	38	62	12.00	2.000
Shayne Bennett, R ERA: 6.48	(4, 1)	1.0		8	3	5	5	0	2	0	0	0	0	0	18	36	45.00	5.000
Marc Valdes, R ERA: 7.43	(5, 1)	1.1		7	2	2	0	1	0	0	0	0	0	0	15	25	0.00	1.500
Anthony Telford, R ERA: 3.92	(6, 1)	1.2		8	3	1	0	0	1	0	0	0	0	0	19	33	0.00	2.400
Steve Kline, L ERA: 2.79	(8, 1)	1.0		7	4	2	2	0	0	0	0	0	0	1	14	20	18.00	4.000

PITCHER	IP	WLS	BF	H	R	ER	SO	BB	IBB	HBP	BLK	WP	HR	S	P	ERA	WHIP

BOTTOM

Montreal Expos @ Toronto Blue Jays

SkyDome, Toronto, ON

Mon Jun 22 1998, 7:05 PM EDT

Att. 33,132 - Unknown - 82 F

livebaseballscorecards.com

AB	41
R	14
H	18
RBI	14
BB	3
SO	3
LOB	20

WP: 0 PA: 46
PB: 0
SB: 1
CS: 0

Batter	1	2	3	4	5	6	7	8	9	AB	R	H	RBI	BB	SO	LOB
F.P. Santangelo, S (1, 8) OBP: 0.333, SLG: 0.320	B X 1-0 ① F8		B S C B X 2-2 ③ G4-3		C X 0-1 ③ G5-3			L F S 0-3 ② K		4	0	0	0	0	1	1
Mike Mordecai, R (1, 4) OBP: 0.206, SLG: 0.175 Jose Vidro, S (5, 4) OBP: 0.317, SLG: 0.288	X 0-0 ② G1-5-3			C B X 1-1 G4-3 1B 2B		B C F X 1-2 6-3-4 1B		S X 0-1 ③ F7		2 2	1 0	1 1	0 0	0 0	0 0	0 0
Vladimir Guerrero, R (1, 9) OBP: 0.348, SLG: 0.517	X 0-0 1B			B X 1-0 ① G4-3 2-3		B F F X 1-2 ①② G3-6-3-4 1-2f			C X 0-1 G4-6-3 BB 1B 1B	4	1	2	0	0	0	2
Brad Fullmer, L (1, 3) OBP: 0.327, SLG: 0.467	X 0-0 ③ F8			B F X 1-1 CS 3-H 1B		C S X 0-2 ③ G6-3			B C S B B B B 4-2 G4-6-3 1-2 BB	3	0	1	1	1	0	1
Rondell White, R (1, 10) OBP: 0.352, SLG: 0.511		X 0-0 G4-6-3 1B		C B B B F X 2-2 ② 1-2 1B			X 0-0 ① P6		S B X 1-1 ①② G4-6-3 1-2f 2-3	4	0	2	0	0	0	2
Mark Grudzielanek, R (1, 6) OBP: 0.295, SLG: 0.324		B B F S 1 SAFE F X 2-2 ①② G4-6-3 1-2f		B X 1-0 ③ F8			C C X 0-2 G6-3 1B		X 0-0 3-H 1B	4	0	2	1	0	0	2
Ryan McGuire, L (1, 7) OBP: 0.336, SLG: 0.302 Derrick May, L (9, PH) OBP: 0.204, SLG: 0.216		C B T B B F X 3-2 ③ G6-3			C B C F B X 2-2 G5-3 1B		B B F 1 SAFE X 2-1 ② G6-3 1-2		B 1 SAFE C 1 SAFE X 1-1 ③ P6	3 1	0 0	1 0	0 0	0 0	0 0	1 1
Chris Widger, R (1, 2) OBP: 0.293, SLG: 0.410			B F S F B S 2-3 ① K		F 1 SAFE S B B F F F 1 SAFE 2-2 F X ① G5-3 1-2		C B F X 1-2 ③ G4-3			3	0	0	0	0	1	2
Shane Andrews, R (1, 5) OBP: 0.302, SLG: 0.427			B S C B B C 3-3 ② K		C F S 0-3 ② K			B S F B S 2-3 ① K		3	0	0	0	0	3	1

TOP

Montreal Expos @ Toronto Blue Jays

SkyDome, Toronto, ON

Tue Jun 23 1998, 7:05 PM EDT

Att. 33,492 - Cloudy - 77 F

livebaseballscorecards.com

AB	33
R	2
H	10
RBI	2
BB	1
SO	5
LOB	13

Inning Stats	1	2	3	4	5	6	7	8	9
	R: 0 E: 0 K: 0 S: 4	H: 1 LOB: 1 BB: 0 P: 5	R: 0 E: 0 K: 0 S: 9	H: 1 LOB: 0 BB: 0 P: 14	R: 0 E: 0 K: 2 S: 10	H: 0 LOB: 0 BB: 0 P: 17	R: 1 E: 0 K: 0 S: 9	H: 3 LOB: 1 BB: 0 P: 15	R: 0 E: 0 K: 1 S: 16	H: 1 LOB: 1 BB: 0 P: 20	R: 0 E: 0 K: 0 S: 9	H: 1 LOB: 0 BB: 0 P: 11	R: 0 E: 0 K: 0 S: 9	H: 1 LOB: 1 BB: 0 P: 12	R: 0 E: 0 K: 2 S: 8	H: 0 LOB: 0 BB: 0 P: 10	R: 1 E: 0 K: 0 S: 9	H: 2 LOB: 1 BB: 1 P: 15

| | | |

BOTTOM

Batter	1	2	3	4	5	6	7	8	9	AB	R	H	RBI	BB	SO	LOB
Shannon Stewart, R (1, 7) OBP: 0.344, SLG: 0.336	C S F B F X 1-2 G5-3 ①		B X 1-0 CS 1B			C B B F F F B F F 4-2 B G3-1-6-5 BB	F X 0-1 FC5 ③ 1-2 2-3f			3	0	1	0	1	0	2
Shawn Green, L (1, 8) OBP: 0.332, SLG: 0.461	C B B S S 2-3 K ②		B 1 SAFE S 1 SAFE S 1 SAFE 1 SAFE P 1 SAFE 2-3 S K ② ③ 1-2			B 1 SAFE F B 1 SAFE F F F B X 3-2 G3-1-6-5 ① ② 1-3f		B B F B X 3-1 1B		4	0	1	0	0	2	2
Jose Canseco, R (1, 9) OBP: 0.331, SLG: 0.513 Felipe Crespo, S (8, 9) OBP: 0.310, SLG: 0.338	C B B B S X 3-2 2B			C B X 1-1 F8 ①		C B B F F S 2-3 K ③		1 SAFE 1 SAFE M C 1 SAFE X 0-2 P6 ①		3 1	0 0	1 0	0 0	0 0	1 0	0 1
Carlos Delgado, L (1, 3) OBP: 0.380, SLG: 0.554	B F B F S 2-3 K ③			B X 1-0 F8 ②			B C B S X 2-2 G6-3 E 2B	F B 1 SAFE X 1-1 F7 ②		4	1	1	0	0	1	2
Mike Stanley, R (1, 10) OBP: 0.360, SLG: 0.514		T X 0-1 G3-1 2B		C B B F B S 2-3 K ③			C B B F F X 2-2 G6-3 ① 2-3	1 SAFE 1 SAFE B X 1-0 F8 ③		4	0	1	0	0	1	2
Tony Fernandez, S (1, 4) OBP: 0.368, SLG: 0.448		C B C B X 2-2 G3-1 ① 2-3			B B F F B X 3-2 5 L3 1B		B X 1-0 E3 5 PB 5 E 3-H			3	1	1	1	0	0	1
5 Ed Sprague, R (1, 5) OBP: 0.316, SLG: 0.396		B C B S B F S 3-3 K ②			C B 1 SAFE B X 2-1 L3 ① ② 1-2		B S B X 2-1 E6 FC5 PB 2-H			3	0	0	1	0	1	2
Darrin Fletcher, L (1, 2) OBP: 0.335, SLG: 0.431		B B B F X 3-1 P4 ③			C B F B X 2-2 HR		1 SAFE B I I I 4-0 FC5 1-2 IBB			2	1	1	1	1	0	1
Alex Gonzalez, R (1, 6) OBP: 0.275, SLG: 0.363			C B B C S 2-3 K ①		B S X 1-1 G5-3 ③		X 0-0 F9 ②			3	0	0	0	0	1	2
Inning Stats	R: 0 H: 1 E: 0 LOB: 1 K: 2 BB: 0 S: 14 P: 22	R: 0 H: 1 E: 0 LOB: 1 K: 1 BB: 0 S: 11 P: 19	R: 0 H: 1 E: 0 LOB: 1 K: 2 BB: 0 S: 8 P: 12	R: 0 H: 0 E: 0 LOB: 0 K: 1 BB: 0 S: 7 P: 11	R: 1 H: 2 E: 0 LOB: 0 K: 0 BB: 0 S: 10 P: 18	R: 0 H: 0 E: 0 LOB: 0 K: 1 BB: 1 S: 14 P: 23	R: 2 H: 1 E: 2 LOB: 2 K: 0 BB: 1 S: 13 P: 24	R: 0 H: 1 E: 0 LOB: 1 K: 0 BB: 0 S: 8 P: 13		1B: 3 SF: 0 2B: 6 SAC: 0 3B: 0 DP: 3 HR: 1 HBP: 0						

PITCHER		IP	WLS	BF	H	R	ER	SO	BB	IBB	HBP	BLK	WP	HR	S	P	ERA	WHIP
Javier Vazquez, R ERA: 5.63	(1, 1)	6.0		21	5	1	1	7	1	0	0	0	0	1	64	105	1.50	1.000
Miguel Batista, R ERA: 4.01	(7, 1)	2.0	L	11	2	2	1	0	0	1	0	0	0	0	21	37	4.50	1.000

PITCHER		IP	WLS	BF	H	R	ER	SO	BB	IBB	HBP	BLK	WP	HR	S	P	ERA	WHIP

Montreal Expos @ Toronto Blue Jays

SkyDome, Toronto, ON

Tue Jun 23 1998, 7:05 PM EDT

Att. 33,492 - Cloudy - 77 F

livebaseballscorecards.com

AB	30
R	3
H	7
RBI	3
BB	2
SO	7
LOB	15

WP: 0 PA: 32
PB: 2
SB: 0
CS: 1

Batter	1	2	3	4	5	6	7	8	9	AB	R	H	RBI	BB	SO	LOB
Felipe Crespo, S (1, 9) OBP: 0.315, SLG: 0.354	C X 0-1 ① G4-3	C C F X 0-2 FC5-4 1B		C X 0-1 G4-3 2B		B C F B F S 2-3 ② K		F B B S F X 2-2 ③ G3		5	0	2	0	0	1	2
Shawn Green, L (1, 8) OBP: 0.327, SLG: 0.453	B B X 2-0 ② G4-3	C F X 0-2 ② FC5-4 1-2f		C F B B F X 2-2 ② G4-3 2-3		B B F B X 3-1 ③ P9			X 0-0 ① F9	5	0	0	0	0	0	3
Jose Canseco, R (1, 7) OBP: 0.335, SLG: 0.515 Randy Myers, L (9, 1)	S B F H 2-2 BB 1B HBP	S B 1 SAFE 1 SAFE X 1-1 ③ F8		S S B C 1-3 ③ K			B F B B B 4-1 E S SF9 BB		B X 1-0 CS 2B	3	2	1	0	1	1	2
										0	0	0	0	0	0	0
Carlos Delgado, L (1, 3) OBP: 0.384, SLG: 0.564	S 1 SAFE B B 1 SAFE B F B 4-2 1B 2B 1-2 BB		B B X 2-0 HR	C S S 0-3 ① K			X 0-0 ① F9		B B F F B H 4-2 ② 2-3 HBP	3	2	1	1	1	1	1
Tony Fernandez, S (1, 4) OBP: 0.368, SLG: 0.446	F B X 1-1 2B 1-2 2-H 1B		C C H 1-2 G5-3 1B HBP	X 0-0 ② P5			C F 1 SAFE B B X 2-2 ② SF9 1-H		F C B S 1-3 ③ K	3	1	1	2	0	1	1
Darrin Fletcher, L (1, 2) OBP: 0.344, SLG: 0.444	C B F X 1-2 5 HR 1-H 2-H 2B		C B B X 2-1 1-2 1B	C X 0-1 1B			B C B X 2-1 ③ G4-3			4	1	3	2	0	0	0
5 Ed Sprague, R (1, 5) OBP: 0.315, SLG: 0.405	B X 1-0 2-H HR	X 0-0 ① P3		B B C X 2-1 ③ G5-3				C X 0-1 ① G6-3		4	1	1	2	0	0	3
Alex Gonzalez, R (1, 6) OBP: 0.275, SLG: 0.362	B C X 1-1 ③ G4-3	C F X 0-2 ② ③ G5-3 2-3f				C B X 1-1 SH1-4 1B		B S X 1-1 ② G6-3		4	0	1	0	0	0	2
Roger Clemens, R (1, 1) Paul Quantrill, L (8, 1) Shannon Stewart, R (9, 7) OBP: 0.344, SLG: 0.336		X 0-0 ① G6-3		B X 1-0 ① G5-3		X 0-0 ① SH1-4 1-2		B B B B 4-0 BB		2	0	0	0	1	0	0
										0	0	0	0	0	0	0
										0	0	0	0	0	0	0
Inning Stats	R: 5 E: 0 K: 0 S: 15 H: 3 LOB: 0 BB: 1 P: 27	R: 0 E: 0 K: 0 S: 10 H: 1 LOB: 1 BB: 0 P: 11	R: 1 E: 0 K: 0 S: 9 H: 2 LOB: 1 BB: 0 P: 14	R: 0 E: 0 K: 1 S: 10 H: 1 LOB: 1 BB: 0 P: 14	R: 0 E: 0 K: 1 S: 8 H: 1 LOB: 1 BB: 0 P: 10	R: 0 E: 0 K: 1 S: 9 H: 1 LOB: 1 BB: 0 P: 15	R: 1 E: 0 K: 0 S: 7 H: 0 LOB: 0 BB: 1 P: 15	R: 0 E: 0 K: 0 S: 8 H: 0 LOB: 1 BB: 1 P: 15	R: 0 E: 0 K: 1 S: 7 H: 1 LOB: 1 BB: 0 P: 13	1B: 5 2B: 3 3B: 0 HR: 2	SF: 1 SAC: 1 DP: 1 HBP: 3					

TOP

Toronto Blue Jays @ Montreal Expos

Olympic Stadium, Montreal, QB

Wed Jun 24 1998, 7:05 PM EDT

Att. 16,515 - Unknown - 86 F

livebaseballscorecards.com

AB	33
R	7
H	10
RBI	7
BB	3
SO	4
LOB	14

PITCHER		IP	WLS	BF	H	R	ER	SO	BB	IBB	HBP	BLK	WP	HR	S	P	ERA	WHIP
Shawn Boskie, R ERA: 7.0	(1, 1)	2.0	L	15	6	6	6	0	1	0	2	0	0	2	30	48	27.00	3.500
Shayne Bennett, R ERA: 6.04	(3, 1)	3.0		10	2	0	0	2	0	0	0	0	0	0	22	28	0.00	0.667
Rick DeHart, L ERA: 5.09	(6, 1)	2.0		8	1	1	0	1	1	0	0	0	0	0	16	30	0.00	1.000
Anthony Telford, R ERA: 3.77	(8, 1)	1.2		7	1	0	0	0	1	0	1	0	0	0	12	24	0.00	1.200
Steve Kline, L ERA: 2.76	(9, 1)	0.1		1	0	0	0	1	0	0	0	0	0	0	3	4	0.00	0.000

PITCHER	IP	WLS	BF	H	R	ER	SO	BB	IBB	HBP	BLK	WP	HR	S	P	ERA	WHIP

WP: 0 PB: 0 SB: 1 CS: 1 PA: 41

BOTTOM

Toronto Blue Jays @ Montreal Expos

Olympic Stadium, Montreal, QB

Wed Jun 24 1998, 7:05 PM EDT

Att. 16,515 - Unknown - 86 F

livebaseballscorecards.com

Batter	1	2	3	4	5	6	7	8	9	AB	R	H	RBI	BB	SO	LOB
Jose Vidro, S (1, 4) (6, 5) OBP: 0.325, SLG: 0.293	G3		1B		G4-6-3 1-2f		1B 3-H		BB G5-3 SH1-4	4	0	2	1	1	0	1
F.P. Santangelo, S (1, 7) OBP: 0.336, SLG: 0.320	BB P6-3		SAFE	K		2B 1B	K		SH1-4 1-2 2-3	3	1	1	0	1	2	2
Vladimir Guerrero, R (1, 9) OBP: 0.345, SLG: 0.512	P6-3 1-2f		G2-3			K 1B		HR WP 1B	G5-3 2-3 3-H	5	1	1	1	0	1	4
Brad Fullmer, L (1, 3) OBP: 0.336, SLG: 0.487 Da Rond Stovall, S (9, PR) OBP: 0.309, SLG: 0.403		1B 1B		F8		2B 1-H		HR 1-H	BB	4 0	1 0	3 0	3 0	1 0	0 0	0 0
Rondell White, R (1, 8) OBP: 0.353, SLG: 0.513		1B 1-2		G5-3		G6-3		2B G4-6-3 1B	F8	5	1	2	0	0	0	3
Mark Grudzielanek, R (1, 6) OBP: 0.297, SLG: 0.327	P4		1B	2-1		L8		G4-6-3 2-3 1B		4	0	2	0	0	0	3
Chris Widger, R (1, 2) OBP: 0.289, SLG: 0.403	K			F8			G4-3	G4-6-3 1-2f 3-H		4	0	0	0	0	1	4
Shane Andrews, R (1, 5) OBP: 0.300, SLG: 0.423 Orlando Cabrera, R (5, PR) (6, 4) OBP: 0.500, SLG: 1.000	L7				E7 G4-6-3		G4-3 1B 2B	F8		2 2	0 1	0 1	0 0	0 0	0 0	2 0
Shawn Boskie, R (1, 1) Shayne Bennett, R (3, 1) Derrick May, L (5, PH) OBP: 0.200, SLG: 0.212 Rick DeHart, L (6, 1) Scott Livingstone, L (7, PH) OBP: 0.270, SLG: 0.207 Anthony Telford, R (8, 1) Steve Kline, S (9, 1) Mike Hubbard, R (9, PH) OBP: 0.171, SLG: 0.250			L6		F8		G4-3 2-3		SH1-4 G5-3 2B	0 1 1 0 1 0 0 0 1	0 0 0 0 0 0 0 0 1	0 0 0 0 0 0 0 0 1	0 0 0 0 0 0 0 0 0	0 0 0 0 0 0 0 0 0	0 0 1 0 1 0 0 0 0	0 0 0 0 0 0 0 0 1

Inning Stats	1	2	3	4	5	6	7	8	9
	R: 0 E: 0 K: 0 S: 6	H: 0 LOB: 0 BB: 1 P: 13	R: 0 E: 0 K: 1 S: 9	H: 2 LOB: 2 BB: 0 P: 10	R: 0 E: 0 K: 1 S: 10	H: 1 LOB: 1 BB: 0 P: 14	R: 0 E: 0 K: 0 S: 7	H: 1 LOB: 1 BB: 0 P: 10	R: 0 E: 1 K: 0 S: 5	H: 0 LOB: 1 BB: 0 P: 7	R: 1 E: 0 K: 1 S: 10	H: 2 LOB: 1 BB: 0 P: 12	R: 1 E: 0 K: 1 S: 11	H: 2 LOB: 1 BB: 0 P: 19	R: 3 E: 0 K: 0 S: 10	H: 4 LOB: 0 BB: 0 P: 12	R: 1 E: 0 K: 0 S: 13	H: 1 LOB: 2 BB: 2 P: 22

1B: 8	SF: 0
2B: 5	SAC: 1
3B: 0	DP: 3
HR: 1	HBP: 0

WP: 1	PA: 41
PB: 0	
SB: 0	
CS: 0	

AB	37
R	6
H	13
RBI	5
BB	3
SO	4
LOB	21

PITCHER	IP	WLS	BF	H	R	ER	SO	BB	IBB	HBP	BLK	WP	HR	S	P	ERA	WHIP
Roger Clemens, R (1, 1) ERA: 3.77	7.0	W	33	12	5	5	4	1	0	0	0	1	1	64	93	6.43	1.857
Paul Quantrill, R (8, 1) ERA: 2.66	1.0		2	0	0	0	0	0	0	0	0	0	0	4	4	0.00	0.000
Randy Myers, L (9, 1) ERA: 4.18	1.0	S	6	1	1	1	0	2	0	0	0	0	0	13	22	9.00	3.000

PITCHER	IP	WLS	BF	H	R	ER	SO	BB	IBB	HBP	BLK	WP	HR	S	P	ERA	WHIP

Batter	1	2	3	4	5	6	7	8	9	AB	R	H	RBI	BB	SO	LOB
Shannon Stewart, R (1, 8) (9, 7) OBP: 0.347, SLG: 0.336	C B X 1-1 G1-3		C B F F B X 2-2 L8			C B X 1-1 CS 1B			H 1-0 FC2-6 HBP	3	0	1	0	0	0	1
Felipe Crespo, S (1, 9) OBP: 0.302, SLG: 0.337	C B X 1-1 G1-3			C X 0-1 P6		C F F 1 SAFE F B 1 SAFE 1 SAFE F 2-3 F B S 1-2 K			X 0-0 FC2-6 1-2f	4	0	0	0	0	1	2
Jose Canseco, R (1, 7) OBP: 0.334, SLG: 0.511 Shawn Green, L (9, 8) OBP: 0.327, SLG: 0.453	B X 1-0 P6			C F B B X 2-2 CS 1B		B B S F X 2-2 F9			S B S S 1-3 K	4 0	0 0	1 0	0 0	0 0	1 0	1 0
Mike Stanley, R (1, 3) OBP: 0.358, SLG: 0.522		C B C X 1-2 F7		1 SAFE B 1 SAFE 1 SAFE B B X 3-0 1-2 HR			B X 1-0 G5-3		1 SAFE C B C 1 SAFE F F S 1-3 K	4	1	1	1	0	1	1
5 Ed Sprague, R (1, 5) OBP: 0.312, SLG: 0.401		C F S 0-3 K		C B F B B X 3-2 G5-3			F C X 0-2 G6-3			3	0	0	0	0	1	0
Mark Dalesandro, R (1, 2) OBP: 0.351, SLG: 0.583		B X 1-0 L6			X 0-0 P6		B X 1-0 P6			3	0	0	0	0	0	0
Craig Grebeck, R (1, 4) OBP: 0.380, SLG: 0.430			B B C F F X 2-2 P4		C B B X 2-1 F7			X 0-0 P9		3	0	0	0	0	0	0
Alex Gonzalez, R (1, 6) OBP: 0.275, SLG: 0.361			C B X 1-1 P3		X 0-0 1B			S F F S 0-3 K		3	0	1	0	0	1	0
Woody Williams, R (1, 1) OBP: 0.333, SLG: 0.333			F F B F F B F F X 2-2 1B		1 SAFE B F B 1 SAFE B F X 3-2 G5-3			X 0-0 L5		3	0	1	0	0	0	1
Inning Stats	R: 0 E: 0 K: 0 S: 5 H: 0 LOB: 0 BB: 0 P: 8	R: 0 E: 0 K: 1 S: 7 H: 0 LOB: 0 BB: 0 P: 9	R: 0 E: 0 K: 0 S: 17 H: 1 LOB: 1 BB: 0 P: 24	R: 1 E: 0 K: 0 S: 9 H: 2 LOB: 0 BB: 0 P: 17	R: 0 E: 0 K: 0 S: 7 H: 1 LOB: 1 BB: 0 P: 12	R: 0 E: 0 K: 1 S: 12 H: 1 LOB: 0 BB: 0 P: 17	R: 0 E: 0 K: 0 S: 5 H: 0 LOB: 0 BB: 0 P: 7	R: 0 E: 0 K: 1 S: 6 H: 0 LOB: 0 BB: 0 P: 6	R: 0 E: 0 K: 2 S: 9 H: 0 LOB: 1 BB: 0 P: 12	1B: 4 2B: 1 3B: 0 HR: 1	SF: 0 SAC: 0 DP: 1 HBP: 1						

PITCHER		IP	WLS	BF	H	R	ER	SO	BB	IBB	HBP	BLK	WP	HR	S	P	ERA	WHIP
Carlos Perez, L ERA: 3.61	(1, 1)	9.0	L	31	5	1	1	5	0	0	1	0	0	1	77	112	1.00	0.556

PITCHER	IP	WLS	BF	H	R	ER	SO	BB	IBB	HBP	BLK	WP	HR	S	P	ERA	WHIP

TOP

Toronto Blue Jays @ Montreal Expos

Olympic Stadium, Montreal, QB

Thu Jun 25 1998, 7:05 PM EDT

Att. 9,256 - Cloudy - 68 F

livebaseballscorecards.com

AB	30
R	1
H	5
RBI	1
BB	0
SO	5
LOB	6

1B: 4	SF: 0	WP: 0	PA: 31
2B: 1	SAC: 0	PB: 0	
3B: 0	DP: 1	SB: 0	
HR: 1	HBP: 1	CS: 2	

Toronto Blue Jays @ Montreal Expos

Olympic Stadium, Montreal, QB

Thu Jun 25 1998, 7:05 PM EDT

Att. 9,256 - Cloudy - 68 F

BOTTOM

Batter	1	2	3	4	5	6	7	8	9	AB	R	H	RBI	BB	SO	LOB
F.P. Santangelo, S (1, 4) OBP: 0.334, SLG: 0.319	C B X 1-1 P8 ①		S B C X 1-2 FC5-4 1B		B X 1-0 FC4-6 ② 1-2f		B C F B B X 3-2 G6-3 ③			4	0	1	0	0	0	2
Chris Widger, R (1, 2) OBP: 0.288, SLG: 0.405	X 0-0 2B		X 0-0 FC5-4 ③ 1-2f		1 B B S F F X SAFE 2-2 F7 ③			B X 1-0 F9 ①		4	0	1	0	0	0	2
Vladimir Guerrero, R (1, 9) OBP: 0.341, SLG: 0.505	X 0-0 F7 ②			F B S F F F F X 1-2 F9 ①		X 0-0 F8 ①		B S X 1-1 G6-3 ②		4	0	0	0	0	0	1
Brad Fullmer, L (1, 3) OBP: 0.338, SLG: 0.491	B X 1-0 P7 ③			B X 1-0 FC6-4 2B		X 0-0 FC5-4 1B		B C B C X 2-2 G4-3 ③		4	0	2	0	0	0	1
Rondell White, R (1, 8) OBP: 0.351, SLG: 0.507		F X 0-1 F9 ①		B B B B 4-0 FC6-4 BB		F B F B F S 2-3 K ②			B C B F X 2-2 G6-3 ①	3	0	0	0	1	1	1
Mark Grudzielanek, R (1, 6) OBP: 0.294, SLG: 0.322		B F B C B X 3-2 P3 ②		F B B F X 2-2 FC6-4 ② 1-2f 2-3		B X 1-0 FC5-4 ③ 1-2f			B F X 1-1 G6-3 ②	4	0	0	0	0	0	3
Derrick May, L (1, 7) OBP: 0.186, SLG: 0.196		C F B F C 1-3 K ③		X 0-0 G3 ③			B S X 1-1 P6 ①		B C B X 2-1 P7 ③	4	0	0	0	0	1	2
Shane Andrews, R (1, 5) OBP: 0.300, SLG: 0.427			B C B S B X 3-2 F7 ①		X 0-0 G6-3 ①		X 0-0 2B			3	0	1	0	0	0	0
Carlos Perez, L (1, 1) OBP: 0.211, SLG: 0.324			X 0-0 G1-3 ②		C B S X 1-2 E1 FC4-6		F S B B S 2-3 K ②			3	0	0	0	0	1	1

Inning Stats	R: 0 E: 0 K: 0 S: 5	H: 1 LOB: 1 BB: 0 P: 7	R: 0 E: 0 K: 1 S: 9	H: 0 LOB: 0 BB: 0 P: 13	R: 0 E: 0 K: 0 S: 8	H: 1 LOB: 1 BB: 0 P: 12	R: 0 E: 0 K: 0 S: 12	H: 1 LOB: 2 BB: 1 P: 20	R: 0 E: 1 K: 0 S: 9	H: 0 LOB: 1 BB: 0 P: 13	R: 0 E: 0 K: 1 S: 7	H: 1 LOB: 1 BB: 0 P: 10	R: 0 E: 0 K: 1 S: 9	H: 1 LOB: 1 BB: 0 P: 15	R: 0 E: 0 K: 0 S: 6	H: 0 LOB: 0 BB: 0 P: 10	R: 0 E: 0 K: 0 S: 7	H: 0 LOB: 0 BB: 0 P: 12	1B: 2 2B: 3 3B: 0 HR: 0	SF: 0 SAC: 0 DP: 0 HBP: 0	WP: 0 PB: 0 SB: 0 CS: 0	PA: 34

PITCHER	IP	WLS	BF	H	R	ER	SO	BB	IBB	HBP	BLK	WP	HR	S	P	ERA	WHIP
Woody Williams, R (1, 1) ERA: 3.3	9.0	W	34	5	0	0	3	1	0	0	0	0	0	72	112	0.00	0.667

PITCHER	IP	WLS	BF	H	R	ER	SO	BB	IBB	HBP	BLK	WP	HR	S	P	ERA	WHIP

AB	33
R	0
H	5
RBI	0
BB	1
SO	3
LOB	13

livebaseballscorecards.com

Batter	1	2	3	4	5	6	7	8	9	AB	R	H	RBI	BB	SO	LOB
Brady Anderson, L (1, 8) OBP: 0.311, SLG: 0.411	C F B X 1-2 L8 ①		1 SAFE B S 1 SAFE F F B B F 3-3 K ② 1-2		B X 1-0 1-H HR	C C S 0-3 K ③			B F X 1-1 G4-3 ①	5	1	1	2	0	2	3
Joe Carter, R (1, 9) OBP: 0.291, SLG: 0.440	B B S X 2-1 F7 ②		B X 1-0 2-3 1B		T F B S 1-3 K ②		C F X 0-2 G6-3 ①		B S S S 1-3 K ②	5	0	1	0	0	2	0
Rafael Palmeiro, L (1, 3) OBP: 0.373, SLG: 0.562	F F B F B B X 3-2 G4-3 ③		X 0-0 L9 ③		F B B B F B S 3-3 K ③		B B X 2-0 1B		B F F S 1-3 K ③	5	0	1	0	0	2	2
Roberto Alomar, S (1, 4)		C C B B F X 2-2 G3 ①		C B F F B B X 3-2 G4-3 ①		B B F L F X 2-2 2B G4-3 1B	C F S 0-3 K ②			4	1	1	0	0	1	1
B.J. Surhoff, L (1, 7) OBP: 0.337, SLG: 0.493		C B B X 2-1 F7 ②		B C X 1-1 FC6-4 1B		F B X 1-1 G4-3 1-3 2B 2B	L B X 1-1 F7 ③			4	1	2	0	0	0	1
Cal Ripken Jr., R (1, 5)		B S B B B 4-1 FC6-4 BB		B B X 2-0 F8 ②		C B X 1-1 L6 ①		C X 0-1 1B		3	0	1	0	1	0	3
Lenny Webster, R (1, 2) OBP: 0.274, SLG: 0.395		X 0-0 FC6-4 ③ 1-2f		S X 0-1 FC6-4 ③ 1-2f		X 0-0 G4-3 ② 2-3 3-H		F F F B B B X 3-2 F8 ①		4	0	0	1	0	0	4
Mike Bordick, R (1, 6) OBP: 0.324, SLG: 0.386			B C F B X 2-2 1B S 1B		B C B C F S 2-3 K ①	C F B B B X 3-2 E 3-H 2B		B B C B X 3-1 F8 ②		4	0	2	1	0	1	1
Sidney Ponson, R (1, 1) OBP: 0.500, SLG: 0.500 Doug Johns, R (5, 1) OBP: 1.000, SLG: 1.000 Rich Becker, L (6, PH) OBP: 0.321, SLG: 0.345 Terry Mathews, L (6, 1) Jeff Reboulet, R (8, PH) OBP: 0.377, SLG: 0.327 Norm Charlton, S (8, 1)			L B B L L 2-3 K ①		F C X 0-2 HR 1B	F B B X 2-1 E3 2-3		B C F B X 2-2 G4-3 ③		2 0 1 0 1 0	1 0 0 0 0 0	1 0 0 0 0 0	0 0 0 0 0 0	0 0 0 0 0 0	1 0 1 0 0 0	1 0 1 0 1 0
Inning Stats	R: 0 E: 0 K: 0 S: 9 H: 0 LOB: 0 BB: 0 P: 15	R: 0 E: 0 K: 0 S: 8 H: 0 LOB: 1 BB: 1 P: 16	R: 0 E: 0 K: 2 S: 15 H: 2 LOB: 2 BB: 0 P: 23	R: 0 E: 0 K: 0 S: 9 H: 1 LOB: 1 BB: 0 P: 15	R: 2 E: 0 K: 3 S: 14 H: 2 LOB: 0 BB: 0 P: 21	R: 2 E: 1 K: 1 S: 17 H: 3 LOB: 2 BB: 0 P: 26	R: 0 E: 0 K: 1 S: 9 H: 1 LOB: 1 BB: 0 P: 12	R: 0 E: 0 K: 0 S: 11 H: 1 LOB: 1 BB: 0 P: 19	R: 0 E: 0 K: 2 S: 8 H: 0 LOB: 0 BB: 0 P: 11	1B: 7 2B: 2 3B: 0 HR: 1	SF: 0 SAC: 0 DP: 0 HBP: 0			WP: 0 PB: 0 SB: 1 CS: 0	PA: 39		

PITCHER		IP	WLS	BF	H	R	ER	SO	BB	IBB	HBP	BLK	WP	HR	S	P	ERA	WHIP
Dustin Hermanson, R ERA: 3.24	(1, 1)	5.0	W	23	7	4	4	5	1	0	0	0	0	1	61	99	7.20	1.600
Anthony Telford, R ERA: 3.72	(6, 1)	0.2		4	1	0	0	0	0	0	0	0	0	0	8	14	0.00	1.500
Steve Kline, L ERA: 2.64	(6, 1)	1.1		5	1	0	0	2	0	0	0	0	0	0	12	15	0.00	0.750
Miguel Batista, R ERA: 3.95	(8, 1)	1.0		4	1	0	0	0	0	0	0	0	0	0	11	19	0.00	1.000
Ugueth Urbina, R ERA: 1.47	(9, 1)	1.0		3	0	0	0	2	0	0	0	0	0	0	8	11	0.00	0.000

PITCHER	IP	WLS	BF	H	R	ER	SO	BB	IBB	HBP	BLK	WP	HR	S	P	ERA	WHIP

TOP

Baltimore Orioles @ Montreal Expos

Olympic Stadium, Montreal, QB

Fri Jun 26 1998, 7:05 PM EDT
Att. 9,116 - Cloudy - 76 F

livebaseballscorecards.com

AB	38
R	4
H	10
RBI	4
BB	1
SO	9
LOB	18

Batter	1	2	3	4	5	6	7	8	9	AB	R	H	RBI	BB	SO	LOB
Jose Vidro, S (1, 4) OBP: 0.327, SLG: 0.287	F7	FC3-5 G4-6-3 1-2 2-3f		BB	2B 1-2 2-3 3-H BB		G4-3			3	0	0	1	2	0	2
Ryan McGuire, L (8, 3) OBP: 0.336, SLG: 0.302										0	0	0	0	0	0	0
F.P. Santangelo, S (1, 7) OBP: 0.336, SLG: 0.321	G6-3	G4-6-3 1-2f		1 SAFE F8	1-3 2-H 3-H 2B		BB			4	0	1	2	1	0	3
Vladimir Guerrero, R (1, 9) OBP: 0.345, SLG: 0.512	BB HR 1B	1B 3B		L8	IBB		F9			4	2	2	0	1	0	2
Brad Fullmer, L (1, 3) OBP: 0.339, SLG: 0.491	1 SAFE	K			FC4 FC5-2 2B G3		1 SAFE 1 SAFE G4-3			4	1	1	0	1	1	5
Miguel Batista, R (8, 1)	1 SAFE									0	0	0	0	0	0	0
Ugueth Urbina, R (9, 1)	HR 1-2 BB									0	0	0	0	0	0	0
Rondell White, R (1, 8) OBP: 0.358, SLG: 0.523	HR 1-H 2-H	2B G5-3 3-H 1B			FC5-2 FC4 BB 1B		G6-3	1B		5	3	4	4	0	0	0
Mark Grudzielanek, R (1, 6) OBP: 0.298, SLG: 0.330	1B	G5-3 1-3 2B			FC4 BB FC5-2 BB 1-2 2-3		G3-1 S 1B	F9		5	1	3	0	0	0	3
Chris Widger, R (1, 2) OBP: 0.282, SLG: 0.397	1 SAFE P9	G5-3 2-3 3-H			FC5-2 BB BB 2B 1-2 2-3 3-Hf		1 SAFE G3-1 1-3	1 SAFE K		5	1	0	1	0	1	7
Shane Andrews, R (1, 5) OBP: 0.302, SLG: 0.424		FC3-5 BB 1B	K		K		IBB	F8		4	0	1	0	1	2	5
Dustin Hermanson, R (1, 1)		1 SAFE		F9			L6-3			1	1	0	1	2	0	0
Anthony Telford, R (6, 1)										0	0	0	0	0	0	0
Steve Kline, S (6, 1)										1	0	0	0	0	0	2
Orlando Cabrera, R (8, 4) OBP: 0.500, SLG: 1.000		FC3-5 1-2 BB			BB 2B 1-2 2-3 3-H BB					0	0	0	0	0	0	0
Inning Stats	R: 3 E: 0 K: 0 S: 19 H: 3 LOB: 1 BB: 1 P: 30	R: 0 E: 0 K: 0 S: 5 H: 1 LOB: 1 BB: 1 P: 10	R: 2 E: 0 K: 2 S: 14 H: 3 LOB: 1 BB: 0 P: 17	R: 0 E: 0 K: 0 S: 7 H: 0 LOB: 1 BB: 1 P: 14	R: 4 E: 0 K: 1 S: 19 H: 3 LOB: 3 BB: 3 P: 35	R: 0 E: 0 K: 0 S: 7 H: 1 LOB: 2 BB: 1 P: 16	R: 0 E: 0 K: 0 S: 8 H: 0 LOB: 1 BB: 1 P: 14	R: 0 E: 0 K: 1 S: 8 H: 1 LOB: 1 BB: 0 P: 12		1B: 7 2B: 3 3B: 1 HR: 1 SF: 0 SAC: 0 DP: 1 HBP: 0						

PITCHER		IP	WLS	BF	H	R	ER	SO	BB	IBB	HBP	BLK	WP	HR	S	P	ERA	WHIP
Sidney Ponson, R ERA: 6.67	(1, 1)	4.2	L	28	9	9	9	3	5	0	0	0	0	1	61	98	17.36	3.000
Doug Johns, L ERA: 4.85	(5, 1)	0.1		3	1	0	0	0	0	1	0	0	0	0	3	8	0.00	3.000
Terry Mathews, R ERA: 6.27	(6, 1)	2.0		9	1	0	0	0	1	1	0	0	0	0	15	30	0.00	1.000
Norm Charlton, L ERA: 7.63	(8, 1)	1.0		4	1	0	0	1	0	0	0	0	0	0	8	12	0.00	1.000

PITCHER	IP	WLS	BF	H	R	ER	SO	BB	IBB	HBP	BLK	WP	HR	S	P	ERA	WHIP

BOTTOM

Baltimore Orioles @ Montreal Expos

Olympic Stadium, Montreal, QB

Fri Jun 26 1998, 7:05 PM EDT

Att. 9,116 - Cloudy - 76 F

livebaseballscorecards.com

AB	36
R	9
H	12
RBI	9
BB	8
SO	4
LOB	29

Batter	1	2	3	4	5	6	7	8	9	AB	R	H	RBI	BB	SO	LOB
Brady Anderson, L (1, 8) OBP: 0.307, SLG: 0.404	C B F B C 2-3 K		B B C X 2-1 P5		S B X 1-1 F7			F S B F 1 B F S SAFE 2-3 K		4	0	0	0	0	2	2
Rich Becker, L (1, 9) OBP: 0.321, SLG: 0.339 Joe Carter, R (8, PH) OBP: 0.294, SLG: 0.442 (8, 9)	X 0-0 L9		S B B S B B 4-2 1B BB		B C C B X 2-2 G3-6 1-2f			F B C F X 1-2 FC6-4 1-2 1B		2 1	0 0	0 1	0 0	1 0	0 0	1 0
Rafael Palmeiro, L (1, 3) OBP: 0.374, SLG: 0.562	B X 1-0 S 1B		B 1 F B 1 SAFE X 2-1 1-3 1B			B F C B B X 3-2 G3-1		B B B X 3-0 P2		4	0	2	0	0	0	2
Roberto Alomar, S (1, 4) OBP: 0.380, SLG: 0.440 Alan Mills, R (8, 1)	B C C B B X 3-2 G3 1-2		C B B X 2-1 F8			C S C 0-3 K		X 0-0 FC6-4 1-2f		4 0	0 0	0 0	0 0	0 0	1 0	5 0
B.J. Surhoff, L (1, 7) OBP: 0.332, SLG: 0.486		C B X 1-1 L9		C B X 1-1 F4-3		B B F X 2-1 L9			C B B X 2-1 G4-3	4	0	0	0	0	0	0
Cal Ripken Jr., R (1, 5) OBP: 0.325, SLG: 0.375		B S B X 2-1 G5-3		C B X 1-1 G5-3			B F X 1-1 G4-3		B B B B 4-0 BB	3	0	0	0	1	0	0
23 Chris Hoiles, R (1, 2) OBP: 0.318, SLG: 0.374 Harold Baines, L (9, PH) OBP: 0.386, SLG: 0.476		B X 1-0 HR		B C C X 1-2 1B			X 0-0 F8		B C S B B C 3-3 K	3 1	1 0	2 0	1 0	0 0	0 1	0 1
Mike Bordick, R (1, 6) OBP: 0.318, SLG: 0.379		C B X 1-1 G6-3		C B C B F F F C 2-3 K			B F B C B F X 3-2 G6-3		C C B X 1-2 P4	4	0	0	0	0	1	2
35 Mike Mussina, L (1, 1) Jeff Reboulet, R (8, PH) OBP: 0.387, SLG: 0.340 (8, 4)			C F F B C 1-3 K		B X 1-0 E4 G3-6			C B F F F X 1-2 1B 1B		2 1	0 0	0 1	0 0	0 0	1 0	0 0
Inning Stats	R: 0 H: 1 E: 0 LOB: 1 K: 1 BB: 0 S: 8 P: 14	R: 1 H: 1 E: 0 LOB: 0 K: 0 BB: 0 S: 7 P: 12	R: 0 H: 1 E: 0 LOB: 2 K: 1 BB: 1 S: 12 P: 23	R: 0 H: 1 E: 0 LOB: 1 K: 1 BB: 0 S: 13 P: 18	R: 0 H: 0 E: 1 LOB: 0 K: 0 BB: 0 S: 6 P: 10	R: 0 H: 0 E: 0 LOB: 0 K: 1 BB: 0 S: 8 P: 13	R: 0 H: 0 E: 0 LOB: 0 K: 0 BB: 0 S: 7 P: 11	R: 0 H: 2 E: 0 LOB: 2 K: 1 BB: 0 S: 15 P: 22	R: 0 H: 0 E: 0 LOB: 1 K: 1 BB: 1 S: 8 P: 18	1B: 5 SF: 0 2B: 0 SAC: 0 3B: 0 DP: 1 HR: 1 HBP: 0						

TOP

Baltimore Orioles @ Montreal Expos

Olympic Stadium, Montreal, QB

Sat Jun 27 1998, 7:05 PM EDT

Att. 11,556 - Unknown - 72 F

livebaseballscorecards.com

AB	33
R	1
H	6
RBI	1
BB	2
SO	6
LOB	13

WP: 0 PA: 35
PB: 0
SB: 1
CS: 0

PITCHER		IP	WLS	BF	H	R	ER	SO	BB	IBB	HBP	BLK	WP	HR	S	P	ERA	WHIP
Carl Pavano, R ERA: 3.89	(1, 1)	7.0	W	26	4	1	1	4	1	0	0	0	0	1	61	101	1.29	0.714
Steve Kline, L ERA: 2.61	(8, 1)	0.1		2	1	0	0	1	0	0	0	0	0	0	9	12	0.00	3.000
Miguel Batista, R ERA: 3.95	(8, 1)	0.0		1	1	0	0	0	0	0	0	0	0	0	4	5	∞	∞
Rick DeHart, L ERA: 4.91	(8, 1)	0.2		2	0	0	0	0	0	0	0	0	0	0	2	5	0.00	0.000
Ugueth Urbina, R ERA: 1.43	(9, 1)	1.0	S	4	0	0	0	1	1	0	0	0	0	0	8	18	0.00	1.000

PITCHER	IP	WLS	BF	H	R	ER	SO	BB	IBB	HBP	BLK	WP	HR	S	P	ERA	WHIP

BOTTOM

Baltimore Orioles @ Montreal Expos

Olympic Stadium, Montreal, QB

Sat Jun 27 1998, 7:05 PM EDT

Att. 11,556 - Unknown - 72 F

Batter	1	2	3	4	5	6	7	8	9	AB	R	H	RBI	BB	SO	LOB
Jose Vidro, S (1, 4) OBP: 0.330, SLG: 0.298	K2-3		WP, 2B		K		G4-6-3, 1B			4	0	2	2	0	2	0
Steve Kline, S (8, 1)										0	0	0	0	0	0	0
Miguel Batista, R (8, 1)										0	0	0	0	0	0	0
Rick DeHart, L (8, 1)										0	0	0	0	0	0	0
Ryan McGuire, L (9, 3) OBP: 0.336, SLG: 0.302										0	0	0	0	0	0	0
F.P. Santangelo, S (1, 7) OBP: 0.341, SLG: 0.323	1B		BB		CS, BB		G4-6-3			2	0	1	0	2	0	2
Vladimir Guerrero, R (1, 9) OBP: 0.341, SLG: 0.505	P3		K		P6			G6-3		4	0	0	0	0	1	4
Brad Fullmer, L (1, 3) OBP: 0.338, SLG: 0.485	P9		G2-3		CS	P6		CS, BB		3	0	0	0	1	0	3
Ugueth Urbina, R (9, 1)										0	0	0	0	0	0	0
Rondell White, R (1, 8) OBP: 0.360, SLG: 0.526		G6-4-3, 1B		G1-3		G6-3		E, 2B		4	0	2	0	0	0	0
Mark Grudzielanek, R (1, 6) OBP: 0.295, SLG: 0.326		L8		L6		G4-3		E6		4	0	0	0	0	0	2
Chris Widger, R (1, 2) OBP: 0.286, SLG: 0.398		G6-4-3		1B, 1B			SH1-4, 2B, 1B			4	1	2	0	0	1	3
Shane Andrews, R (1, 5) OBP: 0.308, SLG: 0.429			WP, SH3-4, 2B, 1B	1B			SH1-4			2	1	2	0	0	0	0
Carl Pavano, R (1, 1) OBP: 0.091, SLG: 0.091			SH3-4	K			1B, 2B			1	0	0	0	0	1	2
Scott Livingstone, L (7, PH) OBP: 0.231, SLG: 0.237										1	0	1	1	0	0	0
Orlando Cabrera, R (7, PR) OBP: 0.500, SLG: 1.000										0	1	0	0	0	0	0
(8, 4)																
Inning Stats	R: 0 E: 0 K: 1 S: 11 H: 1 LOB: 1 BB: 0 P: 14	R: 0 E: 0 K: 0 S: 6 H: 1 LOB: 0 BB: 0 P: 8	R: 1 E: 0 K: 1 S: 13 H: 2 LOB: 2 BB: 1 P: 21	R: 0 E: 0 K: 1 S: 11 H: 2 LOB: 2 BB: 0 P: 13	R: 0 E: 0 K: 1 S: 7 H: 0 LOB: 0 BB: 1 P: 16	R: 0 E: 0 K: 0 S: 6 H: 0 LOB: 0 BB: 0 P: 9	R: 2 E: 0 K: 0 S: 7 H: 3 LOB: 1 BB: 0 P: 10	R: 0 E: 1 K: 1 S: 14 H: 1 LOB: 2 BB: 1 P: 23		1B: 7 2B: 3 3B: 0 HR: 0	SF: 0 SAC: 2 DP: 2 HBP: 0					

PITCHER		IP	WLS	BF	H	R	ER	SO	BB	IBB	HBP	BLK	WP	HR	S	P	ERA	WHIP
35 Mike Mussina, R ERA: 3.73	(1, 1)	7.0	L	29	9	3	3	4	2	0	0	0	2	0	61	91	3.86	1.571
Alan Mills, R ERA: 3.86	(8, 1)	1.0		5	1	0	0	1	1	0	0	0	0	0	14	23	0.00	2.000

PITCHER	IP	WLS	BF	H	R	ER	SO	BB	IBB	HBP	BLK	WP	HR	S	P	ERA	WHIP

livebaseballscorecards.com

AB	29
R	3
H	10
RBI	3
BB	3
SO	5
LOB	16

Batter	1	2	3	4	5	6	7	8	9	AB	R	H	RBI	BB	SO	LOB
Brady Anderson, L (1, 8) OBP: 0.305, SLG: 0.403	B S B F B S 3-3 ① K			B C F X 1-2 2B	C S X 0-2 ③ G4-3		C B C S 1-3 ③ K		C B S B B F X 3-2 ③ P6	5	0	1	0	0	2	3
Rich Becker, L (1, 9) OBP: 0.321, SLG: 0.339 Joe Carter, R (8, PH) (8, 9) OBP: 0.293, SLG: 0.440	S T B S 1-3 ② K			B C F B B F S 3-3 ① K		B C F B X 2-2 HR 1B		X 0-0 ① G4-3		3 1	1 0	1 0	0 0	0 0	2 0	1 0
Rafael Palmeiro, L (1, 3) OBP: 0.378, SLG: 0.572	S B B S B F X 3-2 ③ G4-3			B C F B B B 4-2 G6-4-3 BB		X 0-0 1-H HR		S F B X 1-2 1B		3	1	2	2	1	0	0
Roberto Alomar, S (1, 4) OBP: 0.375, SLG: 0.435		C B B X 2-1 ① F7		X 0-0 ② ③ G6-4-3 1-2f		B B C C X 2-2 ① G3-1		F B M S 1-3 ② K		4	0	0	0	0	1	3
B.J. Surhoff, L (1, 7) OBP: 0.331, SLG: 0.483		B F B X 1-1 ② F8			B F B X 2-1 23 BB 1B FC4-6 1B	C B B C X 2-2 ② G3-1		C F B X 1-2 ③ F9		4	1	1	0	0	0	1
Cal Ripken Jr., R (1, 5) OBP: 0.330, SLG: 0.376		C S X 0-2 ③ G3-1			B C F X 1-2 FC4-6 23 BB 1-2 SF8 1B	B B F B B B 4-1 BB			C H 1-1 HBP HBP	2	1	1	0	1	0	0
23 Chris Hoiles, R (1, 2) OBP: 0.317, SLG: 0.366			C C S 0-3 ① K	B F B B S F B 4-2 FC4-6 1-2 2-3 BB	S X 0-1 ③ F9				B C X 1-1 ① F8	3	0	0	0	1	1	2
Mike Bordick, R (1, 6) OBP: 0.321, SLG: 0.379			C B S X 1-2 CS 1B	F X 0-1 ① FC4-6 1-2f 2-3 3-H		C F X 0-2 ① G5-3			B C H 2-1 1-2 HBP	3	0	1	1	0	0	2
Doug Drabek, R (1, 1) Terry Mathews, L (3, 1) Harold Baines, L (5, PH) OBP: 0.385, SLG: 0.476 Norm Charlton, S (5, 1) Lenny Webster, R (7, PH) OBP: 0.272, SLG: 0.392 Alan Mills, R (7, 1) Armando Benitez, R (7, 1) Jeff Reboulet, R (9, PH) OBP: 0.381, SLG: 0.333			M C S 0-3 ② ③ K 1-2	F B B C X 2-2 ② SF8 3-H		B X 1-0 ② L7			B C B F B S 3-3 ② K	1 0 0 0 1 0 0 0 1	0 0 0 0 0 0 0 0 0	0 0 0 0 0 0 0 0 0	0 0 1 0 0 0 0 0 0	0 0 0 0 0 0 0 0 0	1 0 0 0 0 0 0 0 1	1 0 0 0 0 0 0 0 2
Inning Stats	R: 0 H: 0 E: 0 LOB: 0 K: 2 BB: 0 S: 10 P: 17	R: 0 H: 0 E: 0 LOB: 0 K: 0 BB: 0 S: 7 P: 10	R: 0 H: 1 E: 0 LOB: 0 K: 2 BB: 0 S: 9 P: 10	R: 0 H: 1 E: 0 LOB: 1 K: 1 BB: 1 S: 10 P: 18	R: 2 H: 2 E: 0 LOB: 1 K: 0 BB: 1 S: 16 P: 25	R: 2 H: 2 E: 0 LOB: 1 K: 0 BB: 1 S: 13 P: 23	R: 0 H: 0 E: 0 LOB: 0 K: 1 BB: 0 S: 7 P: 9	R: 0 H: 1 E: 0 LOB: 1 K: 1 BB: 0 S: 10 P: 13	R: 0 H: 0 E: 0 LOB: 2 K: 1 BB: 0 S: 11 P: 21	1B: 5 SF: 1 2B: 1 SAC: 0 3B: 0 DP: 1 HR: 1 HBP: 2						

PITCHER		IP	WLS	BF	H	R	ER	SO	BB	IBB	HBP	BLK	WP	HR	S	P	ERA	WHIP
Javier Vazquez, R ERA: 5.72	(1, 1)	5.0	W	21	6	4	4	5	2	0	0	0	0	1	56	86	7.20	1.600
Rick DeHart, L ERA: 4.74	(6, 1)	0.2		3	0	0	0	0	1	0	0	0	0	0	7	15	0.00	1.500
Anthony Telford, R ERA: 3.61	(6, 1)	1.1		4	0	0	0	1	0	0	0	0	0	0	9	11	0.00	0.000
Steve Kline, L ERA: 2.53	(8, 1)	1.0		4	1	0	0	1	0	0	0	0	0	0	10	13	0.00	1.000
Miguel Batista, R ERA: 3.93	(9, 1)	0.1		3	0	0	0	0	0	0	2	0	0	0	4	8	0.00	0.000

PITCHER		IP	WLS	BF	H	R	ER	SO	BB	IBB	HBP	BLK	WP	HR	S	P	ERA	WHIP
Ugueth Urbina, R ERA: 1.41	(9, 1)	0.2	S	2	0	0	0	1	0	0	0	0	0	0	7	13	0.00	0.000

TOP

Baltimore Orioles @ Montreal Expos

Olympic Stadium, Montreal, QB

Sun Jun 28 1998, 3:33 AM EDT
Att. 16,145 - Sunny - 78 F

livebaseballscorecards.com

AB	31
R	4
H	7
RBI	4
BB	3
SO	8
LOB	15

WP: 0 PA: 37
PB: 0
SB: 0
CS: 1

Baltimore Orioles @ Montreal Expos

Olympic Stadium, Montreal, QB

Sun Jun 28 1998, 3:33 AM EDT

Att. 16,145 - Sunny - 78 F

livebaseballscorecards.com

BOTTOM

Batter	1	2	3	4	5	6	7	8	9	AB	R	H	RBI	BB	SO	LOB
Jose Vidro, S (1, 4) OBP: 0.337, SLG: 0.299 Orlando Cabrera, R (8, PR) OBP: 0.500, SLG: 0.000 (9, 4)	C S B X 1-2 HR 1B	C B B B B 4-1 BB	B B F X 2-1 ③ G4-3			B X 1-0 ① F8		B B C B B 4-1 SH1-3 S FC6 BB		3 1 1 0 2 0 2 0 1 0 0 0 0 0						
F.P. Santangelo, S (1, 7) OBP: 0.340, SLG: 0.319	L 1 SAFE X 0-1 ① P6	C F 1 SAFE 1 B F 1 S SAFE X 1-2 ③ F7		B F B C B B 4-2 G4-3 1B BB		C C B C 1-3 ② K		1 SAFE C 1 S X 0-2 ① SH1-3 1-3		3 1 0 0 1 1 2						
Vladimir Guerrero, R (1, 9) OBP: 0.345, SLG: 0.519	X 0-0 1-H HR		F X 0-1 1B 1B 1B	C B 1 SAFE B B X 3-1 ① G4-3 1-2		S X 0-1 2B		X 0-0 FC6 2B 3-H		5 3 3 3 0 0 2						
Brad Fullmer, L (1, 3) OBP: 0.342, SLG: 0.491 Ryan McGuire, L (8, PR) OBP: 0.336, SLG: 0.302 (9, 3)	B X 1-0 1B 1B		X 0-0 HBP 1B 1-3 FC5-2 1B	B B S X 2-1 ② F7		B X 1-0 ③ G3-1		C F B X 1-2 1-H 2B		5 0 3 1 0 0 2 0 0 0 0 0 0 0						
Rondell White, R (1, 8) OBP: 0.364, SLG: 0.527	B X 1-0 ② P4		B B X 2-0 FC5-2 HBP 1-2 BB 3-H 1B	C X 0-1 2-H 1B			S F B X 1-2 FC1-6 HBP 1B	B X 1-0 ② G5-3		5 1 3 2 0 0 3						
Mark Grudzielanek, R (1, 6) OBP: 0.302, SLG: 0.327	B X 1-0 1-2 1B		F H 1-1 BB FC5-2 G1-5-3 1-2 2-3 HBP	B B F S F B F C 3-3 ③ K			1 SAFE C 1 SAFE F H 1-2 F8 FC1-6 1-2 HBP	B B I 4-0 IBB		2 1 1 0 1 1 1						
Chris Widger, R (1, 2) OBP: 0.280, SLG: 0.390	B S B S X 2-2 ③ L4		C S B X 1-2 ① FC5-2 G1-5-3 BB 1-2 2-3 3-Hf	B C C B B F B X 3-2 ① G1-6-3			X 0-0 ① FC1-6 1-2 2-3f	C S S 0-3 ③ K		5 0 0 0 0 1 9						
Shane Andrews, R (1, 5) OBP: 0.307, SLG: 0.423		C S B B S 2-3 ① K	B B F B B 4-1 G1-5-3 1-2 2-3 3-H BB	F B X 1-1 ② G2-3			X 0-0 ② F8 2-3			3 0 0 1 1 1 2						
Javier Vazquez, R (1, 1) OBP: 0.231, SLG: 0.240 Rick DeHart, L (6, 1) Anthony Telford, R (6, 1) Scott Livingstone, L (7, PH) OBP: 0.227, SLG: 0.233 Steve Kline, S (8, 1) Miguel Batista, R (9, 1) Ugueth Urbina, R (9, 1)		F S S 0-3 ② K	C X 0-1 ② G1-5-3 1-2 2-3 3-H	C B B B X 2-1 ③ G4-3			B B B C C S 3-3 ③ K			3 0 0 1 0 1 2 0 0 0 0 0 0 0 0 0 0 0 0 0 0 1 0 0 0 0 1 2 0 0 0 0 0 0 0 0 0 0 0 0 0 0 0 0 0 0 0 0 0						
Inning Stats	R: 2 E: 0 K: 0 S: 12 H: 4 LOB: 2 BB: 0 P: 18	R: 0 E: 0 K: 2 S: 11 H: 0 LOB: 1 BB: 1 P: 18	R: 3 E: 0 K: 0 S: 13 H: 3 LOB: 2 BB: 1 P: 23	R: 1 E: 0 K: 1 S: 13 H: 1 LOB: 1 BB: 1 P: 25	R: 0 E: 0 K: 0 S: 8 H: 0 LOB: 0 BB: 0 P: 14	R: 0 E: 0 K: 1 S: 7 H: 1 LOB: 1 BB: 0 P: 10	R: 0 E: 0 K: 1 S: 10 H: 1 LOB: 2 BB: 0 P: 15	R: 2 E: 0 K: 1 S: 12 H: 1 LOB: 2 BB: 2 P: 22		1B: 8 2B: 2 3B: 0 HR: 1	SF: 0 SAC: 1 DP: 0 HBP: 2			WP: 0 PB: 0 SB: 1 CS: 0	PA: 43	

	AB	35
	R	8
	H	11
	RBI	8
	BB	5
	SO	6
	LOB	27

PITCHER		IP	WLS	BF	H	R	ER	SO	BB	IBB	HBP	BLK	WP	HR	S	P	ERA	WHIP
Doug Drabek, R ERA: 7.12	(1, 1)	2.1	L	17	7	5	5	2	2	0	1	0	0	1	32	53	19.29	3.857
Terry Mathews, R ERA: 6.2	(3, 1)	1.2		7	1	1	1	1	1	0	0	0	0	0	17	31	5.40	1.200
Norm Charlton, L ERA: 7.16	(5, 1)	2.0		7	1	0	0	1	0	0	0	0	0	0	15	24	0.00	0.500
Alan Mills, R ERA: 3.82	(7, 1)	0.1		3	1	0	0	0	0	0	1	0	0	0	6	8	0.00	3.000
Armando Benitez, R ERA: 4.5	(7, 1)	1.2		9	1	2	2	2	1	1	0	0	0	0	16	29	10.80	1.200

PITCHER		IP	WLS	BF	H	R	ER	SO	BB	IBB	HBP	BLK	WP	HR	S	P	ERA	WHIP

Batter	1	2	3	4	5	6	7	8	9	AB	R	H	RBI	BB	SO	LOB
F.P. Santangelo, S (1, 7) OBP: 0.342, SLG: 0.317	B1-3		G1-3		HBP		HBP			2	0	0	0	0	0	0
Orlando Cabrera, R (1, 4) OBP: 0.600, SLG: 0.800	HR 1B		FC4-6 1B		P6		L8			3	1	2	0	0	0	2
Jose Vidro, S (7, PH) OBP: 0.335, SLG: 0.297 (7, 4)										1	0	0	0	0	0	2
Vladimir Guerrero, R (1, 9) OBP: 0.343, SLG: 0.522	F9		FC4-6 1-2f		F8			G6-3 3B		4	1	1	0	0	0	2
Rondell White, R (1, 8) OBP: 0.363, SLG: 0.534	1 SAFE 1 SAFE 1 SAFE 1-H HR			F7	F8			G6-3 3-H		4	1	1	3	0	0	0
Mark Grudzielanek, R (1, 6) OBP: 0.299, SLG: 0.323	K			G6-3	F7			G3		4	0	0	0	0	1	0
Brad Fullmer, L (1, 3) OBP: 0.338, SLG: 0.484		K		F8			G4-3	K		4	0	0	0	0	2	0
Chris Widger, R (1, 2) OBP: 0.280, SLG: 0.386		P3			G5-3		F8 BLK 1B BB		P4	3	1	0	0	1	0	0
Derrick May, L (1, 10) OBP: 0.175, SLG: 0.183		K			G3		F8 1-3		G4-3	4	0	0	0	0	1	1
Shane Andrews, R (1, 5) OBP: 0.310, SLG: 0.424			F7		HBP 1B		HBP 3-H 1B		P3	4	0	2	1	0	0	0
Inning Stats	R: 2 E: 0 K: 1 S: 11 H: 2 LOB: 0 BB: 0 P: 13	R: 0 E: 0 K: 2 S: 9 H: 0 LOB: 0 BB: 0 P: 15	R: 0 E: 0 K: 0 S: 7 H: 1 LOB: 1 BB: 0 P: 11	R: 0 E: 0 K: 0 S: 7 H: 0 LOB: 0 BB: 0 P: 12	R: 0 E: 0 K: 0 S: 11 H: 1 LOB: 2 BB: 0 P: 18	R: 0 E: 0 K: 0 S: 5 H: 0 LOB: 0 BB: 0 P: 8	R: 1 E: 0 K: 0 S: 11 H: 1 LOB: 2 BB: 1 P: 20	R: 1 E: 0 K: 1 S: 10 H: 1 LOB: 0 BB: 0 P: 15	R: 0 E: 0 K: 0 S: 8 H: 0 LOB: 0 BB: 0 P: 11	1B: 4 2B: 0 3B: 1 HR: 1	SF: 0 SAC: 0 DP: 0 HBP: 2						

PITCHER		IP	WLS	BF	H	R	ER	SO	BB	IBB	HBP	BLK	WP	HR	S	P	ERA	WHIP
Steve Avery, L ERA: 5.05	(1, 1)	6.0	W	23	4	2	2	3	0	0	1	0	0	1	50	77	3.00	0.667
Rich Garces, R ERA: 2.52	(7, 1)	1.0		6	1	1	1	0	1	0	1	1	0	0	11	20	9.00	2.000
Jim Corsi, R ERA: 2.59	(8, 1)	1.0		4	1	1	1	1	0	0	0	0	0	0	10	15	9.00	1.000
Tom Gordon, R ERA: 2.68	(9, 1)	1.0	S	3	0	0	0	0	0	0	0	0	0	0	8	11	0.00	0.000

PITCHER	IP	WLS	BF	H	R	ER	SO	BB	IBB	HBP	BLK	WP	HR	S	P	ERA	WHIP

TOP

Montreal Expos @ Boston Red Sox

Fenway Park, Boston, MA

Tue Jun 30 1998, 7:05 PM EDT

Att. 27,704 - Cloudy - 71 F

livebaseballscorecards.com

AB	33
R	4
H	6
RBI	4
BB	1
SO	4
LOB	7

1B: 4 SF: 0
2B: 0 SAC: 0
3B: 1 DP: 0
HR: 1 HBP: 2

WP: 0 PA: 36
PB: 0
SB: 0
CS: 0

Batter	1	2	3	4	5	6	7	8	9	AB	R	H	RBI	BB	SO	LOB
Darren Lewis, R (1, 9) OBP: 0.369, SLG: 0.360	B C F X 1-2 F9 ①	C F X 0-2 FC6-4 2B 1-2f ②		S 0-1 CI 1B 2B		C X 0-1 FC6-5 BB 1B	X 0-0 G4-3 ②			4	1	1	0	0	0	3
John Valentin, R (1, 5) OBP: 0.339, SLG: 0.434	C F B B X 2-2 E7 BB 1B FC4-6	X 0-0 1-3 3-H 2B		F B B 1 SAFE 1 SAFE B F F F 3-2 F X 1-3 2B 1B		1 SAFE F B F B B B 4-1 FC6-5 1-2 1B BB	X 0-0 P4 ③			4	3	2	1	1	0	1
Nomar Garciaparra, R (1, 6) OBP: 0.354, SLG: 0.534	X 0-0 FC4-6 BB 1-2 1B	S X 0-1 F9 ③		X 0-0 P3 ②		B F X 1-1 FC6-5 E 1B 1-2 2-3f ①		B B X 2-0 E6 BB 2B		5	1	1	0	0	0	6
Damon Buford, R (1, 8) OBP: 0.344, SLG: 0.509	B B F B B 4-1 FC4-6 1-2 2-3 BB	X 0-0 G3 WP 1B	S X 0-1 1-H 3-H 2B		B B C X 2-1 E 1-2 2-H 1B		C F B B B B 4-2 2B 1-2 BB		3	0	3	3	2	0	0
Troy O'Leary, L (1, 7) OBP: 0.327, SLG: 0.521	B X 1-0 FC4-6 1-2f 2-3 3-H ②	B C 1 SAFE 1 SAFE 1 SAFE F B F B 3-2 X G3 1-3 ①	C B S F B X 2-2 F9 ③		C X 0-1 E4 1-2 2-3		B B X 2-0 1-3 2-H 2B		5	0	1	2	0	0	6
Billy Ashley, R (1, 10) OBP: 0.125, SLG: 0.250 Midre Cummings, L (8, PH) OBP: 0.333, SLG: 0.469	B 1 SAFE B B C C F F F 3-3 F S K ③	F F S 0-3 K ②	F F S 0-3 K ①		C B S B C 2-3 K ②	B X 1-0 G5-3 ①			4 1	0 0	0 0	0 0	4 0	6 2
18 Reggie Jefferson, S (1, 3) OBP: 0.389, SLG: 0.553		X 0-0 1B 2B 1B	B B F S B F S 3-3 K ③		C F B B B 4-2 BB	C X 0-1 L7 ③		I I I 4-0 IBB		3	1	1	0	2	1	4
Mike Benjamin, R (1, 4) OBP: 0.326, SLG: 0.370		B B F B F X 3-2 P3 ①	S X 0-1 F7 ①	X 0-0 F9 ②		X 0-0 SH1-4 2B	S B B S S 2-3 K ②		5	0	1	0	0	1	5
Jason Varitek, S (1, 2) OBP: 0.307, SLG: 0.360		1 SAFE C S B X 1-2 FC6-4 1-3 1B	B F B S F X 2-2 HR	B X 1-0 G5-3 ③		X 0-0 SH1-4 2-3 ①	B B F X 2-1 F8 ③		4	1	2	1	0	0	4
Inning Stats	R: 1 E: 1 K: 1 S: 16 H: 1 LOB: 2 BB: 1 P: 27	R: 1 E: 0 K: 0 S: 13 H: 3 LOB: 2 BB: 0 P: 17	R: 0 E: 0 K: 2 S: 13 H: 1 LOB: 1 BB: 0 P: 19	R: 3 E: 1 K: 0 S: 20 H: 3 LOB: 1 BB: 0 P: 27	R: 0 E: 0 K: 1 S: 7 H: 0 LOB: 1 BB: 1 P: 12	R: 1 E: 1 K: 1 S: 14 H: 2 LOB: 3 BB: 1 P: 23	R: 0 E: 0 K: 0 S: 4 H: 1 LOB: 1 BB: 0 P: 4	R: 1 E: 1 K: 1 S: 10 H: 1 LOB: 3 BB: 2 P: 27		1B: 7 2B: 4 3B: 0 HR: 1 SF: 0 SAC: 1 DP: 0 HBP: 0						

PITCHER		IP	WLS	BF	H	R	ER	SO	BB	IBB	HBP	BLK	WP	HR	S	P	ERA	WHIP
Carlos Perez, L ERA: 3.75	(1, 1)	5.0	L	29	9	6	4	4	3	0	0	0	1	1	72	109	7.20	2.400
Shayne Bennett, R ERA: 5.96	(6, 1)	0.2		4	1	0	0	1	0	0	0	0	0	0	9	14	0.00	1.500
Rick DeHart, L ERA: 4.43	(6, 1)	1.1		8	2	1	0	0	1	0	0	0	0	0	10	18	0.00	2.250
Miguel Batista, R ERA: 3.88	(8, 1)	1.0		4	0	0	0	1	0	1	0	0	0	0	6	15	0.00	0.000

PITCHER	IP	WLS	BF	H	R	ER	SO	BB	IBB	HBP	BLK	WP	HR	S	P	ERA	WHIP

BOTTOM

Montreal Expos @ Boston Red Sox

Fenway Park, Boston, MA

Tue Jun 30 1998, 7:05 PM EDT

Att. 27,704 - Cloudy - 71 F

livebaseballscorecards.com

AB	38
R	7
H	12
RBI	7
BB	5
SO	6
LOB	37

WP: 1 PA: 45
PB: 0
SB: 0
CS: 0

Batter	1	2	3	4	5	6	7	8	9	AB	R	H	RBI	BB	SO	LOB
Jose Vidro, S (1, 4) OBP: 0.329, SLG: 0.291	C B B X 2-1 ① G3-1			X 0-0 ① P6		C B X 1-1 ③ G4-3			B B B C X 3-1 ① F8	4	0	0	0	0	0	0
F.P. Santangelo, S (1, 7) OBP: 0.344, SLG: 0.323 Da Rond Stovall, S (9, PR) OBP: 0.309, SLG: 0.403	B B S C F X 2-2 ② F8			X 0-0 G6-4-3 1B			C B B F B X 3-2 ① P5		X 0-0 1B 2B	4	0	2	0	0	0	0
										0	0	0	0	0	0	0
Vladimir Guerrero, R (1, 9) OBP: 0.345, SLG: 0.522	B C B X 2-1 ③ G5-3			X 0-0 ② ③ G6-4-3 1-2f			X 0-0 E6 F9' 1B		X 0-0 2-3 FC6-4 1B	4	0	2	0	0	0	1
Brad Fullmer, L (1, 3) OBP: 0.333, SLG: 0.477		C F C 0-3 ① K			F B F F F B X 2-2 ① F8		S X 0-1 ② F9 2-3		B C B F X 2-2 ② P4	4	0	0	0	0	1	4
Rondell White, R (1, 8) OBP: 0.358, SLG: 0.526		C B S B X 2-2 ② F9			F C B C 1-3 ② K		S X 0-1 ③ G5-3		S B B T X 2-2 ③ FC6-4 1-2f	4	0	0	0	0	1	4
Mark Grudzielanek, R (1, 6) OBP: 0.296, SLG: 0.320		C B S F F C 1-3 ③ K			B F X 1-1 ③ G5-3			C X 0-1 ① F8		3	0	0	0	0	1	0
Derrick May, L (1, 10) OBP: 0.182, SLG: 0.190			C B B S X 2-2 ① F9			X 0-0 ① P4		X 0-0 FC6-4 1B		3	0	1	0	0	0	0
Shane Andrews, R (1, 5) OBP: 0.310, SLG: 0.436			F B C S 1-3 ② K			B C B X 2-1 HR		X 0-0 ② P4		3	1	1	1	0	1	1
Chris Widger, R (1, 2) OBP: 0.277, SLG: 0.381			C B C B F F X 2-2 ③ G6-3			B S B B C F F F T 3-2 ② K		C B S X 1-2 ③ FC6-4 1-2f		3	0	0	0	0	1	1
Inning Stats	R: 0 E: 0 K: 0 S: 8 H: 0 LOB: 0 BB: 0 P: 14	R: 0 E: 0 K: 2 S: 11 H: 0 LOB: 0 BB: 0 P: 14	R: 0 E: 0 K: 1 S: 11 H: 0 LOB: 0 BB: 0 P: 16	R: 0 E: 0 K: 0 S: 3 H: 1 LOB: 0 BB: 0 P: 3	R: 0 E: 0 K: 1 S: 10 H: 0 LOB: 0 BB: 0 P: 14	R: 1 E: 0 K: 1 S: 11 H: 1 LOB: 0 BB: 0 P: 17	R: 0 E: 1 K: 0 S: 8 H: 1 LOB: 1 BB: 0 P: 11	R: 0 E: 0 K: 0 S: 7 H: 1 LOB: 1 BB: 0 P: 8	R: 0 E: 0 K: 0 S: 10 H: 2 LOB: 3 BB: 0 P: 17	1B: 4 2B: 1 3B: 0 HR: 1	SF: 0 SAC: 0 DP: 1 HBP: 0						

PITCHER		IP	WLS	BF	H	R	ER	SO	BB	IBB	HBP	BLK	WP	HR	S	P	ERA	WHIP
Bret Saberhagen, R ERA: 4.78	(1, 1)	7.0	W	23	3	1	1	5	0	0	0	0	0	1	62	89	1.29	0.429
Dario Veras, R ERA:	(8, 1)	2.0		9	3	0	0	0	0	0	0	0	0	0	17	25	0.00	1.500

PITCHER	IP	WLS	BF	H	R	ER	SO	BB	IBB	HBP	BLK	WP	HR	S	P	ERA	WHIP

TOP

Montreal Expos @ Boston Red Sox

Fenway Park, Boston, MA

Wed Jul 01 1998, 7:05 PM EDT

Att. 24,923 - Cloudy - 65 F

livebaseballscorecards.com

AB	32
R	1
H	6
RBI	1
BB	0
SO	5
LOB	11

1B: 4	SF: 0	WP: 0	PA: 32
2B: 1	SAC: 0	PB: 0	
3B: 0	DP: 1	SB: 0	
HR: 1	HBP: 0	CS: 0	

Batter	1	2	3	4	5	6	7	8	9	AB	R	H	RBI	BB	SO	LOB
Darren Lewis, R (1, 8) OBP: 0.372, SLG: 0.362	C B B C B B 4-2 PB 18 1B 1B BB	1 SAFE X 0-0 E5 1-H 1B		C B B B C X 3-2 ③ F7		C F X 0-2 FC4-6 1B		B C F F B C 2-3 ① K		4	1	2	0	1	1	1
18 Reggie Jefferson, S (1, 3) OBP: 0.395, SLG: 0.566	B X 1-0 1B PB 1-2 1B	B C B X 2-1 ③ G3			X 0-0 WP 2B 2B	1 SAFE B B F X 2-1 ① L7		C B X 1-1 2B		5	1	3	0	0	0	2
Nomar Garciaparra, R (1, 6) OBP: 0.354, SLG: 0.532	S S F F B F X 1-2 FC1-6 1-3 2-H 1B		B S S F X 1-2 G6-3 1B 1B		X 0-0 ① P6	1 SAFE X 0-0 ② FC4-6 1-2f		S C X 0-2 ② L8		5	0	2	1	0	0	3
Midre Cummings, L (1, 10) OBP: 0.339, SLG: 0.453	1 SAFE C F P X 1-2 ① FC1-6 S 1-2f		F 1 SAFE B X 1-1 G6-3 1-2 1B		B B S F B B 4-2 2B 1B 2-3 BB	C 1 SAFE F S 0-3 ③ K2-4-6		F C B F F C 1-3 ③ K		4	1	1	0	1	2	4
Troy O'Leary, L (1, 7) OBP: 0.326, SLG: 0.517	S S F F B B B F S 3-3 ② K 1-2		F F B X 1-2 ①② G6-3 1-2f 2-3		C B B F S 2-3 ② K		B C S X 1-2 2B SF7 1B			4	1	1	0	0	2	6
John Valentin, R (1, 5) OBP: 0.341, SLG: 0.442	C X 0-1 ③ P3		X 0-0 ③ G5-3		B B F S X 2-2 1B 1-3 3-H 2B		F 1 SAFE B X 1-1 WP 1-3 2B			4	1	2	1	0	0	3
Scott Hatteberg, L (1, 2) OBP: 0.357, SLG: 0.474		B C B B F C 3-3 ① K		C B B S B B 4-2 G3-1 SH3 BB	B B B I 4-0 1B IBB		B B C X 2-1 ① SF7 3-H			1	0	0	1	2	1	0
Mike Benjamin, R (1, 4) OBP: 0.326, SLG: 0.369		S F C 0-3 ② K		1 SAFE B 1 SAFE X 1-0 ① SH3 1-2	X 0-0 1-3 2-H 3-H 1B		C B S B T 2-2 ② K			3	0	1	2	0	2	1
Darren Bragg, L (1, 9) OBP: 0.356, SLG: 0.438		B F B B F B B 4-2 1B E BB		X 0-0 ② G3-1 2-3	B B C X 2-1 ③ F7		C B S S 1-3 ③ K 2-3			3	1	0	0	1	1	4
Inning Stats	R: 1 E: 0 K: 1 S: 21 H: 2 LOB: 2 BB: 1 P: 30	R: 1 E: 1 K: 2 S: 11 H: 1 LOB: 1 BB: 1 P: 20	R: 0 E: 0 K: 0 S: 10 H: 2 LOB: 1 BB: 0 P: 13	R: 0 E: 0 K: 0 S: 7 H: 0 LOB: 1 BB: 1 P: 15	R: 3 E: 0 K: 1 S: 13 H: 3 LOB: 2 BB: 2 P: 27	R: 0 E: 0 K: 1 S: 9 H: 1 LOB: 1 BB: 0 P: 11	R: 1 E: 0 K: 2 S: 13 H: 2 LOB: 1 BB: 0 P: 20	R: 0 E: 0 K: 2 S: 14 H: 1 LOB: 1 BB: 0 P: 18		1B: 8 2B: 4 3B: 0 HR: 0 SF: 1 SAC: 1 DP: 1 HBP: 0						

PITCHER		IP	WLS	BF	H	R	ER	SO	BB	IBB	HBP	BLK	WP	HR	S	P	ERA	WHIP
Dustin Hermanson, R ERA: 3.39	(1, 1)	4.2	L	26	8	5	3	4	4	1	0	0	1	0	60	101	5.79	2.571
Shayne Bennett, R ERA: 5.79	(5, 1)	1.1		5	1	0	0	1	0	0	0	0	0	0	11	15	0.00	0.750
Steve Kline, L ERA: 2.73	(7, 1)	1.0		5	2	1	1	2	0	0	0	0	1	0	13	20	9.00	2.000
Anthony Telford, R ERA: 3.54	(8, 1)	1.0		4	1	0	0	2	0	0	0	0	0	0	14	18	0.00	1.000

PITCHER	IP	WLS	BF	H	R	ER	SO	BB	IBB	HBP	BLK	WP	HR	S	P	ERA	WHIP

BOTTOM

Montreal Expos @ Boston Red Sox

Fenway Park, Boston, MA

Wed Jul 01 1998, 7:05 PM EDT

Att. 24,923 - Cloudy - 65 F

livebaseballscorecards.com

AB	33
R	6
H	12
RBI	5
BB	5
SO	9
LOB	24

WP: 2	PA: 40		
PB: 1			
SB: 1			
CS: 0			

Montreal Expos @ Boston Red Sox

Fenway Park, Boston, MA

Thu Jul 02 1998, 7:05 PM EDT

Att. 32,637 - Unknown - 84 F

TOP

livebaseballscorecards.com

Batter	1	2	3	4	5	6	7	8	9	AB	R	H	RBI	BB	SO	LOB
F.P. Santangelo, S (1, 7) OBP: 0.341, SLG: 0.320 Ryan McGuire, L (6, 9) OBP: 0.333, SLG: 0.299	S S C 0-3 ① K			X 0-0 ① G4-3	C X 0-1 ② G3 2-3				X 0-0 ① F8	3 1	0 0	0 0	0 0	0 0	1 0	1 0
Orlando Cabrera, R (1, 4) OBP: 0.333, SLG: 0.444 (6, 6)	L S B C 1-3 ② K			F B F F B X 2-2 ② G6-3		S X 0-1 ③ G5-3			C C B B B X 3-2 ② G3	4	0	0	0	0	1	1
Vladimir Guerrero, R (1, 9) OBP: 0.343, SLG: 0.519 Derrick May, L (6, 7) OBP: 0.176, SLG: 0.185	B F B X 2-1 ③ L4			S X 0-1 ③ F8			C F X 0-2 ① G4-3		X 0-0 ③ F8	2 2	0 0	0 0	0 0	0 0	0 0	0 0
Rondell White, R (1, 8) OBP: 0.356, SLG: 0.523 Da Rond Stovall, S (6, 8) OBP: 0.304, SLG: 0.397		S C X 0-2 ① F8			C X 0-1 ① F9		X 0-0 ② F9			2 1	0 0	0 0	0 0	0 0	0 0	0 0
Brad Fullmer, L (1, 3) OBP: 0.333, SLG: 0.476		X 0-0 ② G3			C F X 0-2 1B		C X 0-1 ③ L8			3	0	1	0	0	0	0
Scott Livingstone, L (1, 10) OBP: 0.217, SLG: 0.222		X 0-0 ③ F8			S S B B S 2-3 ② K			X 0-0 ① G5-3		3	0	0	0	0	1	1
Mark Grudzielanek, R (1, 6) OBP: 0.294, SLG: 0.318 Jose Vidro, S (6, 4) OBP: 0.327, SLG: 0.289			F X 0-1 ① F9		S F F S 0-3 ③ K			S F B S 1-3 ② K		2 1	0 0	0 0	0 0	0 0	1 1	1 0
Shane Andrews, R (1, 5) OBP: 0.314, SLG: 0.443			B X 1-0 ② F8			C B B B S B F F F X 3-2 G3 2B		B X 1-0 1B		3	0	2	0	0	0	0
Chris Widger, R (1, 2) OBP: 0.274, SLG: 0.377 Mike Hubbard, R (8, 2) OBP: 0.171, SLG: 0.250			C B C E F B B X 3-2 ③ P5			C S S 0-3 ① K		X 0-0 ③ F8		3 0	0 0	0 0	0 0	0 0	1 0	2 0

	AB	30
	R	0
	H	3
	RBI	0
	BB	0
	SO	6
	LOB	6

Inning Stats																				
	R: 0	H: 0	R: 0	H: 0	R: 0	H: 0	R: 0	H: 0	R: 0	H: 1	R: 0	H: 1	R: 0	H: 0	R: 0	H: 1	R: 0	H: 0	1B: 2	SF: 0	WP: 0	PA: 30
	E: 0	LOB: 0	E: 0	LOB: 0	E: 0	LOB: 0	E: 0	LOB: 0	E: 0	LOB: 1	E: 0	LOB: 1	E: 0	LOB: 0	E: 0	LOB: 1	E: 0	LOB: 0	2B: 1	SAC: 0	PB: 0	
	K: 2	BB: 0	K: 0	BB: 0	K: 0	BB: 0	K: 2	BB: 0	K: 0	BB: 0	K: 1	BB: 0	K: 0	BB: 0	K: 6	BB: 0	K: 0	BB: 0	3B: 0	DP: 0	SB: 0	
	S: 8	P: 11	S: 5	P: 5	S: 8	P: 12	S: 7	P: 9	S: 12	P: 14	S: 13	P: 16	S: 6	P: 6	S: 6	P: 8	S: 5	P: 8	HR: 0	HBP: 0	CS: 0	

PITCHER		IP	WLS	BF	H	R	ER	SO	BB	IBB	HBP	BLK	WP	HR	S	P	ERA	WHIP
Pedro Martinez, R ERA: 2.87	(1, 1)	6.0	W	20	2	0	0	5	0	0	0	0	0	0	53	67	0.00	0.333
John Wasdin, R ERA: 5.68	(7, 1)	2.0		7	1	0	0	1	0	0	0	0	0	0	12	14	0.00	0.500
Carlos Reyes, R ERA: 3.13	(9, 1)	1.0		3	0	0	0	0	0	0	0	0	0	0	5	8	0.00	0.000

PITCHER	IP	WLS	BF	H	R	ER	SO	BB	IBB	HBP	BLK	WP	HR	S	P	ERA	WHIP

Batter	1	2	3	4	5	6	7	8	9	AB	R	H	RBI	BB	SO	LOB
Darren Lewis, R (1, 8) OBP: 0.378, SLG: 0.368	C B B B C X 3-2 S HR 1B	B C X 1-1 18 2B 1-2 1B		B X 1-0 ① ② G1-6-3 1-2f	B C C F F X 1-2 2-H 3-H 1B	B X 1-0 18 G4-3 1-2 2-3 3-H 1B		F S X 0-2 ① G1-3		6	2	4	3	0	0	2
18 Reggie Jefferson, S (1, 3) OBP: 0.388, SLG: 0.558	C S S F S 0-3 ① K	F B C T F B X 2-2 1-H 2-H 2B		X 0-0 ③ G3-1	B C B F X 2-2 ② F8	X 0-0 ② G4-3 1-2 2-3 3-H		B B C B F X 3-2 ② G4-3		6	0	1	3	0	1	5
Nomar Garciaparra, R (1, 6) OBP: 0.351, SLG: 0.535	B X 1-0 1-H HR	B X 1-0 ③ G5-3			F X 1-1 E6 FC6 2B G4-3	X 0-0 ③ F9		B X 1-0 ③ G6-3		6	2	1	2	0	0	4
Midre Cummings, L (1, 10) OBP: 0.344, SLG: 0.483	C T B F X 1-2 2B	X 0-0 2B			B C F B B X 3-2 FC6 2B 2-3	X 0-0 ① F7	C F S 0-3 ① K			5	1	2	0	0	1	1
Troy O'Leary, L (1, 7) OBP: 0.330, SLG: 0.522 Billy Ashley, R (8, 7) OBP: 0.125, SLG: 0.250	C B C B B F X 3-2 ② F7	F X 0-1 ① F8			B B B C X 3-1 1-H 3-H 1B 2B	C B C X 1-2 1B E 1B 1B	C X 0-1 1B 1B			5 0	3 0	3 0	2 0	0 0	0 0	2 0
John Valentin, R (1, 5) OBP: 0.337, SLG: 0.436 Donnie Sadler, R (7, 4)	B C C F X 1-2 ③ F8	C F B F S 1-3 ② K			C F X 0-2 ① P3	C X 0-1 E5 1B 1B 1B 1-2	B B C F S 2-3 ② K			4 1	1 0	0 0	0 0	0 0	1 1	4 1
Scott Hatteberg, L (1, 2) OBP: 0.363, SLG: 0.474		B B S T F B C 3-3 ① K	C B C T X 1-2 ③ F7		C F B B B B 4-2 1B 2B BB	S X 0-1 1B 1B 1B 1-2 2-3 1B	C B S B X 2-2 1B 1-2 1B			4	2	2	0	1	1	1
Mike Benjamin, R (1, 4) OBP: 0.339, SLG: 0.382 (7, 5)		C C B F F C 1-3 ② K		F F F X 0-2 1B 1B	B B X 2-0 2B 1B 1-2 2-H 1B	B C X 1-1 1B 18 1B G4-3 1-2 2-3 3-H 1B	B C S X 1-2 1-2 2-H 1B			5	2	4	3	0	1	0
Darren Bragg, L (1, 9) OBP: 0.367, SLG: 0.450		C B B B F B 4-2 1B 18 2B BB		X 0-0 G1-6-3 1-3 1B	X 0-0 1B 1-3 2-H 2B	X 0-0 18 G4-3 1B 1-2 2-3 3-H 1B	F C F B S 1-3 ③ K			4	2	3	2	1	1	2
Inning Stats	R: 2 H: 3 E: 0 LOB: 1 K: 1 BB: 0 S: 20 P: 29	R: 2 H: 2 E: 0 LOB: 1 K: 2 BB: 1 S: 19 P: 31	R: 0 H: 1 E: 0 LOB: 1 K: 1 BB: 0 S: 11 P: 13	R: 0 H: 2 E: 0 LOB: 1 K: 0 BB: 0 S: 7 P: 8	R: 6 H: 4 E: 1 LOB: 1 K: 0 BB: 1 S: 25 P: 42	R: 4 H: 5 E: 1 LOB: 2 K: 0 BB: 0 S: 14 P: 17	R: 1 H: 3 E: 0 LOB: 2 K: 3 BB: 0 S: 18 P: 24	R: 0 H: 0 E: 0 LOB: 0 K: 0 BB: 0 S: 7 P: 11		1B: 14 SF: 0 2B: 5 SAC: 0 3B: 0 DP: 1 HR: 1 HBP: 0						

PITCHER		IP	WLS	BF	H	R	ER	SO	BB	IBB	HBP	BLK	WP	HR	S	P	ERA	WHIP
Carl Pavano, R ERA: 4.53	(1, 1)	4.0	L	22	8	6	6	4	1	0	0	0	0	1	62	90	13.50	2.250
Rick DeHart, L ERA: 6.0	(5, 1)	0.2		7	4	4	3	0	1	0	0	0	0	0	17	29	40.50	7.500
Miguel Batista, R ERA: 4.13	(5, 1)	2.1		16	8	5	3	3	0	0	0	0	0	0	35	45	11.57	3.429
Anthony Telford, R ERA: 3.47	(8, 1)	1.0		3	0	0	0	0	0	0	0	0	0	0	7	11	0.00	0.000

PITCHER	IP	WLS	BF	H	R	ER	SO	BB	IBB	HBP	BLK	WP	HR	S	P	ERA	WHIP

BOTTOM

Montreal Expos @ Boston Red Sox

Fenway Park, Boston, MA

Thu Jul 02 1998, 7:05 PM EDT

Att. 32,637 - Unknown - 84 F

livebaseballscorecards.com

AB	46
R	15
H	20
RBI	15
BB	2
SO	7
LOB	22

Batter	1	2	3	4	5	6	7	8	9	AB	R	H	RBI	BB	SO	LOB
Todd Dunwoody, L (1, 8) OBP: 0.297, SLG: 0.366	C B X 1-1 L4-6 PB 1B		B X 1-0 ① FC3-2 FC5-4 3-H		X 0-0 ③ L7		C B B B X 3-1 G4-3 ③			3	0	1	0	0	0	1
John Wehner, R (7, PH) OBP: 0.120, SLG: 0.160										1	0	0	0	0	0	1
Jay Powell, R (7, 1)										0	0	0	0	0	0	0
Edgar Renteria, R (1, 6) OBP: 0.368, SLG: 0.361	B L X 1-1 ①② L4-6 1-3		B 1 SAFE B X 2-0 ② FC5-4 CS 1-2f			X 0-0 ① G5-3		C B X 1-1 ① G5-3		4	0	0	0	0	0	2
Mark Kotsay, L (1, 9) OBP: 0.333, SLG: 0.406	B C C X 1-2 ③ G6-3		B B S F F F B 3-2 ③ CS 1-2	F F X 0-2 ① P6		C C S 0-3 ② K		B S X 1-1 ② G4-3		4	0	0	0	0	1	0
Todd Zeile, R (1, 5) OBP: 0.328, SLG: 0.411		C S S 0-3 ① K		C C S 0-3 ② K		X 0-0 1B		B C B B B 4-1 BB		3	0	1	0	1	2	0
Cliff Floyd, L (1, 7) OBP: 0.351, SLG: 0.492		C S S 0-3 ② K		B X 1-0 ③ G3-4-3		B B S B X 3-1 G6-3		C F S 0-3 ③ K		4	0	0	0	0	2	2
Derrek Lee, R (1, 3) OBP: 0.302, SLG: 0.386		B B B C T X 3-2 1B 2B			B B C B B 4-1 G6-3 HR BB		C X 0-1 ① L7		C B F F S 1-3 ① K	3	2	1	0	1	1	0
Gregg Zaun, S (1, 2) OBP: 0.260, SLG: 0.310		B X 1-0 2-H 1B			B 1 SAFE B F 1 B X 3-1 ① G6-3 1-2		B B B C F X 3-2 E 2B		X 0-0 ② L7	4	1	2	1	0	0	1
Craig Counsell, L (1, 4) OBP: 0.358, SLG: 0.351		1 SAFE 1 SAFE B C 1 SAFE B S X 2-2 ③ P3			X 0-0 2-H HR		B S X 1-1 ② F7		F F B B B C 2-3 ③ K	4	1	1	2	0	1	2
Jesus Sanchez, L (1, 1) OBP: 0.120, SLG: 0.200			F F B X 1-2 FC3-2 3B		S S F X 0-2 ② F7		C B B F X 2-2 E9 2-H 1B			2	0	1	0	0	0	0
Matt Mantei, R (5, 1)										0	0	0	0	0	0	0
John Cangelosi, S (7, PH) OBP: 0.367, SLG: 0.296										1	0	1	1	0	0	0
(7, 8)																

TOP

Florida Marlins @ Montreal Expos

Olympic Stadium, Montreal, QB

Fri Jul 03 1998, 7:05 PM EDT

Att. 10,048 - Unknown - 81 F

livebaseballscorecards.com

AB	33
R	4
H	8
RBI	4
BB	2
SO	7
LOB	9

Inning Stats	1	2	3	4	5	6	7	8	9
	R: 0 E: 0 K: 0 S: 7 H: 1 LOB: 0 BB: 0 P: 10	R: 1 E: 0 K: 2 S: 13 H: 2 LOB: 1 BB: 0 P: 19	R: 0 E: 0 K: 0 S: 9 H: 1 LOB: 0 BB: 0 P: 16	R: 0 E: 0 K: 1 S: 7 H: 0 LOB: 0 BB: 0 P: 8	R: 2 E: 0 K: 0 S: 9 H: 1 LOB: 0 BB: 1 P: 16	R: 0 E: 0 K: 1 S: 7 H: 1 LOB: 1 BB: 0 P: 10	R: 1 E: 1 K: 0 S: 12 H: 2 LOB: 1 BB: 0 P: 21	R: 0 E: 0 K: 1 S: 8 H: 0 LOB: 1 BB: 1 P: 14	R: 0 E: 0 K: 2 S: 8 H: 0 LOB: 0 BB: 0 P: 11

| | | | | | | | | | | | | | | | |

Florida Marlins @ Montreal Expos

Olympic Stadium, Montreal, QB

Fri Jul 03 1998, 7:05 PM EDT

Att. 10,048 - Unknown - 81 F

livebaseballscorecards.com

BOTTOM

Batter	1	2	3	4	5	6	7	8	9	AB	R	H	RBI	BB	SO	LOB
F.P. Santangelo, S (1, 7) OBP: 0.345, SLG: 0.325 Da Rond Stovall, S (9, 7) OBP: 0.304, SLG: 0.397	B C F F B X 2-2 1B SH1-4 1B 1B		B F B F C 2-3 ② K		X 0-0 1B 1B E 2-3 1B	B S X 1-1 1-2 3B 1B		B S X 1-1 ③ F8		5 3 3 0 0 1 0 0 0 0 0 0 0 0						
Orlando Cabrera, R (1, 6) OBP: 0.417, SLG: 0.667	B B X 2-0 ① SH1-4 1-2		X 0-0 ③ G5-3		X 0-0 E 1B SF8 1-2 3-H 1B	F B X 1-1 1-H 2-H 3B				3 1 2 3 0 0 0						
Vladimir Guerrero, R (1, 9) OBP: 0.345, SLG: 0.519	X 0-0 1B 1B 2-3 1B			F B B F X 2-2 ① G6-3	X 0-0 SF8 E 1-2 2-3 1B	S B F C 1-3 ③ K				4 1 2 0 0 1 1						
Rondell White, R (1, 8) OBP: 0.358, SLG: 0.521	F B B B X 2-1 1B 1-3 3-H 1B			F B B F B B 4-2 2B BB	X 0-0 E6 1-2 2-3 3-H		S X 0-1 ① G6-3			3 0 1 1 1 0 2						
Shane Andrews, R (1, 5) OBP: 0.317, SLG: 0.457	F 1 SAFE X 0-1 ② CS 1-2 3-H 1B			F C 1 SAFE 1 SAFE F B F 1 SAFE X 1-2 ② L8	B X 1-0 ② SF8 2-3 3-H		B F B B X 3-1 HR			3 1 2 3 0 0 1						
Chris Widger, R (1, 2) OBP: 0.277, SLG: 0.383	B 1-0 ③ CS 1-2	X 0-0 G6-3 1B		X 0-0 1-3 2B	B C C X 1-2 ③ G6-3		C S B X 1-2 ② G5-3			4 0 2 0 0 0 2						
Jose Vidro, S (1, 4) OBP: 0.321, SLG: 0.283		B C X 1-1 ① ② G6-3 1-2f	B C X 1-1 ③ P3			C B B F X 2-2 ① G3-1	S X 0-1 ③ F8			4 0 0 0 0 0 3						
Ryan McGuire, L (1, 3) OBP: 0.331, SLG: 0.290		B C S B F F B C 3-3 ③ K			B B C B B 4-1 1B SH2-4 1B BB	B F S C 1-3 ② K		F C B B S 2-3 ① K		3 1 0 0 1 3 0						
Javier Vazquez, R (1, 1) OBP: 0.250, SLG: 0.259 Steve Kline, S (7, 1) Scott Livingstone, L (8, PH) OBP: 0.214, SLG: 0.219 Ugueth Urbina, R (9, 1)			C X 0-1 ① G5-3		B X 1-0 ① SH2-4 1-2	X 0-0 1B 3B 1B		B F B S S 2-3 ② K		2 1 1 0 0 0 0 0 0 0 0 0 0 0 1 0 0 0 0 1 0 0 0 0 0 0 0 0						
Inning Stats	R: 2 E: 0 K: 0 S: 10 H: 4 LOB: 0 BB: 0 P: 17	R: 0 E: 0 K: 1 S: 8 H: 1 LOB: 0 BB: 0 P: 12	R: 0 E: 0 K: 1 S: 6 H: 0 LOB: 0 BB: 0 P: 8	R: 0 E: 0 K: 0 S: 13 H: 1 LOB: 2 BB: 1 P: 21	R: 3 E: 1 K: 0 S: 10 H: 3 LOB: 2 BB: 1 P: 17	R: 2 E: 0 K: 2 S: 14 H: 3 LOB: 1 BB: 0 P: 20	R: 1 E: 0 K: 0 S: 9 H: 1 LOB: 0 BB: 0 P: 13	R: 0 E: 0 K: 2 S: 8 H: 0 LOB: 0 BB: 0 P: 13		1B: 10 2B: 1 3B: 1 HR: 1	SF: 1 SAC: 2 DP: 1 HBP: 0					

	AB	32
	R	8
	H	13
	RBI	7
	BB	2
	SO	6
	LOB	9

PITCHER		IP	WLS	BF	H	R	ER	SO	BB	IBB	HBP	BLK	WP	HR	S	P	ERA	WHIP
Jesus Sanchez, L ERA: 4.67	(1, 1)	4.1	L	21	9	5	3	2	2	0	0	0	0	0	42	68	6.23	2.538
Matt Mantei, R ERA: 2.31	(5, 1)	1.2		9	3	2	2	2	0	0	0	0	0	0	19	27	10.80	1.800
Jay Powell, R ERA: 4.21	(7, 1)	2.0		7	1	1	1	2	0	0	0	0	0	1	17	26	4.50	0.500

PITCHER	IP	WLS	BF	H	R	ER	SO	BB	IBB	HBP	BLK	WP	HR	S	P	ERA	WHIP

Florida Marlins @ Montreal Expos

Olympic Stadium, Montreal, QB

Sat Jul 04 1998, 7:05 PM EDT

Att. 8,362 - Cloudy - 74 F

TOP

livebaseballscorecards.com

Batter	1	2	3	4	5	6	7	8	9	AB	R	H	RBI	BB	SO	LOB
Todd Dunwoody, L (1, 8) OBP: 0.288, SLG: 0.355	C S B S 1-3 ① K		S S F F S 0-3 ① K	F S F S 0-3 ② K			C F B B C 2-3 ① K		X 0-0 ③ G6-3	5	0	0	0	0	4	2
Edgar Renteria, R (1, 6) OBP: 0.367, SLG: 0.359	F B X 1-1 ② G4-3		B X 1-0 FC1-5-4 1B	C B X 1-1 ③ G3			F X 0-1 ② F9			4	0	1	0	0	0	2
Mark Kotsay, L (1, 9) OBP: 0.329, SLG: 0.401	X 0-0 ③ G3		X 0-0 ② FC1-5-4 S 1B 1-2f		X 0-0 ① F7		F X 0-1 ③ F8			4	1	0	0	0	0	1
Todd Zeile, R (1, 5) OBP: 0.332, SLG: 0.419		C B S X 1-2 1B SF7 2B	B C X 1-1 1-H 1B		B B F X 2-1 ② F8			C B S B B X 3-2 1B 1B		4	1	3	1	0	0	0
Cliff Floyd, L (1, 7) OBP: 0.353, SLG: 0.492		X 0-0 S 2-3 1B	B F 1 SAFE F X 1-2 ③ F8		X 0-0 ③ F7			B 1 SAFE F F X 1-2 G5-4-3 1-2 1B		4	0	2	0	0	0	1
Derrek Lee, R (1, 3) OBP: 0.301, SLG: 0.384		X 0-0 ① P9		C B X 1-1 1B E 1B		F B S S 1-3 ① K		C B B F X 2-2 ① F9		4	1	1	0	0	1	4
Gregg Zaun, S (1, 2) OBP: 0.265, SLG: 0.313		1 SAFE B 1 SAFE X 1-0 ② SF7 3-H		C F X 0-2 E9 1B 1-H 1B		B B B C B 4-1 BB		B X 1-0 ② ③ G5-4-3 1-2f		2	0	1	1	1	0	2
Craig Counsell, L (1, 4) OBP: 0.360, SLG: 0.351		1 SAFE B B C I I 4-1 1-2 IBB		B X 1-0 SH1-3 2-3 1B		C S S 0-3 ② K			C F F X 0-2 ① F9	3	0	1	0	1	1	1
Ryan Dempster, R (1, 1) Brian Edmondson, R (4, 1) Ryan Jackson, L (9, PH) OBP: 0.286, SLG: 0.352 Antonio Alfonseca, R (9, 1)		C B C C 1-3 ③ K	X 0-0 ① SH1-3 1-2			F B C C 1-3 ③ K			X 0-0 ② F7	1 1 1 0	0 0 0 0	0 0 0 0	0 0 0 0	0 0 0 0	1 1 0 0	2 1 0 0

Inning Stats										
	R: 0 E: 0 K: 1 S: 6	H: 0 LOB: 0 BB: 0 P: 8	R: 1 E: 0 K: 1 S: 11	H: 2 LOB: 2 BB: 1 P: 17	R: 1 E: 0 K: 1 S: 13	H: 2 LOB: 1 BB: 0 P: 16	R: 1 E: 1 K: 1 S: 13	H: 3 LOB: 2 BB: 0 P: 16	R: 0 E: 0 K: 0 S: 4	H: 0 LOB: 0 BB: 0 P: 6
	R: 0 E: 0 K: 3 S: 10	H: 0 LOB: 1 BB: 1 P: 16	R: 0 E: 0 K: 1 S: 7	H: 0 LOB: 0 BB: 0 P: 9	R: 0 E: 0 K: 0 S: 10	H: 2 LOB: 1 BB: 0 P: 17	R: 0 E: 0 K: 0 S: 6	H: 0 LOB: 0 BB: 0 P: 6	1B: 8 2B: 1 3B: 0 HR: 0	SF: 1 SAC: 1 DP: 1 HBP: 0

	AB	33
	R	3
	H	9
	RBI	2
	BB	2
	SO	8
	LOB	16

WP: 0 PB: 0 SB: 2 CS: 0 PA: 37

PITCHER		IP	WLS	BF	H	R	ER	SO	BB	IBB	HBP	BLK	WP	HR	S	P	ERA	WHIP
Shawn Boskie, R ERA: 6.23	(1, 1)	4.0	L	20	7	3	2	4	0	1	0	0	0	0	43	57	4.50	1.750
Shayne Bennett, R ERA: 5.44	(5, 1)	3.0		10	0	0	0	4	1	0	0	0	0	0	21	31	0.00	0.333
Dustin Hermanson, R ERA: 3.35	(8, 1)	1.0		4	2	0	0	0	0	0	0	0	0	0	10	17	0.00	2.000
Anthony Telford, R ERA: 3.4	(9, 1)	1.0		3	0	0	0	0	0	0	0	0	0	0	6	6	0.00	0.000

PITCHER	IP	WLS	BF	H	R	ER	SO	BB	IBB	HBP	BLK	WP	HR	S	P	ERA	WHIP

Florida Marlins @ Montreal Expos

Olympic Stadium, Montreal, QB

Sat Jul 04 1998, 7:05 PM EDT

Att. 8,362 - Cloudy - 74 F

BOTTOM

Batter	1	2	3	4	5	6	7	8	9	AB	R	H	RBI	BB	SO	LOB
F.P. Santangelo, S (1, 7) OBP: 0.343, SLG: 0.320	G3		4-1 BB	FC3-6 1-2f 2-3 3-H			B4-3		G3	4	0	0	1	1	0	2
Jose Vidro, S (1, 4) OBP: 0.327, SLG: 0.287	FC5-4 1B		4-1 BB 1-2	K			G4-3		1B	4	0	2	0	1	1	2
Da Rond Stovall, S (9, PR) OBP: 0.304, SLG: 0.397										0	0	0	0	0	0	0
Vladimir Guerrero, R (1, 9) OBP: 0.343, SLG: 0.514	FC5-4 S 1-2f		1-2 2-3 1B		F8			P9	F9	5	0	1	0	0	0	2
Brad Fullmer, L (1, 3) OBP: 0.332, SLG: 0.473	G3 1-2		P9		P6			2B 1B		4	1	1	0	0	0	4
Rondell White, R (1, 8) OBP: 0.354, SLG: 0.514		G6-3	G5-3		K			F8		4	0	0	0	0	1	4
Shane Andrews, R (1, 5) OBP: 0.319, SLG: 0.466		2B		G6-3	K			FC5 1-H 2B		4	0	2	1	0	1	0
Chris Widger, R (1, 2) OBP: 0.280, SLG: 0.380		G5-3		BB 1B FC3-6 BB		P4		BB		2	1	0	0	2	0	1
Orlando Cabrera, R (1, 6) OBP: 0.375, SLG: 0.563		L4		FC3-6 BB 1-2 1B		F8		FC5 2-3f		4	0	1	0	0	0	3
Shawn Boskie, R (1, 1)			K				F7		G3-1	1	0	0	0	0	1	0
Derrick May, L (4, PH) OBP: 0.166, SLG: 0.185										0	0	0	0	1	0	0
Shayne Bennett, R (5, 1)										0	0	0	0	0	0	0
Ryan McGuire, L (7, PH) OBP: 0.328, SLG: 0.287										1	0	0	0	0	0	0
Dustin Hermanson, R (8, 1)										0	0	0	0	0	0	0
Anthony Telford, R (9, 1)										0	0	0	0	0	0	0
Scott Livingstone, L (9, PH) OBP: 0.211, SLG: 0.215			K	FC3-6 1-2 2-3 BB						1	0	0	0	0	0	0

Inning Stats	1	2	3	4	5	6	7	8	9
	R: 0 H: 1 E: 0 LOB: 1 K: 0 BB: 0 S: 6 P: 10	R: 0 H: 1 E: 0 LOB: 1 K: 0 BB: 0 S: 9 P: 17	R: 0 H: 1 E: 0 LOB: 3 K: 1 BB: 2 S: 12 P: 23	R: 1 H: 1 E: 0 LOB: 2 K: 1 BB: 2 S: 10 P: 24	R: 0 H: 0 E: 0 LOB: 0 K: 1 BB: 0 S: 7 P: 11	R: 0 H: 0 E: 0 LOB: 0 K: 1 BB: 0 S: 6 P: 7	R: 0 H: 0 E: 0 LOB: 0 K: 0 BB: 0 S: 4 P: 5	R: 1 H: 2 E: 0 LOB: 2 K: 0 BB: 1 S: 11 P: 17	R: 0 H: 1 E: 0 LOB: 1 K: 0 BB: 0 S: 9 P: 13

1B: 5	SF: 0	WP: 0 PA: 39
2B: 2	SAC: 0	PB: 0
3B: 0	DP: 0	SB: 1
HR: 0	HBP: 0	CS: 0

AB	34
R	2
H	7
RBI	2
BB	5
SO	4
LOB	18

livebaseballscorecards.com

PITCHER	IP	WLS	BF	H	R	ER	SO	BB	IBB	HBP	BLK	WP	HR	S	P	ERA	WHIP
Ryan Dempster, R (1, 1) ERA: 6.43	3.1		18	4	1	1	1	4	0	0	0	0	0	33	67	2.70	2.400
Brian Edmondson, R (4, 1) ERA: 2.8	4.2	W	17	2	1	1	3	1	0	0	0	0	0	32	47	1.93	0.643
Antonio Alfonseca, R ERA: 3.86	1.0	S	4	1	0	0	0	0	0	0	0	0	0	9	13	0.00	1.000

PITCHER	IP	WLS	BF	H	R	ER	SO	BB	IBB	HBP	BLK	WP	HR	S	P	ERA	WHIP

Florida Marlins @ Montreal Expos

Olympic Stadium, Montreal, QB

Sun Jul 05 1998, 3:33 AM EDT

Att. 10,483 - Sunny - 76 F

TOP

livebaseballscorecards.com

Batter	1	2	3	4	5	6	7	8	9	AB	R	H	RBI	BB	SO	LOB
John Cangelosi, S (1, 8) OBP: 0.353, SLG: 0.282	X 0-0 ① G6-3	B C X 1-1 ③ G5-3		F F B B X 2-2 ③ F7			B C C X 1-2 ② G5-3		C X 0-1 ③ L3-1	4	0	0	0	0	0	3
Todd Dunwoody, L (9, PH) OBP: 0.287, SLG: 0.353 (9, 8)										1	0	0	0	0	0	1
Edgar Renteria, R (1, 6) OBP: 0.366, SLG: 0.358	B F B B C X 3-2 ② G5-3		C S X 0-2 ① CS 1B		X 0-0 ① L8		B B X 2-0 ③ G5-3			4	0	1	0	0	0	0
Mark Kotsay, L (1, 9) OBP: 0.328, SLG: 0.399	X 0-0 1B 1B		C 1 SAFE X 0-1 ① F8		B C F F B F F X 2-2 ② G6-3			C X 0-1 ① G6-3		4	0	1	0	0	0	1
Todd Zeile, R (1, 5) OBP: 0.334, SLG: 0.423	B C 1 SAFE B F B X 3-2 1-3 1B		C X 0-1 ② P4		X 0-0 2B			B B C C X 2-2 ② G4-3		4	0	2	0	0	0	1
Cliff Floyd, L (1, 7) OBP: 0.355, SLG: 0.491	X 0-0 ③ L8		F B 1 SAFE 1-1 ③ CS 1-2	B C X 1-1 S 1B 1B	X 0-0 ③ F7			B B C B F F F B 4-2 S 1B BB		3	1	1	0	1	0	3
Derrek Lee, R (1, 3) OBP: 0.308, SLG: 0.387		C S B B B F F B 4-2 2B SF9 BB		C C B X 1-2 G6-3 1B 1-H 1B	C B X 1-1 ① G5-3			B B F X 2-1 ③ 1-H 1B		3	1	2	1	1	0	0
Craig Counsell, L (1, 4) OBP: 0.358, SLG: 0.349		F F 1 SAFE 1 SAFE X 0-2 ① P5		X 0-0 G6-3 1-2 1B	X 0-0 ② G1-3				B B C B X 3-1 ① F8	4	0	1	0	0	0	1
Mike Redmond, R (1, 2) OBP: 0.400, SLG: 0.571		B B C 1 SAFE F F F 1 SAFE B 3-2 F X SF9 1-3 2B		X 0-0 ① G6-3 1-2 2-3	B B F F B S 3-3 ③ K				F X 0-1 L1 1B	4	0	2	0	0	1	2
Brian Meadows, R (1, 1) OBP: 0.200, SLG: 0.129	X 0-0 ② SF9		C L B S 1-3 ② K			B C S B C 2-3 ① K			X 0-0 ② L1 1-2	2	0	0	1	0	2	2
Matt Mantei, R (7, 1)										0	0	0	0	0	0	0
John Wehner, R (9, PH) OBP: 0.115, SLG: 0.154										1	0	0	0	0	0	1
Antonio Alfonseca, R (9, 1)										0	0	0	0	0	0	0
Inning Stats	R: 0 E: 0 K: 0 S: 9 H: 2 LOB: 2 BB: 0 P: 15	R: 1 E: 0 K: 0 S: 16 H: 1 LOB: 1 BB: 1 P: 24	R: 0 E: 0 K: 0 S: 8 H: 1 LOB: 0 BB: 0 P: 9	R: 1 E: 0 K: 1 S: 13 H: 3 LOB: 2 BB: 0 P: 18	R: 0 E: 0 K: 0 S: 9 H: 1 LOB: 1 BB: 0 P: 11	R: 0 E: 0 K: 1 S: 6 H: 0 LOB: 0 BB: 0 P: 10	R: 0 E: 0 K: 1 S: 7 H: 0 LOB: 0 BB: 0 P: 12	R: 0 E: 0 K: 0 S: 11 H: 1 LOB: 2 BB: 1 P: 19	R: 0 E: 0 K: 0 S: 7 H: 1 LOB: 1 BB: 0 P: 10	1B: 8 2B: 2 3B: 0 HR: 0 SF: 1 SAC: 0 DP: 0 HBP: 0						

	AB	34
	R	2
	H	10
	RBI	2
	BB	2
	SO	3
	LOB	15

WP: 0 PB: 0 SB: 2 CS: 1 PA: 38

PITCHER		IP	WLS	BF	H	R	ER	SO	BB	IBB	HBP	BLK	WP	HR	S	P	ERA	WHIP
Carlos Perez, L ERA: 3.69	(1, 1)	7.0	L	29	8	2	2	3	1	0	0	0	0	0	68	99	2.57	1.286
Miguel Batista, R ERA: 4.07	(8, 1)	1.0		4	1	0	0	0	1	0	0	0	0	0	11	19	0.00	2.000
Steve Kline, L ERA: 2.55	(9, 1)	1.0		4	1	0	0	0	0	0	0	0	0	0	7	10	0.00	1.000

PITCHER	IP	WLS	BF	H	R	ER	SO	BB	IBB	HBP	BLK	WP	HR	S	P	ERA	WHIP

Batter	1	2	3	4	5	6	7	8	9	AB	R	H	RBI	BB	SO	LOB
F.P. Santangelo, S (1, 7) OBP: 0.338, SLG: 0.317	B S X 1-1 G3-1 ①		C F C 0-3 K ②		F S C 0-3 K ①		X 0-0 SF7 ① 3-H			3	0	0	1	0	2	1
Orlando Cabrera, R (1, 6) OBP: 0.400, SLG: 0.550	B C B X 2-1 G5-3 ②		X 0-0 1B 1B		C B X 1-1 FC6-5 1-2 1B		F X 0-1 G6-4-3 ② ③ 1-2f			4	0	2	0	0	0	1
Vladimir Guerrero, R (1, 9) OBP: 0.342, SLG: 0.511	C X 0-1 G6-3 ③		X 0-0 1-2 1B		F B C X 1-2 FC6-5 ② 1-2 2-3f			X 0-0 G3-1 ①		4	0	1	0	0	0	2
Brad Fullmer, L (1, 3) OBP: 0.331, SLG: 0.470		X 0-0 1B 1B	B B C X 2-1 F7 ③		X 0-0 P5 ③			B X 1-0 P4 ②		4	0	1	0	0	0	4
Rondell White, R (1, 8) OBP: 0.355, SLG: 0.513		C B F 1 SAFE S 1-3 K ①		X 0-0 FC4-3 BB 1B		C X 0-1 G5-3 ①		B H 2-0 CS HBP		3	0	1	0	0	1	1
Shane Andrews, R (1, 5) OBP: 0.318, SLG: 0.461		B X 1-0 F9 ②		B B B C B 4-1 FC4-3 1-2 BB		B F S S 1-3 K ②		B 1-0 CS ③ 1-2	C F B S 1-3 K ①	3	0	0	0	1	2	1
Chris Widger, R (1, 2) OBP: 0.280, SLG: 0.378		F 1 SAFE B 1 SAFE B B F X 3-2 1-3 1B		B B X 2-0 F7 ①		S F X 0-2 G1-3 ③			B B B C F X 3-2 P6 ②	4	0	1	0	0	0	2
Jose Vidro, S (1, 4) OBP: 0.326, SLG: 0.286		B C C S 1-3 K ③		B B X 2-0 FC4-3 ② ③ 1-2 2-3			B X 1-0 1B SF7 1B		X 0-0 F7 ③	4	1	1	0	0	1	4
Carlos Perez, L (1, 1) OBP: 0.225, SLG: 0.333			X 0-0 G3-1 ①		X 0-0 FC6-5 1B 1B		F B B F B X 3-2 G6-4-3 1-3 1B			2	0	1	0	0	0	0
Derrick May, L (7, PH) OBP: 0.200, SLG: 0.197										1	0	1	0	0	0	0
Miguel Batista, R (8, 1)										0	0	0	0	0	0	0
Steve Kline, S (9, 1)										0	0	0	0	0	0	0
Inning Stats	R: 0 E: 0 K: 0 S: 6 H: 0 LOB: 0 BB: 0 P: 9	R: 0 E: 0 K: 2 S: 11 H: 2 LOB: 2 BB: 0 P: 17	R: 0 E: 0 K: 1 S: 8 H: 2 LOB: 2 BB: 0 P: 10	R: 0 E: 0 K: 0 S: 4 H: 1 LOB: 1 BB: 1 P: 12	R: 0 E: 0 K: 1 S: 10 H: 2 LOB: 2 BB: 0 P: 12	R: 0 E: 0 K: 1 S: 8 H: 0 LOB: 0 BB: 0 P: 9	R: 1 E: 0 K: 0 S: 7 H: 2 LOB: 0 BB: 0 P: 11	R: 0 E: 0 K: 0 S: 2 H: 0 LOB: 0 BB: 0 P: 6	R: 0 E: 0 K: 1 S: 7 H: 0 LOB: 0 BB: 0 P: 11	1B: 9 2B: 1 3B: 0 HR: 0	SF: 1 SAC: 0 DP: 2 HBP: 1						

PITCHER		IP	WLS	BF	H	R	ER	SO	BB	IBB	HBP	BLK	WP	HR	S	P	ERA	WHIP
Brian Meadows, R ERA: 4.39	(1, 1)	6.1	W	28	9	1	1	5	1	0	0	0	0	0	52	78	1.42	1.579
Matt Mantei, R ERA: 2.16	(7, 1)	1.2		4	0	0	0	0	0	0	1	0	0	0	4	8	0.00	0.000
Antonio Alfonseca, R ERA: 3.75	(9, 1)	1.0	S	3	0	0	0	1	0	0	0	0	0	0	7	11	0.00	0.000

PITCHER	IP	WLS	BF	H	R	ER	SO	BB	IBB	HBP	BLK	WP	HR	S	P	ERA	WHIP

Florida Marlins @ Montreal Expos

Olympic Stadium, Montreal, QB

Sun Jul 05 1998, 3:33 AM EDT

Att. 10,483 - Sunny - 76 F

livebaseballscorecards.com

AB	32
R	1
H	9
RBI	1
BB	1
SO	6
LOB	16

Batter	1	2	3	4	5	6	7	8	9	10	11	AB	R	H	RBI	BB	SO	LOB
F.P. Santangelo, S (1, 7) OBP: 0.341, SLG: 0.331	HR		G4-3		E 1B 1B	K		G6-3-5 1B		K		6	2	3	1	0	2	1
Orlando Cabrera, R (1, 4) OBP: 0.423, SLG: 0.538	G1-6-3 S 1B		F8		1 SAFE 1 SAFE E 1B 1-2 1B	P6		1 SAFE G6-3-5 1-2f			G4-3 G5-3 1B 1B	6	2	3	0	0	0	2
Vladimir Guerrero, R (1, 9) OBP: 0.339, SLG: 0.513	E4 G1-6-3 1-2		0-1 HR		E1 BB 1B SF9 1-2 2-3		P4	G6-3			1 SAFE G5-3 1-2	6	2	1	1	0	0	4
Brad Fullmer, L (1, 3) OBP: 0.331, SLG: 0.467 Ugueth Urbina, R (11, 1)	G1-6-3 1-2f 2-3		G3		SF9 BB 1-2 2-H 3-H 1B		2B 1B				G4-3 2-3	6 0	1 0	2 0	2 0	0 0	1 0	3 0
Rondell White, R (1, 8) OBP: 0.358, SLG: 0.511	K			K	BB 1-2 2-3		2B 1-2 1B		G5-3		PO 3-H 1B	5	1	2	1	1	2	1
Mark Grudzielanek, R (1, 6) OBP: 0.302, SLG: 0.329		CS 1B		1B	SF9 2-3 3-H		1B 1-3 2-H 2B		1B		PO 1-2	4	1	4	2	0	0	0
Shane Andrews, R (1, 5) OBP: 0.316, SLG: 0.456	1 SAFE 1 SAFE 1 SAFE K 1-2		F8	K			F7 2-H 3-H 1B		K			5	0	1	2	0	3	5
Chris Widger, R (1, 2) OBP: 0.279, SLG: 0.375	1B			1 SAFE 1 SAFE K		L6	F7 2-3			F9		5	0	1	0	0	1	2
Dustin Hermanson, R (1, 1) Derrick May, L (8, PH) OBP: 0.321, SLG: 0.333 Shayne Bennett, R (8, 1) Da Rond Stovall, S (7, PH) Miguel Batista, R (7, 1) Anthony Telford, R (8, 1) Steve Kline, S (8, 1) Jose Vidro, S (10, PH) OBP: 0.324, SLG: 0.295 Mike MacDougal, L (10, 1) Ryan McGuire, L (11, 3) OBP: 0.308, SLG: 0.297	G1-6				K	2B	G6-3			F8		2 1 0 1 0 0 0 0 0 1 0 0	0 0 0 0 0 0 0 0 0 0 0 0	0 1 0 0 0 0 0 0 0 0 0 0	0 0 0 0 0 0 0 0 0 0 0 0	1 0 0 0 0 0 0 0 0 0 0 0	1 0 0 1 0 0 0 0 0 0 0 0	0 0 0 0 0 0 0 0 0 0 0 0
Inning Stats	R: 1 E: 1 K: 1 S: 12 H: 2 LOB: 1 BB: 0 P: 18	R: 0 E: 0 K: 1 S: 14 H: 2 LOB: 1 BB: 0 P: 16	R: 1 E: 0 K: 0 S: 10 H: 1 LOB: 0 BB: 0 P: 12	R: 0 E: 0 K: 3 S: 11 H: 1 LOB: 1 BB: 0 P: 15	R: 3 E: 1 K: 1 S: 22 H: 3 LOB: 2 BB: 1 P: 33	R: 0 E: 0 K: 1 S: 11 H: 1 LOB: 1 BB: 0 P: 15	R: 3 E: 0 K: 0 S: 16 H: 4 LOB: 1 BB: 0 P: 25	R: 0 E: 0 K: 0 S: 7 H: 1 LOB: 0 BB: 0 P: 11	R: 0 E: 0 K: 2 S: 15 H: 1 LOB: 1 BB: 0 P: 21	R: 0 E: 0 K: 1 S: 10 H: 0 LOB: 0 BB: 0 P: 16	R: 1 E: 0 K: 0 S: 8 H: 2 LOB: 0 BB: 0 P: 14	1B: 14 2B: 4 3B: 0 HR: 2 SF: 1 SAC: 0 DP: 3 HBP: 0	WP: 0 PB: 0 SB: 1 CS: 1 PA: 51					

TOP

Montreal Expos @ New York Mets

Shea Stadium, Flushing, NY

Thu Jul 09 1998, 7:05 PM EDT

Att. 27,193 - Cloudy - 78 F

livebaseballscorecards.com

AB	48
R	9
H	18
RBI	9
BB	1
SO	10
LOB	20

PITCHER		IP	WLS	BF	H	R	ER	SO	BB	IBB	HBP	BLK	WP	HR	S	P	ERA	WHIP
Bobby Jones, R ERA: 3.88	(1, 1)	5.0		25	9	5	4	6	1	0	0	0	0	2	69	94	7.20	2.000
Turk Wendell, R ERA: 4.25	(6, 1)	1.0		4	1	0	0	1	0	0	0	0	0	0	11	15	0.00	1.000
Jeff Tam, R ERA: 4.76	(7, 1)	0.2		6	4	3	3	0	0	0	0	0	0	0	15	24	40.50	6.000
Bill Pulsipher, L ERA: 3.86	(7, 1)	1.1		4	1	0	0	0	0	0	0	0	0	0	8	12	0.00	0.750
Dennis Cook, L ERA: 2.02	(9, 1)	2.0		7	1	0	0	3	0	0	0	0	0	0	25	37	0.00	0.500

PITCHER		IP	WLS	BF	H	R	ER	SO	BB	IBB	HBP	BLK	WP	HR	S	P	ERA	WHIP
John Franco, L ERA: 2.7	(11, 1)	1.0	L	4	2	1	1	0	0	0	0	0	0	0	8	14	9.00	2.000

Batter	1	2	3	4	5	6	7	8	9	10	11	AB	R	H	RBI	BB	SO	LOB
Bernard Gilkey, R (1, 7) OBP: 0.316, SLG: 0.338	F7			F8		P6		G4-3		FC8-6		5	0	1	1	0	0	5
Dennis Cook, L (9, 1)												0	0	0	0	0	0	0
Todd Pratt, R (10, PH) OBP: 0.300, SLG: 0.700 (11, 2)												1	0	1	0	0	0	0
Edgardo Alfonzo, R (1, 5) OBP: 0.348, SLG: 0.395	G4-3		G5-3		E5	F8		BB		FC8-6		6	1	2	1	0	0	4
John Olerud, L (1, 3) OBP: 0.439, SLG: 0.486	G4-3		K		HR	F8		FC5-4		BB		4	1	1	1	2	1	3
31 Mike Piazza, R (1, 2) OBP: 0.356, SLG: 0.497		G4-6-3		1B	P3		F9	FC5-4		FC6-4		4	1	1	0	2	0	3
John Franco, L (11, 1)		BB		2B						BB		0	0	0	0	0	0	0
Carlos Baerga, S (1, 4) OBP: 0.311, SLG: 0.401	G4-6-3			L9 1B	K	G6-3			K	FC6-4		5	1	1	0	0	2	2
Benny Agbayani, R (9, PR) OBP: 0.200, SLG: 0.143 (10, 7)				1B					CS			1	0	0	0	0	0	2
Butch Huskey, R (1, 9) OBP: 0.303, SLG: 0.418	BB		SH3-4	1B	HR	2B			K	K		5	1	3	3	1	2	1
Brian McRae, S (1, 8) OBP: 0.350, SLG: 0.430	G4-3			L9	G3	G4-3			2B	BB		5	0	1	0	1	0	4
Rey Ordonez, R (1, 6) OBP: 0.270, SLG: 0.276			SH2-4 BLK 2B	1B		PB BB E 1B		G4-3 G6-3 1B	FC4	IBB		5	3	4	1	1	1	1
Bobby Jones, R (1, 1) OBP: 0.263, SLG: 0.333			1 SAFE			1 SAFE						0	0	0	0	0	0	0
Turk Wendell, L (6, 1)												0	0	0	0	0	0	0
Wayne Kirby, L (8, PH) OBP: 0.333, SLG: 0.267												0	0	0	0	0	0	0
Jeff Tam, R (7, 1)												0	0	0	0	0	0	0
Bill Pulsipher, L (7, 1)												0	0	0	0	0	0	0
Lenny Harris, L (8, PH) OBP: 1.000, SLG: 0.000												0	0	0	0	0	0	0
(9, 7)												0	0	0	0	0	0	0
Luis Lopez, S (9, PH) OBP: 0.342, SLG: 0.360			SH2-4	SH3-4		SAFE						1	0	0	0	0	0	1
(10, 4)												2	0	0	0	0	1	3
Inning Stats	R: 0 E: 0 K: 0 S: 6 H: 1 LOB: 0 BB: 0 P: 10	R: 0 E: 0 K: 0 S: 4 H: 0 LOB: 1 BB: 2 P: 15	R: 1 E: 0 K: 1 S: 9 H: 2 LOB: 1 BB: 0 P: 13	R: 2 E: 0 K: 0 S: 12 H: 4 LOB: 2 BB: 0 P: 17	R: 3 E: 1 K: 1 S: 15 H: 2 LOB: 0 BB: 0 P: 19	R: 1 E: 0 K: 0 S: 9 H: 1 LOB: 1 BB: 1 P: 16	R: 0 E: 0 K: 0 S: 10 H: 1 LOB: 1 BB: 0 P: 13	R: 1 E: 0 K: 0 S: 12 H: 2 LOB: 2 BB: 1 P: 22	R: 0 E: 0 K: 2 S: 10 H: 1 LOB: 2 BB: 1 P: 21	R: 0 E: 0 K: 0 S: 10 H: 1 LOB: 2 BB: 2 P: 23	R: 0 E: 0 K: 3 S: 10 H: 0 LOB: 1 BB: 1 P: 16	1B: 8 2B: 7 3B: 1 HR: 1	SF: 0 SAC: 2 DP: 4 HBP: 0	WP: 2 PB: 1 SB: 0 CS: 1	PA: 54

PITCHER		IP	WLS	BF	H	R	ER	SO	BB	IBB	HBP	BLK	WP	HR	S	P	ERA	WHIP
Dustin Hermanson, R ERA: 3.46	(1, 1)	5.0		25	9	6	3	2	2	0	0	1	0	1	46	74	5.40	2.200
Shayne Bennett, R ERA: 5.33	(6, 1)	1.0		5	1	1	0	0	1	0	0	0	0	0	9	16	0.00	2.000
Miguel Batista, R ERA: 4.01	(7, 1)	1.0		4	1	0	0	0	0	0	0	0	0	0	10	13	0.00	1.000
Anthony Telford, R ERA: 3.53	(8, 1)	0.2		4	2	1	1	0	0	0	0	0	0	0	8	12	13.50	3.000
Steve Kline, L ERA: 2.45	(8, 1)	1.1		7	1	0	0	2	1	1	0	0	1	0	14	31	0.00	1.500

PITCHER		IP	WLS	BF	H	R	ER	SO	BB	IBB	HBP	BLK	WP	HR	S	P	ERA	WHIP
Mike Maddux, R ERA: 5.4	(10, 1)	1.0	W	5	1	0	0	0	2	0	0	0	0	0	10	23	0.00	3.000
Ugueth Urbina, R ERA: 1.34	(11, 1)	1.0	S	4	0	0	0	3	1	0	0	0	1	0	10	16	0.00	1.000

BOTTOM

Montreal Expos @ New York Mets

Shea Stadium, Flushing, NY

Thu Jul 09 1998, 7:05 PM EDT

Att. 27,193 - Cloudy - 78 F

livebaseballscorecards.com

AB	44
R	8
H	15
RBI	7
BB	8
SO	7
LOB	29

Montreal Expos @ New York Mets

Shea Stadium, Flushing, NY

Fri Jul 10 1998, 7:05 PM EDT

Att. 36,538 - Unknown - 79 F

TOP

livebaseballscorecards.com

Batter	1	2	3	4	5	6	7	8	9	AB	R	H	RBI	BB	SO	LOB
F.P. Santangelo, S (1, 7) OBP: 0.343, SLG: 0.329	F8		BB	G3-1			2B HBP	FC5 2-3f		2	2	0	0	1	0	1
Mike Hubbard, R (8, PH) OBP: 0.167, SLG: 0.244										1	0	0	0	0	0	3
Da Rond Stovall, S (8, 7) OBP: 0.300, SLG: 0.391										0	0	0	0	0	0	0
Orlando Cabrera, R (1, 4) OBP: 0.452, SLG: 0.567	BB		E9 HR 1-3 1B		K		1-H 2B		G4-3	4	1	2	1	1	1	0
Vladimir Guerrero, R (1, 9) OBP: 0.343, SLG: 0.522	F7		HR 2-H 3-H		L8		IBB		1B 1B	4	2	2	3	1	0	1
Brad Fullmer, L (1, 3) OBP: 0.330, SLG: 0.464	F7		1B		G3		F7		L7	4	0	1	0	0	0	3
Ryan McGuire, L (7, 3) OBP: 0.325, SLG: 0.284										1	0	0	0	0	0	1
Rondell White, R (1, 8) OBP: 0.356, SLG: 0.506		K2-3	F9			K		F7	1B 3B 1-3	5	1	1	0	0	2	1
Mark Grudzielanek, R (1, 6) OBP: 0.303, SLG: 0.336		G5-3		1B 3B		F9		P6	3B 1-2 3-H	5	2	2	1	0	0	0
Shane Andrews, R (1, 5) OBP: 0.318, SLG: 0.460		L5-4		G1-3		K		2B BB	1-H 2-H 3B	4	0	1	2	1	1	1
Chris Widger, R (1, 2) OBP: 0.281, SLG: 0.379			G6-3	SH2-3 3-H 1B			K	FC5 1-3 2B	G4-3	5	0	2	1	0	1	1
Carlos Perez, L (1, 1) OBP: 0.214, SLG: 0.317			K	SH2-3 1-2			K	BB		2	0	0	0	0	2	0
Miguel Batista, R (7, 1)										0	0	0	0	0	0	0
Jose Vidro, S (8, PH) OBP: 0.327, SLG: 0.285										0	0	0	0	1	0	0
Shayne Bennett, R (8, 1)										0	0	0	0	0	0	0
Ugueth Urbina, R (9, 1)										0	0	0	0	0	0	0
Inning Stats	R: 0 E: 0 K: 0 S: 8 H: 0 LOB: 1 BB: 1 P: 15	R: 0 E: 0 K: 1 S: 7 H: 0 LOB: 0 BB: 0 P: 9	R: 3 E: 1 K: 1 S: 18 H: 3 LOB: 1 BB: 1 P: 24	R: 1 E: 0 K: 0 S: 6 H: 2 LOB: 1 BB: 0 P: 8	R: 0 E: 0 K: 1 S: 10 H: 0 LOB: 0 BB: 0 P: 14	R: 0 E: 0 K: 2 S: 10 H: 0 LOB: 0 BB: 0 P: 12	R: 1 E: 0 K: 2 S: 9 H: 1 LOB: 2 BB: 1 P: 18	R: 0 E: 0 K: 0 S: 15 H: 1 LOB: 3 BB: 2 P: 33	R: 3 E: 0 K: 0 S: 15 H: 4 LOB: 1 BB: 0 P: 28	1B: 6 2B: 2 3B: 2 HR: 1	SF: 0 SAC: 1 DP: 0 HBP: 1						

PITCHER		IP	WLS	BF	H	R	ER	SO	BB	IBB	HBP	BLK	WP	HR	S	P	ERA	WHIP
Masato Yoshii, R ERA: 3.65	(1, 1)	6.2		30	6	5	5	7	2	1	1	0	0	1	67	99	6.75	1.200
Bill Pulsipher, L ERA: 3.68	(7, 1)	0.1		1	0	0	0	0	0	0	0	0	0	0	1	1	0.00	0.000
Turk Wendell, R ERA: 4.15	(8, 1)	0.2		3	0	0	0	0	1	0	0	0	0	0	9	19	0.00	1.500
John Franco, L ERA: 3.38	(8, 1)	1.1	L	10	5	3	3	0	1	0	0	0	0	0	21	42	20.25	4.500

PITCHER	IP	WLS	BF	H	R	ER	SO	BB	IBB	HBP	BLK	WP	HR	S	P	ERA	WHIP

AB	37
R	8
H	11
RBI	8
BB	5
SO	7
LOB	12

1B: 6 SF: 0 WP: 0 PA: 44
2B: 2 SAC: 1 PB: 0
3B: 2 DP: 0 SB: 0
HR: 1 HBP: 1 CS: 0

BOTTOM

Montreal Expos @ New York Mets

Shea Stadium, Flushing, NY

Fri Jul 10 1998, 7:05 PM EDT

Att. 36,538 - Unknown - 79 F

Batter	1	2	3	4	5	6	7	8	9	AB	R	H	RBI	BB	SO	LOB
Bernard Gilkey, R (1, 7) OBP: 0.322, SLG: 0.344	K		1B		E9 1B 1-H		1B 2-H		DI 1B	5	1	3	1	0	1	0
Edgardo Alfonzo, R (1, 5) OBP: 0.346, SLG: 0.391	F9		P3		1B 2-H		P4		F8 1-2	5	0	1	1	0	0	3
John Olerud, L (1, 3) OBP: 0.434, SLG: 0.479	G6-3			F8	F8		G3-1			4	0	0	0	0	0	1
31 Mike Piazza, R (1, 2) OBP: 0.361, SLG: 0.502		G5-4-3 1B		F8	2B 2B			BB		3	1	2	0	1	0	0
Butch Huskey, R (1, 9) OBP: 0.302, SLG: 0.419 Lenny Harris, L (9, 9) OBP: 0.343, SLG: 0.359	G5-4-3 1-2f			G6-3		2B 2-H		L9		4 0	0 0	1 0	1 0	0 0	0 0	2 0
Brian McRae, S (1, 8) OBP: 0.352, SLG: 0.431		1B			S B5-3 1B	G6-3		F7		4	1	2	0	0	0	2
Luis Lopez, S (1, 4) OBP: 0.333, SLG: 0.350		F7			B5-3 1-2	L3		K		4	0	0	0	0	1	4
Rey Ordonez, R (1, 6) OBP: 0.271, SLG: 0.277 Benny Agbayani, R (9, PH) OBP: 0.188, SLG: 0.133			F8		P4	2B 1B			K	3 1	1 0	1 0	0 0	0 1	0 0	1 0
Masato Yoshii, R (1, 1) OBP: 0.148, SLG: 0.120 Bill Pulsipher, L (7, 1) Todd Pratt, R (7, PH) OBP: 0.323, SLG: 0.742 Wayne Kirby, L (7, PR) OBP: 0.226, SLG: 0.267 Turk Wendell, L (8, 1) John Franco, L (8, 1) Carlos Baerga, S (9, PH) OBP: 0.310, SLG: 0.400			K		E 2-H		1B 1-H		G4-3	2 0 1 0 0 0 1	1 0 0 1 0 0 0	1 0 1 0 0 0 0	1 0 1 0 0 0 0	0 0 0 0 0 0 0	1 0 0 0 0 0 0	0 0 0 0 0 0 0
Inning Stats	R: 0 E: 0 K: 1 S: 7 H: 0 LOB: 0 BB: 0 P: 9	R: 0 E: 0 K: 0 S: 8 H: 2 LOB: 1 BB: 0 P: 13	R: 0 E: 0 K: 1 S: 12 H: 1 LOB: 1 BB: 0 P: 14	R: 0 E: 0 K: 0 S: 8 H: 0 LOB: 0 BB: 0 P: 11	R: 3 E: 1 K: 0 S: 11 H: 3 LOB: 1 BB: 0 P: 14	R: 1 E: 0 K: 0 S: 6 H: 2 LOB: 1 BB: 0 P: 7	R: 2 E: 0 K: 0 S: 11 H: 3 LOB: 1 BB: 0 P: 16	R: 0 E: 0 K: 1 S: 9 H: 0 LOB: 1 BB: 1 P: 20	R: 0 E: 0 K: 1 S: 10 H: 1 LOB: 1 BB: 0 P: 15	1B: 9 2B: 3 3B: 0 HR: 0 SF: 0 SAC: 0 DP: 1 HBP: 0							

livebaseballscorecards.com

AB	37
R	6
H	12
RBI	5
BB	1
SO	4
LOB	13

WP: 0 PB: 0 SB: 1 CS: 0 PA: 38

PITCHER		IP	WLS	BF	H	R	ER	SO	BB	IBB	HBP	BLK	WP	HR	S	P	ERA	WHIP
Carlos Perez, L ERA: 3.79	(1, 1)	6.0		27	10	6	4	2	0	0	0	0	0	0	56	75	6.00	1.667
Miguel Batista, R ERA: 3.96	(7, 1)	1.0		3	1	0	0	0	0	0	0	0	0	0	7	9	0.00	1.000
Shayne Bennett, R ERA: 5.23	(8, 1)	1.0	W	4	0	0	0	1	1	0	0	0	0	0	9	20	0.00	1.000
Ugueth Urbina, R ERA: 1.31	(9, 1)	1.0	S	4	1	0	0	1	0	0	0	0	0	0	10	15	0.00	1.000

PITCHER	IP	WLS	BF	H	R	ER	SO	BB	IBB	HBP	BLK	WP	HR	S	P	ERA	WHIP

Montreal Expos @ New York Mets

Shea Stadium, Flushing, NY

Sat Jul 11 1998, 7:05 PM EDT

Att. 48,006 - Unknown - 79 F

TOP

Batter	1	2	3	4	5	6	7	8	9	AB	R	H	RBI	BB	SO	LOB
Orlando Cabrera, R (1, 4) OBP: 0.429, SLG: 0.559	B F B C C 2-3 ① K			B B F F X 2-2 G4-3 1B 2B		B X 1-0 ① G5-3		X 0-0 ② F8		4	1	1	0	0	1	0
Ryan McGuire, L (1, 7) OBP: 0.331, SLG: 0.302	F B F C 1-3 ② K			X 0-0 ① G4-3 2-3		F B X 1-1 1B 1B		B B C X 2-1 2B		4	0	2	0	0	1	1
Vladimir Guerrero, R (1, 9) OBP: 0.342, SLG: 0.519	X 0-0 ③ F8			F B X 1-1 1B 1B 3-H		S F B F B X 2-2 ② P4		F B B C X 2-2 ③ G6-3		4	1	1	1	0	0	2
Brad Fullmer, L (1, 3) OBP: 0.332, SLG: 0.465		B B F F C 2-3 ① K		X 0-0 1B SF8-3 1-2 1B		X 0-0 FC6-4 1-2 1B			B B S F X 2-2 ① P5	4	1	2	0	0	1	0
Rondell White, R (1, 8) OBP: 0.360, SLG: 0.518		X 0-0 FC5-4 1B		C C B F X 1-2 SF8-3 1-3 2-H 1B		F F X 0-2 ③ FC6-4 1-2f			X 0-0 HR	4	1	3	2	0	0	2
Mark Grudzielanek, R (1, 6) OBP: 0.305, SLG: 0.339		C F F X 0-2 ② FC5-4 CS 1-2f		C X 0-1 ② ③ SF8-3 1-2 3-H			S C B X 1-2 G4-3 1B		X 0-0 FC6-4 1B	3	0	2	1	0	0	1
Shane Andrews, R (1, 5) OBP: 0.317, SLG: 0.457		B C B C 2-2 ③ 1-2	B B X 2-0 B5-4 1B		B C F C 1-3 ① K		X 0-0 ① ② G4-3 1-2f		X 0-0 ② FC6-4 BLK 1-2f	5	0	1	0	0	1	3
Chris Widger, R (1, 2) OBP: 0.277, SLG: 0.373			P X 1-0 ① P6		X 0-0 ② G4-3		B B X 2-0 ③ P6		B B C B S F X 3-2 ③ F7 1-2	4	0	0	0	0	0	2
Carl Pavano, R (1, 1) OBP: 0.077, SLG: 0.077 Miguel Batista, R (6, 1) Scott Livingstone, L (8, PH) OBP: 0.208, SLG: 0.212 Mike Maddux, L (8, 1)			X 0-0 ② ③ B5-4 1-2f		S C B X 1-2 ③ G6-3			C B B X 2-1 ① F9		2 0 1 0	0 0 0 0	0 0 0 0	0 0 0 0	0 0 0 0	0 0 0 0	1 0 0 0
Inning Stats	R: 0 H: 0 E: 0 LOB: 0 K: 2 BB: 0 S: 7 P: 10	R: 0 H: 1 E: 0 LOB: 0 K: 1 BB: 0 S: 10 P: 14	R: 0 H: 1 E: 0 LOB: 0 K: 0 BB: 0 S: 4 P: 6	R: 3 H: 4 E: 0 LOB: 0 K: 0 BB: 0 S: 13 P: 17	R: 0 H: 0 E: 0 LOB: 0 K: 1 BB: 0 S: 7 P: 9	R: 0 H: 2 E: 0 LOB: 2 K: 0 BB: 0 S: 11 P: 15	R: 0 H: 1 E: 0 LOB: 0 K: 0 BB: 0 S: 5 P: 8	R: 0 H: 1 E: 0 LOB: 1 K: 0 BB: 0 S: 8 P: 14	R: 1 H: 2 E: 0 LOB: 1 K: 0 BB: 0 S: 10 P: 15	1B: 9 SF: 1 2B: 4 SAC: 0 3B: 0 DP: 3 HR: 1 HBP: 0						WP: 0 PA: 36 PB: 0 SB: 0 CS: 1

livebaseballscorecards.com

	AB	35
	R	4
	H	12
	RBI	4
	BB	0
	SO	4
	LOB	12

PITCHER		IP	W/L/S	BF	H	R	ER	SO	BB	IBB	HBP	BLK	WP	HR	S	P	ERA	WHIP
Rick Reed, R ERA: 2.83	(1, 1)	8.1	W	34	12	4	4	4	0	0	0	0	0	1	70	100	4.32	1.440
Greg McMichael, R ERA: 4.06	(9, 1)	0.2		2	0	0	0	0	0	0	0	1	0	0	5	8	0.00	0.000

PITCHER		IP	W/L/S	BF	H	R	ER	SO	BB	IBB	HBP	BLK	WP	HR	S	P	ERA	WHIP

Batter	1	2	3	4	5	6	7	8	9	AB	R	H	RBI	BB	SO	LOB
Edgardo Alfonzo, R (1, 5) OBP: 0.344, SLG: 0.389	C B B C F X 2-2 ① G5-3	X 0-0 E9 1B 1B		X 0-0 ③ G5-3			C S F X 0-2 ① G5-3			4	1	1	0	0	0	1
John Olerud, L (1, 3) OBP: 0.440, SLG: 0.507	C B B B F F X 3-2 HR	X 0-0 2-H 1B			B C B S X 2-2 31 2B 1B		X 0-0 HR			4	3	4	3	0	0	0
31 Mike Piazza, R (1, 2) OBP: 0.363, SLG: 0.503	B B B B 4-0 G6-3 1B 1B BB	B B B C T C X 3-2 ③ P4			B X 1-0 G4-3 1-H SF8 2B		T B X 1-1 ② G4-3			3	2	1	1	1	0	1
Todd Hundley, S (1, 7) OBP: 0.250, SLG: 0.250 Wayne Kirby, L (8, 9) OBP: 0.226, SLG: 0.267	B B C X 2-1 1B G6-3 1-2 1B		B X 1-0 ① F9		B X 1-0 ① G4-3 2-3		B B C C F S 2-3 ③ K			4 0	0 0	1 0	0 0	0 0	1 0	1 0
Bernard Gilkey, R (1, 9) OBP: 0.320, SLG: 0.344 (8, 7)	C B B B B C X 3-2 ② G6-3 1-2 2-3		B C B X 2-1 G4-6-3 1B		B X 1-0 ② SF8 3-H			B B B C S S 3-3 ① K		3	0	1	1	0	1	2
Carlos Baerga, S (1, 4) OBP: 0.312, SLG: 0.401	X 0-0 2-3 3-H 1B	X 0-0 ② ③ G4-6-3 1-2f			C X 0-1 ③ G3-1			B X 1-0 HR 1B		4	1	2	1	0	0	1
Brian McRae, S (1, 8) OBP: 0.353, SLG: 0.440	X 0-0 ③ G3			B F C B B B 4-2 FC6-4 BB		X 0-0 ① G6-3		C X 0-1 1-H HR		3	1	1	2	1	0	2
Rey Ordonez, R (1, 6) OBP: 0.267, SLG: 0.273		X 0-0 ① G4-3		C X 0-1 ① FC6-4 1-2f G2-3		C F F X 0-2 ② G4-3		B B X 2-0 ② P5		4	0	0	0	0	0	1
Rick Reed, R (1, 1) OBP: 0.231, SLG: 0.250 Greg McMichael, R (9, 1)		C F B B F B X 3-2 ② P3		X 0-0 ② G2-3 1-2		S S B S 1-3 ③ K		S B S S 1-3 ③ K		4 0	0 0	0 0	0 0	0 0	2 0	1 0
Inning Stats	R: 2 E: 0 K: 0 S: 15 H: 3 LOB: 2 BB: 1 P: 29	R: 1 E: 1 K: 0 S: 10 H: 2 LOB: 1 BB: 0 P: 16	R: 0 E: 0 K: 0 S: 4 H: 1 LOB: 0 BB: 0 P: 7	R: 0 E: 0 K: 0 S: 6 H: 0 LOB: 1 BB: 1 P: 10	R: 2 E: 0 K: 0 S: 8 H: 2 LOB: 0 BB: 0 P: 13	R: 0 E: 0 K: 1 S: 8 H: 0 LOB: 0 BB: 0 P: 9	R: 1 E: 0 K: 1 S: 11 H: 1 LOB: 0 BB: 0 P: 14	R: 2 E: 0 K: 2 S: 10 H: 2 LOB: 0 BB: 0 P: 17		1B: 7 2B: 1 3B: 0 HR: 3	SF: 1 SAC: 0 DP: 1 HBP: 0					

PITCHER		IP	WLS	BF	H	R	ER	SO	BB	IBB	HBP	BLK	WP	HR	S	P	ERA	WHIP
Carl Pavano, R ERA: 4.8	(1, 1)	5.0	L	24	8	5	4	0	2	0	0	0	0	1	43	75	7.20	2.000
Miguel Batista, R ERA: 3.97	(6, 1)	2.0		7	1	1	1	2	0	0	0	0	0	1	19	23	4.50	0.500
Mike Maddux, R ERA: 6.11	(8, 1)	1.0		5	2	2	2	2	0	0	0	0	0	1	10	17	18.00	2.000

PITCHER	IP	WLS	BF	H	R	ER	SO	BB	IBB	HBP	BLK	WP	HR	S	P	ERA	WHIP

BOTTOM

Montreal Expos @ New York Mets

Shea Stadium, Flushing, NY

Sat Jul 11 1998, 7:05 PM EDT

Att. 48,006 - Unknown - 79 F

livebaseballscorecards.com

AB	33
R	8
H	11
RBI	8
BB	2
SO	4
LOB	10

WP: 0 PB: 0 SB: 0 CS: 0 PA: 36

Batter	1	2	3	4	5	6	7	8	9	AB	R	H	RBI	BB	SO	LOB
Orlando Cabrera, R (1, 4) OBP: 0.421, SLG: 0.528	0-0 G1-3		1-0 SH1-4 1-2		4-0 S BB		1-1 P6			2	0	0	0	1	0	0
Ryan McGuire, L (1, 7) OBP: 0.320, SLG: 0.291	3-1 F9		3-3 K		2-3 K 1-2		1-2 G5-3			4	0	0	0	0	2	2
Vladimir Guerrero, R (1, 9) OBP: 0.343, SLG: 0.516	4-2 BB		2-1 F7			4-1 FC6-4 BB BB	0-3 K			2	1	0	0	2	1	1
Brad Fullmer, L (1, 3) OBP: 0.331, SLG: 0.460	0-0 G6-3			1-1 F8		4-0 FC6-4 1-2 BB		0-1 F7		3	0	0	0	1	0	1
Rondell White, R (1, 8) OBP: 0.359, SLG: 0.515		2-2 WP S 1B		1-3 K		1-1 FC6-4 BB BB FC3-6 1-2f 2-3		1-0 G4-3		4	1	1	0	0	1	2
Mark Grudzielanek, R (1, 6) OBP: 0.307, SLG: 0.337		0-0 L5		4-1 BB		4-1 FC3-6 BB 1-2 BB		0-1 F8		2	0	0	0	2	0	1
Shane Andrews, R (1, 5) OBP: 0.316, SLG: 0.452		1-3 K 1-2		0-0 P4		4-2 FC3-6 1-2 2-3 3-H BB			0-3 K	3	0	0	1	1	2	2
Mike Hubbard, R (1, 2) OBP: 0.152, SLG: 0.222		2-3 K 2-3			1-2 G6-3	1-2 FC3-6 1-2f 2-3 3-H			1-3 K	4	0	0	1	0	2	3
Javier Vazquez, R (1, 1) OBP: 0.258, SLG: 0.267			0-1 SH1-4 1B		1-0 F7	0-1 G4-3			1-3 K	3	0	1	0	0	0	2
Steve Kline, S (7, 1)										0	0	0	0	0	0	0
Mike Maddux, L (7, 1)										0	0	0	0	0	0	0
Jose Vidro, S (9, PH) OBP: 0.326, SLG: 0.284										1	0	0	0	0	1	0
Inning Stats	R: 0 E: 0 K: 0 S: 6 H: 0 LOB: 1 BB: 1 P: 13	R: 0 E: 0 K: 2 S: 14 H: 1 LOB: 1 BB: 0 P: 19	R: 0 E: 0 K: 1 S: 9 H: 1 LOB: 1 BB: 0 P: 15	R: 0 E: 0 K: 1 S: 7 H: 0 LOB: 1 BB: 1 P: 13	R: 0 E: 0 K: 1 S: 7 H: 0 LOB: 1 BB: 1 P: 15	R: 2 E: 0 K: 0 S: 11 H: 0 LOB: 2 BB: 4 P: 29	R: 0 E: 0 K: 1 S: 8 H: 0 LOB: 0 BB: 0 P: 10	R: 0 E: 0 K: 0 S: 5 H: 0 LOB: 0 BB: 0 P: 6	R: 0 E: 0 K: 3 S: 10 H: 0 LOB: 0 BB: 0 P: 12	1B: 2 2B: 0 3B: 0 HR: 0 SF: 0 SAC: 1 DP: 0 HBP: 0						

TOP

Montreal Expos @ New York Mets

Shea Stadium, Flushing, NY

Sun Jul 12 1998, 3:33 AM EDT

Att. 51,568 - Sunny - 78 F

livebaseballscorecards.com

AB	28
R	2
H	2
RBI	2
BB	7
SO	9
LOB	14

WP: 1 PB: 0 SB: 2 CS: 0 PA: 36

PITCHER		IP	WLS	BF	H	R	ER	SO	BB	IBB	HBP	BLK	WP	HR	S	P	ERA	WHIP
Hideo Nomo, R ERA: 4.82	(1, 1)	5.1		25	2	2	2	5	7	0	0	0	1	0	49	98	3.38	1.688
Jeff Tam, R ERA: 3.68	(6, 1)	1.2	W	5	0	0	0	1	0	0	0	0	0	0	13	16	0.00	0.000
Greg McMichael, R ERA: 3.96	(8, 1)	1.0		3	0	0	0	0	0	0	0	0	0	0	5	6	0.00	0.000
Dennis Cook, L ERA: 1.96	(9, 1)	1.0	S	3	0	0	0	3	0	0	0	0	0	0	10	12	0.00	0.000

PITCHER	IP	WLS	BF	H	R	ER	SO	BB	IBB	HBP	BLK	WP	HR	S	P	ERA	WHIP

Montreal Expos @ New York Mets

Sun Jul 12 1998, 3:33 AM EDT
Shea Stadium, Flushing, NY
Att. 51,568 - Sunny - 78 F

BOTTOM

Batter	1	2	3	4	5	6	7	8	9	AB	R	H	RBI	BB	SO	LOB
Lenny Harris, L (1, 5) OBP: 0.343, SLG: 0.366 Edgardo Alfonzo, R (7, PH) OBP: 0.342, SLG: 0.386 (8, 5)	C B X 1-1 G3-1 31 1B 2B	B F X 1-1 ③ F7		X 0-0 ③ G3-1			C F B S 1-3 ① K	1 SAFE F B 1 SAFE X 1-1 ③ F8		3 1 1 0 0 0 4 2 0 0 0 0 1 2						
John Olerud, L (1, 3) OBP: 0.441, SLG: 0.503	F F F B X 1-2 ① G3-1 2-3		B C B B B 4-1 31 G5-4-3 BB		X 0-0 ① F9		C S B B F B B 4-2 31 BB BB			2 0 0 0 2 0 1						
31 Mike Piazza, R (1, 2) OBP: 0.364, SLG: 0.502	F B F X 1-2 3-H 1B		B C B F X 2-2 ① ② G5-4-3 1-2f		B F X 1-1 ② G5-3		B B B B 4-0 G5-4-3 1-2 BB			3 0 1 1 1 0 1						
Todd Hundley, S (1, 7) OBP: 0.286, SLG: 0.167 Bernard Gilkey, R (7, PH) OBP: 0.319, SLG: 0.342 (8, 7)	B B C X 2-1 ② F8	C B F B B B 4-2 BB			B F B F S 2-3 ③ K		B B F X 2-1 ② ③ G5-4-3 1-2f			2 0 0 0 1 1 1 1 0 0 0 0 0 2						
Carlos Baerga, S (1, 4) OBP: 0.311, SLG: 0.399 Wayne Kirby, L (8, PR) OBP: 0.226, SLG: 0.267 (9, 9)	C B F X 1-2 ③ G4-3		X 0-0 ③ G3			C F B F F F X 1-2 ① G4-3		X 0-0 SH1-4 1B SF8 1B		4 0 1 0 0 0 2 0 1 0 0 0 0 0						
Butch Huskey, R (1, 9) OBP: 0.311, SLG: 0.427 Dennis Cook, L (9, 1)		C X 0-1 1B 1B		B C B C X 2-2 1B 1B		C F B B B X 3-2 HR 1B		C F B 1 SAFE X 1-2 SF8 SH1-4 1B 1-2 1B		4 2 4 0 0 0 0 0 0 0 0 0 0 0						
Brian McRae, S (1, 8) OBP: 0.353, SLG: 0.450		X 0-0 ① F7		C 1 SAFE C B X 1-2 ① P2		X 0-0 1-H HR		C B X 1-1 ① SH1-4 1-2 2-3		3 1 1 2 0 0 2						
Rey Ordonez, R (1, 6) OBP: 0.267, SLG: 0.274		B 1 SAFE 1 SAFE B B C 1 SAFE X 3-1 ② F9		F X 0-1 1-2 1B		C S B B F X 2-2 ② G5-3		C P X 1-1 ② SF8 2-3 3-H		3 0 1 1 0 0 1						
Hideo Nomo, R (1, 1) OBP: 0.129, SLG: 0.200 Jeff Tam, R (6, 1) Greg McMichael, R (8, 1) Luis Lopez, S (8, PH) OBP: 0.338, SLG: 0.355 (9, 4)		F C B X 1-2 1-2 1B		B C L B L 2-3 ② K		C C B F B X 2-2 ③ F9		B X 1-0 3-H 1B		2 0 1 0 0 1 2 1 0 0 0 0 0 0 0 0 0 0 0 0 0 1 0 1 1 0 0 0						
Inning Stats	R: 1 H: 2 E: 0 LOB: 1 K: 0 BB: 0 S: 14 P: 20	R: 0 H: 2 E: 0 LOB: 2 K: 0 BB: 0 S: 10 P: 15	R: 0 H: 0 E: 0 LOB: 1 K: 0 BB: 2 S: 7 P: 17	R: 0 H: 2 E: 0 LOB: 2 K: 1 BB: 0 S: 12 P: 17	R: 0 H: 0 E: 0 LOB: 0 K: 1 BB: 0 S: 6 P: 9	R: 2 H: 2 E: 0 LOB: 0 K: 0 BB: 0 S: 18 P: 26	R: 0 H: 0 E: 0 LOB: 1 K: 1 BB: 2 S: 8 P: 19	R: 2 H: 3 E: 0 LOB: 2 K: 0 BB: 0 S: 12 P: 16		1B: 9 SF: 1 2B: 1 SAC: 1 3B: 0 DP: 2 HR: 1 HBP: 0						

livebaseballscorecards.com

AB	31
R	5
H	11
RBI	5
BB	4
SO	3
LOB	18

WP: 0 PA: 37
PB: 0
SB: 0
CS: 0

PITCHER		IP	WLS	BF	H	R	ER	SO	BB	IBB	HBP	BLK	WP	HR	S	P	ERA	WHIP
Javier Vazquez, R ERA: 5.63	(1, 1)	6.0	L	27	8	3	3	2	2	0	0	0	0	1	67	104	4.50	1.667
Steve Kline, L ERA: 2.43	(7, 1)	0.1		3	0	0	0	1	2	0	0	0	0	0	6	15	0.00	6.000
Mike Maddux, R ERA: 6.52	(7, 1)	1.2		7	3	2	2	0	0	0	0	0	0	0	14	20	10.80	1.800

PITCHER	IP	WLS	BF	H	R	ER	SO	BB	IBB	HBP	BLK	WP	HR	S	P	ERA	WHIP

Batter	1	2	3	4	5	6	7	8	9	AB	R	H	RBI	BB	SO	LOB
Da Rond Stovall, S (1, 7) OBP: 0.284, SLG: 0.368 Ryan McGuire, L (8, PH) OBP: 0.318, SLG: 0.288 (8, 7)	G6-3		K		K		G5-3	G3		0 1	0 0	0 0	0 0	0 0	0 0	0 3
Orlando Cabrera, R (1, 4) OBP: 0.442, SLG: 0.561	1B		P6			HR 1B	2B		K	5	1	3	0	0	1	0
Vladimir Guerrero, R (1, 9) OBP: 0.344, SLG: 0.523	F8			1B		HR	P4		E2 2B	5	2	2	2	0	0	2
Rondell White, R (1, 8) OBP: 0.359, SLG: 0.519	F9			G1-2-3-5 1-2f		1B 2B		K	1-H 2B	5	1	2	1	0	1	2
Brad Fullmer, L (1, 3) OBP: 0.335, SLG: 0.470		HR	K			F8		1B BB 1B	IBB	4	2	2	1	1	1	1
Mark Grudzielanek, R (1, 6) OBP: 0.306, SLG: 0.333		G5-3			G5-3	K		BB 1B HBP	P6	4	0	0	0	0	1	3
Shane Andrews, R (1, 5) OBP: 0.314, SLG: 0.447		K			F7	2-H 1B		K	P2	5	0	1	1	0	2	4
Chris Widger, R (1, 2) OBP: 0.280, SLG: 0.378		P3			1B 2B	K		1-2 2-3 BB 1B		4	1	2	0	0	1	1
Shawn Boskie, R (1, 1)			K		2-H 1B		G6-3	3-H BB		1	0	0	0	0	1	0
Derrick May, L (5, PH) OBP: 0.222, SLG: 0.235										1	0	1	1	0	0	0
Shayne Bennett, R (5, 1)										0	0	0	0	0	0	0
Jose Vidro, S (7, PH) OBP: 0.325, SLG: 0.282										1	0	0	0	0	0	0
Miguel Batista, R (7, 1)										0	0	0	0	0	0	0
Steve Kline, S (7, 1)										0	0	0	0	0	0	0
F.P. Santangelo, S (8, PH) OBP: 0.345, SLG: 0.329										0	0	0	1	1	0	0
Anthony Telford, R (8, 1)										0	0	0	0	0	0	0
Inning Stats	R: 0 E: 0 K: 0 S: 10 H: 1 LOB: 1 BB: 0 P: 12	R: 1 E: 0 K: 1 S: 9 H: 1 LOB: 0 BB: 0 P: 13	R: 0 E: 0 K: 2 S: 7 H: 0 LOB: 0 BB: 0 P: 10	R: 0 E: 0 K: 1 S: 7 H: 1 LOB: 0 BB: 0 P: 12	R: 1 E: 0 K: 1 S: 11 H: 2 LOB: 1 BB: 0 P: 14	R: 3 E: 0 K: 2 S: 26 H: 4 LOB: 1 BB: 0 P: 31	R: 0 E: 0 K: 0 S: 9 H: 1 LOB: 1 BB: 0 P: 12	R: 1 E: 0 K: 2 S: 17 H: 2 LOB: 3 BB: 1 P: 28	R: 1 E: 1 K: 1 S: 10 H: 1 LOB: 2 BB: 1 P: 16	1B: 7 2B: 5 3B: 0 HR: 2 SF: 0 SAC: 0 DP: 1 HBP: 1						

PITCHER		IP	WLS	BF	H	R	ER	SO	BB	IBB	HBP	BLK	WP	HR	S	P	ERA	WHIP
Eric Ludwick, R ERA: 5.73	(1, 1)	5.0		22	8	5	5	5	0	0	0	0	0	2	51	69	9.00	1.600
Vic Darensbourg, L ERA: 4.43	(6, 1)	1.2		6	1	0	0	2	0	0	0	0	0	0	25	32	0.00	0.600
Matt Mantei, R ERA: 2.17	(7, 1)	1.0		8	3	1	1	2	1	0	1	0	0	0	16	25	9.00	4.000
Brian Edmondson, R ERA: 2.63	(8, 1)	0.1		1	0	0	0	0	0	0	0	0	0	0	4	6	0.00	0.000
Antonio Alfonseca, R ERA: 3.66	(9, 1)	1.0	W	6	1	1	0	1	0	1	0	0	0	0	10	16	0.00	1.000

PITCHER	IP	WLS	BF	H	R	ER	SO	BB	IBB	HBP	BLK	WP	HR	S	P	ERA	WHIP

TOP

Montreal Expos @ Florida Marlins

Pro Player Stadium, Miami, FL

Mon Jul 13 1998, 7:05 PM EDT

Att. 11,716 - Cloudy - 76 F

livebaseballscorecards.com

AB	36
R	7
H	13
RBI	7
BB	2
SO	8
LOB	16

PA: 43

WP: 0
PB: 0
SB: 0
CS: 0

Montreal Expos @ Florida Marlins

Pro Player Stadium, Miami, FL

Mon Jul 13 1998, 7:05 PM EDT

Att. 11,716 - Cloudy - 76 F

livebaseballscorecards.com

BOTTOM

Batter	1	2	3	4	5	6	7	8	9	AB	R	H	RBI	BB	SO	LOB
Todd Dunwoody, L (1, 8) OBP: 0.286, SLG: 0.346	P5	G4-6-3 1-2f		K		K		F8		5	0	0	0	0	2	1
Edgar Renteria, R (1, 6) OBP: 0.372, SLG: 0.362	1B 2B 1B		1B S 1B	E4 HR		S BB			SH2-4 E 1B	4	4	3	0	1	0	0
Mark Kotsay, L (1, 9) OBP: 0.330, SLG: 0.404	2B 1-2 1B		G6-3 1-2	1-H HR		L4 1-2			SH2-4 1-2	4	2	2	2	0	0	2
Todd Zeile, R (1, 5) OBP: 0.336, SLG: 0.418	F8 SAFE		1B 1B BB	G5-3			K		G5-3 2-H	4	1	0	0	1	1	2
Cliff Floyd, L (1, 7) OBP: 0.349, SLG: 0.485	1B 1-H 2-H 2B		F9 1B 1-3 2-H 1B		F7		G5-3			4	1	2	3	0	0	0
Derrek Lee, R (1, 3) OBP: 0.316, SLG: 0.408 Brian Edmondson, R (8, 1) Antonio Alfonseca, R (9, 1)	FC5-4 2-H 1B		1-2 3-H 1B		E6 FC3-6		1B			4 0 0	0 0 0	3 0 0	2 0 0	0 0 0	0 0 0	0 0 0
Gregg Zaun, S (1, 2) OBP: 0.260, SLG: 0.300	FC5-4 1-2f		F9 2-3		FC3-6 1-2f		G5-3			4	0	0	0	0	0	5
Craig Counsell, L (1, 4) OBP: 0.357, SLG: 0.348		G4-6-3 1B	K		F7			G4-3		4	0	1	0	0	1	3
Eric Ludwick, R (1, 1) Vic Darensbourg, L (6, 1) Matt Mantei, R (7, 1) Ryan Jackson, L (8, 3) OBP: 0.277, SLG: 0.340		K		G1-3		K		K		2 1 0 1	0 0 0 0	0 0 0 0	0 0 0 0	0 0 0 0	1 1 0 1	1 0 0 0
Inning Stats	R: 3 E: 0 K: 0 S: 18 H: 4 LOB: 1 BB: 0 P: 26	R: 0 E: 0 K: 1 S: 5 H: 1 LOB: 0 BB: 0 P: 8	R: 2 E: 0 K: 1 S: 16 H: 3 LOB: 2 BB: 1 P: 26	R: 2 E: 1 K: 1 S: 12 H: 1 LOB: 0 BB: 0 P: 17	R: 0 E: 1 K: 0 S: 6 H: 0 LOB: 1 BB: 0 P: 10	R: 0 E: 0 K: 2 S: 12 H: 0 LOB: 1 BB: 1 P: 21	R: 0 E: 0 K: 1 S: 9 H: 1 LOB: 1 BB: 0 P: 14	R: 0 E: 0 K: 1 S: 7 H: 0 LOB: 0 BB: 0 P: 8	R: 1 E: 1 K: 0 S: 5 H: 1 LOB: 1 BB: 0 P: 7	1B: 9 2B: 1 3B: 0 HR: 1 SF: 0 SAC: 1 DP: 1 HBP: 0						

AB	37
R	8
H	11
RBI	7
BB	2
SO	7
LOB	14

PITCHER		IP	WLS	BF	H	R	ER	SO	BB	IBB	HBP	BLK	WP	HR	S	P	ERA	WHIP
Shawn Boskie, R ERA: 7.41	(1, 1)	4.0		22	9	7	5	3	1	0	0	0	0	1	51	77	11.25	2.500
Shayne Bennett, R ERA: 5.03	(5, 1)	2.0		8	0	0	0	2	1	0	0	0	0	0	18	31	0.00	0.500
Miguel Batista, R ERA: 3.94	(7, 1)	0.2		3	1	0	0	1	0	0	0	0	0	0	8	12	0.00	1.500
Steve Kline, L ERA: 2.41	(7, 1)	0.1		1	0	0	0	0	0	0	0	0	0	0	1	2	0.00	0.000
Anthony Telford, R ERA: 3.42	(8, 1)	1.2	L	6	1	1	0	1	0	0	0	0	0	0	12	15	0.00	0.600

PITCHER	IP	WLS	BF	H	R	ER	SO	BB	IBB	HBP	BLK	WP	HR	S	P	ERA	WHIP

WP: 0 PB: 0 SB: 2 CS: 0 PA: 40

Batter	1	2	3	4	5	6	7	8	9	AB	R	H	RBI	BB	SO	LOB
Orlando Cabrera, R (1, 4) OBP: 0.468, SLG: 0.578	B X 1-0 FC4 1B		B C F X 1-2 BB 1B		L X 0-1 ① F8		C X 0-1 1B			4	0	3	0	0	0	0
F.P. Santangelo, S (1, 7) OBP: 0.344, SLG: 0.325	1 SAFE M 1 SAFE B 1 F B C 2-3 ① K		B B B C B 4-1 FC6-4 BB 1-2 2-3		X 0-0 ② G4-3		1 SAFE 1 SAFE B X 1-0 ③ G3			3	0	0	0	1	1	2
Vladimir Guerrero, R (1, 9) OBP: 0.343, SLG: 0.521	B F X 1-1 ② FC4 1-2f		X 0-0 ② SF9 3-H		B S B S S 2-3 ③ K			B S B X 2-1 G6-4-3 1B		3	0	1	1	0	1	1
Rondell White, R (1, 8) OBP: 0.358, SLG: 0.516	1 SAFE F C B X 1-2 ③ G5-3		B S F B X 2-2 ③ FC6-4 1-2f			C F X 0-2 G5-3 1B		1 SAFE X 0-0 ① ② G6-4-3 1-2f		4	0	1	0	0	0	4
Brad Fullmer, L (1, 3) OBP: 0.334, SLG: 0.466 Ryan McGuire, L (8, 3) OBP: 0.318, SLG: 0.288		B B F C F X 2-2 ① P3		F B B B B 4-1 2B BB		B 1 SAFE C B 1 X 2-1 ① P2		X 0-0 ③ G3		3 0	1 0	0 0	0 0	1 0	0 0	1 0
Mark Grudzielanek, R (1, 6) OBP: 0.303, SLG: 0.329		B X 1-0 ② F7		B S X 1-1 ① F9		1 SAFE 1 SAFE B X 1-0 ② G5-3 1-2			B B C X 2-1 ① G5-3	4	0	0	0	0	0	2
Shane Andrews, R (1, 5) OBP: 0.316, SLG: 0.450		F B F B B B F F C 3-3 ③ K		C X 0-1 1-H 2B		X 0-0 ③ F8			B F B B B 4-1 FC5-4 BB	3	0	1	1	1	1	1
Chris Widger, R (1, 2) OBP: 0.276, SLG: 0.373			B X 1-0 ① F9	S C F X 0-2 ② P2			C B B S F F F X 2-2 ① F8		C S X 0-2 ② FC5-4 1-2f	4	0	0	0	0	0	2
Dustin Hermanson, R (1, 1) Derrick May, L (9, PH) OBP: 0.219, SLG: 0.232 Ugueth Urbina, R (9, 1)			B B B C B 4-1 BB 1B SF9 BB	X 0-0 ③ G5-3			C B F B C 2-3 ② K		S S X 0-2 ③ G4-1	2 1 0	1 0 0	0 0 0	0 0 0	1 0 0	1 0 0	1 1 0
Inning Stats	R: 0 H: 1 E: 0 LOB: 1 K: 1 BB: 0 S: 9 P: 14	R: 0 H: 0 E: 0 LOB: 0 K: 1 BB: 0 S: 10 P: 16	R: 1 H: 1 E: 0 LOB: 2 K: 0 BB: 2 S: 10 P: 22	R: 1 H: 1 E: 0 LOB: 1 K: 0 BB: 1 S: 10 P: 15	R: 0 H: 0 E: 0 LOB: 0 K: 1 BB: 0 S: 6 P: 8	R: 0 H: 1 E: 0 LOB: 1 K: 0 BB: 0 S: 7 P: 10	R: 0 H: 1 E: 0 LOB: 1 K: 1 BB: 0 S: 12 P: 17	R: 0 H: 1 E: 0 LOB: 0 K: 0 BB: 0 S: 4 P: 6	R: 0 H: 0 E: 0 LOB: 1 K: 0 BB: 1 S: 9 P: 15	1B: 5 SF: 1 2B: 1 SAC: 0 3B: 0 DP: 1 HR: 0 HBP: 0						WP: 0 PA: 36 PB: 0 SB: 0 CS: 0

PITCHER	IP	WLS	BF	H	R	ER	SO	BB	IBB	HBP	BLK	WP	HR	S	P	ERA	WHIP
Livan Hernandez, R (1, 1) ERA: 4.29	8.0	L	32	6	2	2	4	3	0	0	0	0	0	68	108	2.25	1.125
Rob Stanifer, R (9, 1) ERA: 5.87	1.0		4	0	0	0	0	1	0	0	0	0	0	9	15	0.00	1.000

PITCHER	IP	WLS	BF	H	R	ER	SO	BB	IBB	HBP	BLK	WP	HR	S	P	ERA	WHIP

TOP

Montreal Expos @ Florida Marlins

Pro Player Stadium, Miami, FL

Tue Jul 14 1998, 7:05 PM EDT

Att. 11,866 - Cloudy - 77 F

livebaseballscorecards.com

AB	31
R	2
H	6
RBI	2
BB	4
SO	4
LOB	15

Montreal Expos @ Florida Marlins

Pro Player Stadium, Miami, FL

Tue Jul 14 1998, 7:05 PM EDT

Att. 11,866 - Cloudy - 77 F

BOTTOM

Batter	1	2	3	4	5	6	7	8	9	AB	R	H	RBI	BB	SO	LOB
Todd Dunwoody, L (1, 8) OBP: 0.290, SLG: 0.354	X 0-0 SH1-3 E SF8 1B		C B C B X 2-2 ③ F8			X 0-0 2B		C X 0-1 ②③ G4-6-3 1-2f		4	1	2	0	0	0	1
Edgar Renteria, R (1, 6) OBP: 0.369, SLG: 0.359	1 SAFE B 1 SAFE X 1-0 ① SH1-3 1-3			C C B S 1-3 ① K		S X 0-1 ③ F9			F F B B F S 2-3 ① K	3	0	0	0	0	2	1
Mark Kotsay, L (1, 9) OBP: 0.329, SLG: 0.404	B X 1-0 ② SF8 3-H			B X 1-0 CS 1B			B C B X 2-1 ① G5-3		B C X 1-1 ② G4-3	3	0	1	1	0	0	0
Todd Zeile, R (1, 5) OBP: 0.335, SLG: 0.416	C C B X 1-2 ③ P6			C 1 SAFE B C C 1-3 ② K			X 0-0 E E 1B		B F B X 2-1 ③ F9	4	0	1	0	0	1	1
Cliff Floyd, L (1, 7) OBP: 0.346, SLG: 0.481		C S S F C 0-3 ① K		C F B B 2-2 ③ CS 1-2	X 0-0 ① F7		X 0-0 ② F9 1-2			3	0	0	0	0	1	1
Derrek Lee, R (1, 3) OBP: 0.313, SLG: 0.402		F X 0-1 ② F7			C B X 1-1 ② F9		F C X 0-2 E6 2-3			3	0	0	0	0	0	1
Gregg Zaun, S (1, 2) OBP: 0.256, SLG: 0.295		B B F F C 2-3 ③ K			F B X 1-1 ③ F8		C X 0-1 ③ F8			3	0	0	0	0	1	2
Craig Counsell, L (1, 4) OBP: 0.357, SLG: 0.346			B C F B H 3-2 G6-3 HBP			C B F F F F B F F 2-2 ① F F X P4		B C B B C X 3-2 ① F9		2	0	0	0	0	0	0
Livan Hernandez, R (1, 1) OBP: 0.160, SLG: 0.180 Ryan Jackson, L (8, PH) OBP: 0.281, SLG: 0.345 Rob Stanifer, R (9, 1)			L 1 SAFE X 0-1 ①② G6-3 1-2f			F X 0-1 ② G6-3		B X 1-0 G4-6-3 1B		2 1 0	0 0 0	0 1 0	0 0 0	0 0 0	0 0 0	1 0 0
Inning Stats	R: 1 H: 1 E: 1 LOB: 0 K: 0 BB: 0 S: 6 P: 9	R: 0 H: 0 E: 0 LOB: 0 K: 2 BB: 0 S: 9 P: 11	R: 0 H: 0 E: 0 LOB: 0 K: 0 BB: 0 S: 7 P: 12	R: 0 H: 1 E: 0 LOB: 0 K: 2 BB: 0 S: 9 P: 14	R: 0 H: 0 E: 0 LOB: 0 K: 0 BB: 0 S: 5 P: 7	R: 0 H: 1 E: 0 LOB: 1 K: 0 BB: 0 S: 15 P: 17	R: 0 H: 1 E: 2 LOB: 2 K: 0 BB: 0 S: 9 P: 11	R: 0 H: 1 E: 0 LOB: 0 K: 0 BB: 0 S: 6 P: 10	R: 0 H: 0 E: 0 LOB: 0 K: 1 BB: 0 S: 8 P: 13	1B: 4 SF: 1 2B: 1 SAC: 1 3B: 0 DP: 2 HR: 0 HBP: 1						WP: 0 PA: 32 PB: 0 SB: 0 CS: 1	

livebaseballscorecards.com

AB	28
R	1
H	5
RBI	1
BB	0
SO	5
LOB	8

PITCHER		IP	WLS	BF	H	R	ER	SO	BB	IBB	HBP	BLK	WP	HR	S	P	ERA	WHIP
Dustin Hermanson, R ERA: 3.18	(1, 1)	8.0	W	28	5	1	0	4	0	0	1	0	0	0	66	91	0.00	0.625
Ugueth Urbina, R ERA: 1.28	(9, 1)	1.0	S	3	0	0	0	1	0	0	0	0	0	0	8	13	0.00	0.000

PITCHER		IP	WLS	BF	H	R	ER	SO	BB	IBB	HBP	BLK	WP	HR	S	P	ERA	WHIP

Montreal Expos @ Florida Marlins

Pro Player Stadium, Miami, FL

Wed Jul 15 1998, 7:05 PM EDT

Att. 15,672 - Cloudy - 82 F

livebaseballscorecards.com

TOP

Batter	1	2	3	4	5	6	7	8	9	AB	R	H	RBI	BB	SO	LOB
Orlando Cabrera, R (1, 4) (7, 6) OBP: 0.451, SLG: 0.551	0-0 G6-3		3-1 G4-3	0-0 G4-3		1-0 SH3-4 1-2		0-1 S, 2B, 1B		4	1	1	0	0	0	2
F.P. Santangelo, S (1, 7) OBP: 0.343, SLG: 0.324	2-1 F8		2-0 P5		1-1 G4-3	0-2 E6, 1B 2-3		0-3 K 1-2		1	0	0	0	0	0	0
Robert Perez, R (3, PH) (3, 7) OBP: 0.239, SLG: 0.363										4	0	0	0	0	1	2
Da Rond Stovall, S (8, 7) OBP: 0.284, SLG: 0.368										0	0	0	0	0	0	0
Vladimir Guerrero, R (1, 9) OBP: 0.346, SLG: 0.529	1-0 CS, 1B			4-0 BB, 2B, BB	1-0 HR	1-3 K		0-1 P3		4	2	2	1	1	1	3
Rondell White, R (1, 8) OBP: 0.366, SLG: 0.528	0-2 CS 1-2	0-1 1B, 1B, 1B		4-2 2B 1-2 BB	0-1 2B	2-1 1 SAFE 1-2 3-H		1-0 2-H 2B		4	3	4	2	1	0	0
Shane Andrews, R (1, 5) OBP: 0.318, SLG: 0.452		0-0 WP, 1B 1-2 1B		3-3 K	1-2 2-H 2B	3-3 K		1-3 K		5	1	2	1	0	3	5
Mark Grudzielanek, R (1, 6) OBP: 0.307, SLG: 0.340		3-2 F9		2-1 1-H 2-H 2B	1-0 CS 2-H 2B		1-2 1B		1-3 K	4	1	3	3	0	0	2
Mike Hubbard, R (7, 4) OBP: 0.149, SLG: 0.217										1	0	0	0	0	1	0
Chris Widger, R (1, 2) OBP: 0.281, SLG: 0.375	1-0 G4-6-3 1-2 2-H 1B		4-2 2B BB		3-1 2-3 1B		2-3 K		0-0 L7	4	0	2	1	1	1	1
Ryan McGuire, L (1, 3) OBP: 0.313, SLG: 0.293	3-2 G4-6-3 1-2f 2-3			2-1 1-3 2-H 2B	2-2 F7		0-3 K		2-3 K	5	0	1	1	0	2	4
Carlos Perez, L (1, 1) OBP: 0.217, SLG: 0.311			1-2 G5-3	2-3 K		0-1 E, SH3-4, 1B		3-3 K		4	1	1	0	0	2	3
Anthony Telford, R (7, 1)										0	0	0	0	0	0	0
Steve Kline, S (7, 1)										0	0	0	0	0	0	0
Miguel Batista, R (9, 1)										0	0	0	0	0	0	0

	AB	40
	R	9
	H	16
	RBI	9
	BB	3
	SO	11
	LOB	22

Inning Stats	1	2	3	4	5	6	7	8	9
	R: 0 H: 1 E: 0 LOB: 0 K: 0 BB: 0 S: 6 P: 9	R: 1 H: 3 E: 0 LOB: 1 K: 0 BB: 0 S: 16 P: 23	R: 0 H: 0 E: 0 LOB: 0 K: 0 BB: 0 S: 6 P: 12	R: 3 H: 2 E: 0 LOB: 2 K: 2 BB: 3 S: 17 P: 38	R: 3 H: 5 E: 0 LOB: 1 K: 0 BB: 0 S: 14 P: 23	R: 1 H: 2 E: 1 LOB: 2 K: 2 BB: 0 S: 14 P: 21	R: 0 H: 1 E: 0 LOB: 1 K: 3 BB: 0 S: 13 P: 19	R: 1 H: 2 E: 0 LOB: 1 K: 2 BB: 0 S: 12 P: 14	R: 0 H: 0 E: 0 LOB: 0 K: 2 BB: 0 S: 10 P: 13

	1B: 9	SF: 0	WP: 1	PA: 45
	2B: 6	SAC: 1	PB: 0	
	3B: 0	DP: 1	SB: 1	
	HR: 1	HBP: 0	CS: 2	

PITCHER		IP	WLS	BF	H	R	ER	SO	BB	IBB	HBP	BLK	WP	HR	S	P	ERA	WHIP
Jesus Sanchez, L ERA: 4.42	(1, 1)	3.0		13	4	3	3	0	2	0	0	0	1	0	32	56	9.00	2.000
Brian Edmondson, R ERA: 3.46	(4, 1)	1.1	L	10	5	4	4	2	1	0	0	0	0	1	21	37	27.00	4.500
Rob Stanifer, R ERA: 5.4	(5, 1)	1.1		8	4	1	0	1	0	0	0	0	0	0	17	27	0.00	3.000
Matt Mantei, R ERA: 2.08	(6, 1)	1.1		5	1	0	0	4	0	0	0	0	0	0	16	25	0.00	0.750
Kirt Ojala, L ERA: 3.3	(8, 1)	1.0		5	2	1	1	2	0	0	0	0	0	0	12	14	9.00	2.000

PITCHER		IP	WLS	BF	H	R	ER	SO	BB	IBB	HBP	BLK	WP	HR	S	P	ERA	WHIP
Felix Heredia, L ERA: 6.14	(9, 1)	1.0		3	0	0	0	2	0	0	0	0	0	0	10	13	0.00	0.000

Batter	1	2	3	4	5	6	7	8	9	AB	R	H	RBI	BB	SO	LOB
John Cangelosi, S (1, 8) OBP: 0.345, SLG: 0.266	C C B X 1-2 FC1-5 BB 1B		B C B B C X 3-2 ① G6-3	B F X 1-1 ③ G6-3			F X 0-1 ② F7	S C B F B X 2-2 ③ F7		5	0	1	0	0	0	4
Edgar Renteria, R (1, 6) OBP: 0.372, SLG: 0.360	B B B B 4-0 S FC1-5 1-2 2B BB		B F X 1-1 1B 1B 1B		C S F F B F S 1-3 ① K2-3		X 0-0 2B 1-2 1B		S B B B X 2-1 ① L3	4	2	2	0	1	1	0
Mark Kotsay, L (1, 9) OBP: 0.330, SLG: 0.407	X 0-0 ① FC1-5 S 1-2 2-3f 2B		X 0-0 1B 1-3 E 1B		X 0-0 E4 G4-3		X 0-0 1-3 2-H 2B		C B B B X 3-1 ② G6-3	5	2	2	1	0	0	2
Todd Zeile, R (1, 5) OBP: 0.336, SLG: 0.414	C F X 0-2 ② P3 1-2 2-3		1 SAFE F 1 SAFE 1 SAFE X 0-1 E7 1-H 3-H 1B		B C F X 1-2 ②③ G4-3 1-2f		B B B C B 4-1 BB		X 0-0 ③ G6-3	4	0	1	1	1	0	3
Cliff Floyd, L (1, 7) OBP: 0.345, SLG: 0.481	C B B F X 2-2 2-H 3-H 2B		X 0-0 ② P3			X 0-0 ① P5	X 0-0 ③ F8			4	0	1	2	0	0	4
Derrek Lee, R (1, 3) OBP: 0.308, SLG: 0.396	B B B C F X 3-2 ③ F7		X 0-0 ③ F9			B C B B X 3-1 ② P3		B F B B X 3-1 ① G5-3		4	0	0	0	0	0	2
Craig Counsell, L (1, 4) OBP: 0.353, SLG: 0.341		C X 0-1 ① F9		B F X 1-1 ① G6-3		C B B B X 3-1 ③ G3		B C S S 1-3 ② K		4	0	0	0	0	1	0
Mike Redmond, R (1, 2) OBP: 0.435, SLG: 0.578		C C B B X 2-2 ② G6-3		F F F B F B X 2-2 SH1-4 1B			B C S S 1-3 ① K	X 0-0 1B 1B		4	0	2	0	0	1	0
Jesus Sanchez, L (1, 1) OBP: 0.107, SLG: 0.179 Brian Edmondson, R (4, 1) Rob Stanifer, R (5, 1) Matt Mantei, R (6, 1) John Wehner, R (7, PH) OBP: 0.138, SLG: 0.172 Kirt Ojala, L (8, 1) Dave Berg, R (8, PH) OBP: 0.365, SLG: 0.366 Felix Heredia, L (9, 1)		X 0-0 ③ P6		X 0-0 ② SH1-4 1-2			B X 1-0 1B 2B 1B	B X 1-0 1-3 1B		1 0 0 0 1 0 0 1 0	0 0 0 0 1 0 0 0 0	0 0 0 0 1 0 0 1 0	0 0 0 0 1 0 0 0 0	0 0 0 0 0 0 0 0 0	0 0 0 0 0 0 0 0 0	0 0 0 0 0 0 0 0 0
Inning Stats	R: 2 H: 2 E: 0 LOB: 1 K: 0 BB: 1 S: 13 P: 23	R: 0 H: 0 E: 0 LOB: 0 K: 0 BB: 0 S: 6 P: 8	R: 2 H: 3 E: 1 LOB: 1 K: 0 BB: 0 S: 10 P: 14	R: 0 H: 1 E: 0 LOB: 1 K: 0 BB: 0 S: 10 P: 14	R: 0 H: 0 E: 1 LOB: 0 K: 1 BB: 0 S: 10 P: 12	R: 0 H: 0 E: 0 LOB: 0 K: 0 BB: 0 S: 5 P: 11	R: 1 H: 3 E: 0 LOB: 3 K: 1 BB: 1 S: 10 P: 16	R: 0 H: 2 E: 0 LOB: 2 K: 1 BB: 0 S: 11 P: 18	R: 0 H: 0 E: 0 LOB: 0 K: 0 BB: 0 S: 5 P: 10	1B: 9 2B: 2 3B: 0 HR: 0	SF: 0 SAC: 1 DP: 1 HBP: 0					

PITCHER		IP	WLS	BF	H	R	ER	SO	BB	IBB	HBP	BLK	WP	HR	S	P	ERA	WHIP
Carlos Perez, L ERA: 3.86	(1, 1)	6.2	W	30	9	5	4	2	1	0	0	0	0	0	62	92	5.40	1.500
Anthony Telford, R ERA: 3.42	(7, 1)	0.0		1	0	0	0	0	1	0	0	0	0	0	1	5	∞	∞
Steve Kline, L ERA: 2.33	(7, 1)	1.1		6	2	0	0	1	0	0	0	0	0	0	12	19	0.00	1.500
Miguel Batista, R ERA: 3.89	(9, 1)	1.0		3	0	0	0	0	0	0	0	0	0	0	5	10	0.00	0.000

PITCHER	IP	WLS	BF	H	R	ER	SO	BB	IBB	HBP	BLK	WP	HR	S	P	ERA	WHIP

BOTTOM

Montreal Expos @ Florida Marlins

Pro Player Stadium, Miami, FL

Wed Jul 15 1998, 7:05 PM EDT

Att. 15,672 - Cloudy - 82 F

livebaseballscorecards.com

AB	37
R	5
H	11
RBI	4
BB	2
SO	3
LOB	15

WP: 0 PA: 40
PB: 0
SB: 2
CS: 0

Batter	1	2	3	4	5	6	7	8	9	AB	R	H	RBI	BB	SO	LOB
Tony Womack, L (1, 4) OBP: 0.309, SLG: 0.339	B B C F F F F X 2-2 HBP S SF7 1B	F F 1 SAFE B X 1-2 1-2 1B			B C X 1-1 ② F8		B X 1-0 G5-3 1-2 1B 1B	B X 1-0 ③ G4-3		5	2	3	0	0	0	2
Kevin Polcovich, R (1, 6) OBP: 0.271, SLG: 0.283	1 SAFE 1 SAFE B B B C B 4-1 HBP 1-2 BB	S F B B X 2-2 ③ G1-3			B F X 1-1 E3		X 0-0 ① G5-3 1-2 2-3		C B X 1-1 ① G5-3	4	0	0	0	1	0	4
Jose Guillen, R (1, 9) OBP: 0.311, SLG: 0.437	C X 0-1 ① F9	X 0-0 ① P8			B X 1-0 ③ F8		B C F B B X 3-2 ② G1-3		F X 0-1 ② G4-3	5	0	0	0	0	0	5
Kevin Young, R (1, 3) OBP: 0.333, SLG: 0.503	S B H 2-1 1-2 2-3 HBP	B F C F F B F X 2-2 ② F9				S B B F B X 3-2 HR	B B B X 3-0 2-H 3-H FC6-4 1B		C X 0-1 2B 2B	4	2	3	3	0	0	0
Turner Ward, S (1, 8) OBP: 0.326, SLG: 0.396	X 0-0 ② SF7 3-H	B B B C F X 3-2 ③ P9				X 0-0 ① L8	B B X 2-0 ③ FC6-4 1-2f		B B F B X 3-1 2-H 2B	4	0	1	2	0	0	1
Al Martin, L (1, 7) OBP: 0.292, SLG: 0.370	F C X 0-2 ③ F9			X 0-0 ① G3		C B X 1-1 E S 1B		B C S S 1-3 ① K	B S X 1-1 ③ G1-4-3	5	0	1	0	0	1	3
Aramis Ramirez, R (1, 5) OBP: 0.302, SLG: 0.347		C B F F C 1-3 ① K		C B B B B 4-1 CS BB		1 SAFE B B C B C C 3-3 ② K 1-3		C C F B F X 1-2 FC7-5 1B		3	0	1	0	1	2	1
Keith Osik, R (1, 2) OBP: 0.326, SLG: 0.237		B C C C H 2-2 1B HBP		1 SAFE B C B 1 SAFE B C F X 3-2 ② ③ G6-3 1-2		X 0-0 ③ F8		C X 0-1 FC7-5 1-2 1B		3	0	1	0	0	0	2
Jason Schmidt, R (1, 1) OBP: 0.081, SLG: 0.083 Elmer Dessens, R (5, 1) Steve Bieser, L (7, PH) OBP: 0.571, SLG: 0.600 Javier Martinez, R (7, 1) Mark Smith, R (8, PH) OBP: 0.258, SLG: 0.314 Jeff Tabaka, R (8, 1)		C X 0-1 ② B5			C S B C 1-3 ① K		B B B C F X 3-2 G5-3 1B 1B 1B	B S X 1-1 ② FC7-5 1-2 2-3f		2 0 1 0 1 0	0 0 1 0 0 0	0 0 1 0 0 0	0 0 0 0 0 0	0 0 0 0 0 0	1 0 0 0 0 0	1 0 1 0 2 0
Inning Stats	R: 1 E: 0 K: 0 S: 14 H: 1 LOB: 2 BB: 1 P: 22	R: 0 E: 0 K: 1 S: 14 H: 1 LOB: 2 BB: 0 P: 20	R: 0 E: 0 K: 0 S: 10 H: 0 LOB: 0 BB: 0 P: 15	R: 0 E: 0 K: 0 S: 6 H: 0 LOB: 0 BB: 1 P: 13	R: 0 E: 1 K: 1 S: 8 H: 0 LOB: 1 BB: 0 P: 12	R: 1 E: 1 K: 1 S: 10 H: 2 LOB: 1 BB: 0 P: 17	R: 2 E: 0 K: 0 S: 10 H: 3 LOB: 1 BB: 0 P: 22	R: 0 E: 0 K: 1 S: 13 H: 2 LOB: 2 BB: 0 P: 17	R: 1 E: 0 K: 0 S: 10 H: 2 LOB: 1 BB: 0 P: 15	1B: 8 2B: 2 3B: 0 HR: 1	SF: 1 SAC: 0 DP: 0 HBP: 2						

TOP

Pittsburgh Pirates @ Montreal Expos

Olympic Stadium, Montreal, QB

Thu Jul 16 1998, 7:05 PM EDT

Att. 8,558 - Cloudy - 68 F

livebaseballscorecards.com

AB	37
R	5
H	11
RBI	5
BB	2
SO	4
LOB	21

PITCHER		IP	WLS	BF	H	R	ER	SO	BB	IBB	HBP	BLK	WP	HR	S	P	ERA	WHIP
Carl Pavano, R ERA: 4.63	(1, 1)	5.2	W	25	4	2	2	3	2	0	2	0	0	1	61	98	3.18	1.059
Anthony Telford, R ERA: 3.71	(6, 1)	0.2		4	2	2	2	0	0	0	0	0	0	0	6	10	27.00	3.000
Miguel Batista, R ERA: 3.87	(7, 1)	0.1		2	1	0	0	0	0	0	0	0	0	0	4	10	0.00	3.000
Steve Kline, L ERA: 2.29	(7, 1)	0.2		4	2	0	0	1	0	0	0	0	0	0	11	15	0.00	3.000
Mike Maddux, R ERA: 6.43	(8, 1)	1.2	S	7	2	1	1	0	0	0	0	0	0	0	13	20	5.40	1.200

PITCHER	IP	WLS	BF	H	R	ER	SO	BB	IBB	HBP	BLK	WP	HR	S	P	ERA	WHIP

BOTTOM

Pittsburgh Pirates @ Montreal Expos

Olympic Stadium, Montreal, QB

Thu Jul 16 1998, 7:05 PM EDT

Att. 8,558 - Cloudy - 68 F

livebaseballscorecards.com

Batter	1	2	3	4	5	6	7	8	9	AB	R	H	RBI	BB	SO	LOB
Orlando Cabrera, R (1, 4) OBP: 0.429, SLG: 0.519	L6		F9		BB BB 1B 1-2 1B	K	K			5	1	1	0	0	2	3
Ryan McGuire, L (1, 7) OBP: 0.338, SLG: 0.314 (8, 3)	1B BB		HBP 1B		BB 1B BB 1-2 2-3	BB		1B 2B		2	1	2	0	3	0	0
Vladimir Guerrero, R (1, 9) OBP: 0.350, SLG: 0.529	G4-6-3 1B 1-3		HBP 1-2		L3	K		G2-3 E 1B 2-H		4	1	2	0	0	1	4
Rondell White, R (1, 8) OBP: 0.370, SLG: 0.524	G4-6-3 1-2f		F8		1B HR BB 1-2 2-3 3-H		FC6-4 BB	G2-3 E IBB		2	2	0	1	3	0	4
Brad Fullmer, L (1, 3) OBP: 0.333, SLG: 0.463 Da Rond Stovall, S (7, PR) OBP: 0.280, SLG: 0.362 (8, 7)		P5		P7	HR 1B 1-3 2-H 3-H		FC6-4 1B 1-2f S	G2-3 1-2 2-3		4	1	1	2	0	0	1
										1	1	0	0	0	0	2
Mark Grudzielanek, R (1, 6) OBP: 0.309, SLG: 0.350	1B		P6		HR 1-H 3-H		E1 1B 1-2 1B	E1 2-H 3-H		5	2	2	3	0	0	1
Shane Andrews, R (1, 5) OBP: 0.319, SLG: 0.451	K		G6-3		FC6-4 1B 2-2		SH2-4 1B 1-2 2-H	P4		5	0	2	1	0	1	2
Chris Widger, R (1, 2) OBP: 0.284, SLG: 0.377	K				BB 1B BB 1B FC6-4 1-2f		SH2-4 1B 1-2 2-H			4	1	2	1	0	1	2
Carl Pavano, R (1, 1) OBP: 0.067, SLG: 0.067		G6-3			K	G1-3	SH2-4 1-2 2-3			2	0	0	0	0	1	1
Anthony Telford, R (6, 1)										1	0	0	0	0	0	0
Miguel Batista, R (7, 1)										0	0	0	0	0	0	0
Steve Kline, S (7, 1)										0	0	0	0	0	0	0
Mike Maddux, L (8, 1)										0	0	0	0	0	0	0
Inning Stats	R: 0 E: 0 K: 0 S: 9 H: 1 LOB: 1 BB: 1 P: 17	R: 0 E: 0 K: 2 S: 9 H: 1 LOB: 1 BB: 0 P: 14	R: 0 E: 0 K: 0 S: 7 H: 1 LOB: 2 BB: 0 P: 14	R: 0 E: 0 K: 0 S: 6 H: 0 LOB: 0 BB: 0 P: 11	R: 6 E: 0 K: 1 S: 16 H: 5 LOB: 1 BB: 2 P: 29	R: 0 E: 0 K: 2 S: 12 H: 0 LOB: 1 BB: 1 P: 20	R: 2 E: 1 K: 1 S: 16 H: 2 LOB: 3 BB: 1 P: 29	R: 2 E: 1 K: 0 S: 11 H: 2 LOB: 1 BB: 1 P: 19		1B: 10 2B: 1 3B: 0 HR: 1 SF: 0 SAC: 1 DP: 1 HBP: 1						

AB	35
R	10
H	12
RBI	8
BB	6
SO	6
LOB	20

WP: 0 PA: 43
PB: 0
SB: 1
CS: 0

PITCHER		IP	WLS	BF	H	R	ER	SO	BB	IBB	HBP	BLK	WP	HR	S	P	ERA	WHIP
Jason Schmidt, R ERA: 4.16	(1, 1)	4.2	L	24	7	6	6	3	3	0	1	0	0	1	42	78	11.57	2.143
Elmer Dessens, R ERA: 3.86	(5, 1)	1.1		6	1	0	0	2	1	0	0	0	0	0	17	27	0.00	1.500
Javier Martinez, R ERA: 5.92	(7, 1)	1.0		7	2	2	1	1	1	0	0	0	0	0	16	29	9.00	3.000
Jeff Tabaka, L ERA: 3.16	(8, 1)	1.0		6	2	2	0	0	0	1	0	0	0	0	11	19	0.00	2.000

PITCHER	IP	WLS	BF	H	R	ER	SO	BB	IBB	HBP	BLK	WP	HR	S	P	ERA	WHIP

Batter	1	2	3	4	5	6	7	8	9	AB	R	H	RBI	BB	SO	LOB
Tony Womack, L (1, 4) OBP: 0.308, SLG: 0.338	F C F X 0-2 SH1-3 18 1B 1B 1B	F F S 0-3 K ③	C B F S 1-3 K ③	C X 0-1 G6-3 ② 1-2 3-H	X 0-0 G4-1 ②	5	1	1	1	0	2	4
18 Jason Kendall, R (1, 2) OBP: 0.409, SLG: 0.451	B 1 SAFE B F B X 3-1 SH1-3 1-2 1B 1B	B C B B F X 3-2 G6-3 ①	C C S 0-3 K ①	B X 1-0 G5-3 ③	C X 0-1 HBP 1B 1B	5	1	2	0	0	1	2
Turner Ward, S (1, 8) OBP: 0.325, SLG: 0.393 (8, 7)	C X 0-1 SH1-3 ① 1-2 2-3	B X 1-0 F8 ②	C C F B B F X 1-2 G1-3 ②	C S B F S 1-3 K ①	1 SAFE C X 0-1 HBP 1-2 1B	4	0	1	0	0	1	0
Kevin Young, R (1, 3) OBP: 0.334, SLG: 0.499	F S F S 0-3 K ②	B B C B B 4-1 S BB	F C S 0-3 K ③	B B B F X 3-1 P2 ②	H 1-0 FC6 1-2 2-3 HBP	3	0	0	0	1	2	2
Mark Smith, R (1, 9) OBP: 0.265, SLG: 0.330	B B X 2-0 S 2-H 3-H 1B	B B B S F X 3-2 F9 ③ 1-2	B C B X 2-1 F9 1B 2B	C F B X 1-2 P6 ③	C F X 0-2 FC6 ③ 1-2f	5	1	2	2	0	0	4
Al Martin, L (1, 7) OBP: 0.292, SLG: 0.368 Manny Martinez, R (8, 8) OBP: 0.329, SLG: 0.513	B F S B C 2-3 K ③ 1-2	X 0-0 SH3-4 1B 1B	B B S X 2-1 F9 ① 2-3	C B X 1-1 F8 ①	4 0	0 0	1 0	0 0	0 0	1 0	2 0
Aramis Ramirez, R (1, 5) OBP: 0.303, SLG: 0.342 Kevin Polcovich, R (6, PR) OBP: 0.269, SLG: 0.281 (6, 5)	B F C B B S 3-3 K ①	B B B C X 3-1 L7 ①	S B B B H 3-1 1B 1B HBP	F S C 0-3 K ②	2 1	0 1	0 1	0 0	0 0	1 1	1 0
Lou Collier, R (1, 6) OBP: 0.308, SLG: 0.373	C S X 0-2 SH1-4 1B	1 SAFE B 1 SAFE C B B F X 3-2 SH3-4 1-2 1B	F B 1 SAFE F B F X 2-2 1B S G6-3 1-3 3-H 1B	B T S T F X 1-2 G3 ③	4	1	3	1	0	0	0
Mike Williams, R (1, 1) Steve Bieser, L (6, PH) OBP: 0.625, SLG: 0.667 Elmer Dessens, R (6, 1) Jason Christiansen, R (6, 1)	B S B L X 2-2 SH1-4 ② 1-2	B L X 1-1 SH3-4 ② 1-2 2-3	L B C B X 2-2 G6-3 1-3 3-H 1B	B S B S X 2-2 P4 ①	0 1 0 1	0 0 0 0	0 1 0 0	0 0 0 0	0 0 0 0	0 0 0 0	0 0 0 0
Inning Stats	R: 2 E: 0 K: 2 S: 16 H: 3 LOB: 1 BB: 0 P: 23	R: 0 E: 0 K: 2 S: 12 H: 1 LOB: 1 BB: 0 P: 17	R: 0 E: 0 K: 0 S: 8 H: 0 LOB: 1 BB: 1 P: 19	R: 0 E: 0 K: 1 S: 11 H: 2 LOB: 2 BB: 0 P: 19	R: 0 E: 0 K: 2 S: 11 H: 0 LOB: 0 BB: 0 P: 12	R: 3 E: 0 K: 0 S: 15 H: 3 LOB: 2 BB: 0 P: 27	R: 0 E: 0 K: 1 S: 9 H: 0 LOB: 0 BB: 0 P: 14	R: 0 E: 0 K: 1 S: 9 H: 0 LOB: 0 BB: 0 P: 11	R: 0 E: 0 K: 0 S: 11 H: 2 LOB: 3 BB: 0 P: 14	1B: 10 2B: 1 3B: 0 HR: 0 SF: 0 SAC: 3 DP: 0 HBP: 2						

PITCHER		IP	WLS	BF	H	R	ER	SO	BB	IBB	HBP	BLK	WP	HR	S	P	ERA	WHIP
Javier Vazquez, R ERA: 5.68	(1, 1)	5.1	L	25	7	4	4	7	1	0	1	0	0	0	63	102	6.75	1.500
Shayne Bennett, R ERA: 5.04	(6, 1)	1.2		7	2	1	1	1	0	0	0	0	0	0	19	29	5.40	1.200
Anthony Telford, R ERA: 3.58	(8, 1)	2.0		9	2	0	0	1	0	0	1	0	0	0	20	25	0.00	1.000

PITCHER	IP	WLS	BF	H	R	ER	SO	BB	IBB	HBP	BLK	WP	HR	S	P	ERA	WHIP

TOP

Pittsburgh Pirates @ Montreal Expos

Olympic Stadium, Montreal, QB

Fri Jul 17 1998, 7:05 PM EDT

Att. 9,380 - Cloudy - 82 F

livebaseballscorecards.com

AB	35
R	5
H	11
RBI	5
BB	1
SO	9
LOB	15

WP: 0 PB: 0 SB: 3 CS: 0 PA: 41

BOTTOM

Batter	1	2	3	4	5	6	7	8	9	AB	R	H	RBI	BB	SO	LOB
Orlando Cabrera, R (1, 4) OBP: 0.400, SLG: 0.483	C S C 0-3 ① K	X 0-0 ③ F7			B B X 2-0 ① FC1-6-5 CS 2-3			C X 0-1 ① G6-3		4	0	0	0	0	1	1
Ryan McGuire, L (1, 7) OBP: 0.343, SLG: 0.320	B B C B C X 3-2 2B FC1-2 1B		C S F B B B X 3-2 ① G1-3		1 SAFE 1 SAFE B S F X 1-2 ② ③ G1-3 1-2			B X 1-0 FC5-4 1B		4	0	2	0	0	0	1
Vladimir Guerrero, R (1, 9) OBP: 0.354, SLG: 0.534	X 0-0 1-3 1B 2B		B B S F X 2-2 1B			B C X 1-1 G4-6-3 1B 1B		F B X 1-1 ② FC5-4 1-2f		4	1	3	0	0	0	1
Rondell White, R (1, 8) OBP: 0.368, SLG: 0.521	C B S X 1-2 ② FC1-2 BB 1B 3-H		C S B 1 SAFE 1 SAFE S 1-3 ② K			B S C X 1-2 G4-6-3 1B 1-2		X 0-0 ③ G1-3		4	0	1	0	0	1	4
Brad Fullmer, L (1, 3) OBP: 0.332, SLG: 0.460	X 0-0 BB 1B 1-2 2-H		B 1 SAFE B X 2-0 ③ G3			F S X 0-2 ① ② G4-6-3 1-2f 2-3			F F S 0-3 ① K	4	0	1	1	0	1	3
Mark Grudzielanek, R (1, 6) OBP: 0.308, SLG: 0.347	B B B B C B 4-1 1-2 2-3 BB			F S X 0-2 ① G4-3		B C F F B X 2-2 ③ G4-3			X 0-0 ② F9	3	0	0	0	1	0	1
Shane Andrews, R (1, 5) OBP: 0.315, SLG: 0.445	B C B S B F C 3-3 ③ K			S S B S 1-3 ② K			S S S 0-3 ① K		F S X 0-2 ③ P3	4	0	0	0	0	3	3
Chris Widger, R (1, 2) OBP: 0.281, SLG: 0.373		F S X 0-2 ① G1-3		X 0-0 ③ G5-3			F F B F F S 1-3 ② K			3	0	0	0	0	1	0
Javier Vazquez, R (1, 1) OBP: 0.273, SLG: 0.313		B C C X 1-2 ② G5-3			C X 0-1 FC1-6-3 2B		B F S F F F X 1-2 ③ F9			2	0	1	0	0	0	0
Shayne Bennett, R (6, 1)										0	0	0	0	0	0	0
Ray Holbert, R (7, PH) OBP: 0.211, SLG: 0.125										1	0	0	0	0	0	0
Anthony Telford, R (8, 1)										0	0	0	0	0	0	0
Inning Stats	R: 1 E: 0 K: 2 S: 16 H: 3 LOB: 3 BB: 1 P: 27	R: 0 E: 0 K: 0 S: 7 H: 0 LOB: 0 BB: 0 P: 8	R: 0 E: 0 K: 1 S: 11 H: 1 LOB: 1 BB: 0 P: 19	R: 0 E: 0 K: 1 S: 7 H: 0 LOB: 0 BB: 0 P: 8	R: 0 E: 0 K: 0 S: 6 H: 1 LOB: 0 BB: 0 P: 9	R: 0 E: 0 K: 0 S: 12 H: 2 LOB: 1 BB: 0 P: 16	R: 0 E: 0 K: 2 S: 15 H: 0 LOB: 0 BB: 0 P: 17	R: 0 E: 0 K: 0 S: 6 H: 1 LOB: 1 BB: 0 P: 8	R: 0 E: 0 K: 1 S: 7 H: 0 LOB: 0 BB: 0 P: 7							

PITCHER		IP	WLS	BF	H	R	ER	SO	BB	IBB	HBP	BLK	WP	HR	S	P	ERA	WHIP
Mike Williams, R ERA: 2.11	(1, 1)	5.0	W	20	5	1	1	4	1	0	0	0	0	0	47	71	1.80	1.200
Elmer Dessens, R ERA: 3.86	(6, 1)	0.0		2	2	0	0	0	0	0	0	0	0	0	5	7	∞	∞
Jason Christiansen, L ERA: 1.65	(6, 1)	4.0	S	12	1	0	0	3	0	0	0	0	0	0	35	41	0.00	0.250

PITCHER	IP	WLS	BF	H	R	ER	SO	BB	IBB	HBP	BLK	WP	HR	S	P	ERA	WHIP

Pittsburgh Pirates @ Montreal Expos

Olympic Stadium, Montreal, QB

Fri Jul 17 1998, 7:05 PM EDT

Att. 9,380 - Cloudy - 82 F

livebaseballscorecards.com

AB	33
R	1
H	8
RBI	1
BB	1
SO	7
LOB	14

1B: 6	SF: 0	WP: 0	PA: 34
2B: 2	SAC: 0	PB: 0	
3B: 0	DP: 1	SB: 0	
HR: 0	HBP: 0	CS: 1	

Batter	1	2	3	4	5	6	7	8	9	AB	R	H	RBI	BB	SO	LOB
Tony Womack, L (1, 4) OBP: 0.309, SLG: 0.337	C B X 1-1 18 2B 1B	C F C 0-3 ② K		B F F B B B F X 3-2 ③ F8			B B B C C B 4-2 FC3-6 BB		B C F B F X 2-2 ② P4	4	0	1	0	1	1	0
18 Jason Kendall, R (1, 2) OBP: 0.412, SLG: 0.456	1 SAFE 1 SAFE C X 0-1 ① 1-2 HR 2B	B C T F X 1-2 ③ G5-3			C B F F B B X 3-2 2B FC1 1B		1 SAFE 1 SAFE 1 SAFE C 1 SAFE P 1 SAFE 1 SAFE P 3-2 ① B S X F9		F B B X 2-1 1B 1B	5	1	3	0	0	0	1
Turner Ward, S (1, 8) (9, 7) OBP: 0.332, SLG: 0.422	F B X 1-1 2-H HR		B X 1-0 ① F8		B F B 1 SAFE 1 SAFE X 2-1 S 1-3 2B		1 SAFE X 0-0 ② 1-2f FC3-6		X 0-0 1-2 1B	5	1	3	2	0	0	1
Kevin Young, R (1, 3) OBP: 0.333, SLG: 0.503	X 0-0 HR		F B X 1-1 ② G5-3		C X 0-1 ① FC1 S 3-H		B 1 SAFE C B 1 SAFE 1 SAFE X 2-1 ③ G3-1		S B X 1-1 ③ F8	5	1	1	1	0	0	5
Mark Smith, R (1, 7) OBP: 0.283, SLG: 0.333 Manny Martinez, R (9, 8) OBP: 0.329, SLG: 0.513	C X 0-1 G6-3 1B 1B		C F B B B F F B 4-2 1B BB		X 0-0 ② P3			B B C F B H 4-2 E S SF7 HBP		2 0	2 0	1 0	0 0	1 0	0 0	2 0
Jose Guillen, R (1, 9) OBP: 0.310, SLG: 0.435	B F S X 1-2 G6-3 1-2 ②		X 0-0 1-2 1B		B C X 1-1 ③ G1-3 1-2 2-3			C X 0-1 ① L6		4	0	1	0	0	0	4
Aramis Ramirez, R (1, 5) OBP: 0.302, SLG: 0.342	B C B B S F X 3-2 2-H 1B	B C B F B F S 3-3 ③ K			C X 0-1 ① G1-3			1 SAFE 1 SAFE 1 SAFE S F F X 0-2 ② 1-H SF7		3	0	1	2	0	1	2
Lou Collier, R (1, 6) OBP: 0.303, SLG: 0.365	X 0-0 ③ P3			X 0-0 ① F8		B F X 1-1 ② G4-3		C F F X 0-2 ③ G6-3		4	0	0	0	0	0	1
Jon Lieber, L (1, 1) OBP: 0.256, SLG: 0.222		X 0-0 ① F8		C X 0-1 ② F8		X 0-0 ③ G6-3			X 0-0 ① F8	4	0	0	0	0	0	0
Inning Stats	R: 4 H: 6 E: 1 LOB: 1 K: 0 BB: 0 S: 17 P: 23	R: 0 H: 0 E: 0 LOB: 0 K: 1 BB: 0 S: 8 P: 9	R: 0 H: 1 E: 0 LOB: 2 K: 1 BB: 1 S: 12 P: 21	R: 0 H: 0 E: 0 LOB: 0 K: 0 BB: 0 S: 7 P: 10	R: 0 H: 2 E: 0 LOB: 2 K: 0 BB: 0 S: 11 P: 17	R: 0 H: 0 E: 0 LOB: 0 K: 0 BB: 0 S: 5 P: 6	R: 0 H: 0 E: 0 LOB: 1 K: 0 BB: 1 S: 10 P: 17	R: 1 H: 0 E: 0 LOB: 0 K: 0 BB: 0 S: 12 P: 16	R: 0 H: 2 E: 0 LOB: 2 K: 0 BB: 0 S: 10 P: 15	1B: 7 SF: 1 2B: 2 SAC: 0 3B: 0 DP: 0 HR: 2 HBP: 1						

TOP

Pittsburgh Pirates @ Montreal Expos

Olympic Stadium, Montreal, QB

Sat Jul 18 1998, 7:05 PM EDT

Att. 11,499 - Unknown - 82 F

livebaseballscorecards.com

AB	36
R	5
H	11
RBI	5
BB	2
SO	2
LOB	16

PITCHER		IP	WLS	BF	H	R	ER	SO	BB	IBB	HBP	BLK	WP	HR	S	P	ERA	WHIP
Shawn Boskie, R ERA: 9.17	(1, 1)	0.2	L	7	6	4	4	0	0	0	0	0	0	2	16	22	54.00	9.000
Shayne Bennett, R ERA: 4.76	(1, 1)	3.1		12	1	0	0	2	1	0	0	0	0	0	28	41	0.00	0.600
Miguel Batista, R ERA: 3.73	(5, 1)	3.0		12	2	0	0	0	1	0	0	0	0	0	26	40	0.00	1.000
Mike Maddux, R ERA: 5.87	(8, 1)	2.0		9	2	1	0	0	0	0	1	0	0	0	22	31	0.00	1.000

PITCHER	IP	WLS	BF	H	R	ER	SO	BB	IBB	HBP	BLK	WP	HR	S	P	ERA	WHIP

Batter	1	2	3	4	5	6	7	8	9	AB	R	H	RBI	BB	SO	LOB
Da Rond Stovall, S (1, 7) OBP: 0.278, SLG: 0.356	C B X 1-1 FC4-6 1B	X 0-0 ③ P5			F B X 1-1 ③ G1-3			X 0-0 ③ G3		4	0	1	0	0	0	0
Orlando Cabrera, R (1, 4) OBP: 0.375, SLG: 0.452	C S B 1 SAFE X 1-2 ① FC4-6 1B 1B 1-2f		C X 0-1 ① L6			C X 0-1 ① P6			B F B X 2-1 ① G6-3	4	1	0	0	0	0	1
Vladimir Guerrero, R (1, 9) OBP: 0.353, SLG: 0.531	B F C X 1-2 1B 1B 1-2 1B		B C F X 1-2 ② P4			X 0-0 ② G6-3			F X 0-1 ② F8	4	1	1	0	0	0	0
Rondell White, R (1, 8) OBP: 0.365, SLG: 0.515	C B B S B S 3-3 ② K		C F F B X 1-2 ③ G6-3			B X 1-0 ③ G6-3			C X 0-1 ③ G6-3	4	0	0	0	0	1	2
Brad Fullmer, L (1, 3) OBP: 0.332, SLG: 0.459 Mike Maddux, L (8, 1)	X 0-0 1B 1B 1-2 2-H			C X 0-1 ① G4-3			B F X 1-1 ① G4-3			3 0	0 0	1 0	1 0	0 0	0 0	0 0
Mark Grudzielanek, R (1, 6) OBP: 0.308, SLG: 0.346	X 0-0 FC6-4 1B 1-2 2-H			F X 0-1 ② P9			S C B S 1-3 ② K			3	0	1	1	0	1	0
Mike Hubbard, R (1, 2) OBP: 0.140, SLG: 0.204	S B X 1-1 ③ FC6-4 1-2f			B C X 1-1 ③ G6-3			C B B F S 2-3 ③ K			3	0	0	0	0	1	2
Shane Andrews, R (1, 5) OBP: 0.315, SLG: 0.444		B C X 1-1 ① F8			B B X 2-0 ① G5-3			X 0-0 G3-6 1B		3	0	1	0	0	0	0
Shawn Boskie, R (1, 1) Shayne Bennett, R (1, 1) Miguel Batista, R (5, 1) Ryan McGuire, L (8, 3) OBP: 0.340, SLG: 0.317		C S B F C 1-3 ② K			B F S X 1-2 ② G6-3			B S B X 2-1 ①② G3-6 1-2f		0 1 1 1	0 0 0 0	0 0 0 0	0 0 0 0	0 1 0 0	0 0 0 0	0 0 0 1
Inning Stats	R: 2 E: 0 K: 1 S: 15 H: 4 LOB: 2 BB: 0 P: 22	R: 0 E: 0 K: 1 S: 7 H: 0 LOB: 0 BB: 0 P: 9	R: 0 E: 0 K: 0 S: 9 H: 0 LOB: 0 BB: 0 P: 11	R: 0 E: 0 K: 0 S: 6 H: 0 LOB: 0 BB: 0 P: 7	R: 0 E: 0 K: 0 S: 6 H: 0 LOB: 0 BB: 0 P: 10	R: 0 E: 0 K: 0 S: 4 H: 0 LOB: 0 BB: 0 P: 5	R: 0 E: 0 K: 2 S: 8 H: 0 LOB: 0 BB: 0 P: 12	R: 0 E: 0 K: 0 S: 4 H: 1 LOB: 0 BB: 0 P: 6	R: 0 E: 0 K: 0 S: 6 H: 0 LOB: 0 BB: 0 P: 8	1B: 5 2B: 0 3B: 0 HR: 0 SF: 0 SAC: 0 DP: 1 HBP: 0						

PITCHER	IP	WLS	BF	H	R	ER	SO	BB	IBB	HBP	BLK	WP	HR	S	P	ERA	WHIP
Jon Lieber, R (1, 1) ERA: 3.53	9.0	W	31	5	2	2	4	0	0	0	0	0	0	65	90	2.00	0.556

PITCHER	IP	WLS	BF	H	R	ER	SO	BB	IBB	HBP	BLK	WP	HR	S	P	ERA	WHIP

BOTTOM

Pittsburgh Pirates @ Montreal Expos

Olympic Stadium, Montreal, QB

Sat Jul 18 1998, 7:05 PM EDT

Att. 11,499 - Unknown - 82 F

livebaseballscorecards.com

AB	31
R	2
H	5
RBI	2
BB	0
SO	4
LOB	6

Batter	1	2	3	4	5	6	7	8	9	AB	R	H	RBI	BB	SO	LOB
Tony Womack, L (1, 4) OBP: 0.314, SLG: 0.343	B B B B 4-0 SH1-4 18 S BB		B X 1-0 ① P5	F B B F F F X 2-2 18 FC5-4 1-2 1B		B S S B F X 2-2 18 2B 1B		F B X 1-1 E8 G6-3 2B		4	2	3	0	1	0	1
18 Jason Kendall, R (1, 2) OBP: 0.414, SLG: 0.459	B B B B 4-0 SH1-4 1-2 BB		X 0-0 1B 1B 1B 1-2 1B	B X 1-0 ② FC5-4 1-2f 2-3		B X 1-0 S S 1-H 2B		B B S S X 2-2 ① P6		4	2	2	1	1	0	3
Turner Ward, S (1, 8) OBP: 0.330, SLG: 0.415	B F X 1-1 ① SH1-4 1-2 2-3		B B X 2-0 ② F8	C S B X 1-2 ③ G3		2 SAFE B C B C F S 2-3 ② K 2-3		B B B B 4-0 G6-3 BB		3	0	0	0	1	1	5
Kevin Young, R (1, 3) OBP: 0.336, SLG: 0.503	F F S 0-3 ② K		F C B B X 2-2 1B 1B 1-2 2-H 1B		F B F B X 2-2 S G6-3 1B	B B S B B S F F B 4-2 S BB		B S B B S X 3-2 ② G6-3 1-2 3-H		4	1	2	2	1	1	3
Jose Guillen, R (1, 9) OBP: 0.309, SLG: 0.432	S B B X 2-1 ③ F9		X 0-0 1B 1-2 2-3 1B		F F B X 1-2 ① G6-3 1-2	B 1 SAFE B C X 2-1 ③ F7 1-2 3-H		C B X 1-1 ③ L9		5	0	1	0	0	0	5
Al Martin, L (1, 7) OBP: 0.296, SLG: 0.370		C S B B B C 3-3 ① K	S S B B X 2-2 1-2 2-H 3-H 1B		C B F 2 SAFE B B F B 4-2 BB		B C B S F X 2-2 ① P5		X 0-0 G6-3 1B	4	0	2	2	1	1	0
Keith Osik, R (1, 5) OBP: 0.314, SLG: 0.233		C B C F X 1-2 ② G4-3	C B F B X 2-2 ③ G6-3		C B F B B F C 2-3 ② K		B X 1-0 G3 1B		B 1 SAFE F F X 1-2 ① L6	5	0	1	0	0	1	5
Lou Collier, R (1, 6) OBP: 0.296, SLG: 0.357		F B S F F F S 1-3 ③ K		F F B F F X 1-2 ① G4-3	S B S S 1-3 ③ K 2-3		F B X 1-1 ② G3 1-2		F F F B X 1-2 ② ③ G6-3 1-2f	5	0	0	0	0	2	4
Chris Peters, L (1, 1) OBP: 0.231, SLG: 0.231 Rich Loiselle, R (8, 1)			S F X 0-2 18 1B 1B 1B	X 0-0 18 FC5-4 1B 1B		X 0-0 ① G4-3	C C X 0-2 ③ F8			4	1	2	0	0	0	1
										0	0	0	0	0	0	0
Inning Stats	R: 0 E: 0 K: 1 S: 7 H: 0 LOB: 2 BB: 2 P: 18	R: 0 E: 0 K: 2 S: 13 H: 0 LOB: 0 BB: 0 P: 18	R: 3 E: 0 K: 0 S: 16 H: 5 LOB: 2 BB: 0 P: 25	R: 0 E: 0 K: 0 S: 15 H: 2 LOB: 2 BB: 0 P: 20	R: 0 E: 0 K: 2 S: 16 H: 1 LOB: 2 BB: 1 P: 26	R: 2 E: 0 K: 1 S: 16 H: 2 LOB: 1 BB: 1 P: 27	R: 0 E: 0 K: 0 S: 10 H: 1 LOB: 1 BB: 0 P: 14	R: 1 E: 1 K: 0 S: 10 H: 1 LOB: 1 BB: 1 P: 21	R: 0 E: 0 K: 0 S: 9 H: 1 LOB: 0 BB: 0 P: 11	1B: 11 2B: 2 3B: 0 HR: 0 SF: 0 SAC: 1 DP: 1 HBP: 0						

TOP

Pittsburgh Pirates @ Montreal Expos

Olympic Stadium, Montreal, QB

Sun Jul 19 1998, 3:33 AM EDT

Att. 17,558 - Sunny - 78 F

livebaseballscorecards.com

AB	38
R	6
H	13
RBI	5
BB	5
SO	6
LOB	27

PITCHER		IP	WLS	BF	H	R	ER	SO	BB	IBB	HBP	BLK	WP	HR	S	P	ERA	WHIP
Dustin Hermanson, R ERA: 3.29	(1, 1)	5.0	L	26	8	3	3	5	3	0	0	0	0	0	67	107	5.40	2.200
Steve Kline, L ERA: 2.61	(6, 1)	2.0		10	3	2	2	1	1	0	0	0	0	0	26	41	9.00	2.000
Anthony Telford, R ERA: 3.45	(8, 1)	2.0		8	2	1	0	0	1	0	0	0	0	0	19	32	0.00	1.500

PITCHER	IP	WLS	BF	H	R	ER	SO	BB	IBB	HBP	BLK	WP	HR	S	P	ERA	WHIP

WP: 0 PA: 44
PB: 0
SB: 5
CS: 0

Pittsburgh Pirates @ Montreal Expos

Olympic Stadium, Montreal, QB

Sun Jul 19 1998, 3:33 AM EDT

Att. 17,558 - Sunny - 78 F

livebaseballscorecards.com

BOTTOM

Batter	1	2	3	4	5	6	7	8	9	AB	R	H	RBI	BB	SO	LOB
Ray Holbert, R (1, 4) OBP: 0.174, SLG: 0.100	0-1 ① L6		2-1 ② FC5-4 1-2f			3-1 ① G5-3		1-3 ① K		4	0	0	0	0	1	2
Ryan McGuire, L (1, 3) OBP: 0.345, SLG: 0.317	2-1 G4-6-3 1B		1-1 ③ G6-3			0-1 ② L9		4-2 1-2 BB		3	0	1	0	1	0	1
Vladimir Guerrero, R (1, 9) OBP: 0.352, SLG: 0.531	1-0 ②③ G4-6-3 1-2f			2-0 E6 S		0-0 2B		0-0 ②③ G5-3 2-3f		4	0	1	0	0	0	3
Robert Perez, R (1, 7) OBP: 0.240, SLG: 0.351		4-2 G5-4-3 1B BB		0-1 ① G5-3		0-0 ③ G5-3			0-2 ① G3	3	0	0	0	1	0	2
Mark Grudzielanek, R (1, 6) OBP: 0.310, SLG: 0.357		1-1 SAFE G5-4-3 1-2 1B		2-1 ② G6-3			1-2 HR		0-0 ② F8	4	1	2	1	0	0	1
Shane Andrews, R (1, 5) OBP: 0.314, SLG: 0.440		0-1 ①② G5-4-3 1-2f 2-3		3-2 ③ L5 2-3			2-2 ① L6-3		4-0 2B BB	3	0	0	0	1	0	3
Mike Hubbard, R (1, 2) Anthony Telford, R (8, 1) Derrick May, L (9, PH) OBP: 0.230, SLG: 0.257		3-3 ③ K			2-3 ① K		0-0 ② G4-3		0-2 1-3 2B	3 0 1	0 0 0	0 0 1	0 0 0	0 0 0	2 0 0	1 0 0
Da Rond Stovall, S (1, 8) OBP: 0.265, SLG: 0.338			0-3 ① K		0-3 ② K		1-0 ③ P4		1-3 ③ K	4	0	0	0	0	3	2
Dustin Hermanson, R (1, 1) OBP: 0.219, SLG: 0.038 Orlando Cabrera, R (5, PH) OBP: 0.369, SLG: 0.444 Steve Kline, S (6, 1) Bob Henley, R (8, 2)			1-1 FC5-4 1B		2-3 ③ K			4-0 G5-3 BB BB		1 1 0 0	0 0 0 0	1 0 0 0	0 0 0 0	0 1 0 1	0 0 0 0	0 0 0 0

AB	31
R	1
H	6
RBI	1
BB	4
SO	7
LOB	15

Inning Stats	1	2	3	4	5	6	7	8	9
	R: 0 H: 1 E: 0 LOB: 0 K: 0 BB: 0 S: 5 P: 8	R: 0 H: 1 E: 0 LOB: 1 K: 1 BB: 1 S: 10 P: 18	R: 0 H: 1 E: 0 LOB: 1 K: 1 BB: 0 S: 9 P: 13	R: 0 H: 0 E: 1 LOB: 1 K: 0 BB: 0 S: 8 P: 15	R: 0 H: 1 E: 0 LOB: 0 K: 3 BB: 0 S: 10 P: 14	R: 0 H: 1 E: 0 LOB: 1 K: 0 BB: 0 S: 6 P: 9	R: 1 H: 1 E: 0 LOB: 0 K: 0 BB: 0 S: 8 P: 12	R: 0 H: 0 E: 0 LOB: 1 K: 1 BB: 2 S: 7 P: 16	R: 0 H: 1 E: 0 LOB: 2 K: 1 BB: 1 S: 11 P: 16

1B: 3	SF: 0
2B: 2	SAC: 0
3B: 0	DP: 3
HR: 1	HBP: 0

WP: 0	PA: 35
PB: 0	
SB: 1	
CS: 0	

PITCHER		IP	WLS	BF	H	R	ER	SO	BB	IBB	HBP	BLK	WP	HR	S	P	ERA	WHIP
Chris Peters, L ERA: 3.97	(1, 1)	7.0	W	26	5	1	1	5	1	0	0	0	0	1	56	89	1.29	0.857
Rich Loiselle, R ERA: 3.4	(8, 1)	2.0		9	1	0	0	2	3	0	0	0	0	0	18	32	0.00	2.000

PITCHER	IP	WLS	BF	H	R	ER	SO	BB	IBB	HBP	BLK	WP	HR	S	P	ERA	WHIP

Batter	1	2	3	4	5	6	7	8	9	AB	R	H	RBI	BB	SO	LOB
Doug Glanville, R (1, 8) OBP: 0.354, SLG: 0.441	B C F X 1-2 E6 S		B B B C S F X 3-2 ③ G4-3		B C F F F S 1-3 ③ FC 1-2 2-3		1 SAFE 1 SAFE B B B B 4-0 FC4-6 1-2 BB		B 1 SAFE B F F S 2-3 ③ K	4	0	0	0	1	1	3
Desi Relaford, S (1, 6) OBP: 0.323, SLG: 0.380	1 SAFE L F F B C 1-3 ① K			B X 1-0 ① F8		B C F S 1-3 ① K	C B X 1-1 ② FC4-6 1-2f 2-3			4	0	0	0	0	2	3
Scott Rolen, R (1, 5) OBP: 0.379, SLG: 0.507	S 1 SAFE F B F S 1-3 ② K 1-2			B B C B F X 3-2 ② L5		B F B F B B 4-2 G6-3 E BB	B X 1-0 ③ G5-3			3	1	0	0	1	1	3
Rico Brogna, L (1, 3) OBP: 0.324, SLG: 0.459	B X 1-0 ③ G1-3			S B F B F F X 2-2 ③ G4-3		C B 1 SAFE X 1-1 ② G6-3 1-2		B X 1-0 G5-4-3 1B		4	0	1	0	0	0	2
Gregg Jefferies, S (1, 7) OBP: 0.339, SLG: 0.428		X 0-0 ① F8			B B X 2-0 ① G5-3	B C B F F X 2-2 E5 E 2-H 1B		1 SAFE C B X 1-1 ① ② G5-4-3 1-2f		4	1	1	0	0	0	1
Mike Lieberthal, R (1, 2) OBP: 0.309, SLG: 0.411		C F X 0-2 ② F8			F X 0-1 1B 1B 1B	B F S F B X 2-2 E8 2-H		B F B B X 3-1 ③ F8		4	1	1	0	0	0	0
Bobby Abreu, L (1, 9) OBP: 0.395, SLG: 0.464		C S S 0-3 ③ K			C F C 0-3 ② K	B C X 1-1 ③ F8			C F F B X 1-2 ① F8	4	0	0	0	0	2	2
Mark Lewis, R (1, 4) OBP: 0.312, SLG: 0.369			X 0-0 ① G5-3		1 SAFE B B B F X 2-1 WP 1B 1-3 1B	F F X 0-2 FC4-6 BB 1B			B C S F B B F B 4-2 BB	3	0	2	0	1	0	0
Curt Schilling, R (1, 1) OBP: 0.163, SLG: 0.149			B C S B F F C 2-3 ② K		X 0-0 WP 1-2 3-H 1B	L B L M 1-3 ① K			L L L 0-3 ② K	4	0	1	1	0	3	2
Inning Stats	R: 0 E: 1 K: 2 S: 12 H: 0 LOB: 1 BB: 0 P: 16	R: 0 E: 0 K: 1 S: 7 H: 0 LOB: 0 BB: 0 P: 7	R: 0 E: 0 K: 1 S: 10 H: 0 LOB: 0 BB: 0 P: 15	R: 0 E: 0 K: 0 S: 9 H: 0 LOB: 0 BB: 0 P: 15	R: 1 E: 0 K: 1 S: 14 H: 3 LOB: 1 BB: 0 P: 19	R: 2 E: 2 K: 1 S: 17 H: 1 LOB: 1 BB: 1 P: 28	R: 0 E: 0 K: 1 S: 9 H: 1 LOB: 2 BB: 1 P: 16	R: 0 E: 0 K: 0 S: 5 H: 1 LOB: 0 BB: 0 P: 10	R: 0 E: 0 K: 2 S: 14 H: 0 LOB: 1 BB: 1 P: 21	1B: 6 2B: 0 3B: 0 HR: 0 SF: 0 SAC: 0 DP: 1 HBP: 0						

TOP

Philadelphia Phillies @ Montreal Expos

Olympic Stadium, Montreal, QB

Mon Jul 20 1998, 7:05 PM EDT

Att. 9,792 - Unknown - 82 F

livebaseballscorecards.com

AB	34
R	3
H	6
RBI	1
BB	3
SO	9
LOB	16

WP: 1 PB: 0 SB: 1 CS: 0 PA: 37

PITCHER		IP	WLS	BF	H	R	ER	SO	BB	IBB	HBP	BLK	WP	HR	S	P	ERA	WHIP
Carlos Perez, L ERA: 3.77	(1, 1)	6.0	L	25	4	3	1	7	1	0	0	0	1	0	69	100	1.50	0.833
Miguel Batista, R ERA: 3.64	(7, 1)	2.0		8	2	0	0	1	1	0	0	0	0	0	14	26	0.00	1.500
Ugueth Urbina, R ERA: 1.25	(9, 1)	1.0		4	0	0	0	2	1	0	0	0	0	0	14	21	0.00	1.000

PITCHER	IP	WLS	BF	H	R	ER	SO	BB	IBB	HBP	BLK	WP	HR	S	P	ERA	WHIP

Batter	1	2	3	4	5	6	7	8	9	AB	R	H	RBI	BB	SO	LOB
Orlando Cabrera, R (1, 4) OBP: 0.362, SLG: 0.424	C X 0-1 ① F9		B F X 1-1 ③ F7			B S B S B F F F B 4-2 CS BB			X 0-0 ① F8	3	0	0	0	1	0	1
Ryan McGuire, L (1, 3) (7, 8) OBP: 0.336, SLG: 0.308	C C B B B S 3-3 ② K			C B C B X 2-2 ① G6-3		B 1-0 ③ CS 1-2	F F F S 0-3 ① K		C F B C 1-3 ② K	4	0	0	0	0	3	0
Vladimir Guerrero, R (1, 9) OBP: 0.353, SLG: 0.538	B X 1-0 ③ F7			S B C F F B F B C 3-3 ② K			F X 0-1 HR		X 0-0 1B 1B	4	1	2	1	0	1	0
Derrick May, L (1, 7) OBP: 0.231, SLG: 0.257 Mike Hubbard, R (9, PR) OBP: 0.132, SLG: 0.192		C X 0-1 ① G3		C X 0-1 ③ G4-3			B F B S F F F B F 3-2 ② G5-3		B C X 1-1 1-2 1B	4 0	0 0	1 0	0 0	0 0	0 0	0 0
Rondell White, R (1, 8) OBP: 0.363, SLG: 0.513 Scott Livingstone, L (7, 3) OBP: 0.203, SLG: 0.206		F B X 1-1 ② G5-3			X 0-0 ① G6-3		B B B C X 3-1 ③ G4-3		B F B X 2-1 ③ G5-3	2 2	0 0	0 0	0 0	0 0	0 0	0 2
Mark Grudzielanek, R (1, 6) OBP: 0.310, SLG: 0.359		X 0-0 ③ P8			B S C F C 1-3 ② K			X 0-0 G6-3 2B		3	0	1	0	0	1	0
Bob Henley, R (1, 2) OBP: 0.500, SLG: 0.333			X 0-0 SH1-4 1B		S B B F S 2-3 ③ K			F F F X 0-2 ① F9		3	0	1	0	0	1	1
Shane Andrews, R (1, 5) OBP: 0.312, SLG: 0.435			C F B F F S 1-3 ① K			X 0-0 ① L9		X 0-0 ② G6-3 2-3		3	0	0	0	0	1	2
Carlos Perez, L (1, 1) OBP: 0.217, SLG: 0.311 Da Rond Stovall, S (6, PH) OBP: 0.262, SLG: 0.333 Miguel Batista, R (7, 1) Robert Perez, R (8, PH) OBP: 0.237, SLG: 0.347 Ugueth Urbina, R (9, 1)			X 0-0 ② SH1-4 1-2			C S S 0-3 ② K		C B F F F S 1-3 ③ K		0 1 0 1 0	0 0 0 0 0	0 0 0 0 0	0 0 0 0 0	0 1 0 1 0	0 0 0 1 0	0 0 0 1 0
Inning Stats	R: 0 H: 0 E: 0 LOB: 0 K: 1 BB: 0 S: 6 P: 10	R: 0 H: 0 E: 0 LOB: 0 K: 0 BB: 0 S: 5 P: 6	R: 0 H: 1 E: 0 LOB: 1 K: 1 BB: 0 S: 9 P: 11	R: 0 H: 0 E: 0 LOB: 0 K: 1 BB: 0 S: 11 P: 16	R: 0 H: 0 E: 0 LOB: 0 K: 2 BB: 0 S: 8 P: 11	R: 0 H: 0 E: 0 LOB: 0 K: 1 BB: 1 S: 9 P: 14	R: 1 H: 1 E: 0 LOB: 0 K: 1 BB: 0 S: 15 P: 21	R: 0 H: 1 E: 0 LOB: 1 K: 1 BB: 0 S: 12 P: 13	R: 0 H: 2 E: 0 LOB: 2 K: 1 BB: 0 S: 9 P: 13	1B: 3 2B: 1 3B: 0 HR: 1	SF: 0 SAC: 1 DP: 0 HBP: 0						

PITCHER	IP	WLS	BF	H	R	ER	SO	BB	IBB	HBP	BLK	WP	HR	S	P	ERA	WHIP
Curt Schilling, R (1, 1) ERA: 3.0	9.0	W	32	5	1	1	9	1	0	0	0	0	1	84	115	1.00	0.667

PITCHER	IP	WLS	BF	H	R	ER	SO	BB	IBB	HBP	BLK	WP	HR	S	P	ERA	WHIP

BOTTOM

Philadelphia Phillies @ Montreal Expos

Olympic Stadium, Montreal, QB

Mon Jul 20 1998, 7:05 PM EDT

Att. 9,792 - Unknown - 82 F

livebaseballscorecards.com

AB	30
R	1
H	5
RBI	1
BB	1
SO	9
LOB	7

PA: 33

Batter	1	2	3	4	5	6	7	8	9	AB	R	H	RBI	BB	SO	LOB
Doug Glanville, R (1, 8) OBP: 0.350, SLG: 0.436	G5-3	F8			G6-3	G6-3		L4		5	0	0	0	0	0	5
Desi Relaford, S (1, 6) OBP: 0.324, SLG: 0.378	G3-1		SF8, 1B, G1-3, 1B		G1-3	F8			S, BB	4	1	1	0	1	0	0
Scott Rolen, R (1, 5) OBP: 0.379, SLG: 0.504	S, HBP		G1-3		BB, 1B	G6-3			K	4	0	1	0	0	1	2
Rico Brogna, L (1, 3) OBP: 0.327, SLG: 0.458	BB		CS, 1B		BB	K			K	3	0	1	0	2	2	1
Gregg Jefferies, S (1, 7) OBP: 0.338, SLG: 0.425	G3-1		SF8		P8			F8	FC6-4, BB	3	0	0	1	1	0	4
Kevin Sefcik, R (9, PR) OBP: 0.349, SLG: 0.329 (9, 7)										0	0	0	0	0	0	0
Mike Lieberthal, R (1, 2) OBP: 0.307, SLG: 0.407		F9	CS	F8		F7		BB, 2B, 1B	FC6-4	5	1	1	0	0	0	2
Bobby Abreu, L (1, 9) OBP: 0.402, SLG: 0.467		BB, 1B		FC5-4, BB		CS, 1B		2B, BB		2	1	2	0	2	0	0
Mark Lewis, R (1, 4) OBP: 0.317, SLG: 0.375		BB		P3		2B, 1B		G6-3, 2B		3	0	2	2	1	0	1
Mark Portugal, R (1, 1) OBP: 0.250, SLG: 0.346		P6		FC5-4		2B		G6-3		4	0	1	0	0	0	4
Inning Stats	R: 0 E: 0 K: 0 S: 8 H: 0 LOB: 2 BB: 1 P: 16	R: 0 E: 0 K: 0 S: 9 H: 1 LOB: 2 BB: 1 P: 16	R: 1 E: 0 K: 0 S: 8 H: 2 LOB: 0 BB: 0 P: 12	R: 0 E: 0 K: 0 S: 8 H: 0 LOB: 1 BB: 1 P: 14	R: 0 E: 0 K: 0 S: 7 H: 1 LOB: 2 BB: 1 P: 11	R: 0 E: 0 K: 0 S: 18 H: 3 LOB: 2 BB: 0 P: 25	R: 0 E: 0 K: 1 S: 11 H: 0 LOB: 0 BB: 0 P: 13	R: 2 E: 0 K: 0 S: 14 H: 2 LOB: 1 BB: 1 P: 18	R: 0 E: 0 K: 2 S: 8 H: 0 LOB: 2 BB: 2 P: 18	1B: 7 2B: 2 3B: 0 HR: 0	SF: 1 SAC: 0 DP: 0 HBP: 1					

PITCHER	IP	WLS	BF	H	R	ER	SO	BB	IBB	HBP	BLK	WP	HR	S	P	ERA	WHIP
Carl Pavano, R (1, 1) ERA: 4.52	7.1	L	35	9	3	3	1	5	0	1	0	0	0	75	117	3.68	1.909
Anthony Telford, R (8, 1) ERA: 3.39	1.0		4	0	0	0	1	1	0	0	0	0	0	11	17	0.00	1.000
Steve Kline, L (9, 1) ERA: 2.59	0.1		2	0	0	0	1	1	0	0	0	0	0	4	8	0.00	3.000
Mike Maddux, R (9, 1) ERA: 5.79	0.1		1	0	0	0	0	0	0	0	0	0	0	1	1	0.00	0.000

PITCHER	IP	WLS	BF	H	R	ER	SO	BB	IBB	HBP	BLK	WP	HR	S	P	ERA	WHIP

TOP

Philadelphia Phillies @ Montreal Expos

Olympic Stadium, Montreal, QB

Tue Jul 21 1998, 7:05 PM EDT

Att. 10,816 - Unknown - 84 F

livebaseballscorecards.com

AB	33
R	3
H	9
RBI	3
BB	7
SO	3
LOB	19

WP: 0	PA: 43		
PB: 0			
SB: 2			
CS: 2			

Batter	1	2	3	4	5	6	7	8	9	AB	R	H	RBI	BB	SO	LOB
Terry Jones, S (1, 8)	K		G3			G3			SH 1-3 2-H	3	0	0	0	0	1	0
Ryan McGuire, L (1, 3) OBP: 0.327, SLG: 0.299	F8			G6-3			G1-3		K	4	0	0	0	0	1	2
Vladimir Guerrero, R (1, 9) OBP: 0.352, SLG: 0.534	G6-3			G6-3			G5-6-3		IBB	3	0	0	0	1	0	0
Derrick May, L (1, 7) OBP: 0.222, SLG: 0.247 Da Rond Stovall, S (8, 7) OBP: 0.262, SLG: 0.333 Robert Perez, R (9, PH) OBP: 0.235, SLG: 0.344		K		G6-3			G3		K	3	0	0	0	0	1	0
										0	0	0	0	0	0	0
										1	0	0	0	0	1	3
Mark Grudzielanek, R (1, 6) OBP: 0.312, SLG: 0.359		G6-4-3 1B			F9			G6-4-3 HBP	G1-3	3	0	1	0	0	0	3
Chris Widger, R (1, 2) OBP: 0.279, SLG: 0.369		G6-4-3 1-2f			P3			L7		3	0	0	0	0	0	2
Shane Andrews, R (1, 5) OBP: 0.309, SLG: 0.431			G5-3		K			G6-4-3 1-2f		3	0	0	0	0	1	1
Orlando Cabrera, R (1, 4) OBP: 0.375, SLG: 0.478			IHR			B5-3			SH 1B E 1B	3	2	2	1	0	0	0
Carl Pavano, R (1, 1) OBP: 0.059, SLG: 0.059 Anthony Telford, R (8, 1) Steve Kline, S (9, 1) Mike Maddux, L (9, 1) Scott Livingstone, L (9, PH) OBP: 0.213, SLG: 0.217			K			G3			E 1B 1-2	2	0	0	0	0	1	0
										0	0	0	0	0	0	0
										0	0	0	0	0	0	0
										0	0	0	0	0	0	0
										1	0	1	0	0	0	0
Inning Stats	R: 0 E: 0 K: 1 S: 7 H: 0 LOB: 0 BB: 0 P: 9	R: 0 E: 0 K: 1 S: 11 H: 1 LOB: 0 BB: 0 P: 14	R: 1 E: 0 K: 1 S: 8 H: 1 LOB: 0 BB: 0 P: 9	R: 0 E: 0 K: 0 S: 6 H: 0 LOB: 0 BB: 0 P: 9	R: 0 E: 0 K: 1 S: 8 H: 0 LOB: 0 BB: 0 P: 12	R: 0 E: 0 K: 0 S: 3 H: 0 LOB: 0 BB: 0 P: 5	R: 0 E: 0 K: 0 S: 3 H: 0 LOB: 0 BB: 0 P: 4	R: 0 E: 0 K: 0 S: 4 H: 0 LOB: 0 BB: 0 P: 7	R: 1 E: 1 K: 2 S: 14 H: 2 LOB: 3 BB: 1 P: 23	1B: 3 2B: 0 3B: 0 HR: 1	SF: 0 SAC: 1 DP: 2 HBP: 1					

PITCHER	IP	WLS	BF	H	R	ER	SO	BB	IBB	HBP	BLK	WP	HR	S	P	ERA	WHIP
Mark Portugal, R (1, 1) ERA: 4.34	9.0	W	32	4	2	1	6	0	1	1	0	0	0	64	92	1.00	0.444

PITCHER	IP	WLS	BF	H	R	ER	SO	BB	IBB	HBP	BLK	WP	HR	S	P	ERA	WHIP

BOTTOM

Philadelphia Phillies @ Montreal Expos

Olympic Stadium, Montreal, QB

Tue Jul 21 1998, 7:05 PM EDT

Att. 10,816 - Unknown - 84 F

livebaseballscorecards.com

AB	29
R	2
H	4
RBI	1
BB	1
SO	6
LOB	11

WP: 0 PA: 32
PB: 0
SB: 0
CS: 0

Batter	1	2	3	4	5	6	7	8	9	AB	R	H	RBI	BB	SO	LOB
Terry Jones, S (1, 8) OBP: 0.125, SLG: 0.125	G1-3		2B 1B		F7		B3		FC5 1-2 2-3f	5	1	1	0	0	0	3
Orlando Cabrera, R (1, 4) OBP: 0.364, SLG: 0.473	G4-3		1 SAFE 1 SAFE 1 SAFE 2B 1-H G4-3 2B		G6-3			G5-3	K	5	1	1	1	0	1	2
Vladimir Guerrero, R (1, 9) OBP: 0.356, SLG: 0.545	1B BB		G4-3 2-3 2B			HR		G5-3		3	1	2	1	1	0	0
Derrick May, L (1, 7) OBP: 0.224, SLG: 0.247 Miguel Batista, R (8, 1)	FC4 1-3 1B		G4-3 2-3 3-H			G3		K		4 0	0 0	1 0	1 0	0 0	1 0	1 0
Mark Grudzielanek, R (1, 6) OBP: 0.312, SLG: 0.358	FC4 1-2f		F9			F8			HR 1B	4	1	1	0	0	0	3
Chris Widger, R (1, 2) OBP: 0.278, SLG: 0.377		K		G5-3		L8			HR 1-H	4	1	1	2	0	1	0
Ryan McGuire, L (1, 3) OBP: 0.331, SLG: 0.307		G4-3	F7				G3-1 2B		FC5 1B BB	3	0	1	0	1	0	0
Shane Andrews, R (1, 5) OBP: 0.305, SLG: 0.425		G6-3	F9				F9		K	4	0	0	0	0	1	2
Javier Vazquez, R (1, 1) OBP: 0.257, SLG: 0.294 Shayne Bennett, R (5, 1) Scott Livingstone, L (7, PH) OBP: 0.271, SLG: 0.214 Steve Kline, S (7, 1) Da Rond Stovall, S (8, 7) OBP: 0.282, SLG: 0.333 Bob Henley, R (9, PH) OBP: 0.600, SLG: 0.500			L6		F8		G3-1 2-3		FC5 1-2 1B	2 0 1 0 0 1	0 0 0 0 0 0	0 0 0 0 0 1	0 0 0 0 0 0	0 0 0 0 0 0	0 0 1 0 0 0	0 0 0 0 0 0
Inning Stats	R: 0 E: 0 K: 0 S: 10 H: 1 LOB: 2 BB: 1 P: 21	R: 0 E: 0 K: 1 S: 11 H: 0 LOB: 0 BB: 0 P: 17	R: 2 E: 0 K: 0 S: 18 H: 3 LOB: 1 BB: 0 P: 26	R: 0 E: 0 K: 0 S: 10 H: 0 LOB: 0 BB: 0 P: 15	R: 0 E: 0 K: 0 S: 7 H: 0 LOB: 0 BB: 0 P: 7	R: 1 E: 0 K: 0 S: 6 H: 1 LOB: 0 BB: 0 P: 7	R: 0 E: 0 K: 0 S: 6 H: 1 LOB: 1 BB: 0 P: 11	R: 0 E: 0 K: 1 S: 7 H: 0 LOB: 0 BB: 0 P: 11	R: 2 E: 0 K: 2 S: 21 H: 3 LOB: 2 BB: 1 P: 30	1B: 4 2B: 3 3B: 0 HR: 2 SF: 0 SAC: 0 DP: 0 HBP: 0						

PITCHER		IP	WLS	BF	H	R	ER	SO	BB	IBB	HBP	BLK	WP	HR	S	P	ERA	WHIP
Steve Trachsel, R ERA: 4.03	(1, 1)	7.0		28	6	3	3	1	1	0	0	0	0	1	68	104	3.86	1.000
Terry Adams, R ERA: 3.63	(8, 1)	1.0	W	3	0	0	0	1	0	0	0	0	0	0	7	11	0.00	0.000
Rodney Myers, R ERA: 54.0	(9, 1)	0.1		5	3	2	2	1	1	0	0	0	0	1	16	23	54.00	12.000
Rod Beck, R ERA: 3.94	(9, 1)	0.2	S	2	0	0	0	1	0	0	0	0	0	0	5	7	0.00	0.000

PITCHER	IP	WLS	BF	H	R	ER	SO	BB	IBB	HBP	BLK	WP	HR	S	P	ERA	WHIP

TOP

Montreal Expos @ Chicago Cubs

Wrigley Field, Chicago, IL

Wed Jul 22 1998, 7:05 PM CDT

Att. 39,179 - Unknown - 85 F

livebaseballscorecards.com

AB	36
R	5
H	9
RBI	5
BB	2
SO	4
LOB	12

WP: 0	PA: 38
PB: 0	
SB: 0	
CS: 0	

Montreal Expos @ Chicago Cubs

Wrigley Field, Chicago, IL

Wed Jul 22 1998, 7:05 PM CDT

Att. 39,179 - Unknown - 85 F

livebaseballscorecards.com

BOTTOM

Batter	1	2	3	4	5	6	7	8	9	AB	R	H	RBI	BB	SO	LOB
Lance Johnson, L (1, 8) OBP: 0.227, SLG: 0.220	K	F7			BB, 1B		L9	FC4-6, 1-2, 2-H, 3-H		5	1	2	2	0	1	3
Mickey Morandini, L (1, 4) OBP: 0.413, SLG: 0.441	F7		G4-3		1B, 1-2		K	FC4-6, HR, 1-2f, 2-3		4	2	0	0	1	1	2
Sammy Sosa, R (1, 9) OBP: 0.376, SLG: 0.641	K		G5-3		1B, 1-3, 2-H		BB	HR, 1-H, 3-H		4	1	2	4	1	1	0
Henry Rodriguez, L (1, 7) OBP: 0.342, SLG: 0.540 Rodney Myers, R (9, 1) Rod Beck, R (9, 1)		K	K		G3, 1-3, 3-H		1 SAFE, 1 SAFE, 1 SAFE, BB, 1-2	HR		4 0 0	1 0 0	2 0 0	2 0 0	1 0 0	2 0 0	0 0 0
Tyler Houston, L (1, 3) OBP: 0.315, SLG: 0.450		BB		P8	G3, 1-2		K	BB		3	1	0	0	2	1	4
Jeff Blauser, R (1, 6) OBP: 0.360, SLG: 0.315		1 SAFE, BB, 1-3			P4			SH1-4, F9		5	1	3	0	0	0	4
José Hernández, R (1, 5) (9, 7) OBP: 0.322, SLG: 0.516		BB, 1-2, 3-H		P3		G5-3		SH1-4, 1-2		4	1	2	1	0	0	1
Scott Servais, R (1, 2) OBP: 0.289, SLG: 0.308		F7		L9		F8		SH1-4, 1-2, 2-3		3	0	0	0	0	0	3
Steve Trachsel, R (1, 1) OBP: 0.333, SLG: 0.297 Terry Adams, R (8, 1) Mark Grace, L (8, PH) OBP: 0.408, SLG: 0.488 Geremi Gonzalez, R (8, PR) OBP: 0.188, SLG: 0.219 Manny Alexander, R (8, PR) OBP: 0.291, SLG: 0.359 (9, 5)		BB, 1-2, 2-3			K	G3		FC4-6, HR, 1B, IBB		2 0 0 0 0 0	0 0 0 0 0 1	0 0 0 0 0 0	0 0 0 0 0 0	1 0 1 0 0 0	1 0 0 0 0 0	0 0 0 0 0 0

Inning Stats	1	2	3	4	5	6	7	8	9
R	0	1	0	0	2	0	0	6	
E	0	0	0	0	0	0	0	0	
K	2	1	1	0	1	0	2	0	
S	8	19	7	8	15	6	11	19	
H	0	2	0	1	3	0	0	5	
LOB	0	3	0	1	2	0	2	2	
BB	0	2	0	0	1	0	2	2	
P	11	36	13	15	24	8	20	34	

1B	9
2B	0
3B	0
HR	2
SF	0
SAC	1
DP	0
HBP	0

WP	0
PB	0
SB	0
CS	0
PA	42

AB	34
R	9
H	11
RBI	9
BB	7
SO	7
LOB	17

PITCHER		IP	WLS	BF	H	R	ER	SO	BB	IBB	HBP	BLK	WP	HR	S	P	ERA	WHIP
Javier Vazquez, R ERA: 5.7	(1, 1)	4.1		22	6	3	3	5	3	0	0	0	0	0	54	95	6.23	2.077
Shayne Bennett, R ERA: 4.62	(5, 1)	1.2		5	0	0	0	0	0	0	0	0	0	0	9	12	0.00	0.000
Steve Kline, L ERA: 2.53	(7, 1)	1.0		5	0	0	0	2	2	0	0	0	0	0	11	20	0.00	2.000
Miguel Batista, R ERA: 4.24	(8, 1)	1.0	L	10	5	6	6	0	1	1	0	0	0	2	19	34	54.00	6.000

PITCHER		IP	WLS	BF	H	R	ER	SO	BB	IBB	HBP	BLK	WP	HR	S	P	ERA	WHIP

Batter	1	2	3	4	5	6	7	8	9	AB	R	H	RBI	BB	SO	LOB
Terry Jones, S (1, 8) OBP: 0.091, SLG: 0.091	C S F B X 1-2 G3 ①		S F S 0-3 K ①			C X 0-1 P5 ①		B X 1-0 P9 ②		3	0	0	0	0	1	0
Robert Perez, R (8, PH) OBP: 0.232, SLG: 0.340										1	0	0	0	0	0	1
Anthony Telford, R (8, 1)										0	0	0	0	0	0	0
Orlando Cabrera, R (1, 4) OBP: 0.346, SLG: 0.449	C B X 1-1 L8 ②		C C B X 1-2 L9 ②			C F B F X 1-2 L9 ②		X 0-0 G6-3 ③		4	0	0	0	0	0	1
Mark Grudzielanek, R (1, 6) OBP: 0.314, SLG: 0.359	B X 1-0 1B		X 0-0 F7 ③			S X 0-1 G5-3 ③			C S F F X 0-2 CS 1B	4	0	2	0	0	0	0
Vladimir Guerrero, R (1, 9) OBP: 0.357, SLG: 0.555	B 1 SAFE C B X 2-1 G6-3 ③			F B F F F F F X 1-2 P7 ①			X 0-0 HR		F S 1 SAFE B B B X 2-2 1-2 2B ①	4	1	2	1	0	0	1
Derrick May, L (1, 7) OBP: 0.213, SLG: 0.235		C S S 0-3 K ①		X 0-0 F9 ②			B B B C X 3-1 G4-3 ①		S B C C 1-3 K ②	4	0	0	0	0	2	1
Chris Widger, R (1, 2) OBP: 0.281, SLG: 0.379		B B C C B F X 3-2 E S 1B		B S F F F S 1-3 K ③			B B C X 2-1 G6-3 ②		B C X 1-1 F7 ③	1	0	1	0	0	0	0
Bob Henley, R (2, 2) OBP: 0.375, SLG: 0.286										3	0	0	0	0	1	1
Ryan McGuire, L (1, 3) OBP: 0.331, SLG: 0.302		C B F B B B 4-2 1-3 BB			C B X 1-1 F8 ①		X 0-0 L7 ③			2	0	0	0	1	0	0
(8, 8)																
Shane Andrews, R (1, 5) OBP: 0.305, SLG: 0.424		S X 0-1 P4 ②			B C C X 1-2 F9 ②			C F B B F X 2-2 F9 BLK 1B		3	0	1	0	0	0	2
Jeremy Powell, R (1, 1)		C X 0-1 G5-3 ③			C F C 0-3 K ③			F B X 1-1 1-3 F9 ①		2	0	0	0	0	1	2
Mike Maddux, L (7, 1)										0	0	0	0	0	0	0
Scott Livingstone, L (8, PH) OBP: 0.208, SLG: 0.211										1	0	0	0	0	0	1
(8, 3)																
Inning Stats	R: 0 E: 0 K: 0 S: 9 H: 1 LOB: 1 BB: 0 P: 14	R: 0 E: 0 K: 1 S: 13 H: 1 LOB: 2 BB: 1 P: 20	R: 0 E: 0 K: 1 S: 7 H: 0 LOB: 0 BB: 0 P: 8	R: 0 E: 0 K: 1 S: 13 H: 0 LOB: 0 BB: 0 P: 15	R: 0 E: 0 K: 1 S: 8 H: 0 LOB: 0 BB: 0 P: 10	R: 0 E: 0 K: 0 S: 8 H: 0 LOB: 0 BB: 0 P: 9	R: 1 E: 0 K: 0 S: 6 H: 1 LOB: 0 BB: 0 P: 11	R: 0 E: 0 K: 0 S: 8 H: 1 LOB: 1 BB: 0 P: 12	R: 0 E: 0 K: 1 S: 13 H: 2 LOB: 1 BB: 0 P: 17	1B: 4 2B: 1 3B: 0 HR: 1 SF: 0 SAC: 0 DP: 0 HBP: 0						

WP: 0 PB: 0 SB: 1 CS: 1 PA: 33

PITCHER		IP	WLS	BF	H	R	ER	SO	BB	IBB	HBP	BLK	WP	HR	S	P	ERA	WHIP
Mark Clark, R ERA: 4.3	(1, 1)	8.0	W	29	4	1	1	4	1	0	0	1	0	1	72	99	1.12	0.625
Rod Beck, R ERA: 3.86	(9, 1)	1.0	S	4	2	0	0	1	0	0	0	0	0	0	13	17	0.00	2.000

PITCHER	IP	WLS	BF	H	R	ER	SO	BB	IBB	HBP	BLK	WP	HR	S	P	ERA	WHIP

TOP

Montreal Expos @ Chicago Cubs

Wrigley Field, Chicago, IL

Thu Jul 23 1998, 3:33 AM CDT

Att. 39,262 - Sunny - 78 F

livebaseballscorecards.com

AB	32
R	1
H	6
RBI	1
BB	1
SO	5
LOB	10

Batter	1	2	3	4	5	6	7	8	9	AB	R	H	RBI	BB	SO	LOB
Lance Johnson, L (1, 8) OBP: 0.228, SLG: 0.221	B B C X 2-1 P3 ①		B X 1-0 L3 ③			B B B C C X 3-2 G4-3 ①		B X 1-0 FC5-4 1B		4	0	1	0	0	0	1
Mickey Morandini, L (1, 4) OBP: 0.413, SLG: 0.444	B C B F B F X 3-2 L9 ②			B F F B B X 3-2 E9 G4-3 2B		B F X 1-1 1B		B X 1-0 F7 ②		4	1	2	0	0	0	1
Sammy Sosa, R (1, 9) OBP: 0.373, SLG: 0.634	C X 0-1 F9 ③			S X 0-1 G4-3 ① 3-H		B X 1-0 P6 ②		C C 1 SAFE B B 1 SAFE X 2-2 FC5-4 1-2f ③		4	0	0	1	0	0	2
Henry Rodriguez, L (1, 7) OBP: 0.339, SLG: 0.535		B F F B X 2-2 F8 ①		B X 1-0 P4 ②		C 1 SAFE S 1 SAFE 1 SAFE B B X 2-2 P4 ③				3	0	0	0	0	0	1
Tyler Houston, L (1, 3) OBP: 0.308, SLG: 0.439		B B C T B C 3-3 K ②		F F B B X 2-2 F9 ③			B S F C 1-3 K ①			3	0	0	0	0	2	0
Jeff Blauser, R (1, 6) OBP: 0.363, SLG: 0.314		B S C F H 2-2 CS HBP			B C F B T 2-2 K ①		B B B C B 4-1 FC4 BB			1	0	0	0	1	1	0
José Hernández, R (1, 5) OBP: 0.322, SLG: 0.513		C B 1 SAFE 1 SAFE B C B 3-2 CS 1-2 ③	B B B B 4-0 FC6-4 BB		B X 1-0 G6-3 ②		C X 0-1 F9 ②			2	0	0	0	1	0	1
Scott Servais, R (1, 2) OBP: 0.289, SLG: 0.323			C C B X 1-2 FC6-4 SH1 1-2f ①		X 0-0 HR		1 SAFE B X 1-0 FC4 1-2f ③			3	1	1	1	0	0	2
Mark Clark, R (1, 1) OBP: 0.075, SLG: 0.026			B C X 1-1 SH1 1-2 ②		S B C C 1-3 K ③			C X 0-1 L8 ①		1	0	0	0	0	1	0
Manny Alexander, R (8, PH) OBP: 0.290, SLG: 0.357										1	0	0	0	0	0	0
Rod Beck, R (9, 1)										0	0	0	0	0	0	0
Inning Stats	R: 0 E: 0 K: 0 S: 8 H: 0 LOB: 0 BB: 0 P: 13	R: 0 E: 0 K: 1 S: 11 H: 0 LOB: 0 BB: 0 P: 21	R: 0 E: 0 K: 0 S: 6 H: 0 LOB: 1 BB: 1 P: 13	R: 1 E: 1 K: 0 S: 9 H: 1 LOB: 0 BB: 0 P: 15	R: 1 E: 0 K: 2 S: 8 H: 1 LOB: 0 BB: 0 P: 12	R: 0 E: 0 K: 0 S: 9 H: 1 LOB: 1 BB: 0 P: 16	R: 0 E: 0 K: 1 S: 7 H: 0 LOB: 1 BB: 1 P: 13	R: 0 E: 0 K: 0 S: 7 H: 1 LOB: 1 BB: 0 P: 11		1B: 2 2B: 1 3B: 0 HR: 1 SF: 0 SAC: 1 DP: 0 HBP: 1						

PITCHER		IP	WLS	BF	H	R	ER	SO	BB	IBB	HBP	BLK	WP	HR	S	P	ERA	WHIP
Jeremy Powell, R ERA: 1.5	(1, 1)	6.0	L	22	3	2	1	3	1	0	1	0	0	1	51	90	1.50	0.667
Mike Maddux, R ERA: 5.55	(7, 1)	1.0		4	0	0	0	1	1	0	0	0	0	0	7	13	0.00	1.000
Anthony Telford, R ERA: 3.34	(8, 1)	1.0		4	1	0	0	0	0	0	0	0	0	0	7	11	0.00	1.000

PITCHER	IP	WLS	BF	H	R	ER	SO	BB	IBB	HBP	BLK	WP	HR	S	P	ERA	WHIP

BOTTOM

Montreal Expos @ Chicago Cubs

Wrigley Field, Chicago, IL

Thu Jul 23 1998, 3:33 AM CDT

Att. 39,262 - Sunny - 78 F

livebaseballscorecards.com

AB	26
R	2
H	4
RBI	2
BB	2
SO	4
LOB	8

WP: 0 PA: 31
PB: 0
SB: 0
CS: 1

Batter	1	2	3	4	5	6	7	8	9	AB	R	H	RBI	BB	SO	LOB
Terry Jones, S (1, 8) OBP: 0.125, SLG: 0.250	L7	G4-3		FC4-2 3B	P4		K		G5-4-3	5	0	1	1	0	1	6
Mike Maddux, L (7, 1)										0	0	0	0	0	0	0
Bob Henley, R (9, PH) OBP: 0.333, SLG: 0.250										1	0	0	0	0	0	1
Orlando Cabrera, R (1, 4) OBP: 0.337, SLG: 0.434	WP 1B 1B	G5-3		FC4-2 HR		P5	P5			5	2	1	0	0	0	5
Mark Grudzielanek, R (1, 6) OBP: 0.312, SLG: 0.365	P3	G1-3		HR		G5-3		G4-3		5	1	1	2	0	0	1
Vladimir Guerrero, R (1, 9) OBP: 0.360, SLG: 0.565	BB 1B BB	2B		P4		G3-1		HR		4	1	2	1	1	0	0
Scott Livingstone, L (1, 3) OBP: 0.220, SLG: 0.213	BB 1B	BB		G1-3			K	G6-3		4	0	1	1	1	1	0
Ryan McGuire, L (1, 7) OBP: 0.333, SLG: 0.301	BB	K		G3-1			E6 1B 1B	1B		4	1	1	0	1	1	2
(7, 8)																
Shane Andrews, R (1, 5) OBP: 0.307, SLG: 0.434	F8	L4		HR			1B 1B 1B	G4-3		5	1	2	1	0	0	6
Chris Widger, R (1, 2) OBP: 0.281, SLG: 0.379		P4		G5-3	BB 1B		1B 1B		G6-3	3	0	1	0	0	0	0
Derrick May, L (7, PH) OBP: 0.220, SLG: 0.241										2	0	1	1	0	0	0
(7, 7)																
Dustin Hermanson, R (1, 1) OBP: 0.286, SLG: 0.143		G4-3 2B		3B 1B	BB		1B		G5-4-3 1B	2	1	2	0	1	0	0
Shayne Bennett, R (5, 1)										0	0	0	0	0	0	0
Robert Perez, R (7, PH) OBP: 0.240, SLG: 0.347										1	0	1	0	0	0	0
Mike Hubbard, R (7, 2) OBP: 0.148, SLG: 0.208										1	0	1	0	0	0	0
Inning Stats	R: 1 E: 0 K: 0 S: 10 H: 2 LOB: 3 BB: 2 P: 25	R: 0 E: 0 K: 0 S: 7 H: 1 LOB: 1 BB: 0 P: 9	R: 0 E: 0 K: 1 S: 11 H: 1 LOB: 2 BB: 1 P: 22	R: 3 E: 0 K: 0 S: 14 H: 3 LOB: 0 BB: 0 P: 18	R: 1 E: 0 K: 0 S: 13 H: 2 LOB: 2 BB: 1 P: 27	R: 0 E: 0 K: 0 S: 10 H: 0 LOB: 0 BB: 0 P: 16	R: 1 E: 1 K: 2 S: 16 H: 3 LOB: 3 BB: 0 P: 18	R: 1 E: 0 K: 0 S: 10 H: 2 LOB: 1 BB: 0 P: 13	R: 0 E: 0 K: 0 S: 4 H: 1 LOB: 0 BB: 0 P: 8	1B: 9 2B: 2 3B: 1 HR: 3 SF: 0 SAC: 0 DP: 1 HBP: 0	WP: 1 PB: 0 SB: 0 CS: 0 PA: 46					

PITCHER		IP	WLS	BF	H	R	ER	SO	BB	IBB	HBP	BLK	WP	HR	S	P	ERA	WHIP
Jeff Juden, R ERA: 5.15	(1, 1)	4.2		25	8	5	5	1	3	0	0	0	1	2	50	88	9.64	2.357
David Weathers, R ERA: 5.52	(5, 1)	4.1	W	21	7	2	1	2	1	0	0	0	0	1	45	68	2.08	1.846

PITCHER	IP	WLS	BF	H	R	ER	SO	BB	IBB	HBP	BLK	WP	HR	S	P	ERA	WHIP

TOP

Montreal Expos @ Milwaukee Brewers

Milwaukee County Stadium, Milwaukee, WI

Fri Jul 24 1998, 4:33 AM EDT

Cloudy - 75 F

livebaseballscorecards.com

AB	42
R	7
H	15
RBI	7
BB	4
SO	3
LOB	21

Batter	1	2	3	4	5	6	7	8	9	AB	R	H	RBI	BB	SO	LOB
Fernando Vina, L (1, 4) OBP: 0.386, SLG: 0.439	B B B C X 3-1 F7 ①		X 0-0 HR 1B		F X 0-1 E3 1B 1B	B B B C B 4-1 1B 1B 1-2 BB		B C X 1-1 P6 ②		4	3	1	0	1	0	0
Dave Nilsson, L (1, 7) OBP: 0.326, SLG: 0.366	B B B C F B 4-2 G4-3 BB BB		B 1 SAFE X 1-0 1-H HR		X 0-0 1B HR 2-3 1B	C B X 1-1 1B 1B 1-3 2-H 1B		C B X 1-1 F9 ③		4	3	3	3	1	0	0
Jeromy Burnitz, L (1, 9) OBP: 0.348, SLG: 0.483	B B C C B B B 4-2 G4-3 1-2 BB		S C F B B S 2-3 K ①		B X 1-0 HR 1-2 3-H 1B	B B F X 2-1 1B 1-3 3-H 1B				3	1	2	2	1	1	0
Mark Loretta, R (1, 5) OBP: 0.404, SLG: 0.442	C F F B B B F X 3-2 G4-3 ② 1-2 2-3		B B X 2-0 G4-6-3 1B		B B X 2-0 1-H 2-H HR	B F B 1 SAFE F F B X 3-2 L3 1-3 3-H 1B				4	1	3	4	0	0	2
Bob Hamelin, L (1, 3) OBP: 0.266, SLG: 0.330	B F F F X 1-2 G5-3 ③		1 SAFE X 0-0 ②③ G4-6-3 1-2f		X 0-0 G1-6-3 1B	X 0-0 ②③ L3 1-2				4	0	1	0	0	0	5
Bobby Hughes, R (1, 2) OBP: 0.292, SLG: 0.420		C B S X 1-2 F8 ①	X 0-0 F8 ①	B X 1-0 F8 ①		C X 0-1 F8 ①				4	0	0	0	0	0	1
Jose Valentin, S (1, 6) OBP: 0.326, SLG: 0.426		B X 1-0 HR	B B B B 4-0 G6-3 BB	C X 0-1 ②③ G1-6-3 1-2f		B X 1-0 ② G3-1				3	1	1	1	1	0	1
Darrin Jackson, R (1, 8) OBP: 0.242, SLG: 0.323		B C F B T F B X 3-2 L4 ②	F X 0-1 ② G6-3 1-2			L C S 0-3 K ①	C F B B X 2-2 G6-3 ③			4	0	0	0	0	1	1
Jeff Juden, R (1, 1) OBP: 0.132, SLG: 0.158 David Weathers, R (5, 1) OBP: 0.143, SLG: 0.211		X 0-0 F9 ③	C S B S 1-3 K ③			C S B C 1-3 K BB 1B		B X 1-0 F7 ①		2 2	0 1	0 0	0 0	0 0	1 1	1 0
Inning Stats	R: 0 E: 0 K: 0 S: 15 H: 0 LOB: 2 BB: 2 P: 30	R: 1 E: 0 K: 0 S: 10 H: 1 LOB: 0 BB: 0 P: 15	R: 2 E: 0 K: 1 S: 8 H: 3 LOB: 0 BB: 0 P: 13	R: 0 E: 0 K: 1 S: 6 H: 0 LOB: 1 BB: 1 P: 11	R: 4 E: 1 K: 0 S: 9 H: 4 LOB: 0 BB: 0 P: 13	R: 3 E: 0 K: 2 S: 16 H: 3 LOB: 1 BB: 1 P: 27	R: 0 E: 0 K: 0 S: 6 H: 0 LOB: 0 BB: 0 P: 9	R: 0 E: 0 K: 0 S: 5 H: 0 LOB: 0 BB: 0 P: 8		1B: 8 2B: 1 3B: 0 HR: 3 SF: 0 SAC: 0 DP: 3 HBP: 0						

PITCHER		IP	WLS	BF	H	R	ER	SO	BB	IBB	HBP	BLK	WP	HR	S	P	ERA	WHIP
Dustin Hermanson, R ERA: 3.67	(1, 1)	4.0	L	23	8	7	6	2	3	0	0	0	0	3	45	78	13.50	2.750
Shayne Bennett, R ERA: 4.76	(5, 1)	2.0		9	3	3	2	2	1	0	0	0	0	0	19	31	9.00	2.000
Mike Maddux, R ERA: 5.13	(7, 1)	2.0		6	0	0	0	0	0	0	0	0	0	0	11	17	0.00	0.000

PITCHER	IP	WLS	BF	H	R	ER	SO	BB	IBB	HBP	BLK	WP	HR	S	P	ERA	WHIP

BOTTOM

Montreal Expos @ Milwaukee Brewers

Milwaukee County Stadium, Milwaukee, WI

Fri Jul 24 1998, 4:33 AM EDT

Cloudy - 75 F

livebaseballscorecards.com

AB	34
R	10
H	11
RBI	10
BB	4
SO	4
LOB	11

Montreal Expos @ Milwaukee Brewers

Milwaukee County Stadium, Milwaukee, WI

Fri Jul 24 1998, 8:05 PM EDT

Att. 16,297 - Unknown - 75 F

TOP

livebaseballscorecards.com

Batter	1	2	3	4	5	6	7	8	9	AB	R	H	RBI	BB	SO	LOB
Terry Jones, S (1, 8) OBP: 0.190, SLG: 0.333	K		BB S E 1B	K			1B 2B		G5-3	5	2	2	0	0	2	0
Orlando Cabrera, R (1, 4) OBP: 0.352, SLG: 0.437	P6		E BB 1B BB		G5-4-3 1B		1B HR 1B		G6-3	4	2	2	1	1	0	0
Ryan McGuire, L (1, 3) OBP: 0.341, SLG: 0.301	G4-3		E 1B BB		L8		1B HR 1B		1B BB	3	2	1	0	2	0	1
Vladimir Guerrero, R (1, 9) OBP: 0.363, SLG: 0.573		G6-3 1B	1B		G5-4-3		HR		1B	5	1	3	5	0	0	1
Derrick May, L (1, 7) OBP: 0.229, SLG: 0.283		HR 1B	HR			G4-3	G4-3		F8	5	2	2	1	0	0	2
Bob Henley, R (1, 2) OBP: 0.308, SLG: 0.250		K	G4-3			G5-3		G5-3 1B		4	0	1	0	0	1	1
Shane Andrews, R (1, 5) OBP: 0.306, SLG: 0.441		HR		K		G6-3		G5-3		4	1	1	2	0	1	1
Mike Mordecai, R (1, 6) OBP: 0.208, SLG: 0.224		P4	HR				F9	F8		4	1	1	1	0	0	1
Mike Thurman, R (1, 1)			P4	G5-3			K	F8		3	0	0	0	0	1	0
Steve Kline, S (7, 1)										1	0	0	0	0	0	1
Anthony Telford, R (8, 1)										0	0	0	0	0	0	0
Ugueth Urbina, R (9, 1)										0	0	0	0	0	0	0

	AB	38
	R	11
	H	13
	RBI	10
	BB	3
	SO	5
	LOB	8

Inning Stats	1	2	3	4	5	6	7	8	9
	R: 0 E: 0 K: 1 S: 9	H: 0 LOB: 0 BB: 0 P: 14	R: 2 E: 0 K: 1 S: 11	H: 2 LOB: 0 BB: 0 P: 18	R: 4 E: 1 K: 0 S: 16	H: 3 LOB: 0 BB: 2 P: 29	R: 1 E: 0 K: 2 S: 12	H: 1 LOB: 0 BB: 0 P: 20	R: 0 E: 0 K: 0 S: 6	H: 1 LOB: 0 BB: 0 P: 8
	R: 0 E: 0 K: 0 S: 5	H: 0 LOB: 0 BB: 0 P: 7	R: 4 E: 0 K: 1 S: 16	H: 4 LOB: 0 BB: 0 P: 26	R: 0 E: 0 K: 0 S: 9	H: 1 LOB: 1 BB: 0 P: 11	R: 0 E: 0 K: 0 S: 10	H: 1 LOB: 2 BB: 1 P: 15		

	1B: 8	SF: 0	WP: 0	PA: 41
	2B: 1	SAC: 0	PB: 0	
	3B: 0	DP: 1	SB: 1	
	HR: 4	HBP: 0	CS: 0	

PITCHER		IP	WLS	BF	H	R	ER	SO	BB	IBB	HBP	BLK	WP	HR	S	P	ERA	WHIP
Paul Wagner, R ERA: 7.11	(1, 1)	7.0	L	32	11	11	11	5	2	0	0	0	0	4	75	122	14.14	1.857
Eric Plunk, R ERA: 4.71	(8, 1)	1.0		4	1	0	0	0	0	0	0	0	0	0	9	11	0.00	1.000
Mike Myers, L ERA: 1.42	(9, 1)	1.0		5	1	0	0	0	1	0	0	0	0	0	10	15	0.00	2.000

PITCHER	IP	WLS	BF	H	R	ER	SO	BB	IBB	HBP	BLK	WP	HR	S	P	ERA	WHIP

Batter	1	2	3	4	5	6	7	8	9	AB	R	H	RBI	BB	SO	LOB
Fernando Vina, L (1, 4) OBP: 0.386, SLG: 0.437	G4-3			1B SF9 G5-3 1B		G1-3		HBP	FC6-4 1-2f	4	1	1	0	0	0	2
Marquis Grissom, R (1, 8) OBP: 0.308, SLG: 0.398	G6-3			G5-3 1-2		G5-4-3 1B		BB 1-3 1B		4	0	2	0	0	0	1
Jeff Cirillo, R (1, 5) OBP: 0.416, SLG: 0.424	F9			1B BB		G5-4-3 1-2f		K		3	0	0	0	1	1	3
Mark Loretta, R (1, 6) OBP: 0.410, SLG: 0.450		K		1-2 2-3 1B			1B G4-3 2B	BB 1-2		3	1	2	0	1	1	0
John Jaha, R (1, 3) OBP: 0.370, SLG: 0.373		K		SF9 3-H			F8	G6-3		3	0	0	1	0	1	4
Mike Myers, L (9, 1)										0	0	0	0	0	0	0
Dave Nilsson, L (1, 7) OBP: 0.325, SLG: 0.363		L9		G3			G4-3 2-3 1B		K	4	0	1	0	0	1	2
(8, 9)																
Jeromy Burnitz, L (1, 9) OBP: 0.348, SLG: 0.481		F9			G5-4-3 1B				G1-3	3	0	1	1	0	0	1
Eric Plunk, R (8, 1)										0	0	0	0	0	0	0
Bob Hamelin, L (9, 3) OBP: 0.264, SLG: 0.326										1	0	0	0	0	0	0
Mike Matheny, R (1, 2) OBP: 0.294, SLG: 0.356		G4-3			G5-4-3 1-2f		F7		1B 2B	4	0	1	0	0	0	2
Paul Wagner, R (1, 1) OBP: 0.158, SLG: 0.158		F9			F9			K	FC6-4 2-3 1B	2	0	0	0	0	0	0
Marc Newfield, R (8, 7) OBP: 0.308, SLG: 0.336										2	0	1	0	0	1	0
Inning Stats	R: 0 E: 0 K: 0 S: 7 H: 0 LOB: 0 BB: 0 P: 10	R: 0 E: 0 K: 2 S: 10 H: 0 LOB: 0 BB: 0 P: 15	R: 0 E: 0 K: 0 S: 6 H: 0 LOB: 0 BB: 0 P: 10	R: 1 E: 0 K: 0 S: 8 H: 2 LOB: 2 BB: 1 P: 16	R: 0 E: 0 K: 0 S: 9 H: 1 LOB: 0 BB: 0 P: 12	R: 0 E: 0 K: 0 S: 4 H: 1 LOB: 0 BB: 0 P: 9	R: 1 E: 0 K: 0 S: 8 H: 2 LOB: 1 BB: 0 P: 13	R: 0 E: 0 K: 2 S: 13 H: 1 LOB: 3 BB: 1 P: 25	R: 0 E: 0 K: 1 S: 13 H: 2 LOB: 2 BB: 0 P: 22	1B: 7 2B: 2 3B: 0 HR: 0	SF: 1 SAC: 0 DP: 2 HBP: 1						

PITCHER	IP	WLS	BF	H	R	ER	SO	BB	IBB	HBP	BLK	WP	HR	S	P	ERA	WHIP
Mike Thurman, R (1, 1) ERA: 2.84	6.1	W	24	6	2	2	2	1	0	0	0	0	0	48	77	2.84	1.105
Steve Kline, L (7, 1) ERA: 2.45	1.1		7	1	0	0	2	1	0	1	0	0	0	15	29	0.00	1.500
Anthony Telford, R (8, 1) ERA: 3.32	0.1		1	0	0	0	0	0	0	0	0	0	0	2	4	0.00	0.000
Ugueth Urbina, R (9, 1) ERA: 1.22	1.0		5	2	0	0	1	0	0	0	0	0	0	13	22	0.00	2.000

PITCHER	IP	WLS	BF	H	R	ER	SO	BB	IBB	HBP	BLK	WP	HR	S	P	ERA	WHIP

Montreal Expos @ Milwaukee Brewers

Milwaukee County Stadium, Milwaukee, WI

Fri Jul 24 1998, 8:05 PM EDT

Att. 16,297 - Unknown - 75 F

BOTTOM

livebaseballscorecards.com

AB	33
R	2
H	9
RBI	2
BB	2
SO	5
LOB	15

WP: 0 PB: 0 SB: 0 CS: 0 PA: 37

Batter	1	2	3	4	5	6	7	8	9	AB	R	H	RBI	BB	SO	LOB
Orlando Cabrera, R (1, 4) OBP: 0.344, SLG: 0.424	FC4-6 1B		G6-3		G5-3		F8		G4-3	5	0	1	0	0	0	2
Terry Jones, S (1, 8) OBP: 0.200, SLG: 0.292	FC4-6 2B 1-2f		E3 2B G6-3		F9			SH1-4 BB		3	2	0	0	1	0	1
Mark Grudzielanek, R (1, 6) OBP: 0.315, SLG: 0.373	G6-3 2B 1-H		G6-3 2B 1-3			L8		SH1-4 1-2		3	1	2	1	0	0	0
Vladimir Guerrero, R (1, 9) OBP: 0.364, SLG: 0.570	G6-3 2-3		G6-3 2-3 3-H			BB		FC5-4 IBB		2	0	0	1	2	0	2
Shane Andrews, R (1, 5) OBP: 0.306, SLG: 0.441	2B 3-H		K			P4		F7		4	0	1	1	0	1	4
Robert Perez, R (1, 7) OBP: 0.231, SLG: 0.333	G6-3			G5-3		G5-3		FC5-4 1-2f		4	0	0	0	0	0	4
Bob Henley, R (1, 2) OBP: 0.412, SLG: 0.375		G6-4-3 1B		G4-3			FC1-6 1B		G4-3 SH5-4 1B	4	0	3	0	0	0	0
Ryan McGuire, L (1, 3) OBP: 0.335, SLG: 0.295		G6-4-3 1-2f		K			FC1-6 SH1-4 1-2f		SH5-4 1-2	3	0	0	0	0	1	2
Carlos Perez, L (1, 1) OBP: 0.208, SLG: 0.298 Mike Mordecai, R (9, PH) OBP: 0.208, SLG: 0.224 Scott Livingstone, L (9, PH) OBP: 0.217, SLG: 0.211 Anthony Telford, R (9, 1)		G4-3			P3		SH1-4 1-2		G4-3 2-3	2 0 1 0	0 0 0 0	0 0 0 0	0 0 0 0	0 0 0 0	0 0 0 0	0 0 1 0
Inning Stats	R: 2 E: 0 K: 0 S: 11 H: 3 LOB: 1 BB: 0 P: 16	R: 0 E: 0 K: 0 S: 6 H: 1 LOB: 0 BB: 0 P: 8	R: 1 E: 1 K: 1 S: 13 H: 1 LOB: 1 BB: 0 P: 19	R: 0 E: 0 K: 1 S: 7 H: 0 LOB: 0 BB: 0 P: 11	R: 0 E: 0 K: 0 S: 7 H: 0 LOB: 0 BB: 0 P: 10	R: 0 E: 0 K: 0 S: 8 H: 0 LOB: 1 BB: 1 P: 17	R: 0 E: 0 K: 0 S: 5 H: 1 LOB: 1 BB: 0 P: 7	R: 0 E: 0 K: 0 S: 6 H: 0 LOB: 2 BB: 2 P: 14	R: 0 E: 0 K: 0 S: 6 H: 1 LOB: 1 BB: 0 P: 7	1B: 4 2B: 3 3B: 0 HR: 0 SF: 0 SAC: 3 DP: 1 HBP: 0						

WP: 0 PB: 0 SB: 0 CS: 0 PA: 37

PITCHER		IP	WLS	BF	H	R	ER	SO	BB	IBB	HBP	BLK	WP	HR	S	P	ERA	WHIP
Scott Karl, L ERA: 3.87	(1, 1)	8.1		35	7	3	2	2	2	1	0	0	0	0	66	106	2.16	1.080
Bob Wickman, R ERA: 2.5	(9, 1)	0.2	W	2	0	0	0	0	0	0	0	0	0	0	3	3	0.00	0.000

PITCHER		IP	WLS	BF	H	R	ER	SO	BB	IBB	HBP	BLK	WP	HR	S	P	ERA	WHIP

TOP

Montreal Expos @ Milwaukee Brewers

Milwaukee County Stadium, Milwaukee, WI

Sat Jul 25 1998, 8:05 PM EDT

Att. 28,074 - Unknown - 71 F

livebaseballscorecards.com

AB	31
R	3
H	7
RBI	3
BB	3
SO	2
LOB	16

Batter	1	2	3	4	5	6	7	8	9	AB	R	H	RBI	BB	SO	LOB
Fernando Vina, L (1, 4) OBP: 0.387, SLG: 0.436	B C F F X 1-2 G6-3 ①	C H 1-1 HBP			C X 0-1 S G6-3 1B 1B		F X 0-1 G4-3 ③			3	1	1	0	0	0	0
Marquis Grissom, R (1, 8) OBP: 0.307, SLG: 0.399	C B B X 2-1 E 2B	B F B F X 2-2 P4 ③			F F 1 SAFE X 0-2 G6-3 ② 1-2			C X 0-1 L9 ①		4	1	1	0	0	0	3
Jeff Cirillo, R (1, 5) OBP: 0.417, SLG: 0.425	B S B F F X 2-2 E9 1B 2-H		B B C X 2-1 G5-3 ①		F B B B X 3-1 2-H 1B			B C F X 1-2 L8 ②		4	0	2	2	0	0	0
Mark Loretta, R (1, 6) OBP: 0.403, SLG: 0.441	C F F C 0-3 K ②		C X 0-1 F9 ②		B F X 1-1 F8 ③			C B X 1-1 E6 CS		4	0	0	0	0	1	2
John Jaha, R (1, 3) OBP: 0.363, SLG: 0.365	C B X 1-1 G6-3 ③		F B S B F F B S 3-3 K2-3 ③			C B S B S 2-3 K ①		B F 1 SAFE B 2-1 CS ③ 1-2	C C B B X 2-2 G1-3 ①	4	0	0	0	0	2	1
Jeromy Burnitz, L (1, 9) OBP: 0.351, SLG: 0.500		B F S B B X 3-2 HR		B B X 2-0 L5-3 1B		F X 0-1 G4-3 ②			B B C B F F X 3-2 HR	4	2	3	2	0	0	0
Marc Newfield, R (1, 7) OBP: 0.309, SLG: 0.336		F X 0-1 SH1-4 1B		C B S B B F X 3-2 L5-3 ① ② 1-2		S B X 1-1 G6-3 ③				3	0	1	0	0	0	1
Darrin Jackson, R (9, 7) OBP: 0.242, SLG: 0.323										0	0	0	0	0	0	0
Mike Matheny, R (1, 2) OBP: 0.290, SLG: 0.351	X 0-0 F9 ①			C F B B S 2-3 K2-3 ③			C B X 1-1 P4 ①			3	0	0	0	0	1	1
Scott Karl, L (1, 1) OBP: 0.184, SLG: 0.088	C 1 SAFE X 0-1 SH1-4 ② 1-2				C B B C X 2-2 G4-3 ①		C X 0-1 G6-3 ②			2	0	0	0	0	0	0
Bob Wickman, R (9, 1)										0	0	0	0	0	0	0
Inning Stats	R: 1 H: 2 E: 1 LOB: 1 K: 1 BB: 0 S: 16 P: 22	R: 1 H: 2 E: 0 LOB: 2 K: 0 BB: 0 S: 13 P: 19	R: 0 H: 0 E: 0 LOB: 0 K: 1 BB: 0 S: 9 P: 14	R: 0 H: 1 E: 0 LOB: 0 K: 1 BB: 0 S: 8 P: 15	R: 1 H: 2 E: 0 LOB: 1 K: 0 BB: 0 S: 12 P: 18	R: 0 H: 0 E: 0 LOB: 0 K: 1 BB: 0 S: 7 P: 10	R: 0 H: 0 E: 0 LOB: 0 K: 0 BB: 0 S: 6 P: 7	R: 0 H: 0 E: 1 LOB: 0 K: 0 BB: 0 S: 8 P: 12	R: 1 H: 1 E: 0 LOB: 0 K: 0 BB: 0 S: 7 P: 12	1B: 5 SF: 0 2B: 2 SAC: 1 3B: 0 DP: 1 HR: 2 HBP: 1						WP: 0 PA: 34 PB: 0 SB: 1 CS: 1

PITCHER		IP	WLS	BF	H	R	ER	SO	BB	IBB	HBP	BLK	WP	HR	S	P	ERA	WHIP
Carlos Perez, L ERA: 3.75	(1, 1)	8.0		31	7	3	3	4	0	0	1	0	0	1	79	117	3.38	0.875
Anthony Telford, R ERA: 3.45	(9, 1)	0.1	L	2	1	1	1	0	0	0	0	0	0	1	7	12	27.00	3.000

PITCHER	IP	WLS	BF	H	R	ER	SO	BB	IBB	HBP	BLK	WP	HR	S	P	ERA	WHIP

BOTTOM

Montreal Expos @ Milwaukee Brewers

Milwaukee County Stadium, Milwaukee, WI

Sat Jul 25 1998, 8:05 PM EDT

Att. 28,074 - Unknown - 71 F

livebaseballscorecards.com

AB	31
R	4
H	8
RBI	4
BB	0
SO	4
LOB	8

Batter	1	2	3	4	5	6	7	8	9	AB	R	H	RBI	BB	SO	LOB
Terry Jones, S (1, 8) OBP: 0.233, SLG: 0.286	B C F B B F C 3-3 ① K		B B C B B 4-1 G3 1B BB	C S X 0-2 FC6-4 1-2 2-3 1B		B S S 1 SAFE 1-3 ② K		B C X 1-1 ③ G4-3		4	1	1	0	1	2	3
Orlando Cabrera, R (1, 4) OBP: 0.327, SLG: 0.402	C B B X 2-1 ② F9		1 SAFE C C B X 1-2 ① G3 1-2	X 0-0 ③ FC6-4 1-2f		B B B C S X 3-2 ③ G1-3 1-2			B C S B X 2-2 ① G1-3	5	0	0	0	0	0	5
Mark Grudzielanek, R (1, 6) OBP: 0.321, SLG: 0.381	B B B C C X 3-1 2B 1B		B C S F B F F R X 2-2 2-H 1B	X 0-0 2B 2B			B X 1-0 ① F9		B X 1-0 G6-4-3 1B	5	2	4	1	0	0	0
Vladimir Guerrero, R (1, 9) OBP: 0.365, SLG: 0.573	S B B 1 SAFE X 2-1 1-H 2B		B F F X 1-2 ② L4	X 0-0 G4-3 G4-3 2-H 2B			F B X 1-1 ② G6-3		X 0-0 ② ③ G6-4-3 1-2f	5	1	2	2	0	0	2
Brad Fullmer, L (1, 3) OBP: 0.329, SLG: 0.454 Ryan McGuire, L (7, 3) (8, 7) OBP: 0.335, SLG: 0.295	B S B X 2-1 ③ P6		B B X 2-0 ③ P5		X 0-0 ① G4-3 2-3		F B F X 1-2 ③ P6			4 0	0 0	0 0	0 0	0 0	0 0	3 0
Derrick May, L (1, 7) OBP: 0.240, SLG: 0.302 Mike Mordecai, R (8, PR) (8, 3) OBP: 0.208, SLG: 0.224		B F B X 2-1 ① 2B		B B F F F F X 2-2 ① G3	X 0-0 ② G4-3 3-H			B F X 1-1 SH3-4 1B SF7 1B		4 0	0 1	2 0	1 0	0 0	0 0	0 0
Shane Andrews, R (1, 5) OBP: 0.308, SLG: 0.442		C B C B S 2-3 ② K	X 0-0 1B 1B 1B	C B X 1-1 ③ F9				X 0-0 SH3-4 1-2 1B		4	0	2	0	0	1	0
Bob Henley, R (1, 2) OBP: 0.450, SLG: 0.421		X 0-0 1B	C B X 1-1 ② F9			B X 1-0 S 1B		X 0-0 ① SH3-4 1-2 2-3		3	0	2	0	0	0	1
Carl Pavano, R (1, 1) OBP: 0.100, SLG: 0.100 Steve Kline, S (7, 1) Scott Livingstone, L (8, PH) OBP: 0.214, SLG: 0.211 Shayne Bennett, R (8, 1) Mike Maddux, L (8, 1)		C B B F X 2-2 ③ F9	C B X 1-1 1B 1-2 1B			B C C L 1-3 ① K		X 0-0 ② SF7 3-H		3 0 0 0 0	0 0 0 0 0	1 0 0 0 0	0 0 1 0 0	0 0 0 0 0	1 0 0 0 0	2 0 0 0 0
Inning Stats	R: 1 E: 0 K: 1 S: 12 H: 2 LOB: 1 BB: 0 P: 24	R: 0 E: 0 K: 1 S: 9 H: 2 LOB: 1 BB: 0 P: 15	R: 1 E: 0 K: 0 S: 14 H: 1 LOB: 1 BB: 1 P: 24	R: 0 E: 0 K: 0 S: 14 H: 3 LOB: 3 BB: 0 P: 18	R: 2 E: 0 K: 0 S: 6 H: 2 LOB: 0 BB: 0 P: 7	R: 0 E: 0 K: 2 S: 10 H: 1 LOB: 1 BB: 0 P: 16	R: 0 E: 0 K: 0 S: 6 H: 0 LOB: 0 BB: 0 P: 9	R: 1 E: 0 K: 0 S: 7 H: 2 LOB: 2 BB: 0 P: 9	R: 0 E: 0 K: 0 S: 5 H: 1 LOB: 0 BB: 0 P: 8	1B: 10 2B: 4 3B: 0 HR: 0		SF: 1 SAC: 1 DP: 1 HBP: 0				

TOP

Montreal Expos @ Milwaukee Brewers

Milwaukee County Stadium, Milwaukee, WI

Sun Jul 26 1998, 4:33 AM EDT

Att. 24,553 - Sunny - 74 F

livebaseballscorecards.com

AB	37
R	5
H	14
RBI	5
BB	1
SO	4
LOB	16

WP: 0 PB: 0 SB: 1 CS: 0 PA: 40

PITCHER		IP	WLS	BF	H	R	ER	SO	BB	IBB	HBP	BLK	WP	HR	S	P	ERA	WHIP
21 Cal Eldred, R ERA: 4.8	(1, 1)	1.0		5	2	1	1	1	0	0	0	0	0	0	12	24	9.00	2.000
Bronswell Patrick, R ERA: 3.06	(2, 1)	4.0		20	8	3	3	1	1	0	0	0	0	0	43	64	6.75	2.250
Steve Woodard, R ERA: 3.32	(6, 1)	1.0		4	1	0	0	2	0	0	0	0	0	0	10	16	0.00	1.000
Eric Plunk, R ERA: 4.6	(7, 1)	1.0		3	0	0	0	0	0	0	0	0	0	0	6	9	0.00	0.000
Bob Wickman, R ERA: 2.56	(8, 1)	2.0	W	8	3	1	1	0	0	0	0	0	0	0	12	17	4.50	1.500

PITCHER	IP	WLS	BF	H	R	ER	SO	BB	IBB	HBP	BLK	WP	HR	S	P	ERA	WHIP

Batter	1	2	3	4	5	6	7	8	9	AB	R	H	RBI	BB	SO	LOB
Fernando Vina, L (1, 4) OBP: 0.388, SLG: 0.434	X 0-0 ① G4-3		CSH 1-2 WP S G6-3 HBP		BBX 2-0 ③ F9		BBCBB 4-1 CS BB			2	1	0	0	1	0	0
Jeff Cirillo, R (1, 5) OBP: 0.416, SLG: 0.431	CBBCX 2-2 ② G5-3		BBX 2-0 ② G6-3 1-H			CX 0-1 HR	CBB 1 SAFE 1 SAFE 1 SAFE 1 SAFE 1 SAFE BB 1 SAFE 3-1 ③ B CS 1-2	CCBFBFX 2-2 ① G6-3		4	1	1	2	0	0	0
Jeremy Burnitz, L (1, 9) OBP: 0.350, SLG: 0.496	BBCFBS 3-3 ③ K		CX 0-1 ③ G3-1			BCCS 1-3 ① K		BBCBSB 4-2 G6-3 2B BB		3	1	0	0	1	2	0
Mark Loretta, R (1, 3)		CFC 0-3 ① K		CX 0-1 ① G5-3		CCS 0-3 ② K		X 0-0 ② G6-3 1-2		4	0	0	0	0	2	1
Dave Nilsson, L (1, 7) OBP: 0.325, SLG: 0.363 Darrin Jackson, R (8, 7) OBP: 0.248, SLG: 0.336		BFBBX 3-1 G5-3 1B 1B		X 0-0 ② F8		BBCBX 3-1 ③ G4-3		FBCX 1-2 FC5 2-H 2B		3 1	1 0	1 1	0 1	0 0	0 0	0 0
Marquis Grissom, R (1, 8) OBP: 0.313, SLG: 0.398	CX 0-1 ② G5-3 1-2			BBFBCB 4-2 S BB			CFBBBBB 4-2 F7 SH1 HR BB	III 4-0 IBB		1	1	0	0	3	0	1
Mike Matheny, R (1, 2) OBP: 0.291, SLG: 0.350	BCCFBBX 3-2 2-H 1B			B 1 SAFE 1 SAFE BX 2-0 ③ G5-3 1-2			X 0-0 ① SH1 1-2	FBX 1-1 ③ FC5 2-3f		3	0	1	1	0	0	3
Jose Valentin, S (1, 6) OBP: 0.323, SLG: 0.422	BBX 2-0 ③ G4-3				CSBS 1-3 ① K		X 0-0 ② F7 2-3			3	0	0	0	0	1	2
21 Cal Eldred, R (1, 1) OBP: 0.179, SLG: 0.156 Bronswell Patrick, R (2, 1) OBP: 0.400, SLG: 0.250 John Jaha, R (5, PH) OBP: 0.361, SLG: 0.363 Steve Woodard, L (6, 1) OBP: 0.185, SLG: 0.259 Eric Plunk, R (7, 1) Bob Hamelin, L (7, PH) OBP: 0.270, SLG: 0.365 Bob Wickman, R (8, 1)			BFBBBCX 3-2 ① L6		CBBBSCC 3-3 ② K		CBBSFBX 3-2 3-H HR			0 1 1 0 0 1 0	0 0 0 0 0 1 0	0 0 0 0 0 1 0	0 0 0 0 0 1 0	0 0 0 0 0 0 0	0 0 0 0 0 0 0	0 0 0 0 0 0 0
Inning Stats	R: 0 H: 0 E: 0 LOB: 0 K: 1 BB: 0 S: 7 P: 12	R: 1 H: 2 E: 0 LOB: 1 K: 1 BB: 0 S: 12 P: 20	R: 1 H: 0 E: 0 LOB: 0 K: 0 BB: 0 S: 8 P: 14	R: 0 H: 0 E: 0 LOB: 1 K: 0 BB: 1 S: 6 P: 12	R: 0 H: 0 E: 0 LOB: 0 K: 2 BB: 0 S: 7 P: 13	R: 1 H: 1 E: 0 LOB: 0 K: 2 BB: 2 S: 10 P: 14	R: 2 H: 1 E: 0 LOB: 0 K: 0 BB: 2 S: 11 P: 25	R: 1 H: 1 E: 0 LOB: 2 K: 0 BB: 2 S: 13 P: 25		1B: 2 SF: 0 2B: 1 SAC: 1 3B: 0 DP: 0 HR: 2 HBP: 1						

PITCHER		IP	WLS	BF	H	R	ER	SO	BB	IBB	HBP	BLK	WP	HR	S	P	ERA	WHIP
Carl Pavano, R ERA: 4.73	(1, 1)	6.2		28	4	5	5	6	3	0	1	0	1	2	60	106	6.75	1.050
Steve Kline, L ERA: 2.44	(7, 1)	0.1		0	0	0	0	0	0	0	0	0	0	0	1	4	0.00	0.000
Shayne Bennett, R ERA: 4.86	(8, 1)	0.2	L	5	1	1	1	0	1	1	0	0	0	0	11	22	13.50	3.000
Mike Maddux, R ERA: 5.06	(8, 1)	0.1		1	0	0	0	0	0	0	0	0	0	0	2	3	0.00	0.000

PITCHER	IP	WLS	BF	H	R	ER	SO	BB	IBB	HBP	BLK	WP	HR	S	P	ERA	WHIP

BOTTOM

Montreal Expos @ Milwaukee Brewers

Milwaukee County Stadium, Milwaukee, WI

Sun Jul 26 1998, 4:33 AM EDT

Att. 24,553 - Sunny - 74 F

livebaseballscorecards.com

AB	27
R	6
H	5
RBI	6
BB	5
SO	6
LOB	7

WP: 1 PA: 35
PB: 0
SB: 2
CS: 1

Batter	1	2	3	4	5	6	7	8	9	AB	R	H	RBI	BB	SO	LOB
Darryl Hamilton, L (1, 8) OBP: 0.396, SLG: 0.366	C B F X 1-2 ① F8		C X 0-1 ③ G6-3			C X 0-1 HBP 1B 1B	C S X 0-2 2B 1B 1-2	B B C X 2-1 E7 1B 2-H		5	2	3	0	0	0	0
Bill Mueller, S (1, 5) OBP: 0.378, SLG: 0.399	S B S S 1-3 ② K			B B B C B 4-1 1B BB		B X 1-0 ① F9	B B C F B X 3-2 WP 2B 1-H 2-H	C B F B B X 3-2 ③ P6		4	1	1	2	1	1	2
Barry Bonds, L (1, 7) OBP: 0.418, SLG: 0.538	C C B C 1-3 ③ K			S B F X 1-2 ① P7		B C S T B H 3-2 1B HBP 1-2	F H 1-1 WP HBP		C S S 0-3 ① K	3	1	0	0	0	2	1
Jeff Kent, R (1, 4) OBP: 0.334, SLG: 0.495 Shawon Dunston, R (8, 4) OBP: 0.263, SLG: 0.401		B C F B B B 4-2 G4-6-3 BB BB		B C B X 2-1 ② L5		X 0-0 G6-3 1B 1-3 2-H	C B B F B F B 4-2 1B BB 1-H 2-H		S S T S 0-3 ② K	2 1	0 0	1 0	1 0	2 0	0 1	1 0
J.T. Snow, L (1, 3) OBP: 0.334, SLG: 0.421		B C B B F B 4-2 G4-6-3 BB 1-2		X 0-0 1B 1-2		F B B S F X 2-2 ②③ G6-3 1-2f	B C B F X 2-2 1B 1-2		C F B X 1-2 1B	4	0	3	0	1	0	2
Stan Javier, S (1, 9) OBP: 0.373, SLG: 0.366		X 0-0 ①② G4-6-3 1-2f 2-3		C B B B C X 3-2 ③ G4-3			B B B B 4-1 CS BB 1-3 K		F C S 0-3 ③ K	4	0	0	0	1	2	7
Rich Aurilia, R (1, 6) OBP: 0.333, SLG: 0.445		B C F B B B F F F S 3-3 ③ K			F F B F B F X 2-2 ① G5-3		X 0-0 ① L8	X 0-0 ① F9		4	0	0	0	0	1	2
Brent Mayne, L (1, 2) OBP: 0.395, SLG: 0.394			B B B C X 3-1 ① G4-3		C B B B F F S 3-3 ② K		S B B X 2-1 ② 1B 1-2	B F B F X 2-2 ② G4-3		4	1	1	0	0	1	0
Kirk Rueter, L (1, 1) OBP: 0.225, SLG: 0.250			F X 0-1 ② G1		B C S B C 2-3 ③ K		X 0-0 1B 2B 1B 2-H	X 0-0 E 2B		4	2	2	1	0	1	0
Inning Stats	R: 0 E: 0 K: 2 S: 9 H: 0 LOB: 0 BB: 0 P: 12	R: 0 E: 0 K: 1 S: 11 H: 0 LOB: 1 BB: 2 P: 22	R: 0 E: 0 K: 0 S: 6 H: 0 LOB: 0 BB: 0 P: 9	R: 0 E: 0 K: 0 S: 10 H: 1 LOB: 2 BB: 1 P: 20	R: 0 E: 0 K: 2 S: 12 H: 0 LOB: 0 BB: 0 P: 19	R: 1 E: 0 K: 0 S: 11 H: 2 LOB: 1 BB: 0 P: 17	R: 5 E: 0 K: 1 S: 21 H: 5 LOB: 2 BB: 2 P: 38	R: 1 E: 1 K: 0 S: 10 H: 2 LOB: 1 BB: 0 P: 17	R: 0 E: 0 K: 3 S: 13 H: 1 LOB: 1 BB: 0 P: 14	1B: 8 2B: 3 3B: 0 HR: 0 SF: 0 SAC: 0 DP: 2 HBP: 2						

PITCHER		IP	WLS	BF	H	R	ER	SO	BB	IBB	HBP	BLK	WP	HR	S	P	ERA	WHIP
Javier Vazquez, R ERA: 5.61	(1, 1)	6.2	L	27	5	3	3	5	4	0	1	0	0	0	64	110	4.05	1.350
Steve Kline, L ERA: 3.05	(7, 1)	0.0		3	2	1	1	0	0	0	1	0	0	0	7	11	∞	∞
Miguel Batista, R ERA: 4.22	(7, 1)	0.1		3	1	2	2	1	1	0	0	0	1	0	9	16	54.00	6.000
Shayne Bennett, R ERA: 4.78	(8, 1)	1.0		5	2	1	0	0	0	0	0	0	0	0	10	17	0.00	2.000
Ugueth Urbina, R ERA: 1.19	(9, 1)	1.0		4	1	0	0	3	0	0	0	0	0	0	13	14	0.00	1.000

PITCHER	IP	WLS	BF	H	R	ER	SO	BB	IBB	HBP	BLK	WP	HR	S	P	ERA	WHIP

TOP

San Francisco Giants @ Montreal Expos

Olympic Stadium, Montreal, QB

Tue Jul 28 1998, 7:05 PM EDT

Att. 9,543 - Cloudy - 74 F

livebaseballscorecards.com

AB	35
R	7
H	11
RBI	4
BB	5
SO	9
LOB	15

WP: 4 PB: 0 SB: 0 CS: 1 PA: 42

Batter	1	2	3	4	5	6	7	8	9	AB	R	H	RBI	BB	SO	LOB
Orlando Cabrera, R (1, 4) OBP: 0.324, SLG: 0.396	F8		F8			G4-3			G4-6-3 1B	4	0	1	0	0	0	0
Terry Jones, S (1, 8) OBP: 0.265, SLG: 0.290	G4-3 1B			F9 BB SF9 BB		G4-3			P9	3	1	1	0	1	0	1
Mark Grudzielanek, R (1, 6) OBP: 0.320, SLG: 0.378	G4-3 1-2			1 SAFE 1-2 BB		P3			G4-6-3 1-2f	3	0	0	0	1	0	2
Vladimir Guerrero, R (1, 9) OBP: 0.362, SLG: 0.569	G6-3			F9 2-3			K			3	0	0	0	0	1	3
Shane Andrews, R (1, 5) OBP: 0.305, SLG: 0.439		K		SF9 3-H			F9			2	0	0	1	0	1	0
Brad Fullmer, L (1, 3) OBP: 0.326, SLG: 0.450		G4-3		1 SAFE K			P5			3	0	0	0	0	1	1
Shayne Bennett, R (8, 1)										0	0	0	0	0	0	0
Ugueth Urbina, R (9, 1)										0	0	0	0	0	0	0
Robert Perez, R (1, 7) OBP: 0.224, SLG: 0.324		F7			F9			L8		3	0	0	0	0	0	0
Chris Widger, R (1, 2) OBP: 0.279, SLG: 0.375			F9		L3			P6		3	0	0	0	0	0	0
Javier Vazquez, R (1, 1) OBP: 0.243, SLG: 0.278			G6-3		P9			K		2	0	0	0	0	0	0
Steve Kline, S (7, 1)										0	0	0	0	0	0	0
Miguel Batista, R (7, 1)										0	0	0	0	0	0	0
Ryan McGuire, L (8, 3) OBP: 0.333, SLG: 0.293										1	0	0	0	0	1	0
Inning Stats	R: 0 E: 0 K: 0 S: 10 H: 1 LOB: 1 BB: 0 P: 16	R: 0 E: 0 K: 1 S: 10 H: 0 LOB: 0 BB: 0 P: 13	R: 0 E: 0 K: 0 S: 5 H: 0 LOB: 0 BB: 0 P: 8	R: 1 E: 0 K: 1 S: 11 H: 0 LOB: 1 BB: 2 P: 21	R: 0 E: 0 K: 0 S: 6 H: 0 LOB: 0 BB: 0 P: 9	R: 0 E: 0 K: 0 S: 6 H: 0 LOB: 0 BB: 0 P: 7	R: 0 E: 0 K: 1 S: 10 H: 0 LOB: 0 BB: 0 P: 14	R: 0 E: 0 K: 1 S: 7 H: 0 LOB: 0 BB: 0 P: 10	R: 0 E: 0 K: 0 S: 4 H: 1 LOB: 0 BB: 0 P: 5	1B: 2 2B: 0 3B: 0 HR: 0 SF: 1 SAC: 0 DP: 1 HBP: 0						

PITCHER	IP	WLS	BF	H	R	ER	SO	BB	IBB	HBP	BLK	WP	HR	S	P	ERA	WHIP
Kirk Rueter, L (1, 1) ERA: 4.21	9.0	W	30	2	1	1	4	2	0	0	0	0	0	69	103	1.00	0.444

PITCHER	IP	WLS	BF	H	R	ER	SO	BB	IBB	HBP	BLK	WP	HR	S	P	ERA	WHIP

BOTTOM

San Francisco Giants @ Montreal Expos

Olympic Stadium, Montreal, QB

Tue Jul 28 1998, 7:05 PM EDT

Att. 9,543 - Cloudy - 74 F

livebaseballscorecards.com

AB	27
R	1
H	2
RBI	1
BB	2
SO	4
LOB	7

WP: 0 PA: 30
PB: 0
SB: 0
CS: 0

San Francisco Giants @ Montreal Expos

Olympic Stadium, Montreal, QB

Wed Jul 29 1998, 7:05 PM EDT

Att. 8,293 - Unknown - 78 F

livebaseballscorecards.com

Batter	1	2	3	4	5	6	7	8	9	AB	R	H	RBI	BB	SO	LOB
Darryl Hamilton, L (1, 8) OBP: 0.395, SLG: 0.367	2-2 F8		1-0 G4-3			1-2 G4-3 2B		2-2 G3-1		4	0	1	0	0	0	0
Rich Aurilia, R (1, 6) OBP: 0.332, SLG: 0.442	0-2 CS BB 1B		2-3 K			0-0 L5		1-1 G4-3		4	0	1	0	0	1	1
Barry Bonds, L (1, 7) OBP: 0.416, SLG: 0.533	4-2 1-2 BB		2-1 F8			3-2 G4-3 2-3			2-3 K	3	0	0	0	1	1	1
Jeff Kent, R (1, 4) OBP: 0.330, SLG: 0.489	2-3 2-3 K			2-0 E6 G6-4-3		2-2 G5-3			0-0 G5-3	4	0	0	0	0	1	3
J.T. Snow, L (1, 3) OBP: 0.333, SLG: 0.419		3-2 G5-3 1B 1B		2-3 K			3-2 G3-1		0-0 P7	4	0	1	0	0	1	1
Joe Carter, R (1, 9) OBP: 0.285, SLG: 0.409		2-3 K		0-0 G6-4-3 1-2f			1-0 F8			3	0	0	0	0	1	2
Bill Mueller, S (1, 5) OBP: 0.380, SLG: 0.402		1-2 SAFE G5-3 1-2 1B			1-1 G4-3		2-1 1B			3	0	2	0	0	0	0
Doug Mirabelli, R (1, 2) OBP: 0.308, SLG: 0.273		2-2 G5-3 1-2 2-3			1-1 F7		0-3 K			3	0	0	0	0	1	3
Danny Darwin, R (1, 1) OBP: 0.103, SLG: 0.081		1-3 K			2-1 L8			0-1 G4-3		2	0	0	0	0	1	2
John Johnstone, R (5, 1)										0	0	0	0	0	0	0
Shawon Dunston, R (8, PH) OBP: 0.262, SLG: 0.399										1	0	0	0	0	0	0
Alvin Morman, L (8, 1)										0	0	0	0	0	0	0

TOP	
AB	31
R	0
H	5
RBI	0
BB	1
SO	7
LOB	13

Inning Stats	1	2	3	4	5	6	7	8	9		
	R: 0 H: 1 E: 0 LOB: 1 K: 1 BB: 1 S: 11 P: 19	R: 0 H: 2 E: 0 LOB: 2 K: 2 BB: 0 S: 17 P: 26	R: 0 H: 0 E: 0 LOB: 0 K: 1 BB: 0 S: 6 P: 11	R: 0 H: 0 E: 1 LOB: 0 K: 1 BB: 0 S: 5 P: 9	R: 0 H: 0 E: 0 LOB: 0 K: 0 BB: 0 S: 6 P: 10	R: 0 H: 1 E: 0 LOB: 1 K: 0 BB: 0 S: 14 P: 20	R: 0 H: 1 E: 0 LOB: 1 K: 1 BB: 0 S: 9 P: 15	R: 0 H: 0 E: 0 LOB: 0 K: 0 BB: 0 S: 7 P: 10	R: 0 H: 0 E: 0 LOB: 0 K: 1 BB: 0 S: 5 P: 7	1B: 4 SF: 0 2B: 1 SAC: 0 3B: 0 DP: 1 HR: 0 HBP: 0	WP: 0 PA: 32 PB: 0 SB: 0 CS: 1

PITCHER		IP	WLS	BF	H	R	ER	SO	BB	IBB	HBP	BLK	WP	HR	S	P	ERA	WHIP
Dustin Hermanson, R ERA: 3.45	(1, 1)	7.0	W	26	5	0	0	6	1	0	0	0	0	0	68	110	0.00	0.857
Mike Maddux, R ERA: 4.71	(8, 1)	2.0		6	0	0	0	1	0	0	0	0	0	0	12	17	0.00	0.000

PITCHER	IP	WLS	BF	H	R	ER	SO	BB	IBB	HBP	BLK	WP	HR	S	P	ERA	WHIP

Batter	1	2	3	4	5	6	7	8	9	AB	R	H	RBI	BB	SO	LOB
Terry Jones, S (1, 8) OBP: 0.263, SLG: 0.286	G3		G1-3		E S 1B 1B	1-2f FC4-6				4	1	1	0	0	0	1
Ryan McGuire, L (1, 7) OBP: 0.326, SLG: 0.286	K		F7		F8		F7			4	0	0	0	0	1	1
Mark Grudzielanek, R (1, 6) OBP: 0.324, SLG: 0.380	HR 1B		G1-6-3		1B 1-H 3B 1B		G5-4-3 BB			3	2	2	1	1	0	0
Vladimir Guerrero, R (1, 9) OBP: 0.366, SLG: 0.577	1-H HR			S 1B BB	1-2 3B 1B		1-2f G5-4-3			3	3	2	2	1	0	1
Brad Fullmer, L (1, 3) OBP: 0.328, SLG: 0.456	K			1-H G6-3 1B	1-H 2-H 3B			0-0 G4-3		4	0	2	3	0	1	0
Chris Widger, R (1, 2) OBP: 0.275, SLG: 0.371		G5-3		1-2 G6-3	F7			1-1 G5-3		4	0	0	0	0	0	2
Shane Andrews, R (1, 5) OBP: 0.305, SLG: 0.440		FC1-5 2B		G6-3		G4-3		0-0 G6-3		4	0	1	0	0	0	1
Orlando Cabrera, R (1, 4) OBP: 0.324, SLG: 0.413		2-3 FC1-5		G1-3		FC6-2 3B				3	0	1	0	0	0	2
Dustin Hermanson, R (1, 1) OBP: 0.263, SLG: 0.129 Mike Maddux, L (8, 1)		G4-3				FC4-6 FC6-2 3-H				3 0	0 0	0 0	0 0	0 0	1 0	2 0
Inning Stats	R: 2 E: 0 K: 2 S: 11 H: 2 LOB: 0 BB: 0 P: 13	R: 0 E: 0 K: 0 S: 6 H: 1 LOB: 1 BB: 0 P: 10	R: 0 E: 0 K: 0 S: 4 H: 0 LOB: 0 BB: 0 P: 7	R: 1 E: 0 K: 0 S: 8 H: 1 LOB: 1 BB: 1 P: 17	R: 3 E: 0 K: 1 S: 11 H: 4 LOB: 1 BB: 0 P: 15	R: 0 E: 0 K: 0 S: 12 H: 1 LOB: 1 BB: 0 P: 15	R: 0 E: 0 K: 0 S: 7 H: 0 LOB: 0 BB: 1 P: 14	R: 0 E: 0 K: 0 S: 4 H: 0 LOB: 0 BB: 0 P: 5		1B: 5 2B: 1 3B: 2 HR: 1	SF: 0 SAC: 0 DP: 1 HBP: 0					

PITCHER	IP	WLS	BF	H	R	ER	SO	BB	IBB	HBP	BLK	WP	HR	S	P	ERA	WHIP
Danny Darwin, R (1, 1) ERA: 4.94	4.2	L	23	8	6	6	3	1	0	0	0	0	1	39	60	11.57	1.929
John Johnstone, R (5, 1) ERA: 3.3	2.1		8	1	0	0	0	1	0	0	0	0	0	20	31	0.00	0.857
Alvin Morman, L (8, 1) ERA: 5.09	1.0		3	0	0	0	0	0	0	0	0	0	0	4	5	0.00	0.000

PITCHER	IP	WLS	BF	H	R	ER	SO	BB	IBB	HBP	BLK	WP	HR	S	P	ERA	WHIP

BOTTOM

San Francisco Giants @ Montreal Expos

Olympic Stadium, Montreal, QB

Wed Jul 29 1998, 7:05 PM EDT

Att. 8,293 - Unknown - 78 F

livebaseballscorecards.com

AB	32
R	6
H	9
RBI	6
BB	2
SO	3
LOB	10

San Francisco Giants @ Montreal Expos

Olympic Stadium, Montreal, QB

Thu Jul 30 1998, 7:05 PM EDT

Att. 7,575 - Overcast - 63 F

TOP

livebaseballscorecards.com

Batter	1	2	3	4	5	6	7	8	9	AB	R	H	RBI	BB	SO	LOB
Darryl Hamilton, L (1, 8) OBP: 0.393, SLG: 0.365	C B B X 2-1 ① G6-3		C B C B X 2-2 ① G6-3			B X 1-0 HR 1B	F B B F B F F X 3-2 ② G6-3 1-3 2-H		X 0-0 ① F7	2	0	0	0	0	0	0
Marvin Benard, L (5, 8) OBP: 0.328, SLG: 0.318										3	1	1	1	0	0	1
Shawon Dunston, R (1, 6) OBP: 0.266, SLG: 0.423	B C B B F B F X 3-2 ② L8		C F B B C 1-3 ② K			X 0-0 HR 1-H	X 0-0 ③ L7		C B X 1-1 2B	5	1	2	2	0	1	1
Barry Bonds, L (1, 7) OBP: 0.418, SLG: 0.530	B B B B C B 4-1 BB		X 0-0 ③ P5			B C F B B B F B 4-2 G4-3 WP G4-3 BB		B B B C F B 4-2 F9 1B BB	C X 0-1 ② F7	2	2	0	0	3	0	1
Charlie Hayes, R (1, 5) OBP: 0.366, SLG: 0.430	B 1 SAFE F C X 1-2 ③ G5-3			B B B C C F B 4-2 G6-3 BB		1 SAFE 1 SAFE B X 1-0 ① G4-3 1-3		C B B X 2-1 ① F9 1-2	B C B F B B 4-2 BB	3	0	0	0	2	0	3
J.T. Snow, L (1, 3) OBP: 0.334, SLG: 0.419		C B F B X 2-2 G3 G4-3 1B 1B		B X 1-0 ① ② G6-3 1-2f		C S X 0-2 ② G4-3 3-H		B X 1-0 BB 1B 2-H 1B	X 0-0 ③ G4-3	5	1	2	2	0	0	3
Joe Carter, R (1, 9) OBP: 0.288, SLG: 0.411		C X 0-1 G4-3 G3 1-2 1B		B C F S 1-3 ③ K		B B S F X 2-2 ③ L9		B X 1-0 BB 1-2 1B		4	0	2	0	0	1	0
Brent Mayne, L (1, 2) OBP: 0.392, SLG: 0.387		C B F X 1-2 ① G3 1-2 2-3			B S F B X 2-2 ① L5		B B F B X 3-1 ① G4-3	S B B B F B 4-2 1-2 2-3 BB		3	0	0	0	1	0	2
Rey Sanchez, R (1, 4) OBP: 0.319, SLG: 0.344		F B X 1-1 ② G4-3 2-3 3-H			X 0-0 ② F9		C B S B F X 2-2 WP 1B G6-3 1B	X 0-0 ② F9		3	1	1	1	0	0	1
Jeff Kent, R (8, PH) OBP: 0.330, SLG: 0.487										1	0	0	0	0	0	3
Rich Rodriguez, L (8, 1) OBP: 0.333, SLG: 0.333										0	0	0	0	0	0	0
Mark Gardner, R (1, 1) OBP: 0.224, SLG: 0.196		B S X 1-1 ③ G1-3			C B B F F F B X 3-2 ③ G6-3		X 0-0 G6-3 WP 1-2 1B	C B B F C 2-3 ③ K		2	0	0	0	0	0	1
Chris Brock, R (5, 1)										0	0	0	0	0	0	0
Rich Aurilia, R (7, PH) OBP: 0.335, SLG: 0.444										1	0	1	0	0	0	0
Jose Mesa, R (7, 1)										0	0	0	0	0	0	0
Bill Mueller, S (8, PH) OBP: 0.379, SLG: 0.401										1	0	0	0	0	1	3
(8, 4)																
Inning Stats	R: 0 E: 0 K: 0 S: 10 H: 0 LOB: 1 BB: 1 P: 20	R: 1 E: 0 K: 0 S: 12 H: 2 LOB: 1 BB: 0 P: 17	R: 0 E: 0 K: 1 S: 7 H: 0 LOB: 0 BB: 0 P: 10	R: 0 E: 0 K: 1 S: 7 H: 0 LOB: 0 BB: 1 P: 13	R: 0 E: 0 K: 0 S: 8 H: 0 LOB: 0 BB: 0 P: 13	R: 3 E: 0 K: 0 S: 12 H: 2 LOB: 0 BB: 1 P: 20	R: 1 E: 0 K: 0 S: 13 H: 2 LOB: 1 BB: 0 P: 21	R: 1 E: 0 K: 1 S: 12 H: 2 LOB: 3 BB: 2 P: 26	R: 0 E: 0 K: 0 S: 8 H: 1 LOB: 2 BB: 1 P: 13	1B: 7 2B: 1 3B: 0 HR: 1 SF: 0 SAC: 0 DP: 1 HBP: 0						

	AB	35
	R	6
	H	9
	RBI	6
	BB	6
	SO	3
	LOB	19

WP: 2 PB: 0 SB: 0 CS: 0 PA: 41

PITCHER		IP	WLS	BF	H	R	ER	SO	BB	IBB	HBP	BLK	WP	HR	S	P	ERA	WHIP
Mike Thurman, R ERA: 4.76	(1, 1)	5.0	W	21	4	4	4	2	3	0	0	0	0	1	49	83	7.20	1.400
Anthony Telford, R ERA: 3.48	(6, 1)	2.0		8	2	1	1	0	0	0	0	0	2	0	20	31	4.50	1.000
Steve Kline, L ERA: 3.22	(8, 1)	0.1		5	2	1	1	0	2	0	0	0	0	0	8	20	27.00	12.000
Shayne Bennett, R ERA: 4.66	(8, 1)	1.2	S	7	1	0	0	1	1	0	0	0	0	0	12	19	0.00	1.200

PITCHER	IP	WLS	BF	H	R	ER	SO	BB	IBB	HBP	BLK	WP	HR	S	P	ERA	WHIP

Batter	1	2	3	4	5	6	7	8	9	AB	R	H	RBI	BB	SO	LOB
Terry Jones, S (1, 8) OBP: 0.256, SLG: 0.325	B C C F B F S 2-3 K ①		X 0-0 SF7 3B 1-H 2-H		F F S 0-3 K ① B F F S 1-3 K ③			B B B C X 3-1 L4 ①		5	1	1	2	0	3	0
Orlando Cabrera, R (1, 4) OBP: 0.336, SLG: 0.472	C F B F C 1-3 K ②		B F X 1-1 SF7 ② 3-H		B X 1-0 1B 3B		B C F B F X 2-2 1B 3B	C X 0-1 1B 2B		4	3	3	1	0	1	0
Mark Grudzielanek, R (1, 6) OBP: 0.324, SLG: 0.380 Mike Mordecai, R (6, 6) OBP: 0.230, SLG: 0.246	B S X 1-1 G3-1 ③		X 0-0 G6-3 ③		B B S B F X 3-2 HR 1B 3-H		B B X 2-0 1B WP 1B 1B 3-H	X 0-0 2B 1B 2-H		3 2	1 1	1 2	1 2	0 0	0 0	0 0
Vladimir Guerrero, R (1, 9) OBP: 0.366, SLG: 0.584		F B B X 2-1 L3 ①		X 0-0 HR	1 SAFE B F X 1-1 F7 ②		S S F F X 0-2 P8 ① B F B B X 1-3	B F B B X 3-1 2B		5	1	2	1	0	0	2
Brad Fullmer, L (1, 3) OBP: 0.330, SLG: 0.465 Ryan McGuire, L (8, 3) OBP: 0.324, SLG: 0.284	B F B F S 2-3 K ②		B B C F F B C 3-3 K ①	X 0-0 HR 1-H	B F X 1-1 F9 1B WP 1B 1-3	C F B F B S 2-3 K ②				4 1	2 0	2 0	2 0	0 0	2 1	0 2
Derrick May, L (1, 7) OBP: 0.257, SLG: 0.327	B X 1-0 F7 ③		B C B B X 3-1 WP E SF7 1B	B B F F F X 2-2 2B	C B B X 2-1 WP 1B 1-2 3-H	S B X 1-1 G3-1 ③				5	1	3	1	0	0	2
Chris Widger, R (1, 2) OBP: 0.275, SLG: 0.367		B B B C F B 4-2 BB 3B BB	X 0-0 E6 WP 1-2	B B B X 3-0 F9 ③	X 0-0 F9 ② 2-3					3	1	0	0	1	0	4
Shane Andrews, R (1, 5) OBP: 0.304, SLG: 0.438		S X 0-1 L8 ①	B B C B X 3-1 SF7 ② 1-2 2-H		X 0-0 P6 ① B B F S T F B B 4-2 1-2 3-H	BB				2	0	0	1	1	0	1
Mike Thurman, R (1, 1) Anthony Telford, R (6, 1) Scott Livingstone, L (7, PH) OBP: 0.212, SLG: 0.208 Steve Kline, S (8, 1) Shayne Bennett, R (8, 1)		B B B B 4-0 BB 3B BB 1-2	B C C B B S 3-3 K ③		F B B X 2-1 P6 ② B F B S S 2-3 K ③					1 1 1 0 0	1 0 0 0 0	0 0 0 0 0	0 0 0 0 0	1 0 0 0 0	1 0 1 0 0	1 0 2 0 0
Inning Stats	R: 0 E: 0 K: 2 S: 11 H: 0 LOB: 0 BB: 0 P: 15	R: 0 E: 0 K: 1 S: 6 H: 0 LOB: 0 BB: 0 P: 11	R: 3 E: 0 K: 0 S: 8 H: 1 LOB: 0 BB: 2 P: 17	R: 2 E: 1 K: 2 S: 13 H: 2 LOB: 1 BB: 0 P: 25	R: 3 E: 0 K: 1 S: 15 H: 4 LOB: 1 BB: 0 P: 25	R: 0 E: 0 K: 1 S: 6 H: 0 LOB: 0 BB: 0 P: 9	R: 3 E: 0 K: 1 S: 21 H: 4 LOB: 2 BB: 1 P: 34	R: 1 E: 0 K: 1 S: 13 H: 3 LOB: 2 BB: 0 P: 22		1B: 6 2B: 3 3B: 3 HR: 2	SF: 2 SAC: 0 DP: 0 HBP: 0					

PITCHER		IP	WLS	BF	H	R	ER	SO	BB	IBB	HBP	BLK	WP	HR	S	P	ERA	WHIP
Mark Gardner, R ERA: 5.13	(1, 1)	4.1	L	21	5	7	6	6	2	0	0	0	1	1	45	79	12.46	1.615
Chris Brock, R ERA: 4.26	(5, 1)	1.2		7	2	1	1	1	0	0	0	0	0	1	14	23	5.40	1.200
Jose Mesa, R ERA: 5.37	(7, 1)	1.0		8	4	3	3	1	1	0	0	0	2	0	21	34	27.00	5.000
Rich Rodriguez, L ERA: 4.54	(8, 1)	1.0		6	3	1	1	1	0	0	0	0	0	0	13	22	9.00	3.000

PITCHER	IP	WLS	BF	H	R	ER	SO	BB	IBB	HBP	BLK	WP	HR	S	P	ERA	WHIP

BOTTOM

San Francisco Giants @ Montreal Expos

Olympic Stadium, Montreal, QB

Thu Jul 30 1998, 7:05 PM EDT

Att. 7,575 - Overcast - 63 F

livebaseballscorecards.com

AB	37
R	12
H	14
RBI	11
BB	3
SO	9
LOB	14

San Diego Padres @ Montreal Expos

Olympic Stadium, Montreal, QB

Fri Jul 31 1998, 7:05 PM EDT

Att. 10,340 - Unknown - 74 F

TOP

livebaseballscorecards.com

Batter	1	2	3	4	5	6	7	8	9	AB	R	H	RBI	BB	SO	LOB
Quilvio Veras, S (1, 4) OBP: 0.382, SLG: 0.346	G3		G3		F9		F9		K	5	0	0	0	0	1	0
Tony Gwynn, L (1, 9) OBP: 0.368, SLG: 0.479	HR 1B		P8		L8		E3 L1-3		2B	5	1	2	0	0	0	0
Ruben Rivera, R (9, PR) OBP: 0.384, SLG: 0.511 (9, 9)										0	0	0	0	0	0	0
Ken Caminiti, S (1, 5) OBP: 0.366, SLG: 0.535	1-H HR		1B		K		L1-3 1-2		F7	5	1	2	2	0	1	2
Greg Vaughn, R (1, 7) OBP: 0.382, SLG: 0.663	HR		G6-3			L4	IBB			3	1	1	1	1	0	1
Wally Joyner, L (1, 3) OBP: 0.388, SLG: 0.487	G5-3			FC5-4 BB		G4-3 2B 1B	L6			3	1	1	0	1	0	2
Steve Finley, L (1, 8) OBP: 0.297, SLG: 0.397	G4-3			FC5-4 S 1B 1-2f		G4-3 1-2			F8	4	1	0	0	0	0	2
Carlos Hernandez, R (1, 2) OBP: 0.312, SLG: 0.387		G6-3		1 SAFE CS 1-H 1B		2-H 2B		K		4	0	2	2	0	1	0
Chris Gomez, R (1, 6) OBP: 0.331, SLG: 0.351		F8		FC5-4 BB 1-2		IBB		P6		2	0	0	0	2	0	0
Kevin Brown, R (1, 1) OBP: 0.228, SLG: 0.218		K		FC5-4 1-2f		F7			K	3	0	0	0	0	1	3
Dan Miceli, R (8, 1) OBP: 1.000, SLG: 1.000										0	0	0	0	0	0	0
Mark Sweeney, L (9, PH) OBP: 0.317, SLG: 0.284										1	0	0	0	0	1	0
Trevor Hoffman, R (9, 1)										0	0	0	0	0	0	0
Inning Stats	R: 3 E: 0 K: 0 S: 15 H: 3 LOB: 0 BB: 0 P: 22	R: 0 E: 0 K: 1 S: 8 H: 0 LOB: 0 BB: 0 P: 10	R: 0 E: 0 K: 0 S: 9 H: 1 LOB: 1 BB: 0 P: 16	R: 1 E: 0 K: 0 S: 9 H: 1 LOB: 1 BB: 2 P: 20	R: 0 E: 0 K: 1 S: 7 H: 0 LOB: 0 BB: 0 P: 8	R: 1 E: 0 K: 0 S: 12 H: 2 LOB: 2 BB: 1 P: 24	R: 0 E: 1 K: 0 S: 6 H: 0 LOB: 2 BB: 1 P: 12	R: 0 E: 0 K: 1 S: 8 H: 0 LOB: 0 BB: 0 P: 13	R: 0 E: 0 K: 2 S: 11 H: 1 LOB: 1 BB: 0 P: 16	1B: 4 2B: 2 3B: 0 HR: 2 SF: 0 SAC: 0 DP: 0 HBP: 0						

	AB	35
	R	5
	H	8
	RBI	5
	BB	4
	SO	5
	LOB	10

WP: 0 PB: 0 SB: 1 CS: 1 PA: 39

PITCHER		IP	WLS	BF	H	R	ER	SO	BB	IBB	HBP	BLK	WP	HR	S	P	ERA	WHIP
Carl Pavano, R ERA: 4.95	(1, 1)	6.0	L	27	7	5	5	2	2	1	0	0	0	2	60	100	7.50	1.500
Steve Kline, L ERA: 3.15	(7, 1)	1.0		5	0	0	0	0	0	1	0	0	0	0	6	12	0.00	0.000
Mike Maddux, R ERA: 4.4	(8, 1)	2.0		7	1	0	0	3	0	0	0	0	0	0	19	29	0.00	0.500

PITCHER	IP	WLS	BF	H	R	ER	SO	BB	IBB	HBP	BLK	WP	HR	S	P	ERA	WHIP

Batter	1	2	3	4	5	6	7	8	9	AB	R	H	RBI	BB	SO	LOB
Terry Jones, S (1, 8) OBP: 0.277, SLG: 0.341	0-0 WP WP 2B 1B		1-0 F8		0-1 FC1-6 1B		1-1 SH SH1-4 1-2		0-1 B1	4	1	2	0	0	0	1
F.P. Santangelo, S (1, 7) OBP: 0.346, SLG: 0.323 Ryan McGuire, L (9, 7) OBP: 0.328, SLG: 0.295	3-2 WP 2B 1-2 HBP		1-2 1B 1B HBP		0-1 FC1-6 A4 DB 1-2f		0-0 SH1-4 1-2 2-3		1-2 1-3 2B	1	2	0	0	0	0	1
										1	0	1	0	0	0	0
Mark Grudzielanek, R (1, 6) OBP: 0.323, SLG: 0.379 Mike Mordecai, R (2, 6) OBP: 0.244, SLG: 0.250	2-3 K 1-2 2-3		1-1 1B G3 1-2 1B		3-3 K 1-2		0-1 FC5-2 3-H		4-1 BB	1	0	0	0	0	1	2
										3	1	1	0	1	1	3
Vladimir Guerrero, R (1, 9) OBP: 0.369, SLG: 0.587	0-0 2-H 3-H 2B		1-2 G3 1-3 2-H 1B			0-2 E G1-3 1B	1-3 K		0-1 P4	5	0	3	3	0	1	5
Brad Fullmer, L (1, 3) OBP: 0.325, SLG: 0.459	0-1 G4-3		0-0 G3 2-3 3-H			1-0 G1-3 1-2		0-1 G6-3	0-3 K	5	0	0	1	0	1	6
Chris Widger, R (1, 2) OBP: 0.275, SLG: 0.364	2-2 G5-3		1-3 K			1-3 K2-3		4-2 FC6-4 BB		3	0	0	0	1	2	3
Shane Andrews, R (1, 5) OBP: 0.301, SLG: 0.432		3-2 L9		3-3 K		1-1 E5 2-3		2-2 F8		4	0	0	0	0	1	2
Orlando Cabrera, R (1, 4) OBP: 0.325, SLG: 0.455		0-3 K		3-3 K		2-1 F7		0-0 FC6-4 1-2f		4	0	0	0	0	2	3
Carl Pavano, R (1, 1) OBP: 0.091, SLG: 0.091 Steve Kline, S (7, 1) Scott Livingstone, L (7, PH) OBP: 0.221, SLG: 0.218 Mike Maddux, L (8, 1) Derrick May, L (9, PH) OBP: 0.264, SLG: 0.333		1-3 K		3-3 K			0-2 SH1-4 E FC5-2 1B		2-2 2B 1B	2	0	0	0	0	2	0
										0	0	0	0	0	0	0
										1	0	1	0	0	0	0
										0	0	0	0	0	0	0
										1	0	1	0	0	0	0
Inning Stats	R: 2 E: 0 K: 1 S: 14 H: 2 LOB: 1 BB: 0 P: 21	R: 0 E: 0 K: 2 S: 9 H: 0 LOB: 0 BB: 0 P: 13	R: 2 E: 0 K: 1 S: 13 H: 2 LOB: 1 BB: 0 P: 18	R: 0 E: 0 K: 3 S: 9 H: 0 LOB: 0 BB: 0 P: 18	R: 0 E: 0 K: 1 S: 7 H: 1 LOB: 0 BB: 0 P: 10	R: 0 E: 1 K: 1 S: 13 H: 1 LOB: 2 BB: 0 P: 18	R: 0 E: 1 K: 1 S: 14 H: 1 LOB: 2 BB: 0 P: 16	R: 0 E: 0 K: 0 S: 9 H: 0 LOB: 1 BB: 1 P: 15	R: 0 E: 0 K: 1 S: 15 H: 2 LOB: 3 BB: 1 P: 22	1B: 7 2B: 2 3B: 0 HR: 0	SF: 0 SAC: 2 DP: 0 HBP: 2				WP: 2 PB: 0 SB: 0 CS: 0	PA: 41	

PITCHER		IP	WLS	BF	H	R	ER	SO	BB	IBB	HBP	BLK	WP	HR	S	P	ERA	WHIP
Kevin Brown, R ERA: 2.71	(1, 1)	7.0	W	31	7	4	4	10	0	0	2	0	2	0	79	114	5.14	1.000
Dan Miceli, R ERA: 3.35	(8, 1)	1.0		4	0	0	0	0	1	0	0	0	0	0	9	15	0.00	1.000
Trevor Hoffman, R ERA: 1.65	(9, 1)	1.0	S	6	2	0	0	1	1	0	0	0	0	0	15	22	0.00	3.000

PITCHER	IP	WLS	BF	H	R	ER	SO	BB	IBB	HBP	BLK	WP	HR	S	P	ERA	WHIP

BOTTOM

San Diego Padres @ Montreal Expos

Olympic Stadium, Montreal, QB

Fri Jul 31 1998, 7:05 PM EDT

Att. 10,340 - Unknown - 74 F

livebaseballscorecards.com

AB	35
R	4
H	9
RBI	4
BB	2
SO	11
LOB	26

Batter	1	2	3	4	5	6	7	8	9	AB	R	H	RBI	BB	SO	LOB
Quilvio Veras, S (1, 4) OBP: 0.380, SLG: 0.343	B B B C C X 3-2 G6-3		X 0-0 L5		B C C B X 2-2 G4-3		C B B B B 4-1 1B 1-2 BB			3	0	0	0	1	0	0
Tony Gwynn, L (1, 9) OBP: 0.369, SLG: 0.480	B C B X 2-1 2B 1B		B C X 1-1 G3-1		C B F F B X 2-2 F8		B C S B X 2-2 1-3 2-H 1B			4	1	2	1	0	0	0
Ken Caminiti, S (1, 5) OBP: 0.368, SLG: 0.537	X 0-0 1-H 2B		B B C S S B B 4-2 BB		B F B F X 2-2 G3-1		1 SAFE B C C C 1-3 K			3	0	1	1	1	1	2
Greg Vaughn, R (1, 7) OBP: 0.379, SLG: 0.657	F B X 1-1 G5-3		B 1 SAFE 1 SAFE X 1-0 G1-4-3			S F S 0-3 K		X 0-0 F9		4	0	0	0	0	1	2
Wally Joyner, L (1, 3) OBP: 0.386, SLG: 0.484	C F X 0-2 G4-3			C B F B X 2-2 G6-4-3 1B 1B		B X 1-0 G3		B C X 1-1 P5		4	0	1	0	0	0	1
Steve Finley, L (1, 8) OBP: 0.297, SLG: 0.396		B B X 2-0 F8		B C F X 1-2 G6-4-3 1-2 1B		C B B F B X 3-2 F8		S X 0-1 G4-3		4	0	1	0	0	0	0
Greg Myers, L (1, 2) OBP: 0.291, SLG: 0.355		B C B B B 4-1 BB	X 0-0 G6-4-3 1-2f 2-3				C B B X 2-1 F9		X 0-0 L9	3	0	0	0	1	0	2
Chris Gomez, R (1, 6) OBP: 0.333, SLG: 0.348		B B B C X 2-1 F8		B B B C S B 4-2 BB			B B B C B B 4-1 BB 1B BB		C B B B F X 2-2 F8	2	1	0	0	2	0	1
24 Mark Langston, R (1, 1) OBP: 0.174, SLG: 0.143 Mark Sweeney, L (4, PH) OBP: 0.314, SLG: 0.282 Scott Sanders, R (4, 1) Ed Giovanola, L (7, PH) OBP: 0.323, SLG: 0.339 Jim Bruske, R (7, 1) Jim Leyritz, R (9, PH) OBP: 0.404, SLG: 0.527		B C B C S 2-3 K		F B B X 2-1 L8			B X 1-0 F7		B F B F B F B F X 3-2 G5-3	1 1 0 1 0 1	0 0 0 0 0 0	0 0 0 0 0 0	0 0 0 0 0 0	0 0 0 0 0 0	1 0 0 0 0 0	1 2 0 1 0 0
Inning Stats	R: 1 H: 2 E: 0 LOB: 1 K: 0 BB: 0 S: 11 P: 17	R: 0 H: 0 E: 0 LOB: 1 K: 1 BB: 1 S: 7 P: 17	R: 0 H: 0 E: 0 LOB: 1 K: 0 BB: 1 S: 6 P: 12	R: 0 H: 2 E: 0 LOB: 2 K: 0 BB: 1 S: 11 P: 20	R: 0 H: 0 E: 0 LOB: 0 K: 0 BB: 0 S: 10 P: 16	R: 0 H: 0 E: 0 LOB: 0 K: 1 BB: 0 S: 7 P: 11	R: 1 H: 1 E: 0 LOB: 2 K: 1 BB: 2 S: 11 P: 25	R: 0 H: 0 E: 0 LOB: 0 K: 0 BB: 0 S: 5 P: 6	R: 0 H: 0 E: 0 LOB: 0 K: 0 BB: 0 S: 8 P: 13	1B: 4 2B: 1 3B: 0 HR: 0	SF: 0 SAC: 0 DP: 1 HBP: 0			WP: 0 PB: 0 SB: 0 CS: 0	PA: 36	

PITCHER		IP	WLS	BF	H	R	ER	SO	BB	IBB	HBP	BLK	WP	HR	S	P	ERA	WHIP
Miguel Batista, R ERA: 4.13	(1, 1)	4.0		18	4	1	1	1	3	0	0	0	0	0	35	66	2.25	1.750
Shayne Bennett, R ERA: 4.61	(5, 1)	2.2	W	10	0	1	1	1	2	0	0	0	0	0	22	43	3.38	0.750
Steve Kline, L ERA: 3.06	(7, 1)	1.1		5	1	0	0	1	0	0	0	0	0	0	11	15	0.00	0.750
Ugueth Urbina, R ERA: 1.17	(9, 1)	1.0	S	3	0	0	0	0	0	0	0	0	0	0	8	13	0.00	0.000

PITCHER	IP	WLS	BF	H	R	ER	SO	BB	IBB	HBP	BLK	WP	HR	S	P	ERA	WHIP

TOP

San Diego Padres @ Montreal Expos

Olympic Stadium, Montreal, QB

Sat Aug 01 1998, 7:05 PM EDT

Att. 28,937 - Unknown - 76 F

livebaseballscorecards.com

AB	31
R	2
H	5
RBI	2
BB	5
SO	3
LOB	12

Batter	1	2	3	4	5	6	7	8	9	AB	R	H	RBI	BB	SO	LOB
Terry Jones, S (1, 8) OBP: 0.275, SLG: 0.319	B B B B 4-0 WP 1B 1B BB	S X 0-1 ③ L8		F C B B X 2-2 FC1 2-3 3-H			B L C F S 1-3 ② K			3	1	0	1	1	1	3
Orlando Cabrera, R (1, 6) OBP: 0.322, SLG: 0.448	B 1 SAFE B 1 SAFE C 1 SAFE X 3-1 WP 1B 1-2 1B		F X 0-1 ① G4-3	F F B X 1-2 ②③ FC8-2 3-H			C X 0-1 ③ F8			4	1	1	0	0	0	2
Robert Perez, R (1, 7) OBP: 0.225, SLG: 0.315	C F S 0-3 ① K 1-2 2-3		B B B B 4-0 2B BB		S S B F X 1-2 ① G5-3			C X 0-1 ① G5-3		3	1	0	0	1	1	2
Vladimir Guerrero, R (1, 9) OBP: 0.370, SLG: 0.588	B B F B X 3-1 G6-4-3 2-H 3-H 1B		B C B X 2-1 G6-3 1-H 2B		B X 1-0 ② F8			X 0-0 ② G5-3		4	0	2	3	0	0	0
Shane Andrews, R (1, 5) OBP: 0.300, SLG: 0.433	C S 1 SAFE B F B 1 SAFE B 1 SAFE 3-2 1 SAFE X ②③ G6-4-3 1-2f		F B X 1-1 ② G6-3 2-3		B C B B C F X 3-2 ③ G5-3			B B C B X 3-1 2B		4	0	1	0	0	0	2
Bob Henley, R (1, 2) OBP: 0.375, SLG: 0.348 Ugueth Urbina, R (9, 1)	B X 1-0 ① L7	X 0-0 ③ G5-3				S F S 0-3 ① K		B B C C C 2-3 ③ K		4 0	0 0	0 0	0 0	0 0	2 0	2 0
Brad Fullmer, L (1, 3) OBP: 0.328, SLG: 0.459 Steve Kline, S (7, 1) Chris Widger, R (9, 2) OBP: 0.275, SLG: 0.364	B B B B 4-0 1B BB			F C B F X 1-2 1B SH1 FC1 1B		B X 1-0 ② F7				2 0 0	1 0 0	1 0 0	0 0 0	1 0 0	0 0 0	0 0 0
Mike Mordecai, R (1, 4) OBP: 0.250, SLG: 0.257	C B 1 SAFE C B F 1 SAFE X 2-2 1-2 1B			S B 1 SAFE X 2-1 ① SH1 1-2		F C B X 1-2 ③ P6				2	0	1	0	0	0	0
Miguel Batista, R (1, 1) Derrick May, L (4, PH) OBP: 0.271, SLG: 0.340 Shayne Bennett, R (5, 1) Ryan McGuire, L (7, 3) OBP: 0.326, SLG: 0.293	M M F M 0-3 ② K			B F B B F X 3-2 FC1 FC8-2 2-3 1B			B B C X 2-1 ① G6-3			1 1 0 1	0 0 0 0	0 1 0 0	0 0 0 0	0 0 0 0	1 0 0 0	2 0 0 0
Inning Stats	R: 2 E: 0 K: 1 S: 11 H: 2 LOB: 0 BB: 1 P: 24	R: 0 E: 0 K: 1 S: 11 H: 1 LOB: 2 BB: 1 P: 18	R: 1 E: 0 K: 0 S: 7 H: 1 LOB: 1 BB: 1 P: 14	R: 1 E: 0 K: 0 S: 16 H: 2 LOB: 1 BB: 0 P: 25	R: 0 E: 0 K: 0 S: 9 H: 0 LOB: 0 BB: 0 P: 14	R: 0 E: 0 K: 1 S: 7 H: 0 LOB: 0 BB: 0 P: 9	R: 0 E: 0 K: 1 S: 8 H: 0 LOB: 0 BB: 0 P: 11	R: 0 E: 0 K: 1 S: 8 H: 1 LOB: 1 BB: 0 P: 13		1B: 5 2B: 3 3B: 0 HR: 0	SF: 0 SAC: 1 DP: 2 HBP: 0			WP: 1 PB: 0 SB: 0 CS: 0	PA: 33		

PITCHER		IP	WLS	BF	H	R	ER	SO	BB	IBB	HBP	BLK	WP	HR	S	P	ERA	WHIP
24 Mark Langston, L ERA: 5.66	(1, 1)	3.0	L	15	4	3	3	2	3	0	0	0	1	0	29	56	9.00	2.333
Scott Sanders, R ERA: 10.55	(4, 1)	3.0		11	2	1	1	1	0	0	0	0	0	0	32	48	3.00	0.667
Jim Bruske, R ERA: 3.75	(7, 1)	2.0		7	1	0	0	2	0	0	0	0	0	0	16	24	0.00	0.500

PITCHER	IP	WLS	BF	H	R	ER	SO	BB	IBB	HBP	BLK	WP	HR	S	P	ERA	WHIP

BOTTOM

San Diego Padres @ Montreal Expos

Olympic Stadium, Montreal, QB

Sat Aug 01 1998, 7:05 PM EDT

Att. 28,937 - Unknown - 76 F

livebaseballscorecards.com

AB	29
R	4
H	7
RBI	4
BB	3
SO	5
LOB	13

Batter	1	2	3	4	5	6	7	8	9	AB	R	H	RBI	BB	SO	LOB
Quilvio Veras, S (1, 4) OBP: 0.376, SLG: 0.338	C F B B S 2-3 ① K		C B S F X 1-2 ③ F7		F B B B F F S 3-3 ② K		C X 0-1 ② G3-1		F X 0-1 ② G6-3	5	0	0	0	0	2	1
Steve Finley, L (1, 8) OBP: 0.298, SLG: 0.396	C B F S 1-3 ② K			X 0-0 ① L1	C F X 0-2 2-3 1B		X 0-0 HR 1B		X 0-0 ③ P4	5	1	2	0	0	1	0
Tony Gwynn, L (1, 9) OBP: 0.368, SLG: 0.485	X 0-0 ③ F7			B C F X 1-2 ② L7	B B C F X 2-2 F8		1 SAFE F B F X 1-2 1-H HR			4	1	1	2	0	0	2
Ken Caminiti, S (1, 5) OBP: 0.372, SLG: 0.549 Ed Giovanola, L (9, 5) OBP: 0.323, SLG: 0.339		C B X 1-1 FC4-6 1B		X 0-0 BB BB 1B		X 0-0 HR	B C B B C S 3-3 ③ K			4 0	1 0	3 0	1 0	0 0	1 0	0 0
Wally Joyner, L (1, 3) OBP: 0.385, SLG: 0.480		X 0-0 ① FC4-6 1-2f		B B B B 4-0 BB 1-2 BB	C B B X 2-1 ① F8			F F B X 1-2 ① G6-3		3	0	0	0	1	0	1
Greg Myers, L (1, 2) OBP: 0.306, SLG: 0.391		C B B B B F C 3-3 ② K		B F C B B 4-2 1-2 2-3 BB	X 0-0 HR			C X 0-1 PB 1B		3	1	2	1	1	1	1
Ruben Rivera, R (1, 7) OBP: 0.371, SLG: 0.490		B B S F B C 3-3 ③ K		C B B X 2-1 ③ P4	B C F X 1-2 ② L6			B B S S S 2-3 ② K		4	0	0	0	0	2	5
Chris Gomez, R (1, 6) OBP: 0.330, SLG: 0.344			B C B X 2-1 ① F9		C C B F S 1-3 ① K	C C B C 1-3 ③ K		B X 1-0 ③ G4-3 1-2		4	0	0	0	0	2	1
Andy Ashby, R (1, 1) OBP: 0.161, SLG: 0.167 Mark Sweeney, L (9, PH) OBP: 0.311, SLG: 0.279 Trevor Hoffman, R (9, 1)			X 0-0 ② L4		B B B C C X 3-2 1B 2B	X 0-0 ① G5-3			F B F C 1-3 ① K	3 1 0	0 0 0	1 0 0	0 0 0	0 1 0	0 0 0	0 0 0
Inning Stats	R: 0 H: 0 E: 0 LOB: 0 K: 2 BB: 0 S: 7 P: 10	R: 0 H: 1 E: 0 LOB: 1 K: 2 BB: 0 S: 9 P: 16	R: 0 H: 0 E: 0 LOB: 0 K: 0 BB: 0 S: 7 P: 10	R: 0 H: 1 E: 0 LOB: 3 K: 0 BB: 2 S: 9 P: 20	R: 0 H: 2 E: 0 LOB: 2 K: 2 BB: 0 S: 18 P: 27	R: 2 H: 2 E: 0 LOB: 0 K: 1 BB: 0 S: 10 P: 14	R: 2 H: 2 E: 0 LOB: 0 K: 1 BB: 0 S: 10 P: 14	R: 0 H: 1 E: 0 LOB: 1 K: 1 BB: 0 S: 9 P: 13	R: 0 H: 0 E: 0 LOB: 0 K: 1 BB: 0 S: 6 P: 7	1B: 5 SF: 0 2B: 1 SAC: 0 3B: 0 DP: 0 HR: 3 HBP: 0						WP: 0 PA: 38 PB: 1 SB: 0 CS: 0

PITCHER		IP	WLS	BF	H	R	ER	SO	BB	IBB	HBP	BLK	WP	HR	S	P	ERA	WHIP
Javier Vazquez, R ERA: 5.58	(1, 1)	7.0	L	31	8	4	4	8	2	0	0	0	0	3	70	111	5.14	1.429
Anthony Telford, R ERA: 3.38	(8, 1)	2.0		7	1	0	0	2	0	0	0	0	0	0	15	20	0.00	0.500

PITCHER		IP	WLS	BF	H	R	ER	SO	BB	IBB	HBP	BLK	WP	HR	S	P	ERA	WHIP

TOP

San Diego Padres @ Montreal Expos

Olympic Stadium, Montreal, QB

Sun Aug 02 1998, 3:33 AM EDT
Att. 14,485 - Sunny - 82 F

livebaseballscorecards.com

AB	36
R	4
H	9
RBI	4
BB	2
SO	10
LOB	11

Batter	1	2	3	4	5	6	7	8	9	AB	R	H	RBI	BB	SO	LOB
Terry Jones, S (1, 8) OBP: 0.255, SLG: 0.294	C S F B X 1-2 G4-3 ①		L L X 0-2 G3 ① 1-2		X 0-0 F8 ②		C F S 0-3 K ③			4	0	0	0	0	1	3
Anthony Telford, R (8, 1)										0	0	0	0	0	0	0
Wilton Guerrero, S (1, 4) OBP: 0.298, SLG: 0.337	C X 0-1 G4-3 1B 1B		S F F X 0-2 G3 ② 2-3		C B B X 2-1 G4-3 ③			F S X 0-2 G4-3 ①		4	1	1	0	0	0	2
Derrick May, L (1, 7) OBP: 0.261, SLG: 0.327	C B B 1 B F X SAFE 3-2 G4-3 ② 1-2		F B X 1-1 G3 ③			S S S 0-3 K ①		C X 0-1 G4-3 ②		4	0	0	0	0	1	2
Vladimir Guerrero, R (1, 9) OBP: 0.373, SLG: 0.594	X 0-0 2-H 1B			F S B B X 2-2 G4-6-3 1B		C F B X 1-2 FC3-2 3B		B F F X 1-2 L7 ③		4	0	3	1	0	0	0
Brad Fullmer, L (1, 3) OBP: 0.325, SLG: 0.454	B X 1-0 P9 ③			X 0-0 G4-6-3 ① ② 1-2f		S B X 1-1 FC3-2 ② 3-H			B X 1-0 G3 ①	4	0	0	0	0	0	3
Shane Andrews, R (1, 5) OBP: 0.300, SLG: 0.431		B F B X 2-1 G6-3 ①		X 0-0 E5 1B		C F X 0-2 F8 ③			S S X 0-2 P6 ②	4	0	1	0	0	0	1
Chris Widger, R (1, 2) OBP: 0.275, SLG: 0.363		F B S F B F S 2-3 K ②		C F C 0-3 K ③			C B B X 2-1 FC1-6 1B		B B B C S S 3-3 K ③	4	0	1	0	0	3	1
Orlando Cabrera, R (1, 6) OBP: 0.315, SLG: 0.437		X 0-0 L9 ③			B F X 1-1 E6 SH1-4		B X 1-0 FC1-6 ① 1-2f			3	0	0	0	0	0	1
Javier Vazquez, R (1, 1) OBP: 0.263, SLG: 0.278			B B B 4-0 G3 G3 BB		L 1 X SAFE 0-1 SH1-4 ① 1-2		B S C 1 B S SAFE 2-3 K ②			0	0	0	0	1	0	0
Ryan McGuire, L (7, PH) OBP: 0.324, SLG: 0.291 (8, 8)										1	0	0	0	0	1	1
Inning Stats	R: 1 E: 0 K: 0 S: 11 H: 2 LOB: 1 BB: 0 P: 16	R: 0 E: 0 K: 1 S: 8 H: 0 LOB: 0 BB: 0 P: 12	R: 0 E: 0 K: 0 S: 9 H: 0 LOB: 1 BB: 1 P: 14	R: 0 E: 1 K: 1 S: 8 H: 2 LOB: 1 BB: 0 P: 10	R: 0 E: 1 K: 0 S: 7 H: 0 LOB: 1 BB: 0 P: 10	R: 0 E: 0 K: 1 S: 11 H: 1 LOB: 1 BB: 0 P: 13	R: 0 E: 0 K: 2 S: 9 H: 1 LOB: 1 BB: 0 P: 14	R: 0 E: 0 K: 0 S: 8 H: 0 LOB: 0 BB: 0 P: 9	R: 0 E: 0 K: 1 S: 7 H: 0 LOB: 0 BB: 0 P: 11	1B: 5 2B: 0 3B: 1 HR: 0	SF: 0 SAC: 1 DP: 1 HBP: 0						

PITCHER	IP	WLS	BF	H	R	ER	SO	BB	IBB	HBP	BLK	WP	HR	S	P	ERA	WHIP
Andy Ashby, R (1, 1) ERA: 2.55	8.0	W	31	6	1	1	5	1	0	0	0	0	0	71	98	1.12	0.875
Trevor Hoffman, R (9, 1) ERA: 1.62	1.0	S	3	0	0	0	1	0	0	0	0	0	0	7	11	0.00	0.000

PITCHER	IP	WLS	BF	H	R	ER	SO	BB	IBB	HBP	BLK	WP	HR	S	P	ERA	WHIP

BOTTOM

San Diego Padres @ Montreal Expos

Olympic Stadium, Montreal, QB

Sun Aug 02 1998, 3:33 AM EDT
Att. 14,485 - Sunny - 82 F

livebaseballscorecards.com

AB	32
R	1
H	6
RBI	1
BB	1
SO	6
LOB	14

1B: 5	SF: 0	WP: 0	PA: 34
2B: 0	SAC: 1	PB: 0	
3B: 1	DP: 1	SB: 0	
HR: 0	HBP: 0	CS: 0	

Batter	1	2	3	4	5	6	7	8	9	AB	R	H	RBI	BB	SO	LOB
Steve Finley, L (1, 8) OBP: 0.298, SLG: 0.394	X 0-0 CS 1B		F B S B S 2-3 ② K			B B B C F X 3-2 ① F8		B X 1-0 ③ G3		4	0	1	0	0	1	0
Tony Gwynn, L (1, 9) OBP: 0.372, SLG: 0.487	C B F X 1-2 ① ② G3-1 1-2		B X 1-0 1B			B B B B 4-0 BB			C X 0-1 BB 1B 1B	3	1	2	0	1	0	1
Ken Caminiti, S (1, 5) OBP: 0.371, SLG: 0.544	B B C C C 2-3 ③ K		B F X 1-1 ③ P6			F F B F B 1 C SAFE 2-3 ② K			S B B C B B 4-2 1B 1-2 BB	3	0	0	0	1	2	2
Greg Vaughn, R (1, 7) OBP: 0.375, SLG: 0.650		B F S F S 1-3 ① K		C F B C 1-3 ① K		S C B B F F B S 3-3 ③ K			B B F X 2-1 ① P6	4	0	0	0	0	3	3
Wally Joyner, L (1, 3) OBP: 0.383, SLG: 0.475		B B B C B 4-1 BB BB		C X 0-1 ② F9			B B C X 2-1 ① F9		X 0-0 ② P6	3	0	0	0	1	0	2
Greg Myers, L (1, 2) OBP: 0.312, SLG: 0.389		B S B B B 4-1 1-2 BB		C C B F X 1-2 ③ G5-3			B F B X 2-1 ② F8		B F F X 1-2 1-3 2-H FC6-4 1B	3	0	1	1	1	0	0
Ed Giovanola, L (1, 4) OBP: 0.315, SLG: 0.330 Jim Leyritz, R (9, PH) OBP: 0.402, SLG: 0.524		B B C X 2-1 ② F7			X 0-0 ① G3-1		C B X 1-1 ③ F8		B F S X 1-2 ③ FC6-4 1-2f	3 1	0 0	0 0	0 0	0 0	0 0	2 2
Chris Gomez, R (1, 6) OBP: 0.327, SLG: 0.341		C B S X 1-2 ③ G3			B F B C X 2-2 ② G6-3			C F B S 1-3 ① K		3	0	0	0	0	1	2
Brian Boehringer, S (1, 1) Carlos Hernandez, R (5, PH) OBP: 0.311, SLG: 0.386 Jim Bruske, R (5, 1) Mark Sweeney, L (8, PH) OBP: 0.309, SLG: 0.276 Donne Wall, R (8, 1) OBP: 0.333, SLG: 0.333			B B C C C X 2-2 ① G2		C X 0-1 ③ G1			S X 0-1 ② G3-1		1 1 0 1 0	0 0 0 0 0	0 0 0 0 0	0 0 0 0 0	0 0 0 0 0	0 0 0 0 0	0 0 0 0 0
Inning Stats	R: 0 E: 0 K: 1 S: 7 H: 1 LOB: 0 BB: 0 P: 10	R: 0 E: 0 K: 1 S: 11 H: 0 LOB: 2 BB: 2 P: 23	R: 0 E: 0 K: 1 S: 9 H: 1 LOB: 1 BB: 0 P: 15	R: 0 E: 0 K: 1 S: 9 H: 0 LOB: 0 BB: 0 P: 11	R: 0 E: 0 K: 0 S: 6 H: 0 LOB: 0 BB: 0 P: 8	R: 0 E: 0 K: 2 S: 12 H: 0 LOB: 1 BB: 1 P: 24	R: 0 E: 0 K: 0 S: 6 H: 0 LOB: 0 BB: 0 P: 11	R: 0 E: 0 K: 1 S: 6 H: 0 LOB: 0 BB: 0 P: 8	R: 1 E: 0 K: 0 S: 13 H: 2 LOB: 2 BB: 1 P: 21	1B: 4 2B: 0 3B: 0 HR: 0 SF: 0 SAC: 0 DP: 0 HBP: 0						

PITCHER		IP	WLS	BF	H	R	ER	SO	BB	IBB	HBP	BLK	WP	HR	S	P	ERA	WHIP
Dustin Hermanson, R ERA: 3.27	(1, 1)	8.2	W	33	4	1	1	7	4	0	0	0	0	0	76	127	1.04	0.923
Steve Kline, L ERA: 3.04	(9, 1)	0.1		1	0	0	0	0	0	0	0	0	0	0	3	4	0.00	0.000

PITCHER	IP	WLS	BF	H	R	ER	SO	BB	IBB	HBP	BLK	WP	HR	S	P	ERA	WHIP

TOP

San Diego Padres @ Montreal Expos

Olympic Stadium, Montreal, QB

Mon Aug 03 1998, 3:33 AM EDT
Att. 10,129 - Sunny - 80 F

livebaseballscorecards.com

AB	30
R	1
H	4
RBI	1
BB	4
SO	7
LOB	14

WP: 0 PA: 34
PB: 0
SB: 0
CS: 1

Batter	1	2	3	4	5	6	7	8	9	AB	R	H	RBI	BB	SO	LOB
Terry Jones, S (1, 8) OBP: 0.267, SLG: 0.291	HR 1B	G4-3 1-2 2-3 3-H		F7		L8		BB		4	1	1	1	1	0	5
Wilton Guerrero, S (1, 4) OBP: 0.296, SLG: 0.333	K	1B 2-3 3-H		G1-3		FC6-4 1-2f		P6		5	0	1	1	0	1	5
Shane Andrews, R (1, 5) OBP: 0.302, SLG: 0.439 Mike Mordecai, R (7, PR) OBP: 0.250, SLG: 0.257 (8, 5)	P9	SF8 3-H			L3-6 2B		G4-6-3 E 2B			3	0	2	1	0	0	1
										0	1	0	0	0	0	0
Vladimir Guerrero, R (1, 9) OBP: 0.376, SLG: 0.601	1-H HR	F8			IBB		G4-6-3 IBB			2	1	1	2	2	0	1
Derrick May, L (1, 7) OBP: 0.261, SLG: 0.333	2B	G4-3			L3-6 2-3		G4-6-3 1-2f 2-3			4	0	1	0	0	0	4
Ryan McGuire, L (1, 3) OBP: 0.317, SLG: 0.284	F8	G1-3			K		E5 3-H			4	0	0	0	0	1	3
Chris Widger, R (1, 2) OBP: 0.277, SLG: 0.367		2B G4-3 1B	G3-1			G6-3 2B	P3			4	1	2	0	0	0	1
Orlando Cabrera, R (1, 6) OBP: 0.320, SLG: 0.443		G4-3 1-3 1B 2B		SH1-4 BB		G6-3 2-3		F8		3	1	1	0	1	0	1
Dustin Hermanson, R (1, 1) OBP: 0.268, SLG: 0.121 Steve Kline, S (9, 1)		E5 1B G4-3 SF8		SH1-4 1-2			FC6-4 BB	K		2	1	0	0	1	1	2
										0	0	0	0	0	0	0
Inning Stats	R: 2 E: 0 K: 1 S: 12 H: 3 LOB: 1 BB: 0 P: 18	R: 3 E: 1 K: 0 S: 12 H: 3 LOB: 1 BB: 0 P: 19	R: 0 E: 0 K: 0 S: 5 H: 0 LOB: 0 BB: 0 P: 7	R: 0 E: 0 K: 0 S: 7 H: 0 LOB: 1 BB: 1 P: 13	R: 0 E: 0 K: 1 S: 9 H: 1 LOB: 1 BB: 1 P: 18	R: 0 E: 0 K: 0 S: 6 H: 1 LOB: 2 BB: 1 P: 14	R: 1 E: 1 K: 0 S: 10 H: 1 LOB: 1 BB: 1 P: 22	R: 0 E: 0 K: 1 S: 11 H: 0 LOB: 1 BB: 1 P: 19		1B: 3 2B: 6 3B: 0 HR: 1	SF: 1 SAC: 1 DP: 2 HBP: 0					

PITCHER	IP	WLS	BF	H	R	ER	SO	BB	IBB	HBP	BLK	WP	HR	S	P	ERA	WHIP
Brian Boehringer, R (1, 1) ERA: 5.67	4.0	L	20	6	5	4	1	1	0	0	0	0	1	36	57	9.00	1.750
Jim Bruske, R (5, 1) ERA: 3.53	3.0		14	3	1	0	1	1	2	0	0	0	0	25	54	0.00	1.333
Donne Wall, R (8, 1) ERA: 2.59	1.0		4	0	0	0	1	1	0	0	0	0	0	11	19	0.00	1.000

PITCHER	IP	WLS	BF	H	R	ER	SO	BB	IBB	HBP	BLK	WP	HR	S	P	ERA	WHIP

BOTTOM

San Diego Padres @ Montreal Expos

Olympic Stadium, Montreal, QB

Mon Aug 03 1998, 3:33 AM EDT

Att. 10,129 - Sunny - 80 F

livebaseballscorecards.com

AB	31
R	6
H	9
RBI	5
BB	5
SO	3
LOB	23

WP: 0 PB: 0 SB: 0 CS: 0 PA: 38

Batter	1	2	3	4	5	6	7	8	9	10	AB	R	H	RBI	BB	SO	LOB
Eric Young Sr., R (1, 4) OBP: 0.356, SLG: 0.377	C B S B X 2-2 ① G5-3		X 0-0 ① S 2B 1B		C B S C 1-3 ① K		F X 0-1 ① FC1-2 HBP 1-2 1B 1B		B B B C C F X 3-2 ② G3		5	2	2	0	0	1	0
Mark Grudzielanek, R (1, 6) OBP: 0.319, SLG: 0.371	B C B S C 2-3 ② K		B F X 1-1 ① B2 1-2		X 0-0 ② G6-3		H 1-0 ① FC1-2 1-2 2-3 1B HBP		F F B B F F S 2-3 ③ K		4	1	0	0	0	2	1
Raul Mondesi, R (1, 8) OBP: 0.319, SLG: 0.541 Trenidad Hubbard, R (8, 8) OBP: 0.386, SLG: 0.523	X 0-0 ③ G5-3		X 0-0 ① 2-H 2B		B X 1-0 ③ G5-3		X 0-0 ② FC1-2 1B 1-2 2-3 3-Hf			B B B B 4-0 ① S BB	4 0	0 0	1 0	1 0	0 1	0 0	3 0
Eric Karros, R (1, 3) OBP: 0.359, SLG: 0.474		B C B F X 2-2 ① G4-3	X 0-0 ② F9			C B F X 1-2 FC3-6 1B	B B X 2-0 1-3 2-H 3-H 1B			C B 1 SAFE 1 SAFE F B X 2-2 ① F8	5	0	2	2	0	0	2
Matt Luke, L (1, 9) OBP: 0.281, SLG: 0.488		C C B X 1-2 FC1-6 WP 1B 1B	C B X 1-1 ③ G5-3			X 0-0 ① FC3-6 FC3-6 1-2f	C X 0-1 ③ G4-3			B B C S S 2-3 ② K 1-2	5	1	1	0	0	1	5
Roger Cedeno, S (1, 7) OBP: 0.338, SLG: 0.324		B B X 2-0 E5 FC1-6 1-2		X 0-0 ① G6-3		1 SAFE B 1 SAFE 1 SAFE B F X 2-1 ② FC3-6 1-2f		X 0-0 FC5-4 1B		I I I I 4-0 IBB	4	0	1	0	1	0	2
Adrian Beltré, R (1, 5) OBP: 0.268, SLG: 0.319 Antonio Osuna, R (8, 1) Jim Eisenreich, L (10, PH) OBP: 0.275, SLG: 0.254 Darren Hall, R (10, 1)	C X 0-1 ② FC1-6 1B 1-2f 2-3	C B X 1-1 ① FC1-6 1B			1 SAFE 1 SAFE B F B 1 SAFE X 2-1 ③ G6-3		B F 1 SAFE F F 1 SAFE F X 1-2 ① FC5-4 F8-3 1-2f		C B B F C 2-3 ③ K		4 0 1 0	0 0 0 0	1 0 0 0	0 0 0 0	0 0 1 0	0 0 2 0	4 0 2 0
Charles Johnson, R (1, 2) OBP: 0.265, SLG: 0.378	B X 1-0 1-2 3-H 1B	X 0-0 ② FC1-6 FC4-6 1-2f			B X 1-0 ① G5-3		C X 0-1 ② ③ F8-3 1-2				4	0	1	1	0	0	2
Chan Ho Park, R (1, 1) OBP: 0.220, SLG: 0.286 Scott Radinsky, L (8, 1) Juan Castro, R (8, 5) OBP: 0.259, SLG: 0.272	X 0-0 ③ G1-3			C X 0-1 ③ FC4-6 1-2f			C S F X 0-2 HBP 1B FC1-2 1B		C S F F S 0-3 ① K		3 0 1	0 0 0	1 0 0	0 0 0	0 0 1	0 0 0	3 0 0
Inning Stats	R: 0 H: 0 E: 0 LOB: 0 K: 1 BB: 0 S: 7 P: 11	R: 1 H: 2 E: 1 LOB: 2 K: 0 BB: 0 S: 11 P: 17	R: 1 H: 2 E: 0 LOB: 1 K: 0 BB: 0 S: 7 P: 9	R: 0 H: 1 E: 0 LOB: 1 K: 0 BB: 0 S: 6 P: 7	R: 0 H: 0 E: 0 LOB: 0 K: 1 BB: 0 S: 5 P: 7	R: 0 H: 1 E: 0 LOB: 1 K: 0 BB: 0 S: 8 P: 13	R: 2 H: 3 E: 0 LOB: 2 K: 0 BB: 0 S: 11 P: 15	R: 0 H: 1 E: 0 LOB: 0 K: 0 BB: 0 S: 8 P: 9	R: 0 H: 0 E: 0 LOB: 0 K: 2 BB: 0 S: 14 P: 19	R: 0 H: 0 E: 0 LOB: 2 K: 2 BB: 2 S: 9 P: 23	1B: 9 2B: 2 3B: 0 HR: 0	SF: 0 SAC: 0 DP: 1 HBP: 1					

PITCHER	IP	WLS	BF	H	R	ER	SO	BB	IBB	HBP	BLK	WP	HR	S	P	ERA	WHIP
Mike Thurman, R (1, 1) ERA: 4.58	6.1		29	8	4	3	2	0	0	1	0	1	0	51	73	4.26	1.263
Mike Maddux, R (7, 1) ERA: 4.18	1.2		6	2	0	0	0	0	0	0	0	0	0	12	15	0.00	1.200
Ugueth Urbina, R (9, 1) ERA: 1.14	1.0		3	0	0	0	2	0	0	0	0	0	0	14	19	0.00	0.000
Anthony Telford, R (10, 1) ERA: 3.36	0.1		2	0	0	0	0	1	0	0	0	0	0	3	9	0.00	3.000
Steve Kline, L (10, 1) ERA: 3.0	0.2	W	3	0	0	0	2	0	1	0	0	0	0	6	14	0.00	0.000

PITCHER	IP	WLS	BF	H	R	ER	SO	BB	IBB	HBP	BLK	WP	HR	S	P	ERA	WHIP

TOP

Los Angeles Dodgers @ Montreal Expos

Olympic Stadium, Montreal, QB

Tue Aug 04 1998, 7:05 PM EDT
Att. 10,515 - Cloudy - 78 F

livebaseballscorecards.com

AB	40
R	4
H	10
RBI	4
BB	2
SO	6
LOB	24

WP: 1 PA: 43
PB: 0
SB: 2
CS: 0

Batter	1	2	3	4	5	6	7	8	9	10	AB	R	H	RBI	BB	SO	LOB
Terry Jones, S (1, 8) OBP: 0.277, SLG: 0.276	B B B C C X 3-2 ① G6-3		C B F S 1-3 ③ K			C C F X 0-2 ① FC3-6 K2-3 S 1-2f		B B B C B 4-1 FC6-4 1-2 2-3 3-H BB	F C F F B F B B B 4-2 1-2 2-3 BB		3	0	0	1	2	1	1
Wilton Guerrero, S (1, 4) OBP: 0.294, SLG: 0.335	X 0-0 ② G3-1			C X 0-1 1B 2B		1 SAFE 1 SAFE C B C S 1-3 ② K2-3 1-3		B B C X 2-1 ① FC6-4 1B FC6-4 1-2f 2-3 3-H	X 0-0 ③ G3		5	1	1	1	0	1	6
Derrick May, L (1, 7) OBP: 0.263, SLG: 0.333 Bob Henley, R (8, PH) OBP: 0.400, SLG: 0.375 Mike Mordecai, R (9, 5) OBP: 0.247, SLG: 0.253	P X 1-0 ③ F9			2 SAFE F B S S F B B X 3-2 G6-4-3 2-3 1B		B X 1-0 ③ G1-3		S X 0-1 FC6-4 1-3 3-H 1B		C B B B X 3-1 ① G4-3	3 1 1	0 0 0	1 1 0	0 1 0	0 0 0	0 0 0	1 0 0
Vladimir Guerrero, R (1, 9) OBP: 0.374, SLG: 0.596		B B F X 2-1 CS 1B		B B F C F S 2-3 ① K			F C B S 1-3 ① K	S F F X 0-2 ② FC6-4 1-2f 3-H		S F S 0-3 ② K	5	0	1	1	0	3	3
Scott Livingstone, L (1, 5) OBP: 0.222, SLG: 0.220 Ugueth Urbina, R (9, 1) Anthony Telford, R (10, 1) Steve Kline, S (10, 1) F.P. Santangelo, S (10, PH) OBP: 0.348, SLG: 0.323		B F B X 2-1 ① 1-2 1B		X 0-0 ② ③ G6-4-3 1-2f			C X 0-2 ② F8	B 1 SAFE X 1-0 ③ F7		S F H 1-2 S 1B HBP	4 0 0 0 0 0	0 0 0 0 1	1 0 0 0 0	0 0 0 0 0	0 0 0 0 0	0 0 0 0 0	3 0 0 0 0
Chris Widger, R (1, 2) OBP: 0.276, SLG: 0.365		B X 1-0 ② F8			X 0-0 ① G5-3		B B F B X 3-1 G6-3		C B S S 1-3 ① K	B B F 1 SAFE B X 3-1 1-H 1B	5	0	1	1	0	1	1
Ryan McGuire, L (1, 3) OBP: 0.321, SLG: 0.289		B B C F X 2-2 ③ F8			B S S X 1-2 ② F9			C B B X 2-1 1B BB BB 1B	B X 1-0 BB 1B 1B		4	1	2	0	0	0	1
Orlando Cabrera, R (1, 6) OBP: 0.326, SLG: 0.440			B B X 2-0 ① G5-3		B B F B X 3-1 ③ G5-3			B B B B 4-0 BB 1B 1-2 FC6-4 BB	1 SAFE C S F B F B X 2-2 1-2 BB 1B		3	1	1	0	1	0	0
Mike Thurman, R (1, 1) Mike Maddux, L (7, 1) Robert Perez, R (8, PH) OBP: 0.230, SLG: 0.318 (9, 7)			C B B B S F B S 3-3 ② K			B B B B 4-0 FC3-6 BB		C S B X 1-2 FC6-4 1-2 2-3 BB 1B 1B	S F F S 0-3 ② K		1 0 2	0 0 1	0 0 1	0 0 0	1 0 1	1 0 2	0 0 2
Inning Stats	R: 0 H: 0 E: 0 LOB: 0 K: 0 BB: 0 S: 6 P: 9	R: 0 H: 2 E: 0 LOB: 1 K: 0 BB: 0 S: 8 P: 15	R: 0 H: 0 E: 0 LOB: 0 K: 2 BB: 0 S: 8 P: 14	R: 0 H: 2 E: 0 LOB: 1 K: 1 BB: 0 S: 11 P: 16	R: 0 H: 0 E: 0 LOB: 0 K: 0 BB: 0 S: 6 P: 10	R: 0 H: 0 E: 0 LOB: 1 K: 1 BB: 1 S: 8 P: 14	R: 0 H: 0 E: 0 LOB: 0 K: 1 BB: 0 S: 8 P: 12	R: 4 H: 3 E: 0 LOB: 1 K: 0 BB: 2 S: 15 P: 29	R: 0 H: 2 E: 0 LOB: 3 K: 2 BB: 1 S: 19 P: 27	R: 1 H: 1 E: 0 LOB: 1 K: 1 BB: 0 S: 9 P: 16	1B: 9 2B: 1 3B: 0 HR: 0	SF: 0 SAC: 0 DP: 1 HBP: 1					

PITCHER		IP	WLS	BF	H	R	ER	SO	BB	IBB	HBP	BLK	WP	HR	S	P	ERA	WHIP
Chan Ho Park, R ERA: 3.96	(1, 1)	7.0		28	6	4	4	5	3	0	0	0	0	0	61	107	5.14	1.286
Scott Radinsky, L ERA: 2.74	(8, 1)	0.1		2	1	0	0	0	0	0	0	0	0	0	4	6	0.00	3.000
Antonio Osuna, R ERA: 2.85	(8, 1)	1.2		8	2	0	0	2	1	0	0	0	0	0	24	33	0.00	1.800
Darren Hall, R ERA: 9.64	(10, 1)	0.2	L	4	1	1	1	1	0	0	1	0	0	0	9	16	13.50	1.500

PITCHER	IP	WLS	BF	H	R	ER	SO	BB	IBB	HBP	BLK	WP	HR	S	P	ERA	WHIP

BOTTOM

Los Angeles Dodgers @ Montreal Expos

Olympic Stadium, Montreal, QB

Tue Aug 04 1998, 7:05 PM EDT
Att. 10,515 - Cloudy - 78 F

livebaseballscorecards.com

AB	37
R	5
H	10
RBI	5
BB	4
SO	8
LOB	18

Batter	1	2	3	4	5	6	7	8	9	AB	R	H	RBI	BB	SO	LOB
Eric Young Sr., R (1, 4) OBP: 0.354, SLG: 0.373	B C X 1-1 G5-3 ①		C F X 0-2 L3 ②		C B B B B 4-1 1-2 BB		B B C X 2-1 G6-3 ②		C F B X 1-2 1-3 G4-3 ①	4	0	0	0	1	0	1
Mark Grudzielanek, R (1, 6) OBP: 0.320, SLG: 0.372	C X 0-1 G4-3 ②		S B X 1-1 1B 1B		B S X 1-1 F7 ①		B C X 1-1 E 1B		S X 0-1 F7 ②	5	1	2	0	0	0	3
Raul Mondesi, R (1, 8) OBP: 0.321, SLG: 0.545 Trenidad Hubbard, R (3, PH) OBP: 0.390, SLG: 0.533 (3, 8)	S X 0-1 2B		1 SAFE C C B X 1-1 1-2 FC5-4 1B		C C S 0-3 K ②		B C X 1-1 1-H E8 2B		B C S S S 1-3 K ③	1 4	0 0	1 2	0 1	0 0	0 2	0 3
Eric Karros, R (1, 3) OBP: 0.355, SLG: 0.468	C B X 1-1 F9 ③		X 0-0 1-2f FC5-4 ③		X 0-0 F8 ③		B X 1-0 F9 ③			4	0	0	0	0	0	6
Bobby Bonilla, S (1, 7) (6, 5) OBP: 0.298, SLG: 0.342		B X 1-0 G4-3 ①		C B B B F X 3-2 G3-1 ①		X 0-0 1B		F B B X 2-1 F8 ①		4	0	1	0	0	0	0
Matt Luke, L (1, 9) OBP: 0.280, SLG: 0.479		S B X 1-1 F7 ②		C B B F B B 4-2 BB		C S B C 1-3 K ①		B F S S F X 1-2 G4-3 ②		3	0	0	0	1	1	1
Adrian Beltré, R (1, 5) OBP: 0.269, SLG: 0.328 Mark Guthrie, R (6, 1) Jim Eisenreich, L (8, PH) OBP: 0.279, SLG: 0.254 Mike Judd, R (8, 1)		B F B X 2-1 2B		B 1 SAFE B B C X 3-1 P6 ②		S C F F S 0-3 K ②		B F F B B F B 4-2 BB		3 0 0 0	0 0 0 0	1 0 0 0	0 0 0 0	0 0 1 0	1 0 0 0	2 0 0 0
Tom Prince, R (1, 2) OBP: 0.258, SLG: 0.254		B C C F B F X 2-2 L7 ③		B F 1 SAFE S C 1-3 K ③		S B C B B S 3-3 K ③		C S F S 0-3 K ③		4	0	0	0	0	3	4
37 Darren Dreifort, R (1, 1) OBP: 0.244, SLG: 0.279 Roger Cedeno, S (6, 7) OBP: 0.340, SLG: 0.322			B B C C F B C 3-3 K ①		C C B X 1-2 BB 1B		B C B F X 2-2 L6 ①		B B C B B 4-1 G4-3 BB	2 1	0 0	1 0	0 0	0 1	1 0	0 0
Inning Stats	R: 0 E: 0 K: 0 S: 8 H: 1 LOB: 1 BB: 0 P: 10	R: 0 E: 0 K: 0 S: 10 H: 1 LOB: 1 BB: 0 P: 16	R: 0 E: 0 K: 1 S: 12 H: 2 LOB: 2 BB: 0 P: 17	R: 0 E: 0 K: 1 S: 10 H: 0 LOB: 1 BB: 1 P: 21	R: 0 E: 0 K: 1 S: 10 H: 1 LOB: 2 BB: 1 P: 16	R: 0 E: 0 K: 3 S: 12 H: 1 LOB: 1 BB: 0 P: 16	R: 1 E: 1 K: 0 S: 10 H: 2 LOB: 1 BB: 0 P: 17	R: 0 E: 0 K: 1 S: 15 H: 0 LOB: 1 BB: 1 P: 22	R: 0 E: 0 K: 1 S: 10 H: 0 LOB: 1 BB: 1 P: 16	1B: 5 2B: 3 3B: 0 HR: 0	SF: 0 SAC: 0 DP: 0 HBP: 0						

PITCHER	IP	WLS	BF	H	R	ER	SO	BB	IBB	HBP	BLK	WP	HR	S	P	ERA	WHIP
Carl Pavano, R (1, 1) ERA: 4.59	6.0	W	26	6	0	0	6	2	0	0	0	0	0	62	96	0.00	1.333
Shayne Bennett, R (7, 1) ERA: 4.63	1.2		8	2	1	1	0	1	0	0	0	0	0	20	34	5.40	1.800
Ugueth Urbina, R (8, 1) ERA: 1.11	1.1	S	5	0	0	0	2	1	0	0	0	0	0	15	21	0.00	0.750

PITCHER	IP	WLS	BF	H	R	ER	SO	BB	IBB	HBP	BLK	WP	HR	S	P	ERA	WHIP

TOP

Los Angeles Dodgers @ Montreal Expos

Olympic Stadium, Montreal, QB

Wed Aug 05 1998, 7:05 PM EDT

Att. 9,611 - Cloudy - 78 F

livebaseballscorecards.com

AB	35
R	1
H	8
RBI	1
BB	4
SO	8
LOB	20

BOTTOM

Los Angeles Dodgers @ Montreal Expos

Olympic Stadium, Montreal, QB

Wed Aug 05 1998, 7:05 PM EDT

Att. 9,611 - Cloudy - 78 F

livebaseballscorecards.com

Batter	1	2	3	4	5	6	7	8	9	AB	R	H	RBI	BB	SO	LOB
Terry Jones, S (1, 8) OBP: 0.290, SLG: 0.279	0-1 1B S 2B 1B		4-2 L6 SH1-3 BB		1-0 G3		0-1 G6-3			3	1	1	0	1	0	0
Wilton Guerrero, S (1, 4) OBP: 0.299, SLG: 0.337	SAFE 2-0 1-3 2B 1B		0-0 SH1-3 1-2			4-0 1B 1B BB	0-1 G1-3			2	2	1	0	1	0	0
Derrick May, L (1, 7) OBP: 0.270, SLG: 0.364 F.P. Santangelo, S (9, 7) OBP: 0.348, SLG: 0.323	SAFE 1-3 K		0-0 L6 2-3			2-0 G4-6-3 1B 1-3 PB 1B		1-2 HR		4 0	2 0	2 0	1 0	0 0	1 0	3 0
Vladimir Guerrero, R (1, 9) OBP: 0.373, SLG: 0.593	0-0 P8			2-3 K		0-2 G4-6-3 1-2 3-H 1B		1-0 G6-3		4	0	1	1	0	1	2
Scott Livingstone, L (1, 5) OBP: 0.226, SLG: 0.235 Shayne Bennett, R (7, 1) Ugueth Urbina, R (8, 1)	1-0 1-H 3-H 2B			2-1 G6-3		0-0 G4-6-3 1-2f 2-3		0-0 G6-3		3 0 1	0 0 0	1 0 0	2 0 0	0 0 0	0 0 0	2 0 0
Ryan McGuire, L (1, 3) OBP: 0.325, SLG: 0.286	1-3 3-H K			4-1 BB		4-2 BB 3-H BB		3-1 L9		2	0	0	0	2	1	1
Chris Widger, R (1, 2) OBP: 0.276, SLG: 0.363		1-0 F9		0-3 K		4-1 1-2 BB				2	0	0	0	1	1	1
Orlando Cabrera, R (1, 6) OBP: 0.319, SLG: 0.430		2-3 K			0-0 G6-3	1-3 K				3	0	0	0	0	2	2
Carl Pavano, R (1, 1) OBP: 0.083, SLG: 0.083 Mike Mordecai, R (7, 5) OBP: 0.244, SLG: 0.250		1-2 G6-3			1-1 G4-3		0-0 G5-3			2 1	0 0	0 0	0 0	0 0	0 0	0 0
Inning Stats	R: 2 H: 3 E: 0 LOB: 1 K: 2 BB: 0 S: 13 P: 18	R: 0 H: 0 E: 0 LOB: 0 K: 1 BB: 0 S: 9 P: 13	R: 0 H: 0 E: 0 LOB: 0 K: 0 BB: 1 S: 4 P: 8	R: 0 H: 0 E: 0 LOB: 1 K: 2 BB: 1 S: 12 P: 19	R: 0 H: 0 E: 0 LOB: 0 K: 0 BB: 0 S: 4 P: 6	R: 2 H: 2 E: 0 LOB: 2 K: 1 BB: 3 S: 13 P: 28	R: 0 H: 0 E: 0 LOB: 0 K: 0 BB: 0 S: 5 P: 5	R: 1 H: 1 E: 0 LOB: 0 K: 0 BB: 0 S: 7 P: 12		1B: 4 SF: 0 2B: 2 SAC: 1 3B: 0 DP: 2 HR: 1 HBP: 0				WP: 0 PA: 33 PB: 1 SB: 1 CS: 0		

	AB	27
	R	5
	H	6
	RBI	4
	BB	5
	SO	6
	LOB	11

PITCHER	IP	WLS	BF	H	R	ER	SO	BB	IBB	HBP	BLK	WP	HR	S	P	ERA	WHIP
37 Darren Dreifort, R (1, 1) ERA: 3.72	5.2	L	25	5	4	3	5	5	0	0	0	0	0	51	87	4.76	1.765
Mark Guthrie, L (6, 1) ERA: 2.36	1.1		4	0	0	0	1	0	0	0	0	0	0	9	10	0.00	0.000
Mike Judd, R (8, 1) ERA: 9.0	1.0		4	1	1	1	0	0	0	0	0	0	1	7	12	9.00	1.000

PITCHER	IP	WLS	BF	H	R	ER	SO	BB	IBB	HBP	BLK	WP	HR	S	P	ERA	WHIP

Los Angeles Dodgers @ Montreal Expos

Olympic Stadium, Montreal, QB

Thu Aug 06 1998, 3:33 AM EDT

Att. 11,791 - Sunny - 84 F

livebaseballscorecards.com

TOP

Batter	1	2	3	4	5	6	7	8	9	AB	R	H	RBI	BB	SO	LOB
Eric Young Sr., R (1, 4)	C F F F B B F X 2-2 ① F9		C B B S B F B 4-2 HBP BB			C X 0-1 CS HBP 1B		C F X 0-2 ③ L3		3	0	1	0	1	0	0
Scott Radinsky, L (8, 1)										0	0	0	0	0	0	0
Trenidad Hubbard, R (1, 8)	C B X 1-1 G1-3 1B		1 SAFE 1 SAFE C H 1-1 1-2 HBP			1 SAFE S H 1-1 CS 1-2 HBP			X 0-0 ① G1-3	2	0	1	0	0	0	0
Mark Grudzielanek, R (1, 6)	C X 0-1 ② G1-3 1-2		S B X 1-1 ③ F7			B C F B X 2-2 ①② F9 1-2 2-3			B C B F X 2-2 ② F8	4	0	0	0	0	0	5
Eric Karros, R (1, 3)	B F B S C 2-3 ③ K			S F B X 1-2 ① F8		S X 0-1 ③ F8			C X 0-1 ③ G1-3	3	0	0	0	0	1	2
Jim Eisenreich, L (7, 3)										1	0	0	0	0	0	0
Bobby Bonilla, S (1, 7)		X 0-0 ① F8		B S C F B B C 3-3 ② K			X 0-0 ① G4-3			3	0	0	0	0	1	0
Roger Cedeno, S (1, 9)		X 0-0 ② F8		X 0-0 ③ G4-3			C F F F X 0-2 ② L9			3	0	0	0	0	0	0
Adrian Beltré, R (1, 5)		C X 0-1 ③ F8			C S S 0-3 ① K		C C F X 0-2 ③ G6-3			3	0	0	0	0	1	0
Charles Johnson, R (1, 2)			C X 0-1 ① L7		C B F F B X 2-2 ② L7			X 0-0 ① L8		3	0	0	0	0	0	0
Carlos Perez, L (1, 1)			C B B F X 2-2 ② G1-3		C F F B X 1-2 ③ G3			S B X 1-1 ② F7		2	0	0	0	0	0	0
Darren Hall, R (6, 1)										0	0	0	0	0	0	0
Mark Guthrie, R (7, 1)										0	0	0	0	0	0	0
Juan Castro, R (8, PH) (8, 4)										1	0	0	0	0	0	0
Inning Stats	R: 0 E: 0 K: 1 S: 13 H: 1 LOB: 1 BB: 0 P: 18	R: 0 E: 0 K: 0 S: 4 H: 0 LOB: 0 BB: 0 P: 4	R: 0 E: 0 K: 0 S: 11 H: 0 LOB: 2 BB: 1 P: 19	R: 0 E: 0 K: 1 S: 8 H: 0 LOB: 0 BB: 0 P: 12	R: 0 E: 0 K: 1 S: 11 H: 0 LOB: 0 BB: 0 P: 14	R: 0 E: 0 K: 0 S: 8 H: 1 LOB: 1 BB: 0 P: 11	R: 0 E: 0 K: 0 S: 10 H: 0 LOB: 0 BB: 0 P: 10	R: 0 E: 0 K: 0 S: 6 H: 0 LOB: 0 BB: 0 P: 7	R: 0 E: 0 K: 0 S: 6 H: 0 LOB: 0 BB: 0 P: 8	1B: 2 2B: 0 3B: 0 HR: 0		SF: 0 SAC: 0 DP: 0 HBP: 2				

	AB	28
	R	0
	H	2
	RBI	0
	BB	1
	SO	3
	LOB	7

WP: 0 PB: 0 SB: 0 CS: 2 PA: 31

PITCHER		IP	WLS	BF	H	R	ER	SO	BB	IBB	HBP	BLK	WP	HR	S	P	ERA	WHIP
Jeremy Powell, R ERA: 0.75	(1, 1)	6.0	W	22	2	0	0	3	1	0	2	0	0	0	55	78	0.00	0.500
Mike Maddux, R ERA: 3.93	(7, 1)	2.0		6	0	0	0	0	0	0	0	0	0	0	16	17	0.00	0.000
Anthony Telford, R ERA: 3.31	(9, 1)	1.0		3	0	0	0	0	0	0	0	0	0	0	6	8	0.00	0.000

PITCHER	IP	WLS	BF	H	R	ER	SO	BB	IBB	HBP	BLK	WP	HR	S	P	ERA	WHIP

Los Angeles Dodgers @ Montreal Expos

Olympic Stadium, Montreal, QB

Thu Aug 06 1998, 3:33 AM EDT

Att. 11,791 - Sunny - 84 F

livebaseballscorecards.com

BOTTOM

Batter	1	2	3	4	5	6	7	8	9	AB	R	H	RBI	BB	SO	LOB
Orlando Cabrera, R (1, 6) OBP: 0.317, SLG: 0.424	C X 0-1 F9 ①			B C S B X 2-2 G4-3 1B 2B 1B	S C X 0-2 ② G6-3	B B B C X 3-1 ③ F7				4	1	1	0	0	0	1
Wilton Guerrero, S (1, 4)	C C B X 1-2 ② G4-3			F 1 SAFE X 0-1 G4-3 2B 1B 1-2	X 0-0 ③ P2		B X 1-0 ① P1			4	1	1	0	0	0	0
F.P. Santangelo, S (1, 7) OBP: 0.347, SLG: 0.322	X 0-0 ③ G6-3			B S L X 1-2 ① P3		F B B X 2-1 1B WP FC6-4 1B	B B X 2-0 E5 BB			4	1	1	0	0	0	2
Vladimir Guerrero, R (1, 9) OBP: 0.377, SLG: 0.594		F S X 0-2 G5-4-3 1B		X 0-0 ② G4-3 1-2 2-3		F S B B B F F X 3-2 FC6-4 1-3 1B	B B B C F B 4-2 1-2 BB			3	0	2	0	1	0	2
Bob Henley, R (1, 2) OBP: 0.379, SLG: 0.393		B F X 1-1 ① ② G5-4-3 1-2f		C X 0-1 HR 2-H 3-H 2B		B F B S X 2-2 ① FC6-4 2B 1-2f 3-H	B B F X 2-1 ② F7			4	2	1	3	0	0	4
Mike Mordecai, R (1, 5) OBP: 0.256, SLG: 0.313		B C B X 2-1 ③ G6-3		X 0-0 HR 2-H		X 0-0 2B 1-3 2B	S C C 0-3 ③ K			4	2	2	2	0	1	2
Ryan McGuire, L (1, 3) OBP: 0.323, SLG: 0.281			B C B F B C 3-3 ① K	C C F B F X 1-2 ③ G3-1		B B B F B B 4-1 2B BB		F C S 0-3 ① K		3	1	0	0	1	2	0
Terry Jones, S (1, 8) OBP: 0.301, SLG: 0.354			C C B C 1-3 ② K		X 0-0 HR	F B B X 2-1 1-H 2-H 3-H 2B		B X 1-0 ② G6-3		4	1	2	4	0	1	0
Jeremy Powell, R (1, 1)			F X 0-1 ③ G1-3		S F F S 0-3 ① K	S S S 0-3 ② K		B F F B B F F S 3-3 ③ K		2	0	0	0	0	1	0
Brad Fullmer, L (6, PH) OBP: 0.324, SLG: 0.453										1	0	0	0	0	1	1
Mike Maddux, L (7, 1)										0	0	0	0	0	0	0
Derrick May, L (8, PH) OBP: 0.268, SLG: 0.361										1	0	0	0	0	1	0
Anthony Telford, R (9, 1)										0	0	0	0	0	0	0
Inning Stats	R: 0 E: 0 K: 0 S: 6 H: 0 LOB: 0 BB: 0 P: 7	R: 0 E: 0 K: 0 S: 7 H: 1 LOB: 0 BB: 0 P: 10	R: 0 E: 0 K: 2 S: 8 H: 0 LOB: 0 BB: 0 P: 12	R: 4 E: 0 K: 0 S: 17 H: 4 LOB: 0 BB: 0 P: 21	R: 1 E: 0 K: 1 S: 9 H: 1 LOB: 0 BB: 0 P: 9	R: 4 E: 0 K: 1 S: 19 H: 4 LOB: 1 BB: 1 P: 35	R: 0 E: 1 K: 1 S: 9 H: 0 LOB: 2 BB: 1 P: 18	R: 0 E: 0 K: 2 S: 9 H: 0 LOB: 0 BB: 0 P: 13								

AB	34
R	9
H	10
RBI	9
BB	2
SO	7
LOB	12

1B: 5 SF: 0
2B: 3 SAC: 0
3B: 0 DP: 1
HR: 2 HBP: 0

WP: 1 PA: 36
PB: 0
SB: 0
CS: 0

PITCHER		IP	WLS	BF	H	R	ER	SO	BB	IBB	HBP	BLK	WP	HR	S	P	ERA	WHIP
Carlos Perez, L ERA: 3.85	(1, 1)	5.0	L	22	8	7	7	3	0	0	0	0	1	2	54	71	12.60	1.600
Darren Hall, R ERA: 10.45	(6, 1)	1.0		6	2	2	2	1	1	0	0	0	0	0	12	23	18.00	3.000
Mark Guthrie, L ERA: 2.31	(7, 1)	1.0		5	0	0	0	1	1	0	0	0	0	0	9	18	0.00	1.000
Scott Radinsky, L ERA: 2.68	(8, 1)	1.0		3	0	0	0	2	0	0	0	0	0	0	9	13	0.00	0.000

PITCHER	IP	WLS	BF	H	R	ER	SO	BB	IBB	HBP	BLK	WP	HR	S	P	ERA	WHIP

Arizona Diamondbacks @ Montreal Expos

Olympic Stadium, Montreal, QB

Fri Aug 07 1998, 7:05 PM EDT

Att. 9,798 - Cloudy - 82 F

TOP

livebaseballscorecards.com

Batter	1	2	3	4	5	6	7	8	9	AB	R	H	RBI	BB	SO	LOB
Andy Fox, L (1, 3) OBP: 0.358, SLG: 0.426	4-2 1B 1B BB	1-1 P6 ①			0-0 FC6-4 FC5-4 ① 1-2f		1-2 G5-3 ②	0-0 1-H 2-H 3B		4	1	1	2	1	0	3
Bernard Gilkey, R (1, 7) OBP: 0.313, SLG: 0.319	1-1 F8 1B 1-2 FC5-4 1B	1-2 G4-6-3 ②③ 1-2f			1-1 FC5-4 2B ② 1-2f		0-2 S 1B 1B	4-0 FC5-4 BB		4	2	2	0	1	0	3
Devon White, S (1, 8) OBP: 0.334, SLG: 0.465	0-0 FC5-4 1-2 2-H 1B		0-0 G1-3 ①		2-2 1-3 2B		4-0 1B 1-3 BB	2-2 FC5-4 ③ 1-2f		4	0	2	1	1	0	2
Matt Williams, R (1, 5) OBP: 0.325, SLG: 0.445	2-0 F8 ① 2-3		2-1 L7 ②		2-1 G6-3 ③		1-1 1-3 3-H 1B		2-2 F8 ①	5	0	1	1	0	0	4
Karim Garcia, L (1, 9) OBP: 0.270, SLG: 0.400	2-1 FC5-4 HBP ② 1-2f 3-H		0-3 K ③			2-2 L3 ①	0-2 G1-3 ③		0-0 G5-3 ②	5	0	0	1	0	1	3
Jay Bell, R (1, 6) OBP: 0.347, SLG: 0.415	1-1 1-2 HBP			3-2 G4-3 ①		2-2 HR		1-0 G6-3 ①	0-1 F8 ③	4	1	1	1	0	0	0
Damian Miller, R (1, 2) OBP: 0.370, SLG: 0.494	2-3 K ③			3-3 K ②		1-3 K ②		2-2 E 3B 1B		4	1	1	0	0	3	2
Danny Klassen, R (1, 4) OBP: 0.272, SLG: 0.327		4-2 1B BB		1-2 F8 ③		2-0 G5-3 ③		1-0 E6 1-2 3B		3	1	0	0	1	0	1
Brian Anderson, R (1, 1) OBP: 0.146, SLG: 0.128		1-0 G4-6-3 1-3 1B			0-0 FC6-4 1B		2-1 G4-3 ①	1-2 K ②		4	0	2	0	0	1	2
Bobby Chouinard, R (8, 1)										0	0	0	0	0	0	0
Gregg Olson, R (9, 1) OBP: 0.500, SLG: 2.000										0	0	0	0	0	0	0

	AB	37
	R	6
	H	10
	RBI	6
	BB	4
	SO	5
	LOB	20

Inning Stats																																
	R: 2	E: 0	K: 1	S: 13	H: 2	LOB: 2	BB: 1	P: 25	R: 0	E: 0	K: 0	S: 9	H: 1	LOB: 1	BB: 1	P: 16	R: 0	E: 0	K: 1	S: 6	H: 0	LOB: 0	BB: 0	P: 8	R: 0	E: 0	K: 1	S: 11	H: 0	LOB: 0	BB: 0	P: 18
	R: 0	E: 0	K: 0	S: 9	H: 2	LOB: 2	BB: 0	P: 14	R: 1	E: 0	K: 1	S: 10	H: 1	LOB: 0	BB: 0	P: 17	R: 1	E: 0	K: 0	S: 14	H: 2	LOB: 2	BB: 1	P: 22	R: 2	E: 1	K: 1	S: 15	H: 2	LOB: 2	BB: 1	P: 26
	R: 0	E: 0	K: 0	S: 7	H: 0	LOB: 0	BB: 0	P: 9	1B: 7	2B: 1	3B: 1	HR: 1	SF: 0	SAC: 0	DP: 1	HBP: 1	WP: 0	PB: 0	SB: 2	CS: 0	PA: 42											

PITCHER		IP	WLS	BF	H	R	ER	SO	BB	IBB	HBP	BLK	WP	HR	S	P	ERA	WHIP
Javier Vazquez, R ERA: 5.57	(1, 1)	6.2	L	30	7	4	4	4	3	0	1	0	0	1	67	114	5.40	1.500
Miguel Batista, R ERA: 4.08	(7, 1)	1.0		6	2	2	0	1	0	0	0	0	0	0	15	21	0.00	2.000
Steve Kline, L ERA: 2.98	(8, 1)	0.1		3	1	0	0	0	1	0	0	0	0	0	5	11	0.00	6.000
Shayne Bennett, R ERA: 4.56	(9, 1)	1.0		3	0	0	0	0	0	0	0	0	0	0	7	9	0.00	0.000

PITCHER	IP	WLS	BF	H	R	ER	SO	BB	IBB	HBP	BLK	WP	HR	S	P	ERA	WHIP

Batter	1	2	3	4	5	6	7	8	9	AB	R	H	RBI	BB	SO	LOB
Terry Jones, S (1, 8) OBP: 0.312, SLG: 0.353	C C F B B X 2-2 1B 1B		C B C S 1-3 ② K			C F B F F F S 1-3 ① K		B B C F F F B B 4-2 WP 3B BB		3	1	1	0	1	2	0
Wilton Guerrero, S (1, 4) OBP: 0.297, SLG: 0.343	1 SAFE B C F S 1-3 ① K		B F F X 1-2 ③ G5-3			C X 0-1 ② F9		B F B F B X 3-2 1-H 1B 3B		4	1	1	1	0	1	1
F.P. Santangelo, S (1, 7) OBP: 0.348, SLG: 0.324	X 0-0 G5-4-3 1-2 1B			B C X 1-1 ① G1-3		F B X 1-1 ③ G5-3		X 0-0 3-H 1B		4	0	2	1	0	0	0
Vladimir Guerrero, R (1, 9) OBP: 0.376, SLG: 0.591	F C B X 1-2 ② ③ G5-4-3 1-2f			X 0-0 ② G5-3			B B X 2-0 1B 1B 1B	F B F S 1-3 ② K		4	1	1	0	0	1	3
Chris Widger, R (1, 2) OBP: 0.276, SLG: 0.361		C B S C 1-3 ① K		B X 1-0 ③ F9			F X 0-1 G1-6-3 1-2 1B 1B	1 SAFE B 1 B X 1 SAFE 2-0 ③ F8		4	0	1	0	0	1	1
Shane Andrews, R (1, 5) OBP: 0.306, SLG: 0.454		B X 1-0 G4-3 2B	B C C F X 1-2 HR				X 0-0 G1-6-3 1-2 2-H 1B		F S B F X 1-2 ① G6-3	4	1	3	2	0	0	0
Brad Fullmer, L (1, 3) OBP: 0.320, SLG: 0.448		B B X 2-0 ② G4-3 2-3	C X 0-1 ① L3				X 0-0 ① ② G1-6-3 1-2f 2-3		F X 0-1 ② P5	4	0	0	0	0	0	3
Orlando Cabrera, R (1, 6) OBP: 0.310, SLG: 0.415 Scott Livingstone, L (9, PH) OBP: 0.223, SLG: 0.233		B S F B X 2-2 ③ F7	C C B B F F X 2-2 ② F9				X 0-0 ③ G6-3		B B C S X 2-2 ③ G5-3	3 1	0 0	0 0	0 0	0 0	0 0	2 0
Javier Vazquez, R (1, 1) OBP: 0.250, SLG: 0.263 Miguel Batista, R (7, 1) Steve Kline, S (8, 1) Mike Mordecai, R (8, PH) OBP: 0.253, SLG: 0.309 Shayne Bennett, R (9, 1)			C B X 1-1 ① F7		X 0-0 ③ G6-3			B X 1-0 ① F7		2 0 0 1 0	0 0 0 0 0	0 0 0 0 0	0 0 0 0 0	0 0 0 0 0	0 0 0 0 0	0 0 0 0 0
Inning Stats	R: 0 E: 0 K: 1 S: 11 H: 2 LOB: 1 BB: 0 P: 15	R: 0 E: 0 K: 1 S: 8 H: 1 LOB: 1 BB: 0 P: 14	R: 0 E: 0 K: 1 S: 8 H: 0 LOB: 0 BB: 0 P: 11	R: 0 E: 0 K: 0 S: 4 H: 0 LOB: 0 BB: 0 P: 6	R: 1 E: 0 K: 0 S: 12 H: 1 LOB: 0 BB: 0 P: 15	R: 0 E: 0 K: 1 S: 10 H: 0 LOB: 0 BB: 0 P: 12	R: 1 E: 0 K: 0 S: 6 H: 3 LOB: 1 BB: 0 P: 8	R: 2 E: 0 K: 1 S: 13 H: 2 LOB: 1 BB: 1 P: 24	R: 0 E: 0 K: 0 S: 9 H: 0 LOB: 0 BB: 0 P: 12	1B: 6 2B: 1 3B: 1 HR: 1 SF: 0 SAC: 0 DP: 2 HBP: 0						

PITCHER	IP	WLS	BF	H	R	ER	SO	BB	IBB	HBP	BLK	WP	HR	S	P	ERA	WHIP
Brian Anderson, L (1, 1) ERA: 4.35	7.1	W	29	8	4	4	4	1	0	0	0	1	1	67	97	4.91	1.227
Bobby Chouinard, R (8, 1) ERA: 3.56	0.2		3	1	0	0	1	0	0	0	0	0	0	5	8	0.00	1.500
Gregg Olson, R (9, 1) ERA: 3.4	1.0	S	3	0	0	0	0	0	0	0	0	0	0	9	12	0.00	0.000

PITCHER	IP	WLS	BF	H	R	ER	SO	BB	IBB	HBP	BLK	WP	HR	S	P	ERA	WHIP

BOTTOM

Arizona Diamondbacks @ Montreal Expos

Olympic Stadium, Montreal, QB

Fri Aug 07 1998, 7:05 PM EDT

Att. 9,798 - Cloudy - 82 F

livebaseballscorecards.com

AB	34
R	4
H	9
RBI	4
BB	1
SO	5
LOB	10

1B: 6	SF: 0	WP: 1	PA: 35
2B: 1	SAC: 0	PB: 0	
3B: 1	DP: 2	SB: 0	
HR: 1	HBP: 0	CS: 0	

Batter	1	2	3	4	5	6	7	8	9	AB	R	H	RBI	BB	SO	LOB
Andy Fox, L (1, 3) OBP: 0.356, SLG: 0.422	G6-3	1B			G6-3		L3		F9	5	0	1	0	0	0	1
Bernard Gilkey, R (1, 7) OBP: 0.312, SLG: 0.318	E 1B	1 SAFE 1 SAFE 1 SAFE K			G6-3		F9 1-2			4	1	1	0	0	1	2
Devon White, S (1, 8) OBP: 0.335, SLG: 0.465	E1 FC4 1-H		G5-3		2B		G3			4	2	2	0	0	0	1
Matt Williams, R (1, 5) OBP: 0.329, SLG: 0.454	FC4 BB 3-H		2B		PB 1-H			FC3-6 1B		4	0	3	2	0	0	0
David Dellucci, L (1, 9) OBP: 0.332, SLG: 0.419	K		F8		K 2-3			FC3-6 1-2f		4	0	0	0	0	2	4
Barry Manuel, R (8, 1)										0	0	0	0	0	0	0
Jay Bell, R (1, 6) OBP: 0.346, SLG: 0.411	BB 1-2		P4			F7		1 SAFE F8		3	0	0	0	1	0	2
Kelly Stinnett, R (1, 2) OBP: 0.342, SLG: 0.434	F7			G4-1-4-3 1B		K		F9		4	0	1	0	0	1	3
Danny Klassen, R (1, 4) OBP: 0.263, SLG: 0.315		K		1 SAFE G4-1-4-3 1-2f		K			P3	4	0	0	0	0	2	1
Amaury Telemaco, R (1, 1) OBP: 0.095, SLG: 0.053										2	0	0	0	0	1	0
Felix Rodriguez, R (5, 1)										0	0	0	0	0	0	0
Andy Stankiewicz, R (7, PH) OBP: 0.271, SLG: 0.260										1	0	1	0	0	0	0
Aaron Small, R (7, 1)										0	0	0	0	0	0	0
Karim Garcia, L (8, 9) OBP: 0.269, SLG: 0.398		K		G6-3			WP 1B		K	1	0	0	0	0	1	0
Inning Stats	R: 2 E: 1 K: 1 S: 15 H: 2 LOB: 2 BB: 1 P: 22	R: 0 E: 0 K: 3 S: 11 H: 1 LOB: 1 BB: 0 P: 14	R: 0 E: 0 K: 0 S: 7 H: 1 LOB: 1 BB: 0 P: 9	R: 0 E: 0 K: 0 S: 5 H: 1 LOB: 0 BB: 0 P: 6	R: 1 E: 0 K: 1 S: 14 H: 2 LOB: 1 BB: 0 P: 19	R: 0 E: 0 K: 2 S: 9 H: 0 LOB: 0 BB: 0 P: 11	R: 0 E: 0 K: 0 S: 9 H: 1 LOB: 1 BB: 0 P: 12	R: 0 E: 0 K: 0 S: 9 H: 1 LOB: 1 BB: 0 P: 14	R: 0 E: 0 K: 1 S: 6 H: 0 LOB: 0 BB: 0 P: 7	1B: 7 2B: 2 3B: 0 HR: 0 SF: 0 SAC: 0 DP: 1 HBP: 0						

PITCHER		IP	WLS	BF	H	R	ER	SO	BB	IBB	HBP	BLK	WP	HR	S	P	ERA	WHIP
Dustin Hermanson, R ERA: 3.23	(1, 1)	7.0	W	30	8	3	2	7	1	0	0	0	1	0	70	93	2.57	1.286
Mike Maddux, R ERA: 3.82	(8, 1)	1.0		4	1	0	0	0	0	0	0	0	0	0	9	14	0.00	1.000
Ugueth Urbina, R ERA: 1.09	(9, 1)	1.0	S	3	0	0	0	1	0	0	0	0	0	0	6	7	0.00	0.000

PITCHER	IP	WLS	BF	H	R	ER	SO	BB	IBB	HBP	BLK	WP	HR	S	P	ERA	WHIP

TOP

Arizona Diamondbacks @ Montreal Expos

Olympic Stadium, Montreal, QB

Sat Aug 08 1998, 7:05 PM EDT
Att. 10,717 - Cloudy - 88 F

livebaseballscorecards.com

AB	36
R	3
H	9
RBI	2
BB	1
SO	8
LOB	14

WP: 1	PA: 37								
PB: 1									
SB: 0									
CS: 0									

Batter	1	2	3	4	5	6	7	8	9	AB	R	H	RBI	BB	SO	LOB
Wilton Guerrero, S (1, 4) OBP: 0.306, SLG: 0.351	C B F F X 1-2 B1-3 SH1-3 1B		B C B F X 2-2 SF9 1B 1-2 1B		B C B B C F F X 3-2 1B WP 1B	C B F F B S 2-3 ③ K				4	1	3	0	0	1	0
Terry Jones, S (1, 8) OBP: 0.325, SLG: 0.366	1 SAFE X 0-0 ① SH1-3 1-2		L X 0-1 1-2 2-3 1B		1 SAFE B C F F F F 1 B 3-2 B X CS 1-3 1B		B X 1-0 ① L6			3	0	2	0	0	0	0
F.P. Santangelo, S (1, 7) OBP: 0.345, SLG: 0.320	F B X 1-1 ② B1-3 2-3		X 0-0 ① F8		B C S F C 1-3 ①② K 1-2		S S X 0-2 E6 BB			4	0	0	0	0	1	6
Vladimir Guerrero, R (1, 9) OBP: 0.377, SLG: 0.589	S B F B B F S 3-3 ③ K		F B S X 1-2 ② SF9 2-3 3-H		B B B F B 4-1 1B HR 3-H BB		1 SAFE B F B F B B 4-2 1-2 BB			1	1	0	1	2	1	1
Brad Fullmer, L (1, 3) OBP: 0.322, SLG: 0.448 Mike Maddux, L (8, 1) Ugueth Urbina, R (9, 1)		B C S X 1-2 S 1B	1 SAFE F X 0-1 ③ G4-3		1 SAFE X 0-0 HR 1-2 1B		B F F S 1-3 ② K			4 0 0	1 0 0	2 0 0	0 0 0	0 0 0	1 0 0	4 0 0
Shane Andrews, R (1, 5) OBP: 0.308, SLG: 0.461	S C S 0-3 ① K			C B B B C B 4-2 G4-6-3 1B BB	F F B X 1-2 1-H 2-H HR		C C C 0-3 ③ K			3	1	1	3	1	2	3
Chris Widger, R (1, 2) OBP: 0.276, SLG: 0.360	1 SAFE B X 1-0 ② F9 1-2		S B 1 SAFE 1 SAFE S F F X 1-2 G4-6-3 1-2 1B		B C B S F B F F F 3-2 X F9 ③			C F B F X 1-2 ① F8		4	0	1	0	0	0	1
Orlando Cabrera, R (1, 6) OBP: 0.301, SLG: 0.403	B B X 2-0 ③ G4-3		B X 1-0 ①② G4-6-3 1-2f 2-3			B B S B C X 3-2 ① L8		C B X 1-1 ② L5		4	0	0	0	0	0	3
Dustin Hermanson, R (1, 1) OBP: 0.273, SLG: 0.139 Ryan McGuire, L (8, 3) OBP: 0.322, SLG: 0.279			X 0-0 1B 1B SF9 1B	F S B X 1-2 ③ P4		X 0-0 ② G1-3		B S X 1-1 ③ F8		3 1	1 0	1 0	0 0	0 0	0 0	1 0
Inning Stats	R: 0 E: 0 K: 1 S: 11 H: 1 LOB: 1 BB: 0 P: 16	R: 0 E: 0 K: 1 S: 8 H: 1 LOB: 1 BB: 0 P: 12	R: 1 E: 0 K: 0 S: 12 H: 3 LOB: 2 BB: 0 P: 15	R: 0 E: 0 K: 0 S: 11 H: 1 LOB: 1 BB: 1 P: 18	R: 4 E: 0 K: 1 S: 27 H: 4 LOB: 0 BB: 1 P: 42	R: 0 E: 0 K: 1 S: 8 H: 0 LOB: 0 BB: 0 P: 13	R: 0 E: 1 K: 2 S: 12 H: 0 LOB: 2 BB: 1 P: 18	R: 0 E: 0 K: 0 S: 8 H: 0 LOB: 0 BB: 0 P: 11		1B: 9 2B: 0 3B: 0 HR: 1	SF: 1 SAC: 1 DP: 1 HBP: 0		WP: 1 PB: 0 SB: 1 CS: 1	PA: 36		

PITCHER		IP	WLS	BF	H	R	ER	SO	BB	IBB	HBP	BLK	WP	HR	S	P	ERA	WHIP
Amaury Telemaco, R ERA: 3.96	(1, 1)	4.2	L	24	10	5	5	3	2	0	0	0	1	1	62	93	9.64	2.571
Felix Rodriguez, R ERA: 5.87	(5, 1)	1.1		4	0	0	0	1	0	0	0	0	0	0	15	23	0.00	0.000
Aaron Small, R ERA: 5.48	(7, 1)	1.0		5	0	0	0	2	1	0	0	0	0	0	12	18	0.00	1.000
Barry Manuel, R ERA: 7.47	(8, 1)	1.0		3	0	0	0	0	0	0	0	0	0	0	8	11	0.00	0.000

PITCHER	IP	WLS	BF	H	R	ER	SO	BB	IBB	HBP	BLK	WP	HR	S	P	ERA	WHIP

BOTTOM

Arizona Diamondbacks @ Montreal Expos

Olympic Stadium, Montreal, QB

Sat Aug 08 1998, 7:05 PM EDT
Att. 10,717 - Cloudy - 88 F

livebaseballscorecards.com

AB	31
R	5
H	10
RBI	4
BB	3
SO	6
LOB	19

Batter	1	2	3	4	5	6	7	8	9	AB	R	H	RBI	BB	SO	LOB
Andy Fox, L (1, 4) OBP: 0.355, SLG: 0.420	L5		L4		G3		FC6-4 1B			4	0	1	0	0	0	0
Hanley Frias, S (1, 6) OBP: 0.314, SLG: 0.321	F7		F7		F9		FC6-4 1-2f			4	0	0	0	0	0	1
Bernard Gilkey, R (1, 7) OBP: 0.314, SLG: 0.321	G6-3		1B		CS 1B			K		4	0	2	0	0	1	0
Travis Lee, L (1, 3) OBP: 0.362, SLG: 0.479		F7	K		CS 1-2	P5		L1-3		4	0	0	0	0	1	1
David Dellucci, L (1, 8) OBP: 0.331, SLG: 0.415		G5-3 1B BB		F7		G6-3		K		3	1	0	0	1	1	0
Tony Batista, R (1, 5) OBP: 0.299, SLG: 0.469		G5-3 1-2		E8		HR			K	4	1	1	1	0	1	1
Karim Garcia, L (1, 9) OBP: 0.272, SLG: 0.400		PB S 1B 2-H		K		CS 1B			K	4	0	2	1	0	2	1
Damian Miller, R (1, 2) OBP: 0.375, SLG: 0.483		PB IBB 1-2		IBB		CS 1-2	G5-3		L1-3	2	0	0	0	2	0	0
Bob Wolcott, R (1, 1) OBP: 0.286, SLG: 0.286		G1-3 1-2 2-3		G3			F8			3	0	0	0	0	0	4
Willie Banks, R (7, 1)										0	0	0	0	0	0	0
Alan Embree, L (8, 1)										0	0	0	0	0	0	0
Felix Rodriguez, R (8, 1)										0	0	0	0	0	0	0
Inning Stats	R: 0 E: 0 K: 0 S: 7 H: 0 LOB: 0 BB: 0 P: 11	R: 1 E: 0 K: 0 S: 13 H: 1 LOB: 2 BB: 2 P: 23	R: 0 E: 0 K: 1 S: 11 H: 1 LOB: 1 BB: 0 P: 18	R: 0 E: 1 K: 1 S: 11 H: 0 LOB: 2 BB: 1 P: 20	R: 0 E: 0 K: 0 S: 8 H: 1 LOB: 0 BB: 0 P: 11	R: 1 E: 0 K: 0 S: 12 H: 2 LOB: 0 BB: 0 P: 21	R: 0 E: 0 K: 0 S: 7 H: 1 LOB: 1 BB: 0 P: 12	R: 0 E: 0 K: 2 S: 7 H: 0 LOB: 0 BB: 0 P: 11	R: 0 E: 0 K: 2 S: 9 H: 0 LOB: 0 BB: 0 P: 13	1B: 5 2B: 0 3B: 0 HR: 1 SF: 0 SAC: 0 DP: 0 HBP: 0							

PITCHER		IP	WLS	BF	H	R	ER	SO	BB	IBB	HBP	BLK	WP	HR	S	P	ERA	WHIP
Mike Thurman, R ERA: 4.18	(1, 1)	6.0		25	5	2	2	2	1	2	0	0	0	1	62	104	3.00	1.000
Shayne Bennett, R ERA: 4.5	(7, 1)	1.0	W	4	1	0	0	0	0	0	0	0	0	0	7	12	0.00	1.000
Steve Kline, L ERA: 2.86	(8, 1)	2.0	S	6	0	0	0	4	0	0	0	0	0	0	16	24	0.00	0.000

PITCHER	IP	WLS	BF	H	R	ER	SO	BB	IBB	HBP	BLK	WP	HR	S	P	ERA	WHIP

TOP

Arizona Diamondbacks @ Montreal Expos

Olympic Stadium, Montreal, QB

Sun Aug 09 1998, 3:33 AM EDT

Att. 21,804 - Sunny - 84 F

livebaseballscorecards.com

AB	32
R	2
H	6
RBI	2
BB	3
SO	6
LOB	8

1B: 5	SF: 0	WP: 0	PA: 37
2B: 0	SAC: 0	PB: 1	
3B: 0	DP: 0	SB: 1	
HR: 1	HBP: 0	CS: 2	

BOTTOM

Arizona Diamondbacks @ Montreal Expos

Olympic Stadium, Montreal, QB

Sun Aug 09 1998, 3:33 AM EDT

Att. 21,804 - Sunny - 84 F

livebaseballscorecards.com

Batter	1	2	3	4	5	6	7	8	9	AB	R	H	RBI	BB	SO	LOB
Wilton Guerrero, S (1, 4) OBP: 0.305, SLG: 0.354	C B C S 1-3 K ①			X 0-0 G4-3 ①			B S F X 1-2 G6-3 ①	B F X 1-1 SH2-4 2B 2B		4	1	1	0	0	1	0
Terry Jones, S (1, 8) OBP: 0.337, SLG: 0.370	B B B B 4-0 CS BB			C B F C 1-3 K ②			X 0-0 E 1B	L X 0-1 SH2-4 ① 2-3		2	1	1	0	1	1	0
Derrick May, L (1, 7) OBP: 0.262, SLG: 0.352 F.P. Santangelo, S (8, PH) OBP: 0.346, SLG: 0.320 (9, 7)	1 SAFE B B C 1 SAFE 1 SAFE F F B 3-3 F S K ② ③ 1-2			B X 1-0 G4-3 ③			C X 0-1 F9 ②	B B F S B B 4-2 2B BB		3 0	0 1	0 0	0 0	0 1	1 0	2 0
Vladimir Guerrero, R (1, 9) OBP: 0.378, SLG: 0.591		B X 1-0 L6 ①			B X 1-0 CS 1B		C F F X 0-2 E8 2B 1-H 2B	S F 1 SAFE C 0-3 K ②		4	1	2	1	0	1	2
Brad Fullmer, L (1, 3) OBP: 0.324, SLG: 0.450		C S B F X 1-2 G5-3 ②			X 0-0 P6 ①		I I I I 4-0 2B IBB	S B B C B X 3-2 1B 2B 1-H 3-H		3	2	1	2	1	0	1
Bob Henley, R (1, 2) OBP: 0.394, SLG: 0.438		B X 1-0 L1 ③			1 SAFE B C X 1-1 G2-3 ② ③ 1-2		F F B X 1-2 1B 2B 1-H 3-H	C B B X 2-1 BB 1B 2-H		4	1	2	3	0	0	1
Shane Andrews, R (1, 5) OBP: 0.310, SLG: 0.460			C B F X 1-2 F7 ①			C B X 1-1 G6-3 ①	B S X 1-1 3B 1B 2-H	F B C B B B 4-2 1-2 BB		3	1	1	1	1	0	0
Mike Mordecai, R (1, 6) OBP: 0.253, SLG: 0.329			B C F S 1-3 K ②			B F X 1-1 P5 ②	B X 1-0 1-H 3B	F X 0-1 G3 ③		4	0	1	1	0	1	2
Mike Thurman, R (1, 1) Ryan McGuire, L (6, PH) OBP: 0.320, SLG: 0.277 Shayne Bennett, R (7, 1) Scott Livingstone, L (7, PH) OBP: 0.221, SLG: 0.230 Steve Kline, S (8, 1)			S C S 0-3 K ③			S C B S 1-3 K ③	B B X 2-0 F9 ③			1 1 0 1 0	0 0 0 0 0	0 0 0 0 0	0 0 0 0 0	0 0 0 0 0	1 1 0 0 0	0 0 0 1 0
Inning Stats	R: 0 E: 0 K: 2 S: 8 H: 0 LOB: 0 BB: 1 P: 16	R: 0 E: 0 K: 0 S: 6 H: 0 LOB: 0 BB: 0 P: 9	R: 0 E: 0 K: 2 S: 9 H: 0 LOB: 0 BB: 0 P: 11	R: 0 E: 0 K: 1 S: 5 H: 0 LOB: 0 BB: 0 P: 7	R: 0 E: 0 K: 0 S: 4 H: 1 LOB: 0 BB: 0 P: 6	R: 0 E: 0 K: 1 S: 7 H: 0 LOB: 0 BB: 0 P: 10	R: 5 E: 1 K: 0 S: 17 H: 5 LOB: 1 BB: 1 P: 27	R: 3 E: 0 K: 1 S: 18 H: 3 LOB: 2 BB: 2 P: 32		1B: 4 2B: 4 3B: 1 HR: 0	SF: 0 SAC: 1 DP: 0 HBP: 0		WP: 0 PB: 0 SB: 0 CS: 2	PA: 35		

	AB	30
	R	8
	H	9
	RBI	8
	BB	4
	SO	7
	LOB	9

PITCHER		IP	WLS	BF	H	R	ER	SO	BB	IBB	HBP	BLK	WP	HR	S	P	ERA	WHIP
Bob Wolcott, R ERA: 6.2	(1, 1)	6.2	L	25	5	5	5	6	1	1	0	0	0	0	54	81	6.75	0.900
Willie Banks, R ERA: 5.5	(7, 1)	0.1		2	1	0	0	0	0	0	0	0	0	0	2	5	0.00	3.000
Alan Embree, L ERA: 5.6	(8, 1)	0.1		3	1	2	2	0	1	0	0	0	0	0	6	11	54.00	6.000
Felix Rodriguez, R ERA: 6.03	(8, 1)	0.2		5	2	1	1	1	1	0	0	0	0	0	12	21	13.50	4.500

PITCHER	IP	WLS	BF	H	R	ER	SO	BB	IBB	HBP	BLK	WP	HR	S	P	ERA	WHIP

Batter	1	2	3	4	5	6	7	8	9	AB	R	H	RBI	BB	SO	LOB
Wilton Guerrero, S (1, 4) OBP: 0.304, SLG: 0.356	B C B F B F F C 3-3 ① K		X 0-0 1-H 2B			C B B B C X 3-2 ① G4-3		B C S F F F X 1-2 ② G1-3		4	0	1	1	0	1	0
Terry Jones, S (1, 8) OBP: 0.333, SLG: 0.377	B X 1-0 ② L7		B C X 1-1 ③ G4-3			B X 1-0 ② G4-3		B X 1-0 2B		4	0	1	0	0	0	1
F.P. Santangelo, S (1, 7) OBP: 0.343, SLG: 0.316	B B X 2-0 ③ G4-3			C B B F F B X 3-2 ① L8		F B B F B S 2-3 ③ K		F B B F S 2-3 ③ K		4	0	0	0	0	2	1
Vladimir Guerrero, R (1, 9) OBP: 0.377, SLG: 0.594		C F B X 1-2 E5 FC6-4		C B X 1-1 ② P4			X 0-0 HR		B X 1-0 ① F8	4	1	1	1	0	0	0
Brad Fullmer, L (1, 3) OBP: 0.328, SLG: 0.454		B X 1-0 ① FC6-4 G3-6-1 1-2f		B B X 2-0 2B			C B F B B B 4-2 S BB		C X 0-1 1B	3	0	2	0	1	0	1
Shane Andrews, R (1, 5) OBP: 0.307, SLG: 0.455		C X 0-1 ② ③ G3-6-1 1-2f		B X 1-0 ③ F9			F 1 SAFE 1 SAFE B B S B X 3-2 ① G6-3 1-2		C S B S 1-3 ② K	4	0	0	0	0	1	4
Chris Widger, R (1, 2) OBP: 0.276, SLG: 0.359			X 0-0 G4-3 1B		C S B S 1-3 ① K		F B F X 1-2 ② L7		C S B B X 2-2 ③ F7	4	0	1	0	0	1	2
Orlando Cabrera, R (1, 6) OBP: 0.295, SLG: 0.394 Shayne Bennett, R (7, 1) Miguel Batista, R (8, 1)			X 0-0 ① ② G4-3 1-2f		B X 1-0 ② G6-3		B F X 1-1 ③ L8			3 0 0	0 0 0	0 0 0	0 0 0	0 0 0	0 0 0	2 0 0
Carl Pavano, R (1, 1) OBP: 0.115, SLG: 0.115 Anthony Telford, R (7, 1) Mike Mordecai, R (7, 6) OBP: 0.250, SLG: 0.326			X 0-0 2B 1B		C F B S 1-3 ③ K			B X 1-0 ① G6-3		2 0 1	1 0 0	1 0 0	0 0 0	0 0 0	1 0 0	0 0 0
Inning Stats	R: 0 E: 0 K: 1 S: 7 H: 0 LOB: 0 BB: 0 P: 13	R: 0 E: 1 K: 0 S: 6 H: 0 LOB: 0 BB: 0 P: 8	R: 1 E: 0 K: 0 S: 6 H: 3 LOB: 1 BB: 0 P: 7	R: 0 E: 0 K: 0 S: 8 H: 1 LOB: 1 BB: 0 P: 15	R: 0 E: 0 K: 2 S: 7 H: 0 LOB: 0 BB: 0 P: 10	R: 0 E: 0 K: 1 S: 7 H: 0 LOB: 0 BB: 0 P: 13	R: 1 E: 0 K: 0 S: 11 H: 1 LOB: 1 BB: 1 P: 20	R: 0 E: 0 K: 1 S: 12 H: 1 LOB: 1 BB: 0 P: 17	R: 0 E: 0 K: 1 S: 9 H: 1 LOB: 1 BB: 0 P: 13	1B: 3 2B: 3 3B: 0 HR: 1 SF: 0 SAC: 0 DP: 2 HBP: 0						

TOP

Montreal Expos @ Colorado Rockies

Coors Field, Denver, CO

Mon Aug 10 1998, 7:05 PM MDT

Att. 44,768 - Overcast - 64 F

livebaseballscorecards.com

AB	33
R	2
H	7
RBI	2
BB	1
SO	6
LOB	11

WP: 0 PB: 0 SB: 1 CS: 0 PA: 34

PITCHER		IP	WLS	BF	H	R	ER	SO	BB	IBB	HBP	BLK	WP	HR	S	P	ERA	WHIP
Jamey Wright, R ERA: 5.87	(1, 1)	7.0	W	26	5	2	2	4	1	0	0	0	0	1	52	86	2.57	0.857
Dave Veres, R ERA: 3.61	(8, 1)	1.0		4	1	0	0	1	0	0	0	0	0	0	12	17	0.00	1.000
Jerry Dipoto, R ERA: 3.76	(9, 1)	1.0		4	1	0	0	1	0	0	0	0	0	0	9	13	0.00	1.000

PITCHER	IP	WLS	BF	H	R	ER	SO	BB	IBB	HBP	BLK	WP	HR	S	P	ERA	WHIP

Montreal Expos @ Colorado Rockies

Coors Field, Denver, CO

Mon Aug 10 1998, 7:05 PM MDT

Att. 44,768 - Overcast - 64 F

BOTTOM

livebaseballscorecards.com

Batter	1	2	3	4	5	6	7	8	9	AB	R	H	RBI	BB	SO	LOB
Darryl Hamilton, L (1, 8) OBP: 0.397, SLG: 0.374	BBBB 4-0 BB		SBBCC 2-3 ② K		BBFBF 4-2 CS BB		LBX 1-1 SH SH5-4 1-2 HR			1	1	0	0	2	1	1
Neifi Perez, S (1, 6) OBP: 0.331, SLG: 0.411	CSC 0-3 ① K		X 0-0 E1 2-H 1B		C 1 SAFE FS 0-3 ②③ K 1-2		X 0-0 ① SH5-4 1-2 2-3			3	0	1	0	0	2	2
Larry Walker, L (1, 9) OBP: 0.417, SLG: 0.600	BCSCC 1-3 ② K		SBFX 1-2 ③ G5-3			BBFX 2-1 HR	BBBB 4-0 HR BB			3	2	1	1	1	1	2
Dante Bichette, R (1, 7) OBP: 0.356, SLG: 0.545	BX 1-0 ③ F7			BX 1-0 ① G1-3		X 0-0 3 1B G5-2-3 2B	X 0-0 1-H 2-H 3-H HR			4	1	2	4	0	0	1
Vinny Castilla, R (1, 5) OBP: 0.363, SLG: 0.593		FSX 0-2 ① P2		BSSSFBBX 3-2 3 1B 1B		BSBSBSB 4-2 3 1B BB	BBFCFS 2-3 ② K			3	0	1	0	1	1	0
17 Todd Helton, L (1, 3) OBP: 0.351, SLG: 0.511		CBX 1-1 ② G1-3		X 0-0 ② F7		CCX 0-2 ① F9	CFX 0-2 ③ G6-3			4	0	0	0	0	0	3
3 Mike Lansing, R (1, 4) OBP: 0.312, SLG: 0.374		BBCSX 2-2 ③ G6-3		B 1 SAFE BCX 2-1 1-3 1B		X 0-0 1-2 2-3 1B		BX 1-0 ① G6-3		4	0	2	0	0	0	0
Kirt Manwaring, R (1, 2) OBP: 0.347, SLG: 0.339			CBX 1-1 ① P4	BBCX 2-1 ③ G4-3		BX 1-0 ②③ G5-2-3 3-Hf		CX 0-1 ② G4-3		4	0	0	0	0	0	5
Jamey Wright, R (1, 1) OBP: 0.233, SLG: 0.333			BCX 1-1 E 2B		SSFBFFS 1-3 ① K		BCBLFBB 4-2 SH5-4 SH HR BB	CBSBX 2-2 ③ G4-3		2	1	1	0	0	1	0
1 Curtis Goodwin, L (7, PH) OBP: 0.329, SLG: 0.318										0	1	0	0	1	0	0
Dave Veres, R (8, 1) OBP: 0.500, SLG: 0.500										0	0	0	0	0	0	0
John Vander Wal, L (8, PH) OBP: 0.362, SLG: 0.487										1	0	0	0	0	0	0
Jerry Dipoto, R (9, 1)										0	0	0	0	0	0	0
Inning Stats	R: 0 E: 0 K: 2 S: 7 H: 0 LOB: 1 BB: 1 P: 13	R: 0 E: 0 K: 0 S: 8 H: 0 LOB: 0 BB: 0 P: 11	R: 1 E: 1 K: 1 S: 11 H: 2 LOB: 1 BB: 0 P: 16	R: 0 E: 0 K: 0 S: 10 H: 2 LOB: 2 BB: 0 P: 18	R: 0 E: 0 K: 2 S: 11 H: 0 LOB: 1 BB: 1 P: 16	R: 1 E: 0 K: 0 S: 10 H: 3 LOB: 2 BB: 1 P: 17	R: 4 E: 0 K: 1 S: 14 H: 1 LOB: 0 BB: 2 P: 25	R: 0 E: 0 K: 0 S: 6 H: 0 LOB: 0 BB: 0 P: 9		1B: 4 2B: 3 3B: 0 HR: 2	SF: 0 SAC: 2 DP: 2 HBP: 0					

	AB	29
	R	6
	H	8
	RBI	5
	BB	5
	SO	6
	LOB	14

WP: 0 PB: 0 SB: 0 CS: 1 PA: 36

PITCHER		IP	WLS	BF	H	R	ER	SO	BB	IBB	HBP	BLK	WP	HR	S	P	ERA	WHIP
Carl Pavano, R ERA: 4.38	(1, 1)	6.0		26	7	2	1	5	3	0	0	0	0	1	57	91	1.50	1.667
Anthony Telford, R ERA: 3.84	(7, 1)	0.1	L	5	1	4	4	0	2	0	0	0	0	1	7	16	108.00	9.000
Shayne Bennett, R ERA: 4.46	(7, 1)	0.2		2	0	0	0	1	0	0	0	0	0	0	7	9	0.00	0.000
Miguel Batista, R ERA: 4.04	(8, 1)	1.0		3	0	0	0	0	0	0	0	0	0	0	6	9	0.00	0.000

PITCHER	IP	WLS	BF	H	R	ER	SO	BB	IBB	HBP	BLK	WP	HR	S	P	ERA	WHIP

Batter	1	2	3	4	5	6	7	8	9	AB	R	H	RBI	BB	SO	LOB
Wilton Guerrero, S (1, 4) OBP: 0.306, SLG: 0.357	F7		G6-3		F7			G4-3	1-3 2-H	5	0	2	1	0	0	1
Terry Jones, S (1, 8) OBP: 0.359, SLG: 0.395	1B		G6-3 1-2f			F8		G4-6-3	BB	4	1	3	0	1	0	1
Derrick May, L (1, 7) OBP: 0.269, SLG: 0.357	1 SAFE		K			F9		G4-6-3 1-2f	F9	4	1	2	0	0	1	1
Bob Henley, R (9, PH) OBP: 0.382, SLG: 0.424	1 SAFE					1-2				1	0	0	0	0	0	3
Vladimir Guerrero, R (1, 9) OBP: 0.379, SLG: 0.597	1B 1-3 3-H			G4-6-3		F8 2-3			2B K	5	1	3	1	0	1	5
Brad Fullmer, L (1, 3) OBP: 0.330, SLG: 0.455	G6-4-3 1-2 3-H			G4-6-3 1-2f		P5			2-H	4	1	2	2	0	0	3
Shane Andrews, R (1, 5) OBP: 0.306, SLG: 0.452	G6-4-3 1-2f			P3		F9			F7	2	0	0	0	0	0	2
Mike Mordecai, R (6, PH) (6, 5) OBP: 0.245, SLG: 0.318										2	0	0	0	0	0	3
Chris Widger, R (1, 2) OBP: 0.275, SLG: 0.358		G6-3			F7		L5		1B 1-2	4	1	1	0	0	0	0
Orlando Cabrera, R (1, 6) OBP: 0.301, SLG: 0.404		G6-3			G4-3		G6-3		1B 1-2 2-H	4	1	2	1	0	0	0
Jeremy Powell, R (1, 1)										1	0	0	0	0	0	0
Ryan McGuire, L (5, PH) OBP: 0.319, SLG: 0.276										1	0	0	0	0	0	1
Miguel Batista, R (5, 1)										0	0	0	0	0	0	0
Scott Livingstone, L (7, PH) OBP: 0.270, SLG: 0.227										1	0	0	0	0	0	0
Anthony Telford, R (7, 1)										0	0	0	0	0	0	0
F.P. Santangelo, S (9, PH) OBP: 0.344, SLG: 0.318					3-2 G4-3 2-3		F8		1B 1-2 2-H	1	0	1	1	0	0	0
Inning Stats	R: 2 E: 0 K: 0 S: 10 H: 4 LOB: 1 BB: 0 P: 15	R: 0 E: 0 K: 0 S: 8 H: 0 LOB: 0 BB: 0 P: 12	R: 0 E: 0 K: 1 S: 11 H: 1 LOB: 0 BB: 0 P: 15	R: 0 E: 0 K: 0 S: 3 H: 1 LOB: 0 BB: 0 P: 5	R: 0 E: 0 K: 0 S: 8 H: 1 LOB: 1 BB: 0 P: 13	R: 0 E: 0 K: 0 S: 8 H: 2 LOB: 2 BB: 0 P: 8	R: 0 E: 0 K: 0 S: 3 H: 0 LOB: 0 BB: 0 P: 3	R: 0 E: 0 K: 0 S: 4 H: 1 LOB: 0 BB: 0 P: 4	R: 4 E: 0 K: 1 S: 13 H: 6 LOB: 3 BB: 1 P: 19	1B: 14 2B: 2 3B: 0 HR: 0	SF: 0 SAC: 0 DP: 4 HBP: 0	WP: 0 PB: 0 SB: 0 CS: 0	PA: 40				

PITCHER	IP	WLS	BF	H	R	ER	SO	BB	IBB	HBP	BLK	WP	HR	S	P	ERA	WHIP
John Thomson, R (1, 1) ERA: 4.5	8.0	W	31	11	3	3	1	0	0	0	0	0	0	56	76	3.38	1.375
Mike DeJean, R (9, 1) ERA: 2.74	0.1		6	5	3	3	0	0	0	0	0	0	0	6	7	81.00	15.000
Chuck McElroy, L (9, 1) ERA: 1.46	0.2		3	0	0	0	1	1	0	0	0	0	0	6	11	0.00	1.500

PITCHER	IP	WLS	BF	H	R	ER	SO	BB	IBB	HBP	BLK	WP	HR	S	P	ERA	WHIP

TOP

Montreal Expos @ Colorado Rockies

Coors Field, Denver, CO

Tue Aug 11 1998, 7:05 PM MDT

Att. 45,403 - Cloudy - 74 F

livebaseballscorecards.com

AB	39
R	6
H	16
RBI	6
BB	1
SO	2
LOB	20

Batter	1	2	3	4	5	6	7	8	9	AB	R	H	RBI	BB	SO	LOB
Darryl Hamilton, L (1, 8) OBP: 0.394, SLG: 0.370	B C X 1-1 G3 1B	C B C X 1-2 G6-3		X 0-0 G4-3		X 0-0 E5 G4-6-3 BB 1B		F X 0-1 G6-3		4	1	0	0	0	0	0
1 Curtis Goodwin, L (8, PH) (9, 8) OBP: 0.326, SLG: 0.315										1	0	0	0	0	0	0
Neifi Perez, S (1, 6) OBP: 0.336, SLG: 0.414	F B X 1-1 1B 1B	B X 1-0 G4-3			X 0-0 1B 1B	B B C B B 4-1 G4-6-3 1-2 BB		F X 0-1 1B 1B		4	2	3	0	1	0	0
Larry Walker, L (1, 9) OBP: 0.418, SLG: 0.599	B 1 SAFE B B C X 3-1 S BB 1-3 1B 1B		F S B B B X 3-2 1B SF9 1B		1 SAFE C F B C 1-3 K	B X 1-0 G4-6-3 1-2f 2-3		X 0-0 7 1B 1-2 1B		4	2	2	0	0	1	3
John Vander Wal, L (7, 9) OBP: 0.368, SLG: 0.494										1	1	1	0	0	0	0
Dante Bichette, R (1, 7) OBP: 0.362, SLG: 0.548	B B B C B 4-1 S 1-2 1B BB		F 1 SAFE X 0-1 SF9 S 17 SF9 1-3 1B		C F 1 SAFE X 0-2 17 2B 1-3 1B	B S C X 1-2 3-H 1B		S X 0-1 7 1B 17 1B 1-2 2-H 1B		4	4	4	2	1	0	0
Vinny Castilla, R (1, 5) OBP: 0.365, SLG: 0.593	B F B B S X 3-2 17 1B 3 HR 1-H 2-H 1B		B B X 2-0 SF9 1-3 3-H		X 0-0 17 2B 1-2 3-H 1B	X 0-0 G5-3		B B B C X 3-1 17 1B 1-3 2-H 1B		3	2	2	4	0	0	1
7 Kurt Abbott, R (7, 5) OBP: 0.288, SLG: 0.352										1	0	1	1	0	0	0
17 Todd Helton, L (1, 3) OBP: 0.354, SLG: 0.516	F X 0-1 3 HR 1-2 1B	X 0-0 SF9 3-H			B B B C C X 3-2 3 G6-3 1-H 2-H 2B	X 0-0 F8	C F B X 1-2 1-2 3-H 1B			4	2	3	4	0	0	0
3 Mike Lansing, R (1, 4) OBP: 0.311, SLG: 0.380	B F C X 1-2 1-H 2-H HR		B C F B B F F X 2-2 P3		B B C F X 2-2 G6-3 3-H	S S S 0-3 K	X 0-0 F8			4	1	1	4	0	1	0
Terry Shumpert, R (8, 4) OBP: 0.429, SLG: 1.000										1	0	0	0	0	0	2
Kirt Manwaring, R (1, 2) OBP: 0.349, SLG: 0.339	C F B B C 2-3 K			B B C B B 4-1 CS BB	B C B X 2-1 1B	X 0-0 G5-3				3	0	1	0	1	1	0
John Thomson, R (1, 1) OBP: 0.150, SLG: 0.108		X 0-0 G4-3		1 SAFE B C S B X 2-2 G6-3 1-2	S X 0-1 F8			B F S S 1-3 K		4	0	0	0	0	1	2
Mike DeJean, R (9, 1)										0	0	0	0	0	0	0
Chuck McElroy, L (9, 1) OBP: 0.200, SLG: 0.200										0	0	0	0	0	0	0
Inning Stats	R: 5 E: 0 K: 1 S: 18 H: 5 LOB: 0 BB: 1 P: 33	R: 0 E: 0 K: 0 S: 5 H: 0 LOB: 0 BB: 0 P: 7	R: 2 E: 0 K: 0 S: 12 H: 2 LOB: 0 BB: 0 P: 19	R: 0 E: 0 K: 0 S: 5 H: 0 LOB: 0 BB: 1 P: 11	R: 4 E: 0 K: 1 S: 18 H: 5 LOB: 1 BB: 0 P: 26	R: 1 E: 1 K: 0 S: 7 H: 1 LOB: 1 BB: 1 P: 13	R: 0 E: 0 K: 1 S: 5 H: 0 LOB: 0 BB: 0 P: 5	R: 3 E: 0 K: 1 S: 16 H: 5 LOB: 2 BB: 0 P: 21		1B: 16 2B: 1 3B: 0 HR: 1 SF: 2 SAC: 0 DP: 1 HBP: 0						

PITCHER		IP	WLS	BF	H	R	ER	SO	BB	IBB	HBP	BLK	WP	HR	S	P	ERA	WHIP
Jeremy Powell, R ERA: 4.5	(1, 1)	4.0	L	19	7	7	7	1	2	0	0	0	0	1	40	70	15.75	2.250
Miguel Batista, R ERA: 4.34	(5, 1)	2.0		13	6	5	4	1	1	0	0	0	0	0	25	39	18.00	3.500
Anthony Telford, R ERA: 4.12	(7, 1)	2.0		11	5	3	3	2	0	0	0	0	0	0	21	26	13.50	2.500

PITCHER	IP	WLS	BF	H	R	ER	SO	BB	IBB	HBP	BLK	WP	HR	S	P	ERA	WHIP

BOTTOM

Montreal Expos @ Colorado Rockies

Coors Field, Denver, CO

Tue Aug 11 1998, 7:05 PM MDT

Att. 45,403 - Cloudy - 74 F

livebaseballscorecards.com

AB	38
R	15
H	18
RBI	15
BB	3
SO	4
LOB	8

COLORADO ROCKIES

WP: 0	PA: 43				
PB: 0					
SB: 3					
CS: 1					

Batter	1	2	3	4	5	6	7	8	9	AB	R	H	RBI	BB	SO	LOB
Wilton Guerrero, S (1, 4) OBP: 0.308, SLG: 0.356	C S S 0-3 ① K		B S C F X 1-2 ③ G4-3		X 0-0 1B 2-H 1B		B B B C B 4-1 BB		S B S F X 1-2 ② FC4-6 1-2f 2-3	4	0	1	1	1	1	2
Terry Jones, S (1, 8) OBP: 0.351, SLG: 0.384	C F B S 1-3 ② K			B B C F B X 3-2 ① F9	B B C X 2-1 S 1-3 1B		1 SAFE C X 0-1 ③ F7		X 0-0 ③ L7	5	0	1	0	0	1	3
Scott Livingstone, L (1, 5) OBP: 0.222, SLG: 0.231 Shane Andrews, R (8, PH) OBP: 0.305, SLG: 0.451 (8, 5)	C X 0-1 ③ L6			B B X 2-0 1B	F B 1 SAFE F 1 SAFE S 1-3 ② K			B X 1-0 ① L7		3 1	0 0	1 0	0 0	0 0	1 0	2 0
Vladimir Guerrero, R (1, 9) OBP: 0.378, SLG: 0.594		C F B S 1-3 ① K		B F B B F X 3-2 BB 1-3 1B	C S 1 SAFE B B B X 2-2 ③ F9 1-2			C B C S 1-3 ② K		4	0	1	0	0	2	2
Brad Fullmer, L (1, 3) OBP: 0.332, SLG: 0.458		C X 0-1 ② G6-3		B 1 SAFE X 1-0 ② P7		C B X 1-1 L4-3 1B		X 0-0 2B		4	0	2	0	0	0	2
F.P. Santangelo, S (1, 7) OBP: 0.343, SLG: 0.315		B B B C X 3-1 ③ G3-1		1 SAFE B B B B B 4-0 1-2 BB		B F X 1-1 ①② L4-3 1-2		F B X 1-1 ③ P3		3	0	0	0	1	0	2
Bob Henley, R (1, 2) OBP: 0.395, SLG: 0.500			X 0-0 HR	X 0-0 ③ F9		B S F B B S 3-3 ③ K			B B B B 4-0 FC1-6 1B BB	3	1	1	1	1	1	3
Orlando Cabrera, R (1, 6) OBP: 0.301, SLG: 0.403 Derrick May, L (9, PH) OBP: 0.275, SLG: 0.362		B C X 1-1 ① G6-3			C B B X 2-1 SH1-4 1B		C B C B F X 2-2 ① G6-3		B F X 1-1 FC4-6 FC1-6 1-2 1B	3 1	1 0	1 1	0 0	0 0	0 0	0 0
Javier Vazquez, R (1, 1) OBP: 0.244, SLG: 0.256 Steve Kline, S (6, 1) Ryan McGuire, L (7, PH) OBP: 0.317, SLG: 0.274 Mike Maddux, L (7, 1) Ugueth Urbina, R (8, 1) Mike Mordecai, R (9, PH) OBP: 0.242, SLG: 0.315		B S C X 1-2 ② F7			1 SAFE F X 0-1 ① SH1-4 1-2		C B B C X 2-2 ② F8		X 0-0 ① FC1-6 FC4-6 1-2 2-3f	1 0 0 1 0 0 1	0 0 0 0 0 0 0	0 0 0 0 0 0 0	0 0 0 0 0 0 0	0 0 0 0 0 0 0	0 0 0 0 0 0 0	0 0 0 0 0 0 2
Inning Stats	R: 0 H: 0 E: 0 LOB: 0 K: 2 BB: 0 S: 8 P: 9	R: 0 H: 0 E: 0 LOB: 0 K: 1 BB: 0 S: 7 P: 11	R: 1 H: 1 E: 0 LOB: 0 K: 0 BB: 0 S: 10 P: 13	R: 0 H: 2 E: 0 LOB: 3 K: 0 BB: 1 S: 9 P: 22	R: 1 H: 3 E: 0 LOB: 2 K: 1 BB: 0 S: 13 P: 20	R: 0 H: 1 E: 0 LOB: 0 K: 1 BB: 0 S: 7 P: 12	R: 0 H: 0 E: 0 LOB: 1 K: 0 BB: 1 S: 10 P: 18	R: 0 H: 1 E: 0 LOB: 1 K: 1 BB: 0 S: 7 P: 10	R: 0 H: 1 E: 0 LOB: 2 K: 0 BB: 1 S: 8 P: 14	1B: 7 2B: 2 3B: 0 HR: 1	SF: 0 SAC: 1 DP: 1 HBP: 0						

PITCHER		IP	WLS	BF	H	R	ER	SO	BB	IBB	HBP	BLK	WP	HR	S	P	ERA	WHIP
Pedro Astacio, R ERA: 5.82	(1, 1)	7.0	W	29	7	2	2	5	2	0	0	0	0	1	64	105	2.57	1.286
Chuck McElroy, L ERA: 1.44	(8, 1)	1.0		4	1	0	0	1	0	0	0	0	0	0	7	10	0.00	1.000
Jerry Dipoto, R ERA: 3.69	(9, 1)	1.0	S	5	1	0	0	0	1	0	0	0	0	0	8	14	0.00	2.000

PITCHER	IP	WLS	BF	H	R	ER	SO	BB	IBB	HBP	BLK	WP	HR	S	P	ERA	WHIP

TOP

Montreal Expos @ Colorado Rockies

Coors Field, Denver, CO

Wed Aug 12 1998, 7:05 PM MDT

Att. 46,872 - Cloudy - 80 F

livebaseballscorecards.com

AB	34
R	2
H	9
RBI	2
BB	3
SO	6
LOB	18

WP: 0	PA: 38		
PB: 0			
SB: 1			
CS: 0			

Batter	1	2	3	4	5	6	7	8	9	AB	R	H	RBI	BB	SO	LOB
Darryl Hamilton, L (1, 8) OBP: 0.395, SLG: 0.372	B B B C X 3-1 FC6-4 1B		F F X 0-2 ② F7		C B C 1 F X SAFE 1-2 ③ F8		C F X 0-2 BLK 1B			4	0	2	0	0	0	2
Neifi Perez, S (1, 6) OBP: 0.335, SLG: 0.411	B B F F X 2-2 ① F8		H 1-0 HBP			C B X 1-1 ① F8	1 SAFE 1 SAFE B F B 1 C B F SAFE 3-2 ③ F X G3 1-2			3	0	0	0	0	0	2
Larry Walker, L (1, 9) OBP: 0.416, SLG: 0.594	X 0-0 ② F8		B X 1-0 ③ P6			B B C B B 4-1 1B HR BB		B S B X 2-1 ① G4-3		3	1	0	0	1	0	3
Dante Bichette, R (1, 7) OBP: 0.363, SLG: 0.547 1 Curtis Goodwin, L (8, PR) OBP: 0.326, SLG: 0.315 (9, 7)	C B B X 2-1 ③ FC6-4 1-2f			F S B C 1-3 ① K		F X 0-1 1-3 HR 1B		F F B B B F F B 4-2 17 BB 1B BB		3 0	1 0	1 0	0 0	1 0	1 0	1 0
Vinny Castilla, R (1, 5) OBP: 0.366, SLG: 0.599		S B B C T 2-2 ① K		B F S B X 2-2 ② G6-3		X 0-0 1-H 3-H HR		C X 0-1 17 BB 1-2 1B		4	1	2	3	0	1	0
17 Todd Helton, L (1, 3) OBP: 0.353, SLG: 0.512		X 0-0 ② F9		C B B S B F X 3-2 ③ F8		B F B B X 2-1 ② G4-3		B B B B 4-0 1-2 2-3 BB		3	0	0	0	1	0	0
7 Kurt Abbott, R (1, 4) OBP: 0.287, SLG: 0.345		C B B F B C 3-3 ③ K			C H 1-1 HBP	C C B X 1-2 ③ G5-3		C F S 0-3 ② K		3	0	0	0	0	2	3
Jeff Reed, L (1, 2) OBP: 0.374, SLG: 0.463			C B S S X 1-2 SH1-4 1B		X 0-0 ① F7		B C F X 1-2 ① G6-3	B S 1-0 ③ P9		4	0	1	0	0	0	4
Pedro Astacio, R (1, 1) OBP: 0.174, SLG: 0.182 John Vander Wal, L (7, PH) OBP: 0.365, SLG: 0.488 Chuck McElroy, L (8, 1) OBP: 0.200, SLG: 0.200 Jerry Dipoto, R (9, 1)			X 0-0 ① SH1-4 1-2		F L L 0-3 ② K		B F S B X 2-2 ② P5			1 1 0 0	0 0 0 0	0 0 0 0	0 0 0 0	0 0 0 0	1 0 0 0	1 0 0 0
Inning Stats	R: 0 H: 1 E: 0 LOB: 1 K: 0 BB: 0 S: 8 P: 15	R: 0 H: 0 E: 0 LOB: 0 K: 2 BB: 0 S: 7 P: 12	R: 0 H: 1 E: 0 LOB: 2 K: 0 BB: 0 S: 8 P: 11	R: 0 H: 0 E: 0 LOB: 0 K: 1 BB: 0 S: 10 P: 16	R: 0 H: 0 E: 0 LOB: 1 K: 1 BB: 0 S: 9 P: 11	R: 3 H: 2 E: 0 LOB: 0 K: 0 BB: 1 S: 11 P: 19	R: 0 H: 1 E: 0 LOB: 1 K: 0 BB: 0 S: 14 P: 20	R: 0 H: 1 E: 0 LOB: 3 K: 1 BB: 2 S: 12 P: 23		1B: 5 SF: 0 2B: 0 SAC: 1 3B: 0 DP: 0 HR: 1 HBP: 2						

PITCHER		IP	WLS	BF	H	R	ER	SO	BB	IBB	HBP	BLK	WP	HR	S	P	ERA	WHIP
Javier Vazquez, R ERA: 5.56	(1, 1)	5.1	L	23	4	3	3	4	1	0	2	0	0	1	48	76	5.06	0.938
Steve Kline, L ERA: 2.82	(6, 1)	0.2		2	0	0	0	0	0	0	0	0	0	0	5	8	0.00	0.000
Mike Maddux, R ERA: 3.72	(7, 1)	1.0		4	1	0	0	0	0	0	0	1	0	0	14	20	0.00	1.000
Ugueth Urbina, R ERA: 1.07	(8, 1)	1.0		6	1	0	0	1	2	0	0	0	0	0	12	23	0.00	3.000

PITCHER	IP	WLS	BF	H	R	ER	SO	BB	IBB	HBP	BLK	WP	HR	S	P	ERA	WHIP

BOTTOM

Montreal Expos @ Colorado Rockies

Coors Field, Denver, CO

Wed Aug 12 1998, 7:05 PM MDT

Att. 46,872 - Cloudy - 80 F

livebaseballscorecards.com

AB	29
R	3
H	6
RBI	3
BB	3
SO	5
LOB	16

WP: 0	PA: 35		
PB: 0			
SB: 0			
CS: 0			

Batter	1	2	3	4	5	6	7	8	9	AB	R	H	RBI	BB	SO	LOB
Wilton Guerrero, S (1, 4) OBP: 0.303, SLG: 0.349	C F B B B X 3-2 ① L8		C F B S 1-3 ② K		B C F S 1-3 ③ K		B X 1-0 ③ G5-3			4	0	0	0	0	2	4
Terry Jones, S (1, 8) OBP: 0.337, SLG: 0.367	C B F S 1-3 ② K		X 0-0 ③ F9			B B B C C X 3-2 ① G5-3		F B X 1-1 ① G6-3		4	0	0	0	0	1	0
Brad Fullmer, L (1, 3) OBP: 0.328, SLG: 0.453	S S X 0-2 ③ G4-3			B S B X 2-1 ① L7		B C X 1-1 ② F8		X 0-0 ② F7		4	0	0	0	0	0	0
Vladimir Guerrero, R (1, 9) OBP: 0.377, SLG: 0.597		C X 0-1 HR		C B B S B S 3-3 ② K2-3		F S S 0-3 ③ K		S F S 0-3 ③ K		4	1	1	1	0	3	0
Shane Andrews, R (1, 5) OBP: 0.304, SLG: 0.447		S B B X 2-1 ① G5-3		C F B B X 2-2 ③ G5-3			B B B 4-0 WP SH1-4 1B BB		S F C 0-3 ① K	3	1	0	0	1	1	0
F.P. Santangelo, S (1, 7) OBP: 0.343, SLG: 0.313 Mike Maddux, L (9, 1)		C B B F X 2-2 ② F8			C F B S 1-3 ① K		X 0-0 ① SH1-4 1-2		F B F H 2-2 CS HBP	2 0	0 0	0 0	0 0	0 0	1 0	0 0
Chris Widger, R (1, 2) OBP: 0.278, SLG: 0.360		C S B B X 2-2 2B			B B X 2-0 ② F7		C B B F F B B 4-2 SH3-4 1B 2-3 BB		B 1 SAFE F B 1 SAFE F C 2-3 ② K	3	0	1	0	1	1	1
Orlando Cabrera, R (1, 6) OBP: 0.308, SLG: 0.404		B C S B X 2-2 ③ G5-3			B B C S F B B 4-2 BB BB		1 SAFE B C F 1 SAFE 1 SAFE B X 2-2 SH3-4 1-2 3-H 1B		1 SAFE 0-0 ③ CS 1-2	2	0	1	1	1	0	1
Dustin Hermanson, R (1, 1) OBP: 0.283, SLG: 0.135 Shayne Bennett, R (8, 1) Steve Kline, S (9, 1) Ryan McGuire, L (9, 7) OBP: 0.317, SLG: 0.274			X 0-0 ① L9		B 1 SAFE B B B 4-0 1-2 BB		X 0-0 ② SH3-4 1-2 2-3			1 0 0 0	0 0 0 0	0 0 0 0	0 0 0 0	1 0 0 0	0 0 0 0	0 0 0 0

Montreal Expos @ Cincinati Reds

Cinergy Field, Cincinati, OH

Fri Aug 14 1998, 7:05 PM EDT
Att. 19,532 - Cloudy - 78 F

TOP

livebaseballscorecards.com

	AB	R	H	RBI	BB	SO	LOB
	27	2	3	2	4	9	6

Inning Stats	1	2	3	4	5	6	7	8	9
R:	0	1	0	0	0	0	1	0	0
E:	0	0	0	0	0	0	0	0	0
K:	1	0	1	1	2	1	0	1	2
S:	9	13	5	8	10	8	9	6	8
H:	0	2	0	0	0	0	1	0	0
LOB:	0	1	0	0	2	0	2	0	0
BB:	0	0	0	0	2	0	2	0	0
P:	13	21	6	15	22	12	20	7	12

1B:	1	
2B:	1	
3B:	0	
HR:	1	
SF:	0	
SAC:	2	
DP:	0	
HBP:	1	
WP:	1	
PB:	0	
SB:	0	
CS:	1	
PA:	35	

PITCHER		IP	WLS	BF	H	R	ER	SO	BB	IBB	HBP	BLK	WP	HR	S	P	ERA	WHIP
Dennys Reyes, L ERA: 3.38	(1, 1)	7.0		28	3	2	2	6	4	0	0	0	1	1	62	109	2.57	1.000
Gabe White, L ERA: 4.35	(8, 1)	2.0	W	6	0	0	0	3	0	0	1	0	0	0	14	19	0.00	0.000

PITCHER		IP	WLS	BF	H	R	ER	SO	BB	IBB	HBP	BLK	WP	HR	S	P	ERA	WHIP

Montreal Expos @ Cincinnati Reds

Cinergy Field, Cincinnati, OH

Fri Aug 14 1998, 7:05 PM EDT

Att. 19,532 - Cloudy - 78 F

BOTTOM

Batter	1	2	3	4	5	6	7	8	9	AB	R	H	RBI	BB	SO	LOB
Pat Watkins, R (1, 9) OBP: 0.307, SLG: 0.393	B F B B C S 3-3 ① K			C X 0-1 ① P2		C B X 1-1 ① G6-3		C S B B X 2-2 ② 2B		4	0	1	0	0	1	0
Sean Casey, L (1, 3) OBP: 0.338, SLG: 0.335	C X 0-1 ② G6-3			C X 0-1 ② G3		F C F B B B B 4-2 G6-4-3 BB		B B B B 4-0 BB		2	0	0	0	2	0	0
Barry Larkin, R (1, 6) OBP: 0.373, SLG: 0.471	C X 0-1 ③ G6-3			C B F X 1-2 ③ G4-3		1 SAFE B B B X 2-0 ②③ G6-4-3 1-2f		B B C X 2-1 ③ L9		4	0	0	0	0	0	2
Dmitri Young, S (1, 7) OBP: 0.355, SLG: 0.490 Reggie Sanders, R (9, PR) OBP: 0.338, SLG: 0.438		C X 0-1 ① F7			S S B C 1-3 ① K		X 0-0 ① G4-3		B B B C F B 4-2 FC5-4 SH1-3 1B BB	3 0	0 1	0 0	0 0	1 0	1 0	0 0
Jeffrey Hammonds, R (1, 8) OBP: 0.374, SLG: 0.454		C B X 1-1 K 1B			B F B S F B B 4-2 HR BB		B X 1-0 ② P6		1 SAFE X 0-0 ① SH1-3 1-2	2	1	1	0	1	0	0
Eddie Taubensee, L (1, 2) OBP: 0.359, SLG: 0.434		B 1 SAFE 1 SAFE C B B C S 3-3 ②③ K 1-2			B S 1 SAFE X 1-1 1-H HR		X 0-0 1B		B B C B B 4-1 FC5-4 BB	3	1	2	2	1	1	1
Bret Boone, R (1, 4) OBP: 0.325, SLG: 0.437			C B X 1-1 ① L8		B F F F F B B F X 3-2 ② G3-1		C B F F X 1-2 1-2 1B		B C F B X 2-2 ② FC5-4 1B 1-2f 2-3	4	0	1	0	0	0	2
Aaron Boone, R (1, 5) OBP: 0.339, SLG: 0.368 Gabe White, L (8, 1) OBP: 0.250, SLG: 0.250 Roberto Petagine, L (9, PH) OBP: 0.667, SLG: 0.333			B C F S 1-3 ② K		X 0-0 1B		X 0-0 ③ L7		X 0-0 1-2 3-H 1B	3 0 1	0 0 0	1 0 1	0 0 1	0 0 1	1 0 0	2 0 0
Dennys Reyes, R (1, 1) Chris Stynes, R (8, 5) OBP: 0.328, SLG: 0.359			F B B F X 2-2 ③ G3		X 0-0 ③ G4-3			C B F C 1-3 ① K		2 1	0 0	0 0	0 0	0 1	0 0	1 0
Inning Stats	R: 0 E: 0 K: 1 S: 7 H: 0 LOB: 0 BB: 0 P: 10	R: 0 E: 0 K: 1 S: 7 H: 1 LOB: 0 BB: 0 P: 11	R: 0 E: 0 K: 1 S: 8 H: 0 LOB: 0 BB: 0 P: 12	R: 0 E: 0 K: 0 S: 7 H: 0 LOB: 0 BB: 0 P: 8	R: 2 E: 0 K: 1 S: 16 H: 2 LOB: 1 BB: 1 P: 25	R: 0 E: 0 K: 0 S: 6 H: 0 LOB: 0 BB: 1 P: 13	R: 0 E: 0 K: 0 S: 7 H: 2 LOB: 2 BB: 0 P: 9	R: 0 E: 0 K: 1 S: 8 H: 1 LOB: 1 BB: 1 P: 17	R: 1 E: 0 K: 0 S: 8 H: 1 LOB: 2 BB: 2 P: 18	1B: 5 2B: 1 3B: 0 HR: 1	SF: 0 SAC: 1 DP: 1 HBP: 0			WP: 0 PB: 0 SB: 0 CS: 0	PA: 35		

livebaseballscorecards.com

AB	29
R	3
H	7
RBI	3
BB	5
SO	5
LOB	8

PITCHER		IP	WLS	BF	H	R	ER	SO	BB	IBB	HBP	BLK	WP	HR	S	P	ERA	WHIP
Dustin Hermanson, R ERA: 3.2	(1, 1)	7.0		26	5	2	2	4	2	0	0	0	0	1	58	88	2.57	1.000
Shayne Bennett, R ERA: 4.4	(8, 1)	1.0		4	1	0	0	1	1	0	0	0	0	0	8	17	0.00	2.000
Steve Kline, L ERA: 2.98	(9, 1)	0.1	L	3	0	1	1	0	2	0	0	0	0	0	4	12	27.00	6.000
Mike Maddux, R ERA: 3.68	(9, 1)	0.1		2	1	0	0	0	0	0	0	0	0	0	4	6	0.00	3.000

PITCHER	IP	WLS	BF	H	R	ER	SO	BB	IBB	HBP	BLK	WP	HR	S	P	ERA	WHIP

Batter	1	2	3	4	5	6	7	8	9	AB	R	H	RBI	BB	SO	LOB
Wilton Guerrero, S (1, 4) OBP: 0.305, SLG: 0.368	C B F B F X 2-2 2B		F X 0-1 ① P5		B B C 1 SAFE 1 SAFE F X 2-2 ② ③ F8-3 1-2			F B B X 2-1 ① G1-3	F B X 1-1 HR	5	1	2	1	0	0	1
Terry Jones, S (1, 8) OBP: 0.327, SLG: 0.355	L X 0-1 ① F7		C S X 0-2 ② P4			X 0-0 ① G3-1-3		B B B C F B 4-2 1B HR BB	X 0-0 ② G4-3	3	0	0	0	0	0	1
Ryan McGuire, L (8, PH) OBP: 0.320, SLG: 0.274										0	1	0	0	1	0	0
(8, 8)																
Robert Perez, R (9, PH) OBP: 0.228, SLG: 0.315										1	0	0	0	0	0	0
Derrick May, L (1, 7) OBP: 0.287, SLG: 0.366	B B B B X 3-0 ② G6-3		B B B B 4-0 BB			B X 1-0 1B 1B		B C F X 1-2 HR 1-2 1B	F B B X 2-1 ③ G4-3	4	1	2	0	1	0	1
Vladimir Guerrero, R (1, 9) OBP: 0.380, SLG: 0.604	B C B S F B B 4-2 BB		S S F S 0-3 ③ K			B F B X 2-1 1-2 1B		X 0-0 1-H 2-H HR		3	1	2	3	1	1	1
Brad Fullmer, L (1, 3) OBP: 0.328, SLG: 0.451	B X 1-0 ③ P5			B X 1-0 ① G4-3		X 0-0 ② F7		F B S B X 2-2 WP 1B 1B		4	0	1	0	0	0	4
Shane Andrews, R (1, 5) OBP: 0.304, SLG: 0.445		C S S 0-3 ① K		C F S 0-3 ② K		X 0-0 ③ G5-3		C F B X 1-2 WP 1-2 1B		4	0	1	0	0	2	2
Chris Widger, R (1, 2) OBP: 0.275, SLG: 0.356		B C S B X 2-2 ② G4-3		B X 1-0 ③ G5-3			B C X 1-1 ① F8	C B S B F B F X 3-2 ② L4		4	0	0	0	0	0	2
Orlando Cabrera, R (1, 6) OBP: 0.315, SLG: 0.409	B B F F X 2-2 1B				C B X 1-1 F8-3 1B		S B B B B X 3-1 ② F8	B X 1-0 ③ F7 1-2 2-3		3	0	2	0	0	0	0
Bob Henley, R (8, PH) OBP: 0.385, SLG: 0.486										1	0	0	0	0	0	2
Mike Mordecai, R (8, 6) OBP: 0.242, SLG: 0.315										0	0	0	0	0	0	0
Mike Thurman, R (1, 1)		B C C B B C 3-3 ③ K			1 SAFE L B 1 L S SAFE 1-3 ① K		C F B X 1-2 ③ G6-3		F X 0-1 ① G6-3	1	0	0	0	0	1	1
Miguel Batista, R (2, 1)										1	0	0	0	0	1	1
Scott Livingstone, L (7, PH) OBP: 0.220, SLG: 0.228										1	0	0	0	0	0	0
Anthony Telford, R (7, 1)										0	0	0	0	0	0	0
Steve Kline, S (8, 1)										0	0	0	0	0	0	0
F.P. Santangelo, S (9, PH) OBP: 0.342, SLG: 0.312										1	0	0	0	0	0	0
Inning Stats	R: 0 H: 1 E: 0 LOB: 2 K: 0 BB: 1 S: 11 P: 21	R: 0 H: 1 E: 0 LOB: 1 K: 2 BB: 0 S: 12 P: 19	R: 0 H: 0 E: 0 LOB: 1 K: 1 BB: 1 S: 9 P: 13	R: 0 H: 0 E: 0 LOB: 0 K: 1 BB: 0 S: 5 P: 7	R: 0 H: 1 E: 0 LOB: 0 K: 1 BB: 0 S: 8 P: 12	R: 0 H: 2 E: 0 LOB: 2 K: 0 BB: 0 S: 6 P: 9	R: 0 H: 0 E: 0 LOB: 0 K: 0 BB: 0 S: 7 P: 12	R: 3 H: 4 E: 0 LOB: 2 K: 0 BB: 1 S: 20 P: 34	R: 1 H: 1 E: 0 LOB: 0 K: 0 BB: 0 S: 7 P: 10	1B: 7 SF: 0 2B: 2 SAC: 0 3B: 0 DP: 1 HR: 2 HBP: 0						

TOP

Montreal Expos @ Cincinnati Reds

Cinergy Field, Cincinnati, OH

Sat Aug 15 1998, 7:05 PM EDT
Att. 24,452 - Cloudy - 80 F

livebaseballscorecards.com

AB	36
R	4
H	10
RBI	4
BB	3
SO	5
LOB	16

WP: 1 PA: 39
PB: 0
SB: 0
CS: 0

PITCHER		IP	WLS	BF	H	R	ER	SO	BB	IBB	HBP	BLK	WP	HR	S	P	ERA	WHIP
Steve Parris, R ERA: 4.77	(1, 1)	7.1	W	32	8	3	3	5	3	0	0	0	0	1	69	113	3.68	1.500
26 John Hudek, R ERA: 2.19	(8, 1)	0.2		3	1	0	0	0	0	0	0	0	1	0	9	14	0.00	1.500
Gabe White, L ERA: 4.41	(9, 1)	1.0	S	4	1	1	1	0	0	0	0	0	0	1	7	10	9.00	1.000

PITCHER	IP	WLS	BF	H	R	ER	SO	BB	IBB	HBP	BLK	WP	HR	S	P	ERA	WHIP

Montreal Expos @ Cincinnati Reds

Cinergy Field, Cincinnati, OH

Sat Aug 15 1998, 7:05 PM EDT

Att. 24,452 - Cloudy - 80 F

BOTTOM

livebaseballscorecards.com

Batter	1	2	3	4	5	6	7	8	9	AB	R	H	RBI	BB	SO	LOB
Reggie Sanders, R (1, 9) OBP: 0.337, SLG: 0.435	0-1 CS 1B	1-2 G1-3		0-0 F8			1-0 L9	1-3 K		5	0	1	0	0	1	3
Sean Casey, L (1, 3) OBP: 0.350, SLG: 0.346	2-2 1-2 1B		1-1 FC6-4 1B		4-0 G4-3 WP SF9 BB		1-1 2B 1B	0-0 G5-3		3	2	3	0	1	0	0
Eduardo Perez, R (8, PH) OBP: 0.315, SLG: 0.316										1	0	0	0	0	0	1
Gabe White, L (9, 1) OBP: 0.250, SLG: 0.250										0	0	0	0	0	0	0
Barry Larkin, R (1, 6) OBP: 0.369, SLG: 0.466	1-0 F9		0-2 FC6-4 1B S 1B 1-2f		2-2 G4-3 1-3		2-3 K	0-2 G4-3		5	1	0	0	0	1	5
Dmitri Young, S (1, 7) OBP: 0.354, SLG: 0.491	3-1 F9		2-3 K 1-2		0-1 SF9 3-H		0-0 1B BB 2B 1-3			3	1	1	1	0	1	2
Jeffrey Hammonds, R (1, 8) OBP: 0.381, SLG: 0.466		2-1 1B SF9 2B	0-0 1B 1B 2-3		2-2 G6-3		2-2 BB BB 1B 2-3 3-H			4	1	3	1	0	0	0
Eddie Taubensee, L (1, 2) OBP: 0.363, SLG: 0.436		1-2 SH5-4 BB 1B 2-3	1-2 1B 1-3 3-H			1-0 L9	4-2 BB 1B 1-2			3	0	2	1	1	0	0
Bret Boone, R (1, 4) OBP: 0.329, SLG: 0.444		4-2 SH5-4 BB 1-2	0-1 G4-3			2-0 HR	4-0 BB 1-2 2-3 3-H			2	1	1	2	2	0	2
Aaron Boone, R (1, 5) OBP: 0.318, SLG: 0.350		3-1 SF9 3-H		0-0 B2		2-3 K	1-1 F9			3	0	0	1	0	1	3
Steve Parris, R (1, 1) OBP: 0.154, SLG: 0.154		0-0 SH5-4 1-2 2-3		1-3 K		0-1 F8		0-0 2B		2	0	0	0	0	1	0
26 John Hudek, S (8, 1)										0	0	0	0	0	0	0
Roberto Petagine, L (8, PH) OBP: 0.714, SLG: 0.750										1	0	1	0	0	0	0
(9, 3)																

Inning Stats	1	2	3	4	5	6	7	8	9
	R: 0 H: 2 E: 0 LOB: 1 K: 0 BB: 0 S: 8 P: 14	R: 1 H: 2 E: 0 LOB: 2 K: 0 BB: 1 S: 15 P: 26	R: 1 H: 3 E: 0 LOB: 2 K: 1 BB: 0 S: 15 P: 19	R: 0 H: 0 E: 0 LOB: 0 K: 1 BB: 0 S: 5 P: 6	R: 1 H: 0 E: 0 LOB: 0 K: 0 BB: 1 S: 9 P: 17	R: 1 H: 1 E: 0 LOB: 0 K: 1 BB: 0 S: 7 P: 12	R: 2 H: 3 E: 0 LOB: 3 K: 1 BB: 2 S: 15 P: 30	R: 0 H: 1 E: 0 LOB: 1 K: 1 BB: 0 S: 8 P: 9	

	AB	32
	R	6
	H	12
	RBI	6
	BB	4
	SO	5
	LOB	16

| | | | | | | | | | | | | | | | |

Montreal Expos @ Arizona Diamondbacks

Bank One Ballpark, Phoenix, AZ

Mon Aug 17 1998, 10:05 PM EDT

Att. 39,367 - Dome - 72 F

livebaseballscorecards.com

TOP

Batter	1	2	3	4	5	6	7	8	9	AB	R	H	RBI	BB	SO	LOB
Wilton Guerrero, S (1, 4) OBP: 0.295, SLG: 0.355	C X 0-1 ① G3	B B B C F F C 3-3 ② K	B X 1-0 ③ F8		B C B B X 3-1 ③ L7				4	0	0	0	0	1	0
F.P. Santangelo, S (1, 8) OBP: 0.338, SLG: 0.305	B B B B 4-0 G4-3 S BB	X 0-0 ③ G5-3				B F B S F B X 3-2 ① G1-3			F F B F X 1-2 ① P5	3	0	0	0	1	0	0
Derrick May, L (1, 7) OBP: 0.277, SLG: 0.353 Robert Perez, R (9, PH) OBP: 0.226, SLG: 0.313	1 SAFE 1 SAFE B F F F B B X 3-2 ② G4-3 1-3			F B X 1-1 ① G6-3		B B C T S 2-3 ② K			B S X 1-1 ② F8	3 1	0 0	0 0	0 0	0 0	1 0	1 0
Vladimir Guerrero, R (1, 9) OBP: 0.376, SLG: 0.598	B F X 1-1 ③ L7			C B X 1-1 1B 2B		S X 0-1 ③ P3			S B B B B X 3-1 ③ F9	4	1	1	0	0	0	1
Brad Fullmer, L (1, 3) OBP: 0.327, SLG: 0.448		S F B B B X 2-2 WP 1B		C F B B B F X 2-2 ② F8			C F B X 1-2 ① F9			3	0	1	0	0	0	1
Chris Widger, R (1, 2) OBP: 0.275, SLG: 0.356		B 1 SAFE S C B 1 SAFE B X 3-2 ① G5-3 1-2		B C C X 1-2 2-H 1B			B F X 1-1 ② P6			3	0	1	1	0	0	1
Shane Andrews, R (1, 5) OBP: 0.301, SLG: 0.441 Steve Kline, S (7, 1) Mike Thurman, R (8, 1)		B X 1-0 ② L7		B C 1 SAFE S B 1 SAFE S 2-3 ③ K			S B B X 2-1 ③ G5-3			3 0 0	0 0 0	0 0 0	0 0 0	0 0 0	1 0 0	2 0 0
Orlando Cabrera, R (1, 6) OBP: 0.309, SLG: 0.401		C X 0-1 ③ G6-3			B B B C X 3-1 ① G5-3			F S C 0-3 ① K		3	0	0	0	0	1	1
Jeremy Powell, R (1, 1) Ryan McGuire, L (5, PH) OBP: 0.316, SLG: 0.270 Anthony Telford, R (5, 1) Scott Livingstone, L (7, 5) OBP: 0.229, SLG: 0.237			S B C S 1-3 ① K		B C B B X 3-1 ② L9			B B B C C X 3-1 ② G6-3		1 1 0 1	0 0 0 0	0 0 0 0	0 0 0 0	0 0 0 0	1 0 0 0	0 0 0 0
Inning Stats	R: 0 E: 0 K: 0 S: 7 H: 0 LOB: 1 BB: 1 P: 15	R: 0 E: 0 K: 0 S: 9 H: 1 LOB: 1 BB: 0 P: 15	R: 0 E: 0 K: 2 S: 8 H: 0 LOB: 0 BB: 0 P: 12	R: 1 E: 0 K: 1 S: 14 H: 2 LOB: 1 BB: 0 P: 21	R: 0 E: 0 K: 0 S: 5 H: 0 LOB: 0 BB: 0 P: 12	R: 0 E: 0 K: 1 S: 9 H: 0 LOB: 0 BB: 0 P: 14	R: 0 E: 0 K: 0 S: 7 H: 0 LOB: 0 BB: 0 P: 11	R: 0 E: 0 K: 1 S: 7 H: 0 LOB: 0 BB: 0 P: 13	R: 0 E: 0 K: 0 S: 8 H: 0 LOB: 0 BB: 0 P: 13	1B: 2 2B: 1 3B: 0 HR: 0		SF: 0 SAC: 0 DP: 0 HBP: 0				

	AB	30
	R	1
	H	3
	RBI	1
	BB	1
	SO	5
	LOB	7

WP: 1 PB: 0 SB: 1 CS: 0 PA: 31

PITCHER	IP	WLS	BF	H	R	ER	SO	BB	IBB	HBP	BLK	WP	HR	S	P	ERA	WHIP
Andy Benes, R (1, 1) ERA: 4.52	8.0	W	28	3	1	1	5	1	0	0	0	1	0	66	113	1.12	0.500
Alan Embree, L (9, 1) ERA: 4.95	1.0		3	0	0	0	0	0	0	0	0	0	0	8	13	0.00	0.000

PITCHER	IP	WLS	BF	H	R	ER	SO	BB	IBB	HBP	BLK	WP	HR	S	P	ERA	WHIP

Batter	1	2	3	4	5	6	7	8	9	AB	R	H	RBI	BB	SO	LOB
Andy Fox, L (1, 7) OBP: 0.350, SLG: 0.405	C X 0-1 ① G5-3		C F B F F S 1-3 ② K	B F F B 2-2 ③ CS 1-2	S B C C 1-3 ① K	C S C 0-3 ② K				4	0	0	0	0	3	2
Tony Batista, R (1, 4) OBP: 0.322, SLG: 0.541	B B F B F X 3-2 HR		B B X 2-0 ③ F7		X 0-0 1B 2B	C F B T 1-2 ③ K				4	2	2	1	0	1	2
Travis Lee, L (1, 3) OBP: 0.355, SLG: 0.466	X 0-0 ② G4-3			B B F B C B 4-2 1B BB 3B BB	C C F B B B T 3-2 ② K		C B C S 1-3 ① K			3	1	0	0	1	2	1
Matt Williams, R (1, 5) OBP: 0.329, SLG: 0.441	B X 1-0 ③ F8			B 1 SAFE C F B B 4-2 1B 1-2 3B BB	B B C F X 2-2 BB BB 2-H 1B		B C F S 1-3 ② K			3	1	1	1	1	1	0
Karim Garcia, L (1, 9) OBP: 0.271, SLG: 0.400		B B C X 2-1 ① G6-3		F S S 0-3 ① K	S B B B S F B 4-2 BB 1-2 BB		S F B T 1-2 ③ K			3	0	0	0	1	2	2
Jay Bell, R (1, 6) OBP: 0.352, SLG: 0.428		B C B C X 2-2 ② F9		X 0-0 1-2 2-3 3B 1B	B C B F B B 4-2 1-2 2-3 BB			B F X 1-1 ① G2-3		3	1	1	0	1	0	0
David Dellucci, L (1, 8) OBP: 0.331, SLG: 0.414		B B C B X 3-1 ③ G3-1		X 0-0 1-H 2-H 3-H 1B 3B	F B S X 1-2 ③ G4-3			X 0-0 ② G3		4	1	1	3	0	0	3
Kelly Stinnett, R (1, 2) OBP: 0.340, SLG: 0.419			C B B S B F B 4-2 SH1-4 BB	X 0-0 CS 3-H 1B		S B B B X 3-1 ① G6-3		B X 1-0 ③ G5-3		3	0	1	1	1	0	0
Andy Benes, R (1, 1) OBP: 0.264, SLG: 0.277 Alan Embree, L (9, 1)			L 1 SAFE X 0-1 ① SH1-4 1-2	B L C 1-3 ② K		B F B S X 2-2 1B				2 0	0 0	1 0	0 0	0 0	1 0	1 0
Inning Stats	R: 1 H: 1 E: 0 LOB: 0 K: 0 BB: 0 S: 7 P: 11	R: 0 H: 0 E: 0 LOB: 0 K: 0 BB: 0 S: 7 P: 14	R: 0 H: 0 E: 0 LOB: 1 K: 1 BB: 1 S: 12 P: 19	R: 4 H: 3 E: 0 LOB: 0 K: 2 BB: 2 S: 15 P: 26	R: 1 H: 2 E: 0 LOB: 3 K: 2 BB: 2 S: 19 P: 34	R: 0 H: 1 E: 0 LOB: 1 K: 2 BB: 0 S: 11 P: 17	R: 0 H: 0 E: 0 LOB: 0 K: 3 BB: 0 S: 9 P: 12	R: 0 H: 0 E: 0 LOB: 0 K: 0 BB: 0 S: 4 P: 6		1B: 4 SF: 0 2B: 1 SAC: 1 3B: 1 DP: 0 HR: 1 HBP: 0				WP: 0 PA: 36 PB: 0 SB: 0 CS: 1		

PITCHER		IP	WLS	BF	H	R	ER	SO	BB	IBB	HBP	BLK	WP	HR	S	P	ERA	WHIP
Jeremy Powell, R ERA: 5.85	(1, 1)	4.0	L	18	4	5	5	3	3	0	0	0	0	1	41	70	11.25	1.750
Anthony Telford, R ERA: 4.31	(5, 1)	2.0		11	3	1	1	4	2	0	0	0	0	0	30	51	4.50	2.500
Steve Kline, L ERA: 2.89	(7, 1)	1.0		3	0	0	0	3	0	0	0	0	0	0	9	12	0.00	0.000
Mike Thurman, R ERA: 4.21	(8, 1)	1.0		3	0	0	0	0	0	0	0	0	0	0	4	6	0.00	0.000

PITCHER	IP	WLS	BF	H	R	ER	SO	BB	IBB	HBP	BLK	WP	HR	S	P	ERA	WHIP

BOTTOM

Montreal Expos @ Arizona Diamondbacks

Bank One Ballpark, Phoenix, AZ

Mon Aug 17 1998, 10:05 PM EDT

Att. 39,367 - Dome - 72 F

livebaseballscorecards.com

AB	29
R	6
H	7
RBI	6
BB	5
SO	10
LOB	11

Montreal Expos @ Arizona Diamondbacks

Bank One Ballpark, Phoenix, AZ

Tue Aug 18 1998, 10:05 PM EDT

Att. 40,012 - Dome - 72 F

livebaseballscorecards.com

TOP

Batter	1	2	3	4	5	6	7	8	9	AB	R	H	RBI	BB	SO	LOB
Wilton Guerrero, S (1, 4) OBP: 0.293, SLG: 0.352	K	P3		BLK 1B	G5-3	G6-3		G2-3		5	0	1	0	0	1	1
Orlando Cabrera, R (1, 6) OBP: 0.312, SLG: 0.401	1B 2B 1B	K		L4			1B		G5-3	5	1	2	0	0	1	1
Robert Perez, R (1, 7) OBP: 0.227, SLG: 0.310	2B E 1B	K			G5-3		P4		P6	4	1	1	0	0	1	1
Ryan McGuire, L (7, 3) OBP: 0.314, SLG: 0.268										1	0	0	0	0	0	0
Vladimir Guerrero, R (1, 9) OBP: 0.376, SLG: 0.598	E 2B	F9			P6		FC5-4 1B		F7	5	1	2	1	0	0	0
Shane Andrews, R (1, 5) OBP: 0.303, SLG: 0.452	E5 F8 1B	HR			HR 2B		F8			4	2	2	2	0	0	2
Brad Fullmer, L (1, 3) OBP: 0.331, SLG: 0.466	1B	HR			HR		FC5-4			4	2	3	3	0	0	2
F.P. Santangelo, S (7, 7) OBP: 0.338, SLG: 0.305										0	0	0	0	0	0	0
Chris Widger, R (1, 2) OBP: 0.275, SLG: 0.355	F8	F9			G4-3			FC5-4 1B		4	0	1	0	0	0	2
Terry Jones, S (1, 8) OBP: 0.315, SLG: 0.340	G1-3			F8		K		FC5-4		4	0	0	0	0	1	3
Javier Vazquez, R (1, 1) OBP: 0.227, SLG: 0.238		F9		P3		G5-3		F9		3	0	0	0	0	0	0
Derrick May, L (8, PH) OBP: 0.275, SLG: 0.350										1	0	0	0	0	0	1
Steve Kline, S (8, 1)										0	0	0	0	0	0	0
Inning Stats	R: 3 E: 1 K: 1 S: 14 H: 4 LOB: 2 BB: 0 P: 21	R: 0 E: 0 K: 1 S: 6 H: 0 LOB: 0 BB: 0 P: 8	R: 2 E: 0 K: 1 S: 11 H: 2 LOB: 0 BB: 0 P: 14	R: 0 E: 0 K: 0 S: 7 H: 1 LOB: 1 BB: 0 P: 10	R: 2 E: 0 K: 0 S: 12 H: 2 LOB: 0 BB: 0 P: 19	R: 0 E: 0 K: 1 S: 7 H: 0 LOB: 0 BB: 0 P: 9	R: 0 E: 0 K: 0 S: 14 H: 2 LOB: 2 BB: 0 P: 20	R: 0 E: 0 K: 0 S: 10 H: 1 LOB: 1 BB: 0 P: 19	R: 0 E: 0 K: 0 S: 3 H: 0 LOB: 0 BB: 0 P: 3	1B: 7 2B: 2 3B: 0 HR: 3 SF: 0 SAC: 0 DP: 0 HBP: 0						

	AB	40
	R	7
	H	12
	RBI	6
	BB	0
	SO	4
	LOB	13

WP: 0 PA: 40
PB: 0
SB: 0
CS: 0

PITCHER		IP	WLS	BF	H	R	ER	SO	BB	IBB	HBP	BLK	WP	HR	S	P	ERA	WHIP
Brian Anderson, L ERA: 4.88	(1, 1)	5.0	L	25	9	7	7	3	0	0	0	1	0	3	50	72	12.60	1.800
Aaron Small, R ERA: 5.05	(6, 1)	2.0		8	2	0	0	1	0	0	0	0	0	0	21	29	0.00	1.000
Felix Rodriguez, R ERA: 5.56	(8, 1)	1.0		4	1	0	0	0	0	0	0	0	0	0	10	19	0.00	1.000
Gregg Olson, R ERA: 3.2	(9, 1)	1.0		3	0	0	0	0	0	0	0	0	0	0	3	3	0.00	0.000

PITCHER	IP	WLS	BF	H	R	ER	SO	BB	IBB	HBP	BLK	WP	HR	S	P	ERA	WHIP

Batter	1	2	3	4	5	6	7	8	9	AB	R	H	RBI	BB	SO	LOB
David Dellucci, L (1, 8) OBP: 0.332, SLG: 0.414	BCBBFB 4-2 E BB		SBBBCX 2-2 ② F7		BSX 1-1 ③ G6-3			FBSBX 2-2 FC5-4 1B		3	0	1	0	1	0	0
Bernard Gilkey, R (1, 7) OBP: 0.316, SLG: 0.318 Gregg Olson, R (9, 1) OBP: 0.500, SLG: 2.000	BFFX 1-2 E4 1-2		FBBBSX 2-2 1B			SBFBBX 2-2 ① F9		BBX 2-0 ② FC5-4 1-2f		4 0	0 0	1 0	0 0	0 0	0 0	2 0
Travis Lee, L (1, 3) OBP: 0.352, SLG: 0.462	BBFCBS 3-3 ① K		BCFBC 2-3 ③ K			BBX 2-0 ② G4-3		CX 0-1 ③ G4-3		4	0	0	0	0	2	4
Matt Williams, R (1, 5) OBP: 0.328, SLG: 0.447	CFBBS 2-3 ② K			BFX 1-1 HR		BX 1-0 ③ G5-3			BBX 2-0 ① G5-3	4	1	1	1	0	1	2
Karim Garcia, L (1, 9) OBP: 0.267, SLG: 0.394	FBBFS 2-3 ③ K			BSLC 1-3 ① K			BBX 2-0 ① G4-3		CFS 0-3 ② K	4	0	0	0	0	3	2
Jay Bell, R (1, 6) OBP: 0.350, SLG: 0.425 Felix Rodriguez, R (8, 1) Yamil Benitez, R (9, 7) OBP: 0.292, SLG: 0.411		CCBX 1-2 ① G5-3		CSX 0-2 ② G1-3			CBSFX 1-2 ② G4-3		BFX 1-1 ③ F7	3 0 1	0 0 0	0 0 0	0 0 0	0 0 0	0 0 0	0 0 0
Tony Batista, R (1, 4) OBP: 0.328, SLG: 0.540 (8, 6)		CCS 0-3 ② K		SX 0-1 ③ 1B			BSBBB 4-1 BB			2	0	1	0	1	1	0
Kelly Stinnett, R (1, 2) OBP: 0.336, SLG: 0.413		SBCC 1-3 ③ K			CCX 0-2 ① G5-3		SBCX 1-2 ③ F8			3	0	0	0	0	1	1
Brian Anderson, R (1, 1) OBP: 0.137, SLG: 0.120 Hanley Frias, S (5, PH) OBP: 0.143, SLG: 0.571 Aaron Small, R (6, 1) Andy Stankiewicz, R (8, 4) OBP: 0.265, SLG: 0.254			FBFFC 1-3 ① K		X 0-0 ② L9			BCX 1-1 ① P6		1 1 0 1	0 0 0 0	0 0 0 0	0 0 0 0	0 0 0 0	1 0 0 0	0 0 0 0
Inning Stats	R: 0 E: 1 K: 3 S: 14 H: 0 LOB: 2 BB: 1 P: 26	R: 0 E: 0 K: 2 S: 9 H: 0 LOB: 0 BB: 0 P: 11	R: 0 E: 0 K: 2 S: 13 H: 1 LOB: 1 BB: 0 P: 20	R: 1 E: 0 K: 1 S: 10 H: 2 LOB: 1 BB: 0 P: 12	R: 0 E: 0 K: 0 S: 6 H: 0 LOB: 0 BB: 0 P: 7	R: 0 E: 0 K: 0 S: 5 H: 0 LOB: 0 BB: 0 P: 10	R: 0 E: 0 K: 0 S: 9 H: 0 LOB: 1 BB: 1 P: 17	R: 0 E: 0 K: 0 S: 8 H: 1 LOB: 1 BB: 0 P: 13	R: 0 E: 0 K: 1 S: 7 H: 0 LOB: 0 BB: 0 P: 10	1B: 3 2B: 0 3B: 0 HR: 1	SF: 0 SAC: 0 DP: 0 HBP: 0						

PITCHER	IP	WLS	BF	H	R	ER	SO	BB	IBB	HBP	BLK	WP	HR	S	P	ERA	WHIP
Javier Vazquez, R (1, 1) ERA: 5.35	7.0	W	26	3	1	1	8	2	0	0	0	0	1	66	103	1.29	0.714
Steve Kline, L (8, 1) ERA: 2.78	2.0		7	1	0	0	1	0	0	0	0	0	0	15	23	0.00	0.500

PITCHER	IP	WLS	BF	H	R	ER	SO	BB	IBB	HBP	BLK	WP	HR	S	P	ERA	WHIP

BOTTOM

Montreal Expos @ Arizona Diamondbacks

Bank One Ballpark, Phoenix, AZ

Tue Aug 18 1998, 10:05 PM EDT

Att. 40,012 - Dome - 72 F

livebaseballscorecards.com

AB	31
R	1
H	4
RBI	1
BB	2
SO	9
LOB	11

Batter	1	2	3	4	5	6	7	8	9	AB	R	H	RBI	BB	SO	LOB
Wilton Guerrero, S (1, 4) OBP: 0.291, SLG: 0.351	G4-3	F7		SF8 3-H			FC2 SH G5-2-3 1B	K		4	0	1	1	0	1	1
Terry Jones, S (1, 8) OBP: 0.321, SLG: 0.356	P4	SH5-3 SF7 2B	P6				SH G5-2-3 FC2 1-2 BB	1B 1B		4	2	2	0	0	0	2
F.P. Santangelo, S (1, 7) OBP: 0.339, SLG: 0.311	HR 2B	SH5-3 2-3	L9				FC2 BB G5-2-3 1-2 2-3 2B	1-2 1-3 1B		4	2	2	0	0	0	2
Vladimir Guerrero, R (1, 9) OBP: 0.374, SLG: 0.601	2-H HR	SF7 3-H	G1-3				G5-2-3 1-2 2-3 3-Hf	P6		4	1	1	3	0	0	5
Brad Fullmer, L (1, 3) OBP: 0.332, SLG: 0.467 Ugueth Urbina, R (9, 1)	2B	F9	G4-1				4-0 BB 2B IBB		G4-3	4 0	1 0	1 0	0 0	1 0	0 0	0 0
Shane Andrews, R (1, 5) OBP: 0.306, SLG: 0.451	F8			FC6-4 BB	1B		4-0 1-2 2-3 3-H 2B BB		K	3	1	1	1	2	1	1
Chris Widger, R (1, 2) OBP: 0.274, SLG: 0.355		F9	FC6-4 E 1-2f SF8	P4 1-H 2-H 3-H 2B				L6		5	1	1	3	0	0	2
Orlando Cabrera, R (1, 6) OBP: 0.305, SLG: 0.392		F7	E5 HBP 1-3	K			G4-3			4	0	0	0	0	1	3
Dustin Hermanson, R (1, 1) OBP: 0.306, SLG: 0.154 Derrick May, L (8, PH) OBP: 0.273, SLG: 0.348 Shayne Bennett, R (8, 1) Ryan McGuire, L (9, 3) OBP: 0.314, SLG: 0.268		1B	HBP 1-2	K				G4-3		2 1 0 0	0 0 0 0	1 0 0 0	0 0 0 0	0 0 0 0	1 0 0 0	1 0 0 0
Inning Stats	R: 2 E: 0 K: 0 S: 13 H: 3 LOB: 1 BB: 0 P: 16	R: 0 E: 0 K: 0 S: 6 H: 1 LOB: 1 BB: 0 P: 8	R: 1 E: 0 K: 0 S: 5 H: 1 LOB: 0 BB: 0 P: 6	R: 1 E: 1 K: 0 S: 14 H: 0 LOB: 2 BB: 1 P: 22	R: 0 E: 0 K: 0 S: 5 H: 0 LOB: 0 BB: 0 P: 6	R: 0 E: 0 K: 2 S: 11 H: 1 LOB: 1 BB: 0 P: 16	R: 4 E: 1 K: 0 S: 13 H: 2 LOB: 1 BB: 2 P: 25	R: 0 E: 0 K: 1 S: 11 H: 2 LOB: 2 BB: 0 P: 15	R: 0 E: 0 K: 1 S: 5 H: 0 LOB: 0 BB: 0 P: 9	1B: 5 2B: 4 3B: 0 HR: 1 SF: 2 SAC: 2 DP: 1 HBP: 1						

PITCHER	IP	WLS	BF	H	R	ER	SO	BB	IBB	HBP	BLK	WP	HR	S	P	ERA	WHIP
Amaury Telemaco, R (1, 1) ERA: 3.98	6.0	L	27	6	4	3	2	1	0	1	0	0	1	54	74	4.50	1.167
Bobby Chouinard, R (7, 1) ERA: 3.93	2.0		13	4	4	0	1	1	1	0	0	0	0	24	40	0.00	2.500
Felix Rodriguez, R (9, 1) ERA: 5.4	1.0		3	0	0	0	1	0	0	0	0	0	0	5	9	0.00	0.000

PITCHER	IP	WLS	BF	H	R	ER	SO	BB	IBB	HBP	BLK	WP	HR	S	P	ERA	WHIP

TOP

Montreal Expos @ Arizona Diamondbacks

Bank One Ballpark, Phoenix, AZ

Wed Aug 19 1998, 6:33 AM EDT

Att. 39,906 - Dome - 72 F

livebaseballscorecards.com

AB	35
R	8
H	10
RBI	8
BB	3
SO	4
LOB	17

WP: 0 PB: 0 SB: 0 CS: 0 PA: 43

BOTTOM

Batter	1	2	3	4	5	6	7	8	9	AB	R	H	RBI	BB	SO	LOB
Andy Fox, L (1, 4) OBP: 0.349, SLG: 0.402	C B S S 1-3 K ①			B S B B F B 4-2 BLK BB		F S B X 1-2 G4-3 ②		C B F B S 2-3 K ②		3	0	0	0	1	2	1
Bernard Gilkey, R (1, 7) OBP: 0.315, SLG: 0.326	B F B B X 3-1 L5 ②			B F B X 2-1 F8 ① 1-2		B B X 2-0 HR		B F B C B X 3-2 F9 ③		4	1	1	1	0	0	2
Travis Lee, L (1, 3) OBP: 0.349, SLG: 0.458	B C B B C F S 3-3 K ③			C F X 0-2 F7 ②		B X 1-0 G4-3 ③			F F B F B X 2-2 G4-3 ①	4	0	0	0	0	1	1
Matt Williams, R (1, 5) OBP: 0.328, SLG: 0.453		F F B S 1-3 K ①		F S B B S 2-3 K ③			X 0-0 HR		B F B F S 2-3 K ②	4	1	1	1	0	3	1
David Dellucci, L (1, 8) OBP: 0.329, SLG: 0.409		X 0-0 G1-3 ②			X 0-0 L8 ①		C B C F F X 1-2 L8 ①		C B S S S 1-3 K ③	4	0	0	0	0	1	0
Tony Batista, R (1, 6) OBP: 0.322, SLG: 0.530		S S B B X 2-2 F7 ③			B C S F B S 2-3 K ②		B B X 2-0 F7 ②			3	0	0	0	0	1	0
Karim Garcia, L (1, 9) OBP: 0.268, SLG: 0.393			B F B B B F F X 3-2 G3-1 ①		F B B B S B B X 3-2 1B		B C S B B X 3-2 F8 ③			3	0	1	0	0	0	0
Kelly Stinnett, R (1, 2) OBP: 0.332, SLG: 0.407			F X 0-1 G5-3 ②		S B B C S 2-3 K ③			X 0-0 F7 ①		3	0	0	0	0	1	1
Amaury Telemaco, R (1, 1) OBP: 0.083, SLG: 0.045			B B C F S 2-3 K ③			B S B C C 2-3 K ①		B X 1-0 1B		1	0	0	0	0	1	0
Hanley Frias, S (6, PH) OBP: 0.125, SLG: 0.500										1	0	0	0	0	1	0
Bobby Chouinard, R (7, 1)										0	0	0	0	0	0	0
Andy Stankiewicz, R (8, PH) OBP: 0.270, SLG: 0.260										1	0	1	0	0	0	0
Felix Rodriguez, R (9, 1)										0	0	0	0	0	0	0
Inning Stats	R: 0 E: 0 K: 2 S: 9 H: 0 LOB: 0 BB: 0 P: 16	R: 0 E: 0 K: 1 S: 7 H: 0 LOB: 0 BB: 0 P: 10	R: 0 E: 0 K: 1 S: 9 H: 0 LOB: 0 BB: 0 P: 14	R: 0 E: 0 K: 1 S: 10 H: 0 LOB: 1 BB: 1 P: 18	R: 0 E: 0 K: 2 S: 11 H: 1 LOB: 1 BB: 0 P: 18	R: 1 E: 0 K: 1 S: 8 H: 1 LOB: 0 BB: 0 P: 14	R: 1 E: 0 K: 0 S: 10 H: 1 LOB: 0 BB: 0 P: 16	R: 0 E: 0 K: 1 S: 8 H: 1 LOB: 1 BB: 0 P: 14	R: 0 E: 0 K: 2 S: 10 H: 0 LOB: 0 BB: 0 P: 15	1B: 2 2B: 0 3B: 0 HR: 2	SF: 0 SAC: 0 DP: 0 HBP: 0						

PITCHER		IP	WLS	BF	H	R	ER	SO	BB	IBB	HBP	BLK	WP	HR	S	P	ERA	WHIP
Dustin Hermanson, R ERA: 3.17	(1, 1)	7.0	W	25	3	2	2	8	1	0	0	1	0	2	64	106	2.57	0.571
Shayne Bennett, R ERA: 4.4	(8, 1)	1.0		4	1	0	0	1	0	0	0	0	0	0	8	14	0.00	1.000
Ugueth Urbina, R ERA: 1.2	(9, 1)	1.0		3	0	0	0	2	0	0	0	0	0	0	10	15	0.00	0.000

PITCHER	IP	WLS	BF	H	R	ER	SO	BB	IBB	HBP	BLK	WP	HR	S	P	ERA	WHIP

Montreal Expos @ Arizona Diamondbacks

Bank One Ballpark, Phoenix, AZ

Wed Aug 19 1998, 6:33 AM EDT

Att. 39,906 - Dome - 72 F

livebaseballscorecards.com

AB	31
R	2
H	4
RBI	2
BB	1
SO	11
LOB	6

WP: 0	PB: 0	SB: 0	CS: 0	PA:	32

Batter	1	2	3	4	5	6	7	8	9	AB	R	H	RBI	BB	SO	LOB
Darryl Hamilton, L (1, 8) OBP: 0.396, SLG: 0.383	G6-3		G4-3		G5-3		BB		1B	4	0	1	1	1	0	1
Neifi Perez, S (1, 6) OBP: 0.327, SLG: 0.398	L8		F8			F9	F7		1B	5	0	1	1	0	0	2
Dante Bichette, R (1, 7) OBP: 0.356, SLG: 0.535	G5-3		P6			K		F8	K	5	0	0	0	0	2	1
Vinny Castilla, R (1, 5) OBP: 0.371, SLG: 0.597		17 G3 HR 1B		G5-3		17 HR BB		FC6-4 1B		3	2	2	0	1	0	0
17 Todd Helton, L (1, 3) OBP: 0.354, SLG: 0.513		G3		P5		1 SAFE HR		F7		4	1	1	2	0	0	2
John Vander Wal, L (1, 9) OBP: 0.369, SLG: 0.517 Chuck McElroy, L (8, 1) OBP: 0.200, SLG: 0.200 Mike DeJean, R (9, 1)		HR		G1-3		F7		FC6-4		4 0 0	1 0 0	1 0 0	2 0 0	0 0 0	0 0 0	1 0 0
3 Mike Lansing, R (1, 4) OBP: 0.316, SLG: 0.381		1B			P6		F8		FC5-4 1B	4	0	2	0	0	0	0
Jeff Reed, L (1, 2) OBP: 0.366, SLG: 0.468		F8			F7		2B		FC5-4 WP 1 PB 1B	4	1	1	0	0	0	2
Darryl Kile, R (1, 1) OBP: 0.286, SLG: 0.344 1 Curtis Goodwin, L (8, 9) OBP: 0.327, SLG: 0.317		L4			1B		K		1B WP 1B BB	3 0	0 1	1 0	0 0	0 1	1 0	2 0
Inning Stats	R: 0 E: 0 K: 0 S: 7 H: 0 LOB: 0 BB: 0 P: 12	R: 2 E: 0 K: 0 S: 11 H: 3 LOB: 1 BB: 0 P: 18	R: 0 E: 0 K: 0 S: 8 H: 0 LOB: 0 BB: 0 P: 10	R: 0 E: 0 K: 0 S: 8 H: 0 LOB: 0 BB: 0 P: 14	R: 0 E: 0 K: 0 S: 7 H: 1 LOB: 1 BB: 0 P: 12	R: 2 E: 0 K: 1 S: 12 H: 1 LOB: 0 BB: 1 P: 23	R: 0 E: 0 K: 1 S: 10 H: 1 LOB: 2 BB: 1 P: 19	R: 0 E: 0 K: 0 S: 10 H: 1 LOB: 1 BB: 0 P: 18	R: 2 E: 0 K: 1 S: 16 H: 3 LOB: 1 BB: 1 P: 27	1B: 7 2B: 1 3B: 0 HR: 2 SF: 0 SAC: 0 DP: 0 HBP: 0						

PITCHER		IP	WLS	BF	H	R	ER	SO	BB	IBB	HBP	BLK	WP	HR	S	P	ERA	WHIP
Mike Thurman, R ERA: 4.55	(1, 1)	6.0	L	24	5	4	4	1	1	0	0	0	0	2	53	89	6.00	1.000
Mike Maddux, R ERA: 3.52	(7, 1)	0.2		3	1	0	0	1	0	0	0	0	0	0	7	12	0.00	1.500
Steve Kline, L ERA: 2.77	(7, 1)	0.1		2	0	0	0	0	1	0	0	0	0	0	3	7	0.00	3.000
Anthony Telford, R ERA: 4.25	(8, 1)	1.0		4	1	0	0	0	0	0	0	0	0	0	10	18	0.00	1.000
Shayne Bennett, R ERA: 4.62	(9, 1)	0.1		3	1	2	2	0	1	0	0	0	0	0	5	11	54.00	6.000

PITCHER		IP	WLS	BF	H	R	ER	SO	BB	IBB	HBP	BLK	WP	HR	S	P	ERA	WHIP
Miguel Batista, R ERA: 4.36	(9, 1)	0.2		3	2	0	0	1	0	0	0	0	1	0	11	16	0.00	3.000

Colorado Rockies @ Montreal Expos

Olympic Stadium, Montreal, QB

Thu Aug 20 1998, 7:05 PM EDT

Att. 11,680 - Cloudy - 68 F

TOP

livebaseballscorecards.com

AB	36
R	6
H	10
RBI	6
BB	3
SO	3
LOB	11

3 Mike Lansing, R OBP: 0.316, SLG: 0.381	(1, 4)																	
Jeff Reed, L OBP: 0.366, SLG: 0.468	(1, 2)																	
Darryl Kile, R OBP: 0.286, SLG: 0.344	(1, 1)																	
1 Curtis Goodwin, L OBP: 0.327, SLG: 0.317	(8, 9)																	
Inning Stats		R: 0 E: 0 K: 0 S: 0 H: 0 LOB: 0 BB: 0 P: 0																

Batter	1	2	3	4	5	6	7	8	9	AB	R	H	RBI	BB	SO	LOB
Wilton Guerrero, S (1, 4) OBP: 0.297, SLG: 0.353	C X 0-1 SH 1B 1B	C B X 1-1 1B		B B B C C B 4-2 SH2-4 BB		B C F S 1-3 ① K		B B 1 SAFE C F 1 S 2-3 ② K		4	1	2	0	1	2	1
Terry Jones, S (1, 8) OBP: 0.322, SLG: 0.356	X 0-0 SH 1B 1-2 1B	X 0-0 ② L7		L X 0-1 ① SH2-4 1-2		B S X 1-1 S 1B		1 SAFE B X 1-0 ③ P5		3	1	1	0	0	0	2
F.P. Santangelo, S (1, 7) OBP: 0.340, SLG: 0.313	L S B F S 1-3 ① K	S P F X 1-2 ③ G3		C B S B B B 4-2 BB		B 1 SAFE B B S F S 3-3 ② K 1-2			B C S X 1-2 FC6-4 2B	4	0	1	0	1	2	4
Vladimir Guerrero, R (1, 9) OBP: 0.376, SLG: 0.607	S X 0-1 BB 1B 1-2 2-H 1B		S S B B F X 2-2 HR	F S B F S 1-3 ② K		C X 0-1 ③ G5-3			B B F F X 2-2 FC6-4 1B	5	1	3	2	0	1	3
Brad Fullmer, L (1, 3) OBP: 0.330, SLG: 0.463	X 0-0 BB 1-2 2-H 1B		F C S 0-3 ① K	B C S F F S 1-3 ③ K			B C F S 1-3 ① K		C B X 1-1 ① F9	5	0	1	1	0	3	4
Bob Henley, R (1, 2) OBP: 0.404, SLG: 0.500	B B B B 4-0 FC5-4 1-2 2-3 BB		B C B S X 2-2 1B 1B		F C B B X 2-2 1B		C F F B B B S 3-3 ② K		F X 0-1 ② FC6-4 1-2f 2-3	4	0	2	0	1	1	2
Shane Andrews, R (1, 5) OBP: 0.303, SLG: 0.445	F F B S 1-3 ② K		B X 1-0 ② F8		X 0-0 ① P6		C S F S 0-3 ③ K		B X 1-0 ③ F8	5	0	0	0	0	2	7
Mike Mordecai, R (1, 6) OBP: 0.248, SLG: 0.309 Scott Livingstone, L (8, PH) OBP: 0.229, SLG: 0.237 Robert Perez, R (8, PH) OBP: 0.225, SLG: 0.308 Shayne Bennett, R (9, 1) Miguel Batista, R (9, 1)	C C B B X 2-2 ③ FC5-4 1-2f		1 SAFE C B F X 1-2 1B 1-2		S F C 0-3 ② K			B C F S 1-3 ① K2-3		3 0 1 0 0	0 0 0 0 0	1 0 0 0 0	0 0 0 0 0	0 0 1 0 0	1 0 0 0 0	4 0 0 0 0
Mike Thurman, R (1, 1) Mike Maddux, L (7, 1) Steve Kline, S (7, 1) Anthony Telford, R (8, 1) Derrick May, L (8, PH) OBP: 0.278, SLG: 0.348 Orlando Cabrera, R (8, PR) OBP: 0.305, SLG: 0.392 (9, 6)		C C S 0-3 ① K	B S S B B S 2-3 ③ K		F B F B B C 3-3 ③ K			B S B F B B 4-2 BB		3 0 0 0 0 0	0 0 0 0 0 0	0 0 0 0 0 0	0 0 0 0 0 0	0 0 0 0 1 0	3 0 0 0 0 0	3 0 0 0 0 0
Inning Stats	R: 2 E: 0 K: 2 S: 16 H: 3 LOB: 3 BB: 1 P: 24	R: 0 E: 0 K: 1 S: 10 H: 1 LOB: 1 BB: 0 P: 11	R: 1 E: 0 K: 2 S: 17 H: 3 LOB: 2 BB: 0 P: 25	R: 0 E: 0 K: 2 S: 15 H: 0 LOB: 2 BB: 2 P: 25	R: 0 E: 0 K: 2 S: 10 H: 1 LOB: 1 BB: 0 P: 15	R: 0 E: 0 K: 2 S: 10 H: 1 LOB: 1 BB: 0 P: 15	R: 0 E: 0 K: 3 S: 11 H: 0 LOB: 0 BB: 0 P: 15	R: 0 E: 0 K: 2 S: 9 H: 0 LOB: 1 BB: 1 P: 17	R: 0 E: 0 K: 0 S: 11 H: 2 LOB: 2 BB: 0 P: 16	1B: 9 2B: 1 3B: 0 HR: 1		SF: 0 SAC: 2 DP: 0 HBP: 0		WP: 0 PB: 0 SB: 1 CS: 0	PA: 43	

PITCHER		IP	WLS	BF	H	R	ER	SO	BB	IBB	HBP	BLK	WP	HR	S	P	ERA	WHIP
Darryl Kile, R ERA: 5.6	(1, 1)	7.0	W	34	9	3	3	14	3	0	0	0	0	1	89	130	3.86	1.714
Chuck McElroy, L ERA: 1.7	(8, 1)	1.0		4	0	0	0	2	1	0	0	0	0	0	9	17	0.00	1.000
Mike DeJean, R ERA: 2.54	(9, 1)	1.0	S	5	2	0	0	0	0	0	0	0	0	0	11	16	0.00	2.000

PITCHER	IP	WLS	BF	H	R	ER	SO	BB	IBB	HBP	BLK	WP	HR	S	P	ERA	WHIP

BOTTOM

Colorado Rockies @ Montreal Expos

Olympic Stadium, Montreal, QB

Thu Aug 20 1998, 7:05 PM EDT
Att. 11,680 - Cloudy - 68 F

livebaseballscorecards.com

AB	37
R	3
H	11
RBI	3
BB	4
SO	16
LOB	30

Colorado Rockies @ Montreal Expos

Olympic Stadium, Montreal, QB

Fri Aug 21 1998, 7:05 PM EDT

Att. 11,626 - Unknown - 79 F

TOP

livebaseballscorecards.com

Batter	1	2	3	4	5	6	7	8	9	AB	R	H	RBI	BB	SO	LOB
Darryl Hamilton, L (1, 8) OBP: 0.394, SLG: 0.381	2-2 S SH1-3 1B		1-1 G4-3	3-2 L6			0-2 L8	0-0 F7		5	0	1	0	0	0	3
Neifi Perez, S (1, 6) OBP: 0.329, SLG: 0.403	0-0 SH1-3 1-2		0-0 P5		0-0 SF8 3B		0-2 1B 1B		0-0 F8	4	1	2	0	0	0	0
Dante Bichette, R (1, 7) OBP: 0.358, SLG: 0.535	4-1 S 2-3 BB		2-0 17 1B S 1B		1-1 F9		2-3 K		0-1 HR 1B	4	0	2	0	1	1	2
Vinny Castilla, R (1, 5) OBP: 0.373, SLG: 0.604	2-3 K 1-2		4-2 17 1B 1-2 BB		0-0 SF8 3-H		1-0 1-2 1B		3-2 1-2 HR	3	1	2	2	1	1	2
17 Todd Helton, L (1, 3) OBP: 0.355, SLG: 0.514	1-1 P4		2-1 1-2 2-3 1B		0-0 2B		0-3 K		2-3 K2-3	5	0	2	0	0	2	4
John Vander Wal, L (1, 9) OBP: 0.364, SLG: 0.505		3-2 G6-3	3-3 K		0-0 G4-3			2-2 3 G4-3 3 S 1B 1B		4	0	1	0	0	1	4
1 Curtis Goodwin, L (8, PR) OBP: 0.327, SLG: 0.317 (8, 9)										0	1	0	0	0	0	0
3 Mike Lansing, R (1, 4) OBP: 0.313, SLG: 0.378		2-3 K		1-1 E6 FC6-4		1-3 K		3-2 G4-3 1-3		4	0	0	0	0	2	1
Kirt Manwaring, R (1, 2) OBP: 0.338, SLG: 0.326		1-2 E3		0-0 FC6-4 1-2f		0-0 L7		0-1 L1-3 3-H 1B		3	0	0	0	0	0	1
Jeff Reed, L (8, PH) OBP: 0.369, SLG: 0.471 (8, 2)										1	0	1	1	0	0	0
Jamey Wright, R (1, 1) OBP: 0.217, SLG: 0.311		2-3 K		1-3 K		1-1 G6-3		0-0 L1-3 1-2		3	0	0	0	0	2	2
Terry Shumpert, R (8, PH) OBP: 0.308, SLG: 0.583										1	0	0	0	0	0	1
Jerry Dipoto, R (8, 1)										0	0	0	0	0	0	0
Mike Munoz, L (8, 1)										0	0	0	0	0	0	0
Dave Veres, R (8, 1) OBP: 0.500, SLG: 0.500										0	0	0	0	0	0	0
Inning Stats	R: 0 E: 0 K: 1 S: 12 H: 1 LOB: 2 BB: 1 P: 21	R: 0 E: 1 K: 2 S: 13 H: 0 LOB: 1 BB: 0 P: 21	R: 0 E: 0 K: 1 S: 11 H: 2 LOB: 3 BB: 1 P: 23	R: 0 E: 1 K: 1 S: 9 H: 0 LOB: 1 BB: 0 P: 14	R: 1 E: 0 K: 0 S: 6 H: 2 LOB: 1 BB: 0 P: 7	R: 0 E: 0 K: 1 S: 7 H: 0 LOB: 0 BB: 0 P: 9	R: 0 E: 0 K: 2 S: 13 H: 2 LOB: 2 BB: 0 P: 16	R: 1 E: 0 K: 0 S: 11 H: 2 LOB: 2 BB: 0 P: 16	R: 1 E: 0 K: 1 S: 9 H: 2 LOB: 0 BB: 0 P: 14	1B: 8 2B: 1 3B: 1 HR: 1	SF: 1 SAC: 1 DP: 0 HBP: 0					

	AB	37
	R	3
	H	11
	RBI	3
	BB	2
	SO	9
	LOB	20

WP: 0 PB: 0 SB: 4 CS: 0 PA: 41

PITCHER		IP	WLS	BF	H	R	ER	SO	BB	IBB	HBP	BLK	WP	HR	S	P	ERA	WHIP
Carl Pavano, R ERA: 4.44	(1, 1)	6.0		27	5	1	1	6	2	0	0	0	0	0	58	95	1.50	1.167
Steve Kline, L ERA: 2.72	(7, 1)	1.0		5	2	0	0	2	0	0	0	0	0	0	13	16	0.00	2.000
Mike Maddux, R ERA: 3.66	(8, 1)	1.0		5	2	1	1	0	0	0	0	0	0	0	11	16	9.00	2.000
Ugueth Urbina, R ERA: 1.34	(9, 1)	1.0	L	4	2	1	1	1	0	0	0	0	0	1	9	14	9.00	2.000

PITCHER		IP	WLS	BF	H	R	ER	SO	BB	IBB	HBP	BLK	WP	HR	S	P	ERA	WHIP

Colorado Rockies @ Montreal Expos

Olympic Stadium, Montreal, QB

Fri Aug 21 1998, 7:05 PM EDT

Att. 11,626 - Unknown - 79 F

livebaseballscorecards.com

BOTTOM

Batter	1	2	3	4	5	6	7	8	9	AB	R	H	RBI	BB	SO	LOB
Wilton Guerrero, S (1, 4) OBP: 0.295, SLG: 0.350	C F S 0-3 K ①		B X 1-0 F8 ② 2-3		X 0-0 1B		C F X 0-2 G4-3 ③		F F X 0-2 G4-3 ② 2-3	5	0	1	0	0	1	4
Terry Jones, S (1, 8) OBP: 0.311, SLG: 0.343 Robert Perez, R (9, PH) OBP: 0.223, SLG: 0.305	B X 1-0 G4-3 ②		C B X 1-1 E3 E S 3-H		1 SAFE C 1 SAFE F P X 1-2 G4-3 ③			C B S C 1-3 K ①	B S F B B F B X 3-2 P1 ③	4 1	0 0	0 0	0 0	0 0	1 0	1 1
F.P. Santangelo, S (1, 7) OBP: 0.339, SLG: 0.310	C X 0-1 G4-3 ③		S 1 SAFE B B B F F 2 SAFE X 3-2 G3-1 ③ 1-3			F B C X 1-2 G4-3 ①		B B F B B 4-1 G3 WP 1B BB		3	1	0	0	1	0	1
Vladimir Guerrero, R (1, 9) OBP: 0.375, SLG: 0.604		B F F B S 2-3 K ①		X 0-0 G6-3 ①		X 0-0 G5-3 ②		B 1 SAFE B F B B 4-1 1B G3 1-2 BB		3	0	0	0	1	1	0
Brad Fullmer, L (1, 3) OBP: 0.327, SLG: 0.459 Ryan McGuire, L (9, 3) OBP: 0.314, SLG: 0.268		B B X 2-0 F8 ②		B C B X 2-1 F9 ②		C B B F B X 3-2 G6-3 ③		B X 1-0 G3 ② 1-2 2-3		4 0	0 0	0 0	0 0	0 0	0 0	2 0
Chris Widger, R (1, 2) OBP: 0.279, SLG: 0.362		C X 0-1 FC5-4 1B		C S X 0-2 2B			C B F B F X 2-2 F7 ①	B S F B B X 2-2 S 2-3 3-H 1B		4	0	3	1	0	0	0
Shane Andrews, R (1, 5) OBP: 0.302, SLG: 0.442		1 SAFE B C X 1-1 FC5-4 ③ 1-2f		S F B B X 2-2 G6-3 ③			B B B 4-0 FC4-6 BB	S C B B S 2-3 K ③ 1-2		3	0	0	0	1	1	4
Orlando Cabrera, R (1, 6) OBP: 0.303, SLG: 0.388			C S B B X 2-2 F8 SH1-4 E 1B		B B C C F X 2-2 G6-3 ①		X 0-0 FC4-6 ② BB 1-2f		C B S X 1-2 P3 ①	4	1	1	0	0	0	1
Carl Pavano, R (1, 1) OBP: 0.143, SLG: 0.143 Steve Kline, S (7, 1) Derrick May, L (7, PH) OBP: 0.283, SLG: 0.348 Mike Maddux, L (8, 1) Ugueth Urbina, R (9, 1) Scott Livingstone, L (9, PH) OBP: 0.236, SLG: 0.255			L B X 1-1 SH1-4 ① 1-2		C S S 0-3 K ②		F 1 SAFE 1 B S S B B B 4-2 1-2 BB		C S B B B X 2-2 G4-3 2B	1 0 0 0 0 1	0 0 0 0 0 0	0 0 0 0 0 1	0 0 0 0 0 0	0 0 0 0 0 0	1 0 1 0 0 0	0 0 0 0 0 0
Inning Stats	R: 0 E: 0 K: 1 S: 7 H: 0 LOB: 0 BB: 0 P: 8	R: 0 E: 0 K: 1 S: 8 H: 1 LOB: 1 BB: 0 P: 13	R: 1 E: 2 K: 0 S: 12 H: 1 LOB: 1 BB: 0 P: 20	R: 0 E: 0 K: 0 S: 9 H: 1 LOB: 1 BB: 0 P: 13	R: 0 E: 0 K: 1 S: 12 H: 1 LOB: 1 BB: 0 P: 14	R: 0 E: 0 K: 0 S: 7 H: 0 LOB: 0 BB: 0 P: 11	R: 0 E: 0 K: 0 S: 10 H: 0 LOB: 2 BB: 2 P: 20	R: 1 E: 0 K: 2 S: 13 H: 1 LOB: 2 BB: 2 P: 27	R: 0 E: 0 K: 0 S: 14 H: 1 LOB: 1 BB: 0 P: 20	1B: 4 2B: 2 3B: 0 HR: 0	SF: 0 SAC: 1 DP: 0 HBP: 0			WP: 1 PB: 0 SB: 2 CS: 0		PA: 38	

	AB	33
	R	2
	H	6
	RBI	1
	BB	4
	SO	5
	LOB	14

PITCHER		IP	WLS	BF	H	R	ER	SO	BB	IBB	HBP	BLK	WP	HR	S	P	ERA	WHIP
Jamey Wright, R ERA: 5.9	(1, 1)	7.0		28	4	1	0	3	2	0	0	0	0	0	65	99	0.00	0.857
Jerry Dipoto, R ERA: 3.95	(8, 1)	0.1		3	0	1	1	1	2	0	0	0	1	0	5	14	27.00	6.000
Mike Munoz, L ERA: 6.48	(8, 1)	0.1		1	0	0	0	0	0	0	0	0	0	0	1	2	0.00	0.000
Dave Veres, R ERA: 3.39	(8, 1)	1.1	W	6	2	0	0	1	0	0	0	0	0	0	21	31	0.00	1.500

PITCHER	IP	WLS	BF	H	R	ER	SO	BB	IBB	HBP	BLK	WP	HR	S	P	ERA	WHIP

Batter	1	2	3	4	5	6	7	8	9	AB	R	H	RBI	BB	SO	LOB
Reggie Sanders, R (1, 9) OBP: 0.343, SLG: 0.442	B X 1-0 BB BB 1B 1B	C S X 0-2 ② P6		B F X 1-1 HBP 1B			S B F B S 2-3 ① K		C F F B F B X 2-2 ② G4-3	5	1	2	0	0	1	1
Barry Larkin, R (1, 6) OBP: 0.374, SLG: 0.470	C B B F B B 4-2 BB 1-2 1B BB	S F X 0-2 S 1-3 1B 1B		B C F F H 2-2 G4-6-3 1-2 HBP			F B B B X 3-1 ② G6-3		B B B C B 4-1 BB	2	2	1	0	2	0	0
Sean Casey, L (1, 3) OBP: 0.361, SLG: 0.373	C B F C 1-3 ① K	B B B C B 4-1 1B 1-2 3-H BB		B F B X 2-1 ② ③ G4-6-3 1-2f			S X 0-1 1B		C B X 1-1 ③ G4-3	4	0	1	0	1	1	5
Dmitri Young, S (1, 7) OBP: 0.353, SLG: 0.479	B B B B 4-0 1B 1-2 2-3 BB	B X 1-0 1-3 2-H 1B			B F S B B S 3-3 ① K		C B B X 2-1 ③ G1-3			3	0	1	1	1	1	1
Jeffrey Hammonds, R (1, 8) OBP: 0.368, SLG: 0.442	B C B B B X 3-1 ② F8	F B B B F F C 2-3 ③ K			B B F F X 2-1 ② L7			C B B B F F F F F 3-2 ① X G6-3		4	0	0	0	0	1	5
Bret Boone, R (1, 4) OBP: 0.331, SLG: 0.437	C B F B F X 2-2 1-2 2-H 3-H 1B		C B X 1-1 ① F9		C B F B B X 3-2 ③ G5-3			C C B B B P B 4-2 WP BB		3	0	1	2	1	0	0
Eddie Taubensee, L (1, 2) OBP: 0.359, SLG: 0.430	B C B X 2-1 ③ G3		B X 1-0 ② G4-3			C B B F S 2-3 ① K		B B B B 4-0 G6-4-3 1-2 BB		3	0	0	0	1	1	2
Aaron Boone, R (1, 5) OBP: 0.325, SLG: 0.360		B C B B B C B 4-2 1B E BB	C S B B F F S 2-3 ③ K			X 0-0 ② F9		B X 1-0 ② ③ G6-4-3 1-2f		3	1	0	0	1	1	2
Steve Parris, R (1, 1) OBP: 0.118, SLG: 0.118		L L L 0-3 ① K		B X 1-0 ① G6-3		B F C S 1-3 ③ K			C C X 0-2 ① G4-3	4	0	0	0	0	2	1
Inning Stats	R: 2 E: 0 K: 1 S: 14 H: 2 LOB: 2 BB: 2 P: 31	R: 2 E: 0 K: 2 S: 17 H: 2 LOB: 2 BB: 2 P: 28	R: 0 E: 0 K: 1 S: 8 H: 0 LOB: 0 BB: 0 P: 12	R: 0 E: 0 K: 0 S: 8 H: 1 LOB: 1 BB: 0 P: 14	R: 0 E: 0 K: 1 S: 8 H: 0 LOB: 0 BB: 0 P: 16	R: 0 E: 0 K: 2 S: 7 H: 0 LOB: 0 BB: 0 P: 10	R: 0 E: 0 K: 1 S: 9 H: 1 LOB: 1 BB: 0 P: 16	R: 0 E: 0 K: 0 S: 11 H: 0 LOB: 1 BB: 2 P: 22	R: 0 E: 0 K: 0 S: 11 H: 0 LOB: 1 BB: 1 P: 18	1B: 6 2B: 0 3B: 0 HR: 0 SF: 0 SAC: 0 DP: 2 HBP: 1						

PITCHER	IP	WLS	BF	H	R	ER	SO	BB	IBB	HBP	BLK	WP	HR	S	P	ERA	WHIP
Jeremy Powell, R (1, 1) ERA: 6.95	2.0	L	14	4	4	4	3	4	0	0	0	0	0	31	59	18.00	4.000
Miguel Batista, R (3, 1) ERA: 4.15	5.0		17	2	0	0	5	0	0	1	0	0	0	40	68	0.00	0.400
Anthony Telford, R (8, 1) ERA: 4.14	2.0		8	0	0	0	0	3	0	0	0	1	0	22	40	0.00	1.500

PITCHER	IP	WLS	BF	H	R	ER	SO	BB	IBB	HBP	BLK	WP	HR	S	P	ERA	WHIP

TOP

Cincinnati Reds @ Montreal Expos

Olympic Stadium, Montreal, QB

Sat Aug 22 1998, 7:05 PM EDT
Att. 12,795 - Unknown - 74 F

livebaseballscorecards.com

AB	31
R	4
H	6
RBI	3
BB	7
SO	8
LOB	17

WP: 1 PB: 0 SB: 1 CS: 0 PA: 39

Batter	1	2	3	4	5	6	7	8	9	AB	R	H	RBI	BB	SO	LOB
Wilton Guerrero, S (1, 4) OBP: 0.291, SLG: 0.345	P4		G4-3		G1-3			F8		4	0	0	0	0	0	0
Terry Jones, S (1, 8) OBP: 0.309, SLG: 0.333	FC4-6, BB		G4-3			K			G4-3	3	0	0	0	1	1	0
Scott Livingstone, L (1, 5) OBP: 0.227, SLG: 0.245	FC4-6 1-2f			G4-3		G3			L7	4	0	0	0	0	0	1
Vladimir Guerrero, R (1, 9) OBP: 0.375, SLG: 0.601	P3			1B, 1B		G5-3			F9	4	0	1	0	0	0	1
Brad Fullmer, L (1, 3) OBP: 0.327, SLG: 0.458		F8		1-3, 1B			G3			3	0	1	0	0	0	0
Chris Widger, R (1, 2) OBP: 0.279, SLG: 0.362		G6-3, 1B		P3			K			3	0	1	0	0	1	2
Anthony Telford, R (8, 1)										0	0	0	0	0	0	0
Ryan McGuire, L (1, 7) OBP: 0.310, SLG: 0.264		G6-3 1-2		F7			K			3	0	0	0	0	1	3
Orlando Cabrera, R (1, 6) OBP: 0.298, SLG: 0.382		P5			G5-3			G6-3		3	0	0	0	0	0	1
Jeremy Powell, R (1, 1)			G1-3		K			F8		0	0	0	0	0	0	0
Miguel Batista, R (3, 1)										2	0	0	0	0	1	0
Bob Henley, R (8, 2) OBP: 0.396, SLG: 0.489										1	0	0	0	0	0	0
Inning Stats	R: 0 E: 0 K: 0 S: 8 H: 0 LOB: 1 BB: 1 P: 14	R: 0 E: 0 K: 0 S: 11 H: 1 LOB: 1 BB: 0 P: 15	R: 0 E: 0 K: 0 S: 9 H: 0 LOB: 0 BB: 0 P: 13	R: 0 E: 0 K: 0 S: 11 H: 2 LOB: 2 BB: 0 P: 17	R: 0 E: 0 K: 1 S: 11 H: 0 LOB: 0 BB: 0 P: 12	R: 0 E: 0 K: 1 S: 11 H: 0 LOB: 0 BB: 0 P: 15	R: 0 E: 0 K: 2 S: 7 H: 0 LOB: 0 BB: 0 P: 10	R: 0 E: 0 K: 0 S: 6 H: 0 LOB: 0 BB: 0 P: 8	R: 0 E: 0 K: 0 S: 8 H: 0 LOB: 0 BB: 0 P: 10	1B: 3 2B: 0 3B: 0 HR: 0 SF: 0 SAC: 0 DP: 0 HBP: 0						

PITCHER	IP	WLS	BF	H	R	ER	SO	BB	IBB	HBP	BLK	WP	HR	S	P	ERA	WHIP
Steve Parris, R (1, 1) ERA: 4.1	9.0	W	31	3	0	0	4	1	0	0	0	0	0	82	114	0.00	0.444

PITCHER	IP	WLS	BF	H	R	ER	SO	BB	IBB	HBP	BLK	WP	HR	S	P	ERA	WHIP

BOTTOM

Cincinnati Reds @ Montreal Expos

Olympic Stadium, Montreal, QB

Sat Aug 22 1998, 7:05 PM EDT
Att. 12,795 - Unknown - 74 F

livebaseballscorecards.com

AB	30
R	0
H	3
RBI	0
BB	1
SO	4
LOB	8

PA: 31
WP: 0
PB: 0
SB: 0
CS: 0

Cincinnati Reds @ Montreal Expos

Olympic Stadium, Montreal, QB

Sun Aug 23 1998, 3:33 AM EDT
Att. 14,371 - Cloudy - 70 F

TOP

livebaseballscorecards.com

Batter	1	2	3	4	5	6	7	8	9	AB	R	H	RBI	BB	SO	LOB
Reggie Sanders, R (1, 9) OBP: 0.344, SLG: 0.441	C F B B S 2-3 K ①	B B S F S 2-3 K ①		X 0-0 BB HR 1B	X 0-0 1-3 3-H 1B			X 0-0 G6-3 ①	X 0-0 G3-1-3 ③	5	1	2	1	0	2	0
Roberto Petagine, L (9, PH) OBP: 0.429, SLG: 0.300										1	0	0	0	0	0	0
(9, 9)																
Barry Larkin, R (1, 6) OBP: 0.378, SLG: 0.473	B S S B B B 4-2 2B BB	X 0-0 1B 2B		C B C B B F B 4-2 1-2 HR BB	C B B X 2-1 P2 ③			B C C X 1-2 2B 1B		3	4	2	0	2	0	2
Sean Casey, L (1, 3) OBP: 0.367, SLG: 0.399	B 1 SAFE 3-2 1-H 1B 2B	C B X 1-1 2-H G5-3 1B		C X 0-1 1-H 2-H HR		C B B F X 2-2 F7 ①		X 0-0 WP 1-H 2B 2B		4	2	3	5	0	0	0
Eduardo Perez, R (8, PH) OBP: 0.317, SLG: 0.317	C B S B X									1	1	1	1	0	0	0
(8, 3)																
Dmitri Young, S (1, 7) OBP: 0.352, SLG: 0.476	X 0-0 2-H E 1B 1B	B F B B X 3-1 1-2 G5-3 ②		B B B C X 3-1 F8 ②		C C F B X 1-2 G4-3 ②		B X 1-0 G6-3 ②		5	1	1	1	0	0	2
Mike Remlinger, L (8, 1) OBP: 0.156, SLG: 0.140										0	0	0	0	0	0	0
26 John Hudek, S (9, 1)										0	0	0	0	0	0	0
Jeffrey Hammonds, R (1, 8) OBP: 0.370, SLG: 0.441	B X 1-0 E 1-2 1B	C S B S 1-3 K ③		B X 1-0 G5-3 ③		F S B B B B 4-2 BB		B C B F B B 4-2 2-3 2B BB		3	0	1	0	1	1	1
Pat Watkins, R (8, PH) OBP: 0.296, SLG: 0.371										0	0	0	0	1	0	0
(8, 8)																
Bret Boone, R (1, 4) OBP: 0.332, SLG: 0.437	C F T C 0-3 K ②		B X 1-0 F9 ①		C B B B F B 4-2 F9 1B 1B BB	C B C X 1-2 F7 ③		B C T F B X 2-2 1-3 3-H 2B		4	1	1	1	1	1	3
Aaron Boone, R (1, 5) OBP: 0.330, SLG: 0.363	X 0-0 E7 1-3 2-H 1B		B F B B X 3-1 G1-3 ②		F B F X 1-2 1-2 1B 1B		X 0-0 F8 ①	S B B F T 2-2 K ③		5	0	2	1	0	1	2
Brook Fordyce, R (1, 2) OBP: 0.309, SLG: 0.359	I I I I 4-0 IBB		X 0-0 G5-3 ③		C B B X 2-1 2-3 F9 ①		F S S 0-3 K ②		F F X 0-2 G3 ①	4	0	0	0	1	1	2
Jason Bere, R (1, 1)	B B B C C X 3-2 G6-3 ③			C X 0-1 P5 ①	C B C S 1-3 K ②		S F S 0-3 K ③		B X 1-0 F8 ②	4	0	0	0	0	2	5
Chris Stynes, R (8, 7) OBP: 0.329, SLG: 0.357										1	0	0	0	0	0	0

	AB	40
	R	10
	H	13
	RBI	10
	BB	6
	SO	8
	LOB	17

Inning Stats	1	2	3	4	5	6	7	8	9
	R: 3 E: 1 K: 2 S: 18	R: 1 E: 0 K: 2 S: 11	R: 0 E: 0 K: 0 S: 4	R: 3 E: 0 K: 0 S: 11	R: 1 E: 0 K: 1 S: 13	R: 0 E: 0 K: 0 S: 12	R: 0 E: 0 K: 2 S: 7	R: 2 E: 0 K: 1 S: 15	R: 0 E: 0 K: 0 S: 5
	H: 4 LOB: 3 BB: 2 P: 35	H: 2 LOB: 1 BB: 0 P: 18	H: 0 LOB: 0 BB: 0 P: 8	H: 2 LOB: 0 BB: 1 P: 19	H: 2 LOB: 2 BB: 1 P: 23	H: 0 LOB: 1 BB: 1 P: 20	H: 0 LOB: 0 BB: 0 P: 7	H: 3 LOB: 2 BB: 1 P: 25	H: 0 LOB: 0 BB: 0 P: 6

1B: 8	SF: 0	WP: 1	PA: 46
2B: 4	SAC: 0	PB: 0	
3B: 0	DP: 0	SB: 0	
HR: 1	HBP: 0	CS: 0	

PITCHER		IP	WLS	BF	H	R	ER	SO	BB	IBB	HBP	BLK	WP	HR	S	P	ERA	WHIP
Javier Vazquez, R ERA: 5.65	(1, 1)	3.1	L	21	8	7	7	4	2	1	0	0	0	1	41	73	18.90	3.000
Shayne Bennett, R ERA: 4.52	(4, 1)	3.2		15	2	1	1	3	2	0	0	0	0	0	35	57	2.46	1.091
Steve Kline, L ERA: 2.98	(8, 1)	1.0		7	3	2	2	1	1	0	0	0	1	0	15	25	18.00	4.000
Mike Maddux, R ERA: 3.57	(9, 1)	1.0		3	0	0	0	0	0	0	0	0	0	0	5	6	0.00	0.000

PITCHER		IP	WLS	BF	H	R	ER	SO	BB	IBB	HBP	BLK	WP	HR	S	P	ERA	WHIP

Batter	1	2	3	4	5	6	7	8	9	AB	R	H	RBI	BB	SO	LOB
Ryan McGuire, L (1, 8) OBP: 0.304, SLG: 0.258	C B C X 1-2 G6-3 ①		X 0-0 F9 ①		X 0-0 F7 ③			B X 1-0 F8 ②		4	0	0	0	0	0	0
Wilton Guerrero, S (1, 4) OBP: 0.290, SLG: 0.343	F B F B S 2-3 K ②		B X 1-0 G3 ②			B X 1-0 G4-3 ①		B X 1-0 1B		4	0	1	0	0	1	0
Derrick May, L (1, 7) OBP: 0.289, SLG: 0.355	B C X 1-1 2B		B B C B B 4-1 BB			C S F X 0-2 G6-3 ②		C X 0-1 F9 ③		3	0	1	0	1	0	1
Vladimir Guerrero, R (1, 9) OBP: 0.372, SLG: 0.596	B F B X 2-1 F8 ③		X 0-0 P6 ③			B F C X 1-2 F8 ③			B S B X 2-1 F9 ①	4	0	0	0	0	0	2
Brad Fullmer, L (1, 3) OBP: 0.324, SLG: 0.453		X 0-0 F7 ①		C F B B S 2-3 K ①			B X 1-0 G3-1 ①		F X 0-1 G4-3 ②	4	0	0	0	0	1	0
Bob Henley, R (1, 2) OBP: 0.385, SLG: 0.490		F F B B S 2-3 K ②		X 0-0 F8 ②			B X 1-0 2B		B S B F B S 3-3 K ③	4	0	1	0	0	2	0
Shane Andrews, R (1, 5) OBP: 0.302, SLG: 0.439		B F B S B B 4-2 1B BB		F X 0-1 F8 ③			B C X 1-1 P2 ②			2	0	0	0	1	0	1
Mike Mordecai, R (1, 6) OBP: 0.250, SLG: 0.309		X 0-0 1-2 1B			X 0-0 P5 ①		B B B C C X 3-2 F8 ③			3	0	1	0	0	0	1
Javier Vazquez, R (1, 1) OBP: 0.222, SLG: 0.233		C B F X 1-2 G6-3 ③			C B X 1-1 G6-3 ②			B F B X 2-1 P6 ①		1	0	0	0	0	0	2
Shayne Bennett, R (4, 1)										1	0	0	0	0	0	0
Steve Kline, S (8, 1)										0	0	0	0	0	0	0
Robert Perez, R (8, PH) OBP: 0.221, SLG: 0.303										1	0	0	0	0	0	0
Mike Maddux, L (9, 1)										0	0	0	0	0	0	0
Inning Stats	R: 0 E: 0 K: 1 S: 10 H: 1 LOB: 1 BB: 0 P: 16	R: 0 E: 0 K: 1 S: 10 H: 1 LOB: 2 BB: 1 P: 17	R: 0 E: 0 K: 0 S: 4 H: 0 LOB: 1 BB: 1 P: 9	R: 0 E: 0 K: 1 S: 6 H: 0 LOB: 0 BB: 0 P: 8	R: 0 E: 0 K: 0 S: 4 H: 0 LOB: 0 BB: 0 P: 5	R: 0 E: 0 K: 0 S: 8 H: 0 LOB: 0 BB: 0 P: 10	R: 0 E: 0 K: 0 S: 7 H: 1 LOB: 1 BB: 0 P: 13	R: 0 E: 0 K: 0 S: 6 H: 1 LOB: 1 BB: 0 P: 10	R: 0 E: 0 K: 1 S: 7 H: 0 LOB: 0 BB: 0 P: 12	1B: 2 2B: 2 3B: 0 HR: 0	SF: 0 SAC: 0 DP: 0 HBP: 0						

PITCHER		IP	WLS	BF	H	R	ER	SO	BB	IBB	HBP	BLK	WP	HR	S	P	ERA	WHIP
Jason Bere, R ERA: 5.99	(1, 1)	7.0	W	26	3	0	0	3	2	0	0	0	0	0	49	78	0.00	0.714
Mike Remlinger, L ERA: 4.62	(8, 1)	1.0		4	1	0	0	0	0	0	0	0	0	0	6	10	0.00	1.000
26 John Hudek, R ERA: 2.09	(9, 1)	1.0		3	0	0	0	1	0	0	0	0	0	0	7	12	0.00	0.000

PITCHER	IP	WLS	BF	H	R	ER	SO	BB	IBB	HBP	BLK	WP	HR	S	P	ERA	WHIP

BOTTOM

Cincinnati Reds @ Montreal Expos

Olympic Stadium, Montreal, QB

Sun Aug 23 1998, 3:33 AM EDT
Att. 14,371 - Cloudy - 70 F

livebaseballscorecards.com

AB	31
R	0
H	4
RBI	0
BB	2
SO	4
LOB	7

1B: 2	SF: 0	WP: 0	PA: 33		
2B: 2	SAC: 0	PB: 0			
3B: 0	DP: 0	SB: 0			
HR: 0	HBP: 0	CS: 0			

Batter	1	2	3	4	5	6	7	8	9	AB	R	H	RBI	BB	SO	LOB
Reggie Sanders, R (1, 9) OBP: 0.345, SLG: 0.448	G6-3		F9			G6-3 HR			FC4-6	5	2	2	2	0	0	0
Barry Larkin, R (1, 6) OBP: 0.376, SLG: 0.470	G6-3		F8			G6-3	L8		FC4-6	5	0	1	0	0	0	0
Sean Casey, L (1, 3) OBP: 0.364, SLG: 0.392	K		F9			BB		G5-3	FC4-6 G6-4-3	4	0	0	1	1	1	1
Dmitri Young, S (1, 7) OBP: 0.352, SLG: 0.475		1B		L8		E3		1B	G6-4-3	5	2	2	0	0	0	2
Jeffrey Hammonds, R (1, 8) OBP: 0.372, SLG: 0.439		F8		CS BB		P4		1B SF3		3	1	1	0	1	0	3
Bret Boone, R (1, 4) OBP: 0.333, SLG: 0.437		1B BB		F9			G5-4-3 1B	E5		3	2	1	0	1	0	3
Eddie Taubensee, L (1, 2) OBP: 0.363, SLG: 0.433		E2			F8		G5-4-3			4	0	3	2	0	0	0
Aaron Boone, R (1, 5) OBP: 0.315, SLG: 0.349		G3			P4		G5-4-3	SF3		3	0	0	1	0	0	3
Pete Harnisch, S (1, 1) OBP: 0.123, SLG: 0.107		K			F8		HR	K		4	1	1	1	0	2	3
Inning Stats	R: 0 E: 0 K: 1 S: 8 H: 0 LOB: 0 BB: 0 P: 12	R: 2 E: 2 K: 1 S: 14 H: 2 LOB: 1 BB: 1 P: 21	R: 0 E: 0 K: 0 S: 5 H: 0 LOB: 0 BB: 0 P: 7	R: 0 E: 0 K: 0 S: 8 H: 0 LOB: 0 BB: 1 P: 16	R: 0 E: 0 K: 0 S: 5 H: 0 LOB: 0 BB: 0 P: 8	R: 0 E: 1 K: 0 S: 10 H: 0 LOB: 2 BB: 1 P: 19	R: 3 E: 0 K: 0 S: 15 H: 4 LOB: 0 BB: 0 P: 21	R: 2 E: 1 K: 1 S: 17 H: 3 LOB: 2 BB: 0 P: 25	R: 1 E: 0 K: 0 S: 8 H: 2 LOB: 0 BB: 0 P: 11	1B: 10 2B: 0 3B: 0 HR: 1 SF: 1 SAC: 0 DP: 2 HBP: 0						

PITCHER		IP	WLS	BF	H	R	ER	SO	BB	IBB	HBP	BLK	WP	HR	S	P	ERA	WHIP
Dustin Hermanson, R ERA: 3.32	(1, 1)	7.0	L	29	6	5	5	2	3	0	0	0	1	1	65	104	6.43	1.286
Anthony Telford, R ERA: 4.2	(8, 1)	1.0		7	3	2	1	1	0	0	0	0	0	0	17	25	9.00	3.000
Jeremy Powell, R ERA: 6.65	(9, 1)	1.0		4	2	1	0	0	0	0	0	0	0	0	8	11	0.00	2.000

PITCHER	IP	WLS	BF	H	R	ER	SO	BB	IBB	HBP	BLK	WP	HR	S	P	ERA	WHIP

TOP

Cincinnati Reds @ Montreal Expos

Olympic Stadium, Montreal, QB

Mon Aug 24 1998, 7:05 PM EDT

Att. 7,537 - Cloudy - 80 F

livebaseballscorecards.com

AB	36
R	8
H	11
RBI	7
BB	3
SO	3
LOB	15

WP: 1	PA: 40		
PB: 1			
SB: 0			
CS: 1			

Cincinnati Reds @ Montreal Expos

Olympic Stadium, Montreal, QB

Mon Aug 24 1998, 7:05 PM EDT

Att. 7,537 - Cloudy - 80 F

livebaseballscorecards.com

BOTTOM

Batter	1	2	3	4	5	6	7	8	9	AB	R	H	RBI	BB	SO	LOB
Terry Jones, S (1, 8) OBP: 0.299, SLG: 0.322	S S X 0-2 ① L7			C B L F S 1-3 ① K		X 0-0 ③ L3		C F S 0-3 ③ K		4	0	0	0	0	2	2
Wilton Guerrero, S (1, 4) OBP: 0.286, SLG: 0.338	X 0-0 ② L4			B X 1-0 ② L6			B X 1-0 ① F7		B B C X 2-1 ① P5	4	0	0	0	0	0	0
Derrick May, L (1, 7) OBP: 0.281, SLG: 0.345	B B T F S 2-3 ③ K			S B F X 1-2 ③ G4-3			F B X 1-1 ② G4-3		X 0-0 ② F9	4	0	0	0	0	1	0
Vladimir Guerrero, R (1, 9) OBP: 0.371, SLG: 0.593		B B B C T F S 3-3 ① K			C X 0-1 ① G6-3		X 0-0 ① 1B		S T B X 1-2 ③ F9	4	0	1	0	0	1	0
Brad Fullmer, L (1, 3) OBP: 0.322, SLG: 0.450 Anthony Telford, R (8, 1) Jeremy Powell, R (9, 1)		C F S 0-3 ② K			B B X 2-0 ② G3		B B X 2-0 ③ F7			3 0 0	0 0 0	0 0 0	0 0 0	0 0 0	1 0 0	1 0 0
Chris Widger, R (1, 2) OBP: 0.277, SLG: 0.359		C S T B S 1-3 ③ K2-3			C F S 0-3 ③ K			B B F F X 2-2 ① G6-3		3	0	0	0	0	2	0
Shane Andrews, R (1, 5) OBP: 0.300, SLG: 0.436			S S B X 1-2 ① F9			S S S 1-3 ① K		F F B X 1-2 ② F8		3	0	0	0	0	1	0
Orlando Cabrera, R (1, 6) OBP: 0.304, SLG: 0.400			X 0-0 ② G6-3			C B B X 2-1 HR		B B B 4-0 1B BB		2	1	1	1	1	0	0
Dustin Hermanson, R (1, 1) OBP: 0.294, SLG: 0.146 Ryan McGuire, L (8, 3) OBP: 0.307, SLG: 0.262			S X 0-1 ③ G5-3			S C B C 1-3 ② K		C S B B B X 3-2 1-2 1B		2 1	0 0	0 1	0 0	0 0	1 0	0 0

Inning Stats																								
	R: 0	H: 0		R: 0	H: 0		R: 0	H: 0		R: 0	H: 0		R: 0	H: 0		R: 1	H: 1		R: 0	H: 1		R: 0	H: 0	
	E: 0	LOB: 0		E: 0	LOB: 0		E: 0	LOB: 0		E: 0	LOB: 0		E: 0	LOB: 0		E: 0	LOB: 0		E: 0	LOB: 1		E: 0	LOB: 0	
	K: 1	BB: 0		K: 3	BB: 0		K: 0	BB: 0		K: 1	BB: 0		K: 1	BB: 0		K: 2	BB: 0		K: 0	BB: 0		K: 1	BB: 0	
	S: 7	P: 9		S: 11	P: 15		S: 6	P: 7		S: 8	P: 11		S: 6	P: 8		S: 9	P: 13		S: 5	P: 9		S: 12	P: 22	
	R: 0	H: 0																						
	E: 0	LOB: 2																						
	K: 0	BB: 0																						
	S: 6	P: 9																						

1B: 2	SF: 0		WP: 0	PA: 31
2B: 0	SAC: 0		PB: 0	
3B: 0	DP: 0		SB: 0	
HR: 1	HBP: 0		CS: 0	

PITCHER		IP	WLS	BF	H	R	ER	SO	BB	IBB	HBP	BLK	WP	HR	S	P	ERA	WHIP
Pete Harnisch, R ERA: 3.24	(1, 1)	9.0	W	31	3	1	1	9	1	0	0	0	0	1	70	103	1.00	0.444

PITCHER	IP	WLS	BF	H	R	ER	SO	BB	IBB	HBP	BLK	WP	HR	S	P	ERA	WHIP

AB	30
R	1
H	3
RBI	1
BB	1
SO	9
LOB	3

Batter	1	2	3	4	5	6	7	8	9	AB	R	H	RBI	BB	SO	LOB
Wilton Guerrero, S (1, 4) OBP: 0.295, SLG: 0.350	L4-3 1B		E6 S 1B		F7		BB 1-2 2-H 1B		2B	5	0	4	1	0	0	0
F.P. Santangelo, S (1, 7) (7, 8) OBP: 0.340, SLG: 0.310	C 1 SAFE 1 SAFE L4-3 1-2		E6 FC3-6 1-3			FC6-4 1B	4-2 1-2 2-3 BB		F7	4	0	1	0	1	0	3
Scott Livingstone, L (1, 5) OBP: 0.221, SLG: 0.238 Miguel Batista, R (6, 1) Ryan McGuire, L (7, PH) OBP: 0.307, SLG: 0.262 Mike Mordecai, R (7, PH) OBP: 0.248, SLG: 0.306 Shayne Bennett, R (7, 1) Ugueth Urbina, R (8, 1) Chris Widger, R (9, PH) OBP: 0.276, SLG: 0.358	E6 FC6-4		1 SAFE FC3-6 1-2f			FC6-4 G1-3 1-2f	P6		P4	3 0 0 1 0 0 1	0 0 0 0 0 0 0	0 0 0 0 0 0 0	0 0 0 0 0 0 0	0 0 0 0 0 0 0	0 0 0 3 0 0 1	2 0 0 0 0 0 1
Vladimir Guerrero, R (1, 9) OBP: 0.372, SLG: 0.598	FC6-4 1-2f			HR		G1-3 1-2		1B SF9 1B		4	2	2	1	0	0	2
Brad Fullmer, L (1, 3) OBP: 0.322, SLG: 0.448		F8		G4-3		G4-3		1-3 1B		4	0	1	0	0	0	1
Bob Henley, R (1, 2) OBP: 0.393, SLG: 0.500		S 1B		G4-3			BB 1B 1B	SF9 3-H		3	1	2	1	0	0	0
Orlando Cabrera, R (1, 6) OBP: 0.298, SLG: 0.391		K 1-2		F9			K	K		4	0	0	0	0	3	3
Terry Jones, S (1, 8) OBP: 0.295, SLG: 0.316 Derrick May, L (7, PH) OBP: 0.286, SLG: 0.345 (7, 7) Robert Perez, R (8, PH) OBP: 0.220, SLG: 0.300 (8, 7)		G5-3			F7		BB 1-2 1B BB	K		2 0 1	0 0 0	0 0 0	0 0 0	0 1 1	0 0 1	1 0 1
Mike Thurman, R (1, 1) Shane Andrews, R (6, 5) OBP: 0.299, SLG: 0.434			K		K		K		L8	2 2	0 0	0 0	0 0	0 0	2 1	0 2

Inning Stats	1	2	3	4	5	6	7	8	9
R:	0	0	0	1	0	0	1	1	0
E:	1	0	1	0	0	0	0	0	0
K:	0	1	1	0	1	0	2	2	0
S:	8	9	12	9	7	13	21	10	12
H:	1	1	1	1	0	1	2	2	1
LOB:	1	1	1	0	0	1	3	0	1
BB:	0	0	0	0	0	0	2	0	0
P:	11	16	17	11	9	18	36	15	18

PITCHER		IP	WLS	BF	H	R	ER	SO	BB	IBB	HBP	BLK	WP	HR	S	P	ERA	WHIP
Dave Micki, R ERA: 4.71	(1, 1)	6.2	W	29	7	2	2	5	2	0	0	0	0	1	78	115	2.70	1.350
Scott Radinsky, L ERA: 2.56	(7, 1)	1.1		6	2	1	1	2	0	0	0	0	0	0	11	18	6.75	1.500
Jeff Shaw, R ERA: 2.0	(9, 1)	1.0	S	4	1	0	0	0	0	0	0	0	0	0	12	18	0.00	1.000

PITCHER	IP	WLS	BF	H	R	ER	SO	BB	IBB	HBP	BLK	WP	HR	S	P	ERA	WHIP

TOP

Montreal Expos @ Los Angeles Dodgers

Dodger Stadium, Los Angeles, CA

Tue Aug 25 1998, 7:05 PM PDT

Att. 30,183 - Unknown - 76 F

livebaseballscorecards.com

AB	36
R	3
H	10
RBI	3
BB	2
SO	7
LOB	19

1B:	8	SF:	1	WP:	0	PA:	39		
2B:	2	SAC:	0	PB:	0				
3B:	0	DP:	1	SB:	2				
HR:	1	HBP:	0	CS:	0				

Batter	1	2	3	4	5	6	7	8	9	AB	R	H	RBI	BB	SO	LOB
Eric Young Sr., R (1, 4) OBP: 0.361, SLG: 0.387	C B X 1-1 F9 ①		C X 0-1 G5-3 ③		C B F B X 2-2 FC5 ③ 2-3 3-H		B C B B F X 3-2 SH5-4 WP 2B			4	1	1	1	0	0	1
Trenidad Hubbard, R (1, 7) OBP: 0.401, SLG: 0.504	C S B B S 2-3 K ②			B B S C S 2-3 K ①		X 0-0 S F7 SF8 1B	B C X 1-1 SH5-4 ① 2-3			3	1	1	0	0	2	0
Raul Mondesi, R (1, 8) OBP: 0.317, SLG: 0.527	C S T S 0-3 K ③			S S F B F X 1-2 G6-3 1B		X 0-0 F7 ① 1-2	S B F S 1-3 K ② 3-H			4	0	1	0	0	2	1
Gary Sheffield, R (1, 9) OBP: 0.432, SLG: 0.527		C B B B B 4-1 G4-3 S BB		C B C 1 SAFE B X 2-2 G6-3 ② 1-3		B B C F B F B 4-2 S 1B 2-3 BB	B S B X 2-1 G4-3 ③			2	1	0	0	2	0	1
Eric Karros, R (1, 3) OBP: 0.343, SLG: 0.461		B 1 SAFE 1 SAFE B B C B F F F 3-2 X G5-3 ① 1-2		F B F B S 2-3 K ③		B 1 SAFE X 1-0 SF8 ② 3-H		B F X 1-1 G4-3 ①		3	0	0	1	0	1	2
Bobby Bonilla, S (1, 5) OBP: 0.310, SLG: 0.357 Roger Cedeno, S (8, PR) OBP: 0.328, SLG: 0.299 Jeff Shaw, R (9, 1)		X 0-0 G4-3 ② 2-3			X 0-0 SH1-4 BB FC5 1B	1 SAFE B B B F C B F B 4-2 1B 1B 1-2 BB		C B B F F B F B 4-2 S S BB		2 0 0	1 0 0	1 0 0	0 0 0	2 0 0	0 0 0	1 0 0
Mark Grudzielanek, R (1, 6) OBP: 0.314, SLG: 0.360		B L B B F X 3-2 F4 ③			X 0-0 F9 ①	X 0-0 1B 1-2 2-H 1B		F B C B F B S 3-3 K ② 1-2		4	0	1	1	0	1	3
Charles Johnson, R (1, 2) OBP: 0.281, SLG: 0.373			F F B B S 2-3 K ①		B B B B 4-0 FC5 SH1-4 1-2 BB	S X 0-1 1-2 2-3 1B		B B C F X 2-2 L7 ③ 2-3		3	0	1	0	1	1	2
Dave Mlicki, R (1, 1) OBP: 0.205, SLG: 0.150 Scott Radinsky, L (7, 1) Adrian Beltré, R (9, 5) OBP: 0.264, SLG: 0.341			B F X 1-1 L3 ②		L B X 1-1 SH1-4 ② 1-2 2-3	C B S F S 1-3 K ③				2 0 0	0 0 0	0 0 0	0 0 0	0 0 0	1 0 0	3 0 0
Inning Stats	R: 0 E: 0 K: 2 S: 9 H: 0 LOB: 0 BB: 0 P: 12	R: 0 E: 0 K: 0 S: 10 H: 0 LOB: 1 BB: 1 P: 20	R: 0 E: 0 K: 1 S: 7 H: 0 LOB: 0 BB: 0 P: 10	R: 0 E: 0 K: 2 S: 14 H: 1 LOB: 1 BB: 0 P: 21	R: 1 E: 0 K: 0 S: 7 H: 1 LOB: 2 BB: 1 P: 14	R: 2 E: 0 K: 1 S: 16 H: 3 LOB: 3 BB: 2 P: 26	R: 1 E: 0 K: 1 S: 10 H: 1 LOB: 0 BB: 0 P: 17	R: 0 E: 0 K: 1 S: 13 H: 0 LOB: 2 BB: 1 P: 23		1B: 5 2B: 1 3B: 0 HR: 0	SF: 1 SAC: 2 DP: 0 HBP: 0		WP: 1 PB: 0 SB: 5 CS: 0		PA: 35		

PITCHER		IP	WLS	BF	H	R	ER	SO	BB	IBB	HBP	BLK	WP	HR	S	P	ERA	WHIP
Mike Thurman, R ERA: 4.58	(1, 1)	5.2	L	25	4	3	3	5	4	0	0	0	0	0	57	96	4.76	1.412
Miguel Batista, R ERA: 4.14	(6, 1)	0.1		2	1	0	0	1	0	0	0	0	0	0	6	7	0.00	3.000
Shayne Bennett, R ERA: 4.57	(7, 1)	1.0		4	1	1	1	1	0	0	0	0	1	0	10	17	9.00	1.000
Ugueth Urbina, R ERA: 1.32	(8, 1)	1.0		4	0	0	0	1	1	0	0	0	0	0	13	23	0.00	1.000

PITCHER	IP	WLS	BF	H	R	ER	SO	BB	IBB	HBP	BLK	WP	HR	S	P	ERA	WHIP

BOTTOM

Montreal Expos @ Los Angeles Dodgers

Dodger Stadium, Los Angeles, CA

Tue Aug 25 1998, 7:05 PM PDT

Att. 30,183 - Unknown - 76 F

livebaseballscorecards.com

AB	27
R	4
H	6
RBI	3
BB	5
SO	8
LOB	14

Batter	1	2	3	4	5	6	7	8	9	AB	R	H	RBI	BB	SO	LOB
Wilton Guerrero, S (1, 4) OBP: 0.291, SLG: 0.345	C B X 1-1 ① G4-3		2 SAFE B X 1-0 ① SH1-3 1-2 2-3		2 SAFE X 0-0 ② L1			B F F X 1-2 ① F7	X 0-0 ③ G3-1	4	0	0	0	0	0	3
F.P. Santangelo, S (1, 8) (9, 5) OBP: 0.337, SLG: 0.306	B B F F B X 3-2 ② F9		B X 1-0 ② F7		X 0-0 ③ F7			S X 0-1 ② B5		4	0	0	0	0	0	3
Derrick May, L (1, 7) OBP: 0.278, SLG: 0.336	B C X 1-1 ③ F9		B F F B S 2-3 ③ K			S B X 1-1 ① G4-3		S F B S 1-3 ③ K		4	0	0	0	0	2	2
Vladimir Guerrero, R (1, 9) OBP: 0.369, SLG: 0.594		B X 1-0 ① G6-3		B F F X 1-2 ① F9		C B S F X 1-2 ② P4			S F X 0-2 ① L9	4	0	0	0	0	0	0
Brad Fullmer, L (1, 3) OBP: 0.328, SLG: 0.462		C B B B T X 3-2 1B		B B F X 2-1 HR		B B B C C B 4-2 BB			C X 0-1 1B 2B	3	2	3	1	1	0	0
Shane Andrews, R (1, 5) OBP: 0.299, SLG: 0.432 Terry Jones, S (9, PR) (9, 8) OBP: 0.295, SLG: 0.316		B B F C C 2-3 ② K		B S B X 2-1 ② F7		C F S 0-3 ③ K			S X 0-1 E 1B 2-H 1B	4 0	0 1	1 0	1 0	0 0	2 0	2 0
Chris Widger, R (1, 2) OBP: 0.274, SLG: 0.355	F C F 1 SAFE B S 1-3 ③ K		S X 0-1 ③ G5-3				B B C S C 2-3 ① K		1 SAFE 1 SAFE 1 SAFE B F B X 2-1 ② P3 1-2	4	0	0	0	0	2	2
Orlando Cabrera, R (1, 6) OBP: 0.304, SLG: 0.392 Bob Henley, R (9, PH) OBP: 0.404, SLG: 0.500 Mike Mordecai, R (9, PR) OBP: 0.248, SLG: 0.306 (9, 6)		L B F B B B 4-2 SH1-3 SH BB		B F X 1-1 SH3-4 1B			X 0-0 ② G6-3		S B T F B F F F B 4-2 B 1B BB	2 0 0	0 0 0	1 0 0	0 0 0	1 1 0	0 0 0	0 0 0
Carl Pavano, R (1, 1) OBP: 0.143, SLG: 0.143 Scott Livingstone, L (7, PH) OBP: 0.219, SLG: 0.236 Mike Maddux, L (7, 1) Ryan McGuire, L (9, PH) OBP: 0.311, SLG: 0.266 Steve Kline, S (9, 1)		L B X 1-1 SH SH1-3 1-2		X 0-0 ① SH3-4 1-2			B X 1-0 ③ F9		B B S X 2-1 1-2 2-H 1B	0 1 0 1 0	0 0 0 0 0	0 0 0 1 0	0 0 0 1 0	0 0 0 0 0	0 0 0 0 0	0 0 0 0 0
Inning Stats	R: 0 E: 0 K: 0 S: 7 H: 0 LOB: 0 BB: 0 P: 12	R: 0 E: 0 K: 2 S: 11 H: 1 LOB: 1 BB: 0 P: 18	R: 0 E: 1 K: 1 S: 10 H: 0 LOB: 2 BB: 1 P: 19	R: 1 E: 0 K: 0 S: 9 H: 1 LOB: 0 BB: 0 P: 14	R: 0 E: 0 K: 0 S: 5 H: 1 LOB: 1 BB: 0 P: 6	R: 0 E: 0 K: 1 S: 11 H: 0 LOB: 1 BB: 1 P: 17	R: 0 E: 0 K: 1 S: 5 H: 0 LOB: 0 BB: 0 P: 8	R: 0 E: 0 K: 1 S: 8 H: 0 LOB: 0 BB: 0 P: 10	R: 2 E: 1 K: 0 S: 18 H: 3 LOB: 2 BB: 1 P: 26	1B: 4 2B: 1 3B: 0 HR: 1	SF: 0 SAC: 3 DP: 0 HBP: 0						

PITCHER		IP	WLS	BF	H	R	ER	SO	BB	IBB	HBP	BLK	WP	HR	S	P	ERA	WHIP
Chan Ho Park, R ERA: 3.86	(1, 1)	8.1		33	5	3	3	6	2	0	0	0	0	1	73	111	3.24	0.840
Jeff Shaw, R ERA: 1.98	(9, 1)	0.2	W	4	1	0	0	0	1	0	0	0	0	0	11	19	0.00	3.000

PITCHER	IP	WLS	BF	H	R	ER	SO	BB	IBB	HBP	BLK	WP	HR	S	P	ERA	WHIP

TOP

Montreal Expos @ Los Angeles Dodgers

Dodger Stadium, Los Angeles, CA

Wed Aug 26 1998, 7:05 PM PDT

Att. 34,039 - Cloudy - 76 F

livebaseballscorecards.com

AB	31
R	3
H	6
RBI	3
BB	3
SO	6
LOB	12

WP: 0 PB: 0 SB: 0 CS: 0 PA: 37

Montreal Expos @ Los Angeles Dodgers

Dodger Stadium, Los Angeles, CA

Wed Aug 26 1998, 7:05 PM PDT

Att. 34,039 - Cloudy - 76 F

livebaseballscorecards.com

BOTTOM

Batter	1	2	3	4	5	6	7	8	9	AB	R	H	RBI	BB	SO	LOB
Eric Young Sr., R (1, 4) OBP: 0.361, SLG: 0.395	0-1 G4-3 S 1B 1B		0-1 B3-4 ①		2-2 F7 ①		1-2 F8 ③		1-2 HR	5	2	2	1	0	0	3
Trenidad Hubbard, R (1, 7) OBP: 0.397, SLG: 0.496	1 SAFE 1 SAFE 1-1 G4-3 ① 1-3		0-1 FC4 ② 1-2f		0-0 L6 ②③ 1-1			2-1 G6-3 1B 1B		4	1	1	0	0	0	4
Gary Sheffield, R (1, 9) OBP: 0.431, SLG: 0.525	1-0 FC6-4 1B 3-H		0-0 P5 ③			0-1 L8 ①		0-3 K ①		4	0	1	1	0	1	2
Eric Karros, R (1, 3) OBP: 0.342, SLG: 0.466	1-1 FC6-4 S ② 1-2f			0-1 E6 1B		1-1 HR		1 SAFE 1 SAFE 2-2 G6-3 ② 1-2		4	1	1	1	0	0	2
Raul Mondesi, R (1, 8) OBP: 0.316, SLG: 0.525	2-0 F8 ③ 1-2			1-2 P4 ①		0-1 G6-3 ②		0-1 1B 2-H		4	0	1	1	0	0	2
Bobby Bonilla, S (1, 5) OBP: 0.316, SLG: 0.361 Jeff Shaw, R (9, 1)		3-2 G1 ①		0-0 G6-4-3 1-2 1B		2-2 1B		4-0 FC6-4 IBB		3 0	0 0	2 0	0 0	1 0	0 0	0 0
Mark Grudzielanek, R (1, 6) OBP: 0.312, SLG: 0.358		2-1 G1-3 ②		1-0 G6-4-3 ②③ 1-2f		1-0 L9 ③		1-0 FC6-4 ③ 1-2f		4	0	0	0	0	0	5
Charles Johnson, R (1, 2) OBP: 0.281, SLG: 0.371		1-2 F9 ③			4-2 BB BB		1-1 F8 ①		2-0 G6-3 ①	3	0	0	0	1	0	0
Chan Ho Park, R (1, 1) OBP: 0.233, SLG: 0.276 Adrian Beltré, R (9, 5) OBP: 0.263, SLG: 0.339			1-1 FC4 1B		4-0 L6 1-2 BB		0-2 F8 ②		0-3 K ②	2 1	0 0	1 0	0 0	1 0	0 1	0 0
Inning Stats	R: 1 E: 0 K: 0 S: 8 H: 2 LOB: 1 BB: 0 P: 13	R: 0 E: 0 K: 0 S: 8 H: 0 LOB: 0 BB: 0 P: 14	R: 0 E: 1 K: 0 S: 7 H: 1 LOB: 1 BB: 1 P: 8	R: 0 E: 1 K: 0 S: 7 H: 1 LOB: 1 BB: 0 P: 9	R: 0 E: 0 K: 0 S: 7 H: 0 LOB: 1 BB: 2 P: 17	R: 1 E: 0 K: 0 S: 10 H: 2 LOB: 1 BB: 0 P: 14	R: 0 E: 0 K: 0 S: 8 H: 0 LOB: 0 BB: 0 P: 10	R: 1 E: 0 K: 1 S: 11 H: 2 LOB: 2 BB: 1 P: 20	R: 1 E: 0 K: 1 S: 7 H: 1 LOB: 0 BB: 0 P: 10	1B: 7 2B: 1 3B: 0 HR: 2	SF: 0 SAC: 0 DP: 2 HBP: 0					WP: 0 PB: 0 SB: 2 CS: 0	PA: 37

	AB	34
	R	4
	H	9
	RBI	4
	BB	3
	SO	2
	LOB	18

PITCHER		IP	WLS	BF	H	R	ER	SO	BB	IBB	HBP	BLK	WP	HR	S	P	ERA	WHIP
Carl Pavano, R ERA: 4.35	(1, 1)	6.0		25	6	2	2	0	2	0	0	0	0	1	47	75	3.00	1.333
Mike Maddux, R ERA: 3.61	(7, 1)	2.0		9	2	1	1	1	0	1	0	0	0	0	19	30	4.50	1.000
Steve Kline, L ERA: 3.1	(9, 1)	0.2	L	3	1	1	1	1	0	0	0	0	0	1	7	10	13.50	1.500

PITCHER	IP	WLS	BF	H	R	ER	SO	BB	IBB	HBP	BLK	WP	HR	S	P	ERA	WHIP

Montreal Expos @ Los Angeles Dodgers

Dodger Stadium, Los Angeles, CA

Thu Aug 27 1998, 7:05 PM PDT

Att. 30,971 - Unknown - 75 F

TOP

livebaseballscorecards.com

Batter	1	2	3	4	5	6	7	8	9	AB	R	H	RBI	BB	SO	LOB
Wilton Guerrero, S (1, 4) OBP: 0.290, SLG: 0.343	C X 0-1 ① G4-3		B B C X 2-1 ③ F7		F S X 0-2 1B		B C X 1-1 ① L6	F B X 1-1 ③ G5-3		5	0	1	0	0	0	0
Terry Jones, S (1, 8) OBP: 0.291, SLG: 0.311	F B X 1-1 ② F7			C X 0-1 G1-6-3 1B	B X 1-0 ③ F7		S X 0-1 ② F7		C S C 0-3 ① K	5	0	1	0	0	1	1
Bob Henley, R (1, 2) OBP: 0.403, SLG: 0.482	B B X 2-0 ③ F9			X 0-0 ① G1-6-3 1-2f ②		X 0-0 1B 1B	B X 1-0 ③ G5-3		B B B C F B 4-2 HR BB	4	2	1	0	1	0	1
Vladimir Guerrero, R (1, 9) OBP: 0.369, SLG: 0.598		B X 1-0 ① L9		B S B B X 3-1 WP 1B		F C X 0-2 ① P4		X 0-0 ① F9	B S F X 1-2 1-H HR	5	2	2	2	0	0	1
Brad Fullmer, L (1, 3) OBP: 0.328, SLG: 0.461		C B C B X 2-2 ② P5		B C B F S 2-3 K 1B 1-3		B B B X 2-0 1B 2B 1-2 1B		C F B X 1-2 1B HR 1B	C S B B B F X 3-2 ② G6-3	5	2	2	0	0	1	1
F.P. Santangelo, S (1, 7) OBP: 0.342, SLG: 0.310 Robert Perez, R (8, PH) OBP: 0.224, SLG: 0.298 (8, 7)		B F B B C B 4-2 BB		X 0-0 FC4 1-2 3-H 1B		C X 0-1 2B 1-3 2-H 1B		H 1-0 1B HR HBP	C B X 1-1 ③ G1-3	2 1	0 1	2 1	2 0	1 0	0 0	0 0
Shane Andrews, R (1, 5) OBP: 0.297, SLG: 0.429 Mike Mordecai, R (8, PH) OBP: 0.245, SLG: 0.303 (8, 5)		X 0-0 ③ G5-3		S B X 1-1 ③ FC4 1-2f		S S B S 1-3 ② K		C S B C 1-3 ② K		3 1	0 0	0 0	0 0	0 0	1 1	5 2
Orlando Cabrera, R (1, 6) OBP: 0.308, SLG: 0.400			X 0-0 ① G1-3		C F B S 1-3 ① K	B B F B X 3-1 1-3 3-H 2B		F X 0-1 1-2 2-3 HR 1B		4	1	2	1	0	1	0
Jeremy Powell, R (1, 1) Derrick May, L (3, PH) OBP: 0.277, SLG: 0.333 Miguel Batista, R (3, 1) Ryan McGuire, L (6, PH) OBP: 0.309, SLG: 0.265 Anthony Telford, R (6, 1) Chris Widger, R (8, PH) OBP: 0.276, SLG: 0.364 Shayne Bennett, R (8, 1)			C C B X 1-2 ② G1-3		F F S 0-3 ② K	S B F S 1-3 ③ K		C S X 0-2 1-H 2-H 3-H HR		0 1 1 1 0 1 0	0 0 0 0 0 1 0	0 0 0 0 0 4 0	0 0 1 0 0 1 0	0 0 0 0 0 0 0	0 0 1 2 0 0 0	0 0 0 0 0 0 0
Inning Stats	R: 0 H: 0 E: 0 LOB: 0 K: 0 BB: 0 S: 5 P: 8	R: 0 H: 0 E: 0 LOB: 1 K: 0 BB: 1 S: 7 P: 14	R: 0 H: 0 E: 0 LOB: 0 K: 0 BB: 0 S: 6 P: 9	R: 1 H: 3 E: 0 LOB: 2 K: 1 BB: 0 S: 11 P: 17	R: 0 H: 1 E: 0 LOB: 1 K: 2 BB: 0 S: 10 P: 12	R: 2 H: 4 E: 0 LOB: 2 K: 2 BB: 0 S: 15 P: 22	R: 0 H: 0 E: 0 LOB: 0 K: 0 BB: 0 S: 5 P: 7	R: 4 H: 3 E: 0 LOB: 0 K: 1 BB: 0 S: 14 P: 18	R: 2 H: 1 E: 0 LOB: 0 K: 1 BB: 1 S: 14 P: 23	1B: 9 2B: 1 3B: 0 HR: 2	SF: 0 SAC: 0 DP: 1 HBP: 1			WP: 1 PB: 0 SB: 0 CS: 0	PA: 42		

PITCHER		IP	WLS	BF	H	R	ER	SO	BB	IBB	HBP	BLK	WP	HR	S	P	ERA	WHIP
37 Darren Dreifort, R ERA: 3.95	(1, 1)	7.2	W	36	11	7	7	6	1	0	1	0	1	1	71	104	8.22	1.565
Mark Guthrie, L ERA: 2.89	(8, 1)	0.1		1	0	0	0	0	0	0	0	0	0	0	2	3	0.00	0.000
Antonio Osuna, R ERA: 3.06	(9, 1)	0.1		3	1	2	2	1	1	0	0	0	0	1	8	13	54.00	6.000
Scott Radinsky, L ERA: 2.53	(9, 1)	0.2	S	2	0	0	0	0	0	0	0	0	0	0	6	10	0.00	0.000

PITCHER	IP	WLS	BF	H	R	ER	SO	BB	IBB	HBP	BLK	WP	HR	S	P	ERA	WHIP

AB	39
R	9
H	12
RBI	9
BB	2
SO	7
LOB	13

BOTTOM

Batter	1	2	3	4	5	6	7	8	9	AB	R	H	RBI	BB	SO	LOB
Eric Young Sr., R (1, 4) OBP: 0.362, SLG: 0.403	0-1 1B S 2B 1B	1-2 1-H HR		1-1 E3 1B 1-2 1B		0-1 ② G4-3		1-0 ③ F8		5	3	2	2	0	0	2
Trenidad Hubbard, R (1, 7) OBP: 0.393, SLG: 0.488	2-0 ① F8	1-1 ② F8		0-0 1B 1-2 2-3 1B		2-1 ③ G5-3				4	1	1	0	0	0	1
Gary Sheffield, R (1, 9) OBP: 0.433, SLG: 0.526	1-1 2B 1-3 G6-3 1B	2-1 HBP		0-0 1B 1-2 2-H 3-H 1B			2-2 ① F8			3	1	2	2	0	0	0
Eric Karros, R (1, 3) OBP: 0.344, SLG: 0.469	3-1 1-3 HR 3-H 2B	0-0 ③ F7		1-0 G4-3 1-2 2-H 1B			1-3 ② K			4	1	2	2	0	1	1
Raul Mondesi, R (1, 8) OBP: 0.314, SLG: 0.521	0-0 ② G6-3 3-H		3-2 ① G5-3	0-0 ② ③ G4-3 1-2f			0-3 ③ K			4	0	0	1	0	1	3
Bobby Bonilla, S (1, 5) OBP: 0.316, SLG: 0.372 Adrian Beltré, R (6, 5) OBP: 0.267, SLG: 0.361	2-1 2-H HR		2-2 ② G6-3		1-3 ① K			0-0 HR		3 1	1 1	1 1	2 1	0 0	1 0	0 0
Charles Johnson, R (1, 2) OBP: 0.281, SLG: 0.369	2-3 ③ K		3-3 ③ K		1-3 ② K			1-1 G6-3 SH1-3 1B		4	0	1	0	0	3	0
Juan Castro, R (1, 6) OBP: 0.254, SLG: 0.266		1-2 ① G5-3		0-0 ① G5-3	1-3 ③ K			0-0 ① SH1-3 1-2		3	0	0	0	0	1	0
37 Darren Dreifort, R (1, 1) OBP: 0.245, SLG: 0.277 Mark Guthrie, R (8, 1) Jim Eisenreich, L (8, PH) OBP: 0.290, SLG: 0.253 Antonio Osuna, R (9, 1) Scott Radinsky, L (9, 1)		1-1 E5 HR		0-0 1B E 1B		0-3 ① K		3-0 ② G6-3 2-3		3 0 1 0 0	2 0 0 0 0	1 0 0 0 0	0 0 0 0 0	0 0 0 0 0	1 0 0 0 0	0 0 1 0 0
Inning Stats	R: 4 E: 0 K: 1 S: 13 H: 4 LOB: 0 BB: 0 P: 23	R: 2 E: 1 K: 0 S: 12 H: 1 LOB: 1 BB: 0 P: 18	R: 0 E: 0 K: 1 S: 11 H: 0 LOB: 0 BB: 0 P: 19	R: 3 E: 1 K: 0 S: 8 H: 4 LOB: 1 BB: 0 P: 10	R: 0 E: 0 K: 3 S: 10 H: 0 LOB: 0 BB: 0 P: 13	R: 0 E: 0 K: 1 S: 8 H: 0 LOB: 0 BB: 0 P: 10	R: 0 E: 0 K: 2 S: 10 H: 0 LOB: 0 BB: 0 P: 13	R: 1 E: 0 K: 0 S: 6 H: 2 LOB: 1 BB: 0 P: 11		1B: 7 2B: 1 3B: 0 HR: 3	SF: 0 SAC: 1 DP: 1 HBP: 1			WP: 0 PB: 0 SB: 1 CS: 0	PA: 37		

PITCHER	IP	WLS	BF	H	R	ER	SO	BB	IBB	HBP	BLK	WP	HR	S	P	ERA	WHIP
Jeremy Powell, R (1, 1) ERA: 7.92	2.0	L	13	5	6	5	1	0	0	1	0	0	2	25	41	22.50	2.500
Miguel Batista, R (3, 1) ERA: 4.19	3.0		13	4	3	2	4	0	0	0	0	0	0	29	42	6.00	1.333
Anthony Telford, R (6, 1) ERA: 4.09	2.0		6	0	0	0	3	0	0	0	0	0	0	18	23	0.00	0.000
Shayne Bennett, R (8, 1) ERA: 4.63	1.0		5	2	1	1	0	0	0	0	0	0	1	6	11	9.00	2.000

PITCHER	IP	WLS	BF	H	R	ER	SO	BB	IBB	HBP	BLK	WP	HR	S	P	ERA	WHIP

Montreal Expos @ Los Angeles Dodgers

Dodger Stadium, Los Angeles, CA

Thu Aug 27 1998, 7:05 PM PDT

Att. 30,971 - Unknown - 75 F

livebaseballscorecards.com

AB	35
R	10
H	11
RBI	10
BB	0
SO	8
LOB	8

Montreal Expos @ San Diego Padres

Qualcomm Stadium, San Diego, CA

Fri Aug 28 1998, 10:05 PM EDT

Att. 21,518 - Unknown - 82 F

TOP

livebaseballscorecards.com

Batter	1	2	3	4	5	6	7	8	9	AB	R	H	RBI	BB	SO	LOB
Wilton Guerrero, S (1, 4) OBP: 0.295, SLG: 0.347	X 0-0 G3-6-3 1B WP 1B	F B S F B F F X 2-2 S 3-H 1B		F X 0-1 ① F8	S B X 1-1 ② F8			B F C X 1-2 1B		5	1	3	1	0	0	0
Terry Jones, S (1, 8) OBP: 0.302, SLG: 0.317	X 0-0 G3-6-3 1-2 1B	P S 1 B S F B B SAFE 4-2 1-2 BB		X 0-0 G4-3 S 1B 1B	C B F S 1-3 ③ K			C F X 0-2 ② L8		4	1	2	0	1	1	1
F.P. Santangelo, S (1, 7) OBP: 0.337, SLG: 0.305 Ugueth Urbina, R (8, 1)	X 0-0 ① ② G3-6-3 1-2f 2-3	C B S X 1-2 ③ G4-3		B 1 B X SAFE 2-0 ② G4-3 1-3		B B F F B X 3-2 ① G3		F C F F S 0-3 ③ K		5 0	0 0	0 0	0 0	0 0	1 0	6 0
Vladimir Guerrero, R (1, 9) OBP: 0.371, SLG: 0.602	C H 1-1 WP 2B HBP	S B X 1-1 HR		B B B I 4-0 BB 1B IBB		C F F S 0-3 K CS			C S X 0-2 ① F9	3	3	1	1	1	1	0
Brad Fullmer, L (1, 3) OBP: 0.330, SLG: 0.462 Steve Kline, S (6, 1) Derrick May, L (8, 7) OBP: 0.277, SLG: 0.333 Robert Perez, R (9, PH) OBP: 0.222, SLG: 0.295	B X 1-0 1-H 3-H 2B	C F X 0-2 ① P5		B B B B C B 4-1 1B 1-2 1B BB		B B C S T 2-2 ② K			B X 1-0 ② G6-3	3 0 0 1	1 0 0 0	1 0 0 0	1 0 0 0	1 0 0 0	1 0 0 0	1 0 0 0
Chris Widger, R (1, 2) OBP: 0.278, SLG: 0.374 Bob Henley, R (6, 2) OBP: 0.391, SLG: 0.466	F S B B F X 2-2 ③ G5-3	S B B B S F X 3-2 HR		B C F X 1-2 1B 1-2 2-H 3-H 1B		1 SAFE C B F F F B 2-2 ③ CS 1-2	B C C F S 1-3 ① K		C B X 1-1 ③ G5-3	3 2	1 0	2 0	3 0	0 0	0 1	1 0
Shane Andrews, R (1, 5) OBP: 0.298, SLG: 0.430		C B B C S 2-3 ① K	F F X 0-2 1B	F B B B S F X 3-2 1-3 2-H 1B			C F C 0-3 ② K			4	0	2	1	0	2	0
Orlando Cabrera, R (1, 6) OBP: 0.308, SLG: 0.404 Shayne Bennett, R (4, 1) Ryan McGuire, L (6, 3) OBP: 0.308, SLG: 0.263		B C B X 2-1 G6-3 1B 2B	C B 1 SAFE X 1-1 ② P5	X 0-0 ③ G1-3			F X 0-1 ③ P5			3 0 1	1 0 0	1 0 0	0 0 0	0 0 0	0 0 0	3 0 0
Javier Vazquez, R (1, 1) OBP: 0.213, SLG: 0.222 Mike Maddux, L (4, 1) Mike Mordecai, R (4, 6) OBP: 0.241, SLG: 0.297		B B B C X 3-1 ② G6-3 2-3	B C F X 1-2 ③ G5-3		B C C T 1-2 ① K			B C F F F X 1-2 ① F7		2 0 2	0 0 0	0 0 0	0 0 0	0 0 1	0 0 0	2 0 0
Inning Stats	R: 2 E: 0 K: 0 S: 9 H: 3 LOB: 1 BB: 0 P: 13	R: 1 E: 0 K: 1 S: 21 H: 2 LOB: 2 BB: 1 P: 34	R: 2 E: 0 K: 0 S: 17 H: 3 LOB: 1 BB: 0 P: 23	R: 3 E: 0 K: 0 S: 13 H: 3 LOB: 2 BB: 2 P: 27	R: 0 E: 0 K: 2 S: 8 H: 0 LOB: 0 BB: 0 P: 11	R: 0 E: 0 K: 2 S: 14 H: 0 LOB: 0 BB: 0 P: 21	R: 0 E: 0 K: 2 S: 9 H: 0 LOB: 0 BB: 0 P: 10	R: 0 E: 0 K: 1 S: 17 H: 1 LOB: 1 BB: 0 P: 19	R: 0 E: 0 K: 0 S: 6 H: 0 LOB: 0 BB: 0 P: 8	1B: 8 2B: 2 3B: 0 HR: 2 SF: 0 SAC: 0 DP: 1 HBP: 1						

AB	38
R	8
H	12
RBI	7
BB	3
SO	8
LOB	14

WP: 2 PB: 0 SB: 2 CS: 1 PA: 43

PITCHER		IP	WLS	BF	H	R	ER	SO	BB	IBB	HBP	BLK	WP	HR	S	P	ERA	WHIP
Andy Ashby, R ERA: 3.09	(1, 1)	3.2		23	9	8	8	1	2	1	1	0	1	2	52	85	19.64	3.000
Scott Sanders, R ERA: 9.0	(4, 1)	0.1		3	2	0	0	0	0	0	0	0	0	0	8	12	0.00	6.000
Brian Boehringer, R ERA: 4.83	(5, 1)	1.0		3	0	0	0	2	0	0	0	0	0	0	8	11	0.00	0.000
Donne Wall, R ERA: 2.72	(6, 1)	2.0	W	6	0	0	0	4	0	0	0	0	1	0	23	31	0.00	0.000
Dan Miceli, R ERA: 2.71	(8, 1)	1.0		4	1	0	0	1	0	0	0	0	0	0	17	19	0.00	1.000

PITCHER		IP	WLS	BF	H	R	ER	SO	BB	IBB	HBP	BLK	WP	HR	S	P	ERA	WHIP
Randy Myers, L ERA: 3.88	(9, 1)	1.0		3	0	0	0	0	0	0	0	0	0	0	6	8	0.00	0.000

Batter	1	2	3	4	5	6	7	8	9	AB	R	H	RBI	BB	SO	LOB
Quilvio Veras, S (1, 4) OBP: 0.384, SLG: 0.361	B X 1-0 E S WP 1B		B S B X 2-1 ① L5	F B B F B B 4-2 1B WP BB 1-2 2-3 3-H	B B F F F B X 3-2 CS 1B	B X 1-0 ③ G5-3				4	2	2	1	1	0	3
Steve Finley, L (1, 8) OBP: 0.300, SLG: 0.397	C F B F C 1-3 ① K		F B X 1-1 ② G4-3	X 0-0 WP BB BB 1B 1-3 2-H 3-H	1 SAFE 1 SAFE C F B 1 B B C SAFE 3-3 ②③ K 1-2		C X 0-1 ① F7			5	1	1	2	0	2	2
Ken Caminiti, S (1, 5) OBP: 0.366, SLG: 0.545	B B B F S S 3-3 ② K 1-3		B B F T X 2-2 ③ G3	B F B 1 SAFE B B F F B 4-2 BB WP 1B 1-2 BB		F B C B B F B 4-2 1B 1B BB	F B S B B S 3-3 ② K			3	2	0	0	2	2	1
Greg Vaughn, R (1, 7) OBP: 0.368, SLG: 0.627	B B B C B 4-1 BB 3-H			X 0-0 HR C B S C 2-3 ② K		X 0-0 BB 1B 1B 1-3	B B B B 4-0 BB			3	2	2	1	2	1	3
Mark Sweeney, L (1, 9) OBP: 0.357, SLG: 0.403 Ruben Rivera, R (7, PH) OBP: 0.353, SLG: 0.431 (8, 9)	B F B S X 2-2 ③ G3			C S X 1-1 HR B B B A B 4-1 1B BB 1-2 2-3 3-H		B B B S B 4-1 1B BB 1-2	F C B S 1-3 ③ K			2	2	1	1	2	0	1
Jim Leyritz, R (1, 3) OBP: 0.398, SLG: 0.483		C C F B B B C 3-3 ① K		C S X 3-2 ① F9 B B B A B 4-1 1B BB 1-2 2-3 3-H		B S X 1-1 ① F8		X 0-0 ① G6-3		4	0	0	1	1	1	3
Carlos Hernandez, R (1, 2) OBP: 0.317, SLG: 0.390	C S F H 1-2 HBP			B B B A B 4-2 1B 1B BB BB C S X 1-2 1B 1-2 2-H 3-H		X 0-0 BB 1B 1-3 2-H 3-H		C B B F F X 2-2 ② G6-3		3	1	2	4	1	0	0
Chris Gomez, R (1, 6) OBP: 0.340, SLG: 0.364	B C B F X 2-2 ② P4			B B B A B 2-1 BB 1B 1B 1-2 C B S C 2-3 ③ K		C B B B B 4-1 1-2 BB		B X 1-0 ③ G6-3		4	1	1	0	1	1	3
Andy Ashby, R (1, 1) OBP: 0.149, SLG: 0.154 Scott Sanders, R (4, 1) Greg Myers, L (4, PH) OBP: 0.308, SLG: 0.372 Brian Boehringer, S (5, 1) Ed Giovanola, L (5, PH) OBP: 0.320, SLG: 0.313 Donne Wall, R (6, 1) OBP: 0.286, SLG: 0.286 Dan Miceli, R (8, 1) OBP: 1.000, SLG: 1.000 Randy Myers, L (9, 1)	S C S 0-3 ③ K			B S C B X 2-2 BB 1B 1-2 2-3 1B	F B B X 2-1 ① F9	F B F C 1-3 ② K				1 0 1 0 1 1 0 0	0 0 1 0 0 0 0 0	0 0 1 0 0 0 0 0	0 0 0 0 0 0 0 0	0 0 0 0 0 0 0 0	1 0 0 0 0 1 0 0	1 0 0 0 0 3 0 0
Inning Stats	R: 1 H: 1 E: 1 LOB: 1 K: 2 BB: 1 S: 12 P: 23	R: 0 H: 0 E: 0 LOB: 1 K: 2 BB: 0 S: 13 P: 19	R: 0 H: 0 E: 0 LOB: 0 K: 0 BB: 0 S: 7 P: 12	R: 9 H: 6 E: 0 LOB: 2 K: 2 BB: 5 S: 30 P: 63	R: 0 H: 1 E: 0 LOB: 0 K: 1 BB: 0 S: 9 P: 17	R: 2 H: 2 E: 0 LOB: 3 K: 1 BB: 3 S: 13 P: 28	R: 0 H: 0 E: 0 LOB: 1 K: 2 BB: 1 S: 8 P: 16	R: 0 H: 0 E: 0 LOB: 0 K: 0 BB: 0 S: 6 P: 9		1B: 8 SF: 0 2B: 0 SAC: 0 3B: 0 DP: 0 HR: 2 HBP: 1						

BOTTOM

Montreal Expos @ San Diego Padres

Qualcomm Stadium, San Diego, CA

Fri Aug 28 1998, 10:05 PM EDT
Att. 21,518 - Unknown - 82 F

livebaseballscorecards.com

AB	33
R	12
H	10
RBI	10
BB	10
SO	10
LOB	21

WP: 2 PA: 44
PB: 0
SB: 1
CS: 1

PITCHER		IP	WLS	BF	H	R	ER	SO	BB	IBB	HBP	BLK	WP	HR	S	P	ERA	WHIP
Javier Vazquez, R ERA: 5.88	(1, 1)	3.1		19	5	7	6	4	3	0	1	0	1	2	47	85	16.20	2.400
Mike Maddux, R ERA: 4.22	(4, 1)	0.1	L	5	1	1	1	1	3	0	0	0	1	0	9	23	27.00	12.000
Shayne Bennett, R ERA: 4.75	(4, 1)	1.2		11	4	4	4	2	3	0	0	0	0	0	24	48	21.60	4.200
Steve Kline, L ERA: 3.02	(6, 1)	1.2		6	0	0	0	3	1	0	0	0	0	0	12	22	0.00	0.600
Ugueth Urbina, R ERA: 1.29	(8, 1)	1.0		3	0	0	0	0	0	0	0	0	0	0	6	9	0.00	0.000

PITCHER	IP	WLS	BF	H	R	ER	SO	BB	IBB	HBP	BLK	WP	HR	S	P	ERA	WHIP

Batter	1	2	3	4	5	6	7	8	9	AB	R	H	RBI	BB	SO	LOB
Wilton Guerrero, S (1, 4) OBP: 0.294, SLG: 0.346	C F S 0-3 ① K2-3		X 0-0 ① G6-3		C F F X 0-2 ① 1B			B S F B B X 3-2 ① F8		4	0	1	0	0	1	0
Terry Jones, S (1, 8) OBP: 0.294, SLG: 0.308	B C C S 1-3 ② K		C S S 0-3 ② K2-3		B X 1-0 ② F9			X 0-0 ② P3		4	0	0	0	0	2	1
Chris Widger, R (1, 2) OBP: 0.276, SLG: 0.370	B C S S 1-3 ③ K		F S B B F S 2-3 ③ K		1 SAFE S B B 1 S C SAFE 2-3 ③ K			F S C 0-3 ③ K		4	0	0	0	0	4	1
Vladimir Guerrero, R (1, 9) OBP: 0.371, SLG: 0.605		B S X 1-1 ① G5-3		X 0-0 HR		S F S 0-3 ① K			S B F B S 2-3 ① K	4	1	1	1	0	2	0
Shane Andrews, R (1, 5) OBP: 0.298, SLG: 0.430		X 0-0 1B 2B		B C S B B S 3-3 ① K		C S B S 2-3 ② K			S B S C 1-3 ② K	4	1	1	0	0	3	0
Robert Perez, R (1, 7) OBP: 0.217, SLG: 0.288		B X 1-0 ② G6-3		B S B X 2-1 ② F7		S S B B B S 3-3 ③ K			C B B B X 3-1 ③ G4-1	3	0	0	0	0	1	1
F.P. Santangelo, S (6, 7) OBP: 0.337, SLG: 0.305										1	0	0	0	0	0	0
Orlando Cabrera, R (1, 6) OBP: 0.313, SLG: 0.408		X 0-0 2-H 1B		X 0-0 1B			C S F X 0-2 ① G5-3			3	0	2	1	0	0	0
Ryan McGuire, L (1, 3) OBP: 0.304, SLG: 0.259		1 SAFE C C B S 1-3 ③ K		F B 1 SAFE B X 2-1 ③ F8			C B C F S 1-3 ② K2-3			3	0	0	0	0	2	2
Dustin Hermanson, R (1, 1) OBP: 0.296, SLG: 0.227			B X 1-0 HR		F S S 0-3 ① K		C B S B B C 3-3 ③ K			3	1	1	1	0	2	0
Steve Kline, S (8, 1)										0	0	0	0	0	0	0
Ugueth Urbina, R (9, 1)										0	0	0	0	0	0	0
Inning Stats	R: 0 E: 0 K: 3 S: 9 H: 0 LOB: 0 BB: 0 P: 11	R: 1 E: 0 K: 1 S: 8 H: 2 LOB: 1 BB: 0 P: 11	R: 1 E: 0 K: 2 S: 9 H: 1 LOB: 0 BB: 0 P: 12	R: 1 E: 0 K: 1 S: 9 H: 2 LOB: 1 BB: 0 P: 16	R: 0 E: 0 K: 2 S: 11 H: 1 LOB: 1 BB: 0 P: 14	R: 0 E: 0 K: 3 S: 9 H: 0 LOB: 0 BB: 0 P: 14	R: 0 E: 0 K: 2 S: 11 H: 0 LOB: 0 BB: 0 P: 15	R: 0 E: 0 K: 1 S: 7 H: 0 LOB: 0 BB: 0 P: 10	R: 0 E: 0 K: 2 S: 8 H: 0 LOB: 0 BB: 0 P: 14	1B: 3 2B: 1 3B: 0 HR: 2 SF: 0 SAC: 0 DP: 0 HBP: 0						

TOP

Montreal Expos @ San Diego Padres

Qualcomm Stadium, San Diego, CA

Sat Aug 29 1998, 10:05 PM EDT

Att. 52,661 - Cloudy - 82 F

livebaseballscorecards.com

AB	33
R	3
H	6
RBI	3
BB	0
SO	17
LOB	5

WP: 0 PB: 0 SB: 0 CS: 0 PA: 33

PITCHER		IP	WLS	BF	H	R	ER	SO	BB	IBB	HBP	BLK	WP	HR	S	P	ERA	WHIP
Sterling Hitchcock, L ERA: 3.94	(1, 1)	8.0	L	30	6	3	3	15	0	0	0	0	0	2	73	103	3.38	0.750
Scott Sanders, R ERA: 8.71	(9, 1)	1.0		3	0	0	0	2	0	0	0	0	0	0	8	14	0.00	0.000

PITCHER		IP	WLS	BF	H	R	ER	SO	BB	IBB	HBP	BLK	WP	HR	S	P	ERA	WHIP

Montreal Expos @ San Diego Padres

Qualcomm Stadium, San Diego, CA

Sat Aug 29 1998, 10:05 PM EDT
Att. 52,661 - Cloudy - 82 F

BOTTOM

Batter	1	2	3	4	5	6	7	8	9	AB	R	H	RBI	BB	SO	LOB
Quilvio Veras, S (1, 4) OBP: 0.383, SLG: 0.359	B B C C F S 2-3 ① K		B B C B X 3-1 ③ F8			S X 0-1 ① F8		B C F B B B 4-2 BB		3	0	0	0	1	1	0
Steve Finley, L (1, 8) OBP: 0.298, SLG: 0.394	B F F C 1-3 ② K			C B B X 2-1 ① G3-1		S X 0-1 ② F8		X 0-0 ③ G3		4	0	0	0	0	1	1
Ken Caminiti, S (1, 5) OBP: 0.365, SLG: 0.540	B B F B B B 4-1 BB			B F X 1-1 ② F9		X 0-0 ③ P2			B X 1-0 ① F8	3	0	0	0	1	0	0
Greg Vaughn, R (1, 7) OBP: 0.367, SLG: 0.623	C B F B X 2-2 ③ G3			B B X 2-0 ③ F8			X 0-0 ① L7		B S B B S B 4-2 DI BB	3	0	0	0	1	0	1
Mark Sweeney, L (1, 3) OBP: 0.349, SLG: 0.392		X 0-0 ① G5-3			B C B F S 2-3 ① K		X 0-0 ② G1-3		F X 0-1 ② F8	4	0	0	0	0	1	1
Jim Leyritz, R (1, 2) OBP: 0.399, SLG: 0.496		C B X 1-1 ② G5-3			X 0-0 1B 1B		C X 0-1 HR		B F B C B F S 3-3 ③ K 1-2	4	1	2	1	0	1	1
Ruben Rivera, R (1, 9) OBP: 0.347, SLG: 0.422		C B C S 1-3 ③ K			C S S 0-3 ② K		S X 0-1 ③ F8			3	0	0	0	0	2	1
Chris Gomez, R (1, 6) OBP: 0.339, SLG: 0.364			X 0-0 ① G1-3		C B X 1-1 1-2 1B			X 0-0 ① F9		3	0	1	0	0	0	0
Sterling Hitchcock, L (1, 1) OBP: 0.163, SLG: 0.143 Greg Myers, L (8, PH) OBP: 0.306, SLG: 0.370 Scott Sanders, R (9, 1)			C B X 1-1 ② G4-3		X 0-0 ③ G6-3			B C C F B S 2-3 ② K		2 1 0	0 0 0	0 0 0	0 0 0	0 1 0	0 0 0	2 0 0

	AB	30
	R	1
	H	3
	RBI	1
	BB	3
	SO	7
	LOB	7

livebaseballscorecards.com

Inning Stats	1	2	3	4	5	6	7	8	9
	R: 0 H: 0 E: 0 LOB: 1 K: 2 BB: 1 S: 11 P: 20	R: 0 H: 0 E: 0 LOB: 0 K: 1 BB: 0 S: 6 P: 8	R: 0 H: 0 E: 0 LOB: 0 K: 0 BB: 0 S: 5 P: 9	R: 0 H: 0 E: 0 LOB: 0 K: 0 BB: 0 S: 5 P: 10	R: 0 H: 2 E: 0 LOB: 2 K: 2 BB: 0 S: 11 P: 14	R: 0 H: 0 E: 0 LOB: 0 K: 0 BB: 0 S: 5 P: 5	R: 1 H: 1 E: 0 LOB: 0 K: 0 BB: 0 S: 6 P: 6	R: 0 H: 0 E: 0 LOB: 1 K: 1 BB: 1 S: 8 P: 14	R: 0 H: 0 E: 0 LOB: 1 K: 1 BB: 1 S: 9 P: 17

PITCHER		IP	WLS	BF	H	R	ER	SO	BB	IBB	HBP	BLK	WP	HR	S	P	ERA	WHIP	PITCHER	IP	WLS	BF	H	R	ER	SO	BB	IBB	HBP	BLK	WP	HR	S	P	ERA	WHIP
Dustin Hermanson, R ERA: 3.22	(1, 1)	7.2	W	28	3	1	1	6	2	0	0	0	0	1	56	85	1.17	0.652																	
Steve Kline, L ERA: 3.0	(8, 1)	0.1		1	0	0	0	0	0	0	0	0	0	0	1	1	0.00	0.000																	
Ugueth Urbina, R ERA: 1.27	(9, 1)	1.0	S	4	0	0	0	1	1	0	0	0	0	0	9	17	0.00	1.000																	

1B: 2	SF: 0	WP: 0	PA: 33
2B: 0	SAC: 0	PB: 0	
3B: 0	DP: 0	SB: 0	
HR: 1	HBP: 0	CS: 0	

Batter	1	2	3	4	5	6	7	8	9	AB	R	H	RBI	BB	SO	LOB
Wilton Guerrero, S (1, 4) OBP: 0.294, SLG: 0.344	B X 1-0 G3' SH1-3 WP 1B	B 1 SAFE B C X 2-1 ③ G3			F B S B B F S 3-3 ② K		B F 1 SAFE B X 2-1 ② F9			4	1	1	0	0	1	2
Terry Jones, S (1, 8) OBP: 0.295, SLG: 0.308	B X 1-0 ① SH1-3 **1-2**	F C F X 0-2 ① F7			X 0-0 1B		B 1 SAFE X 1-0 ③ L4 **1-2**			3	0	1	0	0	0	1
F.P. Santangelo, S (1, 7) OBP: 0.333, SLG: 0.301	B S B F X 2-2 ② G3 **2-3**	B C B X 2-1 ② P4		L 1 **SAFE** 1 **SAFE** 1 **SAFE** C F B 1 SAFE S 1-3 ③ K			S B F S 1-3 ① K			4	0	0	0	0	2	2
Vladimir Guerrero, R (1, 9) OBP: 0.370, SLG: 0.602	H 1-0 WP HBP	B B X 2-0 ③ G6-3				X 0-0 ① G5-3		B X 1-0 ② G5-3		3	0	0	0	0	0	0
Brad Fullmer, L (1, 3) OBP: 0.329, SLG: 0.459 Ryan McGuire, L (8, 3) OBP: 0.304, SLG: 0.259	B 1 SAFE F B S B B 4-2 **1-2** **3-H** BB			B C S X 1-2 ① G5-3		C X 0-1 ② G3		B F S F S 1-3 ③ K		3 0	0 0	0 0	0 0	1 0	1 0	0 0
Bob Henley, R (1, 2) OBP: 0.379, SLG: 0.450 Chris Widger, R (4, 2) OBP: 0.274, SLG: 0.368	B B F C S 2-3 ③ K			B F S B B F F C 3-3 ② K		B S B X 2-1 ③ F9			X 0-0 ① P3	2 2	0 0	0 0	0 0	0 0	2 0	2 0
Shane Andrews, R (1, 5) OBP: 0.300, SLG: 0.431		C F X 0-2 CS 1B		X 0-0 1B			B B F B C S 3-3 ① K		B C B S B S 3-3 ② K	4	0	2	0	0	2	0
Orlando Cabrera, R (1, 6) OBP: 0.322, SLG: 0.421		S X 0-1 ① **1-2** 1B		X 0-0 ③ F8			B S B C F X 2-2 1B 2B		C S X 0-2 1B	4	1	3	0	0	0	1
Mike Thurman, R (1, 1) Kirk Bullinger, R (6, 1) Scott Livingstone, L (7, PH) OBP: 0.226, SLG: 0.243 Steve Kline, S (7, 1) Ugueth Urbina, R (8, 1)		C F C 0-3 ② K			F C B S 1-3 ① K		F S B X 1-2 E **2-H** 1B		B X 1-0 ③ G5-3	2 0 1 0 1	0 0 0 0 0	0 0 1 0 0	0 0 1 0 0	2 0 0 0 0	1 0 0 0 1	
Inning Stats	R: 1 E: 0 K: 1 S: 10 H: 1 LOB: 2 BB: 1 P: 21	R: 0 E: 0 K: 1 S: 10 H: 2 LOB: 1 BB: 0 P: 12	R: 0 E: 0 K: 0 S: 7 H: 0 LOB: 0 BB: 0 P: 11	R: 0 E: 0 K: 1 S: 11 H: 1 LOB: 1 BB: 0 P: 15	R: 0 E: 0 K: 3 S: 12 H: 1 LOB: 1 BB: 0 P: 17	R: 0 E: 0 K: 0 S: 5 H: 0 LOB: 0 BB: 0 P: 7	R: 1 E: 1 K: 1 S: 13 H: 2 LOB: 1 BB: 0 P: 22	R: 0 E: 0 K: 2 S: 8 H: 0 LOB: 0 BB: 0 P: 11	R: 0 E: 0 K: 1 S: 8 H: 1 LOB: 1 BB: 0 P: 12	1B: 7 2B: 1 3B: 0 HR: 0 SF: 0 SAC: 1 DP: 0 HBP: 1						

PITCHER	IP	WLS	BF	H	R	ER	SO	BB	IBB	HBP	BLK	WP	HR	S	P	ERA	WHIP
Kevin Brown, R (1, 1) ERA: 2.41	9.0	L	36	8	2	2	10	1	0	1	0	1	0	84	128	2.00	1.000

PITCHER	IP	WLS	BF	H	R	ER	SO	BB	IBB	HBP	BLK	WP	HR	S	P	ERA	WHIP

TOP

Montreal Expos @ San Diego Padres

Qualcomm Stadium, San Diego, CA

Sun Aug 30 1998, 6:33 AM EDT

Att. 21,765 - Sunny - 93 F

livebaseballscorecards.com

AB	33
R	2
H	8
RBI	1
BB	1
SO	10
LOB	10

WP: 1 PA: 36
PB: 0
SB: 0
CS: 1

Montreal Expos @ San Diego Padres

Qualcomm Stadium, San Diego, CA

Sun Aug 30 1998, 6:33 AM EDT

Att. 21,765 - Sunny - 93 F

livebaseballscorecards.com

BOTTOM

Batter	1	2	3	4	5	6	7	8	9	AB	R	H	RBI	BB	SO	LOB
Quilvio Veras, S (1, 4) OBP: 0.382, SLG: 0.358	1-1 G6-3 ①			2-2 WP G4-3 SF 1B	1-0 FC6 ② 1-2f 2-3		3-3 K ③			4	1	1	0	0	1	2
Steve Finley, L (1, 8) OBP: 0.296, SLG: 0.391	0-1 F9 ②			0-1 G4-3 ① 1-2	2-0 F7 ③			0-3 K ①		4	0	0	0	0	1	3
Ken Caminiti, S (1, 5) OBP: 0.364, SLG: 0.537	3-2 G3 ③			1-2 SF 2-H		4-0 BLK BB BB		2-0 G2-3 ②		2	0	0	1	1	0	0
Greg Vaughn, R (1, 7) OBP: 0.369, SLG: 0.622		2-0 G5-3 ①		4-2 BB		4-1 BLK 1-2 BB		1-0 S 1B		2	0	1	0	2	0	0
Mark Sweeney, L (1, 3) OBP: 0.341, SLG: 0.382		1-0 F7 ②		0-0 F7 ②		0-1 G4-3 ① 1-2 2-3		3-3 K ③ 1-2		4	0	0	0	0	1	5
Ruben Rivera, R (1, 9) OBP: 0.341, SLG: 0.413 Greg Myers, L (9, PH) OBP: 0.304, SLG: 0.367		2-3 K ③		0-0 F9 ③		2-3 K ②			1-0 G3-1 ①	3 1	0 0	0 0	0 0	0 0	2 0	4 0
Carlos Hernandez, R (1, 2) OBP: 0.314, SLG: 0.385			0-0 F9 ①		1-0 F8 ①	0-1 F8 ③			2-3 K ②	4	0	0	0	0	1	2
Andy Sheets, R (1, 6) OBP: 0.318, SLG: 0.369 Jim Leyritz, R (9, PH) OBP: 0.401, SLG: 0.498 Chris Gomez, R (9, PR) OBP: 0.339, SLG: 0.364			1-0 F9 ②		2-3 K FC6 S		1-0 F9 ①		1-1 WP 1B	3 1 0	0 0 0	0 1 0	0 0 0	0 0 0	1 0 0	0 0 0
Kevin Brown, R (1, 1) OBP: 0.216, SLG: 0.211 Wally Joyner, L (9, PH) OBP: 0.378, SLG: 0.458			3-1 G5-3 ③		4-2 FC6 1-2 BB		0-3 K ②		2-2 G4-3 ③ 1-2	2 1	0 0	0 0	0 0	1 0	1 0	0 1
Inning Stats	R: 0 E: 0 K: 0 S: 9 H: 0 LOB: 0 BB: 0 P: 13	R: 0 E: 0 K: 1 S: 5 H: 0 LOB: 0 BB: 0 P: 10	R: 0 E: 0 K: 0 S: 4 H: 0 LOB: 0 BB: 0 P: 8	R: 1 E: 1 K: 0 S: 12 H: 1 LOB: 2 BB: 1 P: 19	R: 0 E: 1 K: 1 S: 9 H: 0 LOB: 2 BB: 1 P: 19	R: 0 E: 0 K: 1 S: 8 H: 0 LOB: 2 BB: 2 P: 18	R: 0 E: 0 K: 2 S: 7 H: 0 LOB: 0 BB: 0 P: 11	R: 0 E: 0 K: 2 S: 9 H: 1 LOB: 1 BB: 0 P: 15	R: 0 E: 0 K: 1 S: 9 H: 1 LOB: 2 BB: 0 P: 15	1B: 3 2B: 0 3B: 0 HR: 0	SF: 1 SAC: 0 DP: 0 HBP: 0					

	AB	31
	R	1
	H	3
	RBI	1
	BB	4
	SO	8
	LOB	17

WP: 2 PB: 0 SB: 2 CS: 0 PA: 36

PITCHER		IP	WLS	BF	H	R	ER	SO	BB	IBB	HBP	BLK	WP	HR	S	P	ERA	WHIP
Mike Thurman, R ERA: 4.25	(1, 1)	5.0		22	1	1	1	2	4	0	0	0	1	0	40	78	1.80	1.000
Kirk Bullinger, R ERA:	(6, 1)	1.0	W	3	0	0	0	1	0	0	0	1	0	0	7	9	0.00	0.000
Steve Kline, L ERA: 2.92	(7, 1)	1.2		5	0	0	0	3	0	0	0	0	0	0	12	18	0.00	0.000
Ugueth Urbina, R ERA: 1.24	(8, 1)	1.1	S	6	2	0	0	2	0	0	0	0	1	0	13	23	0.00	1.500

PITCHER		IP	WLS	BF	H	R	ER	SO	BB	IBB	HBP	BLK	WP	HR	S	P	ERA	WHIP

Batter	1	2	3	4	5	6	7	8	9	AB	R	H	RBI	BB	SO	LOB
Wilton Guerrero, S (1, 4) OBP: 0.295, SLG: 0.343	B B B C C B 4-2 F8 SH E BB	X 0-0 E S 1B	C B B X 2-1 FC6-4 1-2f		F L S 0-3 K		C S S 0-3 K		4	1	1	0	1	2	2
Terry Jones, S (1, 8) OBP: 0.289, SLG: 0.301 Robert Perez, R (9, PH) OBP: 0.215, SLG: 0.286	L 1 SAFE X 0-1 SH E 1-2 FC5-2	L B F 1 B S 2-3 K	C B C S 1-3 K			F F F F F B B B 3-3 S K	B S S S 1-3 K		3 1	0 0	0 0	0 0	0 0	3 1	1 0
Bob Henley, R (1, 2) OBP: 0.371, SLG: 0.429	C C X 0-2 F8 2-3	1 SAFE 1 SAFE B B B C S S B 4-2 E 1-2 BB	C X 0-1 G4-3			F F S 0-3 K			3	0	0	0	1	1	2
Vladimir Guerrero, R (1, 9) OBP: 0.371, SLG: 0.603	F X 0-1 E8 FC5-2 1-3 3-H 1B	X 0-0 E4 1-2 2-3	C B B S X 2-2 1B 2B			B X 1-0 L5			4	1	2	1	0	0	2
Brad Fullmer, L (1, 3) OBP: 0.328, SLG: 0.457	C S F B X 1-2 FC5-2 2-3 3-H	B B X 2-0 F7	B B B C X 3-1 FC5-4 2-H 1B				B C X 1-1 F7		4	0	1	1	0	0	5
Shane Andrews, R (1, 5) OBP: 0.299, SLG: 0.432	C B B B C C 2-3 K	B F T X 1-2 F7	C S X 0-2 FC5-4 1-2f				B B F X 2-1 G3-1 2B		4	0	1	0	0	1	6
Ryan McGuire, L (1, 7) OBP: 0.298, SLG: 0.254	B S C B S 2-3 K	B B C C B F X 3-2 G3-1	B B C C X 2-2 G1			B B B C F B 4-2 BB	B B C S B X 3-2 G3-1 2-3		4	0	0	0	0	1	1
Orlando Cabrera, R (1, 6) OBP: 0.321, SLG: 0.414 Mike Maddux, L (8, 1)	X 0-0 G6-3	C X 0-1 G5-3					B C B X 2-1 P3		3 0	0 0	0 0	0 0	1 0	0 0	1 0
Carl Pavano, R (1, 1) OBP: 0.167, SLG: 0.167 Derrick May, L (6, PH) OBP: 0.275, SLG: 0.331 Anthony Telford, R (6, 1) Mike Mordecai, R (8, 6) OBP: 0.239, SLG: 0.294	F B B X 2-1 L8	C C X 0-2 FC6-4 1B				B B B C X 3-1 F8		C X 0-1 F8	2 1 0 1	0 0 0 0	1 0 0 0	0 0 0 0	0 0 0 0	0 1 0 0	0 0 0 0
Inning Stats	R: 1 H: 1 E: 1 LOB: 2 K: 1 BB: 1 S: 16 P: 23	R: 0 H: 0 E: 0 LOB: 0 K: 1 BB: 0 S: 6 P: 10	R: 0 H: 1 E: 1 LOB: 3 K: 1 BB: 1 S: 11 P: 20	R: 0 H: 1 E: 0 LOB: 1 K: 0 BB: 0 S: 11 P: 16	R: 1 H: 2 E: 0 LOB: 1 K: 1 BB: 0 S: 13 P: 19	R: 0 H: 0 E: 0 LOB: 1 K: 1 BB: 1 S: 10 P: 19	R: 0 H: 0 E: 0 LOB: 0 K: 2 BB: 0 S: 11 P: 15	R: 0 H: 1 E: 0 LOB: 1 K: 0 BB: 0 S: 9 P: 17	R: 0 H: 0 E: 0 LOB: 0 K: 2 BB: 0 S: 8 P: 9	1B: 4 2B: 2 3B: 0 HR: 0	SF: 0 SAC: 1 DP: 0 HBP: 0			WP: 0 PB: 0 SB: 1 CS: 0	PA: 38	

TOP

Montreal Expos @ San Diego Padres

Qualcomm Stadium, San Diego, CA

Mon Aug 31 1998, 10:05 PM EDT

Att. 13,449 - Cloudy - 84 F

livebaseballscorecards.com

AB	34
R	2
H	6
RBI	2
BB	3
SO	9
LOB	21

PITCHER		IP	WLS	BF	H	R	ER	SO	BB	IBB	HBP	BLK	WP	HR	S	P	ERA	WHIP
Joey Hamilton, R ERA: 4.45	(1, 1)	6.0	W	28	5	2	2	5	3	0	0	0	0	0	67	107	3.00	1.333
Donne Wall, R ERA: 2.63	(7, 1)	2.0		7	1	0	0	2	0	0	0	0	0	0	20	32	0.00	0.500
Trevor Hoffman, R ERA: 1.59	(9, 1)	1.0	S	3	0	0	0	2	0	0	0	0	0	0	8	9	0.00	0.000

PITCHER	IP	WLS	BF	H	R	ER	SO	BB	IBB	HBP	BLK	WP	HR	S	P	ERA	WHIP

BOTTOM

Montreal Expos @ San Diego Padres

Qualcomm Stadium, San Diego, CA

Mon Aug 31 1998, 10:05 PM EDT

Att. 13,449 - Cloudy - 84 F

livebaseballscorecards.com

Batter	1	2	3	4	5	6	7	8	9	AB	R	H	RBI	BB	SO	LOB
Quilvio Veras, S (1, 4) OBP: 0.384, SLG: 0.358	B B B B 4-0 G6-3 BB		B 1 SAFE B X 2-0 1B BB 1-2 1B	B C B S B F B 4-2 1-2 BB		X 0-0 G1-3 ③				2	0	1	0	2	0	0
Steve Finley, L (1, 8) OBP: 0.295, SLG: 0.390	1 SAFE B C 1 SAFE X 1-1 G6-3 ①② 1-2f		B C X 1-1 F7 ②	B X 1-0 F9 ③			X 0-0 1B			4	0	1	0	0	0	5
Ken Caminiti, S (1, 5) OBP: 0.363, SLG: 0.533	B S X 1-1 G3-1 ③		B B B B 4-0 1B 1-2 2-3 BB		C B B B X 3-1 P2 ①		C B F C 1-3 K ①			3	0	0	0	1	1	1
Greg Vaughn, R (1, 7) OBP: 0.370, SLG: 0.628		B B X 2-0 HR	S B B S T F X 2-2 1-2 2-3 3-H 1B		C B C S 1-3 K ②		B C 1 SAFE X 1-1 F8 ②			4	1	2	2	0	1	1
Wally Joyner, L (1, 3) OBP: 0.377, SLG: 0.463		B X 1-0 G4-3 ①	C B C B S 2-3 K ③		B F S F B X 2-2 HR		B C C B B C 3-3 K ③			4	1	1	1	0	2	4
Mark Sweeney, L (1, 9) OBP: 0.335, SLG: 0.375 Ruben Rivera, R (7, 9) OBP: 0.344, SLG: 0.413		F B B X 2-1 G4-3 ②		C B C X 1-2 F8 ①	B B C S X 2-2 G3 ③			B B C B B 4-2 BB		3 0	0 0	0 0	0 0	0 1	0 0	0 0
Jim Leyritz, R (1, 2) OBP: 0.396, SLG: 0.490 Carlos Hernandez, R (9, 2) OBP: 0.314, SLG: 0.385		B S S B F X 2-2 G6-3 ③		C B B C S 2-3 K ②		C B C S 1-3 K ①		F 1 SAFE C S 0-3 K ①		4 0	0 0	0 0	0 0	0 0	3 0	1 0
Chris Gomez, R (1, 6) OBP: 0.341, SLG: 0.370			C X 0-1 BB 1B 1B 1B	C B X 1-1 1B 3B		F B X 1-1 G1-3 ②		B S X 1-1 F8 ②		4	2	2	0	0	0	1
Joey Hamilton, R (1, 1) OBP: 0.175, SLG: 0.242 George Arias, R (6, PH) OBP: 0.300, SLG: 0.600 Donne Wall, R (7, 1) OBP: 0.286, SLG: 0.286 John Vander Wal, L (8, PH) OBP: 0.377, SLG: 0.543 Trevor Hoffman, R (9, 1)			B X 1-0 F7 ①	X 0-0 BB 3-H 1B		F S B B B F X 2-2 HR		B C X 1-1 F7 ③		2 1 0 1 0	0 1 0 0 0	1 1 0 0 0	1 1 0 0 0	0 0 0 0 0	0 0 0 0 0	1 0 0 1 0
Inning Stats	R: 0 E: 0 K: 0 S: 4 H: 0 LOB: 0 BB: 1 P: 10	R: 1 E: 0 K: 0 S: 8 H: 1 LOB: 0 BB: 0 P: 15	R: 1 E: 0 K: 1 S: 14 H: 3 LOB: 3 BB: 1 P: 26	R: 1 E: 0 K: 1 S: 13 H: 2 LOB: 2 BB: 1 P: 22	R: 1 E: 0 K: 1 S: 12 H: 1 LOB: 0 BB: 0 P: 20	R: 1 E: 0 K: 1 S: 10 H: 1 LOB: 0 BB: 0 P: 14	R: 0 E: 0 K: 2 S: 9 H: 1 LOB: 1 BB: 0 P: 14	R: 0 E: 0 K: 1 S: 9 H: 0 LOB: 1 BB: 1 P: 15		1B: 5 2B: 0 3B: 1 HR: 3	SF: 0 SAC: 0 DP: 1 HBP: 0					

	AB	32
	R	5
	H	9
	RBI	5
	BB	4
	SO	7
	LOB	15

WP: 0 PB: 0 SB: 0 CS: 0 PA: 36

PITCHER		IP	WLS	BF	H	R	ER	SO	BB	IBB	HBP	BLK	WP	HR	S	P	ERA	WHIP
Carl Pavano, R ERA: 4.49	(1, 1)	5.0	L	24	7	4	4	3	3	0	0	0	0	2	51	93	7.20	2.000
Anthony Telford, R ERA: 4.1	(6, 1)	2.0		8	2	1	1	3	0	0	0	0	0	1	19	28	4.50	1.000
Mike Maddux, R ERA: 4.12	(8, 1)	1.0		4	0	0	0	1	1	0	0	0	0	0	9	15	0.00	1.000

PITCHER	IP	WLS	BF	H	R	ER	SO	BB	IBB	HBP	BLK	WP	HR	S	P	ERA	WHIP

Montreal Expos @ San Francisco Giants

3Com Park at Candlestick Point, San Francisco, CA

Tue Sep 01 1998, 10:05 PM EDT

Att. 10,160 - Unknown - 60 F

livebaseballscorecards.com

TOP

Batter	1	2	3	4	5	6	7	8	9	AB	R	H	RBI	BB	SO	LOB
Wilton Guerrero, S (1, 4) OBP: 0.300, SLG: 0.357	1-3 K		0-1 BB BB 1B 1B	0-1 2-H HR		2-3 K		0-1 G6-3 2B 1B		5	3	3	2	0	2	0
Orlando Cabrera, R (1, 6) OBP: 0.322, SLG: 0.408	4-1 S BB		4-1 BB 1B 1-2 BB	2-0 F3		0-1 P3		3-1 G6-3 1-2		3	1	0	0	2	0	1
Shane Andrews, R (1, 5) OBP: 0.305, SLG: 0.446	4-2 FC6-4 1-2 BB		0-1 F8	2-1 HR		2-2 2B		0-1 BLK 1B 2-H 2B		4	2	3	2	1	0	2
Vladimir Guerrero, R (1, 9) OBP: 0.371, SLG: 0.599	0-2 L6		4-2 1B 1-2 2-3 BB	2-0 P8		4-0 IBB		0-3 K 2-3		3	0	0	0	2	1	3
Brad Fullmer, L (1, 3) OBP: 0.330, SLG: 0.460	2-2 FC6-4 1-2f		1-2 1-2 2-H 3-H 1B		0-2 G6-3 2B	0-1 F9		1-1 3-H 1B		4	0	2	2	0	0	4
Shayne Bennett, R (6, 1)										0	0	0	0	0	0	0
Scott Livingstone, L (8, PH) OBP: 0.226, SLG: 0.243										0	0	0	0	0	0	0
Robert Perez, R (8, PH) OBP: 0.221, SLG: 0.291										1	0	1	1	0	0	0
Anthony Telford, R (8, 1)										0	0	0	0	0	0	0
Chris Widger, R (1, 2) OBP: 0.273, SLG: 0.366		0-2 G6-3	2-1 F7		0-0 G6-3		1-1 1B 2B	1-3 K		2	0	0	0	0	0	2
Bob Henley, R (5, PH) OBP: 0.370, SLG: 0.439										3	0	1	0	0	1	2
(5, 2)																
F.P. Santangelo, S (1, 7) OBP: 0.329, SLG: 0.297		0-1 G1-3	1-3 K		2-0 G6-3 2-3		0-1 P7		1-1 G6-3	5	0	0	0	0	1	4
Terry Jones, S (1, 8) OBP: 0.305, SLG: 0.309		0-1 1B		4-1 SH1-4 HR BB	4-0 S IBB		2-2 CS 2-3 1B		1-2 G1-3	3	1	2	0	2	0	0
Miguel Batista, R (1, 1)		1-2 G4-3		0-1 SH1-4 1-2	0-3 K 1-2		3-2 G1-3 1-2		0-1 P5	2	0	0	0	0	1	3
Kirk Bullinger, R (6, 1)										0	0	0	0	0	0	0
Steve Kline, S (6, 1)										0	0	0	0	0	0	0
Ryan McGuire, L (6, 3) OBP: 0.296, SLG: 0.251										2	0	0	0	0	0	2

Inning Stats	1	2	3	4	5	6	7	8	9
	R: 0 H: 0 E: 0 LOB: 2 K: 1 BB: 2 S: 15 P: 25	R: 0 H: 1 E: 0 LOB: 1 K: 0 BB: 0 S: 12 P: 13	R: 2 H: 2 E: 0 LOB: 2 K: 1 BB: 2 S: 17 P: 29	R: 3 H: 2 E: 0 LOB: 0 K: 0 BB: 1 S: 9 P: 19	R: 0 H: 1 E: 0 LOB: 2 K: 1 BB: 1 S: 8 P: 14	R: 0 H: 1 E: 0 LOB: 2 K: 1 BB: 1 S: 12 P: 20	R: 0 H: 2 E: 0 LOB: 1 K: 0 BB: 0 S: 11 P: 17	R: 2 H: 3 E: 0 LOB: 1 K: 2 BB: 0 S: 14 P: 19	R: 0 H: 0 E: 0 LOB: 0 K: 0 BB: 0 S: 7 P: 9

1B: 6	SF: 0																								
2B: 4	SAC: 1																								
3B: 0	DP: 0																								
HR: 2	HBP: 0																								
WP: 0	PA: 45																								
PB: 0																									
SB: 2																									
CS: 1																									

PITCHER		IP	WLS	BF	H	R	ER	SO	BB	IBB	HBP	BLK	WP	HR	S	P	ERA	WHIP
Danny Darwin, R ERA: 5.4	(1, 1)	3.1		19	4	4	4	2	5	0	0	0	0	1	49	76	10.80	2.700
Cory Bailey, R ERA: 13.5	(4, 1)	0.2		3	1	1	1	0	0	0	0	0	0	1	4	10	13.50	1.500
John Johnstone, R ERA: 3.53	(5, 1)	2.0	W	10	2	0	0	2	0	2	0	0	0	0	20	34	0.00	1.000
Julian Tavarez, R ERA: 3.6	(7, 1)	1.2		8	4	2	2	1	0	0	0	1	0	0	20	29	10.80	2.400
Rich Rodriguez, L ERA: 3.83	(8, 1)	0.0		1	1	0	0	0	0	0	0	0	0	0	2	3	∞	∞

PITCHER		IP	WLS	BF	H	R	ER	SO	BB	IBB	HBP	BLK	WP	HR	S	P	ERA	WHIP
Jose Mesa, R ERA: 4.74	(8, 1)	0.1		1	0	0	0	1	0	0	0	0	0	0	3	4	0.00	0.000
Robb Nen, R ERA: 1.41	(9, 1)	1.0	S	3	0	0	0	0	0	0	0	0	0	0	7	9	0.00	0.000

AB	37
R	7
H	12
RBI	7
BB	7
SO	6
LOB	23

BOTTOM

Batter	1	2	3	4	5	6	7	8	9	AB	R	H	RBI	BB	SO	LOB
Stan Javier, S (1, 9) OBP: 0.350, SLG: 0.363 Joe Carter, R (6, PH) OBP: 0.290, SLG: 0.433 Julian Tavarez, L (7, 1) OBP: 0.111, SLG: 0.111 Rich Rodriguez, L (8, 1) OBP: 0.250, SLG: 0.250 Jose Mesa, R (8, 1) Brian Johnson, R (8, 2) OBP: 0.299, SLG: 0.381 Ramon Martinez, R (8, PR) OBP: 0.471, SLG: 0.429 Robb Nen, R (9, 1)	C B B B B 4-1 G5-4-3 BB		B F F B X 2-2 ① G5-3		C B B S C 2-3 ① K	B X 1-0 1-H 2-H HR		B C B S X 2-2 SH1-4 SF7 2B		2 0 0 0 1 1 0 1 1 1 3 0 0 0 0 0 0 0 0 0 0 0 0 0 0 0 0 0 0 0 0 0 0 0 0 1 0 1 0 0 0 0 0 1 0 0 0 0 0 0 0 0 0 0 0 0						
Rich Aurilia, R (1, 6) OBP: 0.323, SLG: 0.423	X 0-0 ① ② G5-4-3 1-2f		B S B B F X 3-2 HBP BB F8-2 1B		B X 1-0 ② P3	B X 2-0 ② P4		B X 1-0 ① SH1-4 2-3		4 0 1 0 0 0 1						
Barry Bonds, L (1, 7) OBP: 0.433, SLG: 0.586	F B C F X 1-2 HR		B B B B 4-0 HBP 1-2 BB		B X 1-0 2B	B S B B F B 4-2 HR BB		I I I I 4-0 1B IBB		2 2 2 1 3 0 0						
Jeff Kent, R (1, 4) OBP: 0.354, SLG: 0.550	B B B C X 3-1 ③ L7		S T B H 2-2 1-2 2-3 HBP		B B C S C 2-3 ③ K	C X 0-1 1-H HR		S X 0-1 ② SF7 3-H		3 1 1 3 0 1 1						
Charlie Hayes, R (1, 5) OBP: 0.366, SLG: 0.432		C B B S S 2-3 ① K	F B S B B F F X 2-2 ② ③ F8-2 3-H			B B X 2-1 G4-3 0-3 ③ K		B 1 SAFE 1 SAFE F B X 2-1 1-2 1B		5 0 1 0 0 2 3						
Ellis Burks, R (1, 8) OBP: 0.371, SLG: 0.509		C B C B F X 2-2 S 1B		B C B X 2-1 ① F7	X 0-0 1B 1B 1B	B C X 1-1 ① F7	C X 0-1 ③ G1-3			5 1 2 0 0 0 2						
J.T. Snow, L (1, 3) OBP: 0.333, SLG: 0.413		1 SAFE B B F 1 SAFE 1 B B 4-1 1-2 BB		F B F F B C 2-3 ② K	C B X 1-1 1B 1-3 1B 1B	B S B S B F X 3-2 2B				3 1 2 0 1 1 0						
Brent Mayne, L (1, 2) OBP: 0.350, SLG: 0.361 Doug Mirabelli, R (9, 2) OBP: 0.278, SLG: 0.313		C F B S 1-3 ② K	B B C B X 3-1 1B		F X 0-1 1B 1-3 3-H HR 1B	X 0-0 ② F8				4 1 2 1 0 1 3 0 0 0 0 0 0 0						
Danny Darwin, R (1, 1) OBP: 0.128, SLG: 0.111 Cory Bailey, R (4, 1) Armando Rios, L (4, PH) John Johnstone, R (5, 1) Marvin Benard, L (6, PH) OBP: 0.383, SLG: 0.410 (7, 9)		S C B S 1-3 ③ K	B B F F S 2-3 ③ K		B B 1 SAFE X 2-0 1-2 3-H HR 1B	C B B X 2-1 ③ L8				1 0 0 0 0 1 2 0 0 0 0 0 0 0 1 0 0 0 0 1 1 0 0 0 0 0 0 0 2 1 1 1 0 0 1						
Inning Stats	R: 1 H: 1 E: 0 LOB: 0 K: 0 BB: 1 S: 8 P: 16	R: 0 H: 1 E: 0 LOB: 2 K: 3 BB: 1 S: 14 P: 24	R: 0 H: 1 E: 0 LOB: 2 K: 0 BB: 1 S: 13 P: 26	R: 0 H: 1 E: 0 LOB: 1 K: 2 BB: 0 S: 11 P: 20	R: 0 H: 1 E: 0 LOB: 1 K: 2 BB: 0 S: 8 P: 14	R: 7 H: 6 E: 0 LOB: 0 K: 1 BB: 1 S: 17 P: 29	R: 0 H: 1 E: 0 LOB: 1 K: 0 BB: 0 S: 9 P: 15	R: 1 H: 2 E: 0 LOB: 2 K: 0 BB: 1 S: 10 P: 19		1B: 8 SF: 1 2B: 4 SAC: 1 3B: 0 DP: 2 HR: 3 HBP: 1				WP: 0 PA: 42 PB: 0 SB: 1 CS: 0		

PITCHER		IP	WLS	BF	H	R	ER	SO	BB	IBB	HBP	BLK	WP	HR	S	P	ERA	WHIP
Miguel Batista, R ERA: 4.09	(1, 1)	5.0		22	5	1	1	7	3	0	1	0	0	1	54	100	1.80	1.600
Kirk Bullinger, R ERA: 27.0	(6, 1)	0.1		5	4	4	4	0	0	0	0	0	0	0	8	13	108.00	12.000
Steve Kline, L ERA: 3.19	(6, 1)	0.1	L	3	1	1	1	0	1	0	0	0	0	1	4	11	27.00	6.000
Shayne Bennett, R ERA: 4.78	(6, 1)	1.1		6	2	2	2	1	0	0	0	0	0	1	14	20	13.50	1.500
Anthony Telford, R ERA: 4.16	(8, 1)	1.0		6	2	1	1	0	0	1	0	0	0	0	10	19	9.00	2.000

PITCHER	IP	WLS	BF	H	R	ER	SO	BB	IBB	HBP	BLK	WP	HR	S	P	ERA	WHIP

Montreal Expos @ San Francisco Giants

3Com Park at Candlestick Point, San Francisco, CA

Tue Sep 01 1998, 10:05 PM EDT

Att. 10,160 - Unknown - 60 F

livebaseballscorecards.com

AB	34
R	9
H	14
RBI	9
BB	5
SO	8
LOB	14

Batter	1	2	3	4	5	6	7	8	9	AB	R	H	RBI	BB	SO	LOB
Wilton Guerrero, S (1, 4) OBP: 0.295, SLG: 0.351	F9	G3			P5		K		K	5	0	0	0	0	2	3
Orlando Cabrera, R (1, 6) OBP: 0.323, SLG: 0.404	G1-3		G5-3 1B, BB		G5-3		P3		F8	2	0	0	0	1	0	0
Shayne Bennett, R (5, 1)										0	0	0	0	0	0	0
Mike Maddux, L (5, 1)										0	0	0	0	0	0	0
Derrick May, L (7, PH) OBP: 0.272, SLG: 0.327 (7, 7)										2	0	0	0	0	0	1
Robert Perez, R (1, 7) OBP: 0.222, SLG: 0.290	G6-3		G5-3 1B 1-2		F7		P6		K	4	0	1	0	0	0	1
Steve Kline, S (7, 1)										0	0	0	0	0	0	0
F.P. Santangelo, S (9, PH) OBP: 0.329, SLG: 0.296										1	0	0	0	0	1	0
Vladimir Guerrero, R (1, 9) OBP: 0.371, SLG: 0.600		G6-3	G5-3 1-2 2-3			1B, 2B		K		3	0	1	0	0	0	2
Ryan McGuire, L (6, PR) OBP: 0.294, SLG: 0.250 (6, 9)										1	0	0	0	0	1	0
Shane Andrews, R (1, 5) OBP: 0.306, SLG: 0.444		WP, 1B, BB	K			P4		1B, BB		2	1	0	0	2	1	3
Brad Fullmer, L (1, 3) OBP: 0.333, SLG: 0.462		BB, 2B, 1B 1-H	P5			1B 2-3		1B 1-2		4	1	3	1	0	0	2
Bob Henley, R (1, 2) OBP: 0.364, SLG: 0.420		2B, BB 1-2		F8		P6		F9		3	0	0	0	1	0	5
Terry Jones, S (1, 8) OBP: 0.304, SLG: 0.315		2B 1-3 2-H		G1-3		F8		G4-3		4	0	1	1	0	0	5
Javier Vazquez, R (1, 1) OBP: 0.208, SLG: 0.217		K1-3		G4-3			3B		HR	1	0	0	0	0	1	2
Kirk Bullinger, R (2, 1)										1	0	0	0	0	0	0
Mike Mordecai, R (5, 6) OBP: 0.252, SLG: 0.356										2	1	2	1	0	0	0
Inning Stats	R: 0 E: 0 K: 0 S: 3 H: 0 LOB: 0 BB: 0 P: 3	R: 2 E: 0 K: 1 S: 7 H: 2 LOB: 2 BB: 2 P: 15	R: 0 E: 0 K: 1 S: 6 H: 1 LOB: 2 BB: 1 P: 10	R: 0 E: 0 K: 0 S: 3 H: 0 LOB: 0 BB: 0 P: 3	R: 0 E: 0 K: 0 S: 3 H: 0 LOB: 0 BB: 0 P: 3	R: 0 E: 0 K: 0 S: 5 H: 2 LOB: 3 BB: 0 P: 5	R: 0 E: 0 K: 1 S: 6 H: 1 LOB: 1 BB: 0 P: 6	R: 0 E: 0 K: 1 S: 6 H: 1 LOB: 2 BB: 1 P: 10	R: 1 E: 0 K: 2 S: 8 H: 1 LOB: 0 BB: 0 P: 8	1B: 4 2B: 2 3B: 1 HR: 1 SF: 0 SAC: 0 DP: 0 HBP: 0						

PITCHER	IP	WLS	BF	H	R	ER	SO	BB	IBB	HBP	BLK	WP	HR	S	P	ERA	WHIP
Kirk Rueter, L (1, 1) ERA: 4.27	5.1	W	24	5	2	2	2	3	0	0	0	1	0	25	37	3.38	1.500
Chris Brock, R (6, 1) ERA: 3.27	2.2		11	2	0	0	2	1	0	0	0	0	0	14	18	0.00	1.125
Alvin Morman, L (9, 1) ERA: 5.61	1.0		4	1	1	1	2	0	0	0	0	0	1	8	8	9.00	1.000

PITCHER	IP	WLS	BF	H	R	ER	SO	BB	IBB	HBP	BLK	WP	HR	S	P	ERA	WHIP

TOP

Montreal Expos @ San Francisco Giants

3Com Park at Candlestick Point, San Francisco, CA

Wed Sep 02 1998, 6:33 AM EDT

Att. 10,673 - Sunny - 76 F

livebaseballscorecards.com

AB	35
R	3
H	8
RBI	3
BB	4
SO	6
LOB	24

Batter	1	2	3	4	5	6	7	8	9	AB	R	H	RBI	BB	SO	LOB
Marvin Benard, L (1, 9) (7, 8) OBP: 0.383, SLG: 0.415	0-0 WP S 2B 1B	0-3 K	0-0 G1-3		0-0 HR 2-H 2B	0-0 L8				5	2	2	1	0	1	4
Bill Mueller, S (1, 5) OBP: 0.390, SLG: 0.400	4-0 BB 1-2 2B BB	0-0 P5		0-0 1B 2B 1B	4-0 HR BB		0-0 F9			3	3	1	0	2	0	2
Barry Bonds, L (1, 7) OBP: 0.437, SLG: 0.595 Joe Carter, R (6, 7) OBP: 0.289, SLG: 0.432	4-0 2B 1-2 2-3 2B BB	0-0 FC6-4 1-2 3-H 1B		0-0 1-2 2B 1B	0-0 1-H 2-H HR		0-0 F9			3 1	3 0	3 0	4 0	1 0	0 0	0 0
Jeff Kent, R (1, 4) OBP: 0.355, SLG: 0.554 Ramon Martinez, R (7, 4) OBP: 0.444, SLG: 0.400	0-0 1-3 2-H 3-H 2B 2B	0-0 FC6-4 1-2f 2-3		0-0 G4-3 1-H 2-H 2B	0-0 G3		0-3 K			4 1	1 0	2 0	4 0	0 0	0 1	2 0
J.T. Snow, L (1, 3) OBP: 0.335, SLG: 0.415 Charlie Hayes, R (8, PH) (9, 3) OBP: 0.364, SLG: 0.431	0-0 FC1-6 2-H 3-H 2B	0-0 G4-3	0-0 G4-3 2-3	0-0 G4-3	4-0 1B BB			0-0 F8		3 1	0 0	1 0	2 0	1 0	0 0	1 0
Stan Javier, S (1, 8) OBP: 0.379, SLG: 0.362 Chris Jones, R (7, 9) OBP: 0.268, SLG: 0.298	0-0 FC1-6 G6-4-3 2-2	0-0 E4 1B 2B	0-0 P6	0-0 1-2 1B				0-0 G4-3		4 1	1 0	1 0	0 0	0 0	0 0	2 0
Brian Johnson, R (1, 2) OBP: 0.297, SLG: 0.378	0-0 G6-4-3 1-2f	0-0 2B 1-2 1B	0-0 G6-3	0-3 K				0-3 K		5	0	1	0	0	2	4
Rey Sanchez, R (1, 6) OBP: 0.325, SLG: 0.365 Shawon Dunston, R (6, 6) OBP: 0.250, SLG: 0.396	0-0 1B 1B 2B	0-0 1-3 2-H 2B		1-0 SH1-4 2B HBP	0-0 F7					2 1	2 0	2 0	1 0	0 0	0 0	0 0
Kirk Rueter, L (1, 1) OBP: 0.250, SLG: 0.268 Chris Brock, R (6, 1) OBP: 0.333, SLG: 0.333 Alvin Morman, L (9, 1)	0-0 FC6-4 1B 2-3 1B	0-0 G6-3		0-0 SH1-4 1-2	0-0 G5-3					2 1 0	0 0 0	1 0 0	0 0 0	0 0 0	0 0 0	2 0 0
Inning Stats	R: 4 E: 0 K: 0 S: 5 H: 3 LOB: 0 BB: 2 P: 13	R: 1 E: 0 K: 1 S: 8 H: 3 LOB: 2 BB: 0 P: 8	R: 1 E: 1 K: 0 S: 6 H: 2 LOB: 2 BB: 0 P: 6	R: 2 E: 0 K: 0 S: 6 H: 3 LOB: 1 BB: 0 P: 6	R: 4 E: 0 K: 1 S: 8 H: 3 LOB: 2 BB: 2 P: 17	R: 0 E: 0 K: 0 S: 3 H: 0 LOB: 0 BB: 0 P: 3	R: 0 E: 0 K: 1 S: 5 H: 0 LOB: 0 BB: 0 P: 5	R: 0 E: 0 K: 1 S: 5 H: 0 LOB: 0 BB: 0 P: 5		1B: 7 2B: 6 3B: 0 HR: 1 SF: 0 SAC: 1 DP: 1 HBP: 1						

PITCHER		IP	WLS	BF	H	R	ER	SO	BB	IBB	HBP	BLK	WP	HR	S	P	ERA	WHIP
Javier Vazquez, R ERA: 6.11	(1, 1)	1.2	L	12	6	5	5	1	2	0	0	0	1	0	12	20	27.00	4.800
Kirk Bullinger, R ERA: 14.73	(2, 1)	2.1		13	5	3	2	0	0	0	0	0	0	0	13	13	7.71	2.143
Shayne Bennett, R ERA: 5.15	(5, 1)	0.2		7	2	4	4	0	2	0	1	0	0	1	4	13	54.00	6.000
Mike Maddux, R ERA: 4.0	(5, 1)	1.1		5	1	0	0	1	0	0	0	0	0	0	7	7	0.00	0.750
Steve Kline, L ERA: 3.09	(7, 1)	2.0		6	0	0	0	2	0	0	0	0	0	0	10	10	0.00	0.000

PITCHER	IP	WLS	BF	H	R	ER	SO	BB	IBB	HBP	BLK	WP	HR	S	P	ERA	WHIP

BOTTOM

Montreal Expos @ San Francisco Giants

3Com Park at Candlestick Point, San Francisco, CA

Wed Sep 02 1998, 6:33 AM EDT
Att. 10,673 - Sunny - 76 F

livebaseballscorecards.com

AB	37
R	12
H	14
RBI	12
BB	4
SO	4
LOB	17

WP: 1 PA: 43
PB: 0
SB: 1
CS: 0

Batter	1	2	3	4	5	6	7	8	9	AB	R	H	RBI	BB	SO	LOB
Wilton Guerrero, S (1, 4) OBP: 0.297, SLG: 0.355	0-0 SH1-3 1B	1-1 1B 1-H 2-H 2B			1-0 ① F7	0-0 ② F8		2-2 ③ P5		5	1	2	2	0	0	2
Terry Jones, S (1, 8) OBP: 0.302, SLG: 0.313	2-1 ① SH1-3 1-2	0-1 S 2-H 1B			0-0 ② G4-3	1-0 ③ G3			2-3 ① K	4	0	1	1	0	1	1
Shane Andrews, R (1, 5) OBP: 0.307, SLG: 0.457	0-2 ② F7	1-0 ③ F8 1-2			2-1 HR		3-1 HR		1-3 ② K	5	2	2	2	0	1	2
Vladimir Guerrero, R (1, 9) OBP: 0.371, SLG: 0.599	1-2 ③ G4-3		0-0 ① F9		4-0 BB		1-3 ① K		2-2 2B	4	0	1	0	1	1	1
Brad Fullmer, L (1, 3) OBP: 0.333, SLG: 0.459 Ryan McGuire, L (7, 3) OBP: 0.293, SLG: 0.249		4-1 1B G5-3 BB	0-3 ② K		2-3 ③ K		1-0 ② G4-3		1-0 ③ G5-3	3 1	1 0	0 0	0 0	1 0	2 0	1 1
Derrick May, L (1, 7) OBP: 0.283, SLG: 0.357 F.P. Santangelo, S (7, 7) OBP: 0.329, SLG: 0.296		2-0 G5-3 1-3 2B 1B	1-0 ③ 1B			1-0 HR	3-2 ③ G1			4 0	2 0	3 0	1 0	0 0	0 0	0 0
Chris Widger, R (1, 2) OBP: 0.273, SLG: 0.373	0-1 ① G5-3 1-2 3-H			1-2 ① G4-3		1-1 HR		0-3 ① K2-3		4	1	1	2	0	1	1
Orlando Cabrera, R (1, 6) OBP: 0.321, SLG: 0.401	0-3 ② K			1-1 ② G5-3		2-1 1B		2-2 E3		4	0	1	0	0	1	1
Dustin Hermanson, R (1, 1) OBP: 0.298, SLG: 0.217 Jose Vidro, S (8, PH) OBP: 0.323, SLG: 0.281 Steve Kline, S (8, 1) Ugueth Urbina, R (9, 1)	4-2 2B BB			0-3 ③ K		2-3 ① K		2-1 ② F8		2 1 0 0	1 0 0 0	0 0 0 0	0 0 0 0	1 0 0 0	2 0 0 0	1 1 0 0
Inning Stats	R: 0 E: 0 K: 0 S: 9 H: 1 LOB: 1 BB: 0 P: 12	R: 4 E: 0 K: 1 S: 15 H: 3 LOB: 1 BB: 2 P: 27	R: 0 E: 0 K: 1 S: 5 H: 1 LOB: 1 BB: 0 P: 6	R: 0 E: 0 K: 1 S: 8 H: 0 LOB: 0 BB: 0 P: 10	R: 1 E: 0 K: 1 S: 7 H: 1 LOB: 1 BB: 1 P: 16	R: 2 E: 0 K: 1 S: 10 H: 3 LOB: 1 BB: 0 P: 17	R: 1 E: 0 K: 1 S: 12 H: 1 LOB: 0 BB: 0 P: 20	R: 0 E: 1 K: 1 S: 13 H: 0 LOB: 1 BB: 0 P: 19	R: 0 E: 0 K: 2 S: 11 H: 1 LOB: 1 BB: 0 P: 17	1B: 5 2B: 2 3B: 0 HR: 4 SF: 0 SAC: 1 DP: 0 HBP: 0							

PITCHER	IP	WLS	BF	H	R	ER	SO	BB	IBB	HBP	BLK	WP	HR	S	P	ERA	WHIP
Brian Meadows, R (1, 1) ERA: 5.04	6.0	L	29	9	7	7	5	3	0	0	0	0	3	54	88	10.50	2.000
Justin Speier, R (7, 1) ERA: 8.82	2.0		8	1	1	1	2	0	0	0	0	0	1	25	39	4.50	0.500
Donn Pall, R (9, 1) ERA: 5.47	1.0		4	1	0	0	2	0	0	0	0	0	0	11	17	0.00	1.000

PITCHER	IP	WLS	BF	H	R	ER	SO	BB	IBB	HBP	BLK	WP	HR	S	P	ERA	WHIP

Montreal Expos @ Florida Marlins

Pro Player Stadium, Miami, FL

Fri Sep 04 1998, 7:05 PM EDT

Att. 16,929 - Cloudy - 90 F

TOP

livebaseballscorecards.com

AB	37
R	8
H	11
RBI	8
BB	3
SO	9
LOB	12

WP: 0	PA: 41						
PB: 0							
SB: 1							
CS: 0							

Batter	1	2	3	4	5	6	7	8	9	AB	R	H	RBI	BB	SO	LOB
Todd Dunwoody, L (1, 8) OBP: 0.285, SLG: 0.377	G4-3		K			F7			G6-4-3 BB	3	0	0	0	1	1	0
Alex Gonzalez, R (1, 6) OBP: 0.244, SLG: 0.282	G4-3 BB			K		G4-3			G6-4-3 1-2f	3	0	0	0	1	1	1
Mark Kotsay, L (1, 9) OBP: 0.305, SLG: 0.379	G4-3 1-2			K			L4		K	4	0	0	0	0	2	1
Cliff Floyd, L (1, 7) OBP: 0.335, SLG: 0.470	K			K			1B			3	0	1	0	0	2	1
Ryan Jackson, L (1, 3) OBP: 0.310, SLG: 0.373		G4-3			F7		G5-4-3 1-2			3	0	1	0	0	0	0
Kevin Orie, R (1, 5) OBP: 0.279, SLG: 0.320		K			F8		G5-4-3 1-2f			3	0	0	0	0	1	2
Gregg Zaun, S (1, 2) OBP: 0.289, SLG: 0.309		G4-3			1B			G6-3		3	0	1	0	0	0	0
Luis Castillo, S (1, 4) OBP: 0.287, SLG: 0.247			G6-3		K			G4-3		3	0	0	0	0	1	1
Brian Meadows, R (1, 1) OBP: 0.216, SLG: 0.152			K			B1-3		K		1	0	0	0	0	1	0
John Cangelosi, S (6, PH) OBP: 0.346, SLG: 0.306										1	0	0	0	0	0	0
Justin Speier, R (7, 1)										0	0	0	0	0	0	0
Preston Wilson, R (8, PH) OBP: 0.296, SLG: 0.320										1	0	0	0	0	1	0
Donn Pall, R (9, 1)										0	0	0	0	0	0	0
Inning Stats	R: 0 E: 0 K: 1 S: 5 H: 0 LOB: 1 BB: 1 P: 11	R: 0 E: 0 K: 1 S: 7 H: 0 LOB: 0 BB: 0 P: 9	R: 0 E: 0 K: 2 S: 11 H: 0 LOB: 0 BB: 0 P: 15	R: 0 E: 0 K: 3 S: 10 H: 0 LOB: 0 BB: 0 P: 12	R: 0 E: 0 K: 1 S: 12 H: 1 LOB: 1 BB: 0 P: 16	R: 0 E: 0 K: 0 S: 8 H: 0 LOB: 0 BB: 0 P: 11	R: 0 E: 0 K: 0 S: 5 H: 2 LOB: 1 BB: 0 P: 6	R: 0 E: 0 K: 1 S: 8 H: 0 LOB: 0 BB: 0 P: 12	R: 0 E: 0 K: 1 S: 10 H: 0 LOB: 0 BB: 1 P: 15	1B: 3 2B: 0 3B: 0 HR: 0 SF: 0 SAC: 0 DP: 2 HBP: 0						

PITCHER		IP	WLS	BF	H	R	ER	SO	BB	IBB	HBP	BLK	WP	HR	S	P	ERA	WHIP
Dustin Hermanson, R ERA: 3.08	(1, 1)	7.0	W	24	3	0	0	8	1	0	0	0	0	0	58	80	0.00	0.571
Steve Kline, L ERA: 3.05	(8, 1)	1.0		3	0	0	0	1	0	0	0	0	0	0	8	12	0.00	0.000
Ugueth Urbina, R ERA: 1.22	(9, 1)	1.0		3	0	0	0	1	1	0	0	0	0	0	10	15	0.00	1.000

PITCHER	IP	WLS	BF	H	R	ER	SO	BB	IBB	HBP	BLK	WP	HR	S	P	ERA	WHIP

BOTTOM

Montreal Expos @ Florida Marlins

Pro Player Stadium, Miami, FL

Fri Sep 04 1998, 7:05 PM EDT

Att. 16,929 - Cloudy - 90 F

livebaseballscorecards.com

AB	28
R	0
H	3
RBI	0
BB	2
SO	10
LOB	6

Batter	1	2	3	4	5	6	7	8	9	AB	R	H	RBI	BB	SO	LOB
Wilton Guerrero, S (1, 4) OBP: 0.299, SLG: 0.360	B X 1-0 F8 ①		L F F F B B F F F F 2-2 B F X G5-3 ①		X 0-0 2-H 3-H 3B		F B B B B 4-1 SH1-4 3B BB	B C X 1-1 G1-3 ③		4	1	1	2	1	0	0
Terry Jones, S (1, 8) OBP: 0.301, SLG: 0.307	C B F F B X 2-2 G4-3 ②		X 0-0 G3 ②		C B S B C 2-3 K ②		M 1 SAFE X 0-1 SH1-4 ① 1-2		F F F F F B B F B 4-2 B BB	3	0	0	0	1	1	1
Shane Andrews, R (1, 5) OBP: 0.306, SLG: 0.453	C B F B B B 4-2 FC5-4 BB		C C B B B C 2-3 K ③		B C B S F B F X 3-2 F8 ③		C B B B S S 3-3 K ②		B B S B F S 3-3 K ①	4	0	0	0	1	3	3
Vladimir Guerrero, R (1, 9) OBP: 0.370, SLG: 0.599	F B S F X 1-2 FC5-4 ③ 1-2f			C X 0-1 F7 ①		B F B F F F F X 2-2 F8 ①	B B B C S X 3-2 2-H 3B		C S S 0-3 K ②	5	0	1	1	0	1	2
Brad Fullmer, L (1, 3) OBP: 0.332, SLG: 0.456 Ryan McGuire, L (7, 3) OBP: 0.292, SLG: 0.248		C X 0-1 F7 ①		C B C F S 1-3 K ②		B B F C F F F F B B 4-2 S 2B BB	C B F B F F F X 2-2 P5 ③		F B X 1-1 P5 ③	3 1	1 0	0 0	0 0	1 0	1 0	1 1
Fernando Seguignol, S (1, 7) F.P. Santangelo, S (6, 7) OBP: 0.330, SLG: 0.296		C B B C B F F B 4-2 BB BB		B F B B B C 3-3 K ③		B S S S B S 3-3 1-2 K ②		B B C B B 4-1 HR BB		2 0	0 1	0 0	0 0	1 1	2 0	1 0
Chris Widger, R (1, 2) OBP: 0.280, SLG: 0.383		B C C B F F B B B 4-2 1-2 BB			B C F B X 2-2 WP S 3B 1B	B B B B 4-0 2B BB		C B F X 1-2 1-H HR		2	3	2	2	2	0	0
Orlando Cabrera, R (1, 6) OBP: 0.324, SLG: 0.405		B B F F X 2-2 F7 ②			S B B B C B 4-2 SH3-4 1-3 3B BB	B B X 2-0 1-H 2-H 2B		B X 1-0 L8 ①		3	1	1	2	1	0	2
Mike Thurman, R (1, 1) Tim Young, L (6, 1) Anthony Telford, R (6, 1) Steve Kline, S (7, 1) Mike Maddux, L (9, 1)		C F F B B B C 3-3 K ③			B X 1-0 SH3-4 ① 1-2	F F C 0-3 K ③		S X 0-1 L6-3 ②		2 0 0 1 0	0 0 0 0 0	0 0 0 0 0	0 0 0 0 0	0 0 0 0 0	2 0 0 0 0	3 0 0 0 0
Inning Stats	R: 0 H: 0 E: 0 LOB: 1 K: 0 BB: 1 S: 11 P: 19	R: 0 H: 0 E: 0 LOB: 2 K: 1 BB: 2 S: 17 P: 30	R: 0 H: 0 E: 0 LOB: 0 K: 1 BB: 0 S: 15 P: 19	R: 0 H: 0 E: 0 LOB: 0 K: 2 BB: 0 S: 9 P: 13	R: 2 H: 2 E: 0 LOB: 1 K: 1 BB: 1 S: 15 P: 27	R: 2 H: 1 E: 0 LOB: 1 K: 2 BB: 2 S: 17 P: 32	R: 1 H: 1 E: 0 LOB: 1 K: 1 BB: 1 S: 14 P: 26	R: 2 H: 1 E: 0 LOB: 0 K: 0 BB: 1 S: 9 P: 16	R: 0 H: 0 E: 0 LOB: 1 K: 2 BB: 1 S: 14 P: 22	1B: 1 SF: 0 2B: 1 SAC: 2 3B: 2 DP: 0 HR: 1 HBP: 0						

PITCHER		IP	WLS	BF	H	R	ER	SO	BB	IBB	HBP	BLK	WP	HR	S	P	ERA	WHIP
Rafael Medina, R ERA: 7.21	(1, 1)	6.0	L	27	3	4	4	7	6	0	0	0	1	0	84	140	6.00	1.500
Eric Ludwick, R ERA: 6.0	(7, 1)	1.0		5	1	1	1	1	1	0	0	0	0	0	14	26	9.00	2.000
Antonio Alfonseca, R ERA: 4.31	(8, 1)	1.0		5	1	2	2	0	1	0	0	0	0	1	9	16	18.00	2.000
Matt Mantei, R ERA: 2.98	(9, 1)	1.0		4	0	0	0	2	1	0	0	0	0	0	14	22	0.00	1.000

PITCHER	IP	WLS	BF	H	R	ER	SO	BB	IBB	HBP	BLK	WP	HR	S	P	ERA	WHIP

TOP

Montreal Expos @ Florida Marlins

Pro Player Stadium, Miami, FL

Sat Sep 05 1998, 7:05 PM EDT

Att. 21,155 - Cloudy - 85 F

livebaseballscorecards.com

AB	30
R	7
H	5
RBI	7
BB	9
SO	10
LOB	14

WP: 1 PA: 41
PB: 0
SB: 2
CS: 0

BOTTOM

Batter	1	2	3	4	5	6	7	8	9	AB	R	H	RBI	BB	SO	LOB
Todd Dunwoody, L (1, 8) OBP: 0.285, SLG: 0.374	B F X 1-1 G4-3 ①		1 SAFE B B B C F B 4-2 1-2 BB			X 0-0 G4-3 ①	C B B S 2-3 K ③			3	0	0	0	1	1	1
Antonio Alfonseca, R (8, 1)										0	0	0	0	0	0	0
Ryan Jackson, L (9, 7) OBP: 0.310, SLG: 0.373										0	0	0	0	0	0	0
Alex Gonzalez, R (1, 6) OBP: 0.245, SLG: 0.262	B B X 2-0 F8 ②		B B X 2-0 L4 ③			C B B B B 4-1 1B 2B BB		C L B S 1-3 K ①		3	1	0	0	1	1	2
Preston Wilson, R (1, 9) OBP: 0.290, SLG: 0.310	B C F B X 2-2 G1-3 ③			X 0-0 G5-3 ①		B B C B S F F X 3-2 2B 1-3 1B		C F S 0-3 K ②		4	0	1	0	0	1	0
Cliff Floyd, L (1, 7) OBP: 0.332, SLG: 0.467		B S X 1-1 G3 ①		X 0-0 G1-3 ②		S S C 0-3 K ②		F F S 0-3 K ③		4	0	0	0	0	2	2
Matt Mantei, R (9, 1) OBP: 0.500, SLG: 0.500										0	0	0	0	0	0	0
Derrek Lee, R (1, 3) OBP: 0.328, SLG: 0.441		C B B C F S 2-3 K ②		C B B X 2-1 F7 ③		B C S X 1-2 1-3 3-H 2B			B C S B X 2-2 P6 ①	4	0	1	1	0	1	0
Kevin Orie, R (1, 5) OBP: 0.276, SLG: 0.316		B X 1-0 G5-3 ③			C B X 1-1 G5-3 ①	C B B F X 2-2 G6-3 ③			B X 1-0 F8 ②	4	0	0	0	0	0	2
Randy Knorr, R (1, 2) OBP: 0.160, SLG: 0.304			C F B F B B S 3-3 K ①		C F F B F F C 1-3 ②	C B C B X 2-2 G6-4-3 BB 1B			B X 1-0 G3 ③	2	0	0	0	0	2	0
John Cangelosi, S (7, PH) OBP: 0.348, SLG: 0.308										2	0	1	0	0	0	0
(8, 8)																
Dave Berg, R (1, 4) OBP: 0.372, SLG: 0.385			C B F X 1-2 BB 1B		X 0-0 FC4-6 1B	B F B B F B 4-2 G6-4-3 1-2 BB				2	0	2	0	1	0	0
Rafael Medina, R (1, 1)			L L L 0-3 K ②		B B X 2-0 FC4-6 ③	X 0-0 G6-4-3 ① ② 1-2f 2-3				2	0	0	0	0	1	2
Eric Ludwick, R (7, 1)										0	0	0	0	0	0	0
Gregg Zaun, S (7, PH) OBP: 0.288, SLG: 0.308										1	0	0	0	0	0	2
(8, 2)																

Inning Stats									
	R: 0 H: 0 E: 0 LOB: 0 K: 0 BB: 0 S: 6 P: 11	R: 0 H: 0 E: 0 LOB: 0 K: 1 BB: 0 S: 7 P: 11	R: 0 H: 1 E: 0 LOB: 2 K: 2 BB: 1 S: 13 P: 23	R: 0 H: 0 E: 0 LOB: 0 K: 0 BB: 0 S: 4 P: 6	R: 0 H: 1 E: 0 LOB: 1 K: 1 BB: 0 S: 10 P: 14	R: 1 H: 2 E: 0 LOB: 2 K: 1 BB: 1 S: 16 P: 26	R: 0 H: 1 E: 0 LOB: 1 K: 1 BB: 1 S: 9 P: 17	R: 0 H: 0 E: 0 LOB: 0 K: 3 BB: 0 S: 9 P: 10	R: 0 H: 0 E: 0 LOB: 0 K: 0 BB: 0 S: 5 P: 9

1B: 4	SF: 0
2B: 1	SAC: 0
3B: 0	DP: 1
HR: 0	HBP: 0

WP: 0	PA: 34
PB: 0	
SB: 0	
CS: 0	

PITCHER		IP	WLS	BF	H	R	ER	SO	BB	IBB	HBP	BLK	WP	HR	S	P	ERA	WHIP
Mike Thurman, R ERA: 3.97	(1, 1)	5.1	W	21	3	1	1	4	2	0	0	0	0	0	47	79	1.69	0.938
Tim Young, L ERA:	(6, 1)	0.1		1	0	0	0	1	0	0	0	0	0	0	3	3	0.00	0.000
Anthony Telford, R ERA: 4.15	(6, 1)	0.1		4	2	0	0	0	1	0	0	0	0	0	11	20	0.00	9.000
Steve Kline, L ERA: 2.96	(7, 1)	2.0		5	0	0	0	4	0	0	0	0	0	0	13	16	0.00	0.000
Mike Maddux, R ERA: 3.91	(9, 1)	1.0		3	0	0	0	0	0	0	0	0	0	0	5	9	0.00	0.000

PITCHER	IP	WLS	BF	H	R	ER	SO	BB	IBB	HBP	BLK	WP	HR	S	P	ERA	WHIP

Montreal Expos @ Florida Marlins

Pro Player Stadium, Miami, FL

Sat Sep 05 1998, 7:05 PM EDT

Att. 21,155 - Cloudy - 85 F

livebaseballscorecards.com

AB	31
R	1
H	5
RBI	1
BB	3
SO	9
LOB	11

Batter	1	2	3	4	5	6	7	8	9	AB	R	H	RBI	BB	SO	LOB
Wilton Guerrero, S (1, 4) OBP: 0.303, SLG: 0.367	F8		SH1-4 2B		E3 G6-3 1B 1B		BB 1B		G6-3	5	1	3	0	0	0	0
F.P. Santangelo, S (1, 8) OBP: 0.329, SLG: 0.296	1B FC1-6-2 1B		SH1-4 2-3		G6-3 2-3		K		F7	4	0	1	0	0	1	2
Robert Perez, R (1, 7) OBP: 0.230, SLG: 0.296	SAFE FC1-6-2 1-2 1B		P3		3-H 1B		K			4	0	2	1	0	1	2
Vladimir Guerrero, R (1, 9) OBP: 0.369, SLG: 0.596	FC1-6-2 1-2 2-H		F8		G6-3		1-2 BB			3	0	0	0	1	0	4
Shane Andrews, R (1, 5) OBP: 0.308, SLG: 0.463		F9		2B		HR	G1-3			4	1	2	1	0	0	2
Bob Henley, R (1, 2) OBP: 0.370, SLG: 0.417		E BB		K		1B		K		3	0	1	0	1	2	1
Fernando Seguignol, S (1, 3)		P3		G1-3		F9		K		4	0	0	0	0	1	3
Mike Mordecai, R (1, 6) OBP: 0.252, SLG: 0.346		1-3 BB		G6-3		F7		K		3	0	0	0	1	1	2
Carl Pavano, R (1, 1) OBP: 0.156, SLG: 0.156		K	G6-3		K			K		2	0	0	0	0	1	2
Mike Hubbard, R (6, PH) OBP: 0.145, SLG: 0.204										1	0	0	0	0	1	1
Rick DeHart, L (6, 1)										0	0	0	0	0	0	0
Kirk Bullinger, R (6, 1)										0	0	0	0	0	0	0
Tim Young, L (7, 1)										0	0	0	0	0	0	0
Javier Vazquez, R (8, 1) OBP: 0.208, SLG: 0.217										0	0	0	0	0	0	0
Jose Vidro, S (9, PH) OBP: 0.322, SLG: 0.279										1	0	0	0	0	1	0
Inning Stats	R: 0 E: 0 K: 0 S: 8 H: 2 LOB: 1 BB: 0 P: 14	R: 0 E: 0 K: 1 S: 11 H: 0 LOB: 2 BB: 2 P: 26	R: 0 E: 0 K: 0 S: 8 H: 1 LOB: 1 BB: 0 P: 10	R: 0 E: 0 K: 1 S: 10 H: 1 LOB: 1 BB: 0 P: 15	R: 1 E: 1 K: 0 S: 9 H: 2 LOB: 1 BB: 0 P: 13	R: 1 E: 0 K: 1 S: 8 H: 2 LOB: 1 BB: 0 P: 14	R: 0 E: 0 K: 2 S: 11 H: 1 LOB: 2 BB: 1 P: 20	R: 0 E: 0 K: 3 S: 13 H: 0 LOB: 0 BB: 0 P: 18	R: 0 E: 0 K: 1 S: 7 H: 0 LOB: 0 BB: 0 P: 10	1B: 6 2B: 3 3B: 0 HR: 1 SF: 0 SAC: 1 DP: 1 HBP: 0						

PITCHER		IP	WLS	BF	H	R	ER	SO	BB	IBB	HBP	BLK	WP	HR	S	P	ERA	WHIP
Kirt Ojala, L ERA: 3.72	(1, 1)	6.0	W	27	8	2	1	3	2	0	0	0	0	1	54	92	1.50	1.667
Brian Edmondson, R ERA: 4.13	(7, 1)	1.0		5	1	0	0	2	1	0	0	0	0	0	11	20	0.00	2.000
Vic Darensbourg, L ERA: 3.58	(8, 1)	2.0	S	6	0	0	0	4	0	0	0	0	0	0	20	28	0.00	0.000

PITCHER	IP	WLS	BF	H	R	ER	SO	BB	IBB	HBP	BLK	WP	HR	S	P	ERA	WHIP

TOP

Montreal Expos @ Florida Marlins

Pro Player Stadium, Miami, FL

Sun Sep 06 1998, 3:33 AM EDT

Att. 16,961 - Cloudy - 88 F

livebaseballscorecards.com

AB	34
R	2
H	9
RBI	2
BB	3
SO	9
LOB	19

WP: 0	PA: 38		
PB: 0			
SB: 0			
CS: 0			

Montreal Expos @ Florida Marlins

Pro Player Stadium, Miami, FL

Sun Sep 06 1998, 3:33 AM EDT

Att. 16,961 - Cloudy - 88 F

livebaseballscorecards.com

BOTTOM

Batter	1	2	3	4	5	6	7	8	9	AB	R	H	RBI	BB	SO	LOB
Todd Dunwoody, L (1, 8) OBP: 0.285, SLG: 0.375	C B B B S X 3-2 G3-1 ①		T C B X 1-2 P5 ③		B X 1-0 1-H 3-H 2B		C B F X 1-2 G5-3 ②			4	0	1	2	0	0	0
Luis Castillo, S (1, 4) OBP: 0.295, SLG: 0.250	B C C X 1-2 E S 1B			C C B B T 2-2 K ①	C B C F B F B F F 3-2 F X G5-3 ③		B B B C B 4-1 3B BB			3	1	1	0	1	1	1
Mark Kotsay, L (1, 9) OBP: 0.305, SLG: 0.382	F 1 SAFE L 1 SAFE B 1 SAFE B F C 2-3 K ② 1-3			B B F X 2-1 G6-3 ②		C F B X 1-2 F8 ①	X 0-0 1-H 3B			4	0	1	1	0	1	1
Derrek Lee, R (1, 3) OBP: 0.327, SLG: 0.438	X 0-0 G6-3 ③			C S B B F F X 2-2 P4 ③		B B C B T B 4-2 1B G3-1 BB	B C X 1-1 P3 ③			3	1	0	0	1	0	2
Kevin Orie, R (1, 5) OBP: 0.276, SLG: 0.315		C B B S B X 3-2 G1-3 ①			B C B X 2-1 G4-3 ①	1 SAFE B C X 1-1 BLK G3-1 1-3 1B		C B X 1-1 G1-3 ①		4	0	1	0	0	0	0
Gregg Zaun, S (1, 2) OBP: 0.284, SLG: 0.303		F X 0-1 G6-3 ②			F B B F X 2-2 P6 ②	X 0-0 1-2 3-H G3-1 ②		B X 1-0 L9 ②		4	0	0	1	0	0	1
Preston Wilson, R (1, 7) OBP: 0.343, SLG: 0.419		C B B B S S 3-3 K ③			C S B B F B F F F 4-2 F B 2B BB	B B C B B 4-1 2-3 BB		X 0-0 HR		2	2	1	1	2	1	0
Dave Berg, R (1, 6) OBP: 0.371, SLG: 0.390			C B C F F S 1-3 K ①		1 SAFE B B B X 2-0 1B 1-H 2B 2B	X 0-0 G1-3 ③		B C B C S 2-3 K ③		3	1	1	1	0	1	2
Alex Gonzalez, R (7, 6) OBP: 0.240, SLG: 0.256										1	0	0	0	0	1	0
Kirt Ojala, L (1, 1) OBP: 0.304, SLG: 0.250			C C B S 1-3 K ②		X 0-0 2-3 2B 1B		C B B S S S 2-3 K ①			2	1	1	0	0	1	0
Brian Edmondson, R (7, 1)										0	0	0	0	0	0	0
Ryan Jackson, L (7, PH) OBP: 0.309, SLG: 0.371										1	0	0	0	0	1	0
Vic Darensbourg, L (8, 1)										0	0	0	0	0	0	0
Inning Stats	R: 0 E: 0 K: 1 S: 11 H: 1 LOB: 1 BB: 0 P: 17	R: 0 E: 0 K: 1 S: 8 H: 0 LOB: 0 BB: 0 P: 14	R: 0 E: 0 K: 2 S: 11 H: 0 LOB: 0 BB: 0 P: 14	R: 0 E: 0 K: 1 S: 10 H: 0 LOB: 0 BB: 0 P: 16	R: 3 E: 0 K: 0 S: 23 H: 3 LOB: 1 BB: 1 P: 37	R: 1 E: 0 K: 0 S: 10 H: 1 LOB: 2 BB: 2 P: 20	R: 1 E: 0 K: 1 S: 10 H: 1 LOB: 1 BB: 1 P: 18	R: 1 E: 0 K: 1 S: 7 H: 1 LOB: 0 BB: 0 P: 11		1B: 3 2B: 2 3B: 1 HR: 1	SF: 0 SAC: 0 DP: 0 HBP: 0					

AB	31
R	6
H	7
RBI	6
BB	4
SO	7
LOB	7

		WP: 0	PA: 35
		PB: 0	
		SB: 1	
		CS: 0	

PITCHER		IP	WLS	BF	H	R	ER	SO	BB	IBB	HBP	BLK	WP	HR	S	P	ERA	WHIP
Carl Pavano, R ERA: 4.53	(1, 1)	5.0	L	20	4	3	3	5	1	0	0	0	0	0	63	98	5.40	1.000
Rick DeHart, L ERA: 6.23	(6, 1)	0.2		5	1	1	1	0	2	0	0	1	0	0	9	19	13.50	4.500
Kirk Bullinger, R ERA: 13.5	(6, 1)	0.1		1	0	0	0	0	0	0	0	0	0	0	1	1	0.00	0.000
Tim Young, L ERA: 6.75	(7, 1)	1.0		5	1	1	1	1	1	0	0	0	0	0	10	18	9.00	2.000
Javier Vazquez, R ERA: 6.13	(8, 1)	1.0		4	1	1	1	1	0	0	0	0	0	1	7	11	9.00	1.000

PITCHER	IP	WLS	BF	H	R	ER	SO	BB	IBB	HBP	BLK	WP	HR	S	P	ERA	WHIP

Atlanta Braves @ Montreal Expos

Olympic Stadium, Montreal, QB

Tue Sep 08 1998, 7:05 PM EDT

Att. 7,216 - Overcast - 55 F

TOP

livebaseballscorecards.com

Batter	1	2	3	4	5	6	7	8	9	AB	R	H	RBI	BB	SO	LOB
Curtis Pride, L (1, 9) OBP: 0.346, SLG: 0.436	F7	BB		K			G5-3	1-2 BB		2	0	0	0	1	1	0
Gerald Williams, R (7, PH) OBP: 0.327, SLG: 0.433										1	0	0	0	1	0	0
(7, 9)																
Marty Malloy, L (1, 4) OBP: 0.444, SLG: 0.714	PB 10 BB G6-3 BB	F8			P7		10 FC5-4 HBP	K2-3		2	1	0	0	1	0	2
Tony Graffanino, R (7, PH) OBP: 0.270, SLG: 0.314										0	0	0	0	0	0	0
(7, 4)										1	0	0	0	0	1	2
Keith Lockhart, L (8, PH) OBP: 0.316, SLG: 0.386																
Mark DeRosa, R (8, 6)										0	0	0	0	0	0	0
10 Chipper Jones, S (1, 5) OBP: 0.405, SLG: 0.551	G6-3 PB 1-2 BB		FC6-4 BB		F8		FC5-4 BB 1B 1-2f		BB	2	0	0	0	3	0	1
Andres Galarraga, R (1, 3) OBP: 0.395, SLG: 0.606	G6-3 1-3 2-H		FC6-4 2B 1-2f		K		1B 1-2		K	5	0	1	1	0	2	3
Ryan Klesko, L (1, 7) OBP: 0.359, SLG: 0.486	L4		F8			1B 2B	1-2 2-3 BB		P3	4	1	1	0	1	0	3
Javy Lopez, R (1, 2) OBP: 0.333, SLG: 0.550		F9	1-3 2B			F9	F8		K	5	0	1	0	0	1	5
Andruw Jones, R (1, 8) OBP: 0.326, SLG: 0.527		HR	L8			G5-3		K		4	1	1	1	0	1	3
Ozzie Guillen, L (1, 6) OBP: 0.327, SLG: 0.336		SH3 BB		L6		2-H 1B		F8		3	0	1	1	1	0	0
(8, 4)																
Greg Maddux, R (1, 1) OBP: 0.274, SLG: 0.261										2	0	0	0	0	1	1
Greg Colbrunn, R (8, PH) OBP: 0.364, SLG: 0.461	1 SAFE					1 SAFE				1	0	1	0	0	0	0
Kerry Ligtenberg, R (8, 1)	SH3 1-2			G6-3		K		BB 1B		0	0	0	0	0	0	0
Inning Stats	R: 1 E: 0 K: 0 S: 10 H: 0 LOB: 1 BB: 2 P: 22	R: 1 E: 0 K: 0 S: 9 H: 1 LOB: 2 BB: 2 P: 24	R: 0 E: 0 K: 0 S: 13 H: 1 LOB: 2 BB: 1 P: 22	R: 0 E: 0 K: 1 S: 9 H: 0 LOB: 0 BB: 0 P: 11	R: 0 E: 0 K: 1 S: 8 H: 0 LOB: 0 BB: 0 P: 11	R: 1 E: 0 K: 1 S: 11 H: 2 LOB: 1 BB: 0 P: 13	R: 0 E: 0 K: 0 S: 12 H: 1 LOB: 3 BB: 1 P: 20	R: 0 E: 0 K: 2 S: 10 H: 1 LOB: 2 BB: 1 P: 18	R: 0 E: 0 K: 2 S: 11 H: 0 LOB: 1 BB: 1 P: 17	1B: 3 2B: 2 3B: 0 HR: 1	SF: 0 SAC: 1 DP: 0 HBP: 1		WP: 0 PB: 1 SB: 0 CS: 0	PA: 42			

	AB	32
	R	3
	H	6
	RBI	3
	BB	8
	SO	7
	LOB	20

PITCHER		IP	WLS	BF	H	R	ER	SO	BB	IBB	HBP	BLK	WP	HR	S	P	ERA	WHIP
Miguel Batista, R ERA: 4.03	(1, 1)	6.0	W	27	4	3	2	3	5	0	0	0	0	1	60	103	3.00	1.500
Steve Kline, L ERA: 2.88	(7, 1)	1.2		10	2	0	0	1	2	0	1	0	0	0	19	34	0.00	2.400
Ugueth Urbina, R ERA: 1.19	(8, 1)	1.1	S	5	0	0	0	3	1	0	0	0	0	0	14	21	0.00	0.750

PITCHER	IP	WLS	BF	H	R	ER	SO	BB	IBB	HBP	BLK	WP	HR	S	P	ERA	WHIP

Atlanta Braves @ Montreal Expos

Olympic Stadium, Montreal, QB

Tue Sep 08 1998, 7:05 PM EDT

Att. 7,216 - Overcast - 55 F

BOTTOM

livebaseballscorecards.com

Batter	1	2	3	4	5	6	7	8	9	AB	R	H	RBI	BB	SO	LOB
Wilton Guerrero, S (1, 4) OBP: 0.302, SLG: 0.366	G3-1 G4-3		2-0 1B 1-2 2-H 3-H			1-3 K				4	0	1	2	0	1	3
Terry Jones, S (1, 8) OBP: 0.300, SLG: 0.305	0-0 S E 1B	0-1 G4-3	0-3 K			1-0 G4-3				4	1	1	0	0	1	2
Shane Andrews, R (1, 5) OBP: 0.307, SLG: 0.460	1 SAFE 4-2 BB E 1B BB 1-2	0-0 F8		3-2 G6-3		0-3 K				3	1	0	0	1	1	0
Vladimir Guerrero, R (1, 9) OBP: 0.368, SLG: 0.593	1-1 E5 1B BB HBP 1-2 2-H	1-0 P6		2-2 FC6-4 1B			0-3 K			4	1	1	0	0	1	1
Brad Fullmer, L (1, 3) OBP: 0.333, SLG: 0.454 Ryan McGuire, L (8, 3) OBP: 0.292, SLG: 0.248	4-1 HBP 1B 1B BB 1-2 2-3		4-2 1B 1B BB	0-0 FC6-4 WP 1-2f			1-1 G4-3			2 0	2 0	0 0	0 0	2 0	0 0	1 0
Chris Widger, R (1, 2) OBP: 0.279, SLG: 0.382	1-2 1B HBP 1B 1-2 2-3 3-H		0-0 F9	3-3 K 1-2			2-3 K			4	0	1	1	0	2	2
F.P. Santangelo, S (1, 7) OBP: 0.331, SLG: 0.296	2-2 1B HBP 1-2 2-3 3-H		0-0 1B 1-3		2-2 P7			3-3 K		3	1	1	1	0	1	0
Orlando Cabrera, R (1, 6) OBP: 0.328, SLG: 0.404	0-0 1B 1-2 2-3 3-H		4-0 1B IBB		2-0 G5-3			3-3 K		3	0	1	1	1	1	0
Miguel Batista, R (1, 1) Steve Kline, S (7, 1) Ugueth Urbina, R (8, 1)	2-3 K		0-3 K		1-3 K			0-3 K		3 0 1	0 0 0	0 0 0	0 0 0	0 0 0	3 0 1	6 0 0
Inning Stats	R: 4 E: 1 K: 1 S: 21 H: 3 LOB: 3 BB: 2 P: 36	R: 0 E: 0 K: 0 S: 4 H: 0 LOB: 0 BB: 0 P: 5	R: 2 E: 0 K: 2 S: 11 H: 2 LOB: 2 BB: 2 P: 21	R: 0 E: 0 K: 1 S: 11 H: 1 LOB: 1 BB: 0 P: 19	R: 0 E: 0 K: 1 S: 7 H: 0 LOB: 0 BB: 0 P: 12	R: 0 E: 0 K: 2 S: 7 H: 0 LOB: 0 BB: 0 P: 9	R: 0 E: 0 K: 2 S: 8 H: 0 LOB: 0 BB: 0 P: 11	R: 0 E: 0 K: 3 S: 9 H: 0 LOB: 0 BB: 0 P: 15		1B: 6 2B: 0 3B: 0 HR: 0	SF: 0 SAC: 0 DP: 0 HBP: 1		WP: 1 PB: 0 SB: 1 CS: 0	PA: 36		

	AB	31
	R	6
	H	6
	RBI	5
	BB	4
	SO	12
	LOB	15

PITCHER		IP	WLS	BF	H	R	ER	SO	BB	IBB	HBP	BLK	WP	HR	S	P	ERA	WHIP
Greg Maddux, R ERA: 2.2	(1, 1)	7.0	L	33	6	6	5	9	3	1	1	0	1	0	69	113	6.43	1.286
Kerry Ligtenberg, R ERA: 2.88	(8, 1)	1.0		3	0	0	0	3	0	0	0	0	0	0	9	15	0.00	0.000

PITCHER		IP	WLS	BF	H	R	ER	SO	BB	IBB	HBP	BLK	WP	HR	S	P	ERA	WHIP

Atlanta Braves @ Montreal Expos

Olympic Stadium, Montreal, QB

Wed Sep 09 1998, 7:05 PM EDT

Att. 7,842 - Cloudy - 58 F

TOP

livebaseballscorecards.com

Batter	1	2	3	4	5	6	7	8	9	AB	R	H	RBI	BB	SO	LOB
Ozzie Guillen, L (1, 6) OBP: 0.322, SLG: 0.332	F9		G3			G3-1 SF8 2-3 3-H				3	0	0	1	0	0	1
Marty Malloy, L (1, 4) OBP: 0.385, SLG: 0.545	F7		G6-3			1B L7				4	0	1	0	0	0	3
10 Chipper Jones, S (1, 5) OBP: 0.406, SLG: 0.553	G1-3			S 1B		SAFE F8		FC1-5 2B		4	0	2	0	0	0	1
Andres Galarraga, R (1, 3) OBP: 0.396, SLG: 0.604		E S 1B		K 1-2		P3		FC1-5 IBB		3	0	1	0	1	1	2
Ryan Klesko, L (1, 7) OBP: 0.358, SLG: 0.482		K		K			1B E 1B BB	FC1-5 G6-4-3 1-2 2-3f		3	1	0	0	1	2	4
Javy Lopez, R (1, 2) OBP: 0.332, SLG: 0.548		K		G6-3			E 1B SF8 1-2 1B	G6-4-3 1-2f		4	1	1	0	0	1	4
Andruw Jones, R (1, 8) OBP: 0.326, SLG: 0.525		K 1-3			G1-3		SF8 E 1-2 2-3 1B		K	4	0	1	0	0	2	1
Michael Tucker, L (1, 9) OBP: 0.333, SLG: 0.424			SH5-4 2B		G5-3		E3 1-2 2-3 3-H		K	4	0	1	0	0	1	2
Tom Glavine, L (1, 1) OBP: 0.262, SLG: 0.297			SH5-4 2-3		K		P6		K	1	0	0	0	0	1	0
Greg Colbrunn, R (7, PH) OBP: 0.361, SLG: 0.458										1	0	0	0	0	0	3
Odalis Perez, L (7, 1)										0	0	0	0	0	0	0
Curtis Pride, L (9, PH) OBP: 0.343, SLG: 0.432										1	0	0	0	0	1	0
John Rocker, R (9, 1)										0	0	0	0	0	0	0
Inning Stats	R: 0 E: 0 K: 0 S: 6 H: 0 LOB: 0 BB: 0 P: 11	R: 0 E: 0 K: 3 S: 13 H: 1 LOB: 1 BB: 0 P: 19	R: 0 E: 0 K: 0 S: 10 H: 1 LOB: 1 BB: 0 P: 16	R: 0 E: 0 K: 2 S: 9 H: 1 LOB: 1 BB: 0 P: 15	R: 0 E: 0 K: 1 S: 7 H: 0 LOB: 0 BB: 0 P: 12	R: 0 E: 0 K: 0 S: 11 H: 1 LOB: 1 BB: 0 P: 13	R: 2 E: 1 K: 0 S: 12 H: 2 LOB: 2 BB: 1 P: 16	R: 0 E: 0 K: 0 S: 5 H: 1 LOB: 1 BB: 1 P: 14	R: 0 E: 0 K: 3 S: 9 H: 0 LOB: 0 BB: 0 P: 14	1B: 5 2B: 2 3B: 0 HR: 0 SF: 1 SAC: 1 DP: 1 HBP: 0						

	AB	32
	R	2
	H	7
	RBI	1
	BB	2
	SO	9
	LOB	21

WP: 0 PB: 0 SB: 2 CS: 0 PA: 36

PITCHER		IP	WLS	BF	H	R	ER	SO	BB	IBB	HBP	BLK	WP	HR	S	P	ERA	WHIP
Dustin Hermanson, R ERA: 2.95	(1, 1)	7.0		29	6	2	0	6	1	0	0	0	0	0	68	102	0.00	1.000
Steve Kline, L ERA: 2.87	(8, 1)	0.1		3	1	0	0	0	0	1	0	0	0	0	4	10	0.00	3.000
Mike Maddux, R ERA: 3.86	(8, 1)	0.2		1	0	0	0	0	0	0	0	0	0	0	1	4	0.00	0.000
Ugueth Urbina, R ERA: 1.17	(9, 1)	1.0	W	3	0	0	0	3	0	0	0	0	0	0	9	14	0.00	0.000

PITCHER		IP	WLS	BF	H	R	ER	SO	BB	IBB	HBP	BLK	WP	HR	S	P	ERA	WHIP

Atlanta Braves @ Montreal Expos

Olympic Stadium, Montreal, QB

Wed Sep 09 1998, 7:05 PM EDT

Att. 7,842 - Cloudy - 58 F

livebaseballscorecards.com

BOTTOM

Batter	1	2	3	4	5	6	7	8	9	AB	R	H	RBI	BB	SO	LOB
Wilton Guerrero, S (1, 4) OBP: 0.302, SLG: 0.370	C B F B X 2-2 F9 ①		C F F B X 1-2 G1-3 ②		X 0-0 1B 2-H 3B		C B X 1-1 G4-3 ③			4	1	1	1	0	0	0
F.P. Santangelo, S (1, 8) (7, 7) OBP: 0.330, SLG: 0.295	B X 1-0 G4-3 ②		F B B B F C 3-3 K ③		B B L B X 3-1 1B 3-H			C B C B B X 3-2 G4-3 ①		4	0	1	1	0	1	0
Shane Andrews, R (1, 5) OBP: 0.305, SLG: 0.456	B F F B X 2-2 G4-3 ③			X 0-0 F8 ①	X 0-0 F9 ②			B B X 2-0 G5-3 ②		4	0	0	0	0	0	1
Vladimir Guerrero, R (1, 9) OBP: 0.369, SLG: 0.594		B B B C X 3-1 G1-3 ①		B F C X 1-2 2B	C B B S 1 F B C SAFE 3-3 K ③			S X 0-1 1B		4	0	2	0	0	1	1
Brad Fullmer, L (1, 3) OBP: 0.333, SLG: 0.452 Terry Jones, S (7, 8) OBP: 0.298, SLG: 0.303		F X 0-1 G1-3 ②		B B F C B F B 4-2 BB		B S X 1-1 P5 ①		B 1 SAFE F C F F 1 SAFE B X 2-2 F9 ③		2 1	0 0	0 0	0 0	1 0	0 0	0 1
Chris Widger, R (1, 2) OBP: 0.281, SLG: 0.388		C B B B B 4-1 BB 1B BB		B B X 2-0 L8 ②		X 0-0 L9 ②			C S F B B F X 2-2 HR	3	1	1	1	1	0	2
Ryan McGuire, L (1, 7) (7, 3) OBP: 0.292, SLG: 0.245		B C 1 SAFE B B B 4-1 1B 1-2 BB		B F B X 2-1 G4-3 ③		B B X 2-0 L5 ③				2	0	0	0	1	0	2
Orlando Cabrera, R (1, 6) OBP: 0.332, SLG: 0.405		B B X 2-0 1-2 2-H 1B ③			B B B B C C F B 4-2 SH2-4 3B BB		B X 1-0 G3 ①			2	1	1	0	1	0	0
Dustin Hermanson, R (1, 1) OBP: 0.293, SLG: 0.213 Robert Perez, R (7, PH) OBP: 0.229, SLG: 0.294 Steve Kline, S (8, 1) Mike Maddux, L (8, 1) Ugueth Urbina, R (9, 1)			C S B B B S 3-3 K ①		B L X 1-1 SH2-4 ① 1-2		C B B B X 3-1 G5-3 ②			1 1 0 0 0	0 0 0 0 0	0 0 0 0 0	0 0 0 0 0	1 0 0 0 0	0 0 0 0 0	0 0 0 0 0
Inning Stats	R: 0 E: 0 K: 0 S: 7 H: 0 LOB: 0 BB: 0 P: 12	R: 0 E: 0 K: 0 S: 7 H: 1 LOB: 2 BB: 2 P: 20	R: 0 E: 0 K: 2 S: 10 H: 0 LOB: 0 BB: 0 P: 17	R: 0 E: 0 K: 0 S: 10 H: 1 LOB: 2 BB: 1 P: 19	R: 2 E: 0 K: 1 S: 13 H: 2 LOB: 1 BB: 1 P: 24	R: 0 E: 0 K: 0 S: 4 H: 0 LOB: 0 BB: 0 P: 7	R: 0 E: 0 K: 0 S: 5 H: 0 LOB: 0 BB: 0 P: 10	R: 0 E: 0 K: 0 S: 11 H: 1 LOB: 1 BB: 0 P: 18	R: 1 E: 0 K: 0 S: 5 H: 1 LOB: 0 BB: 0 P: 7	1B: 3 2B: 1 3B: 1 HR: 1	SF: 0 SAC: 1 DP: 0 HBP: 0					

	AB	28
	R	3
	H	6
	RBI	3
	BB	4
	SO	3
	LOB	7

PITCHER		IP	WLS	BF	H	R	ER	SO	BB	IBB	HBP	BLK	WP	HR	S	P	ERA	WHIP
Tom Glavine, L ERA: 2.62	(1, 1)	6.0		25	4	2	2	3	4	0	0	0	0	0	51	99	3.00	1.333
Odalis Perez, L ERA: 1.69	(7, 1)	2.0		7	1	0	0	0	0	0	0	0	0	0	16	28	0.00	0.500
John Rocker, L ERA: 2.41	(9, 1)	0.0	L	1	1	1	1	0	0	0	0	0	0	1	5	7	∞	∞

PITCHER	IP	WLS	BF	H	R	ER	SO	BB	IBB	HBP	BLK	WP	HR	S	P	ERA	WHIP

WP: 0 PB: 0 SB: 0 CS: 0 PA: 33

Batter	1	2	3	4	5	6	7	8	9	AB	R	H	RBI	BB	SO	LOB
Ozzie Guillen, L (1, 6) OBP: 0.324, SLG: 0.333	E 10 SF7 1B	1-2 3-H 1B		K		G3			L8	5	1	2	1	0	1	1
Keith Lockhart, L (1, 4) OBP: 0.313, SLG: 0.382	E4 1-3	F7		P4			E9 10 E 2B		F9	3	0	0	0	0	0	4
Tony Graffanino, R (7, PH) OBP: 0.271, SLG: 0.319 (7, 4)										2	1	1	0	0	0	0
10 Chipper Jones, S (1, 5) OBP: 0.404, SLG: 0.550	SF7 3-H		BB HR BB	F9			E3 G5-3 3-H		L4	3	1	0	1	1	0	1
Andres Galarraga, R (1, 3) OBP: 0.395, SLG: 0.602	F7	1 SAFE S F S	K		G5-3 G1-3 1B 1B		G5-3 1-2			4	1	1	0	0	1	3
Ryan Klesko, L (1, 7) OBP: 0.357, SLG: 0.478	G6-3		1-2 HR BB		G1-3 1-2		P2			3	1	0	0	1	0	3
Javy Lopez, R (1, 2) OBP: 0.333, SLG: 0.553		FC4-6 1B 1B BB	1-H 2-H HR		G5-3 2-3		K			3	2	1	3	1	1	2
Andruw Jones, R (1, 8) OBP: 0.327, SLG: 0.525		FC4-6 1-2 1B	P4		PO 3-H 1B				G5-3	4	0	2	1	0	0	0
Michael Tucker, L (1, 9) OBP: 0.332, SLG: 0.422		FC4-6 1-2f 2-3 1B	G1-3		PO 1-2				G6-3	2	0	0	0	0	0	2
Gerald Williams, R (6, PH) OBP: 0.324, SLG: 0.429 (6, 9)										2	0	0	0	0	1	0
Kevin Millwood, R (1, 1) OBP: 0.192, SLG: 0.109	M 1 SAFE L 1 SAFE S	K		BB						2	0	0	0	1	2	2
Norm Charlton, S (7, 1)										0	0	0	0	0	0	0
George Lombard, L (8, PH)										1	0	0	0	0	1	0
Dennis Martinez, R (8, 1) OBP: 0.167, SLG: 0.182										0	0	0	0	0	0	0
Kerry Ligtenberg, R (9, 1)										0	0	0	0	0	0	0
Inning Stats	R: 1 E: 1 K: 0 S: 7 H: 1 LOB: 1 BB: 0 P: 11	R: 1 E: 0 K: 1 S: 13 H: 2 LOB: 2 BB: 1 P: 20	R: 3 E: 0 K: 1 S: 9 H: 1 LOB: 0 BB: 2 P: 19	R: 0 E: 0 K: 1 S: 12 H: 0 LOB: 1 BB: 1 P: 20	R: 1 E: 0 K: 0 S: 7 H: 2 LOB: 0 BB: 0 P: 10	R: 0 E: 0 K: 2 S: 7 H: 0 LOB: 0 BB: 0 P: 11	R: 1 E: 2 K: 1 S: 10 H: 1 LOB: 1 BB: 0 P: 15	R: 0 E: 0 K: 1 S: 10 H: 0 LOB: 0 BB: 0 P: 15	R: 0 E: 0 K: 0 S: 7 H: 0 LOB: 0 BB: 0 P: 10	1B: 5 2B: 1 3B: 0 HR: 1 SF: 1 SAC: 0 DP: 0 HBP: 0						

PITCHER		IP	WLS	BF	H	R	ER	SO	BB	IBB	HBP	BLK	WP	HR	S	P	ERA	WHIP
Mike Thurman, R ERA: 4.44	(1, 1)	3.0	L	18	4	5	4	2	4	0	0	0	0	1	32	57	12.00	2.667
Tim Young, L ERA: 6.75	(4, 1)	1.1		5	1	1	1	1	0	0	0	0	0	0	13	19	6.75	0.750
Kirk Bullinger, R ERA: 11.57	(5, 1)	0.2		2	1	0	0	0	0	0	0	0	0	0	3	4	0.00	1.500
Rick DeHart, L ERA: 5.79	(6, 1)	1.2		7	1	1	0	2	0	0	0	0	0	0	13	20	0.00	0.600
Anthony Telford, R ERA: 4.08	(7, 1)	1.1		4	0	0	0	2	0	0	0	0	0	0	14	21	0.00	0.000

PITCHER		IP	WLS	BF	H	R	ER	SO	BB	IBB	HBP	BLK	WP	HR	S	P	ERA	WHIP
Mike Maddux, R ERA: 3.78	(9, 1)	1.0		3	0	0	0	0	0	0	0	0	0	0	7	10	0.00	0.000

Atlanta Braves @ Montreal Expos

Olympic Stadium, Montreal, QB

Thu Sep 10 1998, 7:05 PM EDT

Att. 8,455 - Cloudy - 68 F

TOP

livebaseballscorecards.com

AB	34
R	7
H	7
RBI	6
BB	4
SO	7
LOB	18

WP: 0 PB: 0 SB: 0 CS: 0 PA: 40

Batter	1	2	3	4	5	6	7	8	9	AB	R	H	RBI	BB	SO	LOB
Wilton Guerrero, S (1, 4) OBP: 0.306, SLG: 0.376	SH1-3 SF8 2B		G4-3		BB 1B 1-3 1B		E3 2B		FC3-6 1B	5	2	3	0	0	0	0
Terry Jones, S (1, 8) OBP: 0.303, SLG: 0.308	SAFE SH1-3 2-3		1B		BB 1-2 3-H 1B		K		FC3-6 1-2f	4	0	2	1	0	1	2
Shane Andrews, R (1, 5) OBP: 0.306, SLG: 0.457	SF8 3-H		SAFE P3		BB 1-2 2-3		1B 2-H 2B		K	3	1	1	2	1	1	2
Vladimir Guerrero, R (1, 9) OBP: 0.368, SLG: 0.592	K		G6-3		F8		1B 2-H			4	0	1	1	0	1	3
Brad Fullmer, L (1, 3) OBP: 0.331, SLG: 0.448		G3-1	K			P7	G4-3			4	0	0	0	0	1	1
Derrick May, L (1, 7) OBP: 0.282, SLG: 0.354		G3 1B	G6-3			L4		K		4	0	1	0	0	1	0
Bob Henley, R (1, 2) OBP: 0.365, SLG: 0.408		G3 1-2			G1-3	1B		G4-3		4	0	1	0	0	0	1
Orlando Cabrera, R (1, 6) OBP: 0.328, SLG: 0.399 Anthony Telford, R (7, 1) Jose Vidro, S (8, PH) OBP: 0.320, SLG: 0.278 Mike Maddux, L (9, 1)		P4			K	K		K		3 0 1 0	0 0 0 0	0 0 0 0	0 0 0 0	0 0 0 0	2 0 1 0	2 0 0 0
Mike Thurman, R (1, 1) Tim Young, L (4, 1) Kirk Bullinger, R (5, 1) Fernando Seguignol, S (5, PH) OBP: 0.250, SLG: 0.143 Rick DeHart, L (6, 1) Mike Mordecai, R (7, 6) OBP: 0.248, SLG: 0.339			K		1B 1B		G6-3		L8	1 0 0 1 0 2	0 0 0 1 0 0	0 0 0 1 0 0	0 0 0 1 0 0	0 0 0 0 0 0	1 0 0 0 0 0	0 0 0 0 0 0
Inning Stats	R: 1 H: 1 E: 0 LOB: 0 K: 1 BB: 0 S: 9 P: 15	R: 0 H: 1 E: 0 LOB: 1 K: 0 BB: 0 S: 9 P: 14	R: 0 H: 1 E: 0 LOB: 1 K: 1 BB: 0 S: 9 P: 14	R: 0 H: 0 E: 0 LOB: 0 K: 1 BB: 0 S: 10 P: 16	R: 1 H: 3 E: 0 LOB: 3 K: 1 BB: 1 S: 16 P: 26	R: 0 H: 1 E: 0 LOB: 1 K: 1 BB: 0 S: 8 P: 9	R: 2 H: 2 E: 1 LOB: 1 K: 1 BB: 0 S: 12 P: 20	R: 0 H: 0 E: 0 LOB: 0 K: 2 BB: 0 S: 10 P: 15	R: 0 H: 1 E: 0 LOB: 1 K: 1 BB: 0 S: 8 P: 10	1B: 8 SF: 1 2B: 2 SAC: 1 3B: 0 DP: 0 HR: 0 HBP: 0						

PITCHER		IP	WLS	BF	H	R	ER	SO	BB	IBB	HBP	BLK	WP	HR	S	P	ERA	WHIP
Kevin Millwood, R ERA: 4.34	(1, 1)	6.2	W	31	9	4	2	6	1	0	0	0	0	0	71	112	2.70	1.500
Norm Charlton, L ERA: 6.2	(7, 1)	0.1		1	0	0	0	0	0	0	0	0	0	0	2	2	0.00	0.000
Dennis Martinez, R ERA: 4.75	(8, 1)	1.0		3	0	0	0	2	0	0	0	0	0	0	10	15	0.00	0.000
Kerry Ligtenberg, R ERA: 2.84	(9, 1)	1.0	S	4	1	0	0	1	0	0	0	0	0	0	8	10	0.00	1.000

PITCHER	IP	WLS	BF	H	R	ER	SO	BB	IBB	HBP	BLK	WP	HR	S	P	ERA	WHIP

BOTTOM

Atlanta Braves @ Montreal Expos

Olympic Stadium, Montreal, QB

Thu Sep 10 1998, 7:05 PM EDT

Att. 8,455 - Cloudy - 68 F

livebaseballscorecards.com

AB	36
R	4
H	10
RBI	4
BB	1
SO	9
LOB	11

1B: 8	SF: 1	WP: 0	PA: 39
2B: 2	SAC: 1	PB: 0	
3B: 0	DP: 0	SB: 0	
HR: 0	HBP: 0	CS: 0	

Batter	1	2	3	4	5	6	7	8	9	AB	R	H	RBI	BB	SO	LOB
Tony Phillips, S (1, 7) OBP: 0.397, SLG: 0.407	B C B B F B 4-2 G4-6-3 BB			B C F B B X 3-2 G6-4-3 1B		1 SAFE B F 1 SAFE C 1 SAFE B B B 4-2 1-2 BB		B C B B C B 4-2 BB		1	0	1	0	3	0	0
Edgardo Alfonzo, R (1, 5)	C 1 SAFE S F X 0-2 ① F8			1 SAFE C S B B X 2-2 ①② G6-4-3 1-2f		B C F F S 1-3 ③ K		B F X 1-1 ③ F9		4	0	0	0	0	1	5
Matt Franco, L (1, 3) OBP: 0.374, SLG: 0.364	X 0-0 ②③ G4-6-3 1-2f			C B B F X 2-2 ③ G5-3			F B X 1-1 ① G5-3		F B S B B X 2-2 ① P5	4	0	0	0	0	0	1
31 Mike Piazza, R (1, 2) OBP: 0.386, SLG: 0.572		B S X 1-1 ① F8			B B F F X 2-2 ① G4-3		X 0-0 2B 2B		F F B F S 1-3 ② K	4	1	1	0	0	1	0
Brian McRae, S (1, 8) OBP: 0.364, SLG: 0.478		B F B B B X 3-1 ② G4-3			B C X 1-1 ② F8		X 0-0 2-H 2B		S X 0-1 E3 DI	4	0	1	1	0	0	0
Lenny Harris, L (1, 9) OBP: 0.307, SLG: 0.373 Todd Pratt, R (7, PH) OBP: 0.306, SLG: 0.550 Ralph Milliard, R (7, 4) Jorge Fabregas, L (9, PH) OBP: 0.259, SLG: 0.256		C B X 1-1 ③ G6-3			B S X 1-1 ③ G3		B B X 2-0 ② L1-3		C F S 0-3 ③ K 1-2	2 1 0 1	0 0 0 0	0 0 0 0	0 0 0 0	0 0 0 1	0 1 0 1	0 1 0 1
Carlos Baerga, S (1, 4) OBP: 0.301, SLG: 0.365 Jermaine Allensworth, R (7, PH) OBP: 0.349, SLG: 0.393 (7, 9)			C B F B B X 3-2 ① G3-1			C B X 1-1 ① G6-3	C C B S 1-3 ③ K			2 1	0 0	0 0	0 0	0 1	0 1	0 1
Rey Ordonez, R (1, 6) OBP: 0.278, SLG: 0.297			F F S 0-3 ② K			B X 1-0 BB 1B		C X 0-1 ① F8		3	0	1	0	0	1	0
Bobby Jones, R (1, 1) OBP: 0.200, SLG: 0.205 Butch Huskey, R (8, PH) OBP: 0.297, SLG: 0.399 Greg McMichael, R (8, 1)			C B S X 1-2 ③ G4-3			L C S 0-3 ② K		F B B F F S 2-3 ② K		2 1 0	0 0 0	0 0 0	0 0 0	0 0 0	1 1 0	1 0 0
Inning Stats	R: 0 H: 0 E: 0 LOB: 0 K: 0 BB: 1 S: 7 P: 11	R: 0 H: 0 E: 0 LOB: 0 K: 0 BB: 0 S: 6 P: 11	R: 0 H: 0 E: 0 LOB: 0 K: 1 BB: 0 S: 9 P: 13	R: 0 H: 1 E: 0 LOB: 0 K: 0 BB: 0 S: 9 P: 16	R: 0 H: 0 E: 0 LOB: 0 K: 0 BB: 0 S: 7 P: 11	R: 0 H: 1 E: 0 LOB: 2 K: 2 BB: 1 S: 12 P: 19	R: 1 H: 2 E: 0 LOB: 1 K: 1 BB: 0 S: 8 P: 12	R: 0 H: 0 E: 0 LOB: 1 K: 1 BB: 1 S: 11 P: 18	R: 0 H: 0 E: 1 LOB: 1 K: 2 BB: 0 S: 12 P: 15	1B: 2 SF: 0 2B: 2 SAC: 0 3B: 0 DP: 2 HR: 0 HBP: 0						

PITCHER	IP	WLS	BF	H	R	ER	SO	BB	IBB	HBP	BLK	WP	HR	S	P	ERA	WHIP
Carl Pavano, R (1, 1) ERA: 4.36	6.1	W	22	3	1	1	3	2	0	0	0	0	0	53	85	1.42	0.789
Steve Kline, L (7, 1) ERA: 2.82	1.1		6	1	0	0	2	1	0	0	0	0	0	14	23	0.00	1.500
Ugueth Urbina, R (8, 1) ERA: 1.15	1.1	S	5	0	0	0	2	0	0	0	0	0	0	14	18	0.00	0.000

PITCHER	IP	WLS	BF	H	R	ER	SO	BB	IBB	HBP	BLK	WP	HR	S	P	ERA	WHIP

TOP

New York Mets @ Montreal Expos

Olympic Stadium, Montreal, QB

Fri Sep 11 1998, 7:05 PM EDT

Att. 10,584 - Cloudy - 64 F

livebaseballscorecards.com

AB	30
R	1
H	4
RBI	1
BB	3
SO	7
LOB	10

WP: 0	PA: 33		
PB: 0			
SB: 0			
CS: 0			

New York Mets @ Montreal Expos

Olympic Stadium, Montreal, QB

Fri Sep 11 1998, 7:05 PM EDT

Att. 10,584 - Cloudy - 64 F

BOTTOM

Batter	1	2	3	4	5	6	7	8	9	AB	R	H	RBI	BB	SO	LOB
Wilton Guerrero, S (1, 4) OBP: 0.303, SLG: 0.372	C S X 0-2 ① G4-3		B X 1-0 ② G4-3		C S F F S 0-3 ② K		F C B X 1-2 ① F8			4	0	0	0	0	1	1
F.P. Santangelo, S (1, 8) (7, 7) OBP: 0.330, SLG: 0.293	B C C B B X 3-2 ② G3		B S C B F H 3-2 S HBP		C B F S 1-3 ③ K		S B X 1-1 ② P6			3	0	0	0	0	1	1
Shane Andrews, R (1, 5) OBP: 0.305, SLG: 0.454	B B C C B B 4-2 BB		F F B B B X 3-2 ③ P6 1-2			C F B C 1-3 ① K	B C X 1-1 ③ G5-3			3	0	0	0	1	1	1
Vladimir Guerrero, R (1, 9) OBP: 0.369, SLG: 0.596	F F B F F X 1-2 ③ P4			C F X 0-2 ① G6-3		B B B C F X 3-2 G4-3 1B 1B		F F F X 0-2 HR		4	2	2	1	0	0	1
Fernando Seguignol, S (1, 3) OBP: 0.333, SLG: 0.636 Ryan McGuire, L (9, 3) OBP: 0.292, SLG: 0.245		B F X 1-1 G3-4-1 FC5-2 2B		F B S F B C 2-3 ② K		1 SAFE X 0-0 ② G4-3 1-2		X 0-0 HR		4 0	1 0	2 0	1 0	0 0	1 0	1 0
Derrick May, L (1, 7) OBP: 0.283, SLG: 0.350 Terry Jones, S (6, PR) OBP: 0.301, SLG: 0.306 (7, 8)		F X 0-1 ① G3-4-1 2-3		X 0-0 ③ F9		I I I 4-0 1B 1B IBB		C X 0-1 ① G4-3		2 1	0 1	0 0	0 0	1 0	0 0	1 0
Bob Henley, R (1, 2) OBP: 0.371, SLG: 0.405		B B F B F X 3-2 ② FC5-2 3-H		B B C B F B 4-2 2B BB		F C B X 1-2 E 1B 1-3 2-H 1B		C B B B C X 3-2 ② G6-3		3	1	1	1	1	0	1
Mike Mordecai, R (1, 6) OBP: 0.256, SLG: 0.354		B F S B F F B X 3-2 ③ G1-3		F B X 1-1 1-H 2B		C X 0-1 E1 1-3 3-H 1B		C B B B B X 3-1 ③ P6		4	0	2	2	0	0	1
Carl Pavano, R (1, 1) OBP: 0.143, SLG: 0.143 Steve Kline, S (7, 1) Ugueth Urbina, R (8, 1)			C B B S C 2-3 ① K		X 0-0 ① B1	B B C B S F X 3-2 ③ G5-3				3 0 0	0 0 0	0 0 0	0 0 0	0 0 0	1 0 0	4 0 0
Inning Stats	R: 0 H: 0 E: 0 LOB: 1 K: 0 BB: 1 S: 13 P: 21	R: 0 H: 1 E: 0 LOB: 1 K: 0 BB: 0 S: 12 P: 19	R: 0 H: 0 E: 0 LOB: 1 K: 1 BB: 0 S: 11 P: 19	R: 0 H: 0 E: 0 LOB: 0 K: 1 BB: 0 S: 8 P: 10	R: 1 H: 1 E: 0 LOB: 1 K: 2 BB: 1 S: 13 P: 19	R: 2 H: 3 E: 1 LOB: 3 K: 1 BB: 1 S: 16 P: 28	R: 0 H: 0 E: 0 LOB: 0 K: 0 BB: 0 S: 7 P: 10	R: 2 H: 2 E: 0 LOB: 0 K: 0 BB: 0 S: 12 P: 18		1B: 3 SF: 0 2B: 2 SAC: 0 3B: 0 DP: 0 HR: 2 HBP: 1						WP: 0 PA: 35 PB: 0 SB: 1 CS: 0

livebaseballscorecards.com

	AB	31
	R	5
	H	7
	RBI	5
	BB	3
	SO	5
	LOB	12

PITCHER		IP	WLS	BF	H	R	ER	SO	BB	IBB	HBP	BLK	WP	HR	S	P	ERA	WHIP
Bobby Jones, R ERA: 4.19	(1, 1)	7.0	L	30	5	3	3	5	2	1	1	0	0	0	80	126	3.86	1.000
Greg McMichael, R ERA: 4.28	(8, 1)	1.0		5	2	2	2	0	0	0	0	0	0	2	12	18	18.00	2.000

PITCHER	IP	WLS	BF	H	R	ER	SO	BB	IBB	HBP	BLK	WP	HR	S	P	ERA	WHIP

Batter	1	2	3	4	5	6	7	8	9	AB	R	H	RBI	BB	SO	LOB
Tony Phillips, S (1, 7) OBP: 0.402, SLG: 0.406	4-1 2B BB		0-2 1B		2-1 ③ F8		4-1 BB		1-3 ③ K	3	1	1	0	2	1	2
Edgardo Alfonzo, R (1, 5) OBP: 0.356, SLG: 0.435	0-0 1-H 31 G6-3 2B		1-1 ① F9			2-0 ① L7	0-3 ③ K			4	1	1	1	0	1	3
John Olerud, L (1, 3) OBP: 0.432, SLG: 0.535	3-1 ① F9		0-1 ② F7			1-2 1B		0-1 ① G4-3		4	0	1	0	0	0	2
31 Mike Piazza, R (1, 2) OBP: 0.383, SLG: 0.568	0-0 ② G6-3 2-H		0-0 ③ G5-3			0-1 ② F7		3-2 ② F8		4	0	0	1	0	0	2
Brian McRae, S (1, 8) OBP: 0.362, SLG: 0.474	3-3 ③ K			2-1 ① F7		2-1 ③ F8		2-3 ③ K		4	0	0	0	0	2	1
Lenny Harris, L (1, 9) OBP: 0.313, SLG: 0.390		1-0 FC5-4 1B		1-1 ② G6-3			2-1 HR		0-0 G4-6-3 S 1B	4	1	3	1	0	0	0
Luis Lopez, S (1, 4) OBP: 0.325, SLG: 0.357 Jermaine Allensworth, R (9, PR) OBP: 0.349, SLG: 0.393	1 SAFE 1-3 ① K			1-1 ③ F8			1-1 SH1-4 1B		4-2 1-2 G4-6-3 BB	3 0	0 0	1 0	0 0	1 0	1 0	1 0
Rey Ordonez, R (1, 6) OBP: 0.277, SLG: 0.296 Matt Franco, L (9, PH) OBP: 0.371, SLG: 0.362	1 SAFE 1-1 ② P6				2-3 ① K		0-1 ① SH1-4 1-2		0-1 ① ② G4-6-3 1-2f 2-3	2 1	0 0	0 0	0 0	0 0	1 0	1 2
Rick Reed, R (1, 1) OBP: 0.172, SLG: 0.180 Dennis Cook, L (7, 1) Turk Wendell, L (7, 1) Todd Hundley, S (9, PH) OBP: 0.254, SLG: 0.252 Jay Payton, R (9, PR) OBP: 0.286, SLG: 0.286		0-2 ③ FC5-4 1-2f			0-3 ② K		0-0 ② L8		4-0 BB	3 0 0 0 0	0 0 0 0 0	0 0 0 0 0	0 0 0 0 1	0 0 0 0 0	1 0 0 0 0	2 0 0 0 0
Inning Stats	R: 2 E: 0 K: 1 S: 8 H: 1 LOB: 0 BB: 1 P: 18	R: 0 E: 0 K: 1 S: 11 H: 1 LOB: 1 BB: 0 P: 14	R: 0 E: 0 K: 0 S: 8 H: 1 LOB: 1 BB: 0 P: 9	R: 0 E: 0 K: 0 S: 6 H: 0 LOB: 0 BB: 0 P: 10	R: 0 E: 0 K: 2 S: 8 H: 0 LOB: 0 BB: 0 P: 12	R: 0 E: 0 K: 0 S: 8 H: 1 LOB: 1 BB: 0 P: 13	R: 1 E: 0 K: 1 S: 11 H: 2 LOB: 2 BB: 1 P: 18	R: 0 E: 0 K: 1 S: 10 H: 0 LOB: 0 BB: 0 P: 15	R: 0 E: 0 K: 1 S: 9 H: 1 LOB: 2 BB: 2 P: 18	1B: 5 2B: 1 3B: 0 HR: 1	SF: 0 SAC: 1 DP: 1 HBP: 0				WP: 0 PB: 0 SB: 1 CS: 0	PA: 37	

PITCHER		IP	WLS	BF	H	R	ER	SO	BB	IBB	HBP	BLK	WP	HR	S	P	ERA	WHIP
Javier Vazquez, R ERA: 6.04	(1, 1)	6.2		27	6	3	3	4	1	0	0	0	0	1	56	86	4.05	1.050
Steve Kline, L ERA: 2.82	(7, 1)	0.0		1	0	0	0	0	1	0	0	0	0	0	1	5	∞	∞
Mike Maddux, R ERA: 3.75	(7, 1)	0.1	W	1	0	0	0	1	0	0	0	0	0	0	3	3	0.00	0.000
Tim Young, L ERA: 4.91	(8, 1)	1.0		3	0	0	0	1	0	0	0	0	0	0	10	15	0.00	0.000
Ugueth Urbina, R ERA: 1.13	(9, 1)	1.0	S	5	1	0	0	1	2	0	0	0	0	0	9	18	0.00	3.000

PITCHER	IP	WLS	BF	H	R	ER	SO	BB	IBB	HBP	BLK	WP	HR	S	P	ERA	WHIP

TOP

New York Mets @ Montreal Expos

Olympic Stadium, Montreal, QB

Sat Sep 12 1998, 7:05 PM EDT

Att. 22,047 - Unknown - 60 F

livebaseballscorecards.com

AB	32
R	3
H	7
RBI	3
BB	4
SO	7
LOB	16

New York Mets @ Montreal Expos

Olympic Stadium, Montreal, QB

Sat Sep 12 1998, 7:05 PM EDT
Att. 22,047 - Unknown - 60 F

livebaseballscorecards.com

BOTTOM

Batter	1	2	3	4	5	6	7	8	9	AB	R	H	RBI	BB	SO	LOB
Wilton Guerrero, S (1, 4) OBP: 0.299, SLG: 0.368	F X 0-1 G1-3 ①		C X 0-1 G4-3 ①		B L X 1-1 G6-3 ③		B B S S 1 SAFE F X 2-2 G4-3 ② 1-2			4	0	0	0	0	0	1
Terry Jones, S (1, 8) OBP: 0.300, SLG: 0.311	B X 1-0 2B ②		B C B C X 2-2 G5-3 ②			M F B F B S 2-3 K ①	X 0-0 E4 BLK 2-H			4	0	1	0	0	1	0
Shane Andrews, R (1, 5) OBP: 0.305, SLG: 0.459	X 0-0 HR		B S X 1-1 P4 ③			C B B C X 2-2 G6-3 ②	1 SAFE B X 1-0 G6-3 ③ 1-2			4	1	1	1	0	0	1
Vladimir Guerrero, R (1, 9) OBP: 0.370, SLG: 0.603	X 0-0 2B			F X 0-1 G6-3 ①		S X 0-1 HR		S B S X 1-2 P4 ①		4	1	2	1	0	0	0
Fernando Seguignol, S (1, 7) OBP: 0.375, SLG: 0.786 Ugueth Urbina, R (9, 1)	B B X 2-0 G4-3 ③			S X 0-1 HR		S F B B F B B 4-2 BB		F B X 1-1 F9 ②		3 0	1 0	1 0	1 0	1 0	0 0	1 0
Brad Fullmer, L (1, 3) OBP: 0.329, SLG: 0.446 Ryan McGuire, L (7, 3) OBP: 0.291, SLG: 0.244		B F B X 2-1 F7 ①		X 0-0 F8 ②		B B F 2-1 P9 ③		B C C B X 2-2 P9 ③		3 1	0 0	0 0	0 0	0 0	0 0	1 0
Bob Henley, R (1, 2) OBP: 0.370, SLG: 0.395		C B B X 2-1 F7 ②		B C F F B X 2-2 G5-3 ③			B B B C C B 4-2 SH1-4 1B BB			2	1	0	0	1	0	0
Orlando Cabrera, R (1, 6) OBP: 0.329, SLG: 0.400		C C X 0-2 1B			S B X 1-1 G6-3 ①		L 1 SAFE X 0-1 SH1-4 ① 1-2			2	0	1	0	0	0	0
Javier Vazquez, R (1, 1) OBP: 0.200, SLG: 0.208 Steve Kline, S (7, 1) Mike Maddux, L (7, 1) Scott Livingstone, L (7, PH) OBP: 0.226, SLG: 0.243 Robert Perez, R (7, PH) OBP: 0.224, SLG: 0.299 Tim Young, L (8, 1) F.P. Santangelo, S (9, 7) OBP: 0.330, SLG: 0.293		C F X 0-2 6-3 ③			B C X 1-1 G5-3 ②		F X 0-1 G4-3 E 2-H 1B			2 0 0 0 1 0 0	0 0 0 0 1 0 0	0 0 0 0 1 0 0	0 0 0 0 1 0 0	0 0 0 0 0 0 0	0 0 0 0 0 0 0	1 0 0 0 0 0 0
Inning Stats	R: 1 H: 3 E: 0 LOB: 1 K: 0 BB: 0 S: 6 P: 9	R: 0 H: 1 E: 0 LOB: 1 K: 0 BB: 0 S: 10 P: 14	R: 0 H: 0 E: 0 LOB: 0 K: 0 BB: 0 S: 7 P: 10	R: 1 H: 1 E: 0 LOB: 0 K: 0 BB: 0 S: 9 P: 11	R: 0 H: 0 E: 0 LOB: 0 K: 0 BB: 0 S: 6 P: 9	R: 1 H: 1 E: 0 LOB: 1 K: 1 BB: 1 S: 14 P: 24	R: 2 H: 1 E: 1 LOB: 1 K: 0 BB: 1 S: 12 P: 19	R: 0 H: 0 E: 0 LOB: 0 K: 0 BB: 0 S: 8 P: 12		1B: 2 SF: 0 2B: 2 SAC: 1 3B: 0 DP: 0 HR: 3 HBP: 0				WP: 0 PA: 33 PB: 0 SB: 0 CS: 0		

	AB	30
	R	5
	H	7
	RBI	4
	BB	2
	SO	1
	LOB	5

PITCHER		IP	WLS	BF	H	R	ER	SO	BB	IBB	HBP	BLK	WP	HR	S	P	ERA	WHIP
Rick Reed, R ERA: 3.35	(1, 1)	6.1	L	26	6	4	4	1	2	0	0	0	0	3	56	85	5.68	1.263
Dennis Cook, L ERA: 2.03	(7, 1)	0.1		3	1	1	0	0	0	0	0	0	0	0	7	9	0.00	3.000
Turk Wendell, R ERA: 3.39	(7, 1)	1.1		4	0	0	0	0	0	0	0	1	0	0	9	14	0.00	0.000

PITCHER	IP	WLS	BF	H	R	ER	SO	BB	IBB	HBP	BLK	WP	HR	S	P	ERA	WHIP

Batter	1	2	3	4	5	6	7	8	9	AB	R	H	RBI	BB	SO	LOB
Tony Phillips, S (1, 7) OBP: 0.395, SLG: 0.398	G4-3		F7		P7			L7		4	0	0	0	0	0	1
Edgardo Alfonzo, R (1, 5) OBP: 0.357, SLG: 0.435	L4		1B		F9			BB, 2B	BB	3	1	1	0	1	0	1
John Olerud, L (1, 3) OBP: 0.431, SLG: 0.533	BB, 1B		G5-3		FC4-6, 1-2f			F8		4	0	1	0	0	0	3
Todd Hundley, S (1, 2) OBP: 0.269, SLG: 0.250	BB, 1-2			P5		G5-4-3		2B, 1-2	BB	1	0	0	0	3	0	0
Brian McRae, S (1, 8) OBP: 0.363, SLG: 0.476	F8			FC1-6, 1B		G5-4-3, 1-2f		1-3, 2-H, 2B		4	0	2	1	0	0	3
Lenny Harris, L (1, 9) OBP: 0.310, SLG: 0.385		P5		FC1-6, S, 1-2f		G6-3		G5-3		3	0	0	0	0	0	1
Todd Pratt, R (8, PH) OBP: 0.302, SLG: 0.541										1	0	0	0	0	0	2
Jermaine Allensworth, R (8, 9) OBP: 0.349, SLG: 0.393										0	0	0	0	0	0	0
Carlos Baerga, S (1, 4) OBP: 0.300, SLG: 0.362		F8		1 SAFE, FC4-6, 1-2, IBB			G1-3		F8	3	0	0	0	1	0	0
Rey Ordonez, R (1, 6) OBP: 0.274, SLG: 0.293		G5-3		FC4-6, 1-2f			F7		P7	4	0	0	0	0	0	2
Willie Blair, R (1, 1) OBP: 0.145, SLG: 0.096			L4		FC4-6, BB		K		G1-3	2	0	0	0	1	1	0
Dennis Cook, L (8, 1)										0	0	0	0	0	0	0
31 Mike Piazza, R (9, PH) OBP: 0.382, SLG: 0.567										1	0	0	0	0	0	0
John Franco, L (9, 1)										0	0	0	0	0	0	0
Inning Stats	R: 0 E: 0 K: 0 S: 12 H: 1 LOB: 2 BB: 1 P: 21	R: 0 E: 0 K: 0 S: 7 H: 0 LOB: 0 BB: 0 P: 9	R: 0 E: 0 K: 0 S: 13 H: 1 LOB: 1 BB: 0 P: 21	R: 0 E: 0 K: 0 S: 9 H: 1 LOB: 2 BB: 1 P: 18	R: 0 E: 0 K: 0 S: 7 H: 0 LOB: 1 BB: 1 P: 13	R: 0 E: 0 K: 0 S: 6 H: 0 LOB: 0 BB: 1 P: 11	R: 0 E: 0 K: 1 S: 6 H: 0 LOB: 0 BB: 0 P: 7	R: 1 E: 0 K: 0 S: 7 H: 1 LOB: 2 BB: 2 P: 17	R: 0 E: 0 K: 0 S: 7 H: 0 LOB: 0 BB: 0 P: 12	1B: 3 2B: 1 3B: 0 HR: 0 SF: 0 SAC: 0 DP: 1 HBP: 0						

PITCHER		IP	WLS	BF	H	R	ER	SO	BB	IBB	HBP	BLK	WP	HR	S	P	ERA	WHIP
Miguel Batista, R ERA: 3.81	(1, 1)	7.0		27	3	0	0	1	3	1	0	0	0	0	60	100	0.00	0.857
Anthony Telford, R ERA: 4.15	(8, 1)	0.2	L	4	0	1	1	0	2	0	0	0	0	0	5	13	13.50	3.000
Rick DeHart, L ERA: 5.47	(8, 1)	1.1		5	1	0	0	0	0	0	0	0	0	0	9	16	0.00	0.750

PITCHER	IP	WLS	BF	H	R	ER	SO	BB	IBB	HBP	BLK	WP	HR	S	P	ERA	WHIP

TOP

New York Mets @ Montreal Expos

Olympic Stadium, Montreal, QB

Sun Sep 13 1998, 3:33 AM EDT

Att. 15,152 - Sunny - 64 F

livebaseballscorecards.com

AB	30
R	1
H	4
RBI	1
BB	6
SO	1
LOB	13

WP: 0	PA: 36		
PB: 0			
SB: 1			
CS: 0			

Batter	1	2	3	4	5	6	7	8	9	AB	R	H	RBI	BB	SO	LOB
Wilton Guerrero, S (1, 4) OBP: 0.299, SLG: 0.365	C B C X 1-2 G3 ①		B T F X 1-2 F8 ③			B B B B 4-0 BB			X 0-0 P3 ①	3	0	0	0	1	0	0
Terry Jones, S (1, 8) OBP: 0.295, SLG: 0.305	B B C F S 2-3 K ②			C C B S 1-3 K ①		F 1 SAFE F B X 1-2 P6 ③			C B S S B B X 3-2 G4-3 ②	3	0	0	0	0	2	1
Jose Vidro, S (9, PH) OBP: 0.319, SLG: 0.276										1	0	0	0	0	0	0
Shane Andrews, R (1, 5) OBP: 0.308, SLG: 0.459	C B B B B 4-1 FC6-4 BB			C X 0-1 CS 1B			B C X 1-1 P4 ①		B B B C B 4-1 WP 1B BB	2	0	1	0	2	0	0
Vladimir Guerrero, R (1, 9) OBP: 0.369, SLG: 0.600	B X 1-0 FC6-4 ③ 1-2f			B B C F S 2-3 K ②③ 1-2			B X 1-0 P6 ②		B I I I 4-0 1B 1-2 IBB	3	0	0	0	1	1	2
Fernando Seguignol, S (1, 7) OBP: 0.368, SLG: 0.706 Rick DeHart, L (8, 1) Mike Hubbard, R (9, PH) OBP: 0.161, SLG: 0.218		C B B B F F X 3-2 None WP 1B			S S S 1-3 K ①		X 0-0 G3 ③		B B F X 2-1 1B 1-2 2-H	3 0 1	0 0 0	1 0 1	0 0 0	0 0 0	1 0 0	0 0 0
Brad Fullmer, L (1, 3) OBP: 0.329, SLG: 0.447 Mike Mordecai, R (8, PR) OBP: 0.256, SLG: 0.354 (9, 6)	C S F F P X 1-2 F8 ①				F S B B B X 2-2 G4-3 ②			B B X 2-0 SH3 2B		3 0	0 0	1 0	0 0	0 0	0 0	1 0
Bob Henley, R (1, 2) OBP: 0.362, SLG: 0.386	B 1 SAFE X 1-0 L8 ②				C F F B X 1-2 F9 ③			S X 0-1 SH3 ① 2-3		2	0	0	0	0	0	1
Orlando Cabrera, R (1, 6) OBP: 0.326, SLG: 0.396 Scott Livingstone, L (8, PH) OBP: 0.226, SLG: 0.243 Robert Perez, R (8, PH) OBP: 0.232, SLG: 0.297 Ryan McGuire, L (9, 3) OBP: 0.291, SLG: 0.244	C S B B 2 SAFE 2-2 ③ 1-3	X 0-0 G4-3 ①				B X 1-0 F7 ①			F F S 0-3 K ②	3 0 1 0	0 0 0 0	0 0 0 0	0 0 0 0	0 0 1 0	0 0 2 0	1 0 2 0
Miguel Batista, R (1, 1) Anthony Telford, R (8, 1) F.P. Santangelo, S (8, 7) OBP: 0.329, SLG: 0.292			B C F S 1-3 K ②			S C B S 1-3 K ②			B B F F X 3-2 P2 ③	2 0 1	0 0 0	0 0 0	0 0 0	0 0 0	2 0 0	0 0 2
Inning Stats	R: 0 H: 0 E: 0 LOB: 1 K: 1 BB: 1 S: 8 P: 16	R: 0 H: 1 E: 0 LOB: 0 K: 0 BB: 0 S: 12 P: 18	R: 0 H: 0 E: 0 LOB: 0 K: 1 BB: 0 S: 7 P: 9	R: 0 H: 1 E: 0 LOB: 0 K: 2 BB: 0 S: 8 P: 11	R: 0 H: 0 E: 0 LOB: 0 K: 1 BB: 0 S: 10 P: 14	R: 0 H: 0 E: 0 LOB: 1 K: 1 BB: 1 S: 7 P: 14	R: 0 H: 0 E: 0 LOB: 0 K: 0 BB: 0 S: 4 P: 6	R: 0 H: 1 E: 0 LOB: 2 K: 1 BB: 0 S: 9 P: 14	R: 0 H: 1 E: 0 LOB: 3 K: 0 BB: 2 S: 7 P: 20	1B: 3 SF: 0 2B: 1 SAC: 1 3B: 0 DP: 0 HR: 0 HBP: 0						WP: 2 PA: 33 PB: 0 SB: 0 CS: 1

PITCHER		IP	WLS	BF	H	R	ER	SO	BB	IBB	HBP	BLK	WP	HR	S	P	ERA	WHIP
Willie Blair, R ERA: 4.98	(1, 1)	7.1	W	26	3	0	0	6	2	0	0	0	1	0	59	93	0.00	0.682
Dennis Cook, L ERA: 2.01	(8, 1)	0.2		2	0	0	0	1	0	0	0	0	0	0	6	9	0.00	0.000
John Franco, L ERA: 3.32	(9, 1)	1.0	S	5	1	0	0	0	1	1	0	0	1	0	7	20	0.00	2.000

PITCHER	IP	WLS	BF	H	R	ER	SO	BB	IBB	HBP	BLK	WP	HR	S	P	ERA	WHIP

BOTTOM

New York Mets @ Montreal Expos

Olympic Stadium, Montreal, QB

Sun Sep 13 1998, 3:33 AM EDT
Att. 15,152 - Sunny - 64 F

livebaseballscorecards.com

AB	28
R	0
H	4
RBI	0
BB	4
SO	7
LOB	10

Batter	1	2	3	4	5	6	7	8	9	AB	R	H	RBI	BB	SO	LOB
Todd Dunwoody, L (1, 8) OBP: 0.286, SLG: 0.372	L7			F7		K		FC5-4		3	0	0	0	0	1	0
Preston Wilson, R (8, PH) OBP: 0.250, SLG: 0.295 (8, 8)										1	0	0	0	0	0	1
Edgar Renteria, R (1, 6) OBP: 0.343, SLG: 0.337	G6-3			2B		G5-3		FC6-4		4	0	1	0	0	0	1
Mark Kotsay, L (1, 9) OBP: 0.311, SLG: 0.394	CS 1B			L7			P4		F7	4	0	1	0	0	0	1
Derrek Lee, R (1, 3) OBP: 0.326, SLG: 0.435	CS	F7		F7			K		K	4	0	0	0	0	2	1
Cliff Floyd, L (1, 7) OBP: 0.340, SLG: 0.484		F7			P5		2B 1B		K	4	1	1	0	0	1	0
Kevin Orie, R (1, 5) OBP: 0.281, SLG: 0.337		P3			K					3	0	1	1	0	1	0
Randy Knorr, R (1, 2) OBP: 0.200, SLG: 0.424			G4-3		HR		G6-3			3	1	1	1	0	0	1
Luis Castillo, S (1, 4) OBP: 0.317, SLG: 0.294			G6-3		G3				K	3	0	0	0	0	1	0
Brian Meadows, R (1, 1) OBP: 0.196, SLG: 0.137			G6-3			K			FC5-4 BB	2	0	0	0	0	1	0
Dave Berg, R (8, PH) OBP: 0.389, SLG: 0.395										0	0	0	0	1	0	0
Brian Edmondson, R (8, 1)										0	0	0	0	0	0	0
Inning Stats	R: 0 E: 0 K: 0 S: 7 H: 1 LOB: 0 BB: 0 P: 11	R: 0 E: 0 K: 0 S: 7 H: 0 LOB: 0 BB: 0 P: 12	R: 0 E: 0 K: 0 S: 6 H: 0 LOB: 0 BB: 0 P: 9	R: 0 E: 0 K: 0 S: 6 H: 1 LOB: 1 BB: 0 P: 11	R: 1 E: 0 K: 1 S: 11 H: 1 LOB: 0 BB: 0 P: 13	R: 0 E: 0 K: 2 S: 8 H: 0 LOB: 0 BB: 0 P: 11	R: 1 E: 0 K: 1 S: 9 H: 2 LOB: 1 BB: 0 P: 10	R: 0 E: 0 K: 1 S: 10 H: 0 LOB: 1 BB: 1 P: 17	R: 0 E: 0 K: 2 S: 9 H: 0 LOB: 0 BB: 0 P: 13	1B: 2 2B: 2 3B: 0 HR: 1 SF: 0 SAC: 0 DP: 0 HBP: 0						

TOP

Florida Marlins @ Montreal Expos

Olympic Stadium, Montreal, QB

Mon Sep 14 1998, 7:05 PM EDT

Att. 11,969 - Cloudy - 68 F

livebaseballscorecards.com

AB	31
R	2
H	5
RBI	2
BB	1
SO	7
LOB	5

PITCHER		IP	WLS	BF	H	R	ER	SO	BB	IBB	HBP	BLK	WP	HR	S	P	ERA	WHIP
Dustin Hermanson, R ERA: 2.94	(1, 1)	7.0	W	25	5	2	2	4	0	0	0	0	0	1	54	77	2.57	0.714
Steve Kline, L ERA: 2.78	(8, 1)	1.0		4	0	0	0	1	1	0	0	0	0	0	10	17	0.00	1.000
Ugueth Urbina, R ERA: 1.11	(9, 1)	1.0	S	3	0	0	0	2	0	0	0	0	0	0	9	13	0.00	0.000

PITCHER	IP	WLS	BF	H	R	ER	SO	BB	IBB	HBP	BLK	WP	HR	S	P	ERA	WHIP

Florida Marlins @ Montreal Expos

Olympic Stadium, Montreal, QB

Mon Sep 14 1998, 7:05 PM EDT

Att. 11,969 - Cloudy - 68 F

BOTTOM

livebaseballscorecards.com

Batter	1	2	3	4	5	6	7	8	9	AB	R	H	RBI	BB	SO	LOB
Wilton Guerrero, S (1, 4) OBP: 0.304, SLG: 0.370	SH5-4 SF7 2B		G4-3 1-3			1B G6-3 HR 1B	BB 1-2			3	2	2	0	1	0	1
Orlando Cabrera, R (1, 6) OBP: 0.322, SLG: 0.391	SH5-4 2-3		G4-3			G6-3 1-2	F8			3	0	0	0	0	0	4
Fernando Seguignol, S (1, 7) OBP: 0.304, SLG: 0.600 F.P. Santangelo, S (9, 7) OBP: 0.329, SLG: 0.292	SF7 3-H			L9		K		G4-3		3 0	0 0	0 0	1 0	0 0	1 0	1 0
Vladimir Guerrero, R (1, 9) OBP: 0.371, SLG: 0.601	F8			G3 S 1B		HR 2-3 1B		CS 1B		4	1	3	0	0	0	0
Brad Fullmer, L (1, 3) OBP: 0.328, SLG: 0.452 Ryan McGuire, L (9, 3) OBP: 0.291, SLG: 0.244		K	G3 1-3			1-H 3-H HR		P6		4 0	1 0	1 0	3 0	0 0	1 0	2 0
Shane Andrews, R (1, 5) OBP: 0.307, SLG: 0.456		G5-3	G6-3			K		1 SAFE CS 1-2		3	0	0	0	0	1	1
Bob Henley, R (1, 2) OBP: 0.351, SLG: 0.372		G6-3		F8			K			3	0	0	0	0	1	0
Terry Jones, S (1, 8) OBP: 0.296, SLG: 0.302			G4-3 S BB	G3			G5-3			2	0	0	0	1	0	0
Dustin Hermanson, R (1, 1) OBP: 0.283, SLG: 0.204 Jose Vidro, S (7, PH) OBP: 0.322, SLG: 0.276 Steve Kline, S (8, 1) Ugueth Urbina, R (9, 1)			K	G4-3			WP BB			2 0 0 0	0 0 0 0	0 0 0 0	0 1 0 0	0 0 0 0	1 0 0 0	1 0 0 0
Inning Stats	R: 1 H: 1 E: 0 LOB: 0 K: 0 BB: 0 S: 6 P: 9	R: 0 H: 0 E: 0 LOB: 0 K: 1 BB: 0 S: 8 P: 14	R: 0 H: 0 E: 0 LOB: 1 K: 1 BB: 1 S: 12 P: 19	R: 0 H: 1 E: 0 LOB: 1 K: 0 BB: 0 S: 13 P: 19	R: 0 H: 0 E: 0 LOB: 0 K: 0 BB: 0 S: 8 P: 12	R: 3 H: 3 E: 0 LOB: 0 K: 2 BB: 0 S: 13 P: 19	R: 0 H: 0 E: 0 LOB: 2 K: 1 BB: 2 S: 12 P: 21	R: 0 H: 1 E: 0 LOB: 0 K: 0 BB: 0 S: 9 P: 16		1B: 4 SF: 1 2B: 1 SAC: 1 3B: 0 DP: 0 HR: 1 HBP: 0						WP: 1 PA: 33 PB: 0 SB: 2 CS: 1

	AB	27
	R	4
	H	6
	RBI	4
	BB	3
	SO	5
	LOB	10

PITCHER		IP	WLS	BF	H	R	ER	SO	BB	IBB	HBP	BLK	WP	HR	S	P	ERA	WHIP
Brian Meadows, R ERA: 5.19	(1, 1)	7.0	L	29	5	4	4	5	3	0	0	0	1	1	72	113	5.14	1.143
Brian Edmondson, R ERA: 4.02	(8, 1)	1.0		3	1	0	0	0	0	0	0	0	0	0	9	16	0.00	1.000

PITCHER	IP	WLS	BF	H	R	ER	SO	BB	IBB	HBP	BLK	WP	HR	S	P	ERA	WHIP

Batter	1	2	3	4	5	6	7	8	9	AB	R	H	RBI	BB	SO	LOB
Todd Dunwoody, L (1, 8) OBP: 0.285, SLG: 0.370	G3	P6			K		SH 1B 1B		K	5	1	1	0	0	2	1
Edgar Renteria, R (1, 6) OBP: 0.346, SLG: 0.339	CS G6-3 BB		CS 1B		3B 1B		G6-4-3 SH 1B 1-3		G6-3	2	0	2	0	1	0	0
Alex Gonzalez, R (5, PR) (5, 6) OBP: 0.250, SLG: 0.268										1	1	0	0	0	0	0
Mark Kotsay, L (1, 9) OBP: 0.315, SLG: 0.401	G6-3 1-2		L6-3 1-2 1B		E 1-H 3B		G6-4-3 1-2 3-H 1B		PB 1B	5	1	4	2	0	0	1
Derrek Lee, R (1, 3) OBP: 0.323, SLG: 0.430	CS 2-3	K	L6-3 1-2		E6 3-H		G6-4-3 1-2f 2-3		G6-3 1-2	5	0	0	0	0	1	5
Cliff Floyd, L (1, 7) OBP: 0.339, SLG: 0.482		HBP 3B 1B		L8	F8		L5			4	1	1	0	0	0	2
Kevin Orie, R (1, 5) OBP: 0.285, SLG: 0.338		1 SAFE 1 SAFE 1 SAFE 1-2 HBP 3B		G5-3		BB		G4-3 BLK G5-3 1B		2	2	1	0	1	0	0
Randy Knorr, R (1, 2) OBP: 0.205, SLG: 0.459		1-H 2-H 1B 3B		E6		F9		G4-3 1-3		4	1	1	2	0	0	2
Luis Castillo, S (1, 4) OBP: 0.315, SLG: 0.292		SH3 3-H 1B		K		P8		G5-3 3-H		4	0	1	2	0	1	2
Rafael Medina, R (1, 1)		1 SAFE SH3 1-2			K	F8		K		2	0	0	0	0	1	1
Vic Darensbourg, L (6, 1)										0	0	0	0	0	0	0
Rob Stanifer, R (6, 1)										0	0	0	0	0	0	0
Antonio Alfonseca, R (7, 1)										1	0	0	0	0	1	0
Matt Mantei, R (9, 1) OBP: 0.333, SLG: 0.333										0	0	0	0	0	0	0

TOP

Florida Marlins @ Montreal Expos

Olympic Stadium, Montreal, QB

Tue Sep 15 1998, 7:05 PM EDT

Att. 6,795 - Cloudy - 72 F

livebaseballscorecards.com

AB	35
R	7
H	11
RBI	6
BB	2
SO	6
LOB	14

Inning Stats	1	2	3	4	5	6	7	8	9
	R: 0 E: 0 K: 0 S: 6	R: 3 E: 0 K: 1 S: 15	R: 0 E: 0 K: 0 S: 8	R: 0 E: 1 K: 1 S: 12	R: 2 E: 1 K: 2 S: 13	R: 0 E: 0 K: 0 S: 9	R: 1 E: 1 K: 0 S: 11	R: 1 E: 0 K: 1 S: 9	R: 0 E: 0 K: 1 S: 9
	H: 0 LOB: 0 BB: 1 P: 12	H: 3 LOB: 1 BB: 0 P: 24	H: 2 LOB: 0 BB: 0 P: 11	H: 0 LOB: 1 BB: 0 P: 18	H: 2 LOB: 1 BB: 0 P: 21	H: 0 LOB: 1 BB: 1 P: 15	H: 2 LOB: 1 BB: 0 P: 17	H: 1 LOB: 0 BB: 0 P: 10	H: 1 LOB: 1 BB: 0 P: 17

1B: 9	SF: 0
2B: 1	SAC: 2
3B: 2	DP: 2
HR: 0	HBP: 1

WP: 0	PA: 41
PB: 1	
SB: 0	
CS: 2	

PITCHER		IP	WLS	BF	H	R	ER	SO	BB	IBB	HBP	BLK	WP	HR	S	P	ERA	WHIP
Mike Thurman, R ERA: 4.69	(1, 1)	5.0	L	23	7	5	4	4	1	0	1	0	0	0	54	86	7.20	1.600
Shayne Bennett, R ERA: 5.09	(6, 1)	1.0		4	0	0	0	0	1	0	0	0	0	0	9	15	0.00	1.000
Tim Young, L ERA: 7.36	(7, 1)	0.0		3	2	1	1	0	0	0	0	0	0	0	7	12	∞	∞
Mike Maddux, R ERA: 3.67	(7, 1)	1.0		2	0	0	0	0	0	0	0	0	0	0	4	5	0.00	0.000
Anthony Telford, R ERA: 4.21	(8, 1)	1.0		4	1	1	1	1	0	0	0	1	0	0	9	10	9.00	1.000

PITCHER		IP	WLS	BF	H	R	ER	SO	BB	IBB	HBP	BLK	WP	HR	S	P	ERA	WHIP
Kirk Bullinger, R ERA: 9.53	(9, 1)	1.0		4	1	0	0	1	0	0	0	0	0	0	9	17	0.00	1.000

Florida Marlins @ Montreal Expos

Olympic Stadium, Montreal, QB

Tue Sep 15 1998, 7:05 PM EDT

Att. 6,795 - Cloudy - 72 F

BOTTOM

livebaseballscorecards.com

Batter	1	2	3	4	5	6	7	8	9	AB	R	H	RBI	BB	SO	LOB
Wilton Guerrero, S (1, 4) OBP: 0.302, SLG: 0.368	1B	P5		P4		F8		L7		5	0	1	0	0	0	6
Terry Jones, S (1, 8) OBP: 0.298, SLG: 0.301	S 1B BB	K			K	E 1B 1-3		G6-3		4	1	1	0	1	2	3
Shane Andrews, R (1, 5) OBP: 0.307, SLG: 0.455	1B 1-H		G4-6-3 1B		K	E5 1-2 3-H			L7	5	0	2	1	0	1	1
Vladimir Guerrero, R (1, 9) OBP: 0.373, SLG: 0.607	BB HBP		K		HR	K			2B 2B	4	2	2	1	0	2	3
Brad Fullmer, L (1, 3) OBP: 0.331, SLG: 0.456	1-2 BB		G4-6-3 1-2f		WP 2B	F8			2-H 2B	4	0	2	1	1	0	1
F.P. Santangelo, S (1, 7) OBP: 0.329, SLG: 0.291	G3-1			F8	WP BB	F9			K	2	0	0	0	1	0	2
Shayne Bennett, R (6, 1)										0	0	0	0	0	0	0
Tim Young, L (7, 1)										0	0	0	0	0	0	0
Mike Maddux, L (7, 1)										0	0	0	0	0	0	0
Derrick May, L (7, PH) OBP: 0.282, SLG: 0.348										1	0	0	0	0	0	0
Anthony Telford, R (8, 1)										0	0	0	0	0	0	0
Kirk Bullinger, R (9, 1)										0	0	0	0	0	0	0
Jose Vidro, S (9, PH) OBP: 0.321, SLG: 0.275										1	0	0	0	0	1	1
Bob Henley, R (1, 2) OBP: 0.353, SLG: 0.367		E 1B		WP BB	K 1-2 2-3		K		L9	4	0	1	0	1	2	3
Mike Mordecai, R (1, 6) OBP: 0.264, SLG: 0.353		E6 1-3 1B		1-2 BB		P6		G5-3		3	0	1	0	1	0	0
Mike Thurman, R (1, 1)										2	0	0	0	0	1	4
Fernando Seguignol, S (6, 7) OBP: 0.360, SLG: 0.667	L4			K		1B E BB		2B		1	1	1	0	1	0	0

Inning Stats																								
	R: 1	H: 2	R: 0	H: 2	R: 0	H: 1	R: 0	H: 0	R: 1	H: 2	R: 1	H: 1	R: 0	H: 0	R: 0	H: 1	R: 1	H: 2	1B: 6	SF: 0	WP: 2	PA: 43
	E: 0	LOB: 2	E: 1	LOB: 2	E: 0	LOB: 0	E: 0	LOB: 2	E: 0	LOB: 2	E: 1	LOB: 2	E: 0	LOB: 0	E: 0	LOB: 1	E: 0	LOB: 1	2B: 4	SAC: 0	PB: 0	
	K: 0	BB: 2	K: 1	BB: 0	K: 1	BB: 0	K: 1	BB: 2	K: 3	BB: 1	K: 14	BB: 1	K: 1	BB: 0	K: 1	BB: 0	K: 7	BB: 0	3B: 0	DP: 1	SB: 1	
	S: 13	P: 23	S: 16	P: 22	S: 7	P: 11	S: 8	P: 22	S: 15	P: 22		P: 21	S: 6	P: 8		P: 10	S: 13	P: 19	HR: 1	HBP: 1	CS: 0	

PITCHER		IP	WLS	BF	H	R	ER	SO	BB	IBB	HBP	BLK	WP	HR	S	P	ERA	WHIP
Rafael Medina, R (1, 1) ERA: 6.43		5.1	W	27	7	3	2	6	6	0	1	0	2	1	62	107	3.38	2.438
Vic Darensbourg, L (6, 1) ERA: 3.72		0.1		2	1	0	0	0	0	0	0	0	0	0	4	5	0.00	3.000
Rob Stanifer, R (6, 1) ERA: 5.8		0.1		2	0	0	0	1	0	0	0	0	0	0	7	9	0.00	0.000
Antonio Alfonseca, R (7, 1) ERA: 4.23		2.0		7	1	0	0	1	0	0	0	0	0	0	13	18	0.00	0.500
Matt Mantei, R (9, 1) ERA: 3.14		1.0		5	2	1	1	1	0	0	0	0	0	0	13	19	9.00	2.000

PITCHER	IP	WLS	BF	H	R	ER	SO	BB	IBB	HBP	BLK	WP	HR	S	P	ERA	WHIP

Batter	1	2	3	4	5	6	7	8	9	AB	R	H	RBI	BB	SO	LOB
Luis Castillo, S (1, 4) OBP: 0.312, SLG: 0.289	B X 1-0 G3 ①		C B F B F F X 2-2 E1		C C X 0-2 G4-3 ②		B C X 1-1 G1-3 ③		C B C X 1-2 FC6 1-2 2-3 1B	5	0	1	0	0	0	1
Todd Dunwoody, L (1, 8) OBP: 0.287, SLG: 0.372	B X 1-0 2B 2B		B 1 SAFE 1 SAFE C S X 1-2 F9 ②		X 0-0 F9 ③			B C B B B 4-1 1B BB	B B X 2-0 FC6 1-2f ③	3	1	1	0	1	0	1
Preston Wilson, R (9, PH) OBP: 0.245, SLG: 0.289 (9, 8)										1	0	0	0	0	0	3
Mark Kotsay, L (1, 9) OBP: 0.314, SLG: 0.402	C B B X 2-1 2-H 2B		X 0-0 P6 ③			B X 1-0 F8 ①		M L S 0-3 K ①		4	0	1	1	0	1	2
Cliff Floyd, L (1, 7) OBP: 0.342, SLG: 0.488	B F X 1-1 L8 ②			X 0-0 2B 2B		C B B X 2-1 2B		1 SAFE 1 SAFE B X 1-0 G6-4-3 1-2 1B		4	1	3	0	0	0	1
Ryan Jackson, L (1, 3) OBP: 0.305, SLG: 0.378	X 0-0 G6-3 ③			S B B X 2-1 2-H 2B		S 2 SAFE S B B S F B S 2-3 K ②		B F B X 2-1 G6-4-3 ② ③ 1-2f		3	0	1	1	0	1	2
Derrek Lee, R (8, PH) OBP: 0.323, SLG: 0.429 (8, 3)										1	0	0	0	0	0	2
Kevin Orie, R (1, 5) OBP: 0.285, SLG: 0.335		C B S X 1-2 G5-3 ①		C B B X 2-1 P4 ①		S B B B C B X 3-2 L5 ③			B B B B 4-0 FC1-5 1B BB	3	0	0	0	1	0	2
Randy Knorr, R (1, 2) OBP: 0.209, SLG: 0.463		B S F B X 2-2 G5-3 ②		B C B F B S 3-3 K ②			X 0-0 G4-3 2B		1 SAFE 1 SAFE B M L B S 2-3 K ①	4	0	1	0	0	2	2
Alex Gonzalez, R (1, 6) OBP: 0.250, SLG: 0.267		B C B C X 2-2 G4-3 ③		X 0-0 F8 ③			B S X 1-1 G4-3 ① 2-3		1 SAFE C B F F F X 1-2 1B FC1-5 1-2 1B	4	0	1	0	0	0	2
Kirt Ojala, L (1, 1) OBP: 0.250, SLG: 0.200			B S F B B C 3-3 K ①		B C C B S 2-3 K ①		X 0-0 P2 ②		X 0-0 FC1-5 1B ② 1-2 2-3f	4	0	0	0	0	2	3
Inning Stats	R: 1 E: 0 K: 0 S: 7 H: 2 LOB: 1 BB: 0 P: 12	R: 0 E: 0 K: 0 S: 9 H: 0 LOB: 0 BB: 0 P: 14	R: 0 E: 1 K: 1 S: 13 H: 0 LOB: 1 BB: 0 P: 19	R: 1 E: 0 K: 1 S: 9 H: 2 LOB: 1 BB: 0 P: 16	R: 0 E: 0 K: 1 S: 7 H: 0 LOB: 0 BB: 0 P: 9	R: 0 E: 0 K: 1 S: 10 H: 1 LOB: 1 BB: 0 P: 18	R: 0 E: 0 K: 0 S: 6 H: 1 LOB: 1 BB: 0 P: 8	R: 0 E: 0 K: 1 S: 7 H: 1 LOB: 1 BB: 1 P: 14	R: 0 E: 0 K: 1 S: 13 H: 2 LOB: 3 BB: 1 P: 23	1B: 3 2B: 6 3B: 0 HR: 0 SF: 0 SAC: 0 DP: 1 HBP: 0							

PITCHER		IP	WLS	BF	H	R	ER	SO	BB	IBB	HBP	BLK	WP	HR	S	P	ERA	WHIP
Carl Pavano, R ERA: 4.26	(1, 1)	7.0		28	6	2	2	4	0	0	0	0	0	0	61	96	2.57	0.857
Rick DeHart, L ERA: 5.4	(8, 1)	0.1		3	1	0	0	1	1	0	0	0	0	0	5	10	0.00	6.000
Mike Maddux, R ERA: 3.58	(8, 1)	1.1		6	2	0	0	1	1	0	0	0	0	0	14	24	0.00	2.250
Steve Kline, L ERA: 2.76	(9, 1)	0.1	W	1	0	0	0	0	0	0	0	0	0	0	1	3	0.00	0.000

PITCHER	IP	WLS	BF	H	R	ER	SO	BB	IBB	HBP	BLK	WP	HR	S	P	ERA	WHIP

TOP

Florida Marlins @ Montreal Expos

Olympic Stadium, Montreal, QB

Wed Sep 16 1998, 7:05 PM EDT

Att. 13,540 - Unknown - 65 F

livebaseballscorecards.com

AB	36
R	2
H	9
RBI	2
BB	2
SO	6
LOB	21

1B: 3	SF: 0	WP: 0	PA: 38
2B: 6	SAC: 0	PB: 0	
3B: 0	DP: 1	SB: 0	
HR: 0	HBP: 0	CS: 0	

Florida Marlins @ Montreal Expos

Olympic Stadium, Montreal, QB

Wed Sep 16 1998, 7:05 PM EDT

Att. 13,540 - Unknown - 65 F

livebaseballscorecards.com

BOTTOM

Batter	1	2	3	4	5	6	7	8	9	AB	R	H	RBI	BB	SO	LOB
Wilton Guerrero, S (1, 4) OBP: 0.304, SLG: 0.369	B C X 1-1 B2-6-3 1B		C F B X 1-2 ② L3 2-3		C 1 SAFE 1 SAFE F F X 0-2 E3 FC5-4 1-3 1B		B C C F X 1-2 ③ F9			4	0	2	0	0	0	1
Orlando Cabrera, R (1, 6) OBP: 0.321, SLG: 0.386	1 SAFE 1 SAFE X 0-0 ① ② B2-6-3 1-2f		B B B C S X 3-2 ③ F8		B B X 2-0 ③ FC5-4 1-2f			B B C B B 4-1 G4-6-3 BB		3	0	0	0	1	0	4
Fernando Seguignol, S (1, 7) OBP: 0.310, SLG: 0.560	B F C C 1-3 ③ K			F B S B S 2-3 ① K		B F B X 2-1 ① F9		B C B X 2-1 ① ② G4-6-3 1-2f		4	0	0	0	0	2	1
Vladimir Guerrero, R (1, 9) OBP: 0.371, SLG: 0.603		B X 1-0 ① F8		C F S 0-3 K		B X 1-0 ② L8		S X 0-1 ③ P7		4	0	0	0	0	1	0
Shane Andrews, R (1, 5) OBP: 0.309, SLG: 0.453 Mike Mordecai, R (9, PR) OBP: 0.264, SLG: 0.353		B X 1-0 ② P4		F F 1 SAFE F C 0-3 ② K		B B B B 4-0 FC5 WP BB			F B B S F B B 4-2 G5-3 1B BB	2 0	0 1	0 0	0 0	2 0	1 0	1 0
Brad Fullmer, L (1, 3) OBP: 0.330, SLG: 0.453	B F X 1-1 ③ F9			F 1 SAFE 1 SAFE S 1 SAFE S 0-3 ③ K		1 SAFE B B B B 4-0 1-2 BB			X 0-0 ① F9	3	0	0	0	1	1	2
Bob Henley, R (1, 2) OBP: 0.349, SLG: 0.394			B X 1-0 HR		X 0-0 ① G5-3	B X 1-0 ③ FC5 2-3f			C B F B X 2-2 ② G5-3 1-2	4	1	1	1	0	0	3
Terry Jones, S (1, 8) OBP: 0.299, SLG: 0.297 Robert Perez, R (9, PH) OBP: 0.238, SLG: 0.302			B B B B 4-0 S SH3-4 BB		C B B C S 2-3 K E 1B		X 0-0 ① G5-3		B B X 2-0 2-H 2B 1B	2 1	0 1	0 1	0 1	1 0	1 0	0 0
Carl Pavano, R (1, 1) OBP: 0.139, SLG: 0.139 F.P. Santangelo, S (7, PH) OBP: 0.328, SLG: 0.290 Rick DeHart, L (8, 1) Mike Maddux, L (8, 1) Steve Kline, S (9, 1) Jose Vidro, S (9, PH) OBP: 0.323, SLG: 0.284			X 0-0 ① SH3-4 1-2		1 SAFE 1 SAFE X 0-0 ② B1		B X 1-0 ② F7		X 0-0 1-H 2B	1 1 0 0 0 1	0 0 0 0 0 0	0 0 0 0 0 1	0 0 0 0 0 1	0 0 0 0 0 0	0 0 0 0 0 0	1 0 0 0 0 0
Inning Stats	R: 0 E: 0 K: 1 S: 6 H: 1 LOB: 0 BB: 0 P: 8	R: 0 E: 0 K: 0 S: 4 H: 0 LOB: 0 BB: 0 P: 7	R: 1 E: 0 K: 0 S: 8 H: 1 LOB: 1 BB: 1 P: 17	R: 0 E: 0 K: 4 S: 13 H: 0 LOB: 1 BB: 0 P: 15	R: 0 E: 1 K: 1 S: 11 H: 1 LOB: 2 BB: 0 P: 15	R: 0 E: 0 K: 0 S: 4 H: 0 LOB: 2 BB: 2 P: 16	R: 0 E: 0 K: 0 S: 6 H: 0 LOB: 0 BB: 0 P: 8	R: 0 E: 0 K: 0 S: 5 H: 0 LOB: 0 BB: 1 P: 11	R: 2 E: 0 K: 0 S: 9 H: 2 LOB: 2 BB: 1 P: 17	1B: 3 2B: 1 3B: 0 HR: 1 SF: 0 SAC: 1 DP: 2 HBP: 0						

PITCHER	IP	WLS	BF	H	R	ER	SO	BB	IBB	HBP	BLK	WP	HR	S	P	ERA	WHIP
Kirt Ojala, L (1, 1) ERA: 3.93	8.2	L	36	5	3	3	6	5	0	0	0	1	1	66	114	3.12	1.154

PITCHER	IP	WLS	BF	H	R	ER	SO	BB	IBB	HBP	BLK	WP	HR	S	P	ERA	WHIP

AB	30
R	3
H	5
RBI	3
BB	5
SO	6
LOB	13

WP: 1 PB: 2 SB: 1 CS: 0 PA: 36

Montreal Expos @ Philadelphia Phillies

Veterans Stadium, Philadelphia, PA

Fri Sep 18 1998, 7:05 PM EDT

Att. 14,811 - Cloudy - 79 F

TOP

livebaseballscorecards.com

Batter	1	2	3	4	5	6	7	8	9	AB	R	H	RBI	BB	SO	LOB
Wilton Guerrero, S (1, 4) OBP: 0.305, SLG: 0.370	4-0 BB	1-0 G3-1		0-1 P4		2-1 G4-3	1-1 F4		0-1 2B 1-3	5	0	1	0	1	0	3
Terry Jones, S (1, 8) OBP: 0.302, SLG: 0.306	0-0 SH1-3 1-2		1-2 1B HR E	0-3 K		3-2 2B	0-1 F8		1-3 K	5	1	2	0	0	2	4
Shane Andrews, R (1, 5) OBP: 0.310, SLG: 0.455	1-2 G1-4-3 2-3		0-0 L9		0-0 1B 2B	1-0 F9		3-1 F9		5	1	2	0	0	0	2
Vladimir Guerrero, R (1, 9) OBP: 0.371, SLG: 0.601	1-2 G1-4-3 1-2f		0-0 HR E 1-2		1-2 E 1B 2B 2-3	0-0 G4-3		0-3 K		5	2	2	0	0	1	3
Brad Fullmer, L (1, 3) OBP: 0.331, SLG: 0.458 Ryan McGuire, L (8, 3) OBP: 0.291, SLG: 0.244		2-1 L8	0-1 HR 1-H 2-H		1-3 K		4-2 3B BB	1-3 K		4	2	1	3	1	2	2
										0	0	0	0	0	0	0
F.P. Santangelo, S (1, 7) OBP: 0.329, SLG: 0.292		0-0 L9	0-0 F7		1-1 P6		4-2 3B 1-2 BB		2-1 1B 2B	4	2	1	0	1	0	2
Bob Henley, R (1, 2) OBP: 0.360, SLG: 0.434	1-2 1B 2B		0-1 G5-3		0-1 E1 2B 1-3 3-H 1B		2-1 2B 1-H 2-H 3B		1-1 P9	5	2	3	3	0	0	1
Orlando Cabrera, R (1, 6) OBP: 0.331, SLG: 0.408	1-0 3B 2-H 1B		1-2 2B	2-0 1-3 3-H 2B		1-0 3B 3-H 2B			2-2 L7	5	1	4	3	0	0	1
Javier Vazquez, R (1, 1) OBP: 0.208, SLG: 0.255 Anthony Telford, R (6, 1) OBP: 0.250, SLG: 0.250	2-2 3B 2-H		1-3 K	0-2 G6-3		0-0 L8			1-1 2B 1B 2-H	3	0	1	1	0	1	3
										2	0	1	1	0	0	1

Inning Stats	1	2	3	4	5	6	7	8	9
	R: 0 E: 0 K: 0 S: 9 H: 1 LOB: 1 BB: 1 P: 15	R: 2 E: 0 K: 0 S: 11 H: 3 LOB: 1 BB: 0 P: 18	R: 3 E: 1 K: 0 S: 10 H: 3 LOB: 0 BB: 0 P: 11	R: 0 E: 0 K: 2 S: 12 H: 1 LOB: 1 BB: 0 P: 14	R: 2 E: 1 K: 1 S: 15 H: 4 LOB: 2 BB: 0 P: 20	R: 0 E: 0 K: 0 S: 8 H: 1 LOB: 1 BB: 0 P: 14	R: 3 E: 0 K: 0 S: 15 H: 2 LOB: 1 BB: 2 P: 27	R: 0 E: 0 K: 2 S: 8 H: 0 LOB: 0 BB: 0 P: 12	R: 1 E: 0 K: 1 S: 16 H: 3 LOB: 2 BB: 0 P: 23

| | | | | | | | | | |

Batter	1	2	3	4	5	6	7	8	9	AB	R	H	RBI	BB	SO	LOB
Desi Relaford, S (1, 6) OBP: 0.291, SLG: 0.330	B C S B B F X 3-2 G3-1 ① 1-2	X 0-0 F7 ③		X 0-0 1B ① 1-2 3-H 1B		C C F X 0-2 G3 ③			F X 0-1 G4-3 ①	5	0	1	1	0	0	1
Doug Glanville, R (1, 8) OBP: 0.334, SLG: 0.388	B B C F F X 2-2 1B E 1B		C F F F S 0-3 K2-3 ① 1-2	C X 0-1 1B 1-2 2-3			F F B F B F F F F 2-2 X 1B		B X 1-0 F7 ②	5	1	3	0	0	1	0
Rico Brogna, L (1, 3) OBP: 0.320, SLG: 0.454	X 0-0 E SF8 1B 1-2		C B X 1-1 P2 ② 1-2	B F B X 2-1 F7 ③			C F B B B C 2-3 K ①		B B C B B 4-1 BB	4	1	1	0	1	1	4
Scott Rolen, R (1, 5) OBP: 0.384, SLG: 0.515	B 1 SAFE C X 1-1 E7 SF8 1B 1-3 2-H		B X 1-0 G4-3 ③		S B B B X 3-1 P3 ① 3-2		X 0-0 F8 ②		B C S F S 1-3 K ③	5	0	1	1	0	1	2
Bobby Abreu, L (1, 9) OBP: 0.400, SLG: 0.485	B B S X 2-1 SF8 ② 2-3 3-H			B B C X 2-1 HR 3-1	B C C B B B 4-2 G6-3 BB		C B B F S 2-3 K ③			2	1	1	2	1	1	1
Wendell Magee, R (1, 7) OBP: 0.375, SLG: 0.475	C X 0-1 F7 ③			S B S B X 3-1 G5-3 ① 3-2	B C C X 1-2 G6-3 ② 1-2			C B B S X 2-2 P6 ①		4	0	0	0	0	0	2
Mark Lewis, R (1, 4) OBP: 0.310, SLG: 0.346		F B F S 1-3 K ① 2-3		B X 1-0 F8 ② 2-3	B C S B B X 3-2 G5-3 ③			C F B X 1-2 G6-3 ② 1-2		4	0	0	0	0	1	1
Gary Bennett, R (1, 2) OBP: 0.526, SLG: 0.471		C X 0-1 SH3 1B 1-2		B B B C B 4-1 1B 1B BB 4-2		X 0-0 G6-3 ① 0-1		F C B X 1-2 FC6-4 1B 1-3		3	1	2	0	1	0	0
Mark Portugal, R (1, 1) OBP: 0.300, SLG: 0.326 Mike Welch, L (5, 1) Marlon Anderson, L (6, PH) OBP: 0.375, SLG: 0.750 Ken Ryan, R (7, 1) Yorkis Perez, L (7, 1) Jerry Spradlin, S (8, 1) OBP: 1.000, SLG: 2.000 Jon Zuber, L (8, PH) OBP: 0.261, SLG: 0.419 Mike Grace, R (9, 1) OBP: 0.160, SLG: 0.087	L B X 1-1 SH3 ② 1-2			B B C B X 3-1 1B 1B 1B 3-2 1-3		C C C 0-3 K ② 1-3		X 0-0 FC6-4 ③ 1-2f		1 0 1 0 0 0 0 1 0	0 0 0 0 0 0 0 0 0	1 0 0 0 0 0 0 0 0	0 0 0 0 0 0 0 0 0	0 0 1 0 0 0 0 0 0	0 0 0 0 0 0 0 0 0	0 0 1 0 0 0 0 1 0
Inning Stats	R: 2 E: 1 K: 0 S: 15 H: 3 LOB: 1 BB: 0 P: 23	R: 0 E: 0 K: 1 S: 8 H: 1 LOB: 1 BB: 0 P: 10	R: 0 E: 0 K: 1 S: 8 H: 0 LOB: 0 BB: 0 P: 10	R: 2 E: 0 K: 0 S: 14 H: 4 LOB: 3 BB: 1 P: 28	R: 0 E: 0 K: 0 S: 10 H: 0 LOB: 1 BB: 1 P: 21	R: 0 E: 0 K: 1 S: 8 H: 0 LOB: 0 BB: 0 P: 8	R: 0 E: 0 K: 2 S: 15 H: 1 LOB: 1 BB: 0 P: 21	R: 0 E: 0 K: 0 S: 10 H: 1 LOB: 1 BB: 0 P: 14	R: 0 E: 0 K: 1 S: 8 H: 0 LOB: 1 BB: 1 P: 14	1B: 9 2B: 0 3B: 0 HR: 1	SF: 1 SAC: 1 DP: 0 HBP: 0				WP: 0 PB: 0 SB: 0 CS: 0	PA: 40	

PITCHER		IP	WLS	BF	H	R	ER	SO	BB	IBB	HBP	BLK	WP	HR	S	P	ERA	WHIP
Javier Vazquez, R ERA: 6.02	(1, 1)	5.0	W	25	8	4	3	2	2	0	0	0	0	1	55	92	5.40	2.000
Anthony Telford, R ERA: 4.02	(6, 1)	4.0	S	15	2	0	0	4	1	0	0	0	0	0	41	57	0.00	0.750

PITCHER	IP	WLS	BF	H	R	ER	SO	BB	IBB	HBP	BLK	WP	HR	S	P	ERA	WHIP

BOTTOM

Montreal Expos @ Philadelphia Phillies

Veterans Stadium, Philadelphia, PA

Fri Sep 18 1998, 7:05 PM EDT

Att. 14,811 - Cloudy - 79 F

livebaseballscorecards.com

AB	35
R	4
H	10
RBI	4
BB	3
SO	6
LOB	12

Batter	1	2	3	4	5	6	7	8	9	AB	R	H	RBI	BB	SO	LOB
Wilton Guerrero, S (1, 4) OBP: 0.307, SLG: 0.369	B B B C C B 4-2 G6-3 1B BB		C S X 0-2 ③ G4-3			X 0-0 SH1-4 HR 1B		S B C X 1-2 ① G3		3	2	1	0	1	0	0
Terry Jones, S (1, 8) OBP: 0.297, SLG: 0.301	B L C B F F X 2-2 ① G6-3 1-2			B X 1-0 ① F6		C B X 1-1 ① SH1-4 1-2		C S X 0-2 ② G6-3		3	0	0	0	0	0	1
Derrick May, L (1, 7) OBP: 0.287, SLG: 0.369	C B F B B X 3-2 ② 2-H 1B			B X 1-0 ② G3-1		B B F B X 3-1 2-H HR		F B F B F X 2-2 ③ G4-3		4	1	2	3	0	0	0
Vladimir Guerrero, R (1, 9) OBP: 0.369, SLG: 0.597	F F B S 1-3 ③ K			X 0-0 ③ F8		X 0-0 ② L4			F B B F S 2-3 ① K	4	0	0	0	0	2	0
Brad Fullmer, L (1, 3) OBP: 0.328, SLG: 0.454		C X 0-1 ① F9			B C C F F B X 2-2 ① F8	X 0-0 ③ G4-3			B C S B S 2-3 ② K	4	0	0	0	0	1	0
Michael Barrett, R (1, 5)		S B S S S 1-3 ② K			S S F B B B F B 4-2 1B BB		C F B X 1-2 ① G6-3		F F S 0-3 ③ K	3	0	0	0	1	2	0
Bob Henley, R (1, 2) OBP: 0.351, SLG: 0.422		C S B B F S 2-3 ③ K			B B B C X 3-1 ② F8		C X 0-1 ② G5-3			3	0	0	0	0	1	1
Orlando Cabrera, R (1, 6) OBP: 0.335, SLG: 0.411			C X 0-1 ① G1-3		F X 0-1 1-2 1B		S S X 0-2 S 1B			3	0	2	0	0	0	0
Miguel Batista, R (1, 1) Mike Maddux, L (6, 1)			S B S S S 1-3 ② K		S S C 0-3 ③		C C B S 1-3 ③ 1-2 K			2 1	0 0	0 0	0 0	0 0	2 1	2 1
Inning Stats	R: 1 E: 0 K: 1 S: 13 H: 1 LOB: 0 BB: 1 P: 23	R: 0 E: 0 K: 2 S: 9 H: 0 LOB: 0 BB: 0 P: 12	R: 0 E: 0 K: 1 S: 8 H: 0 LOB: 0 BB: 0 P: 9	R: 0 E: 0 K: 0 S: 3 H: 0 LOB: 0 BB: 0 P: 5	R: 0 E: 0 K: 1 S: 16 H: 1 LOB: 2 BB: 1 P: 25	R: 2 E: 0 K: 0 S: 7 H: 2 LOB: 0 BB: 0 P: 11	R: 0 E: 0 K: 1 S: 11 H: 1 LOB: 1 BB: 0 P: 13	R: 0 E: 0 K: 0 S: 10 H: 0 LOB: 0 BB: 0 P: 13	R: 0 E: 0 K: 3 S: 9 H: 0 LOB: 0 BB: 0 P: 13	1B: 4 2B: 0 3B: 0 HR: 1 SF: 0 SAC: 1 DP: 0 HBP: 0						

PITCHER		IP	WLS	BF	H	R	ER	SO	BB	IBB	HBP	BLK	WP	HR	S	P	ERA	WHIP
Curt Schilling, R ERA: 3.25	(1, 1)	9.0	W	33	5	3	3	9	2	0	0	0	0	1	86	124	3.00	0.778

PITCHER		IP	WLS	BF	H	R	ER	SO	BB	IBB	HBP	BLK	WP	HR	S	P	ERA	WHIP

TOP

Montreal Expos @ Philadelphia Phillies

Veterans Stadium, Philadelphia, PA

Sat Sep 19 1998, 7:05 PM EDT
Att. 18,701 - Cloudy - 77 F

livebaseballscorecards.com

AB	30
R	3
H	5
RBI	3
BB	2
SO	9
LOB	5

WP: 0	PB: 0	SB: 1	CS: 0	PA: 33														

Batter	1	2	3	4	5	6	7	8	9	AB	R	H	RBI	BB	SO	LOB
Marlon Anderson, L (1, 4) OBP: 0.350, SLG: 0.684	B B C B C X 3-2 G4-3 ①	B F F F B F X 2-2 G4-3 ③			X 0-0 FC5-4 1B		B C X 1-1 SF9 ② 3-H			3	0	1	1	0	0	2
Doug Glanville, R (1, 8) OBP: 0.332, SLG: 0.386	C F F B X 1-2 L4 ②		B X 1-0 G5-3 ①		1 SAFE C B 1 SAFE X 1-1 FC5-4 CS ① 1-2f		C X 0-1 G6-3 ③			4	0	0	0	0	0	1
Rico Brogna, L (1, 3) OBP: 0.319, SLG: 0.452	B B F B X 3-1 G6-3 ③		C X 0-1 1B		B 1 SAFE S B 1 SAFE B C F S 3-3 K ②③ 1-2			C X 0-1 F7 ①		4	0	1	0	0	1	1
Scott Rolen, R (1, 5) OBP: 0.385, SLG: 0.517		B B X 2-0 HR 2B	B C C S 1-3 K ②			B X 1-0 L7-6-3 1B		C B X 1-1 G6-3 ②		4	1	2	0	0	1	1
Bobby Abreu, L (1, 9) OBP: 0.401, SLG: 0.490		B B X 2-0 2-H HR	C 1 SAFE B B F 1 SAFE X 2-2 L3 ③			X 0-0 L7-6-3 ①② 1-2		C B B B B 4-1 S 1B BB		3	2	1	2	1	0	2
Kevin Sefcik, R (1, 7) OBP: 0.414, SLG: 0.438		C B B B X 3-1 G4-3 ①		B B B 4-0 G5-3 BB		B X 1-0 1B		S B X 1-1 1-H 1B		3	0	2	1	1	0	0
Bobby Estalella, R (1, 2) OBP: 0.244, SLG: 0.373		C B X 1-1 E 1B		C C B X 1-2 G5-3 ① 1-2		C S B S 1-3 K ③		S B S B S 2-3 K ③		4	0	1	0	0	2	3
Desi Relaford, S (1, 6) OBP: 0.293, SLG: 0.334		B X 1-0 E9 1-3 1B		B S B F C 2-3 K ②			C B X 1-1 SH1-4 SF9 2B			3	1	2	0	0	1	1
Curt Schilling, R (1, 1) OBP: 0.158, SLG: 0.151		F C S 0-3 K ②		S X 0-1 G3 ③			B X 1-0 SH1-4 ① 2-3			2	0	0	0	0	1	3
Inning Stats	R: 0 H: 0 E: 0 LOB: 0 K: 0 BB: 0 S: 9 P: 16	R: 2 H: 4 E: 1 LOB: 2 K: 1 BB: 0 S: 15 P: 26	R: 0 H: 1 E: 0 LOB: 1 K: 1 BB: 0 S: 9 P: 13	R: 0 H: 0 E: 0 LOB: 1 K: 1 BB: 1 S: 8 P: 15	R: 0 H: 1 E: 0 LOB: 1 K: 1 BB: 0 S: 7 P: 11	R: 0 H: 2 E: 0 LOB: 1 K: 1 BB: 0 S: 6 P: 9	R: 1 H: 1 E: 0 LOB: 0 K: 0 BB: 0 S: 7 P: 10	R: 1 H: 1 E: 0 LOB: 1 K: 1 BB: 1 S: 10 P: 18		1B: 7 SF: 1 2B: 4 SAC: 1 3B: 0 DP: 2 HR: 1 HBP: 0						WP: 0 PA: 34 PB: 0 SB: 1 CS: 1

PITCHER		IP	WLS	BF	H	R	ER	SO	BB	IBB	HBP	BLK	WP	HR	S	P	ERA	WHIP
Miguel Batista, R ERA: 3.78	(1, 1)	5.2		24	8	2	2	4	1	0	0	0	0	1	51	86	3.18	1.588
Mike Maddux, R ERA: 3.76	(6, 1)	2.1	L	10	2	2	2	2	1	0	0	0	0	0	20	32	7.71	1.286

PITCHER	IP	WLS	BF	H	R	ER	SO	BB	IBB	HBP	BLK	WP	HR	S	P	ERA	WHIP

BOTTOM

Montreal Expos @ Philadelphia Phillies

Veterans Stadium, Philadelphia, PA

Sat Sep 19 1998, 7:05 PM EDT

Att. 18,701 - Cloudy - 77 F

livebaseballscorecards.com

AB	30
R	4
H	10
RBI	4
BB	2
SO	6
LOB	14

Batter	1	2	3	4	5	6	7	8	9	AB	R	H	RBI	BB	SO	LOB
Wilton Guerrero, S (1, 4) OBP: 0.306, SLG: 0.373	C X 0-1 G3			X 0-0 G4-3		B X 1-0 E 3B	B X 1-0 F8			4	1	1	0	0	0	1
Terry Jones, S (1, 8) OBP: 0.296, SLG: 0.296	X 0-0 G6-3			B B B C S F B 4-2 2B BB		B B F X 2-1 E6 CS 3-H	1 SAFE B S 1 SAFE X 1-1 L8			3	0	0	1	1	0	1
Shane Andrews, R (1, 5) OBP: 0.311, SLG: 0.453 Robert Perez, R (8, 7) OBP: 0.238, SLG: 0.302	S B B S C 2-3 K			B C F F 1 SAFE X 1-2 F8		B S B B B 4-1 S 1B 1-2 BB		C B B B B 4-1 G6-4-3 1B BB		2 0	1 0	0 0	0 0	2 0	1 0	1 0
Vladimir Guerrero, R (1, 9) OBP: 0.371, SLG: 0.600		B B F T S 2-3 K2-3		C X 0-1 1-3 2B		C S X 0-2 S 1-H 1B		X 0-0 G6-4-3 1-2 1B		4	0	3	1	0	1	0
Fernando Seguignol, S (1, 3) OBP: 0.281, SLG: 0.500 Shayne Bennett, R (6, 1) Tim Young, L (7, 1) Mike Mordecai, R (8, PH) OBP: 0.262, SLG: 0.350 (8, 5)		C S S F B S 2-3 K		C S C 0-3 K		B F S P 1 SAFE B S 3-3 K 1-2		M C X 0-2 G6-4-3 1-2f 2-3		3 0 0 1	0 0 0 0	0 0 0 0	0 0 0 0	0 0 0 0	3 0 0 0	3 0 0 2
F.P. Santangelo, S (1, 7) OBP: 0.329, SLG: 0.291 Scott Livingstone, L (8, PH) OBP: 0.224, SLG: 0.241 Ugueth Urbina, R (8, 1)		C X 0-1 F8			B B B B 4-0 G4-6-3 1B BB	F X 0-1 F7		C S X 0-2 G4-3		2 1 0	0 0 0	0 0 0	0 0 0	1 0 0	0 0 0	1 1 0
Michael Barrett, R (1, 2) OBP: 0.375, SLG: 0.714		X 0-0 G6-3			X 0-0 1-2 G4-6-3 1B		S F F B F F F X 1-2 HR		B B B C C F S 3-3 K	4	1	2	1	0	1	0
Orlando Cabrera, R (1, 6) OBP: 0.329, SLG: 0.404		B B X 2-0 G6-3			B X 1-0 G4-6-3 1-2f 2-3		B C B X 2-1 F7		C X 0-1 L5	4	0	0	0	0	0	2
Dustin Hermanson, R (1, 1) OBP: 0.274, SLG: 0.196 Ryan McGuire, L (6, 3) OBP: 0.289, SLG: 0.242		F B S B C 2-3 K			S S B F S 1-3 K		C B F B S 2-3 K		B X 1-0 F7	2 2	0 0	0 0	0 0	0 0	2 1	1 0
Inning Stats	R: 0 E: 0 K: 1 S: 6 H: 0 LOB: 0 BB: 0 P: 8	R: 0 E: 0 K: 2 S: 9 H: 0 LOB: 0 BB: 0 P: 13	R: 0 E: 0 K: 1 S: 5 H: 0 LOB: 0 BB: 0 P: 9	R: 0 E: 0 K: 1 S: 13 H: 1 LOB: 2 BB: 1 P: 18	R: 0 E: 0 K: 1 S: 6 H: 1 LOB: 1 BB: 1 P: 12	R: 2 E: 1 K: 1 S: 13 H: 2 LOB: 1 BB: 1 P: 22	R: 1 E: 0 K: 1 S: 15 H: 1 LOB: 1 BB: 0 P: 22	R: 0 E: 0 K: 0 S: 8 H: 1 LOB: 1 BB: 1 P: 12	R: 0 E: 0 K: 1 S: 7 H: 0 LOB: 0 BB: 0 P: 11	1B: 3 2B: 1 3B: 1 HR: 1 SF: 0 SAC: 0 DP: 2 HBP: 0						

PITCHER		IP	WLS	BF	H	R	ER	SO	BB	IBB	HBP	BLK	WP	HR	S	P	ERA	WHIP
Paul Byrd, R ERA: 3.02	(1, 1)	6.1	W	26	5	3	3	7	3	0	0	0	0	1	61	94	4.26	1.263
Yorkis Perez, L ERA: 3.47	(7, 1)	0.2		3	0	0	0	1	0	0	0	0	1	0	6	10	0.00	0.000
Wayne Gomes, R ERA: 4.32	(8, 1)	1.0		4	1	0	0	0	1	0	0	0	0	0	8	12	0.00	2.000
Ricky Bottalico, R ERA: 6.69	(9, 1)	1.0	S	3	0	0	0	1	0	0	0	0	0	0	7	11	0.00	0.000

PITCHER	IP	WLS	BF	H	R	ER	SO	BB	IBB	HBP	BLK	WP	HR	S	P	ERA	WHIP

TOP

Montreal Expos @ Philadelphia Phillies

Veterans Stadium, Philadelphia, PA

Sun Sep 20 1998, 3:33 AM EDT

Att. 26,207 - Sunny - 80 F

livebaseballscorecards.com

AB	32
R	3
H	6
RBI	3
BB	4
SO	9
LOB	13

WP: 1 PA: 36
PB: 0
SB: 2
CS: 1

Batter	1	2	3	4	5	6	7	8	9	AB	R	H	RBI	BB	SO	LOB
Marlon Anderson, L (1, 4) OBP: 0.375, SLG: 0.652	C F C 0-3 ① K		X 0-0 E9 2-H 1B		B X 1-0 1B		C S F S 0-3 ② K			4	0	2	1	0	2	0
Doug Glanville, R (1, 8) OBP: 0.330, SLG: 0.384	B X 1-0 ② G4-3		B F F S 1-3 ③ K		C F 1 SAFE F S 0-3 ③ K		X 0-0 ③ F8			4	0	0	0	0	2	2
Rico Brogna, L (1, 3) OBP: 0.322, SLG: 0.455	X 0-0 ③ G1-3			X 0-0 1B 1B		B B F F F B B 4-2 1B 1B 1B BB		X 0-0 BB 2B 2B		3	2	2	0	1	0	0
Scott Rolen, R (1, 5) OBP: 0.386, SLG: 0.516		B F B B B 4-1 CS BB		B F 1 SAFE F S 1-3 ① K		X 0-0 1B 1B 1-2		F S B S 1-3 ① K		3	1	1	0	1	2	2
Bobby Abreu, L (1, 9) OBP: 0.404, SLG: 0.492		F C C 0-3 ① K		X 0-0 1-3 1B		B C 2 SAFE F B 2 F F X 2-2 1B SF8 1B 1-2 2-3		I I I I 4-0 BB 2B IBB		3	2	2	0	1	1	1
Wendell Magee, R (1, 7) OBP: 0.382, SLG: 0.468		1 SAFE 1 SAFE B S B 1 SAFE B F S 3-3 ② ③ K 1-2		C F B F X 1-2 ② 5-3		B B C F X 2-2 ① 1-3 2-H 3-H 1B		B B B B 4-0 2B BB 1-2 2-3		3	0	1	2	1	1	3
Bobby Estalella, R (1, 2) OBP: 0.244, SLG: 0.379			C B X 1-1 E 2B	B S S S 1-3 ③ K		X 0-0 ② SF8 3-H		S F S 0-3 ② K		3	1	1	1	0	2	5
Desi Relaford, S (1, 6) OBP: 0.292, SLG: 0.335			X 0-0 ① L8		C B X 1-1 ① 4-3		B S F F B X 2-2 ③ F7		X 0-0 ③ 1-H 2-H 3-H 2B	4	0	1	2	0	0	1
Paul Byrd, R (1, 1) OBP: 0.278, SLG: 0.188			F B B S S 2-3 ② K		B C F F B B C 3-3 ② K		B F F X 1-2 ① F9			2	0	0	0	0	2	1
Yorkis Perez, L (7, 1)										0	0	0	0	0	0	0
Kevin Sefcik, R (7, PH) OBP: 0.412, SLG: 0.434										1	0	0	0	0	0	0
Wayne Gomes, R (8, 1)										0	0	0	0	0	0	0
Ricky Bottalico, L (9, 1)										0	0	0	0	0	0	0
Inning Stats	R: 0 E: 0 K: 1 S: 5 H: 0 LOB: 0 BB: 0 P: 6	R: 0 E: 0 K: 2 S: 7 H: 0 LOB: 1 BB: 1 P: 14	R: 1 E: 1 K: 2 S: 10 H: 2 LOB: 1 BB: 0 P: 14	R: 0 E: 0 K: 2 S: 12 H: 2 LOB: 2 BB: 0 P: 15	R: 0 E: 0 K: 2 S: 11 H: 1 LOB: 1 BB: 0 P: 16	R: 3 E: 0 K: 0 S: 17 H: 3 LOB: 0 BB: 1 P: 27	R: 0 E: 0 K: 1 S: 8 H: 0 LOB: 0 BB: 0 P: 9	R: 2 E: 0 K: 2 S: 8 H: 2 LOB: 2 BB: 2 P: 17		1B: 7 2B: 4 3B: 0 HR: 0	SF: 1 SAC: 0 DP: 1 HBP: 0			WP: 0 PB: 0 SB: 0 CS: 1	PA: 35		

PITCHER		IP	WLS	BF	H	R	ER	SO	BB	IBB	HBP	BLK	WP	HR	S	P	ERA	WHIP
Dustin Hermanson, R ERA: 3.05	(1, 1)	5.1	L	24	8	4	4	9	2	0	0	0	0	0	57	85	6.75	1.875
Shayne Bennett, R ERA: 5.04	(6, 1)	1.0		3	0	0	0	0	0	0	0	0	0	0	8	11	0.00	0.000
Tim Young, L ERA: 6.23	(7, 1)	0.2		2	0	0	0	1	0	0	0	0	0	0	5	5	0.00	0.000
Ugueth Urbina, R ERA: 1.37	(8, 1)	1.0		6	2	2	2	2	1	1	0	0	0	0	8	17	18.00	3.000

PITCHER	IP	WLS	BF	H	R	ER	SO	BB	IBB	HBP	BLK	WP	HR	S	P	ERA	WHIP

BOTTOM

Montreal Expos @ Philadelphia Phillies

Veterans Stadium, Philadelphia, PA

Sun Sep 20 1998, 3:33 AM EDT

Att. 26,207 - Sunny - 80 F

livebaseballscorecards.com

AB	30
R	6
H	10
RBI	6
BB	4
SO	12
LOB	15

Batter	1	2	3	4	5	6	7	8	9	AB	R	H	RBI	BB	SO	LOB
Wilton Guerrero, S (1, 4) OBP: 0.307, SLG: 0.379	C X 0-1 ① G1-4-3		B L X 1-1 G3 2-H 3B		B C F X 1-2 ② G1-3	X 0-0 SH2-4 1B	1 SAFE F L F F 1 S S 0-3 ① K		5	1	2	1	0	1	1
Terry Jones, S (1, 8) OBP: 0.290, SLG: 0.289	F X 0-1 ② F8		F B X 1-1 ② G3 3-H		C B F X 1-2 ③ F7	1 SAFE B X 1-0 ① SH2-4 1-2	X 0-0 ② FC6-4 IBB BB 1-2f		4	0	0	1	0	0	1
Michael Barrett, R (1, 5) OBP: 0.462, SLG: 0.727	C X 0-1 ③ G1-3		S S B X 1-2 PO 1B 1B			C X 0-1 BB 1B 2B	F F F S 0-3 ② K		B B B B 4-0 IBB 1-2 BB	4	1	2	0	1	1	1
Vladimir Guerrero, R (1, 9) OBP: 0.374, SLG: 0.599		B B X 2-0 ① G5-3	B S B X 2-1 1-2 1B			B F B 2 B C B SAFE 4-2 BB 1B BB	I I I I 4-0 IBB		I I I I 4-0 FC4-6 1-2 2-3 IBB	2	1	1	0	3	0	0
Brad Fullmer, L (1, 3) OBP: 0.328, SLG: 0.451 Anthony Telford, R (7, 1) OBP: 0.250, SLG: 0.250 Tim Young, L (7, 1) Ugueth Urbina, R (8, 1)		B X 1-0 ② P4	C 2 SAFE 0-1 ③ PO 2-3	X 0-0 ① G3		B B B S F B 4-2 1B 1-2 2-3 BB	C F X 0-2 ③ P6		B X 1-0 ③ FC4-6 1-2f	3 0 0 1	0 0 0 0	0 0 0 0	0 0 0 0	1 0 0 0	0 0 0 0	2 0 0 3
Bob Henley, R (1, 2) OBP: 0.356, SLG: 0.419		B B X 2-0 ③ 1B		B F B S H 3-2 FC5-4 HBP		T B F C 1-3 ① K		B F B F C 2-3 ① K		3	0	1	0	0	2	3
Derrick May, L (1, 7) OBP: 0.289, SLG: 0.388 Shane Andrews, R (6, PH) OBP: 0.311, SLG: 0.452 Ryan McGuire, L (6, 7) OBP: 0.288, SLG: 0.240			B X 1-0 HR	B S S 1 SAFE B F X 2-2 ② FC5-4 1-2f		B C S S X 1-2 ② L6		B C C B C 2-3 ② K		2 1 1	1 0 0	1 0 0	1 0 0	0 0 0	0 0 1	1 3 0
Orlando Cabrera, R (1, 6) OBP: 0.332, SLG: 0.406			B C S T B X 2-2 SH3 3B 1B	1 SAFE C F X 0-2 ③ F9		B X 1-0 1-3 2-H 3-H 1B		B S F X 1-2 ③ G3		4	1	2	2	0	0	1
Mike Thurman, R (1, 1) Fernando Seguignol, S (7, 3) OBP: 0.303, SLG: 0.517			C B X 1-1 ① SH3 1-2		X 0-0 ① G5-3	B 1 SAFE C S S S 1-3 ③ K			X 0-0 FC6-4 1B	2 1	0 0	0 1	0 0	0 0	1 0	2 0
Inning Stats	R: 0 E: 0 K: 0 S: 6 H: 0 LOB: 0 BB: 0 P: 6	R: 0 E: 0 K: 0 S: 3 H: 1 LOB: 1 BB: 0 P: 8	R: 3 E: 0 K: 0 S: 17 H: 5 LOB: 1 BB: 0 P: 26	R: 0 E: 0 K: 0 S: 10 H: 0 LOB: 1 BB: 0 P: 15	R: 0 E: 0 K: 0 S: 7 H: 0 LOB: 0 BB: 0 P: 9	R: 2 E: 0 K: 2 S: 16 H: 2 LOB: 2 BB: 2 P: 28	R: 0 E: 0 K: 1 S: 9 H: 1 LOB: 2 BB: 1 P: 14	R: 0 E: 0 K: 2 S: 9 H: 0 LOB: 0 BB: 0 P: 14	R: 0 E: 0 K: 1 S: 8 H: 1 LOB: 3 BB: 2 P: 17	1B: 7 2B: 1 3B: 1 HR: 1 SF: 0 SAC: 2 DP: 0 HBP: 1						

TOP

Montreal Expos @ New York Mets

Shea Stadium, Flushing, NY

Tue Sep 22 1998, 7:05 PM EDT

Att. 32,467 - Overcast - 67 F

livebaseballscorecards.com

AB	33
R	5
H	10
RBI	5
BB	5
SO	6
LOB	18

WP: 0 PB: 0 SB: 0 CS: 0 PA: 42

PITCHER		IP	WLS	BF	H	R	ER	SO	BB	IBB	HBP	BLK	WP	HR	S	P	ERA	WHIP
Armando Reynoso, R ERA: 3.24	(1, 1)	5.0	L	22	7	5	5	0	1	0	1	0	0	1	47	72	9.00	1.600
Dennis Cook, L ERA: 2.15	(6, 1)	1.0		5	1	0	0	2	1	0	0	0	0	0	12	20	0.00	2.000
Greg McMichael, R ERA: 4.09	(7, 1)	1.0		5	1	0	0	1	0	1	0	0	0	0	9	14	0.00	1.000
Turk Wendell, R ERA: 2.88	(8, 1)	1.0		3	0	0	0	2	0	0	0	0	0	0	9	14	0.00	0.000
John Franco, L ERA: 3.62	(9, 1)	1.0		6	1	0	0	1	1	1	0	0	0	0	8	17	0.00	2.000

Montreal Expos @ New York Mets

Shea Stadium, Flushing, NY

Tue Sep 22 1998, 7:05 PM EDT

Att. 32,467 - Overcast - 67 F

BOTTOM

livebaseballscorecards.com

Batter	1	2	3	4	5	6	7	8	9	AB	R	H	RBI	BB	SO	LOB
Tony Phillips, S (1, 7) OBP: 0.381, SLG: 0.380	G3	F7			F8		P3		K	3	0	0	0	0	0	0
Butch Huskey, R (7, PH) OBP: 0.302, SLG: 0.410										1	0	0	0	0	0	2
Turk Wendell, L (8, 1)										0	0	0	0	0	0	0
Jermaine Allensworth, R (9, 9) OBP: 0.345, SLG: 0.387										0	0	0	0	0	0	0
Todd Pratt, R (9, PH) OBP: 0.304, SLG: 0.537										1	0	0	0	0	1	1
Edgardo Alfonzo, R (1, 5) OBP: 0.356, SLG: 0.427	BB 31 2B 1B		F8			F9		F8		4	1	1	0	0	0	0
John Olerud, L (1, 3) OBP: 0.444, SLG: 0.555	31 2B BB		G4-3			F8		31 BB		2	1	0	0	2	0	0
31 Mike Piazza, R (1, 2) OBP: 0.390, SLG: 0.574	2B 2B		G5-3			E5 FC4-6		BB		3	1	1	2	1	0	0
Brian McRae, S (1, 8) OBP: 0.358, SLG: 0.469	1B 2B			G3-1		FC4-6		P3		4	0	1	1	0	0	3
Lenny Harris, L (1, 9) OBP: 0.305, SLG: 0.382	K			G3			F7	K		4	0	0	0	0	2	3
John Franco, L (9, 1)										0	0	0	0	0	0	0
Carlos Baerga, S (1, 4) OBP: 0.307, SLG: 0.370	1B			G4-3			FC5-4 BB		BB	2	0	1	0	2	0	0
Rey Ordonez, R (1, 6) OBP: 0.279, SLG: 0.302		G6-3			F7		FC5-4 2B		F7	4	0	0	0	0	0	2
Armando Reynoso, R (1, 1) OBP: 0.172, SLG: 0.241		K			K		2B		F8	2	0	0	0	0	2	0
Dennis Cook, L (6, 1)										0	0	0	0	0	0	0
Greg McMichael, R (7, 1)										0	0	0	0	0	0	0
Matt Franco, L (7, PH) OBP: 0.368, SLG: 0.363										1	0	1	0	0	0	0
Jay Payton, R (7, PR) OBP: 0.333, SLG: 0.381										0	0	0	0	0	0	0
Luis Lopez, S (9, PH) OBP: 0.314, SLG: 0.341										1	0	0	0	0	0	1

Inning Stats	1	2	3	4	5	6	7	8	9
R	3	0	0	0	0	0	0	0	0
H	4	0	0	0	0	0	1	0	0
E	0	0	0	0	0	1	0	0	0
LOB	2	0	0	0	0	1	2	2	1
K	1	1	0	0	0	0	0	1	0
BB	1	0	0	0	0	0	1	0	1
S	15	7	7	8	6	8	10	11	8
P	22	9	9	12	7	15	20	24	17

	1B	SF	WP	PA
	2	0	0	37
	3	SAC 0	PB 0	
	0	DP 0	SB 0	
	HR 0	HBP 0	CS 0	

PITCHER	IP	WLS	BF	H	R	ER	SO	BB	IBB	HBP	BLK	WP	HR	S	P	ERA	WHIP
Mike Thurman, R (1, 1) ERA: 4.65	6.1	W	25	4	3	3	3	2	0	0	0	0	0	54	82	4.26	0.947
Anthony Telford, R (7, 1) ERA: 4.0	0.1		2	1	0	0	0	0	0	0	0	0	0	4	6	0.00	3.000
Tim Young, L (7, 1) ERA: 5.4	0.2		3	0	0	0	0	1	0	0	0	0	0	6	16	0.00	1.500
Ugueth Urbina, R (8, 1) ERA: 1.34	1.2	S	7	0	0	0	2	2	0	0	0	0	0	16	31	0.00	1.200

PITCHER	IP	WLS	BF	H	R	ER	SO	BB	IBB	HBP	BLK	WP	HR	S	P	ERA	WHIP

Batter	1	2	3	4	5	6	7	8	9	AB	R	H	RBI	BB	SO	LOB
Wilton Guerrero, S (1, 4) OBP: 0.309, SLG: 0.379	B F F F B B B 4-2 BB	B B S C B X 3-2 2-3 1B			C F X 0-2 ② P2			C X 0-1 ② B5-3		3	0	1	0	1	0	0
Terry Jones, S (1, 8) OBP: 0.285, SLG: 0.284	B F B 1 SAFE X 2-1 ① F8	F B F 1 B F X 2-2 ③ F7			B X 1-0 ③ G2-3			C C C 0-3 ③ K		4	0	0	0	0	1	3
Michael Barrett, R (1, 5) OBP: 0.471, SLG: 0.667 Fernando Seguignol, S (9, 3) OBP: 0.303, SLG: 0.517	B B F 1 SAFE F S 2-3 ② K		F F B B X 2-2 ① G6-3			C C F X 0-2 G6-4-3 1B			B F B S X 2-2 G2-3 1B 1B	4 0	1 0	2 0	0 0	0 0	1 0	1 0
Vladimir Guerrero, R (1, 9) OBP: 0.372, SLG: 0.595	C S B 1 SAFE X 1-2 ③ G5-3		B C X 1-1 ② F9			X 0-0 ① F9			B 1 SAFE B X 2-0 ① G2-3 1-2	4	0	0	0	0	0	3
Brad Fullmer, L (1, 3) OBP: 0.327, SLG: 0.449 Ugueth Urbina, R (9, 1)		C B B X 2-1 ① F8	S S B X 1-2 ③ F9			X 0-0 ②③ G6-4-3 1-2f			I I I I 4-0 1B IBB	3 0	0 0	0 0	0 0	1 0	0 0	1 0
Bob Henley, R (1, 2) OBP: 0.352, SLG: 0.440		B C C B X 2-2 HR		C F B F S 1-3 ① K			B B F B F X 3-2 ① G5-3		B B C F S 2-3 ② K	4	1	1	1	0	2	2
Derrick May, L (1, 7) OBP: 0.284, SLG: 0.382 Ryan McGuire, L (7, 7) OBP: 0.290, SLG: 0.244		C F B X 1-2 ② F7		B C C B X 2-2 E6 G4-6-3			B X 1-0 ② P5		B B C B C X 3-2 1-3 2-H 1B	3 1	0 0	0 1	0 1	0 0	0 0	0 0
Orlando Cabrera, R (1, 6) OBP: 0.331, SLG: 0.407		B F F X 1-2 2B 2B		C F F X 0-2 ②③ G4-6-3 1-2f			C B X 1-1 ③ F7		C 1 SAFE B 1 SAFE B S X 2-2 ③ F7	4	1	1	0	0	0	3
Carl Pavano, R (1, 1) OBP: 0.158, SLG: 0.184 Tim Young, L (7, 1) Mike Maddux, L (7, 1) Rick DeHart, L (8, 1) Anthony Telford, R (8, 1) OBP: 0.250, SLG: 0.250 Shane Andrews, R (9, 5) OBP: 0.311, SLG: 0.452		B X 1-0 1B 2-H 2B			S S S 0-3 ① K			B C X 1-1 ① G3-1		2 0 0 1 0 0 0 0	0 0 0 0 0 0 0 0	1 0 0 0 0 0 0 0	1 0 0 0 0 0 0 0	0 0 0 0 0 0 0 0	1 0 0 0 0 0 0 0	0 0 0 0 0 0 0 0
Inning Stats	R: 0 H: 0 E: 0 LOB: 1 K: 1 BB: 1 S: 12 P: 21	R: 2 H: 4 E: 0 LOB: 2 K: 0 BB: 0 S: 19 P: 31	R: 0 H: 0 E: 0 LOB: 0 K: 0 BB: 0 S: 8 P: 12	R: 0 H: 0 E: 1 LOB: 0 K: 1 BB: 0 S: 11 P: 14	R: 0 H: 0 E: 0 LOB: 0 K: 1 BB: 0 S: 7 P: 8	R: 0 H: 1 E: 0 LOB: 0 K: 0 BB: 0 S: 6 P: 6	R: 0 H: 0 E: 0 LOB: 0 K: 0 BB: 0 S: 6 P: 11	R: 0 H: 0 E: 0 LOB: 0 K: 1 BB: 0 S: 7 P: 8	R: 1 H: 2 E: 0 LOB: 2 K: 1 BB: 1 S: 13 P: 28	1B: 4 SF: 0 2B: 2 SAC: 0 3B: 0 DP: 2 HR: 1 HBP: 0						

PITCHER	IP	WLS	BF	H	R	ER	SO	BB	IBB	HBP	BLK	WP	HR	S	P	ERA	WHIP
Bobby Jones, R (1, 1) ERA: 4.05	7.0	L	26	5	2	2	3	1	0	0	0	0	1	69	103	2.57	0.857
Turk Wendell, R (8, 1) ERA: 2.92	2.0		9	2	1	1	2	0	1	0	0	0	0	20	36	4.50	1.000

PITCHER	IP	WLS	BF	H	R	ER	SO	BB	IBB	HBP	BLK	WP	HR	S	P	ERA	WHIP

TOP

Montreal Expos @ New York Mets

Shea Stadium, Flushing, NY

Wed Sep 23 1998, 7:05 PM EDT

Att. 29,728 - Unknown - 64 F

livebaseballscorecards.com

AB	33
R	3
H	7
RBI	3
BB	2
SO	5
LOB	13

PA: 35

WP: 0 PB: 0 SB: 0 CS: 0

BOTTOM

Montreal Expos @ New York Mets

Shea Stadium, Flushing, NY

Wed Sep 23 1998, 7:05 PM EDT

Att. 29,728 - Unknown - 64 F

Batter	1	2	3	4	5	6	7	8	9	AB	R	H	RBI	BB	SO	LOB
Tony Phillips, S (1, 7) OBP: 0.376, SLG: 0.373	B X 1-0 ① F7		C B S B B X 3-2 ② G3 1-2			C B F B B F F X 3-2 ① L8		C B B X 2-1 ① G2-3		4	0	0	0	0	0	1
Edgardo Alfonzo, R (1, 5) OBP: 0.353, SLG: 0.424	B B C F B X 3-2 ② F9		C X 0-1 ③ P2			B C F B B X 3-2 ② G4-3		B C B X 2-1 E5 31 WP		4	0	0	0	0	0	1
John Olerud, L (1, 3) OBP: 0.443, SLG: 0.552	B B B B 4-0 31 FC4-6 BB			B S F B B X 3-2 ① F9		B X 1-0 ③ G4-3		B C C B X 2-2 ② F9		3	0	0	0	1	0	1
31 Mike Piazza, R (1, 2) OBP: 0.391, SLG: 0.573	B B C X 2-1 ③ FC4-6 1-2f			C B B X 2-1 1B			C B B F F B F X 3-2 BB BB 1B	S S S 0-3 K 1-2		4	0	2	0	0	1	2
Brian McRae, S (1, 8) OBP: 0.358, SLG: 0.466		C X 0-1 ① G3		X 0-0 ② L8			B F B B S B 4-2 BB 1-2 BB	B B B C F X 3-2 ③ F7		3	0	0	0	1	0	3
Lenny Harris, L (1, 9) OBP: 0.303, SLG: 0.379 Jay Payton, R (7, PH) OBP: 0.348, SLG: 0.364 (8, 9)		X 0-0 ② F8		C B B B S X 2-2 ③ G1			B B B B 4-0 1-2 2-3 BB		F B S X 1-2 ① L4	2 1	0 0	0 0	0 0	0 1	0 0	1 0
Carlos Baerga, S (1, 4) OBP: 0.306, SLG: 0.369 Butch Huskey, R (7, PH) OBP: 0.302, SLG: 0.410 Matt Franco, L (7, PH) OBP: 0.366, SLG: 0.361 Ralph Milliard, R (8, 4) Jorge Fabregas, L (9, PH) OBP: 0.255, SLG: 0.251		C F X 0-2 ③ L4			B F F X 1-2 ① F9		B C B X 2-1 ① P6		F B S X 1-2 ② P6	2 0 1 0 1	0 0 0 0 0	0 0 0 0 0	0 0 0 0 0	0 0 0 0 0	0 0 0 0 0	0 0 3 0 0
Rey Ordonez, R (1, 6) OBP: 0.278, SLG: 0.301 Todd Hundley, S (7, PH) OBP: 0.264, SLG: 0.270 Turk Wendell, L (8, 1) Todd Pratt, R (9, PH) OBP: 0.300, SLG: 0.529			S F B X 1-2 ① P3		C C B X 1-2 ② P3		C B B C S 1-3 ② K		B B C S S S 2-3 ③ K	2 1 0 1	0 0 0 0	0 0 0 0	0 0 0 0	0 1 0 0	0 3 0 0	0 0 0 0
Bobby Jones, R (1, 1) OBP: 0.220, SLG: 0.208 Luis Lopez, S (7, PH) OBP: 0.313, SLG: 0.340 (8, 6)			B C X 1-1 G3 1B		C C F S 0-3 ③ K		B F B F C 2-3 ③ K			2 1	0 0	1 0	0 0	0 0	1 1	0 3
Inning Stats	R: 0 H: 0 E: 0 LOB: 1 K: 0 BB: 1 S: 6 P: 16	R: 0 H: 0 E: 0 LOB: 0 K: 0 BB: 0 S: 6 P: 6	R: 0 H: 1 E: 0 LOB: 1 K: 0 BB: 0 S: 10 P: 15	R: 0 H: 1 E: 0 LOB: 1 K: 0 BB: 0 S: 9 P: 16	R: 0 H: 0 E: 0 LOB: 0 K: 1 BB: 0 S: 10 P: 12	R: 0 H: 0 E: 0 LOB: 0 K: 0 BB: 0 S: 8 P: 15	R: 0 H: 1 E: 0 LOB: 3 K: 2 BB: 2 S: 15 P: 31	R: 0 H: 0 E: 1 LOB: 2 K: 1 BB: 0 S: 13 P: 22	R: 0 H: 0 E: 0 LOB: 0 K: 1 BB: 0 S: 9 P: 13	1B: 3 SF: 0 2B: 0 SAC: 0 3B: 0 DP: 0 HR: 0 HBP: 0						WP: 1 PA: 35 PB: 0 SB: 0 CS: 0

livebaseballscorecards.com

	AB	32
	R	0
	H	3
	RBI	0
	BB	3
	SO	5
	LOB	18

PITCHER		IP	WLS	BF	H	R	ER	SO	BB	IBB	HBP	BLK	WP	HR	S	P	ERA	WHIP
Carl Pavano, R ERA: 4.07	(1, 1)	6.0	W	23	3	0	0	1	2	0	0	0	0	0	56	94	0.00	0.833
Tim Young, L ERA: 5.4	(7, 1)	0.0		1	0	0	0	0	1	0	0	0	0	0	0	4	∞	∞
Mike Maddux, R ERA: 3.67	(7, 1)	1.1		5	0	0	0	2	0	0	0	0	0	0	12	21	0.00	0.000
Rick DeHart, L ERA: 5.33	(8, 1)	0.1		1	0	0	0	0	0	0	0	0	0	0	3	5	0.00	0.000
Anthony Telford, R ERA: 3.99	(8, 1)	0.1		2	0	0	0	1	0	0	0	0	1	0	6	9	0.00	0.000

PITCHER		IP	WLS	BF	H	R	ER	SO	BB	IBB	HBP	BLK	WP	HR	S	P	ERA	WHIP
Ugueth Urbina, R ERA: 1.32	(9, 1)	1.0	S	3	0	0	0	1	0	0	0	0	0	0	9	13	0.00	0.000

Montreal Expos @ St. Louis Cardinals

Busch Stadium, St. Louis, MO

Thu Sep 24 1998, 7:05 PM CDT

Att. 41,911 - Cloudy - 74 F

livebaseballscorecards.com

TOP

Batter	1	2	3	4	5	6	7	8	9	AB	R	H	RBI	BB	SO	LOB
Wilton Guerrero, S (1, 4) OBP: 0.308, SLG: 0.376	K		BB G5-3 1B	K			F9		G5-3	5	0	1	0	0	2	0
Terry Jones, S (1, 8) OBP: 0.288, SLG: 0.286	BB 2B 1B		G5-3 1-2		E3 G4-3 S FC5-2-5-1		FC5-4 1B		K	5	1	2	0	0	1	1
Derrick May, L (1, 7) OBP: 0.285, SLG: 0.377 Robert Perez, R (7, PH) OBP: 0.236, SLG: 0.300 (7, 7) Shayne Bennett, R (7, 1)	2B SF8 BB 1-2		K		G4-3 1-3		K			2 1 0	1 0 0	0 0 0	0 0 0	1 0 0	1 1 0	2 1 0
Vladimir Guerrero, R (1, 9) OBP: 0.373, SLG: 0.596	SF8 2B 1-3 2-H		BB		FC5-2-5-1 3-H		FC5-4 1-2f			3	0	1	1	1	0	2
Shane Andrews, R (1, 5) OBP: 0.310, SLG: 0.450	SF8 2-3 3-H		BB 1-2 2-3		L8			K		2	0	0	1	1	1	1
Michael Barrett, R (1, 2) OBP: 0.429, SLG: 0.556	G6-3		P3			F9		WP HBP		3	0	0	0	0	0	4
Fernando Seguignol, S (1, 3) OBP: 0.324, SLG: 0.576 (7, 7)		G1-3	G3 SF8 2B			2B		K 1-2		4	1	2	0	0	1	1
Orlando Cabrera, R (1, 6) OBP: 0.326, SLG: 0.401		G6-3		G3 2-3		F8		F9		4	0	0	0	0	0	3
Javier Vazquez, R (1, 1) OBP: 0.200, SLG: 0.250 Jose Vidro, S (6, PH) OBP: 0.322, SLG: 0.282 Rick DeHart, L (6, 1) Brad Fullmer, L (7, 3) OBP: 0.327, SLG: 0.448		F8		SF8 3-H		K2-3			G3	1 1 0 1	0 0 0 0	0 0 0 0	1 0 0 0	0 0 0 0	0 1 0 0	0 1 0 0
Inning Stats	R: 2 E: 0 K: 1 S: 10 H: 2 LOB: 1 BB: 1 P: 19	R: 0 E: 0 K: 0 S: 8 H: 0 LOB: 0 BB: 0 P: 11	R: 0 E: 0 K: 1 S: 21 H: 1 LOB: 3 BB: 2 P: 35	R: 1 E: 0 K: 1 S: 8 H: 1 LOB: 0 BB: 0 P: 11	R: 0 E: 1 K: 0 S: 10 H: 0 LOB: 1 BB: 0 P: 14	R: 0 E: 0 K: 1 S: 8 H: 1 LOB: 1 BB: 0 P: 13	R: 0 E: 0 K: 1 S: 10 H: 1 LOB: 1 BB: 0 P: 11	R: 0 E: 0 K: 2 S: 10 H: 0 LOB: 1 BB: 0 P: 17	R: 0 E: 0 K: 1 S: 7 H: 0 LOB: 0 BB: 0 P: 7	1B: 3 2B: 3 3B: 0 HR: 0 SF: 2 SAC: 0 DP: 0 HBP: 1						

AB	32
R	3
H	6
RBI	3
BB	3
SO	8
LOB	16

WP: 1 PB: 0 SB: 1 CS: 0 PA: 38

PITCHER		IP	WLS	BF	H	R	ER	SO	BB	IBB	HBP	BLK	WP	HR	S	P	ERA	WHIP
Donovan Osborne, L ERA: 4.09	(1, 1)	6.0	W	27	5	3	3	4	3	0	0	0	0	0	65	103	4.50	1.333
Lance Painter, L ERA: 4.08	(7, 1)	0.2		3	1	0	0	1	0	0	0	0	0	0	7	8	0.00	1.500
Mike Busby, R ERA: 4.4	(7, 1)	1.1		5	0	0	0	2	0	0	1	0	1	0	13	20	0.00	0.000
Juan Acevedo, R ERA: 2.62	(9, 1)	1.0	S	3	0	0	0	1	0	0	0	0	0	0	7	7	0.00	0.000

PITCHER	IP	WLS	BF	H	R	ER	SO	BB	IBB	HBP	BLK	WP	HR	S	P	ERA	WHIP

Montreal Expos @ St. Louis Cardinals

Busch Stadium, St. Louis, MO

Thu Sep 24 1998, 7:05 PM CDT
Att. 41,911 - Cloudy - 74 F

livebaseballscorecards.com

BOTTOM

Batter	1	2	3	4	5	6	7	8	9	AB	R	H	RBI	BB	SO	LOB
Delino DeShields, L (1, 4) OBP: 0.373, SLG: 0.434	F7	G4-3		P8			K			4	0	0	0	0	1	2
Brian Jordan, R (1, 9) OBP: 0.369, SLG: 0.538	BB HR HBP		G5-3		1B 1B		HR			3	3	2	1	0	0	0
Mark McGwire, R (1, 3) OBP: 0.466, SLG: 0.726	HR BB		K		FC4-6 1B		G1-3			3	1	1	0	1	1	0
Ray Lankford, L (1, 8) OBP: 0.391, SLG: 0.543	HR		E S 1B		FC4-6 1B		S 2B			4	1	4	4	0	0	0
Ron Gant, R (1, 7) OBP: 0.333, SLG: 0.493	G5-3		G6-3		FC4-6 G5-4-3		F7			4	0	0	0	0	0	4
Fernando Tatis, R (1, 5) OBP: 0.327, SLG: 0.410	BB			1B 2B	G5-4-3				K	3	0	1	0	1	1	2
Luis Ordaz, R (1, 6) OBP: 0.260, SLG: 0.236	K			2-3 1B	G6-3			S 1B		4	1	2	0	0	1	1
Donovan Osborne, S (1, 1) OBP: 0.143, SLG: 0.040 12 Pat Kelly, R (6, PH) OBP: 0.264, SLG: 0.327 Lance Painter, L (7, 1) OBP: 1.000, SLG: 1.000 Mike Busby, R (7, 1) J.D. Drew, L (8, PH) OBP: 0.393, SLG: 0.792 Juan Acevedo, R (9, 1) OBP: 0.222, SLG: 0.235		F8		0-0 F7	K2-3			L8-3 1B		2 1 0 0 1 0	0 0 0 0 0 0	0 0 0 0 1 0	0 0 0 0 0 0	0 0 0 0 0 0	0 1 0 0 0 0	2 0 0 0 0 0
Tom Lampkin, L (1, 2) OBP: 0.328, SLG: 0.380		L6		P5		P1		L8-3		4	0	0	0	0	0	3
Inning Stats	R: 3 H: 1 E: 0 LOB: 1 K: 1 BB: 2 S: 13 P: 23	R: 0 H: 0 E: 0 LOB: 0 K: 0 BB: 0 S: 6 P: 10	R: 0 H: 1 E: 0 LOB: 1 K: 1 BB: 0 S: 11 P: 16	R: 0 H: 2 E: 0 LOB: 2 K: 0 BB: 0 S: 9 P: 13	R: 1 H: 3 E: 0 LOB: 1 K: 0 BB: 0 S: 11 P: 20	R: 0 H: 0 E: 0 LOB: 0 K: 1 BB: 0 S: 7 P: 9	R: 1 H: 2 E: 0 LOB: 1 K: 1 BB: 0 S: 12 P: 18	R: 1 H: 2 E: 0 LOB: 0 K: 1 BB: 0 S: 9 P: 17		1B: 7 SF: 0 2B: 3 SAC: 0 3B: 0 DP: 2 HR: 2 HBP: 1						

	AB	33
	R	6
	H	11
	RBI	6
	BB	2
	SO	5
	LOB	14

WP: 0 PA: 36
PB: 0
SB: 3
CS: 0

PITCHER		IP	WLS	BF	H	R	ER	SO	BB	IBB	HBP	BLK	WP	HR	S	P	ERA	WHIP
Javier Vazquez, R ERA: 6.06	(1, 1)	5.0	L	24	7	4	4	2	2	0	1	0	0	1	50	82	7.20	1.800
Rick DeHart, L ERA: 5.06	(6, 1)	1.1		4	0	0	0	2	0	0	0	0	0	0	11	15	0.00	0.000
Shayne Bennett, R ERA: 5.14	(7, 1)	1.2		8	4	2	2	1	0	0	0	0	0	1	17	29	10.80	2.400

PITCHER	IP	WLS	BF	H	R	ER	SO	BB	IBB	HBP	BLK	WP	HR	S	P	ERA	WHIP

Batter	1	2	3	4	5	6	7	8	9	AB	R	H	RBI	BB	SO	LOB
Wilton Guerrero, S (1, 4) OBP: 0.307, SLG: 0.374	B B C B C X 3-2 ① L8		B X 1-0 ③ G3		B B F X 2-1 G4-6-3 1-2 1B		B F X 1-1 ② F8		X 0-0 ② G1-3	5	0	1	0	0	0	1
Terry Jones, S (1, 8) OBP: 0.287, SLG: 0.282 Jose Vidro, S (9, PH) OBP: 0.321, SLG: 0.281	X 0-0 ② L6			B B B B 4-0 1B G3 BB	S X 0-1 ② ③ G4-6-3 1-2f		B X 1-0 ③ G1-3		C B X 1-1 ③ L7	3 1	1 0	0 0	0 0	1 0	0 0	2 0
Fernando Seguignol, S (1, 7) OBP: 0.317, SLG: 0.541	C F B S 1-3 ③ K			B X 1-0 G3 1-3 1B 1B		S F B X 1-2 ① F9		F F S 0-3 ① K		4	0	1	0	0	2	0
Vladimir Guerrero, R (1, 9) OBP: 0.371, SLG: 0.592		F F B F S 1-3 ① K		B X 1-0 ① G3 1-2 3-H		B X 1-0 ② P4		F S B B F F X 2-2 ② G2-3		4	0	0	1	0	1	1
Brad Fullmer, L (1, 3) OBP: 0.328, SLG: 0.447		B S X 1-1 ② 4-3		C B F B S 2-3 ② K		X 0-0 1B 1B 1B		C B S F B B B 4-2 WP 2B BB		3	2	1	0	1	1	1
Shane Andrews, R (1, 5) OBP: 0.313, SLG: 0.452		X 0-0 ③ G5-3		B X 1-0 ③ 2-H 1B		B B X 2-0 1B 1-2 1B		B B B B 4-0 1-2 2B BB		3	1	2	0	1	0	0
Bob Henley, R (1, 2) OBP: 0.373, SLG: 0.478			F F B B B X 2-2 1B		B B F X 2-1 SH1-3 1B 2B	B F X 1-1 1-3 2-H 1B		B F B F X 2-2 1-H 2-H 2B		4	1	4	3	0	0	0
Mike Mordecai, R (1, 6) OBP: 0.258, SLG: 0.345 Kirk Bullinger, R (6, 1) Tim Young, L (7, 1) Derrick May, L (8, PH) OBP: 0.285, SLG: 0.377 Michael Barrett, R (8, PH) OBP: 0.409, SLG: 0.526 Anthony Telford, R (8, 1) OBP: 0.250, SLG: 0.250			S B B F C 2-3 ① K		X 0-0 ① SH1-3 2-3	S C X 0-2 ③ P9		X 0-0 ③ G5-3		2 0 0 0 1 0	0 0 0 0 0 0	0 0 0 0 0 0	0 0 0 0 0 0	1 0 0 0 0 0	3 0 0 0 1 0
Miguel Batista, R (1, 1) Scott Livingstone, L (5, PH) OBP: 0.231, SLG: 0.248 Shayne Bennett, R (5, 1) Rick DeHart, L (5, 1) Orlando Cabrera, R (6, 6) OBP: 0.324, SLG: 0.398			B C B M B M 3-3 ② K		X 0-0 1B 3-H 1B		X 0-0 ① G5-3		B C F C 1-3 ① K	1 1 0 0 2	0 0 0 0 0	0 1 0 0 0	0 1 0 0 0	1 0 0 0 1	1 0 0 0 0	1 0 0 0 0
Inning Stats	R: 0 E: 0 K: 1 S: 7 H: 0 LOB: 0 BB: 0 P: 11	R: 0 E: 0 K: 1 S: 7 H: 0 LOB: 0 BB: 0 P: 9	R: 0 E: 0 K: 2 S: 10 H: 1 LOB: 1 BB: 0 P: 18	R: 1 E: 0 K: 1 S: 6 H: 2 LOB: 2 BB: 1 P: 15	R: 1 E: 0 K: 0 S: 8 H: 3 LOB: 1 BB: 0 P: 12	R: 1 E: 0 K: 0 S: 11 H: 3 LOB: 2 BB: 0 P: 16	R: 0 E: 0 K: 0 S: 4 H: 0 LOB: 0 BB: 0 P: 6	R: 2 E: 0 K: 1 S: 15 H: 1 LOB: 1 BB: 2 P: 27	R: 0 E: 0 K: 1 S: 6 H: 0 LOB: 0 BB: 0 P: 8	1B: 8 2B: 2 3B: 0 HR: 0 SF: 0 SAC: 1 DP: 1 HBP: 0						

TOP

Montreal Expos @ St. Louis Cardinals

Busch Stadium, St. Louis, MO

Fri Sep 25 1998, 7:05 PM CDT

Att. 48,159 - Unknown - 90 F

livebaseballscorecards.com

AB	34
R	5
H	10
RBI	5
BB	3
SO	7
LOB	10

PITCHER		IP	WLS	BF	H	R	ER	SO	BB	IBB	HBP	BLK	WP	HR	S	P	ERA	WHIP	PITCHER	IP	WLS	BF	H	R	ER	SO	BB	IBB	HBP	BLK	WP	HR	S	P	ERA	WHIP
Jose Jimenez, R ERA: 2.95	(1, 1)	6.1	W	27	9	3	3	5	1	0	0	0	0	0	50	82	4.26	1.579																	
Lance Painter, L ERA: 4.02	(7, 1)	0.2		2	0	0	0	0	0	0	0	0	0	0	3	5	0.00	0.000																	
Rick Croushore, R ERA: 4.97	(8, 1)	0.2		5	1	2	2	1	2	0	0	0	1	0	14	26	27.00	4.500																	
21 Bryan Eversgerd, L ERA: 9.53	(8, 1)	0.1		1	0	0	0	0	0	0	0	0	0	0	1	1	0.00	0.000																	
Juan Acevedo, R ERA: 2.59	(9, 1)	1.0	S	3	0	0	0	1	0	0	0	0	0	0	6	8	0.00	0.000																	

BOTTOM

Montreal Expos @ St. Louis Cardinals

Busch Stadium, St. Louis, MO

Fri Sep 25 1998, 7:05 PM CDT
Att. 48,159 - Unknown - 90 F

Batter	1	2	3	4	5	6	7	8	9	AB	R	H	RBI	BB	SO	LOB
Delino DeShields, L (1, 4) OBP: 0.372, SLG: 0.430	B B B B 4-0 1B BB		C F F F X 0-2 ① G4-3		B F B B X 3-1 ② L8	F X 0-1 ② G4-3		X 0-0 ① L7		4	0	0	0	1	0	1
Brian Jordan, R (1, 9) OBP: 0.370, SLG: 0.538 Lance Painter, L (7, 1) OBP: 1.000, SLG: 1.000 Rick Croushore, R (8, 1) 21 Bryan Eversgerd, R (8, 1) Ron Gant, R (8, PH) OBP: 0.332, SLG: 0.492 Juan Acevedo, R (9, 1) OBP: 0.222, SLG: 0.235	1 SAFE C 1 SAFE 1 SAFE B C B F X 2-2 1-3 1B		B B B C X 3-1 ② F9		C B X 1-1 HR 1B	B B F X 2-1 ③ G6-3		B C S F S 1-3 ② K		4 0 0 0 1 0	1 0 0 0 0 0	2 0 0 0 0 0	0 0 0 0 0 0	0 0 0 0 1 0	0 0 0 0 0 0	0 0 0 0 1 0
Mark McGwire, R (1, 3) OBP: 0.467, SLG: 0.731	B F S B B B 4-2 G4-6-3 BB		S S X 0-2 ③ L7		F B S 1 SAFE F X 1-2 1-H HR		X 0-0 BB 1B 1B	C S B S 1-3 ③ K		4	1	2	2	1	1	1
Ray Lankford, L (1, 8) OBP: 0.391, SLG: 0.543	F F B S 1-3 ① K			B X 1-0 HR 1B	S B C F B X 2-2 HR 1B		F B X 1-1 ① P6			4	2	2	0	0	1	4
J.D. Drew, L (1, 7) OBP: 0.438, SLG: 1.000	C B F B B X 3-2 ② ③ G4-6-3 1-2f			1 SAFE X 0-0 1-H HR	1 SAFE C X 0-1 1-H HR		X 0-0 BB 1-2 1B			4	2	3	4	0	0	3
Fernando Tatis, R (1, 5) OBP: 0.326, SLG: 0.409		C S X 0-2 ① L7		C S B S 1-3 ① K	B B C B F X 3-2 2B 1B		C B S B S 2-3 ② K			4	0	1	0	0	2	2
Luis Ordaz, R (1, 6) OBP: 0.272, SLG: 0.247		B B B C B 4-1 SH3-4 BB		X 0-0 ② L3	B X 1-0 1-3 2B		B B B C B 4-1 1-2 2-3 BB			2	0	1	0	2	0	0
Jose Jimenez, R (1, 1) John Mabry, L (7, 9) OBP: 0.307, SLG: 0.382		L 1 SAFE 1 SAFE X 0-1 ② SH3-4 1-2		S S X 0-2 ③ G6-3	S B S F S 1-3 ③ K		C S S 0-3 ③ K			2 1	0 0	0 0	0 0	0 0	1 1	2 3
Eli Marrero, R (1, 2) OBP: 0.326, SLG: 0.381		C X 0-1 ③ P3			C B F F F B S 2-3 ① K	F B S X 1-2 ① L7		B C S B X 2-2 2B		4	0	1	0	0	1	1
Inning Stats	R: 0 E: 0 K: 1 S: 12 H: 1 LOB: 2 BB: 2 P: 26	R: 0 E: 0 K: 0 S: 8 H: 0 LOB: 1 BB: 1 P: 12	R: 0 E: 0 K: 0 S: 10 H: 0 LOB: 0 BB: 0 P: 13	R: 2 E: 0 K: 1 S: 9 H: 2 LOB: 0 BB: 0 P: 11	R: 4 E: 0 K: 2 S: 27 H: 6 LOB: 2 BB: 0 P: 41	R: 0 E: 0 K: 0 S: 7 H: 0 LOB: 0 BB: 0 P: 10	R: 0 E: 0 K: 2 S: 11 H: 2 LOB: 3 BB: 1 P: 18	R: 0 E: 0 K: 2 S: 11 H: 1 LOB: 1 BB: 0 P: 15		1B: 7 2B: 2 3B: 0 HR: 3	SF: 0 SAC: 1 DP: 1 HBP: 0			WP: 0 PB: 0 SB: 0 CS: 0	PA: 39	

livebaseballscorecards.com

	AB	34
	R	6
	H	12
	RBI	6
	BB	4
	SO	8
	LOB	18

PITCHER		IP	WLS	BF	H	R	ER	SO	BB	IBB	HBP	BLK	WP	HR	S	P	ERA	WHIP
Miguel Batista, R ERA: 3.8	(1, 1)	4.0		17	3	2	2	2	3	0	0	0	0	1	39	62	4.50	1.500
Shayne Bennett, R ERA: 5.5	(5, 1)	0.2	L	7	5	4	4	1	0	0	0	0	0	2	22	34	54.00	7.500
Rick DeHart, L ERA: 5.0	(5, 1)	0.1		2	1	0	0	1	0	0	0	0	0	0	5	7	0.00	3.000
Kirk Bullinger, R ERA: 8.1	(6, 1)	1.0		4	1	0	0	0	0	0	0	0	0	0	8	11	0.00	1.000
Tim Young, L ERA: 4.5	(7, 1)	1.0		5	1	0	0	2	1	0	0	0	0	0	10	17	0.00	2.000

PITCHER		IP	WLS	BF	H	R	ER	SO	BB	IBB	HBP	BLK	WP	HR	S	P	ERA	WHIP
Anthony Telford, R ERA: 3.94	(8, 1)	1.0		4	1	0	0	2	0	0	0	0	0	0	11	15	0.00	1.000

Batter	1	2	3	4	5	6	7	8	9	AB	R	H	RBI	BB	SO	LOB
Wilton Guerrero, S (1, 4) OBP: 0.306, SLG: 0.378	G5-3		3B		G1-3	G4-3 2-3 3-H			SH2-4 2-3	4	0	1	0	0	0	1
Terry Jones, S (1, 8) OBP: 0.289, SLG: 0.285	1B		K			F9 E 1B	G3		FC6-2 S 3-H	5	1	2	0	0	1	3
Fernando Seguignol, S (1, 3) OBP: 0.304, SLG: 0.500	F8		G3-1			1-2 HBP E 1B	G3-1		SAFE K 1-2	5	1	1	0	0	1	4
Vladimir Guerrero, R (1, 9) OBP: 0.370, SLG: 0.590	G6-3			CS 1B		P4	K			4	0	1	0	0	1	3
Derrick May, L (1, 7) OBP: 0.282, SLG: 0.373 Michael Barrett, R (6, PH) OBP: 0.391, SLG: 0.500 Ryan McGuire, L (6, 7) OBP: 0.293, SLG: 0.244		K	L8			F9 2-3		G6-4-3 BB		2 1 0	0 0 0	0 0 0	0 0 0	0 0 1	1 0 0	1 2 0
Bob Henley, R (1, 2) OBP: 0.377, SLG: 0.470		S HBP	K 1-2			E 1B HBP 1-2		G6-4-3 1-2f		2	1	0	0	0	1	2
Shane Andrews, R (1, 5) OBP: 0.313, SLG: 0.456		K 1-2	HR			E5 1B 1-3 2-H 3-H		K		4	2	1	1	0	2	2
Orlando Cabrera, R (1, 6) OBP: 0.326, SLG: 0.405		K	F8			BB 1B PB			2B 3B	3	2	1	0	1	1	1
Dustin Hermanson, R (1, 1) Jose Vidro, S (5, PH) Anthony Telford, R (8, 1) Brad Fullmer, L (6, PH) F.P. Santangelo, S (6, PH) Mike Maddux, L (8, 1) Tim Young, L (7, 1) Kirk Bullinger, R (7, 1) Ugueth Urbina, R (8, 1) Scott Livingstone, L (9, PH) Mike Mordecai, R (9, PH) Rick DeHart, L (9, 1)			F9		G3-1	PB 1-3 2-H 3-H 1B			SH2-4 FC6-2 3-H 2B							
Inning Stats	R: 0 E: 0 K: 0 S: 8 H: 1 LOB: 1 BB: 0 P: 12	R: 0 E: 0 K: 3 S: 11 H: 0 LOB: 1 BB: 0 P: 15	R: 0 E: 0 K: 1 S: 9 H: 1 LOB: 1 BB: 0 P: 15	R: 0 E: 0 K: 1 S: 11 H: 1 LOB: 0 BB: 0 P: 15	R: 1 E: 0 K: 0 S: 8 H: 1 LOB: 0 BB: 0 P: 13	R: 5 E: 1 K: 0 S: 15 H: 3 LOB: 1 BB: 1 P: 29	R: 0 E: 0 K: 1 S: 6 H: 0 LOB: 0 BB: 0 P: 8	R: 0 E: 0 K: 1 S: 11 H: 0 LOB: 0 BB: 1 P: 19	R: 1 E: 0 K: 1 S: 12 H: 2 LOB: 1 BB: 0 P: 20	1B: 5 2B: 1 3B: 2 HR: 1 SF: 0 SAC: 1 DP: 1 HBP: 2						

PITCHER		IP	WLS	BF	H	R	ER	SO	BB	IBB	HBP	BLK	WP	HR	S	P	ERA	WHIP
Manny Aybar, R ERA: 5.98	(1, 1)	5.1		22	6	3	1	5	0	0	1	0	0	1	54	78	1.69	1.125
21 Bryan Eversgerd, L ERA: 9.0	(6, 1)	0.1		1	0	0	0	0	0	0	0	0	0	0	3	6	0.00	0.000
Mark Petkovsek, R ERA: 4.77	(6, 1)	0.0		3	0	0	0	0	1	0	1	0	0	0	3	11	∞	∞
Lance Painter, L ERA: 3.99	(6, 1)	0.1		2	1	3	0	0	0	0	0	0	0	0	2	4	0.00	3.000
John Frascatore, R ERA: 4.27	(7, 1)	1.0		3	0	0	0	1	0	0	0	0	0	0	6	8	0.00	0.000
Jeff Brantley, R ERA: 4.44	(8, 1)	1.0		3	0	0	0	1	1	0	0	0	0	0	11	19	0.00	1.000
Mike Busby, R ERA: 4.5	(9, 1)	1.0	L	5	2	1	1	1	0	0	0	0	0	0	12	20	9.00	2.000

TOP

Montreal Expos @ St. Louis Cardinals

Busch Stadium, St. Louis, MO

Sat Sep 26 1998, 3:33 AM CDT

Att. 48,212 - Sunny - 92 F

livebaseballscorecards.com

AB	34
R	7
H	9
RBI	4
BB	2
SO	8
LOB	19

PA: 39

WP: 0
PB: 1
SB: 2
CS: 1

Batter	1	2	3	4	5	6	7	8	9	AB	R	H	RBI	BB	SO	LOB
Joe McEwing, R (1, 4) OBP: 0.167, SLG: 0.176	B F S X 1-2 ① G6-3		C X 0-1 ③ G6-3		X 0-0 ② G6-3		B B C X 2-1 1B 2B		B C B X 2-1 ① G6-3	5	1	1	0	0	0	0
J.D. Drew, L (1, 9) OBP: 0.459, SLG: 1.000	C X 0-1 3B			X 0-0 ① B1-3	C B B B B 4-1 BB		B X 1-0 2-H HR 1B		B B B C C C 3-3 ② K	4	1	2	1	1	1	0
Mark McGwire, R (1, 3) OBP: 0.467, SLG: 0.739	S T B S 1-3 ② K			X 0-0 HR	X 0-0 ③ F8		B C X 1-1 1-H HR		F B B B F B X 3-2 G5-3 ③	5	2	2	3	0	1	2
Ray Lankford, L (1, 8) OBP: 0.392, SLG: 0.541	S T B B F C 2-3 ③ K			C B B F B B 4-2 2B BB		B C C S 1-3 ① K	C B X 1-1 S 1B			3	1	1	0	1	2	1
Ron Gant, R (1, 7) OBP: 0.331, SLG: 0.492		B X 1-0 ① P2		X 0-0 S 1-H G6-3 2B		B X 1-0 ② G5-3	1 SAFE C F B X 1-2 ③ F8 1-2			4	1	1	1	0	0	1
Fernando Tatis, R (1, 5) OBP: 0.329, SLG: 0.411		L B C B B C 3-3 ② K		C B S B F B B 4-2 G6-3 BB		B B C C B F F X 3-2 2B		S B B C F B B 4-2 F9 SH3-4 BB		2	0	1	0	2	1	0
Luis Ordaz, R (1, 6) OBP: 0.267, SLG: 0.242		C B X 1-1 ③ G4-3		B X 1-0 ② G6-3 1-2 2-H		X 0-0 ③ L8		X 0-0 ① SH3-4 1-2		3	0	0	1	0	0	2
Manny Aybar, R (1, 1) OBP: 0.000, SLG: 0.000 21 Bryan Eversgerd, R (6, 1) Mark Petkovsek, R (8, 1) OBP: 0.143, SLG: 0.286 Lance Painter, L (8, 1) OBP: 0.000, SLG: 0.000 John Frascatore, R (7, 1) OBP: 0.167, SLG: 0.167 Placido Polanco, R (7, PH) OBP: 0.000, SLG: 0.042 Jeff Brantley, R (8, 1) John Mabry, L (8, PH) OBP: 0.364, SLG: 0.381 Mike Busby, R (9, 1)		B F S B S 2-3 ① K	B F C F S 1-3 ③ K			S B X 1-1 ① L8	B F X 1-1 ② F9 2-3		2 0 0 0 0 2 1 0 0 0 0 0 0 0 0 0 0 0 0 0 0 0 0 0 0 0 0 0 1 0 0 0 0 0 0 0 0 0 0 0 0 0 1 0 0 0 0 0 1 0 0 0 0 0 0 0							
Eli Marrero, R (1, 2) OBP: 0.321, SLG: 0.375			C F B F F X 1-2 ② G6-3		B X 1-0 ① L8		B B C C X 2-2 F9	B C F S 1-3 ③ K		4	0	0	0	0	1	1
Inning Stats	R: 0 H: 1 E: 0 LOB: 1 K: 2 BB: 0 S: 12 P: 16	R: 0 H: 0 E: 0 LOB: 0 K: 1 BB: 0 S: 6 P: 11	R: 0 H: 0 E: 0 LOB: 0 K: 1 BB: 0 S: 10 P: 13	R: 3 H: 2 E: 0 LOB: 1 K: 1 BB: 2 S: 13 P: 23	R: 0 H: 0 E: 0 LOB: 1 K: 0 BB: 1 S: 4 P: 9	R: 0 H: 1 E: 0 LOB: 1 K: 1 BB: 0 S: 10 P: 15	R: 3 H: 4 E: 0 LOB: 1 K: 0 BB: 0 S: 15 P: 24	R: 0 H: 0 E: 0 LOB: 1 K: 1 BB: 1 S: 9 P: 15	R: 0 H: 0 E: 0 LOB: 0 K: 1 BB: 0 S: 8 P: 16						

BOTTOM

Montreal Expos @ St. Louis Cardinals

Busch Stadium, St. Louis, MO

Sat Sep 26 1998, 3:33 AM CDT
Att. 48,212 - Sunny - 92 F

livebaseballscorecards.com

AB	34
R	6
H	8
RBI	6
BB	4
SO	8
LOB	9

1B: 2	SF: 0	WP: 0	PA: 39
2B: 3	SAC: 1	PB: 0	
3B: 1	DP: 0	SB: 2	
HR: 2	HBP: 0	CS: 0	

PITCHER		IP	WLS	BF	H	R	ER	SO	BB	IBB	HBP	BLK	WP	HR	S	P	ERA	WHIP
Dustin Hermanson, R ERA: 3.13	(1, 1)	4.0		17	3	3	3	5	2	0	0	0	0	1	41	63	6.75	1.250
Anthony Telford, R ERA: 3.9	(5, 1)	1.0		4	0	0	0	0	1	0	0	0	0	0	4	9	0.00	1.000
Mike Maddux, R ERA: 3.72	(6, 1)	1.2		7	2	1	1	1	0	0	0	0	0	0	17	27	5.40	1.200
Tim Young, L ERA: 6.0	(7, 1)	0.0		1	1	0	0	0	0	0	0	0	0	0	1	2	∞	∞
Kirk Bullinger, R ERA: 9.0	(7, 1)	0.1		3	2	2	2	0	0	0	0	0	0	1	7	10	54.00	6.000

PITCHER		IP	WLS	BF	H	R	ER	SO	BB	IBB	HBP	BLK	WP	HR	S	P	ERA	WHIP
Ugueth Urbina, R ERA: 1.3	(8, 1)	1.0	W	4	0	0	0	1	1	0	0	0	0	0	9	15	0.00	1.000
Rick DeHart, L ERA: 4.82	(9, 1)	1.0	S	3	0	0	0	1	0	0	0	0	0	0	8	16	0.00	0.000

Batter	1	2	3	4	5	6	7	8	9	AB	R	H	RBI	BB	SO	LOB
Wilton Guerrero, S (1, 4) OBP: 0.307, SLG: 0.378	C B X 1-1 1B		X 0-0 E5 G4-3 1B 1B	B X 1-0 ② G6-3		C X 0-1 ② ③ G6-4-3 1-2f			X 0-0 ① L6	5	1	2	0	0	0	2
Terry Jones, S (1, 8) OBP: 0.288, SLG: 0.283	X 0-0 ① B3		B F C X 1-2 ① G4-3 2-3	X 0-0 1B			B C B X 2-1 ① G3		X 0-0 ② F6	5	0	1	0	0	0	2
Derrick May, L (1, 7) OBP: 0.281, SLG: 0.367 Robert Perez, R (8, 7) OBP: 0.234, SLG: 0.298	F B B X 2-1 ② F9		B B B F B 4-1 1B 2B BB	B P X 2-0 ③ P5			X 0-0 ② F9		X 0-0 ③ P3	3 1	1 0	0 0	0 0	1 0	0 0	2 0
Vladimir Guerrero, R (1, 9) OBP: 0.371, SLG: 0.589 Fernando Seguignol, S (8, 9) OBP: 0.304, SLG: 0.500	B F C 1 B F F S SAFE 2-3 ③ K		X 0-0 2B 1-2 3-H 1B		S F F B S 1-3 ① K		B F X 1-1 1B 1B			4 0	0 0	2 0	1 0	0 0	2 0	1 0
Brad Fullmer, L (1, 3) OBP: 0.327, SLG: 0.446		C F B S 1-3 ① K	S F X 0-2 ② F8		B C B X 2-1 ② P6		X 0-0 1-3 1B			4	0	1	0	0	1	2
Michael Barrett, R (1, 2) OBP: 0.407, SLG: 0.522 Mike Hubbard, R (8, 2) OBP: 0.161, SLG: 0.218		B B B B 4-0 WP BB	C B F B X 2-2 1-3 2-H 2B		F B F S 1-3 ③ K		F F X 0-2 ③ G4-3			3 0	0 0	1 0	1 0	1 0	1 0	2 0
Shane Andrews, R (1, 5) OBP: 0.314, SLG: 0.455		S B C F B B B 4-2 FC5-4 1-2 BB	S C B B F F X 2-2 ③ G5-3			C B X 1-1 E FC2 FC5-2 1B		B C C B X 2-2 ① P2		3	0	1	0	1	0	2
Orlando Cabrera, R (1, 6) OBP: 0.325, SLG: 0.414		B C X 1-1 ② P8		B B X 2-0 HR		L X 0-1 FC2 FC5-2 1-3		B X 1-0 ② G6-3		4	1	1	1	0	0	3
Mike Thurman, R (1, 1) Jose Vidro, S (6, PH) OBP: 0.318, SLG: 0.278 Carl Pavano, R (6, 1) OBP: 0.158, SLG: 0.184 Ryan McGuire, L (8, PH) OBP: 0.292, SLG: 0.243 Anthony Telford, R (8, 1) OBP: 0.250, SLG: 0.250		B X 1-0 ③ FC5-4 1-2f		B C B X 2-1 ① G6-3		C B X 1-1 ① FC5-2 G6-4-3 2-3 3-H		C C B B B S 3-3 ③ K		2 1 0 1 0	0 0 0 0 0	0 0 0 0 0	0 0 0 0 0	0 0 0 1 0	0 0 0 0 0	2 2 0 0 0
Inning Stats	R: 0 E: 0 K: 1 S: 10 H: 1 LOB: 1 BB: 0 P: 15	R: 0 E: 0 K: 1 S: 9 H: 0 LOB: 2 BB: 2 P: 20	R: 2 E: 1 K: 0 S: 17 H: 3 LOB: 2 BB: 1 P: 26	R: 1 E: 0 K: 0 S: 7 H: 2 LOB: 1 BB: 0 P: 13	R: 0 E: 0 K: 2 S: 9 H: 0 LOB: 0 BB: 0 P: 13	R: 0 E: 1 K: 0 S: 8 H: 1 LOB: 1 BB: 0 P: 10	R: 0 E: 0 K: 0 S: 9 H: 2 LOB: 2 BB: 0 P: 12	R: 0 E: 0 K: 1 S: 7 H: 0 LOB: 0 BB: 0 P: 13	R: 0 E: 0 K: 0 S: 3 H: 0 LOB: 0 BB: 0 P: 3	1B: 7 2B: 1 3B: 0 HR: 1 SF: 0 SAC: 0 DP: 1 HBP: 0						

PITCHER	IP	WLS	BF	H	R	ER	SO	BB	IBB	HBP	BLK	WP	HR	S	P	ERA	WHIP
Matt Morris, R (1, 1) ERA: 2.53	4.0		21	6	3	3	2	3	0	0	0	1	1	43	74	6.75	2.250
John Frascatore, R (5, 1) ERA: 4.14	3.0	W	12	3	0	0	2	0	0	0	0	0	0	26	35	0.00	1.000
Curtis King, R (8, 1) ERA: 3.53	1.0		3	0	0	0	1	0	0	0	0	0	0	7	13	0.00	0.000
Juan Acevedo, R (9, 1) ERA: 2.56	1.0	S	3	0	0	0	0	0	0	0	0	0	0	3	3	0.00	0.000

PITCHER	IP	WLS	BF	H	R	ER	SO	BB	IBB	HBP	BLK	WP	HR	S	P	ERA	WHIP

TOP

Montreal Expos @ St. Louis Cardinals

Busch Stadium, St. Louis, MO

Sun Sep 27 1998, 3:33 AM CDT

Att. 46,110 - Sunny - 90 F

livebaseballscorecards.com

AB	36
R	3
H	9
RBI	3
BB	3
SO	5
LOB	20

PA: 39

WP: 1
PB: 0
SB: 0
CS: 0

Batter	1	2	3	4	5	6	7	8	9	AB	R	H	RBI	BB	SO	LOB
Joe McEwing, R (1, 4) (9, 7) OBP: 0.273, SLG: 0.250	1-1 FC6-4 1B		1-2 CS HBP		0-1 G5-3 ②		2-2 1B HR 1B			3	2	2	0	0	0	0
J.D. Drew, L (1, 9) (8, 8) OBP: 0.463, SLG: 0.972	2-2 P6 ①		3-2 P4 ①② 1-2		1-1 2B		0-0 1-3 HR 1B			4	1	2	0	0	0	2
Mark McGwire, R (1, 3) OBP: 0.470, SLG: 0.752 12 Pat Kelly, R (9, 4) OBP: 0.284, SLG: 0.327	2-2 FC6-4 1-3 1B		1-1 HR		4-0 BB		0-0 1-H 3-H HR			3 0	2 0	3 0	4 0	1 0	0 0	0 0
Brian Jordan, R (1, 8) OBP: 0.368, SLG: 0.534 Mark Little, R (8, 9) OBP: 0.214, SLG: 0.083	0-1 FC6-4 S 1-2f 3-H ②		3-2 G6-3 ③		0-0 F8 ③		0-3 K ③			4 0	0 0	0 0	1 0	0 0	1 0	3 0
Ron Gant, R (1, 7) OBP: 0.331, SLG: 0.493 Curtis King, R (8, 1) Willie McGee, S (8, PH) OBP: 0.287, SLG: 0.331 Ray Lankford, L (8, PH) OBP: 0.391, SLG: 0.540 Juan Acevedo, R (9, 1) OBP: 0.222, SLG: 0.235	3-3 K ③ 1-2			1-0 2B		1-1 L7 ①		3-3 K ①		3 0 0 1 0	0 0 0 0 0	1 0 0 0 0	0 0 0 0 0	0 0 0 1 0	1 0 0 0 0	1 0 0 0 0
Fernando Tatis, R (1, 5) OBP: 0.329, SLG: 0.415		1-0 HR		3-1 G4-3 ① 2 SAFE		0-3 K ②		0-0 E5		4	1	1	1	0	1	1
Luis Ordaz, R (1, 6) OBP: 0.261, SLG: 0.235		1-1 F7 ①		2-1 L6 ②		1-1 G4-3 ③		2-2 F8 ②		4	0	0	0	0	0	2
Matt Morris, R (1, 1) OBP: 0.206, SLG: 0.103 Delino DeShields, L (4, PH) OBP: 0.371, SLG: 0.429 John Frascatore, R (5, 1) OBP: 0.167, SLG: 0.167 John Mabry, L (7, PH) OBP: 0.305, SLG: 0.379 (8, 7) (9, 3)		1-3 K ②		0-2 F8 ③			3-2 G4-3 ①	1-0 G4-3 ③		1 1 0 2	0 0 0 0	0 0 0 0	0 0 0 0	0 0 0 0	1 0 0 0	0 1 0 1
Eli Marrero, R (1, 2) OBP: 0.318, SLG: 0.370 Tom Lampkin, L (9, 2) OBP: 0.328, SLG: 0.380		1-1 L7 ③			1-3 K ①		2-1 L9 ②			3 0	0 0	0 0	0 0	0 0	1 0	0 0
Inning Stats	R: 1 E: 0 K: 1 S: 14 H: 2 LOB: 1 BB: 0 P: 22	R: 1 E: 0 K: 1 S: 8 H: 1 LOB: 0 BB: 0 P: 12	R: 1 E: 0 K: 0 S: 12 H: 1 LOB: 0 BB: 0 P: 20	R: 0 E: 0 K: 0 S: 8 H: 1 LOB: 1 BB: 0 P: 14	R: 0 E: 0 K: 1 S: 8 H: 1 LOB: 2 BB: 1 P: 14	R: 0 E: 0 K: 1 S: 8 H: 0 LOB: 0 BB: 0 P: 10	R: 3 E: 0 K: 1 S: 15 H: 3 LOB: 0 BB: 0 P: 22	R: 0 E: 1 K: 1 S: 8 H: 0 LOB: 1 BB: 0 P: 14		1B: 4 2B: 2 3B: 0 HR: 3	SF: 0 SAC: 0 DP: 0 HBP: 1		WP: 0 PB: 0 SB: 1 CS: 1	PA: 35		

PITCHER		IP	WLS	BF	H	R	ER	SO	BB	IBB	HBP	BLK	WP	HR	S	P	ERA	WHIP
Mike Thurman, R ERA: 4.7	(1, 1)	5.0		22	6	3	3	3	1	0	1	0	0	2	50	82	5.40	1.400
Carl Pavano, R ERA: 4.21	(6, 1)	2.0	L	9	3	3	3	2	0	0	0	0	0	1	23	32	13.50	1.500
Anthony Telford, R ERA: 3.86	(8, 1)	1.0		4	0	0	0	1	0	0	0	0	0	0	8	14	0.00	0.000

PITCHER	IP	WLS	BF	H	R	ER	SO	BB	IBB	HBP	BLK	WP	HR	S	P	ERA	WHIP

BOTTOM

Montreal Expos @ St. Louis Cardinals

Busch Stadium, St. Louis, MO

Sun Sep 27 1998, 3:33 AM CDT
Att. 46,110 - Sunny - 90 F

livebaseballscorecards.com

AB	33
R	6
H	9
RBI	6
BB	1
SO	6
LOB	11