


Montreal Expos - 1998

Batter	1	2	3	4	5	6	7	8	9	AB	R	H	RBI	BB	SO	LOB	TOP										
Tony Womack, L (1.4) OBP: 0.400, SLG: 0.600	K			P5		1B	2B		G6-3	5	0	2	2	0	1	0											
18 Jason Kendall, R (1.2) OBP: 0.250, SLG: 0.250	F9			G5-3		1B	P3			4	0	1	0	0	0	2											
Al Martin, L (1.7) OBP: 0.500, SLG: 0.333	F8			1B		P5		SH1-4 BB G5-3 HBP		3	1	1	0	0	0	2											
Kevin Young, R (1.3)		K		K			G5-3	G5-3 SH1-4 BB		3	0	0	0	1	2	1											
Jermaine Allensworth, R (1.8) OBP: 0.333, SLG: 0.333	K F7-6-3				F8		1B 1B	SH1-4		3	1	1	0	0	1	0											
Jose Guillen, R (1.9) OBP: 0.250, SLG: 0.250	F7-6-3				F9		1B 2B	G5-3		4	1	1	1	0	0	2											
Freddy Garcia, R (1.5) OBP: 0.250, SLG: 0.250			F9		G6-3		1B 2B	G5-3		4	1	1	1	0	0	1											
Lou Collier, R (1.6)			F9			G5-3	2B IBB		G6-3	3	0	0	0	1	0	0											
67 Francisco Cordova, R (1.1) Marc Wilkins, R (8.1) Mark Smith, R (9. PH) Rich Loiselle, R (9.1)			G3-1			K	K		P3	3	0	0	0	0	2	3											
Inning Stats	R: 0 E: 0 S: 5	H: 0 LOB: 0 P: 5	R: 0 E: 0 S: 7	H: 0 LOB: 0 P: 7	R: 0 E: 0 S: 3	H: 1 LOB: 1 P: 3	R: 0 E: 0 S: 6	H: 1 LOB: 0 P: 6	R: 0 E: 0 S: 3	H: 0 LOB: 0 P: 3	R: 0 E: 0 S: 7	H: 2 LOB: 2 P: 7	R: 3 E: 0 S: 9	H: 4 LOB: 2 P: 13	R: 1 E: 0 S: 3	H: 0 LOB: 1 P: 8	R: 0 E: 0 S: 3	H: 0 LOB: 3 P: 3	1B: 6 2B: 2 3B: 0 HR: 0	SF: 0 SAC: 1 DP: 1 HBP: 1	WP: 0 PB: 1 SB: 0 CS: 0	PA: 37					
PITCHER	IP	WLS	BF	H	R	ER	SO	BB	IBB	HBP	BLK	WP	HR	S	P	ERA	WHIP										
Carlos Perez, L (1.1) ERA: 4.05	6.2	L	28	7	3	3	6	0	1	0	0	0	0	39	43	4.05	1.050										
Shayne Bennett, R (7.1) ERA: 27.0	0.1		3	0	1	1	0	1	0	1	0	0	0	1	6	27.00	3.000										
Anthony Telford, R (8.1) ERA:	1.0		3	0	0	0	0	0	0	0	0	0	0	3	3	0.00	0.000										
Rick DeHart, L (9.1) ERA:	1.0		3	0	0	0	0	0	0	0	0	0	0	3	3	0.00	0.000										

Pittsburgh Pirates @ Montreal Expos
Olympic Stadium, Montreal, QB
Wed Apr 01 1998, 7:05 PM EST
Att: 31,220 - Dome - 72 F

AB	33
R	4
H	7
RBI	4
BB	2
SO	6
LOB	11



Batter	1	2	3	4	5	6	7	8	9	AB	R	H	RBI	BB	SO	LOB	BOTTOM										
Mark Grudzielanek, R (1.6) OBP: 0.333, SLG: 0.333	P4		1B			SH1-3			G4-3	3	0	1	0	0	0	0											
F.P. Santangelo, S (1.8) OBP: 0.250, SLG: 0.500	F8		G4-3			K			1B 2B	4	0	1	0	0	1	1											
Vladimir Guerrero, R (1.9)	G4-3				G6-3		G4-3		1B BB	3	0	0	0	1	0	1											
Brad Fullmer, L (1.3)		L3			G1-3		F7		F7	4	0	0	0	0	2	2											
Rondell White, R (1.7) OBP: 0.750, SLG: 0.667		BB BB			G6-3		G6-4-3 1B		1-2 2-3 1B	3	0	2	0	1	0	0											
Jose Vidro, S (1.4) Rick DeHart, L (9.1) Scott Livingstone, L (9. PH)		BB BB				G4-3		G6-4-3	F7	2	0	0	0	1	0	1											
Shane Andrews, R (1.5)		BB				K				3	0	0	0	0	3	2											
Chris Widger, R (1.2)					G4-3				G3	3	0	0	0	0	1	2											
Carlos Perez, L (1.1) OBP: 0.500, SLG: 0.500 Shayne Bennett, R (7.1) Anthony Telford, R (8.1) Da Rond Stovall, S (8.8)					K		SH1-3 1B		G3	2	0	1	0	0	1	0											
Inning Stats	R: 0 E: 0 S: 3	H: 0 LOB: 0 P: 3	R: 0 E: 0 S: 7	H: 0 LOB: 2 P: 15	R: 0 E: 0 S: 5	H: 1 LOB: 0 P: 5	R: 0 E: 0 S: 3	H: 0 LOB: 0 P: 3	R: 0 E: 0 S: 6	H: 1 LOB: 1 P: 6	R: 0 E: 0 S: 3	H: 1 LOB: 0 P: 3	R: 0 E: 0 S: 5	H: 0 LOB: 0 P: 5	R: 0 E: 0 S: 5	H: 2 LOB: 3 P: 9	R: 0 E: 0 S: 5	H: 2 LOB: 3 P: 9	1B: 4 2B: 1 3B: 0 HR: 0	SF: 0 SAC: 1 DP: 1 HBP: 0	WP: 0 PB: 0 SB: 0 CS: 0	PA: 33					
PITCHER	IP	WLS	BF	H	R	ER	SO	BB	IBB	HBP	BLK	WP	HR	S	P	ERA	WHIP										
67 Francisco Cordova, R (1.1) ERA:	7.0	W	24	3	0	0	5	2	0	0	0	0	0	32	40	0.00	0.714										
Marc Wilkins, R (8.1) ERA:	1.0		3	0	0	0	1	0	0	0	0	0	0	5	5	0.00	0.000										
Rich Loiselle, R (9.1) ERA:	1.0		6	2	0	0	0	1	0	0	0	0	0	5	9	0.00	3.000										

Pittsburgh Pirates @ Montreal Expos
Olympic Stadium, Montreal, QB
Wed Apr 01 1998, 7:05 PM EST
Att: 31,220 - Dome - 72 F

AB	29
R	0
H	5
RBI	0
BB	3
SO	6
LOB	12



Batter	1	2	3	4	5	6	7	8	9	AB	R	H	RBI	BB	SO	LOB	TOP										
Tony Womack, L OBP: 0.300, SLG: 0.400 (1, 4)	G6-3		G1-3		F9		G6-3 1B		G4-3	5	0	1	2	0	0	1											
18 Jason Kendall, R OBP: 0.375, SLG: 0.286 (1, 2)	HBP		G5-3				G6-3 1B			3	0	1	0	0	0	1											
Al Martin, L OBP: 0.250, SLG: 0.143 Javier Martinez, R Jason Christiansen, R Elmer Dessens, R Rich Loiselle, R (1, 7) (7, 1) (7, 1) (8, 1) (9, 1)	F7			K		G5-3	G3-1			4	0	0	0	0	1	2											
Kevin Young, R OBP: 0.375, SLG: 0.286 (1, 3)	K					K		G4-3 WP 1B		4	0	2	0	0	2	1											
Jermaine Allensworth, R OBP: 0.286, SLG: 0.167 (1, 8)		CS 1B BB		F8		K		F8 1-2		3	0	0	0	1	1	2											
Jose Guillen, R OBP: 0.375, SLG: 0.375 (1, 9)	1-2 1B			K				G4-3 1B		4	1	2	0	0	1	2											
Freddy Garcia, R OBP: 0.250, SLG: 0.250 (1, 5)			K				F8 1B	G5-3		4	1	1	0	0	1	4											
Lou Collier, R OBP: 0.375, SLG: 0.286 (1, 6)			G3-1				1B SH1-3 1B		K	4	1	2	1	0	1	2											
Jason Schmidt, R Turner Ward, S OBP: 0.500, SLG: 0.500 (7, PH) (7, 7)			G6-3				1-2 1B		F7	1	0	0	0	0	0	0											
							1-3 2-H 1B			2	1	1	1	0	0	0											
Inning Stats	R: 0 E: 0 K: 1 S: 5	H: 0 LOB: 1 BB: 0 P: 6	R: 0 E: 0 K: 1 S: 5	H: 1 LOB: 1 BB: 1 P: 9	R: 0 E: 0 K: 0 S: 3	H: 0 LOB: 0 BB: 0 P: 3	R: 0 E: 0 K: 2 S: 8	H: 1 LOB: 1 BB: 0 P: 8	R: 1 E: 1 K: 0 S: 5	H: 3 LOB: 2 BB: 0 P: 5	R: 0 E: 0 K: 2 S: 7	H: 0 LOB: 0 BB: 0 P: 7	R: 3 E: 0 K: 0 S: 7	H: 4 LOB: 1 BB: 0 P: 7	R: 0 E: 0 K: 0 S: 4	H: 1 LOB: 1 BB: 0 P: 4	R: 0 E: 0 K: 1 S: 5	H: 0 LOB: 0 BB: 0 P: 5	1B: 10 2B: 2 3B: 0 HR: 0	SF: 0 SAC: 1 DP: 0 HBP: 1	WP: 1 PB: 0 SB: 0 CS: 1	PA: 37					
PITCHER	IP	WLS	BF	H	R	ER	SO	BB	IBB	HBP	BLK	WP	HR	S	P	ERA	WHIP										
Dustin Hermanson, R ERA: 1.8 Mike Maddux, R ERA: 20.25 Rick DeHart, L ERA: Anthony Telford, R ERA: Ugueth Urbina, R ERA:	5.0		20	5	1	1	4	1	0	1	0	0	0	26	31	1.80	1.200										
	1.1	L	7	3	3	3	2	0	0	0	0	0	0	11	11	20.25	2.250										
	0.2		3	1	0	0	0	0	0	0	0	0	0	3	3	0.00	1.500										
	1.0		4	1	0	0	0	0	0	0	0	1	0	4	4	0.00	1.000										
	1.0		3	0	0	0	1	0	0	0	0	0	0	5	5	0.00	0.000										

Pittsburgh Pirates @ Montreal Expos
Olympic Stadium, Montreal, QB
Thu Apr 02 1998, 3:33 AM EST
Att: 6,396 - Dome - 72 F

AB 34
R 4
H 10
RBI 4
BB 1
SO 7
LOB 15



Batter	1	2	3	4	5	6	7	8	9	AB	R	H	RBI	BB	SO	LOB	BOTTOM										
Mark Grudzielanek, R OBP: 0.125, SLG: 0.125 (1, 6)	G5-3		F8		F9		K		G4-3	5	0	0	0	0	1	1											
F.P. Santangelo, S OBP: 0.111, SLG: 0.222 (1, 8) (9, 4)	G4-3		P5		K		K		G4-3	5	0	0	0	0	2	1											
Vladimir Guerrero, R OBP: 0.500, SLG: 1.333 (1, 9)	K									3	2	2	2	1	1	0											
Brad Fullmer, L OBP: 0.375, SLG: 0.500 (1, 3)		2B 1B	1B 1B				F8			4	1	3	0	0	0	2											
Rondell White, R OBP: 0.625, SLG: 0.714 (1, 7)		SH4-3 1-H 2B	FC4 1B		F9			G4-3		4	0	2	1	0	0	1											
Jose Vidro, S Mike Mordecai, R Derrick May, L Ugueth Urbina, R (1, 4) (7, 4) (8, PH) (9, 1)		SH4-3	FC4			P5		G3		2	0	0	0	0	0	2											
Shane Andrews, R OBP: 0.143, SLG: 0.143 (1, 5)		P5			P4		K			4	0	1	0	0	1	1											
Chris Widger, R (1, 2)					F8		P3		F8	3	0	0	0	1	0	1											
Dustin Hermanson, R Mike Maddux, L Rick DeHart, L Scott Livingstone, L Anthony Telford, R Da Rond Stovall, S Ryan McGuire, L (1, 1) (6, 1) (7, 1) (7, PH) (8, 1) (9, PH)			K				E S BB		K	2	0	0	0	0	2	2											
Inning Stats	R: 0 E: 0 K: 1 S: 5	H: 0 LOB: 0 BB: 0 P: 5	R: 1 E: 0 K: 1 S: 7	H: 2 LOB: 1 BB: 1 P: 11	R: 1 E: 0 K: 0 S: 6	H: 3 LOB: 2 BB: 0 P: 6	R: 0 E: 0 K: 1 S: 5	H: 0 LOB: 0 BB: 0 P: 5	R: 1 E: 0 K: 1 S: 7	H: 2 LOB: 1 BB: 0 P: 7	R: 0 E: 0 K: 2 S: 5	H: 0 LOB: 0 BB: 0 P: 5	R: 0 E: 0 K: 2 S: 7	H: 0 LOB: 2 BB: 2 P: 15	R: 0 E: 0 K: 0 S: 4	H: 1 LOB: 1 BB: 0 P: 4	R: 0 E: 0 K: 1 S: 5	H: 0 LOB: 0 BB: 0 P: 5	1B: 4 2B: 2 3B: 0 HR: 2	SF: 0 SAC: 1 DP: 0 HBP: 0	WP: 0 PB: 0 SB: 1 CS: 0	PA: 38					
PITCHER	IP	WLS	BF	H	R	ER	SO	BB	IBB	HBP	BLK	WP	HR	S	P	ERA	WHIP										
Jason Schmidt, R ERA: 4.5 Javier Martinez, R ERA: Jason Christiansen, L ERA: Elmer Dessens, R ERA: Rich Loiselle, R ERA:	6.0	W	26	7	3	3	5	1	0	0	0	0	2	35	39	4.50	1.333										
	0.2		4	0	0	0	2	2	0	0	0	0	0	6	14	0.00	3.000										
	0.1		1	0	0	0	0	0	0	0	0	0	0	1	1	0.00	0.000										
	1.0		4	1	0	0	0	0	0	0	0	0	0	4	4	0.00	1.000										
	1.0	S	3	0	0	0	1	0	0	0	0	0	0	5	5	0.00	0.000										

Pittsburgh Pirates @ Montreal Expos
Olympic Stadium, Montreal, QB
Thu Apr 02 1998, 3:33 AM EST
Att: 6,396 - Dome - 72 F


AB 34
R 3
H 8
RBI 3
BB 3
SO 8
LOB 11



Batter	1	2	3	4	5	6	7	8	9	AB	R	H	RBI	BB	SO	LOB	TOP								
Mark Grudzielanek, R OBP: 0.231, SLG: 0.308 (1, 6)										5	0	2	0	0	0	4									
Jose Vidro, S (1, 4)										4	0	0	0	0	1	2									
Vladimir Guerrero, R OBP: 0.500, SLG: 1.222 Da Rond Stovall, S (8, PR) (8, 9)										3	1	1	0	0	1	2									
Brad Fullmer, L OBP: 0.500, SLG: 0.636 (1, 3)										3	0	2	1	1	0	0									
Rondell White, R OBP: 0.417, SLG: 0.455 Derrick May, L (1, 7) (8, 7)										4	0	0	1	0	2	5									
Scott Livingstone, L (1, 5)										4	0	0	0	0	1	2									
F.P. Santangelo, S OBP: 0.154, SLG: 0.167 (1, 8)										3	0	0	0	1	0	0									
Chris Widger, R OBP: 0.182, SLG: 0.100 (1, 2)										4	0	1	0	0	0	0									
Javier Vazquez, R (1, 1)										2	0	0	0	0	2	0									
Miguel Batista, R (6, 1)										0	0	0	0	0	0	0									
Ryan McGuire, L (7, PH)										0	0	0	0	1	0	0									
Shayne Bennett, R (7, 1)										0	0	0	0	0	0	0									
Shane Andrews, R OBP: 0.125, SLG: 0.125 (9, PH)										1	0	0	0	0	0	2									
Inning Stats	R: 1 E: 0 K: 1 S: 7	H: 2 LOB: 1 BB: 0 P: 7	R: 0 E: 0 K: 0 S: 3	H: 0 LOB: 0 BB: 0 P: 3	R: 0 E: 0 K: 1 S: 6	H: 1 LOB: 1 BB: 0 P: 6	R: 0 E: 0 K: 1 S: 5	H: 0 LOB: 0 BB: 0 P: 5	R: 0 E: 0 K: 1 S: 5	H: 0 LOB: 0 BB: 0 P: 5	R: 0 E: 0 K: 1 S: 6	H: 1 LOB: 2 BB: 1 P: 10	R: 0 E: 1 K: 1 S: 6	H: 0 LOB: 2 BB: 1 P: 10	R: 1 E: 0 K: 1 S: 6	H: 1 LOB: 2 BB: 0 P: 7	R: 0 E: 0 K: 0 S: 3	H: 1 LOB: 1 BB: 1 P: 7	1B: 3 2B: 2 3B: 1 HR: 0	SF: 0 SAC: 0 DP: 1 HBP: 1	WP: 0 PB: 0 SB: 0 CS: 0	PA: 37			
PITCHER	IP	WLS	BF	H	R	ER	SO	BB	IBB	HBP	BLK	WP	HR	S	P	ERA	WHIP								
Steve Trachsel, R ERA: 2.45 (1, 1)	7.1	W	30	4	2	2	7	2	0	1	0	0	0	41	50	2.46	0.818								
Marc Pisciotta, R ERA: (8, 1)	0.2		5	2	0	0	0	1	0	0	0	0	0	4	8	0.00	4.500								
Rod Beck, R ERA: 3.0 (9, 1)	1.0	S	2	0	0	0	0	0	0	0	0	0	0	2	2	0.00	0.000								

Montreal Expos @ Chicago Cubs
Wrigley Field, Chicago, IL
Fri Apr 03 1998, 3:33 AM CST
Att: 39,102 - Overcast - 42 F


AB 33
R 2
H 6
RBI 2
BB 3
SO 7
LOB 17



Batter	1	2	3	4	5	6	7	8	9	AB	R	H	RBI	BB	SO	LOB	BOTTOM								
Lance Johnson, L OBP: 0.250, SLG: 0.389 (1, 8)										4	0	0	0	1	0	2									
Mickey Morandini, L OBP: 0.350, SLG: 0.235 (1, 4)										5	0	0	0	0	1	3									
Sammy Sosa, R OBP: 0.316, SLG: 0.333 (1, 9)										4	0	1	0	0	1	0									
Mark Grace, L OBP: 0.474, SLG: 0.308 (1, 3)										2	2	1	0	2	0	1									
Henry Rodriguez, L OBP: 0.412, SLG: 0.500 Matt Mieske, R (7, PR) (8, 7)										3	0	1	0	1	0	2									
Jeff Blauser, R OBP: 0.526, SLG: 0.385 (1, 6)										2	1	1	1	1	0	1									
Kevin Orte, R OBP: 0.444, SLG: 0.813 (1, 5)										3	2	1	0	0	0	3									
Scott Servais, R OBP: 0.385, SLG: 0.400 (1, 2)										3	1	1	1	1	0	3									
Steve Trachsel, R OBP: 0.667, SLG: 0.667 Marc Pisciotta, R OBP: 1.000, SLG: 1.000 Rod Beck, R (8, 1) (9, 1)										3	0	2	3	0	0	3									
Inning Stats	R: 0 E: 0 K: 1 S: 5	H: 0 LOB: 0 BB: 0 P: 5	R: 0 E: 0 K: 0 S: 4	H: 1 LOB: 3 BB: 2 P: 12	R: 0 E: 0 K: 0 S: 3	H: 0 LOB: 0 BB: 0 P: 3	R: 3 E: 1 K: 0 S: 7	H: 4 LOB: 1 BB: 0 P: 7	R: 0 E: 0 K: 0 S: 3	H: 1 LOB: 0 BB: 0 P: 3	R: 2 E: 0 K: 1 S: 5	H: 1 LOB: 1 BB: 3 P: 18	R: 1 E: 0 K: 0 S: 4	H: 1 LOB: 1 BB: 1 P: 8	R: 0 E: 0 K: 0 S: 4	H: 1 LOB: 1 BB: 0 P: 4	1B: 8 2B: 1 3B: 0 HR: 0	SF: 1 SAC: 0 DP: 1 HBP: 1	WP: 0 PB: 0 SB: 1 CS: 1	PA: 39					
PITCHER	IP	WLS	BF	H	R	ER	SO	BB	IBB	HBP	BLK	WP	HR	S	P	ERA	WHIP								
Javier Vazquez, R ERA: 5.4 (1, 1)	5.0	L	22	6	3	3	1	2	0	0	0	0	0	22	30	5.40	1.600								
Miguel Batista, R ERA: 18.0 (6, 1)	1.0		7	1	2	2	1	3	0	1	0	0	0	5	18	18.00	4.000								
Shayne Bennett, R ERA: 7.71 (7, 1)	2.0		9	2	1	1	0	1	0	0	0	0	0	8	12	4.50	1.500								

Montreal Expos @ Chicago Cubs
Wrigley Field, Chicago, IL
Fri Apr 03 1998, 3:33 AM CST
Att: 39,102 - Overcast - 42 F

AB 30
R 6
H 9
RBI 5
BB 6
SO 2
LOB 18



Batter	1	2	3	4	5	6	7	8	9	AB	R	H	RBI	BB	SO	LOB	TOP				
Mark Grudzielanek, R OBP: 0.235, SLG: 0.294 (1, 6)	G4-3		E8					G1-3		4	0	1	0	0	0	0	Montreal Expos @ Chicago Cubs Wrigley Field, Chicago, IL Sat Apr 04 1998, 3:33 AM CST Att: 25,436 - Sunny - 46 F				
Mike Mordecai, R Derrick May, L (8, PH) (8, 7) Anthony Telford, R (8, 1)	G6-3						F7	G3		2	0	0	0	1	0	2					
Vladimir Guerrero, R OBP: 0.439, SLG: 0.923 (1, 9)	K		K				FC5	FC6-4		4	0	1	0	0	2	4					
Rondell White, R OBP: 0.313, SLG: 0.333 (8, 8) (8, 7)		G5-3		P5			L7	FC6-4		4	0	0	0	0	0	1					
Brad Fullmer, L OBP: 0.438, SLG: 0.533 (1, 3)		K					F8			4	0	1	0	0	1	0					
Shane Andrews, R OBP: 0.187, SLG: 0.091 (1, 5)	G6-3						G5-3			3	0	0	0	1	0	0					
F.P. Santangelo, S OBP: 0.176, SLG: 0.250 (8, 4)			G6-3				P6			4	0	1	0	0	1	0					
Chris Widger, R OBP: 0.143, SLG: 0.077 (1, 2)			P3				F9	G6-3		3	0	0	0	0	0	0					
Marc Valdes, R OBP: 1.000, SLG: 1.000 Scott Livingstone, L (7, PH) (7, 1) Mike Maddux, L (7, 1) Rick DeHart, L (7, 1) Da Rond Stovall, S (8, 8)							FC5	F7		1	1	1	0	0	0	0					
Inning Stats	R: 0 E: 0 K: 1 S: 8	H: 0 LOB: 0 BB: 0 P: 12	R: 0 E: 0 K: 1 S: 7	H: 0 LOB: 0 BB: 0 P: 13	R: 1 E: 1 K: 1 S: 10	H: 1 LOB: 2 BB: 1 P: 21	R: 0 E: 0 K: 0 S: 13	H: 2 LOB: 2 BB: 1 P: 24	R: 0 E: 0 K: 0 S: 10	H: 0 LOB: 0 BB: 0 P: 15	R: 0 E: 0 K: 0 S: 7	H: 0 LOB: 0 BB: 0 P: 12	R: 0 E: 0 K: 0 S: 9	H: 1 LOB: 1 BB: 0 P: 13	R: 0 E: 0 K: 1 S: 8	H: 0 LOB: 0 BB: 0 P: 10		1B: 4 2B: 1 3B: 0 HR: 0	SF: 0 SAC: 0 DP: 0 HBP: 1	WP: 0 PB: 0 SB: 0 CS: 0	PA: 34
PITCHER	IP	WLS	BF	H	R	ER	SO	BB	IBB	HBP	BLK	WP	HR	S	P	ERA	WHIP				
Terry Mulholland, L ERA: 3.0	5.2	W	23	4	1	0	3	2	0	1	0	0	0	54	101	0.00	1.059				
Marc Pisciotta, R ERA: 3.0	1.1		4	0	0	0	0	0	0	0	0	0	0	9	15	0.00	0.000				
Terry Adams, R ERA: 3.0	1.0		4	1	0	0	0	0	0	0	0	0	0	9	13	0.00	1.000				
Rod Beck, R ERA: 2.25	1.0	S	3	0	0	0	1	0	0	0	0	0	0	8	10	0.00	0.000				

AB	31
R	1
H	5
RBI	0
BB	2
SO	4
LOB	7




Batter	1	2	3	4	5	6	7	8	9	AB	R	H	RBI	BB	SO	LOB	BOTTOM				
Lance Johnson, L OBP: 0.208, SLG: 0.318 (1, 8)	F9		G3					G4-3		4	0	0	0	0	0	1	Montreal Expos @ Chicago Cubs Wrigley Field, Chicago, IL Sat Apr 04 1998, 3:33 AM CST Att: 25,436 - Sunny - 46 F				
Mickey Morandini, L OBP: 0.376, SLG: 0.286 (1, 4)	L1		P6				G6-3	1B		4	1	2	0	0	0	0					
Sammy Sosa, R OBP: 0.304, SLG: 0.455 (1, 9)	K						G6-3	K		4	1	1	1	0	2	2					
Mark Grace, L OBP: 0.565, SLG: 0.438 (1, 3)		2B					G4-6-3	1B		3	1	3	0	1	0	0					
Henry Rodriguez, L OBP: 0.381, SLG: 0.500 Rod Beck, R (9, 1)			F7				F9	G4-3		4	0	1	1	0	0	3					
Jeff Blauser, R OBP: 0.476, SLG: 0.333 (1, 6)	SF8						G4-6-3	G6-3		2	0	0	1	1	0	2					
Kevin Orie, R OBP: 0.381, SLG: 0.684 (1, 5)	K						G5-3			3	0	0	0	0	2	2					
Tyler Houston, L OBP: 0.571, SLG: 1.000 (1, 2)							F8	WP		2	0	1	0	1	0	1					
Terry Mulholland, R ERA: 3.0 Marc Pisciotta, R ERA: 3.0 Brant Brown, L (7, PH) José Hernández, R OBP: 0.333, SLG: 0.333 Terry Adams, R (8, 1) Matt Mieseke, R (9, 7)			K				K	K		2	0	0	0	0	2	3					
Inning Stats	R: 0 E: 0 K: 1 S: 6	H: 0 LOB: 0 BB: 0 P: 8	R: 1 E: 0 K: 2 S: 12	H: 1 LOB: 2 BB: 2 P: 26	R: 1 E: 0 K: 0 S: 12	H: 2 LOB: 1 BB: 0 P: 22	R: 0 E: 0 K: 2 S: 11	H: 0 LOB: 1 BB: 1 P: 17	R: 0 E: 0 K: 0 S: 3	H: 1 LOB: 0 BB: 0 P: 6	R: 0 E: 0 K: 0 S: 8	H: 1 LOB: 0 BB: 0 P: 10	R: 0 E: 0 K: 1 S: 11	H: 1 LOB: 1 BB: 0 P: 16	R: 1 E: 0 K: 1 S: 12	H: 2 LOB: 1 BB: 0 P: 22		1B: 6 2B: 1 3B: 0 HR: 1	SF: 1 SAC: 0 DP: 2 HBP: 0	WP: 1 PB: 0 SB: 0 CS: 0	PA: 33
PITCHER	IP	WLS	BF	H	R	ER	SO	BB	IBB	HBP	BLK	WP	HR	S	P	ERA	WHIP				
Marc Valdes, R ERA: 3.0	6.0	L	24	5	2	2	5	2	1	0	0	0	0	52	89	3.00	1.167				
Mike Maddux, R ERA: 16.2	0.1		2	1	0	0	0	0	0	0	0	0	0	4	7	0.00	3.000				
Rick DeHart, L ERA: 3.0	1.1		6	2	1	1	2	0	0	0	0	1	0	18	28	6.75	1.500				
Anthony Telford, R ERA:	0.1		1	0	0	0	0	0	0	0	0	0	0	1	3	0.00	0.000				




Batter	1	2	3	4	5	6	7	8	9	AB	R	H	RBI	BB	SO	LOB	TOP										
Mark Grudzielanek, R OBP: 0.233, SLG: 0.367 (1, 6)										5	1	1	0	0	0	2	Montreal Expos @ Milwaukee Brewers Milwaukee County Stadium, Milwaukee, WI Tue Apr 07 1998, 4:33 AM EDT Att: 51,408 - Sunny - 51 F										
Mike Mordecai, R Scott Livingstone, L OBP: 0.235, SLG: 0.250 (1, 4) (7, PH) (7, 5)										3	0	0	0	0	0	1											
Vladimir Guerrero, R OBP: 0.310, SLG: 0.538 (1, 9)										5	0	1	0	0	3	3											
Rondell White, R OBP: 0.379, SLG: 0.417 (1, 8)										3	1	1	2	1	1	1											
Jose Vidro, S (1, 5) (7, 4)										4	0	0	1	1	1	1											
Brad Fullmer, L OBP: 0.393, SLG: 0.480 (1, 3)										4	1	2	0	0	0	3											
F.P. Santangelo, S OBP: 0.179, SLG: 0.259 (1, 7)										4	0	1	1	0	1	1											
Chris Widger, R OBP: 0.143, SLG: 0.053 (1, 2)										3	0	0	0	1	0	0											
Dustin Hermanson, R Mike Maddux, L Miguel Batista, R Da Rond Stovall, S Anthony Telford, R Derrick May, L Rick DeHart, L (1, 1) (6, 1) (6, 1) (7, PH) (7, 1) (8, PH) (8, 1)										1	0	0	0	1	1	2											
Inning Stats	R: 0 E: 0 K: 1 S: 5	H: 0 LOB: 0 BB: 0 P: 5	R: 1 E: 1 K: 1 S: 7	H: 2 LOB: 2 BB: 1 P: 11	R: 0 E: 0 K: 1 S: 6	H: 1 LOB: 1 BB: 0 P: 6	R: 0 E: 0 K: 1 S: 5	H: 0 LOB: 0 BB: 0 P: 5	R: 0 E: 0 K: 0 S: 3	H: 0 LOB: 1 BB: 1 P: 7	R: 1 E: 0 K: 0 S: 5	H: 2 LOB: 1 BB: 0 P: 5	R: 2 E: 1 K: 1 S: 8	H: 2 LOB: 3 BB: 2 P: 16	R: 0 E: 0 K: 1 S: 6	H: 1 LOB: 1 BB: 0 P: 6		R: 0 E: 0 K: 2 S: 7	H: 0 LOB: 1 BB: 0 P: 8	1B: 4 2B: 3 3B: 0 HR: 1	SF: 0 SAC: 0 DP: 0 HBP: 1	WP: 0 PB: 0 SB: 0 CS: 0	PA: 41				
PITCHER	IP	WLS	BF	H	R	ER	SO	BB	IBB	HBP	BLK	WP	HR	S	P	ERA	WHIP										
Scott Karl, L ERA: 2.38 Chad Fox, R ERA: 1.35 Bob Wickman, R ERA: Doug Jones, R ERA: 3.6	6.1	W	28	7	4	2	4	2	0	0	0	0	1	34	42	2.84	1.421										

AB	36
R	4
H	8
RBI	4
BB	4
SO	8
LOB	16



Batter	1	2	3	4	5	6	7	8	9	AB	R	H	RBI	BB	SO	LOB	BOTTOM										
Fernando Vina, L OBP: 0.526, SLG: 0.559 (1, 4)										5	0	2	2	0	0	2	Montreal Expos @ Milwaukee Brewers Milwaukee County Stadium, Milwaukee, WI Tue Apr 07 1998, 4:33 AM EDT Att: 51,408 - Sunny - 51 F										
Jeff Cirillo, R OBP: 0.459, SLG: 0.548 (1, 5)										4	1	2	0	1	0	2											
John Jaha, R Bob Wickman, R Mark Loretta, R Doug Jones, R (1, 3) (8, 1) (8, PH) (9, 1)										3	1	0	0	1	2	4											
Jeremy Burnitz, L OBP: 0.545, SLG: 1.000 (1, 9)										3	1	2	3	1	1	0											
Marquis Grissom, R OBP: 0.313, SLG: 0.500 (1, 8)										4	0	1	0	0	1	2											
Jose Valentin, S OBP: 0.500, SLG: 0.833 (1, 6)										4	1	1	1	0	0	2											
Marc Newfield, R Darrin Jackson, R (1, 7) (7, 7)										3	0	0	0	0	1	0											
Mike Matheny, R Eric Owens, R Jesse Levis, L OBP: 0.273, SLG: 0.333 (6, PR) (7, 2)										3	0	2	0	0	0	0											
Scott Karl, L Chad Fox, R Bob Hamelin, L OBP: 0.167, SLG: 0.167 (1, 1) (7, 1) (8, 3)										1	0	0	0	1	0	0											
Inning Stats	R: 0 E: 0 K: 1 S: 5	H: 0 LOB: 2 BB: 2 P: 13	R: 0 E: 0 K: 0 S: 4	H: 1 LOB: 2 BB: 1 P: 8	R: 0 E: 0 K: 1 S: 7	H: 2 LOB: 2 BB: 0 P: 7	R: 0 E: 0 K: 0 S: 3	H: 0 LOB: 0 BB: 0 P: 3	R: 4 E: 0 K: 1 S: 8	H: 3 LOB: 3 BB: 0 P: 7	R: 0 E: 0 K: 1 S: 5	H: 0 LOB: 0 BB: 0 P: 5	R: 0 E: 0 K: 0 S: 6	H: 3 LOB: 2 BB: 0 P: 6	1B: 8 2B: 3 3B: 0 HR: 2	SF: 0 SAC: 1 DP: 1 HBP: 0		WP: 0 PB: 0 SB: 0 CS: 1	PA: 39								
PITCHER	IP	WLS	BF	H	R	ER	SO	BB	IBB	HBP	BLK	WP	HR	S	P	ERA	WHIP										
Dustin Hermanson, R Mike Maddux, R Miguel Batista, R Anthony Telford, R Rick DeHart, L ERA: 4.5 ERA: 18.0 ERA: 8.1 ERA: ERA: 4.5	5.0	L	25	6	4	4	3	4	0	0	0	0	0	4	4	27.00	9.000										

AB	34
R	6
H	12
RBI	6
BB	4
SO	5
LOB	14




Batter	1	2	3	4	5	6	7	8	9	AB	R	H	RBI	BB	SO	LOB	TOP		
Mark Grudzielanek, R OBP: 0.235, SLG: 0.353 Mike Mordecai, R	F9		G5-3				K		SH1-4	4	0	1	1	0	1	0	Montreal Expos @ Milwaukee Brewers Milwaukee County Stadium, Milwaukee, WI Thu Apr 09 1998, 8:05 PM EDT Att. 6,537 - Overcast - 41 F		
F.P. Santangelo, S OBP: 0.192, SLG: 0.250	G1-3		K					L8	G5-4-3	5	0	1	1	0	1	1			
Vladimir Guerrero, R OBP: 0.324, SLG: 0.548	1B				L8			L3	G5-4-3	5	2	2	0	0	0	1			
Brad Fullmer, L OBP: 0.438, SLG: 0.500	2B				F7			1B	2B	3	2	2	1	1	0	0			
Rondell White, R OBP: 0.455, SLG: 0.571		P6						1B	1B	5	0	4	1	0	0	1			
Jose Vidro, S OBP: 0.238, SLG: 0.118					G5-3			SF7	1B	3	0	2	2	0	0	1			
Ryan McGuire, L OBP: 0.400, SLG: 0.444 Rick DeHart, L								L7	F9	3	0	0	0	0	0	3			
Scott Livingstone, L OBP: 0.222, SLG: 0.235 Anthony Telford, R Ugueth Urbina, R	F8							K		1	0	0	0	0	0	2			
Chris Widger, R OBP: 0.160, SLG: 0.087										4	1	1	0	0	0	4			
Javier Vazquez, R Da Rond Stovall, S OBP: 0.500, SLG: 0.500					F8			G4-3	SH1-4	1	0	0	0	0	0	0			
Inning Stats	R: 1 E: 0 K: 0 S: 11	H: 2 LOB: 0 BB: 0 P: 16	R: 0 E: 0 K: 0 S: 7	H: 2 LOB: 1 BB: 0 P: 10	R: 0 E: 0 K: 1 S: 10	H: 0 LOB: 0 BB: 0 P: 14	R: 0 E: 0 K: 0 S: 8	H: 1 LOB: 1 BB: 0 P: 11	R: 1 E: 0 K: 0 S: 15	H: 2 LOB: 1 BB: 0 P: 10	R: 0 E: 0 K: 1 S: 7	H: 0 LOB: 0 BB: 0 P: 9	R: 2 E: 0 K: 1 S: 19	H: 3 LOB: 2 BB: 1 P: 31	R: 1 E: 0 K: 0 S: 6	H: 2 LOB: 0 BB: 0 P: 10	1B: 11 2B: 3 3B: 0 HR: 0	SF: 1 SAC: 2 DP: 1 HBP: 0	WP: 0 PA: 40 PB: 0 SB: 1 CS: 1
PITCHER	IP WLS BF H R ER SO BB IBB HBP BLK WP HR S P ERA WHIP	IP WLS BF H R ER SO BB IBB HBP BLK WP HR S P ERA WHIP	IP WLS BF H R ER SO BB IBB HBP BLK WP HR S P ERA WHIP	IP WLS BF H R ER SO BB IBB HBP BLK WP HR S P ERA WHIP	IP WLS BF H R ER SO BB IBB HBP BLK WP HR S P ERA WHIP	IP WLS BF H R ER SO BB IBB HBP BLK WP HR S P ERA WHIP	IP WLS BF H R ER SO BB IBB HBP BLK WP HR S P ERA WHIP	IP WLS BF H R ER SO BB IBB HBP BLK WP HR S P ERA WHIP	IP WLS BF H R ER SO BB IBB HBP BLK WP HR S P ERA WHIP	IP WLS BF H R ER SO BB IBB HBP BLK WP HR S P ERA WHIP	IP WLS BF H R ER SO BB IBB HBP BLK WP HR S P ERA WHIP	IP WLS BF H R ER SO BB IBB HBP BLK WP HR S P ERA WHIP	IP WLS BF H R ER SO BB IBB HBP BLK WP HR S P ERA WHIP	IP WLS BF H R ER SO BB IBB HBP BLK WP HR S P ERA WHIP	IP WLS BF H R ER SO BB IBB HBP BLK WP HR S P ERA WHIP	IP WLS BF H R ER SO BB IBB HBP BLK WP HR S P ERA WHIP	IP WLS BF H R ER SO BB IBB HBP BLK WP HR S P ERA WHIP	IP WLS BF H R ER SO BB IBB HBP BLK WP HR S P ERA WHIP	IP WLS BF H R ER SO BB IBB HBP BLK WP HR S P ERA WHIP
Steve Woodard, R ERA: 2.0	4.0	16	5	1	1	1	0	0	0	0	0	0	0	0	36	51	2.25	1.250	
Jose Mercedes, R ERA: 5.4	3.1	16	5	4	4	1	1	0	0	0	0	0	0	35	53	10.80	1.800		
Bob Wickman, R ERA: 1.42	1.2	L 8	4	1	1	1	0	0	0	0	0	0	0	19	28	5.40	2.400		

AB 36
R 6
H 14
RBI 6
BB 1
SO 3
LOB 13



Batter	1	2	3	4	5	6	7	8	9	AB	R	H	RBI	BB	SO	LOB	BOTTOM				
Fernando Vina, L OBP: 0.535, SLG: 0.541	G3		G3						K	3	1	1	0	2	1	0	Montreal Expos @ Milwaukee Brewers Milwaukee County Stadium, Milwaukee, WI Thu Apr 09 1998, 8:05 PM EDT Att. 6,537 - Overcast - 41 F				
Jeff Cirillo, R OBP: 0.452, SLG: 0.514										4	1	1	0	1	0	2					
Jose Valentin, S OBP: 0.472, SLG: 0.741										3	1	0	0	1	0	4					
Jeremy Burnitz, L OBP: 0.541, SLG: 1.037										4	1	2	3	0	1	2					
Marquis Grissom, R OBP: 0.306, SLG: 0.471										4	0	1	1	0	2	2					
Bob Hamelin, L OBP: 0.100, SLG: 0.100										4	0	0	0	0	0	2					
Marc Newfield, R OBP: 0.226, SLG: 0.148 Darrin Jackson, R										2	0	0	0	1	0	0					
Mike Matheny, R OBP: 0.269, SLG: 0.440										4	1	1	1	0	0	2					
Steve Woodard, L Bobby Hughes, R Jose Mercedes, R Bob Wickman, R Jesse Lewis, L OBP: 0.615, SLG: 0.545										1	0	0	0	0	0	1					
										1	0	0	0	0	0	0					
										0	0	0	0	0	0	0					
										1	0	0	0	0	0	0					
Inning Stats	R: 0 E: 0 K: 2 S: 13	H: 1 LOB: 2 BB: 1 P: 24	R: 0 E: 1 K: 0 S: 7	H: 0 LOB: 1 BB: 0 P: 11	R: 3 E: 0 K: 1 S: 15	H: 2 LOB: 0 BB: 1 P: 26	R: 0 E: 0 K: 0 S: 3	H: 0 LOB: 0 BB: 1 P: 8	R: 1 E: 0 K: 0 S: 9	H: 2 LOB: 2 BB: 1 P: 13	R: 1 E: 0 K: 0 S: 11	H: 1 LOB: 1 BB: 1 P: 21	R: 0 E: 0 K: 0 S: 5	H: 0 LOB: 0 BB: 0 P: 8	R: 0 E: 0 K: 0 S: 8	H: 0 LOB: 0 BB: 0 P: 9	R: 0 E: 0 K: 1 S: 8	H: 0 LOB: 0 BB: 0 P: 12	1B: 4 2B: 1 3B: 0 HR: 2	SF: 0 SAC: 0 DP: 2 HBP: 1	WP: 0 PA: 38 PB: 0 SB: 0 CS: 0
PITCHER	IP WLS BF H R ER SO BB IBB HBP BLK WP HR S P ERA WHIP	IP WLS BF H R ER SO BB IBB HBP BLK WP HR S P ERA WHIP	IP WLS BF H R ER SO BB IBB HBP BLK WP HR S P ERA WHIP	IP WLS BF H R ER SO BB IBB HBP BLK WP HR S P ERA WHIP	IP WLS BF H R ER SO BB IBB HBP BLK WP HR S P ERA WHIP	IP WLS BF H R ER SO BB IBB HBP BLK WP HR S P ERA WHIP	IP WLS BF H R ER SO BB IBB HBP BLK WP HR S P ERA WHIP	IP WLS BF H R ER SO BB IBB HBP BLK WP HR S P ERA WHIP	IP WLS BF H R ER SO BB IBB HBP BLK WP HR S P ERA WHIP	IP WLS BF H R ER SO BB IBB HBP BLK WP HR S P ERA WHIP	IP WLS BF H R ER SO BB IBB HBP BLK WP HR S P ERA WHIP	IP WLS BF H R ER SO BB IBB HBP BLK WP HR S P ERA WHIP	IP WLS BF H R ER SO BB IBB HBP BLK WP HR S P ERA WHIP	IP WLS BF H R ER SO BB IBB HBP BLK WP HR S P ERA WHIP	IP WLS BF H R ER SO BB IBB HBP BLK WP HR S P ERA WHIP	IP WLS BF H R ER SO BB IBB HBP BLK WP HR S P ERA WHIP	IP WLS BF H R ER SO BB IBB HBP BLK WP HR S P ERA WHIP	IP WLS BF H R ER SO BB IBB HBP BLK WP HR S P ERA WHIP	IP WLS BF H R ER SO BB IBB HBP BLK WP HR S P ERA WHIP		
Javier Vazquez, R ERA: 6.97	5.1	27	6	5	5	3	4	0	1	0	0	0	0	0	9	19	0.00	0.600			
Rick DeHart, L ERA: 3.18	1.2	5	0	0	0	0	1	0	0	0	0	0	0	8	9	0.00	0.000				
Anthony Telford, R ERA:	1.0	W 3	0	0	0	0	0	0	0	0	0	0	0	8	9	0.00	0.000				
Ugueth Urbina, R ERA:	1.0	S 3	0	0	0	1	0	0	0	0	0	0	0	8	12	0.00	0.000				

AB 32
R 5
H 6
RBI 5
BB 5
SO 4
LOB 15



Batter	1	2	3	4	5	6	7	8	9	AB	R	H	RBI	BB	SO	LOB	TOP										
Brant Brown, L (1, 8) OBP: 0.500, SLG: 0.750																											
Sandy Martinez, L (8, PH) (8, 2)																											
Mickey Morandini, L (1, 4) OBP: 0.372, SLG: 0.324																											
Sammy Sosa, R (1, 9) OBP: 0.348, SLG: 0.432																											
Matt Mieske, R (7, PR) (7, 9)																											
Mark Grace, L (1, 3) OBP: 0.511, SLG: 0.459																											
José Hernández, R (7, 8) OBP: 0.198, SLG: 0.133																											
Henry Rodríguez, L (1, 7) OBP: 0.550, SLG: 0.839																											
Jeff Blausler, R (1, 6) OBP: 0.522, SLG: 0.419																											
Manny Alexander, R (7, PH) (7, 6)																											
Kevin Orte, R (1, 5) OBP: 0.364, SLG: 0.487																											
Scott Servais, R (1, 2) OBP: 0.333, SLG: 0.375																											
Kevin Tapani, R (1, 1) OBP: 0.222, SLG: 0.143																											
Inning Stats	R: 6 E: 0 K: 1 S: 17	H: 5 LOB: 2 BB: 3 P: 35	R: 0 E: 0 K: 1 S: 11	H: 1 LOB: 1 BB: 0 P: 17	R: 0 E: 0 K: 0 S: 8	H: 0 LOB: 0 BB: 0 P: 11	R: 0 E: 0 K: 3 S: 10	H: 0 LOB: 0 BB: 0 P: 12	R: 0 E: 0 K: 3 S: 13	H: 3 LOB: 2 BB: 2 P: 29	R: 1 E: 0 K: 0 S: 9	H: 2 LOB: 3 BB: 2 P: 18	R: 3 E: 0 K: 0 S: 15	H: 4 LOB: 3 BB: 1 P: 25	R: 0 E: 0 K: 0 S: 6	H: 0 LOB: 0 BB: 0 P: 9	R: 0 E: 0 K: 0 S: 13	H: 1 LOB: 1 BB: 0 P: 22	1B: 12 2B: 2 3B: 0 HR: 2	SF: 0 SAC: 0 DP: 0 HBP: 0	WP: 1 PB: 0 SB: 0 CS: 0	PA: 51					
PITCHER	IP	WLS	BF	H	R	ER	SO	BB	IBB	HBP	BLK	WP	HR	S	P	ERA	WHIP										
Marc Valdes, R (1, 1) ERA: 9.95	0.1	L	6	3	5	5	0	2	0	0	0	1	2	10	22	135.00	15.000										
Trey Moore, L (1, 1) ERA: 7.99	4.1		22	6	4	4	5	1	2	0	0	0	0	48	81	8.31	1.615										
Miguel Batista, R (5, 1) ERA: 13.5	1.1		11	5	4	4	0	2	0	0	0	0	0	15	26	27.00	5.250										
Shayne Bennett, R (7, 1) ERA: 6.0	2.0		8	1	0	0	0	1	0	0	0	0	0	16	27	0.00	1.000										
Rick DeHart, L (9, 1) ERA: 2.7	1.0		4	1	0	0	0	0	0	0	0	0	0	13	22	0.00	1.000										

Chicago Cubs @ Montreal Expos
Olympic Stadium, Montreal, QB
Fri Apr 10 1998, 7:05 PM EDT
Att. 9,982 - Dome - 72 F

AB	43
R	13
H	16
RBI	13
BB	8
SO	5
LOB	25



Batter	1	2	3	4	5	6	7	8	9	AB	R	H	RBI	BB	SO	LOB	BOTTOM										
Mark Grudzielanek, R (1, 6) OBP: 0.216, SLG: 0.324																											
Mike Mordecai, R (7, 6)																											
F.P. Santangelo, S (1, 7) OBP: 0.194, SLG: 0.235																											
Ryan McGuire, L (7, 7) OBP: 0.364, SLG: 0.400																											
Vladimir Guerrero, R (1, 9) OBP: 0.289, SLG: 0.486																											
Brad Fullmer, L (1, 3) OBP: 0.389, SLG: 0.438																											
Rondell White, R (1, 8) OBP: 0.417, SLG: 0.516																											
Da Rond Stovall, S (8, 8) OBP: 0.500, SLG: 0.500																											
Jose Vidro, S (1, 4) OBP: 0.208, SLG: 0.100																											
Scott Livingstone, L (1, 5) OBP: 0.238, SLG: 0.250																											
Chris Widger, R (1, 2) OBP: 0.185, SLG: 0.120																											
Mike Hubbard, R (8, 2) OBP: 0.200, SLG: 0.200																											
Marc Valdes, R (1, 1) ERA: 9.95																											
Trey Moore, L (1, 1) ERA: 7.99																											
Miguel Batista, R (5, 1) ERA: 13.5																											
Shayne Bennett, R (7, 1) ERA: 6.0																											
Derrick May, L (8, PH) OBP: 0.500, SLG: 0.500																											
Rick DeHart, L (9, 1) ERA: 2.7																											
Inning Stats	R: 0 E: 0 K: 1 S: 12	H: 0 LOB: 1 BB: 1 P: 19	R: 0 E: 0 K: 0 S: 8	H: 1 LOB: 0 BB: 0 P: 15	R: 0 E: 0 K: 0 S: 10	H: 0 LOB: 0 BB: 0 P: 13	R: 0 E: 0 K: 0 S: 4	H: 0 LOB: 0 BB: 0 P: 6	R: 0 E: 0 K: 1 S: 11	H: 1 LOB: 1 BB: 0 P: 13	R: 0 E: 0 K: 0 S: 9	H: 0 LOB: 0 BB: 0 P: 11	R: 0 E: 0 K: 0 S: 6	H: 0 LOB: 0 BB: 0 P: 7	R: 0 E: 0 K: 1 S: 8	H: 1 LOB: 1 BB: 0 P: 14	R: 0 E: 0 K: 0 S: 3	H: 0 LOB: 0 BB: 0 P: 3	1B: 3 2B: 0 3B: 0 HR: 0	SF: 0 SAC: 0 DP: 0 HBP: 0	WP: 0 PB: 0 SB: 0 CS: 0	PA: 31					
PITCHER	IP	WLS	BF	H	R	ER	SO	BB	IBB	HBP	BLK	WP	HR	S	P	ERA	WHIP										
Kevin Tapani, R (1, 1) ERA: 5.4	9.0	W	31	3	0	0	3	1	0	0	0	0	0	71	101	0.00	0.444										

Chicago Cubs @ Montreal Expos
Olympic Stadium, Montreal, QB
Fri Apr 10 1998, 7:05 PM EDT
Att. 9,982 - Dome - 72 F

AB	30
R	0
H	3
RBI	0
BB	1
SO	3
LOB	5



Batter	1	2	3	4	5	6	7	8	9	10	AB	R	H	RBI	BB	SO	LOB	TOP	
José Hernández, R OBP: 0.200, SLG: 0.211 Brant Brown, L OBP: 0.538, SLG: 0.769 (9, PH)	1-2 1B 1B 2B	2-2 G6-3		0-1 G5-3		2-3 K			1-1 1B 1B		4	1	1	0	0	1	3		
Jeff Blausler, R OBP: 0.490, SLG: 0.389	3-2 1B 1B SF9		3-2 G5-3		1-1 P3	3-2 F9			2-3 K		5	1	1	0	0	1	3		
Mark Grace, L OBP: 0.519, SLG: 0.476	1-1 SF9 1B		1-1 F8		2-2 G6-3 BB 1B		1-0 F9		2-1 1B		5	0	3	1	0	0	0		
Sammy Sosa, R OBP: 0.392, SLG: 0.542	1-2 1B E		2-0		4-1 G6-3 BB 1B		1-2		2-3 K		4	1	3	1	1	1	2		
Kevin Orie, R OBP: 0.327, SLG: 0.442	2-1 SF9		2-1 G5-3		1-0 G6-3 BB		2-1 G5-3		3-2 P5		4	0	0	0	1	0	5		
Henry Rodríguez, L OBP: 0.511, SLG: 0.778	3-1 F7		1-1 1B 2B		1-1 F7		0-2 K		3-3 K		5	1	1	0	0	2	4		
Scott Servais, R OBP: 0.371, SLG: 0.370	1-3 K		3-2 SH2-4 1B		4-1 1B S BB		4-1		2-1 G6-3		3	0	1	1	2	1	2		
Mickey Morandini, L OBP: 0.354, SLG: 0.310		2-2 F8		1-0 F9		1-2 G6-4-3 BB		1-2 G6-4-3		0-2 G4-3		5	0	1	0	0	2		
Mark Clark, R OBP: 0.167, SLG: 0.167 Lance Johnson, L OBP: 0.155, SLG: 0.280 Terry Adams, R (8, 1)		2-2 G5-3		0-0 SH2-4		0-0 SH1-4 1B		3-2 G5-3			1	0	0	0	0	0	0		
Inning Stats	R: 2 E: 1 K: 1 S: 18	H: 4 LOB: 2 BB: 0 P: 30	R: 0 E: 0 K: 0 S: 11	H: 0 LOB: 0 BB: 0 P: 17	R: 0 E: 0 K: 0 S: 11	H: 1 LOB: 1 BB: 0 P: 19	R: 1 E: 0 K: 1 S: 10	H: 2 LOB: 1 BB: 0 P: 15	R: 0 E: 0 K: 1 S: 11	H: 1 LOB: 2 BB: 1 P: 22	R: 1 E: 0 K: 1 S: 10	H: 1 LOB: 0 BB: 0 P: 14	R: 0 E: 0 K: 2 S: 17	H: 2 LOB: 2 BB: 0 P: 27	R: 0 E: 0 K: 1 S: 9	H: 0 LOB: 0 BB: 0 P: 14	1B: 8 2B: 3 3B: 0 HR: 1	SF: 1 SAC: 2 DP: 1 HBP: 0	WP: 0 PA: 44 PB: 0 SB: 1 CS: 0
PITCHER	IP WLS BF H R ER SO BB IBB HBP BLK WP HR S P ERA WHIP	IP WLS BF H R ER SO BB IBB HBP BLK WP HR S P ERA WHIP	IP WLS BF H R ER SO BB IBB HBP BLK WP HR S P ERA WHIP	IP WLS BF H R ER SO BB IBB HBP BLK WP HR S P ERA WHIP	IP WLS BF H R ER SO BB IBB HBP BLK WP HR S P ERA WHIP	IP WLS BF H R ER SO BB IBB HBP BLK WP HR S P ERA WHIP	IP WLS BF H R ER SO BB IBB HBP BLK WP HR S P ERA WHIP	IP WLS BF H R ER SO BB IBB HBP BLK WP HR S P ERA WHIP	IP WLS BF H R ER SO BB IBB HBP BLK WP HR S P ERA WHIP	IP WLS BF H R ER SO BB IBB HBP BLK WP HR S P ERA WHIP	IP WLS BF H R ER SO BB IBB HBP BLK WP HR S P ERA WHIP	IP WLS BF H R ER SO BB IBB HBP BLK WP HR S P ERA WHIP	IP WLS BF H R ER SO BB IBB HBP BLK WP HR S P ERA WHIP	IP WLS BF H R ER SO BB IBB HBP BLK WP HR S P ERA WHIP	IP WLS BF H R ER SO BB IBB HBP BLK WP HR S P ERA WHIP	IP WLS BF H R ER SO BB IBB HBP BLK WP HR S P ERA WHIP	IP WLS BF H R ER SO BB IBB HBP BLK WP HR S P ERA WHIP	IP WLS BF H R ER SO BB IBB HBP BLK WP HR S P ERA WHIP	

Chicago Cubs @ Montreal Expos
Olympic Stadium, Montreal, QB
Sat Apr 11 1998, 3:33 AM EDT
Att. 20,218 - Dome - 72 F

AB	38
R	4
H	12
RBI	4
BB	3
SO	6
LOB	21



Batter	1	2	3	4	5	6	7	8	9	10	AB	R	H	RBI	BB	SO	LOB	BOTTOM	
Mark Grudzielanek, R OBP: 0.262, SLG: 0.341	1-1 1B 1B		1-3 K		1-0 HBP		0-0 L9		1-0 1B 2B		4	2	2	0	0	1	1		
Da Rond Stovall, S OBP: 0.400, SLG: 0.333 F.P. Santangelo, S OBP: 0.216, SLG: 0.257 (10, PH)	2-3 K		0-1 F8		0-0 F8		4-2 FC6-4 BB		0-1 2B 1B		3	0	0	0	1	1	3		
Vladimir Guerrero, R OBP: 0.302, SLG: 0.500	0-2 1B G6-3		2-3 K		1-0 F8		0-0 FC6-4		1-0 1B		5	1	2	1	0	1	2		
Brad Fullmer, L OBP: 0.400, SLG: 0.472	0-0 1B		1-0 G3-1		2-1 2B 2B		2-0 L7		1-3 K		4	1	2	1	0	0	0		
Rondell White, R OBP: 0.400, SLG: 0.514	2-2 G6-3		1-1 F9		1-0 1B 2B		1-3 K		3-3 K		4	1	1	2	0	1	1		
Jose Vidro, S OBP: 0.222, SLG: 0.130 Anthony Telford, R (7, 1)	0-0 P5		2-0 L8		1-1 1B 2B		3-3 K				3	0	1	1	0	0	1		
Demick May, L OBP: 0.400, SLG: 0.400 Ugueth Urbina, R (9, 1) Steve Kline, S (10, 1)											0	0	0	0	0	0	0		
Shane Andrews, R OBP: 0.125, SLG: 0.067		3-1 G5-3		1-3 K		1-1 G5-3		1-2 P4			4	0	0	0	0	1	0		
Chris Widger, R OBP: 0.194, SLG: 0.138		2-1 F9		0-0 SH2-4 1B		3-3 K		2-2 G1-3			4	0	1	0	0	1	0		
Carlos Perez, L OBP: 0.200, SLG: 0.200 Mike Mordecai, R OBP: 0.222, SLG: 0.125		1-2 G6-3		0-0 SH2-4		0-0 SH2-4 1B		1-1 G1-3			1	0	0	0	0	0	0		
Inning Stats	R: 2 E: 0 K: 1 S: 14	H: 3 LOB: 1 BB: 0 P: 19	R: 0 E: 0 K: 0 S: 7	H: 0 LOB: 0 BB: 0 P: 13	R: 0 E: 0 K: 2 S: 8	H: 0 LOB: 0 BB: 0 P: 11	R: 0 E: 0 K: 0 S: 4	H: 0 LOB: 0 BB: 0 P: 8	R: 2 E: 0 K: 1 S: 8	H: 3 LOB: 0 BB: 0 P: 14	R: 0 E: 0 K: 1 S: 7	H: 1 LOB: 2 BB: 1 P: 15	R: 0 E: 0 K: 2 S: 7	H: 0 LOB: 0 BB: 0 P: 13	R: 0 E: 0 K: 0 S: 9	H: 3 LOB: 2 BB: 0 P: 13	1B: 8 2B: 3 3B: 0 HR: 0	SF: 0 SAC: 1 DP: 0 HBP: 1	WP: 0 PA: 39 PB: 0 SB: 1 CS: 0
PITCHER	IP WLS BF H R ER SO BB IBB HBP BLK WP HR S P ERA WHIP	IP WLS BF H R ER SO BB IBB HBP BLK WP HR S P ERA WHIP	IP WLS BF H R ER SO BB IBB HBP BLK WP HR S P ERA WHIP	IP WLS BF H R ER SO BB IBB HBP BLK WP HR S P ERA WHIP	IP WLS BF H R ER SO BB IBB HBP BLK WP HR S P ERA WHIP	IP WLS BF H R ER SO BB IBB HBP BLK WP HR S P ERA WHIP	IP WLS BF H R ER SO BB IBB HBP BLK WP HR S P ERA WHIP	IP WLS BF H R ER SO BB IBB HBP BLK WP HR S P ERA WHIP	IP WLS BF H R ER SO BB IBB HBP BLK WP HR S P ERA WHIP	IP WLS BF H R ER SO BB IBB HBP BLK WP HR S P ERA WHIP	IP WLS BF H R ER SO BB IBB HBP BLK WP HR S P ERA WHIP	IP WLS BF H R ER SO BB IBB HBP BLK WP HR S P ERA WHIP	IP WLS BF H R ER SO BB IBB HBP BLK WP HR S P ERA WHIP	IP WLS BF H R ER SO BB IBB HBP BLK WP HR S P ERA WHIP	IP WLS BF H R ER SO BB IBB HBP BLK WP HR S P ERA WHIP	IP WLS BF H R ER SO BB IBB HBP BLK WP HR S P ERA WHIP	IP WLS BF H R ER SO BB IBB HBP BLK WP HR S P ERA WHIP	IP WLS BF H R ER SO BB IBB HBP BLK WP HR S P ERA WHIP	

Chicago Cubs @ Montreal Expos
Olympic Stadium, Montreal, QB
Sat Apr 11 1998, 3:33 AM EDT
Att. 20,218 - Dome - 72 F

AB	36
R	5
H	11
RBI	5
BB	1
SO	7
LOB	8



Batter	1	2	3	4	5	6	7	8	9	AB	R	H	RBI	BB	SO	LOB	TOP								
Fernando Vina, L OBP: 0.459, SLG: 0.463	0-3 K	1-0 FC5-2 3B	2-1 1B			1-1 2B			0-1 G1-3	5	1	3	1	0	1	0	Milwaukee Brewers @ Montreal Expos Olympic Stadium, Montreal, QB Tue Apr 14 1998, 7:05 PM EDT Att. 7,386 - Dome - 72 F								
Jeff Cirillo, R OBP: 0.450, SLG: 0.449	1-3 K	0-2 FC5-2 3B	0-1 L9			1-0 L8			1-0 1B	5	1	1	0	0	1	5									
John Jaha, R OBP: 0.378, SLG: 0.333	4-2 2B	1-0 1B		0-1 CS		1-0 F9			2-3 K	4	2	2	3	1	1	2									
Jeremy Burnitz, L OBP: 0.519, SLG: 0.875	4-1 2B	1-2 E	3-3 BB	3-3 K		2-3 K			1-3 K	4	1	1	1	1	3	2									
Marquis Grissom, R OBP: 0.288, SLG: 0.440	1-0 E9	2-3 K		1-3 K		0-1 G5-3				4	0	1	1	0	2	2									
Jose Valentin, S OBP: 0.404, SLG: 0.619	3-3 K	4-1 BB		0-0 G3-1		0-0 G5-3				3	0	0	0	1	1	1									
Marc Newfield, R OBP: 0.279, SLG: 0.200				2-2 P3				0-0 P9		2	1	0	0	1	0	2									
Darrin Jackson, R OBP: 0.200, SLG: 0.200										1	0	0	0	0	0	0									
Mike Matheny, R OBP: 0.324, SLG: 0.441				1-2 1B		1-2 P7		1-2 F9		3	0	1	0	1	0	0									
Scott Karl, L OBP: 0.333, SLG: 0.200				1-1 1B						3	1	1	0	0	0	1									
Jose Mercedes, R OBP: 0.200, SLG: 0.200				1-2 FC5-2 3B		0-2 G3-1		2-3 K		1	0	0	0	0	1	0									
Mike Myers, L OBP: 0.200, SLG: 0.200				1-2 2-3						0	0	0	0	0	0	0									
Doug Jones, R OBP: 0.200, SLG: 0.200				1-2 2-3						0	0	0	0	0	0	0									
Inning Stats	R: 2 E: 1 K: 3 S: 17	H: 1 LOB: 1 BB: 2 P: 30	R: 5 E: 0 K: 1 S: 19	H: 5 LOB: 2 BB: 2 P: 33	R: 0 E: 0 K: 0 S: 6	H: 1 LOB: 1 BB: 1 P: 13	R: 0 E: 0 K: 2 S: 10	H: 0 LOB: 0 BB: 0 P: 14	R: 0 E: 0 K: 0 S: 9	H: 0 LOB: 0 BB: 0 P: 12	R: 0 E: 0 K: 1 S: 7	H: 1 LOB: 1 BB: 0 P: 10	R: 0 E: 0 K: 1 S: 6	H: 0 LOB: 0 BB: 0 P: 8	R: 0 E: 0 K: 1 S: 8	H: 0 LOB: 0 BB: 0 P: 11	R: 0 E: 0 K: 2 S: 10	H: 1 LOB: 1 BB: 0 P: 14	1B: 6 2B: 3 3B: 1 HR: 0	SF: 0 SAC: 0 DP: 1 HBP: 0	WP: 0 PB: 0 SB: 0 CS: 1	PA: 40			
PITCHER	IP	WLS	BF	H	R	ER	SO	BB	IBB	HBP	BLK	WP	HR	S	P	ERA	WHIP								
Javier Vazquez, R ERA: 10.8	1.1	L	12	5	7	6	3	3	0	0	0	0	0	28	47	40.50	6.000								
Miguel Batista, R ERA: 6.75	4.2		18	4	0	0	3	2	0	0	0	0	0	40	65	0.00	1.286								
Steve Kline, L ERA: 5.14	2.0		6	0	0	0	2	0	0	0	0	0	0	14	19	0.00	0.000								
Shayne Bennett, R ERA: 5.14	1.0		4	1	0	0	2	0	0	0	0	0	0	10	14	0.00	1.000								

Batter	1	2	3	4	5	6	7	8	9	AB	R	H	RBI	BB	SO	LOB	BOTTOM								
Mark Grudzielanek, R OBP: 0.250, SLG: 0.333	3-1 2B		1-1 2B				2-1 FC6-4		0-3 K	5	1	2	0	0	2	2	Milwaukee Brewers @ Montreal Expos Olympic Stadium, Montreal, QB Tue Apr 14 1998, 7:05 PM EDT Att. 7,386 - Dome - 72 F								
FP Santangelo, S OBP: 0.304, SLG: 0.317	0-0 B1-3		0-0 G3 2B		0-1 F7			0-0 F7	0-2 1B	5	1	2	1	0	0	1									
Vladimir Guerrero, R OBP: 0.309, SLG: 0.499	1-1 G6-3		1-3 K		1-1 L6			0-0 1B	0-1 L9	5	0	1	0	0	1	4									
Brad Fullmer, L OBP: 0.438, SLG: 0.535	1-0 FC6 HBP		0-1 G3		2-2 G4-3			3-2 F9		3	0	0	0	0	0	2									
Rondell White, R OBP: 0.354, SLG: 0.465	3-1 FC6		0-0 2B		2-0 P4			1-1 P6		4	0	1	1	0	0	3									
Shayne Bennett, R ERA: 5.14	1-2 K		3-3 G1-3		1-0 G5-3			0-0 G5-3		3	0	0	0	0	1	1									
Mike Mordecai, R OBP: 0.154, SLG: 0.083		2-3 K	1-0 G1-3					1-2 HR	1B	3	0	0	0	0	1	1									
Steve Kline, S ERA: 5.14										0	0	0	0	0	0	0									
Da Rond Stovall, S OBP: 0.455, SLG: 0.400										1	1	1	0	0	0	0									
Shane Andrews, R OBP: 0.167, SLG: 0.261		3-3 K		1-1 G4-3			1-1 G1-4-3		2-0 HR	4	1	1	2	0	1	0									
Chris Widger, R OBP: 0.179, SLG: 0.162		0-2 E6		0-1 F9			2-1 G6-3		0-0 1B	4	0	1	0	0	0	0									
Javier Vazquez, R ERA: 10.8		1-1 G4-3		1-3 K			4-2 FC6-4 BB		1-0 F9	0	0	0	0	0	0	0									
Miguel Batista, R ERA: 6.75										2	0	0	0	0	1	1									
Jose Vidro, S OBP: 0.219, SLG: 0.111										1	0	0	0	1	0	1									
Inning Stats	R: 0 E: 0 K: 0 S: 7	H: 1 LOB: 2 BB: 0 P: 15	R: 0 E: 2 K: 2 S: 13	H: 0 LOB: 0 BB: 0 P: 19	R: 2 E: 0 K: 1 S: 10	H: 3 LOB: 1 BB: 0 P: 13	R: 0 E: 0 K: 1 S: 7	H: 0 LOB: 0 BB: 0 P: 9	R: 0 E: 0 K: 1 S: 7	H: 0 LOB: 0 BB: 0 P: 9	R: 0 E: 0 K: 0 S: 5	H: 0 LOB: 1 BB: 1 P: 9	R: 0 E: 0 K: 0 S: 9	H: 0 LOB: 0 BB: 0 P: 18	R: 0 E: 0 K: 0 S: 7	H: 1 LOB: 1 BB: 0 P: 11	R: 2 E: 0 K: 1 S: 14	H: 4 LOB: 2 BB: 0 P: 18	1B: 4 2B: 4 3B: 0 HR: 1	SF: 0 SAC: 0 DP: 0 HBP: 1	WP: 0 PB: 0 SB: 0 CS: 0	PA: 39			
PITCHER	IP	WLS	BF	H	R	ER	SO	BB	IBB	HBP	BLK	WP	HR	S	P	ERA	WHIP								
Scott Karl, L ERA: 2.55	6.1	W	25	4	2	2	5	0	0	1	0	0	0	51	77	2.84	0.632								
Jose Mercedes, R ERA: 4.82	1.0		5	1	0	0	0	1	0	0	0	0	0	9	17	0.00	2.000								
Mike Myers, L ERA: 1.69	0.2		2	0	0	0	0	0	0	0	0	0	0	5	9	0.00	0.000								
Doug Jones, R ERA: 5.14	1.0		7	4	2	2	1	0	0	0	0	0	1	14	18	18.00	4.000								



Batter	1	2	3	4	5	6	7	8	9	AB	R	H	RBI	BB	SO	LOB	TOP				
Mark Grudzielanek, R OBP: 0.221, SLG: 0.273	1-2 F8		3-2 L9		1-1 G5-3		2-2 G4-3		2-0 G6-3	5	0	0	0	0	0	2					
F.P. Santangelo, S OBP: 0.326, SLG: 0.302	2-0 P4			1-2 G6-3	0-0 F8			4-2 3B HBP		3	1	0	0	0	0	0					
Rondell White, R OBP: 0.333, SLG: 0.429	0-0 G3-1			1-1 FC6-4 1B HBP	1-3 K			0-1 FC1-2 3B		4	1	2	1	0	1	0					
Brad Fullmer, L OBP: 0.393, SLG: 0.444		2-3 K		1-2 FC6-4 HBP		1-2 K		2-2 FC1-2 1B		3	0	0	0	0	2	1					
Shane Andrews, R OBP: 0.189, SLG: 0.333	0-0 F9			2-1 FC6-4 1B WP		1-0 G6-3		1-2 3H 1B		4	1	1	0	0	0	2					
Mike Mordecai, R OBP: 0.143, SLG: 0.100	1-3 K			1-0 WP 1B		0-1 G6-3		1-3 K		4	0	1	1	0	2	2					
Da Rond Stovall, S OBP: 0.400, SLG: 0.474			0-0 B3		2-1 WP 1B		1-2 F8		1-0 F9	3	0	1	0	0	0	0	AB 33				
Vladimir Guerrero, R OBP: 0.316, SLG: 0.463					1-2 2-3 1B					1	0	0	0	0	0	2	R 3				
Ryan McGuire, L OBP: 0.385, SLG: 0.364					3-3 1B					0	0	0	0	0	0	0	H 7				
Chris Widger, R OBP: 0.240, SLG: 0.239			2-1 SH5-4 1B		4-1 1-2 2-3 3-H BB		0-0 P4		3-2 P3	3	0	1	0	1	0	0	RBI 2				
Dustin Hermanson, R OBP: 0.250, SLG: 0.147			1-0 SH5-4		2-3 K		3-2 1B		3-3 K	1	0	0	0	0	1	3	BB 1				
Rick DeHart, L OBP: 0.125, SLG: 0.125			1-2 K							1	0	1	0	0	0	0	SO 7				
Anthony Telford, R OBP: 0.125, SLG: 0.125										0	0	0	0	0	0	0	LOB 12				
Mike Hubbard, R OBP: 0.125, SLG: 0.125										1	0	0	0	0	1	0					
Inning Stats	R: 0 E: 0 K: 0 S: 5	H: 0 LOB: 0 BB: 0 P: 8	R: 0 E: 0 K: 2 S: 8	H: 0 LOB: 0 BB: 0 P: 11	R: 0 E: 0 K: 0 S: 8	H: 1 LOB: 1 BB: 0 P: 14	R: 2 E: 0 K: 1 S: 19	H: 3 LOB: 3 BB: 1 P: 33	R: 0 E: 0 K: 1 S: 6	H: 0 LOB: 0 BB: 0 P: 8	R: 0 E: 0 K: 0 S: 11	H: 1 LOB: 1 BB: 0 P: 17	R: 1 E: 0 K: 1 S: 16	H: 2 LOB: 2 BB: 0 P: 25	R: 0 E: 0 K: 1 S: 8	H: 0 LOB: 0 BB: 0 P: 16	1B: 6 2B: 0 3B: 1 HR: 0	SF: 0 SAC: 1 DP: 0 HBP: 2	WP: 1 PB: 0 SB: 0 CS: 0	PA: 37	
PITCHER	IP WLS BF H R ER SO BB IBB HBP BLK WP HR S P ERA WHIP	IP WLS BF H R ER SO BB IBB HBP BLK WP HR S P ERA WHIP	IP WLS BF H R ER SO BB IBB HBP BLK WP HR S P ERA WHIP	IP WLS BF H R ER SO BB IBB HBP BLK WP HR S P ERA WHIP	IP WLS BF H R ER SO BB IBB HBP BLK WP HR S P ERA WHIP	IP WLS BF H R ER SO BB IBB HBP BLK WP HR S P ERA WHIP	IP WLS BF H R ER SO BB IBB HBP BLK WP HR S P ERA WHIP	IP WLS BF H R ER SO BB IBB HBP BLK WP HR S P ERA WHIP	IP WLS BF H R ER SO BB IBB HBP BLK WP HR S P ERA WHIP	IP WLS BF H R ER SO BB IBB HBP BLK WP HR S P ERA WHIP	IP WLS BF H R ER SO BB IBB HBP BLK WP HR S P ERA WHIP	IP WLS BF H R ER SO BB IBB HBP BLK WP HR S P ERA WHIP	IP WLS BF H R ER SO BB IBB HBP BLK WP HR S P ERA WHIP	IP WLS BF H R ER SO BB IBB HBP BLK WP HR S P ERA WHIP	IP WLS BF H R ER SO BB IBB HBP BLK WP HR S P ERA WHIP	IP WLS BF H R ER SO BB IBB HBP BLK WP HR S P ERA WHIP	IP WLS BF H R ER SO BB IBB HBP BLK WP HR S P ERA WHIP	IP WLS BF H R ER SO BB IBB HBP BLK WP HR S P ERA WHIP	IP WLS BF H R ER SO BB IBB HBP BLK WP HR S P ERA WHIP	IP WLS BF H R ER SO BB IBB HBP BLK WP HR S P ERA WHIP	IP WLS BF H R ER SO BB IBB HBP BLK WP HR S P ERA WHIP

Montreal Expos @ Houston Astros
Astrodome, Houston, TX
Fri Apr 17 1998, 8:05 PM EDT
Att: 26,485 - Dome - 72 F

AB	33
R	3
H	7
RBI	2
BB	1
SO	7
LOB	12



Batter	1	2	3	4	5	6	7	8	9	AB	R	H	RBI	BB	SO	LOB	BOTTOM				
Craig Biggio, R OBP: 0.360, SLG: 0.485	2-2 G4-3		1-1 HR		2-2 WP SF8 2B		0-1 L8			4	2	2	2	0	0	0					
Derek Bell, R OBP: 0.392, SLG: 0.603	2-3 K		1-2 G5-3		2-2 SF8		3-1 E5 2B			3	1	0	1	0	1	0					
5 Jeff Bagwell, R OBP: 0.410, SLG: 0.475	4-1 1B BB		2-0 E6 CS		2-1 FC5-4 1B		0-0 P9			3	1	1	0	1	0	1					
Sean Berry, R OBP: 0.370, SLG: 0.459	0-0 E		3-3 K		0-1 FC5-4		0-0 K			4	0	2	1	0	1	2					
Moises Alou, R OBP: 0.406, SLG: 0.564	0-0 E5			0-3 K		2-2 G4-3		2-2 G1-3		4	0	0	0	0	1	1					
Carl Everett, S OBP: 0.376, SLG: 0.441	1-2 3H K			0-1 B1-3		4-2 G3 BB		3-2 G4-3		3	0	0	0	1	1	2					
Brad Ausmus, R OBP: 0.263, SLG: 0.130		2-3 K		0-0 G6-3		1-1 G3		1-0 F7		4	0	0	0	0	1	1	AB 29				
Tim Lincecum, R OBP: 0.333, SLG: 0.400		0-2 G1-3			0-0 SH3 2B 1B		4-0 IBB			2	1	1	0	1	0	0	R 5				
John Halama, L			0-3 K		1-0 SH3		1-3 K			2	0	0	0	0	2	2	H 6				
Mike Magnante, L										0	0	0	0	0	0	0	RBI 4				
Billy Wagner, L										0	0	0	0	0	0	0	BB 3				
Inning Stats	R: 1 E: 1 K: 2 S: 14	H: 1 LOB: 2 BB: 1 P: 23	R: 0 E: 0 K: 2 S: 9	H: 0 LOB: 0 BB: 0 P: 11	R: 1 E: 1 K: 1 S: 9	H: 1 LOB: 0 BB: 0 P: 16	R: 0 E: 0 K: 1 S: 7	H: 0 LOB: 0 BB: 0 P: 7	R: 2 E: 0 K: 0 S: 12	H: 3 LOB: 1 BB: 0 P: 19	R: 0 E: 0 K: 1 S: 11	H: 0 LOB: 2 BB: 2 P: 23	R: 1 E: 1 K: 0 S: 6	H: 1 LOB: 1 BB: 0 P: 9	R: 0 E: 0 K: 0 S: 8	H: 0 LOB: 0 BB: 0 P: 14	1B: 3 2B: 2 3B: 0 HR: 1	SF: 1 SAC: 1 DP: 0 HBP: 0	WP: 1 PB: 0 SB: 0 CS: 1	PA: 34	
PITCHER	IP WLS BF H R ER SO BB IBB HBP BLK WP HR S P ERA WHIP	IP WLS BF H R ER SO BB IBB HBP BLK WP HR S P ERA WHIP	IP WLS BF H R ER SO BB IBB HBP BLK WP HR S P ERA WHIP	IP WLS BF H R ER SO BB IBB HBP BLK WP HR S P ERA WHIP	IP WLS BF H R ER SO BB IBB HBP BLK WP HR S P ERA WHIP	IP WLS BF H R ER SO BB IBB HBP BLK WP HR S P ERA WHIP	IP WLS BF H R ER SO BB IBB HBP BLK WP HR S P ERA WHIP	IP WLS BF H R ER SO BB IBB HBP BLK WP HR S P ERA WHIP	IP WLS BF H R ER SO BB IBB HBP BLK WP HR S P ERA WHIP	IP WLS BF H R ER SO BB IBB HBP BLK WP HR S P ERA WHIP	IP WLS BF H R ER SO BB IBB HBP BLK WP HR S P ERA WHIP	IP WLS BF H R ER SO BB IBB HBP BLK WP HR S P ERA WHIP	IP WLS BF H R ER SO BB IBB HBP BLK WP HR S P ERA WHIP	IP WLS BF H R ER SO BB IBB HBP BLK WP HR S P ERA WHIP	IP WLS BF H R ER SO BB IBB HBP BLK WP HR S P ERA WHIP	IP WLS BF H R ER SO BB IBB HBP BLK WP HR S P ERA WHIP	IP WLS BF H R ER SO BB IBB HBP BLK WP HR S P ERA WHIP	IP WLS BF H R ER SO BB IBB HBP BLK WP HR S P ERA WHIP	IP WLS BF H R ER SO BB IBB HBP BLK WP HR S P ERA WHIP	IP WLS BF H R ER SO BB IBB HBP BLK WP HR S P ERA WHIP	IP WLS BF H R ER SO BB IBB HBP BLK WP HR S P ERA WHIP

Montreal Expos @ Houston Astros
Astrodome, Houston, TX
Fri Apr 17 1998, 8:05 PM EDT
Att: 26,485 - Dome - 72 F

AB	29
R	5
H	6
RBI	4
BB	3
SO	7
LOB	9



Batter	1	2	3	4	5	6	7	8	9	AB R H RBI BB SO LOB	TOP											
Royce Clayton, R (1, 6) OBP: 0.346, SLG: 0.324	F8		F9	K					G1-3	4 0 0 0 1 1 1	St. Louis Cardinals @ Montreal Expos Olympic Stadium, Montreal, QB Tue Apr 21 1998, 7:05 PM EDT Att. 7,384 - Dome - 72 F											
Delino DeShields, L (1, 4) OBP: 0.433, SLG: 0.467	CS 1B		HR		L7 2B				CS 2B	4 2 4 0 1 0 0												
Mark McGwire, R (1, 3) OBP: 0.518, SLG: 0.855	K		HR		L7					4 1 1 2 1 2 4												
Brian Jordan, R (1, 8) OBP: 0.338, SLG: 0.476		E6 1B			HR 1B				F8	5 1 2 1 0 0 1												
Gary Gaetti, R (1, 5) OBP: 0.415, SLG: 0.481					L7					4 0 2 0 0 1 1												
Ron Gant, R (1, 7) OBP: 0.311, SLG: 0.538 John Mabry, L (9, 9) OBP: 0.395, SLG: 0.563										4 1 1 2 0 0 4 0 0 0 0 0 0 0												
Brian Hunter, R (1, 9) OBP: 0.346, SLG: 0.609					F7				G6-3	4 0 1 0 0 1 2												
Tom Lampkin, L (1, 2) OBP: 0.358, SLG: 0.517	P6				F9				P8	4 0 0 0 0 0 3												
Todd Stottlemyre, L (1, 1) OBP: 0.200, SLG: 0.200 Juan Acevedo, R (8, 1) OBP: 1.000, SLG: 1.000 Jeff Brantley, R (9, 1)			B1-3		K				G5-3	4 0 0 0 0 2 1 0 0 0 0 0 0 0 0 0 0 0 0 0 0												
Inning Stats	R: 0 E: 0 K: 1 S: 7	H: 1 LOB: 0 BB: 0 P: 9	R: 0 E: 1 K: 1 S: 10	H: 1 LOB: 2 BB: 0 P: 16	R: 2 E: 0 K: 0 S: 12	H: 3 LOB: 2 BB: 1 P: 20	R: 0 E: 0 K: 2 S: 8	H: 1 LOB: 1 BB: 0 P: 11	R: 3 E: 0 K: 0 S: 9	H: 3 LOB: 0 BB: 0 P: 12		R: 0 E: 0 K: 1 S: 13	H: 0 LOB: 0 BB: 0 P: 26	R: 0 E: 0 K: 1 S: 13	H: 0 LOB: 0 BB: 0 P: 20	R: 0 E: 0 K: 0 S: 9	H: 0 LOB: 0 BB: 0 P: 13	R: 0 E: 0 K: 0 S: 9	H: 1 LOB: 1 BB: 1 P: 18	1B: 5 2B: 4 3B: 0 HR: 2	SF: 0 SAC: 0 DP: 0 HBP: 0	WP: 0 PB: 0 SB: 2 CS: 2
PITCHER	IP WLS BF H R ER SO BB IBB HBP BLK WP HR S P ERA WHIP											PITCHER	IP WLS BF H R ER SO BB IBB HBP BLK WP HR S P ERA WHIP									
Trey Moore, L (1, 1) ERA: 6.27	4.2 L 24 9 5 5 4 1 0 0 0 0 2 45 67 9.64 2.143																					
Shayne Bennett, R (5, 1) ERA: 4.53	1.1 6 1 0 0 2 1 0 0 0 0 0 14 27 0.00 1.500																					
Miguel Batista, R (7, 1) ERA: 5.4	3.0 10 1 0 0 1 1 0 0 0 0 0 31 51 0.00 0.667																					

AB 37
R 5
H 11
RBI 5
BB 3
SO 7
LOB 17



Batter	1	2	3	4	5	6	7	8	9	AB R H RBI BB SO LOB	BOTTOM											
F.P. Santangelo, S (1, 8) OBP: 0.311, SLG: 0.318	CI			K			G4-1		F7	4 0 1 0 0 1 1	St. Louis Cardinals @ Montreal Expos Olympic Stadium, Montreal, QB Tue Apr 21 1998, 7:05 PM EDT Att. 7,384 - Dome - 72 F											
Mark Cudzielnick, R (1, 6) OBP: 0.228, SLG: 0.312	K						K			3 0 1 0 1 2 1												
Vladimir Guerrero, R (1, 9) OBP: 0.311, SLG: 0.439	P4						G5-3			3 0 0 0 1 0 3												
Brad Fullmer, L (1, 3) OBP: 0.384, SLG: 0.485	G4-3						K		G1-6-3	4 0 0 0 0 1 3												
Rondell White, R (1, 7) OBP: 0.320, SLG: 0.418							K		K	4 1 1 0 0 3 2												
Jose Vidro, S (1, 4) OBP: 0.308, SLG: 0.214	G4-3						G3-1			3 1 1 0 1 0 2												
Shane Andrews, R (1, 5) OBP: 0.204, SLG: 0.438	K						K		F7	4 1 1 3 0 2 1												
Chris Widger, R (1, 2) OBP: 0.237, SLG: 0.255			L6		G3		G6-3		K	4 0 0 0 0 1 0												
Trey Moore, L (1, 1) OBP: 0.600, SLG: 0.750 Shayne Bennett, R (5, 1) ERA: 2.59 Scott Livingstone, L (6, PH) OBP: 0.250, SLG: 0.304 Miguel Batista, R (7, 1) ERA: 7.71 Derrick May, L (9, PH) OBP: 0.300, SLG: 0.300			L8				K		L6	1 0 0 0 0 1 0 0 0 0 0 0 0 0 0 0 1 0 0 0 0 0 1 0 0 0 0 0 0 0 0 0 1 0 0 0 0 0 0 0												
Inning Stats	R: 0 E: 1 K: 1 S: 6	H: 0 LOB: 1 BB: 0 P: 11	R: 0 E: 0 K: 2 S: 12	H: 0 LOB: 0 BB: 0 P: 18	R: 0 E: 0 K: 0 S: 9	H: 1 LOB: 2 BB: 1 P: 15	R: 3 E: 0 K: 1 S: 10	H: 2 LOB: 1 BB: 2 P: 21	R: 0 E: 0 K: 2 S: 13	H: 1 LOB: 2 BB: 1 P: 22		R: 0 E: 0 K: 2 S: 8	H: 0 LOB: 0 BB: 0 P: 9	R: 0 E: 0 K: 1 S: 6	H: 0 LOB: 0 BB: 0 P: 7	R: 0 E: 0 K: 1 S: 10	H: 1 LOB: 1 BB: 0 P: 14	R: 0 E: 0 K: 1 S: 8	H: 0 LOB: 0 BB: 0 P: 8	1B: 3 2B: 1 3B: 0 HR: 1	SF: 0 SAC: 0 DP: 0 HBP: 0	WP: 0 PB: 0 SB: 0 CS: 0
PITCHER	IP WLS BF H R ER SO BB IBB HBP BLK WP HR S P ERA WHIP											PITCHER	IP WLS BF H R ER SO BB IBB HBP BLK WP HR S P ERA WHIP									
Todd Stottlemyre, R (1, 1) ERA: 2.59	7.2 W 33 3 3 3 10 4 0 0 0 0 1 72 114 3.52 1.174																					
Juan Acevedo, R (8, 1) ERA: 7.71	0.1 1 0 0 0 0 0 0 0 0 0 0 2 3 0.00 0.000																					
Jeff Brantley, R (9, 1) ERA: 1.8	1.0 S 3 0 0 0 1 0 0 0 0 0 0 8 8 0.00 0.000																					

AB 32
R 3
H 5
RBI 3
BB 4
SO 11
LOB 13



Batter	1	2	3	4	5	6	7	8	9	AB	R	H	RBI	BB	SO	LOB	TOP							
Royce Clayton, R OBP: 0.349, SLG: 0.319	1-1 G6-3		1-1 L8		3-1 G6-4-3		4-1 BB		1-2 1B	4	0	1	0	1	0	1								
Delino DeShields, L OBP: 0.444, SLG: 0.523	2-2 2B		2-1 3B		0-1 2B 1B		3-3 K		1-3 K	5	0	3	0	0	2	3								
Mark McGwire, R OBP: 0.506, SLG: 0.833	3-1 P4		1-1 P9		1-0 2B				1-1 F8	4	0	1	0	0	0	2								
Brian Jordan, R OBP: 0.347, SLG: 0.470	4-1 BB			2-2 CS 1B		1-0 L3		1-0 F8		3	0	1	0	1	0	0								
Gary Gaetti, R OBP: 0.420, SLG: 0.474	3-2 F8			4-2 1B		1-1 F9		2-2 BB 1B		3	1	1	0	1	0	2								
Ron Gant, R OBP: 0.313, SLG: 0.595 Mike Busby, R Ray Lankford, L OBP: 0.508, SLG: 0.560 Kent Mercker, L OBP: 0.100, SLG: 0.100 Kent Bottenfield, R		0-2 G6-3		0-1 HR		0-3 K		4-1 FC5-4 BB		3	1	1	2	0	1	0								
Brian Hunter, R OBP: 0.333, SLG: 0.538	1-1 G5-3		2-3 K		2-3 K		4-0 F8 SH1-4 BB	2-1 FC5-4		3	0	0	0	1	1	2								
Eli Marrero, R OBP: 0.267, SLG: 0.600	2-1 G5-3		2-1 G5-3		2-1 G5-3		0-0 SH1-4	2-1 F7		3	0	0	0	0	0	0								
Donovan Osborne, S OBP: 0.333, SLG: 0.333 Willie McGee, S			0-3 K		0-1 G6-4-3 1B		0-1 F8	0-0 G5-3		2	0	1	0	0	1	0								
Inning Stats	R: 0 E: 1 K: 0 S: 16	H: 1 LOB: 2 BB: 1 P: 29	R: 0 E: 0 K: 0 S: 7	H: 0 LOB: 0 BB: 0 P: 10	R: 0 E: 0 K: 1 S: 9	H: 1 LOB: 1 BB: 0 P: 13	R: 2 E: 0 K: 1 S: 14	H: 2 LOB: 0 BB: 1 P: 24	R: 0 E: 0 K: 0 S: 7	H: 3 LOB: 2 BB: 0 P: 11	R: 0 E: 0 K: 1 S: 6	H: 0 LOB: 0 BB: 0 P: 8	R: 0 E: 0 K: 1 S: 8	H: 0 LOB: 2 BB: 2 P: 19	R: 0 E: 0 K: 0 S: 10	H: 1 LOB: 2 BB: 1 P: 20	R: 0 E: 0 K: 1 S: 12	H: 1 LOB: 1 BB: 0 P: 16	1B: 5 2B: 2 3B: 1 HR: 1	SF: 0 SAC: 1 DP: 1 HBP: 0	WP: 0 PB: 0 SB: 0 CS: 1	PA: 38		
PITCHER	IP WLS BF H R ER SO BB IBB HBP BLK WP HR S P ERA WHIP	7.0 29 7 2 2 4 4 0 0 0 0 0 1 67 114 2.57 1.571	0.2 3 1 0 0 0 0 0 0 0 0 0 0 7 11 0.00 1.500	0.1 2 0 0 0 0 1 0 0 0 0 0 0 3 9 0.00 3.000	1.0 W 4 1 0 0 1 0 0 0 0 0 0 12 16 0.00 1.000																			

St. Louis Cardinals @ Montreal Expos
Olympic Stadium, Montreal, QB
Wed Apr 22 1998, 7:05 PM EDT
Att. 7,680 - Dome - 72 F

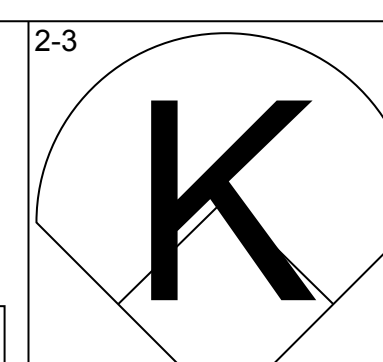
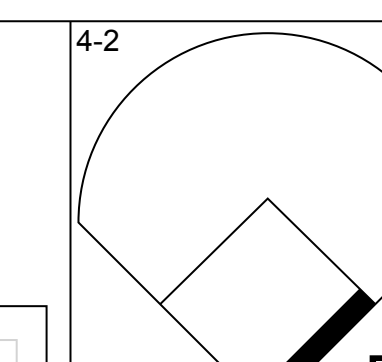
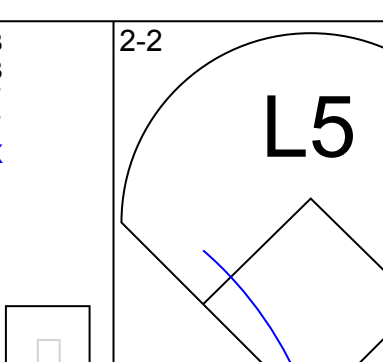
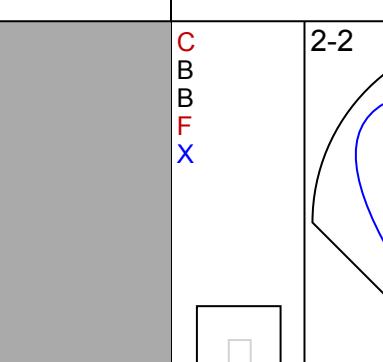
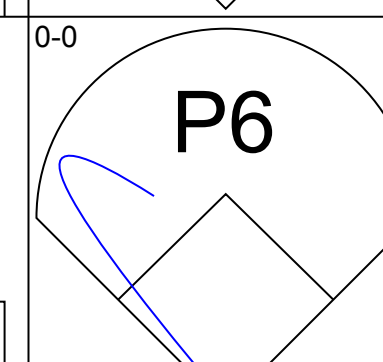
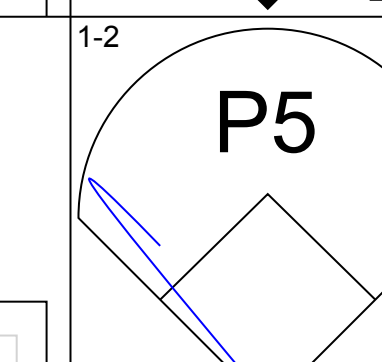
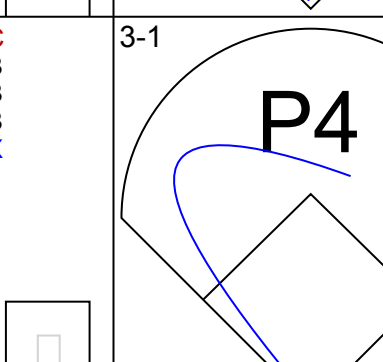
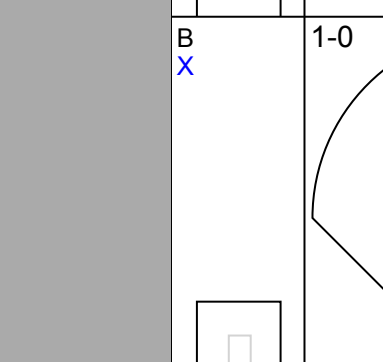
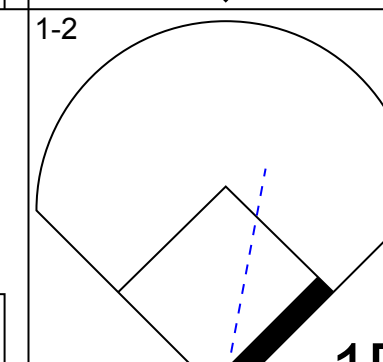
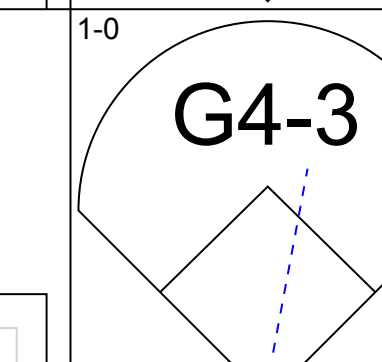


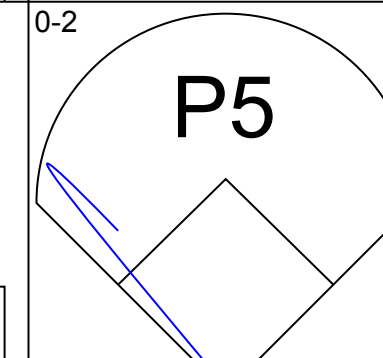
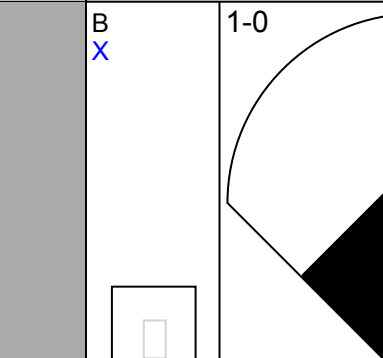
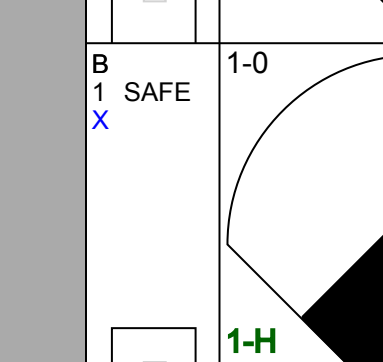
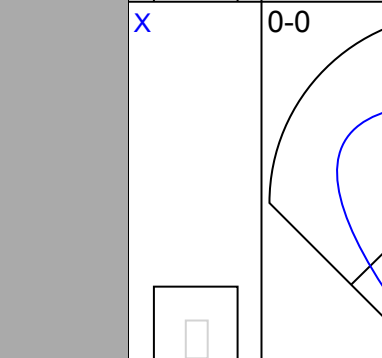
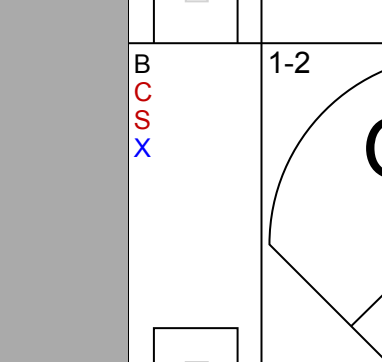

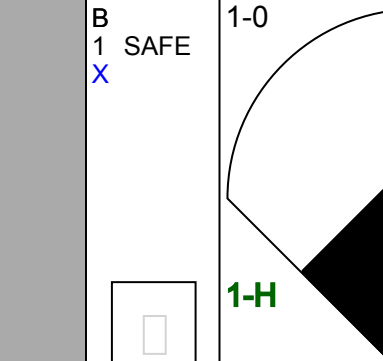

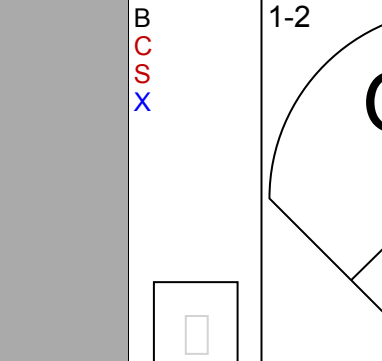









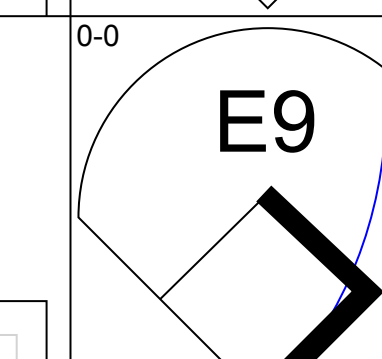
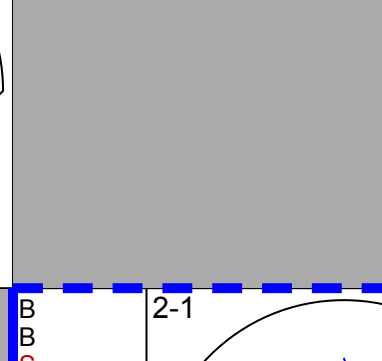
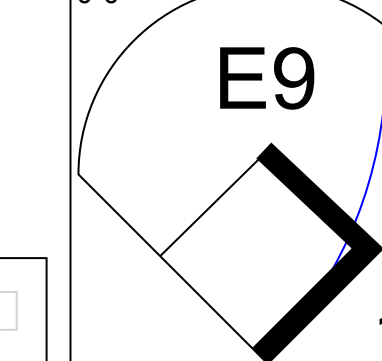
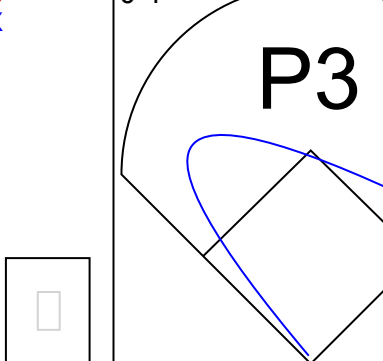
AB	32
R	2
H	9
RBI	2
BB	5
SO	5
LOB	11

Batter	1	2	3	4	5	6	7	8	9	AB	R	H	RBI	BB	SO	LOB	BOTTOM						
F.P. Santangelo, S OBP: 0.328, SLG: 0.329	3-2 F7		1-1 2B 1B		0-2 BB 1B		2-2 K		2-2 BB SH1-4 1B HBP	4	2	2	0	0	1	0							
Mark Czudzielanek, R OBP: 0.250, SLG: 0.370	0-0 G5-3		0-2 K		1-3 K		2-1 HR		0-0 SH1-4	4	1	2	1	0	1	1							
Vladimir Guerrero, R OBP: 0.333, SLG: 0.443	1-1 P4		1-0 3-H 1B		1-0 BB 1B		0-0 P3		4-0 1B BB IBB	4	0	2	1	1	0	0							
Brad Fullmer, L OBP: 0.397, SLG: 0.478		1-0 G3	1-1 F8		4-0 BB 1B		2-1 BB 1B		4-0 1B BB	3	0	1	0	2	0	2							
Rondell White, R OBP: 0.313, SLG: 0.403		2-3 K		0-0 P4		0-0 F9		2-0 P4		5	0	1	1	0	1	4							
Shane Andrews, R OBP: 0.208, SLG: 0.423		1-0 1B		3-3 K		1-3 K		0-3 K		4	0	1	0	0	3	0							
Jose Vidro, S OBP: 0.304, SLG: 0.217	1-2 P5		1-2 1B		1-2 1B		2-2 G6-3		3-2 F7	4	0	1	0	0	0	1							
Chris Widger, R OBP: 0.254, SLG: 0.271			0-3 K2-3		1-1 G4-3		1-0 1B		1-2 1B	4	0	2	0	0	1	1							
Carlos Perez, L OBP: 0.200, SLG: 0.200 Anthony Telford, R Steve Kline, S Derrick May, L OBP: 0.273, SLG: 0.273 Ugueth Urbina, R			1-3 K		0-1 B5-3		1-1 G4-3		2-2 G1-3	3	0	0	0	0	1	1							
Inning Stats	R: 0 E: 0 K: 0 S: 7	H: 0 LOB: 0 BB: 0 P: 11	R: 0 E: 0 K: 1 S: 12	H: 1 LOB: 1 BB: 0 P: 17	R: 1 E: 0 K: 2 S: 14	H: 3 LOB: 2 BB: 0 P: 18	R: 0 E: 0 K: 1 S: 9	H: 1 LOB: 1 BB: 0 P: 14	R: 0 E: 0 K: 1 S: 9	H: 2 LOB: 3 BB: 1 P: 17	R: 1 E: 0 K: 1 S: 9	H: 2 LOB: 1 BB: 0 P: 17	R: 0 E: 0 K: 1 S: 16	H: 1 LOB: 1 BB: 0 P: 22	R: 1 E: 0 K: 0 S: 4	H: 1 LOB: 3 BB: 2 P: 14	1B: 10 2B: 1 3B: 0 HR: 1	SF: 0 SAC: 1 DP: 0 HBP: 1	WP: 0 PB: 0 SB: 0 CS: 0	PA: 41			
PITCHER	IP WLS BF H R ER SO BB IBB HBP BLK WP HR S P ERA WHIP	5.2 26 8 1 1 1 1 1 0 0 0 0 0 1 11 20 6.75 1.500	1.1 6 2 1 1 1 1 1 1 1 1 0 0 0 20 36 6.75 2.250																				

St. Louis Cardinals @ Montreal Expos
Olympic Stadium, Montreal, QB
Wed Apr 22 1998, 7:05 PM EDT
Att. 7,680 - Dome - 72 F

AB	36
R	3
H	12
RBI	3
BB	3
SO	8
LOB	11

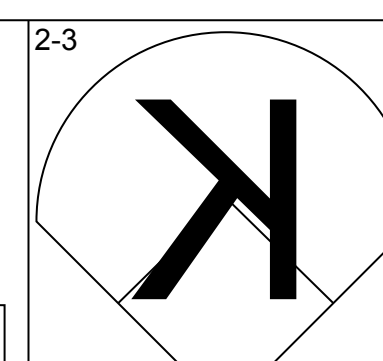
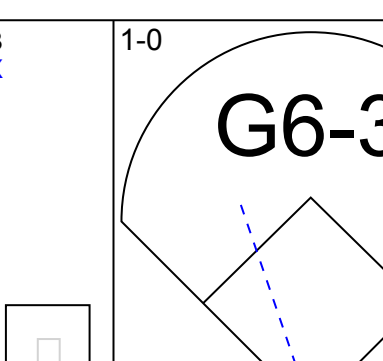
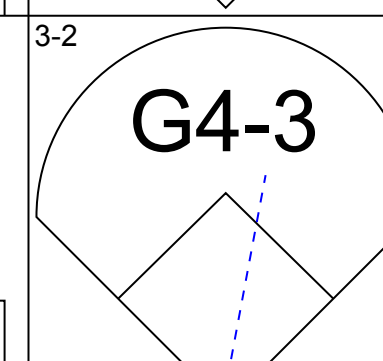
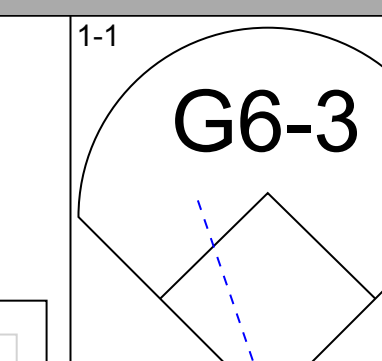
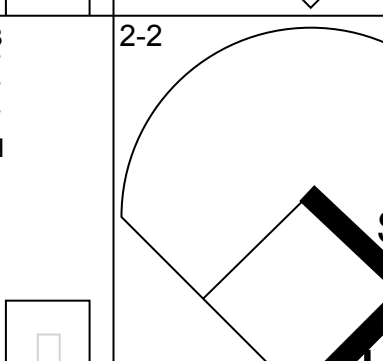
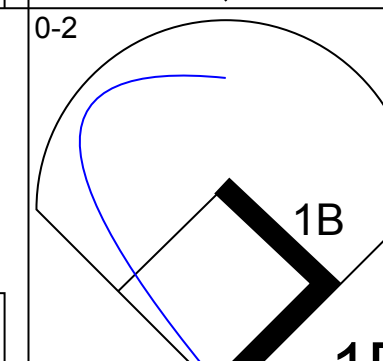

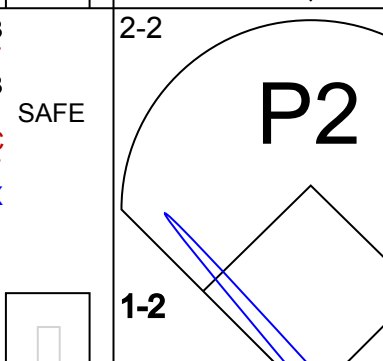
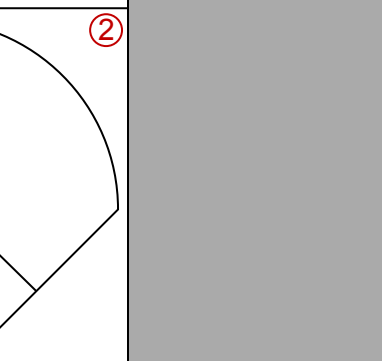
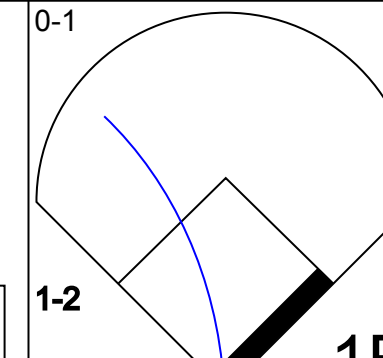
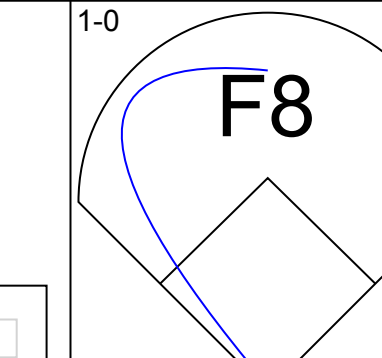
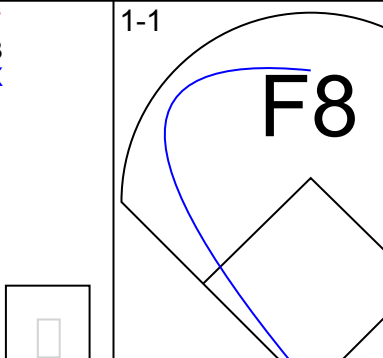
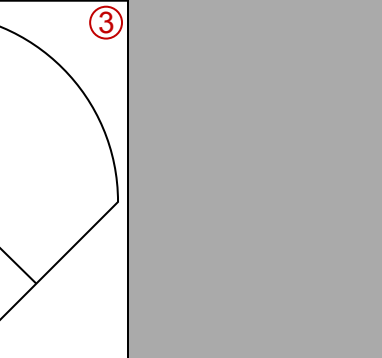
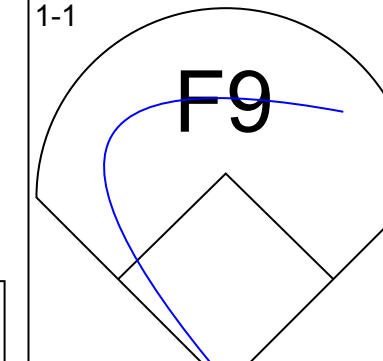
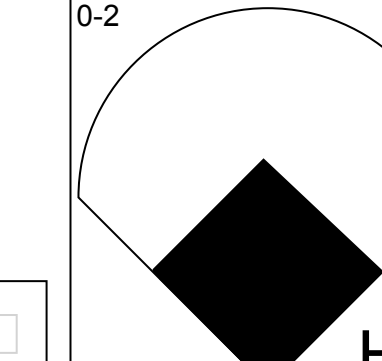

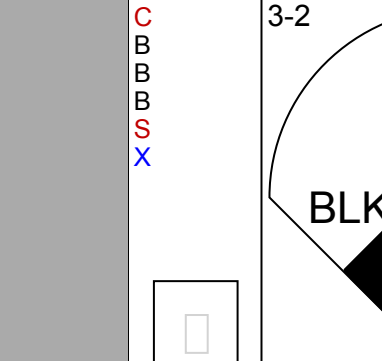
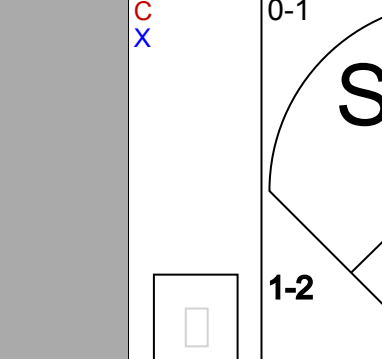
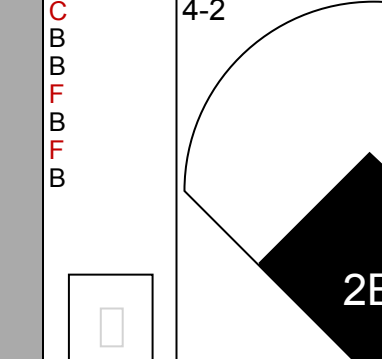
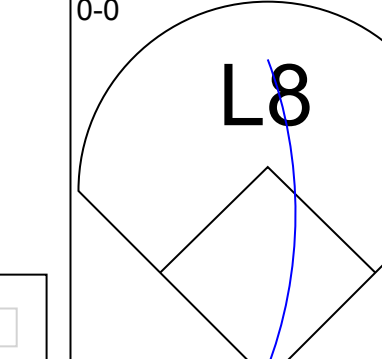

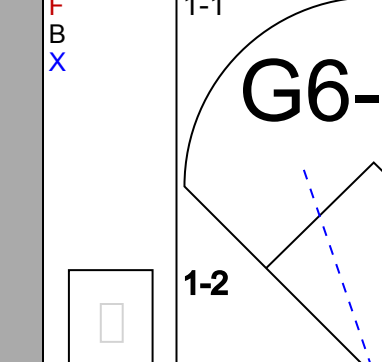

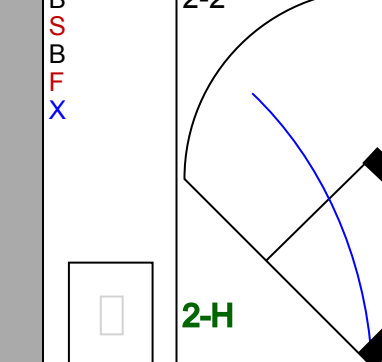

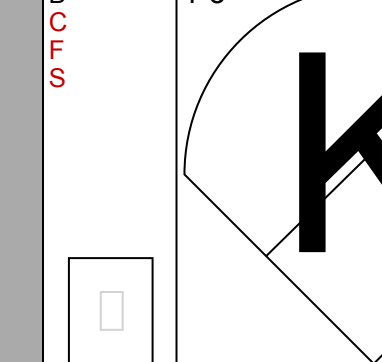




Batter	1	2	3	4	5	6	7	8	9	AB	R	H	RBI	BB	SO	LOB	TOP				
Delino DeShields, L (1.4) OBP: 0.434, SLG: 0.500										3	0	0	0	1	1	0					
Tom Lampkin, L (1.2) OBP: 0.338, SLG: 0.484										4	0	0	0	0	0	2					
Willie McGee, S (1.8) OBP: 0.352, SLG: 0.412										4	0	1	0	0	1	2					
Gary Gaetti, R (1.5) OBP: 0.411, SLG: 0.459										4	1	1	0	0	0	1					
Ron Gant, R (1.7) OBP: 0.308, SLG: 0.630										4	1	1	2	0	1	0					
John Mabry, L (1.9) OBP: 0.390, SLG: 0.543										3	0	1	0	0	1	0					
Brian Hunter, R (1.3) OBP: 0.303, SLG: 0.483										3	0	0	0	0	0	1					
David Howard, S (1.6) OBP: 0.295, SLG: 0.317										3	0	0	0	0	2	1					
Cliff Politte, R (1.1) OBP: 0.182, SLG: 0.100										2	0	1	0	0	0	0					
John Frascatore, R (6.1)										0	0	0	0	0	0	0					
Lance Painter, L (7.1)										0	0	0	0	0	0	0					
Ray Lankford, L (8, PH) OBP: 0.500, SLG: 0.549										1	0	0	0	0	0	0					
Mark Petkovsek, R (8.1) OBP: 0.697, SLG: 1.000										0	0	0	0	0	0	0					
Inning Stats	R: 0 E: 0 K: 1 S: 15	H: 1 LOB: 1 BB: 0 P: 18	R: 0 E: 0 K: 2 S: 9	H: 0 LOB: 0 BB: 0 P: 13	R: 0 E: 1 K: 1 S: 11	H: 1 LOB: 2 BB: 1 P: 18	R: 2 E: 0 K: 0 S: 14	H: 3 LOB: 0 BB: 0 P: 19	R: 0 E: 0 K: 0 S: 7	H: 0 LOB: 0 BB: 0 P: 12	R: 0 E: 0 K: 1 S: 6	H: 0 LOB: 0 BB: 0 P: 11	R: 0 E: 0 K: 0 S: 6	H: 0 LOB: 0 BB: 0 P: 11	R: 0 E: 0 K: 1 S: 9	H: 0 LOB: 0 BB: 0 P: 14	1B: 4 2B: 0 3B: 0 HR: 1	SF: 0 SAC: 0 DP: 1 HBP: 0	WP: 0 PB: 0 SB: 0 CS: 0	PA: 32	
PITCHER	IP	WLS	BF	H	R	ER	SO	BB	IBB	HBP	BLK	WP	HR	S	P	ERA	WHIP				
Dustin Hermanson, R (1.1) ERA: 3.34	7.0	W	26	5	2	2	5	1	0	0	0	0	1	68	99	2.57	0.857				
Anthony Telford, R (8.1) ERA: 1.35	1.0		3	0	0	0	0	0	0	0	0	0	0	6	11	0.00	0.000				
Ugueth Urbina, R (9.1) ERA:	1.0	S	3	0	0	0	1	0	0	0	0	0	0	9	14	0.00	0.000				

St. Louis Cardinals @ Montreal Expos
Olympic Stadium, Montreal, QB
Thu Apr 23 1998, 7:05 PM EDT
Att. 7,480 - Dome - 72 F

AB 31
R 2
H 5
RBI 2
BB 1
SO 6
LOB 7



Batter	1	2	3	4	5	6	7	8	9	AB	R	H	RBI	BB	SO	LOB	BOTTOM				
F.P. Santangelo, S (1.8) OBP: 0.325, SLG: 0.324										4	1	1	0	0	1	1					
Mark Cudzielnick, R (1.6) OBP: 0.250, SLG: 0.357										3	0	0	0	0	0	1					
Vladimir Guerrero, R (1.9) OBP: 0.397, SLG: 0.523										4	1	3	2	0	0	1					
Brad Fullmer, L (1.3) OBP: 0.390, SLG: 0.466										4	0	1	0	0	0	2					
Anthony Telford, R (8.1)										0	0	0	0	0	0	0					
Ugueth Urbina, R (9.1)										0	0	0	0	0	0	0					
Rondell White, R (1.7) OBP: 0.321, SLG: 0.447										4	2	2	1	0	0	2					
Jose Vidro, S (1.4) OBP: 0.305, SLG: 0.208										2	1	0	0	1	0	1					
Mike Mordecai, R (9.4) OBP: 0.143, SLG: 0.100										0	0	0	0	0	0	0					
Shane Andrews, R (1.5) OBP: 0.211, SLG: 0.411										4	0	1	1	0	0	2					
Chris Widger, R (1.2) OBP: 0.273, SLG: 0.306										3	0	2	1	0	0	0					
Dustin Hermanson, R (1.1)										3	0	0	0	0	2	3					
Ryan McGuire, L (8.3) OBP: 0.300, SLG: 0.333										0	0	0	0	0	0	0					
Inning Stats	R: 0 E: 0 K: 1 S: 14	H: 2 LOB: 2 BB: 0 P: 20	R: 1 E: 0 K: 1 S: 12	H: 1 LOB: 1 BB: 1 P: 20	R: 2 E: 0 K: 0 S: 8	H: 2 LOB: 0 BB: 0 P: 10	R: 0 E: 0 K: 0 S: 5	H: 0 LOB: 0 BB: 0 P: 9	R: 0 E: 0 K: 1 S: 16	H: 2 LOB: 1 BB: 0 P: 24	R: 1 E: 0 K: 0 S: 10	H: 2 LOB: 0 BB: 0 P: 17	R: 0 E: 0 K: 0 S: 10	H: 1 LOB: 0 BB: 0 P: 15	1B: 6 2B: 3 3B: 0 HR: 2	SF: 0 SAC: 1 DP: 1 HBP: 1	WP: 0 PB: 0 SB: 0 CS: 2	PA: 34			
PITCHER	IP	WLS	BF	H	R	ER	SO	BB	IBB	HBP	BLK	WP	HR	S	P	ERA	WHIP				
Cliff Politte, R (1.1) ERA: 3.67	5.1	L	25	6	4	3	2	1	0	1	1	1	1	1	1	5.06	1.312				
John Frascatore, R (6.1) ERA: 8.69	1.0		5	3	1	1	1	0	0	0	0	0	0	15	24	9.00	3.000				
Lance Painter, L (7.1) ERA: 11.57	0.2		1	0	0	0	0	0	0	0	0	0	0	2	3	0.00	0.000				
Mark Petkovsek, R (8.1) ERA: 5.23	1.0		3	1	0	0	0	0	0	0	0	0	0	10	15	0.00	1.000				

St. Louis Cardinals @ Montreal Expos
Olympic Stadium, Montreal, QB
Thu Apr 23 1998, 7:05 PM EDT
Att. 7,480 - Dome - 72 F

AB 31
R 5
H 10
RBI 5
BB 1
SO 3
LOB 13



Batter	1	2	3	4	5	6	7	8	9	AB	R	H	RBI	BB	SO	LOB	TOP										
Craig Biggio, R OBP: 0.390, SLG: 0.495										4	2	2	0	1	0	0	Houston Astros @ Montreal Expos Olympic Stadium, Montreal, QB Fri Apr 24, 1998, 7:05 PM EDT Att. 8,713 - Dome - 72 F										
Derek Bell, R OBP: 0.444, SLG: 0.655										5	1	3	0	0	0	1											
Jeff Bagwell, R OBP: 0.396, SLG: 0.418										2	2	0	0	3	0	1											
Bill Spiers, L OBP: 0.352, SLG: 0.364										5	0	0	1	0	1	8											
Moises Alou, R OBP: 0.419, SLG: 0.611										5	1	2	5	0	3	3											
Carl Everett, S OBP: 0.404, SLG: 0.646										4	2	2	2	1	1	1											
Billy Wagner, L										0	0	0	0	0	0	0											
Brad Ausmus, R OBP: 0.260, SLG: 0.197										4	0	1	0	0	0	0											
Tim Lincecum, R OBP: 0.273, SLG: 0.316										4	0	0	0	0	0	2											
Jose Lima, R										4	0	0	0	0	3	2											
Bob Scanlan, R										0	0	0	0	0	0	0											
Richard Hidalgo, R OBP: 0.218, SLG: 0.255										0	0	0	0	0	0	0											
Inning Stats	R: 2 E: 0 K: 0 S: 17	H: 2 LOB: 1 BB: 1 P: 27	R: 0 E: 0 K: 0 S: 6	H: 0 LOB: 0 BB: 0 P: 9	R: 5 E: 0 K: 0 S: 18	H: 3 LOB: 0 BB: 2 P: 35	R: 0 E: 0 K: 3 S: 18	H: 2 LOB: 3 BB: 1 P: 28	R: 1 E: 0 K: 1 S: 9	H: 1 LOB: 0 BB: 0 P: 14	R: 0 E: 0 K: 0 S: 6	H: 1 LOB: 1 BB: 0 P: 11	R: 0 E: 0 K: 2 S: 13	H: 1 LOB: 2 BB: 1 P: 21	R: 0 E: 0 K: 0 S: 4	H: 0 LOB: 0 BB: 0 P: 9	R: 0 E: 0 K: 2 S: 8	H: 0 LOB: 0 BB: 0 P: 13	1B: 6 2B: 1 3B: 0 HR: 3	SF: 0 SAC: 0 DP: 0 HBP: 0	WP: 1 PB: 0 SB: 4 CS: 0	PA: 42					
PITCHER	IP	WLS	BF	H	R	ER	SO	BB	IBB	HBP	BLK	WP	HR	S	P	ERA	WHIP										
Marc Valdes, R ERA: 10.38	2.0	L	12	3	5	5	0	3	0	0	0	1	0	28	50	22.50	3.000										
Rick DeHart, L ERA: 3.09	1.2	10	4	2	2	2	1	0	0	0	0	0	2	28	46	10.80	3.000										
Miguel Batista, R ERA: 5.17	2.1	9	2	1	1	2	2	0	0	0	0	0	1	18	28	3.86	0.857										
Shayne Bennett, R ERA: 3.95	2.0	8	1	0	0	2	2	1	0	0	0	0	0	17	30	0.00	1.000										
Steve Kline, L ERA:	1.0	3	0	0	0	2	2	0	0	0	0	0	0	8	13	0.00	0.000										

Batter	1	2	3	4	5	6	7	8	9	AB	R	H	RBI	BB	SO	LOB	BOTTOM										
F.P. Santangelo, S OBP: 0.330, SLG: 0.321										4	0	1	1	1	1	3	Houston Astros @ Montreal Expos Olympic Stadium, Montreal, QB Fri Apr 24, 1998, 7:05 PM EDT Att. 8,713 - Dome - 72 F										
Mark Czudzielanek, R OBP: 0.264, SLG: 0.379										3	1	2	0	0	0	1											
Mike Mordecai, R OBP: 0.130, SLG: 0.091										2	0	0	0	0	0	1											
Vladimir Guerrero, R OBP: 0.347, SLG: 0.590										5	0	1	0	0	1	3											
Brad Fullmer, L OBP: 0.379, SLG: 0.442										4	0	0	0	1	1	2											
Rondell White, R OBP: 0.330, SLG: 0.475										4	1	2	0	0	1	4											
Jose Vito, S OBP: 0.230, SLG: 0.200										2	0	0	0	0	1	4											
Miguel Batista, R ERA: 5.17										0	0	0	0	0	0	0											
Ryan McCutchen, L OBP: 0.335, SLG: 0.390										0	0	1	0	0	0	0											
Shayne Bennett, R ERA: 3.95										0	0	0	0	0	0	0											
Scott Livingstone, L OBP: 0.260, SLG: 0.304										0	0	0	1	0	0	0											
Shane Andrews, R OBP: 0.230, SLG: 0.483										4	2	2	1	0	2	1											
Steve Kline, S										0	0	0	0	0	0	0											
Chris Widger, R OBP: 0.269, SLG: 0.302										1	0	0	0	0	1	1											
Mike Hubbard, R OBP: 0.077, SLG: 0.077										3	0	0	0	0	1	1											
Marc Valdes, R OBP: 0.600, SLG: 0.500										1	0	1	0	0	0	0											
Rick DeHart, L										0	0	0	0	0	0	0											
Derrick May, L OBP: 0.286, SLG: 0.286										3	0	1	0	0	0	0											
Inning Stats	R: 0 E: 0 K: 1 S: 14	H: 2 LOB: 3 BB: 1 P: 19	R: 1 E: 0 K: 1 S: 12	H: 2 LOB: 1 BB: 0 P: 16	R: 0 E: 0 K: 1 S: 7	H: 1 LOB: 1 BB: 0 P: 7	R: 0 E: 0 K: 2 S: 8	H: 0 LOB: 0 BB: 0 P: 11	R: 1 E: 0 K: 1 S: 13	H: 2 LOB: 1 BB: 0 P: 18	R: 0 E: 0 K: 1 S: 11	H: 2 LOB: 2 BB: 0 P: 16	R: 0 E: 0 K: 0 S: 7	H: 0 LOB: 0 BB: 0 P: 12	R: 2 E: 0 K: 0 S: 10	H: 2 LOB: 0 BB: 0 P: 15	R: 0 E: 0 K: 2 S: 13	H: 0 LOB: 1 BB: 1 P: 20	1B: 7 2B: 2 3B: 1 HR: 1	SF: 1 SAC: 0 DP: 0 HBP: 0	WP: 2 PB: 0 SB: 0 CS: 0	PA: 40					
PITCHER	IP	WLS	BF	H	R	ER	SO	BB	IBB	HBP	BLK	WP	HR	S	P	ERA	WHIP										
Jose Lima, R ERA: 2.86	7.0	W	31	9	2	1	7	1	0	0	0	1	0	72	99	1.29	1.429										
Bob Scanlan, R ERA: 9.0	1.0	5	2	2	2	0	0	0	0	0	0	0	1	10	15	18.00	2.000										
Billy Wagner, L ERA: 3.86	1.0	4	0	0	0	2	2	1	0	0	0	1	0	13	20	0.00	1.000										

AB	37
R	8
H	10
RBI	8
BB	5
SO	8
LOB	18



AB	37
R	4
H	11
RBI	3
BB	2
SO	9
LOB	21

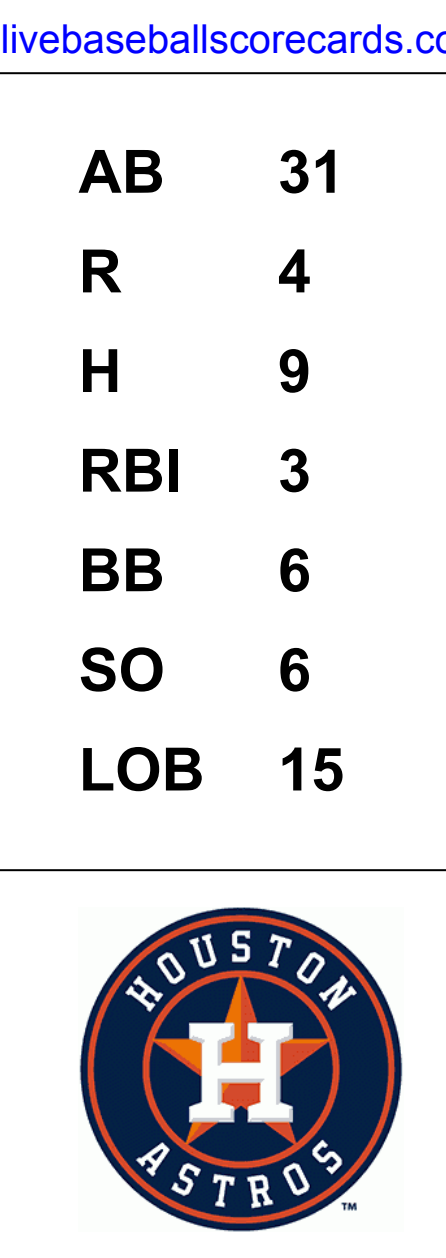


livebaseballscorecards.com

livebaseballscorecards.com

Batter	1	2	3	4	5	6	7	8	9	AB	R	H	RBI	BB	SO	LOB	TOP			
Craig Biggio, R OBP: 0.390, SLG: 0.521										5	2	2	1	0	0	3	Houston Astros @ Montreal Expos Olympic Stadium, Montreal, QB Sat Apr 25 1998, 7:05 PM EDT Att. 8,489 - Dome - 72 F			
Derek Bell, R OBP: 0.442, SLG: 0.641 Billy Wagner, L										5	1	2	1	0	1	3				
5 Jeff Bagwell, R OBP: 0.300, SLG: 0.407										2	0	0	0	2	0	2				
Bill Spiers, L OBP: 0.328, SLG: 0.333										4	0	0	0	0	0	4				
Moises Alou, R OBP: 0.422, SLG: 0.600										3	0	1	0	1	1	0				
Carl Everett, S OBP: 0.411, SLG: 0.620										2	0	0	0	2	2					
Tony Eusebio, R OBP: 0.227, SLG: 0.150										4	0	1	1	0	2	0				
Ricky Gutierrez, R OBP: 0.425, SLG: 0.439										3	1	2	0	1	0	0				
Shane Reynolds, R OBP: 0.182, SLG: 0.273 Sean Berry, R OBP: 0.358, SLG: 0.488 Mike Magnante, L										1	0	0	0	0	0	0				
Jack Howell, L OBP: 0.385, SLG: 0.273 Richard Hidalgo, R OBP: 0.218, SLG: 0.255										0	0	0	0	0	0	0				
Inning Stats	R: 0 E: 0 K: 0 S: 11	H: 1 LOB: 1 BB: 0 P: 19	R: 0 E: 0 K: 3 S: 9	H: 0 LOB: 0 BB: 0 P: 10	R: 0 E: 0 K: 1 S: 8	H: 1 LOB: 1 BB: 0 P: 12	R: 0 E: 0 K: 1 S: 6	H: 0 LOB: 0 BB: 0 P: 13	R: 2 E: 0 K: 0 S: 9	H: 3 LOB: 2 BB: 3 P: 25	R: 1 E: 0 K: 0 S: 18	H: 2 LOB: 1 BB: 0 P: 25	R: 0 E: 0 K: 0 S: 8	H: 0 LOB: 0 BB: 1 P: 18	R: 1 E: 0 K: 1 S: 12	H: 1 LOB: 1 BB: 1 P: 21	1B: 7 2B: 1 3B: 1 HR: 0	SF: 0 SAC: 1 DP: 1 HBP: 0	WP: 1 PB: 0 SB: 1 CS: 2	PA: 40
PITCHER	IP WLS BF H R ER SO BB IBB HBP BLK WP HR S P ERA WHIP																			
Javier Vazquez, R ERA: 7.94	(1, 1) 5.2 0 24 5 2 2 5 4 0 0 0 0 0 0 0 0 50 98 3.18 1.588																			
Shayne Bennett, R ERA: 3.86	(6, 1) 0.1 1 1 0 0 0 0 0 0 0 0 0 0 0 0 1 1 0.00 3.000																			
Anthony Telford, R ERA: 1.76	(7, 1) 2.0 8 2 1 0 0 1 0 0 0 0 1 0 26 43 4.50 1.500																			
Ugueth Urbina, R ERA: 0.73	(9, 1) 1.0 L 5 1 1 1 1 1 0 0 0 1 0 0 12 21 9.00 2.000																			

Batter	1	2	3	4	5	6	7	8	9	AB	R	H	RBI	BB	SO	LOB	BOTTOM					
F.P. Santangelo, S OBP: 0.323, SLG: 0.325										5	1	1	0	0	0	2	Houston Astros @ Montreal Expos Olympic Stadium, Montreal, QB Sat Apr 25 1998, 7:05 PM EDT Att. 8,489 - Dome - 72 F					
Mark Czudzielanek, R OBP: 0.284, SLG: 0.389										3	0	2	0	1	0	0						
Vladimir Guerrero, R OBP: 0.354, SLG: 0.590										4	0	2	0	0	0	3						
Brad Fullmer, L OBP: 0.374, SLG: 0.425										3	0	0	0	1	2	3						
Rondell White, R OBP: 0.326, SLG: 0.464										4	0	1	0	0	2	3						
Jose Vidro, S OBP: 0.308, SLG: 0.226										3	1	1	0	1	1	2						
Shane Andrews, R OBP: 0.246, SLG: 0.492										3	1	1	0	1	1	1						
Mike Hubbard, R OBP: 0.118, SLG: 0.118										4	0	1	0	0	0	3						
Javier Vazquez, R ERA: 7.94 Shayne Bennett, R ERA: 3.86 Scott Livingstone, L ERA: 5.73 Anthony Telford, R ERA: 1.76 Ugueth Urbina, R ERA: 0.73 Mike Mordcaai, R OBP: 0.125, SLG: 0.087										2	0	1	1	0	0	0						
Inning Stats	R: 1 E: 1 K: 2 S: 12	H: 3 LOB: 2 BB: 0 P: 13	R: 1 E: 0 K: 0 S: 15	H: 3 LOB: 2 BB: 0 P: 21	R: 0 E: 0 K: 1 S: 7	H: 0 LOB: 2 BB: 3 P: 20	R: 0 E: 0 K: 0 S: 6	H: 0 LOB: 0 BB: 0 P: 8	R: 0 E: 0 K: 1 S: 7	H: 2 LOB: 0 BB: 0 P: 11	R: 1 E: 0 K: 0 S: 9	H: 2 LOB: 1 BB: 0 P: 16	R: 0 E: 0 K: 0 S: 4	H: 0 LOB: 0 BB: 1 P: 10	R: 0 E: 0 K: 2 S: 8	H: 0 LOB: 0 BB: 0 P: 12		R: 0 E: 0 K: 0 S: 5	H: 0 LOB: 0 BB: 0 P: 7	1B: 7 2B: 4 3B: 0 HR: 0	SF: 1 SAC: 0 DP: 2 HBP: 0	WP: 0 PB: 0 SB: 0 CS: 3
PITCHER	IP WLS BF H R ER SO BB IBB HBP BLK WP HR S P ERA WHIP																					
Shane Reynolds, R ERA: 4.3	(1, 1) 6.0 0 28 10 3 3 4 3 0 0 0 0 0 0 0 56 89 4.50 2.167																					
Mike Magnante, L ERA: 5.73	(7, 1) 2.0 W 6 0 0 0 2 1 0 0 0 0 0 0 12 22 0.00 0.500																					
Billy Wagner, L ERA: 3.48	(9, 1) 1.0 S 3 0 0 0 0 0 0 0 0 0 0 0 5 7 0.00 0.000																					



Batter	1	2	3	4	5	6	7	8	9	AB	R	H	RBI	BB	SO	LOB	TOP					
F.P. Santangelo, S OBP: 0.320, SLG: 0.322 Steve Kline, S (8, 1)	E1 1B		P3		K			P4		4	0	1	0	0	1	0						
Mark Grudzielanek, R OBP: 0.284, SLG: 0.375	G1-3			BB	1B	BB	K	K		3	0	0	0	1	2	1						
Vladimir Guerrero, R OBP: 0.337, SLG: 0.469	F9			F9	L1	L1	L1	L7		4	0	0	0	0	0	2						
Rondell White, R OBP: 0.323, SLG: 0.451	L8			F8	F9	F9	F9	F9	BB	4	0	1	0	0	0	2						
Shane Andrews, R OBP: 0.250, SLG: 0.464		G5-3		BB	1B			G5-3	G4-6-3	3	0	1	0	1	0	0						
Brad Fullmer, L OBP: 0.384, SLG: 0.402	G3-1			BB	1B			G3	F9	3	0	0	0	1	0	2						
Jose Vidro, S OBP: 0.301, SLG: 0.233	F8			G1-3				2B	G4-6-3	4	0	1	0	0	0	5						
Chris Widger, R OBP: 0.271, SLG: 0.292			G5-3		K			BB		2	0	0	0	1	1	0						
Carlos Perez, L OBP: 0.154, SLG: 0.154 Shayne Bennett, R (7, 1) Da Rond Stovall, S OBP: 0.370, SLG: 0.400 (8, 7)			P7		G1-3			K		3	0	0	0	0	1	2						
Inning Stats	R: 0 E: 1 K: 0 S: 11	H: 1 LOB: 1 BB: 0 P: 15	R: 0 E: 0 K: 0 S: 6	H: 0 LOB: 0 BB: 0 P: 9	R: 0 E: 0 K: 0 S: 4	H: 0 LOB: 0 BB: 0 P: 7	R: 0 E: 0 K: 0 S: 9	H: 1 LOB: 3 BB: 2 P: 21	R: 0 E: 0 K: 1 S: 10	H: 0 LOB: 0 BB: 0 P: 18	R: 0 E: 0 K: 1 S: 7	H: 0 LOB: 0 BB: 0 P: 11	R: 0 E: 0 K: 1 S: 13	H: 1 LOB: 2 BB: 1 P: 20	R: 0 E: 0 K: 1 S: 9	H: 0 LOB: 1 BB: 1 P: 9	R: 0 E: 0 K: 0 S: 9	H: 1 LOB: 1 BB: 1 P: 13	1B: 3 2B: 1 3B: 0 HR: 0	SF: 0 SAC: 0 DP: 1 HBP: 0	WP: 0 PB: 0 SB: 0 CS: 0	PA: 34
PITCHER	IP	WLS	BF	H	R	ER	SO	BB	IBB	HBP	BLK	WP	HR	S	P	ERA	WHIP					
Donovan Osborne, L ERA: 3.08	(1, 1)	7.0	W	27	3	0	0	4	3	0	0	0	0	60	101	0.00	0.857					
Juan Acevedo, R ERA: 6.35	(8, 1)	1.0		3	0	0	0	1	0	0	0	0	0	9	9	0.00	0.000					
Kent Bottenfield, R ERA: 9.95	(9, 1)	1.0		4	1	0	0	0	1	0	0	0	0	9	13	0.00	2.000					

Montreal Expos @ St. Louis Cardinals
 Busch Stadium, St. Louis, MO
 Mon Apr 27 1998, 7:05 PM CDT
 Att: 24,548 - Cloudy - 54 F

AB 30
 R 0
 H 4
 RBI 0
 BB 4
 SO 5
 LOB 14



Batter	1	2	3	4	5	6	7	8	9	AB	R	H	RBI	BB	SO	LOB	BOTTOM					
Royce Clayton, R OBP: 0.353, SLG: 0.330	G5-3		F8		G4-6-3			3B	BB	3	2	1	0	2	0	0						
Delino DeShields, L OBP: 0.482, SLG: 0.575			G1-3		G4-6-3			BB	2B	3	1	1	3	2	0	1						
Mark McGwire, R OBP: 0.479, SLG: 0.765 David Howard, S OBP: 0.298, SLG: 0.302 (9, 5)	BB				G4-6-3			BB	BB	3	1	1	2	1	2	1						
Ray Lankford, L OBP: 0.479, SLG: 0.517 Juan Acevedo, R OBP: 1.000, SLG: 1.000 Willie McCree, S OBP: 0.333, SLG: 0.383 Kent Bottenfield, R (9, 1)	K				BB			BB	BB	0	0	0	0	0	0	0						
Brian Jordan, R OBP: 0.389, SLG: 0.561 (8, 8)					BB			BB	BB	4	1	2	0	0	0	2						
Ron Gant, R OBP: 0.292, SLG: 0.534 (1, 7)					BB			BB	BB	4	0	2	1	0	0	2						
Gary Gaetti, R OBP: 0.407, SLG: 0.472 (9, 3)					BB			BB	BB	4	0	1	1	0	0	4						
Eli Marrero, R OBP: 0.250, SLG: 0.500 (1, 2)					BB			BB	BB	4	1	0	0	0	1	5						
Donovan Osborne, S OBP: 0.200, SLG: 0.200 Brian Hunter, R OBP: 0.300, SLG: 0.444 (7, PH) (8, 9)					BB			BB	BB	2	0	0	0	0	0	1						
Inning Stats	R: 0 E: 0 K: 1 S: 13	H: 0 LOB: 1 BB: 1 P: 25	R: 1 E: 0 K: 0 S: 10	H: 2 LOB: 1 BB: 0 P: 12	R: 0 E: 0 K: 1 S: 10	H: 0 LOB: 1 BB: 1 P: 17	R: 0 E: 0 K: 0 S: 5	H: 1 LOB: 0 BB: 0 P: 8	R: 0 E: 0 K: 0 S: 7	H: 0 LOB: 0 BB: 1 P: 11	R: 0 E: 0 K: 1 S: 8	H: 1 LOB: 1 BB: 0 P: 11	R: 5 E: 2 K: 1 S: 21	H: 5 LOB: 3 BB: 1 P: 43	R: 1 E: 0 K: 0 S: 12	H: 1 LOB: 1 BB: 1 P: 17	R: 0 E: 0 K: 0 S: 9	H: 0 LOB: 0 BB: 0 P: 13	1B: 6 2B: 2 3B: 2 HR: 0	SF: 1 SAC: 0 DP: 1 HBP: 0	WP: 1 PB: 0 SB: 1 CS: 0	PA: 40
PITCHER	IP	WLS	BF	H	R	ER	SO	BB	IBB	HBP	BLK	WP	HR	S	P	ERA	WHIP					
Carlos Perez, L ERA: 3.64	(1, 1)	6.1	L	29	6	5	4	3	4	0	0	0	0	63	105	5.68	1.579					
Shayne Bennett, R ERA: 4.3	(7, 1)	0.2		6	3	1	1	1	0	0	0	0	0	11	22	13.50	4.500					
Steve Kline, L ERA: 1.13	(8, 1)	1.0		5	1	1	1	0	1	0	0	0	0	12	17	9.00	2.000					

Montreal Expos @ St. Louis Cardinals
 Busch Stadium, St. Louis, MO
 Mon Apr 27 1998, 7:05 PM CDT
 Att: 24,548 - Cloudy - 54 F

AB 34
 R 7
 H 10
 RBI 7
 BB 5
 SO 4
 LOB 19



Batter	1	2	3	4	5	6	7	8	9	AB	R	H	RBI	BB	SO	LOB	TOP								
Devon White, S (1, 8) OBP: 0.364, SLG: 0.454										3	1	2	1	2	2		Arizona Diamondbacks @ Montreal Expos Olympic Stadium, Montreal, QB Fri May 01 1998, 7:05 PM EDT Att. 6,952 - Dome - 72 F								
Andy Fox, L (1, 4) OBP: 0.346, SLG: 0.417										5	0	1	0	0	2	2									
Jay Bell, R (1, 6) OBP: 0.308, SLG: 0.435										4	0	0	0	0	1	1									
Travis Lee, L (1, 3) OBP: 0.367, SLG: 0.453										3	0	1	0	1	1	1									
Matt Williams, R (1, 5) OBP: 0.368, SLG: 0.524										2	0	0	0	2	1	2									
Jorge Fabregas, L (1, 2) OBP: 0.333, SLG: 0.310										4	0	0	0	0	1	3									
Brent Brede, L (1, 9) OBP: 0.320, SLG: 0.364										3	2	1	0	1	1	0									
David Dellucci, L (1, 7) OBP: 0.600, SLG: 1.000										3	1	3	2	1	0	0									
Brian Anderson, R (1, 1) OBP: 0.091, SLG: 0.091										2	0	0	0	0	1	1									
Tony Batista, R (7, PH) OBP: 0.308, SLG: 0.348										0	0	0	0	1	0	0									
Gregg Olson, R (7, 1) OBP: 0.500, SLG: 2.000										0	0	0	0	0	0	0									
Yamil Benitez, R (8, PH) OBP: 0.217, SLG: 0.316										1	0	0	0	0	1	2									
Inning Stats	R: 1 E: 0 K: 1 S: 14	H: 2 LOB: 1 BB: 0 P: 22	R: 0 E: 0 K: 1 S: 7	H: 0 LOB: 1 BB: 1 P: 12	R: 0 E: 0 K: 1 S: 5	H: 0 LOB: 1 BB: 1 P: 12	R: 0 E: 0 K: 1 S: 12	H: 0 LOB: 1 BB: 1 P: 19	R: 2 E: 0 K: 3 S: 13	H: 2 LOB: 0 BB: 0 P: 19	R: 0 E: 1 K: 1 S: 11	H: 0 LOB: 0 BB: 0 P: 17	R: 0 E: 0 K: 1 S: 9	H: 1 LOB: 2 BB: 1 P: 18	R: 0 E: 0 K: 0 S: 6	H: 1 LOB: 2 BB: 2 P: 18	R: 1 E: 0 K: 2 S: 12	H: 1 LOB: 1 BB: 1 P: 18	1B: 3 2B: 3 3B: 0 HR: 2	SF: 1 SAC: 0 DP: 4 HBP: 0	WP: 0 PB: 0 SB: 0 CS: 1	PA: 38			
PITCHER	IP	WLS	BF	H	R	ER	SO	BB	IBB	HBP	BLK	WP	HR	S	P	ERA	WHIP								
Javier Vazquez, R (1, 1) ERA: 7.06	6.2	W	26	5	3	3	8	3	0	0	0	0	2	68	112	4.05	1.200								
Anthony Telford, R (7, 1) ERA: 2.51	0.1		3	1	0	0	1	1	0	0	0	0	0	5	11	0.00	6.000								
Ugueth Urbina, R (8, 1) ERA: 1.26	2.0	S	9	1	1	1	2	3	0	0	1	0	0	16	32	4.50	2.000								

Batter	1	2	3	4	5	6	7	8	9	AB	R	H	RBI	BB	SO	LOB	BOTTOM								
F.P. Santangelo, S (1, 7) OBP: 0.349, SLG: 0.409										4	2	2	1	0	1	1	Arizona Diamondbacks @ Montreal Expos Olympic Stadium, Montreal, QB Fri May 01 1998, 7:05 PM EDT Att. 6,952 - Dome - 72 F								
Mark Cudjrievskanek, R (1, 6) OBP: 0.270, SLG: 0.356										3	1	1	1	0	0	0									
Vladimir Guerrero, R (1, 9) OBP: 0.347, SLG: 0.489										4	2	1	2	0	0	1									
Rondell White, R (1, 8) OBP: 0.315, SLG: 0.430										4	0	1	1	0	0	0									
Shane Andrews, R (1, 5) OBP: 0.275, SLG: 0.547										3	1	1	2	1	0	1									
Brad Fullmer, L (1, 3) OBP: 0.383, SLG: 0.400										3	0	1	0	0	0	1									
Anthony Telford, R (7, 1) Ugueth Urbina, R (8, 1)										0	0	0	0	0	0	0									
Ugueth Urbina, R (8, 1)										1	0	0	0	0	1	1									
Jose Vidro, S (1, 4) OBP: 0.299, SLG: 0.222										3	0	0	0	1	1	1									
Chris Widger, R (1, 2) OBP: 0.269, SLG: 0.301										4	0	1	0	0	1	2									
Javier Vazquez, R (1, 1) Ryan McGuire, L (7, 3) OBP: 0.333, SLG: 0.444										2	1	1	0	0	0	0									
Chris Widger, R (1, 2) Ryan McGuire, L (7, 3) OBP: 0.333, SLG: 0.444										1	0	1	0	0	0	0									
Inning Stats	R: 1 E: 0 K: 0 S: 7	H: 1 LOB: 0 BB: 0 P: 11	R: 1 E: 0 K: 0 S: 10	H: 2 LOB: 0 BB: 0 P: 13	R: 3 E: 0 K: 0 S: 10	H: 3 LOB: 1 BB: 1 P: 18	R: 0 E: 0 K: 2 S: 8	H: 0 LOB: 0 BB: 0 P: 11	R: 0 E: 0 K: 0 S: 5	H: 0 LOB: 0 BB: 0 P: 11	R: 0 E: 0 K: 1 S: 10	H: 0 LOB: 1 BB: 0 P: 14	R: 0 E: 3 K: 1 S: 16	H: 2 LOB: 2 BB: 1 P: 28	R: 2 E: 3 K: 1 S: 16	H: 2 LOB: 2 BB: 1 P: 28	1B: 5 2B: 2 3B: 0 HR: 3	SF: 2 SAC: 0 DP: 0 HBP: 0	WP: 1 PB: 0 SB: 0 CS: 1	PA: 35					
PITCHER	IP	WLS	BF	H	R	ER	SO	BB	IBB	HBP	BLK	WP	HR	S	P	ERA	WHIP								
Brian Anderson, L (1, 1) ERA: 4.62	6.0	L	24	6	5	5	2	1	0	0	0	1	0	26	42	0.00	2.500								
Gregg Olson, R (7, 1) ERA: 3.55	2.0		11	4	2	0	2	1	0	0	0	1	0	26	42	0.00	2.500								

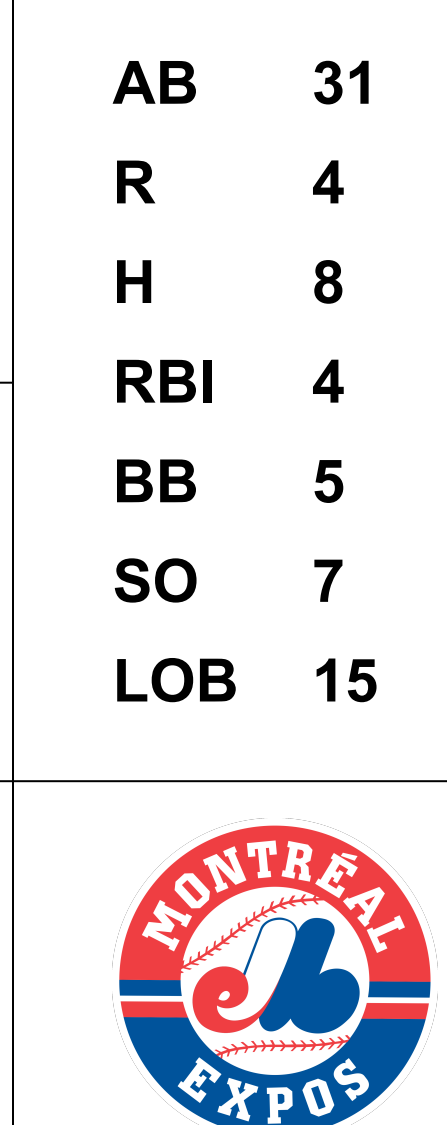


Batter	1	2	3	4	5	6	7	8	9	AB	R	H	RBI	BB	SO	LOB	TOP					
Devon White, S (1, 8) OBP: 0.346, SLG: 0.427	F8		G4-3			G4-3			F8	4	0	0	0	0	0	0	Arizona Diamondbacks @ Montreal Expos Olympic Stadium, Montreal, QB Sun May 03 1998, 3:33 AM EDT Att: 10,467 - Dome - 72 F					
Andy Fox, L (1, 4) OBP: 0.316, SLG: 0.377	F9		P7			L1			P6	4	0	0	0	0	0							
Jay Bell, R (1, 6) OBP: 0.308, SLG: 0.427	F8			G6-4-3 1B		K			K	4	0	1	0	0	2							
Travis Lee, L (1, 3) OBP: 0.357, SLG: 0.456										2	0	0	0	1	1							
Matt Williams, R (1, 5) OBP: 0.368, SLG: 0.522										3	0	0	0	0	2							
Jorge Fabregas, L (1, 2) OBP: 0.322, SLG: 0.297										3	1	0	0	0	1							
Brent Brede, L (1, 9) OBP: 0.325, SLG: 0.371										3	0	1	1	0	0							
David Dellucci, L (1, 7) OBP: 0.500, SLG: 0.750										2	0	0	0	1	0							
Willie Blair, R (1, 1) OBP: 0.154, SLG: 0.154										2	0	0	0	0	0							
Tony Batista, R (8, PH) OBP: 0.296, SLG: 0.333										1	0	0	0	0	0							
Barry Manuel, R (8, 1)										0	0	0	0	0	0							
Inning Stats	R: 0 E: 0 K: 0 S: 7	H: 0 LOB: 0 BB: 0 P: 10	R: 1 E: 0 K: 1 S: 13	H: 1 LOB: 1 BB: 1 P: 25	R: 0 E: 0 K: 0 S: 3	H: 0 LOB: 0 BB: 0 P: 5	R: 0 E: 0 K: 1 S: 10	H: 1 LOB: 0 BB: 0 P: 11	R: 0 E: 0 K: 1 S: 7	H: 0 LOB: 1 BB: 1 P: 15	R: 0 E: 0 K: 1 S: 11	H: 0 LOB: 0 BB: 0 P: 13	R: 0 E: 0 K: 1 S: 12	H: 0 LOB: 0 BB: 0 P: 16	R: 0 E: 0 K: 0 S: 6	H: 0 LOB: 0 BB: 0 P: 6	R: 0 E: 0 K: 1 S: 8	H: 0 LOB: 0 BB: 0 P: 13	1B: 1 2B: 1 3B: 0 HR: 0	SF: 0 SAC: 0 DP: 1 HBP: 0	WP: 0 PB: 0 CS: 0	PA: 30
PITCHER Dustin Hermanson, R (1, 1) ERA: 2.79	IP: 9.0 WLS: W BF: 30 H: 2 R: 1 ER: 1 SO: 6 BB: 2 IBB: 0 HBP: 0 BLK: 0 WP: 0 HR: 0 S: 77 P: 114 ERA: 1.00 WHIP: 0.444															PITCHER						

AB	28
R	1
H	2
RBI	1
BB	2
SO	6
LOB	6



Batter	1	2	3	4	5	6	7	8	9	AB	R	H	RBI	BB	SO	LOB	BOTTOM					
F.P. Santangelo, S (1, 4) OBP: 0.362, SLG: 0.441	F7		L8			F7				4	0	1	0	0	0	0	Arizona Diamondbacks @ Montreal Expos Olympic Stadium, Montreal, QB Sun May 03 1998, 3:33 AM EDT Att: 10,467 - Dome - 72 F					
Mark Czuzielanek, R (1, 6) OBP: 0.264, SLG: 0.342	1B		G6-3			G3			G6-4-3	4	1	1	0	0	0							
Derrick May, L (1, 7) OBP: 0.391, SLG: 0.455	1B		G4-3							3	0	1	0	1	0							
Mike Mordecai, R (8, 4) OBP: 0.111, SLG: 0.077	1B									0	0	0	0	0	0							
Rondell White, R (1, 8) OBP: 0.322, SLG: 0.422										3	1	1	1	1	0							
Vladimir Guerrero, R (1, 9) OBP: 0.362, SLG: 0.547	G1-3									3	1	1	2	1	1							
Brad Fullmer, L (1, 3) OBP: 0.349, SLG: 0.392	G1-3									3	1	1	0	0	0							
Ryan McGuire, L (7, 3) OBP: 0.355, SLG: 0.393	G1-3									1	0	0	0	0	1							
Shane Andrews, R (1, 5) OBP: 0.289, SLG: 0.524										3	0	1	0	1	1							
Chris Widger, R (1, 2) OBP: 0.295, SLG: 0.300										3	0	1	1	1	1							
Dustin Hermanson, R (1, 1)										4	0	0	0	0	3							
Inning Stats	R: 1 E: 0 K: 0 S: 20	H: 3 LOB: 2 BB: 0 P: 29	R: 0 E: 0 K: 3 S: 9	H: 0 LOB: 0 BB: 0 P: 13	R: 0 E: 0 K: 0 S: 6	H: 0 LOB: 0 BB: 0 P: 8	R: 0 E: 0 K: 1 S: 8	H: 0 LOB: 1 BB: 1 P: 13	R: 0 E: 0 K: 1 S: 9	H: 0 LOB: 0 BB: 0 P: 9	R: 3 E: 0 K: 0 S: 13	H: 3 LOB: 2 BB: 2 P: 30	R: 0 E: 0 K: 0 S: 4	H: 1 LOB: 0 BB: 0 P: 7	R: 0 E: 0 K: 2 S: 9	H: 1 LOB: 3 BB: 2 P: 22	R: 0 E: 0 K: 2 S: 9	H: 1 LOB: 3 BB: 2 P: 22	1B: 5 2B: 2 3B: 0 HR: 1	SF: 0 SAC: 0 DP: 1 HBP: 0	WP: 1 PB: 0 CS: 0	PA: 36
PITCHER Willie Blair, R (1, 1) ERA: 6.33	IP: 7.0 WLS: L BF: 30 H: 7 R: 4 ER: 4 SO: 5 BB: 3 IBB: 0 HBP: 0 BLK: 0 WP: 1 HR: 1 S: 69 P: 109 ERA: 5.14 WHIP: 1.429															PITCHER						



Batter	1	2	3	4	5	6	7	8	9	AB	R	H	RBI	BB	SO	LOB	TOP								
Chris Stynes, R OBP: 0.380, SLG: 0.426 (1, 7)										4	1	1	0	0	0	1	Cincinnati Reds @ Montreal Expos Olympic Stadium, Montreal, QB Mon May 04 1998, 7:05 PM EDT Att. 6,616 - Dome - 72 F								
Willie Greene, L OBP: 0.381, SLG: 0.448 (1, 5)										3	0	0	0	1	1										
Dmitri Young, S OBP: 0.366, SLG: 0.521 (1, 9)										4	1	2	1	0	1	0									
Pat Watkins, R OBP: 0.222, SLG: 0.346 (8, 9)										0	0	0	0	0	0	0									
Bret Boone, R OBP: 0.371, SLG: 0.535 (1, 4)										4	1	1	1	0	2	3									
Barry Larkin, R OBP: 0.337, SLG: 0.300 (1, 6)										4	0	1	1	0	0	2									
Reggie Sanders, R OBP: 0.338, SLG: 0.254 (1, 8)										4	0	0	0	0	2	3									
Eduardo Perez, R OBP: 0.203, SLG: 0.261 (1, 3)										4	1	1	1	0	0	0									
Brook Fordyce, R OBP: 0.292, SLG: 0.227 (1, 2)										4	0	1	0	0	0	0									
Scott Winchester, R (1, 1)										2	0	0	0	0	1	1									
Jon Nunnally, L OBP: 0.355, SLG: 0.417 (7, PH)										1	0	0	0	0	0	0									
Scott Sullivan, R (7, 1)										0	0	0	0	0	0	0									
Jeff Shaw, R (9, 1)										0	0	0	0	0	0	0									
Inning Stats	R: 2 E: 0 K: 1 S: 17	H: 3 LOB: 1 BB: 0 P: 24	R: 0 E: 0 K: 1 S: 10	H: 1 LOB: 1 BB: 0 P: 14	R: 0 E: 0 K: 2 S: 11	H: 1 LOB: 2 BB: 1 P: 18	R: 0 E: 0 K: 0 S: 3	H: 0 LOB: 0 BB: 0 P: 5	R: 0 E: 0 K: 0 S: 6	H: 0 LOB: 0 BB: 0 P: 9	R: 0 E: 0 K: 0 S: 8	H: 0 LOB: 0 BB: 0 P: 12	R: 0 E: 0 K: 0 S: 12	H: 0 LOB: 0 BB: 0 P: 17	R: 0 E: 0 K: 1 S: 8	H: 0 LOB: 0 BB: 0 P: 11	R: 2 E: 0 K: 1 S: 12	H: 2 LOB: 0 BB: 0 P: 18	1B: 3 2B: 2 3B: 0 HR: 2	SF: 0 SAC: 0 DP: 0 HBP: 0	WP: 0 PB: 0 SB: 2 CS: 0	PA: 35			
PITCHER	IP	WLS	BF	H	R	ER	SO	BB	IBB	HBP	BLK	WP	HR	S	P	ERA	WHIP								
Trey Moore, L ERA: 7.2 (1, 1)	2.2	L	14	5	2	2	3	1	0	0	0	0	0	35	51	6.75	2.250								
Shayne Bennett, R ERA: 3.79 (3, 1)	3.1		10	0	0	0	2	0	0	0	0	0	0	20	31	0.00	0.000								
Mike Maddux, R ERA: 6.75 (7, 1)	2.0		6	0	0	0	1	0	0	0	0	0	0	20	28	0.00	0.000								
Anthony Telford, R ERA: 3.57 (9, 1)	1.0		5	2	2	2	1	0	0	0	0	0	2	12	18	18.00	2.000								

AB	34
R	4
H	7
RBI	4
BB	1
SO	7
LOB	11



Batter	1	2	3	4	5	6	7	8	9	AB	R	H	RBI	BB	SO	LOB	BOTTOM								
F.P. Santangelo, S OBP: 0.358, SLG: 0.434 (1, 4)										4	0	1	0	0	2	0	Cincinnati Reds @ Montreal Expos Olympic Stadium, Montreal, QB Mon May 04 1998, 7:05 PM EDT Att. 6,616 - Dome - 72 F								
Mark Czudzielanek, R OBP: 0.272, SLG: 0.347 (1, 6)										4	0	2	0	0	0	2									
Derrick May, L OBP: 0.333, SLG: 0.385 (1, 7)										4	0	0	0	0	0	2									
Rondell White, R OBP: 0.314, SLG: 0.411 (1, 8)										3	0	0	0	0	0	0									
Vladimir Guerrero, R OBP: 0.352, SLG: 0.531 (1, 9)										3	0	0	0	0	0	0									
Brad Fullmer, L OBP: 0.339, SLG: 0.380 (1, 3)										3	0	0	0	0	0	0									
Shane Andrews, R OBP: 0.280, SLG: 0.506 (1, 5)										3	0	0	0	0	1	0									
Mike Hubbard, R OBP: 0.091, SLG: 0.091 (1, 2)										2	1	0	0	0	0	0									
Da Rond Stevail, S OBP: 0.344, SLG: 0.345 (8, PH)										1	0	0	0	0	0	0									
Chris Widger, R OBP: 0.295, SLG: 0.300 (9, 2)										0	0	0	0	0	0	0									
Trey Moore, L ERA: 7.2 (1, 1)										1	0	0	0	0	0	0									
Shayne Bennett, R ERA: 3.79 (3, 1)										0	0	0	0	0	0	0									
Jose Vidro, S OBP: 0.306, SLG: 0.231 (8, PH)										1	0	0	0	0	0	0									
Mike Maddux, R ERA: 6.75 (7, 1)										0	0	0	0	0	0	0									
Anthony Telford, R ERA: 3.57 (9, 1)										0	0	0	0	0	0	0									
Ryan McGuire, L OBP: 0.344, SLG: 0.379 (8, PH)										1	0	0	0	0	1	0									
Inning Stats	R: 0 E: 0 K: 0 S: 6	H: 0 LOB: 0 BB: 0 P: 8	R: 0 E: 0 K: 0 S: 5	H: 0 LOB: 0 BB: 0 P: 8	R: 0 E: 0 K: 0 S: 10	H: 0 LOB: 0 BB: 0 P: 11	R: 0 E: 0 K: 1 S: 8	H: 1 LOB: 0 BB: 0 P: 11	R: 0 E: 0 K: 0 S: 11	H: 0 LOB: 0 BB: 0 P: 16	R: 1 E: 2 K: 0 S: 11	H: 2 LOB: 1 BB: 0 P: 15	R: 0 E: 0 K: 0 S: 6	H: 0 LOB: 0 BB: 0 P: 8	R: 0 E: 0 K: 1 S: 9	H: 0 LOB: 0 BB: 0 P: 16	R: 0 E: 0 K: 2 S: 10	H: 1 LOB: 1 BB: 0 P: 14	1B: 4 2B: 0 3B: 0 HR: 0	SF: 0 SAC: 0 DP: 2 HBP: 0	WP: 0 PB: 0 SB: 0 CS: 0	PA: 30			
PITCHER	IP	WLS	BF	H	R	ER	SO	BB	IBB	HBP	BLK	WP	HR	S	P	ERA	WHIP								
Scott Winchester, R ERA: 2.89 (1, 1)	6.0	W	20	3	1	0	0	0	0	0	0	0	0	51	69	0.00	0.500								
Scott Sullivan, R ERA: 8.27 (7, 1)	2.0		6	0	0	0	1	0	0	0	0	0	0	15	24	0.00	0.000								
Jeff Shaw, R ERA: 1.93 (9, 1)	1.0	S	4	1	0	0	2	0	0	0	0	0	0	10	14	0.00	1.000								

AB	30
R	1
H	4
RBI	0
BB	0
SO	4
LOB	4



Batter	1	2	3	4	5	6	7	8	9	AB	R	H	RBI	BB	SO	LOB	TOP										
Chris Stynes, R OBP: 0.373, SLG: 0.412	0-1 F9	2-1 G5-3		1-2 F8			2-2 G6-3	4-0 BB		4	0	0	0	1	0	2	Cincinnati Reds @ Montreal Expos Olympic Stadium, Montreal, QB Tue May 05 1998, 7:05 PM EDT Att. 6,549 - Dome - 72 F										
Willie Greene, L OBP: 0.374, SLG: 0.430	4-0 1B BB		2-2 G1		0-0 G3		2-3 K	0-1 F8		4	1	0	0	1	1	3											
Dmitri Young, S OBP: 0.377, SLG: 0.525	1-1 SAFE		0-1		0-2 F8		2-1 E3		2-2 SH5-4	5	0	3	0	0	0	0											
Pat Watkins, R OBP: 0.222, SLG: 0.346	1-2 1B		2B		1B				1B	0	0	0	0	0	0	0											
Eddie Taubensee, L OBP: 0.436, SLG: 0.536	0-0 1B		0-2 L8		1-0		1-3 K		2-1 SH5-4	4	0	2	1	0	1	2											
Bret Boone, R OBP: 0.380, SLG: 0.546	1-2 1B		1-2 SAFE		0-0		2-2 G1-3	1B	1-2 F8	5	1	3	0	0	0	3											
Barry Larkin, R OBP: 0.320, SLG: 0.282	0-0 G4-3		2-3 K			2-1 P3		0-1 G1-3	1-0 L4	5	0	0	0	0	1	7											
Sean Casey, L OBP: 0.571, SLG: 0.714		1-0 SH1-4		1-2 G4-3		0-0 1B		2-1 BB	2B	4	0	3	1	0	0	0											
Reggie Sanders, R OBP: 0.320, SLG: 0.238	0-0 F7		3-2 G1-3		1-3 K		1-3 K			4	0	0	0	0	2	3											
Pete Harnisch, S OBP: 0.118, SLG: 0.063	1-1 SAFE		1-1 SH1-4		4-2		0-2 F9		4-0 BB	1	0	0	0	1	0	1											
Lenny Harris, L OBP: 0.404, SLG: 0.420		1-2								0	0	0	0	1	0	0											
Stan Belinda, R OBP: 0.320, SLG: 0.420										0	0	0	0	0	0	0											
Inning Stats	R: 1 E: 0 K: 0 S: 10	H: 3 LOB: 2 BB: 1 P: 16	R: 0 E: 0 K: 0 S: 6	H: 1 LOB: 1 BB: 0 P: 10	R: 0 E: 0 K: 1 S: 15	H: 2 LOB: 2 BB: 0 P: 19	R: 0 E: 0 K: 0 S: 11	H: 0 LOB: 1 BB: 1 P: 20	R: 0 E: 0 K: 0 S: 7	H: 1 LOB: 1 BB: 0 P: 9	R: 0 E: 0 K: 2 S: 12	H: 0 LOB: 1 BB: 0 P: 19	R: 1 E: 0 K: 1 S: 17	H: 2 LOB: 2 BB: 2 P: 30	R: 0 E: 0 K: 0 S: 10	H: 1 LOB: 2 BB: 0 P: 16	1B: 8 2B: 3 3B: 0 HR: 0	SF: 0 SAC: 2 DP: 0 HBP: 0	WP: 0 PB: 1 SB: 0 CS: 0	PA: 42							
PITCHER	IP	WLS	BF	H	R	ER	SO	BB	IBB	HBP	BLK	WP	HR	S	P	ERA	WHIP										
Miguel Batista, R ERA: 4.5	(1, 1)	6.2	30	8	1	1	3	2	0	0	0	0	0	68	102	1.35	1.500										
Steve Kline, L ERA: 4.22	(7, 1)	0.1	1	0	0	0	1	0	0	0	0	0	0	4	5	0.00	0.000										
Marc Valdes, R ERA: 9.45	(8, 1)	0.1	2	1	1	1	0	0	0	0	0	0	0	7	9	27.00	3.000										
Ugueth Urbina, R ERA: 1.13	(8, 1)	1.2	W	9	2	0	1	1	1	0	0	0	0	20	37	0.00	1.800										

AB	36
R	2
H	11
RBI	2
BB	4
SO	5
LOB	21



Batter	1	2	3	4	5	6	7	8	9	AB	R	H	RBI	BB	SO	LOB	BOTTOM										
F.P. Santangelo, S OBP: 0.363, SLG: 0.445	0-0 1B SF8		1-2 1B G3-6-3		2-0 G3			1-3 K		4	2	2	0	0	1	0	Cincinnati Reds @ Montreal Expos Olympic Stadium, Montreal, QB Tue May 05 1998, 7:05 PM EDT Att. 6,549 - Dome - 72 F										
Mark Czuzdzianek, R OBP: 0.279, SLG: 0.352	0-1 1B		0-0 1B		3-1 P2		3-3 K			4	0	2	0	0	1	0											
Derrick May, L OBP: 0.300, SLG: 0.357	2-3 1B		1-3 1B		0-0 G3-1		0-3 K			2	0	0	1	0	0	1											
Da Rond Stovall, S OBP: 0.333, SLG: 0.333	0-0 SF8		0-0 G3-6-3		1-2 SAFE					1	0	0	0	0	1	0											
Rondell White, R OBP: 0.312, SLG: 0.400	3-H L5-3		1-1 F8		4-1 1B				1-1 P3	3	0	0	0	1	0	1											
Vladimir Guerrero, R OBP: 0.366, SLG: 0.549		0-2 G6-3		2-2 G4-6-3		0-0 1B		1-2 1B	3-2 E8	4	0	3	0	0	0	0											
Brad Fullmer, L OBP: 0.330, SLG: 0.369		0-2 G3		0-1 G4-6-3		0-0 F8			4-0 FC3-2	3	0	0	0	0	0	3											
Steve Kline, S OBP: 0.500, SLG: 0.400				1-2 SAFE					BB	0	0	0	0	0	0	0											
Marc Valdes, R OBP: 0.500, SLG: 0.400									FC3-2	0	0	0	0	0	0	0											
Ugueth Urbina, R OBP: 0.287, SLG: 0.308									BB	0	1	0	0	1	0	0											
Scott Livingstone, L OBP: 0.297, SLG: 0.308									IBB	0	0	0	0	0	0	0											
Shane Andrews, R OBP: 0.299, SLG: 0.506		2-0 1B		1-0 G5-3		4-2 CS			4-0 BB	2	0	1	0	2	0	0											
Chris Widger, R OBP: 0.297, SLG: 0.301		1-0 1B			1-1 G5-3		2-2 SAFE		1-1 FC3-2	3	0	1	0	0	0	1											
Jose Vidro, S OBP: 0.300, SLG: 0.227									BB	1	0	0	0	0	0	3											
Miguel Batista, R OBP: 0.300, SLG: 0.227									BB	0	0	0	0	0	0	0											
Ryan McGuire, L OBP: 0.353, SLG: 0.367									1-2 SAFE	2	0	0	0	0	0	2											
Inning Stats	R: 1 E: 0 K: 0 S: 6	H: 2 LOB: 0 BB: 0 P: 6	R: 0 E: 0 K: 0 S: 11	H: 2 LOB: 2 BB: 0 P: 15	R: 1 E: 0 K: 0 S: 7	H: 2 LOB: 0 BB: 0 P: 9	R: 0 E: 0 K: 0 S: 5	H: 1 LOB: 0 BB: 0 P: 9	R: 0 E: 0 K: 0 S: 6	H: 1 LOB: 2 BB: 1 P: 13	R: 0 E: 0 K: 1 S: 16	H: 0 LOB: 0 BB: 1 P: 25	R: 0 E: 0 K: 3 S: 9	H: 0 LOB: 0 BB: 0 P: 13	R: 1 E: 1 K: 0 S: 11	H: 1 LOB: 3 BB: 3 P: 28	1B: 7 2B: 3 3B: 0 HR: 0	SF: 1 SAC: 0 DP: 3 HBP: 0	WP: 0 PB: 0 SB: 0 CS: 1	PA: 36							
PITCHER	IP	WLS	BF	H	R	ER	SO	BB	IBB	HBP	BLK	WP	HR	S	P	ERA	WHIP										
Pete Harnisch, R ERA: 3.04	(1, 1)	7.0	27	8	2	2	1	2	0	0	0	0	0	57	86	2.57	1.429										
Stan Belinda, R ERA: 3.86	(8, 1)	1.2	L	9	1	1	1	3	1	2	0	0	0	20	41	5.40	1.200										

AB	30
R	3
H	9
RBI	2
BB	5
SO	4
LOB	11



Batter	1	2	3	4	5	6	7	8	9	AB	R	H	RBI	BB	SO	LOB	TOP								
Chris Stynes, R (1, 7) OBP: 0.374, SLG: 0.407	G6-3		1B HBP		G5-3		F9		1B	4	0	1	0	0	0	2	Cincinnati Reds @ Montreal Expos Olympic Stadium, Montreal, QB Wed May 06 1998, 7:05 PM EDT Att. 7,261 - Dome - 72 F								
Willie Greene, L (1, 5) OBP: 0.375, SLG: 0.433	G1-3		SF9		G6-3		1B		1B	4	0	2	2	0	0	1									
Dmitri Young, S (1, 9) OBP: 0.376, SLG: 0.553 Pat Watkins, R (7, 9) OBP: 0.222, SLG: 0.346 Jon Nunnally, L (9, FH) OBP: 0.380, SLG: 0.411	K		1B		G5-3		HR		G6-4-3	4	1	2	2	0	1	1									
Eddie Taubensee, L (1, 2) OBP: 0.439, SLG: 0.535		K	P8							4	0	2	0	0	1	2									
Bret Boone, R (1, 4) OBP: 0.371, SLG: 0.533		F9			G5-3		G5-3		SH1	3	0	0	0	0	0	1									
Barry Larkin, R (1, 6) OBP: 0.308, SLG: 0.270		F8			F7		G4-3		G3	4	0	0	0	0	0	2									
Sean Casey, L (1, 3) OBP: 0.545, SLG: 0.556			SH1-4 1B SF9 BB		K		G6-3		FC6-4 BB	2	1	0	0	2	1	1									
Reggie Sanders, R (1, 8) OBP: 0.329, SLG: 0.242			SF9 1B SH1-4 1B		G1-3		F9 1B SH3 BB		FC6-4	3	2	1	0	1	0	2									
Mike Remlinger, L (1, 1) OBP: 0.125, SLG: 0.188 Scott Sullivan, R (8, 1) Lenny Harris, L (9, PH) OBP: 0.397, SLG: 0.412 Jeff Shaw, R (9, 1)			SH1-4				SH3		G6-3	1	0	1	0	0	0	0									
			1-2 2-3				1-2			0	0	0	0	0	0	0									
Inning Stats	R: 0 E: 0 K: 1 S: 7	H: 0 LOB: 0 BB: 0 P: 13	R: 0 E: 0 K: 1 S: 7	H: 0 LOB: 0 BB: 0 P: 13	R: 2 E: 0 K: 0 S: 14	H: 2 LOB: 2 BB: 1 P: 25	R: 0 E: 0 K: 1 S: 6	H: 0 LOB: 0 BB: 0 P: 8	R: 0 E: 0 K: 0 S: 7	H: 1 LOB: 1 BB: 0 P: 12	R: 1 E: 0 K: 0 S: 7	H: 2 LOB: 1 BB: 0 P: 14	R: 1 E: 0 K: 0 S: 14	H: 1 LOB: 1 BB: 1 P: 24	R: 0 E: 0 K: 0 S: 8	H: 1 LOB: 2 BB: 1 P: 14	R: 0 E: 0 K: 0 S: 9	H: 2 LOB: 1 BB: 0 P: 13	1B: 7 2B: 1 3B: 0 HR: 1	SF: 1 SAC: 3 DP: 1 HBP: 1	WP: 0 PB: 0 SB: 0 CS: 0	PA: 39			
PITCHER	IP	WLS	BF	H	R	ER	SO	BB	IBB	HBP	BLK	WP	HR	S	P	ERA	WHIP								
Javier Vazquez, R (1, 1) ERA: 6.75	6.2	L	28	5	4	4	3	2	0	1	0	0	1	56	99	5.40	1.050								
Steve Kline, L (7, 1) ERA: 4.09	0.1		3	2	0	0	0	0	0	0	0	0	0	7	11	0.00	6.000								
Marc Valdes, R (8, 1) ERA: 8.86	1.1		7	2	0	0	0	1	0	0	0	0	0	14	24	0.00	2.250								
Mike Maddux, R (9, 1) ERA: 6.0	0.2		1	0	0	0	0	0	0	0	0	0	0	2	2	0.00	0.000								

AB	31
R	4
H	9
RBI	4
BB	3
SO	3
LOB	14



Batter	1	2	3	4	5	6	7	8	9	AB	R	H	RBI	BB	SO	LOB	BOTTOM								
F.P. Santangelo, S (1, 4) OBP: 0.399, SLG: 0.434	G5-3		F7		S 1B BB		G6-3			3	1	0	0	1	0	1	Cincinnati Reds @ Montreal Expos Olympic Stadium, Montreal, QB Wed May 06 1998, 7:05 PM EDT Att. 7,261 - Dome - 72 F								
Mark Czudzielanek, R (1, 6) OBP: 0.280, SLG: 0.352	G6-4-3 BB		1B		F7				K	3	0	1	0	1	1	1									
Vladimir Guerrero, R (1, 9) OBP: 0.362, SLG: 0.536	G6-4-3		P4		P4		1B		P5	4	0	1	1	0	0	2									
Rondell White, R (1, 8) OBP: 0.310, SLG: 0.395		F7			G5-3		K2-3		FC5-4 1B	4	0	1	0	0	1	1									
Shane Andrews, R (1, 5) OBP: 0.297, SLG: 0.495		P4			K		L3 1B		FC5-4	4	0	1	0	0	1	1									
Brad Fullmer, L (1, 3) OBP: 0.345, SLG: 0.393		1B			2B		L3		G4-6-3 1B	4	0	3	0	0	0	1									
Da Rond Stovall, S (1, 7) OBP: 0.333, SLG: 0.313 Steve Kline, S (7, 1) ERA: 7.79		K					K		G4-6-3	2	0	0	0	0	0	0									
Marc Valdes, R (8, 1) OBP: 0.500, SLG: 0.400 Mike Maddux, L (9, 1)		K								0	0	0	0	0	0	0									
Derrick May, L (9, PH) OBP: 0.290, SLG: 0.345					BB					1	0	0	0	0	0	1									
Chris Widger, R (1, 2) OBP: 0.316, SLG: 0.349			HR		K		G6-3 BB		1B	3	1	2	1	1	1	2									
Javier Vazquez, R (1, 1) OBP: 0.273, SLG: 0.364 Jose Vidro, S (7, 4) OBP: 0.293, SLG: 0.221		G6-3			G6-3		K		G6-3	2	0	0	0	0	0	0									
										2	0	0	0	0	1	2									
Inning Stats	R: 0 E: 0 K: 0 S: 5	H: 0 LOB: 1 BB: 1 P: 13	R: 0 E: 0 K: 1 S: 8	H: 1 LOB: 0 BB: 0 P: 12	R: 1 E: 0 K: 0 S: 8	H: 2 LOB: 1 BB: 0 P: 14	R: 0 E: 0 K: 2 S: 13	H: 1 LOB: 2 BB: 1 P: 20	R: 1 E: 0 K: 1 S: 16	H: 1 LOB: 1 BB: 1 P: 27	R: 0 E: 0 K: 1 S: 9	H: 1 LOB: 0 BB: 0 P: 13	R: 0 E: 0 K: 1 S: 7	H: 0 LOB: 0 BB: 1 P: 12	R: 0 E: 0 K: 1 S: 7	H: 1 LOB: 1 BB: 0 P: 9	R: 0 E: 0 K: 0 S: 10	H: 2 LOB: 1 BB: 0 P: 12	1B: 7 2B: 2 3B: 0 HR: 1	SF: 0 SAC: 0 DP: 4 HBP: 0	WP: 0 PB: 0 SB: 1 CS: 0	PA: 36			
PITCHER	IP	WLS	BF	H	R	ER	SO	BB	IBB	HBP	BLK	WP	HR	S	P	ERA	WHIP								
Mike Remlinger, L (1, 1) ERA: 3.45	7.0	W	28	6	2	2	6	4	0	0	0	0	0	65	111	2.57	1.429								
Scott Sullivan, R (8, 1) ERA: 7.79	1.0		4	1	0	0	1	0	0	0	0	0	0	7	9	0.00	1.000								
Jeff Shaw, R (9, 1) ERA: 1.83	1.0	S	4	2	0	0	0	0	0	0	0	0	0	10	12	0.00	2.000								

AB	32
R	2
H	9
RBI	2
BB	4
SO	7
LOB	13



Batter	1	2	3	4	5	6	7	8	9	AB	R	H	RBI	BB	SO	LOB	TOP			
3 Mike Lansing, R OBP: 0.322, SLG: 0.391	P3		K			F8		G4-3		4	0	0	0	0	1	1				
Ellis Burks, R OBP: 0.353, SLG: 0.617	F9					K			1B	4	1	2	0	0	1	0				
Larry Walker, L OBP: 0.447, SLG: 0.568	G1-3								3B	4	0	1	1	0	1	1				
Dante Bichette, R OBP: 0.373, SLG: 0.483 1 Curtis Goodwin, L OBP: 0.441, SLG: 0.379	P3					E6		F7	FC6-4 17 BB	4	0	0	0	0	0	1				
Vinny Castilla, R OBP: 0.362, SLG: 0.667	G6-3					G5-3			K	4	0	1	0	0	1	2				
17 Todd Helton, L OBP: 0.347, SLG: 0.426																				
Neifi Perez, S OBP: 0.274, SLG: 0.370 John Vander Wal, L OBP: 0.444, SLG: 0.591	B2-3					P6			P8	3	0	1	0	0	0	1				
Kirt Manwaring, R OBP: 0.410, SLG: 0.373						G5-3		L8		3	0	1	0	0	0	1				
Jamey Wright, R OBP: 0.083, SLG: 0.083 Greg Colbrunn, R OBP: 0.400, SLG: 0.512 Mike DeJean, R OBP: 0.441, SLG: 0.379	B5-6-4							P4		2	0	0	0	0	1	1				
Inning Stats	R: 0 E: 0 K: 0 S: 6	H: 0 LOB: 0 BB: 0 P: 9	R: 0 E: 0 K: 0 S: 11	H: 1 LOB: 1 BB: 0 P: 13	R: 0 E: 0 K: 1 S: 7	H: 1 LOB: 0 BB: 0 P: 7	R: 0 E: 1 K: 1 S: 7	H: 1 LOB: 1 BB: 0 P: 10	R: 0 E: 0 K: 0 S: 5	H: 0 LOB: 0 BB: 0 P: 6	R: 0 E: 0 K: 0 S: 8	H: 0 LOB: 0 BB: 0 P: 12	R: 0 E: 0 K: 0 S: 9	H: 1 LOB: 1 BB: 0 P: 13	R: 1 E: 0 K: 1 S: 13	H: 2 LOB: 2 BB: 1 P: 21	1B: 5 2B: 2 3B: 1 HR: 0	SF: 0 SAC: 0 DP: 2 HBP: 0	WP: 0 PB: 0 SB: 0 CS: 1	PA: 34
PITCHER	IP WLS BF H R ER SO BB IBB HBP BLK WP HR S P ERA WHIP																			
Carlos Perez, L ERA: 3.32	8.0 W 30 7 1 1 4 0 0 0 0 0 0 63 84 1.12 0.875																			
Ugueth Urbina, R ERA: 1.06	1.0 S 4 0 0 0 1 1 0 0 0 0 0 0 10 17 0.00 1.000																			

Colorado Rockies @ Montreal Expos
Olympic Stadium, Montreal, QB
Thu May 07 1998, 7:05 PM EDT
Att. 7,075 - Dome - 72 F


AB 33
R 1
H 7
RBI 1
BB 1
SO 5
LOB 12



Batter	1	2	3	4	5	6	7	8	9	AB	R	H	RBI	BB	SO	LOB	BOTTOM			
F.P. Santangelo, S OBP: 0.359, SLG: 0.440	G4-3		SH3			G3-1		F8		3	0	1	0	0	0	1				
Mark Cuddehele, R OBP: 0.285, SLG: 0.344	G4-3		G6-3			G3		F9		3	1	0	0	1	0	2				
Vladimir Guerrero, R OBP: 0.359, SLG: 0.527	K		L3			BB		K		4	1	1	0	0	2	2				
Derrick May, L OBP: 0.265, SLG: 0.313 Da Rond Stovall, S OBP: 0.324, SLG: 0.303	G3					G3		F8		3	0	0	1	0	0	2				
Rondell White, R OBP: 0.301, SLG: 0.382			K			G5-3		G4-3		4	0	0	0	0	2	1				
Brad Fullmer, L OBP: 0.350, SLG: 0.385 Ryan McGuire, L OBP: 0.353, SLG: 0.367	G4-3		G4-3			G3				2	0	0	0	2	0	0				
Shane Andrews, R OBP: 0.308, SLG: 0.489								CS		1	0	0	0	2	0	0				
Chris Widger, R OBP: 0.327, SLG: 0.360	L8									3	0	2	1	0	0	1				
Carlos Perez, L OBP: 0.188, SLG: 0.188 Ugueth Urbina, R ERA: 3.0	G6-3		SH3			SH2-4		K		2	0	1	0	0	1	3				
Inning Stats	R: 0 E: 0 K: 1 S: 9	H: 1 LOB: 1 BB: 0 P: 15	R: 0 E: 0 K: 1 S: 10	H: 0 LOB: 1 BB: 1 P: 15	R: 0 E: 0 K: 0 S: 7	H: 1 LOB: 1 BB: 0 P: 7	R: 0 E: 0 K: 1 S: 12	H: 0 LOB: 0 BB: 0 P: 16	R: 0 E: 0 K: 1 S: 11	H: 1 LOB: 1 BB: 0 P: 14	R: 2 E: 0 K: 1 S: 13	H: 2 LOB: 3 BB: 3 P: 28	R: 0 E: 0 K: 1 S: 9	H: 0 LOB: 0 BB: 0 P: 9	R: 0 E: 0 K: 0 S: 6	H: 0 LOB: 0 BB: 1 P: 15	1B: 4 2B: 1 3B: 0 HR: 0	SF: 0 SAC: 2 DP: 0 HBP: 0	WP: 0 PB: 0 SB: 0 CS: 1	PA: 34
PITCHER	IP WLS BF H R ER SO BB IBB HBP BLK WP HR S P ERA WHIP																			
Jamey Wright, R ERA: 7.15	7.0 L 30 5 2 2 5 4 0 0 0 0 0 0 71 104 2.57 1.286																			
Mike DeJean, R ERA: 3.0	1.0 3 0 0 0 0 1 0 0 0 0 0 0 6 15 0.00 1.000																			

Colorado Rockies @ Montreal Expos
Olympic Stadium, Montreal, QB
Thu May 07 1998, 7:05 PM EDT
Att. 7,075 - Dome - 72 F

AB 26
R 2
H 5
RBI 2
BB 5
SO 5
LOB 12



Batter	1	2	3	4	5	6	7	8	9	AB	R	H	RBI	BB	SO	LOB	TOP					
Nelson Liriano, S 1 Curtis Goodwin, L OBP: 0.429, SLG: 0.367	G1-3		K			G4-3	K		L9	4	0	0	0	0	2	0						
Ellis Burks, R OBP: 0.382, SLG: 0.640	E3		HR			2B	G4-3		E6	5	2	3	1	0	0	0						
Larry Walker, L OBP: 0.438, SLG: 0.560	K		G6-3			2B	G4-3		P6	5	1	1	0	0	1	3						
Dante Bichette, R Curt Leskanic, R Jerry Dipoto, R	L4			F7		1B		L3		4	1	1	2	0	0	1						
Vinny Castilla, R		G6-3		F8		G5-3		F9		4	0	0	0	0	0	1						
17 Todd Helton, L		FC3-6		G6-3		1B		G3-1		2	1	0	0	2	0	0						
Jeff Reed, L Greg Colbrunn, R Kirt Manwaring, R	FC3-6			K		2B		E5		3	1	1	1	0	1	1	AB 37					
Neffi Perez, S	K			P6		2B		1B		4	1	2	2	0	1	1	R 7					
Pedro Astacio, R Dave Veres, R				G6-3		F9		FC3-5-2		3	0	0	0	0	0	1	H 9					
3 Mike Lansing, R						G4-3				1	0	0	0	0	0	2	RBI 6					
																	BB 2					
																	SO 5					
																	LOB 12					
Inning Stats	R: 0 E: 1 K: 1 S: 9	H: 0 LOB: 1 BB: 0 P: 13	R: 0 E: 0 K: 1 S: 10	H: 0 LOB: 1 BB: 1 P: 17	R: 1 E: 0 K: 1 S: 9	H: 1 LOB: 0 BB: 0 P: 12	R: 0 E: 0 K: 0 S: 3	H: 0 LOB: 0 BB: 0 P: 4	R: 0 E: 0 K: 1 S: 5	H: 0 LOB: 0 BB: 0 P: 6	R: 5 E: 0 K: 0 S: 22	H: 5 LOB: 1 BB: 1 P: 30	R: 0 E: 0 K: 1 S: 10	H: 0 LOB: 0 BB: 0 P: 13	R: 0 E: 0 K: 0 S: 5	H: 0 LOB: 0 BB: 0 P: 8	R: 1 E: 2 K: 0 S: 15	H: 3 LOB: 2 BB: 0 P: 21	1B: 5 2B: 3 3B: 0 HR: 1	SF: 0 SAC: 0 DP: 0 HBP: 0	WP: 0 PB: 0 SB: 0 CS: 0	PA: 39
PITCHER	IP WLS BF H R ER SO BB IBB HBP BLK WP HR S P ERA WHIP	IP WLS BF H R ER SO BB IBB HBP BLK WP HR S P ERA WHIP	IP WLS BF H R ER SO BB IBB HBP BLK WP HR S P ERA WHIP	IP WLS BF H R ER SO BB IBB HBP BLK WP HR S P ERA WHIP	IP WLS BF H R ER SO BB IBB HBP BLK WP HR S P ERA WHIP	IP WLS BF H R ER SO BB IBB HBP BLK WP HR S P ERA WHIP	IP WLS BF H R ER SO BB IBB HBP BLK WP HR S P ERA WHIP	IP WLS BF H R ER SO BB IBB HBP BLK WP HR S P ERA WHIP	IP WLS BF H R ER SO BB IBB HBP BLK WP HR S P ERA WHIP	IP WLS BF H R ER SO BB IBB HBP BLK WP HR S P ERA WHIP	IP WLS BF H R ER SO BB IBB HBP BLK WP HR S P ERA WHIP	IP WLS BF H R ER SO BB IBB HBP BLK WP HR S P ERA WHIP	IP WLS BF H R ER SO BB IBB HBP BLK WP HR S P ERA WHIP	IP WLS BF H R ER SO BB IBB HBP BLK WP HR S P ERA WHIP	IP WLS BF H R ER SO BB IBB HBP BLK WP HR S P ERA WHIP	IP WLS BF H R ER SO BB IBB HBP BLK WP HR S P ERA WHIP	IP WLS BF H R ER SO BB IBB HBP BLK WP HR S P ERA WHIP	IP WLS BF H R ER SO BB IBB HBP BLK WP HR S P ERA WHIP				

Colorado Rockies @ Montreal Expos
Olympic Stadium, Montreal, QB
Fri May 08, 1998, 7:05 PM EDT
Att: 11,725 - Dome - 72 F

AB 37
R 7
H 9
RBI 6
BB 2
SO 5
LOB 12



Batter	1	2	3	4	5	6	7	8	9	AB	R	H	RBI	BB	SO	LOB	BOTTOM			
F.P. Santangelo, S	G3		1B		G5-3		1B		F7	3	0	0	0	0	0	0				
Mark Cudzielnick, R	G5-3		1B			HR	1B		G1-6-3	5	1	5	0	0	0	0				
Vladimir Guerrero, R	G5-3		F7			HR	K		G1-6-3	5	1	1	2	0	1	6				
Derrick May, L Anthony Telford, R Steve Kline, S Mike Maddux, L	L9		G3-1			G3	G4-3			4	0	0	0	0	0	5				
Rondell White, R		P6		L9		2B	1B		S	3	2	1	0	1	0	0				
Brad Fullmer, L				K		P7		G4-3		4	0	1	0	0	1	2				
Shane Andrews, R				K				K		4	0	1	1	0	3	2	AB 36			
Chris Widger, R						G6-3		G6-3		4	1	1	2	0	0	2	R 5			
Dustin Hermanson, R Marc Valdes, R Scott Livingstone, L Jose Vidro, S			K					G1-3		2	0	0	0	0	2	0	H 10			
										1	0	0	0	0	0	0	RBI 5			
										1	0	0	0	0	1	0	BB 1			
																	SO 8			
																	LOB 17			
Inning Stats	R: 0 E: 0 K: 0 S: 14	H: 1 LOB: 1 BB: 0 P: 21	R: 0 E: 0 K: 1 S: 9	H: 1 LOB: 0 BB: 0 P: 14	R: 0 E: 0 K: 2 S: 8	H: 0 LOB: 0 BB: 0 P: 11	R: 0 E: 0 K: 1 S: 6	H: 0 LOB: 0 BB: 0 P: 7	R: 3 E: 0 K: 0 S: 18	H: 4 LOB: 1 BB: 0 P: 28	R: 0 E: 0 K: 1 S: 9	H: 1 LOB: 2 BB: 0 P: 12	R: 2 E: 0 K: 2 S: 12	H: 1 LOB: 0 BB: 1 P: 25	R: 0 E: 0 K: 0 S: 6	H: 1 LOB: 0 BB: 0 P: 7	1B: 6 2B: 2 3B: 0 HR: 2	SF: 0 SAC: 0 DP: 1 HBP: 2	WP: 0 PB: 0 SB: 2 CS: 0	PA: 39
PITCHER	IP WLS BF H R ER SO BB IBB HBP BLK WP HR S P ERA WHIP	IP WLS BF H R ER SO BB IBB HBP BLK WP HR S P ERA WHIP	IP WLS BF H R ER SO BB IBB HBP BLK WP HR S P ERA WHIP	IP WLS BF H R ER SO BB IBB HBP BLK WP HR S P ERA WHIP	IP WLS BF H R ER SO BB IBB HBP BLK WP HR S P ERA WHIP	IP WLS BF H R ER SO BB IBB HBP BLK WP HR S P ERA WHIP	IP WLS BF H R ER SO BB IBB HBP BLK WP HR S P ERA WHIP	IP WLS BF H R ER SO BB IBB HBP BLK WP HR S P ERA WHIP	IP WLS BF H R ER SO BB IBB HBP BLK WP HR S P ERA WHIP	IP WLS BF H R ER SO BB IBB HBP BLK WP HR S P ERA WHIP	IP WLS BF H R ER SO BB IBB HBP BLK WP HR S P ERA WHIP	IP WLS BF H R ER SO BB IBB HBP BLK WP HR S P ERA WHIP	IP WLS BF H R ER SO BB IBB HBP BLK WP HR S P ERA WHIP	IP WLS BF H R ER SO BB IBB HBP BLK WP HR S P ERA WHIP	IP WLS BF H R ER SO BB IBB HBP BLK WP HR S P ERA WHIP	IP WLS BF H R ER SO BB IBB HBP BLK WP HR S P ERA WHIP	IP WLS BF H R ER SO BB IBB HBP BLK WP HR S P ERA WHIP	IP WLS BF H R ER SO BB IBB HBP BLK WP HR S P ERA WHIP		

Colorado Rockies @ Montreal Expos
Olympic Stadium, Montreal, QB
Fri May 08, 1998, 7:05 PM EDT
Att: 11,725 - Dome - 72 F

AB 36
R 5
H 10
RBI 5
BB 1
SO 8
LOB 17




Batter	1	2	3	4	5	6	7	8	9	AB	R	H	RBI	BB	SO	LOB	TOP			
1 Curtis Goodwin, L (1, 8) OBP: 0.386, SLG: 0.359	G5-3		G5-3	G6-3			G6-3		K	5	0	0	0	0	1	2	Colorado Rockies @ Montreal Expos Olympic Stadium, Montreal, QB Sun May 10 1998, 3:33 AM EDT Att: 10,041 - Dome - 72 F livebaseballscorecards.com			
3 Mike Lansing, R (1, 4) OBP: 0.314, SLG: 0.374	G5-3			BB		P6	G6-3		G5-3	4	0	0	0	1	0	0				
Larry Walker, L (1, 9) OBP: 0.440, SLG: 0.563	2B		F7			F7		HR	BB	3	1	1	0	1	0	1				
Dante Bichette, R (1, 7) OBP: 0.364, SLG: 0.491	K		G5-3					HR	BB	4	1	2	2	0	1	2				
Ellis Burks, R (9, 7) OBP: 0.359, SLG: 0.636	K		G5-3					HR	BB	0	0	0	0	0	0	0				
17 Todd Helton, L (1, 3) OBP: 0.354, SLG: 0.470						F8	F9		HR	4	2	2	2	0	0	1				
Vinny Castilla, R (1, 5) OBP: 0.342, SLG: 0.620		G6-3		1B		G5-3		F9		4	1	1	0	0	0	0				
Jeff Reed, L (1, 2) OBP: 0.382, SLG: 0.439				1B		L7		P6		3	0	1	0	1	0	0				
Neffi Perez, S (1, 6) OBP: 0.281, SLG: 0.377		F8		1B		G3		G6-3		4	0	1	1	0	0	1				
Darryl Kile, R (1, 1) OBP: 0.333, SLG: 0.400				1B						2	0	0	0	0	2	1				
John Vander Wal, L (9, PH) OBP: 0.429, SLG: 0.565	K			SH1-4					G1-3	1	0	0	0	0	0	0				
Jerry Dipoto, R (9, 1) OBP: 0.359, SLG: 0.371				1-2 2-3						0	0	0	0	0	0	0				
Inning Stats	R: 0 E: 0 K: 1 S: 12	H: 1 LOB: 1 BB: 0 P: 20	R: 1 E: 0 K: 1 S: 15	H: 1 LOB: 1 BB: 1 P: 24	R: 0 E: 0 K: 0 S: 4	H: 0 LOB: 1 BB: 1 P: 9	R: 1 E: 0 K: 0 S: 10	H: 3 LOB: 2 BB: 0 P: 16	R: 0 E: 0 K: 0 S: 10	H: 0 LOB: 0 BB: 0 P: 7	R: 0 E: 0 K: 1 S: 6	H: 0 LOB: 0 BB: 0 P: 11	R: 3 E: 0 K: 0 S: 14	H: 2 LOB: 0 BB: 1 P: 22	R: 0 E: 0 K: 1 S: 10	H: 0 LOB: 0 BB: 0 P: 16	1B: 4 2B: 1 3B: 0 HR: 3	SF: 0 SAC: 1 DP: 0 HBP: 0	WP: 0 PB: 1 SB: 0 CS: 0	PA: 38
PITCHER	IP WLS BF H R ER SO BB IBB HBP BLK WP HR S P ERA WHIP																			
Miguel Batista, R (1, 1) ERA: 4.09	7.0	29	6	2	2	3	2	0	0	0	0	0	0	0	1	62	103	2.57	1.143	
Steve Kline, L (8, 1) ERA: 4.53	0.0	L 1	0	1	1	0	1	0	0	0	0	0	0	0	0	2	6	∞	∞	
Anthony Telford, R (8, 1) ERA: 4.12	1.0	5	2	2	2	0	0	0	0	0	0	0	0	2	12	16	18.00	2.000		
Shayne Bennett, R (9, 1) ERA: 3.6	1.0	3	0	0	0	1	0	0	0	0	0	0	0	0	10	16	0.00	0.000		

Batter	1	2	3	4	5	6	7	8	9	AB	R	H	RBI	BB	SO	LOB	BOTTOM					
F.P. Santangelo, S (1, 4) OBP: 0.399, SLG: 0.421	E1		G3						P5	4	0	1	0	1	0	0	Colorado Rockies @ Montreal Expos Olympic Stadium, Montreal, QB Sun May 10 1998, 3:33 AM EDT Att: 10,041 - Dome - 72 F livebaseballscorecards.com					
Mark Czuprianeck, R (1, 6) OBP: 0.307, SLG: 0.364	G6-4-3		G5-3			FC5-4		2B		3	0	0	0	1	0	2						
Vladimir Guerrero, R (1, 9) OBP: 0.346, SLG: 0.537	G5-3			G6-3		L3		K		4	1	1	0	0	1	3						
Derrick May, L (1, 7) OBP: 0.209, SLG: 0.244		G4-3		G6-3		G3-1		G3-1		4	0	0	1	0	0	0						
Rondell White, R (1, 8) OBP: 0.324, SLG: 0.405		G5-3		BB		HR		G4-3		3	1	2	1	0	0	0						
Brad Fullmer, L (1, 3) OBP: 0.328, SLG: 0.367		HBP		1B		K		G3		4	0	0	0	0	1	2						
Shayne Bennett, R (9, 1) ERA: 3.6		G5-3		F8		K		G3		0	0	0	0	0	0	0						
Chris Widger, R (1, 2) OBP: 0.336, SLG: 0.414						G5-3			F7	2	0	0	0	2	0	0						
Shane Andrews, R (1, 5) OBP: 0.304, SLG: 0.500		F9						G6-3		3	1	1	1	1	0	2						
Miguel Batista, R (1, 1) ERA: 4.09									HR	2	0	0	0	0	2	3						
Jose Vidro, S (7, PH) OBP: 0.286, SLG: 0.214									F8	1	0	0	0	0	0	0						
Steve Kline, S (8, 1) ERA: 4.53										0	0	0	0	0	0	0						
Anthony Telford, R (8, 1) ERA: 4.12										0	0	0	0	0	0	0						
Ryan McGuire, L (9, 3) OBP: 0.359, SLG: 0.371										1	0	0	0	0	0	0						
Inning Stats	R: 0 E: 1 K: 0 S: 6	H: 0 LOB: 0 BB: 0 P: 11	R: 0 E: 0 K: 0 S: 5	H: 0 LOB: 2 BB: 1 P: 12	R: 0 E: 0 K: 1 S: 11	H: 0 LOB: 0 BB: 0 P: 13	R: 1 E: 0 K: 1 S: 10	H: 2 LOB: 3 BB: 2 P: 22	R: 0 E: 0 K: 0 S: 3	H: 0 LOB: 0 BB: 1 P: 9	R: 1 E: 0 K: 1 S: 9	H: 1 LOB: 0 BB: 0 P: 17	R: 0 E: 0 K: 1 S: 10	H: 1 LOB: 2 BB: 1 P: 18	R: 0 E: 0 K: 0 S: 9	H: 0 LOB: 0 BB: 0 P: 12	R: 1 E: 0 K: 0 S: 8	H: 1 LOB: 0 BB: 0 P: 13	1B: 1 2B: 2 3B: 1 HR: 2	SF: 0 SAC: 0 DP: 2 HBP: 1	WP: 0 PB: 0 SB: 1 CS: 0	PA: 37
PITCHER	IP WLS BF H R ER SO BB IBB HBP BLK WP HR S P ERA WHIP																					
Darryl Kile, R (1, 1) ERA: 4.6	8.0	33	4	2	2	4	5	0	0	0	0	0	0	1	63	114	2.25	1.125				
Jerry Dipoto, R (9, 1) ERA: 2.41	1.0	S 4	1	1	1	0	0	0	0	0	0	1	8	13	9.00	1.000						


Colorado Rockies @ Montreal Expos
 Olympic Stadium, Montreal, QB
 Sun May 10 1998, 3:33 AM EDT
 Att: 10,041 - Dome - 72 F

AB 34
 R 5
 H 8
 RBI 5
 BB 3
 SO 4
 LOB 8



Colorado Rockies @ Montreal Expos
 Olympic Stadium, Montreal, QB
 Sun May 10 1998, 3:33 AM EDT
 Att: 10,041 - Dome - 72 F

AB 31
 R 3
 H 5
 RBI 3
 BB 5
 SO 4
 LOB 12



Batter	1	2	3	4	5	6	7	8	9	AB	R	H	RBI	BB	SO	LOB	TOP					
F.P. Santangelo, S (1.4)	1-1 WP SF8 1B		2-1 F8		2-0 G5-4-3		3-1 HBP 1B			4	1	2	0	0	0	1	Montreal Expos @ San Francisco Giants 3Com Park at Candlestick Point, San Francisco, CA Mon May 11 1998, 10:05 PM EDT Att: 8,243 - Cloudy - 61 F livebaseballscorecards.com					
Mark Crutzielnek, R (1.6)	4-2 WP BB		2-2 G4-3			1-0 E5 1B G5-4-3	2-2 HBP		2	1	0	0	1	0	0							
Vladimir Guerrero, R (1.9)	2-3 K		1-2 WP 1B			0-1 G5-4-3 1B	1-3 K		4	0	2	0	0	2	5							
Rondell White, R (1.8)	2-2 SF8		2-1 F8			0-1 G5-4-3		0-0 G6-3	3	0	0	1	0	0	2							
Robert Perez, R (1.7)	3-3 K			0-1 G6-4-3 1B		0-0 1B		1-3 K	4	0	2	0	0	2	1							
Chris Widger, R (1.2)		0-1 FC2-5-4 1B		1-1 P8		0-0 L9		1-3 K	4	0	1	0	0	1	2							
Mike Hubbard, R (8.2)									0	0	0	0	0	0	0							
Shane Andrews, R (1.5)		2-3 K		3-2 G6-4-3			0-1 G6-4-3 1B		0-3 K	4	0	1	0	0	2							
Ryan McGuire, L (1.3)		2-2 FC2-5-4 1B			1-0 G5-4-3 1B		1-0 G6-4-3		0-0 F8	4	0	2	0	0	1							
Javier Vazquez, R (11.1)		0-0 FC2-5-4			1-1 F7		0-0 1B		2-3 K	1	0	0	0	0	2							
Darrell Stowers, S (5. PH)										1	0	0	0	0	1							
Marc Valdes, R (5.1)										0	0	0	0	0	0							
Derrick Mize, R (7. PH)										1	0	1	0	0	0							
Steve Kline, S (7.1)										0	0	0	0	0	0							
Anthony Telford, R (8.1)										0	0	0	0	0	0							
Brad Fullmer, L (9. PH)										1	0	0	0	0	1							
Inning Stats	R: 1 E: 0 K: 2 S: 15	H: 1 LOB: 1 BB: 1 P: 26	R: 0 E: 0 K: 1 S: 9	H: 2 LOB: 1 BB: 0 P: 13	R: 0 E: 0 K: 0 S: 13	H: 1 LOB: 1 BB: 0 P: 20	R: 0 E: 0 K: 0 S: 8	H: 1 LOB: 0 BB: 0 P: 12	R: 0 E: 0 K: 0 S: 4	H: 1 LOB: 0 BB: 0 P: 8	R: 1 E: 1 K: 0 S: 7	H: 2 LOB: 1 BB: 0 P: 8	R: 0 E: 0 K: 1 S: 11	H: 3 LOB: 3 BB: 0 P: 18	R: 0 E: 0 K: 2 S: 7	H: 0 LOB: 0 BB: 0 P: 9	R: 0 E: 0 K: 2 S: 7	H: 0 LOB: 0 BB: 0 P: 9	1B: 11 2B: 0 3B: 0 HR: 0	SF: 1 DP: 5 HBP: 1	WP: 3 PB: 0 SB: 0 CS: 0	PA: 36
PITCHER	IP WLS BF H R ER SO BB IBB HBP BLK WP HR S P ERA WHIP																					
Kirk Rueter, L (1.1)	6.0 W 24 8 2 1 3 1 0 0 0 0 3 0 56 87 1.50 1.500																					
Julian Tavarez, R (7.1)	1.0 6 3 0 0 1 0 0 0 1 0 0 0 11 18 0.00 3.000																					
Steve Reed, R (8.1)	1.0 3 0 0 0 2 0 0 0 0 0 0 0 7 9 0.00 0.000																					
Robb Nen, R (9.1)	1.0 3 0 0 0 2 0 0 0 0 0 0 0 7 9 0.00 0.000																					

Batter	1	2	3	4	5	6	7	8	9	AB	R	H	RBI	BB	SO	LOB	BOTTOM			
Darryl Hamilton, L (1.8)	1-1 P1		4-1 HR BB	0-1 E7 2B 1B		3-1 G6-3		4-2 G6-3 SF8 BB		3	3	1	0	2	0	0	Montreal Expos @ San Francisco Giants 3Com Park at Candlestick Point, San Francisco, CA Mon May 11 1998, 10:05 PM EDT Att: 8,243 - Cloudy - 61 F livebaseballscorecards.com			
Bill Mueller, S (1.5)	0-0 1B		0-0 F9	1-0 2B		2-3 K		4-2 SF8 G6-3 BB	4	1	2	1	1	1	1					
Barry Bonds, L (1.7)	2-0 G4-3		2-0 HR	2-2 G4-3		1-3 K		2-2 G6-3	5	1	1	2	0	1	4					
Jeff Kent, R (1.4)	1-1 2H 1B		2-2 HR		2-3 K		0-0 E6 2B	0-2 SF8	4	2	2	3	0	1	0					
Charlie Hayes, R (1.3)	3-3 K		0-0 F8		0-2 G5-3 1B		1-1 WP 2B	2-3 K	4	0	2	1	0	1	1					
J.T. Snow, L (8. PH)									1	0	0	0	0	1	1					
Brent Mayne, L (1.2)		0-2 F8	4-2 FC6-4 BB		2-2 G5-3 1B		1-2 L1-3		3	0	1	0	1	0	1					
Chris Jones, R (1.9)		0-0 F8	1-2 FC6-4		0-2 G5-3		3-3 K2-3		4	0	0	0	0	1	4					
Steve Reed, R (8.1)									0	0	0	0	0	0	0					
Robb Nen, R (9.1)									0	0	0	0	0	0	0					
Rich Aurilia, R (1.6)		4-0 BB		1-3 K	4-0 K		4-0 IBB		1	0	0	0	3	1	0					
Kirk Rueter, L (1.1)		0-3 K		0-3 K			3-2 G6-3		3	0	0	0	0	3	4					
Julian Tavarez, L (7.1)									0	0	0	0	0	0	0					
Stan Javier, S (7. PH)									1	0	0	0	0	0	2					
Anthony Telford, R (8.1)																				
Inning Stats	R: 1 E: 0 K: 1 S: 9	H: 2 LOB: 1 BB: 0 P: 16	R: 0 E: 0 K: 1 S: 9	H: 0 LOB: 1 BB: 1 P: 13	R: 3 E: 0 K: 0 S: 12	H: 2 LOB: 1 BB: 2 P: 25	R: 1 E: 1 K: 2 S: 12	H: 2 LOB: 1 BB: 0 P: 16	R: 0 E: 0 K: 2 S: 17	H: 2 LOB: 3 BB: 1 P: 26	R: 0 E: 0 K: 2 S: 8	H: 0 LOB: 0 BB: 0 P: 14	R: 1 E: 1 K: 1 S: 12	H: 1 LOB: 2 BB: 1 P: 24	R: 1 E: 0 K: 1 S: 15	H: 0 LOB: 1 BB: 2 P: 27	1B: 4 2B: 3 3B: 0 HR: 2	SF: 1 DP: 0 HBP: 0	WP: 1 PB: 0 SB: 1 CS: 0	PA: 41
PITCHER	IP WLS BF H R ER SO BB IBB HBP BLK WP HR S P ERA WHIP																			
Javier Vazquez, R (1.1)	4.0 L 21 6 5 4 4 3 0 0 0 0 0 0 25 40 9.00 2.250																			
Marc Valdes, R (5.1)	2.0 9 2 0 0 4 0 1 0 0 0 0 0 25 40 0.00 1.000																			
Steve Kline, L (7.1)	1.0 6 1 1 0 1 0 1 0 0 1 0 0 12 24 0.00 1.000																			
Anthony Telford, R (8.1)	1.0 5 0 1 1 1 2 0 0 0 0 0 0 15 27 9.00 2.000																			

Batter	1	2	3	4	5	6	7	8	9	AB	R	H	RBI	BB	SO	LOB	TOP										
F.P. Santangelo, S OBP: 0.351, SLG: 0.407 (1, 4)										5	0	0	0	0	1	3											
Mark Crutzielnek, R OBP: 0.321, SLG: 0.408 (1, 6)										5	2	3	2	0	1	1											
Vladimir Guerrero, R OBP: 0.345, SLG: 0.523 (1, 9)										5	1	1	0	0	0	1											
Rondell White, R OBP: 0.312, SLG: 0.388 (1, 8)										5	1	1	0	0	0	1											
Brad Fullmer, L OBP: 0.331, SLG: 0.376 (1, 3)										4	2	2	1	0	0	0											
Mike Mordecai, R OBP: 0.107, SLG: 0.074 (8, 4)										1	0	0	0	0	0	0											
Ryan McGuire, L OBP: 0.362, SLG: 0.381 (1, 7)										3	0	1	2	0	0	0											
Chris Widger, R OBP: 0.347, SLG: 0.486 (1, 2)										4	2	3	3	0	0	1											
Shane Andrews, R OBP: 0.309, SLG: 0.491 (1, 5)										4	1	2	0	0	2	1											
Carlos Perez, L OBP: 0.250, SLG: 0.300 (9, 1)										4	0	2	1	0	1	0											
Ugueth Urbina, R (9, 1)										0	0	0	0	0	0	0											
Inning Stats	R: 5 E: 1 K: 0 S: 10	H: 7 LOB: 2 BB: 0 P: 10	R: 1 E: 0 K: 0 S: 4	H: 1 LOB: 0 BB: 0 P: 4	R: 2 E: 0 K: 2 S: 10	H: 3 LOB: 1 BB: 0 P: 10	R: 1 E: 0 K: 0 S: 5	H: 2 LOB: 1 BB: 0 P: 5	R: 0 E: 0 K: 2 S: 7	H: 0 LOB: 0 BB: 0 P: 7	R: 0 E: 0 K: 0 S: 3	H: 1 LOB: 0 BB: 0 P: 3	R: 0 E: 0 K: 1 S: 6	H: 1 LOB: 1 BB: 0 P: 6	R: 0 E: 0 K: 0 S: 3	H: 0 LOB: 0 BB: 0 P: 3	R: 0 E: 0 K: 0 S: 3	H: 0 LOB: 0 BB: 0 P: 3	1B: 8 2B: 3 3B: 0 HR: 4	SF: 1 SAC: 0 DP: 1 HBP: 0	WP: 1 PB: 0 CS: 0	PA: 41					
PITCHER	IP	WLS	BF	H	R	ER	SO	BB	IBB	HBP	BLK	WP	HR	S	P	ERA	WHIP										
Mark Gardner, R ERA: 7.13 (1, 1)	2.1	L	18	11	8	8	0	0	0	0	0	0	4	18	18	30.86	4.714										
Jim Poole, L ERA: 1.29 (3, 1)	4.2		17	4	1	1	5	0	0	0	0	1	0	27	27	1.93	0.857										
John Johnstone, R ERA: 1.21 (8, 1)	1.0		3	0	0	0	0	0	0	0	0	0	0	3	3	0.00	0.000										
Julian Tavaréz, R ERA: 2.33 (9, 1)	1.0		3	0	0	0	0	0	0	0	0	0	0	3	3	0.00	0.000										

Montreal Expos @ San Francisco Giants
3Com Park at Candlestick Point, San Francisco, CA
Wed May 13 1998, 6:33 AM EDT
Att. 10,244 - Sunny - 58 F

AB	40
R	9
H	15
RBI	9
BB	0
SO	5
LOB	8

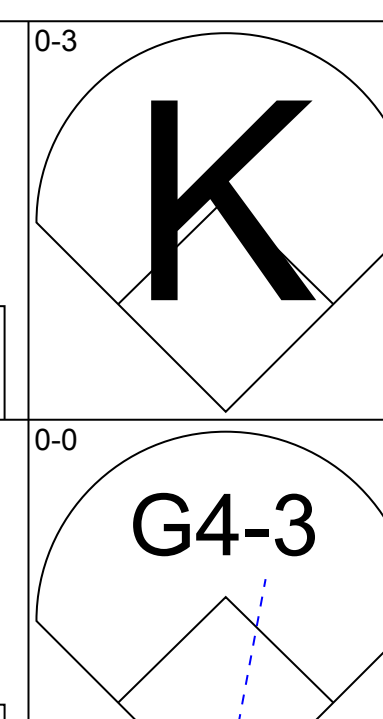
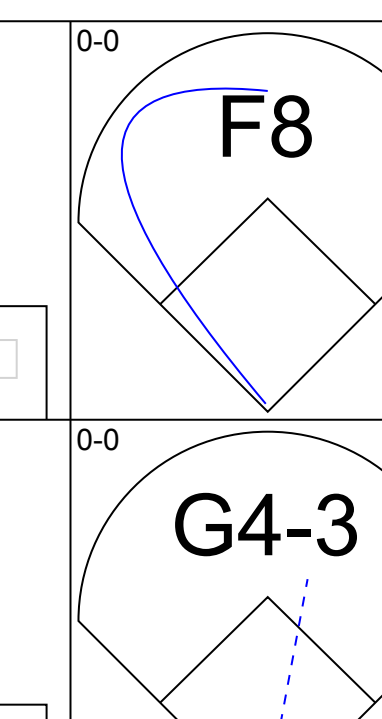
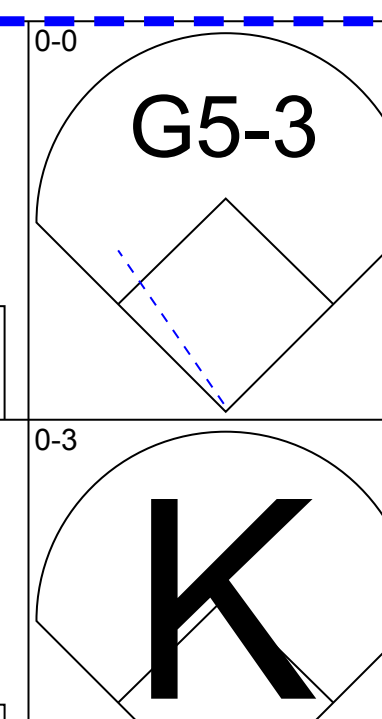
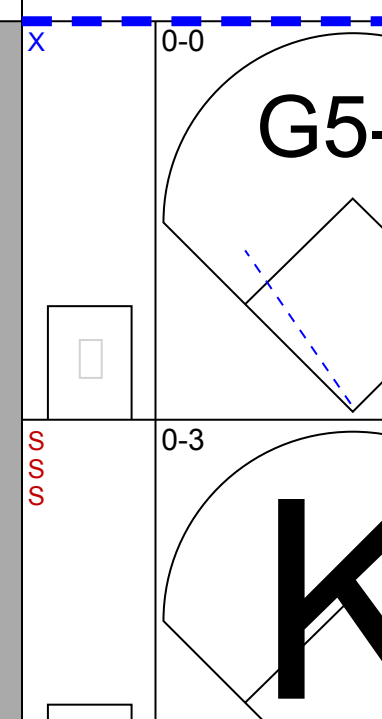
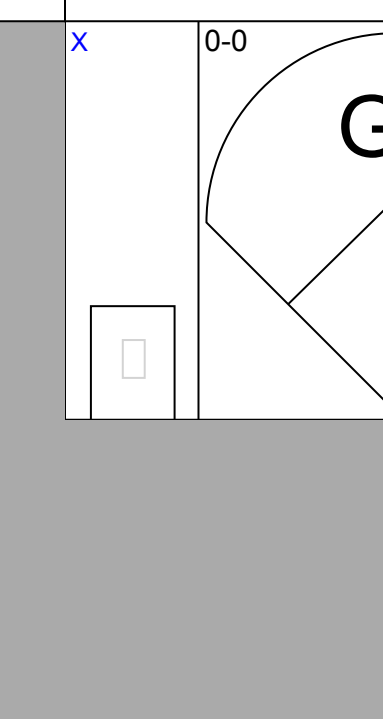
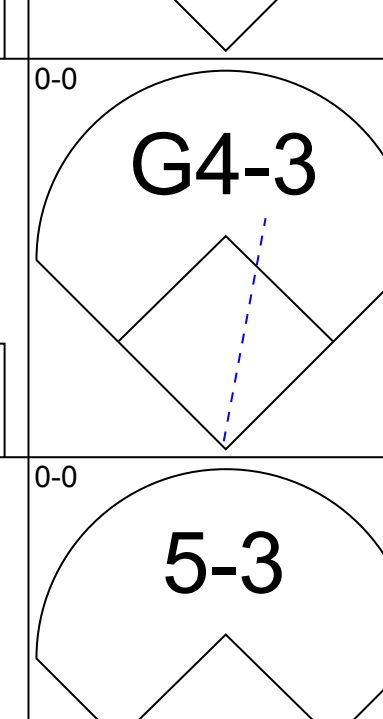
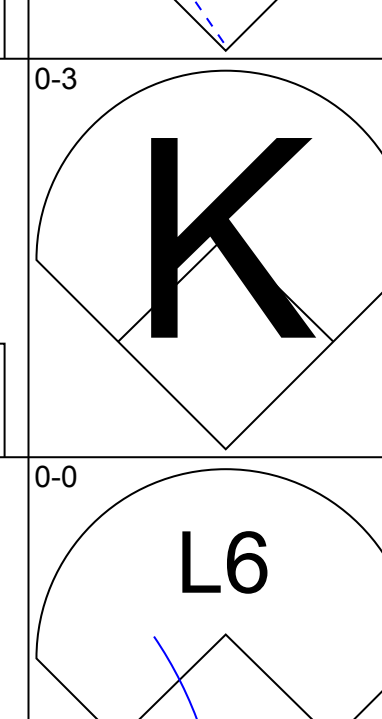
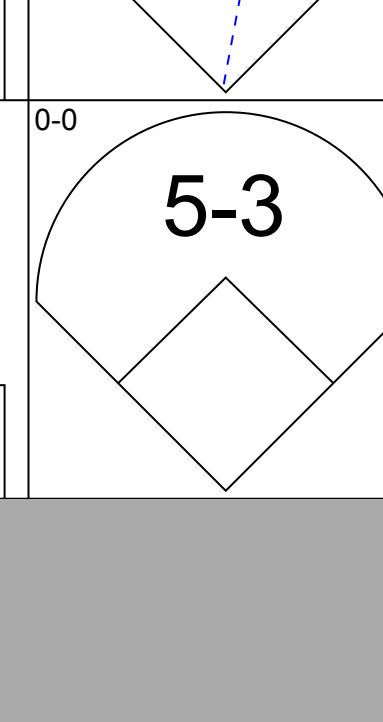
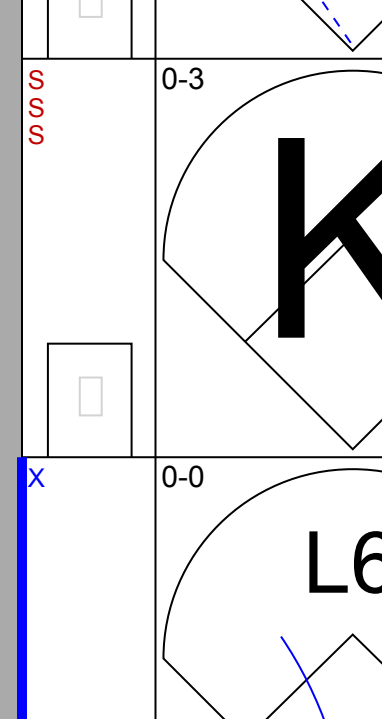
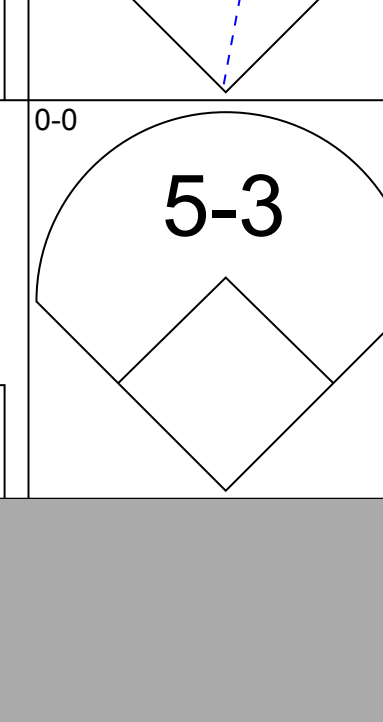
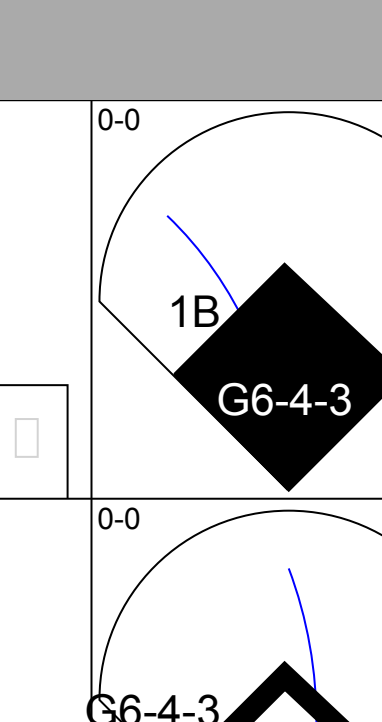
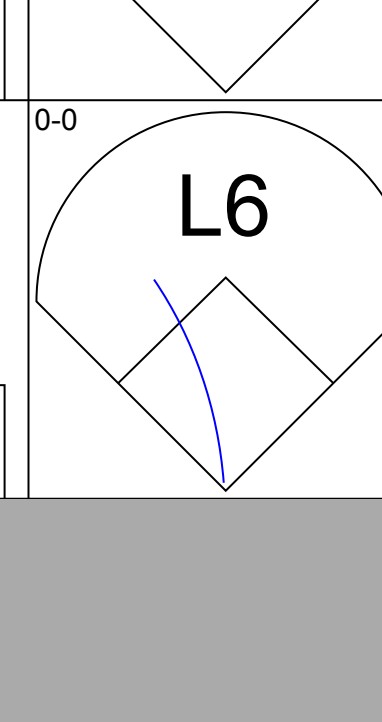
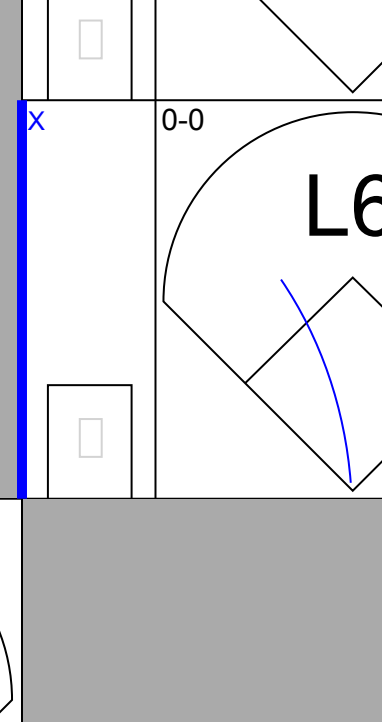
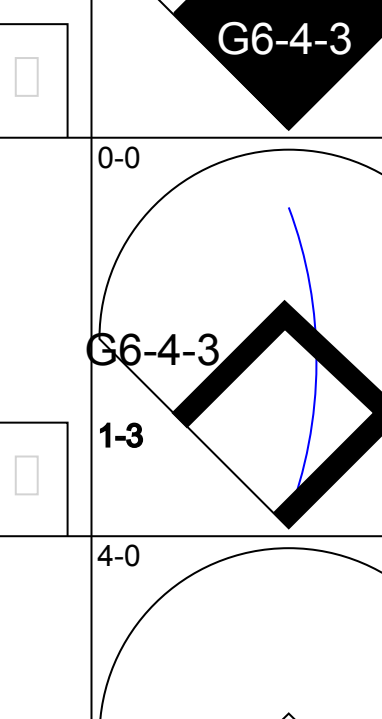
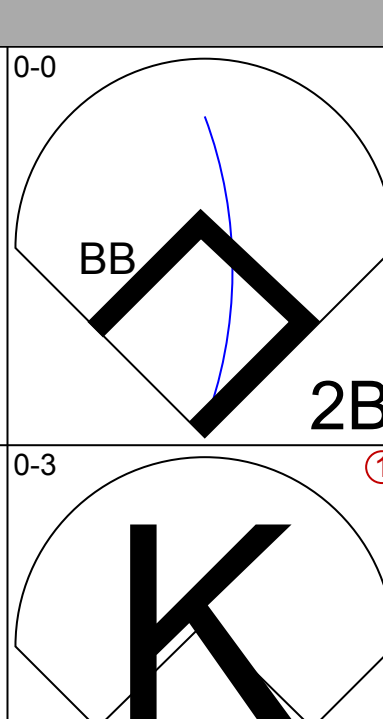
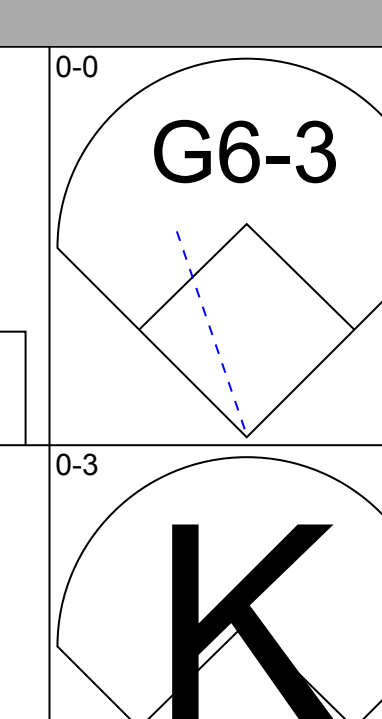

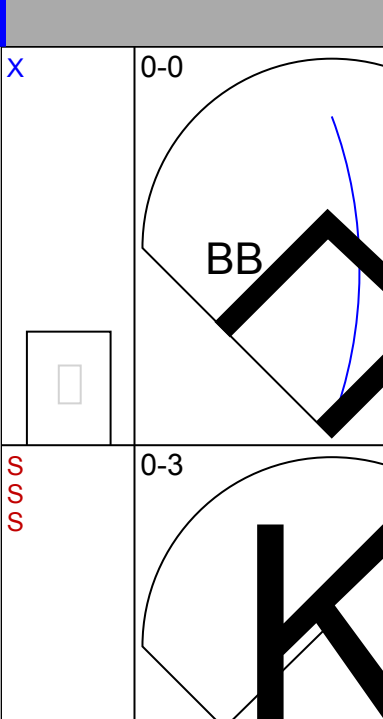
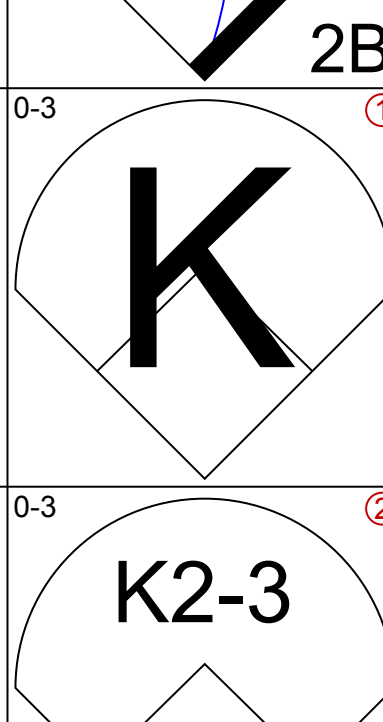
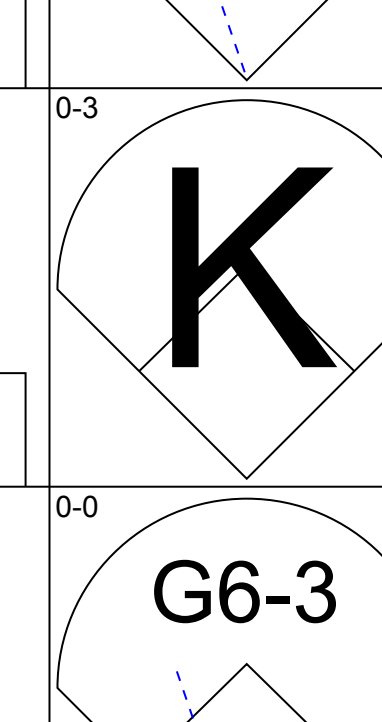
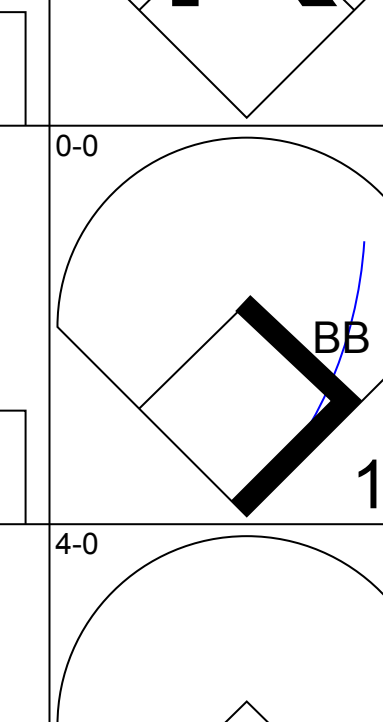
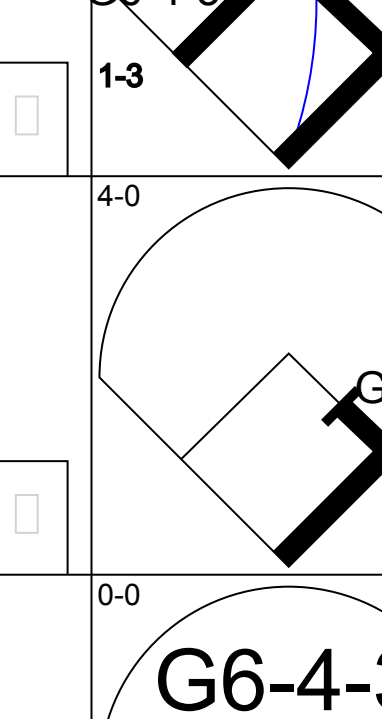
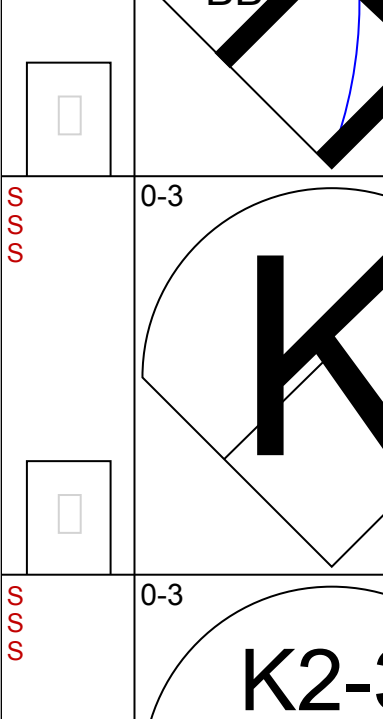
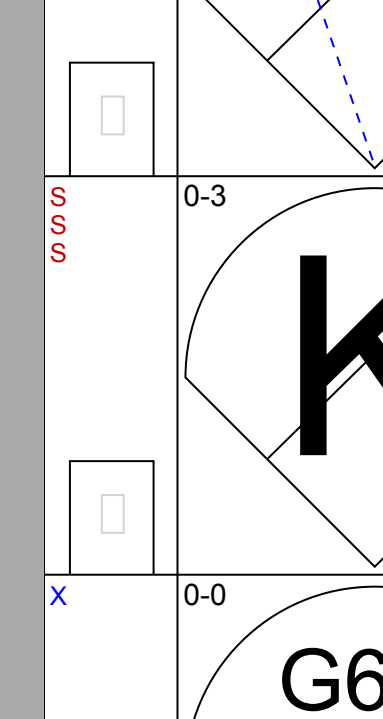


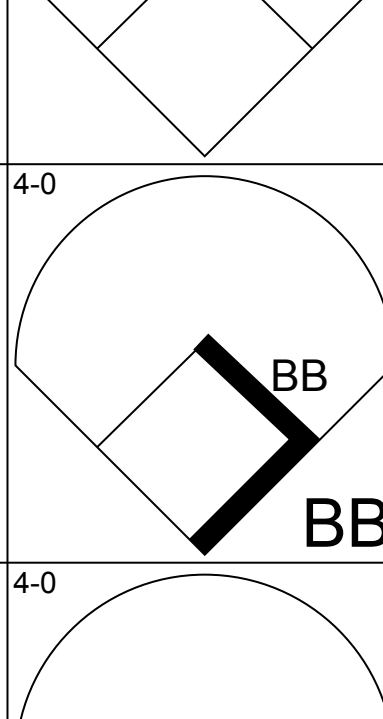
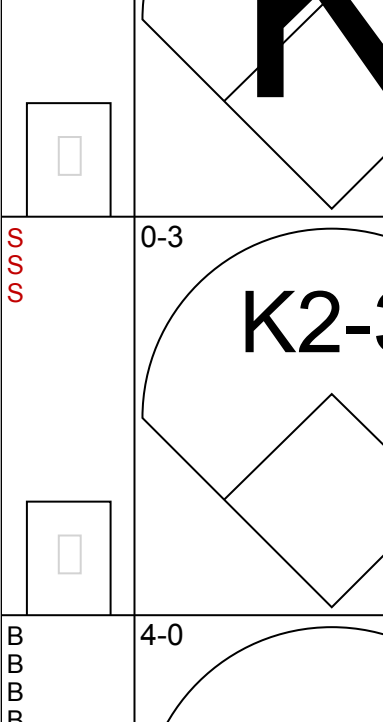
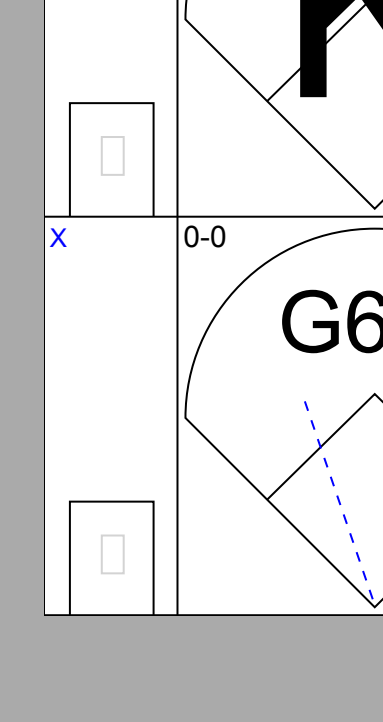


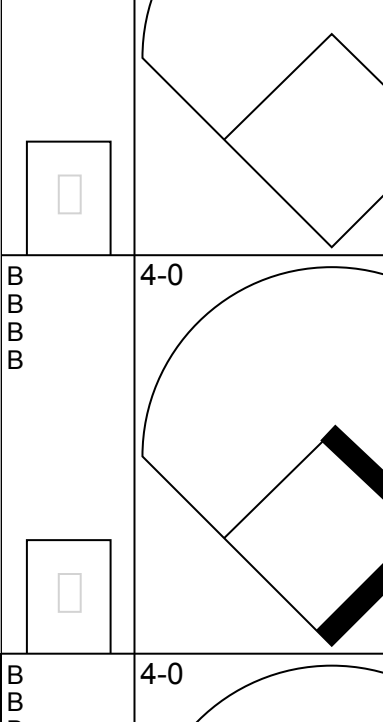
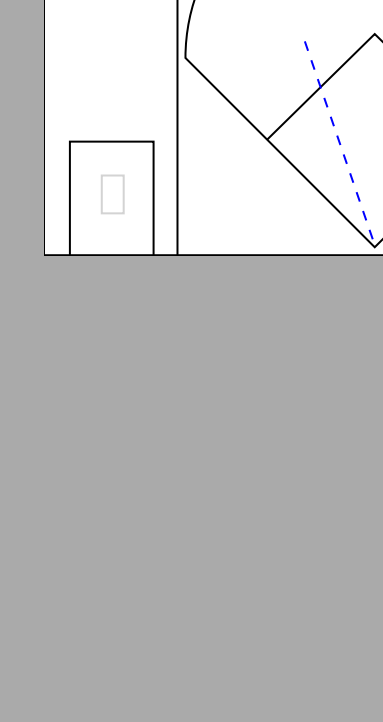

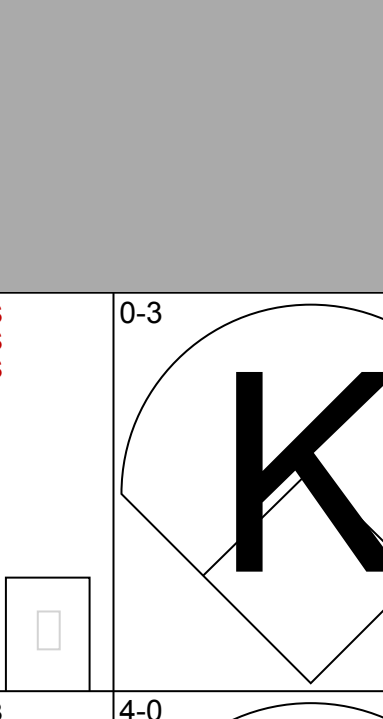

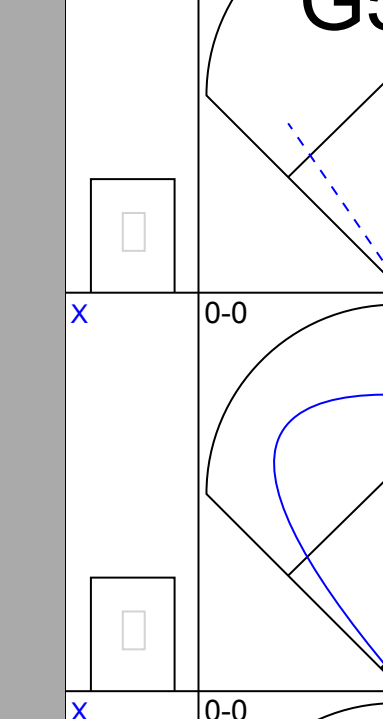
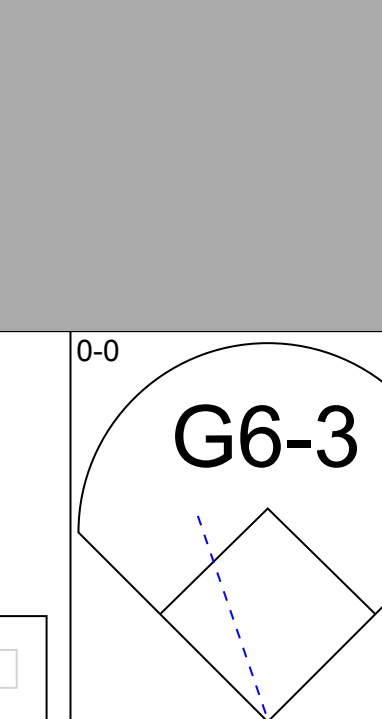
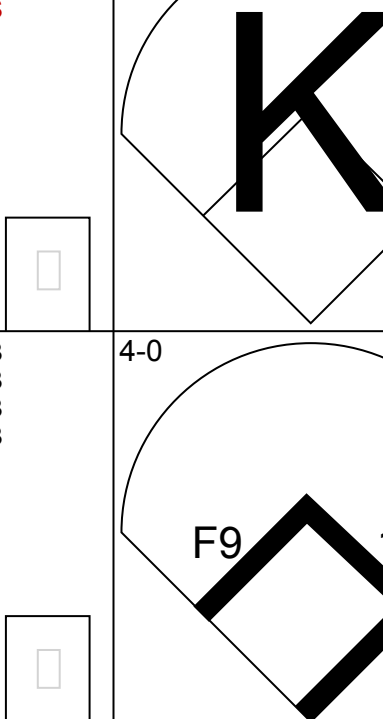
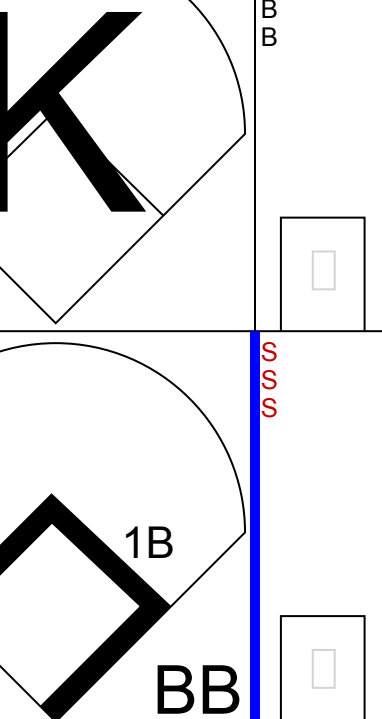
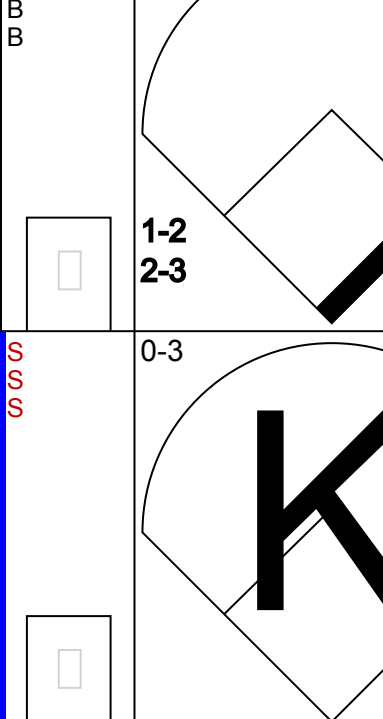



Batter	1	2	3	4	5	6	7	8	9	AB	R	H	RBI	BB	SO	LOB	BOTTOM										
Darryl Hamilton, L OBP: 0.357, SLG: 0.299 (1, 8)										4	0	0	0	0	0	3											
Bill Mueller, S OBP: 0.433, SLG: 0.507 (1, 5)										3	1	2	1	0	0	0											
J.T. Snow, L OBP: 0.284, SLG: 0.267 (7, 3)										1	0	0	0	0	1	2											
Barry Bonds, L OBP: 0.408, SLG: 0.574 (1, 7)										3	0	1	1	0	0	1											
Alex Diaz, S OBP: 0.148, SLG: 0.191 (7, 7)										1	0	0	0	0	1	0											
Jeff Kent, R OBP: 0.306, SLG: 0.442 (1, 4)										4	0	0	0	0	2	1											
Charlie Hayes, R OBP: 0.333, SLG: 0.435 (1, 3)										4	1	1	0	0	1	0											
Stan Javier, S OBP: 0.318, SLG: 0.315 (1, 9)										4	1	0	0	0	1	1											
Rich Aurilia, R OBP: 0.419, SLG: 0.544 (1, 6)										4	1	1	2	0	0	0											
Brent Mayne, L OBP: 0.357, SLG: 0.422 (1, 2)										3	0	1	1	1	1	0											
Mark Gardner, R OBP: 0.288, SLG: 0.167 (1, 1)										0	0	0	0	0	0	0											
Jim Poole, L OBP: 0.200, SLG: 1.000 (3, 1)										2	1	1	0	0	0	0											
Rey Sanchez, R OBP: 0.260, SLG: 0.338 (7, PH)										0	0	0	0	1	0	0											
John Johnstone, R (8, 1)										0	0	0	0	0	0	0											
Julian Tavaréz, L (9, 1)										0	0	0	0	0	0	0											
Marvin Benard, L OBP: 0.300, SLG: 0.300 (9, PH)										1	0	0	0	0	0	1											
Inning Stats	R: 1 E: 0 K: 1 S: 6	H: 2 LOB: 0 BB: 0 P: 6	R: 0 E: 0 K: 0 S: 3	H: 0 LOB: 0 BB: 0 P: 3	R: 1 E: 0 K: 0 S: 5	H: 2 LOB: 1 BB: 0 P: 5	R: 0 E: 0 K: 0 S: 3	H: 0 LOB: 0 BB: 0 P: 3	R: 0 E: 0 K: 1 S: 5	H: 0 LOB: 0 BB: 0 P: 5	R: 0 E: 0 K: 0 S: 3	H: 0 LOB: 0 BB: 0 P: 3	R: 3 E: 1 K: 1 S: 9	H: 3 LOB: 2 BB: 1 P: 13	R: 0 E: 0 K: 3 S: 9	H: 0 LOB: 0 BB: 0 P: 9	R: 0 E: 0 K: 1 S: 5	H: 0 LOB: 1 BB: 1 P: 9	1B: 4 2B: 3 3B: 0 HR: 0	SF: 0 SAC: 0 DP: 0 HBP: 0	WP: 1 PB: 0 CS: 1	PA: 37					
PITCHER	IP	WLS	BF	H	R	ER	SO	BB	IBB	HBP	BLK	WP	HR	S	P	ERA	WHIP										
Carlos Perez, L ERA: 3.46 (1, 1)	8.0	W	32	7	5	4	6	1	0	0	0	0	0	43	47	4.50	1.000										
Ugueth Urbina, R ERA: 0.93 (9, 1)	1.0		4	0	0	0	1	1	0	0	0	0	0	5	9	0.00	1.000										

Montreal Expos @ San Francisco Giants
3Com Park at Candlestick Point, San Francisco, CA
Wed May 13 1998, 6:33 AM EDT
Att. 10,244 - Sunny - 58 F

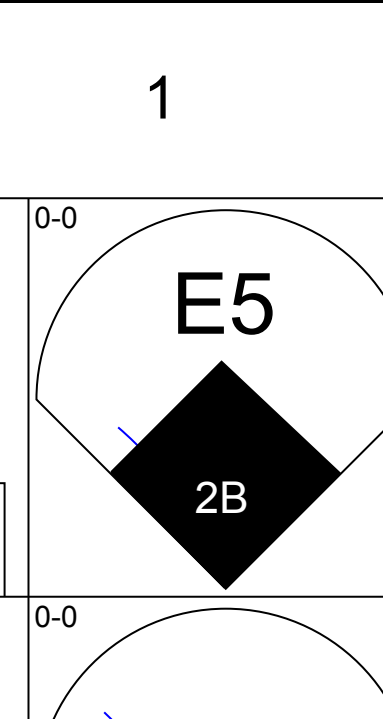
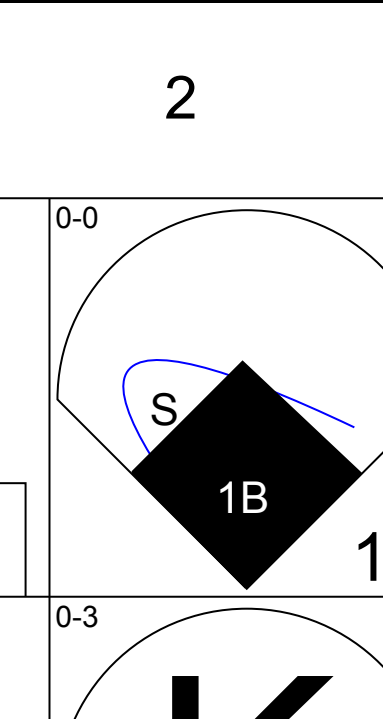
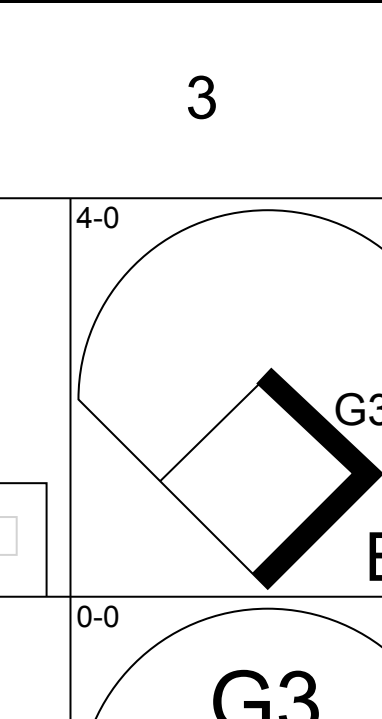
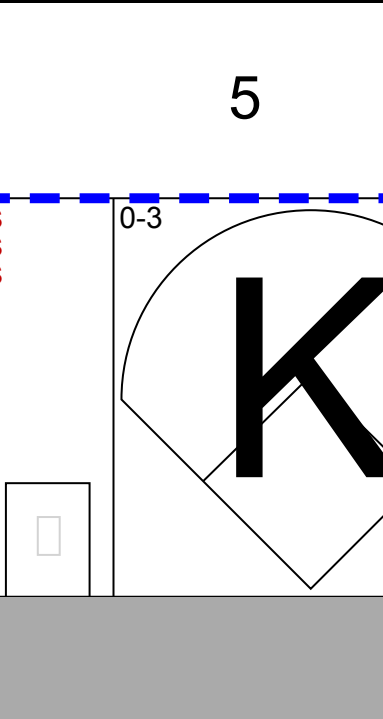
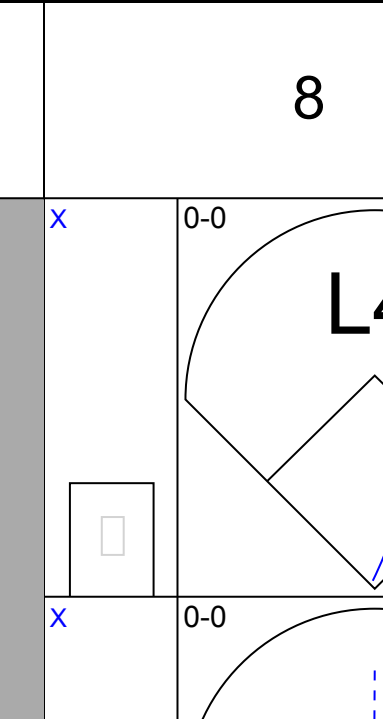
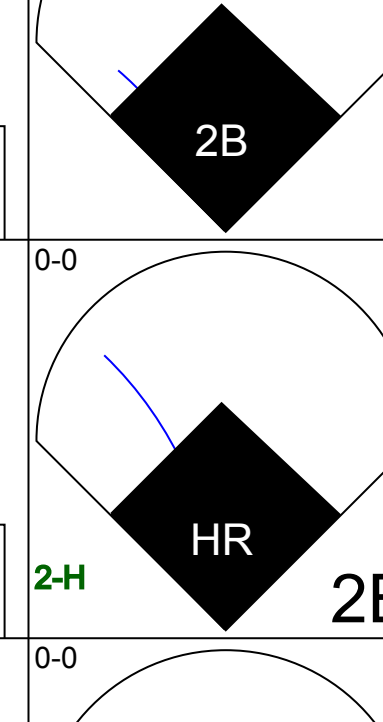
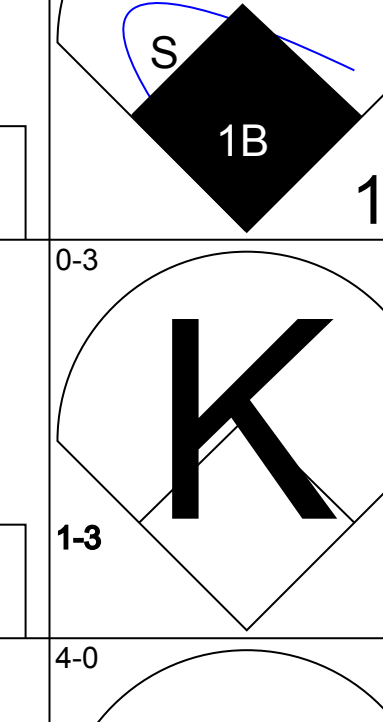
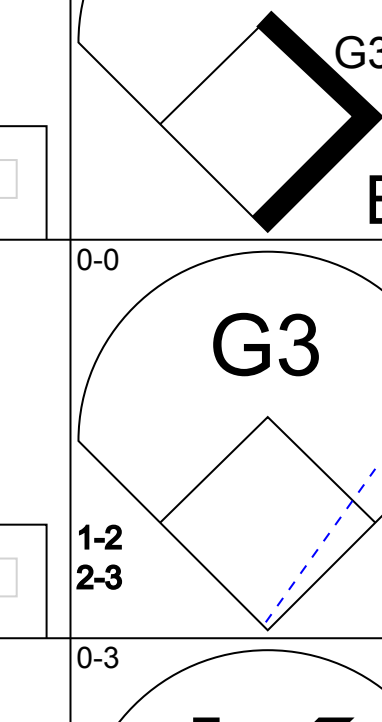
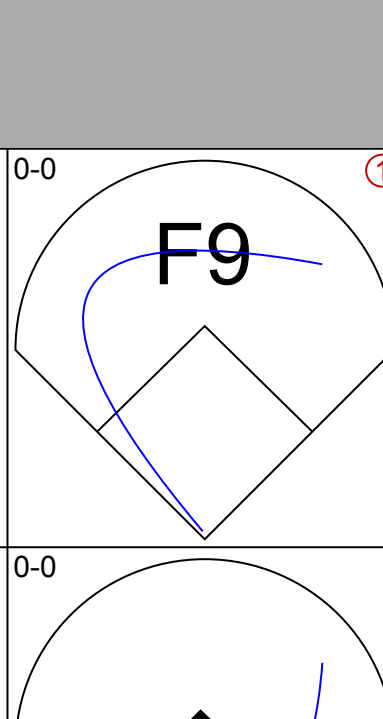
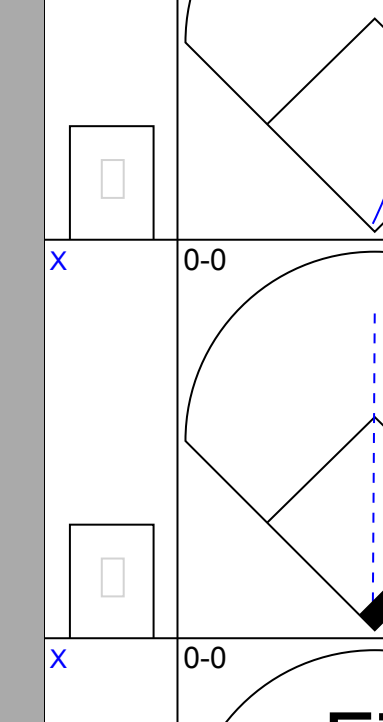
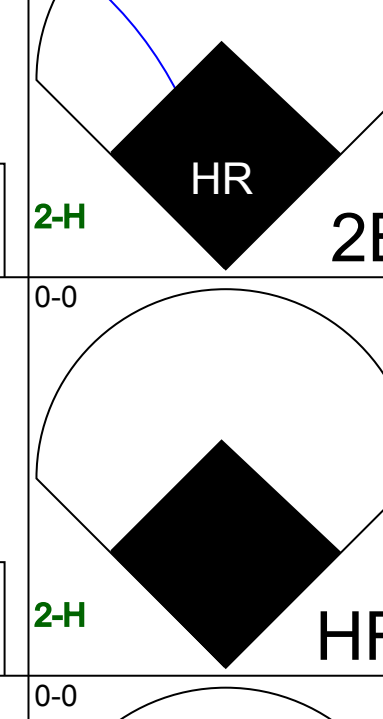
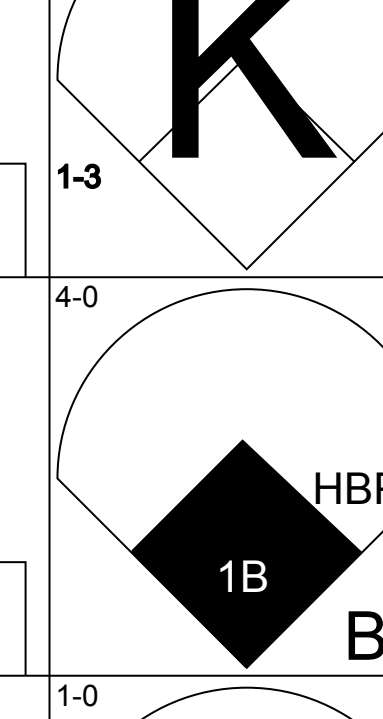
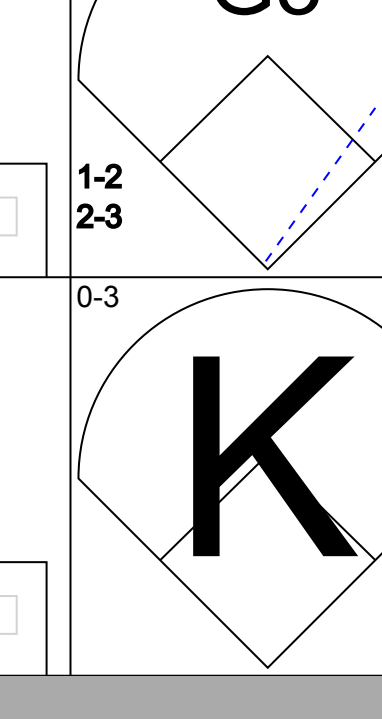
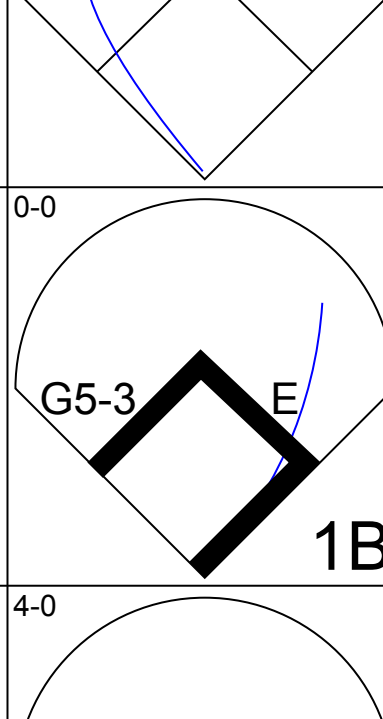
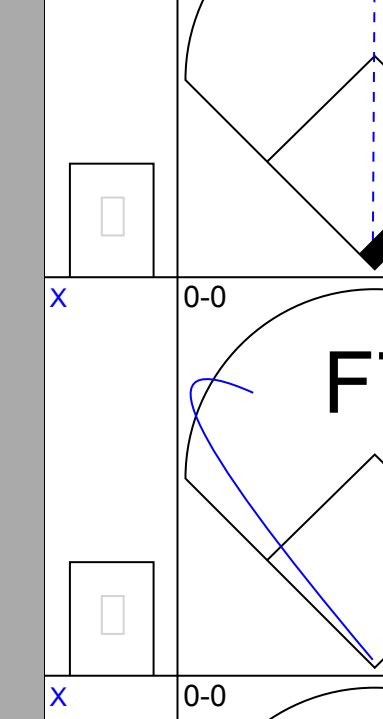
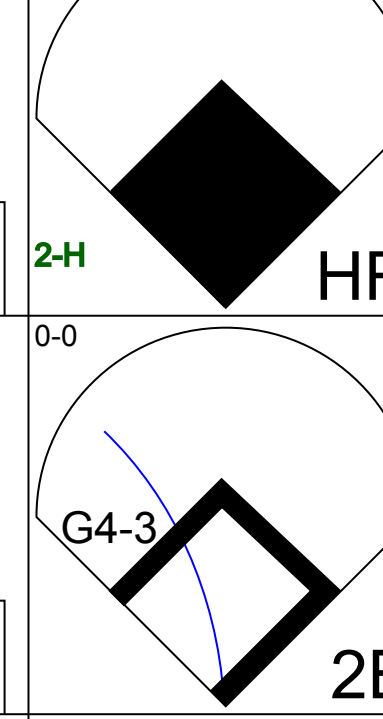
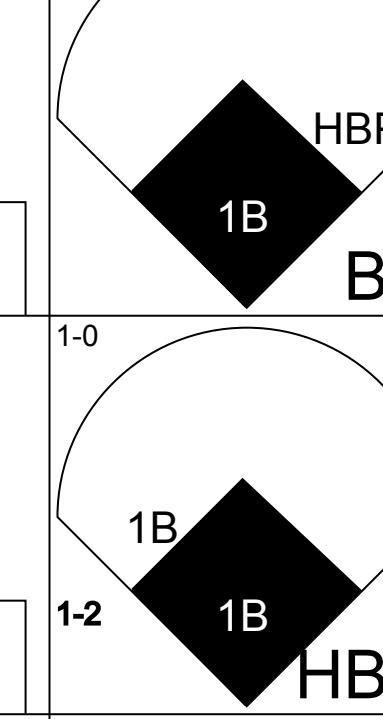
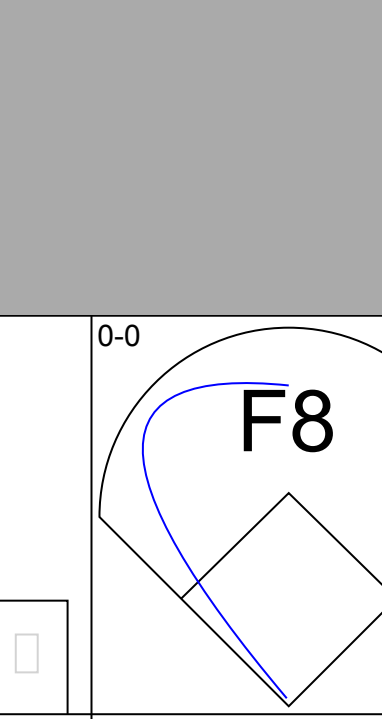
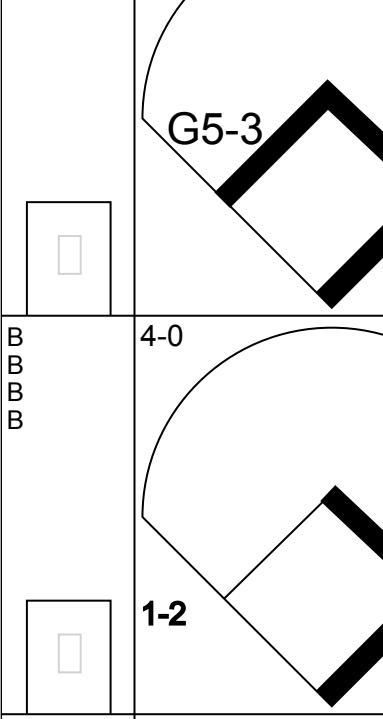
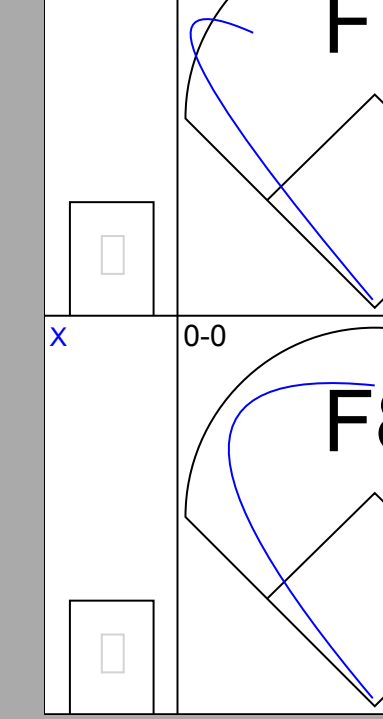
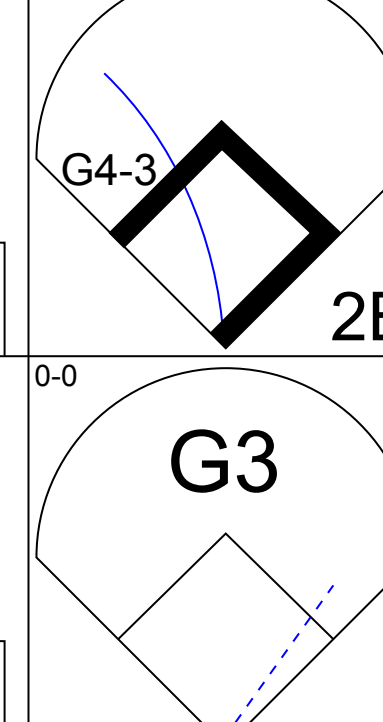
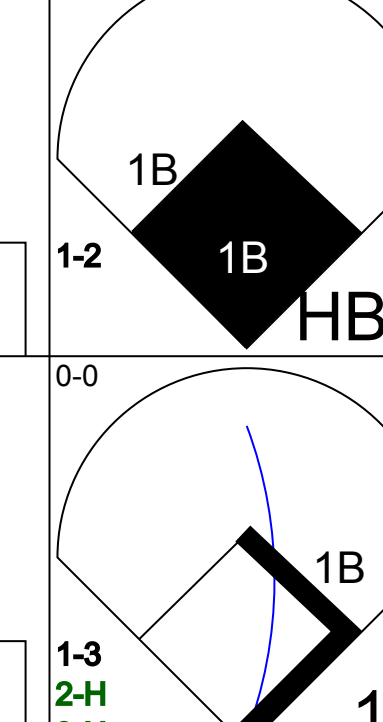
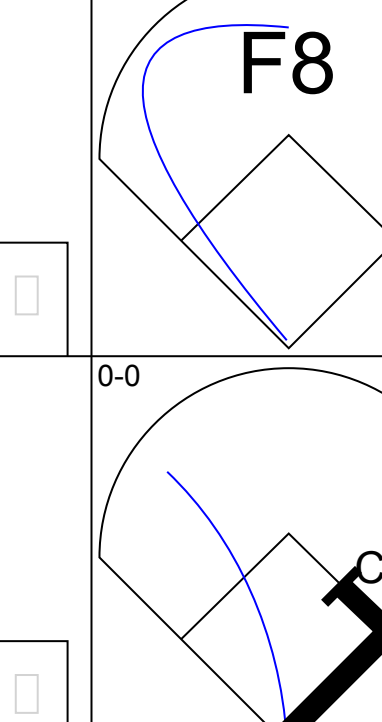
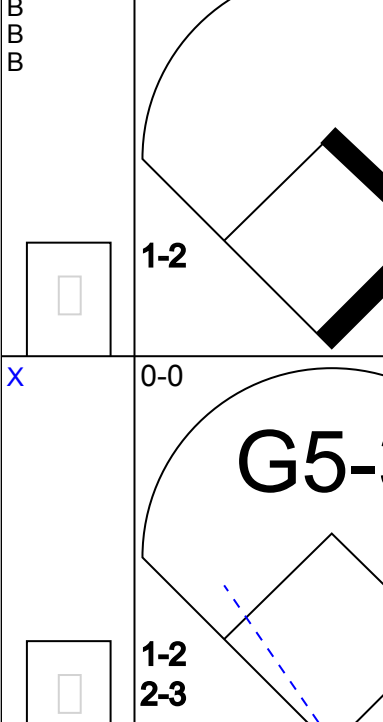
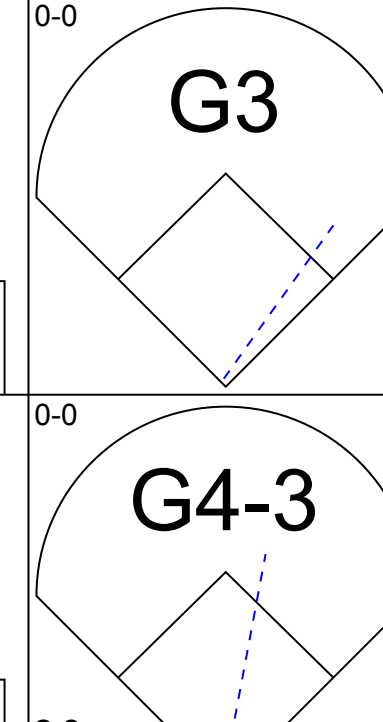
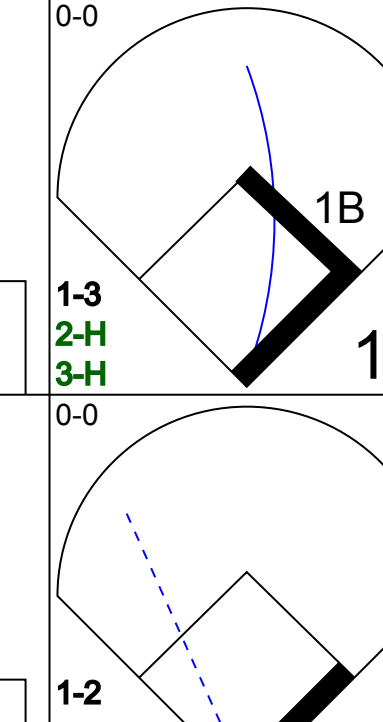
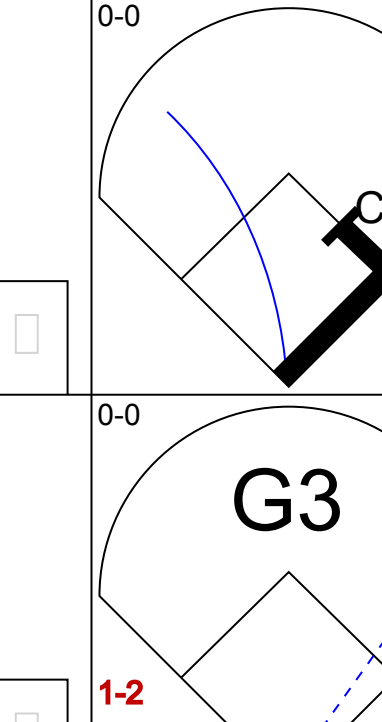
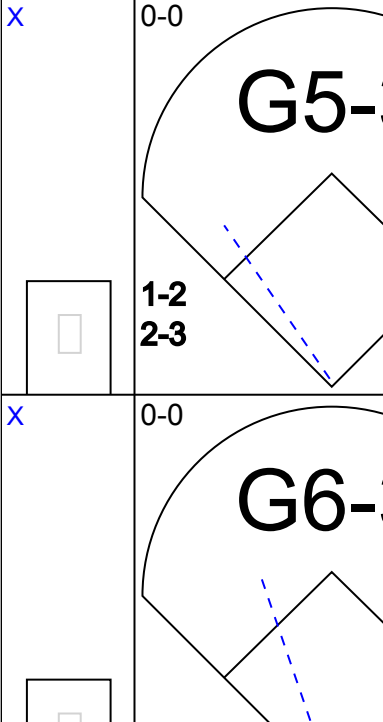
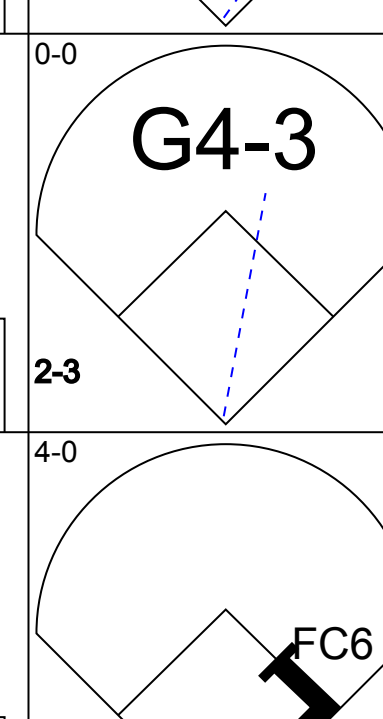
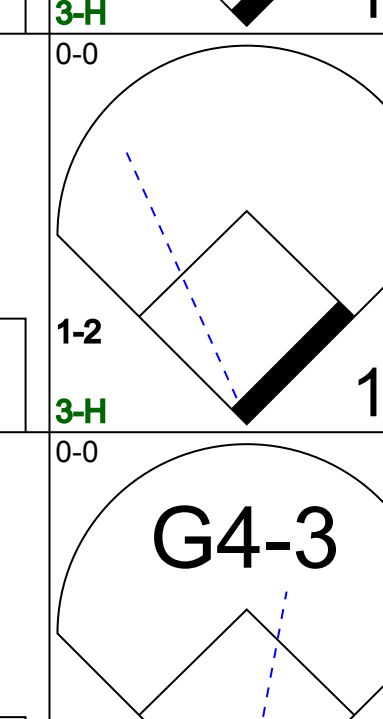
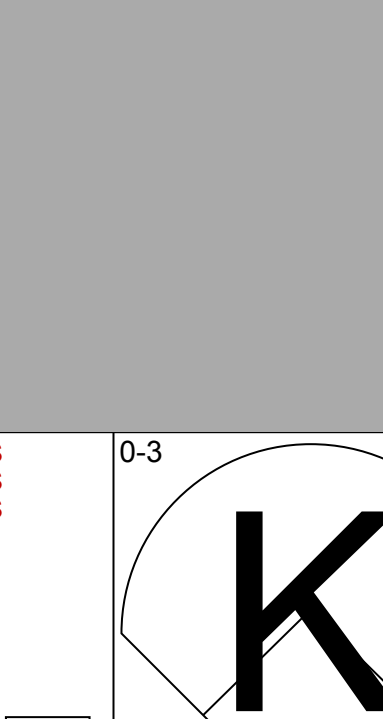
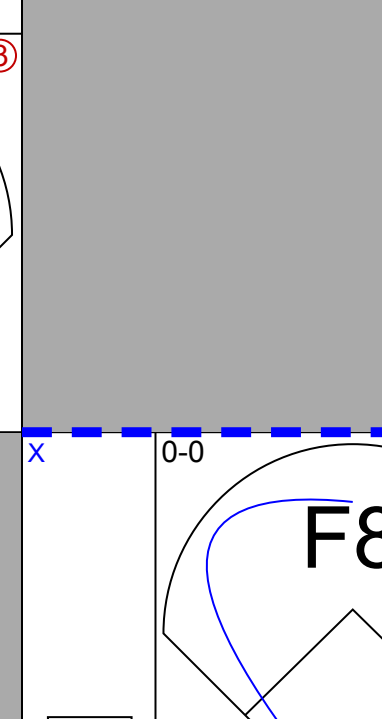
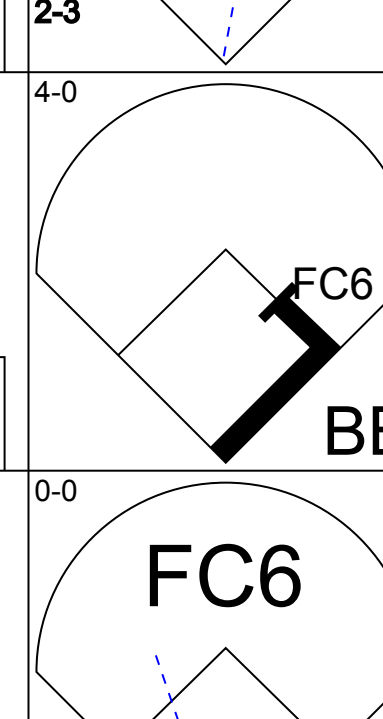
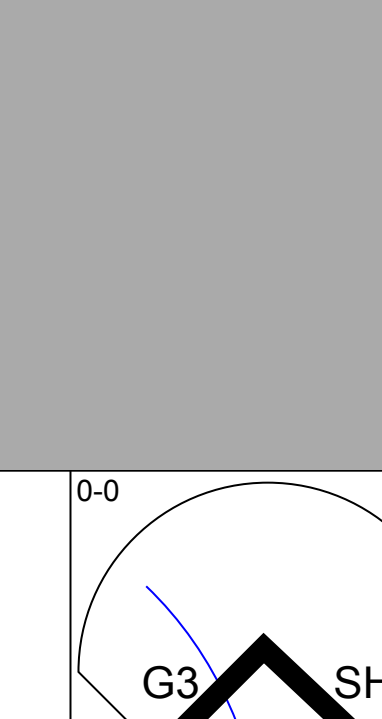
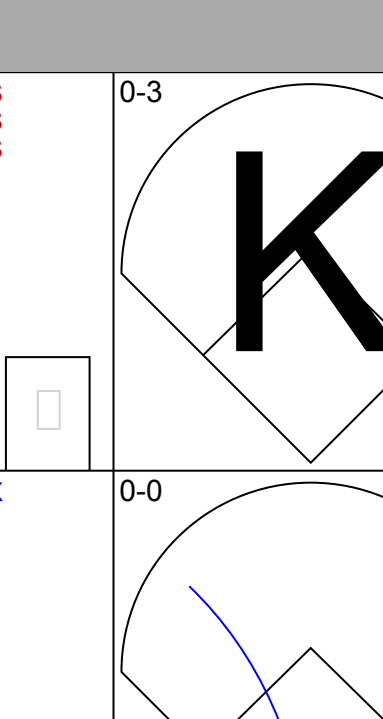
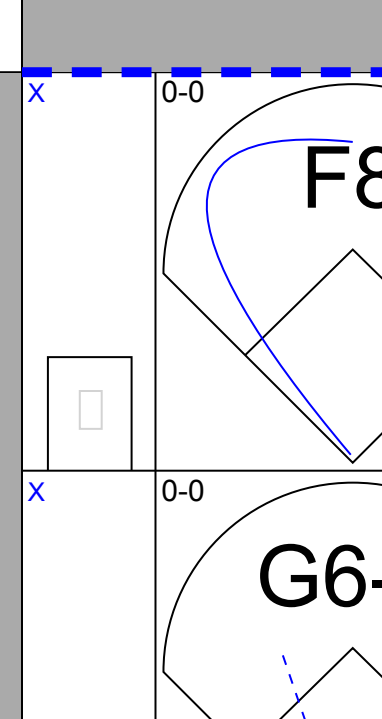
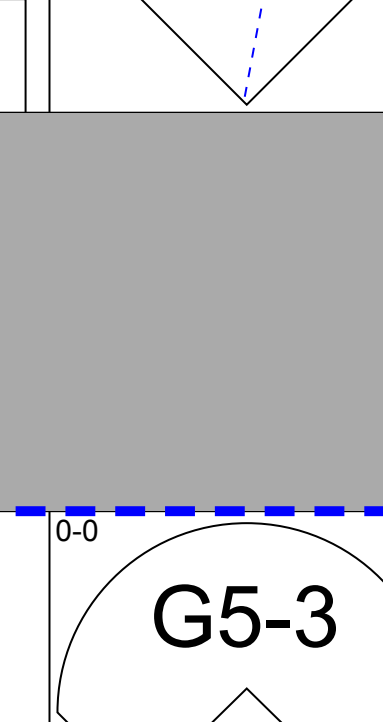
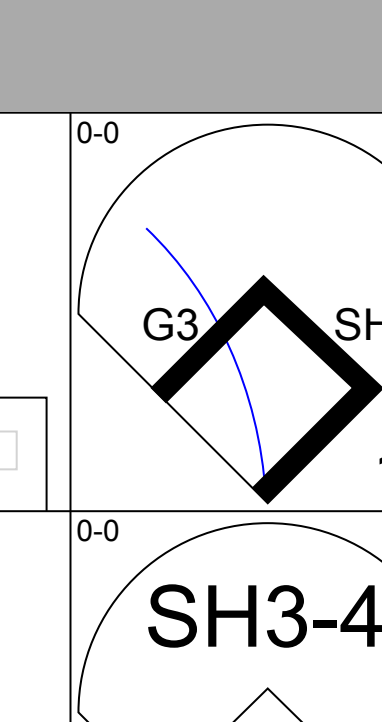
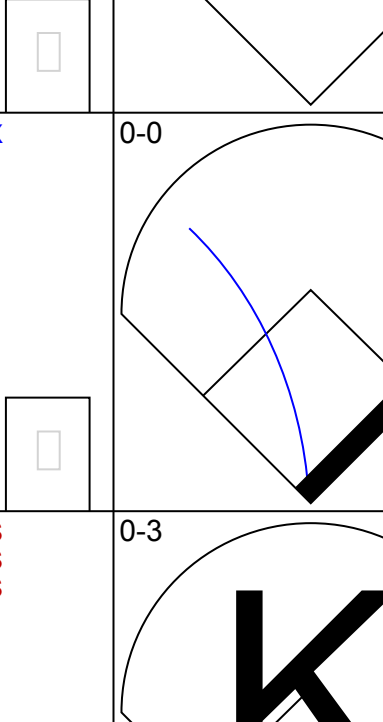
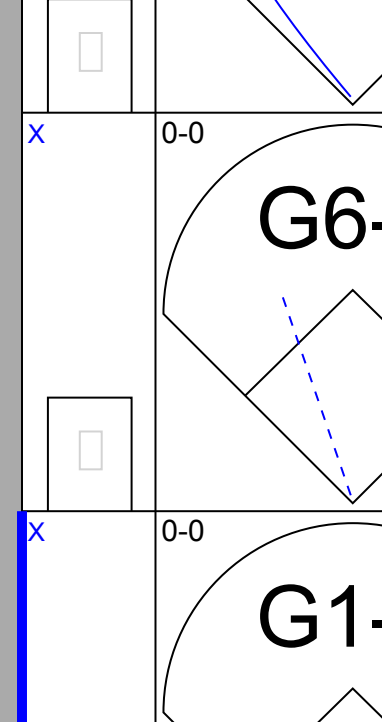
AB	34
R	5
H	7
RBI	5
BB	2
SO	7
LOB	9



Batter	1	2	3	4	5	6	7	8	9	AB	R	H	RBI	BB	SO	LOB	TOP				
Mike Mordecai, R OBP: 0.121, SLG: 0.094 (1, 4)										5	0	1	0	0	1	1	Montreal Expos @ San Francisco Giants 3Com Park at Candlestick Point, San Francisco, CA Thu May 14 1998, 6:33 AM EDT Cloudy - 58 F				
Mark Crutzielnek, R OBP: 0.313, SLG: 0.397 (1, 6)										4	0	0	0	0	1	2					
Vladimir Guerrero, R OBP: 0.349, SLG: 0.519 Steve Kline, S (1, 9)										3	1	1	0	0	0	2					
Scott Livingstone, L Anthony Telford, R (5, 1) (7, PH) (7, 1)										0	0	0	0	0	0	0					
Rondell White, R OBP: 0.316, SLG: 0.399 (1, 8)										4	0	2	0	0	0	0					
Chris Widger, R OBP: 0.344, SLG: 0.473 (1, 2)										3	0	0	0	1	3	1					
Robert Perez, R OBP: 0.209, SLG: 0.372 (1, 7)										4	0	1	0	0	1	3					
Shane Andrews, R OBP: 0.315, SLG: 0.482 (1, 5)										2	0	0	0	2	0	1					
Ryan McGuire, L OBP: 0.373, SLG: 0.400 (1, 3)										3	0	1	0	1	1	2					
Dustin Hermanson, R Shayne Bennett, R Da Rond Stovall, S OBP: 0.317, SLG: 0.297 (1, 1) (2, 1) (5, 9)										0	0	0	0	0	0	0					
Inning Stats	R: 0 E: 0 K: 1 S: 5	H: 0 LOB: 0 BB: 0 P: 5	R: 0 E: 0 K: 1 S: 6	H: 1 LOB: 2 BB: 1 P: 10	R: 0 E: 0 K: 0 S: 3	H: 0 LOB: 0 BB: 0 P: 3	R: 1 E: 0 K: 0 S: 4	H: 2 LOB: 1 BB: 1 P: 8	R: 0 E: 0 K: 3 S: 10	H: 1 LOB: 2 BB: 1 P: 10	R: 0 E: 0 K: 1 S: 5	H: 0 LOB: 0 BB: 0 P: 5	R: 0 E: 0 K: 1 S: 5	H: 0 LOB: 0 BB: 0 P: 5	R: 0 E: 0 K: 0 S: 4	H: 1 LOB: 1 BB: 0 P: 4	1B: 4 2B: 2 3B: 0 HR: 0	SF: 0 SAC: 0 DP: 1 HBP: 0	WP: 0 PB: 0 SB: 0 CS: 0	PA: 37	
PITCHER	IP	WLS	BF	H	R	ER	SO	BB	IBB	HBP	BLK	WP	HR	S	P	ERA	WHIP				
Shawn Estes, L ERA: 4.55 Julian Tavarez, R ERA: 2.1	(1, 1) (7, 1)	6.0 S	27 10	5 1	1 0	1 0	6 2	5 0	0 0	0 0	0 0	0 0	0 0	34 14	54 14	1.50 0.00	1.667 0.333				

AB	32
R	1
H	6
RBI	0
BB	5
SO	8
LOB	16



Batter	1	2	3	4	5	6	7	8	9	AB	R	H	RBI	BB	SO	LOB	BOTTOM				
Darryl Hamilton, L OBP: 0.359, SLG: 0.297 (1, 8)										4	2	1	0	1	1	1	Montreal Expos @ San Francisco Giants 3Com Park at Candlestick Point, San Francisco, CA Thu May 14 1998, 6:33 AM EDT Cloudy - 58 F				
Bill Mueller, S OBP: 0.432, SLG: 0.511 (1, 5)										5	1	2	1	0	1	3					
Barry Bonds, L OBP: 0.413, SLG: 0.593 (1, 7)										4	2	2	2	1	1	3					
Jeff Kent, R OBP: 0.314, SLG: 0.447 (1, 4)										3	1	1	0	1	0	1					
J.T. Snow, L OBP: 0.290, SLG: 0.275 (1, 3)										4	0	2	2	0	0	3					
Stan Javier, S OBP: 0.316, SLG: 0.313 (1, 9)										4	0	1	1	0	0	4					
Brent Mayne, L OBP: 0.351, SLG: 0.403 (1, 2)										3	0	0	0	1	1	2					
Rey Sanchez, R OBP: 0.397, SLG: 0.394 (1, 6)										4	0	2	0	0	0	2					
Shawn Estes, R Julian Tavarez, L OBP: 0.333, SLG: 0.353 (1, 1) (7, 1)										2	0	0	0	0	1	1					
Inning Stats	R: 3 E: 1 K: 0 S: 7	H: 3 LOB: 2 BB: 1 P: 11	R: 3 E: 0 K: 1 S: 8	H: 3 LOB: 2 BB: 1 P: 13	R: 0 E: 0 K: 1 S: 6	H: 1 LOB: 1 BB: 1 P: 10	R: 0 E: 0 K: 0 S: 3	H: 1 LOB: 0 BB: 0 P: 3	R: 0 E: 1 K: 0 S: 10	H: 1 LOB: 2 BB: 1 P: 10	R: 0 E: 0 K: 0 S: 3	H: 0 LOB: 0 BB: 0 P: 3	R: 0 E: 0 K: 0 S: 4	H: 1 LOB: 1 BB: 0 P: 4	1B: 8 2B: 2 3B: 0 HR: 1	SF: 0 SAC: 1 DP: 0 HBP: 1	WP: 0 PB: 0 SB: 0 CS: 1	PA: 40			
PITCHER	IP	WLS	BF	H	R	ER	SO	BB	IBB	HBP	BLK	WP	HR	S	P	ERA	WHIP				
Dustin Hermanson, R Shayne Bennett, R Steve Kline, L Anthony Telford, R ERA: 3.98 ERA: 3.97	(1, 1) (2, 1) (5, 1) (7, 1)	1.0 3.2 1.1 2.0	8 19 6 7	3 6 1 1	3 3 0 0	2 3 0 0	0 4 1 0	1 2 0 0	0 0 0 0	0 0 0 0	0 0 0 0	0 0 0 0	0 0 0 0	24 7 11 7	33 33 11 7	7.36 2.182 0.00 0.500					



Batter	1	2	3	4	5	6	7	8	9	AB	R	H	RBI	BB	SO	LOB	TOP			
F.P. Santangelo, S (1,4) OBP: 0.348, SLG: 0.403	L4		1B			K			P5	4	0	1	0	0	1	0				
Mark Grudzielanek, R (1,6) OBP: 0.365, SLG: 0.387	F8		K			G5-3			K	4	0	0	0	0	2	1				
Vladimir Guerrero, R (1,9) OBP: 0.349, SLG: 0.518	1B					G6-3			P4	4	0	2	0	0	0	0				
Brad Fuller, L (1,3) OBP: 0.324, SLG: 0.367	K					F9			G3-1	3	0	0	0	0	1	2				
Rondell White, R (1,8) OBP: 0.317, SLG: 0.393		G5-3				G5-3			G5-3	2	0	0	0	1	0	0				
Derrick May, L (1,7) OBP: 0.213, SLG: 0.244	F9					G6-3			F8	3	0	0	0	0	0	1				
Scott Livingstone, L (1,5) OBP: 0.297, SLG: 0.290	G4-3					G4-3			G4-6-3	3	0	1	0	0	0	0				
Mike Hubbard, R (1,2) OBP: 0.083, SLG: 0.083						G1-3			K	2	0	0	0	0	0	0				
Ryan McGuire, L (8, PH) OBP: 0.365, SLG: 0.391			G5-3			G1-3			K	1	0	0	0	0	1	1				
Chris Widger, R (8,2) OBP: 0.344, SLG: 0.473						G4-3			G4-6-3	0	0	0	0	0	0	0				
Trey Moore, L (1,1) OBP: 0.364, SLG: 0.400			P8			G4-3			G4-6-3	2	0	0	0	0	0	0				
Da Rond Stovall, S (8, PH) OBP: 0.318, SLG: 0.289										1	0	0	0	0	0	1				
Mike Maddux, L (8,1)										0	0	0	0	0	0	0				
Inning Stats	R: 0 E: 0 K: 1 S: 6	H: 1 LOB: 1 BB: 0 P: 6	R: 0 E: 0 K: 0 S: 3	H: 0 LOB: 0 BB: 0 P: 3	R: 0 E: 0 K: 1 S: 6	H: 1 LOB: 1 BB: 0 P: 6	R: 0 E: 0 K: 0 S: 3	H: 0 LOB: 0 BB: 0 P: 3	R: 0 E: 0 K: 1 S: 5	H: 0 LOB: 0 BB: 0 P: 5	R: 0 E: 0 K: 0 S: 3	H: 0 LOB: 0 BB: 0 P: 3	R: 0 E: 0 K: 1 S: 5	H: 1 LOB: 0 BB: 0 P: 5	R: 0 E: 0 K: 1 S: 5	H: 0 LOB: 0 BB: 0 P: 5	1B: 4 2B: 0 3B: 0 HR: 0	SF: 0 SAC: 0 DP: 1 HBP: 0	WP: 0 PB: 0 SB: 0 CS: 1	PA: 30
PITCHER	IP WLS BF H R ER SO BB IBB HBP BLK WP HR S P ERA WHIP																			
Danny Darwin, R (1,1) ERA: 3.17	8.0 W 27 4 0 0 4 1 0 0 0 0 0 34 38 0.00 0.625																			
Robb Nen, R (9,1) ERA: 1.11	1.0 S 3 0 0 0 1 0 0 0 0 0 0 5 5 0.00 0.000																			

Montreal Expos @ San Francisco Giants
 3Com Park at Candlestick Point, San Francisco, CA
 Thu May 14 1998, 6:38 AM EDT
 Att: 12,055 - Cloudy - 60 F

AB	29
R	0
H	4
RBI	0
BB	1
SO	5
LOB	6



Batter	1	2	3	4	5	6	7	8	9	AB	R	H	RBI	BB	SO	LOB	BOTTOM			
Alex Diaz, S (1,8) OBP: 0.137, SLG: 0.176	K		F8			G3-1			F8	4	0	0	0	0	1	1				
Bill Mueller, S (1,5) OBP: 0.422, SLG: 0.497	L8		F9			B5-3			G4-3	4	0	0	0	0	0	0				
Barry Bonds, L (1,7) OBP: 0.415, SLG: 0.588	G4-3		F7			S 1B			1B BB	3	1	1	0	1	0	0				
Jeff Kent, R (1,4) OBP: 0.318, SLG: 0.448		S 1B				F8			F7	4	1	2	0	0	0	1				
Charlie Hayes, R (1,3) OBP: 0.342, SLG: 0.438						G3-1			1B	4	0	2	1	0	1	2				
Robb Nen, R (9,1)									K	0	0	0	0	0	0	0				
Chris Jones, R (1,9) OBP: 0.281, SLG: 0.235			FC4-6			K			1B	3	0	1	1	0	1	1				
J.T. Snow, L (8, PH) OBP: 0.288, SLG: 0.273			FC4-6						K	1	0	0	0	0	1	2				
Rich Aurilia, R (1,6) OBP: 0.407, SLG: 0.527						K			FC6-4	3	0	0	0	0	1	3				
Doug Mirabeli, R (1,2) OBP: 0.500, SLG: 0.500									F9	2	0	1	0	1	0	0				
Danny Darwin, R (1,1) OBP: 0.118, SLG: 0.063									G6-3	3	0	0	0	0	1	3				
Stan Javier, S (9,9) OBP: 0.316, SLG: 0.313										0	0	0	0	0	0	0				
Inning Stats	R: 0 E: 0 K: 1 S: 5	H: 0 LOB: 0 BB: 0 P: 5	R: 1 E: 0 K: 1 S: 7	H: 2 LOB: 2 BB: 1 P: 11	R: 0 E: 0 K: 0 S: 3	H: 0 LOB: 0 BB: 0 P: 3	R: 0 E: 0 K: 1 S: 5	H: 0 LOB: 0 BB: 0 P: 5	R: 0 E: 0 K: 1 S: 6	H: 1 LOB: 1 BB: 0 P: 6	R: 1 E: 0 K: 0 S: 6	H: 3 LOB: 2 BB: 0 P: 6	R: 0 E: 0 K: 0 S: 3	H: 0 LOB: 0 BB: 0 P: 3	R: 0 E: 0 K: 2 S: 8	H: 1 LOB: 2 BB: 1 P: 12	1B: 6 2B: 1 3B: 0 HR: 0	SF: 0 SAC: 0 DP: 0 HBP: 0	WP: 0 PB: 0 SB: 3 CS: 0	PA: 33
PITCHER	IP WLS BF H R ER SO BB IBB HBP BLK WP HR S P ERA WHIP																			
Trey Moore, L (1,1) ERA: 5.08	7.0 L 28 6 2 2 2 1 0 0 0 0 0 35 39 2.57 1.000																			
Mike Maddux, R (8,1) ERA: 4.5	1.0 5 1 0 0 2 1 0 0 0 0 0 8 12 0.00 2.000																			

Montreal Expos @ San Francisco Giants
 3Com Park at Candlestick Point, San Francisco, CA
 Thu May 14 1998, 6:38 AM EDT
 Att: 12,055 - Cloudy - 60 F

AB	31
R	2
H	7
RBI	2
BB	2
SO	6
LOB	13



Batter	1	2	3	4	5	6	7	8	9	AB	R	H	RBI	BB	SO	LOB	TOP				
F.P. Santangelo, S OBP: 0.356, SLG: 0.406 (1,4)	P7		G6-3 1B		1B		FC4-6		4-2 BB	4	1	2	0	1	0	1	Montreal Expos @ Los Angeles Dodgers Dodger Stadium, Los Angeles, CA Fri May 15 1998, 7:05 PM PDT Att: 46,056 - Unknown - 70 F				
Mark Crutzielnek, R OBP: 0.302, SLG: 0.381 (1,6)	P9		G6-3		G4-6-3 1B		F8		G4-3	5	0	1	0	0	0	5					
Vladimir Guerrero, R OBP: 0.340, SLG: 0.510 (1,9)	F8				P2				G4-3	4	0	1	1	0	0	2					
Brad Fuller, L OBP: 0.322, SLG: 0.371 Mike Mordecai, R OBP: 0.121, SLG: 0.094 (8,4)		F7			G4-6-3				G1-3	4	1	1	0	0	0	2					
Rondell White, R OBP: 0.321, SLG: 0.396 (1,8)		G3-1 S 1B			G6-3				G6-3	4	0	2	0	0	1	1					
Ryan McGuire, L OBP: 0.375, SLG: 0.375 (8,3)		G3-1			2B				G4-3	2	1	0	0	2	0	1					
Chris Widger, R OBP: 0.349, SLG: 0.482 (1,2)		P4			BB				CS	4	0	2	2	0	1	1					
Shane Andrews, R OBP: 0.321, SLG: 0.504 (1,5)					F6				F8	3	1	1	1	1	0	3					
Miguel Batista, R Ugueth Urbina, R (8,1)					HR				BB	1	0	0	0	0	1	2					
					K				B2	3	0	0	0	0	1	2					
					G1-3				K	1	0	0	0	0	1	2					
Inning Stats	R: 0 E: 0 K: 0 S: 3	H: 0 LOB: 0 BB: 0 P: 3	R: 0 E: 0 K: 0 S: 7	H: 1 LOB: 1 BB: 0 P: 15	R: 2 E: 0 K: 1 S: 11	H: 3 LOB: 1 BB: 0 P: 15	R: 2 E: 0 K: 0 S: 14	H: 2 LOB: 1 BB: 1 P: 22	R: 0 E: 0 K: 2 S: 6	H: 0 LOB: 0 BB: 0 P: 14	R: 0 E: 0 K: 0 S: 10	H: 0 LOB: 1 BB: 1 P: 16	R: 0 E: 0 K: 0 S: 5	H: 1 LOB: 0 BB: 0 P: 8	R: 0 E: 0 K: 1 S: 16	H: 1 LOB: 3 BB: 2 P: 28	1B: 7 2B: 2 3B: 0 HR: 1	SF: 0 SAC: 0 DP: 1 HBP: 0	WP: 0 PB: 0 SB: 1 CS: 1	PA: 39	
PITCHER	IP	WLS	BF	H	R	ER	SO	BB	IBB	HBP	BLK	WP	HR	S	P	ERA	WHIP				
Ismael Valdez, R ERA: 4.76 (1,1)	8.0	L	32	9	4	4	3	2	0	0	0	0	1	67	101	4.50	1.375				
Dennys Reyes, L ERA: (9,1)	0.2		4	1	0	0	1	1	0	0	0	0	0	9	15	0.00	3.000				
Antonio Osuna, R ERA: 2.4 (9,1)	0.1		2	0	0	0	0	1	0	0	0	0	0	7	13	0.00	3.000				

AB	34
R	4
H	10
RBI	4
BB	4
SO	4
LOB	20



Batter	1	2	3	4	5	6	7	8	9	AB	R	H	RBI	BB	SO	LOB	BOTTOM					
Eric Young Sr., R OBP: 0.361, SLG: 0.369 (1,4)	SF8 1B		G1-3				G1-3		0-2 2B	4	2	2	0	0	0	1	Montreal Expos @ Los Angeles Dodgers Dodger Stadium, Los Angeles, CA Fri May 15 1998, 7:05 PM PDT Att: 46,056 - Unknown - 70 F					
Todd Hollandsworth, L OBP: 0.275, SLG: 0.421 (1,7)	K		G4-3				G6-3		1-0 2B	4	0	1	1	0	1	2						
Raul Mondesi, R OBP: 0.310, SLG: 0.484 (1,9)	E7 SF8 1B		4-2 CS BB				F9		1-3 K	3	0	1	0	1	1	1						
Eric Karros, R OBP: 0.360, SLG: 0.333 (1,3)	SF8		3-1 CS		0-0 P5		0-2 G1-3		1-3 K	3	0	0	1	0	1	0						
Thomas Howard, S OBP: 0.222, SLG: 0.373 (1,8)	G4-3		1-2 G3		0-0 G3		1-0 L6		0-3 K	4	0	0	0	0	1	1						
Tom Prince, R OBP: 0.282, SLG: 0.211 Roger Cedeno, S OBP: 0.408, SLG: 0.350 (8,PH)			G6-3		0-3 K		0-0 K		1-1 F6	3	0	1	0	0	1	0						
Jose Vizcaino, S OBP: 0.297, SLG: 0.267 (1,6)			1-1 CS 1B				0-1 G4-3		0-1 G4-3	3	0	1	0	0	0	1						
Juan Castro, R OBP: 0.148, SLG: 0.154 (1,5)			3-3 K				1-3 K		1-3 K	3	0	0	0	0	3	1						
Ismael Valdez, R OBP: 0.316, SLG: 0.294 Wilton Guerrero, S OBP: 0.246, SLG: 0.316 Dennys Reyes, R Antonio Osuna, R (8,PH)			G4-3				0-2 1-3		1-3 K	2	0	1	0	0	0	0						
									K	1	0	0	0	0	0	0						
									K	0	0	0	0	0	0	0						
									K	0	0	0	0	0	0	0						
Inning Stats	R: 1 E: 1 K: 1 S: 11	H: 2 LOB: 1 BB: 0 P: 15	R: 0 E: 0 K: 1 S: 8	H: 1 LOB: 0 BB: 0 P: 12	R: 0 E: 0 K: 0 S: 9	H: 1 LOB: 1 BB: 1 P: 19	R: 0 E: 0 K: 1 S: 6	H: 0 LOB: 0 BB: 0 P: 6	R: 0 E: 0 K: 1 S: 8	H: 0 LOB: 0 BB: 0 P: 9	R: 0 E: 0 K: 0 S: 6	H: 0 LOB: 0 BB: 0 P: 10	R: 0 E: 0 K: 0 S: 7	H: 1 LOB: 1 BB: 0 P: 8	R: 1 E: 0 K: 3 S: 15	H: 2 LOB: 1 BB: 0 P: 19	R: 0 E: 0 K: 2 S: 8	H: 0 LOB: 0 BB: 0 P: 10	1B: 4 2B: 4 3B: 0 HR: 0	SF: 1 SAC: 0 DP: 1 HBP: 0	WP: 0 PB: 0 SB: 0 CS: 2	PA: 34
PITCHER	IP	WLS	BF	H	R	ER	SO	BB	IBB	HBP	BLK	WP	HR	S	P	ERA	WHIP					
Miguel Batista, R ERA: 3.76 (1,1)	7.2	W	28	6	2	2	6	1	0	0	0	0	0	66	92	2.35	0.913					
Ugueth Urbina, R ERA: 0.87 (8,1)	1.1	S	5	1	0	0	3	0	0	0	0	0	0	12	16	0.00	0.750					

AB	31
R	2
H	7
RBI	2
BB	1
SO	9
LOB	7



Batter	1	2	3	4	5	6	7	8	9	AB	R	H	RBI	BB	SO	LOB	TOP										
F.P. Santangelo, S (1,4) OBP: 0.343, SLG: 0.384	G6-3	E6			L3		K			4	0	0	0	0	1	1	Montreal Expos @ Los Angeles Dodgers Dodger Stadium, Los Angeles, CA Sun May 17 1998, 3:33 AM PDT Att: 45,382 - Sunny - 72 F										
Mark Crutzielnek, R (1,6) OBP: 0.300, SLG: 0.375	F8	P6			G5-3		K			4	0	0	0	0	1	2											
Vladimir Guerrero, R (1,9) OBP: 0.340, SLG: 0.490	1B		G6-3		P9			G6-3		4	0	1	0	0	0	0											
Brad Fuller, L (1,3) OBP: 0.329, SLG: 0.407	G4-3			HR		G5-3		G4-3		4	1	1	1	0	0	1											
Rondell White, R (1,8) OBP: 0.324, SLG: 0.390		1B			G6-3			G6-3		2	1	0	0	2	0	0											
Derrick May, L (1,7) OBP: 0.216, SLG: 0.229	F6					1B			F7	2	0	0	0	1	1	2											
Mike Mordecai, R (9, PH) OBP: 0.143, SLG: 0.091			K			BB				1	0	0	0	0	0	0											
Chris Widger, R (1,2) OBP: 0.346, SLG: 0.467					K			G4-3		4	0	1	0	0	2	1											
Shane Andrews, R (1,5) OBP: 0.319, SLG: 0.483					G6-3				F4	2	1	0	0	1	1	2											
Mike Maddux, L (6, 1)										0	0	0	0	0	0	0											
Anthony Telford, R (8, 1)										0	0	0	0	0	0	0											
Robert Perez, R (9, PH) OBP: 0.205, SLG: 0.364										1	0	0	0	0	0	0											
Mike Johnson, L (1, 1) OBP: 0.500, SLG: 0.500					G6-3					2	0	1	1	0	0	0											
Shayne Bennett, R (5, 1)										0	0	0	0	0	0	0											
Scott Livingstone, L (6, 5) OBP: 0.280, SLG: 0.261							K			1	0	0	0	0	1	0											
Inning Stats	R: 0 E: 0 K: 0 S: 4	H: 1 LOB: 1 BB: 0 P: 4	R: 2 E: 1 K: 1 S: 20	H: 1 LOB: 2 BB: 2 P: 40	R: 1 E: 0 K: 1 S: 9	H: 1 LOB: 1 BB: 1 P: 16	R: 0 E: 0 K: 1 S: 9	H: 0 LOB: 0 BB: 0 P: 12	R: 0 E: 0 K: 1 S: 12	H: 1 LOB: 2 BB: 1 P: 21	R: 0 E: 0 K: 3 S: 12	H: 0 LOB: 0 BB: 0 P: 18	R: 0 E: 0 K: 0 S: 11	H: 0 LOB: 0 BB: 0 P: 16	R: 0 E: 0 K: 0 S: 4	H: 0 LOB: 0 BB: 0 P: 5	1B: 3 2B: 1 3B: 0 HR: 1	SF: 0 SAC: 0 DP: 1 HBP: 0	WP: 0 PB: 0 SB: 1 CS: 1	PA: 35							
PITCHER	IP	WLS	BF	H	R	ER	SO	BB	IBB	HBP	BLK	WP	HR	S	P	ERA	WHIP										
Ramon Martinez, R (1, 1) ERA: 3.18	6.0	W	26	4	3	2	4	4	0	0	0	0	1	63	106	3.00	1.333										
Antonio Osuna, R (7, 1) ERA: 2.12	2.0		6	0	0	0	3	0	0	0	0	0	0	23	34	0.00	0.000										
Scott Radinsky, L (9, 1) ERA: 1.62	1.0	S	3	0	0	0	0	0	0	0	0	0	0	4	5	0.00	0.000										

AB	31
R	3
H	4
RBI	2
BB	4
SO	7
LOB	9





Batter	1	2	3	4	5	6	7	8	9	AB	R	H	RBI	BB	SO	LOB	BOTTOM											
Eric Young Sr., R (1,4) OBP: 0.360, SLG: 0.359	1B		P5	P5		S		F9		4	1	1	0	1	0	0	Montreal Expos @ Los Angeles Dodgers Dodger Stadium, Los Angeles, CA Sun May 17 1998, 3:33 AM PDT Att: 45,382 - Sunny - 72 F											
Jose Vizcaino, S (1,6) OBP: 0.313, SLG: 0.281	F8				P7					4	1	2	1	0	0	1												
Gary Sheffield, R (1,9) OBP: 0.409, SLG: 0.503	1B									3	2	2	1	2	0	1												
Bobby Bonilla, S (1,5) OBP: 0.345, SLG: 0.476	G5-3		L7							4	1	1	1	0	1	5												
Raul Mondesi, R (1,8) OBP: 0.324, SLG: 0.506										3	0	3	2	0	0	0												
Eric Karros, R (1,3) OBP: 0.361, SLG: 0.319	L9									4	0	1	1	0	0	2												
Todd Hollandsworth, L (1,7) OBP: 0.281, SLG: 0.406										2	1	0	0	2	0	3												
Charles Johnson, R (1,2) OBP: 0.312, SLG: 0.433	F7									4	0	0	0	0	0	4												
Ramon Martinez, R (1, 1) ERA: 10.38										2	0	0	0	0	1	2												
Matt Luke, L (6, PH) ERA: 4.32										1	0	0	0	0	1	1												
Antonio Osuna, R (7, 1) ERA: 3.86										0	0	0	0	0	0	0												
Jim Eisenreich, L (8, PH) OBP: 0.290, SLG: 0.308										1	0	0	0	0	1	0												
Scott Radinsky, L (9, 1) ERA: 4.88										0	0	0	0	0	0	0												
Inning Stats	R: 1 E: 0 K: 0 S: 6	H: 2 LOB: 0 BB: 0 P: 9	R: 0 E: 0 K: 0 S: 12	H: 1 LOB: 2 BB: 1 P: 23	R: 2 E: 0 K: 0 S: 16	H: 3 LOB: 2 BB: 1 P: 29	R: 0 E: 0 K: 1 S: 6	H: 0 LOB: 0 BB: 0 P: 7	R: 2 E: 0 K: 2 S: 14	H: 2 LOB: 3 BB: 3 P: 30	R: 0 E: 0 K: 0 S: 9	H: 1 LOB: 1 BB: 0 P: 15	R: 0 E: 0 K: 1 S: 12	H: 0 LOB: 1 BB: 0 P: 16	1B: 7 2B: 3 3B: 0 HR: 0	SF: 1 SAC: 0 DP: 0 HBP: 1	WP: 1 PB: 0 SB: 2 CS: 0	PA: 39										
PITCHER	IP	WLS	BF	H	R	ER	SO	BB	IBB	HBP	BLK	WP	HR	S	P	ERA	WHIP											
Mike Johnson, R (1, 1) ERA: 10.38	4.1	L	22	8	5	5	1	2	0	0	0	1	1	0	10	20	6.75	1.500										
Shayne Bennett, R (5, 1) ERA: 4.32	1.1		6	0	1	1	1	2	0	0	0	1	0	16	29	0.00	2.250											
Mike Maddux, R (6, 1) ERA: 3.86	1.1		7	2	0	0	1	1	0	0	0	0	0	12	16	0.00	0.000											
Anthony Telford, R (8, 1) ERA: 4.88	1.0		4	0	0	0	1	0	0	1	0	0	0	4	6	0.00	0.000											

AB	32
R	6
H	10
RBI	6
BB	5
SO	4
LOB	19



Batter	1	2	3	4	5	6	7	8	9	AB	R	H	RBI	BB	SO	LOB	TOP		
Craig Biggio, R OBP: 0.305, SLG: 0.511 (1, 4)	2-2 P3	0-0		2-2 HBP			4-2 G6-3 S BB		1-3 K	3	0	1	2	1	1	1	Houston Astros @ Montreal Expos Olympic Stadium, Montreal, QB Wed May 20 1998, 7:05 PM EDT Alt. 8,372 - Unknown - 75 F		
Derek Bell, R OBP: 0.366, SLG: 0.540 (1, 9)	1-2 1B	2-1 L9		1-2 F8			3-2 G6-3	1-3 1B	3-2 1B	5	1	2	1	0	0	5			
Moises Alou, R OBP: 0.406, SLG: 0.603 (1, 7)	2-2 F8		0-1		3-0 L7		1-3 K		1-0 WP S 2H 1B	5	0	2	1	0	1	2			
Sean Berry, R OBP: 0.368, SLG: 0.455 (1, 5)	1-2 F8		2-2	P8	0-0 G6-3		0-0 F8		2-3 K	5	0	0	0	0	1	4			
Richard Hidalgo, R OBP: 0.288, SLG: 0.377 (1, 8)		1-0 1B G1-3 1B	2-0	P8	0-1 G5-3			2-2 G5-3		4	1	1	0	0	0	1			
J.R. Phillips, L (1, 3)	1-3 K		0-0	G3		0-2 G3		0-1 F9		4	0	0	0	0	1	2			
C.J. Nitkowski, L (8, 1)										0	0	0	0	0	0	0			
Doug Henry, R (8, 1)										0	0	0	0	0	0	0			
Billy Wagner, L (9, 1)										0	0	0	0	0	0	0			
Ricky Gutierrez, R OBP: 0.392, SLG: 0.392 (1, 6)		3-2 G1-3		1-1 G5-3 1B	0-0	0-0		1-0 L9		4	0	2	0	0	0	1			
Brad Ausmus, R OBP: 0.317, SLG: 0.328 (1, 2)		4-0 1B IBB		1-2 G5-3	0-0	0-0	L1		1-0 SH1-4 1B	3	2	1	0	1	0	2			
Jose Lima, R OBP: 0.115, SLG: 0.080 (1, 1)		0-0		0-3 K		0-1 F7			1-1 SH1-4	3	0	1	0	0	1	2			
Bill Spiers, L OBP: 0.343, SLG: 0.352 (8, 3)	1-2 2-3 1B								1-2	0	0	0	0	0	0	0			
Inning Stats	R: 0 E: 0 K: 0 S: 14	H: 1 LOB: 1 BB: 0 P: 20	R: 2 E: 0 K: 1 S: 11	H: 3 LOB: 2 BB: 1 P: 22	R: 0 E: 0 K: 1 S: 7	H: 1 LOB: 2 BB: 0 P: 11	R: 0 E: 0 K: 1 S: 20	H: 1 LOB: 0 BB: 0 P: 25	R: 0 E: 0 K: 0 S: 4	H: 0 LOB: 1 BB: 1 P: 17	R: 0 E: 0 K: 0 S: 6	H: 0 LOB: 0 BB: 0 P: 9	R: 2 E: 0 K: 2 S: 16	H: 3 LOB: 1 BB: 0 P: 25	1B: 8 2B: 2 3B: 0 HR: 0	SF: 0 SAC: 1 DP: 0 HBP: 1	WP: 1 PA: 40 PB: 0 SB: 2 CS: 0		
PITCHER	IP WLS BF H R ER SO	IP WLS BF H R ER SO	IP WLS BF H R ER SO	IP WLS BF H R ER SO	IP WLS BF H R ER SO	IP WLS BF H R ER SO	IP WLS BF H R ER SO	IP WLS BF H R ER SO	IP WLS BF H R ER SO	IP WLS BF H R ER SO	IP WLS BF H R ER SO	IP WLS BF H R ER SO	IP WLS BF H R ER SO	IP WLS BF H R ER SO	IP WLS BF H R ER SO	IP WLS BF H R ER SO	ERA WHIP		
Trey Moore, L ERA: 4.8 (1, 1)	6.0	27	7	2	2	2	0	0	1	1	0	0	0	0	0	0	0	3.00	1.167
Mike Maddux, R ERA: 3.48 (7, 1)	1.0	4	0	0	0	1	1	0	0	0	0	0	0	0	0	0	0	0.00	1.000
Anthony Telford, R ERA: 5.26 (8, 1)	1.2	L	8	3	2	1	0	0	0	0	0	0	0	0	0	0	0	10.80	1.800
Marc Valdes, R ERA: 7.52 (9, 1)	0.1	1	0	0	0	1	0	0	0	0	0	0	0	0	0	0	0	0.00	0.000

Batter	1	2	3	4	5	6	7	8	9	AB	R	H	RBI	BB	SO	LOB	BOTTOM	
Mike Mordecai, R OBP: 0.136, SLG: 0.073 (1, 4)	1-2 L6		1-0 G5-3		2-1 G5-3		0-0 G1-3		2-3 K	5	0	0	0	0	1	4	Houston Astros @ Montreal Expos Olympic Stadium, Montreal, QB Wed May 20 1998, 7:05 PM EDT Alt. 8,372 - Unknown - 75 F	
Mark Grudzielanek, R OBP: 0.311, SLG: 0.375 (1, 6)	1-0 1B HBP		0-0 F9		2-0 G4-3 1B		1-1 G6-3	1-1 G6-3	2-2 1B	4	1	2	1	0	0	0		
Vladimir Guerrero, R OBP: 0.339, SLG: 0.494 (1, 9)	1-1 P8		0-1		0-1 G4-3		0-1		2-3 K	5	0	2	0	0	1	4		
Brad Fullmer, L OBP: 0.333, SLG: 0.410 (1, 3)	0-1 SAFE		0-0		0-0 P9		0-0		2-3 K	4	0	2	1	0	1	2		
Da Rond Stovall, S OBP: 0.333, SLG: 0.341 (9, 7)	1-3 1B					2H 1B				0	0	0	0	0	0	0		
Rondell White, R OBP: 0.331, SLG: 0.413 (1, 8)	0-1 L8				0-0 G5-3		1-0 G5-3		4-0 IBB	3	0	0	0	1	0	2		
Chris Widger, R OBP: 0.340, SLG: 0.453 (1, 2)		2-1 G5-3		0-1 F8			2-1 F8		3-3 K	4	0	0	0	0	1	2		
Mike Hubbard, R OBP: 0.120, SLG: 0.083 (9, 2)										0	0	0	0	0	0	0		
Ryan McGuire, L OBP: 0.418, SLG: 0.446 (9, 3)		2-1		2-0 P7		0-0			4-1 1B BB	3	2	2	1	1	0	0		
Shane Andrews, R OBP: 0.308, SLG: 0.469 (1, 5)		0-3 K		0-1 F7		0-0			0-3 K	4	0	1	0	0	2	1		
Inning Stats	R: 0 E: 0 K: 0 S: 9	H: 1 LOB: 2 BB: 0 P: 12	R: 1 E: 0 K: 1 S: 8	H: 1 LOB: 0 BB: 0 P: 12	R: 0 E: 0 K: 0 S: 5	H: 1 LOB: 1 BB: 0 P: 6	R: 0 E: 0 K: 0 S: 4	H: 0 LOB: 0 BB: 0 P: 6	R: 0 E: 0 K: 0 S: 5	H: 2 LOB: 0 BB: 0 P: 8	R: 0 E: 0 K: 2 S: 11	H: 1 LOB: 2 BB: 1 P: 21	R: 1 E: 0 K: 3 S: 22	H: 2 LOB: 2 BB: 1 P: 32	1B: 6 2B: 3 3B: 0 HR: 1	SF: 0 SAC: 0 DP: 0 HBP: 1	WP: 0 PA: 39 PB: 0 SB: 0 CS: 0	
PITCHER	IP WLS BF H R ER SO	IP WLS BF H R ER SO	IP WLS BF H R ER SO	IP WLS BF H R ER SO	IP WLS BF H R ER SO	IP WLS BF H R ER SO	IP WLS BF H R ER SO	IP WLS BF H R ER SO	IP WLS BF H R ER SO	IP WLS BF H R ER SO	IP WLS BF H R ER SO	IP WLS BF H R ER SO	IP WLS BF H R ER SO	IP WLS BF H R ER SO	IP WLS BF H R ER SO	IP WLS BF H R ER SO	ERA WHIP	
Jose Lima, R ERA: 2.93 (1, 1)	7.1	30	8	2	2	1	0	0	1	1	0	0	0	0	0	0	2.46	1.091
C.J. Nitkowski, L ERA: 3.18 (8, 1)	0.1	2	0	0	0	1	0	1	0	0	0	0	0	0	0	0	0.00	0.000
Doug Henry, R ERA: 2.53 (8, 1)	0.1	W	1	0	0	0	0	0	0	0	0	0	0	0	0	0	0.00	0.000
Billy Wagner, L ERA: 2.55 (9, 1)	1.0	S	6	2	1	1	3	1	0	0	0	0	0	0	0	0	9.00	3.000



Batter	1	2	3	4	5	6	7	8	9	AB	R	H	RBI	BB	SO	LOB	TOP										
Craig Biggio, R OBP: 0.305, SLG: 0.511 (1,4)										4	0	2	1	0	1	0	Houston Astros @ Montreal Expos Olympic Stadium, Montreal, QB Thu May 21 1998, 3:33 AM EDT Att: 7,601 - Cloudy - 66 F										
Derek Bell, R OBP: 0.372, SLG: 0.539 (1,9)										4	0	2	0	1	2	1											
Bill Spiers, L OBP: 0.336, SLG: 0.337 (1,5)										4	0	0	0	1	0	6											
J.R. Phillips, L OBP: 0.333, SLG: 0.250 (1,3)										4	1	2	1	1	1	1											
Moises Alou, R OBP: 0.411, SLG: 0.595 (1,7)										2	0	0	0	3	0	3											
Carl Everett, S OBP: 0.410, SLG: 0.574 (1,8)										5	2	3	1	0	0	4											
Tony Eusebio, R OBP: 0.311, SLG: 0.293 (1,2)										5	1	1	1	0	2	4											
Tim Bogar, R OBP: 0.241, SLG: 0.208 (1,6)										4	1	2	1	1	0	0											
Shane Reynolds, R OBP: 0.115, SLG: 0.154 (1,1)										5	1	1	1	0	3	4											
Inning Stats	R: 0 E: 0 K: 2 S: 12	H: 0 LOB: 1 BB: 1 P: 21	R: 0 E: 0 K: 1 S: 11	H: 0 LOB: 0 BB: 1 P: 18	R: 0 E: 0 K: 1 S: 15	H: 2 LOB: 2 BB: 0 P: 26	R: 0 E: 0 K: 1 S: 10	H: 1 LOB: 3 BB: 2 P: 23	R: 0 E: 1 K: 1 S: 16	H: 1 LOB: 0 BB: 2 P: 29	R: 1 E: 0 K: 2 S: 11	H: 1 LOB: 0 BB: 0 P: 18	R: 0 E: 0 K: 0 S: 6	H: 1 LOB: 0 BB: 0 P: 9	R: 2 E: 0 K: 1 S: 16	H: 3 LOB: 1 BB: 0 P: 24	1B: 12 2B: 0 3B: 0 HR: 1	SF: 1 SAC: 0 DP: 1 HBP: 0	WP: 0 PB: 1 SB: 0 CS: 1	PA: 45							
PITCHER	IP	WLS	BF	H	R	ER	SO	BB	IBB	HBP	BLK	WP	HR	S	P	ERA	WHIP										
Miguel Batista, R ERA: 3.35 (1,1)	5.0		24	4	0	0	6	5	1	0	0	0	0	64	117	0.00	1.800										
Shayne Bennett, R ERA: 5.33 (6,1)	0.1	L	5	3	3	3	0	1	0	0	0	0	0	9	18	81.00	12.000										
Rick DeHart, L ERA: 5.74 (6,1)	1.2		7	2	1	1	2	0	0	0	0	0	0	19	33	5.40	1.200										
Marc Valdes, R ERA: 7.62 (8,1)	2.0		9	4	2	2	1	0	0	0	0	0	0	22	33	9.00	2.000										

Batter	1	2	3	4	5	6	7	8	9	AB	R	H	RBI	BB	SO	LOB	BOTTOM										
Ryan McGuire, L OBP: 0.394, SLG: 0.417 (1,7)										4	0	0	0	0	2	2	Houston Astros @ Montreal Expos Olympic Stadium, Montreal, QB Thu May 21 1998, 3:33 AM EDT Att: 7,601 - Cloudy - 66 F										
Mark Czudzielanek, R OBP: 0.369, SLG: 0.372 (1,6)										4	0	1	0	0	0	0											
Vladimir Guerrero, R OBP: 0.337, SLG: 0.488 (1,9)										4	0	1	0	0	1	1											
Brad Fullmer, L OBP: 0.325, SLG: 0.399 (1,3)										4	0	0	0	0	2	2											
Rondell White, R OBP: 0.326, SLG: 0.405 (1,8)										3	0	0	0	0	1	1											
Marc Valdes, R OBP: 0.500, SLG: 0.400 (8,1)										0	0	0	0	0	0	0											
Scott Livingstone, L OBP: 0.243, SLG: 0.273 (9,PH)										1	0	0	0	0	0	1											
Chris Widger, R OBP: 0.340, SLG: 0.450 (1,2)										3	0	1	0	0	0	0											
Shane Andrews, R OBP: 0.309, SLG: 0.466 (1,5)										3	0	1	0	0	1	1											
Mike Mordecai, R OBP: 0.149, SLG: 0.091 (1,4)										3	0	1	0	0	1	1											
Miguel Batista, R ERA: 3.15 (1,1)										1	0	0	0	0	0	0											
Derrick May, L OBP: 0.208, SLG: 0.220 (5,PH)										1	0	0	0	0	1	1											
Shayne Bennett, R ERA: 5.33 (6,1)										0	0	0	0	0	0	0											
Rick DeHart, L ERA: 5.74 (6,1)										0	0	0	0	0	0	0											
Da Rond Stovall, S OBP: 0.348, SLG: 0.341 (8,8)										0	0	0	0	1	0	0											
Inning Stats	R: 0 E: 0 K: 1 S: 6	H: 0 LOB: 0 BB: 0 P: 9	R: 0 E: 0 K: 0 S: 7	H: 1 LOB: 0 BB: 0 P: 11	R: 0 E: 0 K: 1 S: 7	H: 0 LOB: 0 BB: 0 P: 9	R: 0 E: 0 K: 2 S: 10	H: 1 LOB: 1 BB: 0 P: 13	R: 0 E: 0 K: 2 S: 9	H: 1 LOB: 1 BB: 0 P: 12	R: 0 E: 0 K: 1 S: 7	H: 0 LOB: 0 BB: 0 P: 10	R: 0 E: 0 K: 1 S: 8	H: 0 LOB: 0 BB: 0 P: 11	R: 0 E: 0 K: 1 S: 8	H: 1 LOB: 1 BB: 1 P: 13	R: 0 E: 0 K: 0 S: 12	H: 1 LOB: 1 BB: 0 P: 15	1B: 5 2B: 0 3B: 0 HR: 0	SF: 0 SAC: 0 DP: 1 HBP: 0	WP: 1 PB: 0 SB: 0 CS: 0	PA: 32					
PITCHER	IP	WLS	BF	H	R	ER	SO	BB	IBB	HBP	BLK	WP	HR	S	P	ERA	WHIP										
Shane Reynolds, R ERA: 3.15 (1,1)	9.0	W	32	5	0	0	9	1	0	0	0	1	0	74	103	0.00	0.667										

AB	37
R	6
H	13
RBI	6
BB	7
SO	9
LOB	23




Batter	1	2	3	4	5	6	7	8	9	10	AB	R	H	RBI	BB	SO	LOB								
Kevin Seifick, R OBP: 0.378, SLG: 0.286 (6, 9)	1-2 HR HBP	0-2 G6-3			0-0 E6		1-3 K		4-1 FC3-6 BB	1-3 K	3	1	0	0	0	1	2								
Ruben Amaro Jr. S OBP: 0.289, SLG: 0.250 (9, 9)					2-0 G6-4-3		1-1 K		1-0 FC3-6 1B	0-1 L7	1	0	0	0	1	1	2								
Gregg Jefferies, S OBP: 0.380, SLG: 0.453 (1, 7)	0-0 HR		1-1 G4-3		2-0 G6-4-3		1-1 K		1-0 FC3-6 1B	0-1 L7	6	1	2	0	0	0	5								
Scott Rolen, R OBP: 0.388, SLG: 0.520 (1, 5)	3-2 HR		2-2 F9		1-2 1B		3-1 F7		0-1 1B		5	1	3	4	0	0	2								
Rico Brogna, L OBP: 0.324, SLG: 0.473 (1, 3)	2-2 P3		0-0 F7		2-3 K		1-0 F7		3-0 P8		5	0	0	0	0	1	3								
Mike Lieberthal, R OBP: 0.261, SLG: 0.354 (1, 2)	4-1 G4-6-3 BB		0-0 G5-3		1-1 P6		0-0 P3		1-2 2B	1-2 1B	4	1	1	0	1	0	0								
Bobby Abreu, L OBP: 0.424, SLG: 0.483 (8, 1)	1-2 G4-6-3		0-3 K		1-3 K		1-2 E7		2-3 K	2-3 1B	3	0	0	0	0	2	1								
Alex Arias, R OBP: 0.372, SLG: 0.324 Mark Leiter, R (10, 1)	1-2 G4-6-3		1-1 K		3-2 G5-3		0-1 G5-3		1-1 1B	1-1 1B	5	2	3	2	0	0	1								
Mark Lewis, R OBP: 0.270, SLG: 0.295 (1, 4)		0-0 2B		2-2 HR		3-2 G5-3		0-1 G5-3		1-1 1B	5	2	3	2	0	0	1								
Desi Relaford, S OBP: 0.331, SLG: 0.434 (1, 6)		1-3 K		1-1 K		3-2 F7		1-0 FC3-6 BB	2-0 1B	2-0 1B	5	1	3	0	0	1	1								
55 Matt Beech, L OBP: 0.231, SLG: 0.231 Jerry Spradlin, S (6, 1)		0-3 K		0-2 G4-3		2-2 1B		1-1 P3	1-1 1B	1-1 1B	2	0	0	0	0	1	2								
Doug Glanville, R OBP: 0.350, SLG: 0.440 23 Kevin Jordan, R OBP: 0.266, SLG: 0.389 (8, PH)		0-3 K		0-2 G4-3		2-2 1B		1-1 P3	1-1 1B	1-2 1B	3	0	2	1	0	0	1								
Inning Stats	R: 3 E: 0 K: 0 S: 13	H: 2 LOB: 0 BB: 1 P: 24	R: 0 E: 0 K: 2 S: 10	H: 1 LOB: 1 BB: 0 P: 11	R: 0 E: 0 K: 0 S: 6	H: 0 LOB: 0 BB: 0 P: 9	R: 1 E: 0 K: 1 S: 13	H: 2 LOB: 1 BB: 0 P: 16	R: 0 E: 0 K: 1 S: 8	H: 1 LOB: 1 BB: 0 P: 13	R: 0 E: 0 K: 1 S: 9	H: 0 LOB: 0 BB: 0 P: 14	R: 0 E: 0 K: 1 S: 14	H: 2 LOB: 2 BB: 0 P: 24	R: 0 E: 0 K: 0 S: 7	H: 1 LOB: 1 BB: 0 P: 9	R: 1 E: 0 K: 0 S: 8	H: 2 LOB: 2 BB: 1 P: 18	R: 2 E: 0 K: 2 S: 16	H: 4 LOB: 2 BB: 0 P: 24	1B: 11 2B: 2 3B: 0 HR: 2	SF: 0 SAC: 0 DP: 2 HBP: 1	WP: 0 PA: 47		
PITCHER	IP WLS BF H R ER SO BB IBB HBP BLK WP HR S P ERA WHIP																								
Javier Vazquez, R ERA: 6.92 (1, 1)	7.0		30	8	4	4	6	6	1	0	0	0	0	0	0	0	0	0	0	0	0	0	0	0	0
Mike Maddux, R ERA: 3.27 (8, 1)	0.2		3	1	0	0	0	0	0	0	0	0	0	0	0	0	0	0	0	0	0	0	0	0	0
Ugueth Urbina, R ERA: 1.18 (8, 1)	1.1		7	2	1	1	0	1	0	0	0	0	0	0	0	0	0	0	0	0	0	0	0	0	0
Anthony Telford, R ERA: 5.88 (10, 1)	0.1	L	3	2	2	1	0	0	0	0	0	0	0	0	0	0	0	0	0	0	0	0	0	0	0
Steve Kline, L ERA: 3.45 (10, 1)	0.2		4	2	0	0	1	0	0	0	0	0	0	0	0	0	0	0	0	0	0	0	0	0	0

TOP

Philadelphia Phillies @ Montreal Expos
Olympic Stadium, Montreal, QB
Fri May 22 1998, 7:05 PM EDT
Att: 11,588 - Unknown - 55 F

livebaseballscorecards.com

AB 44
R 7
H 15
RBI 7
BB 2
SO 8
LOB 21



WP: 0 PA: 47
PB: 0
SB: 0
CS: 0


Batter	1	2	3	4	5	6	7	8	9	10	AB	R	H	RBI	BB	SO	LOB								
Mike Mordecai, R OBP: 0.135, SLG: 0.082 (1, 4)	0-2 G6-3		3-2 P3		0-0 G6-3		1-2 L4		2-2 G4-3		5	0	0	0	0	0	0								
Mark Grudzielanek, R OBP: 0.302, SLG: 0.362 (1, 6)	2-2 G6-3		0-0 G1-3		3-2 F9		1-3 K		1-3 K		5	0	0	0	0	2	0								
Vladimir Guerrero, R OBP: 0.339, SLG: 0.503 (1, 9)	0-0 HR		0-1 WP BB 1B		3-1 G5-3		0-0 P3		0-3 K		5	1	2	1	0	1	0								
Rondell White, R OBP: 0.335, SLG: 0.424 (1, 8)	2-2 HR		4-2 WP BB		4-0 3B BB		1-1 G5-3		1-1 G5-3		2	2	1	1	2	0	0								
Chris Widger, R OBP: 0.336, SLG: 0.459 (1, 2)	2-1 L9		2-2 G1-4-3		0-0 1B 3B		0-0 1B		1-1 G5-3		4	1	1	1	0	0	2								
Robert Perez, R OBP: 0.264, SLG: 0.453 Da Rond Stovall, S OBP: 0.348, SLG: 0.341 (9, 7)		0-1 HR		1-1 1B		2-2 2B L5 1B		2-2 P2		4	1	3	2	0	0	0	0								
Brad Fulmer, L OBP: 0.325, SLG: 0.404 Ryan McGuire, L OBP: 0.389, SLG: 0.410 (9, 3)		0-0 L6		1-1 P3		0-0 2B		2-1 P8		3	0	1	0	0	0	1	1								
Shane Andrews, R OBP: 0.301, SLG: 0.452 (1, 5)		2-3 K2-3		0-0 P4		2-2 L5		0-3 K2-3		4	0	0	0	0	2	3	0								
Javier Vazquez, R OBP: 0.198, SLG: 0.250 (8, 1)		0-1 G5-3		1-3 K2-3		0-1 G5-3		0-1 G4-3		3	0	0	0	0	1	2	0								
Mike Maddux, L ERA: 3.8 (8, 1)											0	0	0	0	0	0	0								
Ugueth Urbina, R OBP: 0.297, SLG: 0.245 (8, PH)											0	0	0	0	0	0	0								
Scott Livingstone, L OBP: 0.297, SLG: 0.245 Anthony Telford, R Steve Kline, S (10, 1)											0	0	0	0	0	0	0								
Inning Stats	R: 2 E: 0 K: 0 S: 16	H: 2 LOB: 0 BB: 0 P: 22	R: 1 E: 0 K: 1 S: 8	H: 1 LOB: 0 BB: 0 P: 10	R: 0 E: 0 K: 0 S: 15	H: 1 LOB: 2 BB: 1 P: 24	R: 0 E: 0 K: 1 S: 8	H: 1 LOB: 1 BB: 0 P: 11	R: 0 E: 0 K: 0 S: 6	H: 0 LOB: 0 BB: 0 P: 12	R: 2 E: 0 K: 0 S: 10	H: 3 LOB: 1 BB: 1 P: 18	R: 0 E: 0 K: 1 S: 9	H: 0 LOB: 0 BB: 0 P: 11	R: 0 E: 0 K: 0 S: 7	H: 0 LOB: 0 BB: 0 P: 11	R: 0 E: 0 K: 1 S: 7	H: 0 LOB: 0 BB: 0 P: 9	R: 0 E: 0 K: 2 S: 11	H: 0 LOB: 0 BB: 0 P: 14	1B: 3 2B: 2 3B: 1 HR: 3	SF: 0 SAC: 0 DP: 1 HBP: 0	WP: 1 PA: 39 PB: 0 SB: 0 CS: 0		
PITCHER	IP WLS BF H R ER SO BB IBB HBP BLK WP HR S P ERA WHIP																								
55 Matt Beech, L ERA: 5.77 (1, 1)	5.0		8	5	5	2	2	2	1	3	58	9	0	0	0	0	0								
Jerry Spradlin, R ERA: 3.8 (6, 1)	2.0		5	0	0	1	0	0	0	0	14	18	0	0	0	0	0								
Wayne Gomes, R ERA: 4.03 (8, 1)	2.0	W	6	0	0	0	1	0	0	0	14	20	0	0	0	0	0								
Mark Leiter, R ERA: 2.17 (10, 1)	1.0	S	3	0	0	0	2	0	0	0	11	14	0	0	0	0	0								

BOTTOM

Philadelphia Phillies @ Montreal Expos
Olympic Stadium, Montreal, QB
Fri May 22 1998, 7:05 PM EDT
Att: 11,588 - Unknown - 55 F

livebaseballscorecards.com

AB 37
R 5
H 8
RBI 5
BB 2
SO 6
LOB 8



WP: 1 PA: 39
PB: 0
SB: 0
CS: 0

Batter	1	2	3	4	5	6	7	8	9	AB	R	H	RBI	BB	SO	LOB	TOP										
Doug Glanville, R OBP: 0.343, SLG: 0.431	1-1 E3 1B	1-0 G3			1-1 G5-3			0-2 G6-3		4	1	0	0	0	0	0											
Gregg Jefferies, S OBP: 0.377, SLG: 0.448	1-2 SAFE SAFE 1B		1-2 G4-3			1-1 L8		1-1 G1-3		4	0	1	0	0	0	0											
Scott Rolen, R OBP: 0.380, SLG: 0.508	3-3 K		0-1 F9			2-2 G6-3			1-3 K	4	0	0	0	0	2	2											
Rico Brogna, L OBP: 0.322, SLG: 0.467	3-2 HBP 1B		2-0 F7			2-0 G4-3			3-3 K	4	0	1	1	0	1	0											
Mike Lieberthal, R OBP: 0.287, SLG: 0.373	2-1 HBP			1-2 P4			0-0 HR		0-3 K	3	1	1	1	0	1	0											
Bobby Abreu, L OBP: 0.416, SLG: 0.473	0-1 F8			3-3 K			1-3 K			3	0	0	0	0	2	3											
Mark Lewis, R OBP: 0.265, SLG: 0.289	0-2 P3			0-3 K			0-3 K			3	0	0	0	0	2	3											
Desi Relaford, S OBP: 0.324, SLG: 0.424		0-1 P9			0-1 L8			3-2 G3-1		3	0	0	0	0	0	0											
Curt Schilling, R OBP: 0.115, SLG: 0.080		0-3 K			2-2 P9			0-3 K		3	0	0	0	0	2	0											
Inning Stats	R: 1 H: 2 E: 1 K: 1 S: 18	H: 2 LOB: 3 BB: 0 P: 28	R: 0 H: 0 E: 0 K: 1 S: 6	H: 0 LOB: 0 BB: 0 P: 7	R: 0 H: 0 E: 0 K: 2 S: 6	H: 0 LOB: 0 BB: 0 P: 9	R: 0 H: 0 E: 0 K: 2 S: 10	H: 0 LOB: 0 BB: 0 P: 14	R: 0 H: 0 E: 0 K: 0 S: 7	H: 0 LOB: 0 BB: 0 P: 10	R: 0 H: 0 E: 0 K: 0 S: 6	H: 0 LOB: 0 BB: 0 P: 11	R: 1 H: 1 E: 0 K: 2 S: 10	H: 1 LOB: 0 BB: 0 P: 14	R: 0 H: 0 E: 0 K: 1 S: 9	H: 0 LOB: 0 BB: 0 P: 10	R: 0 H: 0 E: 0 K: 3 S: 10	H: 0 LOB: 0 BB: 0 P: 14	1B: 2 2B: 0 3B: 0 HR: 1	SF: 0 SAC: 0 DP: 0 HBP: 1	WP: 0 PB: 0 SB: 0 CS: 0	PA: 32					
PITCHER	IP	WLS	BF	H	R	ER	SO	BB	IBB	HBP	BLK	WP	HR	S	P	ERA	WHIP										
Carl Pavano, R ERA: 1.29	(1, 1)	7.0	26	3	2	1	6	0	0	1	0	0	1	63	93	1.29	0.429										
Mike Maddux, R ERA: 3.0	(8, 1)	1.0	3	0	0	0	1	0	0	0	0	0	0	9	10	0.00	0.000										
Ugueth Urbina, R ERA: 1.11	(9, 1)	1.0	W	3	0	0	0	3	0	0	0	0	0	10	14	0.00	0.000										

Philadelphia Phillies @ Montreal Expos
Olympic Stadium, Montreal, QB
Sat May 23 1998, 7:05 PM EDT
Att: 15,663 - Cloudy - 68 F

AB 31
R 2
H 3
RBI 2
BB 0
SO 10
LOB 8



Batter	1	2	3	4	5	6	7	8	9	AB	R	H	RBI	BB	SO	LOB	BOTTOM										
Jose Vidro, S OBP: 0.284, SLG: 0.205	4-0 G3 2B BB	0-0 F7			1-3 K			0-3 K		3	1	0	0	1	2	1											
Mark Czuzdzianek, R OBP: 0.286, SLG: 0.354	0-3 K		1-3 K			1-0 L9			0-0 F9	4	0	0	0	0	2	1											
Vladimir Guerrero, R OBP: 0.332, SLG: 0.491	0-1 G3		0-0 G5-3			1-2 P4			0-0 E9 BB 1B	4	1	0	0	0	0	1											
Brad Fullmer, L OBP: 0.329, SLG: 0.413	0-0 2H 2B		1-1 G3-1			1-3 K			1-1 SAFE 1B BB 1B	4	0	2	1	0	1	0											
Rondell White, R OBP: 0.328, SLG: 0.414	0-3 K			3-2 G6-3			0-0 P8		3-3 K	4	0	0	0	0	2	3											
Ryan McGuire, L OBP: 0.382, SLG: 0.391		0-1 G4-3		3-2 K			1-3 K		4-2 1B BB	3	0	0	0	1	2	0											
Chris Widger, R OBP: 0.342, SLG: 0.468		2-1 1B 2B		1-0 G1-3			0-3 K		0-2 1-2 2-3 1B	4	1	2	1	0	1	0											
Shane Andrews, R OBP: 0.295, SLG: 0.442		2-1 P3			1-1 P6			1-3 K		3	0	0	0	0	1	1											
Carl Pavano, R OBP: 0.500, SLG: 0.500	(1, 1)		0-0		2-2 G4-3			2-1 G5-3		2	0	1	1	0	0	0											
Mike Maddux, L OBP: 0.251, SLG: 0.257	(8, 1)									0	0	0	0	0	0	0											
Scott Livingstone, L OBP: 0.251, SLG: 0.257	(8, PH)									1	0	0	0	0	0	0											
Ugueth Urbina, R ERA: 1.11	(9, 1)		2H 1B							0	0	0	0	0	0	0											
Inning Stats	R: 1 H: 1 E: 0 K: 2 S: 9	H: 1 LOB: 1 BB: 1 P: 13	R: 1 H: 2 E: 0 K: 0 S: 8	H: 2 LOB: 1 BB: 0 P: 12	R: 0 H: 0 E: 0 K: 1 S: 6	H: 0 LOB: 0 BB: 0 P: 8	R: 0 H: 0 E: 0 K: 1 S: 8	H: 0 LOB: 0 BB: 0 P: 15	R: 0 H: 0 E: 0 K: 1 S: 8	H: 0 LOB: 0 BB: 0 P: 12	R: 0 H: 0 E: 0 K: 1 S: 9	H: 0 LOB: 0 BB: 0 P: 12	R: 0 H: 0 E: 0 K: 2 S: 7	H: 0 LOB: 0 BB: 0 P: 8	R: 0 H: 0 E: 0 K: 2 S: 8	H: 0 LOB: 0 BB: 0 P: 11	R: 1 H: 2 E: 1 K: 1 S: 14	H: 2 LOB: 3 BB: 1 P: 22	1B: 3 2B: 2 3B: 0 HR: 0	SF: 0 SAC: 0 DP: 0 HBP: 0	WP: 0 PB: 0 SB: 0 CS: 0	PA: 34					
PITCHER	IP	WLS	BF	H	R	ER	SO	BB	IBB	HBP	BLK	WP	HR	S	P	ERA	WHIP										
Curt Schilling, R ERA: 2.0	(1, 1)	8.2	L	34	5	3	2	11	2	0	0	0	0	77	113	2.08	0.808										

Philadelphia Phillies @ Montreal Expos
Olympic Stadium, Montreal, QB
Sat May 23 1998, 7:05 PM EDT
Att: 15,663 - Cloudy - 68 F

AB 32
R 3
H 5
RBI 3
BB 2
SO 11
LOB 7



Batter	1	2	3	4	5	6	7	8	9	AB	R	H	RBI	BB	SO	LOB	TOP				
Doug Glanville, R OBP: 0.346, SLG: 0.433	1-1 F8		1-2 E7 2H 1B		0-0 F7			0-2 1B HR 1B		4	1	2	1	0	0	1					
Gregg Jefferies, S OBP: 0.374, SLG: 0.443	1-0 G1-3		0-1 P2			0-0 F8		0-1 1B HR 1B		4	1	1	0	0	0	1					
Rico Brogna, L OBP: 0.322, SLG: 0.467								1-2 1B HR 1B		0	0	0	0	0	0	0					
Scott Rolen, R OBP: 0.378, SLG: 0.519	1-3 K			1-0 F9		1-1 F8		0-0 1B HR		4	1	1	3	0	1	0					
23 Kevin Jordan, R OBP: 0.300, SLG: 0.397		0-1 G1-6-3 1B		2-2 1B		1-1 F8		2-2 P8		4	0	2	0	0	0	0					
Jerry Spradlin, S OBP: 0.322, SLG: 0.467										0	0	0	0	0	0	0					
Yorkis Perez, L OBP: 0.322, SLG: 0.467										0	0	0	0	0	0	0					
Wayne Gomes, R OBP: 0.322, SLG: 0.467										0	0	0	0	0	0	0					
Mark Lewis, R OBP: 0.259, SLG: 0.282	1-0 F8			1-1 F9		0-0 G5-3		2-2 P6		4	0	0	0	0	0	2					
Rex Hudler, R OBP: 0.259, SLG: 0.282																					
Bobby Abreu, L OBP: 0.420, SLG: 0.473	1-0 G1-6-3			1-0 L9		1-3 K2-3		4-2 S BB		3	0	0	0	0	1	2					
Mark Parent, R OBP: 0.306, SLG: 0.313			2-2 G4-3		0-2 SH1-4 1B		3-2 P3		3-3 K	3	0	1	0	0	0	0					
Mike Lieberthal, R OBP: 0.285, SLG: 0.371								1-2 K		1	0	0	0	0	1	1					
Desi Relaford, S OBP: 0.322, SLG: 0.415			4-1 SH1-4 E BB		0-1 F8			1-1 G6-3	2-3 K	3	1	0	0	1	1	2					
Tyler Green, R OBP: 0.333, SLG: 0.375			0-0 SH1-4		0-1 SH1-4			1-0 P4		0	0	0	0	0	0	0					
Ruben Amaro Jr, S OBP: 0.282, SLG: 0.242										1	0	0	0	0	0	0					
Inning Stats	R: 0 E: 0 K: 1 S: 9	H: 0 LOB: 0 BB: 0 P: 12	R: 0 E: 0 K: 0 S: 6	H: 1 LOB: 0 BB: 0 P: 7	R: 1 E: 1 K: 0 S: 10	H: 1 LOB: 1 BB: 1 P: 17	R: 0 E: 0 K: 0 S: 7	H: 1 LOB: 0 BB: 0 P: 10	R: 0 E: 0 K: 0 S: 8	H: 0 LOB: 0 BB: 0 P: 8	R: 0 E: 0 K: 1 S: 9	H: 0 LOB: 0 BB: 0 P: 13	R: 3 E: 0 K: 2 S: 12	H: 3 LOB: 0 BB: 1 P: 16	R: 0 E: 0 K: 2 S: 13	H: 0 LOB: 1 BB: 1 P: 24	1B: 6 2B: 0 3B: 0 HR: 1	SF: 0 SAC: 2 DP: 1 HBP: 0	WP: 0 PB: 0 SB: 1 CS: 0	PA: 35	
PITCHER	IP WLS BF H R ER SO BB IBB HBP BLK WP HR S P ERA WHIP	IP WLS BF H R ER SO BB IBB HBP BLK WP HR S P ERA WHIP	IP WLS BF H R ER SO BB IBB HBP BLK WP HR S P ERA WHIP	IP WLS BF H R ER SO BB IBB HBP BLK WP HR S P ERA WHIP	IP WLS BF H R ER SO BB IBB HBP BLK WP HR S P ERA WHIP	IP WLS BF H R ER SO BB IBB HBP BLK WP HR S P ERA WHIP	IP WLS BF H R ER SO BB IBB HBP BLK WP HR S P ERA WHIP	IP WLS BF H R ER SO BB IBB HBP BLK WP HR S P ERA WHIP	IP WLS BF H R ER SO BB IBB HBP BLK WP HR S P ERA WHIP	IP WLS BF H R ER SO BB IBB HBP BLK WP HR S P ERA WHIP	IP WLS BF H R ER SO BB IBB HBP BLK WP HR S P ERA WHIP	IP WLS BF H R ER SO BB IBB HBP BLK WP HR S P ERA WHIP	IP WLS BF H R ER SO BB IBB HBP BLK WP HR S P ERA WHIP	IP WLS BF H R ER SO BB IBB HBP BLK WP HR S P ERA WHIP	IP WLS BF H R ER SO BB IBB HBP BLK WP HR S P ERA WHIP	IP WLS BF H R ER SO BB IBB HBP BLK WP HR S P ERA WHIP	IP WLS BF H R ER SO BB IBB HBP BLK WP HR S P ERA WHIP	IP WLS BF H R ER SO BB IBB HBP BLK WP HR S P ERA WHIP	IP WLS BF H R ER SO BB IBB HBP BLK WP HR S P ERA WHIP	IP WLS BF H R ER SO BB IBB HBP BLK WP HR S P ERA WHIP	IP WLS BF H R ER SO BB IBB HBP BLK WP HR S P ERA WHIP

Philadelphia Phillies @ Montreal Expos
Olympic Stadium, Montreal, QB
Sun May 24, 1998, 3:33 AM EDT
Att. 14,164 - Sunny - 76 F

AB	31
R	4
H	7
RBI	4
BB	2
SO	4
LOB	9



Batter	1	2	3	4	5	6	7	8	9	AB	R	H	RBI	BB	SO	LOB	BOTTOM				
Jose Vidro, S OBP: 0.293, SLG: 0.200	1-2 L1			1-1 F7			1-1 E 1B HBP	4-1 E S 1B HBP		2	2	0	0	0	0	0					
Mark Czudzielanek, R OBP: 0.259, SLG: 0.352	0-2 G4-3			3-2 L9			1-0 FC1 1B	2-2 1B S SF9 1B		4	2	1	1	0	0	1					
Vladimir Guerrero, R OBP: 0.335, SLG: 0.482	0-3 K			3-2 G3			0-0 PB 1B BB	2-2 F5 1B		4	1	2	1	0	1	0					
Brad Fullmer, L OBP: 0.329, SLG: 0.411		1-2 G3			2-0 P5		1-0 BB PB 1B	0-1 SF9		3	0	1	1	0	0	0					
Robert Perez, R OBP: 0.259, SLG: 0.453							1-2 2H 1B	3-H		0	0	0	1	0	0	0					
Ugueth Urbina, R OBP: 0.259, SLG: 0.453										0	0	0	0	0	0	0					
Rondell White, R OBP: 0.327, SLG: 0.407		1-0 G1-3			1-2 G5-3		4-2 BB BB	1-0 F5		3	0	0	0	1	0	1					
Chris Widger, R OBP: 0.333, SLG: 0.455		3-3 K			2-1 G6-3		1-2 2-3 BB	1-2 K		4	0	0	0	0	3	4					
Da Rond Stovall, S OBP: 0.327, SLG: 0.318			3-3 K				1-1 F8	L8		3	0	0	0	0	1	3					
Shane Andrews, R OBP: 0.296, SLG: 0.436			3-3 K				0-0 G5-3	4-2 BB		2	0	0	1	1	1	0					
Carlos Perez, L OBP: 0.200, SLG: 0.240			1-3 K				1-0 F9	0-3 K		3	0	0	0	0	2	3					
Ryan McGuire, L OBP: 0.382, SLG: 0.391										0	0	0	0	0	0	0					
Inning Stats	R: 0 E: 0 K: 1 S: 10	H: 0 LOB: 0 BB: 0 P: 11	R: 0 E: 0 K: 1 S: 7	H: 0 LOB: 0 BB: 0 P: 12	R: 0 E: 0 K: 3 S: 11	H: 0 LOB: 0 BB: 0 P: 18	R: 0 E: 0 K: 0 S: 10	H: 0 LOB: 0 BB: 0 P: 17	R: 0 E: 0 K: 0 S: 6	H: 0 LOB: 0 BB: 0 P: 11	R: 0 E: 0 K: 0 S: 4	H: 0 LOB: 0 BB: 0 P: 8	R: 3 E: 1 K: 2 S: 19	H: 2 LOB: 3 BB: 2 P: 32	R: 2 E: 0 K: 1 S: 16	H: 2 LOB: 1 BB: 0 P: 28	1B: 4 2B: 0 3B: 0 HR: 0	SF: 1 SAC: 0 DP: 0 HBP: 2	WP: 0 PB: 1 SB: 2 CS: 0	PA: 33	
PITCHER	IP WLS BF H R ER SO BB IBB HBP BLK WP HR S P ERA WHIP	IP WLS BF H R ER SO BB IBB HBP BLK WP HR S P ERA WHIP	IP WLS BF H R ER SO BB IBB HBP BLK WP HR S P ERA WHIP	IP WLS BF H R ER SO BB IBB HBP BLK WP HR S P ERA WHIP	IP WLS BF H R ER SO BB IBB HBP BLK WP HR S P ERA WHIP	IP WLS BF H R ER SO BB IBB HBP BLK WP HR S P ERA WHIP	IP WLS BF H R ER SO BB IBB HBP BLK WP HR S P ERA WHIP	IP WLS BF H R ER SO BB IBB HBP BLK WP HR S P ERA WHIP	IP WLS BF H R ER SO BB IBB HBP BLK WP HR S P ERA WHIP	IP WLS BF H R ER SO BB IBB HBP BLK WP HR S P ERA WHIP	IP WLS BF H R ER SO BB IBB HBP BLK WP HR S P ERA WHIP	IP WLS BF H R ER SO BB IBB HBP BLK WP HR S P ERA WHIP	IP WLS BF H R ER SO BB IBB HBP BLK WP HR S P ERA WHIP	IP WLS BF H R ER SO BB IBB HBP BLK WP HR S P ERA WHIP	IP WLS BF H R ER SO BB IBB HBP BLK WP HR S P ERA WHIP	IP WLS BF H R ER SO BB IBB HBP BLK WP HR S P ERA WHIP	IP WLS BF H R ER SO BB IBB HBP BLK WP HR S P ERA WHIP	IP WLS BF H R ER SO BB IBB HBP BLK WP HR S P ERA WHIP	IP WLS BF H R ER SO BB IBB HBP BLK WP HR S P ERA WHIP	IP WLS BF H R ER SO BB IBB HBP BLK WP HR S P ERA WHIP	IP WLS BF H R ER SO BB IBB HBP BLK WP HR S P ERA WHIP

Philadelphia Phillies @ Montreal Expos
Olympic Stadium, Montreal, QB
Sun May 24, 1998, 3:33 AM EDT
Att. 14,164 - Sunny - 76 F

AB	28
R	5
H	4
RBI	5
BB	2
SO	8
LOB	12



Batter	1	2	3	4	5	6	7	8	9	10	11	12	13	14	AB	R	H	RBI	BB	SO	LOB	TOP		
Doug Glanville, R OBP: 0.344, SLG: 0.428 (1, 8)	F7		F8	E 1B		K			G5-3		B1-3			2B 1B	7	1	2	1	0	1	4			
Gregg Jefferies, S OBP: 0.376, SLG: 0.436 Jerry Spradlin, S (1, 7)			BB 1B	E5			F7					G1-3		F7	5	0	1	0	2	0	3			
Scott Rolan, R OBP: 0.375, SLG: 0.511 (1, 5)	F7		BB 1B	K			G6-3		F8				CS 1B	K	7	0	2	0	0	2	7			
Rico Brogna, L OBP: 0.321, SLG: 0.463 (1, 3)	G3-1				F8		F7			F9			K	2B	6	0	1	3	1	1	2			
Mike Lieberthal, R OBP: 0.279, SLG: 0.367 (1, 2)		G6-3	G6-4-3		P6			G6-3			2B			K	7	0	1	0	0	1	4			
Mark Lewis, R OBP: 0.261, SLG: 0.280 (1, 4)		G6-3		CS 1B	F8			G6-3		G4-3					5	0	1	0	1	0	0			
Rex Hudler, R OBP: 0.259, SLG: 0.208 Bobby Abreu, L OBP: 0.412, SLG: 0.463 (8, 9)				K		P7					F8		P6		3	0	1	0	0	1	1			
Desi Relaford, S OBP: 0.329, SLG: 0.414 (1, 6)	1B					SH1 1B					E5		F7		5	1	2	0	1	0	2			
Mark Portugal, R OBP: 0.302, SLG: 0.362 Kevin Swickard, R OBP: 0.292, SLG: 0.328 Mark Eicher, R OBP: 0.285, SLG: 0.350 23 Kevin Jordan, R Wayne Gomes, R Ruben Amara Jr., S OBP: 0.306, SLG: 0.365 (14, 7)			1B BB	1B 2B		SH1		SH2-4		SH2-4		P3		1B 2B	1	2	1	1	1	0	0			
Inning Stats	R: 0 E: 0 K: 0 S: 6	H: 0 LOB: 1 BB: 1 P: 11	R: 0 E: 0 K: 0 S: 8	H: 1 LOB: 1 BB: 0 P: 10	R: 1 E: 0 K: 0 S: 15	H: 2 LOB: 2 BB: 2 P: 27	R: 2 E: 1 K: 2 S: 16	H: 4 LOB: 2 BB: 0 P: 25	R: 0 E: 0 K: 1 S: 7	H: 0 LOB: 0 BB: 0 P: 9	R: 0 E: 0 K: 0 S: 6	H: 1 LOB: 2 BB: 0 P: 17	R: 0 E: 1 K: 0 S: 6	H: 0 LOB: 1 BB: 0 P: 12	R: 0 E: 0 K: 0 S: 7	H: 0 LOB: 1 BB: 0 P: 7	R: 0 E: 0 K: 1 S: 8	H: 0 LOB: 1 BB: 1 P: 16	R: 2 E: 0 K: 3 S: 17	H: 3 LOB: 1 BB: 0 P: 25	1B: 10 2B: 4 3B: 0 HR: 0	SF: 0 SAC: 2 DP: 2 HBP: 0	WP: 0 PB: 0 SB: 0 CS: 2	PA: 59

PITCHER	IP	WLS	BF	H	R	ER	SO	BB	IBB	HBP	BLK	WP	HR	S	P	ERA	WHIP
Trey Moore, L ERA: 4.67 (8, 1)	7.0		31	8	3	3	3	3	0	0	0	0	0	62	98	0.00	0.000
Marc Valdes, R ERA: 7.36 (8, 1)	1.0		3	0	0	0	1	0	0	0	0	0	0	7	12	0.00	0.000
Anthony Telford, R ERA: 5.67 (9, 1)	1.0		5	0	0	0	0	0	0	0	0	0	0	5	17	0.00	2.000
Steve Kline, L ERA: 3.24 (10, 1)	1.0		3	1	0	0	0	0	0	0	0	0	0	7	12	0.00	1.000
Shayne Bennett, R ERA: 5.22 (11, 1)	4.0	L	17	4	2	2	3	1	0	0	0	0	0	38	60	4.50	1.250

Batter	1	2	3	4	5	6	7	8	9	10	11	12	13	14	AB	R	H	RBI	BB	SO	LOB	BOTTOM										
Jose Vidro, S OBP: 0.286, SLG: 0.188 (1, 4)	L3		G1-3		P4			L1				G5-3			5	0	0	0	1	0	1											
Mark Grudzianek, R OBP: 0.291, SLG: 0.347 (1, 6)	G5-3		HR 1B		K			L5		G5-3			L9		6	1	1	0	0	1	3											
Vladimir Guerrero, R OBP: 0.335, SLG: 0.503 (1, 9)	F8		HR		K				P5		G1-4-3			1B	6	1	2	2	0	1	0											
Brad Fuller, L OBP: 0.335, SLG: 0.427 (1, 3)		G4-6-3	PO 1B		G4-3				P8-4	2B	G4-3		G4-3		6	0	3	0	0	0	0											
Rondell White, R OBP: 0.327, SLG: 0.401 (1, 8)		HBP	1B		G5-3				P8-4	2B	E5				5	0	1	0	0	1	1											
Ryan McGuire, L OBP: 0.378, SLG: 0.386 (1, 7)		G4-6-3	PO		E1 WP L5			G1-4-3		G1-4-3		G5-3		K	6	0	2	0	0	1	3											
Shane Andrews, R OBP: 0.297, SLG: 0.432 (1, 5)		P6	G1-4-3		G1-4-3								K		6	0	2	0	0	1	3											
Mike Hubbard, R OBP: 0.161, SLG: 0.233 (1, 2)					L5						G1-6-3			1B	6	1	2	1	0	1	4											
Trey Moore, L ERA: 4.67 (8, 1)	8.0		29	7	3	3	4	0	0	0	0	0	0	59	79	3.38	0.875															
Mark Leiter, R ERA: 2.03 (9, 1)	2.0		9	3	0	0	0	1	1	0	0	0	0	14	28	0.00	2.000															
Wayne Gomes, R ERA: 3.98 Jerry Spradlin, R ERA: 4.38 (14, 1)	3.0	W	11	2	0	0	1	0	0	0	0	0	0	20	28	0.00	0.667															
Steve Kline, S Scott Livingsome, L Shayne Bennett, R (11, 1)	1.0	S	4	1	0	0	3	0	0	0	0	0	0	11	16	0.00	1.000															
Inning Stats	R: 0 E: 0 K: 0 S: 4	H: 0 LOB: 0 BB: 0 P: 6	R: 0 E: 0 K: 0 S: 12	H: 1 LOB: 1 BB: 0 P: 17	R: 3 E: 0 K: 0 S: 11	H: 5 LOB: 1 BB: 0 P: 14	R: 0 E: 0 K: 0 S: 7	H: 1 LOB: 0 BB: 0 P: 11	R: 0 E: 0 K: 2 S: 7	H: 0 LOB: 0 BB: 0 P: 8	R: 0 E: 0 K: 1 S: 7	H: 0 LOB: 0 BB: 0 P: 9	R: 0 E: 1 K: 0 S: 3	H: 0 LOB: 0 BB: 0 P: 4	R: 0 E: 0 K: 1 S: 8	H: 0 LOB: 0 BB: 0 P: 10	R: 0 E: 0 K: 0 S: 4	H: 1 LOB: 3 BB: 2 P: 5	R: 0 E: 0 K: 0 S: 10	H: 2 LOB: 3 BB: 2 P: 23	R: 0 E: 1 K: 0 S: 6	H: 0 LOB: 1 BB: 0 P: 9	R: 0 E: 0 K: 0 S: 10	H: 1 LOB: 1 BB: 0 P: 13	R: 0 E: 0 K: 1 S: 4	H: 1 LOB: 0 BB: 0 P: 6	R: 0 E: 0 K: 3 S: 11	H: 1 LOB: 1 BB: 0 P: 16	1B: 9 2B: 4 3B: 0 HR: 2	SF: 0 SAC: 1 DP: 5 HBP: 1	WP: 1 PB: 0 SB: 0 CS: 0	PA: 54

Philadelphia Phillies @ Montreal Expos
Olympic Stadium, Montreal, QB
Mon May 25 1998, 7:05 PM EDT
Att. 9,621 - Unknown - 66 F

livebaseballscorecards.com

AB 51
R 13
H 15
RBI 5
BB 6
SO 7
LOB 25



Philadelphia Phillies @ Montreal Expos
Olympic Stadium, Montreal, QB
Mon May 25 1998, 7:05 PM EDT
Att. 9,621 - Unknown - 66 F

livebaseballscorecards.com

AB 49
R 13
H 13
RBI 3
BB 2
SO 8
LOB 15



Batter	1	2	3	4	5	6	7	8	9	AB	R	H	RBI	BB	SO	LOB	TOP							
F.P. Santangelo, S (1,4) OBP: 0.344, SLG: 0.390			SH1-3 (1) 1-2		G6-3 (3) 0-0					3	0	0	0	0	2	1	<p>Montreal Expos @ Atlanta Braves Turner Field, Atlanta, GA Wed May 27 1998, 7:05 PM EDT Att: 32,834 - Unknown - 83 F</p>							
Mark Grudzielanek, R (1,6) OBP: 0.284, SLG: 0.333			L1 (2) 0-0		G5-3 (1) 1-2					3	0	0	0	1	0	1								
Vladimir Guerrero, R (1,9) OBP: 0.327, SLG: 0.482			G5-3 (3) 1-1		K (2) 0-3					4	0	0	0	0	1	3								
Rondell White, R (1,8) OBP: 0.329, SLG: 0.416											4	0	1	0	0	0		0						
Brad Fullmer, L (1,3) OBP: 0.333, SLG: 0.429											4	0	1	0	0	1		1						
Chris Widger, R (1,2) OBP: 0.335, SLG: 0.450											4	0	2	0	0	0		1						
Da Rond Stovall, S (9, PR) OBP: 0.333, SLG: 0.311											0	0	0	0	0	0		0						
Robert Perez, R (1,7) OBP: 0.274, SLG: 0.459											4	0	1	0	0	1		3						
Shane Andrews, R (1,5) OBP: 0.302, SLG: 0.464										3	0	1	0	0	1	2								
Javier Vazquez, R (1,1) OBP: 0.222, SLG: 0.278										2	0	1	0	0	0	0		0						
Jose Vidro, S (8, PH) OBP: 0.283, SLG: 0.185										0	0	0	0	0	0	0								
Mike Maddux, L (8, 1)										0	0	0	0	0	0	0								
Inning Stats	R: 0 E: 0 K: 1 S: 6	H: 0 LOB: 0 BB: 0 P: 8	R: 0 E: 0 K: 0 S: 12	H: 2 LOB: 2 BB: 0 P: 21	R: 0 E: 0 K: 0 S: 5	H: 1 LOB: 1 BB: 0 P: 7	R: 0 E: 0 K: 0 S: 8	H: 1 LOB: 1 BB: 0 P: 10	R: 0 E: 0 K: 1 S: 5	H: 0 LOB: 0 BB: 0 P: 5	R: 0 E: 0 K: 2 S: 11	H: 0 LOB: 0 BB: 0 P: 12	R: 0 E: 0 K: 2 S: 10	H: 0 LOB: 0 BB: 0 P: 12	R: 0 E: 0 K: 1 S: 11	H: 1 LOB: 2 BB: 0 P: 18	R: 0 E: 0 K: 0 S: 10	H: 2 LOB: 2 BB: 0 P: 15	1B: 5 2B: 2 3B: 0 HR: 0	SF: 0 SAC: 2 DP: 1 HBP: 0	WP: 0 PB: 0 CS: 0	PA: 34		
PITCHER	IP WLS BF H R ER SO BB IBB HBP BLK WP HR S P ERA WHIP	IP WLS BF H R ER SO BB IBB HBP BLK WP HR S P ERA WHIP	IP WLS BF H R ER SO BB IBB HBP BLK WP HR S P ERA WHIP	IP WLS BF H R ER SO BB IBB HBP BLK WP HR S P ERA WHIP	IP WLS BF H R ER SO BB IBB HBP BLK WP HR S P ERA WHIP	IP WLS BF H R ER SO BB IBB HBP BLK WP HR S P ERA WHIP	IP WLS BF H R ER SO BB IBB HBP BLK WP HR S P ERA WHIP	IP WLS BF H R ER SO BB IBB HBP BLK WP HR S P ERA WHIP	IP WLS BF H R ER SO BB IBB HBP BLK WP HR S P ERA WHIP	IP WLS BF H R ER SO BB IBB HBP BLK WP HR S P ERA WHIP	IP WLS BF H R ER SO BB IBB HBP BLK WP HR S P ERA WHIP	IP WLS BF H R ER SO BB IBB HBP BLK WP HR S P ERA WHIP	IP WLS BF H R ER SO BB IBB HBP BLK WP HR S P ERA WHIP	IP WLS BF H R ER SO BB IBB HBP BLK WP HR S P ERA WHIP	IP WLS BF H R ER SO BB IBB HBP BLK WP HR S P ERA WHIP	IP WLS BF H R ER SO BB IBB HBP BLK WP HR S P ERA WHIP	IP WLS BF H R ER SO BB IBB HBP BLK WP HR S P ERA WHIP	IP WLS BF H R ER SO BB IBB HBP BLK WP HR S P ERA WHIP	IP WLS BF H R ER SO BB IBB HBP BLK WP HR S P ERA WHIP	IP WLS BF H R ER SO BB IBB HBP BLK WP HR S P ERA WHIP	IP WLS BF H R ER SO BB IBB HBP BLK WP HR S P ERA WHIP	IP WLS BF H R ER SO BB IBB HBP BLK WP HR S P ERA WHIP	IP WLS BF H R ER SO BB IBB HBP BLK WP HR S P ERA WHIP	IP WLS BF H R ER SO BB IBB HBP BLK WP HR S P ERA WHIP

AB	31
R	0
H	7
RBI	0
BB	1
SO	6
LOB	12



Batter	1	2	3	4	5	6	7	8	9	AB	R	H	RBI	BB	SO	LOB	BOTTOM							
Walt Weiss, S (1,6) OBP: 0.451, SLG: 0.439											4	0	0	0	0	2	1							
Keith Lockhart, L (1,4) OBP: 0.341, SLG: 0.444											3	1	0	0	1	0	1							
10 Chipper Jones, S (1,5) OBP: 0.445, SLG: 0.630										2	0	0	0	1	0	0	0							
Andres Galarraga, R (1,3) OBP: 0.404, SLG: 0.633											3	0	0	0	0	1	2							
Ryan Klesko, L (1,7) OBP: 0.309, SLG: 0.438											2	0	0	1	0	0	0							
Gerald Williams, R (9, 7) OBP: 0.306, SLG: 0.388											0	0	0	0	0	0	0							
Michael Tucker, L (1,9) OBP: 0.369, SLG: 0.578											3	0	0	0	0	1	1							
Eddie Pérez, R (1,2) OBP: 0.365, SLG: 0.608										3	1	1	1	0	0	0	0							
Andruw Jones, R (1,8) OBP: 0.301, SLG: 0.451										3	0	0	0	0	1	0	0							
Greg Maddux, R (1,1) OBP: 0.313, SLG: 0.355										3	0	2	0	0	0	0	0							
Kerry Ligtenberg, R (9, 1)										0	0	0	0	0	0	0	0							
Inning Stats	R: 0 E: 0 K: 1 S: 9	H: 0 LOB: 0 BB: 0 P: 16	R: 0 E: 0 K: 1 S: 9	H: 0 LOB: 0 BB: 0 P: 14	R: 0 E: 0 K: 0 S: 7	H: 1 LOB: 1 BB: 0 P: 14	R: 0 E: 0 K: 1 S: 6	H: 0 LOB: 0 BB: 0 P: 8	R: 0 E: 0 K: 1 S: 9	H: 0 LOB: 1 BB: 0 P: 15	R: 1 E: 0 K: 0 S: 9	H: 0 LOB: 2 BB: 2 P: 20	R: 1 E: 1 K: 1 S: 15	H: 1 LOB: 1 BB: 0 P: 19	1B: 1 2B: 1 3B: 0 HR: 1	SF: 1 SAC: 0 DP: 0 HBP: 0	WP: 0 PB: 0 CS: 0	PA: 29						
PITCHER	IP WLS BF H R ER SO BB IBB HBP BLK WP HR S P ERA WHIP	IP WLS BF H R ER SO BB IBB HBP BLK WP HR S P ERA WHIP	IP WLS BF H R ER SO BB IBB HBP BLK WP HR S P ERA WHIP	IP WLS BF H R ER SO BB IBB HBP BLK WP HR S P ERA WHIP	IP WLS BF H R ER SO BB IBB HBP BLK WP HR S P ERA WHIP	IP WLS BF H R ER SO BB IBB HBP BLK WP HR S P ERA WHIP	IP WLS BF H R ER SO BB IBB HBP BLK WP HR S P ERA WHIP	IP WLS BF H R ER SO BB IBB HBP BLK WP HR S P ERA WHIP	IP WLS BF H R ER SO BB IBB HBP BLK WP HR S P ERA WHIP	IP WLS BF H R ER SO BB IBB HBP BLK WP HR S P ERA WHIP	IP WLS BF H R ER SO BB IBB HBP BLK WP HR S P ERA WHIP	IP WLS BF H R ER SO BB IBB HBP BLK WP HR S P ERA WHIP	IP WLS BF H R ER SO BB IBB HBP BLK WP HR S P ERA WHIP	IP WLS BF H R ER SO BB IBB HBP BLK WP HR S P ERA WHIP	IP WLS BF H R ER SO BB IBB HBP BLK WP HR S P ERA WHIP	IP WLS BF H R ER SO BB IBB HBP BLK WP HR S P ERA WHIP	IP WLS BF H R ER SO BB IBB HBP BLK WP HR S P ERA WHIP	IP WLS BF H R ER SO BB IBB HBP BLK WP HR S P ERA WHIP	IP WLS BF H R ER SO BB IBB HBP BLK WP HR S P ERA WHIP	IP WLS BF H R ER SO BB IBB HBP BLK WP HR S P ERA WHIP	IP WLS BF H R ER SO BB IBB HBP BLK WP HR S P ERA WHIP	IP WLS BF H R ER SO BB IBB HBP BLK WP HR S P ERA WHIP	IP WLS BF H R ER SO BB IBB HBP BLK WP HR S P ERA WHIP	IP WLS BF H R ER SO BB IBB HBP BLK WP HR S P ERA WHIP



Batter	1	2	3	4	5	6	7	8	9	AB	R	H	RBI	BB	SO	LOB	TOP										
F.P. Santangelo, S (1.7) OBP: 0.332, SLG: 0.373	1-0 F7		1-1 G1-3		0-3 K		1-3 K		1-1 P4	5	0	0	0	0	2	2											
Jose Vidro, S (1.4) OBP: 0.296, SLG: 0.205	0-2 1B 2B		1-1 G5-3		1-1 G4-3		0-1 G4-3			4	1	1	0	0	0	2											
Vladimir Guerrero, R (1.9) OBP: 0.322, SLG: 0.480	1-3 K			1-2 F9		1-0 G3		1-0 G4-3		4	0	0	0	0	1	1											
Brad Fullmer, L (1.3) OBP: 0.339, SLG: 0.446	1-1 2H 1B			1-2 P5		0-2 F7		1-1 1B 2B		4	0	2	1	0	0	0											
Ryan McGuire, L (8.3) OBP: 0.368, SLG: 0.365				3-2 HR		1-1 HR		1-2 2-3 1B		0	0	0	0	0	0	0											
Rondell White, R (1.8) OBP: 0.342, SLG: 0.474	0-2 F8			0-0 G6-3		0-2 1B		1-3 K		4	2	3	2	0	0	1											
Mark Cudzielnik, R (1.6) OBP: 0.287, SLG: 0.340		1-0 L4								4	0	1	0	0	1	2											
Chris Widger, R (1.2) OBP: 0.326, SLG: 0.453		0-3 K				2-1 HR		0-0 P4		4	1	1	1	0	1	3											
Shane Andrews, R (1.5) OBP: 0.311, SLG: 0.459		3-3 K				1-2 G6-3		1-1 SH5-4 1B		4	0	1	0	0	1	0											
Carlos Perez, L (1.1) OBP: 0.222, SLG: 0.296			0-0 L4							2	0	1	0	0	0	0											
Da Rond Stovall, S (9, PH) OBP: 0.327, SLG: 0.304								0-2 SH5-4		1	0	0	0	0	0	0											
Ugueth Urbina, R (9.1)								1-2 2B		0	0	0	0	0	0	0											
Inning Stats	R: 1 E: 0 K: 1 S: 14	H: 2 LOB: 1 BB: 0 P: 17	R: 0 E: 0 K: 2 S: 7	H: 0 LOB: 0 BB: 0 P: 11	R: 0 E: 0 K: 0 S: 5	H: 0 LOB: 0 BB: 0 P: 7	R: 1 E: 0 K: 0 S: 10	H: 1 LOB: 0 BB: 0 P: 15	R: 1 E: 0 K: 1 S: 11	H: 2 LOB: 1 BB: 0 P: 15	R: 1 E: 0 K: 0 S: 10	H: 2 LOB: 1 BB: 0 P: 12	R: 0 E: 0 K: 1 S: 12	H: 2 LOB: 2 BB: 0 P: 16	R: 0 E: 0 K: 0 S: 5	H: 0 LOB: 0 BB: 0 P: 9	1B: 4 2B: 3 3B: 0 HR: 3	SF: 0 SAC: 1 DP: 0 HBP: 0	WP: 0 PB: 0 CS: 0	PA: 37							
PITCHER	IP	WLS	BF	H	R	ER	SO	BB	IBB	HBP	BLK	WP	HR	S	P	ERA	WHIP										
Jon Lieber, R (1.1) ERA: 4.76	6.0	L	25	7	4	4	4	0	0	0	0	0	3	57	77	6.00	1.167										
Rich Loiselle, R (7.1) ERA: 3.8	1.0		4	1	0	0	1	0	0	0	0	0	0	10	12	0.00	1.000										
Esteban Loaiza, R (8.1) ERA: 5.3	1.0		5	2	0	0	1	0	0	0	0	0	0	12	16	0.00	2.000										
Elmer Dessens, R (9.1) ERA: 7.15	1.0		3	0	0	0	0	0	0	0	0	0	0	5	9	0.00	0.000										

Montreal Expos @ Pittsburgh Pirates
Three Rivers Stadium, Pittsburgh, PA
 Fri May 29 1998, 7:05 PM EDT
 Att: 17,053 - Overcast - 75 F

AB 36
 R 4
 H 10
 RBI 4
 BB 0
 SO 6
 LOB 11



Batter	1	2	3	4	5	6	7	8	9	AB	R	H	RBI	BB	SO	LOB	BOTTOM										
Tony Womack, L (1.4) OBP: 0.305, SLG: 0.281	2-2 G6-3		1-1 S 1B		0-0 FC1-5		4-1 1-2 BB		4-0 G4-3 BB	3	0	1	0	2	0	2											
Manny Martinez, R (1.7) OBP: 0.423, SLG: 0.667	1-0 F8 2B		1-2 G5-3		0-3 K		1-2 P8		0-0 G4-3	4	0	1	0	0	1	6											
Al Martin, L (9, PH) OBP: 0.316, SLG: 0.407			1-3						1-2	1	0	0	0	0	2												
1B Jason Kendall, R (1.2) OBP: 0.417, SLG: 0.484	4-0 BB		0-1 P4		1-3 K		0-0 F9			3	0	0	0	1	1	6											
Kevin Young, R (1.3) OBP: 0.314, SLG: 0.480	0-1 F8 2-3			2-1 2B 1B		0-1 P4		3-1 HR		4	1	2	1	0	0	2											
Jermaine Allensworth, R (1.8) OBP: 0.356, SLG: 0.446	2-2 P6			2-1 P6		0-1 G5-3		1-2 G5-3		4	0	0	0	0	0	3											
Jose Guillen, R (1.9) OBP: 0.372, SLG: 0.533			1-1 G6-3		0-2 2B		0-2 F9		1-0 F8	4	0	1	0	0	0	0											
Aramis Ramirez, R (1.5) OBP: 0.337, SLG: 0.405		0-1 G5-3		0-3 K			1-0 G3		1-2 F9	4	0	0	0	0	1	1											
Kevin Polcovich, R (1.6) OBP: 0.212, SLG: 0.208		0-1 P4				1-0 FC1-5 BB 1B		0-0 1B 2B		3	0	2	0	0	0	0											
Doug Strange, S (9, PH) OBP: 0.250, SLG: 0.252									1-1 F8	1	0	0	0	0	0	0											
Jon Lieber, L (1.1) OBP: 0.381, SLG: 0.316									2-1 BB 2B	1	0	0	0	1	0	0											
Rich Loiselle, R (7.1) ERA: 3.8										0	0	0	0	0	0	0											
Mark Smith, R (7, PH) OBP: 0.198, SLG: 0.108										1	0	1	0	0	0	0											
Esteban Loaiza, R (8.1) OBP: 0.283, SLG: 0.292										0	0	0	0	0	0	0											
Elmer Dessens, R (9.1) ERA: 7.15										0	0	0	0	0	0	0											
Turner Ward, S (9, PH) OBP: 0.337, SLG: 0.405										1	0	1	0	0	0	0											
Inning Stats	R: 0 E: 0 K: 0 S: 10	H: 1 LOB: 2 BB: 1 P: 19	R: 0 E: 0 K: 0 S: 6	H: 0 LOB: 0 BB: 0 P: 7	R: 0 E: 0 K: 1 S: 9	H: 1 LOB: 1 BB: 0 P: 11	R: 0 E: 0 K: 1 S: 11	H: 2 LOB: 1 BB: 0 P: 15	R: 0 E: 0 K: 2 S: 10	H: 1 LOB: 2 BB: 1 P: 16	R: 0 E: 0 K: 0 S: 7	H: 0 LOB: 0 BB: 0 P: 7	R: 0 E: 0 K: 0 S: 8	H: 2 LOB: 3 BB: 1 P: 14	R: 0 E: 0 K: 0 S: 11	H: 1 LOB: 1 BB: 0 P: 17	R: 0 E: 0 K: 0 S: 5	H: 1 LOB: 1 BB: 1 P: 12	1B: 4 2B: 4 3B: 0 HR: 1	SF: 0 SAC: 0 DP: 1 HBP: 0	WP: 0 PB: 0 CS: 0	PA: 38					
PITCHER	IP	WLS	BF	H	R	ER	SO	BB	IBB	HBP	BLK	WP	HR	S	P	ERA	WHIP										
Carlos Perez, L (1.1) ERA: 3.25	8.0	W	34	8	1	1	3	3	0	0	0	0	1	72	106	1.12	1.375										
Ugueth Urbina, R (9.1) ERA: 0.99	1.0	S	4	1	0	0	0	1	0	0	0	0	0	5	12	0.00	2.000										

Montreal Expos @ Pittsburgh Pirates
Three Rivers Stadium, Pittsburgh, PA
 Fri May 29 1998, 7:05 PM EDT
 Att: 17,053 - Overcast - 75 F

AB 34
 R 1
 H 9
 RBI 1
 BB 4
 SO 3
 LOB 22



Batter	1	2	3	4	5	6	7	8	9	AB	R	H	RBI	BB	SO	LOB	TOP								
F.P. Santangelo, S OBP: 0.338, SLG: 0.376 (1, 7)	2-1 2B SF8 1B		0-1 G1-3			4-1 1B HR BB	0-0 F8		3-1 SH1-3 1B	4	2	2	0	1	0	1									
Jose Vidro, S OBP: 0.304, SLG: 0.220 (1, 4)	1-2 2B		2-0 G4-3			4-1 1B HR BB	3-2 G4-3		0-0 SH1-3	3	2	1	0	1	0	1									
Vladimir Guerrero, R OBP: 0.319, SLG: 0.473 (1, 9)	0-2 G6-3		1-0 G5-3			0-1 1B HR	0-2 G1-6-3		0-0 L4	5	1	1	0	0	0	3									
Brad Fullmer, L OBP: 0.335, SLG: 0.459 Ugueth Urbina, R (9, 1)	2-2 SF8			2-3 K		0-1 HR	1-0 G6-3		1-2 G4-3	4	1	1	5	0	1	1									
Rondell White, R OBP: 0.350, SLG: 0.485 (1, 8)	2-1 2B		1-1 1B S			0-0 F9	0-0 S 1B			4	1	3	1	0	0	0									
Mark Czuzdzianek, R OBP: 0.286, SLG: 0.338 (1, 6)	2-1 P8		0-0 F7			1-0 S 1B	2-3 K			4	0	1	0	0	1	3									
Chris Widger, R OBP: 0.324, SLG: 0.448 (1, 2)			1-0 F7			3-2 1B	2-1 F9		0-0 G6-3	4	0	1	1	0	0	1									
Shane Andrews, R OBP: 0.304, SLG: 0.448 (1, 5)			0-0 G5-3			3-1 F8	2-3 K		1-2 G6-3	4	0	0	0	0	1	1									
Trey Moore, L OBP: 0.278, SLG: 0.294 Shayne Bennett, R (6, 1)			1-3 K			1-0 F7	0-1 1B		0-0 G3-1	3	0	1	0	0	1	0									
Mike Maddux, L (6, 1)										0	0	0	0	0	0	0									
Dustin Hermanson, R (7, 1)										1	0	0	0	0	0	0									
Ryan McGuire, L OBP: 0.368, SLG: 0.365 (9, 3)										0	0	0	0	0	0	0									
Inning Stats	R: 2 E: 0 K: 0 S: 16	H: 3 LOB: 1 BB: 0 P: 25	R: 0 E: 0 K: 0 S: 6	H: 0 LOB: 0 BB: 0 P: 8	R: 0 E: 0 K: 0 S: 4	H: 0 LOB: 0 BB: 0 P: 7	R: 1 E: 0 K: 1 S: 13	H: 2 LOB: 1 BB: 2 P: 21	R: 4 E: 0 K: 0 S: 11	H: 3 LOB: 1 BB: 2 P: 23	R: 0 E: 0 K: 1 S: 11	H: 1 LOB: 0 BB: 0 P: 16	R: 0 E: 0 K: 1 S: 8	H: 1 LOB: 0 BB: 0 P: 11	R: 0 E: 0 K: 0 S: 5	H: 0 LOB: 0 BB: 0 P: 6	R: 0 E: 0 K: 0 S: 7	H: 1 LOB: 1 BB: 0 P: 11	1B: 8 2B: 2 3B: 0 HR: 1	SF: 1 SAC: 1 DP: 0 HBP: 0	WP: 0 PB: 0 SB: 3 CS: 0	PA: 40			
PITCHER	IP	WLS	BF	H	R	ER	SO	BB	IBB	HBP	BLK	WP	HR	S	P	ERA	WHIP								
Jose Silva, R ERA: 4.06 (1, 1)	5.0	25	8	7	7	2	2	0	0	0	0	0	1	50	84	12.60	2.000								
Elmer Dessens, R ERA: 6.57 (6, 1)	1.0	4	1	0	0	1	0	0	0	0	0	0	0	11	16	0.00	1.000								
Rich Loiselle, R ERA: 3.51 (7, 1)	2.0	7	1	0	0	1	0	0	0	0	0	0	0	13	17	0.00	0.500								
Jason Christiansen, L ERA: 1.17 (9, 1)	1.0	W	4	1	0	0	0	0	0	0	0	0	0	7	11	0.00	1.000								

Montreal Expos @ Pittsburgh Pirates
Three Rivers Stadium, Pittsburgh, PA

Sat May 30 1998, 7:05 PM EDT
Att: 38,149 - Overcast - 84 F

AB	36
R	7
H	11
RBI	7
BB	2
SO	4
LOB	11



Batter	1	2	3	4	5	6	7	8	9	AB	R	H	RBI	BB	SO	LOB	BOTTOM								
Tony Womack, L OBP: 0.302, SLG: 0.279 (1, 4)	0-1 G3		0-1 G4-3			0-0 G3	0-2 G4-3		1-2 WP 1B 1B	5	1	1	0	0	0	0									
Al Martin, L OBP: 0.318, SLG: 0.409 (1, 7)	2-2 G3		2-3 K			0-1 2B	0-1 G3-1		4-2 1B 1B E BB	4	1	1	0	1	1	0									
1B Jason Kendall, R OBP: 0.421, SLG: 0.487 (1, 2)	1-0 1B					2-2 G3-1 1B	2-2 F9		1-1 E9 1B	5	1	3	2	0	1	1									
Kevin Young, R OBP: 0.326, SLG: 0.495 (1, 3)	0-0 FC4 1B					0-0 G3-1 HR 2B	2-2 G3 1B		1-1 FC5-4 1B	4	2	4	0	0	0	0									
Jose Guillen, R OBP: 0.364, SLG: 0.522 (1, 9)	2-1 FC4					3-1 G3-1	2-3 K		0-3 K	4	0	0	1	0	2	5									
Manny Martinez, R OBP: 0.433, SLG: 0.750 Jason Christiansen, R (9, 1)			1-1 F8			1-2 HR	2-2 G3 1B		1-1 FC5-4	4	2	2	2	0	0	1									
Aramis Ramirez, R (1, 5)			0-0 F8			3-H F9	0-0 G3		0-0 G6-3	4	0	0	1	0	0	2									
Kevin Polcovich, R OBP: 0.215, SLG: 0.212 Chance Sanford, L OBP: 0.154, SLG: 0.240 (9, PH)			3-1 G4-3			1-0 P5	1-2 G3		4-2 WP 1B 1B BB	3	0	1	1	0	0	0									
Jose Silva, R Jermaine Allensworth, R Elmer Dessens, R Doug Strange, S Rich Loiselle, R Turner Ward, S OBP: 0.333, SLG: 0.400 (1, 1)						0-3 K	1-2 G5-3		0-3 K	1	0	0	0	0	1	0									
Inning Stats	R: 0 E: 0 K: 0 S: 9	H: 2 LOB: 2 BB: 0 P: 14	R: 0 E: 0 K: 0 S: 5	H: 0 LOB: 0 BB: 0 P: 9	R: 0 E: 0 K: 2 S: 8	H: 0 LOB: 0 BB: 0 P: 10	R: 3 E: 0 K: 0 S: 14	H: 3 LOB: 0 BB: 0 P: 22	R: 0 E: 0 K: 1 S: 17	H: 1 LOB: 1 BB: 0 P: 14	R: 2 E: 0 K: 1 S: 8	H: 3 LOB: 1 BB: 0 P: 25	R: 0 E: 0 K: 1 S: 10	H: 0 LOB: 0 BB: 0 P: 10	R: 0 E: 0 K: 1 S: 10	H: 1 LOB: 1 BB: 0 P: 12	R: 3 E: 1 K: 1 S: 13	H: 2 LOB: 1 BB: 2 P: 23	1B: 9 2B: 2 3B: 0 HR: 1	SF: 0 SAC: 0 DP: 0 HBP: 0	WP: 1 PB: 0 SB: 0 CS: 0	PA: 39			
PITCHER	IP	WLS	BF	H	R	ER	SO	BB	IBB	HBP	BLK	WP	HR	S	P	ERA	WHIP								
Trey Moore, L ERA: 4.89 (1, 1)	5.0	22	7	4	4	2	0	0	0	0	0	0	0	13	19	13.50	3.000								
Shayne Bennett, R ERA: 5.34 (6, 1)	0.2	4	2	1	1	1	0	0	0	0	0	0	0	1	1	0.00	0.000								
Mike Maddux, R ERA: 3.29 (6, 1)	0.1	1	0	0	0	0	0	0	0	0	0	0	0	1	1	0.00	0.000								
Dustin Hermanson, R ERA: 3.79 Ugueth Urbina, R ERA: 1.63 (9, 1)	0.1	L	5	2	3	2	1	2	0	0	0	1	0	13	23	54.00	12.000								

Montreal Expos @ Pittsburgh Pirates
Three Rivers Stadium, Pittsburgh, PA

Sat May 30 1998, 7:05 PM EDT
Att: 38,149 - Overcast - 84 F

AB	37
R	8
H	12
RBI	7
BB	2
SO	6
LOB	11



Batter	1	2	3	4	5	6	7	8	9	AB	R	H	RBI	BB	SO	LOB	TOP					
F.P. Santangelo, S OBP: 0.330, SLG: 0.365	G3		G4-3			F9	K		K	5	0	0	0	0	2	2						
Da Rond Stevall, S OBP: 0.321, SLG: 0.360	G1-3				F9				K	4	1	1	1	0	1	0						
Jose Vidro, S OBP: 0.293, SLG: 0.211	G3			K		F8		G3		4	0	0	0	0	1	0						
Brad Fullmer, L OBP: 0.343, SLG: 0.481		FC1-5 1B						F8		4	1	3	0	0	0	0						
Rondell White, R OBP: 0.357, SLG: 0.493		FC1-5 1B		F9					BB E FC5-4 BB	3	1	2	1	1	0	1						
Mark Cudzielnak, R OBP: 0.282, SLG: 0.332	FC1-5 G4-6-3				F9	P3		E4 FC5-4 BB SF9		4	1	0	0	0	0	4						
Ryan McGuire, L OBP: 0.374, SLG: 0.364	G4-6-3						F8		FC5-4 BB	3	0	1	0	1	0	2						
Mike Hubbard, R OBP: 0.143, SLG: 0.206			F8		F7		K		FC5-4	4	0	0	1	0	1	3						
Miguel Batista, R Scott Livingstone, L Shayne Bennett, R Anthony Telford, R Robert Perez, R Steve Kline, S Vladimir Guerrero, R	G6-3				G3		E6		SF9	1	0	0	0	0	0	0						
Inning Stats	R: 0 E: 0 K: 0 S: 5	H: 0 LOB: 0 BB: 0 P: 8	R: 0 E: 0 K: 0 S: 8	H: 2 LOB: 1 BB: 0 P: 10	R: 0 E: 0 K: 0 S: 7	H: 0 LOB: 0 BB: 0 P: 10	R: 0 E: 0 K: 1 S: 9	H: 1 LOB: 1 BB: 0 P: 16	R: 0 E: 0 K: 0 S: 8	H: 1 LOB: 1 BB: 0 P: 12	R: 2 E: 0 K: 0 S: 14	H: 3 LOB: 1 BB: 0 P: 22	R: 0 E: 1 K: 2 S: 14	H: 0 LOB: 0 BB: 0 P: 17	R: 0 E: 0 K: 1 S: 7	H: 0 LOB: 0 BB: 0 P: 11	R: 2 E: 1 K: 1 S: 15	H: 0 LOB: 1 BB: 2 P: 24	1B: 3 2B: 2 3B: 1 HR: 1	SF: 1 SAC: 0 DP: 1 HBP: 0	WP: 0 PB: 0 CS: 0	PA: 37
PITCHER	IP	WLS	BF	H	R	ER	SO	BB	IBB	HBP	BLK	WP	HR	S	P	ERA	WHIP					
67 Francisco Cordova, R ERA: 2.3	(1, 1)	7.0	W	28	7	2	2	3	0	0	0	0	0	1	65	95	2.57	1.000				
Esteban Loaiza, R ERA: 5.11	(8, 1)	2.0		9	0	2	0	2	2	0	0	0	0	0	22	35	0.00	1.000				

Montreal Expos @ Pittsburgh Pirates
Three Rivers Stadium, Pittsburgh, PA
Sun May 31 1998, 3:33 AM EDT
Att: 24,718 - Sunny - 85 F

AB	34
R	4
H	7
RBI	4
BB	2
SO	5
LOB	13



Batter	1	2	3	4	5	6	7	8	9	AB	R	H	RBI	BB	SO	LOB	BOTTOM					
Tony Womack, L OBP: 0.302, SLG: 0.289	P6		SF8		G3-1	FC4 BB E G3	G6-3			3	2	1	2	0	0	0						
Chance Sanford, L OBP: 0.148, SLG: 0.231										1	0	0	0	0	0	1						
Al Martin, L OBP: 0.316, SLG: 0.400	K		G4-3		G3-1 1B S BB	G3	K			4	0	0	0	1	2	3						
1B Jason Kendall, R Keith Osik, R	F9				BB 2B 1B	G3-1 HBP			G5-3	2	2	1	0	1	0	0						
Kevin Young, R OBP: 0.328, SLG: 0.488		K			BB 2B 2B	G3-1			G6-3	3	1	0	1	2	1	2						
Turner Ward, S OBP: 0.327, SLG: 0.400		G3			BB 2B 2B	P5			L1-3	5	1	1	1	0	0	3						
Jermaine Allensworth, R OBP: 0.382, SLG: 0.450		G6-3			F9 WP 2B					2	1	1	2	2	0	0						
Aramis Ramirez, R			G4-3		F9	F9				4	0	0	0	0	0	7						
Kevin Polcovich, R OBP: 0.225, SLG: 0.233									G6-3	4	2	2	0	0	1	0						
67 Francisco Cordova, R Mark Smith, R Esteban Loaiza, R										2	0	1	0	0	1	0						
Inning Stats	R: 0 E: 0 K: 1 S: 10	H: 0 LOB: 0 BB: 0 P: 16	R: 0 E: 0 K: 1 S: 8	H: 0 LOB: 0 BB: 0 P: 12	R: 1 E: 1 K: 0 S: 12	H: 2 LOB: 1 BB: 0 P: 15	R: 4 E: 0 K: 2 S: 18	H: 3 LOB: 0 BB: 1 P: 30	R: 1 E: 0 K: 0 S: 17	H: 1 LOB: 3 BB: 2 P: 32	R: 3 E: 1 K: 0 S: 12	H: 1 LOB: 3 BB: 3 P: 30	R: 0 E: 0 K: 1 S: 8	H: 1 LOB: 0 BB: 0 P: 11	R: 0 E: 0 K: 0 S: 4	H: 0 LOB: 0 BB: 0 P: 7	1B: 3 2B: 4 3B: 1 HR: 0	SF: 1 SAC: 1 DP: 0 HBP: 1	WP: 1 PB: 0 CS: 0	PA: 41		
PITCHER	IP	WLS	BF	H	R	ER	SO	BB	IBB	HBP	BLK	WP	HR	S	P	ERA	WHIP					
Miguel Batista, R ERA: 4.07	(1, 1)	4.0	L	18	5	4	4	4	1	0	0	0	0	16	31	13.50	4.500					
Shayne Bennett, R ERA: 5.02	(5, 1)	0.2		6	1	1	1	0	2	0	1	0	0	0	13	31	6.75	3.000				
Anthony Telford, R ERA: 5.23	(5, 1)	1.1		10	1	3	1	0	3	0	0	0	0	0	12	18	0.00	0.500				
Steve Kline, L ERA: 2.79	(7, 1)	2.0		7	1	0	0	1	0	0	0	0	0	0	12	18	0.00	0.500				

Montreal Expos @ Pittsburgh Pirates
Three Rivers Stadium, Pittsburgh, PA
Sun May 31 1998, 3:33 AM EDT
Att: 24,718 - Sunny - 85 F

AB	32
R	9
H	8
RBI	6
BB	6
SO	5
LOB	16



Batter	1	2	3	4	5	6	7	8	9	AB	R	H	RBI	BB	SO	LOB	TOP				
F.P. Santangelo, S OBP: 0.332, SLG: 0.363 (1, 7)	2-2 G6-3	1-0 G4-3		4-2 BB		0-0 1B		0-2 L6		4	0	1	0	1	0	4	Montreal Expos @ Philadelphia Phillies Veterans Stadium, Philadelphia, PA Mon Jun 01 1998, 7:05 PM EDT Att: 16,704 - Unknown - 74 F				
Jose Vidro, S OBP: 0.285, SLG: 0.210 (1, 4)	0-0 L4		0-1 G4-3	0-0 L8		1-2 1B		2-2 G5-3		5	0	1	0	0	0	3					
Vladimir Guerrero, R OBP: 0.329, SLG: 0.481 (1, 9)	4-2 BB		1-0 1B		1-0 FC5-4 HBP		2-2 F9		0-0 2B	3	0	2	0	1	0	0					
Brad Fuller, L OBP: 0.337, SLG: 0.471 Ryan McGuire, L OBP: 0.370, SLG: 0.359 (1, 3) (7, 3)	0-0 L8		2-2 F7		0-2 FC5-4		2-3 K		2-2 G6-3	4	0	0	0	0	1	3					
Rondell White, R OBP: 0.355, SLG: 0.485 (1, 8)		2-2 2B G6-3 HBP		1-3 K	0-1 F9		1-2 G4-3			3	1	0	0	0	1	1					
Mark Czuprianeck, R OBP: 0.285, SLG: 0.336 (1, 6)		0-1 G6-3 2B		4-1 S 1B BB	3-1 P3			1-3 K		3	1	1	0	1	1	1					
Chris Widger, R OBP: 0.322, SLG: 0.443 (1, 2)		1-2 G6-3		3-1 P6		1-0 F7		2-2 S 1B		4	0	1	1	0	0	2					
Shane Andrews, R OBP: 0.309, SLG: 0.442 (1, 5)		4-1 SH5-4 BB		4-2 BB 1B BB		1-1 F8		1-3 K		2	0	0	0	2	1	1					
Javier Vazquez, R OBP: 0.300, SLG: 0.316 Scott Livingstone, L OBP: 0.252, SLG: 0.250 Mike Maddux, L (8, PH) (8, 1)	1-1 SH5-4		0-0 BB 1B		4-1 1B BB		1-2 1B BB		4-2 BB	1	0	1	1	1	0	0					
Inning Stats	R: 0 E: 0 K: 0 S: 10	H: 0 LOB: 1 BB: 1 P: 16	R: 1 E: 0 K: 0 S: 12	H: 1 LOB: 2 BB: 1 P: 21	R: 0 E: 0 K: 0 S: 7	H: 1 LOB: 0 BB: 0 P: 10	R: 1 E: 0 K: 1 S: 12	H: 1 LOB: 3 BB: 3 P: 28	R: 0 E: 0 K: 0 S: 9	H: 2 LOB: 2 BB: 1 P: 16	R: 0 E: 0 K: 1 S: 11	H: 0 LOB: 0 BB: 0 P: 16	R: 0 E: 0 K: 2 S: 14	H: 1 LOB: 2 BB: 1 P: 22	R: 0 E: 0 K: 0 S: 8	H: 1 LOB: 0 BB: 0 P: 12		1B: 5 2B: 2 3B: 0 HR: 0	SF: 0 SAC: 1 DP: 0 HBP: 2	WP: 0 PB: 0 SB: 3 CS: 0	PA: 40
PITCHER	IP WLS BF H R ER SO BB IBB HBP BLK WP HR S P ERA WHIP	IP WLS BF H R ER SO BB IBB HBP BLK WP HR S P ERA WHIP	IP WLS BF H R ER SO BB IBB HBP BLK WP HR S P ERA WHIP	IP WLS BF H R ER SO BB IBB HBP BLK WP HR S P ERA WHIP	IP WLS BF H R ER SO BB IBB HBP BLK WP HR S P ERA WHIP	IP WLS BF H R ER SO BB IBB HBP BLK WP HR S P ERA WHIP	IP WLS BF H R ER SO BB IBB HBP BLK WP HR S P ERA WHIP	IP WLS BF H R ER SO BB IBB HBP BLK WP HR S P ERA WHIP	IP WLS BF H R ER SO BB IBB HBP BLK WP HR S P ERA WHIP	IP WLS BF H R ER SO BB IBB HBP BLK WP HR S P ERA WHIP	IP WLS BF H R ER SO BB IBB HBP BLK WP HR S P ERA WHIP	IP WLS BF H R ER SO BB IBB HBP BLK WP HR S P ERA WHIP	IP WLS BF H R ER SO BB IBB HBP BLK WP HR S P ERA WHIP	IP WLS BF H R ER SO BB IBB HBP BLK WP HR S P ERA WHIP	IP WLS BF H R ER SO BB IBB HBP BLK WP HR S P ERA WHIP	IP WLS BF H R ER SO BB IBB HBP BLK WP HR S P ERA WHIP	IP WLS BF H R ER SO BB IBB HBP BLK WP HR S P ERA WHIP	IP WLS BF H R ER SO BB IBB HBP BLK WP HR S P ERA WHIP	IP WLS BF H R ER SO BB IBB HBP BLK WP HR S P ERA WHIP	IP WLS BF H R ER SO BB IBB HBP BLK WP HR S P ERA WHIP	IP WLS BF H R ER SO BB IBB HBP BLK WP HR S P ERA WHIP
Mike Grace, R ERA: 5.58 Wayne Gomes, R ERA: 3.89 Mark Leiter, R ERA: 2.08 (1, 1) (7, 1) (9, 1)	6.0 W 29 5 2 2 1 6 0 2 0 0 0 57 102 3.00 1.833	2.0 W 8 1 0 0 3 1 0 0 0 0 0 25 38 0.00 1.000	1.0 L 3 1 0 0 0 0 0 0 0 0 0 8 12 0.00 1.000																		

AB	30
R	2
H	7
RBI	2
BB	7
SO	4
LOB	15



Batter	1	2	3	4	5	6	7	8	9	AB	R	H	RBI	BB	SO	LOB	BOTTOM					
Doug Glanville, R OBP: 0.345, SLG: 0.430 (1, 8)	0-1 CS 1B		1-2 L7			0-0 G4-3		4-1 1B HR BB		3	1	1	0	1	0	0	Montreal Expos @ Philadelphia Phillies Veterans Stadium, Philadelphia, PA Mon Jun 01 1998, 7:05 PM EDT Att: 16,704 - Unknown - 74 F					
Gregg Jefferies, S OBP: 0.380, SLG: 0.464 (1, 7)	2-1 G4-3			1-0 L9-5 2B			0-0 HR	0-0 HR 1B		4	2	3	2	0	0	1						
Scott Rolen, R OBP: 0.382, SLG: 0.531 (1, 5)	2-0 P4			1-2 L9-5			3-3 K	0-1 HR		4	1	1	3	0	1	1						
Rico Brogna, L OBP: 0.327, SLG: 0.492 (1, 3)		1-1 HR		0-0 F7			2-0 F9	2-2 G4-3		4	1	1	1	0	0	0						
Mike Lieberthal, R OBP: 0.285, SLG: 0.384 (1, 2)		3-1 G6-4-3 1B			0-3 K		4-2 BB			2	0	1	0	1	1	0						
Bobby Abreu, L OBP: 0.408, SLG: 0.482 (1, 9)		0-0 G6-4-3			2-3 K		0-3 K			3	0	0	0	0	2	2						
Mark Lewis, R OBP: 0.260, SLG: 0.279 (1, 4)		2-0 G3			1-0 L9			1-3 K		3	0	0	0	0	1	0						
Desi Relaford, S OBP: 0.310, SLG: 0.385 (1, 6)			0-0 F8			0-3 K		3-2 23 G5-3 1B 23 WP 1B		3	1	1	0	0	1	0						
Mike Grace, R OBP: 0.167, SLG: 0.118 Ruben Amaro Jr, S OBP: 0.287, SLG: 0.231 Wayne Gomes, R (6, PH) 23 Kevin Jordan, R OBP: 0.314, SLG: 0.388 Mark Leiter, R (9, 1)	1.1 L 7 3 4 4 1 1 0 0 0 1 1 16 29 36.00 4.000	7.0 L 24 5 2 2 7 1 0 0 0 1 1 49 79 2.57 0.857	1.0 L 7 3 4 4 1 1 0 0 0 1 1 16 29 36.00 4.000																			
Inning Stats	R: 0 E: 0 K: 0 S: 5	H: 1 LOB: 0 BB: 0 P: 9	R: 1 E: 0 K: 0 S: 6	H: 2 LOB: 0 BB: 0 P: 12	R: 0 E: 0 K: 1 S: 7	H: 0 LOB: 0 BB: 0 P: 10	R: 0 E: 0 K: 0 S: 5	H: 1 LOB: 0 BB: 0 P: 7	R: 0 E: 0 K: 2 S: 9	H: 0 LOB: 0 BB: 0 P: 12	R: 0 E: 0 K: 2 S: 7	H: 0 LOB: 0 BB: 0 P: 10	R: 1 E: 0 K: 2 S: 10	H: 1 LOB: 1 BB: 1 P: 19	R: 4 E: 0 K: 1 S: 16	H: 3 LOB: 0 BB: 1 P: 29		1B: 4 2B: 2 3B: 0 HR: 3	SF: 0 SAC: 0 DP: 2 HBP: 0	WP: 1 PB: 0 SB: 0 CS: 1	PA: 31	
PITCHER	IP WLS BF H R ER SO BB IBB HBP BLK WP HR S P ERA WHIP	IP WLS BF H R ER SO BB IBB HBP BLK WP HR S P ERA WHIP	IP WLS BF H R ER SO BB IBB HBP BLK WP HR S P ERA WHIP	IP WLS BF H R ER SO BB IBB HBP BLK WP HR S P ERA WHIP	IP WLS BF H R ER SO BB IBB HBP BLK WP HR S P ERA WHIP	IP WLS BF H R ER SO BB IBB HBP BLK WP HR S P ERA WHIP	IP WLS BF H R ER SO BB IBB HBP BLK WP HR S P ERA WHIP	IP WLS BF H R ER SO BB IBB HBP BLK WP HR S P ERA WHIP	IP WLS BF H R ER SO BB IBB HBP BLK WP HR S P ERA WHIP	IP WLS BF H R ER SO BB IBB HBP BLK WP HR S P ERA WHIP	IP WLS BF H R ER SO BB IBB HBP BLK WP HR S P ERA WHIP	IP WLS BF H R ER SO BB IBB HBP BLK WP HR S P ERA WHIP	IP WLS BF H R ER SO BB IBB HBP BLK WP HR S P ERA WHIP	IP WLS BF H R ER SO BB IBB HBP BLK WP HR S P ERA WHIP	IP WLS BF H R ER SO BB IBB HBP BLK WP HR S P ERA WHIP	IP WLS BF H R ER SO BB IBB HBP BLK WP HR S P ERA WHIP	IP WLS BF H R ER SO BB IBB HBP BLK WP HR S P ERA WHIP	IP WLS BF H R ER SO BB IBB HBP BLK WP HR S P ERA WHIP	IP WLS BF H R ER SO BB IBB HBP BLK WP HR S P ERA WHIP	IP WLS BF H R ER SO BB IBB HBP BLK WP HR S P ERA WHIP	IP WLS BF H R ER SO BB IBB HBP BLK WP HR S P ERA WHIP	



Batter	1	2	3	4	5	6	7	8	9	AB	R	H	RBI	BB	SO	LOB	TOP										
F.P. Santangelo, S OBP: 0.333, SLG: 0.360 (1, 7)	F6		WP 2B 1B	F8			K		SH1-3 HBP	4	1	1	0	0	1	1	Montreal Expos @ Philadelphia Phillies Veterans Stadium, Philadelphia, PA Tue Jun 02 1998, 7:05 PM EDT Att: 13,606 - Overcast - 76 F										
Jose Vidro, S OBP: 0.296, SLG: 0.231 (1, 4)	L4-3		2B 2B		2B 1B		F8		SH1-3	4	1	2	1	0	0	0											
Vladimir Guerrero, R OBP: 0.330, SLG: 0.481 (1, 9)	L5		P5		2B				F8	4	0	1	0	1	0	2											
Brad Fullmer, L OBP: 0.338, SLG: 0.474 Ugueth Urbina, R (9, 1)		FC4-6 1B	2B 2B		G3		G4-3		K	5	1	2	1	0	1	4											
Rondell White, R OBP: 0.353, SLG: 0.486 (1, 8)		P5	2B		K				P5	4	0	1	1	0	1	3											
Mark Grudzielanek, R OBP: 0.285, SLG: 0.335 (1, 6)	FC4-6 BB 1-2f		G3		K				WP SF9 1B	4	1	1	0	0	1	4											
Chris Widger, R OBP: 0.326, SLG: 0.444 (1, 2)		BB			FC1-6 1B				SF9 1-H	2	0	1	1	1	1	0											
Shane Andrews, R OBP: 0.307, SLG: 0.438 (1, 5)	F9				F9				FC6 1B	4	0	1	0	0	1	3											
Carl Pavano, R OBP: 0.143, SLG: 0.143 Miguel Batista, R (8, 1)			G4-3		FC1-6				FC6	4	0	0	0	0	0	2											
Steve Kline, S (8, 1)					1-2f				1-2f	0	0	0	0	0	0	0											
Ryan McGuire, L OBP: 0.370, SLG: 0.359 (9, 3)										0	0	0	0	0	0	0											
Inning Stats	R: 0 E: 0 K: 0 S: 10	H: 0 LOB: 0 BB: 0 P: 15	R: 0 E: 0 K: 0 S: 11	H: 1 LOB: 2 BB: 1 P: 16	R: 3 E: 0 K: 0 S: 15	H: 4 LOB: 1 BB: 0 P: 18	R: 0 E: 0 K: 0 S: 6	H: 1 LOB: 1 BB: 0 P: 10	R: 0 E: 0 K: 2 S: 13	H: 2 LOB: 2 BB: 0 P: 17	R: 0 E: 0 K: 2 S: 7	H: 0 LOB: 0 BB: 0 P: 9	R: 0 E: 0 K: 1 S: 6	H: 0 LOB: 1 BB: 1 P: 12	R: 1 E: 0 K: 0 S: 12	H: 2 LOB: 1 BB: 0 P: 18	R: 0 E: 0 K: 1 S: 8	H: 0 LOB: 1 BB: 0 P: 14	1B: 6 2B: 4 3B: 0 HR: 0	SF: 1 SAC: 1 DP: 0 HBP: 1	WP: 2 PB: 0 SB: 1 CS: 0	PA: 40					
PITCHER Curt Schilling, R ERA: 2.71 (1, 1)	IP 9.0	WLS L	BF 40	H 10	R 4	ER 4	SO 6	BB 2	IBB 0	HBP 1	BLK 0	WP 2	HR 0	S 88	P 129	ERA 4.00	WHIP 1.333										

AB	35
R	4
H	10
RBI	4
BB	2
SO	6
LOB	19



Batter	1	2	3	4	5	6	7	8	9	AB	R	H	RBI	BB	SO	LOB	BOTTOM										
Doug Glanville, R OBP: 0.348, SLG: 0.431 (1, 8)	G6-3		FC6-4 1B			K			G5-3 1B	4	0	2	0	0	1	0	Montreal Expos @ Philadelphia Phillies Veterans Stadium, Philadelphia, PA Tue Jun 02 1998, 7:05 PM EDT Att: 13,606 - Overcast - 76 F										
Gregg Jefferies, S OBP: 0.373, SLG: 0.455 (1, 7)	K		FC6-4 1-2f 3-H			F8			G5-3	4	0	0	1	0	1	2											
Scott Rolen, R OBP: 0.380, SLG: 0.539 (1, 5)	G4-3		K				HR		G5-3	4	1	1	1	0	1	2											
Rico Brogna, L OBP: 0.326, SLG: 0.485 (1, 3)		FC3-6 BB			G4-3		G4-3		K2-3	3	0	0	0	1	1	1											
Mike Lieberthal, R OBP: 0.284, SLG: 0.381 Kevin Seick, R OBP: 0.357, SLG: 0.250 (9, PR)		L8			G4-3				FC5-6 1B	4	0	1	0	0	0	1											
Bobby Abreu, L OBP: 0.405, SLG: 0.473 (1, 9)		FC3-6 1-2f			F8				FC5-6 23 1B	3	1	0	0	1	0	2											
Mark Lewis, R OBP: 0.256, SLG: 0.274 23 Kevin Jordan, R OBP: 0.324, SLG: 0.397 (9, PH)		G5-3				K			E6 G4-3	3	0	0	0	0	1	2											
Desi Relaford, S OBP: 0.314, SLG: 0.389 Alex Arias, R OBP: 0.354, SLG: 0.333 (6, PH)			1B SH3-4 FC6-4 1B			G5-3			G4-3	1	1	1	0	0	0	0											
Curt Schilling, R OBP: 0.100, SLG: 0.069 (1, 1)			SH3-4			F3			G5-3	2	0	0	0	0	0	1											
Inning Stats	R: 0 E: 0 K: 1 S: 7	H: 0 LOB: 0 BB: 0 P: 10	R: 0 E: 0 K: 0 S: 5	H: 0 LOB: 1 BB: 1 P: 12	R: 1 E: 0 K: 1 S: 13	H: 2 LOB: 0 BB: 0 P: 14	R: 0 E: 0 K: 0 S: 6	H: 0 LOB: 0 BB: 0 P: 11	R: 0 E: 0 K: 1 S: 7	H: 0 LOB: 0 BB: 0 P: 9	R: 1 E: 0 K: 1 S: 9	H: 1 LOB: 0 BB: 0 P: 15	R: 1 E: 1 K: 0 S: 9	H: 0 LOB: 1 BB: 1 P: 15	R: 0 E: 0 K: 1 S: 7	H: 1 LOB: 0 BB: 0 P: 16		R: 0 E: 0 K: 0 S: 6	H: 2 LOB: 2 BB: 0 P: 11	1B: 5 2B: 0 3B: 0 HR: 1	SF: 0 SAC: 1 DP: 0 HBP: 0	WP: 0 PB: 0 SB: 1 CS: 0	PA: 35				
PITCHER Carl Pavano, R ERA: 3.2 Miguel Batista, R ERA: 4.04 Steve Kline, L ERA: 2.75 Ugueth Urbina, R ERA: 1.57 (1, 1)	IP 7.1	WLS W	BF 29	H 4	R 3	ER 2	SO 4	BB 2	IBB 0	HBP 0	BLK 0	WP 0	HR 1	S 59	P 93	ERA 2.46	WHIP 0.818										

AB	32
R	3
H	6
RBI	3
BB	2
SO	5
LOB	14



Batter	1	2	3	4	5	6	7	8	9	AB	R	H	RBI	BB	SO	LOB	TOP										
F.P. Santangelo, S (1,4) OBP: 0.330, SLG: 0.353	0-1 F7		4-2 BB		1-3 K		0-0 G5-3		0-3 K	4	0	0	0	1	2	2	Montreal Expos @ Philadelphia Phillies Veterans Stadium, Philadelphia, PA Wed Jun 03 1998, 7:05 PM EDT Att: 13,592 - Cloudy - 66 F										
Chris Widger, R (1,2) OBP: 0.317, SLG: 0.431	2-3 K		0-1 G5-3		1-3 K			1-2 G4-3	0-0 F7	5	0	0	0	0	2	2											
Vladimir Guerrero, R (1,9) OBP: 0.330, SLG: 0.500	1-2 G5-3			3-2 HR		2-1 G3 WP 1B		1-2 S 1B		4	2	3	1	0	0	0											
Rondell White, R (1,8) OBP: 0.356, SLG: 0.500		1-2 HR		0-0 WP 1B		1-2 L6		3-3 SAFE K	1-2 K	4	1	2	1	0	1	2											
Robert Perez, R (1,7) OBP: 0.265, SLG: 0.433		0-0 P4		0-3 K		2-2 G3		1-0 1B WP 1B		4	0	1	1	0	1	2											
Da Rond Stovall, S (8, PR) OBP: 0.321, SLG: 0.360				1-2 K		1-3 K		2-H 1B WP 1B		0	0	0	0	0	0	0											
Mark Czudzielanek, R (1,6) OBP: 0.288, SLG: 0.335	0-2 F9		4-2 L3 BB		0-3 K			0-1 HBP 1B		3	0	1	0	1	1	1											
Brad Fulmer, L (1,3) OBP: 0.302, SLG: 0.467	2-0 F8		0-0 L3				1-3 K	1-1 HBP		3	0	0	0	0	1	2											
Jose Vidro, S (8, PR) OBP: 0.319, SLG: 0.391			1-1 G5-3		1-1 1B		4-0 SH1-4 BB	1-3 K		3	0	1	0	1	1	3											
Ryan McGuire, L (8,3) OBP: 0.370, SLG: 0.359			1-3 K		4-1 PB BB		1-0 SH1-4		0-0 G3-1	2	0	0	0	1	1	0											
Shane Andrews, R (1,5) OBP: 0.311, SLG: 0.436																											
Carlos Perez, L (1,1) OBP: 0.233, SLG: 0.276																											
Inning Stats	R: 0 E: 0 K: 1 S: 8	H: 0 LOB: 0 BB: 0 P: 11	R: 1 E: 0 K: 0 S: 8	H: 1 LOB: 0 BB: 0 P: 11	R: 0 E: 0 K: 1 S: 10	H: 0 LOB: 1 BB: 1 P: 16	R: 1 E: 0 K: 1 S: 14	H: 2 LOB: 1 BB: 1 P: 21	R: 0 E: 0 K: 1 S: 9	H: 1 LOB: 1 BB: 0 P: 16	R: 0 E: 0 K: 1 S: 12	H: 1 LOB: 1 BB: 0 P: 17	R: 0 E: 0 K: 1 S: 6	H: 0 LOB: 1 BB: 1 P: 12	R: 1 E: 0 K: 2 S: 16	H: 3 LOB: 3 BB: 0 P: 24	R: 0 E: 0 K: 1 S: 5	H: 0 LOB: 0 BB: 0 P: 5	1B: 6 2B: 1 3B: 0 HR: 2	SF: 0 SAC: 1 DP: 1 HBP: 1	WP: 3 PB: 1 SB: 1 CS: 0	PA: 38					
PITCHER	IP	WLS	BF	H	R	ER	SO	BB	IBB	HBP	BLK	WP	HR	S	P	ERA	WHIP										
55 Matt Beech, L (1,1) ERA: 5.5	7.0		28	5	2	2	7	4	0	0	0	2	2	67	104	2.57	1.286										
Wayne Gomes, R (8,1) ERA: 4.03	0.2	L	5	3	1	1	1	0	0	0	0	1	0	12	18	13.50	4.500										
Darrin Winston, L (8,1) ERA: 3.8	0.0		1	0	0	0	0	0	0	1	0	0	0	1	2	∞	∞										
Jerry Spradlin, R (8,1) ERA: 3.99	1.1		4	0	0	0	2	0	0	0	0	0	0	8	9	0.00	0.000										

Batter	1	2	3	4	5	6	7	8	9	AB	R	H	RBI	BB	SO	LOB	BOTTOM										
Doug Glanville, R (1,8) OBP: 0.346, SLG: 0.428	0-2 G5-3		0-2 S 1B		2-1 F8		1 SAFE 0-0 G5-3			4	1	1	0	0	0	1	Montreal Expos @ Philadelphia Phillies Veterans Stadium, Philadelphia, PA Wed Jun 03 1998, 7:05 PM EDT Att: 13,592 - Cloudy - 66 F										
Rex Hudler, R (1,7) OBP: 0.194, SLG: 0.152	1-2 G6-3		1-2 F9		0-2 P3			2-1 F3		4	0	0	0	0	1												
Scott Rolen, R (1,5) OBP: 0.378, SLG: 0.534	0-1 P5		1-0 2-H 1B		2-3 K			0-0 G4-3		4	0	1	1	0	1												
Mike Lieberthal, R (1,2) OBP: 0.279, SLG: 0.373		2-1 L3	2-2 P4		0-0 F7			1-2 F8		4	0	0	0	0	1												
Rico Brogna, L (1,3) OBP: 0.324, SLG: 0.480		0-1 1B FC5-2 1B	3-3 K		0-1 G4-3			0-1 L7		4	0	1	0	0	1												
Mark Lewis, R (1,4) OBP: 0.286, SLG: 0.289	1 SAFE 0-0 FC5-2 1B			3-2 G6-3			3-2 SH1-3 E 2B	0-1 1B		4	1	3	0	0	0												
Kevin Sefcik, R (8, PR) OBP: 0.357, SLG: 0.250		1-2 1B								0	0	0	0	0	0												
Bobby Abreu, L (1,9) OBP: 0.404, SLG: 0.471		2-2 FC5-2 1B		0-0 G1-3			0-0 SH1-3	2-2 L7		3	0	1	0	0	1												
Alex Arias, R (1,6) OBP: 0.327, SLG: 0.304		0-0 FC5-2		0-0 P4			0-2 E6	0-0 5-3		4	0	0	0	0	4												
55 Matt Beech, L (1,1) OBP: 0.188, SLG: 0.188					2-3 K		3-H 1-1 P5			2	0	0	0	0	2	3											
23 Kevin Jordan, R (7, PH) OBP: 0.319, SLG: 0.391										1	0	0	0	0	1												
Wayne Gomes, R (8,1)										0	0	0	0	0	0												
Darrin Winston, R (8,1)										0	0	0	0	0	0												
Jerry Spradlin, S (8,1)										0	0	0	0	0	0												
Inning Stats	R: 0 E: 0 K: 0 S: 8	H: 0 LOB: 0 BB: 0 P: 9	R: 0 E: 0 K: 1 S: 13	H: 3 LOB: 3 BB: 0 P: 19	R: 1 E: 0 K: 1 S: 15	H: 2 LOB: 1 BB: 0 P: 22	R: 0 E: 0 K: 0 S: 5	H: 0 LOB: 0 BB: 0 P: 8	R: 0 E: 0 K: 1 S: 9	H: 0 LOB: 0 BB: 0 P: 13	R: 0 E: 0 K: 1 S: 6	H: 0 LOB: 0 BB: 0 P: 8	R: 1 E: 1 K: 0 S: 11	H: 1 LOB: 1 BB: 0 P: 15	R: 0 E: 0 K: 0 S: 6	H: 0 LOB: 0 BB: 0 P: 9	R: 0 E: 0 K: 0 S: 8	H: 1 LOB: 1 BB: 0 P: 10	1B: 6 2B: 1 3B: 0 HR: 0	SF: 0 SAC: 1 DP: 0 HBP: 0	WP: 0 PB: 0 SB: 1 CS: 0	PA: 35					
PITCHER	IP	WLS	BF	H	R	ER	SO	BB	IBB	HBP	BLK	WP	HR	S	P	ERA	WHIP										
Carlos Perez, L (1,1) ERA: 3.04	9.0	W	35	7	2	1	4	0	0	0	0	0	0	81	113	1.00	0.778										

AB	32
R	3
H	8
RBI	3
BB	4
SO	10
LOB	14



AB	34
R	2
H	7
RBI	1
BB	0
SO	4
LOB	13



Batter	1	2	3	4	5	6	7	8	9	AB	R	H	RBI	BB	SO	LOB	TOP			
F.P. Santangelo, S OBP: 0.327, SLG: 0.345 (1, 7)	G1-3		K		G4-3		F7			4	0	0	0	1	1	1	Montreal Expos @ Tampa Bay Devil Rays Tropicana Field, St. Petersburg, FL Fri Jun 05 1998, 7:05 PM EDT Att: 24,025 - Dome - 72 F			
Jose Vidro, S OBP: 0.305, SLG: 0.239 (1, 4)	L1-3 1B			G3-1	2B 1B		E6 HR		L4-6	5	2	2	0	0	0	2				
Vladimir Guerrero, R OBP: 0.343, SLG: 0.520 (1, 9)	L1-3			HR 1B	1H 2B		HR		G5-3	5	2	3	3	0	0	2				
Brad Fuller, L OBP: 0.332, SLG: 0.478 Ryan McGuire, L OBP: 0.370, SLG: 0.359 (7, 3)		G6-3		HR	G3		K			4	1	1	2	0	1	1				
Rondell White, R OBP: 0.362, SLG: 0.507 (1, 8)	F8			WP S BB			1B 1B		WP 2B	3	0	2	0	1	0	0				
Scott Livingstone, L OBP: 0.259, SLG: 0.225 (1, 10)	G4-3			F9			F7		P6	4	0	0	0	0	0	3				
Mark Grudzielanek, R OBP: 0.299, SLG: 0.309 Mike Mordecai, R OBP: 0.148, SLG: 0.080 (8, 6)			CS 1B	WP BB			G6-4-3 1B		F7	3	0	2	0	1	0	1				
Chris Widger, R OBP: 0.311, SLG: 0.421 (1, 2)			K	G6-3			G6-4-3		F8	4	0	0	0	0	1	6				
Shane Andrews, R OBP: 0.315, SLG: 0.438 (1, 5)			1B		F8		F9		L4-6 BB 1B	4	0	2	0	0	0	0				
Inning Stats	R: 0 E: 0 K: 0 S: 9	H: 1 LOB: 0 BB: 0 P: 11	R: 0 E: 0 K: 0 S: 7	H: 0 LOB: 0 BB: 0 P: 9	R: 0 E: 0 K: 2 S: 14	H: 2 LOB: 1 BB: 0 P: 19	R: 2 E: 0 K: 0 S: 11	H: 2 LOB: 2 BB: 2 P: 22	R: 1 E: 0 K: 0 S: 6	H: 2 LOB: 1 BB: 0 P: 11	R: 2 E: 0 K: 1 S: 11	H: 1 LOB: 0 BB: 0 P: 13	R: 0 E: 0 K: 0 S: 8	H: 1 LOB: 1 BB: 0 P: 12	R: 0 E: 0 K: 0 S: 11	H: 1 LOB: 1 BB: 1 P: 20		1B: 8 2B: 4 3B: 0 HR: 2	SF: 0 SAC: 0 DP: 3 HBP: 0	WP: 3 PB: 0 SB: 1 CS: 1
PITCHER	IP WLS BF H R ER SO	IP WLS BF H R ER SO	IP WLS BF H R ER SO	IP WLS BF H R ER SO	IP WLS BF H R ER SO	IP WLS BF H R ER SO	IP WLS BF H R ER SO	IP WLS BF H R ER SO	IP WLS BF H R ER SO	IP WLS BF H R ER SO	IP WLS BF H R ER SO	IP WLS BF H R ER SO	IP WLS BF H R ER SO	IP WLS BF H R ER SO	IP WLS BF H R ER SO	IP WLS BF H R ER SO	ERA WHIP	ERA WHIP		
Rick White, R ERA: 8.64 Albie Lopez, R ERA: 2.67 Esteban Yan, R ERA: 2.84 Roberto Hernandez, R ERA: 4.39 (1, 1) (6, 1) (8, 1) (9, 1)	5.0 L 22 7 3 3 3	2.0 9 3 2 0 1	1.0 4 1 0 0 0	1.0 4 1 0 0 0	2.0 3 3 2 0 1	2.0 3 3 2 0 1	1.0 8 17 21	2.0 12 21	1.0 12 20	5.40 1.800	0.00 1.500	0.00 1.000	0.00 2.000							

AB	36
R	5
H	12
RBI	5
BB	3
SO	3
LOB	16



Batter	1	2	3	4	5	6	7	8	9	AB	R	H	RBI	BB	SO	LOB	BOTTOM					
Quinton McCracken, S OBP: 0.350, SLG: 0.441 Tim Laker, R OBP: 0.333, SLG: 0.200 (1, 8) (9, 2)	K			G4-3		G6-3		K		4	0	0	0	0	2	1	Montreal Expos @ Tampa Bay Devil Rays Tropicana Field, St. Petersburg, FL Fri Jun 05 1998, 7:05 PM EDT Att: 24,025 - Dome - 72 F					
Miguel Cairo, R OBP: 0.306, SLG: 0.358 (1, 4)	G1-6-3 1B			P4		B1-3		2H 1B		4	0	2	1	0	0	0						
Wade Boggs, L OBP: 0.336, SLG: 0.394 (1, 5)	G1-6-3			FC6 1B		K		F8		4	0	1	0	0	1	2						
Fred McGriff, L OBP: 0.347, SLG: 0.414 (1, 3)		K		FC6			L3-1		WP SF8 BB	3	1	0	0	1	1	1						
Paul Sorrento, L OBP: 0.310, SLG: 0.426 (1, 10)		G6-3				BB 1B		G4-3		4	0	1	0	0	1	1						
Bobby Smith, R OBP: 0.374, SLG: 0.487 (1, 6)		K				1-2 BB			SF8	1	0	0	1	2	1	0						
Dave Martinez, L OBP: 0.350, SLG: 0.342 (1, 9)				G4-3		F7		G4-3		4	0	0	0	0	0	3						
Mike Kelly, R OBP: 0.311, SLG: 0.392 (1, 7)				K		K		K		3	0	0	0	0	3	2						
Mike DiFelice, R OBP: 0.270, SLG: 0.345 Randy Winn, S OBP: 0.409, SLG: 0.425 (8, PH) (9, 8)				K		F8		S 1B		2	0	0	0	0	1	2						
Inning Stats	R: 0 E: 0 K: 1 S: 7	H: 1 LOB: 0 BB: 0 P: 11	R: 0 E: 0 K: 2 S: 7	H: 0 LOB: 0 BB: 0 P: 7	R: 0 E: 0 K: 2 S: 8	H: 0 LOB: 0 BB: 0 P: 12	R: 0 E: 0 K: 0 S: 5	H: 1 LOB: 1 BB: 0 P: 9	R: 0 E: 0 K: 1 S: 10	H: 1 LOB: 2 BB: 1 P: 16	R: 0 E: 0 K: 1 S: 6	H: 0 LOB: 0 BB: 0 P: 8	R: 0 E: 0 K: 0 S: 9	H: 0 LOB: 1 BB: 1 P: 18	R: 1 E: 0 K: 2 S: 20	H: 2 LOB: 1 BB: 0 P: 29		R: 1 E: 0 K: 1 S: 8	H: 0 LOB: 0 BB: 1 P: 16	1B: 5 2B: 0 3B: 0 HR: 0	SF: 1 SAC: 0 DP: 1 HBP: 0	WP: 2 PB: 0 SB: 1 CS: 0
PITCHER	IP WLS BF H R ER SO	IP WLS BF H R ER SO	IP WLS BF H R ER SO	IP WLS BF H R ER SO	IP WLS BF H R ER SO	IP WLS BF H R ER SO	IP WLS BF H R ER SO	IP WLS BF H R ER SO	IP WLS BF H R ER SO	IP WLS BF H R ER SO	IP WLS BF H R ER SO	IP WLS BF H R ER SO	IP WLS BF H R ER SO	IP WLS BF H R ER SO	IP WLS BF H R ER SO	IP WLS BF H R ER SO	ERA WHIP	ERA WHIP				
Dustin Hermanson, R ERA: 3.42 Steve Kline, L ERA: 2.49 Mike Maddux, R ERA: 6.74 Miguel Batista, R ERA: 4.13 (1, 1) (6, 1) (8, 1) (9, 1)	5.0 W 18 3 0 0 6	2.0 7 0 0 0 1	1.0 5 2 1 1 2	1.0 4 0 1 1 1	3.0 0 0 6	3.0 0 0 6	1.0 8 15 26	2.0 29 9.00 2.000	1.0 8 16 9.00 1.000													



Batter	1	2	3	4	5	6	7	8	9	AB	R	H	RBI	BB	SO	LOB	TOP				
F.P. Santangelo, S OBP: 0.328, SLG: 0.340 (1, 7)	G3		1B HR BB		P5			P3	G4-3 1B HBP	3	1	0	0	1	0	0					
Jose Vidro, S OBP: 0.324, SLG: 0.257 (1, 4)	WP 1B		HR 1B		G6-3			2B 1B HBP	G4-3 1B	4	2	3	0	0	0	0					
Vladimir Guerrero, R OBP: 0.344, SLG: 0.535 (1, 9)	K		HR		G5-3			1B 2B	G4-3	5	2	2	3	0	1	3					
Brad Fuller, L OBP: 0.335, SLG: 0.483 Ryan McGuire, L OBP: 0.356, SLG: 0.354 (8, PR) (8, 3)	K		2B		G3-1			WP 1B G6-3 1B	K	4	0	2	1	0	1	1					
Rondell White, R OBP: 0.360, SLG: 0.502 (1, 8)		G2-3	F7		K			WP 1B		4	0	1	1	0	1	1					
Mark Chudzielanek, R OBP: 0.291, SLG: 0.333 (1, 6)		G6-3	F8		G6-3			G6-3		4	0	0	1	0	0	2					
Scott Livingstone, L OBP: 0.240, SLG: 0.227 (1, 10)		1B			K			F9	G4-3	4	0	1	0	0	1	2					
Chris Widger, R OBP: 0.310, SLG: 0.434 (1, 2)		F9			L9			K		4	1	1	1	0	1	1					
Shane Andrews, R OBP: 0.309, SLG: 0.428 (1, 5)			G5-3		F7			F8	P9	4	0	0	0	0	0	0					
Inning Stats	R: 0 H: 1 E: 0 K: 2 S: 9	H: 1 LOB: 1 BB: 0 P: 12	R: 0 H: 1 E: 0 K: 0 S: 11	H: 1 LOB: 1 BB: 0 P: 12	R: 3 H: 3 E: 0 K: 0 S: 15	H: 3 LOB: 1 BB: 1 P: 25	R: 0 H: 0 E: 0 K: 1 S: 9	H: 0 LOB: 0 BB: 0 P: 11	R: 0 H: 0 E: 0 K: 1 S: 10	H: 0 LOB: 0 BB: 0 P: 15	R: 0 H: 0 E: 0 K: 1 S: 5	H: 0 LOB: 0 BB: 0 P: 8	R: 3 H: 3 E: 0 K: 0 S: 16	H: 3 LOB: 2 BB: 0 P: 24	R: 1 H: 2 E: 0 K: 1 S: 15	H: 2 LOB: 2 BB: 0 P: 22	1B: 6 2B: 2 3B: 0 HR: 2	SF: 0 SAC: 0 DP: 0 HBP: 2	WP: 2 PB: 0 SB: 0 CS: 0	PA: 40	
PITCHER	IP	WLS	BF	H	R	ER	SO	BB	IBB	HBP	BLK	WP	HR	S	P	ERA	WHIP				
Rolando Arrojo, R ERA: 3.5 Matt Ruebel, L ERA: 4.5 Roberto Hernandez, R ERA: 4.28 Esteban Yan, R ERA: 3.03	7.1	30	6	5	5	5	1	0	1	0	0	1	1	72	104	6.14	0.955				
	0.0	L	1	1	0	0	0	0	0	0	0	0	0	3	3	∞	∞				
	0.2	3	1	1	1	0	0	0	0	0	0	1	0	8	12	13.50	1.500				
	1.0	6	2	1	1	1	0	0	0	1	0	0	1	15	22	9.00	2.000				

Montreal Expos @ Tampa Bay Devil Rays
Tropicana Field, St. Petersburg, FL
Sat Jun 06 1998, 7:05 PM EDT
Att: 26,501 - Dome - 72 F

AB	37
R	7
H	10
RBI	7
BB	1
SO	6
LOB	12



Batter	1	2	3	4	5	6	7	8	9	AB	R	H	RBI	BB	SO	LOB	BOTTOM					
Quinton McCracken, S OBP: 0.356, SLG: 0.453 (1, 8)	G1-3 1B	G4-3		1B				K2-3		5	1	3	1	0	1	2						
Miguel Cairo, R OBP: 0.286, SLG: 0.348 (1, 4)	G1-3		F8	K		L3		G6-3		5	0	0	0	0	1	4						
Wade Boggs, L OBP: 0.338, SLG: 0.417 (1, 10)	1B		F8	HR		G4-3		F7		5	1	2	2	0	1	0						
Fred McGriff, L OBP: 0.352, SLG: 0.423 (1, 3)	G6-3		F7			G6-3		1B		5	0	3	0	0	0	0						
Bobby Smith, R OBP: 0.363, SLG: 0.471 (1, 5)	G6-3		F9			K		K		4	0	0	0	0	2	4						
Dave Martinez, L OBP: 0.353, SLG: 0.345 (1, 9)		G6-3 WP SF9 1B		G5-3 E 1B		P2		K		4	2	2	0	0	1	2						
Mike Kelly, R OBP: 0.304, SLG: 0.383 Randy Winn, S OBP: 0.422, SLG: 0.439 (6, PH) (9, 7)	G6-3		G6-3		G6-3			SH3-4 1B		3	0	0	0	0	0	2						
Mike DiFelice, R OBP: 0.272, SLG: 0.349 (1, 2)		SF9		G4-3		3B 1B		SH3-4		2	1	1	1	0	0	1						
Kevin Stocker, S OBP: 0.300, SLG: 0.390 (1, 6)		S		E5 1B		P5		F8		4	0	1	0	0	0	2						
Inning Stats	R: 1 H: 3 E: 0 K: 0 S: 9	H: 3 LOB: 1 BB: 0 P: 17	R: 1 H: 2 E: 0 K: 0 S: 14	H: 2 LOB: 1 BB: 0 P: 20	R: 1 H: 1 E: 0 K: 0 S: 11	H: 1 LOB: 0 BB: 0 P: 19	R: 1 H: 2 E: 1 K: 1 S: 20	H: 2 LOB: 2 BB: 0 P: 31	R: 0 H: 1 E: 0 K: 1 S: 13	H: 1 LOB: 1 BB: 0 P: 20	R: 1 H: 2 E: 0 K: 0 S: 12	H: 2 LOB: 1 BB: 0 P: 22	R: 0 H: 1 E: 0 K: 2 S: 8	H: 1 LOB: 1 BB: 0 P: 14	R: 0 H: 1 E: 0 K: 1 S: 9	H: 1 LOB: 1 BB: 0 P: 14	R: 0 H: 0 E: 0 K: 1 S: 5	H: 0 LOB: 0 BB: 0 P: 9	1B: 10 2B: 1 3B: 1 HR: 1	SF: 1 SAC: 1 DP: 1 HBP: 0	WP: 1 PB: 0 SB: 1 CS: 0	PA: 40
PITCHER	IP	WLS	BF	H	R	ER	SO	BB	IBB	HBP	BLK	WP	HR	S	P	ERA	WHIP					
Trey Moore, L ERA: 5.02 Shayne Bennett, R ERA: 5.51 Anthony Telford, R ERA: 4.96 Steve Kline, L ERA: 2.42 Ugueth Urbina, R ERA: 1.52	4.0	20	8	3	1	1	1	0	0	0	0	0	0	24	41	5.40	1.800					
	1.2	W	7	2	0	0	2	0	0	0	0	0	0	13	20	0.00	1.200					
	0.2	2	0	0	0	0	1	0	0	0	0	0	0	5	9	0.00	0.000					
	1.0	S	3	0	0	0	1	0	0	0	0	0	0	5	9	0.00	0.000					

Montreal Expos @ Tampa Bay Devil Rays
Tropicana Field, St. Petersburg, FL
Sat Jun 06 1998, 7:05 PM EDT
Att: 26,501 - Dome - 72 F

AB	38
R	5
H	13
RBI	4
BB	0
SO	6
LOB	17



Batter	1	2	3	4	5	6	7	8	9	AB	R	H	RBI	BB	SO	LOB	TOP								
Chuck Knoblauch, R OBP: 0.405, SLG: 0.398 (1, 4)	1-2 G1-3	1-3 K		1-0 FC6-4			2-2 L8	1-2 P3		5	0	0	0	0	1	5									
Luis Sojo, R OBP: 0.261, SLG: 0.267 (1, 6)	0-2 E4 HR		2-1 G6-3		1-0 G4-3		0-1 2B SF8	1B	1-1 G4-3	5	2	1	0	0	0	0									
Paul O'Neill, L OBP: 0.391, SLG: 0.515 (1, 9)	1-3 K		2-2 G3		1-2 G6-4-3 1B		2-0 WP 2B	1-3 2B	2-2 G4-3 2B	5	0	3	0	0	1	1									
Tino Martinez, L OBP: 0.392, SLG: 0.524 (1, 3)	1-0 HR		1-1 G4-3		1-1 G6-4-3 1-2		1-1 SF8		3-2 G4-3	4	1	1	3	0	0	2									
Bernie Williams, S OBP: 0.455, SLG: 0.603 Chad Curtis, R (7, PH) OBP: 0.410, SLG: 0.434 (7, 8)	1-0 G6-3			0-0 20 1B		0-0 S 1B	2-1 2B		2-1 L8	3	2	2	0	0	0	0									
Tim Lincecum, S OBP: 0.379, SLG: 0.420 (1, 7)		0-2 F7		1-1 20 1B		1-3 K		4-1 SH1-4 S BB		3	1	1	0	1	1	1									
Scott Brosius, R OBP: 0.395, SLG: 0.480 (1, 5)		0-1 F9		1-3 K		0-2 20 CS 1B		3-1 L9		4	0	1	1	0	1	3									
20 Jorge Posada, S OBP: 0.345, SLG: 0.468 (1, 2)		4-1 1B BB		0-0 FC 1B		4-2 1-2 BB		4-0 SH1-4 IBB		1	0	1	1	3	0	0									
Hideki Irabu, R OBP: 0.500, SLG: 0.500 Jeff Nelson, R (7, 1) Mike Stanton, L (9, 1)	0-1 1B		0-2 FC		2-3 K		0-1 SH1-4		1-2 2-3	3	0	1	0	0	1	2									
Inning Stats	R: 2 E: 1 K: 1 S: 11	H: 1 LOB: 0 BB: 0 P: 15	R: 0 E: 0 K: 1 S: 11	H: 1 LOB: 2 BB: 1 P: 16	R: 0 E: 0 K: 0 S: 8	H: 0 LOB: 0 BB: 0 P: 13	R: 2 E: 1 K: 1 S: 14	H: 3 LOB: 1 BB: 0 P: 17	R: 0 E: 0 K: 0 S: 6	H: 1 LOB: 0 BB: 0 P: 9	R: 1 E: 0 K: 2 S: 12	H: 2 LOB: 1 BB: 1 P: 19	R: 1 E: 0 K: 0 S: 13	H: 2 LOB: 1 BB: 0 P: 20	R: 0 E: 0 K: 0 S: 9	H: 0 LOB: 2 BB: 2 P: 21	R: 0 E: 0 K: 0 S: 15	H: 1 LOB: 1 BB: 0 P: 21	1B: 7 2B: 3 3B: 0 HR: 1	SF: 1 SAC: 2 DP: 1 HBP: 0	WP: 1 PB: 0 SB: 2 CS: 1	PA: 41			
PITCHER	IP	WLS	BF	H	R	ER	SO	BB	IBB	HBP	BLK	WP	HR	S	P	ERA	WHIP								
Dustin Hermanson, R ERA: 3.38	6.0	L	27	8	5	2	5	2	0	0	0	0	1	62	89	3.00	1.667								
Shayne Bennett, R ERA: 6.06	1.2		9	2	1	1	0	1	1	0	0	1	0	18	36	5.40	1.800								
Miguel Batista, R ERA: 3.9	0.1		1	0	0	0	0	0	0	0	0	0	0	4	5	0.00	0.000								
Ugueth Urbina, R ERA: 1.47	1.0		4	1	0	0	0	0	0	0	0	0	0	15	21	0.00	1.000								

New York Yankees @ Montreal Expos
Olympic Stadium, Montreal, QB
Wed Jun 10 1998, 7:05 PM EDT
Att: 14,335 - Overcast - 82 F

AB	35
R	6
H	11
RBI	5
BB	4
SO	5
LOB	16



Batter	1	2	3	4	5	6	7	8	9	AB	R	H	RBI	BB	SO	LOB	BOTTOM								
Jose Vidro, S OBP: 0.329, SLG: 0.286 (1, 4)	3-2 G3		1-1 2B			1-0 P4		1-2 1B		4	0	2	1	0	0	0									
Robert Perez, R OBP: 0.270, SLG: 0.425 (1, 7)	0-2 L8		0-2 G5-3			0-2 FC5-4 1B		0-3 K		4	0	1	0	0	1	2									
Vladimir Guerrero, R OBP: 0.343, SLG: 0.521 (1, 9)	2-2 1B		1-0 G4-3			0-0 FC5-4 1-2		0-0 P6		4	0	1	0	0	0	3									
Brad Fullmer, L OBP: 0.323, SLG: 0.468 Shayne Bennett, R (7, 1) Miguel Batista, R (8, 1) Ugueth Urbina, R (9, 1) F.P. Santangelo, S (9, PH) OBP: 0.323, SLG: 0.333	1-0 P9			1-3 K		2-3 K			1-2 F9	3	0	0	0	0	2	2									
Rondell White, R OBP: 0.363, SLG: 0.507 Da Rond Stovall, S OBP: 0.295, SLG: 0.327 Mike Hubbard, R OBP: 0.199, SLG: 0.200		3-2 F9		3-3 K		1-1 HR		0-3 K		3	1	1	1	0	1	0									
Mark Grudzielanek, R OBP: 0.284, SLG: 0.325 Shane Andrews, R OBP: 0.303, SLG: 0.414		1-0 G6-3		0-3 K		2-2 G5-3		0-0 F9		3	0	0	0	0	1	0									
Chris Widger, R OBP: 0.295, SLG: 0.411 (1, 2)		0-3 K			1-2 L7		2-2 G1-3			3	0	0	0	0	1	0									
Mike Mordecai, R OBP: 0.169, SLG: 0.109 (8, 6)			1-1 SH3-4 2B		1-0 L7		2-0 G1-3			3	1	1	0	0	0	0									
Dustin Hermanson, R (1, 1) Ryan McGuire, L OBP: 0.354, SLG: 0.341 (7, 3)			0-2 SH3-4		2-1 G5-3			2-1 L7		1	0	0	0	0	0	0									
Inning Stats	R: 0 E: 0 K: 0 S: 11	H: 1 LOB: 1 BB: 0 P: 17	R: 0 E: 0 K: 1 S: 8	H: 0 LOB: 0 BB: 0 P: 12	R: 1 E: 0 K: 0 S: 11	H: 2 LOB: 1 BB: 0 P: 14	R: 0 E: 0 K: 3 S: 11	H: 0 LOB: 0 BB: 0 P: 15	R: 0 E: 0 K: 0 S: 6	H: 0 LOB: 0 BB: 0 P: 10	R: 0 E: 0 K: 1 S: 8	H: 1 LOB: 1 BB: 0 P: 11	R: 1 E: 0 K: 0 S: 10	H: 1 LOB: 0 BB: 0 P: 17	R: 0 E: 0 K: 1 S: 9	H: 1 LOB: 1 BB: 0 P: 12	R: 0 E: 0 K: 1 S: 11	H: 0 LOB: 0 BB: 0 P: 12	1B: 4 2B: 1 3B: 0 HR: 1	SF: 0 SAC: 1 DP: 0 HBP: 0	WP: 0 PB: 0 SB: 0 CS: 0	PA: 33			
PITCHER	IP	WLS	BF	H	R	ER	SO	BB	IBB	HBP	BLK	WP	HR	S	P	ERA	WHIP								
Hideki Irabu, R ERA: 1.59	6.0	W	23	5	2	2	5	5	0	0	0	0	0	17	82	3.00	0.833								
Jeff Nelson, R ERA: 4.35	2.0		7	1	0	0	1	0	0	0	0	0	0	17	26	0.00	0.500								
Mike Stanton, L ERA: 3.86	1.0		3	0	0	0	1	0	0	0	0	0	0	11	12	0.00	0.000								

New York Yankees @ Montreal Expos
Olympic Stadium, Montreal, QB
Wed Jun 10 1998, 7:05 PM EDT
Att: 14,335 - Overcast - 82 F

AB	32
R	2
H	6
RBI	2
BB	0
SO	7
LOB	7



Batter	1	2	3	4	5	6	7	8	9	AB	R	H	RBI	BB	SO	LOB	TOP										
Chuck Knoblauch, R OBP: 0.399, SLG: 0.391 (1, 4)										4	0	0	0	0	1	1	New York Yankees @ Montreal Expos Olympic Stadium, Montreal, QB Thu Jun 11 1998, 7:05 PM EDT Att: 16,036 - Cloudy - 82 F										
Luis Sojo, R OBP: 0.260, SLG: 0.265 (1, 6)										4	0	1	0	0	0	1											
Paul O'Neill, L OBP: 0.385, SLG: 0.506 (1, 9)										4	0	0	0	0	2	1											
Tino Martinez, L OBP: 0.389, SLG: 0.534 (1, 3)										4	2	1	1	0	1	0											
Darryl Strawberry, L OBP: 0.376, SLG: 0.580 (1, 7)										3	1	1	0	1	1	0											
Chad Curtis, R OBP: 0.407, SLG: 0.430 (1, 8)										4	1	1	0	0	1	1											
Scott Brosius, R OBP: 0.392, SLG: 0.476 (1, 5)										4	1	1	2	0	0	1											
Joe Girardi, R OBP: 0.295, SLG: 0.343 (1, 2)										3	0	1	2	0	1	0											
Andy Pettitte, L (1, 1)										2	0	0	0	0	2	0											
Mike Stanton, L (7, 1)										0	0	0	0	0	0	0											
Jeff Nelson, R (7, 1)										0	0	0	0	0	0	0											
Graeme Lloyd, L (7, 1)										0	0	0	0	0	0	0											
Darren Holmes, R (7, 1)										0	0	0	0	0	0	0											
Inning Stats	R: 0 E: 0 K: 1 S: 13	H: 1 LOB: 0 BB: 0 P: 21	R: 0 E: 0 K: 3 S: 10	H: 0 LOB: 0 BB: 0 P: 13	R: 0 E: 0 K: 1 S: 9	H: 0 LOB: 0 BB: 0 P: 11	R: 0 E: 0 K: 0 S: 7	H: 0 LOB: 0 BB: 0 P: 11	R: 4 E: 2 K: 0 S: 13	H: 3 LOB: 1 BB: 1 P: 24	R: 1 E: 0 K: 1 S: 12	H: 2 LOB: 1 BB: 0 P: 18	R: 0 E: 0 K: 2 S: 9	H: 0 LOB: 0 BB: 0 P: 11	R: 0 E: 0 K: 1 S: 6	H: 0 LOB: 0 BB: 0 P: 14	R: 0 E: 0 K: 0 S: 6	H: 0 LOB: 0 BB: 0 P: 8	1B: 5 2B: 1 3B: 0 HR: 1	SF: 0 SAC: 1 DP: 1 HBP: 0	WP: 0 PB: 0 SB: 2 CS: 0	PA: 34					
PITCHER	IP	WLS	BF	H	R	ER	SO	BB	IBB	HBP	BLK	WP	HR	S	P	ERA	WHIP										
Carl Pavano, R ERA: 3.65	5.0		20	4	4	3	5	1	0	0	0	0	0	52	80	5.40	1.000										
Marc Valdes, R ERA: 8.35	2.0	W	8	2	1	1	3	0	0	0	0	0	1	21	29	4.50	1.000										
Steve Kline, L ERA: 2.13	1.0		3	0	0	0	1	0	0	0	0	0	0	9	14	0.00	0.000										
Ugueth Urbina, R ERA: 1.42	1.0	S	3	0	0	0	0	0	0	0	0	0	0	6	8	0.00	0.000										

Batter	1	2	3	4	5	6	7	8	9	AB	R	H	RBI	BB	SO	LOB	BOTTOM										
F.P. Santangelo, S OBP: 0.326, SLG: 0.330 (1, 4)										2	1	0	0	2	2	0	New York Yankees @ Montreal Expos Olympic Stadium, Montreal, QB Thu Jun 11 1998, 7:05 PM EDT Att: 16,036 - Cloudy - 82 F										
Robert Perez, R OBP: 0.200, SLG: 0.408 (1, 7)										3	0	0	0	0	2	2											
Scott Livingstone, L OBP: 0.214, SLG: 0.200 (7, PH)										1	0	0	0	0	1	3											
Steve Kline, S (8, 1)										0	0	0	0	0	0	0											
Ugueth Urbina, R (9, 1)										0	0	0	0	0	0	0											
Vladimir Guerrero, R OBP: 0.349, SLG: 0.533 (1, 9)										4	1	3	3	0	0	0											
Rondell White, R OBP: 0.362, SLG: 0.507 (1, 8)										4	1	1	0	0	1	1											
Chris Widger, R OBP: 0.294, SLG: 0.405 (1, 2)										3	1	0	0	1	2	0											
Mark Grudzielanek, R OBP: 0.290, SLG: 0.329 (1, 6)										3	1	2	0	1	0	0											
Shane Andrews, R OBP: 0.300, SLG: 0.410 (1, 5)										2	0	0	0	0	0	1											
Marc Valdes, R OBP: 0.500, SLG: 0.400 (6, 1)										0	0	0	0	0	0	0											
Jose Vidro, S OBP: 0.325, SLG: 0.283 (7, PH)										1	0	0	1	0	0	1											
Ryan McGuire, L OBP: 0.354, SLG: 0.333 (8, 7)										2	1	0	0	1	1	0											
Carl Pavano, R OBP: 0.125, SLG: 0.125 (1, 1)										1	0	0	0	0	0	0											
Mike Mordecai, R OBP: 0.193, SLG: 0.125 (6, 5)										1	0	1	0	0	0	0											
Brad Fullmer, L OBP: 0.326, SLG: 0.475 (7, PH)										1	1	1	2	0	0	0											
Inning Stats	R: 0 E: 0 K: 2 S: 10	H: 1 LOB: 1 BB: 0 P: 13	R: 0 E: 0 K: 1 S: 5	H: 0 LOB: 0 BB: 0 P: 10	R: 0 E: 0 K: 2 S: 8	H: 0 LOB: 0 BB: 0 P: 11	R: 0 E: 0 K: 2 S: 9	H: 0 LOB: 0 BB: 0 P: 13	R: 0 E: 0 K: 0 S: 6	H: 1 LOB: 0 BB: 0 P: 10	R: 0 E: 0 K: 0 S: 7	H: 1 LOB: 1 BB: 1 P: 15	R: 7 E: 1 K: 1 S: 18	H: 5 LOB: 1 BB: 3 P: 38	R: 0 E: 0 K: 1 S: 16	H: 0 LOB: 1 BB: 1 P: 22	1B: 4 2B: 4 3B: 0 HR: 0	SF: 1 SAC: 0 DP: 2 HBP: 0	WP: 0 PB: 0 SB: 1 CS: 0	PA: 34							
PITCHER	IP	WLS	BF	H	R	ER	SO	BB	IBB	HBP	BLK	WP	HR	S	P	ERA	WHIP										
Andy Pettitte, L ERA: 4.27	6.0		22	5	2	2	7	1	0	0	0	0	0	50	77	3.00	1.000										
Mike Stanton, L ERA: 4.2	0.1		4	1	0	0	0	2	0	0	0	0	0	6	18	0.00	9.000										
Jeff Nelson, R ERA: 4.94	0.0	L	2	1	2	2	0	0	1	0	0	0	0	1	7	∞	∞										
Graeme Lloyd, L ERA: 1.72	0.1		1	0	0	0	1	0	0	0	0	0	0	3	3	0.00	0.000										
Darren Holmes, R ERA: 4.3	1.1		5	1	3	3	1	1	0	0	0	0	0	19	27	20.25	1.500										

Batter	1	2	3	4	5	6	7	8	9	AB	R	H	RBI	BB	SO	LOB	TOP					
Jose Vidro, S OBP: 0.321, SLG: 0.280	(1,4) G1-3		(2,1) G4-3		(2,2) 1B		(3,3) K		(1,2) G6-3	5	0	1	1	0	1	1						
F.P. Santangelo, S OBP: 0.326, SLG: 0.332	(1,7) 2B		(0,1) G1-6-3		(0,0) G3			(0,3) K	(0,0) 1B	5	2	2	0	0	1	2						
Vladimir Guerrero, R OBP: 0.342, SLG: 0.522	(1,9) K			(3,3) K		(1,0) G6-3		(0,3) K	(1,1) E6	5	0	0	0	0	3	2						
Rondell White, R OBP: 0.362, SLG: 0.509	(1,8) 2B			(0,1) G6-3		(1,3) K		(2,2) F9	(2,2) FC4-6	5	0	2	2	0	1	0						
Chris Widger, R OBP: 0.296, SLG: 0.402	(1,2) K			(2,3) K		(0,0) 1B			(2,2) FC4-6	4	1	1	0	1	2	3						
Mark Czudzielanek, R OBP: 0.293, SLG: 0.329		(1,3) K			(2,2) G6-3	(1,2) G4-3			(1,0) BB	3	2	1	0	0	1	1						
Brad Fullmer, L OBP: 0.325, SLG: 0.468	(1,3) G1-3			(1,0) G1-3		(1,1) L4		(1,1) G5-3	(4,2) HR	3	1	0	0	1	0	1	AB 37					
Shane Andrews, R OBP: 0.299, SLG: 0.407				(0,3) K		(1,2) G6-3		(1,0) F7	(0,1) HR	1	0	0	0	0	1	0	R 7					
Mike Mordecai, R OBP: 0.177, SLG: 0.121						(2,3) 1B			(1,3) K	2	0	0	0	0	0	1	H 9					
Da Rond Stovall, S OBP: 0.306, SLG: 0.393									(1,3) K	1	1	1	4	0	0	0	RBI 7					
Javier Vazquez, R ERA: 2.86, SLG: 0.300			(2,2) G6-3							1	0	0	0	0	0	0	BB 3					
Ryan McCullough, L ERA: 2.96, SLG: 0.330										0	0	0	0	0	0	0	SO 11					
Anthony Telford, R ERA: 4.39										0	0	0	0	0	0	0	LOB 11					
Scott Livingstone, L ERA: 2.26, SLG: 0.276										0	0	0	0	0	0	0						
Steve Kline, S ERA: 2.05										0	0	0	0	0	0	0						
Miguel Batista, R ERA: 3.84										0	0	0	0	0	0	0						
Robert Perez, R ERA: 2.96, SLG: 0.403										0	0	0	0	0	0	0						
Ugueth Urbina, R ERA: 1.39										0	0	0	0	0	0	0						
Inning Stats	R: 1 E: 0 K: 2 S: 14	H: 2 LOB: 1 BB: 0 P: 22	R: 0 E: 0 K: 2 S: 8	H: 0 LOB: 0 BB: 0 P: 10	R: 0 E: 0 K: 0 S: 7	H: 0 LOB: 0 BB: 0 P: 11	R: 0 E: 0 K: 2 S: 9	H: 0 LOB: 0 BB: 0 P: 14	R: 1 E: 1 K: 0 S: 18	H: 2 LOB: 2 BB: 1 P: 28	R: 0 E: 0 K: 1 S: 9	H: 1 LOB: 1 BB: 0 P: 12	R: 0 E: 0 K: 1 S: 8	H: 1 LOB: 1 BB: 0 P: 13	R: 0 E: 0 K: 2 S: 10	H: 0 LOB: 0 BB: 0 P: 12	R: 5 E: 1 K: 1 S: 18	H: 3 LOB: 2 BB: 2 P: 32	1B: 7 2B: 1 3B: 0 HR: 1	SF: 0 SAC: 0 DP: 0 HBP: 1	WP: 0 PB: 0 SB: 1 CS: 0	PA: 41
PITCHER	IP WLS BF H R ER SO BB IBB HBP BLK WP HR S P ERA WHIP																					
Greg Maddux, R ERA: 1.75	(1,1) 7.0 28 6 2 2 8 1 0 0 0 0 0 0 73 110 2.57 1.000																					
Kerry Ligtenberg, R ERA: 4.22	(8,1) 1.0 3 0 0 0 2 0 0 0 0 0 0 0 10 12 0.00 0.000																					
Mark Wohlers, R ERA: 5.63	(9,1) 0.0 1 0 1 1 0 1 0 0 0 0 0 0 4 4 ∞ ∞																					
Mike Cather, R ERA: 4.41	(9,1) 1.0 L 9 3 4 3 1 1 0 1 0 0 0 1 18 28 27.00 4.000																					

Montreal Expos @ Atlanta Braves
Turner Field, Atlanta, GA
Fri Jun 12 1998, 7:05 PM EDT
Att: 45,942 - Cloudy - 85 F

AB	37
R	7
H	9
RBI	7
BB	3
SO	11
LOB	11



Batter	1	2	3	4	5	6	7	8	9	AB	R	H	RBI	BB	SO	LOB	BOTTOM					
Walt Weiss, S OBP: 0.425, SLG: 0.400	(1,6) G4-3		(0,0) 1B	(2,1) F9		(1,0) 1B		(1,3) K		5	0	2	0	0	1	2						
Michael Tucker, L OBP: 0.350, SLG: 0.502	(1,9) F8		(0,1) G3		(0,1) G4-3	(3,3) K			(2,3) K	5	0	0	0	0	2	3						
10 Chipper Jones, S OBP: 0.426, SLG: 0.586	(1,5) F8			(2,1) HBP	(1,3) K		(1,0) E		(1,1) G5-3	5	1	2	0	0	1	0						
Andres Galarraga, R OBP: 0.394, SLG: 0.660		(2,3) K		(1,0) 2B	(2,2) FC5		(1,1) F8		(0,3) K	4	1	1	0	0	2	1						
Ryan Klesko, L OBP: 0.329, SLG: 0.486		(0,0) HR		(1,0) P5	(4,2) BB		(0,0) L9			3	1	1	1	1	0	3						
Andruw Jones, R OBP: 0.318, SLG: 0.489		(0,1) G4-3		(2,2) E	(0,0) FC5		(0,1) G6-3			4	1	1	1	0	0	3						
Eddie Pérez, R OBP: 0.379, SLG: 0.563		(2,3) K		(0,0) E9	(2,3) 1B		(0,0) G5-3		(0,1) G4-3	4	1	1	2	0	1	0	AB 38					
Tony Graffanino, R OBP: 0.310, SLG: 0.347			(3,2) G6-3	(3,3) K		(1,2) G6-3		(1,2) L5-3		4	0	0	0	0	1	1	R 5					
Greg Maddux, R OBP: 0.333, SLG: 0.368	(1,1) 4.0 19 6 5 4 4 1 0 0 0 0 0 0 23 35 0.00 2.000																					
Kerry Ligtenberg, R ERA: 4.39	(8,1) 1.0 W 4 1 0 0 0 0 0 0 0 0 0 0 10 12 0.00 1.000																					
Curtis Pride, L OBP: 0.317, SLG: 0.411	(8,PH) 1.0 S 3 0 0 0 0 2 0 0 0 0 0 0 0 11 14 0.00 0.000																					
Mark Wohlers, R ERA: 5.63	(9,1) 1.0 S 3 0 0 0 0 2 0 0 0 0 0 0 0 11 14 0.00 0.000																					
Mike Cather, R ERA: 4.41	(9,1) 1.0 S 3 0 0 0 0 2 0 0 0 0 0 0 0 11 14 0.00 0.000																					
Inning Stats	R: 0 E: 0 K: 0 S: 4	H: 0 LOB: 0 BB: 0 P: 4	R: 1 E: 0 K: 2 S: 9	H: 1 LOB: 0 BB: 0 P: 13	R: 0 E: 0 K: 1 S: 10	H: 1 LOB: 1 BB: 0 P: 14	R: 4 E: 1 K: 1 S: 16	H: 4 LOB: 1 BB: 0 P: 29	R: 0 E: 0 K: 1 S: 13	H: 1 LOB: 2 BB: 1 P: 20	R: 0 E: 0 K: 1 S: 10	H: 2 LOB: 2 BB: 0 P: 15	R: 0 E: 0 K: 0 S: 6	H: 1 LOB: 1 BB: 0 P: 8	R: 0 E: 0 K: 1 S: 10	H: 1 LOB: 1 BB: 0 P: 12	R: 0 E: 0 K: 2 S: 11	H: 0 LOB: 0 BB: 0 P: 14	1B: 8 2B: 2 3B: 0 HR: 1	SF: 0 SAC: 0 DP: 0 HBP: 1	WP: 0 PB: 0 SB: 2 CS: 0	PA: 40
PITCHER	IP WLS BF H R ER SO BB IBB HBP BLK WP HR S P ERA WHIP																					
Javier Vazquez, R ERA: 6.0	(1,1) 2.0 10 3 0 0 2 1 0 0 0 0 0 0 23 35 0.00 2.000																					
Anthony Telford, R ERA: 4.39	(5,1) 1.0 4 1 0 0 0 0 0 0 0 0 0 0 6 8 0.00 1.000																					
Steve Kline, L ERA: 2.05	(7,1) 1.0 W 4 1 0 0 0 0 0 0 0 0 0 0 10 12 0.00 1.000																					
Miguel Batista, R ERA: 3.84	(8,1) 1.0 S 3 0 0 0 0 2 0 0 0 0 0 0 0 11 14 0.00 0.000																					
Ugueth Urbina, R ERA: 1.39	(9,1) 1.0 S 3 0 0 0 0 2 0 0 0 0 0 0 0 11 14 0.00 0.000																					

Montreal Expos @ Atlanta Braves
Turner Field, Atlanta, GA
Fri Jun 12 1998, 7:05 PM EDT
Att: 45,942 - Cloudy - 85 F

AB	38
R	5
H	11
RBI	5
BB	1
SO	9
LOB	13



Batter	1	2	3	4	5	6	7	8	9	AB	R	H	RBI	BB	SO	LOB	TOP							
F.P. Santangelo, S OBP: 0.328, SLG: 0.333 (1, 4)										5	2	2	0	0	0	1								
Robert Perez, R OBP: 0.259, SLG: 0.395 Scott Livingstone, L OBP: 0.241, SLG: 0.231 (1, 7)										4	2	1	0	0	0	2								
Vladimir Guerrero, R OBP: 0.343, SLG: 0.518 (1, 9)										4	0	1	0	1	2	2								
Rondell White, R OBP: 0.359, SLG: 0.502 (1, 8)										5	0	1	1	0	0	4								
Brad Fullmer, L OBP: 0.326, SLG: 0.467 (1, 3)										5	1	2	2	0	0	3								
Mark Cudzielnick, R OBP: 0.291, SLG: 0.329 (1, 6)										3	1	1	0	1	1	0								
Chris Widger, R OBP: 0.301, SLG: 0.406 Mike Hubbard, R OBP: 0.162, SLG: 0.222 (1, 2)										3	0	2	1	0	1	0								
Shane Andrews, R OBP: 0.300, SLG: 0.406 Marc Valdes, R OBP: 0.500, SLG: 0.400 Ryan McGuire, L OBP: 0.356, SLG: 0.329 Miguel Batista, R (8, 1)										3	0	1	1	0	0	2								
Mike Johnson, L OBP: 0.333, SLG: 0.333 Mike Mordecai, R OBP: 0.175, SLG: 0.119 Shayne Bennett, R (4, 1) Jose Vidro, S OBP: 0.323, SLG: 0.284 (6, 5)										1	0	0	0	0	1	0								
Inning Stats	R: 4 E: 1 K: 1 S: 14	H: 5 LOB: 2 BB: 1 P: 25	R: 0 E: 0 K: 1 S: 8	H: 0 LOB: 0 BB: 0 P: 12	R: 0 E: 0 K: 1 S: 7	H: 0 LOB: 0 BB: 0 P: 12	R: 0 E: 0 K: 0 S: 7	H: 2 LOB: 1 BB: 0 P: 15	R: 1 E: 1 K: 0 S: 7	H: 2 LOB: 2 BB: 1 P: 18	R: 0 E: 0 K: 1 S: 7	H: 0 LOB: 0 BB: 0 P: 12	R: 1 E: 1 K: 0 S: 12	H: 2 LOB: 2 BB: 0 P: 21	R: 1 E: 0 K: 1 S: 17	H: 2 LOB: 1 BB: 0 P: 23	R: 0 E: 0 K: 0 S: 13	H: 1 LOB: 1 BB: 0 P: 17	1B: 14 2B: 0 3B: 0 HR: 0	SF: 0 SAC: 0 DP: 1 HBP: 0	WP: 1 PB: 0 SB: 1 CS: 0	PA: 41		
PITCHER	IP WLS BF H R ER SO BB IBB HBP BLK WP HR S P ERA WHIP	IP WLS BF H R ER SO BB IBB HBP BLK WP HR S P ERA WHIP	IP WLS BF H R ER SO BB IBB HBP BLK WP HR S P ERA WHIP	IP WLS BF H R ER SO BB IBB HBP BLK WP HR S P ERA WHIP	IP WLS BF H R ER SO BB IBB HBP BLK WP HR S P ERA WHIP	IP WLS BF H R ER SO BB IBB HBP BLK WP HR S P ERA WHIP	IP WLS BF H R ER SO BB IBB HBP BLK WP HR S P ERA WHIP	IP WLS BF H R ER SO BB IBB HBP BLK WP HR S P ERA WHIP	IP WLS BF H R ER SO BB IBB HBP BLK WP HR S P ERA WHIP	IP WLS BF H R ER SO BB IBB HBP BLK WP HR S P ERA WHIP	IP WLS BF H R ER SO BB IBB HBP BLK WP HR S P ERA WHIP	IP WLS BF H R ER SO BB IBB HBP BLK WP HR S P ERA WHIP	IP WLS BF H R ER SO BB IBB HBP BLK WP HR S P ERA WHIP	IP WLS BF H R ER SO BB IBB HBP BLK WP HR S P ERA WHIP	IP WLS BF H R ER SO BB IBB HBP BLK WP HR S P ERA WHIP	IP WLS BF H R ER SO BB IBB HBP BLK WP HR S P ERA WHIP	IP WLS BF H R ER SO BB IBB HBP BLK WP HR S P ERA WHIP	IP WLS BF H R ER SO BB IBB HBP BLK WP HR S P ERA WHIP	IP WLS BF H R ER SO BB IBB HBP BLK WP HR S P ERA WHIP	IP WLS BF H R ER SO BB IBB HBP BLK WP HR S P ERA WHIP	IP WLS BF H R ER SO BB IBB HBP BLK WP HR S P ERA WHIP	IP WLS BF H R ER SO BB IBB HBP BLK WP HR S P ERA WHIP	IP WLS BF H R ER SO BB IBB HBP BLK WP HR S P ERA WHIP	IP WLS BF H R ER SO BB IBB HBP BLK WP HR S P ERA WHIP

Montreal Expos @ Atlanta Braves
Turner Field, Atlanta, GA
Sat Jun 13 1998, 7:05 PM EDT
Att: 48,943 - Unknown - 90 F

AB	39
R	7
H	14
RBI	6
BB	2
SO	5
LOB	17



Batter	1	2	3	4	5	6	7	8	9	AB	R	H	RBI	BB	SO	LOB	BOTTOM							
Ozzie Guillen, L OBP: 0.283, SLG: 0.229 (1, 6)										4	1	0	0	1	0	1								
Michael Tucker, L OBP: 0.351, SLG: 0.500 (1, 9)										5	0	2	1	0	1	1								
10 Chipper Jones, S OBP: 0.424, SLG: 0.581 (1, 5)										4	0	1	1	0	2	2								
Andres Galarraga, R OBP: 0.392, SLG: 0.653 (1, 3)										3	1	0	0	0	3	3								
Ryan Klesko, L OBP: 0.332, SLG: 0.491 (1, 7)										4	1	2	0	0	0	3								
Javy Lopez, R OBP: 0.344, SLG: 0.573 (1, 2)										4	2	2	4	0	0	1								
Andruw Jones, R OBP: 0.320, SLG: 0.515 (1, 8)										4	2	2	2	0	1	1								
Tony Graffanino, R OBP: 0.308, SLG: 0.343 (1, 4)										4	1	1	0	0	1	0								
Tom Glavine, L OBP: 0.167, SLG: 0.207 John Rucker, R ERA: 5.92 Kerry Ligtenberg, R (8, 1) Curtis Pride, L OBP: 0.306, SLG: 0.404 Dennis Martinez, R OBP: 0.177, SLG: 0.182 (9, 1)										2	1	1	0	0	0	0								
Inning Stats	R: 0 E: 0 K: 1 S: 8	H: 1 LOB: 1 BB: 0 P: 14	R: 4 E: 0 K: 2 S: 23	H: 5 LOB: 1 BB: 0 P: 38	R: 3 E: 0 K: 0 S: 10	H: 2 LOB: 0 BB: 0 P: 18	R: 0 E: 0 K: 1 S: 10	H: 0 LOB: 0 BB: 0 P: 16	R: 0 E: 0 K: 1 S: 10	H: 1 LOB: 1 BB: 0 P: 13	R: 2 E: 1 K: 1 S: 13	H: 2 LOB: 2 BB: 1 P: 25	R: 0 E: 0 K: 1 S: 7	H: 0 LOB: 0 BB: 0 P: 11	R: 0 E: 0 K: 2 S: 10	H: 0 LOB: 0 BB: 0 P: 16	R: 0 E: 0 K: 0 S: 13	H: 0 LOB: 0 BB: 0 P: 17	1B: 5 2B: 2 3B: 0 HR: 4	SF: 0 SAC: 1 DP: 0 HBP: 1	WP: 0 PB: 0 SB: 1 CS: 0	PA: 38		
PITCHER	IP WLS BF H R ER SO BB IBB HBP BLK WP HR S P ERA WHIP	IP WLS BF H R ER SO BB IBB HBP BLK WP HR S P ERA WHIP	IP WLS BF H R ER SO BB IBB HBP BLK WP HR S P ERA WHIP	IP WLS BF H R ER SO BB IBB HBP BLK WP HR S P ERA WHIP	IP WLS BF H R ER SO BB IBB HBP BLK WP HR S P ERA WHIP	IP WLS BF H R ER SO BB IBB HBP BLK WP HR S P ERA WHIP	IP WLS BF H R ER SO BB IBB HBP BLK WP HR S P ERA WHIP	IP WLS BF H R ER SO BB IBB HBP BLK WP HR S P ERA WHIP	IP WLS BF H R ER SO BB IBB HBP BLK WP HR S P ERA WHIP	IP WLS BF H R ER SO BB IBB HBP BLK WP HR S P ERA WHIP	IP WLS BF H R ER SO BB IBB HBP BLK WP HR S P ERA WHIP	IP WLS BF H R ER SO BB IBB HBP BLK WP HR S P ERA WHIP	IP WLS BF H R ER SO BB IBB HBP BLK WP HR S P ERA WHIP	IP WLS BF H R ER SO BB IBB HBP BLK WP HR S P ERA WHIP	IP WLS BF H R ER SO BB IBB HBP BLK WP HR S P ERA WHIP	IP WLS BF H R ER SO BB IBB HBP BLK WP HR S P ERA WHIP	IP WLS BF H R ER SO BB IBB HBP BLK WP HR S P ERA WHIP	IP WLS BF H R ER SO BB IBB HBP BLK WP HR S P ERA WHIP	IP WLS BF H R ER SO BB IBB HBP BLK WP HR S P ERA WHIP	IP WLS BF H R ER SO BB IBB HBP BLK WP HR S P ERA WHIP	IP WLS BF H R ER SO BB IBB HBP BLK WP HR S P ERA WHIP	IP WLS BF H R ER SO BB IBB HBP BLK WP HR S P ERA WHIP	IP WLS BF H R ER SO BB IBB HBP BLK WP HR S P ERA WHIP	IP WLS BF H R ER SO BB IBB HBP BLK WP HR S P ERA WHIP

Montreal Expos @ Atlanta Braves
Turner Field, Atlanta, GA
Sat Jun 13 1998, 7:05 PM EDT
Att: 48,943 - Unknown - 90 F

AB	35
R	9
H	11
RBI	8
BB	1
SO	9
LOB	12



Batter	1	2	3	4	5	6	7	8	9	AB	R	H	RBI	BB	SO	LOB	TOP			
Jose Vidro, S OBP: 0.321, SLG: 0.277 (1, 4)	4-1 1B SH1-4 BB		2-3 K			2-3 K		1 SAFE 1-3 K		3	0	0	0	1	3	1				
F.P. Santangelo, S OBP: 0.325, SLG: 0.329 Anthony Telford, R (8, 1)	0-0 SH1-4		2-2 G4-3			0-1 P4		1 SAFE 2-0 F8		3	0	0	0	0	0	1				
Vladimir Guerrero, R OBP: 0.339, SLG: 0.510 (1, 9)	0-3 K		0-0 F8			0-2 G6-3			0-0 G4-3	4	0	0	0	0	1	1				
Brad Fuller, L OBP: 0.329, SLG: 0.467 (1, 3)	1-0 FC6-4 1B			1-2 G3			0-1 FC4-6 1B		3-3 K	4	0	2	0	0	1	0				
Rondell White, R OBP: 0.354, SLG: 0.494 (1, 8)	1-0 FC6-4			2-2 G5-3			3-1 FC4-6 1-2		3-2 G5-3	4	0	0	0	0	0	3				
Mark Czudzielanek, R OBP: 0.293, SLG: 0.326 (1, 6)		2-1 L7		1-2 G4-3			0-3 K			3	0	0	0	0	1	1				
Chris Widger, R OBP: 0.297, SLG: 0.400 (1, 2)		1-1 F8			0-1 G5-3		0-0 P8			3	0	0	0	0	0	1				
Shane Andrews, R OBP: 0.295, SLG: 0.400 (1, 5)		1-3 K			0-0 F8			0-1 F9		3	0	0	0	0	1	0				
Carlos Perez, L OBP: 0.242, SLG: 0.375 Da Rond Stovall, S OBP: 0.317, SLG: 0.404 (8, PH) (8, 7)			1-0 HR		1-2 G1-3			1-2 1B		2	1	1	1	0	0	0				
Inning Stats	R: 0 E: 0 K: 1 S: 7	H: 1 LOB: 2 BB: 1 P: 13	R: 0 E: 0 K: 1 S: 7	H: 0 LOB: 0 BB: 0 P: 11	R: 1 E: 0 K: 1 S: 11	H: 1 LOB: 0 BB: 0 P: 16	R: 0 E: 0 K: 0 S: 10	H: 0 LOB: 0 BB: 0 P: 14	R: 0 E: 0 K: 1 S: 9	H: 0 LOB: 0 BB: 0 P: 10	R: 0 E: 0 K: 1 S: 8	H: 1 LOB: 1 BB: 0 P: 11	R: 0 E: 0 K: 1 S: 9	H: 1 LOB: 1 BB: 0 P: 13	R: 0 E: 0 K: 1 S: 8	H: 0 LOB: 0 BB: 0 P: 14	1B: 3 2B: 0 3B: 0 HR: 1	SF: 0 SAC: 1 DP: 0 HBP: 0	WP: 0 PB: 0 SB: 0 CS: 0	PA: 32
PITCHER Kevin Millwood, R ERA: 3.73 (1, 1)	IP: 9.0 WLS: W BF: 32 H: 4 R: 1 ER: 1 SO: 7 BB: 1 IBB: 0 HBP: 0 BLK: 0 WP: 0 HR: 1 S: 77 P: 112 ERA: 1.00 WHIP: 0.556															PITCHER				

Montreal Expos @ Atlanta Braves
Turner Field, Atlanta, GA
Sun Jun 14 1998, 3:33 AM EDT
Att: 46,543 - Cloudy - 89 F

AB	30
R	1
H	4
RBI	1
BB	1
SO	7
LOB	8



Batter	1	2	3	4	5	6	7	8	9	AB	R	H	RBI	BB	SO	LOB	BOTTOM			
Gerald Williams, R OBP: 0.329, SLG: 0.418 (1, 9)	2-2 G5-3		1-0 S 3B 1B	0-1 P6			0-0 2B			4	1	2	1	0	0	1				
Tony Graffanino, R OBP: 0.306, SLG: 0.358 (1, 4)	2-0 F8		2-2 10 1B 3B		0-0 P7		3-3 K 3H			4	1	1	1	0	1	2				
10 Chipper Jones, S OBP: 0.422, SLG: 0.576 (1, 5)	2-2 F9		0-1 1B		0-1 G4-3			2-0 L7		4	0	1	1	0	0	0				
Andres Galarraga, R OBP: 0.387, SLG: 0.643 (1, 3)		0-2 P3	0-0 F8		1-1 F8			0-0 G1-3		4	0	0	0	0	0	1				
Javy Lopez, R OBP: 0.347, SLG: 0.569 (1, 2)		0-0 F8		1-1 FC5-4 3B 1B		4-1 G5-4-3 BB		3-2 F8		3	1	1	0	1	0	0				
Andruw Jones, R OBP: 0.321, SLG: 0.512 (1, 8)		1-2 F8		1-0 FC5-4 1B		0-0 F7				3	0	1	0	0	0	1				
Danny Bautista, R OBP: 0.317, SLG: 0.405 (1, 7)			2-0 F7	0-1 FC5-4 3B	0-1 FC5-4 3B	1-0 G5-4-3				3	1	0	0	0	0	3				
Ozzie Guillen, L OBP: 0.295, SLG: 0.279 (1, 6)			1-1 1B 2B	0-0 CS 3B	0-0 F8					3	1	2	2	0	0	0				
Kevin Millwood, R OBP: 0.281, SLG: 0.105 (1, 1)			1-3 K	4-2 BB		0-0 2B K 1B				2	0	1	0	1	1	1				
Inning Stats	R: 0 E: 0 K: 0 S: 8	H: 0 LOB: 0 BB: 0 P: 14	R: 0 E: 0 K: 0 S: 8	H: 0 LOB: 0 BB: 0 P: 9	R: 3 E: 0 K: 1 S: 13	H: 4 LOB: 1 BB: 0 P: 20	R: 2 E: 0 K: 0 S: 11	H: 3 LOB: 1 BB: 1 P: 16	R: 0 E: 0 K: 0 S: 5	H: 0 LOB: 0 BB: 1 P: 6	R: 0 E: 0 K: 0 S: 3	H: 0 LOB: 2 BB: 0 P: 8	R: 0 E: 0 K: 1 S: 6	H: 2 LOB: 2 BB: 0 P: 9	R: 0 E: 0 K: 0 S: 5	H: 0 LOB: 0 BB: 0 P: 10	1B: 5 2B: 2 3B: 2 HR: 0	SF: 0 SAC: 0 DP: 1 HBP: 0	WP: 0 PB: 0 SB: 2 CS: 1	PA: 32
PITCHER Carlos Perez, L ERA: 3.64 Anthony Telford, R ERA: 4.28 (8, 1)	IP: 7.0 WLS: L BF: 29 H: 9 R: 5 ER: 5 SO: 2 BB: 2 IBB: 0 HBP: 0 BLK: 0 WP: 0 HR: 0 S: 54 P: 82 ERA: 6.43 WHIP: 1.571															PITCHER				

Montreal Expos @ Atlanta Braves
Turner Field, Atlanta, GA
Sun Jun 14 1998, 3:33 AM EDT
Att: 46,543 - Cloudy - 89 F

AB	30
R	5
H	9
RBI	5
BB	2
SO	2
LOB	9



Batter	1	2	3	4	5	6	7	8	9	AB	R	H	RBI	BB	SO	LOB	TOP					
Wayne Kirby, L (1, 8) OBP: 0.167, SLG: 0.167 Turk Wendell, L (7, 1) Dennis Cook, L (7, 1) Benny Agbayani, R (8, 9)																	4 0 0 0 0 2 4 0 0 0 0 0 0 0 0 0 0 0 0 0 0 1 0 0 0 0 1 1	New York Mets @ Montreal Expos Olympic Stadium, Montreal, QB Wed Jun 17 1998, 7:05 PM EDT Att: 7,606 - Cloudy - 56 F				
Edgardo Alfonso, R (1, 5) OBP: 0.338, SLG: 0.368																	4 0 0 0 1 0 1					
31 Mike Piazza, R (1, 2) OBP: 0.357, SLG: 0.508																	4 1 2 0 0 0 1					
John Olerud, L (1, 3) OBP: 0.459, SLG: 0.505																	4 1 1 1 0 0 2					
Carlos Baerga, S (1, 4) OBP: 0.313, SLG: 0.412																	2 0 0 1 1 0 1					
Butch Huskey, R (1, 9) OBP: 0.299, SLG: 0.418 Mel Rojas, R (8, 1)																	4 0 0 0 0 1 3 0 0 0 0 0 0 0					
Matt Franco, L (1, 7) OBP: 0.337, SLG: 0.299 Brian McRae, S (7, PR) OBP: 0.341, SLG: 0.402																	2 1 2 0 1 0 0 1 1 1 1 0 0 0					
Rey Ordenez, R (1, 6) OBP: 0.263, SLG: 0.281																	3 0 0 0 0 1 2					
Bobby Jones, R (1, 1) OBP: 0.227, SLG: 0.227 Luis Lopez, S (7, PH) OBP: 0.368, SLG: 0.394																	2 0 1 1 0 1 1 2 0 1 0 0 1 2					
Inning Stats	R: 0 E: 0 K: 1 S: 9	H: 0 LOB: 0 BB: 0 P: 12	R: 0 E: 0 K: 0 S: 5	H: 0 LOB: 0 BB: 0 P: 11	R: 0 E: 0 K: 2 S: 13	H: 1 LOB: 1 BB: 0 P: 16	R: 0 E: 0 K: 0 S: 9	H: 1 LOB: 1 BB: 0 P: 10	R: 1 E: 0 K: 0 S: 8	H: 2 LOB: 1 BB: 0 P: 10	R: 2 E: 1 K: 0 S: 10	H: 2 LOB: 0 BB: 0 P: 14	R: 0 E: 0 K: 1 S: 8	H: 0 LOB: 2 BB: 1 P: 15	R: 0 E: 0 K: 1 S: 7	H: 0 LOB: 2 BB: 2 P: 19	R: 1 E: 0 K: 2 S: 13		H: 2 LOB: 1 BB: 0 P: 21	1B: 6 2B: 1 3B: 1 HR: 1	SF: 1 SAC: 1 DP: 1 HBP: 0	WP: 0 PB: 0 SB: 0 CS: 0
PITCHER	IP WLS BF H R ER SO BB IBB HBP BLK WP HR S P ERA WHIP																					
Carl Pavano, R (1, 1) ERA: 3.69	7.0 28 6 3 3 4 1 0 0 0 0 0 62 90 3.86 1.000																					
Miguel Batista, R (8, 1) ERA: 3.71	1.0 5 0 0 0 1 1 1 0 0 0 0 7 19 0.00 1.000																					
Ugueth Urbina, R (9, 1) ERA: 1.6	1.0 W 5 2 1 1 2 0 0 0 0 0 1 13 21 9.00 2.000																					

AB 33
R 4
H 8
RBI 4
BB 3
SO 7
LOB 18



Batter	1	2	3	4	5	6	7	8	9	AB	R	H	RBI	BB	SO	LOB	BOTTOM					
F.P. Santangelo, S (1, 4) OBP: 0.328, SLG: 0.327																	4 0 1 0 1 2 2					
Ryan McGuire, L (1, 7) OBP: 0.346, SLG: 0.318 Jose Vidro, S (7, PH) OBP: 0.315, SLG: 0.271																	3 0 0 0 0 1 0 2 0 0 0 0 0 4					
Vladimir Guerrero, R (1, 9) OBP: 0.339, SLG: 0.592																	4 2 2 0 1 0 0					
Brad Fullmer, L (1, 3) OBP: 0.327, SLG: 0.460																	5 0 2 1 0 0 1					
Rondell White, R (1, 8) OBP: 0.351, SLG: 0.498																	4 1 1 1 0 1 2					
Mark Grudzielanek, R (1, 6) OBP: 0.297, SLG: 0.328																	4 1 2 1 0 0 1					
Chris Widger, R (1, 2) OBP: 0.297, SLG: 0.401																	4 0 2 0 0 1 1					
Shane Andrews, R (1, 5) OBP: 0.301, SLG: 0.413																	3 1 2 1 0 0 1					
Carl Pavano, R (1, 1) OBP: 0.108, SLG: 0.100 Scott Livingstone, L (7, PH) OBP: 0.281, SLG: 0.231 Robert Perez, R (7, PH) OBP: 0.255, SLG: 0.384 Miguel Batista, R (8, 1) Ugueth Urbina, R (9, 1) Da Rond Stovall, S (9, PH) OBP: 0.313, SLG: 0.397																	2 0 0 0 0 2 2 0 0 0 0 0 0 0 1 0 0 0 0 0 1 0 0 0 0 0 0 0 0 0 0 0 0 0 0 1 0 0 0 0 1 1					
Inning Stats	R: 0 E: 0 K: 2 S: 8	H: 0 LOB: 0 BB: 0 P: 13	R: 0 E: 0 K: 0 S: 7	H: 0 LOB: 0 BB: 0 P: 11	R: 0 E: 0 K: 2 S: 13	H: 1 LOB: 1 BB: 0 P: 17	R: 0 E: 0 K: 0 S: 8	H: 0 LOB: 0 BB: 0 P: 12	R: 2 E: 0 K: 1 S: 15	H: 3 LOB: 1 BB: 0 P: 22	R: 1 E: 0 K: 0 S: 14	H: 2 LOB: 1 BB: 0 P: 22	R: 0 E: 0 K: 0 S: 13	H: 1 LOB: 2 BB: 1 P: 21	R: 1 E: 0 K: 2 S: 15	H: 2 LOB: 1 BB: 0 P: 19	R: 1 E: 0 K: 1 S: 13	H: 3 LOB: 3 BB: 1 P: 23	1B: 9 2B: 2 3B: 0 HR: 1	SF: 0 SAC: 1 DP: 0 HBP: 0	WP: 0 PB: 0 SB: 3 CS: 0	PA: 40
PITCHER	IP WLS BF H R ER SO BB IBB HBP BLK WP HR S P ERA WHIP																					
Bobby Jones, R (1, 1) ERA: 3.67	6.0 24 6 3 3 3 0 0 0 0 0 0 65 97 4.50 1.000																					
Turk Wendell, R (7, 1) ERA: 5.4	0.1 2 1 0 0 0 0 0 0 0 0 0 4 4 0.00 3.000																					
Dennis Cook, L (7, 1) ERA: 2.66	0.2 3 0 0 0 0 1 0 0 0 0 0 9 17 0.00 1.500																					
Mel Rojas, R (8, 1) ERA: 3.26	1.2 L 11 5 2 2 3 0 1 0 0 0 0 28 42 10.80 3.000																					

AB 37
R 5
H 12
RBI 4
BB 2
SO 8
LOB 16



Batter	1	2	3	4	5	6	7	8	9	AB	R	H	RBI	BB	SO	LOB	TOP										
Walt Weiss, S OBP: 0.435, SLG: 0.391 Ozzie Guillen, L OBP: 0.292, SLG: 0.276	1-2 P6		2-1 L9			3-2 FC3-6 1B		1-0 F9		3	0	1	0	0	0	0	Atlanta Braves @ Montreal Expos Olympic Stadium, Montreal, QB Fri Jun 19 1998, 7:05 PM EDT Att: 10,364 - Cloudy - 80 F										
Keith Lockhart, L OBP: 0.338, SLG: 0.417	1-2 F9		0-0			1-0 FC3-6 FC3-6 1-2		0-0 F4		4	0	1	0	0	0	2											
Michael Tucker, L OBP: 0.344, SLG: 0.482	1-2 P3		1-0 L8			2-1 FC3-6 1-2		1-0 P6		4	0	0	0	0	0	3											
Andres Galarraga, R OBP: 0.394, SLG: 0.636 Eddie Pérez, R OBP: 0.352, SLG: 0.522		1-1 BB 1B 1B		2-2 G1-3		0-1 F7		1-2 G1-3		3	1	1	0	0	0	1											
Ryan Klesko, L OBP: 0.337, SLG: 0.507		1-0 BB 1B		1-3 K				0-0 G3-1		4	0	2	0	0	1	0											
Javy Lopez, R OBP: 0.356, SLG: 0.571 10 Chipper Jones, S OBP: 0.420, SLG: 0.582		4-2 BB 1B 1-2 2-3		1-1 L5				1-0 L7		2	0	0	0	1	0	1											
Andruw Jones, R OBP: 0.318, SLG: 0.494		0-0 G6-4-3 1B 1-2 2-H 3-H		0-0 P4				3-3 K		3	0	1	1	0	1	1											
Tony Graffanino, R OBP: 0.289, SLG: 0.336		0-0 G6-4-3 1-2		3-2 G5-3				1-0 G5-3		3	0	0	0	0	0	3											
Kevin Millwood, R OBP: 0.281, SLG: 0.105 Alan Embree, L OBP: 0.263, SLG: 0.366 Danny Bautista, R OBP: 0.263, SLG: 0.366 Mike Cather, L OBP: 0.263, SLG: 0.366 Rudy Seanez, R OBP: 0.263, SLG: 0.366 Curtis Pride, L OBP: 0.263, SLG: 0.366 John Rocker, R OBP: 0.263, SLG: 0.366			0-3 K		0-0 L7			1-0 F9 2B		0	0	0	0	0	0	0											
Inning Stats	R: 0 E: 0 K: 0 S: 10	H: 0 LOB: 0 BB: 0 P: 13	R: 1 E: 0 K: 0 S: 10	H: 3 LOB: 1 BB: 1 P: 16	R: 0 E: 0 K: 1 S: 8	H: 1 LOB: 1 BB: 0 P: 11	R: 0 E: 0 K: 1 S: 10	H: 0 LOB: 0 BB: 0 P: 14	R: 0 E: 0 K: 0 S: 6	H: 1 LOB: 1 BB: 0 P: 9	R: 0 E: 0 K: 0 S: 8	H: 1 LOB: 1 BB: 0 P: 14	R: 0 E: 0 K: 1 S: 6	H: 1 LOB: 1 BB: 0 P: 11	R: 0 E: 0 K: 0 S: 4	H: 1 LOB: 1 BB: 0 P: 7		R: 0 E: 0 K: 0 S: 5	H: 0 LOB: 0 BB: 0 P: 7	1B: 5 2B: 2 3B: 0 HR: 0	SF: 0 SAC: 0 DP: 1 HBP: 0	WP: 0 PB: 0 SB: 0 CS: 0	PA: 33				
PITCHER	IP	WLS	BF	H	R	ER	SO	BB	IBB	HBP	BLK	WP	HR	S	P	ERA	WHIP										
Shawn Boskie, R ERA: 1.29	7.0	W	26	6	1	1	3	1	0	0	0	0	0	58	88	1.29	1.000										
Shayne Bennett, R ERA: 5.53	2.0		7	1	0	0	0	0	0	0	0	0	0	9	14	0.00	0.500										



Batter	1	2	3	4	5	6	7	8	9	AB	R	H	RBI	BB	SO	LOB	BOTTOM										
F.P. Santangelo, S OBP: 0.333, SLG: 0.320	4-0 BB 1B E		4-2 BB		2-0 G4-3		2-2 HBP			2	1	0	0	2	0	1	Atlanta Braves @ Montreal Expos Olympic Stadium, Montreal, QB Fri Jun 19 1998, 7:05 PM EDT Att: 10,364 - Cloudy - 80 F										
Jose Vidro, S OBP: 0.328, SLG: 0.291	1-1 E8 1B 1-H	0-0 BB 1B 2B	0-2 P4		0-2 BB 1B		2-3 K			5	2	3	0	0	1	3											
Vladimir Guerrero, R OBP: 0.345, SLG: 0.518 Shayne Bennett, R	0-1 CS 1B 3-H	2-1 BB 2B 1B		0-1 HR 1B	2-3 K		1-3 K			5	2	3	3	0	2	3											
Brad Fullmer, L OBP: 0.323, SLG: 0.455	0-2 F7 1B	0-2 BB 1B 2B		2-3 K		1-2 G4-3		2-3 K		5	1	1	1	0	2	2											
Rondell White, R OBP: 0.359, SLG: 0.523 Mike Mordecai, R OBP: 0.185, SLG: 0.117	2-2 S 1B	2-2 K		0-2 E4 HR		2-0 HR		4-2 FC6-4 BB		4	2	2	1	0	1	2											
Mark Grudzielanek, R OBP: 0.295, SLG: 0.326 Ryan McGuire, L OBP: 0.340, SLG: 0.311	1-3 K	1-0 BB 1B		2-3 K		1-0 G6-3		0-0 FC6-4 BB 2B		4	0	1	1	0	2	3											
Chris Widger, R OBP: 0.303, SLG: 0.425				0-1 HR		0-3 K		4-1 BB 2B		4	3	2	4	1	1	1											
Shane Andrews, R OBP: 0.306, SLG: 0.428		3-2 HR 1B	3-2 F8 1B		2-3 K		0-3 K		2-1 BB 2B	5	1	2	3	0	2	0											
Shawn Boskie, R Da Rond Stovall, S OBP: 0.318, SLG: 0.417		4-0 BB 2B 1B	2-3 K		2-0 G4-3		0-0 BB 2B		3-3 K	2	1	0	0	1	1	0											
Inning Stats	R: 2 E: 1 K: 1 S: 15	H: 3 LOB: 1 BB: 1 P: 22	R: 6 E: 0 K: 1 S: 22	H: 6 LOB: 1 BB: 1 P: 38	R: 0 E: 0 K: 1 S: 13	H: 0 LOB: 1 BB: 1 P: 22	R: 3 E: 1 K: 3 S: 16	H: 2 LOB: 0 BB: 0 P: 22	R: 0 E: 0 K: 1 S: 9	H: 1 LOB: 1 BB: 0 P: 14	R: 1 E: 0 K: 0 S: 9	H: 1 LOB: 0 BB: 0 P: 13	R: 0 E: 0 K: 3 S: 12	H: 1 LOB: 2 BB: 0 P: 17	R: 2 E: 0 K: 2 S: 14	H: 1 LOB: 1 BB: 2 P: 29		R: 2 E: 0 K: 2 S: 14	H: 1 LOB: 1 BB: 2 P: 29	1B: 7 2B: 4 3B: 0 HR: 4	SF: 0 SAC: 0 DP: 0 HBP: 1	WP: 0 PB: 0 SB: 1 CS: 1	PA: 45				
PITCHER	IP	WLS	BF	H	R	ER	SO	BB	IBB	HBP	BLK	WP	HR	S	P	ERA	WHIP										
Kevin Millwood, R ERA: 4.43	1.1	L	12	7	7	7	1	2	0	0	0	0	2	27	47	47.25	6.750										
Alan Embree, L ERA: 4.34	2.2		14	4	4	1	5	1	0	0	0	0	1	39	57	3.38	1.875										
Mike Cather, R ERA: 4.41	2.0		8	2	1	1	2	0	0	0	0	0	1	18	27	4.50	1.000										
Rudy Seanez, R ERA: 2.08	1.0		5	1	0	0	3	0	0	1	0	0	0	12	17	0.00	1.000										
John Rocker, L ERA: 3.09	1.0		6	1	2	2	2	2	0	0	0	0	0	14	29	18.00	3.000										

Batter	1	2	3	4	5	6	7	8	9	AB	R	H	RBI	BB	SO	LOB	TOP																		
Ozzie Guillen, L OBP: 0.277, SLG: 0.261 (1, 6)										4	0	0	0	0	2	1																			
Keith Lockhart, L OBP: 0.332, SLG: 0.409 (1, 4)										4	0	0	0	0	0	0																			
10 Chipper Jones, S OBP: 0.415, SLG: 0.574 (1, 5)										4	0	0	0	0	0	1																			
Andres Galarraga, R OBP: 0.393, SLG: 0.633 (1, 3)										4	0	2	0	0	1	1																			
Ryan Klesko, L OBP: 0.336, SLG: 0.506 (1, 7)										4	0	1	0	0	0	2																			
Javy Lopez, R OBP: 0.357, SLG: 0.577 (1, 2)										4	0	1	0	0	1	2																			
Michael Tucker, L OBP: 0.343, SLG: 0.491 (1, 9)										4	1	1	1	0	2	2																			
Andruw Jones, R OBP: 0.317, SLG: 0.487 (1, 8)										2	0	0	0	1	1	0																			
Denny Neagle, L OBP: 0.175, SLG: 0.154 (7, PH)										2	0	1	0	0	0	2																			
Danny Bautista, R OBP: 0.255, SLG: 0.326 (7, 1)										1	0	0	0	0	0	0																			
Rudy Seanez, R (7, 1)										0	0	0	0	0	0	0																			
Inning Stats	R: 0 E: 1 K: 1 S: 13	H: 0 LOB: 1 BB: 0 P: 18	R: 0 E: 0 K: 0 S: 6	H: 1 LOB: 2 BB: 1 P: 11	R: 0 E: 0 K: 0 S: 8	H: 0 LOB: 0 BB: 0 P: 12	R: 0 E: 0 K: 2 S: 6	H: 1 LOB: 1 BB: 0 P: 9	R: 0 E: 0 K: 2 S: 12	H: 1 LOB: 1 BB: 0 P: 21	R: 0 E: 0 K: 0 S: 4	H: 1 LOB: 1 BB: 0 P: 7	R: 1 E: 0 K: 1 S: 15	H: 1 LOB: 0 BB: 0 P: 19	R: 0 E: 0 K: 1 S: 6	H: 0 LOB: 0 BB: 0 P: 8	R: 0 E: 0 K: 2 S: 9	H: 1 LOB: 1 BB: 0 P: 13	1B: 3 2B: 2 3B: 0 HR: 1	SF: 0 SAC: 0 DP: 1 HBP: 0	WP: 0 PB: 0 SB: 0 CS: 0	PA: 34													
PITCHER	IP WLS BF H R ER SO BB IBB HBP BLK WP HR S P ERA WHIP																																		
Dustin Hermanson, R ERA: 2.97	(1, 1)	8.0	W	30	5	1	1	5	0	1	0	1	0	0	1	70	105	1.12	0.625																
Ugueth Urbina, R ERA: 1.51	(9, 1)	1.0	S	4	1	0	0	2	0	0	0	0	0	0	0	9	13	0.00	1.000																

Atlanta Braves @ Montreal Expos
Olympic Stadium, Montreal, QB
Sun Jun 21 1998, 3:33 AM EDT
Att: 12,265 - Sunny - 88 F

AB 33
R 1
H 6
RBI 1
BB 1
SO 7
LOB 11



Batter	1	2	3	4	5	6	7	8	9	AB	R	H	RBI	BB	SO	LOB	BOTTOM																		
F.P. Santangelo, S OBP: 0.336, SLG: 0.318 (1, 4)										1	1	0	0	1	0	0																			
Robert Perez, R OBP: 0.250, SLG: 0.379 (1, 7)										1	0	0	0	0	0	0																			
Jose Vidro, S OBP: 0.322, SLG: 0.292 (4, 4)										2	0	0	0	0	1	2																			
Vladimir Guerrero, R OBP: 0.339, SLG: 0.597 (1, 9)										4	1	1	0	0	1	1																			
Rondell White, R OBP: 0.352, SLG: 0.515 (1, 8)										4	1	1	0	0	1	2																			
Shane Andrews, R OBP: 0.310, SLG: 0.439 (1, 5)										3	1	1	1	1	0	0																			
Mark Grudzielanek, R OBP: 0.295, SLG: 0.325 (1, 6)										4	0	2	2	0	0	0																			
Chris Widger, R OBP: 0.299, SLG: 0.420 (1, 2)										3	0	1	0	0	1	2																			
Ryan McGuire, L OBP: 0.339, SLG: 0.304 (1, 3)										2	0	0	0	1	1	1																			
Dustin Hermanson, R (1, 1)										2	0	0	0	1	2	3																			
Ugueth Urbina, R (9, 1)										0	0	0	0	0	0	0																			
Inning Stats	R: 0 E: 0 K: 0 S: 8	H: 0 LOB: 0 BB: 0 P: 10	R: 0 E: 0 K: 0 S: 6	H: 0 LOB: 0 BB: 0 P: 8	R: 0 E: 0 K: 3 S: 10	H: 0 LOB: 0 BB: 0 P: 15	R: 3 E: 1 K: 1 S: 18	H: 2 LOB: 3 BB: 2 P: 32	R: 0 E: 0 K: 0 S: 10	H: 1 LOB: 1 BB: 1 P: 19	R: 1 E: 0 K: 2 S: 7	H: 3 LOB: 0 BB: 0 P: 11	R: 0 E: 0 K: 2 S: 11	H: 0 LOB: 1 BB: 1 P: 17	R: 0 E: 0 K: 1 S: 6	H: 0 LOB: 0 BB: 0 P: 9	R: 0 E: 0 K: 1 S: 6	H: 0 LOB: 0 BB: 0 P: 13	1B: 4 2B: 1 3B: 0 HR: 1	SF: 0 SAC: 2 DP: 2 HBP: 1	WP: 0 PB: 0 SB: 0 CS: 0	PA: 33													
PITCHER	IP WLS BF H R ER SO BB IBB HBP BLK WP HR S P ERA WHIP																																		
Denny Neagle, L ERA: 3.25	(1, 1)	6.0	L	26	6	4	3	4	2	1	1	0	0	0	1	59	95	4.50	1.333																
Rudy Seanez, R ERA: 1.42	(7, 1)	2.0		7	0	0	0	3	1	0	0	0	0	0	0	17	26	0.00	0.500																

Atlanta Braves @ Montreal Expos
Olympic Stadium, Montreal, QB
Sun Jun 21 1998, 3:33 AM EDT
Att: 12,265 - Sunny - 88 F

AB 26
R 4
H 6
RBI 3
BB 4
SO 7
LOB 11



Batter	1	2	3	4	5	6	7	8	9	AB	R	H	RBI	BB	SO	LOB	TOP			
F.P. Santangelo, S OBP: 0.338, SLG: 0.325 (1, 7)	G5-3		FC6 1B		F8			2B		4	0	2	0	0	0	0	Montreal Expos @ Toronto Blue Jays SkyDome, Toronto, ON Mon Jun 22 1998, 7:05 PM EDT Att: 33,132 - Unknown - 82 F			
Jose Vidro, S OBP: 0.315, SLG: 0.285 (1, 4)	G4-3		FC6 1-2f		G4-3			F8		4	0	0	0	0	0	2				
Vladimir Guerrero, R OBP: 0.349, SLG: 0.518 Ryan McGuire, L OBP: 0.336, SLG: 0.301 (1, 9) (8, PH) (8, 9)		2-2		4-1 2B BB G6-3		0-0		G1-3		2	1	2	0	1	0	0				
Brad Fullmer, L OBP: 0.325, SLG: 0.469 (1, 3)	3B K			1-0 2B		2-0		F7 1B		4	1	2	1	0	1	2				
Rondell White, R OBP: 0.350, SLG: 0.511 Da Rond Stovall, S OBP: 0.309, SLG: 0.403 (1, 8) (6, PH) (6, 8)		0-0	E5 G6-4-3		1-3 2B			P2		2	0	0	0	0	1	2				
Mark Chudzielanek, R OBP: 0.292, SLG: 0.322 Mike Mordecai, R OBP: 0.197, SLG: 0.148 (1, 6) (7, 6)		0-0	G6-4-3 1-2f		2-0 G6-3			G4-3		3	0	0	1	0	0	2				
Scott Livingstone, L OBP: 0.222, SLG: 0.211 (1, 10)		0-1	G6-3		3-H 1-3 K2-3			F8		4	0	0	0	0	1	2				
Chris Widger, R OBP: 0.297, SLG: 0.416 Mike Hubbard, R OBP: 0.150, SLG: 0.205 (1, 2) (6, 2)					2-0 F9			G4-3		2	0	0	0	0	0	0				
Shane Andrews, R OBP: 0.306, SLG: 0.433 (1, 5)					0-0 L8			G5-3		3	0	0	0	0	1	0				
Inning Stats	R: 0 E: 0 K: 1 S: 14	H: 1 LOB: 1 BB: 0 P: 19	R: 0 E: 1 K: 0 S: 4	H: 0 LOB: 0 BB: 0 P: 4	R: 0 E: 0 K: 0 S: 6	H: 1 LOB: 1 BB: 0 P: 11	R: 1 E: 0 K: 2 S: 10	H: 1 LOB: 1 BB: 1 P: 19	R: 0 E: 0 K: 0 S: 5	H: 0 LOB: 0 BB: 0 P: 10	R: 0 E: 0 K: 0 S: 4	H: 0 LOB: 0 BB: 0 P: 6	R: 0 E: 0 K: 0 S: 5	H: 1 LOB: 1 BB: 0 P: 8	R: 1 E: 0 K: 1 S: 9	H: 2 LOB: 1 BB: 0 P: 13		1B: 2 2B: 3 3B: 1 HR: 1	SF: 0 SAC: 0 DP: 1 HBP: 0	WP: 0 PB: 0 SB: 0 CS: 0
PITCHER Juan Guzman, R ERA: 5.44 (1, 1)	IP: 9.0 WLS: W BF: 35	H: 7 R: 2 ER: 2 SO: 5	BB: 1 IBB: 0 HBP: 0 BLK: 0	WP: 0 HR: 1 S: 64 P: 99	ERA: 2.00 WHIP: 0.889	PITCHER										IP: 9.0 WLS: W BF: 35	H: 7 R: 2 ER: 2 SO: 5	BB: 1 IBB: 0 HBP: 0 BLK: 0	WP: 0 HR: 1 S: 64 P: 99	ERA: 2.00 WHIP: 0.889

AB	34
R	2
H	7
RBI	2
BB	1
SO	5
LOB	13



Batter	1	2	3	4	5	6	7	8	9	AB	R	H	RBI	BB	SO	LOB	BOTTOM			
Shannon Stewart, R OBP: 0.342, SLG: 0.336 (1, 7)	G6-3		L8		F9		G6-3		F7	6	0	1	0	0	0	3	Montreal Expos @ Toronto Blue Jays SkyDome, Toronto, ON Mon Jun 22 1998, 7:05 PM EDT Att: 33,132 - Unknown - 82 F			
Shawn Green, L OBP: 0.333, SLG: 0.464 (1, 8)	F8		HR 2B			S 1B BB		G4-6-3 1B		4	3	2	0	1	0	1				
Jose Canseco, R OBP: 0.351, SLG: 0.511 Felipe Crespo, S OBP: 0.314, SLG: 0.342 (1, 9) (6, PR) (7, 9)		3-3	K		0-0	HR		L7		3	2	1	2	1	1	1				
Carlos Delgado, L OBP: 0.382, SLG: 0.555 Mark Dalesandro, R OBP: 0.382, SLG: 0.536 (1, 3) (9, 3)		0-0			2-2	P5		L9		5	2	2	2	0	0	2				
Mike Stanley, R OBP: 0.361, SLG: 0.514 Juan Samuel, R OBP: 0.304, SLG: 0.325 (1, 10) (8, PH) (8, 9)		2-1	E7 1B		3-2	HBP 1B		HR		3	3	3	1	1	0	0				
Tony Fernandez, S OBP: 0.398, SLG: 0.449 Craig Grebeck, R OBP: 0.390, SLG: 0.444 (1, 4) (6, 4)		2-1	1B HBP		3-1	HBP 1B		1B 1B		1	1	1	2	0	0	0				
5 Ed Sprague, R OBP: 0.319, SLG: 0.401 (1, 5)		2-3	K		1-2	F8		L8		5	0	0	1	0	2	8				
Darrin Fletcher, L OBP: 0.330, SLG: 0.412 (1, 2)		0-0	G5-4-3 1B		1-2	F8		E 1B		5	0	4	2	0	0	0				
Alex Gonzalez, R OBP: 0.278, SLG: 0.367 (1, 6)		1-1	G5-4-3 1-2f		2-2	G6-3		E5		5	0	1	2	0	0	5				
Inning Stats	R: 0 E: 0 K: 1 S: 8	H: 0 LOB: 0 BB: 0 P: 13	R: 2 E: 1 K: 1 S: 11	H: 3 LOB: 1 BB: 0 P: 18	R: 2 E: 0 K: 0 S: 19	H: 3 LOB: 2 BB: 0 P: 31	R: 0 E: 0 K: 0 S: 8	H: 0 LOB: 0 BB: 0 P: 11	R: 5 E: 0 K: 1 S: 19	H: 4 LOB: 1 BB: 2 P: 39	R: 3 E: 1 K: 0 S: 18	H: 3 LOB: 2 BB: 1 P: 31	R: 0 E: 0 K: 0 S: 7	H: 1 LOB: 0 BB: 0 P: 13	R: 2 E: 1 K: 0 S: 14	H: 4 LOB: 2 BB: 0 P: 20		1B: 13 2B: 2 3B: 0 HR: 3	SF: 0 SAC: 0 DP: 2 HBP: 2	WP: 0 PB: 0 SB: 1 CS: 0
PITCHER Carl Pavano, R ERA: 4.41 Shayne Bennett, R ERA: 6.48 Marc Valdes, R ERA: 7.43 Anthony Telford, R ERA: 3.92 Steve Kline, L ERA: 2.79 (1, 1) (4, 1) (5, 1) (6, 1) (8, 1) (8, 1)	IP: 3.0 WLS: L BF: 16	H: 6 R: 4 ER: 4 SO: 2	BB: 0 IBB: 0 HBP: 0 BLK: 0	WP: 0 HR: 2 S: 38 P: 62	ERA: 12.00 WHIP: 2.000	PITCHER										IP: 3.0 WLS: L BF: 16	H: 6 R: 4 ER: 4 SO: 2	BB: 0 IBB: 0 HBP: 0 BLK: 0	WP: 0 HR: 2 S: 38 P: 62	ERA: 12.00 WHIP: 2.000

AB	41
R	14
H	18
RBI	14
BB	3
SO	3
LOB	20



Batter	1	2	3	4	5	6	7	8	9	AB	R	H	RBI	BB	SO	LOB	TOP			
F.P. Santangelo, S OBP: 0.333, SLG: 0.320 (1, 8)										4	0	0	0	0	1	1	Montreal Expos @ Toronto Blue Jays SkyDome, Toronto, ON Tue Jun 23 1998, 7:05 PM EDT Att: 33,492 - Cloudy - 77 F			
Mike Mondoca, R OBP: 0.206, SLG: 0.175 Jose Vidro, S OBP: 0.317, SLG: 0.288 (1, 4) (5, 4)										2	1	1	0	0	0	0				
Vladimir Guerrero, R OBP: 0.349, SLG: 0.517 (1, 9)										4	1	2	0	0	0	2				
Brad Fullmer, L OBP: 0.327, SLG: 0.467 (1, 3)										3	0	1	1	1	0	1				
Rondell White, R OBP: 0.352, SLG: 0.511 (1, 10)										4	0	2	0	0	0	2				
Mark Cudzielnak, R OBP: 0.295, SLG: 0.324 (1, 6)										4	0	2	1	0	0	2				
Ryan McGuire, L OBP: 0.336, SLG: 0.302 Derrick May, L OBP: 0.204, SLG: 0.216 (1, 7) (9, PH)										3	0	1	0	0	0	1				
Chris Widger, R OBP: 0.293, SLG: 0.410 (1, 2)										3	0	0	0	0	1	2				
Shane Andrews, R OBP: 0.302, SLG: 0.427 (1, 5)										3	0	0	0	0	3	1				
Inning Stats	R: 0 E: 0 K: 0 S: 4	H: 1 LOB: 1 BB: 0 P: 5	R: 0 E: 0 K: 0 S: 9	H: 1 LOB: 0 BB: 0 P: 14	R: 0 E: 0 K: 2 S: 10	H: 0 LOB: 0 BB: 0 P: 17	R: 1 E: 0 K: 0 S: 9	H: 3 LOB: 1 BB: 0 P: 15	R: 0 E: 0 K: 1 S: 16	H: 1 LOB: 1 BB: 0 P: 20	R: 0 E: 0 K: 0 S: 9	H: 1 LOB: 1 BB: 0 P: 12	R: 0 E: 0 K: 2 S: 8	H: 0 LOB: 0 BB: 0 P: 10	R: 1 E: 0 K: 0 S: 9	H: 2 LOB: 1 BB: 1 P: 15		1B: 9 2B: 1 3B: 0 HR: 0	SF: 0 SAC: 0 DP: 3 HBP: 0	WP: 0 PB: 0 SB: 0 CS: 1
PITCHER Chris Carpenter, R ERA: 4.65 Randy Myers, L ERA: 4.02 (1, 1) (9, 1)	IP: 8.0 WLS: W BF: 29	H: 8 R: 1 ER: 1 SO: 5	BB: 0 IBB: 0 HBP: 0 BLK: 0	WP: 0 HR: 0 S: 74 P: 104	ERA: 1.12 WHIP: 1.000	IP: 1.0 WLS: S BF: 5	H: 2 R: 1 ER: 1 SO: 0	BB: 1 IBB: 0 HBP: 0 BLK: 0	WP: 0 HR: 0 S: 9 P: 15	ERA: 9.00 WHIP: 3.000										

Batter	1	2	3	4	5	6	7	8	9	AB	R	H	RBI	BB	SO	LOB	BOTTOM			
Shannon Stewart, R OBP: 0.344, SLG: 0.336 (1, 7)										3	0	1	0	1	0	2	Montreal Expos @ Toronto Blue Jays SkyDome, Toronto, ON Tue Jun 23 1998, 7:05 PM EDT Att: 33,492 - Cloudy - 77 F			
Shawn Green, L OBP: 0.332, SLG: 0.461 (1, 8)										4	0	1	0	0	2	2				
Jose Canseco, R OBP: 0.351, SLG: 0.513 Felipe Crespo, S OBP: 0.310, SLG: 0.338 (1, 9) (8, 9)										3	0	1	0	0	1	0				
Carlos Delgado, L OBP: 0.380, SLG: 0.554 (1, 3)										4	1	1	0	0	1	2				
Mike Stanley, R OBP: 0.360, SLG: 0.514 (1, 10)										4	0	1	0	0	1	2				
Tony Fernandez, S OBP: 0.398, SLG: 0.448 (1, 4)										3	1	1	1	0	0	1				
Ed Sprague, R OBP: 0.316, SLG: 0.396 (1, 5)										3	0	0	1	0	1	2				
Darrin Fletcher, L OBP: 0.335, SLG: 0.431 (1, 2)										2	1	1	1	1	0	1				
Alex Gonzalez, R OBP: 0.275, SLG: 0.363 (1, 6)										3	0	0	0	0	1	2				
Inning Stats	R: 0 E: 0 K: 2 S: 14	H: 1 LOB: 1 BB: 0 P: 22	R: 0 E: 0 K: 1 S: 11	H: 1 LOB: 0 BB: 0 P: 19	R: 0 E: 0 K: 2 S: 8	H: 1 LOB: 1 BB: 0 P: 12	R: 1 E: 0 K: 0 S: 10	H: 2 LOB: 0 BB: 0 P: 18	R: 0 E: 0 K: 1 S: 14	H: 0 LOB: 0 BB: 1 P: 23	R: 2 E: 2 K: 0 S: 13	H: 1 LOB: 2 BB: 1 P: 24	R: 0 E: 0 K: 0 S: 8	H: 1 LOB: 1 BB: 0 P: 13	R: 0 E: 0 K: 0 S: 9	H: 3 LOB: 6 BB: 0 HR: 1		SF: 0 SAC: 0 DP: 3 HBP: 0	WP: 0 PB: 2 SB: 0 CS: 1	PA: 32
PITCHER Javier Vazquez, R ERA: 5.63 Miguel Batista, R ERA: 4.01 (1, 1) (7, 1)	IP: 6.0 WLS: L BF: 21	H: 5 R: 1 ER: 1 SO: 7	BB: 1 IBB: 0 HBP: 0 BLK: 0	WP: 0 HR: 1 S: 64 P: 105	ERA: 1.50 WHIP: 1.000	IP: 2.0 WLS: L BF: 11	H: 2 R: 2 ER: 1 SO: 0	BB: 0 IBB: 1 HBP: 0 BLK: 0	WP: 0 HR: 0 S: 21 P: 37	ERA: 4.50 WHIP: 1.000										

Batter	1	2	3	4	5	6	7	8	9	AB	R	H	RBI	BB	SO	LOB	TOP			
Felipe Crespo, S OBP: 0.315, SLG: 0.354 (1, 9)	G4-3	FC5-4 1B		G4-3 2B		K		G3		5	0	2	0	0	1	2				
Shawn Green, L OBP: 0.327, SLG: 0.453 (1, 8)	G4-3	FC5-4 1-2		G4-3 2-3		P9			F9	5	0	0	0	0	0	3				
Jose Canseco, R OBP: 0.335, SLG: 0.515 Randy Myers, L (9, 1)			F8		K				CS 2B	3	2	1	0	1	1	2				
	BB 1B HBP									0	0	0	0	0	0	0				
Carlos Delgado, L OBP: 0.384, SLG: 0.564 (1, 3)	4-2 1B 2B BB					K			F9	3	2	1	1	1	1	1				
	1-2																			
Tony Fernandez, S OBP: 0.368, SLG: 0.446 (1, 4)	1-1 2B 1B			G5-3 1B HBP		P5			SF9	3	1	1	2	0	1	1				
	1-2 2H																			
Darin Fletcher, L OBP: 0.344, SLG: 0.444 (1, 2)	1-2 5 HR 2B								G4-3	4	1	3	2	0	0	0				
	1-H 2-H																			
Ed Sprague, R OBP: 0.315, SLG: 0.405 (1, 5)	1-0 2H HR			P3		G5-3			G6-3	4	1	1	2	0	0	3				
Alex Gonzalez, R OBP: 0.275, SLG: 0.362 (1, 6)	1-1 G4-3			G5-3					G6-3	4	0	1	0	0	0	2				
Roger Clemens, R Paul Quantrill, L Shannon Stewart, R OBP: 0.344, SLG: 0.336 (8, 1) (9, 7)						G5-3			SH1-4 1B	2	0	0	0	0	0	0				
Inning Stats	R: 5 E: 0 K: 0 S: 15	H: 3 LOB: 0 BB: 1 P: 27	R: 0 E: 0 K: 0 S: 10	H: 1 LOB: 1 BB: 0 P: 11	R: 1 E: 0 K: 0 S: 9	H: 2 LOB: 1 BB: 0 P: 14	R: 0 E: 0 K: 1 S: 10	H: 1 LOB: 1 BB: 0 P: 14	R: 0 E: 0 K: 1 S: 8	H: 1 LOB: 1 BB: 0 P: 10	R: 1 E: 0 K: 0 S: 7	H: 0 LOB: 0 BB: 1 P: 15	R: 0 E: 0 K: 0 S: 8	H: 0 LOB: 1 BB: 1 P: 15	R: 0 E: 0 K: 1 S: 7	H: 1 LOB: 0 BB: 0 P: 13	1B: 5 2B: 3 3B: 0 HR: 2	SF: 1 SAC: 1 DP: 1 HBP: 3	WP: 0 PB: 0 SB: 1 CS: 1	PA: 41
PITCHER	IP	WLS	BF	H	R	ER	SO	BB	IBB	HBP	BLK	WP	HR	S	P	ERA	WHIP			
Shawn Boskie, R ERA: 7.0 (1, 1)	2.0	L	15	6	6	6	0	1	0	2	0	0	2	30	48	27.00	3.500			
Shayne Bennett, R ERA: 6.04 (3, 1)	3.0		10	2	0	0	2	0	0	0	0	0	0	22	28	0.00	0.667			
Rick DeHart, L ERA: 5.09 (6, 1)	2.0		8	1	1	0	1	1	0	0	0	0	0	16	30	0.00	1.000			
Anthony Telford, R ERA: 3.77 (8, 1)	1.2		7	1	0	0	0	1	0	1	0	0	0	12	24	0.00	1.200			
Steve Kline, L ERA: 2.79 (9, 1)	0.1		1	0	0	0	1	0	0	0	0	0	0	3	4	0.00	0.000			

Toronto Blue Jays @ Montreal Expos
Olympic Stadium, Montreal, QB
Wed Jun 24 1998, 7:05 PM EDT
Att: 16,515 - Unknown - 86 F

AB	33
R	7
H	10
RBI	7
BB	3
SO	4
LOB	14



Batter	1	2	3	4	5	6	7	8	9	AB	R	H	RBI	BB	SO	LOB	BOTTOM					
Jose Vidro, S OBP: 0.325, SLG: 0.293 (1, 4) (6, 5)	G3				G4-6-3 1-2				G5-3 SH1-4 BB	4	0	2	1	1	0	1						
FP Santangelo, S OBP: 0.336, SLG: 0.320 (1, 7)	4-2 P6-3 BB								SH1-4	3	1	1	0	1	2	2						
Vladimir Guerrero, R OBP: 0.345, SLG: 0.512 (1, 9)	1-0 P6-3 1-2				G2-3				G5-3	5	1	1	1	0	1	4						
Brad Fullmer, L OBP: 0.336, SLG: 0.487 Da Rond Stovall, R OBP: 0.309, SLG: 0.403 (9, PR)										4	1	3	3	1	0	0						
Rondell White, R OBP: 0.353, SLG: 0.513 (1, 8)										0	0	0	0	0	0	0						
Mark Grudzielanek, R OBP: 0.297, SLG: 0.327 (1, 6)										4	0	2	0	0	0	3						
Chris Widger, R OBP: 0.289, SLG: 0.403 (1, 2)										4	0	0	0	0	1	4						
Shane Andrews, R OBP: 0.300, SLG: 0.423 Orlando Cabrera, R OBP: 0.500, SLG: 1.000 (6, PR) (6, 4)										2	0	0	0	0	0	2						
										2	1	1	0	0	0	0						
Shawn Boskie, R Shayne Bennett, R Derrick May, L Rick DeHart, L Scott Livingstone, L Anthony Telford, R Steve Kline, S Mike Hubbard, R (1, 1) (3, 1) (5, PR) (6, 1) (7, PR) (8, 1) (9, 1) (9, PR)										0	0	0	0	0	0	0						
										1	0	0	0	0	0	0						
										1	0	0	0	0	0	1						
										0	0	0	0	0	0	0						
										1	0	0	0	0	0	1						
										0	0	0	0	0	0	0						
										0	0	0	0	0	0	0						
										1	1	1	0	0	0	0						
Inning Stats	R: 0 E: 0 K: 0 S: 6	H: 0 LOB: 0 BB: 1 P: 13	R: 0 E: 0 K: 1 S: 9	H: 2 LOB: 0 BB: 0 P: 10	R: 0 E: 0 K: 1 S: 10	H: 1 LOB: 1 BB: 0 P: 14	R: 0 E: 0 K: 0 S: 7	H: 1 LOB: 1 BB: 0 P: 10	R: 0 E: 1 K: 0 S: 5	H: 0 LOB: 1 BB: 0 P: 7	R: 1 E: 0 K: 1 S: 10	H: 2 LOB: 1 BB: 0 P: 12	R: 1 E: 0 K: 0 S: 11	H: 2 LOB: 1 BB: 0 P: 19	R: 3 E: 0 K: 0 S: 10	H: 4 LOB: 0 BB: 0 P: 12	R: 1 E: 0 K: 0 S: 13	H: 1 LOB: 2 BB: 2 P: 22	1B: 8 2B: 5 3B: 0 HR: 1	SF: 0 SAC: 1 DP: 3 HBP: 0	WP: 1 PB: 0 SB: 0 CS: 0	PA: 41
PITCHER	IP	WLS	BF	H	R	ER	SO	BB	IBB	HBP	BLK	WP	HR	S	P	ERA	WHIP					
Roger Clemens, R ERA: 3.77 (1, 1)	7.0	W	33	12	5	5	4	1	0	0	0	0	1	64	93	6.43	1.857					
Paul Quantrill, R ERA: 2.66 (8, 1)	1.0		2	0	0	0	0	0	0	0	0	0	0	4	4	0.00	0.000					
Randy Myers, L ERA: 4.18 (9, 1)	1.0	S	6	1	1	1	0	2	0	0	0	0	0	13	22	9.00	3.000					

Toronto Blue Jays @ Montreal Expos
Olympic Stadium, Montreal, QB
Wed Jun 24 1998, 7:05 PM EDT
Att: 16,515 - Unknown - 86 F

AB	37
R	6
H	13
RBI	5
BB	3
SO	4
LOB	21



Batter	1	2	3	4	5	6	7	8	9	AB	R	H	RBI	BB	SO	LOB	TOP					
Shannon Stewart, R OBP: 0.347, SLG: 0.336 (1, 8)	G1-3		L8						FC2-6 HBP	3	0	1	0	0	0	1						
Felipe Crespo, S OBP: 0.334, SLG: 0.337 (1, 9)	G1-3			P6		K			FC2-6 1-2	4	0	0	0	0	1	2						
Jose Canseco, R OBP: 0.334, SLG: 0.511 Shawn Green, L OBP: 0.327, SLG: 0.453 (1, 7) (9, 8)	P6					F9			K	4	0	1	0	0	1	1						
Mike Stanley, R OBP: 0.356, SLG: 0.522 (1, 3)		F7							K	4	1	1	1	0	1	1						
Ed Sprague, R OBP: 0.312, SLG: 0.401 (1, 5)		K								3	0	0	0	0	1	0						
Mark Dalessandro, R OBP: 0.351, SLG: 0.583 (1, 2)										3	0	0	0	0	0	0						
Craig Grebeck, R OBP: 0.380, SLG: 0.430 (1, 4)										3	0	0	0	0	0	0						
Alex Gonzalez, R OBP: 0.275, SLG: 0.361 (1, 6)										3	0	1	0	0	1	0						
Woody Williams, R OBP: 0.333, SLG: 0.333 (1, 1)										3	0	1	0	0	0	1						
Inning Stats	R: 0 E: 0 K: 0 S: 5	H: 0 LOB: 0 BB: 0 P: 8	R: 0 E: 0 K: 1 S: 7	H: 0 LOB: 0 BB: 0 P: 9	R: 0 E: 0 K: 0 S: 17	H: 1 LOB: 1 BB: 0 P: 24	R: 1 E: 0 K: 0 S: 9	H: 2 LOB: 0 BB: 0 P: 17	R: 0 E: 0 K: 0 S: 7	H: 1 LOB: 1 BB: 0 P: 12	R: 0 E: 0 K: 1 S: 12	H: 1 LOB: 0 BB: 0 P: 17	R: 0 E: 0 K: 0 S: 5	H: 0 LOB: 0 BB: 0 P: 7	R: 0 E: 0 K: 1 S: 6	H: 0 LOB: 0 BB: 0 P: 6	R: 0 E: 0 K: 2 S: 9	H: 0 LOB: 1 BB: 0 P: 12	1B: 4 2B: 1 3B: 0 HR: 1	SF: 0 SAC: 0 DP: 1 HBP: 1	WP: 0 PB: 0 SB: 0 CS: 2	PA: 31
PITCHER Carlos Perez, L ERA: 3.61 (1, 1)	IP: 9.0 WLS: L BF: 31 H: 5 R: 1 ER: 1 SO: 5 BB: 0 IBB: 0 HBP: 1 BLK: 0 WP: 0 HR: 1 S: 77 P: 112 ERA: 1.00 WHIP: 0.556															PITCHER						

Toronto Blue Jays @ Montreal Expos
Olympic Stadium, Montreal, QB
Thu Jun 25 1998, 7:05 PM EDT
Att: 9,256 - Cloudy - 68 F

AB	30
R	1
H	5
RBI	1
BB	0
SO	5
LOB	6



Batter	1	2	3	4	5	6	7	8	9	AB	R	H	RBI	BB	SO	LOB	BOTTOM					
F.P. Santangelo, S OBP: 0.334, SLG: 0.319 (1, 4)	P8									4	0	1	0	0	0	2						
Chris Widger, R OBP: 0.288, SLG: 0.405 (1, 2)										4	0	1	0	0	0	2						
Vladimir Guerrero, R OBP: 0.341, SLG: 0.595 (1, 9)										4	0	0	0	0	0	1						
Brad Fullmer, L OBP: 0.338, SLG: 0.491 (1, 3)										4	0	2	0	0	0	1						
Rondell White, R OBP: 0.351, SLG: 0.507 (1, 8)										3	0	0	0	1	1	1						
Mark Grudzielanek, R OBP: 0.294, SLG: 0.322 (1, 6)										4	0	0	0	0	0	3						
Derrick May, L OBP: 0.186, SLG: 0.196 (1, 7)										4	0	0	0	0	1	2						
Shane Andrews, R OBP: 0.300, SLG: 0.427 (1, 5)										3	0	1	0	0	0	0						
Carlos Perez, L OBP: 0.211, SLG: 0.324 (1, 1)										3	0	0	0	0	1	1						
Inning Stats	R: 0 E: 0 K: 0 S: 5	H: 1 LOB: 1 BB: 0 P: 7	R: 0 E: 0 K: 1 S: 9	H: 0 LOB: 0 BB: 0 P: 13	R: 0 E: 0 K: 0 S: 8	H: 1 LOB: 1 BB: 0 P: 12	R: 0 E: 0 K: 0 S: 12	H: 1 LOB: 2 BB: 1 P: 20	R: 0 E: 0 K: 1 S: 9	H: 0 LOB: 1 BB: 0 P: 13	R: 0 E: 0 K: 1 S: 7	H: 1 LOB: 1 BB: 0 P: 10	R: 0 E: 0 K: 1 S: 9	H: 1 LOB: 1 BB: 0 P: 15	R: 0 E: 0 K: 0 S: 6	H: 0 LOB: 0 BB: 0 P: 10	R: 0 E: 0 K: 0 S: 7	H: 0 LOB: 0 BB: 0 P: 12	1B: 2 2B: 3 3B: 0 HR: 0	SF: 0 SAC: 0 DP: 0 HBP: 0	WP: 0 PB: 0 SB: 0 CS: 0	PA: 34
PITCHER Woody Williams, R ERA: 3.3 (1, 1)	IP: 9.0 WLS: W BF: 34 H: 5 R: 0 ER: 0 SO: 3 BB: 1 IBB: 0 HBP: 0 BLK: 0 WP: 0 HR: 0 S: 72 P: 112 ERA: 0.00 WHIP: 0.667															PITCHER						

Toronto Blue Jays @ Montreal Expos
Olympic Stadium, Montreal, QB
Thu Jun 25 1998, 7:05 PM EDT
Att: 9,256 - Cloudy - 68 F

AB	33
R	0
H	5
RBI	0
BB	1
SO	3
LOB	13



Batter	1	2	3	4	5	6	7	8	9	AB	R	H	RBI	BB	SO	LOB	TOP			
Brady Anderson, L OBP: 0.311, SLG: 0.411 (1, 8)	L8		K			K			G4-3	5	1	1	2	0	2	3	Baltimore Orioles @ Montreal Expos Olympic Stadium, Montreal, QB Fri Jun 26 1998, 7:05 PM EDT Att: 9,116 - Cloudy - 76 F			
Joe Carter, R OBP: 0.291, SLG: 0.440 (1, 9)	F7		1B			K			K	5	0	1	0	0	2	0				
Rafael Palmeiro, L OBP: 0.373, SLG: 0.562 (1, 3)	G4-3		L9			K			K	5	0	1	0	0	2	2				
Roberto Alomar, S OBP: 0.384, SLG: 0.446 (1, 4)		G3				G4-3			K	4	1	1	0	0	1	1				
B.J. Surhoff, L OBP: 0.337, SLG: 0.493 (1, 7)	F7					G4-3			F7	4	1	2	0	0	0	1				
Cal Ripken Jr., R OBP: 0.326, SLG: 0.379 (1, 5)						L6				3	0	1	0	1	0	3				
Lenny Webster, R OBP: 0.274, SLG: 0.395 (1, 2)						G4-3			F8	4	0	0	1	0	0	4				
Mike Bordick, R OBP: 0.324, SLG: 0.386 (1, 6)						K			F8	4	0	2	1	0	1	1				
Sidney Ponson, R OBP: 0.500, SLG: 0.500 (5, 1)						K			G4-3	2	1	1	0	0	1	1				
Doug Johns, R OBP: 1.000, SLG: 1.000 (6, PH)						K				0	0	0	0	0	0	0				
Rich Sanchez, R OBP: 0.321, SLG: 0.345 (6, 1)										1	0	0	0	0	0	1				
Terry Mathews, L OBP: 0.371, SLG: 0.327 (8, PH)										1	0	0	0	0	0	1				
Jeff Reboulet, R OBP: 0.310, SLG: 0.327 (8, 1)										1	0	0	0	0	0	1				
Norm Charlton, S OBP: 0.310, SLG: 0.327 (8, 1)										0	0	0	0	0	0	1				
Inning Stats	R: 0 E: 0 K: 0 S: 9	H: 0 LOB: 0 BB: 0 P: 15	R: 0 E: 0 K: 0 S: 8	H: 0 LOB: 1 BB: 1 P: 16	R: 0 E: 0 K: 2 S: 15	H: 2 LOB: 2 BB: 0 P: 23	R: 0 E: 0 K: 0 S: 9	H: 1 LOB: 1 BB: 0 P: 15	R: 2 E: 0 K: 3 S: 14	H: 2 LOB: 0 BB: 0 P: 21	R: 2 E: 1 K: 1 S: 17	H: 3 LOB: 2 BB: 0 P: 26	R: 0 E: 0 K: 1 S: 11	H: 1 LOB: 1 BB: 0 P: 19	R: 0 E: 0 K: 2 S: 8	H: 0 LOB: 0 BB: 0 P: 11	1B: 7 2B: 2 3B: 0 HR: 1	SF: 0 SAC: 0 DP: 0 HBP: 0	WP: 0 PB: 0 SB: 1 CS: 0	PA: 39
PITCHER	IP WLS BF H R ER SO BB IBB HBP BLK WP HR S P ERA WHIP																			
Dustin Hermanson, R ERA: 3.24 (1, 1)	5.0 W 23 7 4 4 5 1 0 0 0 0 0 1 61 99 7.20 1.600																			
Anthony Telford, R ERA: 3.72 (6, 1)	0.2 4 1 0 0 0 0 0 0 0 0 0 0 0 8 14 0.00 1.500																			
Steve Kline, L ERA: 2.64 (6, 1)	1.1 5 1 0 0 2 0 0 0 0 0 0 0 12 15 0.00 0.750																			
Miguel Batista, R ERA: 3.95 (8, 1)	1.0 4 1 0 0 0 0 0 0 0 0 0 0 11 19 0.00 1.000																			
Ugueth Urbina, R ERA: 1.47 (9, 1)	1.0 3 0 0 0 2 0 0 0 0 0 0 0 8 11 0.00 0.000																			

Batter	1	2	3	4	5	6	7	8	9	AB	R	H	RBI	BB	SO	LOB	BOTTOM			
Jose Vidro, S OBP: 0.327, SLG: 0.287 (1, 4)	F7								G4-3	3	0	0	1	2	0	2	Baltimore Orioles @ Montreal Expos Olympic Stadium, Montreal, QB Fri Jun 26 1998, 7:05 PM EDT Att: 9,116 - Cloudy - 76 F			
Ryan McGuire, L OBP: 0.336, SLG: 0.302 (8, 3)										0	0	0	0	0	0	0				
F.P. Santangelo, S OBP: 0.336, SLG: 0.321 (1, 7)	G6-3									4	0	1	2	1	0	3				
Vladimir Guerrero, R OBP: 0.345, SLG: 0.512 (1, 9)										4	2	2	0	1	0	2				
Brad Fullmer, L OBP: 0.339, SLG: 0.491 (1, 3)										4	1	1	0	1	1	5				
Miguel Batista, R OBP: 0.336, SLG: 0.302 (8, 1)										0	0	0	0	0	0	0				
Ugueth Urbina, R OBP: 0.336, SLG: 0.302 (9, 1)										0	0	0	0	0	0	0				
Rondell White, R OBP: 0.358, SLG: 0.523 (1, 8)										5	3	4	4	0	0	0				
Mark Grudzielanek, R OBP: 0.298, SLG: 0.330 (1, 6)										5	1	3	0	0	0	3				
Chris Widger, R OBP: 0.282, SLG: 0.397 (1, 2)										5	1	0	1	0	1	7				
Shane Andrews, R OBP: 0.302, SLG: 0.424 (1, 5)										4	0	1	0	1	2	5				
Dustin Hermanson, R ERA: 6.67 (1, 1)										1	1	0	1	2	0	0				
Anthony Telford, R ERA: 4.85 (6, 1)										0	0	0	0	0	0	0				
Steve Kline, S ERA: 6.27 (6, 1)										1	0	0	0	0	0	2				
Orlando Cabrera, R OBP: 0.500, SLG: 1.000 (8, 4)										0	0	0	0	0	0	0				
Inning Stats	R: 3 E: 0 K: 0 S: 19	H: 3 LOB: 1 BB: 1 P: 30	R: 0 E: 0 K: 0 S: 5	H: 1 LOB: 1 BB: 1 P: 10	R: 2 E: 0 K: 2 S: 14	H: 3 LOB: 1 BB: 0 P: 17	R: 0 E: 0 K: 0 S: 7	H: 0 LOB: 1 BB: 1 P: 14	R: 4 E: 0 K: 1 S: 19	H: 3 LOB: 3 BB: 3 P: 35	R: 0 E: 0 K: 0 S: 7	H: 1 LOB: 2 BB: 1 P: 16	R: 0 E: 0 K: 0 S: 8	H: 0 LOB: 1 BB: 1 P: 14	R: 0 E: 0 K: 1 S: 8	H: 1 LOB: 1 BB: 0 P: 12	1B: 7 2B: 3 3B: 1 HR: 1	SF: 0 SAC: 0 DP: 1 HBP: 0	WP: 0 PB: 0 SB: 1 CS: 0	PA: 44
PITCHER	IP WLS BF H R ER SO BB IBB HBP BLK WP HR S P ERA WHIP																			
Sidney Ponson, R ERA: 6.67 (1, 1)	4.2 L 28 9 9 9 3 5 0 1 0 0 0 0 0 3 8 0.00 3.000																			
Doug Johns, L ERA: 4.85 (5, 1)	0.1 3 1 0 0 0 0 0 1 0 0 0 0 0 3 8 0.00 3.000																			
Terry Mathews, R ERA: 6.27 (6, 1)	2.0 9 1 0 0 0 1 1 0 0 0 0 0 15 30 0.00 1.000																			
Norm Charlton, L ERA: 7.63 (8, 1)	1.0 4 1 0 0 1 0 0 0 0 0 0 0 8 12 0.00 1.000																			

Batter	1	2	3	4	5	6	7	8	9	AB	R	H	RBI	BB	SO	LOB	TOP								
Brady Anderson, L (1, 8) OBP: 0.307, SLG: 0.404										4	0	0	0	0	2	2	Baltimore Orioles @ Montreal Expos Olympic Stadium, Montreal, QB Sat Jun 27 1998, 7:05 PM EDT Att: 11,556 - Unknown - 72 F								
Rich Becker, L (1, 9) OBP: 0.321, SLG: 0.339										2	0	0	0	1	0	1									
Joe Carter, R (8, PH) OBP: 0.294, SLG: 0.442										1	0	1	0	0	0	0									
Rafael Palmeiro, L (1, 3) OBP: 0.374, SLG: 0.562										4	0	2	0	0	0	2									
Roberto Alomar, S (1, 4) OBP: 0.380, SLG: 0.440										4	0	0	0	0	1	5									
Alan Mills, R (8, 1)										0	0	0	0	0	0	0									
B.J. Surhoff, L (1, 7) OBP: 0.332, SLG: 0.486										4	0	0	0	0	0	0									
Cal Ripken Jr., R (1, 5) OBP: 0.325, SLG: 0.375										3	0	0	0	1	0	0									
23 Chris Hoiles, R (1, 2) OBP: 0.318, SLG: 0.374										3	1	2	1	0	0	0									
Harold Baines, L (8, PH) OBP: 0.386, SLG: 0.476										1	0	0	0	0	1	1									
Mike Bordick, R (1, 6) OBP: 0.318, SLG: 0.379										4	0	0	0	0	1	2									
35 Mike Mussina, L (1, 1) OBP: 0.387, SLG: 0.340										2	0	0	0	0	1	0									
Jeff Reboulet, R (8, PH) OBP: 0.387, SLG: 0.340										1	0	1	0	0	0	0									
Inning Stats	R: 0 E: 0 K: 1 S: 8	H: 1 LOB: 1 BB: 0 P: 14	R: 1 E: 0 K: 0 S: 7	H: 1 LOB: 0 BB: 0 P: 12	R: 0 E: 0 K: 1 S: 12	H: 1 LOB: 2 BB: 1 P: 23	R: 0 E: 0 K: 1 S: 13	H: 1 LOB: 1 BB: 0 P: 18	R: 0 E: 0 K: 0 S: 6	H: 0 LOB: 0 BB: 0 P: 10	R: 0 E: 0 K: 0 S: 8	H: 0 LOB: 0 BB: 0 P: 13	R: 0 E: 0 K: 0 S: 7	H: 0 LOB: 0 BB: 0 P: 11	R: 0 E: 0 K: 1 S: 15	H: 2 LOB: 2 BB: 0 P: 22	R: 0 E: 0 K: 1 S: 8	H: 0 LOB: 1 BB: 1 P: 18	1B: 5 2B: 0 3B: 0 HR: 1	SF: 0 SAC: 0 DP: 1 HBP: 0	WP: 0 PB: 0 SB: 1 CS: 0	PA: 35			
PITCHER	IP	WLS	BF	H	R	ER	SO	BB	IBB	HBP	BLK	WP	HR	S	P	ERA	WHIP								
Carl Pavano, R (1, 1) ERA: 3.89	7.0	W	26	4	1	1	4	1	0	0	0	0	1	61	101	1.29	0.714								
Steve Kline, L (8, 1) ERA: 2.51	0.1		2	1	0	0	1	0	0	0	0	0	0	9	12	0.00	3.000								
Miguel Batista, R (8, 1) ERA: 3.95	0.0		1	1	0	0	0	0	0	0	0	0	0	4	5	∞	∞								
Rick DeHart, L (8, 1) ERA: 4.91	0.2		2	0	0	0	0	0	0	0	0	0	0	2	5	0.00	0.000								
Ugueth Urbina, R (9, 1) ERA: 1.43	1.0	S	4	0	0	0	1	1	0	0	0	0	0	8	18	0.00	1.000								

Batter	1	2	3	4	5	6	7	8	9	AB	R	H	RBI	BB	SO	LOB	BOTTOM								
Jose Vidro, S (1, 4) OBP: 0.330, SLG: 0.298										4	0	2	2	0	2	0	Baltimore Orioles @ Montreal Expos Olympic Stadium, Montreal, QB Sat Jun 27 1998, 7:05 PM EDT Att: 11,556 - Unknown - 72 F								
Steve Kline, S (8, 1)										0	0	0	0	0	0	0									
Miguel Batista, R (8, 1)										0	0	0	0	0	0	0									
Rick DeHart, L (8, 1)										0	0	0	0	0	0	0									
Ryan McGuire, L (8, 3) OBP: 0.336, SLG: 0.302										0	0	0	0	0	0	0									
F.P. Santangelo, S (1, 7) OBP: 0.341, SLG: 0.323										2	0	1	0	2	0	2									
Vladimir Guerrero, R (1, 9) OBP: 0.341, SLG: 0.595										4	0	0	0	0	1	4									
Brad Fullmer, L (1, 3) OBP: 0.338, SLG: 0.485										3	0	0	0	1	0	3									
Ugueth Urbina, R (9, 1)										0	0	0	0	0	0	0									
Rondell White, R (1, 8) OBP: 0.360, SLG: 0.526										4	0	2	0	0	0	0									
Mark Grudzielanek, R (1, 6) OBP: 0.295, SLG: 0.326										4	0	0	0	0	0	2									
Chris Widger, R (1, 2) OBP: 0.286, SLG: 0.398										4	1	2	0	0	1	3									
Shane Andrews, R (1, 5) OBP: 0.308, SLG: 0.429										2	1	2	0	0	0	0									
Carl Pavano, R (1, 1) OBP: 0.091, SLG: 0.091										1	0	0	0	0	1	2									
Scott Livingstone, L (7, PH) OBP: 0.231, SLG: 0.237										1	0	1	1	0	0	0									
Orlando Cabrera, R (7, PH) OBP: 0.500, SLG: 1.000										0	1	0	0	0	0	0									
Inning Stats	R: 0 E: 0 K: 1 S: 11	H: 1 LOB: 1 BB: 0 P: 14	R: 0 E: 0 K: 0 S: 6	H: 1 LOB: 0 BB: 0 P: 8	R: 1 E: 0 K: 1 S: 13	H: 2 LOB: 2 BB: 1 P: 21	R: 0 E: 0 K: 1 S: 11	H: 2 LOB: 2 BB: 0 P: 13	R: 0 E: 0 K: 0 S: 6	H: 0 LOB: 0 BB: 0 P: 9	R: 2 E: 0 K: 0 S: 7	H: 3 LOB: 1 BB: 0 P: 10	R: 0 E: 1 K: 1 S: 14	H: 1 LOB: 2 BB: 1 P: 23	1B: 7 2B: 3 3B: 0 HR: 0	SF: 0 SAC: 2 DP: 2 HBP: 0	WP: 2 PB: 0 SB: 0 CS: 2	PA: 35							
PITCHER	IP	WLS	BF	H	R	ER	SO	BB	IBB	HBP	BLK	WP	HR	S	P	ERA	WHIP								
35 Mike Mussina, R (1, 1) ERA: 3.73	7.0	L	29	9	3	3	4	2	0	0	0	0	0	61	91	3.86	1.571								
Alan Mills, R (8, 1) ERA: 3.95	1.0		5	1	0	0	1	1	0	0	0	0	0	14	23	0.00	2.000								

AB 33
R 1
H 6
RBI 1
BB 2
SO 6
LOB 13



AB 29
R 3
H 10
RBI 3
BB 3
SO 5
LOB 16



Batter	1	2	3	4	5	6	7	8	9	AB	R	H	RBI	BB	SO	LOB	TOP					
Brady Anderson, L OBP: 0.305, SLG: 0.403										5	0	1	0	0	2	3	Baltimore Orioles @ Montreal Expos Olympic Stadium, Montreal, QB Sun Jun 28 1998, 3:33 AM EDT Att: 16,145 - Sunny - 78 F					
Rich Becker, L OBP: 0.321, SLG: 0.339										3	1	1	0	0	2	1						
Joe Carter, R OBP: 0.293, SLG: 0.440										1	0	0	0	0	0	0						
Rafael Palmeiro, L OBP: 0.378, SLG: 0.572										3	1	2	2	1	0	0						
Roberto Alomar, S OBP: 0.375, SLG: 0.435										4	0	0	0	0	1	3						
B.J. Surhoff, L OBP: 0.331, SLG: 0.483										4	1	1	0	0	0	1						
Cal Ripken Jr., R OBP: 0.330, SLG: 0.376										2	1	1	0	1	0	0						
23 Chris Hoiles, R OBP: 0.317, SLG: 0.366										3	0	0	0	1	1	2						
Mike Bordick, R OBP: 0.321, SLG: 0.379										3	0	1	1	0	0	2						
Doug Drabek, R Terry Mathews, L Harold Baines, L Norm Charlton, L Lenny Webster, R Alan Mills, R Armando Benitez, R Jeff Reboletz, R										1	0	0	0	0	1	1						
Inning Stats	R: 0 E: 0 K: 2 S: 10	H: 0 LOB: 0 BB: 0 P: 17	R: 0 E: 0 K: 0 S: 7	H: 0 LOB: 0 BB: 0 P: 10	R: 0 E: 0 K: 2 S: 9	H: 1 LOB: 0 BB: 0 P: 10	R: 0 E: 0 K: 1 S: 10	H: 1 LOB: 1 BB: 1 P: 18	R: 2 E: 0 K: 0 S: 16	H: 2 LOB: 1 BB: 1 P: 25	R: 2 E: 0 K: 1 S: 13	H: 2 LOB: 0 BB: 0 P: 23	R: 0 E: 0 K: 1 S: 7	H: 0 LOB: 0 BB: 0 P: 9	R: 0 E: 0 K: 1 S: 10	H: 1 LOB: 1 BB: 0 P: 13	R: 0 E: 0 K: 1 S: 11	H: 0 LOB: 2 BB: 0 P: 21	1B: 5 2B: 1 3B: 0 HR: 1	SF: 1 SAC: 0 DP: 1 HBP: 2	WP: 0 PB: 0 SB: 0 CS: 1	PA: 37
PITCHER	IP	WLS	BF	H	R	ER	SO	BB	IBB	HBP	BLK	WP	HR	S	P	ERA	WHIP					
Javier Vazquez, R ERA: 5.72	5.0	W	21	6	4	4	5	2	0	0	0	0	1	56	86	7.20	1.600					
Rick DeHart, L ERA: 4.74	0.2		3	0	0	0	0	1	0	0	0	0	0	7	15	0.00	1.500					
Anthony Telford, R ERA: 3.61	1.1		4	0	0	0	1	0	0	0	0	0	0	9	11	0.00	0.000					
Steve Kline, L ERA: 2.53	1.0		4	1	0	0	1	0	0	0	0	0	0	10	13	0.00	1.000					
Miguel Batista, R ERA: 3.93	0.1		3	0	0	0	0	0	0	2	0	0	0	4	8	0.00	0.000					

AB	31
R	4
H	7
RBI	4
BB	3
SO	8
LOB	15



Batter	1	2	3	4	5	6	7	8	9	AB	R	H	RBI	BB	SO	LOB	BOTTOM				
Jose Vidro, S OBP: 0.337, SLG: 0.299										3	1	1	0	2	0	2	Baltimore Orioles @ Montreal Expos Olympic Stadium, Montreal, QB Sun Jun 28 1998, 3:33 AM EDT Att: 16,145 - Sunny - 78 F				
Orlando Cabrera, R OBP: 0.500, SLG: 1.000										0	1	0	0	0	0	0					
FP Santangelo, S OBP: 0.340, SLG: 0.319										3	1	0	0	1	1	2					
Vladimir Guerrero, R OBP: 0.345, SLG: 0.519										5	3	3	3	0	0	2					
Brad Fullmer, L OBP: 0.342, SLG: 0.491										5	0	3	1	0	0	2					
Ryan McGuire, L OBP: 0.336, SLG: 0.302										0	0	0	0	0	0	0					
Rondell White, R OBP: 0.364, SLG: 0.527										5	1	3	2	0	0	3					
Mark Cudjipianek, R OBP: 0.302, SLG: 0.327										2	1	1	0	1	1	1					
Chris Widger, R OBP: 0.280, SLG: 0.390										5	0	0	0	0	1	9					
Shane Andrews, R OBP: 0.307, SLG: 0.423										3	0	0	1	1	1	2					
Javier Vazquez, R ERA: 5.72 Rick DeHart, L Anthony Telford, R Scott Livingstone, L Steve Kline, L Miguel Batista, R Ugueth Urbina, R										3	0	0	1	0	1	2					
Inning Stats	R: 2 E: 0 K: 0 S: 12	H: 4 LOB: 2 BB: 0 P: 18	R: 0 E: 0 K: 2 S: 11	H: 0 LOB: 1 BB: 1 P: 18	R: 3 E: 0 K: 0 S: 13	H: 3 LOB: 2 BB: 1 P: 23	R: 1 E: 0 K: 1 S: 13	H: 1 LOB: 1 BB: 1 P: 25	R: 0 E: 0 K: 0 S: 8	H: 0 LOB: 0 BB: 0 P: 14	R: 0 E: 0 K: 1 S: 7	H: 1 LOB: 1 BB: 0 P: 10	R: 0 E: 0 K: 1 S: 10	H: 1 LOB: 2 BB: 0 P: 15	R: 2 E: 0 K: 1 S: 12	H: 1 LOB: 2 BB: 2 P: 22	1B: 8 2B: 2 3B: 0 HR: 1	SF: 0 SAC: 1 DP: 0 HBP: 2	WP: 0 PB: 0 SB: 1 CS: 0	PA: 43	
PITCHER	IP	WLS	BF	H	R	ER	SO	BB	IBB	HBP	BLK	WP	HR	S	P	ERA	WHIP				
Doug Drabek, R ERA: 7.12	2.1	L	17	7	5	5	2	2	0	1	0	0	0	17	31	5.40	1.200				
Terry Mathews, R ERA: 6.2	1.2		7	1	1	1	1	1	0	0	0	0	0	15	24	0.00	0.500				
Norm Charlton, L ERA: 7.16	2.0		7	1	0	0	1	0	0	0	0	0	0	6	8	0.00	3.000				
Alan Mills, R ERA: 3.82	0.1		3	1	0	0	0	0	0	1	0	0	0	6	8	0.00	3.000				
Armando Benitez, R ERA: 4.5	1.2		9	1	2	2	2	1	1	0	0	0	0	16	29	10.80	1.200				



Batter	1	2	3	4	5	6	7	8	9	AB	R	H	RBI	BB	SO	LOB	TOP		
F.P. Santangelo, S OBP: 0.342, SLG: 0.317 (1, 7)	1-1 B1-3		1-2 G1-3		2-2 HBP		1-2 HBP			2	0	0	0	0	0	0	Montreal Expos @ Boston Red Sox Fenway Park, Boston, MA Tue Jun 30 1998, 7:05 PM EDT Att: 27,704 - Cloudy - 71 F		
Orlando Cabrera, R OBP: 0.600, SLG: 0.800 Jose Vidro, S OBP: 0.335, SLG: 0.297 (7, PH) (7, 4)	0-1 HR		1-1 FC4-6		0-0 P6		0-0 L8			3	1	2	0	0	0	2			
Vladimir Guerrero, R OBP: 0.343, SLG: 0.522 (1, 9)	0-1 F9		2-0 FC4-6			1-1 F8		2-0 G6-3		4	1	1	0	0	0	2			
Rondell White, R OBP: 0.363, SLG: 0.534 (1, 8)	0-0 HR			1-0 F7		1-1 F8		1-1 G6-3		4	1	1	3	0	0	0			
Mark Grudzielanek, R OBP: 0.299, SLG: 0.323 (1, 6)	1-3 K			1-2 G6-3		1-0 F7		1-2 G3		4	0	0	0	0	1	0			
Brad Fullmer, L OBP: 0.338, SLG: 0.484 (1, 3)		3-3 K		3-2 F8			2-1 G4-3		1-3 K	4	0	0	0	0	2	0			
Chris Widger, R OBP: 0.280, SLG: 0.386 (1, 2)		1-1 P3			1-0 G5-3		4-2 F8 BLK		0-2 P4	3	1	0	0	1	0	0			
Derrick May, L OBP: 0.175, SLG: 0.183 (1, 10)		2-3 K			3-2 G3		1-1 F8		2-2 G4-3	4	0	0	0	0	1	1			
Shane Andrews, R OBP: 0.310, SLG: 0.424 (1, 5)			0-0 F7		1-1 HBP		1-0 HBP		1-1 P3	4	0	2	1	0	0	0			
Inning Stats	R: 2 H: 2 E: 0 K: 1 S: 11	W: 2 LOB: 0 BB: 0 P: 13	R: 0 H: 0 E: 0 K: 2 S: 9	LOB: 0 BB: 0 P: 15	R: 0 H: 1 E: 0 K: 0 S: 7	LOB: 1 BB: 0 P: 11	R: 0 H: 0 E: 0 K: 0 S: 7	LOB: 0 BB: 0 P: 12	R: 0 H: 1 E: 0 K: 0 S: 11	LOB: 2 BB: 0 P: 18	R: 0 H: 0 E: 0 K: 0 S: 5	LOB: 0 BB: 0 P: 8	R: 1 H: 1 E: 0 K: 1 S: 10	LOB: 0 BB: 0 P: 15	R: 0 H: 0 E: 0 K: 0 S: 8	LOB: 0 BB: 0 P: 11	1B: 4 2B: 0 3B: 1 HR: 1	SF: 0 SAC: 0 DP: 0 HBP: 2	WP: 0 PA: 36 PB: 0 SB: 0 CS: 0
PITCHER	IP	WLS	BF	H	R	ER	SO	BB	IBB	HBP	BLK	WP	HR	S	P	ERA	WHIP		
Steve Avery, L ERA: 5.05	6.0	W	23	4	2	2	3	0	0	1	0	0	1	50	77	3.00	0.667		
Rich Garces, R ERA: 2.52	1.0		6	1	1	1	0	1	0	1	1	0	0	11	20	9.00	2.000		
Jim Corsi, R ERA: 2.59	1.0		4	1	1	1	1	0	0	0	0	0	0	10	15	9.00	1.000		
Tom Gordon, R ERA: 2.68	1.0	S	3	0	0	0	0	0	0	0	0	0	0	8	11	0.00	0.000		

Batter	1	2	3	4	5	6	7	8	9	AB	R	H	RBI	BB	SO	LOB	BOTTOM		
Darren Lewis, R OBP: 0.369, SLG: 0.360 (1, 9)	1-2 F9	0-2 FC6-4		0-1 CI		0-1 FC6-5		0-0 G4-3		4	1	1	0	0	0	3	Montreal Expos @ Boston Red Sox Fenway Park, Boston, MA Tue Jun 30 1998, 7:05 PM EDT Att: 27,704 - Cloudy - 71 F		
John Valentin, R OBP: 0.339, SLG: 0.434 (1, 5)	2-2 E7	0-0 FC4-6		3-2 2B		4-1 FC6-5		0-0 P4		4	3	2	1	1	0	1			
Nomar Garciaparra, R OBP: 0.354, SLG: 0.534 (1, 6)	0-0 FC4-6	0-1 F9		0-0 P3		1-1 FC6-5		2-0 E6		5	1	1	0	0	0	6			
Damon Buford, R OBP: 0.344, SLG: 0.509 (1, 8)	4-1 FC4-6		0-0 G3	0-1 WP	0-1 HBP	2-1 E		4-2 2B		3	0	3	3	2	0	0			
Troy O'Leary, L OBP: 0.327, SLG: 0.521 (1, 7)	1-0 FC4-6		3-2 G3	1-3 HBP	2-2 F9	0-1 E4		2-0 2B		5	0	1	2	0	0	6			
Billy Ashley, R OBP: 0.125, SLG: 0.250 Midre Cummings, L OBP: 0.333, SLG: 0.469 (8, PH) (1, 10)	3-3 K		0-3 K		0-3 K	2-3 K		1-0 G5-3		4	0	0	0	0	4	6			
18 Reggie Jefferson, S OBP: 0.369, SLG: 0.553 (1, 3)		0-0 1B	3-3 K		4-2 BB	0-1 L7		4-0 IBB		3	1	1	0	2	1	4			
Mike Benjamin, R OBP: 0.326, SLG: 0.370 (1, 4)		3-2 P3		0-1 F7	0-0 F9		0-0 SH1-4	2-3 K		5	0	1	0	0	1	5			
Jason Varitek, S OBP: 0.307, SLG: 0.360 (1, 2)		1-2 FC6-4		2-2 HR	1-0 G5-3		0-0 SH1-4	2-1 F8		4	1	2	1	0	0	4			
Inning Stats	R: 1 H: 1 E: 1 K: 1 S: 16	H: 3 LOB: 2 BB: 0 P: 17	R: 0 H: 1 E: 0 K: 2 S: 13	LOB: 1 BB: 0 P: 19	R: 3 H: 3 E: 1 K: 0 S: 20	LOB: 1 BB: 0 P: 27	R: 0 H: 0 E: 0 K: 1 S: 7	LOB: 1 BB: 1 P: 12	R: 1 H: 2 E: 1 K: 1 S: 14	LOB: 3 BB: 1 P: 23	R: 0 H: 1 E: 0 K: 0 S: 4	LOB: 0 BB: 0 P: 4	R: 1 H: 1 E: 1 K: 1 S: 10	LOB: 3 BB: 2 P: 27	1B: 7 2B: 4 3B: 0 HR: 1	SF: 0 SAC: 1 DP: 0 HBP: 0	WP: 1 PA: 45 PB: 0 SB: 0 CS: 0		
PITCHER	IP	WLS	BF	H	R	ER	SO	BB	IBB	HBP	BLK	WP	HR	S	P	ERA	WHIP		
Carlos Perez, L ERA: 3.75	5.0	L	29	9	6	4	4	3	0	0	0	0	0	9	109	7.20	2.400		
Shayne Bennett, R ERA: 5.96	0.2		4	1	0	0	1	0	0	0	0	0	0	9	14	0.00	1.500		
Rick DeHart, L ERA: 4.43	1.1		8	2	1	0	0	1	0	0	0	0	0	10	18	0.00	2.250		
Miguel Batista, R ERA: 3.88	1.0		4	0	0	0	1	0	0	0	0	0	0	6	15	0.00	0.000		

Batter	1	2	3	4	5	6	7	8	9	AB	R	H	RBI	BB	SO	LOB	TOP								
Jose Vidro, S OBP: 0.329, SLG: 0.291	G3-1			P6		G4-3			F8	4	0	0	0	0	0	0									
F.P. Santangelo, S OBP: 0.344, SLG: 0.323	F8			G6-4-3 1B			P5		1B 2B	4	0	2	0	0	0	0									
Da Rond Stovall, S OBP: 0.309, SLG: 0.403				G6-4-3 1-2			E6 F9 1B		FC6-4 1B	4	0	2	0	0	0	1									
Vladimir Guerrero, R OBP: 0.345, SLG: 0.522	G5-3									4	0	2	0	0	0	1									
Brad Fuller, L OBP: 0.333, SLG: 0.477		K			F8		F9 2-3		P4	4	0	0	0	0	1	4									
Rondell White, R OBP: 0.358, SLG: 0.526	F9				K		G5-3		FC6-4 1-2	4	0	0	0	0	1	4									
Mark Czudzielanek, R OBP: 0.299, SLG: 0.320					G5-3				F8	3	0	0	0	0	1	0									
Derrick May, L OBP: 0.182, SLG: 0.190				F9			P4		FC6-4 1B	3	0	1	0	0	0	0									
Shane Andrews, R OBP: 0.310, SLG: 0.436				K			P4 HR		P4	3	1	1	1	0	1	1									
Chris Widger, R OBP: 0.277, SLG: 0.381				G6-3			K		FC6-4 1-2	3	0	0	0	0	1	1									
Inning Stats	R: 0 E: 0 K: 0 S: 8	H: 0 LOB: 0 BB: 0 P: 14	R: 0 E: 0 K: 2 S: 11	H: 0 LOB: 0 BB: 0 P: 14	R: 0 E: 0 K: 1 S: 11	H: 0 LOB: 0 BB: 0 P: 16	R: 0 E: 0 K: 0 S: 3	H: 1 LOB: 0 BB: 0 P: 3	R: 0 E: 0 K: 1 S: 10	H: 0 LOB: 0 BB: 0 P: 14	R: 1 E: 0 K: 1 S: 11	H: 1 LOB: 0 BB: 0 P: 17	R: 0 E: 1 K: 0 S: 8	H: 1 LOB: 1 BB: 0 P: 11	R: 0 E: 0 K: 0 S: 7	H: 1 LOB: 3 BB: 0 P: 8	R: 0 E: 0 K: 0 S: 10	H: 2 LOB: 3 BB: 0 P: 17	1B: 4 2B: 1 3B: 0 HR: 1	SF: 0 SAC: 0 DP: 1 HBP: 0	WP: 0 PB: 0 SB: 0 CS: 0	PA: 32			
PITCHER	IP	WLS	BF	H	R	ER	SO	BB	IBB	HBP	BLK	WP	HR	S	P	ERA	WHIP								
Bret Saberhagen, R ERA: 4.78	7.0	W	23	3	1	1	5	0	0	0	0	0	1	62	89	1.29	0.429								
Dario Veras, R ERA:	2.0		9	3	0	0	0	0	0	0	0	0	0	17	25	0.00	1.500								

Montreal Expos @ Boston Red Sox
Fenway Park, Boston, MA
Wed Jul 01 1998, 7:05 PM EDT
Att: 24,923 - Cloudy - 65 F

livebaseballscorecards.com




AB	32
R	1
H	6
RBI	1
BB	0
SO	5
LOB	11

Batter	1	2	3	4	5	6	7	8	9	AB	R	H	RBI	BB	SO	LOB	BOTTOM								
Darren Lewis, R OBP: 0.372, SLG: 0.362	PB 1B BB	E5 1-H 1B		F7		FC4-6 1B		K		4	1	2	0	1	1	1									
18 Reggie Jefferson, S OBP: 0.395, SLG: 0.506	1B PB 1B	G3			WP 2B	L7		2B		5	1	3	0	0	0	2									
Nomar Garciaparra, R OBP: 0.354, SLG: 0.532	FC1-6 1-3 2-H 1B		G6-3 1B		P6	FC4-6 1-2		L8		5	0	2	1	0	0	3									
Midre Cummings, L OBP: 0.339, SLG: 0.453	FC1-6 1-2 1-2		G6-3 1B		2B 1B BB	K2-4-6		K		4	1	1	0	1	2	4									
Troy O'Leary, L OBP: 0.326, SLG: 0.517	K		G6-3		K			2B SF7 1B		4	1	1	0	0	2	6									
John Valentin, R OBP: 0.341, SLG: 0.442	P3		G5-3		1B 2B			WP 2B		4	1	2	1	0	0	3									
Scott Hatteberg, L OBP: 0.357, SLG: 0.474		K		G3-1 SH3 BB		1B IBB		SF7		1	0	0	1	2	1	0									
Mike Benjamin, R OBP: 0.326, SLG: 0.369		K		SH3		1-3 2-H 3-H 1B		K		3	0	1	2	0	2	1									
Darren Bragg, L OBP: 0.358, SLG: 0.438		1B E BB		G3-1		F7		K		3	1	0	0	1	1	4									
Inning Stats	R: 1 E: 0 K: 1 S: 21	H: 2 LOB: 2 BB: 1 P: 30	R: 1 E: 1 K: 2 S: 11	H: 1 LOB: 1 BB: 1 P: 20	R: 0 E: 0 K: 0 S: 10	H: 2 LOB: 1 BB: 0 P: 13	R: 0 E: 0 K: 0 S: 7	H: 0 LOB: 1 BB: 1 P: 15	R: 3 E: 0 K: 1 S: 13	H: 3 LOB: 2 BB: 2 P: 27	R: 0 E: 0 K: 1 S: 9	H: 1 LOB: 1 BB: 0 P: 11	R: 1 E: 0 K: 2 S: 13	H: 2 LOB: 1 BB: 0 P: 20	R: 0 E: 0 K: 2 S: 14	H: 1 LOB: 1 BB: 0 P: 18	1B: 8 2B: 4 3B: 0 HR: 0	SF: 1 SAC: 1 DP: 1 HBP: 0	WP: 2 PB: 1 SB: 1 CS: 0	PA: 40					
PITCHER	IP	WLS	BF	H	R	ER	SO	BB	IBB	HBP	BLK	WP	HR	S	P	ERA	WHIP								
Dustin Hermanson, R ERA: 3.38	4.2	L	26	8	5	3	4	4	1	0	0	0	0	60	101	5.79	2.571								
Shayne Bennett, R ERA: 5.79	1.1		5	1	0	0	1	0	0	0	0	0	0	11	15	0.00	0.750								
Steve Kline, L ERA: 2.73	1.0		5	2	1	1	2	0	0	0	0	1	0	13	20	9.00	2.000								
Anthony Telford, R ERA: 3.54	1.0		4	1	0	0	2	0	0	0	0	0	0	14	18	0.00	1.000								

Montreal Expos @ Boston Red Sox
Fenway Park, Boston, MA
Wed Jul 01 1998, 7:05 PM EDT
Att: 24,923 - Cloudy - 65 F

livebaseballscorecards.com



AB	33
R	6
H	12
RBI	5
BB	5
SO	9
LOB	24

Batter	1	2	3	4	5	6	7	8	9	AB	R	H	RBI	BB	SO	LOB	TOP								
F.P. Santangelo, S OBP: 0.341, SLG: 0.320 Ryan McGuire, L OBP: 0.333, SLG: 0.299	0-3 K			0-0 G4-3		0-1 G3			0-0 F8	3	0	0	0	0	1	1									
Orlando Cabrera, R OBP: 0.333, SLG: 0.444	1-3 K			2-2 G6-3		0-1 G5-3			3-2 G3	4	0	0	0	0	1	1									
Vladimir Guerrero, R OBP: 0.343, SLG: 0.519 Derrick May, L OBP: 0.176, SLG: 0.185	2-1 L4			0-1 F8					0-0 F8	2	0	0	0	0	0	0									
Rondell White, R OBP: 0.356, SLG: 0.523 Da Rond Stovall, S OBP: 0.304, SLG: 0.397		0-2 F8			0-1 F9				0-0 F9	2	0	0	0	0	0	0									
Brad Fullmer, L OBP: 0.333, SLG: 0.476		0-0 G3			0-2 1B				0-1 L8	3	0	1	0	0	0	0									
Scott Livingstone, L OBP: 0.217, SLG: 0.222		0-0 F8			2-3 K				0-0 G5-3	3	0	0	0	0	1	1									
Mark Grudzielanek, R OBP: 0.294, SLG: 0.316 Jose Vidro, S OBP: 0.327, SLG: 0.289			0-1 F9		0-3 K				1-3 K	2	0	0	0	0	1	1									
Shane Andrews, R OBP: 0.314, SLG: 0.443			1-0 F8			3-2 G3			1-0 1B	3	0	2	0	0	0	0									
Chris Widger, R OBP: 0.274, SLG: 0.377 Mike Hubbard, R OBP: 0.171, SLG: 0.250			3-2 P5			0-3 K			0-0 F8	3	0	0	0	0	1	2									
Inning Stats	R: 0 E: 0 K: 2 S: 8	H: 0 LOB: 0 BB: 0 P: 11	R: 0 E: 0 K: 0 S: 5	H: 0 LOB: 0 BB: 0 P: 5	R: 0 E: 0 K: 0 S: 8	H: 0 LOB: 0 BB: 0 P: 12	R: 0 E: 0 K: 0 S: 7	H: 0 LOB: 0 BB: 0 P: 9	R: 0 E: 0 K: 2 S: 12	H: 1 LOB: 1 BB: 0 P: 14	R: 0 E: 0 K: 1 S: 13	H: 1 LOB: 1 BB: 0 P: 16	R: 0 E: 0 K: 0 S: 6	H: 0 LOB: 0 BB: 0 P: 6	R: 0 E: 0 K: 1 S: 6	H: 1 LOB: 1 BB: 0 P: 8	R: 0 E: 0 K: 0 S: 5	H: 0 LOB: 0 BB: 0 P: 8	1B: 2 2B: 1 3B: 0 HR: 0	SF: 0 SAC: 0 DP: 0 HBP: 0	WP: 0 PB: 0 SB: 0 CS: 0	PA: 30			
PITCHER	IP	WLS	BF	H	R	ER	SO	BB	IBB	HBP	BLK	WP	HR	S	P	ERA	WHIP								
Pedro Martinez, R ERA: 2.87	6.0	W	20	2	0	0	5	0	0	0	0	0	0	53	67	0.00	0.333								
John Wasdin, R ERA: 5.68	2.0		7	1	0	0	1	0	0	0	0	0	0	12	14	0.00	0.500								
Carlos Reyes, R ERA: 3.13	1.0		3	0	0	0	0	0	0	0	0	0	0	5	8	0.00	0.000								

Montreal Expos @ Boston Red Sox
Fenway Park, Boston, MA
Thu Jul 02 1998, 7:05 PM EDT
Att: 32,637 - Unknown - 84 F

AB	30
R	0
H	3
RBI	0
BB	0
SO	6
LOB	6



Batter	1	2	3	4	5	6	7	8	9	AB	R	H	RBI	BB	SO	LOB	BOTTOM								
Darren Lewis, R OBP: 0.378, SLG: 0.368	3-2 HR	1-1 18 2B		1-0 G1-6-3	1-2 1B	1-0 18 G4-3		0-2 G1-3		6	2	4	3	0	0	2									
18 Reggie Jefferson, S OBP: 0.398, SLG: 0.558	0-3 K	2-2 1B		0-0 G3-1	2-2 F8	0-0 G4-3		3-2 G4-3		6	0	1	3	0	1	5									
Nomar Garciaparra, R OBP: 0.351, SLG: 0.535	1-0 HR	1-0 G5-3			E6 FC6	0-0 F9		1-0 G6-3		6	2	1	2	0	0	4									
Midre Cummings, L OBP: 0.344, SLG: 0.483	1-2 2B			0-0 2B	3-2 FC6	0-0 F7		0-3 K		5	1	2	0	0	1	1									
Troy O'Leary, L OBP: 0.330, SLG: 0.522 Billy Ashley, R OBP: 0.125, SLG: 0.250	3-2 F7			0-1 F8	3-1 1B	1-2 1B		0-1 1B		5	3	3	2	0	0	2									
John Valentin, R OBP: 0.337, SLG: 0.436 Donnie Sadler, R OBP: 0.125, SLG: 0.250	1-2 F8			1-3 K	0-2 P3	0-1 E5		2-3 K		4	1	0	0	0	1	4									
Scott Hatteberg, L OBP: 0.363, SLG: 0.474		3-3 K		1-2 F7	4-2 1B	0-1 1B		2-2 1B		4	2	2	0	1	1	1									
Mike Benjamin, R OBP: 0.339, SLG: 0.382		1-3 K			0-2 1B	1-1 1B		1-2 1B		5	2	4	3	0	1	0									
Darren Bragg, L OBP: 0.367, SLG: 0.450		4-2 1B			0-0 1B	0-0 1B		1-3 K		4	2	3	2	1	1	2									
Inning Stats	R: 2 E: 0 K: 1 S: 20	H: 3 LOB: 1 BB: 0 P: 29	R: 2 E: 0 K: 2 S: 19	H: 2 LOB: 1 BB: 1 P: 31	R: 0 E: 0 K: 1 S: 11	H: 1 LOB: 1 BB: 0 P: 13	R: 0 E: 0 K: 0 S: 7	H: 2 LOB: 1 BB: 0 P: 8	R: 0 E: 0 K: 0 S: 25	H: 4 LOB: 1 BB: 1 P: 42	R: 4 E: 1 K: 0 S: 14	H: 5 LOB: 2 BB: 0 P: 17	R: 1 E: 0 K: 3 S: 18	H: 3 LOB: 2 BB: 0 P: 24	R: 0 E: 0 K: 0 S: 7	H: 0 LOB: 0 BB: 0 P: 11	1B: 14 2B: 5 3B: 0 HR: 1	SF: 0 SAC: 0 DP: 1 HBP: 0	WP: 0 PB: 0 SB: 1 CS: 0	PA: 48					
PITCHER	IP	WLS	BF	H	R	ER	SO	BB	IBB	HBP	BLK	WP	HR	S	P	ERA	WHIP								
Carl Pavano, R ERA: 4.53	4.0	L	22	8	6	6	4	1	0	0	0	0	0	17	29	40.50	7.500								
Rick DeHart, L ERA: 6.0	0.2		7	4	4	3	0	1	0	0	0	0	0	7	11	0.00	0.000								
Miguel Batista, R ERA: 4.13	2.1		16	8	5	3	3	0	0	0	0	0	0	35	45	11.57	3.429								
Anthony Telford, R ERA: 3.47	1.0		3	0	0	0	0	0	0	0	0	0	0	7	11	0.00	0.000								

Montreal Expos @ Boston Red Sox
Fenway Park, Boston, MA
Thu Jul 02 1998, 7:05 PM EDT
Att: 32,637 - Unknown - 84 F

AB	46
R	15
H	20
RBI	15
BB	2
SO	7
LOB	22



Batter	1	2	3	4	5	6	7	8	9	AB	R	H	RBI	BB	SO	LOB	TOP								
Todd Dunwoody, L (1.8) OBP: 0.288, SLG: 0.355	1-3 K		0-3 K	0-3 K			2-3 K		0-0 G6-3	5	0	0	0	0	4	2									
Edgar Renteria, R (1.6) OBP: 0.367, SLG: 0.359	1-1 G4-3		1-0	1-1 G3			0-1 F9			4	0	1	0	0	0	2									
Mark Kotsay, L (1.9) OBP: 0.329, SLG: 0.401	0-0 G3		0-0 FC1-5-4				0-1 F8			4	1	0	0	0	0	1									
Todd Zeile, R (1.5) OBP: 0.332, SLG: 0.419		1-2 1B	1-1				2-1 F8			4	1	3	1	0	0	0									
Cliff Floyd, L (1.7) OBP: 0.353, SLG: 0.492	0-0	0-0 2B	1-2				0-0 F7			4	0	2	0	0	0	1									
Derek Lee, R (1.3) OBP: 0.301, SLG: 0.384	0-0 P9			1-1 1B			1-3 K			4	1	1	0	0	1	4									
Gregg Zaun, S (1.2) OBP: 0.265, SLG: 0.313	1-0 SF7		0-2	1-1 1B			4-1			2	0	1	1	1	0	2									
Craig Counsell, L (1.4) OBP: 0.360, SLG: 0.351	1-0	4-1	1-0	1-1 1B			0-3 K			3	0	1	0	1	1	1									
Ryan Dempster, R (1.1)	1-3 K		0-0	1-2			1-3 K			1	0	0	0	0	1	2									
Brian Edmondson, R (4.1)										1	0	0	0	0	1	1									
Ryan Jackson, L (9. PH) OBP: 0.299, SLG: 0.352				1-2						1	0	0	0	0	0	0									
Antonio Alfonseca, R (9.1)				1-2						0	0	0	0	0	0	0									
Inning Stats	R: 0 E: 0 K: 1 S: 6	H: 0 LOB: 0 BB: 0 P: 8	R: 1 E: 0 K: 1 S: 11	H: 2 LOB: 2 BB: 1 P: 17	R: 1 E: 0 K: 1 S: 13	H: 2 LOB: 1 BB: 0 P: 16	R: 1 E: 1 K: 1 S: 13	H: 3 LOB: 2 BB: 0 P: 16	R: 0 E: 0 K: 0 S: 4	H: 0 LOB: 0 BB: 0 P: 6	R: 0 E: 0 K: 3 S: 10	H: 0 LOB: 1 BB: 1 P: 16	R: 0 E: 0 K: 1 S: 7	H: 0 LOB: 0 BB: 0 P: 9	R: 0 E: 0 K: 0 S: 10	H: 2 LOB: 1 BB: 0 P: 17	R: 0 E: 0 K: 0 S: 6	H: 0 LOB: 0 BB: 0 P: 6	1B: 8 2B: 1 3B: 0 HR: 0	SF: 1 SAC: 1 DP: 1 HBP: 0	WP: 0 PB: 0 SB: 2 CS: 0	PA: 37			
PITCHER	IP	WLS	BF	H	R	ER	SO	BB	IBB	HBP	BLK	WP	HR	S	P	ERA	WHIP								
Shawn Boskie, R (1.1) ERA: 6.23	4.0	L	20	7	3	2	4	0	1	0	0	0	0	43	57	4.50	1.750								
Shayne Bennett, R (5.1) ERA: 5.44	3.0		10	0	0	0	4	1	0	0	0	0	0	21	31	0.00	0.333								
Dustin Hermanson, R (8.1) ERA: 3.35	1.0		4	2	0	0	0	0	0	0	0	0	0	10	17	0.00	2.000								
Anthony Telford, R (9.1) ERA: 3.4	1.0		3	0	0	0	0	0	0	0	0	0	0	6	6	0.00	0.000								

Florida Marlins @ Montreal Expos
Olympic Stadium, Montreal, QB
Sat Jul 04 1998, 7:05 PM EDT
Att: 8,362 - Cloudy - 74 F

AB 33
R 3
H 9
RBI 2
BB 2
SO 8
LOB 16



Batter	1	2	3	4	5	6	7	8	9	AB	R	H	RBI	BB	SO	LOB	BOTTOM								
F.P. Santangelo, S (1.7) OBP: 0.343, SLG: 0.320	2-1 G3		4-1 1B	2-0 FC3-6			0-0 B4-3		0-1 G3	4	0	0	1	1	0	2									
Jose Vidro, S (1.4) OBP: 0.327, SLG: 0.287	0-1		4-1	1-3			1-1 G4-3			4	0	2	0	1	1	2									
Da Rond Stovall, S (9. FR) OBP: 0.304, SLG: 0.397	FC5-4		1-2	K						0	0	0	0	0	0	0									
Vladimir Guerrero, R (1.9) OBP: 0.343, SLG: 0.514	0-0 FC5-4		0-2	1-2 2-3			0-0 F8			5	0	1	0	0	0	2									
Brad Fullmer, L (1.3) OBP: 0.332, SLG: 0.473	2-0 G3		2-2	P9			2-2 P6			4	1	1	0	0	0	4									
Rondell White, R (1.8) OBP: 0.354, SLG: 0.514		2-2 G6-3	0-0	G5-3			2-3 K			4	0	0	0	0	1	4									
Shane Andrews, R (1.5) OBP: 0.319, SLG: 0.466		3-1		G6-3			1-3 K			4	0	2	1	0	1	0									
Chris Widger, R (1.2) OBP: 0.280, SLG: 0.380	0-0 G5-3		4-2	BB			0-1 P4			2	1	0	0	2	0	1									
Orlando Cabrera, R (1.6) OBP: 0.375, SLG: 0.563	3-2 L4		0-1	FC3-6			0-0 F8			4	0	1	0	0	0	3									
Shawn Boskie, R (1.1)			1-3							1	0	0	0	0	1	0									
Derrick May, L (4. PH) ERA: 6.43										0	0	0	0	0	0	0									
Shayne Bennett, R (5.1)										0	0	0	0	0	0	0									
Ryan McGuire, L (7. PH) OBP: 0.338, SLG: 0.297										1	0	0	0	0	0	0									
Dustin Hermanson, R (8.1)										0	0	0	0	0	0	0									
Anthony Telford, R (9.1)										1	0	0	0	0	0	0									
Scott Livingstone, L (9. PH) OBP: 0.271, SLG: 0.275										0	0	0	0	0	0	0									
Inning Stats	R: 0 E: 0 K: 0 S: 6	H: 1 LOB: 1 BB: 0 P: 10	R: 0 E: 0 K: 0 S: 9	H: 1 LOB: 1 BB: 0 P: 17	R: 0 E: 0 K: 1 S: 12	H: 1 LOB: 3 BB: 2 P: 23	R: 1 E: 0 K: 1 S: 10	H: 1 LOB: 2 BB: 2 P: 24	R: 0 E: 0 K: 1 S: 7	H: 0 LOB: 0 BB: 0 P: 11	R: 0 E: 0 K: 1 S: 6	H: 0 LOB: 0 BB: 0 P: 7	R: 0 E: 0 K: 0 S: 4	H: 0 LOB: 0 BB: 0 P: 5	R: 1 E: 0 K: 0 S: 11	H: 2 LOB: 2 BB: 1 P: 17	R: 0 E: 0 K: 0 S: 9	H: 1 LOB: 1 BB: 0 P: 13	1B: 5 2B: 2 3B: 0 HR: 0	SF: 0 SAC: 0 DP: 0 HBP: 0	WP: 0 PB: 0 SB: 1 CS: 0	PA: 39			
PITCHER	IP	WLS	BF	H	R	ER	SO	BB	IBB	HBP	BLK	WP	HR	S	P	ERA	WHIP								
Ryan Dempster, R (1.1) ERA: 2.8	3.1		18	4	1	1	1	4	0	0	0	0	0	33	67	2.70	2.400								
Brian Edmondson, R (4.1) ERA: 2.8	4.2	W	17	2	1	1	3	1	0	0	0	0	0	32	47	1.93	0.643								
Antonio Alfonseca, R (9.1) ERA: 3.86	1.0	S	4	1	0	0	0	0	0	0	0	0	0	9	13	0.00	1.000								

Florida Marlins @ Montreal Expos
Olympic Stadium, Montreal, QB
Sat Jul 04 1998, 7:05 PM EDT
Att: 8,362 - Cloudy - 74 F

AB 34
R 2
H 7
RBI 2
BB 5
SO 4
LOB 18



Batter	1	2	3	4	5	6	7	8	9	AB	R	H	RBI	BB	SO	LOB	TOP								
John Cangelosi, S (1, 8) OBP: 0.353, SLG: 0.282 Todd Dunwoody, L (9, PH) OBP: 0.287, SLG: 0.353 (9, 8)	G6-3	G5-3		F7			G5-3		L3-1	4	0	0	0	0	0	3									
Edgar Renteria, R (1, 6) OBP: 0.356, SLG: 0.358	G5-3			CS 1B			G5-3			4	0	1	0	0	0	0									
Mark Kotsay, L (1, 9) OBP: 0.328, SLG: 0.399	1B			F8			G6-3		G6-3	4	0	1	0	0	0	1									
Todd Zeile, R (1, 5) OBP: 0.334, SLG: 0.423	1B			P4					G4-3	4	0	2	0	0	0	1									
Cliff Floyd, L (1, 7) OBP: 0.355, SLG: 0.491	L8			CS			F7		CS 1B BB	3	1	1	0	1	0	3									
Derrek Lee, R (1, 3) OBP: 0.308, SLG: 0.387									G5-3	3	1	2	1	1	0	0									
Craig Counsell, L (1, 4) OBP: 0.358, SLG: 0.349									G1-3	4	0	1	0	0	0	1									
Mike Redmond, R (1, 2) OBP: 0.400, SLG: 0.571									G6-3	4	0	2	0	0	1	2									
Brian Meadows, R (1, 1) OBP: 0.200, SLG: 0.129 Matt Mantei, R (7, 1) John Wehner, R (9, PH) OBP: 0.115, SLG: 0.154 Antonio Alfonseca, R (9, 1)									K	2	0	0	1	0	2	2									
									K	0	0	0	0	0	0	0									
									L1	1	0	0	0	0	0	1									
										0	0	0	0	0	0	0									
Inning Stats	R: 0 E: 0 K: 0 S: 9	H: 2 LOB: 2 BB: 0 P: 15	R: 1 E: 0 K: 0 S: 16	H: 1 LOB: 1 BB: 1 P: 24	R: 0 E: 0 K: 0 S: 8	H: 1 LOB: 0 BB: 0 P: 9	R: 1 E: 0 K: 1 S: 13	H: 3 LOB: 2 BB: 0 P: 18	R: 0 E: 0 K: 0 S: 9	H: 0 LOB: 0 BB: 0 P: 11	R: 0 E: 0 K: 1 S: 6	H: 0 LOB: 0 BB: 0 P: 10	R: 0 E: 0 K: 1 S: 7	H: 0 LOB: 0 BB: 0 P: 12	R: 0 E: 0 K: 0 S: 11	H: 1 LOB: 2 BB: 1 P: 19	R: 0 E: 0 K: 0 S: 7	H: 1 LOB: 1 BB: 0 P: 10	1B: 8 2B: 2 3B: 0 HR: 0	SF: 1 SAC: 0 DP: 0 HBP: 0	WP: 0 PB: 0 SB: 2 CS: 1	PA: 38			
PITCHER	IP	WLS	BF	H	R	ER	SO	BB	IBB	HBP	BLK	WP	HR	S	P	ERA	WHIP								
Carlos Perez, L (1, 1) ERA: 3.69	7.0	L	29	8	2	2	3	1	0	0	0	0	0	68	99	2.57	1.286								
Miguel Batista, R (8, 1) ERA: 4.07	1.0		4	1	0	0	0	1	0	0	0	0	0	11	19	0.00	2.000								
Steve Kline, L (9, 1) ERA: 2.55	1.0		4	1	0	0	0	0	0	0	0	0	0	7	10	0.00	1.000								

Florida Marlins @ Montreal Expos
Olympic Stadium, Montreal, QB
Sun Jul 05 1998, 3:33 AM EDT
Att: 10,483 - Sunny - 76 F

AB 34
R 2
H 10
RBI 2
BB 2
SO 3
LOB 15



Batter	1	2	3	4	5	6	7	8	9	AB	R	H	RBI	BB	SO	LOB	BOTTOM								
F.P. Santangelo, S (1, 7) OBP: 0.338, SLG: 0.317	G3-1			K			SF7			3	0	0	1	0	2	1									
Orlando Cabrera, R (1, 6) OBP: 0.400, SLG: 0.550	G5-3			1B			G6-4-3			4	0	2	0	0	0	1									
Vladimir Guerrero, R (1, 9) OBP: 0.342, SLG: 0.511	G6-3			1B			FC6-5		G3-1	4	0	1	0	0	0	2									
Brad Fullmer, L (1, 3) OBP: 0.331, SLG: 0.470				F7			P5		P4	4	0	1	0	0	0	4									
Rondell White, R (1, 8) OBP: 0.355, SLG: 0.513				K			G5-3		CS HBP	3	0	1	0	0	1	1									
Shane Andrews, R (1, 5) OBP: 0.318, SLG: 0.461				F9			K		CS	3	0	0	0	1	2	1									
Chris Widger, R (1, 2) OBP: 0.280, SLG: 0.378				F7			G1-3		P6	4	0	1	0	0	0	2									
Jose Vidro, S (1, 4) OBP: 0.326, SLG: 0.286				K			FC4-3		F7	4	1	1	0	0	1	4									
Carlos Perez, L (1, 1) ERA: 3.69 Derrick May, L (7, PH) OBP: 0.200, SLG: 0.197 Miguel Batista, R (8, 1) Steve Kline, S (9, 1)				G3-1			FC6-5		G6-4-3	2	0	1	0	0	0	0									
							1B			0	0	0	0	0	0	0									
										0	0	0	0	0	0	0									
										0	0	0	0	0	0	0									
Inning Stats	R: 0 E: 0 K: 0 S: 6	H: 0 LOB: 0 BB: 0 P: 9	R: 0 E: 0 K: 2 S: 11	H: 2 LOB: 2 BB: 0 P: 17	R: 0 E: 0 K: 1 S: 8	H: 2 LOB: 0 BB: 0 P: 10	R: 0 E: 0 K: 0 S: 4	H: 1 LOB: 1 BB: 1 P: 12	R: 0 E: 0 K: 1 S: 10	H: 2 LOB: 2 BB: 0 P: 12	R: 0 E: 0 K: 1 S: 8	H: 0 LOB: 0 BB: 0 P: 9	R: 1 E: 0 K: 0 S: 7	H: 2 LOB: 0 BB: 0 P: 11	R: 0 E: 0 K: 0 S: 2	H: 0 LOB: 0 BB: 0 P: 6	R: 0 E: 0 K: 1 S: 7	H: 0 LOB: 0 BB: 0 P: 11	1B: 9 2B: 1 3B: 0 HR: 0	SF: 1 SAC: 0 DP: 2 HBP: 1	WP: 0 PB: 0 SB: 0 CS: 1	PA: 36			
PITCHER	IP	WLS	BF	H	R	ER	SO	BB	IBB	HBP	BLK	WP	HR	S	P	ERA	WHIP								
Brian Meadows, R (1, 1) ERA: 4.35	6.1	W	28	9	1	1	5	1	0	0	0	0	0	52	78	1.42	1.579								
Matt Mantei, R (7, 1) ERA: 2.16	1.2		4	0	0	0	0	0	0	1	0	0	0	4	8	0.00	0.000								
Antonio Alfonseca, R (9, 1) ERA: 3.75	1.0	S	3	0	0	0	1	0	0	0	0	0	0	7	11	0.00	0.000								

Florida Marlins @ Montreal Expos
Olympic Stadium, Montreal, QB
Sun Jul 05 1998, 3:33 AM EDT
Att: 10,483 - Sunny - 76 F

AB 32
R 1
H 9
RBI 1
BB 1
SO 6
LOB 16



Batter	1	2	3	4	5	6	7	8	9	10	11	AB	R	H	RBI	BB	SO	LOB	TOP								
F.P. Santangelo, S OBP: 0.341, SLG: 0.331 (1, 7)	3-2 HR		1-2 G4-3		3-2 1B	3-3 K		1-1 G6-3-5 1B		1-3 K		6	2	3	1	0	2	1									
Orlando Cabrera, R OBP: 0.423, SLG: 0.538 (1, 4)	1-2 G1-6-3 1B		0-2 F8		1-2 1B	0-1 P6		3-2 G6-3-5 1B		0-0 G4-3 G5-3 1B		6	2	3	0	0	0	2									
Vladimir Guerrero, R OBP: 0.359, SLG: 0.513 (1, 9)	1-0 E4 G1-6-3		0-1 HR		1-2 E1 SF9 1B		2-2 P4		0-0 G6-3		2-2 G5-3		6	2	1	1	0	0	4								
Brad Fuller, L OBP: 0.331, SLG: 0.467 Ugueth Urbina, R (11, 1)	1-1 G1-6-3		1-1 G3		1-2 SF9 BB 1B		3-2 1B		1-3 K		2-1 G4-3		6	1	2	2	0	1	3								
Rondell White, R OBP: 0.358, SLG: 0.511 (1, 8)	0-3 K				1-2 BB		0-1 1B		1-1 G5-3		2-0 PO 1B		5	1	2	1	1	2	1								
Mark Grudzielanek, R OBP: 0.304, SLG: 0.320 (1, 6)		0-2 CS 1B			0-1 SF9		0-0 1B		2-2 1B		0-1 PO		4	1	4	2	0	0	0								
Shane Andrews, R OBP: 0.316, SLG: 0.456 (1, 5)		2-3 K			1-3 F8		3-2 F7		2-3 K				5	0	1	2	0	3	5								
Chris Widger, R OBP: 0.279, SLG: 0.375 (1, 2)		1-1 1B			2-3 K		1-1 L6		1-0 F7		2-2 F9		5	0	1	0	0	1	2								
Dustin Hermanson, R OBP: 0.311, SLG: 0.401 Shayne Bennett, R OBP: 0.333, SLG: 0.467 Miguel Batista, R OBP: 0.290, SLG: 0.413 Anthony Telford, R OBP: 0.353, SLG: 0.511 Steve Kline, L OBP: 0.245, SLG: 0.311 (1, 1)		0-2 G1-3			0-3 K		0-1 2B		0-0 G6-3		3-2 F8																
Inning Stats	R: 1 E: 1 K: 1 S: 12	H: 2 LOB: 1 BB: 0 P: 18	R: 0 E: 0 K: 1 S: 14	H: 2 LOB: 1 BB: 0 P: 16	R: 1 E: 0 K: 0 S: 10	H: 1 LOB: 0 BB: 0 P: 12	R: 0 E: 0 K: 3 S: 11	H: 1 LOB: 1 BB: 0 P: 15	R: 3 E: 1 K: 1 S: 22	H: 3 LOB: 2 BB: 1 P: 33	R: 0 E: 0 K: 1 S: 11	H: 1 LOB: 1 BB: 0 P: 15	R: 3 E: 0 K: 0 S: 16	H: 4 LOB: 1 BB: 0 P: 25	R: 0 E: 0 K: 0 S: 7	H: 1 LOB: 0 BB: 0 P: 11	R: 0 E: 0 K: 2 S: 15	H: 1 LOB: 1 BB: 0 P: 21	R: 0 E: 0 K: 1 S: 10	H: 0 LOB: 0 BB: 0 P: 16	R: 1 E: 0 K: 0 S: 8	H: 2 LOB: 0 BB: 0 P: 14	1B: 14 2B: 4 3B: 0 HR: 2	SF: 1 SAC: 0 DP: 3 HBP: 0	WP: 0 PB: 0 SB: 1 CS: 1	PA: 51	
PITCHER	Bobby Jones, R ERA: 3.88 (1, 1)	IP: 5.0 WLS: 1.0 BF: 25	H: 9 R: 5 ER: 4 SO: 6	BB: 1 IBB: 0 HBP: 0 BLK: 0	WP: 0 HR: 2 S: 69 P: 94	ERA: 7.20 WHIP: 2.000	John Franco, L ERA: 2.7 (11, 1)	IP: 1.0 WLS: 1.0 BF: 4	H: 2 R: 1 ER: 1 SO: 0	BB: 0 IBB: 0 HBP: 0 BLK: 0	WP: 0 HR: 0 S: 8 P: 14	ERA: 9.00 WHIP: 2.000															

Montreal Expos @ New York Mets
Shea Stadium, Flushing, NY
Thu Jul 09 1998, 7:05 PM EDT
Att: 27,193 - Cloudy - 78 F

AB	48
R	9
H	18
RBI	9
BB	1
SO	10
LOB	20



Batter	1	2	3	4	5	6	7	8	9	10	11	AB	R	H	RBI	BB	SO	LOB	BOTTOM							
Bernard Gilkey, R OBP: 0.316, SLG: 0.338 Dennis Cook, L (9, 1)	0-0 F7		1-0 2B		0-1 F8		1-1 P6		1-1 G4-3		1-1 FC8-6 2B		5	0	1	1	0	0	5							
Edgardo Alfonzo, R OBP: 0.349, SLG: 0.395 (1, 5)	3-2 G4-3 1B		1-2 G5-3		1-2 E5 3B		0-1 F8		1-2 BB 1B		3-2 FC8-6		6	1	2	1	0	0	4							
John Olerud, L OBP: 0.439, SLG: 0.486 (1, 3)	1-1 G4-3		1-3 K		1-1 HR 3B		2-1 F8		4-0 FC5-4 BB		4-1 31 BB		4	1	1	1	2	1	3							
31 Mike Piazza, R OBP: 0.356, SLG: 0.497 John Franco, L (11, 1)		4-2 BB		2-2 1B 2B		0-0 P3		1-1 F9		2-2 FC5-4		4-1 FC6-4 BB		4	1	1	0	2	0	3						
Carlos Baerga, S OBP: 0.311, SLG: 0.401 Benny Agbayani, R OBP: 0.200, SLG: 0.143 (10, 7)		1-0 G4-6-3		2-0 L9 1B		0-3 K		0-0 G6-3		0-3 K CS		1-1 FC6-4		5	1	1	0	0	2	2						
Butch Huskey, R OBP: 0.303, SLG: 0.418 (1, 9)		4-0 BB		1-0 SH3-4 1B		1-1 HR		0-1 2B		3-3 K		1-3 K		5	1	3	3	1	2	1						
Brian McRae, S OBP: 0.350, SLG: 0.430 (1, 8)		2-0 G4-3		2-3 L9		G3		2-2 G4-3		2-1 2B		4-0 WP BB		5	0	1	0	1	0	4						
Rey Ordonez, R OBP: 0.270, SLG: 0.276 (1, 6)			0-0 SH2-4 2B 1B		0-0 SH3-4 1B		1-0 PB BB E 1B		1-0 G4-3 G6-3 1B		4-0 FC4 IBB		5	3	4	1	1	1	1							
PITCHER	Dustin Hermanson, R ERA: 3.46 (1, 1)	IP: 5.0 WLS: 1.0 BF: 25	H: 9 R: 6 ER: 3 SO: 2	BB: 2 IBB: 0 HBP: 0 BLK: 1	WP: 0 HR: 1 S: 46 P: 74	ERA: 5.40 WHIP: 2.200	Mike Maddux, R ERA: 5.4 Ugueth Urbina, R ERA: 1.34 (10, 1)	IP: 1.0 WLS: 1.0 BF: 5	H: 1 R: 0 ER: 0 SO: 3	BB: 2 IBB: 0 HBP: 0 BLK: 0	WP: 0 HR: 0 S: 10 P: 23	ERA: 0.00 WHIP: 3.000														
Inning Stats	R: 0 E: 0 K: 0 S: 6	H: 1 LOB: 0 BB: 0 P: 10	R: 0 E: 0 K: 0 S: 4	H: 0 LOB: 1 BB: 2 P: 15	R: 1 E: 0 K: 1 S: 9	H: 2 LOB: 1 BB: 0 P: 13	R: 2 E: 0 K: 0 S: 12	H: 4 LOB: 2 BB: 0 P: 17	R: 3 E: 1 K: 1 S: 15	H: 2 LOB: 0 BB: 0 P: 19	R: 1 E: 0 K: 0 S: 9	H: 1 LOB: 1 BB: 1 P: 16	R: 0 E: 0 K: 0 S: 10	H: 1 LOB: 1 BB: 0 P: 13	R: 1 E: 0 K: 0 S: 12	H: 1 LOB: 2 BB: 1 P: 22	R: 0 E: 0 K: 0 S: 10	H: 1 LOB: 2 BB: 1 P: 21	R: 0 E: 0 K: 0 S: 10	H: 1 LOB: 2 BB: 2 P: 23	R: 0 E: 0 K: 3 S: 10	H: 0 LOB: 1 BB: 1 P: 16	1B: 8 2B: 7 3B: 1 HR: 1	SF: 0 SAC: 2 DP: 4 HBP: 0	WP: 2 PB: 1 SB: 0 CS: 1	PA: 54

Montreal Expos @ New York Mets
Shea Stadium, Flushing, NY
Thu Jul 09 1998, 7:05 PM EDT
Att: 27,193 - Cloudy - 78 F

AB	44
R	8
H	15
RBI	7
BB	8
SO	7
LOB	29



Batter	1	2	3	4	5	6	7	8	9	AB	R	H	RBI	BB	SO	LOB	TOP								
Orlando Cabrera, R OBP: 0.429, SLG: 0.559 (1, 4)										4	1	1	0	0	1	0	Montreal Expos @ New York Mets Shea Stadium, Flushing, NY Sat Jul 11 1998, 7:05 PM EDT Att: 48,006 - Unknown - 79 F								
Ryan McGuire, L OBP: 0.331, SLG: 0.302 (1, 7)										4	0	2	0	0	1	1									
Vladimir Guerrero, R OBP: 0.342, SLG: 0.519 (1, 9)										4	1	1	1	0	0	2									
Brad Fullmer, L OBP: 0.332, SLG: 0.465 (1, 3)										4	1	2	0	0	1	0									
Rondell White, R OBP: 0.360, SLG: 0.518 (1, 8)										4	1	3	2	0	0	2									
Mark Gudzzielanek, R OBP: 0.305, SLG: 0.339 (1, 6)										3	0	2	1	0	0	1									
Shane Andrews, R OBP: 0.317, SLG: 0.457 (1, 5)										5	0	1	0	0	1	3									
Chris Widger, R OBP: 0.277, SLG: 0.373 (1, 2)										4	0	0	0	0	0	2									
Carl Pavano, R OBP: 0.077, SLG: 0.077 (1, 1)										2	0	0	0	0	0	1									
Miguel Batista, R (6, PH)										0	0	0	0	0	0	0									
Scott Livingstone, L OBP: 0.288, SLG: 0.212 (8, PH)										1	0	0	0	0	0	0									
Mike Maddux, L (8, 1)										0	0	0	0	0	0	0									
Inning Stats	R: 0 E: 0 K: 2 S: 7	H: 0 LOB: 0 BB: 0 P: 10	R: 0 E: 0 K: 1 S: 10	H: 1 LOB: 0 BB: 0 P: 14	R: 0 E: 0 K: 0 S: 4	H: 1 LOB: 0 BB: 0 P: 6	R: 3 E: 0 K: 0 S: 13	H: 4 LOB: 0 BB: 0 P: 17	R: 0 E: 0 K: 1 S: 7	H: 0 LOB: 0 BB: 0 P: 9	R: 0 E: 0 K: 0 S: 11	H: 2 LOB: 2 BB: 0 P: 15	R: 0 E: 0 K: 0 S: 5	H: 1 LOB: 1 BB: 0 P: 8	R: 0 E: 0 K: 0 S: 8	H: 1 LOB: 1 BB: 0 P: 14	R: 1 E: 0 K: 0 S: 10	H: 2 LOB: 1 BB: 0 P: 15	1B: 9 2B: 4 3B: 0 HR: 1	SF: 1 SAC: 0 DP: 3 HBP: 0	WP: 0 PB: 0 SB: 0 CS: 1	PA: 36			
PITCHER	IP	WLS	BF	H	R	ER	SO	BB	IBB	HBP	BLK	WP	HR	S	P	ERA	WHIP								
Rick Reed, R ERA: 2.83 (1, 1)	8.1	W	34	12	4	4	4	0	0	0	0	0	1	70	100	4.32	1.440								
Greg McMichael, R ERA: 4.06 (9, 1)	0.2		2	0	0	0	0	0	0	0	1	0	0	5	8	0.00	0.000								

AB	35
R	4
H	12
RBI	4
BB	0
SO	4
LOB	12



Batter	1	2	3	4	5	6	7	8	9	AB	R	H	RBI	BB	SO	LOB	BOTTOM								
Edgardo Alfonzo, R OBP: 0.344, SLG: 0.389 (1, 5)										4	1	1	0	0	0	1	Montreal Expos @ New York Mets Shea Stadium, Flushing, NY Sat Jul 11 1998, 7:05 PM EDT Att: 48,006 - Unknown - 79 F								
John Olerud, L OBP: 0.440, SLG: 0.507 (1, 3)										4	3	4	3	0	0	0									
31 Mike Piazza, R OBP: 0.363, SLG: 0.503 (1, 2)										3	2	1	1	1	0	1									
Todd Hundley, S OBP: 0.250, SLG: 0.250 (1, 7)										4	0	1	0	0	1	1									
Wayne Kirby, L OBP: 0.226, SLG: 0.267 (8, 9)										0	0	0	0	0	0	0									
Bernard Gilkey, R OBP: 0.320, SLG: 0.344 (8, 7)										3	0	1	1	0	1	2									
Carlos Baerga, S OBP: 0.312, SLG: 0.401 (1, 4)										4	1	2	1	0	0	1									
Brian McRae, S OBP: 0.353, SLG: 0.440 (1, 8)										3	1	1	2	1	0	2									
Rey Ordonez, R OBP: 0.267, SLG: 0.273 (1, 6)										4	0	0	0	0	0	1									
Rick Reed, R OBP: 0.231, SLG: 0.250 (1, 1)										4	0	0	0	0	2	1									
Greg McMichael, R (9, 1)										0	0	0	0	0	0	0									
Inning Stats	R: 2 E: 0 K: 0 S: 15	H: 3 LOB: 2 BB: 1 P: 29	R: 1 E: 1 K: 0 S: 10	H: 2 LOB: 1 BB: 0 P: 16	R: 0 E: 0 K: 0 S: 4	H: 1 LOB: 0 BB: 0 P: 7	R: 0 E: 0 K: 0 S: 6	H: 0 LOB: 1 BB: 1 P: 10	R: 2 E: 0 K: 1 S: 8	H: 2 LOB: 0 BB: 0 P: 13	R: 0 E: 0 K: 1 S: 8	H: 0 LOB: 0 BB: 0 P: 9	R: 1 E: 0 K: 1 S: 11	H: 1 LOB: 0 BB: 0 P: 14	R: 2 E: 0 K: 2 S: 10	H: 2 LOB: 0 BB: 0 P: 17	R: 0 E: 0 K: 0 S: 10	H: 2 LOB: 0 BB: 0 P: 15	1B: 7 2B: 1 3B: 0 HR: 3	SF: 1 SAC: 0 DP: 1 HBP: 0	WP: 0 PB: 0 SB: 0 CS: 0	PA: 36			
PITCHER	IP	WLS	BF	H	R	ER	SO	BB	IBB	HBP	BLK	WP	HR	S	P	ERA	WHIP								
Carl Pavano, R ERA: 4.8 (1, 1)	5.0	L	24	8	5	4	0	2	0	0	0	0	1	43	75	7.20	2.000								
Miguel Batista, R ERA: 3.97 (6, 1)	2.0		7	1	1	1	2	0	0	0	0	0	1	19	23	4.50	0.500								
Mike Maddux, R ERA: 6.11 (8, 1)	1.0		5	2	2	2	2	0	0	0	0	0	1	10	17	18.00	2.000								



Batter	1	2	3	4	5	6	7	8	9	AB	R	H	RBI	BB	SO	LOB	TOP								
Orlando Cabrera, R OBP: 0.421, SLG: 0.528 (1, 4)	G1-3		SH1-4				P6			2	0	0	0	1	0	0	Montreal Expos @ New York Mets Shea Stadium, Flushing, NY Sun Jul 12 1998, 3:33 AM EDT Att: 51,568 - Sunny - 78 F								
Ryan McGuire, L OBP: 0.320, SLG: 0.291 (1, 7)	F9		K				G5-3			4	0	0	0	0	2	2									
Vladimir Guerrero, R OBP: 0.343, SLG: 0.516 (1, 9)			F7							2	1	0	0	2	1	1									
Brad Fuller, L OBP: 0.331, SLG: 0.460 (1, 3)	G6-3									3	0	0	0	1	0	1									
Rondell White, R OBP: 0.359, SLG: 0.515 (1, 8)										4	1	1	0	0	1	2									
Mark Gudzzielanek, R OBP: 0.307, SLG: 0.337 (1, 6)	L5									2	0	0	0	2	0	1									
Shane Andrews, R OBP: 0.316, SLG: 0.452 (1, 5)			K							3	0	0	1	1	2	2									
Mike Hubbard, R OBP: 0.152, SLG: 0.222 (1, 2)			K							4	0	0	1	0	2	3									
Javier Vazquez, R OBP: 0.258, SLG: 0.267 Steve Kline, S (7, 1)										3	0	1	0	0	0	2									
Mike Maddux, L Jose Vidro, S OBP: 0.326, SLG: 0.284 (9, PH)			SH1-4							0	0	0	0	0	0	0									
Inning Stats	R: 0 E: 0 K: 0 S: 6	H: 0 LOB: 1 BB: 1 P: 13	R: 0 E: 0 K: 2 S: 14	H: 1 LOB: 1 BB: 0 P: 19	R: 0 E: 0 K: 1 S: 9	H: 1 LOB: 1 BB: 0 P: 15	R: 0 E: 0 K: 1 S: 7	H: 0 LOB: 1 BB: 1 P: 13	R: 0 E: 0 K: 1 S: 7	H: 0 LOB: 1 BB: 1 P: 15	R: 2 E: 0 K: 0 S: 11	H: 0 LOB: 2 BB: 2 P: 29	R: 0 E: 0 K: 1 S: 8	H: 0 LOB: 0 BB: 0 P: 10	R: 0 E: 0 K: 0 S: 5	H: 0 LOB: 0 BB: 0 P: 6	R: 0 E: 0 K: 3 S: 10	H: 0 LOB: 0 BB: 0 P: 12	1B: 2 2B: 0 3B: 0 HR: 0	SF: 0 SAC: 1 DP: 0 HBP: 0	WP: 1 PB: 0 SB: 2 CS: 0	PA: 36			
PITCHER	IP	WLS	BF	H	R	ER	SO	BB	IBB	HBP	BLK	WP	HR	S	P	ERA	WHIP								
Hideo Nomo, R ERA: 4.82 Jeff Tam, R ERA: 3.58 Greg McMichael, R ERA: 3.96 Dennis Cook, L ERA: 1.96	5.1		25	2	2	2	5	7	0	0	0	1	0	49	98	3.38	1.688								

Batter	1	2	3	4	5	6	7	8	9	AB	R	H	RBI	BB	SO	LOB	BOTTOM								
Lenny Harris, L OBP: 0.343, SLG: 0.366 Edgardo Alfonzo, R OBP: 0.342, SLG: 0.386 (8, 5)	G3-1									3	1	1	0	0	0	4	Montreal Expos @ New York Mets Shea Stadium, Flushing, NY Sun Jul 12 1998, 3:33 AM EDT Att: 51,568 - Sunny - 78 F								
John Olerud, L OBP: 0.441, SLG: 0.503 (1, 3)	G3-1									2	0	0	0	2	0	1									
31 Mike Piazza, R OBP: 0.364, SLG: 0.502 (1, 2)										3	0	1	1	1	0	1									
Todd Hundley, S OBP: 0.286, SLG: 0.167 Bernard Gilkey, R OBP: 0.315, SLG: 0.342 (7, PH) (8, 7)	F8									2	0	0	0	1	1	1									
Carlos Baerga, S OBP: 0.311, SLG: 0.399 Wayne Kirby, L OBP: 0.226, SLG: 0.267 (8, PR) (9, 9)	G4-3									4	0	1	0	0	0	2									
Butch Huskey, R OBP: 0.311, SLG: 0.427 Dennis Cook, L (9, 1)										4	2	4	0	0	0	0									
Brian McRae, S OBP: 0.353, SLG: 0.450 (1, 8)										3	1	1	2	0	0	2									
Rey Ordenez, R OBP: 0.267, SLG: 0.274 (1, 6)										3	0	1	1	0	0	1									
Hideo Nomo, R OBP: 0.129, SLG: 0.200 Jeff Tam, R (6, 1) Greg McMichael, R (8, 1) Luis Lopez, S OBP: 0.338, SLG: 0.355 (8, PH) (9, 4)										2	0	1	0	0	1	2									
Inning Stats	R: 1 E: 0 K: 0 S: 14	H: 2 LOB: 1 BB: 0 P: 20	R: 0 E: 0 K: 0 S: 10	H: 2 LOB: 2 BB: 0 P: 15	R: 0 E: 0 K: 1 S: 12	H: 2 LOB: 2 BB: 0 P: 17	R: 0 E: 0 K: 1 S: 6	H: 0 LOB: 0 BB: 0 P: 9	R: 2 E: 0 K: 0 S: 18	H: 2 LOB: 0 BB: 0 P: 26	R: 0 E: 0 K: 1 S: 8	H: 0 LOB: 1 BB: 2 P: 19	R: 2 E: 0 K: 0 S: 12	H: 3 LOB: 2 BB: 0 P: 16	1B: 9 2B: 1 3B: 0 HR: 1	SF: 1 SAC: 1 DP: 2 HBP: 0		WP: 0 PB: 0 SB: 0 CS: 0	PA: 37						
PITCHER	IP	WLS	BF	H	R	ER	SO	BB	IBB	HBP	BLK	WP	HR	S	P	ERA	WHIP								
Javier Vazquez, R ERA: 5.63 Steve Kline, L ERA: 2.43 Mike Maddux, R ERA: 6.52	6.0	L	27	8	3	3	2	2	0	0	0	0	0	6	15	0.00	6.000								

AB	28
R	2
H	2
RBI	2
BB	7
SO	9
LOB	14

AB	31
R	5
H	11
RBI	5
BB	4
SO	3
LOB	18



Batter	1	2	3	4	5	6	7	8	9	AB	R	H	RBI	BB	SO	LOB	TOP								
Da Rond Stovall, S OBP: 0.284, SLG: 0.368 Ryan McGuire, L OBP: 0.318, SLG: 0.288	G6-3		K		K		G5-3	G3		0	0	0	0	0	0	0									
Orlando Cabrera, R OBP: 0.442, SLG: 0.561	1B		P6			HR	1B	2B	K	5	1	3	0	0	1	0									
Vladimir Guerrero, R OBP: 0.344, SLG: 0.523	F8				1B	HR		P4	E2	5	2	2	2	0	0	2									
Rondell White, R OBP: 0.359, SLG: 0.519	F9				G1-2-3-5	HR				5	1	2	1	0	1	2									
Brad Fullmer, L OBP: 0.335, SLG: 0.470		HR			K					4	2	2	1	1	1	1									
Mark Chudzielanek, R OBP: 0.326, SLG: 0.333	G5-3						G5-3	K		4	0	0	0	0	1	3									
Shane Andrews, R OBP: 0.314, SLG: 0.447	K						F7			5	0	1	1	0	2	4									
Chris Widger, R OBP: 0.280, SLG: 0.378	P3						1B	K		4	1	2	0	0	1	1									
Shawn Boskie, R Derrick May, L Shayne Bennett, R Jose Vidro, S Miguel Batista, R Steve Kline, S F.P. Santangelo, S Anthony Telford, R										1	0	0	0	0	1	0									
Inning Stats	R: 0 E: 0 K: 0 S: 10	H: 1 LOB: 1 BB: 0 P: 12	R: 1 E: 0 K: 1 S: 9	H: 1 LOB: 0 BB: 0 P: 13	R: 0 E: 0 K: 2 S: 7	H: 0 LOB: 0 BB: 0 P: 10	R: 0 E: 0 K: 1 S: 7	H: 1 LOB: 1 BB: 0 P: 12	R: 1 E: 0 K: 1 S: 11	H: 2 LOB: 1 BB: 0 P: 14	R: 3 E: 0 K: 2 S: 26	H: 4 LOB: 1 BB: 0 P: 31	R: 0 E: 0 K: 0 S: 9	H: 1 LOB: 1 BB: 0 P: 12	R: 1 E: 0 K: 2 S: 17	H: 2 LOB: 3 BB: 1 P: 28	R: 1 E: 1 K: 1 S: 10	H: 1 LOB: 2 BB: 1 P: 16	1B: 7 2B: 5 3B: 0 HR: 2	SF: 0 SAC: 0 DP: 1 HBP: 1	WP: 0 PB: 0 SB: 0 CS: 0	PA: 43			
PITCHER	IP	WLS	BF	H	R	ER	SO	BB	IBB	HBP	BLK	WP	HR	S	P	ERA	WHIP								
Eric Ludwick, R ERA: 5.73	5.0	22	8	5	5	5	0	0	0	0	0	0	2	51	69	9.00	1.600								
Vic Darenbourg, L ERA: 4.43	1.2	6	1	0	0	2	0	0	0	0	0	0	0	25	32	0.00	0.600								
Matt Mantei, R ERA: 2.17	1.0	8	3	1	1	2	1	0	0	1	0	0	0	16	25	9.00	4.000								
Brian Edmondson, R ERA: 2.63	0.1	1	0	0	0	0	0	0	0	0	0	0	0	4	6	0.00	0.000								
Antonio Alfonseca, R ERA: 3.98	1.0	W	6	1	1	0	1	0	1	0	0	0	0	10	16	0.00	1.000								

Montreal Expos @ Florida Marlins
Pro Player Stadium, Miami, FL
Mon Jul 13 1998, 7:05 PM EDT
Att: 11,716 - Cloudy - 76 F

AB 36
R 7
H 13
RBI 7
BB 2
SO 8
LOB 16



Batter	1	2	3	4	5	6	7	8	9	AB	R	H	RBI	BB	SO	LOB	BOTTOM								
Todd Dunwoody, L OBP: 0.286, SLG: 0.346	P5	G4-6-3		K				F8		5	0	0	0	0	2	1									
Edgar Renteria, R OBP: 0.372, SLG: 0.362	1B			E4						4	4	3	0	1	0	0									
Mark Kotsay, L OBP: 0.330, SLG: 0.404	1B			1B						4	2	2	2	0	0	2									
Todd Zeile, R OBP: 0.336, SLG: 0.418	F8			1B						4	1	0	0	1	1	2									
Cliff Floyd, L OBP: 0.349, SLG: 0.485	1B			F9						4	1	2	3	0	0	0									
Derrek Lee, R OBP: 0.316, SLG: 0.408 Brian Edmondson, R Antonio Alfonseca, R	1B			1B						4	0	3	2	0	0	0									
Gregg Zaun, S OBP: 0.260, SLG: 0.300	FC5-4			1B						4	0	0	0	0	0	5									
Craig Counsell, L OBP: 0.357, SLG: 0.348				K						4	0	1	0	0	1	3									
Eric Ludwick, R Vic Darenbourg, L Matt Mantei, R Ryan Jackson, L										2	0	0	0	0	1	1									
Inning Stats	R: 3 E: 0 K: 0 S: 18	H: 4 LOB: 1 BB: 0 P: 26	R: 0 E: 0 K: 1 S: 5	H: 1 LOB: 0 BB: 0 P: 8	R: 2 E: 0 K: 1 S: 16	H: 3 LOB: 2 BB: 1 P: 26	R: 2 E: 1 K: 1 S: 12	H: 1 LOB: 0 BB: 0 P: 17	R: 0 E: 0 K: 2 S: 12	H: 0 LOB: 1 BB: 1 P: 21	R: 0 E: 0 K: 1 S: 9	H: 1 LOB: 1 BB: 0 P: 14	R: 0 E: 0 K: 1 S: 7	H: 0 LOB: 0 BB: 0 P: 8	R: 1 E: 1 K: 0 S: 5	H: 1 LOB: 1 BB: 0 P: 7	1B: 9 2B: 1 3B: 0 HR: 1	SF: 0 SAC: 1 DP: 1 HBP: 0	WP: 0 PB: 0 SB: 2 CS: 0	PA: 40					
PITCHER	IP	WLS	BF	H	R	ER	SO	BB	IBB	HBP	BLK	WP	HR	S	P	ERA	WHIP								
Shawn Boskie, R ERA: 7.41	4.0	22	9	7	5	3	1	0	0	0	0	0	1	51	77	11.25	2.500								
Shayne Bennett, R ERA: 5.03	2.0	8	0	0	0	2	1	0	0	0	0	0	0	18	31	0.00	0.500								
Miguel Batista, R ERA: 3.94	0.2	3	1	0	0	1	0	0	0	0	0	0	0	8	12	0.00	1.500								
Steve Kline, L ERA: 2.41	0.1	1	0	0	0	0	0	0	0	0	0	0	0	1	2	0.00	0.000								
Anthony Telford, R ERA: 3.42	1.2	L	6	1	1	0	1	0	0	0	0	0	0	12	15	0.00	0.600								

Montreal Expos @ Florida Marlins
Pro Player Stadium, Miami, FL
Mon Jul 13 1998, 7:05 PM EDT
Att: 11,716 - Cloudy - 76 F


AB 37
R 8
H 11
RBI 7
BB 2
SO 7
LOB 14



Batter	1	2	3	4	5	6	7	8	9	AB	R	H	RBI	BB	SO	LOB	TOP				
Orlando Cabrera, R OBP: 0.451, SLG: 0.551 (1, 4)	G6-3		G4-3	G4-3		SH3-4		2B		4	1	1	0	0	0	2					
F.P. Santangelo, S OBP: 0.345, SLG: 0.324 Robert Perez, R OBP: 0.239, SLG: 0.363 (3, PH)	F8		P5		G4-3	E6		K		1	0	0	0	0	0	0					
Da Rond Stovall, S OBP: 0.284, SLG: 0.368 (8, 7)										0	0	0	0	0	0	0					
Vladimir Guerrero, R OBP: 0.340, SLG: 0.529 (1, 9)	1B			BB				P3		4	2	2	1	1	1	3					
Rondell White, R OBP: 0.366, SLG: 0.528 (1, 8)	CS	1B		BB	HR			2B		4	3	4	2	1	0	0					
Shane Andrews, R OBP: 0.318, SLG: 0.452 (1, 5)		1B						K		5	1	2	1	0	3	5					
Mark Cudzielnick, R OBP: 0.307, SLG: 0.340 Mike Hubbard, R OBP: 0.149, SLG: 0.217 (7, 4)	F9									4	1	3	3	0	0	2					
Chris Widger, R OBP: 0.281, SLG: 0.375 (1, 2)										1	0	0	0	0	1	0					
Ryan McGuire, L OBP: 0.313, SLG: 0.293 (1, 3)	G4-6-3									4	0	2	1	1	1	1					
Carlos Perez, L OBP: 0.217, SLG: 0.311 Anthony Telford, R Steve Kline, S Miguel Batista, R (9, 1)			G5-3	K						5	0	1	1	0	2	4					
Inning Stats	R: 0 E: 0 K: 0 S: 6	H: 1 LOB: 0 BB: 0 P: 9	R: 1 E: 0 K: 0 S: 16	H: 3 LOB: 1 BB: 0 P: 23	R: 0 E: 0 K: 0 S: 6	H: 0 LOB: 0 BB: 0 P: 12	R: 3 E: 0 K: 2 S: 17	H: 2 LOB: 2 BB: 3 P: 38	R: 3 E: 1 K: 2 S: 14	H: 5 LOB: 1 BB: 0 P: 23	R: 1 E: 0 K: 3 S: 13	H: 2 LOB: 1 BB: 0 P: 19	R: 1 E: 0 K: 2 S: 12	H: 2 LOB: 1 BB: 0 P: 14	R: 0 E: 0 K: 2 S: 10	H: 0 LOB: 0 BB: 0 P: 13	1B: 9 2B: 6 3B: 0 HR: 1	SF: 0 SAC: 1 DP: 1 HBP: 0	WP: 1 PB: 0 SB: 1 CS: 2	PA: 45	
PITCHER	IP WLS BF H R ER SO BB IBB HBP BLK WP HR S P ERA WHIP	IP WLS BF H R ER SO BB IBB HBP BLK WP HR S P ERA WHIP	IP WLS BF H R ER SO BB IBB HBP BLK WP HR S P ERA WHIP	IP WLS BF H R ER SO BB IBB HBP BLK WP HR S P ERA WHIP	IP WLS BF H R ER SO BB IBB HBP BLK WP HR S P ERA WHIP	IP WLS BF H R ER SO BB IBB HBP BLK WP HR S P ERA WHIP	IP WLS BF H R ER SO BB IBB HBP BLK WP HR S P ERA WHIP	IP WLS BF H R ER SO BB IBB HBP BLK WP HR S P ERA WHIP	IP WLS BF H R ER SO BB IBB HBP BLK WP HR S P ERA WHIP	IP WLS BF H R ER SO BB IBB HBP BLK WP HR S P ERA WHIP	IP WLS BF H R ER SO BB IBB HBP BLK WP HR S P ERA WHIP	IP WLS BF H R ER SO BB IBB HBP BLK WP HR S P ERA WHIP	IP WLS BF H R ER SO BB IBB HBP BLK WP HR S P ERA WHIP	IP WLS BF H R ER SO BB IBB HBP BLK WP HR S P ERA WHIP	IP WLS BF H R ER SO BB IBB HBP BLK WP HR S P ERA WHIP	IP WLS BF H R ER SO BB IBB HBP BLK WP HR S P ERA WHIP	IP WLS BF H R ER SO BB IBB HBP BLK WP HR S P ERA WHIP	IP WLS BF H R ER SO BB IBB HBP BLK WP HR S P ERA WHIP	IP WLS BF H R ER SO BB IBB HBP BLK WP HR S P ERA WHIP	IP WLS BF H R ER SO BB IBB HBP BLK WP HR S P ERA WHIP	IP WLS BF H R ER SO BB IBB HBP BLK WP HR S P ERA WHIP

Montreal Expos @ Florida Marlins
Pro Player Stadium, Miami, FL
 Wed Jul 15 1998, 7:05 PM EDT
 Att: 15,672 - Cloudy - 82 F


AB 40
 R 9
 H 16
 RBI 9
 BB 3
 SO 11
 LOB 22



Batter	1	2	3	4	5	6	7	8	9	AB	R	H	RBI	BB	SO	LOB	BOTTOM				
John Cangelosi, S OBP: 0.345, SLG: 0.266 (1, 8)	FC1-5		G6-3	G6-3			F7	F7		5	0	1	0	0	0	4					
Edgar Renteria, R OBP: 0.372, SLG: 0.360 (1, 6)	S		1B			K2-3	2B			4	2	2	0	1	1	0					
Mark Kotsay, L OBP: 0.330, SLG: 0.407 (1, 9)	FC1-5					E4				5	2	2	1	0	0	2					
Todd Zeile, R OBP: 0.336, SLG: 0.414 (1, 5)	P3		E7			G4-3				4	0	1	1	1	0	3					
Cliff Floyd, L OBP: 0.345, SLG: 0.481 (1, 7)	2B		P3							4	0	1	2	0	0	4					
Derek Lee, R OBP: 0.308, SLG: 0.396 (1, 3)	F7		F9							4	0	0	0	0	0	2					
Craig Counsell, L OBP: 0.353, SLG: 0.341 (1, 4)			F9			G6-3				4	0	0	0	0	1	0					
Mike Redmond, R OBP: 0.435, SLG: 0.578 (1, 2)			G6-3							4	0	2	0	0	1	0					
Jesus Sanchez, L OBP: 0.107, SLG: 0.172 Brian Edmondson, R Rob Stanifer, R Matt Mantei, R John Wehner, R Kirt Ojala, L Dave Berg, R Felix Heredia, L (9, 1)			P6			SH1-4				1	0	0	0	0	0	0					
Inning Stats	R: 2 E: 0 K: 0 S: 13	H: 2 LOB: 1 BB: 1 P: 23	R: 0 E: 0 K: 0 S: 6	H: 0 LOB: 0 BB: 0 P: 8	R: 2 E: 1 K: 0 S: 10	H: 3 LOB: 1 BB: 0 P: 14	R: 0 E: 0 K: 0 S: 10	H: 1 LOB: 0 BB: 0 P: 14	R: 0 E: 0 K: 0 S: 5	H: 0 LOB: 0 BB: 0 P: 11	R: 1 E: 0 K: 1 S: 10	H: 3 LOB: 3 BB: 1 P: 16	R: 0 E: 0 K: 1 S: 11	H: 2 LOB: 2 BB: 0 P: 18	R: 0 E: 0 K: 0 S: 5	H: 0 LOB: 0 BB: 0 P: 10	1B: 9 2B: 2 3B: 0 HR: 0	SF: 0 SAC: 1 DP: 1 HBP: 0	WP: 0 PB: 0 SB: 2 CS: 0	PA: 40	
PITCHER	IP WLS BF H R ER SO BB IBB HBP BLK WP HR S P ERA WHIP	IP WLS BF H R ER SO BB IBB HBP BLK WP HR S P ERA WHIP	IP WLS BF H R ER SO BB IBB HBP BLK WP HR S P ERA WHIP	IP WLS BF H R ER SO BB IBB HBP BLK WP HR S P ERA WHIP	IP WLS BF H R ER SO BB IBB HBP BLK WP HR S P ERA WHIP	IP WLS BF H R ER SO BB IBB HBP BLK WP HR S P ERA WHIP	IP WLS BF H R ER SO BB IBB HBP BLK WP HR S P ERA WHIP	IP WLS BF H R ER SO BB IBB HBP BLK WP HR S P ERA WHIP	IP WLS BF H R ER SO BB IBB HBP BLK WP HR S P ERA WHIP	IP WLS BF H R ER SO BB IBB HBP BLK WP HR S P ERA WHIP	IP WLS BF H R ER SO BB IBB HBP BLK WP HR S P ERA WHIP	IP WLS BF H R ER SO BB IBB HBP BLK WP HR S P ERA WHIP	IP WLS BF H R ER SO BB IBB HBP BLK WP HR S P ERA WHIP	IP WLS BF H R ER SO BB IBB HBP BLK WP HR S P ERA WHIP	IP WLS BF H R ER SO BB IBB HBP BLK WP HR S P ERA WHIP	IP WLS BF H R ER SO BB IBB HBP BLK WP HR S P ERA WHIP	IP WLS BF H R ER SO BB IBB HBP BLK WP HR S P ERA WHIP	IP WLS BF H R ER SO BB IBB HBP BLK WP HR S P ERA WHIP	IP WLS BF H R ER SO BB IBB HBP BLK WP HR S P ERA WHIP	IP WLS BF H R ER SO BB IBB HBP BLK WP HR S P ERA WHIP	IP WLS BF H R ER SO BB IBB HBP BLK WP HR S P ERA WHIP

Montreal Expos @ Florida Marlins
Pro Player Stadium, Miami, FL
 Wed Jul 15 1998, 7:05 PM EDT
 Att: 15,672 - Cloudy - 82 F

AB 37
 R 5
 H 11
 RBI 4
 BB 2
 SO 3
 LOB 15



Batter	1	2	3	4	5	6	7	8	9	AB	R	H	RBI	BB	SO	LOB	TOP										
Tony Womack, L (1.4) OBP: 0.309, SLG: 0.339										5	2	3	0	0	0	2											
Kevin Polcovich, R (1.6) OBP: 0.271, SLG: 0.283										4	0	0	0	1	0	4											
Jose Guillen, R (1.9) OBP: 0.311, SLG: 0.437										5	0	0	0	0	0	5											
Kevin Young, R (1.3) OBP: 0.333, SLG: 0.503										4	2	3	3	0	0	0											
Turner Ward, S (1.8) OBP: 0.326, SLG: 0.396										4	0	1	2	0	0	1											
Al Martin, L (1.7) OBP: 0.292, SLG: 0.370										5	0	1	0	0	1	3											
Aramis Ramirez, R (1.5) OBP: 0.302, SLG: 0.347										3	0	1	0	1	2	1	AB 37										
Keith Osik, R (1.2) OBP: 0.326, SLG: 0.237										3	0	1	0	0	0	2	R 5										
Jason Schmidt, R (1.1) Eimer Dessens, R (5.1) Steve Bieser, L (7. PR) Javier Martinez, R (7.1) Mark Smith, R (8. PR) Jeff Tabaka, R (8.1)										2	0	0	0	0	1	1	H 11										
	R: 1 E: 0 K: 0 S: 14	H: 1 LOB: 2 BB: 1 P: 22	R: 0 E: 0 K: 1 S: 14	H: 1 LOB: 2 BB: 0 P: 20	R: 0 E: 0 K: 0 S: 10	H: 0 LOB: 0 BB: 0 P: 15	R: 0 E: 0 K: 0 S: 6	H: 0 LOB: 0 BB: 0 P: 13	R: 0 E: 1 K: 1 S: 8	H: 2 LOB: 1 BB: 0 P: 17	R: 2 E: 0 K: 0 S: 10	H: 3 LOB: 1 BB: 0 P: 22	R: 0 E: 0 K: 1 S: 13	H: 2 LOB: 2 BB: 0 P: 17	R: 1 E: 0 K: 0 S: 10	H: 2 LOB: 1 BB: 0 P: 15	1B: 8 2B: 2 3B: 0 HR: 1	SF: 1 SAC: 0 DP: 0 HBP: 2	WP: 0 PB: 0 SB: 2 CS: 1	PA: 42							
PITCHER	IP	WLS	BF	H	R	ER	SO	BB	IBB	HBP	BLK	WP	HR	S	P	ERA	WHIP										
Carl Pavano, R (1.1) ERA: 4.63	5.2	W	25	4	2	2	3	2	0	2	0	0	1	61	98	3.18	1.059										
Anthony Telford, R (6.1) ERA: 3.71	0.2		4	2	2	2	0	0	0	0	0	0	0	6	10	27.00	3.000										
Miguel Batista, R (7.1) ERA: 3.87	0.1		2	1	0	0	0	0	0	0	0	0	0	4	10	0.00	3.000										
Steve Kline, L (7.1) ERA: 2.29	0.2		4	2	0	0	1	0	0	0	0	0	0	11	15	0.00	3.000										
Mike Maddux, R (8.1) ERA: 6.43	1.2	S	7	2	1	1	0	0	0	0	0	0	0	13	20	5.40	1.200										

Pittsburgh Pirates @ Montreal Expos
Olympic Stadium, Montreal, QB
Thu Jul 16 1998, 7:05 PM EDT
Att: 8,558 - Cloudy - 68 F

AB 37
R 5
H 11
RBI 5
BB 2
SO 4
LOB 21



Batter	1	2	3	4	5	6	7	8	9	AB	R	H	RBI	BB	SO	LOB	BOTTOM										
Orlando Cabrera, R (1.4) OBP: 0.429, SLG: 0.519										5	1	1	0	0	2	3											
Ryan McGuire, L (1.7) OBP: 0.338, SLG: 0.314										2	1	2	0	3	0	0											
Vladimir Guerrero, R (1.9) OBP: 0.350, SLG: 0.529										4	1	2	0	0	1	4											
Rondell White, R (1.8) OBP: 0.370, SLG: 0.524										2	2	0	1	3	0	4											
Brad Fullmer, L (1.3) OBP: 0.333, SLG: 0.463										4	1	1	2	0	0	1											
Da Rond Stovall, S (7. PR) OBP: 0.280, SLG: 0.362										1	1	0	0	0	0	2											
Mark Czuprianeck, R (1.6) OBP: 0.309, SLG: 0.350										5	2	2	3	0	0	1											
Shane Andrews, R (1.5) OBP: 0.319, SLG: 0.451										5	0	2	1	0	1	2	AB 35										
Chris Widger, R (1.2) OBP: 0.284, SLG: 0.377										4	1	2	1	0	1	2	R 10										
Carl Pavano, R (1.1) OBP: 0.067, SLG: 0.067										2	0	0	0	0	1	1	H 12										
Anthony Telford, R (6.1)										1	0	0	0	0	0	0	RBI 8										
Miguel Batista, R (7.1)										0	0	0	0	0	0	0	BB 6										
Steve Kline, S (7.1)										0	0	0	0	0	0	0	SO 6										
Mike Maddux, L (8.1)										0	0	0	0	0	0	0	LOB 20										
	R: 0 E: 0 K: 0 S: 9	H: 1 LOB: 1 BB: 1 P: 17	R: 0 E: 0 K: 2 S: 9	H: 1 LOB: 0 BB: 0 P: 14	R: 0 E: 0 K: 0 S: 7	H: 1 LOB: 2 BB: 0 P: 14	R: 0 E: 0 K: 0 S: 6	H: 0 LOB: 0 BB: 0 P: 11	R: 6 E: 0 K: 1 S: 16	H: 5 LOB: 1 BB: 2 P: 29	R: 0 E: 0 K: 2 S: 12	H: 0 LOB: 1 BB: 1 P: 20	R: 2 E: 1 K: 1 S: 16	H: 2 LOB: 3 BB: 1 P: 29	R: 2 E: 1 K: 0 S: 11	H: 2 LOB: 1 BB: 1 P: 19	1B: 10 2B: 1 3B: 0 HR: 1	SF: 0 SAC: 1 DP: 1 HBP: 1	WP: 0 PB: 0 SB: 1 CS: 0	PA: 43							
PITCHER	IP	WLS	BF	H	R	ER	SO	BB	IBB	HBP	BLK	WP	HR	S	P	ERA	WHIP										
Jason Schmidt, R (1.1) ERA: 4.16	4.2	L	24	7	6	6	3	3	0	1	0	0	0	17	27	11.57	2.143										
Eimer Dessens, R (5.1) ERA: 3.69	1.1		6	1	0	0	2	1	0	0	0	0	0	17	27	0.00	1.500										
Javier Martinez, R (7.1) ERA: 5.92	1.0		7	2	2	1	1	1	0	0	0	0	0	16	29	9.00	3.000										
Jeff Tabaka, L (8.1) ERA: 3.16	1.0		6	2	2	0	0	0	1	0	0	0	0	11	19	0.00	2.000										

Pittsburgh Pirates @ Montreal Expos
Olympic Stadium, Montreal, QB
Thu Jul 16 1998, 7:05 PM EDT
Att: 8,558 - Cloudy - 68 F

AB 35
R 10
H 12
RBI 8
BB 6
SO 6
LOB 20




Batter	1	2	3	4	5	6	7	8	9	AB R H RBI BB SO LOB	TOP
Tony Womack, L (1,4) OBP: 0.308, SLG: 0.338	0-2 SH1-3 1B 18 1B	0-3 K		1-3 K		0-1 G6-3			0-0 G4-1	5 1 1 1 0 2 4	Pittsburgh Pirates @ Montreal Expos Olympic Stadium, Montreal, QB Fri Jul 17 1998, 7:05 PM EDT Att: 9,380 - Cloudy - 82 F
18 Jason Kendall, R (1,2) OBP: 0.409, SLG: 0.451	3-1 SH1-3 1B		3-2 G6-3		0-3 K	1-0 G5-3			0-1 HBP 1B	5 1 2 0 0 1 2	
Turner Ward, S (1,8) OBP: 0.325, SLG: 0.393	0-1 SH1-3		1-0 F8		1-2 G1-3		1-3 K		0-1 HBP 1B	4 0 1 0 0 1 0	
Kevin Young, R (1,3) OBP: 0.334, SLG: 0.499	0-3 K		4-1 S BB		0-3 K		3-1 P2		1-0 HBP FC6	3 0 0 0 1 2 2	
Mark Smith, R (1,9) OBP: 0.265, SLG: 0.330	2-0 S 1B		3-2 F9			2-1 F9 1B 2B	1-2 P6		0-2 FC6 HBP	5 1 2 2 0 0 4	
Al Martin, L (1,7) Manny Martinez, R (8,8) OBP: 0.292, SLG: 0.368 OBP: 0.329, SLG: 0.513	2-3 K		0-0 SH3-4 1B		2-1 F9			1-1 F8		4 0 1 0 0 1 2 0 0 0 0 0 0 0	
Aramis Ramirez, R (1,5) Kevin Polcovich, R (6, PR) OBP: 0.269, SLG: 0.281		3-3 K		3-1 L7		3-1 1B HBP		0-3 K		2 0 0 0 0 1 1 1 1 0 0 0 1 0	
Lou Collier, R (1,6) OBP: 0.306, SLG: 0.373		0-2 SH1-4 1B		3-2 SH3-4 1B		2-2 1B S G6-3 1B		1-2 G3		4 1 3 1 0 0 0	
Mike Williams, R (1,1) Steve Bieser, L (8, PH) Elmer Dessens, R (6, 1) Jason Christiansen, R (6, 1)		2-2 SH1-4		1-1 SH3-4		1-3 1B G6-3			2-2 P4	0 0 0 0 0 0 0 1 0 1 1 0 0 0 0 0 0 0 0 0 0 1 0 0 0 0 0 0	
Inning Stats	R: 2 H: 3 E: 0 LOB: 1 K: 2 BB: 0 S: 16 P: 23	R: 0 H: 1 E: 0 LOB: 1 K: 2 BB: 0 S: 12 P: 17	R: 0 H: 0 E: 0 LOB: 1 K: 0 BB: 1 S: 8 P: 19	R: 0 H: 2 E: 0 LOB: 2 K: 1 BB: 0 S: 11 P: 19	R: 0 H: 0 E: 0 LOB: 0 K: 0 BB: 0 S: 11 P: 12	R: 3 H: 3 E: 0 LOB: 2 K: 0 BB: 0 S: 15 P: 27	R: 0 H: 0 E: 0 LOB: 0 K: 1 BB: 0 S: 9 P: 14	R: 0 H: 0 E: 0 LOB: 0 K: 1 BB: 0 S: 9 P: 11	R: 0 H: 2 E: 0 LOB: 3 K: 0 BB: 0 S: 11 P: 14	1B: 10 SF: 0 2B: 1 SAC: 3 3B: 0 DP: 0 HR: 0 HBP: 2	
PITCHER	IP WLS BF H R ER SO BB IBB HBP BLK WP HR S P ERA WHIP										
Javier Vazquez, R (1, 1) ERA: 5.68	5.1 L 25 7 4 4 7 1 0 1 0 0 0 63 102 6.75 1.500										
Shayne Bennett, R (6, 1) ERA: 5.04	1.2 7 2 1 1 1 0 0 0 0 0 0 19 29 5.40 1.200										
Anthony Telford, R (8, 1) ERA: 3.58	2.0 9 2 0 0 1 0 0 0 1 0 0 0 20 25 0.00 1.000										

Batter	1	2	3	4	5	6	7	8	9	AB R H RBI BB SO LOB	BOTTOM
Orlando Cabrera, R (1,4) OBP: 0.400, SLG: 0.483	0-3 K	0-0 F7			2-0 FC1-6-5 CS			0-1 G6-3		4 0 0 0 0 1 1	Pittsburgh Pirates @ Montreal Expos Olympic Stadium, Montreal, QB Fri Jul 17 1998, 7:05 PM EDT Att: 9,380 - Cloudy - 82 F
Ryan McGuire, L (1,7) OBP: 0.343, SLG: 0.320	3-2 FC1-2 1B		3-2 G1-3		1 SAFE G1-3			1-0 FC5-4 1B		4 0 2 0 0 0 1	
Vladimir Guerrero, R (1,9) OBP: 0.394, SLG: 0.534	0-0 1B 2B		2-2 1B		1-1 G4-6-3 1B			1-1 FC5-4		4 1 3 0 0 0 1	
Rondell White, R (1,8) OBP: 0.368, SLG: 0.521	1-2 FC1-2 BB 1B		1-3 K		1-2 G4-6-3 1B			0-0 G1-3		4 0 1 0 0 1 4	
Brad Fullmer, L (1,3) OBP: 0.332, SLG: 0.460	0-0 BB 1B		2-0 G3		0-2 G4-6-3				0-3 K	4 0 1 1 0 1 3	
Mark Grudzielanek, R (1,6) OBP: 0.308, SLG: 0.347	1-2 2H 1B				2-2 G4-3				0-0 F9	3 0 0 0 1 0 1	
Shane Andrews, R (1,5) OBP: 0.315, SLG: 0.445	3-3 K		1-3 K		1-3 K				0-2 P3	4 0 0 0 0 3 3	
Chris Widger, R (1,2) OBP: 0.281, SLG: 0.373		0-2 G1-3		0-0 G5-3		1-3 K				3 0 0 0 0 1 0	
Javier Vazquez, R (1, 1) ERA: 2.11 Shayne Bennett, R (6, 1) Ray Holbert, R (7, PH) Anthony Telford, R (8, 1)		1-2 G5-3			0-1 FC1-6-5 2B				1-2 F9	2 0 1 0 0 0 0 0 0 0 0 0 0 0 1 0 0 0 0 0 0 0 0 0 0 0 0 0	
Inning Stats	R: 1 H: 3 E: 0 LOB: 3 K: 2 BB: 1 S: 16 P: 27	R: 0 H: 0 E: 0 LOB: 0 K: 0 BB: 0 S: 7 P: 8	R: 0 H: 1 E: 0 LOB: 1 K: 1 BB: 0 S: 11 P: 19	R: 0 H: 0 E: 0 LOB: 0 K: 1 BB: 0 S: 7 P: 8	R: 0 H: 1 E: 0 LOB: 0 K: 0 BB: 0 S: 6 P: 9	R: 0 H: 2 E: 0 LOB: 1 K: 0 BB: 0 S: 12 P: 16	R: 0 H: 0 E: 0 LOB: 0 K: 2 BB: 0 S: 15 P: 17	R: 0 H: 1 E: 0 LOB: 1 K: 0 BB: 0 S: 6 P: 8	R: 0 H: 0 E: 0 LOB: 0 K: 1 BB: 0 S: 7 P: 7	1B: 6 SF: 0 2B: 2 SAC: 0 3B: 0 DP: 1 HR: 0 HBP: 0	
PITCHER	IP WLS BF H R ER SO BB IBB HBP BLK WP HR S P ERA WHIP										
Mike Williams, R (1, 1) ERA: 2.11	5.0 W 20 5 1 1 4 1 0 0 0 0 0 47 71 1.80 1.200										
Elmer Dessens, R (6, 1) ERA: 3.86	0.0 2 2 0 0 0 0 0 0 0 0 0 5 7 - - -										
Jason Christiansen, L (6, 1) ERA: 1.66	4.0 S 12 1 0 0 3 0 0 0 0 0 0 35 41 0.00 0.250										

AB	35
R	5
H	11
RBI	5
BB	1
SO	9
LOB	15

AB	33
R	1
H	8
RBI	1
BB	1
SO	7
LOB	14



Batter	1	2	3	4	5	6	7	8	9	AB R H RBI BB SO LOB	TOP									
Tony Womack, L (1,4) OBP: 0.309, SLG: 0.337	1-1 18 2B 1B	0-3 K		3-2 F8			4-2 FC3-6 BB		2-2 P4	4 0 1 0 1 1 0	Pittsburgh Pirates @ Montreal Expos Olympic Stadium, Montreal, QB Sat Jul 18 1998, 7:05 PM EDT Att: 11,499 - Unknown - 82 F									
18 Jason Kendall, R (1,2) OBP: 0.412, SLG: 0.456	1-2 HR 2B	1-2 G5-3			3-2 2B FC1 1B		3-2 F9		2-1 1B 1B	5 1 3 0 0 0 1										
Turner Ward, S (1,8) (9,7)	1-1 HR			1-0 F8			0-0 FC3-6		0-0 1B 1B	5 1 3 2 0 0 1										
Kevin Young, R (1,3) OBP: 0.333, SLG: 0.503	0-0 HR			1-1 G5-3			0-1 FC1		1-1 F8	5 1 1 1 0 0 5										
Mark Smith, R (1,7) Manny Martinez, R (9,8) OBP: 0.283, SLG: 0.333 OBP: 0.329, SLG: 0.513	0-1 G6-3 1B 1B			4-2 1B BB			0-0 P3		4-2 E S SF7 HBP	2 2 1 0 1 0 2 0 0 0 0 0 0 0										
Jose Guillen, R (1,9) OBP: 0.310, SLG: 0.435	1-2 G6-3 1B			0-0 1B			1-1 G1-3		0-1 L6	4 0 1 0 0 0 4										
Aramis Ramirez, R (1,5) OBP: 0.302, SLG: 0.342	3-2 1B			3-3 K			0-1 G1-3		0-2 SF7 1-H	3 0 1 2 0 1 2										
Lou Collier, R (1,6) OBP: 0.303, SLG: 0.365	0-0 P3			0-0 F8			1-1 G4-3		0-2 G6-3	4 0 0 0 0 0 1										
Jon Lieber, L (1,1) OBP: 0.256, SLG: 0.222				0-1 F8			0-0 G6-3		0-0 F8	4 0 0 0 0 0 0										
Inning Stats	R: 4 E: 1 K: 0 S: 17	H: 6 LOB: 1 BB: 0 P: 23	R: 0 E: 0 K: 1 S: 8	H: 0 LOB: 0 BB: 0 P: 9	R: 0 E: 0 K: 1 S: 12	H: 1 LOB: 2 BB: 1 P: 21	R: 0 E: 0 K: 0 S: 7	H: 0 LOB: 0 BB: 0 P: 10	R: 0 E: 0 K: 0 S: 11	H: 2 LOB: 2 BB: 0 P: 17		R: 0 E: 0 K: 0 S: 10	H: 0 LOB: 1 BB: 1 P: 17	R: 1 E: 0 K: 0 S: 12	H: 0 LOB: 0 BB: 0 P: 16	R: 0 E: 0 K: 0 S: 10	H: 2 LOB: 2 BB: 0 P: 15	1B: 7 2B: 2 3B: 0 HR: 2	SF: 1 SAC: 0 DP: 0 HBP: 1	WP: 0 PB: 0 SB: 3 CS: 0
PITCHER	IP WLS BF H R ER SO BB IBB HBP BLK WP HR S P ERA WHIP											IP WLS BF H R ER SO BB IBB HBP BLK WP HR S P ERA WHIP								
Shawn Boskie, R (1,1) ERA: 9.17	0.2 L 7 6 4 4 0 0 0 0 0 0 0 2 16 22 54.00 9.000																			
Shayne Bennett, R (1,1) ERA: 4.75	3.1 12 1 0 0 2 1 0 0 0 0 0 0 28 41 0.00 0.600																			
Miguel Batista, R (5,1) ERA: 3.73	3.0 12 2 0 0 0 1 0 0 0 0 0 0 26 40 0.00 1.000																			
Mike Maddux, R (8,1) ERA: 5.87	2.0 9 2 1 0 0 0 0 0 1 0 0 0 0 22 31 0.00 1.000																			

Batter	1	2	3	4	5	6	7	8	9	AB R H RBI BB SO LOB	BOTTOM											
Da Rond Stovall, S (1,7) OBP: 0.278, SLG: 0.356	1-1 FC4-6 1B	0-0 P5			1-1 G1-3			0-0 G3		4 0 1 0 0 0 0	Pittsburgh Pirates @ Montreal Expos Olympic Stadium, Montreal, QB Sat Jul 18 1998, 7:05 PM EDT Att: 11,499 - Unknown - 82 F											
Orlando Cabrera, R (1,4) OBP: 0.375, SLG: 0.452	1-2 FC4-6 1B 1B			0-1 L6			0-1 P6		2-1 G6-3	4 1 0 0 0 0 1												
Vladimir Guerrero, R (1,9) OBP: 0.353, SLG: 0.531	1-2 1B 1B			1-2 P4			0-0 G6-3		0-1 F8	4 1 1 0 0 0 0												
Rondell White, R (1,8) OBP: 0.365, SLG: 0.515	3-3 K			1-2 G6-3			1-0 G6-3		0-1 G6-3	4 0 0 0 0 1 2												
Brad Fullmer, L (1,3) Mike Maddux, L (8,1) OBP: 0.332, SLG: 0.459	0-0 1B 1B			0-1 G4-3			1-1 G4-3			3 0 1 1 0 0 0 0 0 0 0 0 0 0												
Mark Grudzielanek, R (1,6) OBP: 0.308, SLG: 0.346	0-0 FC6-4 1B			0-1 P9			1-3 K			3 0 1 1 0 1 0												
Mike Hubbard, R (1,2) OBP: 0.140, SLG: 0.204	1-1 FC6-4			1-1 G6-3			2-3 K			3 0 0 0 0 1 2												
Shane Andrews, R (1,5) OBP: 0.315, SLG: 0.444		1-1 F8			2-0 G5-3			0-0 G3-6 1B		3 0 1 0 0 0 0												
Shawn Boskie, R (1,1) Shayne Bennett, R (1,1) Miguel Batista, R (5,1) Ryan McGuire, L (8,3) OBP: 0.340, SLG: 0.317		1-3 K			1-2 G6-3			2-1 G3-6		0 0 0 0 0 0 0 1 0 0 0 0 1 0 1 0 0 0 0 0 0 1 0 0 0 0 0 1												
Inning Stats	R: 2 E: 1 K: 1 S: 15	H: 4 LOB: 2 BB: 0 P: 22	R: 0 E: 0 K: 1 S: 7	H: 0 LOB: 0 BB: 0 P: 9	R: 0 E: 0 K: 0 S: 9	H: 0 LOB: 0 BB: 0 P: 11	R: 0 E: 0 K: 0 S: 6	H: 0 LOB: 0 BB: 0 P: 7	R: 0 E: 0 K: 0 S: 6	H: 0 LOB: 0 BB: 0 P: 10		R: 0 E: 0 K: 0 S: 4	H: 0 LOB: 0 BB: 0 P: 5	R: 0 E: 0 K: 2 S: 8	H: 0 LOB: 0 BB: 0 P: 12	R: 0 E: 0 K: 0 S: 4	H: 1 LOB: 0 BB: 0 P: 6	R: 0 E: 0 K: 0 S: 6	H: 0 LOB: 0 BB: 0 P: 8	1B: 5 2B: 0 3B: 0 HR: 0	SF: 0 SAC: 0 DP: 1 HBP: 0	WP: 0 PB: 0 SB: 0 CS: 0
PITCHER	IP WLS BF H R ER SO BB IBB HBP BLK WP HR S P ERA WHIP											IP WLS BF H R ER SO BB IBB HBP BLK WP HR S P ERA WHIP										
Jon Lieber, R (1,1) ERA: 3.53	9.0 W 31 5 2 2 4 0 0 0 0 0 0 0 65 90 2.00 0.556																					



Batter	1	2	3	4	5	6	7	8	9	AB R H RBI BB SO LOB	TOP										
Doug Glanville, R (1, 8) OBP: 0.354, SLG: 0.441	E6		G4-3		FC		FC4-6 BB		K	4 0 0 0 1 1 3	Philadelphia Phillies @ Montreal Expos Olympic Stadium, Montreal, QB Mon Jul 20 1998, 7:05 PM EDT Att. 9,792 - Unknown - 82 F										
Dest Relaford, S (1, 6) OBP: 0.323, SLG: 0.380	K			F8		K	FC4-6			4 0 0 0 0 2 3											
Scott Rolen, R (1, 5) OBP: 0.379, SLG: 0.507	K			L5		G6-3 BB	G5-3			3 1 0 0 1 1 3											
Rico Brogna, L (1, 3) OBP: 0.324, SLG: 0.459	G1-3			G4-3		G6-3		G5-4-3 1B		4 0 1 0 0 0 2											
Gregg Jefferies, S (1, 7)		F8			G5-3	E5 1B		G5-4-3		4 1 1 0 0 0 1											
Mike Lieberthal, R (1, 2) OBP: 0.309, SLG: 0.411	F8				1B	E8 1B		F8		4 1 1 0 0 0 0											
Bobby Abreu, L (1, 9) OBP: 0.395, SLG: 0.464	K				K	F8				4 0 0 0 0 2 2											
Mark Lewis, R (1, 4) OBP: 0.312, SLG: 0.369			G5-3		WP 1B		FC4-6 BB 1B			3 0 2 0 1 0 0											
Curt Schilling, R (1, 1) OBP: 0.163, SLG: 0.149			K		WP 1B		K			4 0 1 1 0 3 2											
Inning Stats	R: 0 E: 1 K: 2 S: 12	H: 0 LOB: 1 BB: 0 P: 16	R: 0 E: 0 K: 1 S: 7	H: 0 LOB: 0 BB: 0 P: 7	R: 0 E: 0 K: 1 S: 10	H: 0 LOB: 0 BB: 0 P: 15	R: 0 E: 0 K: 1 S: 9	H: 0 LOB: 0 BB: 0 P: 15	R: 1 E: 0 K: 1 S: 14	H: 3 LOB: 1 BB: 0 P: 19	R: 2 E: 2 K: 1 S: 17	H: 1 LOB: 1 BB: 1 P: 28	R: 0 E: 0 K: 1 S: 9	H: 1 LOB: 2 BB: 1 P: 16	R: 0 E: 0 K: 0 S: 5	H: 1 LOB: 0 BB: 0 P: 10	R: 0 E: 0 K: 2 S: 14	H: 0 LOB: 1 BB: 1 P: 21	1B: 6 2B: 0 3B: 0 HR: 0	SF: 0 SAC: 0 DP: 1 HBP: 0	WP: 1 PA: 37 PB: 0 SB: 1 CS: 0
PITCHER	IP WLS BF H R ER SO BB IBB HBP BLK WP HR S P ERA WHIP											PITCHER	IP WLS BF H R ER SO BB IBB HBP BLK WP HR S P ERA WHIP								
Carlos Perez, L (1, 1) ERA: 3.77	6.0 L 25 4 3 1 7 1 0 0 0 0 1 0 69 100 1.50 0.833																				
Miguel Batista, R (7, 1) ERA: 3.54	2.0 8 2 0 0 1 1 0 0 0 0 0 0 14 26 0.00 1.500																				
Ugueth Urbina, R (9, 1) ERA: 1.25	1.0 4 0 0 0 2 1 0 0 0 0 0 0 14 21 0.00 1.000																				

Batter	1	2	3	4	5	6	7	8	9	AB R H RBI BB SO LOB	BOTTOM										
Orlando Cabrera, R (1, 4) OBP: 0.362, SLG: 0.424	F9		F7			CS BB			F8	3 0 0 0 1 0 1	Philadelphia Phillies @ Montreal Expos Olympic Stadium, Montreal, QB Mon Jul 20 1998, 7:05 PM EDT Att. 9,792 - Unknown - 82 F										
Ryan McQuire, L (1, 3) OBP: 0.336, SLG: 0.308	K		G6-3		CS	K			K	4 0 0 0 0 3 0											
Vladimir Guerrero, R (1, 9) OBP: 0.353, SLG: 0.536	F7		K		K	HR			1B	4 1 2 1 0 1 0											
Derrick May, L (1, 7) OBP: 0.231, SLG: 0.257		G3			G4-3		G5-3		1B	4 0 1 0 0 0 0											
Mike Hubbard, R (9, PR) OBP: 0.132, SLG: 0.192									1B	0 0 0 0 0 0 0											
Rondell White, R (1, 8) OBP: 0.363, SLG: 0.513		G5-3			G6-3		G4-3		1B	2 0 0 0 0 0 0											
Scott Livingstone, L (7, 3) OBP: 0.262, SLG: 0.206										2 0 0 0 0 0 2											
Mark Czudzielanek, R (1, 6) OBP: 0.310, SLG: 0.359		P8			K			G6-3 2B		3 0 1 0 0 1 0											
Bob Henley, R (1, 2) OBP: 0.500, SLG: 0.333								F9		3 0 1 0 0 1 1											
Shane Andrews, R (1, 5) OBP: 0.312, SLG: 0.435			K					G6-3		3 0 0 0 0 1 2											
Carlos Perez, L (1, 1) OBP: 0.217, SLG: 0.311										0 0 0 0 0 0 0											
Da Rond Stovall, S (6, PH) OBP: 0.262, SLG: 0.333			SH1-4							1 0 0 0 0 1 0											
Miguel Batista, R (7, 1)										0 0 0 0 0 0 0											
Robert Perez, R (8, PH) OBP: 0.237, SLG: 0.347										1 0 0 0 0 1 1											
Ugueth Urbina, R (9, 1)										0 0 0 0 0 1 1											
Inning Stats	R: 0 E: 0 K: 1 S: 6	H: 0 LOB: 0 BB: 0 P: 10	R: 0 E: 0 K: 0 S: 5	H: 0 LOB: 0 BB: 0 P: 6	R: 0 E: 0 K: 1 S: 9	H: 1 LOB: 1 BB: 0 P: 11	R: 0 E: 0 K: 1 S: 11	H: 0 LOB: 0 BB: 0 P: 16	R: 0 E: 0 K: 2 S: 8	H: 0 LOB: 0 BB: 0 P: 11	R: 0 E: 0 K: 1 S: 9	H: 0 LOB: 0 BB: 1 P: 14	R: 1 E: 0 K: 1 S: 15	H: 1 LOB: 0 BB: 0 P: 21	R: 0 E: 0 K: 1 S: 12	H: 1 LOB: 1 BB: 0 P: 13	R: 0 E: 0 K: 1 S: 9	H: 2 LOB: 2 BB: 0 P: 13	1B: 3 2B: 1 3B: 0 HR: 1	SF: 0 SAC: 1 DP: 0 HBP: 0	WP: 0 PA: 33 PB: 0 SB: 0 CS: 1
PITCHER	IP WLS BF H R ER SO BB IBB HBP BLK WP HR S P ERA WHIP											PITCHER	IP WLS BF H R ER SO BB IBB HBP BLK WP HR S P ERA WHIP								
Curt Schilling, R (1, 1) ERA: 3.0	9.0 W 32 5 1 1 9 1 0 0 0 0 1 1 84 115 1.00 0.667																				



Batter	1	2	3	4	5	6	7	8	9	AB	R	H	RBI	BB	SO	LOB	TOP					
Doug Glanville, R OBP: 0.350, SLG: 0.436	G5-3	F8			G6-3	G6-3		L4		5	0	0	0	0	0	5	Philadelphia Phillies @ Montreal Expos Olympic Stadium, Montreal, QB Tue Jul 21 1998, 7:05 PM EDT Att: 10,816 - Unknown - 84 F livebaseballscores.com					
Dest Relaford, S OBP: 0.324, SLG: 0.378	G3-1		1B SF8		G1-3		F8		4	1	1	0	1	0	0							
Scott Rolen, R OBP: 0.379, SLG: 0.504			G1-3				G6-3		4	0	1	0	0	1	2							
Rico Brogna, L OBP: 0.327, SLG: 0.458									3	0	1	0	2	2	1							
Gregg Jefferies, S OBP: 0.338, SLG: 0.425 Kevin Sefcik, R OBP: 0.349, SLG: 0.329	G3-1		SF8						3	0	0	1	1	0	4							
Mike Lieberthal, R OBP: 0.307, SLG: 0.407									0	0	0	0	0	0	0							
Bobby Abreu, L OBP: 0.402, SLG: 0.467									5	1	1	0	0	0	2							
Mark Lewis, R OBP: 0.317, SLG: 0.375									2	1	2	0	2	0	0							
Mark Portugal, R OBP: 0.250, SLG: 0.346									3	0	2	2	1	0	1							
Inning Stats	R: 0 E: 0 K: 0 S: 8	H: 0 LOB: 2 BB: 1 P: 16	R: 0 E: 0 K: 0 S: 9	H: 1 LOB: 2 BB: 1 P: 16	R: 1 E: 0 K: 0 S: 8	H: 2 LOB: 0 BB: 0 P: 12	R: 0 E: 0 K: 0 S: 8	H: 0 LOB: 1 BB: 1 P: 14	R: 0 E: 0 K: 0 S: 7	H: 1 LOB: 2 BB: 1 P: 11	R: 0 E: 0 K: 0 S: 18	H: 3 LOB: 2 BB: 0 P: 25	R: 0 E: 0 K: 1 S: 11	H: 0 LOB: 0 BB: 0 P: 13	R: 2 E: 0 K: 0 S: 14	H: 2 LOB: 1 BB: 1 P: 18	R: 0 E: 0 K: 2 S: 8	H: 0 LOB: 2 BB: 2 P: 18	1B: 7 2B: 2 3B: 0 HR: 0	SF: 1 SAC: 0 DP: 0 HBP: 1	WP: 0 PB: 0 SB: 2 CS: 2	PA: 43
PITCHER	IP	WLS	BF	H	R	ER	SO	BB	IBB	HBP	BLK	WP	HR	S	P	ERA	WHIP					
Carl Pavano, R ERA: 4.52	7.1	L	35	9	3	3	1	5	0	1	0	0	0	75	117	3.68	1.909					
Anthony Telford, R ERA: 3.39	1.0		4	0	0	0	1	1	0	0	0	0	0	11	17	0.00	1.000					
Steve Kline, L ERA: 2.59	0.1		2	0	0	0	1	1	0	0	0	0	0	4	8	0.00	3.000					
Mike Maddux, R ERA: 5.79	0.1		1	0	0	0	0	0	0	0	0	0	0	1	1	0.00	0.000					

Batter	1	2	3	4	5	6	7	8	9	AB	R	H	RBI	BB	SO	LOB	BOTTOM				
Terry Jones, S	K		G3			G3			SH	3	0	0	0	0	1	0	Philadelphia Phillies @ Montreal Expos Olympic Stadium, Montreal, QB Tue Jul 21 1998, 7:05 PM EDT Att: 10,816 - Unknown - 84 F livebaseballscores.com				
Ryan McGuire, L OBP: 0.327, SLG: 0.299	F8				G6-3		G1-3		K	4	0	0	0	0	1	2					
Vladimir Guerrero, R OBP: 0.352, SLG: 0.534	G6-3				G6-3		G5-6-3		IBB	3	0	0	0	1	0	0					
Derrick May, L OBP: 0.222, SLG: 0.247 Da Rond Stovall, S OBP: 0.262, SLG: 0.333 Robert Perez, R OBP: 0.235, SLG: 0.344		K			G6-3		G3		K	3	0	0	0	0	1	0					
Mark Grudzielanek, R OBP: 0.312, SLG: 0.359							F9		G1-3	3	0	1	0	0	0	3					
Chris Widger, R OBP: 0.279, SLG: 0.369							P3		L7	3	0	0	0	0	2						
Shane Andrews, R OBP: 0.309, SLG: 0.431							K		G6-4-3	3	0	0	0	0	1						
Orlando Cabrera, R OBP: 0.375, SLG: 0.478									B5-3	3	2	2	1	0	0	0					
Carl Pavano, R OBP: 0.059, SLG: 0.059 Anthony Telford, R Steve Kline, S Mike Maddux, L Scott Livingstons, L OBP: 0.213, SLG: 0.217									G3	2	0	0	0	0	1	0					
Inning Stats	R: 0 E: 0 K: 1 S: 7	H: 0 LOB: 0 BB: 0 P: 9	R: 0 E: 0 K: 1 S: 11	H: 1 LOB: 0 BB: 0 P: 14	R: 1 E: 0 K: 1 S: 8	H: 1 LOB: 0 BB: 0 P: 9	R: 0 E: 0 K: 0 S: 6	H: 0 LOB: 0 BB: 0 P: 9	R: 0 E: 0 K: 0 S: 3	H: 0 LOB: 0 BB: 0 P: 5	R: 0 E: 0 K: 0 S: 3	H: 0 LOB: 0 BB: 0 P: 4	R: 0 E: 0 K: 0 S: 4	H: 0 LOB: 0 BB: 0 P: 7	R: 1 E: 1 K: 2 S: 14	H: 2 LOB: 3 BB: 1 P: 23	1B: 3 2B: 0 3B: 0 HR: 1	SF: 0 SAC: 1 DP: 2 HBP: 1	WP: 0 PB: 0 SB: 0 CS: 0	PA: 32	
PITCHER	IP	WLS	BF	H	R	ER	SO	BB	IBB	HBP	BLK	WP	HR	S	P	ERA	WHIP				
Mark Portugal, R ERA: 4.34	9.0	W	32	4	2	1	6	0	1	1	0	0	0	64	92	1.00	0.444				



Batter	1	2	3	4	5	6	7	8	9	AB	R	H	RBI	BB	SO	LOB	TOP									
Terry Jones, S OBP: 0.125, SLG: 0.125	G1-3		2B		F7		B3		FC5	5	1	1	0	0	0	3										
Orlando Cabrera, R OBP: 0.364, SLG: 0.473	G4-3		2B		G6-3			G5-3	K	5	1	1	1	0	1	2										
Vladimir Guerrero, R OBP: 0.356, SLG: 0.545	1B		G4-3					G5-3		3	1	2	1	1	0	0										
Derrick May, L OBP: 0.224, SLG: 0.247	FC4		G4-3				G3		K	4	0	1	1	0	1	1										
Miguel Batista, R (8, 1)	1B		2-3							0	0	0	0	0	0	0										
Mark Grudzielanek, R OBP: 0.312, SLG: 0.358	FC4		F9				F8		HR	4	1	1	0	0	0	3										
Chris Widger, R OBP: 0.278, SLG: 0.377		K			G5-3		L8		1B	4	1	1	2	0	1	0										
Ryan McGuire, L OBP: 0.331, SLG: 0.307	G4-3				F7				HR	3	0	1	0	1	0	0										
Shane Andrews, R OBP: 0.305, SLG: 0.425	G6-3				F9				1B	4	0	0	0	0	1	2										
Javier Vazquez, R OBP: 0.297, SLG: 0.294			L6							2	0	0	0	0	0	0										
Shayne Bennett, R OBP: 0.148, SLG: 0.149										0	0	0	0	0	0	0										
Scott Livingstone, L OBP: 0.214, SLG: 0.214										1	0	0	0	0	0	1										
Steve Kline, S (7, 1)										0	0	0	0	0	0	0										
Da Rond Stovall, S OBP: 0.262, SLG: 0.333										0	0	0	0	0	0	0										
Bob Hentley, R OBP: 0.050, SLG: 0.050										1	0	1	0	0	0	0										
Inning Stats	R: 0 E: 0 K: 0 S: 10	H: 1 LOB: 2 BB: 1 P: 21	R: 0 E: 0 K: 1 S: 11	H: 0 LOB: 0 BB: 0 P: 17	R: 2 E: 0 K: 0 S: 18	H: 3 LOB: 1 BB: 0 P: 26	R: 0 E: 0 K: 0 S: 10	H: 0 LOB: 0 BB: 0 P: 15	R: 0 E: 0 K: 0 S: 7	H: 0 LOB: 0 BB: 0 P: 7	R: 1 E: 0 K: 0 S: 6	H: 1 LOB: 0 BB: 0 P: 7	R: 0 E: 0 K: 0 S: 6	H: 1 LOB: 1 BB: 0 P: 11	R: 0 E: 0 K: 1 S: 7	H: 0 LOB: 0 BB: 0 P: 11	R: 2 E: 0 K: 2 S: 21	H: 3 LOB: 2 BB: 1 P: 30	1B: 4 2B: 3 3B: 0 HR: 2	SF: 0 SAC: 0 DP: 0 HBP: 0	WP: 0 PB: 0 SB: 0 CS: 0	PA: 38				
PITCHER	IP	WLS	BF	H	R	ER	SO	BB	IBB	HBP	BLK	WP	HR	S	P	ERA	WHIP									
Steve Trachsel, R ERA: 4.03	(1, 1)	7.0		28	6	3	3	1	1	0	0	0	0	1	68	104	3.86	1.000								
Terry Adams, R ERA: 3.53	(8, 1)	1.0	W	3	0	0	0	1	0	0	0	0	0	0	7	11	0.00	0.000								
Rodney Myers, R ERA: 54.0	(9, 1)	0.1		5	3	2	2	1	1	0	0	0	0	1	16	23	54.00	12.000								
Rod Beck, R ERA: 3.94	(9, 1)	0.2	S	2	0	0	0	1	0	0	0	0	0	5	7	0.00	0.000									

Montreal Expos @ Chicago Cubs
Wrigley Field, Chicago, IL
Wed Jul 22 1998, 7:05 PM CDT
Att: 39,179 - Unknown - 85 F

AB 36
R 5
H 9
RBI 5
BB 2
SO 4
LOB 12



Batter	1	2	3	4	5	6	7	8	9	AB	R	H	RBI	BB	SO	LOB	BOTTOM									
Lance Johnson, L OBP: 0.227, SLG: 0.220	K	F7			BB		L9	FC4-6		5	1	2	2	0	1	3										
Mickey Morandini, L OBP: 0.413, SLG: 0.441	F7		G4-3		1B		K	FC4-6	HR	4	2	0	0	1	1	2										
Sammy Sosa, R OBP: 0.376, SLG: 0.641	K		G5-3		1B		BB	HR		4	1	2	4	1	1	0										
Henry Rodriguez, L OBP: 0.342, SLG: 0.540		K	K		G3		BB	HR		4	1	2	2	1	2	0										
Rodney Myers, R (9, 1)					1B		BB	HR		0	0	0	0	0	0	0										
Rod Beck, R (9, 1)					1B		BB	HR		0	0	0	0	0	0	0										
Tyler Houston, L OBP: 0.315, SLG: 0.450	1B	BB		P8	G3		K		BB	3	1	0	0	2	1	4										
Jeff Blausner, R OBP: 0.360, SLG: 0.315	BB	1B			P4			1B	F9	5	1	3	0	0	0	4										
José Hernández, R OBP: 0.322, SLG: 0.516	BB	1B		P3		G5-3		SH1-4	1B	4	1	2	1	0	0	1										
Scott Servais, R OBP: 0.289, SLG: 0.308	F7			L9		F8		SH1-4		3	0	0	0	0	0	3										
Steve Trachsel, R OBP: 0.333, SLG: 0.297										2	0	0	0	1	1	0										
Terry Adams, R OBP: 0.148, SLG: 0.149										0	0	0	0	0	0	0										
Mark Grace, L OBP: 0.408, SLG: 0.499										0	0	0	0	1	0	0										
Geremi Gonzalez, R OBP: 0.166, SLG: 0.166										0	0	0	0	0	0	0										
Manny Alexander, R OBP: 0.291, SLG: 0.338										0	1	0	0	0	0	0										
Inning Stats	R: 0 E: 0 K: 2 S: 8	H: 0 LOB: 0 BB: 0 P: 11	R: 1 E: 0 K: 1 S: 19	H: 2 LOB: 2 BB: 2 P: 36	R: 0 E: 0 K: 1 S: 7	H: 0 LOB: 0 BB: 0 P: 13	R: 0 E: 0 K: 0 S: 8	H: 1 LOB: 1 BB: 0 P: 15	R: 2 E: 0 K: 1 S: 15	H: 3 LOB: 2 BB: 1 P: 24	R: 0 E: 0 K: 0 S: 6	H: 0 LOB: 0 BB: 0 P: 8	R: 0 E: 0 K: 2 S: 11	H: 0 LOB: 2 BB: 2 P: 20	R: 6 E: 0 K: 0 S: 19	H: 5 LOB: 2 BB: 2 P: 34	1B: 9 2B: 0 3B: 0 HR: 2	SF: 0 SAC: 1 DP: 0 HBP: 0	WP: 0 PB: 0 SB: 0 CS: 0	PA: 42						
PITCHER	IP	WLS	BF	H	R	ER	SO	BB	IBB	HBP	BLK	WP	HR	S	P	ERA	WHIP									
Javier Vazquez, R ERA: 5.7	(1, 1)	4.1		22	6	3	3	5	0	0	0	0	0	9	12	0.00	0.000									
Shayne Bennett, R ERA: 4.62	(5, 1)	1.2		5	0	0	0	0	0	0	0	0	0	9	12	0.00	0.000									
Steve Kline, L ERA: 2.53	(7, 1)	1.0		5	0	0	0	2	2	0	0	0	0	11	20	0.00	2.000									
Miguel Batista, R ERA: 4.24	(8, 1)	1.0	L	10	5	6	6	0	1	1	0	0	0	2	19	34	54.00	6.000								

Montreal Expos @ Chicago Cubs
Wrigley Field, Chicago, IL
Wed Jul 22 1998, 7:05 PM CDT
Att: 39,179 - Unknown - 85 F

AB 34
R 9
H 11
RBI 9
BB 7
SO 7
LOB 17



Batter	1	2	3	4	5	6	7	8	9	AB	R	H	RBI	BB	SO	LOB	TOP										
Terry Jones, S OBP: 0.091, SLG: 0.091 Robert Perez, R OBP: 0.232, SLG: 0.340 Anthony Telford, R (8, 1)	1-2 G3		0-3 K			0-1 P5		1-0 P9		3	0	0	0	0	1	0											
Orlando Cabrera, R OBP: 0.346, SLG: 0.449	1-1 L8		1-2 L9			1-2 L9		0-0 G6-3		4	0	0	0	0	0	1											
Mark Grudzielanek, R OBP: 0.314, SLG: 0.359	1-0 1B		0-0 F7			0-1 G5-3			0-2 1B	4	0	2	0	0	0	0											
Vladimir Guerrero, R OBP: 0.357, SLG: 0.555	2-1 G6-3			1-2 P7			0-0 HR		2-2 2B	4	1	2	1	0	0	1											
Derrick May, L OBP: 0.213, SLG: 0.235		0-3 K		0-0 F9		3-1 G4-3		1-3 K		4	0	0	0	0	2	1											
Chris Widger, R OBP: 0.281, SLG: 0.379 Bob Henley, R OBP: 0.375, SLG: 0.286		3-2 1B		1-3 K		2-1 G6-3		1-1 F7		1	0	1	0	0	0	0											
Ryan McGuire, L OBP: 0.331, SLG: 0.302 (8, 8)		4-2 BB			1-1 F8		0-0 L7			2	0	0	0	1	0	0											
Shane Andrews, R OBP: 0.305, SLG: 0.424		0-1 P4			1-2 F9			2-2 F9 BLK 1B		3	0	1	0	0	0	2											
Jeremy Powell, R Mike Maddux, L Scott Livingstone, L OBP: 0.208, SLG: 0.211 (8, 3)		0-1 G5-3			0-3 K			1-1 F9		2	0	0	0	0	1	2											
Inning Stats	R: 0 E: 0 K: 0 S: 9	H: 1 LOB: 1 BB: 0 P: 14	R: 0 E: 0 K: 1 S: 13	H: 1 LOB: 2 BB: 1 P: 20	R: 0 E: 0 K: 1 S: 7	H: 0 LOB: 0 BB: 0 P: 8	R: 0 E: 0 K: 1 S: 13	H: 0 LOB: 0 BB: 0 P: 15	R: 0 E: 0 K: 1 S: 8	H: 0 LOB: 0 BB: 0 P: 10	R: 0 E: 0 K: 0 S: 8	H: 0 LOB: 0 BB: 0 P: 9	R: 1 E: 0 K: 0 S: 6	H: 1 LOB: 0 BB: 0 P: 11	R: 0 E: 0 K: 0 S: 8	H: 1 LOB: 1 BB: 0 P: 12	R: 0 E: 0 K: 1 S: 13	H: 2 LOB: 1 BB: 0 P: 17	1B: 4 2B: 1 3B: 0 HR: 1	SF: 0 SAC: 0 DP: 0 HBP: 0	WP: 0 PB: 0 SB: 1 CS: 1	PA: 33					
PITCHER	IP	WLS	BF	H	R	ER	SO	BB	IBB	HBP	BLK	WP	HR	S	P	ERA	WHIP										
Mark Clark, R ERA: 4.3	8.0	W	29	4	1	1	4	1	0	0	1	0	1	72	99	1.12	0.625										
Rod Beck, R ERA: 3.86	1.0	S	4	2	0	0	1	0	0	0	0	0	0	13	17	0.00	2.000										

Montreal Expos @ Chicago Cubs
Wrigley Field, Chicago, IL
Thu Jul 23 1998, 3:33 AM CDT
Att: 39,262 - Sunny - 78 F

AB	32
R	1
H	6
RBI	1
BB	1
SO	5
LOB	10



Batter	1	2	3	4	5	6	7	8	9	AB	R	H	RBI	BB	SO	LOB	BOTTOM										
Lance Johnson, L OBP: 0.228, SLG: 0.221	2-1 P3		1-0 L3			3-2 G4-3		1-0 FC5-4 1B		4	0	1	0	0	0	1											
Mickey Morandini, L OBP: 0.413, SLG: 0.444	3-2 L9			3-2 E9 G4-3 2B		1-1 1B		1-0 F7		4	1	2	0	0	0	1											
Sammy Sosa, R OBP: 0.373, SLG: 0.634	0-1 F9			0-1 G4-3		1-0 P6		2-2 FC5-4 1-2		4	0	0	1	0	0	2											
Henry Rodriguez, L OBP: 0.339, SLG: 0.535		2-2 F8		3-H 1-0 P4		2-2 P4				3	0	0	0	0	0	1											
Tyler Houston, L OBP: 0.308, SLG: 0.439		3-3 K		2-2 F9			1-3 K			3	0	0	0	0	2	0											
Jeff Blauser, R OBP: 0.363, SLG: 0.314		2-2 CS HBP			2-2 K		4-1 FC4 BB			1	0	0	0	1	1	0											
José Hernández, R OBP: 0.322, SLG: 0.513		3-2 CS 1-2	4-0 FC6-4 BB		1-0 G6-3		0-1 F9			2	0	0	0	1	0	1											
Scott Servais, R OBP: 0.289, SLG: 0.323			1-2 FC6-4 SH1 1-2		0-0 HR		1-0 FC4 1-2			3	1	1	1	0	0	2											
Mark Clark, R OBP: 0.075, SLG: 0.026 Manny Alexander, R OBP: 0.290, SLG: 0.357 Rod Beck, R (8, 1)			1-1 SH1		1-3 K		0-1 L8			1	0	0	0	0	1	0											
Inning Stats	R: 0 E: 0 K: 0 S: 8	H: 0 LOB: 0 BB: 0 P: 13	R: 0 E: 0 K: 1 S: 11	H: 0 LOB: 0 BB: 0 P: 21	R: 0 E: 0 K: 0 S: 6	H: 0 LOB: 1 BB: 1 P: 13	R: 0 E: 1 K: 0 S: 9	H: 1 LOB: 0 BB: 0 P: 15	R: 1 E: 0 K: 2 S: 8	H: 1 LOB: 0 BB: 0 P: 12	R: 0 E: 0 K: 0 S: 9	H: 1 LOB: 1 BB: 0 P: 16	R: 0 E: 0 K: 1 S: 7	H: 0 LOB: 1 BB: 1 P: 13	R: 0 E: 0 K: 0 S: 7	H: 1 LOB: 1 BB: 0 P: 11	R: 0 E: 0 K: 0 S: 13	H: 1 LOB: 1 BB: 0 P: 17	1B: 2 2B: 1 3B: 0 HR: 1	SF: 0 SAC: 1 DP: 0 HBP: 1	WP: 0 PB: 0 SB: 0 CS: 1	PA: 31					
PITCHER	IP	WLS	BF	H	R	ER	SO	BB	IBB	HBP	BLK	WP	HR	S	P	ERA	WHIP										
Jeremy Powell, R ERA: 1.5	6.0	L	22	3	2	1	3	1	0	1	0	0	0	51	90	1.50	0.667										
Mike Maddux, R ERA: 5.55	1.0		4	0	0	0	1	1	0	0	0	0	0	7	13	0.00	1.000										
Anthony Telford, R ERA: 3.34	1.0		4	1	0	0	0	0	0	0	0	0	0	7	11	0.00	1.000										

Montreal Expos @ Chicago Cubs
Wrigley Field, Chicago, IL
Thu Jul 23 1998, 3:33 AM CDT
Att: 39,262 - Sunny - 78 F

AB	26
R	2
H	4
RBI	2
BB	2
SO	4
LOB	8



Batter	1	2	3	4	5	6	7	8	9	AB	R	H	RBI	BB	SO	LOB	TOP											
Terry Jones, S OBP: 0.125, SLG: 0.250 Mike Maddux, L (7, 1)	L7	G4-3		FC4-2	P4		K		G5-4-3	5	0	1	1	0	1	6	Montreal Expos @ Milwaukee Brewers Milwaukee County Stadium, Milwaukee, WI Fri Jul 24, 1998, 4:33 AM EDT Cloudy - 75 F											
Bob Henley, R OBP: 0.333, SLG: 0.250				HR						5	2	1	0	0	0	5												
Orlando Cabrera, R OBP: 0.337, SLG: 0.434	WP	G5-3		HR		P5	P5			5	1	1	2	0	0	1												
Mark Grudzielanek, R OBP: 0.312, SLG: 0.365	P3		G1-3	HR		G5-3		G4-3		5	1	1	2	0	0	1												
Vladimir Guerrero, R OBP: 0.360, SLG: 0.565	BB	BB		P4		G3-1		HR		4	1	2	1	1	0	0												
Scott Livingstone, L OBP: 0.220, SLG: 0.213	BB				G1-3		K	G6-3		4	0	1	1	1	1	0												
Ryan McGuire, L OBP: 0.333, SLG: 0.301				K	G3-1		E6	BB	BB	4	1	1	0	1	1	2												
Shane Andrews, R OBP: 0.307, SLG: 0.434	F8		L4				BB	G4-3		5	1	2	1	0	0	6												
Chris Widger, R OBP: 0.281, SLG: 0.379 Derrick May, L OBP: 0.220, SLG: 0.241		P4		G5-3			BB	G6-3		3	0	1	0	0	0	0												
Dustin Hermanson, R OBP: 0.286, SLG: 0.143 Shayne Bennett, R (5, 1) Robert Perez, R OBP: 0.240, SLG: 0.347 Mike Hubbard, R OBP: 0.148, SLG: 0.208	G4-3			BB			BB	G5-4-3		2	1	2	0	1	0	0												
Inning Stats	R: 1 E: 0 K: 0 S: 10	H: 2 LOB: 3 BB: 2 P: 25	R: 0 E: 0 K: 0 S: 7	H: 1 LOB: 1 BB: 0 P: 9	R: 0 E: 0 K: 1 S: 11	H: 1 LOB: 2 BB: 1 P: 22	R: 3 E: 0 K: 0 S: 14	H: 3 LOB: 0 BB: 0 P: 18	R: 1 E: 0 K: 0 S: 13	H: 2 LOB: 2 BB: 1 P: 27	R: 0 E: 0 K: 0 S: 10	H: 0 LOB: 0 BB: 0 P: 16	R: 1 E: 1 K: 2 S: 16	H: 3 LOB: 3 BB: 0 P: 18	R: 1 E: 0 K: 0 S: 10	H: 2 LOB: 1 BB: 0 P: 13	R: 0 E: 0 K: 0 S: 4	H: 1 LOB: 0 BB: 0 P: 8	1B: 9 2B: 2 3B: 1 HR: 3	SF: 0 SAC: 0 DP: 1 HBP: 0	WP: 1 PB: 0 SB: 0 CS: 0	PA: 46						
PITCHER	IP	WLS	BF	H	R	ER	SO	BB	IBB	HBP	BLK	WP	HR	S	P	ERA	WHIP											
Jeff Juden, R ERA: 5.15	(1, 1)	4.2		25	8	5	5	1	3	0	0	0	1	2	50	88	9.64	2.357										
David Weathers, R ERA: 5.92	(5, 1)	4.1	W	21	7	2	1	2	1	0	0	0	0	1	45	68	2.08	1.846										

AB	42
R	7
H	15
RBI	7
BB	4
SO	3
LOB	21



Batter	1	2	3	4	5	6	7	8	9	AB	R	H	RBI	BB	SO	LOB	BOTTOM											
Fernando Vina, L OBP: 0.386, SLG: 0.439	F7		HR		E3	BB		P6		4	3	1	0	1	0	0	Montreal Expos @ Milwaukee Brewers Milwaukee County Stadium, Milwaukee, WI Fri Jul 24, 1998, 4:33 AM EDT Cloudy - 75 F											
Dave Nilsson, L OBP: 0.326, SLG: 0.366	G4-3	BB	HR		BB	BB		F9		4	3	3	3	1	0	0												
Jeromy Burnitz, L OBP: 0.348, SLG: 0.483	G4-3	BB	K		BB	BB				3	1	2	2	1	1	0												
Mark Loretta, R OBP: 0.404, SLG: 0.442	G4-3				HR	BB		L3		4	1	3	4	0	0	2												
Bob Hamelin, L OBP: 0.266, SLG: 0.330	G5-3		G4-6-3		L3					4	0	1	0	0	0	5												
Bobby Hughes, R OBP: 0.292, SLG: 0.420	F8				F8			F8		4	0	0	0	0	0	1												
Jose Valentin, S OBP: 0.326, SLG: 0.426		HR		G6-3	G1-6-3			G3-1		3	1	1	1	1	0	1												
Darrin Jackson, R OBP: 0.242, SLG: 0.323		L4		G6-3		K		G6-3		4	0	0	0	0	1	1												
Jeff Juden, R OBP: 0.132, SLG: 0.158 David Weathers, R OBP: 0.143, SLG: 0.211	F9			K		K		F7		2	0	0	0	0	1	1												
Inning Stats	R: 0 E: 0 K: 0 S: 15	H: 0 LOB: 2 BB: 2 P: 30	R: 1 E: 0 K: 0 S: 10	H: 1 LOB: 0 BB: 0 P: 15	R: 2 E: 0 K: 1 S: 8	H: 3 LOB: 0 BB: 0 P: 13	R: 0 E: 0 K: 1 S: 6	H: 0 LOB: 1 BB: 1 P: 11	R: 4 E: 1 K: 0 S: 9	H: 4 LOB: 0 BB: 0 P: 13	R: 3 E: 0 K: 2 S: 16	H: 3 LOB: 1 BB: 1 P: 27	R: 0 E: 0 K: 0 S: 6	H: 0 LOB: 0 BB: 0 P: 9	R: 0 E: 0 K: 0 S: 5	H: 0 LOB: 0 BB: 0 P: 8		1B: 8 2B: 1 3B: 0 HR: 3	SF: 0 SAC: 0 DP: 3 HBP: 0	WP: 0 PB: 1 SB: 0 CS: 0	PA: 38							
PITCHER	IP	WLS	BF	H	R	ER	SO	BB	IBB	HBP	BLK	WP	HR	S	P	ERA	WHIP											
Dustin Hermanson, R ERA: 3.67	(1, 1)	4.0	L	23	8	7	6	2	3	0	0	0	0	0	45	78	13.50	2.750										
Shayne Bennett, R ERA: 4.76	(5, 1)	2.0		9	3	3	2	2	1	0	0	0	0	19	31	9.00	2.000											
Mike Maddux, R ERA: 5.13	(7, 1)	2.0		6	0	0	0	0	0	0	0	0	0	11	17	0.00	0.000											



Batter	1	2	3	4	5	6	7	8	9	AB	R	H	RBI	BB	SO	LOB	TOP								
Terry Jones, S OBP: 0.190, SLG: 0.333										5	2	2	0	0	2	0	Montreal Expos @ Milwaukee Brewers Milwaukee County Stadium, Milwaukee, WI Fri Jul 24, 1998, 8:05 PM EDT Att: 16,297 - Unknown - 75 F								
Orlando Cabrera, R OBP: 0.352, SLG: 0.437										4	2	2	1	1	0	0									
Ryan McGuire, L OBP: 0.341, SLG: 0.301										3	2	1	0	2	0	1									
Vladimir Guerrero, R OBP: 0.363, SLG: 0.573										5	1	3	5	0	0	1									
Derrick May, L OBP: 0.225, SLG: 0.283										5	2	2	1	0	0	2									
Bob Hentley, R OBP: 0.306, SLG: 0.250										4	0	1	0	0	1	1									
Shane Andrews, R OBP: 0.306, SLG: 0.441										4	1	1	2	0	1	1									
Mike Mordecai, R OBP: 0.208, SLG: 0.224										4	1	1	1	0	0	1									
Mike Thurman, R										3	0	0	0	0	1	0									
Steve Kline, S										1	0	0	0	0	0	1									
Anthony Telford, R										0	0	0	0	0	0	0									
Ugueth Urbina, R										0	0	0	0	0	0	0									
Inning Stats	R: 0 E: 0 K: 1 S: 9	H: 0 LOB: 0 BB: 0 P: 14	R: 2 E: 0 K: 1 S: 11	H: 2 LOB: 0 BB: 0 P: 18	R: 4 E: 1 K: 0 S: 16	H: 3 LOB: 0 BB: 2 P: 29	R: 1 E: 0 K: 2 S: 12	H: 1 LOB: 0 BB: 0 P: 20	R: 0 E: 0 K: 0 S: 6	H: 0 LOB: 0 BB: 0 P: 7	R: 0 E: 0 K: 0 S: 5	H: 0 LOB: 0 BB: 0 P: 7	R: 4 E: 0 K: 1 S: 16	H: 4 LOB: 0 BB: 0 P: 26	R: 0 E: 0 K: 0 S: 9	H: 1 LOB: 1 BB: 0 P: 11	R: 0 E: 0 K: 0 S: 10	H: 1 LOB: 2 BB: 1 P: 15	1B: 8 2B: 1 3B: 0 HR: 4	SF: 0 SAC: 0 DP: 1 HBP: 0	WP: 0 PB: 0 SB: 1 CS: 0	PA: 41			
PITCHER	IP	WLS	BF	H	R	ER	SO	BB	IBB	HBP	BLK	WP	HR	S	P	ERA	WHIP								
Paul Wagner, R ERA: 7.11	(1, 1)	7.0	L	32	11	11	5	2	0	0	0	0	4	75	122	14.14	1.857								
Eric Plunk, R ERA: 4.71	(8, 1)	1.0		4	1	0	0	0	0	0	0	0	0	9	11	0.00	1.000								
Mike Myers, L ERA: 1.42	(9, 1)	1.0		5	1	0	0	1	0	0	0	0	0	10	15	0.00	2.000								

AB	38
R	11
H	13
RBI	10
BB	3
SO	5
LOB	8



Batter	1	2	3	4	5	6	7	8	9	AB	R	H	RBI	BB	SO	LOB	BOTTOM								
Fernando Vina, L OBP: 0.386, SLG: 0.437										4	1	1	0	0	0	2	Montreal Expos @ Milwaukee Brewers Milwaukee County Stadium, Milwaukee, WI Fri Jul 24, 1998, 8:05 PM EDT Att: 16,297 - Unknown - 75 F								
Marquis Grissom, R OBP: 0.308, SLG: 0.398										4	0	2	0	0	0	1									
Jeff Cirillo, R OBP: 0.416, SLG: 0.424										3	0	0	0	1	1	3									
Mark Loretta, R OBP: 0.410, SLG: 0.450										3	1	2	0	1	1	0									
John Jaha, R OBP: 0.370, SLG: 0.373										3	0	0	1	0	1	4									
Mike Myers, L										0	0	0	0	0	0	0									
Dave Nilsson, L OBP: 0.325, SLG: 0.363										4	0	1	0	0	1	2									
Jeremy Burnitz, L OBP: 0.348, SLG: 0.481										3	0	1	1	0	0	1									
Eric Plunk, R										0	0	0	0	0	0	0									
Bob Hamelin, L OBP: 0.264, SLG: 0.326										1	0	0	0	0	0	0									
Mike Matheny, R OBP: 0.294, SLG: 0.356										4	0	1	0	0	0	2									
Paul Wagner, R OBP: 0.158, SLG: 0.158										2	0	0	0	0	0	0									
Marc Newfield, R OBP: 0.308, SLG: 0.336										2	0	1	0	0	1	0									
Inning Stats	R: 0 E: 0 K: 0 S: 7	H: 0 LOB: 0 BB: 0 P: 10	R: 0 E: 0 K: 2 S: 10	H: 0 LOB: 0 BB: 0 P: 15	R: 0 E: 0 K: 0 S: 6	H: 0 LOB: 0 BB: 0 P: 10	R: 1 E: 0 K: 0 S: 8	H: 2 LOB: 1 BB: 1 P: 16	R: 0 E: 0 K: 0 S: 9	H: 1 LOB: 0 BB: 0 P: 12	R: 0 E: 0 K: 0 S: 4	H: 1 LOB: 0 BB: 0 P: 9	R: 1 E: 0 K: 0 S: 8	H: 2 LOB: 1 BB: 0 P: 13	R: 0 E: 0 K: 2 S: 13	H: 1 LOB: 3 BB: 1 P: 25	R: 0 E: 0 K: 1 S: 13	H: 2 LOB: 2 BB: 0 P: 22	1B: 7 2B: 2 3B: 0 HR: 0	SF: 1 SAC: 0 DP: 2 HBP: 1	WP: 0 PB: 0 SB: 0 CS: 0	PA: 37			
PITCHER	IP	WLS	BF	H	R	ER	SO	BB	IBB	HBP	BLK	WP	HR	S	P	ERA	WHIP								
Mike Thurman, R ERA: 2.84	(1, 1)	6.1	W	24	6	2	2	2	1	0	0	0	0	15	29	0.00	1.505								
Steve Kline, L ERA: 2.45	(7, 1)	1.1		7	1	0	0	2	1	0	1	0	0	2	4	0.00	0.000								
Anthony Telford, R ERA: 3.32	(8, 1)	0.1		1	0	0	0	0	0	0	0	0	0	2	4	0.00	0.000								
Ugueth Urbina, R ERA: 1.22	(9, 1)	1.0		5	2	0	0	1	0	0	0	0	0	13	22	0.00	2.000								



Batter	1	2	3	4	5	6	7	8	9	AB	R	H	RBI	BB	SO	LOB	TOP										
Orlando Cabrera, R OBP: 0.344, SLG: 0.424	2-1 FC4-6 1B		2-2 G6-3				2-2 G5-3		2-0 F8								5 0 1 0 0 0 2										
Terry Jones, S OBP: 0.200, SLG: 0.292	1-1 SAFE FC4-6 2B		1-1 E3 2B G6-3				1-2 F9		4-0 SH1-4 BB								3 2 0 0 1 0 1										
Mark Grudzielanek, R OBP: 0.315, SLG: 0.373	1-6 G6-3 1-H 2B		1-2 G6-3 1-3 2B				3-1 L8		1-1 SAFE SH1-4								3 1 2 1 0 0 0										
Vladimir Guerrero, R OBP: 0.364, SLG: 0.570	1-9 G6-3		0-0 G6-3				4-2 BB		4-0 FC5-4 IBB								2 0 0 1 2 0 2										
Shane Andrews, R OBP: 0.306, SLG: 0.441	1-5 G6-3 3-H 2B		2-3 3-H K				1-1 SAFE P4		0-1 F7								4 0 1 1 0 1 4										
Robert Perez, R OBP: 0.231, SLG: 0.333	1-7 G6-3		1-0 G5-3				1-1 G5-3		0-2 FC5-4								4 0 0 0 0 0 4										
Bob Henley, R OBP: 0.412, SLG: 0.375			1-2 G6-4-3 1B				1-1 G4-3		0-1 FC1-6 1B								4 0 3 0 0 0 0										
Ryan McGuire, L OBP: 0.335, SLG: 0.295			1-1 G6-4-3 1-2				2-3 K		0-0 FC1-6 SH1-4								3 0 0 0 0 1 2										
Carlos Perez, L OBP: 0.208, SLG: 0.298			0-0 G4-3				0-0 P3		1-2 SH1-4								2 0 0 0 0 0 0										
Mike Mordecai, R OBP: 0.238, SLG: 0.224																	0 0 0 0 0 0 0										
Scott Livingstone, L OBP: 0.217, SLG: 0.211																	1 0 0 0 0 0 1										
Anthony Telford, R OBP: 0.217, SLG: 0.211																	0 0 0 0 0 0 0										
Inning Stats	R: 2 E: 0 K: 0 S: 11	H: 3 LOB: 1 BB: 0 P: 16	R: 0 E: 0 K: 0 S: 6	H: 1 LOB: 0 BB: 0 P: 8	R: 1 E: 1 K: 1 S: 13	H: 1 LOB: 1 BB: 0 P: 19	R: 0 E: 0 K: 1 S: 7	H: 0 LOB: 0 BB: 0 P: 11	R: 0 E: 0 K: 0 S: 8	H: 0 LOB: 1 BB: 1 P: 17	R: 0 E: 0 K: 0 S: 5	H: 1 LOB: 1 BB: 0 P: 7	R: 0 E: 0 K: 0 S: 6	H: 0 LOB: 2 BB: 2 P: 14	R: 0 E: 0 K: 0 S: 6	H: 1 LOB: 1 BB: 0 P: 7	1B: 4 2B: 3 3B: 0 HR: 0	SF: 0 SAC: 3 DP: 1 HBP: 0	WP: 0 PA: 37 SB: 0 CS: 0								
PITCHER	IP	WLS	BF	H	R	ER	SO	BB	IBB	HBP	BLK	WP	HR	S	P	ERA	WHIP										
Scott Karl, L ERA: 3.87	8.1		35	7	3	2	2	2	1	0	0	0	0	66	106	2.16	1.080										
Bob Wickman, R ERA: 2.5	0.2	W	2	0	0	0	0	0	0	0	0	0	0	3	3	0.00	0.000										

Montreal Expos @ Milwaukee Brewers
Milwaukee County Stadium, Milwaukee, WI

AB 31
R 3
H 7
RBI 3
BB 3
SO 2
LOB 16



Sat Jul 25 1998, 8:05 PM EDT
Att: 28,074 - Unknown - 71 F

Batter	1	2	3	4	5	6	7	8	9	AB	R	H	RBI	BB	SO	LOB	BOTTOM										
Fernando Vina, L OBP: 0.387, SLG: 0.436	1-2 G6-3		1-1 HBP				0-1 S G6-3 1B		0-1 G4-3								3 1 1 0 0 0 0										
Marquis Grissom, R OBP: 0.307, SLG: 0.399	2-1 E 2B		2-2 P4				0-2 SAFE G6-3 1-2		0-1 L9								4 1 1 0 0 0 3										
Jeff Cirillo, R OBP: 0.417, SLG: 0.425	2-2 E9 2-H 1B		2-1 G5-3				3-1 2-H 1B		1-2 L8								4 0 2 2 0 0 0										
Mark Loretta, R OBP: 0.403, SLG: 0.441	0-3 K		0-1 F9				1-1 F8		1-1 E6 CS								4 0 0 0 0 1 2										
John Jaha, R OBP: 0.363, SLG: 0.365	1-1 G6-3		3-3 K2-3				2-3 K		2-1 SAFE CS								4 0 0 0 0 2 1										
Jeremy Burnitz, L OBP: 0.351, SLG: 0.500			3-2 HR				2-0 L5-3 1B		0-1 G4-3								4 2 3 2 0 0 0										
Marc Newfield, R OBP: 0.309, SLG: 0.336			0-1 SH1-4 1B				3-2 L5-3 1-2		1-1 G6-3								3 0 1 0 0 0 1										
Darrin Jackson, R OBP: 0.242, SLG: 0.323							2-3 K2-3										0 0 0 0 0 0 0										
Mike Matheny, R OBP: 0.290, SLG: 0.351			0-0 F9				2-3 K2-3		1-1 P4								3 0 0 0 0 1 1										
Scott Karl, L OBP: 0.184, SLG: 0.088			0-1 SH1-4				2-2 G4-3		0-1 G6-3								2 0 0 0 0 0 0										
Bob Wickman, R ERA: 2.5																	0 0 0 0 0 0 0										
Inning Stats	R: 1 E: 1 K: 1 S: 16	H: 2 LOB: 1 BB: 0 P: 22	R: 1 E: 0 K: 0 S: 13	H: 2 LOB: 2 BB: 0 P: 19	R: 0 E: 0 K: 1 S: 9	H: 0 LOB: 0 BB: 0 P: 14	R: 0 E: 0 K: 1 S: 8	H: 1 LOB: 0 BB: 0 P: 15	R: 1 E: 0 K: 0 S: 12	H: 2 LOB: 1 BB: 0 P: 18	R: 0 E: 0 K: 1 S: 7	H: 0 LOB: 0 BB: 0 P: 10	R: 0 E: 1 K: 0 S: 6	H: 0 LOB: 0 BB: 0 P: 7	R: 0 E: 0 K: 0 S: 8	H: 0 LOB: 0 BB: 0 P: 12	R: 1 E: 0 K: 0 S: 7	H: 1 LOB: 0 BB: 0 P: 12	1B: 5 2B: 2 3B: 0 HR: 2	SF: 0 SAC: 1 DP: 1 HBP: 1	WP: 0 PA: 34 SB: 0 CS: 1						
PITCHER	IP	WLS	BF	H	R	ER	SO	BB	IBB	HBP	BLK	WP	HR	S	P	ERA	WHIP										
Carlos Perez, L ERA: 3.75	8.0		31	7	3	3	4	0	0	1	0	0	1	79	117	3.38	0.875										
Anthony Telford, R ERA: 3.45	0.1	L	2	1	1	1	0	0	0	0	0	0	1	7	12	27.00	3.000										

Montreal Expos @ Milwaukee Brewers
Milwaukee County Stadium, Milwaukee, WI

AB 31
R 4
H 8
RBI 4
BB 0
SO 4
LOB 8



Sat Jul 25 1998, 8:05 PM EDT
Att: 28,074 - Unknown - 71 F

Batter	1	2	3	4	5	6	7	8	9	AB	R	H	RBI	BB	SO	LOB	TOP					
Terry Jones, S OBP: 0.233, SLG: 0.286 (1, 8)										4	1	1	0	1	2	3						
Orlando Cabrera, R OBP: 0.327, SLG: 0.402 (1, 4)											5	0	0	0	0	5						
Mark Grudzielanek, R OBP: 0.321, SLG: 0.381 (1, 6)										5	2	4	1	0	0	0						
Vladimir Guerrero, R OBP: 0.365, SLG: 0.573 (1, 9)										5	1	2	2	0	0	2						
Brad Fullmer, L OBP: 0.329, SLG: 0.454 Ryan McGuire, L OBP: 0.335, SLG: 0.295 (1, 3) (7, 3)										4	0	0	0	0	0	3						
Derick May, L OBP: 0.240, SLG: 0.302 Mike Mordecai, R OBP: 0.208, SLG: 0.224 (8, PR) (8, 3)										4	0	2	1	0	0	0						
Shane Andrews, R OBP: 0.308, SLG: 0.442 (1, 5)										4	0	2	0	0	1	0						
Bob Henley, R OBP: 0.450, SLG: 0.421 (1, 2)										3	0	2	0	0	0	1						
Carl Pavano, R OBP: 0.100, SLG: 0.100 Steve Kline, S OBP: 0.214, SLG: 0.211 Scott Livingstone, L OBP: 0.244, SLG: 0.244 Shayne Bennett, R OBP: 0.244, SLG: 0.244 Mike Maddux, L OBP: 0.244, SLG: 0.244 (1, 1) (7, 1) (8, PH) (8, 1) (8, 1)										3	0	1	0	0	1	2						
Inning Stats	R: 1 E: 0 K: 1 S: 12	H: 2 LOB: 1 BB: 0 P: 24	R: 0 E: 0 K: 1 S: 9	H: 2 LOB: 1 BB: 0 P: 15	R: 1 E: 0 K: 0 S: 14	H: 1 LOB: 1 BB: 1 P: 24	R: 0 E: 0 K: 0 S: 14	H: 3 LOB: 3 BB: 0 P: 18	R: 2 E: 0 K: 2 S: 6	H: 2 LOB: 0 BB: 0 P: 7	R: 0 E: 0 K: 2 S: 10	H: 1 LOB: 1 BB: 0 P: 16	R: 0 E: 0 K: 0 S: 6	H: 0 LOB: 0 BB: 0 P: 9	R: 1 E: 0 K: 0 S: 7	H: 2 LOB: 2 BB: 0 P: 9	R: 0 E: 0 K: 0 S: 5	H: 1 LOB: 0 BB: 0 P: 8	1B: 10 2B: 4 3B: 0 HR: 0	SF: 1 DP: 1 HBP: 0	WP: 0 PA: 40	
PITCHER	IP WLS BF H R ER SO BB IBB HBP BLK WP HR S P ERA WHIP	IP WLS BF H R ER SO BB IBB HBP BLK WP HR S P ERA WHIP	IP WLS BF H R ER SO BB IBB HBP BLK WP HR S P ERA WHIP	IP WLS BF H R ER SO BB IBB HBP BLK WP HR S P ERA WHIP	IP WLS BF H R ER SO BB IBB HBP BLK WP HR S P ERA WHIP	IP WLS BF H R ER SO BB IBB HBP BLK WP HR S P ERA WHIP	IP WLS BF H R ER SO BB IBB HBP BLK WP HR S P ERA WHIP	IP WLS BF H R ER SO BB IBB HBP BLK WP HR S P ERA WHIP	IP WLS BF H R ER SO BB IBB HBP BLK WP HR S P ERA WHIP	IP WLS BF H R ER SO BB IBB HBP BLK WP HR S P ERA WHIP	IP WLS BF H R ER SO BB IBB HBP BLK WP HR S P ERA WHIP	IP WLS BF H R ER SO BB IBB HBP BLK WP HR S P ERA WHIP	IP WLS BF H R ER SO BB IBB HBP BLK WP HR S P ERA WHIP	IP WLS BF H R ER SO BB IBB HBP BLK WP HR S P ERA WHIP	IP WLS BF H R ER SO BB IBB HBP BLK WP HR S P ERA WHIP	IP WLS BF H R ER SO BB IBB HBP BLK WP HR S P ERA WHIP	IP WLS BF H R ER SO BB IBB HBP BLK WP HR S P ERA WHIP	IP WLS BF H R ER SO BB IBB HBP BLK WP HR S P ERA WHIP	IP WLS BF H R ER SO BB IBB HBP BLK WP HR S P ERA WHIP	IP WLS BF H R ER SO BB IBB HBP BLK WP HR S P ERA WHIP	IP WLS BF H R ER SO BB IBB HBP BLK WP HR S P ERA WHIP	IP WLS BF H R ER SO BB IBB HBP BLK WP HR S P ERA WHIP

Montreal Expos @ Milwaukee Brewers
Milwaukee County Stadium, Milwaukee, WI
Sun Jul 26 1998, 4:33 AM EDT
Att: 24,563 - Sunny - 74 F


AB	37
R	5
H	14
RBI	5
BB	1
SO	4
LOB	16



Batter	1	2	3	4	5	6	7	8	9	AB	R	H	RBI	BB	SO	LOB	BOTTOM				
Fernando Vina, L OBP: 0.388, SLG: 0.434 (1, 4)										2	1	0	0	1	0	0					
Jeff Cirillo, R OBP: 0.416, SLG: 0.431 (1, 5)										4	1	1	2	0	0	0					
Jeremy Bumitz, L OBP: 0.350, SLG: 0.496 (1, 9)										3	1	0	0	1	2	0					
Mark Loretta, R OBP: 0.397, SLG: 0.434 (1, 3)										4	0	0	0	0	2	1					
Dave Nilsson, L OBP: 0.325, SLG: 0.363 Darrin Jackson, R OBP: 0.248, SLG: 0.336 (1, 7) (8, 7)										3	1	1	0	0	0	0					
Marquis Grissom, R OBP: 0.313, SLG: 0.398 (1, 8)										1	1	0	0	3	0	1					
Mike Matheny, R OBP: 0.291, SLG: 0.350 (1, 2)										3	0	1	1	0	0	3					
Jose Valentin, S OBP: 0.323, SLG: 0.422 (1, 6)										3	0	0	0	0	1	2					
21 Cal Eldred, R Bronswell Patrick, R John Latta, R Steve Woodard, R Eric Plunk, R Bob Hamelin, L Bob Wickman, R (1, 1) (2, 1) (5, PH) (8, 1) (7, 1) (7, PH) (8, 1)										0	0	0	0	0	0	0					
Inning Stats	R: 0 E: 0 K: 1 S: 7	H: 2 LOB: 1 BB: 0 P: 12	R: 1 E: 0 K: 1 S: 12	H: 2 LOB: 1 BB: 0 P: 20	R: 1 E: 0 K: 0 S: 8	H: 0 LOB: 0 BB: 0 P: 14	R: 0 E: 0 K: 0 S: 6	H: 0 LOB: 1 BB: 1 P: 12	R: 0 E: 0 K: 2 S: 7	H: 0 LOB: 0 BB: 0 P: 13	R: 1 E: 0 K: 2 S: 10	H: 1 LOB: 0 BB: 0 P: 14	R: 2 E: 0 K: 0 S: 11	H: 1 LOB: 0 BB: 2 P: 25	R: 1 E: 0 K: 0 S: 13	H: 1 LOB: 2 BB: 2 P: 25	1B: 2 2B: 1 3B: 0 HR: 2	SF: 0 DP: 0 HBP: 1	WP: 1 PA: 35		
PITCHER	IP WLS BF H R ER SO BB IBB HBP BLK WP HR S P ERA WHIP	IP WLS BF H R ER SO BB IBB HBP BLK WP HR S P ERA WHIP	IP WLS BF H R ER SO BB IBB HBP BLK WP HR S P ERA WHIP	IP WLS BF H R ER SO BB IBB HBP BLK WP HR S P ERA WHIP	IP WLS BF H R ER SO BB IBB HBP BLK WP HR S P ERA WHIP	IP WLS BF H R ER SO BB IBB HBP BLK WP HR S P ERA WHIP	IP WLS BF H R ER SO BB IBB HBP BLK WP HR S P ERA WHIP	IP WLS BF H R ER SO BB IBB HBP BLK WP HR S P ERA WHIP	IP WLS BF H R ER SO BB IBB HBP BLK WP HR S P ERA WHIP	IP WLS BF H R ER SO BB IBB HBP BLK WP HR S P ERA WHIP	IP WLS BF H R ER SO BB IBB HBP BLK WP HR S P ERA WHIP	IP WLS BF H R ER SO BB IBB HBP BLK WP HR S P ERA WHIP	IP WLS BF H R ER SO BB IBB HBP BLK WP HR S P ERA WHIP	IP WLS BF H R ER SO BB IBB HBP BLK WP HR S P ERA WHIP	IP WLS BF H R ER SO BB IBB HBP BLK WP HR S P ERA WHIP	IP WLS BF H R ER SO BB IBB HBP BLK WP HR S P ERA WHIP	IP WLS BF H R ER SO BB IBB HBP BLK WP HR S P ERA WHIP	IP WLS BF H R ER SO BB IBB HBP BLK WP HR S P ERA WHIP	IP WLS BF H R ER SO BB IBB HBP BLK WP HR S P ERA WHIP	IP WLS BF H R ER SO BB IBB HBP BLK WP HR S P ERA WHIP	IP WLS BF H R ER SO BB IBB HBP BLK WP HR S P ERA WHIP

Montreal Expos @ Milwaukee Brewers
Milwaukee County Stadium, Milwaukee, WI
Sun Jul 26 1998, 4:33 AM EDT
Att: 24,563 - Sunny - 74 F

AB	27
R	6
H	5
RBI	6
BB	5
SO	6
LOB	7



Batter	1	2	3	4	5	6	7	8	9	AB	R	H	RBI	BB	SO	LOB	TOP										
Darryl Hamilton, L (1.8) OBP: 0.396, SLG: 0.366	F8		G6-3			1B HBP	2B	E7		5	2	3	0	0	0	0	San Francisco Giants @ Montreal Expos Olympic Stadium, Montreal, QB Tue Jul 28 1998, 7:05 PM EDT Att: 9,543 - Cloudy - 74 F										
Bill Mueller, S (1.5) OBP: 0.376, SLG: 0.399	K			1B BB		F9	WP	P6		4	1	1	2	1	1	2											
Barry Bonds, L (1.7) OBP: 0.418, SLG: 0.538	K			P7		1B HBP	WP			3	1	0	0	0	2	1											
Jeff Kent, R (1.4) Shawon Dunston, R (8.4) OBP: 0.334, SLG: 0.495 OBP: 0.293, SLG: 0.491		G4-6-3 BB		L5		G6-3	1B			2	0	1	1	2	0	1											
J.T. Snow, L (1.3) OBP: 0.334, SLG: 0.421		G4-6-3 BB				1B	BB			1	0	0	0	0	1	0											
Stan Javier, S (1.9) OBP: 0.373, SLG: 0.366		G4-6-3		G4-3		G6-3	1B			4	0	3	0	1	0	2											
Rich Aurilia, R (1.6) OBP: 0.333, SLG: 0.445						G6-3				4	0	0	0	1	2												
Brent Mayne, L (1.2) OBP: 0.395, SLG: 0.394			G4-3							4	1	1	0	0	1	0											
Kirk Rueter, L (1.1) OBP: 0.225, SLG: 0.250			G1							4	2	2	1	0	1	0											
Inning Stats	R: 0 H: 0 E: 0 K: 2 S: 9	H: 0 LOB: 0 BB: 0 P: 12	R: 0 H: 0 E: 0 K: 1 S: 11	H: 0 LOB: 1 BB: 2 P: 22	R: 0 H: 0 E: 0 K: 0 S: 6	H: 0 LOB: 0 BB: 0 P: 9	R: 0 H: 1 E: 0 K: 0 S: 10	H: 1 LOB: 2 BB: 1 P: 20	R: 0 H: 0 E: 0 K: 2 S: 12	H: 0 LOB: 0 BB: 0 P: 19	R: 1 H: 2 E: 0 K: 0 S: 11	H: 2 LOB: 1 BB: 0 P: 17	R: 5 H: 5 E: 0 K: 1 S: 21	H: 5 LOB: 2 BB: 2 P: 38	R: 1 H: 2 E: 1 K: 0 S: 10	H: 2 LOB: 1 BB: 0 P: 17	R: 0 H: 1 E: 0 K: 3 S: 13	H: 1 LOB: 1 BB: 0 P: 14	1B: 8 2B: 3 3B: 0 HR: 0	SF: 0 SAC: 0 DP: 2 HBP: 2	WP: 4 PB: 0 SB: 0 CS: 1	PA: 42					
PITCHER	IP	WLS	BF	H	R	ER	SO	BB	IBB	HBP	BLK	WP	HR	S	P	ERA	WHIP										
Javier Vazquez, R (1.1) ERA: 5.61	6.2	L	27	5	3	3	5	4	0	1	0	0	0	64	110	4.05	1.350										
Steve Kline, L (7.1) ERA: 3.05	0.0		3	2	1	1	0	0	0	1	0	0	0	7	11	∞	∞										
Miguel Batista, R (7.1) ERA: 4.22	0.1		3	1	2	2	1	1	0	0	0	1	0	9	16	54.00	6.000										
Shayne Bennett, R (8.1) ERA: 4.78	1.0		5	2	1	0	0	0	0	0	0	0	0	10	17	0.00	2.000										
Ugueth Urbina, R (9.1) ERA: 1.19	1.0		4	1	0	0	3	0	0	0	0	0	0	13	14	0.00	1.000										

AB	35
R	7
H	11
RBI	4
BB	5
SO	9
LOB	15



Batter	1	2	3	4	5	6	7	8	9	AB	R	H	RBI	BB	SO	LOB	BOTTOM										
Orlando Cabrera, R (1.4) OBP: 0.324, SLG: 0.396	F8		F8			G4-3			G4-6-3	4	0	1	0	0	0	0	San Francisco Giants @ Montreal Expos Olympic Stadium, Montreal, QB Tue Jul 28 1998, 7:05 PM EDT Att: 9,543 - Cloudy - 74 F										
Terry Jones, S (1.8) OBP: 0.285, SLG: 0.290	G4-3			F9 BB		G4-3			P9	3	1	1	0	1	0	1											
Mark Grudzielanek, R (1.6) OBP: 0.320, SLG: 0.376	G4-3			1 SAFE		P3			G4-6-3	3	0	0	0	1	0	2											
Vladimir Guerrero, R (1.9) OBP: 0.362, SLG: 0.569	G6-3					F9				3	0	0	0	0	1	3											
Shane Andrews, R (1.5) OBP: 0.305, SLG: 0.439		K				SF9			F9	2	0	0	1	0	1	0											
Brad Fullmer, L (1.3) Shayne Bennett, R (8.1) Ugueth Urbina, R (9.1) OBP: 0.326, SLG: 0.450 OBP: 0.224, SLG: 0.324		G4-3								3	0	0	0	0	1	1											
Robert Perez, R (1.7) OBP: 0.224, SLG: 0.324										0	0	0	0	0	0	0											
Chris Widger, R (1.2) OBP: 0.279, SLG: 0.375										0	0	0	0	0	0	0											
Javier Vazquez, R (1.1) Steve Kline, S (7.1) Miguel Batista, R (7.1) Ryan McGuire, L (8.3) OBP: 0.243, SLG: 0.278 OBP: 0.333, SLG: 0.293										2	0	0	0	0	0	0											
										0	0	0	0	0	0	0											
										1	0	0	0	0	1	0											
Inning Stats	R: 0 H: 1 E: 0 K: 0 S: 10	H: 0 LOB: 0 BB: 0 P: 16	R: 0 H: 0 E: 0 K: 1 S: 10	H: 0 LOB: 0 BB: 0 P: 13	R: 0 H: 0 E: 0 K: 0 S: 5	H: 0 LOB: 0 BB: 0 P: 8	R: 1 H: 0 E: 0 K: 1 S: 11	H: 0 LOB: 1 BB: 2 P: 21	R: 0 H: 0 E: 0 K: 0 S: 6	H: 0 LOB: 0 BB: 0 P: 9	R: 0 H: 0 E: 0 K: 0 S: 6	H: 0 LOB: 0 BB: 0 P: 7	R: 0 H: 0 E: 0 K: 1 S: 10	H: 0 LOB: 0 BB: 0 P: 14	R: 0 H: 0 E: 0 K: 1 S: 7	H: 0 LOB: 0 BB: 0 P: 10	R: 0 H: 1 E: 0 K: 0 S: 4	H: 1 LOB: 0 BB: 0 P: 5	1B: 2 2B: 0 3B: 0 HR: 0	SF: 1 SAC: 0 DP: 1 HBP: 0	WP: 0 PB: 0 SB: 0 CS: 0	PA: 30					
PITCHER	IP	WLS	BF	H	R	ER	SO	BB	IBB	HBP	BLK	WP	HR	S	P	ERA	WHIP										
Kirk Rueter, L (1.1) ERA: 4.21	9.0	W	30	2	1	1	4	2	0	0	0	0	0	69	103	1.00	0.444										



Batter	1	2	3	4	5	6	7	8	9	AB	R	H	RBI	BB	SO	LOB	TOP							
Quilvio Veras, S OBP: 0.382, SLG: 0.346	G3		G3		F9		F9		K	5	0	0	0	0	1	0								
Tony Gwynn, L OBP: 0.388, SLG: 0.479										5	1	2	0	0	0	0								
Ruben Rivera, R OBP: 0.384, SLG: 0.511	HR		P8		L8		E3			0	0	0	0	0	0	0								
Ken Caminiti, S OBP: 0.366, SLG: 0.535	1B						L1-3			5	1	2	2	0	1	2								
Ken Caminiti, S OBP: 0.366, SLG: 0.535	HR						L1-3		F7	3	1	1	1	1	0	1								
Greg Vaughn, R OBP: 0.382, SLG: 0.663	HR		G6-3				L4			3	1	1	1	1	0	1								
Wally Joyner, L OBP: 0.388, SLG: 0.487	G5-3						L6			3	1	1	0	1	0	2								
Steve Finley, L OBP: 0.297, SLG: 0.397	G4-3						L6			4	1	0	0	0	0	2								
Carlos Hernandez, R OBP: 0.312, SLG: 0.387			G6-3							4	0	2	2	0	1	0								
Chris Gomez, R OBP: 0.331, SLG: 0.351			F8							2	0	0	0	2	0	0								
Kevin Brown, R OBP: 0.228, SLG: 0.218										3	0	0	0	0	1	3								
Dan Miceli, R OBP: 1.000, SLG: 1.000										0	0	0	0	0	0	0								
Mark Sweeney, L OBP: 0.317, SLG: 0.284										1	0	0	0	0	1	0								
Trevor Hoffman, R OBP: 0.317, SLG: 0.284										0	0	0	0	0	0	0								
Inning Stats	R: 3 E: 0 K: 0 S: 15	H: 3 LOB: 0 BB: 0 P: 22	R: 0 E: 0 K: 1 S: 8	H: 0 LOB: 0 BB: 0 P: 10	R: 0 E: 0 K: 0 S: 9	H: 1 LOB: 1 BB: 2 P: 16	R: 1 E: 0 K: 0 S: 9	H: 1 LOB: 1 BB: 2 P: 20	R: 0 E: 0 K: 1 S: 7	H: 0 LOB: 0 BB: 1 P: 8	R: 1 E: 0 K: 0 S: 12	H: 2 LOB: 2 BB: 1 P: 24	R: 0 E: 1 K: 0 S: 6	H: 0 LOB: 2 BB: 1 P: 12	R: 0 E: 0 K: 1 S: 8	H: 0 LOB: 0 BB: 0 P: 13	R: 0 E: 0 K: 2 S: 11	H: 1 LOB: 1 BB: 0 P: 16	1B: 4 2B: 2 3B: 0 HR: 2	SF: 0 SAC: 0 DP: 0 HBP: 0	WP: 0 PB: 0 SB: 1 CS: 1	PA: 39		
PITCHER	IP WLS BF H R ER SO BB IBB HBP BLK WP HR S P ERA WHIP	IP WLS BF H R ER SO BB IBB HBP BLK WP HR S P ERA WHIP	IP WLS BF H R ER SO BB IBB HBP BLK WP HR S P ERA WHIP	IP WLS BF H R ER SO BB IBB HBP BLK WP HR S P ERA WHIP	IP WLS BF H R ER SO BB IBB HBP BLK WP HR S P ERA WHIP	IP WLS BF H R ER SO BB IBB HBP BLK WP HR S P ERA WHIP	IP WLS BF H R ER SO BB IBB HBP BLK WP HR S P ERA WHIP	IP WLS BF H R ER SO BB IBB HBP BLK WP HR S P ERA WHIP	IP WLS BF H R ER SO BB IBB HBP BLK WP HR S P ERA WHIP	IP WLS BF H R ER SO BB IBB HBP BLK WP HR S P ERA WHIP	IP WLS BF H R ER SO BB IBB HBP BLK WP HR S P ERA WHIP	IP WLS BF H R ER SO BB IBB HBP BLK WP HR S P ERA WHIP	IP WLS BF H R ER SO BB IBB HBP BLK WP HR S P ERA WHIP	IP WLS BF H R ER SO BB IBB HBP BLK WP HR S P ERA WHIP	IP WLS BF H R ER SO BB IBB HBP BLK WP HR S P ERA WHIP	IP WLS BF H R ER SO BB IBB HBP BLK WP HR S P ERA WHIP	IP WLS BF H R ER SO BB IBB HBP BLK WP HR S P ERA WHIP	IP WLS BF H R ER SO BB IBB HBP BLK WP HR S P ERA WHIP	IP WLS BF H R ER SO BB IBB HBP BLK WP HR S P ERA WHIP	IP WLS BF H R ER SO BB IBB HBP BLK WP HR S P ERA WHIP	IP WLS BF H R ER SO BB IBB HBP BLK WP HR S P ERA WHIP	IP WLS BF H R ER SO BB IBB HBP BLK WP HR S P ERA WHIP	IP WLS BF H R ER SO BB IBB HBP BLK WP HR S P ERA WHIP	IP WLS BF H R ER SO BB IBB HBP BLK WP HR S P ERA WHIP

San Diego Padres @ Montreal Expos
Olympic Stadium, Montreal, QB
Fri Jul 31 1998, 7:05 PM EDT
Att: 10,340 - Unknown - 74 F

AB	35
R	5
H	8
RBI	5
BB	4
SO	5
LOB	10

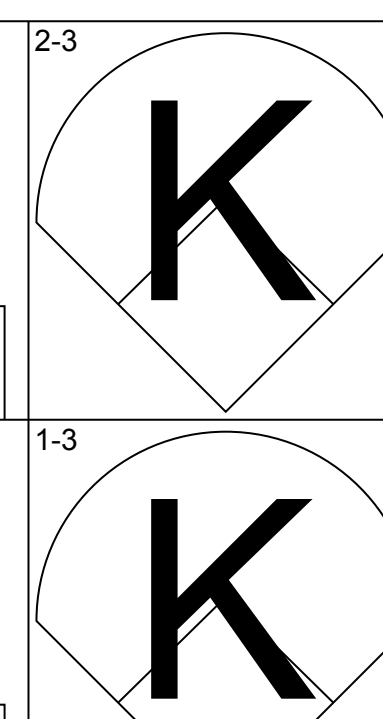
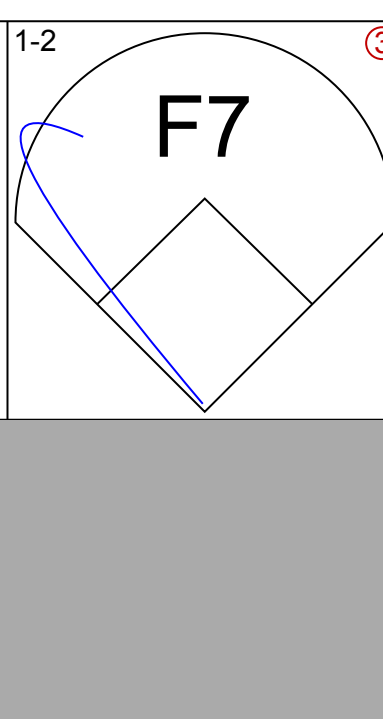
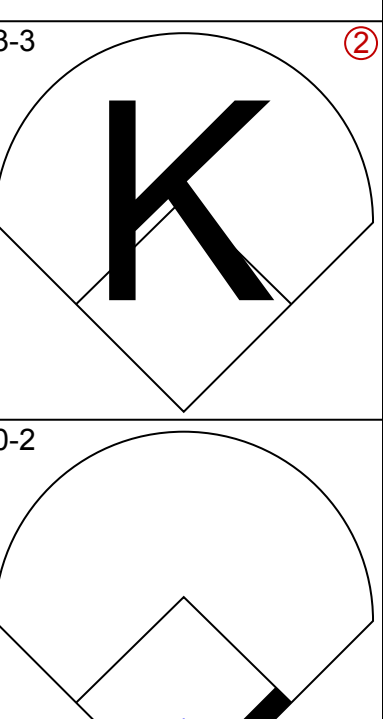
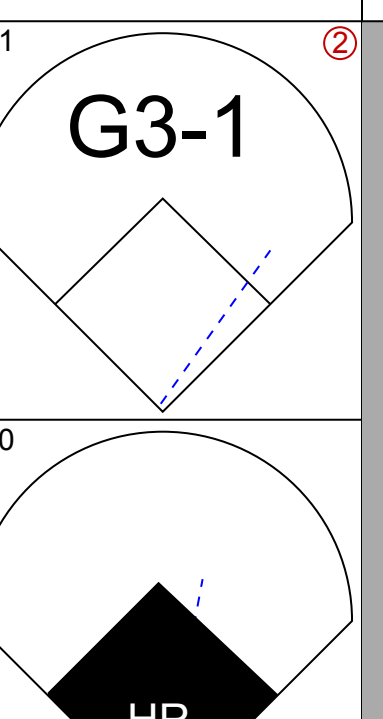
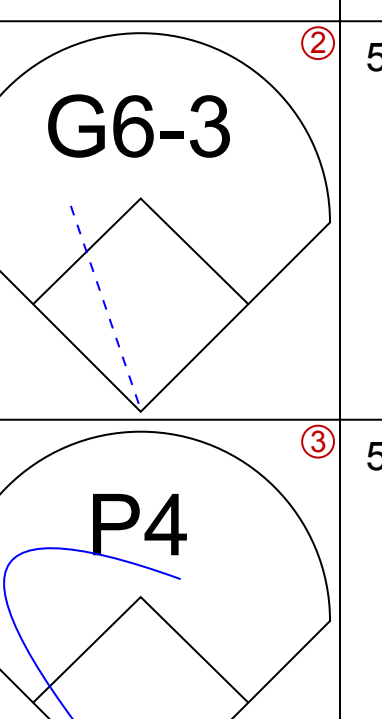
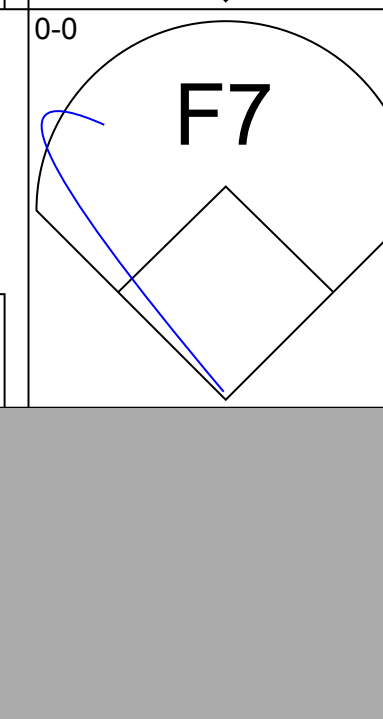
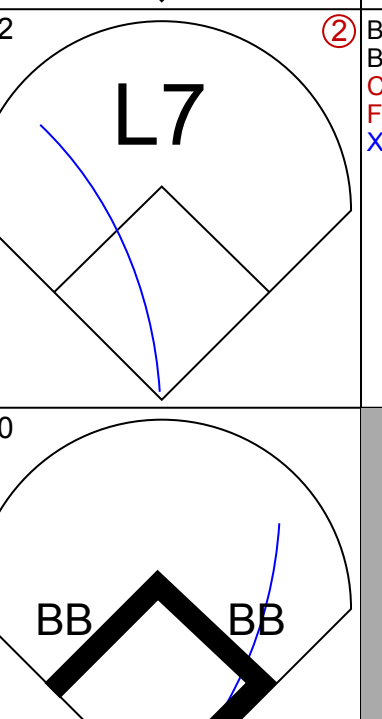
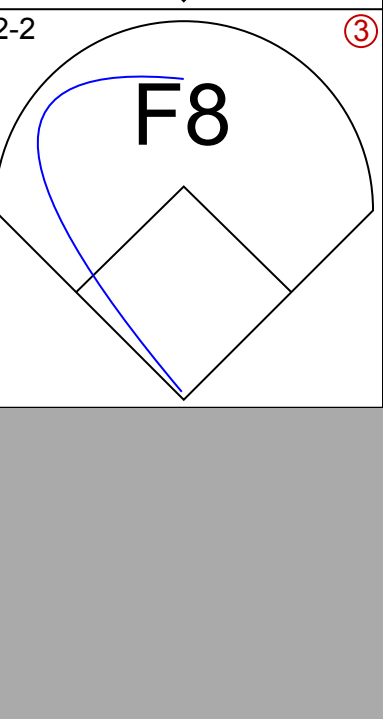
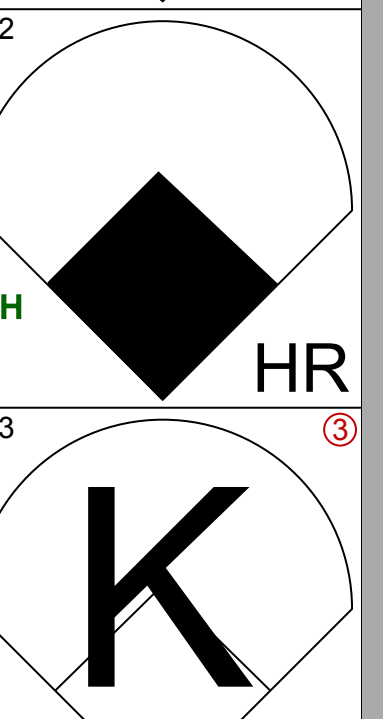
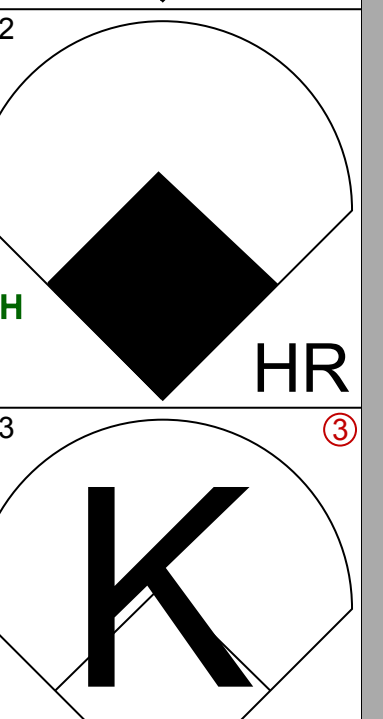


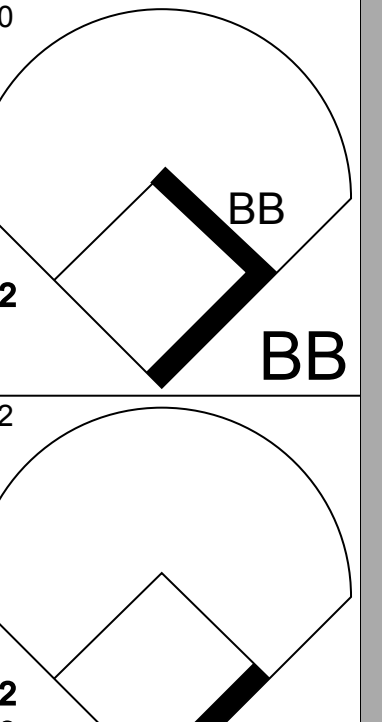



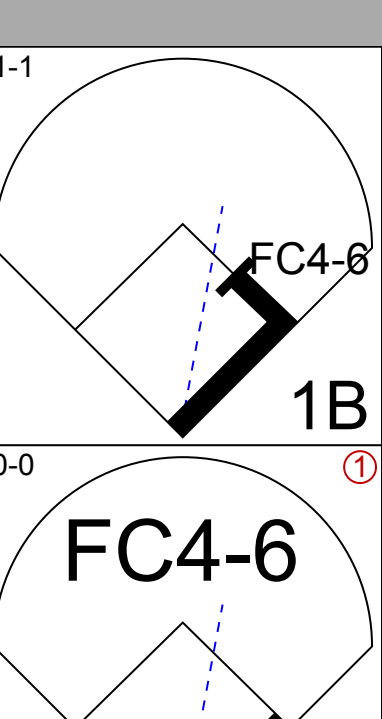
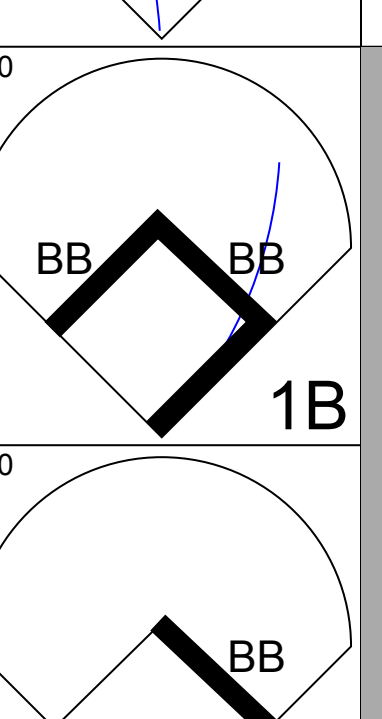


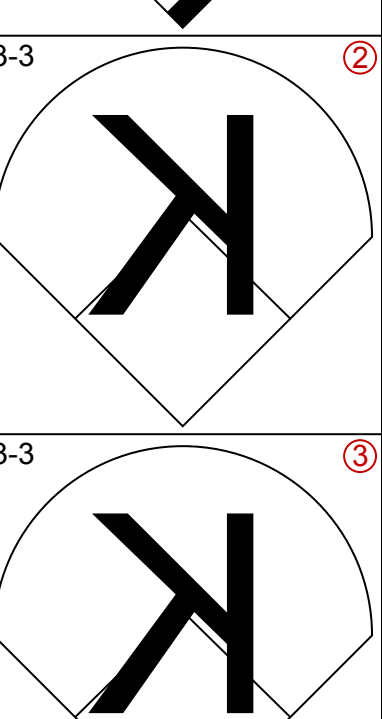
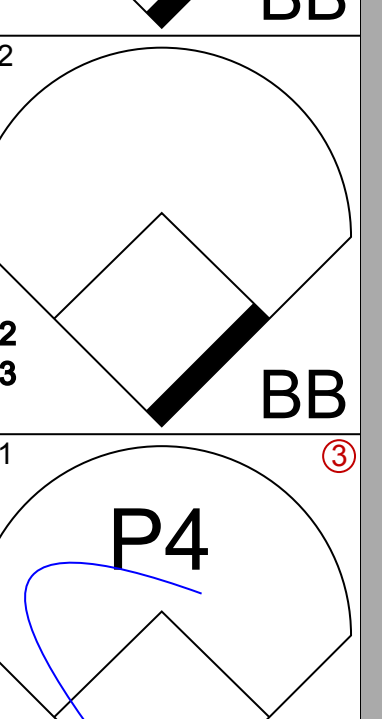

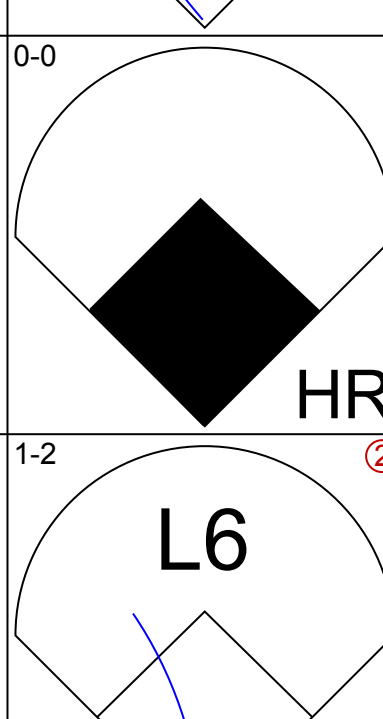
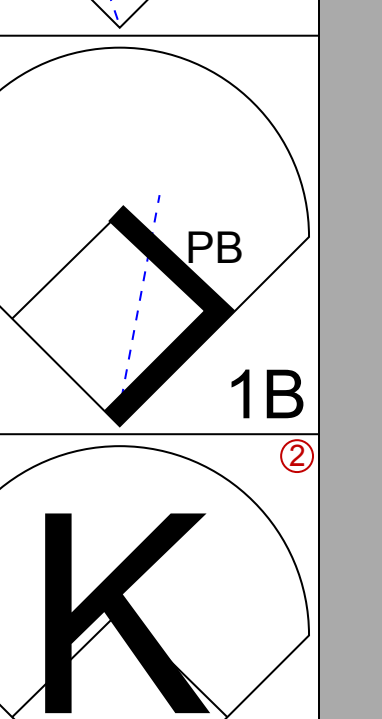
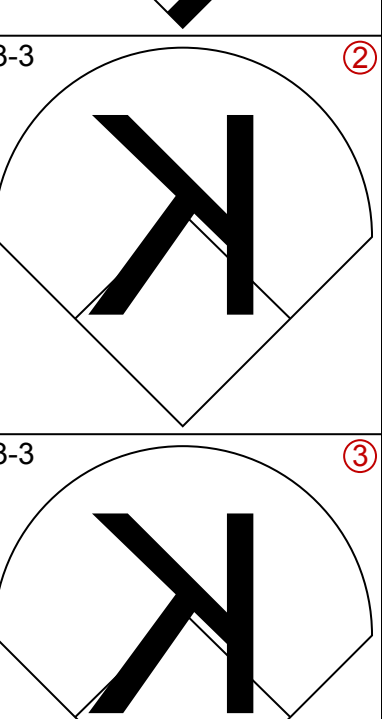
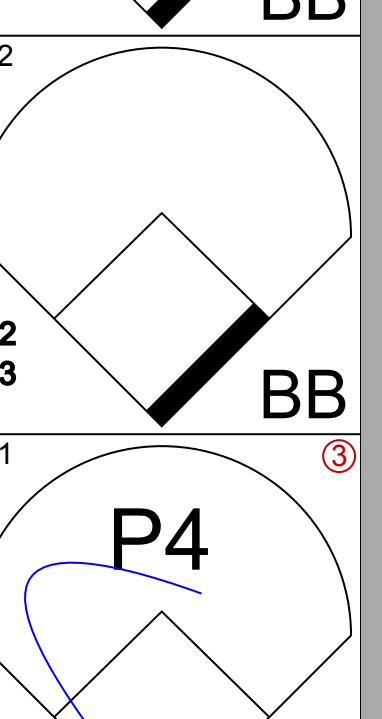

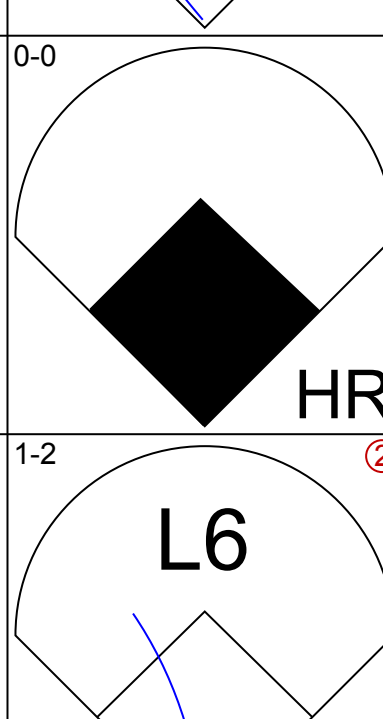
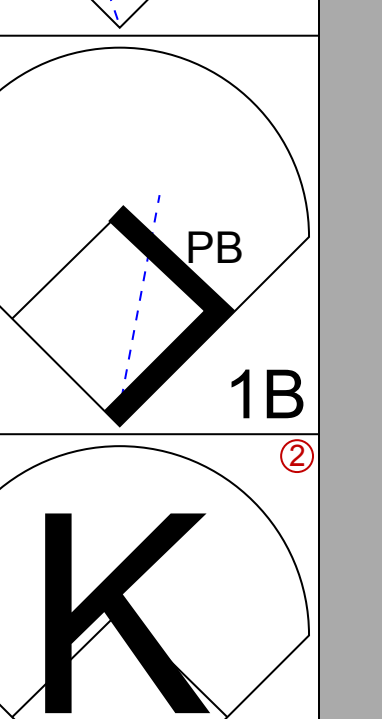

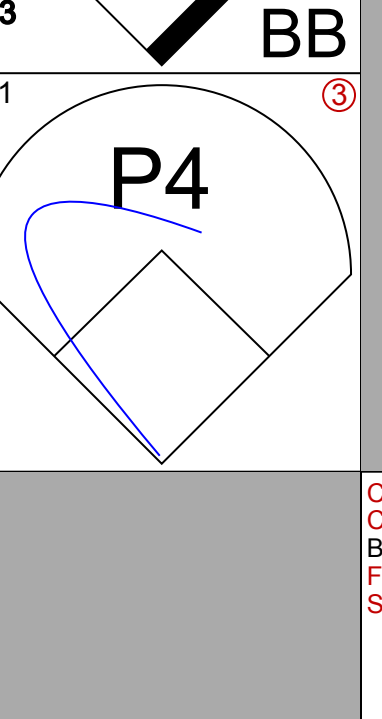
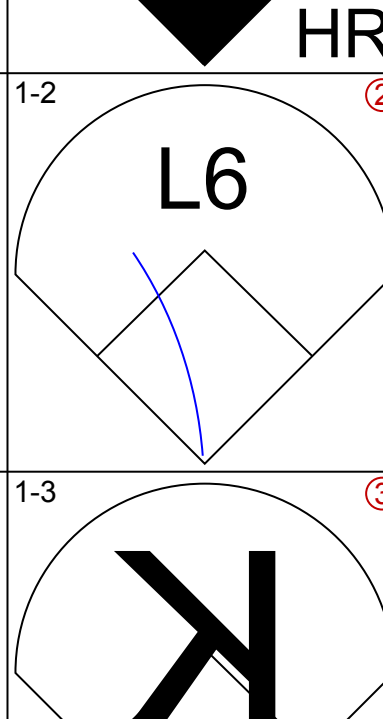
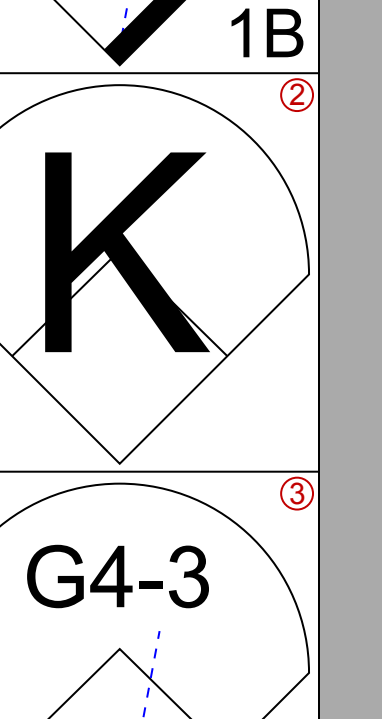
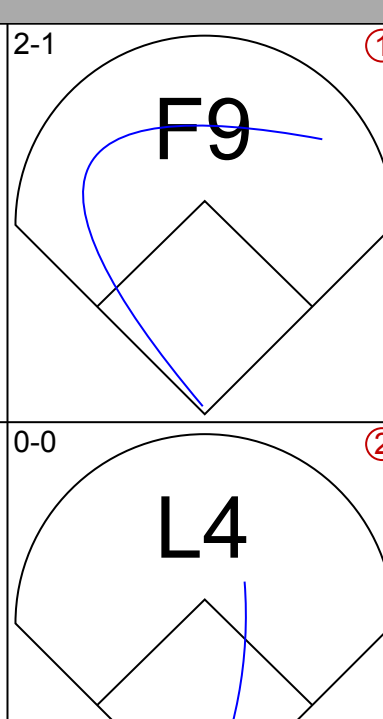
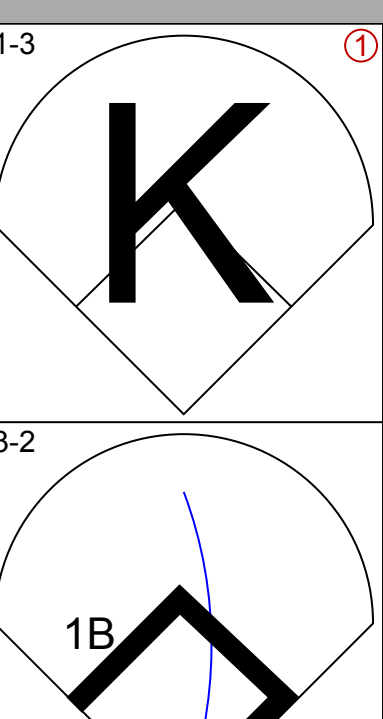

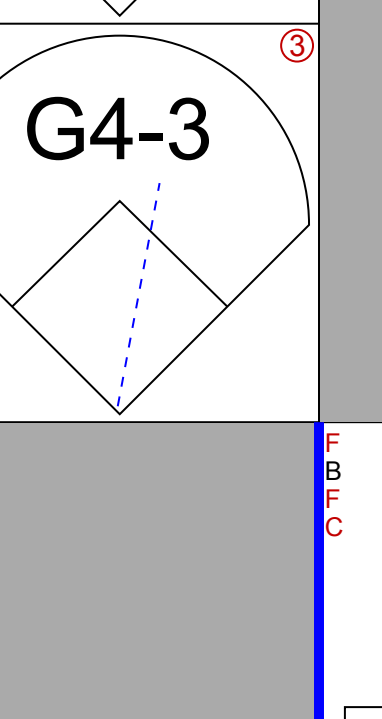
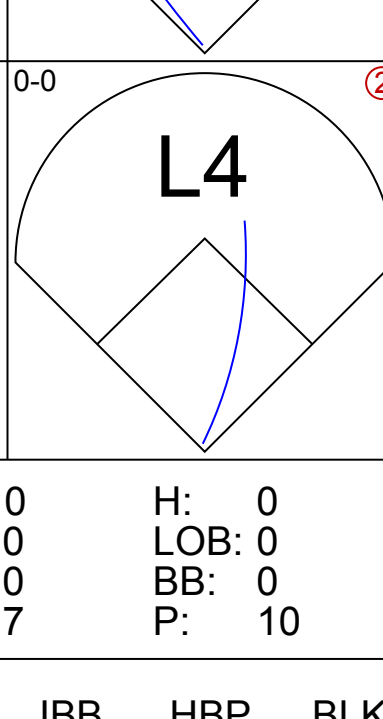
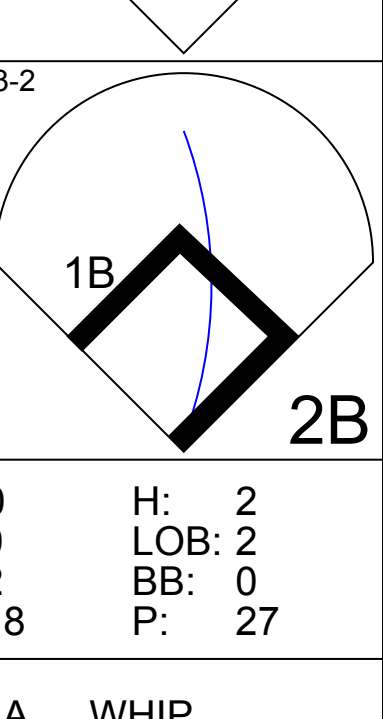
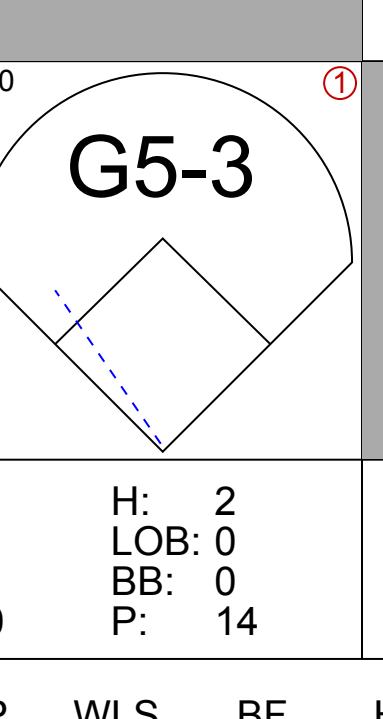
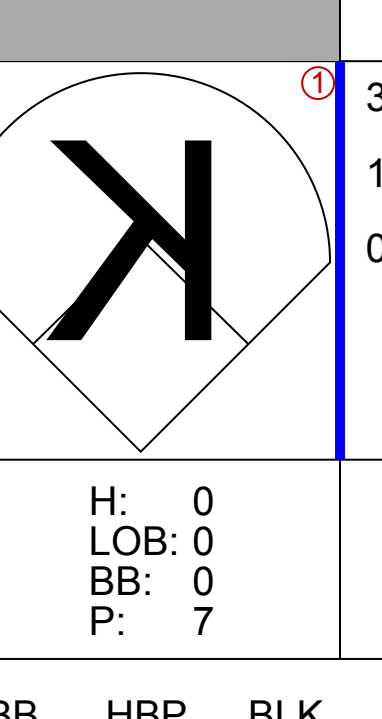
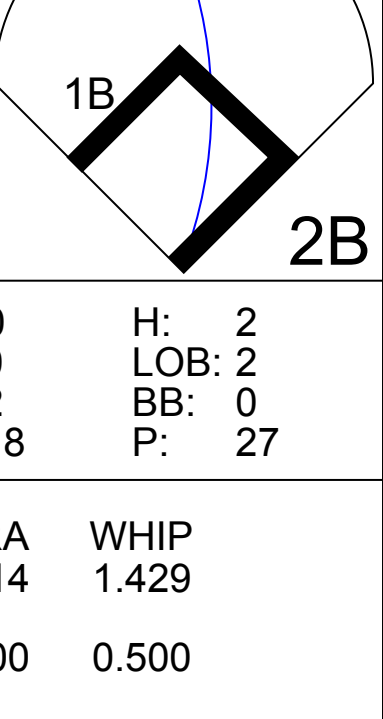


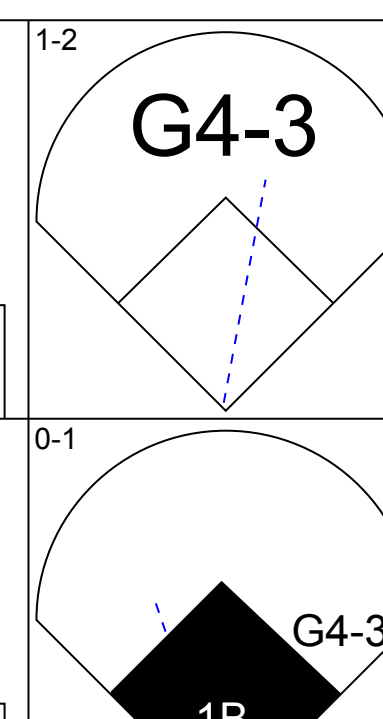
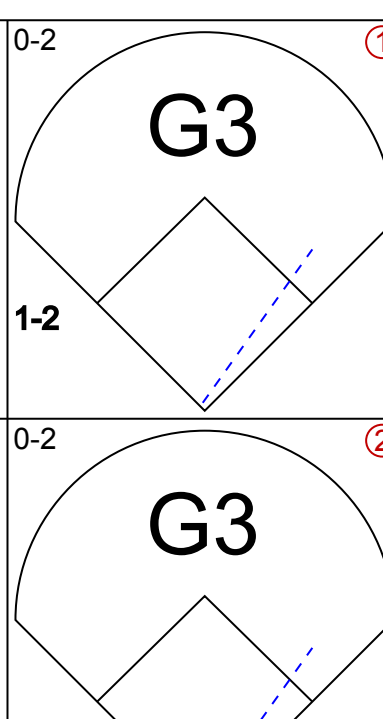
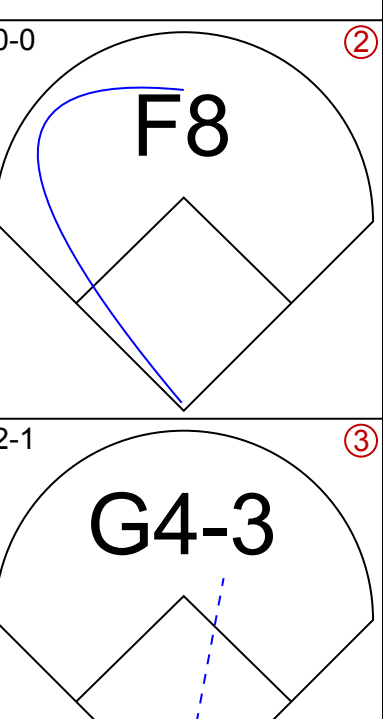

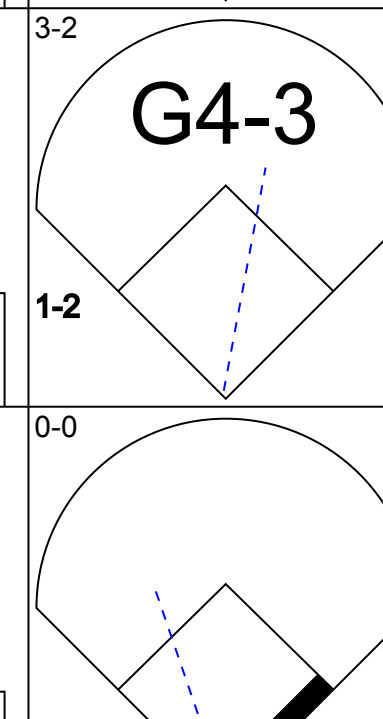
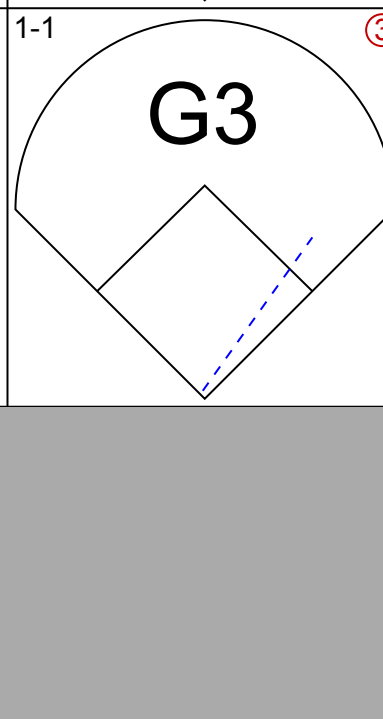

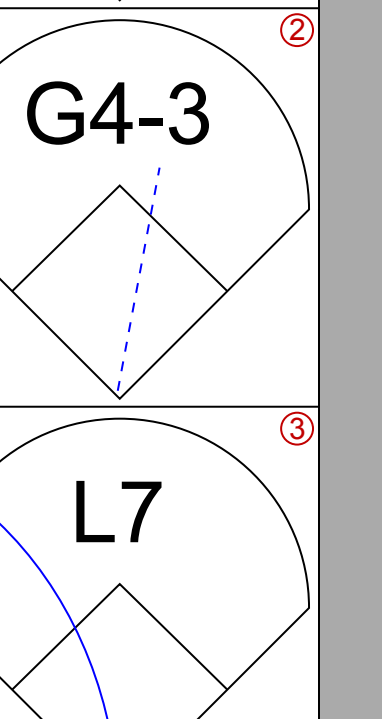
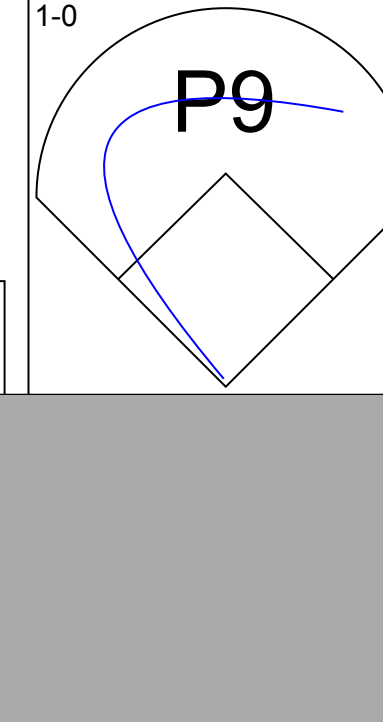


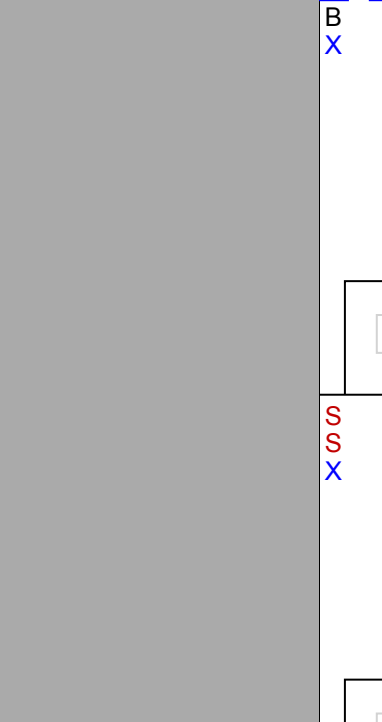



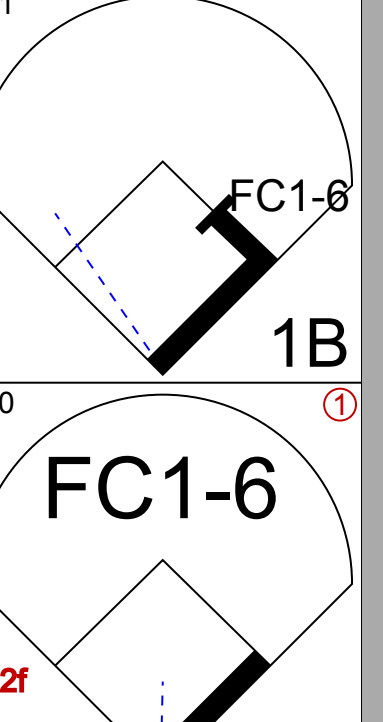


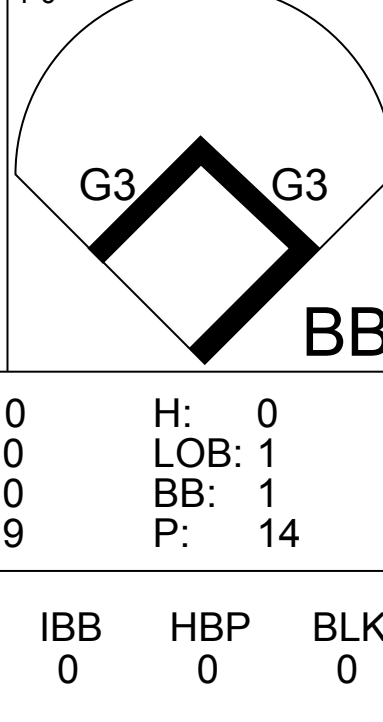
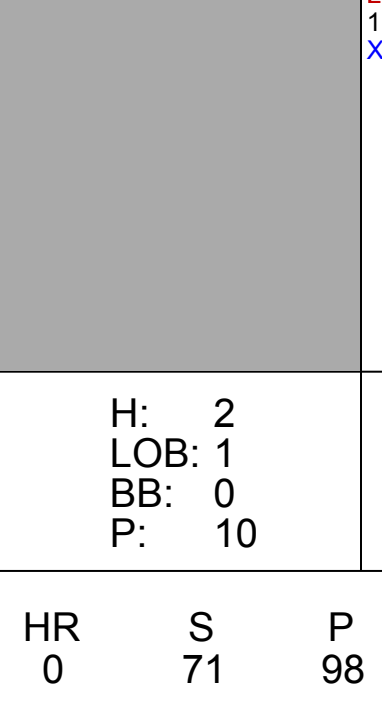
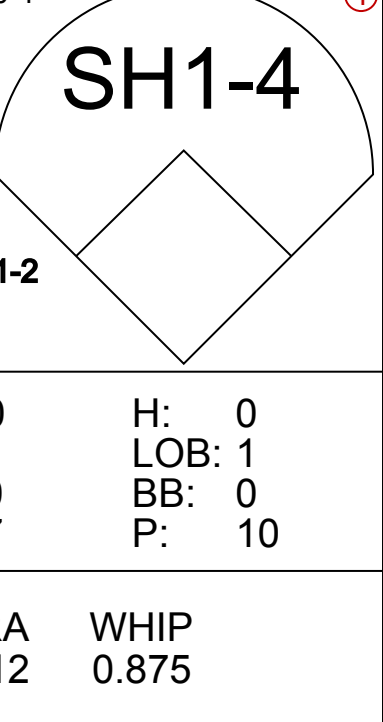


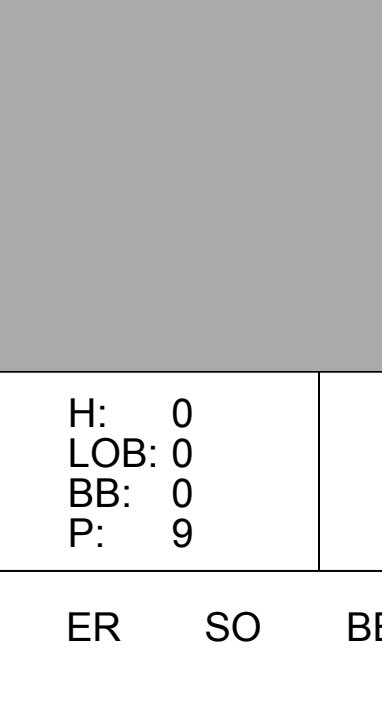





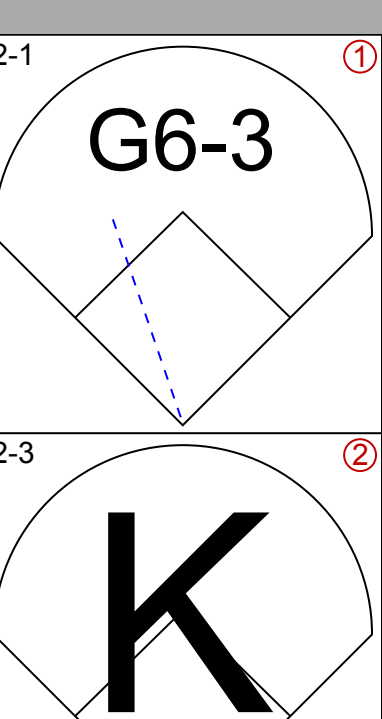
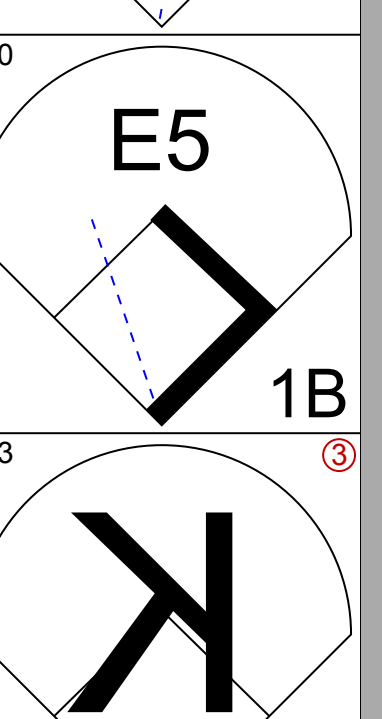

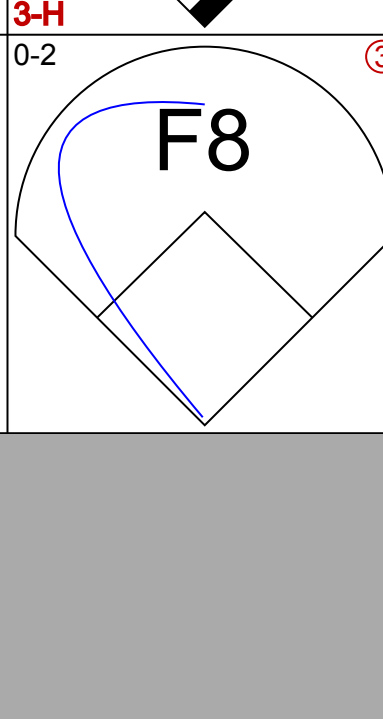
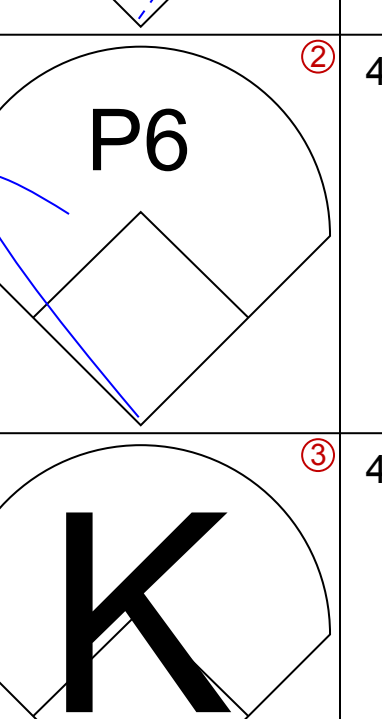
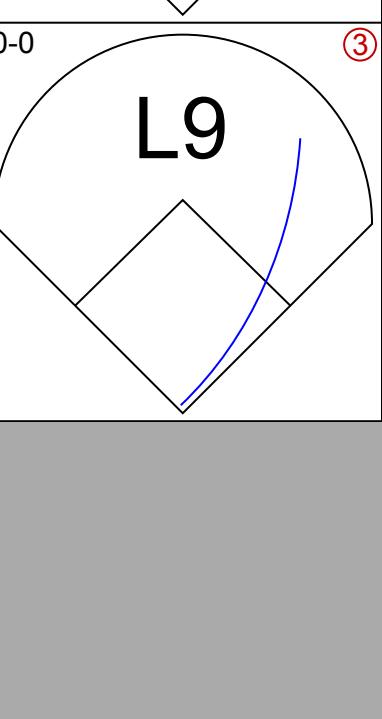

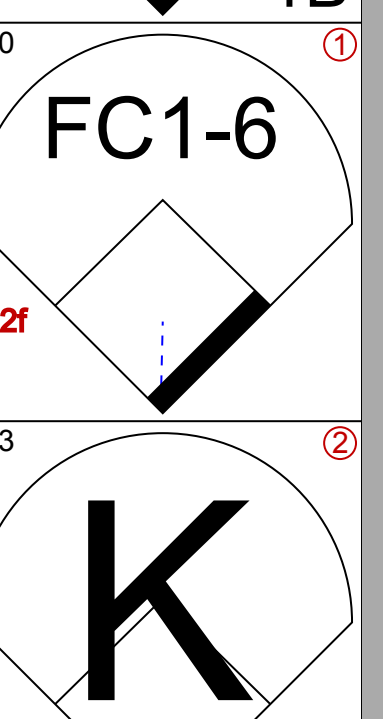
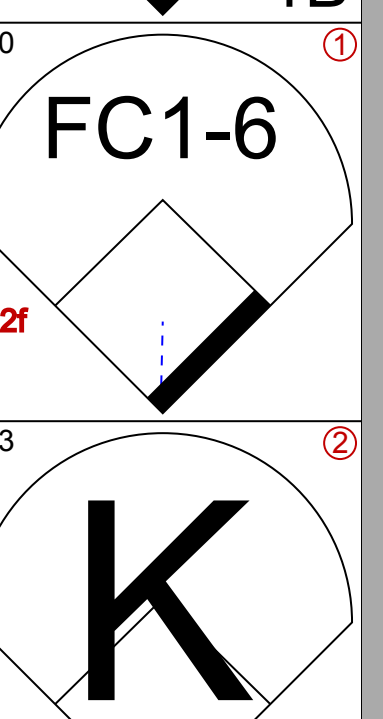

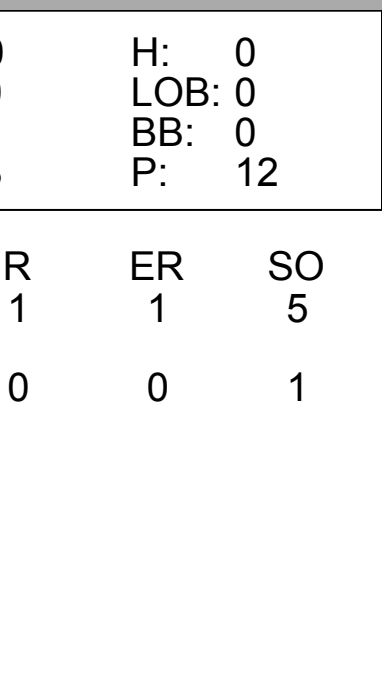
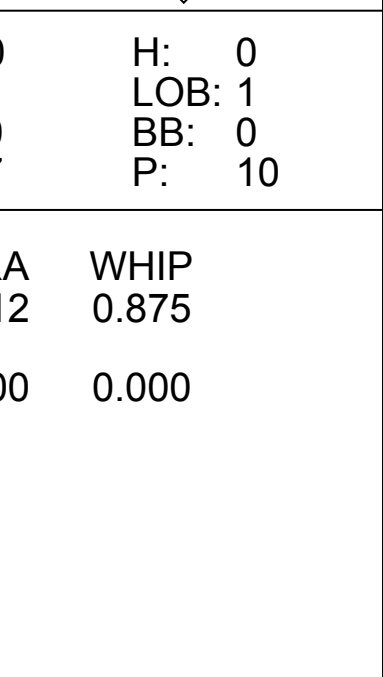
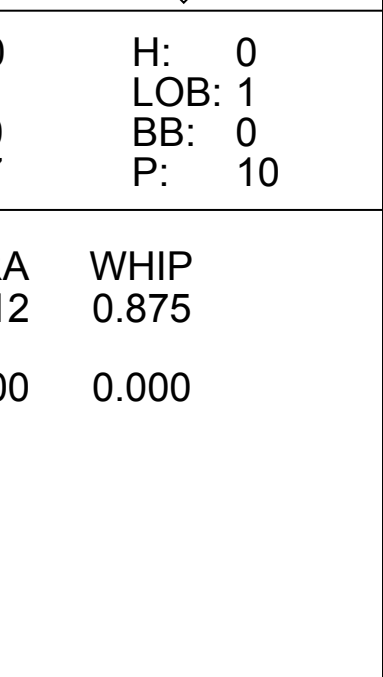
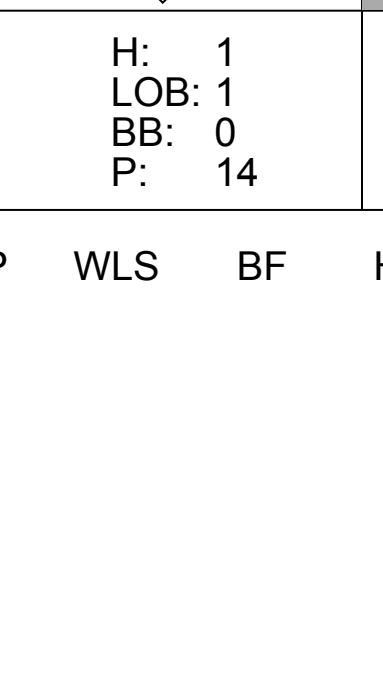
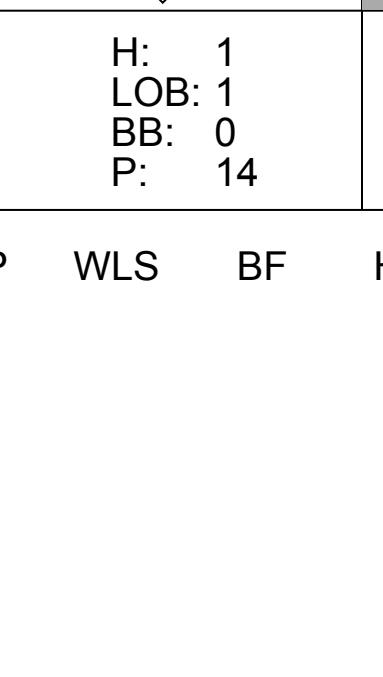




Batter	1	2	3	4	5	6	7	8	9	AB	R	H	RBI	BB	SO	LOB	BOTTOM							
Terry Jones, S OBP: 0.277, SLG: 0.341	WP		F8				SH		B1	4	1	2	0	0	0	1								
F.P. Santangelo, S OBP: 0.346, SLG: 0.323	2B									1	2	0	0	0	0	1								
Ryan McGuire, L OBP: 0.328, SLG: 0.295	2B									1	0	1	0	0	0	0								
Mark Grudzielanek, R OBP: 0.323, SLG: 0.379										1	0	0	0	0	1	2								
Mike Mordecai, R OBP: 0.244, SLG: 0.250	K									3	1	1	0	1	1	3								
Vladimir Guerrero, R OBP: 0.369, SLG: 0.587										5	0	3	3	0	1	5								
Brad Fullmer, L OBP: 0.325, SLG: 0.459	G4-3									5	0	0	1	0	1	6								
Chris Widger, R OBP: 0.275, SLG: 0.364	G5-3									3	0	0	0	1	2	3								
Shane Andrews, R OBP: 0.301, SLG: 0.432										4	0	0	0	0	1	2								
Orlando Cabrera, R OBP: 0.325, SLG: 0.455										4	0	0	0	0	2	3								
Carl Pavano, R OBP: 0.091, SLG: 0.091										2	0	0	0	0	2	0								
Steve Kline, S										0	0	0	0	0	0	0								
Scott Livingstone, L OBP: 0.221, SLG: 0.218										1	0	1	0	0	0	0								
Mike Maddux, L										0	0	0	0	0	0	0								
Derrick May, L OBP: 0.294, SLG: 0.333										1	0	1	0	0	0	0								
Inning Stats	R: 2 E: 0 K: 1 S: 14	H: 2 LOB: 1 BB: 0 P: 21	R: 0 E: 0 K: 2 S: 9	H: 0 LOB: 0 BB: 0 P: 13	R: 2 E: 0 K: 1 S: 13	H: 2 LOB: 1 BB: 0 P: 18	R: 0 E: 0 K: 3 S: 9	H: 0 LOB: 0 BB: 0 P: 18	R: 0 E: 0 K: 1 S: 7	H: 1 LOB: 0 BB: 0 P: 10	R: 0 E: 1 K: 1 S: 13	H: 1 LOB: 2 BB: 0 P: 18	R: 0 E: 1 K: 1 S: 14	H: 1 LOB: 2 BB: 0 P: 16	R: 0 E: 0 K: 0 S: 9	H: 0 LOB: 1 BB: 1 P: 15	R: 0 E: 0 K: 1 S: 15	H: 2 LOB: 3 BB: 1 P: 22	1B: 7 2B: 2 3B: 0 HR: 0	SF: 0 SAC: 2 DP: 0 HBP: 2	WP: 2 PB: 0 SB: 0 CS: 0	PA: 41		
PITCHER	IP WLS BF H R ER SO BB IBB HBP BLK WP HR S P ERA WHIP	IP WLS BF H R ER SO BB IBB HBP BLK WP HR S P ERA WHIP	IP WLS BF H R ER SO BB IBB HBP BLK WP HR S P ERA WHIP	IP WLS BF H R ER SO BB IBB HBP BLK WP HR S P ERA WHIP	IP WLS BF H R ER SO BB IBB HBP BLK WP HR S P ERA WHIP	IP WLS BF H R ER SO BB IBB HBP BLK WP HR S P ERA WHIP	IP WLS BF H R ER SO BB IBB HBP BLK WP HR S P ERA WHIP	IP WLS BF H R ER SO BB IBB HBP BLK WP HR S P ERA WHIP	IP WLS BF H R ER SO BB IBB HBP BLK WP HR S P ERA WHIP	IP WLS BF H R ER SO BB IBB HBP BLK WP HR S P ERA WHIP	IP WLS BF H R ER SO BB IBB HBP BLK WP HR S P ERA WHIP	IP WLS BF H R ER SO BB IBB HBP BLK WP HR S P ERA WHIP	IP WLS BF H R ER SO BB IBB HBP BLK WP HR S P ERA WHIP	IP WLS BF H R ER SO BB IBB HBP BLK WP HR S P ERA WHIP	IP WLS BF H R ER SO BB IBB HBP BLK WP HR S P ERA WHIP	IP WLS BF H R ER SO BB IBB HBP BLK WP HR S P ERA WHIP	IP WLS BF H R ER SO BB IBB HBP BLK WP HR S P ERA WHIP	IP WLS BF H R ER SO BB IBB HBP BLK WP HR S P ERA WHIP	IP WLS BF H R ER SO BB IBB HBP BLK WP HR S P ERA WHIP	IP WLS BF H R ER SO BB IBB HBP BLK WP HR S P ERA WHIP	IP WLS BF H R ER SO BB IBB HBP BLK WP HR S P ERA WHIP	IP WLS BF H R ER SO BB IBB HBP BLK WP HR S P ERA WHIP	IP WLS BF H R ER SO BB IBB HBP BLK WP HR S P ERA WHIP	IP WLS BF H R ER SO BB IBB HBP BLK WP HR S P ERA WHIP

San Diego Padres @ Montreal Expos
Olympic Stadium, Montreal, QB
Fri Jul 31 1998, 7:05 PM EDT
Att: 10,340 - Unknown - 74 F

AB	35
R	4
H	9
RBI	4
BB	2
SO	11
LOB	26



Batter	1	2	3	4	5	6	7	8	9	AB	R	H	RBI	BB	SO	LOB	TOP					
Quilvio Veras, S (1,4) OBP: 0.376, SLG: 0.338										5	0	0	0	0	2	1	San Diego Padres @ Montreal Expos Olympic Stadium, Montreal, QB Sun Aug 02 1998, 3:33 AM EDT Att. 14,485 - Sunny - 82 F					
Steve Finley, L (1,8) OBP: 0.295, SLG: 0.396										5	1	2	0	0	1	0						
Tony Gwynn, L (1,9) OBP: 0.368, SLG: 0.485										4	1	1	2	0	0	2						
Ken Caminiti, S (1,5) OBP: 0.372, SLG: 0.549										4	1	3	1	0	1	0						
Ed Giovannola, L (9,5) OBP: 0.323, SLG: 0.339										0	0	0	0	0	0	0						
Wally Joyner, L (1,3) OBP: 0.385, SLG: 0.480										3	0	0	0	1	0	1						
Greg Myers, L (1,2) OBP: 0.306, SLG: 0.391										3	1	2	1	1	1	1						
Ruben Rivera, R (1,7) OBP: 0.371, SLG: 0.490										4	0	0	0	0	2	5						
Chris Gomez, R (1,6) OBP: 0.330, SLG: 0.344										4	0	0	0	0	2	1						
Andy Ashby, R (1,1) OBP: 0.161, SLG: 0.167										3	0	1	0	0	0	0						
Mark Sweeney, L (9, PH) OBP: 0.311, SLG: 0.279										1	0	0	0	0	1	0						
Trevor Hoffman, R (9,1) OBP: 0.324, SLG: 0.291										0	0	0	0	0	0	0						
Inning Stats	R: 0 H: 0 E: 0 K: 2 S: 7	H: 0 LOB: 0 BB: 0 P: 10	R: 0 H: 1 E: 0 K: 2 S: 9	LOB: 1 BB: 0 P: 16	R: 0 H: 0 E: 0 K: 0 S: 7	H: 0 LOB: 0 BB: 0 P: 10	R: 0 H: 1 E: 0 K: 0 S: 9	LOB: 3 BB: 2 P: 20	R: 0 H: 2 E: 0 K: 2 S: 18	H: 2 LOB: 2 BB: 0 P: 27	R: 2 H: 2 E: 0 K: 1 S: 10	H: 2 LOB: 0 BB: 0 P: 14	R: 2 H: 2 E: 0 K: 1 S: 10	H: 2 LOB: 0 BB: 0 P: 14	R: 0 H: 1 E: 0 K: 1 S: 9	H: 1 LOB: 1 BB: 0 P: 13	R: 0 H: 0 E: 0 K: 1 S: 6	H: 0 LOB: 0 BB: 0 P: 7	1B: 5 2B: 1 3B: 0 HR: 3	SF: 0 SAC: 0 DP: 0 HBP: 0	WP: 0 PB: 1 SB: 0 CS: 0	PA: 38
PITCHER	IP	WLS	BF	H	R	ER	SO	BB	IBB	HBP	BLK	WP	HR	S	P	ERA	WHIP					
Javier Vazquez, R (1,1) ERA: 5.58	7.0	L	31	8	4	4	8	2	0	0	0	0	3	70	111	5.14	1.429					
Anthony Telford, R (8,1) ERA: 3.39	2.0		7	1	0	0	2	0	0	0	0	0	0	15	20	0.00	0.500					

Batter	1	2	3	4	5	6	7	8	9	AB	R	H	RBI	BB	SO	LOB	BOTTOM				
Terry Jones, S (1,8) OBP: 0.255, SLG: 0.294										4	0	0	0	0	1	3	San Diego Padres @ Montreal Expos Olympic Stadium, Montreal, QB Sun Aug 02 1998, 3:33 AM EDT Att. 14,485 - Sunny - 82 F				
Anthony Telford, R (8,1) OBP: 0.325, SLG: 0.337										4	1	1	0	0	0	2					
Wilton Guerrero, S (1,4) OBP: 0.298, SLG: 0.337										4	0	0	0	0	1	2					
Derrick May, L (1,7) OBP: 0.261, SLG: 0.327										4	0	0	0	0	1	2					
Vladimir Guerrero, R (1,9) OBP: 0.373, SLG: 0.594										4	0	3	1	0	0	0					
Brad Fullmer, L (1,3) OBP: 0.325, SLG: 0.454										4	0	0	0	0	0	3					
Shane Andrews, R (1,5) OBP: 0.300, SLG: 0.431										4	0	1	0	0	0	1					
Chris Widger, R (1,2) OBP: 0.275, SLG: 0.363										4	0	1	0	0	3	1					
Orlando Cabrera, R (1,6) OBP: 0.315, SLG: 0.437										3	0	0	0	0	0	1					
Javier Vazquez, R (1,1) OBP: 0.263, SLG: 0.278										0	0	0	0	1	0	0					
Ryan McGuire, L (7, PH) OBP: 0.324, SLG: 0.291										1	0	0	0	0	1	1					
Inning Stats	R: 1 H: 2 E: 0 K: 0 S: 11	H: 2 LOB: 1 BB: 0 P: 16	R: 0 H: 0 E: 0 K: 1 S: 8	H: 0 LOB: 0 BB: 0 P: 12	R: 0 H: 0 E: 0 K: 0 S: 9	H: 0 LOB: 1 BB: 1 P: 14	R: 0 H: 2 E: 1 K: 1 S: 8	H: 2 LOB: 1 BB: 0 P: 10	R: 0 H: 1 E: 0 K: 1 S: 11	H: 1 LOB: 1 BB: 0 P: 13	R: 0 H: 1 E: 0 K: 2 S: 9	H: 1 LOB: 1 BB: 0 P: 14	R: 0 H: 0 E: 0 K: 0 S: 8	H: 0 LOB: 0 BB: 0 P: 9	R: 0 H: 0 E: 0 K: 1 S: 7	H: 0 LOB: 0 BB: 0 P: 11	1B: 5 2B: 0 3B: 1 HR: 0	SF: 0 SAC: 1 DP: 1 HBP: 0	WP: 0 PB: 0 SB: 0 CS: 0	PA: 34	
PITCHER	IP	WLS	BF	H	R	ER	SO	BB	IBB	HBP	BLK	WP	HR	S	P	ERA	WHIP				
Andy Ashby, R (1,1) ERA: 2.55	8.0	W	31	6	1	1	5	1	0	0	0	0	0	71	98	1.12	0.875				
Trevor Hoffman, R (9,1) ERA: 1.62	1.0	S	3	0	0	0	1	0	0	0	0	0	0	7	11	0.00	0.000				

AB 36
R 4
H 9
RBI 4
BB 2
SO 10
LOB 11



AB 32
R 1
H 6
RBI 1
BB 1
SO 6
LOB 14



Batter	1	2	3	4	5	6	7	8	9	AB	R	H	RBI	BB	SO	LOB	TOP										
Steve Finley, L OBP: 0.296, SLG: 0.394 (1, 8) X	0-0 CS 1B		2-3 K			3-2 F8		1-0 G3		4	0	1	0	0	1	0											
Tony Gwynn, L OBP: 0.372, SLG: 0.487 (1, 9) C B X	1-2 G3-1		1-0			4-0			0-1 BB 1B	3	1	2	0	1	0	1											
Ken Caminiti, S OBP: 0.371, SLG: 0.544 (1, 5) B C X	2-3 K		1-1 P6			2-3 K			4-2 1B 1-2 BB	3	0	0	0	1	2	2											
Greg Vaughn, R OBP: 0.375, SLG: 0.650 (1, 7)		1-3 K		1-3 K		3-3 K			2-1 P6	4	0	0	0	0	3	3											
Wally Joyner, L OBP: 0.383, SLG: 0.475 (1, 3)		4-1 BB BB		0-1 F9			2-1 F9		0-0 P6	3	0	0	0	1	0	2											
Greg Myers, L OBP: 0.312, SLG: 0.389 (1, 2)		4-1 BB 1-2 BB		1-2 G5-3			2-1 F8		1-2 FC6-4 1-3 2-H 1B	3	0	1	1	1	0	0											
Ed Giovannola, L OBP: 0.315, SLG: 0.330 Jim Leyritz, R OBP: 0.402, SLG: 0.524 (9, PH)		2-1 F7			0-0 G3-1		1-1 F8		1-2 FC6-4 1-2 1B	3	0	0	0	0	0	2											
Chris Gomez, R OBP: 0.327, SLG: 0.341 (1, 6)		1-2 G3			2-2 G6-3			1-3 K		3	0	0	0	0	1	2											
Brian Boehringer, S Carlos Hernandez, R Jim Bruske, R Mark Sweeney, L Donne Wall, R (5, PH) (5, 1) (8, PH) (8, 1)			2-2 G2		0-1 G1			0-1 G3-1		1	0	0	0	0	0	0											
Inning Stats	R: 0 E: 0 K: 1 S: 7	H: 1 LOB: 0 BB: 0 P: 10	R: 0 E: 0 K: 1 S: 11	H: 0 LOB: 2 BB: 2 P: 23	R: 0 E: 0 K: 1 S: 9	H: 1 LOB: 1 BB: 0 P: 15	R: 0 E: 0 K: 1 S: 9	H: 0 LOB: 0 BB: 0 P: 11	R: 0 E: 0 K: 2 S: 12	H: 0 LOB: 1 BB: 1 P: 24	R: 0 E: 0 K: 0 S: 6	H: 0 LOB: 0 BB: 0 P: 11	R: 0 E: 0 K: 1 S: 6	H: 0 LOB: 2 BB: 1 P: 8	R: 1 E: 0 K: 0 S: 13	H: 2 LOB: 2 BB: 1 P: 21	1B: 4 2B: 0 3B: 0 HR: 0	SF: 0 SAC: 0 DP: 0 HBP: 0	WP: 0 PB: 0 SB: 0 CS: 1	PA: 34							
PITCHER	IP	WLS	BF	H	R	ER	SO	BB	IBB	HBP	BLK	WP	HR	S	P	ERA	WHIP										
Dustin Hermanson, R ERA: 3.27	(1, 1)	8.2	W	33	4	1	1	7	4	0	0	0	0	76	127	1.04	0.923										
Steve Kline, L ERA: 3.04	(9, 1)	0.1		1	0	0	0	0	0	0	0	0	0	3	4	0.00	0.000										

San Diego Padres @ Montreal Expos
Olympic Stadium, Montreal, QB
Mon Aug 03 1998, 3:33 AM EDT
Att: 10,129 - Sunny - 80 F

AB 30
R 1
H 4
RBI 1
BB 4
SO 7
LOB 14



Batter	1	2	3	4	5	6	7	8	9	AB	R	H	RBI	BB	SO	LOB	BOTTOM										
Terry Jones, S OBP: 0.267, SLG: 0.291 (1, 8) C X	0-1 HR 1B	0-1 G4-3		2-2 F7		1-0 L8		4-2		4	1	1	1	1	0	5											
Wilton Guerrero, S OBP: 0.296, SLG: 0.333 (1, 4) C F B S X	1-3 K	1-1		0-0 G1-3		1-1 FC6-4		0-0 P6		5	0	1	1	0	1	5											
Shane Andrews, R Mike Mordecai, R (7, PR) (8, 5) S X	2-2 P9	1-0 SF8		2-2 L3-6		2-2 G4-6-3		2-2 E		3	0	2	1	0	0	1											
Vladimir Guerrero, R OBP: 0.376, SLG: 0.601 (1, 9) B X	1-0 HR	2-0 F8		4-0		4-0		G4-6-3 IBB		2	1	1	2	2	0	1											
Derrick May, L OBP: 0.261, SLG: 0.333 (1, 7) B X	1-0 2B		1-1 G4-3		2-2 L3-6		3-1 G4-6-3		1-2 2-3	4	0	1	0	0	0	4											
Ryan McGuire, L OBP: 0.317, SLG: 0.284 (1, 3) B C X	1-1 F8		1-0 G1-3		1-3 K		2-2 E5		3-H 1-0 P3	4	0	0	0	0	1	3											
Chris Widger, R OBP: 0.277, SLG: 0.367 (1, 2) C B X		1-1 2B G4-3 1B		0-1 G3-1		0-0 G6-3		2B		4	1	2	0	0	0	1											
Orlando Cabrera, R OBP: 0.320, SLG: 0.443 (1, 6) C X		1-1 G4-3 1B 2B		4-0 SH1-4 BB		2-0 G6-3		2-2 F8		3	1	1	0	1	0	1											
Dustin Hermanson, R Steve Kline, S (1, 1) (9, 1)		1-1 E5 1B G4-3 SF8		0-1 SH1-4		4-1 FC6-4 BB		2-3 K		2	1	0	0	1	1	2											
Inning Stats	R: 2 E: 0 K: 1 S: 12	H: 3 LOB: 1 BB: 0 P: 18	R: 3 E: 1 K: 0 S: 12	H: 3 LOB: 1 BB: 0 P: 19	R: 0 E: 0 K: 0 S: 5	H: 0 LOB: 0 BB: 0 P: 7	R: 0 E: 0 K: 0 S: 7	H: 0 LOB: 1 BB: 1 P: 13	R: 0 E: 0 K: 0 S: 6	H: 1 LOB: 2 BB: 1 P: 14	R: 1 E: 1 K: 0 S: 10	H: 1 LOB: 1 BB: 1 P: 22	R: 0 E: 0 K: 1 S: 11	H: 0 LOB: 1 BB: 1 P: 19	1B: 3 2B: 6 3B: 0 HR: 1	SF: 1 SAC: 1 DP: 2 HBP: 0	WP: 0 PB: 0 SB: 0 CS: 0	PA: 38									
PITCHER	IP	WLS	BF	H	R	ER	SO	BB	IBB	HBP	BLK	WP	HR	S	P	ERA	WHIP										
Brian Boehringer, R ERA: 5.67	(1, 1)	4.0	L	20	6	5	4	1	1	0	0	0	0	36	57	9.00	1.750										
Jim Bruske, R ERA: 3.53	(5, 1)	3.0		14	3	1	0	1	1	2	0	0	0	25	54	0.00	1.333										
Donne Wall, R ERA: 2.99	(8, 1)	1.0		4	0	0	0	1	1	0	0	0	0	11	19	0.00	1.000										

San Diego Padres @ Montreal Expos
Olympic Stadium, Montreal, QB
Mon Aug 03 1998, 3:33 AM EDT
Att: 10,129 - Sunny - 80 F

AB 31
R 6
H 9
RBI 5
BB 5
SO 3
LOB 23




Batter	1	2	3	4	5	6	7	8	9	10	AB	R	H	RBI	BB	SO	LOB	
Eric Young Sr., R OBP: 0.356, SLG: 0.377	G5-3		2B						G3		5	2	2	0	0	1	0	
Mark Grudzielanek, R OBP: 0.319, SLG: 0.371	K		B2						K		4	1	0	0	0	2	1	
Raul Mondesi, R OBP: 0.319, SLG: 0.541	G5-3										4	0	1	1	0	0	3	
Trendad Hubbard, R OBP: 0.386, SLG: 0.523			2B								0	0	0	0	1	0	0	
Eric Karros, R OBP: 0.359, SLG: 0.474		G4-3	F9								5	0	2	2	0	0	2	
Matt Luke, L OBP: 0.281, SLG: 0.488	FC1-6 WP 1B		G5-3								5	1	1	0	0	1	5	
Roger Cedeno, S OBP: 0.338, SLG: 0.324	E5										4	0	1	0	1	0	2	
Adrian Beltré, R OBP: 0.268, SLG: 0.319	FC1-6 1B										4	0	1	0	0	0	4	
Antonio Osuna, R OBP: 0.275, SLG: 0.254											0	0	0	0	0	0	0	
Jim Eisenreich, L OBP: 0.275, SLG: 0.254											1	0	0	0	0	1	2	
Darren Hall, R OBP: 0.265, SLG: 0.378											0	0	0	0	0	0	0	
Charles Johnson, R OBP: 0.265, SLG: 0.378											4	0	1	1	0	0	2	
Chan Ho Park, R OBP: 0.220, SLG: 0.286											3	0	1	0	0	0	3	
Scott Radinsky, L OBP: 0.259, SLG: 0.272	G1-3										0	0	0	0	0	0	0	
Juan Castro, R OBP: 0.259, SLG: 0.272											1	0	0	0	0	1	0	
Inning Stats	R: 0 E: 0 K: 1 S: 7	H: 0 LOB: 0 BB: 0 P: 11	R: 1 E: 1 K: 0 S: 11	H: 2 LOB: 2 BB: 0 P: 17	R: 1 E: 0 K: 0 S: 7	H: 2 LOB: 1 BB: 0 P: 9	R: 0 E: 0 K: 1 S: 5	H: 1 LOB: 1 BB: 0 P: 7	R: 0 E: 0 K: 1 S: 8	H: 1 LOB: 1 BB: 0 P: 13	R: 2 E: 0 K: 0 S: 11	H: 3 LOB: 2 BB: 0 P: 15	R: 0 E: 0 K: 2 S: 14	H: 0 LOB: 0 BB: 0 P: 19	R: 0 E: 0 K: 2 S: 9	H: 0 LOB: 2 BB: 2 P: 23	1B: 9 2B: 2 3B: 0 HR: 0	SF: 0 SAC: 0 DP: 1 HBP: 1

PITCHER	IP	WLS	BF	H	R	ER	SO	BB	IBB	HBP	BLK	WP	HR	S	P	ERA	WHIP
Mike Thurman, R ERA: 4.58	6.1		29	8	4	3	2	0	0	0	0	0	0	51	73	4.26	1.263
Mike Maddux, R ERA: 4.18	7.1	1.2	6	2	0	0	0	0	0	0	0	0	0	12	15	0.00	1.200
Ugueth Urbina, R ERA: 1.14	9.1	1.0	3	0	0	0	2	0	0	0	0	0	0	14	19	0.00	0.000
Anthony Telford, R ERA: 3.36	10.1	0.1	2	0	0	0	0	1	0	0	0	0	0	3	9	0.00	3.000
Steve Kline, L ERA: 3.0	10.1	0.2	W	3	0	0	2	0	1	0	0	0	0	6	14	0.00	0.000

Los Angeles Dodgers @ Montreal Expos
Olympic Stadium, Montreal, QB
Tue Aug 04 1998, 7:05 PM EDT
Att. 10,515 - Cloudy - 78 F

livebaseballscorecards.com

AB	40
R	4
H	10
RBI	4
BB	2
SO	6
LOB	24




WP: 1 PA: 43
PB: 0
SB: 2
CS: 0

Batter	1	2	3	4	5	6	7	8	9	10	AB	R	H	RBI	BB	SO	LOB			
Terry Jones, S OBP: 0.277, SLG: 0.276	G6-3		K								3	0	0	1	2	1	1			
Wilton Guerrero, S OBP: 0.294, SLG: 0.335	G3-1										5	1	1	1	0	1	6			
Derrick May, L OBP: 0.263, SLG: 0.333	F9										3	0	1	0	0	0	1			
Bob Henley, R OBP: 0.400, SLG: 0.375											1	0	1	1	0	0	0			
Mike Mordecai, R OBP: 0.247, SLG: 0.253											1	0	0	0	0	0	0			
Vladimir Guerrero, R OBP: 0.374, SLG: 0.596											5	0	1	1	0	3	3			
Scott Livingstone, L ERA: 2.74											4	0	1	0	0	0	3			
Ugueth Urbina, R ERA: 2.74											0	0	0	0	0	0	0			
Anthony Telford, R ERA: 2.85											0	0	0	0	0	0	0			
Steve Kline, S ERA: 2.85											0	0	0	0	0	0	0			
F.P. Santangelo, S OBP: 0.345, SLG: 0.323											0	1	0	0	0	0	0			
Chris Widger, R OBP: 0.276, SLG: 0.365											5	0	1	1	0	1	1			
Ryan McGuire, L OBP: 0.321, SLG: 0.289											4	1	2	0	0	0	1			
Orlando Cabrera, R OBP: 0.326, SLG: 0.440											3	1	1	0	1	0	0			
Mike Thurman, R ERA: 3.96											1	0	0	0	1	1	0			
Mike Maddux, L ERA: 2.74											0	0	0	0	0	0	0			
Robert Perez, R OBP: 0.230, SLG: 0.318											2	1	1	0	0	1	2			
Inning Stats	R: 0 E: 0 K: 0 S: 6	H: 0 LOB: 0 BB: 0 P: 9	R: 0 E: 0 K: 0 S: 8	H: 2 LOB: 1 BB: 0 P: 15	R: 0 E: 0 K: 2 S: 8	H: 0 LOB: 0 BB: 0 P: 14	R: 0 E: 0 K: 1 S: 11	H: 2 LOB: 1 BB: 0 P: 16	R: 0 E: 0 K: 0 S: 6	H: 0 LOB: 0 BB: 1 P: 10	R: 0 E: 0 K: 1 S: 8	H: 0 LOB: 0 BB: 0 P: 14	R: 4 E: 0 K: 0 S: 15	H: 3 LOB: 1 BB: 2 P: 29	R: 0 E: 0 K: 2 S: 19	H: 2 LOB: 3 BB: 1 P: 27	R: 1 E: 0 K: 1 S: 9	H: 1 LOB: 1 BB: 0 P: 16	1B: 9 2B: 1 3B: 0 HR: 0	SF: 0 SAC: 0 DP: 1 HBP: 1

Los Angeles Dodgers @ Montreal Expos
Olympic Stadium, Montreal, QB
Tue Aug 04 1998, 7:05 PM EDT
Att. 10,515 - Cloudy - 78 F

livebaseballscorecards.com

AB	37
R	5
H	10
RBI	5
BB	4
SO	8
LOB	18



WP: 0 PA: 42
PB: 0
SB: 2
CS: 1

Batter	1	2	3	4	5	6	7	8	9	AB	R	H	RBI	BB	SO	LOB	TOP								
Andy Fox, L OBP: 0.358, SLG: 0.426 (1, 3)										4	1	1	2	1	0	3	Arizona Diamondbacks @ Montreal Expos Olympic Stadium, Montreal, QB Fri Aug 07 1998, 7:05 PM EDT Att: 9,798 - Cloudy - 82 F								
Bernard Gilkey, R OBP: 0.313, SLG: 0.319 (1, 7)										4	2	2	0	1	0	3									
Devon White, S OBP: 0.334, SLG: 0.465 (1, 8)										4	0	2	1	1	0	2									
Matt Williams, R OBP: 0.325, SLG: 0.445 (1, 5)										5	0	1	1	0	0	4									
Karim Garcia, L OBP: 0.270, SLG: 0.400 (1, 9)										5	0	0	1	0	1	3									
Jay Bell, R OBP: 0.347, SLG: 0.415 (1, 6)										4	1	1	1	0	0	0									
Damian Miller, R OBP: 0.370, SLG: 0.494 (1, 2)										4	1	1	0	0	3	2									
Danny Klassen, R OBP: 0.272, SLG: 0.327 (1, 4)										3	1	0	0	1	0	1									
Brian Anderson, R OBP: 0.146, SLG: 0.128 Bobby Chouinard, R OBP: 0.500, SLG: 2.000 Gregg Olson, R OBP: 0.500, SLG: 2.000 (1, 1)										4	0	2	0	0	1	2									
Inning Stats	R: 2 E: 0 K: 1 S: 13	H: 2 LOB: 2 BB: 1 P: 25	R: 0 E: 0 K: 0 S: 9	H: 1 LOB: 1 BB: 1 P: 16	R: 0 E: 0 K: 1 S: 6	H: 0 LOB: 0 BB: 0 P: 8	R: 0 E: 0 K: 1 S: 11	H: 0 LOB: 0 BB: 0 P: 18	R: 0 E: 0 K: 0 S: 9	H: 2 LOB: 2 BB: 0 P: 14	R: 1 E: 0 K: 1 S: 10	H: 1 LOB: 0 BB: 0 P: 17	R: 1 E: 0 K: 0 S: 14	H: 2 LOB: 2 BB: 1 P: 22	R: 2 E: 1 K: 1 S: 15	H: 2 LOB: 2 BB: 1 P: 26		R: 0 E: 0 K: 0 S: 7	H: 0 LOB: 0 BB: 0 P: 9	1B: 7 2B: 1 3B: 1 HR: 1	SF: 0 SAC: 0 DP: 1 HBP: 1	WP: 0 PB: 0 CS: 0	PA: 42		
PITCHER	IP WLS BF H R ER SO BB IBB HBP BLK WP HR S P ERA WHIP	IP WLS BF H R ER SO BB IBB HBP BLK WP HR S P ERA WHIP	IP WLS BF H R ER SO BB IBB HBP BLK WP HR S P ERA WHIP	IP WLS BF H R ER SO BB IBB HBP BLK WP HR S P ERA WHIP	IP WLS BF H R ER SO BB IBB HBP BLK WP HR S P ERA WHIP	IP WLS BF H R ER SO BB IBB HBP BLK WP HR S P ERA WHIP	IP WLS BF H R ER SO BB IBB HBP BLK WP HR S P ERA WHIP	IP WLS BF H R ER SO BB IBB HBP BLK WP HR S P ERA WHIP	IP WLS BF H R ER SO BB IBB HBP BLK WP HR S P ERA WHIP	IP WLS BF H R ER SO BB IBB HBP BLK WP HR S P ERA WHIP	IP WLS BF H R ER SO BB IBB HBP BLK WP HR S P ERA WHIP	IP WLS BF H R ER SO BB IBB HBP BLK WP HR S P ERA WHIP	IP WLS BF H R ER SO BB IBB HBP BLK WP HR S P ERA WHIP	IP WLS BF H R ER SO BB IBB HBP BLK WP HR S P ERA WHIP	IP WLS BF H R ER SO BB IBB HBP BLK WP HR S P ERA WHIP	IP WLS BF H R ER SO BB IBB HBP BLK WP HR S P ERA WHIP	IP WLS BF H R ER SO BB IBB HBP BLK WP HR S P ERA WHIP	IP WLS BF H R ER SO BB IBB HBP BLK WP HR S P ERA WHIP	IP WLS BF H R ER SO BB IBB HBP BLK WP HR S P ERA WHIP	IP WLS BF H R ER SO BB IBB HBP BLK WP HR S P ERA WHIP	IP WLS BF H R ER SO BB IBB HBP BLK WP HR S P ERA WHIP	IP WLS BF H R ER SO BB IBB HBP BLK WP HR S P ERA WHIP	IP WLS BF H R ER SO BB IBB HBP BLK WP HR S P ERA WHIP	IP WLS BF H R ER SO BB IBB HBP BLK WP HR S P ERA WHIP	IP WLS BF H R ER SO BB IBB HBP BLK WP HR S P ERA WHIP

AB	37
R	6
H	10
RBI	6
BB	4
SO	5
LOB	20



Batter	1	2	3	4	5	6	7	8	9	AB	R	H	RBI	BB	SO	LOB	BOTTOM								
Terry Jones, S OBP: 0.312, SLG: 0.353 (1, 8)										3	1	1	0	1	2	0	Arizona Diamondbacks @ Montreal Expos Olympic Stadium, Montreal, QB Fri Aug 07 1998, 7:05 PM EDT Att: 9,798 - Cloudy - 82 F								
Wilton Guerrero, S OBP: 0.297, SLG: 0.343 (1, 4)										4	1	1	1	0	1	1									
F.P. Santangelo, S OBP: 0.348, SLG: 0.324 (1, 7)										4	0	2	1	0	0	0									
Vladimir Guerrero, R OBP: 0.376, SLG: 0.591 (1, 9)										4	1	1	0	0	1	3									
Chris Widger, R OBP: 0.276, SLG: 0.361 (1, 2)										4	0	1	0	0	1	1									
Shane Andrews, R OBP: 0.306, SLG: 0.454 (1, 5)										4	1	3	2	0	0	0									
Brad Fullmer, L OBP: 0.320, SLG: 0.448 (1, 3)										4	0	0	0	0	0	3									
Orlando Cabrera, R OBP: 0.310, SLG: 0.415 Scott Livingstone, L OBP: 0.223, SLG: 0.233 (1, 6)										3	0	0	0	0	0	2									
Javier Vazquez, R OBP: 0.250, SLG: 0.263 Miguel Batista, R OBP: 0.253, SLG: 0.309 Mike Mordecai, R OBP: 0.253, SLG: 0.309 Shayne Bennett, R OBP: 0.253, SLG: 0.309 (1, 1)										2	0	0	0	0	0	0									
Inning Stats	R: 0 E: 0 K: 1 S: 11	H: 2 LOB: 1 BB: 0 P: 15	R: 0 E: 0 K: 1 S: 8	H: 1 LOB: 0 BB: 0 P: 14	R: 0 E: 0 K: 1 S: 8	H: 0 LOB: 0 BB: 0 P: 11	R: 0 E: 0 K: 0 S: 4	H: 0 LOB: 0 BB: 0 P: 6	R: 1 E: 0 K: 0 S: 12	H: 1 LOB: 0 BB: 0 P: 15	R: 0 E: 0 K: 1 S: 10	H: 0 LOB: 0 BB: 0 P: 12	R: 1 E: 0 K: 0 S: 6	H: 3 LOB: 1 BB: 0 P: 8	R: 2 E: 0 K: 1 S: 13	H: 2 LOB: 1 BB: 1 P: 24		R: 0 E: 0 K: 0 S: 9	H: 0 LOB: 0 BB: 0 P: 12	1B: 6 2B: 1 3B: 1 HR: 1	SF: 0 SAC: 0 DP: 2 HBP: 0	WP: 1 PB: 0 CS: 0	PA: 35		
PITCHER	IP WLS BF H R ER SO BB IBB HBP BLK WP HR S P ERA WHIP	IP WLS BF H R ER SO BB IBB HBP BLK WP HR S P ERA WHIP	IP WLS BF H R ER SO BB IBB HBP BLK WP HR S P ERA WHIP	IP WLS BF H R ER SO BB IBB HBP BLK WP HR S P ERA WHIP	IP WLS BF H R ER SO BB IBB HBP BLK WP HR S P ERA WHIP	IP WLS BF H R ER SO BB IBB HBP BLK WP HR S P ERA WHIP	IP WLS BF H R ER SO BB IBB HBP BLK WP HR S P ERA WHIP	IP WLS BF H R ER SO BB IBB HBP BLK WP HR S P ERA WHIP	IP WLS BF H R ER SO BB IBB HBP BLK WP HR S P ERA WHIP	IP WLS BF H R ER SO BB IBB HBP BLK WP HR S P ERA WHIP	IP WLS BF H R ER SO BB IBB HBP BLK WP HR S P ERA WHIP	IP WLS BF H R ER SO BB IBB HBP BLK WP HR S P ERA WHIP	IP WLS BF H R ER SO BB IBB HBP BLK WP HR S P ERA WHIP	IP WLS BF H R ER SO BB IBB HBP BLK WP HR S P ERA WHIP	IP WLS BF H R ER SO BB IBB HBP BLK WP HR S P ERA WHIP	IP WLS BF H R ER SO BB IBB HBP BLK WP HR S P ERA WHIP	IP WLS BF H R ER SO BB IBB HBP BLK WP HR S P ERA WHIP	IP WLS BF H R ER SO BB IBB HBP BLK WP HR S P ERA WHIP	IP WLS BF H R ER SO BB IBB HBP BLK WP HR S P ERA WHIP	IP WLS BF H R ER SO BB IBB HBP BLK WP HR S P ERA WHIP	IP WLS BF H R ER SO BB IBB HBP BLK WP HR S P ERA WHIP	IP WLS BF H R ER SO BB IBB HBP BLK WP HR S P ERA WHIP	IP WLS BF H R ER SO BB IBB HBP BLK WP HR S P ERA WHIP	IP WLS BF H R ER SO BB IBB HBP BLK WP HR S P ERA WHIP	IP WLS BF H R ER SO BB IBB HBP BLK WP HR S P ERA WHIP

AB	34
R	4
H	9
RBI	4
BB	1
SO	5
LOB	10



Batter	1	2	3	4	5	6	7	8	9	AB	R	H	RBI	BB	SO	LOB	TOP										
Andy Fox, L OBP: 0.355, SLG: 0.420 (1, 4)	L5		L4		G3		FC6-4 1B			4	0	1	0	0	0	0	Arizona Diamondbacks @ Montreal Expos Olympic Stadium, Montreal, QB Sun Aug 09 1998, 3:33 AM EDT Att: 21,804 - Sunny - 84 F										
Hanley Frias, S (1, 6)	F7		F7		F9		FC6-4 1-2			4	0	0	0	0	0	1											
Bernard Gilkey, R OBP: 0.314, SLG: 0.321 (1, 7)	G6-3						CS 1B		2-3 K	4	0	2	0	0	1	0											
Travis Lee, L OBP: 0.362, SLG: 0.479 (1, 3)		F7			CS		P5		L1-3	4	0	0	0	0	1	1											
David Dellucci, L OBP: 0.331, SLG: 0.415 (1, 8)		G5-3 1B BB			F7		G6-3		2-3 K	3	1	0	0	1	1	0											
Tony Batista, R OBP: 0.299, SLG: 0.469 (1, 5)	G5-3				E8		HR		2-3 K	4	1	1	1	0	1	1											
Karim Garcia, L OBP: 0.272, SLG: 0.400 (1, 9)	PB S 2-H 1B				K		CS 1B		2-3 K	4	0	2	1	0	2	1											
Damian Miller, R OBP: 0.375, SLG: 0.483 (1, 2)	PB IBB						CS		L1-3	2	0	0	0	2	0	0											
Bob Wolcott, R OBP: 0.286, SLG: 0.286 Willie Banks, R Alan Embree, L Felix Rodriguez, R	G1-3				G3		F8			3	0	0	0	0	0	4											
Inning Stats	R: 0 E: 0 K: 0 S: 7	H: 0 LOB: 0 BB: 0 P: 11	R: 1 E: 0 K: 0 S: 13	H: 1 LOB: 2 BB: 2 P: 23	R: 0 E: 0 K: 1 S: 11	H: 1 LOB: 1 BB: 0 P: 18	R: 0 E: 1 K: 1 S: 11	H: 0 LOB: 2 BB: 1 P: 20	R: 0 E: 0 K: 0 S: 8	H: 1 LOB: 0 BB: 0 P: 11	R: 1 E: 0 K: 0 S: 12	H: 2 LOB: 0 BB: 0 P: 21	R: 0 E: 0 K: 0 S: 7	H: 1 LOB: 0 BB: 0 P: 12	R: 0 E: 0 K: 2 S: 9	H: 0 LOB: 0 BB: 0 P: 11		R: 0 E: 0 K: 2 S: 9	H: 0 LOB: 0 BB: 0 P: 13	1B: 5 2B: 0 3B: 0 HR: 1	SF: 0 SAC: 0 DP: 0 HBP: 0	WP: 0 PB: 1 CS: 2	PA: 37				
PITCHER	IP	WLS	BF	H	R	ER	SO	BB	IBB	HBP	BLK	WP	HR	S	P	ERA	WHIP										
Mike Thurman, R ERA: 4.18	(1, 1)	6.0	25	5	2	2	2	1	2	0	0	0	1	62	104	3.00	1.000										
Shayne Bennett, R ERA: 4.5	(7, 1)	1.0	W	4	1	0	0	0	0	0	0	0	0	7	12	0.00	1.000										
Steve Kline, L ERA: 2.86	(8, 1)	2.0	S	6	0	0	4	0	0	0	0	0	0	16	24	0.00	0.000										

Batter	1	2	3	4	5	6	7	8	9	AB	R	H	RBI	BB	SO	LOB	BOTTOM										
Wilton Guerrero, S OBP: 0.305, SLG: 0.354 (1, 4)	K				G4-3		G6-3	SH2-4 2B		4	1	1	0	0	1	0	Arizona Diamondbacks @ Montreal Expos Olympic Stadium, Montreal, QB Sun Aug 09 1998, 3:33 AM EDT Att: 21,804 - Sunny - 84 F										
Terry Jones, S OBP: 0.337, SLG: 0.370 (1, 8)	CS BB				K		E 1B	SH2-4		2	1	1	0	1	1	0											
Derrick May, L OBP: 0.352 F.P. Santangelo, S OBP: 0.346, SLG: 0.320	CS BB K				G4-3		F9	2B BB		3	0	0	0	0	1	2											
Vladimir Guerrero, R OBP: 0.378, SLG: 0.591 (1, 9)		L6					E8 2B	K		4	1	2	1	0	1	2											
Brad Fullmer, L OBP: 0.324, SLG: 0.450 (1, 3)		G5-3					P6	2B IBB		3	2	1	2	1	0	1											
Bob Henley, R OBP: 0.394, SLG: 0.438 (1, 2)		L1					G2-3	1B 2B		4	1	2	3	0	0	1											
Shane Andrews, R OBP: 0.310, SLG: 0.460 (1, 5)					F7		G6-3	3B 1B		3	1	1	1	1	0	0											
Mike Mordecai, R OBP: 0.253, SLG: 0.329 (1, 6)					K		P5	G3		4	0	1	1	0	1	2											
Mike Thurman, R Ryan McGuire, L Shayne Bennett, R Scott Livingstone, L Steve Kline, S					K		K	F9		1	0	0	0	0	1	0											
Inning Stats	R: 0 E: 0 K: 2 S: 8	H: 0 LOB: 0 BB: 1 P: 16	R: 0 E: 0 K: 0 S: 6	H: 0 LOB: 0 BB: 0 P: 9	R: 0 E: 0 K: 2 S: 9	H: 0 LOB: 0 BB: 0 P: 11	R: 0 E: 0 K: 1 S: 5	H: 0 LOB: 0 BB: 0 P: 7	R: 0 E: 0 K: 1 S: 4	H: 1 LOB: 0 BB: 0 P: 6	R: 5 E: 1 K: 0 S: 17	H: 5 LOB: 1 BB: 1 P: 27	R: 3 E: 0 K: 1 S: 18	H: 3 LOB: 2 BB: 2 P: 32	1B: 4 2B: 4 3B: 1 HR: 0	SF: 0 SAC: 1 DP: 0 HBP: 0		WP: 0 PB: 0 SB: 0 CS: 2	PA: 35								
PITCHER	IP	WLS	BF	H	R	ER	SO	BB	IBB	HBP	BLK	WP	HR	S	P	ERA	WHIP										
Bob Wolcott, R ERA: 6.2	(1, 1)	6.2	L	25	5	5	6	1	0	0	0	0	0	54	81	6.75	0.900										
Willie Banks, R ERA: 5.5	(7, 1)	0.1		2	1	0	0	0	0	0	0	0	0	2	5	0.00	3.000										
Alan Embree, L ERA: 5.6	(8, 1)	0.1		3	1	2	0	1	0	0	0	0	0	6	11	54.00	6.000										
Felix Rodriguez, R ERA: 6.03	(8, 1)	0.2		5	2	1	1	1	0	0	0	0	0	12	21	13.50	4.500										



Batter	1	2	3	4	5	6	7	8	9	AB	R	H	RBI	BB	SO	LOB	TOP					
Wilton Guerrero, S OBP: 0.304, SLG: 0.356	(1, 4) 3-3 K		(1, 0) 0-0 1-H 2B			(1, 0) 3-2 G4-3		(1, 2) 1-2 G1-3		4	0	1	1	0	1	0						
Terry Jones, S OBP: 0.333, SLG: 0.377	(1, 8) 1-0 L7		(1, 1) 1-1 G4-3			(1, 0) 1-0 G4-3		(1, 0) 1-0 2B		4	0	1	0	0	0	1						
F.P. Santangelo, S OBP: 0.343, SLG: 0.316	(1, 7) 2-0 G4-3			(1, 0) 3-2 L8		(1, 0) 2-3 K		(1, 0) 2-3 K		4	0	0	0	0	2	1						
Vladimir Guerrero, R OBP: 0.377, SLG: 0.594		(1, 2) 1-2 E5 FC6-4		(1, 1) 1-1 P4				(1, 0) 0-0 HR		4	1	1	1	0	0	0						
Brad Fullmer, L OBP: 0.328, SLG: 0.454	(1, 3) 1-0 FC6-4 G3-6-1			(1, 0) 2-0 2B				(1, 0) 4-2 S BB		3	0	2	0	1	0	1						
Shane Andrews, R OBP: 0.307, SLG: 0.455	(1, 5) 0-1 G3-6-1			(1, 0) 1-0 F9				(1, 0) 3-2 G6-3		4	0	0	0	0	1	4						
Chris Widger, R OBP: 0.276, SLG: 0.359			(1, 0) 0-0 G4-3 1B		(1, 3) 1-3 K			(1, 2) 1-2 L7		4	0	1	0	0	1	2	AB 33					
Orlando Cabrera, R OBP: 0.295, SLG: 0.394			(1, 0) 0-0 G4-3 1B		(1, 0) 1-0 G6-3			(1, 1) 1-1 L8		3	0	0	0	0	0	2	R 2					
Shayne Bennett, R Miguel Batista, R			(1, 2) 1-2 G4-3 1B							0	0	0	0	0	0	0	H 7					
Carl Pavano, R Anthony Telford, R			(1, 0) 0-0 2B 1B		(1, 3) 1-3 K			(1, 0) 1-0 G6-3		2	1	1	0	0	1	0	RBI 2					
Mike Mordecai, R										0	0	0	0	0	0	0	BB 1					
										1	0	0	0	0	0	0	SO 6					
																	LOB 11					
Inning Stats	R: 0 E: 0 K: 1 S: 7	H: 0 LOB: 0 BB: 0 P: 13	R: 0 E: 1 K: 0 S: 6	H: 0 LOB: 0 BB: 0 P: 8	R: 1 E: 0 K: 0 S: 6	H: 3 LOB: 1 BB: 0 P: 7	R: 0 E: 0 K: 0 S: 8	H: 1 LOB: 1 BB: 0 P: 15	R: 0 E: 0 K: 2 S: 7	H: 0 LOB: 0 BB: 0 P: 10	R: 0 E: 0 K: 1 S: 7	H: 0 LOB: 0 BB: 0 P: 13	R: 1 E: 0 K: 0 S: 11	H: 1 LOB: 1 BB: 1 P: 20	R: 0 E: 0 K: 1 S: 12	H: 1 LOB: 1 BB: 0 P: 17	R: 0 E: 0 K: 1 S: 9	H: 1 LOB: 1 BB: 0 P: 13	1B: 3 2B: 3 3B: 0 HR: 1	SF: 0 SAC: 0 DP: 2 HBP: 0	WP: 0 PB: 0 SB: 1 CS: 0	PA: 34
PITCHER	IP WLS BF H R ER SO BB IBB HBP BLK WP HR S P ERA WHIP																					
Jamey Wright, R ERA: 5.87	(1, 1) 7.0 W 26 5 2 2 4 1 0 0 0 0 1 52 86 2.57 0.857																					
Dave Veres, R ERA: 3.51	(8, 1) 1.0 4 1 0 0 1 0 0 0 0 0 0 12 17 0.00 1.000																					
Jerry Dipoto, R ERA: 3.76	(9, 1) 1.0 4 1 0 0 1 0 0 0 0 0 0 9 13 0.00 1.000																					

Montreal Expos @ Colorado Rockies
Coors Field, Denver, CO
Mon Aug 10 1998, 7:05 PM MDT
Att. 44,768 - Overcast - 64 F

AB	33
R	2
H	7
RBI	2
BB	1
SO	6
LOB	11



Batter	1	2	3	4	5	6	7	8	9	AB	R	H	RBI	BB	SO	LOB	BOTTOM			
Darryl Hamilton, L OBP: 0.397, SLG: 0.374	(1, 8) 4-0 BB		(1, 0) 2-3 K			(1, 0) 4-2 CS BB		(1, 2) 1-2 SH HR		1	1	0	0	2	1	1				
Neftali Feliz, S OBP: 0.331, SLG: 0.411	(1, 6) 0-3 K		(1, 0) 0-0 E1 1B			(1, 0) 0-3 K		(1, 2) 1-2 SH5-4		3	0	1	0	0	2	2				
Larry Walker, L OBP: 0.417, SLG: 0.600	(1, 9) 1-3 K		(1, 2) 2-H G5-3			(1, 0) 2-1 HR		(1, 0) 4-0 HR BB		3	2	1	1	1	1	2				
Dante Bichette, R OBP: 0.356, SLG: 0.545	(1, 7) 1-0 F7			(1, 0) 1-0 G1-3		(1, 0) 0-0 G5-2-3 2B		(1, 0) 0-0 HR		4	1	2	4	0	0	1				
Vinny Castilla, R OBP: 0.363, SLG: 0.593		(1, 5) 0-2 P2		(1, 0) 3-2 3 1B		(1, 0) 4-2 3 1B BB		(1, 0) 0-2 K		3	0	1	0	1	1	0				
Todd Helton, L OBP: 0.351, SLG: 0.511	(1, 3) 1-1 G1-3			(1, 0) 0-0 F7		(1, 0) 0-2 F9		(1, 0) 0-2 G6-3		4	0	0	0	0	0	3				
3 Mike Lansing, R OBP: 0.312, SLG: 0.374	(1, 4) 2-2 G6-3			(1, 0) 2-1 1B		(1, 0) 0-0 1-2 2-3 1B		(1, 0) 1-0 G6-3		4	0	2	0	0	0	0	AB 29			
Kirt Manwaring, R OBP: 0.347, SLG: 0.339			(1, 1) 1-1 P4		(1, 0) 2-1 G4-3			(1, 0) 1-0 G5-2-3		4	0	0	0	0	0	5	R 6			
Jamey Wright, R OBP: 0.233, SLG: 0.333	(1, 1) 6.0		(1, 1) 1-1 2B		(1, 3) 1-3 K			(1, 2) 2-2 SH5-4 SH HR BB		2	1	1	0	0	1	0	H 8			
1 Curtis Goodwin, L OBP: 0.329, SLG: 0.318	(7, PH)									0	1	0	0	1	0	0	RBI 5			
Dave Veres, R OBP: 0.500, SLG: 0.500	(8, PH)									0	0	0	0	0	0	0	BB 5			
John Vander Wal, L OBP: 0.362, SLG: 0.487	(8, PH)									1	0	0	0	0	0	0	SO 6			
Jerry Dipoto, R ERA: 4.04	(9, 1) 1.0									0	0	0	0	0	0	0	LOB 14			
Inning Stats	R: 0 E: 0 K: 2 S: 7	H: 0 LOB: 1 BB: 1 P: 13	R: 0 E: 0 K: 0 S: 8	H: 0 LOB: 0 BB: 0 P: 11	R: 1 E: 1 K: 1 S: 11	H: 2 LOB: 1 BB: 0 P: 16	R: 0 E: 0 K: 0 S: 10	H: 2 LOB: 2 BB: 0 P: 18	R: 0 E: 0 K: 2 S: 11	H: 0 LOB: 1 BB: 1 P: 16	R: 1 E: 0 K: 0 S: 10	H: 3 LOB: 2 BB: 1 P: 17	R: 4 E: 0 K: 1 S: 14	H: 1 LOB: 0 BB: 2 P: 25	R: 0 E: 0 K: 0 S: 6	H: 0 LOB: 0 BB: 0 P: 9	1B: 4 2B: 3 3B: 0 HR: 2	SF: 0 SAC: 2 DP: 2 HBP: 0	WP: 0 PB: 0 SB: 0 CS: 1	PA: 36
PITCHER	IP WLS BF H R ER SO BB IBB HBP BLK WP HR S P ERA WHIP																			
Carl Pavano, R ERA: 4.38	(1, 1) 0.1 L 5 1 4 4 0 2 0 0 0 0 0 1 7 16 108.00 9.000																			
Anthony Telford, R ERA: 3.84	(7, 1) 0.2 2 0 0 0 1 0 0 0 0 0 0 7 9 0.00 0.000																			
Shayne Bennett, R ERA: 4.46	(7, 1) 1.0 3 0 0 0 0 0 0 0 0 0 0 6 9 0.00 0.000																			
Miguel Batista, R ERA: 4.04	(8, 1) 1.0 3 0 0 0 0 0 0 0 0 0 0 6 9 0.00 0.000																			

Montreal Expos @ Colorado Rockies
Coors Field, Denver, CO
Mon Aug 10 1998, 7:05 PM MDT
Att. 44,768 - Overcast - 64 F

AB	29
R	6
H	8
RBI	5
BB	5
SO	6
LOB	14



Batter	1	2	3	4	5	6	7	8	9	AB	R	H	RBI	BB	SO	LOB	TOP					
Wilton Guerrero, S OBP: 0.306, SLG: 0.357 (1, 4)	F7		G6-3 1B		F7			G4-3	1-0 1B	5	0	2	1	0	0	1						
Terry Jones, S OBP: 0.359, SLG: 0.395 (1, 8)	1B		G6-3 1-2f			F8 1B		G4-6-3 1B	1-3 2-H 1B	4	1	3	0	1	0	1						
Derrick May, L OBP: 0.369, SLG: 0.357 Bob Henley, R OBP: 0.382, SLG: 0.424 (9, PH)	1B							G4-6-3 1-2f	F9	4	1	2	0	0	0	1	1					
Vladimir Guerrero, R OBP: 0.379, SLG: 0.597 (1, 9)	1B					F8			2B	5	1	3	1	0	1	5						
Brad Fullmer, L OBP: 0.330, SLG: 0.455 (1, 3)	1B				G4-6-3 1-2f				1B	4	1	2	2	0	0	3						
Shane Andrews, R OBP: 0.306, SLG: 0.452 Mike Mordecai, R OBP: 0.245, SLG: 0.318 (6, PH)	G6-4-3 1-2f				P3				F7	2	0	0	0	0	0	2						
Chris Widger, R OBP: 0.275, SLG: 0.358 (1, 2)			G6-3			F7				4	1	1	0	0	0	0						
Orlando Cabrera, R OBP: 0.301, SLG: 0.404 (1, 6)			G6-3			G4-3 2B		G6-3		4	1	2	1	0	0	0						
Jeremy Powell, R Ryan McGuire, L Miguel Batista, R Scott Livingstone, L Anthony Telford, R F.P. Santangelo, S OBP: 0.344, SLG: 0.318 (1, 1)			G6-3			G4-3 2-3			F8	1	0	0	0	0	0	0						
Inning Stats	R: 2 E: 0 K: 0 S: 10	H: 4 LOB: 1 BB: 0 P: 15	R: 0 E: 0 K: 0 S: 8	H: 0 LOB: 0 BB: 0 P: 12	R: 0 E: 0 K: 1 S: 11	H: 1 LOB: 0 BB: 0 P: 15	R: 0 E: 0 K: 0 S: 3	H: 1 LOB: 1 BB: 0 P: 5	R: 0 E: 0 K: 0 S: 8	H: 2 LOB: 2 BB: 0 P: 8	R: 0 E: 0 K: 0 S: 3	H: 0 LOB: 0 BB: 0 P: 3	R: 0 E: 0 K: 0 S: 4	H: 1 LOB: 0 BB: 0 P: 4	R: 4 E: 0 K: 1 S: 13	H: 6 LOB: 3 BB: 1 P: 19	1B: 14 2B: 2 3B: 0 HR: 0	SF: 0 SAC: 0 DP: 4 HBP: 0	WP: 0 PB: 0 SB: 0 CS: 0	PA: 40		
PITCHER	IP WLS BF H R ER SO BB IBB HBP BLK WP HR S P ERA WHIP	IP WLS BF H R ER SO BB IBB HBP BLK WP HR S P ERA WHIP	IP WLS BF H R ER SO BB IBB HBP BLK WP HR S P ERA WHIP	IP WLS BF H R ER SO BB IBB HBP BLK WP HR S P ERA WHIP	IP WLS BF H R ER SO BB IBB HBP BLK WP HR S P ERA WHIP	IP WLS BF H R ER SO BB IBB HBP BLK WP HR S P ERA WHIP	IP WLS BF H R ER SO BB IBB HBP BLK WP HR S P ERA WHIP	IP WLS BF H R ER SO BB IBB HBP BLK WP HR S P ERA WHIP	IP WLS BF H R ER SO BB IBB HBP BLK WP HR S P ERA WHIP	IP WLS BF H R ER SO BB IBB HBP BLK WP HR S P ERA WHIP	IP WLS BF H R ER SO BB IBB HBP BLK WP HR S P ERA WHIP	IP WLS BF H R ER SO BB IBB HBP BLK WP HR S P ERA WHIP	IP WLS BF H R ER SO BB IBB HBP BLK WP HR S P ERA WHIP	IP WLS BF H R ER SO BB IBB HBP BLK WP HR S P ERA WHIP	IP WLS BF H R ER SO BB IBB HBP BLK WP HR S P ERA WHIP	IP WLS BF H R ER SO BB IBB HBP BLK WP HR S P ERA WHIP	IP WLS BF H R ER SO BB IBB HBP BLK WP HR S P ERA WHIP	IP WLS BF H R ER SO BB IBB HBP BLK WP HR S P ERA WHIP	IP WLS BF H R ER SO BB IBB HBP BLK WP HR S P ERA WHIP	IP WLS BF H R ER SO BB IBB HBP BLK WP HR S P ERA WHIP	IP WLS BF H R ER SO BB IBB HBP BLK WP HR S P ERA WHIP	IP WLS BF H R ER SO BB IBB HBP BLK WP HR S P ERA WHIP

Montreal Expos @ Colorado Rockies
Coors Field, Denver, CO
 Tue Aug 11 1998, 7:05 PM MDT
 Att: 45,403 - Cloudy - 74 F

AB	39
R	6
H	16
RBI	6
BB	1
SO	2
LOB	20



Batter	1	2	3	4	5	6	7	8	9	AB	R	H	RBI	BB	SO	LOB	BOTTOM					
Darryl Hamilton, L OBP: 0.394, SLG: 0.370 1 Curtis Goodwin, L OBP: 0.326, SLG: 0.315 (8, PH)	G3	G6-3		G4-3		E5 G4-6-3 1B		G6-3		4	1	0	0	0	0	0						
Neftali Perez, S OBP: 0.336, SLG: 0.414 (1, 6)	1B	G4-3				1B		1B		4	2	3	0	1	0	0						
Larry Walker, L OBP: 0.418, SLG: 0.599 John Vander Wal, L OBP: 0.368, SLG: 0.494 (7, 9)	S 1B					K		G4-6-3 1B		4	2	2	0	0	1	3						
Dante Bichette, R OBP: 0.362, SLG: 0.548 (1, 7)	S 1B					SF9 17 2B		G4-6-3 1B		4	4	4	2	1	0	0						
Vinny Castilla, R OBP: 0.365, SLG: 0.593 7 Kurt Abbott, R OBP: 0.288, SLG: 0.352 (7, 5)	3 17 1B					SF9		G5-3		3	2	2	4	0	0	1						
17 Todd Helton, L OBP: 0.354, SLG: 0.516 (1, 3)	3 HR					17 2B		G5-3		1	0	1	1	0	0	0						
3 Mike Lansing, R OBP: 0.311, SLG: 0.380 Terry Shumpert, R OBP: 0.428, SLG: 1.000 (8, 4)	3 HR					3 G6-3				4	1	1	4	0	1	0						
Kirt Manwaring, R OBP: 0.349, SLG: 0.339 (1, 2)	K					3 2B				1	0	0	0	0	0	2						
John Thomson, R OBP: 0.150, SLG: 0.108 Mike DeJean, R OBP: 0.200, SLG: 0.200 (9, 1)						G5-3				3	0	1	0	1	1	0						
John Thomson, R OBP: 0.150, SLG: 0.108 Mike DeJean, R OBP: 0.200, SLG: 0.200 (9, 1)	G4-3					G6-3				4	0	0	0	0	1	2						
Inning Stats	R: 5 E: 0 K: 1 S: 18	H: 5 LOB: 0 BB: 1 P: 33	R: 0 E: 0 K: 0 S: 5	H: 0 LOB: 0 BB: 0 P: 7	R: 2 E: 0 K: 0 S: 12	H: 2 LOB: 0 BB: 0 P: 19	R: 0 E: 0 K: 0 S: 5	H: 0 LOB: 1 BB: 1 P: 11	R: 4 E: 1 K: 0 S: 7	H: 5 LOB: 1 BB: 0 P: 13	R: 0 E: 0 K: 1 S: 5	H: 0 LOB: 0 BB: 0 P: 5	R: 3 E: 0 K: 1 S: 16	H: 5 LOB: 2 BB: 0 P: 21	1B: 16 2B: 1 3B: 0 HR: 1	SF: 2 SAC: 0 DP: 1 HBP: 0	WP: 0 PB: 0 SB: 3 CS: 1	PA: 43				
PITCHER	IP WLS BF H R ER SO BB IBB HBP BLK WP HR S P ERA WHIP	IP WLS BF H R ER SO BB IBB HBP BLK WP HR S P ERA WHIP	IP WLS BF H R ER SO BB IBB HBP BLK WP HR S P ERA WHIP	IP WLS BF H R ER SO BB IBB HBP BLK WP HR S P ERA WHIP	IP WLS BF H R ER SO BB IBB HBP BLK WP HR S P ERA WHIP	IP WLS BF H R ER SO BB IBB HBP BLK WP HR S P ERA WHIP	IP WLS BF H R ER SO BB IBB HBP BLK WP HR S P ERA WHIP	IP WLS BF H R ER SO BB IBB HBP BLK WP HR S P ERA WHIP	IP WLS BF H R ER SO BB IBB HBP BLK WP HR S P ERA WHIP	IP WLS BF H R ER SO BB IBB HBP BLK WP HR S P ERA WHIP	IP WLS BF H R ER SO BB IBB HBP BLK WP HR S P ERA WHIP	IP WLS BF H R ER SO BB IBB HBP BLK WP HR S P ERA WHIP	IP WLS BF H R ER SO BB IBB HBP BLK WP HR S P ERA WHIP	IP WLS BF H R ER SO BB IBB HBP BLK WP HR S P ERA WHIP	IP WLS BF H R ER SO BB IBB HBP BLK WP HR S P ERA WHIP	IP WLS BF H R ER SO BB IBB HBP BLK WP HR S P ERA WHIP	IP WLS BF H R ER SO BB IBB HBP BLK WP HR S P ERA WHIP	IP WLS BF H R ER SO BB IBB HBP BLK WP HR S P ERA WHIP	IP WLS BF H R ER SO BB IBB HBP BLK WP HR S P ERA WHIP	IP WLS BF H R ER SO BB IBB HBP BLK WP HR S P ERA WHIP	IP WLS BF H R ER SO BB IBB HBP BLK WP HR S P ERA WHIP	IP WLS BF H R ER SO BB IBB HBP BLK WP HR S P ERA WHIP

Montreal Expos @ Colorado Rockies
Coors Field, Denver, CO
 Tue Aug 11 1998, 7:05 PM MDT
 Att: 45,403 - Cloudy - 74 F

AB	38
R	15
H	18
RBI	15
BB	3
SO	4
LOB	8



Batter	1	2	3	4	5	6	7	8	9	AB	R	H	RBI	BB	SO	LOB	TOP									
Wilton Guerrero, S OBP: 0.308, SLG: 0.356	(1, 4) K		(1, 2) G4-3		(1, 2) 1B		(1, 2) BB		(1, 2) FC4-6	4	0	1	1	1	1	2	Montreal Expos @ Colorado Rockies Coors Field, Denver, CO Wed Aug 12 1998, 7:05 PM MDT Att: 46,872 - Cloudy - 80 F									
Terry Jones, S OBP: 0.351, SLG: 0.384	(1, 8) K			(1, 2) F9	(1, 2) 1B		(1, 2) F7		(1, 2) L7	5	0	1	0	0	1	3										
Scott Livingstone, L OBP: 0.252, SLG: 0.231 Shane Andrews, R OBP: 0.305, SLG: 0.451	(1, 5) L6			(1, 2) 1B	(1, 2) K			(1, 2) L7		3	0	1	0	0	1	2										
Vladimir Guerrero, R OBP: 0.378, SLG: 0.594		(1, 3) K		(1, 2) 1B	(1, 2) F9			(1, 2) K		4	0	1	0	0	2	2										
Brad Fullmer, L OBP: 0.332, SLG: 0.458	(1, 3) G6-3			(1, 2) P7		(1, 2) 1B		(1, 2) 2B		4	0	2	0	0	0	2										
F.P. Santangelo, S OBP: 0.343, SLG: 0.315	(1, 7) G3-1			(1, 2) BB		(1, 2) L4-3		(1, 2) P3		3	0	0	0	1	0	2										
Bob Hentley, R OBP: 0.395, SLG: 0.500			(1, 2) HR	(1, 2) F9		(1, 2) K		(1, 2) FC1-6		3	1	1	1	1	1	3										
Orlando Cabrera, R OBP: 0.301, SLG: 0.403 Derrick May, L OBP: 0.275, SLG: 0.362		(1, 6) G6-3		(1, 2) SH1-4	(1, 2) 1B		(1, 2) G6-3		(1, 2) FC4-6	3	1	1	0	0	0	0										
Javier Vazquez, R OBP: 0.244, SLG: 0.256 Steve Kline, S OBP: 0.317, SLG: 0.274 Ryan McGuire, L OBP: 0.317, SLG: 0.274 Mike Maddux, L OBP: 0.317, SLG: 0.274 Ugueth Urbina, R OBP: 0.317, SLG: 0.274 Mike Mordica, R OBP: 0.317, SLG: 0.274	(1, 1) F7		(1, 2) F7		(1, 2) SH1-4		(1, 2) F8		(1, 2) FC1-6	1	0	0	0	0	0	0										
Inning Stats	R: 0 E: 0 K: 2 S: 8	H: 0 LOB: 0 BB: 0 P: 9	R: 0 E: 0 K: 1 S: 7	H: 0 LOB: 0 BB: 0 P: 11	R: 1 E: 0 K: 0 S: 10	H: 1 LOB: 0 BB: 0 P: 13	R: 0 E: 0 K: 0 S: 9	H: 2 LOB: 3 BB: 1 P: 22	R: 1 E: 0 K: 1 S: 13	H: 3 LOB: 2 BB: 0 P: 20	R: 0 E: 0 K: 1 S: 7	H: 1 LOB: 1 BB: 0 P: 12	R: 0 E: 0 K: 0 S: 10	H: 0 LOB: 1 BB: 1 P: 18	R: 0 E: 0 K: 1 S: 7	H: 1 LOB: 1 BB: 0 P: 10		R: 0 E: 0 K: 0 S: 8	H: 1 LOB: 2 BB: 1 P: 14	1B: 7 2B: 2 3B: 0 HR: 1	SF: 0 SAC: 1 DP: 1 HBP: 0	WP: 0 PB: 0 SB: 1 CS: 0	PA: 38			
PITCHER	IP	WLS	BF	H	R	ER	SO	BB	IBB	HBP	BLK	WP	HR	S	P	ERA	WHIP									
Pedro Astacio, R ERA: 5.82	(1, 1)	7.0	W	29	7	2	2	5	2	0	0	0	0	1	64	105	2.57	1.286								
Chuck McElroy, L ERA: 1.44	(8, 1)	1.0		4	1	0	0	1	0	0	0	0	0	7	10	0.00	1.000									
Jerry Dipoto, R ERA: 3.69	(9, 1)	1.0	S	5	1	0	0	0	1	0	0	0	0	8	14	0.00	2.000									

AB	34
R	2
H	9
RBI	2
BB	3
SO	6
LOB	18



Batter	1	2	3	4	5	6	7	8	9	AB	R	H	RBI	BB	SO	LOB	BOTTOM								
Darryl Hamilton, L OBP: 0.395, SLG: 0.372	(1, 8) FC6-4		(1, 2) F7		(1, 2) F8		(1, 2) BLK			4	0	2	0	0	0	2	Montreal Expos @ Colorado Rockies Coors Field, Denver, CO Wed Aug 12 1998, 7:05 PM MDT Att: 46,872 - Cloudy - 80 F								
Neftali Feliz, S OBP: 0.335, SLG: 0.411	(1, 6) F8		(1, 2) HBP		(1, 2) G3		(1, 2) 1B			3	0	0	0	0	0	2									
Larry Walker, L OBP: 0.416, SLG: 0.594	(1, 9) F8		(1, 2) P6		(1, 2) HR		(1, 2) BB		(1, 2) G4-3	3	1	0	0	1	0	3									
Dante Bichette, R OBP: 0.363, SLG: 0.547 Curtis Goodwin, L OBP: 0.326, SLG: 0.315	(1, 7) FC6-4		(1, 2) K		(1, 2) HR		(1, 2) 1B		(1, 2) BB	3	1	1	0	1	1	1									
Vinny Castilla, R OBP: 0.366, SLG: 0.599		(1, 5) K		(1, 2) G6-3		(1, 2) HR		(1, 2) 1B		4	1	2	3	0	1	0									
17 Todd Helton, L OBP: 0.353, SLG: 0.512	(1, 3) F9		(1, 2) F8		(1, 2) G4-3		(1, 2) HR		(1, 2) 1B	3	0	0	0	1	0	0									
7 Kurt Abbott, R OBP: 0.287, SLG: 0.345	(1, 4) K		(1, 2) HBP		(1, 2) G5-3		(1, 2) K			3	0	0	0	0	2	3									
Jeff Reed, L OBP: 0.374, SLG: 0.463	(1, 2) SH1-4		(1, 2) 1B		(1, 2) F7		(1, 2) G6-3		(1, 2) P9	4	0	1	0	0	0	4									
Pedro Astacio, R ERA: 5.82 John Vander Wal, L OBP: 0.365, SLG: 0.488 Chuck McElroy, L OBP: 0.200, SLG: 0.200 Jerry Dipoto, R ERA: 1.07	(1, 1) SH1-4		(1, 2) K		(1, 2) K		(1, 2) P5			1	0	0	0	0	1	1									
Inning Stats	R: 0 E: 0 K: 0 S: 8	H: 1 LOB: 1 BB: 0 P: 15	R: 0 E: 0 K: 2 S: 7	H: 0 LOB: 0 BB: 0 P: 12	R: 0 E: 0 K: 0 S: 8	H: 1 LOB: 2 BB: 0 P: 11	R: 0 E: 0 K: 1 S: 10	H: 0 LOB: 0 BB: 0 P: 16	R: 0 E: 0 K: 1 S: 9	H: 0 LOB: 1 BB: 0 P: 11	R: 3 E: 0 K: 0 S: 11	H: 2 LOB: 0 BB: 1 P: 19	R: 0 E: 0 K: 0 S: 14	H: 1 LOB: 1 BB: 0 P: 20	R: 0 E: 0 K: 1 S: 12	H: 1 LOB: 3 BB: 2 P: 23		1B: 5 2B: 0 3B: 0 HR: 1	SF: 0 SAC: 1 DP: 0 HBP: 2	WP: 0 PB: 0 SB: 0 CS: 0	PA: 35				
PITCHER	IP	WLS	BF	H	R	ER	SO	BB	IBB	HBP	BLK	WP	HR	S	P	ERA	WHIP								
Javier Vazquez, R ERA: 5.56	(1, 1)	5.1	L	23	4	3	3	4	1	0	0	0	0	5	8	0.00	0.938								
Steve Kline, L ERA: 2.92	(6, 1)	0.2		2	0	0	0	0	0	0	0	0	0	5	8	0.00	0.000								
Mike Maddux, R ERA: 3.72	(7, 1)	1.0		4	1	0	0	0	0	0	0	0	0	14	20	0.00	1.000								
Ugueth Urbina, R ERA: 1.07	(8, 1)	1.0		6	1	0	0	1	2	0	0	0	0	12	23	0.00	3.000								



Batter	1	2	3	4	5	6	7	8	9	AB	R	H	RBI	BB	SO	LOB	TOP								
Wilton Guerrero, S OBP: 0.303, SLG: 0.349	L8		K		K		G5-3			4	0	0	0	0	2	4									
Terry Jones, S OBP: 0.337, SLG: 0.367	K		F9			G5-3		G6-3		4	0	0	0	0	1	0									
Brad Fulmer, L OBP: 0.328, SLG: 0.453	G4-3			L7		F8		F7		4	0	0	0	0	0	0									
Vladimir Guerrero, R OBP: 0.377, SLG: 0.597		HR		K2-3		K		K		4	1	1	1	0	3	0									
Shane Andrews, R OBP: 0.304, SLG: 0.447		G5-3		G5-3			WP SH1-4 1B BB		K	3	1	0	0	1	1	0									
F.P. Santangelo, S OBP: 0.343, SLG: 0.313 Mike Maddux, L	F8				K		SH1-4		CS HBP	2	0	0	0	0	1	0									
Chris Widger, R OBP: 0.278, SLG: 0.360		2B		F7			SH3-4 1B BB		K	3	0	1	0	1	1	1									
Orlando Cabrera, R OBP: 0.308, SLG: 0.404		G5-3			BB		SH3-4 1B BB		CS	2	0	1	1	1	0	1									
Dustin Hermanson, R OBP: 0.283, SLG: 0.135 Shayne Bennett, R Steve Kline, S Ryan McGuire, L			L9			BB	SH3-4			1	0	0	0	1	0	0									
					BB					0	0	0	0	0	0	0									
										0	0	0	0	0	0	0									
										0	0	0	0	0	0	0									
										0	0	0	0	0	0	0									
Inning Stats	R: 0 E: 0 K: 1 S: 9	H: 0 LOB: 0 BB: 0 P: 13	R: 1 E: 0 K: 0 S: 13	H: 2 LOB: 1 BB: 0 P: 21	R: 0 E: 0 K: 1 S: 5	H: 0 LOB: 0 BB: 0 P: 6	R: 0 E: 0 K: 1 S: 8	H: 0 LOB: 0 BB: 0 P: 15	R: 0 E: 0 K: 2 S: 10	H: 0 LOB: 2 BB: 2 P: 22	R: 0 E: 0 K: 1 S: 8	H: 0 LOB: 0 BB: 0 P: 12	R: 1 E: 0 K: 0 S: 9	H: 1 LOB: 2 BB: 2 P: 20	R: 0 E: 0 K: 1 S: 6	H: 0 LOB: 0 BB: 0 P: 7	R: 0 E: 0 K: 2 S: 8	H: 0 LOB: 0 BB: 0 P: 12	1B: 1 2B: 1 3B: 0 HR: 1	SF: 0 SAC: 1 DP: 0 HBP: 1	WP: 1 PB: 0 SB: 0 CS: 1	PA: 35			
PITCHER	IP	WLS	BF	H	R	ER	SO	BB	IBB	HBP	BLK	WP	HR	S	P	ERA	WHIP								
Dennys Reyes, L ERA: 3.38	7.0		28	3	2	2	6	4	0	0	0	1	1	62	109	2.57	1.000								
Gabe White, L ERA: 4.35	2.0	W	6	0	0	0	3	0	0	1	0	0	0	14	19	0.00	0.000								

Montreal Expos @ Cincinnati Reds
Cinergy Field, Cincinnati, OH

AB 27
R 2
H 3
RBI 2
BB 4
SO 9
LOB 6



WP: 1 PA: 35
PB: 0
SB: 0
CS: 1

Fri Aug 14 1998, 7:05 PM EDT
Att: 19,532 - Cloudy - 78 F

Batter	1	2	3	4	5	6	7	8	9	AB	R	H	RBI	BB	SO	LOB	BOTTOM								
Pat Watkins, R OBP: 0.307, SLG: 0.393	K			P2		G6-3		2B		4	0	1	0	0	1	0									
Sean Casey, L OBP: 0.338, SLG: 0.335	G6-3			G3		G6-4-3 BB		BB		2	0	0	0	2	0	0									
Barry Larkin, R OBP: 0.373, SLG: 0.471	G6-3			G4-3		G6-4-3		L9		4	0	0	0	0	0	2									
Dmitri Young, S OBP: 0.355, SLG: 0.490 Reggie Sanders, R	F7				K		G4-3		FC5-4 SH1-3 1B BB	3	0	0	0	1	1	0									
Jeffrey Hammonds, R OBP: 0.374, SLG: 0.454					HR BB		P6		SH1-3	2	1	1	0	1	0	0									
Eddie Taubensee, L OBP: 0.359, SLG: 0.434					HR		1B		FC5-4 BB	3	1	2	2	1	1	1									
Bret Boone, R OBP: 0.325, SLG: 0.437			L8		G3-1		1B		FC5-4 1B	4	0	1	0	0	0	2									
Aaron Boone, R OBP: 0.339, SLG: 0.368 Gabe White, L Roberto Petagine, L			K				L7			3	0	1	0	0	1	2									
Dennys Reyes, R Chris Stynes, R			G3		G4-3					1	0	0	0	0	1	0									
										0	0	0	0	0	0	0									
										0	0	0	0	0	0	0									
										0	0	0	0	0	0	0									
										0	0	0	0	0	0	0									
Inning Stats	R: 0 E: 0 K: 1 S: 7	H: 1 LOB: 0 BB: 0 P: 10	R: 0 E: 0 K: 1 S: 7	H: 1 LOB: 0 BB: 0 P: 11	R: 0 E: 0 K: 1 S: 8	H: 0 LOB: 0 BB: 0 P: 12	R: 0 E: 0 K: 0 S: 7	H: 0 LOB: 0 BB: 0 P: 8	R: 2 E: 0 K: 1 S: 16	H: 2 LOB: 1 BB: 1 P: 25	R: 0 E: 0 K: 0 S: 6	H: 0 LOB: 0 BB: 1 P: 13	R: 0 E: 0 K: 0 S: 7	H: 2 LOB: 2 BB: 0 P: 9	R: 0 E: 0 K: 1 S: 8	H: 1 LOB: 1 BB: 1 P: 17	R: 1 E: 0 K: 0 S: 8	H: 1 LOB: 2 BB: 2 P: 18	1B: 5 2B: 1 3B: 0 HR: 1	SF: 0 SAC: 1 DP: 1 HBP: 0	WP: 0 PB: 0 SB: 0 CS: 0	PA: 35			
PITCHER	IP	WLS	BF	H	R	ER	SO	BB	IBB	HBP	BLK	WP	HR	S	P	ERA	WHIP								
Dustin Hermanson, R ERA: 3.2	1.1		4	1	0	0	1	1	0	0	0	0	0	8	17	0.00	2.000								
Shayne Bennett, R ERA: 4.4	1.0		4	1	0	0	1	1	0	0	0	0	0	4	12	27.00	6.000								
Steve Kline, L ERA: 2.98	0.1	L	3	0	1	1	0	2	0	0	0	0	0	4	6	0.00	3.000								
Mike Maddux, R ERA: 3.68	0.1		2	1	0	0	0	0	0	0	0	0	0	4	6	0.00	3.000								

Montreal Expos @ Cincinnati Reds
Cinergy Field, Cincinnati, OH

AB 29
R 3
H 7
RBI 3
BB 5
SO 5
LOB 8



WP: 0 PA: 35
PB: 0
SB: 0
CS: 0

Fri Aug 14 1998, 7:05 PM EDT
Att: 19,532 - Cloudy - 78 F

Batter	1	2	3	4	5	6	7	8	9	AB	R	H	RBI	BB	SO	LOB	TOP		
Wilton Guerrero, S OBP: 0.291, SLG: 0.351	0-1 G4-3	1-0 F7		1-0 SF8			2-2 FC2 SH G5-2-3 1B	1-3 K		4	0	1	1	0	1	1			
Terry Jones, S OBP: 0.321, SLG: 0.356	0-2 P4		1-1 SH5-3 SF7 2B	0-1 P6			0-2 SH G5-2-3 FC2 BB	0-0 1B		4	2	2	0	0	0	2			
F.P. Santangelo, S OBP: 0.339, SLG: 0.311	2-1 HR 2B		0-0 SH5-3		0-0 L9		0-0 FC2 BB G5-2-3 2B	1-2 1B		4	2	2	0	0	0	2			
Vladimir Guerrero, R OBP: 0.374, SLG: 0.601	0-0 HR		0-0 SF7		0-1 G1-3		0-1 G5-2-3	1-0 P6		4	1	1	3	0	0	5			
Brad Fullmer, L OBP: 0.332, SLG: 0.467 Ugueth Urbina, R (9, 1)	0-0 2B		0-0 F9		1-1 G4-1		4-0 BB 2B IBB		2-0 G4-3	4	1	1	0	1	0	0			
Shane Andrews, R OBP: 0.306, SLG: 0.451	1-2 F8			4-2 FC6-4 BB		2-2	4-0 2B BB		2-3 K	3	1	1	1	2	1	1			
Chris Widger, R OBP: 0.274, SLG: 0.355		0-1 F9		0-1 FC6-4 SF8		2-1 P4	2-2 2B		0-0 L6	5	1	1	3	0	0	2			
Orlando Cabrera, R OBP: 0.305, SLG: 0.392		1-0 F7		2-2 E5 HBP		1-3 K	0-0 G4-3			4	0	0	0	0	1	3			
Dustin Hermanson, R OBP: 0.306, SLG: 0.154 Demick May, L (8, PH) Shayne Bennett, R (8, 1) Ryan McGuire, L OBP: 0.314, SLG: 0.268		0-1 1B		2-0 HBP		0-3 K		1-1 G4-3		2	0	1	0	0	1	1			
Inning Stats	R: 2 E: 0 K: 0 S: 13	H: 3 LOB: 1 BB: 0 P: 16	R: 0 E: 0 K: 0 S: 6	H: 1 LOB: 1 BB: 0 P: 8	R: 1 E: 0 K: 0 S: 5	H: 1 LOB: 0 BB: 0 P: 6	R: 1 E: 1 K: 0 S: 14	H: 0 LOB: 2 BB: 1 P: 22	R: 0 E: 0 K: 2 S: 11	H: 1 LOB: 1 BB: 0 P: 16	R: 4 E: 1 K: 0 S: 13	H: 2 LOB: 1 BB: 2 P: 25	R: 0 E: 0 K: 1 S: 11	H: 2 LOB: 2 BB: 0 P: 15	R: 0 E: 0 K: 1 S: 5	H: 0 LOB: 0 BB: 0 P: 9	1B: 5 2B: 4 3B: 0 HR: 1	SF: 2 SAC: 2 DP: 1 HBP: 1	WP: 0 PA: 43 CS: 0
PITCHER	IP WLS BF H R ER SO BB IBB HBP BLK WP HR S P ERA WHIP	IP WLS BF H R ER SO BB IBB HBP BLK WP HR S P ERA WHIP	IP WLS BF H R ER SO BB IBB HBP BLK WP HR S P ERA WHIP	IP WLS BF H R ER SO BB IBB HBP BLK WP HR S P ERA WHIP	IP WLS BF H R ER SO BB IBB HBP BLK WP HR S P ERA WHIP	IP WLS BF H R ER SO BB IBB HBP BLK WP HR S P ERA WHIP	IP WLS BF H R ER SO BB IBB HBP BLK WP HR S P ERA WHIP	IP WLS BF H R ER SO BB IBB HBP BLK WP HR S P ERA WHIP	IP WLS BF H R ER SO BB IBB HBP BLK WP HR S P ERA WHIP	IP WLS BF H R ER SO BB IBB HBP BLK WP HR S P ERA WHIP	IP WLS BF H R ER SO BB IBB HBP BLK WP HR S P ERA WHIP	IP WLS BF H R ER SO BB IBB HBP BLK WP HR S P ERA WHIP	IP WLS BF H R ER SO BB IBB HBP BLK WP HR S P ERA WHIP	IP WLS BF H R ER SO BB IBB HBP BLK WP HR S P ERA WHIP	IP WLS BF H R ER SO BB IBB HBP BLK WP HR S P ERA WHIP	IP WLS BF H R ER SO BB IBB HBP BLK WP HR S P ERA WHIP	IP WLS BF H R ER SO BB IBB HBP BLK WP HR S P ERA WHIP		

Montreal Expos @ Arizona Diamondbacks
Bank One Ballpark, Phoenix, AZ
Wed Aug 19 1998, 6:33 AM EDT
Att: 39,906 - Dome - 72 F

AB	35
R	8
H	10
RBI	8
BB	3
SO	4
LOB	17



Batter	1	2	3	4	5	6	7	8	9	AB	R	H	RBI	BB	SO	LOB	BOTTOM				
Andy Fox, L OBP: 0.349, SLG: 0.402	1-3 K			4-2 BLK BB		1-2 G4-3		2-3 K		3	0	0	0	1	2	1					
Bernard Gilkey, R OBP: 0.315, SLG: 0.326	3-1 L5			2-1 F8		2-0 HR		3-2 F9		4	1	1	1	0	0	2					
Travis Lee, L OBP: 0.349, SLG: 0.458	3-3 K			0-2 F7		1-0 G4-3			2-2 G4-3	4	0	0	0	0	1	1					
Matt Williams, R OBP: 0.328, SLG: 0.453		1-3 K		2-3 K			0-0 HR		2-3 K	4	1	1	1	0	3	1					
David Dellucci, L OBP: 0.329, SLG: 0.409		0-0 G1-3			0-0 L8		1-2 L8		1-3 K	4	0	0	0	0	1	0					
Tony Batista, R OBP: 0.322, SLG: 0.530		2-2 F7			2-3 K		2-0 F7			3	0	0	0	0	1	0					
Karim Garcia, L OBP: 0.268, SLG: 0.393			3-2 G3-1		3-2 1B		3-2 F8			3	0	1	0	0	0	0					
Kelly Stinnett, R OBP: 0.332, SLG: 0.407			0-1 G5-3		2-3 K			0-0 F7		3	0	0	0	0	1	1					
Amaury Telemaco, R OBP: 0.083, SLG: 0.045 Hanley Frías, S OBP: 0.155, SLG: 0.500 Bobby Chouinard, R (7, 1) Andy Stankiewicz, R OBP: 0.270, SLG: 0.260 Felix Rodriguez, R (9, 1)			2-3 K			2-3 K		1-0 1B		1	0	0	0	0	1	0					
Inning Stats	R: 0 E: 0 K: 2 S: 9	H: 0 LOB: 0 BB: 0 P: 16	R: 0 E: 0 K: 1 S: 7	H: 0 LOB: 0 BB: 0 P: 10	R: 0 E: 0 K: 1 S: 9	H: 0 LOB: 0 BB: 0 P: 14	R: 0 E: 0 K: 1 S: 10	H: 0 LOB: 1 BB: 1 P: 18	R: 0 E: 0 K: 2 S: 11	H: 1 LOB: 0 BB: 0 P: 18	R: 1 E: 0 K: 1 S: 8	H: 1 LOB: 0 BB: 0 P: 14	R: 1 E: 0 K: 0 S: 10	H: 1 LOB: 0 BB: 0 P: 16	R: 0 E: 0 K: 1 S: 8	H: 1 LOB: 1 BB: 0 P: 14	R: 0 E: 0 K: 2 S: 10	H: 0 LOB: 0 BB: 0 P: 15	1B: 2 2B: 0 3B: 0 HR: 2	SF: 0 SAC: 0 DP: 0 HBP: 0	WP: 0 PA: 32 CS: 0
PITCHER	IP WLS BF H R ER SO BB IBB HBP BLK WP HR S P ERA WHIP	IP WLS BF H R ER SO BB IBB HBP BLK WP HR S P ERA WHIP	IP WLS BF H R ER SO BB IBB HBP BLK WP HR S P ERA WHIP	IP WLS BF H R ER SO BB IBB HBP BLK WP HR S P ERA WHIP	IP WLS BF H R ER SO BB IBB HBP BLK WP HR S P ERA WHIP	IP WLS BF H R ER SO BB IBB HBP BLK WP HR S P ERA WHIP	IP WLS BF H R ER SO BB IBB HBP BLK WP HR S P ERA WHIP	IP WLS BF H R ER SO BB IBB HBP BLK WP HR S P ERA WHIP	IP WLS BF H R ER SO BB IBB HBP BLK WP HR S P ERA WHIP	IP WLS BF H R ER SO BB IBB HBP BLK WP HR S P ERA WHIP	IP WLS BF H R ER SO BB IBB HBP BLK WP HR S P ERA WHIP	IP WLS BF H R ER SO BB IBB HBP BLK WP HR S P ERA WHIP	IP WLS BF H R ER SO BB IBB HBP BLK WP HR S P ERA WHIP	IP WLS BF H R ER SO BB IBB HBP BLK WP HR S P ERA WHIP	IP WLS BF H R ER SO BB IBB HBP BLK WP HR S P ERA WHIP	IP WLS BF H R ER SO BB IBB HBP BLK WP HR S P ERA WHIP	IP WLS BF H R ER SO BB IBB HBP BLK WP HR S P ERA WHIP				

Montreal Expos @ Arizona Diamondbacks
Bank One Ballpark, Phoenix, AZ
Wed Aug 19 1998, 6:33 AM EDT
Att: 39,906 - Dome - 72 F


AB	31
R	2
H	4
RBI	2
BB	1
SO	11
LOB	6



Batter	1	2	3	4	5	6	7	8	9	AB	R	H	RBI	BB	SO	LOB	TOP					
Darryl Hamilton, L (1, 8) OBP: 0.394, SLG: 0.381	2-2 SH1-3 1B		1-1 G4-3	3-2 L6			0-2 L8	0-0 F7		5	0	1	0	0	0	3						
Neftali Perez, S (1, 6) OBP: 0.329, SLG: 0.403	0-0 SH1-3		0-0 P5				0-2 1B		0-0 F8	4	1	2	0	0	0	0						
Dante Bichette, R (1, 7) OBP: 0.358, SLG: 0.535	4-1 BB		2-0 17 1B				1-1 F9		0-1 HR	4	0	2	0	1	1	2						
Vinny Castilla, R (1, 5) OBP: 0.373, SLG: 0.604	2-3 K		4-2 17 1B				0-0 SF8		3-2 HR	3	1	2	2	1	1	2						
17 Todd Helton, L (1, 3) OBP: 0.355, SLG: 0.514	1-1 P4		2-1 BB				0-0 SF8		2-3 HR	5	0	2	0	0	2	4						
John Vander Wal, L (1, 9) OBP: 0.394, SLG: 0.505		3-2 G6-3	3-3 K				0-0 G4-3			4	0	1	0	0	1	4						
1 Curtis Goodwin, L (8, PR) OBP: 0.327, SLG: 0.317										0	1	0	0	0	0	0						
3 Mike Lansing, R (1, 4) OBP: 0.313, SLG: 0.378		2-3 K		1-1 E6			1-3 K		3-2 G4-3	4	0	0	0	0	2	1						
Kirt Manwaring, R (1, 2) OBP: 0.338, SLG: 0.326		1-2 E3		0-0 FC6-4			0-0 L7		0-1 L1-3	3	0	0	0	0	0	1						
Jeff Reed, L (8, PH) OBP: 0.369, SLG: 0.471				1-2 FC6-4					3-H 1B	1	0	1	1	0	0	0						
Jamey Wright, R (1, 1) OBP: 0.217, SLG: 0.311		2-3 K		1-3 K			1-1 G6-3		0-0 L1-3	3	0	0	0	0	2	2						
Terry Shumpert, R (8, PH) OBP: 0.308, SLG: 0.583										1	0	0	0	0	0	1						
Jerry Dipoto, R (8, 1) OBP: 0.308, SLG: 0.583										0	0	0	0	0	0	0						
Mike Munoz, L (8, 1) OBP: 0.308, SLG: 0.583										0	0	0	0	0	0	0						
Dave Veres, R (8, 1) OBP: 0.500, SLG: 0.500										0	0	0	0	0	0	0						
Inning Stats	R: 0 E: 0 K: 1 S: 12	H: 1 LOB: 2 BB: 1 P: 21	R: 0 E: 1 K: 2 S: 13	H: 0 LOB: 1 BB: 0 P: 21	R: 0 E: 0 K: 1 S: 11	H: 2 LOB: 3 BB: 1 P: 23	R: 0 E: 1 K: 1 S: 9	H: 0 LOB: 1 BB: 0 P: 14	R: 1 E: 0 K: 0 S: 6	H: 2 LOB: 1 BB: 0 P: 7	R: 0 E: 0 K: 1 S: 7	H: 0 LOB: 0 BB: 0 P: 9	R: 0 E: 0 K: 2 S: 13	H: 2 LOB: 2 BB: 0 P: 16	R: 1 E: 0 K: 0 S: 11	H: 2 LOB: 2 BB: 0 P: 16	R: 1 E: 0 K: 1 S: 9	H: 2 LOB: 0 BB: 0 P: 14	1B: 8 2B: 1 3B: 1 HR: 1	SF: 1 SAC: 1 DP: 0 HBP: 0	WP: 0 PB: 0 SB: 4 CS: 0	PA: 41
PITCHER	IP WLS BF H R ER SO BB IBB HBP BLK WP HR S P ERA WHIP																					
Carl Pavano, R (1, 1) ERA: 4.44	6.0 27 5 1 1 6 2 0 0 0 0 0 0 58 95 1.50 1.167																					
Steve Kline, L (7, 1) ERA: 2.72	1.0 5 2 0 0 2 0 0 0 0 0 0 0 13 16 0.00 2.000																					
Mike Maddux, R (8, 1) ERA: 3.66	1.0 5 2 1 1 0 0 0 0 0 0 0 0 11 16 9.00 2.000																					
Ugueth Urbina, R (9, 1) ERA: 1.34	1.0 L 4 2 1 1 1 0 0 0 0 0 0 1 9 14 9.00 2.000																					

Colorado Rockies @ Montreal Expos
Olympic Stadium, Montreal, QB
Fri Aug 21 1998, 7:05 PM EDT
Att: 11,626 - Unknown - 79 F


AB 37
R 3
H 11
RBI 3
BB 2
SO 9
LOB 20



Batter	1	2	3	4	5	6	7	8	9	AB	R	H	RBI	BB	SO	LOB	BOTTOM			
Wilton Guerrero, S (1, 4) OBP: 0.295, SLG: 0.350	0-3 K		1-0 F8				0-2 G4-3		0-2 G4-3	5	0	1	0	0	1	4				
Terry Jones, S (1, 8) OBP: 0.311, SLG: 0.343	1-0 G4-3		1-1 E3				1-2 G4-3		1-3 K	4	0	0	0	0	1	1				
Robert Perez, R (8, PH) OBP: 0.223, SLG: 0.305			3-H E3							1	0	0	0	0	0	1				
F.P. Santangelo, S (1, 7) OBP: 0.339, SLG: 0.310	0-1 G4-3		3-2 G3-1				1-2 G4-3		4-1 G3 WP	3	1	0	0	1	0	1				
Vladimir Guerrero, R (1, 9) OBP: 0.375, SLG: 0.604		2-3 K		0-0 G6-3			0-0 G5-3		4-1 1B G3	3	0	0	0	1	1	0				
Brad Fullmer, L (1, 3) OBP: 0.327, SLG: 0.459		2-0 F8		2-1 F9			3-2 G6-3		1-2 1B G3	4	0	0	0	0	0	2				
Ryan McGuire, L (9, 3) OBP: 0.314, SLG: 0.268									1-2 G3	0	0	0	0	0	0	0				
Chris Widger, R (1, 2) OBP: 0.279, SLG: 0.362		0-1 FC5-4		0-2 2B			2-2 F7		2-2 S	4	0	3	1	0	0	0				
Shane Andrews, R (1, 5) OBP: 0.302, SLG: 0.442		1-1 FC5-4		2-2 G6-3			4-0 FC4-6		2-3 3-H K	3	0	0	0	1	1	4				
Orlando Cabrera, R (1, 6) OBP: 0.303, SLG: 0.388			2-2 F8 SH1-4				0-0 G6-3		1-2 P3	4	1	1	0	0	0	1				
Carl Pavano, R (1, 1) ERA: 5.9			1-1 SH1-4				0-3 K		2-2 G4-3	1	0	0	0	0	1	0				
Derrick May, L (7, PH) OBP: 0.265, SLG: 0.348										0	0	0	0	0	0	0				
Mike Maddux, L (8, 1) ERA: 3.66										0	0	0	0	0	0	0				
Ugueth Urbina, R (9, 1) ERA: 1.34										0	0	0	0	0	0	0				
Scott Livingstone, L (8, PH) OBP: 0.206, SLG: 0.226										1	0	1	0	0	0	0				
Inning Stats	R: 0 E: 0 K: 1 S: 7	H: 0 LOB: 0 BB: 0 P: 8	R: 0 E: 0 K: 1 S: 8	H: 1 LOB: 1 BB: 0 P: 13	R: 1 E: 2 K: 0 S: 12	H: 1 LOB: 1 BB: 0 P: 20	R: 0 E: 0 K: 0 S: 9	H: 1 LOB: 1 BB: 0 P: 13	R: 0 E: 0 K: 0 S: 7	H: 0 LOB: 0 BB: 0 P: 11	R: 0 E: 0 K: 0 S: 10	H: 0 LOB: 2 BB: 2 P: 20	R: 0 E: 0 K: 2 S: 13	H: 1 LOB: 2 BB: 2 P: 27	R: 0 E: 0 K: 0 S: 14	H: 1 LOB: 1 BB: 0 P: 20	1B: 4 2B: 2 3B: 0 HR: 0	SF: 0 SAC: 1 DP: 0 HBP: 0	WP: 1 PB: 0 SB: 2 CS: 0	PA: 38
PITCHER	IP WLS BF H R ER SO BB IBB HBP BLK WP HR S P ERA WHIP																			
Jamey Wright, R (1, 1) ERA: 5.9	7.0 28 4 1 1 3 2 0 0 0 0 1 0 5 14 27.00 6.000																			
Jerry Dipoto, R (8, 1) ERA: 3.95	0.1 3 0 1 1 1 2 0 0 0 0 1 0 5 14 27.00 6.000																			
Mike Munoz, L (8, 1) ERA: 6.48	0.1 1 0 0 0 0 0 0 0 0 0 0 0 1 2 0.00 0.000																			
Dave Veres, R (8, 1) ERA: 3.39	1.1 W 6 2 0 0 1 0 0 0 0 0 0 0 21 31 0.00 1.500																			

Colorado Rockies @ Montreal Expos
Olympic Stadium, Montreal, QB
Fri Aug 21 1998, 7:05 PM EDT
Att: 11,626 - Unknown - 79 F

AB 33
R 2
H 6
RBI 1
BB 4
SO 5
LOB 14



Batter	1	2	3	4	5	6	7	8	9	AB	R	H	RBI	BB	SO	LOB	TOP				
Reggie Sanders, R OBP: 0.343, SLG: 0.442	1-0 BB 1B	0-2 P6		1-1 HBP 1B			2-3 K		2-2 G4-3	5	1	2	0	0	1	1					
Barry Larkin, R OBP: 0.374, SLG: 0.470	4-2 BB 1B	0-2 S 1B		2-2 G4-6-3 HBP			3-1 G6-3		4-1 BB	2	2	1	0	2	0	0					
Sean Casey, L OBP: 0.361, SLG: 0.373	1-3 K	4-1 1B BB		2-1 G4-6-3 1-2			0-1 1B		1-1 G4-3	4	0	1	0	1	1	5					
Dmitri Young, S OBP: 0.353, SLG: 0.479	4-0 1B BB	1-0 BB		3-3 K			2-1 G1-3			3	0	1	1	1	1	1					
Jeffrey Hammonds, R OBP: 0.368, SLG: 0.442	3-1 F8	2-3 K		2-1 L7			3-2 G5-3		3-2 G6-3	4	0	0	0	0	1	5					
Bret Boone, R OBP: 0.331, SLG: 0.437	2-2 1B			1-1 F9			3-2 G5-3		4-2 WP BB	3	0	1	2	1	0	0					
Eddie Taubensee, L OBP: 0.359, SLG: 0.430	2-1 G3			1-0 G4-3			2-3 K		4-0 G6-4-3 BB	3	0	0	0	1	1	2					
Aaron Boone, R OBP: 0.325, SLG: 0.360		4-2 1B E BB		2-3 K			0-0 F9		1-0 G6-4-3 1-2	3	1	0	0	1	1	2					
Steve Parris, R OBP: 0.118, SLG: 0.118		0-3 K		1-0 G6-3			1-3 K		0-2 G4-3	4	0	0	0	0	2	1					
Inning Stats	R: 2 E: 0 K: 1 S: 14	H: 2 LOB: 2 BB: 2 P: 31	R: 2 E: 0 K: 2 S: 17	H: 2 LOB: 2 BB: 2 P: 28	R: 0 E: 0 K: 1 S: 8	H: 0 LOB: 0 BB: 0 P: 12	R: 0 E: 0 K: 0 S: 8	H: 1 LOB: 1 BB: 0 P: 14	R: 0 E: 0 K: 1 S: 8	H: 0 LOB: 0 BB: 0 P: 16	R: 0 E: 0 K: 1 S: 9	H: 1 LOB: 1 BB: 0 P: 16	R: 0 E: 0 K: 0 S: 11	H: 0 LOB: 1 BB: 2 P: 22	R: 0 E: 0 K: 0 S: 11	H: 0 LOB: 1 BB: 1 P: 18	1B: 6 2B: 0 3B: 0 HR: 0	SF: 0 SAC: 0 DP: 2 HBP: 1	WP: 1 PB: 0 SB: 1 CS: 0	PA: 39	
PITCHER	IP	WLS	BF	H	R	ER	SO	BB	IBB	HBP	BLK	WP	HR	S	P	ERA	WHIP				
Jeremy Powell, R ERA: 6.95	2.0	L	14	4	4	4	3	4	0	0	0	0	0	31	59	18.00	4.000				
Miguel Batista, R ERA: 4.15	5.0		17	2	0	0	5	0	0	1	0	0	0	40	68	0.00	0.400				
Anthony Telford, R ERA: 4.14	2.0		8	0	0	0	0	3	0	0	0	1	0	22	40	0.00	1.500				

Cincinnati Reds @ Montreal Expos
Olympic Stadium, Montreal, QB
Sat Aug 22 1998, 7:05 PM EDT
Att: 12,795 - Unknown - 74 F


AB 31
R 4
H 6
RBI 3
BB 7
SO 8
LOB 17



Batter	1	2	3	4	5	6	7	8	9	AB	R	H	RBI	BB	SO	LOB	BOTTOM					
Wilton Guerrero, S OBP: 0.291, SLG: 0.345	1-2 P4		2-1 G4-3		0-1 G1-3			0-0 F8		4	0	0	0	0	0	0						
Terry Jones, S OBP: 0.309, SLG: 0.333	4-2 FC4-6 BB		0-2 G4-3			1-3 K			2-2 G4-3	3	0	0	0	1	1	0						
Scott Livingstone, L OBP: 0.227, SLG: 0.245	0-0 FC4-6 1-2			1-1 G4-3		2-2 G3			0-0 L7	4	0	0	0	0	0	1						
Vladimir Guerrero, R OBP: 0.375, SLG: 0.601	1-1 P3			0-2 1B		1-2 G5-3			0-2 F9	4	0	1	0	0	0	1						
Brad Fullmer, L OBP: 0.327, SLG: 0.458		0-0 F8		1-2 1B			0-0 G3			3	0	1	0	0	0	0						
Chris Widger, R OBP: 0.279, SLG: 0.362		1-2 G6-3 1B		3-1 P3			0-3 K			3	0	1	0	0	1	2						
Anthony Telford, R ERA: 4.14										0	0	0	0	0	0	0						
Ryan McGuire, L OBP: 0.310, SLG: 0.264		3-2 G6-3		1-0 F7			3-3 K			3	0	0	0	0	1	3						
Orlando Cabrera, R OBP: 0.298, SLG: 0.382		0-1 P5			1-2 G5-3			0-2 G6-3		3	0	0	0	0	0	1						
Jeremy Powell, R ERA: 6.95										0	0	0	0	0	0	0						
Miguel Batista, R ERA: 4.15										2	0	0	0	0	1	0						
Bob Henley, R OBP: 0.396, SLG: 0.489										1	0	0	0	0	0	0						
Inning Stats	R: 0 E: 0 K: 0 S: 8	H: 0 LOB: 1 BB: 1 P: 14	R: 0 E: 0 K: 0 S: 11	H: 1 LOB: 0 BB: 0 P: 15	R: 0 E: 0 K: 0 S: 9	H: 0 LOB: 0 BB: 0 P: 13	R: 0 E: 0 K: 0 S: 11	H: 2 LOB: 2 BB: 0 P: 17	R: 0 E: 0 K: 1 S: 11	H: 0 LOB: 0 BB: 0 P: 12	R: 0 E: 0 K: 1 S: 11	H: 0 LOB: 0 BB: 0 P: 15	R: 0 E: 0 K: 2 S: 7	H: 0 LOB: 0 BB: 0 P: 10	R: 0 E: 0 K: 0 S: 6	H: 0 LOB: 0 BB: 0 P: 8	R: 0 E: 0 K: 0 S: 8	H: 0 LOB: 0 BB: 0 P: 10	1B: 3 2B: 0 3B: 0 HR: 0	SF: 0 SAC: 0 DP: 0 HBP: 0	WP: 0 PB: 0 SB: 0 CS: 0	PA: 31
PITCHER	IP	WLS	BF	H	R	ER	SO	BB	IBB	HBP	BLK	WP	HR	S	P	ERA	WHIP					
Steve Parris, R ERA: 4.1	9.0	W	31	3	0	0	4	1	0	0	0	0	0	82	114	0.00	0.444					

Cincinnati Reds @ Montreal Expos
Olympic Stadium, Montreal, QB
Sat Aug 22 1998, 7:05 PM EDT
Att: 12,795 - Unknown - 74 F

AB 30
R 0
H 3
RBI 0
BB 1
SO 4
LOB 8



Batter	1	2	3	4	5	6	7	8	9	AB	R	H	RBI	BB	SO	LOB	TOP					
Reggie Sanders, R OBP: 0.345, SLG: 0.448 (1, 9)	G6-3		F9			G6-3	HR		1B	5	2	2	2	0	0	0						
Barry Larkin, R OBP: 0.376, SLG: 0.470 (1, 6)	G6-3		F8			G6-3	L8		1B	5	0	1	0	0	0	0						
Sean Casey, L OBP: 0.364, SLG: 0.392 (1, 3)	K		F9			E WP BB		G5-3	FC4-6	4	0	0	1	1	1	1						
Dmitri Young, S OBP: 0.352, SLG: 0.475 (1, 7)		E 1B		L8		E3		E 1B	G6-4-3	5	2	2	0	0	0	2						
Jeffrey Hammonds, R OBP: 0.372, SLG: 0.439 (1, 8)	F8			CS BB		P4		1B E SF3		3	1	1	0	1	0	3						
Bret Boone, R OBP: 0.333, SLG: 0.437 (1, 4)	E 1B BB		F9				G5-4-3 1B	E5 1B		3	2	1	0	1	0	3						
Eddie Taubensee, L OBP: 0.363, SLG: 0.433 (1, 2)	E2 1B				F8		G5-4-3 1B	1B 2-3		4	0	3	2	0	0	0						
Aaron Boone, R OBP: 0.315, SLG: 0.349 (1, 5)	G3				P4		G5-4-3	SF3		3	0	0	1	0	0	3						
Pete Harnisch, S OBP: 0.123, SLG: 0.107 (1, 1)	K				F8		G5-4-3 1B	K		4	1	1	1	0	2	3						
Inning Stats	R: 0 H: 0 E: 0 K: 1 S: 8	H: 0 LOB: 0 BB: 0 P: 12	R: 2 H: 2 E: 2 K: 1 S: 14	H: 2 LOB: 1 BB: 1 P: 21	R: 0 H: 0 E: 0 K: 0 S: 5	H: 0 LOB: 0 BB: 0 P: 7	R: 0 H: 0 E: 0 K: 0 S: 8	H: 0 LOB: 0 BB: 1 P: 16	R: 0 H: 0 E: 0 K: 0 S: 5	H: 0 LOB: 0 BB: 0 P: 8	R: 0 H: 0 E: 1 K: 0 S: 10	H: 0 LOB: 2 BB: 1 P: 19	R: 3 H: 4 E: 0 K: 0 S: 15	H: 4 LOB: 0 BB: 0 P: 21	R: 2 H: 3 E: 1 K: 1 S: 17	H: 3 LOB: 2 BB: 0 P: 25	R: 1 H: 2 E: 0 K: 0 S: 8	H: 2 LOB: 0 BB: 0 P: 11	1B: 10 2B: 0 3B: 0 HR: 1	SF: 1 SAC: 0 DP: 2 HBP: 0	WP: 1 PB: 1 SB: 0 CS: 1	PA: 40
PITCHER	IP	WLS	BF	H	R	ER	SO	BB	IBB	HBP	BLK	WP	HR	S	P	ERA	WHIP					
Dustin Hermanson, R ERA: 3.32 (1, 1)	7.0	L	29	6	5	5	2	3	0	0	0	1	1	65	104	6.43	1.286					
Anthony Telford, R ERA: 4.2 (8, 1)	1.0		7	3	2	1	1	0	0	0	0	0	0	17	25	9.00	3.000					
Jeremy Powell, R ERA: 6.65 (9, 1)	1.0		4	2	1	0	0	0	0	0	0	0	0	8	11	0.00	2.000					

Cincinnati Reds @ Montreal Expos
Olympic Stadium, Montreal, QB
Mon Aug 24 1998, 7:05 PM EDT
Att: 7,537 - Cloudy - 80 F

AB	36
R	8
H	11
RBI	7
BB	3
SO	3
LOB	15



Batter	1	2	3	4	5	6	7	8	9	AB	R	H	RBI	BB	SO	LOB	BOTTOM					
Terry Jones, S OBP: 0.299, SLG: 0.322 (1, 8)	L7			K		L3			K	4	0	0	0	0	2	2						
Wilton Guerrero, S OBP: 0.286, SLG: 0.338 (1, 4)	L4			L6			F7		P5	4	0	0	0	0	0	0						
Derrick May, L OBP: 0.261, SLG: 0.345 (1, 7)	K			G4-3			G4-3		F9	4	0	0	0	0	1	0						
Vladimir Guerrero, R OBP: 0.371, SLG: 0.593 (1, 9)		K			G6-3				F9	4	0	1	0	0	1	0						
Brad Fullmer, L OBP: 0.322, SLG: 0.450 (1, 3)		K			G3		F7			3	0	0	0	0	1	1						
Anthony Telford, R (8, 1)										0	0	0	0	0	0	0						
Jeremy Powell, R (9, 1)										0	0	0	0	0	0	0						
Chris Widger, R OBP: 0.277, SLG: 0.359 (1, 2)		K2-3			K			G6-3		3	0	0	0	0	2	0						
Shane Andrews, R OBP: 0.300, SLG: 0.436 (1, 5)			F9			K		F8		3	0	0	0	0	1	0						
Orlando Cabrera, R OBP: 0.304, SLG: 0.400 (1, 6)			G6-3			HR		1B BB		2	1	1	1	1	0	0						
Dustin Hermanson, R OBP: 0.294, SLG: 0.146 (1, 1)			G5-3			K				2	0	0	0	0	1	0						
Ryan McGuire, L OBP: 0.307, SLG: 0.262 (8, 3)								1B		1	0	1	0	0	0	0						
Inning Stats	R: 0 H: 0 E: 0 K: 1 S: 7	H: 0 LOB: 0 BB: 0 P: 9	R: 0 H: 0 E: 0 K: 3 S: 11	H: 0 LOB: 0 BB: 0 P: 15	R: 0 H: 0 E: 0 K: 0 S: 6	H: 0 LOB: 0 BB: 0 P: 7	R: 0 H: 0 E: 0 K: 1 S: 8	H: 0 LOB: 0 BB: 0 P: 11	R: 0 H: 0 E: 0 K: 1 S: 6	H: 0 LOB: 0 BB: 0 P: 8	R: 1 H: 1 E: 0 K: 2 S: 9	H: 1 LOB: 0 BB: 0 P: 13	R: 0 H: 1 E: 0 K: 0 S: 5	H: 1 LOB: 1 BB: 0 P: 9	R: 0 H: 1 E: 0 K: 1 S: 12	H: 1 LOB: 2 BB: 1 P: 22	R: 0 H: 0 E: 0 K: 0 S: 6	H: 0 LOB: 0 BB: 0 P: 9	1B: 2 2B: 0 3B: 0 HR: 1	SF: 0 SAC: 0 DP: 0 HBP: 0	WP: 0 PB: 0 SB: 0 CS: 0	PA: 31
PITCHER	IP	WLS	BF	H	R	ER	SO	BB	IBB	HBP	BLK	WP	HR	S	P	ERA	WHIP					
Pete Harnisch, R ERA: 3.24 (1, 1)	9.0	W	31	3	1	1	9	1	0	0	0	0	1	70	103	1.00	0.444					

Cincinnati Reds @ Montreal Expos
Olympic Stadium, Montreal, QB
Mon Aug 24 1998, 7:05 PM EDT
Att: 7,537 - Cloudy - 80 F

AB	30
R	1
H	3
RBI	1
BB	1
SO	9
LOB	3



Batter	1	2	3	4	5	6	7	8	9	AB	R	H	RBI	BB	SO	LOB	TOP			
Wilton Guerrero, S OBP: 0.291, SLG: 0.345	1-1 G4-3		1-0 SH1-3		2 SAFE L1			1-2 F7	0-0 G3-1	4	0	0	0	0	0	3	Montreal Expos @ Los Angeles Dodgers Dodger Stadium, Los Angeles, CA Wed Aug 26 1998, 7:05 PM PDT Att: 34,039 - Cloudy - 76 F			
F.P. Santangelo, S OBP: 0.337, SLG: 0.306	3-2 F9		1-0 F7		0-0 F7			0-1 B5		4	0	0	0	0	0	3				
Derrick May, L OBP: 0.278, SLG: 0.336	1-1 F9		2-3 K			1-1 G4-3		1-3 K		4	0	0	0	0	2	2				
Vladimir Guerrero, R OBP: 0.369, SLG: 0.594		1-0 G6-3		1-2 F9		1-2 P4		0-2 L9		4	0	0	0	0	0	0				
Brad Fullmer, L OBP: 0.328, SLG: 0.462		3-2 1B		2-1 HR		4-2 BB		0-1 2B		3	2	3	1	1	0	0				
Shane Andrews, R OBP: 0.295, SLG: 0.432	2-3 K		2-1 F7		0-3 K			0-1 1B		4	0	1	1	0	2	2				
Terry Jones, S OBP: 0.295, SLG: 0.316								2-H 1B		0	1	0	0	0	0	0				
Chris Widger, R OBP: 0.274, SLG: 0.355	1-3 K		0-1 G5-3			2-3 K		2-1 P3		4	0	0	0	0	2	2				
Orlando Cabrera, R OBP: 0.304, SLG: 0.392			4-2 SH1-3 SH		1-1 SH3-4		0-0 G6-3	4-2 1B		2	0	1	0	1	0	0				
Bob Hentley, R OBP: 0.404, SLG: 0.500										0	0	0	0	1	0	0				
Mike Mordecai, R OBP: 0.248, SLG: 0.306										0	0	0	0	0	0	0				
Carl Pavano, R OBP: 0.143, SLG: 0.143			1-1 SH		0-0 SH3-4		1-0 F9	2-1 1B		0	0	0	0	0	0	0				
Scott Livingstone, L OBP: 0.216, SLG: 0.236										1	0	0	0	0	0	0				
Mike Maddux, L										0	0	0	0	0	0	0				
Ryan McGuire, L OBP: 0.311, SLG: 0.266			1-2 SH1-3		1-2			1-2 1B		1	0	1	1	0	0	0				
Steve Kline, S										0	0	0	0	0	0	0				
Inning Stats	R: 0 E: 0 K: 0 S: 7	H: 0 LOB: 0 BB: 0 P: 12	R: 0 E: 0 K: 2 S: 11	H: 1 LOB: 1 BB: 0 P: 18	R: 0 E: 1 K: 1 S: 10	H: 0 LOB: 2 BB: 1 P: 19	R: 1 E: 0 K: 0 S: 9	H: 1 LOB: 0 BB: 0 P: 14	R: 0 E: 0 K: 1 S: 11	H: 0 LOB: 1 BB: 1 P: 17	R: 0 E: 0 K: 1 S: 5	H: 0 LOB: 0 BB: 0 P: 8	R: 0 E: 0 K: 1 S: 8	H: 0 LOB: 0 BB: 0 P: 10	R: 2 E: 1 K: 0 S: 18	H: 3 LOB: 2 BB: 1 P: 26	1B: 4 2B: 1 3B: 0 HR: 1	SF: 0 SAC: 3 DP: 0 HBP: 0	WP: 0 PB: 0 CS: 0	PA: 37
PITCHER	IP WLS BF H R ER SO BB IBB HBP BLK WP HR S P ERA WHIP	8.1 3 33 5 3 3 6 2 0 0 0 0 1 73 111 3.24 0.840	0.2 W 4 1 0 0 0 1 0 0 0 0 0 0 11 19 0.00 3.000																	


AB	31
R	3
H	6
RBI	3
BB	3
SO	6
LOB	12




Batter	1	2	3	4	5	6	7	8	9	AB	R	H	RBI	BB	SO	LOB	BOTTOM					
Eric Young Sr., R OBP: 0.361, SLG: 0.395	0-1 G4-3 1B		0-1 B3-4		2-2 F7		1-2 F8		1-2 HR	5	2	2	1	0	0	3	Montreal Expos @ Los Angeles Dodgers Dodger Stadium, Los Angeles, CA Wed Aug 26 1998, 7:05 PM PDT Att: 34,039 - Cloudy - 76 F					
Trenidad Hubbard, R OBP: 0.397, SLG: 0.496	1-1 G4-3		0-1 FC4		0-0 L6			2-1 G6-3 1B		4	1	1	0	0	0	4						
Gary Sheffield, R OBP: 0.431, SLG: 0.525	1-0 FC6-4 1B		0-0 P5			0-1 L8		0-3 K		4	0	1	1	0	1	2						
Eric Karros, R OBP: 0.342, SLG: 0.466	1-1 FC6-4			0-1 E6 1B		1-1 HR		2-2 G6-3		4	1	1	1	0	0	2						
Raul Mondesi, R OBP: 0.316, SLG: 0.525	2-0 F8			1-2 P4		0-1 G6-3		0-1 1B		4	0	1	1	0	0	2						
Bobby Bonilla, S OBP: 0.316, SLG: 0.361		3-2 G1		0-0 G6-4-3 1B		2-2 1B		4-0 FC6-4		3	0	2	0	1	0	0						
Jeff Shaw, R										0	0	0	0	0	0	0						
Mark Grudzielanek, R OBP: 0.312, SLG: 0.356		2-1 G1-3		1-0 G6-4-3		1-0 L9		1-0 FC6-4		4	0	0	0	0	0	5						
Charles Johnson, R OBP: 0.281, SLG: 0.371		1-2 F9			4-2 BB		1-1 F8		2-0 G6-3	3	0	0	0	1	0	0						
Chan Ho Park, R OBP: 0.233, SLG: 0.276			1-1 FC4 1B		4-0 L6		0-2 F8		0-3 K	2	0	1	0	1	0	0						
Adrian Beltré, R OBP: 0.263, SLG: 0.339					1-2 BB					1	0	0	0	0	1	0						
Inning Stats	R: 1 E: 0 K: 0 S: 8	H: 2 LOB: 1 BB: 0 P: 13	R: 0 E: 0 K: 0 S: 8	H: 0 LOB: 0 BB: 0 P: 14	R: 0 E: 1 K: 0 S: 7	H: 1 LOB: 1 BB: 0 P: 8	R: 0 E: 1 K: 0 S: 7	H: 1 LOB: 1 BB: 0 P: 9	R: 0 E: 0 K: 0 S: 7	H: 0 LOB: 2 BB: 2 P: 17	R: 1 E: 0 K: 0 S: 10	H: 2 LOB: 1 BB: 0 P: 14	R: 0 E: 0 K: 0 S: 8	H: 0 LOB: 0 BB: 0 P: 10	R: 1 E: 0 K: 1 S: 11	H: 2 LOB: 2 BB: 1 P: 20	R: 1 E: 0 K: 1 S: 7	H: 1 LOB: 0 BB: 0 P: 10	1B: 7 2B: 1 3B: 0 HR: 2	SF: 0 SAC: 0 DP: 2 HBP: 0	WP: 0 PB: 0 CS: 0	PA: 37
PITCHER	IP WLS BF H R ER SO BB IBB HBP BLK WP HR S P ERA WHIP	6.0 3 25 6 2 2 2 6 2 2 2 0 0 19 30 4.50 1.333	2.0 L 3 1 1 1 1 0 0 0 0 0 1 7 10 13.50 1.500																			

AB	34
R	4
H	9
RBI	4
BB	3
SO	2
LOB	18



Batter	1	2	3	4	5	6	7	8	9	AB	R	H	RBI	BB	SO	LOB	TOP										
Wilton Guerrero, S OBP: 0.290, SLG: 0.343	G4-3		F7				L6	G5-3		5	0	1	0	0	0	0	Montreal Expos @ Los Angeles Dodgers Dodger Stadium, Los Angeles, CA Thu Aug 27 1998, 7:05 PM PDT Att: 30,971 - Unknown - 75 F										
Terry Jones, S OBP: 0.291, SLG: 0.311	F7						F7			5	0	1	0	0	1												
Bob Henley, R OBP: 0.403, SLG: 0.482	F9						G5-3			4	2	1	0	1	0												
Vladimir Guerrero, R OBP: 0.369, SLG: 0.598		L9					F9			5	2	2	2	0	0	1											
Brad Fullmer, L OBP: 0.328, SLG: 0.461	P5						G6-3			5	2	2	0	0	1	1											
F.P. Santangelo, S OBP: 0.342, SLG: 0.310							G1-3			2	0	2	2	1	0	0											
Robert Perez, R OBP: 0.224, SLG: 0.298							G1-3			1	1	0	0	0	0	0											
Shane Andrews, R OBP: 0.297, SLG: 0.429							G1-3			3	0	0	0	0	1	5											
Mike Mordecai, R OBP: 0.245, SLG: 0.303							G1-3			1	0	0	0	0	1	2											
Orlando Cabrera, R OBP: 0.308, SLG: 0.400							G1-3			4	1	2	1	0	1	0											
Jeremy Powell, R Derrick May, L Miguel Batista, R Ryan McGuire, L Anthony Telford, R Chris Widger, R Shayne Bennett, R							G1-3			0	0	0	0	0	0	0											
Inning Stats	R: 0 E: 0 K: 0 S: 5	H: 0 LOB: 0 BB: 0 P: 8	R: 0 E: 0 K: 0 S: 7	H: 0 LOB: 1 BB: 1 P: 14	R: 0 E: 0 K: 0 S: 6	H: 0 LOB: 0 BB: 0 P: 9	R: 1 E: 0 K: 1 S: 11	H: 3 LOB: 2 BB: 0 P: 17	R: 0 E: 0 K: 2 S: 10	H: 1 LOB: 1 BB: 0 P: 12	R: 2 E: 0 K: 2 S: 15	H: 4 LOB: 2 BB: 0 P: 22	R: 0 E: 0 K: 0 S: 5	H: 0 LOB: 0 BB: 0 P: 7	R: 4 E: 0 K: 1 S: 14	H: 3 LOB: 0 BB: 0 P: 18	R: 2 E: 0 K: 1 S: 14	H: 1 LOB: 0 BB: 1 P: 23	1B: 9 2B: 1 3B: 0 HR: 2	SF: 0 SAC: 0 DP: 1 HBP: 1	WP: 1 PB: 0 SB: 0 CS: 0	PA: 42					
PITCHER	IP	WLS	BF	H	R	ER	SO	BB	IBB	HBP	BLK	WP	HR	S	P	ERA	WHIP										
37 Darren Dreifort, R ERA: 3.95	7.2	W	36	11	7	7	6	1	0	1	0	1	1	71	104	8.22	1.565										
Mark Guthrie, L ERA: 2.89	0.1		1	0	0	0	0	0	0	0	0	0	0	2	3	0.00	0.000										
Antonio Osuna, R ERA: 3.06	0.1		3	1	2	2	1	1	0	0	0	0	1	8	13	54.00	6.000										
Scott Radinsky, L ERA: 2.53	0.2	S	2	0	0	0	0	0	0	0	0	0	0	6	10	0.00	0.000										

Batter	1	2	3	4	5	6	7	8	9	AB	R	H	RBI	BB	SO	LOB	BOTTOM										
Eric Young Sr., R OBP: 0.362, SLG: 0.403										5	3	2	2	0	0	2	Montreal Expos @ Los Angeles Dodgers Dodger Stadium, Los Angeles, CA Thu Aug 27 1998, 7:05 PM PDT Att: 30,971 - Unknown - 75 F										
Trenidad Hubbard, R OBP: 0.393, SLG: 0.488										4	1	1	0	0	0	1											
Gary Sheffield, R OBP: 0.433, SLG: 0.526										3	1	2	2	0	0	0											
Eric Karros, R OBP: 0.344, SLG: 0.469										4	1	2	2	0	1	1											
Raul Mondesi, R OBP: 0.314, SLG: 0.521										4	0	0	1	0	1	3											
Bobby Bonilla, S OBP: 0.316, SLG: 0.372										3	1	1	2	0	1	0											
Adrian Beltré, R OBP: 0.267, SLG: 0.361										1	1	1	1	0	0	0											
Charles Johnson, R OBP: 0.281, SLG: 0.369										4	0	1	0	0	3	0											
Juan Castro, R OBP: 0.254, SLG: 0.266										3	0	0	0	0	1	0											
37 Darren Dreifort, R OBP: 0.245, SLG: 0.277										3	2	1	0	0	1	0											
Mark Guthrie, R Jim Eisenreich, L Antonio Osuna, R Scott Radinsky, L										0	0	0	0	0	0	0											
Inning Stats	R: 4 E: 0 K: 1 S: 13	H: 4 LOB: 0 BB: 0 P: 23	R: 2 E: 1 K: 0 S: 12	H: 1 LOB: 1 BB: 0 P: 18	R: 0 E: 0 K: 1 S: 11	H: 0 LOB: 0 BB: 0 P: 19	R: 3 E: 1 K: 0 S: 8	H: 4 LOB: 1 BB: 0 P: 10	R: 0 E: 0 K: 3 S: 10	H: 0 LOB: 0 BB: 0 P: 13	R: 0 E: 0 K: 1 S: 8	H: 0 LOB: 0 BB: 0 P: 10	R: 0 E: 0 K: 2 S: 10	H: 0 LOB: 0 BB: 0 P: 13	R: 1 E: 0 K: 0 S: 6	H: 2 LOB: 1 BB: 0 P: 11	1B: 7 2B: 1 3B: 0 HR: 3	SF: 0 SAC: 1 DP: 1 HBP: 1	WP: 0 PB: 0 SB: 1 CS: 0	PA: 37							
PITCHER	IP	WLS	BF	H	R	ER	SO	BB	IBB	HBP	BLK	WP	HR	S	P	ERA	WHIP										
Jeremy Powell, R ERA: 7.92	2.0	L	13	5	6	5	1	0	0	1	0	0	0	25	41	22.50	2.500										
Miguel Batista, R ERA: 4.19	3.0		13	4	3	2	4	0	0	0	0	0	0	29	42	6.00	1.333										
Anthony Telford, R ERA: 4.09	2.0		6	0	0	0	3	0	0	0	0	0	0	18	23	0.00	0.000										
Shayne Bennett, R ERA: 4.63	1.0		5	2	1	1	0	0	0	0	0	0	1	6	11	9.00	2.000										

Batter	1	2	3	4	5	6	7	8	9	AB	R	H	RBI	BB	SO	LOB	TOP	
Wilton Guerrero, S OBP: 0.295, SLG: 0.347										5	1	3	1	0	0	0	Montreal Expos @ San Diego Padres Qualcomm Stadium, San Diego, CA Fri Aug 28 1998, 10:05 PM EDT Att: 21,518 - Unknown - 82 F	
Terry Jones, S OBP: 0.302, SLG: 0.317										4	1	2	0	1	1			
F.P. Santangelo, S OBP: 0.337, SLG: 0.305 Ugueth Urbina, R OBP: 0.222, SLG: 0.295										5	0	0	0	0	1	6		
Vladimir Guerrero, R OBP: 0.371, SLG: 0.602										3	3	1	1	1	1	0		
Brad Fullmer, L OBP: 0.330, SLG: 0.462 Steve Kline, S OBP: 0.277, SLG: 0.333										3	1	1	1	1	1	1		
Derrick May, L OBP: 0.277, SLG: 0.333 Robert Perez, R OBP: 0.222, SLG: 0.295										0	0	0	0	0	0	0		
Chris Widger, R OBP: 0.278, SLG: 0.374 Bob Henley, R OBP: 0.391, SLG: 0.466										3	1	2	3	0	0	1		
Shane Andrews, R OBP: 0.298, SLG: 0.430										4	0	2	1	0	2	0		
Orlando Cabrera, R OBP: 0.308, SLG: 0.404 Shayne Bennett, R OBP: 0.308, SLG: 0.263										3	1	1	0	0	0	3		
Ryan McGuire, L OBP: 0.308, SLG: 0.263										0	0	0	0	0	0	0		
Javier Vazquez, R OBP: 0.213, SLG: 0.222 Mike Maddux, L OBP: 0.241, SLG: 0.297										2	0	0	0	0	0	2		
Inning Stats	R: 2 H: 3 E: 0 K: 0 S: 9	WLS: 3 BF: 13	H: 1 R: 2 ER: 0 K: 0 S: 21	H: 2 R: 1 ER: 0 K: 0 S: 13	H: 3 R: 0 ER: 0 K: 0 S: 17	H: 3 R: 2 ER: 0 K: 0 S: 13	H: 0 R: 0 ER: 0 K: 2 S: 8	H: 0 R: 0 ER: 0 K: 2 S: 14	H: 0 R: 0 ER: 0 K: 2 S: 9	H: 1 R: 0 ER: 0 K: 1 S: 17	H: 0 R: 0 ER: 0 K: 0 S: 6	H: 0 R: 0 ER: 0 K: 0 S: 6	1B: 8 2B: 2 3B: 0 HR: 2	SF: 0 SAC: 0 DP: 1 HBP: 1	WP: 2 PB: 0 SB: 2 CS: 1	PA: 43		
PITCHER	IP: 3.2 WLS: 3 BF: 23 H: 9 R: 8 ER: 8 SO: 8	WLS: 3 BF: 23 H: 9 R: 8 ER: 8 SO: 8	WLS: 3 BF: 23 H: 9 R: 8 ER: 8 SO: 8	WLS: 3 BF: 23 H: 9 R: 8 ER: 8 SO: 8	WLS: 3 BF: 23 H: 9 R: 8 ER: 8 SO: 8	WLS: 3 BF: 23 H: 9 R: 8 ER: 8 SO: 8	WLS: 3 BF: 23 H: 9 R: 8 ER: 8 SO: 8	WLS: 3 BF: 23 H: 9 R: 8 ER: 8 SO: 8	WLS: 3 BF: 23 H: 9 R: 8 ER: 8 SO: 8	WLS: 3 BF: 23 H: 9 R: 8 ER: 8 SO: 8	WLS: 3 BF: 23 H: 9 R: 8 ER: 8 SO: 8	WLS: 3 BF: 23 H: 9 R: 8 ER: 8 SO: 8	WLS: 3 BF: 23 H: 9 R: 8 ER: 8 SO: 8	WLS: 3 BF: 23 H: 9 R: 8 ER: 8 SO: 8	WLS: 3 BF: 23 H: 9 R: 8 ER: 8 SO: 8	WLS: 3 BF: 23 H: 9 R: 8 ER: 8 SO: 8	WLS: 3 BF: 23 H: 9 R: 8 ER: 8 SO: 8	WLS: 3 BF: 23 H: 9 R: 8 ER: 8 SO: 8

AB	38
R	8
H	12
RBI	7
BB	3
SO	8
LOB	14



Batter	1	2	3	4	5	6	7	8	9	AB	R	H	RBI	BB	SO	LOB	BOTTOM	
QuiVio Veras, S OBP: 0.384, SLG: 0.361										4	2	2	1	1	0	3	Montreal Expos @ San Diego Padres Qualcomm Stadium, San Diego, CA Fri Aug 28 1998, 10:05 PM EDT Att: 21,518 - Unknown - 82 F	
Steve Finley, L OBP: 0.300, SLG: 0.397										5	1	1	2	0	2	2		
Ken Caminiti, S OBP: 0.366, SLG: 0.545										3	2	0	0	2	2	1		
Greg Vaughn, R OBP: 0.368, SLG: 0.627										3	2	2	1	2	1	3		
Mark Sweeney, L OBP: 0.357, SLG: 0.403 Ruben Rivera, R OBP: 0.353, SLG: 0.431										2	2	1	1	2	0	1		
Jim Leitz, R OBP: 0.398, SLG: 0.483										4	0	0	1	1	1	3		
Carlos Hernandez, R OBP: 0.317, SLG: 0.390										3	1	2	4	1	0	0		
Chris Gomez, R OBP: 0.340, SLG: 0.364										4	1	1	0	1	1	3		
Andy Ashby, R ERA: 5.88 Scott Sanders, R ERA: 4.22 Greg Myers, L ERA: 4.75 Brian Boehringer, S ERA: 3.02 Ed Giovannola, L OBP: 0.320, SLG: 0.333 Donnie Wall, R OBP: 0.299, SLG: 0.286 Dan Miceli, R OBP: 0.299, SLG: 0.286 Randy Myers, L ERA: 1.29										1	0	0	0	0	1	1		
Inning Stats	R: 1 H: 1 E: 1 K: 2 S: 12	WLS: 1 BF: 23	H: 0 R: 0 ER: 0 K: 2 S: 13	H: 0 R: 0 ER: 0 K: 0 S: 7	H: 0 R: 0 ER: 0 K: 2 S: 30	H: 6 R: 1 ER: 0 K: 1 S: 9	H: 1 R: 0 ER: 0 K: 1 S: 9	H: 2 R: 0 ER: 0 K: 2 S: 13	H: 0 R: 0 ER: 0 K: 0 S: 6	H: 0 R: 0 ER: 0 K: 0 S: 6	H: 0 R: 0 ER: 0 K: 0 S: 6	H: 0 R: 0 ER: 0 K: 0 S: 6	1B: 8 2B: 0 3B: 0 HR: 2	SF: 0 SAC: 0 DP: 0 HBP: 1	WP: 2 PB: 0 SB: 1 CS: 1	PA: 44		
PITCHER	IP: 3.1 WLS: 3 BF: 19 H: 5 R: 7 ER: 6 SO: 4	IP: 3.1 WLS: 3 BF: 19 H: 5 R: 7 ER: 6 SO: 4	IP: 3.1 WLS: 3 BF: 19 H: 5 R: 7 ER: 6 SO: 4	IP: 3.1 WLS: 3 BF: 19 H: 5 R: 7 ER: 6 SO: 4	IP: 3.1 WLS: 3 BF: 19 H: 5 R: 7 ER: 6 SO: 4	IP: 3.1 WLS: 3 BF: 19 H: 5 R: 7 ER: 6 SO: 4	IP: 3.1 WLS: 3 BF: 19 H: 5 R: 7 ER: 6 SO: 4	IP: 3.1 WLS: 3 BF: 19 H: 5 R: 7 ER: 6 SO: 4	IP: 3.1 WLS: 3 BF: 19 H: 5 R: 7 ER: 6 SO: 4	IP: 3.1 WLS: 3 BF: 19 H: 5 R: 7 ER: 6 SO: 4	IP: 3.1 WLS: 3 BF: 19 H: 5 R: 7 ER: 6 SO: 4	IP: 3.1 WLS: 3 BF: 19 H: 5 R: 7 ER: 6 SO: 4	IP: 3.1 WLS: 3 BF: 19 H: 5 R: 7 ER: 6 SO: 4	IP: 3.1 WLS: 3 BF: 19 H: 5 R: 7 ER: 6 SO: 4	IP: 3.1 WLS: 3 BF: 19 H: 5 R: 7 ER: 6 SO: 4	IP: 3.1 WLS: 3 BF: 19 H: 5 R: 7 ER: 6 SO: 4	IP: 3.1 WLS: 3 BF: 19 H: 5 R: 7 ER: 6 SO: 4	IP: 3.1 WLS: 3 BF: 19 H: 5 R: 7 ER: 6 SO: 4



Batter	1	2	3	4	5	6	7	8	9	AB	R	H	RBI	BB	SO	LOB	TOP					
Wilton Guerrero, S OBP: 0.294, SLG: 0.346 (1, 4)	K2-3		G6-3					F8		4	0	1	0	0	1	0	Montreal Expos @ San Diego Padres Qualcomm Stadium, San Diego, CA Sat Aug 29 1998, 10:05 PM EDT Att: 52,661 - Cloudy - 82 F					
Terry Jones, S OBP: 0.294, SLG: 0.308 (1, 8)	K		K2-3					P3		4	0	0	0	0	2	1						
Chris Widger, R OBP: 0.276, SLG: 0.370 (1, 2)	K		K					K		4	0	0	0	0	4	1						
Vladimir Guerrero, R OBP: 0.371, SLG: 0.605 (1, 9)		G5-3						K		4	1	1	1	0	2	0						
Shane Andrews, R OBP: 0.298, SLG: 0.430 (1, 5)		1B 2B						K		4	1	1	0	0	3	0						
Robert Perez, R OBP: 0.217, SLG: 0.288 F.P. Santangelo, S OBP: 0.337, SLG: 0.305 (6, 7)		G6-3						K		3	0	0	0	0	1	1						
Orlando Cabrera, R OBP: 0.313, SLG: 0.408 (1, 6)										3	0	2	1	0	0	0						
Ryan McGuire, L OBP: 0.304, SLG: 0.259 (1, 3)										3	0	0	0	0	2	2						
Dustin Hermanson, R OBP: 0.296, SLG: 0.227 Steve Kline, S Ugueth Urbina, R (8, 1)										3	1	1	1	0	2	0						
										0	0	0	0	0	0	0						
										0	0	0	0	0	0	0						
Inning Stats	R: 0 E: 0 K: 3 S: 9	H: 0 LOB: 0 BB: 0 P: 11	R: 1 E: 0 K: 1 S: 8	H: 2 LOB: 1 BB: 0 P: 11	R: 1 E: 0 K: 2 S: 9	H: 1 LOB: 0 BB: 0 P: 12	R: 1 E: 0 K: 1 S: 9	H: 2 LOB: 1 BB: 0 P: 16	R: 0 E: 0 K: 3 S: 11	H: 0 LOB: 0 BB: 0 P: 14	R: 0 E: 0 K: 2 S: 11	H: 0 LOB: 0 BB: 0 P: 15	R: 0 E: 0 K: 1 S: 7	H: 0 LOB: 0 BB: 0 P: 10	R: 0 E: 0 K: 2 S: 8	H: 0 LOB: 0 BB: 0 P: 14	1B: 3 2B: 1 3B: 0 HR: 2	SF: 0 SAC: 0 DP: 0 HBP: 0	WP: 0 PB: 0 SB: 0 CS: 0	PA: 33		
PITCHER	IP WLS BF H R ER SO BB IBB HBP BLK WP HR S P ERA WHIP	IP WLS BF H R ER SO BB IBB HBP BLK WP HR S P ERA WHIP	IP WLS BF H R ER SO BB IBB HBP BLK WP HR S P ERA WHIP	IP WLS BF H R ER SO BB IBB HBP BLK WP HR S P ERA WHIP	IP WLS BF H R ER SO BB IBB HBP BLK WP HR S P ERA WHIP	IP WLS BF H R ER SO BB IBB HBP BLK WP HR S P ERA WHIP	IP WLS BF H R ER SO BB IBB HBP BLK WP HR S P ERA WHIP	IP WLS BF H R ER SO BB IBB HBP BLK WP HR S P ERA WHIP	IP WLS BF H R ER SO BB IBB HBP BLK WP HR S P ERA WHIP	IP WLS BF H R ER SO BB IBB HBP BLK WP HR S P ERA WHIP	IP WLS BF H R ER SO BB IBB HBP BLK WP HR S P ERA WHIP	IP WLS BF H R ER SO BB IBB HBP BLK WP HR S P ERA WHIP	IP WLS BF H R ER SO BB IBB HBP BLK WP HR S P ERA WHIP	IP WLS BF H R ER SO BB IBB HBP BLK WP HR S P ERA WHIP	IP WLS BF H R ER SO BB IBB HBP BLK WP HR S P ERA WHIP	IP WLS BF H R ER SO BB IBB HBP BLK WP HR S P ERA WHIP	IP WLS BF H R ER SO BB IBB HBP BLK WP HR S P ERA WHIP	IP WLS BF H R ER SO BB IBB HBP BLK WP HR S P ERA WHIP	IP WLS BF H R ER SO BB IBB HBP BLK WP HR S P ERA WHIP	IP WLS BF H R ER SO BB IBB HBP BLK WP HR S P ERA WHIP	IP WLS BF H R ER SO BB IBB HBP BLK WP HR S P ERA WHIP	IP WLS BF H R ER SO BB IBB HBP BLK WP HR S P ERA WHIP

AB	33
R	3
H	6
RBI	3
BB	0
SO	17
LOB	5



Batter	1	2	3	4	5	6	7	8	9	AB	R	H	RBI	BB	SO	LOB	BOTTOM						
QuiVivo Veras, S OBP: 0.383, SLG: 0.359 (1, 4)	K		F8							3	0	0	0	1	1	0	Montreal Expos @ San Diego Padres Qualcomm Stadium, San Diego, CA Sat Aug 29 1998, 10:05 PM EDT Att: 52,661 - Cloudy - 82 F						
Steve Finley, L OBP: 0.298, SLG: 0.394 (1, 8)	K							BB		4	0	0	0	0	1	1							
Ken Caminiti, S OBP: 0.365, SLG: 0.540 ERA: 3.94 Scott Sanders, R ERA: 8.71 (1, 5)										3	0	0	0	1	0	0							
Greg Vaughn, R OBP: 0.367, SLG: 0.623 (1, 7)										3	0	0	0	1	0	1							
Mark Sweeney, L OBP: 0.349, SLG: 0.392 (1, 3)										4	0	0	0	0	1	1							
Jim Leyritz, R OBP: 0.399, SLG: 0.496 (1, 2)										4	1	2	1	0	1	1							
Ruben Rivera, R OBP: 0.347, SLG: 0.422 (1, 9)										3	0	0	0	0	2	1							
Chris Gomez, R OBP: 0.339, SLG: 0.364 (1, 6)										3	0	1	0	0	0	0							
Sterling Hitchcock, L OBP: 0.163, SLG: 0.143 Greg Myers, L OBP: 0.306, SLG: 0.370 Scott Sanders, R (8, 1)										2	0	0	0	0	0	2							
										1	0	0	0	0	1	0							
										0	0	0	0	0	0	0							
Inning Stats	R: 0 E: 0 K: 2 S: 11	H: 0 LOB: 1 BB: 1 P: 20	R: 0 E: 0 K: 1 S: 6	H: 0 LOB: 0 BB: 0 P: 8	R: 0 E: 0 K: 0 S: 5	H: 0 LOB: 0 BB: 0 P: 9	R: 0 E: 0 K: 0 S: 5	H: 0 LOB: 0 BB: 0 P: 10	R: 0 E: 0 K: 2 S: 11	H: 2 LOB: 2 BB: 0 P: 14	R: 0 E: 0 K: 0 S: 5	H: 0 LOB: 0 BB: 0 P: 5	R: 1 E: 0 K: 0 S: 6	H: 1 LOB: 0 BB: 0 P: 6	R: 0 E: 0 K: 1 S: 8	H: 0 LOB: 1 BB: 1 P: 14	R: 0 E: 0 K: 1 S: 9	H: 0 LOB: 1 BB: 1 P: 17	1B: 2 2B: 0 3B: 0 HR: 1	SF: 0 SAC: 0 DP: 0 HBP: 0	WP: 0 PB: 0 SB: 0 CS: 0	PA: 33	
PITCHER	IP WLS BF H R ER SO BB IBB HBP BLK WP HR S P ERA WHIP	IP WLS BF H R ER SO BB IBB HBP BLK WP HR S P ERA WHIP	IP WLS BF H R ER SO BB IBB HBP BLK WP HR S P ERA WHIP	IP WLS BF H R ER SO BB IBB HBP BLK WP HR S P ERA WHIP	IP WLS BF H R ER SO BB IBB HBP BLK WP HR S P ERA WHIP	IP WLS BF H R ER SO BB IBB HBP BLK WP HR S P ERA WHIP	IP WLS BF H R ER SO BB IBB HBP BLK WP HR S P ERA WHIP	IP WLS BF H R ER SO BB IBB HBP BLK WP HR S P ERA WHIP	IP WLS BF H R ER SO BB IBB HBP BLK WP HR S P ERA WHIP	IP WLS BF H R ER SO BB IBB HBP BLK WP HR S P ERA WHIP	IP WLS BF H R ER SO BB IBB HBP BLK WP HR S P ERA WHIP	IP WLS BF H R ER SO BB IBB HBP BLK WP HR S P ERA WHIP	IP WLS BF H R ER SO BB IBB HBP BLK WP HR S P ERA WHIP	IP WLS BF H R ER SO BB IBB HBP BLK WP HR S P ERA WHIP	IP WLS BF H R ER SO BB IBB HBP BLK WP HR S P ERA WHIP	IP WLS BF H R ER SO BB IBB HBP BLK WP HR S P ERA WHIP	IP WLS BF H R ER SO BB IBB HBP BLK WP HR S P ERA WHIP	IP WLS BF H R ER SO BB IBB HBP BLK WP HR S P ERA WHIP	IP WLS BF H R ER SO BB IBB HBP BLK WP HR S P ERA WHIP	IP WLS BF H R ER SO BB IBB HBP BLK WP HR S P ERA WHIP	IP WLS BF H R ER SO BB IBB HBP BLK WP HR S P ERA WHIP	IP WLS BF H R ER SO BB IBB HBP BLK WP HR S P ERA WHIP	IP WLS BF H R ER SO BB IBB HBP BLK WP HR S P ERA WHIP



Batter	1	2	3	4	5	6	7	8	9	AB	R	H	RBI	BB	SO	LOB	TOP			
Wilton Guerrero, S OBP: 0.294, SLG: 0.344	1-0 G3 SH1-3 WP 1B						3-3 K			4	1	1	0	0	1	2	Montreal Expos @ San Diego Padres Qualcomm Stadium, San Diego, CA Sun Aug 30 1998, 6:33 AM EDT Att: 21,765 - Sunny - 93 F			
Terry Jones, S OBP: 0.295, SLG: 0.308	1-0 SH1-3		0-2 F7		0-0 1B		1-0 L4			3	0	1	0	0	0	1				
F.P. Santangelo, S OBP: 0.333, SLG: 0.301	2-2 G3		2-1 P4		1-3 K			1-3 K		4	0	0	0	0	2	2				
Vladimir Guerrero, R OBP: 0.370, SLG: 0.602	1-0 WP HBP		2-0 G6-3			0-0 G5-3		1-0 G5-3		3	0	0	0	0	0	0				
Brad Fullmer, L OBP: 0.329, SLG: 0.459	4-2 1B			1-2 G5-3		0-1 G3		1-3 K		3	0	0	0	1	1	0				
Ryan McGuire, L OBP: 0.304, SLG: 0.259	1-2 BB									0	0	0	0	0	0	0				
Bob Hentley, R OBP: 0.379, SLG: 0.450	2-3 K			3-3 K		2-1 F9			0-0 P3	2	0	0	0	0	2	2				
Chris Widger, R OBP: 0.274, SLG: 0.368										2	0	0	0	0	0	0				
Shane Andrews, R OBP: 0.300, SLG: 0.431		0-2 CS 1B		0-0 1B			3-3 K		3-3 K	4	0	2	0	0	2	0				
Orlando Cabrera, R OBP: 0.322, SLG: 0.421		0-1 1B		0-0 F8			2-2 1B 2B		0-2 1B	4	1	3	0	0	0	1				
Mike Thurman, R OBP: 0.228, SLG: 0.243	0-3 K				1-3 K		1-2 E 1B		1-0 G5-3	2	0	0	0	0	2	1				
Kirk Bullinger, R OBP: 0.274, SLG: 0.368										0	0	0	0	0	0	0				
Scott Livingstone, L OBP: 0.228, SLG: 0.243										1	0	1	1	0	0	0				
Steve Kline, S OBP: 0.274, SLG: 0.368										0	0	0	0	0	0	0				
Ugueth Urbina, R OBP: 0.274, SLG: 0.368										1	0	0	0	0	0	1				
Inning Stats	R: 1 E: 0 K: 1 S: 10	H: 1 LOB: 2 BB: 1 P: 21	R: 0 E: 0 K: 1 S: 10	H: 2 LOB: 1 BB: 0 P: 12	R: 0 E: 0 K: 0 S: 7	H: 0 LOB: 0 BB: 0 P: 11	R: 0 E: 0 K: 1 S: 11	H: 1 LOB: 1 BB: 0 P: 15	R: 0 E: 0 K: 3 S: 12	H: 0 LOB: 0 BB: 0 P: 7	R: 1 E: 1 K: 1 S: 13	H: 2 LOB: 1 BB: 0 P: 22	R: 0 E: 0 K: 2 S: 8	H: 0 LOB: 0 BB: 0 P: 11	R: 0 E: 0 K: 1 S: 8	H: 1 LOB: 1 BB: 0 P: 12	1B: 7 2B: 1 3B: 0 HR: 0	SF: 0 SAC: 1 DP: 0 HBP: 1	WP: 1 PB: 0 SB: 0 CS: 1	PA: 36
PITCHER Kevin Brown, R ERA: 2.41	IP: 9.0 WLS: L BF: 36	H: 8 R: 2 ER: 2 SO: 10	BB: 1 IBB: 0 HBP: 1 BLK: 0	WP: 1 HR: 0 S: 84 P: 128	ERA: 2.00 WHIP: 1.000															

AB	33
R	2
H	8
RBI	1
BB	1
SO	10
LOB	10



Batter	1	2	3	4	5	6	7	8	9	AB	R	H	RBI	BB	SO	LOB	BOTTOM			
QuiVio Veras, S OBP: 0.382, SLG: 0.358	1-1 G6-3			2-2 WP SF G4-3 1B	1-0 FC6		3-3 K			4	1	1	0	0	1	2	Montreal Expos @ San Diego Padres Qualcomm Stadium, San Diego, CA Sun Aug 30 1998, 6:33 AM EDT Att: 21,765 - Sunny - 93 F			
Steve Finley, L OBP: 0.295, SLG: 0.391	0-1 F9			0-1 G4-3	2-0 F7			0-3 K		4	0	0	0	0	1	3				
Ken Caminiti, S OBP: 0.364, SLG: 0.537	3-2 G3			1-2 SF 2H		4-0 BLK BB BB		2-0 G2-3		2	0	0	1	1	0	0				
Greg Vaughn, R OBP: 0.369, SLG: 0.622		2-0 G5-3		4-2 BB		4-1 BLK BB		1-0 S 1B		2	0	1	0	2	0	0				
Mark Sweeney, L OBP: 0.341, SLG: 0.382		1-0 F7		0-0 F7		0-1 G4-3		3-3 K		4	0	0	0	0	1	5				
Ruben Rivera, R OBP: 0.341, SLG: 0.413		2-3 K		0-0 F9		1-2 2-3 K		1-2 K		3	0	0	0	0	2	4				
Greg Myers, L OBP: 0.304, SLG: 0.367									1-0 G3-1	1	0	0	0	0	0	0				
Carlos Hernandez, R OBP: 0.314, SLG: 0.385			0-0 F9		1-0 F8	0-1 F8			2-3 K	4	0	0	0	0	1	2				
Andy Sheets, R OBP: 0.318, SLG: 0.369			1-0 F9		2-3 K		1-0 F9		1-1 WP 1B	3	0	0	0	0	1	0				
Jim Leitz, R OBP: 0.401, SLG: 0.498					FC6 S					1	0	1	0	0	0	0				
Chris Gomez, R OBP: 0.339, SLG: 0.364										0	0	0	0	0	0	0				
Kevin Brown, R OBP: 0.216, SLG: 0.211			3-1 G5-3		4-2 FC6 BB		0-3 K		2-2 G4-3	2	0	0	0	1	1	0				
Wally Joyner, L OBP: 0.378, SLG: 0.458										1	0	0	0	0	0	1				
Inning Stats	R: 0 E: 0 K: 0 S: 9	H: 0 LOB: 0 BB: 0 P: 13	R: 0 E: 0 K: 1 S: 5	H: 0 LOB: 0 BB: 0 P: 10	R: 0 E: 0 K: 0 S: 4	H: 0 LOB: 0 BB: 0 P: 8	R: 1 E: 1 K: 0 S: 12	H: 1 LOB: 2 BB: 1 P: 19	R: 0 E: 1 K: 1 S: 9	H: 0 LOB: 2 BB: 1 P: 19	R: 0 E: 0 K: 1 S: 8	H: 0 LOB: 0 BB: 0 P: 11	R: 0 E: 0 K: 2 S: 9	H: 1 LOB: 1 BB: 0 P: 15	R: 0 E: 0 K: 1 S: 9	H: 1 LOB: 2 BB: 0 P: 15	1B: 3 2B: 0 3B: 0 HR: 0	SF: 1 SAC: 0 DP: 0 HBP: 0	WP: 2 PB: 0 SB: 0 CS: 0	PA: 36
PITCHER Mike Thurman, R ERA: 4.25	IP: 5.0 WLS: W BF: 22	H: 1 R: 1 ER: 1 SO: 2	BB: 4 IBB: 0 HBP: 0 BLK: 0	WP: 1 HR: 0 S: 40 P: 78	ERA: 1.80 WHIP: 1.000															
Kirk Bullinger, R ERA: 4.25	1.0 W	3	0	0	0	1	0	0	0	0	1	0	0	0	0	0	0			
Steve Kline, L ERA: 2.92	1.2 S	5	0	0	0	3	0	0	0	0	0	0	0	0	0	0	0			
Ugueth Urbina, R ERA: 1.24	1.1 S	6	2	0	0	2	0	0	0	0	0	0	0	0	0	0	0			



Batter	1	2	3	4	5	6	7	8	9	AB	R	H	RBI	BB	SO	LOB	TOP					
Wilton Guerrero, S (1,4) OBP: 0.295, SLG: 0.343										4	1	1	0	1	2	2	<p>Montreal Expos @ San Diego Padres Qualcomm Stadium, San Diego, CA Mon Aug 31 1998, 10:05 PM EDT Att: 13,449 - Cloudy - 84 F</p> <p>livebaseballscorecards.com</p> <p>AB 34 R 2 H 6 RBI 2 BB 3 SO 9 LOB 21</p>					
Terry Jones, S (1,8) OBP: 0.289, SLG: 0.301 Robert Perez, R (9,PH) OBP: 0.215, SLG: 0.286										3	0	0	0	0	3	1						
Bob Henley, R (1,2) OBP: 0.371, SLG: 0.429										3	0	0	0	1	1	2						
Vladimir Guerrero, R (1,9) OBP: 0.371, SLG: 0.603										4	1	2	1	0	0	2						
Brad Fullmer, L (1,3) OBP: 0.328, SLG: 0.457										4	0	1	1	0	0	5						
Shane Andrews, R (1,5) OBP: 0.295, SLG: 0.432										4	0	1	0	0	1	6						
Ryan McGuire, L (1,7) OBP: 0.298, SLG: 0.254										4	0	0	0	0	1	1						
Orlando Cabrera, R (1,6) OBP: 0.321, SLG: 0.414 Mike Maddux, L (8,1)										3	0	0	0	1	0	1						
Carl Pavano, R (1,1) OBP: 0.167, SLG: 0.167 Derrick May, L (6,PH) OBP: 0.275, SLG: 0.331 Anthony Telford, R (6,1) Mike Mordecai, R (8,6) OBP: 0.239, SLG: 0.294										2	0	1	0	0	0	0						
Inning Stats	R: 1 E: 1 K: 1 S: 16	H: 1 LOB: 2 BB: 1 P: 23	R: 0 E: 0 K: 1 S: 6	H: 0 LOB: 0 BB: 0 P: 10	R: 0 E: 1 K: 1 S: 11	H: 1 LOB: 3 BB: 1 P: 20	R: 0 E: 0 K: 0 S: 11	H: 1 LOB: 0 BB: 0 P: 16	R: 1 E: 0 K: 1 S: 13	H: 2 LOB: 1 BB: 0 P: 19	R: 0 E: 0 K: 1 S: 10	H: 0 LOB: 1 BB: 1 P: 19	R: 0 E: 0 K: 2 S: 11	H: 0 LOB: 0 BB: 0 P: 15	R: 0 E: 0 K: 0 S: 9	H: 1 LOB: 1 BB: 0 P: 17		R: 0 E: 0 K: 2 S: 8	H: 0 LOB: 0 BB: 0 P: 9	1B: 4 2B: 2 3B: 0 HR: 0	SF: 0 SAC: 1 DP: 0 HBP: 0	WP: 0 PB: 0 SB: 1 CS: 0
PITCHER	IP WLS BF H R ER SO BB IBB HBP BLK WP HR S P ERA WHIP																					
Joey Hamilton, R (1,1) ERA: 4.45	6.0 W 28 5 2 2 5 3 0 0 0 0 0 0 67 107 3.00 1.333																					
Donnie Wall, R (7,1) ERA: 2.53	2.0 7 1 0 0 2 0 0 0 0 0 0 0 20 32 0.00 0.500																					
Trevor Hoffman, R (9,1) ERA: 1.59	1.0 S 3 0 0 0 2 0 0 0 0 0 0 0 8 9 0.00 0.000																					

Batter	1	2	3	4	5	6	7	8	9	AB	R	H	RBI	BB	SO	LOB	BOTTOM			
Quilvio Veras, S (1,4) OBP: 0.384, SLG: 0.358										2	0	1	0	2	0	0	<p>Montreal Expos @ San Diego Padres Qualcomm Stadium, San Diego, CA Mon Aug 31 1998, 10:05 PM EDT Att: 13,449 - Cloudy - 84 F</p> <p>livebaseballscorecards.com</p> <p>AB 32 R 5 H 9 RBI 5 BB 4 SO 7 LOB 15</p>			
Steve Finley, L (1,8) OBP: 0.295, SLG: 0.390										4	0	1	0	0	0	5				
Ken Caminiti, S (1,5) OBP: 0.363, SLG: 0.533										3	0	0	0	1	1	1				
Greg Vaughn, R (1,7) OBP: 0.370, SLG: 0.628										4	1	2	2	0	1	1				
Wally Joyner, L (1,3) OBP: 0.377, SLG: 0.463										4	1	1	1	1	0	4				
Mark Sweeney, L (1,9) OBP: 0.335, SLG: 0.375 Ruben Rivera, R (7,9) OBP: 0.344, SLG: 0.413										3	0	0	0	0	0	0				
Jim Leyritz, R (1,2) OBP: 0.396, SLG: 0.490 Carlos Hernandez, R (9,2) OBP: 0.314, SLG: 0.385										4	0	0	0	0	3	1				
Chris Gomez, R (1,6) OBP: 0.341, SLG: 0.370										4	2	2	0	0	0	1				
Joey Hamilton, R (1,1) OBP: 0.175, SLG: 0.242 George Arias, R (6,PH) OBP: 0.300, SLG: 0.600 Donnie Wall, R (7,1) OBP: 0.286, SLG: 0.286 John Vander Wal, L (8,PH) OBP: 0.377, SLG: 0.543 Trevor Hoffman, R (9,1)										2	0	1	1	0	0	1				
Inning Stats	R: 0 E: 0 K: 0 S: 4	H: 0 LOB: 0 BB: 1 P: 10	R: 1 E: 0 K: 0 S: 8	H: 1 LOB: 0 BB: 0 P: 15	R: 1 E: 0 K: 1 S: 14	H: 3 LOB: 3 BB: 1 P: 26	R: 1 E: 0 K: 1 S: 13	H: 2 LOB: 2 BB: 1 P: 22	R: 1 E: 0 K: 1 S: 12	H: 1 LOB: 0 BB: 0 P: 20	R: 1 E: 0 K: 0 S: 10	H: 1 LOB: 0 BB: 0 P: 14	R: 0 E: 0 K: 2 S: 9	H: 1 LOB: 1 BB: 0 P: 14	R: 0 E: 0 K: 1 S: 9	H: 0 LOB: 1 BB: 1 P: 15		1B: 5 2B: 0 3B: 1 HR: 3	SF: 0 SAC: 0 DP: 1 HBP: 0	WP: 0 PB: 0 SB: 0 CS: 0
PITCHER	IP WLS BF H R ER SO BB IBB HBP BLK WP HR S P ERA WHIP																			
Carl Pavano, R (1,1) ERA: 4.49	5.0 L 24 7 4 4 3 3 0 0 0 0 0 0 2 51 93 7.20 2.000																			
Anthony Telford, R (6,1) ERA: 4.1	2.0 8 2 1 1 3 0 0 0 0 0 0 1 19 28 4.50 1.000																			
Mike Maddux, R (8,1) ERA: 4.12	1.0 4 0 0 0 1 1 0 0 0 0 0 0 9 15 0.00 1.000																			

Batter	1	2	3	4	5	6	7	8	9	AB	R	H	RBI	BB	SO	LOB	TOP				
Wilton Guerrero, S OBP: 0.295, SLG: 0.351 (1,4)										5	0	0	0	0	2	3					
Orlando Cabrera, R OBP: 0.323, SLG: 0.404 Shayne Bennett, R (5,1)										2	0	0	0	1	0	0					
Mike Maddux, L (5,1)										0	0	0	0	0	0	0					
Derrick May, L (7, PH) OBP: 0.272, SLG: 0.327 (7,7)										2	0	0	0	0	0	1					
Robert Perez, R OBP: 0.222, SLG: 0.290 Steve Kline, S (7,1)										4	0	1	0	0	0	1					
F.P. Santangelo, S (9, PH) OBP: 0.329, SLG: 0.296										0	0	0	0	0	0	0					
Vladimir Guerrero, R OBP: 0.371, SLG: 0.600 Ryan McGuire, L OBP: 0.294, SLG: 0.250 (6, PR) (6,9)										3	0	1	0	0	0	2					
Shane Andrews, R OBP: 0.306, SLG: 0.444 (1,5)										2	1	0	0	2	1	3					
Brad Fullmer, L OBP: 0.333, SLG: 0.462 (1,3)										4	1	3	1	0	0	2					
Bob Henley, R OBP: 0.364, SLG: 0.420 (1,2)										3	0	0	0	1	0	5					
Terry Jones, S OBP: 0.304, SLG: 0.315 (1,8)										4	0	1	1	0	0	5					
Javier Vazquez, R OBP: 0.208, SLG: 0.217 Kirk Bullinger, R (2,1)										1	0	0	0	0	1	2					
Mike Mordecai, R OBP: 0.252, SLG: 0.356 (5,6)										1	0	0	0	0	0	0					
										2	1	2	1	0	0	0					
Inning Stats	R: 0 E: 0 K: 0 S: 3	H: 0 LOB: 0 BB: 0 P: 3	R: 2 E: 0 K: 1 S: 7	H: 2 LOB: 2 BB: 2 P: 15	R: 0 E: 0 K: 1 S: 6	H: 1 LOB: 2 BB: 1 P: 10	R: 0 E: 0 K: 0 S: 3	H: 0 LOB: 0 BB: 0 P: 3	R: 0 E: 0 K: 0 S: 5	H: 2 LOB: 3 BB: 0 P: 5	R: 0 E: 0 K: 1 S: 6	H: 1 LOB: 1 BB: 0 P: 6	R: 0 E: 0 K: 1 S: 6	H: 1 LOB: 2 BB: 1 P: 10	R: 1 E: 0 K: 2 S: 8	H: 1 LOB: 0 BB: 0 P: 8	1B: 4 2B: 2 3B: 1 HR: 1	SF: 0 SAC: 0 DP: 0 HBP: 0	WP: 1 PB: 0 SB: 0 CS: 0	PA: 39	
PITCHER	IP	WLS	BF	H	R	ER	SO	BB	IBB	HBP	BLK	WP	HR	S	P	ERA	WHIP				
Kirk Rueter, L ERA: 4.27 (1,1)	5.1	W	24	5	2	2	2	3	0	0	0	1	0	25	37	3.38	1.500				
Chris Brock, R ERA: 3.27 (6,1)	2.2		11	2	0	0	2	1	0	0	0	0	0	14	18	0.00	1.125				
Alvin Morman, L ERA: 5.61 (9,1)	1.0		4	1	1	1	2	0	0	0	0	0	1	8	8	9.00	1.000				

Montreal Expos @ San Francisco Giants
3Com Park at Candlestick Point, San Francisco, CA

AB 35
R 3
H 8
RBI 3
BB 4
SO 6
LOB 24



Wed Sep 02 1998, 6:33 AM EDT
Att: 10,673 - Sunny - 76 F

Batter	1	2	3	4	5	6	7	8	9	AB	R	H	RBI	BB	SO	LOB	BOTTOM				
Marvin Benard, L OBP: 0.383, SLG: 0.415 (1,9) (7,8)										5	2	2	1	0	1	4					
Bill Mueller, S OBP: 0.390, SLG: 0.400 (1,5)										3	3	1	0	2	0	2					
Barry Bonds, L OBP: 0.579, SLG: 0.595 Joe Carter, R OBP: 0.288, SLG: 0.432 (6,7)										3	3	3	4	1	0	0					
Jeff Kent, R OBP: 0.355, SLG: 0.554 Ramon Martinez, R OBP: 0.444, SLG: 0.490 (7,4)										4	1	2	4	0	0	2					
J.T. Snow, L OBP: 0.335, SLG: 0.415 Charlie Hayes, R OBP: 0.364, SLG: 0.431 (8, PH) (9,3)										3	0	1	2	1	0	1					
Stan Javier, S OBP: 0.379, SLG: 0.362 Chris Jones, R OBP: 0.268, SLG: 0.298 (7,9)										4	1	1	0	0	0	2					
Brian Johnson, R OBP: 0.297, SLG: 0.378 (1,2)										5	0	1	0	0	2	4					
Rey Sanchez, R OBP: 0.325, SLG: 0.365 Shawon Dunston, R OBP: 0.250, SLG: 0.396 (6,6)										2	2	2	1	0	0	0					
Kirk Rueter, L OBP: 0.250, SLG: 0.268 Chris Brock, R OBP: 0.333, SLG: 0.333 Alvin Morman, L (9,1)										2	0	1	0	0	0	2					
										0	0	0	0	0	0	0					
Inning Stats	R: 4 E: 0 K: 0 S: 5	H: 3 LOB: 0 BB: 2 P: 13	R: 1 E: 0 K: 1 S: 8	H: 3 LOB: 0 BB: 0 P: 8	R: 1 E: 1 K: 0 S: 6	H: 2 LOB: 0 BB: 0 P: 6	R: 2 E: 0 K: 0 S: 6	H: 3 LOB: 1 BB: 0 P: 6	R: 4 E: 0 K: 1 S: 8	H: 3 LOB: 2 BB: 2 P: 17	R: 0 E: 0 K: 0 S: 3	H: 0 LOB: 0 BB: 0 P: 3	R: 0 E: 0 K: 1 S: 5	H: 0 LOB: 0 BB: 0 P: 5	R: 0 E: 0 K: 1 S: 5	H: 0 LOB: 0 BB: 0 P: 5	1B: 7 2B: 6 3B: 0 HR: 1	SF: 0 SAC: 1 DP: 1 HBP: 1	WP: 1 PB: 0 SB: 1 CS: 0	PA: 43	
PITCHER	IP	WLS	BF	H	R	ER	SO	BB	IBB	HBP	BLK	WP	HR	S	P	ERA	WHIP				
Javier Vazquez, R ERA: 6.11 (1,1)	1.2	L	12	6	5	5	1	2	0	0	0	0	0	13	13	27.00	4.800				
Kirk Bullinger, R ERA: 14.73 (2,1)	2.1		13	5	3	2	0	0	0	0	0	0	0	13	13	7.71	2.143				
Shayne Bennett, R ERA: 5.15 (5,1)	0.2		7	2	4	4	0	2	0	1	0	0	1	4	13	54.00	6.000				
Mike Maddux, R ERA: 4.0 (5,1)	1.1		5	1	0	0	1	0	0	0	0	0	0	7	7	0.00	0.750				
Steve Kline, L ERA: 3.09 (7,1)	2.0		6	0	0	0	2	0	0	0	0	0	0	10	10	0.00	0.000				

Montreal Expos @ San Francisco Giants
3Com Park at Candlestick Point, San Francisco, CA

AB 37
R 12
H 14
RBI 12
BB 4
SO 4
LOB 17



Wed Sep 02 1998, 6:33 AM EDT
Att: 10,673 - Sunny - 76 F

Batter	1	2	3	4	5	6	7	8	9	AB R H RBI BB SO LOB	TOP											
Wilton Guerrero, S (1, 4) OBP: 0.297, SLG: 0.355	0-0 SH1-3 1B	1-1 1B 2B			1-0 F7	0-0 F8		2-2 P5		5 1 2 2 0 0 2	Montreal Expos @ Florida Marlins Pro Player Stadium, Miami, FL Fri Sep 04 1998, 7:05 PM EDT Att: 16,929 - Cloudy - 90 F											
Terry Jones, S (1, 8) OBP: 0.302, SLG: 0.313	2-1 SH1-3 1-2	0-1 2H 1B			0-0 G4-3	1-0 G3			2-3 K	4 0 1 1 0 1 1												
Shane Andrews, R (1, 5) OBP: 0.307, SLG: 0.457	0-2 F7	1-0 F8 1-2			2-1 HR		3-1 HR		1-3 K	5 2 2 2 0 1 2												
Vladimir Guerrero, R (1, 9) OBP: 0.371, SLG: 0.599	1-2 G4-3		0-0 F9		4-0 HR BB		1-3 K		2-2 2B	4 0 1 0 1 1 1												
Brad Fullmer, L (1, 3) OBP: 0.333, SLG: 0.459		4-1 1B G5-3 BB		0-3 K	2-3 K		1-0 G4-3		1-0 G5-3	3 1 0 0 1 2 1 1 0 0 0 0 0 1												
Derrick May, L (1, 7) OBP: 0.283, SLG: 0.357		2-0 2B G5-3 1B		1-0 1B		1-0 HR	3-2 G1			4 2 3 1 0 0 0 0 0 0 0 0 0 0												
F.P. Santangelo, S (7, 7) OBP: 0.325, SLG: 0.296		1-3 2B 1B		1-0 1B		1-1 HR		0-3 K2-3		4 1 1 2 0 1 1												
Chris Widger, R (1, 2) OBP: 0.273, SLG: 0.373		0-1 G5-3 1-2 3H		1-2 G4-3		1-1 HR		2-2 E3		4 0 1 0 0 1 1												
Orlando Cabrera, R (1, 6) OBP: 0.321, SLG: 0.401		0-3 K		1-1 G5-3		2-1 1B		2-1 F8		2 1 0 0 1 2 1 1 0 0 0 0 0 1 0 0 0 0 0 0 0 0 0 0 0 0 0 0												
Dustin Hermanson, R (1, 1) OBP: 0.298, SLG: 0.217		4-2 2B BB		0-3 K		2-3 K																
Jose Vidro, S (8, PH) OBP: 0.353, SLG: 0.281																						
Steve Kline, S (8, 1)																						
Ugueth Urbina, R (9, 1)																						
Inning Stats	R: 0 E: 0 K: 0 S: 9	H: 1 LOB: 1 BB: 0 P: 12	R: 4 E: 0 K: 1 S: 15	H: 3 LOB: 1 BB: 2 P: 27	R: 0 E: 0 K: 1 S: 5	H: 1 LOB: 1 BB: 0 P: 6	R: 0 E: 0 K: 1 S: 8	H: 0 LOB: 0 BB: 0 P: 10	R: 1 E: 0 K: 1 S: 7	H: 1 LOB: 1 BB: 1 P: 16	R: 2 E: 0 K: 1 S: 10	H: 3 LOB: 1 BB: 0 P: 17	R: 1 E: 0 K: 1 S: 12	H: 1 LOB: 0 BB: 0 P: 20	R: 0 E: 1 K: 1 S: 13	H: 0 LOB: 1 BB: 0 P: 19	R: 0 E: 0 K: 2 S: 11	H: 1 LOB: 1 BB: 0 P: 17	1B: 5 2B: 2 3B: 0 HR: 4	SF: 0 SAC: 1 DP: 0 HBP: 0	WP: 0 PB: 0 SB: 1 CS: 0	PA: 41
PITCHER	IP WLS BF H R ER SO BB IBB HBP BLK WP HR S P ERA WHIP																					
Brian Meadows, R (1, 1) ERA: 5.04	6.0 L 29 9 7 7 5 3 0 0 0 0 0 3 54 88 10.50 2.000																					
Justin Speier, R (7, 1) ERA: 8.92	2.0 8 1 1 1 2 0 0 0 0 0 1 25 39 4.50 0.500																					
Donn Pall, R (9, 1) ERA: 5.47	1.0 4 1 0 0 2 0 0 0 0 0 0 11 17 0.00 1.000																					

Batter	1	2	3	4	5	6	7	8	9	AB R H RBI BB SO LOB	BOTTOM											
Todd Dunwoody, L (1, 8) OBP: 0.285, SLG: 0.377	0-0 G4-3		1-3 K			1-2 F7			4-2 G6-4-3 BB	3 0 0 0 1 1 0	Montreal Expos @ Florida Marlins Pro Player Stadium, Miami, FL Fri Sep 04 1998, 7:05 PM EDT Att: 16,929 - Cloudy - 90 F											
Alex Gonzalez, R (1, 6) OBP: 0.244, SLG: 0.282	4-0 G4-3 BB			0-3 K		0-2 G4-3			0-1 G6-4-3	3 0 0 0 1 1 1												
Mark Kotsay, L (1, 9) OBP: 0.305, SLG: 0.379	2-0 G4-3 1-2			1-3 K			0-0 L4		1-3 K	4 0 0 0 0 2 1												
Cliff Floyd, L (1, 7) OBP: 0.335, SLG: 0.470	0-3 K			1-3 K			0-0 1B 1B			3 0 1 0 0 2 1												
Ryan Jackson, L (1, 3) OBP: 0.310, SLG: 0.373		0-0 G4-3			0-2 F7		0-0 G5-4-3 1B			3 0 1 0 0 0 0												
Kevin Orie, R (1, 5) OBP: 0.279, SLG: 0.320		2-3 K			1-1 F8		1-1 G5-4-3 1-2			3 0 0 0 0 1 2												
Gregg Zaun, S (1, 2) OBP: 0.289, SLG: 0.309		0-2 G4-3			2-1 1B			3-1 G6-3		3 0 1 0 0 0 0												
Luis Castillo, S (1, 4) OBP: 0.287, SLG: 0.247			1-2 G6-3		1-3 K			0-2 G4-3		3 0 0 0 0 1 1												
Brian Meadows, R (1, 1) ERA: 3.08			2-3 K			2-1 B1-3		1-3 K		1 0 0 0 0 1 0 1 0 0 0 0 0 0 0 0 0 0 0 0 0 0 0 0 0 0 1 0												
John Cangelosi, S (6, PH) OBP: 0.346, SLG: 0.306																						
Justin Speier, R (7, 1) ERA: 8.92																						
Preston Wilson, R (8, PH) OBP: 0.296, SLG: 0.320																						
Donn Pall, R (9, 1) ERA: 5.47																						
Inning Stats	R: 0 E: 0 K: 1 S: 5	H: 0 LOB: 0 BB: 1 P: 11	R: 0 E: 0 K: 1 S: 7	H: 0 LOB: 0 BB: 0 P: 9	R: 0 E: 0 K: 2 S: 11	H: 0 LOB: 0 BB: 0 P: 15	R: 0 E: 0 K: 3 S: 10	H: 0 LOB: 0 BB: 0 P: 12	R: 0 E: 0 K: 1 S: 12	H: 1 LOB: 1 BB: 0 P: 16	R: 0 E: 0 K: 0 S: 8	H: 0 LOB: 0 BB: 0 P: 11	R: 0 E: 0 K: 0 S: 5	H: 2 LOB: 1 BB: 0 P: 6	R: 0 E: 0 K: 1 S: 8	H: 0 LOB: 0 BB: 0 P: 12	R: 0 E: 0 K: 1 S: 10	H: 0 LOB: 0 BB: 1 P: 15	1B: 3 2B: 0 3B: 0 HR: 0	SF: 0 SAC: 0 DP: 2 HBP: 0	WP: 0 PB: 0 SB: 0 CS: 0	PA: 30
PITCHER	IP WLS BF H R ER SO BB IBB HBP BLK WP HR S P ERA WHIP																					
Dustin Hermanson, R (1, 1) ERA: 3.08	7.0 W 24 3 0 0 8 1 0 0 0 0 0 0 58 80 0.00 0.571																					
Steve Kline, L (8, 1) ERA: 3.05	1.0 3 0 0 0 1 0 0 0 0 0 0 0 8 12 0.00 0.000																					
Ugueth Urbina, R (9, 1) ERA: 1.22	1.0 3 0 0 0 1 1 0 0 0 0 0 0 10 15 0.00 1.000																					

Batter	1	2	3	4	5	6	7	8	9	AB	R	H	RBI	BB	SO	LOB	TOP				
Wilton Guerrero, S OBP: 0.299, SLG: 0.360 (1, 4)	F8		G5-3				SH1-4 3B BB	G1-3		4	1	1	2	1	0	0					
Terry Jones, S OBP: 0.301, SLG: 0.307 (1, 8)	G4-3		G3			2H 3H	SH1-4		4-2 B	3	0	0	0	1	1	1					
Shane Andrews, R OBP: 0.306, SLG: 0.453 (1, 5)	FC5-4 BB		K				K		3-3	4	0	0	0	1	3	3					
Vladimir Guerrero, R OBP: 0.370, SLG: 0.599 (1, 9)	FC5-4 1-2						F8		0-3	5	0	1	1	0	1	2					
Brad Fullmer, L OBP: 0.332, SLG: 0.456 Ryan McGuire, L OBP: 0.292, SLG: 0.248 (1, 3) (7, 3)		F7					P5		1-1	3	1	0	0	1	1	1					
Fernando Seguinol, S F.P. Santangelo, S OBP: 0.330, SLG: 0.296 (1, 7) (6, 7)		BB BB					K		4-1	2	0	0	0	1	2	1					
Chris Widger, R OBP: 0.280, SLG: 0.383 (1, 2)		BB BB					WP 3B S		1-2	2	3	2	2	2	0	0					
Orlando Cabrera, R OBP: 0.324, SLG: 0.405 (1, 6)	F7						SH3-4 3B BB		1-0	3	1	1	2	1	0	2					
Mike Thurman, R Tim Young, L Anthony Telford, R Steve Kline, S Mike Maddux, L (1, 1) (6, 1) (6, 1) (7, 1) (9, 1)							SH3-4		0-1	2	0	0	0	0	0	0					
Inning Stats	R: 0 H: 0 E: 0 K: 0 S: 11	H: 0 LOB: 1 BB: 1 P: 19	R: 0 H: 0 E: 0 K: 1 S: 17	H: 0 LOB: 2 BB: 2 P: 30	R: 0 H: 0 E: 0 K: 1 S: 15	H: 0 LOB: 0 BB: 0 P: 19	R: 0 H: 0 E: 0 K: 2 S: 9	H: 0 LOB: 0 BB: 0 P: 13	R: 2 H: 2 E: 0 K: 1 S: 15	H: 1 LOB: 1 BB: 1 P: 27	R: 1 H: 1 E: 0 K: 1 S: 14	H: 1 LOB: 1 BB: 1 P: 26	R: 2 H: 1 E: 0 K: 0 S: 9	H: 1 LOB: 1 BB: 1 P: 16	R: 0 H: 0 E: 0 K: 2 S: 14	H: 0 LOB: 1 BB: 1 P: 22	1B: 1 2B: 1 3B: 2 HR: 1	SF: 0 SAC: 2 DP: 0 HBP: 0	WP: 1 PB: 0 SB: 2 CS: 0	PA: 41	
PITCHER	IP WLS BF H R ER SO BB IBB HBP BLK WP HR S P ERA WHIP	IP WLS BF H R ER SO BB IBB HBP BLK WP HR S P ERA WHIP	IP WLS BF H R ER SO BB IBB HBP BLK WP HR S P ERA WHIP	IP WLS BF H R ER SO BB IBB HBP BLK WP HR S P ERA WHIP	IP WLS BF H R ER SO BB IBB HBP BLK WP HR S P ERA WHIP	IP WLS BF H R ER SO BB IBB HBP BLK WP HR S P ERA WHIP	IP WLS BF H R ER SO BB IBB HBP BLK WP HR S P ERA WHIP	IP WLS BF H R ER SO BB IBB HBP BLK WP HR S P ERA WHIP	IP WLS BF H R ER SO BB IBB HBP BLK WP HR S P ERA WHIP	IP WLS BF H R ER SO BB IBB HBP BLK WP HR S P ERA WHIP	IP WLS BF H R ER SO BB IBB HBP BLK WP HR S P ERA WHIP	IP WLS BF H R ER SO BB IBB HBP BLK WP HR S P ERA WHIP	IP WLS BF H R ER SO BB IBB HBP BLK WP HR S P ERA WHIP	IP WLS BF H R ER SO BB IBB HBP BLK WP HR S P ERA WHIP	IP WLS BF H R ER SO BB IBB HBP BLK WP HR S P ERA WHIP	IP WLS BF H R ER SO BB IBB HBP BLK WP HR S P ERA WHIP	IP WLS BF H R ER SO BB IBB HBP BLK WP HR S P ERA WHIP	IP WLS BF H R ER SO BB IBB HBP BLK WP HR S P ERA WHIP	IP WLS BF H R ER SO BB IBB HBP BLK WP HR S P ERA WHIP	IP WLS BF H R ER SO BB IBB HBP BLK WP HR S P ERA WHIP	IP WLS BF H R ER SO BB IBB HBP BLK WP HR S P ERA WHIP

Montreal Expos @ Florida Marlins
Pro Player Stadium, Miami, FL
Sat Sep 05 1998, 7:05 PM EDT
Att: 21,155 - Cloudy - 85 F

AB	30
R	7
H	5
RBI	7
BB	9
SO	10
LOB	14



Batter	1	2	3	4	5	6	7	8	9	AB	R	H	RBI	BB	SO	LOB	BOTTOM				
Todd Dunwoody, L OBP: 0.285, SLG: 0.374 Antonio Alfonseca, R Ryan Jackson, L OBP: 0.310, SLG: 0.373 (1, 8) (8, 1) (9, 7)	G4-3		1-2 BB			G4-3	K			3	0	0	0	1	1	1					
Alex Gonzalez, R OBP: 0.245, SLG: 0.262 (1, 6)	F8		L4			1B 2B BB		K		3	1	0	0	1	1	2					
Preston Wilson, R OBP: 0.290, SLG: 0.310 (1, 9)	G1-3					2B 1B		K		4	0	1	0	0	1	0					
Cliff Floyd, L OBP: 0.332, SLG: 0.467 Matt Mantei, R OBP: 0.500, SLG: 0.500 (1, 7) (9, 1)		G3				G1-3		K		4	0	0	0	0	2	2					
Derrek Lee, R OBP: 0.328, SLG: 0.441 (1, 3)		K				F7		2B		4	0	1	1	0	1	0					
Kevin Orie, R OBP: 0.276, SLG: 0.316 (1, 5)		G5-3				G5-3	G6-3		F8	4	0	0	0	0	0	2					
Randy Knorr, R OBP: 0.160, SLG: 0.304 John Cangelosi, S OBP: 0.348, SLG: 0.308 (1, 2) (7, PH) (8, 8)			K			K	G6-4-3 1B		G3	2	0	0	0	0	2	0					
Dave Berg, R OBP: 0.372, SLG: 0.385 (1, 4)			1-2 BB 1B			FC4-6 1B	G6-4-3 BB			2	0	2	0	1	0	0					
Rafael Medina, R Eric Ludwick, R Gregg Zaun, S OBP: 0.288, SLG: 0.308 (1, 1) (7, 1) (7, PH) (8, 2)			K			FC4-6	G6-4-3			2	0	0	0	0	1	2					
Inning Stats	R: 0 H: 0 E: 0 K: 0 S: 6	H: 0 LOB: 0 BB: 0 P: 11	R: 0 H: 0 E: 0 K: 1 S: 7	H: 0 LOB: 0 BB: 0 P: 11	R: 0 H: 1 E: 0 K: 2 S: 13	H: 1 LOB: 2 BB: 1 P: 23	R: 0 H: 0 E: 0 K: 0 S: 4	H: 0 LOB: 0 BB: 0 P: 6	R: 0 H: 1 E: 0 K: 1 S: 10	H: 1 LOB: 1 BB: 0 P: 14	R: 1 H: 2 E: 0 K: 1 S: 16	H: 2 LOB: 2 BB: 1 P: 26	R: 0 H: 1 E: 0 K: 3 S: 9	H: 0 LOB: 0 BB: 0 P: 10	R: 0 H: 0 E: 0 K: 0 S: 5	H: 0 LOB: 0 BB: 0 P: 9	1B: 4 2B: 1 3B: 0 HR: 0	SF: 0 SAC: 0 DP: 1 HBP: 0	WP: 0 PB: 0 SB: 0 CS: 0	PA: 34	
PITCHER	IP WLS BF H R ER SO BB IBB HBP BLK WP HR S P ERA WHIP	IP WLS BF H R ER SO BB IBB HBP BLK WP HR S P ERA WHIP	IP WLS BF H R ER SO BB IBB HBP BLK WP HR S P ERA WHIP	IP WLS BF H R ER SO BB IBB HBP BLK WP HR S P ERA WHIP	IP WLS BF H R ER SO BB IBB HBP BLK WP HR S P ERA WHIP	IP WLS BF H R ER SO BB IBB HBP BLK WP HR S P ERA WHIP	IP WLS BF H R ER SO BB IBB HBP BLK WP HR S P ERA WHIP	IP WLS BF H R ER SO BB IBB HBP BLK WP HR S P ERA WHIP	IP WLS BF H R ER SO BB IBB HBP BLK WP HR S P ERA WHIP	IP WLS BF H R ER SO BB IBB HBP BLK WP HR S P ERA WHIP	IP WLS BF H R ER SO BB IBB HBP BLK WP HR S P ERA WHIP	IP WLS BF H R ER SO BB IBB HBP BLK WP HR S P ERA WHIP	IP WLS BF H R ER SO BB IBB HBP BLK WP HR S P ERA WHIP	IP WLS BF H R ER SO BB IBB HBP BLK WP HR S P ERA WHIP	IP WLS BF H R ER SO BB IBB HBP BLK WP HR S P ERA WHIP	IP WLS BF H R ER SO BB IBB HBP BLK WP HR S P ERA WHIP	IP WLS BF H R ER SO BB IBB HBP BLK WP HR S P ERA WHIP	IP WLS BF H R ER SO BB IBB HBP BLK WP HR S P ERA WHIP	IP WLS BF H R ER SO BB IBB HBP BLK WP HR S P ERA WHIP	IP WLS BF H R ER SO BB IBB HBP BLK WP HR S P ERA WHIP	IP WLS BF H R ER SO BB IBB HBP BLK WP HR S P ERA WHIP

Montreal Expos @ Florida Marlins
Pro Player Stadium, Miami, FL
Sat Sep 05 1998, 7:05 PM EDT
Att: 21,155 - Cloudy - 85 F

AB	31
R	1
H	5
RBI	1
BB	3
SO	9
LOB	11



Batter	1	2	3	4	5	6	7	8	9	AB	R	H	RBI	BB	SO	LOB	TOP					
Wilton Guerrero, S (1.4) OBP: 0.303, SLG: 0.367	F8		SH1-4 2B		E3 G6-3 1B		BB 1B		G6-3	5	1	3	0	0	0	0	Montreal Expos @ Florida Marlins Pro Player Stadium, Miami, FL Sun Sep.06.1998, 3:33 AM EDT Att: 16,961 - Cloudy - 88 F					
F.P. Santangelo, S (1.8) OBP: 0.325, SLG: 0.296	1B		SH1-4		G6-3		K		F7	4	0	1	0	0	1	2						
Robert Perez, R (1.7) OBP: 0.230, SLG: 0.296	1B		P3		1B		K			4	0	2	1	0	1	2						
Vladimir Guerrero, R (1.9) OBP: 0.369, SLG: 0.596	FC1-6-2 1-2 2H		F8		G6-3		BB			3	0	0	0	1	0	4						
Shane Andrews, R (1.5) OBP: 0.308, SLG: 0.463		F9		2B		HR		G1-3		4	1	2	1	0	0	2						
Bob Hentley, R (1.2) OBP: 0.370, SLG: 0.417		BB		K		1B		K		3	0	1	0	1	2	1						
Fernando Seguinol, S (1.3)		P3		G1-3		F9		K		4	0	0	0	0	1	3						
Mike Mordecai, R (1.6) OBP: 0.252, SLG: 0.346		BB		G6-3		F7		K		3	0	0	0	1	1	2						
Carl Pavano, R (1.1) OBP: 0.156, SLG: 0.156		K		G6-3		K		K		2	0	0	0	0	1	2						
Mike Tullos, R (5. PH) OBP: 0.145, SLG: 0.204										1	0	0	0	0	1	1						
Rick Dahart, R (6.1) OBP: 0.145, SLG: 0.204										0	0	0	0	0	0	0						
Kirk Bullinger, R (6.1) OBP: 0.145, SLG: 0.204										0	0	0	0	0	0	0						
Tim Young, L (7.1) OBP: 0.208, SLG: 0.217										0	0	0	0	0	0	0						
Javier Vazquez, R (8.1) OBP: 0.208, SLG: 0.217										0	0	0	0	0	0	0						
Jose Vidro, S (9. PH) OBP: 0.322, SLG: 0.279										1	0	0	0	0	1	0						
Inning Stats	R: 0 E: 0 K: 0 S: 8	H: 2 LOB: 1 BB: 0 P: 14	R: 0 E: 0 K: 1 S: 11	H: 0 LOB: 2 BB: 2 P: 26	R: 0 E: 0 K: 1 S: 8	H: 1 LOB: 1 BB: 0 P: 10	R: 0 E: 0 K: 1 S: 10	H: 1 LOB: 1 BB: 0 P: 15	R: 1 E: 1 K: 0 S: 9	H: 2 LOB: 1 BB: 0 P: 13	R: 1 E: 0 K: 1 S: 8	H: 2 LOB: 1 BB: 0 P: 14	R: 0 E: 0 K: 2 S: 11	H: 1 LOB: 2 BB: 1 P: 20	R: 0 E: 0 K: 3 S: 13	H: 0 LOB: 0 BB: 0 P: 18	R: 0 E: 0 K: 1 S: 7	H: 0 LOB: 0 BB: 0 P: 10	1B: 6 2B: 3 3B: 0 HR: 1	SF: 0 SAC: 1 DP: 1 HBP: 0	WP: 0 PB: 0 SB: 0 CS: 0	PA: 38
PITCHER	IP WLS BF H R ER SO BB IBB HBP BLK WP HR S P ERA WHIP																					
Kirt Ojala, L (1.1) ERA: 3.72	6.0 W 27 8 2 1 3 2 0 0 0 0 1 54 92 1.50 1.667																					
Brian Edmondson, R (7.1) ERA: 4.13	1.0 5 1 0 0 2 1 0 0 0 0 0 11 20 0.00 2.000																					
Vic Darenbourg, L (8.1) ERA: 3.58	2.0 S 6 0 0 0 4 0 0 0 0 0 0 20 28 0.00 0.000																					

AB	34
R	2
H	9
RBI	2
BB	3
SO	9
LOB	19



Batter	1	2	3	4	5	6	7	8	9	AB	R	H	RBI	BB	SO	LOB	BOTTOM			
Todd Dunwoody, L (1.8) OBP: 0.285, SLG: 0.375	G3-1		P5		1-H 3-H 2B		G5-3			4	0	1	2	0	0	0	Montreal Expos @ Florida Marlins Pro Player Stadium, Miami, FL Sun Sep.06.1998, 3:33 AM EDT Att: 16,961 - Cloudy - 88 F			
Luis Castillo, S (1.4) OBP: 0.295, SLG: 0.250	1B			K	G5-3		3B BB			3	1	1	0	1	1	1				
Mark Kotsay, L (1.9) OBP: 0.305, SLG: 0.382	K			G6-3		F8		1-H 3B		4	0	1	1	0	1	1				
Derrek Lee, R (1.3) OBP: 0.327, SLG: 0.438	G6-3			P4		1B G3-1 BB		P3		3	1	0	0	1	0	2				
Kevin Orle, R (1.5) OBP: 0.276, SLG: 0.315		G1-3		G4-3		BLK G3-1 1B		G1-3		4	0	1	0	0	0	0				
Gregg Zaun, S (1.2) OBP: 0.284, SLG: 0.303		G6-3		P6		G3-1		L9		4	0	0	1	0	0	1				
Preston Wilson, R (1.7) OBP: 0.343, SLG: 0.419		K		2B BB		BB		HR		2	2	1	1	2	1	0				
Dave Berg, R (1.6) OBP: 0.371, SLG: 0.390			K		1B 2B		G1-3		K	3	1	1	1	0	1	2				
Alex Gonzalez, R (7.6) OBP: 0.240, SLG: 0.256					1-H 2B					1	0	0	0	0	1	0				
Kirt Ojala, L (1.1) OBP: 0.304, SLG: 0.250			K		2B					2	1	1	0	0	1	0				
Brian Edmondson, R (7.1) OBP: 0.309, SLG: 0.371					2B 1B					0	0	0	0	0	0	0				
Ryan Jackson, L (7. PH) OBP: 0.309, SLG: 0.371					2B					1	0	0	0	0	1	0				
Vic Darenbourg, L (8.1) OBP: 0.309, SLG: 0.371					2B 1B					0	0	0	0	0	0	0				
Inning Stats	R: 0 E: 0 K: 1 S: 11	H: 1 LOB: 1 BB: 0 P: 17	R: 0 E: 0 K: 1 S: 8	H: 0 LOB: 0 BB: 0 P: 14	R: 0 E: 0 K: 2 S: 11	H: 0 LOB: 0 BB: 0 P: 14	R: 0 E: 0 K: 1 S: 10	H: 0 LOB: 0 BB: 0 P: 16	R: 3 E: 0 K: 0 S: 23	H: 3 LOB: 1 BB: 1 P: 37	R: 1 E: 0 K: 1 S: 10	H: 1 LOB: 2 BB: 2 P: 20	R: 1 E: 0 K: 1 S: 10	H: 1 LOB: 1 BB: 1 P: 18	R: 1 E: 0 K: 1 S: 7	H: 1 LOB: 0 BB: 0 P: 11	1B: 3 2B: 2 3B: 1 HR: 1	SF: 0 SAC: 0 DP: 0 HBP: 0	WP: 0 PB: 0 SB: 1 CS: 0	PA: 35
PITCHER	IP WLS BF H R ER SO BB IBB HBP BLK WP HR S P ERA WHIP																			
Carl Pavano, R (1.1) ERA: 4.53	5.0 L 20 4 3 3 5 1 0 0 0 1 0 0 63 98 13.50 4.500																			
Rick Dahart, L (6.1) ERA: 6.23	0.2 5 1 1 1 0 2 0 0 0 1 0 0 9 19 0.00 0.000																			
Kirk Bullinger, R (6.1) ERA: 13.5	0.1 1 0 0 0 0 0 0 0 0 0 0 0 1 1 0.00 0.000																			
Tim Young, L (7.1) ERA: 6.75	1.0 5 1 1 1 1 1 0 0 0 0 0 0 10 18 9.00 2.000																			
Javier Vazquez, R (8.1) ERA: 6.13	1.0 4 1 1 1 1 0 0 0 0 0 1 7 11 9.00 1.000																			

AB	31
R	6
H	7
RBI	6
BB	4
SO	7
LOB	7



Batter	1	2	3	4	5	6	7	8	9	AB	R	H	RBI	BB	SO	LOB	TOP			
Curtis Pride, L OBP: 0.346, SLG: 0.436 Gerald Williams, R OBP: 0.327, SLG: 0.433	F7	BB		K			G5-3	BB		2	0	0	0	1	1	0	Atlanta Braves @ Montreal Expos Olympic Stadium, Montreal, QB Tue Sep 08 1998, 7:05 PM EDT Att. 7,216 - Overcast - 55 F			
Marty Malloy, L OBP: 0.444, SLG: 0.714 Tony Graffanino, R OBP: 0.270, SLG: 0.314	F8	BB			P7		HBP	BB		2	1	0	0	1	0	2				
Keith Lockhart, L OBP: 0.316, SLG: 0.386 Mark DeRosa, R (8, 6)	G6-3	BB			F8		FC5-4	BB		1	0	0	0	0	1	2				
10 Chipper Jones, S OBP: 0.405, SLG: 0.551	G6-3	BB			F8		FC5-4	BB		2	0	0	0	3	0	1				
Andres Galarraga, R OBP: 0.395, SLG: 0.606	G6-3			FC6-4			BB			1	5	0	1	1	0	2		3		
Ryan Klesko, L OBP: 0.359, SLG: 0.486	L4			F8			1B			2	4	1	1	0	1	0		3		
Javy Lopez, R OBP: 0.333, SLG: 0.550	F9			2B			2B			3	5	0	1	0	0	1		5		
Andruw Jones, R OBP: 0.326, SLG: 0.527	HR			L8			G5-3			1	4	1	1	1	0	1		3		
Ozzie Guillen, L OBP: 0.327, SLG: 0.336	SH3	BB		L6			F8			2	3	0	1	1	1	0		0		
Greg Maddux, R OBP: 0.274, SLG: 0.261 Greg Colburn, R OBP: 0.394, SLG: 0.451 Kerry Ligtenberg, R (8, 1)	SH3			G6-3			K	BB		1	2	0	0	0	0	1		1		
Inning Stats	R: 1 E: 0 K: 0 S: 10	H: 0 LOB: 1 BB: 2 P: 22	R: 1 E: 0 K: 0 S: 9	H: 1 LOB: 2 BB: 2 P: 24	R: 0 E: 0 K: 0 S: 13	H: 1 LOB: 2 BB: 1 P: 22	R: 0 E: 0 K: 1 S: 9	H: 0 LOB: 0 BB: 0 P: 11	R: 0 E: 0 K: 1 S: 8	H: 2 LOB: 1 BB: 0 P: 13	R: 0 E: 0 K: 0 S: 12	H: 1 LOB: 3 BB: 1 P: 20	R: 0 E: 0 K: 2 S: 10	H: 1 LOB: 2 BB: 1 P: 18	R: 0 E: 0 K: 2 S: 11	H: 0 LOB: 1 BB: 1 P: 17	1B: 3 2B: 2 3B: 0 HR: 1	SF: 0 SAC: 1 DP: 0 HBP: 1	WP: 0 PB: 1 SB: 0 CS: 0	PA: 42
PITCHER	IP WLS BF H R ER SO BB IBB HBP BLK WP HR S P ERA WHIP																			
Miguel Batista, R ERA: 4.03	(1, 1)	6.0 W 27 4 3 2 3 5 0 0 0 0 1 60 103 3.00 1.500																		
Steve Kline, L ERA: 2.89	(7, 1)	1.2 10 2 0 0 1 2 0 1 0 0 0 19 34 0.00 2.400																		
Ugueth Urbina, R ERA: 1.19	(8, 1)	1.1 S 5 0 0 0 3 1 0 0 0 0 0 0 14 21 0.00 0.750																		

AB	32
R	3
H	6
RBI	3
BB	8
SO	7
LOB	20



Batter	1	2	3	4	5	6	7	8	9	AB	R	H	RBI	BB	SO	LOB	BOTTOM			
Wilton Guerrero, S OBP: 0.302, SLG: 0.366	G3-1					K				4	0	1	2	0	1	3	Atlanta Braves @ Montreal Expos Olympic Stadium, Montreal, QB Tue Sep 08 1998, 7:05 PM EDT Att. 7,216 - Overcast - 55 F			
Terry Jones, S OBP: 0.300, SLG: 0.305	S	G4-3		K		G4-3				4	1	1	0	0	1	2				
Shane Andrews, R OBP: 0.307, SLG: 0.460	BB	F8		G6-3		K				3	1	0	0	1	1	0				
Vladimir Guerrero, R OBP: 0.368, SLG: 0.593	E5	P6		FC6-4		K				4	1	1	0	0	1	1				
Brad Fullmer, L OBP: 0.333, SLG: 0.454 Ryan McGuire, L OBP: 0.292, SLG: 0.248	HBP	1B		1B		G4-3				2	2	0	0	2	0	1				
Chris Widger, R OBP: 0.279, SLG: 0.382	1B	HBP		F9		K				4	0	1	1	0	2	2				
F.P. Santangelo, S OBP: 0.331, SLG: 0.296	1B	HBP		1B		P7				3	1	1	1	0	1	0				
Orlando Cabrera, R OBP: 0.328, SLG: 0.404	1B			1B		G5-3				3	0	1	1	1	1	0				
Miguel Batista, R Steve Kline, S Ugueth Urbina, R	K			K		K				3	0	0	0	0	3	6				
Inning Stats	R: 4 E: 1 K: 1 S: 21	H: 3 LOB: 3 BB: 2 P: 36	R: 0 E: 0 K: 0 S: 4	H: 0 LOB: 0 BB: 0 P: 5	R: 2 E: 0 K: 2 S: 11	H: 2 LOB: 2 BB: 2 P: 21	R: 0 E: 0 K: 1 S: 11	H: 1 LOB: 1 BB: 0 P: 19	R: 0 E: 0 K: 1 S: 7	H: 0 LOB: 0 BB: 0 P: 12	R: 0 E: 0 K: 2 S: 7	H: 0 LOB: 0 BB: 0 P: 9	R: 0 E: 0 K: 3 S: 9	H: 0 LOB: 0 BB: 0 P: 15	R: 0 E: 0 K: 3 S: 9	H: 0 LOB: 0 BB: 0 P: 15		1B: 6 2B: 0 3B: 0 HR: 0	SF: 0 SAC: 0 DP: 0 HBP: 1	WP: 1 PB: 0 SB: 1 CS: 0
PITCHER	IP WLS BF H R ER SO BB IBB HBP BLK WP HR S P ERA WHIP																			
Greg Maddux, R ERA: 2.2	(1, 1)	7.0 L 33 6 6 5 9 3 1 1 0 0 0 0 69 113 6.43 1.286																		
Kerry Ligtenberg, R ERA: 2.88	(8, 1)	1.0 3 0 0 0 3 0 0 0 0 0 0 0 9 15 0.00 0.000																		



Batter	1	2	3	4	5	6	7	8	9	AB	R	H	RBI	BB	SO	LOB	TOP							
Ozzie Guillen, L OBP: 0.322, SLG: 0.332 (1, 6)	F9		G3			G3-1	SF8			3	0	0	1	0	0	1								
Marty Malloy, L OBP: 0.385, SLG: 0.545 (1, 4)	F7		G6-3				L7			4	0	1	0	0	0	3								
10 Chipper Jones, S OBP: 0.406, SLG: 0.553 (1, 5)	G1-3									4	0	2	0	0	0	1								
Andres Galarraga, R OBP: 0.396, SLG: 0.604 (1, 3)										3	0	1	0	1	1	2								
Ryan Klesko, L OBP: 0.358, SLG: 0.482 (1, 7)										3	1	0	0	1	2	4								
Javy Lopez, R OBP: 0.332, SLG: 0.548 (1, 2)										4	1	1	0	0	1	4								
Andruw Jones, R OBP: 0.326, SLG: 0.525 (1, 8)										4	0	1	0	0	2	1								
Michael Tucker, L OBP: 0.333, SLG: 0.424 (1, 9)										4	0	1	0	0	1	2								
Tom Glavine, L OBP: 0.262, SLG: 0.297 ERA: 2.95 (7, PH)										1	0	0	0	0	1	0								
Greg Colbrunn, R OBP: 0.361, SLG: 0.458 ERA: 2.87 (7, PH)										1	0	0	0	0	0	3								
Odalis Perez, L ERA: 3.86 (7, PH)										0	0	0	0	0	0	1								
Curtis Pride, L OBP: 0.343, SLG: 0.432 ERA: 1.17 (9, PH)										0	0	0	0	0	0	0								
John Rocker, R (9, 1)										0	0	0	0	0	0	0								
Inning Stats	R: 0 E: 0 K: 0 S: 6	H: 0 LOB: 0 BB: 0 P: 11	R: 0 E: 0 K: 3 S: 13	H: 1 LOB: 1 BB: 0 P: 19	R: 0 E: 0 K: 2 S: 10	H: 1 LOB: 1 BB: 0 P: 16	R: 0 E: 0 K: 2 S: 9	H: 1 LOB: 1 BB: 0 P: 15	R: 0 E: 0 K: 1 S: 7	H: 0 LOB: 0 BB: 0 P: 12	R: 0 E: 0 K: 0 S: 11	H: 1 LOB: 1 BB: 0 P: 13	R: 2 E: 1 K: 0 S: 12	H: 2 LOB: 2 BB: 1 P: 16	R: 0 E: 0 K: 3 S: 5	H: 1 LOB: 1 BB: 1 P: 14	R: 0 E: 0 K: 3 S: 9	H: 0 LOB: 0 BB: 0 P: 14	1B: 5 2B: 2 3B: 0 HR: 0	SF: 1 SAC: 1 DP: 1 HBP: 0	WP: 0 PB: 0 SB: 2 CS: 0	PA: 36		
PITCHER	IP	WLS	BF	H	R	ER	SO	BB	IBB	HBP	BLK	WP	HR	S	P	ERA	WHIP							
Dustin Hermanson, R ERA: 2.95 (1, 1)	7.0	29	6	2	0	6	1	0	0	0	0	0	0	68	102	0.00	1.000							
Steve Kline, L ERA: 2.87 (8, 1)	0.1	3	1	0	0	0	0	1	0	0	0	0	0	4	10	0.00	3.000							
Mike Maddux, R ERA: 3.86 (8, 1)	0.2	1	0	0	0	0	0	0	0	0	0	0	0	1	4	0.00	0.000							
Ugueth Urbina, R ERA: 1.17 (9, 1)	1.0	W	3	0	0	0	3	0	0	0	0	0	0	9	14	0.00	0.000							

Atlanta Braves @ Montreal Expos
Olympic Stadium, Montreal, QB
Wed Sep 09 1998, 7:05 PM EDT
Att: 7,842 - Cloudy - 58 F

AB 32
R 2
H 7
RBI 1
BB 2
SO 9
LOB 21



Batter	1	2	3	4	5	6	7	8	9	AB	R	H	RBI	BB	SO	LOB	BOTTOM							
Wilton Guerrero, S OBP: 0.302, SLG: 0.370 (1, 4)	F9		G1-3				G4-3			4	1	1	1	0	0	0								
F.P. Santangelo, S OBP: 0.330, SLG: 0.295 (7, 7)	G4-3									4	0	1	1	0	1	0								
Shane Andrews, R OBP: 0.305, SLG: 0.456 (1, 5)	G4-3									4	0	0	0	0	0	1								
Vladimir Guerrero, R OBP: 0.369, SLG: 0.594 (1, 9)										4	0	2	0	0	1	1								
Brad Fullmer, L OBP: 0.333, SLG: 0.452 (1, 3)										2	0	0	0	1	0	0								
Terry Jones, S OBP: 0.298, SLG: 0.303 (7, 8)										1	0	0	0	0	0	1								
Chris Widger, R OBP: 0.281, SLG: 0.388 (1, 2)										3	1	1	1	1	0	2								
Ryan McGuire, L OBP: 0.292, SLG: 0.245 (7, 3)										2	0	0	0	1	0	2								
Orlando Cabrera, R OBP: 0.332, SLG: 0.405 (1, 6)										2	1	1	0	1	0	0								
Dustin Hermanson, R OBP: 0.293, SLG: 0.213 ERA: 2.62 (7, PH)										1	0	0	0	0	1	0								
Robert Perez, R OBP: 0.229, SLG: 0.294 ERA: 1.69 (8, 1)										1	0	0	0	0	0	0								
Steve Kline, S (8, 1)										0	0	0	0	0	0	0								
Mike Maddux, L (8, 1)										0	0	0	0	0	0	0								
Ugueth Urbina, R (9, 1)										0	0	0	0	0	0	0								
Inning Stats	R: 0 E: 0 K: 0 S: 7	H: 0 LOB: 0 BB: 0 P: 12	R: 0 E: 0 K: 0 S: 7	H: 1 LOB: 2 BB: 2 P: 20	R: 0 E: 0 K: 2 S: 10	H: 0 LOB: 0 BB: 0 P: 17	R: 0 E: 0 K: 0 S: 10	H: 1 LOB: 2 BB: 1 P: 19	R: 2 E: 0 K: 1 S: 13	H: 2 LOB: 1 BB: 1 P: 24	R: 0 E: 0 K: 0 S: 4	H: 0 LOB: 0 BB: 0 P: 7	R: 0 E: 0 K: 0 S: 5	H: 0 LOB: 0 BB: 0 P: 10	R: 0 E: 0 K: 0 S: 11	H: 1 LOB: 1 BB: 0 P: 18	R: 1 E: 0 K: 0 S: 5	H: 1 LOB: 0 BB: 0 P: 7	1B: 3 2B: 1 3B: 1 HR: 1	SF: 0 SAC: 1 DP: 0 HBP: 0	WP: 0 PB: 0 SB: 0 CS: 0	PA: 33		
PITCHER	IP	WLS	BF	H	R	ER	SO	BB	IBB	HBP	BLK	WP	HR	S	P	ERA	WHIP							
Tom Glavine, L ERA: 2.62 (1, 1)	6.0	25	4	2	2	3	4	0	0	0	0	0	0	51	99	3.00	1.333							
Odalis Perez, L ERA: 1.69 (7, 1)	2.0	7	1	0	0	0	0	0	0	0	0	0	0	16	28	0.00	0.500							
John Rocker, L ERA: 2.41 (9, 1)	0.0	L	1	1	1	1	0	0	0	0	0	0	1	5	7	∞	∞							

Atlanta Braves @ Montreal Expos
Olympic Stadium, Montreal, QB
Wed Sep 09 1998, 7:05 PM EDT
Att: 7,842 - Cloudy - 58 F


AB 28
R 3
H 6
RBI 3
BB 4
SO 3
LOB 7



Batter	1	2	3	4	5	6	7	8	9	AB	R	H	RBI	BB	SO	LOB	TOP				
Tony Phillips, S OBP: 0.402, SLG: 0.406 (1, 7)										3	1	1	0	2	1	2					
Edgardo Alfonso, R OBP: 0.356, SLG: 0.435 (1, 5)										4	1	1	1	0	1	3					
John Olerud, L OBP: 0.432, SLG: 0.535 (1, 3)										4	0	1	0	0	0	2					
31 Mike Piazza, R OBP: 0.383, SLG: 0.568 (1, 2)										4	0	0	1	0	0	2					
Brian McRae, S OBP: 0.362, SLG: 0.474 (1, 8)										4	0	0	0	0	2	1					
Lenny Harris, L OBP: 0.313, SLG: 0.390 (1, 9)										4	1	3	1	0	0	0					
Luis Lopez, S OBP: 0.353, SLG: 0.357 (1, 4)										3	0	1	0	1	1	1					
Jermaine Allensworth, R OBP: 0.349, SLG: 0.393 (9, PR)										0	0	0	0	0	0	0					
Rey Ordenez, R OBP: 0.277, SLG: 0.296 (1, 6)										2	0	0	0	0	1	1					
Matt Franco, L OBP: 0.371, SLG: 0.362 (9, PH)										1	0	0	0	0	0	2					
Rick Reed, R OBP: 0.172, SLG: 0.180 (1, 1)										3	0	0	0	0	1	2					
Dennis Cook, L (7, 1)										0	0	0	0	0	0	0					
Todd Hundley, S OBP: 0.264, SLG: 0.252 (9, PH)										0	0	0	0	0	0	0					
Jay Payton, R OBP: 0.286, SLG: 0.286 (9, PR)										0	0	0	0	0	0	0					
Inning Stats	R: 2 E: 0 K: 1 S: 8	H: 1 LOB: 0 BB: 1 P: 18	R: 0 E: 0 K: 1 S: 11	H: 1 LOB: 1 BB: 0 P: 14	R: 0 E: 0 K: 0 S: 8	H: 1 LOB: 1 BB: 0 P: 9	R: 0 E: 0 K: 0 S: 6	H: 0 LOB: 0 BB: 0 P: 10	R: 0 E: 0 K: 2 S: 8	H: 1 LOB: 1 BB: 0 P: 13	R: 1 E: 0 K: 1 S: 11	H: 2 LOB: 2 BB: 1 P: 18	R: 0 E: 0 K: 1 S: 10	H: 0 LOB: 0 BB: 0 P: 15	R: 0 E: 0 K: 1 S: 9	H: 1 LOB: 2 BB: 2 P: 18	1B: 5 2B: 1 3B: 0 HR: 1	SF: 0 SAC: 1 DP: 1 HBP: 0	WP: 0 PB: 0 SB: 1 CS: 0	PA: 37	
PITCHER	IP	WLS	BF	H	R	ER	SO	BB	IBB	HBP	BLK	WP	HR	S	P	ERA	WHIP				
Javier Vazquez, R ERA: 6.04 (1, 1)	6.2		27	6	3	3	4	1	0	0	0	0	1	56	86	4.05	1.050				
Steve Kline, L ERA: 2.92 (7, 1)	0.0	1	0	0	0	0	0	1	0	0	0	0	0	1	5	∞	∞				
Mike Maddux, R ERA: 3.75 (7, 1)	0.1	W	1	0	0	0	1	0	0	0	0	0	0	3	3	0.00	0.000				
Tim Young, L ERA: 4.91 (8, 1)	1.0		3	0	0	0	1	0	0	0	0	0	0	10	15	0.00	0.000				
Ugueth Urbina, R ERA: 1.13 (9, 1)	1.0	S	5	1	0	0	1	2	0	0	0	0	0	9	18	0.00	3.000				

New York Mets @ Montreal Expos
Olympic Stadium, Montreal, QB
Sat Sep 12 1998, 7:05 PM EDT
Att: 22,047 - Unknown - 60 F


AB 32
R 3
H 7
RBI 3
BB 4
SO 7
LOB 16



Batter	1	2	3	4	5	6	7	8	9	AB	R	H	RBI	BB	SO	LOB	BOTTOM				
Wilton Guerrero, S OBP: 0.299, SLG: 0.368 (1, 4)										4	0	0	0	0	0	1					
Terry Jones, S OBP: 0.300, SLG: 0.311 (1, 8)										4	0	1	0	0	1	0					
Shane Andrews, R OBP: 0.305, SLG: 0.459 (1, 5)										4	1	1	1	0	0	1					
Vladimir Guerrero, R OBP: 0.370, SLG: 0.603 (1, 9)										4	1	2	1	0	0	0					
Fernando Seguinol, S OBP: 0.375, SLG: 0.786 (1, 7)										3	1	1	1	1	0	1					
Ugueth Urbina, R (9, 1)										0	0	0	0	0	0	0					
Brad Fullmer, L OBP: 0.329, SLG: 0.446 (1, 3)										3	0	0	0	0	0	1					
Ryan McGuire, L OBP: 0.291, SLG: 0.244 (7, 3)										1	0	0	0	0	0	0					
Bob Henley, R OBP: 0.370, SLG: 0.395 (1, 2)										2	1	0	0	1	0	0					
Orlando Cabrera, R OBP: 0.329, SLG: 0.400 (1, 6)										2	0	1	0	0	0	0					
Javier Vazquez, R OBP: 0.286, SLG: 0.286 (1, 1)										2	0	0	0	0	0	1					
Steve Kline, S (7, 1)										0	0	0	0	0	0	0					
Mike Maddux, L (7, 1)										0	0	0	0	0	0	0					
Scott Livingstone, L OBP: 0.226, SLG: 0.243 (7, PH)										0	0	0	0	0	0	0					
Robert Perez, R OBP: 0.232, SLG: 0.239 (7, PH)										1	1	1	0	0	0	0					
Tim Young, L (8, 1)										0	0	0	0	0	0	0					
F.P. Santangelo, S OBP: 0.281, SLG: 0.293 (9, 7)										0	0	0	0	0	0	0					
Inning Stats	R: 1 E: 0 K: 0 S: 6	H: 3 LOB: 1 BB: 0 P: 9	R: 0 E: 0 K: 0 S: 10	H: 1 LOB: 1 BB: 0 P: 14	R: 0 E: 0 K: 0 S: 7	H: 0 LOB: 0 BB: 0 P: 10	R: 1 E: 0 K: 0 S: 9	H: 1 LOB: 0 BB: 0 P: 11	R: 0 E: 0 K: 0 S: 6	H: 0 LOB: 0 BB: 0 P: 9	R: 1 E: 0 K: 1 S: 14	H: 1 LOB: 1 BB: 1 P: 24	R: 2 E: 1 K: 0 S: 12	H: 1 LOB: 1 BB: 1 P: 19	R: 0 E: 0 K: 0 S: 8	H: 0 LOB: 0 BB: 0 P: 12	1B: 2 2B: 2 3B: 0 HR: 3	SF: 0 SAC: 1 DP: 0 HBP: 0	WP: 0 PB: 0 SB: 0 CS: 0	PA: 33	
PITCHER	IP	WLS	BF	H	R	ER	SO	BB	IBB	HBP	BLK	WP	HR	S	P	ERA	WHIP				
Rick Reed, R ERA: 3.35 (1, 1)	6.1	L	26	6	4	4	1	2	0	0	0	0	0	3	56	5.68	1.263				
Dennis Cook, L ERA: 2.03 (7, 1)	0.1		3	1	1	0	0	0	0	0	0	0	0	7	9	0.00	3.000				
Turk Wendell, R ERA: 3.39 (7, 1)	1.1		4	0	0	0	0	0	0	0	1	0	0	9	14	0.00	0.000				

New York Mets @ Montreal Expos
Olympic Stadium, Montreal, QB
Sat Sep 12 1998, 7:05 PM EDT
Att: 22,047 - Unknown - 60 F

AB 30
R 5
H 7
RBI 4
BB 2
SO 1
LOB 5



Batter	1	2	3	4	5	6	7	8	9	AB	R	H	RBI	BB	SO	LOB	TOP				
Tony Phillips, S OBP: 0.395, SLG: 0.398 (1, 7)	G4-3		F7		P7			L7		4	0	0	0	0	0	1					
Edgardo Alfonso, R OBP: 0.357, SLG: 0.435 (1, 5)	L4				F9			BB 2B BB		3	1	1	0	1	0	1					
John Olerud, L OBP: 0.431, SLG: 0.533 (1, 3)			G5-3		FC4-6			F8		4	0	1	0	0	0	3					
Todd Hundley, S OBP: 0.269, SLG: 0.250 (1, 2)					P5			2B BB		1	0	0	0	3	0	0					
Brian McRae, S OBP: 0.363, SLG: 0.476 (1, 8)	F8				G5-4-3			BB		4	0	2	1	0	0	3					
Lenny Harris, L OBP: 0.310, SLG: 0.385 (8, PH) Todd Pratt, R OBP: 0.302, SLG: 0.541 Jermaine Allensworth, R OBP: 0.349, SLG: 0.393 (8, 9)			P5		FC1-6			G5-3		3	0	0	0	0	0	1					
Carlos Baerga, S OBP: 0.300, SLG: 0.362 (1, 4)	F8				G6-3			G5-3		3	0	0	0	0	0	2					
Rey Ordóñez, R OBP: 0.274, SLG: 0.293 (1, 6)	G5-3				G1-3			F8		3	0	0	0	1	0	0					
Willie Blair, R OBP: 0.145, SLG: 0.096 Dennis Cook, L OBP: 0.382, SLG: 0.567 31 Mike Piazza, R OBP: 0.382, SLG: 0.567 John Franco, L OBP: 0.349, SLG: 0.393 (9, 1)			L4		FC4-6 BB			G1-3		2	0	0	0	1	1	0					
Inning Stats	R: 0 E: 0 K: 0 S: 12	H: 1 LOB: 2 BB: 1 P: 21	R: 0 E: 0 K: 0 S: 7	H: 0 LOB: 0 BB: 0 P: 9	R: 0 E: 0 K: 0 S: 13	H: 1 LOB: 1 BB: 0 P: 21	R: 0 E: 0 K: 0 S: 9	H: 1 LOB: 2 BB: 1 P: 18	R: 0 E: 0 K: 0 S: 6	H: 0 LOB: 1 BB: 1 P: 13	R: 0 E: 0 K: 0 S: 6	H: 0 LOB: 0 BB: 0 P: 7	R: 1 E: 0 K: 0 S: 7	H: 1 LOB: 2 BB: 2 P: 17	R: 0 E: 0 K: 0 S: 7	H: 0 LOB: 0 BB: 0 P: 12	1B: 3 2B: 1 3B: 0 HR: 0	SF: 0 SAC: 0 DP: 1 HBP: 0	WP: 0 PB: 0 SB: 1 CS: 0	PA: 36	
PITCHER	IP WLS BF H R ER SO BB IBB HBP BLK WP HR S P ERA WHIP	7.0 L 4 0 1 0 1 3 1 0 0 0 0 60 100 0.00 0.857	0.2 L 4 0 1 1 0 2 0 0 0 0 0 5 13 13.50 3.000	1.1 S 5 1 0 0 0 0 0 0 0 0 0 9 16 0.00 0.750	PITCHER	IP WLS BF H R ER SO BB IBB HBP BLK WP HR S P ERA WHIP	7.0 L 4 0 1 0 0 0 0 0 0 0 0 5 13 13.50 3.000	1.1 S 5 1 0 0 0 0 0 0 0 0 0 9 16 0.00 0.750													

New York Mets @ Montreal Expos
Olympic Stadium, Montreal, QB
Sun Sep 13 1998, 3:33 AM EDT
Att: 15,152 - Sunny - 64 F

AB 30
R 1
H 4
RBI 1
BB 6
SO 1
LOB 13





Batter	1	2	3	4	5	6	7	8	9	AB	R	H	RBI	BB	SO	LOB	BOTTOM					
Wilton Guerrero, S OBP: 0.299, SLG: 0.365 (1, 4)	G3		F8			BB		P3		3	0	0	0	1	0	0						
Terry Jones, S OBP: 0.295, SLG: 0.305 (8, PH) Jose Vidro, S OBP: 0.319, SLG: 0.276 (9, PH)	K				K			G4-3		3	0	0	0	0	2	1						
Shane Andrews, R OBP: 0.308, SLG: 0.459 (1, 5)	FC6-4 BB				CS 1B			WP 1B BB		2	0	1	0	2	0	0						
Vladimir Guerrero, R OBP: 0.369, SLG: 0.600 (1, 9)	FC6-4				K			1B IBB		3	0	0	0	1	1	2						
Fernando Seguinol, S OBP: 0.368, SLG: 0.706 Rick DeHart, L OBP: 0.161, SLG: 0.218 (9, PH) Mike Hubbard, R OBP: 0.256, SLG: 0.354 (8, FR)	None WP 1B				K			1B		3	0	1	0	0	1	0						
Brad Fullmer, L OBP: 0.329, SLG: 0.447 Mike Mordecai, R OBP: 0.256, SLG: 0.354 (9, 6)	F8				G4-3			SH3 2B		3	0	1	0	0	0	1						
Bob Henley, R OBP: 0.362, SLG: 0.386 (1, 2)	L8				F9			SH3		2	0	0	0	0	0	1						
Orlando Cabrera, R OBP: 0.326, SLG: 0.396 Scott Livingstone, L OBP: 0.226, SLG: 0.243 Robert Perez, R OBP: 0.232, SLG: 0.297 Ryan McGuire, L OBP: 0.291, SLG: 0.244 (9, 3)			G4-3					K		3	0	0	0	0	0	1						
Miguel Batista, R OBP: 0.328, SLG: 0.292 (8, 7) F.P. Santangelo, S OBP: 0.328, SLG: 0.292 (8, 7)			K					P2		2	0	0	0	0	2	0						
Inning Stats	R: 0 E: 0 K: 1 S: 8	H: 0 LOB: 1 BB: 1 P: 16	R: 0 E: 0 K: 0 S: 12	H: 1 LOB: 0 BB: 0 P: 18	R: 0 E: 0 K: 1 S: 7	H: 0 LOB: 0 BB: 0 P: 9	R: 0 E: 0 K: 2 S: 8	H: 1 LOB: 0 BB: 0 P: 11	R: 0 E: 0 K: 1 S: 10	H: 0 LOB: 0 BB: 0 P: 14	R: 0 E: 0 K: 1 S: 7	H: 0 LOB: 1 BB: 1 P: 14	R: 0 E: 0 K: 0 S: 4	H: 0 LOB: 0 BB: 0 P: 6	R: 0 E: 0 K: 1 S: 9	H: 1 LOB: 2 BB: 0 P: 14	R: 0 E: 0 K: 0 S: 7	H: 1 LOB: 3 BB: 2 P: 20	1B: 3 2B: 1 3B: 0 HR: 0	SF: 0 SAC: 1 DP: 0 HBP: 0	WP: 2 PB: 0 SB: 0 CS: 1	PA: 33
PITCHER	IP WLS BF H R ER SO BB IBB HBP BLK WP HR S P ERA WHIP	7.1 W 26 3 0 0 0 6 2 0 0 0 1 0 59 0.00 0.682	0.2 S 2 0 0 0 1 0 0 0 0 0 0 6 9 0.00 0.000	1.0 S 5 1 0 0 0 1 1 0 0 0 1 0 7 20 0.00 2.000	PITCHER	IP WLS BF H R ER SO BB IBB HBP BLK WP HR S P ERA WHIP	7.1 W 26 3 0 0 0 6 2 0 0 0 1 0 59 0.00 0.682	0.2 S 2 0 0 0 1 0 0 0 0 0 0 6 9 0.00 0.000	1.0 S 5 1 0 0 0 1 1 0 0 0 1 0 7 20 0.00 2.000													

New York Mets @ Montreal Expos
Olympic Stadium, Montreal, QB
Sun Sep 13 1998, 3:33 AM EDT
Att: 15,152 - Sunny - 64 F

AB 28
R 0
H 4
RBI 0
BB 4
SO 7
LOB 10



Batter	1	2	3	4	5	6	7	8	9	AB	R	H	RBI	BB	SO	LOB	TOP										
Todd Dunwoody, L (1, 8) OBP: 0.286, SLG: 0.372 Preston Wilson, R (8, PH) OBP: 0.250, SLG: 0.295	L7			F7		K		FC5-4		3	0	0	0	0	1	0	Florida Marlins @ Montreal Expos Olympic Stadium, Montreal, QB Mon Sep 14 1998, 7:05 PM EDT Att: 11,969 - Cloudy - 68 F										
Edgar Renteria, R (1, 6) OBP: 0.345, SLG: 0.337	G6-3			S		G5-3		FC6-4		4	0	1	0	0	0	1											
Mark Kotsay, L (1, 9)				L7						4	0	1	0	0	0	1											
Derrek Lee, R (1, 3) OBP: 0.326, SLG: 0.435	CS			F7		F7		K		4	0	0	0	0	2	1											
Cliff Floyd, L (1, 7) OBP: 0.340, SLG: 0.484				F7		P5		2B		4	1	1	0	0	1	0											
Kevin Oris, R (1, 5) OBP: 0.281, SLG: 0.337				P3		K		1B		3	0	1	1	0	1	0											
Randy Knorr, R (1, 2) OBP: 0.200, SLG: 0.424				G4-3		HR		G6-3		3	1	1	1	0	0	1											
Luis Castillo, S (1, 4) OBP: 0.317, SLG: 0.294				G6-3		G3		K		3	0	0	0	0	1	0											
Brian Meadows, R (1, 1) OBP: 0.196, SLG: 0.137 Dave Berg, R (8, PH) OBP: 0.369, SLG: 0.395 Brian Edmondson, R (8, 1)				G6-3		K		FC5-4		2	0	0	0	0	1	0											
Inning Stats	R: 0 E: 0 K: 0 S: 7	H: 1 LOB: 0 BB: 0 P: 11	R: 0 E: 0 K: 0 S: 7	H: 0 LOB: 0 BB: 0 P: 12	R: 0 E: 0 K: 0 S: 6	H: 0 LOB: 0 BB: 0 P: 9	R: 0 E: 0 K: 0 S: 6	H: 1 LOB: 1 BB: 0 P: 11	R: 1 E: 0 K: 1 S: 11	H: 1 LOB: 0 BB: 0 P: 13	R: 0 E: 0 K: 2 S: 8	H: 0 LOB: 0 BB: 0 P: 11	R: 1 E: 0 K: 1 S: 9	H: 2 LOB: 1 BB: 0 P: 10	R: 0 E: 0 K: 1 S: 10	H: 0 LOB: 1 BB: 1 P: 17		R: 0 E: 0 K: 2 S: 9	H: 0 LOB: 0 BB: 0 P: 13	1B: 2 2B: 2 3B: 0 HR: 1	SF: 0 SAC: 0 DP: 0 HBP: 0	WP: 0 PB: 0 SB: 1 CS: 1	PA: 33				
PITCHER	IP	WLS	BF	H	R	ER	SO	BB	IBB	HBP	BLK	WP	HR	S	P	ERA	WHIP										
Dustin Hermanson, R (1, 1) ERA: 2.94 Steve Kline, L (8, 1) ERA: 2.78 Ugueth Urbina, R (9, 1) ERA: 1.11	7.0	W	25	5	2	2	4	0	0	0	0	0	1	54	77	2.57	0.714										

Batter	1	2	3	4	5	6	7	8	9	AB	R	H	RBI	BB	SO	LOB	BOTTOM										
Wilton Guerrero, S (1, 4) OBP: 0.304, SLG: 0.370	SH5-4			G4-3		1B				3	2	0	1	0	1		Florida Marlins @ Montreal Expos Olympic Stadium, Montreal, QB Mon Sep 14 1998, 7:05 PM EDT Att: 11,969 - Cloudy - 68 F										
Orlando Cabrera, R (1, 6) OBP: 0.322, SLG: 0.391	SH5-4			G4-3		G6-3		F8		3	0	0	0	0	4												
Fernando Seguinol, S (1, 7) OBP: 0.354, SLG: 0.660 F.P. Santangelo, S (9, 7) OBP: 0.325, SLG: 0.292	SF7			L9		K		G4-3		3	0	0	1	0	1												
Vladimir Guerrero, R (1, 9) OBP: 0.371, SLG: 0.661	F8			G3		HR		CS		4	1	3	0	0	0												
Brad Fullmer, L (1, 3) OBP: 0.328, SLG: 0.452 Ryan McGuire, L (9, 3) OBP: 0.291, SLG: 0.244				G3		HR		P6		4	1	1	3	0	1	2											
Shane Andrews, R (1, 5) OBP: 0.307, SLG: 0.456				G6-3		HR		CS		3	0	0	0	0	1												
Bob Henley, R (1, 2) OBP: 0.351, SLG: 0.372				G6-3		F8		K		3	0	0	0	0	1												
Terry Jones, S (1, 8) OBP: 0.296, SLG: 0.302				G4-3		G3		G5-3		2	0	0	0	1	0												
Dustin Hermanson, R (1, 1) OBP: 0.283, SLG: 0.204 Jose Vidro, S (7, PH) OBP: 0.352, SLG: 0.276 Steve Kline, S (8, 1) Ugueth Urbina, R (9, 1) ERA: 4.02				K		G4-3		WP		2	0	0	0	0	1												
Inning Stats	R: 1 E: 0 K: 0 S: 6	H: 1 LOB: 0 BB: 0 P: 9	R: 0 E: 0 K: 1 S: 8	H: 0 LOB: 0 BB: 0 P: 14	R: 0 E: 0 K: 1 S: 12	H: 0 LOB: 1 BB: 1 P: 19	R: 0 E: 0 K: 0 S: 13	H: 1 LOB: 0 BB: 0 P: 19	R: 0 E: 0 K: 2 S: 13	H: 3 LOB: 0 BB: 0 P: 19	R: 0 E: 0 K: 1 S: 12	H: 0 LOB: 2 BB: 2 P: 21	R: 0 E: 0 K: 0 S: 9	H: 1 LOB: 0 BB: 0 P: 16	R: 0 E: 0 K: 0 S: 9	H: 0 LOB: 0 BB: 0 P: 13		1B: 4 2B: 1 3B: 0 HR: 1	SF: 1 SAC: 1 DP: 0 HBP: 0	WP: 1 PB: 0 SB: 2 CS: 1	PA: 33						
PITCHER	IP	WLS	BF	H	R	ER	SO	BB	IBB	HBP	BLK	WP	HR	S	P	ERA	WHIP										
Brian Meadows, R (1, 1) ERA: 5.19 Brian Edmondson, R (8, 1) ERA: 4.02	7.0	L	29	5	4	4	5	3	0	0	0	1	1	72	113	5.14	1.143										

Batter	1	2	3	4	5	6	7	8	9	AB R H RBI BB SO LOB	TOP																
Luis Castillo, S (1,4) OBP: 0.312, SLG: 0.289	G3		E1		G4-3		G1-3		FC6 1B	5 0 1 0 0 0 1	Florida Marlins @ Montreal Expos Olympic Stadium, Montreal, QB Wed Sep 16 1998, 7:05 PM EDT Att: 13,540 - Unknown - 65 F																
Todd Dunwoody, L (1,8) OBP: 0.297, SLG: 0.372 Preston Wilson, R (9,PH) OBP: 0.245, SLG: 0.289	2B		F9		F9			1B BB	FC6 1B	3 1 1 0 1 0 1 1 0 0 0 0 0 3																	
Mark Kotsay, L (1,9) OBP: 0.314, SLG: 0.402	2B		P6		F8			K		4 0 1 1 0 1 2																	
Cliff Floyd, L (1,7) OBP: 0.342, SLG: 0.488	L8				F8			1B	G6-4-3 1B	4 1 3 0 0 0 1																	
Ryan Jackson, L (1,3) OBP: 0.305, SLG: 0.378 Derrek Lee, R (8,PH) OBP: 0.323, SLG: 0.429	G6-3				K			G6-4-3 1B	G6-4-3 1B	3 0 1 1 0 1 2 1 0 0 0 0 0 2																	
Kevin Orie, R (1,5) OBP: 0.285, SLG: 0.335		G5-3		P4		L5		FC1-5 1B BB		3 0 0 0 1 0 2																	
Randy Knorr, R (1,2) OBP: 0.209, SLG: 0.463		G5-3		K			G4-3 2B	K		4 0 1 0 0 2 2																	
Alex Gonzalez, R (1,6) OBP: 0.250, SLG: 0.267		G4-3		F8			G4-3	1B FC1-5 1B		4 0 1 0 0 0 2																	
Kirt Ojala, L (1,1) OBP: 0.250, SLG: 0.200			K		K		P2	FC1-5 1B		4 0 0 0 0 2 3																	
Inning Stats	R: 1 E: 0 K: 0 S: 7	H: 2 LOB: 1 BB: 0 P: 12	R: 0 E: 0 K: 0 S: 9	H: 0 LOB: 0 BB: 0 P: 14	R: 0 E: 1 K: 1 S: 13	H: 0 LOB: 1 BB: 0 P: 19	R: 1 E: 0 K: 1 S: 9	H: 2 LOB: 1 BB: 0 P: 16	R: 0 E: 0 K: 1 S: 10	H: 1 LOB: 1 BB: 0 P: 18		R: 0 E: 0 K: 0 S: 6	H: 1 LOB: 1 BB: 0 P: 8	R: 0 E: 0 K: 1 S: 7	H: 1 LOB: 3 BB: 1 P: 14	R: 0 E: 0 K: 1 S: 13	H: 2 LOB: 3 BB: 1 P: 23	1B: 3 2B: 6 3B: 0 HR: 0	SF: 0 SAC: 0 DP: 1 HBP: 0	WP: 0 PB: 0 SB: 0 CS: 0	PA: 38						
PITCHER	IP WLS BF H R ER SO BB IBB HBP BLK WP HR S P ERA WHIP											IP WLS BF H R ER SO BB IBB HBP BLK WP HR S P ERA WHIP															
Carl Pavano, R (1,1) ERA: 4.26	7.0	28	6	2	2	4	0	0	0	0	0	0	0	61	96	2.57	0.857										
Rick DeHart, L (8,1) ERA: 5.4	0.1	3	1	0	0	1	1	0	0	0	0	0	0	5	10	0.00	6.000										
Mike Maddux, R (8,1) ERA: 3.58	1.1	6	2	0	0	1	1	0	0	0	0	0	0	14	24	0.00	2.250										
Steve Kline, L (9,1) ERA: 2.76	0.1	W 1	0	0	0	0	0	0	0	0	0	0	0	1	3	0.00	0.000										

Batter	1	2	3	4	5	6	7	8	9	AB R H RBI BB SO LOB	BOTTOM															
Wilton Guerrero, S (1,4) OBP: 0.304, SLG: 0.369	B2-6-3 1B		L3		E3 FC5-4 1B		F9			4 0 2 0 0 0 1	Florida Marlins @ Montreal Expos Olympic Stadium, Montreal, QB Wed Sep 16 1998, 7:05 PM EDT Att: 13,540 - Unknown - 65 F															
Orlando Cabrera, R (1,6) OBP: 0.321, SLG: 0.386	B2-6-3 1-2f		F8		FC5-4 1-2f			G4-6-3 BB		3 0 0 0 1 0 4																
Fernando Seguinol, S (1,7) OBP: 0.310, SLG: 0.560	K				K		F9	G4-6-3 1-2f		4 0 0 0 0 2 1																
Vladimir Guerrero, R (1,9) OBP: 0.371, SLG: 0.603		F8		K		L8		P7		4 0 0 0 0 1 0																
Shane Andrews, R (1,5) OBP: 0.309, SLG: 0.453 Mike Mordecai, R (9,PR) OBP: 0.264, SLG: 0.353		P4		K		FC5 WP BB		G5-3 1B BB		2 0 0 0 2 1 1 0 1 0 0 0 0 0																
Brad Fullmer, L (1,3) OBP: 0.330, SLG: 0.453		F9		K				F9		3 0 0 0 1 1 2																
Bob Henley, R (1,2) OBP: 0.349, SLG: 0.394			HR		G5-3		FC5 2-3f	G5-3		4 1 1 1 0 0 3																
Terry Jones, S (1,8) OBP: 0.299, SLG: 0.297 Robert Perez, R (9,PH) OBP: 0.238, SLG: 0.302			S SH3-4 BB		K E 1B		G5-3	G5-3 2B 1B		2 0 0 0 1 1 0 1 1 1 1 0 0 0																
Carl Pavano, R (1,1) F.P. Rick DeHart, L (8,1) Mike Maddux, L (8,1) Steve Kline, S (9,1) Jose Vidro, S (9,PH) OBP: 0.320, SLG: 0.294			SH3-4		B1		F7		2B	1 0 0 0 0 0 0 1 1 0 1 0 1 1 0 0 0 0																
Inning Stats	R: 0 E: 0 K: 1 S: 6	H: 1 LOB: 0 BB: 0 P: 8	R: 0 E: 0 K: 0 S: 4	H: 0 LOB: 0 BB: 0 P: 7	R: 1 E: 0 K: 0 S: 8	H: 1 LOB: 1 BB: 1 P: 17	R: 0 E: 0 K: 4 S: 13	H: 0 LOB: 0 BB: 0 P: 15	R: 0 E: 1 K: 1 S: 11	H: 1 LOB: 2 BB: 0 P: 15		R: 0 E: 0 K: 0 S: 4	H: 0 LOB: 2 BB: 2 P: 16	R: 0 E: 0 K: 0 S: 5	H: 0 LOB: 0 BB: 1 P: 11	R: 2 E: 0 K: 0 S: 9	H: 2 LOB: 2 BB: 1 P: 17	1B: 3 2B: 1 3B: 0 HR: 1	SF: 0 SAC: 1 DP: 2 HBP: 0	WP: 1 PB: 2 SB: 1 CS: 0	PA: 36					
PITCHER	IP WLS BF H R ER SO BB IBB HBP BLK WP HR S P ERA WHIP											IP WLS BF H R ER SO BB IBB HBP BLK WP HR S P ERA WHIP														
Kirt Ojala, L (1,1) ERA: 3.93	8.2	L 36	5	3	3	6	5	0	0	0	1	1	66	114	3.12	1.154										



Batter	1	2	3	4	5	6	7	8	9	AB	R	H	RBI	BB	SO	LOB	TOP							
Wilton Guerrero, S OBP: 0.305, SLG: 0.370	4-0 1B SH1-3 BB	1-0 G3-1		0-1 P4		2-1 G4-3	1-1 F4		0-1 2B	5	0	1	0	1	0	3	Montreal Expos @ Philadelphia Phillies Veterans Stadium, Philadelphia, PA Fri Sep 18 1998, 7:05 PM EDT Att: 14,811 - Cloudy - 79 F							
Terry Jones, S OBP: 0.302, SLG: 0.306	0-0 SH1-3		1-2 F 1B HR	0-3 K		3-2 2B	0-1 F8		1-3 K	5	1	2	0	0	2	4								
Shane Andrews, R OBP: 0.310, SLG: 0.455	1-2 G1-4-3 1B		0-0 L9		0-0 1B 2B	1-0 F9		3-1 F9		5	1	2	0	0	0	2								
Vladimir Guerrero, R OBP: 0.371, SLG: 0.601	1-2 G1-4-3		0-0 E HR		1-2 E 1B 2B	0-0 G4-3		0-3 K		5	2	2	0	0	1	3								
Brad Fullmer, L OBP: 0.331, SLG: 0.458		2-1 L8	0-1 SAFE		1-3 K		4-2 BB BB		1-3 K	4	2	1	3	1	2	2								
Ryan McGuire, L OBP: 0.291, SLG: 0.244			1-1 HR							0	0	0	0	0	0	0								
F.P. Santangelo, S OBP: 0.325, SLG: 0.292	0-0 L9		0-0 F7		1-1 P6		4-2 BB BB		2-1 1B 2B	4	2	1	0	1	0	2								
Bob Henley, R OBP: 0.360, SLG: 0.434	1-2 1B 2B		0-1 G5-3		0-1 E1 2B 1B		2-1 1H 2H 3B		1-1 P9	5	2	3	3	0	0	1								
Orlando Cabrera, R OBP: 0.331, SLG: 0.408	1-0 3B 1B			1-2 2B		1-0 2B		1-0 2B	2-2 L7	5	1	4	3	0	0	1								
Javier Vazquez, R OBP: 0.208, SLG: 0.255	2-2 2H				1-3 3H 2B		0-0 L8		1-1 2B 1B	3	0	1	1	0	1	3								
Anthony Telford, R OBP: 0.250, SLG: 0.250		2-2 3B			1-3 K		G6-3			2	0	1	1	0	0	1								
Inning Stats	R: 0 E: 0 K: 0 S: 9	H: 1 LOB: 1 BB: 1 P: 15	R: 2 E: 0 K: 0 S: 11	H: 3 LOB: 1 BB: 0 P: 18	R: 3 E: 1 K: 0 S: 10	H: 3 LOB: 0 BB: 0 P: 11	R: 0 E: 0 K: 2 S: 12	H: 1 LOB: 1 BB: 0 P: 14	R: 2 E: 1 K: 1 S: 15	H: 4 LOB: 2 BB: 0 P: 20	R: 0 E: 0 K: 0 S: 8	H: 1 LOB: 1 BB: 0 P: 14	R: 3 E: 0 K: 0 S: 15	H: 2 LOB: 1 BB: 2 P: 27	R: 0 E: 0 K: 2 S: 8	H: 0 LOB: 0 BB: 0 P: 12	R: 1 E: 0 K: 1 S: 16	H: 3 LOB: 2 BB: 0 P: 23	1B: 7 2B: 8 3B: 2 HR: 1	SF: 0 SAC: 1 DP: 1 HBP: 0	WP: 0 PB: 0 SB: 0 CS: 0	PA: 47		
PITCHER	IP WLS BF H R ER SO BB IBB HBP BLK WP HR S P ERA WHIP	4.2 L 26 12 7 7 3 1 0 0 0 0 1 54 75 13.50 2.786	1.1 5 1 0 0 0 0 0 0 0 0 0 0 11 17 0.00 0.750	0.1 5 2 3 3 0 2 0 0 0 0 0 0 4 5 0.00 0.000	1.0 3 0 0 0 2 0 0 0 0 0 0 0 8 12 0.00 0.000	9.1 1.0 6 3 1 1 1 0 0 0 0 0 0 16 23 9.00 3.000																		

AB	43
R	11
H	18
RBI	11
BB	3
SO	6
LOB	22



Batter	1	2	3	4	5	6	7	8	9	AB	R	H	RBI	BB	SO	LOB	BOTTOM						
Desi Relaford, S OBP: 0.291, SLG: 0.330	3-2 G3-1	0-0 F7		0-0 1B		0-2 G3			0-1 G4-3	5	0	1	1	0	0	1	Montreal Expos @ Philadelphia Phillies Veterans Stadium, Philadelphia, PA Fri Sep 18 1998, 7:05 PM EDT Att: 14,811 - Cloudy - 79 F						
Doug Glanville, R OBP: 0.334, SLG: 0.388	2-2 1B E		0-3 K2-3	0-1 1B		2-2 1B			1-0 F7	5	1	3	0	0	1	0							
Rico Brogna, L OBP: 0.320, SLG: 0.454	0-0 E SF8		1-1 P2	2-1 F7		2-3 K			4-1 BB	4	1	1	0	1	1	4							
Scott Rolen, R OBP: 0.384, SLG: 0.515	1-1 E7 SF8		1-0 G4-3		3-1 P3		0-0 F8		1-3 K	5	0	1	1	0	1	2							
Bobby Abreu, L OBP: 0.400, SLG: 0.485	2-1 SF8			2-1 HR	4-2 G6-3 BB		2-3 K			2	1	1	2	1	1	1							
Wendell Magee, R OBP: 0.375, SLG: 0.475	0-1 F7			3-1 G5-3	1-2 G6-3			2-2 P6		4	0	0	0	0	0	2							
Mark Lewis, R OBP: 0.310, SLG: 0.346		1-3 K		1-0 F8	3-2 G5-3			1-2 G6-3		4	0	0	0	0	1	1							
Gary Bennett, R OBP: 0.526, SLG: 0.471		0-1 SH3 1B		4-1 1B BB		0-0 G6-3		1-2 FC6-4 1B		3	1	2	0	1	0	0							
Mark Portugal, R OBP: 0.300, SLG: 0.326		1-1 SH3		3-1 1B BB		0-3 K		0-0 FC6-4		1	0	1	0	0	0	0							
Marlon Anderson, L OBP: 0.300, SLG: 0.326				1-3 1B				1-2 K		0	0	0	0	0	0	0							
Jerry Spradlin, S OBP: 0.209, SLG: 0.200										1	0	0	0	0	0	0							
Jon Zuber, L OBP: 0.209, SLG: 0.200										1	0	0	0	0	0	0							
Mike Grace, R OBP: 0.160, SLG: 0.087										0	0	0	0	0	0	0							
Inning Stats	R: 2 E: 1 K: 0 S: 15	H: 3 LOB: 1 BB: 0 P: 23	R: 0 E: 0 K: 1 S: 8	H: 1 LOB: 1 BB: 0 P: 10	R: 0 E: 0 K: 1 S: 8	H: 0 LOB: 0 BB: 0 P: 10	R: 2 E: 0 K: 0 S: 14	H: 4 LOB: 3 BB: 1 P: 28	R: 0 E: 0 K: 1 S: 10	H: 0 LOB: 1 BB: 1 P: 21	R: 0 E: 0 K: 1 S: 8	H: 0 LOB: 0 BB: 0 P: 8	R: 0 E: 0 K: 2 S: 15	H: 1 LOB: 1 BB: 0 P: 21	R: 0 E: 0 K: 0 S: 10	H: 1 LOB: 1 BB: 0 P: 14	R: 0 E: 0 K: 1 S: 8	H: 0 LOB: 1 BB: 1 P: 14	1B: 9 2B: 0 3B: 0 HR: 1	SF: 1 SAC: 1 DP: 0 HBP: 0	WP: 0 PB: 0 SB: 0 CS: 0	PA: 40	
PITCHER	IP WLS BF H R ER SO BB IBB HBP BLK WP HR S P ERA WHIP	5.0 W 25 8 4 3 2 2 0 0 0 0 1 55 92 5.40 2.000	4.0 S 15 2 0 0 4 1 0 0 0 0 0 41 57 0.00 0.750																				



Batter	1	2	3	4	5	6	7	8	9	AB	R	H	RBI	BB	SO	LOB	TOP					
Wilton Guerrero, S (1.4) OBP: 0.307, SLG: 0.369	4-2 G6-3 1B BB		0-2 G4-3					0-0 SH1-4 HR 1B		3	2	1	0	1	0	0	Montreal Expos @ Philadelphia Phillies Veterans Stadium, Philadelphia, PA Sat Sep 19 1998, 7:05 PM EDT Att: 18,701 - Cloudy - 77 F					
Terry Jones, S (1.8) OBP: 0.297, SLG: 0.301	2-2 G6-3			1-0 F6		1-1 SH1-4		0-2 G6-3		3	0	0	0	0	0	1						
Derrick May, L (1.7) OBP: 0.287, SLG: 0.369	3-2 2H 1B			1-0 G3-1		3-1 HR		2-2 G4-3		4	1	2	3	0	0	0						
Vladimir Guerrero, R (1.9) OBP: 0.369, SLG: 0.597	1-3 K			0-0 F8		0-0 L4			2-3 K	4	0	0	0	0	2	0						
Brad Fullmer, L (1.3) OBP: 0.328, SLG: 0.454		0-1 F9			2-2 F8	0-0 G4-3			2-3 K	4	0	0	0	0	1	0						
Michael Barrett, R (1.5)		1-3 K			4-2 1B BB		1-2 G6-3		0-3 K	3	0	0	0	1	2	0						
Bob Henley, R (1.2) OBP: 0.351, SLG: 0.422		2-3 K			3-1 F8		0-1 G5-3			3	0	0	0	0	1	1						
Orlando Cabrera, R (1.6) OBP: 0.335, SLG: 0.411			0-1 G1-3		0-1 1-2 1B		0-2 S 1B			3	0	2	0	0	0	0						
Miguel Batista, R (1.1) Mike Maddux, L (6.1)			1-3 K		0-3 K		1-3 K			2	0	0	0	0	2	2						
										1	0	0	0	0	1	1						
Inning Stats	R: 1 E: 0 K: 1 S: 13	H: 1 LOB: 0 BB: 1 P: 23	R: 0 E: 0 K: 2 S: 9	H: 0 LOB: 0 BB: 0 P: 12	R: 0 E: 0 K: 1 S: 8	H: 0 LOB: 0 BB: 0 P: 9	R: 0 E: 0 K: 0 S: 3	H: 0 LOB: 0 BB: 0 P: 5	R: 0 E: 0 K: 1 S: 16	H: 1 LOB: 2 BB: 1 P: 25	R: 2 E: 0 K: 0 S: 7	H: 2 LOB: 0 BB: 0 P: 11	R: 0 E: 0 K: 1 S: 11	H: 1 LOB: 1 BB: 0 P: 13	R: 0 E: 0 K: 3 S: 10	H: 0 LOB: 0 BB: 0 P: 13	R: 0 E: 0 K: 3 S: 9	H: 0 LOB: 0 BB: 0 P: 13	1B: 4 2B: 0 3B: 0 HR: 1	SF: 0 SAC: 1 DP: 0 HBP: 0	WP: 0 PB: 0 SB: 1 CS: 0	PA: 33
PITCHER Curt Schilling, R (1.1) ERA: 3.25	IP: 9.0 WLS: W BF: 33	H: 5 R: 3 ER: 3 SO: 9	BB: 2 IBB: 0 HBP: 0 BLK: 0	WP: 0 HR: 1 S: 86 P: 124	ERA: 3.00 WHIP: 0.778	PITCHER					IP: 9.0 WLS: W BF: 33	H: 5 R: 3 ER: 3 SO: 9	BB: 2 IBB: 0 HBP: 0 BLK: 0	WP: 0 HR: 1 S: 86 P: 124	ERA: 3.00 WHIP: 0.778	PITCHER						

Batter	1	2	3	4	5	6	7	8	9	AB	R	H	RBI	BB	SO	LOB	BOTTOM			
Marlon Anderson, L (1.4) OBP: 0.350, SLG: 0.684	3-2 G4-3	2-2 G4-3								3	0	1	1	0	0	2	Montreal Expos @ Philadelphia Phillies Veterans Stadium, Philadelphia, PA Sat Sep 19 1998, 7:05 PM EDT Att: 18,701 - Cloudy - 77 F			
Doug Glanville, R (1.8) OBP: 0.332, SLG: 0.386	1-2 L4		1-0 G5-3		1-1 FC5-4 1B		3-H G6-3			4	0	0	0	0	0	1				
Rico Brogna, L (1.3) OBP: 0.319, SLG: 0.452	3-1 G6-3		0-1 1B		3-3 K			0-1 F7		4	0	1	0	0	1	1				
Scott Rolen, R (1.5) OBP: 0.385, SLG: 0.517		2-0 HR 2B	1-3 K		1-0 L7-6-3 1B		1-1 G6-3			4	1	2	0	0	1	1				
Bobby Abreu, L (1.9) OBP: 0.401, SLG: 0.490		2-0 HR 2B	2-2 L3		0-0 L7-6-3 1B		4-1 S 1B BB			3	2	1	2	1	0	2				
Kevin Seifick, R (1.7) OBP: 0.414, SLG: 0.438		3-1 G4-3		4-0 G5-3 BB		1-0 1B		1-1 1B		3	0	2	1	1	0	0				
Bobby Estealella, R (1.2) OBP: 0.244, SLG: 0.373		1-1 E 1B		1-2 G5-3		1-3 K		2-3 K		4	0	1	0	0	2	3				
Desi Relaford, S (1.6) OBP: 0.293, SLG: 0.334		1-0 E9 1B		2-3 K			1-1 SH1-4 SF9 2B			3	1	2	0	0	1	1				
Curt Schilling, R (1.1) OBP: 0.158, SLG: 0.151		0-3 K		0-1 G3			1-0 SH1-4		2-3	2	0	0	0	0	1	3				
Inning Stats	R: 0 E: 0 K: 0 S: 9	H: 0 LOB: 0 BB: 0 P: 16	R: 2 E: 1 K: 1 S: 15	H: 4 LOB: 2 BB: 0 P: 26	R: 0 E: 0 K: 1 S: 9	H: 1 LOB: 1 BB: 0 P: 13	R: 0 E: 0 K: 1 S: 8	H: 0 LOB: 1 BB: 1 P: 15	R: 0 E: 0 K: 1 S: 7	H: 1 LOB: 1 BB: 0 P: 11	R: 0 E: 0 K: 1 S: 6	H: 2 LOB: 1 BB: 0 P: 9	R: 1 E: 0 K: 0 S: 7	H: 1 LOB: 0 BB: 0 P: 10	R: 1 E: 0 K: 1 S: 10	H: 1 LOB: 1 BB: 1 P: 18	1B: 7 2B: 4 3B: 0 HR: 1	SF: 1 SAC: 1 DP: 2 HBP: 0	WP: 0 PB: 0 SB: 1 CS: 1	PA: 34
PITCHER Miguel Batista, R (1.1) ERA: 3.78 Mike Maddux, R (6.1) ERA: 3.76	IP: 5.2 WLS: L BF: 10	H: 2 R: 2 ER: 2 SO: 2	BB: 1 IBB: 0 HBP: 0 BLK: 0	WP: 0 HR: 1 S: 51 P: 86	ERA: 3.18 WHIP: 1.588	PITCHER					IP: 2.1 WLS: L BF: 10	H: 2 R: 2 ER: 2 SO: 2	BB: 1 IBB: 0 HBP: 0 BLK: 0	WP: 0 HR: 1 S: 20 P: 32	ERA: 7.71 WHIP: 1.286	PITCHER				

AB	30
R	3
H	5
RBI	3
BB	2
SO	9
LOB	5



AB	30
R	4
H	10
RBI	4
BB	2
SO	6
LOB	14



Batter	1	2	3	4	5	6	7	8	9	AB	R	H	RBI	BB	SO	LOB	TOP								
Wilton Guerrero, S OBP: 0.306, SLG: 0.373	G3			G4-3		E	F8			4	1	1	0	0	0	1	Montreal Expos @ Philadelphia Phillies Veterans Stadium, Philadelphia, PA Sun Sep 20 1998, 3:33 AM EDT Att: 26,207 - Sunny - 80 F								
Terry Jones, S OBP: 0.296, SLG: 0.296	G6-3			2B		E6	L8			3	0	0	1	1	0	1									
Shane Andrews, R OBP: 0.311, SLG: 0.453 Robert Perez, R OBP: 0.238, SLG: 0.302	K			F8		S				2	1	0	0	2	1	1									
Vladimir Guerrero, R OBP: 0.371, SLG: 0.600		K2-3				S				4	0	3	1	0	1	0									
Fernando Seguinol, S OBP: 0.281, SLG: 0.500 Shayne Bennett, R OBP: 0.254, SLG: 0.341 Mike Mordecai, R OBP: 0.262, SLG: 0.350		K					K			3	0	0	0	0	3	3									
F.P. Santangelo, S OBP: 0.359, SLG: 0.291 Scott Livingstone, L OBP: 0.254, SLG: 0.341 Ugueth Urbina, R OBP: 0.262, SLG: 0.350										2	0	0	0	1	0	1									
Michael Barrett, R OBP: 0.375, SLG: 0.714				G6-3						4	1	2	1	0	1	0									
Orlando Cabrera, R OBP: 0.329, SLG: 0.404				G6-3		G4-6-3	F7			4	0	0	0	0	0	2									
Dustin Hermanson, R OBP: 0.274, SLG: 0.196 Ryan McGuire, L OBP: 0.289, SLG: 0.242				K		K	K			2	0	0	0	0	2	1									
Inning Stats	R: 0 E: 0 K: 1 S: 6	H: 0 LOB: 0 BB: 0 P: 8	R: 0 E: 0 K: 2 S: 9	H: 0 LOB: 0 BB: 0 P: 13	R: 0 E: 0 K: 1 S: 5	H: 0 LOB: 0 BB: 0 P: 9	R: 0 E: 0 K: 1 S: 13	H: 1 LOB: 2 BB: 1 P: 18	R: 0 E: 0 K: 1 S: 6	H: 1 LOB: 1 BB: 1 P: 12	R: 2 E: 1 K: 1 S: 13	H: 2 LOB: 1 BB: 0 P: 22	R: 1 E: 0 K: 1 S: 15	H: 1 LOB: 1 BB: 0 P: 22	R: 0 E: 0 K: 0 S: 8	H: 1 LOB: 1 BB: 1 P: 12		R: 0 E: 0 K: 1 S: 7	H: 0 LOB: 0 BB: 0 P: 11	1B: 3 2B: 1 3B: 1 HR: 1	SF: 0 SAC: 0 DP: 2 HBP: 0	WP: 1 PB: 0 SB: 2 CS: 1	PA: 36		
PITCHER	IP	WLS	BF	H	R	ER	SO	BB	IBB	HBP	BLK	WP	HR	S	P	ERA	WHIP								
Paul Byrd, R ERA: 3.02	6.1	W	26	5	3	3	7	3	0	0	0	0	1	61	94	4.26	1.263								
Yorkis Perez, L ERA: 3.47	0.2		3	0	0	0	1	0	0	0	0	1	0	6	10	0.00	0.000								
Wayne Gomes, R ERA: 4.32	1.0		4	1	0	0	0	1	0	0	0	0	0	8	12	0.00	2.000								
Ricky Bottalico, R ERA: 6.69	1.0	S	3	0	0	0	1	0	0	0	0	0	0	7	11	0.00	0.000								

Batter	1	2	3	4	5	6	7	8	9	AB	R	H	RBI	BB	SO	LOB	BOTTOM								
Marlon Anderson, L OBP: 0.375, SLG: 0.652	K		E9				K			4	0	2	1	0	2	0	Montreal Expos @ Philadelphia Phillies Veterans Stadium, Philadelphia, PA Sun Sep 20 1998, 3:33 AM EDT Att: 26,207 - Sunny - 80 F								
Doug Glavinville, R OBP: 0.330, SLG: 0.384	G4-3		K				F8			4	0	0	0	0	2	2									
Rico Brogna, L OBP: 0.322, SLG: 0.455	G1-3									3	2	2	0	1	0	0									
Scott Rolen, R OBP: 0.386, SLG: 0.516										3	1	1	0	1	2	2									
Bobby Abreu, L OBP: 0.404, SLG: 0.492										3	2	2	0	1	1	1									
Wendell Magee, R OBP: 0.382, SLG: 0.468										3	0	1	2	1	1	3									
Bobby Estalella, R OBP: 0.244, SLG: 0.379										3	1	1	1	0	2	5									
Desi Relaford, S OBP: 0.292, SLG: 0.335										4	0	1	2	0	0	1									
Paul Byrd, R OBP: 0.278, SLG: 0.188 Yorkis Perez, L ERA: 3.05										2	0	0	0	0	2	1									
Kevin Seick, R OBP: 0.412, SLG: 0.434 Wayne Gomes, R OBP: 0.262, SLG: 0.350 Ricky Bottalico, L OBP: 0.289, SLG: 0.242										1	0	0	0	0	0	0									
Inning Stats	R: 0 E: 0 K: 1 S: 5	H: 0 LOB: 0 BB: 0 P: 6	R: 0 E: 0 K: 2 S: 7	H: 0 LOB: 1 BB: 1 P: 14	R: 1 E: 1 K: 2 S: 10	H: 2 LOB: 1 BB: 0 P: 14	R: 0 E: 0 K: 2 S: 12	H: 2 LOB: 2 BB: 0 P: 15	R: 0 E: 0 K: 2 S: 11	H: 1 LOB: 1 BB: 0 P: 16	R: 3 E: 0 K: 0 S: 17	H: 3 LOB: 0 BB: 1 P: 27	R: 0 E: 0 K: 1 S: 8	H: 0 LOB: 0 BB: 0 P: 9	R: 2 E: 0 K: 2 S: 8	H: 2 LOB: 2 BB: 2 P: 17	1B: 7 2B: 4 3B: 0 HR: 0	SF: 1 SAC: 0 DP: 1 HBP: 0	WP: 0 PB: 0 SB: 0 CS: 1	PA: 35					
PITCHER	IP	WLS	BF	H	R	ER	SO	BB	IBB	HBP	BLK	WP	HR	S	P	ERA	WHIP								
Dustin Hermanson, R ERA: 3.05	5.1	L	24	4	4	4	9	2	0	0	0	0	0	57	85	6.75	1.875								
Shayne Bennett, R ERA: 5.04	1.0		3	0	0	0	0	0	0	0	0	0	0	8	11	0.00	0.000								
Tim Young, L ERA: 0.23	0.2		2	0	0	0	1	0	0	0	0	0	0	5	5	0.00	0.000								
Ugueth Urbina, R ERA: 1.37	1.0		6	2	2	2	2	1	1	0	0	0	0	8	17	18.00	3.000								

Batter	1	2	3	4	5	6	7	8	9	AB R H RBI BB SO LOB	TOP									
Wilton Guerrero, S OBP: 0.307, SLG: 0.379	G1-4-3		G3		G1-3		SH2-4		K	5 1 2 1 0 1 1	Montreal Expos @ New York Mets Shea Stadium, Flushing, NY Tue Sep 22 1998, 7:05 PM EDT Att: 32,467 - Overcast - 67 F									
Terry Jones, S OBP: 0.290, SLG: 0.289	F8		G3		F7		SH2-4		FC6-4	4 0 0 1 0 0 1										
Michael Barrett, R OBP: 0.462, SLG: 0.727	G1-3		PO			BB			K	4 1 2 0 1 1 1										
Vladimir Guerrero, R OBP: 0.374, SLG: 0.599		G5-3				BB			K	2 1 1 0 3 0 0										
Brad Fullmer, L OBP: 0.328, SLG: 0.451		P4			G3					3 0 0 0 1 0 2										
Anthony Telford, R OBP: 0.250, SLG: 0.250		PO				BB				0 0 0 0 0 0 0										
Tim Young, L										0 0 0 0 0 0 0										
Ugueth Urbina, R										1 0 0 0 0 0 3										
Bob Hentley, R OBP: 0.356, SLG: 0.419										3 0 1 0 0 2 3										
Derrick May, L										2 1 1 1 0 0 1										
Shane Andrews, R										1 0 0 0 0 0 3										
Ryan McGuire, L										1 0 0 0 0 1 0										
Orlando Cabrera, R OBP: 0.332, SLG: 0.406										4 1 2 2 0 0 1										
Mike Thurman, R										2 0 0 0 0 1 2										
Fernando Seguinol, S OBP: 0.353, SLG: 0.517										1 0 1 0 0 0 0										
Inning Stats	R: 0 E: 0 K: 6 S: 6	H: 0 LOB: 0 BB: 6 P: 6	R: 0 E: 0 K: 3 S: 3	H: 1 LOB: 1 BB: 8 P: 8	R: 3 E: 0 K: 0 S: 17	H: 5 LOB: 1 BB: 0 P: 26	R: 0 E: 0 K: 0 S: 10	H: 0 LOB: 1 BB: 0 P: 15	R: 0 E: 0 K: 2 S: 16	H: 2 LOB: 2 BB: 2 P: 28	R: 0 E: 0 K: 1 S: 9	H: 1 LOB: 2 BB: 1 P: 14	R: 0 E: 0 K: 2 S: 9	H: 0 LOB: 0 BB: 0 P: 14	R: 0 E: 0 K: 1 S: 8	H: 1 LOB: 3 BB: 2 P: 17	1B: 7 2B: 1 3B: 1 HR: 1	SF: 0 SAC: 2 DP: 0 HBP: 1	WP: 0 PB: 0 SB: 0 CS: 0	PA: 42
PITCHER	IP WLS BF H R ER SO BB IBB HBP BLK WP HR S P ERA WHIP											PITCHER	IP WLS BF H R ER SO BB IBB HBP BLK WP HR S P ERA WHIP							
Armando Reynoso, R ERA: 3.24	5.0 L 22 7 5 5 0 1 0 1 0 0 0 1 47 72 9.00 1.600																			
Dennis Cook, L ERA: 2.15	1.0 5 1 0 0 2 1 0 0 0 0 0 0 12 20 0.00 2.000																			
Greg McMichael, R ERA: 4.09	1.0 5 1 0 0 1 0 0 0 0 0 0 0 9 14 0.00 1.000																			
Turk Wendell, R ERA: 2.88	1.0 3 0 0 0 2 0 0 0 0 0 0 0 9 14 0.00 0.000																			
John Franco, L ERA: 3.62	1.0 6 1 0 0 1 1 1 0 0 0 0 0 8 17 0.00 2.000																			

AB	33
R	5
H	10
RBI	5
BB	5
SO	6
LOB	18



Batter	1	2	3	4	5	6	7	8	9	AB R H RBI BB SO LOB	BOTTOM											
Tony Phillips, S OBP: 0.381, SLG: 0.380	G3									3 0 0 0 0 0 0	Montreal Expos @ New York Mets Shea Stadium, Flushing, NY Tue Sep 22 1998, 7:05 PM EDT Att: 32,467 - Overcast - 67 F											
Butch Huskey, R OBP: 0.302, SLG: 0.410	F7									1 0 0 0 0 0 2												
Turk Wendell, L										0 0 0 0 0 0 0												
Jermaine Allensworth, R OBP: 0.345, SLG: 0.387										0 0 0 0 0 0 0												
Todd Pratt, R										1 0 0 0 0 1 1												
Edgardo Alfonzo, R OBP: 0.356, SLG: 0.427										4 1 1 0 0 0 0												
John Olerud, L OBP: 0.444, SLG: 0.555										2 1 0 0 2 0 0												
31 Mike Piazza, R OBP: 0.390, SLG: 0.574										3 1 1 2 1 0 0												
Brian McRae, S OBP: 0.358, SLG: 0.469										4 0 1 1 0 0 3												
Lenny Harris, L OBP: 0.305, SLG: 0.382										4 0 0 0 0 2 3												
John Franco, L										0 0 0 0 0 0 0												
Carlos Baerga, S OBP: 0.307, SLG: 0.370										2 0 1 0 2 0 0												
Rey Ordóñez, R OBP: 0.279, SLG: 0.302										4 0 0 0 0 0 2												
Armando Reynoso, R ERA: 3.12, SLG: 0.541										2 0 0 0 0 2 0												
Dennis Cook, L ERA: 4.0										0 0 0 0 0 0 0												
Greg McMichael, R ERA: 5.4										0 0 0 0 0 0 0												
Matt Franco, L OBP: 0.350, SLG: 0.303										1 0 1 0 0 0 0												
Jay Payton, R OBP: 0.333, SLG: 0.381										0 0 0 0 0 0 0												
Luis Lopez, S OBP: 0.316, SLG: 0.341										1 0 0 0 0 0 1												
Inning Stats	R: 3 E: 0 K: 1 S: 15	H: 4 LOB: 2 BB: 1 P: 22	R: 0 E: 0 K: 1 S: 7	H: 0 LOB: 0 BB: 0 P: 9	R: 0 E: 0 K: 0 S: 7	H: 0 LOB: 0 BB: 0 P: 9	R: 0 E: 0 K: 0 S: 8	H: 0 LOB: 0 BB: 0 P: 12	R: 0 E: 0 K: 1 S: 6	H: 0 LOB: 0 BB: 0 P: 7	R: 0 E: 0 K: 0 S: 8	H: 0 LOB: 1 BB: 0 P: 15	R: 0 E: 0 K: 0 S: 10	H: 1 LOB: 2 BB: 1 P: 20	R: 0 E: 0 K: 1 S: 11	H: 0 LOB: 2 BB: 2 P: 24	R: 0 E: 0 K: 1 S: 8	H: 0 LOB: 1 BB: 1 P: 17	1B: 2 2B: 3 3B: 0 HR: 0	SF: 0 SAC: 0 DP: 0 HBP: 0	WP: 0 PB: 0 SB: 0 CS: 0	PA: 37
PITCHER	IP WLS BF H R ER SO BB IBB HBP BLK WP HR S P ERA WHIP											PITCHER	IP WLS BF H R ER SO BB IBB HBP BLK WP HR S P ERA WHIP									
Mike Thurman, R ERA: 4.65	6.1 W 25 4 3 3 3 2 0 0 0 0 0 0 4 6 0.00 3.000																					
Anthony Telford, R ERA: 4.0	0.1 2 1 0 0 0 0 0 0 0 0 0 0 4 6 0.00 3.000																					
Tim Young, L ERA: 5.4	0.2 3 0 0 0 0 1 0 0 0 0 0 0 6 16 0.00 1.500																					
Ugueth Urbina, R ERA: 1.34	1.2 S 7 0 0 0 2 2 0 0 0 0 0 0 16 31 0.00 1.200																					

AB	32
R	3
H	5
RBI	3
BB	5
SO	5
LOB	12



Batter	1	2	3	4	5	6	7	8	9	AB	R	H	RBI	BB	SO	LOB	TOP			
Wilton Guerrero, S OBP: 0.309, SLG: 0.379	4-2 BB	3-2 1B			0-2 P2			0-1 B5-3		3	0	1	0	1	0	0	<p>Montreal Expos @ New York Mets Shea Stadium, Flushing, NY Wed Sep 23 1998, 7:05 PM EDT Att: 29,728 - Unknown - 64 F</p>			
Terry Jones, S OBP: 0.285, SLG: 0.284	2-1 F8	2-2 F7			1-0 G2-3			0-3 K		4	0	0	0	0	1	3				
Michael Barrett, R OBP: 0.471, SLG: 0.687 Fernando Seguignol, S OBP: 0.303, SLG: 0.517	2-3 K		2-2 G6-3		0-2 G6-4-3 1B			2-2 G2-3 1B		4	1	2	0	0	1	1				
Vladimir Guerrero, R OBP: 0.372, SLG: 0.595	1-2 G5-3		1-1 F9		0-0 F9			2-0 G2-3		4	0	0	0	0	0	3				
Brad Fullmer, L OBP: 0.327, SLG: 0.449 Ugueth Urbina, R (9, 1)		2-1 F8	1-2 F9		0-0 G6-4-3			4-0 1B		3	0	0	0	1	0	1				
Bob Hentley, R OBP: 0.352, SLG: 0.440		2-2 HR		1-3 K			3-2 G5-3	2-3 K		4	1	1	1	0	2	2				
Derrick May, L OBP: 0.294, SLG: 0.382 Ryan McGuire, L OBP: 0.290, SLG: 0.244	1-2 F7		2-2 E6		1-0 P5			3-2 1B		3	0	0	0	0	0	0				
Orlando Cabrera, R OBP: 0.331, SLG: 0.407	1-2 2B		0-2 G4-6-3		1-1 F7			2-2 F7		4	1	1	0	0	0	3				
Carl Pavano, R OBP: 0.198, SLG: 0.154 Tim Lincecum, L OBP: 0.181, SLG: 0.154 Mike Maddux, L OBP: 0.181, SLG: 0.154 Rick DeHart, L OBP: 0.181, SLG: 0.154 Anthony Telford, R OBP: 0.181, SLG: 0.154 Shane Andrews, R OBP: 0.181, SLG: 0.154	1-0 1B				0-3 K			1-1 G3-1		2	0	1	1	0	1	0				
Inning Stats	R: 0 E: 0 K: 1 S: 12	H: 0 LOB: 1 BB: 1 P: 21	R: 2 E: 0 K: 0 S: 19	H: 4 LOB: 2 BB: 0 P: 31	R: 0 E: 0 K: 0 S: 8	H: 0 LOB: 0 BB: 0 P: 12	R: 0 E: 1 K: 1 S: 11	H: 0 LOB: 0 BB: 0 P: 14	R: 0 E: 0 K: 0 S: 7	H: 1 LOB: 0 BB: 0 P: 6	R: 0 E: 0 K: 0 S: 6	H: 0 LOB: 0 BB: 0 P: 11	R: 0 E: 1 K: 1 S: 7	H: 0 LOB: 0 BB: 0 P: 8	R: 1 E: 0 K: 1 S: 13	H: 2 LOB: 2 BB: 1 P: 28		1B: 4 2B: 2 3B: 0 HR: 1	SF: 0 SAC: 0 DP: 2 HBP: 0	WP: 0 PB: 0 SB: 0 CS: 0
PITCHER	IP WLS BF H R ER SO BB IBB HBP BLK WP HR S P ERA WHIP																			
Bobby Jones, R ERA: 4.05	(1, 1) 7.0 L 26 5 2 2 3 1 0 0 0 0 0 1 69 103 2.57 0.857																			
Turk Wendell, R ERA: 2.92	(8, 1) 2.0 9 2 1 1 2 0 1 0 0 0 0 0 20 36 4.50 1.000																			

AB	33
R	3
H	7
RBI	3
BB	2
SO	5
LOB	13



Batter	1	2	3	4	5	6	7	8	9	AB	R	H	RBI	BB	SO	LOB	BOTTOM					
Tony Phillips, S OBP: 0.376, SLG: 0.373	1-0 F7		3-2 G3			3-2 L8		2-1 G2-3		4	0	0	0	0	0	1	<p>Montreal Expos @ New York Mets Shea Stadium, Flushing, NY Wed Sep 23 1998, 7:05 PM EDT Att: 29,728 - Unknown - 64 F</p>					
Edgardo Alfonzo, R OBP: 0.353, SLG: 0.424	3-2 F9		0-1 P2			3-2 G4-3		2-1 E5		4	0	0	0	0	0	1						
John Olerud, L OBP: 0.443, SLG: 0.552	4-0 31 WP			3-2 F9		1-0 G4-3		2-2 F9		3	0	0	0	1	0	1						
31 Mike Piazza, R OBP: 0.391, SLG: 0.573	2-1 FC4-6			2-1 1B			3-2 BB	0-3 K		4	0	2	0	0	1	2						
Brian McRae, S OBP: 0.358, SLG: 0.466		0-1 G3		0-0 L8			4-2 BB	3-2 F7		3	0	0	0	1	0	3						
Lenny Harris, L OBP: 0.303, SLG: 0.379 Jay Payton, R OBP: 0.348, SLG: 0.364		0-0 F8		2-2 G1			1-2 BB			2	0	0	0	0	0	1						
Carlos Baerga, S OBP: 0.306, SLG: 0.369 Butch Huskey, R OBP: 0.302, SLG: 0.410 Matt Franco, L OBP: 0.366, SLG: 0.361 Ralph Milliard, R OBP: 0.255, SLG: 0.251		0-2 L4			1-2 F9		2-1 P6		1-2 P6	2	0	0	0	0	0	0						
Rey Ordonez, R OBP: 0.278, SLG: 0.301 Todd Hundley, S OBP: 0.264, SLG: 0.270 Turk Wendell, L			1-2 P3		2-2 P3		1-3 K		2-3 K	2	0	0	0	0	0	0						
Todd Pratt, R OBP: 0.300, SLG: 0.529					0-3 K					2	0	1	0	0	1	0						
Bobby Jones, R OBP: 0.220, SLG: 0.208 Luis Lopez, S OBP: 0.313, SLG: 0.340			1-1 G3				2-3 K			1	0	0	0	0	1	3						
Inning Stats	R: 0 E: 0 K: 0 S: 6	H: 0 LOB: 1 BB: 1 P: 16	R: 0 E: 0 K: 0 S: 6	H: 0 LOB: 0 BB: 0 P: 6	R: 0 E: 0 K: 0 S: 10	H: 1 LOB: 1 BB: 0 P: 15	R: 0 E: 0 K: 0 S: 9	H: 1 LOB: 0 BB: 0 P: 16	R: 0 E: 0 K: 1 S: 10	H: 0 LOB: 0 BB: 0 P: 12	R: 0 E: 0 K: 0 S: 8	H: 0 LOB: 0 BB: 0 P: 15	R: 0 E: 0 K: 2 S: 15	H: 1 LOB: 3 BB: 2 P: 31	R: 0 E: 1 K: 1 S: 13	H: 0 LOB: 2 BB: 0 P: 22	R: 0 E: 0 K: 1 S: 9	H: 0 LOB: 0 BB: 0 P: 13	1B: 3 2B: 0 3B: 0 HR: 0	SF: 0 SAC: 0 DP: 0 HBP: 0	WP: 1 PB: 0 SB: 0 CS: 0	PA: 35
PITCHER	IP WLS BF H R ER SO BB IBB HBP BLK WP HR S P ERA WHIP																					
Carl Pavano, R ERA: 4.07	(1, 1) 6.0 1 0 0 0 0 2 0 0 0 0 0 0 0 4 0.00 0.833																					
Tim Young, L ERA: 5.4	(7, 1) 0.0 1 0 0 0 0 1 0 0 0 0 0 0 0 4 0.00 0.000																					
Mike Maddux, R ERA: 3.67	(7, 1) 1.1 5 0 0 0 2 0 0 0 0 0 0 0 0 3 0.00 0.000																					
Rick DeHart, L ERA: 5.33	(8, 1) 0.1 1 0 0 0 0 0 0 0 0 0 0 0 0 3 0.00 0.000																					
Anthony Telford, R ERA: 3.99	(8, 1) 0.1 2 0 0 0 1 0 0 0 0 0 1 0 0 6 0.00 0.000																					

AB	32
R	0
H	3
RBI	0
BB	3
SO	5
LOB	18



Batter	1	2	3	4	5	6	7	8	9	AB	R	H	RBI	BB	SO	LOB	TOP								
Wilton Guerrero, S OBP: 0.308, SLG: 0.376										5	0	1	0	0	2	0	Montreal Expos @ St. Louis Cardinals Busch Stadium, St. Louis, MO Thu Sep 24 1998, 7:05 PM CDT Att: 41,911 - Cloudy - 74 F								
Terry Jones, S OBP: 0.288, SLG: 0.286										5	1	2	0	0	1	1									
Derrick May, L OBP: 0.265, SLG: 0.377										2	1	0	0	1	1	2									
Robert Perez, R OBP: 0.236, SLG: 0.300										1	0	0	0	0	1	1									
Shayne Bennett, R										0	0	0	0	0	0	0									
Vladimir Guerrero, R OBP: 0.373, SLG: 0.596										3	0	1	1	1	0	2									
Shane Andrews, R OBP: 0.310, SLG: 0.450										2	0	0	1	1	1	1									
Michael Barrett, R OBP: 0.429, SLG: 0.556										3	0	0	0	0	0	4									
Fernando Seguinol, S OBP: 0.324, SLG: 0.576										4	1	2	0	0	1	1									
Orlando Cabrera, R OBP: 0.326, SLG: 0.401										4	0	0	0	0	0	3									
Javier Vazquez, R OBP: 0.200, SLG: 0.250										1	0	0	1	0	0	0									
Jose Vidro, S OBP: 0.322, SLG: 0.282										1	0	0	0	0	1	1									
Rick DeHart, L										0	0	0	0	0	0	0									
Brad Fullmer, L OBP: 0.327, SLG: 0.448										1	0	0	0	0	0	0									
Inning Stats	R: 2 E: 0 K: 1 S: 10	H: 2 LOB: 1 BB: 1 P: 19	R: 0 E: 0 K: 0 S: 8	H: 0 LOB: 0 BB: 0 P: 11	R: 0 E: 0 K: 1 S: 21	H: 1 LOB: 3 BB: 2 P: 35	R: 1 E: 0 K: 1 S: 8	H: 1 LOB: 0 BB: 0 P: 11	R: 0 E: 1 K: 0 S: 10	H: 0 LOB: 1 BB: 0 P: 14	R: 0 E: 0 K: 1 S: 8	H: 1 LOB: 1 BB: 0 P: 13	R: 0 E: 0 K: 2 S: 10	H: 1 LOB: 1 BB: 0 P: 11	R: 0 E: 0 K: 2 S: 10	H: 0 LOB: 1 BB: 0 P: 17	R: 0 E: 0 K: 1 S: 7	H: 0 LOB: 0 BB: 0 P: 7	1B: 3 2B: 3 3B: 0 HR: 0	SF: 2 SAC: 0 DP: 0 HBP: 1	WP: 1 PB: 0 SB: 1 CS: 0	PA: 38			
PITCHER	IP WLS BF H R ER SO BB IBB HBP BLK WP HR S P ERA WHIP	IP WLS BF H R ER SO BB IBB HBP BLK WP HR S P ERA WHIP	IP WLS BF H R ER SO BB IBB HBP BLK WP HR S P ERA WHIP	IP WLS BF H R ER SO BB IBB HBP BLK WP HR S P ERA WHIP	IP WLS BF H R ER SO BB IBB HBP BLK WP HR S P ERA WHIP	IP WLS BF H R ER SO BB IBB HBP BLK WP HR S P ERA WHIP	IP WLS BF H R ER SO BB IBB HBP BLK WP HR S P ERA WHIP	IP WLS BF H R ER SO BB IBB HBP BLK WP HR S P ERA WHIP	IP WLS BF H R ER SO BB IBB HBP BLK WP HR S P ERA WHIP	IP WLS BF H R ER SO BB IBB HBP BLK WP HR S P ERA WHIP	IP WLS BF H R ER SO BB IBB HBP BLK WP HR S P ERA WHIP	IP WLS BF H R ER SO BB IBB HBP BLK WP HR S P ERA WHIP	IP WLS BF H R ER SO BB IBB HBP BLK WP HR S P ERA WHIP	IP WLS BF H R ER SO BB IBB HBP BLK WP HR S P ERA WHIP	IP WLS BF H R ER SO BB IBB HBP BLK WP HR S P ERA WHIP	IP WLS BF H R ER SO BB IBB HBP BLK WP HR S P ERA WHIP	IP WLS BF H R ER SO BB IBB HBP BLK WP HR S P ERA WHIP	IP WLS BF H R ER SO BB IBB HBP BLK WP HR S P ERA WHIP	IP WLS BF H R ER SO BB IBB HBP BLK WP HR S P ERA WHIP	IP WLS BF H R ER SO BB IBB HBP BLK WP HR S P ERA WHIP	IP WLS BF H R ER SO BB IBB HBP BLK WP HR S P ERA WHIP	IP WLS BF H R ER SO BB IBB HBP BLK WP HR S P ERA WHIP	IP WLS BF H R ER SO BB IBB HBP BLK WP HR S P ERA WHIP	IP WLS BF H R ER SO BB IBB HBP BLK WP HR S P ERA WHIP	IP WLS BF H R ER SO BB IBB HBP BLK WP HR S P ERA WHIP

AB	32
R	3
H	6
RBI	3
BB	3
SO	8
LOB	16



Batter	1	2	3	4	5	6	7	8	9	AB	R	H	RBI	BB	SO	LOB	BOTTOM								
Delino DeShields, L OBP: 0.373, SLG: 0.434										4	0	0	0	0	1	2	Montreal Expos @ St. Louis Cardinals Busch Stadium, St. Louis, MO Thu Sep 24 1998, 7:05 PM CDT Att: 41,911 - Cloudy - 74 F								
Brian Jordan, R OBP: 0.385, SLG: 0.538										3	3	2	1	0	0	0									
Mark McGwire, R OBP: 0.466, SLG: 0.726										3	1	1	0	1	1	0									
Ray Lankford, L OBP: 0.391, SLG: 0.543										4	1	4	4	0	0	0									
Ron Gant, R OBP: 0.333, SLG: 0.493										4	0	0	0	0	0	4									
Fernando Tatis, R OBP: 0.327, SLG: 0.410										3	0	1	0	1	1	2									
Luis Ordez, R OBP: 0.280, SLG: 0.236										4	1	2	0	0	1	1									
Donovan Osborne, S OBP: 0.294, SLG: 0.540										2	0	0	0	0	0	2									
12 Pat Kelly, R OBP: 0.294, SLG: 0.337										1	0	0	0	0	1	0									
Lance Painter, L OBP: 1.000, SLG: 1.000										0	0	0	0	0	0	0									
Mike Busby, R OBP: 0.220, SLG: 0.236										0	0	0	0	0	0	0									
J.D. Drew, L OBP: 0.330, SLG: 0.792										1	0	1	1	0	0	0									
Juan Acevedo, R OBP: 0.220, SLG: 0.236										0	0	0	0	0	0	0									
Tom Lampkin, L OBP: 0.328, SLG: 0.380										4	0	0	0	0	0	3									
Inning Stats	R: 3 E: 0 K: 1 S: 13	H: 1 LOB: 1 BB: 2 P: 23	R: 0 E: 0 K: 0 S: 6	H: 0 LOB: 0 BB: 0 P: 10	R: 0 E: 0 K: 1 S: 11	H: 1 LOB: 1 BB: 0 P: 16	R: 0 E: 0 K: 0 S: 9	H: 2 LOB: 2 BB: 0 P: 13	R: 1 E: 0 K: 0 S: 11	H: 3 LOB: 1 BB: 0 P: 20	R: 0 E: 0 K: 1 S: 7	H: 0 LOB: 0 BB: 0 P: 9	R: 1 E: 0 K: 1 S: 12	H: 2 LOB: 1 BB: 0 P: 18	R: 1 E: 0 K: 1 S: 9	H: 2 LOB: 0 BB: 0 P: 17	1B: 7 2B: 3 3B: 0 HR: 2	SF: 0 SAC: 0 DP: 2 HBP: 1	WP: 0 PB: 0 SB: 3 CS: 0	PA: 36					
PITCHER	IP WLS BF H R ER SO BB IBB HBP BLK WP HR S P ERA WHIP	IP WLS BF H R ER SO BB IBB HBP BLK WP HR S P ERA WHIP	IP WLS BF H R ER SO BB IBB HBP BLK WP HR S P ERA WHIP	IP WLS BF H R ER SO BB IBB HBP BLK WP HR S P ERA WHIP	IP WLS BF H R ER SO BB IBB HBP BLK WP HR S P ERA WHIP	IP WLS BF H R ER SO BB IBB HBP BLK WP HR S P ERA WHIP	IP WLS BF H R ER SO BB IBB HBP BLK WP HR S P ERA WHIP	IP WLS BF H R ER SO BB IBB HBP BLK WP HR S P ERA WHIP	IP WLS BF H R ER SO BB IBB HBP BLK WP HR S P ERA WHIP	IP WLS BF H R ER SO BB IBB HBP BLK WP HR S P ERA WHIP	IP WLS BF H R ER SO BB IBB HBP BLK WP HR S P ERA WHIP	IP WLS BF H R ER SO BB IBB HBP BLK WP HR S P ERA WHIP	IP WLS BF H R ER SO BB IBB HBP BLK WP HR S P ERA WHIP	IP WLS BF H R ER SO BB IBB HBP BLK WP HR S P ERA WHIP	IP WLS BF H R ER SO BB IBB HBP BLK WP HR S P ERA WHIP	IP WLS BF H R ER SO BB IBB HBP BLK WP HR S P ERA WHIP	IP WLS BF H R ER SO BB IBB HBP BLK WP HR S P ERA WHIP	IP WLS BF H R ER SO BB IBB HBP BLK WP HR S P ERA WHIP	IP WLS BF H R ER SO BB IBB HBP BLK WP HR S P ERA WHIP	IP WLS BF H R ER SO BB IBB HBP BLK WP HR S P ERA WHIP	IP WLS BF H R ER SO BB IBB HBP BLK WP HR S P ERA WHIP	IP WLS BF H R ER SO BB IBB HBP BLK WP HR S P ERA WHIP	IP WLS BF H R ER SO BB IBB HBP BLK WP HR S P ERA WHIP	IP WLS BF H R ER SO BB IBB HBP BLK WP HR S P ERA WHIP	IP WLS BF H R ER SO BB IBB HBP BLK WP HR S P ERA WHIP

AB	33
R	6
H	11
RBI	6
BB	2
SO	5
LOB	14



Batter	1	2	3	4	5	6	7	8	9	AB	R	H	RBI	BB	SO	LOB	TOP											
Wilton Guerrero, S OBP: 0.307, SLG: 0.374	L8		G3				F8		G1-3	5	0	1	0	0	0	1												
Terry Jones, S OBP: 0.287, SLG: 0.282	L6						G1-3		L7	3	1	0	0	1	0	2												
Jose Vidro, S OBP: 0.321, SLG: 0.281				1B	G3	BB				1	0	0	0	0	0	0												
Fernando Segunol, S OBP: 0.317, SLG: 0.541	K						F9		K	4	0	1	0	0	2	0												
Vladimir Guerrero, R OBP: 0.371, SLG: 0.592		K			G3		P4		G2-3	4	0	0	1	0	1	1												
Brad Fullmer, L OBP: 0.328, SLG: 0.447	4-3								WP	3	2	1	0	1	1	1												
Shane Andrews, R OBP: 0.313, SLG: 0.452	G5-3								BB	3	1	2	0	1	0	0												
Bob Henley, R OBP: 0.373, SLG: 0.478									BB	4	1	4	3	0	0	0												
Mike Mordcaai, R Kirk Bullinger, R Tim Young, L Derrick May, R Michael Barrett, R Anthony Telford, R										2	0	0	0	0	0	1	3											
Miguel Batista, R										0	0	0	0	0	0	0	0											
Scott Livingstone, L Shayne Bennett, R Rick DeHart, L Orlando Cabrera, R										0	0	0	0	0	0	0	0											
										0	0	0	0	0	0	0	0											
										2	0	0	0	0	1	0												
Inning Stats	R: 0 E: 0 K: 1 S: 7	H: 0 LOB: 0 BB: 0 P: 11	R: 0 E: 0 K: 1 S: 7	H: 0 LOB: 0 BB: 0 P: 9	R: 0 E: 0 K: 2 S: 10	H: 1 LOB: 1 BB: 0 P: 18	R: 1 E: 0 K: 1 S: 6	H: 2 LOB: 2 BB: 1 P: 15	R: 1 E: 0 K: 0 S: 8	H: 3 LOB: 1 BB: 0 P: 12	R: 1 E: 0 K: 0 S: 11	H: 3 LOB: 2 BB: 0 P: 16	R: 0 E: 0 K: 0 S: 4	H: 0 LOB: 0 BB: 0 P: 6	R: 2 E: 0 K: 1 S: 15	H: 1 LOB: 1 BB: 2 P: 27	R: 0 E: 0 K: 1 S: 6	H: 0 LOB: 0 BB: 0 P: 8	1B: 8 2B: 2 3B: 0 HR: 0	SF: 0 SAC: 1 DP: 1 HBP: 0	WP: 1 PA: 38 PB: 0 SB: 0 CS: 0							
PITCHER	IP	WLS	BF	H	R	ER	SO	BB	IBB	HBP	BLK	WP	HR	S	P	ERA	WHIP											
Jose Jimenez, R	6.1	W	27	9	3	3	5	1	0	0	0	0	0	50	82	4.26	1.579											
Lance Painter, L	0.2		2	0	0	0	0	0	0	0	0	0	0	3	5	0.00	0.000											
Rick Croushore, R	0.2		5	1	2	2	1	2	0	0	0	0	1	14	26	27.00	4.500											
21 Bryan Eversgerd, L	0.1		1	0	0	0	0	0	0	0	0	0	0	1	1	0.00	0.000											
Juan Acevedo, R	1.0	S	3	0	0	0	1	0	0	0	0	0	0	6	8	0.00	0.000											
Batter	1	2	3	4	5	6	7	8	9	AB	R	H	RBI	BB	SO	LOB	BOTTOM											
Delino DeShields, L OBP: 0.372, SLG: 0.430	1B		G4-3				L8		L7	4	0	0	0	1	0	1												
Brian Jordan, R Lance Painter, L Rick Croushore, R 21 Bryan Eversgerd, L Ron Gant, R Juan Acevedo, R										4	1	2	0	0	0	0												
										0	0	0	0	0	0	0												
										0	0	0	0	0	0	0												
										1	0	0	0	0	1	1												
										0	0	0	0	0	0	0												
Mark McGwire, R OBP: 0.467, SLG: 0.731										4	1	2	2	1	1	1												
Ray Lankford, L OBP: 0.391, SLG: 0.543	K									4	2	2	0	0	1	4												
J.D. Drew, L OBP: 0.438, SLG: 1.000	G4-6-3									4	2	3	4	0	0	3												
Fernando Tatis, R OBP: 0.326, SLG: 0.409										4	0	1	0	0	2	2												
Luis Ordez, R OBP: 0.272, SLG: 0.247										2	0	1	0	2	0	0												
Jose Jimenez, R										2	0	0	0	0	1	2												
John Mabry, L OBP: 0.307, SLG: 0.382										1	0	0	0	0	1	3												
Eli Marrero, R OBP: 0.326, SLG: 0.381										4	0	1	0	0	1	1												
Inning Stats	R: 0 E: 0 K: 1 S: 12	H: 1 LOB: 2 BB: 2 P: 26	R: 0 E: 0 K: 0 S: 8	H: 0 LOB: 1 BB: 1 P: 12	R: 0 E: 0 K: 0 S: 10	H: 0 LOB: 0 BB: 0 P: 13	R: 2 E: 0 K: 1 S: 9	H: 2 LOB: 0 BB: 0 P: 11	R: 4 E: 0 K: 2 S: 27	H: 6 LOB: 2 BB: 0 P: 41	R: 0 E: 0 K: 0 S: 7	H: 0 LOB: 0 BB: 0 P: 10	R: 0 E: 0 K: 2 S: 11	H: 2 LOB: 3 BB: 1 P: 18	R: 0 E: 0 K: 2 S: 11	H: 1 LOB: 1 BB: 0 P: 15	1B: 7 2B: 2 3B: 0 HR: 3	SF: 0 SAC: 1 DP: 1 HBP: 0	WP: 0 PA: 39 PB: 0 SB: 0 CS: 0									
PITCHER	IP	WLS	BF	H	R	ER	SO	BB	IBB	HBP	BLK	WP	HR	S	P	ERA	WHIP											
Miguel Batista, R	4.0		17	3	2	2	2	3	0	0	0	0	0	2	22	34	54.00	7.500										
Shayne Bennett, R	0.2	L	7	5	4	4	1	0	0	0	0	0	0	5	7	0.00	3.000											
Rick DeHart, L	0.1		2	1	0	0	1	0	0	0	0	0	0	8	11	0.00	1.000											
Kirk Bullinger, R	1.0		4	1	0	0	0	0	0	0	0	0	0	10	17	0.00	2.000											
Tim Young, L	5.0		17	5	1	0	2	1	0	0	0	0	0	10	17	0.00	2.000											
PITCHER	IP	WLS	BF	H	R	ER	SO	BB	IBB	HBP	BLK	WP	HR	S	P	ERA	WHIP											
Anthony Telford, R	1.0		4	1	0	0	2	0	0	0	0	0	0	11	15	0.00	1.000											

Montreal Expos @ St. Louis Cardinals
 Busch Stadium, St. Louis, MO

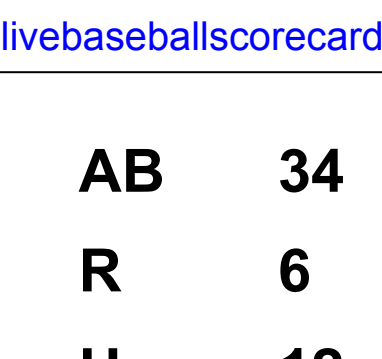
Fri Sep 25 1998, 7:05 PM CDT
 Att: 48,159 - Unknown - 90 F



AB 34
 R 5
 H 10
 RBI 5
 BB 3
 SO 7
 LOB 10

Montreal Expos @ St. Louis Cardinals
 Busch Stadium, St. Louis, MO

Fri Sep 25 1998, 7:05 PM CDT
 Att: 48,159 - Unknown - 90 F



AB 34
 R 6
 H 12
 RBI 6
 BB 4
 SO 8
 LOB 18

Batter	1	2	3	4	5	6	7	8	9	AB	R	H	RBI	BB	SO	LOB	TOP										
Wilton Guerrero, S OBP: 0.307, SLG: 0.378	1-1 1B		0-0 E5 G4-3 1B	1-0 G6-3		0-1 G6-4-3			0-0 L6	5	1	2	0	0	0	2											
Terry Jones, S OBP: 0.288, SLG: 0.283	0-0 B3		1-2 G4-3	0-0 1B			2-1 G3		0-0 F6	5	0	1	0	0	0	2											
Derrick May, L Robert Perez, R OBP: 0.231, SLG: 0.367 OBP: 0.234, SLG: 0.298	2-1 F9		4-1 1B 2B	2-0 P5			0-0 F9		0-0 P3	3	1	0	0	0	1	0	2										
Vladimir Guerrero, R Fernando Seguinol, S OBP: 0.371, SLG: 0.589 OBP: 0.304, SLG: 0.500	2-3 K		0-0 2B 1-2 3-H 1B		1-3 K		1-1 1B			4	0	2	1	0	2	1											
Brad Fullmer, L OBP: 0.327, SLG: 0.446		1-3 K	0-2 F8		2-1 P6		0-0 1B			4	0	1	0	0	1	2											
Michael Barrett, R Mike Hubbard, R OBP: 0.407, SLG: 0.522 OBP: 0.161, SLG: 0.218		4-0 WP BB	2-2 1-3 2-H 2B		1-3 K		0-2 G4-3			3	0	1	1	1	1	2											
Shane Andrews, R OBP: 0.314, SLG: 0.455		4-2 FC5-4 BB	2-2 G5-3			1-1 FC2 FC5-2 1B		2-2 P2		3	0	1	0	1	0	2											
Orlando Cabrera, R OBP: 0.325, SLG: 0.414		1-1 P8		2-0 HR		0-1 FC2 FC5-2		1-0 G6-3		4	1	1	1	0	0	3											
Mike Thurman, R Jose Vidro, S Carl Pavano, R Ryan McGuire, L Anthony Telford, R OBP: 0.292, SLG: 0.243 OBP: 0.250, SLG: 0.250	1-0 FC5-4			2-1 G6-3		1-1 FC5-2 G6-4-3		3-3 K		2	0	0	0	0	0	2											
Inning Stats	R: 0 E: 0 K: 1 S: 10	H: 1 LOB: 1 BB: 0 P: 15	R: 0 E: 0 K: 1 S: 9	H: 0 LOB: 2 BB: 2 P: 20	R: 2 E: 1 K: 0 S: 17	H: 3 LOB: 2 BB: 1 P: 26	R: 1 E: 0 K: 0 S: 7	H: 2 LOB: 1 BB: 0 P: 13	R: 0 E: 0 K: 2 S: 9	H: 0 LOB: 0 BB: 0 P: 13	R: 0 E: 1 K: 0 S: 8	H: 1 LOB: 1 BB: 0 P: 10	R: 0 E: 0 K: 0 S: 9	H: 2 LOB: 2 BB: 0 P: 12	R: 0 E: 0 K: 1 S: 7	H: 0 LOB: 0 BB: 0 P: 13	R: 0 E: 0 K: 0 S: 3	H: 0 LOB: 0 BB: 0 P: 3	1B: 7 2B: 1 3B: 0 HR: 1	SF: 0 SAC: 0 DP: 1 HBP: 0	WP: 1 PB: 0 SB: 0 CS: 0	PA: 39					
PITCHER	IP	WLS	BF	H	R	ER	SO	BB	IBB	HBP	BLK	WP	HR	S	P	ERA	WHIP										
Matt Morris, R ERA: 2.53	4.0		21	6	3	3	2	3	0	0	0	1	1	43	74	6.75	2.250										
John Frascatore, R ERA: 4.14	3.0	W	12	3	0	0	2	0	0	0	0	0	0	26	35	0.00	1.000										
Curtis King, R ERA: 3.53	1.0		3	0	0	0	1	0	0	0	0	0	0	7	13	0.00	0.000										
Juan Acevedo, R ERA: 2.96	1.0	S	3	0	0	0	0	0	0	0	0	0	0	3	3	0.00	0.000										

Montreal Expos @ St. Louis Cardinals
Busch Stadium, St. Louis, MO

AB 36
R 3
H 9
RBI 3
BB 3
SO 5
LOB 20



Sun Sep 27 1998, 3:33 AM CDT
Att: 46,110 - Sunny - 90 F

Batter	1	2	3	4	5	6	7	8	9	AB	R	H	RBI	BB	SO	LOB	BOTTOM										
Joe McEwing, R OBP: 0.273, SLG: 0.250	1-1 1B FC6-4		1-2 CS HBP		0-1 G5-3		2-2 1B HR			3	2	2	0	0	0	0											
J.D. Drew, L OBP: 0.463, SLG: 0.972	2-2 P6		3-2 P4		1-1 2B		0-0 1B HR			4	1	2	0	0	0	2											
Mark McGwire, R 12 Pat Kelly, R OBP: 0.470, SLG: 0.752 OBP: 0.284, SLG: 0.327	2-2 FC6-4 1B		1-1 HR		4-0 BB		0-0 1B HR			3	2	3	4	1	0	0											
Brian Jordan, R Mark Little, R OBP: 0.368, SLG: 0.534 OBP: 0.214, SLG: 0.083	0-1 FC6-4		3-2 G6-3		0-0 F8		0-0 1B K			4	0	0	1	0	1	3											
Ron Gant, R Curtis King, R Willie McGee, S Ray Lankford, L Juan Acevedo, R OBP: 0.331, SLG: 0.493 OBP: 0.287, SLG: 0.331 OBP: 0.391, SLG: 0.540 OBP: 0.222, SLG: 0.235	3-3 K			1-0 2B		1-1 L7		3-3 K		3	0	1	0	0	1	1											
Fernando Tatis, R OBP: 0.329, SLG: 0.415		1-0 HR		3-1 G4-3		0-3 K		0-0 E5		4	1	1	1	0	1	1											
Luis Ordez, R OBP: 0.281, SLG: 0.235		1-1 F7		2-1 L6		1-1 G4-3		2-2 F8		4	0	0	0	0	2												
Matt Morris, R Delino DeShields, L John Frascatore, R John Mabry, R OBP: 0.289, SLG: 0.379	1-3 K			0-2 F8		3-2 G4-3		1-0 G4-3		1	0	0	0	0	1	0											
Eli Marrero, R Tom Lampkin, L OBP: 0.318, SLG: 0.370 OBP: 0.328, SLG: 0.380	1-1 L7			1-3 K		2-1 L9				3	0	0	0	0	1	0											
Inning Stats	R: 1 E: 0 K: 1 S: 14	H: 2 LOB: 1 BB: 0 P: 22	R: 1 E: 0 K: 1 S: 8	H: 1 LOB: 0 BB: 0 P: 12	R: 1 E: 0 K: 0 S: 12	H: 1 LOB: 0 BB: 0 P: 20	R: 0 E: 0 K: 0 S: 8	H: 1 LOB: 1 BB: 0 P: 14	R: 0 E: 0 K: 1 S: 8	H: 0 LOB: 0 BB: 0 P: 10	R: 3 E: 0 K: 1 S: 15	H: 3 LOB: 0 BB: 0 P: 22	R: 0 E: 1 K: 1 S: 8	H: 0 LOB: 1 BB: 0 P: 14	1B: 4 2B: 2 3B: 0 HR: 3	SF: 0 SAC: 0 DP: 0 HBP: 1	WP: 0 PB: 0 SB: 1 CS: 1	PA: 35									
PITCHER	IP	WLS	BF	H	R	ER	SO	BB	IBB	HBP	BLK	WP	HR	S	P	ERA	WHIP										
Mike Thurman, R ERA: 4.7	5.0		22	6	3	3	3	1	0	0	0	0	2	50	82	5.40	1.400										
Carl Pavano, R ERA: 4.21	2.0	L	9	3	3	3	2	0	0	0	0	0	1	23	32	13.50	1.500										
Anthony Telford, R ERA: 3.86	1.0		4	0	0	0	1	0	0	0	0	0	0	8	14	0.00	0.000										

Montreal Expos @ St. Louis Cardinals
Busch Stadium, St. Louis, MO

AB 33
R 6
H 9
RBI 6
BB 1
SO 6
LOB 11



Sun Sep 27 1998, 3:33 AM CDT
Att: 46,110 - Sunny - 90 F