

Montreal Expos - 1999

Batter	1	2	3	4	5	6	7	8	9	AB	R	H	RBI	BB	SO	LOB	TOP
Wilton Guerrero, S OBP: 0.600, SLG: 1.000	(1, 4) K		(1, 2) SH 2B	(1, 0) 1B 2B		(1, 0) SF8 1B	(2, 3) K			5	2	3	1	0	2	2	Montreal Expos @ Pittsburgh Pirates Three Rivers Stadium, Pittsburgh, PA Mon Apr 05 1999, 7:05 PM EDT Att: 43,405 - Unknown - 58 F
Orlando Cabrera, R OBP: 0.750, SLG: 0.750	(1, 6) 1B HR		(2, 1) SH E	(0, 0) 1B		(1, 0) 1B 1B	(0, 0) L8			4	3	3	0	0	0	2	
Rondell White, R Anthony Telford, R	(1, 7) 1B HR		(1, 3) K		(0, 0) F9	(1, 0) SF8		(0, 0) P4		4	1	1	1	0	1	1	
Vladimir Guerrero, R OBP: 0.600, SLG: 1.200	(1, 9) 1B HR		(2, 0) E8 FC6-2 1B		(0, 1) G6-3	(1, 0) 1B 1B		(1, 2) K		5	1	3	4	0	1	0	
Brad Fullmer, L OBP: 0.600, SLG: 0.333	(1, 3) L3		(4, 0) FC6-2 WP IBB		(4, 2) FC5-4 BB	(3, 2) 1B		(3, 3) K		3	0	1	1	2	1	0	
Michael Barrett, R OBP: 0.200, SLG: 0.200	(1, 5) K		(1, 0) FC6-2		(0, 1) FC5-4	(2, 0) F9			(0, 1) G4-6-3 1B	5	0	1	0	0	1	5	
Chris Widger, R OBP: 0.400, SLG: 1.000		(1, 3) K	(0, 3) K			(0, 0) HR	(2, 0) 1B		(1, 2) G4-6-3 1B	5	1	2	1	0	2	3	
Manny Martinez, R OBP: 0.400, SLG: 0.400	(1, 8) F7			(0, 3) K		(0, 0) SH3 1B	(2, 0) F9		(1, 0) FC5-4 1B	5	1	2	0	0	1	1	
Dustin Hermanson, R James Mouton, R	(1, 1) K		(2, 3) K		(3, 3) K	(1, 0) SH3	(0, 1) 1B		(1, 2) FC5-4	3	0	1	0	0	2	0	
Inning Stats	R: 3 H: 3 E: 0 K: 2 S: 16	H: 3 LOB: 0 BB: 0 P: 23	R: 0 H: 0 E: 0 K: 2 S: 9	H: 0 LOB: 0 BB: 0 P: 13	R: 2 H: 2 E: 2 K: 2 S: 14	H: 2 LOB: 2 BB: 1 P: 25	R: 0 H: 2 E: 0 K: 2 S: 9	H: 2 LOB: 1 BB: 1 P: 13	R: 0 H: 0 E: 0 K: 1 S: 8	H: 2 LOB: 2 BB: 0 P: 14	R: 0 H: 0 E: 0 K: 2 S: 10	H: 2 LOB: 0 BB: 0 P: 13	1B: 13 2B: 2 3B: 0 HR: 2	SF: 1 SAC: 2 DP: 1 HBP: 0	WP: 1 PB: 0 CS: 0	PA: 45	
PITCHER	IP WLS BF H R ER SO BB IBB HBP BLK WP HR S P ERA WHIP																
67 Francisco Cordova, R ERA: 7.2	(1, 1) 5.0 L 24 7 5 4 8 1 1 0 0 0 1 1 56 86 7.20 1.600																
Jason Phillips, R ERA: 54.0	(6, 1) 0.2 8 6 4 4 0 0 0 0 0 0 0 1 11 19 54.00 9.000																
Scott Sauerbeck, L ERA:	(6, 1) 2.1 9 2 0 0 3 0 0 0 0 0 0 0 17 29 0.00 0.857																
Jeff Wallace, L ERA:	(9, 1) 1.0 4 2 0 0 0 0 0 0 0 0 0 0 10 13 0.00 2.000																

AB	40
R	9
H	17
RBI	8
BB	2
SO	11
LOB	15



Batter	1	2	3	4	5	6	7	8	9	AB	R	H	RBI	BB	SO	LOB	BOTTOM					
18 Jason Kendall, R OBP: 0.250, SLG: 0.250	(1, 2) L4-3 1B		(1, 1) G5-3		(1, 1) F7			(1, 2) F8		4	0	1	0	0	0	1	Montreal Expos @ Pittsburgh Pirates Three Rivers Stadium, Pittsburgh, PA Mon Apr 05 1999, 7:05 PM EDT Att: 43,405 - Unknown - 58 F					
Warren Morris, L OBP: 0.250, SLG: 0.500	(1, 4) L4-3 1B			(0, 0) G5-3		(2, 3) K			(0, 0) G6-3 1B 2B	4	1	1	0	0	1	1						
Brian Giles, L OBP: 0.250, SLG: 0.500	(1, 7) G4-3			(2, 2) 2B		(2, 2) L9			(1, 2) G6-3	4	0	1	0	0	0	1						
Kevin Young, R OBP: 0.250, SLG: 0.250		(0, 3) K		(2, 3) K		(3, 3) K			(1, 2) 1B 1B	4	0	1	1	0	3	1						
Brant Brown, L	(1, 8) K			(1, 0) G3-1			(1, 1) F9		(1, 2) F7	4	0	0	0	0	1	2						
Ed Sprague, R OBP: 0.250, SLG: 0.250		(1, 1) E5			(0, 0) F9		(2, 0) G5-3		(1, 3) 1B	4	0	1	0	0	0	0						
Jose Guillen, R OBP: 0.250, SLG: 0.250		(0, 0) P4			(3, 2) 2B 1B		(3, 2) F9		(1, 2) G4-3	4	1	1	0	0	0	3						
Mike Benjamin, R			(0, 0) P6		(1, 2) F8			(1, 0) P6		3	0	0	0	0	0	1						
67 Francisco Cordova, R Al Martin, L Jason Phillips, R Scott Sauerbeck, R Turner Ward, S Jeff Wallace, L	(1, 1) 7.0 W 25 4 1 1 5 0 0 0 0 0 0 0 0 22 30 4.50 1.500																					
Inning Stats	R: 0 H: 1 E: 0 K: 0 S: 6	H: 1 LOB: 0 BB: 0 P: 9	R: 0 H: 0 E: 1 K: 2 S: 10	H: 0 LOB: 1 BB: 0 P: 13	R: 0 H: 0 E: 0 K: 0 S: 4	H: 0 LOB: 0 BB: 0 P: 5	R: 0 H: 1 E: 0 K: 1 S: 9	H: 1 LOB: 1 BB: 0 P: 14	R: 1 H: 2 E: 0 K: 0 S: 11	H: 2 LOB: 1 BB: 0 P: 17	R: 0 H: 0 E: 0 K: 2 S: 10	H: 0 LOB: 0 BB: 0 P: 17	R: 0 H: 0 E: 0 K: 0 S: 6	H: 0 LOB: 0 BB: 0 P: 12	R: 0 H: 0 E: 0 K: 0 S: 7	H: 0 LOB: 0 BB: 0 P: 11	R: 1 H: 3 E: 0 K: 0 S: 15	H: 3 LOB: 2 BB: 0 P: 19	1B: 4 2B: 4 3B: 0 HR: 0	SF: 0 SAC: 0 DP: 1 HBP: 0	WP: 0 PB: 0 CS: 0	PA: 34
PITCHER	IP WLS BF H R ER SO BB IBB HBP BLK WP HR S P ERA WHIP																					
Dustin Hermanson, R ERA: 1.29	(1, 1) 2.0 W 9 3 1 1 0 0 0 0 0 0 0 0 0 22 30 4.50 1.500																					
Anthony Telford, R ERA: 4.5	(8, 1) 2.0 W 9 3 1 1 0 0 0 0 0 0 0 0 0 22 30 4.50 1.500																					

AB	34
R	2
H	7
RBI	2
BB	0
SO	5
LOB	10



Batter	1	2	3	4	5	6	7	8	9	AB	R	H	RBI	BB	SO	LOB	TOP											
Wilton Guerrero, S OBP: 0.444, SLG: 0.625	4-1 S E BB		1-3 K			0-0 F7			0-3 K	3	1	0	0	1	2	1	Montreal Expos @ Pittsburgh Pirates Three Rivers Stadium, Pittsburgh, PA Tue Apr 06 1999, 7:05 PM EDT Att: 10,051 - Unknown - 62 F livebaseballscores.com											
Orlando Cabrera, R OBP: 0.375, SLG: 0.375	3-2 E4 1-H		0-0 G1-3			2-2 G3 1-2			0-0 F9	4	0	0	0	0	0	1												
Rondell White, R OBP: 0.125, SLG: 0.143 Bobby Ayala, R (6, 1) Mike Maddux, L (8, 1)	2-3 K			1-2 G6-3		1-0 G4-3			3-2 HR	3	0	0	0	0	1	2												
Orlando Merced, S OBP: 1.000, SLG: 4.000									0-0 HR	0	0	0	0	0	0	0												
Vladimir Guerrero, R OBP: 0.333, SLG: 0.667	0-3 K			0-2 G4-3			0-1 G6-3		0-0 G6-3	4	0	0	0	0	1	1												
Brad Fullmer, L OBP: 0.500, SLG: 0.200	1-2 F8			4-1 CS BB			3-3 K			2	0	0	0	1	1	1												
Michael Barrett, R OBP: 0.125, SLG: 0.125		0-0 F9		1-2 CS	0-0 F7				0-0 L9	3	0	0	0	0	0	0												
Chris Widger, R OBP: 0.750, SLG: 0.750 Darron Cox, R (8, 2)		3-2 G6-3			2-1 F7			1-0 G3-6-3 1B		3	0	1	0	0	0	0												
Manny Martinez, R OBP: 0.250, SLG: 0.250		2-1 G6-3			1-3 K			1-1 F9		3	0	0	0	0	1	1												
Carl Pavano, R J.D. Smart, R (3, 1) Jose Vidro, S OBP: 0.500, SLG: 0.500			0-3 K			1-0 G3 1B			0-0 G3-6-3	1	0	0	0	0	1	0												
Inning Stats	R: 1 E: 1 K: 2 S: 18	H: 0 LOB: 1 BB: 1 P: 28	R: 0 E: 0 K: 0 S: 6	H: 0 LOB: 0 BB: 0 P: 11	R: 0 E: 0 K: 2 S: 7	H: 0 LOB: 0 BB: 0 P: 8	R: 0 E: 0 K: 0 S: 12	H: 0 LOB: 0 BB: 1 P: 18	R: 0 E: 0 K: 1 S: 6	H: 0 LOB: 0 BB: 0 P: 9	R: 0 E: 0 K: 0 S: 7	H: 1 LOB: 1 BB: 0 P: 11	R: 0 E: 0 K: 1 S: 8	H: 0 LOB: 0 BB: 0 P: 11	R: 0 E: 0 K: 0 S: 4	H: 1 LOB: 0 BB: 0 P: 6	R: 1 E: 0 K: 1 S: 8	H: 1 LOB: 0 BB: 0 P: 11	1B: 2 2B: 0 3B: 0 HR: 1	SF: 0 SAC: 0 DP: 1 HBP: 0	WP: 0 PB: 0 SB: 1 CS: 1	PA: 32						
PITCHER	IP	WLS	BF	H	R	ER	SO	BB	IBB	HBP	BLK	WP	HR	S	P	ERA	WHIP											
Jason Schmidt, R ERA: 4.5	(1, 1)	7.0	W	24	1	1	0	6	2	0	0	0	0	64	96	0.00	0.429											
Mike Williams, R ERA: 4.5	(8, 1)	2.0		7	2	1	1	1	0	0	0	0	0	1	12	17	4.50	1.000										

Batter	1	2	3	4	5	6	7	8	9	AB	R	H	RBI	BB	SO	LOB	BOTTOM											
18 Jason Kendall, R OBP: 0.444, SLG: 0.286	4-1 S 1B BB	0-1 2H 1B	1-3 K		0-1 G5-3			1-2 HR HBP		3	2	1	1	1	1	3	Montreal Expos @ Pittsburgh Pirates Three Rivers Stadium, Pittsburgh, PA Tue Apr 06 1999, 7:05 PM EDT Att: 10,051 - Unknown - 62 F livebaseballscores.com											
Warren Morris, L OBP: 0.111, SLG: 0.222	3-3 K	0-1 L3		1-1 G3-1		3-3 K		2-2 F8		5	0	0	0	0	2	3												
Brian Giles, L OBP: 0.667, SLG: 1.143	2-2 3B 1B		1-0 E 1B 1B	4-1 E BB		4-2 BB		0-0 HR		3	3	3	3	2	0	0												
Kevin Young, R OBP: 0.444, SLG: 0.625	2-1 3B		0-2 1B E 1B 1B	3-2 F8		0-3 K		4-1 BB		4	1	2	1	1	1	2												
Brant Brown, L OBP: 0.125, SLG: 0.125 Adrian Brown, S (8, PH) (9, 8)	0-1 P5		2-2 1B 1B	0-0 E4		2-1 F8		1-3 K		4	1	1	1	0	0	3												
Ed Sprague, R OBP: 0.250, SLG: 0.250	2-3 K		1-3 2H 1B 1B	1-2 G5-3						4	0	1	1	0	1	3												
Jose Guillen, R OBP: 0.375, SLG: 0.286 Mike Williams, R (8, 1)		4-1 SH1 1B BB	1-1 L9		0-2 SH2-4 1B		1-0 G6-3			3	1	1	0	1	0	2												
Mike Benjamin, R (1, 6)		0-1 L7	1-3 K		0-3 K		0-0 G5-3			4	0	0	0	0	2	4												
Jason Schmidt, R OBP: 1.000, SLG: 1.000 Turner Ward, S (8, 9)		2-2 SH1	2-2 1B		1-0 SH2-4		0-0 F9			1	0	1	1	0	0	0												
Inning Stats	R: 2 E: 0 K: 2 S: 15	H: 2 LOB: 1 BB: 1 P: 28	R: 1 E: 0 K: 0 S: 10	H: 1 LOB: 1 BB: 1 P: 16	R: 3 E: 1 K: 2 S: 22	H: 5 LOB: 2 BB: 0 P: 30	R: 0 E: 1 K: 0 S: 9	H: 0 LOB: 2 BB: 1 P: 19	R: 0 E: 0 K: 1 S: 9	H: 1 LOB: 1 BB: 0 P: 10	R: 0 E: 0 K: 2 S: 11	H: 0 LOB: 1 BB: 1 P: 20	R: 0 E: 0 K: 0 S: 4	H: 0 LOB: 0 BB: 0 P: 5	R: 2 E: 0 K: 1 S: 11	H: 1 LOB: 1 BB: 1 P: 19		1B: 8 2B: 0 3B: 1 HR: 1	SF: 0 SAC: 2 DP: 0 HBP: 1	WP: 0 PB: 0 SB: 1 CS: 0	PA: 41							
PITCHER	IP	WLS	BF	H	R	ER	SO	BB	IBB	HBP	BLK	WP	HR	S	P	ERA	WHIP											
Carl Pavano, R ERA: 27.0	(1, 1)	2.0	L	15	7	6	6	2	2	0	0	0	0	35	57	27.00	4.500											
J.D. Smart, R ERA: 18.0	(3, 1)	3.0		13	2	0	0	3	1	0	0	0	0	30	46	0.00	1.000											
Bobby Ayala, R ERA: 18.0	(6, 1)	2.0		7	0	0	0	2	1	0	0	0	0	15	25	0.00	0.500											
Mike Maddux, R ERA: 18.0	(8, 1)	1.0		6	1	2	2	1	1	0	1	0	0	1	11	19	18.00	2.000										

Batter	1	2	3	4	5	6	7	8	9	AB	R	H	RBI	BB	SO	LOB	TOP										
Wilton Guerrero, S OBP: 0.357, SLG: 0.538 (1, 4)	G6-3		1B 2B		G5-3		G4-3		G5-3	5	1	1	1	0	0	3	Montreal Expos @ Pittsburgh Pirates Three Rivers Stadium, Pittsburgh, PA Wed Apr 07 1999, 7:05 PM EDT Att: 11,377 - Sunny - 70 F										
Orlando Cabrera, R OBP: 0.308, SLG: 0.308 (1, 6)	G6-3		2B 1B		K		F7		G6-3	5	0	1	1	0	1	3											
Rondell White, R OBP: 0.250, SLG: 0.300 (1, 7)	F8		2B		F8				G6-4-3 BB	3	0	1	0	1	0	0											
Vladimir Guerrero, R OBP: 0.231, SLG: 0.462 (1, 9)		K	G5-3		K				G6-4-3	4	0	0	0	0	2	3											
Jose Vidro, S OBP: 0.333, SLG: 0.500 Ugueth Urbina, R (8, 1)	K				F8				G5-3	4	1	1	0	0	1	0											
Shane Andrews, R OBP: 0.750, SLG: 1.000 (1, 5)	K				1B BB				G1-3 FC 2B	2	1	1	0	2	1	0											
Michael Barrett, R OBP: 0.182, SLG: 0.182 Steve Kline, S (7, 1)					G5-3				G5-3 G1-3 BB	3	0	1	1	0	1	1											
Orlando Merced, S OBP: 1.000, SLG: 4.000 (8, 3)					1B				G5-3 G1-3 BB	0	0	0	0	0	0	0											
Manny Martinez, R OBP: 0.250, SLG: 0.182 (1, 8)					G3				G1-3	3	0	0	0	1	1	4											
Javier Vazquez, R OBP: 0.500, SLG: 0.500 Anthony Telford, R (6, 1)					G4-3				FC G5-3	2	0	0	0	0	0	0											
Chris Widger, R OBP: 0.300, SLG: 0.600 (6, 2)	2B 1B				G4-3		L9			2	0	0	1	0	0	2											
Inning Stats	R: 0 E: 0 K: 0 S: 6	H: 0 LOB: 0 BB: 0 P: 9	R: 0 E: 0 K: 3 S: 9	H: 0 LOB: 0 BB: 0 P: 14	R: 2 E: 0 K: 1 S: 18	H: 4 LOB: 2 BB: 0 P: 28	R: 1 E: 0 K: 0 S: 14	H: 2 LOB: 1 BB: 1 P: 24	R: 0 E: 0 K: 2 S: 12	H: 0 LOB: 1 BB: 1 P: 21	R: 0 E: 0 K: 0 S: 8	H: 0 LOB: 1 BB: 1 P: 13	R: 0 E: 0 K: 0 S: 6	H: 0 LOB: 0 BB: 1 P: 12	R: 0 E: 0 K: 0 S: 7	H: 1 LOB: 2 BB: 1 P: 16	1B: 3 2B: 5 3B: 0 HR: 0	SF: 0 SAC: 0 DP: 2 HBP: 0	WP: 0 PB: 0 SB: 1 CS: 0	PA: 38							
PITCHER	IP	WLS	BF	H	R	ER	SO	BB	IBB	HBP	BLK	WP	HR	S	P	ERA	WHIP										
Pete Schourek, L ERA: 9.0 (1, 1)	3.0		16	6	3	3	4	1	0	0	0	0	0	42	69	9.00	2.333										
Jeff Wallace, L ERA: (4, 1)	2.0		5	0	0	0	1	0	0	0	0	0	0	10	11	0.00	0.000										
Chris Peters, L ERA: (6, 1)	1.0		4	0	0	0	2	1	0	0	0	0	0	12	21	0.00	1.000										
Jason Christiansen, L ERA: (7, 1)	2.0		7	0	0	0	0	2	0	0	0	0	0	14	25	0.00	1.000										
Rich Lisselle, R ERA: 9.0 (9, 1)	1.0	L	6	1	1	1	0	1	0	0	0	0	0	7	16	9.00	2.000										

AB	33
R	4
H	7
RBI	4
BB	5
SO	7
LOB	17



Batter	1	2	3	4	5	6	7	8	9	AB	R	H	RBI	BB	SO	LOB	BOTTOM										
18 Jason Kendall, R OBP: 0.429, SLG: 0.417 (1, 2)	FC4-6 1B		2B 2B		FC5-4 F8				P3	5	1	2	0	0	1	5	Montreal Expos @ Pittsburgh Pirates Three Rivers Stadium, Pittsburgh, PA Wed Apr 07 1999, 7:05 PM EDT Att: 11,377 - Sunny - 70 F										
Warren Morris, L OBP: 0.143, SLG: 0.214 (1, 4)	FC4-6 BB		K		F8				G4-3	5	0	1	0	0	1	3											
Brian Giles, L OBP: 0.571, SLG: 0.909 (1, 8)	BB		2B		K				L3	4	0	1	1	1	2	2											
Kevin Young, R OBP: 0.286, SLG: 0.385 (1, 3)	P5		K						K	5	1	0	0	0	3	4											
Al Martin, L OBP: 0.400, SLG: 0.600 (1, 7)	G4-3				F8				F9	4	1	1	0	0	0	3											
Ed Sprague, R OBP: 0.417, SLG: 0.417 Abraham Nunez, S (8, FR) (9, 6)		K			WP 1B				1B 1B	4	0	3	1	0	1	0											
Jose Guillen, R OBP: 0.333, SLG: 0.364 (1, 9)	P4				K				K	4	0	1	1	0	2	2											
Mike Benjamin, R OBP: 0.091, SLG: 0.091 (9, 5)	F9				L5				L4-6 1B	4	0	1	0	0	0	3											
Pete Schourek, L Jeff Wallace, L Brant Brown, L Chris Peters, L Turner Ward, S Jason Christiansen, R Adrian Brown, S Rich Lisselle, R (1, 1) (4, 1) (5, PH) (8, 1) (6, 1) (7, 1) (8, PH) (9, 1)			L7		18 FC5-4 1B				K	1	0	0	0	0	0	0											
Inning Stats	R: 0 E: 0 K: 0 S: 11	H: 1 LOB: 2 BB: 1 P: 20	R: 0 E: 0 K: 1 S: 7	H: 0 LOB: 0 BB: 0 P: 9	R: 1 E: 0 K: 2 S: 15	H: 2 LOB: 1 BB: 0 P: 20	R: 0 E: 0 K: 1 S: 11	H: 1 LOB: 1 BB: 0 P: 22	R: 0 E: 1 K: 1 S: 13	H: 1 LOB: 1 BB: 0 P: 21	R: 2 E: 0 K: 1 S: 14	H: 3 LOB: 2 BB: 1 P: 24	R: 0 E: 0 K: 2 S: 8	H: 1 LOB: 1 BB: 0 P: 12	R: 0 E: 0 K: 2 S: 11	H: 2 LOB: 2 BB: 0 P: 13		R: 0 E: 0 K: 1 S: 7	H: 0 LOB: 0 BB: 0 P: 11	1B: 8 2B: 4 3B: 0 HR: 0	SF: 0 SAC: 0 DP: 1 HBP: 0	WP: 1 PB: 0 SB: 0 CS: 0	PA: 40				
PITCHER	IP	WLS	BF	H	R	ER	SO	BB	IBB	HBP	BLK	WP	HR	S	P	ERA	WHIP										
Javier Vazquez, R ERA: 3.6 (1, 1)	5.0		23	6	3	2	5	1	0	0	0	0	0	59	96	3.60	1.400										
Anthony Telford, R ERA: 3.0 (6, 1)	1.0	B	5	2	0	0	1	1	0	0	0	0	0	12	20	0.00	3.000										
Steve Kline, L ERA: (7, 1)	1.0		4	1	0	0	2	0	0	0	0	0	0	8	12	0.00	1.000										
Ugueth Urbina, R ERA: (8, 1)	2.0	W	8	2	0	0	3	0	0	0	0	0	0	18	24	0.00	1.000										


AB	38
R	3
H	11
RBI	3
BB	2
SO	11
LOB	24



Batter	1	2	3	4	5	6	7	8	9	10	11	AB	R	H	RBI	BB	SO	LOB	TOP							
Roger Cedeno, S OBP: 0.200, SLG: 0.200 (1, 7)	G6-3 3-2			P6 2-2		F9 1B 2-2		SH1-4 1-2		G6-3 0-0		4	1	1	0	0	0	0								
Edgardo Alfonso, R OBP: 0.500, SLG: 0.640 (1, 4)	F7 0-1			1B 1B 4-2		F9 1-3		2B 1B 1-2		G6-3 BB 4-0		3	1	1	1	2	0	1								
John Olerud, L OBP: 0.448, SLG: 0.545 (1, 3)	K 3-3			1B 1B 3-1		1B 1-2		2B 1-3		G6-3 1-2		5	0	3	1	0	1	1								
Turk Wendell, L (10, 1)												0	0	0	0	0	0	0								
Dennis Cook, L (10, 1)												0	0	0	0	0	0	0								
John Franco, L (11, 1)												0	0	0	0	0	0	0								
Bobby Bonilla, S OBP: 0.381, SLG: 0.071 (1, 9)	F7 3-2			P7 0-0		L9 1-0		IBB 4-0		G4-3 0-0		3	0	0	0	1	0	3								
Jermaine Allensworth, R OBP: 0.222, SLG: 0.143 (8, PR)												1	0	0	0	0	0	0								
Robin Ventura, L OBP: 0.429, SLG: 0.583 (1, 5)	F7 1-0			FC6 1B 1-3		F9 3-2		K 0-3		G4-3 0-0		5	0	1	1	0	1	4								
Brian McRae, S OBP: 0.308, SLG: 0.318 (1, 8)												4	0	0	0	0	0	5								
Armando Benitez, R (8, 1)												0	0	0	0	0	0	0								
Matt Franco, L OBP: 0.250, SLG: 0.250 (10, 3)	F7 0-0			FC6 1-2		L4 1-1		G1-3 1-2		1B 1B 0-0		1	1	1	0	0	0	0								
Todd Pratt, R OBP: 0.250, SLG: 0.250 (1, 2)												5	0	1	1	0	2	0								
Rey Ordonez, R OBP: 0.231, SLG: 0.217 (1, 6)	L4 0-0			G6-3 1-0		B1-3 0-0		G4-3 2-0		G1-6-3 0-0		5	0	0	0	0	0	1								
Al Leiter, L (1, 1)												2	0	0	0	0	2	0								
Rickey Henderson, R OBP: 0.640, SLG: 1.059 (8, PH)	K 1-3			K 1-3		SH1-4 1B 4-2		K 2-3				1	1	0	0	1	1	0								
Inning Stats	R: 0 E: 0 K: 1 S: 11	H: 0 LOB: 0 BB: 0 P: 17	R: 0 E: 0 K: 0 S: 5	H: 0 LOB: 0 BB: 0 P: 9	R: 0 E: 0 K: 2 S: 10	H: 0 LOB: 0 BB: 0 P: 11	R: 1 E: 0 K: 2 S: 13	H: 2 LOB: 2 BB: 1 P: 23	R: 0 E: 0 K: 1 S: 5	H: 0 LOB: 0 BB: 0 P: 7	R: 1 E: 0 K: 0 S: 16	H: 2 LOB: 1 BB: 0 P: 25	R: 0 E: 0 K: 0 S: 5	H: 0 LOB: 0 BB: 0 P: 8	R: 1 E: 0 K: 1 S: 16	H: 2 LOB: 3 BB: 2 P: 28	R: 0 E: 0 K: 2 S: 7	H: 0 LOB: 0 BB: 0 P: 14	R: 0 E: 0 K: 0 S: 2	H: 0 LOB: 0 BB: 1 P: 6	R: 1 E: 0 K: 0 S: 5	H: 2 LOB: 1 BB: 0 P: 5	1B: 7 2B: 1 3B: 0 HR: 0	SF: 0 SAC: 1 DP: 1 HBP: 0	WP: 0 PB: 0 SB: 1 CS: 0	PA: 44
PITCHER	IP WLS BF H R ER SO BB IBB HBP BLK WP HR S P ERA WHIP	PITCHER										IP WLS BF H R ER SO BB IBB HBP BLK WP HR S P ERA WHIP														
Dustin Hermanson, R ERA: 2.08 (1, 1)	6.0 23	1.2 9	2 2	1 1	1 1	1 1	1 1	0 0	0 0	0 0	0 0	0 0	0 0	18 32	5.40 1.800											
Steve Kline, L ERA: 2.25 (8, 1)	0.1 1	0 0	0 0	0 0	0 0	0 0	0 0	0 0	0 0	0 0	0 0	0 0	0 0	3 4	0.00 0.000											
Bobby Ayala, R ERA: (9, 1)	1.0 3	0 0	0 0	0 2	0 0	0 0	0 0	0 0	0 0	0 0	0 0	0 0	0 0	7 14	0.00 0.000											
Ugueth Urbina, R ERA: (10, 1)	2.0 L 8	2 1	1 1	0 0	1 0	0 0	0 0	0 0	0 0	0 0	0 0	0 0	0 0	7 11	4.50 1.500											

New York Mets @ Montreal Expos
Olympic Stadium, Montreal, QB
Sat Apr 10 1999, 2:05 PM EDT
Att. 16,173 - Dome - 72 F

AB 39
R 4
H 8
RBI 4
BB 4
SO 7
LOB 15



Batter	1	2	3	4	5	6	7	8	9	10	11	AB	R	H	RBI	BB	SO	LOB	BOTTOM					
Wilton Guerrero, S OBP: 0.296, SLG: 0.400 (1, 4)	K 2-3			K 1-3		G5-3 1-2		SH2-4 1B 1-1		SH2-4 1B 0-0		5	0	2	1	0	2	1						
Orlando Cabrera, R OBP: 0.290, SLG: 0.217 (1, 6)	G1-3 0-1			B1-3 1-0		G6-3 2-2		K 0-3		SH2-4 1-2		4	0	0	0	0	1	2						
Rondell White, R OBP: 0.240, SLG: 0.364 (1, 7)	HR 1-1			K 0-3		K 2-3		K 0-3		P8 0-0		5	1	1	1	0	3	1						
Vladimir Guerrero, R OBP: 0.423, SLG: 0.636 (1, 9)	G5-3 0-1			P6 0-0		G5-3 BB 4-0		BB 4-1		IBB 4-0		2	0	0	0	3	0	0						
Jose Vidro, S OBP: 0.333, SLG: 0.364 (1, 3)				BLK 1B 3-2		G5-3 1-2		K 2-3		G4-3 0-0		4	1	1	0	1	1	4						
Michael Barnett, R OBP: 0.176, SLG: 0.333 (1, 5)				BB 0-0		F9 2-0		G1-3 3-2				3	0	0	0	0	0	3						
Bobby Ayala, R (8, 1)												0	0	0	0	0	0	0						
Orlando Merced, S OBP: 0.303, SLG: 0.259 (8, PH)												1	0	0	0	0	0	1						
Ugueth Urbina, R (8, 1)												0	0	0	0	0	0	0						
Anthony Telford, R (10, 1)												1	0	0	0	0	0	0						
Mike Mordecai, R (11, PH)												1	0	0	0	0	0	0						
Chris Widger, R OBP: 0.283, SLG: 0.526 (1, 2)	2B 2-1			G1-6-3 3-2		SH1-4 FC5-2 2B 1-1		K 1-3		F9 0-0		5	0	2	1	0	1	1						
Manny Martinez, R OBP: 0.190, SLG: 0.150 (1, 8)												2	0	0	0	0	0	1						
Brad Fuller, L OBP: 0.412, SLG: 0.500 (9, PH)	P9 0-1			G3 2-2		SH1-4 2-3		P6 1-0		1B 0-0		1	0	0	0	0	0	0						
James Mouton, R OBP: 0.500, SLG: 0.500 (10, 7)												1	0	1	0	0	0	0						
Dustin Hermanson, R OBP: 0.400, SLG: 0.529 (1, 1)	G6-3 2-2			G5-3 BB 4-2		FC5-2 2B 3-2		K 2-3		F8 0-0		1	0	0	0	1	0	1						
Shane Andrews, R OBP: 0.500, SLG: 0.400 (7, 5)												3	1	0	0	0	1	2						
Inning Stats	R: 1 E: 0 K: 1 S: 9	H: 1 LOB: 0 BB: 0 P: 12	R: 1 E: 0 K: 0 S: 10	H: 1 LOB: 1 BB: 1 P: 18	R: 0 E: 0 K: 2 S: 8	H: 0 LOB: 0 BB: 0 P: 10	R: 0 E: 0 K: 0 S: 9	H: 1 LOB: 1 BB: 1 P: 17	R: 0 E: 0 K: 0 S: 11	H: 0 LOB: 1 BB: 1 P: 11	R: 1 E: 0 K: 1 S: 11	H: 2 LOB: 1 BB: 0 P: 16	R: 0 E: 0 K: 2 S: 10	H: 0 LOB: 1 BB: 1 P: 19	R: 0 E: 0 K: 2 S: 7	H: 0 LOB: 0 BB: 0 P: 11	R: 0 E: 0 K: 0 S: 4	H: 1 LOB: 2 BB: 1 P: 8	R: 0 E: 0 K: 0 S: 4	H: 1 LOB: 1 BB: 0 P: 4	1B: 3 2B: 3 3B: 0 HR: 1	SF: 0 SAC: 2 DP: 0 HBP: 0	WP: 0 PB: 0 SB: 0 CS: 0	PA: 45
PITCHER	IP WLS BF H R ER SO BB IBB HBP BLK WP HR S P ERA WHIP	PITCHER										IP WLS BF H R ER SO BB IBB HBP BLK WP HR S P ERA WHIP												
Al Leiter, L ERA: 5.25 (1, 1)	7.0 29	5 0	3 0	3 4	0 1	0 0	0 0	0 0	0 0	0 0	0 0	0 0	0 0	17 30	3.86 0.000									
Armando Benitez, R ERA: (8, 1)	2.0 7	0 0	0 0	0 4	1 0	0 0	0 0	0 0	0 0	0 0	0 0	0 0	0 0	3 7	0.00 1.500									
Turk Wendell, R ERA: 2.45 (10, 1)	0.2 4	1 0	0 0	0 0	0 0	0 0	0 0	0 0	0 0	0 0	0 0	0 0	0 0	1 1	0.00 0.000									
Dennis Cook, L ERA: (10, 1)	0.1 W 1	0 0	0 0	0 0	0 0	0 0	0 0	0 0	0 0	0 0	0 0	0 0	0 0	1 1	0.00 0.000									
John Franco, L ERA: (11, 1)	1.0 S 4	1 0	0 0	0 0	0 0	0 0	0 0	0 0	0 0	0 0	0 0	0 0	0 0	4 4	0.00 1.000									

New York Mets @ Montreal Expos
Olympic Stadium, Montreal, QB
Sat Apr 10 1999, 2:05 PM EDT
Att. 16,173 - Dome - 72 F

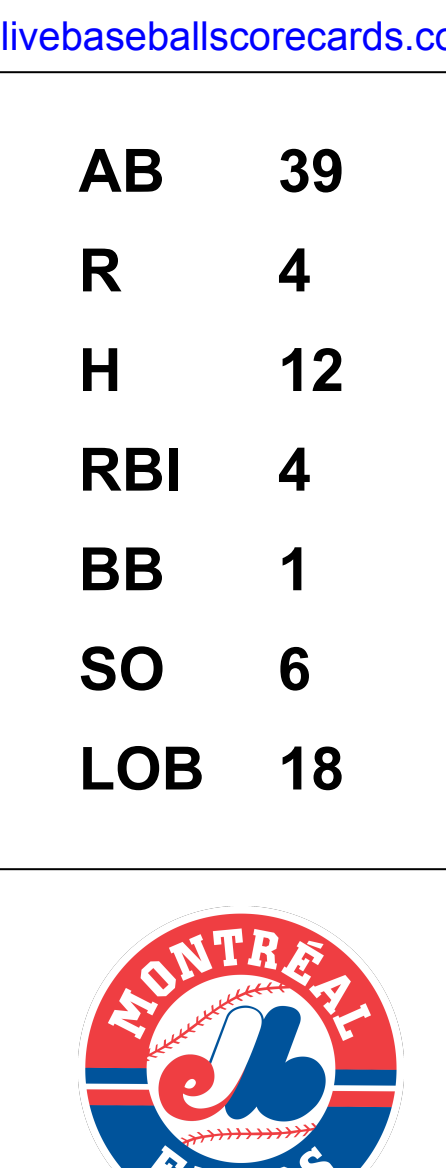
AB 38
R 3
H 7
RBI 3
BB 5
SO 9
LOB 17



Batter	1	2	3	4	5	6	7	8	9	AB	R	H	RBI	BB	SO	LOB	TOP								
Fernando Vina, L (1, 4) OBP: 0.441, SLG: 0.452	G6-3 2B		P5	HBP		E4 BB	G3-1		K	4	0	1	0	1	1	5	Milwaukee Brewers @ Montreal Expos Olympic Stadium, Montreal, QB Tue Apr 13 1999, 7:05 PM EDT Att. 5,589 - Dome - 72 F								
Marquis Grissom, R (1, 8) OBP: 0.345, SLG: 0.571	K		HR	K		E4 BB		2B BB	FC5	5	1	1	2	1	2	5									
Jeff Cirillo, R (1, 5) OBP: 0.333, SLG: 0.321	G6-3 2-3		G1-3		2B BB	F7		F8	L3	5	1	0	0	1	0	5									
Jeremy Burnitz, L (1, 9) OBP: 0.406, SLG: 0.826	L8			HR	FC1-2 2B	FC5-4 BB		K		4	1	2	2	1	1	2									
Sean Berry, R (1, 3) OBP: 0.355, SLG: 0.552		G6-3		2B E 1B	F9	FC5-4 BB		2B		5	1	2	0	0	0	3									
Dave Nilsson, L (1, 2) OBP: 0.394, SLG: 0.471	F9			F7	FC1-2 1B BB		P5			3	1	0	0	2	0	1									
Mark Loretta, R (1, 6) OBP: 0.250, SLG: 0.421	F9			E9 2B	FC1-2 1B	FC4-6 BB		K		4	1	1	0	1	1	5									
Geoff Jenkins, L (1, 7) OBP: 0.476, SLG: 0.895			SH3 HR 1B	G6-3 E 2B	1B				FC5 1B	4	2	3	2	0	0	1									
Rich Becker, L (8, 7) OBP: 0.500, SLG: 0.333					1B					1	0	1	0	0	0	0									
Steve Woodard, L (1, 1) OBP: 0.600, SLG: 0.500			SH3	G6-3					FC5 1B	3	0	2	0	0	0	1									
Brian Banks, S (9, PH) OBP: 0.500, SLG: 0.500										1	0	1	0	0	0	0									
Chad Fox, R (9, 1) OBP: 0.500, SLG: 0.500										0	0	0	0	0	0	0									
Inning Stats	R: 0 E: 0 K: 1 S: 9	H: 1 LOB: 1 BB: 0 P: 16	R: 0 E: 0 K: 0 S: 3	H: 0 LOB: 0 BB: 0 P: 6	R: 2 E: 0 K: 0 S: 8	H: 2 LOB: 0 BB: 0 P: 15	R: 4 E: 1 K: 1 S: 13	H: 4 LOB: 1 BB: 0 P: 19	R: 2 E: 0 K: 0 S: 12	H: 3 LOB: 2 BB: 2 P: 28	R: 0 E: 1 K: 0 S: 9	H: 0 LOB: 2 BB: 1 P: 17	R: 0 E: 0 K: 0 S: 15	H: 1 LOB: 2 BB: 1 P: 24	R: 0 E: 0 K: 2 S: 10	H: 1 LOB: 3 BB: 2 P: 22	R: 0 E: 0 K: 1 S: 13	H: 2 LOB: 2 BB: 0 P: 23	1B: 7 2B: 5 3B: 0 HR: 2	SF: 0 SAC: 1 DP: 0 HBP: 1	WP: 0 PB: 0 SB: 1 CS: 0	PA: 48			
PITCHER	IP	WLS	BF	H	R	ER	SO	BB	IBB	HBP	BLK	WP	HR	S	P	ERA	WHIP								
Javier Vazquez, R (1, 1) ERA: 7.0	4.0	L	20	7	6	5	2	0	0	1	0	0	2	33	56	11.25	1.750								
J.D. Smart, R (5, 1) ERA: 2.57	2.0		12	3	2	2	0	4	0	0	0	0	0	21	45	9.00	3.500								
Anthony Telford, R (7, 1) ERA: 4.5	2.0		11	2	0	0	2	3	0	0	0	0	0	25	46	0.00	2.500								
Mike Maddux, R (9, 1) ERA: 9.0	1.0		5	2	0	0	1	0	0	0	0	0	0	13	23	0.00	2.000								

Batter	1	2	3	4	5	6	7	8	9	AB	R	H	RBI	BB	SO	LOB	BOTTOM								
Wilton Guerrero, S (1, 4) OBP: 0.242, SLG: 0.323	G3	G4-3			F8		G4-6-3 1-2		K BB	5	0	0	0	0	1	3	Milwaukee Brewers @ Montreal Expos Olympic Stadium, Montreal, QB Tue Apr 13 1999, 7:05 PM EDT Att. 5,589 - Dome - 72 F								
Orlando Cabrera, R (1, 6) OBP: 0.241, SLG: 0.214	G5-3		FC5 1B		G6-3		K		K	5	0	1	0	0	2	1									
Rondell White, R (1, 7) OBP: 0.387, SLG: 0.407					G5-3					4	0	2	0	0	0	0									
Mike Maddux, L (9, 1) OBP: 0.545, SLG: 0.750	2B		F8 FC5 1B						BB	0	0	0	0	0	0	0									
Orlando Merced, S (9, PH) OBP: 0.545, SLG: 0.750										0	0	0	0	1	0	0									
Vladimir Guerrero, R (1, 9) OBP: 0.371, SLG: 0.516	F7		FC5			L5		2B WP 1B	G1	5	1	1	0	0	0	5									
Brad Fullmer, L (1, 3) OBP: 0.375, SLG: 0.619		HR	F8			G1-3		L7		4	1	1	1	0	0	3									
Michael Barrett, R (1, 5) OBP: 0.240, SLG: 0.520		K	G5-3			HR		2B		4	2	2	2	0	1	2									
Chris Widger, R (1, 2) OBP: 0.308, SLG: 0.480					G6-3					3	0	2	0	0	0	0									
Anthony Telford, R (7, 1) ERA: 4.5										0	0	0	0	0	0	0									
Jose Vidro, S (8, PH) OBP: 0.278, SLG: 0.353		1B				FC5-4 1B		2B		1	0	1	1	0	0	0									
Manny Martinez, R (1, 8) OBP: 0.200, SLG: 0.167					G4-3		FC5-4 1-2	F9		4	0	1	0	0	0	2									
Javier Vazquez, R (1, 1) OBP: 0.333, SLG: 0.333										1	0	0	0	0	1	2									
James Mouton, R (4, PH) OBP: 0.500, SLG: 0.250					G6-3				K	1	0	0	0	0	0	0									
J.D. Smart, R (5, 1) ERA: 2.57										0	0	0	0	0	0	0									
Darron Cox, R (7, 2) OBP: 0.333, SLG: 0.333							G4-6-3 1B			2	0	1	0	0	1	0									
Inning Stats	R: 0 E: 0 K: 0 S: 8	H: 1 LOB: 1 BB: 0 P: 13	R: 1 E: 0 K: 2 S: 11	H: 3 LOB: 2 BB: 0 P: 17	R: 0 E: 0 K: 0 S: 8	H: 2 LOB: 0 BB: 0 P: 12	R: 0 E: 0 K: 0 S: 7	H: 0 LOB: 0 BB: 0 P: 11	R: 0 E: 0 K: 0 S: 6	H: 0 LOB: 0 BB: 0 P: 8	R: 1 E: 0 K: 0 S: 11	H: 2 LOB: 1 BB: 0 P: 18	R: 0 E: 0 K: 1 S: 6	H: 1 LOB: 0 BB: 0 P: 7	R: 2 E: 0 K: 0 S: 13	H: 3 LOB: 1 BB: 0 P: 23	R: 0 E: 0 K: 3 S: 14	H: 0 LOB: 2 BB: 1 P: 22	1B: 7 2B: 3 3B: 0 HR: 2	SF: 0 SAC: 0 DP: 1 HBP: 0	WP: 2 PB: 0 SB: 0 CS: 0	PA: 40			
PITCHER	IP	WLS	BF	H	R	ER	SO	BB	IBB	HBP	BLK	WP	HR	S	P	ERA	WHIP								
Steve Woodard, R (1, 1) ERA: 4.8	8.0	W	35	12	4	4	3	0	0	0	0	0	1	70	109	4.50	1.500								
Chad Fox, R (9, 1) ERA: 8.1	1.0		5	0	0	0	3	1	0	0	0	1	0	14	22	0.00	1.000								

AB	39
R	8
H	14
RBI	6
BB	7
SO	5
LOB	28



Batter	1	2	3	4	5	6	7	8	9	AB	R	H	RBI	BB	SO	LOB	TOP			
Fernando Vina, L OBP: 0.447, SLG: 0.486 Rich Becker, L OBP: 0.500, SLG: 0.333	0-2 CS 2B			2-1 E4 WP E 1B		0-0 G6-3		2-1 F7		4	1	2	0	0	0	0				
Marquis Grissom, R OBP: 0.313, SLG: 0.516 Lou Collier, R	1-3 K			3-1 G4-3		0-1 L9			2-3 K	3	0	0	0	0	1	2				
Jeff Cirillo, R OBP: 0.297, SLG: 0.281	2 SAFE F9			1-0 E3 G3-6		3-3 K			0-1 P4	4	0	0	1	0	1	1				
Jeremy Burnitz, L OBP: 0.389, SLG: 0.778		3-1 L3		3-1 G3-6					2-1 2B	4	0	1	0	0	0	1				
Sean Berry, R OBP: 0.364, SLG: 0.548 Brian Banks, S OBP: 0.250, SLG: 0.250		0-3 K			2-0 1B				2-2 G3	2	0	1	0	0	1	0				
Mark Loretta, R OBP: 0.281, SLG: 0.409		0-3 K			0-0 F9					3	0	1	0	0	1	1				
Geoff Jenkins, L OBP: 0.458, SLG: 0.818 Eric Plunk, R				0-0 G3		1-2 1B			2-1 G3	3	0	1	0	0	0	1				
Bobby Hughes, R OBP: 0.273, SLG: 0.636			1-3 K		0-0 F9				1-0 G4-3	3	0	0	0	0	1	2				
Jim Abbott, L Al Reyes, R Mike Myers, L Alex Ochoa, R OBP: 0.167, SLG: 0.167				0-0 G4-3		0-2 G4-3			1-1 F7	1	0	0	0	0	0	0				
Inning Stats	R: 0 E: 0 K: 1 S: 9	H: 1 LOB: 0 BB: 0 P: 11	R: 0 E: 0 K: 2 S: 8	H: 0 LOB: 0 BB: 0 P: 11	R: 0 E: 0 K: 1 S: 5	H: 0 LOB: 0 BB: 0 P: 6	R: 1 E: 0 K: 0 S: 7	H: 1 LOB: 0 BB: 0 P: 14	R: 0 E: 0 K: 0 S: 7	H: 2 LOB: 2 BB: 0 P: 9	R: 0 E: 0 K: 1 S: 6	H: 1 LOB: 1 BB: 0 P: 11	R: 0 E: 0 K: 0 S: 5	H: 0 LOB: 0 BB: 0 P: 9	R: 0 E: 0 K: 1 S: 10	H: 1 LOB: 1 BB: 0 P: 16	1B: 4 2B: 2 3B: 0 HR: 0	SF: 0 SAC: 0 DP: 1 HBP: 0	WP: 1 PB: 0 CS: 1	PA: 32
PITCHER Miguel Batista, R ERA: 1.1	IP: 9.0 WLS: W BF: 32 H: 6 R: 1 ER: 1 SO: 6 BB: 0 IBB: 0 HBP: 0 BLK: 0 WP: 1 HR: 0 S: 65 P: 96 ERA: 1.00 WHIP: 0.667																			

Milwaukee Brewers @ Montreal Expos
Olympic Stadium, Montreal, QB
Wed Apr 14 1999, 7:05 PM EDT
Att: 6,525 - Dome - 72 F

AB	32
R	1
H	6
RBI	1
BB	0
SO	6
LOB	11



Batter	1	2	3	4	5	6	7	8	9	AB	R	H	RBI	BB	SO	LOB	BOTTOM			
Orlando Cabrera, R OBP: 0.265, SLG: 0.242	0-1 G6-3	0-2 G1-3		3-1 HR 1B		0-1 F9	0-0 2B 1B			5	2	2	1	0	0	0				
Jose Vidro, S OBP: 0.304, SLG: 0.545	3-1 L8	2-H F9		3-1 HR 1B		0-0 L9	0-0 3B 2B			5	2	2	5	0	0	0				
Rondell White, R OBP: 0.343, SLG: 0.433 James Mouton, R OBP: 0.500, SLG: 0.250	2-1 1B 1B		4-1 HR PB BB	0-3 K		0-1 1B	1-0 3B HBP			3	2	2	0	1	1	0				
Vladimir Guerrero, R OBP: 0.375, SLG: 0.556 Mike Mordcaai, R OBP: 0.167, SLG: 0.333	1 SAFE 1B 1B	3-2 1B 1B	2-1 FC HR	0-0 F8		2-3 K	1-1 3B			5	2	2	2	0	1	2				
Michael Barrett, R OBP: 0.300, SLG: 0.517	3-2 1B 1B		0-0 F7	4-0 BB			HR 1B G5-3			4	1	2	1	1	0	4				
Chris Widger, R OBP: 0.387, SLG: 0.733	1-3 3-H 1B	0-2 1B	2-0 HR	1-0 P7		1-1 HR	0-0 G5-4-3 E 1B			5	2	4	6	0	0	1				
Wilton Guerrero, S OBP: 0.211, SLG: 0.278	0-1 G1-3		1-1 G6-3		0-1 G1-3		0-2 G5-3	0-1 E4 G5-4-3		5	0	0	0	0	0	3				
Manny Martinez, R OBP: 0.200, SLG: 0.172		1-2 SH1-4 G1-3 1B	1-3 K2-3		2-1 L4		0-0 F9	0-0 G5-4-3		5	1	1	0	0	1	2				
Miguel Batista, R OBP: 0.429, SLG: 0.429		0-0 SH1-4		1-2 HR 1B		2-3 K	0-0 1B 2B 1B	2-3 K		4	2	2	0	0	2	1				
Inning Stats	R: 2 E: 0 K: 0 S: 18	H: 4 LOB: 2 BB: 0 P: 29	R: 1 E: 0 K: 0 S: 10	H: 1 LOB: 0 BB: 0 P: 14	R: 3 E: 0 K: 1 S: 10	H: 1 LOB: 1 BB: 1 P: 20	R: 3 E: 0 K: 1 S: 12	H: 3 LOB: 1 BB: 1 P: 24	R: 0 E: 0 K: 1 S: 7	H: 0 LOB: 0 BB: 0 P: 11	R: 0 E: 0 K: 1 S: 9	H: 1 LOB: 1 BB: 0 P: 11	R: 6 E: 0 K: 0 S: 13	H: 6 LOB: 2 BB: 0 P: 16	R: 0 E: 1 K: 1 S: 7	H: 1 LOB: 1 BB: 0 P: 9	1B: 12 2B: 1 3B: 1 HR: 3	SF: 0 SAC: 1 DP: 1 HBP: 1	WP: 0 PB: 1 SB: 1 CS: 0	PA: 45
PITCHER Jim Abbott, L ERA: 14.83 Al Reyes, R ERA: 3.0 Mike Myers, L ERA: 32.4 Eric Plunk, R ERA:	IP: 3.0 WLS: L BF: 19 H: 8 R: 8 ER: 8 SO: 1 BB: 1 IBB: 0 HBP: 0 BLK: 0 WP: 0 HR: 1 S: 43 P: 72 ERA: 24.00 WHIP: 3.000																			
PITCHER	IP: 3.0 WLS: L BF: 12 H: 2 R: 1 ER: 1 SO: 3 BB: 1 IBB: 0 HBP: 0 BLK: 0 WP: 0 HR: 1 S: 23 P: 37 ERA: 3.00 WHIP: 1.000																			
PITCHER	IP: 0.2 WLS: L BF: 8 H: 5 R: 6 ER: 6 SO: 0 BB: 0 IBB: 1 HBP: 0 BLK: 0 WP: 0 HR: 1 S: 10 P: 12 ERA: 81.00 WHIP: 7.500																			
PITCHER	IP: 1.1 WLS: L BF: 6 H: 2 R: 0 ER: 0 SO: 1 BB: 0 IBB: 0 HBP: 0 BLK: 0 WP: 0 HR: 0 S: 10 P: 13 ERA: 0.00 WHIP: 1.500																			

Milwaukee Brewers @ Montreal Expos
Olympic Stadium, Montreal, QB
Wed Apr 14 1999, 7:05 PM EDT
Att: 6,525 - Dome - 72 F

AB	41
R	15
H	17
RBI	15
BB	2
SO	5
LOB	13



Batter	1	2	3	4	5	6	7	8	9	AB	R	H	RBI	BB	SO	LOB	TOP			
Orlando Cabrera, R OBP: 0.295, SLG: 0.326 (1, 6)										5	1	1	0	0	2	3				
Jose Vidro, S OBP: 0.250, SLG: 0.400 (1, 3)										4	0	0	0	0	0	2				
Rondell White, R OBP: 0.364, SLG: 0.513 (1, 7)										4	1	1	1	0	3	1				
Vladimir Guerrero, R OBP: 0.367, SLG: 0.488 (1, 9)										2	2	0	0	2	0	0				
Michael Barrett, R OBP: 0.314, SLG: 0.500 (8, 1)										4	1	2	2	0	0	0				
Rick DeHart, L (8, 1)										0	0	0	0	0	0	0				
Ugueth Urbina, R (9, 1)										0	0	0	0	0	0	0				
Chris Widger, R OBP: 0.375, SLG: 0.744 (1, 2)										4	1	1	1	0	1	1				
Wilton Guerrero, S OBP: 0.233, SLG: 0.341 (1, 4)										4	0	2	2	0	1	0				
Manny Martinez, R OBP: 0.211, SLG: 0.189 (1, 8)										4	0	0	0	0	0	2				
Dustin Hermanson, R OBP: 0.375, SLG: 0.167 (8, 1)										2	0	0	0	1	2	1				
Anthony Telford, R (8, 5)										0	0	0	0	0	0	0				
Shane Andrews, R OBP: 0.450, SLG: 0.333 (8, 5)										1	0	0	0	0	1	2				
Inning Stats	R: 0 E: 0 K: 2 S: 13	H: 0 LOB: 0 BB: 0 P: 18	R: 0 E: 0 K: 0 S: 5	H: 0 LOB: 0 BB: 0 P: 9	R: 0 E: 0 K: 0 S: 8	H: 0 LOB: 1 BB: 1 P: 13	R: 4 E: 0 K: 1 S: 15	H: 4 LOB: 1 BB: 1 P: 24	R: 0 E: 0 K: 1 S: 8	H: 0 LOB: 0 BB: 0 P: 12	R: 0 E: 0 K: 2 S: 10	H: 0 LOB: 0 BB: 0 P: 16	R: 0 E: 0 K: 1 S: 9	H: 2 LOB: 1 BB: 1 P: 19	R: 0 E: 1 K: 2 S: 18	H: 1 LOB: 2 BB: 0 P: 21	1B: 5 2B: 0 3B: 1 HR: 1	SF: 0 SAC: 1 DP: 0 HBP: 0	WP: 0 PB: 0 SB: 2 CS: 0	PA: 38
PITCHER	IP	WLS	BF	H	R	ER	SO	BB	IBB	HBP	BLK	WP	HR	S	P	ERA	WHIP			
Al Leiter, L ERA: 5.95 (1, 1)	7.2	L	32	6	6	6	8	2	1	0	0	0	1	75	119	7.04	1.043			
Turk Wendell, R ERA: 1.23 (8, 1)	0.1		1	0	0	0	0	0	0	0	0	0	0	1	2	0.00	0.000			
Armando Benitez, R ERA: (9, 1)	1.0		5	1	0	0	2	0	0	0	0	0	0	18	21	0.00	1.000			

Montreal Expos @ New York Mets
Shea Stadium, Flushing, NY
Fri Apr 16 1999, 7:10 PM EDT
Att: 17,900 - Overcast - 58 F

AB	34
R	6
H	7
RBI	6
BB	3
SO	10
LOB	12



Batter	1	2	3	4	5	6	7	8	9	AB	R	H	RBI	BB	SO	LOB	BOTTOM			
Roger Cedeno, S OBP: 0.353, SLG: 0.333 (1, 7)										4	0	2	1	1	0	0				
Edgardo Alfonzo, R OBP: 0.453, SLG: 0.512 (1, 4)										3	0	0	0	1	0	3				
John Olerud, L OBP: 0.460, SLG: 0.538 (1, 3)										4	0	2	1	0	0	2				
Bobby Bonilla, S OBP: 0.390, SLG: 0.194 (1, 9)										4	0	0	0	0	0	3				
Robin Ventura, L OBP: 0.408, SLG: 0.558 (1, 5)										3	0	0	0	1	0	3				
Brian McRae, S OBP: 0.311, SLG: 0.243 (1, 8)										3	1	0	0	1	0	1				
Todd Pratt, R OBP: 0.345, SLG: 0.481 (1, 2)										4	1	1	2	0	1	1				
Rey Ordenez, R OBP: 0.231, SLG: 0.229 (1, 6)										3	1	1	0	0	1	0				
Luis Lopez, S OBP: 0.444, SLG: 0.500 (9, PH)										1	0	0	0	0	1	0				
Al Leiter, L (8, 1)										2	0	0	0	0	2	1				
Turk Wendell, L (8, 1)										0	0	0	0	0	0	0				
Rickey Henderson, R OBP: 0.392, SLG: 0.416 (8, PH)										1	0	1	0	0	0	0				
Jermaine Allensworth, R OBP: 0.263, SLG: 0.171 (8, PH)										0	1	0	0	0	0	0				
Armando Benitez, R (9, 1)										0	0	0	0	0	0	0				
Matt Franco, L OBP: 0.143, SLG: 0.143 (9, PH)										1	0	0	0	0	1	0				
Inning Stats	R: 0 E: 0 K: 0 S: 4	H: 1 LOB: 0 BB: 0 P: 8	R: 0 E: 0 K: 0 S: 5	H: 0 LOB: 0 BB: 0 P: 8	R: 1 E: 0 K: 1 S: 13	H: 2 LOB: 2 BB: 1 P: 21	R: 0 E: 0 K: 0 S: 8	H: 0 LOB: 1 BB: 1 P: 13	R: 0 E: 0 K: 1 S: 8	H: 1 LOB: 1 BB: 0 P: 8	R: 0 E: 0 K: 2 S: 11	H: 0 LOB: 0 BB: 0 P: 14	R: 0 E: 0 K: 0 S: 13	H: 2 LOB: 2 BB: 1 P: 22	R: 2 E: 0 K: 2 S: 15	H: 1 LOB: 0 BB: 1 P: 23	1B: 4 2B: 2 3B: 0 HR: 1	SF: 0 SAC: 0 DP: 1 HBP: 0	WP: 0 PB: 0 SB: 1 CS: 0	PA: 37
PITCHER	IP	WLS	BF	H	R	ER	SO	BB	IBB	HBP	BLK	WP	HR	S	P	ERA	WHIP			
Dustin Hermanson, R ERA: 2.21 (1, 1)	7.1	W	30	6	2	2	4	3	0	0	0	0	0	63	95	2.46	1.227			
Anthony Telford, R ERA: 4.32 (8, 1)	0.1	H	1	0	0	0	0	0	0	0	0	0	0	1	1	0.00	0.000			
Rick DeHart, L ERA: 13.5 (8, 1)	0.1	H	3	1	2	2	0	1	0	0	0	0	1	9	18	54.00	6.000			
Ugueth Urbina, R ERA: (9, 1)	1.0	S	3	0	0	0	2	0	0	0	0	0	0	9	11	0.00	0.000			

Montreal Expos @ New York Mets
Shea Stadium, Flushing, NY
Fri Apr 16 1999, 7:10 PM EDT
Att: 17,900 - Overcast - 58 F

AB	33
R	4
H	7
RBI	4
BB	4
SO	6
LOB	14



Batter	1	2	3	4	5	6	7	8	9	AB	R	H	RBI	BB	SO	LOB	TOP											
Orlando Cabrera, R OBP: 0.292, SLG: 0.319 (1, 6)	0-2 E5 G4-3 HBP	2-2 1B			2-2 G6-3		2-2 F7			4	0	1	0	0	0	0												
Wilton Guerrero, S OBP: 0.234, SLG: 0.318 (1, 4)	1-1 G4-3 HBP		1-1 B1-3		0-3 K			2-2 G4-3		3	0	0	0	0	1	0												
Rondell White, R OBP: 0.375, SLG: 0.512 (1, 7)	2-2 G4-3		0-1 2B		1-1 1B			0-3 K		4	0	2	0	0	1	2												
Vladimir Guerrero, R OBP: 0.358, SLG: 0.489 (1, 9)	1-1 G5-3		2-2 2B		0-2 F9			0-2 P6		4	0	1	0	0	0	2												
Brad Fullmer, L OBP: 0.290, SLG: 0.464 Jose Vidro, S (9, PH) OBP: 0.242, SLG: 0.387		1-3 K	0-1 P2		3-2 F7			2-2 F9		3	0	0	0	0	1	2												
Shane Andrews, R OBP: 0.375, SLG: 0.263 (1, 5)		3-2 G4-3	2-2 G5-3		1-2 F9			0-3 K		4	0	0	0	0	1	2												
Michael Barrett, R OBP: 0.333, SLG: 0.514 (1, 2)		3-2 3B		0-1 F8		1-1 G6-3		4-0 BB		3	1	1	0	1	0	0												
Manny Martinez, R OBP: 0.220, SLG: 0.250 Chris Widger, R (9, PH) OBP: 0.366, SLG: 0.725		0-0 1B	2-2 K		2-3 K			3-3 K		3	1	1	1	0	2	0												
Carl Pavano, R OBP: 0.400, SLG: 0.400 Orlando Merced, S (7, PH) Anthony Telford, R (7, 1)		2-1 1B	2-3 K		3-2 K					2	0	1	1	0	1	0												
Inning Stats	R: 0 E: 1 K: 0 S: 10	H: 0 LOB: 1 BB: 0 P: 14	R: 2 E: 0 K: 1 S: 18	H: 4 LOB: 2 BB: 0 P: 29	R: 0 E: 0 K: 2 S: 15	H: 2 LOB: 0 BB: 0 P: 19	R: 0 E: 0 K: 1 S: 10	H: 0 LOB: 0 BB: 0 P: 14	R: 0 E: 0 K: 2 S: 13	H: 0 LOB: 0 BB: 0 P: 16	R: 0 E: 0 K: 1 S: 9	H: 0 LOB: 0 BB: 0 P: 16	R: 0 E: 0 K: 1 S: 11	H: 0 LOB: 0 BB: 0 P: 13	R: 0 E: 0 K: 2 S: 9	H: 0 LOB: 1 BB: 1 P: 18	1B: 4 2B: 2 3B: 1 HR: 0	SF: 0 SAC: 0 DP: 1 HBP: 1	WP: 0 PB: 0 SB: 0 CS: 0	PA: 35								
PITCHER	IP	WLS	BF	H	R	ER	SO	BB	IBB	HBP	BLK	WP	HR	S	P	ERA	WHIP											
Bobby Jones, R ERA: 1.29	(1, 1)	7.0	W	28	7	2	2	6	0	0	1	0	0	0	83	121	2.57	1.000										
Armando Benitez, R ERA:	(8, 1)	1.0	H	3	0	0	0	1	0	0	0	0	0	0	11	13	0.00	0.000										
John Franco, L ERA:	(9, 1)	1.0	S	4	0	0	0	2	1	0	0	0	0	0	9	18	0.00	1.000										

Montreal Expos @ New York Mets
Shea Stadium, Flushing, NY
Sat Apr 17 1999, 1:40 PM EDT
Att: 34,784 - Overcast - 54 F

livebaseballscores.com

AB 33
R 2
H 7
RBI 2
BB 1
SO 9
LOB 9



Batter	1	2	3	4	5	6	7	8	9	AB	R	H	RBI	BB	SO	LOB	BOTTOM											
Roger Cedeno, S OBP: 0.429, SLG: 0.474 (1, 7)	0-1 CS		0-1 G1-3		3-2 G4-3		0-1 E			4	1	3	0	0	0	0												
Edgardo Alfonzo, R OBP: 0.439, SLG: 0.478 (1, 4)	4-2 G4-6-3		0-0 P6		3-2 G4-3		1-1 F7			3	0	0	0	1	0	2												
John Olerud, L OBP: 0.463, SLG: 0.524 (1, 3)	0-1 G4-6-3		1-2 BB		4-0 FC4-6		0-0 E5			3	1	1	0	1	0	2												
Bobby Bonilla, S OBP: 0.378, SLG: 0.176 Armando Benitez, R John Franco, L (9, 1)		2-3 K	4-2 2B		2-1 FC4-6		2-3 K			3	1	0	1	1	2	3												
Matt Franco, L OBP: 0.200, SLG: 0.300 Robin Ventura, L OBP: 0.420, SLG: 0.558 (8, 5)		3-2 G4-3	1-2 2B		0-1 P6			4-1 BB		3	0	1	2	0	0	1												
Brian McRae, S OBP: 0.306, SLG: 0.225 (1, 8)		1-2 BLK	1-1 G4-3		2-2 G3-1			3-3 K		3	0	0	0	0	1	2												
Todd Pratt, R OBP: 0.364, SLG: 0.467 (1, 2)	1-1 BLK		0-0 F9		3-3 K			4-1 BB		3	0	1	0	1	1	0												
Rey Ordenez, R OBP: 0.233, SLG: 0.211 (1, 6)	4-0 IBB		1-1 F7		1-0 F7			1-2 G6-4-3		3	0	0	0	1	0	2												
Bobby Jones, R OBP: 0.250, SLG: 0.625 Jermaine Allensworth, R (8, 9)		1-3 K	0-1 F9		2-2 K					2	0	0	0	0	1	3												
Inning Stats	R: 0 E: 0 K: 0 S: 8	H: 1 LOB: 0 BB: 1 P: 12	R: 0 E: 0 K: 2 S: 20	H: 1 LOB: 3 BB: 1 P: 33	R: 2 E: 0 K: 0 S: 15	H: 2 LOB: 1 BB: 1 P: 22	R: 0 E: 0 K: 0 S: 5	H: 0 LOB: 0 BB: 0 P: 6	R: 1 E: 0 K: 0 S: 11	H: 1 LOB: 1 BB: 1 P: 23	R: 0 E: 0 K: 1 S: 7	H: 0 LOB: 0 BB: 0 P: 13	R: 0 E: 1 K: 2 S: 14	H: 1 LOB: 2 BB: 0 P: 19	R: 0 E: 0 K: 1 S: 9	H: 0 LOB: 1 BB: 2 P: 21	1B: 4 2B: 2 3B: 0 HR: 0	SF: 0 SAC: 0 DP: 2 HBP: 1	WP: 0 PB: 0 SB: 0 CS: 1	PA: 35								
PITCHER	IP	WLS	BF	H	R	ER	SO	BB	IBB	HBP	BLK	WP	HR	S	P	ERA	WHIP											
Carl Pavano, R ERA: 9.24	(1, 1)	6.0	L	26	5	3	3	3	3	1	1	1	1	66	109	4.50	1.333											
Anthony Telford, R ERA: 3.49	(7, 1)	2.0		9	1	0	0	3	2	0	0	0	0	0	23	40	0.00	1.500										

Montreal Expos @ New York Mets
Shea Stadium, Flushing, NY
Sat Apr 17 1999, 1:40 PM EDT
Att: 34,784 - Overcast - 54 F

livebaseballscores.com

AB 28
R 3
H 6
RBI 3
BB 6
SO 6
LOB 15



Batter	1	2	3	4	5	6	7	8	9	AB	R	H	RBI	BB	SO	LOB	TOP			
Orlando Cabrera, R OBP: 0.302, SLG: 0.346 (1, 6)	0-0 HR 1B	0-1 SF8 1-3 2B		2-3 K			1-1 G6-3		3-3 K	5	1	2	0	0	2	2				
Jose Vidro, S OBP: 0.270, SLG: 0.529 (1, 3)	0-0 HR 1-H	1-2 SF8			0-1 G5-3			0-1 G4-3 2B		3	1	2	3	0	0	0				
Rondell White, R OBP: 0.385, SLG: 0.574 (1, 7)	2-2 HR	2-3 3-H 2-0			1-2 G4-6-3 1B			2-2 L5		4	1	2	1	0	0	2				
Vladimir Guerrero, R OBP: 0.386, SLG: 0.490 (1, 9)	4-2 G5-4-3 BB			0-1 CS 1B				4-0 G4-3 IBB		2	0	1	0	2	0	1				
Michael Barrett, R OBP: 0.382, SLG: 0.463 (1, 2)	1-0 G5-4-3			1-2 F9			1-0 F7		1-2 G4-3	4	0	0	0	0	0	4				
Shane Andrews, R OBP: 0.357, SLG: 0.261 (1, 5)	3-1 1B			0-0 L6			3-0 F9		1-3 K	4	0	1	0	0	1	2				
Wilton Guerrero, S OBP: 0.235, SLG: 0.313 (1, 4)	0-0 F9			0-2 G6-3			1-1 G6-3		0-0 G1-3 1B	4	0	1	0	0	0	1				
Manny Martinez, R OBP: 0.222, SLG: 0.250 (1, 8)		0-0 F8		1-2 SH5-4 1B			1-3 K		1-0 F8	4	0	1	0	0	1	1				
Javier Vazquez, R OBP: 0.400, SLG: 0.400 Bobby Ayala, R (8, 1)		1-1 SH5-4		0-0 SH5-4			0-1 G6-3		0-0 G1-3	2	1	1	0	0	0	0				
Ugueth Urbina, R (8, 1)		2B SF8 1B		1-2					1-2	1	0	0	0	0	0	1				
Inning Stats	R: 3 E: 0 K: 0 S: 14	H: 4 LOB: 1 BB: 1 P: 24	R: 1 E: 0 K: 0 S: 9	H: 2 LOB: 1 BB: 0 P: 13	R: 0 E: 0 K: 0 S: 6	H: 1 LOB: 0 BB: 0 P: 7	R: 0 E: 0 K: 1 S: 10	H: 1 LOB: 1 BB: 0 P: 13	R: 0 E: 0 K: 0 S: 8	H: 0 LOB: 0 BB: 0 P: 9	R: 0 E: 0 K: 1 S: 8	H: 0 LOB: 0 BB: 0 P: 10	R: 0 E: 0 K: 1 S: 12	H: 1 LOB: 2 BB: 1 P: 20	R: 0 E: 0 K: 1 S: 6	H: 1 LOB: 1 BB: 0 P: 9	1B: 7 2B: 2 3B: 0 HR: 2	SF: 1 SAC: 1 DP: 2 HBP: 0	WP: 0 PB: 0 SB: 0 CS: 1	PA: 37
PITCHER	IP	WLS	BF	H	R	ER	SO	BB	IBB	HBP	BLK	WP	HR	S	P	ERA	WHIP			
Allen Watson, L ERA: 4.61 Turk Wendell, R ERA: 1.09 Dennis Cook, L ERA:	7.0	L	28	9	4	4	2	1	0	0	0	0	2	59	85	5.14	1.429			

Montreal Expos @ New York Mets
Shea Stadium, Flushing, NY
Sun Apr 18 1999, 1:40 PM EDT
Att: 26,020 - Sunny - 58 F


AB	33
R	4
H	11
RBI	4
BB	2
SO	4
LOB	14



Batter	1	2	3	4	5	6	7	8	9	AB	R	H	RBI	BB	SO	LOB	BOTTOM			
Roger Cedeno, S OBP: 0.360, SLG: 0.391 (1, 8)	3-2 F8		2-1 F8			1-0 L8		0-0 F8		4	0	0	0	0	0	1				
Jermaine Allensworth, R OBP: 0.222, SLG: 0.071 (1, 9)	3-2 G1-3		1-0 L7			1-3 K		0-2 E5		4	0	0	0	0	1	1				
John Olerud, L OBP: 0.300, SLG: 0.682 Dennis Cook, L (9, 1)	1-1 HR			2-2 HR		4-0 BB		4-0 BB		2	2	2	2	2	0	0				
Robin Ventura, L OBP: 0.389, SLG: 0.511 (1, 5)	2-2 F9			1-2 P5		1-3 K		1-0 F8		4	0	0	0	0	1	3				
Edgardo Alfonzo, R OBP: 0.410, SLG: 0.440 (1, 4)			1-3 K		3-2 F8		2-3 K		3-2 F8	4	0	0	0	0	2	0				
Mike Kinkade, R OBP: 0.333, SLG: 0.556 (1, 7)		2-2 G3		1-0 F9		0-0 2B		0-1 1B		4	0	2	0	0	0	0				
Todd Pratt, R OBP: 0.333, SLG: 0.424 Bobby Bonilla, S OBP: 0.370, SLG: 0.171 (9, PH)		2-1 G4-3			1-2 G5-3		0-1 F7		0-0 P5	3	0	0	0	0	0	1				
Rey Ordenez, R OBP: 0.239, SLG: 0.220 Turk Wendell, L (8, 1)				0-0 G6-3		1-0 G4-6-3 1B		3-1 F8		3	0	1	0	0	0	1				
Matt Franco, L OBP: 0.182, SLG: 0.273 (9, 3)									3-1 F8	1	0	0	0	0	0	1				
Allen Watson, L OBP: 0.500, SLG: 0.500 Luis Lopez, S OBP: 0.400, SLG: 0.444 (8, 6)			3-2 1B		0-0 G4-6-3		1-3 K			2	0	1	0	0	0	1				
Inning Stats	R: 1 E: 0 K: 0 S: 13	H: 1 LOB: 0 BB: 0 P: 22	R: 0 E: 0 K: 1 S: 9	H: 0 LOB: 0 BB: 0 P: 14	R: 0 E: 0 K: 0 S: 7	H: 1 LOB: 1 BB: 0 P: 13	R: 1 E: 0 K: 0 S: 11	H: 1 LOB: 0 BB: 0 P: 18	R: 0 E: 0 K: 2 S: 7	H: 0 LOB: 1 BB: 1 P: 14	R: 0 E: 0 K: 1 S: 9	H: 1 LOB: 1 BB: 0 P: 14	R: 0 E: 1 K: 1 S: 10	H: 0 LOB: 2 BB: 1 P: 16	R: 0 E: 0 K: 0 S: 8	H: 1 LOB: 1 BB: 0 P: 14	1B: 3 2B: 1 3B: 0 HR: 2	SF: 0 SAC: 0 DP: 1 HBP: 0	WP: 0 PB: 0 SB: 0 CS: 0	PA: 35
PITCHER	IP	WLS	BF	H	R	ER	SO	BB	IBB	HBP	BLK	WP	HR	S	P	ERA	WHIP			
Javier Vazquez, R ERA: 5.06 Bobby Ayala, R ERA: 2.7 Ugueth Urbina, R ERA:	7.0	W	26	5	2	2	4	1	0	0	0	0	0	9	14	0.00	1.500			

Montreal Expos @ New York Mets
Shea Stadium, Flushing, NY
Sun Apr 18 1999, 1:40 PM EDT
Att: 26,020 - Sunny - 58 F

AB	33
R	2
H	6
RBI	2
BB	2
SO	5
LOB	10



Batter	1	2	3	4	5	6	7	8	9	AB	R	H	RBI	BB	SO	LOB	TOP								
Orlando Cabrera, R OBP: 0.305, SLG: 0.362	1-1 G5-3	1-2 P3		1-1 F8		0-2 1B		3-2 1B 2B	2-3 K	6	1	2	0	0	1	3									
Wilton Guerrero, S OBP: 0.296, SLG: 0.377	2-1 G6-3		0-0 2B 2B	0-1 1B		1-0 1B		0-1 2B 1B		5	2	4	0	0	0	0									
Rondell White, R OBP: 0.404, SLG: 0.615	0-0 1B		0-0 HR 2B	0-0 L4		2-0 G6-4-3		1-1 G3-6-1 1B		5	1	3	3	0	0	3									
Vladimir Guerrero, R OBP: 0.419, SLG: 0.566	0-0 1B		0-0 HR			2-3 K		1-1 1B 1B	1-1 G3-6-1 HBP	4	2	3	2	0	1	0									
Brad Fullmer, L OBP: 0.278, SLG: 0.515	0-0 F8		2-1 G3-1			2-1 HR		1-3 K	2-1 G3-6-1	5	1	1	1	0	1	5									
Shane Andrews, R OBP: 0.394, SLG: 0.464		0-0 2B	1-2 G6-3			2-1 HR		1-2 3B 1B	1-2 G3	5	2	3	1	0	0	1									
Manny Martinez, R OBP: 0.260, SLG: 0.347		0-2 P2	3-2 1B			2-1 L4 2B		0-0 3B	0-0 G3-1	5	1	3	2	0	0	1									
Darron Cox, R OBP: 0.321, SLG: 0.333 J.D. Smart, R OBP: 0.321, SLG: 0.333 Jose Vidro, S OBP: 0.321, SLG: 0.333 Bobby Ayala, R OBP: 0.321, SLG: 0.333 Orlando Merced, S OBP: 0.321, SLG: 0.333 Ugueth Urbina, R OBP: 0.321, SLG: 0.333	0-0 G5-3		1-2 1B			2-2 L4		2-3 K	4-2 WP BB	3	0	1	1	0	0	2									
Miguel Batista, R OBP: 0.444, SLG: 0.375 Michael Barrett, R OBP: 0.283, SLG: 0.432	4-2 BB		0-3 K			0-1 P4		0-0 P2	1-3 K	1	0	0	0	1	1	1									
Inning Stats	R: 0 E: 0 K: 0 S: 7	H: 2 LOB: 2 BB: 0 P: 10	R: 0 E: 0 K: 0 S: 10	H: 1 LOB: 2 BB: 1 P: 15	R: 4 E: 0 K: 1 S: 17	H: 5 LOB: 1 BB: 0 P: 24	R: 0 E: 0 K: 0 S: 5	H: 1 LOB: 0 BB: 0 P: 6	R: 2 E: 0 K: 1 S: 12	H: 3 LOB: 0 BB: 0 P: 22	R: 0 E: 0 K: 0 S: 8	H: 2 LOB: 1 BB: 0 P: 11	R: 2 E: 0 K: 2 S: 14	H: 3 LOB: 1 BB: 0 P: 18	R: 2 E: 0 K: 0 S: 13	H: 3 LOB: 1 BB: 0 P: 21	R: 0 E: 0 K: 2 S: 9	H: 0 LOB: 1 BB: 1 P: 16	1B: 10 2B: 7 3B: 1 HR: 3	SF: 0 SAC: 0 DP: 3 HBP: 1	WP: 1 PB: 0 SB: 1 CS: 0	PA: 46			
PITCHER	IP WLS BF H R ER SO BB IBB HBP BLK WP HR S P ERA WHIP																								
Jamey Wright, R ERA: 5.73	5.0		26	12	6	6	2	1	0	0	0	0	0	0	3	51	77	10.80	2.600						
Chuck McElroy, L ERA: 5.75	1.2	B	9	5	2	2	2	0	0	0	0	0	0	0	21	28	28	10.80	3.000						
Mike DeJean, R ERA: 15.0	1.1		7	3	2	2	0	0	0	1	0	0	0	0	14	22	13.50	2.250							
Dave Veres, R ERA: 6.0	1.0	W	4	0	0	0	2	1	0	0	0	0	0	0	9	16	0.00	1.000							

Montreal Expos @ Colorado Rockies
Coors Field, Denver, CO
Mon Apr 19 1999, 6:05 PM MDT
Att: 40,209 - Unknown - 69 F

AB 43
R 10
H 20
RBI 10
BB 2
SO 6
LOB 19



Batter	1	2	3	4	5	6	7	8	9	AB	R	H	RBI	BB	SO	LOB	BOTTOM							
Darryl Hamilton, L OBP: 0.442, SLG: 0.500	2-2 P6	0-0 1B 1B		1-0 G4-3 1B		1-2 F7		2-1 F9		5	2	2	2	0	0	1								
Neftali Feliz, S OBP: 0.367, SLG: 0.356	4-0 E S BB	1-0 1B		0-2 G4-3		0-2 G5-3		4-1 1B BB		3	1	1	1	2	0	1								
Larry Walker, L OBP: 0.316, SLG: 0.333	3-2 K	1-2 G3		0-0 E9		0-1 L8		0-0 G3 1B		5	2	2	1	0	1	2								
Dante Bichette, R OBP: 0.333, SLG: 0.438	1-3 K		1-2 G6-3	0-1 E4		0-1 G6-3		1-1 E4		5	2	0	1	0	1	2								
Vinny Castilla, R OBP: 0.396, SLG: 0.614		1-3 K	2-3 K	2-1 HR		1-2 P3		2-2 G3		5	1	1	2	0	2	2								
Todd Helton, L OBP: 0.319, SLG: 0.512	1-2 1B 2B	4-0 3 1B BB	0-0 F7			1-1 P6		4-0 3 1B IBB		3	1	1	0	2	0	0								
3 Mike Lansing, R OBP: 0.326, SLG: 0.282	1-1 SH1-4 1B	4-2 1B				0-0 G5-3		1-1 P6		4	1	2	1	1	0	0								
Kirt Manwaring, R OBP: 0.429, SLG: 0.353 Jeff Reed, L OBP: 0.381, SLG: 0.333	1-1 SH1-4 1B	3-3 BB				3-1 G6-3		3-1 P8		3	1	1	1	0	1	2								
Jamey Wright, R Chuck McElroy, L Mike DeJean, R Lenny Harris, L Dave Veres, R	2-2 SH1-4		0-3 K2-3			0-1 G6-3		2-2 1B		2	0	0	0	0	1	0								
Inning Stats	R: 0 E: 1 K: 2 S: 12	H: 0 LOB: 1 BB: 1 P: 21	R: 4 E: 0 K: 1 S: 18	H: 5 LOB: 1 BB: 0 P: 25	R: 0 E: 0 K: 2 S: 14	H: 0 LOB: 2 BB: 2 P: 28	R: 4 E: 2 K: 1 S: 13	H: 3 LOB: 0 BB: 0 P: 16	R: 0 E: 0 K: 0 S: 5	H: 0 LOB: 0 BB: 0 P: 8	R: 0 E: 0 K: 0 S: 9	H: 0 LOB: 0 BB: 0 P: 10	R: 0 E: 0 K: 0 S: 8	H: 0 LOB: 0 BB: 0 P: 10	R: 0 E: 0 K: 0 S: 9	H: 1 LOB: 1 BB: 0 P: 17	R: 3 E: 1 K: 0 S: 10	H: 2 LOB: 2 BB: 2 P: 25	1B: 9 2B: 1 3B: 0 HR: 1	SF: 1 SAC: 1 DP: 0 HBP: 0	WP: 0 PB: 0 SB: 1 CS: 0	PA: 44		
PITCHER	IP WLS BF H R ER SO BB IBB HBP BLK WP HR S P ERA WHIP																							
Miguel Batista, R ERA: 3.1	4.0		24	8	8	5	6	3	0	0	0	0	0	0	0	0	11.25	2.750						
J.D. Smart, R ERA: 2.0	2.0		6	0	0	0	0	0	0	0	0	0	0	0	14	18	0.00	0.000						
Bobby Ayala, R ERA: 2.08	2.0		7	1	0	0	0	0	0	0	0	0	0	0	17	27	0.00	0.500						
Ugueth Urbina, R ERA: 1.23	0.2	L	7	2	3	1	0	1	1	0	0	0	0	0	10	25	13.50	4.500						

Montreal Expos @ Colorado Rockies
Coors Field, Denver, CO
Mon Apr 19 1999, 6:05 PM MDT
Att: 40,209 - Unknown - 69 F

AB 37
R 11
H 11
RBI 10
BB 5
SO 6
LOB 10



Batter	1	2	3	4	5	6	7	8	9	AB	R	H	RBI	BB	SO	LOB	TOP								
Doug Glanville, R OBP: 0.365, SLG: 0.385	G1-3		1B		G6-4-3		F8			4	0	1	0	0	0	1	Philadelphia Phillies @ Montreal Expos Olympic Stadium, Montreal, QB Sat Apr 24 1999, 7:05 PM EDT Att. 8,212 - Dome - 72 F								
Marlon Anderson, L OBP: 0.231, SLG: 0.242 Mike Grace, R OBP: 0.333, SLG: 0.250	P6		1B			K	K			4	0	1	0	0	2	0									
Scott Rolen, R OBP: 0.342, SLG: 0.569	K		K			2B		HR		4	2	2	1	0	2	3									
Rico Brogna, L OBP: 0.307, SLG: 0.486		L7		G6-3		2B		G4-3		4	1	1	1	0	0	0									
Ron Gant, R OBP: 0.250, SLG: 0.204	F8			F9		2B		G1-3		3	1	0	0	1	0	0									
Bobby Abreu, L OBP: 0.365, SLG: 0.542	CS			HR		1B		K		4	2	3	3	0	1	0									
Mike Lieberthal, R OBP: 0.435, SLG: 0.500	CS		G5-3	P5		F8			L4	4	0	0	0	0	0	1									
Desi Relaford, S OBP: 0.281, SLG: 0.476 Yorkis Perez, L OBP: 0.295, SLG: 0.333 Ken Ryan, R OBP: 0.245, SLG: 0.286 Jim Poole, L OBP: 0.267, SLG: 0.300 15 David Doster, R OBP: 0.200, SLG: 0.233 Wayne Gomes, R OBP: 0.200, SLG: 0.233	F8		F8		L8		1B		G4-6-3	3	0	1	1	0	0	0									
Carlton Loewer, R OBP: 0.400, SLG: 0.400 Alex Arias, R OBP: 0.435, SLG: 0.667	1B		1B		G6-4-3		K		G4-6-3	2	0	2	0	0	0	0									
										2	0	0	0	0	1	1									
Inning Stats	R: 0 E: 0 K: 1 S: 6	H: 0 LOB: 0 BB: 0 P: 9	R: 0 E: 0 K: 0 S: 13	H: 1 LOB: 0 BB: 0 P: 21	R: 0 E: 0 K: 1 S: 17	H: 3 LOB: 3 BB: 0 P: 23	R: 1 E: 0 K: 0 S: 13	H: 1 LOB: 0 BB: 0 P: 20	R: 0 E: 0 K: 0 S: 7	H: 1 LOB: 0 BB: 0 P: 10	R: 4 E: 0 K: 1 S: 13	H: 4 LOB: 1 BB: 1 P: 25	R: 0 E: 0 K: 2 S: 9	H: 0 LOB: 0 BB: 0 P: 12	R: 1 E: 0 K: 1 S: 10	H: 1 LOB: 0 BB: 0 P: 16	R: 0 E: 0 K: 0 S: 6	H: 0 LOB: 0 BB: 1 P: 12	1B: 7 2B: 2 3B: 0 HR: 2	SF: 0 SAC: 0 DP: 2 HBP: 0	WP: 0 PB: 0 SB: 0 CS: 1	PA: 37			
PITCHER	IP	WLS	BF	H	R	ER	SO	BB	IBB	HBP	BLK	WP	HR	S	P	ERA	WHIP								
Carl Pavano, R ERA: 8.5	5.1		23	8	4	4	3	1	0	0	0	0	1	64	98	6.75	1.688								
Anthony Telford, R ERA: 3.89	0.2	B	3	2	1	1	0	0	0	0	0	0	0	5	10	13.50	3.000								
Bobby Ayala, R ERA: 2.53	2.0	L	7	1	1	1	3	0	0	0	0	0	1	19	28	4.50	0.500								
Ugueth Urbina, R ERA: 1.08	1.0		3	0	0	0	0	1	0	0	0	0	0	6	12	0.00	1.000								

Batter	1	2	3	4	5	6	7	8	9	AB	R	H	RBI	BB	SO	LOB	BOTTOM								
Orlando Cabrera, R OBP: 0.309, SLG: 0.394	E	G6-3		G5-3		F9		CS	SH5-4	4	1	1	0	1	0	5	Philadelphia Phillies @ Montreal Expos Olympic Stadium, Montreal, QB Sat Apr 24 1999, 7:05 PM EDT Att. 8,212 - Dome - 72 F								
Jose Vidro, S OBP: 0.295, SLG: 0.561	E	2B			G4-3		1B		SH5-4	4	1	3	1	0	0	0									
Rondell White, R OBP: 0.379, SLG: 0.557	E1	P4		G5-3		G5-3	1B		G5-3	5	1	1	0	0	0	4									
Vladimir Guerrero, R OBP: 0.408, SLG: 0.590	E4			G4-3		G6-3	L5		FC5-4	4	1	1	3	1	0	2									
Brad Fullmer, L OBP: 0.302, SLG: 0.575 Shane Andrews, R OBP: 0.342, SLG: 0.394 Mike Mordcaai, R OBP: 0.143, SLG: 0.286	P5			G4-3		F7	K		FC5-4	3	0	0	0	0	0	1									
Chris Widger, R OBP: 0.327, SLG: 0.625	G4-6-3			F8		F9	F9			1	0	0	0	0	0	2									
Michael Barrett, R OBP: 0.320, SLG: 0.458	G4-6-3			SH5-4		BB	1B		CS	4	0	3	0	0	0	1									
Manny Martinez, R OBP: 0.263, SLG: 0.339		SH3-4		F8		BB	1B		P4	4	1	2	0	0	0	2									
Carl Pavano, R ERA: 4.55 Anthony Telford, R ERA: 7.94 Orlando Merced, S OBP: 0.245, SLG: 0.286 James Moulton, R OBP: 0.245, SLG: 0.286 Bobby Ayala, R OBP: 0.245, SLG: 0.286 Willton Guerrero, S OBP: 0.200, SLG: 0.233 Ugueth Urbina, R ERA: 4.66		SH3-4		SH5-4			BB		F7	0	0	0	0	0	0	0									
										0	0	0	0	0	0	0									
Inning Stats	R: 4 E: 2 K: 0 S: 12	H: 4 LOB: 0 BB: 0 P: 21	R: 1 E: 0 K: 0 S: 9	H: 2 LOB: 1 BB: 0 P: 14	R: 0 E: 0 K: 0 S: 6	H: 1 LOB: 1 BB: 0 P: 10	R: 0 E: 0 K: 0 S: 10	H: 0 LOB: 0 BB: 0 P: 14	R: 0 E: 0 K: 0 S: 14	H: 2 LOB: 3 BB: 1 P: 26	R: 0 E: 0 K: 1 S: 12	H: 2 LOB: 2 BB: 0 P: 17	R: 0 E: 0 K: 0 S: 14	H: 1 LOB: 0 BB: 0 P: 19	R: 0 E: 0 K: 0 S: 9	H: 0 LOB: 2 BB: 2 P: 19	1B: 9 2B: 3 3B: 0 HR: 0	SF: 0 SAC: 3 DP: 1 HBP: 0	WP: 0 PB: 0 SB: 0 CS: 1	PA: 42					
PITCHER	IP	WLS	BF	H	R	ER	SO	BB	IBB	HBP	BLK	WP	HR	S	P	ERA	WHIP								
Carlton Loewer, R ERA: 4.55	5.2		26	9	5	4	0	0	0	0	0	0	0	49	79	6.35	1.588								
Yorkis Perez, L ERA: 7.94	0.1		3	1	0	0	0	1	0	0	0	0	0	6	12	0.00	6.000								
Ken Ryan, R ERA: 2.45	0.1		2	1	0	0	0	0	0	0	0	0	0	7	10	0.00	3.000								
Jim Poole, L ERA: 2.45	0.1		1	0	0	0	1	0	0	0	0	0	0	3	5	0.00	0.000								
Mike Grace, R ERA: 4.66	1.1	W	4	1	0	0	0	0	0	0	0	0	0	15	20	0.00	0.750								



Batter	1	2	3	4	5	6	7	8	9	AB	R	H	RBI	BB	SO	LOB	TOP								
Doug Glanville, R (1, 8) OBP: 0.367, SLG: 0.377	G4-3		E		P6			G4-3		4	1	1	1	1	0	0	Philadelphia Phillies @ Montreal Expos Olympic Stadium, Montreal, QB Sun Apr 25 1999, 1:35 PM EDT Att. 9,280 - Dome - 72 F								
Rob Ducey, L (1, 7) OBP: 0.133, SLG: 0.333	K		P5		F9			G5-3	K	5	0	0	0	0	2	3									
Scott Rolen, R (1, 5) OBP: 0.338, SLG: 0.565	F7		E		F7			F9		4	1	1	1	0	0	0									
Rico Brogna, L (1, 3) OBP: 0.316, SLG: 0.486		K	E9		F9				FC5-2	4	0	2	2	0	1	0									
Mike Lieberthal, R (1, 2) OBP: 0.415, SLG: 0.473	G6-3		F7						SH2-3	3	0	0	0	0	1	1									
Bobby Abreu, L (1, 9) OBP: 0.373, SLG: 0.532	F7								FC5-2	3	1	1	0	1	0	0									
23 Kevin Jordan, R (1, 4) OBP: 0.409, SLG: 0.490 15 David Doster, R (9, 4) OBP: 0.600, SLG: 0.333			F9	G6-4-3					FC5-2	4	2	3	0	0	0	1									
Desi Relaford, S (1, 6) OBP: 0.380, SLG: 0.444			F9	F8					FC5-2	3	1	0	0	1	0	4									
Paul Byrd, R (1, 1) OBP: 0.143, SLG: 0.143 Alex Arias, R (9, PH) OBP: 0.458, SLG: 0.682 Wayne Gomes, R (9, 1)									FC5-2	3	1	1	1	0	1	2									
										1	1	1	2	0	0	0									
										0	0	0	0	0	0	0									
Inning Stats	R: 0 E: 0 K: 1 S: 8	H: 0 LOB: 0 BB: 0 P: 10	R: 0 E: 0 K: 1 S: 7	H: 0 LOB: 0 BB: 0 P: 10	R: 4 E: 1 K: 0 S: 23	H: 4 LOB: 1 BB: 1 P: 32	R: 0 E: 0 K: 0 S: 7	H: 1 LOB: 0 BB: 0 P: 11	R: 0 E: 0 K: 1 S: 6	H: 0 LOB: 0 BB: 0 P: 8	R: 0 E: 0 K: 0 S: 11	H: 0 LOB: 0 BB: 0 P: 15	R: 0 E: 0 K: 0 S: 10	H: 1 LOB: 1 BB: 1 P: 19	R: 0 E: 0 K: 0 S: 5	H: 0 LOB: 0 BB: 0 P: 8	R: 4 E: 0 K: 1 S: 14	H: 4 LOB: 1 BB: 1 P: 25	1B: 8 2B: 2 3B: 0 HR: 0	SF: 0 SAC: 1 DP: 1 HBP: 0	WP: 0 PB: 0 SB: 1 CS: 0	PA: 38			
PITCHER	IP	WLS	BF	H	R	ER	SO	BB	IBB	HBP	BLK	WP	HR	S	P	ERA	WHIP								
Javier Vazquez, R (1, 1) ERA: 5.32	6.0		23	5	4	4	4	1	0	0	0	0	0	62	86	6.00	1.000								
J.D. Smart, R (7, 1) ERA: 1.64	2.0		7	1	0	0	0	1	0	0	0	0	0	15	27	0.00	1.000								
Ugueth Urbina, R (9, 1) ERA: 3.86	1.0	L	8	4	4	3	1	0	1	0	0	0	0	14	25	27.00	4.000								

AB	34
R	8
H	10
RBI	7
BB	3
SO	5
LOB	11



Batter	1	2	3	4	5	6	7	8	9	AB	R	H	RBI	BB	SO	LOB	BOTTOM								
Orlando Cabrera, R (1, 6) OBP: 0.292, SLG: 0.371	G6-3		G4-6-3			K		P3		4	0	0	0	0	1	1	Philadelphia Phillies @ Montreal Expos Olympic Stadium, Montreal, QB Sun Apr 25 1999, 1:35 PM EDT Att. 9,280 - Dome - 72 F								
Jose Vidro, S (1, 4) OBP: 0.292, SLG: 0.533	G3		G4-3			G1-3			1B	4	1	1	0	0	0	0									
Rondell White, R (1, 7) OBP: 0.371, SLG: 0.538	G6-3				L9			P3	1B	4	1	1	0	0	0	0									
Vladimir Guerrero, R (1, 9) OBP: 0.400, SLG: 0.569		F9			G6-3			P3	1B	4	0	1	0	0	0	0									
Brad Fullmer, L (1, 3) OBP: 0.277, SLG: 0.523		K			K			G6-3	1B	4	0	0	0	0	3	3									
Michael Barrett, R (1, 2) OBP: 0.352, SLG: 0.529		G6-3				G6-4-3			1B	3	1	2	2	1	0	0									
Shane Andrews, R (1, 5) OBP: 0.357, SLG: 0.444						G6-4-3			SF7	3	1	2	1	0	0	1									
Manny Martinez, R (1, 8) OBP: 0.267, SLG: 0.339 Chris Widger, R (9, PH) OBP: 0.320, SLG: 0.612						P6			FC3-6	3	2	1	1	0	0	1									
Javier Vazquez, R (1, 1) OBP: 0.400, SLG: 0.400 Wilton Guerrero, S (6, PH) OBP: 0.262, SLG: 0.345 J.D. Smart, R (7, 1)									F9	1	0	0	0	0	0	2									
Orlando Merced, S (8, PH) OBP: 0.533, SLG: 0.667 Ugueth Urbina, R (9, 1)										0	0	0	0	0	0	0									
										1	0	0	0	0	0	0									
										0	0	0	0	0	0	0									
										0	0	0	1	0	0	0									
										0	0	0	0	0	0	0									
Inning Stats	R: 0 E: 0 K: 0 S: 10	H: 0 LOB: 0 BB: 0 P: 12	R: 0 E: 0 K: 1 S: 5	H: 0 LOB: 0 BB: 0 P: 8	R: 2 E: 1 K: 0 S: 17	H: 2 LOB: 0 BB: 0 P: 27	R: 0 E: 0 K: 1 S: 8	H: 0 LOB: 0 BB: 0 P: 11	R: 0 E: 0 K: 0 S: 2	H: 0 LOB: 0 BB: 1 P: 7	R: 0 E: 0 K: 1 S: 8	H: 0 LOB: 0 BB: 0 P: 12	R: 0 E: 0 K: 0 S: 6	H: 0 LOB: 0 BB: 0 P: 8	R: 2 E: 0 K: 0 S: 12	H: 2 LOB: 2 BB: 0 P: 24	R: 2 E: 0 K: 1 S: 19	H: 4 LOB: 2 BB: 0 P: 26	1B: 6 2B: 1 3B: 0 HR: 1	SF: 2 SAC: 1 DP: 2 HBP: 0	WP: 0 PB: 0 SB: 1 CS: 0	PA: 35			
PITCHER	IP	WLS	BF	H	R	ER	SO	BB	IBB	HBP	BLK	WP	HR	S	P	ERA	WHIP								
Paul Byrd, R (1, 1) ERA: 4.38	8.0	W	28	4	4	2	3	1	0	0	0	0	0	68	109	2.25	0.625								
Wayne Gomes, R (9, 1) ERA: 2.61	1.0		7	4	2	2	1	0	0	0	0	0	0	19	26	18.00	4.000								

AB	31
R	6
H	8
RBI	5
BB	1
SO	4
LOB	8



Batter	1	2	3	4	5	6	7	8	9	10	AB	R	H	RBI	BB	SO	LOB	TOP		
Marvin Bernard, L OBP: 0.367, SLG: 0.493			G5-3					E1 L7-4, G1-3		L1-4-3	5	1	2	0	0	0	0			
Stan Javier, S OBP: 0.386, SLG: 0.538			L7					G1-3			5	2	2	0	0	1	2			
Ellis Burks, R OBP: 0.392, SLG: 0.468			G4-3					L7-4		E6	4	0	0	1	0	0	2			
Jeff Kent, R OBP: 0.409, SLG: 0.486				G4-3							5	0	1	0	0	1	1			
J.T. Snow, L OBP: 0.348, SLG: 0.293				G4-3				G1-3			4	0	1	0	1	1	1			
Charlie Hayes, R OBP: 0.316, SLG: 0.364											4	0	0	0	1	1	4			
Brent Mayne, L OBP: 0.373, SLG: 0.365		G1-3									2	0	0	0	2	0	1			
Ramon Martinez, R OBP: 0.414, SLG: 0.600		P3									3	0	0	0	1	1	1			
Kirk Rueter, L OBP: 0.487, SLG: 0.187 Edwards, S Julian Tavaréz, L Rich Rodriguez, L F.P. Santangelo, S John Johnstone, R Robb Nen, R		G1-3									2	0	0	0	0	0	0			
Inning Stats	R: 2 E: 0 K: 1 S: 17	H: 3 LOB: 1 BB: 0 P: 28	R: 0 E: 0 K: 0 S: 6	H: 0 LOB: 0 BB: 0 P: 9	R: 0 E: 0 K: 0 S: 8	H: 0 LOB: 0 BB: 0 P: 10	R: 0 E: 0 K: 2 S: 15	H: 1 LOB: 1 BB: 1 P: 22	R: 0 E: 0 K: 0 S: 4	H: 0 LOB: 0 BB: 0 P: 8	R: 0 E: 1 K: 0 S: 5	H: 0 LOB: 0 BB: 0 P: 10	R: 0 E: 0 K: 0 S: 9	H: 1 LOB: 3 BB: 2 P: 24	R: 1 E: 1 K: 1 S: 7	H: 1 LOB: 2 BB: 1 P: 11	1B: 2 2B: 5 3B: 0 HR: 0	SF: 1 SAC: 0 DP: 1 HBP: 0	WP: 1 PB: 0 SB: 2 CS: 0	PA: 42
PITCHER	IP WLS BF H R ER SO BB IBB HBP BLK WP HR S P ERA WHIP	Miguel Batista, R ERA: 2.98	Bobby Ayala, R ERA: 2.19	Steve Kline, L ERA: 1.93	Ugueth Urbina, R ERA: 3.6	PITCHER														

San Francisco Giants @ Montreal Expos
Olympic Stadium, Montreal, QB
Tue Apr 27 1999, 7:05 PM EDT
Att: 5,202 - Dome - 72 F

AB	36
R	3
H	6
RBI	1
BB	5
SO	6
LOB	16



Batter	1	2	3	4	5	6	7	8	9	10	AB	R	H	RBI	BB	SO	LOB	BOTTOM				
Orlando Cabrera, R OBP: 0.273, SLG: 0.347			F8		L7			E6 SH1-4		K	5	0	0	0	0	1	3					
Wilton Guerrero, S OBP: 0.281, SLG: 0.361 Bobby Ayala, R								SH1-4			3	1	2	0	0	1	0					
Orlando Merced, S OBP: 0.500, SLG: 0.600				HR							1	0	0	0	0	1	0					
Rondell White, R OBP: 0.373, SLG: 0.571				HR						K	5	1	2	2	0	2	2					
Vladimir Guerrero, R OBP: 0.490, SLG: 0.565				K							4	0	1	0	1	2	2					
Chris Widger, R OBP: 0.359, SLG: 0.574											5	0	1	0	0	0	6					
Michael Barrett, R OBP: 0.356, SLG: 0.518			F9							P3	5	0	2	0	0	0	1					
Brad Fulmer, L OBP: 0.260, SLG: 0.489 Mike Mordecai, R			F7		P4						3	0	0	0	0	0	2					
Manny Martinez, R OBP: 0.266, SLG: 0.333			F8		P4						4	0	1	0	0	0	1					
Miguel Batista, R ERA: 10.13 Jose Valdes, S Steve Kline, S Ugueth Urbina, R					G6-3						1	0	0	0	1	0	0					
Inning Stats	R: 0 E: 0 K: 1 S: 13	H: 2 LOB: 2 BB: 0 P: 20	R: 0 E: 0 K: 0 S: 8	H: 1 LOB: 2 BB: 1 P: 19	R: 2 E: 0 K: 1 S: 13	H: 3 LOB: 1 BB: 0 P: 18	R: 0 E: 0 K: 0 S: 6	H: 0 LOB: 0 BB: 0 P: 10	R: 0 E: 0 K: 1 S: 9	H: 1 LOB: 3 BB: 1 P: 14	R: 0 E: 1 K: 1 S: 14	H: 1 LOB: 3 BB: 1 P: 28	R: 0 E: 0 K: 0 S: 7	H: 2 LOB: 1 BB: 0 P: 10	R: 0 E: 0 K: 3 S: 9	H: 0 LOB: 0 BB: 0 P: 13	R: 0 E: 0 K: 0 S: 3	H: 0 LOB: 0 BB: 0 P: 3	1B: 8 2B: 1 3B: 0 HR: 1	SF: 0 SAC: 2 DP: 1 HBP: 0	WP: 0 PB: 0 SB: 0 CS: 0	PA: 42
PITCHER	IP WLS BF H R ER SO BB IBB HBP BLK WP HR S P ERA WHIP	Kirk Rueter, L ERA: 10.13	Julian Tavaréz, L ERA: 9.0	Rich Rodriguez, L ERA: 4.5	John Johnstone, R ERA: 4.5	Robb Nen, R ERA: 2.45	PITCHER															

San Francisco Giants @ Montreal Expos
Olympic Stadium, Montreal, QB
Tue Apr 27 1999, 7:05 PM EDT
Att: 5,202 - Dome - 72 F

AB	38
R	2
H	10
RBI	2
BB	2
SO	7
LOB	19



Batter	1	2	3	4	5	6	7	8	9	AB	R	H	RBI	BB	SO	LOB	TOP									
Marvin Benard, L OBP: 0.349, SLG: 0.468	P4		P5		P2		F8			4	0	0	0	0	0	0	San Francisco Giants @ Montreal Expos Olympic Stadium, Montreal, QB Wed Apr 28 1999, 7:05 PM EDT Att. 4,998 - Dome - 72 F									
Ramon Martinez, R OBP: 0.394, SLG: 0.552	F9			1B	K			G4-3		4	1	1	0	0	1	0										
Ellis Burks, R OBP: 0.386, SLG: 0.470	K			P3		WP		G1-3		4	1	1	0	0	1	1										
Jeff Kent, R OBP: 0.412, SLG: 0.500		F9		1B		K				4	1	2	0	0	1	1										
J.T. Snow, L OBP: 0.366, SLG: 0.299		G4-3		E9				G4-3		2	1	1	1	2	0	1										
Charlie Hayes, R OBP: 0.314, SLG: 0.362	G4-3			1B		SF8				3	0	1	2	0	1	1										
Stan Javier, S OBP: 0.377, SLG: 0.518				L5		FC6				4	0	1	1	0	0	3										
Scott Servais, R OBP: 0.351, SLG: 0.355		CS		K				G5-3		4	0	1	1	0	0	3										
Joe Nathan, R				L9				G4-3		3	0	0	0	0	0	0										
Robb Nen, R								F8		0	0	0	0	0	0	0										
Inning Stats	R: 0 E: 0 K: 1 S: 6	H: 0 LOB: 0 BB: 0 P: 10	R: 1 E: 0 K: 0 S: 15	H: 1 LOB: 0 BB: 1 P: 23	R: 0 E: 0 K: 1 S: 7	H: 0 LOB: 0 BB: 0 P: 11	R: 2 E: 1 K: 0 S: 19	H: 4 LOB: 2 BB: 0 P: 27	R: 0 E: 0 K: 1 S: 7	H: 0 LOB: 0 BB: 0 P: 11	R: 1 E: 0 K: 1 S: 9	H: 1 LOB: 1 BB: 1 P: 19	R: 0 E: 0 K: 0 S: 4	H: 0 LOB: 0 BB: 0 P: 8	R: 0 E: 0 K: 0 S: 6	H: 1 LOB: 0 BB: 0 P: 8	R: 0 E: 0 K: 1 S: 5	H: 0 LOB: 0 BB: 0 P: 6	1B: 5 2B: 2 3B: 0 HR: 0	SF: 1 SAC: 0 DP: 0 HBP: 0	WP: 1 PB: 0 SB: 0 CS: 1	PA: 36				
PITCHER	IP	WLS	BF	H	R	ER	SO	BB	IBB	HBP	BLK	WP	HR	S	P	ERA	WHIP									
Dustin Hermanson, R ERA: 3.24	(1, 1)	7.0	L	28	6	4	4	4	2	0	0	0	1	0	67	109	5.14	1.143								
Anthony Telford, R ERA: 3.29	(8, 1)	2.0		7	1	0	0	1	0	0	0	0	0	0	11	14	0.00	0.500								

Batter	1	2	3	4	5	6	7	8	9	AB	R	H	RBI	BB	SO	LOB	BOTTOM								
Orlando Cabrera, R OBP: 0.259, SLG: 0.329	G6-3	G6-3			G5-3		K			4	0	0	0	0	1	1	San Francisco Giants @ Montreal Expos Olympic Stadium, Montreal, QB Wed Apr 28 1999, 7:05 PM EDT Att. 4,998 - Dome - 72 F								
Jose Vidro, S OBP: 0.315, SLG: 0.529		F7			FC5-4			G3-1		4	1	2	0	0	0	1									
Mike Mordecai, R OBP: 0.143, SLG: 0.286	BB				1B					0	0	0	0	0	0	0									
Rondell White, R OBP: 0.367, SLG: 0.548	1B			K		F9		K		3	1	0	0	1	2	1									
Vladimir Guerrero, R OBP: 0.393, SLG: 0.548	1B			G1-3		FC5-4		F8		4	0	1	1	0	0	1									
Brad Fullmer, L OBP: 0.278, SLG: 0.510	K				2B		G6-4-3		F9	4	0	2	0	0	1	2									
Michael Barrett, R OBP: 0.349, SLG: 0.500				F9		G6-4-3		K2-3		4	0	1	1	0	1	2									
Chris Widger, R OBP: 0.305, SLG: 0.552	G5-3			G4-3		F8			F9	4	1	1	0	0	0	2									
Manny Martinez, R OBP: 0.269, SLG: 0.333				G6-3				F8		3	0	1	0	0	0	0									
Orlando Merced, S OBP: 0.529, SLG: 0.636				SH1-4						1	0	1	1	0	0	0									
Dustin Hermanson, R OBP: 0.300, SLG: 0.125										1	0	0	0	0	1	0									
Wilton Guerrero, S OBP: 0.277, SLG: 0.355										1	0	0	0	0	0	0									
Anthony Telford, R										0	0	0	0	0	0	0									
Shane Andrews, R OBP: 0.349, SLG: 0.432										1	0	0	0	0	1	1									
Inning Stats	R: 2 E: 0 K: 1 S: 19	H: 3 LOB: 2 BB: 1 P: 33	R: 0 E: 0 K: 0 S: 13	H: 1 LOB: 1 BB: 0 P: 19	R: 0 E: 0 K: 1 S: 8	H: 1 LOB: 1 BB: 0 P: 8	R: 0 E: 0 K: 1 S: 8	H: 0 LOB: 0 BB: 0 P: 12	R: 0 E: 0 K: 0 S: 8	H: 1 LOB: 1 BB: 0 P: 14	R: 0 E: 0 K: 0 S: 6	H: 1 LOB: 0 BB: 0 P: 8	R: 0 E: 0 K: 1 S: 8	H: 0 LOB: 0 BB: 0 P: 10	R: 0 E: 0 K: 1 S: 11	H: 0 LOB: 0 BB: 0 P: 18	R: 1 E: 0 K: 2 S: 14	H: 2 LOB: 1 BB: 0 P: 19	1B: 8 2B: 1 3B: 0 HR: 0	SF: 0 SAC: 1 DP: 1 HBP: 0	WP: 0 PB: 0 SB: 0 CS: 0	PA: 36			
PITCHER	IP	WLS	BF	H	R	ER	SO	BB	IBB	HBP	BLK	WP	HR	S	P	ERA	WHIP								
Joe Nathan, R ERA: 1.2	(1, 1)	8.0	W	31	7	2	2	5	1	0	0	0	0	81	122	2.25	1.000								
Robb Nen, R ERA: 3.0	(9, 1)	1.0	S	5	2	1	1	2	0	0	0	0	0	14	19	9.00	2.000								

AB	32
R	4
H	7
RBI	4
BB	2
SO	5
LOB	9



Batter	1	2	3	4	5	6	7	8	9	AB	R	H	RBI	BB	SO	LOB	TOP							
Marvin Benard, L (1, 8) OBP: 0.352, SLG: 0.476	2-1 1B		1-2 P4	1-0 G3			2-1 G4-3	3-1 2B		5	0	2	0	0	0	2	San Francisco Giants @ Montreal Expos Olympic Stadium, Montreal, QB Thu Apr 29 1999, 7:05 PM EDT Att. 5,253 - Dome - 72 F							
F.P. Santangelo, S (1, 5) OBP: 0.410, SLG: 0.259 Julian Tavaréz, L (8, 1) John Johnstone, R (8, 1) Robb Nen, R (9, 1)	2-3 K		3-2 1B		4-1 SH1-3 BB		2-1 E7 1B	3-3 K		4	2	0	1	2	2	0								
Armando Rios, L (1, 9) OBP: 0.444, SLG: 0.733	2-3 K		3-2 1B		1-0 SH1-3		3-1 HBP 1B		2-2 G4-3	3	1	1	1	0	1	1								
Jeff Kent, R (1, 4) OBP: 0.412, SLG: 0.500	2-3 K		0-0 F8		0-2 FC5-4-5-1 3B		2-1 HBP 1B		3-2 S 1B	4	2	1	0	0	1	2								
J.T. Snow, L (1, 3) OBP: 0.388, SLG: 0.354		2-3 K		0-0 FC4-6 1B	1-0 SH1-3 3B		0-0 HBP 1B		2-2 G4-6-3 1B	5	0	4	4	0	1	0								
Stan Javier, S (1, 7) OBP: 0.348, SLG: 0.475	1-2 G6-3		0-1 FC4-6 1B		0-0 G4-3		1-3 2-H 3-H K		1-0 G4-6-3 1B	5	1	0	0	0	1	5								
Brent Mayne, L (1, 2) OBP: 0.381, SLG: 0.364	4-2 1B BB		1-0 1B		2-2 G4-3		2-1 P7			3	0	1	0	1	0	2								
Ramon Martínez, R (1, 6) OBP: 0.378, SLG: 0.515	0-1 1B		0-3 K		2-3 K		1-1 G5-3			4	0	1	0	0	2	2								
Russ Ortiz, R (1, 1) OBP: 0.143, SLG: 0.143 Jerry Spradlin, S (6, 1) Edwards Guzman, L (8, PH) Charlie Hayes, R (8, 5) OBP: 0.314, SLG: 0.362	1-2 G4-3		0-0 1B		0-0 L1-3		1-0 F7			3	0	1	1	0	0	2								
Inning Stats	R: 0 E: 0 K: 3 S: 15	H: 1 LOB: 1 BB: 0 P: 23	R: 0 E: 0 K: 1 S: 16	H: 1 LOB: 2 BB: 1 P: 24	R: 1 E: 0 K: 0 S: 12	H: 2 LOB: 0 BB: 0 P: 19	R: 1 E: 0 K: 1 S: 9	H: 3 LOB: 2 BB: 0 P: 11	R: 1 E: 0 K: 0 S: 8	H: 1 LOB: 1 BB: 0 P: 14	R: 0 E: 0 K: 1 S: 7	H: 0 LOB: 0 BB: 0 P: 11	R: 2 E: 1 K: 1 S: 12	H: 2 LOB: 2 BB: 0 P: 23	R: 0 E: 0 K: 1 S: 8	H: 1 LOB: 1 BB: 0 P: 16		R: 1 E: 0 K: 0 S: 15	H: 2 LOB: 0 BB: 0 P: 23	1B: 9 2B: 3 3B: 1 HR: 0	SF: 0 SAC: 1 DP: 1 HBP: 2	WP: 0 PB: 0 SB: 3 CS: 0	PA: 42	
PITCHER	IP WLS BF H R ER SO BB IBB HBP BLK WP HR S P ERA WHIP	5.0 L 24 8 3 3 5 2 0 0 0 0 0 60 91 5.40 2.000	1.1 6 1 2 2 1 0 0 0 1 0 0 0 12 23 13.50 0.750	0.2 4 1 0 0 1 0 0 0 1 0 0 0 7 11 0.00 1.500	2.0 8 3 1 1 1 0 0 0 0 0 0 0 23 39 4.50 1.500																			

AB	37
R	6
H	13
RBI	6
BB	2
SO	8
LOB	18



Batter	1	2	3	4	5	6	7	8	9	AB	R	H	RBI	BB	SO	LOB	BOTTOM						
James Mouton, R (1, 8) OBP: 0.571, SLG: 0.375	0-1 G6-3	4-0 BB		0-0 FC4-6 1B		2-3 K		0-0 SH1-4		3	0	1	0	1	1	0	San Francisco Giants @ Montreal Expos Olympic Stadium, Montreal, QB Thu Apr 29 1999, 7:05 PM EDT Att. 5,253 - Dome - 72 F						
Wilton Guerrero, S (1, 4) OBP: 0.257, SLG: 0.328	1-2 G1-3	3-2 P7		1-2 FC4-6		1-1 F8		0-2 G6-3		5	0	0	1	0	0	6							
Rondell White, R (1, 7) OBP: 0.389, SLG: 0.545	2-2 2B		4-2 1B BB		0-0 F8		1-0 G4-3		3-H 0-2 G4-3	4	0	1	0	1	0	3							
Vladimir Guerrero, R (1, 9) OBP: 0.382, SLG: 0.526	0-2 G6-3		0-1 F8		2-0 SF8 1B		0-1 P6		1-3 K	5	1	1	0	0	1	2							
Brad Fullmer, L (1, 3) OBP: 0.276, SLG: 0.481 Shayne Bennett, R (8, 1) Manny Martínez, R (9, PH) OBP: 0.265, SLG: 0.328		0-1 G4-3	1-0 L6		2-2 E4 WP E		4-2 G4-6-3 BB		1-2 E6 1B E G6-3	3	0	0	0	1	0	2							
Michael Barrett, R (1, 5) OBP: 0.388, SLG: 0.531 Orlando Cabrera, R (9, FR) OBP: 0.259, SLG: 0.329		2-1 BB G6-3 2B	1-1 1B		0-1 SF8		0-2 G4-6-3		2-1 G5-3 1B	4	1	3	1	0	0	1							
Chris Widger, R (1, 2) OBP: 0.297, SLG: 0.540	0-0 E6 G6-3 BB		0-1 F8		3-H 1-3 K		1-1 1B 2B		1-2 G5-3	5	1	1	1	0	1	5							
Mike Mordecai, R (1, 6) OBP: 0.333, SLG: 0.300	4-2 G6-3 BB		0-2 P3		4-2 FC6-4 BB		3-2 SH1-4 1B G6-3 1B		3-H 2-3 K	3	1	1	0	2	1	2							
Carl Pavano, R (1, 1) OBP: 0.286, SLG: 0.286 Orlando Merced, S (5, PH) OBP: 0.500, SLG: 0.583 Steve Kline, S (6, 1) Bobby Ayala, R (7, 1) Shane Andrews, R (8, 3) OBP: 0.394, SLG: 0.447		3-2 G6-3	0-2 FC4-6 1B		1-1 FC6-4		2-2 SH1-4 1B			2	0	0	1	0	0	2							
Inning Stats	R: 0 E: 0 K: 0 S: 12	H: 1 LOB: 3 BB: 2 P: 15	R: 1 E: 0 K: 0 S: 16	H: 1 LOB: 2 BB: 1 P: 32	R: 0 E: 0 K: 0 S: 9	H: 1 LOB: 2 BB: 0 P: 15	R: 0 E: 1 K: 0 S: 11	H: 1 LOB: 2 BB: 0 P: 12	R: 1 E: 2 K: 1 S: 14	H: 1 LOB: 1 BB: 1 P: 24	R: 0 E: 0 K: 0 S: 8	H: 0 LOB: 0 BB: 1 P: 12	R: 0 E: 0 K: 0 S: 8	H: 0 LOB: 0 BB: 0 P: 12	R: 2 E: 0 K: 0 S: 17	H: 3 LOB: 1 BB: 0 P: 23		R: 1 E: 2 K: 2 S: 15	H: 1 LOB: 2 BB: 0 P: 22	1B: 6 2B: 3 3B: 0 HR: 0	SF: 1 SAC: 1 DP: 1 HBP: 0	WP: 1 PB: 0 SB: 0 CS: 0	PA: 44
PITCHER	IP WLS BF H R ER SO BB IBB HBP BLK WP HR S P ERA WHIP	5.0 W 27 5 2 0 1 4 0 0 0 0 0 16 24 0.00 1.800	2.0 H 6 0 0 0 1 1 0 0 0 0 0 9 15 ∞ ∞	0.0 3 3 2 2 0 0 0 0 0 0 0 0 8 8 0.00 0.000	1.0 S 5 1 1 0 2 0 0 0 0 0 0 15 22 0.00 1.000																		



Batter	1	2	3	4	5	6	7	8	9	AB	R	H	RBI	BB	SO	LOB	TOP					
J.D. Drew, L OBP: 0.358, SLG: 0.517 (1, 8)										4	5	3	0	2	0	1						
Placido Polanco, R OBP: 0.400, SLG: 0.426 (1, 4)										6	1	2	2	0	1	3						
Mark McGwire, R OBP: 0.391, SLG: 0.618 Eli Marrero, R OBP: 0.309, SLG: 0.446 (7, PR) (7, 3)										5	2	3	2	0	0	2						
Fernando Tatis, R OBP: 0.391, SLG: 0.618 Ray Lankford, L OBP: 0.500, SLG: 1.000 Willie McGee, S OBP: 0.378, SLG: 0.258 (7, PH) (7, 7)										4	2	2	3	0	0	2						
Eric Davis, R OBP: 0.355, SLG: 0.406 (1, 9)										5	2	3	2	1	0	0						
Shawon Dunston, R OBP: 0.373, SLG: 0.479 Darren Bragg, L OBP: 0.318, SLG: 0.345 Edgar Renteria, R OBP: 0.336, SLG: 0.344 (7, PH) (7, 6)										3	1	2	3	0	0	0						
Alberto Castillo, R OBP: 0.300, SLG: 0.393 (1, 2)										5	1	1	2	0	1	3						
Joe McEwing, R OBP: 0.439, SLG: 0.500 (7, 7) (7, 5)										4	0	1	0	1	0	0						
Donovan Osborne, S OBP: 0.111, SLG: 0.222 Mike Mohler, R (7, 1)										4	1	1	0	0	1	3						
Inning Stats	R: 3 E: 1 K: 1 S: 18	H: 1 LOB: 0 BB: 1 P: 32	R: 0 E: 0 K: 1 S: 12	H: 1 LOB: 1 BB: 0 P: 18	R: 4 E: 0 K: 0 S: 14	H: 4 LOB: 2 BB: 1 P: 24	R: 3 E: 0 K: 0 S: 19	H: 4 LOB: 1 BB: 1 P: 32	R: 2 E: 1 K: 1 S: 10	H: 3 LOB: 1 BB: 0 P: 15	R: 0 E: 0 K: 1 S: 11	H: 0 LOB: 2 BB: 1 P: 19	R: 3 E: 0 K: 1 S: 18	H: 4 LOB: 1 BB: 0 P: 26	R: 0 E: 0 K: 0 S: 7	H: 0 LOB: 0 BB: 0 P: 11	R: 1 E: 0 K: 1 S: 12	H: 2 LOB: 2 BB: 1 P: 19	1B: 9 2B: 6 3B: 2 HR: 2	SF: 0 SAC: 0 DP: 0 HBP: 1	WP: 1 PB: 0 SB: 0 CS: 0	PA: 51
PITCHER	IP WLS BF H R ER SO BB IBB HBP BLK WP HR S P ERA WHIP																					
Mike Thurman, R ERA: 10.38 (1, 1)	2.2 L 16 6 7 6 2 1 0 0 0 1 1 2 42 70 20.25 2.625																					
J.D. Smart, R ERA: 3.65 (3, 1)	1.1 9 4 3 3 0 1 0 0 0 0 0 0 21 36 20.25 3.750																					
Shayne Bennett, R ERA: 9.82 (5, 1)	3.0 17 7 5 5 2 1 0 1 0 0 0 0 39 60 15.00 2.667																					
Bobby Ayala, R ERA: 2.4 (8, 1)	2.0 9 2 1 1 1 1 0 0 0 0 0 0 19 30 4.50 1.500																					
Batter	1	2	3	4	5	6	7	8	9	AB	R	H	RBI	BB	SO	LOB	BOTTOM					
Orlando Cabrera, R OBP: 0.284, SLG: 0.384 Wilton Guerrero, S OBP: 0.240, SLG: 0.306 (1, 6) (6, 4)										3	1	1	1	0	0	0						
Manny Martinez, R OBP: 0.288, SLG: 0.378 (1, 8)										4	2	3	0	0	0	0						
Rondell White, R OBP: 0.352, SLG: 0.536 James Mouton, R OBP: 0.600, SLG: 0.556 (1, 7) (6, 7)										3	0	0	0	0	0	2						
Vladimir Guerrero, R OBP: 0.371, SLG: 0.494 (1, 9)										4	0	1	2	0	1	1						
Shane Andrews, R OBP: 0.375, SLG: 0.425 (1, 3)										2	0	0	0	2	2	0						
Michael Barrett, R OBP: 0.388, SLG: 0.535 (1, 5)										4	1	1	0	0	0	2						
Chris Widger, R OBP: 0.309, SLG: 0.530 Shayne Bennett, R (5, 1) Bobby Ayala, R (8, 1) Brad Fullmer, L OBP: 0.286, SLG: 0.492 (9, PH)										2	0	1	0	0	0	0						
Mike Mordecai, R OBP: 0.294, SLG: 0.267 (6, 6)										4	0	0	0	0	0	1						
Mike Thurman, R (1, 1) J.D. Smart, R (3, 1) Darron Cox, R OBP: 0.182, SLG: 0.182 (4, PH) (5, 2)										1	0	0	0	0	1	1						
Inning Stats	R: 0 E: 0 K: 0 S: 12	H: 1 LOB: 1 BB: 0 P: 17	R: 1 E: 1 K: 2 S: 17	H: 2 LOB: 1 BB: 0 P: 23	R: 2 E: 0 K: 0 S: 19	H: 2 LOB: 1 BB: 1 P: 31	R: 0 E: 0 K: 0 S: 4	H: 0 LOB: 0 BB: 0 P: 6	R: 0 E: 0 K: 2 S: 9	H: 0 LOB: 1 BB: 1 P: 16	R: 0 E: 0 K: 1 S: 7	H: 0 LOB: 0 BB: 0 P: 12	R: 2 E: 0 K: 1 S: 10	H: 3 LOB: 0 BB: 0 P: 14	R: 0 E: 0 K: 0 S: 6	H: 0 LOB: 0 BB: 0 P: 11	1B: 2 2B: 5 3B: 0 HR: 1	SF: 0 SAC: 0 DP: 0 HBP: 0	WP: 1 PB: 0 SB: 1 CS: 2	PA: 36		
PITCHER	IP WLS BF H R ER SO BB IBB HBP BLK WP HR S P ERA WHIP																					
Donovan Osborne, L ERA: 4.97 (1, 1)	6.0 W 25 5 3 3 4 2 0 0 0 0 0 0 71 105 4.50 1.167																					
Mike Mohler, L ERA: 4.76 (7, 1)	3.0 S 11 3 2 2 2 0 0 0 0 0 0 0 23 37 6.00 1.000																					

St. Louis Cardinals @ Montreal Expos
Olympic Stadium, Montreal, QB
Sat May 01 1999, 7:05 PM EDT
Att: 14,511 - Dome - 72 F

AB	46
R	16
H	19
RBI	15
BB	4
SO	5
LOB	21



St. Louis Cardinals @ Montreal Expos
Olympic Stadium, Montreal, QB
Sat May 01 1999, 7:05 PM EDT
Att: 14,511 - Dome - 72 F

AB	34
R	5
H	8
RBI	4
BB	2
SO	6
LOB	8



Batter	1	2	3	4	5	6	7	8	9	10	AB	R	H	RBI	BB	SO	LOB	TOP				
J.D. Drew, L OBP: 0.361, SLG: 0.516	(1, 8) 2-2 HR 2B	(1, 1) P8	(1, 2) SH5-3 1B BB	(1, 3) K	(1, 4) K	(1, 5) K	(1, 6) K	(1, 7) K	(1, 8) K	(1, 9) K	4	2	1	0	1	2	1					
Edgar Renteria, R OBP: 0.321, SLG: 0.324	(1, 6) 2-3 K	(1, 7) F9	(1, 8) SH5-3	(1, 9) SH5-3	(1, 10) G6-3	(1, 11) G6-3	(1, 12) G6-3	(1, 13) G6-3	(1, 14) G4-3	(1, 15) G4-3	4	0	0	0	0	1	2					
Ray Lankford, L OBP: 0.500, SLG: 0.857	(1, 7) 2-2 HR	(1, 8) HR	(1, 9) G6-3	(1, 10) 1B	(1, 11) G6-3	(1, 12) F9	(1, 13) F9	(1, 14) F9	(1, 15) K	(1, 16) K	4	1	2	2	0	0	0					
Ricky Bottalico, L OBP: 0.351, SLG: 0.400	(9, PH) 2-2 HR	(9, PH) HR	(9, PH) G6-3	(9, PH) 1B	(9, PH) G6-3	(9, PH) F9	(9, PH) F9	(9, PH) F9	(9, PH) K	(9, PH) K	0	0	0	0	0	0	0					
Juan Acevedo, R OBP: 0.351, SLG: 0.400	(9, 1) 2-2 HR	(9, 1) HR	(9, 1) G6-3	(9, 1) 1B	(9, 1) G6-3	(9, 1) F9	(9, 1) F9	(9, 1) F9	(9, 1) K	(9, 1) K	0	0	0	0	0	0	0					
Scott Radinsky, L OBP: 0.351, SLG: 0.400	(10, 1) 2-2 HR	(10, 1) HR	(10, 1) G6-3	(10, 1) 1B	(10, 1) G6-3	(10, 1) F9	(10, 1) F9	(10, 1) F9	(10, 1) K	(10, 1) K	0	0	0	0	0	0	0					
Fernando Tatis, R OBP: 0.402, SLG: 0.650	(1, 5) 2-2 HR	(1, 6) HR	(1, 7) FC3-6 BB	(1, 8) FC3-6 BB	(1, 9) FC3-6 BB	(1, 10) FC3-6 BB	(1, 11) FC3-6 BB	(1, 12) FC3-6 BB	(1, 13) FC3-6 BB	(1, 14) FC3-6 BB	4	3	2	3	1	0	1					
Willie McGee, S OBP: 0.405, SLG: 0.333	(1, 9) 2-2 HR	(1, 10) HR	(1, 11) FC3-6 BB	(1, 12) FC3-6 BB	(1, 13) FC3-6 BB	(1, 14) FC3-6 BB	(1, 15) FC3-6 BB	(1, 16) FC3-6 BB	(1, 17) FC3-6 BB	(1, 18) FC3-6 BB	5	1	3	0	0	0	1					
Eli Marrero, R OBP: 0.301, SLG: 0.420	(1, 2) 4-1 G4-3 BB	(1, 3) G4-3 BB	(1, 4) FC3-6 BB	(1, 5) FC3-6 BB	(1, 6) FC3-6 BB	(1, 7) FC3-6 BB	(1, 8) FC3-6 BB	(1, 9) FC3-6 BB	(1, 10) FC3-6 BB	(1, 11) FC3-6 BB	4	0	0	2	1	0	2					
Mark McGwire, R OBP: 0.418, SLG: 0.528	(10, 3) 2-2 G4-3 BB	(10, 3) G4-3 BB	(10, 3) FC3-6 BB	(10, 3) FC3-6 BB	(10, 3) FC3-6 BB	(10, 3) FC3-6 BB	(10, 3) FC3-6 BB	(10, 3) FC3-6 BB	(10, 3) FC3-6 BB	(10, 3) FC3-6 BB	0	0	0	0	0	0	0					
Placido Polanco, R OBP: 0.383, SLG: 0.404	(1, 4) 1-0 G4-3 BB	(1, 5) G4-3 BB	(1, 6) G4-3 BB	(1, 7) G4-3 BB	(1, 8) G4-3 BB	(1, 9) G4-3 BB	(1, 10) G4-3 BB	(1, 11) G4-3 BB	(1, 12) G4-3 BB	(1, 13) G4-3 BB	5	0	1	0	0	1	3					
Joe Mauer, R OBP: 0.437, SLG: 0.487	(1, 3) 3-1 SH1-3 1B	(1, 4) SH1-3 1B	(1, 5) SH1-3 1B	(1, 6) SH1-3 1B	(1, 7) SH1-3 1B	(1, 8) SH1-3 1B	(1, 9) SH1-3 1B	(1, 10) SH1-3 1B	(1, 11) SH1-3 1B	(1, 12) SH1-3 1B	4	0	1	0	1	1	3					
Darren Oliver, R OBP: 0.385, SLG: 0.417	(6, 1) 1-1 SH1-3 1B	(6, 1) SH1-3 1B	(6, 1) SH1-3 1B	(6, 1) SH1-3 1B	(6, 1) SH1-3 1B	(6, 1) SH1-3 1B	(6, 1) SH1-3 1B	(6, 1) SH1-3 1B	(6, 1) SH1-3 1B	(6, 1) SH1-3 1B	2	1	1	0	0	0	0					
Mike Busby, R OBP: 0.281, SLG: 0.367	(6, 1) 1-3 SH5-3 1B	(6, 1) SH5-3 1B	(6, 1) SH5-3 1B	(6, 1) SH5-3 1B	(6, 1) SH5-3 1B	(6, 1) SH5-3 1B	(6, 1) SH5-3 1B	(6, 1) SH5-3 1B	(6, 1) SH5-3 1B	(6, 1) SH5-3 1B	0	0	0	0	0	0	0					
Lance Painter, L OBP: 0.281, SLG: 0.367	(7, 2) 1-3 SH5-3 1B	(7, 2) SH5-3 1B	(7, 2) SH5-3 1B	(7, 2) SH5-3 1B	(7, 2) SH5-3 1B	(7, 2) SH5-3 1B	(7, 2) SH5-3 1B	(7, 2) SH5-3 1B	(7, 2) SH5-3 1B	(7, 2) SH5-3 1B	2	0	0	0	0	1	2					
Alberto Castillo, R OBP: 0.281, SLG: 0.367	(7, 2) 1-3 SH5-3 1B	(7, 2) SH5-3 1B	(7, 2) SH5-3 1B	(7, 2) SH5-3 1B	(7, 2) SH5-3 1B	(7, 2) SH5-3 1B	(7, 2) SH5-3 1B	(7, 2) SH5-3 1B	(7, 2) SH5-3 1B	(7, 2) SH5-3 1B	2	0	0	0	0	1	2					
Inning Stats	R: 3 E: 0 K: 1 S: 21	H: 4 LOB: 1 BB: 1 P: 36	R: 0 E: 0 K: 0 S: 8	H: 1 LOB: 1 BB: 0 P: 13	R: 1 E: 0 K: 0 S: 14	H: 2 LOB: 1 BB: 1 P: 26	R: 2 E: 0 K: 0 S: 10	H: 2 LOB: 1 BB: 1 P: 18	R: 0 E: 0 K: 0 S: 6	H: 0 LOB: 0 BB: 0 P: 10	R: 0 E: 0 K: 0 S: 8	H: 0 LOB: 0 BB: 0 P: 10	R: 0 E: 0 K: 0 S: 7	H: 0 LOB: 1 BB: 1 P: 14	R: 0 E: 0 K: 2 S: 10	H: 0 LOB: 0 BB: 0 P: 12	R: 2 E: 0 K: 3 S: 12	H: 2 LOB: 1 BB: 0 P: 12	1B: 8 2B: 2 3B: 0 HR: 1	SF: 0 SAC: 2 DP: 1 HBP: 0	WP: 1 PB: 0 SB: 4 CS: 0	PA: 45
PITCHER	IP WLS BF H R ER SO	IP WLS BF H R ER SO	IP WLS BF H R ER SO	IP WLS BF H R ER SO	IP WLS BF H R ER SO	IP WLS BF H R ER SO	IP WLS BF H R ER SO	IP WLS BF H R ER SO	IP WLS BF H R ER SO	IP WLS BF H R ER SO	IP WLS BF H R ER SO	IP WLS BF H R ER SO	IP WLS BF H R ER SO	IP WLS BF H R ER SO	IP WLS BF H R ER SO	IP WLS BF H R ER SO	IP WLS BF H R ER SO	ERA WHIP	ERA WHIP			
Miguel Batista, R ERA: 4.4	(1, 1) 3.1	(1, 2) 2.0	(1, 3) 2.0	(1, 4) 2.0	(1, 5) 2.0	(1, 6) 2.0	(1, 7) 2.0	(1, 8) 2.0	(1, 9) 2.0	(1, 10) 2.0	16.20	3.60										
Anthony Telford, R ERA: 3.07	(4, 1) 0.2	(4, 2) 0.2	(4, 3) 0.2	(4, 4) 0.2	(4, 5) 0.2	(4, 6) 0.2	(4, 7) 0.2	(4, 8) 0.2	(4, 9) 0.2	(4, 10) 0.2	0.00	0.00										
J.D. Smart, R ERA: 3.14	(5, 1) 2.0	(5, 2) 2.0	(5, 3) 2.0	(5, 4) 2.0	(5, 5) 2.0	(5, 6) 2.0	(5, 7) 2.0	(5, 8) 2.0	(5, 9) 2.0	(5, 10) 2.0	0.00	0.00										
Steve Kline, L ERA: 3.24	(7, 1) 2.0	(7, 2) 2.0	(7, 3) 2.0	(7, 4) 2.0	(7, 5) 2.0	(7, 6) 2.0	(7, 7) 2.0	(7, 8) 2.0	(7, 9) 2.0	(7, 10) 2.0	0.00	0.500										
Guillermo Mota, R ERA: 3.24	(9, 1) 1.0	(9, 2) 1.0	(9, 3) 1.0	(9, 4) 1.0	(9, 5) 1.0	(9, 6) 1.0	(9, 7) 1.0	(9, 8) 1.0	(9, 9) 1.0	(9, 10) 1.0	0.00	0.000										

St. Louis Cardinals @ Montreal Expos
Olympic Stadium, Montreal, QB
Sun May 02 1999, 1:35 PM EDT
Att. 11,610 - Dome - 72 F

AB	39
R	8
H	11
RBI	7
BB	4
SO	7
LOB	15



Batter	1	2	3	4	5	6	7	8	9	10	AB	R	H	RBI	BB	SO	LOB	BOTTOM			
James Mouton, R OBP: 0.600, SLG: 0.615	(1, 7) 0-1 FC6-4 1B	(1, 8) FC6-4 1B	(1, 9) FC6-4 1B	(1, 10) FC6-4 1B	(1, 11) FC6-4 1B	(1, 12) FC6-4 1B	(1, 13) FC6-4 1B	(1, 14) FC6-4 1B	(1, 15) FC6-4 1B	(1, 16) FC6-4 1B	4	1	2	0	1	1	1				
Orlando Cabrera, R OBP: 0.283, SLG: 0.378	(1, 6) 1-0 F8	(1, 7) F8	(1, 8) L4	(1, 9) L4	(1, 10) L4	(1, 11) L4	(1, 12) L4	(1, 13) L4	(1, 14) L4	(1, 15) L4	4	0	1	0	0	0	2				
Jose Vidro, S OBP: 0.327, SLG: 0.596	(9, PH) 1-0 F8	(9, PH) F8	(9, PH) L4	(9, PH) L4	(9, PH) L4	(9, PH) L4	(9, PH) L4	(9, PH) L4	(9, PH) L4	(9, PH) L4	1	1	1	3	0	0	0				
Manny Martinez, R OBP: 0.284, SLG: 0.367	(1, 8) 1-1 FC6-4 BB	(1, 9) FC6-4 BB	(1, 10) FC6-4 BB	(1, 11) FC6-4 BB	(1, 12) FC6-4 BB	(1, 13) FC6-4 BB	(1, 14) FC6-4 BB	(1, 15) FC6-4 BB	(1, 16) FC6-4 BB	(1, 17) FC6-4 BB	5	1	1	0	0	2	3				
Vladimir Guerrero, R OBP: 0.373, SLG: 0.454	(1, 9) 4-1 1B BB	(1, 10) 1B BB	(1, 11) 1B BB	(1, 12) 1B BB	(1, 13) 1B BB	(1, 14) 1B BB	(1, 15) 1B BB	(1, 16) 1B BB	(1, 17) 1B BB	(1, 18) 1B BB	4	0	1	0	1	1	2				
Michael Barrett, R OBP: 0.363, SLG: 0.553	(1, 5) 2-2 1B BB	(1, 6) 1B BB	(1, 7) 1B BB	(1, 8) 1B BB	(1, 9) 1B BB	(1, 10) 1B BB	(1, 11) 1B BB	(1, 12) 1B BB	(1, 13) 1B BB	(1, 14) 1B BB	5	1	3	1	0	0	1				
Chris Widger, R OBP: 0.315, SLG: 0.577	(1, 2) 2-2 G6-3	(1, 3) G6-3	(1, 4) G6-3	(1, 5) G6-3	(1, 6) G6-3	(1, 7) G6-3	(1, 8) G6-3	(1, 9) G6-3	(1, 10) G6-3	(1, 11) G6-3	5	2	2	2	0	0	3				
Shane Andrews, R OBP: 0.358, SLG: 0.400	(1, 3) 2-1 F9	(1, 4) F9	(1, 5) F9	(1, 6) F9	(1, 7) F9	(1, 8) F9	(1, 9) F9	(1, 10) F9	(1, 11) F9	(1, 12) F9	5	0	1	0	0	0	1				
Mike Mordica, R OBP: 0.293, SLG: 0.235	(1, 4) 2-1 P4	(1, 5) P4	(1, 6) P4	(1, 7) P4	(1, 8) P4	(1, 9) P4	(1, 10) P4	(1, 11) P4	(1, 12) P4	(1, 13) P4	2	0	0	0	0	0	2				
Brad Luttich, L OBP: 0.291, SLG: 0.483	(6, PH) 2-1 P4	(6, PH) P4	(6, PH) P4	(6, PH) P4	(6, PH) P4	(6, PH) P4	(6, PH) P4	(6, PH) P4	(6, PH) P4	(6, PH) P4	1	0	0	0	0	0	0				
Steve Nino, S OBP: 0.291, SLG: 0.483	(7, 1) 2-1 P4	(7, 2) P4	(7, 3) P4	(7, 4) P4	(7, 5) P4	(7, 6) P4	(7, 7) P4	(7, 8) P4	(7, 9) P4	(7, 10) P4	0	0	0	0	0	0	0				
Orlando Merced, S OBP: 0.291, SLG: 0.483	(8, PH) 2-1 P4	(8, PH) P4	(8, PH) P4	(8, PH) P4	(8, PH) P4	(8, PH) P4	(8, PH) P4	(8, PH) P4	(8, PH) P4	(8, PH) P4	0	0	0	0	0	0	0				
Guillermo Mota, R OBP: 0.291, SLG: 0.483	(9, 1) 2-1 P4	(9, 2) P4	(9, 3) P4	(9, 4) P4	(9, 5) P4	(9, 6) P4	(9, 7) P4	(9, 8) P4	(9, 9) P4	(9, 10) P4	0	0	0	0	0	0	0				
Ugueth Urbina, R OBP: 0.291, SLG: 0.483	(10, 1) 2-1 P4	(10, 2) P4	(10, 3) P4	(10, 4) P4	(10, 5) P4	(10, 6) P4	(10, 7) P4	(10, 8) P4	(10, 9) P4	(10, 10) P4	1	0	0	0	0	0	0				
Darren Coles, R OBP: 0.291, SLG: 0.483	(10, PH) 2-1 P4	(10, PH) P4	(10, PH) P4	(10, PH) P4	(10, PH) P4	(10, PH) P4	(10, PH) P4	(10, PH) P4	(10, PH) P4	(10, PH) P4	0	0	0	0	0	0	0				
Miguel Batista, R ERA: 4.4	(1, 11) 3.1	(1, 12) 3.1	(1, 13) 3.1	(1, 14) 3.1	(1, 15) 3.1	(1, 16) 3.1	(1, 17) 3.1	(1, 18) 3.1	(1, 19) 3.1	(1, 20) 3.1	18.00	2.000									
Anthony Telford, R ERA: 3.07	(4, 11) 0.2	(4, 12) 0.2	(4, 13) 0.2	(4, 14) 0.2	(4, 15) 0.2	(4, 16) 0.2	(4, 17) 0.2	(4, 18) 0.2	(4, 19) 0.2	(4, 20) 0.2	0.00	0.000									
Rondell White, R ERA: 7.45	(4, PH) 0.2	(4, PH) 0.2	(4, PH) 0.2	(4, PH) 0.2	(4, PH) 0.2	(4, PH) 0.2	(4, PH) 0.2	(4, PH) 0.2	(4, PH) 0.2	(4, PH) 0.2	0.00	1.500									
J.D. Smart, R ERA: 3.14	(5, 11) 2.0	(5, 12) 2.0	(5, 13) 2.0	(5, 14) 2.0	(5, 15) 2.0	(5, 16) 2.0	(5, 17) 2.0	(5, 18) 2.0	(5, 19) 2.0	(5, 20) 2.0	0.00	1.000									
Wilson Guerrero, S ERA: 3.24	(9, 11) 1.1	(9, 12) 1.1	(9, 13) 1.1	(9, 14) 1.1	(9, 15) 1.1	(9, 16) 1.1	(9, 17) 1.1	(9, 18) 1.1	(9, 19) 1.1	(9, 20) 1.1	0.00	3.000									
Inning Stats	R: 1 E: 0 K: 0 S: 13	H: 2 LOB: 2 BB: 1 P: 23	R: 0 E: 0 K: 1 S: 7	H: 0 LOB: 0 BB: 0 P: 14	R: 0 E: 0 K: 0 S: 8	H: 1 LOB: 1 BB: 0 P: 13	R: 0 E: 0 K: 0 S: 16	H: 2 LOB: 2 BB: 0 P: 24	R: 0 E: 0 K: 1 S: 6	H: 1 LOB: 1 BB: 0 P: 12	R: 2 E: 0 K: 1 S: 20	H: 3 LOB: 3 BB: 0 P: 32	R: 0 E: 0 K: 1 S: 13	H: 2 LOB: 1 BB: 0 P: 21	R: 0 E: 0 K:						

Batter	1	2	3	4	5	6	7	8	9	AB	R	H	RBI	BB	SO	LOB	TOP										
Eric Young Sr. R (1.4) OBP: 0.440, SLG: 0.438 Mark Grudzielanek, R (1. PR) OBP: 0.316, SLG: 0.362	4-0 G6-3 BB		1-2 G4-6-3 1B		0-0 G6-3		0-1 1B 3B		0-0 SH 1B 1B	0	0	0	0	1	0	0											
Jose Vizcaino, S (1.6) OBP: 0.397, SLG: 0.319	SAFE 1-2 WP BB		SAFE 1-2 G4-6-3		1-0 F8		0-0 G6-3		0-0 SH 1B SF8	3	1	0	0	1	0	2											
Gary Sheffield, R (1.7) OBP: 0.397, SLG: 0.479 Jacob Brumfield, R (9.7) OBP: 0.313, SLG: 0.438	1-1 G6-3			0-0 2B 1B	1-1 F8		3-0 1B		1-2 2B 1B	5	2	3	3	0	0	1											
Raul Mondesi, R (1.9) OBP: 0.387, SLG: 0.583	1-1 P3			2-2 2B 2B		1-3 K		0-0 F8	1-0 SF8	4	1	1	1	0	1	3											
Todd Hundley, S (1.2) OBP: 0.316, SLG: 0.409	3-1 F8			3-0 22 G3-1 2B		2-1 P5		2-2 G6-4-3 1B	3-H F9-6 2B	5	0	3	3	0	0	2											
Eric Karros, R (1.3) OBP: 0.355, SLG: 0.469		2-2 G5-3		1-3 K		3-2 1B 2B		0-0 22 G6-4-3 1B	0-0 F9-6 2B	5	0	2	0	0	1	2											
22 Devon White, S (1.8) OBP: 0.324, SLG: 0.391		3-1 F8		2-2 G3-1		2-1 1B HBP		0-0 G6-4-3		3	0	0	0	0	0	3											
Adrián Beltré, R (1.5) OBP: 0.434, SLG: 0.523		0-3 K		4-0 IBB		1-2 1B		4-1 FC6 BB		2	0	1	0	2	1	0											
Chan Ho Park, R (1.1) OBP: 0.154, SLG: 0.231 Dave Hansen, L (8. PH) OBP: 0.650, SLG: 1.116 Alan Mills, R (8.1)			0-3 K	0-3 K		1-3 K		2-1 FC6		3	0	0	0	0	3	2											
Inning Stats	R: 1 E: 0 K: 0 S: 9	H: 0 LOB: 2 BB: 2 P: 21	R: 0 E: 0 K: 1 S: 9	H: 0 LOB: 0 BB: 0 P: 14	R: 0 E: 0 K: 1 S: 11	H: 1 LOB: 0 BB: 0 P: 13	R: 2 E: 0 K: 2 S: 19	H: 3 LOB: 2 BB: 1 P: 31	R: 0 E: 0 K: 1 S: 13	H: 2 LOB: 1 BB: 0 P: 22	R: 1 E: 0 K: 1 S: 8	H: 2 LOB: 1 BB: 0 P: 12	R: 0 E: 0 K: 0 S: 8	H: 2 LOB: 2 BB: 1 P: 16	R: 3 E: 1 K: 0 S: 8	H: 3 LOB: 0 BB: 0 P: 10	1B: 8 2B: 5 3B: 1 HR: 0	SF: 1 SAC: 1 DP: 3 HBP: 1	WP: 1 PB: 0 SB: 1 CS: 0	PA: 42							
PITCHER	IP	WLS	BF	H	R	ER	SO	BB	IBB	HBP	BLK	WP	HR	S	P	ERA	WHIP										
Dustin Hermanson, R (1.1) ERA: 3.97	7.0	L	31	8	4	4	6	2	1	1	0	1	0	73	119	5.14	1.429										
Anthony Telford, R (8.1) ERA: 3.78	2.0		11	5	3	2	0	1	0	0	0	0	0	16	26	9.00	3.000										

Los Angeles Dodgers @ Montreal Expos
Olympic Stadium, Montreal, QB
Mon May 03 1999, 7:05 PM EDT
Att. 5,132 - Dome - 72 F

AB	35
R	7
H	13
RBI	7
BB	4
SO	6
LOB	17



Batter	1	2	3	4	5	6	7	8	9	AB	R	H	RBI	BB	SO	LOB	BOTTOM										
Orlando Cabrera, R (1.6) OBP: 0.292, SLG: 0.415	0-1 G4-3		1-0 3B		1-0 1-H 2B		0-2 F8			4	0	2	0	0	0	1											
Jose Vidro, S (1.4) OBP: 0.322, SLG: 0.589	2-0 G3-1		1-3 K			2-1 2B		0-0 P6		4	0	1	0	0	1	1											
Rondell White, R (1.7) OBP: 0.354, SLG: 0.534	1-2 G6-3			3-2 G6-3		3-1 HBP		2-0 2B		3	0	1	0	0	0	0											
Vladimir Guerrero, R (1.9) OBP: 0.358, SLG: 0.473		0-0 G5-3		2-0 F9		1-3 K		0-0 G5-3		4	0	0	0	0	1	3											
Brad Fullmer, L (1.3) OBP: 0.294, SLG: 0.492		4-0 G6-3 BB		0-0 2B		1-3 K		1-3 K		3	0	1	0	1	2	3											
Michael Barrett, R (1.5) OBP: 0.385, SLG: 0.525		1-2 G6-3		0-0 G4-3		2-3 K			3-3 K	4	0	0	0	0	2	4											
Chris Widger, R (1.2) OBP: 0.325, SLG: 0.587		2-3 K			2-3 K		1-0 1B		1-1 2B	4	0	2	0	0	2	1											
Manny Martinez, R (1.8) OBP: 0.271, SLG: 0.349			3-1 F9		2-3 K		3-2 F8		0-3 K	4	0	0	0	0	2	2											
Dustin Hermanson, R (1.1) OBP: 0.333, SLG: 0.111 Wilton Guerrero, S (7. PH) OBP: 0.253, SLG: 0.316 Anthony Telford, R (8.1) James Mouton, R (9. PH) OBP: 0.571, SLG: 0.571			0-3 K		4-1 2B BB		0-0 F7		1-3 K	1	0	0	0	1	1	0											
Inning Stats	R: 0 E: 0 K: 0 S: 6	H: 0 LOB: 0 BB: 0 P: 9	R: 0 E: 0 K: 1 S: 7	H: 0 LOB: 1 BB: 1 P: 14	R: 0 E: 0 K: 2 S: 10	H: 1 LOB: 0 BB: 0 P: 15	R: 0 E: 0 K: 0 S: 7	H: 1 LOB: 1 BB: 0 P: 12	R: 0 E: 0 K: 2 S: 8	H: 1 LOB: 2 BB: 1 P: 17	R: 0 E: 0 K: 3 S: 13	H: 1 LOB: 2 BB: 0 P: 22	R: 0 E: 0 K: 1 S: 12	H: 1 LOB: 1 BB: 0 P: 16	R: 0 E: 0 K: 1 S: 6	H: 1 LOB: 1 BB: 0 P: 9	R: 0 E: 0 K: 3 S: 14	H: 1 LOB: 1 BB: 0 P: 19	1B: 1 2B: 5 3B: 1 HR: 0	SF: 0 SAC: 0 DP: 0 HBP: 1	WP: 0 PB: 0 SB: 0 CS: 0	PA: 36					
PITCHER	IP	WLS	BF	H	R	ER	SO	BB	IBB	HBP	BLK	WP	HR	S	P	ERA	WHIP										
Chan Ho Park, R (1.1) ERA: 4.86	7.0	W	28	5	0	0	8	2	0	1	0	0	0	63	105	0.00	1.000										
Alan Mills, R (8.1) ERA: 0.77	2.0		8	2	0	0	4	0	0	0	0	0	0	20	28	0.00	1.000										

Los Angeles Dodgers @ Montreal Expos
Olympic Stadium, Montreal, QB
Mon May 03 1999, 7:05 PM EDT
Att. 5,132 - Dome - 72 F

AB	33
R	0
H	7
RBI	0
BB	2
SO	12
LOB	17



Batter	1	2	3	4	5	6	7	8	9	AB	R	H	RBI	BB	SO	LOB	TOP										
Mark Grudzielanek, R OBP: 0.303, SLG: 0.366	G5-3		K			G5-3		F9		4	0	0	0	0	1	2											
Jose Vizcaino, S OBP: 0.335, SLG: 0.294	G4-3			G6-3		L1			G4-3	4	0	0	0	0	0	0											
Gary Sheffield, R OBP: 0.392, SLG: 0.469	G6-3			1B			G3		F9	4	0	1	0	0	0	0											
Raul Mondesi, R OBP: 0.374, SLG: 0.560		P6		F9			G6-3		K	4	0	0	0	0	1	1											
Todd Hundley, S OBP: 0.317, SLG: 0.449		K		G3-1			HR			3	1	1	1	0	1	1											
Eric Karros, R OBP: 0.345, SLG: 0.455					G6-3					3	0	0	0	0	1	0											
Antonio Osuna, R (7.1)		K					F8			0	0	0	0	0	0	0											
22 Devon White, S OBP: 0.324, SLG: 0.389			P6			K				3	0	1	0	0	1	0											
Adrian Beltré, R OBP: 0.431, SLG: 0.539					G6-3					3	0	1	0	0	1	1											
Ismael Valdez, R (1.1)										2	0	0	0	0	1	1											
Pedro Borbon, R (7.1)						G5-3				0	0	0	0	0	0	0											
Dave Hansen, L OBP: 0.650, SLG: 1.118										0	0	0	0	0	0	0											
Jacob Brumfield, R OBP: 0.294, SLG: 0.412										1	0	0	0	0	1	1											
Tripp Cramer, R OBP: 0.200, SLG: 0.111										0	0	0	0	0	0	0											
Inning Stats	R: 0 E: 0 K: 0 S: 6	H: 0 LOB: 0 BB: 0 P: 7	R: 0 E: 0 K: 2 S: 12	H: 0 LOB: 0 BB: 0 P: 19	R: 0 E: 0 K: 2 S: 13	H: 1 LOB: 1 BB: 0 P: 17	R: 0 E: 0 K: 0 S: 8	H: 1 LOB: 1 BB: 0 P: 14	R: 0 E: 0 K: 1 S: 10	H: 0 LOB: 0 BB: 0 P: 14	R: 1 E: 0 K: 0 S: 10	H: 1 LOB: 0 BB: 0 P: 15	R: 0 E: 0 K: 2 S: 14	H: 1 LOB: 1 BB: 0 P: 19	R: 0 E: 0 K: 1 S: 6	H: 0 LOB: 0 BB: 0 P: 7	1B: 2 2B: 0 3B: 1 HR: 1	SF: 0 SAC: 0 DP: 0 HBP: 0	WP: 0 PB: 0 SB: 2 CS: 0	PA: 31							
PITCHER	IP	WLS	BF	H	R	ER	SO	BB	IBB	HBP	BLK	WP	HR	S	P	ERA	WHIP										
Carl Pavano, R ERA: 6.23	7.1	W	26	4	1	1	6	0	0	0	0	0	1	68	100	1.23	0.545										
Steve Kline, L ERA: 3.12	0.1	H	1	0	0	0	1	0	0	0	0	0	0	3	4	0.00	0.000										
Ugueth Urbina, R ERA: 4.4	1.1	S	4	0	0	0	1	0	0	0	0	0	0	13	15	0.00	0.000										

Los Angeles Dodgers @ Montreal Expos
Olympic Stadium, Montreal, QB
Tue May 04 1999, 7:05 PM EDT
Att. 5,846 - Dome - 72 F

AB	31
R	1
H	4
RBI	1
BB	0
SO	8
LOB	7



Batter	1	2	3	4	5	6	7	8	9	AB	R	H	RBI	BB	SO	LOB	BOTTOM										
Jose Vidro, S OBP: 0.317, SLG: 0.567	F7		G3-6-3 1B		P8		P3			4	0	1	0	0	0	0											
Orlando Merced, S OBP: 0.458, SLG: 0.438	F8		G3-6-3 1-2				S BB			2	0	0	0	2	0	1											
Manny Martinez, R OBP: 0.271, SLG: 0.349										0	0	0	0	0	0	0											
Rondell White, R OBP: 0.350, SLG: 0.522				G5-3		K		P6		4	0	1	0	0	1	2											
Vladimir Guerrero, R OBP: 0.364, SLG: 0.500	F7				K2-3					3	1	1	1	1	1	2											
Brad Fullmer, L OBP: 0.306, SLG: 0.500										3	0	1	0	1	2	2											
Michael Barrett, R OBP: 0.365, SLG: 0.525										0	0	0	0	0	0	0											
Chris Widger, R OBP: 0.321, SLG: 0.570										4	1	1	0	0	1	1											
Shane Andrews, R OBP: 0.368, SLG: 0.396										3	0	1	0	1	0	2											
Orlando Cabrera, R OBP: 0.290, SLG: 0.418										4	0	1	1	0	0	2											
Carl Pavano, R OBP: 0.200, SLG: 0.200										3	0	0	0	0	2	4											
Steve Kline, S (8.1)										0	0	0	0	0	0	0											
Ugueth Urbina, R (8.1)										0	0	0	0	0	0	0											
Inning Stats	R: 0 E: 0 K: 0 S: 9	H: 1 LOB: 1 BB: 0 P: 12	R: 0 E: 0 K: 0 S: 7	H: 1 LOB: 1 BB: 1 P: 13	R: 0 E: 0 K: 0 S: 6	H: 1 LOB: 0 BB: 0 P: 11	R: 2 E: 0 K: 1 S: 14	H: 3 LOB: 2 BB: 1 P: 26	R: 0 E: 0 K: 2 S: 10	H: 0 LOB: 1 BB: 1 P: 18	R: 0 E: 1 K: 2 S: 17	H: 1 LOB: 2 BB: 0 P: 23	R: 0 E: 0 K: 1 S: 8	H: 0 LOB: 2 BB: 2 P: 19	R: 0 E: 0 K: 1 S: 9	H: 0 LOB: 0 BB: 0 P: 12	1B: 4 2B: 2 3B: 0 HR: 1	SF: 0 SAC: 0 DP: 2 HBP: 0	WP: 1 PB: 0 SB: 2 CS: 0	PA: 35							
PITCHER	IP	WLS	BF	H	R	ER	SO	BB	IBB	HBP	BLK	WP	HR	S	P	ERA	WHIP										
Ismael Valdez, R ERA: 3.46	6.0	L	27	7	2	2	5	3	0	0	0	0	1	63	103	3.00	1.667										
Pedro Borbon, L ERA: 1.49	0.1		2	0	0	0	0	1	0	0	0	0	0	3	7	0.00	3.000										
Antonio Osuna, R ERA:	1.2		6	0	0	0	2	1	0	0	0	0	0	14	24	0.00	0.600										

Los Angeles Dodgers @ Montreal Expos
Olympic Stadium, Montreal, QB
Tue May 04 1999, 7:05 PM EDT
Att. 5,846 - Dome - 72 F


AB	30
R	2
H	7
RBI	2
BB	5
SO	7
LOB	16



Batter	1	2	3	4	5	6	7	8	9	AB	R	H	RBI	BB	SO	LOB	TOP										
22 Devon White, S OBP: 0.308, SLG: 0.370 (1, 8)	K		FC4-6 1B HR	E5 1B		F7		K		5	1	0	0	0	2	5	Los Angeles Dodgers @ Montreal Expos Olympic Stadium, Montreal, QB Wed May 05 1999, 7:05 PM EDT Att. 5,518 - Dome - 72 F										
Jose Vizcaino, S OBP: 0.361, SLG: 0.321 (1, 4)	E4		HR	FC5-4 1B				L1-3		5	1	3	2	0	0	1											
Gary Sheffield, R OBP: 0.392, SLG: 0.524 Jeff Shaw, R (9, 1)	P4		HR	FC5-4 1B						5	2	2	4	0	1	5											
Raul Mondesi, R OBP: 0.359, SLG: 0.533 (1, 9)	K		K						HR	0	0	0	0	0	0	0											
Todd Hundley, S OBP: 0.310, SLG: 0.432 (1, 2)	K			G1-3		G3		G4-3 1B		5	0	1	0	0	1	0											
Eric Karros, R OBP: 0.347, SLG: 0.472 (1, 3)	G6-3			G4-3 1B		G5-3		G4-3		5	1	2	0	0	0	1											
Dave Hansen, L OBP: 0.350, SLG: 0.950 Tripp Cromer, R OBP: 0.250, SLG: 0.100 (6, 5)	G1			G4-3					G5-3	3	0	0	0	0	0	1											
Mark Grudzielanek, R OBP: 0.320, SLG: 0.375 (1, 6)										3	2	2	0	1	1	2											
Jamie Arnold, R OBP: 0.667, SLG: 0.667 Onan Masaoka, R (7, 1)										3	1	2	1	0	0	1											
Todd Hollandsworth, L OBP: 0.260, SLG: 0.417 Alan Mills, R (8, 1)										0	0	0	0	0	0	0											
Jacob Brunfield, R OBP: 0.294, SLG: 0.412 (9, 7)										0	0	0	0	0	0	0											
Inning Stats	R: 0 E: 1 K: 2 S: 11	H: 0 LOB: 1 BB: 0 P: 16	R: 0 E: 0 K: 1 S: 7	H: 0 LOB: 0 BB: 0 P: 10	R: 3 E: 0 K: 1 S: 15	H: 3 LOB: 0 BB: 0 P: 22	R: 3 E: 1 K: 0 S: 15	H: 3 LOB: 2 BB: 1 P: 27	R: 0 E: 0 K: 0 S: 4	H: 0 LOB: 0 BB: 0 P: 6	R: 1 E: 0 K: 1 S: 16	H: 3 LOB: 2 BB: 0 P: 23	R: 0 E: 0 K: 1 S: 15	H: 1 LOB: 2 BB: 1 P: 22	R: 0 E: 0 K: 1 S: 6	H: 1 LOB: 0 BB: 0 P: 10	R: 1 E: 0 K: 0 S: 10	H: 2 LOB: 1 BB: 0 P: 19	1B: 9 2B: 3 3B: 0 HR: 2	SF: 0 SAC: 0 DP: 1 HBP: 0	WP: 0 PB: 0 SB: 0 CS: 0	PA: 43					
PITCHER	IP	WLS	BF	H	R	ER	SO	BB	IBB	HBP	BLK	WP	HR	S	P	ERA	WHIP	PITCHER									
Javier Vazquez, R ERA: 5.06 (1, 1)	3.2	L	20	6	6	4	4	0	1	0	0	0	1	46	72	9.82	1.636										
J.D. Smart, R ERA: 3.24 (4, 1)	2.1		10	3	1	1	1	0	0	0	0	0	0	22	32	3.86	1.286										
Mike Thurman, R ERA: 9.64 (7, 1)	1.0		5	1	0	0	1	1	0	0	0	0	0	15	22	0.00	2.000										
Bobby Ayala, R ERA: 2.25 (8, 1)	1.0		3	1	0	0	1	0	0	0	0	0	0	6	10	0.00	1.000										
Guillermo Mota, R ERA: 4.5 (9, 1)	1.0		5	2	1	1	0	0	0	0	0	0	1	10	19	9.00	2.000										
Batter	1	2	3	4	5	6	7	8	9	AB	R	H	RBI	BB	SO	LOB	BOTTOM										
Jose Vidro, S OBP: 0.318, SLG: 0.548 (1, 4)	G4-3			G3 BB		P6		F8		2	0	0	0	1	0	1	Los Angeles Dodgers @ Montreal Expos Olympic Stadium, Montreal, QB Wed May 05 1999, 7:05 PM EDT Att. 5,518 - Dome - 72 F										
Mike Thurman, R (7, 1)										0	0	0	0	0	0	0											
Bobby Ayala, R (8, 1)										0	0	0	0	0	0	0											
James Mouton, R OBP: 0.545, SLG: 0.533 (8, PH)										1	0	0	0	0	0	0											
Guillermo Mota, R (9, 1)										0	0	0	0	0	0	0											
Orlando Merced, S OBP: 0.393, SLG: 0.350 (1, 7)	L9			G3		G6-3				4	0	0	0	0	0	2											
Rondell White, R OBP: 0.340, SLG: 0.595 (1, 8)										3	0	0	0	0	1	1											
Manny Martinez, R OBP: 0.267, SLG: 0.345 (8, 8)	P5			F7						1	0	0	0	0	0	0											
Vladimir Guerrero, R OBP: 0.360, SLG: 0.500 (1, 9)										4	0	1	0	0	1	1											
Brad Fullmer, L OBP: 0.303, SLG: 0.529 (1, 3)										4	1	1	1	0	0	1											
Chris Widger, R OBP: 0.313, SLG: 0.556 (1, 2)										2	0	0	0	0	0	0											
Darron Cox, R OBP: 0.231, SLG: 0.462 (7, 2)										1	1	1	1	0	0	0											
Michael Barrett, R OBP: 0.352, SLG: 0.506 (1, 5)										3	0	0	0	0	0	1											
Orlando Cabrera, R OBP: 0.291, SLG: 0.416 (1, 6)										3	0	1	0	0	0	0											
Javier Vazquez, R OBP: 0.250, SLG: 0.250 (1, 1)										1	0	0	0	0	0	0											
J.D. Smart, R ERA: 4.91 (4, 1)										0	0	0	0	0	0	0											
Wilton Guerrero, S OBP: 0.247, SLG: 0.308 (6, PH)										2	0	0	0	0	0	1											
Inning Stats	R: 0 E: 0 K: 0 S: 4	H: 0 LOB: 0 BB: 0 P: 8	R: 0 E: 0 K: 0 S: 5	H: 0 LOB: 0 BB: 0 P: 8	R: 0 E: 0 K: 0 S: 6	H: 0 LOB: 0 BB: 0 P: 6	R: 0 E: 0 K: 0 S: 5	H: 0 LOB: 1 BB: 1 P: 11	R: 0 E: 0 K: 0 S: 7	H: 1 LOB: 1 BB: 0 P: 10	R: 2 E: 0 K: 2 S: 12	H: 2 LOB: 0 BB: 0 P: 19	R: 0 E: 0 K: 0 S: 7	H: 0 LOB: 0 BB: 0 P: 11	R: 0 E: 0 K: 0 S: 8	H: 1 LOB: 1 BB: 0 P: 12	1B: 1 2B: 1 3B: 0 HR: 2	SF: 0 SAC: 0 DP: 1 HBP: 0	WP: 0 PB: 0 SB: 0 CS: 0	PA: 32							
PITCHER	IP	WLS	BF	H	R	ER	SO	BB	IBB	HBP	BLK	WP	HR	S	P	ERA	WHIP	PITCHER									
Jamie Arnold, R ERA: 1.42 (1, 1)	6.2		22	1	0	0	2	1	0	0	0	0	0	38	60	0.00	0.300										
Onan Masaoka, L ERA: 4.91 (7, 1)	0.1		3	2	2	2	0	0	0	0	0	0	2	6	10	54.00	6.000										
Alan Mills, R ERA: 0.71 (8, 1)	1.0		3	0	0	0	0	0	0	0	0	0	0	7	11	0.00	0.000										
Jeff Shaw, R ERA: 1.76 (9, 1)	1.0		4	1	0	0	0	0	0	0	0	0	0	8	12	0.00	1.000										


Batter	1	2	3	4	5	6	7	8	9	AB	R	H	RBI	BB	SO	LOB	TOP			
Orlando Cabrera, R OBP: 0.280, SLG: 0.400 (1, 6)										4	0	0	0	0	0	2	Montreal Expos @ Houston Astros Astrodome, Houston, TX Fri May 07 1999, 8:05 PM EDT Att: 31,302 - Dome - 72 F			
Jose Vidro, S OBP: 0.314, SLG: 0.530 (1, 4)										4	0	1	0	0	0	2				
Rondell White, R OBP: 0.355, SLG: 0.515 (1, 7)										4	1	3	0	0	0	0				
Vladimir Guerrero, R OBP: 0.356, SLG: 0.500 (1, 9)										4	1	1	1	0	0	2				
Brad Fullmer, L OBP: 0.300, SLG: 0.514 (1, 3)										4	0	1	1	0	2	1				
Michael Barrett, R OBP: 0.337, SLG: 0.483 (1, 5)											4	0	0	0	0	1		1		
Chris Widger, R OBP: 0.314, SLG: 0.548 (1, 2)										3	0	1	0	0	1	0				
Manny Martinez, R OBP: 0.281, SLG: 0.368 (1, 8)										3	0	2	0	0	0	0				
Miguel Batista, R OBP: 0.385, SLG: 0.273 (7, PH)										1	0	0	0	0	1	0				
Wilton Guerrero, S OBP: 0.244, SLG: 0.304 (7, 1)										1	0	0	0	0	0	1				
J.D. Smart, R (7, 1)										0	0	0	0	0	0	0				
Inning Stats	R: 2 E: 0 K: 1 S: 17	H: 4 LOB: 1 BB: 0 P: 26	R: 0 E: 0 K: 0 S: 10	H: 2 LOB: 2 BB: 0 P: 17	R: 0 E: 0 K: 1 S: 8	H: 1 LOB: 1 BB: 0 P: 11	R: 0 E: 0 K: 1 S: 6	H: 0 LOB: 0 BB: 0 P: 8	R: 0 E: 0 K: 0 S: 7	H: 1 LOB: 0 BB: 0 P: 9	R: 0 E: 0 K: 0 S: 14	H: 1 LOB: 1 BB: 0 P: 18	R: 0 E: 0 K: 0 S: 6	H: 0 LOB: 0 BB: 0 P: 9	R: 0 E: 0 K: 1 S: 6	H: 0 LOB: 0 BB: 0 P: 8	1B: 7 2B: 3 3B: 0 HR: 0	SF: 0 SAC: 1 DP: 2 HBP: 0	WP: 0 PB: 0 SB: 0 CS: 2	PA: 33
PITCHER Jose Lima, R ERA: 3.19 (1, 1)	IP: 9.0 WLS: W BF: 33 H: 9 R: 2 ER: 2 SO: 5 BB: 0 IBB: 0 HBP: 0 BLK: 0 WP: 0 HR: 0 S: 80 P: 114 ERA: 2.00 WHIP: 1.000																			

AB	32
R	2
H	9
RBI	2
BB	0
SO	5
LOB	9



Batter	1	2	3	4	5	6	7	8	9	AB	R	H	RBI	BB	SO	LOB	BOTTOM			
Craig Biggio, R OBP: 0.370, SLG: 0.477 (1, 4)										4	1	1	0	0	2	3	Montreal Expos @ Houston Astros Astrodome, Houston, TX Fri May 07 1999, 8:05 PM EDT Att: 31,302 - Dome - 72 F			
Derek Bell, R OBP: 0.308, SLG: 0.464 (1, 9)										4	0	0	0	0	1	2				
5 Jeff Bagwell, R OBP: 0.352, SLG: 0.680 (1, 3)										4	0	1	1	0	2	0				
Ken Caminiti, S OBP: 0.382, SLG: 0.400 (1, 5)										4	2	2	0	0	0	1				
Carl Everett, S OBP: 0.354, SLG: 0.427 (1, 8)										4	1	0	0	0	1	3				
Richard Hidalgo, R OBP: 0.307, SLG: 0.490 (1, 7)										4	0	1	1	0	1	1				
Paul Bako, L OBP: 0.467, SLG: 0.538 (1, 2)										4	1	1	0	0	1	1				
Tim Bogar, R OBP: 0.311, SLG: 0.345 (1, 6)										3	0	0	0	1	1	0				
Jose Lima, R OBP: 0.235, SLG: 0.188 (1, 1)										3	0	2	1	0	0	0				
Inning Stats	R: 1 E: 1 K: 0 S: 14	H: 1 LOB: 1 BB: 0 P: 19	R: 0 E: 0 K: 0 S: 6	H: 0 LOB: 0 BB: 0 P: 8	R: 0 E: 0 K: 1 S: 6	H: 0 LOB: 0 BB: 0 P: 8	R: 1 E: 0 K: 3 S: 15	H: 2 LOB: 1 BB: 0 P: 26	R: 0 E: 0 K: 2 S: 9	H: 1 LOB: 1 BB: 0 P: 13	R: 3 E: 1 K: 2 S: 18	H: 3 LOB: 2 BB: 1 P: 31	R: 0 E: 0 K: 0 S: 7	H: 1 LOB: 1 BB: 0 P: 11	R: 0 E: 0 K: 1 S: 8	H: 0 LOB: 0 BB: 0 P: 13	1B: 5 2B: 2 3B: 1 HR: 0	SF: 0 SAC: 0 DP: 0 HBP: 0	WP: 1 PB: 0 SB: 2 CS: 0	PA: 35
PITCHER Miguel Batista, R ERA: 4.17 J.D. Smart, R ERA: 2.69 (7, 1)	IP: 6.0 WLS: L BF: 28 H: 7 R: 5 ER: 2 SO: 8 BB: 0 IBB: 0 HBP: 0 BLK: 0 WP: 0 HR: 0 S: 15 P: 105 ERA: 3.00 WHIP: 1.167																			

AB	34
R	5
H	8
RBI	3
BB	1
SO	9
LOB	11



Batter	1	2	3	4	5	6	7	8	9	AB	R	H	RBI	BB	SO	LOB	TOP										
Manny Martinez, R OBP: 0.277, SLG: 0.359	1-3 K	0-0 2B 1B		2-0 P4		0-3 K			0-0 FC1-5	5	1	1	0	0	2	2											
Jose Vidro, S OBP: 0.324, SLG: 0.536	4-1 G6-4-3	0-0 1B 2B		2-1 G4-3			2-3 K		2-0 P2	3	1	1	2	1	1	0											
Mike Mordecai, R OBP: 0.250, SLG: 0.222		1-1 1B 2B							2-0 L9	1	0	0	0	0	0	2											
Rondell White, R OBP: 0.357, SLG: 0.510	0-1 G6-4-3	3-2 1B			1-1 FC6-4 1B		1-2 F8		2-0 L9	5	0	2	1	0	0	3											
Vladimir Guerrero, R OBP: 0.361, SLG: 0.500					2-1 P4		2-2 P4			4	1	2	0	0	0	1											
Orlando Merced, S OBP: 0.406, SLG: 0.375					2-0 FC6-4			1-0 CS 1B		4	1	2	0	0	1	3											
Shane Andrews, R OBP: 0.377, SLG: 0.451		1-0 HR		1-1 G5-3	4-2 BB		1-2 K		1-2 K	3	1	1	3	1	1	1											
Chris Widger, R OBP: 0.311, SLG: 0.529		1-1 FC6-4 HBP		0-1 G4-3	0-2 G6-3		1-0 G5-3			3	0	0	0	0	0	3											
Michael Barrett, R OBP: 0.337, SLG: 0.483							1-2 F8			0	0	0	0	0	0	0											
Orlando Cabrera, R OBP: 0.288, SLG: 0.404		0-0 FC6-4 1B		0-0 1B		1-2 F8		3-1 FC1-5 1B		4	1	2	0	0	0	1											
Dustin Hermanson, R OBP: 0.267, SLG: 0.083		1-3 K		1-1 F8		3-3 K		0-0 FC1-5 1B		3	0	0	0	0	2	1											
Steve Kline, S										0	0	0	0	0	0	0											
Bobby Ayala, R										0	0	0	0	0	0	0											
Wilton Guerrero, S										1	0	1	0	0	0	0											
Ugueth Urbina, R										0	0	0	0	0	0	0											
Inning Stats	R: 0 E: 0 K: 1 S: 6	H: 0 LOB: 0 BB: 1 P: 11	R: 6 E: 0 K: 2 S: 25	H: 7 LOB: 2 BB: 0 P: 33	R: 0 E: 0 K: 0 S: 5	H: 1 LOB: 1 BB: 0 P: 6	R: 0 E: 0 K: 0 S: 5	H: 0 LOB: 0 BB: 0 P: 10	R: 0 E: 0 K: 0 S: 10	H: 1 LOB: 2 BB: 1 P: 19	R: 0 E: 0 K: 2 S: 10	H: 0 LOB: 0 BB: 0 P: 14	R: 0 E: 0 K: 1 S: 11	H: 0 LOB: 0 BB: 0 P: 16	R: 0 E: 0 K: 1 S: 5	H: 1 LOB: 0 BB: 0 P: 8	R: 0 E: 0 K: 0 S: 6	H: 2 LOB: 2 BB: 0 P: 13	1B: 10 2B: 1 3B: 0 HR: 1	SF: 0 SAC: 0 DP: 1 HBP: 1	WP: 0 PB: 0 SB: 1 CS: 1	PA: 39					
PITCHER	IP	WLS	BF	H	R	ER	SO	BB	IBB	HBP	BLK	WP	HR	S	P	ERA	WHIP										
Shane Reynolds, R	3.0	L	17	8	6	6	3	1	0	1	0	0	1	36	50	18.00	3.000										
Trever Miller, L	1.0		3	0	0	0	0	0	0	0	0	0	0	5	10	0.00	0.000										
Brian Williams, R	2.0		8	1	0	0	2	1	0	0	0	0	0	20	33	0.00	1.000										
Doug Henry, R	2.0		6	1	0	0	2	0	0	0	0	0	0	16	24	0.00	0.500										
Jay Powell, R	1.0		5	2	0	0	0	0	0	0	0	0	0	6	13	0.00	2.000										

Montreal Expos @ Houston Astros
Astrodome, Houston, TX
Sat May 08 1999, 8:05 PM EDT
Att: 33,216 - Dome - 72 F

AB 36
R 6
H 12
RBI 6
BB 2
SO 7
LOB 17



Batter	1	2	3	4	5	6	7	8	9	AB	R	H	RBI	BB	SO	LOB	BOTTOM											
Craig Biggio, R OBP: 0.371, SLG: 0.478	0-0 G4-3 5 2B		0-1 G4-3		2-2 F8	2-2 E5			4-1 5 5 BB	4	1	1	0	1	0	1												
Derek Bell, R OBP: 0.304, SLG: 0.453	3-1 G4-3		0-0 BB 1B		0-0 G5-3	2-3 K			1-3 K	5	0	1	0	0	2	4												
Jeff Bagwell, R OBP: 0.450, SLG: 0.685	1-0 PO 2B		1-0 F9		2-2 1B 2B	0-1 G5-3			3-3 K	5	1	2	1	0	1	4												
Ken Caminiti, S	3-1 F7		4-0 BB		0-1 1B		1-1 L3		4-2 S BB	3	0	1	1	2	0	1												
Glen Barker, S			1-2 BB		2-3 K		0-0 F8		1-3 K	4	0	0	0	1	2	5												
Carl Everett, S	4-2 BB		0-1 F7		2-3 K		0-0 F8		1-3 K	4	0	0	0	1	2	5												
Richard Hidalgo, R OBP: 0.305, SLG: 0.477	2-2 PO	1-1 G5-3		2-3 K		4-1 BLK 2B BB		1-3 K		3	1	0	0	1	2	0												
Tony Eusebio, R OBP: 0.373, SLG: 0.322		2-3 K		1-1 F8		0-2 L8		0-1 G6-3		4	0	0	0	0	1	1												
Tim Lincecum, R OBP: 0.323, SLG: 0.373		0-0 G4-3		0-1 1B		1-1 S 1B 2B		1-0 G5-3		4	1	2	1	0	0	0												
Shane Reynolds, R			1-1 HR		1-0 F7		2-2 S E 1B		0-2 G4-3	0	0	0	0	0	0	0												
Alex Diaz, S										0	0	0	0	0	0	0												
Trever Miller, L										0	0	0	0	0	0	0												
Brian Williams, R										0	0	0	0	0	0	0												
Doug Henry, R										0	0	0	0	0	0	0												
Jay Powell, R										0	0	0	0	0	0	0												
Inning Stats	R: 1 E: 0 K: 0 S: 11	H: 2 LOB: 1 BB: 1 P: 24	R: 0 E: 0 K: 1 S: 8	H: 0 LOB: 0 BB: 0 P: 11	R: 1 E: 0 K: 0 S: 8	H: 2 LOB: 2 BB: 1 P: 14	R: 0 E: 0 K: 1 S: 8	H: 1 LOB: 1 BB: 0 P: 12	R: 1 E: 0 K: 1 S: 17	H: 2 LOB: 1 BB: 0 P: 23	R: 2 E: 1 K: 1 S: 17	H: 2 LOB: 2 BB: 1 P: 28	R: 0 E: 0 K: 1 S: 6	H: 0 LOB: 0 BB: 0 P: 8	R: 0 E: 0 K: 0 S: 8	H: 0 LOB: 0 BB: 0 P: 9	R: 0 E: 1 K: 3 S: 14	H: 0 LOB: 3 BB: 2 P: 27	1B: 4 2B: 4 3B: 0 HR: 1	SF: 0 SAC: 0 DP: 0 HBP: 0	WP: 0 PB: 0 SB: 5 CS: 0	PA: 42						
PITCHER	IP	WLS	BF	H	R	ER	SO	BB	IBB	HBP	BLK	WP	HR	S	P	ERA	WHIP											
Dustin Hermanson, R	5.1	W	26	5	5	3	3	0	0	1	1	0	0	1	58	95	8.44	2.062										
Steve Kline, L	0.0		1	1	0	0	0	0	0	0	0	0	0	3	5	-	-											
Bobby Ayala, R	2.2	H	9	0	0	0	2	0	0	0	0	0	0	22	29	0.00	0.000											
Ugueth Urbina, R	1.0	S	5	0	0	0	3	2	0	0	0	0	0	14	27	0.00	2.000											

Montreal Expos @ Houston Astros
Astrodome, Houston, TX
Sat May 08 1999, 8:05 PM EDT
Att: 33,216 - Dome - 72 F

AB 36
R 5
H 9
RBI 5
BB 5
SO 8
LOB 17



Batter	1	2	3	4	5	6	7	8	9	AB	R	H	RBI	BB	SO	LOB	TOP					
James Mouton, R (1, 8) OBP: 0.538, SLG: 0.526 Mike Mordecai, R (8, 4) OBP: 0.290, SLG: 0.222	2-3 K	0-3 K		1-0 S 1B			2-2 1B	0-0 SH1-3		4	0	2	0	0	2	0						
Jose Vidro, S (1, 4) OBP: 0.329, SLG: 0.521 Bobby Ayala, R (8, 1) Ugueth Urbina, R (9, 1)	4-2 E 1B	1-2 G1-3		3-1 G5-3			0-0 1B	0-0 P5		4	1	1	0	1	0	3						
Rondell White, R (1, 7) OBP: 0.376, SLG: 0.519	2-1 E 1B	0-0			0-1 FC3-6 1B		1-0 1B	1-2 HBP	1-2 G4-3	4	1	3	0	0	0	0						
Vladimir Guerrero, R (1, 9) OBP: 0.354, SLG: 0.482	0-1 P1	1-0 P4			1-0 F9		0-3 K		4-2 K2 BB	4	0	0	0	1	1	7						
Brad Fullmer, L (1, 3) OBP: 0.292, SLG: 0.494	1-1 E7 1B		2-2 F7		0-1 FC3-6 CS		0-3 K		3-3 K2	5	1	1	1	0	2	5						
Shane Andrews, R (1, 5) OBP: 0.395, SLG: 0.436	0-0 1B		0-3 K		2-2 CS		0-0 G6-3	G1-3		4	1	1	2	0	1	3						
Michael Barrett, R (1, 2) Manny Martinez, R (8, PR) OBP: 0.277, SLG: 0.359	1-2 1B		0-2 G4-3			2-2 G4-3		0-1 1B SH3-4		4	0	2	0	0	0	0						
Orlando Cabrera, R (1, 6) OBP: 0.298, SLG: 0.420	1-1 1B			0-0 F9		1-1 2B		1-0 SH3-4		3	0	2	1	0	0	0						
Carl Pavano, R (1, 1) Orlando Merced, S (8, PH) Chris Widger, R (8, 2) OBP: 0.154, SLG: 0.154 OBP: 0.424, SLG: 0.400 OBP: 0.311, SLG: 0.529	1-3 K			2-3 K		2-2 L9		2-0 SH1-3 1B		3	0	0	0	0	2	3						
Inning Stats	R: 4 H: 5 E: 1 K: 2 S: 20	H: 5 R: 4 ER: 4 LOB: 2 BB: 1 P: 32	R: 0 H: 1 E: 0 K: 1 S: 8	H: 1 R: 0 ER: 0 LOB: 1 BB: 0 P: 10	R: 0 H: 0 E: 0 K: 1 S: 12	H: 0 R: 0 ER: 0 LOB: 0 BB: 0 P: 14	R: 0 H: 1 E: 0 K: 1 S: 7	H: 1 R: 0 ER: 0 LOB: 0 BB: 0 P: 13	R: 0 H: 1 E: 0 K: 0 S: 10	H: 1 R: 0 ER: 0 LOB: 1 BB: 0 P: 15	R: 0 H: 2 E: 0 K: 2 S: 11	H: 2 R: 0 ER: 0 LOB: 2 BB: 0 P: 14	R: 0 H: 2 E: 0 K: 0 S: 6	H: 2 R: 0 ER: 0 LOB: 2 BB: 1 P: 9	R: 0 H: 0 E: 0 K: 1 S: 8	H: 0 R: 0 ER: 0 LOB: 1 BB: 1 P: 16	1B: 12 2B: 2 3B: 0 HR: 0	SF: 0 SAC: 2 DP: 1 HBP: 1	WP: 0 PB: 0 SB: 1 CS: 1	PA: 42		
PITCHER	IP WLS BF H R ER SO BB IBB HBP BLK WP HR S P ERA WHIP	IP WLS BF H R ER SO BB IBB HBP BLK WP HR S P ERA WHIP	IP WLS BF H R ER SO BB IBB HBP BLK WP HR S P ERA WHIP	IP WLS BF H R ER SO BB IBB HBP BLK WP HR S P ERA WHIP	IP WLS BF H R ER SO BB IBB HBP BLK WP HR S P ERA WHIP	IP WLS BF H R ER SO BB IBB HBP BLK WP HR S P ERA WHIP	IP WLS BF H R ER SO BB IBB HBP BLK WP HR S P ERA WHIP	IP WLS BF H R ER SO BB IBB HBP BLK WP HR S P ERA WHIP	IP WLS BF H R ER SO BB IBB HBP BLK WP HR S P ERA WHIP	IP WLS BF H R ER SO BB IBB HBP BLK WP HR S P ERA WHIP	IP WLS BF H R ER SO BB IBB HBP BLK WP HR S P ERA WHIP	IP WLS BF H R ER SO BB IBB HBP BLK WP HR S P ERA WHIP	IP WLS BF H R ER SO BB IBB HBP BLK WP HR S P ERA WHIP	IP WLS BF H R ER SO BB IBB HBP BLK WP HR S P ERA WHIP	IP WLS BF H R ER SO BB IBB HBP BLK WP HR S P ERA WHIP	IP WLS BF H R ER SO BB IBB HBP BLK WP HR S P ERA WHIP	IP WLS BF H R ER SO BB IBB HBP BLK WP HR S P ERA WHIP	IP WLS BF H R ER SO BB IBB HBP BLK WP HR S P ERA WHIP	IP WLS BF H R ER SO BB IBB HBP BLK WP HR S P ERA WHIP	IP WLS BF H R ER SO BB IBB HBP BLK WP HR S P ERA WHIP	IP WLS BF H R ER SO BB IBB HBP BLK WP HR S P ERA WHIP	IP WLS BF H R ER SO BB IBB HBP BLK WP HR S P ERA WHIP

Montreal Expos @ Houston Astros
Astrodome, Houston, TX
Sun May 09 1999, 2:35 PM EDT
Att: 24,804 - Dome - 72 F

AB	36
R	4
H	13
RBI	4
BB	2
SO	8
LOB	21



Batter	1	2	3	4	5	6	7	8	9	AB	R	H	RBI	BB	SO	LOB	BOTTOM					
Craig Biggio, R (1, 4) OBP: 0.365, SLG: 0.467	2-1 BB SF8 1B		0-0 F8		0-0 G6-3		1-2 P5		1-3 K	5	1	1	0	0	1	4						
Derek Bell, R (1, 9) OBP: 0.323, SLG: 0.454	4-0 SF8 BB 1B		4-1 1B BB		3-3 K		1-0 1B		4-2 5 BB	2	1	1	0	3	1	1						
5 Jeff Bagwell, R (1, 3) OBP: 0.433, SLG: 0.655	2-0 P4		3-2 F8		2-3 K		2-2 F9		2-3 K	5	0	0	0	0	2	7						
Ken Caminiti, S (1, 5) OBP: 0.393, SLG: 0.392	4-1 1B BB		0-0 1B		0-0 P5		1-2 G1-3		0-1 F8	4	0	1	0	1	0	4						
Carl Everett, S (1, 8) OBP: 0.336, SLG: 0.400	1-0 SF8		2-3 K		0-0 G6-3			1-2 L3		3	0	0	1	0	1	2						
Bill Spiers, L (1, 7) OBP: 0.438, SLG: 0.512	2-3 3H G4-3		2-1 1B		2-1 G4-3		2-1 G4-3		2-1 F8	4	0	1	1	0	0	2						
Tony Eusebio, R (1, 2) OBP: 0.366, SLG: 0.317		3-2 G6-3		3-3 K		3-2 G6-3		1-0 1B		4	0	1	0	0	1	2						
Tim Lincecum, R (1, 6) Trever Miller, R (9, 1)		0-3 K		0-1 FC1-5-6 2B		0-1 G6-3		1-3 K		3	0	1	0	0	1	0						
Chris Holt, R (1, 1) Scott Elarton, R (7, 1) Alex Diaz, S (7, 7) Jack Howell, L (8, PH) OBP: 0.364, SLG: 0.222 OBP: 0.324, SLG: 0.387 OBP: 0.428, SLG: 0.650 OBP: 0.333, SLG: 0.385		0-0 1B		0-0 FC1-5-6 G6-3			0-0 1B		1-0 5 S	2	0	1	0	0	0	1						
Inning Stats	R: 1 H: 1 E: 0 K: 0 S: 7	H: 1 R: 0 ER: 0 LOB: 1 BB: 0 P: 11	R: 0 H: 2 E: 0 K: 2 S: 16	H: 2 R: 1 ER: 0 LOB: 1 BB: 1 P: 30	R: 0 H: 1 E: 0 K: 1 S: 7	H: 1 R: 0 ER: 0 LOB: 1 BB: 0 P: 10	R: 0 H: 0 E: 0 K: 0 S: 6	H: 0 R: 0 ER: 0 LOB: 0 BB: 0 P: 8	R: 0 H: 0 E: 0 K: 0 S: 8	H: 0 R: 0 ER: 0 LOB: 2 BB: 0 P: 13	R: 0 H: 2 E: 0 K: 0 S: 12	H: 2 R: 0 ER: 0 LOB: 2 BB: 0 P: 17	R: 0 H: 1 E: 0 K: 1 S: 10	H: 1 R: 0 ER: 0 LOB: 2 BB: 1 P: 15	R: 0 H: 1 E: 0 K: 2 S: 14	H: 1 R: 0 ER: 0 LOB: 2 BB: 1 P: 22	1B: 8 2B: 1 3B: 0 HR: 0	SF: 1 SAC: 0 DP: 0 HBP: 0	WP: 0 PB: 0 SB: 4 CS: 0	PA: 40		
PITCHER	IP WLS BF H R ER SO BB IBB HBP BLK WP HR S P ERA WHIP	IP WLS BF H R ER SO BB IBB HBP BLK WP HR S P ERA WHIP	IP WLS BF H R ER SO BB IBB HBP BLK WP HR S P ERA WHIP	IP WLS BF H R ER SO BB IBB HBP BLK WP HR S P ERA WHIP	IP WLS BF H R ER SO BB IBB HBP BLK WP HR S P ERA WHIP	IP WLS BF H R ER SO BB IBB HBP BLK WP HR S P ERA WHIP	IP WLS BF H R ER SO BB IBB HBP BLK WP HR S P ERA WHIP	IP WLS BF H R ER SO BB IBB HBP BLK WP HR S P ERA WHIP	IP WLS BF H R ER SO BB IBB HBP BLK WP HR S P ERA WHIP	IP WLS BF H R ER SO BB IBB HBP BLK WP HR S P ERA WHIP	IP WLS BF H R ER SO BB IBB HBP BLK WP HR S P ERA WHIP	IP WLS BF H R ER SO BB IBB HBP BLK WP HR S P ERA WHIP	IP WLS BF H R ER SO BB IBB HBP BLK WP HR S P ERA WHIP	IP WLS BF H R ER SO BB IBB HBP BLK WP HR S P ERA WHIP	IP WLS BF H R ER SO BB IBB HBP BLK WP HR S P ERA WHIP	IP WLS BF H R ER SO BB IBB HBP BLK WP HR S P ERA WHIP	IP WLS BF H R ER SO BB IBB HBP BLK WP HR S P ERA WHIP	IP WLS BF H R ER SO BB IBB HBP BLK WP HR S P ERA WHIP	IP WLS BF H R ER SO BB IBB HBP BLK WP HR S P ERA WHIP	IP WLS BF H R ER SO BB IBB HBP BLK WP HR S P ERA WHIP	IP WLS BF H R ER SO BB IBB HBP BLK WP HR S P ERA WHIP	IP WLS BF H R ER SO BB IBB HBP BLK WP HR S P ERA WHIP

Montreal Expos @ Houston Astros
Astrodome, Houston, TX
Sun May 09 1999, 2:35 PM EDT
Att: 24,804 - Dome - 72 F

AB	35
R	2
H	9
RBI	2
BB	4
SO	8
LOB	24



Batter	1	2	3	4	5	6	7	8	9	AB	R	H	RBI	BB	SO	LOB	TOP				
James Mouton, R OBP: 0.548, SLG: 0.609 Bobby Ayala, R (8, 1)	0-1 P4		1-2 1B 1B		1-3 K		4-2 HBP 1B BB	1-1 3B		4	2	2	1	1	1	0					
Wilton Guerrero, S OBP: 0.273, SLG: 0.321 (1, 4)	0-2 1B		2-0 1B 1B		0-1 G6-3		1-0 1B HBP	1-0 G4-3		4	1	2	1	0	0	2					
Rondell White, R OBP: 0.377, SLG: 0.513 (1, 7)	1-3 K		1-1 FC6-4 1B		1-2 1B		1-0 P4		3-1 P2	5	0	2	1	0	1	3					
Vladimir Guerrero, R OBP: 0.348, SLG: 0.470 (1, 9)	0-3 K		0-2 FC6-4 1B		0-0 F9		0-1 1B 2-H		2-2 F7	5	0	1	1	0	1	3					
Chris Widger, R OBP: 0.316, SLG: 0.522 (1, 2)		2-3 K		0-0 1B G5-3 1B		1-1 WP 1B		0-1 G5-3		1-0 G5-3	5	0	2	0	0	2					
Michael Barrett, R OBP: 0.330, SLG: 0.463 (1, 5)		2-2 F9		0-0 G5-3		0-0 P3		0-0 F8			4	0	0	0	0	2					
Shane Andrews, R OBP: 0.362, SLG: 0.424 (1, 3)		0-0 G6-3		2-1 1B 1B		1-3 K		0-3 K			4	1	1	0	0	2					
Orlando Cabrera, R OBP: 0.305, SLG: 0.440 (1, 6)			0-1 P3 1B	2-1 1B 1B		2-1 F8 1B		2-2 1B 3B			4	1	2	1	0	0					
Javier Vazquez, R Mike Mondesi, R Anthony Tefford, R Steve Kline, S Jose Vidro, S Manny Martinez, R (1, 1) (7, PH) (7, 1) (7, 1) (8, PH) (8, PH) (8, 8)			0-2 G5-3	0-3 K		0-0 G5-3		0-0 3B 1B			2	0	0	0	0	1					
Inning Stats	R: 0 E: 0 K: 2 S: 11	H: 1 LOB: 1 BB: 0 P: 12	R: 0 E: 0 K: 1 S: 15	H: 0 LOB: 0 BB: 0 P: 19	R: 2 E: 0 K: 0 S: 16	H: 3 LOB: 1 BB: 0 P: 20	R: 1 E: 0 K: 1 S: 9	H: 3 LOB: 1 BB: 0 P: 13	R: 0 E: 0 K: 1 S: 8	H: 1 LOB: 1 BB: 0 P: 12	R: 1 E: 0 K: 0 S: 12	H: 1 LOB: 2 BB: 1 P: 18	R: 2 E: 0 K: 1 S: 11	H: 3 LOB: 2 BB: 0 P: 15	R: 0 E: 0 K: 0 S: 7	H: 0 LOB: 0 BB: 0 P: 13	1B: 11 2B: 2 3B: 2 HR: 0	SF: 0 SAC: 0 DP: 0 HBP: 1	WP: 1 PB: 0 SB: 2 CS: 1	PA: 41	
PITCHER	IP WLS BF H R ER SO BB IBB HBP BLK WP HR S P ERA WHIP	IP WLS BF H R ER SO BB IBB HBP BLK WP HR S P ERA WHIP	IP WLS BF H R ER SO BB IBB HBP BLK WP HR S P ERA WHIP	IP WLS BF H R ER SO BB IBB HBP BLK WP HR S P ERA WHIP	IP WLS BF H R ER SO BB IBB HBP BLK WP HR S P ERA WHIP	IP WLS BF H R ER SO BB IBB HBP BLK WP HR S P ERA WHIP	IP WLS BF H R ER SO BB IBB HBP BLK WP HR S P ERA WHIP	IP WLS BF H R ER SO BB IBB HBP BLK WP HR S P ERA WHIP	IP WLS BF H R ER SO BB IBB HBP BLK WP HR S P ERA WHIP	IP WLS BF H R ER SO BB IBB HBP BLK WP HR S P ERA WHIP	IP WLS BF H R ER SO BB IBB HBP BLK WP HR S P ERA WHIP	IP WLS BF H R ER SO BB IBB HBP BLK WP HR S P ERA WHIP	IP WLS BF H R ER SO BB IBB HBP BLK WP HR S P ERA WHIP	IP WLS BF H R ER SO BB IBB HBP BLK WP HR S P ERA WHIP	IP WLS BF H R ER SO BB IBB HBP BLK WP HR S P ERA WHIP	IP WLS BF H R ER SO BB IBB HBP BLK WP HR S P ERA WHIP	IP WLS BF H R ER SO BB IBB HBP BLK WP HR S P ERA WHIP	IP WLS BF H R ER SO BB IBB HBP BLK WP HR S P ERA WHIP	IP WLS BF H R ER SO BB IBB HBP BLK WP HR S P ERA WHIP	IP WLS BF H R ER SO BB IBB HBP BLK WP HR S P ERA WHIP	IP WLS BF H R ER SO BB IBB HBP BLK WP HR S P ERA WHIP

Montreal Expos @ Arizona Diamondbacks
 Bank One Ballpark, Phoenix, AZ
 Mon May 10 1999, 10:05 PM EDT
 Att: 31,208 - Cloudy - 86 F


AB 39
R 6
H 13
RBI 6
BB 1
SO 7
LOB 15



Batter	1	2	3	4	5	6	7	8	9	AB	R	H	RBI	BB	SO	LOB	BOTTOM				
Tony Womack, L OBP: 0.325, SLG: 0.336 (1, 9)	4-1 1B 1B HR		0-1 S 1B	1-2 FC1-6 1-2		3-2 L6		1 SAFE 0-1 G4-3		4	1	1	1	1	0	3					
Jay Bell, R OBP: 0.388, SLG: 0.667 (1, 4)	2-0 1B HR	4-2 1B BB		1-1 L7			4-1 2B BB		2-0 HR	3	3	2	1	2	0	1					
Luis Gonzalez, L OBP: 0.467, SLG: 0.735 (1, 7)	2-2 1B HR	0-1 P5		3-2 L9		0-2 L3-1 1B		1-H 2B			4	1	2	1	0	2					
Matt Williams, R OBP: 0.382, SLG: 0.681 (1, 5)	1-3 K	0-3 K		0-0 G4-3 1B		0-1 F8		0-1 L3-1			4	0	1	0	0	2					
Steve Finley, L OBP: 0.298, SLG: 0.449 (1, 8)	1-2 HR		0-0 F8		3-2 G4-3		0-0 L3-1		2-3 K		4	1	1	4	0	2					
Travis Lee, L OBP: 0.299, SLG: 0.331 (1, 3)	0-2 F8		0-1 F7		3-2 G6-3		3-3 K				4	0	0	0	0	2					
Tony Batista, R OBP: 0.277, SLG: 0.315 (1, 6)	0-3 K		2-2 F9		0-0 F8		0-1 G5-3				4	0	0	0	0	1					
Damian Miller, R OBP: 0.365, SLG: 0.481 (1, 2)		1-2 1B 2B		0-0 G6-3		1-0 1B		0-0 G5-3			4	1	2	0	0	0					
Randy Johnson, R OBP: 0.083, SLG: 0.125 Darren Holmes, R (1, 1) (8, 1)		0-3 K		0-0 FC1-6 1B		1-3 K		1-1 1B			3	0	1	0	0	2					
David DeLucci, L OBP: 0.480, SLG: 0.400 Gregg Olson, R (8, PH) (9, 1)											1	0	1	0	0	0					
Inning Stats	R: 4 E: 0 K: 2 S: 19	H: 3 LOB: 0 BB: 1 P: 29	R: 1 E: 0 K: 2 S: 17	H: 2 LOB: 2 BB: 1 P: 22	R: 0 E: 0 K: 0 S: 9	H: 0 LOB: 0 BB: 0 P: 11	R: 0 E: 0 K: 0 S: 8	H: 1 LOB: 1 BB: 0 P: 10	R: 0 E: 0 K: 1 S: 10	H: 1 LOB: 1 BB: 0 P: 15	R: 1 E: 0 K: 1 S: 11	H: 1 LOB: 1 BB: 1 P: 18	R: 0 E: 0 K: 0 S: 7	H: 1 LOB: 1 BB: 0 P: 8	R: 1 E: 0 K: 0 S: 1	H: 1 LOB: 0 BB: 0 P: 3	1B: 7 2B: 2 3B: 0 HR: 2	SF: 0 SAC: 0 DP: 0 HBP: 0	WP: 0 PB: 0 SB: 1 CS: 0	PA: 38	
PITCHER	IP WLS BF H R ER SO BB IBB HBP BLK WP HR S P ERA WHIP	IP WLS BF H R ER SO BB IBB HBP BLK WP HR S P ERA WHIP	IP WLS BF H R ER SO BB IBB HBP BLK WP HR S P ERA WHIP	IP WLS BF H R ER SO BB IBB HBP BLK WP HR S P ERA WHIP	IP WLS BF H R ER SO BB IBB HBP BLK WP HR S P ERA WHIP	IP WLS BF H R ER SO BB IBB HBP BLK WP HR S P ERA WHIP	IP WLS BF H R ER SO BB IBB HBP BLK WP HR S P ERA WHIP	IP WLS BF H R ER SO BB IBB HBP BLK WP HR S P ERA WHIP	IP WLS BF H R ER SO BB IBB HBP BLK WP HR S P ERA WHIP	IP WLS BF H R ER SO BB IBB HBP BLK WP HR S P ERA WHIP	IP WLS BF H R ER SO BB IBB HBP BLK WP HR S P ERA WHIP	IP WLS BF H R ER SO BB IBB HBP BLK WP HR S P ERA WHIP	IP WLS BF H R ER SO BB IBB HBP BLK WP HR S P ERA WHIP	IP WLS BF H R ER SO BB IBB HBP BLK WP HR S P ERA WHIP	IP WLS BF H R ER SO BB IBB HBP BLK WP HR S P ERA WHIP	IP WLS BF H R ER SO BB IBB HBP BLK WP HR S P ERA WHIP	IP WLS BF H R ER SO BB IBB HBP BLK WP HR S P ERA WHIP	IP WLS BF H R ER SO BB IBB HBP BLK WP HR S P ERA WHIP	IP WLS BF H R ER SO BB IBB HBP BLK WP HR S P ERA WHIP	IP WLS BF H R ER SO BB IBB HBP BLK WP HR S P ERA WHIP	IP WLS BF H R ER SO BB IBB HBP BLK WP HR S P ERA WHIP

Montreal Expos @ Arizona Diamondbacks
 Bank One Ballpark, Phoenix, AZ
 Mon May 10 1999, 10:05 PM EDT
 Att: 31,208 - Cloudy - 86 F

AB 35
R 7
H 11
RBI 7
BB 3
SO 6
LOB 18



Batter	1	2	3	4	5	6	7	8	9	AB	R	H	RBI	BB	SO	LOB	TOP					
Orlando Cabrera, R OBP: 0.305, SLG: 0.442 (1, 6)	F9	P6			F9			G4-3		4	0	0	0	0	0	2	Montreal Expos @ Pittsburgh Pirates Three Rivers Stadium, Pittsburgh, PA Fri May 14 1999, 7:05 PM EDT Att: 24,644 - Overcast - 66 F					
Jose Vidro, S OBP: 0.326, SLG: 0.542 (1, 4)	G3		G1-3			G6-3 2B		G6-3		4	0	1	0	0	0	0						
Rondell White, R OBP: 0.373, SLG: 0.524 (1, 8)	G5-3		P3			G6-3 2-3		G6-3		4	0	0	0	0	0	1						
Orlando Merced, S OBP: 0.356, SLG: 0.306 (1, 7)		G4-3	F9			G4-6-3 BB		G4-3		3	0	0	0	1	0	0						
Vladimir Guerrero, R OBP: 0.382, SLG: 0.508 (1, 9)		E S CS HBP		F8		G4-6-3 1-2		1B BB		2	2	0	0	1	0	2						
Brad Fullmer, L OBP: 0.271, SLG: 0.438 (1, 3)		CS BB		K				1B 1B		2	0	0	0	1	1	0						
James Mouton, R OBP: 0.545, SLG: 0.600 (9, PH)		CS BB		K				1B 1-2		1	0	1	0	0	0	0						
Michael Barrett, R OBP: 0.327, SLG: 0.439 (1, 5)		BB BB		G4-3				WP 1B		3	1	2	1	1	0	0						
Mike Mordecai, R OBP: 0.261, SLG: 0.200 (9, PR)		1-2 3-H BB		G4-3				1-3 2-H 1B		0	0	0	0	0	0	0						
Chris Widger, R OBP: 0.324, SLG: 0.505 (1, 2)		1 SAFE 4-2 1B BB		G6-3				P3		3	0	0	0	1	0	3						
Dustin Hermanson, R OBP: 0.244, SLG: 0.143 (7, PH)				K				G1-3		2	0	1	1	0	1	0						
Wilton Guerrero, S OBP: 0.277, SLG: 0.332 (7, 1)										1	0	0	0	0	0	1						
Steve Kline, S OBP: 0.277, SLG: 0.332 (7, 1)										0	0	0	0	0	0	0						
Guillermo Mota, R OBP: 0.277, SLG: 0.332 (7, 1)										0	0	0	0	0	0	0						
Ted Lilly, L OBP: 0.277, SLG: 0.332 (8, 1)										1	0	0	0	0	0	3						
Manny Martinez, R OBP: 0.277, SLG: 0.332 (8, PH)										1	0	0	0	0	0	3						
Inning Stats	R: 0 E: 0 K: 0 S: 8	H: 0 LOB: 0 BB: 0 P: 10	R: 2 E: 0 K: 0 S: 16	H: 1 LOB: 2 BB: 3 P: 32	R: 0 E: 0 K: 0 S: 6	H: 0 LOB: 0 BB: 0 P: 9	R: 0 E: 0 K: 1 S: 5	H: 0 LOB: 0 BB: 0 P: 6	R: 0 E: 0 K: 1 S: 6	H: 0 LOB: 0 BB: 0 P: 9	R: 0 E: 0 K: 0 S: 7	H: 1 LOB: 1 BB: 1 P: 14	R: 0 E: 1 K: 0 S: 9	H: 1 LOB: 1 BB: 0 P: 15	R: 0 E: 0 K: 0 S: 5	H: 0 LOB: 0 BB: 0 P: 6	R: 1 E: 0 K: 0 S: 14	H: 2 LOB: 3 BB: 1 P: 21	1B: 4 2B: 1 3B: 0 HR: 0	SF: 0 SAC: 0 DP: 1 HBP: 1	WP: 1 PB: 0 CS: 2	PA: 36
PITCHER	IP	WLS	BF	H	R	ER	SO	BB	IBB	HBP	BLK	WP	HR	S	P	ERA	WHIP					
Kris Benson, R ERA: 3.72 (1, 1)	8.1	W	32	3	3	3	2	5	0	1	0	0	0	66	109	3.24	0.960					
Jeff Wallace, L ERA: 1.0 (9, 1)	0.0		1	1	0	0	0	0	0	0	0	0	0	1	1	∞	∞					
Mike Williams, R ERA: 1.56 (9, 1)	0.2	S	3	1	0	0	0	0	0	0	0	1	0	9	12	0.00	1.500					

AB	30
R	3
H	5
RBI	2
BB	5
SO	2
LOB	12



Batter	1	2	3	4	5	6	7	8	9	AB	R	H	RBI	BB	SO	LOB	BOTTOM				
Al Martin, L OBP: 0.385, SLG: 0.523 (1, 7)	F9 1B		SH1-3 SF6 2B	L8			K	1B		5	2	3	1	0	1	2	Montreal Expos @ Pittsburgh Pirates Three Rivers Stadium, Pittsburgh, PA Fri May 14 1999, 7:05 PM EDT Att: 24,644 - Overcast - 66 F				
Warren Morris, L OBP: 0.376, SLG: 0.422 (1, 4)	1B BB		SH1-3			HR	K	1B		3	1	2	1	1	1	0					
Brian Giles, L OBP: 0.436, SLG: 0.628 (1, 8)	F9		SF6		1B F9 2B		2B BB	G4-3		3	1	1	1	1	0	4					
Kevin Young, R OBP: 0.447, SLG: 0.573 (1, 3)	1B		1B S BB		K		2B			3	0	2	2	1	1	1					
1B Jason Kendall, R OBP: 0.419, SLG: 0.457 (1, 2)	P4		F8		F8		F8	FC6-4 BB		3	0	0	0	1	0	4					
Jose Guillen, R OBP: 0.353, SLG: 0.345 (1, 9)	K		G2-3 1B		F9		F9	FC6-4		4	0	1	0	0	1	5					
Ed Sprague, R ERA: 4.18 (1, 5)			F7				G5-3			1	0	0	0	0	1	0					
Freddy Garcia, R OBP: 0.167, SLG: 0.174 (4, 5)			K					F9		3	0	0	0	0	0	1					
Abraham Nunez, S OBP: 0.333, SLG: 0.409 (1, 6)		F7		G2-3			G4-3	WP 1B 2B		4	1	1	0	0	0	1					
Kris Benson, R OBP: 0.154, SLG: 0.167 (1, 1)			K				G6-3	K		3	0	0	0	1	2	1					
Jeff Wallace, L ERA: 1.0 (9, 1)			K							0	0	0	0	0	0	0					
Mike Williams, R ERA: 1.56 (9, 1)			K							0	0	0	0	0	0	0					
Inning Stats	R: 1 E: 0 K: 1 S: 18	H: 2 LOB: 2 BB: 1 P: 31	R: 0 E: 0 K: 2 S: 10	H: 0 LOB: 0 BB: 0 P: 12	R: 1 E: 0 K: 0 S: 8	H: 1 LOB: 1 BB: 1 P: 15	R: 0 E: 0 K: 0 S: 12	H: 1 LOB: 2 BB: 1 P: 19	R: 1 E: 0 K: 1 S: 12	H: 2 LOB: 1 BB: 0 P: 16	R: 0 E: 0 K: 0 S: 7	H: 0 LOB: 0 BB: 0 P: 10	R: 1 E: 0 K: 2 S: 13	H: 1 LOB: 2 BB: 2 P: 26	R: 1 E: 0 K: 1 S: 15	H: 3 LOB: 2 BB: 0 P: 24	1B: 5 2B: 4 3B: 0 HR: 1	SF: 1 SAC: 1 DP: 0 HBP: 0	WP: 1 PB: 0 CS: 0	PA: 39	
PITCHER	IP	WLS	BF	H	R	ER	SO	BB	IBB	HBP	BLK	WP	HR	S	P	ERA	WHIP				
Dustin Hermanson, R ERA: 4.09 (7, 1)	6.0	L	27	6	3	3	4	3	0	0	0	0	0	9	15	13.50	1.500				
Steve Kline, L ERA: 4.09 (7, 1)	0.2		3	0	1	1	2	1	0	0	0	0	0	4	11	0.00	6.000				
Guillermo Mota, R ERA: 3.6 (8, 1)	0.1		3	1	0	0	0	1	0	0	0	0	0	15	24	9.00	3.000				
Ted Lilly, L ERA: 9.0 (8, 1)	1.0		6	3	1	1	1	0	0	0	0	1	0	15	24	9.00	3.000				



Batter	1	2	3	4	5	6	7	8	9	AB	R	H	RBI	BB	SO	LOB	TOP										
Wilton Guerrero, S OBP: 0.273, SLG: 0.316	0-3 K2-3		0-0 P6		1-0 1B 1B	2-2 G6-3		1-2 K		5	1	1	0	0	2	2	Montreal Expos @ Pittsburgh Pirates Three Rivers Stadium, Pittsburgh, PA Sat May 15 1999, 7:05 PM EDT Att: 27,017 - Unknown - 72 F										
Orlando Merced, S OBP: 0.367, SLG: 0.308 Anthony Telford, R (6.1) Guillermo Mota, R (8.1) Manny Martinez, R OBP: 0.268, SLG: 0.347	4-2 BB		0-1 G4-3		2-1 1B 1B	0-2 G4-3		0-1 G6-3		3	1	1	0	1	0	1											
Rondell White, R OBP: 0.367, SLG: 0.512	0-3 K		2-0 G5-3		3-1 E 1B G5-3 1B		2-0 F8		0-0 G6-3	5	1	1	1	0	1	1											
Vladimir Guerrero, R OBP: 0.383, SLG: 0.500	2-2 G6-3			1-1 G4-3	0-0 G5-3 E 1B		0-0 G1-3		4-0 1B BB	4	0	1	1	1	0	1											
Jose Vidro, S OBP: 0.340, SLG: 0.591		1-1 1B FC6-4 2B		2-1 HR	0-2 E6 G5-3 1B		1-2 F7		0-0 1B FC6-4 1B	5	2	3	1	0	0	2											
Michael Barrett, R OBP: 0.339, SLG: 0.455		2-2 FC6-4 1B		3-1 F8 2B	0-0 G5-3			1-1 2B G6-3 1B	0-0 FC6-4 1B	5	1	3	1	0	0	4											
Chris Widger, R OBP: 0.211, SLG: 0.421 Darron Cox, R OBP: 0.211, SLG: 0.421	0-3 K			0-0 F8	0-0 G1-3			1-0 G6-3 2B		2	0	0	0	0	1	3											
Orlando Cabrera, R OBP: 0.311, SLG: 0.435		0-0 FC6-4 FC4-6		1-0 P6		2-2 G6-3 HBP		3-0 G6-3 HBP		2	0	0	1	0	0	2											
Carl Pavano, R OBP: 0.143, SLG: 0.143 J.D. Smart, R (3.1) Brad Fullmer, L OBP: 0.268, SLG: 0.433 James Mouton, R OBP: 0.529, SLG: 0.577	0-0 FC4-6				0-0 P6	2-0 F8		0-0 G6-3		1	0	0	0	0	0	1											
Inning Stats	R: 0 E: 0 K: 2 S: 12	H: 0 LOB: 1 BB: 1 P: 18	R: 1 E: 0 K: 1 S: 10	H: 2 LOB: 1 BB: 0 P: 13	R: 0 E: 0 K: 0 S: 4	H: 0 LOB: 0 BB: 0 P: 6	R: 1 E: 0 K: 0 S: 8	H: 2 LOB: 1 BB: 0 P: 15	R: 3 E: 1 K: 0 S: 13	H: 4 LOB: 2 BB: 0 P: 19	R: 0 E: 0 K: 0 S: 9	H: 0 LOB: 1 BB: 0 P: 15	R: 0 E: 0 K: 0 S: 6	H: 0 LOB: 0 BB: 0 P: 9	R: 1 E: 0 K: 1 S: 7	H: 2 LOB: 1 BB: 0 P: 13		R: 0 E: 0 K: 0 S: 5	H: 1 LOB: 2 BB: 1 P: 9	1B: 7 2B: 3 3B: 0 HR: 1	SF: 0 SAC: 0 DP: 1 HBP: 2	WP: 0 PB: 0 SB: 0 CS: 0	PA: 42				
PITCHER	IP	WLS	BF	H	R	ER	SO	BB	IBB	HBP	BLK	WP	HR	S	P	ERA	WHIP										
Jose Silva, R ERA: 8.25	6.0	W	29	8	5	5	3	1	0	1	0	0	1	56	86	7.50	1.500										
Marc Wilkins, R ERA: 1.59	2.0		8	2	1	1	1	0	0	1	0	0	0	13	22	4.50	1.000										
Scott Sauerbeck, L ERA: 2.21	1.0		5	1	0	0	0	1	0	0	0	0	0	5	9	0.00	2.000										

AB	38
R	6
H	11
RBI	5
BB	2
SO	4
LOB	22



Batter	1	2	3	4	5	6	7	8	9	AB	R	H	RBI	BB	SO	LOB	BOTTOM										
Al Martin, L OBP: 0.373, SLG: 0.511	1-3 K	1-1 2B	1-0 G4-6-3		0-2 F7		0-0 E5 HR	0-0 G4-3		6	1	1	0	0	1	3	Montreal Expos @ Pittsburgh Pirates Three Rivers Stadium, Pittsburgh, PA Sat May 15 1999, 7:05 PM EDT Att: 27,017 - Unknown - 72 F										
Warren Morris, L OBP: 0.386, SLG: 0.436	1-2 1B	0-0 P6	0-0 2B		2-1 G6-3		4-1 HR BB			4	2	2	0	1	0	2											
Brian Giles, L OBP: 0.435, SLG: 0.643 Adrian Brown, S OBP: 0.288, SLG: 0.178	2-3 K	2-1 P5	1-0 P3		3-1 E1 FC5-4 1B		0-0 HR			5	2	2	3	0	1	3											
Kevin Young, R OBP: 0.446, SLG: 0.566	3-2 1B 1B		0-1 1B 1B		2-3 K		1-0 P5			5	2	2	1	0	2	1											
1B Jason Kendall, R OBP: 0.431, SLG: 0.462	0-2 HR 1B		1-0 1B 2B 1B		2-1 F8		4-0 FC5-4 BB	1-1 E 1B HBP		3	3	2	0	1	0	0											
Jose Guillen, R OBP: 0.385, SLG: 0.382	0-0 HR 1B		3-1 2B 1B		2-0 P3		0-2 FC5-4	1-0 E SF8 1B		5	3	3	3	0	0	1											
Freddy Garcia, R OBP: 0.212, SLG: 0.300 Marc Wilkins, R (7.1) Brant Brown, L OBP: 0.293, SLG: 0.430 Scott Sauerbeck, R (9.1)	3-1 HR		1-0 E 1B 2B		1-2 G4-3 E 1B		0-0 F8	2-2 E3 SF8		4	3	3	4	0	0	1											
Abraham Nunez, S OBP: 0.276, SLG: 0.333	0-1 G6-3		0-1 E7 1B		0-1 G4-3		1-0 G6-3	0-3 K		5	1	0	0	0	1	4											
Jose Silva, R OBP: 0.200, SLG: 0.200 Mike Benjamin, R OBP: 0.315, SLG: 0.325		1-0 F8	0-0 G4-6-3 1B		1-1 E2 1B		0-0 G1-3	0-0 SF8		3	0	2	3	0	0	0											
Inning Stats	R: 5 E: 0 K: 2 S: 21	H: 5 LOB: 0 BB: 0 P: 31	R: 0 E: 0 K: 0 S: 6	H: 1 LOB: 1 BB: 0 P: 10	R: 5 E: 1 K: 0 S: 11	H: 6 LOB: 1 BB: 0 P: 19	R: 0 E: 0 K: 1 S: 6	H: 0 LOB: 0 BB: 0 P: 12	R: 1 E: 1 K: 1 S: 12	H: 2 LOB: 1 BB: 0 P: 16	R: 1 E: 1 K: 1 S: 10	H: 1 LOB: 1 BB: 1 P: 20	R: 3 E: 1 K: 0 S: 6	H: 1 LOB: 0 BB: 1 P: 12	R: 2 E: 1 K: 1 S: 11	H: 1 LOB: 1 BB: 0 P: 15		R: 0 E: 0 K: 0 S: 5	H: 1 LOB: 2 BB: 1 P: 9	1B: 12 2B: 3 3B: 0 HR: 2	SF: 1 SAC: 0 DP: 1 HBP: 1	WP: 0 PB: 0 SB: 1 CS: 0	PA: 46				
PITCHER	IP	WLS	BF	H	R	ER	SO	BB	IBB	HBP	BLK	WP	HR	S	P	ERA	WHIP										
Carl Pavano, R ERA: 7.32	2.0	L	16	10	9	9	2	0	0	0	0	0	0	33	52	40.50	5.000										
J.D. Smart, R ERA: 3.57	3.0		13	4	2	1	1	0	0	0	0	0	0	23	36	3.00	1.333										
Anthony Telford, R ERA: 4.19	2.0		11	2	4	1	1	2	0	0	0	0	1	16	32	4.50	2.000										
Guillermo Mota, R ERA: 3.0	1.0		6	1	2	0	1	0	0	1	0	0	0	11	15	0.00	1.000										

AB	42
R	17
H	17
RBI	15
BB	2
SO	5
LOB	16



Batter	1	2	3	4	5	6	7	8	9	AB	R	H	RBI	BB	SO	LOB	TOP					
Orlando Cabrera, R OBP: 0.314, SLG: 0.430	G5-3		F9 1B			K		G6-3		4	0	1	0	1	1	5						
Orlando Merced, S OBP: 0.358, SLG: 0.302	G3									4	0	1	1	0	0	1						
Bobby Ayala, R (7, 1)										0	0	0	0	0	0	0						
Ugueth Urbina, R (8, 1)										0	0	0	0	0	0	0						
Wilton Guerrero, S OBP: 0.280, SLG: 0.323			1B							1	0	1	0	0	0	0						
Rondell White, R OBP: 0.366, SLG: 0.504			F9							2	0	0	0	1	0	2						
Anthony Telford, R (6, 1)										0	0	0	0	0	0	0						
Brad Fullmer, L (7, FH) OBP: 0.263, SLG: 0.424			2-3							2	0	0	0	0	0	1						
Vladimir Guerrero, R OBP: 0.383, SLG: 0.541	P4		G5-3							5	2	2	2	0	0	4						
Jose Vidro, S OBP: 0.333, SLG: 0.570		P3								5	0	1	0	0	0	1						
Michael Barrett, R OBP: 0.336, SLG: 0.457		F8								4	1	1	0	0	0	1						
Manny Martinez, R OBP: 0.267, SLG: 0.343										4	0	1	1	0	0	0						
Darron Cox, R OBP: 0.304, SLG: 0.455			1B							3	1	2	0	0	0	0						
Javier Vazquez, R OBP: 0.182, SLG: 0.182										1	0	0	0	0	1	1						
Ted Lilly, L (4, 1)										1	0	0	0	0	1	0						
James Mouton, R OBP: 0.556, SLG: 0.577			K							0	0	0	0	2	0	0						
Inning Stats	R: 0 E: 0 K: 0 S: 13	H: 0 LOB: 1 BB: 1 P: 22	R: 0 E: 0 K: 0 S: 4	H: 0 LOB: 0 BB: 0 P: 5	R: 1 E: 0 K: 1 S: 14	H: 3 LOB: 2 BB: 0 P: 26	R: 0 E: 0 K: 0 S: 7	H: 0 LOB: 1 BB: 1 P: 9	R: 0 E: 0 K: 1 S: 9	H: 0 LOB: 1 BB: 1 P: 15	R: 2 E: 0 K: 1 S: 11	H: 4 LOB: 3 BB: 1 P: 17	R: 1 E: 0 K: 0 S: 8	H: 2 LOB: 1 BB: 0 P: 13	R: 0 E: 0 K: 0 S: 5	H: 0 LOB: 1 BB: 1 P: 11	R: 0 E: 0 K: 0 S: 6	H: 1 LOB: 1 BB: 0 P: 9	1B: 7 2B: 1 3B: 0 HR: 2	SF: 0 SAC: 0 DP: 1 HBP: 1	WP: 0 PB: 0 CS: 0	PA: 41
PITCHER	IP	WLS	BF	H	R	ER	SO	BB	IBB	HBP	BLK	WP	HR	S	P	ERA	WHIP					
Pete Schourek, L ERA: 5.27	5.2	W	27	7	3	3	2	3	0	0	0	0	1	55	91	4.76	1.765					
Brad Clontz, R ERA: 1.29	2.1		10	2	1	1	1	1	0	1	0	0	1	16	27	3.86	1.286					
Jeff Wallace, L ERA: 0.95	1.0		4	1	0	0	0	0	0	0	0	0	0	6	9	0.00	1.000					

Montreal Expos @ Pittsburgh Pirates
Three Rivers Stadium, Pittsburgh, PA

AB 36
R 4
H 10
RBI 4
BB 4
SO 3
LOB 16



WP: 0 PA: 41
PB: 0
CS: 0

Batter	1	2	3	4	5	6	7	8	9	AB	R	H	RBI	BB	SO	LOB	BOTTOM					
Al Martin, L OBP: 0.355, SLG: 0.485	F7		K					L4		5	0	0	1	0	2	2						
Warren Morris, L OBP: 0.378, SLG: 0.424	E3		G6-3							5	1	1	1	0	1	0						
Brian Giles, L OBP: 0.433, SLG: 0.633										2	1	0	0	1	1	1						
Turner Ward, S OBP: 0.316, SLG: 0.224			E3							1	0	0	0	0	0	0						
Kevin Young, R OBP: 0.453, SLG: 0.576										3	2	2	3	1	0	1						
1B Jason Kendall, R OBP: 0.446, SLG: 0.485										2	2	2	1	1	0	0						
Jose Guillen, R OBP: 0.419, SLG: 0.474										4	1	3	2	0	1	1						
Freddy Garcia, R OBP: 0.214, SLG: 0.283										3	1	0	0	1	1	4						
Abraham Nunez, S OBP: 0.242, SLG: 0.290										4	0	0	0	0	1	5						
Pete Schourek, L (1, 1)										2	1	0	1	1	2	1						
Brad Clontz, R (6, 1)										0	0	0	0	0	0	0						
Brant Brown, L OBP: 0.290, SLG: 0.425										1	0	0	0	0	0	0						
Jeff Wallace, L (9, 1)										0	0	0	0	0	0	0						
Inning Stats	R: 0 E: 1 K: 1 S: 9	H: 0 LOB: 1 BB: 0 P: 15	R: 2 E: 0 K: 1 S: 14	H: 2 LOB: 1 BB: 1 P: 22	R: 0 E: 1 K: 1 S: 9	H: 0 LOB: 1 BB: 0 P: 14	R: 7 E: 0 K: 2 S: 23	H: 4 LOB: 2 BB: 4 P: 53	R: 0 E: 0 K: 0 S: 11	H: 1 LOB: 1 BB: 0 P: 10	R: 0 E: 0 K: 1 S: 9	H: 1 LOB: 1 BB: 0 P: 14	R: 0 E: 0 K: 1 S: 6	H: 0 LOB: 0 BB: 0 P: 7	R: 0 E: 0 K: 1 S: 6	H: 0 LOB: 0 BB: 0 P: 7	1B: 4 2B: 4 3B: 1 HR: 0	SF: 0 SAC: 0 DP: 1 HBP: 1	WP: 0 PB: 0 CS: 1	PA: 38		
PITCHER	IP	WLS	BF	H	R	ER	SO	BB	IBB	HBP	BLK	WP	HR	S	P	ERA	WHIP					
Javier Vazquez, R ERA: 6.48	3.2	L	20	4	7	7	4	3	0	1	0	0	0	21	37	13.50	3.000					
Ted Lilly, L ERA: 11.57	1.1		8	2	2	2	3	2	0	0	0	0	0	7	10	0.00	1.000					
Anthony Telford, R ERA: 3.98	1.0		3	1	0	0	0	0	0	0	0	0	0	9	14	0.00	1.000					
Bobby Ayala, R ERA: 2.38	1.0		4	1	0	0	1	0	0	0	0	0	0	9	14	0.00	1.000					
Ugueth Urbina, R ERA: 5.0	1.0		3	0	0	0	1	0	0	0	0	0	0	6	7	0.00	0.000					

Montreal Expos @ Pittsburgh Pirates
Three Rivers Stadium, Pittsburgh, PA

AB 32
R 9
H 8
RBI 9
BB 5
SO 9
LOB 15



WP: 0 PA: 38
PB: 0
CS: 1

Sun May 16 1999, 1:35 PM EDT
Att: 28,882 - Unknown - 75 F

livebaseballscores.com

livebaseballscores.com

Batter	1	2	3	4	5	6	7	8	9	AB	R	H	RBI	BB	SO	LOB	TOP			
Doug Glanville, R OBP: 0.401, SLG: 0.451	1-1 G6-3		1-1 1B		0-2 F8		3-3 K		3-3 K2-3	5	0	1	0	0	2	1	Philadelphia Phillies @ Montreal Expos Olympic Stadium, Montreal, QB Mon May 17 1999, 7:05 PM EDT Att. 5,104 - Dome - 72 F			
Marlon Anderson, L OBP: 0.280, SLG: 0.325 15 David Doster, R OBP: 0.444, SLG: 0.714	2-1 G1-3		2-1 F8		0-1 G3		2-2 F7		4-2 BB	4	0	0	0	0	0	1				
Scott Rolen, R OBP: 0.373, SLG: 0.559	2-0 P2		1-1 F9		4-1 BB				2-3 K	4	0	0	0	1	1	3				
Rico Brogna, L OBP: 0.286, SLG: 0.435		3-2 HR		0-0 F8		2-3 K		0-3 K		4	1	1	0	0	2	1				
Ron Gant, R OBP: 0.343, SLG: 0.414		1-2 HR		4-0 HR		3-2 G5-3		4-2 1B		2	2	1	2	2	0	0				
Bobby Abreu, L OBP: 0.439, SLG: 0.604		2-2 G6-3		3-1 HR		2-1 F7		1-1 1B		4	1	2	2	0	0	0				
Mike Lieberthal, R OBP: 0.410, SLG: 0.549		0-3 K		1-0 P4		1-2 1B		3-3 K		4	0	1	0	0	2	2				
Desi Relaford, S OBP: 0.363, SLG: 0.416		0-1 G6-3		2-1 2B		3-1 L9			2-1 SH1-4	4	0	2	0	0	0	1				
Curt Schilling, R OBP: 0.200, SLG: 0.261			3-2 G4-3		0-2 G4-3		1-1 G5-3		1-2 SH1-4	3	0	0	0	0	0	1				
Inning Stats	R: 0 E: 0 K: 0 S: 5	H: 0 LOB: 0 BB: 0 P: 10	R: 2 E: 0 K: 1 S: 15	H: 2 LOB: 0 BB: 0 P: 21	R: 0 E: 0 K: 0 S: 12	H: 1 LOB: 1 BB: 0 P: 19	R: 2 E: 0 K: 0 S: 9	H: 2 LOB: 1 BB: 1 P: 19	R: 0 E: 0 K: 0 S: 10	H: 1 LOB: 1 BB: 0 P: 19	R: 0 E: 0 K: 1 S: 11	H: 0 LOB: 0 BB: 0 P: 17	R: 0 E: 0 K: 2 S: 12	H: 1 LOB: 2 BB: 1 P: 22	R: 0 E: 0 K: 2 S: 13	H: 1 LOB: 2 BB: 1 P: 24	1B: 5 2B: 1 3B: 0 HR: 2	SF: 0 SAC: 1 DP: 0 HBP: 0	WP: 0 PB: 0 SB: 3 CS: 0	PA: 39
PITCHER	IP WLS BF H R ER SO BB IBB HBP BLK WP HR S P ERA WHIP	IP WLS BF H R ER SO BB IBB HBP BLK WP HR S P ERA WHIP	IP WLS BF H R ER SO BB IBB HBP BLK WP HR S P ERA WHIP	IP WLS BF H R ER SO BB IBB HBP BLK WP HR S P ERA WHIP	IP WLS BF H R ER SO BB IBB HBP BLK WP HR S P ERA WHIP	IP WLS BF H R ER SO BB IBB HBP BLK WP HR S P ERA WHIP	IP WLS BF H R ER SO BB IBB HBP BLK WP HR S P ERA WHIP	IP WLS BF H R ER SO BB IBB HBP BLK WP HR S P ERA WHIP	IP WLS BF H R ER SO BB IBB HBP BLK WP HR S P ERA WHIP	IP WLS BF H R ER SO BB IBB HBP BLK WP HR S P ERA WHIP	IP WLS BF H R ER SO BB IBB HBP BLK WP HR S P ERA WHIP	IP WLS BF H R ER SO BB IBB HBP BLK WP HR S P ERA WHIP	IP WLS BF H R ER SO BB IBB HBP BLK WP HR S P ERA WHIP	IP WLS BF H R ER SO BB IBB HBP BLK WP HR S P ERA WHIP	IP WLS BF H R ER SO BB IBB HBP BLK WP HR S P ERA WHIP	IP WLS BF H R ER SO BB IBB HBP BLK WP HR S P ERA WHIP	IP WLS BF H R ER SO BB IBB HBP BLK WP HR S P ERA WHIP			
Mike Thurman, R ERA: 7.88	(1, 1)	5.0	L	22	5	4	4	2	2	0	0	0	0	0	0	0	7.20	1.400		
J.D. Smart, R ERA: 3.29	(6, 1)	2.0	7	1	0	0	1	0	0	0	0	0	0	0	0	21	36	0.00	0.500	
Steve Kline, L ERA: 3.86	(8, 1)	0.2	4	1	0	0	1	1	0	0	0	0	0	0	9	16	0.00	3.000		
Bobby Ayala, R ERA: 2.25	(8, 1)	1.1	6	1	0	0	3	1	0	0	0	0	0	0	16	30	0.00	1.500		


AB	34
R	4
H	8
RBI	4
BB	4
SO	7
LOB	10




Batter	1	2	3	4	5	6	7	8	9	AB	R	H	RBI	BB	SO	LOB	BOTTOM			
Orlando Cabrera, R OBP: 0.303, SLG: 0.414	1-0 F8			0-3 K		0-0 P4		0-1 G6-3		0-3 K	5	0	0	1	0	2	4			
Ryan McGuire, L	4-2 CS			0-0 L8		1-3 K		0-1 G6-3		0-0 F7	4	0	0	1	1	1	1			
Rondell White, R OBP: 0.363, SLG: 0.504	3-3 K			0-0 2B		2-3 K		0-1 G5-3			4	0	1	0	0	2	1			
Vladimir Guerrero, R OBP: 0.392, SLG: 0.551	0-0 CS		1-0 P6		4-2 BB		0-1 1B		0-0 1B	3	0	2	0	1	0	0	0			
Jose Vidro, S OBP: 0.330, SLG: 0.557		3-2 G3		0-0 F7		3-2 1B		0-0 L8			4	0	1	0	0	0	3			
Michael Barrett, R OBP: 0.333, SLG: 0.450		2-2 F7			0-1 G6-3		0-0 F9		0-0 L8	4	0	1	0	0	0	3	0			
Manny Martinez, R OBP: 0.257, SLG: 0.330			0-1 G3		0-3 K		0-0 E6		0-0 G5-3	4	1	0	0	0	1	2	0			
Mike Mordecai, R OBP: 0.333, SLG: 0.292			1-0 CS		0-0 G6-3		2-1 2B		0-0 G6-3	4	1	3	0	0	0	0	0			
Mike Thurman, R ERA: 7.88	(1, 1)	5.0	L	22	5	4	2	2	2	0	0	0	0	0	0	0	7.20	1.400		
J.D. Smart, R ERA: 3.29	(6, 1)	2.0	7	1	0	0	1	0	0	0	0	0	0	0	0	21	36	0.00	0.500	
Steve Kline, L ERA: 3.86	(8, 1)	0.2	4	1	0	0	1	1	0	0	0	0	0	0	9	16	0.00	3.000		
Bobby Ayala, R ERA: 2.25	(8, 1)	1.1	6	1	0	0	3	1	0	0	0	0	0	0	16	30	0.00	1.500		
Inning Stats	R: 0 E: 0 K: 1 S: 7	H: 0 LOB: 0 BB: 1 P: 15	R: 0 E: 0 K: 0 S: 9	H: 0 LOB: 0 BB: 0 P: 15	R: 0 E: 0 K: 1 S: 6	H: 1 LOB: 0 BB: 0 P: 8	R: 0 E: 0 K: 1 S: 10	H: 1 LOB: 2 BB: 1 P: 14	R: 0 E: 0 K: 2 S: 15	H: 2 LOB: 0 BB: 0 P: 21	R: 3 E: 1 K: 0 S: 10	H: 2 LOB: 0 BB: 0 P: 13	R: 0 E: 0 K: 0 S: 4	H: 1 LOB: 1 BB: 0 P: 4	R: 0 E: 0 K: 1 S: 7	H: 0 LOB: 1 BB: 1 P: 11	1B: 6 2B: 4 3B: 0 HR: 0	SF: 0 SAC: 0 DP: 1 HBP: 0	WP: 0 PB: 0 SB: 0 CS: 2	PA: 39
PITCHER	IP WLS BF H R ER SO BB IBB HBP BLK WP HR S P ERA WHIP	IP WLS BF H R ER SO BB IBB HBP BLK WP HR S P ERA WHIP	IP WLS BF H R ER SO BB IBB HBP BLK WP HR S P ERA WHIP	IP WLS BF H R ER SO BB IBB HBP BLK WP HR S P ERA WHIP	IP WLS BF H R ER SO BB IBB HBP BLK WP HR S P ERA WHIP	IP WLS BF H R ER SO BB IBB HBP BLK WP HR S P ERA WHIP	IP WLS BF H R ER SO BB IBB HBP BLK WP HR S P ERA WHIP	IP WLS BF H R ER SO BB IBB HBP BLK WP HR S P ERA WHIP	IP WLS BF H R ER SO BB IBB HBP BLK WP HR S P ERA WHIP	IP WLS BF H R ER SO BB IBB HBP BLK WP HR S P ERA WHIP	IP WLS BF H R ER SO BB IBB HBP BLK WP HR S P ERA WHIP	IP WLS BF H R ER SO BB IBB HBP BLK WP HR S P ERA WHIP	IP WLS BF H R ER SO BB IBB HBP BLK WP HR S P ERA WHIP	IP WLS BF H R ER SO BB IBB HBP BLK WP HR S P ERA WHIP	IP WLS BF H R ER SO BB IBB HBP BLK WP HR S P ERA WHIP	IP WLS BF H R ER SO BB IBB HBP BLK WP HR S P ERA WHIP	IP WLS BF H R ER SO BB IBB HBP BLK WP HR S P ERA WHIP			
Curt Schilling, R ERA: 2.58	(1, 1)	9.0	W	38	9	3	1	7	3	0	0	0	0	0	0	0	1.00	1.333		

AB	35
R	3
H	9
RBI	3
BB	3
SO	7
LOB	17



Batter	1	2	3	4	5	6	7	8	9	AB	R	H	RBI	BB	SO	LOB	TOP										
Doug Glanville, R OBP: 0.395, SLG: 0.442	(1, 8) K		(1) G5-3			(2) G1-3		(2) F8		5	1	1	0	0	1	1	Philadelphia Phillies @ Montreal Expos Olympic Stadium, Montreal, QB Tue May 18 1999, 7:05 PM EDT Att. 4,660 - Dome - 72 F										
Marlon Anderson, L OBP: 0.266, SLG: 0.328	(1, 4) S		(2) G4-3			(3) F7		(3) G5-3		5	1	2	0	0	0	1											
Scott Rolen, R OBP: 0.368, SLG: 0.544	(1, 5) K		4-1		(1) G3		(1) F7		(1) K	4	0	0	0	1	2	3											
Rico Brogna, L OBP: 0.289, SLG: 0.434	(1, 3) G3-1		(3) G4-3			(1) 1B		(2) F7		5	1	2	2	0	0	2											
Ron Gant, R OBP: 0.345, SLG: 0.403		(1) K			(1) G4-3		(2) F9		4-2	3	0	0	0	2	1	1											
Bobby Abreu, L OBP: 0.445, SLG: 0.600		(1) FC4			(3-2) E5		(4-1) 1B		(3-1) P4	4	1	2	0	1	0	1											
Mike Lieberthal, R OBP: 0.406, SLG: 0.540		(1-1) FC4			(2-2) G5-3		(2-3) SF8			2	0	0	1	0	1	3											
Desi Relaford, S OBP: 0.368, SLG: 0.419		(2-2) FC4			(3-2) 1B		(1-2) F7		(1-1) 1B	4	0	2	0	0	0	4											
Joel Bennett, R Mike Grace, R Kevin Seifak, R Robert Person, R Rob Ducey, L Yorkis Perez, L	(1, 1) (4, 1) (6, PH) (6, 1) (8, PH) (8, 1)		(1-1) G1-3		(1-2) G1-3		(1-1) G6-3		(1-3) K	2	0	0	0	0	0	3											
Inning Stats	R: 0 E: 0 K: 2 S: 9	H: 1 LOB: 1 BB: 0 P: 15	R: 0 E: 0 K: 1 S: 11	H: 1 LOB: 2 BB: 0 P: 18	R: 0 E: 0 K: 0 S: 10	H: 0 LOB: 1 BB: 1 P: 16	R: 1 E: 1 K: 0 S: 18	H: 1 LOB: 1 BB: 0 P: 27	R: 3 E: 0 K: 0 S: 14	H: 4 LOB: 2 BB: 1 P: 23	R: 0 E: 0 K: 1 S: 12	H: 1 LOB: 2 BB: 1 P: 23	R: 0 E: 0 K: 1 S: 14	H: 1 LOB: 1 BB: 0 P: 17	R: 0 E: 0 K: 1 S: 10	H: 0 LOB: 1 BB: 1 P: 18		1B: 9 2B: 0 3B: 0 HR: 0	SF: 1 SAC: 0 DP: 0 HBP: 1	WP: 1 PB: 3 SB: 1 CS: 0	PA: 42						
PITCHER	IP	WLS	BF	H	R	ER	SO	BB	IBB	HBP	BLK	WP	HR	S	P	ERA	WHIP										
Miguel Batista, R ERA: 3.96	(1, 1) 6.2	W 32	BF 8	H 4	R 3	ER 3	SO 3	BB 2	IBB 0	HBP 1	BLK 0	WP 1	HR 0	S 76	P 120	4.05	1.500										
Steve Kline, L ERA: 3.95	(7, 1) 0.0	1	0	0	0	0	1	0	0	0	0	0	0	1	5	∞	∞										
Bobby Ayala, R ERA: 2.13	(7, 1) 1.1	H 5	1	0	0	2	0	0	0	0	0	0	0	17	22	0.00	0.750										
Ugueth Urbina, R ERA: 4.74	(9, 1) 1.0	S 4	0	0	0	1	1	0	0	0	0	0	0	10	18	0.00	1.000										

Batter	1	2	3	4	5	6	7	8	9	AB	R	H	RBI	BB	SO	LOB	BOTTOM										
James Mouton, R OBP: 0.548, SLG: 0.633	(1, 7) G1-3		(1) F9			(2) BB		(2) K		4	1	1	2	1	1	1	Philadelphia Phillies @ Montreal Expos Olympic Stadium, Montreal, QB Tue May 18 1999, 7:05 PM EDT Att. 4,660 - Dome - 72 F										
Ryan McGuire, L ERA: 3.95	(1, 3) G3		(4-2) HR		(2-3) K		(4-1) BB		(2-2) G3	3	1	0	0	2	1	1											
Rondell White, R OBP: 0.380, SLG: 0.558	(1, 8) BB		(3-1) HR		(1-0) HR		(4-2) G5-4-3		(1-2) BB	3	2	3	3	1	0	0											
Vladimir Guerrero, R OBP: 0.389, SLG: 0.539	(1, 9) BB		(2-1) G6-3		(2-1) F9		(1-2) G5-4-3		(1-2) BB	3	0	0	0	1	0	3											
Jose Vidro, S OBP: 0.327, SLG: 0.540	(1, 4) BB		(3-3) K			(1-0) G3		(2-2) G3-1		3	0	0	0	1	1	0											
Michael Barrett, R OBP: 0.338, SLG: 0.455	(1, 2) G6-3				(2-1) 3B		(4-0) BB			3	1	1	0	1	0	3											
Chris Widger, R OBP: 0.317, SLG: 0.495					(2-1) 2B		(4-0) K2			0	0	0	0	0	0	0											
Mike Mordecai, R OBP: 0.355, SLG: 0.429		(0-3) K2-3			(2-0) 1B		(3-3) K2			4	1	2	1	0	2	1											
Orlando Cabrera, R OBP: 0.309, SLG: 0.424		(0-1) F7			(1-0) SH3-4		(1-3) K		(0-1) 2B	4	1	2	1	0	1	1											
Miguel Batista, R OBP: 0.278, SLG: 0.188	(1, 1) K		(1-3) SH3-4			(0-3) K		(3-2) P6		2	0	0	0	0	2	0											
Inning Stats	R: 0 E: 0 K: 0 S: 7	H: 1 LOB: 3 BB: 2 P: 19	R: 0 E: 0 K: 2 S: 8	H: 0 LOB: 0 BB: 0 P: 9	R: 2 E: 0 K: 1 S: 12	H: 1 LOB: 0 BB: 1 P: 24	R: 5 E: 0 K: 1 S: 12	H: 5 LOB: 0 BB: 0 P: 23	R: 0 E: 0 K: 1 S: 7	H: 1 LOB: 1 BB: 0 P: 11	R: 0 E: 0 K: 1 S: 13	H: 0 LOB: 2 BB: 3 P: 26	R: 0 E: 0 K: 1 S: 8	H: 0 LOB: 1 BB: 1 P: 17	R: 0 E: 0 K: 1 S: 11	H: 1 LOB: 1 BB: 0 P: 18		1B: 2 2B: 4 3B: 1 HR: 3	SF: 0 SAC: 1 DP: 2 HBP: 0	WP: 0 PB: 0 SB: 1 CS: 0	PA: 38						
PITCHER	IP	WLS	BF	H	R	ER	SO	BB	IBB	HBP	BLK	WP	HR	S	P	ERA	WHIP										
Joel Bennett, R ERA: 9.35	(1, 1) 3.2	L 21	BF 7	H 7	R 7	ER 4	SO 4	BB 3	IBB 0	HBP 0	BLK 0	WP 0	HR 3	S 37	P 71	17.18	2.727										
Mike Grace, R ERA: 2.7	(4, 1) 1.1	5	1	0	0	1	0	0	0	0	0	0	0	9	15	0.00	0.750										
Robert Person, R ERA: 10.13	(6, 1) 2.0	8	0	0	0	2	4	0	0	0	0	0	0	21	43	0.00	2.000										
Yorkis Perez, L ERA: 4.11	(8, 1) 1.0	4	1	0	0	1	0	0	0	0	0	0	0	11	18	0.00	1.000										

Batter	1	2	3	4	5	6	7	8	9	AB	R	H	RBI	BB	SO	LOB	TOP			
Kevin Sevcik, R OBP: 0.358, SLG: 0.490	1-2 G4-3 3B	0-1 FC5-4		1-1 F8		1-2 G6-3		1-1 F7		5	1	1	0	0	0	3				
Marlon Anderson, L OBP: 0.295, SLG: 0.317 15 David Doster, R OBP: 0.474, SLG: 0.733	2-0 G4-3		0-1 F7	0-0 F7		1-3 K			0-2 G5-4-3 1B	4	0	0	1	0	1	0				
Scott Rolen, R OBP: 0.369, SLG: 0.533	0-1 G5-3		4-1 1B 2B BB		4-0 2B HR BB	1-1 G6-3			2-1 G5-4-3 1-2	3	2	0	0	2	0	1				
Rico Brogna, L OBP: 0.292, SLG: 0.429	1-3 K		1-1 2B 1B		1-1 F8		4-0 FC5-4 BB		2-3 K	4	1	1	0	1	2	1				
Ron Gant, R OBP: 0.349, SLG: 0.423 Wayne Gomes, R Jeff Brantley, R		3-0 P6	0-1 HR 2B		0-0 HR 2B		2-2 FC5-4 S			4	2	2	2	0	0	1				
Bobby Abreu, L OBP: 0.447, SLG: 0.589	4-0 1B BB		2-3 K		4-0 HR BB		2-3 K		1-2 K	2	1	0	0	2	2	2				
Mike Lieberthal, R OBP: 0.415, SLG: 0.594	1-1 BB 1B	2-1 BB 1B	3-2 HR		2-2 HR		1-3 K			4	2	3	6	0	1	1				
Desi Relaford, S OBP: 0.364, SLG: 0.407	4-2 FC5-4 BB		1-0 G6-3		1-1 G4-3			1-1 G6-3		3	0	0	0	1	0	0				
Chad Ogea, R OBP: 0.150, SLG: 0.105 Mike Grace, R Jim Poole, L Doug Glanville, R OBP: 0.393, SLG: 0.439	1-2 F8			1-2 G1-3		3-3 K		0-0 G6-3		3	0	0	0	0	1	3				
Inning Stats	R: 1 E: 0 K: 1 S: 12	H: 1 LOB: 0 BB: 0 P: 16	R: 0 E: 0 K: 0 S: 13	H: 1 LOB: 3 BB: 2 P: 27	R: 4 E: 0 K: 1 S: 17	H: 3 LOB: 0 BB: 1 P: 28	R: 0 E: 0 K: 0 S: 7	H: 0 LOB: 0 BB: 0 P: 9	R: 4 E: 0 K: 1 S: 14	H: 2 LOB: 0 BB: 2 P: 29	R: 0 E: 0 K: 1 S: 8	H: 0 LOB: 1 BB: 1 P: 19	R: 0 E: 0 K: 0 S: 5	H: 0 LOB: 0 BB: 0 P: 7	R: 0 E: 0 K: 1 S: 8	H: 1 LOB: 0 BB: 0 P: 12	1B: 3 2B: 2 3B: 1 HR: 2	SF: 0 SAC: 0 DP: 1 HBP: 0	WP: 0 PB: 0 SB: 1 CS: 1	PA: 40
PITCHER	IP WLS BF H R ER SO BB IBB HBP BLK WP HR S P ERA WHIP	IP WLS BF H R ER SO BB IBB HBP BLK WP HR S P ERA WHIP	IP WLS BF H R ER SO BB IBB HBP BLK WP HR S P ERA WHIP	IP WLS BF H R ER SO BB IBB HBP BLK WP HR S P ERA WHIP	IP WLS BF H R ER SO BB IBB HBP BLK WP HR S P ERA WHIP	IP WLS BF H R ER SO BB IBB HBP BLK WP HR S P ERA WHIP	IP WLS BF H R ER SO BB IBB HBP BLK WP HR S P ERA WHIP	IP WLS BF H R ER SO BB IBB HBP BLK WP HR S P ERA WHIP	IP WLS BF H R ER SO BB IBB HBP BLK WP HR S P ERA WHIP	IP WLS BF H R ER SO BB IBB HBP BLK WP HR S P ERA WHIP	IP WLS BF H R ER SO BB IBB HBP BLK WP HR S P ERA WHIP	IP WLS BF H R ER SO BB IBB HBP BLK WP HR S P ERA WHIP	IP WLS BF H R ER SO BB IBB HBP BLK WP HR S P ERA WHIP	IP WLS BF H R ER SO BB IBB HBP BLK WP HR S P ERA WHIP	IP WLS BF H R ER SO BB IBB HBP BLK WP HR S P ERA WHIP	IP WLS BF H R ER SO BB IBB HBP BLK WP HR S P ERA WHIP	IP WLS BF H R ER SO BB IBB HBP BLK WP HR S P ERA WHIP			

Philadelphia Phillies @ Montreal Expos
Olympic Stadium, Montreal, QB
Wed May 19 1999, 7:05 PM EDT
Att. 5,182 - Dome - 72 F

AB	34
R	9
H	8
RBI	9
BB	6
SO	7
LOB	12



Batter	1	2	3	4	5	6	7	8	9	AB	R	H	RBI	BB	SO	LOB	BOTTOM			
James Mouton, R OBP: 0.532, SLG: 0.588	3-2 P3	0-1 F8			2-2 G3-6-3 1B		1-1 G6-4-3		4-1 1B SF8 BB	4	1	1	1	1	0	2				
Ryan McGuire, L OBP: 0.400, SLG: 0.250	2-1 1B 2B	1-2 G4-3			0-0 G3-6-3		2-1 1B		0-1 1B	5	1	3	2	0	0	2				
Rondell White, R OBP: 0.374, SLG: 0.549	2-0 2B 1B		3-1 L6		0-3 K		3-1 F8		1-0 SF8	4	1	1	1	0	1	1				
Vladimir Guerrero, R OBP: 0.398, SLG: 0.579	2-1 1-3-5 2B		2-0 HR		0-0 2B 2B			1-0 P2		4	2	3	3	0	0	0				
Jose Vidro, S OBP: 0.324, SLG: 0.538	1-0 L3-5		1-1 P6		2-0 F8 2B			1-0 G4-3		4	0	1	1	0	0	1				
Chris Widger, R OBP: 0.315, SLG: 0.485		1-2 HR 1B	1-2 G4-3			2-2 F8		2-1 L5		4	1	1	0	0	0	1				
Mike Mordecai, R OBP: 0.343, SLG: 0.500		1-0 HR		1-2 F8		1-3 K			0-1 E5 1B BB	4	2	1	2	0	1	1				
Orlando Cabrera, R OBP: 0.314, SLG: 0.426		0-1 SH3-4 1B		1-2 F7		3-2 G5-3			2-2 BB BB 1B 1B	4	1	2	0	0	0	1				
Dustin Hermanson, R Anthony Telford, R Orlando Merced, S Manny Martinez, R Steve Kline, S Willton Guerrero, S		2-0 SH3-4		0-0 F7			4-2 G6-4-3 BB		4-1 BB 1B BB	1	0	0	0	0	0	0				
Inning Stats	R: 2 E: 0 K: 0 S: 9	H: 3 LOB: 0 BB: 0 P: 19	R: 2 E: 0 K: 0 S: 13	H: 3 LOB: 1 BB: 0 P: 18	R: 1 E: 0 K: 0 S: 8	H: 1 LOB: 0 BB: 0 P: 15	R: 0 E: 0 K: 0 S: 7	H: 0 LOB: 0 BB: 0 P: 9	R: 0 E: 0 K: 1 S: 11	H: 2 LOB: 1 BB: 0 P: 19	R: 0 E: 0 K: 0 S: 8	H: 1 LOB: 1 BB: 1 P: 18	R: 0 E: 0 K: 0 S: 4	H: 0 LOB: 0 BB: 0 P: 8	R: 4 E: 1 K: 0 S: 10	H: 2 LOB: 1 BB: 2 P: 21	1B: 8 2B: 4 3B: 0 HR: 2	SF: 1 SAC: 1 DP: 3 HBP: 0	WP: 0 PB: 0 SB: 0 CS: 0	PA: 39
PITCHER	IP WLS BF H R ER SO BB IBB HBP BLK WP HR S P ERA WHIP	IP WLS BF H R ER SO BB IBB HBP BLK WP HR S P ERA WHIP	IP WLS BF H R ER SO BB IBB HBP BLK WP HR S P ERA WHIP	IP WLS BF H R ER SO BB IBB HBP BLK WP HR S P ERA WHIP	IP WLS BF H R ER SO BB IBB HBP BLK WP HR S P ERA WHIP	IP WLS BF H R ER SO BB IBB HBP BLK WP HR S P ERA WHIP	IP WLS BF H R ER SO BB IBB HBP BLK WP HR S P ERA WHIP	IP WLS BF H R ER SO BB IBB HBP BLK WP HR S P ERA WHIP	IP WLS BF H R ER SO BB IBB HBP BLK WP HR S P ERA WHIP	IP WLS BF H R ER SO BB IBB HBP BLK WP HR S P ERA WHIP	IP WLS BF H R ER SO BB IBB HBP BLK WP HR S P ERA WHIP	IP WLS BF H R ER SO BB IBB HBP BLK WP HR S P ERA WHIP	IP WLS BF H R ER SO BB IBB HBP BLK WP HR S P ERA WHIP	IP WLS BF H R ER SO BB IBB HBP BLK WP HR S P ERA WHIP	IP WLS BF H R ER SO BB IBB HBP BLK WP HR S P ERA WHIP	IP WLS BF H R ER SO BB IBB HBP BLK WP HR S P ERA WHIP	IP WLS BF H R ER SO BB IBB HBP BLK WP HR S P ERA WHIP			

Philadelphia Phillies @ Montreal Expos
Olympic Stadium, Montreal, QB
Wed May 19 1999, 7:05 PM EDT
Att. 5,182 - Dome - 72 F

AB	34
R	10
H	13
RBI	10
BB	3
SO	2
LOB	9




Batter	1	2	3	4	5	6	7	8	9	AB	R	H	RBI	BB	SO	LOB	TOP										
Mike Mordecai, R OBP: 0.283, SLG: 0.469 (1, 5)	F8		F7				G5-3		G6-3	5	1	1	0	0	0	5	Montreal Expos @ Philadelphia Phillies Veterans Stadium, Philadelphia, PA Mon May 24 1999, 7:05 PM EDT Att: 13,953 - Cloudy - 65 F										
Ryan McGuire, L OBP: 0.382, SLG: 0.483 (1, 3)	K2-3		G3-1							4	0	1	1	0	2	1											
Rondell White, R OBP: 0.376, SLG: 0.589 (1, 8)	HR								G5-3	4	1	1	1	0	1	1											
Vladimir Guerrero, R OBP: 0.380, SLG: 0.578 (1, 9)	F8								K	4	0	0	0	0	2	0											
Jose Vidro, S OBP: 0.315, SLG: 0.513 (1, 4)		K2-3							F8	4	0	0	0	0	1	0											
Orlando Merced, S OBP: 0.328, SLG: 0.271 James Mouton, R OBP: 0.509, SLG: 0.538 (9, PH)		F9							BB 1B	3	0	0	0	0	1	0											
Chris Widger, R OBP: 0.319, SLG: 0.496 (1, 2)		G6-3							BB 1B	1	0	1	0	0	0	0											
Orlando Cabrera, R OBP: 0.325, SLG: 0.413 (1, 6)									BB 1B	2	1	1	0	2	0	0											
Miguel Batista, R OBP: 0.316, SLG: 0.412 Wilton Guerrero, S OBP: 0.291, SLG: 0.352 Guillermo Mota, R OBP: 0.338, SLG: 0.450 (9, PH)									BB	1	1	1	2	0	0	0											
Inning Stats	R: 1 E: 0 K: 1 S: 9	H: 1 LOB: 0 BB: 0 P: 13	R: 0 E: 0 K: 1 S: 8	H: 0 LOB: 0 BB: 0 P: 11	R: 0 E: 0 K: 0 S: 12	H: 0 LOB: 1 BB: 1 P: 21	R: 0 E: 0 K: 1 S: 10	H: 0 LOB: 0 BB: 0 P: 17	R: 3 E: 0 K: 0 S: 21	H: 3 LOB: 1 BB: 1 P: 35	R: 0 E: 0 K: 2 S: 7	H: 0 LOB: 0 BB: 0 P: 13	R: 0 E: 0 K: 1 S: 11	H: 1 LOB: 1 BB: 0 P: 17	R: 0 E: 0 K: 2 S: 9	H: 0 LOB: 0 BB: 0 P: 12		R: 0 E: 0 K: 0 S: 11	H: 2 LOB: 3 BB: 1 P: 19	1B: 4 2B: 1 3B: 0 HR: 2	SF: 0 SAC: 1 DP: 0 HBP: 0	WP: 0 PB: 0 SB: 1 CS: 1	PA: 37				
PITCHER	IP	WLS	BF	H	R	ER	SO	BB	IBB	HBP	BLK	WP	HR	S	P	ERA	WHIP										
Joel Bennett, R ERA: 8.56 Yorkis Perez, L ERA: 3.63 Steve Montgomery, R ERA: Jim Poole, L ERA: 3.72 Wayne Gomes, R ERA: 4.28	5.0		21	4	4	4	3	2	0	0	0	0	2	60	97	7.20	1.200										
Doug Glanville, R OBP: 0.406, SLG: 0.442 (1, 8)	P3		G5-3																	4	0	1	0	0	0	1	Montreal Expos @ Philadelphia Phillies Veterans Stadium, Philadelphia, PA Mon May 24 1999, 7:05 PM EDT Att: 13,953 - Cloudy - 65 F
Marlon Anderson, L OBP: 0.285, SLG: 0.331 15 David Doster, R OBP: 0.500, SLG: 0.733 (8, 4)																				4	0	2	1	0	1	1	
Scott Rolen, R OBP: 0.365, SLG: 0.506 (1, 5)	F9		F8																	4	0	0	0	0	0	2	
Rico Brogna, L OBP: 0.293, SLG: 0.410 (1, 3)	G4-3																			4	1	1	0	0	0	1	
Ron Gant, R OBP: 0.350, SLG: 0.446 (1, 7)																				3	1	1	0	1	1	1	
Bobby Abreu, L OBP: 0.456, SLG: 0.616 (1, 9)																				1	1	0	0	3	1	1	
Gary Bennett, R OBP: 0.222, SLG: 0.278 Wayne Gomes, R (9, 1)																				4	1	1	1	0	1	2	
Desi Relaford, S OBP: 0.368, SLG: 0.415 (1, 6)																				0	0	0	0	0	0	0	
Joel Bennett, R Rob Ducey, L Yorkis Perez, L Alex Arias, R Steve Montgomery, R Jim Poole, L Mike Lieberthal, R OBP: 0.416, SLG: 0.580 (9, 2)																				0	0	0	0	0	0	0	
Inning Stats	R: 0 E: 0 K: 0 S: 10	H: 1 LOB: 1 BB: 0 P: 15	R: 0 E: 0 K: 1 S: 9	H: 0 LOB: 0 BB: 1 P: 17	R: 1 E: 0 K: 0 S: 8	H: 1 LOB: 1 BB: 0 P: 12	R: 1 E: 0 K: 1 S: 10	H: 1 LOB: 0 BB: 0 P: 17	R: 0 E: 0 K: 2 S: 9	H: 3 LOB: 1 BB: 1 P: 15	R: 3 E: 0 K: 1 S: 11	H: 3 LOB: 1 BB: 1 P: 19	R: 0 E: 0 K: 0 S: 6	H: 0 LOB: 0 BB: 0 P: 8	R: 0 E: 0 K: 0 S: 9	H: 0 LOB: 1 BB: 2 P: 19	R: 0 E: 0 K: 0 S: 9	H: 0 LOB: 1 BB: 2 P: 19	1B: 3 2B: 4 3B: 0 HR: 0	SF: 0 SAC: 1 DP: 0 HBP: 1	WP: 1 PB: 0 SB: 1 CS: 2	PA: 34					
PITCHER	IP	WLS	BF	H	R	ER	SO	BB	IBB	HBP	BLK	WP	HR	S	P	ERA	WHIP										
Miguel Batista, R ERA: 4.18 Guillermo Mota, R ERA: 1.93	6.0	L	27	7	5	4	5	2	0	0	0	0	0	15	27	6.00	1.500										

Batter	1	2	3	4	5	6	7	8	9	10	11	AB	R	H	RBI	BB	SO	LOB	TOP					
Mike Mordecai, R OBP: 0.288, SLG: 0.434	(1,5) 3-3 K	(1,5) 2-1 F8		(1,5) 4-0 BB			(1,5) 0-0 F9		(1,5) 1-2 F8		(1,5) 4-0 BB	4	0	0	0	2	1	1						
Ryan McGuire, L Ugueth Urbina, R	(1,3) 2-2 BB 1B		(1,3) 1-2 P3	(1,3) 1-0 P6			(1,3) 2-1 1B		(1,3) 0-3 K		(1,3) 0-3 K	5	0	2	0	0	1	2						
Rondell White, R OBP: 0.371, SLG: 0.577	(1,8) 1-2 BB 1B		(1,8) 1-0 G6-3		(1,8) 3-1 P4		(1,8) 1-1 F9		(1,8) 0-3 K			5	0	1	0	0	1	1						
Vladimir Guerrero, R OBP: 0.376, SLG: 0.564	(1,9) 4-2 BB		(1,9) 2-2 F8		(1,9) 0-2 F8		(1,9) 1-3 K		(1,9) 0-0 L8			4	0	0	0	1	1	1						
Jose Vidro, S OBP: 0.318, SLG: 0.541	(1,4) 0-0 L5			(1,4) 2-0 HR	(1,4) 3-1 2B			(1,4) 1-0 F8		(1,4) 0-3 K		5	1	2	1	0	1	3						
Orlando Merced, S James Mouton, R Steve Kline, S	(1,7) 2-2 L9			(1,7) 2-0 HR	(1,7) 2-2 P2			(1,7) 4-1 BB				3	1	1	1	0	0	4						
Wilton Guerrero, S Michael Barrett, R	(1,4) 0-0 L5		(1,4) 2-2 P5	(1,4) 0-0 HR	(1,4) 3-1 2B		(1,4) 1-2 F9	(1,4) 0-2 F9		(1,4) 0-0 G6-3		5	0	1	0	0	0	1						
Orlando Cabrera, R	(1,6) 0-2 2B		(1,6) 0-2 F8	(1,6) 0-0 F8	(1,6) 3-2 L8		(1,6) 1-3 K	(1,6) 1-3 K		(1,6) 0-0 HR 1B		5	1	2	0	0	1	2						
Dustin Hermanson, R Anthony Telford, R Manny Martinez, R	(1,1) 0-3 K		(1,1) 0-3 K	(1,1) 1-3 K	(1,1) 0-3 K		(1,1) 0-0 G6-3		(1,1) 0-0 G6-3		(1,1) 0-0 HR	3	0	0	0	0	3	2						
Inning Stats	R: 0 E: 0 K: 1 S: 16	H: 2 LOB: 3 BB: 1 P: 28	R: 0 E: 0 K: 1 S: 15	H: 1 LOB: 1 BB: 0 P: 19	R: 0 E: 0 K: 1 S: 7	H: 0 LOB: 0 BB: 0 P: 11	R: 2 E: 0 K: 1 S: 8	H: 3 LOB: 2 BB: 1 P: 18	R: 0 E: 0 K: 0 S: 10	H: 1 LOB: 1 BB: 0 P: 18	R: 0 E: 0 K: 1 S: 11	H: 0 LOB: 0 BB: 0 P: 15	R: 0 E: 0 K: 1 S: 8	H: 0 LOB: 1 BB: 1 P: 15	R: 0 E: 0 K: 1 S: 10	H: 0 LOB: 0 BB: 0 P: 9	R: 0 E: 0 K: 2 S: 7	H: 0 LOB: 0 BB: 0 P: 7	R: 2 E: 0 K: 1 S: 7	H: 2 LOB: 1 BB: 1 P: 11	1B: 4 2B: 3 3B: 0 HR: 3	SF: 0 SAC: 0 DP: 0 HBP: 0	WP: 0 PB: 0 SB: 0 CS: 0	PA: 47
PITCHER	IP WLS BF H R ER SO BB IBB HBP BLK WP HR S P ERA WHIP																							
Chad Ogea, R Mike Grace, R Yorkis Perez, L Wayne Gomes, R Steve Montgomery, R	(1,1) 6.0 1.0 4 1 0 0 1 0 0 0 0 0 0 8 12 3.00 1.000	(7,1) 1.0 4 1 0 0 1 0 0 0 0 0 0 0 8 12 3.00 1.000	(8,1) 0.2 3 0 0 0 0 1 0 0 0 0 0 0 6 11 0.00 1.500	(8,1) 1.1 4 0 0 0 2 0 0 0 0 0 0 0 12 13 0.00 0.000	(10,1) 2.0 L 9 2 2 2 3 1 0 0 0 0 0 1 14 18 9.00 1.500																			

Montreal Expos @ Philadelphia Phillies
 Veterans Stadium, Philadelphia, PA
 Tue May 25 1999, 7:05 PM EDT
 Att. 15,876 - Unknown - 71 F


AB 43
R 4
H 10
RBI 4
BB 4
SO 10
LOB 18



Batter	1	2	3	4	5	6	7	8	9	10	11	AB	R	H	RBI	BB	SO	LOB	BOTTOM					
Doug Gianville, R OBP: 0.401, SLG: 0.441	(1,8) 1-2 BB 2B		(1,8) 0-2 F7		(1,8) 0-1 P5		(1,8) 1-3 K			(1,8) 0-0 G4-3		5	1	1	0	0	1	2						
Marlon Anderson, L OBP: 0.253, SLG: 0.347	(1,4) 1-0 F9		(1,4) 1-1 HR		(1,4) 0-1 F8			(1,4) 1-2 G4-3		(1,4) 0-0 P6		5	1	1	1	0	0	1						
Scott Rolen, R OBP: 0.371, SLG: 0.506	(1,5) 1-2 G4-3 1B		(1,5) 1-3 K			(1,5) 4-2 BB		(1,5) 2-2 FC4-6 1B		(1,5) 0-0 F9		4	0	2	1	1	1	0						
Rico Brogna, L OBP: 0.290, SLG: 0.410	(1,3) 1-0 G4-3			(1,3) 2-2 2B		(1,3) 2-3 K		(1,3) 1-1 FC4-6 BB		(1,3) 1-2 K		5	0	1	0	0	2	3						
Ron Gant, R OBP: 0.345, SLG: 0.434	(1,7) 3-3 K			(1,7) 0-3 K		(1,7) 0-1 F8		(1,7) 4-1 BB		(1,7) 1-2 K		4	0	0	0	1	3	3						
Bobby Abreu, L OBP: 0.452, SLG: 0.592		(1,9) 3-2 F7		(1,9) 1-2 P5		(1,9) 2-0 2-6		(1,9) 1-2 F7		(1,9) 3-3 K		5	0	0	0	0	1	3						
Mike Lieberthal, R OBP: 0.415, SLG: 0.617	(1,2) 1-2 G6-3				(1,2) 2-2 HBP		(1,2) 1-3 K			(1,2) 2-1 G6-3		3	0	0	0	0	1	0						
Desi Relaford, S OBP: 0.372, SLG: 0.408	(1,6) 0-3 K			(1,6) 1-2 P4			(1,6) 4-2 2B		(1,6) 4-1 G6-3		(1,6) 2-3 BB	2	0	0	0	2	1	2						
Chad Ogea, R Mike Grace, R Kevin Jordan, R Yorkis Perez, L Wayne Gomes, R Alex Arias, R Steve Montgomery, R	(1,1) 7.0 7.0 4 1 0 0 8 2 0 1 0 0 0 0 9 17 2.57 1.000	(7,1) 0.2 3 0 0 0 1 1 0 0 0 0 0 0 6 15 0.00 1.500	(8,1) 2.2 W 7 0 0 0 2 0 0 0 0 0 0 0 13 14 0.00 0.000																					
Inning Stats	R: 1 E: 0 K: 1 S: 13	H: 2 LOB: 1 BB: 0 P: 20	R: 0 E: 0 K: 1 S: 9	H: 0 LOB: 0 BB: 0 P: 13	R: 1 E: 0 K: 1 S: 15	H: 1 LOB: 1 BB: 0 P: 18	R: 0 E: 0 K: 1 S: 16	H: 1 LOB: 2 BB: 1 P: 22	R: 0 E: 0 K: 1 S: 9	H: 0 LOB: 0 BB: 0 P: 11	R: 0 E: 0 K: 2 S: 14	H: 1 LOB: 2 BB: 1 P: 21	R: 0 E: 0 K: 1 S: 12	H: 1 LOB: 2 BB: 1 P: 23	R: 0 E: 0 K: 0 S: 6	H: 0 LOB: 0 BB: 1 P: 13	R: 0 E: 0 K: 0 S: 3	H: 0 LOB: 0 BB: 0 P: 3	R: 0 E: 0 K: 2 S: 7	H: 0 LOB: 0 BB: 0 P: 7	1B: 3 2B: 2 3B: 0 HR: 1	SF: 0 SAC: 0 DP: 1 HBP: 1	WP: 0 PB: 0 SB: 0 CS: 0	PA: 42
PITCHER	IP WLS BF H R ER SO BB IBB HBP BLK WP HR S P ERA WHIP																							
Dustin Hermanson, R Anthony Telford, R Steve Kline, L Ugueth Urbina, R	(1,1) 7.0 0.2 3 0 0 0 1 1 0 0 0 0 0 0 9 17 2.57 1.000	(8,1) 0.2 3 0 0 0 1 1 0 0 0 0 0 0 6 15 0.00 1.500	(8,1) 2.2 W 7 0 0 0 2 0 0 0 0 0 0 0 13 14 0.00 0.000																					

Montreal Expos @ Philadelphia Phillies
 Veterans Stadium, Philadelphia, PA
 Tue May 25 1999, 7:05 PM EDT
 Att. 15,876 - Unknown - 71 F

AB 37
R 2
H 6
RBI 2
BB 4
SO 11
LOB 15



Batter	1	2	3	4	5	6	7	8	9	AB	R	H	RBI	BB	SO	LOB	TOP			
Marvin Benard, L (1, 8) OBP: 0.342, SLG: 0.391	1-1 F8 WP G1-3 1B	0-0 G4-3			4-2 CS BB			0-0 B1-3		3	1	1	0	1	0	1				
Bill Mueller, S (1, 5) OBP: 0.311, SLG: 0.297	2-2 F8 1-3		3-2 G3-1		3-2 F9 1-2			4-0 FC4-6 BB		3	0	0	0	1	0	2				
J.T. Snow, L (1, 3) OBP: 0.402, SLG: 0.454	2-2 G1-3 3-H		0-0 2B		3-3 K			0-2 FC4-6 1-2f		4	0	1	1	0	1	1				
Jeff Kent, R (1, 4) OBP: 0.382, SLG: 0.489	0-0 1B		2-2 G6-3		2-2 S 1B			0-1 G4-3		4	0	2	0	0	0	2				
Ellis Burks, R (1, 9) OBP: 0.377, SLG: 0.426	2-2 L4		1-1 P3		3-2 F8			0-3 K		4	0	0	0	0	1	3				
Armando Rios, L (1, 7) OBP: 0.308, SLG: 0.450		3-2 F7		4-1 G5-4-3 BB		2-1 F9 1-2		0-1 G3-1		3	0	0	0	1	0	1				
Rich Aurilia, R (1, 6) OBP: 0.366, SLG: 0.532	1-2 HR		2-1 G5-4-3 1-2f		2-3 K2-3			1-0 F8		4	1	1	1	0	1	1				
Brent Mayne, L (1, 2) OBP: 0.407, SLG: 0.408	2-2 FC1-6 1B		1-3 K		1-0 F8					3	0	1	0	0	1	0				
Russ Ortiz, R (1, 1) OBP: 0.107, SLG: 0.107	0-0 FC1-6 1-2f				2-1 F7			1-3 K		3	0	0	0	0	1	1				
Felix Rodriguez, R (8, 1) OBP: 0.333, SLG: 1.333										0	0	0	0	0	0	0				
Inning Stats	R: 1 E: 0 K: 0 S: 12	H: 2 LOB: 1 BB: 0 P: 19	R: 1 E: 0 K: 0 S: 14	H: 2 LOB: 1 BB: 0 P: 20	R: 0 E: 0 K: 0 S: 9	H: 1 LOB: 0 BB: 0 P: 15	R: 0 E: 0 K: 1 S: 6	H: 0 LOB: 0 BB: 1 P: 13	R: 0 E: 0 K: 1 S: 8	H: 1 LOB: 1 BB: 0 P: 22	R: 0 E: 0 K: 2 S: 7	H: 0 LOB: 0 BB: 0 P: 11	R: 0 E: 0 K: 0 S: 6	H: 0 LOB: 1 BB: 1 P: 10	R: 0 E: 0 K: 1 S: 6	H: 0 LOB: 0 BB: 0 P: 7	1B: 4 2B: 1 3B: 0 HR: 1	SF: 0 SAC: 0 DP: 1 HBP: 0	WP: 1 PB: 0 SB: 1 CS: 1	PA: 34
PITCHER	IP WLS BF H R ER SO BB IBB HBP BLK WP HR S P ERA WHIP																			
Javier Vazquez, R (1, 1) ERA: 6.04	7.0	27	6	2	2	4	2	0	0	0	0	1	1	68	117	2.57	1.143			
Steve Kline, L (8, 1) ERA: 3.39	0.2	3	0	0	0	0	1	0	0	0	0	0	0	4	8	0.00	1.500			
Anthony Telford, R (8, 1) ERA: 2.89	0.1	W	1	0	0	0	0	0	0	0	0	0	0	2	2	0.00	0.000			
Ugueth Urbina, R (9, 1) ERA: 4.74	1.0	S	3	0	0	0	1	0	0	0	0	0	0	6	7	0.00	0.000			

San Francisco Giants @ Montreal Expos
Olympic Stadium, Montreal, QB
Fri May 28 1999, 7:05 PM EDT
Att. 6,535 - Dome - 72 F

AB 31
R 2
H 6
RBI 2
BB 3
SO 5
LOB 12



Batter	1	2	3	4	5	6	7	8	9	AB	R	H	RBI	BB	SO	LOB	BOTTOM			
James Mouton, R (1, 7) OBP: 0.492, SLG: 0.488	4-2 G3-6-3 BB		2-2 F7		2-3 K		3-3 K	1-3 K		4	0	0	0	1	3	3				
Ugueth Urbina, R (9, 1) OBP: 0.354, SLG: 0.476	1-1 G3-6-3 1-2f		4-1 1B BB		0-0 G3		1-3 K			3	0	0	0	1	1	1				
Rondell White, R (1, 8) OBP: 0.366, SLG: 0.559	2-0 G5-3		2-0 G6-4-3 1B		4-2 HBP		3-2 P3			3	0	1	0	0	0	0				
Vladimir Guerrero, R (1, 9) OBP: 0.360, SLG: 0.538	0-0 G6-3		3-2 G6-4-3 1-2f		1-1 L6			0-0 P6		4	0	0	0	0	0	4				
Jose Vidro, S (1, 4) OBP: 0.336, SLG: 0.546	2-0 G6-3		3-1 2B 1B		1-2 L6			2-0 2B 1B		4	2	2	0	0	0	0				
Michael Barrett, R (1, 2) OBP: 0.349, SLG: 0.465	2-1 2B		2-1 P3		0-0 G4-3 1B			1-1 E 2B		4	0	3	1	0	0	1				
Manny Martinez, R (8, FR) OBP: 0.275, SLG: 0.379								1-H E 2B		0	1	0	0	0	0	0				
Mike Mordecai, R (1, 5) OBP: 0.324, SLG: 0.450	4-2 BB		0-0 P3		1-1 G4-3			1-1 E8 1B		3	0	1	1	1	0	2				
Orlando Cabrera, R (1, 6) OBP: 0.324, SLG: 0.416	2-1 F7		0-2 2B		1-2 F8			2-1 L7		4	0	1	1	0	0	4				
Javier Vazquez, R (1, 1) ERA: 2.86, SLG: 0.457			4-0 1B BB		1-0 F8			4-0 HR		1	0	0	0	1	0	1				
Orlando Merced, S (7, PH) OBP: 0.329, SLG: 0.382										1	1	1	1	0	0	0				
Steve Kline, S (8, 1) ERA: 3.39										0	0	0	0	0	0	0				
Anthony Telford, R (8, 1) ERA: 2.89										0	0	0	0	0	0	0				
Wilton Guerrero, S (8, PH) OBP: 0.301, SLG: 0.355										0	0	0	0	1	0	0				
Chris Widger, R (9, 2) OBP: 0.376, SLG: 0.495										0	0	0	0	0	0	0				
Inning Stats	R: 0 E: 0 K: 0 S: 5	H: 0 LOB: 0 BB: 1 P: 12	R: 0 E: 0 K: 0 S: 8	H: 1 LOB: 2 BB: 1 P: 18	R: 0 E: 0 K: 0 S: 10	H: 1 LOB: 2 BB: 2 P: 25	R: 1 E: 0 K: 0 S: 10	H: 2 LOB: 1 BB: 0 P: 16	R: 0 E: 0 K: 1 S: 8	H: 0 LOB: 1 BB: 0 P: 15	R: 0 E: 0 K: 0 S: 9	H: 1 LOB: 1 BB: 0 P: 12	R: 1 E: 1 K: 1 S: 14	H: 3 LOB: 2 BB: 1 P: 22	R: 2 E: 1 K: 1 S: 12	H: 0 LOB: 3 BB: 1 P: 22	1B: 5 2B: 3 3B: 0 HR: 1	SF: 0 SAC: 0 DP: 2 HBP: 1	WP: 0 PB: 0 SB: 0 CS: 0	PA: 37
PITCHER	IP WLS BF H R ER SO BB IBB HBP BLK WP HR S P ERA WHIP																			
Russ Ortiz, R (1, 1) ERA: 2.54	7.1	L	33	8	4	4	3	4	0	1	0	0	1	69	127	4.91	1.636			
Felix Rodriguez, R (8, 1) ERA: 5.25	0.2	4	1	0	0	1	1	0	0	0	0	0	0	7	15	0.00	3.000			

San Francisco Giants @ Montreal Expos
Olympic Stadium, Montreal, QB
Fri May 28 1999, 7:05 PM EDT
Att. 6,535 - Dome - 72 F

AB 31
R 4
H 9
RBI 4
BB 5
SO 4
LOB 16



Batter	1	2	3	4	5	6	7	8	9	AB	R	H	RBI	BB	SO	LOB	TOP					
Stan Javier, S OBP: 0.355, SLG: 0.436	G4-3	G4-3		G6-3					G3	4	0	0	0	1	0	1						
Rich Aurilia, R OBP: 0.382, SLG: 0.519	FC3-6 1B BB		L9		G4-3	F7			K	4	1	0	0	1	1	2						
J.T. Snow, L OBP: 0.404, SLG: 0.455	FC3-6 1B		G5-3 1B		F7		G4-3			4	1	2	0	0	0	0						
Jeff Kent, R OBP: 0.374, SLG: 0.478	FC3-6 1B		G5-3		F8		G5-3			4	0	0	0	0	0	3						
Armando Rios, L OBP: 0.333, SLG: 0.476	1-2 1B		1B BB			S G3-1 2B	G6-3			3	1	2	1	1	0	0						
Charlie Hayes, R OBP: 0.271, SLG: 0.264	G6-3		1-3 2-H 1B			G3-1 2-H		L9		4	0	1	2	0	0	2						
F.P. Santangelo, S OBP: 0.414, SLG: 0.292		SH1-4 BB		F8		2B		G3		3	1	1	0	1	0	2						
Scott Servais, R OBP: 0.364, SLG: 0.468		K		G6-3		F8		F9		4	0	0	0	0	1	2						
Alan Embree, L (8, 1)										0	0	0	0	0	0	0						
Shawn Estes, R OBP: 0.389, SLG: 0.400		SH1-4		F7				F7		1	0	0	0	0	0	0						
Jerry Spradlin, S (4, 1)										0	0	0	0	0	0	0						
Marvin Benard, L OBP: 0.346, SLG: 0.400										1	0	1	1	0	0	0						
Rich Rodriguez, L (6, 1)										0	0	0	0	0	0	0						
Brent Mayne, L OBP: 0.403, SLG: 0.404										1	0	0	0	0	0	0						
Inning Stats	R: 1 E: 0 K: 0 S: 10	H: 2 LOB: 2 BB: 1 P: 22	R: 0 E: 0 K: 1 S: 11	H: 0 LOB: 1 BB: 1 P: 18	R: 1 E: 0 K: 0 S: 9	H: 2 LOB: 2 BB: 1 P: 16	R: 0 E: 0 K: 0 S: 6	H: 0 LOB: 0 BB: 0 P: 7	R: 0 E: 0 K: 0 S: 7	H: 0 LOB: 0 BB: 0 P: 12	R: 2 E: 0 K: 0 S: 10	H: 3 LOB: 2 BB: 1 P: 25	R: 0 E: 0 K: 0 S: 11	H: 0 LOB: 0 BB: 0 P: 16	R: 0 E: 0 K: 0 S: 8	H: 0 LOB: 0 BB: 0 P: 13	R: 0 E: 0 K: 1 S: 7	H: 0 LOB: 0 BB: 0 P: 9	1B: 4 2B: 3 3B: 0 HR: 0	SF: 0 SAC: 1 DP: 0 HBP: 0	WP: 1 PB: 0 SB: 2 CS: 0	PA: 38
PITCHER	IP WLS BF H R ER SO BB IBB HBP BLK WP HR S P ERA WHIP																					
Mike Thurman, R ERA: 6.82	5.1 W 25 6 4 4 1 3 0 0 0 0 0 0 48 85 6.75 1.688																					
Bobby Ayala, R ERA: 2.97	0.2 H 4 1 0 0 0 1 0 0 0 0 1 0 5 15 0.00 3.000																					
Anthony Telford, R ERA: 2.7	2.0 H 6 0 0 0 0 0 0 0 0 0 0 0 0 19 29 0.00 0.000																					
Ugueth Urbina, R ERA: 4.86	1.0 S 3 0 0 0 1 0 0 0 0 0 0 0 0 7 9 0.00 0.000																					

San Francisco Giants @ Montreal Expos
Olympic Stadium, Montreal, QB
Sat May 29 1999, 7:05 PM EDT
Att. 8,516 - Dome - 72 F

AB 33
R 4
H 7
RBI 4
BB 4
SO 2
LOB 12



Batter	1	2	3	4	5	6	7	8	9	AB	R	H	RBI	BB	SO	LOB	BOTTOM			
Mike Mordecai, R OBP: 0.329, SLG: 0.484	G6-3	FC5-4		HR					K	4	1	1	1	1	1	2				
Manly Martinez, R OBP: 0.280, SLG: 0.388	G5-3		1B 2B	F8 1B		F8	FC6-4 BB			5	1	2	0	0	0	1				
Rondell White, R OBP: 0.372, SLG: 0.555	BB		1B FC6-4 BB	F8 1B		G5-3	G5-3			3	1	1	0	2	0	1				
Vladimir Guerrero, R OBP: 0.361, SLG: 0.539	K		1-3 2-H 1B	F8		1B 2B		F8		5	1	2	1	0	1	3				
Michael Barrett, R OBP: 0.353, SLG: 0.458		G6-3 BB	FC6-4	P6		1B IBB			CS BB	2	2	0	1	2	0	3				
Anthony Telford, R (7, 1)										0	0	0	0	0	0	0				
Wilton Guerrero, S OBP: 0.307, SLG: 0.355										0	0	0	0	1	0	0				
Ugueth Urbina, R (9, 1)										0	0	0	0	0	0	0				
Jose Vidro, S OBP: 0.338, SLG: 0.537	G6-3	FC6-4 1B	FC6-4 1B		IBB			1B	L7	4	1	1	1	1	0	3				
Chris Widger, R OBP: 0.333, SLG: 0.500		1B 1B	1B BB	G6-3				1B		3	0	2	2	1	0	3				
Orlando Cabrera, R OBP: 0.328, SLG: 0.418					L7	P4				4	0	2	1	0	0	2				
Mike Thurman, R (1, 1)										3	0	0	0	0	3	4				
Bobby Ayala, R (6, 1)										0	0	0	0	0	0	0				
Ryan McGuire, L OBP: 0.347, SLG: 0.465									G1-3	1	0	0	0	0	0	0				
Inning Stats	R: 0 E: 0 K: 1 S: 7	H: 0 LOB: 1 BB: 1 P: 12	R: 1 E: 0 K: 1 S: 12	H: 2 LOB: 2 BB: 1 P: 25	R: 3 E: 1 K: 1 S: 18	H: 3 LOB: 2 BB: 2 P: 31	R: 1 E: 0 K: 0 S: 13	H: 3 LOB: 3 BB: 1 P: 24	R: 0 E: 0 K: 2 S: 9	H: 0 LOB: 0 BB: 0 P: 17	R: 2 E: 0 K: 0 S: 9	H: 3 LOB: 2 BB: 1 P: 23	R: 0 E: 0 K: 0 S: 10	H: 0 LOB: 1 BB: 1 P: 18	R: 0 E: 0 K: 0 S: 6	H: 0 LOB: 0 BB: 1 P: 11	1B: 8 2B: 2 3B: 0 HR: 1	SF: 0 SAC: 0 DP: 0 HBP: 0	WP: 0 PB: 0 SB: 0 CS: 1	PA: 42
PITCHER	IP WLS BF H R ER SO BB IBB HBP BLK WP HR S P ERA WHIP																			
Shawn Estes, L ERA: 5.69	3.0 L 21 8 5 5 3 4 0 1 0 0 0 0 0 44 79 15.00 4.000																			
Jerry Spradlin, R ERA: 7.23	2.0 7 0 0 0 2 0 1 0 0 0 0 0 15 30 0.00 0.000																			
Rich Rodriguez, L ERA: 4.7	2.0 11 3 2 2 0 1 1 0 0 0 0 0 19 41 9.00 2.000																			
Alan Embree, L ERA: 2.5	1.0 3 0 0 0 0 1 0 0 0 0 0 0 6 11 0.00 1.000																			

San Francisco Giants @ Montreal Expos
Olympic Stadium, Montreal, QB
Sat May 29 1999, 7:05 PM EDT
Att. 8,516 - Dome - 72 F

AB 34
R 7
H 11
RBI 7
BB 8
SO 5
LOB 22



Batter	1	2	3	4	5	6	7	8	9	AB	R	H	RBI	BB	SO	LOB	TOP						
Marvin Benard, L (1, 8) OBP: 0.339, SLG: 0.391 Joe Nathan, R (7, 1)	L9			P4	P6		K		1B	4	0	0	0	0	1	4	San Francisco Giants @ Montreal Expos Olympic Stadium, Montreal, QB Sun May 30 1999, 1:35 PM EDT Att. 8,172 - Dome - 72 F						
Armando Rios, L (9, PH) OBP: 0.343, SLG: 0.484									1B	0	0	0	0	0	0	0							
Bill Mueller, S (1, 5) OBP: 0.360, SLG: 0.325	L7			1B					1B	3	1	2	1	2	0	0							
J.T. Snow, L (1, 3) OBP: 0.403, SLG: 0.453 Charlie Hayes, R (7, PH) OBP: 0.267, SLG: 0.260	F7			1B		G4-6-3	F7		K	3	1	1	0	0	0	1							
Jeff Kent, R (1, 4) OBP: 0.380, SLG: 0.486				1B					K	5	1	3	1	0	1	2							
Ellis Burks, R (1, 9) OBP: 0.374, SLG: 0.420				SF8					G5-3	2	0	0	1	1	0	2							
Stan Javier, S (1, 7) OBP: 0.358, SLG: 0.434										3	1	1	1	1	0	2							
Brent Mayne, L (1, 2) OBP: 0.402, SLG: 0.402 Scott Servais, R (8, PH) OBP: 0.360, SLG: 0.463				G1-3		G6-3			E4	3	0	1	0	0	0	0							
Wilson Delgado, S (1, 6) OBP: 0.333, SLG: 0.353 Rich Aurilia, R (8, PH) OBP: 0.360, SLG: 0.515				G4-3			K		G6-4-3	3	0	1	0	0	1	2							
Chris Brock, R (1, 1) OBP: 0.174, SLG: 0.136 F.P. Santangelo, S (7, PH) OBP: 0.416, SLG: 0.288				G4-3		SH2-4			G6-3	1	0	0	0	0	0	0							
Inning Stats	R: 0 E: 0 K: 0 S: 11	H: 0 LOB: 0 BB: 0 P: 18	R: 0 E: 0 K: 0 S: 6	H: 0 LOB: 0 BB: 1 P: 11	R: 0 E: 0 K: 0 S: 6	H: 0 LOB: 0 BB: 0 P: 8	R: 2 E: 0 K: 0 S: 13	H: 3 LOB: 1 BB: 0 P: 15	R: 0 E: 0 K: 0 S: 6	H: 1 LOB: 1 BB: 0 P: 10	R: 0 E: 0 K: 0 S: 6	H: 1 LOB: 1 BB: 1 P: 12	R: 1 E: 0 K: 2 S: 14	H: 1 LOB: 3 BB: 3 P: 30	R: 1 E: 1 K: 0 S: 8	H: 2 LOB: 1 BB: 0 P: 13		R: 0 E: 0 K: 2 S: 11	H: 2 LOB: 2 BB: 0 P: 17	1B: 9 2B: 1 3B: 0 HR: 0	SF: 1 DP: 3 HBP: 0	WP: 0 PB: 0 CS: 0	PA: 40
PITCHER	IP	WLS	BF	H	R	ER	SO	BB	IBB	HBP	BLK	WP	HR	S	P	ERA		WHIP					
Miguel Batista, R (1, 1) ERA: 4.19	6.1	W	27	6	3	3	1	4	0	0	0	0	0	56	90	4.26	1.579						
Bobby Ayala, R (7, 1) ERA: 2.53	0.1	H	2	0	0	0	1	1	0	0	0	0	0	3	10	0.00	3.000						
Steve Kline, L (7, 1) ERA: 3.72	0.2	H	5	2	1	1	0	0	0	0	0	0	0	10	16	13.50	3.000						
Guillermo Mota, R (8, 1) ERA: 1.8	0.2	H	1	0	0	0	0	0	0	0	0	0	0	1	1	0.00	0.000						
Ugueth Urbina, R (9, 1) ERA: 4.39	1.0	S	5	2	0	0	2	0	0	0	0	0	0	11	17	0.00	2.000						

AB	33
R	4
H	10
RBI	4
BB	5
SO	4
LOB	21



Batter	1	2	3	4	5	6	7	8	9	AB	R	H	RBI	BB	SO	LOB	BOTTOM						
Mike Mordecai, R (1, 5) OBP: 0.346, SLG: 0.544	G3	G5-3			2B			K		4	3	2	2	1	1	1	San Francisco Giants @ Montreal Expos Olympic Stadium, Montreal, QB Sun May 30 1999, 1:35 PM EDT Att. 8,172 - Dome - 72 F						
Orlando Merced, S (1, 7) OBP: 0.316, SLG: 0.350 Steve Kline, S (7, 1) Guillermo Mota, R (8, PH) James Mouton, R (8, PH) Ugueth Urbina, R (9, 1)	G3		F8			G4-3		1B		4	1	1	0	0	0	1							
Rondell White, R (1, 8) OBP: 0.372, SLG: 0.548	P3							F8		4	0	1	2	0	0	2							
Vladimir Guerrero, R (1, 9) OBP: 0.364, SLG: 0.555										4	1	2	2	0	0	2							
Jose Vidro, S (1, 4) OBP: 0.342, SLG: 0.536										4	0	2	0	0	0	2							
Michael Barrett, R (1, 2) OBP: 0.344, SLG: 0.446 Chris Widger, R (9, 2) OBP: 0.333, SLG: 0.500	L6									4	0	0	0	0	0	4							
Ryan McGuire, L (1, 3) OBP: 0.377, SLG: 0.478										3	0	2	0	1	0	2							
Orlando Cabrera, R (1, 6) OBP: 0.321, SLG: 0.409										4	0	0	0	0	2	4							
Miguel Batista, R (1, 1) OBP: 0.318, SLG: 0.400 Manny Martinez, R (7, 8) OBP: 0.278, SLG: 0.385										3	1	1	0	0	0	2							
Inning Stats	R: 2 E: 0 K: 0 S: 12	H: 3 LOB: 1 BB: 0 P: 18	R: 0 E: 0 K: 1 S: 12	H: 1 LOB: 1 BB: 0 P: 17	R: 0 E: 0 K: 0 S: 7	H: 0 LOB: 1 BB: 0 P: 13	R: 0 E: 0 K: 0 S: 8	H: 0 LOB: 1 BB: 1 P: 15	R: 2 E: 0 K: 0 S: 16	H: 3 LOB: 2 BB: 1 P: 28	R: 2 E: 0 K: 1 S: 10	H: 2 LOB: 0 BB: 0 P: 15	R: 0 E: 0 K: 1 S: 13	H: 2 LOB: 2 BB: 0 P: 19	R: 0 E: 0 K: 2 S: 15	H: 1 LOB: 1 BB: 0 P: 23		R: 0 E: 0 K: 2 S: 11	H: 1 LOB: 1 BB: 0 P: 17	1B: 8 2B: 2 3B: 0 HR: 2	SF: 0 SAC: 0 DP: 0 HBP: 1	WP: 1 PB: 0 SB: 1 CS: 0	PA: 39
PITCHER	IP	WLS	BF	H	R	ER	SO	BB	IBB	HBP	BLK	WP	HR	S	P	ERA		WHIP					
Chris Brock, R (1, 1) ERA: 4.26	6.0	L	30	9	6	6	1	2	0	1	0	0	0	65	106	9.00		1.833					
Joe Nathan, R (7, 1) ERA: 3.0	2.0		9	3	0	0	3	0	0	0	0	0	0	28	42	0.00	1.500						



Batter	1	2	3	4	5	6	7	8	9	AB	R	H	RBI	BB	SO	LOB	TOP								
James Mouton, R OBP: 0.478, SLG: 0.471 (1, 10)	G3-1		G5-3		F9		F9			4	0	0	0	0	0	3	Montreal Expos @ Toronto Blue Jays SkyDome, Toronto, ON Fri Jun 04 1999, 7:05 PM EDT Att: 24,147 - Unknown - 78 F								
Michael Barrett, R OBP: 0.345, SLG: 0.441 (1, 5)	G1-3			HR		FC6-4		G6-3		4	1	2	0	0	0	0									
Rondell White, R OBP: 0.358, SLG: 0.539 (1, 7)	F9			HR		FC6-4		L8		4	1	1	2	0	0	1									
Vladimir Guerrero, R OBP: 0.354, SLG: 0.533 (1, 9)		F7		G6-3		K		F7		4	0	0	0	0	1	1									
Shane Andrews, R OBP: 0.363, SLG: 0.507 (1, 3)		K		K		G6-3				4	0	0	0	0	3	1									
Chris Widger, R OBP: 0.343, SLG: 0.539 (1, 2)				K				L4		4	0	2	0	0	1	0									
Manny Martinez, R OBP: 0.275, SLG: 0.386 (1, 8)		F9				SH2-4		G4-3		2	0	0	0	1	0	1									
Mike Mordecai, R OBP: 0.344, SLG: 0.506 (1, 4)			G6-3							3	0	1	0	0	1	1									
Orlando Cabrera, R OBP: 0.317, SLG: 0.415 (1, 6)			G6-3		P3		P6			3	0	0	0	0	0	3									
Inning Stats	R: 0 E: 0 K: 0 S: 5	H: 0 LOB: 0 BB: 0 P: 5	R: 0 E: 0 K: 1 S: 9	H: 1 LOB: 1 BB: 0 P: 10	R: 0 E: 0 K: 0 S: 6	H: 0 LOB: 0 BB: 0 P: 8	R: 2 E: 0 K: 2 S: 15	H: 2 LOB: 0 BB: 0 P: 25	R: 0 E: 0 K: 1 S: 10	H: 0 LOB: 1 BB: 1 P: 17	R: 0 E: 0 K: 1 S: 9	H: 1 LOB: 1 BB: 0 P: 16	R: 0 E: 0 K: 0 S: 8	H: 2 LOB: 2 BB: 0 P: 12	R: 0 E: 0 K: 0 S: 9	H: 0 LOB: 0 BB: 0 P: 11	R: 0 E: 0 K: 1 S: 7	H: 0 LOB: 0 BB: 0 P: 10	1B: 4 2B: 1 3B: 0 HR: 1	SF: 0 SAC: 1 DP: 0 HBP: 0	WP: 0 PB: 0 SB: 1 CS: 0	PA: 34			
PITCHER	IP	WLS	BF	H	R	ER	SO	BB	IBB	HBP	BLK	WP	HR	S	P	ERA	WHIP								
David Wells, L ERA: 5.86 (1, 1)	8.0	W	31	6	2	2	5	1	0	0	0	0	1	71	104	2.25	0.875								
Billy Koch, R ERA: 2.2 (9, 1)	1.0		3	0	0	0	1	0	0	0	0	0	0	7	10	0.00	0.000								

AB	32
R	2
H	6
RBI	2
BB	1
SO	6
LOB	11



Batter	1	2	3	4	5	6	7	8	9	AB	R	H	RBI	BB	SO	LOB	BOTTOM								
Shannon Stewart, R OBP: 0.370, SLG: 0.389 (1, 7)	G6-3		K			G6-3				4	0	1	1	0	1	0	Montreal Expos @ Toronto Blue Jays SkyDome, Toronto, ON Fri Jun 04 1999, 7:05 PM EDT Att: 24,147 - Unknown - 78 F								
Pat Kelly, R OBP: 0.328, SLG: 0.500 (1, 4)	B3					K		F9-2		4	0	1	0	0	1	2									
Shawn Green, L OBP: 0.401, SLG: 0.625 (1, 9)										2	0	0	0	0	1	1									
Jacob Brumfield, R OBP: 0.294, SLG: 0.241 (5, 9)	K		F8							0	1	0	0	2	0	0									
Carlos Delgado, L OBP: 0.373, SLG: 0.549 (1, 3)		G4-3		K		FC4-6		HBP		4	1	1	0	0	1	1									
Tony Fernandez, S OBP: 0.472, SLG: 0.522 (1, 5)						FC4-6		1B		4	1	1	0	0	2										
Darin Fletcher, L OBP: 0.376, SLG: 0.566 (1, 2)										2	1	1	0	1	0	0									
Dave Hollins, S OBP: 0.250, SLG: 0.330 (1, 10)										3	1	0	0	1	1	5									
José Cruz Jr., S OBP: 0.374, SLG: 0.457 (1, 8)			E8							4	1	3	2	0	1	0									
Homer Bush, R OBP: 0.358, SLG: 0.414 (1, 6)			G6-3							3	0	0	2	0	1	2									
Inning Stats	R: 0 E: 0 K: 1 S: 9	H: 2 LOB: 1 BB: 0 P: 14	R: 0 E: 0 K: 0 S: 9	H: 2 LOB: 1 BB: 0 P: 12	R: 1 E: 1 K: 1 S: 14	H: 2 LOB: 1 BB: 0 P: 18	R: 0 E: 0 K: 1 S: 10	H: 0 LOB: 0 BB: 0 P: 18	R: 0 E: 0 K: 1 S: 10	H: 0 LOB: 1 BB: 1 P: 16	R: 3 E: 1 K: 0 S: 11	H: 3 LOB: 1 BB: 2 P: 21	R: 2 E: 1 K: 2 S: 16	H: 2 LOB: 2 BB: 1 P: 26	1B: 8 2B: 2 3B: 0 HR: 0	SF: 1 SAC: 0 DP: 2 HBP: 1	WP: 0 PB: 0 SB: 0 CS: 0	PA: 36							
PITCHER	IP	WLS	BF	H	R	ER	SO	BB	IBB	HBP	BLK	WP	HR	S	P	ERA	WHIP								
Mike Thurman, R ERA: 6.25 (1, 1)	6.0	L	23	5	2	2	5	1	0	0	0	0	0	63	93	3.00	1.000								
Bobby Ayala, R ERA: 3.64 (7, 1)	0.0		3	1	0	0	0	2	0	0	0	0	0	1	9	∞	∞								
Anthony Telford, R ERA: 2.57 (7, 1)	2.0		10	3	4	3	2	1	0	1	0	0	0	25	37	13.50	2.000								

AB	30
R	6
H	9
RBI	5
BB	4
SO	7
LOB	13



Batter	1	2	3	4	5	6	7	8	9	AB	R	H	RBI	BB	SO	LOB	TOP										
Manny Martinez, R OBP: 0.273, SLG: 0.387 (1, 8)	2-2 F7		2-2 E9 1B 2B		1-3 K		3-2 E6 CS		1-3 K	5	1	1	0	0	2	0											
Ryan McGuire, L OBP: 0.359, SLG: 0.418 (1, 3)	0-2 G5-3		0-0 1B		1-1 G6-3		4-1 SAFE 1-2 BB			3	0	1	1	1	0	0											
Rondell White, R OBP: 0.356, SLG: 0.533 (1, 7)	0-0 CS 1B		0-1 L9			0-1 L7		2-1 F8		4	0	1	0	0	0	2											
Jose Vidro, S OBP: 0.354, SLG: 0.547 (1, 4)	2-1 CS 1-2	1-1 G1-2-3	3-2 F9			0-0 WP HR 1B		2-0 F7		4	1	1	0	0	0	2											
Vladimir Guerrero, R OBP: 0.357, SLG: 0.535 (1, 9)		1-2 E FC5-2 2B	0-0 P3			4-2 WP HR BB		0-0 F9		3	1	1	0	1	0	1											
Orlando Merced, S OBP: 0.350, SLG: 0.448 (1, 10)		4-1 FC5-2 E BB		0-0 F7		2-2 1-H 2-H HR		2-3 K		3	1	1	3	1	1	0											
Michael Barrett, R OBP: 0.339, SLG: 0.433 Shane Andrews, R OBP: 0.358, SLG: 0.500 (1, 5) (6, 5)		1-1 E3 FC5-2		1-2 G3-1		1-0 P4		0-0 G5-3		3	0	0	0	0	0	2	AB 33										
Chris Widger, R OBP: 0.333, SLG: 0.523 (1, 2)		2-0 FC5-2 1-2 2-3 3-H		3-2 F9		1-0 P4			1-1 F8	4	0	0	0	0	0	3	R 5										
Orlando Cabrera, R OBP: 0.316, SLG: 0.408 (1, 6)		0-0 F9			2-1 G5-3		1-0 S E HBP		0-0 F9	3	1	0	0	0	0	3	H 6										
Inning Stats	R: 0 E: 0 K: 0 S: 9	H: 1 LOB: 0 BB: 0 P: 13	R: 0 E: 1 K: 0 S: 10	H: 1 LOB: 3 BB: 1 P: 19	R: 1 E: 1 K: 0 S: 10	H: 2 LOB: 1 BB: 0 P: 15	R: 0 E: 0 K: 0 S: 7	H: 0 LOB: 0 BB: 0 P: 11	R: 0 E: 0 K: 1 S: 7	H: 0 LOB: 0 BB: 0 P: 11	R: 3 E: 0 K: 0 S: 11	H: 2 LOB: 0 BB: 1 P: 19	R: 1 E: 1 K: 0 S: 8	H: 0 LOB: 1 BB: 1 P: 20	R: 0 E: 0 K: 1 S: 5	H: 0 LOB: 0 BB: 0 P: 7	R: 0 E: 0 K: 1 S: 6	H: 0 LOB: 0 BB: 0 P: 8	1B: 3 2B: 2 3B: 0 HR: 1	SF: 0 SAC: 0 DP: 0 HBP: 1	WP: 2 PB: 0 SB: 1 CS: 2	PA: 38					
PITCHER	IP	WLS	BF	H	R	ER	SO	BB	IBB	HBP	BLK	WP	HR	S	P	ERA	WHIP										
Joey Hamilton, R ERA: 13.21 (1, 1)	5.1	L	24	6	4	4	1	2	0	0	0	2	1	52	84	6.75	1.500										
Tom Davey, R ERA: 4.58 (6, 1)	1.2		7	0	1	1	0	1	0	1	0	0	0	10	24	5.40	0.600										
Paul Spoljanc, L ERA: 8.14 (8, 1)	2.0		6	0	0	0	2	0	0	0	0	0	0	11	15	0.00	0.000										

Montreal Expos @ Toronto Blue Jays
SkyDome, Toronto, ON
Sat Jun 05 1999, 4:05 PM EDT
Att: 28,112 - Cloudy - 76 F

AB 33
R 5
H 6
RBI 4
BB 3
SO 3
LOB 13




Batter	1	2	3	4	5	6	7	8	9	AB	R	H	RBI	BB	SO	LOB	BOTTOM										
Shannon Stewart, R OBP: 0.368, SLG: 0.384 (1, 7)	1-1 P9		2-1 SAFE 1-2 HBP		1-1 G6-3		0-0 F8			3	0	0	0	0	0	0											
Pat Kelly, R OBP: 0.318, SLG: 0.483 (1, 4)	1-2 F7		0-0 P3		1-0 F9			2-3 K2-3		4	0	0	0	0	1	2											
Dave Hollins, S OBP: 0.250, SLG: 0.326 (1, 10)	0-0 1B		2-0 G1-3			0-2 P2		0-1 G3-1		4	0	1	0	0	0	2											
Carlos Delgado, L OBP: 0.378, SLG: 0.546 (1, 3)	2-0 F8			4-2 F8 BB BB		4-1 FC3-6 1B BB		4-2 BB		1	0	0	0	3	0	1											
Tony Fernandez, S OBP: 0.473, SLG: 0.519 (1, 5)		0-2 F8		4-2 BB		2-0 FC3-6 1B		1-0 F7		3	0	1	0	1	0	1											
Darin Fletcher, L OBP: 0.371, SLG: 0.544 (1, 2)		1-3 K		0-1 F8		3-1 FC3-6			4-0 BB	3	0	0	0	1	1	4											
José Cruz Jr., S OBP: 0.368, SLG: 0.448 (1, 8)		2-3 K		0-3 K		0-3 K			0-0 F8	4	0	0	0	0	3	5	AB 30										
Homer Bush, R OBP: 0.343, SLG: 0.396 (1, 6)			1-2 F9		2-3 K				0-1 F8	4	0	0	0	0	1	3	R 0										
Jacob Brumfield, R OBP: 0.289, SLG: 0.242 (1, 9)			1-1 HBP 1B		1-1 G6-3		0-2 G6-3		1-1 G4-3	4	0	1	0	0	0	1	H 3										
Inning Stats	R: 0 E: 0 K: 0 S: 7	H: 1 LOB: 1 BB: 0 P: 11	R: 0 E: 0 K: 2 S: 9	H: 0 LOB: 0 BB: 0 P: 12	R: 0 E: 0 K: 0 S: 9	H: 1 LOB: 2 BB: 0 P: 15	R: 0 E: 0 K: 2 S: 16	H: 0 LOB: 2 BB: 2 P: 26	R: 0 E: 0 K: 0 S: 5	H: 0 LOB: 0 BB: 0 P: 8	R: 0 E: 0 K: 1 S: 11	H: 1 LOB: 2 BB: 1 P: 20	R: 0 E: 0 K: 0 S: 6	H: 0 LOB: 0 BB: 0 P: 7	R: 0 E: 0 K: 1 S: 9	H: 0 LOB: 1 BB: 1 P: 16	R: 0 E: 0 K: 0 S: 5	H: 0 LOB: 1 BB: 1 P: 10	1B: 3 2B: 0 3B: 0 HR: 0	SF: 0 SAC: 0 DP: 0 HBP: 1	WP: 0 PB: 0 SB: 0 CS: 0	PA: 36					
PITCHER	IP	WLS	BF	H	R	ER	SO	BB	IBB	HBP	BLK	WP	HR	S	P	ERA	WHIP										
Miguel Batista, R ERA: 3.66 (1, 1)	9.0	W	36	3	0	0	6	5	0	1	0	0	0	77	125	0.00	0.889										

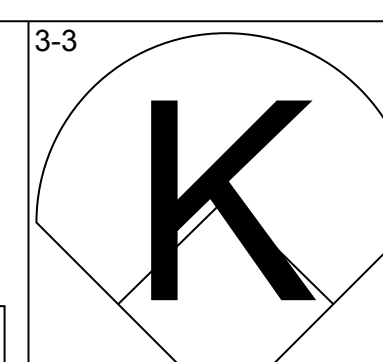
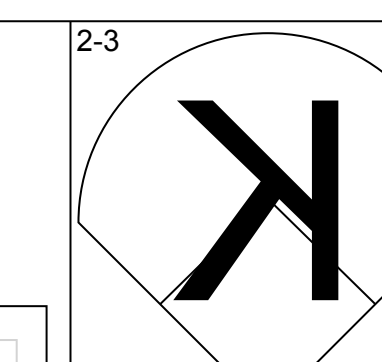
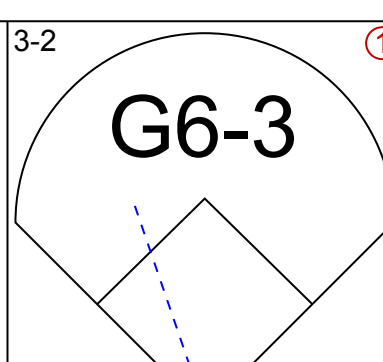
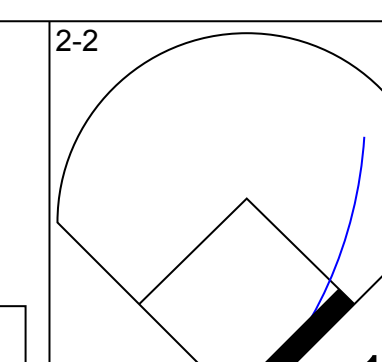
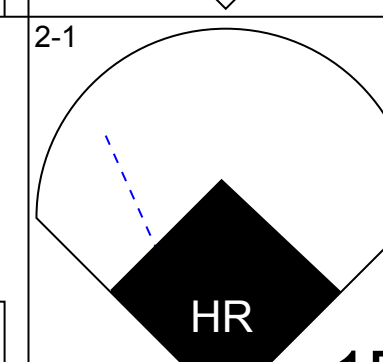
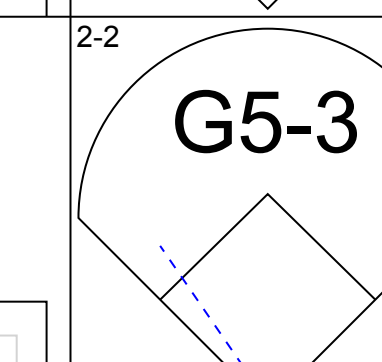
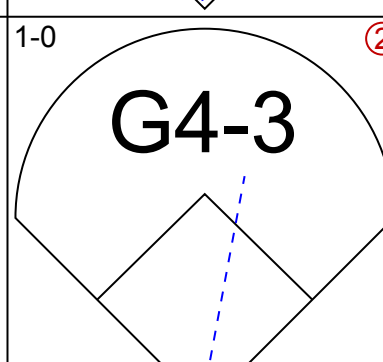
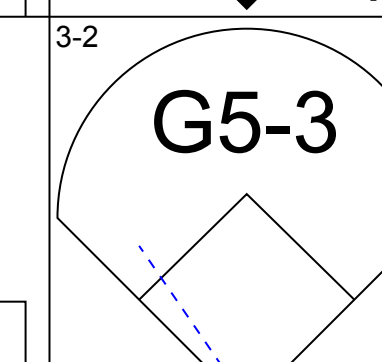
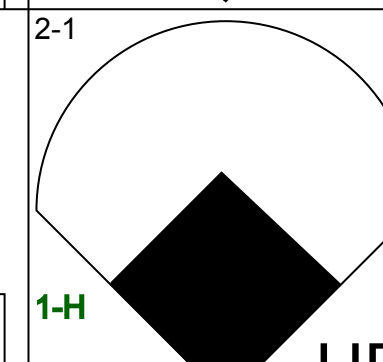
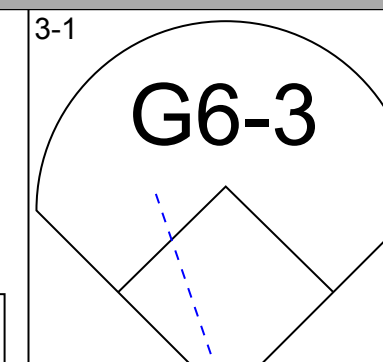
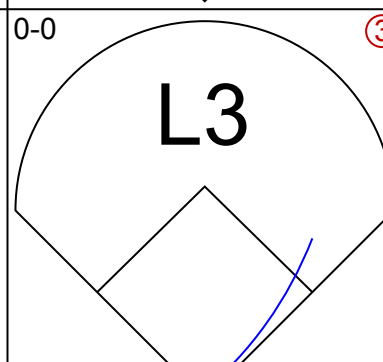
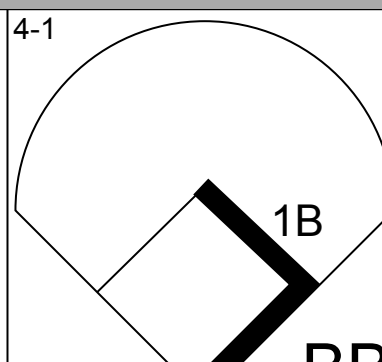
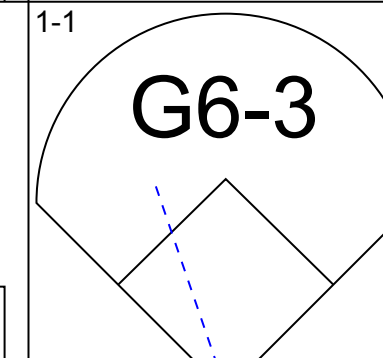
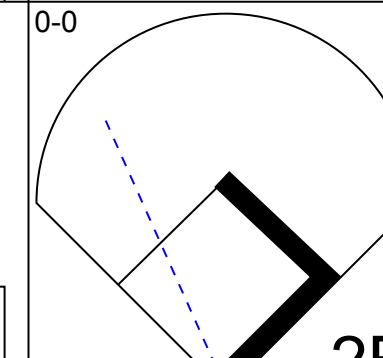
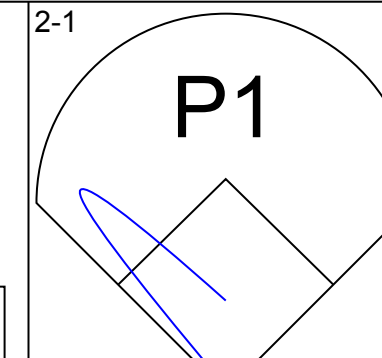
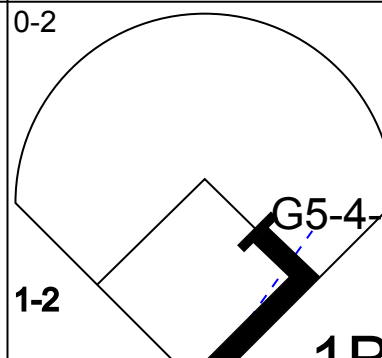
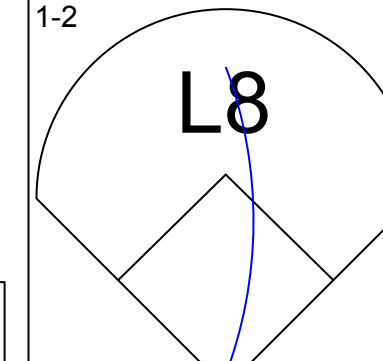
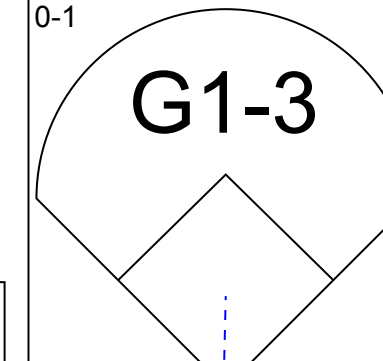
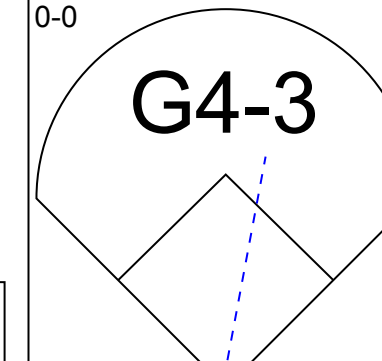
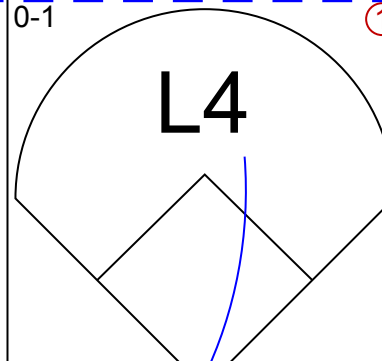
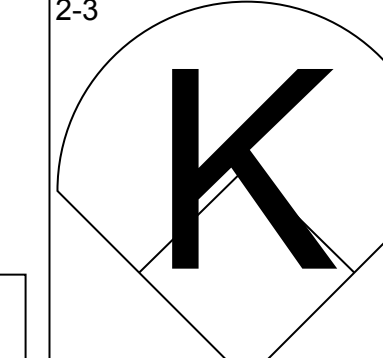
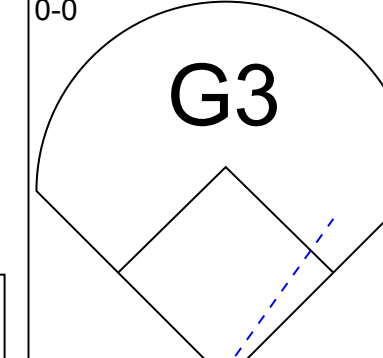
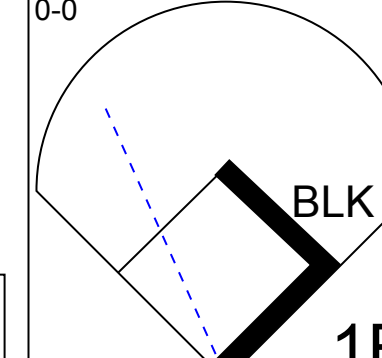
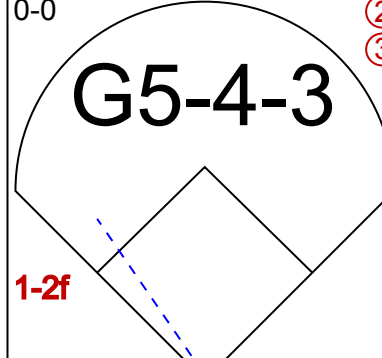
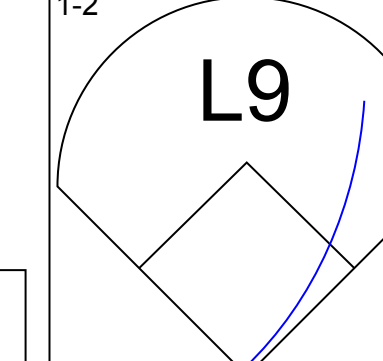
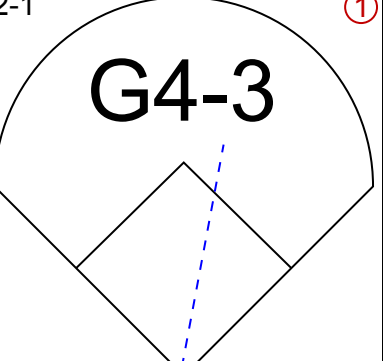
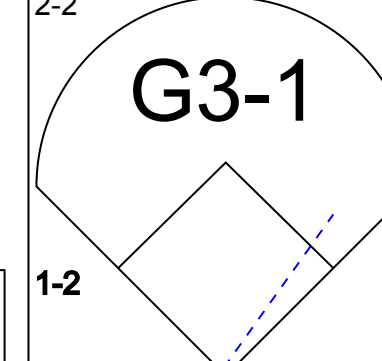
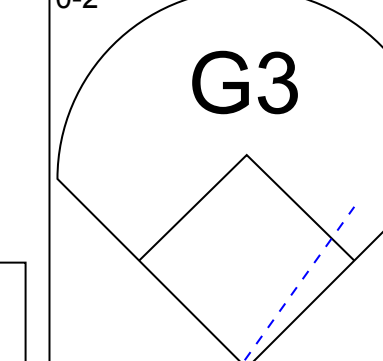
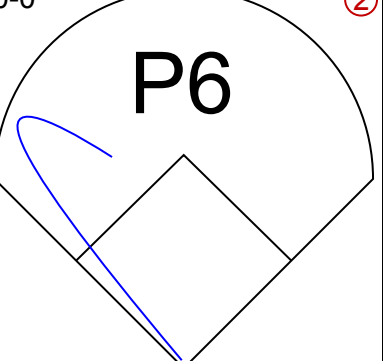
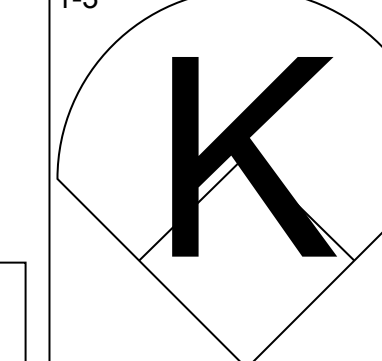
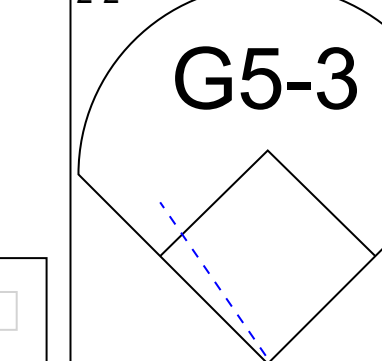
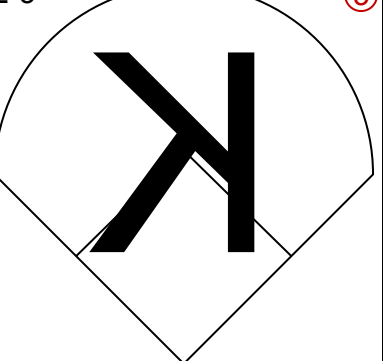
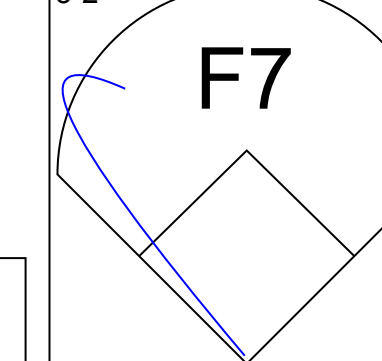
Montreal Expos @ Toronto Blue Jays
SkyDome, Toronto, ON
Sat Jun 05 1999, 4:05 PM EDT
Att: 28,112 - Cloudy - 76 F

AB 30
R 0
H 3
RBI 0
BB 5
SO 6
LOB 19



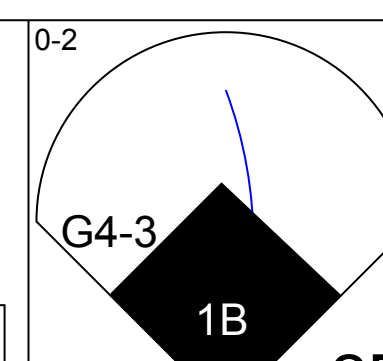
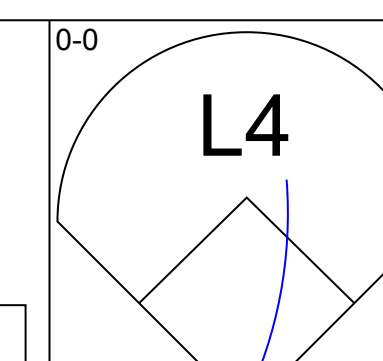
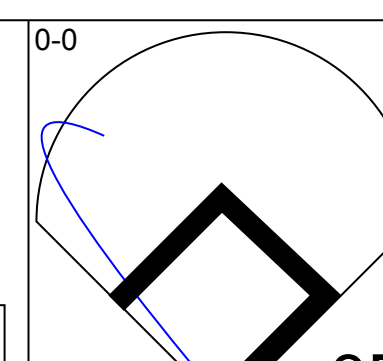
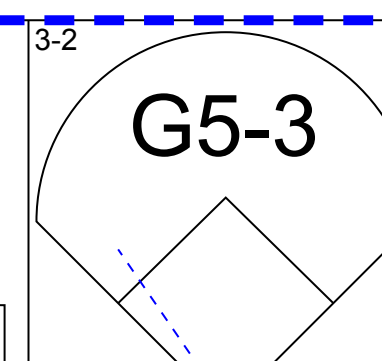
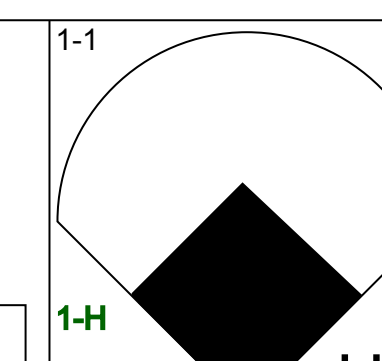
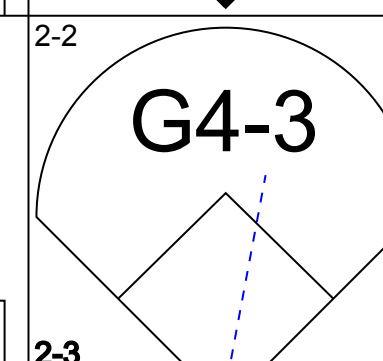
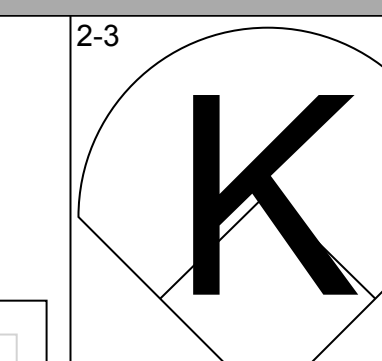
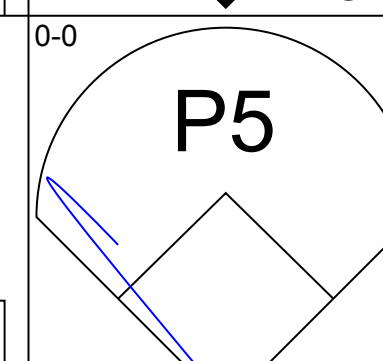
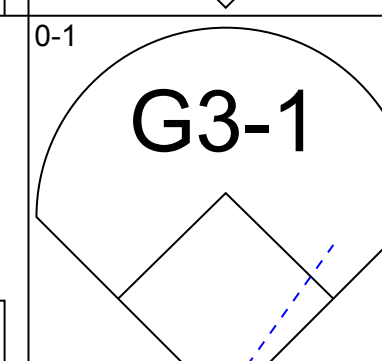
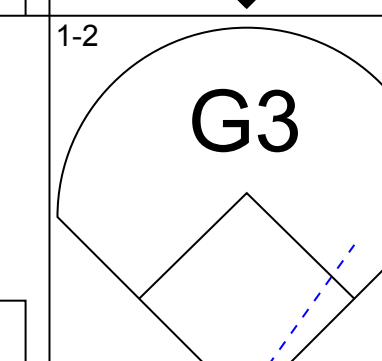
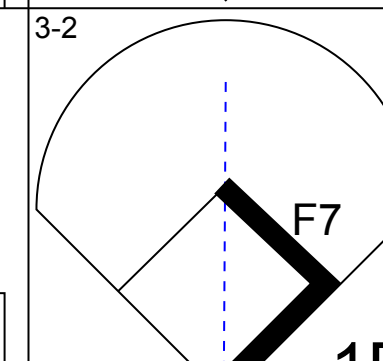
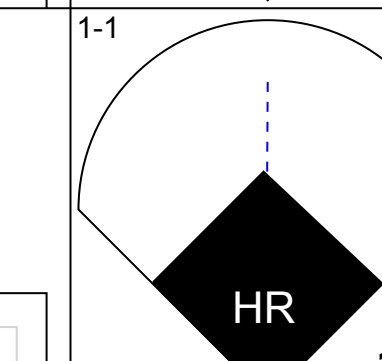
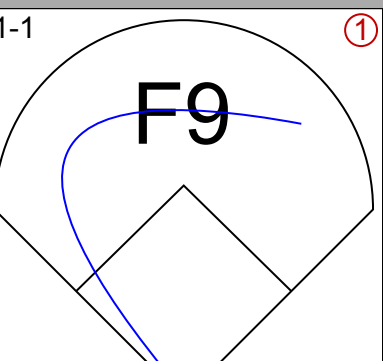
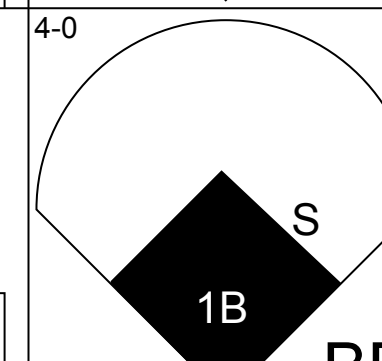
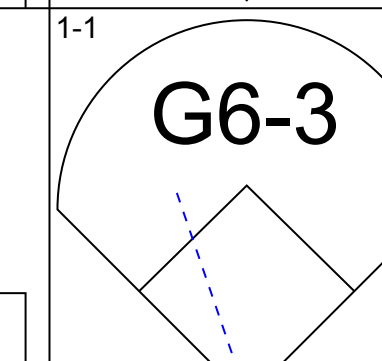
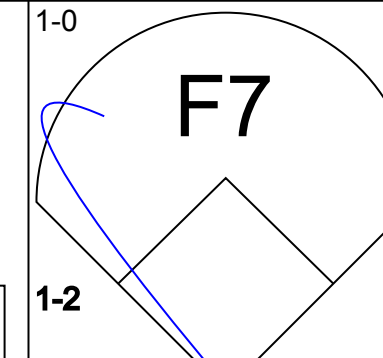
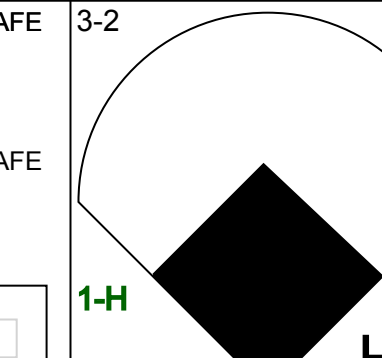
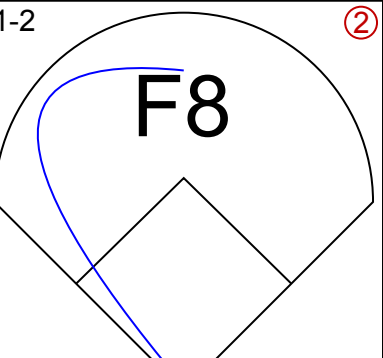
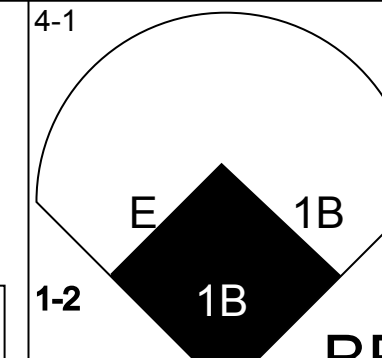

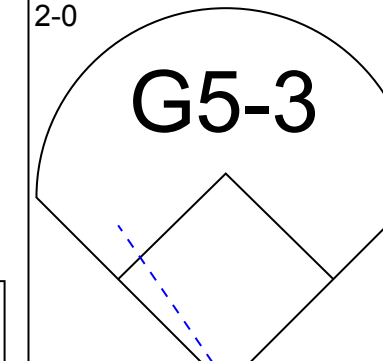
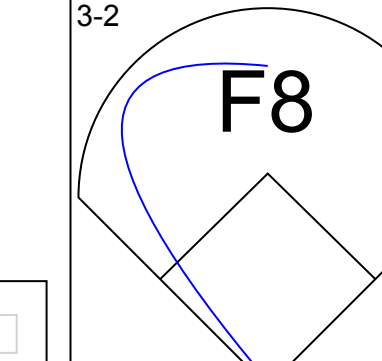
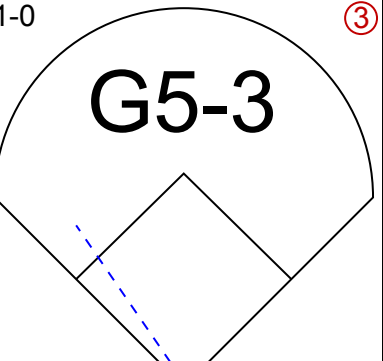
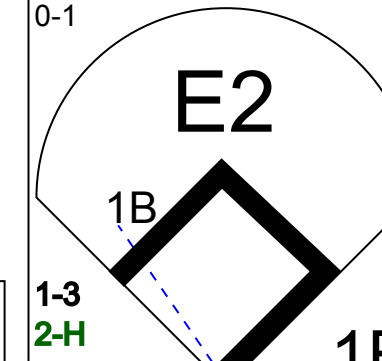

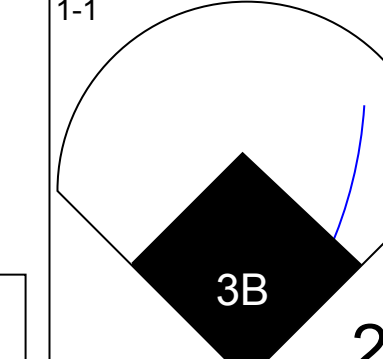
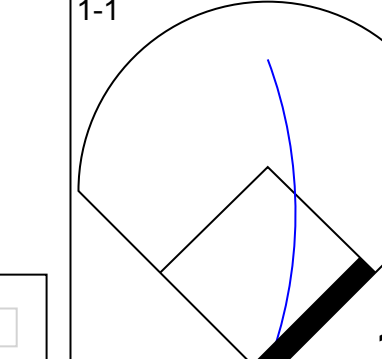
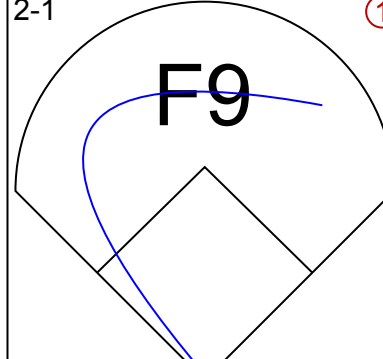
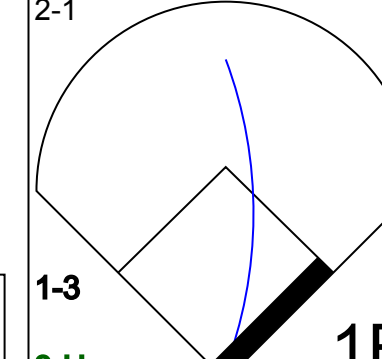

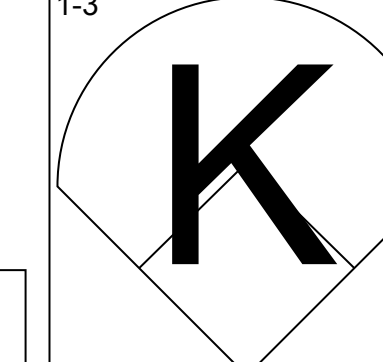
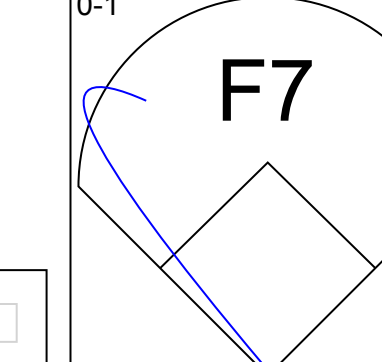
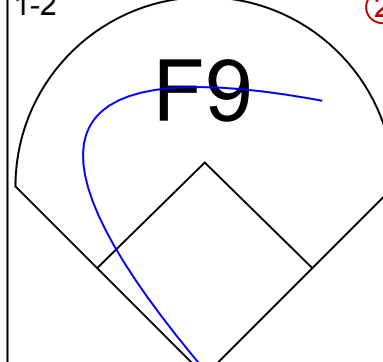
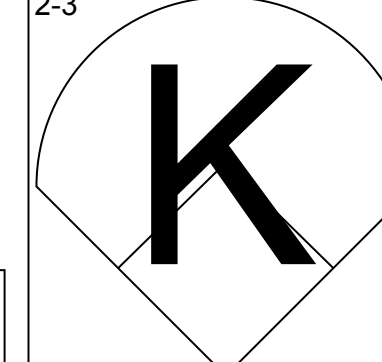
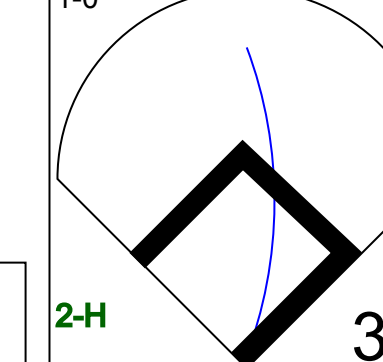

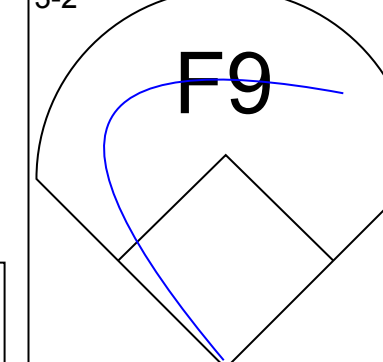
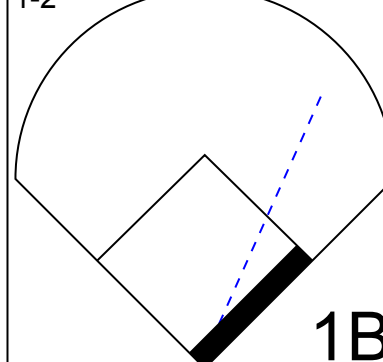
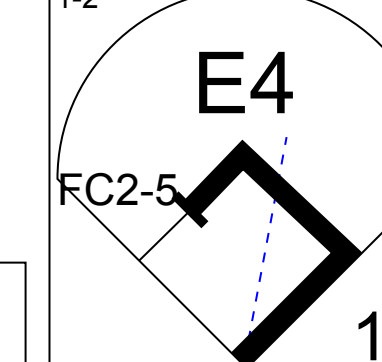
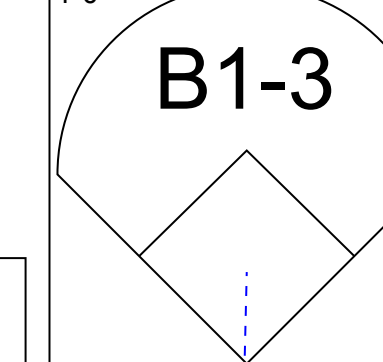
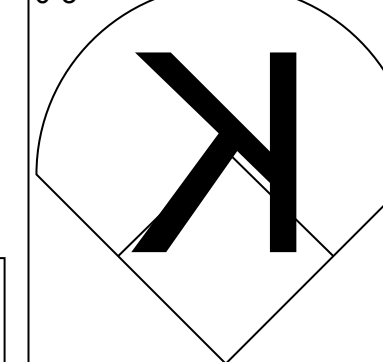
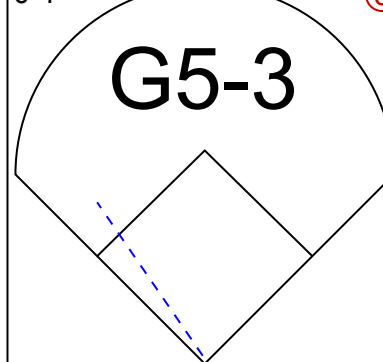
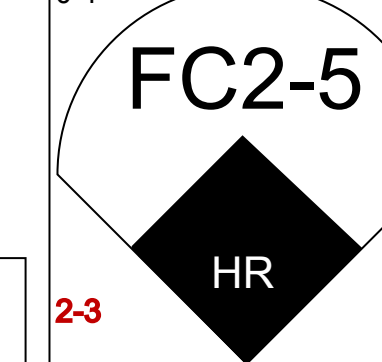
Batter	1	2	3	4	5	6	7	8	9	AB	R	H	RBI	BB	SO	LOB	TOP										
Manny Martinez, R OBP: 0.272, SLG: 0.383 (1, 8)	G4-3		1B 2B		P3		P3			4	1	1	0	0	0	2	Montreal Expos @ Toronto Blue Jays SkyDome, Toronto, ON Sun Jun 06 1999, 1:05 PM EDT Att: 24,392 - Sunny - 86 F										
Ryan McGuire, L OBP: 0.368, SLG: 0.431 (1, 3) (8, 7)	1B BB		P5		2B		G6-4-3			3	0	1	0	1	0	4											
Rondell White, R OBP: 0.532, SLG: 0.532 Darron Cox, R OBP: 0.320, SLG: 0.435 (1, 7) (8, 2)	G4-6-3 1B		2B 1B		F8		F8			4	0	2	1	0	0	1											
Jose Vidro, S OBP: 0.352, SLG: 0.546 (1, 4) (8, 3)	G4-6-3		2B		F8		F7			4	0	1	1	0	0	3											
Vladimir Guerrero, R OBP: 0.359, SLG: 0.530 James Moulton, R OBP: 0.476, SLG: 0.471 (1, 9) (8, PR) (8, 9)		F9 BB	G6-3		G6-3		BB BB			2	0	0	0	2	0	2											
Orlando Merced, S OBP: 0.345, SLG: 0.437 (1, 10)	F9				F8		G6-3 1B			4	0	1	0	0	1	2											
Michael Barrett, R OBP: 0.333, SLG: 0.425 Wilton Guerrero, S OBP: 0.298, SLG: 0.342 (1, 2) (8, 4)	G6-3				F9		G6-3			3	0	0	0	0	0	1											
Shane Andrews, R OBP: 0.376, SLG: 0.500 (1, 5)			1B BB		1B		1B			2	1	1	0	2	0	0											
Orlando Cabrera, R OBP: 0.314, SLG: 0.405 (1, 6)			F7		G6-3		G6-4-3 1B			4	0	1	0	0	0	2											
Inning Stats	R: 0 E: 0 K: 0 S: 12	H: 1 LOB: 1 BB: 1 P: 17	R: 0 E: 0 K: 0 S: 3	H: 0 LOB: 0 BB: 1 P: 9	R: 2 E: 0 K: 0 S: 12	H: 3 LOB: 2 BB: 1 P: 24	R: 0 E: 0 K: 0 S: 10	H: 0 LOB: 1 BB: 0 P: 18	R: 0 E: 0 K: 0 S: 7	H: 1 LOB: 1 BB: 0 P: 11	R: 0 E: 0 K: 0 S: 6	H: 1 LOB: 1 BB: 0 P: 8	R: 0 E: 0 K: 1 S: 7	H: 2 LOB: 1 BB: 0 P: 17	R: 0 E: 0 K: 0 S: 5	H: 0 LOB: 0 BB: 0 P: 7		1B: 6 2B: 2 3B: 0 HR: 0	SF: 0 SAC: 0 DP: 3 HBP: 0	WP: 0 PB: 0 CS: 0	PA: 36						
PITCHER	IP	WLS	BF	H	R	ER	SO	BB	IBB	HBP	BLK	WP	HR	S	P	ERA	WHIP										
Kelvin Escobar, R ERA: 5.6 (1, 1)	8.0	W	33	8	2	2	1	5	0	0	0	0	0	61	110	2.25	1.625										
Graeme Lloyd, L ERA: 2.7 (9, 1)	1.0		3	0	0	0	0	0	0	0	0	0	0	5	7	0.00	0.000										

Batter	1	2	3	4	5	6	7	8	9	AB	R	H	RBI	BB	SO	LOB	BOTTOM										
Shannon Stewart, R OBP: 0.368, SLG: 0.382 (1, 7)	F9		F9			1B SF8 1B		F9 BB BB		4	1	1	0	1	0	2	Montreal Expos @ Toronto Blue Jays SkyDome, Toronto, ON Sun Jun 06 1999, 1:05 PM EDT Att: 24,392 - Sunny - 86 F										
Craig Grebeck, R OBP: 0.448, SLG: 0.466 (1, 4)	K		E7 1B 2B		G6-3		F9 1B 1B			4	1	2	0	1	1	0											
Carlos Delgado, L OBP: 0.379, SLG: 0.543 (1, 3)	BB		2B 1B		K		SF8			3	1	1	1	1	1	2											
Tony Fernandez, S OBP: 0.476, SLG: 0.542 (1, 5)	F8		1B 2B		HR		3H 2-1 1-2 1B			5	2	3	3	0	0	3											
Darrin Fletcher, L OBP: 0.372, SLG: 0.571 (1, 2)		HR	G4-3 1B 1B		G4-3		F9 2-3 1B			5	2	2	2	0	0	4											
Willis Olavez, R OBP: 0.288, SLG: 0.330 (1, 10)		SH1-4 SF7 1B	G4-3 1B HBP				G5-3			2	1	1	0	1	0	2											
José Cruz Jr., S OBP: 0.366, SLG: 0.444 (1, 8)		WP SH1-4 1B	G4-3		FC5-4 FC6-4		K			4	0	1	0	0	1	3											
Homer Bush, R OBP: 0.343, SLG: 0.394 (1, 6)		SH1-4	S 1B 1B		FC6-4		F9			3	1	1	1	0	0	1											
Jacob Brumfield, R OBP: 0.286, SLG: 0.250 (1, 9)	SF7		1B		P6		G5-3			3	0	1	2	0	0	1											
Inning Stats	R: 0 E: 0 K: 1 S: 16	H: 0 LOB: 1 BB: 1 P: 28	R: 2 E: 0 K: 0 S: 16	H: 3 LOB: 1 BB: 0 P: 23	R: 5 E: 1 K: 0 S: 13	H: 6 LOB: 1 BB: 0 P: 21	R: 1 E: 0 K: 1 S: 8	H: 1 LOB: 0 BB: 0 P: 12	R: 0 E: 0 K: 0 S: 5	H: 0 LOB: 1 BB: 1 P: 10	R: 1 E: 0 K: 0 S: 15	H: 3 LOB: 2 BB: 0 P: 26	R: 0 E: 0 K: 1 S: 7	H: 0 LOB: 0 BB: 0 P: 10	R: 0 E: 0 K: 0 S: 14	H: 0 LOB: 2 BB: 2 P: 28		1B: 10 2B: 1 3B: 0 HR: 2	SF: 2 SAC: 1 DP: 0 HBP: 1	WP: 1 PB: 0 SB: 0 CS: 0	PA: 41						
PITCHER	IP	WLS	BF	H	R	ER	SO	BB	IBB	HBP	BLK	WP	HR	S	P	ERA	WHIP										
Dustin Hermanson, R ERA: 5.7 (1, 1)	2.0	L	15	7	7	7	1	1	0	0	0	0	1	21	33	3.00	1.333										
J.D. Smart, R ERA: 5.82 (3, 1)	3.0		12	3	1	1	1	1	0	0	0	0	0	15	26	9.00	3.000										
Guillermo Mota, R ERA: 1.93 (6, 1)	1.0		6	3	1	1	0	0	0	0	0	0	0	7	10	0.00	0.000										
Ugueth Urbina, R ERA: 4.4 (7, 1)	1.0		3	0	0	0	0	0	0	0	0	0	0	4	12	"	"										
Bobby Ayala, R ERA: 3.84 (8, 1)	0.0		2	0	0	0	0	2	0	0	0	0	0	4	12	"	"										

Batter	1	2	3	4	5	6	7	8	9	AB	R	H	RBI	BB	SO	LOB	TOP			
Jose Offerman, S (1,4) OBP: 0.398, SLG: 0.475										4	0	1	0	0	2	0	Boston Red Sox @ Montreal Expos Olympic Stadium, Montreal, QB Mon Jun 07 1999, 7:05 PM EDT Att. 7,003 - Dome - 72 F			
John Valentin, R (1,5) OBP: 0.325, SLG: 0.401 Jeff Frye, R (5,5) OBP: 0.340, SLG: 0.259										2	1	1	0	0	0	0				
Brian Daubach, L (1,3) OBP: 0.377, SLG: 0.643										3	1	1	2	1	0	0				
Nomar Garciaparra, R (1,6) OBP: 0.381, SLG: 0.574										4	0	2	0	0	0	0				
Troy O'Leary, L (1,7) OBP: 0.346, SLG: 0.495										4	0	0	0	0	0	3				
Jason Varitek, S (1,2) OBP: 0.308, SLG: 0.471										4	0	1	0	0	1	3				
Darren Lewis, R (1,8) OBP: 0.348, SLG: 0.313										3	0	0	0	0	0	1				
Trot Nixon, L (1,9) OBP: 0.305, SLG: 0.357										3	0	0	0	0	1	0				
Bret Saberhagen, R (1,1) Derek Lowe, R (7,1) 18 Reggie Jefferson, S (8,PH) John Wasdin, R (8,1)										2	0	0	0	0	1	0				
Inning Stats	R: 2 E: 0 K: 1 S: 12	H: 2 LOB: 0 BB: 0 P: 21	R: 0 E: 0 K: 1 S: 11	H: 0 LOB: 0 BB: 0 P: 14	R: 0 E: 0 K: 1 S: 12	H: 0 LOB: 0 BB: 0 P: 18	R: 0 E: 0 K: 0 S: 6	H: 1 LOB: 1 BB: 0 P: 9	R: 0 E: 0 K: 1 S: 6	H: 0 LOB: 0 BB: 0 P: 10	R: 0 E: 0 K: 0 S: 7	H: 1 LOB: 1 BB: 0 P: 11	R: 0 E: 0 K: 1 S: 13	H: 1 LOB: 1 BB: 1 P: 22	R: 0 E: 0 K: 0 S: 7	H: 1 LOB: 1 BB: 1 P: 11		1B: 4 2B: 1 3B: 0 HR: 1	SF: 0 SAC: 0 DP: 1 HBP: 0	WP: 0 PB: 0 SB: 0 CS: 0
PITCHER	IP WLS BF H R ER SO BB IBB HBP BLK WP HR S P ERA WHIP																			
Carl Pavano, R (1,1) ERA: 6.29	8.0 W 31 6 2 2 5 1 0 0 0 0 0 1 77 123 2.25 0.875																			
Steve Kline, L (9,1) ERA: 5.48	1.0 2 0 0 0 0 0 0 0 0 0 0 0 3 3 0.00 0.000																			


AB	32
R	2
H	6
RBI	2
BB	1
SO	5
LOB	8




Batter	1	2	3	4	5	6	7	8	9	AB	R	H	RBI	BB	SO	LOB	BOTTOM			
Orlando Cabrera, R (1,6) OBP: 0.321, SLG: 0.439										5	2	3	2	0	0	1	Boston Red Sox @ Montreal Expos Olympic Stadium, Montreal, QB Mon Jun 07 1999, 7:05 PM EDT Att. 7,003 - Dome - 72 F			
Jose Vidro, S (1,4) OBP: 0.341, SLG: 0.529									5	0	0	0	0	1	2					
Rondell White, R (1,8) OBP: 0.364, SLG: 0.532										4	2	2	1	1	0	0				
Orlando Merced, S (1,7) OBP: 0.352, SLG: 0.473 Manny Martinez, R (8,8) OBP: 0.272, SLG: 0.383										3	2	1	2	1	0	1				
Vladimir Guerrero, R (1,9) OBP: 0.357, SLG: 0.524										4	0	1	1	0	0	1				
Michael Barrett, R (1,2) OBP: 0.342, SLG: 0.439										4	1	3	1	0	0	0				
Shane Andrews, R (1,5) OBP: 0.360, SLG: 0.474									4	0	0	0	0	2	4					
Ryan McGuire, L (1,3) OBP: 0.389, SLG: 0.484										4	0	3	1	0	0	0				
Carl Pavano, R (1,1) OBP: 0.091, SLG: 0.091 Steve Kline, S (9,1) ERA: 3.86										4	1	0	0	0	1	3				
Inning Stats	R: 1 E: 0 K: 0 S: 13	H: 2 LOB: 1 BB: 0 P: 21	R: 1 E: 0 K: 1 S: 9	H: 2 LOB: 1 BB: 0 P: 12	R: 2 E: 0 K: 1 S: 18	H: 3 LOB: 1 BB: 0 P: 28	R: 0 E: 0 K: 1 S: 10	H: 1 LOB: 1 BB: 0 P: 13	R: 0 E: 0 K: 0 S: 6	H: 0 LOB: 0 BB: 0 P: 9	R: 0 E: 0 K: 0 S: 10	H: 1 LOB: 1 BB: 0 P: 14	R: 2 E: 1 K: 1 S: 13	H: 2 LOB: 2 BB: 2 P: 28	R: 2 E: 1 K: 0 S: 12	H: 2 LOB: 0 BB: 0 P: 16		1B: 7 2B: 2 3B: 2 HR: 2	SF: 0 SAC: 0 DP: 0 HBP: 0	WP: 0 PB: 0 SB: 1 CS: 0
PITCHER	IP WLS BF H R ER SO BB IBB HBP BLK WP HR S P ERA WHIP																			
Bret Saberhagen, R (1,1) ERA: 2.7	6.0 L 27 9 4 4 3 0 0 0 0 0 0 1 66 97 6.00 1.500																			
Derek Lowe, R (7,1) ERA: 4.34	1.0 7 2 2 2 1 2 0 0 0 0 0 0 13 28 18.00 4.000																			
John Wasdin, R (8,1) ERA: 3.86	1.0 5 2 2 2 0 0 0 0 0 0 0 1 12 16 18.00 2.000																			

AB	37
R	8
H	13
RBI	8
BB	2
SO	4
LOB	12



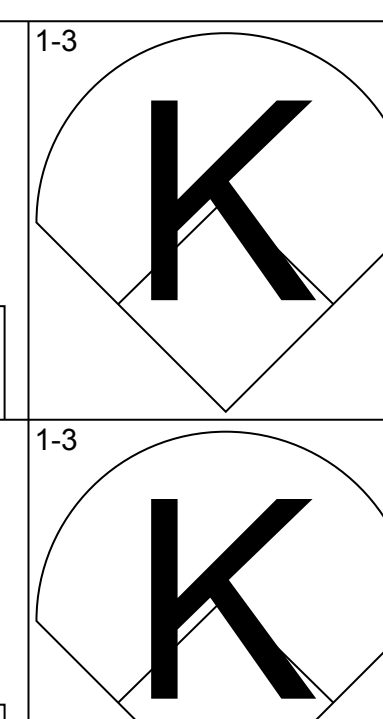
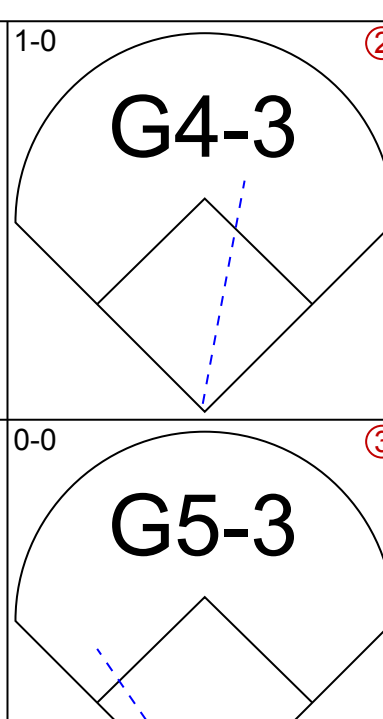
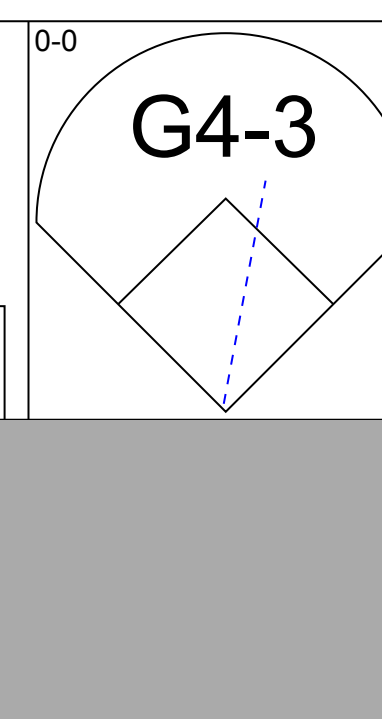
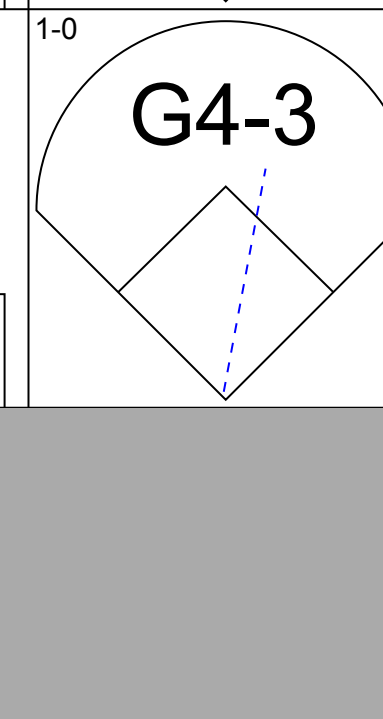


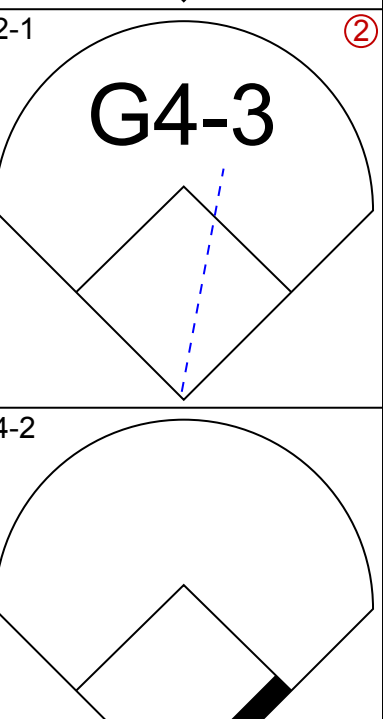

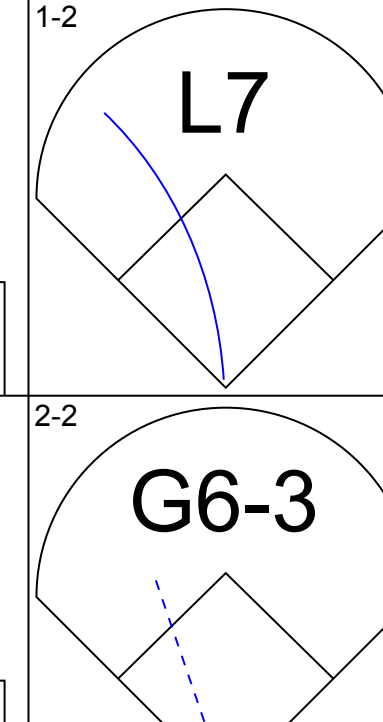
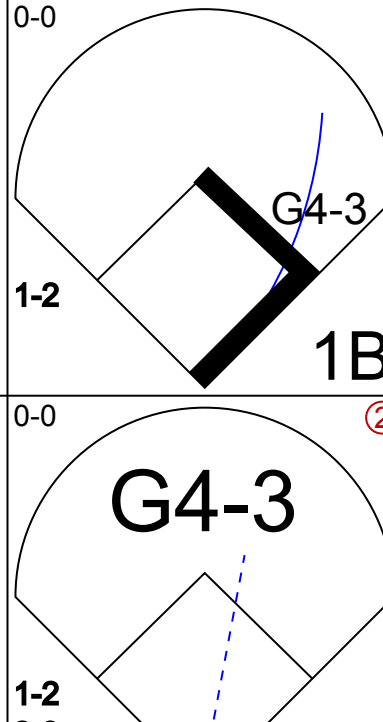
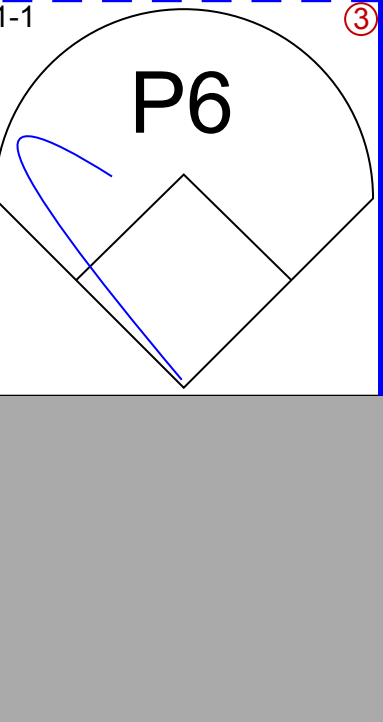
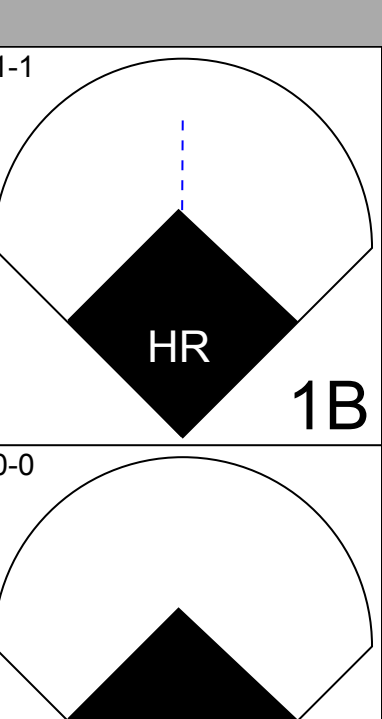
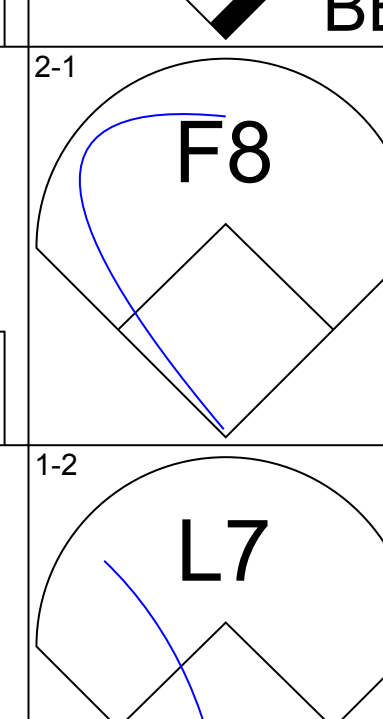
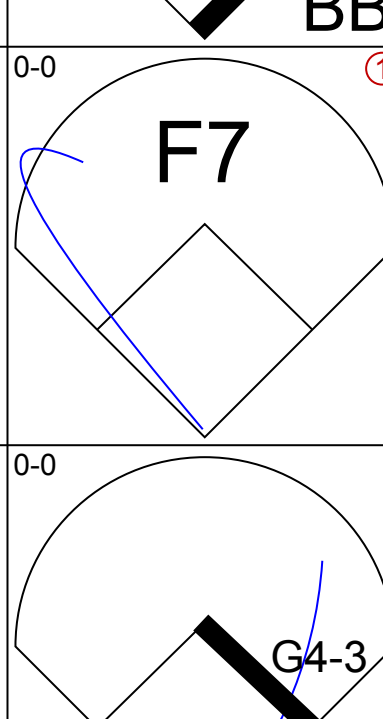
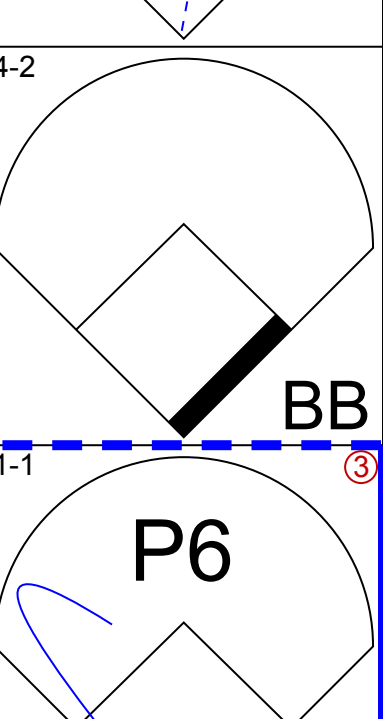
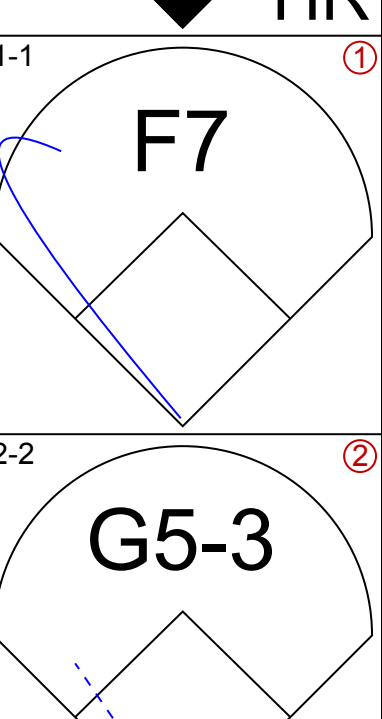
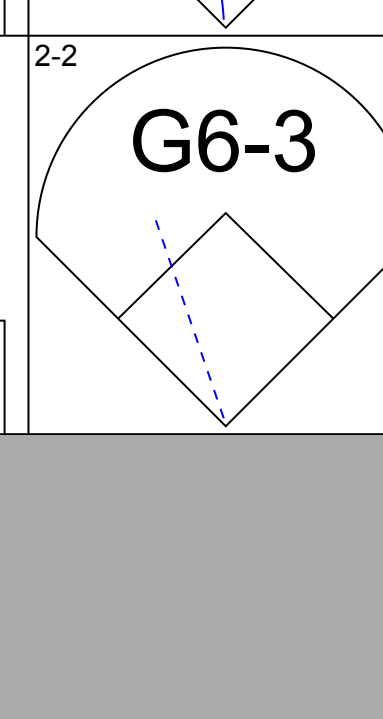
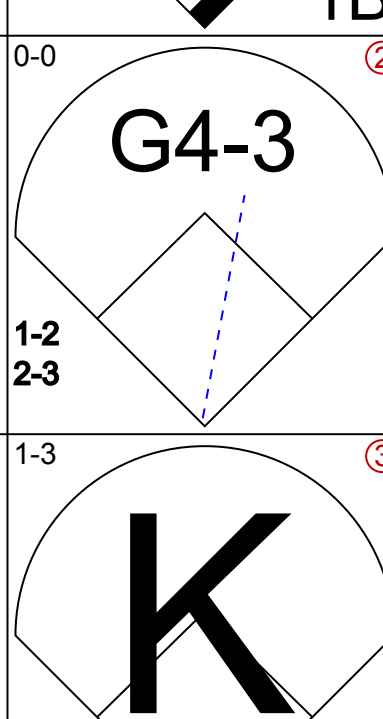




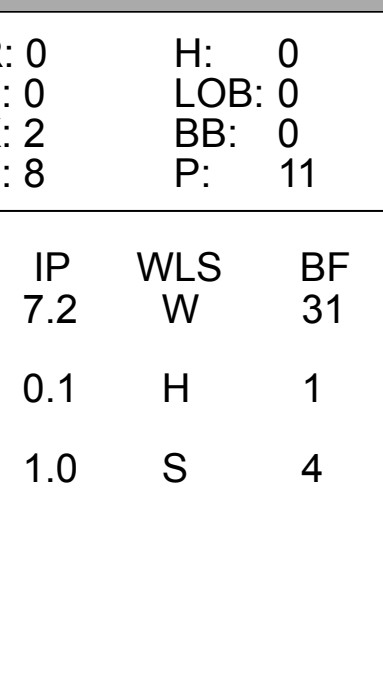
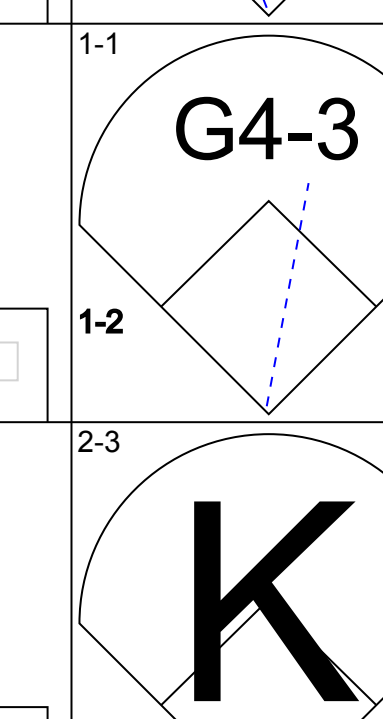
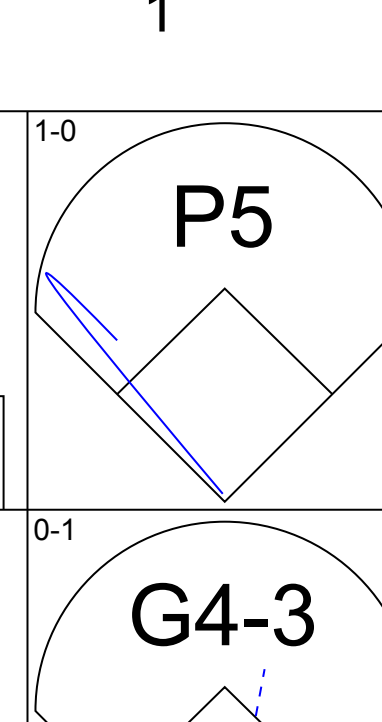
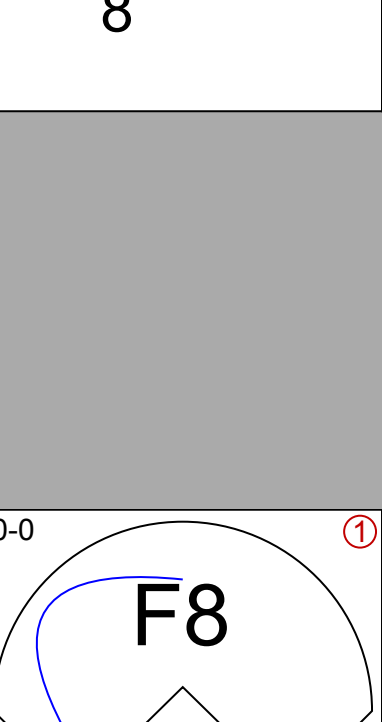
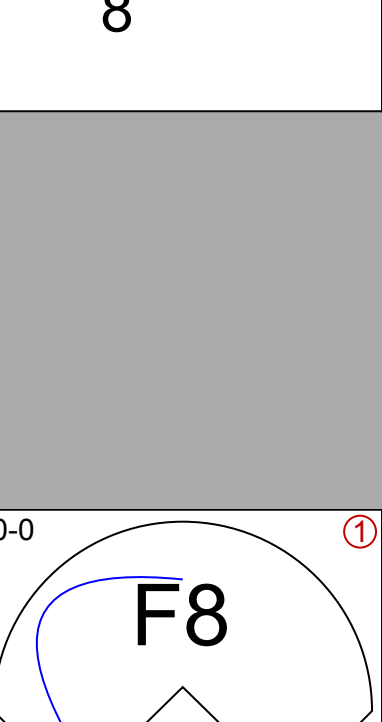




Batter	1	2	3	4	5	6	7	8	9	AB	R	H	RBI	BB	SO	LOB	TOP			
Jose Offerman, S OBP: 0.396, SLG: 0.471	1-1 2B 1B		3-3 K			3-2 L6		1-3 K		4	1	1	0	0	2	1	Boston Red Sox @ Montreal Expos Olympic Stadium, Montreal, QB Tue Jun 08 1999, 7:05 PM EDT Att. 7,233 - Dome - 72 F AB 31 R 1 H 4 RBI 1 BB 0 SO 13 LOB 8 			
Damon Buford, R OBP: 0.315, SLG: 0.412	0-1 P8		1-3 K			1-1 G6-3		2-3 K		4	0	0	0	0	2	1				
Brian Daubach, L OBP: 0.373, SLG: 0.637	1 SAFE 1B 2B		2-3 K			1-3 K		1-3 K		4	0	1	0	0	3	0				
Nomar Garciaparra, R OBP: 0.379, SLG: 0.568	1-0 2-3 3-H 1B			1-1 G6-3		1-1 G6-3		1-3 K		4	0	1	1	0	1	0				
Troy O'Leary, L OBP: 0.342, SLG: 0.488	0-0 L6			3-3 K		2-3 K				3	0	0	0	0	2	2				
Jason Varitek, S OBP: 0.303, SLG: 0.463	0-0 F7			2-3 K		1-1 G3				3	0	0	0	0	1	2				
Jeff Frye, R OBP: 0.340, SLG: 0.261		3-2 G3			0-0 F9			0-2 1B		3	0	1	0	0	0	0				
Trot Nixon, L OBP: 0.299, SLG: 0.349		1-0 G3			3-2 G4-3			2-1 F8		3	0	0	0	0	0	1				
49 Tim Wakefield, R 18 Reggie Jefferson, S OBP: 0.343, SLG: 0.451 Mike Stanley, R OBP: 0.462, SLG: 0.461 Jim Corsi, R Rheal Cormier, L	2-3 K		2-3 K		0-3 K		0-2 L6			2	0	0	0	0	2	0				
Inning Stats	R: 1 E: 0 K: 0 S: 8	H: 3 LOB: 2 BB: 0 P: 10	R: 0 E: 0 K: 1 S: 7	H: 0 LOB: 0 BB: 13 P: 13	R: 0 E: 0 K: 3 S: 12	H: 0 LOB: 0 BB: 0 P: 18	R: 0 E: 0 K: 2 S: 9	H: 0 LOB: 0 BB: 0 P: 15	R: 0 E: 0 K: 1 S: 7	H: 0 LOB: 0 BB: 0 P: 10	R: 0 E: 0 K: 1 S: 11	H: 0 LOB: 0 BB: 0 P: 16	R: 0 E: 0 K: 1 S: 7	H: 1 LOB: 1 BB: 0 P: 11	R: 0 E: 0 K: 3 S: 12	H: 0 LOB: 0 BB: 0 P: 16		1B: 3 2B: 1 3B: 0 HR: 0	SF: 0 SAC: 0 DP: 0 HBP: 0	WP: 0 PB: 0 SB: 0 CS: 0
PITCHER	IP WLS BF H R ER SO BB IBB HBP BLK WP HR S P ERA WHIP																			
Dan Smith, R ERA: 1.29	7.0 W 24 3 1 1 9 0 0 0 0 0 0 0 61 93 1.29 0.429																			
Anthony Telford, R ERA: 2.55	0.1 H 2 1 0 0 0 0 0 0 0 0 0 0 5 7 0.00 3.000																			
Steve Kline, L ERA: 5.32	0.2 H 2 0 0 0 1 0 0 0 0 0 0 0 6 7 0.00 0.000																			
Ugueth Urbina, R ERA: 4.25	1.0 3 0 0 0 3 0 0 0 0 0 0 0 12 16 0.00 0.000																			

Batter	1	2	3	4	5	6	7	8	9	AB	R	H	RBI	BB	SO	LOB	BOTTOM			
Orlando Cabrera, R OBP: 0.314, SLG: 0.429	1-1 F8		0-3 K		2-2 F8		0-3 K	1-0 E5		5	0	0	0	0	2	3	Boston Red Sox @ Montreal Expos Olympic Stadium, Montreal, QB Tue Jun 08 1999, 7:05 PM EDT Att. 7,233 - Dome - 72 F AB 33 R 5 H 9 RBI 4 BB 4 SO 9 LOB 18 			
Ryan McGuire, L OBP: 0.377, SLG: 0.463	3-3 K		2-2 1B		0-3 K		1-0 G3	0-1 P5		5	0	1	0	0	2	4				
Rondell White, R OBP: 0.367, SLG: 0.529	1-3 K		0-0 P3			4-2 HR BB		3-2 SH1-4 1B		3	2	1	0	1	1	1				
Vladimir Guerrero, R OBP: 0.360, SLG: 0.538		1-2 P5		1-3 K		1-1 HR		1-1 SH1-4 1B		4	2	2	2	0	1	0				
Orlando Merced, S OBP: 0.363, SLG: 0.474 Manny Martinez, R OBP: 0.272, SLG: 0.383		4-1 PB BB BB		1-0 FC4-6 1B		1-1 HR		1-2 SH1-4 1B		2	0	1	0	1	1	0				
Michael Barrett, R OBP: 0.342, SLG: 0.434 Shane Andrews, R OBP: 0.367, SLG: 0.474		4-1 SAFE SAFE SAFE SAFE BB		2-1 FC4-6 1B		1-3 K		1-2 SAFE SAFE SAFE SAFE 1B 1B		2	0	0	0	1	1	1				
Chris Widger, R OBP: 0.336, SLG: 0.522		1-3 K		1 SAFE 0-1 K		2-1 F8		3-2 E 1B 1B		4	0	2	2	0	1	2				
Mike Mordecai, R OBP: 0.340, SLG: 0.494		0-0 P4		2-0 P5			2-2 P4	1-1 E 1B		4	0	1	0	0	0	4				
Dan Smith, R Wilton Guerrero, S Anthony Telford, R Steve Kline, S James Mouton, R Ugueth Urbina, R		1-0 P4		1-1 G5-3			1-0 1B	1-0 P7		2	0	0	0	0	0	0				
Inning Stats	R: 0 E: 0 K: 2 S: 9	H: 0 LOB: 2 BB: 2 P: 14	R: 0 E: 0 K: 1 S: 12	H: 0 LOB: 2 BB: 2 P: 22	R: 0 E: 0 K: 1 S: 9	H: 1 LOB: 1 BB: 0 P: 12	R: 0 E: 0 K: 1 S: 9	H: 2 LOB: 2 BB: 0 P: 15	R: 0 E: 0 K: 1 S: 8	H: 0 LOB: 0 BB: 0 P: 11	R: 2 E: 0 K: 2 S: 14	H: 1 LOB: 1 BB: 1 P: 23	R: 0 E: 0 K: 1 S: 8	H: 1 LOB: 1 BB: 0 P: 12	R: 3 E: 1 K: 0 S: 18	H: 4 LOB: 3 BB: 1 P: 33		1B: 8 2B: 0 3B: 0 HR: 1	SF: 0 SAC: 1 DP: 0 HBP: 0	WP: 0 PB: 1 SB: 1 CS: 0
PITCHER	IP WLS BF H R ER SO BB IBB HBP BLK WP HR S P ERA WHIP																			
49 Tim Wakefield, R ERA: 5.49	7.0 L 29 5 2 2 9 3 0 0 0 0 0 0 69 109 2.57 1.143																			
Jim Corsi, R ERA: 5.32	0.1 5 3 3 2 0 0 1 0 0 0 0 0 12 24 54.00 9.000																			
Rheal Cormier, L ERA: 4.73	0.2 4 1 0 0 0 0 0 0 0 0 0 0 6 9 0.00 1.500																			

Batter	1	2	3	4	5	6	7	8	9	AB	R	H	RBI	BB	SO	LOB	TOP										
Jose Offerman, S OBP: 0.398, SLG: 0.476	F9		F7			1B		F8		4	0	2	1	0	0	1	Boston Red Sox @ Montreal Expos Olympic Stadium, Montreal, QB Wed Jun 09 1999, 7:05 PM EDT Att: 19,012 - Dome - 72 F										
Jeff Frye, R OBP: 0.327, SLG: 0.250	G5-3		L3			L9		F8		4	0	0	0	0	0	3											
Nomar Garciaparra, R OBP: 0.381, SLG: 0.574	3B			BB		P4		G5-3		3	0	1	0	1	0	2											
Mike Stanley, R OBP: 0.395, SLG: 0.450	K		F8			F8		G6-3		4	0	0	0	0	1	3											
Damon Buford, R OBP: 0.313, SLG: 0.402		P8		BB		F8		F8		3	0	0	0	1	0	0											
Jason Varitek, S OBP: 0.296, SLG: 0.451	K		L6			F7		F8		4	0	0	0	0	1	2											
Darren Lewis, R OBP: 0.342, SLG: 0.307						G6-3				3	0	0	0	0	0	0											
Mark Portugal, R OBP: 0.327, SLG: 0.451	B3					G4-3				0	0	0	0	0	0	0											
Trot Nixon, L OBP: 0.299, SLG: 0.348			1B			P9		G3-1		3	0	1	0	0	0	0											
Pedro Martinez, R OBP: 0.345, SLG: 0.491			K			G4-3		2B		2	0	0	0	0	1	1											
Inning Stats	R: 0 E: 0 K: 1 S: 8	H: 1 LOB: 1 BB: 0 P: 14	R: 0 E: 0 K: 1 S: 11	H: 0 LOB: 0 BB: 0 P: 16	R: 0 E: 0 K: 1 S: 8	H: 1 LOB: 1 BB: 0 P: 10	R: 0 E: 0 K: 0 S: 5	H: 0 LOB: 1 BB: 2 P: 15	R: 0 E: 0 K: 0 S: 5	H: 0 LOB: 0 BB: 0 P: 8	R: 0 E: 0 K: 0 S: 9	H: 1 LOB: 1 BB: 0 P: 12	R: 0 E: 0 K: 0 S: 5	H: 0 LOB: 0 BB: 0 P: 7	R: 1 E: 0 K: 0 S: 12	H: 2 LOB: 1 BB: 0 P: 16	R: 0 E: 0 K: 0 S: 5	H: 0 LOB: 0 BB: 0 P: 9	1B: 3 2B: 2 3B: 1 HR: 0	SF: 0 SAC: 0 DP: 1 HBP: 0	WP: 0 PB: 0 SB: 1 CS: 0	PA: 33					
PITCHER	IP	WLS	BF	H	R	ER	SO	BB	IBB	HBP	BLK	WP	HR	S	P	ERA	WHIP										
Mike Thurman, R ERA: 5.48	(1, 1)	7.1	W	28	5	1	1	3	2	0	0	0	0	58	90	1.23	0.955										
Guillermo Mota, R ERA: 1.72	(8, 1)	1.2		5	0	0	0	0	0	0	0	0	0	10	17	0.00	0.000										

Batter	1	2	3	4	5	6	7	8	9	AB	R	H	RBI	BB	SO	LOB	BOTTOM										
Orlando Cabrera, R OBP: 0.316, SLG: 0.430	P2		FC4-6							4	2	1	0	1	1	1	Boston Red Sox @ Montreal Expos Olympic Stadium, Montreal, QB Wed Jun 09 1999, 7:05 PM EDT Att: 19,012 - Dome - 72 F										
Jose Vidro, S OBP: 0.345, SLG: 0.534	P4			1B		G3-1				4	1	2	1	0	0	0											
Guillermo Mota, R OBP: 1.000, SLG: 4.000				2B						1	1	1	3	0	0	0											
Rondell White, R OBP: 0.372, SLG: 0.531	K			1B		2B				5	3	3	1	0	2	1											
Orlando Merced, S OBP: 0.362, SLG: 0.481		F9								3	1	1	0	0	0	1											
Manny Martinez, R OBP: 0.292, SLG: 0.420		G2-3								2	2	2	2	0	0	0											
Vladimir Guerrero, R OBP: 0.365, SLG: 0.537	K			1B						4	0	2	1	1	1	0											
Michael Barrett, R OBP: 0.340, SLG: 0.429	K2-3									4	1	1	2	0	2	3											
Shane Andrews, R OBP: 0.372, SLG: 0.462			FC4-6							2	1	0	0	2	2	3											
Ryan McGuire, L OBP: 0.370, SLG: 0.465			F7							4	1	1	2	0	1	1											
Mike Thurman, R OBP: 0.337, SLG: 0.494	K									3	0	0	0	0	3	1											
Inning Stats	R: 0 E: 0 K: 1 S: 8	H: 0 LOB: 0 BB: 0 P: 11	R: 0 E: 0 K: 2 S: 9	H: 0 LOB: 0 BB: 0 P: 14	R: 0 E: 0 K: 1 S: 9	H: 0 LOB: 1 BB: 1 P: 15	R: 2 E: 0 K: 2 S: 18	H: 3 LOB: 1 BB: 0 P: 24	R: 0 E: 0 K: 3 S: 12	H: 0 LOB: 0 BB: 0 P: 17	R: 2 E: 0 K: 1 S: 14	H: 3 LOB: 1 BB: 1 P: 23	R: 1 E: 0 K: 2 S: 15	H: 2 LOB: 1 BB: 0 P: 19	R: 8 E: 0 K: 0 S: 20	H: 6 LOB: 0 BB: 2 P: 34	1B: 7 2B: 5 3B: 0 HR: 2	SF: 1 SAC: 0 DP: 0 HBP: 0	WP: 0 PB: 0 SB: 1 CS: 1	PA: 41							
PITCHER	IP	WLS	BF	H	R	ER	SO	BB	IBB	HBP	BLK	WP	HR	S	P	ERA	WHIP										
Pedro Martinez, R ERA: 2.16	(1, 1)	6.0	L	25	6	4	4	10	1	0	0	0	0	70	104	6.00	1.167										
Mark Portugal, R ERA: 5.77	(7, 1)	1.1		9	4	4	4	2	1	0	0	0	0	20	28	27.00	3.750										
Mark Guthrie, L ERA: 6.23	(8, 1)	0.1		5	3	3	3	0	0	1	0	0	1	8	17	81.00	9.000										
John Wasdin, R ERA: 4.18	(8, 1)	0.1		2	1	2	2	0	0	0	0	0	1	7	8	54.00	3.000										

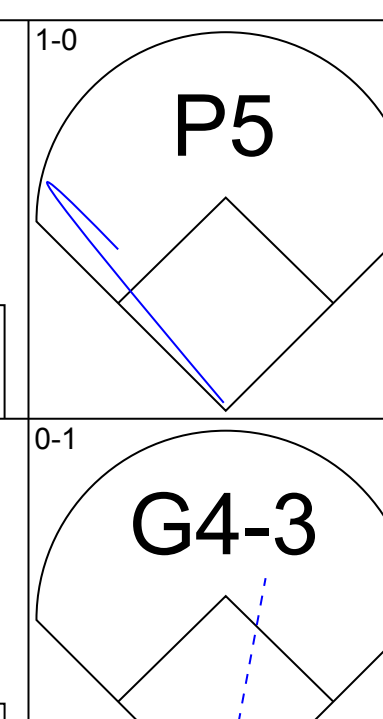
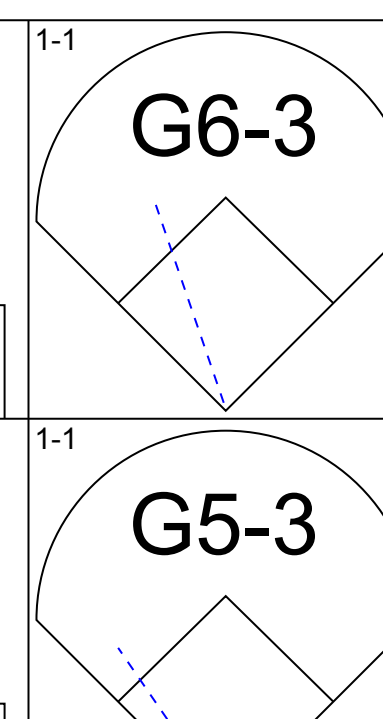
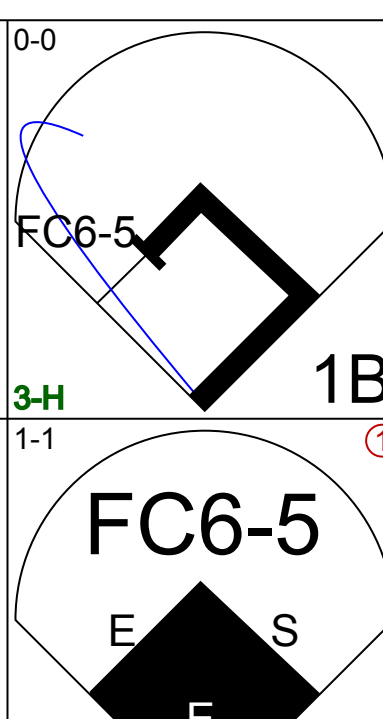

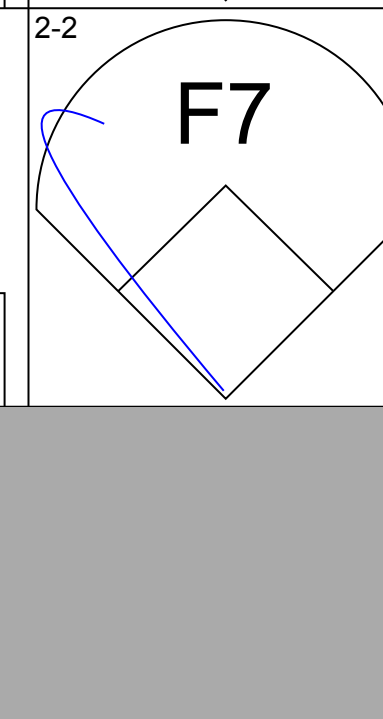
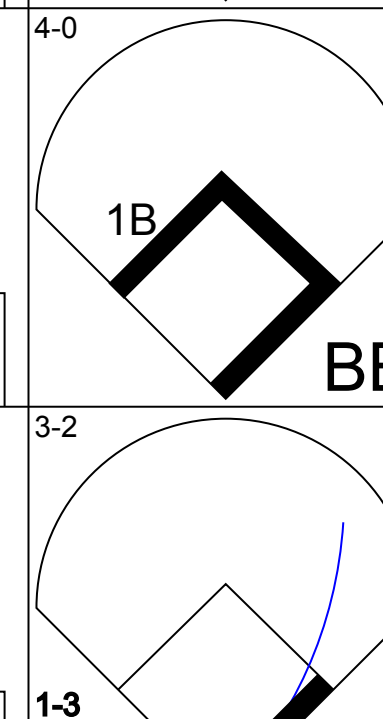
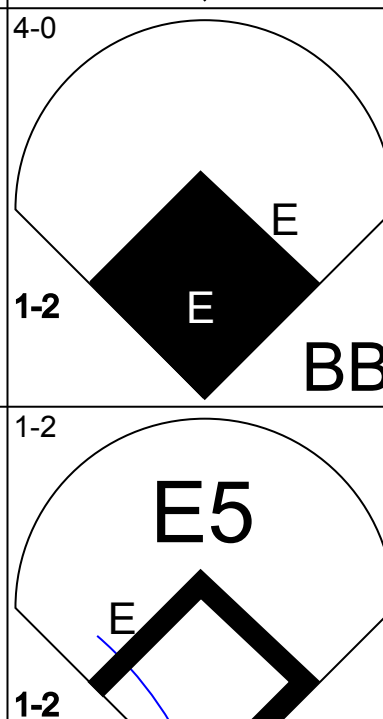
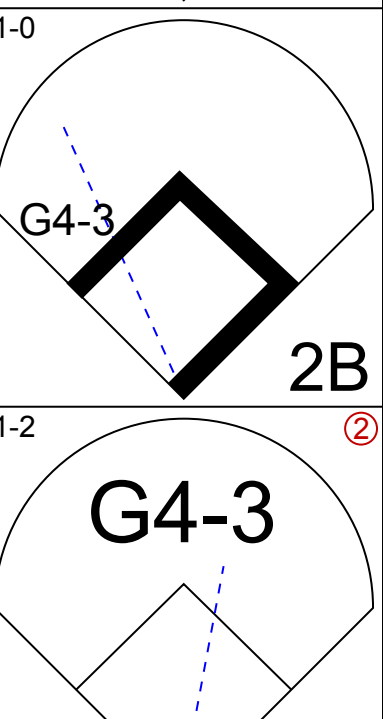

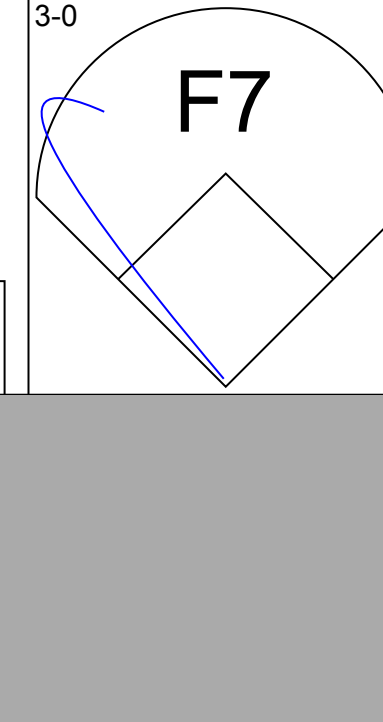
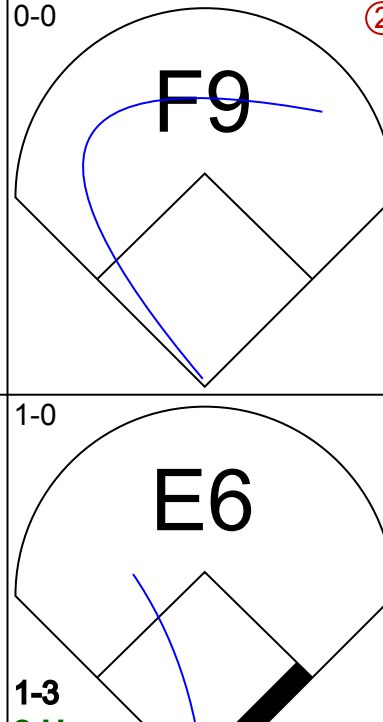

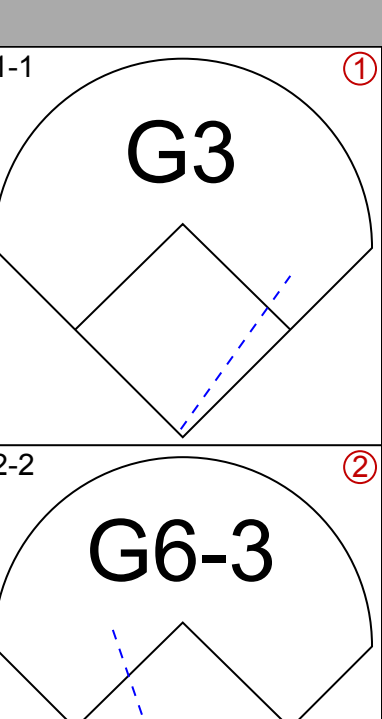
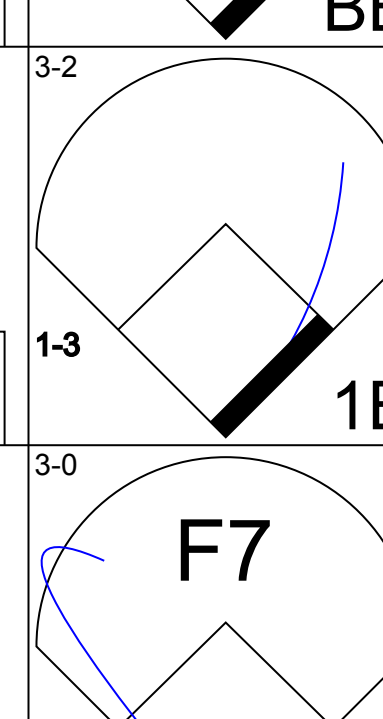
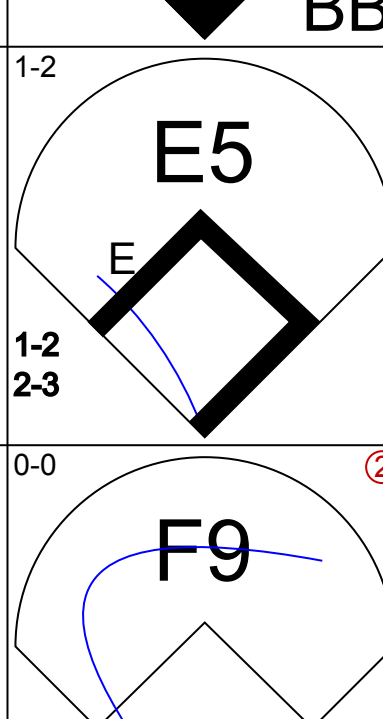
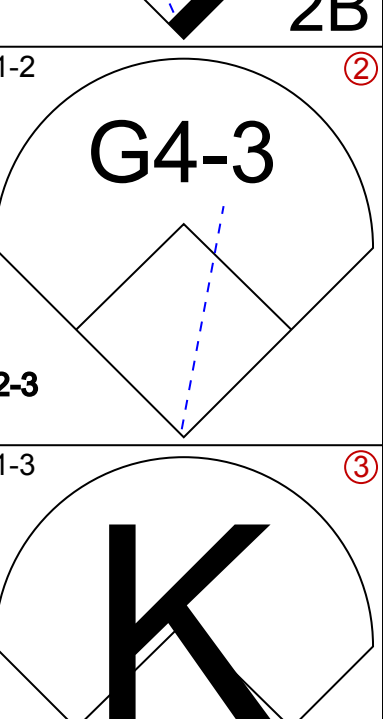
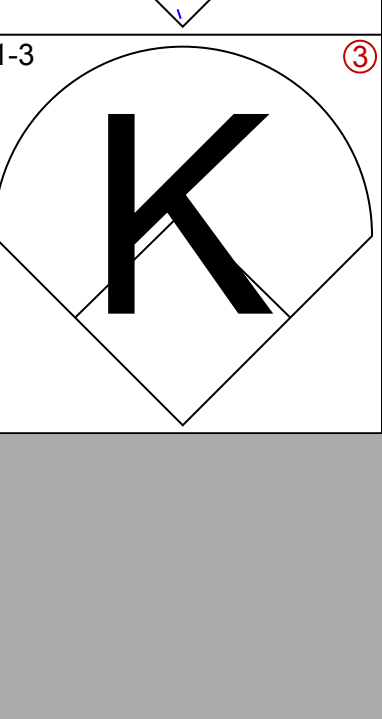

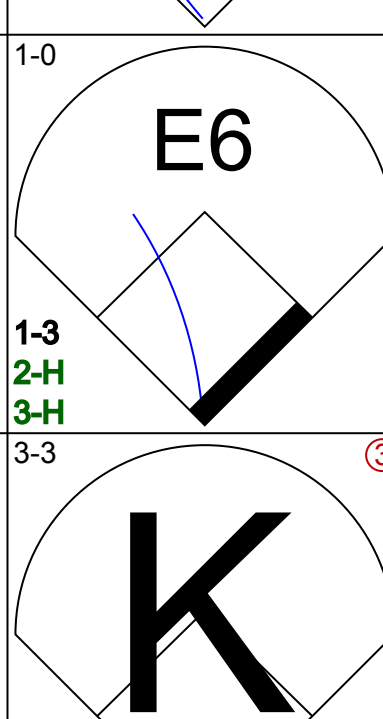


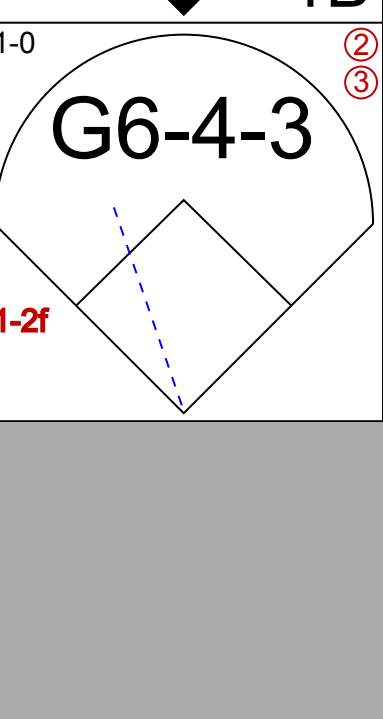
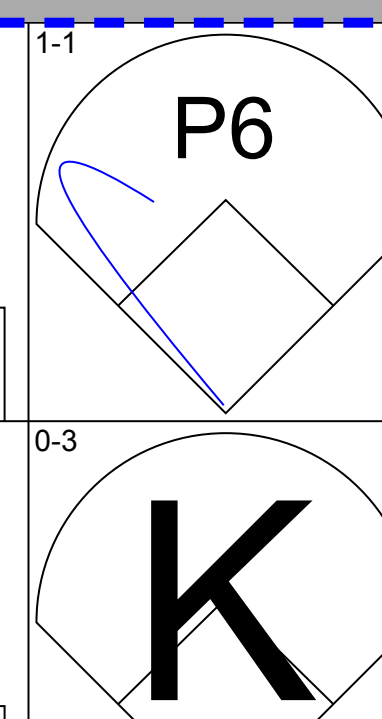
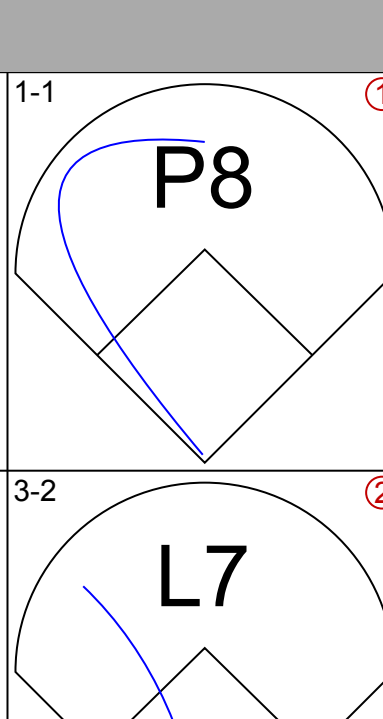
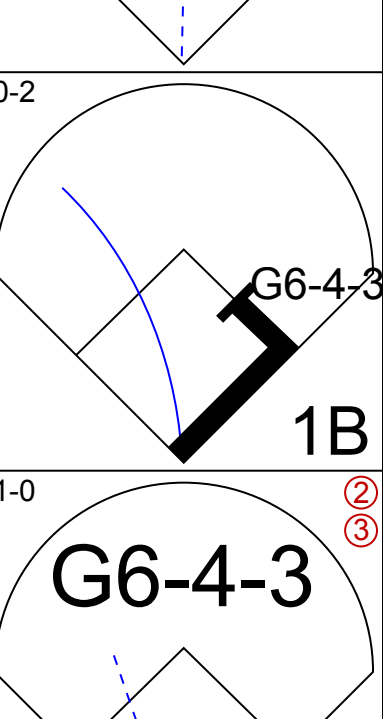
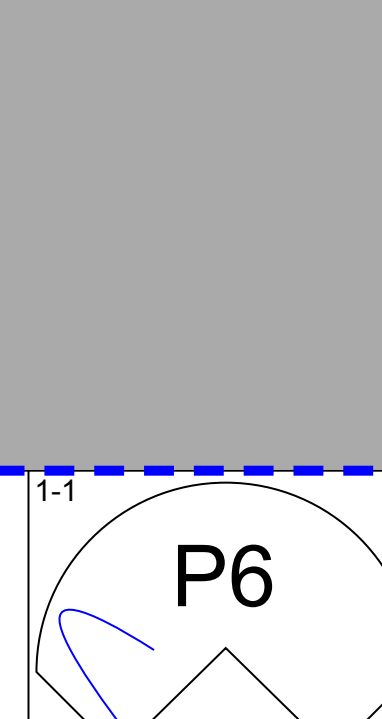
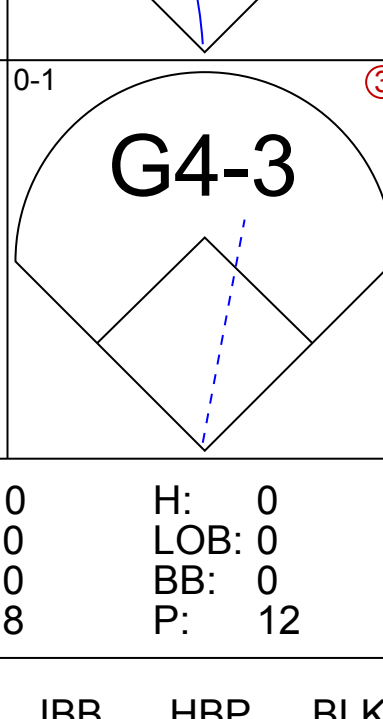
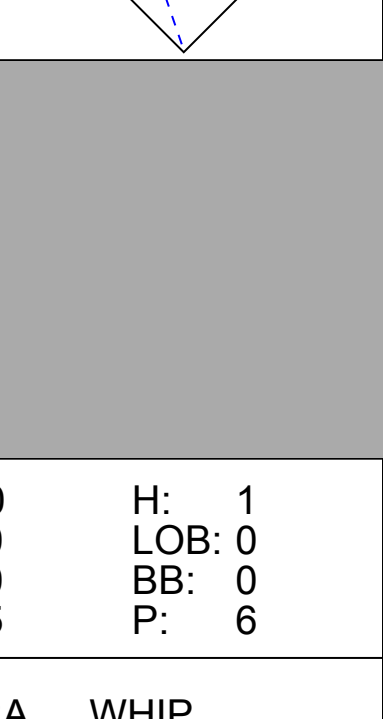
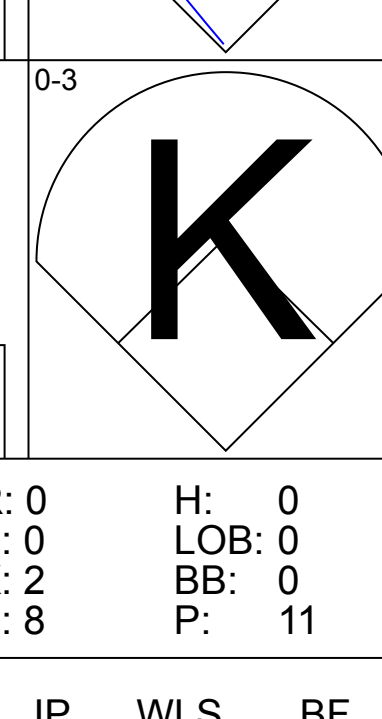


Batter	1	2	3	4	5	6	7	8	9	AB	R	H	RBI	BB	SO	LOB	TOP					
Ryan McGuire, L (1, 3) OBP: 0.414, SLG: 0.469										3	0	0	0	1	1	0						
Manny Martinez, R (1, 8) OBP: 0.269, SLG: 0.396										4	0	0	0	0	1	2						
Orlando Merced, S (1, 7) OBP: 0.366, SLG: 0.462										2	0	0	0	2	0	0						
Vladimir Guerrero, R (1, 9) OBP: 0.377, SLG: 0.549										3	1	1	0	1	0	2						
Jose Vidro, S (1, 4) OBP: 0.353, SLG: 0.559										3	1	2	2	0	0	1						
Chris Widger, R (8, PH) OBP: 0.348, SLG: 0.541										1	0	0	0	0	0	1						
Mike Mordecai, R (8, 4) OBP: 0.323, SLG: 0.471										0	0	0	0	0	0	0						
Michael Barrett, R (1, 2) OBP: 0.333, SLG: 0.417										4	0	1	0	0	0	3						
Shane Andrews, R (1, 5) OBP: 0.345, SLG: 0.402										4	0	1	0	0	1	3						
Orlando Cabrera, R (1, 6) OBP: 0.303, SLG: 0.409										4	0	0	0	0	0	2						
Mike Thurman, R (1, 1)										2	0	0	0	0	1	1						
Wilton Guerrero, S (7, PH) OBP: 0.321, SLG: 0.387										1	0	0	0	0	0	0						
Bobby Ayala, R (7, 1)										0	0	0	0	0	0	0						
James Mouton, R (9, PH) OBP: 0.452, SLG: 0.491										1	0	0	0	0	1	1						
Inning Stats	R: 0 E: 0 K: 2 S: 8	H: 0 LOB: 0 BB: 0 P: 11	R: 2 E: 0 K: 0 S: 11	H: 2 LOB: 0 BB: 0 P: 16	R: 0 E: 0 K: 1 S: 5	H: 0 LOB: 0 BB: 0 P: 6	R: 0 E: 0 K: 0 S: 8	H: 0 LOB: 1 BB: 1 P: 17	R: 0 E: 0 K: 0 S: 11	H: 1 LOB: 2 BB: 1 P: 18	R: 0 E: 0 K: 1 S: 9	H: 1 LOB: 0 BB: 1 P: 14	R: 0 E: 0 K: 0 S: 7	H: 0 LOB: 0 BB: 0 P: 10	R: 0 E: 0 K: 0 S: 10	H: 0 LOB: 1 BB: 0 P: 19	R: 0 E: 0 K: 0 S: 10	H: 1 LOB: 1 BB: 0 P: 13	1B: 4 2B: 0 3B: 0 HR: 1	SF: 0 SAC: 0 DP: 0 HBP: 0	WP: 0 PB: 0 SB: 0 CS: 0	PA: 36
PITCHER	IP	WLS	BF	H	R	ER	SO	BB	IBB	HBP	BLK	WP	HR	S	P	ERA	WHIP					
Jose Jimenez, R (1, 1) ERA: 6.45	7.2	W	31	4	2	2	4	4	0	0	0	0	1	67	108	2.35	1.043					
Scott Radinsky, L (8, 1) ERA: 8.16	0.1	H	1	0	0	0	0	0	0	0	0	0	0	2	3	0.00	0.000					
Ricky Bottalico, R (9, 1) ERA: 3.93	1.0	S	4	1	0	0	1	0	0	0	0	0	0	10	13	0.00	1.000					

Montreal Expos @ St. Louis Cardinals
 Busch Stadium, St. Louis, MO
 Tue Jun 15 1999, 7:10 PM CDT
 Att: 34,222 - Cloudy - 77 F

AB 32
 R 2
 H 5
 RBI 2
 BB 4
 SO 5
 LOB 16



Batter	1	2	3	4	5	6	7	8	9	AB	R	H	RBI	BB	SO	LOB	BOTTOM				
Joe McEwing, R (1, 4) OBP: 0.366, SLG: 0.418										4	0	1	1	0	1	0					
Edgar Renteria, R (1, 6) OBP: 0.332, SLG: 0.389										4	1	0	0	0	0	1					
Mark McGwire, R (1, 3) OBP: 0.418, SLG: 0.592										2	1	1	0	2	0	0					
Ray Lankford, L (1, 7) OBP: 0.394, SLG: 0.647										4	0	1	0	0	0	3					
Fernando Tatis, R (1, 5) OBP: 0.409, SLG: 0.559										4	0	0	0	0	1	6					
Thomas Howard, S (1, 9) OBP: 0.417, SLG: 0.357										3	0	0	0	0	1	1					
Alberto Castillo, R (1, 2) OBP: 0.276, SLG: 0.306										3	0	1	0	0	1	2					
Darren Bragg, L (1, 8) OBP: 0.384, SLG: 0.350										3	0	0	0	0	0	1					
Jose Jimenez, R (1, 1) OBP: 0.167, SLG: 0.250										3	1	1	0	0	1	0					
Scott Radinsky, L (8, 1)										0	0	0	0	0	0	0					
Ricky Bottalico, L (9, 1)										0	0	0	0	0	0	0					
Inning Stats	R: 0 E: 0 K: 0 S: 7	H: 0 LOB: 0 BB: 0 P: 10	R: 0 E: 0 K: 1 S: 8	H: 0 LOB: 0 BB: 0 P: 12	R: 0 E: 0 K: 0 S: 8	H: 0 LOB: 0 BB: 0 P: 12	R: 0 E: 0 K: 0 S: 9	H: 1 LOB: 2 BB: 1 P: 21	R: 0 E: 0 K: 0 S: 5	H: 1 LOB: 0 BB: 0 P: 6	R: 3 E: 2 K: 1 S: 12	H: 2 LOB: 1 BB: 1 P: 22	R: 0 E: 0 K: 2 S: 8	H: 0 LOB: 0 BB: 0 P: 11	R: 0 E: 0 K: 1 S: 9	H: 1 LOB: 1 BB: 0 P: 12	1B: 3 2B: 1 3B: 1 HR: 0	SF: 0 SAC: 0 DP: 1 HBP: 0	WP: 0 PB: 0 SB: 1 CS: 0	PA: 32	
PITCHER	IP	WLS	BF	H	R	ER	SO	BB	IBB	HBP	BLK	WP	HR	S	P	ERA	WHIP				
Mike Thurman, R (1, 1) ERA: 5.03	6.0	L	25	4	3	1	2	2	0	0	0	0	0	49	83	1.50	1.000				
Bobby Ayala, R (7, 1) ERA: 3.24	2.0	7	1	0	0	0	3	0	0	0	0	0	0	17	23	0.00	0.500				

Montreal Expos @ St. Louis Cardinals
 Busch Stadium, St. Louis, MO
 Tue Jun 15 1999, 7:10 PM CDT
 Att: 34,222 - Cloudy - 77 F

AB 30
 R 3
 H 5
 RBI 1
 BB 2
 SO 5
 LOB 14



Batter	1	2	3	4	5	6	7	8	9	AB	R	H	RBI	BB	SO	LOB	TOP		
Ryan McGuire, L OBP: 0.408, SLG: 0.459 (1, 3) (7, 7)	K		L5				G4-3	CI		4	0	1	1	0	1	0	Montreal Expos @ St. Louis Cardinals Busch Stadium, St. Louis, MO Wed Jun 16 1999, 7:10 PM CDT Att: 37,114 - Cloudy - 65 F		
Orlando Cabrera, R OBP: 0.391, SLG: 0.403 (1, 6)	L7		P4					P6		4	0	0	0	1	0	4			
Orlando Merced, S OBP: 0.365, SLG: 0.458 Michael Barrett, R OBP: 0.330, SLG: 0.412 (7, PH) (7, 5)	BB			G6-3				F8		3	0	1	0	0	1	1			
Vladimir Guerrero, R OBP: 0.381, SLG: 0.545 (1, 9)	BB			F9				F8		2	1	0	0	3	0	0			
Jose Vidro, S OBP: 0.349, SLG: 0.547 (1, 4)	K			BB				K		4	1	0	0	0	3	5			
Chris Widger, R OBP: 0.358, SLG: 0.544 (1, 2)		K		HBP				BB		3	1	2	1	1	1	0			
Shane Andrews, R OBP: 0.333, SLG: 0.385 (7, 3) (1, 5)	K			BB				BB		4	0	0	0	0	1	5			
Manny Martinez, R OBP: 0.274, SLG: 0.399 (1, 8)	F8			BB				G4-3		4	1	2	1	0	0	1			
Miguel Batista, R OBP: 0.308, SLG: 0.417 Willton Guerrero, S OBP: 0.299, SLG: 0.387 J.D. Smart, R OBP: 0.386, SLG: 0.545 James Mouton, R OBP: 0.349, SLG: 0.443 Anthony Telford, R OBP: 0.330, SLG: 0.412 Mike Mordcaai, R OBP: 0.329, SLG: 0.400 Guillermo Mota, R OBP: 0.300, SLG: 0.400 (1, 1) (5, PH) (5, 1) (5, 1) (6, PH) (6, 1) (6, PH) (6, 1)			P6					G4-3		1	0	0	0	0	0	0			
Inning Stats	R: 0 E: 0 K: 2 S: 13	H: 1 LOB: 2 BB: 1 P: 23	R: 0 E: 0 K: 2 S: 9	H: 0 LOB: 0 BB: 0 P: 15	R: 0 E: 0 K: 0 S: 7	H: 0 LOB: 0 BB: 0 P: 10	R: 0 E: 0 K: 0 S: 10	H: 0 LOB: 2 BB: 1 P: 18	R: 1 E: 0 K: 1 S: 11	H: 2 LOB: 1 BB: 1 P: 19	R: 0 E: 0 K: 1 S: 11	H: 0 LOB: 2 BB: 2 P: 23	R: 1 E: 1 K: 0 S: 18	H: 2 LOB: 2 BB: 0 P: 33	R: 0 E: 0 K: 1 S: 11	H: 0 LOB: 0 BB: 0 P: 14	1B: 6 2B: 1 3B: 0 HR: 0	SF: 0 SAC: 0 DP: 1 HBP: 1	WP: 0 PA: 41 PB: 0 SB: 1 CS: 0
PITCHER	IP WLS BF H R ER SO BB IBB HBP BLK WP HR S P ERA WHIP	IP WLS BF H R ER SO BB IBB HBP BLK WP HR S P ERA WHIP	IP WLS BF H R ER SO BB IBB HBP BLK WP HR S P ERA WHIP	IP WLS BF H R ER SO BB IBB HBP BLK WP HR S P ERA WHIP	IP WLS BF H R ER SO BB IBB HBP BLK WP HR S P ERA WHIP	IP WLS BF H R ER SO BB IBB HBP BLK WP HR S P ERA WHIP	IP WLS BF H R ER SO BB IBB HBP BLK WP HR S P ERA WHIP	IP WLS BF H R ER SO BB IBB HBP BLK WP HR S P ERA WHIP	IP WLS BF H R ER SO BB IBB HBP BLK WP HR S P ERA WHIP	IP WLS BF H R ER SO BB IBB HBP BLK WP HR S P ERA WHIP	IP WLS BF H R ER SO BB IBB HBP BLK WP HR S P ERA WHIP	IP WLS BF H R ER SO BB IBB HBP BLK WP HR S P ERA WHIP	IP WLS BF H R ER SO BB IBB HBP BLK WP HR S P ERA WHIP	IP WLS BF H R ER SO BB IBB HBP BLK WP HR S P ERA WHIP	IP WLS BF H R ER SO BB IBB HBP BLK WP HR S P ERA WHIP	IP WLS BF H R ER SO BB IBB HBP BLK WP HR S P ERA WHIP	IP WLS BF H R ER SO BB IBB HBP BLK WP HR S P ERA WHIP	IP WLS BF H R ER SO BB IBB HBP BLK WP HR S P ERA WHIP	IP WLS BF H R ER SO BB IBB HBP BLK WP HR S P ERA WHIP


AB	33
R	4
H	6
RBI	4
BB	6
SO	7
LOB	19




Batter	1	2	3	4	5	6	7	8	9	AB	R	H	RBI	BB	SO	LOB	BOTTOM		
Joe McEwing, R OBP: 0.368, SLG: 0.417 (1, 4)	F9							F8		3	1	1	0	1	0	0	Montreal Expos @ St. Louis Cardinals Busch Stadium, St. Louis, MO Wed Jun 16 1999, 7:10 PM CDT Att: 37,114 - Cloudy - 65 F		
Willie McGee, S OBP: 0.325, SLG: 0.296 (1, 8)	2B							G6-3		4	1	1	0	0	0	3			
Mark McGwire, R OBP: 0.416, SLG: 0.593 (1, 3)	1B							P3		3	1	1	1	0	1	2			
Ray Lankford, L OBP: 0.391, SLG: 0.638 (1, 7)	BB							F8		4	1	1	1	0	1	2			
Fernando Tatis, R OBP: 0.411, SLG: 0.574 (1, 5)	SF9							K		3	1	2	2	0	1	0			
Darren Bragg, L OBP: 0.381, SLG: 0.348 (1, 9)	E1							K		4	0	1	0	0	2	2			
Edgar Renteria, R OBP: 0.331, SLG: 0.391 (1, 6)	2B							G4-6-3		4	0	1	1	0	1	2			
Eli Marrero, R OBP: 0.273, SLG: 0.376 (1, 2)	IBB							F9		3	0	0	0	1	0	1			
Kent Bottenfield, R OBP: 0.143, SLG: 0.179 Rick Croushore, R OBP: 0.200, SLG: 0.200 Shawon Dunston, R OBP: 0.386, SLG: 0.589 Scott Radinsky, L OBP: 0.300, SLG: 0.300 Manny Aybar, R OBP: 0.325, SLG: 0.425 Mike Mohler, R OBP: 0.349, SLG: 0.443 Ricky Bottalico, L OBP: 0.349, SLG: 0.443 (1, 1) (5, PH) (5, 1) (7, 1) (7, 1) (8, 1) (8, 1) (8, 1)								K		2	0	1	0	0	1	3			
Inning Stats	R: 3 E: 1 K: 1 S: 22	H: 4 LOB: 3 BB: 1 P: 35	R: 1 E: 0 K: 0 S: 9	H: 0 LOB: 0 BB: 1 P: 19	R: 1 E: 0 K: 1 S: 7	H: 1 LOB: 0 BB: 0 P: 8	R: 0 E: 0 K: 2 S: 14	H: 2 LOB: 2 BB: 0 P: 22	R: 0 E: 0 K: 1 S: 10	H: 1 LOB: 1 BB: 0 P: 12	R: 0 E: 0 K: 1 S: 10	H: 0 LOB: 0 BB: 0 P: 16	R: 0 E: 0 K: 1 S: 8	H: 0 LOB: 0 BB: 0 P: 14	R: 0 E: 0 K: 0 S: 5	H: 1 LOB: 0 BB: 0 P: 9	1B: 5 2B: 3 3B: 0 HR: 1	SF: 2 SAC: 0 DP: 1 HBP: 0	WP: 1 PA: 35 PB: 0 SB: 0 CS: 0
PITCHER	IP WLS BF H R ER SO BB IBB HBP BLK WP HR S P ERA WHIP	IP WLS BF H R ER SO BB IBB HBP BLK WP HR S P ERA WHIP	IP WLS BF H R ER SO BB IBB HBP BLK WP HR S P ERA WHIP	IP WLS BF H R ER SO BB IBB HBP BLK WP HR S P ERA WHIP	IP WLS BF H R ER SO BB IBB HBP BLK WP HR S P ERA WHIP	IP WLS BF H R ER SO BB IBB HBP BLK WP HR S P ERA WHIP	IP WLS BF H R ER SO BB IBB HBP BLK WP HR S P ERA WHIP	IP WLS BF H R ER SO BB IBB HBP BLK WP HR S P ERA WHIP	IP WLS BF H R ER SO BB IBB HBP BLK WP HR S P ERA WHIP	IP WLS BF H R ER SO BB IBB HBP BLK WP HR S P ERA WHIP	IP WLS BF H R ER SO BB IBB HBP BLK WP HR S P ERA WHIP	IP WLS BF H R ER SO BB IBB HBP BLK WP HR S P ERA WHIP	IP WLS BF H R ER SO BB IBB HBP BLK WP HR S P ERA WHIP	IP WLS BF H R ER SO BB IBB HBP BLK WP HR S P ERA WHIP	IP WLS BF H R ER SO BB IBB HBP BLK WP HR S P ERA WHIP	IP WLS BF H R ER SO BB IBB HBP BLK WP HR S P ERA WHIP	IP WLS BF H R ER SO BB IBB HBP BLK WP HR S P ERA WHIP	IP WLS BF H R ER SO BB IBB HBP BLK WP HR S P ERA WHIP	IP WLS BF H R ER SO BB IBB HBP BLK WP HR S P ERA WHIP

AB	31
R	5
H	9
RBI	5
BB	2
SO	8
LOB	15



Batter	1	2	3	4	5	6	7	8	9	AB	R	H	RBI	BB	SO	LOB	TOP			
Manny Martinez, R OBP: 0.288, SLG: 0.391 J.D. Smart, R (5, 1) Bobby Ayala, R (7, 1) Wilton Guerrero, S (8, PH) Guillermo Mota, R OBP: 1.000, SLG: 4.000 Ryan McGuire, L OBP: 0.402, SLG: 0.449	0-3 K		2-2 L5		1-2 P6			1-2 G4-3		3	0	0	0	0	1	1	<p>Montreal Expos @ Houston Astros Astrodome, Houston, TX Fri Jun 18 1999, 8:05 PM EDT Att: 32,526 - Dome - 72 F</p> <p>AB 33 R 0 H 6 RBI 0 BB 1 SO 6 LOB 13</p> 			
Orlando Merced, S OBP: 0.353, SLG: 0.440	1-1 P6			2-0 L9		1-3 K			2-1 F8	4	0	0	0	0	1	1				
Vladimir Guerrero, R OBP: 0.376, SLG: 0.536	1-1 G4-3			0-0 E5		0-1 F7			0-2 G1-3	4	0	0	0	0	1	1				
Jose Vidro, S OBP: 0.352, SLG: 0.546		1-1 G4-6-3 1B		0-3 K		1-2 F7			0-0 E	4	0	2	0	0	1	1				
Shane Andrews, R OBP: 0.347, SLG: 0.394		3-2 G4-6-3 1B		4-2 FC6-4 BB			0-1 G3		1-0 E8	3	0	2	0	1	0	0				
Michael Barrett, R OBP: 0.325, SLG: 0.406 Darron Cox, R OBP: 0.308, SLG: 0.417		1-1 G4-6-3		0-2 FC6-4			0-0 G1-3		2-3 K	3	0	0	0	0	4	4				
Mike Mordecai, R OBP: 0.320, SLG: 0.462		1-1 F8			0-0 WP		0-0 G5-3			3	0	1	0	0	0	1				
Dustin Hermanson, R OBP: 0.192, SLG: 0.087 James Moulton, R OBP: 0.434, SLG: 0.467			2-3 K		1-3 K			1-1 P4		1	0	0	0	0	1	0				
					1-2 K					2	0	0	0	0	1	1				
Inning Stats	R: 0 E: 0 K: 1 S: 9	H: 1 LOB: 1 BB: 0 P: 12	R: 0 E: 0 K: 0 S: 9	H: 2 LOB: 1 BB: 0 P: 15	R: 0 E: 0 K: 1 S: 9	H: 0 LOB: 0 BB: 0 P: 14	R: 0 E: 1 K: 1 S: 10	H: 0 LOB: 2 BB: 1 P: 16	R: 0 E: 0 K: 1 S: 9	H: 0 LOB: 0 BB: 0 P: 11	R: 0 E: 0 K: 0 S: 4	H: 0 LOB: 0 BB: 0 P: 4	R: 0 E: 0 K: 0 S: 8	H: 0 LOB: 0 BB: 0 P: 12	R: 0 E: 1 K: 1 S: 12	H: 2 LOB: 2 BB: 0 P: 17	1B: 6 2B: 0 3B: 0 HR: 0	SF: 0 SAC: 0 DP: 1 HBP: 0	WP: 1 PB: 0 SB: 1 CS: 0	PA: 34
PITCHER Shane Reynolds, R ERA: 3.38	IP: 9.0 WLS: W BF: 34 H: 6 R: 0 ER: 0 SO: 6 BB: 1 IBB: 0 HBP: 0 BLK: 0 WP: 1 HR: 0 S: 79 P: 112 ERA: 0.00 WHIP: 0.778															PITCHER	IP: WLS: BF: H: R: ER: SO: BB: IBB: HBP: BLK: WP: HR: S: P: ERA: WHIP:			

Batter	1	2	3	4	5	6	7	8	9	AB	R	H	RBI	BB	SO	LOB	BOTTOM			
Craig Biggio, R OBP: 0.370, SLG: 0.451	0-1 G4-3 2B		2-2 F8		2-1 G3-1		1-2 G6-3			4	0	1	0	0	0	1	<p>Montreal Expos @ Houston Astros Astrodome, Houston, TX Fri Jun 18 1999, 8:05 PM EDT Att: 32,526 - Dome - 72 F</p> <p>AB 30 R 5 H 6 RBI 5 BB 5 SO 8 LOB 13</p> 			
Bill Spiers, L OBP: 0.358, SLG: 0.427	2-0 G4-3		1-2 F9		4-2 BB		3-1 2B			3	0	1	0	1	0	1				
5 Jeff Bagwell, R OBP: 0.473, SLG: 0.691	4-2 BB		4-1 HR BB		2-1 F7		4-0 BB			1	1	0	0	3	0	1				
Derek Bell, R OBP: 0.296, SLG: 0.364	2-3 K		1-3 K		1-3 K		2-3 K			4	0	0	0	0	4	5				
Carl Everett, S OBP: 0.364, SLG: 0.432	3-3 K		4-2 HR BB		0-2 F8		0-3 K			3	1	0	0	1	2	4				
Richard Hidalgo, R OBP: 0.326, SLG: 0.517		2-3 K	0-2 HR		0-0 G4-3		1-3 K			4	1	1	3	0	2	0				
Tony Eusebio, R OBP: 0.360, SLG: 0.317		0-0 G6-3 2B WP	0-0 G4-3			0-0 G6-3		2-2 L4		4	1	1	0	0	0	0				
Tim Lincecum, R OBP: 0.354, SLG: 0.389		2-1 G6-3		3-2 HR		2-1 L7		3-2 G5-3		4	1	1	1	0	0	1				
Shane Reynolds, R OBP: 0.296, SLG: 0.346	1-2 2B			1-1 P3		1-2 G4-3				3	0	1	1	0	0	0				
Inning Stats	R: 0 E: 0 K: 2 S: 13	H: 1 LOB: 2 BB: 1 P: 24	R: 1 E: 0 K: 1 S: 13	H: 2 LOB: 1 BB: 0 P: 20	R: 3 E: 0 K: 1 S: 14	H: 1 LOB: 2 BB: 2 P: 24	R: 1 E: 0 K: 0 S: 12	H: 1 LOB: 1 BB: 1 P: 24	R: 0 E: 0 K: 1 S: 8	H: 0 LOB: 0 BB: 0 P: 9	R: 0 E: 0 K: 0 S: 7	H: 0 LOB: 0 BB: 0 P: 10	R: 0 E: 0 K: 2 S: 11	H: 1 LOB: 2 BB: 1 P: 21	R: 0 E: 0 K: 1 S: 10	H: 0 LOB: 0 BB: 0 P: 16	1B: 1 2B: 3 3B: 0 HR: 2	SF: 0 SAC: 0 DP: 0 HBP: 0	WP: 1 PB: 0 SB: 0 CS: 0	PA: 35
PITCHER Dustin Hermanson, R ERA: 5.88 J.D. Smart, R ERA: 5.35 Bobby Ayala, R ERA: 3.15 Guillermo Mota, R ERA: 1.33	IP: 4.0 WLS: L BF: 21 H: 5 R: 5 ER: 5 SO: 4 BB: 4 IBB: 0 HBP: 0 BLK: 0 WP: 0 HR: 0 S: 21 P: 92 ERA: 11.25 WHIP: 2.250															PITCHER	IP: WLS: BF: H: R: ER: SO: BB: IBB: HBP: BLK: WP: HR: S: P: ERA: WHIP:			

Batter	1	2	3	4	5	6	7	8	9	AB	R	H	RBI	BB	SO	LOB	TOP					
James Mouton, R OBP: 0.407, SLG: 0.431 (1, 7)	L7		FC4	G5-3			FC5-4		G1-3	5	0	0	0	0	0	4						
Wilton Guerrero, S OBP: 0.314, SLG: 0.372 Anthony Telford, R (7, 1)	G6-3		FC5-4		L7		G6-3			4	1	0	0	0	0	2						
Michael Barrett, R OBP: 0.324, SLG: 0.408 (8, 2)	G6-3		1B		G4-3			P3		4	0	1	1	0	0	0						
Vladimir Guerrero, R OBP: 0.374, SLG: 0.531 (1, 9)		G5-3			G3-1			P3		4	0	1	0	0	0	0						
Chris Widger, R OBP: 0.367, SLG: 0.546 Ryan McGuire, L OBP: 0.402, SLG: 0.449 (8, 3)			G5-3			FC5-4				3	0	2	0	0	0	2						
Shane Andrews, R OBP: 0.336, SLG: 0.379 (8, 5)	FC6-4				F8		FC5-4			4	0	0	0	0	1	3						
Orlando Cabrera, R OBP: 0.304, SLG: 0.408 (1, 6)							K			4	1	2	0	0	1	1						
Manny Martinez, R OBP: 0.269, SLG: 0.394 (7, 4)							FC6-4			4	0	1	1	0	0	3						
Carl Pavano, R OBP: 0.115, SLG: 0.080 Mike Mordecai, R OBP: 0.333, SLG: 0.467 (7, 4)										1	0	0	0	1	1	1						
										1	0	1	0	1	0	0						
Inning Stats	R: 0 E: 0 K: 0 S: 10	H: 0 LOB: 0 BB: 0 P: 14	R: 0 E: 0 K: 0 S: 14	H: 2 LOB: 2 BB: 0 P: 16	R: 1 E: 0 K: 0 S: 12	H: 2 LOB: 2 BB: 1 P: 25	R: 1 E: 0 K: 1 S: 9	H: 2 LOB: 1 BB: 0 P: 17	R: 0 E: 0 K: 0 S: 3	H: 0 LOB: 0 BB: 0 P: 4	R: 0 E: 0 K: 1 S: 10	H: 1 LOB: 1 BB: 0 P: 16	R: 0 E: 0 K: 0 S: 3	H: 0 LOB: 0 BB: 1 P: 8	R: 0 E: 0 K: 1 S: 8	H: 0 LOB: 1 BB: 0 P: 10	R: 0 E: 0 K: 0 S: 15	H: 1 LOB: 1 BB: 0 P: 20	1B: 5 2B: 3 3B: 0 HR: 0	SF: 0 SAC: 0 DP: 1 HBP: 1	WP: 0 PB: 0 SB: 0 CS: 0	PA: 37
PITCHER	IP	WLS	BF	H	R	ER	SO	BB	IBB	HBP	BLK	WP	HR	S	P	ERA	WHIP					
Mike Hampton, L ERA: 3.05 (1, 1)	7.0	W	29	7	2	2	2	2	0	0	0	0	0	61	100	2.57	1.286					
Scott Elarton, R ERA: 2.73 (8, 1)	1.0	H	4	0	0	0	1	0	0	1	0	0	0	8	10	0.00	0.000					
Billy Wagner, L ERA: 2.73 (9, 1)	1.0	S	4	1	0	0	0	0	0	0	0	0	0	15	20	0.00	1.000					

Montreal Expos @ Houston Astros
Astrodome, Houston, TX
Sat Jun 19 1999, 8:05 PM EDT
Att: 27,259 - Dome - 72 F

AB	34
R	2
H	8
RBI	2
BB	2
SO	3
LOB	16



Batter	1	2	3	4	5	6	7	8	9	AB	R	H	RBI	BB	SO	LOB	BOTTOM					
Craig Biggio, R OBP: 0.365, SLG: 0.444 (1, 4)	B5-3	FC6-4			E5		K			4	0	0	0	0	1	1						
Bill Spiers, L OBP: 0.362, SLG: 0.437 (1, 5)							F7-6-3			4	2	2	0	0	1	1						
5 Jeff Bagwell, R OBP: 0.473, SLG: 0.688 (1, 3)										4	1	2	1	0	2	0						
Derek Bell, R OBP: 0.298, SLG: 0.366 (1, 9)										4	1	2	0	0	1	2						
Carl Everett, S OBP: 0.362, SLG: 0.426 (1, 8)										3	0	0	0	1	2	4						
Richard Hidalgo, R OBP: 0.328, SLG: 0.517 (1, 7)										4	0	2	2	0	1	2						
Tony Eusebio, R OBP: 0.354, SLG: 0.310 (1, 2)										3	0	0	0	0	0	3						
Ricky Gutierrez, R OBP: 0.360, SLG: 0.373 (1, 6)										3	0	0	0	0	0	1						
Mike Hampton, R OBP: 0.344, SLG: 0.483 Daryle Ward, L OBP: 0.333, SLG: 0.357 Scott Elarton, R (8, 1) Billy Wagner, L (9, 1)										2	1	2	0	0	0	0						
										1	0	0	0	0	1	0						
										0	0	0	0	0	0	0						
										0	0	0	0	0	0	0						
Inning Stats	R: 3 E: 0 K: 0 S: 10	H: 4 LOB: 1 BB: 0 P: 13	R: 0 E: 0 K: 0 S: 10	H: 1 LOB: 1 BB: 0 P: 14	R: 0 E: 0 K: 3 S: 9	H: 0 LOB: 0 BB: 0 P: 12	R: 0 E: 0 K: 1 S: 12	H: 0 LOB: 1 BB: 1 P: 21	R: 1 E: 1 K: 1 S: 9	H: 1 LOB: 0 BB: 0 P: 14	R: 0 E: 0 K: 1 S: 10	H: 2 LOB: 1 BB: 0 P: 13	R: 0 E: 0 K: 2 S: 10	H: 0 LOB: 0 BB: 0 P: 13	R: 1 E: 0 K: 1 S: 19	H: 2 LOB: 1 BB: 0 P: 27	1B: 8 2B: 2 3B: 1 HR: 0	SF: 0 SAC: 0 DP: 2 HBP: 0	WP: 1 PB: 0 SB: 1 CS: 0	PA: 33		
PITCHER	IP	WLS	BF	H	R	ER	SO	BB	IBB	HBP	BLK	WP	HR	S	P	ERA	WHIP					
Carl Pavano, R ERA: 5.54 (1, 1)	6.0	L	25	8	4	4	6	1	0	0	0	0	0	60	87	6.00	1.500					
Anthony Telford, R ERA: 2.98 (7, 1)	2.0		8	2	1	1	3	0	0	0	0	1	0	29	40	4.50	1.000					

Montreal Expos @ Houston Astros
Astrodome, Houston, TX
Sat Jun 19 1999, 8:05 PM EDT
Att: 27,259 - Dome - 72 F

AB	32
R	5
H	10
RBI	3
BB	1
SO	9
LOB	14



Batter	1	2	3	4	5	6	7	8	9	AB	R	H	RBI	BB	SO	LOB	TOP					
Manny Martinez, R OBP: 0.266, SLG: 0.382 (1, 8)	F9		K		G6-3		K			4	0	0	0	0	2	1	Montreal Expos @ Atlanta Braves Turner Field, Atlanta, GA Wed Jun 23 1999, 7:40 PM EDT Att: 32,186 - Cloudy - 76 F					
Orlando Merced, S OBP: 0.369, SLG: 0.595 (1, 7)	F7		HR		HR			F7		4	2	2	2	0	0	0						
Fernando Seguinol, S OBP: 0.250, SLG: 0.143 (1, 3)	K		G3		K			K		4	0	0	0	0	3	0						
Vladimir Guerrero, R OBP: 0.356, SLG: 0.518 James Mouton, R OBP: 0.402, SLG: 0.424 (8, 9)		G6-3				G1-3		G5-3		4	0	1	0	0	0	0						
Jose Vidro, S OBP: 0.356, SLG: 0.544 (1, 4)		G6-3				G1-3			G5-3	2	0	0	0	2	0	1						
Chris Widger, R OBP: 0.385, SLG: 0.538 (1, 2)		G6-3				G5-3			K	4	1	1	0	0	1	1						
Shane Andrews, R OBP: 0.336, SLG: 0.377 (1, 5)		FC6-2							K	4	0	1	0	0	2	3						
Orlando Cabrera, R OBP: 0.305, SLG: 0.409 (1, 6)		FC6-2							K	4	0	2	1	0	0	1						
Miguel Batista, R OBP: 0.286, SLG: 0.385 Bobby Ayala, R (6, 1)		G5-3							K	2	0	0	0	0	0	2						
Wilton Guerrero, S OBP: 0.314, SLG: 0.371 J.D. Smart, R (7, 1)										0	0	0	0	0	0	0						
Mike Mordecai, R OBP: 0.327, SLG: 0.457 (9, PH)										1	0	0	0	0	1	2						
Inning Stats	R: 0 E: 0 K: 1 S: 9	H: 0 LOB: 0 BB: 0 P: 13	R: 1 E: 0 K: 0 S: 15	H: 2 LOB: 2 BB: 1 P: 25	R: 1 E: 0 K: 1 S: 12	H: 2 LOB: 1 BB: 0 P: 18	R: 0 E: 0 K: 1 S: 5	H: 0 LOB: 0 BB: 0 P: 8	R: 1 E: 0 K: 1 S: 11	H: 1 LOB: 0 BB: 0 P: 16	R: 0 E: 0 K: 0 S: 9	H: 0 LOB: 0 BB: 0 P: 10	R: 0 E: 0 K: 2 S: 16	H: 1 LOB: 1 BB: 0 P: 28	R: 0 E: 0 K: 1 S: 6	H: 0 LOB: 0 BB: 0 P: 9	R: 0 E: 0 K: 3 S: 10	H: 1 LOB: 2 BB: 1 P: 20	1B: 3 2B: 2 3B: 0 HR: 2	SF: 0 SAC: 0 DP: 0 HBP: 0	WP: 0 PB: 0 SB: 0 CS: 0	PA: 36
PITCHER	IP WLS BF H R ER SO BB IBB HBP BLK WP HR S P ERA WHIP																					
Kevin Millwood, R ERA: 3.56 (1, 1)	6.0 W 24 5 3 3 4 1 0 0 0 0 0 2 61 90 4.50 1.000																					
Mike Remlinger, L ERA: 1.57 (7, 1)	1.0 H 4 1 0 0 2 0 0 0 0 0 0 0 6 28 0.00 1.000																					
Rudy Seanez, R ERA: 2.23 (8, 1)	1.0 4 0 0 0 1 1 0 0 0 0 0 0 6 13 0.00 1.000																					
John Rocker, L ERA: 1.93 (9, 1)	1.0 4 1 0 0 3 0 0 0 0 0 0 0 10 16 0.00 1.000																					

Batter	1	2	3	4	5	6	7	8	9	AB	R	H	RBI	BB	SO	LOB	BOTTOM			
Ozzie Guillen, L OBP: 0.268, SLG: 0.265 (1, 6)	G5-3		F8		P6			G1-3		5	0	1	1	0	0	0	Montreal Expos @ Atlanta Braves Turner Field, Atlanta, GA Wed Jun 23 1999, 7:40 PM EDT Att: 32,186 - Cloudy - 76 F			
Bret Boone, R OBP: 0.317, SLG: 0.396 (1, 4)	P3		G6-3		L4			F8		5	0	1	0	0	0	1				
10 Chipper Jones, S OBP: 0.395, SLG: 0.521 (1, 5)	K		1B		F8			HR		3	1	1	0	1	1	1				
Ryan Klesko, L OBP: 0.355, SLG: 0.489 Rudy Seanez, R (8, 1)		2B	G3		F8					4	2	2	2	0	0	2				
John Rocker, R (9, 1)		FC6-4			1B			HR		0	0	0	0	0	0	0				
Andrew Jones, R OBP: 0.356, SLG: 0.485 (1, 8)		FC6-4			1B			G5-3		4	2	3	0	0	0	0				
Randall Simon, L OBP: 0.337, SLG: 0.388 (1, 3)		K			1B			P6		3	1	1	0	1	1	2				
Eddie Pérez, R OBP: 0.236, SLG: 0.253 (1, 2)		FC6-4-5			P6			SH3-4		3	0	1	1	0	0	3				
Gerald Williams, R OBP: 0.331, SLG: 0.408 (1, 9)		K			FC5-4			G1-3		4	1	2	2	0	0	2				
Kevin Millwood, R OBP: 0.219, SLG: 0.200 Keith Lockhart, L OBP: 0.294, SLG: 0.279 Mike Remlinger, L (7, 1)		K			L3					2	0	0	0	0	1	3				
Otis Nixon, S OBP: 0.284, SLG: 0.175 (8, 7)								F7		1	0	1	1	0	0	0				
Inning Stats	R: 0 E: 0 K: 1 S: 10	H: 0 LOB: 0 BB: 0 P: 15	R: 1 E: 0 K: 2 S: 17	H: 3 LOB: 2 BB: 0 P: 24	R: 0 E: 0 K: 0 S: 11	H: 1 LOB: 1 BB: 0 P: 15	R: 1 E: 0 K: 0 S: 10	H: 2 LOB: 1 BB: 0 P: 11	R: 0 E: 0 K: 0 S: 6	H: 1 LOB: 1 BB: 0 P: 13	R: 3 E: 0 K: 0 S: 14	H: 4 LOB: 1 BB: 1 P: 24	R: 2 E: 0 K: 0 S: 13	H: 2 LOB: 1 BB: 1 P: 21	R: 0 E: 0 K: 0 S: 3	H: 0 LOB: 0 BB: 0 P: 3	1B: 9 2B: 3 3B: 0 HR: 1	SF: 0 SAC: 1 DP: 0 HBP: 0	WP: 0 PB: 0 SB: 3 CS: 0	PA: 38
PITCHER	IP WLS BF H R ER SO BB IBB HBP BLK WP HR S P ERA WHIP																			
Miguel Batista, R ERA: 4.11 (1, 1)	5.1 L 27 10 5 5 3 1 0 0 0 0 0 0 2 66 8.44 2.062																			
Bobby Ayala, R ERA: 3.03 (6, 1)	0.2 2 1 0 0 0 0 0 0 0 0 0 0 2 2 0.00 1.500																			
J.D. Smart, R ERA: 5.54 (7, 1)	2.0 9 2 2 2 0 1 0 0 0 0 0 1 16 24 9.00 1.500																			

AB 34
R 3
H 7
RBI 3
BB 2
SO 10
LOB 12



AB 35
R 7
H 13
RBI 7
BB 2
SO 3
LOB 14



Batter	1	2	3	4	5	6	7	8	9	AB	R	H	RBI	BB	SO	LOB	TOP			
Luis Castillo, S OBP: 0.353, SLG: 0.346 (1, 4)	F7		HR		G6-3			K		4	1	1	0	0	1	1				
Alex Gonzalez, R OBP: 0.317, SLG: 0.464 (1, 6)	K		HR			G5-3		G6-4-3		4	1	1	3	0	1	1				
Tim Hyers, L OBP: 0.409, SLG: 0.500 (1, 3)	F7		G1-3			G4-3			G4-3 BB	3	0	0	0	1	0	0				
Kevin Orie, R OBP: 0.323, SLG: 0.423 (1, 5)		F8	K				G4-3 BB		G4-3	3	0	0	0	1	1	1				
Bruce Aven, R OBP: 0.400, SLG: 0.579 (1, 7)		1B		K			F8		K	4	0	1	0	0	2	1				
Mark Kotsay, L OBP: 0.301, SLG: 0.382 (1, 9)	F7				G4-6-3 1B			L7		3	0	1	0	0	0	1				
Danny Bautista, R OBP: 0.282, SLG: 0.308 (1, 8)	G1-3			G4-6-3			F8			3	0	0	0	0	0	2				
Jorge Fabregas, L OBP: 0.302, SLG: 0.360 (1, 2)			E7 HR 1B		F7			F9		3	1	1	0	0	0	0				
Alex Fernandez, R OBP: 0.200, SLG: 0.400 Braden Looper, R (7, 1) Dave Berg, R OBP: 0.389, SLG: 0.398 (8, PH) Antonio Alfonseca, R (8, 1)	G5-3				K			E5 G6-4-3		2	0	0	0	0	1	1				
Inning Stats	R: 0 E: 0 K: 1 S: 8	H: 0 LOB: 0 BB: 0 P: 10	R: 0 E: 0 K: 0 S: 8	H: 1 LOB: 1 BB: 0 P: 12	R: 3 E: 1 K: 1 S: 12	H: 3 LOB: 0 BB: 0 P: 17	R: 0 E: 0 K: 1 S: 7	H: 1 LOB: 0 BB: 0 P: 7	R: 0 E: 0 K: 0 S: 11	H: 0 LOB: 1 BB: 1 P: 16	R: 0 E: 0 K: 0 S: 6	H: 0 LOB: 0 BB: 0 P: 8	R: 0 E: 1 K: 1 S: 11	H: 0 LOB: 0 BB: 0 P: 15	R: 0 E: 0 K: 1 S: 9	H: 0 LOB: 0 BB: 1 P: 15	1B: 4 2B: 0 3B: 0 HR: 1	SF: 0 SAC: 0 DP: 3 HBP: 0	WP: 0 PB: 0 CS: 0	PA: 32
PITCHER	IP WLS BF H R ER SO BB IBB HBP BLK WP HR S P ERA WHIP																			
Carl Pavano, R ERA: 5.34 Ugueth Urbina, R ERA: 4.62	(1, 1) (9, 1)	8.0 W 29 5 3 3 5 1 0 0 0 0 0 1 68 96 3.38 0.750																		

Florida Marlins @ Montreal Expos
Olympic Stadium, Montreal, QB
Fri Jun 25 1999, 7:05 PM EDT
Att. 6,630 - Dome - 72 F

AB 30
R 3
H 5
RBI 3
BB 2
SO 6
LOB 8



Batter	1	2	3	4	5	6	7	8	9	AB	R	H	RBI	BB	SO	LOB	BOTTOM			
Manny Martinez, R OBP: 0.275, SLG: 0.396 (1, 8)	K		F9		G5-4-3 1B		1B			4	0	2	0	0	1	0				
Orlando Cabrera, R OBP: 0.307, SLG: 0.412 (1, 6)	F8		2B		G5-4-3		1B			4	0	2	0	0	0	1				
Orlando Merced, S OBP: 0.365, SLG: 0.517 Ryan McGuire, L OBP: 0.376, SLG: 0.408 (7, 7)	2B		P6			2B	K			3	2	2	0	0	0	1				
Vladimir Guerrero, R OBP: 0.368, SLG: 0.529 (1, 9)	2B			1B		G5-3	F9			4	0	2	1	0	0	3				
Jose Vidro, S OBP: 0.353, SLG: 0.545 Shane Andrews, R OBP: 0.324, SLG: 0.361 (8, 5)	K			F8		1B	2B	F7		3	1	1	1	0	1	2				
Fernando Seguignol, S OBP: 0.176, SLG: 0.125 (1, 3)	G1-3			3B	1B	K		G4-3		4	1	1	0	0	1	1				
Chris Widger, R OBP: 0.365, SLG: 0.549 (1, 2)	G6-3			3B			1B	G5-3		4	0	2	2	0	0	0				
Mike Mordecai, R OBP: 0.315, SLG: 0.439 (8, 4)	F9						P3			3	0	0	0	0	1	2				
Carl Pavano, R OBP: 0.103, SLG: 0.071 Ugueth Urbina, R (9, 1)	K				F9			K		3	0	0	0	0	2	0				
Inning Stats	R: 1 E: 0 K: 2 S: 12	H: 2 LOB: 1 BB: 0 P: 20	R: 0 E: 0 K: 0 S: 5	H: 0 LOB: 0 BB: 0 P: 7	R: 0 E: 0 K: 1 S: 10	H: 1 LOB: 1 BB: 0 P: 16	R: 1 E: 0 K: 1 S: 12	H: 3 LOB: 1 BB: 0 P: 17	R: 0 E: 0 K: 0 S: 7	H: 1 LOB: 0 BB: 0 P: 11	R: 2 E: 0 K: 1 S: 9	H: 3 LOB: 1 BB: 0 P: 17	R: 0 E: 0 K: 2 S: 17	H: 2 LOB: 2 BB: 0 P: 22	R: 0 E: 0 K: 0 S: 6	H: 0 LOB: 0 BB: 0 P: 11	1B: 6 2B: 4 3B: 2 HR: 0	SF: 0 SAC: 0 DP: 1 HBP: 0	WP: 0 PB: 0 CS: 0	PA: 34
PITCHER	IP WLS BF H R ER SO BB IBB HBP BLK WP HR S P ERA WHIP																			
Alex Fernandez, R ERA: 3.49 Braden Looper, R ERA: 3.71 Antonio Alfonseca, R ERA: 4.1	(1, 1) (7, 1) (8, 1)	6.1 L 28 11 4 4 6 0 0 0 0 0 0 0 61 96 5.68 1.737																		

Florida Marlins @ Montreal Expos
Olympic Stadium, Montreal, QB
Fri Jun 25 1999, 7:05 PM EDT
Att. 6,630 - Dome - 72 F

AB 34
R 4
H 12
RBI 4
BB 0
SO 7
LOB 12



Batter	1	2	3	4	5	6	7	8	9	AB	R	H	RBI	BB	SO	LOB	TOP					
Dave Berg, R OBP: 0.361, SLG: 0.388 (1, 4)										5	1	1	0	0	1	1						
Alex Gonzalez, R OBP: 0.325, SLG: 0.469 (1, 6)										5	3	4	0	0	0	0						
Bruce Aven, R OBP: 0.400, SLG: 0.580 (1, 7)										5	2	2	1	0	2	3						
Preston Wilson, R OBP: 0.317, SLG: 0.529 (1, 8)										4	1	1	2	0	0	3						
Mark Kotsay, L OBP: 0.303, SLG: 0.381 (1, 9)										3	0	1	1	1	0	3						
Kevin Millar, R OBP: 0.405, SLG: 0.411 (1, 3)										3	1	1	2	0	1	1						
Mike Lowell, R OBP: 0.273, SLG: 0.316 (1, 5)										3	1	0	0	0	1	3						
Mike Redmond, R OBP: 0.355, SLG: 0.323 (1, 2)										4	0	2	3	0	0	0						
Ryan Dempster, R OBP: 0.158, SLG: 0.167 Matt Mantei, R (9, 1)										3	0	0	0	0	2	1						
										0	0	0	0	0	0	0						
Inning Stats	R: 0 E: 0 K: 1 S: 8	H: 0 LOB: 0 BB: 0 P: 13	R: 0 E: 0 K: 1 S: 8	H: 1 LOB: 0 BB: 0 P: 11	R: 0 E: 0 K: 1 S: 8	H: 0 LOB: 0 BB: 0 P: 9	R: 3 E: 0 K: 1 S: 15	H: 3 LOB: 0 BB: 0 P: 18	R: 0 E: 0 K: 0 S: 7	H: 1 LOB: 1 BB: 0 P: 8	R: 4 E: 0 K: 1 S: 16	H: 4 LOB: 1 BB: 0 P: 24	R: 2 E: 0 K: 0 S: 11	H: 2 LOB: 2 BB: 1 P: 18	R: 0 E: 0 K: 1 S: 6	H: 0 LOB: 0 BB: 0 P: 8	R: 0 E: 0 K: 1 S: 11	H: 1 LOB: 1 BB: 0 P: 14	1B: 9 2B: 2 3B: 1 HR: 0	SF: 1 SAC: 1 DP: 1 HBP: 3	WP: 0 PB: 0 SB: 0 CS: 1	PA: 41
PITCHER	IP WLS BF H R ER SO BB IBB HBP BLK WP HR S P ERA WHIP																					
Dan Smith, R ERA: 5.16 (1, 1)	5.2 L 24 8 6 6 4 0 0 0 0 0 0 0 55 72 9.53 1.412																					
Bobby Ayala, R ERA: 3.25 (6, 1)	0.1 3 1 1 1 1 0 0 1 0 0 0 0 7 11 27.00 3.000																					
Mel Rojas, R ERA: 19.29 (7, 1)	0.1 6 2 2 2 0 1 0 0 2 0 0 0 0 10 17 54.00 9.000																					
Steve Kline, L ERA: 4.94 Anthony Telford, R ERA: 2.72 (9, 1)	1.2 4 0 0 0 1 0 0 0 0 0 0 0 7 9 0.00 0.000																					

Florida Marlins @ Montreal Expos
Olympic Stadium, Montreal, QB
Sat Jun 26 1999, 7:05 PM EDT
Att. 6,540 - Dome - 72 F

AB	35
R	9
H	12
RBI	9
BB	1
SO	7
LOB	15



Batter	1	2	3	4	5	6	7	8	9	AB	R	H	RBI	BB	SO	LOB	BOTTOM					
Manny Martinez, R OBP: 0.283, SLG: 0.398 (1, 8)										4	0	2	2	1	0	0						
Brad Fullmer, L OBP: 0.280, SLG: 0.412 (1, 3)										5	0	1	0	0	0	3						
Fernando Seguinol, S OBP: 0.230, SLG: 0.211 (8, 9)										3	0	1	0	1	1	0						
Vladimir Guerrero, R OBP: 0.367, SLG: 0.523 James Houston, R OBP: 0.410, SLG: 0.424 (8, 7)										3	1	0	0	1	0	4						
Jose Vidro, S OBP: 0.356, SLG: 0.549 (1, 4)										4	1	2	0	0	0	0						
Chris Widger, R OBP: 0.357, SLG: 0.536 Anthony Telford, R (9, 1)										4	0	0	0	0	0	3						
Shane Andrews, R OBP: 0.322, SLG: 0.358 (1, 5)										4	0	1	1	0	0	1						
Orlando Cabrera, R OBP: 0.306, SLG: 0.409 (1, 6)										4	1	1	0	0	1	2						
Dan Smith, R Bobby Ayala, R Wilton Guerrero, S Mel Rojas, R Steve Kline, S Darron Cox, R (9, 2)										1	0	0	0	1	1	0						
Inning Stats	R: 0 E: 0 K: 0 S: 7	H: 1 LOB: 1 BB: 0 P: 12	R: 0 E: 0 K: 0 S: 4	H: 0 LOB: 0 BB: 0 P: 6	R: 0 E: 0 K: 2 S: 13	H: 1 LOB: 3 BB: 2 P: 24	R: 2 E: 0 K: 0 S: 21	H: 3 LOB: 2 BB: 1 P: 28	R: 1 E: 0 K: 0 S: 11	H: 2 LOB: 2 BB: 1 P: 19	R: 0 E: 0 K: 0 S: 6	H: 0 LOB: 0 BB: 0 P: 11	R: 0 E: 0 K: 1 S: 8	H: 0 LOB: 0 BB: 0 P: 11	R: 0 E: 0 K: 0 S: 6	H: 0 LOB: 0 BB: 0 P: 8	R: 0 E: 0 K: 0 S: 11	H: 1 LOB: 0 BB: 0 P: 15	1B: 6 2B: 2 3B: 0 HR: 0	SF: 0 SAC: 0 DP: 1 HBP: 0	WP: 1 PB: 0 SB: 0 CS: 0	PA: 38
PITCHER	IP WLS BF H R ER SO BB IBB HBP BLK WP HR S P ERA WHIP																					
Ryan Dempster, R ERA: 3.55 Matt Mantei, R ERA: 2.51 (9, 1)	8.0 W 35 7 3 3 3 4 0 0 0 0 0 0 76 119 3.38 1.375																					
	1.0 3 1 0 0 0 0 0 0 0 0 0 0 11 15 0.00 1.000																					

Florida Marlins @ Montreal Expos
Olympic Stadium, Montreal, QB
Sat Jun 26 1999, 7:05 PM EDT
Att. 6,540 - Dome - 72 F

AB	34
R	3
H	8
RBI	3
BB	4
SO	3
LOB	13



Batter	1	2	3	4	5	6	7	8	9	AB	R	H	RBI	BB	SO	LOB	TOP							
Ozzie Guillen, L (1, 6) OBP: 0.298, SLG: 0.313	2-2 FC6-5 2B		3-2 1B		3-2 G3		1-1 2H 1B		1-3 K	5	0	3	1	0	1	2								
Bret Boone, R (1, 4) OBP: 0.315, SLG: 0.387	2-2 FC6-5 10 G6-4-3		2-3 K		2-2 2B		2-0 F9		1-2 G5-3	5	0	1	2	0	1	4								
10 Chipper Jones, S (1, 5) OBP: 0.397, SLG: 0.522	2-0 G6-4-3			2-2 L9	0-0 G3-1			2-3 K		4	0	0	0	0	1	2								
Brian Jordan, R (1, 9) OBP: 0.359, SLG: 0.514		0-1 F9		2-3 K		2-3 K		1-2 1B		4	1	1	0	0	2	0								
Ryan Klesko, L (1, 7) OBP: 0.356, SLG: 0.487		1-0 1B		0-0 F8		1-2 F7		4-2 1B		3	0	1	0	1	0	0								
Gerald Williams, R (8, PR) OBP: 0.329, SLG: 0.400								1-2 BB		0	0	0	0	0	0	0								
Andruw Jones, R (1, 8) OBP: 0.355, SLG: 0.500		2-1 F9			0-0 P6		0-1 F7		3-1 1B	4	0	1	1	0	0	1								
Randall Simon, L (1, 3) OBP: 0.364, SLG: 0.400		0-0 G6-3			0-0 1B		4-0 SH1-4 1B		1-0 G4-6-3 1B	3	2	1	0	1	0	3								
Eddie Pérez, R (1, 2) OBP: 0.225, SLG: 0.243			1-2 F9		0-1 G3		2-3 K		1-1 F7	4	1	1	0	0	1	1								
29 John Smoltz, R (1, 1) OBP: 0.364, SLG: 0.531			2-3 K		0-0 2B		1-1 SH1-4		2-3 K	2	1	1	1	0	1	0								
Mike Remlinger, L (6, 1)					1-2 2B		1-2 2B			0	0	0	0	0	0	0								
Rudy Seanez, R (7, 1)										0	0	0	0	0	0	0								
Keith Lockhart, L (9, PH) OBP: 0.292, SLG: 0.288					1-2 2B		1-2 2B			1	0	0	0	0	1	0								
John Rocker, R (9, 1)					3H 1B		1-2 1B			0	0	0	0	0	0	0								
Inning Stats	R: 0 E: 0 K: 0 S: 7	H: 1 LOB: 0 BB: 0 P: 13	R: 0 E: 0 K: 0 S: 6	H: 1 LOB: 1 BB: 0 P: 9	R: 0 E: 0 K: 2 S: 13	H: 1 LOB: 1 BB: 0 P: 21	R: 0 E: 0 K: 1 S: 10	H: 0 LOB: 0 BB: 0 P: 14	R: 3 E: 0 K: 0 S: 15	H: 4 LOB: 1 BB: 0 P: 20	R: 0 E: 0 K: 1 S: 8	H: 0 LOB: 0 BB: 0 P: 11	R: 1 E: 0 K: 1 S: 12	H: 1 LOB: 1 BB: 1 P: 22	R: 1 E: 0 K: 1 S: 12	H: 2 LOB: 2 BB: 1 P: 23	R: 0 E: 0 K: 2 S: 11	H: 0 LOB: 1 BB: 0 P: 16	1B: 8 2B: 2 3B: 0 HR: 0	SF: 0 SAC: 1 DP: 2 HBP: 0	WP: 1 PB: 0 SB: 1 CS: 0	PA: 38		
PITCHER	IP WLS BF H R ER SO BB IBB HBP BLK WP HR S P ERA WHIP	7.0 29 8 4 4 5 1 0 0 0 0 0 0 71 110 5.14 1.286	1.0 5 2 1 1 1 1 0 0 0 0 0 0 12 23 9.00 3.000	1.0 W 4 0 0 0 2 0 0 0 0 0 1 0 11 16 0.00 0.000																				

Atlanta Braves @ Montreal Expos
Olympic Stadium, Montreal, QB
Tue Jun 29 1999, 7:05 PM EDT
Att. 7,069 - Dome - 72 F

AB 35
R 5
H 10
RBI 5
BB 2
SO 8
LOB 13



Batter	1	2	3	4	5	6	7	8	9	AB	R	H	RBI	BB	SO	LOB	BOTTOM							
Manny Martinez, R (1, 8) OBP: 0.286, SLG: 0.388	3-2 F9		2-2 F9			3-2 P4			0-2 F7	3	0	0	0	0	0	0								
Ryan McGuire, L (7, PH) OBP: 0.367, SLG: 0.396										2	0	0	0	0	1	4								
Jose Vidro, S (1, 4) OBP: 0.362, SLG: 0.546	2-1 1B		0-0 G4-3			0-0 F8		1-3 K	2-2 FC4-6 1B	5	1	2	0	0	1	0								
Rondell White, R (1, 7) OBP: 0.378, SLG: 0.531	1-2 1B			0-0 G1		0-1 FC5		0-1 G5-3	0-2 FC4-6 HR	4	0	3	0	0	0	0								
Ugueth Urbina, R (9, 1)										0	0	0	0	0	0	0								
Wilton Guerrero, S (9, PH) OBP: 0.317, SLG: 0.372	2-3 1B								1-2 2-3 3H HR	1	1	0	1	0	0	2								
Vladimir Guerrero, R (1, 9) OBP: 0.369, SLG: 0.531	0-2 SF7			1-2 F8		2-2 1B		4-0 BB	1-0 HR	3	1	2	4	1	0	1								
Fernando Seguinol, S (1, 3) OBP: 0.324, SLG: 0.310	1-2 G4-3			1-0 G1		0-0 FC5		1-2 BB		3	0	0	0	1	0	4								
Chris Widger, R (1, 2) OBP: 0.351, SLG: 0.511				2-3 K						4	0	0	0	0	4	3								
Robert Machado, R (9, 2)										0	0	0	0	0	0	0								
Orlando Cabrera, R (1, 6) OBP: 0.303, SLG: 0.409		2-2 F9			0-1 L7		2-2 BB		0-0 2B	4	1	2	0	0	0	0								
Mike Mordecai, R (1, 5) OBP: 0.319, SLG: 0.441		0-2 G1-3			2-1 G5-3		4-0 BB		1-0 FC4-6 2B	3	1	1	1	1	0	0								
Dustin Hermanson, R (1, 1) OBP: 0.167, SLG: 0.074										2	0	0	0	0	2	0								
Shane Andrews, R (7, PH) OBP: 0.313, SLG: 0.346										0	0	0	0	0	0	0								
Orlando Merced, S (7, PH) OBP: 0.357, SLG: 0.517										1	0	0	0	0	0	2								
Anthony Telford, R (8, 1)										0	0	0	0	0	0	0								
James Mouton, R (9, 8) OBP: 0.424, SLG: 0.433										0	1	0	0	0	0	0								
Inning Stats	R: 1 E: 0 K: 0 S: 15	H: 2 LOB: 1 BB: 0 P: 22	R: 0 E: 0 K: 1 S: 10	H: 0 LOB: 0 BB: 0 P: 12	R: 0 E: 0 K: 1 S: 7	H: 0 LOB: 0 BB: 0 P: 10	R: 0 E: 0 K: 1 S: 8	H: 1 LOB: 1 BB: 0 P: 12	R: 0 E: 0 K: 1 S: 7	H: 0 LOB: 0 BB: 0 P: 11	R: 0 E: 0 K: 0 S: 10	H: 2 LOB: 2 BB: 0 P: 15	R: 0 E: 0 K: 2 S: 12	H: 1 LOB: 2 BB: 1 P: 23	R: 0 E: 0 K: 2 S: 11	H: 0 LOB: 2 BB: 2 P: 21	R: 5 E: 0 K: 0 S: 17	H: 4 LOB: 0 BB: 0 P: 22	1B: 5 2B: 4 3B: 0 HR: 1	SF: 1 SAC: 0 DP: 0 HBP: 1	WP: 0 PB: 0 SB: 0 CS: 0	PA: 40		
PITCHER	IP WLS BF H R ER SO BB IBB HBP BLK WP HR S P ERA WHIP	5.0 18 5 3 0 1 1 0 0 0 0 0 0 17 29 0.00 3.000	1.1 H 8 3 0 0 1 1 0 0 0 0 0 17 29 0.00 3.000	1.2 H 7 0 0 0 3 2 0 0 0 0 0 16 30 0.00 1.200	0.2 L 7 4 5 5 0 0 0 1 0 0 1 17 22 67.50 6.000																			

Atlanta Braves @ Montreal Expos
Olympic Stadium, Montreal, QB
Tue Jun 29 1999, 7:05 PM EDT
Att. 7,069 - Dome - 72 F

AB 35
R 6
H 10
RBI 6
BB 3
SO 8
LOB 16



Batter	1	2	3	4	5	6	7	8	9	AB	R	H	RBI	BB	SO	LOB	TOP					
Ozzie Guillen, L OBP: 0.290, SLG: 0.303 (1, 6)	G4-3	G1-3		G6-3		FC4-6			L6	5	0	0	0	0	0	3						
Bret Boone, R OBP: 0.318, SLG: 0.389 (1, 4)	1B			K			G6-3			4	1	2	0	0	1	0						
10 Chipper Jones, S OBP: 0.395, SLG: 0.517 (1, 5)	1B			G1-3			F7			3	1	0	0	1	0	1						
Brian Jordan, R OBP: 0.358, SLG: 0.510 (1, 9)	E9			F9			G6-3			4	0	1	1	0	0	1						
Ryan Klesko, L OBP: 0.391, SLG: 0.480 Gerald Williams, R OBP: 0.328, SLG: 0.397 (8, PH) (8, 7)	G4-3			K			F8		G5-3	3	0	0	0	0	1	2						
Andruw Jones, R OBP: 0.358, SLG: 0.495 (1, 8)	P5						L7		F9	3	1	0	0	1	0	1						
Randall Simon, L OBP: 0.407 Brian Hunter, R OBP: 0.373, SLG: 0.528 (8, PH) (8, 3)	G1-3			HR			1B		L1-3	3	1	2	0	0	0	0						
Eddie Pérez, R OBP: 0.226, SLG: 0.270 (1, 2)	G5-3			HR			F7		P4	4	1	1	3	0	0	1						
Odalis Perez, L OBP: 0.143, SLG: 0.143 30 Kevin McGlinchy, R (7, 1) Rudy Seanez, R (8, 1) Russ Springer, R (8, 1) Keith Lockhart, L OBP: 0.288, SLG: 0.284 (9, PH)	G1-3			G1-3			FC4-6		G6-3	3	0	2	0	0	0	0						
Inning Stats	R: 2 E: 1 K: 0 S: 13	H: 2 LOB: 1 BB: 1 P: 19	R: 0 E: 0 K: 0 S: 6	H: 1 LOB: 1 BB: 0 P: 8	R: 0 E: 0 K: 1 S: 10	H: 1 LOB: 0 BB: 1 P: 14	R: 3 E: 0 K: 1 S: 15	H: 2 LOB: 0 BB: 1 P: 27	R: 0 E: 0 K: 0 S: 6	H: 0 LOB: 0 BB: 0 P: 8	R: 0 E: 0 K: 0 S: 12	H: 2 LOB: 2 BB: 0 P: 19	R: 0 E: 0 K: 0 S: 7	H: 0 LOB: 0 BB: 0 P: 9	R: 0 E: 0 K: 0 S: 7	H: 0 LOB: 0 BB: 0 P: 12	R: 0 E: 0 K: 0 S: 7	H: 0 LOB: 0 BB: 0 P: 10	1B: 7 2B: 0 3B: 0 HR: 1	SF: 0 SAC: 0 DP: 0 HBP: 0	WP: 0 PB: 0 SB: 1 CS: 0	PA: 37
PITCHER	IP	WLS	BF	H	R	ER	SO	BB	IBB	HBP	BLK	WP	HR	S	P	ERA	WHIP					
Carl Pavano, R ERA: 5.48 Miguel Batista, R ERA: 4.72 Steve Kline, L ERA: 4.6 Ugueth Urbina, R ERA: 4.38	6.0		28	8	5	5	2	2	0	0	0	0	1	62	95	7.50	1.667					

Atlanta Braves @ Montreal Expos
Olympic Stadium, Montreal, QB
Wed Jun 30 1999, 7:05 PM EDT
Att. 7,273 - Dome - 72 F

AB 35
R 5
H 8
RBI 4
BB 2
SO 2
LOB 9



Batter	1	2	3	4	5	6	7	8	9	AB	R	H	RBI	BB	SO	LOB	BOTTOM					
Manny Martinez, R OBP: 0.296, SLG: 0.391 Orlando Merced, S OBP: 0.369, SLG: 0.516 (7, PH) (8, 7) Ryan McGuire, L OBP: 0.367, SLG: 0.396 (9, 7)	1B			S		S	F8	1B		1	1	1	0	2	0	0						
Jose Vidro, S OBP: 0.363, SLG: 0.543 (1, 4)	G6-4-3			P3		K		1B		5	1	2	0	0	1	4						
Rondell White, R OBP: 0.375, SLG: 0.526 (1, 7) (8, 8)	G6-4-3			F9		K		BB	1B	4	1	1	0	0	1	2						
Vladimir Guerrero, R OBP: 0.371, SLG: 0.541 (1, 9)	K			HR		G3		BB	2B	4	2	2	2	0	1	1						
Chris Widger, R OBP: 0.348, SLG: 0.511 (1, 2)	G5-3			G1-3				K		4	0	1	0	0	1	2						
Fernando Seguinol, S OBP: 0.316, SLG: 0.281 (1, 3)	K			K				2B	BB	3	1	0	0	1	3	1						
Orlando Cabrera, R OBP: 0.306, SLG: 0.412 (1, 6)	F9					L7		BB	E9	3	1	1	2	1	0	0						
Mike Mordecai, R OBP: 0.317, SLG: 0.434 (1, 5)	G1-3			K		K		P3	FC5-4	4	0	1	1	0	1	2						
Carl Pavano, R ERA: 5.2 Miguel Batista, R ERA: 4.72 Shane Bieber, R OBP: 0.316, SLG: 0.346 Steve Kline, S Wilton Guerrero, S OBP: 0.316, SLG: 0.320 Ugueth Urbina, R (9, 1)	G6-3			K		K		FC5-4	1B	2	0	0	0	0	1	0						
Inning Stats	R: 1 E: 0 K: 1 S: 7	H: 2 LOB: 0 BB: 0 P: 13	R: 0 E: 0 K: 1 S: 9	H: 0 LOB: 0 BB: 0 P: 13	R: 0 E: 0 K: 0 S: 8	H: 0 LOB: 1 BB: 1 P: 16	R: 1 E: 0 K: 1 S: 7	H: 1 LOB: 0 BB: 0 P: 11	R: 0 E: 0 K: 2 S: 8	H: 0 LOB: 1 BB: 1 P: 14	R: 0 E: 0 K: 1 S: 9	H: 1 LOB: 3 BB: 2 P: 23	R: 5 E: 1 K: 1 S: 26	H: 6 LOB: 2 BB: 1 P: 40	1B: 7 2B: 2 3B: 0 HR: 1	SF: 0 SAC: 0 DP: 1 HBP: 0	WP: 0 PB: 0 SB: 3 CS: 0	PA: 38				
PITCHER	IP	WLS	BF	H	R	ER	SO	BB	IBB	HBP	BLK	WP	HR	S	P	ERA	WHIP					
Odalis Perez, L ERA: 5.2 30 Kevin McGlinchy, R ERA: 3.35 Rudy Seanez, R ERA: 2.48 Russ Springer, R ERA: 6.46	6.2		27	4	2	2	8	4	0	0	0	0	0	12	20	54.00	6.000					

Atlanta Braves @ Montreal Expos
Olympic Stadium, Montreal, QB
Wed Jun 30 1999, 7:05 PM EDT
Att. 7,273 - Dome - 72 F

AB 33
R 7
H 10
RBI 5
BB 5
SO 9
LOB 16



Batter	1	2	3	4	5	6	7	8	9	AB	R	H	RBI	BB	SO	LOB	TOP			
Walt Weiss, S OBP: 0.350, SLG: 0.357	F8	FC4				G4-3		SH1-4		4	0	1	1	0	0	1	Atlanta Braves @ Montreal Expos Olympic Stadium, Montreal, QB Thu Jul 01 1999, 1:35 PM EDT Att: 8,874 - Dome - 72 F			
Keith Lockhart, L OBP: 0.295, SLG: 0.282			F8	K				G4-3		4	1	1	0	1	1	3				
10 Chipper Jones, S OBP: 0.401, SLG: 0.517			G3					F7		2	1	1	0	3	0	1				
Brian Jordan, R OBP: 0.358, SLG: 0.512	P9		G3	G3		FC6			G6-3	5	1	2	0	0	0	7				
Ryan Klesko, L OBP: 0.394, SLG: 0.483 Gerald Williams, R OBP: 0.326, SLG: 0.395			G3		K			G6-3		3	0	1	2	1	1	2				
Andruw Jones, R OBP: 0.355, SLG: 0.488			F7		P2		F9			4	0	0	0	1	0	4				
Randall Simon, L OBP: 0.392, SLG: 0.438 Brian Hunter, R OBP: 0.369, SLG: 0.528								SF8		4	1	4	0	0	0	0				
Eddie Pérez, R OBP: 0.225, SLG: 0.267		L7			L6		L6			5	0	1	0	0	0	5				
Tom Glavine, L OBP: 0.167, SLG: 0.143										3	0	1	0	0	1	1				
Inning Stats	R: 2 E: 0 K: 0 S: 10	H: 1 LOB: 1 BB: 2 P: 22	R: 0 E: 0 K: 0 S: 8	H: 1 LOB: 1 BB: 0 P: 12	R: 0 E: 0 K: 0 S: 10	H: 2 LOB: 3 BB: 0 P: 21	R: 1 E: 0 K: 1 S: 14	H: 3 LOB: 3 BB: 1 P: 23	R: 0 E: 0 K: 1 S: 11	H: 1 LOB: 1 BB: 0 P: 14	R: 0 E: 0 K: 0 S: 14	H: 1 LOB: 1 BB: 1 P: 21	R: 0 E: 0 K: 0 S: 7	H: 1 LOB: 1 BB: 0 P: 8	R: 1 E: 0 K: 0 S: 6	H: 1 LOB: 1 BB: 1 P: 15		1B: 9 2B: 3 3B: 0 HR: 0	SF: 1 SAC: 2 DP: 0 HBP: 0	WP: 0 PB: 0 SB: 0 CS: 1
PITCHER	IP WLS BF H R ER SO	IP WLS BF H R ER SO	IP WLS BF H R ER SO	IP WLS BF H R ER SO	IP WLS BF H R ER SO	IP WLS BF H R ER SO	IP WLS BF H R ER SO	IP WLS BF H R ER SO	IP WLS BF H R ER SO	IP WLS BF H R ER SO	IP WLS BF H R ER SO	IP WLS BF H R ER SO	IP WLS BF H R ER SO	IP WLS BF H R ER SO	IP WLS BF H R ER SO	ERA WHIP	ERA WHIP			
Dan Smith, R ERA: 5.54	3.1 L 19 7 3 3 0																8.10 2.700	0.00 1.200		
Bobby Ayala, R ERA: 3.02	1.2 7 1 0 0 2																0.00 2.000	0.00 1.500		
Miguel Batista, R ERA: 4.67	1.0 5 1 0 0 1																13.50 1.500			
Guillermo Mota, R ERA: 1.4	2.0 8 2 0 0 0																			
Steve Kline, L ERA: 4.6	0.2 4 1 1 1 0																			
PITCHER	IP WLS BF H R ER SO	IP WLS BF H R ER SO	IP WLS BF H R ER SO	IP WLS BF H R ER SO	IP WLS BF H R ER SO	IP WLS BF H R ER SO	IP WLS BF H R ER SO	IP WLS BF H R ER SO	IP WLS BF H R ER SO	IP WLS BF H R ER SO	IP WLS BF H R ER SO	IP WLS BF H R ER SO	IP WLS BF H R ER SO	IP WLS BF H R ER SO	IP WLS BF H R ER SO	ERA WHIP	ERA WHIP			
Mel Rojas, R ERA: 18.0	0.1 1 0 0 0 0																0.00 0.000			

AB	35
R	4
H	12
RBI	4
BB	6
SO	3
LOB	25



Batter	1	2	3	4	5	6	7	8	9	AB	R	H	RBI	BB	SO	LOB	BOTTOM			
Manny Martinez, R OBP: 0.300, SLG: 0.393	F8					F8		F7		4	1	2	0	0	0	1	Atlanta Braves @ Montreal Expos Olympic Stadium, Montreal, QB Thu Jul 01 1999, 1:35 PM EDT Att: 8,874 - Dome - 72 F			
Wilton Guerrero, S OBP: 0.322, SLG: 0.376 Guillermo Mota, R OBP: 1.000, SLG: 4.000 Steve Kline, S									F9	3	0	2	0	0	0	1				
Mel Rojas, R										0	0	0	0	0	0	0				
James Mouton, R OBP: 0.419, SLG: 0.426										1	0	0	0	0	0	0				
Rondell White, R OBP: 0.370, SLG: 0.517										4	0	0	0	0	0	4				
Vladimir Guerrero, R OBP: 0.370, SLG: 0.537										4	0	1	1	0	0	1				
Shane Andrews, R OBP: 0.312, SLG: 0.338										3	0	0	0	0	1	1				
Orlando Cabrera, R OBP: 0.303, SLG: 0.408										3	0	0	0	0	0	1				
Fernando Segúñol, S OBP: 0.325, SLG: 0.324 Miguel Batista, R OBP: 0.296, SLG: 0.385 Jose Vidro, S OBP: 0.361, SLG: 0.540										2	0	1	0	0	0	0				
Robert Machado, R										1	0	0	0	0	0	0				
Dan Smith, R										0	0	0	0	0	0	0				
Bobby Ayala, R										0	0	0	0	0	0	0				
Ryan McGuire, L OBP: 0.369, SLG: 0.398										2	0	1	0	0	0	0				
Inning Stats	R: 1 E: 0 K: 0 S: 12	H: 2 LOB: 0 BB: 0 P: 20	R: 0 E: 0 K: 0 S: 13	H: 0 LOB: 0 BB: 0 P: 20	R: 0 E: 0 K: 1 S: 10	H: 0 LOB: 0 BB: 0 P: 15	R: 0 E: 0 K: 0 S: 4	H: 1 LOB: 1 BB: 0 P: 8	R: 0 E: 0 K: 0 S: 5	H: 2 LOB: 1 BB: 0 P: 8	R: 0 E: 0 K: 0 S: 7	H: 1 LOB: 1 BB: 0 P: 11	R: 0 E: 0 K: 1 S: 8	H: 0 LOB: 0 BB: 0 P: 13	R: 0 E: 0 K: 0 S: 6	H: 0 LOB: 0 BB: 0 P: 7	1B: 6 2B: 2 3B: 0 HR: 0	SF: 0 SAC: 0 DP: 2 HBP: 0	WP: 0 PB: 0 SB: 0 CS: 1	PA: 32
PITCHER	IP WLS BF H R ER SO	IP WLS BF H R ER SO	IP WLS BF H R ER SO	IP WLS BF H R ER SO	IP WLS BF H R ER SO	IP WLS BF H R ER SO	IP WLS BF H R ER SO	IP WLS BF H R ER SO	IP WLS BF H R ER SO	IP WLS BF H R ER SO	IP WLS BF H R ER SO	IP WLS BF H R ER SO	IP WLS BF H R ER SO	IP WLS BF H R ER SO	IP WLS BF H R ER SO	ERA WHIP	ERA WHIP			
Tom Glavine, L ERA: 4.25	9.0 W 31 7 1 1 2																1.00 0.778			



Batter	1	2	3	4	5	6	7	8	9	AB	R	H	RBI	BB	SO	LOB	TOP				
Manny Martinez, R OBP: 0.303, SLG: 0.395			G6-3					G6-4-3 1B		4	0	2	0	0	1	0	Montreal Expos @ Florida Marlins Pro Player Stadium, Miami, FL Sat Jul 03 1999, 7:05 PM EDT Att: 24,186 - Cloudy - 79 F				
Wilton Guerrero, S OBP: 0.316, SLG: 0.368 Anthony Telford, R (5, 1)	G3			F8	F8			G6-4-3 1-2		3	0	0	0	0	0	1					
Ryan McGuire, L OBP: 0.366, SLG: 0.394 Steve Kline, S (8, PH)										0	0	0	0	0	0	0					
Fernando Segunol, S OBP: 0.319, SLG: 0.342				F8 1B		F8		L3		4	1	1	0	0	1	0					
Vladimir Guerrero, R OBP: 0.368, SLG: 0.531				F8		L5		F9		3	0	0	0	1	0	1					
Jose Vidro, S OBP: 0.364, SLG: 0.537						F9		P6		3	0	1	0	1	0	0					
Chris Widger, R OBP: 0.351, SLG: 0.516										4	0	2	1	0	0	2					
Jose Fernandez, R OBP: 0.250, SLG: 0.500										4	0	1	0	0	0	5					
Orlando Cabrera, R OBP: 0.300, SLG: 0.404				F8		G6-3		F8		3	0	0	0	0	0	1					
Mike Thurman, R OBP: 0.053, SLG: 0.053 Miguel Batista, R OBP: 0.276, SLG: 0.370 Terry Jones, S (5, PH)				F9				G6-3		0	0	0	0	0	0	0					
										1	0	0	0	0	0	0					
										2	0	0	0	0	0	1					
Inning Stats	R: 0 E: 0 K: 2 S: 8	H: 0 LOB: 0 BB: 0 P: 12	R: 0 E: 0 K: 0 S: 5	H: 1 LOB: 1 BB: 1 P: 11	R: 0 E: 0 K: 0 S: 9	H: 0 LOB: 0 BB: 0 P: 12	R: 1 E: 0 K: 0 S: 13	H: 2 LOB: 2 BB: 1 P: 22	R: 0 E: 0 K: 0 S: 4	H: 0 LOB: 0 BB: 0 P: 7	R: 0 E: 0 K: 0 S: 6	H: 1 LOB: 1 BB: 0 P: 8	R: 0 E: 0 K: 0 S: 5	H: 1 LOB: 0 BB: 0 P: 7	R: 0 E: 0 K: 0 S: 6	H: 1 LOB: 1 BB: 0 P: 8	1B: 4 2B: 3 3B: 0 HR: 0	SF: 0 SAC: 0 DP: 2 HBP: 0	WP: 0 PB: 0 SB: 0 CS: 0	PA: 34	
PITCHER	IP	WLS	BF	H	R	ER	SO	BB	IBB	HBP	BLK	WP	HR	S	P	ERA	WHIP				
Brian Meadows, R ERA: 3.56	(1, 1)	7.0	W	27	5	1	1	2	2	0	0	0	0	53	85	1.29	1.000				
Antonio Alfonseca, R ERA: 3.61	(8, 1)	2.0		7	2	0	0	0	0	0	0	0	0	11	15	0.00	1.000				

AB	32
R	1
H	7
RBI	1
BB	2
SO	2
LOB	12



Batter	1	2	3	4	5	6	7	8	9	AB	R	H	RBI	BB	SO	LOB	BOTTOM				
Luis Castillo, S OBP: 0.349, SLG: 0.335								L9	FC6-4	3	2	1	0	2	0	3	Montreal Expos @ Florida Marlins Pro Player Stadium, Miami, FL Sat Jul 03 1999, 7:05 PM EDT Att: 24,186 - Cloudy - 79 F				
Alex Gonzalez, R OBP: 0.322, SLG: 0.465								G6-3		4	0	0	0	0	3	4					
Bruce Aven, R OBP: 0.376, SLG: 0.525 Antonio Alfonseca, R (8, 1)										3	1	0	0	1	1	1					
										0	0	0	0	0	0	0					
Kevin Millar, R OBP: 0.430, SLG: 0.527										4	2	3	5	0	0	0					
Mark Kotsay, L OBP: 0.300, SLG: 0.385										3	0	2	1	0	1	0					
Danny Bautista, R OBP: 0.279, SLG: 0.400										4	0	0	0	0	1	1					
Mike Lowell, R OBP: 0.296, SLG: 0.329										2	0	1	0	1	1	0					
Jorge Fabregas, L OBP: 0.295, SLG: 0.353										4	0	1	0	0	1	5					
Brian Meadows, R OBP: 0.194, SLG: 0.207 Preston Wilson, R OBP: 0.315, SLG: 0.504										3	1	1	0	0	1	1					
										0	0	0	0	1	0	0					
Inning Stats	R: 0 E: 0 K: 2 S: 8	H: 0 LOB: 0 BB: 1 P: 17	R: 0 E: 0 K: 0 S: 10	H: 1 LOB: 2 BB: 1 P: 20	R: 4 E: 0 K: 1 S: 13	H: 2 LOB: 0 BB: 2 P: 23	R: 0 E: 0 K: 1 S: 5	H: 0 LOB: 0 BB: 0 P: 9	R: 1 E: 0 K: 1 S: 11	H: 3 LOB: 2 BB: 0 P: 23	R: 0 E: 0 K: 2 S: 11	H: 1 LOB: 1 BB: 0 P: 16	R: 0 E: 0 K: 0 S: 7	H: 0 LOB: 0 BB: 0 P: 9	R: 1 E: 1 K: 2 S: 17	H: 2 LOB: 3 BB: 1 P: 26	1B: 5 2B: 3 3B: 0 HR: 1	SF: 1 SAC: 0 DP: 1 HBP: 1	WP: 0 PB: 0 SB: 1 CS: 1	PA: 37	
PITCHER	IP	WLS	BF	H	R	ER	SO	BB	IBB	HBP	BLK	WP	HR	S	P	ERA	WHIP				
Mike Thurman, R ERA: 4.59	(1, 1)	1.1		4	0	0	0	2	1	0	0	0	0	10	21	0.00	0.750				
Miguel Batista, R ERA: 4.92	(2, 1)	2.2	L	14	3	4	4	2	3	0	1	0	0	26	48	13.50	2.250				
Anthony Telford, R ERA: 3.19	(5, 1)	3.0		12	4	1	1	3	0	0	0	0	0	29	48	3.00	1.333				
Steve Kline, L ERA: 4.94	(8, 1)	1.0		7	2	1	1	2	1	0	0	0	1	17	26	9.00	3.000				

AB	30
R	6
H	9
RBI	6
BB	5
SO	9
LOB	15



Batter	1	2	3	4	5	6	7	8	9	AB	R	H	RBI	BB	SO	LOB	TOP		
Manny Martinez, R (1, 8) OBP: 0.305, SLG: 0.395	P4		1B			G5-3		1B	K	5	0	2	0	0	1	1			
Terry Jones, S (1, 7) OBP: 0.167, SLG: 0.167	K		K			G6-3		1B		4	0	1	0	0	2	1			
Jose Fernandez, R (1, 5) OBP: 0.375, SLG: 0.429	F9							1B	BB	3	0	1	0	1	1	0			
Vladimir Guerrero, R (1, 9) OBP: 0.362, SLG: 0.528		P9						1B	P3	4	0	1	0	0	0	4			
Jose Vidro, S (1, 4) OBP: 0.362, SLG: 0.532										4	0	1	0	0	1	4			
Fernando Seguinol, S (1, 3) OBP: 0.292, SLG: 0.310										4	0	0	0	0	2	5			
Orlando Cabrera, R (1, 6) OBP: 0.299, SLG: 0.408										4	1	1	0	0	0	1			
Robert Machado, R (1, 2) OBP: 0.125, SLG: 0.125			L9							4	0	1	0	0	1	0			
Jeremy Powell, R (1, 1) OBP: 0.314, SLG: 0.366										2	0	0	0	0	2	0			
Wilton Guerrero, S (7, PH) OBP: 0.371, SLG: 0.394										1	0	0	0	0	0	1			
Bobby Ayala, R (7, 1)										0	0	0	0	0	0	0			
Ryan McGuire, L (9, PH)										0	0	0	0	1	0	0			
Inning Stats	R: 0 E: 0 K: 1 S: 9	H: 0 LOB: 0 BB: 0 P: 12	R: 0 E: 0 K: 0 S: 11	H: 1 LOB: 1 BB: 0 P: 16	R: 0 E: 0 K: 2 S: 11	H: 1 LOB: 1 BB: 0 P: 14	R: 0 E: 0 K: 2 S: 10	H: 1 LOB: 0 BB: 0 P: 19	R: 0 E: 0 K: 1 S: 9	H: 0 LOB: 0 BB: 0 P: 11	R: 1 E: 0 K: 0 S: 10	H: 2 LOB: 1 BB: 0 P: 16	R: 0 E: 0 K: 2 S: 16	H: 2 LOB: 3 BB: 1 P: 25	R: 0 E: 0 K: 2 S: 10	H: 0 LOB: 1 BB: 1 P: 18	1B: 7 2B: 0 3B: 1 HR: 0	SF: 0 SAC: 0 DP: 0 HBP: 0	WP: 1 PA: 37 PB: 0 SB: 0 CS: 0
PITCHER	IP	WLS	BF	H	R	ER	SO	BB	IBB	HBP	BLK	WP	HR	S	P	ERA	WHIP		
Livan Hernandez, R (1, 1) ERA: 4.59	7.1	W	31	8	1	1	6	1	0	0	0	1	0	79	114	1.23	1.227		
Jesus Sanchez, L (8, 1) ERA: 5.66	0.2	H	2	0	0	0	2	0	0	0	0	0	0	6	9	0.00	0.000		
Matt Mantei, R (9, 1) ERA: 2.8	1.0		4	0	0	0	2	1	0	0	0	0	0	10	18	0.00	1.000		

Montreal Expos @ Florida Marlins
Pro Player Stadium, Miami, FL
Sun Jul 04 1999, 4:05 PM EDT
Att: 16,971 - Sunny - 82 F

AB	35
R	1
H	8
RBI	0
BB	2
SO	10
LOB	17



Batter	1	2	3	4	5	6	7	8	9	AB	R	H	RBI	BB	SO	LOB	BOTTOM		
Luis Castillo, S (1, 4) OBP: 0.346, SLG: 0.330	HBP BB		L7	FC6-4		G5-3		FC4-6		4	0	0	0	1	0	3			
Alex Gonzalez, R (1, 6) OBP: 0.327, SLG: 0.472										2	2	1	0	0	0	1			
Bruce Aven, R (1, 7) OBP: 0.379, SLG: 0.519										2	1	0	0	1	0	2			
Danny Bautista, R (9, 7) OBP: 0.279, SLG: 0.400										0	0	0	0	0	0	0			
Kevin Millar, R (1, 3) OBP: 0.424, SLG: 0.526										4	0	1	1	0	0	4			
Mark Kotsay, L (1, 9) OBP: 0.302, SLG: 0.387										4	1	2	1	0	0	2			
Preston Wilson, R (1, 8) OBP: 0.317, SLG: 0.515										3	1	1	1	1	0	0			
Mike Lowell, R (1, 5) OBP: 0.329, SLG: 0.347										2	0	2	1	2	0	0			
Jorge Fabregas, L (1, 2) OBP: 0.300, SLG: 0.348										2	0	0	0	2	0	1			
Livan Hernandez, R (1, 1) OBP: 0.286, SLG: 0.415										3	0	1	0	0	0	2			
Jesus Sanchez, L (8, 1) OBP: 0.167, SLG: 0.091										0	0	0	0	0	0	0			
Tim Hyers, L (6, PH) OBP: 0.389, SLG: 0.458										1	0	0	0	0	1	2			
Matt Mantei, R (9, 1)										0	0	0	0	0	0	0			
Inning Stats	R: 0 E: 0 K: 0 S: 6	H: 0 LOB: 1 BB: 1 P: 14	R: 1 E: 1 K: 0 S: 13	H: 2 LOB: 1 BB: 1 P: 24	R: 3 E: 1 K: 0 S: 10	H: 2 LOB: 2 BB: 1 P: 22	R: 0 E: 0 K: 0 S: 6	H: 1 LOB: 0 BB: 0 P: 10	R: 0 E: 0 K: 0 S: 5	H: 0 LOB: 0 BB: 1 P: 10	R: 1 E: 0 K: 0 S: 9	H: 2 LOB: 2 BB: 1 P: 17	R: 0 E: 0 K: 1 S: 11	H: 0 LOB: 2 BB: 2 P: 21	1B: 5 2B: 1 3B: 1 HR: 1	SF: 0 SAC: 0 DP: 3 HBP: 3	WP: 0 PA: 38 PB: 0 SB: 0 CS: 0		
PITCHER	IP	WLS	BF	H	R	ER	SO	BB	IBB	HBP	BLK	WP	HR	S	P	ERA	WHIP		
Jeremy Powell, R (1, 1) ERA: 4.5	6.0	L	26	6	4	3	0	4	0	3	0	0	0	46	90	4.50	1.667		
Bobby Ayala, R (7, 1) ERA: 3.09	2.0		11	2	1	1	1	3	0	0	0	0	0	20	38	4.50	2.500		

Montreal Expos @ Florida Marlins
Pro Player Stadium, Miami, FL
Sun Jul 04 1999, 4:05 PM EDT
Att: 16,971 - Sunny - 82 F

AB	27
R	5
H	8
RBI	4
BB	7
SO	1
LOB	17



Batter	1	2	3	4	5	6	7	8	9	AB	R	H	RBI	BB	SO	LOB	TOP				
Manny Martinez, R OBP: 0.308, SLG: 0.399	G6-3		G1-3			F8				4	0	1	0	0	0	0	Montreal Expos @ New York Mets Shea Stadium, Flushing, NY Tue Jul 06 1999, 7:40 PM EDT Att: 30,053 - Overcast - 99 F				
Terry Jones, S OBP: 0.308, SLG: 0.462 Ugueth Urbina, R (8, 1)	G3-1		G1-3			K		F7		3	0	0	0	0	1	0					
Jose Fernandez, R OBP: 0.313, SLG: 0.400	K					K				4	0	2	0	0	2	0					
Vladimir Guerrero, R OBP: 0.359, SLG: 0.515 Ryan McGuire, L OBP: 0.368, SLG: 0.390		G6-3		L6				G5-3		3	0	0	0	0	0	1					
Jose Vidro, S OBP: 0.358, SLG: 0.519		G6-3		G4-3				P5		4	0	0	0	0	2						
Chris Widger, R OBP: 0.348, SLG: 0.508 Robert Machado, R OBP: 0.111, SLG: 0.111						G4-3		F7		3	0	1	0	0	0	0					
Fernando Seguinol, S OBP: 0.273, SLG: 0.271						G4-3				2	0	0	0	0	1	1					
Orlando Cabrera, R OBP: 0.296, SLG: 0.402 Mike Mordecai, R OBP: 0.317, SLG: 0.434			F9					G5-4-3		3	0	1	0	0	0	1					
Carl Pavano, R OBP: 0.091, SLG: 0.063 Miguel Batista, R OBP: 0.276, SLG: 0.370 James Mouton, R OBP: 0.425, SLG: 0.435 Wilton Guerrero, S OBP: 0.310, SLG: 0.361			K			K				2	0	0	0	0	2	1					
Inning Stats	R: 0 E: 0 K: 1 S: 9	H: 0 LOB: 0 BB: 0 P: 11	R: 0 E: 0 K: 1 S: 11	H: 1 LOB: 1 BB: 0 P: 14	R: 0 E: 0 K: 1 S: 6	H: 0 LOB: 0 BB: 0 P: 8	R: 0 E: 0 K: 0 S: 7	H: 1 LOB: 1 BB: 0 P: 9	R: 0 E: 0 K: 1 S: 12	H: 0 LOB: 0 BB: 0 P: 12	R: 0 E: 0 K: 0 S: 6	H: 0 LOB: 0 BB: 0 P: 9	R: 0 E: 0 K: 0 S: 11	H: 2 LOB: 2 BB: 0 P: 14	R: 0 E: 0 K: 1 S: 7	H: 1 LOB: 1 BB: 0 P: 7		1B: 5 2B: 1 3B: 0 HR: 0	SF: 0 SAC: 0 DP: 1 HBP: 1	WP: 0 PB: 0 SB: 0 CS: 0	PA: 33
PITCHER	IP	WLS	BF	H	R	ER	SO	BB	IBB	HBP	BLK	WP	HR	S	P	ERA	WHIP				
Orel Hershiser, R ERA: 4.7	5.0	W	18	3	0	0	4	0	0	0	0	0	0	45	59	0.00	0.600				
Greg McMichael, R ERA: 6.0	1.0		3	0	0	0	2	0	0	0	0	0	0	10	12	0.00	0.000				
Jason Isringhausen, R ERA: 6.51	3.0	S	12	3	0	0	1	0	0	1	0	0	0	24	30	0.00	1.000				

AB	32
R	0
H	6
RBI	0
BB	0
SO	7
LOB	10



Batter	1	2	3	4	5	6	7	8	9	AB	R	H	RBI	BB	SO	LOB	BOTTOM				
Rickey Henderson, R OBP: 0.429, SLG: 0.459	F9	F9		G6-3		G3		E8		5	0	1	1	0	0	2	Montreal Expos @ New York Mets Shea Stadium, Flushing, NY Tue Jul 06 1999, 7:40 PM EDT Att: 30,053 - Overcast - 99 F				
Edgardo Alfonzo, R OBP: 0.375, SLG: 0.485 Luis Lopez, S OBP: 0.364, SLG: 0.360				G5-3				K		3	1	2	2	1	0	0					
John Olerud, L OBP: 0.442, SLG: 0.509 Jason Isringhausen, R OBP: 0.100, SLG: 0.200										4	1	1	0	0	0	2					
31 Mike Piazza, R OBP: 0.359, SLG: 0.553 Todd Pratt, R OBP: 0.376, SLG: 0.421										3	1	1	1	0	1	0					
Robin Ventura, L OBP: 0.360, SLG: 0.502 Melvin Mora, R OBP: 0.133, SLG: 0.071										3	1	2	1	0	0	0					
Brian McRae, S OBP: 0.337, SLG: 0.384										4	2	2	3	0	0	2					
Roger Cedeno, S OBP: 0.433, SLG: 0.432										4	2	2	0	0	1	2					
Rey Ordenez, R OBP: 0.332, SLG: 0.360										3	2	0	0	1	0	3					
Orel Hershiser, R OBP: 0.143, SLG: 0.152 Greg McMichael, R ERA: 4.51 Matt Franco, L OBP: 0.349, SLG: 0.413										2	0	0	0	0	0	0					
Inning Stats	R: 3 E: 1 K: 1 S: 21	H: 4 LOB: 2 BB: 0 P: 32	R: 0 E: 0 K: 0 S: 8	H: 0 LOB: 1 BB: 1 P: 17	R: 2 E: 0 K: 0 S: 7	H: 2 LOB: 0 BB: 0 P: 11	R: 0 E: 0 K: 0 S: 5	H: 0 LOB: 0 BB: 0 P: 5	R: 0 E: 0 K: 1 S: 9	H: 0 LOB: 0 BB: 0 P: 14	R: 3 E: 0 K: 0 S: 15	H: 3 LOB: 1 BB: 1 P: 28	R: 0 E: 0 K: 0 S: 8	H: 1 LOB: 0 BB: 0 P: 10	R: 2 E: 2 K: 2 S: 14	H: 3 LOB: 2 BB: 0 P: 15		1B: 10 2B: 2 3B: 0 HR: 1	SF: 1 SAC: 0 DP: 1 HBP: 0	WP: 0 PB: 0 SB: 0 CS: 0	PA: 40
PITCHER	IP	WLS	BF	H	R	ER	SO	BB	IBB	HBP	BLK	WP	HR	S	P	ERA	WHIP				
Carl Pavano, R ERA: 5.85	5.0	L	25	8	7	7	2	1	0	0	0	0	0	18	31	4.50	1.800				
Miguel Batista, R ERA: 4.91	2.0		8	2	1	1	0	1	0	0	0	0	0	14	15	9.00	3.000				
Ugueth Urbina, R ERA: 4.5	1.0		7	3	2	1	2	0	0	0	0	0	0	14	15	9.00	3.000				

AB	37
R	10
H	13
RBI	10
BB	2
SO	4
LOB	17



Batter	1	2	3	4	5	6	7	8	9	AB	R	H	RBI	BB	SO	LOB	TOP			
Terry Jones, S OBP: 0.389, SLG: 0.529	G3		F8					SH1-3 E 1B	2B	4	1	2	1	1	0	0	Montreal Expos @ New York Mets Shea Stadium, Flushing, NY Wed Jul 07 1999, 7:40 PM EDT Att: 26,457 - Unknown - 87 F			
Wilton Guerrero, S OBP: 0.316, SLG: 0.362 Mike Mordecai, R OBP: 0.314, SLG: 0.430	CS 1B			2B FC6-5 BB	B1-3			SH1-3 1-2	L4	2	1	1	0	1	0	1				
Manny Martinez, R OBP: 0.307, SLG: 0.396	K			F7				E5 F8 IBB 2-H		4	0	1	0	0	1	2				
Vladimir Guerrero, R OBP: 0.364, SLG: 0.520		G5-4-3 HBP 1B		FC6-5 1-3 2B				F8 1-2 IBB		3	0	2	0	1	0	1				
Chris Widger, R OBP: 0.347, SLG: 0.500		G5-4-3 HBP 1-2		FC6-5 BB				F8 2-2		3	0	0	1	0	0	4				
Shane Andrews, R OBP: 0.316, SLG: 0.338	G5-4-3 1-2 2-3			2-3 3-H 4-2 BB				P4		3	0	1	0	1	0	4				
Fernando Seguinol, S OBP: 0.283, SLG: 0.260 Ryan McGuire, L OBP: 0.365, SLG: 0.387	L6			K				SH1-3 1-2		2	0	0	0	0	1	3				
Orlando Cabrera, R OBP: 0.295, SLG: 0.400			K		F9			F7	2B 1B	4	1	1	0	0	1	1				
Dan Smith, R Anthony Telford, R James Mouton, R Steve Kline, S Ugueth Urbina, R			K		G3			F9	K	2	0	0	0	0	1	0				
Inning Stats	R: 0 E: 0 K: 1 S: 8	H: 1 LOB: 0 BB: 0 P: 13	R: 0 E: 0 K: 0 S: 9	H: 1 LOB: 1 BB: 0 P: 11	R: 0 E: 0 K: 2 S: 8	H: 0 LOB: 0 BB: 0 P: 12	R: 1 E: 0 K: 1 S: 15	H: 1 LOB: 2 BB: 2 P: 29	R: 0 E: 0 K: 0 S: 6	H: 1 LOB: 0 BB: 0 P: 7	R: 0 E: 0 K: 0 S: 8	H: 1 LOB: 1 BB: 0 P: 9	R: 1 E: 1 K: 0 S: 11	H: 1 LOB: 2 BB: 1 P: 19	R: 1 E: 0 K: 2 S: 16	H: 2 LOB: 1 BB: 0 P: 22		1B: 6 2B: 2 3B: 0 HR: 0	SF: 0 SAC: 2 DP: 1 HBP: 1	WP: 0 PB: 0 SB: 0 CS: 2
PITCHER	IP WLS BF H R ER SO BB IBB HBP BLK WP HR S P ERA WHIP	IP WLS BF H R ER SO BB IBB HBP BLK WP HR S P ERA WHIP	IP WLS BF H R ER SO BB IBB HBP BLK WP HR S P ERA WHIP	IP WLS BF H R ER SO BB IBB HBP BLK WP HR S P ERA WHIP	IP WLS BF H R ER SO BB IBB HBP BLK WP HR S P ERA WHIP	IP WLS BF H R ER SO BB IBB HBP BLK WP HR S P ERA WHIP	IP WLS BF H R ER SO BB IBB HBP BLK WP HR S P ERA WHIP	IP WLS BF H R ER SO BB IBB HBP BLK WP HR S P ERA WHIP	IP WLS BF H R ER SO BB IBB HBP BLK WP HR S P ERA WHIP	IP WLS BF H R ER SO BB IBB HBP BLK WP HR S P ERA WHIP	IP WLS BF H R ER SO BB IBB HBP BLK WP HR S P ERA WHIP	IP WLS BF H R ER SO BB IBB HBP BLK WP HR S P ERA WHIP	IP WLS BF H R ER SO BB IBB HBP BLK WP HR S P ERA WHIP	IP WLS BF H R ER SO BB IBB HBP BLK WP HR S P ERA WHIP	IP WLS BF H R ER SO BB IBB HBP BLK WP HR S P ERA WHIP	IP WLS BF H R ER SO BB IBB HBP BLK WP HR S P ERA WHIP	IP WLS BF H R ER SO BB IBB HBP BLK WP HR S P ERA WHIP			

AB	31
R	3
H	8
RBI	2
BB	4
SO	6
LOB	19



Batter	1	2	3	4	5	6	7	8	9	AB	R	H	RBI	BB	SO	LOB	BOTTOM					
Rickey Henderson, R OBP: 0.432, SLG: 0.463	K		S 1B		WP BB 1B				G3-1	5	1	3	0	0	1	0	Montreal Expos @ New York Mets Shea Stadium, Flushing, NY Wed Jul 07 1999, 7:40 PM EDT Att: 26,457 - Unknown - 87 F					
Edgardo Alfonzo, R OBP: 0.370, SLG: 0.477	F9		F8		F9			F8	K	5	0	0	0	0	1	3						
John Olerud, L OBP: 0.446, SLG: 0.509 Roger Cedeno, S OBP: 0.433, SLG: 0.432	F7		HBP 2-H 1B		WP BB			1B 1B BB		2	0	1	1	2	0	0						
Robin Ventura, L OBP: 0.363, SLG: 0.502 Luis Lopez, S OBP: 0.356, SLG: 0.351		FC5-4 BB			G3-1			F7		0	0	0	0	1	0	0						
Brian McRae, S OBP: 0.336, SLG: 0.382		F9		F7				P6		4	0	1	0	0	0	3						
Benny Agbayani, R OBP: 0.410, SLG: 0.645 Rigo Beltran, L		FC5-4 E 1-2		F9				G5-3-6 1B		4	0	2	0	0	0	1						
Todd Pratt, R OBP: 0.366, SLG: 0.408 31 Mike Piazza, R OBP: 0.358, SLG: 0.551	E5			G6-3				G5-3-6 1-2 2-3	K	3	0	0	0	0	2	2						
Rey Ordonez, R OBP: 0.327, SLG: 0.355		P2		F7				F8	F7	4	0	0	0	0	5	5						
Octavio Dotel, R Melvin Mora, R Turk Wendell, L Matt Franco, L	F9			F9				G6-3		1	0	0	0	1	0	0						
Inning Stats	R: 0 E: 0 K: 1 S: 10	H: 0 LOB: 0 BB: 0 P: 18	R: 0 E: 1 K: 0 S: 14	H: 0 LOB: 2 BB: 1 P: 25	R: 1 E: 0 K: 0 S: 16	H: 2 LOB: 0 BB: 0 P: 28	R: 0 E: 0 K: 0 S: 7	H: 0 LOB: 0 BB: 0 P: 8	R: 0 E: 0 K: 0 S: 5	H: 1 LOB: 2 BB: 2 P: 17	R: 0 E: 0 K: 0 S: 8	H: 1 LOB: 1 BB: 0 P: 14	R: 0 E: 0 K: 0 S: 10	H: 1 LOB: 1 BB: 0 P: 15	R: 0 E: 0 K: 1 S: 14	H: 2 LOB: 3 BB: 1 P: 23		R: 0 E: 0 K: 2 S: 9	H: 0 LOB: 0 BB: 0 P: 11	1B: 7 2B: 1 3B: 0 HR: 0	SF: 0 SAC: 0 DP: 1 HBP: 1	WP: 1 PB: 0 SB: 1 CS: 0
PITCHER	IP WLS BF H R ER SO BB IBB HBP BLK WP HR S P ERA WHIP	IP WLS BF H R ER SO BB IBB HBP BLK WP HR S P ERA WHIP	IP WLS BF H R ER SO BB IBB HBP BLK WP HR S P ERA WHIP	IP WLS BF H R ER SO BB IBB HBP BLK WP HR S P ERA WHIP	IP WLS BF H R ER SO BB IBB HBP BLK WP HR S P ERA WHIP	IP WLS BF H R ER SO BB IBB HBP BLK WP HR S P ERA WHIP	IP WLS BF H R ER SO BB IBB HBP BLK WP HR S P ERA WHIP	IP WLS BF H R ER SO BB IBB HBP BLK WP HR S P ERA WHIP	IP WLS BF H R ER SO BB IBB HBP BLK WP HR S P ERA WHIP	IP WLS BF H R ER SO BB IBB HBP BLK WP HR S P ERA WHIP	IP WLS BF H R ER SO BB IBB HBP BLK WP HR S P ERA WHIP	IP WLS BF H R ER SO BB IBB HBP BLK WP HR S P ERA WHIP	IP WLS BF H R ER SO BB IBB HBP BLK WP HR S P ERA WHIP	IP WLS BF H R ER SO BB IBB HBP BLK WP HR S P ERA WHIP	IP WLS BF H R ER SO BB IBB HBP BLK WP HR S P ERA WHIP	IP WLS BF H R ER SO BB IBB HBP BLK WP HR S P ERA WHIP	IP WLS BF H R ER SO BB IBB HBP BLK WP HR S P ERA WHIP					

AB	33
R	1
H	7
RBI	1
BB	4
SO	4
LOB	20



Batter	1	2	3	4	5	6	7	8	9	AB	R	H	RBI	BB	SO	LOB	TOP										
Terry Jones, S OBP: 0.318, SLG: 0.429 (1, 8)	F7	K			P6			B1		4	0	0	0	0	1	1											
Wilton Guerrero, S OBP: 0.315, SLG: 0.373 Anthony Telford, R Ugueth Urbina, R (1, 4) (8, 1) (9, 1)	P6		G5-3			P6		SF8 3B		4	1	1	0	0	0	0											
Ryan McGuire, L OBP: 0.364, SLG: 0.380 Bobby Ayala, R Shane Andrews, R OBP: 0.314, SLG: 0.338 (8, FH) (8, 5)	1B BB		F7			K		SF8		2	1	0	0	1	1	0											
Vladimir Guerrero, R OBP: 0.365, SLG: 0.530 (1, 9)	1B		K			HR		P6		4	1	2	1	0	1	0											
Jose Fernandez, R OBP: 0.316, SLG: 0.389 Mike Mordecai, R OBP: 0.311, SLG: 0.426 (1, 5) (8, 4)	1B		F8			G5-3		B1-3		3	0	1	1	0	0	0											
Fernando Seguinol, S OBP: 0.295, SLG: 0.241 (1, 3)	K		G3			F7		K		4	0	0	0	0	2	2											
Orlando Cabrera, R OBP: 0.295, SLG: 0.408 (1, 6)			F9			P5		G5-3		4	1	1	1	0	0	0											
Robert Machado, R OBP: 0.167, SLG: 0.167 Chris Widger, R OBP: 0.347, SLG: 0.500 (1, 2) (8, 2)	SH2-4 1B		F9			F9		K		3	0	1	0	0	1	0											
Mike Thurman, R OBP: 0.050, SLG: 0.050 James Mouton, R OBP: 0.416, SLG: 0.423 (1, 1) (6, 7)	SH2-4		K			K		L4		1	0	0	0	0	1	0											
Inning Stats	R: 1 E: 0 K: 0 S: 12	H: 2 LOB: 2 BB: 1 P: 23	R: 0 E: 0 K: 1 S: 10	H: 1 LOB: 1 BB: 0 P: 19	R: 0 E: 0 K: 1 S: 8	H: 0 LOB: 0 BB: 0 P: 12	R: 0 E: 0 K: 0 S: 9	H: 0 LOB: 0 BB: 0 P: 13	R: 0 E: 0 K: 1 S: 6	H: 0 LOB: 0 BB: 0 P: 7	R: 1 E: 0 K: 0 S: 13	H: 1 LOB: 0 BB: 0 P: 18	R: 1 E: 0 K: 0 S: 11	H: 1 LOB: 0 BB: 0 P: 16	R: 0 E: 0 K: 0 S: 9	H: 0 LOB: 0 BB: 0 P: 12	R: 0 E: 0 K: 1 S: 6	H: 0 LOB: 0 BB: 0 P: 7	1B: 3 2B: 0 3B: 1 HR: 2	SF: 1 SAC: 1 DP: 0 HBP: 0	WP: 0 PB: 0 SB: 0 CS: 0	PA: 34					
PITCHER	IP	WLS	BF	H	R	ER	SO	BB	IBB	HBP	BLK	WP	HR	S	P	ERA	WHIP										
Masato Yoshii, R ERA: 5.02 (1, 1)	6.0		23	4	2	2	5	1	0	0	0	0	1	58	92	3.00	0.833										
Turk Wendell, R ERA: 3.09 (8, 1)	1.0	B	4	1	1	1	1	0	0	0	0	0	1	11	16	9.00	1.000										
Dennis Cook, L ERA: 2.31 (9, 1)	1.0	L	4	1	1	1	0	0	0	0	0	0	0	9	12	9.00	1.000										
Greg McMichael, R ERA: 5.54 (9, 1)	1.0		3	0	0	0	1	0	0	0	0	0	0	6	7	0.00	0.000										

Montreal Expos @ New York Mets
Shea Stadium, Flushing, NY
Thu Jul 08 1999, 1:40 PM EDT
Att: 29,730 - Sunny - 83 F

AB	31
R	4
H	6
RBI	4
BB	1
SO	7
LOB	3



Batter	1	2	3	4	5	6	7	8	9	AB	R	H	RBI	BB	SO	LOB	BOTTOM										
Roger Cedeno, S OBP: 0.425, SLG: 0.422 (1, 9)	L8	G6-3		K		K			K	5	0	0	0	0	3	6											
Edgardo Alfonzo, R OBP: 0.368, SLG: 0.476 (1, 4)	2B		G5-3		F8		L8		FC5-4	5	1	1	0	0	0	1											
John Olerud, L OBP: 0.447, SLG: 0.512 (1, 3)	2B		F7		F7		K			4	1	2	1	0	1	0											
31 Mike Piazza, R OBP: 0.357, SLG: 0.558 (1, 2)	G1-3		F9		HR		G6-3			4	1	1	1	0	0	2											
Brian McRae, S OBP: 0.331, SLG: 0.375 (1, 8)	E7		G5-3		G4-3			G6-3		4	0	0	0	0	0	1											
Matt Franco, L OBP: 0.393, SLG: 0.410 (1, 5)	G3-1			FC6-4 BB		FC4-6 1B		G6-4-3 BB		2	0	1	0	2	0	1											
Benny Agbavani, R OBP: 0.405, SLG: 0.630 (1, 7)		SH2-4 BB		K		FC4-6 HBP		G6-4-3		3	0	0	0	1	1	3											
Rey Ordonez, R OBP: 0.324, SLG: 0.350 Rickey Henderson, R OBP: 0.435, SLG: 0.463 (1, 6) (9, PH)		K		FC6-4 1B		F8		CS		3	0	0	0	0	1	3											
Masato Yoshii, R OBP: 0.179, SLG: 0.179 Melvin Mora, R OBP: 0.176, SLG: 0.087 Turk Wendell, L Dennis Cook, L Greg McMichael, R Luis Lopez, S OBP: 0.300, SLG: 0.391 (1, 1) (6, PH) (7, 1) (8, 1) (9, 1) (9, PH)		SH2-4		1B		1B		1B		1	0	1	0	0	0	0											
Inning Stats	R: 2 E: 1 K: 0 S: 14	H: 2 LOB: 1 BB: 0 P: 25	R: 0 E: 0 K: 1 S: 11	H: 0 LOB: 1 BB: 1 P: 20	R: 0 E: 0 K: 0 S: 10	H: 1 LOB: 2 BB: 1 P: 16	R: 0 E: 0 K: 2 S: 20	H: 1 LOB: 2 BB: 1 P: 29	R: 1 E: 0 K: 0 S: 7	H: 1 LOB: 0 BB: 0 P: 10	R: 0 E: 0 K: 1 S: 10	H: 0 LOB: 0 BB: 0 P: 14	R: 0 E: 0 K: 0 S: 7	H: 0 LOB: 0 BB: 0 P: 12	R: 0 E: 0 K: 0 S: 4	H: 0 LOB: 1 BB: 1 P: 9	R: 0 E: 0 K: 1 S: 11	H: 0 LOB: 1 BB: 2 P: 24	1B: 3 2B: 2 3B: 0 HR: 1	SF: 0 SAC: 1 DP: 1 HBP: 1	WP: 0 PB: 0 SB: 0 CS: 1	PA: 38					
PITCHER	IP	WLS	BF	H	R	ER	SO	BB	IBB	HBP	BLK	WP	HR	S	P	ERA	WHIP										
Mike Thurman, R ERA: 4.52 (1, 1)	5.0		23	5	3	2	3	2	0	0	0	0	0	17	26	0.00	0.500										
Bobby Ayala, R ERA: 2.96 (8, 1)	2.0	W	8	1	0	0	2	0	0	1	0	0	0	4	9	0.00	1.000										
Anthony Telford, R ERA: 3.0 (9, 1)	1.0	H	3	0	0	0	0	1	0	0	0	0	0	11	24	0.00	2.000										

Montreal Expos @ New York Mets
Shea Stadium, Flushing, NY
Thu Jul 08 1999, 1:40 PM EDT
Att: 29,730 - Sunny - 83 F


AB	31
R	3
H	6
RBI	2
BB	5
SO	6
LOB	17



Batter	1	2	3	4	5	6	7	8	9	AB	R	H	RBI	BB	SO	LOB	TOP										
Shannon Stewart, R (1.7) OBP: 0.373, SLG: 0.412	0-1 HR		0-1 F8	1-2 F8			0-2 G1-3		0-3 K	5	1	1	1	0	1	2											
Homer Bush, R (1.4) OBP: 0.329, SLG: 0.366	3-2 G5-3		0-0 F8 2B	2-1 1B			0-0 G5-3		0-3 K	5	1	2	0	0	1	1											
Shawn Green, L (1.9) OBP: 0.408, SLG: 0.637	0-0 G5-3		1-0 2B 1B	0-1 PO	2-1 G3			1-3 K		4	0	1	0	0	1	0											
Carlos Delgado, L (1.3) OBP: 0.351, SLG: 0.491	2-3 K		1-0 F8		3-3 K			0-1 1B		4	0	1	0	0	2	2											
Tony Fernandez, S (1.5) OBP: 0.470, SLG: 0.523		0-1 L8	2-2 2B		2-0 F7			2-1 F7		4	0	1	1	0	0	1											
Darin Fletcher, L (1.2) OBP: 0.343, SLG: 0.516	0-1 G3-1		4-1 BB			0-1 F9		0-3 K		3	0	0	0	1	1	1											
Tony Batista, R (1.6) OBP: 0.338, SLG: 0.494	1-1 WP 2B		1-1 P3			3-2 G5-3			1-1 HR	4	1	2	1	0	0	3											
José Cruz Jr., S (1.8) OBP: 0.354, SLG: 0.420	4-1 IBB		2-3 K			1-3 K			1-2 1B	3	0	1	0	1	2	0											
Chris Carpenter, R (1.1) Rob Butler, L (7, PH) John Frascatore, R (7, 1) Jacob Brumfield, R (9, PH) Graeme Lloyd, L (9, 1)	0-3 K		4-1 PO 1B BB			1-2 L6		3-3 K		1	0	0	0	1	1	2											
Inning Stats	R: 1 E: 0 K: 1 S: 10	H: 1 LOB: 0 BB: 0 P: 15	R: 0 E: 0 K: 1 S: 10	H: 1 LOB: 2 BB: 1 P: 15	R: 1 E: 0 K: 0 S: 11	H: 3 LOB: 3 BB: 1 P: 20	R: 0 E: 0 K: 1 S: 12	H: 1 LOB: 1 BB: 0 P: 21	R: 0 E: 0 K: 1 S: 6	H: 0 LOB: 0 BB: 0 P: 13	R: 0 E: 0 K: 1 S: 9	H: 0 LOB: 0 BB: 0 P: 13	R: 0 E: 0 K: 0 S: 7	H: 0 LOB: 0 BB: 0 P: 8	R: 0 E: 0 K: 2 S: 12	H: 1 LOB: 1 BB: 0 P: 15	R: 1 E: 0 K: 3 S: 15	H: 2 LOB: 1 BB: 0 P: 20	1B: 5 2B: 2 3B: 0 HR: 2	SF: 0 SAC: 0 DP: 0 HBP: 0	WP: 1 PB: 0 SB: 1 CS: 0	PA: 39					
PITCHER	IP	WLS	BF	H	R	ER	SO	BB	IBB	HBP	BLK	WP	HR	S	P	ERA	WHIP										
Jeremy Powell, R (1.1) ERA: 3.75	6.0		26	6	2	2	5	2	1	0	0	1	1	58	97	3.00	1.333										
Anthony Telford, R (7.1) ERA: 2.94	1.0		3	0	0	0	0	0	0	0	0	0	0	7	8	0.00	0.000										
Steve Kline, L (8.1) ERA: 4.54	1.0		4	1	0	0	2	0	0	0	0	0	0	12	15	0.00	1.000										
Ugueth Urbina, R (9.1) ERA: 4.33	1.0	W	5	2	1	1	3	0	0	0	0	0	1	15	20	9.00	2.000										

Toronto Blue Jays @ Montreal Expos
Olympic Stadium, Montreal, QB
Fri Jul 09 1999, 7:05 PM EDT
Att: 10,091 - Dome - 72 F


AB 35
R 3
H 9
RBI 3
BB 3
SO 10
LOB 13



Batter	1	2	3	4	5	6	7	8	9	AB	R	H	RBI	BB	SO	LOB	BOTTOM										
Terry Jones, S (1.8) OBP: 0.296, SLG: 0.385	2-1 G3		1-0 L6			2-2 1B		2-3 FC5-2 1B		5	0	1	0	0	1	4											
Wilton Guerrero, S (1.4) Ugueth Urbina, R (9.1)	1-1 1B		1-1 1B		2-2 1B	0-1 1B		0-1 G3-1		5	1	4	1	0	0	1											
Jose Fernandez, R (1.5) Anthony Telford, R (7.1) Steve Kline, S (8.1)	1-2 P4		1-3 K		0-3 K	0-2 G3-1			0-0 3B 1B	4	0	0	0	0	2	8											
Mike Mordecai, R (9.4) Vladimir Guerrero, R (1.9)	0-0 1B		0-1 1B		2-3 K		0-0 G6-3		1-0 1B	5	0	3	1	0	1	3											
Chris Widger, R (1.2) Ryan McGuire, L (1.7)	1-2 FC4-6 1B		1-3 K		1-3 K		1-1 CS 1B			4	0	2	1	0	2	5											
Fernando Segunol, S (1.3) Orlando Cabrera, R (1.6)	0-0 FC4-6		0-1 F8		3-3 K		1-3 K		0-1 P6	4	1	2	1	0	1	0											
Jeremy Powell, R (1.1) Shane Andrews, R (6, PH)	1-2 F9		1-2 1B		0-0 1B		4-2 1B		2-1 HR	4	1	1	0	0	1	0											
Inning Stats	R: 1 E: 0 K: 0 S: 14	H: 3 LOB: 0 BB: 0 P: 19	R: 0 E: 0 K: 0 S: 9	H: 0 LOB: 0 BB: 0 P: 12	R: 0 E: 0 K: 2 S: 11	H: 2 LOB: 2 BB: 0 P: 15	R: 0 E: 0 K: 2 S: 8	H: 0 LOB: 0 BB: 0 P: 12	R: 0 E: 0 K: 3 S: 18	H: 3 LOB: 3 BB: 0 P: 25	R: 1 E: 0 K: 1 S: 20	H: 3 LOB: 3 BB: 1 P: 27	R: 0 E: 0 K: 0 S: 7	H: 1 LOB: 0 BB: 0 P: 11	R: 1 E: 0 K: 1 S: 13	H: 2 LOB: 1 BB: 0 P: 17	R: 1 E: 0 K: 0 S: 2	H: 2 LOB: 1 BB: 0 P: 3	1B: 13 2B: 1 3B: 1 HR: 1	SF: 0 SAC: 0 DP: 0 HBP: 0	WP: 0 PB: 0 SB: 0 CS: 1	PA: 40					
PITCHER	IP	WLS	BF	H	R	ER	SO	BB	IBB	HBP	BLK	WP	HR	S	P	ERA	WHIP										
Chris Carpenter, R (1.1) ERA: 3.24	6.0		30	11	2	2	8	1	0	0	0	0	0	80	110	3.00	2.000										
John Frascatore, R (7.1) ERA: 4.01	2.0		8	3	1	1	1	0	0	0	0	0	1	20	28	4.50	1.500										
Graeme Lloyd, L (9.1) ERA: 2.98	0.0	L	2	2	1	1	0	0	0	0	0	0	0	2	3	∞	∞										

Toronto Blue Jays @ Montreal Expos
Olympic Stadium, Montreal, QB
Fri Jul 09 1999, 7:05 PM EDT
Att: 10,091 - Dome - 72 F

AB 39
R 4
H 16
RBI 4
BB 1
SO 9
LOB 24



Batter	1	2	3	4	5	6	7	8	9	AB R H RBI BB SO LOB	TOP								
Shannon Stewart, R OBP: 0.376, SLG: 0.420	0-1 F7		1-3 K		3-1 G3-1 1-H HR	0-0 S		0-1 1B G3-4	5 2 3 1 0 1 0	Toronto Blue Jays @ Montreal Expos Olympic Stadium, Montreal, QB Sat Jul 10 1999, 7:05 PM EDT Att: 15,005 - Dome - 72 F									
Craig Grebeck, R OBP: 0.468, SLG: 0.469	2-2 G5-3		4-0 BB		4-2 G3-1 HR	1 SAFE 3-1 SAFE	1-2 F9	0-0 G3-4 G3	3 1 1 0 2 0 1										
Shawn Green, L OBP: 0.408, SLG: 0.641	0-0 HR		4-0 BB		3-2 G3-1		0-3 K	0-0 G3	4 1 1 1 1 1 4										
Carlos Delgado, L OBP: 0.351, SLG: 0.497	2-2 FC5-4 HBP		0-0 F8		0-0 HR		2-3 K	0-0 G3-4	4 1 1 4 0 1 3										
Tony Fernandez, S OBP: 0.469, SLG: 0.519	2-0 FC5-4			1-2 F7	1-0 S 2B		2-1 G5-3	0-0 IBB	4 1 1 0 1 0 1										
Darin Fletcher, L OBP: 0.346, SLG: 0.519		0-0 F8		1-2 P4	3-2 SAFE		4-0 SH BB	1-3 K	3 0 1 1 1 1 0 0 0 0 0 0 0 0 0 0 1 0 0 0 0 1 2										
Homer Bush, R OBP: 0.329, SLG: 0.366				1-0 G1-3	1-1 G5-3		2-1 SH 1-3		3 0 0 0 0 1 1										
Mike Matheny, R OBP: 0.254, SLG: 0.298							0-2 F8		4 1 1 0 0 1 2										
Tony Batista, R OBP: 0.335, SLG: 0.488							2-2 L1-3		1 0 0 0 0 1 0 0 0 0 0 0 0 0 0 1 0 0 0 0 0 1 0 1 0 0 0 0 0 1 0 1 0 0 0 0 0 0 2 0 0 0 0 0 0 0 0 0 0 0 0 0 0 0 0										
José Cruz Jr., S OBP: 0.353, SLG: 0.417									1B: 4 SF: 0 2B: 4 SAC: 1 3B: 0 DP: 1 HR: 2 HBP: 1										
Pat Hentgen, R ERA: 5.48									WP: 0 PA: 42 PB: 0 SB: 2 CS: 0										
Inning Stats	R: 1 E: 0 K: 0 S: 11	H: 1 LOB: 1 BB: 0 P: 17	R: 0 E: 0 K: 1 S: 5	H: 0 LOB: 0 BB: 0 P: 7	R: 0 E: 0 K: 2 S: 8	H: 0 LOB: 2 BB: 2 P: 17	R: 0 E: 0 K: 0 S: 8	H: 0 LOB: 0 BB: 0 P: 11	R: 5 E: 0 K: 0 S: 18	H: 5 LOB: 1 BB: 1 P: 36	R: 0 E: 0 K: 2 S: 9	H: 1 LOB: 1 BB: 0 P: 12	R: 0 E: 0 K: 2 S: 9	H: 0 LOB: 0 BB: 0 P: 13	R: 0 E: 1 K: 0 S: 8	H: 0 LOB: 2 BB: 1 P: 16	R: 1 E: 0 K: 1 S: 8	H: 2 LOB: 2 BB: 1 P: 13	1B: 4 SF: 0 2B: 4 SAC: 1 3B: 0 DP: 1 HR: 2 HBP: 1
PITCHER	IP WLS BF H R ER SO BB IBB HBP BLK WP HR S P ERA WHIP											IP WLS BF H R ER SO BB IBB HBP BLK WP HR S P ERA WHIP							
Dustin Hermanson, R ERA: 5.48	(1, 1) 4.2 23 5 6 6 3 3 0 1 0 0 2 45 79 11.57 1.714																		
Bobby Ayala, R ERA: 2.87	(5, 1) 1.1 6 2 0 0 2 0 0 0 0 0 0 14 21 0.00 1.500																		
Steve Kline, L ERA: 4.41	(7, 1) 1.0 5 0 0 0 2 1 0 0 0 0 0 11 21 0.00 1.000																		
Guillermo Mota, R ERA: 1.69	(8, 1) 1.0 2 0 0 0 0 0 0 0 0 0 0 6 8 0.00 0.000																		
Anthony Telford, R ERA: 3.98	(9, 1) 1.0 L 6 2 1 1 1 0 1 0 0 0 0 8 13 9.00 2.000																		

Batter	1	2	3	4	5	6	7	8	9	AB R H RBI BB SO LOB	BOTTOM								
Terry Jones, S OBP: 0.281, SLG: 0.355	0-3 K		1-0 G4-3	2-0 FC6-4 1B		0-3 K			1-3 K	5 0 1 1 0 3 1	Toronto Blue Jays @ Montreal Expos Olympic Stadium, Montreal, QB Sat Jul 10 1999, 7:05 PM EDT Att: 15,005 - Dome - 72 F								
Wilton Guerrero, S OBP: 0.322, SLG: 0.377	0-1 G4-3		3-1 E4	1-0 FC6-4		1-1 G1-3		0-3 K	4 0 0 0 0 0 2 0 0 0 0 0 0 0 1 0 0 0 0 1 0										
Mike Mordecai, R OBP: 0.317, SLG: 0.431			G6-4-3	1-2 1-2F					5 1 1 0 0 0 1										
Jose Fernandez, R OBP: 0.250, SLG: 0.304					2-0 G6-3		3-1 F9	0-1 G6-3	4 2 3 2 0 0 0										
Shane Andrews, R OBP: 0.319, SLG: 0.345	3-2 HR		3-1 G6-4-3		1-1 F8		3-1 F9		4 1 2 1 0 1 1										
Vladimir Guerrero, R OBP: 0.373, SLG: 0.553	0-0 HR			1-0 2B	1-1 F8		0-0 F9		3 0 0 0 0 0 1										
Chris Widger, R OBP: 0.353, SLG: 0.505	0-1 FC5-4			2-2 SH5-4 1B	1-3 K		0-0 F9		3 2 2 1 0 0 0 0 0 0 0 0 0 0										
James Mouton, R OBP: 0.402, SLG: 0.405	1-2 FC5-4			0-0 SH5-4		2-2 G5-3		0-0 F9	AB 36 R 6 H 11 RBI 6 BB 1 SO 8 LOB 10										
Fernando Seguinol, S OBP: 0.290, SLG: 0.377		0-0 G1-3		1-1 1B		2-1 HR		3-2 1B	2 0 0 0 0 2 2 0 0 0 0 0 0 0 1 0 0 0 0 0 1 0 0 0 0 0 0 0 0 0 0 0 0 0 0 1 0 0 0 0 1 1 0 0 0 0 0 0 0										
Ryan McGuire, L OBP: 0.353, SLG: 0.366				0-2 1B		4-2 FC6-4		1-1 1B	WP: 0 PA: 39 PB: 0 SB: 0 CS: 0										
Orlando Cabrera, R OBP: 0.300, SLG: 0.408		3-2 G1-3		0-2 1B		1-2 1B		0-3 K											
Dustin Hermanson, R ERA: 5.75	(1, 1) 3.2 19 7 5 5 3 0 0 0 0 0 0 1 46 68 12.27 1.909																		
John Frascatore, R ERA: 3.98	(4, 1) 0.1 1 0 0 0 0 0 0 0 0 0 0 1 2 0.00 0.000																		
32 Roy Halladay, R ERA: 3.58	(5, 1) 3.0 12 2 1 1 2 1 0 0 0 0 0 1 27 47 3.00 1.000																		
Paul Quantrill, R ERA: 2.4	(8, 1) 1.0 W 4 2 0 0 1 0 0 0 0 0 0 9 15 0.00 2.000																		
Billy Koch, R ERA: 1.34	(9, 1) 1.0 S 3 0 0 0 2 0 0 0 0 0 0 0 8 9 0.00 0.000																		
Inning Stats	R: 2 E: 0 K: 1 S: 17	H: 3 LOB: 1 BB: 0 P: 21	R: 0 E: 0 K: 1 S: 9	H: 0 LOB: 0 BB: 0 P: 14	R: 0 E: 1 K: 0 S: 5	H: 0 LOB: 0 BB: 0 P: 12	R: 3 E: 0 K: 1 S: 16	H: 4 LOB: 2 BB: 0 P: 23	R: 0 E: 0 K: 1 S: 6	H: 0 LOB: 0 BB: 0 P: 10	R: 1 E: 0 K: 0 S: 14	H: 1 LOB: 1 BB: 1 P: 23	R: 0 E: 0 K: 0 S: 7	H: 1 LOB: 1 BB: 0 P: 14	R: 0 E: 0 K: 1 S: 9	H: 2 LOB: 1 BB: 0 P: 15	R: 0 E: 0 K: 2 S: 8	H: 0 LOB: 0 BB: 0 P: 9	1B: 7 SF: 0 2B: 2 SAC: 1 3B: 0 DP: 1 HR: 2 HBP: 1
PITCHER	IP WLS BF H R ER SO BB IBB HBP BLK WP HR S P ERA WHIP											IP WLS BF H R ER SO BB IBB HBP BLK WP HR S P ERA WHIP							

Batter	1	2	3	4	5	6	7	8	9	AB	R	H	RBI	BB	SO	LOB	TOP			
Terry Jones, S OBP: 0.256, SLG: 0.316 Chris Stowers, L (7, 8)			FC6-4 1B 1-2 2-3		L7 1B		K 2		P3 3	4	0	1	0	0	1	2				
Jose Vidro, S OBP: 0.363, SLG: 0.521 (1, 4)			G5-4-3 1B 1-2 3-H 1-0		1B 1B		G4-3 3			4	0	3	1	0	0	0				
Michael Barrett, R OBP: 0.319, SLG: 0.394 (8, 2)			G5-4-3 1B 1-2		1B				G3 1	4	0	1	0	0	0	3				
Vladimir Guerrero, R OBP: 0.367, SLG: 0.551 Anthony Telford, R (8, 1)					P9 2				L8 2	4	1	1	1	0	0	3				
Brad Fullmer, L OBP: 0.282, SLG: 0.422 (1, 3)				HR					F8 3	4	0	2	0	0	0	2				
Chris Widger, R OBP: 0.348, SLG: 0.495 James Mouton, R OBP: 0.402, SLG: 0.418 (8, 9)			G1-2-3 1B 1-2		FC5-4 BB BB 1-2		G1-6-3 1B 1B		G3-1 1B 1B	3	0	1	0	0	0	2				
Shane Andrews, R OBP: 0.318, SLG: 0.338 (8, 5)			G1-2-3 BB BB 1-2		G1-2-3 BB BB 1-2		K 1		K 1	3	0	0	0	1	2	3				
Ryan McGuire, L OBP: 0.365, SLG: 0.368 (1, 7)			FC6-4 BB BB 1B		G1-2-3 BB BB 1-2 2-3		G1-6-3 1B 1-2		G3-1 1B 1-2	2	1	1	0	2	0	1				
Orlando Cabrera, R OBP: 0.298, SLG: 0.403 Mike Mordecai, R OBP: 0.320, SLG: 0.427 (7, 6)			G1-2-3 BB 1-2 2-3 3-H		G1-2-3 BB BB 1-2		G5-3 1		G3-1 1-2 2-3	2	0	0	0	1	0	3				
Inning Stats	R: 0 E: 0 K: 0 S: 8	H: 2 LOB: 1 BB: 0 P: 10	R: 0 E: 0 K: 0 S: 9	H: 1 LOB: 1 BB: 0 P: 0	R: 1 E: 0 K: 0 S: 10	H: 1 LOB: 1 BB: 2 P: 19	R: 0 E: 0 K: 0 S: 13	H: 2 LOB: 2 BB: 0 P: 26	R: 0 E: 0 K: 1 S: 7	H: 1 LOB: 0 BB: 0 P: 8	R: 0 E: 0 K: 1 S: 6	H: 0 LOB: 0 BB: 0 P: 6	R: 0 E: 0 K: 0 S: 7	H: 0 LOB: 0 BB: 0 P: 11	R: 0 E: 0 K: 1 S: 15	H: 2 LOB: 2 BB: 0 P: 18	1B: 10 2B: 0 3B: 0 HR: 1	SF: 0 SAC: 0 DP: 4 HBP: 0	WP: 0 PB: 0 SB: 0 CS: 1	PA: 37
PITCHER Sidney Ponson, R ERA: 3.94 (1, 1)	IP: 9.0 WLS: W BF: 37 H: 11 R: 2 ER: 2 SO: 3 BB: 4 IBB: 0 HBP: 0 BLK: 0 WP: 0 HR: 1 S: 87 P: 121 ERA: 2.00 WHIP: 1.667																			

Montreal Expos @ Baltimore Orioles
 Oriole Park at Camden Yards, Baltimore, MD
 Thu Jul 15 1999, 7:35 PM EDT
 Att: 43,016 - Cloudy - 87 F

AB	33
R	2
H	11
RBI	2
BB	4
SO	3
LOB	23



Batter	1	2	3	4	5	6	7	8	9	AB	R	H	RBI	BB	SO	LOB	BOTTOM			
Brady Anderson, L OBP: 0.415, SLG: 0.460 (1, 8)										4	2	3	2	1	1	0				
Mike Bordick, R OBP: 0.326, SLG: 0.378 (1, 6)										4	1	0	0	1	2	5				
B.J. Surhoff, L OBP: 0.364, SLG: 0.559 (1, 7)										4	1	1	0	1	0	4				
Albert Belle, R OBP: 0.397, SLG: 0.485 Rich Amaral, R OBP: 0.362, SLG: 0.398 (9, 9)										4	1	3	4	0	0	1				
Harold Baines, L OBP: 0.418, SLG: 0.636 (1, 10)										4	0	0	0	0	0	0				
Will Clark, L OBP: 0.375, SLG: 0.500 (1, 3)										3	1	1	0	1	0	3				
Cal Ripken Jr., R OBP: 0.335, SLG: 0.552 Jeff Reboulet, R OBP: 0.305, SLG: 0.211 (3, 5)										0	1	0	0	0	0	0				
Jerry Hairston, R OBP: 0.348, SLG: 0.532 (1, 4)										4	1	0	0	0	1	4				
Charles Johnson, R OBP: 0.355, SLG: 0.470 (1, 2)										3	0	0	0	1	0	2				
Inning Stats	R: 1 E: 0 K: 0 S: 14	H: 2 LOB: 1 BB: 0 P: 21	R: 3 E: 1 K: 0 S: 21	H: 2 LOB: 2 BB: 1 P: 39	R: 1 E: 0 K: 0 S: 11	H: 1 LOB: 1 BB: 1 P: 17	R: 2 E: 1 K: 1 S: 13	H: 2 LOB: 2 BB: 1 P: 25	R: 0 E: 0 K: 1 S: 10	H: 0 LOB: 0 BB: 0 P: 17	R: 0 E: 0 K: 1 S: 10	H: 0 LOB: 1 BB: 1 P: 16	R: 0 E: 1 K: 0 S: 13	H: 1 LOB: 2 BB: 0 P: 17	R: 1 E: 0 K: 1 S: 11	H: 1 LOB: 1 BB: 1 P: 19	1B: 6 2B: 2 3B: 0 HR: 1	SF: 1 SAC: 0 DP: 0 HBP: 1	WP: 0 PB: 0 SB: 3 CS: 0	PA: 41
PITCHER Mike Thurman, R ERA: 4.81 Miguel Batista, R ERA: 4.88 Guillermo Mota, R ERA: 1.59 Anthony Telford, R ERA: 3.17 (1, 1)	IP: 3.0 WLS: L BF: 17 H: 5 R: 5 ER: 4 SO: 4 BB: 2 IBB: 0 HBP: 1 BLK: 0 WP: 0 HR: 1 S: 46 P: 77 ERA: 12.00 WHIP: 2.333																			

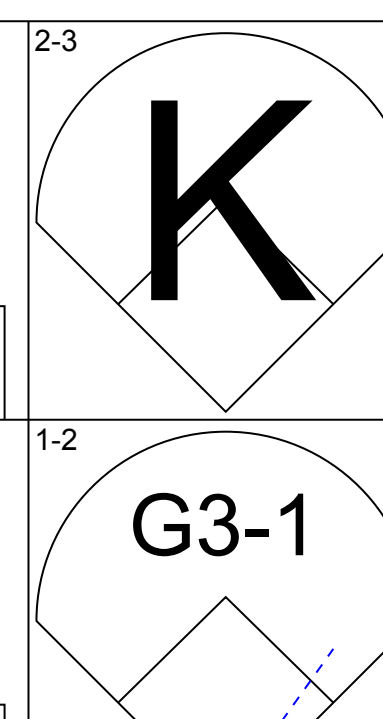
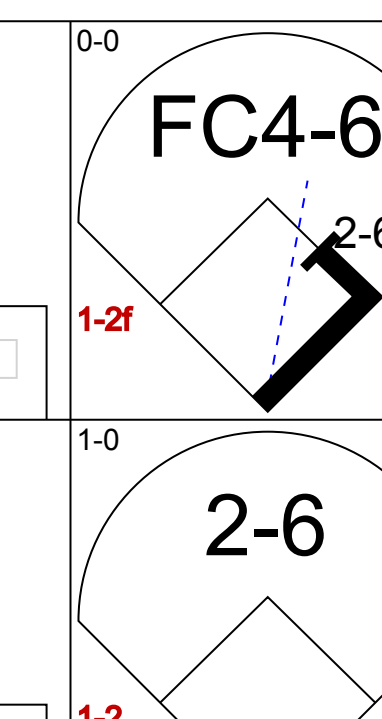
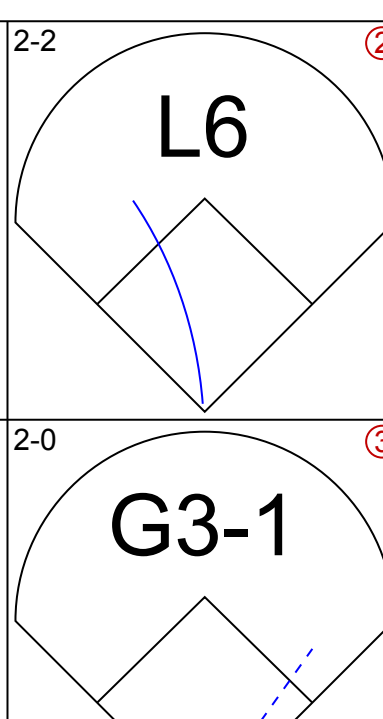
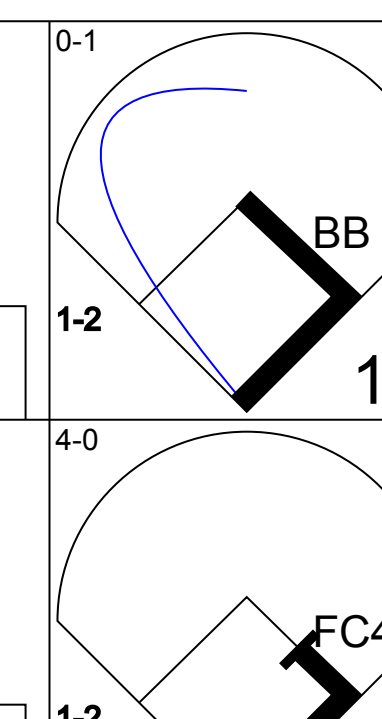
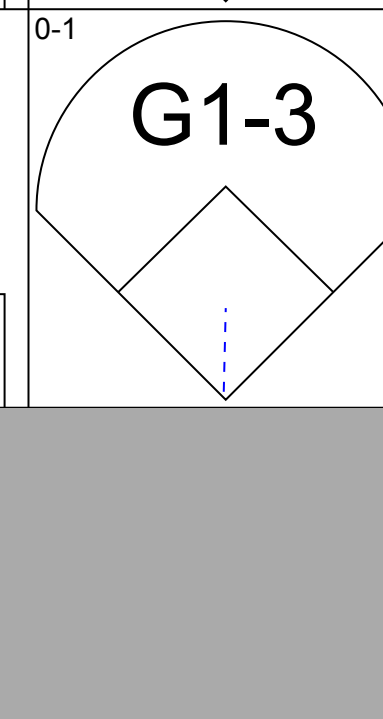

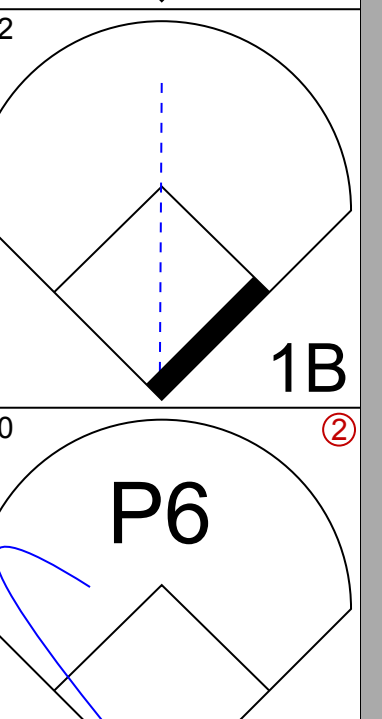

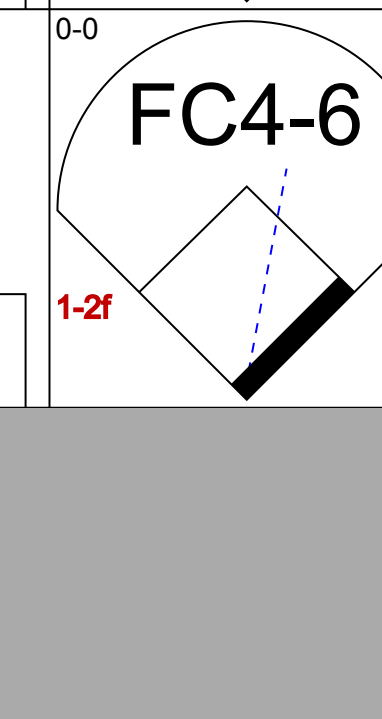

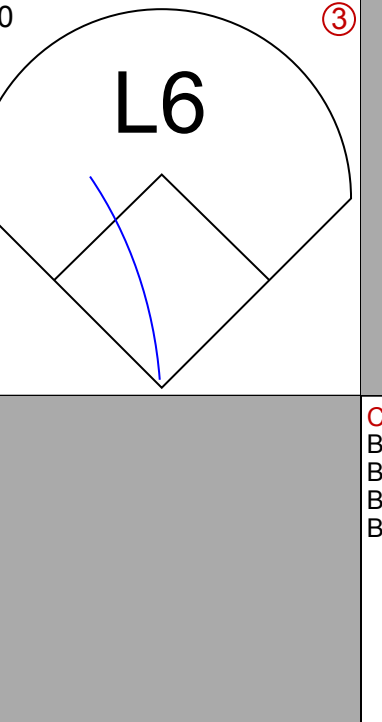
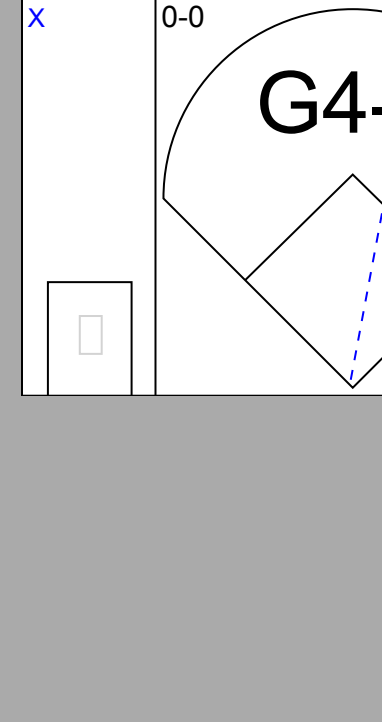
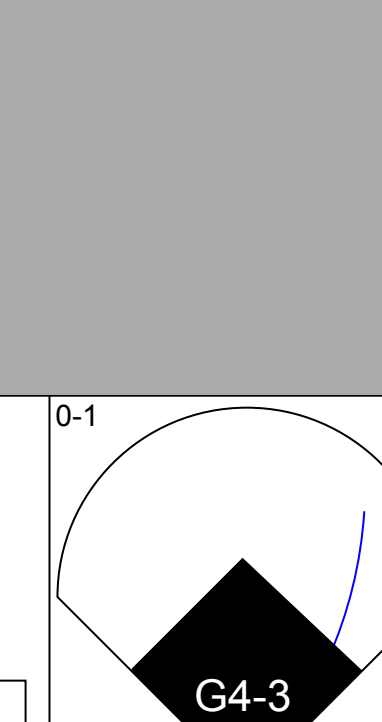
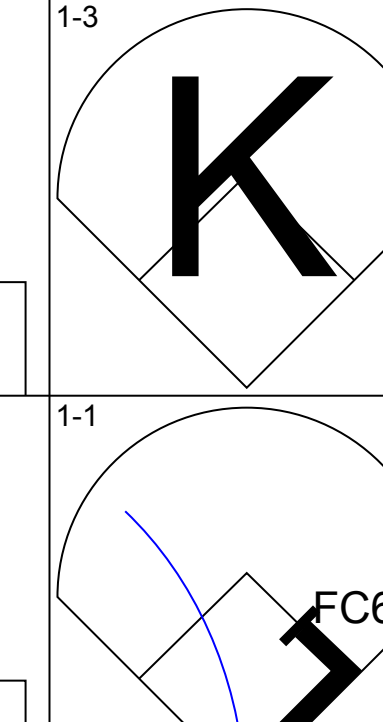
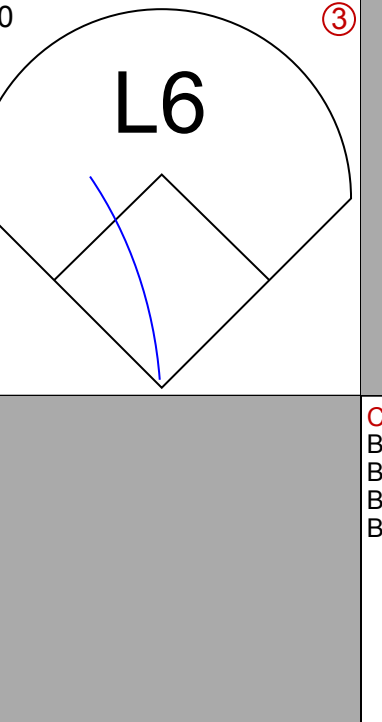
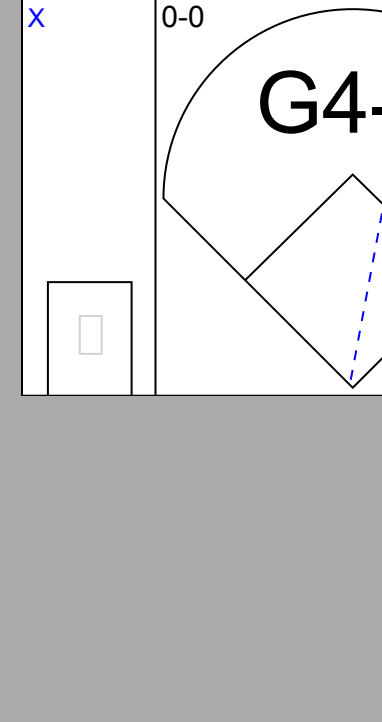
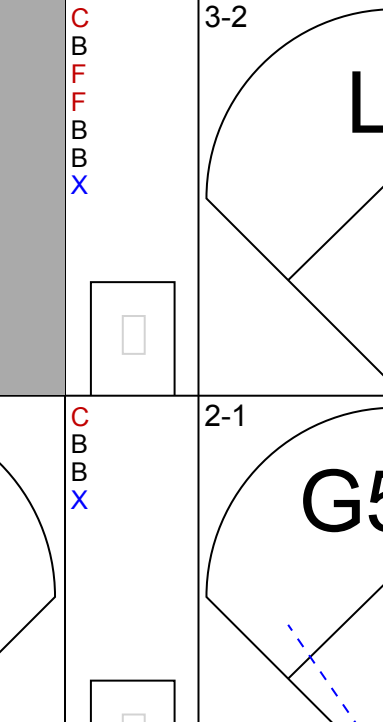
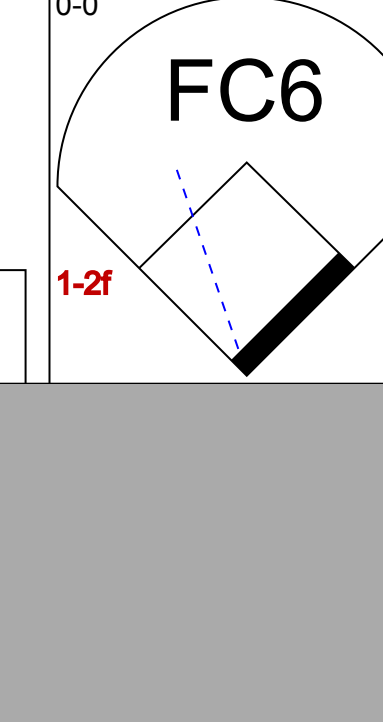


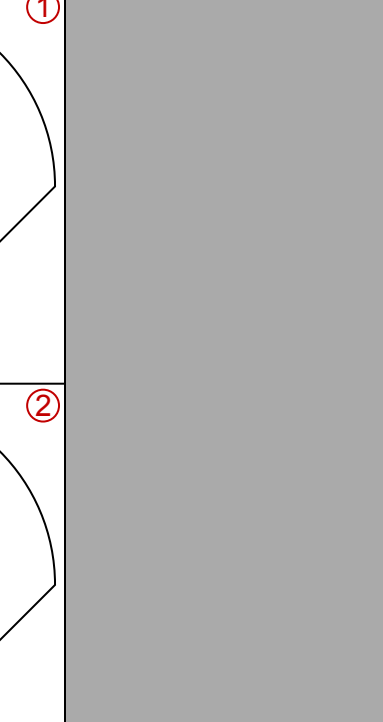
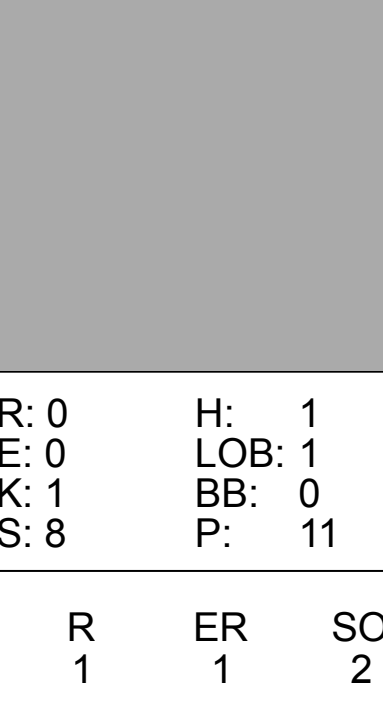
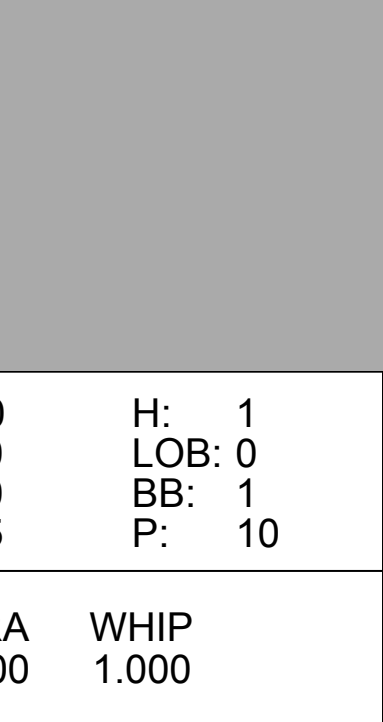
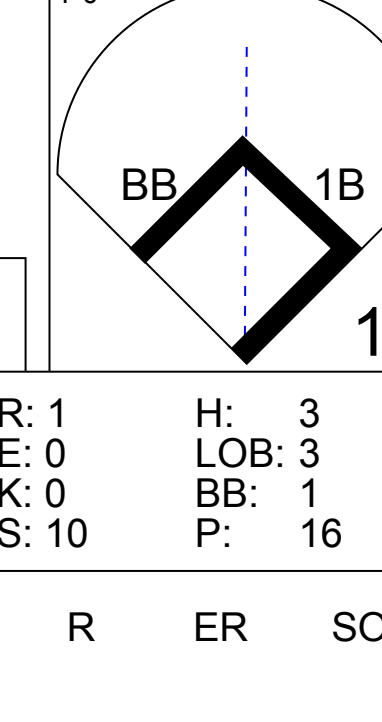
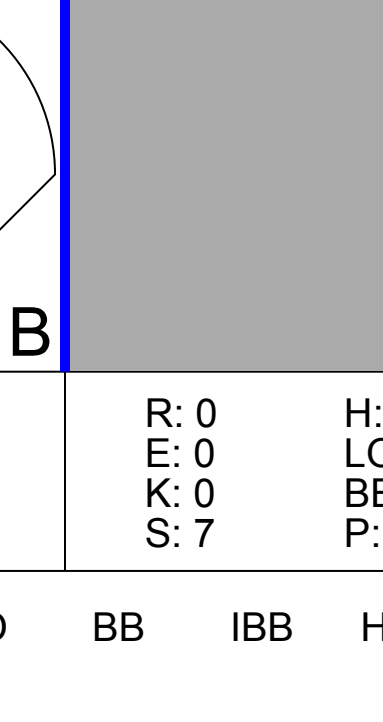
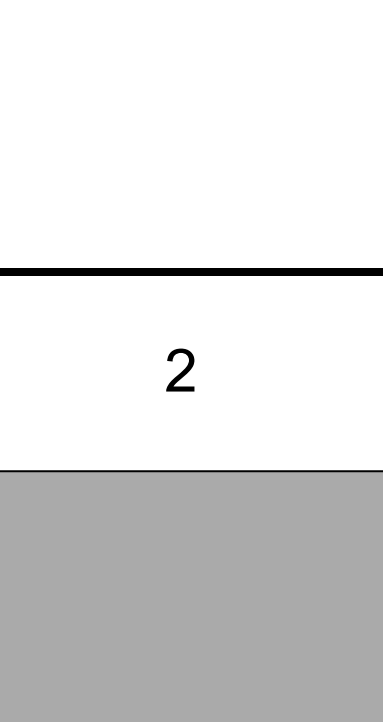
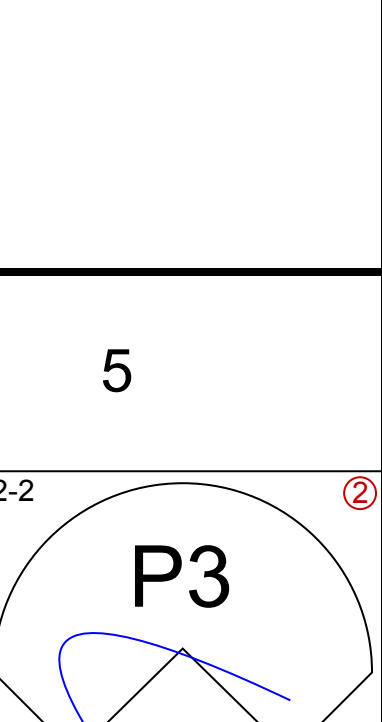
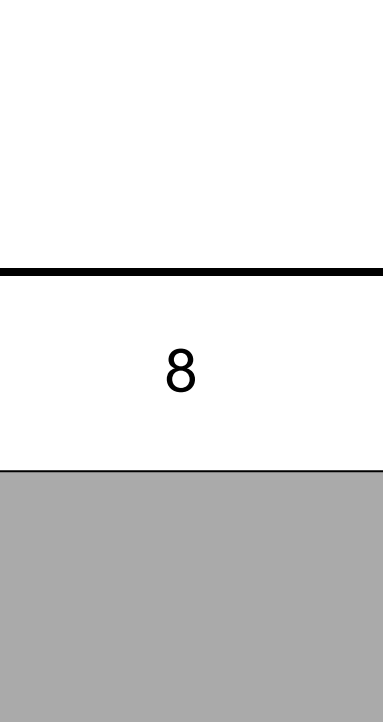
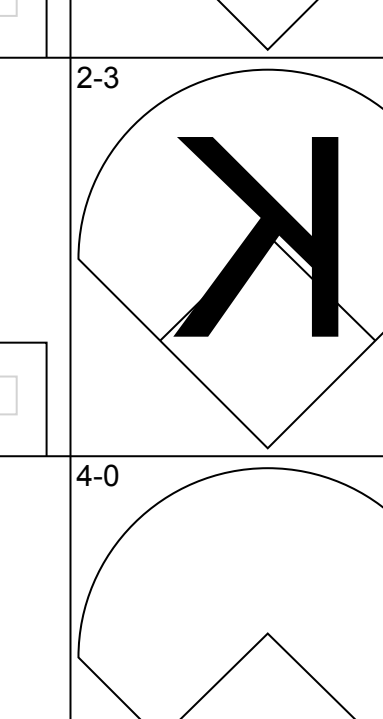
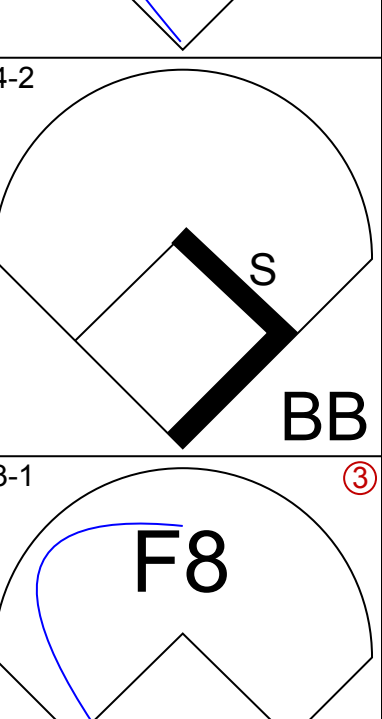

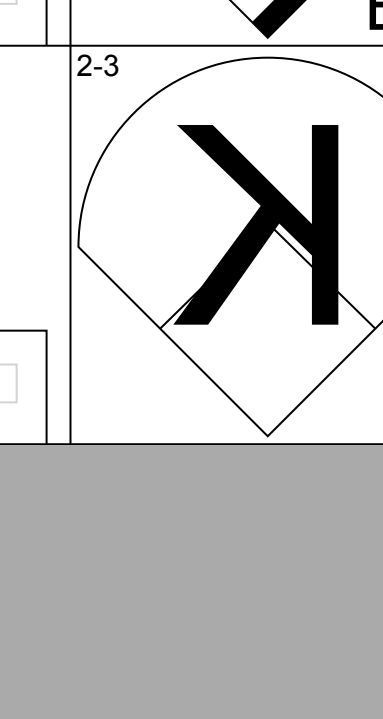
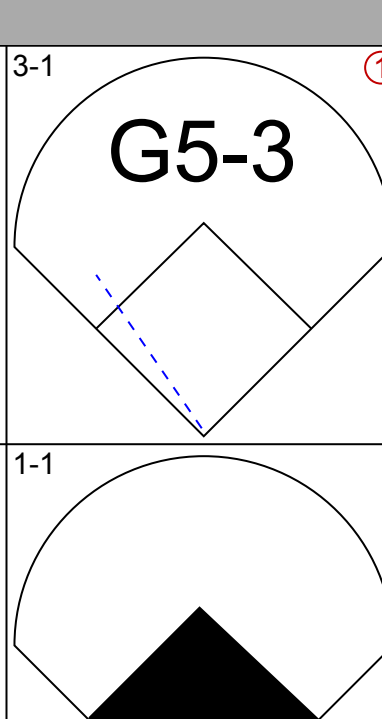
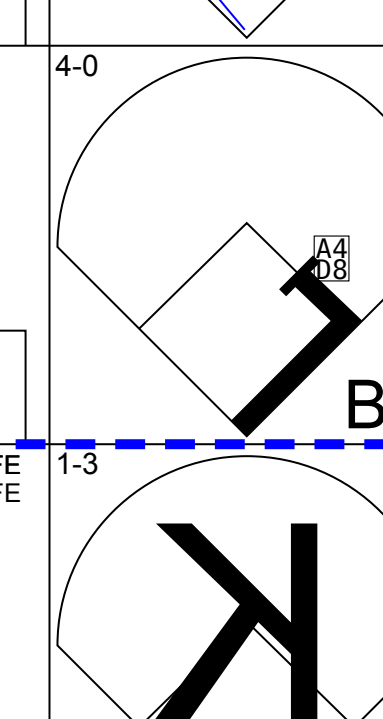
Montreal Expos @ Baltimore Orioles
 Oriole Park at Camden Yards, Baltimore, MD
 Thu Jul 15 1999, 7:35 PM EDT
 Att: 43,016 - Cloudy - 87 F

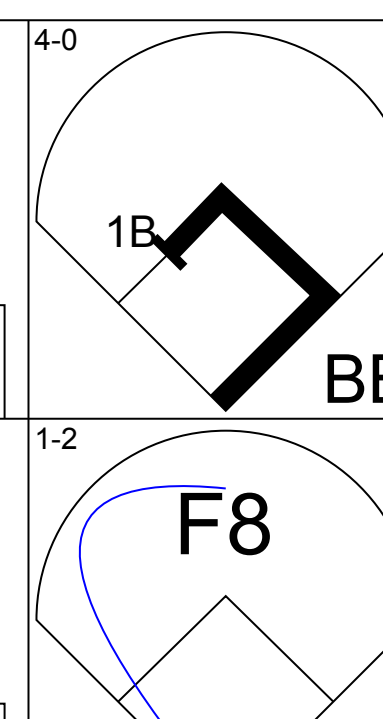
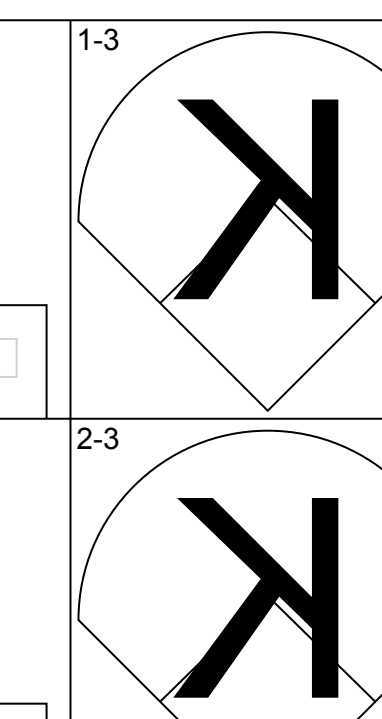
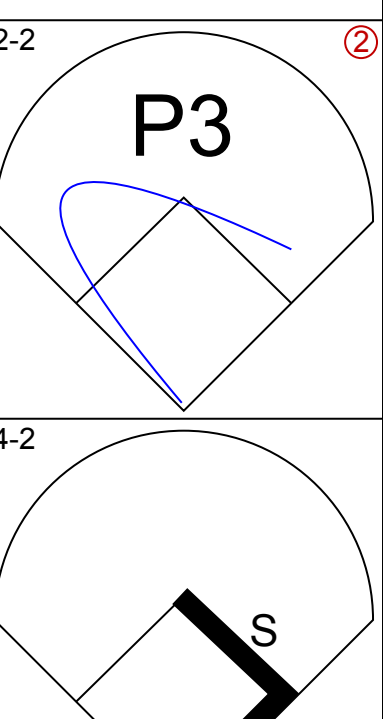
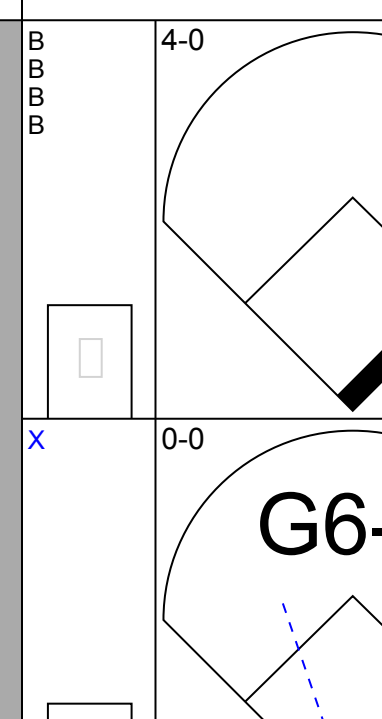
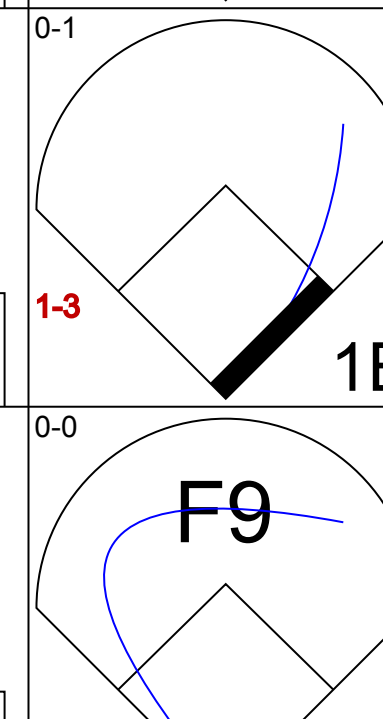
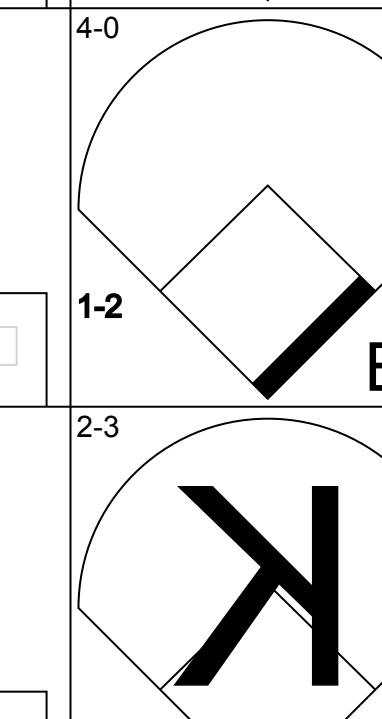
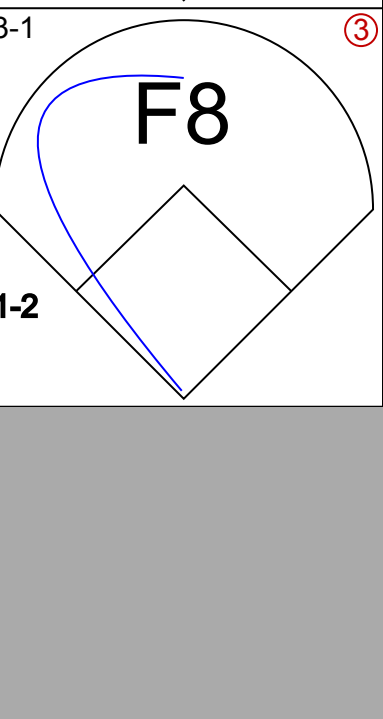







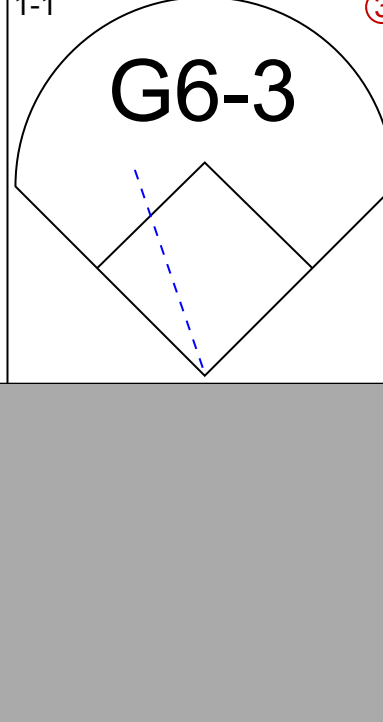

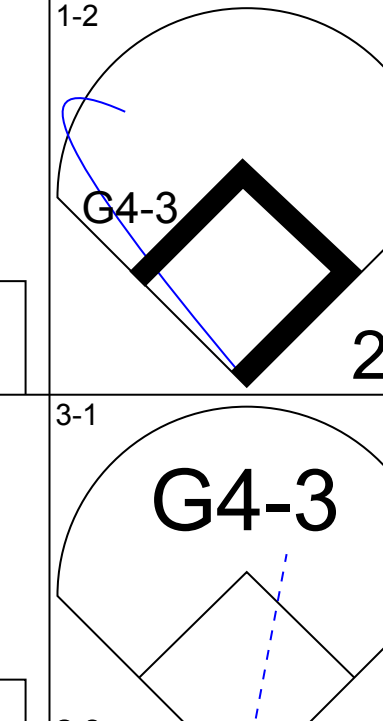
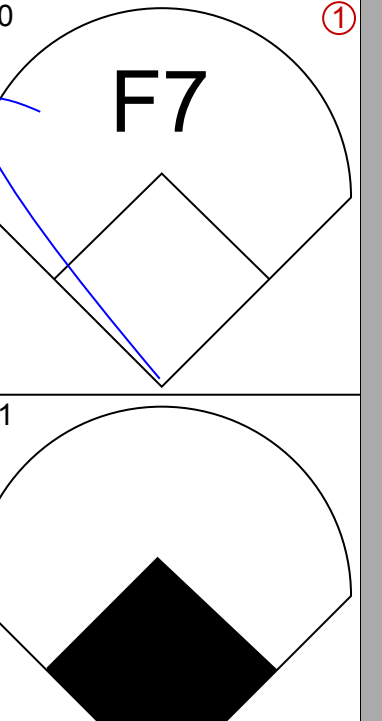
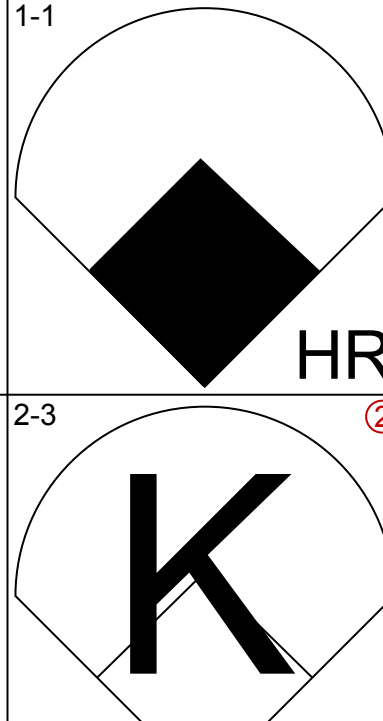

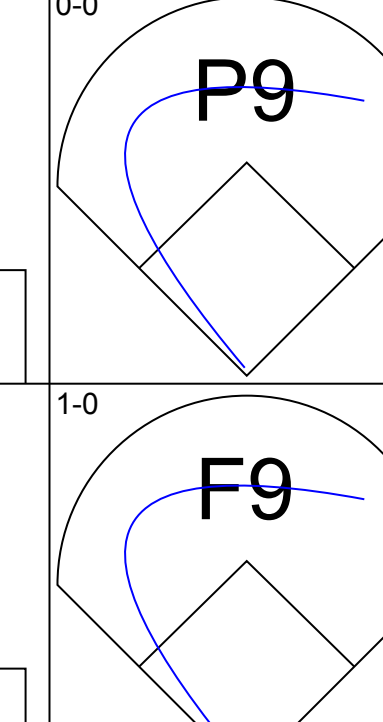
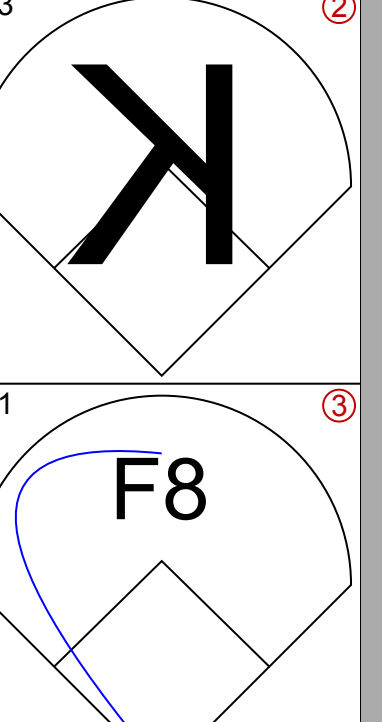
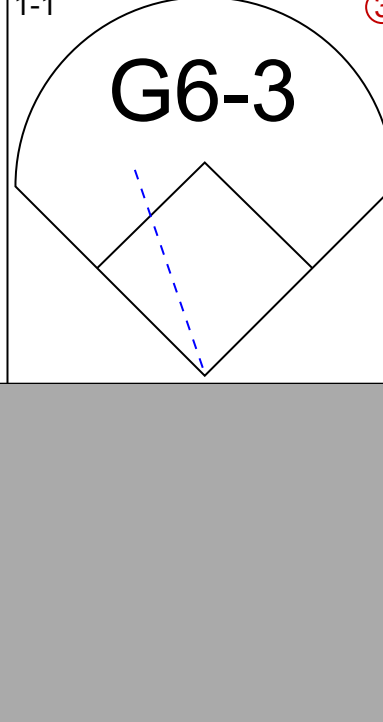
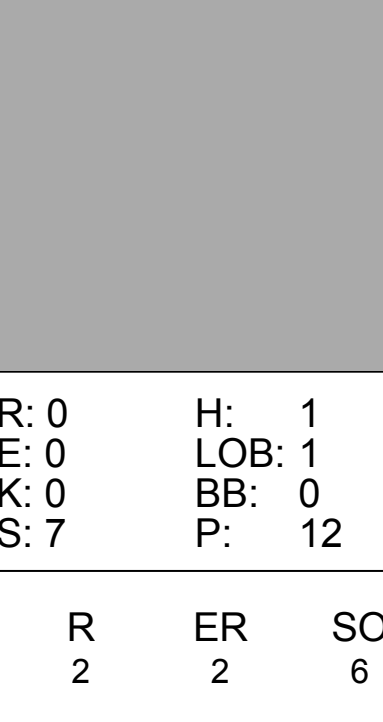
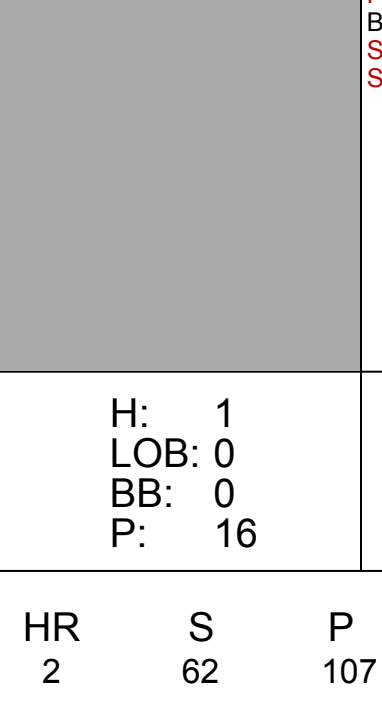




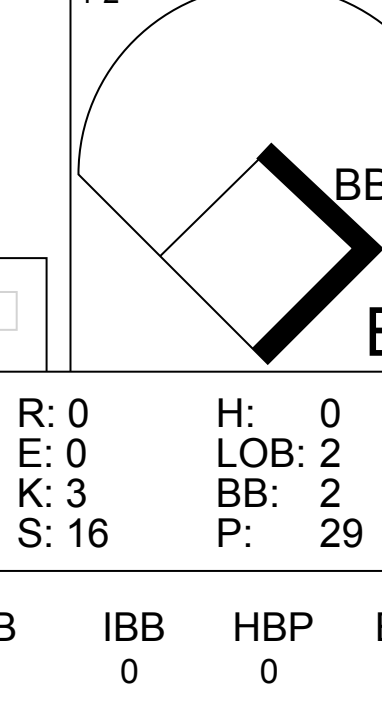
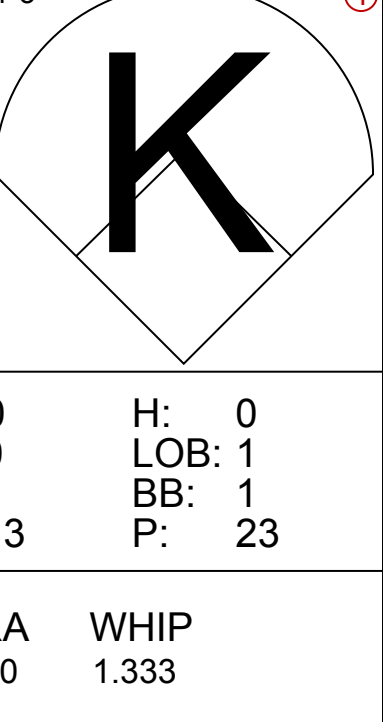
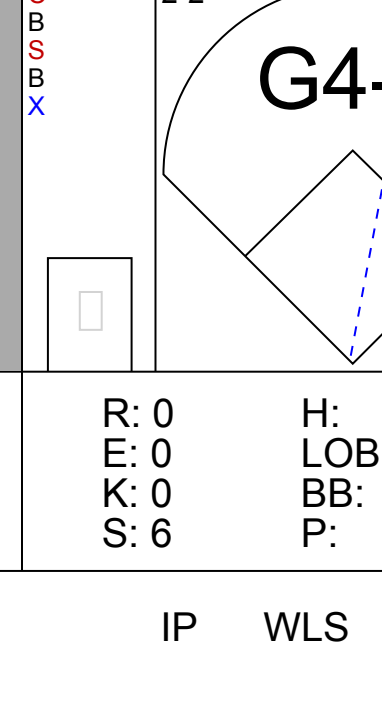
AB	34
R	8
H	9
RBI	6
BB	5
SO	4
LOB	23



Batter	1	2	3	4	5	6	7	8	9	AB	R	H	RBI	BB	SO	LOB	TOP				
James Mouton, R OBP: 0.386, SLG: 0.398 (1, 7)										4	1	0	0	0	3	4	<p>Montreal Expos @ Baltimore Orioles Oriole Park at Camden Yards, Baltimore, MD</p> <p>Fri Jul 16 1999, 7:35 PM EDT Att: 41,929 - Unknown - 93 F</p> <p>livebaseballscorecards.com</p> <p>AB 35 R 4 H 9 RBI 3 BB 1 SO 10 LOB 15</p>				
Wilton Guerrero, S OBP: 0.318, SLG: 0.371 (1, 10)										4	1	2	1	0	0	0					
Jose Vidro, S OBP: 0.361, SLG: 0.520 (1, 4)										4	0	1	0	0	1	3					
Vladimir Guerrero, R OBP: 0.356, SLG: 0.551 Chris Stowers, L (8, PR) (8, 9)										4	0	1	1	0	0	2					
Brad Fullmer, L OBP: 0.281, SLG: 0.416 (1, 3)										4	1	1	0	0	1	1					
Shane Andrews, R OBP: 0.316, SLG: 0.331 (1, 5)										3	0	0	0	1	2	0					
Chris Widger, R OBP: 0.343, SLG: 0.488 Robert Machado, R OBP: 0.154, SLG: 0.154 (1, 2) (7, 2)										3	0	0	0	0	2	2					
Mike Mordecai, R OBP: 0.333, SLG: 0.439 (1, 6)										4	1	3	1	0	0	0					
Terry Jones, S OBP: 0.256, SLG: 0.310 (1, 8)										4	0	1	0	0	1	3					
Inning Stats	R: 0 E: 0 K: 1 S: 6	H: 1 LOB: 1 BB: 0 P: 10	R: 0 E: 0 K: 3 S: 9	H: 0 LOB: 0 BB: 0 P: 12	R: 0 E: 0 K: 2 S: 9	H: 0 LOB: 0 BB: 0 P: 12	R: 1 E: 0 K: 2 S: 12	H: 2 LOB: 2 BB: 1 P: 19	R: 0 E: 0 K: 1 S: 9	H: 1 LOB: 0 BB: 0 P: 10	R: 0 E: 0 K: 1 S: 8	H: 0 LOB: 0 BB: 0 P: 8	R: 3 E: 0 K: 0 S: 16	H: 4 LOB: 2 BB: 0 P: 22	R: 0 E: 0 K: 0 S: 7	H: 1 LOB: 1 BB: 0 P: 12		1B: 7 2B: 2 3B: 0 HR: 0	SF: 0 SAC: 0 DP: 1 HBP: 0	WP: 1 PB: 0 SB: 0 CS: 0	PA: 36
PITCHER	IP WLS BF H R ER SO BB IBB HBP BLK WP HR S P ERA WHIP																				
35 Mike Mussina, R ERA: 3.97 Scott Kamieniecki, R ERA: 9.15 Arthur Rhodes, L ERA: 6.03	(1, 1) (8, 1) (9, 1)	7.0 1.0 1.0	W 7 4	25 4 1	4 3 0	1 3 0	10 0 0	1 0 0	0 0 0	0 0 0	0 0 0	0 1 0	0 16 7	62 22 12	85 27.00 0.00	1.29 4.000	0.714 1.000				

Batter	1	2	3	4	5	6	7	8	9	AB	R	H	RBI	BB	SO	LOB	BOTTOM			
Brady Anderson, L OBP: 0.415, SLG: 0.461 (1, 8)										4	1	1	1	1	1	4	<p>Montreal Expos @ Baltimore Orioles Oriole Park at Camden Yards, Baltimore, MD</p> <p>Fri Jul 16 1999, 7:35 PM EDT Att: 41,929 - Unknown - 93 F</p> <p>livebaseballscorecards.com</p> <p>AB 37 R 9 H 17 RBI 9 BB 5 SO 5 LOB 21</p>			
Mike Bordick, R OBP: 0.328, SLG: 0.387 (1, 6)										5	2	3	2	0	1	5				
B.J. Surhoff, L OBP: 0.367, SLG: 0.570 Mike Figga, R OBP: 0.214, SLG: 0.259 (1, 7) (8, 2)										5	1	3	3	0	1	3				
Albert Belle, R OBP: 0.395, SLG: 0.480 (1, 9)										5	1	1	0	0	1	2				
Harold Baines, L OBP: 0.425, SLG: 0.652 (1, 10)										5	2	4	2	0	0	0				
Will Clark, L OBP: 0.374, SLG: 0.497 Jeff Conine, R OBP: 0.341, SLG: 0.472 (1, 3) (6, PH) (7, 3)										3	0	1	0	0	1	1				
Jerry Hairston, R OBP: 0.343, SLG: 0.515 (1, 4)										4	0	1	1	0	0	4				
Charles Johnson, R OBP: 0.357, SLG: 0.466 Rich Amaral, R OBP: 0.362, SLG: 0.398 (1, 2) (8, 7)										2	1	0	0	2	0	1				
Jeff Reboulet, R OBP: 0.318, SLG: 0.216 (1, 5)										2	1	1	0	2	0	1				
Inning Stats	R: 0 E: 0 K: 1 S: 10	H: 1 LOB: 1 BB: 0 P: 17	R: 1 E: 0 K: 0 S: 11	H: 2 LOB: 3 BB: 2 P: 26	R: 1 E: 0 K: 1 S: 9	H: 3 LOB: 1 BB: 0 P: 10	R: 2 E: 0 K: 1 S: 12	H: 2 LOB: 1 BB: 1 P: 19	R: 1 E: 0 K: 0 S: 6	H: 2 LOB: 0 BB: 0 P: 7	R: 4 E: 0 K: 0 S: 21	H: 6 LOB: 1 BB: 0 P: 32	R: 0 E: 0 K: 2 S: 15	H: 0 LOB: 2 BB: 2 P: 26	R: 0 E: 0 K: 0 S: 8	H: 1 LOB: 1 BB: 0 P: 12		1B: 12 2B: 2 3B: 1 HR: 2	SF: 0 SAC: 1 DP: 1 HBP: 0	WP: 0 PB: 0 SB: 0 CS: 1
PITCHER	IP WLS BF H R ER SO BB IBB HBP BLK WP HR S P ERA WHIP																			
Dan Smith, R ERA: 5.4 Bobby Ayala, R ERA: 3.99 Steve Kline, L ERA: 4.3 Ugueth Urbina, R ERA: 4.14 Anthony Telford, R ERA: 3.11	(1, 1) (5, 1) (6, 1) (7, 1) (8, 1)	4.0 1.0 1.0 1.0 1.0	L 7 5 0 4	22 5 3 0 1	8 4 1 0 0	4 4 1 0 0	4 0 0 2 0	0 0 0 2 0	0 0 0 2 0	0 0 0 0 0	0 0 0 0 0	0 1 1 0 8	13 14 15 12 8	21 18 26 26 12	36.00 9.000 0.000 0.000	5.000 3.000 2.000 1.000				

Batter	1	2	3	4	5	6	7	8	9	AB	R	H	RBI	BB	SO	LOB	TOP			
Wilton Guerrero, S OBP: 0.317, SLG: 0.368 (1, 10)										4	0	1	0	0	1	1	<p>Montreal Expos @ Baltimore Orioles Oriole Park at Camden Yards, Baltimore, MD Sat Jul 17 1999, 7:05 PM EDT Att: 47,988 - Cloudy - 99 F</p>			
Jose Vidro, S OBP: 0.360, SLG: 0.514 (1, 4)										3	0	0	0	1	0	0				
Rondell White, R OBP: 0.368, SLG: 0.513 (1, 7)										4	0	1	0	0	0	3				
Vladimir Guerrero, R OBP: 0.362, SLG: 0.544 (1, 9)										4	0	0	0	0	1					
Brad Fullmer, L OBP: 0.272, SLG: 0.402 (1, 3)										4	0	0	0	0	1	1				
Michael Barrett, R OBP: 0.326, SLG: 0.406 (1, 2)										3	1	2	0	1	0	0				
Mike Mordecai, R OBP: 0.333, SLG: 0.436 (1, 5)										3	0	1	1	0	0	1				
Orlando Cabrera, R OBP: 0.296, SLG: 0.399 (1, 6)										3	0	0	0	0	0	1				
Terry Jones, S OBP: 0.267, SLG: 0.302 (8, PH)										1	0	0	0	1	0	0				
Shane Andrews, R OBP: 0.320, SLG: 0.336 (8, PR)										1	0	1	0	0	0	0				
James Mouton, R OBP: 0.386, SLG: 0.398 (8, 8)										0	0	0	0	0	0	0				
Inning Stats	R: 0 E: 0 K: 1 S: 9	H: 0 LOB: 0 BB: 0 P: 12	R: 0 E: 0 K: 1 S: 8	H: 1 LOB: 1 BB: 0 P: 11	R: 0 E: 0 K: 0 S: 5	H: 0 LOB: 1 BB: 1 P: 13	R: 0 E: 0 K: 0 S: 6	H: 1 LOB: 1 BB: 0 P: 8	R: 0 E: 0 K: 0 S: 5	H: 0 LOB: 0 BB: 0 P: 10	R: 0 E: 0 K: 0 S: 6	H: 0 LOB: 0 BB: 0 P: 7	R: 0 E: 0 K: 0 S: 6	H: 3 LOB: 3 BB: 1 P: 16	R: 0 E: 0 K: 0 S: 7	H: 0 LOB: 0 BB: 0 P: 14	1B: 5 2B: 0 3B: 1 HR: 0	SF: 0 SAC: 0 DP: 1 HBP: 0	WP: 0 PB: 0 SB: 0 CS: 0	PA: 33
PITCHER Scott Erickson, R ERA: 5.7 (1, 1)	IP: 9.0 WLS: W BF: 34 H: 6 R: 1 ER: 1 SO: 2 BB: 3 IBB: 0 HBP: 0 BLK: 0 WP: 0 HR: 0 S: 62 P: 102 ERA: 1.00 WHIP: 1.000															PITCHER				

Batter	1	2	3	4	5	6	7	8	9	AB	R	H	RBI	BB	SO	LOB	BOTTOM			
Brady Anderson, L OBP: 0.416, SLG: 0.458 (1, 8)										2	0	0	0	2	1	1	<p>Montreal Expos @ Baltimore Orioles Oriole Park at Camden Yards, Baltimore, MD Sat Jul 17 1999, 7:05 PM EDT Att: 47,988 - Cloudy - 99 F</p>			
Mike Bordick, R OBP: 0.328, SLG: 0.383 (1, 6)										3	0	0	0	1	1	3				
B.J. Surhoff, L OBP: 0.369, SLG: 0.568 (1, 7)										3	0	1	0	1	0	1				
Albert Belle, R OBP: 0.393, SLG: 0.476 (1, 9)										3	0	0	0	1	1	3				
Harold Baines, L OBP: 0.426, SLG: 0.667 (1, 10)										4	1	2	1	0	1	1				
Will Clark, L OBP: 0.374, SLG: 0.511 (1, 3)										3	1	1	1	0	1	1				
Ryan Minor, R (1, 5)										3	0	0	0	0	1	1				
Jerry Hairston, R OBP: 0.329, SLG: 0.493 (1, 4)										3	0	0	0	0	0	1				
Charles Johnson, R OBP: 0.357, SLG: 0.463 (1, 2)										2	0	0	0	1	1	0				
Inning Stats	R: 0 E: 0 K: 0 S: 6	H: 1 LOB: 1 BB: 1 P: 11	R: 0 E: 0 K: 0 S: 7	H: 1 LOB: 0 BB: 0 P: 12	R: 0 E: 0 K: 3 S: 16	H: 0 LOB: 2 BB: 2 P: 29	R: 1 E: 0 K: 1 S: 11	H: 1 LOB: 0 BB: 0 P: 16	R: 0 E: 0 K: 1 S: 13	H: 0 LOB: 1 BB: 1 P: 23	R: 1 E: 0 K: 1 S: 9	H: 1 LOB: 0 BB: 0 P: 16	R: 0 E: 0 K: 0 S: 6	H: 0 LOB: 1 BB: 1 P: 14	R: 0 E: 0 K: 1 S: 5	H: 0 LOB: 1 BB: 1 P: 11	1B: 1 2B: 1 3B: 0 HR: 2	SF: 0 SAC: 0 DP: 0 HBP: 0	WP: 0 PB: 0 SB: 1 CS: 0	PA: 32
PITCHER Dustin Hermanson, R ERA: 5.35 Guillermo Mota, R ERA: 1.52 Steve Kline, L ERA: 4.23 (1, 1) (7, 1) (8, 1)	IP: 6.0 WLS: L BF: 25 H: 4 R: 2 ER: 2 SO: 6 BB: 4 IBB: 0 HBP: 0 BLK: 0 WP: 0 HR: 2 S: 62 P: 107 ERA: 3.00 WHIP: 1.333															PITCHER				


AB	30
R	1
H	6
RBI	1
BB	3
SO	2
LOB	8



Batter	1	2	3	4	5	6	7	8	9	AB	R	H	RBI	BB	SO	LOB	TOP			
Wilton Guerrero, S OBP: 0.312, SLG: 0.362	0-3 K			0-1 F9			1-2 G5-3			3	0	0	0	0	1	0				
Terry Jones, S OBP: 0.255, SLG: 0.289	2-2 F9			1-3 K			1-3 K			2	0	0	0	0	1	0				
James Mouton, R OBP: 0.382, SLG: 0.393										1	0	0	0	0	1	0				
Rondell White, R OBP: 0.364, SLG: 0.506	0-0 F7			0-0 F9			1-3 K			3	0	0	0	0	1	0				
Vladimir Guerrero, R OBP: 0.359, SLG: 0.539		0-3 K			0-0 F7			0-0 P2		3	0	0	0	0	1	0				
Jose Vidro, S OBP: 0.356, SLG: 0.508		1-2 G3			2-2 F8			2-0 G4-3		3	0	0	0	0	0	0				
Brad Fullmer, L OBP: 0.282, SLG: 0.392		1-0 G5-3			2-2 F8			0-3 K		3	0	0	0	0	1	0				
Chris Widger, R OBP: 0.339, SLG: 0.481			1-3 K			0-1 P4			0-3 K	3	0	0	0	0	2	0	AB 27			
Shane Andrews, R OBP: 0.317, SLG: 0.331			1-3 K			0-1 F9			2-2 F7	2	0	0	0	0	1	0	R 0			
Ryan McGuire, L OBP: 0.362, SLG: 0.365										1	0	0	0	0	0	0	H 0			
Orlando Cabrera, R OBP: 0.293, SLG: 0.396			1-3 K			0-0 P2			1-1 P5	3	0	0	0	0	1	0	RBI 0			
																	BB 0			
																	SO 10			
																	LOB 0			
Inning Stats	R: 0 E: 0 K: 1 S: 7	H: 0 LOB: 0 BB: 0 P: 9	R: 0 E: 0 K: 1 S: 9	H: 0 LOB: 0 BB: 0 P: 11	R: 0 E: 0 K: 3 S: 9	H: 0 LOB: 0 BB: 0 P: 12	R: 0 E: 0 K: 1 S: 6	H: 0 LOB: 0 BB: 0 P: 7	R: 0 E: 0 K: 0 S: 7	H: 0 LOB: 0 BB: 0 P: 11	R: 0 E: 0 K: 2 S: 12	H: 0 LOB: 0 BB: 0 P: 15	R: 0 E: 0 K: 1 S: 5	H: 0 LOB: 0 BB: 0 P: 7	R: 0 E: 0 K: 1 S: 8	H: 0 LOB: 0 BB: 0 P: 11	1B: 0 2B: 0 3B: 0 HR: 0	SF: 0 SAC: 0 DP: 0 HBP: 0	WP: 0 PB: 0 CS: 0	PA: 27
PITCHER David Cone, R ERA: 2.65	IP: 9.0 WLS: W BF: 27 H: 0 R: 0 ER: 0 SO: 10 BB: 0 IBB: 0 HBP: 0 BLK: 0 WP: 0 HR: 0 S: 68 P: 88 ERA: 0.00 WHIP: 0.000															PITCHER	IP: 9.0 WLS: W BF: 27 H: 0 R: 0 ER: 0 SO: 10 BB: 0 IBB: 0 HBP: 0 BLK: 0 WP: 0 HR: 0 S: 68 P: 88 ERA: 0.00 WHIP: 0.000			

Montreal Expos @ New York Yankees
Yankee Stadium, Bronx, NY
Sun Jul 18 1999, 1:35 PM EDT
Att: 41,930 - Unknown - 92 F


livebaseballscorecards.com



Batter	1	2	3	4	5	6	7	8	9	AB	R	H	RBI	BB	SO	LOB	BOTTOM			
Chuck Knoblauch, R OBP: 0.385, SLG: 0.393	1-1 G3 HBP	4-2 2 HR BB		2-1 2 FC6 1B			2-3 K			2	1	1	0	1	1	0				
Derek Jeter, R OBP: 0.454, SLG: 0.618	0-0 F8	1-1 1-H HR		0-0 FC6 1-2F			1-2 P6			4	1	1	2	0	0	2				
Paul O'Neill, L OBP: 0.368, SLG: 0.465	1-1 SAFE G3	1-2 G1-3		3-2 F7				1-1 1B 2B		4	1	1	0	0	0	1				
Bernie Williams, S OBP: 0.421, SLG: 0.512	1-1 G4-3		0-2 P6	1-0 F9				2-0 G4-6-3 1B 2H		4	0	1	1	0	0	1				
Tino Martinez, L OBP: 0.362, SLG: 0.463		1-2 G1-3	2-2 G3	0-1 F7				1-1 G4-6-3 1B		4	0	1	0	0	0	0				
Chili Davis, S OBP: 0.387, SLG: 0.476		4-2 HR BB	0-1 1B			1-0 F7		3-2 G4-6-3 1B 1-2F 2-3		3	1	1	0	1	0	2				
Ricky Ledee, L OBP: 0.313, SLG: 0.429	1-1 SAFE F8	0-0 1-H HR	1-3 K			0-1 F7		2-2 G1-4-3		4	1	1	2	0	1	2				
Scott Brosius, R OBP: 0.314, SLG: 0.422		2-2 2B HBP		1-3 K				2-2 G4-3		2	1	0	0	0	1	0				
Joe Girardi, R OBP: 0.238, SLG: 0.298	1-1 SAFE SAFE F8	3-1 1-H 2B	1-1 G4-3			3-2 F9				3	0	1	1	0	0	0				
Inning Stats	R: 0 E: 0 K: 0 S: 6	H: 3 LOB: 1 BB: 2 P: 9	R: 5 E: 0 K: 0 S: 23	H: 3 LOB: 0 BB: 2 P: 38	R: 0 E: 0 K: 1 S: 11	H: 1 LOB: 1 BB: 0 P: 14	R: 0 E: 0 K: 1 S: 9	H: 1 LOB: 1 BB: 0 P: 13	R: 0 E: 0 K: 0 S: 7	H: 0 LOB: 0 BB: 0 P: 11	R: 0 E: 0 K: 0 S: 6	H: 0 LOB: 0 BB: 0 P: 9	R: 0 E: 0 K: 1 S: 12	H: 0 LOB: 0 BB: 0 P: 18	R: 1 E: 0 K: 0 S: 11	H: 3 LOB: 1 BB: 0 P: 20	1B: 4 2B: 2 3B: 0 HR: 2	SF: 0 SAC: 0 DP: 1 HBP: 2	WP: 0 PB: 0 CS: 0	PA: 34
PITCHER Javier Vazquez, R ERA: 6.75 Bobby Ayala, R ERA: 3.49	IP: 7.0 WLS: L BF: 31 H: 7 R: 6 ER: 6 SO: 3 BB: 2 IBB: 0 HBP: 2 BLK: 0 WP: 0 HR: 2 S: 77 P: 118 ERA: 7.71 WHIP: 1.286															PITCHER	IP: 1.0 WLS: 3 BF: 3 H: 1 R: 0 ER: 0 SO: 0 BB: 0 IBB: 0 HBP: 0 BLK: 0 WP: 0 HR: 0 S: 8 P: 14 ERA: 0.00 WHIP: 1.000			

Montreal Expos @ New York Yankees
Yankee Stadium, Bronx, NY
Sun Jul 18 1999, 1:35 PM EDT
Att: 41,930 - Unknown - 92 F

livebaseballscorecards.com



Batter	1	2	3	4	5	6	7	8	9	AB	R	H	RBI	BB	SO	LOB	TOP										
Wilton Guerrero, S OBP: 0.309, SLG: 0.357	G6-3		G3	G1-3			CS 1B		F7	5	0	1	0	0	0	2											
Terry Jones, S OBP: 0.269, SLG: 0.286	K		2B E BB		G4-6-3 1B		P2		F7	4	1	1	0	1	1	1											
Rondell White, R OBP: 0.364, SLG: 0.508	1B		E7 1-H 2B		G4-6-3 1-2		G5-3		F7	5	0	2	0	0	0	1											
Vladimir Guerrero, R OBP: 0.355, SLG: 0.533	F8		G2-3		P2			G5-3		4	0	0	0	0	0	2											
Jose Vidro, S OBP: 0.354, SLG: 0.508 Orlando Cabrera, R OBP: 0.293, SLG: 0.396	K		F7			HR 2B		G3		4	1	1	0	0	1	1											
Michael Barrett, R OBP: 0.333, SLG: 0.410	2B 1B			G6-3 1B BB		G1-3		2B 1B		3	2	2	0	1	0	1											
Brad Fulmer, L OBP: 0.452 Ryan McGuire, L OBP: 0.362, SLG: 0.365	WP 1-H 2B			G6-3 1B		2-H HR		1B 2B		4	2	4	3	0	0	0											
Shane Andrews, R OBP: 0.315, SLG: 0.329	L7			K				1B		4	0	1	2	0	2	3											
Mike Mordecai, R OBP: 0.324, SLG: 0.421	P6			G6-3		P5		G5-3		4	0	0	0	0	0	4											
Inning Stats	R: 0 E: 0 K: 1 S: 8	H: 1 LOB: 1 BB: 0 P: 14	R: 1 E: 0 K: 1 S: 11	H: 2 LOB: 1 BB: 0 P: 18	R: 1 E: 1 K: 0 S: 13	H: 1 LOB: 2 BB: 1 P: 20	R: 0 E: 0 K: 1 S: 7	H: 1 LOB: 0 BB: 1 P: 13	R: 0 E: 0 K: 1 S: 6	H: 1 LOB: 0 BB: 0 P: 9	R: 2 E: 0 K: 1 S: 12	H: 2 LOB: 0 BB: 0 P: 20	R: 0 E: 0 K: 0 S: 7	H: 1 LOB: 1 BB: 0 P: 9	R: 2 E: 0 K: 0 S: 12	H: 3 LOB: 1 BB: 0 P: 17	R: 0 E: 0 K: 0 S: 4	H: 0 LOB: 0 BB: 0 P: 8	1B: 7 2B: 4 3B: 0 HR: 1	SF: 0 SAC: 0 DP: 1 HBP: 0	WP: 1 PB: 0 SB: 0 CS: 1	PA: 39					
PITCHER	IP	WLS	BF	H	R	ER	SO	BB	IBB	HBP	BLK	WP	HR	S	P	ERA	WHIP										
Hideki Irabu, R ERA: 4.17	6.0		27	8	4	3	4	2	0	0	0	1	1	57	94	4.50	1.667										
Ramiro Mendoza, R ERA: 4.67	2.0	L	9	4	2	2	0	0	0	0	0	0	0	19	26	9.00	2.000										
Dan Naulty, R ERA: 3.83	1.0		3	0	0	0	0	0	0	0	0	0	0	4	8	0.00	0.000										

Montreal Expos @ New York Yankees
Yankee Stadium, Bronx, NY
Mon Jul 19 1999, 7:30 PM EDT
Att: 23,404 - Cloudy - 85 F

AB	37
R	6
H	12
RBI	5
BB	2
SO	4
LOB	15





Batter	1	2	3	4	5	6	7	8	9	AB	R	H	RBI	BB	SO	LOB	BOTTOM										
Chuck Knoblauch, R OBP: 0.385, SLG: 0.393	F9		G6-4-3 2B 1B		L9		2 WP 2B 1B		K	5	1	2	0	0	1	2											
Derek Jeter, R OBP: 0.456, SLG: 0.620	G4-6-3 BB		G6-4-3 1B		F8		1-H 2-H 2B		G6-3	4	0	2	2	1	0	1											
Paul O'Neill, L OBP: 0.367, SLG: 0.461	G4-6-3 1-2		G6-4-3		K		FC5-4 BB			3	0	0	0	1	1	4											
Bernie Williams, S OBP: 0.420, SLG: 0.509		FC6-5 1B 1B	L8			G4-3	FC5-4 1-2			4	0	1	0	0	0	3											
Tino Martinez, L OBP: 0.361, SLG: 0.459	K			G6-4-3 BB		G6-3		L1-3		3	0	0	0	1	1	1											
Chili Davis, S OBP: 0.389, SLG: 0.477			FC6-5 1B	G6-4-3 1-2		K		1B		4	0	2	0	0	1	1											
Ricky Ledee, L OBP: 0.299, SLG: 0.407		FC6-5 1-2 2-3		G3			F7	F9		4	0	0	0	0	0	3											
Jorge Posada, S OBP: 0.305, SLG: 0.381	G1-3				L9 2 WP 1B BB		K	F9		3	1	0	0	1	1	3											
Scott Brosius, R OBP: 0.319, SLG: 0.430			G6-4-3 2B				2 WP 2B 1B		K	4	2	3	0	0	1	0											
Inning Stats	R: 0 E: 0 K: 0 S: 4	H: 0 LOB: 0 BB: 1 P: 9	R: 0 E: 0 K: 1 S: 10	H: 2 LOB: 2 BB: 0 P: 14	R: 1 E: 0 K: 0 S: 11	H: 3 LOB: 1 BB: 0 P: 17	R: 0 E: 0 K: 0 S: 3	H: 0 LOB: 0 BB: 1 P: 9	R: 1 E: 0 K: 1 S: 10	H: 1 LOB: 1 BB: 1 P: 18	R: 0 E: 0 K: 1 S: 6	H: 0 LOB: 0 BB: 0 P: 7	R: 2 E: 0 K: 1 S: 16	H: 3 LOB: 2 BB: 1 P: 29	R: 0 E: 0 K: 0 S: 6	H: 1 LOB: 1 BB: 0 P: 12	R: 0 E: 0 K: 2 S: 12	H: 0 LOB: 0 BB: 0 P: 17	1B: 8 2B: 2 3B: 0 HR: 0	SF: 0 SAC: 0 DP: 3 HBP: 0	WP: 2 PB: 0 SB: 0 CS: 0	PA: 38					
PITCHER	IP	WLS	BF	H	R	ER	SO	BB	IBB	HBP	BLK	WP	HR	S	P	ERA	WHIP										
Jeremy Powell, R ERA: 3.71	5.0		21	6	2	2	2	3	0	0	0	1	0	38	67	3.60	1.800										
Anthony Telford, R ERA: 3.34	1.2	H	7	2	2	2	2	0	0	0	0	0	0	17	24	10.80	1.200										
Guillermo Mota, R ERA: 1.52	0.0	B	1	1	0	0	0	0	0	0	0	1	0	3	6	∞	∞										
Steve Kline, L ERA: 4.08	1.1	W	6	1	0	0	0	1	0	0	0	0	0	8	18	0.00	1.500										
Ugueth Urbina, R ERA: 4.65	1.0	S	3	0	0	0	2	0	0	0	0	0	0	12	17	0.00	0.000										

Montreal Expos @ New York Yankees
Yankee Stadium, Bronx, NY
Mon Jul 19 1999, 7:30 PM EDT
Att: 23,404 - Cloudy - 85 F

AB	34
R	4
H	10
RBI	2
BB	4
SO	6
LOB	18



Batter	1	2	3	4	5	6	7	8	9	AB	R	H	RBI	BB	SO	LOB	TOP			
Wilton Guerrero, S (1, 10) OBP: 0.313, SLG: 0.366	1-1 E 2B		3-2 1B 1B		1-2 G3		0-1 SH2-3		0-1 L6	4	2	2	0	0	0	0	<p>Montreal Expos @ New York Yankees Yankee Stadium, Bronx, NY</p> <p>Tue Jul 20 1999, 7:30 PM EDT Att: 28,801 - Unknown - 84 F</p> <p>livebaseballscorecards.com</p> <p>AB 33 R 4 H 9 RBI 3 BB 3 SO 9 LOB 14</p> 			
Terry Jones, S (1, 8) OBP: 0.281, SLG: 0.296	2-2 E1 FC5 2H 1B		1-0 1B 1B		3-2 F8		0-3 K2-3		2-3 K	5	0	2	0	0	2	1				
Rondell White, R (1, 7) OBP: 0.366, SLG: 0.510	1-3 K		2-3 K		0-1 2B		4-0 BB BB			3	0	1	0	1	2	3				
Vladimir Guerrero, R (1, 9) OBP: 0.357, SLG: 0.531	0-0 FC5 2-3		1-0 1B		2-0 L1		4-1 BB BB		1-2 BB	3	0	1	1	1	0	2				
Brad Fullmer, L (1, 3) OBP: 0.287, SLG: 0.441	1-3 K		3-1 G4-3			4-0 F8 1B BB		1-2 F8		3	1	0	0	1	1	6				
Jose Vidro, S (1, 4) OBP: 0.353, SLG: 0.504		1-3 K		1-1 F8		1-2 1B		1-0 G4-3		4	0	1	0	0	1	0				
Chris Widger, R (1, 2) OBP: 0.333, SLG: 0.473		1-2 G3-1		2-2 G5-3		2-2 F8		1-1 P6		4	0	0	0	0	0	2				
Shane Andrews, R (1, 5) OBP: 0.314, SLG: 0.348		1-3 K		3-1 HR		1-2 SF9-3-6		1-3 K		3	1	1	2	0	2	0				
Orlando Cabrera, R (1, 6) OBP: 0.292, SLG: 0.394			0-0 G6-3		2-2 F8		2-1 BB SH2-3 1B		1-3 K	4	0	1	0	0	1	0				
Inning Stats	R: 1 E: 1 K: 2 S: 12	H: 2 LOB: 1 BB: 0 P: 17	R: 0 E: 0 K: 2 S: 9	H: 0 LOB: 0 BB: 0 P: 12	R: 1 E: 0 K: 1 S: 11	H: 3 LOB: 2 BB: 0 P: 21	R: 1 E: 0 K: 0 S: 12	H: 1 LOB: 0 BB: 0 P: 20	R: 0 E: 0 K: 0 S: 9	H: 1 LOB: 1 BB: 1 P: 15	R: 0 E: 0 K: 1 S: 11	H: 1 LOB: 0 BB: 2 P: 22	R: 0 E: 0 K: 1 S: 6	H: 0 LOB: 0 BB: 0 P: 9	R: 0 E: 0 K: 2 S: 9	H: 0 LOB: 0 BB: 0 P: 12	1B: 6 2B: 3 3B: 0 HR: 1	SF: 1 SAC: 1 DP: 1 HBP: 0	WP: 0 PB: 0 SB: 0 CS: 0	PA: 38
PITCHER	IP WLS BF H R ER SO BB IBB HBP BLK WP HR S P ERA WHIP	7.0 W 32 9 4 3 6 3 0 0 0 0 1 73 124 3.86 1.714	1.0 H 3 0 0 0 1 0 0 0 0 0 6 9 0.00 0.000	1.0 S 3 0 0 0 2 0 0 0 0 0 9 12 0.00 0.000	PITCHER															

Batter	1	2	3	4	5	6	7	8	9	AB	R	H	RBI	BB	SO	LOB	BOTTOM			
Chuck Knoblauch, R (1, 4) OBP: 0.384, SLG: 0.389	0-0 G6-3		1-1 P4		1-0 F9		4-2 2B BB			3	1	0	0	1	0	2	<p>Montreal Expos @ New York Yankees Yankee Stadium, Bronx, NY</p> <p>Tue Jul 20 1999, 7:30 PM EDT Att: 28,801 - Unknown - 84 F</p> <p>livebaseballscorecards.com</p> <p>AB 32 R 7 H 9 RBI 7 BB 3 SO 1 LOB 16</p> 			
Derek Jeter, R (1, 6) OBP: 0.456, SLG: 0.618	2-2 G6-3		1-1 1B 1B 3H		3-2 FC6-4 1B		1-0 2B 1B 2-3			4	2	2	1	0	0	2				
Paul O'Neill, L (1, 9) OBP: 0.366, SLG: 0.462	0-1 F8		2-2 F8		0-0 FC6-4 1B 1-2 1B		1-1 1B 2B 1-2-3 2H 3H 4-0			4	1	1	2	0	0	3				
Bernie Williams, S (1, 8) OBP: 0.425, SLG: 0.511		4-2 BB	2-0 1B 1B 2H		2-1 CS 1B		1-2 1B IBB			2	0	2	2	2	0	0				
Tino Martinez, L (1, 3) OBP: 0.363, SLG: 0.459		1-0 F8	1-0 FC6 1B		0-0 CS		1-2 P4 1B			4	0	2	2	0	0	1				
Chili Davis, S (1, 10) OBP: 0.384, SLG: 0.470	1 SAFE	0-0 F8	0-0 FC6 1-2		1-2 F7		1-2 G6-3 L1-2-3			4	0	0	0	0	0	6				
Ricky Ledee, L (1, 7) OBP: 0.286, SLG: 0.388		3-2 F8		0-0 F7		1-0 G4-3		1-3 K		4	0	0	0	0	1	1				
20 Jorge Posada, S (1, 2) OBP: 0.309, SLG: 0.383			0-0 2B 1B		0-0 F9		3-2 2B 1B SH1-4		2-1 P5	4	2	2	0	0	0	0				
Scott Brosius, R (1, 5) OBP: 0.316, SLG: 0.426			0-1 E5 1B		2-0 P6		1-0 SH1-4 1B		0-0 G5-3	3	1	0	0	0	0	1				
Inning Stats	R: 0 E: 0 K: 0 S: 6	H: 0 LOB: 0 BB: 0 P: 8	R: 0 E: 0 K: 0 S: 7	H: 0 LOB: 1 BB: 1 P: 15	R: 3 E: 1 K: 0 S: 13	H: 4 LOB: 2 BB: 0 P: 20	R: 0 E: 0 K: 0 S: 3	H: 0 LOB: 0 BB: 0 P: 5	R: 1 E: 0 K: 0 S: 7	H: 2 LOB: 0 BB: 0 P: 13	R: 0 E: 0 K: 0 S: 6	H: 0 LOB: 0 BB: 0 P: 9	R: 3 E: 1 K: 0 S: 16	H: 3 LOB: 2 BB: 2 P: 32	R: 0 E: 0 K: 1 S: 6	H: 0 LOB: 0 BB: 0 P: 9	1B: 8 2B: 1 3B: 0 HR: 0	SF: 0 SAC: 1 DP: 1 HBP: 0	WP: 0 PB: 0 SB: 1 CS: 1	PA: 37
PITCHER	IP WLS BF H R ER SO BB IBB HBP BLK WP HR S P ERA WHIP	6.1 L 29 7 7 3 0 2 0 0 0 0 8 15 0.00 3.000	1.0 3 0 0 0 1 0 0 0 0 0 0 6 9 0.00 0.000	PITCHER																

Batter	1	2	3	4	5	6	7	8	9	AB	R	H	RBI	BB	SO	LOB	TOP										
Rickey Henderson, R OBP: 0.448, SLG: 0.483 Dennis Cook, L	1-3 K	0-0 2B		1-3 K			2-3 K		0-1 1B	5	2	2	0	0	3	1											
Edgardo Alfonso, R OBP: 0.377, SLG: 0.490	0-0 F9	1-0 2B			1-3 K		1-1 1B		1-1 1B	5	1	3	2	0	1	0											
John Olerud, L OBP: 0.442, SLG: 0.497	1-1 F8	1-1 2B			1-2 G3		0-1 P6		1-1 1B	5	0	2	2	0	0	2											
31 Mike Piazza, R OBP: 0.372, SLG: 0.575		F9			0-1 G4-3				0-0 L9	5	0	0	0	0	2	3											
Robin Ventura, L OBP: 0.361, SLG: 0.499		2-1 2B	2-2 F8			3-2 F8			4-1 G5-3	3	1	1	0	1	0	0											
Brian McRae, S OBP: 0.318, SLG: 0.357		2-1 E	2-2 G6-3			0-0 G6-3			1-1 G5-3	4	1	1	1	0	0	1											
Roger Cedeno, S OBP: 0.421, SLG: 0.431		2-2 E7	0-1 F8			1-0 G4-3			3-3 K	4	1	1	1	0	1	1											
Rey Ordenez, R OBP: 0.311, SLG: 0.333		2-0 SF9		1-1 P6			1-1 P4		1-0 F7	3	0	0	1	0	0	0											
Orel Hershiser, R OBP: 0.179, SLG: 0.189 Jason Istringhausen, R OBP: 0.150, SLG: 0.250 Matt Franco, L OBP: 0.360, SLG: 0.404 Melvin Mora, R OBP: 0.200, SLG: 0.111		0-0 2B		1-3 K			0-0 1B		2-2 F7	3	1	2	0	0	1	0											
Inning Stats	R: 0 E: 0 K: 1 S: 6	H: 0 LOB: 0 BB: 0 P: 8	R: 6 E: 1 K: 1 S: 19	H: 7 LOB: 1 BB: 0 P: 32	R: 0 E: 0 K: 0 S: 11	H: 0 LOB: 0 BB: 0 P: 15	R: 0 E: 0 K: 1 S: 8	H: 0 LOB: 0 BB: 0 P: 11	R: 0 E: 0 K: 0 S: 6	H: 0 LOB: 0 BB: 0 P: 9	R: 0 E: 0 K: 1 S: 10	H: 2 LOB: 2 BB: 0 P: 14	R: 0 E: 0 K: 1 S: 7	H: 0 LOB: 1 BB: 1 P: 15	R: 1 E: 0 K: 1 S: 15	H: 3 LOB: 2 BB: 0 P: 20	1B: 6 2B: 6 3B: 0 HR: 0	SF: 1 SAC: 0 DP: 0 HBP: 0	WP: 0 PB: 0 SB: 2 CS: 0	PA: 40							
PITCHER	IP	WLS	BF	H	R	ER	SO	BB	IBB	HBP	BLK	WP	HR	S	P	ERA	WHIP										
Dustin Hermanson, R ERA: 5.51	(1, 1)	6.2	L	29	9	6	6	0	0	0	0	0	0	66	97	8.10	1.350										
Steve Kline, L ERA: 3.89	(7, 1)	1.1		5	0	0	1	1	0	0	0	0	0	9	17	0.00	0.750										
Ugueth Urbina, R ERA: 4.15	(9, 1)	1.0		6	3	1	1	1	0	0	0	0	0	15	20	9.00	3.000										

New York Mets @ Montreal Expos
Olympic Stadium, Montreal, QB
Thu Jul 22 1999, 7:05 PM EDT
Att. 8,044 - Dome - 72 F

AB 38
R 7
H 12
RBI 7
BB 1
SO 8
LOB 8



Batter	1	2	3	4	5	6	7	8	9	AB	R	H	RBI	BB	SO	LOB	BOTTOM										
Terry Jones, S OBP: 0.303, SLG: 0.317	2-1 WP		0-1 F8		2-1 L1			1-1 2B		4	2	2	0	0	0	0											
Jose Vidro, S OBP: 0.361, SLG: 0.517	2-1 G5-4-3		2-2 G3			2-1 G5-3-6		0-2 1B		4	0	3	1	0	0	0											
Rondell White, R OBP: 0.358, SLG: 0.508 Ugueth Urbina, R	2-2 G5-4-3		0-0 G4-3			3-1 G5-3		3-2 G5-3		4	0	0	0	0	0	3											
Vladimir Guerrero, R OBP: 0.360, SLG: 0.546	1-0 G5-3			1-0 G6-3		1-2 G5-3-6			0-0 HR	4	1	1	1	0	0	1											
Brad Fullmer, L OBP: 0.299, SLG: 0.467		3-2 G3-1		0-0 G3-1			0-0 G4-3		1-0 G3	4	0	1	0	0	0	0											
Michael Barrett, R OBP: 0.335, SLG: 0.406		4-0 2B		2-1 G3-1		2-1 L5-3		1-2 F8		3	1	1	0	1	0	1											
Chris Widger, R OBP: 0.331, SLG: 0.471		2-2 G1-3		2-1 F8		2-1 L5-3		1-3 K		4	0	1	1	0	1	2											
Orlando Cabrera, R OBP: 0.287, SLG: 0.387		1-1 G1-3			0-1 G6-3			0-0 F8		3	0	0	0	0	0	1											
Dustin Hermanson, R OBP: 0.139, SLG: 0.061 Steve Kline, S Ryan McGuire, L OBP: 0.357, SLG: 0.359		3-3 K		2-3 K				1-1 G6-3		2	0	0	0	0	2	1											
Inning Stats	R: 1 E: 0 K: 0 S: 8	H: 2 LOB: 0 BB: 0 P: 15	R: 1 E: 0 K: 1 S: 13	H: 1 LOB: 1 BB: 1 P: 26	R: 0 E: 0 K: 0 S: 8	H: 0 LOB: 0 BB: 0 P: 10	R: 0 E: 0 K: 0 S: 6	H: 1 LOB: 1 BB: 0 P: 11	R: 0 E: 0 K: 1 S: 7	H: 0 LOB: 0 BB: 0 P: 11	R: 0 E: 0 K: 0 S: 7	H: 1 LOB: 0 BB: 0 P: 13	R: 0 E: 0 K: 0 S: 5	H: 1 LOB: 1 BB: 0 P: 9	R: 1 E: 0 K: 0 S: 12	H: 2 LOB: 1 BB: 0 P: 17	R: 1 E: 0 K: 1 S: 9	H: 1 LOB: 0 BB: 0 P: 12	1B: 4 2B: 6 3B: 0 HR: 1	SF: 0 SAC: 0 DP: 3 HBP: 0	WP: 1 PB: 0 SB: 0 CS: 0	PA: 34					
PITCHER	IP	WLS	BF	H	R	ER	SO	BB	IBB	HBP	BLK	WP	HR	S	P	ERA	WHIP										
Orel Hershiser, R ERA: 4.87	(1, 1)	7.0	W	25	6	2	2	1	0	0	0	0	0	54	95	2.57	1.000										
Jason Istringhausen, R ERA: 5.88	(8, 1)	1.0		5	2	1	1	0	0	0	0	0	0	12	17	9.00	2.000										
Dennis Cook, L ERA: 2.94	(9, 1)	1.0		4	1	1	1	1	0	0	0	0	1	9	12	9.00	1.000										

New York Mets @ Montreal Expos
Olympic Stadium, Montreal, QB
Thu Jul 22 1999, 7:05 PM EDT
Att. 8,044 - Dome - 72 F

AB 33
R 4
H 9
RBI 3
BB 1
SO 3
LOB 9



Batter	1	2	3	4	5	6	7	8	9	AB	R	H	RBI	BB	SO	LOB	TOP
Al Martin, L OBP: 0.342, SLG: 0.541 (1, 7)										4	0	0	0	0	0	3	1
Adrian Brown, S OBP: 0.344, SLG: 0.349 (1, 9)										4	0	0	0	0	0	0	0
Brian Giles, L OBP: 0.403, SLG: 0.573 (1, 8)										3	1	1	0	1	0	0	0
Kevin Young, R OBP: 0.401, SLG: 0.534 (1, 3)										4	0	0	0	0	0	2	
Ed Sprague, R OBP: 0.393, SLG: 0.542 (1, 5)										3	0	0	1	0	0	1	
Warren Morris, L OBP: 0.382, SLG: 0.448 (1, 4)										3	0	1	0	0	0	1	
Joe Oliver, R (1, 2)										3	0	0	0	0	3	1	
Abraham Nunez, S OBP: 0.300, SLG: 0.256 Brad Clontz, R (8, 1)										3	0	1	0	0	0	0	0
Todd Ritchie, R OBP: 0.206, SLG: 0.212 Freddy Garcia, R OBP: 0.259, SLG: 0.405 Jose Silva, R OBP: 0.105, SLG: 0.105 John Wehner, R OBP: 0.316, SLG: 0.333 (8, 6)										1	0	0	0	0	1	0	
Inning Stats	R: 0 H: 0 E: 0 K: 1 S: 7	H: 0 LOB: 0 BB: 0 P: 11	R: 0 H: 0 E: 0 K: 0 S: 10	H: 0 LOB: 0 BB: 0 P: 13	R: 0 H: 0 E: 0 K: 2 S: 11	H: 0 LOB: 0 BB: 0 P: 16	R: 0 H: 0 E: 0 K: 1 S: 8	H: 1 LOB: 1 BB: 0 P: 8	R: 0 H: 1 E: 0 K: 1 S: 6	H: 1 LOB: 1 BB: 1 P: 22	R: 0 H: 1 E: 0 K: 1 S: 11	H: 1 LOB: 1 BB: 0 P: 14	R: 0 H: 1 E: 0 K: 0 S: 7	H: 1 LOB: 0 BB: 0 P: 10	1B: 4 2B: 0 3B: 0 HR: 0	SF: 0 SAC: 0 DP: 2 HBP: 0	WP: 0 PA: 31 CS: 0
PITCHER Javier Vazquez, R ERA: 5.92 (1, 1)	IP: 9.0 WLS: W BF: 31 H: 4 R: 1 ER: 0 SO: 7 BB: 1 IBB: 0 HBP: 0 BLK: 0 WP: 0 HR: 0 S: 82 P: 117 ERA: 0.00 WHIP: 0.556																

Pittsburgh Pirates @ Montreal Expos
Olympic Stadium, Montreal, QB
Fri Jul 23 1999, 7:05 PM EDT
Att. 7,510 - Dome - 72 F

AB 30
R 1
H 4
RBI 1
BB 1
SO 7
LOB 7

Batter	1	2	3	4	5	6	7	8	9	AB	R	H	RBI	BB	SO	LOB	BOTTOM
Manny Martinez, R OBP: 0.306, SLG: 0.394 (1, 8)										4	1	1	0	0	0	0	
Jose Vidro, S OBP: 0.360, SLG: 0.524 Mike Mordecai, R OBP: 0.326, SLG: 0.418 (9, 4)										4	1	1	2	0	2	2	
Rondell White, R OBP: 0.360, SLG: 0.508 (1, 7)										4	1	2	0	0	1	0	
Vladimir Guerrero, R OBP: 0.359, SLG: 0.543 (1, 9)										4	0	1	0	0	0	1	
Brad Fullmer, L OBP: 0.304, SLG: 0.468 Ryan McGuire, L OBP: 0.357, SLG: 0.359 (8, 3)										4	1	2	1	0	0	1	
Michael Barrett, R OBP: 0.335, SLG: 0.403 Shane Andrews, R OBP: 0.311, SLG: 0.339 (8, 5)										2	1	0	0	1	0	2	
Chris Widger, R OBP: 0.333, SLG: 0.469 (1, 2)										3	0	1	0	1	0	2	
Orlando Cabrera, R OBP: 0.287, SLG: 0.388 (1, 6)										4	0	1	2	0	0	4	
Javier Vazquez, R OBP: 0.263, SLG: 0.125 (1, 1)										3	0	0	0	1	2	2	
Inning Stats	R: 5 H: 5 E: 1 K: 1 S: 20	H: 5 LOB: 1 BB: 0 P: 25	R: 0 H: 0 E: 0 K: 1 S: 8	H: 0 LOB: 0 BB: 0 P: 11	R: 0 H: 0 E: 0 K: 0 S: 6	H: 0 LOB: 0 BB: 0 P: 6	R: 0 H: 1 E: 1 K: 1 S: 11	H: 1 LOB: 2 BB: 1 P: 20	R: 0 H: 1 E: 0 K: 1 S: 14	H: 0 LOB: 3 BB: 2 P: 28	R: 0 H: 0 E: 0 K: 1 S: 7	H: 0 LOB: 0 BB: 0 P: 9	R: 0 H: 1 E: 0 K: 0 S: 6	H: 1 LOB: 1 BB: 0 P: 13	1B: 7 2B: 1 3B: 0 HR: 1	SF: 0 SAC: 0 DP: 1 HBP: 0	WP: 2 PA: 36 CS: 0
PITCHER Todd Ritchie, R ERA: 4.01 Jose Silva, R ERA: 7.0 Brad Clontz, R ERA: 2.37 (8, 1)	IP: 5.0 WLS: L BF: 26 H: 7 R: 5 ER: 2 SO: 4 BB: 3 IBB: 0 HBP: 0 BLK: 0 WP: 2 HR: 1 S: 59 P: 90 ERA: 3.60 WHIP: 2.000																

Pittsburgh Pirates @ Montreal Expos
Olympic Stadium, Montreal, QB
Fri Jul 23 1999, 7:05 PM EDT
Att. 7,510 - Dome - 72 F

AB 33
R 5
H 9
RBI 5
BB 3
SO 5
LOB 14

Batter	1	2	3	4	5	6	7	8	9	AB	R	H	RBI	BB	SO	LOB	TOP										
Al Martin, L OBP: 0.340, SLG: 0.539 (1, 7)	1-2 G3	2-1 G4-6-3		3-3 K			2-2 L3-1		1-1 1B 2B	5	1	1	1	0	1	5											
Abraham Nunez, S OBP: 0.304, SLG: 0.256 (1, 6)	4-1 FC6-4 BB		3-2 F7	2-1 1B			1-0 G5-3		0-0 G6-3	4	0	1	2	1	0	2											
Brian Giles, L OBP: 0.400, SLG: 0.567 (1, 8)	3-1 FC6-4 1B		1-2 F9		1-0 P5		1-3 K		3-2 2B 1B	5	1	1	1	0	0	1											
Kevin Young, R OBP: 0.403, SLG: 0.537 (1, 3)	0-0 1B		0-0 1B		0-2 F9			1-0 G6-3	2-3 2B 1B	5	0	3	2	0	0	0											
Ed Sprague, R OBP: 0.388, SLG: 0.533 (1, 5) Mike Williams, R (9, 1)	1-1 P3		0-0 P3		2-0 G6-3			2-3 K	0-0 L5	5	0	0	0	0	1	4											
Warren Morris, L OBP: 0.380, SLG: 0.446 (1, 4)		1-3 K		3-1 E 1B		2-0 G3		2-3 K		4	1	1	0	0	2	0											
Brant Brown, L OBP: 0.291, SLG: 0.450 (1, 9) Adrian Brown, S OBP: 0.341, SLG: 0.345 (8, 9)	0-0 SH BB 1B		0-2 E4 1B	1-3 1B	0-2 F9			0-2 G5-3		3	1	1	0	0	0	1	AB 37										
Joe Oliver, R OBP: 0.571, SLG: 0.500 (1, 2)	4-0 SH BB		0-0 SH5-3 1B	2-3 3-H 1B	0-0 FC5-4 1B			2-0 E 2B 1B		3	2	3	1	1	0	0	R 7										
Pete Schourek, L (1, 1) John Wehner, R OBP: 0.300, SLG: 0.316 (6, PH) Marc Wilkins, R (6, PH) Dale Sveum, S (9, 5)	1-0 SH G4-6-3		1-0 SH5-3	0-0 SH5-3	1-2 FC5-4			0-0 E4 2B 1B		0	0	0	0	0	0	0	H 11										
Inning Stats	R: 0 E: 0 K: 0 S: 10	H: 1 LOB: 2 BB: 1 P: 19	R: 0 E: 1 K: 1 S: 7	H: 1 LOB: 2 BB: 1 P: 15	R: 0 E: 0 K: 0 S: 10	H: 1 LOB: 1 BB: 0 P: 14	R: 3 E: 1 K: 1 S: 12	H: 3 LOB: 1 BB: 0 P: 20	R: 0 E: 0 K: 0 S: 6	H: 0 LOB: 0 BB: 0 P: 9	R: 0 E: 0 K: 0 S: 7	H: 1 LOB: 1 BB: 0 P: 12	R: 0 E: 0 K: 1 S: 7	H: 0 LOB: 0 BB: 0 P: 11	R: 0 E: 0 K: 2 S: 7	H: 0 LOB: 0 BB: 0 P: 12	R: 4 E: 1 K: 0 S: 16	H: 4 LOB: 1 BB: 0 P: 24	1B: 9 2B: 2 HR: 0	SF: 0 SAC: 2 HBP: 0	WP: 0 PB: 0 SB: 0 CS: 0	PA: 41					
PITCHER	IP	WLS	BF	H	R	ER	SO	BB	IBB	HBP	BLK	WP	HR	S	P	ERA	WHIP										
Jeremy Powell, R ERA: 2.74 (1, 1)	6.0	L	27	7	3	0	2	2	0	0	0	0	0	52	89	0.00	1.500										
Steve Kline, L ERA: 3.5 (7, 1)	1.0		3	0	0	0	1	0	0	0	0	0	0	7	11	0.00	0.000										
Guillermo Mota, R ERA: 1.64 (8, 1) Bobby Ayala, R ERA: 3.33 (9, 1)	1.2		3	0	4	0	2	0	0	0	0	0	0	18	29	0.00	1.800										
Bobby Ayala, R ERA: 3.33 (9, 1)	0.1		2	1	0	0	0	0	0	0	0	0	0	5	7	0.00	3.000										

Pittsburgh Pirates @ Montreal Expos
Olympic Stadium, Montreal, QB
Sat Jul 24 1999, 7:05 PM EDT
Att: 13,396 - Dome - 72 F

AB 37
R 7
H 11
RBI 7
BB 2
SO 5
LOB 15



Batter	1	2	3	4	5	6	7	8	9	AB	R	H	RBI	BB	SO	LOB	BOTTOM										
Manny Martinez, R OBP: 0.308, SLG: 0.396 (1, 8)	0-0 G1-5-3		0-2 2B 1B		1-2 2B E 1B		2-1 G4-3			4	2	2	0	0	0	0											
Jose Vidro, S OBP: 0.358, SLG: 0.524 (1, 4) Guillermo Mota, R OBP: 1.000, SLG: 4.000 (8, 1) Bobby Ayala, R (9, 1)	1-0 L9		1-1 F7		0-0 E7 2B		0-1 F8			4	0	1	0	0	0	1											
Rondell White, R OBP: 0.366, SLG: 0.513 (1, 7)	0-1 1B		1-1 2B		4-0 BB			0-3 K		3	0	2	1	1	1	0											
Vladimir Guerrero, R OBP: 0.355, SLG: 0.537 (1, 9)	0-0 P4		1-2 G5-3		0-0 P3			0-0 L4		4	0	0	0	0	0	4											
Chris Widger, R OBP: 0.332, SLG: 0.466 (1, 2)		3-1 L8		0-0 1B		0-0 F7		1-3 K		4	0	1	0	0	1	2											
Michael Barrett, R OBP: 0.329, SLG: 0.396 (1, 5)		2-2 G5-3		3-2 L7		1-0 G6-3		0-0 G6-3		4	0	0	0	0	0	1											
Shane Andrews, R OBP: 0.311, SLG: 0.335 (1, 3) Steve Kline, S (7, 1) Wilton Guerrero, S OBP: 0.318, SLG: 0.381 (8, 4)		4-1 FC4 BB		0-3 K		0-3 K			3-1 2B	2	0	0	0	1	2	1	AB 34										
Orlando Cabrera, R OBP: 0.284, SLG: 0.383 (1, 6)		1-2 FC4		0-2 G5-3		3-2 G5-3			2-2 G5-3	4	0	0	0	0	3		R 2										
Jeremy Powell, R OBP: 0.167, SLG: 0.167 (1, 1) Ryan McGuire, L OBP: 0.352, SLG: 0.353 (7, 3)			0-0 F8		1-3 K		0-0 G4-3		1-3 K	2	0	0	0	0	1	0	H 7										
Inning Stats	R: 0 E: 0 K: 0 S: 5	H: 1 LOB: 0 BB: 0 P: 6	R: 0 E: 0 K: 0 S: 9	H: 0 LOB: 1 BB: 1 P: 19	R: 1 E: 0 K: 0 S: 12	H: 2 LOB: 1 BB: 0 P: 15	R: 0 E: 0 K: 1 S: 10	H: 1 LOB: 0 BB: 0 P: 13	R: 1 E: 1 K: 1 S: 11	H: 2 LOB: 2 BB: 1 P: 17	R: 0 E: 0 K: 1 S: 7	H: 0 LOB: 0 BB: 0 P: 11	R: 0 E: 0 K: 2 S: 7	H: 0 LOB: 0 BB: 0 P: 8	R: 0 E: 0 K: 1 S: 9	H: 1 LOB: 0 BB: 0 P: 15	1B: 4 2B: 3 HR: 0	SF: 0 SAC: 0 HBP: 0	WP: 0 PB: 0 SB: 0 CS: 0	PA: 36							
PITCHER	IP	WLS	BF	H	R	ER	SO	BB	IBB	HBP	BLK	WP	HR	S	P	ERA	WHIP										
Pete Schourek, L ERA: 5.17 (1, 1)	5.0	W	23	6	2	1	2	2	0	0	0	0	0	47	70	1.80	1.600										
Marc Wilkins, R ERA: 3.95 (6, 1)	3.0	H	9	0	0	0	3	0	0	0	0	0	0	19	26	0.00	0.000										
Mike Williams, R ERA: 2.29 (9, 1)	1.0		4	1	0	0	1	0	0	0	0	0	0	9	15	0.00	1.000										

Pittsburgh Pirates @ Montreal Expos
Olympic Stadium, Montreal, QB
Sat Jul 24 1999, 7:05 PM EDT
Att: 13,396 - Dome - 72 F

AB 34
R 2
H 7
RBI 1
BB 2
SO 6
LOB 13




Batter	1	2	3	4	5	6	7	8	9	AB	R	H	RBI	BB	SO	LOB	TOP								
Al Martin, L OBP: 0.341, SLG: 0.537 (1, 7)	F7			F7	IBB		SF8			3	1	1	1	1	0	0									
Abraham Nunez, S OBP: 0.304, SLG: 0.258 (1, 6)	G6-3			F7	G4-3		1B			3	0	1	0	0	0	3									
Ed Sprague, R OBP: 0.391, SLG: 0.535 (7, PH)				F7	G4-3		1B			1	1	1	0	1	0	0									
Brian Giles, L OBP: 0.403, SLG: 0.566 (1, 8)	CS			F8			1B			4	1	2	2	1	0	2									
Kevin Young, R OBP: 0.403, SLG: 0.536 (1, 3)	CS	F9		E5			1B			5	1	2	2	0	1	1									
Warren Morris, L OBP: 0.381, SLG: 0.443 (1, 4)		G4-3		L9			E7			4	0	1	0	1	0	3									
Dale Sveum, S (1, 5)		L8			G4-3					4	0	0	0	1	1	2									
Brant Brown, L OBP: 0.290, SLG: 0.444 (1, 9)				K						3	0	0	0	1	2	2									
Adrian Brown, S OBP: 0.339, SLG: 0.342 (7, 9)				K	2B					1	0	0	0	0	1	1									
Joe Oliver, R OBP: 0.545, SLG: 0.700 (1, 2)		L7								4	1	2	0	0	0	0									
Jason Schmidt, R OBP: 0.128, SLG: 0.081 (1, 1)				K						3	1	1	0	0	2	2									
Inning Stats	R: 0 E: 0 K: 0 S: 10	H: 1 LOB: 0 BB: 0 P: 16	R: 0 E: 0 K: 0 S: 7	H: 0 LOB: 0 BB: 0 P: 9	R: 0 E: 0 K: 2 S: 8	H: 0 LOB: 0 BB: 0 P: 16	R: 0 E: 1 K: 0 S: 12	H: 2 LOB: 2 BB: 0 P: 18	R: 0 E: 0 K: 1 S: 15	H: 1 LOB: 3 BB: 2 P: 29	R: 0 E: 0 K: 1 S: 10	H: 0 LOB: 1 BB: 1 P: 16	R: 5 E: 1 K: 1 S: 27	H: 6 LOB: 2 BB: 1 P: 38	R: 1 E: 0 K: 0 S: 10	H: 1 LOB: 1 BB: 1 P: 20	R: 0 E: 0 K: 2 S: 12	H: 0 LOB: 1 BB: 1 P: 18	1B: 9 2B: 2 3B: 0 HR: 0	SF: 1 SAC: 1 DP: 0 HBP: 0	WP: 0 PB: 0 SB: 0 CS: 1	PA: 44			
PITCHER	IP	WLS	BF	H	R	ER	SO	BB	IBB	HBP	BLK	WP	HR	S	P	ERA	WHIP								
Mike Thurman, R ERA: 4.52 (1, 1)	6.2		27	5	1	0	5	2	1	0	0	0	0	72	116	1.35	1.050								
Steve Kline, L ERA: 4.01 (7, 1)	0.0	L	1	1	0	0	0	0	0	0	0	0	0	1	1	∞	∞								
Anthony Telford, R ERA: 3.72 (7, 1)	0.0	B	4	4	4	3	0	0	0	0	0	0	0	11	15	∞	∞								
J.D. Smart, R ERA: 5.2 (7, 1)	2.1		11	1	1	1	2	3	0	0	0	0	0	27	48	3.86	1.714								

Pittsburgh Pirates @ Montreal Expos
Olympic Stadium, Montreal, QB
Sun Jul 25 1999, 1:35 PM EDT
Att: 12,244 - Dome - 72 F

livebaseballscorecards.com

AB 35
R 6
H 11
RBI 5
BB 6
SO 7
LOB 16




Batter	1	2	3	4	5	6	7	8	9	AB	R	H	RBI	BB	SO	LOB	BOTTOM								
Manny Martinez, R OBP: 0.308, SLG: 0.402 (1, 8)	G3			2B					G6-3	4	1	1	0	0	0	0									
Jose Vidro, S OBP: 0.357, SLG: 0.520 (1, 4)	F7			L6					E9	4	0	1	0	0	0	1									
Rondell White, R OBP: 0.364, SLG: 0.513 (1, 7)	L9			2B					G6-3	4	0	1	1	0	0	1									
Vladimir Guerrero, R OBP: 0.355, SLG: 0.535 (1, 9)		CS		G6-3					F9	3	0	1	0	0	0	1									
Brad Fullmer, L OBP: 0.298, SLG: 0.458 (1, 3)		F7		F9					L8	3	0	0	0	0	0	2									
Michael Barrett, R OBP: 0.326, SLG: 0.391 (1, 2)		K		G6-3					F9	3	0	0	0	0	1	1									
Shane Andrews, R OBP: 0.307, SLG: 0.329 (1, 5)				K					P5	3	0	0	0	0	2	0									
Orlando Cabrera, R OBP: 0.281, SLG: 0.380 (1, 6)				F8					G6-3	3	0	0	0	0	0	0									
Mike Thurman, R OBP: 0.045, SLG: 0.045 (1, 1)				G3						2	0	0	0	0	0	0									
Steve Kline, S (7, 1)										0	0	0	0	0	0	0									
Anthony Telford, R (7, 1)										0	0	0	0	0	0	0									
J.D. Smart, R (7, 1)										0	0	0	0	0	0	0									
Wilton Guerrero, S OBP: 0.317, SLG: 0.379 (9, PH)									K	1	0	0	0	0	1	0									
Inning Stats	R: 0 E: 0 K: 0 S: 7	H: 0 LOB: 0 BB: 0 P: 10	R: 0 E: 0 K: 1 S: 7	H: 1 LOB: 1 BB: 0 P: 11	R: 0 E: 0 K: 1 S: 9	H: 0 LOB: 0 BB: 0 P: 12	R: 1 E: 0 K: 0 S: 10	H: 2 LOB: 1 BB: 0 P: 18	R: 0 E: 0 K: 1 S: 7	H: 0 LOB: 0 BB: 0 P: 9	R: 0 E: 0 K: 0 S: 5	H: 0 LOB: 0 BB: 0 P: 10	R: 0 E: 0 K: 0 S: 4	H: 0 LOB: 0 BB: 0 P: 9	R: 0 E: 0 K: 0 S: 5	H: 0 LOB: 0 BB: 0 P: 9	R: 0 E: 1 K: 1 S: 10	H: 1 LOB: 1 BB: 0 P: 14	1B: 2 2B: 2 3B: 1 HR: 0	SF: 0 SAC: 0 DP: 1 HBP: 0	WP: 0 PB: 0 SB: 0 CS: 1	PA: 30			
PITCHER	IP	WLS	BF	H	R	ER	SO	BB	IBB	HBP	BLK	WP	HR	S	P	ERA	WHIP								
Jason Schmidt, R ERA: 4.08 (1, 1)	9.0	W	30	4	1	1	4	0	0	0	0	0	0	64	102	1.00	0.444								

Pittsburgh Pirates @ Montreal Expos
Olympic Stadium, Montreal, QB
Sun Jul 25 1999, 1:35 PM EDT
Att: 12,244 - Dome - 72 F

livebaseballscorecards.com

AB 30
R 1
H 4
RBI 1
BB 0
SO 4
LOB 6



Batter	1	2	3	4	5	6	7	8	9	AB	R	H	RBI	BB	SO	LOB	TOP				
Curtis Goodwin, L OBP: 0.302, SLG: 0.318 (1, 8)	G6-3	K					F7		K	5	0	0	0	0	2	3					
Mickey Morandini, L OBP: 0.336, SLG: 0.356 (1, 4)	F8		K				F7			4	1	1	0	0	1	0					
Sammy Sosa, R OBP: 0.366, SLG: 0.638 (1, 9)	G5-3		K				G4-3			4	0	0	0	0	2	1					
Mark Grace, L OBP: 0.408, SLG: 0.482 (1, 3)			F7							3	0	2	0	1	0	0					
Glenallen Hill, R OBP: 0.375, SLG: 0.675 (1, 7)	FC5-4									4	2	2	2	0	0	1					
Tyler Houston, L OBP: 0.325, SLG: 0.435 (1, 5)	K		F9				P6			4	0	0	0	0	1	3					
José Hernández, R OBP: 0.355, SLG: 0.435 (1, 6)							F8			3	1	2	0	1	0	0					
Jeff Reed, L OBP: 0.348, SLG: 0.355 (1, 2)										3	0	0	0	1	1	2					
Terry Mulholland, R OBP: 0.094, SLG: 0.094 (9, 1)										4	0	1	2	0	0	2					
Terry Adams, R (9, 1)										0	0	0	0	0	0	0					
Inning Stats	R: 0 E: 0 K: 0 S: 7	H: 0 LOB: 0 BB: 0 P: 8	R: 2 E: 0 K: 2 S: 13	H: 2 LOB: 2 BB: 2 P: 28	R: 0 E: 0 K: 2 S: 8	H: 0 LOB: 0 BB: 0 P: 11	R: 1 E: 0 K: 0 S: 11	H: 2 LOB: 1 BB: 0 P: 19	R: 1 E: 0 K: 1 S: 16	H: 2 LOB: 2 BB: 1 P: 28	R: 0 E: 0 K: 0 S: 6	H: 0 LOB: 0 BB: 0 P: 7	R: 0 E: 0 K: 0 S: 4	H: 1 LOB: 0 BB: 0 P: 7	R: 0 E: 0 K: 0 S: 11	H: 1 LOB: 1 BB: 0 P: 18	1B: 6 2B: 1 3B: 0 HR: 1	SF: 0 SAC: 0 DP: 0 HBP: 0	WP: 0 PB: 1 SB: 3 CS: 0	PA: 37	
PITCHER	IP	WLS	BF	H	R	ER	SO	BB	IBB	HBP	BLK	WP	HR	S	P	ERA	WHIP				
Dustin Hermanson, R ERA: 5.53 (1, 1)	6.0	L	27	6	4	4	6	3	0	0	0	0	1	64	106	6.00	1.500				
J.D. Smart, R ERA: 4.98 (7, 1)	2.0		6	1	0	0	0	0	0	0	0	0	0	10	14	0.00	0.500				
Ugueth Urbina, R ERA: 4.07 (9, 1)	1.0		4	1	0	0	1	0	0	0	0	0	0	11	18	0.00	1.000				

Chicago Cubs @ Montreal Expos
Olympic Stadium, Montreal, QB
Tue Jul 27 1999, 7:05 PM EDT
Att: 10,667 - Dome - 72 F

AB	34
R	4
H	8
RBI	4
BB	3
SO	7
LOB	12



Batter	1	2	3	4	5	6	7	8	9	AB	R	H	RBI	BB	SO	LOB	BOTTOM					
Manny Martinez, R OBP: 0.307, SLG: 0.398 (1, 8)	G5-3		G6-3							4	0	2	0	0	0	0						
Jose Vidro, S OBP: 0.357, SLG: 0.523 (1, 4)	G5-3									4	0	0	1	0	0	3						
Rondell White, R OBP: 0.361, SLG: 0.504 (1, 7)	K									4	0	1	0	0	1	1						
Vladimir Guerrero, R OBP: 0.350, SLG: 0.526 (1, 9)										4	0	1	0	0	0	1						
Michael Barrett, R OBP: 0.328, SLG: 0.396 (1, 2)										4	1	2	0	0	0	1						
Brad Fullmer, L OBP: 0.314, SLG: 0.493 (1, 3)										4	0	2	1	0	0	0						
Shane Andrews, R OBP: 0.299, SLG: 0.320 (1, 5)										4	0	0	0	0	0	3						
Orlando Cabrera, R OBP: 0.284, SLG: 0.379 (1, 6)										3	1	2	0	0	1	0						
Dustin Hermanson, R OBP: 0.135, SLG: 0.059 (1, 1)										1	0	0	0	0	0	0						
James Mouton, R OBP: 0.379, SLG: 0.388 (6, PH)										1	0	0	0	0	0	1						
J.D. Smart, R (7, 1)										0	0	0	0	0	0	0						
Wilton Guerrero, S OBP: 0.313, SLG: 0.375 (8, PH)										1	0	0	0	0	0	1						
Ugueth Urbina, R (9, 1)										0	0	0	0	0	0	0						
Inning Stats	R: 0 E: 0 K: 1 S: 11	H: 0 LOB: 0 BB: 0 P: 17	R: 0 E: 0 K: 0 S: 8	H: 2 LOB: 1 BB: 0 P: 10	R: 0 E: 0 K: 1 S: 5	H: 0 LOB: 0 BB: 0 P: 5	R: 0 E: 0 K: 0 S: 5	H: 1 LOB: 0 BB: 0 P: 6	R: 0 E: 0 K: 0 S: 7	H: 0 LOB: 0 BB: 0 P: 10	R: 1 E: 0 K: 0 S: 11	H: 2 LOB: 1 BB: 0 P: 18	R: 0 E: 0 K: 0 S: 8	H: 1 LOB: 0 BB: 0 P: 11	R: 0 E: 0 K: 0 S: 7	H: 2 LOB: 2 BB: 0 P: 8	R: 1 E: 0 K: 0 S: 10	H: 2 LOB: 1 BB: 0 P: 13	1B: 9 2B: 1 3B: 0 HR: 0	SF: 0 SAC: 0 DP: 3 HBP: 0	WP: 0 PB: 0 SB: 0 CS: 0	PA: 34
PITCHER	IP	WLS	BF	H	R	ER	SO	BB	IBB	HBP	BLK	WP	HR	S	P	ERA	WHIP					
Terry Mulholland, L ERA: 5.15 (1, 1)	8.2	W	33	10	2	2	2	0	0	0	0	0	0	69	94	2.08	1.154					
Terry Adams, R ERA: 3.38 (9, 1)	0.1	S	1	0	0	0	0	0	0	0	0	0	0	3	4	0.00	0.000					

Chicago Cubs @ Montreal Expos
Olympic Stadium, Montreal, QB
Tue Jul 27 1999, 7:05 PM EDT
Att: 10,667 - Dome - 72 F

AB	34
R	2
H	10
RBI	2
BB	0
SO	2
LOB	11



Batter	1	2	3	4	5	6	7	8	9	AB	R	H	RBI	BB	SO	LOB	TOP		
Curtis Goodwin, L OBP: 0.294, SLG: 0.308 (1, 8)	G6-3			G4-3		G4-3			G5-3	4	0	0	0	0	0	0			
Mickey Morandini, L OBP: 0.332, SLG: 0.352 (1, 4)	F9			G1-3		F8			K	4	0	0	0	0	1	0			
Sammy Sosa, R OBP: 0.365, SLG: 0.642 (1, 9)	K			F7			F8		HR	4	1	1	1	0	1	0			
Mark Grace, L OBP: 0.404, SLG: 0.477 (1, 3)		F9			P6		F8		L9	4	0	0	0	0	0	0			
Glenallen Hill, R OBP: 0.374, SLG: 0.675 (1, 7)		G4-3			1B 2B		K			3	1	1	0	0	1	0			
José Hernández, R OBP: 0.352, SLG: 0.431 (1, 6)		G4-3			K				F9	3	0	0	0	0	1	1			
Manny Alexander, R OBP: 0.344, SLG: 0.403 (1, 5)				K			G4-3			0	0	0	0	0	0	0			
Tyler Houston, L OBP: 0.326, SLG: 0.433 (2, 5)					2H 1B					3	0	1	1	0	1	0			
Benito Santiago, R OBP: 0.288, SLG: 0.349 (1, 2)				K			G1-3		E3 FC6-4	3	0	0	0	0	1	1			
Kevin Tapani, R OBP: 0.111, SLG: 0.081 (5, PH)				F9						1	0	0	0	0	0	0			
Jeff Blausie, R OBP: 0.376, SLG: 0.461 (6, PH)										1	0	0	0	0	1	0			
Kyle Farnsworth, R OBP: 0.186, SLG: 0.056 (6, 1)										0	0	0	0	0	0	0			
Rod Beck, R OBP: 0.301, SLG: 0.392 (7, 1)										0	0	0	0	0	0	0			
Gary Gaetti, R OBP: 0.285, SLG: 0.352 (8, PH)										1	0	0	0	0	1	0			
Rick Aguilera, R OBP: 0.285, SLG: 0.352 (8, 1)										0	0	0	0	0	0	0			
Inning Stats	R: 0 E: 0 K: 1 S: 10	H: 0 LOB: 0 BB: 0 P: 17	R: 0 E: 0 K: 0 S: 9	H: 0 LOB: 0 BB: 0 P: 13	R: 0 E: 0 K: 2 S: 10	H: 0 LOB: 0 BB: 0 P: 12	R: 0 E: 0 K: 0 S: 5	H: 0 LOB: 0 BB: 0 P: 6	R: 1 E: 0 K: 1 S: 16	H: 2 LOB: 1 BB: 0 P: 22	R: 0 E: 0 K: 1 S: 9	H: 0 LOB: 0 BB: 0 P: 12	R: 0 E: 1 K: 0 S: 7	H: 0 LOB: 1 BB: 0 P: 10	R: 1 E: 0 K: 1 S: 13	H: 1 LOB: 0 BB: 0 P: 20	1B: 1 2B: 1 3B: 0 HR: 1	SF: 0 SAC: 0 DP: 0 HBP: 0	WP: 0 PA: 31 PB: 0 SB: 0 CS: 0
PITCHER Javier Vazquez, R ERA: 5.49 (1, 1)	IP: 9.0 WLS: W BF: 31 H: 3 R: 2 ER: 2 SO: 7 BB: 0 IBB: 0 HBP: 0 BLK: 0 WP: 0 HR: 1 S: 86 P: 125 ERA: 2.00 WHIP: 0.333																		

Chicago Cubs @ Montreal Expos
Olympic Stadium, Montreal, QB
Wed Jul 28 1999, 7:05 PM EDT
Att: 9,608 - Dome - 72 F

AB 31
R 2
H 3
RBI 2
BB 0
SO 7
LOB 3





Batter	1	2	3	4	5	6	7	8	9	AB	R	H	RBI	BB	SO	LOB	BOTTOM		
Manny Martinez, R OBP: 0.310, SLG: 0.404 (1, 8)	G5-3	E 1B		2B 2B		G1-3				4	2	2	0	0	0	1			
Michael Barrett, R OBP: 0.327, SLG: 0.398 (1, 5)	L5	E5 E		2B 2B			F8			4	1	1	1	0	0	1			
Jose Vidro, S OBP: 0.356, SLG: 0.519 (1, 4)	G3	E7		G4-3			2B SF8			4	1	1	0	0	0	1			
Vladimir Guerrero, R OBP: 0.354, SLG: 0.534 (1, 9)		2B 2B		G4-6-3 1B			2B 2B			4	1	3	0	0	0	1			
Brad Fullmer, L OBP: 0.307, SLG: 0.484 (1, 3)		P3		G6-3		G4-6-3	SF8			3	0	0	1	0	0	2			
Rondell White, R OBP: 0.359, SLG: 0.498 (1, 7)		2B HBP		F8			F8			3	1	0	0	0	0	1			
James Mouton, R OBP: 0.379, SLG: 0.388 (8, 7)				F8			F8			0	0	0	0	0	0	0			
Chris Widger, R OBP: 0.333, SLG: 0.471 (1, 2)		1B 2B		K			G5-3			4	1	1	2	0	2	0			
Orlando Cabrera, R OBP: 0.284, SLG: 0.378 (1, 6)		P5		P6			E1 G6-3		G1-3	4	0	1	0	0	0	1			
Javier Vazquez, R OBP: 0.261, SLG: 0.150 (1, 1)		1B E		P4			G6-3		K	4	1	1	1	0	1	1			
Inning Stats	R: 0 E: 0 K: 0 S: 8	H: 0 LOB: 0 BB: 0 P: 13	R: 6 E: 2 K: 0 S: 23	H: 4 LOB: 1 BB: 0 P: 36	R: 0 E: 0 K: 1 S: 6	H: 0 LOB: 0 BB: 0 P: 11	R: 1 E: 0 K: 0 S: 12	H: 2 LOB: 1 BB: 0 P: 18	R: 0 E: 0 K: 0 S: 5	H: 1 LOB: 0 BB: 0 P: 6	R: 0 E: 1 K: 0 S: 9	H: 1 LOB: 1 BB: 0 P: 11	R: 1 E: 0 K: 0 S: 12	H: 2 LOB: 1 BB: 0 P: 16	R: 0 E: 0 K: 2 S: 7	H: 0 LOB: 0 BB: 0 P: 9	1B: 5 2B: 5 3B: 0 HR: 0	SF: 1 SAC: 0 DP: 1 HBP: 1	WP: 0 PA: 36 PB: 0 SB: 2 CS: 0
PITCHER Kevin Tapani, R ERA: 4.5 (1, 1)	IP: 5.0 WLS: L BF: 24 H: 7 R: 7 ER: 4 SO: 4 BB: 0 IBB: 0 HBP: 0 BLK: 0 WP: 0 HR: 0 S: 54 P: 84 ERA: 7.20 WHIP: 1.400																		
Kyle Farnsworth, R ERA: 6.66 (6, 1)	1.0 4 1 0 0 0																		
Rod Beck, R ERA: 9.18 (7, 1)	1.0 5 2 1 1 0																		
Rick Aguilera, R ERA: 3.83 (8, 1)	1.0 3 0 0 0 2																		

Chicago Cubs @ Montreal Expos
Olympic Stadium, Montreal, QB
Wed Jul 28 1999, 7:05 PM EDT
Att: 9,608 - Dome - 72 F

AB 34
R 8
H 10
RBI 5
BB 0
SO 3
LOB 9



Batter	1	2	3	4	5	6	7	8	9	AB	R	H	RBI	BB	SO	LOB	TOP										
Manny Martinez, R (1, 8) OBP: 0.308, SLG: 0.402	G4-3		B1-3			1B		L3		4	0	1	0	0	0	0	Montreal Expos @ Milwaukee Brewers Milwaukee County Stadium, Milwaukee, WI Fri Jul 30 1999, 8:05 PM EDT Att: 23,331 - Unknown - 97 F 										
Michael Barrett, R (1, 5) OBP: 0.330, SLG: 0.397	1B				G5-3	1B		G5-3		3	0	1	0	1	0	0											
Jose Vidro, S (1, 4) OBP: 0.358, SLG: 0.519 James Mouton, R (9, PR) OBP: 0.379, SLG: 0.388	K				FC5-4	1B		L7		4	0	2	0	0	1	3											
Vladimir Guerrero, R (1, 9) OBP: 0.353, SLG: 0.531	P4				FC5-4	1B		G1-3		4	0	1	0	0	0	3											
Brad Fullmer, L (1, 3) OBP: 0.299, SLG: 0.471	G4-3				G3			G3		4	0	0	0	0	0	6											
Rondell White, R (1, 7) OBP: 0.355, SLG: 0.491	F7				G4-3			G6-3		4	0	0	0	0	0	2											
Chris Widger, R (1, 2) OBP: 0.330, SLG: 0.465	G6-3				K			G6-3		3	0	0	0	0	1	0											
Orlando Cabrera, R (1, 6) OBP: 0.282, SLG: 0.375					G5-3			G5-3		3	0	0	0	0	0	0											
Jeremy Powell, R (1, 1) OBP: 0.125, SLG: 0.125 Wilton Guerrero, S (8, PH) OBP: 0.312, SLG: 0.373 Steve Kline, S (8, 1) Guillermo Mota, R (8, 1) OBP: 1.000, SLG: 4.000	G6-3				G1-3			F7		2	0	0	0	0	0	0											
Inning Stats	R: 0 E: 0 K: 1 S: 9	H: 1 LOB: 1 BB: 0 P: 12	R: 0 E: 0 K: 0 S: 7	H: 0 LOB: 0 BB: 0 P: 8	R: 0 E: 0 K: 0 S: 6	H: 0 LOB: 0 BB: 0 P: 10	R: 0 E: 0 K: 0 S: 4	H: 1 LOB: 1 BB: 0 P: 6	R: 0 E: 0 K: 1 S: 5	H: 0 LOB: 0 BB: 0 P: 8	R: 0 E: 0 K: 0 S: 11	H: 2 LOB: 3 BB: 1 P: 20	R: 0 E: 0 K: 0 S: 9	H: 0 LOB: 0 BB: 0 P: 14	R: 0 E: 0 K: 0 S: 8	H: 0 LOB: 0 BB: 0 P: 10		R: 0 E: 0 K: 0 S: 10	H: 1 LOB: 2 BB: 0 P: 14	1B: 5 2B: 0 3B: 0 HR: 0	SF: 0 SAC: 0 DP: 0 HBP: 0	WP: 0 PB: 0 SB: 1 CS: 0	PA: 33				
PITCHER	IP	WLS	BF	H	R	ER	SO	BB	IBB	HBP	BLK	WP	HR	S	P	ERA	WHIP										
41 Kyle Peterson, R (1, 1) ERA: 3.44 Bob Wickman, R (9, 1) ERA: 2.96	8.0	W	29	4	0	0	2	1	0	0	0	0	0	59	88	0.00	0.625										

Batter	1	2	3	4	5	6	7	8	9	AB	R	H	RBI	BB	SO	LOB	BOTTOM										
Mark Loretta, R (1, 3) OBP: 0.369, SLG: 0.423	1B		G5-3			L4		FC6		4	0	3	0	0	0	0	Montreal Expos @ Milwaukee Brewers Milwaukee County Stadium, Milwaukee, WI Fri Jul 30 1999, 8:05 PM EDT Att: 23,331 - Unknown - 97 F 										
Ronnie Belliard, R (1, 4) OBP: 0.399, SLG: 0.440	L9		G5-3			G5-3		FC6		4	0	1	0	0	0	2											
Jeff Cirillo, R (1, 5) OBP: 0.398, SLG: 0.439	K		G5-3			E4		1B		3	0	1	0	0	1	3											
Dave Nilsson, L (1, 2) OBP: 0.386, SLG: 0.573	P3					G6-3				3	0	0	0	0	0	2											
Alex Ochoa, R (1, 9) OBP: 0.434, SLG: 0.581	HR					G6-3				3	1	1	1	0	0	0											
Geoff Jenkins, L (1, 7) OBP: 0.383, SLG: 0.585	F7					F7		G6-4-3		3	0	1	0	0	0	0											
Marquis Grissom, R (1, 8) OBP: 0.341, SLG: 0.492	L3					P4		G6-4-3		3	0	0	0	0	0	1											
Jose Valentin, S (1, 6) OBP: 0.373, SLG: 0.496	L6					F9		F7		3	0	0	0	0	0	0											
41 Kyle Peterson, R (1, 1) OBP: 0.333, SLG: 0.333 Sean Berry, R (8, PH) OBP: 0.295, SLG: 0.324 Bob Wickman, R (9, 1) ERA: 1.51	G4-3					F8		L6		2	0	0	0	0	0	0											
Inning Stats	R: 0 E: 0 K: 1 S: 11	H: 1 LOB: 1 BB: 0 P: 19	R: 1 E: 0 K: 0 S: 5	H: 1 LOB: 0 BB: 0 P: 9	R: 0 E: 0 K: 0 S: 7	H: 2 LOB: 1 BB: 0 P: 9	R: 0 E: 0 K: 0 S: 4	H: 0 LOB: 0 BB: 0 P: 8	R: 0 E: 0 K: 0 S: 5	H: 0 LOB: 0 BB: 0 P: 9	R: 0 E: 1 K: 0 S: 7	H: 1 LOB: 1 BB: 0 P: 12	R: 0 E: 0 K: 0 S: 6	H: 1 LOB: 0 BB: 0 P: 11	R: 0 E: 0 K: 0 S: 6	H: 1 LOB: 1 BB: 0 P: 9		1B: 6 2B: 0 3B: 0 HR: 1	SF: 0 SAC: 0 DP: 2 HBP: 0	WP: 0 PB: 0 SB: 0 CS: 0	PA: 29						
PITCHER	IP	WLS	BF	H	R	ER	SO	BB	IBB	HBP	BLK	WP	HR	S	P	ERA	WHIP										
Jeremy Powell, R (1, 1) ERA: 2.4 Steve Kline, L (8, 1) ERA: 3.99 Guillermo Mota, R (8, 1) ERA: 1.51	7.0	L	25	6	1	1	1	0	0	0	0	0	0	3	4	0.00	0.857										

Batter	1	2	3	4	5	6	7	8	9	AB	R	H	RBI	BB	SO	LOB	TOP				
Manny Martinez, R OBP: 0.305, SLG: 0.394	B1-3		K	E	F7		FC4-6			5	1	1	0	0	1	6					
Mike Mordecai, R OBP: 0.326, SLG: 0.414	L3		G6-4-3	E	G6-3		L4			5	1	2	2	0	0	0					
Jose Vidro, S OBP: 0.350, SLG: 0.505	F9		G6-4-3	E5	F8		K			5	1	0	0	0	1	3					
Vladimir Guerrero, R OBP: 0.352, SLG: 0.527		G6-3		L7		K		F7		5	1	1	1	0	1	0					
Rondell White, R OBP: 0.359, SLG: 0.503 Steve Kline, S									P2	5	2	4	3	0	0	0					
Chris Widger, R OBP: 0.327, SLG: 0.460	K								G1-3	5	1	1	0	0	1	2					
Brad Fullmer, L OBP: 0.305, SLG: 0.485	L7								G6-3	5	1	1	1	0	0	3					
Shane Andrews, R OBP: 0.302, SLG: 0.320										2	1	1	1	1	0	0					
Dan Smith, R OBP: 0.176, SLG: 0.125 J.D. Smart, R										4	1	2	1	0	1	4					
James Mouton, R OBP: 0.379, SLG: 0.388										0	0	0	0	0	0	0					
Inning Stats	R: 0 E: 0 K: 0 S: 9	H: 0 LOB: 0 BB: 0 P: 12	R: 0 E: 0 K: 1 S: 9	H: 1 LOB: 1 BB: 0 P: 12	R: 1 E: 0 K: 1 S: 12	H: 3 LOB: 1 BB: 0 P: 17	R: 9 E: 2 K: 0 S: 20	H: 7 LOB: 0 BB: 0 P: 34	R: 0 E: 2 K: 0 S: 8	H: 0 LOB: 1 BB: 0 P: 16	R: 0 E: 0 K: 1 S: 5	H: 2 LOB: 3 BB: 1 P: 18	R: 0 E: 0 K: 1 S: 5	H: 0 LOB: 0 BB: 0 P: 7	R: 0 E: 0 K: 0 S: 10	H: 0 LOB: 0 BB: 0 P: 12	1B: 12 2B: 0 3B: 0 HR: 1	SF: 1 SAC: 0 DP: 1 HBP: 0	WP: 1 PB: 0 SB: 0 CS: 0	PA: 43	
PITCHER	IP	WLS	BF	H	R	ER	SO	BB	IBB	HBP	BLK	WP	HR	S	P	ERA	WHIP				
Scott Karl, L ERA: 5.05	3.2	L	21	9	8	3	2	0	0	0	1	0	0	45	67	7.36	2.455				
Reggie Harris, R ERA: 4.91	2.1	10	2	2	0	1	0	0	0	0	0	1	1	18	34	0.00	0.857				
52 Rafael Roque, L ERA: 5.22	2.0	9	2	0	0	2	0	1	0	0	0	0	0	16	25	0.00	1.000				
David Weathers, R ERA: 3.84	1.0	3	0	0	0	0	0	0	0	0	0	0	0	10	12	0.00	0.000				

Montreal Expos @ Milwaukee Brewers
Milwaukee County Stadium, Milwaukee, WI
Sun Aug 01 1999, 2:05 PM EDT
Att: 19,269 - Sunny - 75 F

AB	41
R	10
H	13
RBI	9
BB	1
SO	5
LOB	18



Batter	1	2	3	4	5	6	7	8	9	AB	R	H	RBI	BB	SO	LOB	BOTTOM					
Rich Becker, L OBP: 0.386, SLG: 0.400	F7		G4-6-3			G6-3		HR		3	1	1	3	1	0	0						
Ronnie Belliard, R OBP: 0.396, SLG: 0.436 52 Rafael Roque, L OBP: 0.188, SLG: 0.071 Mark Loretta, R OBP: 0.365, SLG: 0.417 David Weathers, R OBP: 0.286, SLG: 0.167	K		G4-6-3					G5-3		3	0	1	0	0	1	2						
Jeff Cirillo, R OBP: 0.396, SLG: 0.436 Lou Collier, R OBP: 0.329, SLG: 0.397	F8					P9		F8		1	0	0	0	0	0	0						
Dave Nilsson, L OBP: 0.385, SLG: 0.577 Brian Banks, S OBP: 0.320, SLG: 0.346		HR							G5-3	2	1	1	1	0	0	0						
Geoff Jenkins, L OBP: 0.378, SLG: 0.578		K							F8	4	0	0	0	0	2	0						
Marquis Grissom, R OBP: 0.340, SLG: 0.408										4	0	1	0	0	0	0						
Sean Berry, R OBP: 0.290, SLG: 0.319										4	0	0	0	0	2	1						
Jose Valentin, S OBP: 0.371, SLG: 0.489										3	1	2	0	0	0	0						
Scott Karl, L OBP: 0.186, SLG: 0.341 Reggie Harris, R Eddie Zosky, R OBP: 0.500, SLG: 0.500										0	0	0	0	0	0	0						
Inning Stats	R: 0 E: 0 K: 1 S: 8	H: 0 LOB: 0 BB: 0 P: 16	R: 1 E: 0 K: 1 S: 9	H: 1 LOB: 0 BB: 0 P: 13	R: 0 E: 0 K: 1 S: 10	H: 1 LOB: 1 BB: 1 P: 18	R: 0 E: 0 K: 1 S: 10	H: 0 LOB: 0 BB: 0 P: 13	R: 0 E: 0 K: 1 S: 9	H: 0 LOB: 0 BB: 0 P: 12	R: 0 E: 0 K: 0 S: 8	H: 1 LOB: 1 BB: 0 P: 14	R: 0 E: 0 K: 1 S: 5	H: 0 LOB: 0 BB: 0 P: 7	R: 3 E: 0 K: 1 S: 13	H: 3 LOB: 0 BB: 0 P: 18	R: 0 E: 0 K: 0 S: 8	H: 1 LOB: 1 BB: 0 P: 11	1B: 5 2B: 0 3B: 0 HR: 2	SF: 0 SAC: 1 DP: 1 HBP: 0	WP: 0 PB: 0 SB: 0 CS: 0	PA: 34
PITCHER	IP	WLS	BF	H	R	ER	SO	BB	IBB	HBP	BLK	WP	HR	S	P	ERA	WHIP					
Dan Smith, R ERA: 5.33 J.D. Smart, R Steve Kline, L ERA: 3.89	7.1	W	28	6	4	4	6	1	0	0	0	0	0	3	3	0.00	0.955					
	0.2	2	0	0	0	0	0	0	0	0	0	0	0	3	3	0.00	0.000					
	1.0	4	1	0	0	0	0	0	0	0	0	0	0	8	11	0.00	1.000					

Montreal Expos @ Milwaukee Brewers
Milwaukee County Stadium, Milwaukee, WI
Sun Aug 01 1999, 2:05 PM EDT
Att: 19,269 - Sunny - 75 F

AB	32
R	4
H	7
RBI	4
BB	1
SO	6
LOB	4



Batter	1	2	3	4	5	6	7	8	9	AB	R	H	RBI	BB	SO	LOB	TOP					
Manny Martinez, R (1, 8) OBP: 0.391, SLG: 0.388	L6		G1-3			G5-3		G6-3		4	0	0	0	0	0	0						
Michael Barrett, R (1, 2) OBP: 0.333, SLG: 0.398	E6 1B		K				P4	G5-3		4	1	0	0	0	1	0						
Jose Vidro, S (1, 4) OBP: 0.349, SLG: 0.593	G5-3			L7			G4-3		0-2	1	0	0	0	0	0	1						
Wilton Guerrero, S (3, 4) OBP: 0.312, SLG: 0.372									BB	3	1	1	0	0	0	0						
James Mouton, R (8, 9) OBP: 0.379, SLG: 0.388									2B	0	0	0	0	0	0	0						
Vladimir Guerrero, R (1, 9) OBP: 0.353, SLG: 0.526					G5-3				4-2	3	1	1	1	1	0	0						
Mike Mordica, R (8, 4) OBP: 0.329, SLG: 0.414									SAFE	0	0	0	0	0	0	0						
Brad Fullmer, L (1, 3) OBP: 0.304, SLG: 0.485	P6			L4					SAFE	4	0	1	2	0	0	1						
Rondell White, R (1, 7) OBP: 0.381, SLG: 0.593			G5-3						SAFE	4	1	2	0	0	0	1						
Shane Andrews, R (1, 5) OBP: 0.296, SLG: 0.314									SAFE	4	0	0	0	0	2	2						
Orlando Cabrera, R (1, 6) OBP: 0.286, SLG: 0.384									SAFE	4	1	2	2	0	0	0						
Dustin Hermanson, R (1, 1) OBP: 0.122, SLG: 0.053									SAFE	4	0	0	0	0	2	2						
Steve Kline, S (9, 1)										0	0	0	0	0	0	0						
Ugueth Urbina, R (9, 1)										0	0	0	0	0	0	0						
Inning Stats	R: 1 E: 1 K: 0 S: 12	H: 1 LOB: 1 BB: 0 P: 18	R: 0 E: 0 K: 0 S: 6	H: 0 LOB: 0 BB: 0 P: 9	R: 0 E: 0 K: 2 S: 8	H: 0 LOB: 0 BB: 0 P: 10	R: 0 E: 0 K: 0 S: 5	H: 0 LOB: 0 BB: 0 P: 7	R: 2 E: 0 K: 0 S: 14	H: 2 LOB: 0 BB: 0 P: 24	R: 0 E: 0 K: 1 S: 5	H: 0 LOB: 2 BB: 0 P: 7	R: 0 E: 0 K: 1 S: 10	H: 2 LOB: 2 BB: 0 P: 12	R: 2 E: 0 K: 0 S: 17	H: 2 LOB: 1 BB: 1 P: 25	R: 0 E: 0 K: 2 S: 7	H: 0 LOB: 0 BB: 0 P: 12	1B: 5 2B: 1 3B: 0 HR: 1	SF: 0 SAC: 0 DP: 0 HBP: 0	WP: 0 PB: 0 SB: 0 CS: 0	PA: 36
PITCHER	IP WLS BF H R ER SO BB IBB HBP BLK WP HR S P ERA WHIP																					
Kevin Tapani, R (1, 1) ERA: 4.5	8.0 L 33 7 5 4 3 1 0 0 0 0 0 1 77 112 4.50 1.000																					
Steve Rain, R (9, 1) ERA: 5.4	1.0 3 0 0 0 2 0 0 0 0 0 0 0 7 12 0.00 0.000																					

Montreal Expos @ Chicago Cubs
Wrigley Field, Chicago, IL
Mon Aug 02 1999, 7:05 PM CDT
Att: 37,598 - Unknown - 76 F

AB 35
R 5
H 7
RBI 5
BB 1
SO 5
LOB 7



Batter	1	2	3	4	5	6	7	8	9	AB	R	H	RBI	BB	SO	LOB	BOTTOM					
Curtis Goodwin, L (1, 8) OBP: 0.285, SLG: 0.288	G6-3		L6					G6-3		3	0	0	0	1	0	1						
Mickey Morandini, L (1, 4) OBP: 0.333, SLG: 0.365	G3									4	0	1	0	0	1	1						
Sammy Sosa, R (1, 9) OBP: 0.364, SLG: 0.662										4	1	1	1	0	1	2						
Mark Grace, L (1, 3) OBP: 0.413, SLG: 0.491										4	0	2	0	0	0	1						
Henry Rodriguez, L (1, 7) OBP: 0.414, SLG: 0.587										3	0	1	0	1	1	0						
Jeff Reed, L (1, 2) OBP: 0.349, SLG: 0.371										3	0	0	0	0	1	2						
Benito Santiago, R (8, PH) OBP: 0.288, SLG: 0.345										0	0	0	0	0	0	0						
Tyler Houston, L (9, PH) OBP: 0.320, SLG: 0.424										1	0	0	0	0	1	2						
Jose Nieves, R (1, 6) OBP: 0.266, SLG: 0.356										3	0	0	0	0	1	0						
Gary Gaetti, R (1, 5) OBP: 0.266, SLG: 0.356										3	0	0	0	0	0	0						
Kevin Tapani, R (1, 1) ERA: 5.4										2	0	0	0	0	0	0						
Manny Alexander, R (8, PH) OBP: 0.356, SLG: 0.408										1	0	1	0	0	0	0						
Steve Rain, R (9, 1) ERA: 5.96										0	0	0	0	0	0	0						
Inning Stats	R: 1 E: 0 K: 0 S: 10	H: 1 LOB: 0 BB: 0 P: 15	R: 0 E: 0 K: 2 S: 9	H: 0 LOB: 0 BB: 0 P: 10	R: 0 E: 0 K: 0 S: 8	H: 0 LOB: 0 BB: 0 P: 14	R: 0 E: 0 K: 2 S: 14	H: 1 LOB: 2 BB: 1 P: 24	R: 0 E: 0 K: 0 S: 4	H: 0 LOB: 0 BB: 0 P: 5	R: 0 E: 0 K: 1 S: 9	H: 0 LOB: 1 BB: 1 P: 14	R: 0 E: 0 K: 0 S: 10	H: 0 LOB: 0 BB: 0 P: 17	R: 0 E: 0 K: 0 S: 4	H: 1 LOB: 0 BB: 0 P: 5	R: 0 E: 0 K: 1 S: 14	H: 3 LOB: 2 BB: 0 P: 22	1B: 4 2B: 1 3B: 0 HR: 1	SF: 0 SAC: 0 DP: 2 HBP: 0	WP: 0 PB: 0 SB: 0 CS: 0	PA: 33
PITCHER	IP WLS BF H R ER SO BB IBB HBP BLK WP HR S P ERA WHIP																					
Dustin Hermanson, R (1, 1) ERA: 5.24	8.2 W 31 5 1 1 5 2 0 0 0 0 0 1 76 118 1.04 0.808																					
Steve Kline, L (9, 1) ERA: 3.89	0.0 1 1 0 0 0 0 0 0 0 0 0 2 3 - - -																					
Ugueth Urbina, R (9, 1) ERA: 3.96	0.1 S 1 0 0 0 1 0 0 0 0 0 0 4 5 0.00 0.000																					

Montreal Expos @ Chicago Cubs
Wrigley Field, Chicago, IL
Mon Aug 02 1999, 7:05 PM CDT
Att: 37,598 - Unknown - 76 F

AB 31
R 1
H 6
RBI 1
BB 2
SO 6
LOB 9



Batter	1	2	3	4	5	6	7	8	9	AB	R	H	RBI	BB	SO	LOB	TOP								
Manny Martinez, R OBP: 0.299, SLG: 0.385	0-3 K	0-3 K		0-0 F8	1-0 1B		3-2 G6-4-3			5	0	1	0	0	2	4									
Wilton Guerrero, S OBP: 0.314, SLG: 0.383	1-1 P6		0-1 2B	2-0 SF9	2-2 G3			3-3 K		5	2	2	0	0	1	1									
Mike Mordecai, R OBP: 0.326, SLG: 0.414			1B	3B						0	0	0	0	0	0	0									
Brad Fullmer, L OBP: 0.301, SLG: 0.486	1-0 P5		1-2 FC6-4 1B	0-0 SF9		1-0 L9		3-2 G3		4	1	1	2	0	0	0									
Vladimir Guerrero, R OBP: 0.356, SLG: 0.532		4-1 G3 1B	4-2 FC6-4 BB	1-0 HR		3-3 K		2-1 G6-3		3	2	1	1	2	1	0									
Rondell White, R OBP: 0.365, SLG: 0.505	0-0 G3 1B		0-2 FC6-4 1B	1-1 1B		0-1 FC6-4 1B			1-3 K	5	2	3	0	0	1	2									
Chris Widger, R OBP: 0.325, SLG: 0.466	1-2 G3		0-0 L6	0-3 K		0-1 FC6-4			1-0 HR	5	1	1	1	0	1	6									
Shane Andrews, R OBP: 0.303, SLG: 0.330	1-3 K		4-2 1B BB		1-0 HR		4-2 1B BB		3-2 F7	3	1	1	1	2	1	2									
Orlando Cabrera, R OBP: 0.290, SLG: 0.385	4-0 1B IBB		0-0 1B	1-3 2-H 3-H		1-1 G6-3		2-0 G6-4-3 1B		4	0	2	2	1	0	0									
Javier Vazquez, R OBP: 0.269, SLG: 0.174	0-2 1B		0-2 F8		2-1 G6-3					3	0	1	2	0	0	2									
Anthony Telford, R ERA: 4.91										1	0	0	0	0	1	2									
Guillermo Mota, R OBP: 1.000, SLG: 4.000	1-2 2-H 3-H									0	0	0	0	0	0	0									
Steve Kline, S ERA: 10.5										0	0	0	0	0	0	0									
Inning Stats	R: 0 E: 0 K: 1 S: 6	H: 0 LOB: 0 BB: 0 P: 8	R: 2 E: 0 K: 2 S: 16	H: 2 LOB: 2 BB: 2 P: 26	R: 3 E: 0 K: 0 S: 22	H: 3 LOB: 2 BB: 2 P: 33	R: 2 E: 0 K: 1 S: 9	H: 3 LOB: 1 BB: 0 P: 13	R: 1 E: 0 K: 0 S: 9	H: 2 LOB: 1 BB: 0 P: 16	R: 0 E: 0 K: 1 S: 8	H: 1 LOB: 1 BB: 0 P: 12	R: 0 E: 0 K: 1 S: 13	H: 1 LOB: 1 BB: 1 P: 22	R: 0 E: 0 K: 1 S: 8	H: 0 LOB: 0 BB: 0 P: 16	R: 1 E: 0 K: 2 S: 10	H: 1 LOB: 0 BB: 0 P: 15	1B: 8 2B: 1 3B: 1 HR: 3	SF: 1 SAC: 0 DP: 1 HBP: 0	WP: 0 PB: 0 SB: 0 CS: 0	PA: 44			
PITCHER	IP	WLS	BF	H	R	ER	SO	BB	IBB	HBP	BLK	WP	HR	S	P	ERA	WHIP								
Micah Bowie, L ERA: 15.26	3.2	L	22	7	7	7	3	3	1	0	0	0	1	48	74	17.18	2.727								
Steve Rain, R ERA: 4.91	0.1		2	1	0	0	1	0	0	0	0	0	0	5	6	0.00	3.000								
Dan Serafini, L ERA: 6.55	2.0		9	3	1	1	1	0	0	0	0	0	1	17	28	4.50	1.500								
Ray King, L ERA: 5.91	2.0		7	1	0	0	2	1	0	0	0	0	0	21	38	0.00	1.000								
Rod Beck, R ERA: 10.5	1.0		4	1	1	1	1	0	0	0	0	0	1	10	15	9.00	1.000								

Montreal Expos @ Chicago Cubs
Wrigley Field, Chicago, IL
Tue Aug 03 1999, 7:05 PM CDT
Att: 37,909 - Unknown - 84 F

AB	38
R	9
H	13
RBI	9
BB	5
SO	8
LOB	19



Batter	1	2	3	4	5	6	7	8	9	AB	R	H	RBI	BB	SO	LOB	BOTTOM								
Curtis Goodwin, L OBP: 0.288, SLG: 0.291	2-1 G4-3	1-2 1B		0-1 L4			0-2 G3		1-2 1B	5	0	2	1	0	0	1									
Mickey Morandini, L OBP: 0.309, SLG: 0.300	1-0 G6-3	1-2 PO	2-2 P4		3-2 G6-3		2-1 G6-3		1-3 K	5	0	0	0	0	1	2									
Sammy Sosa, R OBP: 0.364, SLG: 0.658	4-0 CS BB		2-0 1B		1-3 K		2-3 K		1-3 K	4	0	1	0	1	3	2									
Mark Grace, L OBP: 0.412, SLG: 0.490	1-1 CS	3-2 F8	1-1 1B		0-1 1B			1-1 L6	2-1 G6-3	5	0	2	0	0	0	2									
Henry Rodriguez, L OBP: 0.415, SLG: 0.596		2-1 HR	1-3 K		2-1 F7			0-0 2B		4	2	2	1	0	1	3									
Jeff Reed, L OBP: 0.352, SLG: 0.377		4-2 1B BB	2-2 F9			2-2 G5-3		1-1 2B		3	1	1	1	1	0	2									
Rod Beck, R ERA: 10.5										0	0	0	0	0	0	0									
Jose Nieves, R OBP: 0.250, SLG: 0.250		0-0 1B 1B		1-1 G4-3		0-1 FC6		0-0 G5-3		4	1	2	0	0	0	1									
Gary Gaetti, R OBP: 0.266, SLG: 0.350		2-2 P4		4-2 BB		1-0 F7		2-2 P3		3	0	0	0	1	0	4									
Micah Bowie, L OBP: 1.000, SLG: 1.000										1	0	1	1	0	0	0									
Steve Rain, R ERA: 4.91										0	0	0	0	0	0	0									
Jeff Blauser, R OBP: 0.296, SLG: 0.470										1	0	0	0	0	0	1									
Dan Serafini, S ERA: 3.07										0	0	0	0	0	0	0									
Manny Alexander, R OBP: 0.323, SLG: 0.426										1	0	0	0	0	0	1									
Ray King, L ERA: 5.91										0	0	0	0	0	0	0									
Tyler Houston, L OBP: 0.325, SLG: 0.427										1	0	1	0	0	0	0									
Inning Stats	R: 0 E: 0 K: 0 S: 4	H: 0 LOB: 1 BB: 1 P: 12	R: 3 E: 0 K: 0 S: 19	H: 4 LOB: 1 BB: 1 P: 33	R: 0 E: 0 K: 1 S: 14	H: 2 LOB: 0 BB: 0 P: 22	R: 0 E: 0 K: 1 S: 9	H: 0 LOB: 1 BB: 1 P: 16	R: 0 E: 0 K: 0 S: 10	H: 1 LOB: 1 BB: 0 P: 16	R: 0 E: 0 K: 0 S: 8	H: 1 LOB: 0 BB: 0 P: 12	R: 0 E: 0 K: 1 S: 10	H: 0 LOB: 0 BB: 0 P: 14	R: 1 E: 0 K: 0 S: 10	H: 2 LOB: 1 BB: 0 P: 14	R: 0 E: 0 K: 2 S: 15	H: 2 LOB: 2 BB: 0 P: 21	1B: 10 2B: 1 3B: 0 HR: 1	SF: 0 SAC: 0 DP: 0 HBP: 0	WP: 0 PB: 0 SB: 0 CS: 1	PA: 42			
PITCHER	IP	WLS	BF	H	R	ER	SO	BB	IBB	HBP	BLK	WP	HR	S	P	ERA	WHIP								
Javier Vazquez, R ERA: 5.48	5.0	W	23	7	3	3	3	3	0	0	0	0	0	56	99	5.40	2.000								
Anthony Telford, R ERA: 3.07	2.1		10	3	1	1	1	0	0	0	0	0	0	23	33	3.86	1.286								
Guillermo Mota, R ERA: 1.49	0.2		4	2	0	0	0	0	0	0	0	0	0	12	16	0.00	3.000								
Steve Kline, L ERA: 3.8	1.0		3	0	0	0	2	0	0	0	0	0	0	8	12	0.00	0.000								

Montreal Expos @ Chicago Cubs
Wrigley Field, Chicago, IL
Tue Aug 03 1999, 7:05 PM CDT
Att: 37,909 - Unknown - 84 F

AB	37
R	4
H	12
RBI	4
BB	3
SO	6
LOB	19



Batter	1	2	3	4	5	6	7	8	9	AB	R	H	RBI	BB	SO	LOB	TOP					
Manny Martinez, R OBP: 0.295, SLG: 0.379 (1, 8)	F9		P6			P3		FC6-4		4	0	0	1	0	0	1						
Wilton Guerrero, S OBP: 0.315, SLG: 0.379 (1, 4)	K					B5-3		G1-3		2	0	0	0	1	1	0						
Bobby Ayala, R (6, 1)										0	0	0	0	0	0	0						
Orlando Merced, S OBP: 0.354, SLG: 0.508 (8, PH)										1	0	0	0	0	0	1						
Robert Machado, R OBP: 0.154, SLG: 0.154 (8, 2)										0	0	0	0	0	0	0						
Rondell White, R OBP: 0.360, SLG: 0.498 (1, 7)	F9		K			G4-3			L5	4	0	0	0	0	1	1						
Vladimir Guerrero, R OBP: 0.360, SLG: 0.533 (1, 9)										3	0	2	0	1	0	0						
Brad Fullmer, L OBP: 0.300, SLG: 0.486 (1, 3)	G6-3					G3-6-1			P6	4	0	1	0	0	1	3						
Michael Barrett, R OBP: 0.333, SLG: 0.397 (1, 2)										3	0	1	0	0	0	0						
J.D. Smart, R (8, 1)										0	0	0	0	0	0	0						
James Mouton, R OBP: 0.375, SLG: 0.384 (8, PH)										1	0	0	0	0	1	1						
Shane Andrews, R OBP: 0.299, SLG: 0.325 (1, 5)										3	0	0	0	0	2	2						
Orlando Cabrera, R OBP: 0.290, SLG: 0.390 (1, 6)										3	1	1	0	0	0	2						
Jeremy Powell, R OBP: 0.100, SLG: 0.100 (1, 1)										2	0	0	0	0	2	0						
Mike Mordecai, R OBP: 0.331, SLG: 0.414 (6, 4)										0	0	0	0	1	0	0						
Inning Stats	R: 0 E: 0 K: 1 S: 7	H: 0 LOB: 0 BB: 0 P: 9	R: 0 E: 0 K: 1 S: 7	H: 1 LOB: 2 BB: 1 P: 12	R: 0 E: 0 K: 2 S: 12	H: 0 LOB: 1 BB: 1 P: 22	R: 0 E: 0 K: 0 S: 4	H: 1 LOB: 0 BB: 0 P: 6	R: 0 E: 0 K: 1 S: 7	H: 0 LOB: 0 BB: 0 P: 10	R: 0 E: 0 K: 0 S: 4	H: 0 LOB: 0 BB: 0 P: 6	R: 0 E: 0 K: 1 S: 6	H: 1 LOB: 0 BB: 0 P: 7	R: 1 E: 0 K: 1 S: 9	H: 1 LOB: 1 BB: 1 P: 17	R: 0 E: 0 K: 1 S: 17	H: 1 LOB: 1 BB: 0 P: 24	1B: 3 2B: 2 3B: 1 HR: 0	SF: 0 SAC: 0 DP: 2 HBP: 0	WP: 0 PB: 0 SB: 2 CS: 1	PA: 33
PITCHER Steve Trachsel, R ERA: 6.29 (1, 1)	IP: 9.0 WLS: W BF: 33	H: 5 R: 1 ER: 1 SO: 8	BB: 3 IBB: 0 HBP: 0 BLK: 0	WP: 0 HR: 0 S: 73 P: 113	ERA: 1.00 WHIP: 0.889																	

Montreal Expos @ Chicago Cubs
Wrigley Field, Chicago, IL
Wed Aug 04 1999, 1:20 PM CDT
Att: 33,465 - Sunny - 76 F

AB	30
R	1
H	5
RBI	1
BB	3
SO	8
LOB	11



Batter	1	2	3	4	5	6	7	8	9	AB	R	H	RBI	BB	SO	LOB	BOTTOM			
Curtis Goodwin, L OBP: 0.293, SLG: 0.288 (1, 8)	G4-6-3		G6-3			P4				2	0	0	0	2	0	0				
Manny Alexander, R OBP: 0.343, SLG: 0.392 (1, 4)	F9		F9			F9		K		4	0	0	0	0	1	3				
Mark Grace, L OBP: 0.409, SLG: 0.485 (1, 3)	G4-6-3		K			F7			F8	4	0	0	0	0	1	1				
Sammy Sosa, R OBP: 0.366, SLG: 0.663 (1, 9)										4	2	2	1	0	1	0				
Henry Rodriguez, L OBP: 0.416, SLG: 0.593 (1, 7)										3	1	1	0	1	1	0				
Tyler Houston, L OBP: 0.326, SLG: 0.436 (1, 5)										3	2	2	1	0	0	0				
Jose Nieves, R OBP: 0.250, SLG: 0.364 (1, 6)										3	0	1	2	0	0	2				
Benito Santiago, R OBP: 0.294, SLG: 0.346 (1, 2)										2	0	1	1	2	0	1				
Steve Trachsel, R OBP: 0.122, SLG: 0.125 (1, 1)	F9									4	0	0	0	0	1	6				
Inning Stats	R: 0 E: 0 K: 0 S: 10	H: 0 LOB: 0 BB: 1 P: 18	R: 1 E: 1 K: 1 S: 11	H: 1 LOB: 2 BB: 1 P: 21	R: 0 E: 0 K: 1 S: 7	H: 0 LOB: 0 BB: 0 P: 11	R: 1 E: 0 K: 1 S: 13	H: 2 LOB: 2 BB: 1 P: 21	R: 0 E: 0 K: 0 S: 7	H: 0 LOB: 0 BB: 0 P: 10	R: 3 E: 0 K: 1 S: 11	H: 3 LOB: 2 BB: 2 P: 24	R: 0 E: 0 K: 1 S: 6	H: 0 LOB: 0 BB: 0 P: 9	R: 0 E: 0 K: 0 S: 8	H: 1 LOB: 1 BB: 0 P: 10	1B: 4 2B: 2 3B: 0 HR: 1	SF: 2 SAC: 0 DP: 1 HBP: 0	WP: 1 PB: 0 SB: 0 CS: 1	PA: 36
PITCHER Jeremy Powell, R ERA: 3.06 (1, 1)	IP: 5.1 WLS: L BF: 26	H: 6 R: 0 ER: 4 SO: 3	BB: 3 IBB: 1 HBP: 0 BLK: 0	WP: 1 HR: 0 S: 53 P: 91	ERA: 6.75 WHIP: 1.688															
Bobby Ayala, R ERA: 3.23 (6, 1)	IP: 1.2 WLS: L BF: 6	H: 0 R: 0 ER: 0 SO: 2	BB: 1 IBB: 0 HBP: 0 BLK: 0	WP: 0 HR: 0 S: 12 P: 23	ERA: 0.00 WHIP: 0.600															
J.D. Smart, R ERA: 4.81 (8, 1)	IP: 1.0 WLS: L BF: 4	H: 1 R: 0 ER: 0 SO: 0	BB: 0 IBB: 0 HBP: 0 BLK: 0	WP: 0 HR: 0 S: 8 P: 10	ERA: 0.00 WHIP: 1.000															

Montreal Expos @ Chicago Cubs
Wrigley Field, Chicago, IL
Wed Aug 04 1999, 1:20 PM CDT
Att: 33,465 - Sunny - 76 F

AB	29
R	5
H	7
RBI	5
BB	5
SO	5
LOB	13



Batter	1	2	3	4	5	6	7	8	9	AB	R	H	RBI	BB	SO	LOB	TOP					
Quijivo Veras, S OBP: 0.366, SLG: 0.367 Carlos Reyes, S (9, 1)	1-1 1B	2-1 1B	2-2 L5			1-0 E WP E 1B		4-2 1B	1-2 G6-3	5	4	3	0	1	0	2						
Trevor Hoffman, R OBP: 0.500, SLG: 1.000	1-2 2B	0-0 1B				2-2 E9 E 1B		2-2 1B		5	1	4	0	0	0	0						
Tony Gwynn, L OBP: 0.380, SLG: 0.452 Ruben Rivera, R OBP: 0.301, SLG: 0.473	1-2 2B	0-0 G5-4-3 E 1B				1-3 1B		1-3 S 1B		0	1	0	0	0	0	0						
Reggie Sanders, R OBP: 0.398, SLG: 0.561	1-1 P6	0-1 E5 G5-4-3				0-2 F9		3-2 S 1B		5	1	2	1	0	0	4						
Phil Nevin, R OBP: 0.339, SLG: 0.561	1-2 E FC5-4 2B	1-0 G5-4-3				1-1 HR		1-3 3-H 1B		5	2	2	4	0	2	4						
Wally Joyner, L OBP: 0.369, SLG: 0.349	4-0 FC5-4 BB	3-2 G2-3				1-0 G6-3 1B		0-3 K		4	0	1	0	1	1	4						
Eric Owens, R OBP: 0.353, SLG: 0.432	0-0 FC5-4 E 1B					1-0 G4-3 S 1B		2-2 G6-3		5	2	2	1	0	0	2						
Ben Davis, S OBP: 0.347, SLG: 0.443	0-0 E7 1B					1-0 G4-3		0-3 K		5	1	2	1	0	1	1						
Damian Jackson, R OBP: 0.327, SLG: 0.385	1-2 1B					1-3 K		1-0 F8		4	0	1	1	1	2	1						
Sterling Hitchcock, L OBP: 0.136, SLG: 0.073 Will Cunnane, R OBP: 0.277, SLG: 0.482 John Vander Wal, L OBP: 0.299, SLG: 0.354 Dan Miceli, R OBP: 0.317, SLG: 0.295	0-3 K					1-1 P6		1-0 G3-1		3	0	0	0	0	0	1	4					
Inning Stats	R: 4 E: 2 K: 1 S: 19	H: 5 LOB: 2 BB: 1 P: 28	R: 1 E: 1 K: 0 S: 10	H: 2 LOB: 1 BB: 0 P: 16	R: 0 E: 0 K: 0 S: 9	H: 1 LOB: 2 BB: 1 P: 16	R: 2 E: 0 K: 0 S: 10	H: 3 LOB: 0 BB: 0 P: 17	R: 0 E: 0 K: 1 S: 16	H: 0 LOB: 0 BB: 0 P: 11	R: 1 E: 2 K: 1 S: 16	H: 2 LOB: 1 BB: 0 P: 22	R: 0 E: 0 K: 1 S: 8	H: 0 LOB: 0 BB: 0 P: 11	R: 2 E: 0 K: 2 S: 18	H: 2 LOB: 2 BB: 1 P: 28	R: 2 E: 0 K: 1 S: 17	H: 2 LOB: 0 BB: 0 P: 25	1B: 12 2B: 4 3B: 0 HR: 1	SF: 1 SAC: 0 DP: 2 HBP: 0	WP: 1 PB: 0 SB: 4 CS: 0	PA: 46
PITCHER	IP WLS BF H R ER SO BB IBB HBP BLK WP HR S P ERA WHIP	IP WLS BF H R ER SO BB IBB HBP BLK WP HR S P ERA WHIP																				
Dan Smith, R ERA: 5.96	(1, 1) 0.2 L 8 5 4 4 0 1 0 0 0 0 0 15 24 54.00 9.000																					
J.D. Smart, R ERA: 5.02	(1, 1) 3.1 16 6 3 3 1 1 0 0 0 0 0 1 33 53 8.10 2.100																					
Bobby Ayala, R ERA: 3.05	(5, 1) 3.0 11 2 1 0 3 1 0 0 0 0 1 0 32 44 0.00 0.667																					
Guillermo Mota, R ERA: 2.37	(8, 1) 1.2 10 4 4 4 3 1 0 0 1 0 0 32 49 21.60 3.000																					
Anthony Telford, R ERA: 3.57	(9, 1) 0.1 1 0 0 0 0 0 0 0 0 0 0 0 3 4 0.00 0.000																					

San Diego Padres @ Montreal Expos
Olympic Stadium, Montreal, QB
Fri Aug 06 1999, 7:05 PM EDT
Att: 13,540 - Dome - 72 F

livebaseballscores.com

AB 42
R 12
H 17
RBI 9
BB 3
SO 7
LOB 22



Batter	1	2	3	4	5	6	7	8	9	AB	R	H	RBI	BB	SO	LOB	BOTTOM			
Manny Martinez, R OBP: 0.293, SLG: 0.372 Guillermo Mota, R OBP: 1.000, SLG: 4.000 Anthony Telford, R (9, 1)	2-2 F7		0-2 L6			3-3 K	3-3 K		0-0 1B	4	0	0	0	0	2	0				
Wilton Guerrero, S OBP: 0.318, SLG: 0.392									1-1 2H 3B	1	0	1	2	0	0	0				
Michael Barrett, R OBP: 0.330, SLG: 0.399	0-1 SF8 3B		1-0 F7			1-1 G5-3		2-2 F7	1-1 G6-3	5	1	1	0	0	0	1				
Rondell White, R OBP: 0.351, SLG: 0.486	0-0 SF8					2-3 K		1-1 G5-3		3	0	0	1	0	1	0				
Vladimir Guerrero, R OBP: 0.362, SLG: 0.543	0-1 HR					1-2 E5 G5-4-3				4	2	2	1	0	0	1				
Chris Widger, R OBP: 0.330, SLG: 0.492	2-3 K					2-1 HR				4	2	2	1	0	1	0				
Brad Fullmer, L OBP: 0.306, SLG: 0.484 Bobby Ayala, R (5, 1)						0-0 P5				2	0	0	0	0	0	0				
James Mouton, R OBP: 0.387, SLG: 0.409						1-3 2H HR 2B				2	2	2	1	0	0	0				
Orlando Cabrera, R OBP: 0.292, SLG: 0.396						3-1 K				3	1	1	3	1	1	1				
Mike Mordecai, R OBP: 0.322, SLG: 0.400 Orlando Merced, S OBP: 0.351, SLG: 0.504						0-1 F8				3	0	0	0	0	0	1				
Dan Smith, R OBP: 0.176, SLG: 0.125 J.D. Smart, R (1, 1)						2-3 K				1	0	0	0	0	0	0				
Shane Andrews, R OBP: 0.298, SLG: 0.320						2-2 G6-3				3	1	0	0	0	1	1				
Inning Stats	R: 2 E: 0 K: 1 S: 12	H: 2 LOB: 0 BB: 0 P: 16	R: 0 E: 1 K: 0 S: 8	H: 0 LOB: 0 BB: 0 P: 14	R: 0 E: 0 K: 0 S: 8	H: 0 LOB: 0 BB: 0 P: 12	R: 1 E: 1 K: 0 S: 8	H: 1 LOB: 0 BB: 0 P: 13	R: 0 E: 0 K: 2 S: 11	H: 0 LOB: 0 BB: 0 P: 17	R: 4 E: 0 K: 1 S: 17	H: 4 LOB: 0 BB: 0 P: 31	R: 0 E: 0 K: 0 S: 8	H: 0 LOB: 0 BB: 0 P: 13	R: 3 E: 1 K: 0 S: 13	H: 2 LOB: 1 BB: 1 P: 22	1B: 3 2B: 1 3B: 2 HR: 3	SF: 1 SAC: 0 DP: 2 HBP: 0	WP: 0 PB: 0 SB: 0 CS: 0	PA: 38
PITCHER	IP WLS BF H R ER SO BB IBB HBP BLK WP HR S P ERA WHIP	IP WLS BF H R ER SO BB IBB HBP BLK WP HR S P ERA WHIP																		
Sterling Hitchcock, L ERA: 4.18	(1, 1) 6.0 W 24 6 6 6 5 0 0 0 0 0 0 1 12 23 9.00 1.000																			
Will Cunnane, R ERA: 4.24	(7, 1) 1.0 H 4 1 1 1 1 0 0 0 0 0 0 0 8 13 0.00 0.000																			
Dan Miceli, R ERA: 4.56	(8, 1) 0.2 5 1 3 0 0 1 0 0 0 0 0 0 10 18 0.00 0.000																			
Carlos Reyes, R ERA: 2.86	(9, 1) 0.1 S 2 1 0 0 0 0 0 0 0 0 0 3 4 0.00 3.000																			
Trevor Hoffman, R ERA: 2.87	(9, 1) 0.1 S 2 1 0 0 0 0 0 0 0 0 0 3 4 0.00 3.000																			

San Diego Padres @ Montreal Expos
Olympic Stadium, Montreal, QB
Fri Aug 06 1999, 7:05 PM EDT
Att: 13,540 - Dome - 72 F

livebaseballscores.com

AB 36
R 10
H 9
RBI 9
BB 1
SO 6
LOB 7



Batter	1	2	3	4	5	6	7	8	9	AB	R	H	RBI	BB	SO	LOB	TOP								
Quilvio Veras, S OBP: 0.370, SLG: 0.367 (1, 4)										2	1	1	0	2	0	0									
Tony Gwynn, L OBP: 0.375, SLG: 0.444 (1, 9)										4	0	0	0	0	0	3									
Reggie Sanders, R OBP: 0.396, SLG: 0.557 (1, 8)										4	0	1	1	0	1	1									
John Vander Wal, L OBP: 0.366, SLG: 0.454 Ruben Rivera, R OBP: 0.300, SLG: 0.471 (8, PH)										3	0	0	0	0	0	1									
Wally Joyner, L OBP: 0.368, SLG: 0.346 Phil Nevin, R OBP: 0.338, SLG: 0.558 (8, PH)										2	0	0	0	1	1	0									
Dave Magadan, L OBP: 0.361, SLG: 0.351 (8, 3)										2	0	0	0	2	1	0									
Ben Davis, S OBP: 0.344, SLG: 0.438 (1, 2)										4	0	1	0	0	1	4									
Chris Gomez, R OBP: 0.322, SLG: 0.280 Damian Jackson, R OBP: 0.352, SLG: 0.385 (9, PR)										3	0	1	0	1	0	0									
Woody Williams, R OBP: 0.188, SLG: 0.196 Carlos Baerga, S OBP: 0.254, SLG: 0.271 Donne Wall, R OBP: 0.352, SLG: 0.430 (7, PH)										2	0	0	0	0	1	2									
Inning Stats	R: 0 E: 0 K: 0 S: 4	H: 1 LOB: 0 BB: 0 P: 7	R: 0 E: 0 K: 2 S: 9	H: 0 LOB: 1 BB: 1 P: 19	R: 0 E: 0 K: 1 S: 9	H: 0 LOB: 0 BB: 0 P: 14	R: 0 E: 0 K: 0 S: 7	H: 0 LOB: 2 BB: 0 P: 12	R: 0 E: 0 K: 0 S: 15	H: 2 LOB: 2 BB: 0 P: 20	R: 1 E: 0 K: 0 S: 14	H: 1 LOB: 3 BB: 3 P: 31	R: 0 E: 0 K: 0 S: 7	H: 0 LOB: 1 BB: 1 P: 14	R: 0 E: 0 K: 1 S: 5	H: 0 LOB: 0 BB: 0 P: 8	R: 0 E: 0 K: 1 S: 8	H: 0 LOB: 2 BB: 1 P: 14	1B: 4 2B: 3 3B: 0 HR: 0	SF: 0 SAC: 0 DP: 1 HBP: 0	WP: 0 PB: 0 SB: 2 CS: 0	PA: 36			
PITCHER	IP	WLS	BF	H	R	ER	SO	BB	IBB	HBP	BLK	WP	HR	S	P	ERA	WHIP								
Dustin Hermanson, R ERA: 5.08	(1, 1)	5.2	W	23	4	1	1	3	3	0	0	0	0	55	95	1.59	1.235								
Anthony Telford, R ERA: 3.52	(6, 1)	1.0	H	5	0	0	0	0	2	0	0	0	0	8	20	0.00	2.000								
Steve Kline, L ERA: 3.78	(7, 1)	1.1	H	4	0	0	0	1	0	0	0	0	0	7	10	0.00	0.000								
Ugueth Urbina, R ERA: 3.86	(9, 1)	1.0	S	4	0	0	0	1	1	0	0	0	0	8	14	0.00	1.000								

San Diego Padres @ Montreal Expos
Olympic Stadium, Montreal, QB
Sat Aug 07 1999, 7:05 PM EDT
Att: 25,104 - Dome - 72 F

AB 30
R 1
H 4
RBI 1
BB 6
SO 5
LOB 12

Batter	1	2	3	4	5	6	7	8	9	AB	R	H	RBI	BB	SO	LOB	BOTTOM								
Orlando Cabrera, R OBP: 0.292, SLG: 0.403 (1, 6)										4	1	1	2	0	1	3									
Orlando Merced, S OBP: 0.358, SLG: 0.492 Manny Martinez, R OBP: 0.293, SLG: 0.372 (8, 8)										3	1	0	0	1	1	0									
Jose Vidro, S OBP: 0.351, SLG: 0.502 Mike Mordecai, R OBP: 0.322, SLG: 0.400 (8, 4)										3	0	1	0	1	0	0									
Vladimir Guerrero, R OBP: 0.364, SLG: 0.547 (1, 9)										4	0	2	1	0	0	1									
Brad Fullmer, L OBP: 0.305, SLG: 0.479 (1, 3)										4	0	1	0	0	1	3									
Rondell White, R OBP: 0.347, SLG: 0.480 (8, 7)										4	0	0	0	0	2	3									
Michael Barrett, R OBP: 0.339, SLG: 0.412 (1, 2)										3	1	3	0	1	0	0									
Shane Andrews, R OBP: 0.293, SLG: 0.313 (1, 5)										4	0	0	0	0	1	5									
Dustin Hermanson, R OBP: 0.119, SLG: 0.051 Anthony Telford, R OBP: 0.322, SLG: 0.400 Steve Kline, S OBP: 0.352, SLG: 0.430 Ugueth Urbina, R ERA: 3.86 (9, 1)										1	0	0	0	0	1	1									
Inning Stats	R: 1 E: 0 K: 0 S: 6	H: 1 LOB: 2 BB: 2 P: 15	R: 0 E: 1 K: 1 S: 9	H: 0 LOB: 1 BB: 1 P: 18	R: 0 E: 0 K: 1 S: 17	H: 2 LOB: 0 BB: 0 P: 24	R: 2 E: 0 K: 1 S: 11	H: 2 LOB: 2 BB: 0 P: 19	R: 0 E: 0 K: 1 S: 11	H: 1 LOB: 1 BB: 0 P: 16	R: 0 E: 0 K: 1 S: 8	H: 1 LOB: 1 BB: 0 P: 13	R: 0 E: 0 K: 0 S: 9	H: 0 LOB: 0 BB: 0 P: 16	R: 0 E: 0 K: 2 S: 11	H: 1 LOB: 1 BB: 0 P: 17	1B: 4 2B: 3 3B: 1 HR: 1	SF: 0 SAC: 2 DP: 1 HBP: 0	WP: 0 PB: 0 SB: 1 CS: 0	PA: 35					
PITCHER	IP	WLS	BF	H	R	ER	SO	BB	IBB	HBP	BLK	WP	HR	S	P	ERA	WHIP								
Woody Williams, R ERA: 4.65	(1, 1)	6.0	L	28	7	3	3	5	3	0	0	0	0	62	105	4.50	1.667								
Donne Wall, R ERA: 3.25	(7, 1)	2.0		7	1	0	0	2	0	0	0	0	0	20	33	0.00	0.500								

San Diego Padres @ Montreal Expos
Olympic Stadium, Montreal, QB
Sat Aug 07 1999, 7:05 PM EDT
Att: 25,104 - Dome - 72 F

AB 30
R 3
H 8
RBI 3
BB 3
SO 7
LOB 16


Batter	1	2	3	4	5	6	7	8	9	AB	R	H	RBI	BB	SO	LOB	TOP					
Eric Owens, R OBP: 0.350, SLG: 0.425 (1, 7)	G5-3		G1-6-3				G5-3		F7	4	0	0	0	1	0	2	San Diego Padres @ Montreal Expos Olympic Stadium, Montreal, QB Sun Aug 08 1999, 1:35 PM EDT Att. 9,925 - Dome - 72 F					
Carlos Baerza, S OBP: 0.265, SLG: 0.270 (8, 5)	K		1B			FC4-6			K	4	0	1	0	1	2	3						
Reggie Sanders, R OBP: 0.395, SLG: 0.557 (1, 9)	2B		G4-3			P4			L3	4	0	1	0	0	0	4						
Phil Nevin, R OBP: 0.341, SLG: 0.562 (8, PR)	K				P4				CS	4	1	2	0	0	1	1						
Damian Jackson, R OBP: 0.327, SLG: 0.385 (8, 4)						1B			1B	0	0	0	0	0	0	0						
Wally Joyner, L OBP: 0.370, SLG: 0.343 (1, 3)		G4-1				F8			K	2	0	0	0	2	1	2						
Ruben Rivera, R OBP: 0.303, SLG: 0.469 (1, 8)	P4				K	S				3	1	1	0	1	1	2						
Ben Davis, S OBP: 0.335, SLG: 0.429 (1, 2)	G4-1				G4-3	SF8			G4-3	3	0	0	1	0	0	4						
Chris Gomez, R OBP: 0.316, SLG: 0.274 (9, PH)	G4-3				P3	G4-3				3	0	0	0	0	0	1						
Dave Magadan, L OBP: 0.354, SLG: 0.354 (9, PH)									1B	1	0	1	0	0	0	0						
Brian Boehringer, S OBP: 0.176, SLG: 0.057 (7, PH)										1	0	1	0	1	0	0						
John Vander Wal, L OBP: 0.364, SLG: 0.452 (7, 1)										0	0	0	0	0	0	0						
Carlos Reyes, S OBP: 0.327, SLG: 0.385 (8, 4)										0	0	0	0	0	0	0						
Dan Miceli, L OBP: 0.373, SLG: 0.443 (9, PH)										1	0	0	0	0	1	1						
Inning Stats	R: 0 E: 0 K: 2 S: 12	H: 1 LOB: 1 BB: 0 P: 18	R: 0 E: 0 K: 0 S: 7	H: 0 LOB: 1 BB: 1 P: 13	R: 0 E: 0 K: 0 S: 17	H: 2 LOB: 1 BB: 0 P: 19	R: 0 E: 0 K: 1 S: 7	H: 0 LOB: 1 BB: 1 P: 14	R: 0 E: 0 K: 0 S: 8	H: 0 LOB: 2 BB: 2 P: 18	R: 2 E: 0 K: 0 S: 20	H: 2 LOB: 0 BB: 0 P: 31	R: 0 E: 0 K: 1 S: 7	H: 0 LOB: 1 BB: 1 P: 14	R: 0 E: 0 K: 1 S: 7	H: 1 LOB: 1 BB: 1 P: 15	R: 0 E: 0 K: 2 S: 10	H: 1 LOB: 1 BB: 0 P: 14	1B: 5 2B: 2 3B: 0 HR: 0	SF: 1 SAC: 0 DP: 1 HBP: 0	WP: 0 PB: 0 SB: 3 CS: 1	PA: 38
PITCHER	IP WLS BF H R ER SO BB IBB HBP BLK WP HR S P ERA WHIP																					
Javier Vazquez, R ERA: 5.23 (1, 1)	6.0	26	5	2	1	3	4	0	0	0	0	0	0	0	71	113	1.50	1.500				
Bobby Ayala, R ERA: 3.0 (7, 1)	1.0	5	1	0	0	1	1	0	0	0	0	0	0	0	10	18	0.00	2.000				
Steve Kline, L ERA: 3.7 (8, 1)	1.0	W	3	0	0	1	0	1	0	0	0	0	0	4	11	0.00	0.000					
Ugueth Urbina, R ERA: 3.78 (9, 1)	1.0	S	4	1	0	2	0	0	0	0	0	0	0	10	14	0.00	1.000					

AB	31
R	2
H	7
RBI	1
BB	6
SO	7
LOB	20



Batter	1	2	3	4	5	6	7	8	9	AB	R	H	RBI	BB	SO	LOB	BOTTOM			
James Mouton, R OBP: 0.378, SLG: 0.398 (1, 8)	S								G5-3	5	0	1	0	0	1	4	San Diego Padres @ Montreal Expos Olympic Stadium, Montreal, QB Sun Aug 08 1999, 1:35 PM EDT Att. 9,925 - Dome - 72 F			
Orlando Merced, S OBP: 0.355, SLG: 0.485 (1, 7)	F7									4	0	1	0	0	0	1				
Manny Martinez, R OBP: 0.293, SLG: 0.372 (8, 8)	1-2									0	0	0	0	0	0	0				
Jose Vidro, S OBP: 0.349, SLG: 0.498 (1, 4)	F8								G4-3	4	0	1	0	0	0	2				
Vladimir Guerrero, R OBP: 0.363, SLG: 0.547 (1, 9)	K								F8	4	0	1	0	0	1	2				
Brad Fullmer, L OBP: 0.304, SLG: 0.474 (1, 3)									P5	4	0	1	0	0	0	2				
Chris Widger, R OBP: 0.332, SLG: 0.504 (1, 2)										4	2	2	1	0	0	4				
Shane Andrews, R OBP: 0.292, SLG: 0.327 (1, 5)										4	1	1	1	0	0	1				
Orlando Cabrera, R OBP: 0.293, SLG: 0.403 (1, 6)										2	1	1	0	0	0	0				
Mike Mordecai, R OBP: 0.325, SLG: 0.401 (5, 6)										2	0	1	0	0	0	0				
Javier Vazquez, R ERA: 5.23 (1, 1)										2	0	2	1	0	0	0				
Rondell White, R ERA: 3.28 (5, PH)										0	0	0	0	0	1	0				
Bobby Ayala, R ERA: 3.1 (7, 1)										0	0	0	0	0	0	0				
Steve Kline, S ERA: 3.7 (8, PH)										0	0	0	0	0	0	0				
Wilton Guerrero, S OBP: 0.321, SLG: 0.395 (8, PH)										1	0	1	0	0	0	0				
Ugueth Urbina, R ERA: 3.78 (9, 1)										0	0	0	0	0	0	0				
Inning Stats	R: 0 E: 0 K: 1 S: 9	H: 1 LOB: 1 BB: 0 P: 13	R: 2 E: 1 K: 0 S: 12	H: 3 LOB: 1 BB: 0 P: 16	R: 0 E: 0 K: 0 S: 7	H: 2 LOB: 2 BB: 0 P: 7	R: 0 E: 0 K: 0 S: 7	H: 1 LOB: 1 BB: 0 P: 8	R: 0 E: 0 K: 1 S: 10	H: 2 LOB: 2 BB: 0 P: 13	R: 0 E: 0 K: 1 S: 7	H: 1 LOB: 1 BB: 1 P: 13	R: 0 E: 0 K: 0 S: 11	H: 0 LOB: 0 BB: 0 P: 15	R: 2 E: 0 K: 0 S: 14	H: 3 LOB: 1 BB: 0 P: 23	1B: 10 2B: 1 3B: 0 HR: 2	SF: 0 SAC: 0 DP: 0 HBP: 0	WP: 0 PB: 1 SB: 1 CS: 0	PA: 37
PITCHER	IP WLS BF H R ER SO BB IBB HBP BLK WP HR S P ERA WHIP																			
Brian Boehringer, R ERA: 3.28 (1, 1)	6.0	28	10	2	1	2	1	0	0	0	0	0	0	0	52	70	1.50	1.833		
Carlos Reyes, R ERA: 3.1 (7, 1)	1.1	L	6	2	2	2	0	0	0	0	2	17	26	13.50	1.500					
Dan Miceli, R ERA: 4.5 (8, 1)	0.2	3	1	0	0	0	0	0	0	0	0	8	12	0.00	1.500					

AB	36
R	4
H	13
RBI	3
BB	1
SO	2
LOB	16



Batter	1	2	3	4	5	6	7	8	9	AB	R	H	RBI	BB	SO	LOB	TOP											
Ruben Rivera, R OBP: 0.307, SLG: 0.468	0-1 CS 1B		0-3 K		0-0 G4-3		4-0 BB		2-2 G6-3 HBP	3	0	1	0	1	1	0	San Diego Padres @ Montreal Expos Olympic Stadium, Montreal, QB Mon Aug 09 1999, 7:05 PM EDT Att. 7,545 - Dome - 72 F											
Tony Gwynn, L OBP: 0.374, SLG: 0.439	1-0 F9		4-1 BB BB		0-1 1B		0-1 G4-3		1-2 G6-3	4	0	1	0	1	0	5												
Reggie Sanders, R OBP: 0.396, SLG: 0.555	3-2 1-2 1B		4-2 BB BB		0-2 P9				3-1 F9	3	0	1	0	1	0	1												
Phil Nevin, R OBP: 0.335, SLG: 0.551	1-0 F8		1-0 F7		0-0 P4				2-2 F7	4	0	0	0	0	0	4												
Wally Joyner, L OBP: 0.368, SLG: 0.341		2-0 E3 G3 1B	3-1 G3			1-2 F8			1-1 1B	4	0	1	0	0	0	2												
Dave Magadan, L OBP: 0.370, SLG: 0.358		3-1 G3 1B		4-1 G3 BB		0-2 1B			2-3 K	3	0	2	0	1	1	1												
Carlos Baerga, S OBP: 0.254, SLG: 0.258		0-0 G3		2-1 G3		0-0 G4-3			2-0 HBP BB 1B	3	0	0	0	0	0	3												
Damian Jackson, R OBP: 0.324, SLG: 0.380		2-1 F7		3-2 F7			3-3 K		2-3 K	4	0	0	0	0	2	4												
Matt Clement, R OBP: 0.139, SLG: 0.088 Carlos Almanzar, R OBP: 0.351, SLG: 0.424 Eric Owens, R OBP: 0.367, SLG: 0.455 John Vander Wal, L (9, PH)	0-1 G4-3		2-2 G4-3			2-2 G5-3			4-1 HBP BB	2	0	0	0	0	0	3												
Inning Stats	R: 0 E: 0 K: 0 S: 8	H: 2 LOB: 1 BB: 0 P: 13	R: 0 E: 1 K: 0 S: 8	H: 1 LOB: 2 BB: 0 P: 15	R: 0 E: 0 K: 1 S: 10	H: 0 LOB: 1 BB: 2 P: 22	R: 0 E: 0 K: 0 S: 9	H: 1 LOB: 1 BB: 0 P: 20	R: 0 E: 0 K: 0 S: 9	H: 1 LOB: 1 BB: 0 P: 10	R: 0 E: 0 K: 1 S: 8	H: 0 LOB: 1 BB: 1 P: 17	R: 0 E: 0 K: 1 S: 12	H: 1 LOB: 1 BB: 0 P: 20	R: 0 E: 0 K: 1 S: 11	H: 1 LOB: 2 BB: 1 P: 22	1B: 7 2B: 3 3B: 0 HR: 0	SF: 0 SAC: 0 DP: 1 HBP: 1	WP: 0 PB: 0 SB: 0 CS: 1	PA: 38								
PITCHER	IP	WLS	BF	H	R	ER	SO	BB	IBB	HBP	BLK	WP	HR	S	P	ERA	WHIP											
Jeremy Powell, R ERA: 2.49	(1, 1)	8.0	W	33	6	0	0	3	4	0	0	0	0	0	71	124	0.00	1.250										
Guillermo Mota, R ERA: 2.35	(9, 1)	0.1		4	1	0	0	1	1	0	1	0	0	0	8	18	0.00	6.000										
Anthony Telford, R ERA: 3.48	(9, 1)	0.2		1	0	0	0	0	0	0	0	0	0	0	3	4	0.00	0.000										

AB	32
R	0
H	7
RBI	0
BB	5
SO	4
LOB	23



Batter	1	2	3	4	5	6	7	8	9	AB	R	H	RBI	BB	SO	LOB	BOTTOM											
Jose Vidro, S OBP: 0.347, SLG: 0.503	1-2 F9		1-2 G6-3	2-2 F7		0-0 HR		1-1 F9		5	1	1	4	0	0	3	San Diego Padres @ Montreal Expos Olympic Stadium, Montreal, QB Mon Aug 09 1999, 7:05 PM EDT Att. 7,545 - Dome - 72 F											
Orlando Merced, S OBP: 0.357, SLG: 0.478 James Mouton, R (8, FR)	3-2 G1-3		2-2 F7		1-0 G6-3	4-2 G6-3 BB		1-0 WP 1B		4	0	1	0	1	0	0												
Michael Barrett, R OBP: 0.338, SLG: 0.410 Shane Andrews, R OBP: 0.291, SLG: 0.325	2-0 F8		2-2 P6	1-0 1B	1-0 1B	0-1 G6-3		2-3 K		4	0	1	0	0	0	1												
Vladimir Guerrero, R OBP: 0.362, SLG: 0.546		1-1 G5-3		1-1 2B 2B	0-0 P4		2-0 G6-3			4	1	1	0	0	0	1												
Brad Fullmer, L OBP: 0.313, SLG: 0.500		3-1 HBP 1B		2-0 PB 2B 2B	1-0 G5-3		2-1 HR			4	2	3	2	0	0	1												
Rondell White, R OBP: 0.353, SLG: 0.478 Manny Martinez, R		3-0 HBP		4-0 2B BB		4-0 1B HR BB	3-3 K			1	2	0	0	2	1	0												
Chris Widger, R OBP: 0.331, SLG: 0.500		1-3 K		1-3 K		0-0 HR 1B	1-3 K			4	1	1	0	0	3	4												
Geoff Blum, S OBP: 0.500, SLG: 0.750		1-3 K		1-0 1-H 3-H 2B		1-1 HR 1B		1-2 P4		4	1	2	2	0	1	2												
Jeremy Powell, R OBP: 0.154, SLG: 0.083 Wilton Guerrero, S (8, PH) Guillermo Mota, R OBP: 1.000, SLG: 4.000 Anthony Telford, R	1-1 L4		1-1 BB			0-3 K		0-1 WP 1B 1B		2	0	0	0	1	1	3												
Inning Stats	R: 0 E: 0 K: 0 S: 8	H: 0 LOB: 0 BB: 0 P: 14	R: 0 E: 0 K: 2 S: 10	H: 1 LOB: 2 BB: 0 P: 19	R: 0 E: 0 K: 1 S: 17	H: 3 LOB: 2 BB: 2 P: 34	R: 0 E: 0 K: 0 S: 4	H: 1 LOB: 1 BB: 0 P: 7	R: 4 E: 0 K: 1 S: 11	H: 3 LOB: 0 BB: 2 P: 20	R: 1 E: 0 K: 2 S: 9	H: 1 LOB: 0 BB: 0 P: 17	R: 0 E: 0 K: 1 S: 11	H: 2 LOB: 3 BB: 0 P: 16	R: 0 E: 0 K: 1 S: 11	H: 2 LOB: 2 BB: 0 P: 22	1B: 6 2B: 3 3B: 0 HR: 2	SF: 0 SAC: 0 DP: 1 HBP: 1	WP: 1 PB: 1 SB: 0 CS: 0	PA: 39								
PITCHER	IP	WLS	BF	H	R	ER	SO	BB	IBB	HBP	BLK	WP	HR	S	P	ERA	WHIP											
Matt Clement, R ERA: 4.99	(1, 1)	5.0	L	25	5	5	5	3	0	1	0	0	0	48	91	9.00	1.800											
Carlos Almanzar, R ERA: 6.14	(6, 1)	3.0		14	5	3	3	4	1	0	0	0	1	2	30	48	9.00	2.000										

AB	34
R	8
H	11
RBI	8
BB	4
SO	7
LOB	17



Batter	1	2	3	4	5	6	7	8	9	AB	R	H	RBI	BB	SO	LOB	TOP										
Mark Grudzielanek, R (1,6) OBP: 0.360, SLG: 0.401	G4-3		G4-3		L9		G4-3		K	5	0	0	0	0	1	2	Los Angeles Dodgers @ Montreal Expos Olympic Stadium, Montreal, QB Tue Aug 10 1999, 7:05 PM EDT Att. 7,645 - Dome - 72 F										
Todd Hollandsworth, L (1,9) OBP: 0.369, SLG: 0.507	K			F7	FC5-4		F8			4	0	1	1	0	1	1											
Gary Sheffield, R (1,7) OBP: 0.411, SLG: 0.496	F8			BB	FC5-4			2B	BB	2	0	0	0	2	0	1											
Eric Karros, R (1,3)		G6-3		BB		G6-3		K		3	0	0	0	1	1												
22 Devon White, S (1,8) OBP: 0.363, SLG: 0.433	L7			K		G3-1			1B	4	0	1	0	0	1	2											
Todd Hundley, S (1,2) OBP: 0.289, SLG: 0.457	HR			K		G4-3			K	4	1	1	1	0	2	4											
Adrian Beltré, R (1,5) OBP: 0.353, SLG: 0.429	K				HR		K		K	4	1	1	1	0	3	2											
Craig Counsell, L (1,4) OBP: 0.259, SLG: 0.248			K		SH3-4				F8	4	2	2	0	0	1	0											
Ismael Valdez, R (1,1) OBP: 0.065, SLG: 0.044			K		1B				G3	1	0	0	0	0	1	0											
Dave Hansen, L (7, PH) OBP: 0.425, SLG: 0.444					SH3-4					1	0	1	1	0	0	0											
Alan Mills, R (7, PH) OBP: 0.331, SLG: 0.480					1-2		G4-3			0	0	0	0	0	0	0											
Raul Mondesi, R (9, PH) OBP: 0.331, SLG: 0.480										1	0	0	0	0	0	0											
Inning Stats	R: 0 E: 0 K: 1 S: 7	H: 0 LOB: 0 BB: 0 P: 10	R: 1 E: 0 K: 1 S: 10	H: 1 LOB: 0 BB: 0 P: 16	R: 0 E: 0 K: 2 S: 9	H: 0 LOB: 0 BB: 0 P: 12	R: 0 E: 0 K: 2 S: 11	H: 0 LOB: 2 BB: 2 P: 24	R: 2 E: 0 K: 0 S: 13	H: 3 LOB: 1 BB: 0 P: 17	R: 0 E: 0 K: 0 S: 5	H: 0 LOB: 0 BB: 0 P: 6	R: 1 E: 0 K: 1 S: 10	H: 2 LOB: 1 BB: 0 P: 13	R: 0 E: 0 K: 3 S: 11	H: 1 LOB: 2 BB: 1 P: 18	R: 0 E: 0 K: 1 S: 6	H: 0 LOB: 0 BB: 0 P: 8	1B: 4 2B: 1 3B: 0 HR: 2	SF: 0 SAC: 1 DP: 0 HBP: 0	WP: 0 PB: 0 SB: 0 CS: 0	PA: 37					
PITCHER	IP	WLS	BF	H	R	ER	SO	BB	IBB	HBP	BLK	WP	HR	S	P	ERA	WHIP										
Mike Thurman, R (1,1) ERA: 4.29	6.1	W	27	6	4	4	7	2	0	0	0	0	2	62	94	5.68	1.263										
Anthony Telford, R (7,1) ERA: 3.43	1.0	H	5	1	0	0	1	1	0	0	0	0	0	7	13	0.00	2.000										
Steve Kline, L (8,1) ERA: 3.67	0.1	H	1	0	0	0	1	0	0	0	0	0	0	3	4	0.00	0.000										
Ugueth Urbina, R (8,1) ERA: 3.69	1.1	S	4	0	0	0	2	0	0	0	0	0	0	10	13	0.00	0.000										

AB 33
R 4
H 7
RBI 4
BB 3
SO 11
LOB 13





Batter	1	2	3	4	5	6	7	8	9	AB	R	H	RBI	BB	SO	LOB	BOTTOM										
Jose Vidro, S (1,4) OBP: 0.349, SLG: 0.503	G6-3		G6-3		2B		F9			4	1	2	0	0	0	1	Los Angeles Dodgers @ Montreal Expos Olympic Stadium, Montreal, QB Tue Aug 10 1999, 7:05 PM EDT Att. 7,645 - Dome - 72 F										
Orlando Merced, S (1,7) OBP: 0.360, SLG: 0.482			G6-3		1B					3	1	1	1	1	0	1											
Manny Martinez, R (8,8) OBP: 0.293, SLG: 0.372					HR					0	0	0	0	0	0	0											
Michael Barrett, R (1,2) OBP: 0.337, SLG: 0.406	F8		F9		2B		P4			3	1	0	0	1	0	2											
Vladimir Guerrero, R (1,9) OBP: 0.363, SLG: 0.560	L7			P4						4	2	2	4	0	0	1											
Brad Fullmer, L (1,3) OBP: 0.311, SLG: 0.500					2B		G4-3		P4	4	0	1	0	0	0	0											
Rondell White, R (1,8) OBP: 0.349, SLG: 0.472			G5-3		G5-3		G3-1		L8	4	0	0	0	0	0	1											
Shane Andrews, R (1,5) OBP: 0.295, SLG: 0.340					G5-3				P5	3	1	1	1	1	0	1											
Geoff Blum, S (1,6) OBP: 0.375, SLG: 0.750			G4-3				G3-1		F7	4	0	1	0	0	0	1											
Mike Thurman, R (1,1) OBP: 0.069, SLG: 0.036										3	0	0	0	0	3	1											
Anthony Telford, R (7,1) ERA: 3.47										0	0	0	0	0	0	0											
Steve Kline, S (8,1) ERA: 3.67										0	0	0	0	0	0	0											
Ugueth Urbina, R (8,1) ERA: 3.69										0	0	0	0	0	0	0											
Inning Stats	R: 0 E: 0 K: 0 S: 6	H: 0 LOB: 1 BB: 1 P: 12	R: 0 E: 0 K: 0 S: 7	H: 0 LOB: 1 BB: 1 P: 13	R: 0 E: 0 K: 1 S: 8	H: 1 LOB: 0 BB: 0 P: 10	R: 0 E: 0 K: 0 S: 5	H: 1 LOB: 1 BB: 0 P: 10	R: 4 E: 0 K: 1 S: 12	H: 3 LOB: 0 BB: 1 P: 20	R: 1 E: 0 K: 0 S: 10	H: 2 LOB: 1 BB: 0 P: 14	R: 1 E: 0 K: 0 S: 13	H: 1 LOB: 0 BB: 0 P: 19	R: 0 E: 0 K: 0 S: 6	H: 0 LOB: 0 BB: 0 P: 10	1B: 2 2B: 2 3B: 1 HR: 3	SF: 0 SAC: 0 DP: 0 HBP: 0	WP: 1 PB: 0 SB: 0 CS: 0	PA: 35							
PITCHER	IP	WLS	BF	H	R	ER	SO	BB	IBB	HBP	BLK	WP	HR	S	P	ERA	WHIP										
Ismael Valdez, R (1,1) ERA: 3.47	6.0	L	28	7	5	5	3	3	0	0	0	0	1	48	79	7.50	1.667										
Alan Mills, R (7,1) ERA: 3.93	2.0		7	1	1	1	0	0	0	0	0	0	1	19	29	4.50	0.500										

AB 32
R 6
H 8
RBI 6
BB 3
SO 3
LOB 9



Batter	1	2	3	4	5	6	7	8	9	AB	R	H	RBI	BB	SO	LOB	TOP	
Mark Grudzielanek, R <small>OBP: 0.360, SLG: 0.401</small> (1, 6)	 <small>FC5-4, 1B</small>		 <small>G4-3, 2</small>		 <small>G5-3, 2</small>		 <small>FC4-6, 1B</small>	 <small>E1, 1B</small>		5	0	2	0	0	0	3		
Todd Hollandsworth, L <small>OBP: 0.358, SLG: 0.490</small> (1, 9)	 <small>K, 1 SAFE</small>		 <small>G6-3, 3</small>		 <small>G3-1, 3</small>		 <small>FC4-6, HR</small>	 <small>K, 2-3, 3H</small>		5	1	0	0	0	2	7		
Gary Sheffield, R <small>OBP: 0.411, SLG: 0.494</small> Pedro Borbon, R <small>OBP: 0.355, SLG: 0.570</small> (1, 7)	 <small>FC5-4, 1B, 1-2</small>			 <small>BB, 1B</small>		 <small>F8, 1-2</small>	 <small>HR, BB, 1-2</small>	 <small>K, 1-2, 2-3, 3H</small>		4	1	1	0	1	1	4		
Eric Karros, R <small>OBP: 0.355, SLG: 0.570</small> (1, 3)	 <small>1B, 1-3, 1 SAFE</small>			 <small>K, 3-3, 3 SAFE</small>		 <small>K, 0-3, 2-3, 3H, 3H</small>	 <small>HR, BB, 2-1, 1-2</small>	 <small>FC5-4, 1B, 1-3, 2-3, 3H</small>		5	1	3	6	0	2	1		
22 Devon White, S <small>OBP: 0.340, SLG: 0.450</small> Oran Nassirah, R <small>OBP: 0.320, SLG: 0.444</small> Mike Maddux, L <small>OBP: 0.330, SLG: 0.470</small> Raul Mondesi, R <small>OBP: 0.330, SLG: 0.470</small> (1, 8)	 <small>K, 0-3, 1 SAFE</small>		 <small>K, 2-3, 1 SAFE</small>		 <small>K, 1-0, 1 SAFE</small>		 <small>BB, 4-2, 1-2, 1-2</small>	 <small>FC5-4, 1B, 1-3, 2-3, 3H, 1-2</small>		3	0	0	0	0	2	3		
Todd Hundley, S <small>OBP: 0.291, SLG: 0.452</small> (1, 2)		 <small>G3, 2-2, 1</small>		 <small>BB, 4-1, 1-2</small>			 <small>K, HR, BB, 2-2, 1-2</small>		 <small>G6-3, 2-2, 1</small>		3	1	0	0	2	1		
Adrian Beltré, R <small>OBP: 0.354, SLG: 0.437</small> (1, 5)		 <small>F9, 3-2, 2</small>		 <small>F8, 2-0, 3</small>		 <small>HR, 1-0, 1-2, 1-2, 1-2</small>	 <small>E5, 1B, E, 2-2, 1-2</small>	 <small>G3, 1B, 3-2, 1-2</small>		5	2	2	2	0	0	2		
Craig Counsell, L <small>OBP: 0.263, SLG: 0.254</small> (1, 4)		 <small>F8, 3-2, 3</small>			 <small>G5-3, 1B, 1-2, 1-2</small>		 <small>F9, 2-2, 1-2, 1-2, 1-2</small>	 <small>E, BB, 1B, 0-0, 2-3, 1-2</small>	 <small>G3, 2-1, 1-2, 1-2</small>		5	1	2	0	0	0	1	
Chan Ho Park, R <small>OBP: 0.119, SLG: 0.128</small> Trenidad Hubbard, R <small>OBP: 0.382, SLG: 0.374</small> (1, 1)			 <small>K, 2-3, 1</small>		 <small>K, 3-3, 1</small>		 <small>FC4-6, HR, 1B, 2-2, 1-2, 1-2</small>	 <small>E, 1B, BB, 4-1, 1-2, 1-2</small>	 <small>G4-3, 1-2, 1-2, 1-2</small>		2	0	0	0	0	2	1	
Inning Stats	R: 0 H: 2 E: 0 K: 2 S: 15	R: 0 H: 0 E: 0 K: 0 S: 10	R: 0 H: 0 E: 0 K: 1 S: 7	R: 0 H: 1 E: 0 K: 2 S: 13	R: 0 H: 1 E: 0 K: 1 S: 9	R: 0 H: 0 E: 0 K: 1 S: 6	R: 6 H: 4 E: 0 K: 1 S: 23	R: 3 H: 2 E: 0 K: 2 S: 20	R: 0 H: 1 E: 0 K: 0 S: 11	1B: 9 2B: 0 3B: 0 HR: 2	SF: 0 SAC: 0 DP: 0 HBP: 0	WP: 0 PA: 45						
PITCHER	IP: 6.0 WLS: 2 BF: 25 H: 5 R: 2 ER: 2 SO: 7 BB: 2 IBB: 0 HBP: 0 BLK: 0 WP: 0 HR: 1 S: 62 P: 102 ERA: 3.00 WHIP: 1.167						IP: 6.0 WLS: 1 BF: 25 H: 5 R: 2 ER: 2 SO: 7 BB: 2 IBB: 0 HBP: 0 BLK: 0 WP: 0 HR: 1 S: 62 P: 102 ERA: 3.00 WHIP: 1.167											
Dan Smith, R <small>ERA: 5.65</small> (1, 1)	Guillermo Mota, R <small>ERA: 3.0</small> (7, 1)	Anthony Telford, R <small>ERA: 3.56</small> (7, 1)	Bobby Ayala, R <small>ERA: 2.95</small> (7, 1)	Miguel Batista, R <small>ERA: 4.62</small> (8, 1)														
Batter	1	2	3	4	5	6	7	8	9	AB	R	H	RBI	BB	SO	LOB	BOTTOM	
Rondell White, R <small>OBP: 0.357, SLG: 0.476</small> (1, 8)	 <small>K, 1-3, 1 SAFE</small>	 <small>WP, BB, 4-1, 1-2</small>		 <small>CS, 1B, 2-1, 1-2, 1-2</small>		 <small>S, 1B, WP, 1-0, 3H, 1-2, 1-2</small>	 <small>BB, 4-1, 1-2, 1-2</small>		 <small>1B, 3-2, 1-3, 1-3</small>		4	1	3	1	2	1	0	
Orlando Merced, S <small>OBP: 0.394, SLG: 0.479</small> Manny Martinez, R <small>OBP: 0.292, SLG: 0.371</small> Miguel Batista, R <small>OBP: 0.276, SLG: 0.370</small> Wilton Guerrero, S <small>OBP: 0.327, SLG: 0.401</small> (1, 7)	 <small>1B, BB, 4-2, 1-2, 1-2</small>	 <small>F8, 2-1, 1-2, 1-2, 1-2</small>		 <small>CS, 1-0, 1-2, 1-2, 1-2</small>	 <small>K2-3, 1-3, 1-2, 1-2, 1-2</small>	 <small>WP, S, 1B, 2-0, 1-2, 1-2, 1-2</small>	 <small>G4-3, 2-2, 1-2, 1-2, 1-2</small>		 <small>1B, 2-1, 1-2, 1-2, 1-2</small>		3	1	1	0	1	1	1	
Jose Vidro, S <small>OBP: 0.352, SLG: 0.503</small> (1, 4)	 <small>1B, 1-2, 1-2, 1-2</small>	 <small>G3-1, 1-0, 1-2, 1-2, 1-2</small>			 <small>2B, 1B, 3-1, 1-2, 1-2, 1-2</small>	 <small>F7, 0-1, 1-2, 1-2, 1-2</small>		 <small>G4-3, G5-3, 1B, 1-1, 1-2, 1-2, 1-2</small>	 <small>F7, 3-2, 1-0, 1-2, 1-2, 1-2</small>		6	1	3	0	0	0	5	
Vladimir Guerrero, R <small>OBP: 0.365, SLG: 0.562</small> (1, 9)	 <small>2B, 1B, 0-1, 1-2, 2H, 1-2, 2H</small>		 <small>G4-3, 1, 0-0, 1-2, 1-2, 1-2</small>		 <small>2B, 1B, 0-1, 1-3, 1-2, 1-2, 1-2</small>	 <small>BB, 4-2, 1-2, 2-3, 1-2, 1-2</small>		 <small>G5-3, 1B, 1-0, 1-2, 1-2, 1-2</small>		4	1	2	1	1	0	1		
Brad Fullmer, L <small>OBP: 0.323, SLG: 0.505</small> (1, 3)	 <small>2B, 0-2, 1-3, 2H, 1-2, 2H</small>		 <small>BLK, S, BB, 4-1, 1-2, 1-2, 1-2</small>		 <small>IBB, 4-0, 1-2, 2-3, 3H, 1-2, 1-2</small>	 <small>BB, 1-2, 2-3, 3H, 1-2, 1-2</small>		 <small>G4-3, 0-0, 2-3, 1-2, 1-2, 1-2</small>		2	1	1	1	3	0	1		
Chris Widger, R <small>OBP: 0.330, SLG: 0.500</small> James Mouton, R <small>OBP: 0.375, SLG: 0.394</small> (1, 2)	 <small>2B, 2-1, 2H, 1-2, 3H, 1-2, 3H</small>		 <small>F9, 3-1, 1-2, 1-2, 1-2</small>		 <small>K, 0-3, 1-2, 1-2, 1-2</small>	 <small>K, 2-3, 1-2, 1-2, 1-2</small>		 <small>L5, 3-2, 1-2, 1-2, 1-2</small>		4	0	1	2	0	2	7		
Shane Andrews, R <small>OBP: 0.289, SLG: 0.332</small> (1, 5)	 <small>P3, 3-2, 1-3, 1-3, 1-3</small>		 <small>F9, 2-2, 3-2, 1-3, 1-3</small>		 <small>G4-3, 0-1, 1-2, 1-2, 1-2</small>		 <small>K, 1-3, 1-2, 1-2, 1-2</small>		 <small>G6-3, 0-0, 1-3, 1-3, 1-3</small>		5	0	0	0	0	1	5	
Geoff Blum, S <small>OBP: 0.385, SLG: 0.692</small> (1, 6)	 <small>K, 0-3, 1-2, 1-2, 1-2</small>			 <small>F8, 2-2, 1-2, 1-2, 1-2</small>		 <small>SH3-4, 1B, 2B, 0-0, 1-2, 1-2, 1-2</small>	 <small>P6, 0-1, 1-2, 1-2, 1-2</small>		 <small>1B, 1B, 1-1, 1-2, 1-2, 1-2</small>		5	2	2	0	0	1	1	
Dan Smith, R <small>OBP: 0.158, SLG: 0.111</small> (1, 1)		 <small>K, 2-3, 1, 1-2, 1-2, 1-2</small>		 <small>K, 2-3, 1, 1-2, 1-2, 1-2</small>		 <small>SH3-4, 1B, 2B, 0-0, 1-2, 1-2, 1-2</small>	 <small>BB, 1B, 1-0, 1-2, 1-2, 1-2</small>		 <small>F9, 0-2, 1-3, 1-3, 1-3</small>		2	0	0	0	0	2	0	
Guillermo Mota, R <small>OBP: 1.000, SLG: 4.000</small> (7, 1)																		
Anthony Telford, R <small>ERA: 3.69</small> (7, 1)																		
Bobby Ayala, R <small>ERA: 2.55</small> (7, 1)																		
Michael Barrett, R <small>OBP: 0.338, SLG: 0.406</small> (7, 2)																		
Inning Stats	R: 4 H: 4 E: 0 K: 2 S: 19	R: 0 H: 0 E: 0 K: 1 S: 7	R: 0 H: 0 E: 0 K: 0 S: 7	R: 0 H: 1 E: 0 K: 1 S: 8	R: 0 H: 2 E: 0 K: 2 S: 13	R: 2 H: 3 E: 0 K: 1 S: 11	R: 0 H: 1 E: 0 K: 1 S: 10	R: 0 H: 1 E: 0 K: 0 S: 7	R: 1 H: 3 E: 0 K: 0 S: 13	1B: 11 2B: 4 3B: 0 HR: 0	SF: 0 SAC: 1 DP: 0 HBP: 0	WP: 2 PA: 49						
PITCHER	IP: 5.2 WLS: 1 BF: 31 H: 10 R: 6 ER: 6 SO: 6 BB: 4 IBB: 1 HBP: 0 BLK: 0 WP: 1 HR: 0 S: 112 P: 112 ERA: 9.53 WHIP: 2.471						IP: 5.2 WLS: 0 BF: 31 H: 10 R: 6 ER: 6 SO: 6 BB: 4 IBB: 1 HBP: 0 BLK: 0 WP: 1 HR: 0 S: 112 P: 112 ERA: 9.53 WHIP: 2.471											
Chan Ho Park, R <small>ERA: 5.94</small> (1, 1)	Oran Misaoka, L <small>ERA: 3.69</small> (6, 1)	Mike Maddux, R <small>ERA: 2.61</small> (7, 1)	Pedro Borbon, L <small>ERA: 2.55</small> (8, 1)	Jeff Shaw, R <small>ERA: 3.54</small> (9, 1)														
Batter	1	2	3	4	5	6	7	8	9	AB	R	H	RBI	BB	SO	LOB	BOTTOM	
Rondell White, R <small>OBP: 0.357, SLG: 0.476</small> (1, 8)	 <small>K, 1-3, 1 SAFE</small>	 <small>WP, BB, 4-1, 1-2</small>		 <small>CS, 1B, 2-1, 1-2, 1-2</small>		 <small>S, 1B, WP, 1-0, 3H, 1-2, 1-2</small>	 <small>BB, 4-1, 1-2, 1-2, 1-2</small>											

Batter	1	2	3	4	5	6	7	8	9	AB	R	H	RBI	BB	SO	LOB	TOP					
Mark Grudzielanek, R OBP: 0.360, SLG: 0.397	L7		G5-3		P4		SH1-3 HR HBP		G1-3	5	1	1	1	0	0	4	Los Angeles Dodgers @ Montreal Expos Olympic Stadium, Montreal, QB Thu Aug 12 1999, 1:35 PM EDT Att: 10,649 - Dome - 72 F AB 36 R 10 H 11 RBI 8 BB 6 SO 5 LOB 15 					
Jose Vizcaino, S OBP: 0.276, SLG: 0.274	F7		G5-3			G6-3	SH1-3	F7		4	0	0	0	0	0	1						
Gary Sheffield, R OBP: 0.433, SLG: 0.591 Trenidad Hubbard, R OBP: 0.382, SLG: 0.374	E6 1B		9-2 1B			S E BB			G6-3	4	3	2	2	1	0	0						
Eric Karros, R OBP: 0.358, SLG: 0.569	9-2 1B		9-2 1B	F9		E 1B BB	K		1B 1B	4	2	2	1	1	1	0						
Raul Mondesi, R OBP: 0.329, SLG: 0.475	L6		G5-3			FC5 1B E	K		1B 1B	5	2	1	0	0	1	2						
Todd Hollandsworth, L OBP: 0.350, SLG: 0.464		L8		G4-1		E7 1B		1B SF8 2B	K	5	1	2	1	0	1	2						
Adrián Beltré, R OBP: 0.357, SLG: 0.436					L3	K		1B S	E 1B IBB	3	1	1	0	2	1	1						
Paul Lo Duca, R OBP: 0.286, SLG: 0.217	F8				SH1-4 1B			SF8	E8 BB 1B	3	0	2	3	1	0	1						
Mike Judd, R	P4				SH1-4 1B			F9		2	0	0	0	0	1	3						
Alan Mills, R										1	0	0	0	0	0	1						
Dave Hansen, L OBP: 0.435, SLG: 0.444 Matt Herges, L										0	0	0	0	1	0	0						
										0	0	0	0	0	0	0						
Inning Stats	R: 1 E: 1 K: 0 S: 10	H: 1 LOB: 1 BB: 0 P: 17	R: 0 E: 0 K: 0 S: 3	H: 0 LOB: 1 BB: 1 P: 8	R: 0 E: 1 K: 0 S: 7	H: 1 LOB: 1 BB: 0 P: 12	R: 0 E: 0 K: 0 S: 7	H: 0 LOB: 0 BB: 0 P: 9	R: 0 E: 0 K: 0 S: 6	H: 1 LOB: 1 BB: 0 P: 8	R: 3 E: 2 K: 2 S: 17	H: 1 LOB: 2 BB: 3 P: 34	R: 2 E: 0 K: 2 S: 9	H: 1 LOB: 0 BB: 0 P: 14	R: 2 E: 0 K: 0 S: 13	H: 3 LOB: 1 BB: 0 P: 18	R: 2 E: 1 K: 1 S: 19	H: 3 LOB: 3 BB: 2 P: 32	1B: 9 2B: 1 3B: 0 HR: 1	SF: 1 SAC: 2 DP: 0 HBP: 1	WP: 0 PB: 0 SB: 4 CS: 0	PA: 46
PITCHER	IP WLS BF H R ER SO BB IBB HBP BLK WP HR S P ERA WHIP	IP WLS BF H R ER SO BB IBB HBP BLK WP HR S P ERA WHIP	IP WLS BF H R ER SO BB IBB HBP BLK WP HR S P ERA WHIP	IP WLS BF H R ER SO BB IBB HBP BLK WP HR S P ERA WHIP	IP WLS BF H R ER SO BB IBB HBP BLK WP HR S P ERA WHIP	IP WLS BF H R ER SO BB IBB HBP BLK WP HR S P ERA WHIP	IP WLS BF H R ER SO BB IBB HBP BLK WP HR S P ERA WHIP	IP WLS BF H R ER SO BB IBB HBP BLK WP HR S P ERA WHIP	IP WLS BF H R ER SO BB IBB HBP BLK WP HR S P ERA WHIP	IP WLS BF H R ER SO BB IBB HBP BLK WP HR S P ERA WHIP	IP WLS BF H R ER SO BB IBB HBP BLK WP HR S P ERA WHIP	IP WLS BF H R ER SO BB IBB HBP BLK WP HR S P ERA WHIP	IP WLS BF H R ER SO BB IBB HBP BLK WP HR S P ERA WHIP	IP WLS BF H R ER SO BB IBB HBP BLK WP HR S P ERA WHIP	IP WLS BF H R ER SO BB IBB HBP BLK WP HR S P ERA WHIP	IP WLS BF H R ER SO BB IBB HBP BLK WP HR S P ERA WHIP						
Dustin Hermanson, R ERA: 5.05	6.1	L	31	5	6	3	2	3	1	1	0	0	0	0	1	52	92	4.26	1.263			
Bobby Ayala, R ERA: 3.19	7.1		7	3	2	2	2	0	0	0	0	0	0	0	0	18	26	13.50	2.250			
Guillermo Mota, R ERA: 3.35	8.1		9	3	2	2	1	1	1	0	0	0	0	0	0	21	34	13.50	3.000			

Batter	1	2	3	4	5	6	7	8	9	AB	R	H	RBI	BB	SO	LOB	BOTTOM			
Rondell White, R OBP: 0.353, SLG: 0.470 Guillermo Mota, R OBP: 1.000, SLG: 4.000	F7		F8			K	K			4	0	0	0	0	2	0	Los Angeles Dodgers @ Montreal Expos Olympic Stadium, Montreal, QB Thu Aug 12 1999, 1:35 PM EDT Att: 10,649 - Dome - 72 F AB 33 R 5 H 10 RBI 4 BB 2 SO 4 LOB 10 			
Orlando Merced, S OBP: 0.363, SLG: 0.476 Bobby Ayala, R	F7		G5-3			1B		G3-6-1 1B		3	0	1	0	0	0	0				
Manny Martinez, R OBP: 0.294, SLG: 0.373										1	0	1	0	0	0	0				
Jose Vidro, S OBP: 0.348, SLG: 0.497	P6				K	F9		G3-6-1 1B		4	0	0	0	0	1	2				
Vladimir Guerrero, R OBP: 0.367, SLG: 0.568						F7		F8		4	1	2	1	0	0	1				
Brad Fullmer, L OBP: 0.326, SLG: 0.510					G4-3		F8		1B G3-6-3 2B	4	1	2	0	0	0	0				
Michael Barrett, R OBP: 0.340, SLG: 0.408	P3				F8		WP BB HR 1B		G3-6-3 1B	4	1	2	0	0	0	2				
Geoff Blum, S OBP: 0.471, SLG: 0.667						G6-4-3 1B			G3-6-3	2	1	1	0	2	0	1				
Shane Andrews, R OBP: 0.288, SLG: 0.344					G6-4-3				G5-3	4	1	1	3	0	0	4				
Dustin Hermanson, R OBP: 0.114, SLG: 0.049 James Moulton, R OBP: 0.372, SLG: 0.389			P3							2	0	0	0	0	1	0				
										1	0	0	0	0	0	0				
Inning Stats	R: 0 E: 0 K: 0 S: 4	H: 0 LOB: 0 BB: 0 P: 6	R: 0 E: 0 K: 0 S: 7	H: 2 LOB: 2 BB: 1 P: 12	R: 0 E: 0 K: 0 S: 7	H: 0 LOB: 0 BB: 0 P: 9	R: 1 E: 0 K: 1 S: 10	H: 1 LOB: 0 BB: 0 P: 14	R: 0 E: 0 K: 1 S: 9	H: 1 LOB: 1 BB: 0 P: 14	R: 3 E: 0 K: 1 S: 13	H: 2 LOB: 0 BB: 1 P: 24	R: 0 E: 0 K: 0 S: 6	H: 1 LOB: 0 BB: 0 P: 9	R: 1 E: 0 K: 0 S: 6	H: 2 LOB: 0 BB: 0 P: 8	1B: 7 2B: 1 3B: 0 HR: 2	SF: 0 SAC: 0 DP: 4 HBP: 0	WP: 1 PB: 0 SB: 0 CS: 0	PA: 35
PITCHER	IP WLS BF H R ER SO BB IBB HBP BLK WP HR S P ERA WHIP	IP WLS BF H R ER SO BB IBB HBP BLK WP HR S P ERA WHIP	IP WLS BF H R ER SO BB IBB HBP BLK WP HR S P ERA WHIP	IP WLS BF H R ER SO BB IBB HBP BLK WP HR S P ERA WHIP	IP WLS BF H R ER SO BB IBB HBP BLK WP HR S P ERA WHIP	IP WLS BF H R ER SO BB IBB HBP BLK WP HR S P ERA WHIP	IP WLS BF H R ER SO BB IBB HBP BLK WP HR S P ERA WHIP	IP WLS BF H R ER SO BB IBB HBP BLK WP HR S P ERA WHIP	IP WLS BF H R ER SO BB IBB HBP BLK WP HR S P ERA WHIP	IP WLS BF H R ER SO BB IBB HBP BLK WP HR S P ERA WHIP	IP WLS BF H R ER SO BB IBB HBP BLK WP HR S P ERA WHIP	IP WLS BF H R ER SO BB IBB HBP BLK WP HR S P ERA WHIP	IP WLS BF H R ER SO BB IBB HBP BLK WP HR S P ERA WHIP	IP WLS BF H R ER SO BB IBB HBP BLK WP HR S P ERA WHIP	IP WLS BF H R ER SO BB IBB HBP BLK WP HR S P ERA WHIP	IP WLS BF H R ER SO BB IBB HBP BLK WP HR S P ERA WHIP				
Mike Judd, R ERA: 5.68	6.1	W	26	7	4	4	3	2	0	0	0	0	0	0	1	54	83	5.68	1.421	
Alan Mills, R ERA: 3.81	7.1	H	5	1	0	0	1	0	0	0	0	0	0	0	11	17	0.00	0.600		
Matt Herges, R ERA: 3.86	9.1		4	2	1	1	0	0	0	0	0	0	0	6	8	9.00	2.000			

Batter	1	2	3	4	5	6	7	8	9	AB	R	H	RBI	BB	SO	LOB	TOP										
Rondell White, R OBP: 0.361, SLG: 0.506 (1, 7)	G5-3		G6-3			P3	F8			4	0	0	0	0	0	1	Montreal Expos @ Colorado Rockies Coors Field, Denver, CO Sun Aug 15 1999, 1:05 PM MDT Att: 43,702 - Cloudy - 77 F										
Geoff Blum, S OBP: 0.419, SLG: 0.815 (1, 6)	L6			G4-3		G3-1		K		4	0	0	0	0	1	0											
Jose Vidro, S OBP: 0.358, SLG: 0.517 (1, 4)	FC6-4 1B			F7		HR		G6-3		4	1	2	0	0	0	0											
Vladimir Guerrero, R OBP: 0.370, SLG: 0.574 (1, 9)	FC6-4 1-2			1B		HR		F9		4	1	2	2	0	0	1											
Brad Fullmer, L OBP: 0.331, SLG: 0.514 James Mouton, R OBP: 0.377, SLG: 0.396 (9, PH)		G3		F7		1B		FC6-4 1B		3	0	1	0	0	0	1											
Michael Barrett, R OBP: 0.334, SLG: 0.400 (1, 2)	G5-3				E5	P6		K		4	0	0	0	0	1	2											
Manny Martinez, R OBP: 0.291, SLG: 0.363 (1, 8)	K				F9		G5-3	L5		4	0	0	0	0	1	2											
Mike Mordecai, R OBP: 0.319, SLG: 0.389 (1, 5)			G6-3		F8		SH2-4 1B	FC6-4 1-2		4	0	1	0	0	0	2											
Mike Thurman, R OBP: 0.065, SLG: 0.033 Steve Kline, S OBP: 0.347, SLG: 0.522 Scott Strickland, R OBP: 0.333, SLG: 0.486 Bobby Ayala, R OBP: 0.333, SLG: 0.200 (8, 1)			G1-3		K		SH2-4 1-2			2	0	0	0	0	1	1											
										0	0	0	0	0	0	0											
										0	0	0	0	0	0	0											
Inning Stats	R: 0 E: 0 K: 0 S: 9	H: 1 LOB: 1 BB: 0 P: 17	R: 0 E: 0 K: 1 S: 6	H: 0 LOB: 0 BB: 0 P: 11	R: 0 E: 0 K: 0 S: 6	H: 0 LOB: 0 BB: 0 P: 7	R: 0 E: 0 K: 0 S: 10	H: 1 LOB: 1 BB: 0 P: 16	R: 0 E: 0 K: 1 S: 10	H: 0 LOB: 1 BB: 0 P: 16	R: 2 E: 0 K: 0 S: 9	H: 3 LOB: 1 BB: 0 P: 12	R: 0 E: 0 K: 1 S: 8	H: 1 LOB: 1 BB: 0 P: 14	R: 0 E: 0 K: 1 S: 14	H: 0 LOB: 0 BB: 0 P: 12	R: 0 E: 0 K: 1 S: 14	H: 1 LOB: 1 BB: 0 P: 18	1B: 6 2B: 0 3B: 0 HR: 1	SF: 0 SAC: 1 DP: 0 HBP: 0	WP: 0 PB: 0 SB: 0 CS: 0	PA: 35					
PITCHER	IP	WLS	BF	H	R	ER	SO	BB	IBB	HBP	BLK	WP	HR	S	P	ERA	WHIP										
John Thomson, R ERA: 9.35 Roberto Ramirez, L ERA: 9.96	(1, 1) (8, 1)	7.0 S	28 7	6 1	2 0	2 0	2 2	0 0	0 0	0 0	0 0	0 0	1 23	58 30	93 30	2.57 0.00	0.857 0.500										

AB	34
R	2
H	7
RBI	2
BB	0
SO	4
LOB	10



Batter	1	2	3	4	5	6	7	8	9	AB	R	H	RBI	BB	SO	LOB	BOTTOM										
Neifi Perez, S OBP: 0.318, SLG: 0.407 (1, 6)	F8			L9	P6		P6	K		5	0	0	0	0	1	3	Montreal Expos @ Colorado Rockies Coors Field, Denver, CO Sun Aug 15 1999, 1:05 PM MDT Att: 43,702 - Cloudy - 77 F										
Terry Shumpert, R OBP: 0.413, SLG: 0.580 (1, 4)	L7			SF9 2B		P5		17 HR BB		3	2	1	0	1	0	0											
17 Todd Helton, L OBP: 0.374, SLG: 0.535 (1, 3)	F7			SF9 BB		G6-3		HR		3	1	1	2	1	0	0											
Dante Bichette, R OBP: 0.341, SLG: 0.540 (1, 7)		CS 1B		BB		K		BB 1B 3B 1B		3	1	2	0	1	1	0											
Vinny Castilla, R OBP: 0.333, SLG: 0.486 (1, 5)	G5-3			SF9			E 1B	BB 3B 1B		3	2	2	1	0	0	1											
Jeff Barry, S OBP: 0.337, SLG: 0.440 (1, 9)	P5			G3			F7	3B BB		3	1	0	0	1	0	3											
Edgard Clemente, R OBP: 0.313, SLG: 0.681 (1, 8)			G5-3				E1 1B	1-H 2-H 3-H		4	1	1	3	0	1	1											
Kirt Manwaring, R OBP: 0.382, SLG: 0.402 (1, 2)			G5-3		G4-3		G5-3	K		4	0	0	0	0	1	3											
John Thomson, R OBP: 0.375, SLG: 0.429 Lenny Harris, L OBP: 0.257, SLG: 0.305 Angel Echevarria, R OBP: 0.347, SLG: 0.522 Roberto Ramirez, L OBP: 0.333, SLG: 0.200 (8, 1)			K					G5-3		2	0	1	0	0	1	0											
										0	0	0	0	0	0	0											
										1	0	1	2	0	0	0											
										1	0	0	0	0	0	1											
Inning Stats	R: 0 E: 0 K: 0 S: 4	H: 0 LOB: 0 BB: 0 P: 6	R: 0 E: 0 K: 0 S: 7	H: 1 LOB: 0 BB: 0 P: 12	R: 0 E: 0 K: 1 S: 12	H: 0 LOB: 0 BB: 0 P: 20	R: 1 E: 0 K: 0 S: 8	H: 1 LOB: 2 BB: 0 P: 21	R: 0 E: 0 K: 1 S: 5	H: 1 LOB: 1 BB: 0 P: 7	R: 2 E: 1 K: 0 S: 12	H: 2 LOB: 1 BB: 0 P: 14	R: 5 E: 0 K: 2 S: 19	H: 4 LOB: 1 BB: 2 P: 34	1B: 6 2B: 1 3B: 1 HR: 1	SF: 1 SAC: 0 DP: 0 HBP: 0	WP: 0 PB: 0 SB: 2 CS: 1	PA: 37									
PITCHER	IP	WLS	BF	H	R	ER	SO	BB	IBB	HBP	BLK	WP	HR	S	P	ERA	WHIP										
Mike Thurman, R ERA: 4.12 Steve Kline, L ERA: 3.65 Scott Strickland, R ERA: 27.0 Bobby Ayala, R ERA: 3.67	(1, 1) (7, 1) (8, 1) (8, 1)	6.2 0.1 0.0 1.0	L B	26 2	4 1	3 0	1 0	3 0	2 0	0 0	0 0	0 0	0 1	3 6	3 11	0.00 ∞ 9.00	3.000 ∞ 2.000										



Batter	1	2	3	4	5	6	7	8	9	AB	R	H	RBI	BB	SO	LOB	TOP					
Rondell White, R OBP: 0.361, SLG: 0.503										5	1	2	0	0	1	2						
Orlando Merced, S OBP: 0.352, SLG: 0.446										4	0	1	1	1	1	1						
Jose Vidro, S OBP: 0.355, SLG: 0.520										5	1	1	1	0	1	3						
Vladimir Guerrero, R OBP: 0.370, SLG: 0.575										5	1	2	0	0	0	3						
Brad Fullmer, L OBP: 0.336, SLG: 0.511										3	1	1	1	1	0	4						
Chris Widger, R OBP: 0.336, SLG: 0.495										3	0	1	1	1	1	1						
Shane Andrews, R OBP: 0.295, SLG: 0.362										3	0	0	0	1	0	1						
Geoff Blum, S OBP: 0.359, SLG: 0.647										3	0	0	0	1	0	2						
Tony Armas, R (7, PH)										2	0	0	0	0	1	0						
Wilton Guerrero, S OBP: 0.333, SLG: 0.419										1	0	0	0	0	0	2						
Miguel Batista, R OBP: 0.258, SLG: 0.345										0	0	0	0	0	0	0						
James Mouton, R OBP: 0.373, SLG: 0.390										1	0	0	0	0	0	2						
Anthony Telford, R OBP: 0.373, SLG: 0.390										0	0	0	0	0	0	0						
Inning Stats	R: 1 E: 1 K: 0 S: 13	H: 2 LOB: 1 BB: 0 P: 22	R: 0 E: 0 K: 1 S: 8	H: 0 LOB: 0 BB: 0 P: 12	R: 0 E: 0 K: 0 S: 7	H: 0 LOB: 0 BB: 0 P: 9	R: 0 E: 0 K: 0 S: 3	H: 0 LOB: 1 BB: 1 P: 8	R: 0 E: 0 K: 1 S: 6	H: 1 LOB: 2 BB: 1 P: 17	R: 0 E: 0 K: 0 S: 10	H: 0 LOB: 2 BB: 2 P: 27	R: 3 E: 0 K: 1 S: 16	H: 4 LOB: 1 BB: 0 P: 31	R: 0 E: 0 K: 1 S: 7	H: 1 LOB: 1 BB: 0 P: 10	1B: 4 2B: 3 3B: 0 HR: 1	SF: 0 SAC: 0 DP: 1 HBP: 0	WP: 1 PB: 0 SB: 1 CS: 0	PA: 40		
PITCHER	IP WLS BF H R ER SO BB IBB HBP BLK WP HR S P ERA WHIP	6.1 W 26 3 1 1 3 4 0 0 0 0 0 0 49 95 1.42 1.105	1.0 H 7 4 3 3 1 0 0 0 0 0 1 1 17 31 27.00 4.000	0.2 H 3 0 0 0 0 1 0 0 0 0 0 0 5 12 0.00 1.500	1.0 S 4 1 0 0 1 0 0 0 0 0 0 0 7 10 0.00 1.000																	

Montreal Expos @ San Francisco Giants
 3Com Park at Candlestick Point, San Francisco, CA
 Mon Aug 16 1999, 10:05 PM EDT
 Att: 13,299 - Unknown - 62 F

AB	35
R	4
H	8
RBI	4
BB	5
SO	5
LOB	21



Batter	1	2	3	4	5	6	7	8	9	AB	R	H	RBI	BB	SO	LOB	BOTTOM				
Marvin Benard, L OBP: 0.397, SLG: 0.471										4	1	2	1	1	0	2					
Ramon Martinez, R OBP: 0.322, SLG: 0.423										4	1	1	1	0	0	3					
Barry Bonds, L OBP: 0.405, SLG: 0.583										5	2	2	2	0	1	3					
Ellis Burks, R OBP: 0.395, SLG: 0.576										4	0	3	2	0	0	0					
Stan Javier, S OBP: 0.327, SLG: 0.356										3	0	0	0	1	0	2					
J.T. Snow, L OBP: 0.360, SLG: 0.431										4	0	0	0	0	0	4					
Charlie Hayes, R OBP: 0.276, SLG: 0.284										3	1	0	0	1	1	1					
Rich Aurilia, R OBP: 0.338, SLG: 0.436										4	1	1	0	0	1	0					
Doug Mirabeli, R OBP: 0.366, SLG: 0.541										4	1	1	0	0	1	0					
Joe Nathan, R OBP: 0.182, SLG: 0.182										3	1	2	0	0	0	0					
John Johnstone, R OBP: 0.428, SLG: 1.000										0	0	0	0	0	0	0					
Felix Rodriguez, R OBP: 0.384, SLG: 0.429										1	0	1	1	0	0	0					
Brent Mayne, L OBP: 0.384, SLG: 0.429										0	0	0	0	0	0	0					
Robb Nen, R OBP: 0.363										0	0	0	0	0	0	0					
Inning Stats	R: 0 E: 0 K: 0 S: 10	H: 0 LOB: 0 BB: 1 P: 18	R: 0 E: 0 K: 1 S: 12	H: 1 LOB: 1 BB: 0 P: 20	R: 3 E: 1 K: 0 S: 12	H: 3 LOB: 2 BB: 1 P: 21	R: 0 E: 0 K: 1 S: 11	H: 1 LOB: 1 BB: 0 P: 19	R: 1 E: 0 K: 0 S: 8	H: 2 LOB: 1 BB: 0 P: 13	R: 0 E: 0 K: 0 S: 5	H: 1 LOB: 1 BB: 0 P: 10	R: 1 E: 0 K: 0 S: 8	H: 1 LOB: 0 BB: 0 P: 13	R: 2 E: 0 K: 1 S: 18	H: 3 LOB: 2 BB: 1 P: 27	1B: 7 2B: 4 3B: 0 HR: 1	SF: 1 SAC: 0 DP: 1 HBP: 0	WP: 2 PB: 0 SB: 0 CS: 0	PA: 39	
PITCHER	IP WLS BF H R ER SO BB IBB HBP BLK WP HR S P ERA WHIP	6.0 L 28 8 4 1 2 8 4 1 2 0 0 0 1 8 13 9.00 1.000	1.0 4 1 1 1 0 0 0 0 0 0 0 1 8 13 9.00 1.000	1.0 7 3 2 2 1 1 0 0 0 0 0 0 18 27 18.00 4.000																	

Montreal Expos @ San Francisco Giants
 3Com Park at Candlestick Point, San Francisco, CA
 Mon Aug 16 1999, 10:05 PM EDT
 Att: 13,299 - Unknown - 62 F

AB	35
R	7
H	12
RBI	7
BB	3
SO	3
LOB	15



Batter	1	2	3	4	5	6	7	8	9	10	11	12	AB	R	H	RBI	BB	SO	LOB					
Rondell White, R OBP: 0.361, SLG: 0.500 (1, 8)	L3		E5				K		P3			F9	6	0	2	0	0	1	1					
Wilton Guerrero, S OBP: 0.333, SLG: 0.414 (1, 7)	G6-3		P4							F9			5	0	1	0	1	0	1					
Jose Vidro, S OBP: 0.355, SLG: 0.517 (1, 4)			FC3-6			G4-3		G6-3		G1-3			6	0	2	0	0	0	2					
Vladimir Guerrero, R OBP: 0.368, SLG: 0.569 (1, 9)	K		FC4-6			K				K			6	0	1	0	0	4	5					
Michael Barrett, R OBP: 0.334, SLG: 0.397 (1, 2)		K2-3			K								4	0	1	0	1	3	0					
Shane Andrews, R OBP: 0.263, SLG: 0.359 (1, 5)		WP			K								5	0	1	0	0	4	3					
Mike Mordecai, R OBP: 0.318, SLG: 0.381 (1, 6)			G6-3										4	0	0	0	1	2	1					
Ryan McGuire, L OBP: 0.347, SLG: 0.347 (9, PH)	G4-3												2	0	0	0	0	0	1					
Chris Widger, R OBP: 0.358, SLG: 0.500 (9, PH)													1	1	1	0	0	0	0					
Brad Fuller, L OBP: 0.339, SLG: 0.526 (9, 3)													1	1	1	1	0	0	0					
Dustin Hermanson, R ERA: 4.79													2	0	0	0	0	0	1					
Steve Kline, L ERA: 3.41													1	1	1	0	0	0	0					
Anthony Telford, R ERA: 3.62													1	1	1	1	0	0	0					
Dan Smith, R ERA: 5.2													1	0	0	0	0	0	0					
Ugueth Urbina, R ERA: 3.33													1	0	0	0	0	1	0					
Inning Stats	R: 0 E: 0 K: 1 S: 12	H: 1 LOB: 1 BB: 0 P: 18	R: 0 E: 0 K: 2 S: 12	H: 1 LOB: 1 BB: 0 P: 16	R: 0 E: 0 K: 0 S: 9	H: 2 LOB: 2 BB: 0 P: 16	R: 0 E: 0 K: 2 S: 10	H: 0 LOB: 0 BB: 0 P: 12	R: 0 E: 1 K: 0 S: 8	H: 1 LOB: 1 BB: 0 P: 11	R: 0 E: 0 K: 2 S: 14	H: 0 LOB: 1 BB: 1 P: 21	R: 0 E: 0 K: 1 S: 5	H: 0 LOB: 0 BB: 0 P: 13	R: 0 E: 0 K: 1 S: 5	H: 0 LOB: 0 BB: 0 P: 5	R: 0 E: 0 K: 3 S: 9	H: 0 LOB: 0 BB: 0 P: 9	R: 0 E: 0 K: 1 S: 7	H: 2 LOB: 2 BB: 1 P: 11	1B: 8 2B: 1 3B: 0 HR: 1	SF: 0 SAC: 1 DP: 0 HBP: 0	WP: 2 PB: 0 SB: 0 CS: 0	PA: 49
PITCHER	IP	WLS	BF	H	R	ER	SO	BB	IBB	HBP	BLK	WP	HR	S	P	ERA	WHIP							
Shawn Estes, L ERA: 4.79	(1, 1)	8.1	35	8	1	1	9	2	0	0	0	0	0	2	5	1.08	1.200							
Robb Nen, R ERA: 3.99	(9, 1)	0.2	2	0	0	0	0	0	0	0	0	1	0	2	5	0.00	0.000							
John Johnstone, R ERA: 2.23	(10, 1)	2.2	10	1	1	1	4	1	0	0	0	0	1	17	21	3.38	0.750							
Alan Embree, L ERA: 3.6	(12, 1)	0.0	1	1	0	0	0	0	0	0	0	0	0	1	1	∞	∞							
Jerry Spradlin, R ERA: 5.09	(12, 1)	0.1	1	0	0	0	1	0	0	0	0	0	0	3	3	0.00	0.000							

TOP

Montreal Expos @ San Francisco Giants
3Com Park at Candlestick Point, San Francisco, CA

Tue Aug 17 1999, 4:05 PM EDT
Att. 13,865 - Unknown - 65 F

livebaseballscorecards.com

AB 45
R 2
H 10
RBI 1
BB 3
SO 14
LOB 16



Batter	1	2	3	4	5	6	7	8	9	10	11	12	AB	R	H	RBI	BB	SO	LOB					
Marvin Benard, L OBP: 0.360, SLG: 0.474 (8, 9)	E8									G6-3			4	1	2	0	1	1	1					
Ramon Martinez, R OBP: 0.310, SLG: 0.405 (1, 4)	F9		FC5-4										5	0	0	0	0	2	6					
Barry Bonds, L OBP: 0.401, SLG: 0.575 (1, 7)	G1-3												5	0	1	1	0	2	1					
J.T. Snow, L OBP: 0.356, SLG: 0.426 (1, 3)	G1-3												5	0	0	0	0	2	1					
Stan Javier, S OBP: 0.325, SLG: 0.352 (8, 8)	G4-3												3	0	0	0	0	0	1					
F.P. Santangelo, S OBP: 0.422, SLG: 0.389 (8, 8)													2	0	1	0	0	0	0					
Rich Aurilia, R OBP: 0.338, SLG: 0.435 (1, 6)													5	0	2	0	0	0	1					
Bill Mueller, S OBP: 0.394, SLG: 0.343 (1, 5)													5	0	1	0	0	2	2					
Brent Mayne, L OBP: 0.377, SLG: 0.421 (1, 2)													5	0	0	0	0	3	2					
Shawn Estes, R ERA: 4.91	(1, 1)	6.0	25	6	1	1	3	1	0	0	0	0	0	56	83	1.50	1.167							
Steve Kline, L ERA: 3.41	(7, 1)	1.2	7	1	0	0	6	0	0	0	0	0	1	0	20	29	0.00	0.600						
Anthony Telford, R ERA: 3.62	(8, 1)	0.1	1	0	0	0	0	0	0	0	0	0	0	1	2	0.00	0.000							
Dan Smith, R ERA: 5.2	(9, 1)	3.0	9	0	0	0	4	0	0	0	0	0	0	19	25	0.00	0.000							
Ugueth Urbina, R ERA: 3.33	(12, 1)	1.0	3	0	0	0	2	0	0	0	0	0	0	7	7	0.00	0.000							
Inning Stats	R: 1 E: 1 K: 0 S: 8	H: 2 LOB: 3 BB: 1 P: 16	R: 0 E: 0 K: 1 S: 16	H: 2 LOB: 3 BB: 1 P: 24	R: 0 E: 0 K: 2 S: 9	H: 0 LOB: 0 BB: 0 P: 12	R: 0 E: 0 K: 0 S: 7	H: 1 LOB: 0 BB: 0 P: 10	R: 0 E: 0 K: 0 S: 13	H: 0 LOB: 1 BB: 0 P: 11	R: 0 E: 0 K: 4 S: 8	H: 0 LOB: 1 BB: 0 P: 11	R: 0 E: 0 K: 3 S: 11	H: 0 LOB: 0 BB: 0 P: 17	R: 0 E: 0 K: 1 S: 5	H: 0 LOB: 0 BB: 0 P: 5	R: 0 E: 0 K: 0 S: 3	H: 0 LOB: 0 BB: 0 P: 3	R: 0 E: 0 K: 2 S: 7	H: 0 LOB: 0 BB: 0 P: 7	1B: 5 2B: 2 3B: 0 HR: 0	SF: 0 SAC: 1 DP: 0 HBP: 0	WP: 1 PB: 0 SB: 0 CS: 1	PA: 45
PITCHER	IP	WLS	BF	H	R	ER	SO	BB	IBB	HBP	BLK	WP	HR	S	P	ERA	WHIP							
Dustin Hermanson, R ERA: 4.91	(1, 1)	6.0	25	6	1	1	3	1	0	0	0	0	0	56	83	1.50	1.167							
Steve Kline, L ERA: 3.41	(7, 1)	1.2	7	1	0	0	6	0	0	0	0	0	1	0	20	29	0.00	0.600						
Anthony Telford, R ERA: 3.62	(8, 1)	0.1	1	0	0	0	0	0	0	0	0	0	0	1	2	0.00	0.000							
Dan Smith, R ERA: 5.2	(9, 1)	3.0	9	0	0	0	4	0	0	0	0	0	0	19	25	0.00	0.000							
Ugueth Urbina, R ERA: 3.33	(12, 1)	1.0	3	0	0	0	2	0	0	0	0	0	0	7	7	0.00	0.000							


BOTTOM

Montreal Expos @ San Francisco Giants
3Com Park at Candlestick Point, San Francisco, CA

Tue Aug 17 1999, 4:05 PM EDT
Att. 13,865 - Unknown - 65 F

livebaseballscorecards.com

AB 43
R 1
H 7
RBI 1
BB 1
SO 15
LOB 15



Batter	1	2	3	4	5	6	7	8	9	AB	R	H	RBI	BB	SO	LOB	TOP			
Rondell White, R OBP: 0.363, SLG: 0.511 Robert Machado, R OBP: 0.176, SLG: 0.176	1-3 K		0-2 F8					0-2 F8		4	1	1	1	0	1	0				
Orlando Merced, S OBP: 0.340, SLG: 0.429 Ryan McGuire, L OBP: 0.342, SLG: 0.341	2-3 K			2-3 K	3-2 G4-3			3-3 K		4	0	0	0	0	3	0				
Jose Vidro, S OBP: 0.354, SLG: 0.515	3-2 G4-3			0-0 2B			1-2 P8	0-3 K		4	1	1	0	0	1	0				
Vladimir Guerrero, R OBP: 0.371, SLG: 0.577 James Mouton, R OBP: 0.372, SLG: 0.388		0-0 WP G4-3 1B		1-0 G5-3			0-1 F9	1-2 1B G4-6-3		3	0	1	0	0	0	1				
Brad Fullmer, L OBP: 0.344, SLG: 0.527	1 SAFE 1 G4-3	0-2 G4-3		2-1 WP 2H 2B			1-1 F8	0-0 1B G4-6-3		4	0	2	1	0	0	1				
Michael Barrett, R OBP: 0.337, SLG: 0.406 Manny Martinez, R OBP: 0.286, SLG: 0.357		3-3 K2-3		4-2 BB			0-0 G5-4-3 1B	2-2 G4-6-3		2	0	1	0	1	1	1				
Shane Andrews, R OBP: 0.291, SLG: 0.358		1-0 F9		2-3 P6			2-1 G5-4-3 1-2 1B	0-0 P7		4	0	0	0	0	0	4				
Geoff Blum, S OBP: 0.353, SLG: 0.614			2-1 G3		1-3 K		1-1 FC4 1B			3	0	1	0	0	1	0				
Mike Thurman, R OBP: 0.061, SLG: 0.031 Anthony Telford, R (6, 1)			2-3 K		0-0 G5-3		3-1 FC4			2	0	0	0	0	1	0				
Wilton Guerrero, S OBP: 0.336, SLG: 0.414 Steve Kline, S (7, 1) Bobby Ayala, R (7, 1)							1-2 1B			0	0	0	0	0	0	0				
Inning Stats	R: 0 E: 0 K: 2 S: 10	H: 0 LOB: 0 BB: 0 P: 16	R: 0 E: 0 K: 1 S: 9	H: 1 LOB: 1 BB: 0 P: 13	R: 0 E: 0 K: 1 S: 9	H: 0 LOB: 0 BB: 0 P: 13	R: 1 E: 0 K: 1 S: 11	H: 2 LOB: 2 BB: 1 P: 21	R: 1 E: 0 K: 1 S: 8	H: 1 LOB: 0 BB: 0 P: 12	R: 0 E: 0 K: 0 S: 7	H: 2 LOB: 1 BB: 0 P: 13	R: 0 E: 0 K: 2 S: 9	H: 0 LOB: 0 BB: 0 P: 12	R: 1 E: 0 K: 0 S: 8	H: 2 LOB: 0 BB: 0 P: 11	1B: 5 2B: 2 3B: 0 HR: 1	SF: 0 SAC: 0 DP: 2 HBP: 0	WP: 2 PB: 0 CS: 0	PA: 34
PITCHER Juan Guzman, R ERA: 3.81	IP: 9.0 WLS: W BF: 34 H: 8 R: 3 ER: 3 SO: 8 BB: 1 IBB: 0 HBP: 0 BLK: 0 WP: 2 HR: 1 S: 78 P: 120 ERA: 3.00 WHIP: 1.000																			

Montreal Expos @ Cincinnati Reds
Cinergy Field, Cincinnati, OH
Sat Aug 21 1999, 7:05 PM EDT
Att: 33,714 - Unknown - 84 F

AB	33
R	3
H	8
RBI	2
BB	1
SO	8
LOB	9



Batter	1	2	3	4	5	6	7	8	9	AB	R	H	RBI	BB	SO	LOB	BOTTOM			
Mike Cameron, R OBP: 0.358, SLG: 0.478	1-1 G5-3	2-1 L6			3-2 F7	2-3 K		2-0 F9		5	0	0	0	0	1	3				
Dmitri Young, S OBP: 0.356, SLG: 0.514 Michael Tucker, L OBP: 0.336, SLG: 0.430	3-1 F9 2B	1-3 K			3-2 G4-3		1-2 BB HR 2B	2-3 K		4	0	2	0	0	1	3				
Greg Vaughn, R OBP: 0.338, SLG: 0.483 Jeffrey Hammonds, R OBP: 0.300, SLG: 0.453	4-2 WP BB	2-0 2	3-2 G5-3		3-3 K		3-3 K			3	0	0	0	1	2	1				
Sean Casey, L OBP: 0.404, SLG: 0.559	1-1 F9		2-2 G4-3		0-0 2B HR 1B		4-0 BB HR BB			3	2	1	0	1	0	2				
Barry Larkin, R OBP: 0.397, SLG: 0.438	3-3 K		0-0 G6-3		0-1 HR 2B		4-2 HR BB			3	2	1	0	1	1	2				
Eddie Taubensee, L OBP: 0.347, SLG: 0.487		2-2 1B 1B		0-0 G4-3		4-0 HR BB	1-2 HR BB			3	3	2	4	1	0	0				
Aaron Boone, R OBP: 0.347, SLG: 0.455		0-1 1B 1B		1-1 1B		3-1 HR 1H 2H 3H	1-2 F8			4	1	3	4	0	0	1				
Pokey Reese, R OBP: 0.318, SLG: 0.426		1-1 1B		1 SAFE 1 SAFE 1 SAFE 1 G4-3		1-1 G5-3	2-0 P4			4	0	1	0	0	2					
Juan Guzman, R OBP: 0.176, SLG: 0.176		0-0 1B		1-2 G4-3		1-3 K	0-2 G5-3			4	0	1	1	0	1	1				
Inning Stats	R: 0 E: 0 K: 1 S: 12	H: 1 LOB: 2 BB: 1 P: 24	R: 0 E: 0 K: 1 S: 14	H: 4 LOB: 3 BB: 0 P: 22	R: 0 E: 0 K: 0 S: 7	H: 0 LOB: 0 BB: 0 P: 12	R: 0 E: 0 K: 0 S: 9	H: 1 LOB: 1 BB: 0 P: 14	R: 0 E: 0 K: 1 S: 9	H: 0 LOB: 0 BB: 0 P: 18	R: 4 E: 0 K: 2 S: 13	H: 3 LOB: 0 BB: 1 P: 24	R: 4 E: 0 K: 1 S: 15	H: 2 LOB: 1 BB: 2 P: 31	R: 0 E: 0 K: 1 S: 7	H: 0 LOB: 0 BB: 0 P: 11	1B: 6 2B: 3 3B: 0 HR: 2	SF: 0 SAC: 0 DP: 0 HBP: 0	WP: 1 PB: 0 CS: 0	PA: 38
PITCHER Mike Thurman, R ERA: 4.33 Anthony Telford, R ERA: 3.57 Steve Kline, L ERA: 3.69 Bobby Ayala, R ERA: 3.74	IP: 5.0 WLS: L BF: 26 H: 9 R: 5 ER: 5 SO: 3 BB: 2 IBB: 0 HBP: 0 BLK: 0 WP: 1 HR: 1 S: 56 P: 102 ERA: 9.00 WHIP: 2.200																			

Montreal Expos @ Cincinnati Reds
Cinergy Field, Cincinnati, OH
Sat Aug 21 1999, 7:05 PM EDT
Att: 33,714 - Unknown - 84 F


AB	34
R	9
H	11
RBI	9
BB	4
SO	7
LOB	15



Batter	1	2	3	4	5	6	7	8	9	AB	R	H	RBI	BB	SO	LOB	TOP										
Edgar Renteria, R OBP: 0.329, SLG: 0.379 (1, 6)	F9		S 1B		1B B5-3		K		K	5	0	2	0	0	2	2											
J.D. Drew, L OBP: 0.355, SLG: 0.477 (1, 8)	HR 1B		K		B5-3			K		4	1	1	0	0	2	2											
Mark McGwire, R OBP: 0.431, SLG: 0.713 (1, 3)	HR 1B							K		3	1	2	2	1	1	0											
Ray Lankford, L OBP: 0.375, SLG: 0.525 (1, 7)	P2		G3					K		4	0	0	0	0	2	4											
Fernando Tatis, R OBP: 0.405, SLG: 0.547 (1, 5)	G1-3									4	2	2	0	0	0	0											
Adam Kennedy, L OBP: 0.438, SLG: 0.733 (1, 4)		G3-1								4	0	1	1	0	0	1											
Joe McEwing, R OBP: 0.337, SLG: 0.404 (1, 9)		G6-3								3	0	0	0	0	0	1											
Willie McGee, S OBP: 0.302, SLG: 0.289 (9, PH)			G1-3							1	0	1	0	0	0	0											
Eli Marrero, R OBP: 0.236, SLG: 0.305 (1, 2)		G6-3								3	0	0	0	0	1	1											
Thomas Howard, S OBP: 0.345, SLG: 0.386 (9, PH)										1	0	0	0	0	0	2											
Kent Bottenfield, R OBP: 0.161, SLG: 0.200 (1, 1)										3	0	0	0	0	1	0											
Juan Acevedo, R OBP: 0.053, SLG: 0.053 (8, 1)										0	0	0	0	0	0	0											
Craig Paquette, R OBP: 0.313, SLG: 0.603 (9, PH)										1	0	1	1	0	0	0											
Inning Stats	R: 2 E: 0 K: 0 S: 14	H: 2 LOB: 0 BB: 0 P: 18	R: 0 E: 0 K: 0 S: 8	H: 0 LOB: 0 BB: 0 P: 11	R: 0 E: 0 K: 2 S: 12	H: 1 LOB: 2 BB: 1 P: 19	R: 1 E: 0 K: 1 S: 10	H: 2 LOB: 0 BB: 0 P: 14	R: 0 E: 0 K: 0 S: 9	H: 0 LOB: 0 BB: 0 P: 8	R: 0 E: 0 K: 1 S: 8	H: 0 LOB: 0 BB: 0 P: 9	R: 0 E: 0 K: 3 S: 11	H: 0 LOB: 0 BB: 0 P: 17	R: 1 E: 0 K: 1 S: 11	H: 3 LOB: 2 BB: 0 P: 16	1B: 7 2B: 2 3B: 0 HR: 1	SF: 0 SAC: 0 DP: 0 HBP: 0	WP: 0 PB: 0 SB: 1 CS: 0	PA: 37							
PITCHER	IP	WLS	BF	H	R	ER	SO	BB	IBB	HBP	BLK	WP	HR	S	P	ERA	WHIP										
Javier Vazquez, R ERA: 5.5 (1, 1)	7.0	W	28	7	3	3	5	1	0	0	0	0	1	67	91	3.86	1.143										
Steve Kline, L ERA: 3.5 (8, 1)	1.0	H	3	0	0	0	3	0	0	0	0	0	0	11	17	0.00	0.000										
Miguel Batista, R ERA: 5.14 (9, 1)	0.2	S	5	3	1	1	0	0	0	0	0	0	0	7	10	13.50	4.500										
Ugueth Urbina, R ERA: 3.75 (9, 1)	0.1	S	1	0	0	0	1	0	0	0	0	0	0	4	6	0.00	0.000										

St. Louis Cardinals @ Montreal Expos
Olympic Stadium, Montreal, QB
Tue Aug 24 1999, 7:05 PM EDT
Att: 17,142 - Dome - 72 F


AB 36
R 4
H 10
RBI 4
BB 1
SO 9
LOB 13



Batter	1	2	3	4	5	6	7	8	9	AB	R	H	RBI	BB	SO	LOB	BOTTOM										
Rondell White, R OBP: 0.366, SLG: 0.505 (1, 8)	G6-4-3 1B		P4							4	2	3	1	1	0	0											
Wilton Guerrero, S OBP: 0.335, SLG: 0.409 (1, 7)	G6-4-3 1B		G4-3							4	0	0	0	0	0	5											
James Mouton, R OBP: 0.392, SLG: 0.420 (8, PH)										1	0	1	2	0	0	0											
Miguel Batista, R OBP: 0.250, SLG: 0.333 (9, 1)										0	0	0	0	0	0	0											
Ugueth Urbina, R ERA: 3.75 (9, 1)										0	0	0	0	0	0	0											
Jose Vidro, S OBP: 0.355, SLG: 0.509 (1, 4)	1B		K							5	1	4	3	0	1	0											
Vladimir Guerrero, R OBP: 0.370, SLG: 0.578 (1, 9)	1B									5	0	1	0	0	0	4											
Brad Fullmer, L OBP: 0.346, SLG: 0.520 (1, 3)	G4-3									4	0	1	1	0	0	2											
Ryan McGuire, L OBP: 0.345, SLG: 0.344 (9, 3)										0	0	0	0	0	0	0											
Michael Barrett, R OBP: 0.342, SLG: 0.424 (1, 2)										4	1	1	0	0	0	1											
Shane Andrews, R OBP: 0.294, SLG: 0.354 (1, 5)										2	1	0	0	2	0	1											
Geoff Blum, S OBP: 0.375, SLG: 0.587 (1, 6)	P3									2	2	0	0	2	0	1											
Javier Vazquez, R OBP: 0.333, SLG: 0.300 (1, 1)										1	0	0	0	0	0	1											
Orlando Merced, S OBP: 0.340, SLG: 0.428 (7, PH)										1	0	1	0	0	0	0											
Manny Martinez, R OBP: 0.285, SLG: 0.354 (8, 8)										0	1	0	1	0	0	0											
Inning Stats	R: 0 E: 0 K: 0 S: 14	H: 3 LOB: 2 BB: 0 P: 22	R: 0 E: 0 K: 0 S: 11	H: 0 LOB: 1 BB: 1 P: 17	R: 0 E: 0 K: 1 S: 7	H: 0 LOB: 0 BB: 0 P: 11	R: 1 E: 0 K: 0 S: 11	H: 1 LOB: 1 BB: 1 P: 22	R: 1 E: 0 K: 0 S: 12	H: 2 LOB: 1 BB: 0 P: 19	R: 2 E: 0 K: 0 S: 11	H: 3 LOB: 1 BB: 0 P: 19	R: 4 E: 0 K: 0 S: 17	H: 3 LOB: 2 BB: 3 P: 33	1B: 11 2B: 1 3B: 0 HR: 0	SF: 1 SAC: 1 DP: 1 HBP: 0	WP: 0 PB: 0 SB: 0 CS: 0	PA: 40									
PITCHER	IP	WLS	BF	H	R	ER	SO	BB	IBB	HBP	BLK	WP	HR	S	P	ERA	WHIP										
Kent Bottenfield, R ERA: 3.99 (1, 1)	7.2	L	38	11	8	8	1	4	1	0	0	0	0	2	4	0.00	3.000										
Juan Acevedo, R ERA: 5.94 (8, 1)	0.1		2	1	0	0	0	0	0	0	0	0	0	2	4	0.00	3.000										

St. Louis Cardinals @ Montreal Expos
Olympic Stadium, Montreal, QB
Tue Aug 24 1999, 7:05 PM EDT
Att: 17,142 - Dome - 72 F

AB 33
R 8
H 12
RBI 8
BB 5
SO 1
LOB 15



Batter	1	2	3	4	5	6	7	8	9	AB	R	H	RBI	BB	SO	LOB	TOP										
Edgar Renteria, R (1, 6) OBP: 0.331, SLG: 0.382	0-1 E 2B		1-1 CS 1B		1-2 F8		1-0 F7			4	1	2	0	0	0	1	St. Louis Cardinals @ Montreal Expos Olympic Stadium, Montreal, QB Wed Aug 25 1999, 7:05 PM EDT Att: 15,322 - Dome - 72 F livebaseballscorecards.com										
J.D. Drew, L (1, 8) OBP: 0.364, SLG: 0.479	0-0 E1 L5-4 1B 2H		2-1 G3-1 1-2		0-0 BB 1B		4-0 FC6-4 BB			3	0	2	0	1	0	1											
Mark McGwire, R (1, 3) OBP: 0.429, SLG: 0.708	0-1 1B		0-0 F8		3-0 F9		1-1 FC6-4 1-2			4	0	1	0	0	0	3											
Fernando Tatis, R (1, 5) OBP: 0.404, SLG: 0.544	0-2 L5-4 2-3			0-2 F8	4-1 FC5-4 2-3 BB		2-0 F7			3	0	0	0	1	0	2											
Craig Paquette, R (1, 9) OBP: 0.309, SLG: 0.597	2-2 G6-3			0-0 F9 2B	1-1 FC5-4 1-2		0-2 F9			4	0	1	0	0	0	4											
Adam Kennedy, L (1, 4)		0-0 G1-3		2-0 F9 2-3		1-2 P5		0-0 G4-3		4	0	0	0	0	0	1											
Alberto Castillo, R (1, 2) Willie McGee, S (9, PH) OBP: 0.349, SLG: 0.377 OBP: 0.300, SLG: 0.288		1-1 G5-3		4-1 FC5-4 BB		1-2 G5-3		0-3 K		2	0	0	0	1	0	0											
Joe McEwing, R (1, 7) OBP: 0.336, SLG: 0.401		4-1 BB		0-2 FC5-4 1-2		1-0 F9		2-1 L1		3	0	0	0	1	0	2											
Larry Luebbers, R (1, 1) Thomas Howard, S (7, PH) Ricky Bottalico, L (7, 1) Ray Lankford, L (9, PH) OBP: 0.111, SLG: 0.111 OBP: 0.343, SLG: 0.383 OBP: 0.374, SLG: 0.523		0-3 K			1-2 BB 1B		0-1 G4-3		2-2 F9	2	0	1	0	0	1	1											
Inning Stats	R: 1 E: 1 K: 0 S: 12	H: 3 LOB: 1 BB: 0 P: 14	R: 0 E: 0 K: 1 S: 7	H: 0 LOB: 1 BB: 1 P: 12	R: 0 E: 0 K: 0 S: 5	H: 1 LOB: 0 BB: 0 P: 8	R: 0 E: 0 K: 0 S: 11	H: 1 LOB: 2 BB: 1 P: 17	R: 0 E: 0 K: 0 S: 11	H: 2 LOB: 3 BB: 1 P: 21	R: 0 E: 0 K: 0 S: 7	H: 0 LOB: 0 BB: 0 P: 10	R: 0 E: 0 K: 0 S: 5	H: 0 LOB: 1 BB: 1 P: 11	R: 0 E: 0 K: 0 S: 5	H: 0 LOB: 0 BB: 0 P: 7		R: 0 E: 0 K: 1 S: 9	H: 0 LOB: 0 BB: 0 P: 13	1B: 5 2B: 3 3B: 0 HR: 0	SF: 0 SAC: 0 DP: 1 HBP: 0	WP: 0 PB: 0 SB: 0 CS: 1	PA: 36				
PITCHER	IP	WLS	BF	H	R	ER	SO	BB	IBB	HBP	BLK	WP	HR	S	P	ERA	WHIP										
Jeremy Powell, R (1, 1) ERA: 3.21	8.0	W	33	7	1	1	1	4	0	0	0	0	0	63	100	1.12	1.375										
Ugueth Urbina, R (9, 1) ERA: 3.69	1.0	S	3	0	0	0	1	0	0	0	0	0	0	9	13	0.00	0.000										

Batter	1	2	3	4	5	6	7	8	9	AB	R	H	RBI	BB	SO	LOB	BOTTOM										
Rondell White, R (1, 8) OBP: 0.364, SLG: 0.509	1-1 F7	1-3 K		1-0 G5-3			1-0 HR	2-2 G6-3		5	1	1	1	0	1	2	St. Louis Cardinals @ Montreal Expos Olympic Stadium, Montreal, QB Wed Aug 25 1999, 7:05 PM EDT Att: 15,322 - Dome - 72 F livebaseballscorecards.com										
Wilton Guerrero, S (1, 7) Manny Martinez, R (7, 8) OBP: 0.335, SLG: 0.408 OBP: 0.287, SLG: 0.354	0-2 G4-3		0-0 G3		1-1 G3-1 BLK 1B		4-2 CS BB			3	1	1	0	0	0	0											
Jose Vidro, S (1, 4) OBP: 0.359, SLG: 0.513	0-2 HR		1-1 1B		2-1 G3-1		4-1 BB 1B			3	1	2	0	1	0	1											
Vladimir Guerrero, R (1, 9) OBP: 0.371, SLG: 0.584	1-0 HR		0-0 F9		2-3 K		1-0 BB			4	1	2	2	0	1	2											
Brad Fullmer, L (1, 3) OBP: 0.348, SLG: 0.520	0-0 G3-1		2-1 BB		1-0 FC6-4		0-0 F8			4	0	2	1	0	0	2											
Chris Widger, R (1, 2) OBP: 0.340, SLG: 0.490		2-1 G5-3		4-1 BB		0-0 FC6-4		4-1 BB		2	0	0	0	2	0	1											
Geoff Blum, S (1, 6) OBP: 0.350, SLG: 0.540		1-1 P6		3-2 L3		0-0 G3-1		3-3 K		4	0	0	0	0	1	6											
Mike Mordecai, R (1, 5) OBP: 0.324, SLG: 0.382		2-1 BB HBP		1-3 K		1-0 F9		3-3 K		3	0	0	0	0	2	0											
Jeremy Powell, R (1, 1) Orlando Merced, S (8, PH) Ugueth Urbina, R (9, 1) OBP: 0.158, SLG: 0.059 OBP: 0.339, SLG: 0.425 ERA: 4.45		4-0 BB		2-2 F8		0-2 G3-1		2-0 L9		2	0	0	0	1	0	0											
Inning Stats	R: 2 E: 0 K: 0 S: 10	H: 2 LOB: 0 BB: 0 P: 12	R: 0 E: 0 K: 1 S: 9	H: 0 LOB: 2 BB: 1 P: 19	R: 0 E: 0 K: 0 S: 10	H: 2 LOB: 3 BB: 1 P: 20	R: 0 E: 0 K: 1 S: 7	H: 0 LOB: 0 BB: 0 P: 11	R: 1 E: 0 K: 0 S: 9	H: 2 LOB: 1 BB: 0 P: 15	R: 0 E: 0 K: 0 S: 5	H: 0 LOB: 0 BB: 0 P: 6	R: 1 E: 0 K: 1 S: 10	H: 2 LOB: 3 BB: 3 P: 27	R: 0 E: 0 K: 1 S: 9	H: 0 LOB: 0 BB: 0 P: 16		1B: 5 2B: 1 3B: 0 HR: 2	SF: 0 SAC: 0 DP: 0 HBP: 1	WP: 0 PB: 0 SB: 0 CS: 1	PA: 37						
PITCHER	IP	WLS	BF	H	R	ER	SO	BB	IBB	HBP	BLK	WP	HR	S	P	ERA	WHIP										
Larry Luebbers, R (1, 1) ERA: 5.08	6.0	L	27	6	3	3	3	2	0	1	1	1	1	50	83	4.50	1.333										
Ricky Bottalico, R (7, 1) ERA: 4.45	2.0		10	2	1	1	2	3	0	0	0	0	1	19	43	4.50	2.500										

AB 32
R 1
H 7
RBI 0
BB 4
SO 2
LOB 15




AB 31
R 4
H 8
RBI 4
BB 5
SO 5
LOB 14



Batter	1	2	3	4	5	6	7	8	9	AB	R	H	RBI	BB	SO	LOB	TOP											
Mike Cameron, R OBP: 0.355, SLG: 0.480 Jeffrey Hammonds, R OBP: 0.306, SLG: 0.450	(1, 8) F K	(3, 3) B SAFE K		(0, 0) X L9			(1, 2) B 1B 3B	(1, 1) B FC6-4 1B		4	0	1	0	0	2	1	1 1 1 1 0 0 0											
Barry Larkin, R OBP: 0.393, SLG: 0.429	(1, 6) B 1B BB	(1, 1) B F9		(1, 0) B F8			(0, 0) X G6-3	(1, 0) B FC6-4 1-2		5	1	1	0	0	0	4	5 1 1 0 0 0 4											
Sean Casey, L OBP: 0.397, SLG: 0.546	(1, 3) C 1B BB			(1, 1) B 1B 2B			(1, 0) B 1B		(2, 2) B F7	5	1	3	1	0	1	0	5 1 3 1 0 1 0											
Dmitri Young, S OBP: 0.345, SLG: 0.492	(1, 7) B BB 1B			(2, 2) B L7		(0, 0) X G3	(1, 0) B P5		(1, 3) B K2-3	4	0	0	0	1	1	3	4 0 0 0 1 1 3											
Michael Tucker, L OBP: 0.347, SLG: 0.450	(1, 9) F K			(2, 1) B 2B 1B		(3, 2) B G3	(3, 2) B G3-1		(3, 3) B K	5	0	1	0	0	2	5	5 0 1 0 0 2 5											
Aaron Boone, R OBP: 0.345, SLG: 0.455	(1, 5) C BB			(1, 2) B 2B		(2, 3) B K			(2, 2) B F9	3	0	1	2	1	1	0	3 0 1 2 1 1 0											
Eddie Taubensee, L OBP: 0.341, SLG: 0.477	(1, 2) B G3-1			(2, 3) B K			(0, 0) X F8		(2, 2) B 1B 2B	4	1	1	0	0	1	5	4 1 1 0 0 1 5											
Pokey Reese, R OBP: 0.320, SLG: 0.420				(3, 2) B SH2-4 1B			(0, 0) X F9		(4, 2) B 1B BB	2	0	1	0	2	0	0	2 0 1 0 2 0 0											
Ron Villone, L OBP: 0.129, SLG: 0.100 Mark Lewis, R OBP: 0.287, SLG: 0.443 Danny Graves, R (8, 1)				(0, 0) X SH2-4			(1, 1) B L8		(1, 3) B K	2	0	0	0	0	0	3	2 0 0 0 0 0 3											
Inning Stats	R: 1 H: 2 E: 0 K: 2 S: 17	L: 32 LOB: 3 BB: 2 P: 32	R: 0 H: 1 E: 0 K: 1 S: 13	LOB: 1 BB: 0 P: 20	R: 1 H: 3 E: 0 K: 1 S: 16	LOB: 3 BB: 1 P: 28	R: 0 H: 0 E: 0 K: 1 S: 5	LOB: 0 BB: 0 P: 8	R: 0 H: 0 E: 0 K: 0 S: 4	LOB: 0 BB: 0 P: 5	R: 1 H: 2 E: 0 K: 0 S: 10	LOB: 2 BB: 0 P: 16	R: 1 H: 2 E: 0 K: 1 S: 15	LOB: 2 BB: 1 P: 26	R: 0 H: 0 E: 0 K: 2 S: 10	LOB: 0 BB: 0 P: 16	1B: 7 2B: 2 3B: 1 HR: 0	SF: 0 SAC: 1 DP: 0 HBP: 0	WP: 0 PB: 0 SB: 1 CS: 0	PA: 41								
PITCHER	IP	WLS	BF	H	R	ER	SO	BB	IBB	HBP	BLK	WP	HR	S	P	ERA	WHIP											
Dustin Hermanson, R ERA: 4.75 Miguel Batista, R ERA: 5.17 Steve Kline, L ERA: 3.47	(1, 1)	7.0	L	32	8	3	3	6	2	1	0	0	0	0	73	122	3.86	1.429										

Cincinnati Reds @ Montreal Expos
Olympic Stadium, Montreal, QB
Fri Aug 27 1999, 7:05 PM EDT
Att. 8,257 - Dome - 72 F


AB	36
R	4
H	10
RBI	4
BB	4
SO	9
LOB	23



Batter	1	2	3	4	5	6	7	8	9	AB	R	H	RBI	BB	SO	LOB	BOTTOM										
Rondell White, R OBP: 0.361, SLG: 0.510	(1, 8) C G5-3			(3, 2) B HR			(0, 1) S F7		(1, 0) B 2-1	4	1	1	1	0	0	0	4 1 1 1 0 0 0										
Wilton Guerrero, S OBP: 0.332, SLG: 0.407	(1, 7) X 2B			(1, 3) B K			(2, 2) F G5-3		(2, 1) B G4-3	4	0	1	0	0	1	0	4 0 1 0 0 1 0										
Jose Vidro, S OBP: 0.357, SLG: 0.513	(1, 4) B G6-3			(1, 1) B 2B			(1, 2) B G4-3		(0, 0) X F7	4	0	1	0	0	0	0	4 0 1 0 0 0 0										
Vladimir Guerrero, R OBP: 0.371, SLG: 0.586				(4, 0) B IBB			(3, 1) B P3			2	0	0	0	1	0	0	2 0 0 0 1 0 0										
Chris Widger, R OBP: 0.336, SLG: 0.485				(2, 2) B L7			(2, 2) B G4-3			3	0	0	0	0	0	2	3 0 0 0 0 0 2										
Shane Andrews, R OBP: 0.289, SLG: 0.347				(0, 2) B F8			(2, 3) B K			3	0	0	0	0	1	2	3 0 0 0 0 1 2										
Brad Fullmer, L OBP: 0.346, SLG: 0.517				(1, 0) B G3-1			(2, 0) B G3		(1, 0) B G1-3 2-1 2B	3	0	1	0	0	0	0	3 0 1 0 0 0 0										
Mike Mordecai, R OBP: 0.323, SLG: 0.384				(2, 1) B F8			(3, 2) B G4-3		(0, 2) B G1-3	3	0	0	0	0	0	1	3 0 0 0 0 0 1										
Dustin Hermanson, R OBP: 0.104, SLG: 0.044 Miguel Batista, R OBP: 0.230, SLG: 0.333 Orlando Merced, S OBP: 0.337, SLG: 0.423 Steve Kline, S	(1, 1)	7.0	W	24	3	1	1	3	0	0	0	0	0	0	0	0	0	2 0 0 0 0 1 0									
Inning Stats	R: 0 H: 1 E: 0 K: 0 S: 7	W: 24 LOB: 0 BB: 0 P: 10	R: 0 H: 0 E: 0 K: 0 S: 4	LOB: 0 BB: 0 P: 8	R: 0 H: 0 E: 0 K: 1 S: 6	LOB: 0 BB: 0 P: 10	R: 1 H: 2 E: 0 K: 1 S: 21	LOB: 2 BB: 1 P: 32	R: 0 H: 0 E: 0 K: 0 S: 5	LOB: 0 BB: 0 P: 10	R: 0 H: 0 E: 0 K: 0 S: 8	LOB: 0 BB: 0 P: 15	R: 0 H: 1 E: 0 K: 0 S: 5	LOB: 1 BB: 0 P: 8	R: 0 H: 0 E: 0 K: 0 S: 6	LOB: 0 BB: 0 P: 11	1B: 0 2B: 3 3B: 0 HR: 1	SF: 0 SAC: 0 DP: 0 HBP: 0	WP: 0 PB: 0 SB: 0 CS: 0	PA: 30							
PITCHER	IP	WLS	BF	H	R	ER	SO	BB	IBB	HBP	BLK	WP	HR	S	P	ERA	WHIP										
Ron Villone, L ERA: 3.83 Danny Graves, R ERA: 3.12	(1, 1)	2.0	S	7	1	0	0	0	0	0	0	0	0	11	19	0.00	0.500										

Cincinnati Reds @ Montreal Expos
Olympic Stadium, Montreal, QB
Fri Aug 27 1999, 7:05 PM EDT
Att. 8,257 - Dome - 72 F

AB	29
R	1
H	4
RBI	1
BB	1
SO	3
LOB	6



Batter	1	2	3	4	5	6	7	8	9	AB	R	H	RBI	BB	SO	LOB	TOP					
Pokey Reese, R OBP: 0.323, SLG: 0.426 (1, 4)	2-2 FC3-6 1B	1-1 G6-3 1B		1-1 2B	3-2 F9			2-1 F7		5	3	3	0	0	0	1	Cincinnati Reds @ Montreal Expos Olympic Stadium, Montreal, QB Sat Aug 28 1999, 7:05 PM EDT Att: 11,238 - Dome - 72 F					
Barry Larkin, R OBP: 0.394, SLG: 0.426 (1, 6)	2-2 P4	0-0 G6-3		4-0 2B			4-1 F7	2-0 F8		3	1	0	0	2	0	2						
Sean Casey, L OBP: 0.399, SLG: 0.547 (1, 3)	4-1 FC3-6 1B	2-0 1B		0-2 2B			0-2 F7		3-2 G6-3	4	0	2	4	1	0	1						
Dmitri Young, S OBP: 0.342, SLG: 0.485 (9, 9)	0-1 FC3-6 1B	1-1 F8		1-1 2B			0-0 G4-3		0-3 K	4	1	0	0	1	1	4						
Michael Tucker, L OBP: 0.346, SLG: 0.445 (9, PH)	4-0 1B		1-3 K	1-3 K			1-3 K		0-0 G6-3	3	0	0	0	1	3	3						
Greg Vaughn, R OBP: 0.336, SLG: 0.478 (9, 1)	1-2 BB									1	0	0	0	0	0	0						
Scott Williamson, R (9, 1)										0	0	0	0	0	0	0						
Aaron Boone, R OBP: 0.344, SLG: 0.453 (1, 5)	0-1 1B		2-3 K	0-0 P4					0-2 G6-3	4	0	1	2	0	1	2						
Jeffrey Hammonds, R OBP: 0.310, SLG: 0.453 (1, 8)	4-2 BB		3-2 L7		2-1 G1-3			1-1 F7		3	0	1	0	1	0	0						
Jason LaRue, R OBP: 0.254, SLG: 0.286 (9, 7)	0-0 F8			1-2 FC2-5	2-2 G1-3			0-2 K		4	0	1	0	0	1	4						
Brett Tomko, R OBP: 0.244, SLG: 0.238 (9, 1)					2-3					0	0	0	0	0	0	0						
Scott Sullivan, R OBP: 0.244, SLG: 0.238 (9, 1)					1-2 FC2-5					3	1	1	0	0	1	1						
Gabe White, L (9, 1)					2B					0	0	0	0	0	0	0						
Stan Belinda, R OBP: 0.233, SLG: 0.233 (9, 1)					2B					0	0	0	0	0	0	0						
Dennys Reyes, R (9, 1)					2B					0	0	0	0	0	0	0						
Eddie Taubensee, L OBP: 0.241, SLG: 0.241 (9, 2)					2B					1	0	0	0	0	0	0						
Inning Stats	R: 2 E: 0 K: 0 S: 14	H: 2 LOB: 3 BB: 3 P: 30	R: 1 E: 0 K: 1 S: 9	H: 2 LOB: 1 BB: 0 P: 13	R: 0 E: 0 K: 2 S: 9	H: 0 LOB: 0 BB: 0 P: 15	R: 3 E: 0 K: 1 S: 16	H: 3 LOB: 2 BB: 2 P: 27	R: 0 E: 0 K: 0 S: 12	H: 2 LOB: 1 BB: 0 P: 20	R: 0 E: 0 K: 1 S: 8	H: 0 LOB: 1 BB: 1 P: 13	R: 0 E: 0 K: 1 S: 8	H: 0 LOB: 0 BB: 0 P: 9	R: 0 E: 0 K: 0 S: 4	H: 0 LOB: 0 BB: 0 P: 8	R: 0 E: 0 K: 1 S: 7	H: 0 LOB: 0 BB: 0 P: 10	1B: 4 2B: 5 3B: 0 HR: 0	SF: 0 SAC: 0 DP: 0 HBP: 0	WP: 0 PB: 0 SB: 1 CS: 1	PA: 41
PITCHER	IP WLS BF H R ER SO BB IBB HBP BLK WP HR S P ERA WHIP																					
Dan Smith, R ERA: 5.78 (1, 1)	3.1 22 7 6 6 3																					
Miguel Batista, R ERA: 5.1 (4, 1)	1.2 6 2 0 0 1																					
Guillermo Mota, R ERA: 3.27 (6, 1)	1.0 4 0 0 0 1																					
Anthony Telford, R ERA: 3.52 (7, 1)	2.0 6 0 0 0 1																					
Steve Kline, L ERA: 3.41 (9, 1)	1.0 W 3 0 0 0 1																					

AB	35
R	6
H	9
RBI	6
BB	6
SO	7
LOB	18



Batter	1	2	3	4	5	6	7	8	9	AB	R	H	RBI	BB	SO	LOB	BOTTOM					
Rondell White, R OBP: 0.362, SLG: 0.511 (1, 8)	2-1 G4-3 2B		1-0 F7		2-1 G6-3		1-0 F8-6		1-1 F8	5	1	2	0	0	0	1	Cincinnati Reds @ Montreal Expos Olympic Stadium, Montreal, QB Sat Aug 28 1999, 7:05 PM EDT Att: 11,238 - Dome - 72 F					
Wilton Guerrero, S OBP: 0.331, SLG: 0.413 (1, 7)	2-1 G4-3		2-2 L8		0-0 SF9		0-2 F8-6		4-1 HR	4	1	1	1	0	0	2						
Manny Martinez, R OBP: 0.289, SLG: 0.354 (8, 8)	2-3 2B		0-1 F9		0-0 SF9		4-0 HBP		2-2 P5	3	1	1	2	1	0	1						
Brad Fullmer, L OBP: 0.347, SLG: 0.515 (1, 3)	0-1 E4 2B				0-0 SF9				2-2 P5	3	1	1	2	1	0	1						
Vladimir Guerrero, R OBP: 0.372, SLG: 0.589 (1, 9)	0-0 P5			3-1 G4-3	2-2 G6-3		1-0 HBP		1-2 HR	4	1	1	2	0	0	1						
Jose Vidro, S OBP: 0.356, SLG: 0.509 (1, 4)	4-0 2B			1-0 G1-3			0-0 F7		0-2 F9	3	0	0	0	1	0	2						
Michael Barrett, R OBP: 0.345, SLG: 0.432 (1, 5)	2-3 BB			1-3 K			1-2 2B		1-1 FC1-6	4	0	3	1	0	1	0						
Chris Widger, R OBP: 0.335, SLG: 0.492 (1, 2)					3-1 HR		2-3 K		0-0 FC1-6	4	1	1	1	0	1	2						
Geoff Blum, S OBP: 0.348, SLG: 0.527 (1, 6)					0-0 1B		4-0 2B		2-1 FC4-6	3	1	1	0	1	0	1						
Dan Smith, R ERA: 5.78 (1, 1)	4.0 18 7 6 6 3																					
Miguel Batista, R ERA: 5.1 (4, 1)	1.2 6 2 1 1 1																					
Guillermo Mota, R ERA: 3.27 (6, 1)	1.0 4 0 0 0 1																					
Anthony Telford, R ERA: 3.52 (7, 1)	2.0 6 0 0 0 1																					
Steve Kline, L ERA: 3.41 (9, 1)	1.0 W 3 0 0 0 1																					
Inning Stats	R: 2 E: 0 K: 0 S: 8	H: 3 LOB: 2 BB: 1 P: 16	R: 0 E: 0 K: 1 S: 7	H: 0 LOB: 0 BB: 0 P: 8	R: 0 E: 0 K: 0 S: 6	H: 0 LOB: 0 BB: 0 P: 9	R: 0 E: 0 K: 1 S: 6	H: 0 LOB: 0 BB: 0 P: 11	R: 4 E: 0 K: 0 S: 12	H: 4 LOB: 0 BB: 0 P: 20	R: 0 E: 0 K: 1 S: 9	H: 1 LOB: 2 BB: 1 P: 18	R: 0 E: 0 K: 0 S: 10	H: 1 LOB: 2 BB: 1 P: 16	R: 0 E: 0 K: 0 S: 6	H: 1 LOB: 1 BB: 0 P: 10	R: 2 E: 0 K: 0 S: 13	H: 1 LOB: 0 BB: 1 P: 19	1B: 4 2B: 5 3B: 1 HR: 2	SF: 1 SAC: 0 DP: 1 HBP: 1	WP: 1 PB: 0 SB: 0 CS: 0	PA: 40
PITCHER	IP WLS BF H R ER SO BB IBB HBP BLK WP HR S P ERA WHIP																					
Brett Tomko, R ERA: 5.19 (5, 1)	1.2 8 2 1 1 1																					
Scott Sullivan, R ERA: 2.79 (6, 1)	1.0 4 1 0 0 0																					
Gabe White, L ERA: 4.17 (7, 1)	0.0 1 0 0 0 0																					
Stan Belinda, R ERA: 4.8 (7, 1)	1.1 5 1 0 0 0																					
Dennys Reyes, L ERA: 2.74 (7, 1)	1.1 5 1 0 0 0																					

AB	34
R	8
H	11
RBI	8
BB	4
SO	3
LOB	13



Batter	1	2	3	4	5	6	7	8	9	AB	R	H	RBI	BB	SO	LOB	TOP					
Rondell White, R OBP: 0.360, SLG: 0.512 (1, 8)										5	0	1	0	0	1	0						
Orlando Merced, S OBP: 0.348, SLG: 0.460 Manny Martinez, R OBP: 0.291, SLG: 0.353 (7, 8)										4	2	3	0	0	0	0						
Jose Vidro, S OBP: 0.358, SLG: 0.510 (1, 4)										3	1	1	2	2	0	1						
Vladimir Guerrero, R OBP: 0.368, SLG: 0.584 (1, 9)										4	1	1	1	0	1	4						
Brad Fullmer, L OBP: 0.345, SLG: 0.509 (1, 3)										3	0	1	1	0	0	3						
Chris Widger, R OBP: 0.331, SLG: 0.485 (1, 2)										4	0	0	0	0	1	3						
Shane Andrews, R OBP: 0.290, SLG: 0.342 (1, 5)										3	0	0	0	1	2	0						
Geoff Blum, S OBP: 0.365, SLG: 0.548 Miguel Batista, R OBP: 0.250, SLG: 0.333 (8, 1)										4	0	1	0	0	1	0						
Jeremy Powell, R OBP: 0.143, SLG: 0.053 Wilton Guerrero, S OBP: 0.332, SLG: 0.411 Steve Kline, S (6, 1)										2	0	0	0	0	0	0						
Mike Mordecai, R OBP: 0.323, SLG: 0.384 Ryan McGuire, L OBP: 0.351, SLG: 0.362 (9, PH)										1	0	0	0	0	0	2						
Inning Stats	R: 1 E: 0 K: 1 S: 16	H: 2 LOB: 2 BB: 0 P: 24	R: 0 E: 0 K: 0 S: 9	H: 0 LOB: 0 BB: 0 P: 16	R: 2 E: 0 K: 1 S: 15	H: 2 LOB: 1 BB: 1 P: 25	R: 0 E: 0 K: 1 S: 9	H: 0 LOB: 0 BB: 0 P: 10	R: 1 E: 0 K: 0 S: 7	H: 1 LOB: 2 BB: 1 P: 8	R: 0 E: 0 K: 1 S: 14	H: 1 LOB: 2 BB: 1 P: 27	R: 0 E: 0 K: 2 S: 12	H: 1 LOB: 3 BB: 1 P: 22	R: 0 E: 0 K: 2 S: 9	H: 0 LOB: 0 BB: 0 P: 15	R: 0 E: 0 K: 2 S: 10	H: 1 LOB: 1 BB: 0 P: 15	1B: 2 2B: 5 3B: 1 HR: 0	SF: 0 SAC: 0 DP: 0 HBP: 1	WP: 0 PB: 0 SB: 2 CS: 0	PA: 39
PITCHER	IP WLS BF H R ER SO BB IBB HBP BLK WP HR S P ERA WHIP																					
Todd Stottlemyre, R ERA: 3.98 Darren Holmes, R ERA: 2.8 Greg Swindell, L ERA: 2.41 Bobby Chouinard, R ERA: 2.17 Matt Mantel, R ERA: 2.6	5.2 26 6 4 3 3 2 0 1 0 0 0 66 103 4.76 1.412																					

Montreal Expos @ Arizona Diamondbacks
Bank One Ballpark, Phoenix, AZ
Mon Aug 30 1999, 9:35 PM EDT
Att: 30,483 - Dome - 72 F

AB 35
R 4
H 8
RBI 4
BB 3
SO 8
LOB 14



Batter	1	2	3	4	5	6	7	8	9	AB	R	H	RBI	BB	SO	LOB	BOTTOM			
Tony Womack, L OBP: 0.338, SLG: 0.370 (1, 6)										5	1	1	0	0	0	3				
Jay Bell, R OBP: 0.358, SLG: 0.535 (1, 4)										4	1	1	0	0	3	1				
Luis Gonzalez, L OBP: 0.409, SLG: 0.573 (1, 7)										3	0	1	1	1	1	1				
Matt Williams, R OBP: 0.348, SLG: 0.549 (1, 5)										4	0	1	1	0	0	2				
Erubiel Durazo, L OBP: 0.389, SLG: 0.500 (1, 3)										4	0	0	0	0	3	3				
Steve Finley, L OBP: 0.332, SLG: 0.495 (1, 8)										3	2	1	0	1	1	0				
Rob Ryan, L OBP: 0.357, SLG: 0.786 (1, 9)										4	1	3	2	0	1	0				
Kelly Stinnett, R OBP: 0.291, SLG: 0.424 (1, 2)										3	0	1	0	1	1	3				
Todd Stottlemyre, L ERA: 2.26, SLG: 0.208 Darren Holmes, R ERA: 2.8 Bernard Gilkey, R ERA: 0.900 Greg Swindell, L ERA: 2.41 Bobby Chouinard, R ERA: 2.17 Greg Colburn, R ERA: 0.607, SLG: 0.320 Matt Mantel, R ERA: 2.6	0.1 1 0 0 0 0 0 0 0 0 0 0 7 13 0.00 6.000																			
Inning Stats	R: 1 E: 0 K: 3 S: 16	H: 2 LOB: 1 BB: 0 P: 20	R: 0 E: 0 K: 2 S: 8	H: 0 LOB: 1 BB: 1 P: 14	R: 0 E: 0 K: 1 S: 5	H: 0 LOB: 0 BB: 0 P: 6	R: 2 E: 0 K: 0 S: 9	H: 3 LOB: 1 BB: 0 P: 12	R: 1 E: 0 K: 1 S: 13	H: 2 LOB: 1 BB: 0 P: 17	R: 0 E: 0 K: 0 S: 9	H: 1 LOB: 2 BB: 1 P: 20	R: 0 E: 0 K: 2 S: 13	H: 0 LOB: 1 BB: 1 P: 22	R: 1 E: 0 K: 1 S: 16	H: 1 LOB: 1 BB: 1 P: 25	1B: 6 2B: 2 3B: 0 HR: 1	SF: 1 SAC: 0 DP: 0 HBP: 0	WP: 0 PB: 0 SB: 2 CS: 0	PA: 37
PITCHER	IP WLS BF H R ER SO BB IBB HBP BLK WP HR S P ERA WHIP																			
Jeremy Powell, R ERA: 3.51 Steve Kline, L ERA: 3.3 Miguel Batista, R ERA: 5.13	5.0 23 7 4 4 7 1 1 0 0 0 0 22 42 0.00 1.000																			

Montreal Expos @ Arizona Diamondbacks
Bank One Ballpark, Phoenix, AZ
Mon Aug 30 1999, 9:35 PM EDT
Att: 30,483 - Dome - 72 F

AB 32
R 5
H 9
RBI 5
BB 4
SO 10
LOB 15



Batter	1	2	3	4	5	6	7	8	9	AB	R	H	RBI	BB	SO	LOB	TOP										
James Mouton, R (1, 9) OBP: 0.364, SLG: 0.378										4	0	0	0	0	3	0	Montreal Expos @ Arizona Diamondbacks Bank One Ballpark, Phoenix, AZ Tue Aug 31 1999, 9:35 PM EDT Att: 32,154 - Dome - 72 F										
Wilton Guerrero, S (1, 7) OBP: 0.331, SLG: 0.409 Anthony Telford, R (8, 1)										4	0	1	0	0	1	0											
Ryan McGuire, L (9, 3) OBP: 0.351, SLG: 0.362										0	0	0	0	0	0	0											
Jose Vidro, S (1, 4) OBP: 0.355, SLG: 0.505										4	0	0	0	0	2	2											
Rondell White, R (1, 8) OBP: 0.361, SLG: 0.514										4	1	2	0	0	1	2											
Chris Widger, R (1, 2) OBP: 0.333, SLG: 0.482										2	0	0	0	2	2	1											
Michael Barrett, R (1, 5) OBP: 0.346, SLG: 0.437 Ugueth Urbina, R (9, 1)										4	0	2	1	0	0	1											
Shane Andrews, R (1, 3) OBP: 0.287, SLG: 0.337										4	0	0	0	0	2	4											
Geoff Blum, S (1, 6) OBP: 0.364, SLG: 0.585										3	1	1	1	0	1	1											
Mike Thurman, R (1, 1) OBP: 0.081, SLG: 0.029 Mike Mordecai, R (8, PH) Manny Martinez, P (8, 8) OBP: 0.291, SLG: 0.353										2	0	0	0	0	2	0											
Inning Stats	R: 0 E: 0 K: 2 S: 8	H: 0 W: 0 LOB: 0 BB: 0 P: 13	R: 1 E: 0 K: 3 S: 12	H: 2 W: 1 LOB: 1 BB: 0 P: 17	R: 0 E: 0 K: 3 S: 19	H: 1 W: 0 LOB: 2 BB: 0 P: 24	R: 0 E: 0 K: 0 S: 6	H: 0 W: 0 LOB: 0 BB: 1 P: 12	R: 0 E: 0 K: 2 S: 7	H: 0 W: 0 LOB: 0 BB: 0 P: 10	R: 0 E: 0 K: 2 S: 7	H: 0 W: 0 LOB: 0 BB: 0 P: 9	R: 0 E: 0 K: 1 S: 7	H: 0 W: 0 LOB: 0 BB: 0 P: 9	R: 1 E: 0 K: 1 S: 11	H: 1 W: 0 LOB: 0 BB: 1 P: 16	R: 0 E: 0 K: 0 S: 9	H: 2 W: 0 LOB: 2 BB: 1 P: 21	1B: 3 2B: 3 3B: 0 HR: 1	SF: 0 SAC: 0 DP: 2 HBP: 0	WP: 0 PB: 2 SB: 0 CS: 0	PA: 34					
PITCHER	IP	WLS	BF	H	R	ER	SO	BB	IBB	HBP	BLK	WP	HR	S	P	ERA	WHIP										
Randy Johnson, L (1, 1) ERA: 2.47	8.0	L	29	4	2	1	14	1	0	0	0	0	1	76	110	1.12	0.625										
Gregg Olson, R (9, 1) ERA: 3.51	1.0	S	5	2	0	0	0	1	0	0	0	0	0	9	21	0.00	3.000										

AB	32
R	2
H	6
RBI	2
BB	2
SO	14
LOB	11



Batter	1	2	3	4	5	6	7	8	9	AB	R	H	RBI	BB	SO	LOB	BOTTOM										
Tony Womack, L (1, 6) OBP: 0.337, SLG: 0.369										4	0	1	0	0	1	0	Montreal Expos @ Arizona Diamondbacks Bank One Ballpark, Phoenix, AZ Tue Aug 31 1999, 9:35 PM EDT Att: 32,154 - Dome - 72 F										
Jay Bell, R (1, 4) OBP: 0.359, SLG: 0.536										4	0	2	0	0	0	1											
Luis Gonzalez, L (1, 7) OBP: 0.408, SLG: 0.570										4	0	1	0	0	0	2											
Matt Williams, R (1, 5) OBP: 0.346, SLG: 0.545										4	0	0	0	0	2	2											
Steve Finley, L (1, 8) OBP: 0.332, SLG: 0.492										3	0	0	0	1	1	0											
Erubiel Durazo, L (1, 3) OBP: 0.394, SLG: 0.532										3	1	1	1	1	2	0											
Rob Ryan, L (1, 9) OBP: 0.333, SLG: 0.647										3	0	0	0	1	1	2											
Damian Miller, R (1, 2) OBP: 0.292, SLG: 0.396										3	0	1	0	0	0	0											
Randy Johnson, R (1, 1) OBP: 0.110, SLG: 0.146 Lenny Harris, L (8, PH) Gregg Olson, R (9, 1) OBP: 0.321, SLG: 0.371										2	0	0	0	0	1	2											
Inning Stats	R: 0 E: 0 K: 2 S: 13	H: 1 W: 0 LOB: 1 BB: 0 P: 16	R: 0 E: 0 K: 1 S: 12	H: 1 W: 1 LOB: 2 BB: 1 P: 18	R: 0 E: 0 K: 0 S: 8	H: 1 W: 0 LOB: 1 BB: 0 P: 14	R: 0 E: 0 K: 2 S: 9	H: 0 W: 0 LOB: 0 BB: 0 P: 13	R: 0 E: 0 K: 1 S: 7	H: 0 W: 0 LOB: 0 BB: 0 P: 9	R: 0 E: 0 K: 0 S: 7	H: 1 W: 0 LOB: 0 BB: 0 P: 11	R: 1 E: 0 K: 1 S: 8	H: 1 W: 0 LOB: 0 BB: 0 P: 10	R: 0 E: 0 K: 0 S: 7	H: 1 W: 0 LOB: 0 BB: 0 P: 10		R: 0 E: 0 K: 1 S: 7	H: 0 W: 0 LOB: 2 BB: 2 P: 18	1B: 4 2B: 1 3B: 0 HR: 1	SF: 0 SAC: 0 DP: 1 HBP: 0	WP: 0 PB: 0 SB: 0 CS: 1	PA: 34				
PITCHER	IP	WLS	BF	H	R	ER	SO	BB	IBB	HBP	BLK	WP	HR	S	P	ERA	WHIP										
Mike Thurman, R (1, 1) ERA: 4.17	7.0	W	26	5	1	1	7	1	0	0	0	0	0	64	91	1.29	0.857										
Anthony Telford, R (8, 1) ERA: 3.39	1.0	H	3	1	0	0	0	0	0	0	0	0	0	7	10	0.00	1.000										
Ugueth Urbina, R (9, 1) ERA: 3.57	1.0	S	5	0	0	0	1	2	0	0	0	0	0	7	18	0.00	2.000										

AB	31
R	1
H	6
RBI	1
BB	3
SO	8
LOB	9



Batter	1	2	3	4	5	6	7	8	9	AB	R	H	RBI	BB	SO	LOB	TOP																
Wilton Guerrero, S (1, 7) <small>OBP: 0.332, SLG: 0.424</small> Ryan McGuire, L (7, 7) <small>OBP: 0.351, SLG: 0.362</small>	 2B	 G3		 HR	 F7		 L4				5	2	2	1	0	0	3																
Manny Martinez, R (1, 9) <small>OBP: 0.290, SLG: 0.348</small>	 F9	 S BB		 P4		 G4-3		 F9		4	0	0	0	1	0	1																	
Michael Barrett, R (1, 5) <small>OBP: 0.349, SLG: 0.439</small> James Mouton, R (8, 9) <small>OBP: 0.364, SLG: 0.378</small>	 2B 1B	 F9		 G6-3		 FC5-4 BB		 2B		3	1	1	0	2	0	1																	
Rondell White, R (1, 8) <small>OBP: 0.361, SLG: 0.520</small>	 1B 2B		 K		 FC 3B	 FC5-4 2B		 K		5	2	2	1	0	2	2																	
Chris Widger, R (1, 2) <small>OBP: 0.334, SLG: 0.481</small>	 1B	 P5		 P3		 2B 1B		 K		5	2	2	1	0	1	2																	
Jose Vidro, S (1, 4) <small>OBP: 0.362, SLG: 0.513</small>	 1B	 BB		 BB	 FC BB	 1B 2B		 G4-3 2B		3	0	3	3	2	0	0																	
Shane Andrews, R (1, 3) <small>OBP: 0.285, SLG: 0.332</small>	 F7	 BB	 BB		 K	 G6-3		 K		4	0	0	0	1	2	5																	
Geoff Blum, S (1, 6) <small>OBP: 0.366, SLG: 0.609</small>		 HR	 G5-3		 FC BB		 K	 G4-3		4	1	1	1	1	1	3																	
Dustin Hermanson, R (1, 1) <small>OBP: 0.094, SLG: 0.040</small> Guillermo Mota, R (9, 1) <small>OBP: 1.000, SLG: 4.000</small>	 P4		 K		 FC		 G2-3	 K		5	0	0	1	0	2	3																	
Inning Stats	R: 3 E: 0 K: 0 S: 10	H: 4 LOB: 1 BB: 1 P: 16	R: 1 E: 0 K: 0 S: 14	H: 1 LOB: 1 BB: 1 P: 22	R: 0 E: 0 K: 1 S: 11	H: 0 LOB: 2 BB: 2 P: 25	R: 1 E: 0 K: 1 S: 7	H: 1 LOB: 0 BB: 0 P: 10	R: 1 E: 0 K: 1 S: 13	H: 1 LOB: 3 BB: 2 P: 25	R: 2 E: 0 K: 0 S: 12	H: 2 LOB: 1 BB: 1 P: 23	R: 0 E: 0 K: 1 S: 10	H: 0 LOB: 1 BB: 0 P: 13	R: 0 E: 0 K: 2 S: 11	H: 1 LOB: 1 BB: 0 P: 17	R: 0 E: 0 K: 2 S: 11	H: 1 LOB: 1 BB: 0 P: 16	1B: 3 2B: 5 3B: 1 HR: 2	SF: 0 SAC: 0 DP: 0 HBP: 0	WP: 0 PB: 0 SB: 1 CS: 1	PA: 45											
PITCHER	IP WLS BF H R ER SO BB IBB HBP BLK WP HR S P ERA WHIP																																
Omar Daal, L (1, 1) <small>ERA: 3.7</small> Darren Holmes, R (5, 1) <small>ERA: 3.41</small> Erik Sabel, R (6, 1) <small>ERA:</small> Dan Plesac, L (9, 1) <small>ERA: 6.81</small>	4.0 L	21 21	6 6	5 5	5 5	2 2	4 4	0 0	0 0	0 0	0 0	0 0	2 2	42 42	73 73	11.25 11.25	2.500 2.500																
Batter	1	2	3	4	5	6	7	8	9	AB	R	H	RBI	BB	SO	LOB	BOTTOM																
Tony Womack, L (1, 6) <small>OBP: 0.336, SLG: 0.369</small>	 G4-3		 F9			 F7			 HR 1B	4	0	1	0	0	0	0																	
Jay Bell, R (1, 4) <small>OBP: 0.360, SLG: 0.542</small>	 FC6-4 1B			 F8			 G3		 HR	4	1	2	1	0	0	0																	
Luis Gonzalez, L (1, 7) <small>OBP: 0.409, SLG: 0.572</small>	 F8			 G3			 1B		 2B	4	0	2	0	0	0	1																	
Matt Williams, R (1, 5) <small>OBP: 0.343, SLG: 0.541</small>	 FC6-4 1-2			 P3			 F8		 G6-3	4	0	0	0	0	0	3																	
Erubiel Durazo, L (1, 3) <small>OBP: 0.388, SLG: 0.530</small>		 G4-3 F9-2 2B		 F8			 K		 G5-3	4	0	1	0	0	1	2																	
Steve Finley, L (1, 8) <small>OBP: 0.330, SLG: 0.489</small>	 G4-3 2-3			 F8			 G4-3			3	0	0	0	0	0	1																	
Lenny Harris, L (1, 9) <small>OBP: 0.317, SLG: 0.366</small> Erik Sabel, R (6, 1) <small>OBP:</small> Bernard Gilkey, R (8, PH) <small>OBP: 0.378, SLG: 0.497</small> Dan Plesac, L (9, 1) <small>OBP:</small>	 F9-2 3-H			 G4-3			 G4-3		 K	2	0	0	0	0	0	1																	
Kelly Stinnett, R (1, 2) <small>OBP: 0.292, SLG: 0.427</small>			 G6-3			 F9		 2B		3	0	1	0	0	0	0																	
Omar Daal, L (1, 1) <small>OBP: 0.254, SLG: 0.263</small> Darren Holmes, R (5, 1) <small>OBP:</small> Rob Ryan, L (6, 9) <small>OBP: 0.300, SLG: 0.579</small>	 F7				 F7			 K		1	0	0	0	0	0	0																	
Inning Stats	R: 0 E: 0 K: 0 S: 12	H: 1 LOB: 0 BB: 0 P: 16	R: 0 E: 0 K: 0 S: 4	H: 1 LOB: 0 BB: 0 P: 6	R: 0 E: 0 K: 0 S: 7	H: 0 LOB: 0 BB: 0 P: 8	R: 0 E: 0 K: 0 S: 7	H: 0 LOB: 0 BB: 0 P: 11	R: 0 E: 0 K: 0 S: 8	H: 0 LOB: 0 BB: 0 P: 12	R: 0 E: 0 K: 0 S: 9	H: 0 LOB: 0 BB: 0 P: 12	R: 0 E: 0 K: 1 S: 9	H: 1 LOB: 1 BB: 0 P: 14	R: 0 E: 0 K: 2 S: 13	H: 1 LOB: 1 BB: 0 P: 19	R: 0 E: 0 K: 0 S: 11	H: 3 LOB: 1 BB: 0 P: 15	1B: 3 2B: 4 3B: 0 HR: 1	SF: 0 SAC: 0 DP: 1 HBP: 0	WP: 0 PB: 0 SB: 0 CS: 0	PA: 32											
PITCHER	IP WLS BF H R ER SO BB IBB HBP BLK WP HR S P ERA WHIP																																
Dustin Hermanson, R (1, 1) <small>ERA: 4.57</small> Guillermo Mota, R (9, 1) <small>ERA: 3.35</small>	0.2 W	2 2	0 0	0 0	0 0	0 0	0 0	0 0	0 0	0 0	0 0	3 3	4 4	0.00 0.000	0.840 0.840																		

Montreal Expos @ Arizona Diamondbacks
 Bank One Ballpark, Phoenix, AZ
 Wed Sep 01 1999, 9:35 PM EDT
 Att: 28,845 - Dome - 72 F

AB	38
R	8
H	11
RBI	8
BB	7
SO	8
LOB	20

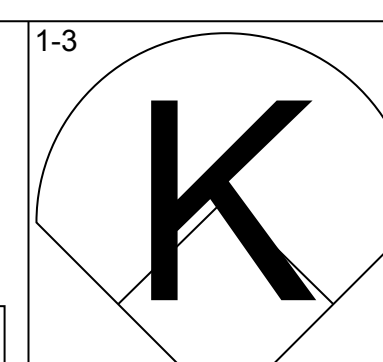
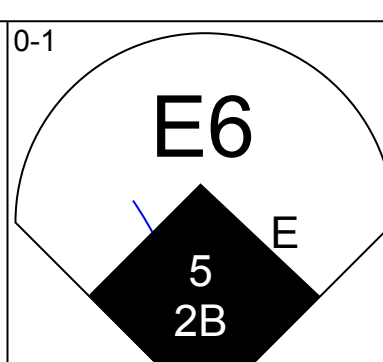
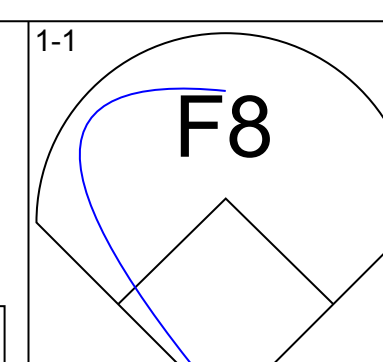
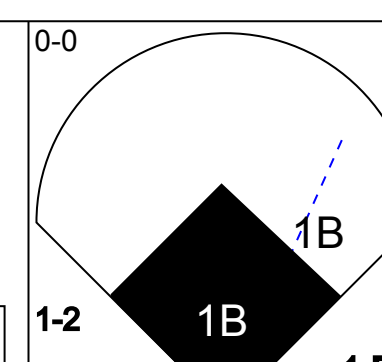
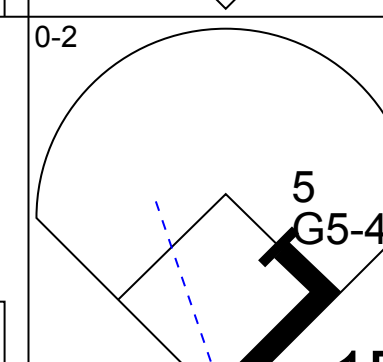
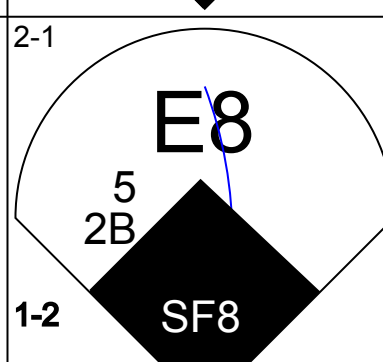
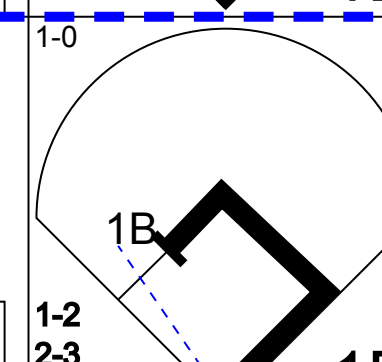
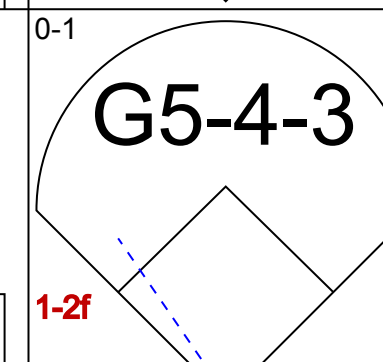
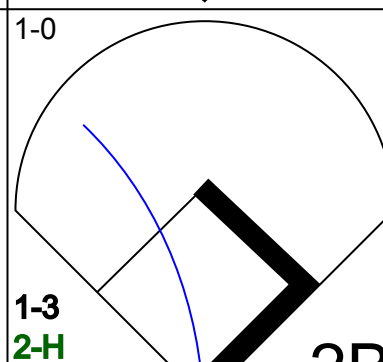
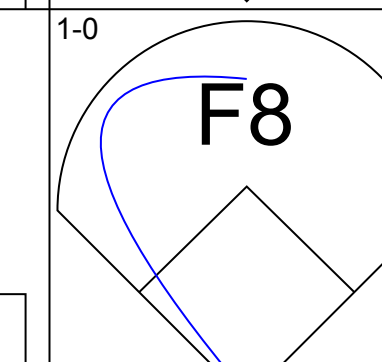
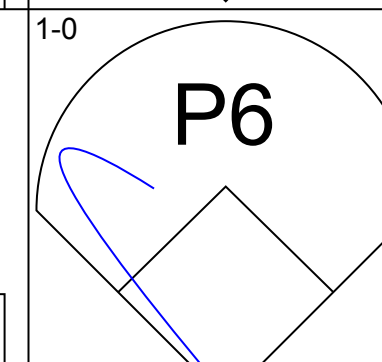
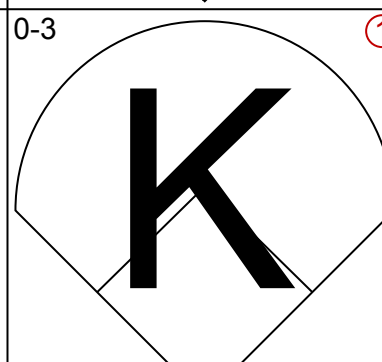
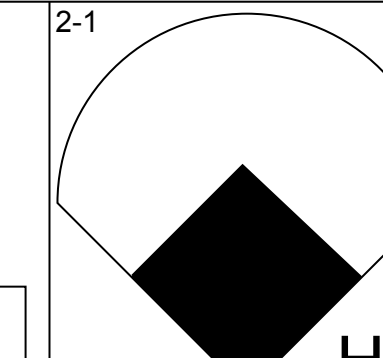
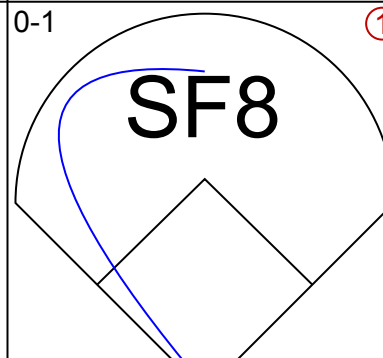
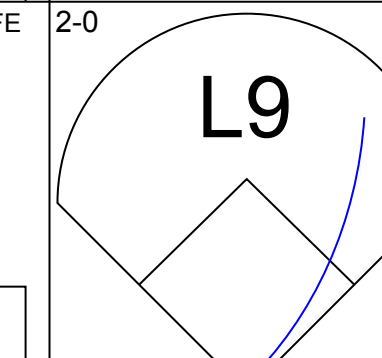
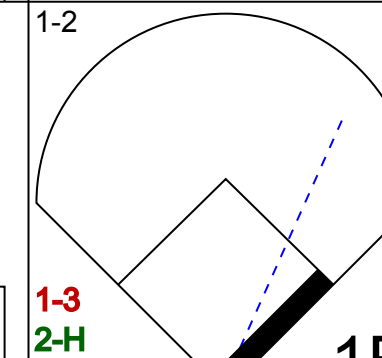
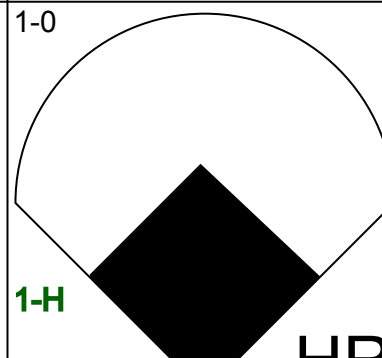
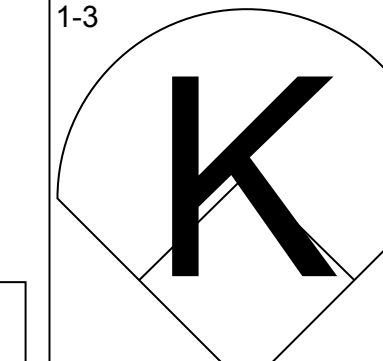
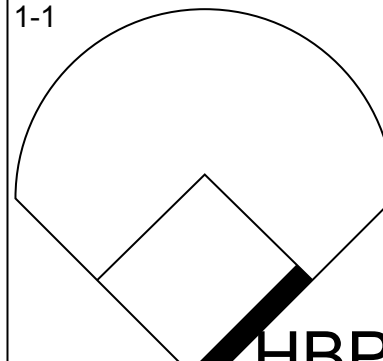
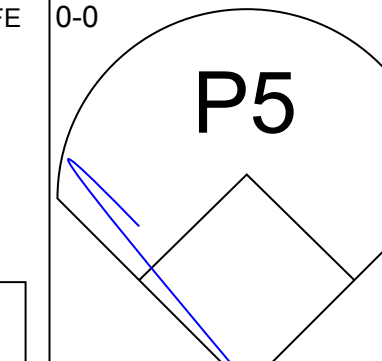
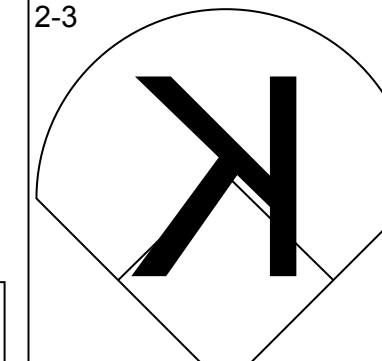
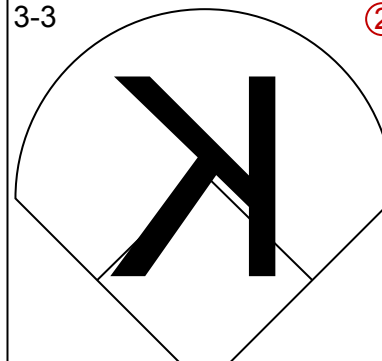
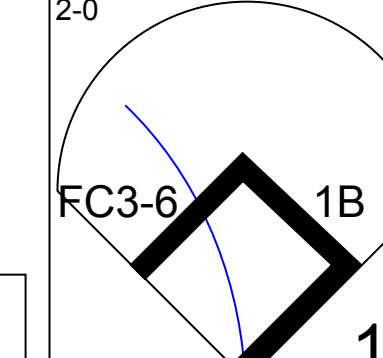
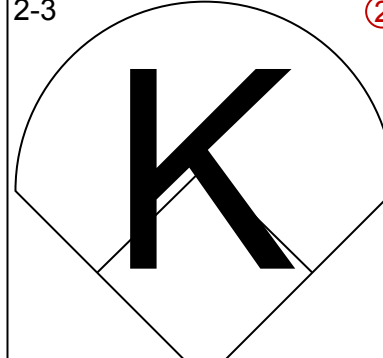
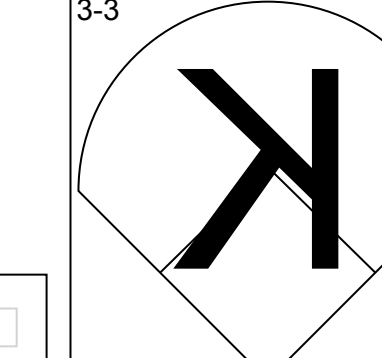
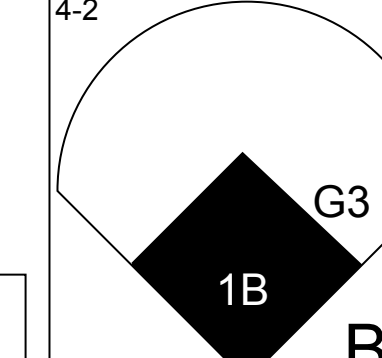
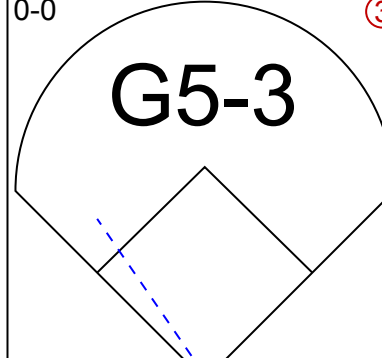
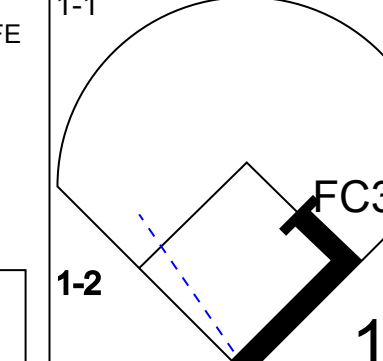
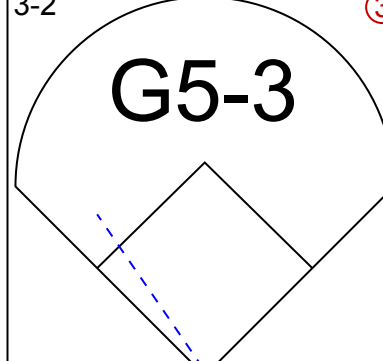
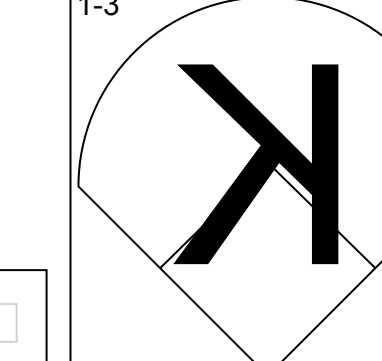
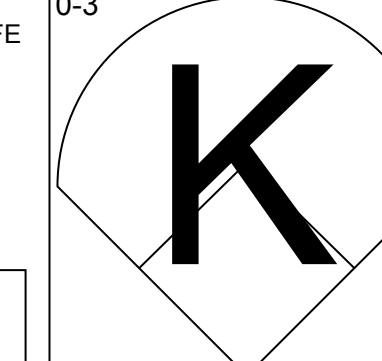
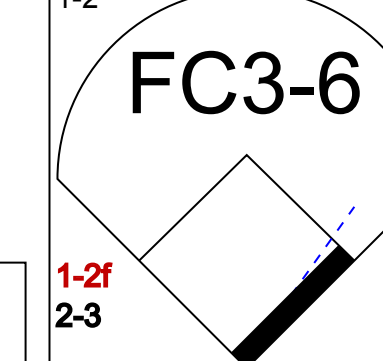
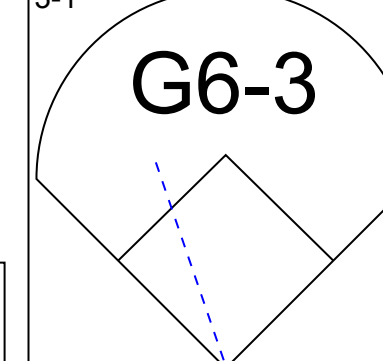
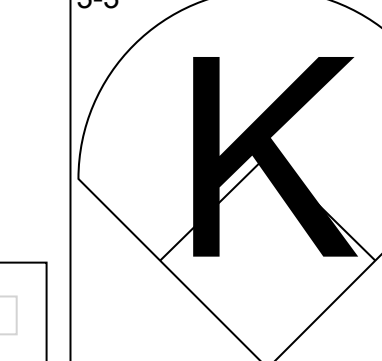
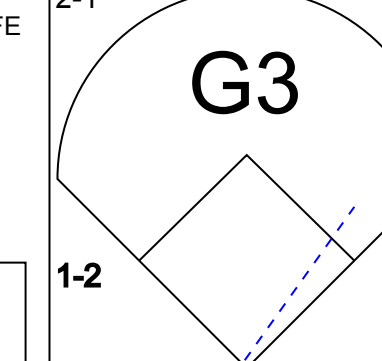
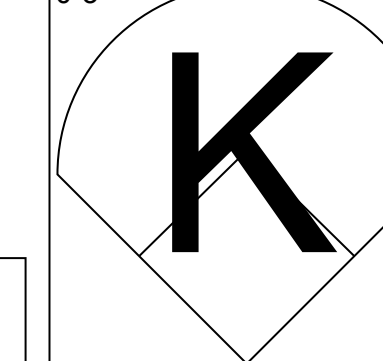
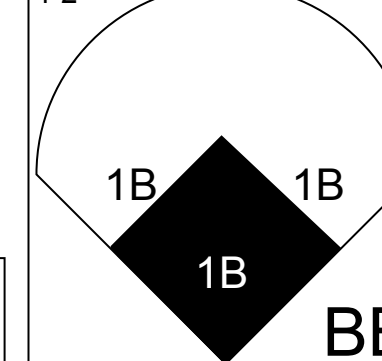
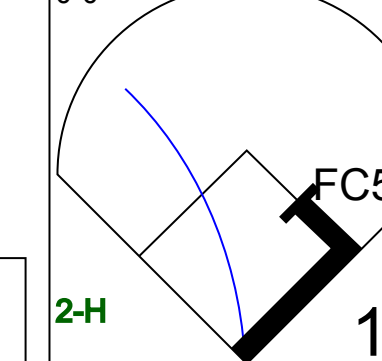


BOTTOM

Montreal Expos @ Arizona Diamondbacks
 Bank One Ballpark, Phoenix, AZ
 Wed Sep 01 1999, 9:35 PM EDT
 Att: 28,845 - Dome - 72 F

AB	32
R	1
H	7
RBI	1
BB	0
SO	3
LOB	9

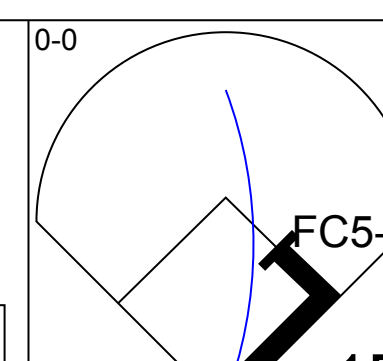
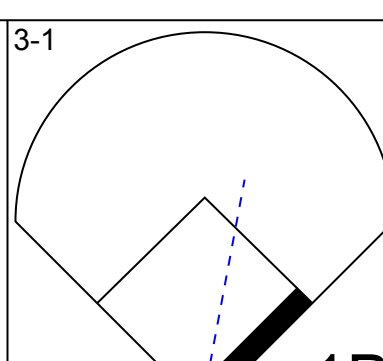
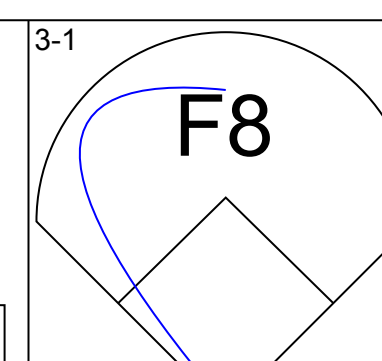
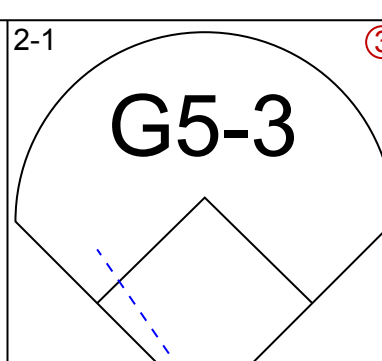
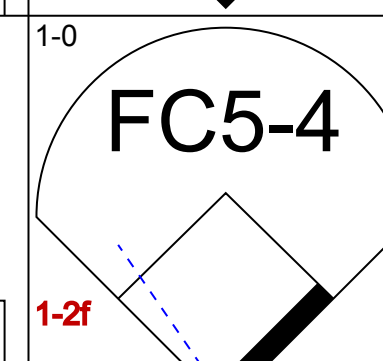
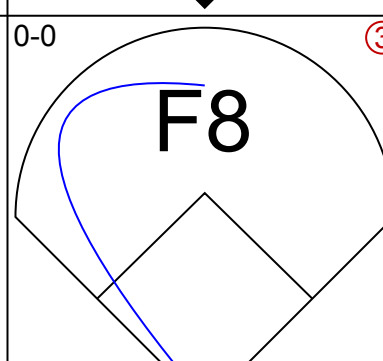
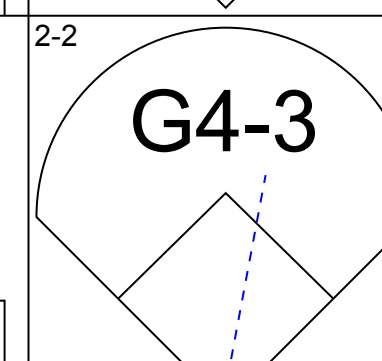

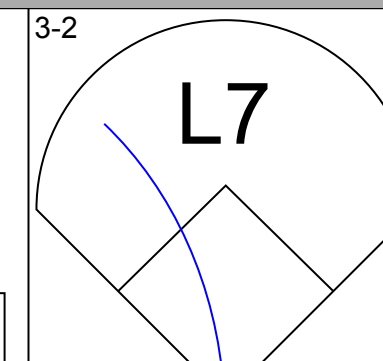
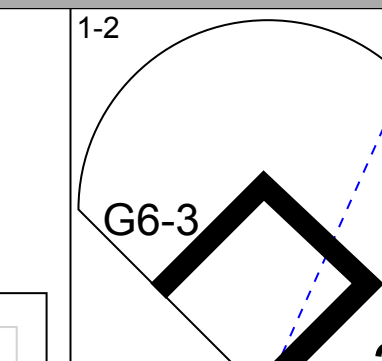
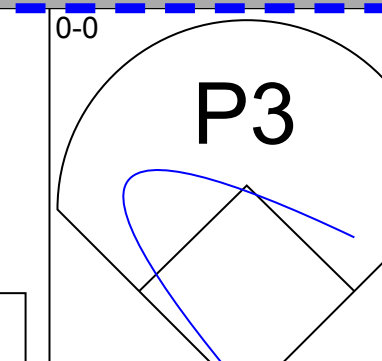
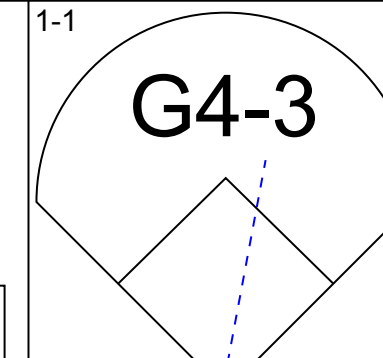
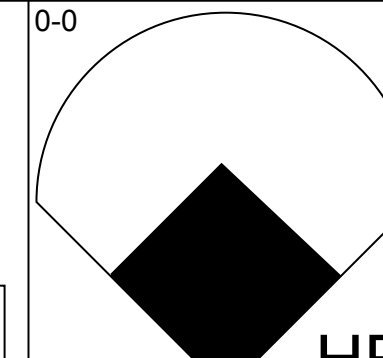
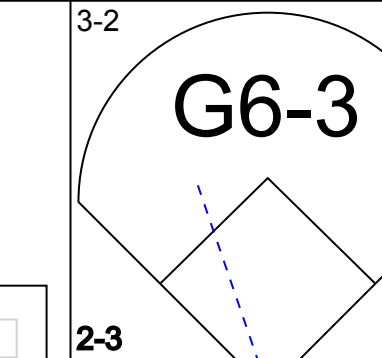
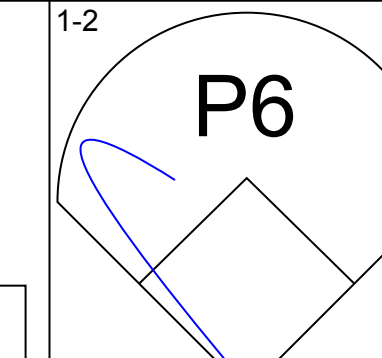
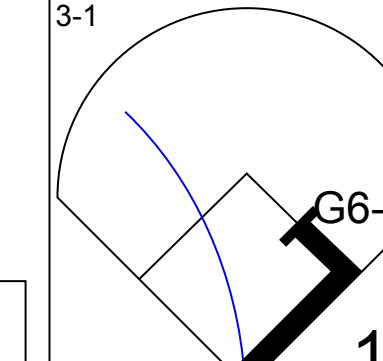
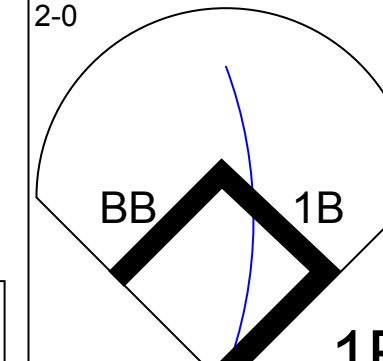
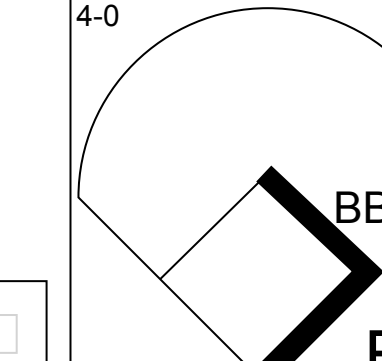
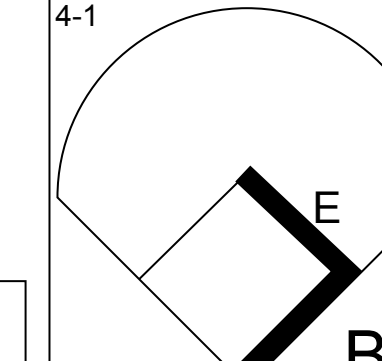
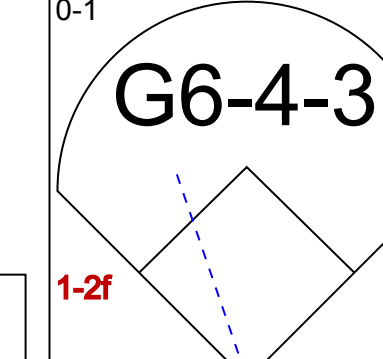
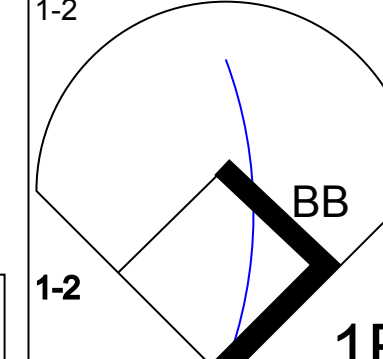
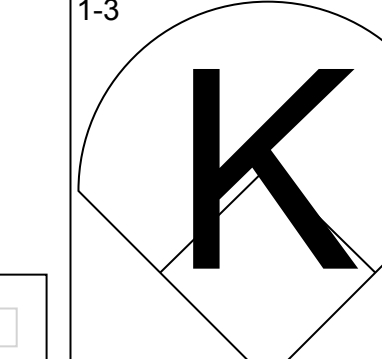
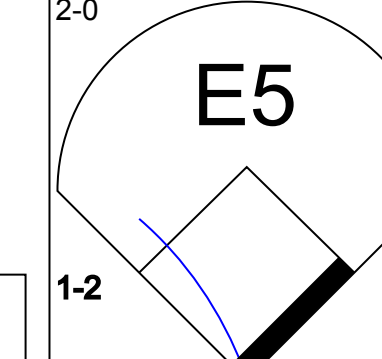
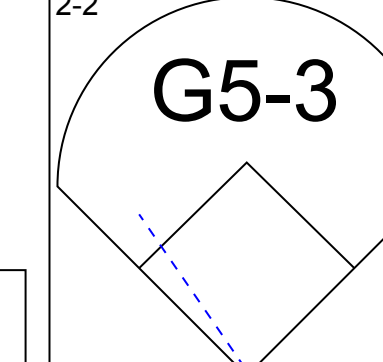
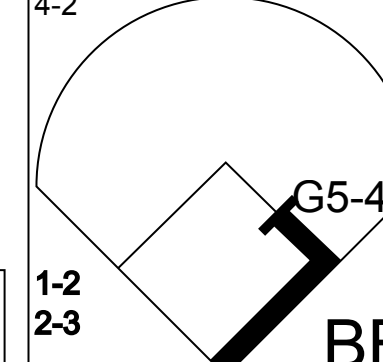
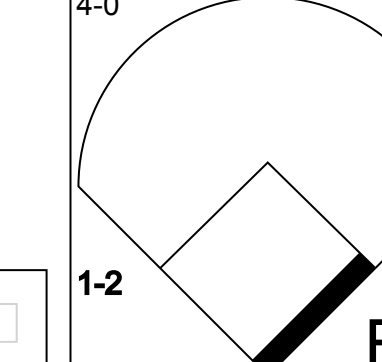
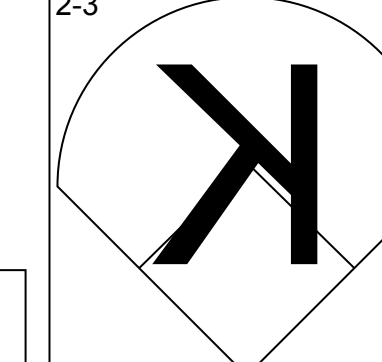
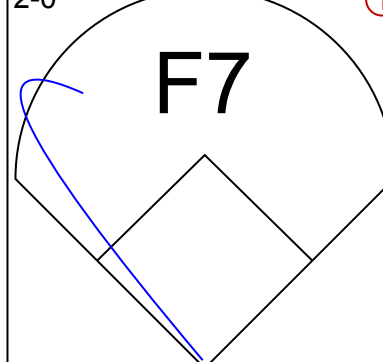
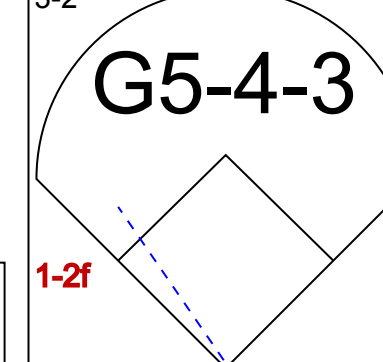
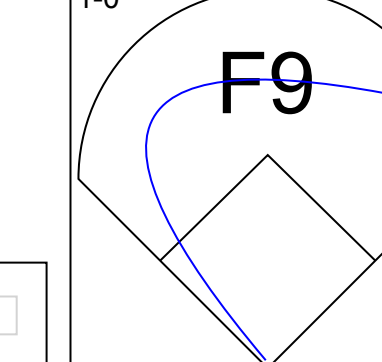
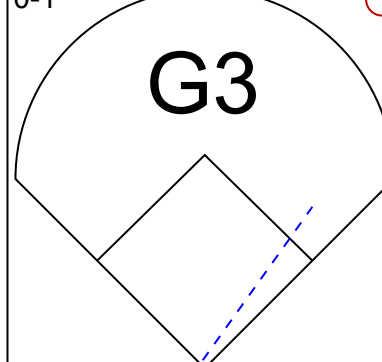

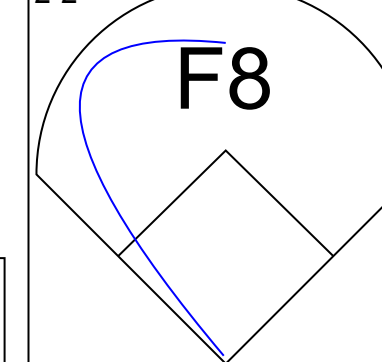
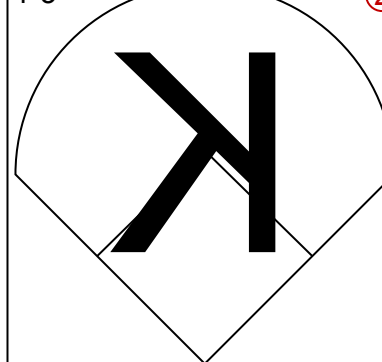


Batter	1	2	3	4	5	6	7	8	9	AB	R	H	RBI	BB	SO	LOB	TOP					
Craig Biggio, R OBP: 0.388, SLG: 0.465 (1,4)										5	2	1	0	0	1	1						
Stan Javier, S OBP: 0.343, SLG: 0.360 (1,8)										4	2	3	0	1	0	1						
5 Jeff Bagwell, R OBP: 0.454, SLG: 0.620 (1,3)										5	0	1	1	0	1	6						
Ken Caminiti, S OBP: 0.368, SLG: 0.450 (1,5)										4	2	3	6	0	0	1						
Derek Bell, R OBP: 0.311, SLG: 0.351 (1,9)										4	0	0	0	0	3	2						
Bill Spillers, L OBP: 0.363, SLG: 0.402 (1,7)										4	1	1	0	1	2	2						
Tony Eusebio, R OBP: 0.355, SLG: 0.356 (1,2)										4	0	1	0	0	2	3						
Tim Bogar, R OBP: 0.319, SLG: 0.331 (1,6)										4	0	0	0	0	1	3						
Mike Hampton, R OBP: 0.328, SLG: 0.417 (1,1)										2	1	0	0	1	1	2						
Darvle Ward, L OBP: 0.275, SLG: 0.414 (8, PH)										1	0	1	1	0	0	0						
Jay Powell, R (8, 1)										0	0	0	0	0	0	0						
Jose Cabrera, R (9, 1)										0	0	0	0	0	0	0						
Inning Stats	R: 0 E: 0 K: 1 S: 8	H: 1 LOB: 0 BB: 0 P: 9	R: 1 E: 0 K: 2 S: 14	H: 3 LOB: 2 BB: 0 P: 21	R: 2 E: 2 K: 1 S: 15	H: 1 LOB: 2 BB: 0 P: 24	R: 0 E: 0 K: 0 S: 6	H: 0 LOB: 0 BB: 0 P: 11	R: 0 E: 0 K: 3 S: 4	H: 0 LOB: 1 BB: 1 P: 11	R: 0 E: 0 K: 3 S: 14	H: 0 LOB: 0 BB: 0 P: 21	R: 2 E: 1 K: 1 S: 11	H: 3 LOB: 1 BB: 1 P: 20	R: 1 E: 0 K: 1 S: 11	H: 1 LOB: 1 BB: 1 P: 17	R: 2 E: 0 K: 2 S: 14	H: 2 LOB: 0 BB: 0 P: 20	1B: 8 2B: 1 3B: 0 HR: 2	SF: 1 SAC: 0 DP: 1 HBP: 1	WP: 0 PB: 0 SB: 0 CS: 0	PA: 42
PITCHER	IP	WLS	BF	H	R	ER	SO	BB	IBB	HBP	BLK	WP	HR	S	P	ERA	WHIP					
Dan Smith, R ERA: 5.68 (1, 1)	6.0	L	28	6	5	3	7	2	0	1	0	0	1	64	104	4.50	1.333					
Anthony Telford, R ERA: 3.35 (7, 1)	1.0		4	2	0	0	1	0	0	0	0	0	0	8	13	0.00	2.000					
Scott Strickland, R ERA: 19.64 (8, 1)	2.0		10	3	3	3	3	1	0	0	0	0	1	25	37	13.50	2.000					

Houston Astros @ Montreal Expos
Olympic Stadium, Montreal, QB
Fri Sep 03 1999, 7:05 PM EDT
Att. 8,417 - Dome - 72 F

AB 37
R 8
H 11
RBI 8
BB 3
SO 11
LOB 21



Batter	1	2	3	4	5	6	7	8	9	AB	R	H	RBI	BB	SO	LOB	BOTTOM					
Rondell White, R OBP: 0.362, SLG: 0.519 (1,7)										5	0	2	0	0	1	0						
Manny Martinez, R OBP: 0.290, SLG: 0.344 (1,8)										4	0	0	0	0	1	2						
Scott Strickland, R (8, 1)										0	0	0	0	0	0	0						
Michael Barrett, R OBP: 0.348, SLG: 0.439 (1,5)										4	0	1	0	0	0	1						
Ryan McGuire, L OBP: 0.351, SLG: 0.362 (9, 3)										0	0	0	0	0	0	0						
Vladimir Guerrero, R OBP: 0.367, SLG: 0.587 (1,9)										4	1	1	1	0	0	2						
Chris Widger, R OBP: 0.342, SLG: 0.484 (1,2)										2	0	2	0	2	0	0						
Jose Vidro, S OBP: 0.361, SLG: 0.511 (1,4)										4	0	1	0	0	1	4						
Shane Andrews, R OBP: 0.288, SLG: 0.330 (1,3)										2	0	0	0	2	1	2						
Geoff Blum, S OBP: 0.353, SLG: 0.583 (1,6)										3	0	0	0	0	0	6						
James Mouton, R OBP: 0.362, SLG: 0.375 (8, 8)										1	0	0	0	0	0	0						
Dan Smith, R OBP: 0.167, SLG: 0.091 (1, 1)										2	0	0	0	0	2	0						
Anthony Telford, R (7, 1)										0	0	0	0	0	0	0						
Mike Mordecai, R OBP: 0.318, SLG: 0.377 (7, 6)										2	0	0	0	0	1	0						
Inning Stats	R: 0 E: 0 K: 0 S: 6	H: 1 LOB: 1 BB: 0 P: 9	R: 0 E: 0 K: 0 S: 7	H: 1 LOB: 0 BB: 0 P: 12	R: 0 E: 0 K: 1 S: 7	H: 1 LOB: 1 BB: 0 P: 14	R: 1 E: 0 K: 0 S: 22	H: 3 LOB: 2 BB: 1 P: 35	R: 0 E: 0 K: 3 S: 9	H: 0 LOB: 0 BB: 0 P: 15	R: 0 E: 0 K: 1 S: 10	H: 1 LOB: 3 BB: 2 P: 24	R: 0 E: 0 K: 0 S: 8	H: 0 LOB: 0 BB: 0 P: 15	R: 0 E: 1 K: 1 S: 10	H: 0 LOB: 2 BB: 1 P: 19	R: 0 E: 0 K: 1 S: 7	H: 0 LOB: 0 BB: 0 P: 10	1B: 5 2B: 1 3B: 0 HR: 1	SF: 0 SAC: 0 DP: 2 HBP: 0	WP: 0 PB: 0 SB: 0 CS: 0	PA: 37
PITCHER	IP	WLS	BF	H	R	ER	SO	BB	IBB	HBP	BLK	WP	HR	S	P	ERA	WHIP					
Mike Hampton, L ERA: 2.92 (1, 1)	7.0	W	29	7	1	1	5	3	0	0	0	0	1	69	124	1.29	1.429					
Jay Powell, R ERA: 3.69 (8, 1)	1.0		5	0	0	0	1	1	0	0	0	0	0	10	19	0.00	1.000					
Jose Cabrera, R ERA: 3.06 (9, 1)	1.0		3	0	0	0	1	0	0	0	0	0	0	7	10	0.00	0.000					

Houston Astros @ Montreal Expos
Olympic Stadium, Montreal, QB
Fri Sep 03 1999, 7:05 PM EDT
Att. 8,417 - Dome - 72 F

AB 33
R 1
H 7
RBI 1
BB 4
SO 7
LOB 17




Batter	1	2	3	4	5	6	7	8	9	10	AB	R	H	RBI	BB	SO	LOB	TOP			
Craig Biggio, R OBP: 0.386, SLG: 0.461 (1,4) X	G5-3		K			K		SH1-4		K	4	0	0	0	0	3	0				
Stan Javier, S OBP: 0.344, SLG: 0.357 (1,8) F			G3-1					E4		G4-3	3	1	0	0	2	0	0				
5 Jeff Bagwell, R OBP: 0.451, SLG: 0.619 (1,3) B			K			G4-6-3		SF9			4	1	1	1	0	2	2				
Ken Caminiti, S OBP: 0.366, SLG: 0.451 (1,5) I SAFE					G1-3			L4			4	0	1	0	0	0	1				
Jay Powell, R (8,1) X	F7										0	0	0	0	0	0	0				
Billy Wagner, L (8,1) X											0	0	0	0	0	0	0				
Russ Johnson, R OBP: 0.352, SLG: 0.420 (9,5) F											0	1	0	0	1	0	0				
Derek Bell, R OBP: 0.310, SLG: 0.356 (1,9) X		G1-3			P5			E6		K	5	1	1	2	0	1	1				
Matt Mieske, R OBP: 0.345, SLG: 0.552 (1,7) F		K			K			K			5	0	1	0	0	4	2				
Tony Eusebio, R OBP: 0.357, SLG: 0.356 (1,2) X						L9		F9			3	0	1	0	1	0	2				
Ricky Gutierrez, R OBP: 0.339, SLG: 0.342 (1,6) X						G5-3		F9			4	0	1	0	0	0	4				
Shane Reynolds, R OBP: 0.183, SLG: 0.193 (8,5) X						G5-3					3	1	0	0	0	0	2				
Bill Spiers, L OBP: 0.352, SLG: 0.401 (8,5) X											1	0	0	0	0	0	2				
Jose Cabrera, R (9,1) X								E5		P5	0	0	0	0	0	0	0				
Inning Stats	R: 0 E: 0 K: 1 S: 8	H: 0 LOB: 1 BB: 1 P: 15	R: 0 E: 0 K: 1 S: 8	H: 2 LOB: 2 BB: 0 P: 9	R: 0 E: 0 K: 2 S: 8	H: 0 LOB: 0 BB: 0 P: 13	R: 0 E: 0 K: 1 S: 5	H: 0 LOB: 0 BB: 0 P: 11	R: 0 E: 0 K: 0 S: 9	H: 0 LOB: 0 BB: 1 P: 17	R: 0 E: 1 K: 1 S: 9	H: 1 LOB: 2 BB: 0 P: 15	R: 2 E: 2 K: 0 S: 15	H: 0 LOB: 0 BB: 0 P: 25	R: 0 E: 0 K: 1 S: 10	H: 1 LOB: 2 BB: 1 P: 14	R: 3 E: 0 K: 2 S: 9	H: 2 LOB: 0 BB: 1 P: 13	1B: 3 2B: 2 3B: 0 HR: 1	SF: 1 SAC: 1 DP: 1 HBP: 0	WP: 1 PA: 42
PITCHER	IP	WLS	BF	H	R	ER	SO	BB	IBB	HBP	BLK	WP	HR	S	P	ERA	WHIP				
Javier Vazquez, R ERA: 5.28 (1,1)	8.0		31	3	2	0	7	2	0	0	0	0	0	70	113	0.00	0.625				
Ugueth Urbina, R ERA: 3.88 (9,1)	2.0	L	11	3	3	3	3	2	0	0	0	1	1	19	27	13.50	2.500				

Houston Astros @ Montreal Expos
Olympic Stadium, Montreal, QB
Sat Sep 04 1999, 7:05 PM EDT
Att: 8,471 - Dome - 72 F

livebaseballscorecards.com

AB 36
R 5
H 6
RBI 3
BB 4
SO 10
LOB 16




Batter	1	2	3	4	5	6	7	8	9	10	AB	R	H	RBI	BB	SO	LOB	BOTTOM			
Rondell White, R OBP: 0.362, SLG: 0.521 (1,8) F	SH5-4		G5-4-3			FC6-4		SF8		G6-3	4	0	2	1	0	0	1				
Wilton Guerrero, S OBP: 0.332, SLG: 0.423 (9,4) F	SH5-4				F8	FC6-4					3	0	1	1	0	0	1				
Jose Vidro, S OBP: 0.358, SLG: 0.506 (1,4) S	FC3-2-5				G3-1			G5-3		K	4	0	0	0	0	1	3				
Vladimir Guerrero, R OBP: 0.396, SLG: 0.584 (1,9) X	G4-3				K					G5-3	4	0	1	0	0	1	1				
Chris Widger, R OBP: 0.341, SLG: 0.481 (1,2) F		F7				K					4	0	1	0	0	1	1				
Brad Fullmer, L OBP: 0.343, SLG: 0.505 (1,3) F		G4-3				F9					4	1	1	0	0	0	1				
Shane Andrews, R OBP: 0.286, SLG: 0.327 (1,5) X								2B			4	1	1	0	0	0	1				
Orlando Merced, S OBP: 0.351, SLG: 0.469 (8, PH)		F7									2	0	0	0	0	1	0				
Manny Martinez, R OBP: 0.285, SLG: 0.343 (9,8) F											1	1	1	0	0	0	0				
Mike Mordecai, R OBP: 0.315, SLG: 0.373 (1,6) F											2	0	0	0	0	0	0				
Geoff Blum, S OBP: 0.358, SLG: 0.575 (8, PH)											1	0	0	0	1	1	0				
Javier Vazquez, R OBP: 0.343, SLG: 0.313 (1,1)											2	0	1	0	0	0	0				
James Mouton, R OBP: 0.359, SLG: 0.372 (8, PH)											1	0	0	0	0	1	3				
Ugueth Urbina, R (9,1) X											0	0	0	0	0	0	0				
Ryan McGuire, L OBP: 0.349, SLG: 0.359 (10, PH)											1	0	0	0	0	0	0				
Inning Stats	R: 0 E: 0 K: 0 S: 9	H: 1 LOB: 1 BB: 0 P: 12	R: 0 E: 0 K: 0 S: 8	H: 0 LOB: 0 BB: 0 P: 12	R: 0 E: 0 K: 0 S: 6	H: 1 LOB: 0 BB: 0 P: 8	R: 0 E: 0 K: 1 S: 8	H: 0 LOB: 0 BB: 0 P: 9	R: 0 E: 0 K: 2 S: 9	H: 0 LOB: 0 BB: 0 P: 11	R: 0 E: 0 K: 0 S: 10	H: 1 LOB: 1 BB: 0 P: 14	R: 0 E: 0 K: 2 S: 16	H: 3 LOB: 2 BB: 1 P: 27	R: 0 E: 0 K: 0 S: 10	H: 1 LOB: 1 BB: 0 P: 15	R: 0 E: 0 K: 1 S: 5	H: 0 LOB: 0 BB: 0 P: 5	1B: 6 2B: 2 3B: 0 HR: 0	SF: 1 SAC: 1 DP: 2 HBP: 0	WP: 0 PA: 37
PITCHER	IP	WLS	BF	H	R	ER	SO	BB	IBB	HBP	BLK	WP	HR	S	P	ERA	WHIP				
Shane Reynolds, R ERA: 3.67 (1,1)	7.0		23	4	0	0	3	0	0	0	0	0	0	55	71	0.00	0.571				
Jay Powell, R ERA: 3.96 (8,1)	0.0		2	2	2	2	0	0	0	0	0	0	0	3	7	∞	∞				
Billy Wagner, L ERA: 1.87 (8,1)	1.0	B	5	1	0	0	2	1	0	0	0	0	0	13	20	0.00	2.000				
Jose Cabrera, R ERA: 2.75 (9,1)	2.0	W	7	1	0	0	1	0	0	0	0	0	0	15	20	0.00	0.500				

Houston Astros @ Montreal Expos
Olympic Stadium, Montreal, QB
Sat Sep 04 1999, 7:05 PM EDT
Att: 8,471 - Dome - 72 F

livebaseballscorecards.com

AB 34
R 2
H 8
RBI 2
BB 1
SO 6
LOB 12



Batter	1	2	3	4	5	6	7	8	9	AB	R	H	RBI	BB	SO	LOB	TOP					
Craig Biggio, R OBP: 0.388, SLG: 0.462 (1, 4)	F8		F8				BB		BB	4	2	2	1	1	0	1	Houston Astros @ Montreal Expos Olympic Stadium, Montreal, QB Sun Sep 05 1999, 1:35 PM EDT Att: 8,302 - Dome - 72 F					
Stan Javier, S OBP: 0.342, SLG: 0.354 (1, 8) (7, 7)	G3-1		G1		CS	F7	BB		F9	5	0	1	0	0	0	2						
5 Jeff Bagwell, R OBP: 0.454, SLG: 0.621 (1, 3)	BB				F7		BB		BB	3	2	2	0	2	0	0						
Daryle Ward, L OBP: 0.274, SLG: 0.440 Ryan Thompson, R OBP: 0.214, SLG: 0.231 (1, 7) (7, 8)	F8				HR	F9	K		G6-4-3	4	1	1	1	0	1	5						
Derek Bell, R OBP: 0.311, SLG: 0.354 (1, 9)			K		G5-3				G6-4-3	3	0	0	1	2	1	1						
Bill Spiers, L OBP: 0.365, SLG: 0.403 Ken Caminiti, S OBP: 0.364, SLG: 0.449 Doug Henry, R Billy Wagner, L (1, 5) (7, PH) (7, 1) (9, 1)	CS				F8					3	0	2	0	0	0	0						
Paul Bako, L Tony Eusebio, R OBP: 0.355, SLG: 0.354 (1, 2) (8, PH) (8, 2)	K					F9	P5		K	3	0	0	0	0	1	3						
Ricky Gutierrez, R OBP: 0.342, SLG: 0.345 (1, 6)			G6-3			CS			L1-3	4	1	2	0	0	0	0						
Scott Elarton, R OBP: 0.190, SLG: 0.190 Russ Johnson, R OBP: 0.350, SLG: 0.417 (1, 1) (7, PH) (7, 5)					SH1-4				G4-3	1	0	1	0	0	0	0						
Inning Stats	R: 0 E: 0 K: 0 S: 13	H: 0 LOB: 1 BB: 1 P: 20	R: 0 E: 0 K: 2 S: 8	H: 1 LOB: 1 BB: 0 P: 14	R: 0 E: 0 K: 0 S: 9	H: 1 LOB: 0 BB: 0 P: 10	R: 1 E: 0 K: 0 S: 9	H: 1 LOB: 0 BB: 0 P: 17	R: 0 E: 0 K: 0 S: 9	H: 1 LOB: 2 BB: 1 P: 16	R: 1 E: 1 K: 0 S: 16	H: 2 LOB: 2 BB: 1 P: 25	R: 2 E: 0 K: 1 S: 18	H: 3 LOB: 3 BB: 2 P: 29	R: 0 E: 0 K: 1 S: 7	H: 0 LOB: 0 BB: 0 P: 9		R: 2 E: 0 K: 0 S: 6	H: 3 LOB: 0 BB: 0 P: 8	1B: 10 2B: 2 3B: 0 HR: 1	SF: 0 SAC: 2 DP: 2 HBP: 0	WP: 0 PB: 0 SB: 1 CS: 2
PITCHER	IP	WLS	BF	H	R	ER	SO	BB	IBB	HBP	BLK	WP	HR	S	P	ERA	WHIP					
Jeremy Powell, R ERA: 3.34 Anthony Telford, R ERA: 3.54 Steve Kline, L ERA: 3.5 Guillermo Mota, R ERA: 3.3	(1, 1) (7, 1) (7, 1) (9, 1)	6.0 0.2 1.2 0.2	25 L 7 7 2	6 3 2 1	2 2 2 0	1 2 1 0	2 1 0 0	3 2 0 0	0 0 0 0	0 0 0 0	0 0 0 0	0 0 0 0	0 0 0 0	16 25 13 4	102 25 17 2	1.50 27.00 10.80 0.00	1.500 7.500 1.200 1.500					

AB	34
R	6
H	12
RBI	5
BB	5
SO	4
LOB	15



Batter	1	2	3	4	5	6	7	8	9	AB	R	H	RBI	BB	SO	LOB	BOTTOM				
Rondell White, R OBP: 0.361, SLG: 0.519 (1, 8)	K		F8		E3	G5-3				5	1	1	0	0	1	4	Houston Astros @ Montreal Expos Olympic Stadium, Montreal, QB Sun Sep 05 1999, 1:35 PM EDT Att: 8,302 - Dome - 72 F				
Wilton Guerrero, S OBP: 0.335, SLG: 0.424 (1, 7) (5, 4)	G6-3		HBP		SH5-4				F7	4	0	2	0	0	0	1					
Jose Vidro, S OBP: 0.360, SLG: 0.509 Ryan McGuire, L OBP: 0.342, SLG: 0.351 (1, 4) (5, 7)	2B		HBP		P6	G6-4-3			K	1	0	1	0	0	0	0					
Vladimir Guerrero, R OBP: 0.366, SLG: 0.582 (1, 9)	F9		F9			P4				4	0	1	2	0	0	4					
Brad Fullmer, L OBP: 0.342, SLG: 0.505 (1, 3)			FC4		L3				P5	4	0	1	0	0	0	4					
Chris Widger, R OBP: 0.340, SLG: 0.478 Robert Machado, R OBP: 0.176, SLG: 0.176 (1, 2) (9, 2)	G4-3				G4-3				K	4	0	1	0	0	1	1					
Geoff Blum, S OBP: 0.356, SLG: 0.560 (1, 6)	P2				G4-3				BB	2	0	0	0	1	0	1					
Mike Mordecai, R OBP: 0.310, SLG: 0.367 Michael Barrett, R OBP: 0.247, SLG: 0.438 Shane Andrews, R OBP: 0.286, SLG: 0.327 (1, 5) (8, PH) (9, 5)	L9				G3				P6	3	0	0	0	0	1	2					
Jeremy Powell, R OBP: 0.317, SLG: 0.443 Orlando Merced, S OBP: 0.255, SLG: 0.469 Anthony Telford, R Steve Kline, S Guillermo Mota, R James Mouton, R OBP: 0.356, SLG: 0.386 (1, 1) (8, PH) (7, 1) (7, 1) (9, 1) (8, PH)	HBP				SH5-4				K	2	1	2	0	0	0	0					
Inning Stats	R: 0 E: 0 K: 1 S: 14	H: 1 LOB: 1 BB: 0 P: 18	R: 0 E: 0 K: 0 S: 7	H: 1 LOB: 0 BB: 0 P: 9	R: 0 E: 0 K: 0 S: 8	H: 0 LOB: 0 BB: 0 P: 9	R: 2 E: 0 K: 0 S: 9	H: 2 LOB: 1 BB: 0 P: 10	R: 0 E: 0 K: 1 S: 13	H: 1 LOB: 2 BB: 1 P: 24	R: 0 E: 0 K: 0 S: 6	H: 1 LOB: 0 BB: 0 P: 10	R: 0 E: 0 K: 1 S: 7	H: 0 LOB: 1 BB: 1 P: 14	R: 0 E: 0 K: 2 S: 13	H: 1 LOB: 1 BB: 0 P: 14		1B: 6 2B: 3 3B: 0 HR: 0	SF: 0 SAC: 2 DP: 1 HBP: 1	WP: 0 PB: 0 SB: 0 CS: 0	PA: 39
PITCHER	IP	WLS	BF	H	R	ER	SO	BB	IBB	HBP	BLK	WP	HR	S	P	ERA	WHIP				
Scott Elarton, R ERA: 2.94 Doug Henry, R ERA: 4.54 Billy Wagner, L ERA: 1.84	(1, 1) (7, 1) (9, 1)	6.0 2.0 1.0	28 H 7 4	7 1 0	2 0 0	0 0 0	1 1 2	1 0 0	0 0 0	0 0 0	0 0 0	0 0 0	0 0 0	13 24 13	0.00 0.00 0.00	1.000 1.000 1.000					

AB	34
R	2
H	9
RBI	2
BB	2
SO	5
LOB	22



Batter	1	2	3	4	5	6	7	8	9	AB	R	H	RBI	BB	SO	LOB	TOP				
Neft Perez, S OBP: 0.314, SLG: 0.405	1-1 1B	2-1 G3		1-2 E3		1-0 P5		4-1 BB		4	0	1	0	1	0	0	Colorado Rockies @ Montreal Expos Olympic Stadium, Montreal, QB Mon Sep 06 1999, 1:35 PM EDT Att. 7,698 - Dome - 72 F				
Terry Shupert, R OBP: 0.405, SLG: 0.556	3-2 1B		3-1 P5	4-2 BB			4-2 1B	1-0 P2		3	0	1	0	2	0						
Jeff Barry, S OBP: 0.358, SLG: 0.496	2-1 G6-3		3-2 HR	2-3 K			1-1 FC6-4	4-2 BB		4	1	2	0	1	1	3					
Dante Bichette, R OBP: 0.344, SLG: 0.536	2-3 K		1-0 HR		2-2 P3		0-3 K	0-0 SH1-4		4	1	1	2	0	2	3					
7 Kurt Abbott, R OBP: 0.300, SLG: 0.412			1-H HR					1-2 SH1-4		0	0	0	0	0	0	0					
17 Todd Helton, L OBP: 0.388, SLG: 0.569		2-0 E	1-2 G3-1		1-0 G4-3		1-2 L5	4-2 BB		4	1	1	0	1	0	2					
Vinny Castilla, R OBP: 0.332, SLG: 0.477		2-1 F7	1-0 2B		2-2 2B		1-2 FC6-4	4-1 G4-6-3		4	0	2	0	1	0	3					
32 Derrick Gibson, R OBP: 0.143, SLG: 0.143	1-0 L6		1-3 K		1-3 K			1-1 F9	0-0 G4-6-3	4	0	0	0	0	2	3					
Larry Walker, L OBP: 0.446, SLG: 0.689									1-2 BB	1	0	0	0	0	0	3					
Edgard Clemente, R OBP: 0.306, SLG: 0.528								1-2 BB		0	0	0	0	0	0	0					
Henry Blanco, R OBP: 0.318, SLG: 0.386	2-2 E6		0-0 F7		0-0 F9			2-2 BB		4	1	1	0	0	0	1					
Pedro Astacio, R OBP: 0.266, SLG: 0.308	0-1 E6		0-2 P6		0-1 G6-3			0-1 P4		4	1	1	2	0	0	1					
Dave Veres, R ERA: 15.43	1-H 3B									0	0	0	0	0	0	0					
Inning Stats	R: 0 E: 0 K: 1 S: 11	H: 2 LOB: 1 BB: 0 P: 18	R: 3 E: 2 K: 0 S: 13	H: 2 LOB: 0 BB: 0 P: 22	R: 2 E: 0 K: 1 S: 15	H: 3 LOB: 1 BB: 0 P: 25	R: 0 E: 1 K: 1 S: 13	H: 0 LOB: 2 BB: 1 P: 20	R: 0 E: 0 K: 0 S: 4	H: 0 LOB: 1 BB: 0 P: 5	R: 0 E: 0 K: 1 S: 16	H: 1 LOB: 2 BB: 1 P: 23	R: 0 E: 0 K: 0 S: 9	H: 1 LOB: 2 BB: 3 P: 17	R: 0 E: 0 K: 0 S: 8	H: 0 LOB: 2 BB: 3 P: 20	1B: 6 2B: 2 3B: 1 HR: 1	SF: 0 SAC: 1 DP: 1 HBP: 0	WP: 0 PB: 0 SB: 2 CS: 0	PA: 43	
PITCHER	IP	WLS	BF	H	R	ER	SO	BB	IBB	HBP	BLK	WP	HR	S	P	ERA	WHIP				
Mike Thurman, R ERA: 4.18	4.0	L	21	7	5	2	3	1	0	0	0	0	1	52	85	4.50	2.000				
Miguel Batista, R ERA: 5.0	3.0		12	2	0	0	2	1	0	0	0	0	0	32	46	0.00	1.000				
Guillermo Mota, R ERA: 3.22	1.0		5	1	0	0	0	1	0	0	0	0	0	9	17	0.00	2.000				
Scott Strickland, R ERA: 15.43	1.0		5	0	0	0	0	3	0	0	0	0	0	8	20	0.00	3.000				

AB	36
R	5
H	10
RBI	4
BB	6
SO	5
LOB	21



Batter	1	2	3	4	5	6	7	8	9	AB	R	H	RBI	BB	SO	LOB	BOTTOM					
Rondell White, R OBP: 0.362, SLG: 0.518	0-0 1B		1-0 FC4-6		1-1 F8		2-3 K		0-2 FC5-4	3	1	1	0	0	1	1	Colorado Rockies @ Montreal Expos Olympic Stadium, Montreal, QB Mon Sep 06 1999, 1:35 PM EDT Att. 7,698 - Dome - 72 F					
Guillermo Mota, R OBP: 1.000, SLG: 4.000			2-2 FC4-6						1-2 K	4	1	0	0	0	1	2						
Manny Martinez, R OBP: 0.284, SLG: 0.342			1-2 G4-3-6						1-3 K	3	0	2	1	1	1	0						
Wilton Guerrero, S OBP: 0.330, SLG: 0.418	2-1 G4-3		2-2 FC4-6						1-3 K	4	1	0	0	0	1	2						
Orlando Merced, S OBP: 0.362, SLG: 0.472	0-1 1B		1-0 E9						4-2 F9	3	0	2	1	1	1	0						
Vladimir Guerrero, R OBP: 0.356, SLG: 0.580	1-2 1B		0-1 G4-3-6						2-0 BB	3	0	1	0	0	0	1						
Scott Strickland, R ERA: 15.43			1-2 G4-3-6						0-1 G2-3	0	0	0	0	0	0	0						
Brad Fullmer, L OBP: 0.341, SLG: 0.505	0-0 G4-6-3		1-2 HBP						1-2 1B	4	1	1	0	0	0	4						
Michael Barrett, R OBP: 0.346, SLG: 0.436			2-0 G4-3						0-0 1B	4	0	1	0	0	1	2						
Geoff Blum, S OBP: 0.359, SLG: 0.571			0-0 G6-3						1-0 1B	4	0	1	0	0	1	2						
Miguel Batista, R OBP: 0.250, SLG: 0.333									2-3 1B	2	0	1	1	0	1	0						
Ryan McGuire, L OBP: 0.344, SLG: 0.353			3-2 P6						1-1 FC5-4	2	0	1	0	0	0	0						
Mike Mordecai, R OBP: 0.305, SLG: 0.361									1-3 1B	2	0	1	1	0	1	0						
Chris Widger, R OBP: 0.339, SLG: 0.477			0-3 K						3-H P4	3	0	0	0	0	1	1						
Mike Thurman, R OBP: 0.079, SLG: 0.028									1-0 P6	1	0	0	0	0	1	1						
Shane Andrews, R OBP: 0.287, SLG: 0.327									3-1 P6	3	0	1	0	0	1	2						
Inning Stats	R: 1 E: 0 K: 0 S: 8	H: 2 LOB: 1 BB: 0 P: 11	R: 0 E: 0 K: 2 S: 10	H: 1 LOB: 1 BB: 0 P: 15	R: 1 E: 1 K: 0 S: 6	H: 1 LOB: 0 BB: 0 P: 10	R: 0 E: 0 K: 0 S: 6	H: 0 LOB: 0 BB: 0 P: 11	R: 0 E: 0 K: 1 S: 11	H: 0 LOB: 0 BB: 0 P: 18	R: 0 E: 0 K: 1 S: 17	H: 1 LOB: 2 BB: 1 P: 25	R: 0 E: 0 K: 2 S: 9	H: 1 LOB: 1 BB: 0 P: 16	R: 0 E: 0 K: 2 S: 8	H: 0 LOB: 0 BB: 0 P: 10	R: 1 E: 0 K: 0 S: 10	H: 3 LOB: 2 BB: 0 P: 16	1B: 7 2B: 2 3B: 0 HR: 0	SF: 0 SAC: 0 DP: 2 HBP: 2	WP: 0 PB: 0 SB: 0 CS: 0	PA: 37
PITCHER	IP	WLS	BF	H	R	ER	SO	BB	IBB	HBP	BLK	WP	HR	S	P	ERA	WHIP					
Pedro Astacio, R ERA: 5.05	8.0	W	33	8	3	2	8	1	0	2	0	0	0	77	119	2.25	1.125					
Dave Veres, R ERA: 4.96	1.0	S	4	1	0	0	0	0	0	0	0	0	0	8	13	0.00	1.000					

AB	34
R	3
H	9
RBI	2
BB	1
SO	8
LOB	18



Batter	1	2	3	4	5	6	7	8	9	AB	R	H	RBI	BB	SO	LOB	TOP																			
Neft Perez, S (1, 6) OBP: 0.315, SLG: 0.405	G4-3			1B				FC3-6		4	1	2	0	0	0	1	Colorado Rockies @ Montreal Expos Olympic Stadium, Montreal, QB Tue Sep 07 1999, 7:05 PM EDT Att. 5,517 - Dome - 72 F																			
7 Kurt Abbott, R (1, 4) OBP: 0.298, SLG: 0.408 Larry Walker, L (8, PH) OBP: 0.445, SLG: 0.688 Jerry Dipoto, R (8, 1)	G4-3			K				F8		2	0	0	0	0	1	1																				
Jeff Barry, S (1, 8) OBP: 0.355, SLG: 0.489	K			1B						4	0	1	1	0	2	2																				
Dante Bichette, R (1, 7) OBP: 0.344, SLG: 0.535		G5-3		P4						4	0	1	0	0	0	3																				
17 Todd Helton, L (1, 3) OBP: 0.385, SLG: 0.564		K		G1-3						4	0	0	0	0	1	2																				
Vinny Castilla, R (1, 5) OBP: 0.330, SLG: 0.474		K								4	0	0	0	0	1	1																				
32 Derrick Gibson, R (1, 9) OBP: 0.100, SLG: 0.100			K							3	0	0	0	0	2	0																				
Ben Petrick, R (1, 2) OBP: 0.462, SLG: 0.400			F8							3	0	1	0	0	0	0																				
John Thomson, R (1, 1) OBP: 0.308, SLG: 0.333 Terry Shumpert, R (8, PH) OBP: 0.404, SLG: 0.553			K					F8		2	0	1	0	0	1	0																				
Inning Stats	R: 0 E: 0 K: 1 S: 8	H: 0 LOB: 0 BB: 0 P: 11	R: 0 E: 0 K: 2 S: 12	H: 0 LOB: 0 BB: 0 P: 15	R: 0 E: 0 K: 2 S: 7	H: 0 LOB: 0 BB: 0 P: 9	R: 1 E: 0 K: 1 S: 7	H: 2 LOB: 1 BB: 0 P: 9	R: 0 E: 0 K: 1 S: 8	H: 0 LOB: 0 BB: 0 P: 13	R: 0 E: 0 K: 1 S: 8	H: 2 LOB: 2 BB: 0 P: 10	R: 0 E: 0 K: 0 S: 4	H: 0 LOB: 0 BB: 0 P: 6	R: 0 E: 0 K: 0 S: 11	H: 1 LOB: 1 BB: 0 P: 17	R: 0 E: 0 K: 0 S: 5	H: 1 LOB: 1 BB: 0 P: 10	1B: 5 2B: 1 3B: 0 HR: 0	SF: 0 SAC: 1 DP: 0 HBP: 0	WP: 0 PB: 1 SB: 1 CS: 0	PA: 33														
PITCHER	IP	WLS	BF	H	R	ER	SO	BB	IBB	HBP	BLK	WP	HR	S	P	ERA	WHIP	PITCHER		IP	WLS	BF	H	R	ER	SO	BB	IBB	HBP	BLK	WP	HR	S	P	ERA	WHIP
Dustin Hermanson, R (1, 1) ERA: 4.42	8.0	W	29	5	1	1	8	0	0	0	0	0	0	65	90	1.12	0.625			IP	WLS	BF	H	R	ER	SO	BB	IBB	HBP	BLK	WP	HR	S	P	ERA	WHIP
Ugueth Urbina, R (9, 1) ERA: 3.82	1.0	S	4	1	0	0	0	0	0	0	0	0	0	5	10	0.00	1.000			IP	WLS	BF	H	R	ER	SO	BB	IBB	HBP	BLK	WP	HR	S	P	ERA	WHIP

AB	32
R	1
H	6
RBI	1
BB	0
SO	8
LOB	12



Batter	1	2	3	4	5	6	7	8	9	AB	R	H	RBI	BB	SO	LOB	BOTTOM																			
Rondell White, R (1, 8) OBP: 0.361, SLG: 0.516			G5-3					F7		4	0	1	0	0	0	0	Colorado Rockies @ Montreal Expos Olympic Stadium, Montreal, QB Tue Sep 07 1999, 7:05 PM EDT Att. 5,517 - Dome - 72 F																			
Peter Bergeron, L (1, 7) OBP: 0.750, SLG: 0.500 Ugueth Urbina, R (9, 1)				WP				G6-3		2	2	1	0	2	0	1																				
Jose Vidro, S (1, 4) OBP: 0.362, SLG: 0.508				BB				1B		3	2	1	0	0	0	2																				
Vladimir Guerrero, R (1, 9) OBP: 0.368, SLG: 0.583			G1-4-3							3	0	2	4	0	0	2																				
Brad Fullmer, L (1, 3) OBP: 0.338, SLG: 0.500 Manny Martinez, R (9, 8) OBP: 0.284, SLG: 0.342		G3		L7						3	0	0	0	0	0	1																				
Trace Coquilllette, R (1, 5)		K		K						3	0	0	0	0	2	1																				
Chris Widger, R (1, 2) OBP: 0.336, SLG: 0.472		F9		P4						3	0	0	0	0	1	1																				
Mike Mordecai, R (1, 6) OBP: 0.301, SLG: 0.355			G5-3							3	0	0	0	0	0	0																				
Dustin Hermanson, R (1, 1) ERA: 8.08 Ryan McGuire, L (9, 3) OBP: 0.344, SLG: 0.353			K							3	0	0	0	0	2	0																				
Inning Stats	R: 0 E: 0 K: 0 S: 6	H: 2 LOB: 1 BB: 0 P: 6	R: 0 E: 0 K: 1 S: 9	H: 0 LOB: 0 BB: 0 P: 14	R: 0 E: 0 K: 1 S: 8	H: 0 LOB: 0 BB: 0 P: 10	R: 2 E: 0 K: 1 S: 18	H: 1 LOB: 1 BB: 1 P: 28	R: 0 E: 0 K: 0 S: 4	H: 0 LOB: 0 BB: 0 P: 7	R: 2 E: 1 K: 0 S: 6	H: 1 LOB: 0 BB: 1 P: 12	R: 0 E: 0 K: 2 S: 9	H: 0 LOB: 0 BB: 0 P: 10	R: 0 E: 0 K: 0 S: 7	H: 1 LOB: 0 BB: 0 P: 9	R: 0 E: 0 K: 0 S: 5	H: 1 LOB: 0 BB: 0 P: 9	1B: 4 2B: 1 3B: 0 HR: 0	SF: 0 SAC: 0 DP: 2 HBP: 1	WP: 1 PB: 0 SB: 1 CS: 0	PA: 30														
PITCHER	IP	WLS	BF	H	R	ER	SO	BB	IBB	HBP	BLK	WP	HR	S	P	ERA	WHIP	PITCHER		IP	WLS	BF	H	R	ER	SO	BB	IBB	HBP	BLK	WP	HR	S	P	ERA	WHIP
John Thomson, R (1, 1) ERA: 8.08	7.0	L	27	4	4	3	5	2	0	1	0	0	0	60	87	3.86	0.857			IP	WLS	BF	H	R	ER	SO	BB	IBB	HBP	BLK	WP	HR	S	P	ERA	WHIP
Jerry Dipoto, R (8, 1) ERA: 4.3	1.0		3	1	0	0	0	0	0	0	0	0	0	7	9	0.00	1.000			IP	WLS	BF	H	R	ER	SO	BB	IBB	HBP	BLK	WP	HR	S	P	ERA	WHIP



Batter	1	2	3	4	5	6	7	8	9	AB	R	H	RBI	BB	SO	LOB	TOP					
Nefti Perez, S OBP: 0.313, SLG: 0.403 (1, 6)	G5-3		G3		P8			F8		4	0	0	0	0	0	0	Colorado Rockies @ Montreal Expos Olympic Stadium, Montreal, QB Wed Sep 08 1999, 1:35 PM EDT Att: 5,548 - Dome - 72 F AB 34 R 5 H 7 RBI 5 BB 2 SO 9 LOB 10					
Terry Shumpert, R OBP: 0.405, SLG: 0.550 (1, 4)	1B G5-3 BB		G6-3			E5 17 HR		1B		3	2	1	0	1	0	0						
Larry Walker, L OBP: 0.447, SLG: 0.695 (1, 9)	G5-3 1B			HR		K		BB		3	1	2	1	1	1	1						
Vinny Castilla, R OBP: 0.328, SLG: 0.470 (1, 5)	G5-3			K		K		P4		4	0	0	1	0	2	4						
17 Todd Helton, L OBP: 0.386, SLG: 0.576 (1, 3)	F7			HR		HR		F8		4	2	3	0	0	0	3						
Jeff Barry, S OBP: 0.348, SLG: 0.479 (9, PH)		F7		G4-3		G4-3			FC5-4 1B	3	0	0	0	0	0	0						
Angel Echevarria, R OBP: 0.364, SLG: 0.506 (9, 7)										1	0	1	0	0	0	0						
Edgardo Clemente, R OBP: 0.296, SLG: 0.509 (1, 8)		K		F7				P4		4	0	0	0	0	2	1						
Ben Petrick, R OBP: 0.353, SLG: 0.286 (1, 2)		G6-3			G1-6-3			FC5-4 1B		4	0	0	0	0	1	1						
Jamey Wright, R OBP: 0.091, SLG: 0.136 (8, 1)				K		K				3	0	0	0	0	3	0						
7 Kurt Abbott, R OBP: 0.300, SLG: 0.410 (9, PH)										0	0	0	0	0	0	0						
Dave Veres, R (9, 1)										0	0	0	0	0	0	0						
Inning Stats	R: 1 E: 0 K: 0 S: 11	H: 1 LOB: 1 BB: 1 P: 21	R: 0 E: 0 K: 1 S: 5	H: 0 LOB: 0 BB: 0 P: 5	R: 0 E: 0 K: 1 S: 8	H: 0 LOB: 0 BB: 0 P: 12	R: 2 E: 0 K: 1 S: 13	H: 2 LOB: 0 BB: 0 P: 20	R: 0 E: 0 K: 2 S: 8	H: 1 LOB: 0 BB: 0 P: 10	R: 0 E: 0 K: 3 S: 12	H: 0 LOB: 0 BB: 0 P: 17	R: 0 E: 0 K: 3 S: 9	H: 0 LOB: 0 BB: 0 P: 15	R: 0 E: 0 K: 0 S: 7	H: 1 LOB: 2 BB: 1 P: 14	R: 0 E: 0 K: 0 S: 17	H: 2 LOB: 2 BB: 0 P: 22	1B: 4 2B: 0 3B: 0 HR: 3	SF: 0 SAC: 0 DP: 0 HBP: 0	WP: 0 PB: 0 SB: 2 CS: 0	PA: 36
PITCHER	IP WLS BF H R ER SO BB IBB HBP BLK WP HR S P ERA WHIP																					
Dan Smith, R ERA: 5.99	(1, 1) 6.0 L 24 4 5 3 6 1 0 0 0 0 0 3 57 85 4.50 0.833																					
Scott Strickland, R ERA: 10.8	(7, 1) 2.0 8 1 0 0 3 1 0 0 0 0 0 0 16 29 0.00 1.000																					
Guillermo Mota, R ERA: 3.15	(9, 1) 1.0 4 2 0 0 0 0 0 0 0 0 0 0 17 22 0.00 2.000																					

Batter	1	2	3	4	5	6	7	8	9	AB	R	H	RBI	BB	SO	LOB	BOTTOM					
Rondell White, R OBP: 0.360, SLG: 0.512 (1, 8)	G1-3				G5-3			1B BB		3	0	0	0	1	1	2	Colorado Rockies @ Montreal Expos Olympic Stadium, Montreal, QB Wed Sep 08 1999, 1:35 PM EDT Att: 5,548 - Dome - 72 F AB 28 R 1 H 6 RBI 1 BB 3 SO 3 LOB 14					
Manny Martinez, R OBP: 0.284, SLG: 0.342 (8, FR)										0	0	0	0	0	0	0						
Peter Bergeron, L OBP: 0.625, SLG: 0.500 (1, 7)	G4-3			2B G6-3 1B		G5-3		1B		4	1	2	0	0	0	0						
Jose Vidro, S OBP: 0.364, SLG: 0.512 (7, 1)	G3			G4-3 2B		G6-4-3 1B		F9		3	0	2	0	0	0	0						
Brad Fuller, L OBP: 0.337, SLG: 0.498 (8, PH)				G4-3 2B		G6-4-3 1B				1	0	0	0	0	0	2						
Ryan McGuire, L OBP: 0.344, SLG: 0.353 (9, 9)										0	0	0	0	0	0	0						
Vladimir Guerrero, R OBP: 0.367, SLG: 0.582 (9, 1)		2B		G6-3		G6-4-3		P4		4	0	1	1	0	0	4						
Guillermo Mota, R OBP: 1.000, SLG: 4.000 (9, 1)										0	0	0	0	0	0	0						
Fernando Seguinol, S OBP: 0.289, SLG: 0.359 (1, 3)	G1-3			G4-3			G6-4-3 HBP	G4-3		3	0	0	0	0	0	1						
Michael Barrett, R OBP: 0.345, SLG: 0.434 (1, 2)	G6-3			F8			G6-4-3	G6-4-3 1B		4	0	1	0	0	0	2						
Trace Coquillette, R (1, 5)				K			P3	G6-4-3		3	0	0	0	1	1	1						
Geoff Blum, S OBP: 0.362, SLG: 0.564 (1, 6)							BB	G3		1	0	0	0	1	0	1						
Dan Smith, R OBP: 0.160, SLG: 0.087 (7, 4)				BB						1	0	0	0	0	1	1						
Wilton Guerrero, S OBP: 0.329, SLG: 0.416 (1, 1)				K				G3-1		1	0	0	0	0	0	0						
Inning Stats	R: 0 E: 0 K: 0 S: 6	H: 0 LOB: 0 BB: 0 P: 13	R: 0 E: 0 K: 0 S: 6	H: 1 LOB: 0 BB: 0 P: 10	R: 0 E: 0 K: 3 S: 15	H: 0 LOB: 1 BB: 1 P: 22	R: 1 E: 0 K: 0 S: 7	H: 2 LOB: 1 BB: 0 P: 11	R: 0 E: 0 K: 0 S: 9	H: 0 LOB: 0 BB: 0 P: 14	R: 0 E: 0 K: 0 S: 5	H: 1 LOB: 0 BB: 0 P: 9	R: 0 E: 0 K: 0 S: 7	H: 0 LOB: 1 BB: 1 P: 16	R: 0 E: 0 K: 0 S: 8	H: 1 LOB: 2 BB: 1 P: 16	R: 0 E: 0 K: 0 S: 7	H: 1 LOB: 0 BB: 0 P: 9	1B: 4 2B: 2 3B: 0 HR: 0	SF: 0 SAC: 1 DP: 3 HBP: 1	WP: 0 PB: 0 SB: 0 CS: 0	PA: 34
PITCHER	IP WLS BF H R ER SO BB IBB HBP BLK WP HR S P ERA WHIP																					
Jamey Wright, R ERA: 4.39	(1, 1) 7.0 W 26 4 1 1 3 2 0 0 1 0 0 0 55 95 1.29 0.857																					
Jerry Dipoto, R ERA: 4.24	(8, 1) 1.0 5 1 0 0 0 1 0 0 0 0 0 0 8 16 0.00 2.000																					
Dave Veres, R ERA: 4.89	(9, 1) 1.0 3 1 0 0 0 0 0 0 0 0 0 0 7 9 0.00 1.000																					

Batter	1	2	3	4	5	6	7	8	9	AB	R	H	RBI	BB	SO	LOB	TOP				
Rondell White, R OBP: 0.359, SLG: 0.510 Manny Martinez, R OBP: 0.284, SLG: 0.342	F9		G3-2 1B		F8			G5-3		4	0	1	0	0	0	0					
Peter Bergeron, L OBP: 0.283, SLG: 0.556	F8		G3-2			WP G4-3 2B		G3-1 BB		3	1	1	0	1	0	2					
Jose Vidro, S OBP: 0.361, SLG: 0.507	G4-3			F8		P5		G3-1		4	0	0	0	0	0	2					
Vladimir Guerrero, R OBP: 0.356, SLG: 0.585 James Mouton, R OBP: 0.356, SLG: 0.368		HR		G5-3		G4-3		P3		4	1	1	2	0	0	1					
Brad Fullmer, L OBP: 0.342, SLG: 0.510		G5-4-3 1B		FC5 1B BB		HR		G3-1		3	1	2	1	1	0	0					
Michael Barrett, R OBP: 0.345, SLG: 0.433 Ted Lilly, L Scott Strickland, R Fernando Seguinol, S OBP: 0.284, SLG: 0.354	G5-4-3			1B		K		K		3	0	1	0	0	1	1					
Chris Widger, R OBP: 0.335, SLG: 0.468	K			FC5				L9		3	0	0	0	1	1	2					
Geoff Blum, S OBP: 0.357, SLG: 0.543			1B SH3-4 G3-2 BB		G3			P6		3	0	0	0	1	0	1					
Javier Vazquez, R OBP: 0.333, SLG: 0.303 Miguel Batista, R OBP: 0.250, SLG: 0.333 Trace Coquillette, R			SH3-4		F9			K		1	0	0	0	0	0	0					
Inning Stats	R: 0 E: 0 K: 0 S: 9	H: 0 LOB: 0 BB: 0 P: 14	R: 1 E: 0 K: 1 S: 9	H: 2 LOB: 0 BB: 0 P: 12	R: 0 E: 0 K: 0 S: 10	H: 1 LOB: 1 BB: 1 P: 15	R: 0 E: 0 K: 0 S: 7	H: 1 LOB: 2 BB: 1 P: 13	R: 0 E: 0 K: 1 S: 8	H: 0 LOB: 0 BB: 0 P: 14	R: 2 E: 0 K: 1 S: 8	H: 2 LOB: 0 BB: 0 P: 15	R: 0 E: 0 K: 1 S: 9	H: 0 LOB: 1 BB: 1 P: 10	R: 0 E: 0 K: 2 S: 13	H: 0 LOB: 2 BB: 1 P: 25	1B: 3 2B: 2 3B: 0 HR: 2	SF: 0 SAC: 1 DP: 2 HBP: 0	WP: 1 PB: 0 SB: 0 CS: 0	PA: 36	
PITCHER	IP	WLS	BF	H	R	ER	SO	BB	IBB	HBP	BLK	WP	HR	S	P	ERA	WHIP				
Buddy Carlyle, R ERA: 4.96	6.0	W	24	6	3	3	2	2	0	0	0	1	2	51	83	4.50	1.333				
Donnie Wall, R ERA: 3.0	2.0	H	7	0	0	0	1	1	0	0	0	0	0	18	24	0.00	0.500				
Domingo Guzman, R ERA:	1.0		5	0	0	0	2	1	0	0	0	0	0	13	25	0.00	1.000				

Montreal Expos @ San Diego Padres
Qualcomm Stadium, San Diego, CA
Thu Sep 09 1999, 5:05 PM EDT
Att: 16,676 - Cloudy - 77 F

AB	31
R	3
H	6
RBI	3
BB	4
SO	5
LOB	11



Batter	1	2	3	4	5	6	7	8	9	AB	R	H	RBI	BB	SO	LOB	BOTTOM				
Quilvio Veras, S OBP: 0.366, SLG: 0.364 David Newhan, L OBP: 0.115, SLG: 0.154	1B	K		G4-3		FC6 BB 1B	P2			5	1	1	1	0	1	2					
Tony Gwynn, L OBP: 0.374, SLG: 0.474 Mike Darr, L OBP: 0.294, SLG: 0.323	1B		F8		F7	1B BB 1B	1B	2H 1B		5	1	3	1	0	0	0					
Reggie Sanders, R OBP: 0.387, SLG: 0.538 Gary Matthews, S OBP: 0.500, SLG: 0.214	P5		L7		K	1B BB 1B	K			4	0	0	0	1	2	3					
Phil Nevin, R OBP: 0.357, SLG: 0.557	K		BB 1B		1B	1B BB 1B	1B	HR BB		4	1	3	1	1	1	2					
Wally Joyner, L OBP: 0.355, SLG: 0.320 Eric Owens, R OBP: 0.336, SLG: 0.409 Donnie Wall, R Wiki Gonzalez, R OBP: 0.295, SLG: 0.381 Domingo Guzman, R	G3-1		BB		G6-3	1B	G6-3	1B HR		3	0	1	0	0	0	3					
Ruben Rivera, R OBP: 0.298, SLG: 0.395		2B BB	1B BB			K		K		1	0	1	1	0	0	0					
Ben Davis, S OBP: 0.301, SLG: 0.366	1B	2B	P1			K	F8	G4-3		5	1	1	1	0	1	4					
Chris Gomez, R OBP: 0.341, SLG: 0.306			G2-6-4 1B		CS 1B	FC6 1B	2B 1B	K		5	2	4	1	0	1	0					
Buddy Carlyle, L OBP: 0.400, SLG: 0.250 John Vander Wal, L OBP: 0.366, SLG: 0.434	G2-6-4		1B		K	FC6 1B	1B	1B 2B		2	0	0	0	0	1	2					
Inning Stats	R: 0 E: 0 K: 1 S: 10	H: 2 LOB: 2 BB: 0 P: 12	R: 2 E: 0 K: 1 S: 8	H: 2 LOB: 0 BB: 1 P: 15	R: 0 E: 0 K: 1 S: 17	H: 2 LOB: 3 BB: 1 P: 26	R: 0 E: 0 K: 1 S: 8	H: 1 LOB: 0 BB: 0 P: 10	R: 0 E: 0 K: 1 S: 7	H: 1 LOB: 1 BB: 0 P: 10	R: 4 E: 0 K: 2 S: 27	H: 5 LOB: 3 BB: 2 P: 50	R: 2 E: 0 K: 1 S: 18	H: 3 LOB: 1 BB: 0 P: 27	R: 2 E: 0 K: 2 S: 17	H: 1 LOB: 0 BB: 1 P: 27	1B: 14 2B: 2 3B: 0 HR: 1	SF: 0 SAC: 0 DP: 1 HBP: 0	WP: 0 PB: 0 SB: 0 CS: 1	PA: 44	
PITCHER	IP	WLS	BF	H	R	ER	SO	BB	IBB	HBP	BLK	WP	HR	S	P	ERA	WHIP				
Javier Vazquez, R ERA: 5.41	5.1	L	27	10	5	5	5	3	0	0	0	0	0	62	94	8.44	2.438				
Miguel Batista, R ERA: 5.06	0.1		4	2	0	0	0	1	0	0	0	0	0	9	18	0.00	9.000				
Ted Lilly, L ERA: 13.5	1.1		10	5	5	5	2	1	0	0	0	0	1	32	52	33.75	4.500				
Scott Strickland, R ERA: 9.39	1.0		3	0	0	0	2	0	0	0	0	0	0	9	13	0.00	0.000				

Montreal Expos @ San Diego Padres
Qualcomm Stadium, San Diego, CA
Thu Sep 09 1999, 5:05 PM EDT
Att: 16,676 - Cloudy - 77 F

AB	39
R	10
H	17
RBI	10
BB	5
SO	9
LOB	19



Batter	1	2	3	4	5	6	7	8	9	AB	R	H	RBI	BB	SO	LOB	TOP							
Rondell White, R OBP: 0.360, SLG: 0.516 (1, 8) (7, 7)	F7			P5	S 1B		SH2-4 HR 1B	3B 1B		5	2	3	3	0	0	0								
Wilton Guerrero, S OBP: 0.329, SLG: 0.411 Manny Martinez, R OBP: 0.286, SLG: 0.349 (1, 7) (7, 8)	F7			G1-3 1B	K		SH2-4	1B 3B		3	0	1	0	0	0	1								
Michael Barrett, R OBP: 0.345, SLG: 0.440 (1, 5)	K			G1-3			K	HR 1B		5	1	2	4	0	2	1								
Vladimir Guerrero, R OBP: 0.366, SLG: 0.579 (1, 9)		P5					F7	K	F8															
Chris Widger, R OBP: 0.332, SLG: 0.467 (1, 2)	G4-3			K2-3			HBP 2B	E6 FC6-4	F7															
Trace Coulllette, R OBP: 0.318, SLG: 0.211 (1, 4)	P5				G6-3		HBP HBP	FC6-4	G1-6-3 1B															
Fernando Seguinol, S OBP: 0.354, SLG: 0.362 Ryan McGuire, L OBP: 0.346, SLG: 0.351 (1, 3) (8, PR) (8, 3)			F9		SH1-4 1B		FC6-4 HBP	SH1-4 1B	G1-6-3 1B															
Mike Mordecai, R OBP: 0.294, SLG: 0.348 (1, 6)			P5		E4 SH1-4 1B		FC6-4	K																
Dustin Hermanson, R OBP: 0.103, SLG: 0.055 Anthony Telford, R Steve Kline, S Ugueth Urbina, R (1, 1) (9, 1) (9, 1) (9, 1)			K2-3		SH1-4			SH2-4 HR 1B	SH1-4															
Inning Stats	R: 0 E: 0 K: 1 S: 13	H: 0 LOB: 0 BB: 0 P: 20	R: 0 E: 0 K: 0 S: 8	H: 0 LOB: 0 BB: 0 P: 10	R: 0 E: 0 K: 1 S: 8	H: 0 LOB: 0 BB: 0 P: 8	R: 0 E: 0 K: 1 S: 8	H: 1 LOB: 2 BB: 1 P: 16	R: 2 E: 1 K: 1 S: 15	H: 2 LOB: 1 BB: 0 P: 22	R: 0 E: 0 K: 1 S: 14	H: 1 LOB: 1 BB: 0 P: 20	R: 3 E: 1 K: 1 S: 12	H: 3 LOB: 0 BB: 0 P: 15	R: 3 E: 0 K: 1 S: 17	H: 4 LOB: 1 BB: 0 P: 24	R: 0 E: 0 K: 0 S: 4	H: 1 LOB: 0 BB: 0 P: 5	1B: 9 2B: 1 3B: 1 HR: 1	SF: 0 SAC: 3 DP: 1 HBP: 2	WP: 0 PB: 0 SB: 1 CS: 0	PA: 43		
PITCHER	IP WLS BF H R ER SO BB IBB HBP BLK WP HR S P ERA WHIP	IP WLS BF H R ER SO BB IBB HBP BLK WP HR S P ERA WHIP	IP WLS BF H R ER SO BB IBB HBP BLK WP HR S P ERA WHIP	IP WLS BF H R ER SO BB IBB HBP BLK WP HR S P ERA WHIP	IP WLS BF H R ER SO BB IBB HBP BLK WP HR S P ERA WHIP	IP WLS BF H R ER SO BB IBB HBP BLK WP HR S P ERA WHIP	IP WLS BF H R ER SO BB IBB HBP BLK WP HR S P ERA WHIP	IP WLS BF H R ER SO BB IBB HBP BLK WP HR S P ERA WHIP	IP WLS BF H R ER SO BB IBB HBP BLK WP HR S P ERA WHIP	IP WLS BF H R ER SO BB IBB HBP BLK WP HR S P ERA WHIP	IP WLS BF H R ER SO BB IBB HBP BLK WP HR S P ERA WHIP	IP WLS BF H R ER SO BB IBB HBP BLK WP HR S P ERA WHIP	IP WLS BF H R ER SO BB IBB HBP BLK WP HR S P ERA WHIP	IP WLS BF H R ER SO BB IBB HBP BLK WP HR S P ERA WHIP	IP WLS BF H R ER SO BB IBB HBP BLK WP HR S P ERA WHIP	IP WLS BF H R ER SO BB IBB HBP BLK WP HR S P ERA WHIP	IP WLS BF H R ER SO BB IBB HBP BLK WP HR S P ERA WHIP	IP WLS BF H R ER SO BB IBB HBP BLK WP HR S P ERA WHIP	IP WLS BF H R ER SO BB IBB HBP BLK WP HR S P ERA WHIP	IP WLS BF H R ER SO BB IBB HBP BLK WP HR S P ERA WHIP	IP WLS BF H R ER SO BB IBB HBP BLK WP HR S P ERA WHIP	IP WLS BF H R ER SO BB IBB HBP BLK WP HR S P ERA WHIP	IP WLS BF H R ER SO BB IBB HBP BLK WP HR S P ERA WHIP	IP WLS BF H R ER SO BB IBB HBP BLK WP HR S P ERA WHIP

Montreal Expos @ San Diego Padres
Qualcomm Stadium, San Diego, CA
Sun Sep 12 1999, 4:05 PM EDT
Att: 30,870 - Unknown - 77 F

AB 37
R 8
H 12
RBI 8
BB 1
SO 7
LOB 12



Batter	1	2	3	4	5	6	7	8	9	AB	R	H	RBI	BB	SO	LOB	BOTTOM								
Quilvio Veras, S OBP: 0.366, SLG: 0.372 David Newhan, L OBP: 0.143, SLG: 0.286 (1, 4) (9, 4)	L7		K		K		L7		HR	4	0	0	0	0	2	2									
Tony Gwynn, L OBP: 0.373, SLG: 0.469 Gary Matthews, S OBP: 0.458, SLG: 0.188 (1, 9) (9, 7)	S 1B		G6-3				F8	F8	K	4	0	1	0	0	0	1									
Reggie Sanders, R OBP: 0.389, SLG: 0.536 Mike Darr, L OBP: 0.289, SLG: 0.294 (1, 7) (9, 9)	S 1B			K			G1-3		1B HBP	3	0	1	0	0	1	0									
Phil Nevin, R OBP: 0.357, SLG: 0.573 (1, 5)	K			F9			BB 2B	L5	BB 1B	5	0	2	0	0	1	3									
Dave Magadan, L OBP: 0.372, SLG: 0.352 Ruben Rivera, R OBP: 0.297, SLG: 0.388 (1, 3) (9, PH)	G6-3			FC6 BB			BB BB	1B	1B BB	2	0	1	0	2	0	2									
Eric Owens, R OBP: 0.335, SLG: 0.405 (1, 8)			G6-3		FC6		BB	P4	1B	4	0	1	1	1	0	3									
Wiki Gonzalez, R OBP: 0.286, SLG: 0.362 (1, 2)			P8		G6-4-3 1B		P4	G1-3	K	5	0	1	0	0	1	8									
Chris Gomez, R OBP: 0.345, SLG: 0.309 (1, 6)			G5-3		G6-4-3		E8 1B		K	5	1	2	0	0	1	4									
Sterling Hitchcock, L OBP: 0.140, SLG: 0.093 John Vander Wal, L OBP: 0.371, SLG: 0.438 Domingo Guzman, R Carlos Almanzar, R Ben Davis, S OBP: 0.314, SLG: 0.375 (1, 1) (7, PH) (8, 1) (8, 1) (9, PH)			K				K		HR 1B	2	0	1	0	0	1	0									
Inning Stats	R: 0 E: 0 K: 1 S: 10	H: 2 LOB: 2 BB: 0 P: 15	R: 0 E: 0 K: 0 S: 6	H: 0 LOB: 0 BB: 0 P: 10	R: 0 E: 0 K: 2 S: 7	H: 0 LOB: 0 BB: 0 P: 10	R: 0 E: 0 K: 1 S: 8	H: 0 LOB: 1 BB: 1 P: 14	R: 0 E: 0 K: 1 S: 9	H: 2 LOB: 1 BB: 0 P: 11	R: 0 E: 0 K: 0 S: 13	H: 1 LOB: 3 BB: 2 P: 25	R: 0 E: 1 K: 1 S: 11	H: 1 LOB: 1 BB: 0 P: 13	R: 0 E: 0 K: 0 S: 7	H: 1 LOB: 2 BB: 0 P: 10	R: 4 E: 0 K: 3 S: 18	H: 5 LOB: 3 BB: 2 P: 30	1B: 10 2B: 1 3B: 0 HR: 1	SF: 0 SAC: 0 DP: 1 HBP: 1	WP: 0 PB: 0 SB: 2 CS: 0	PA: 44			
PITCHER	IP WLS BF H R ER SO BB IBB HBP BLK WP HR S P ERA WHIP	IP WLS BF H R ER SO BB IBB HBP BLK WP HR S P ERA WHIP	IP WLS BF H R ER SO BB IBB HBP BLK WP HR S P ERA WHIP	IP WLS BF H R ER SO BB IBB HBP BLK WP HR S P ERA WHIP	IP WLS BF H R ER SO BB IBB HBP BLK WP HR S P ERA WHIP	IP WLS BF H R ER SO BB IBB HBP BLK WP HR S P ERA WHIP	IP WLS BF H R ER SO BB IBB HBP BLK WP HR S P ERA WHIP	IP WLS BF H R ER SO BB IBB HBP BLK WP HR S P ERA WHIP	IP WLS BF H R ER SO BB IBB HBP BLK WP HR S P ERA WHIP	IP WLS BF H R ER SO BB IBB HBP BLK WP HR S P ERA WHIP	IP WLS BF H R ER SO BB IBB HBP BLK WP HR S P ERA WHIP	IP WLS BF H R ER SO BB IBB HBP BLK WP HR S P ERA WHIP	IP WLS BF H R ER SO BB IBB HBP BLK WP HR S P ERA WHIP	IP WLS BF H R ER SO BB IBB HBP BLK WP HR S P ERA WHIP	IP WLS BF H R ER SO BB IBB HBP BLK WP HR S P ERA WHIP	IP WLS BF H R ER SO BB IBB HBP BLK WP HR S P ERA WHIP	IP WLS BF H R ER SO BB IBB HBP BLK WP HR S P ERA WHIP	IP WLS BF H R ER SO BB IBB HBP BLK WP HR S P ERA WHIP	IP WLS BF H R ER SO BB IBB HBP BLK WP HR S P ERA WHIP	IP WLS BF H R ER SO BB IBB HBP BLK WP HR S P ERA WHIP	IP WLS BF H R ER SO BB IBB HBP BLK WP HR S P ERA WHIP	IP WLS BF H R ER SO BB IBB HBP BLK WP HR S P ERA WHIP	IP WLS BF H R ER SO BB IBB HBP BLK WP HR S P ERA WHIP	IP WLS BF H R ER SO BB IBB HBP BLK WP HR S P ERA WHIP	IP WLS BF H R ER SO BB IBB HBP BLK WP HR S P ERA WHIP

Montreal Expos @ San Diego Padres
Qualcomm Stadium, San Diego, CA
Sun Sep 12 1999, 4:05 PM EDT
Att: 30,870 - Unknown - 77 F

AB 38
R 4
H 12
RBI 4
BB 5
SO 9
LOB 24



Batter	1	2	3	4	5	6	7	8	9	AB	R	H	RBI	BB	SO	LOB	TOP					
Rondell White, R OBP: 0.360, SLG: 0.515 (1, 8)	G6-3		G5-3			K		G3-1 1B		4	0	1	0	0	1	0						
Peter Bergeron, L OBP: 0.423, SLG: 0.364 Manny Martinez, R OBP: 0.286, SLG: 0.349 (1, 7) (8, 8)	G6-3			2B 1B		1B FC4 1B		G3-1 1-2		4	2	2	0	0	0	1						
Jose Vidro, S OBP: 0.356, SLG: 0.501 (1, 4)	G1-3			1-1 1-H 2B		1-0 1-3 1B		G3		4	0	2	1	0	0	1						
Vladimir Guerrero, R OBP: 0.368, SLG: 0.587 (1, 9)		G5-3 G4-3 1B		0-0 G4-6-3 1B		0-2 FC4 1-2 3-H G3			2-2 1B 3B	4	1	3	1	0	0	1						
Brad Fullmer, L OBP: 0.334, SLG: 0.493 James Mouton, R OBP: 0.353, SLG: 0.365 Ryan McGuire, L OBP: 0.350, SLG: 0.351 (1, 3) (9, PR) (9, 3)	G4-3			G4-6-3		G3			0-0 FC4 1B	4	0	1	1	0	0	4						
Michael Barrett, R OBP: 0.343, SLG: 0.435 (1, 5)	G5-3			G6-3			K		1-1 L7	4	0	0	0	0	1	3						
Chris Widger, R OBP: 0.326, SLG: 0.458 (1, 2)							K		0-0 F8	4	0	0	0	0	2	2						
Geoff Blum, S OBP: 0.346, SLG: 0.544 Mike Mordecai, R OBP: 0.292, SLG: 0.347 (1, 6) (9, 6)			G6-3				K		1-1 FC4	4	0	0	0	0	2	1						
Javier Vazquez, R OBP: 0.308, SLG: 0.278 (1, 1)			G4-3			G6-3			1-2 P3	3	0	0	0	0	0	0						
Inning Stats	R: 0 E: 0 K: 0 S: 5	H: 0 LOB: 0 BB: 0 P: 5	R: 0 E: 0 K: 1 S: 8	H: 1 LOB: 1 BB: 0 P: 13	R: 0 E: 0 K: 0 S: 14	H: 0 LOB: 0 BB: 0 P: 15	R: 1 E: 0 K: 0 S: 8	H: 3 LOB: 1 BB: 0 P: 12	R: 0 E: 0 K: 2 S: 10	H: 0 LOB: 0 BB: 0 P: 12	R: 1 E: 1 K: 1 S: 14	H: 2 LOB: 1 BB: 0 P: 18	R: 0 E: 0 K: 2 S: 8	H: 0 LOB: 0 BB: 0 P: 12	R: 0 E: 0 K: 0 S: 6	H: 1 LOB: 1 BB: 0 P: 10	R: 1 E: 0 K: 0 S: 9	H: 2 LOB: 1 BB: 0 P: 13	1B: 7 2B: 1 3B: 1 HR: 0	SF: 0 SAC: 0 DP: 1 HBP: 0	WP: 0 PB: 0 SB: 1 CS: 1	PA: 35
PITCHER Kevin Brown, R ERA: 2.99 (1, 1)	IP: 9.0 WLS: L BF: 35 H: 9 R: 3 ER: 2 SO: 6 BB: 0 IBB: 0 HBP: 0 BLK: 0 WP: 0 HR: 0 S: 82 P: 110 ERA: 2.00 WHIP: 1.000															PITCHER Kevin Brown, R ERA: 2.99 (1, 1)	IP: 9.0 WLS: W BF: 29 H: 1 R: 0 ER: 0 SO: 10 BB: 1 IBB: 0 HBP: 0 BLK: 0 WP: 0 HR: 0 S: 72 P: 111 ERA: 0.00 WHIP: 0.222					

Montreal Expos @ Los Angeles Dodgers
Dodger Stadium, Los Angeles, CA
Tue Sep 14 1999, 7:10 PM PDT
Att: 24,900 - Cloudy - 70 F

AB	35
R	3
H	9
RBI	3
BB	0
SO	6
LOB	13



Batter	1	2	3	4	5	6	7	8	9	AB	R	H	RBI	BB	SO	LOB	BOTTOM					
Mark Grudzielanek, R OBP: 0.376, SLG: 0.438 (1, 6)	L4			PB S 1B		G4-3			2-2 F8	4	0	1	0	0	0	0						
Craig Counsell, L OBP: 0.256, SLG: 0.256 Todd Hollandsworth, L OBP: 0.355, SLG: 0.480 (1, 4) (9, PH)	G4-3			F8		K			1-3 K	3	0	0	0	0	1	1						
Gary Sheffield, R OBP: 0.401, SLG: 0.487 (1, 7)	K			4-1 1-3 BB					0-0 F7	2	0	0	0	1	1	0						
Eric Karros, R OBP: 0.342, SLG: 0.532 (1, 3)		G3		0-1 P4					0-3 K	3	0	0	0	0	1	2						
Raul Mondesi, R OBP: 0.327, SLG: 0.471 (1, 9)		K		0-0 G5-3					3-1 P3	3	0	0	0	0	1	2						
22 Devon White, S OBP: 0.340, SLG: 0.394 (1, 8)		K				G3			2-3 K	3	0	0	0	0	2	0						
Todd Hundley, S OBP: 0.306, SLG: 0.466 (1, 2)			G3			K			3-2 F9	3	0	0	0	0	1	0						
Adrian Beltré, R OBP: 0.351, SLG: 0.438 (1, 5)			L7			G4-3			1-1 G5-3	3	0	0	0	0	0	0						
Kevin Brown, R OBP: 0.093, SLG: 0.068 Dave Hansen, L OBP: 0.398, SLG: 0.396 (1, 1) (9, PH)			K			K			3-1 G3-1	2	0	0	0	0	2	0						
Inning Stats	R: 0 E: 0 K: 1 S: 8	H: 0 LOB: 0 BB: 0 P: 9	R: 0 E: 0 K: 2 S: 7	H: 0 LOB: 0 BB: 0 P: 10	R: 0 E: 0 K: 1 S: 6	H: 0 LOB: 0 BB: 0 P: 9	R: 0 E: 0 K: 0 S: 13	H: 1 LOB: 2 BB: 1 P: 21	R: 0 E: 0 K: 1 S: 7	H: 0 LOB: 0 BB: 0 P: 10	R: 0 E: 0 K: 2 S: 8	H: 0 LOB: 0 BB: 0 P: 14	R: 0 E: 0 K: 1 S: 6	H: 0 LOB: 0 BB: 0 P: 9	R: 0 E: 0 K: 1 S: 9	H: 0 LOB: 0 BB: 0 P: 15	R: 0 E: 0 K: 1 S: 8	H: 0 LOB: 0 BB: 0 P: 14	1B: 1 2B: 0 3B: 0 HR: 0	SF: 0 SAC: 0 DP: 0 HBP: 0	WP: 0 PB: 1 SB: 1 CS: 0	PA: 29
PITCHER Javier Vazquez, R ERA: 5.06 (1, 1)	IP: 9.0 WLS: W BF: 29 H: 1 R: 0 ER: 0 SO: 10 BB: 1 IBB: 0 HBP: 0 BLK: 0 WP: 0 HR: 0 S: 72 P: 111 ERA: 0.00 WHIP: 0.222															PITCHER Javier Vazquez, R ERA: 5.06 (1, 1)	IP: 9.0 WLS: W BF: 29 H: 1 R: 0 ER: 0 SO: 10 BB: 1 IBB: 0 HBP: 0 BLK: 0 WP: 0 HR: 0 S: 72 P: 111 ERA: 0.00 WHIP: 0.222					

Montreal Expos @ Los Angeles Dodgers
Dodger Stadium, Los Angeles, CA
Tue Sep 14 1999, 7:10 PM PDT
Att: 24,900 - Cloudy - 70 F

AB	28
R	0
H	1
RBI	0
BB	1
SO	10
LOB	5



Batter	1	2	3	4	5	6	7	8	9	AB	R	H	RBI	BB	SO	LOB	TOP
Rondell White, R OBP: 0.359, SLG: 0.510 (1, 8)	1-3 K		1-2 G2-3		1-0 G6-3		1-0 G6-3		0-3 K	5	0	0	0	0	2	0	
Peter Bergeron, L OBP: 0.400, SLG: 0.310 Manny Martinez, R OBP: 0.286, SLG: 0.349 (1, 7) (7, 8)	1-3 K		2-3 K		0-0 1B		0-0 G6-3			4	1	1	0	0	2	0	
Jose Vidro, S OBP: 0.359, SLG: 0.508 (1, 4)	0-1 2B			0-1 E4 1B	0-0 E1 1B		0-2 1B			4	2	3	0	0	0	1	
Vladimir Guerrero, R OBP: 0.374, SLG: 0.591 (1, 9)	4-0 IBB			0-3 K	0-0 2B		3-0 1B			3	1	2	1	1	1	1	
Brad Fullmer, L OBP: 0.347, SLG: 0.490 Ryan McGuire, L OBP: 0.348, SLG: 0.348 (1, 3) (8, 3)	1-1 L9			1-0 E4 G6-3	2-0 2B		1-3 K			4	0	1	2	0	1	3	
Michael Barrett, R OBP: 0.347, SLG: 0.443 Mike Mordecai, R OBP: 0.295, SLG: 0.353 (1, 5) (8, 5)		0-1 G1-3		0-0 G6-3	1-0 G4-3			1-2 CS 1B		4	0	1	1	0	0	2	
Chris Widger, R OBP: 0.326, SLG: 0.453 (1, 2)		2-1 G5-3		1-2 3-H 1-0 HBP		1-1 G5-3		3-2 G5-3		3	0	0	0	0	0	1	
Geoff Blum, S OBP: 0.336, SLG: 0.525 (1, 6)		0-2 G1-3		0-0 P6		1-3 K		0-0 F8		4	0	0	0	0	1	2	
Dustin Hermanson, R OBP: 0.098, SLG: 0.052 Fernando Segundo, S OBP: 0.314, SLG: 0.460 Ugueth Urbina, R (1, 1) (8, PH) (9, 1)			1-3 K		0-0 G5-3	1-1 G4-3		0-0 P5		3	0	0	0	0	1	0	
Inning Stats	R: 0 H: 1 E: 0 LOB: 2 K: 2 BB: 1 S: 11	H: 0 R: 4 ER: 0 SO: 8 BB: 0 IBB: 1 HBP: 1 BLK: 0 WP: 0 HR: 0 S: 72 P: 103 ERA: 0.00 WHIP: 0.889	H: 0 R: 4 ER: 0 SO: 8 BB: 0 IBB: 1 HBP: 1 BLK: 0 WP: 0 HR: 0 S: 72 P: 103 ERA: 0.00 WHIP: 0.889	H: 0 R: 4 ER: 0 SO: 8 BB: 0 IBB: 1 HBP: 1 BLK: 0 WP: 0 HR: 0 S: 72 P: 103 ERA: 0.00 WHIP: 0.889	H: 3 R: 1 ER: 1 SO: 7 BB: 0 IBB: 0 HBP: 0 BLK: 0 WP: 0 HR: 0 S: 71 P: 102 ERA: 0.00 WHIP: 0.889	H: 0 R: 0 ER: 0 SO: 7 BB: 0 IBB: 0 HBP: 0 BLK: 0 WP: 0 HR: 0 S: 71 P: 102 ERA: 0.00 WHIP: 0.889	H: 2 R: 0 ER: 0 SO: 6 BB: 0 IBB: 0 HBP: 0 BLK: 0 WP: 0 HR: 0 S: 70 P: 101 ERA: 0.00 WHIP: 0.889	H: 1 R: 0 ER: 0 SO: 11 BB: 0 IBB: 0 HBP: 0 BLK: 0 WP: 0 HR: 0 S: 70 P: 101 ERA: 0.00 WHIP: 0.889	H: 0 R: 0 ER: 0 SO: 5 BB: 0 IBB: 0 HBP: 0 BLK: 0 WP: 0 HR: 0 S: 6 P: 100 ERA: 0.00 WHIP: 0.889	1B: 6 2B: 2 3B: 0 HR: 0 SF: 0 SAC: 0 DP: 0 HBP: 1	WP: 0 PA: 37 RBI: 4 H: 8 RBI: 4 BB: 1 SO: 8 LOB: 10						
PITCHER Greg Maddux, R ERA: 3.35 (1, 1)	IP: 9.0 WLS: L BF: 37 H: 8 R: 4 ER: 0 SO: 8 BB: 0 IBB: 1 HBP: 1 BLK: 0 WP: 0 HR: 0 S: 72 P: 103 ERA: 0.00 WHIP: 0.889																

Montreal Expos @ Atlanta Braves
Turner Field, Atlanta, GA
Sat Sep 18 1999, 7:10 PM EDT
Att: 47,576 - Cloudy - 75 F

AB	35
R	4
H	8
RBI	4
BB	1
SO	8
LOB	10



Batter	1	2	3	4	5	6	7	8	9	AB	R	H	RBI	BB	SO	LOB	BOTTOM
Gerald Williams, R OBP: 0.338, SLG: 0.457 (1, 7)	2-2 G6-3		0-0 CS 1B	0-0 1B		2-0 G3			0-1 F8	5	0	2	0	0	0	1	
Bret Boone, R OBP: 0.305, SLG: 0.419 (1, 4)	4-0 G3-1 10 S BB		1-2 HR	1-0 G4-6-3 10 1B			1-3 K		0-3 K	4	1	2	2	1	2	0	
10 Chipper Jones, S OBP: 0.441, SLG: 0.633 (1, 5)	2-1 G3-1		4-2 2B BB	1-2 G4-6-3		1-0 FC6 1B				3	1	1	0	1	0	3	
Brian Jordan, R OBP: 0.345, SLG: 0.460 (1, 9)	1-2 F9		3-2 F9		2-2 G3-1		1-3 K			4	0	0	0	0	1	3	
Ryan Klesko, L OBP: 0.378, SLG: 0.543 (1, 3)		1-1 G5-3	0-0 1B 2B	1-3 K		0-1 FC6				4	0	1	1	0	1	1	
Andruw Jones, R OBP: 0.360, SLG: 0.484 (1, 8)		1-1 F8	1-1 1B	0-0 L6			1-1 F8			4	0	1	0	0	0	0	
José Hernández, R OBP: 0.337, SLG: 0.421 (1, 6)		0-1 1B 1B	3-3 K		0-0 F8		0-2 F9			4	0	1	0	0	1	2	
Eddie Pérez, R OBP: 0.305, SLG: 0.371 (1, 2)		0-1 1B		2-0 1B SH1-4 1B		0-1 SH2-4 1B		0-1 G6-3		4	1	3	0	0	0	0	
Greg Maddux, R OBP: 0.213, SLG: 0.339 Keith Lockhart, L OBP: 0.321, SLG: 0.297 (1, 1) (8, PH)		0-3 K		0-0 SH1-4		0-0 SH2-4		1-1 P8		1	0	0	0	0	1	2	
Inning Stats	R: 0 H: 0 E: 0 LOB: 1 K: 0 BB: 1 S: 10	H: 2 R: 3 ER: 3 SO: 5 BB: 0 IBB: 0 HBP: 0 BLK: 0 WP: 0 HR: 1 S: 35 P: 19 ERA: 3.99	H: 4 R: 3 ER: 3 SO: 5 BB: 0 IBB: 0 HBP: 0 BLK: 0 WP: 0 HR: 1 S: 35 P: 19 ERA: 3.99	H: 4 R: 3 ER: 3 SO: 5 BB: 0 IBB: 0 HBP: 0 BLK: 0 WP: 0 HR: 1 S: 35 P: 19 ERA: 3.99	H: 3 R: 1 ER: 1 SO: 7 BB: 0 IBB: 0 HBP: 0 BLK: 0 WP: 0 HR: 0 S: 71 P: 109 ERA: 1.625 WHIP: 3.38	H: 0 R: 0 ER: 0 SO: 7 BB: 0 IBB: 0 HBP: 0 BLK: 0 WP: 0 HR: 0 S: 71 P: 109 ERA: 1.625 WHIP: 3.38	H: 1 R: 0 ER: 0 SO: 5 BB: 0 IBB: 0 HBP: 0 BLK: 0 WP: 0 HR: 0 S: 70 P: 108 ERA: 1.625 WHIP: 3.38	H: 1 R: 0 ER: 0 SO: 9 BB: 0 IBB: 0 HBP: 0 BLK: 0 WP: 0 HR: 0 S: 70 P: 108 ERA: 1.625 WHIP: 3.38	H: 0 R: 0 ER: 0 SO: 8 BB: 0 IBB: 0 HBP: 0 BLK: 0 WP: 0 HR: 0 S: 8 P: 107 ERA: 1.625 WHIP: 3.38	1B: 9 2B: 1 3B: 0 HR: 1 SF: 0 SAC: 2 DP: 1 HBP: 0	WP: 0 PA: 38 RBI: 3 H: 11 RBI: 3 BB: 2 SO: 6 LOB: 12						
PITCHER Dustin Hermanson, R ERA: 4.33 Ugueth Urbina, R ERA: 3.99 (1, 1) (8, 1)	IP: 8.0 WLS: W BF: 35 H: 11 R: 3 ER: 3 SO: 5 BB: 2 IBB: 0 HBP: 0 BLK: 0 WP: 0 HR: 1 S: 71 P: 109 ERA: 4.33 WHIP: 1.625																

Montreal Expos @ Atlanta Braves
Turner Field, Atlanta, GA
Sat Sep 18 1999, 7:10 PM EDT
Att: 47,576 - Cloudy - 75 F

AB	34
R	3
H	11
RBI	3
BB	2
SO	6
LOB	12



Batter	1	2	3	4	5	6	7	8	9	AB	R	H	RBI	BB	SO	LOB	TOP					
Rondell White, R OBP: 0.358, SLG: 0.508 (1, 8)	F8		F8				E6			4	0	1	0	0	0	2	Montreal Expos @ Atlanta Braves Turner Field, Atlanta, GA Sun Sep 19 1999, 1:10 PM EDT Att: 41,817 - Cloudy - 80 F					
Wilton Guerrero, S OBP: 0.326, SLG: 0.405 (1, 7)	G4-3			K			FC6-4			4	0	1	0	0	1	2						
Jose Vidro, S OBP: 0.358, SLG: 0.505 (1, 4)	K				F8			G3		4	0	1	0	0	1	2						
Vladimir Guerrero, R OBP: 0.373, SLG: 0.588 Steve Kline, S (8, 1)		K				P8		K		3	0	0	0	1	2	0						
Brad Fullmer, L OBP: 0.331, SLG: 0.487 (1, 3)		P5					P4	G1		4	0	1	0	0	0	0						
Michael Barrett, R OBP: 0.344, SLG: 0.438 (1, 2)		G4-3					G5-3		G4-3	4	0	0	0	0	0	2						
Geoff Blum, S OBP: 0.333, SLG: 0.544 (1, 6)			G3				F8		K	4	1	1	1	0	1	0						
Mike Mordecai, R OBP: 0.294, SLG: 0.351 (1, 5)			K				P4		G1-3	4	0	1	0	0	1	0						
Ted Lilly, L OBP: 0.333, SLG: 0.333 Guillermo Mota, R OBP: 1.000, SLG: 4.000 Fernando Segundo, S OBP: 0.310, SLG: 0.385 Scott Strickland, R (7, 1) Ryan McGuire, L OBP: 0.348, SLG: 0.348 (8, 9)							G4-3		P6	2	0	1	0	0	0	0						
Inning Stats	R: 0 E: 0 K: 1 S: 10	H: 0 LOB: 0 BB: 0 P: 15	R: 0 E: 0 K: 1 S: 7	H: 0 LOB: 0 BB: 0 P: 9	R: 0 E: 0 K: 1 S: 11	H: 1 LOB: 1 BB: 0 P: 15	R: 0 E: 0 K: 1 S: 13	H: 2 LOB: 2 BB: 1 P: 21	R: 1 E: 0 K: 0 S: 5	H: 3 LOB: 2 BB: 0 P: 16	R: 0 E: 0 K: 0 S: 5	H: 0 LOB: 0 BB: 0 P: 6	R: 0 E: 1 K: 0 S: 8	H: 1 LOB: 2 BB: 0 P: 11	R: 0 E: 0 K: 1 S: 10	H: 0 LOB: 0 BB: 0 P: 12		R: 0 E: 0 K: 1 S: 6	H: 0 LOB: 0 BB: 0 P: 7	1B: 6 2B: 0 3B: 0 HR: 1	SF: 0 SAC: 0 DP: 0 HBP: 0	WP: 0 PB: 0 SB: 0 CS: 1
PITCHER Kevin Millwood, R ERA: 2.78 (1, 1)	IP: 9.0 WLS: W BF: 35 H: 7 R: 1 ER: 1 SO: 6 BB: 1 IBB: 0 HBP: 0 BLK: 0 WP: 0 HR: 1 S: 81 P: 112 ERA: 1.00 WHIP: 0.889															PITCHER IP: WLS: BF: H: R: ER: SO: BB: IBB: HBP: BLK: WP: HR: S: P: ERA: WHIP						

Batter	1	2	3	4	5	6	7	8	9	AB	R	H	RBI	BB	SO	LOB	BOTTOM	
Gerald Williams, R OBP: 0.337, SLG: 0.455 (1, 9)	G5-3		P4				F9			4	1	1	0	0	0	0	Montreal Expos @ Atlanta Braves Turner Field, Atlanta, GA Sun Sep 19 1999, 1:10 PM EDT Att: 41,817 - Cloudy - 80 F	
Bret Boone, R OBP: 0.306, SLG: 0.420 (1, 4)	K						F9			4	1	2	0	0	1	0		
10 Chipper Jones, S OBP: 0.440, SLG: 0.630 (1, 5)	K						F9			3	0	0	0	1	2	1		
Andruw Jones, R OBP: 0.360, SLG: 0.481 (1, 8)		K					P2			3	1	0	0	0	2	3		
José Hernández, R OBP: 0.338, SLG: 0.426 Walt Weiss, S OBP: 0.309, SLG: 0.311 (8, 6)		F9								4	1	2	2	0	1	2		
Brian Hunter, R OBP: 0.372, SLG: 0.451 (1, 3)		F9								0	0	0	0	0	0	0		
Freddy García, R OBP: 0.255, SLG: 0.432 Otis Nixon, S OBP: 0.290, SLG: 0.214 (6, 7)										3	0	1	1	1	0	0		
Eddie Pérez, R OBP: 0.301, SLG: 0.366 (1, 2)										4	0	0	0	0	0	3		
Kevin Millwood, R OBP: 0.187, SLG: 0.233 (1, 1)										3	0	0	0	0	2	0		
Inning Stats	R: 0 E: 0 K: 2 S: 12	H: 0 LOB: 0 BB: 0 P: 18	R: 0 E: 0 K: 1 S: 5	H: 0 LOB: 0 BB: 0 P: 6	R: 1 E: 0 K: 1 S: 6	H: 1 LOB: 0 BB: 0 P: 6	R: 2 E: 0 K: 2 S: 15	H: 3 LOB: 1 BB: 0 P: 24	R: 0 E: 0 K: 0 S: 10	H: 0 LOB: 3 BB: 2 P: 22	R: 1 E: 1 K: 2 S: 14	H: 2 LOB: 2 BB: 1 P: 26	R: 0 E: 0 K: 0 S: 3	H: 0 LOB: 0 BB: 0 P: 3	1B: 3 2B: 3 3B: 0 HR: 1	SF: 0 SAC: 0 DP: 0 HBP: 1		WP: 0 PB: 0 SB: 2 CS: 0
PITCHER Ted Lilly, L ERA: 11.57 Guillermo Mota, R ERA: 3.14 Scott Strickland, R ERA: 7.71 Steve Kline, L ERA: 3.48 (8, 1)	IP: 5.2 WLS: L BF: 24 H: 5 R: 4 ER: 4 SO: 7 BB: 1 IBB: 0 HBP: 0 BLK: 0 WP: 0 HR: 1 S: 55 P: 84 ERA: 6.35 WHIP: 1.059															PITCHER IP: WLS: BF: H: R: ER: SO: BB: IBB: HBP: BLK: WP: HR: S: P: ERA: WHIP		

AB	34
R	1
H	7
RBI	1
BB	1
SO	6
LOB	9



Batter	1	2	3	4	5	6	7	8	9	AB	R	H	RBI	BB	SO	LOB	TOP					
Rondell White, R OBP: 0.359, SLG: 0.511	0-1 1B	1-2 G5-3			2-0 SF9 3B		0-0 F7		1-2 G4-6-3	5	1	2	1	0	0	4						
Manny Martinez, R OBP: 0.282, SLG: 0.346	1-1 P4		1-0 G5-3		1-1 SF9		0-1 P3			3	0	0	1	0	0	1						
Jose Vidro, S OBP: 0.360, SLG: 0.504	2-1 1B		4-1 PB BB		3-H L7		0-0 F8			3	0	1	0	1	0	0						
Vladimir Guerrero, R OBP: 0.374, SLG: 0.593	0-0 1B		1-2 F9		1-0 G6-3			0-0 HR		4	1	2	1	0	0	1						
Brad Fullmer, L OBP: 0.328, SLG: 0.481	0-0 F8		1-0 G4-3		2-1 F8			0-1 F9		4	0	0	0	0	0	3						
Michael Barrett, R OBP: 0.345, SLG: 0.437		0-0 1B		0-0 F8		4-1 1B		3-2 G4-3		3	0	1	0	1	0	0						
Mike Mordecai, R OBP: 0.294, SLG: 0.351										0	0	0	0	0	0	0						
Chris Widger, R OBP: 0.326, SLG: 0.451		1-1 G5-3 1B		3-2 F8		3-2 F8		0-0 G5-3		4	0	1	0	0	0	1						
Geoff Blum, S OBP: 0.339, SLG: 0.542		0-1 G5-3 1B		2-2 F9		2-2 F9			1-0 F7	4	0	2	0	0	0	0						
Javier Vazquez, R OBP: 0.317, SLG: 0.316		1-0 P9		3-2 3B		0-2 P3			0-0 G4-6-3 1B	2	1	1	0	0	0	3						
Orlando Merced, S OBP: 0.357, SLG: 0.464										1	0	0	0	0	0	2						
Guillermo Mota, R OBP: 1.000, SLG: 4.000										0	0	0	0	0	0	0						
Anthony Telford, R OBP: 0.328, SLG: 0.407										0	0	0	0	0	0	0						
Wilton Guerrero, S OBP: 0.328, SLG: 0.407										1	0	1	0	0	0	0						
Inning Stats	R: 0 E: 0 K: 0 S: 8	H: 3 LOB: 2 BB: 0 P: 11	R: 0 E: 0 K: 0 S: 9	H: 3 LOB: 2 BB: 0 P: 12	R: 0 E: 0 K: 0 S: 6	H: 0 LOB: 1 BB: 1 P: 13	R: 0 E: 0 K: 0 S: 8	H: 0 LOB: 0 BB: 0 P: 13	R: 2 E: 0 K: 0 S: 14	H: 2 LOB: 0 BB: 0 P: 23	R: 0 E: 0 K: 0 S: 12	H: 1 LOB: 2 BB: 1 P: 23	R: 0 E: 0 K: 0 S: 4	H: 0 LOB: 0 BB: 0 P: 4	R: 1 E: 0 K: 0 S: 7	H: 1 LOB: 0 BB: 0 P: 10	R: 0 E: 0 K: 0 S: 5	H: 1 LOB: 0 BB: 0 P: 7	1B: 8 2B: 1 3B: 1 HR: 1	SF: 1 SAC: 0 DP: 2 HBP: 0	WP: 0 PB: 1 SB: 0 CS: 0	PA: 37
PITCHER	IP WLS BF H R ER SO BB IBB HBP BLK WP HR S P ERA WHIP																					
Dennis Springer, R ERA: 4.9	(1, 1)	8.0 W 34 10 3 3 0 2 0 0 0 0 0 1 68 109 3.38 1.500																				
Antonio Alfonseca, R ERA: 3.3	(9, 1)	1.0 S 3 1 0 0 0 0 0 0 0 0 0 0 0 5 7 0.00 1.000																				

Montreal Expos @ Florida Marlins
Pro Player Stadium, Miami, FL
Tue Sep 21 1999, 4:05 PM EDT
Cloudy - 80 F

AB 34
R 3
H 11
RBI 3
BB 2
SO 0
LOB 15



Batter	1	2	3	4	5	6	7	8	9	AB	R	H	RBI	BB	SO	LOB	BOTTOM			
Dave Berg, R OBP: 0.349, SLG: 0.374	3-2 G4-3		2-2 G6-3		1-2 G5-3			2-1 F9		4	0	0	0	0	0	2				
Alex Gonzalez, R OBP: 0.310, SLG: 0.442	0-1 P6			1-0 E6 2B	0-0 HR			0-0 F9		4	1	2	3	0	0	0				
Cliff Floyd, L OBP: 0.379, SLG: 0.495	2-3 K			0-0 L4	2-H 3-H K			1-2 1B 1B		4	1	1	0	0	2	1				
Preston Wilson, R OBP: 0.362, SLG: 0.531		1-3 K		1-1 G4-3		1-3 K		3-2 1B 1B		4	1	1	0	0	2	1				
Derrek Lee, R OBP: 0.269, SLG: 0.332		2-3 K		2-0 E6 FC1-6		1-2 F9		3-2 1B		4	0	1	1	0	1	1				
Mark Kotsay, L OBP: 0.302, SLG: 0.403		0-0 1B		1-2 FC1-6		0-0 F8		1-3 2-H 1B		4	0	2	1	0	0	2				
Mike Lowell, R OBP: 0.322, SLG: 0.409		3-3 K		1-2 FC1-5 2B			0-1 G5-3	1-2 F8		4	0	1	0	0	1	3				
Ramon Castro, R OBP: 0.254, SLG: 0.278			0-0 P8		4-1 G5-3 FC1-5 HR BB		3-2 F7			2	1	0	0	1	0	0				
Dennis Springer, R OBP: 0.125, SLG: 0.149			0-0 G5-3		1-1 FC1-5 HR		0-1 G1-3			3	1	0	0	0	0	2				
Antonio Alfonseca, R ERA: 3.81	(9, 1)									0	0	0	0	0	0	0				
Inning Stats	R: 0 E: 0 K: 1 S: 9	H: 0 LOB: 0 BB: 0 P: 14	R: 0 E: 0 K: 3 S: 10	H: 1 LOB: 1 BB: 0 P: 16	R: 0 E: 0 K: 0 S: 5	H: 0 LOB: 0 BB: 0 P: 7	R: 0 E: 0 K: 0 S: 8	H: 1 LOB: 2 BB: 0 P: 13	R: 3 E: 0 K: 1 S: 11	H: 2 LOB: 0 BB: 1 P: 21	R: 0 E: 0 K: 1 S: 9	H: 0 LOB: 0 BB: 0 P: 11	R: 0 E: 0 K: 0 S: 8	H: 0 LOB: 0 BB: 0 P: 11	R: 2 E: 0 K: 0 S: 20	H: 4 LOB: 2 BB: 0 P: 32	1B: 5 2B: 2 3B: 0 HR: 1	SF: 0 SAC: 0 DP: 0 HBP: 0	WP: 0 PB: 0 SB: 0 CS: 0	PA: 34
PITCHER	IP WLS BF H R ER SO BB IBB HBP BLK WP HR S P ERA WHIP																			
Javier Vazquez, R ERA: 5.07	(1, 1)	5.0 21 4 3 3 5 1 0 0 0 0 0 0 0 17 22 0.00 0.000																		
Guillermo Mota, R ERA: 3.02	(6, 1)	2.0 6 0 0 0 1 0 0 0 0 0 0 0 0 17 22 0.00 0.000																		
Anthony Telford, R ERA: 3.81	(8, 1)	1.0 L 7 4 2 2 0 0 0 0 0 0 0 0 0 20 32 18.00 4.000																		

Montreal Expos @ Florida Marlins
Pro Player Stadium, Miami, FL
Tue Sep 21 1999, 4:05 PM EDT
Cloudy - 80 F


AB 33
R 5
H 8
RBI 5
BB 1
SO 6
LOB 12



Batter	1	2	3	4	5	6	7	8	9	AB	R	H	RBI	BB	SO	LOB	TOP										
Rondell White, R OBP: 0.358, SLG: 0.509 Steve Kline, S (8, 1)	2-2 G4-6-3 1B		1-2 F7			0-3 K		0-0 P8		4	0	1	0	0	1	0											
Wilton Guerrero, S OBP: 0.324, SLG: 0.401 (1, 7)	0-3 K		1-1 G4-3			1-1 G4-3		1-2 G6-3		4	0	0	0	0	1	1											
Jose Vidro, S OBP: 0.359, SLG: 0.502 (1, 4)	0-0 G4-6-3 1-2			1-0 G3		0-2 1B		0-0 G4-3		4	0	1	0	0	0	1											
Vladimir Guerrero, R OBP: 0.373, SLG: 0.591 (1, 9)		0-3 K		1-2 G4-3		2-2 1B		0-1 F9		4	0	1	0	0	1	0											
Fernando Seguin, S OBP: 0.300, SLG: 0.380 James Mouton, R OBP: 0.346, SLG: 0.359 (8, 8)		2-3 K		1-3 K		0-1 F8		1-0 F8		3	0	0	0	0	2	2											
Michael Barrett, R OBP: 0.347, SLG: 0.439 Robert Machado, R OBP: 0.273, SLG: 0.250 (7, 2)		2-1 WP 1B			1-1 G6-3		1-2 G6-3 1B		1-2 G1-3		3	0	2	0	0	0											
Trace Coquille, R OBP: 0.323, SLG: 0.259 (1, 5)		4-2 BB			0-0 G3 2B		2-2 G6-3 1-2				2	0	1	0	1	0											
Geoff Blum, S OBP: 0.339, SLG: 0.536 (1, 6)		1-3 K			1-2 G3		1-2 1B				3	0	1	0	0	1											
Jeremy Powell, R OBP: 0.214, SLG: 0.120 Scott Strickland, R OBP: 0.346, SLG: 0.346 (6, 3)			2-2 P9		1-1 L8		1-3 K				2	0	0	0	0	1											
Inning Stats	R: 0 E: 0 K: 1 S: 10	H: 1 LOB: 0 BB: 0 P: 12	R: 0 E: 0 K: 3 S: 15	H: 1 LOB: 2 BB: 1 P: 24	R: 0 E: 0 K: 0 S: 9	H: 0 LOB: 0 BB: 0 P: 13	R: 0 E: 0 K: 1 S: 7	H: 0 LOB: 0 BB: 0 P: 10	R: 0 E: 0 K: 0 S: 10	H: 1 LOB: 1 BB: 0 P: 13	R: 0 E: 0 K: 1 S: 14	H: 2 LOB: 2 BB: 0 P: 17	R: 0 E: 0 K: 1 S: 12	H: 2 LOB: 1 BB: 0 P: 17	R: 0 E: 0 K: 0 S: 5	H: 0 LOB: 0 BB: 0 P: 6	R: 0 E: 0 K: 0 S: 6	H: 0 LOB: 0 BB: 0 P: 8	1B: 6 2B: 1 3B: 0 HR: 0	SF: 0 SAC: 0 DP: 2 HBP: 0	WP: 1 PB: 0 SB: 0 CS: 0	PA: 33					
PITCHER	IP	WLS	BF	H	R	ER	SO	BB	IBB	HBP	BLK	WP	HR	S	P	ERA	WHIP										
38 Reid Cornelius, R ERA: 1.8 Braden Looper, R ERA: 3.49 Brian Edmondson, R ERA: 5.58	6.0	W	23	5	0	0	6	1	0	0	0	1	0	65	89	0.00	1.000										

Montreal Expos @ Florida Marlins
Pro Player Stadium, Miami, FL
 Tue Sep 21 1999, 7:05 PM EDT
 Att: 8,468 - Cloudy - 79 F


AB 32
 R 0
 H 7
 RBI 0
 BB 1
 SO 7
 LOB 10



Batter	1	2	3	4	5	6	7	8	9	AB	R	H	RBI	BB	SO	LOB	BOTTOM										
Julio Ramirez, R OBP: 0.267, SLG: 0.286 (1, 8)	0-2 L1		1-0 2B		1-3 K		3-2 L3			4	0	1	2	0	1	1											
Alex Gonzalez, R OBP: 0.308, SLG: 0.439 (1, 6)	0-3 K		1-3 2H 3H K		1-2 G6-3		0-0 G6-3			4	0	0	0	0	2	3											
Bruce Aven, R OBP: 0.373, SLG: 0.450 (1, 7)	1-0 G5-3		2-3 K			1-1 3B HBP		3-2 F8		3	1	0	0	0	1	2											
Kevin Millar, R OBP: 0.370, SLG: 0.446 Dave Berg, R OBP: 0.346, SLG: 0.374 (9, 4)		3-2 G4-3	1-1 P3		0-0 1B 3B		1-1 1B 1B			4	1	2	1	0	0	2											
Preston Wilson, R OBP: 0.361, SLG: 0.528 (1, 9)		1-1 G6-3		3-2 G4-3		0-1 S 1B		0-3 K		4	0	1	1	0	1	1											
Kevin Orie, R OBP: 0.327, SLG: 0.411 (1, 5)		1-2 G5-3		1-2 G6-3		0-3 K		1-1 1B 1B		4	0	1	0	0	1	1											
Amayn Garcia, R OBP: 0.364, SLG: 0.526 Brian Edmondson, R OBP: 0.364, SLG: 0.545 (9, 1)			3-2 38 1B 2B		2-3 K		3-3 K		1-1 G5-4-3 1B	4	1	2	0	0	2	1											
Mike Redmond, R OBP: 0.390, SLG: 0.356 (1, 2)		4-2 38 1B 2B		1-2 2B BB		1-1 38 SH3 HBP		4-0 BB		1	1	0	0	2	0	3											
38 Reid Cornelius, R OBP: 0.500, SLG: 0.500 Cliff Floyd, L OBP: 0.377, SLG: 0.493 Braden Looper, R Derrek Lee, R OBP: 0.269, SLG: 0.332 (9, 3)			0-1 2B		2-1 SH3		0-3 K			1	0	1	0	0	0	0											
Inning Stats	R: 0 E: 0 K: 1 S: 7	H: 0 LOB: 0 BB: 0 P: 8	R: 0 E: 0 K: 0 S: 11	H: 0 LOB: 0 BB: 0 P: 16	R: 0 E: 0 K: 2 S: 18	H: 3 LOB: 2 BB: 1 P: 32	R: 0 E: 0 K: 1 S: 12	H: 0 LOB: 0 BB: 0 P: 18	R: 0 E: 0 K: 1 S: 10	H: 0 LOB: 1 BB: 0 P: 15	R: 2 E: 0 K: 3 S: 13	H: 2 LOB: 2 BB: 1 P: 21	R: 0 E: 0 K: 0 S: 11	H: 0 LOB: 0 BB: 0 P: 17	R: 0 E: 0 K: 1 S: 11	H: 3 LOB: 2 BB: 0 P: 14	1B: 6 2B: 1 3B: 1 HR: 0	SF: 0 SAC: 1 DP: 1 HBP: 2	WP: 0 PB: 0 SB: 1 CS: 0	PA: 35							
PITCHER	IP	WLS	BF	H	R	ER	SO	BB	IBB	HBP	BLK	WP	HR	S	P	ERA	WHIP										
Jeremy Powell, R ERA: 4.22 Scott Strickland, R ERA: 6.35 Steve Kline, L ERA: 3.43	5.0	L	23	5	4	4	5	1	0	2	0	0	0	20	33	0.00	0.500										

Montreal Expos @ Florida Marlins
Pro Player Stadium, Miami, FL
 Tue Sep 21 1999, 7:05 PM EDT
 Att: 8,468 - Cloudy - 79 F

AB 30
 R 4
 H 8
 RBI 4
 BB 2
 SO 9
 LOB 16



Batter	1	2	3	4	5	6	7	8	9	AB	R	H	RBI	BB	SO	LOB	TOP					
Rondell White, R OBP: 0.359, SLG: 0.508	F9		2B			K		2B		3	2	1	0	1	1	0						
Orlando Merced, S OBP: 0.357, SLG: 0.468	F8					G4-3		2B		3	0	1	2	0	0	0						
James Mouton, R OBP: 0.353, SLG: 0.373										1	0	1	2	0	0	0						
Steve Kline, S										0	0	0	0	0	0	0						
Ugueth Urbina, R										0	0	0	0	0	0	0						
Jose Vidro, S OBP: 0.356, SLG: 0.498	F8		F7			G4-3		K		4	0	0	0	0	1	2						
Viadimir Guerrero, R OBP: 0.372, SLG: 0.588		G5-3		P3				P9		4	1	1	0	0	0	0						
Brad Fullmer, L OBP: 0.325, SLG: 0.477		P6		F8				G3		3	0	0	0	0	0	0						
Ryan McGuire, L OBP: 0.346, SLG: 0.346										0	0	0	0	0	0	0						
Michael Barrett, R OBP: 0.347, SLG: 0.436		F9		G3				F9		3	0	0	0	1	0	0						
Chris Widger, R OBP: 0.327, SLG: 0.452			K			G3-1				4	0	2	1	0	1	0						
Geoff Blum, S OBP: 0.336, SLG: 0.532								FC1-6		1	0	0	0	0	1	0						
Mike Mordecai, R OBP: 0.290, SLG: 0.346			K			K				3	1	0	0	0	2	2						
Miguel Batista, R OBP: 0.257, SLG: 0.333										2	1	1	0	0	0	0						
Anthony Telford, R										0	0	0	0	0	0	0						
Wilton Guerrero, S OBP: 0.323, SLG: 0.400			1B			G1-3				1	0	0	0	0	0	1						
Manny Martinez, R OBP: 0.282, SLG: 0.346			2B					L8		0	0	0	0	0	0	0						
			1B							0	0	0	0	0	0	0						
Inning Stats	R: 0 E: 0 K: 0 S: 6	H: 0 LOB: 0 BB: 0 P: 7	R: 0 E: 0 K: 0 S: 6	H: 0 LOB: 0 BB: 0 P: 9	R: 2 E: 0 K: 2 S: 20	H: 3 LOB: 1 BB: 0 P: 27	R: 0 E: 0 K: 0 S: 6	H: 0 LOB: 0 BB: 0 P: 8	R: 0 E: 0 K: 1 S: 7	H: 0 LOB: 0 BB: 0 P: 10	R: 0 E: 0 K: 0 S: 9	H: 0 LOB: 0 BB: 0 P: 10	R: 0 E: 0 K: 0 S: 4	H: 0 LOB: 0 BB: 0 P: 7	R: 2 E: 0 K: 1 S: 14	H: 2 LOB: 1 BB: 1 P: 23	R: 1 E: 0 K: 1 S: 11	H: 2 LOB: 1 BB: 1 P: 18	1B: 5 2B: 2 3B: 0 HR: 0	SF: 0 SAC: 1 DP: 0 HBP: 0	WP: 0 PB: 0 SB: 1 CS: 0	PA: 35
PITCHER	IP	WLS	BF	H	R	ER	SO	BB	IBB	HBP	BLK	WP	HR	S	P	ERA	WHIP					
Viadimir Nunez, R ERA: 4.2	7.2	L	28	4	4	4	4	1	0	0	0	0	0	68	95	4.70	0.652					
Jesus Sanchez, L ERA: 5.83	0.1		2	1	0	0	1	0	0	0	0	0	0	4	6	0.00	3.000					
Hector Almonte, R ERA: 4.91	1.0		5	2	1	1	1	0	1	0	0	0	0	11	18	9.00	2.000					
Batter	1	2	3	4	5	6	7	8	9	AB	R	H	RBI	BB	SO	LOB	BOTTOM					
Dave Berg, R OBP: 0.392, SLG: 0.380			G4-6-3			G6-3		FC3-6		4	0	2	1	0	0	1						
Alex Gonzalez, R OBP: 0.307, SLG: 0.438	P7					K2-3		FC3-6		4	0	1	0	0	1	1						
Cliff Floyd, L OBP: 0.375, SLG: 0.493	K							FC3-6		4	0	1	1	0	1	3						
Preston Wilson, R OBP: 0.358, SLG: 0.523	G1-4-3					G1-3		FC6-4		4	0	0	0	0	1	4						
Derrek Lee, R OBP: 0.269, SLG: 0.327		G6-3						FC6-4		3	0	0	0	1	1	3						
Mark Kotsay, L OBP: 0.302, SLG: 0.403																						
Jesus Sanchez, L OBP: 0.154, SLG: 0.083		K								3	0	1	0	0	1	1						
Hector Almonte, R										0	0	0	0	0	0	0						
Kevin Orrie, R OBP: 0.325, SLG: 0.409										0	0	0	0	0	0	0						
Mike Lowell, R OBP: 0.321, SLG: 0.418		P3								4	1	1	1	0	0	2						
Ramon Castro, R OBP: 0.246, SLG: 0.268										2	0	0	0	0	0	2						
Kevin Miller, R OBP: 0.371, SLG: 0.446			G3							0	0	0	0	1	0	0						
Julio Ramirez, R OBP: 0.267, SLG: 0.286										0	1	0	0	0	0	0						
Mike Redmond, R OBP: 0.388, SLG: 0.355										1	0	0	0	0	1	0						
Viadimir Nunez, R OBP: 0.120, SLG: 0.120										2	0	1	0	0	1	0						
Bruce Aven, R OBP: 0.374, SLG: 0.450										0	1	0	0	1	0	0						
Inning Stats	R: 0 E: 0 K: 1 S: 15	H: 1 LOB: 1 BB: 0 P: 20	R: 0 E: 0 K: 1 S: 8	H: 0 LOB: 0 BB: 0 P: 12	R: 0 E: 0 K: 0 S: 9	H: 1 LOB: 0 BB: 0 P: 12	R: 0 E: 0 K: 0 S: 3	H: 0 LOB: 0 BB: 0 P: 5	R: 0 E: 0 K: 0 S: 6	H: 1 LOB: 1 BB: 1 P: 12	R: 0 E: 0 K: 2 S: 12	H: 0 LOB: 0 BB: 0 P: 16	R: 0 E: 0 K: 1 S: 8	H: 1 LOB: 1 BB: 0 P: 10	R: 3 E: 0 K: 1 S: 15	H: 3 LOB: 2 BB: 2 P: 29	R: 0 E: 0 K: 2 S: 10	H: 0 LOB: 0 BB: 0 P: 14	1B: 4 2B: 2 3B: 0 HR: 1	SF: 0 SAC: 0 DP: 2 HBP: 0	WP: 0 PB: 0 SB: 0 CS: 0	PA: 35
PITCHER	IP	WLS	BF	H	R	ER	SO	BB	IBB	HBP	BLK	WP	HR	S	P	ERA	WHIP					
Miguel Batista, R ERA: 4.97	5.0	W	17	3	0	0	2	1	0	0	0	0	0	41	61	0.00	0.800					
Anthony Telford, R ERA: 3.73	2.0	H	7	1	0	0	3	0	0	0	0	0	0	20	26	0.00	0.500					
Steve Kline, L ERA: 3.84	0.0		3	1	3	3	0	2	0	0	0	0	1	3	11	∞	∞					
Ugueth Urbina, R ERA: 3.88	2.0	S	8	2	0	0	3	0	0	0	0	0	0	22	32	0.00	1.000					

Montreal Expos @ Florida Marlins
Pro Player Stadium, Miami, FL
Wed Sep 22 1999, 7:05 PM EDT
Alt. 9.524 - Unknown - 84 F

AB	32
R	5
H	7
RBI	5
BB	2
SO	6
LOB	5



Montreal Expos @ Florida Marlins
Pro Player Stadium, Miami, FL
Wed Sep 22 1999, 7:05 PM EDT
Alt. 9.524 - Unknown - 84 F

AB	32
R	3
H	7
RBI	3
BB	3
SO	8
LOB	17



Batter	1	2	3	4	5	6	7	8	9	AB	R	H	RBI	BB	SO	LOB	TOP										
Rondell White, R OBP: 0.358, SLG: 0.506 (1, 8)	G6-3		F7			G5-3		G3 SH1-4 1B		4	0	1	0	0	0	1											
Trace Coquillette, R OBP: 0.354, SLG: 0.267 (1, 5)	K			P5		1B		SH1-4		3	0	1	0	0	1	0											
Jose Vidro, S OBP: 0.353, SLG: 0.494 (1, 4)	G6-3			F9		F8		G3		4	0	0	0	0	0	2											
Vladimir Guerrero, R OBP: 0.370, SLG: 0.584 (1, 9)		G6-3		G3-1		K2-3		G4-3		4	0	0	0	0	1	2											
Brad Fullmer, L OBP: 0.327, SLG: 0.480 (1, 3)	G6-3				FC1-5 2B		L9-3 1B		F7	4	0	2	0	0	0	0											
Michael Barrett, R OBP: 0.346, SLG: 0.434 Manny Martinez, R OBP: 0.282, SLG: 0.346 (9, PR)	L7				FC1-5 1B 2-3		L9-3		CS 1B	4	0	1	0	0	0	2											
Fernando Seguinol, S OBP: 0.359, SLG: 0.410 (1, 7)			G6-3 2B		K		3B 2B		F8	4	1	2	0	0	1	2											
Mike Mordecai, R OBP: 0.295, SLG: 0.360 (1, 6)		G6-3								3	0	2	1	0	0	1											
Dustin Hermanson, R OBP: 0.095, SLG: 0.050 Orlando Merced, S OBP: 0.355, SLG: 0.465 Guillermo Mota, R OBP: 1.000, SLG: 4.000 Scott Strickland, R (8, 1)										2	0	0	0	0	2	3											
Inning Stats	R: 0 E: 0 K: 1 S: 7	H: 0 LOB: 0 BB: 0 P: 9	R: 0 E: 0 K: 0 S: 8	H: 0 LOB: 0 BB: 0 P: 10	R: 0 E: 0 K: 1 S: 11	H: 1 LOB: 1 BB: 0 P: 18	R: 0 E: 0 K: 0 S: 8	H: 0 LOB: 0 BB: 0 P: 13	R: 0 E: 0 K: 2 S: 12	H: 2 LOB: 2 BB: 0 P: 17	R: 0 E: 0 K: 1 S: 7	H: 1 LOB: 1 BB: 0 P: 7	R: 1 E: 0 K: 1 S: 9	H: 3 LOB: 1 BB: 0 P: 13	R: 0 E: 0 K: 0 S: 11	H: 1 LOB: 1 BB: 0 P: 16	R: 0 E: 0 K: 0 S: 5	H: 1 LOB: 1 BB: 0 P: 8	1B: 5 2B: 4 3B: 1 HR: 0	SF: 0 SAC: 1 DP: 1 HBP: 0	WP: 0 PB: 0 SB: 0 CS: 1	PA: 34					
PITCHER	IP	WLS	BF	H	R	ER	SO	BB	IBB	HBP	BLK	WP	HR	S	P	ERA	WHIP										
A.J. Burnett, R ERA: 3.67 Brian Edmondson, R ERA: 5.56 Jesus Sanchez, L ERA: 5.8 Braden Looper, R ERA: 3.47 Antonio Alfonseca, R ERA: 3.25	7.0	W	27	7	1	1	6	0	0	0	0	0	0	62	87	1.29	1.000										

Montreal Expos @ Florida Marlins
Pro Player Stadium, Miami, FL
Thu Sep 23 1999, 1:05 PM EDT
Att: 8,886 - Cloudy - 83 F

AB	33
R	1
H	9
RBI	1
BB	0
SO	6
LOB	14



Batter	1	2	3	4	5	6	7	8	9	AB	R	H	RBI	BB	SO	LOB	BOTTOM										
Dave Berg, R OBP: 0.350, SLG: 0.378 (1, 4)	F9		L5		FC6-4 FC4 1-2 3-H			FC4-6 BB 1B		4	0	1	1	0	0	1											
Alex Gonzalez, R OBP: 0.307, SLG: 0.435 (1, 6)	G6-3		F7		FC4 1-2			FC4-6 BB		3	0	0	0	1	0	1											
Cliff Floyd, L OBP: 0.369, SLG: 0.494 Antonio Alfonseca, R (9, 1)	P5		K			G3		FC4-6 1-2 2-3		4	0	0	0	0	1	2											
Kevin Millar, R OBP: 0.368, SLG: 0.442 Derrek Lee, R OBP: 0.298, SLG: 0.325 (8, 3)		L5		F7		G1-3		K		3	0	0	0	0	0	0											
Bruce Aven, R OBP: 0.374, SLG: 0.447 Brian Edmondson, R OBP: 0.364, SLG: 0.545 Jesus Sanchez, L OBP: 0.154, SLG: 0.083 Braden Looper, R Preston Wilson, R OBP: 0.358, SLG: 0.523 Mark Kotsay, L OBP: 0.301, SLG: 0.400 (1, 9)		G4-3 E BB		G6-3		G4-3				2	1	0	0	1	0	0											
Kevin Orie, R OBP: 0.325, SLG: 0.408 (1, 5)		G4-3		F8			G6-3			3	0	0	0	0	0	1											
Mike Redmond, R OBP: 0.391, SLG: 0.359 (1, 2)		E6 1B 2-H			FC6-4 1B		G6-3			3	1	1	0	0	0	0											
A.J. Burnett, R OBP: 0.143, SLG: 0.143 Julio Ramirez, R OBP: 0.250, SLG: 0.267 (8, 8)			K				G4-3			3	0	2	0	0	0	0											
Inning Stats	R: 0 E: 0 K: 0 S: 6	H: 0 LOB: 0 BB: 0 P: 9	R: 1 E: 1 K: 1 S: 12	H: 1 LOB: 2 BB: 1 P: 23	R: 0 E: 0 K: 1 S: 7	H: 0 LOB: 0 BB: 0 P: 12	R: 0 E: 0 K: 0 S: 6	H: 0 LOB: 0 BB: 0 P: 12	R: 1 E: 0 K: 1 S: 12	H: 2 LOB: 1 BB: 0 P: 19	R: 0 E: 0 K: 0 S: 8	H: 0 LOB: 0 BB: 0 P: 11	R: 0 E: 0 K: 0 S: 9	H: 0 LOB: 0 BB: 0 P: 12	R: 0 E: 0 K: 2 S: 11	H: 1 LOB: 2 BB: 1 P: 18	R: 0 E: 0 K: 0 S: 3	H: 0 LOB: 0 BB: 0 P: 9	1B: 4 2B: 0 3B: 0 HR: 0	SF: 0 SAC: 0 DP: 0 HBP: 0	WP: 0 PB: 0 SB: 0 CS: 0	PA: 31					
PITCHER	IP	WLS	BF	H	R	ER	SO	BB	IBB	HBP	BLK	WP	HR	S	P	ERA	WHIP										
Dustin Hermanson, R ERA: 4.25 Guillermo Mota, R ERA: 2.94 Scott Strickland, R ERA: 6.0	6.0	L	23	3	2	1	3	1	0	0	0	0	0	16	26	0.00	1.500										

Montreal Expos @ Florida Marlins
Pro Player Stadium, Miami, FL
Thu Sep 23 1999, 1:05 PM EDT
Att: 8,886 - Cloudy - 83 F

AB	29
R	2
H	4
RBI	1
BB	2
SO	5
LOB	11



Batter	1	2	3	4	5	6	7	8	9	AB	R	H	RBI	BB	SO	LOB	TOP										
Gerald Williams, R (1, 7) OBP: 0.336, SLG: 0.460	1-2 CS 1B	2-2 F9		0-0 1-2 1B		3-2 HR		4-0 BB 1B BB		4	1	3	3	1	0	0	Atlanta Braves @ Montreal Expos Olympic Stadium, Montreal, QB Sun Sep 26 1999, 1:35 PM EDT Att: 12,582 - Dome - 72 F										
Keith Lockhart, L (1, 4) OBP: 0.324, SLG: 0.303	1-1 1B 1B	0-0 L9		3-1 L4-6		0-2 F9		2-0 BB 1B		5	1	2	1	0	0	2											
10 Chipper Jones, S (1, 5) OBP: 0.299, SLG: 0.641 Howard Battle, R (8, PH) OBP: 0.400, SLG: 0.250	4-2 1B BB	2-2 G3			0-3 K		1-2 G4-3	4-2 BB		3	1	0	0	1	1	0											
Ryan Klesko, L (1, 3) OBP: 0.379, SLG: 0.535	2-0 BB 1B		1-0 FC6-4 1B		0-1 L8		2-1 F8	2-3 K		5	1	2	0	0	1	3											
Brian Jordan, R (1, 9) OBP: 0.344, SLG: 0.455 Otis Nixon, S (8, 7)	2-0 BB 1B		0-0 F8		1-1 F9		2-0 G6-3		0-1 P7	4	1	1	2	0	0	1											
Andruw Jones, R (1, 8) OBP: 0.363, SLG: 0.481	4-2 BB BB		0-1 FC6-4		0-1 L8		1-0 G1-3	0-0 F8		4	1	0	0	1	0	1											
Eddie Pérez, R (1, 2) Jorge Fabregas, L (8, 2) OBP: 0.286, SLG: 0.305	1-1 2B		0-1 G5-3		0-0 F7		3-2 HR	3-1 P7		4	1	2	4	0	0	1											
Walt Weiss, S (1, 6) OBP: 0.309, SLG: 0.314	3-3 K			2-1 F7		3-1 HR 1B	2-0 F9			4	1	1	0	0	1	1											
29 John Smoltz, R (1, 1) Bruce Chen, L (9, 1)	1-3 K			1-2 L4-6 1B		2-1 HR HBP	0-0 PB 1B 2B			3	2	2	0	0	1	1											
Inning Stats	R: 5 E: 0 K: 2 S: 24	H: 5 LOB: 1 BB: 2 P: 43	R: 0 E: 0 K: 0 S: 7	H: 0 LOB: 0 BB: 0 P: 11	R: 0 E: 0 K: 0 S: 6	H: 1 LOB: 1 BB: 0 P: 7	R: 0 E: 0 K: 0 S: 10	H: 2 LOB: 1 BB: 0 P: 16	R: 0 E: 0 K: 1 S: 7	H: 0 LOB: 0 BB: 0 P: 8	R: 3 E: 0 K: 0 S: 13	H: 2 LOB: 0 BB: 0 P: 21	R: 0 E: 0 K: 0 S: 6	H: 0 LOB: 0 BB: 0 P: 11	R: 2 E: 0 K: 1 S: 16	H: 3 LOB: 3 BB: 2 P: 34		R: 0 E: 0 K: 0 S: 5	H: 0 LOB: 0 BB: 0 P: 8	1B: 9 2B: 3 3B: 0 HR: 2	SF: 0 SAC: 0 DP: 1 HBP: 1	WP: 0 PB: 1 SB: 0 CS: 1	PA: 43				
PITCHER	IP 5.2	WLS L	BF 28	H 10	R 8	ER 8	SO 3	BB 2	IBB 0	HBP 1	BLK 0	WP 0	HR 1	S 64	P 103	ERA 12.71	WHIP 2.118										
Jeremy Powell, R (1, 1) ERA: 4.75																											
Mike Johnson, R (6, 1) ERA: 11.37																											
Guillermo Mota, R (8, 1) ERA: 2.98																											

AB 38
R 10
H 13
RBI 10
BB 4
SO 4
LOB 10




Batter	1	2	3	4	5	6	7	8	9	AB	R	H	RBI	BB	SO	LOB	BOTTOM										
Rondell White, R (1, 8) OBP: 0.359, SLG: 0.514 Ryan McGuire, L (7, 7) OBP: 0.344, SLG: 0.343	1-1 G4-6-3 1B		0-0 F9		0-1 L9			1-3 K		3	0	1	0	0	0	2	Atlanta Braves @ Montreal Expos Olympic Stadium, Montreal, QB Sun Sep 26 1999, 1:35 PM EDT Att: 12,582 - Dome - 72 F										
Peter Bergeron, L (1, 7) OBP: 0.375, SLG: 0.273	0-0 F8			1-2 F8		4-1 G4-6-3 BB		2-2 F8		3	0	0	0	1	0	1											
Jose Vidro, S (1, 4) OBP: 0.348, SLG: 0.486 Wilton Guerrero, S (7, 4) OBP: 0.323, SLG: 0.399	1-1 G4-6-3			0-0 F7		1-1 G4-6-3		1-1 G1-3		3	0	0	0	0	0	2											
Vladimir Guerrero, R (1, 9) OBP: 0.371, SLG: 0.583 Fernando Seguinol, S (7, 9) OBP: 0.303, SLG: 0.398		0-0 G5-3		0-1 2B		0-0 1B		1-3 K		3	0	2	0	0	0	0											
Brad Fullmer, L (1, 3) OBP: 0.323, SLG: 0.471		1-0 G4-3		0-3 K		2-2 L3		1-2 P5		4	0	0	0	0	1	2											
Michael Barrett, R (1, 2) OBP: 0.343, SLG: 0.430 Robert Machado, R (8, 2) OBP: 0.261, SLG: 0.238		1-2 2B			0-2 F9		0-2 F8		1-3 K	3	0	1	0	0	0	0											
Trace Coquillette, R (1, 5) OBP: 0.341, SLG: 0.306		0-1 G5-3			4-2 FC1-5 1B BB		0-1 G4-3			2	0	0	0	1	0	1											
Geoff Blum, S (1, 6) OBP: 0.333, SLG: 0.521			0-2 G6-3		2-2 FC1-5 1B		0-2 PB 1B			3	0	2	0	0	0	0											
Jeremy Powell, R (1, 1) OBP: 0.200, SLG: 0.111 Mike Johnson, L (6, 1) OBP: 0.250, SLG: 0.250 Guillermo Mota, R (8, 1) OBP: 1.000, SLG: 4.000			0-2 G4-3		0-1 FC1-5		2-3 K			2	0	0	0	0	0	2											
Inning Stats	R: 0 E: 0 K: 0 S: 5	H: 1 LOB: 0 BB: 0 P: 7	R: 0 E: 0 K: 0 S: 7	H: 1 LOB: 0 BB: 0 P: 9	R: 0 E: 0 K: 0 S: 8	H: 0 LOB: 0 BB: 0 P: 8	R: 0 E: 0 K: 1 S: 9	H: 1 LOB: 1 BB: 0 P: 10	R: 0 E: 0 K: 0 S: 14	H: 1 LOB: 2 BB: 1 P: 20	R: 0 E: 0 K: 0 S: 7	H: 1 LOB: 1 BB: 1 P: 14	R: 0 E: 0 K: 1 S: 11	H: 1 LOB: 0 BB: 0 P: 13	R: 0 E: 0 K: 1 S: 8	H: 0 LOB: 0 BB: 0 P: 12		R: 0 E: 0 K: 2 S: 9	H: 0 LOB: 0 BB: 0 P: 12	1B: 4 2B: 2 3B: 0 HR: 0	SF: 0 SAC: 0 DP: 2 HBP: 0	WP: 0 PB: 1 SB: 0 CS: 0	PA: 33				
PITCHER	IP 8.0	WLS W	BF 30	H 6	R 0	ER 0	SO 3	BB 2	IBB 0	HBP 0	BLK 0	WP 0	HR 0	S 69	P 93	ERA 0.00	WHIP 1.000										
29 John Smoltz, R (1, 1) ERA: 3.26																											
Bruce Chen, L (9, 1) ERA: 6.29																											



Batter	1	2	3	4	5	6	7	8	9	AB	R	H	RBI	BB	SO	LOB	TOP										
Dave Berg, R OBP: 0.356, SLG: 0.391 (1, 4)	2-2 2B E 1B		3-2 2B		1-2 F9		0-1 L4		1-2 P6	5	2	2	0	0	0	1	Florida Marlins @ Montreal Expos Olympic Stadium, Montreal, QB Mon Sep 27 1999, 7:05 PM EDT Att. 5,156 - Dome - 72 F										
Alex Gonzalez, R OBP: 0.309, SLG: 0.437 (1, 6)	1-0 F8		3-3 K		2-2 HR		3-2 F8			4	1	1	1	0	1	2											
Cliff Floyd, L OBP: 0.374, SLG: 0.504 (1, 7)	3-2 E7 1-H 2B		1-0 2B HBP		3-2 G4-3			2-0 G6-3 1B		3	1	2	0	0	0	0											
Kevin Millar, R OBP: 0.368, SLG: 0.441 Derrek Lee, R OBP: 0.296, SLG: 0.322 (8, 3)	3-3 K		3-2 2B 1-H 2H		4-1 BB			0-3 K		3	0	1	2	1	2	2											
Preston Wilson, R OBP: 0.354, SLG: 0.513 (1, 8)	3-3 K		0-0 L7		3-3 K			1-0 G6-3		4	0	0	0	0	2	4											
Mike Lowell, R OBP: 0.324, SLG: 0.431 Vic Darenbourg, L (8, 1)		2-3 K		2-3 K		1-3 K		0-2 G6-3		4	0	0	0	0	3	1											
Hector Almonte, R (8, 1)										0	0	0	0	0	0	0											
Jesus Sanchez, L OBP: 0.154, SLG: 0.083 Brian Edmondson, R OBP: 0.364, SLG: 0.545 (8, 1)										0	0	0	0	0	0	0											
Mark Kotsay, L OBP: 0.303, SLG: 0.402 (1, 9)		3-2 G4-3		0-0 G4-3 2B		2-2 P6			1-3 K	4	0	1	0	0	1	0											
Mike Redmond, R OBP: 0.387, SLG: 0.357 (1, 2)		0-1 L7		0-1 G4-3		1-0 G4-3		0-2 F8		4	0	0	0	0	0	1											
3B Reid Cornelius, R OBP: 0.200, SLG: 0.200 Kevin Orle, R OBP: 0.329, SLG: 0.410 (1, 1) (8, 5)			2-2 G5-3	1-3 K		1-3 K		1-1 1B		3	0	0	0	0	2	1											
Inning Stats	R: 1 E: 1 K: 2 S: 15	H: 2 LOB: 1 BB: 0 P: 27	R: 0 E: 0 K: 1 S: 11	H: 0 LOB: 0 BB: 0 P: 16	R: 2 E: 0 K: 1 S: 19	H: 2 LOB: 1 BB: 0 P: 31	R: 0 E: 0 K: 2 S: 9	H: 1 LOB: 1 BB: 0 P: 12	R: 1 E: 0 K: 1 S: 18	H: 1 LOB: 1 BB: 1 P: 31	R: 0 E: 0 K: 1 S: 7	H: 0 LOB: 0 BB: 0 P: 11	R: 0 E: 0 K: 1 S: 8	H: 0 LOB: 0 BB: 0 P: 12	R: 0 E: 0 K: 1 S: 8	H: 1 LOB: 1 BB: 0 P: 11	R: 0 E: 0 K: 1 S: 15	H: 1 LOB: 1 BB: 0 P: 18	1B: 3 2B: 4 3B: 0 HR: 1	SF: 0 SAC: 0 DP: 0 HBP: 1	WP: 0 PB: 0 SB: 0 CS: 0	PA: 37					
PITCHER	IP	WLS	BF	H	R	ER	SO	BB	IBB	HBP	BLK	WP	HR	S	P	ERA	WHIP										
Miguel Batista, R ERA: 4.85 Scott Strickland, R ERA: 4.6 Anthony Telford, R ERA: 3.77 Steve Kline, L ERA: 3.67	(1, 1) (8, 1) (8, 1) (9, 1)	5.0 2.0 1.0 1.0	23 6 4 4	6 0 1 1	4 0 0 0	3 0 0 0	7 2 0 1	1 0 0 0	0 0 0 0	1 0 0 0	0 0 0 0	0 0 0 0	1 15 8 15	72 23 11 18	117 0.00 11 18	5.40 0.00 0.00 0.00	1.400 0.000 1.000 1.000										

Batter	1	2	3	4	5	6	7	8	9	AB	R	H	RBI	BB	SO	LOB	BOTTOM										
Rondell White, R OBP: 0.360, SLG: 0.512 (1, 8) (9, 7)	1-0 P6			1-1 FC5-4 1B		4-2 G5-3 1B BB		0-0 F8		3	1	1	0	1	0	0	Florida Marlins @ Montreal Expos Olympic Stadium, Montreal, QB Mon Sep 27 1999, 7:05 PM EDT Att. 5,156 - Dome - 72 F										
Peter Baragona, L OBP: 0.356, SLG: 0.278 Trace Coquillette, R OBP: 0.341, SLG: 0.306 (1, 7) (9, 4)	4-2 G3-6-3 BB			0-0 FC5-4		0-0 G5-3		2-2 WP BB 1B		3	1	1	0	1	0	3											
Jose Vidro, S OBP: 0.347, SLG: 0.483 Manny Martinez, R OBP: 0.282, SLG: 0.346 (1, 4) (8, PR) (9, 8)	0-0 G3-6-3			2-1 F8		0-0 G1-3		4-1 BB WP 2B BB		3	0	0	0	1	0	4											
Vladimir Guerrero, R OBP: 0.372, SLG: 0.582 (1, 9)		1-0 P3		0-0 P3		1-0 1B		4-0 BB 2B IBB		3	1	1	2	1	0	1											
Brad Fullmer, L OBP: 0.320, SLG: 0.467 James Mouton, R OBP: 0.355, SLG: 0.370 Ryan McGuire, L OBP: 0.344, SLG: 0.343 (1, 3) (8, PH) (9, 3)		2-1 F8			0-1 P5	2-2 P7		4-0 2B BB		3	0	0	0	0	0	1											
Michael Barrett, R OBP: 0.342, SLG: 0.431 (1, 5)		3-1 G6-3			0-1 G5-3		0-0 L4	1-2 2-3 3-H 2B BB		4	1	1	3	0	0	0											
Chris Widger, R OBP: 0.325, SLG: 0.446 (1, 2)			1-0 P6		1-0 2B		1-1 G1-3	4-2 2B BB		3	1	1	0	1	0	0											
Geoff Blum, S ERA: 8.91 Scott Strickland, R Wilton Guerrero, S Anthony Telford, R Orlando Merced, S Steve Kline, S (1, 6) (8, 1) (7, PH) (8, 1) (8, PH) (8, 1)			2-3 K		0-0 G5-3		0-0 G4-3	0-1 1-H 2-H 3-H 2B		2	0	0	0	0	1	1											
Miguel Batista, R OBP: 0.250, SLG: 0.324 Mike Mordecai, R OBP: 0.295, SLG: 0.355 (1, 1) (6, 6)			0-3 K		2-1 G5-3 1B 1B			0-1 P4 G6-3		1	0	0	0	0	1	0											
Inning Stats	R: 0 E: 0 K: 0 S: 4	H: 0 LOB: 0 BB: 1 P: 9	R: 0 E: 0 K: 0 S: 5	H: 0 LOB: 0 BB: 0 P: 11	R: 0 E: 0 K: 2 S: 10	H: 0 LOB: 0 BB: 0 P: 13	R: 0 E: 0 K: 0 S: 6	H: 1 LOB: 1 BB: 0 P: 9	R: 0 E: 0 K: 0 S: 10	H: 2 LOB: 1 BB: 1 P: 19	R: 0 E: 0 K: 0 S: 4	H: 0 LOB: 0 BB: 0 P: 5	R: 6 E: 0 K: 0 S: 17	H: 3 LOB: 2 BB: 4 P: 36	1B: 4 2B: 3 3B: 0 HR: 0	SF: 0 SAC: 0 DP: 1 HBP: 0		WP: 2 PB: 0 SB: 0 CS: 0	PA: 36								
PITCHER	IP	WLS	BF	H	R	ER	SO	BB	IBB	HBP	BLK	WP	HR	S	P	ERA	WHIP										
3B Reid Cornelius, R ERA: 2.55 Vic Darenbourg, L ERA: 8.91 Hector Almonte, R ERA: 4.85 Jesus Sanchez, L ERA: 6.01 Brian Edmondson, R ERA: 5.88	(1, 1) (8, 1) (8, 1) (8, 1) (8, 1)	7.2 0.0 0.0 0.0 0.1	29 1 1 1 4	5 0 0 0 2	3 0 0 0 5	3 0 0 0 5	0 0 0 0 0	2 1 0 0 0	0 0 1 0 0	0 0 0 0 0	0 1 0 0 1	0 0 0 0 0	0 0 0 0 8	53 5 4 4 13	3 5 4 4 13	3.52 ∞ ∞ ∞ 135.00	0.913 ∞ ∞ ∞ 9.000										



Batter	1	2	3	4	5	6	7	8	9	AB	R	H	RBI	BB	SO	LOB	TOP					
Dave Berg, R OBP: 0.354, SLG: 0.386 (1, 4)										4	0	0	0	1	2	4						
Alex Gonzalez, R OBP: 0.309, SLG: 0.435 (1, 6)										3	0	0	0	1	0	2						
Cliff Floyd, L OBP: 0.376, SLG: 0.506 Antonio Alfonseca, R (9, 1)										5	1	2	0	0	1	1						
Preston Wilson, R OBP: 0.354, SLG: 0.514 (9, 7)										5	1	2	0	0	3	3						
Kevin Orte, R OBP: 0.331, SLG: 0.408 (1, 5)										4	1	1	0	1	0	3						
Mark Kotsay, L OBP: 0.305, SLG: 0.403 (1, 9)										4	1	2	1	1	0	2						
Derrek Lee, R OBP: 0.270, SLG: 0.322 (1, 3)										3	0	1	0	1	1	3						
Ramon Castro, R OBP: 0.261, SLG: 0.305 (1, 2)										3	1	2	1	0	0	0						
Vladimir Nunez, R OBP: 0.143, SLG: 0.143 Julio Ramirez, R OBP: 0.250, SLG: 0.267 (9, 8)										3	0	1	1	0	0	1						
Inning Stats	R: 0 E: 0 K: 2 S: 10	H: 0 LOB: 1 BB: 1 P: 18	R: 2 E: 1 K: 0 S: 9	H: 2 LOB: 1 BB: 1 P: 18	R: 2 E: 0 K: 0 S: 15	H: 3 LOB: 1 BB: 0 P: 23	R: 0 E: 0 K: 1 S: 10	H: 2 LOB: 2 BB: 0 P: 15	R: 0 E: 0 K: 1 S: 10	H: 0 LOB: 0 BB: 0 P: 14	R: 1 E: 0 K: 1 S: 17	H: 2 LOB: 1 BB: 0 P: 21	R: 0 E: 0 K: 1 S: 13	H: 1 LOB: 3 BB: 2 P: 24	R: 0 E: 0 K: 1 S: 9	H: 0 LOB: 0 BB: 1 P: 12	R: 0 E: 0 K: 0 S: 6	H: 1 LOB: 2 BB: 1 P: 11	1B: 8 2B: 3 3B: 0 HR: 0	SF: 1 SAC: 2 DP: 0 HBP: 0	WP: 0 PB: 1 SB: 0 CS: 0	PA: 42
PITCHER	IP	WLS	BF	H	R	ER	SO	BB	IBB	HBP	BLK	WP	HR	S	P	ERA	WHIP					
Dustin Hermanson, R ERA: 4.26 (1, 1)	6.0	L	28	9	5	3	5	2	0	0	0	0	0	71	109	4.50	1.833					
Mike Johnson, R ERA: 8.64 (7, 1)	2.0		9	1	0	0	2	1	1	0	0	0	0	22	36	0.00	1.000					
Guillermo Mota, R ERA: 2.93 (9, 1)	1.0		5	1	0	0	0	1	0	0	0	0	0	6	11	0.00	2.000					

Florida Marlins @ Montreal Expos
Olympic Stadium, Montreal, QB
Tue Sep 28 1999, 7:05 PM EDT
Att: 5,785 - Dome - 72 F

AB 34
R 5
H 11
RBI 3
BB 5
SO 7
LOB 19



Batter	1	2	3	4	5	6	7	8	9	AB	R	H	RBI	BB	SO	LOB	BOTTOM					
Rondell White, R OBP: 0.357, SLG: 0.509 (1, 8)										4	0	0	0	0	0	2						
Peter Bergeron, L OBP: 0.375, SLG: 0.300 (1, 7)										4	0	1	0	0	0	1						
Brad Fullmer, L OBP: 0.321, SLG: 0.466 Mike Johnson, L OBP: 0.250, SLG: 0.250 Orlando Merced, S OBP: 0.355, SLG: 0.466 Guillermo Mota, R OBP: 1.000, SLG: 4.000 (9, 1)										3	0	1	0	0	1	2						
Vladimir Guerrero, R OBP: 0.371, SLG: 0.580 (1, 9)										4	0	1	0	0	0	4						
Jose Vidro, S OBP: 0.347, SLG: 0.481 Trace Cogullette, R OBP: 0.341, SLG: 0.306 Wilton Guerrero, S OBP: 0.321, SLG: 0.396 (9, PH)										2	1	0	0	1	0	0						
Michael Barrett, R OBP: 0.344, SLG: 0.439 (1, 5)										4	1	2	1	0	2	0						
Chris Widger, R OBP: 0.324, SLG: 0.447 (1, 2)										4	0	1	0	0	2	2						
Geoff Blum, S OBP: 0.329, SLG: 0.512 Mike Mordecai, R OBP: 0.291, SLG: 0.350 Ryan McGuire, L OBP: 0.348, SLG: 0.343 (9, PH)										0	0	0	0	0	0	0						
Dustin Hermanson, R OBP: 0.094, SLG: 0.049 Fernando Seguinol, S OBP: 0.314, SLG: 0.460 (7, 3)										1	0	0	0	0	1	0						
Inning Stats	R: 0 E: 0 K: 0 S: 9	H: 1 LOB: 0 BB: 0 P: 12	R: 0 E: 0 K: 2 S: 8	H: 0 LOB: 0 BB: 0 P: 10	R: 0 E: 0 K: 1 S: 7	H: 0 LOB: 0 BB: 0 P: 9	R: 0 E: 0 K: 0 S: 7	H: 1 LOB: 1 BB: 0 P: 10	R: 1 E: 0 K: 0 S: 7	H: 1 LOB: 0 BB: 1 P: 18	R: 0 E: 0 K: 1 S: 14	H: 2 LOB: 2 BB: 0 P: 22	R: 0 E: 0 K: 1 S: 7	H: 1 LOB: 1 BB: 0 P: 9	R: 1 E: 0 K: 0 S: 8	H: 1 LOB: 1 BB: 0 P: 15	R: 1 E: 0 K: 1 S: 8	H: 1 LOB: 1 BB: 1 P: 13	1B: 5 2B: 2 3B: 0 HR: 1	SF: 0 SAC: 0 DP: 0 HBP: 1	WP: 1 PB: 0 SB: 0 CS: 0	PA: 36
PITCHER	IP	WLS	BF	H	R	ER	SO	BB	IBB	HBP	BLK	WP	HR	S	P	ERA	WHIP					
Vladimir Nunez, R ERA: 4.68 (1, 1)	8.0	W	31	7	2	2	5	1	0	1	0	0	0	67	105	2.25	1.000					
Antonio Alfonseca, R ERA: 3.29 (9, 1)	1.0	S	5	1	1	1	1	1	0	0	0	0	1	8	13	9.00	2.000					

Florida Marlins @ Montreal Expos
Olympic Stadium, Montreal, QB
Tue Sep 28 1999, 7:05 PM EDT
Att: 5,785 - Dome - 72 F

AB 33
R 3
H 8
RBI 2
BB 2
SO 6
LOB 14



Batter	1	2	3	4	5	6	7	8	9	AB	R	H	RBI	BB	SO	LOB	TOP					
Julio Ramirez, R OBP: 0.200, SLG: 0.211 (1, 8)										4	0	0	0	0	0	2						
Amaury Garcia, R OBP: 0.346, SLG: 0.609 (1, 4)										4	1	1	1	0	2	2						
Bruce Aven, R OBP: 0.373, SLG: 0.449 (1, 7)										3	1	1	1	1	0	0						
Preston Wilson, R OBP: 0.353, SLG: 0.512 (1, 9)										4	0	1	0	0	2	0						
Mike Lowell, R OBP: 0.323, SLG: 0.429 (1, 5)										4	0	1	0	0	1	2						
Derrek Lee, R OBP: 0.270, SLG: 0.335 (1, 3)										4	1	1	1	0	1	3						
Chris Clapinski, S OBP: 0.359, SLG: 0.333 (9, PH)										2	0	1	0	0	0	0						
Ramon Castro, R OBP: 0.264, SLG: 0.295 (9, PH)										2	0	0	0	1	0	1						
A.J. Burnett, R OBP: 0.118, SLG: 0.118 (8, 1)										3	0	0	0	0	3	2						
Braden Looper, R (8, 1)										0	0	0	0	0	0	0						
Brian Edmondson, R OBP: 0.364, SLG: 0.545 (8, 1)										0	0	0	0	0	0	0						
Inning Stats	R: 1 E: 0 K: 1 S: 16	H: 2 LOB: 2 BB: 1 P: 30	R: 0 E: 0 K: 2 S: 14	H: 0 LOB: 2 BB: 1 P: 22	R: 0 E: 0 K: 1 S: 8	H: 0 LOB: 0 BB: 0 P: 12	R: 1 E: 0 K: 1 S: 14	H: 1 LOB: 0 BB: 0 P: 22	R: 1 E: 0 K: 1 S: 10	H: 1 LOB: 0 BB: 0 P: 14	R: 0 E: 0 K: 0 S: 10	H: 2 LOB: 1 BB: 0 P: 17	R: 0 E: 0 K: 2 S: 9	H: 0 LOB: 0 BB: 0 P: 10	R: 0 E: 0 K: 1 S: 6	H: 0 LOB: 0 BB: 0 P: 9	R: 0 E: 0 K: 1 S: 6	H: 0 LOB: 0 BB: 0 P: 9	1B: 3 2B: 0 3B: 0 HR: 3	SF: 0 SAC: 0 DP: 1 HBP: 1	WP: 0 PB: 0 SB: 0 CS: 0	PA: 35
PITCHER	IP WLS BF H R ER SO BB IBB HBP BLK WP HR S P ERA WHIP																					
Ted Lilly, L ERA: 7.51	(1, 1)	5.0	22	4	3	3	6	2	0	1	0	0	0	3	62	100	5.40	1.200				
Scott Strickland, R ERA: 4.32	(6, 1)	1.0	4	2	0	0	0	0	0	0	0	0	0	0	10	17	0.00	2.000				
Anthony Telford, R ERA: 3.73	(7, 1)	1.0	3	0	0	0	2	0	0	0	0	0	0	9	10	0.00	0.000					
Steve Kline, L ERA: 3.62	(8, 1)	1.0	W	3	0	0	0	1	0	0	0	0	0	6	10	0.00	0.000					
Ugueth Urbina, R ERA: 3.77	(9, 1)	1.0	S	3	0	0	0	1	0	0	0	0	0	6	9	0.00	0.000					

Florida Marlins @ Montreal Expos
Olympic Stadium, Montreal, QB
Wed Sep 29 1999, 7:05 PM EDT
Att: 11,689 - Dome - 72 F

AB 32
R 3
H 6
RBI 3
BB 2
SO 10
LOB 12



Batter	1	2	3	4	5	6	7	8	9	AB	R	H	RBI	BB	SO	LOB	BOTTOM				
Rondell White, R OBP: 0.358, SLG: 0.508 (9, 7)										3	1	1	0	1	0	1					
Trace Coquillette, R OBP: 0.311, SLG: 0.275 (1, 5)										4	0	0	1	0	0	2					
Brad Fullmer, L OBP: 0.320, SLG: 0.466 (9, 8)										4	2	1	0	0	0	2					
Manny Martinez, R OBP: 0.282, SLG: 0.346 (9, 8)										0	0	0	0	0	0	0					
Vladimir Guerrero, R OBP: 0.372, SLG: 0.579 (1, 9)										4	0	2	1	0	0	0					
Jose Vidro, S OBP: 0.340, SLG: 0.479 (8, 1)										2	0	0	0	0	0	0					
Scott Strickland, R ERA: 4.32 (7, 1)										0	0	0	0	0	0	0					
Anthony Telford, R ERA: 3.73 (7, 1)										1	0	0	0	0	0	0					
Orlando Merced, S OBP: 0.267, SLG: 0.284 (8, 1)										0	0	0	0	0	0	0					
Steve Kline, S ERA: 3.62 (8, 1)										0	0	0	0	0	0	0					
Ryan McGuire, L OBP: 0.352, SLG: 0.345 (9, 3)										1	0	1	0	0	0	0					
Fernando Seguignol, S OBP: 0.321, SLG: 0.446 (9, 1)										2	1	2	3	0	0	0					
Ugueth Urbina, R ERA: 3.77 (9, 1)										0	0	0	0	0	0	0					
Michael Barrett, R OBP: 0.343, SLG: 0.436 (8, 6)										3	0	0	0	1	0	3					
Mike Mordecai, R OBP: 0.293, SLG: 0.348 (7, PH)										1	0	0	0	1	0	0					
Peter Bergeron, L OBP: 0.397, SLG: 0.293 (8, 2)										1	0	0	0	0	0	2					
Chris Widger, R OBP: 0.324, SLG: 0.447 (8, 2)										0	0	0	0	0	0	0					
Ted Lilly, L OBP: 0.200, SLG: 0.200 (6, 4)										1	0	0	0	0	0	0					
Wilton Guerrero, S OBP: 0.322, SLG: 0.397 (6, 4)										2	1	1	0	0	0	1					
Inning Stats	R: 0 E: 0 K: 0 S: 5	H: 0 LOB: 0 BB: 0 P: 9	R: 1 E: 0 K: 0 S: 10	H: 1 LOB: 0 BB: 0 P: 17	R: 0 E: 0 K: 0 S: 7	H: 0 LOB: 0 BB: 1 P: 15	R: 0 E: 0 K: 0 S: 4	H: 0 LOB: 0 BB: 0 P: 5	R: 0 E: 1 K: 0 S: 8	H: 0 LOB: 0 BB: 1 P: 17	R: 1 E: 0 K: 0 S: 13	H: 2 LOB: 2 BB: 1 P: 26	R: 3 E: 1 K: 0 S: 11	H: 4 LOB: 2 BB: 0 P: 18	R: 0 E: 0 K: 1 S: 6	H: 0 LOB: 0 BB: 0 P: 9	1B: 6 2B: 1 3B: 0 HR: 1	SF: 2 SAC: 0 DP: 1 HBP: 0	WP: 0 PB: 0 SB: 0 CS: 1	PA: 35	
PITCHER	IP WLS BF H R ER SO BB IBB HBP BLK WP HR S P ERA WHIP																				
A.J. Burnett, R ERA: 3.48	(1, 1)	7.0	26	4	2	2	0	2	0	0	0	0	0	9	14	54.00	12.000				
Braden Looper, R ERA: 3.64	(8, 1)	0.1	L	6	4	3	2	0	0	0	0	0	0	9	14	54.00	12.000				
Brian Edmondson, R ERA: 5.84	(8, 1)	0.2		2	0	0	0	0	0	0	0	0	0	2	4	0.00	0.000				

Florida Marlins @ Montreal Expos
Olympic Stadium, Montreal, QB
Wed Sep 29 1999, 7:05 PM EDT
Att: 11,689 - Dome - 72 F

AB 29
R 5
H 8
RBI 5
BB 3
SO 0
LOB 13



Batter	1	2	3	4	5	6	7	8	9	AB	R	H	RBI	BB	SO	LOB	TOP						
Rondell White, R OBP: 0.357, SLG: 0.507 (1, 8)										5	1	1	0	0	1	4							
Michael Barrett, R OBP: 0.343, SLG: 0.438 (1, 5)										5	1	2	1	0	0	0							
Brad Fuller, L OBP: 0.321, SLG: 0.464 Ryan McGuire, L OBP: 0.352, SLG: 0.348 (1, 3)										4	2	1	0	1	1	1							
Vladimir Guerrero, R OBP: 0.374, SLG: 0.584 (1, 9)										5	2	3	3	0	0	1							
Fernando Segundo, S OBP: 0.207, SLG: 0.458 Anthony Telford, R OBP: 0.324, SLG: 0.397 Wilton Guerrero, S OBP: 0.324, SLG: 0.397 Steve Kline, S OBP: 0.324, SLG: 0.397 Scott Strickland, R OBP: 0.324, SLG: 0.397 Mike Mordecai, R OBP: 0.293, SLG: 0.348 (1, 7)										4	1	2	1	0	0	1							
Jose Vidro, S OBP: 0.346, SLG: 0.476 (1, 4)										3	0	0	0	2	1	5							
Chris Widger, R OBP: 0.328, SLG: 0.446 (1, 2)										3	0	1	1	2	2	0							
Geoff Blum, S OBP: 0.331, SLG: 0.508 Ugueth Urbina, R (9, 1)										5	0	2	0	0	2	5							
Javier Vazquez, R OBP: 0.333, SLG: 0.333 Manny Martinez, R OBP: 0.281, SLG: 0.343 (1, 1)										3	0	1	1	0	1	0							
Inning Stats	R: 5 E: 0 K: 0 S: 23	H: 7 LOB: 2 BB: 1 P: 39	R: 2 E: 0 K: 0 S: 11	H: 2 LOB: 2 BB: 2 P: 19	R: 0 E: 0 K: 0 S: 9	H: 0 LOB: 0 BB: 0 P: 13	R: 0 E: 0 K: 1 S: 8	H: 1 LOB: 3 BB: 2 P: 18	R: 0 E: 0 K: 1 S: 7	H: 0 LOB: 0 BB: 0 P: 11	R: 0 E: 0 K: 1 S: 9	H: 1 LOB: 1 BB: 0 P: 11	R: 0 E: 0 K: 2 S: 15	H: 1 LOB: 1 BB: 0 P: 22	R: 0 E: 0 K: 1 S: 11	H: 1 LOB: 2 BB: 1 P: 17	R: 0 E: 0 K: 3 S: 10	H: 0 LOB: 0 BB: 0 P: 16	1B: 9 2B: 3 3B: 0 HR: 1	SF: 0 SAC: 0 DP: 1 HBP: 0	WP: 1 PB: 0 SB: 0 CS: 0	PA: 45	
PITCHER	IP WLS BF H R ER SO BB IBB HBP BLK WP HR S P ERA WHIP	IP WLS BF H R ER SO BB IBB HBP BLK WP HR S P ERA WHIP	IP WLS BF H R ER SO BB IBB HBP BLK WP HR S P ERA WHIP	IP WLS BF H R ER SO BB IBB HBP BLK WP HR S P ERA WHIP	IP WLS BF H R ER SO BB IBB HBP BLK WP HR S P ERA WHIP	IP WLS BF H R ER SO BB IBB HBP BLK WP HR S P ERA WHIP	IP WLS BF H R ER SO BB IBB HBP BLK WP HR S P ERA WHIP	IP WLS BF H R ER SO BB IBB HBP BLK WP HR S P ERA WHIP	IP WLS BF H R ER SO BB IBB HBP BLK WP HR S P ERA WHIP	IP WLS BF H R ER SO BB IBB HBP BLK WP HR S P ERA WHIP	IP WLS BF H R ER SO BB IBB HBP BLK WP HR S P ERA WHIP	IP WLS BF H R ER SO BB IBB HBP BLK WP HR S P ERA WHIP	IP WLS BF H R ER SO BB IBB HBP BLK WP HR S P ERA WHIP	IP WLS BF H R ER SO BB IBB HBP BLK WP HR S P ERA WHIP	IP WLS BF H R ER SO BB IBB HBP BLK WP HR S P ERA WHIP	IP WLS BF H R ER SO BB IBB HBP BLK WP HR S P ERA WHIP	IP WLS BF H R ER SO BB IBB HBP BLK WP HR S P ERA WHIP	IP WLS BF H R ER SO BB IBB HBP BLK WP HR S P ERA WHIP	IP WLS BF H R ER SO BB IBB HBP BLK WP HR S P ERA WHIP	IP WLS BF H R ER SO BB IBB HBP BLK WP HR S P ERA WHIP	IP WLS BF H R ER SO BB IBB HBP BLK WP HR S P ERA WHIP	IP WLS BF H R ER SO BB IBB HBP BLK WP HR S P ERA WHIP	IP WLS BF H R ER SO BB IBB HBP BLK WP HR S P ERA WHIP

Montreal Expos @ Philadelphia Phillies
Veterans Stadium, Philadelphia, PA
Fri Oct 01 1999, 7:05 PM EDT
Att: 12,652 - Unknown - 64 F

AB 39
R 7
H 13
RBI 7
BB 6
SO 9
LOB 18



Batter	1	2	3	4	5	6	7	8	9	AB	R	H	RBI	BB	SO	LOB	BOTTOM						
Doug Glanville, R OBP: 0.378, SLG: 0.461 (1, 8)										5	0	2	0	0	0	3							
Rob Ducey, L OBP: 0.385, SLG: 0.465 Wendell Magee, R OBP: 0.400, SLG: 0.857 (1, 7)										3	0	1	0	1	1	1							
Bobby Abreu, L OBP: 0.445, SLG: 0.552 (1, 9)										3	1	1	0	1	0	3							
Mike Lieberthal, R OBP: 0.364, SLG: 0.551 (1, 2)										5	1	1	0	0	1	4							
Rico Brogna, L OBP: 0.336, SLG: 0.455 (1, 3)										4	1	0	0	1	2	1							
23 Kevin Jordan, R OBP: 0.339, SLG: 0.388 (1, 5)										5	0	3	2	0	1	1							
Marlon Anderson, L OBP: 0.294, SLG: 0.365 (1, 4)										5	0	2	1	0	0	2							
Alex Arias, R OBP: 0.365, SLG: 0.396 (1, 6)										5	0	0	0	0	0	5							
Inning Stats	R: 2 E: 0 K: 1 S: 18	H: 2 LOB: 2 BB: 1 P: 28	R: 0 E: 0 K: 1 S: 14	H: 1 LOB: 1 BB: 1 P: 23	R: 1 E: 1 K: 1 S: 14	H: 2 LOB: 2 BB: 0 P: 20	R: 0 E: 0 K: 0 S: 5	H: 1 LOB: 1 BB: 0 P: 10	R: 0 E: 0 K: 1 S: 11	H: 0 LOB: 1 BB: 0 P: 13	R: 0 E: 0 K: 0 S: 7	H: 2 LOB: 2 BB: 0 P: 13	R: 0 E: 0 K: 3 S: 21	H: 2 LOB: 3 BB: 1 P: 33	R: 0 E: 0 K: 1 S: 14	H: 1 LOB: 1 BB: 0 P: 21	R: 0 E: 0 K: 1 S: 9	H: 0 LOB: 0 BB: 0 P: 13	1B: 6 2B: 4 3B: 0 HR: 1	SF: 0 SAC: 0 DP: 0 HBP: 1	WP: 0 PB: 0 SB: 1 CS: 0	PA: 45	
PITCHER	IP WLS BF H R ER SO BB IBB HBP BLK WP HR S P ERA WHIP	IP WLS BF H R ER SO BB IBB HBP BLK WP HR S P ERA WHIP	IP WLS BF H R ER SO BB IBB HBP BLK WP HR S P ERA WHIP	IP WLS BF H R ER SO BB IBB HBP BLK WP HR S P ERA WHIP	IP WLS BF H R ER SO BB IBB HBP BLK WP HR S P ERA WHIP	IP WLS BF H R ER SO BB IBB HBP BLK WP HR S P ERA WHIP	IP WLS BF H R ER SO BB IBB HBP BLK WP HR S P ERA WHIP	IP WLS BF H R ER SO BB IBB HBP BLK WP HR S P ERA WHIP	IP WLS BF H R ER SO BB IBB HBP BLK WP HR S P ERA WHIP	IP WLS BF H R ER SO BB IBB HBP BLK WP HR S P ERA WHIP	IP WLS BF H R ER SO BB IBB HBP BLK WP HR S P ERA WHIP	IP WLS BF H R ER SO BB IBB HBP BLK WP HR S P ERA WHIP	IP WLS BF H R ER SO BB IBB HBP BLK WP HR S P ERA WHIP	IP WLS BF H R ER SO BB IBB HBP BLK WP HR S P ERA WHIP	IP WLS BF H R ER SO BB IBB HBP BLK WP HR S P ERA WHIP	IP WLS BF H R ER SO BB IBB HBP BLK WP HR S P ERA WHIP	IP WLS BF H R ER SO BB IBB HBP BLK WP HR S P ERA WHIP	IP WLS BF H R ER SO BB IBB HBP BLK WP HR S P ERA WHIP	IP WLS BF H R ER SO BB IBB HBP BLK WP HR S P ERA WHIP	IP WLS BF H R ER SO BB IBB HBP BLK WP HR S P ERA WHIP	IP WLS BF H R ER SO BB IBB HBP BLK WP HR S P ERA WHIP	IP WLS BF H R ER SO BB IBB HBP BLK WP HR S P ERA WHIP	IP WLS BF H R ER SO BB IBB HBP BLK WP HR S P ERA WHIP

Montreal Expos @ Philadelphia Phillies
Veterans Stadium, Philadelphia, PA
Fri Oct 01 1999, 7:05 PM EDT
Att: 12,652 - Unknown - 64 F

AB 40
R 4
H 11
RBI 4
BB 4
SO 8
LOB 22



