



Montreal Expos - 2000

Batter	1	2	3	4	5	6	7	8	9	AB	R	H	RBI	BB	SO	LOB	TOP								
22 Devon White, S (1.8)	E5 G6-3		K		E5 3B WP		K	G6-3		5	1	0	1	0	2	2	Los Angeles Dodgers @ Montreal Expos Olympic Stadium, Montreal, QB Mon Apr 03 2000, 7:05 PM EDT Att: 51,249 - Dome - 72 F AB 38 R 10 H 9 RBI 9 BB 4 SO 4 LOB 12 								
Mark Czuzielanek, R (1.4) OBP: 0.200, SLG: 0.200	G6-3			G4-3	F8		BB 1B HR	E3		5	1	1	0	0	0	3									
Gary Sheffield, R (1.7) Terry Adams, R (7.1)	F8			K	3B 1H 2H		BB HR 1B	K		4	1	2	2	0	1	0									
Shawn Green, L (1.9)		G3-1			G4-3		HR BB	G6-3		3	1	0	1	2	0	1									
Eric Karros, R (1.3) OBP: 0.200, SLG: 0.800		P4		F8		F8	HR	G4-3		5	1	1	4	0	0	1									
Todd Hundley, S (1.2) OBP: 0.600, SLG: 1.200		HR			G3	1B	F8	1B		5	1	3	1	0	0	0									
Adrián Beltré, R (1.5) OBP: 0.400, SLG: 0.400		G6-3			SH 1B	F7	FC6-4 1B	F7		5	1	2	0	0	0	2									
Kevin Elster, R (1.6)			F2		SH 22 E BB	G4-3	FC6-4			3	1	0	0	1	0	2									
Kevin Brown, R (1.1) F.P. Santangelo, S (7.7)			F7		SH WP 22 E 3B		1B BB	G3		1	1	0	0	0	0	0									
Inning Stats	R: 0 E: 1 K: 0 S: 10	H: 0 LOB: 0 BB: 0 P: 11	R: 1 E: 0 K: 0 S: 8	H: 1 LOB: 0 BB: 0 P: 11	R: 0 E: 0 K: 1 S: 6	H: 0 LOB: 0 BB: 0 P: 9	R: 0 E: 0 K: 1 S: 9	H: 0 LOB: 1 BB: 1 P: 18	R: 4 E: 2 K: 0 S: 15	H: 2 LOB: 1 BB: 1 P: 22	R: 0 E: 0 K: 0 S: 8	H: 1 LOB: 1 BB: 0 P: 12	R: 5 E: 0 K: 1 S: 16	H: 4 LOB: 1 BB: 2 P: 31	R: 0 E: 1 K: 1 S: 14	H: 0 LOB: 1 BB: 0 P: 20	R: 0 E: 0 K: 0 S: 7	H: 1 LOB: 1 BB: 0 P: 14	1B: 6 2B: 0 3B: 1 HR: 2	SF: 0 SAC: 1 DP: 1 HBP: 0	WP: 1 PB: 0 SB: 0 CS: 0	PA: 43			
PITCHER	IP	WLS	BF	H	R	ER	SO	BB	IBB	HBP	BLK	WP	HR	S	P	ERA	WHIP								
Dustin Hermanson, R (1.1) ERA: 1.5	6.0	L	26	4	5	1	2	2	0	0	0	1	1	56	83	1.50	1.000								
Anthony Telford, R (7.1) ERA: 108.0	0.1		5	2	4	4	1	2	0	0	0	0	0	6	17	108.00	12.000								
Scott Strickland, R (7.1) ERA: 5.4	1.2		8	2	1	1	1	0	0	0	0	0	1	24	34	5.40	1.200								
Matt Blank, L (9.1) ERA:	1.0		4	1	0	0	0	0	0	0	0	0	0	7	14	0.00	1.000								

Batter	1	2	3	4	5	6	7	8	9	AB	R	H	RBI	BB	SO	LOB	BOTTOM								
Peter Bergeron, L (1.8)	G4-3		K		G4-3		G4-3		FC5 FC5	5	0	0	0	0	1	3	Los Angeles Dodgers @ Montreal Expos Olympic Stadium, Montreal, QB Mon Apr 03 2000, 7:05 PM EDT Att: 51,249 - Dome - 72 F AB 36 R 4 H 9 RBI 4 BB 2 SO 8 LOB 13 								
Jose Vidro, S (1.4) Trace Coquillette, R (8.4)	E S 1B		G5-3 S 1B		HR 1B		G6-3		FC5 FC5	4	2	3	0	0	0	0									
Rondell White, R (1.7) Terry Jones, S (9.7)	K		K		K			G5-3		4	0	0	0	0	3	3									
Vladimir Guerrero, R (1.9) Matt Blank, L (9.1)	FC6-4 1B		G5-3		HR			HR		4	2	3	4	0	0	1									
Lee Stevens, L (1.3)	FC6-4 1B				G4-3			G6-3		3	0	1	0	1	0	0									
Michael Barrett, R (1.5)	FC6-4		G1-3			G4-3		L8		4	0	0	0	0	0	4									
Chris Widger, R (1.2)		F8			K		G6-3		K	4	0	0	0	0	2	0									
Orlando Cabrera, R (1.6) Scott Strickland, R (7.1) Wilton Guerrero, S (9.9)		G5-3		G4-1		K		FC5 1B BB		3	0	0	0	0	1	0									
Dustin Hermanson, R (1.1) Anthony Telford, R (7.1) Geoff Blum, S (7.6)				K			L4	FC5 FC5 1B		2	0	1	0	0	1	0									
Inning Stats	R: 1 E: 1 K: 1 S: 12	H: 3 LOB: 2 BB: 0 P: 16	R: 0 E: 0 K: 1 S: 11	H: 1 LOB: 1 BB: 0 P: 14	R: 0 E: 0 K: 1 S: 9	H: 1 LOB: 2 BB: 1 P: 20	R: 0 E: 0 K: 2 S: 8	H: 0 LOB: 0 BB: 0 P: 8	R: 2 E: 0 K: 1 S: 12	H: 2 LOB: 0 BB: 0 P: 19	R: 0 E: 0 K: 1 S: 6	H: 0 LOB: 0 BB: 0 P: 10	R: 0 E: 0 K: 0 S: 7	H: 0 LOB: 0 BB: 0 P: 11	R: 1 E: 0 K: 0 S: 8	H: 1 LOB: 0 BB: 0 P: 11	R: 0 E: 0 K: 1 S: 9	H: 1 LOB: 2 BB: 1 P: 16	1B: 7 2B: 0 3B: 0 HR: 2	SF: 0 SAC: 0 DP: 0 HBP: 0	WP: 0 PB: 0 SB: 2 CS: 0	PA: 38			
PITCHER	IP	WLS	BF	H	R	ER	SO	BB	IBB	HBP	BLK	WP	HR	S	P	ERA	WHIP								
Kevin Brown, R (1.1) ERA: 4.5	6.0	W	26	7	3	3	7	1	0	0	0	0	1	58	87	4.50	1.333								
Terry Adams, R (7.1) ERA: 3.0	3.0	S	12	2	1	1	1	1	0	0	0	0	1	24	38	3.00	1.000								

Batter	1	2	3	4	5	6	7	8	9	AB	R	H	RBI	BB	SO	LOB	TOP										
22 Devon White, S OBP: 0.182, SLG: 0.455 Gregg Olson, R	1-2 HR	2-3 K	2-3 K		1-0 HBP FC3-6 1B	3-3 K			0-3 K	6	2	2	1	0	4	4											
Mark Grudzielanek, R OBP: 0.364, SLG: 0.364	1-0 WP S 1B		1B		1-2 FC3-6 HBP SF7 1B		3-1 G4-3		0-3 K	6	2	3	0	0	1	0											
Gary Sheffield, R OBP: 0.556, SLG: 1.125 Onan Masaoka, R Dave Hansen, L	2-1 F7		HR		3-2 FC3-6 HBP		1-2 G6-3			4	1	2	2	0	0	1											
Shawn Green, L OBP: 0.300, SLG: 0.125	2-3 K		1B		1-1 FC3-6 HBP		2-3 K			5	1	1	1	0	2	5											
Eric Karros, R OBP: 0.200, SLG: 0.556 Mike Fetters, R Todd Hollandsworth, L	2-3 K		1B		0-0 F8			3-2 G5-3		4	1	1	1	0	1	1											
Adrián Beltré, R OBP: 0.500, SLG: 0.600		1-1 F8	2B	1B	0-2 1B			2-2 WP 2B		5	1	3	1	0	1	1											
Chad Kreuter, S OBP: 0.600, SLG: 0.800		2-2 WP 1B	1B	1B	0-1 L4 1B		1-2 F7		2-3 K	5	1	3	1	0	1	1											
Kevin Elster, R OBP: 0.556, SLG: 0.500		4-2 1B	2B	1B	0-1 1B		4-1 G1-3 BB		0-0 L9	3	1	2	2	2	0	1											
Chan Ho Park, R F.P. Santangelo, S		3-3 K	2B	1B	0-2 L4		0-1 G1-3		0-3 K	4	0	0	0	0	1	7											
Inning Stats	R: 1 E: 0 K: 2 S: 13	H: 2 LOB: 1 BB: 0 P: 21	R: 0 E: 0 K: 2 S: 14	H: 1 LOB: 2 BB: 1 P: 26	R: 7 E: 1 K: 1 S: 28	H: 8 LOB: 0 BB: 0 P: 44	R: 0 E: 0 K: 0 S: 11	H: 3 LOB: 2 BB: 0 P: 11	R: 2 E: 0 K: 1 S: 13	H: 2 LOB: 1 BB: 0 P: 20	R: 0 E: 0 K: 1 S: 10	H: 0 LOB: 1 BB: 1 P: 18	R: 0 E: 0 K: 1 S: 8	H: 0 LOB: 0 BB: 0 P: 14	R: 0 E: 0 K: 1 S: 11	H: 1 LOB: 1 BB: 0 P: 18	R: 0 E: 0 K: 3 S: 9	H: 0 LOB: 0 BB: 0 P: 9	1B: 12 2B: 4 3B: 0 HR: 2	SF: 1 SAC: 0 DP: 1 HBP: 1	WP: 3 PB: 0 SB: 1 CS: 0	PA: 47					
PITCHER	IP	WLS	BF	H	R	ER	SO	BB	IBB	HBP	BLK	WP	HR	S	P	ERA	WHIP										
Hideki Irapu, R ERA: 27.0	2.0	L	15	8	6	6	4	1	0	0	0	2	2	39	67	27.00	4.500										
Miguel Batista, R ERA: 9.0	3.0		18	8	4	3	2	0	0	1	0	0	0	40	55	9.00	2.667										
Matt Blank, L ERA:	2.0		7	0	0	0	2	1	0	0	0	0	0	18	32	0.00	0.500										
Steve Kline, L ERA:	1.0		4	1	0	0	1	0	0	0	0	1	0	11	18	0.00	1.000										
Ugueth Urbina, R ERA:	1.0		3	0	0	0	3	0	0	0	0	0	0	9	9	0.00	0.000										

Los Angeles Dodgers @ Montreal Expos
Olympic Stadium, Montreal, QB
Tue Apr 04 2000, 7:05 PM EDT
Att: 12,143 - Dome - 72 F

AB 43
R 10
H 17
RBI 9
BB 2
SO 12
LOB 21



Batter	1	2	3	4	5	6	7	8	9	AB	R	H	RBI	BB	SO	LOB	BOTTOM										
Peter Bergeron, L OBP: 0.100, SLG: 0.200	1-0 P6		2-1 F7		0-0 WP G5-3 2B	1-1 G3			1-0 L5	5	1	1	0	0	0	2											
Jose Vidro, S OBP: 0.714, SLG: 0.667 Terry Jones, S	1-0 F8		0-0 FC5 1B		3-2 G5-3 1B HBP		4-2 G6-4-3 BB			2	1	1	0	0	0	0											
Rondell White, R Wilton Guerrero, S	2-3 K		2-3 K		2-1 G5-3		1-2 G6-4-3			3	0	0	1	0	2	3											
Vladimir Guerrero, R OBP: 0.714, SLG: 1.571 Matt Blank, L Trace Coquillette, R Steve Kline, S Mike Mordecai, R		0-0 CS BB 1B	0-0 FC5		0-0 1B		1-0 G5-3			3	0	2	1	0	0	2											
Lee Stevens, L OBP: 0.250, SLG: 0.143 Ugueth Urbina, R		0-0 F7		0-0 L4	0-1 G4-3		0-0 G2-3			4	0	0	0	0	0	2											
Michael Barrett, R OBP: 0.250, SLG: 0.286		4-1 BB E BB		3-2 G6-3		0-2 2B 2B		2-3 K		3	2	1	0	1	1	0											
Chris Widger, R		4-2 E BB		4-2 BB		0-3 K		0-3 K		2	0	0	0	2	2	1											
Orlando Cabrera, R		0-2 E6		1-1 G5-3		1-2 G5-3			2-2 G4-3	4	0	0	0	0	0	3											
Hideki Irapu, R Miguel Batista, R Geoff Blum, S OBP: 0.400, SLG: 0.600			4-0 FC5 1B BB		3-1 P4	1-0 2B		2-0 F9		0	0	0	0	0	0	0											
Inning Stats	R: 0 E: 0 K: 1 S: 5	H: 0 LOB: 0 BB: 0 P: 9	R: 1 E: 1 K: 0 S: 8	H: 1 LOB: 2 BB: 2 P: 16	R: 0 E: 0 K: 1 S: 9	H: 1 LOB: 1 BB: 1 P: 17	R: 0 E: 0 K: 0 S: 8	H: 0 LOB: 1 BB: 1 P: 16	R: 2 E: 0 K: 0 S: 11	H: 2 LOB: 1 BB: 0 P: 19	R: 1 E: 0 K: 1 S: 13	H: 2 LOB: 1 BB: 0 P: 16	R: 0 E: 0 K: 2 S: 8	H: 0 LOB: 0 BB: 0 P: 10	R: 0 E: 0 K: 0 S: 5	H: 0 LOB: 0 BB: 0 P: 10	1B: 3 2B: 3 3B: 0 HR: 0	SF: 0 SAC: 0 DP: 1 HBP: 1	WP: 1 PB: 0 SB: 0 CS: 1	PA: 37							
PITCHER	IP	WLS	BF	H	R	ER	SO	BB	IBB	HBP	BLK	WP	HR	S	P	ERA	WHIP										
Chan Ho Park, R ERA: 4.5	6.0	W	28	6	4	3	3	4	0	1	0	1	0	8	14	0.00	1.000										
Onan Masaoka, L ERA:	1.0		3	0	0	0	0	1	0	0	0	0	0	8	10	0.00	0.000										
Mike Fetters, R ERA:	1.0		3	0	0	0	2	0	0	0	0	0	0	8	10	0.00	0.000										
Gregg Olson, R ERA:	1.0		3	0	0	0	0	0	0	0	0	0	0	5	10	0.00	0.000										

Los Angeles Dodgers @ Montreal Expos
Olympic Stadium, Montreal, QB
Tue Apr 04 2000, 7:05 PM EDT
Att: 12,143 - Dome - 72 F

AB 31
R 4
H 6
RBI 3
BB 5
SO 5
LOB 14



Batter	1	2	3	4	5	6	7	8	9	AB	R	H	RBI	BB	SO	LOB	TOP					
Todd Hollandsworth, L OBP: 0.400, SLG: 0.500										4	1	1	0	1	1	2						
Mark Grudzielanek, R OBP: 0.375, SLG: 0.375										5	0	2	0	0	0	2						
Gary Sheffield, R OBP: 0.429, SLG: 0.923 Jeff Shaw, R										5	0	1	1	0	0	3						
Shawn Green, L OBP: 0.333, SLG: 0.231										5	0	2	0	0	2	2						
Eric Karros, R OBP: 0.133, SLG: 0.357										5	0	0	0	0	2	4						
Adrian Beltré, R OBP: 0.571, SLG: 0.929										4	1	3	1	0	0	0						
Chad Kreuter, S OBP: 0.444, SLG: 0.556										4	1	1	0	0	1	2						
Jose Vizcaino, S OBP: 0.750, SLG: 0.500										2	1	1	0	2	0	0						
Orel Hershiser, R F.P. Santangelo, S Matt Herges, L Dave Hansen, L Onan Masaoka, R Mike Fetters, R 22 Devon White, S										2	0	0	0	0	0	4						
Inning Stats	R: 1 E: 0 K: 2 S: 10	H: 2 LOB: 1 BB: 0 P: 13	R: 0 E: 0 K: 0 S: 12	H: 2 LOB: 2 BB: 0 P: 17	R: 0 E: 0 K: 1 S: 8	H: 0 LOB: 0 BB: 0 P: 11	R: 0 E: 0 K: 2 S: 9	H: 1 LOB: 2 BB: 1 P: 18	R: 0 E: 0 K: 0 S: 9	H: 2 LOB: 0 BB: 0 P: 10	R: 0 E: 0 K: 0 S: 6	H: 1 LOB: 0 BB: 0 P: 6	R: 0 E: 0 K: 0 S: 8	H: 0 LOB: 1 BB: 1 P: 14	R: 3 E: 0 K: 1 S: 16	H: 2 LOB: 0 BB: 1 P: 24	R: 0 E: 0 K: 0 S: 10	H: 2 LOB: 1 BB: 0 P: 12	1B: 7 2B: 2 3B: 1 HR: 2	SF: 0 SAC: 0 DP: 1 HBP: 0	WP: 0 PB: 0 CS: 0	PA: 41
PITCHER	IP WLS BF H R ER SO BB IBB HBP BLK WP HR S P ERA WHIP																					
Javier Vazquez, R ERA: 2.57	(1, 1) 7.0 31 8 2 2 5 1 1 0 0 0 0 1 62 89 2.57 1.286																					
Scott Strickland, R ERA: 7.71	(8, 1) 0.2 H 3 1 1 1 0 0 0 0 0 0 9 12 13.50 1.500																					
Ugueth Urbina, R ERA: 13.5	(8, 1) 0.1 B 3 1 2 2 1 1 0 0 0 0 1 7 12 54.00 6.000																					
Anthony Telford, R ERA: 27.0	(9, 1) 1.0 W 4 2 0 0 0 0 0 0 0 0 0 0 10 12 0.00 2.000																					

Los Angeles Dodgers @ Montreal Expos
Olympic Stadium, Montreal, QB
Wed Apr 05 2000, 7:05 PM EDT
Att. 8,867 - Dome - 72 F

livebaseballscorecards.com

AB 38
R 5
H 12
RBI 5
BB 3
SO 6
LOB 19

Batter	1	2	3	4	5	6	7	8	9	AB	R	H	RBI	BB	SO	LOB	BOTTOM			
Peter Bergeron, L OBP: 0.267, SLG: 0.333										5	3	3	0	0	0	1				
Jose Vidro, S OBP: 0.583, SLG: 0.727										5	2	2	1	0	0	4				
Rondell White, R OBP: 0.167, SLG: 0.091										4	0	1	2	1	1	4				
Vladimir Guerrero, R OBP: 0.727, SLG: 1.333										2	0	1	0	1	0	1				
Lee Stevens, L OBP: 0.417, SLG: 0.300 Terry Jones, S Chris Widger, R										3	0	2	3	1	0	2				
Michael Barrett, R OBP: 0.182, SLG: 0.200 Mike Mordecai, R										3	0	0	0	0	0	4				
15 Lenny Webster, R Wilton Guerrero, S Anthony Telford, R										3	0	0	0	0	1	0				
Orlando Cabrera, R Geoff Blum, S OBP: 0.333, SLG: 0.500										3	0	0	0	0	1	0				
Javier Vazquez, R Scott Strickland, R Ugueth Urbina, R Trace Coquillette, R OBP: 0.333, SLG: 0.333										2	0	0	0	1	1	0				
Inning Stats	R: 2 E: 0 K: 0 S: 15	H: 4 LOB: 1 BB: 0 P: 22	R: 0 E: 0 K: 2 S: 9	H: 0 LOB: 0 BB: 0 P: 14	R: 0 E: 0 K: 1 S: 8	H: 1 LOB: 2 BB: 1 P: 15	R: 0 E: 0 K: 1 S: 10	H: 0 LOB: 0 BB: 0 P: 14	R: 2 E: 1 K: 0 S: 10	H: 0 LOB: 1 BB: 0 P: 16	R: 0 E: 0 K: 0 S: 6	H: 0 LOB: 0 BB: 1 P: 13	R: 0 E: 0 K: 1 S: 7	H: 0 LOB: 2 BB: 1 P: 17	R: 2 E: 1 K: 0 S: 10	H: 3 LOB: 2 BB: 0 P: 14	1B: 8 2B: 2 3B: 0 HR: 0	SF: 0 SAC: 1 DP: 2 HBP: 1	WP: 0 PB: 0 CS: 0	PA: 39
PITCHER	IP WLS BF H R ER SO BB IBB HBP BLK WP HR S P ERA WHIP																			
Orel Hershiser, R ERA: 7.2	(1, 1) 5.0 24 7 4 4 4 1 0 0 0 0 0 0 16 29 0.00 0.500																			
Matt Herges, R ERA:	(6, 1) 2.0 7 0 0 0 0 1 0 0 0 0 0 0 16 29 0.00 0.500																			
Onan Masaoka, L ERA:	(8, 1) 0.0 1 0 0 0 0 1 0 0 0 0 0 0 1 5 ∞ ∞																			
Mike Fetters, R ERA:	(8, 1) 1.0 H 3 0 0 0 1 0 0 0 0 0 0 0 6 12 0.00 0.000																			
Jeff Shaw, R ERA:	(9, 1) 0.0 L 4 3 2 1 0 0 0 0 0 0 0 0 10 14 ∞ ∞																			

Los Angeles Dodgers @ Montreal Expos
Olympic Stadium, Montreal, QB
Wed Apr 05 2000, 7:05 PM EDT
Att. 8,867 - Dome - 72 F

livebaseballscorecards.com

AB 33
R 6
H 10
RBI 6
BB 4
SO 5
LOB 20

Batter	1	2	3	4	5	6	7	8	9	AB	R	H	RBI	BB	SO	LOB	TOP					
Al Martin, L OBP: 0.300, SLG: 0.222 (1, 7)										5	4	3	1	1	0	4	San Diego Padres @ Montreal Expos Olympic Stadium, Montreal, QB Fri Apr 07 2000, 7:05 PM EDT Att: 12,260 - Dome - 72 F					
Damian Jackson, R OBP: 0.214, SLG: 0.444 (1, 6)										5	1	4	2	0	1	1						
Ryan Klesko, L OBP: 0.214, SLG: 0.429 (1, 3)										5	2	2	3	0	0	3						
Phil Nevin, R OBP: 0.438, SLG: 0.867 Ed Sprague, R OBP: 0.296, SLG: 0.800 (5, 5)										3	1	1	3	0	1	1						
Eric Owens, R OBP: 0.429, SLG: 0.538 (1, 9)										5	1	2	0	0	0	3						
Bret Boone, R OBP: 0.235, SLG: 0.250 (1, 4)										5	0	0	0	0	1	2						
Ruben Rivera, R OBP: 0.176, SLG: 0.313 (1, 8)										4	0	0	0	0	2	1						
Wiki Gonzalez, R OBP: 0.375, SLG: 0.500 (1, 2)										4	1	1	1	0	0	1						
Brian Meadows, R Will Cunnane, R Chris Gomez, R Dan Serafini, S Carlos Almanzar, R Dave Magadan, L Matt Whisenant, R (1, 1) (6, 1) (7, PH) (7, 1) (7, 1) (6, PH) (9, 1)										2	0	0	0	0	0	1		0				
Inning Stats	R: 3 E: 0 K: 1 S: 11	H: 2 LOB: 0 BB: 0 P: 14	R: 0 E: 0 K: 1 S: 7	H: 0 LOB: 0 BB: 0 P: 8	R: 3 E: 0 K: 2 S: 14	H: 3 LOB: 1 BB: 1 P: 23	R: 2 E: 1 K: 0 S: 14	H: 3 LOB: 0 BB: 0 P: 19	R: 0 E: 0 K: 1 S: 9	H: 0 LOB: 0 BB: 0 P: 14	R: 1 E: 0 K: 1 S: 16	H: 3 LOB: 3 BB: 0 P: 25	R: 0 E: 2 K: 0 S: 13	H: 0 LOB: 2 BB: 0 P: 21	R: 0 E: 0 K: 1 S: 6	H: 1 LOB: 0 BB: 0 P: 7		R: 1 E: 2 K: 0 S: 17	H: 1 LOB: 2 BB: 0 P: 24	1B: 10 2B: 1 3B: 0 HR: 2	SF: 1 SAC: 1 DP: 1 HBP: 2	WP: 0 PB: 1 SB: 1 CS: 0
PITCHER	IP WLS BF H R ER SO BB IBB HBP BLK WP HR S P ERA WHIP																					
Jeremy Powell, R ERA: 18.0 (1, 1)	3.0 L 16 5 6 6 4 1 0 0 0 0 2 32 45 18.00 2.000																					
Miguel Batista, R ERA: 9.0 (4, 1)	3.0 0 16 6 3 3 2 0 0 1 0 0 0 39 58 9.00 2.000																					
Matt Blank, L ERA: (7, 1)	1.0 5 0 0 0 0 0 0 0 0 0 0 0 13 21 0.00 0.000																					
Steve Kline, L ERA: (8, 1)	1.0 3 1 0 0 1 0 0 0 0 0 0 0 6 7 0.00 1.000																					
Scott Strickland, R ERA: 5.4 (9, 1)	1.0 6 1 1 0 0 0 0 0 1 0 0 0 0 17 24 0.00 1.000																					

Batter	1	2	3	4	5	6	7	8	9	AB	R	H	RBI	BB	SO	LOB	BOTTOM					
Peter Bergeron, L OBP: 0.280, SLG: 0.261 (1, 8)										4	2	1	0	1	1	0	San Diego Padres @ Montreal Expos Olympic Stadium, Montreal, QB Fri Apr 07 2000, 7:05 PM EDT Att: 12,260 - Dome - 72 F					
Jose Vidro, S OBP: 0.591, SLG: 0.762 (1, 4)										5	1	4	0	0	0	0						
Rondell White, R OBP: 0.273, SLG: 0.333 (1, 7)										5	1	2	2	0	2	4						
Vladimir Guerrero, R OBP: 0.650, SLG: 1.118 (1, 9)										4	0	2	1	0	0	2						
Lee Stevens, L OBP: 0.333, SLG: 0.263 (1, 3)										4	1	2	1	0	0	2						
Chris Widger, R OBP: 0.375, SLG: 0.615 15 Lenny Webster, R (9, 2)										4	0	1	0	0	2	3						
Michael Barrett, R OBP: 0.250, SLG: 0.235 (1, 5)										3	0	0	0	1	0	1						
Orlando Cabrera, R OBP: 0.167, SLG: 0.389 (1, 6)										4	0	0	1	0	1	2						
Jeremy Powell, R Trace Coquillette, R Miguel Batista, R Geoff Blum, S Matt Blank, L Steve Kline, S Scott Strickland, R Wilton Guerrero, S (1, 1) (3, PH) (4, 1) (6, PH) (7, 1) (8, 1) (9, PH)										0	0	0	0	0	0	0		0				
Inning Stats	R: 0 E: 0 K: 1 S: 11	H: 1 LOB: 1 BB: 0 P: 18	R: 0 E: 0 K: 0 S: 6	H: 1 LOB: 1 BB: 0 P: 8	R: 0 E: 0 K: 0 S: 5	H: 0 LOB: 0 BB: 0 P: 9	R: 0 E: 0 K: 1 S: 13	H: 3 LOB: 2 BB: 0 P: 22	R: 0 E: 0 K: 0 S: 6	H: 0 LOB: 0 BB: 0 P: 10	R: 4 E: 0 K: 0 S: 13	H: 4 LOB: 1 BB: 2 P: 29	R: 1 E: 0 K: 1 S: 11	H: 2 LOB: 1 BB: 0 P: 14	R: 0 E: 0 K: 1 S: 7	H: 0 LOB: 0 BB: 0 P: 7		R: 0 E: 0 K: 1 S: 9	H: 1 LOB: 1 BB: 0 P: 15	1B: 8 2B: 5 3B: 0 HR: 0	SF: 0 SAC: 0 DP: 1 HBP: 0	WP: 1 PB: 0 SB: 0 CS: 1
PITCHER	IP WLS BF H R ER SO BB IBB HBP BLK WP HR S P ERA WHIP																					
Brian Meadows, R ERA: 6.75 (1, 1)	5.1 W 24 9 4 4 3 1 0 0 0 0 0 0 5 11 6.75 1.875																					
Will Cunnane, R ERA: (6, 1)	0.2 3 0 0 0 0 1 0 0 0 0 0 0 5 11 0.00 1.500																					
Dan Serafini, L ERA: 36.0 (7, 1)	0.0 2 2 1 1 0 0 0 0 0 0 1 0 4 7 ∞ ∞																					
Carlos Almanzar, R ERA: (7, 1)	2.0 6 0 0 0 2 0 0 0 0 0 0 0 14 14 0.00 0.000																					
Matt Whisenant, L ERA: (9, 1)	1.0 4 1 0 0 1 0 0 0 0 0 0 0 9 15 0.00 1.000																					

AB 40
R 10
H 13
RBI 10
BB 1
SO 7
LOB 17



AB 37
R 5
H 12
RBI 5
BB 2
SO 6
LOB 16



Batter	1	2	3	4	5	6	7	8	9	AB	R	H	RBI	BB	SO	LOB	TOP				
Al Martin, L OBP: 0.320, SLG: 0.348 (1, 7)	0-0 SH2-3 2B 1B	2-1 G1-3		1-1 G4-3		2-3 K			0-0 1B 3B	5	2	2	0	0	1	1					
Damian Jackson, R OBP: 0.435, SLG: 0.429 (1, 6)	0-1 SH2-3 1-2		4-2 E1 BB		0-2 F7		3-3 K	1-1 S 1B		3	0	1	1	1	1	0					
Tony Gwynn, L OBP: 0.333, SLG: 0.375 (1, 9)	1-0 1B SF9 2B		0-1 E1 2B G4-3		0-0 HR 1B		3-2 F8	3-H P3		5	3	2	1	0	0	2					
Phil Nevin, R OBP: 0.429, SLG: 0.800 (1, 5)	0-1 2-3 1B		3-0 G4-3 1-3 2B		3-2 L8		3-3 K	0-3 K		5	0	2	0	0	2	2					
Ryan Klesko, L OBP: 0.222, SLG: 0.588 (1, 3)	2-2 SF9		2-0 G4-3		3-0 HR			1-3 K		3	1	1	4	0	1	1					
Bret Boone, R OBP: 0.238, SLG: 0.400 (1, 4)	3-H 1-1 F8		2-3 3-H 0-1 F8		1-2 F9			2-2 HR		4	1	1	1	0	0	2					
Ruben Rivera, R OBP: 0.286, SLG: 0.579 (1, 8)		1-0 G3 G1-3 2B		4-2 BB		0-1 HR		0-1 F8		3	2	2	1	1	0	0					
Ben Davis, S (1, 2)		2-1 G3		1-2 F8		0-0 G2-3		0-0 G6-3		4	0	0	0	0	0	2					
Sterling Hitchcock, L (1, 1)		1-1 G1-3		1-3 K		0-0 G5-3		1-1 G3-1		2	0	0	1	0	1	1					
Ed Sprague, R OBP: 0.250, SLG: 0.667 (8, PH)										1	0	0	0	0	0	0					
Carlos Almanzar, R (6, 1)										0	0	0	0	0	0	0					
Donne Wall, R (8, 1)										0	0	0	0	0	0	0					
Dave Magadan, L (9, PH)										1	0	0	0	0	0	0					
Inning Stats	R: 2 E: 0 K: 0 S: 11	H: 3 LOB: 1 BB: 0 P: 15	R: 1 E: 0 K: 0 S: 7	H: 1 LOB: 0 BB: 0 P: 13	R: 1 E: 1 K: 0 S: 8	H: 1 LOB: 1 BB: 1 P: 17	R: 0 E: 0 K: 1 S: 10	H: 0 LOB: 1 BB: 1 P: 17	R: 2 E: 0 K: 0 S: 11	H: 2 LOB: 0 BB: 0 P: 18	R: 1 E: 0 K: 1 S: 7	H: 1 LOB: 0 BB: 0 P: 9	R: 0 E: 0 K: 2 S: 14	H: 0 LOB: 0 BB: 0 P: 23	R: 1 E: 0 K: 1 S: 9	H: 1 LOB: 1 BB: 0 P: 12	R: 1 E: 0 K: 1 S: 11	H: 2 LOB: 1 BB: 0 P: 14	1B: 4 2B: 3 3B: 1 HR: 3	SF: 1 SAC: 1 DP: 0 HBP: 0	WP: 0 PA: 40 PB: 0 SB: 1 CS: 0
PITCHER	IP	WLS	BF	H	R	ER	SO	BB	IBB	HBP	BLK	WP	HR	S	P	ERA	WHIP				
Dustin Hermanson, R ERA: 6.55	(1, 1)	5.0	25	8	7	7	1	2	0	0	0	0	2	49	82	12.60	2.000				
Steve Kline, L ERA: 6.55	(6, 1)	2.1	7	0	0	0	4	0	0	0	0	0	0	22	34	0.00	0.000				
Anthony Telford, R ERA: 15.0	(8, 1)	0.2	W	3	1	1	0	0	0	0	0	0	1	6	8	13.50	1.500				
Ugueth Urbina, R ERA: 11.57	(9, 1)	1.0	S	5	2	1	1	0	0	0	0	0	0	11	14	9.00	2.000				
Batter	1	2	3	4	5	6	7	8	9	AB	R	H	RBI	BB	SO	LOB	BOTTOM				
Terry Jones, S (1, 8)	2-3 K	0-3 K		3-3 K		0-3 K		1-0 2B 2B		4	0	0	0	0	4	2					
Geoff Blum, S (8, PH)										1	1	1	2	0	0	0					
Ugueth Urbina, R (9, 1)										0	0	0	0	0	0	0					
Orlando Cabrera, R OBP: 0.217, SLG: 0.391 (1, 6)	0-0 1B 1B	3-1 BB 1B		1-1 G6-4-3 1-2		1-0 F8		2-3 K		5	1	2	1	0	1	2					
Rondell White, R OBP: 0.370, SLG: 0.417 (1, 7)	2-0 1B FC6-4 1B	3-H 1-2 BB		4-1 HR BB		1-3 K		2-1 2B		3	2	2	1	2	1	0					
Vladimir Guerrero, R OBP: 0.640, SLG: 1.143 (1, 9)	1-0 FC6-4 1B	0-0 F7		0-0 HR		0-0 G6-3		4-0 IBB		4	1	2	3	1	0	2					
Jose Vidro, S OBP: 0.593, SLG: 0.708 (1, 4)	0-0 FC6-4 WP HBP 1-2 3-H		4-0 FC4-6 BB		1-1 HR 1B		4-2 G4-6-3 BB	0-3 K		3	1	1	1	2	1	3					
Lee Stevens, L OBP: 0.360, SLG: 0.409 (1, 3)	1-0 WP HBP		3-3 K		0-1 HR		0-0 G4-6-3			3	1	1	2	0	1	2					
Chris Widger, R OBP: 0.350, SLG: 0.529 (1, 2)	3-3 K		1-2 FC4-6 FC4-6		2-2 G6-3		1-2 FC5 BB 1B			4	0	1	0	0	1	3					
Mike Mordecai, R OBP: 0.333, SLG: 0.667 (8, PH)		1-0 SH3-4 1B 2B		1-2 FC4-6		0-0 P3		4-2 FC5 2B BB		3	1	1	0	0	0	1					
Peter Bergeron, L OBP: 0.308, SLG: 0.261 (9, 8)										0	1	0	0	1	0	0					
Dustin Hermanson, R OBP: 0.500, SLG: 0.333	(1, 1)									0	0	0	0	0	0	0					
Steve Kline, S (6, 1)										0	0	0	0	0	0	0					
Anthony Telford, R (8, 1)										0	0	0	0	0	0	0					
Wilton Guerrero, S (8, PH)										1	1	0	0	0	0	2					
Trace Coquillette, R OBP: 0.250, SLG: 0.250 (9, 5)										0	0	0	0	0	0	0					
Inning Stats	R: 2 E: 0 K: 2 S: 11	H: 3 LOB: 2 BB: 0 P: 20	R: 1 E: 0 K: 1 S: 9	H: 2 LOB: 2 BB: 1 P: 17	R: 0 E: 0 K: 1 S: 9	H: 0 LOB: 1 BB: 1 P: 18	R: 0 E: 0 K: 1 S: 7	H: 0 LOB: 0 BB: 1 P: 15	R: 4 E: 0 K: 1 S: 13	H: 3 LOB: 0 BB: 1 P: 20	R: 0 E: 0 K: 2 S: 7	H: 0 LOB: 0 BB: 0 P: 9	R: 0 E: 0 K: 0 S: 6	H: 0 LOB: 0 BB: 1 P: 11	R: 3 E: 0 K: 2 S: 19	H: 3 LOB: 2 BB: 2 P: 33	1B: 6 2B: 3 3B: 0 HR: 2	SF: 0 SAC: 1 DP: 2 HBP: 1	WP: 1 PA: 41 PB: 0 SB: 0 CS: 0		
PITCHER	IP	WLS	BF	H	R	ER	SO	BB	IBB	HBP	BLK	WP	HR	S	P	ERA	WHIP				
Sterling Hitchcock, L ERA: 6.35	(1, 1)	5.0	27	8	7	7	6	4	0	1	0	0	1	49	90	12.60	2.400				
Carlos Almanzar, R ERA: 6.35	(6, 1)	2.0	6	0	0	0	2	1	0	0	0	0	0	13	20	0.00	0.500				
Donne Wall, R ERA: 13.5	(8, 1)	1.0	L	8	3	3	2	1	1	0	0	0	0	19	33	27.00	4.000				

San Diego Padres @ Montreal Expos
Olympic Stadium, Montreal, QB
Sat Apr 08 2000, 2:05 PM EDT
Att: 13,528 - Dome - 72 F

AB	36
R	9
H	11
RBI	9
BB	2
SO	6
LOB	11



San Diego Padres @ Montreal Expos
Olympic Stadium, Montreal, QB
Sat Apr 08 2000, 2:05 PM EDT
Att: 13,528 - Dome - 72 F

AB	32
R	10
H	11
RBI	10
BB	7
SO	10
LOB	17



Batter	1	2	3	4	5	6	7	8	9	AB	R	H	RBI	BB	SO	LOB	TOP										
Al Martin, L OBP: 0.276, SLG: 0.296 (1, 7)	G1-3		G1-3		G6-3			K		4	0	0	0	0	1	2											
Damian Jackson, R OBP: 0.407, SLG: 0.375 (1, 6)	F7			G6-3		G5-3		G6-4-3 BB		3	0	0	0	1	0	0											
Tony Gwynn, L OBP: 0.308, SLG: 0.333 (1, 9)	F7			K		G6-3 1B		F8		4	0	1	0	0	1	1											
Phil Nevin, R OBP: 0.440, SLG: 0.792 (1, 5)		L4-3 1B				G6-3 1-2		G6-4-3 1-2		4	0	2	0	0	0	2											
Ryan Klesko, L OBP: 0.190, SLG: 0.500 (1, 3)	L4-3 1-2			G5-3			G3			3	0	0	0	0	0	2											
Bret Boone, R OBP: 0.250, SLG: 0.391 (1, 4)	G5-3				K		G6-4-3 1B			3	0	1	0	0	1	0											
Eric Owens, R OBP: 0.412, SLG: 0.500 (1, 8)			G5-3		G6-4-3 1B		G6-4-3 1-2			3	1	1	0	0	0	1											
Wiki Gonzalez, R OBP: 0.455, SLG: 0.556 (1, 2)			SH3-4 1B		G6-3 1-1 1B		F8			3	0	2	1	0	0	0											
Brian Boehringer, S (1, 1)			SH3-4		G6-3 1-3		G4-3			1	0	0	0	0	0	1											
Will Cunnane, R (6, 1)										0	0	0	0	0	0	0											
Matt Whisenant, R (6, 1)										0	0	0	0	0	0	0											
Dave Magadan, L (8, PH)										1	0	0	0	0	0	0											
Donne Wall, R (8, 1)										0	0	0	0	0	0	0											
Inning Stats	R: 0 E: 0 K: 0 S: 6	H: 0 LOB: 0 BB: 0 P: 8	R: 0 E: 0 K: 0 S: 6	H: 1 LOB: 0 BB: 0 P: 12	R: 0 E: 0 K: 0 S: 10	H: 1 LOB: 1 BB: 0 P: 15	R: 0 E: 0 K: 1 S: 7	H: 1 LOB: 1 BB: 0 P: 8	R: 1 E: 0 K: 1 S: 10	H: 2 LOB: 1 BB: 0 P: 15	R: 0 E: 0 K: 0 S: 4	H: 1 LOB: 0 BB: 0 P: 8	R: 0 E: 0 K: 0 S: 10	H: 1 LOB: 0 BB: 0 P: 14	R: 0 E: 0 K: 1 S: 8	H: 0 LOB: 0 BB: 1 P: 12	R: 0 E: 0 K: 0 S: 4	H: 0 LOB: 0 BB: 1 P: 8	1B: 6 2B: 2 3B: 0 HR: 0	SF: 0 SAC: 1 DP: 4 HBP: 0	WP: 0 PB: 0 SB: 2 CS: 0	PA: 31					
PITCHER	IP	WLS	BF	H	R	ER	SO	BB	IBB	HBP	BLK	WP	HR	S	P	ERA	WHIP										
Hideki Irapu, R ERA: 7.0 (1, 1)	7.0	W	25	7	1	1	2	0	0	0	0	0	0	53	80	1.29	1.000										
Scott Strickland, R ERA: 4.15 (8, 1)	1.0	H	3	0	0	0	1	0	0	0	0	0	0	8	12	0.00	0.000										
Ugueth Urbina, R ERA: 6.1 (9, 1)	1.0	S	3	0	0	0	0	1	0	0	0	0	0	4	8	0.00	1.000										

San Diego Padres @ Montreal Expos
Olympic Stadium, Montreal, QB
Sun Apr 09 2000, 1:35 PM EDT
Att. 9,782 - Dome - 72 F

livebaseballscorecards.com

AB 29
R 1
H 7
RBI 1
BB 1
SO 3
LOB 9



Batter	1	2	3	4	5	6	7	8	9	AB	R	H	RBI	BB	SO	LOB	BOTTOM										
Peter Bergeron, L OBP: 0.267, SLG: 0.222 (1, 8)	G4-3		CS 1-2	K		G6-3	G4-3			4	0	0	0	0	1	0											
Jose Vidro, S OBP: 0.548, SLG: 0.643 (1, 4)	K			G3		BB 1B		G6-3		4	1	1	0	0	1	0											
Rondell White, R OBP: 0.387, SLG: 0.407 (1, 7)	F9			E 1B		BB 1B	BB	G5-3		3	1	1	0	1	0	0											
Vladimir Guerrero, R OBP: 0.586, SLG: 1.000 (1, 9)		F3		E4 1-2		BB 1B	BB	G4-3		3	0	0	0	1	0	1											
Lee Stevens, L OBP: 0.357, SLG: 0.400 (1, 3)		K		F7		BB 1B				3	0	1	1	0	1	2											
Trace Coquille, R OBP: 0.286, SLG: 0.167 (1, 5)		K			L6		G5-4-3 BB			2	0	0	1	1	1	0											
Chris Widger, R OBP: 0.348, SLG: 0.474 (1, 2)				FC6-4 BB		P5	G5-4-3 1-2			2	0	0	0	1	0	3											
Orlando Cabrera, R OBP: 0.231, SLG: 0.423 (1, 6)				FC6-4 CS				G3		3	0	1	0	0	0	1											
Hideki Irapu, R (1, 1)				F3				G4-3		2	0	0	0	0	1	2											
Wilton Guerrero, S (7, PH)										1	0	0	0	0	0	0											
Scott Strickland, R (8, 1)										0	0	0	0	0	0	0											
Ugueth Urbina, R (9, 1)										0	0	0	0	0	0	0											
Inning Stats	R: 0 E: 0 K: 1 S: 7	H: 0 LOB: 0 BB: 0 P: 9	R: 0 E: 0 K: 2 S: 11	H: 0 LOB: 0 BB: 0 P: 15	R: 0 E: 0 K: 0 S: 7	H: 0 LOB: 0 BB: 1 P: 14	R: 0 E: 1 K: 1 S: 10	H: 1 LOB: 2 BB: 0 P: 16	R: 0 E: 0 K: 1 S: 12	H: 1 LOB: 1 BB: 0 P: 15	R: 2 E: 0 K: 0 S: 13	H: 2 LOB: 2 BB: 3 P: 29	R: 0 E: 0 K: 0 S: 5	H: 0 LOB: 0 BB: 0 P: 5	R: 0 E: 0 K: 0 S: 8	H: 0 LOB: 0 BB: 0 P: 11	1B: 3 2B: 1 3B: 0 HR: 0	SF: 0 SAC: 0 DP: 1 HBP: 0	WP: 0 PB: 0 SB: 0 CS: 1	PA: 32							
PITCHER	IP	WLS	BF	H	R	ER	SO	BB	IBB	HBP	BLK	WP	HR	S	P	ERA	WHIP										
Brian Boehringer, R ERA: 3.38 (1, 1)	0.0	L	21	3	2	2	5	2	0	0	0	0	0	52	80	3.38	0.938										
Will Cunnane, R ERA: (6, 1)	0.0		1	0	0	0	0	1	0	0	0	0	0	4													
Matt Whisenant, L ERA: (6, 1)	1.2	B	6	1	0	0	0	1	0	0	0	0	0	13	19	0.00	1.200										
Donne Wall, R ERA: 9.82 (8, 1)	1.0		3	0	0	0	0	0	0	0	0	0	0	8	11	0.00	0.000										

San Diego Padres @ Montreal Expos
Olympic Stadium, Montreal, QB
Sun Apr 09 2000, 1:35 PM EDT
Att. 9,782 - Dome - 72 F

livebaseballscorecards.com

AB 27
R 2
H 4
RBI 2
BB 4
SO 5
LOB 9



Batter	1	2	3	4	5	6	7	8	9	AB	R	H	RBI	BB	SO	LOB	TOP			
Peter Bergeron, L (1, 8) OBP: 0.314, SLG: 0.344	E3 FC4-6		S HR 1B		1B		HR 3B		K	5	2	3	1	0	1	0	Montreal Expos @ Pittsburgh Pirates Three Rivers Stadium, Pittsburgh, PA Tue Apr 11 2000, 7:05 PM EDT Att: 11,336 - Overcast - 42 F			
Jose Vidro, S (1, 4) OBP: 0.556, SLG: 0.818	FC4-6 1-2		HR		1B		HR		G6-3	5	2	3	4	0	0	1				
Rondell White, R (1, 7) OBP: 0.371, SLG: 0.367	K		PO BB		L6		G6-3			3	0	0	0	1	1	3				
Vladimir Guerrero, R (1, 9) OBP: 0.545, SLG: 0.893	L8		PO 1-2		F9		G4-3			4	1	1	1	0	0	3				
Lee Stevens, L (1, 3)		K		HR 1B	K		K			4	1	1	2	0	3	2				
Michael Barrett, R (1, 5) OBP: 0.208, SLG: 0.190	K					F9		G5-3		4	0	0	0	0	2	0				
Chris Widger, R (1, 2) OBP: 0.370, SLG: 0.429	G6-3			BB		K		G5-4-3 BB		2	0	0	0	2	1	0				
Orlando Cabrera, R (1, 6) OBP: 0.200, SLG: 0.367			F8	F9	G4-3		G5-4-3			4	0	0	0	0	0	2				
Javier Vazquez, R (1, 1)			K	K					L3-1	2	0	0	0	0	2	1				
Wilton Guerrero, S (7, PH) OBP: 0.286, SLG: 0.167			K				3B 1B			1	1	1	0	0	0	0				
Steve Kline, S (7, 1)										1	0	0	0	0	0	0				
Inning Stats	R: 0 E: 1 K: 1 S: 8	H: 0 LOB: 1 BB: 0 P: 10	R: 0 E: 0 K: 2 S: 8	H: 0 LOB: 0 BB: 0 P: 15	R: 2 E: 0 K: 1 S: 10	H: 2 LOB: 0 BB: 1 P: 18	R: 2 E: 0 K: 2 S: 18	H: 2 LOB: 1 BB: 1 P: 25	R: 0 E: 0 K: 1 S: 10	H: 0 LOB: 0 BB: 0 P: 6	R: 3 E: 0 K: 1 S: 12	H: 3 LOB: 0 BB: 0 P: 15	R: 0 E: 0 K: 0 S: 4	H: 0 LOB: 0 BB: 0 P: 10	R: 0 E: 0 K: 1 S: 8	H: 0 LOB: 0 BB: 0 P: 11	1B: 5 2B: 0 3B: 1 HR: 3	SF: 0 SAC: 0 DP: 1 HBP: 0	WP: 0 PB: 0 CS: 0	PA: 39
PITCHER	IP WLS BF H R ER SO BB IBB HBP BLK WP HR S P ERA WHIP	7.0 L 32 9 7 7 9 2 0 0 0 0 3 71 105 9.00 1.571	1.0 3 0 0 0 0 1 0 0 0 0 0 4 10 0.00 1.000	1.0 3 0 0 0 0 1 0 0 0 0 0 8 11 0.00 0.000																

AB	35
R	7
H	9
RBI	7
BB	3
SO	10
LOB	12



Batter	1	2	3	4	5	6	7	8	9	AB	R	H	RBI	BB	SO	LOB	BOTTOM					
18 Jason Kendall, R (1, 2) OBP: 0.281, SLG: 0.214	L7		E BB		E6 F7-6-3			G4-6-3		3	1	0	0	1	0	1	Montreal Expos @ Pittsburgh Pirates Three Rivers Stadium, Pittsburgh, PA Tue Apr 11 2000, 7:05 PM EDT Att: 11,336 - Overcast - 42 F					
Pat Meares, R (1, 6) OBP: 0.313, SLG: 0.467	K		E6 1-1 2B		F7-6-3		K			4	0	1	2	0	2	1						
Brian Giles, L (1, 9) OBP: 0.387, SLG: 0.759	F9		F9			K		G4-3		4	0	0	0	0	1	1						
Kevin Young, R (1, 3) OBP: 0.286, SLG: 0.269		F9		F9		F9		G6-3		4	0	0	0	0	0	0						
Wil Cordero, R (1, 7) OBP: 0.276, SLG: 0.296		K		K		G6-3		L1-3		4	0	0	0	0	2	0						
Warren Morris, L (1, 4) OBP: 0.438, SLG: 0.333	G4-3			BB			K			2	0	0	0	1	1	0						
Aramis Ramirez, R (1, 5) OBP: 0.304, SLG: 0.318			G6-3	K			L1-6-3 1B			3	0	1	0	0	1	1						
Chad Hermansen, R (1, 8) OBP: 0.333, SLG: 0.200							L1-6-3			2	2	1	0	1	0	1						
Marc Wilkins, R (8, 1)										0	0	0	0	0	0	0						
Scott Sauerbeck, R (9, 1)			SH1-4 E BB		18 E 1B					0	0	0	0	0	0	0						
Kris Benson, R (1, 1)					SH1-4					0	0	0	0	0	0	0						
Bruce Aven, R (8, 8) OBP: 0.375, SLG: 0.625			SH1-4		SH1-4			18 G4-6-3 1B		1	0	1	0	0	0	0						
Inning Stats	R: 0 E: 0 K: 1 S: 10	H: 0 LOB: 0 BB: 0 P: 13	R: 0 E: 0 K: 1 S: 6	H: 0 LOB: 0 BB: 0 P: 10	R: 2 E: 1 K: 0 S: 11	H: 1 LOB: 2 BB: 2 P: 23	R: 0 E: 0 K: 2 S: 11	H: 0 LOB: 1 BB: 1 P: 17	R: 1 E: 1 K: 0 S: 9	H: 1 LOB: 0 BB: 0 P: 13	R: 0 E: 0 K: 1 S: 8	H: 0 LOB: 0 BB: 0 P: 10	R: 0 E: 0 K: 1 S: 6	H: 1 LOB: 0 BB: 0 P: 6	R: 0 E: 0 K: 1 S: 7	H: 1 LOB: 0 BB: 0 P: 11	R: 0 E: 0 K: 0 S: 4	H: 0 LOB: 0 BB: 0 P: 7	1B: 3 2B: 2 3B: 0 HR: 0	SF: 0 SAC: 2 DP: 3 HBP: 0	WP: 0 PB: 0 CS: 0	PA: 32
PITCHER	IP WLS BF H R ER SO BB IBB HBP BLK WP HR S P ERA WHIP	6.0 W 23 2 3 2 5 3 0 0 0 0 0 55 86 3.00 0.833	3.0 S 9 2 0 0 2 0 0 0 0 0 0 17 24 0.00 0.667																			



Batter	1	2	3	4	5	6	7	8	9	AB	R	H	RBI	BB	SO	LOB	TOP										
Peter Bergeron, L (1.8) OBP: 0.308, SLG: 0.333	G6-3			F7 E FC4-6 1B	G4-3		B1-3			4	1	1	0	0	0	1	Montreal Expos @ Pittsburgh Pirates Three Rivers Stadium, Pittsburgh, PA Wed Apr 12 2000, 7:05 PM EDT Att: 10,290 - Sunny - 42 F										
Jose Vidro, S (1.4) OBP: 0.500, SLG: 0.730	K			E1 FC4-6		G4-1	K			4	0	0	0	0	2	1											
Rondell White, R (1.7) OBP: 0.359, SLG: 0.382	G3			F7						4	1	1	0	0	1	2											
Vladimir Guerrero, R (1.9) OBP: 0.541, SLG: 0.839		G5-3		FC4-6 PO						3	0	1	1	1	0	1											
Lee Stevens, L (1.3) OBP: 0.361, SLG: 0.485	G4-3			PO	WP 1B 2B					4	1	2	1	0	0	1											
Michael Barrett, R (1.5) OBP: 0.214, SLG: 0.167	P2				F3					3	0	0	0	1	1	2											
Chris Widger, R (1.2) OBP: 0.355, SLG: 0.400			G6-3				P4			4	1	1	0	0	1	3											
Orlando Cabrera, R (1.6) OBP: 0.212, SLG: 0.394			G3							3	0	1	2	0	0	3											
Anthony Telford, R (6.1)							FC6-4			0	0	0	0	0	0	0											
Wilton Guerrero, S (9. PH) OBP: 0.250, SLG: 0.143								G4-3		1	0	0	0	0	0	0											
Carl Pavano, R (1.1) OBP: 0.333, SLG: 0.333			G6-3							2	0	0	0	0	1	1											
Miguel Batista, R (6.1)										0	0	0	0	0	0	0											
Geoff Blum, S (6.6) OBP: 0.300, SLG: 0.500										2	0	0	0	0	2	0											
Inning Stats	R: 0 E: 0 K: 1 S: 8	H: 0 LOB: 0 BB: 0 P: 15	R: 0 E: 0 K: 0 S: 8	H: 0 LOB: 0 BB: 0 P: 15	R: 0 E: 0 K: 0 S: 7	H: 0 LOB: 0 BB: 0 P: 14	R: 1 E: 1 K: 0 S: 12	H: 1 LOB: 0 BB: 0 P: 18	R: 2 E: 0 K: 1 S: 14	H: 3 LOB: 1 BB: 0 P: 25	R: 1 E: 0 K: 0 S: 12	H: 2 LOB: 3 BB: 2 P: 25	R: 0 E: 0 K: 2 S: 10	H: 1 LOB: 1 BB: 0 P: 17	R: 0 E: 0 K: 2 S: 8	H: 0 LOB: 0 BB: 0 P: 13	1B: 5 2B: 2 3B: 0 HR: 0	SF: 0 SAC: 0 DP: 0 HBP: 0	WP: 1 PA: 37								
PITCHER	IP	WLS	BF	H	R	ER	SO	BB	IBB	HBP	BLK	WP	HR	S	P	ERA	WHIP										
67 Francisco Cordova, R (1.1) ERA: 2.7	5.1		22	5	4	3	2	0	1	0	0	1	0	55	102	5.06	0.938										
Chris Peters, L (6.1) ERA:	0.0	1	1	0	0	0	0	0	0	0	0	0	0	2	2	∞	∞										
Jose Silva, R (6.1) ERA:	0.2	W	3	0	0	0	0	1	0	0	0	0	0	4	8	0.00	1.500										
Jason Christiansen, L (7.1) ERA: 2.08	1.2	H	6	1	0	0	3	0	0	0	0	0	0	15	25	0.00	0.600										
Mike Williams, R (8.1) ERA:	1.1	S	4	0	0	0	3	0	0	0	0	0	0	11	17	0.00	0.000										

AB	34
R	4
H	7
RBI	4
BB	2
SO	8
LOB	15



Batter	1	2	3	4	5	6	7	8	9	AB	R	H	RBI	BB	SO	LOB	BOTTOM										
18 Jason Kendall, R (1.2) OBP: 0.333, SLG: 0.290	G4-3									3	2	0	1	0	0	Montreal Expos @ Pittsburgh Pirates Three Rivers Stadium, Pittsburgh, PA Wed Apr 12 2000, 7:05 PM EDT Att: 10,290 - Sunny - 42 F											
Pat Meares, R (1.6) OBP: 0.361, SLG: 0.500										4	1	3	0	0	1												
Brian Giles, L (1.9) OBP: 0.371, SLG: 0.750	F7									3	0	1	2	0	1												
Kevin Young, R (1.3) OBP: 0.250, SLG: 0.233	K									4	0	0	0	0	3												
Wil Cordero, R (1.7) OBP: 0.273, SLG: 0.290										4	0	1	0	0	1												
Mike Williams, R (8.1)										0	0	0	0	0	0												
Warren Morris, L (1.4) OBP: 0.450, SLG: 0.333										3	0	1	0	1	1												
Aramis Ramirez, R (1.5) OBP: 0.296, SLG: 0.280										3	1	0	0	1	0												
Chad Hermansen, R (1.8) OBP: 0.318, SLG: 0.211										4	1	1	0	0	1												
67 Francisco Cordova, R (1.1) Chris Peters, L (6.1) Jose Silva, R (6.1) John Vander Wal, L (6. PH) Jason Christiansen, R (7.1) Adrian Brown, S (8.7) OBP: 0.375, SLG: 0.500										2	0	0	0	0	2												
Inning Stats	R: 0 E: 0 K: 1 S: 11	H: 1 LOB: 1 BB: 0 P: 20	R: 0 E: 0 K: 0 S: 11	H: 1 LOB: 1 BB: 0 P: 15	R: 1 E: 0 K: 2 S: 16	H: 3 LOB: 2 BB: 0 P: 23	R: 0 E: 0 K: 1 S: 8	H: 0 LOB: 0 BB: 0 P: 13	R: 2 E: 1 K: 2 S: 15	H: 1 LOB: 0 BB: 1 P: 25	R: 3 E: 0 K: 2 S: 21	H: 3 LOB: 1 BB: 1 P: 34	R: 0 E: 0 K: 1 S: 10	H: 1 LOB: 0 BB: 0 P: 13	R: 0 E: 0 K: 0 S: 8	H: 0 LOB: 0 BB: 1 P: 13	1B: 7 2B: 2 3B: 0 HR: 1	SF: 1 SAC: 0 DP: 1 HBP: 0	WP: 0 PA: 36								
PITCHER	IP	WLS	BF	H	R	ER	SO	BB	IBB	HBP	BLK	WP	HR	S	P	ERA	WHIP										
Carl Pavano, R (1.1) ERA: 2.08	5.0		22	6	3	2	6	1	0	0	0	0	0	61	96	3.60	1.400										
Miguel Batista, R (6.1) ERA: 12.15	0.2	L	6	3	3	3	2	1	0	0	0	0	1	18	28	40.50	6.000										
Anthony Telford, R (6.1) ERA: 8.44	2.1		7	1	0	0	1	1	0	0	0	0	0	21	32	0.00	0.857										

AB	31
R	6
H	10
RBI	5
BB	3
SO	9
LOB	10



Batter	1	2	3	4	5	6	7	8	9	AB	R	H	RBI	BB	SO	LOB	TOP					
Peter Bergeron, L (1, 8) OBP: 0.302, SLG: 0.325										4	0	1	0	0	1	0						
Jose Vidro, S (1, 4) OBP: 0.477, SLG: 0.675										3	0	0	0	1	0	1						
Terry Jones, S (9, FR)										0	1	0	0	0	0	0						
Mike Mordecai, R (9, 6)										0	0	0	0	0	0	0						
Rondell White, R (1, 7) OBP: 0.349, SLG: 0.368										4	0	1	0	0	0	0						
Vladimir Guerrero, R (1, 9) OBP: 0.561, SLG: 0.857										4	0	3	1	0	0	0						
Lee Stevens, L (1, 3) OBP: 0.350, SLG: 0.444										3	1	0	0	1	1	3						
Chris Widger, R (1, 2) OBP: 0.371, SLG: 0.448										4	0	2	1	0	0	3						
Orlando Cabrera, R (1, 6) OBP: 0.194, SLG: 0.361										3	0	0	0	0	0	2						
Scott Strickland, R (7, 1)										0	0	0	0	0	0	0						
Wilton Guerrero, S (9, PH)										1	0	0	0	0	0	2						
Ugueth Urbina, R (9, 1)										0	0	0	0	0	0	0						
Michael Barrett, R (1, 5) OBP: 0.194, SLG: 0.148										3	0	0	0	0	1	1						
Jeremy Powell, R (1, 1) OBP: 0.500, SLG: 1.000										2	1	1	0	0	0	0						
Steve Kline, S (7, 1)										0	0	0	0	0	0	0						
Geoff Blum, S (7, 6) OBP: 0.273, SLG: 0.455										1	0	0	0	0	1	0						
Geoff Blum, S (9, 4)										1	0	0	0	0	1	0						
Inning Stats	R: 0 E: 0 K: 1 S: 10	H: 0 LOB: 0 BB: 0 P: 15	R: 1 E: 0 K: 0 S: 8	H: 2 LOB: 1 BB: 1 P: 16	R: 1 E: 0 K: 0 S: 7	H: 2 LOB: 0 BB: 0 P: 12	R: 0 E: 0 K: 0 S: 5	H: 1 LOB: 0 BB: 0 P: 6	R: 0 E: 0 K: 0 S: 5	H: 0 LOB: 0 BB: 0 P: 9	R: 0 E: 0 K: 0 S: 7	H: 0 LOB: 0 BB: 0 P: 14	R: 0 E: 0 K: 0 S: 8	H: 1 LOB: 1 BB: 0 P: 10	R: 0 E: 0 K: 2 S: 8	H: 0 LOB: 0 BB: 0 P: 15	R: 1 E: 0 K: 1 S: 10	H: 2 LOB: 2 BB: 1 P: 18	1B: 5 2B: 3 3B: 0 HR: 0	SF: 0 SAC: 0 DP: 1 HBP: 0	WP: 0 PB: 0 CS: 1	PA: 35
PITCHER	IP	WLS	BF	H	R	ER	SO	BB	IBB	HBP	BLK	WP	HR	S	P	ERA	WHIP					
Todd Ritchie, R (1, 1) ERA: 2.08	7.0		25	6	2	2	1	1	0	0	0	0	0	50	82	2.57	1.000					
Scott Sauerbeck, L (8, 1) ERA: 12.46	1.0		4	0	1	1	2	1	0	0	0	0	0	8	19	9.00	1.000					
Jose Silva, R (9, 1) ERA:	1.0	W	5	2	0	0	1	0	0	0	0	0	0	10	14	0.00	2.000					

Montreal Expos @ Pittsburgh Pirates
Three Rivers Stadium, Pittsburgh, PA
 Thu Apr 13 2000, 7:05 PM EDT
 Att: 11,162 - Sunny - 53 F

AB 32
 R 3
 H 8
 RBI 2
 BB 2
 SO 4
 LOB 12

Batter	1	2	3	4	5	6	7	8	9	AB	R	H	RBI	BB	SO	LOB	BOTTOM					
1B Jason Kendall, R (1, 2) OBP: 0.366, SLG: 0.324										3	0	2	2	1	0	0						
Pat Meares, R (1, 6) OBP: 0.325, SLG: 0.447										4	0	0	0	0	2	3						
Brian Giles, L (1, 9) OBP: 0.333, SLG: 0.667										4	0	0	0	0	1	1						
Kevin Young, R (1, 3) OBP: 0.222, SLG: 0.206										4	0	0	0	0	1	1						
John Vander Wal, L (1, 7) OBP: 0.500, SLG: 1.300										4	1	1	0	0	1	0						
Warren Morris, L (1, 4) OBP: 0.500, SLG: 0.474										4	1	3	1	0	1	0						
Luis Sojo, R (1, 5) OBP: 0.222, SLG: 0.222										4	0	0	0	0	0	3						
Adrian Brown, S (1, 8) OBP: 0.500, SLG: 0.750										4	2	3	0	0	0	1						
Todd Ritchie, R (1, 1)										2	0	0	0	0	2	2						
Wil Cordero, R (7, PH) OBP: 0.285, SLG: 0.281										1	0	0	0	0	1	1						
Scott Sauerbeck, R (8, 1)										0	0	0	0	0	0	0						
Jose Silva, R (9, 1)										0	0	0	0	0	0	0						
Bruce Aven, R (9, PH) OBP: 0.444, SLG: 0.667										1	0	1	1	0	0	0						
Inning Stats	R: 0 E: 0 K: 1 S: 7	H: 0 LOB: 0 BB: 0 P: 11	R: 0 E: 0 K: 1 S: 6	H: 0 LOB: 0 BB: 0 P: 9	R: 0 E: 0 K: 1 S: 10	H: 1 LOB: 1 BB: 1 P: 16	R: 1 E: 0 K: 0 S: 8	H: 2 LOB: 1 BB: 0 P: 13	R: 1 E: 0 K: 2 S: 10	H: 1 LOB: 0 BB: 0 P: 13	R: 0 E: 0 K: 0 S: 6	H: 0 LOB: 0 BB: 0 P: 10	R: 0 E: 0 K: 1 S: 10	H: 1 LOB: 1 BB: 0 P: 16	R: 0 E: 0 K: 2 S: 13	H: 1 LOB: 0 BB: 0 P: 17	R: 2 E: 0 K: 1 S: 12	H: 4 LOB: 2 BB: 0 P: 17	1B: 7 2B: 2 3B: 1 HR: 0	SF: 1 SAC: 0 DP: 0 HBP: 0	WP: 1 PB: 0 CS: 0	PA: 37
PITCHER	IP	WLS	BF	H	R	ER	SO	BB	IBB	HBP	BLK	WP	HR	S	P	ERA	WHIP					
Jeremy Powell, R (1, 1) ERA: 9.0	6.0		23	4	2	2	5	1	0	0	0	0	0	47	72	3.00	0.833					
Steve Kline, L (7, 1) ERA:	0.2		3	1	0	0	0	0	0	0	0	0	0	6	10	0.00	1.500					
Scott Strickland, R (7, 1) ERA: 3.18	1.1		5	1	0	0	3	0	0	0	0	1	0	17	23	0.00	0.750					
Ugueth Urbina, R (9, 1) ERA: 11.25	0.2	L	6	4	2	2	1	0	0	0	0	0	0	12	17	27.00	6.000					

Montreal Expos @ Pittsburgh Pirates
Three Rivers Stadium, Pittsburgh, PA
 Thu Apr 13 2000, 7:05 PM EDT
 Att: 11,162 - Sunny - 53 F

AB 35
 R 4
 H 10
 RBI 4
 BB 1
 SO 9
 LOB 12

Batter	1	2	3	4	5	6	7	8	9	AB	R	H	RBI	BB	SO	LOB	TOP										
Peter Bergeron, L OBP: 0.277, SLG: 0.295 (1, 8)										4	0	0	0	0	3	0	Montreal Expos @ Philadelphia Phillies Veterans Stadium, Philadelphia, PA Fri Apr 14 2000, 7:05 PM EDT Att: 12,366 - Sunny - 61 F										
Jose Vidro, S OBP: 0.479, SLG: 0.682 (1, 4)										4	0	2	0	0	1	0											
Rondeli White, R OBP: 0.340, SLG: 0.429 (1, 7)										4	1	1	1	0	1	2											
Vladimir Guerrero, R OBP: 0.578, SLG: 0.921 (1, 9)										3	1	2	1	1	0	0											
Lee Stevens, L OBP: 0.341, SLG: 0.450 (1, 3)										4	1	1	0	0	2	2											
Tracy Couplette, R OBP: 0.300, SLG: 0.222 Orlando Cabrera, R OBP: 0.189, SLG: 0.351 (6, 6)										3	0	1	1	0	1	0											
Chris Widger, R OBP: 0.359, SLG: 0.424 (1, 2)										4	0	1	0	0	0	1											
Mike Mordecai, R OBP: 0.286, SLG: 0.857 (6, 5)										4	1	1	1	0	1	1											
Dustin Hermanson, R OBP: 0.250, SLG: 0.143 (1, 1)										4	0	0	0	0	3	0											
Inning Stats	R: 0 E: 0 K: 2 S: 12	H: 2 LOB: 2 BB: 0 P: 18	R: 0 E: 0 K: 1 S: 6	H: 1 LOB: 1 BB: 0 P: 9	R: 0 E: 0 K: 2 S: 9	H: 0 LOB: 0 BB: 0 P: 14	R: 1 E: 0 K: 1 S: 9	H: 1 LOB: 0 BB: 0 P: 14	R: 1 E: 0 K: 2 S: 10	H: 3 LOB: 1 BB: 0 P: 16	R: 0 E: 0 K: 3 S: 11	H: 0 LOB: 0 BB: 0 P: 16	R: 0 E: 0 K: 1 S: 10	H: 1 LOB: 2 BB: 1 P: 18	R: 0 E: 0 K: 0 S: 8	H: 0 LOB: 0 BB: 0 P: 8	1B: 4 2B: 2 3B: 0 HR: 3	SF: 0 SAC: 0 DP: 0 HBP: 0	WP: 2 PB: 0 SB: 0 CS: 0	PA: 36							
PITCHER	IP	WLS	BF	H	R	ER	SO	BB	IBB	HBP	BLK	WP	HR	S	P	ERA	WHIP										
Chris Brock, R ERA: 7.94 (1, 1)	7.0	L	28	8	4	4	11	0	0	0	0	1	3	71	108	5.14	1.143										
Trever Miller, L ERA: (8, 1)	0.2		4	1	0	0	1	0	1	0	0	0	0	7	13	0.00	1.500										
Carlos Reyes, R ERA: (8, 1)	1.1		4	0	0	0	0	0	0	0	0	1	0	11	13	0.00	0.000										


AB	35
R	4
H	9
RBI	4
BB	1
SO	12
LOB	8




Batter	1	2	3	4	5	6	7	8	9	AB	R	H	RBI	BB	SO	LOB	BOTTOM										
Kevin Seifick, R OBP: 0.167, SLG: 0.333 (1, 8)										4	0	1	0	0	0	0	Montreal Expos @ Philadelphia Phillies Veterans Stadium, Philadelphia, PA Fri Apr 14 2000, 7:05 PM EDT Att: 12,366 - Sunny - 61 F										
Ron Gant, R OBP: 0.244, SLG: 0.256 (1, 7)										3	0	0	0	1	1	1											
Bobby Abreu, L OBP: 0.436, SLG: 0.455 (1, 9)										4	0	2	0	0	0	1											
Scott Rolen, R OBP: 0.310, SLG: 0.641 (1, 5)										4	0	0	0	0	0	2											
Rico Brogna, L OBP: 0.238, SLG: 0.333 (1, 3)										4	0	1	0	0	0	1											
Mike Lieberthal, R OBP: 0.342, SLG: 0.500 (1, 2)										4	0	0	0	0	1	1											
Mickey Morandini, L OBP: 0.519, SLG: 0.400 (1, 4)										2	0	1	0	1	0	1											
Desi Relaford, S OBP: 0.313, SLG: 0.500 (1, 6)										3	0	1	0	0	1	1											
Chris Brock, R OBP: 0.250, SLG: 0.500 Rob Ducey, L OBP: 0.429, SLG: 0.200 Trever Miller, R Carlos Reyes, S (7, PH) (8, 1) (8, 1)										2	0	0	0	0	1	2											
Inning Stats	R: 0 E: 0 K: 1 S: 10	H: 2 LOB: 1 BB: 0 P: 16	R: 0 E: 0 K: 0 S: 11	H: 3 LOB: 2 BB: 0 P: 18	R: 0 E: 0 K: 0 S: 5	H: 0 LOB: 0 BB: 1 P: 12	R: 0 E: 0 K: 0 S: 6	H: 0 LOB: 1 BB: 0 P: 9	R: 0 E: 0 K: 2 S: 8	H: 0 LOB: 0 BB: 0 P: 13	R: 0 E: 0 K: 0 S: 6	H: 1 LOB: 1 BB: 0 P: 10	R: 0 E: 0 K: 2 S: 7	H: 0 LOB: 1 BB: 1 P: 13	R: 0 E: 0 K: 0 S: 5	H: 0 LOB: 0 BB: 0 P: 7	R: 0 E: 0 K: 0 S: 7	H: 0 LOB: 0 BB: 0 P: 10	1B: 5 2B: 2 3B: 0 HR: 0	SF: 0 SAC: 0 DP: 2 HBP: 0	WP: 0 PB: 0 SB: 0 CS: 1	PA: 33					
PITCHER	IP	WLS	BF	H	R	ER	SO	BB	IBB	HBP	BLK	WP	HR	S	P	ERA	WHIP										
Dustin Hermanson, R ERA: 3.6 (1, 1)	9.0	W	33	6	0	0	5	2	0	0	0	0	0	65	108	0.00	0.889										

AB	31
R	0
H	6
RBI	0
BB	2
SO	5
LOB	11



Batter	1	2	3	4	5	6	7	8	9	AB R H RBI BB SO LOB	TOP																								
											<p style="text-align: center;">Montreal Expos @ Philadelphia Phillies Veterans Stadium, Philadelphia, PA Sat Apr 15 2000, 7:05 PM EDT</p> <p style="text-align: right;">livebaseballscorecards.com</p> <p>AB 0 R 0 H 0 RBI 0 BB 0 SO 0 LOB 0</p> 																								
Inning Stats										1B: 0 SF: 0 WP: 0 PA: 0 2B: 0 SAC: 0 FB: 0 3B: 0 DP: 0 SB: 0 HR: 0 HBP: 0 CS: 0																									
PITCHER	IP	WLS	BF	H	R	ER	SO	BB	IBB	HBP	BLK	WP	HR	S	P	ERA	WHIP	PITCHER	IP	WLS	BF	H	R	ER	SO	BB	IBB	HBP	BLK	WP	HR	S	P	ERA	WHIP

Batter	1	2	3	4	5	6	7	8	9	AB R H RBI BB SO LOB	BOTTOM																								
											<p style="text-align: center;">Montreal Expos @ Philadelphia Phillies Veterans Stadium, Philadelphia, PA Sat Apr 15 2000, 7:05 PM EDT</p> <p style="text-align: right;">livebaseballscorecards.com</p> <p>AB 0 R 0 H 0 RBI 0 BB 0 SO 0 LOB 0</p> 																								
Inning Stats										1B: 0 SF: 0 WP: 0 PA: 0 2B: 0 SAC: 0 FB: 0 3B: 0 DP: 0 SB: 0 HR: 0 HBP: 0 CS: 0																									
PITCHER	IP	WLS	BF	H	R	ER	SO	BB	IBB	HBP	BLK	WP	HR	S	P	ERA	WHIP	PITCHER	IP	WLS	BF	H	R	ER	SO	BB	IBB	HBP	BLK	WP	HR	S	P	ERA	WHIP


Batter	1	2	3	4	5	6	7	8	9	AB	R	H	RBI	BB	SO	LOB	TOP					
Eric Young Sr. R OBP: 0.370, SLG: 0.388 (1,4)	G6-3		G4-3				G4-3			4	0	1	0	0	0	0	Chicago Cubs @ Montreal Expos Olympic Stadium, Montreal, QB Tue Apr 18 2000, 7:05 PM EDT Att: 9,975 - Dome - 72 F					
Ricky Gutierrez R OBP: 0.441, SLG: 0.566 (1,6)							K			4	1	3	0	0	1	0						
Sammy Sosa R OBP: 0.333, SLG: 0.467 (1,9)	K						K			4	1	1	2	0	3	3						
Mark Grace L OBP: 0.397, SLG: 0.471 (1,3)										2	0	0	0	2	1	2						
Henry Rodriguez L OBP: 0.196, SLG: 0.238 (1,7)										3	0	1	0	0	0	2						
Glenallen Hill R OBP: 0.333, SLG: 0.647 (8, PH)										1	0	0	0	0	0	1						
Damon Buford R OBP: 0.279, SLG: 0.273 (8,8)										0	0	0	0	0	0	0						
Shane Andrews R OBP: 0.356, SLG: 0.596 (1,5)										4	0	0	0	0	2	2						
Tarrik Brock L OBP: 0.400, SLG: 0.182 (8,7)										4	0	0	0	0	0	2						
Joe Girardi R OBP: 0.304, SLG: 0.205 (1,2)										2	0	0	0	1	0	0						
Roosevelt Brown L OBP: 0.353, SLG: 0.375 (9, PH)										1	0	0	0	0	0	0						
Kevin Tapani R OBP: 0.375, SLG: 0.875 (1,1)										3	1	1	1	0	2	2						
Jeff Reed L OBP: 0.375, SLG: 0.316 (9, PH)										1	0	0	0	0	1	0						
Inning Stats	R: 0 E: 0 K: 1 S: 13	H: 1 LOB: 1 BB: 0 P: 19	R: 0 E: 0 K: 0 S: 7	H: 0 LOB: 1 BB: 1 P: 14	R: 3 E: 0 K: 0 S: 16	H: 3 LOB: 1 BB: 1 P: 30	R: 0 E: 0 K: 1 S: 9	H: 0 LOB: 0 BB: 0 P: 13	R: 0 E: 0 K: 2 S: 12	H: 2 LOB: 2 BB: 0 P: 20	R: 0 E: 0 K: 1 S: 10	H: 1 LOB: 2 BB: 1 P: 19	R: 0 E: 0 K: 2 S: 10	H: 0 LOB: 0 BB: 0 P: 16	R: 0 E: 0 K: 2 S: 8	H: 0 LOB: 0 BB: 0 P: 12	R: 0 E: 0 K: 1 S: 8	H: 0 LOB: 0 BB: 0 P: 12	1B: 4 2B: 2 3B: 0 HR: 2	SF: 0 SAC: 0 DP: 2 HBP: 0	WP: 1 PB: 0 SB: 0 CS: 1	PA: 36
PITCHER	IP WLS BF H R ER SO BB IBB HBP BLK WP HR S P ERA WHIP																					
Javier Vazquez R ERA: 3.32 (1,1)	6.0	27	7	3	3	5	2	1	0	0	0	2	67	115	4.50	1.500						
Scott Strickland R ERA: 2.35 (7,1)	1.0	W	3	0	0	2	0	0	0	0	0	10	16	0.00	0.000							
Steve Kline L ERA: 2.0 (8,1)	0.0		1	0	0	1	0	0	0	0	1	0	4	4	∞	∞						
Ugueth Urbina R ERA: 7.5 (8,1)	2.0	S	5	0	0	2	0	0	0	0	0	12	20	0.00	0.000							

Batter	1	2	3	4	5	6	7	8	9	AB	R	H	RBI	BB	SO	LOB	BOTTOM			
Peter Bergeron L OBP: 0.255, SLG: 0.255 (1,8)	K			G4-3	F7			G3		4	0	0	0	0	1	0	Chicago Cubs @ Montreal Expos Olympic Stadium, Montreal, QB Tue Apr 18 2000, 7:05 PM EDT Att: 9,975 - Dome - 72 F			
Jose Vidro S OBP: 0.464, SLG: 0.712 (1,4)								G6-3		4	1	2	0	0	0	0				
Rondell White R OBP: 0.327, SLG: 0.420 (1,7)										4	1	1	1	0	0	1				
Vladimir Guerrero R OBP: 0.528, SLG: 0.822 (1,9)										4	0	0	0	0	0	3				
Lee Stevens L OBP: 0.314, SLG: 0.426 (1,3)										3	0	1	1	0	0	0				
Chris Widger R OBP: 0.370, SLG: 0.436 (1,2)										3	0	0	0	0	1	1				
Michael Barrett R OBP: 0.237, SLG: 0.212 (1,5)										3	2	3	0	0	0	0				
Orlando Cabrera R OBP: 0.227, SLG: 0.455 (1,6)										3	0	2	2	0	0	1				
Javier Vazquez R ERA: 3.32 (1,1)										2	0	0	0	0	0	0				
Scott Strickland R ERA: 2.35 (7,1)										0	0	0	0	0	0	0				
Wilton Guerrero S OBP: 0.273, SLG: 0.200 (7, PH)										1	0	0	0	0	0	1				
Steve Kline S ERA: 2.0 (8,1)										0	0	0	0	0	0	0				
Ugueth Urbina R ERA: 7.5 (8,1)										0	0	0	0	0	0	0				
Inning Stats	R: 0 E: 0 K: 1 S: 8	H: 0 LOB: 0 BB: 0 P: 13	R: 0 E: 0 K: 0 S: 6	H: 0 LOB: 0 BB: 0 P: 8	R: 0 E: 0 K: 0 S: 11	H: 1 LOB: 0 BB: 0 P: 16	R: 2 E: 0 K: 0 S: 14	H: 3 LOB: 1 BB: 0 P: 20	R: 1 E: 0 K: 0 S: 7	H: 2 LOB: 0 BB: 0 P: 10	R: 0 E: 0 K: 0 S: 8	H: 1 LOB: 0 BB: 0 P: 13	R: 1 E: 2 K: 1 S: 12	H: 2 LOB: 1 BB: 0 P: 21	R: 0 E: 1 K: 0 S: 7	H: 0 LOB: 1 BB: 0 P: 11	1B: 5 2B: 4 3B: 0 HR: 0	SF: 0 SAC: 0 DP: 2 HBP: 0	WP: 0 PB: 0 SB: 0 CS: 0	PA: 31
PITCHER	IP WLS BF H R ER SO BB IBB HBP BLK WP HR S P ERA WHIP																			
Kevin Tapani R ERA: 4.62 (1,1)	8.0	L	31	9	4	3	2	0	0	0	0	73	112	3.38	1.125					



Batter	1	2	3	4	5	6	7	8	9	AB	R	H	RBI	BB	SO	LOB	TOP										
Eric Young Sr. R OBP: 0.364, SLG: 0.380 (1, 4)	G4-3		G3					G3		4	0	1	1	0	0	0	Chicago Cubs @ Montreal Expos Olympic Stadium, Montreal, QB Wed Apr 19 2000, 7:05 PM EDT Att: 10,112 - Dome - 72 F										
Ricky Gutierrez R OBP: 0.429, SLG: 0.536 (1, 6)	G5-3		G4-3				F8			3	0	0	0	1	0												
Mark Grace L OBP: 0.403, SLG: 0.463 (1, 3)										3	0	1	0	0	1												
Sammy Sosa R OBP: 0.329, SLG: 0.453 (1, 9)										4	0	1	0	0	1												
Henry Rodriguez L OBP: 0.200, SLG: 0.304 (1, 7)	F8									4	1	1	1	0	1												
Shane Andrews R OBP: 0.352, SLG: 0.567 (1, 5)										3	0	0	0	1	1												
Jeff Reed L OBP: 0.464, SLG: 0.591 (1, 2)										3	2	3	1	1	0												
Damon Buford R OBP: 0.262, SLG: 0.254 (1, 8)										4	0	0	0	0	1												
Andrew Lorraine L Roosevelt Brown L Ruben Quevedo R Mark Guthrie R Brian Williams R Glenallen Hill R OBP: 0.316, SLG: 0.611 (1, 1)										2	0	0	0	0	2												
Inning Stats	R: 0 E: 0 K: 0 S: 10	H: 2 LOB: 2 BB: 0 P: 16	R: 0 E: 0 K: 0 S: 8	H: 0 LOB: 0 BB: 1 P: 14	R: 0 E: 0 K: 1 S: 9	H: 0 LOB: 0 BB: 0 P: 13	R: 1 E: 0 K: 0 S: 7	H: 1 LOB: 0 BB: 0 P: 9	R: 1 E: 0 K: 1 S: 10	H: 2 LOB: 1 BB: 0 P: 20	R: 0 E: 0 K: 1 S: 9	H: 0 LOB: 0 BB: 0 P: 13	R: 1 E: 0 K: 2 S: 10	H: 1 LOB: 0 BB: 0 P: 12	R: 0 E: 0 K: 1 S: 9	H: 0 LOB: 1 BB: 1 P: 13		R: 0 E: 0 K: 1 S: 7	H: 1 LOB: 2 BB: 1 P: 15	1B: 4 2B: 1 3B: 0 HR: 2	SF: 0 SAC: 0 DP: 2 HBP: 1	WP: 0 PB: 0 SB: 0 CS: 0	PA: 36				
PITCHER	IP	WLS	BF	H	R	ER	SO	BB	IBB	HBP	BLK	WP	HR	S	P	ERA	WHIP										
Carl Pavano R ERA: 2.7 (1, 1)	7.0	W	27	6	3	3	5	1	0	1	0	0	2	63	97	3.86	1.000										
Scott Strickland R ERA: 2.25 (8, 1)	0.1	H	2	0	0	0	0	1	0	0	0	0	0	4	8	0.00	3.000										
Steve Kline L ERA: 1.93 (8, 1)	0.1	H	1	0	0	0	1	0	0	0	0	0	0	3	3	0.00	0.000										
Anthony Telford R ERA: 9.0 (8, 1)	0.1	H	1	0	0	0	0	0	0	0	0	0	0	2	2	0.00	0.000										
Ugueth Urbina R ERA: 6.43 (9, 1)	1.0		5	1	0	0	1	1	0	0	0	0	0	7	15	0.00	2.000										

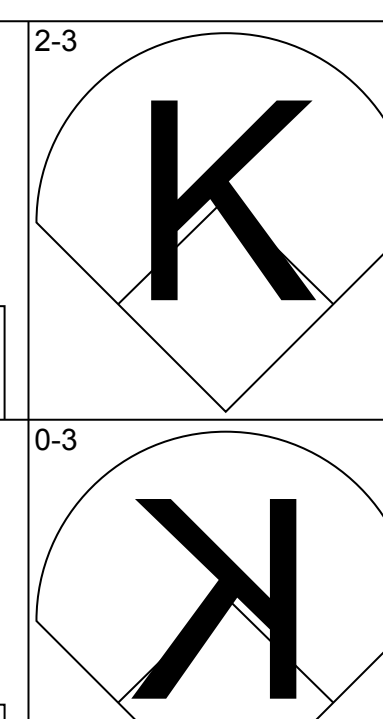
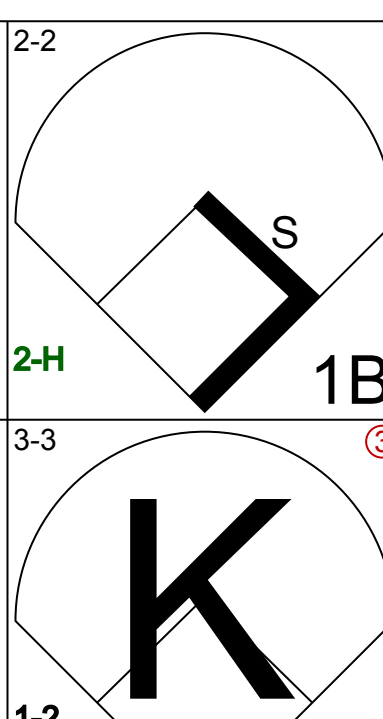
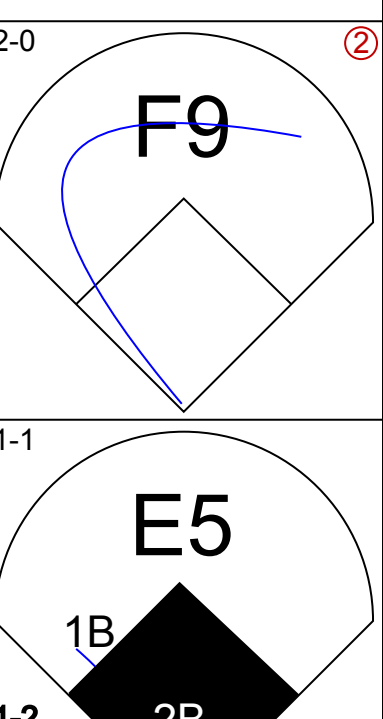
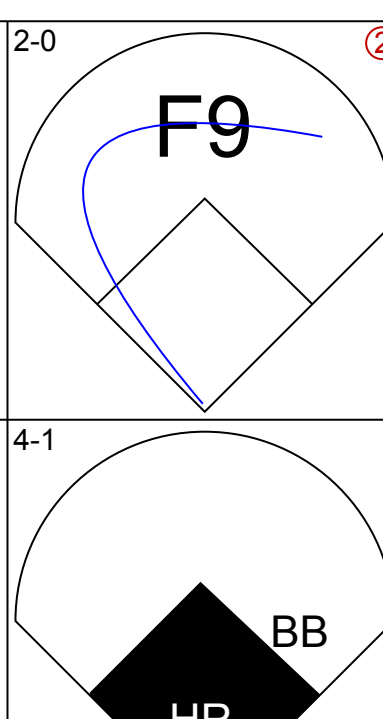
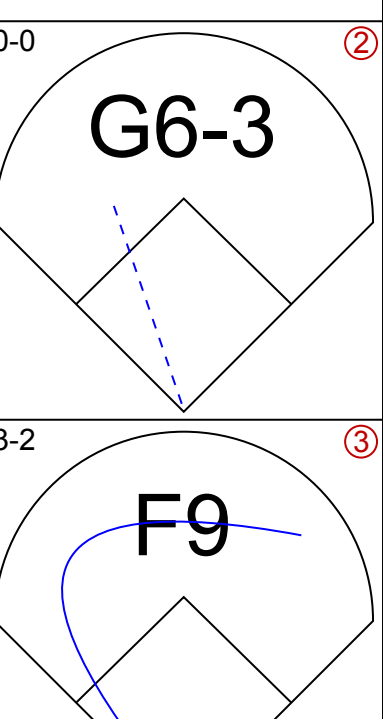
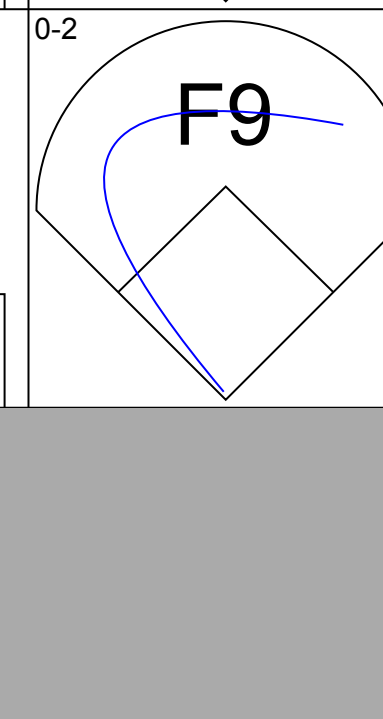

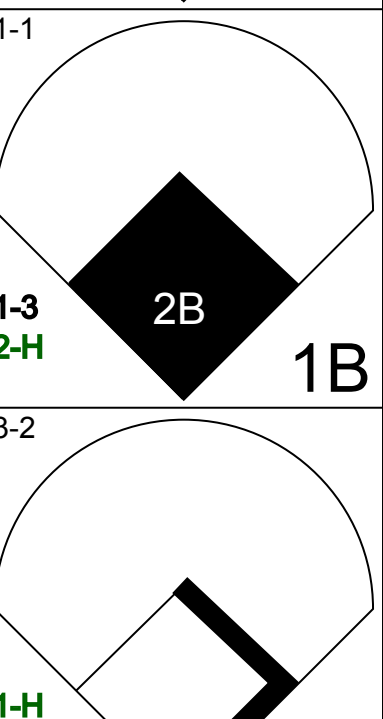
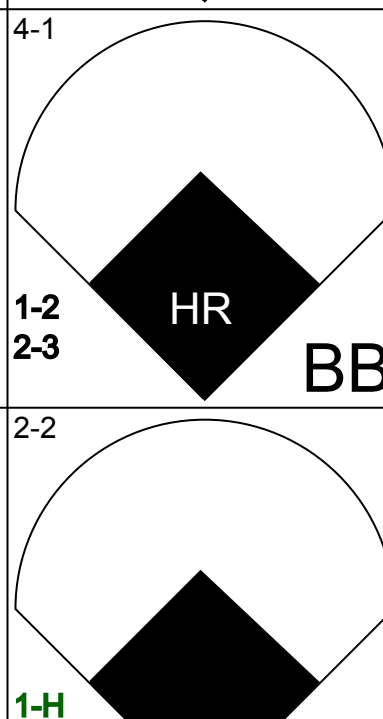


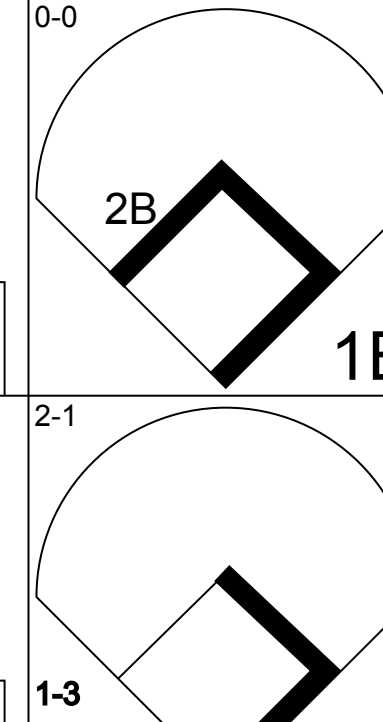
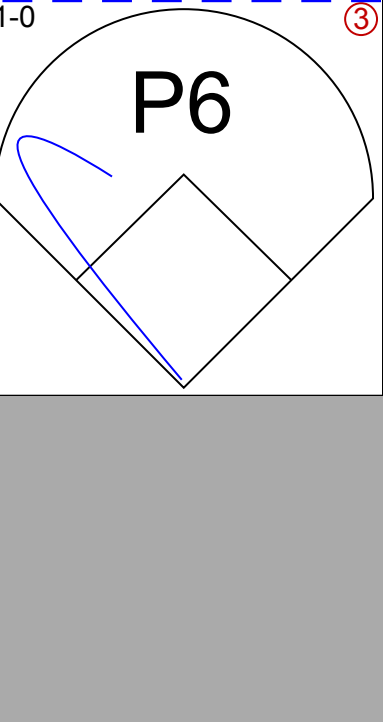
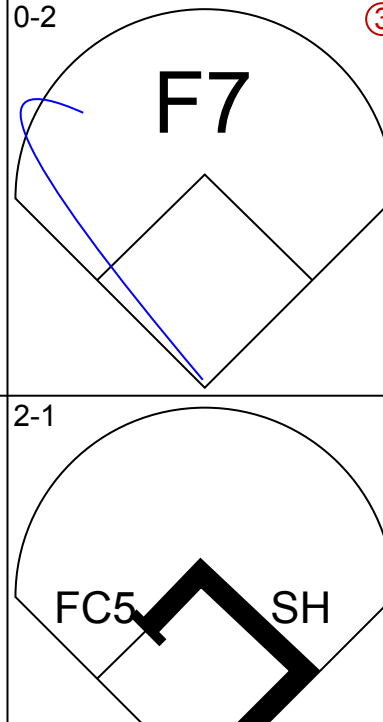
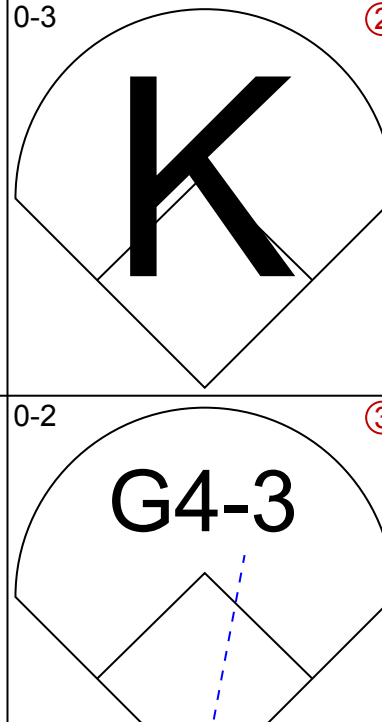
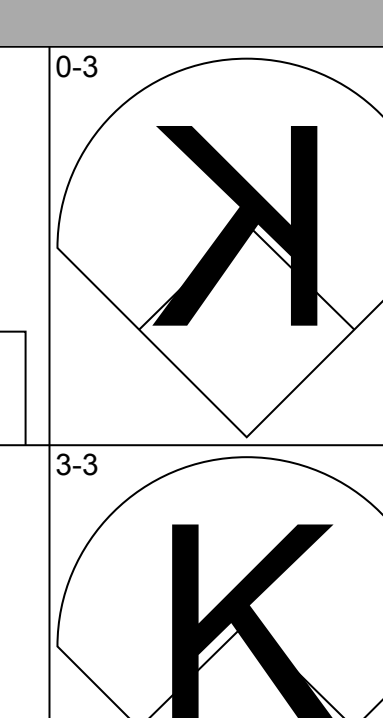
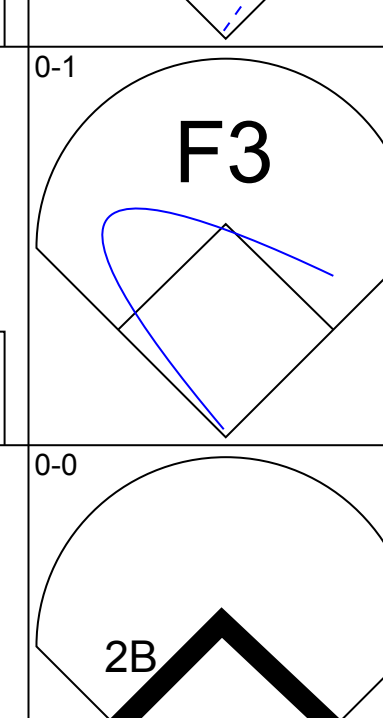
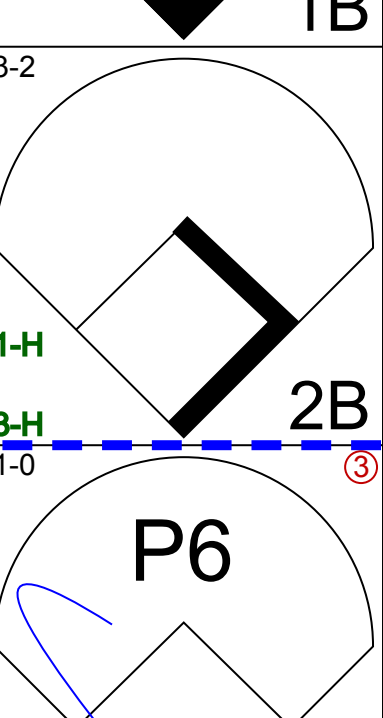
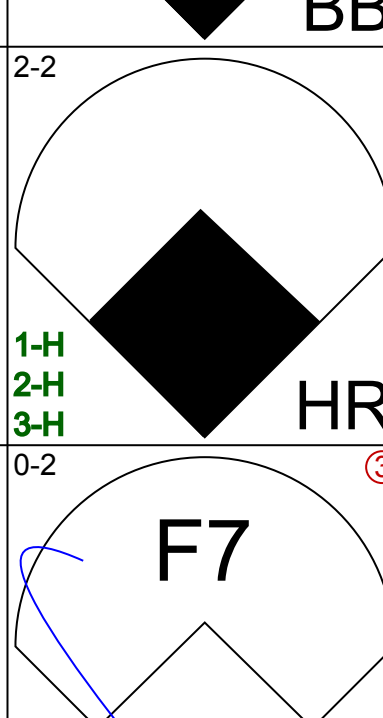
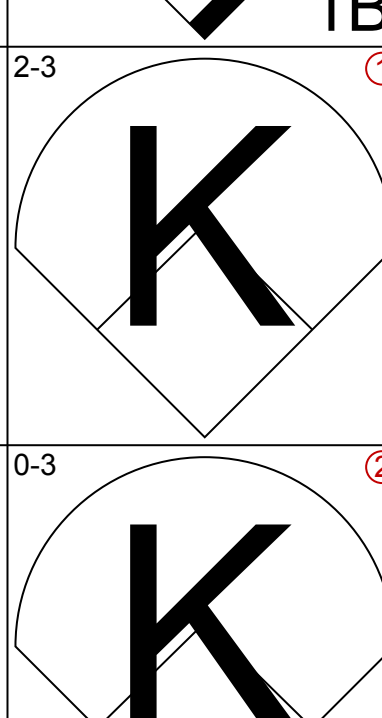
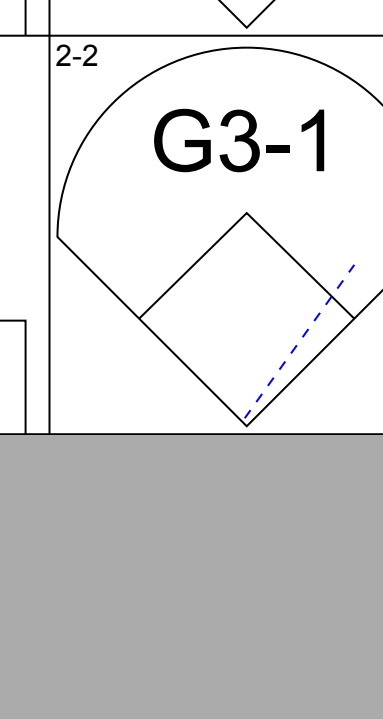
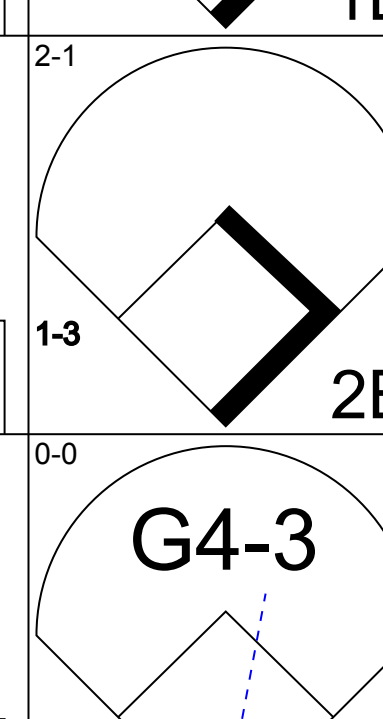

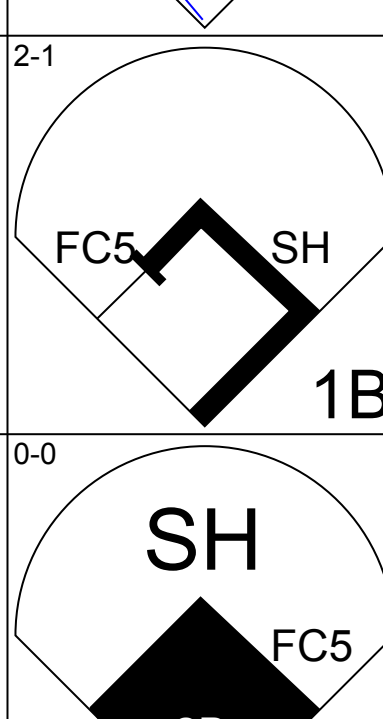
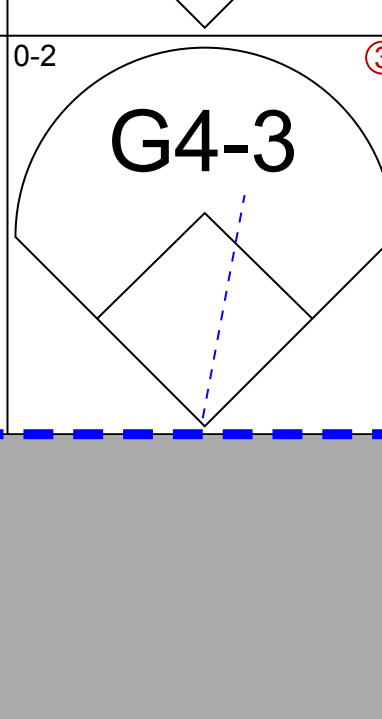


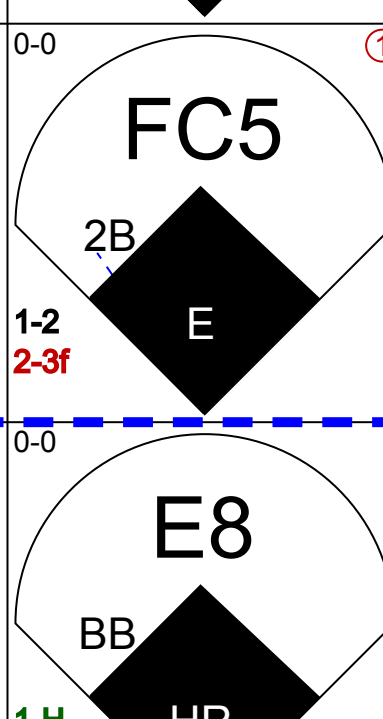
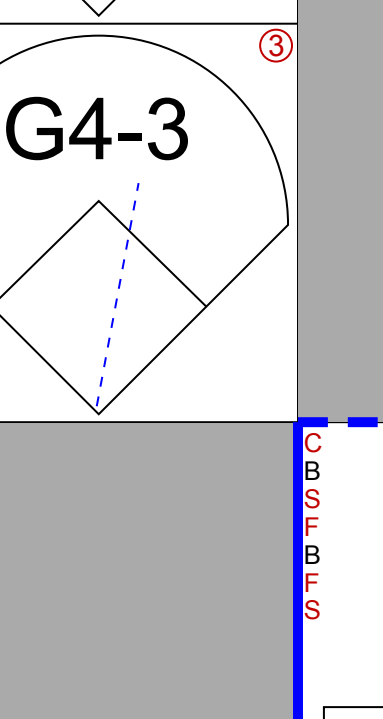

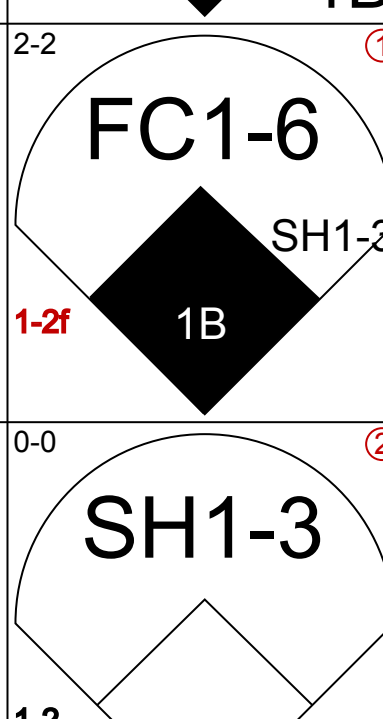

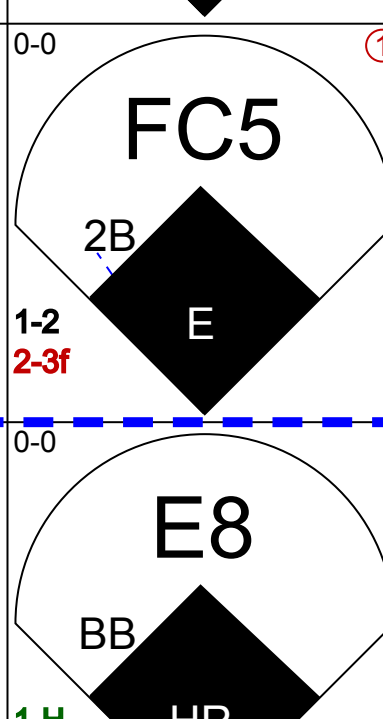
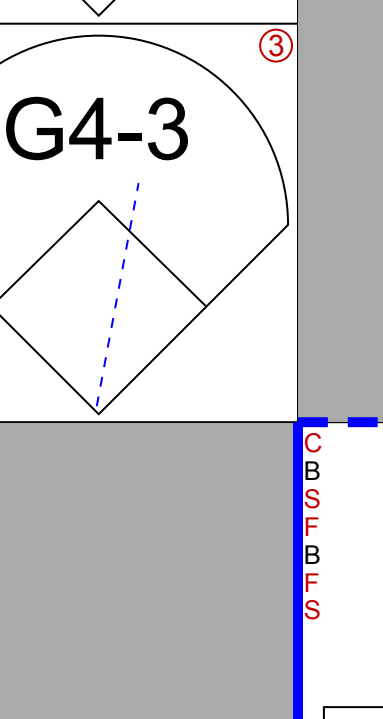
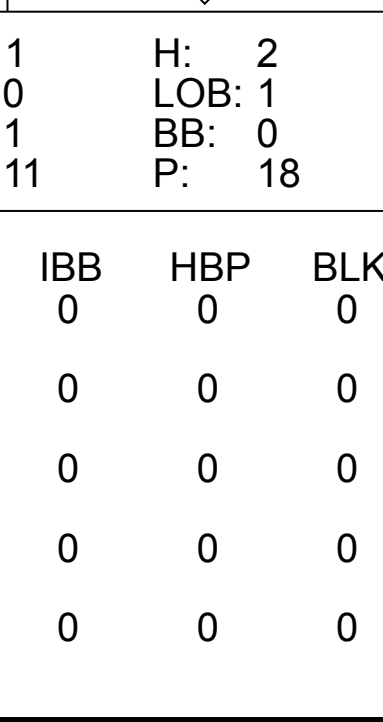
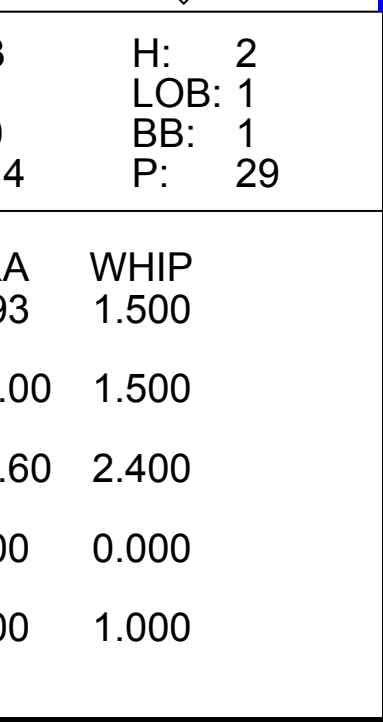
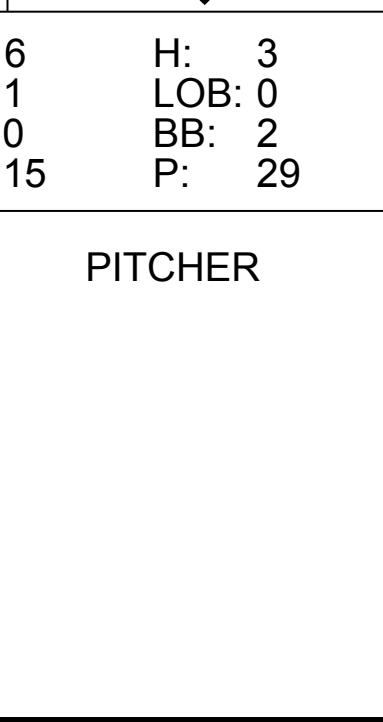
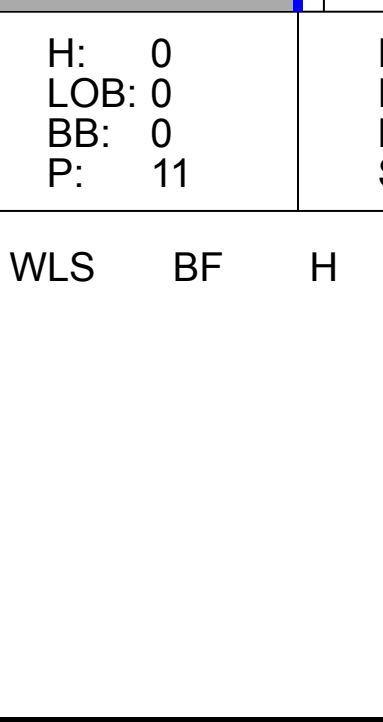
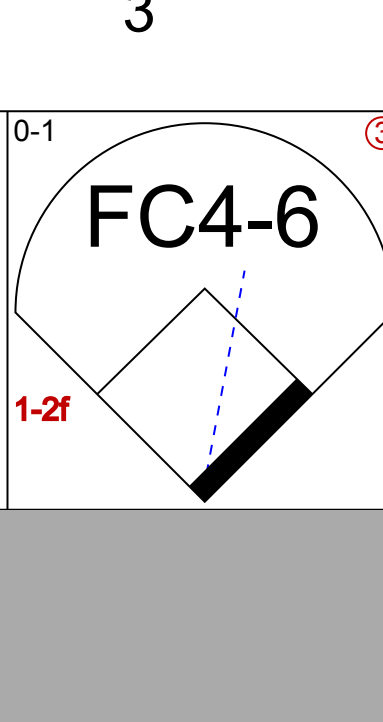
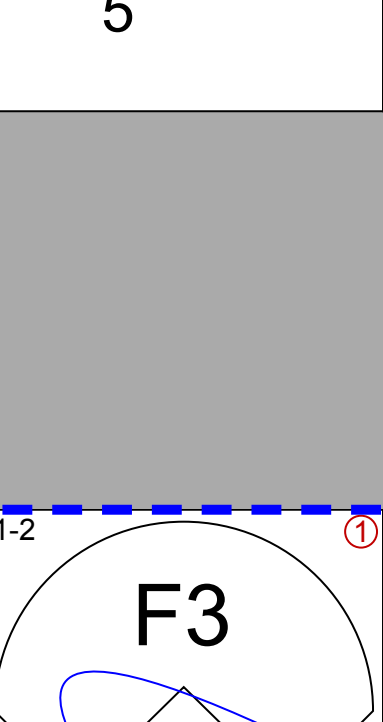


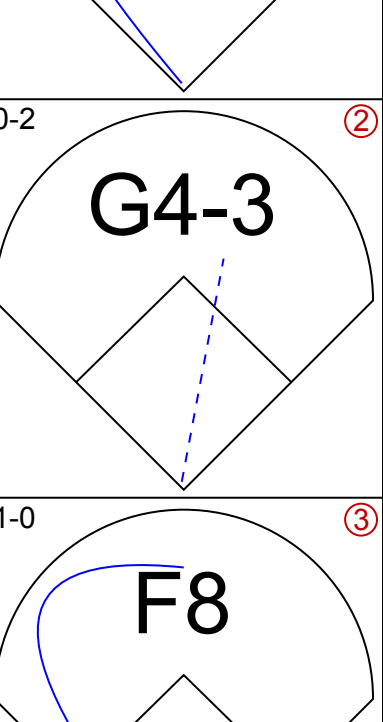


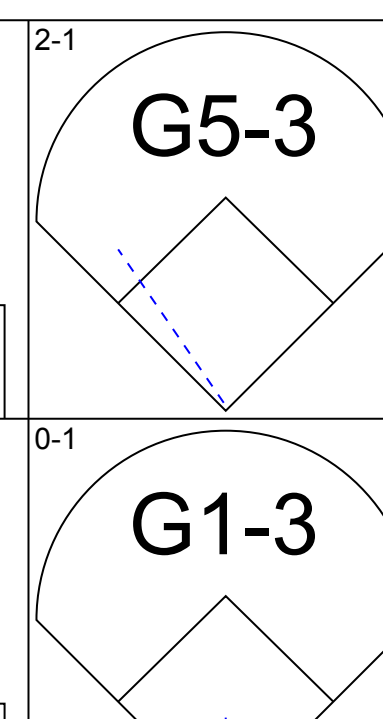
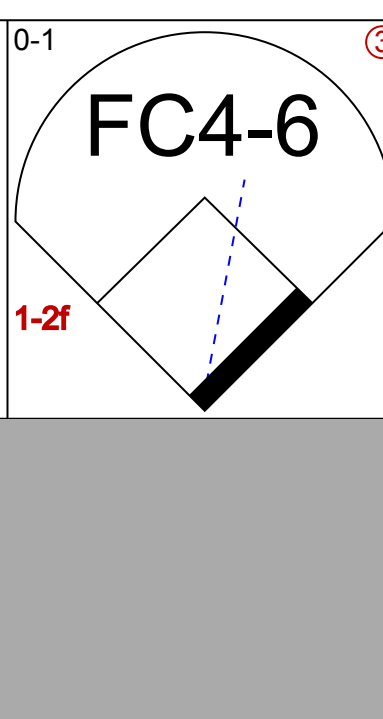
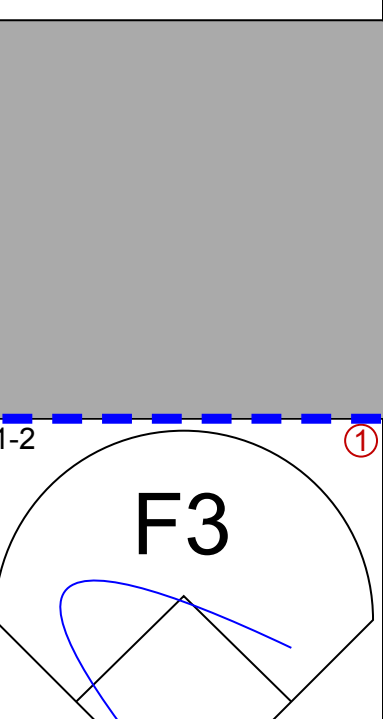
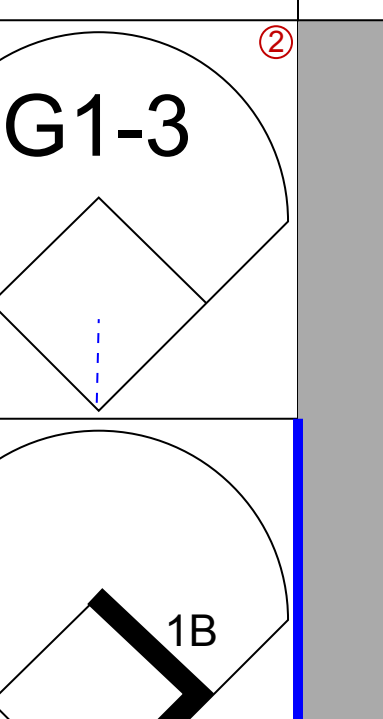
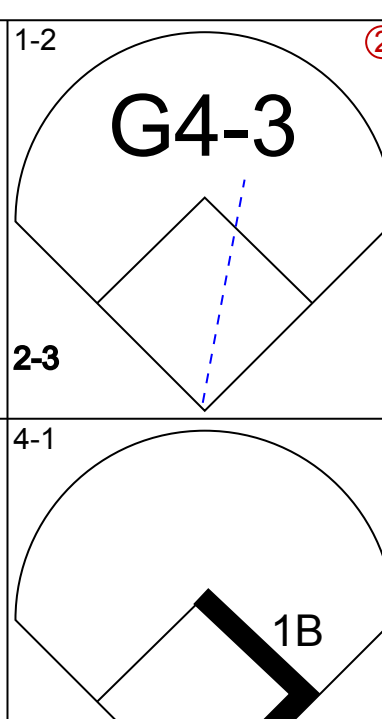
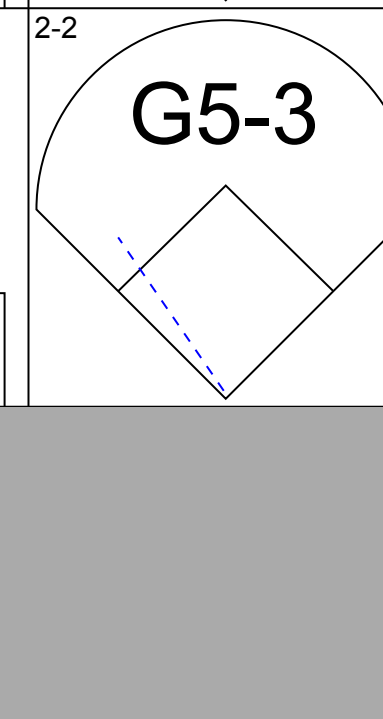
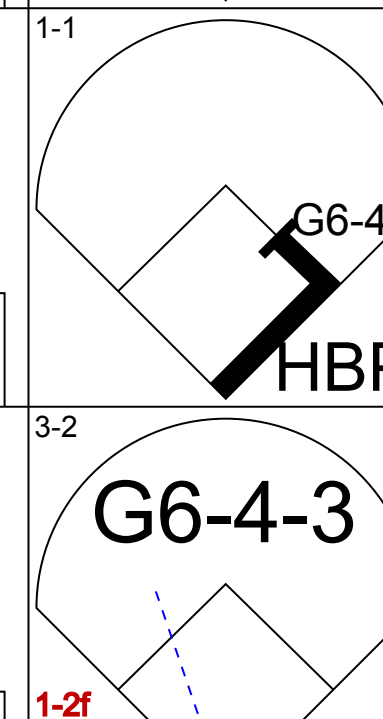
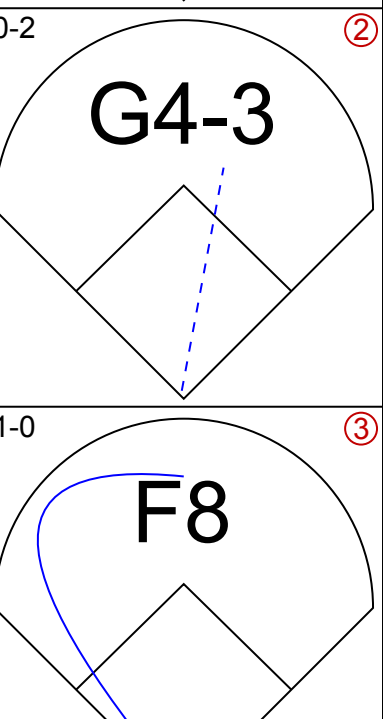

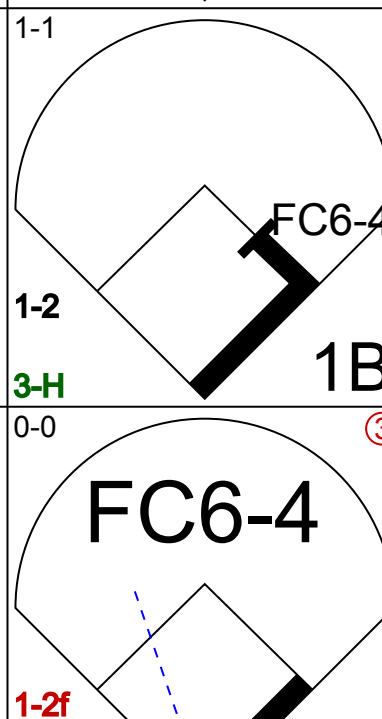

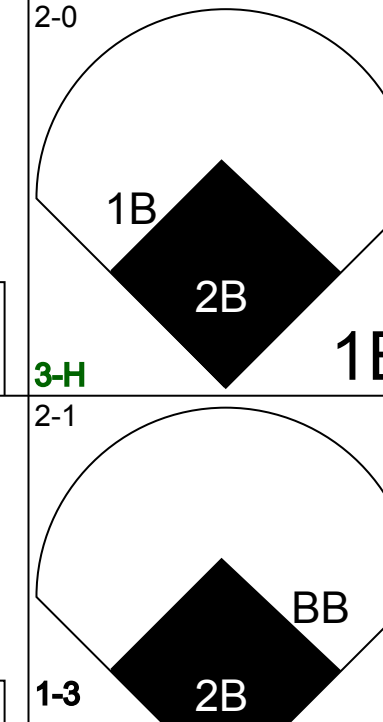

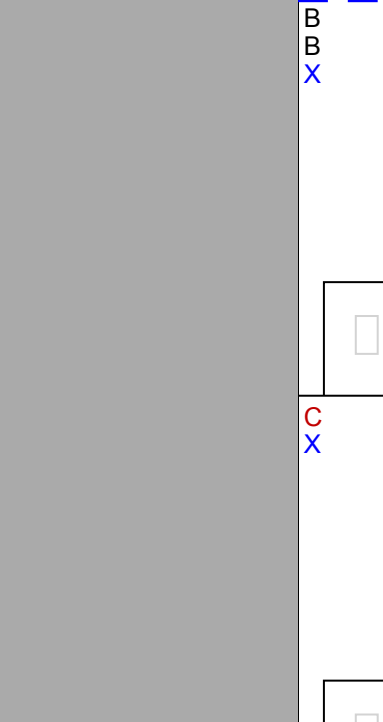


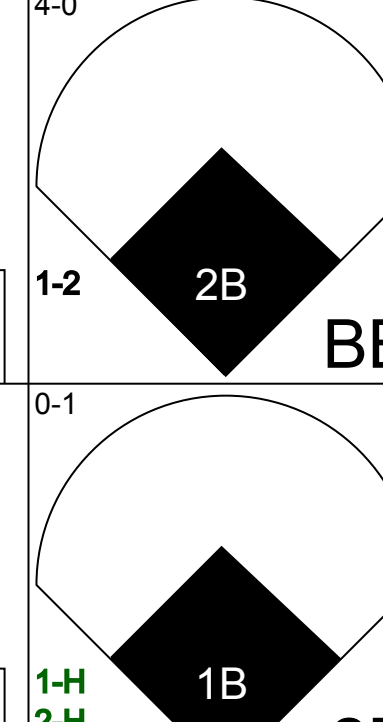


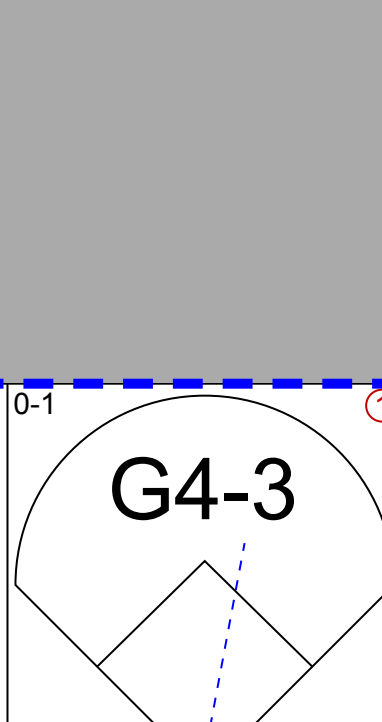

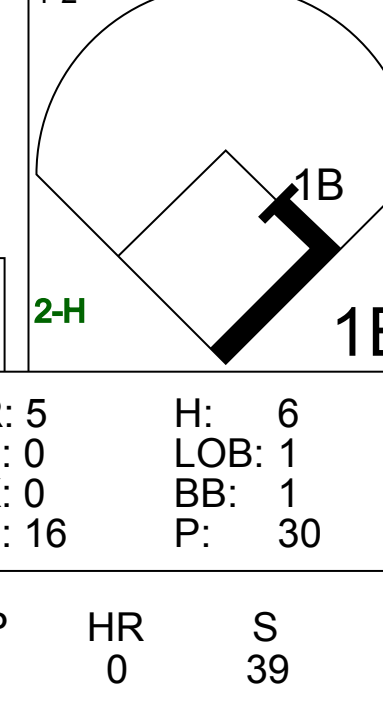
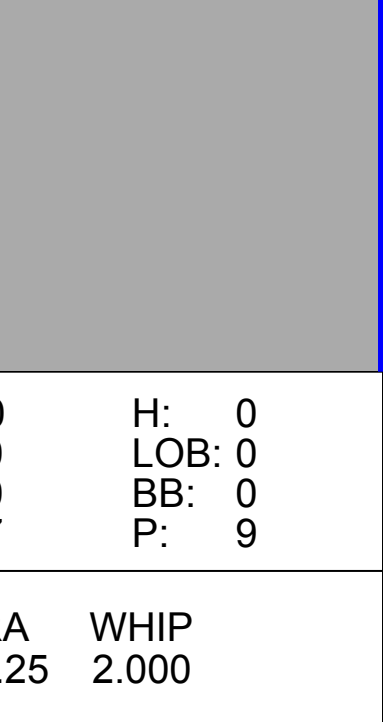
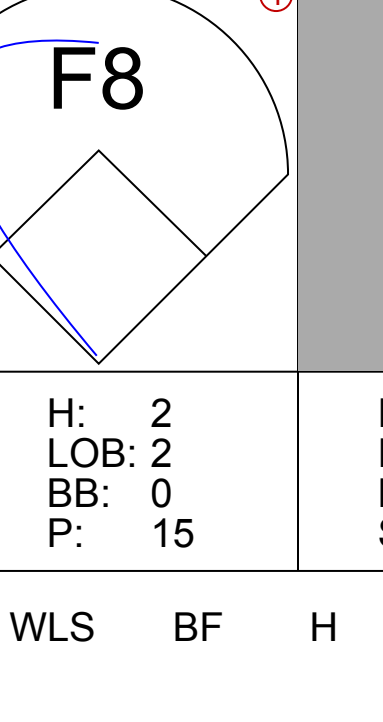
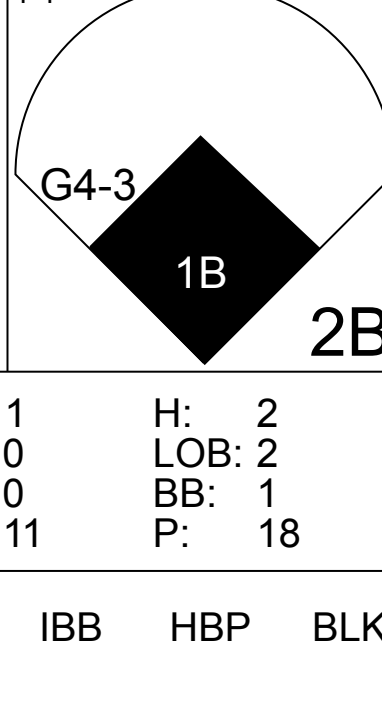
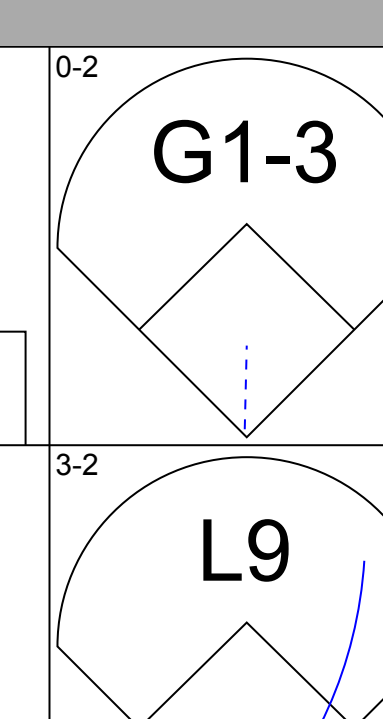
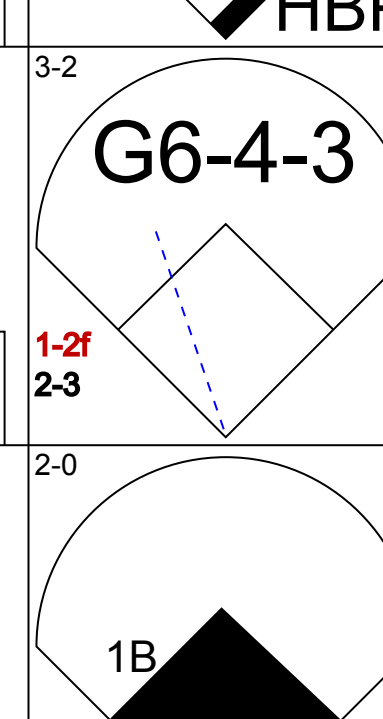
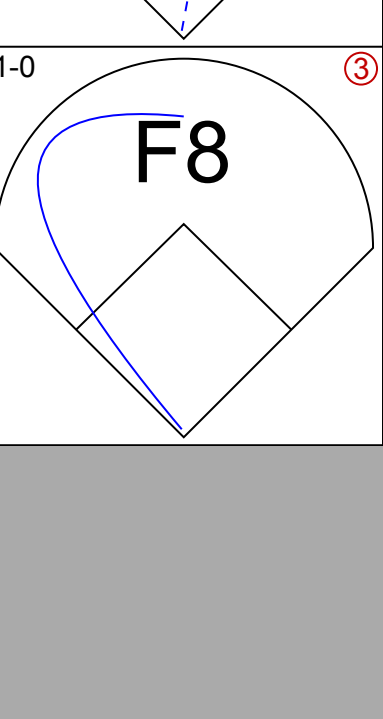
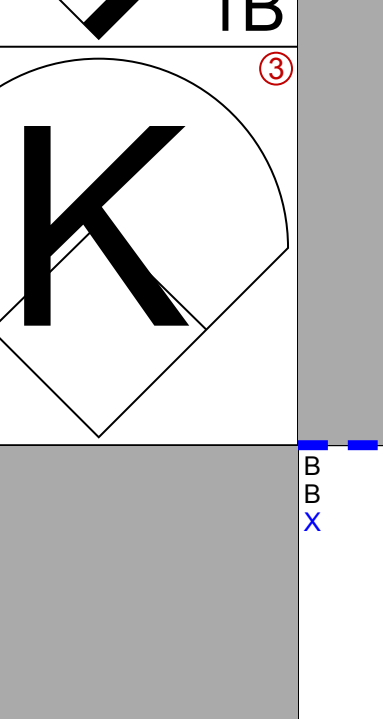
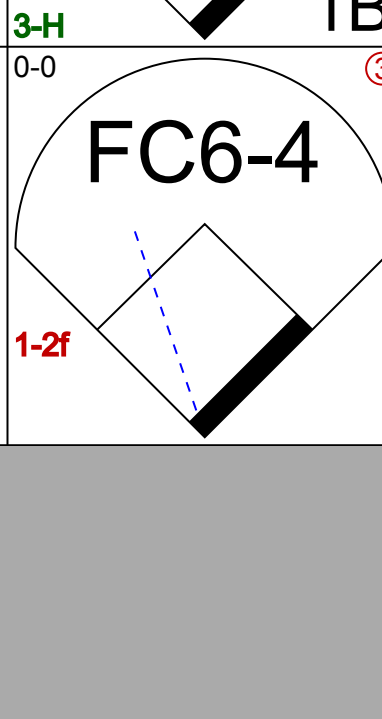
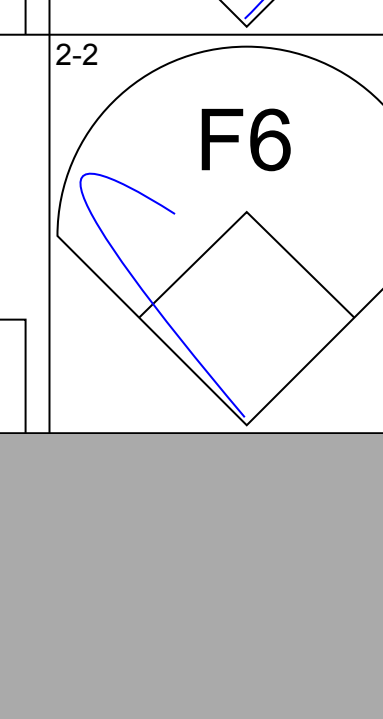
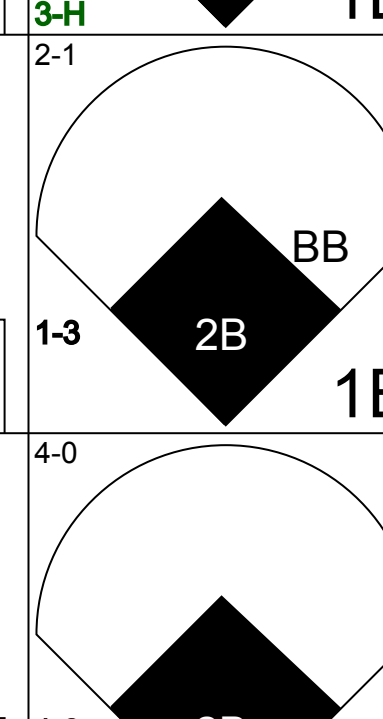

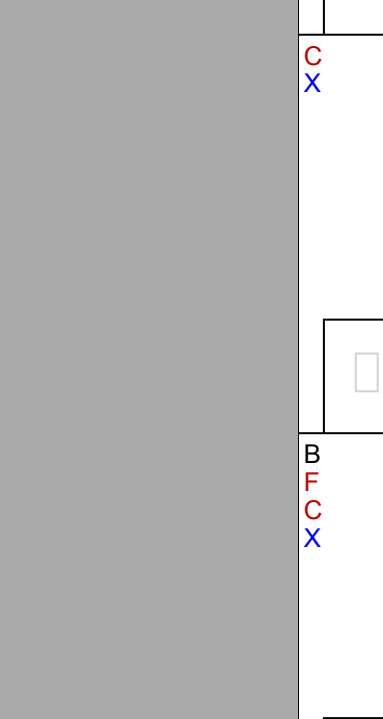


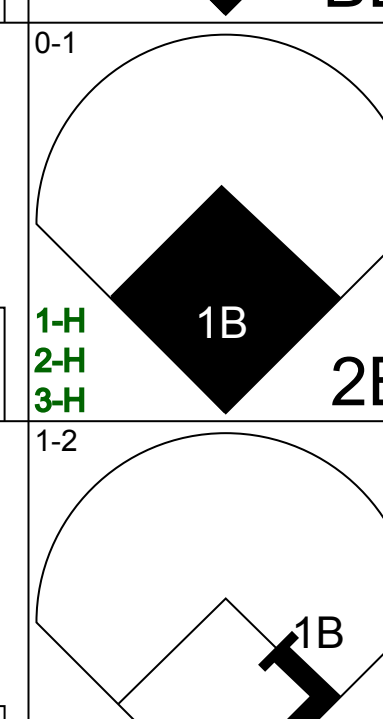

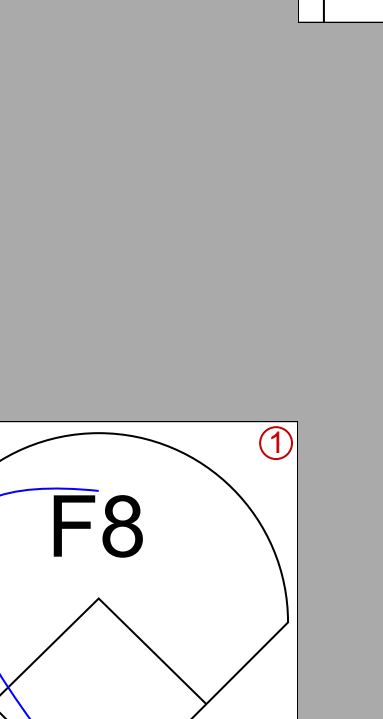
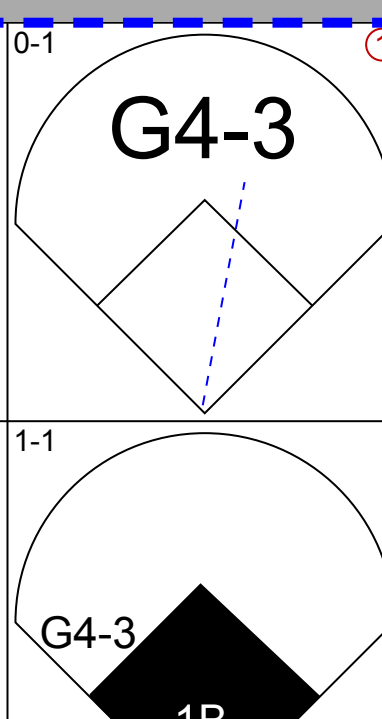
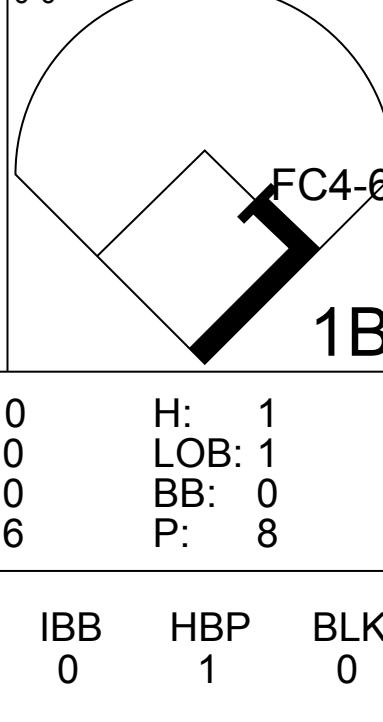
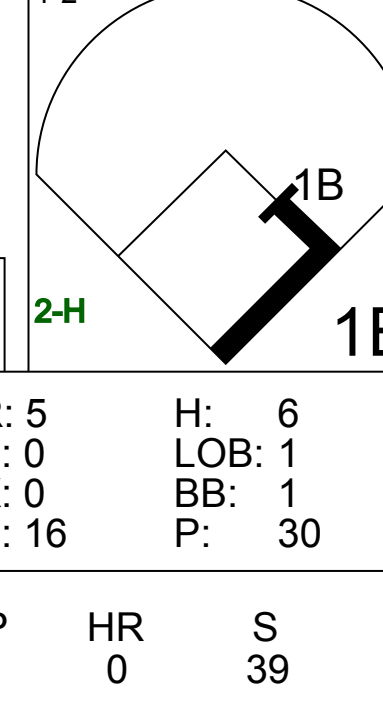
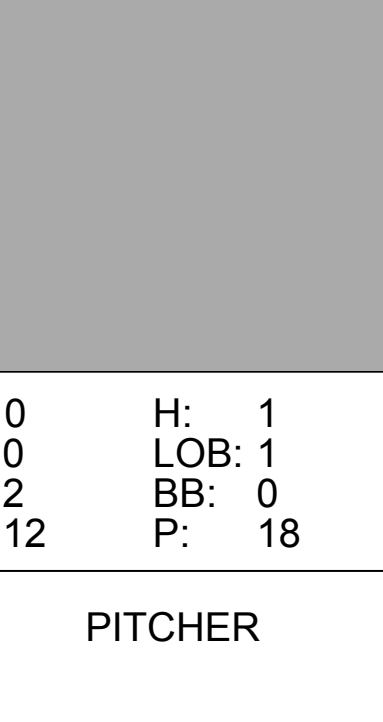
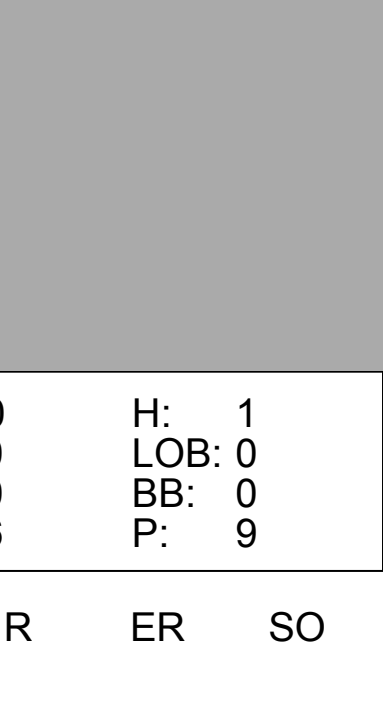




AB	32
R	3
H	7
RBI	3
BB	3
SO	7
LOB	13





Batter	1	2	3	4	5	6	7	8	9	AB	R	H	RBI	BB	SO	LOB	BOTTOM										
Wilton Guerrero S Terry Jones S Geoff Blum S Scott Strickland R Steve Kline S Anthony Telford R Trace Coquillette R Ugueth Urbina R OBP: 0.214, SLG: 0.156 (1, 8)	G4-3		G4-3							3	0	0	0	0	0	0	Chicago Cubs @ Montreal Expos Olympic Stadium, Montreal, QB Wed Apr 19 2000, 7:05 PM EDT Att: 10,112 - Dome - 72 F										
Orlando Cabrera R OBP: 0.245, SLG: 0.469 (1, 6)										5	2	2	0	0	1												
Rondell White R OBP: 0.350, SLG: 0.426 (1, 7)										4	2	2	1	1	1												
Vladimir Guerrero R OBP: 0.534, SLG: 0.860 (1, 9)										5	0	3	4	0	1												
Jose Vidro S OBP: 0.450, SLG: 0.673 (1, 4)										3	0	0	1	1	0												
Lee Stevens L OBP: 0.327, SLG: 0.408 (1, 3)										2	0	0	0	2	0												
Chris Widger R OBP: 0.360, SLG: 0.419 (1, 2)										4	0	1	0	0	0												
Michael Barrett R OBP: 0.262, SLG: 0.243 (1, 5)										4	1	2	0	0	0												
Carl Pavano R Peter Bergeron L OBP: 0.250, SLG: 0.250 (1, 1)										2	0	0	0	0	1												
Inning Stats	R: 2 E: 0 K: 0 S: 16	H: 3 LOB: 1 BB: 0 P: 27	R: 0 E: 0 K: 1 S: 8	H: 0 LOB: 0 BB: 0 P: 11	R: 0 E: 0 K: 1 S: 6	H: 2 LOB: 3 BB: 1 P: 22	R: 1 E: 0 K: 0 S: 7	H: 1 LOB: 1 BB: 1 P: 12	R: 0 E: 0 K: 0 S: 8	H: 0 LOB: 0 BB: 0 P: 12	R: 2 E: 0 K: 1 S: 18	H: 2 LOB: 3 BB: 3 P: 36	R: 2 E: 0 K: 0 S: 13	H: 3 LOB: 1 BB: 0 P: 18	1B: 7 2B: 3 3B: 1 HR: 0	SF: 0 SAC: 1 DP: 0 HBP: 0		WP: 0 PB: 0 SB: 0 CS: 0	PA: 40								
PITCHER	IP	WLS	BF	H	R	ER	SO	BB	IBB	HBP	BLK	WP	HR	S	P	ERA	WHIP										
Andrew Lorraine L ERA: 5.4 (7, 1)	6.0	L	26	6	2	2	1	1	1	0	0	0	0	13	26	27.00	4.500										
Ruben Quevedo R ERA: 10.13 (7, 1)	0.2		6	2	2	2	1	1	1	0	0	0	0	2	6	∞	∞										
Mark Guthrie L ERA: 0.96 (7, 1)	0.0		1	0	0	0	0	1	0	0	0	0	0	2	6	∞	∞										
Brian Williams R ERA: 18.47 (7, 1)	1.1		7	3	2	2	0	0	0	0	0	0	0	16	22	13.50	2.250										

AB	34
R	7
H	11
RBI	7
BB	5
SO	3
LOB	13



Batter	1	2	3	4	5	6	7	8	9	AB	R	H	RBI	BB	SO	LOB	TOP		
Eric Young Sr. R OBP: 0.354, SLG: 0.368 (1, 4)			 2-2 2H		 2-0	 2-0		 0-0		5	0	1	1	0	1	2	Chicago Cubs @ Montreal Expos Olympic Stadium, Montreal, QB Thu Apr 20 2000, 7:05 PM EDT Att: 12,186 - Dome - 72 F		
Ricky Gutierrez R OBP: 0.412, SLG: 0.500 (1, 6)			 3-3		 1-1 1B	 4-1 HR		 3-2		4	2	0	0	1	2				
Mark Grace L OBP: 0.416, SLG: 0.466 (1, 3)				 0-0	 1-1 1-3 2H	 4-1 1-2 2-3			 0-1	4	2	2	1	1	0				
Sammy Sosa R OBP: 0.333, SLG: 0.507 (6, 9)		 0-3		 0-1	 3-2 1H	 2-2 1H 2H 3H		 2-3		5	1	2	6	0	2				
Henry Rodriguez L OBP: 0.200, SLG: 0.294 Rick Aguilera R (9, 1)	 3-3			 0-0 1B	 1-0 3H	 0-2		 0-3		5	0	1	0	0	2				
Jeff Reed L OBP: 0.455, SLG: 0.593 (1, 2)	 2-2			 2-1 1-3		 2-1 SH	 0-0	 0-2		5	0	2	0	0	1				
Roosevelt Brown L OBP: 0.333, SLG: 0.364 Damon Buford R OBP: 0.258, SLG: 0.250 (6, PH)			 0-0 1B	 0-0		 0-0 FC5	 1-3			2	0	1	0	0	2				
Jeff Huson L OBP: 0.200, SLG: 0.222 Mark Guthrie R (8, 1)			 2-2 1B		 4-2 1B	 0-0 2B	 1-2			3	3	0	0	1	0				
Tarrick Brock L OBP: 0.400, SLG: 0.182 (9, 7)			 1-2 1B		 0-0 1B	 1-2 2-3				0	0	0	0	0	0				
Scott Downs L Jose Nieves R Brian Williams R Glenallen Hill R Felix Heredia L Shane Andrews R (1, 1) (5, PH) (5, 1) (6, PH) (6, 1) (6, PH) (8, 5)			 0-0 1-2		 3-2	 0-0 1H 2H		 2-3		0	0	0	0	0	0				
Inning Stats	R: 0 E: 0 K: 2 S: 9	H: 0 LOB: 0 BB: 0 P: 11	R: 0 E: 0 K: 2 S: 10	H: 0 LOB: 0 BB: 0 P: 15	R: 1 E: 0 K: 1 S: 11	H: 2 LOB: 1 BB: 0 P: 18	R: 0 E: 0 K: 0 S: 7	H: 2 LOB: 2 BB: 0 P: 9	R: 3 E: 1 K: 0 S: 14	H: 3 LOB: 0 BB: 2 P: 29	R: 0 E: 0 K: 1 S: 9	H: 0 LOB: 0 BB: 0 P: 11	R: 0 E: 0 K: 2 S: 9	H: 0 LOB: 0 BB: 0 P: 14	R: 0 E: 0 K: 2 S: 11	H: 1 LOB: 1 BB: 0 P: 13	1B: 6 2B: 3 3B: 0 HR: 1	SF: 0 SAC: 2 DP: 0 HBP: 0	WP: 0 PA: 42 PB: 0 SB: 1 CS: 0
PITCHER	IP WLS BF H R ER SO BB IBB HBP BLK WP HR S P ERA WHIP																		
Jeremy Powell, R ERA: 5.93 (1, 1)	4.2		22	6	4	1	5	1	0	0	0	0	0	0	0	50	80	1.93	1.500
Matt Blank, L ERA: 3.66 (5, 1)	0.2	L	4	1	2	2	0	0	0	0	0	0	0	0	5	8	27.00	1.500	
Miguel Batista, R ERA: 14.04 (6, 1)	1.2	B	9	2	4	4	1	2	0	0	0	0	0	1	20	34	21.60	2.400	
Anthony Telford, R ERA: 7.71 (8, 1)	1.0		3	0	0	0	1	0	0	0	0	0	0	0	9	14	0.00	0.000	
Steve Kline, L ERA: 1.74 (9, 1)	1.0		4	1	0	0	2	0	0	0	0	0	0	0	11	13	0.00	1.000	
Batter	1	2	3	4	5	6	7	8	9	AB	R	H	RBI	BB	SO	LOB	BOTTOM		
Peter Bergeron L OBP: 0.246, SLG: 0.246 (1, 8)			 0-1 1-2	 1-2			 0-1		 1-2	5	0	1	0	0	0	2	Chicago Cubs @ Montreal Expos Olympic Stadium, Montreal, QB Thu Apr 20 2000, 7:05 PM EDT Att: 12,186 - Dome - 72 F		
Orlando Cabrera R OBP: 0.284, SLG: 0.491 Anthony Telford R (8, 1)	 0-1			 0-0 1B	 1-2		 0-1		 4-1	4	1	2	0	0	0				
Steve Kline S (9, 1)				 0-0 1B	 1-2		 1-2		 1-1	0	0	0	0	0	0				
Wilton Guerrero S OBP: 0.267, SLG: 0.154 (9, PH)	 2-2			 1-1 G6-4-3	 0-2		 1-2		 1-1	4	0	2	1	0	0				
Rondell White R OBP: 0.369, SLG: 0.431 (1, 7)				 3-2 1-2 2-3	 1-0		 1-3		 0-0 1-2 3H	5	0	0	0	0	1				
Vladimir Guerrero R OBP: 0.492, SLG: 0.782 (1, 9)	 0-2			 2-0 1B	 1-1 3H		 1-3		 2-0	4	1	1	1	0	1				
Jose Vidro S OBP: 0.438, SLG: 0.644 (1, 4)	 3-2			 2-1 1B	 2-1 1-3		 3-3		 0-1 15	4	1	2	0	0	1				
Lee Stevens L OBP: 0.339, SLG: 0.415 (1, 3)	 2-2			 1-3 1B	 4-0 1-2		 1-2		 1-2 G4-6-3	2	1	1	0	1	0				
Chris Widger R OBP: 0.377, SLG: 0.422 15 Lenny Webster R (7, 2)			 0-0	 1-2 BB		 1-2		 1-2 1-2		2	1	1	0	1	0				
Michael Barrett R OBP: 0.261, SLG: 0.268 (1, 5)			 2-1	 0-1 1B		 1-2		 0-1		4	1	1	3	0	1				
Jeremy Powell R OBP: 0.750, SLG: 1.000 Matt Blank L (5, 1)			 0-0	 1-2 2H		 1-1		 1-1		2	0	2	1	0	0				
Miguel Batista R (6, 1)			 0-0	 1-2				 G4-3		0	0	0	0	0	0				
Geoff Blum S OBP: 0.357, SLG: 0.538 (7, PH)			 2-1	 0-0				 G4-3		2	1	1	0	0	0				
Inning Stats	R: 0 E: 0 K: 0 S: 7	H: 0 LOB: 0 BB: 0 P: 11	R: 0 E: 0 K: 0 S: 10	H: 0 LOB: 0 BB: 0 P: 15	R: 0 E: 0 K: 0 S: 6	H: 1 LOB: 1 BB: 0 P: 8	R: 5 E: 0 K: 0 S: 16	H: 6 LOB: 1 BB: 1 P: 30	R: 0 E: 0 K: 2 S: 12	H: 1 LOB: 1 BB: 0 P: 18	R: 0 E: 0 K: 1 S: 12	H: 2 LOB: 2 BB: 0 P: 15	R: 0 E: 0 K: 0 S: 6	H: 1 LOB: 0 BB: 0 P: 9	R: 1 E: 0 K: 0 S: 11	H: 2 LOB: 2 BB: 1 P: 18	1B: 10 2B: 3 3B: 0 HR: 0	SF: 0 SAC: 0 DP: 2 HBP: 1	WP: 0 PA: 40 PB: 0 SB: 0 CS: 0
PITCHER	IP WLS BF H R ER SO BB IBB HBP BLK WP HR S P ERA WHIP																		
Scott Downs L ERA: 5.19 (1, 1)	4.0		19	7	5	5	0	1	0	0	0	0	0	0	7	9	0.00	0.000	
Brian Williams R ERA: 15.95 (5, 1)	1.0	W	3	0	0	0	0	0	0	0	0	0	0	0	6	9	0.00	1.000	
Felix Heredia L ERA: 0.82 (6, 1)	2.0		9	3	0	0	3	0	0	0	0	0	0	24	33	0.00	1.500		
Mark Guthrie L ERA: 0.87 (8, 1)	1.0		3	1	0	0	0	0	0	0	0	0	0	6	9	0.00	1.000		
Rick Aguilera R ERA: 2.16 (9, 1)	1.0		6	2	1	1	0	1	0	0	0	0	0	11	18	9.00	3.000		

Batter	1	2	3	4	5	6	7	8	9	AB	R	H	RBI	BB	SO	LOB	TOP					
Marquis Grissom, R OBP: 0.352, SLG: 0.456	G5-3		2B		G4-3			G6-3		4	0	1	0	0	0	1	Milwaukee Brewers @ Montreal Expos Olympic Stadium, Montreal, QB Fri Apr 21 2000, 7:05 PM EDT Att: 12,315 - Dome - 72 F AB 34 R 1 H 8 RBI 1 BB 1 SO 3 LOB 14 					
Ronnie Belliard, R OBP: 0.391, SLG: 0.450	G3		G6-3			F9		F8		4	0	1	0	0	0	1						
Jeremy Bumitz, L OBP: 0.324, SLG: 0.508	G3			G3		F7		G4-3		4	0	0	0	0	0	1						
Geoff Jenkins, L OBP: 0.317, SLG: 0.596	G4-3			2B		HR			1B L1	4	1	3	1	0	0	1						
José Hernández, R OBP: 0.270, SLG: 0.246		G1-6-3		G4-6-3		G6-3			L1	3	0	1	0	1	0	1						
Tyler Houston, L OBP: 0.105, SLG: 0.222	G1-6-3			BB						3	0	0	0	0	0	3						
Lyle Mouton, R OBP: 0.308, SLG: 0.182				G4-6-3					DI	1	0	1	0	0	0	0						
Kevin Barker, L OBP: 0.314, SLG: 0.300	G5-3				F7				P3	3	0	0	0	0	0	0						
Sean Berry, R OBP: 0.200, SLG: 0.111						G5-3				0	0	0	0	0	0	0						
Raul Casanova, S OBP: 0.188, SLG: 0.188										1	0	0	0	0	0	2						
Luis Lopez, S OBP: 0.364, SLG: 0.636			K			E3			K	4	0	1	0	0	2	2						
Jimmy Haynes, R OBP: 0.125, SLG: 0.250					G6-3					2	0	0	0	0	1	1						
Charlie Hayes, R OBP: 0.476, SLG: 0.618			K							1	0	0	0	0	0	1						
Curt Leskanic, R OBP: 0.188, SLG: 0.188										0	0	0	0	0	0	0						
Inning Stats	R: 0 E: 0 K: 0 S: 6	H: 1 LOB: 1 BB: 0 P: 7	R: 0 E: 0 K: 0 S: 6	H: 1 LOB: 0 BB: 0 P: 9	R: 0 E: 0 K: 2 S: 11	H: 1 LOB: 1 BB: 0 P: 14	R: 0 E: 0 K: 0 S: 7	H: 1 LOB: 1 BB: 1 P: 16	R: 0 E: 0 K: 0 S: 12	H: 1 LOB: 1 BB: 0 P: 18	R: 1 E: 0 K: 0 S: 13	H: 1 LOB: 0 BB: 0 P: 18	R: 0 E: 1 K: 0 S: 6	H: 0 LOB: 1 BB: 0 P: 7	R: 0 E: 0 K: 0 S: 6	H: 0 LOB: 0 BB: 0 P: 8	R: 0 E: 0 K: 1 S: 9	H: 2 LOB: 2 BB: 0 P: 11	1B: 3 2B: 4 3B: 0 HR: 1	SF: 0 SAC: 0 DP: 2 HBP: 0	WP: 0 PB: 0 CS: 0	PA: 35
PITCHER	IP WLS BF H R ER SO BB IBB HBP BLK WP HR S P ERA WHIP																					
Dustin Hermanson, R ERA: 2.89	(1, 1) 8.0 W 30 6 1 1 2 1 0 0 0 0 0 1 67 97 1.12 0.875																					
Steve Kline, L ERA: 1.69	(9, 1) 0.1 3 2 0 0 0 0 0 0 0 0 0 0 5 7 0.00 6.000																					
Ugueth Urbina, R ERA: 5.87	(9, 1) 0.2 S 2 0 0 0 1 0 0 0 0 0 0 0 0 4 4 0.00 0.000																					

Batter	1	2	3	4	5	6	7	8	9	AB	R	H	RBI	BB	SO	LOB	BOTTOM			
Peter Bergeron, L OBP: 0.246, SLG: 0.246	L5		F7			G6-3		FC6-4		4	0	1	0	0	0	0	Milwaukee Brewers @ Montreal Expos Olympic Stadium, Montreal, QB Fri Apr 21 2000, 7:05 PM EDT Att: 12,315 - Dome - 72 F AB 30 R 5 H 8 RBI 5 BB 2 SO 6 LOB 13 			
Jose Vidro, S OBP: 0.441, SLG: 0.629	G1-3		G4-3			HR		FC6-4		3	2	1	0	1	0	1				
Rondell White, R OBP: 0.377, SLG: 0.443	G1-3			1B		G4-3		K		3	1	1	0	1	1	2				
Vladimir Guerrero, R OBP: 0.507, SLG: 0.881	G1-3			CS		HR		HR		4	2	3	5	0	0	2				
Lee Stevens, L OBP: 0.317, SLG: 0.386	F9			L8		K		K		4	0	0	0	0	2	3				
Chris Widger, R OBP: 0.375, SLG: 0.417	G4-3			K				1B		3	0	1	0	0	1	1				
Michael Barrett, R OBP: 0.265, SLG: 0.273	G5-3			CS		G5-4-3		F9		3	0	1	0	0	0	1				
Orlando Cabrera, R OBP: 0.250, SLG: 0.464	F7					G5-4-3		F7		3	0	0	0	0	0	2				
Dustin Hermanson, R ERA: 4.38										3	0	0	0	0	2	1				
Steve Kline, S ERA: 7.84			G5-3							0	0	0	0	0	0	0				
Ugueth Urbina, R ERA: 5.87					K					0	0	0	0	0	0	0				
Inning Stats	R: 0 E: 0 K: 0 S: 9	H: 1 LOB: 2 BB: 1 P: 19	R: 0 E: 0 K: 0 S: 6	H: 0 LOB: 0 BB: 0 P: 10	R: 0 E: 0 K: 0 S: 6	H: 0 LOB: 0 BB: 0 P: 7	R: 1 E: 0 K: 1 S: 10	H: 2 LOB: 0 BB: 0 P: 14	R: 0 E: 0 K: 1 S: 6	H: 1 LOB: 0 BB: 0 P: 8	R: 2 E: 0 K: 1 S: 9	H: 1 LOB: 1 BB: 1 P: 19	R: 0 E: 0 K: 2 S: 11	H: 2 LOB: 0 BB: 0 P: 17	R: 2 E: 0 K: 2 S: 11	H: 2 LOB: 0 BB: 0 P: 17	1B: 5 2B: 1 3B: 0 HR: 2	SF: 0 SAC: 0 DP: 1 HBP: 0	WP: 0 PB: 0 CS: 1	PA: 33
PITCHER	IP WLS BF H R ER SO BB IBB HBP BLK WP HR S P ERA WHIP																			
Jimmy Haynes, R ERA: 4.38	(1, 1) 6.0 L 23 5 3 3 3 2 0 0 0 0 0 1 46 77 4.50 1.167																			
Curt Leskanic, R ERA: 7.84	(7, 1) 2.0 9 3 2 2 3 0 0 0 0 0 0 1 18 26 9.00 1.500																			

Batter	1	2	3	4	5	6	7	8	9	AB	R	H	RBI	BB	SO	LOB	TOP				
Marquis Grissom, R OBP: 0.329, SLG: 0.425	1-0 G5-3	0-0 F9		2-2 P3			1-0 G6-3	0-0 F8		5	0	0	0	0	0	3					
Mark Loretta, R OBP: 0.357, SLG: 0.419	1-2 F8		0-1 F8			1-1 1B	0-2 2B 1B		0-0 1B FC6-4	5	2	3	0	0	0	0					
Jeromy Burnitz, L OBP: 0.316, SLG: 0.500	1-0 G3-1		0-1 G3-1			0-2 L9	0-0 2B 1B		3-2 F9	5	1	1	0	0	0	2					
Geoff Jenkins, L OBP: 0.338, SLG: 0.661 Bob Wickman, R		1-0 HR	0-0 G4-3			0-1 P3	0-1 2B		3-2 FC6-4 1B	5	1	3	3	0	0	1					
Ronnie Belliard, R OBP: 0.405, SLG: 0.500		0-1 FC5-4 1B 2B		2-1 HR		3-1 F8	1-3 IBB		1-2 FC6-4 1B	4	2	2	2	1	0	2					
Tyler Houston, L OBP: 0.206, SLG: 0.348		0-2 FC5-4 1B		1-1 F7		2-1 G4-3 FC6-2 2B	1-3 K		0-0 1B	5	0	3	0	0	1	2					
José Hernández, R OBP: 0.265, SLG: 0.242		0-2 FC5-4 2B		0-0 E		0-1 G4-3	3-2 F9		1-3 K	5	1	1	0	0	1	7					
Kevin Barker, L OBP: 0.333, SLG: 0.382		1-0 2B		0-0 E6		1-1 FC6-2	1-3 K			4	0	2	2	0	1	1					
Everett Stull, R Valerio De Los Santos, L Jim Bruske, R Sean Berry, R David Weathers, R James Mouton, R		1-3 3-H K		1-3 K		0-3 K	1-3 K			3	0	0	0	0	3	4					
Inning Stats	R: 0 E: 0 K: 0 S: 6	H: 0 LOB: 0 BB: 0 P: 9	R: 2 E: 0 K: 1 S: 15	H: 4 LOB: 2 BB: 0 P: 20	R: 0 E: 0 K: 0 S: 5	H: 0 LOB: 0 BB: 0 P: 5	R: 2 E: 1 K: 1 S: 12	H: 3 LOB: 1 BB: 0 P: 18	R: 0 E: 0 K: 1 S: 9	H: 1 LOB: 1 BB: 0 P: 12	R: 2 E: 0 K: 1 S: 13	H: 3 LOB: 2 BB: 1 P: 22	R: 0 E: 0 K: 2 S: 7	H: 0 LOB: 0 BB: 0 P: 9	R: 1 E: 0 K: 1 S: 17	H: 3 LOB: 2 BB: 0 P: 25	1B: 8 2B: 5 3B: 0 HR: 2	SF: 0 SAC: 0 DP: 0 HBP: 0	WP: 0 PB: 0 CS: 0	PA: 43	
PITCHER	IP WLS BF H R ER SO BB IBB HBP BLK WP HR S P ERA WHIP	IP WLS BF H R ER SO BB IBB HBP BLK WP HR S P ERA WHIP	IP WLS BF H R ER SO BB IBB HBP BLK WP HR S P ERA WHIP	IP WLS BF H R ER SO BB IBB HBP BLK WP HR S P ERA WHIP	IP WLS BF H R ER SO BB IBB HBP BLK WP HR S P ERA WHIP	IP WLS BF H R ER SO BB IBB HBP BLK WP HR S P ERA WHIP	IP WLS BF H R ER SO BB IBB HBP BLK WP HR S P ERA WHIP	IP WLS BF H R ER SO BB IBB HBP BLK WP HR S P ERA WHIP	IP WLS BF H R ER SO BB IBB HBP BLK WP HR S P ERA WHIP	IP WLS BF H R ER SO BB IBB HBP BLK WP HR S P ERA WHIP	IP WLS BF H R ER SO BB IBB HBP BLK WP HR S P ERA WHIP	IP WLS BF H R ER SO BB IBB HBP BLK WP HR S P ERA WHIP	IP WLS BF H R ER SO BB IBB HBP BLK WP HR S P ERA WHIP	IP WLS BF H R ER SO BB IBB HBP BLK WP HR S P ERA WHIP	IP WLS BF H R ER SO BB IBB HBP BLK WP HR S P ERA WHIP	IP WLS BF H R ER SO BB IBB HBP BLK WP HR S P ERA WHIP	IP WLS BF H R ER SO BB IBB HBP BLK WP HR S P ERA WHIP	IP WLS BF H R ER SO BB IBB HBP BLK WP HR S P ERA WHIP	IP WLS BF H R ER SO BB IBB HBP BLK WP HR S P ERA WHIP	IP WLS BF H R ER SO BB IBB HBP BLK WP HR S P ERA WHIP	IP WLS BF H R ER SO BB IBB HBP BLK WP HR S P ERA WHIP

Milwaukee Brewers @ Montreal Expos
Olympic Stadium, Montreal, QB
Sat Apr 22 2000, 7:05 PM EDT
Att: 14,461 - Dome - 72 F

AB 42
R 7
H 15
RBI 7
BB 1
SO 7
LOB 22



Batter	1	2	3	4	5	6	7	8	9	AB	R	H	RBI	BB	SO	LOB	BOTTOM					
Peter Bergeron, L OBP: 0.261, SLG: 0.238 Anthony Telford, R	4-0 FC5-4 BB		4-2 BB		0-1 G6-3		0-2 P6			2	0	0	0	2	0	0						
Jose Vidro, S OBP: 0.417, SLG: 0.591	0-1 FC5-4		0-1 F9		1-3 K		3-1 G4-3			4	0	0	0	0	1	3						
Rondell White, R OBP: 0.370, SLG: 0.422	2-1 F7		4-1 BB		0-2 G1-3			0-3 K		3	0	0	0	1	1	1						
Vladimir Guerrero, R OBP: 0.493, SLG: 0.841	1-0 P4		0-0 L3			2-2 G6-3 FC5 1B		1-3 K		4	1	1	0	0	1	4						
Lee Stevens, L OBP: 0.313, SLG: 0.426		0-0 G4-3		2-0 HR		2-3 K		3-3 K		4	1	1	1	0	2	1						
Chris Widger, R OBP: 0.383, SLG: 0.481		3-3 K		2-2 HR		1-1 FC5 G6-3 1B		0-1 G4-3		4	1	2	1	0	1	0						
Michael Barrett, R OBP: 0.245, SLG: 0.250		2-2 F7		1-2 G3-1		1-1 G6-3		2-2 E6		4	0	0	0	0	0	2						
Orlando Cabrera, R OBP: 0.254, SLG: 0.475 Steve Kline, S Scott Strickland, R Wilton Guerrero, S			2-1 BB 2B		0-0 F9		2-0 FC5		0-2 G1-6-3	3	0	1	1	0	0	1						
Hideki Irabu, R Geoff Blum, S			0-3 K		2-1 G6-3			2-2 F9		2	0	0	0	0	1	1						
Inning Stats	R: 0 E: 0 K: 0 S: 5	H: 0 LOB: 1 BB: 1 P: 12	R: 0 E: 0 K: 1 S: 8	H: 0 LOB: 0 BB: 0 P: 13	R: 0 E: 0 K: 1 S: 14	H: 1 LOB: 3 BB: 2 P: 24	R: 2 E: 0 K: 0 S: 10	H: 2 LOB: 0 BB: 0 P: 17	R: 0 E: 0 K: 1 S: 8	H: 0 LOB: 0 BB: 0 P: 9	R: 1 E: 0 K: 1 S: 11	H: 2 LOB: 2 BB: 0 P: 19	R: 0 E: 0 K: 0 S: 9	H: 0 LOB: 0 BB: 0 P: 14	R: 0 E: 0 K: 3 S: 12	H: 0 LOB: 0 BB: 0 P: 16	R: 0 E: 1 K: 0 S: 9	H: 0 LOB: 0 BB: 0 P: 11	1B: 2 2B: 1 3B: 0 HR: 2	SF: 0 SAC: 0 DP: 1 HBP: 0	WP: 0 PB: 0 CS: 0	PA: 35
PITCHER	IP WLS BF H R ER SO BB IBB HBP BLK WP HR S P ERA WHIP	IP WLS BF H R ER SO BB IBB HBP BLK WP HR S P ERA WHIP	IP WLS BF H R ER SO BB IBB HBP BLK WP HR S P ERA WHIP	IP WLS BF H R ER SO BB IBB HBP BLK WP HR S P ERA WHIP	IP WLS BF H R ER SO BB IBB HBP BLK WP HR S P ERA WHIP	IP WLS BF H R ER SO BB IBB HBP BLK WP HR S P ERA WHIP	IP WLS BF H R ER SO BB IBB HBP BLK WP HR S P ERA WHIP	IP WLS BF H R ER SO BB IBB HBP BLK WP HR S P ERA WHIP	IP WLS BF H R ER SO BB IBB HBP BLK WP HR S P ERA WHIP	IP WLS BF H R ER SO BB IBB HBP BLK WP HR S P ERA WHIP	IP WLS BF H R ER SO BB IBB HBP BLK WP HR S P ERA WHIP	IP WLS BF H R ER SO BB IBB HBP BLK WP HR S P ERA WHIP	IP WLS BF H R ER SO BB IBB HBP BLK WP HR S P ERA WHIP	IP WLS BF H R ER SO BB IBB HBP BLK WP HR S P ERA WHIP	IP WLS BF H R ER SO BB IBB HBP BLK WP HR S P ERA WHIP	IP WLS BF H R ER SO BB IBB HBP BLK WP HR S P ERA WHIP	IP WLS BF H R ER SO BB IBB HBP BLK WP HR S P ERA WHIP	IP WLS BF H R ER SO BB IBB HBP BLK WP HR S P ERA WHIP	IP WLS BF H R ER SO BB IBB HBP BLK WP HR S P ERA WHIP	IP WLS BF H R ER SO BB IBB HBP BLK WP HR S P ERA WHIP	IP WLS BF H R ER SO BB IBB HBP BLK WP HR S P ERA WHIP	

Milwaukee Brewers @ Montreal Expos
Olympic Stadium, Montreal, QB
Sat Apr 22 2000, 7:05 PM EDT
Att: 14,461 - Dome - 72 F

AB 32
R 3
H 5
RBI 3
BB 3
SO 7
LOB 14



Batter	1	2	3	4	5	6	7	8	9	AB	R	H	RBI	BB	SO	LOB	TOP			
Marquis Grissom, R (1.8) OBP: 0.309, SLG: 0.397	G4-3		G1-3		F5		G1-3		K	5	0	0	0	0	1	0	Milwaukee Brewers @ Montreal Expos Olympic Stadium, Montreal, QB Sun Apr 23 2000, 1:35 PM EDT Att: 14,410 - Dome - 72 F			
Mark Loretta, R (1.6) OBP: 0.360, SLG: 0.433	G5-3			HR	1B		L1		K	5	1	2	0	0	1	0				
Jeremy Bumitz, L (1.9) OBP: 0.338, SLG: 0.500				HR	HBP		G4-3		1B WP	2	2	1	0	1	0	1				
Geoff Jenkins, L (1.7) OBP: 0.333, SLG: 0.682	F9								1B	4	1	1	3	0	0	2				
Charlie Hayes, R (1.5) OBP: 0.480, SLG: 0.595									K	3	0	1	0	1	2	1				
Ronnie Belliard, R (1.4) OBP: 0.397, SLG: 0.485	L9								1B	4	0	1	0	0	0	2				
Kevin Barker, L (1.3) OBP: 0.349, SLG: 0.378	P6								1B	3	0	1	1	1	1	1				
Raul Casanova, S (1.2) OBP: 0.150, SLG: 0.150									1B	4	0	0	0	0	1	5				
Jaime Navarro, R (1.1) Matt Williams, S (4.1) James Moulton, R (7. PH) Valerio De Los Santos, L (7.1) Sean Berry, R (9. PH)	G6-3								K	1	0	0	0	0	0	0				
Inning Stats	R: 0 E: 0 K: 0 S: 8	H: 0 LOB: 1 BB: 1 P: 15	R: 0 E: 0 K: 1 S: 9	H: 0 LOB: 0 BB: 0 P: 12	R: 0 E: 0 K: 0 S: 10	H: 0 LOB: 0 BB: 0 P: 14	R: 3 E: 0 K: 1 S: 13	H: 3 LOB: 1 BB: 0 P: 21	R: 0 E: 0 K: 0 S: 10	H: 0 LOB: 2 BB: 2 P: 20	R: 0 E: 0 K: 0 S: 8	H: 0 LOB: 0 BB: 0 P: 13	R: 1 E: 0 K: 2 S: 15	H: 3 LOB: 2 BB: 0 P: 21	R: 0 E: 0 K: 3 S: 10	H: 0 LOB: 0 BB: 0 P: 13		1B: 5 2B: 1 3B: 0 HR: 1	SF: 0 SAC: 0 DP: 0 HBP: 1	WP: 1 PB: 0 SB: 0 CS: 0
PITCHER	IP WLS BF H R ER SO BB IBB HBP BLK WP HR S P ERA WHIP																			
Javier Vazquez, R (1.1) ERA: 3.48	7.0 W 29 4 3 3 3 3 0 1 0 0 1 70 114 3.86 1.000																			
Scott Strickland, R (8.1) ERA: 3.0	0.2 H 4 2 1 1 1 0 0 0 0 0 1 0 9 12 13.50 3.000																			
Ugueth Urbina, R (8.1) ERA: 5.0	1.1 S 5 1 0 0 4 0 0 0 0 0 0 0 16 22 0.00 0.750																			

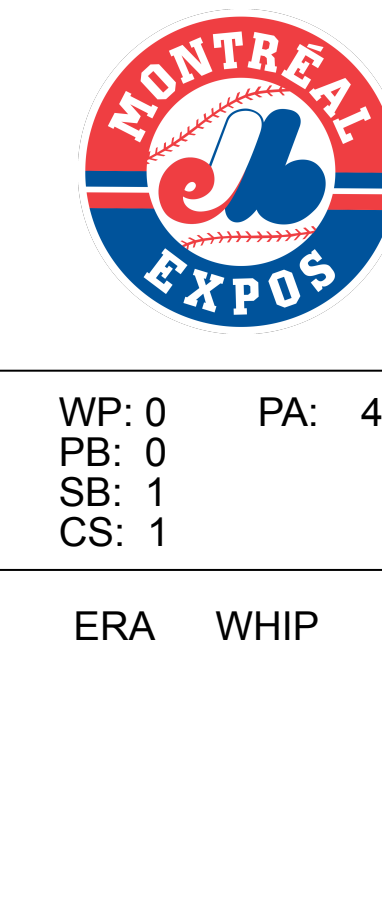
Batter	1	2	3	4	5	6	7	8	9	AB	R	H	RBI	BB	SO	LOB	BOTTOM			
Peter Bergeron, L (1.8) OBP: 0.270, SLG: 0.254	F8		G3	1B	K			K		4	2	1	0	1	2	0	Milwaukee Brewers @ Montreal Expos Olympic Stadium, Montreal, QB Sun Apr 23 2000, 1:35 PM EDT Att: 14,410 - Dome - 72 F			
Jose Vidro, S (1.4) OBP: 0.416, SLG: 0.577	G6-3		G3	1B			F7			5	1	2	1	0	0	1				
Rondell White, R (1.7) OBP: 0.385, SLG: 0.441										4	2	2	1	1	2	1				
Vladimir Guerrero, R (1.9) OBP: 0.507, SLG: 0.848										3	0	2	2	1	0	0				
Lee Stevens, L (1.3) OBP: 0.338, SLG: 0.444	F8									2	0	1	1	2	0	1				
Trace Coquillette, R (1.5) ERA: 11.57										3	0	0	1	1	1	4				
Mike Mordecai, R (8.5) OBP: 0.286, SLG: 0.857	G6-3		G5-2-3							0	0	0	0	0	0	0				
Orlando Cabrera, R (1.6) OBP: 0.270, SLG: 0.492										4	0	2	0	0	0	4				
15 Lenny Webster, R (1.2) Ugueth Urbina, R (8.1)	G5-3									4	1	0	0	0	0	3				
Javier Vazquez, R (1.1) Scott Strickland, R (8.1) Chris Widger, R (8.2)	F8									2	0	0	0	0	1	1				
Inning Stats	R: 1 E: 0 K: 0 S: 13	H: 2 LOB: 1 BB: 0 P: 17	R: 0 E: 0 K: 0 S: 10	H: 1 LOB: 1 BB: 0 P: 14	R: 1 E: 0 K: 0 S: 10	H: 2 LOB: 2 BB: 2 P: 20	R: 4 E: 0 K: 0 S: 12	H: 3 LOB: 3 BB: 4 P: 32	R: 0 E: 0 K: 2 S: 11	H: 0 LOB: 0 BB: 0 P: 16	R: 0 E: 0 K: 1 S: 10	H: 0 LOB: 0 BB: 0 P: 13	R: 0 E: 0 K: 1 S: 12	H: 1 LOB: 1 BB: 0 P: 20	R: 0 E: 0 K: 2 S: 12	H: 1 LOB: 1 BB: 0 P: 17	1B: 5 2B: 5 3B: 0 HR: 0	SF: 0 SAC: 1 DP: 1 HBP: 0	WP: 0 PB: 0 SB: 0 CS: 0	PA: 39
PITCHER	IP WLS BF H R ER SO BB IBB HBP BLK WP HR S P ERA WHIP																			
Jaime Navarro, R (1.1) ERA: 11.57	3.2 L 22 8 6 6 0 2 2 0 0 0 0 0 42 72 14.73 2.727																			
Matt Williams, L (4.1) ERA: 1.5	2.1 9 0 0 0 3 2 0 0 0 0 0 0 24 40 0.00 0.857																			
Valerio De Los Santos, L (7.1) ERA: 6.43	2.0 8 2 0 0 3 0 0 0 0 0 0 0 24 37 0.00 1.000																			

Batter	1	2	3	4	5	6	7	8	9	AB	R	H	RBI	BB	SO	LOB	TOP				
Tom Goodwin, L (1.8) OBP: 0.372, SLG: 0.457	F7		BB			BB		BB		2	2	1	0	2	0	0	Colorado Rockies @ Montreal Expos Olympic Stadium, Montreal, QB Wed Apr 26 2000, 7:05 PM EDT Att: 10,735 - Dome - 72 F				
3 Mike Lansing, R (1.4) OBP: 0.351, SLG: 0.446	F3		BB			G5-3		BB		4	0	1	1	0	1	2					
Jeff Cirillo, R (1.5) OBP: 0.422, SLG: 0.522	1B							G6-4-3		4	0	2	0	0	0	1					
17 Todd Helton, L (1.3) OBP: 0.411, SLG: 0.582	K							1B		3	0	0	1	0	1	1					
Darren Bragg, L (1.9) OBP: 0.265, SLG: 0.386	F7							F8		4	0	1	0	0	0	1					
Terry Shumpert, R (1.7) OBP: 0.271, SLG: 0.400	F8							K		3	0	0	0	0	0	1					
Neifi Perez, S (1.6) OBP: 0.225, SLG: 0.289	G4-3									3	0	0	0	0	1	0					
Brent Mayne, L (1.2) OBP: 0.335, SLG: 0.368	F7							G4-3		3	0	0	0	0	0	0					
Kevin Jarvis, L (1.1) Mike Myers, L (7.1) Julian Tavares, L (7.1) Brian Hunter, R (7.7) Rick Croushore, R (8.1) Aaron Ledesma, R (8.1)	G4-3							G5-3		2	0	0	0	0	0	0					
Inning Stats	R: 0 E: 0 K: 1 S: 9	H: 1 LOB: 1 BB: 0 P: 15	R: 0 E: 0 K: 0 S: 5	H: 0 LOB: 0 BB: 0 P: 6	R: 0 E: 0 K: 1 S: 7	H: 0 LOB: 1 BB: 1 P: 14	R: 0 E: 0 K: 0 S: 8	H: 1 LOB: 1 BB: 0 P: 14	R: 0 E: 0 K: 0 S: 6	H: 0 LOB: 0 BB: 0 P: 8	R: 1 E: 0 K: 0 S: 15	H: 1 LOB: 2 BB: 1 P: 23	R: 0 E: 0 K: 1 S: 8	H: 0 LOB: 0 BB: 0 P: 12	R: 1 E: 0 K: 0 S: 12	H: 2 LOB: 0 BB: 0 P: 21		R: 0 E: 0 K: 1 S: 10	H: 0 LOB: 0 BB: 0 P: 14	1B: 3 2B: 1 3B: 1 HR: 0	SF: 1 SAC: 0 DP: 1 HBP: 0
PITCHER	IP WLS BF H R ER SO BB IBB HBP BLK WP HR S P ERA WHIP																				
Dustin Hermanson, R (1.1) ERA: 2.97	7.0 W 26 3 1 1 3 2 0 0 0 0 0 0 58 92 1.29 0.714																				
Scott Strickland, R (8.1) ERA: 3.48	0.1 H 3 2 1 1 0 0 0 0 0 0 0 0 9 17 27.00 6.000																				
Ugueth Urbina, R (8.1) ERA: 4.22	1.2 S 4 0 0 0 1 0 0 0 0 0 0 0 13 18 0.00 0.000																				

Batter	1	2	3	4	5	6	7	8	9	AB	R	H	RBI	BB	SO	LOB	BOTTOM		
Peter Bergeron, L (1.8) OBP: 0.262, SLG: 0.268	G3-1		CS			1B		K		3	0	2	0	0	0	0	Colorado Rockies @ Montreal Expos Olympic Stadium, Montreal, QB Wed Apr 26 2000, 7:05 PM EDT Att: 10,735 - Dome - 72 F		
Wilton Guerrero, S (7.7) OBP: 0.294, SLG: 0.267			1B			1B		2B		1	0	1	2	0	0	0			
Scott Strickland, R (8.1)			CS			K		2B		0	0	0	0	0	0	0			
Ugueth Urbina, R (8.1)			1B			1B		2B		1	0	0	0	0	1	3			
Jose Vidro, S (1.4) OBP: 0.419, SLG: 0.570	F7		CS		G3			2B		4	1	1	2	1	1	1			
Rondell White, R (1.7) OBP: 0.368, SLG: 0.442	F8		1B		K			2B		5	0	1	2	0	1	3			
Vladimir Guerrero, R (1.9) OBP: 0.524, SLG: 0.863	F8		BB		2B			2B		4	2	3	1	0	0	1			
Lee Stevens, L (1.3) OBP: 0.342, SLG: 0.486	G5-4-3		BB		2B			E3		3	1	1	1	1	0	2			
Michael Barrett, R (1.5) OBP: 0.282, SLG: 0.321	F8		BB		2B			SF9		4	1	1	0	0	0	3			
Chris Widger, R (1.2) OBP: 0.406, SLG: 0.525	G5-4-3		BB		F8			2B		3	2	1	0	0	0	2			
Orlando Cabrera, R (1.6) OBP: 0.278, SLG: 0.493	F8		BB		G5-3			SF9		3	0	0	1	0	0	1			
Dustin Hermanson, R (1.1) OBP: 0.154, SLG: 0.083	F9		BB		K			2B		2	0	0	0	0	1	0			
Andy Tracy, L (7.7) OBP: 1.000, SLG: 1.000			BB					2B		1	1	1	0	0	0	0			
Terry Jones, S (8.8) OBP: 0.273, SLG: 0.222			BB					2B		0	1	0	0	1	0	0			
Inning Stats	R: 0 E: 0 K: 0 S: 6	H: 0 LOB: 0 BB: 0 P: 8	R: 0 E: 0 K: 0 S: 12	H: 1 LOB: 1 BB: 1 P: 19	R: 0 E: 0 K: 0 S: 8	H: 1 LOB: 0 BB: 0 P: 12	R: 1 E: 0 K: 1 S: 9	H: 2 LOB: 1 BB: 0 P: 15	R: 0 E: 0 K: 1 S: 8	H: 0 LOB: 0 BB: 0 P: 10	R: 0 E: 0 K: 1 S: 12	H: 1 LOB: 2 BB: 0 P: 18	R: 2 E: 0 K: 0 S: 15	H: 3 LOB: 2 BB: 1 P: 28	R: 6 E: 1 K: 1 S: 22	H: 4 LOB: 1 BB: 1 P: 33	1B: 6 2B: 5 3B: 0 HR: 1	SF: 1 SAC: 0 DP: 1 HBP: 2	WP: 0 PA: 41 PB: 0 SB: 1 CS: 1
PITCHER	IP WLS BF H R ER SO BB IBB HBP BLK WP HR S P ERA WHIP																		
Kevin Jarvis, R (1.1) ERA: 4.73	6.2 L 27 7 3 3 3 1 0 1 0 0 0 0 63 94 4.05 1.200																		
Mike Myers, L (7.1) ERA: 7.2	0.0 2 1 0 0 0 0 0 1 0 0 0 0 3 10 ∞ ∞																		
Julian Tavares, R (7.1) ERA: 7.2	0.1 4 2 3 3 0 0 0 0 0 0 0 1 12 15 81.00 6.000																		
Rick Croushore, R (8.1) ERA: 5.4	1.0 7 2 3 1 1 1 0 1 0 0 0 0 14 24 9.00 3.000																		

AB	30
R	2
H	5
RBI	2
BB	2
SO	4
LOB	6

AB	34
R	9
H	12
RBI	9
BB	3
SO	4
LOB	16



Batter	1	2	3	4	5	6	7	8	9	AB	R	H	RBI	BB	SO	LOB	TOP										
Peter Bergeron, L (1, 8) OBP: 0.289, SLG: 0.280	0-0 1B 2B		3-2 P3		4-2 CS BB		0-0 F7	1-1 G3		4	1	1	0	1	0	0											
Jose Vidro, S (1, 4) OBP: 0.429, SLG: 0.583	2-2 G4-3 2H 1B		0-1 2B		1-0 CS 1-2	3-2 G1-3		1-0 BB 1B	2-3 K	5	1	3	1	0	1	0											
Wilton Guerrero, S (1, 7) OBP: 0.333, SLG: 0.235	0-2 G4-3		0-1 G6-3			4-1		4-2 BB 1B	0-3 K	2	1	0	0	2	0	2											
Terry Jones, S (8, 7) OBP: 0.290, SLG: 0.200	1-2							1-2 BB 1B		1	0	0	0	0	1	0											
Vladimir Guerrero, R (1, 9) OBP: 0.517, SLG: 0.829	0-2 G5-3		0-3 K			0-2 P6		4-0 1B 2B BB	2-2 HBP	3	1	0	0	1	1	3											
Lee Stevens, L (1, 3) OBP: 0.333, SLG: 0.467	3-3 K			2-3 K		3-1 F8		3-2 BB 1B	0-2 F8	5	1	1	2	0	2	3											
Michael Barrett, R (1, 5) OBP: 0.292, SLG: 0.328		4-2 BB		2-1 P3			2-1 HR 1B	4-0 2B BB		2	2	1	0	2	0	0											
Chris Widger, R (1, 2) OBP: 0.411, SLG: 0.587		1-0 F7		1-1 F3			1-1 HR	3-1 G5-3 2B		4	2	2	5	0	0	1											
Orlando Cabrera, R (1, 6) OBP: 0.263, SLG: 0.467		2-2 F9		3-2 G6-3			1-0 G4-3	1-2 G5-3		4	0	0	0	0	0	2											
Hideki Irabu, R (1, 1) Andy Tracy, L (7, PH) Anthony Telford, R (7, 1) Geoff Blum, S (8, PH) Scott Strickland, R (8, 1)		1-3 K		0-3 K			1-1 G5-3	1-2 SF9		2	0	0	0	0	2	1											
Inning Stats	R: 1 E: 0 K: 1 S: 13	H: 2 LOB: 1 BB: 0 P: 18	R: 0 E: 0 K: 1 S: 10	H: 0 LOB: 1 BB: 1 P: 18	R: 0 E: 0 K: 1 S: 10	H: 1 LOB: 1 BB: 0 P: 13	R: 0 E: 0 K: 1 S: 9	H: 0 LOB: 0 BB: 0 P: 14	R: 0 E: 0 K: 1 S: 10	H: 0 LOB: 1 BB: 1 P: 20	R: 2 E: 0 K: 0 S: 8	H: 2 LOB: 0 BB: 0 P: 13	R: 6 E: 0 K: 0 S: 16	H: 3 LOB: 0 BB: 3 P: 38	R: 0 E: 0 K: 2 S: 14	H: 0 LOB: 1 BB: 0 P: 18	1B: 4 2B: 3 3B: 0 HR: 1	SF: 1 SAC: 0 DP: 0 HBP: 1	WP: 0 PB: 0 SB: 0 CS: 1	PA: 42							
PITCHER	IP	WLS	BF	H	R	ER	SO	BB	IBB	HBP	BLK	WP	HR	S	P	ERA	WHIP										
Russ Ortiz, R (1, 1) ERA: 4.68	7.0	L	30	6	5	5	5	4	0	0	0	0	1	73	122	6.43	1.429										
Felix Rodriguez, R (8, 1) ERA: 2.94	0.0		1	0	0	0	0	1	0	0	0	0	0	0	4	∞	∞										
Aaron Fultz, L (8, 1) ERA: 4.73	0.0		2	1	0	0	0	1	0	0	0	0	0	3	10	∞	∞										
John Johnstone, R (8, 1) ERA: 8.0	1.0		4	1	4	4	0	0	0	0	0	0	0	10	16	36.00	1.000										
Alan Embree, L (9, 1) ERA: 7.2	1.0		4	0	0	0	2	0	0	1	0	0	0	14	18	0.00	0.000										

Montreal Expos @ San Francisco Giants
PacBell Park, San Francisco, CA
Fri Apr 28 2000, 10:35 PM EDT
Att: 40,930 - Sunny - 57 F

livebaseballscorecards.com

AB 33
R 9
H 8
RBI 9
BB 6
SO 7
LOB 12




Batter	1	2	3	4	5	6	7	8	9	AB	R	H	RBI	BB	SO	LOB	BOTTOM										
Marvin Benard, L (1, 8) OBP: 0.302, SLG: 0.329	0-0 S 2B 1B		1-2 F9 1B		1-1 F7		1-0 F7		3-1 F7	5	1	2	0	0	0	0											
Bill Mueller, S (1, 5) OBP: 0.354, SLG: 0.451	2-0 G1-3 1H 2B		0-0 1B		0-1 1B		1-2 G4-3		0-0 G5-3	5	0	3	1	0	0	0											
Barry Bonds, L (1, 7) OBP: 0.418, SLG: 0.635	1-2 P6		1-2 F9		0-1 P5		2-1 F7			4	0	0	0	0	0	4											
Jeff Kent, R (1, 4) OBP: 0.319, SLG: 0.560	1-1 G1-3		0-1 G5-3			0-0 3B 2B		1-2 F7		4	1	1	0	0	0	3											
Ellis Burks, R (1, 9) OBP: 0.440, SLG: 0.576	0-1 G5-3			1-2 1B		0-0 SF7 3B		1-0 FC5 1B		4	1	3	1	0	0	1											
Calvin Murray, R (8, PR) OBP: 0.515, SLG: 0.556						2H		1-0 FC5 1B		0	0	0	0	0	0	0											
J.T. Snow, L (1, 3) OBP: 0.325, SLG: 0.347		1-1 G6-4-3 1B		0-3 K		1-0 SF7		1-0 FC5 1B		3	0	2	1	0	1	1											
Rich Aurilia, R (1, 6) OBP: 0.244, SLG: 0.364		1-1 G6-4-3		2-3 K		3H		2-1 F3		4	0	0	0	0	1	4											
Alan Embree, L (9, 1)		1-2								0	0	0	0	0	0	0											
Bobby Estalella, R (1, 2) OBP: 0.378, SLG: 0.500		1-3 K		2-3 K		4-2 BB		1-0 FC5		3	0	0	0	1	2	3											
Russ Ortiz, R (1, 1) OBP: 0.333, SLG: 0.300			3-1 G6-3			0-0 G4-3			0-2 F9	3	0	0	0	0	0	1											
Felix Rodriguez, R (8, 1)										0	0	0	0	0	0	0											
Aaron Fultz, L (8, 1) OBP: 1.000, SLG: 1.000										0	0	0	0	0	0	0											
John Johnstone, R (8, 1)										0	0	0	0	0	0	0											
Ramon Martinez, R (9, 6) OBP: 0.308, SLG: 0.615										1	0	0	0	0	0	0											
Inning Stats	R: 1 E: 0 K: 0 S: 9	H: 2 LOB: 1 BB: 0 P: 13	R: 0 E: 0 K: 1 S: 7	H: 1 LOB: 0 BB: 0 P: 10	R: 0 E: 0 K: 3 S: 15	H: 2 LOB: 2 BB: 0 P: 18	R: 0 E: 0 K: 3 S: 15	H: 1 LOB: 1 BB: 0 P: 20	R: 0 E: 0 K: 0 S: 8	H: 2 LOB: 0 BB: 1 P: 12	R: 0 E: 0 K: 0 S: 6	H: 0 LOB: 0 BB: 0 P: 10	R: 0 E: 0 K: 0 S: 8	H: 2 LOB: 2 BB: 0 P: 14	R: 0 E: 0 K: 0 S: 6	H: 0 LOB: 0 BB: 0 P: 9	1B: 8 2B: 2 3B: 1 HR: 0	SF: 1 SAC: 0 DP: 1 HBP: 0	WP: 0 PB: 0 SB: 1 CS: 0	PA: 38							
PITCHER	IP	WLS	BF	H	R	ER	SO	BB	IBB	HBP	BLK	WP	HR	S	P	ERA	WHIP										
Hideki Irabu, R (1, 1) ERA: 5.6	6.0		27	9	3	3	4	1	0	0	0	0	0	59	82	4.50	1.667										
Anthony Telford, R (7, 1) ERA: 6.3	1.0	W	3	0	0	0	0	0	0	0	0	0	0	6	10	0.00	0.000										
Scott Strickland, R (8, 1) ERA: 2.92	2.0		8	2	0	0	0	0	0	0	0	0	0	14	23	0.00	1.000										

Montreal Expos @ San Francisco Giants
PacBell Park, San Francisco, CA
Fri Apr 28 2000, 10:35 PM EDT
Att: 40,930 - Sunny - 57 F


livebaseballscorecards.com

AB 36
R 3
H 11
RBI 3
BB 1
SO 4
LOB 17



Batter	1	2	3	4	5	6	7	8	9	AB	R	H	RBI	BB	SO	LOB	TOP										
Peter Bergeron, L (1,8) OBP: 0.276, SLG: 0.266	B1-3			G4-3		K		G6-3		4	0	0	0	0	1	1	Montreal Expos @ San Francisco Giants PacBell Park, San Francisco, CA Sat Apr 29 2000, 4:05 PM EDT Att: 40,930 - Sunny - 63 F										
Wilton Guerrero, S (1,7) OBP: 0.333, SLG: 0.250	G6-3			G5-3		K			K	3	0	1	0	0	1	1											
Terry Jones, S (7,7) OBP: 0.250, SLG: 0.200										0	0	0	0	0	0	0											
Geoff Blum, S (9,PH) OBP: 0.294, SLG: 0.467				1B						1	0	0	0	0	1	0											
Chris Widger, R (1,2) OBP: 0.403, SLG: 0.597	G5-3			G5-3				G6-3	G5-3	4	1	1	0	0	0	1											
Vladimir Guerrero, R (1,9) OBP: 0.505, SLG: 0.797				L4				G6-3	F9	3	0	0	1	1	0	1											
Jose Vidro, S (1,4) OBP: 0.426, SLG: 0.570	F7				G1-3					2	0	0	0	1	0	1											
Lee Stevens, L (1,3) OBP: 0.322, SLG: 0.449					F8					3	0	0	0	0	2	2											
Michael Barrett, R (1,5) OBP: 0.279, SLG: 0.311				F7	G6-3				G5-3	3	0	0	0	0	0	1											
Orlando Cabrera, R (1,6) OBP: 0.266, SLG: 0.462				F9					F8	3	0	1	0	0	0	0											
Javier Vazquez, R (1,1)				G1-3					F9	1	0	0	0	0	0	0											
Steve Kline, S (7,1)										0	0	0	0	0	0	0											
Andy Tracy, L (8,PH) OBP: 0.500, SLG: 0.500										1	0	0	0	0	0	0											
Anthony Telford, R (8,1)										0	0	0	0	0	0	0											
Inning Stats	R: 0 H: 0 E: 0 K: 0 S: 7	H: 0 LOB: 0 BB: 0 P: 11	R: 0 H: 0 E: 0 K: 1 S: 7	H: 0 LOB: 1 BB: 1 P: 15	R: 0 H: 0 E: 0 K: 0 S: 7	H: 0 LOB: 0 BB: 0 P: 11	R: 0 H: 1 E: 0 K: 0 S: 11	H: 1 LOB: 1 BB: 0 P: 16	R: 0 H: 0 E: 0 K: 0 S: 6	H: 0 LOB: 0 BB: 0 P: 11	R: 0 H: 1 E: 0 K: 2 S: 9	H: 1 LOB: 1 BB: 0 P: 15	R: 1 H: 1 E: 0 K: 1 S: 10	H: 1 LOB: 1 BB: 1 P: 19	R: 0 H: 0 E: 0 K: 0 S: 5	H: 0 LOB: 0 BB: 0 P: 7	R: 0 H: 0 E: 0 K: 1 S: 9	H: 0 LOB: 0 BB: 0 P: 13	1B: 2 2B: 1 3B: 1 HR: 0	SF: 0 SAC: 1 DP: 1 HBP: 0	WP: 0 PB: 0 SB: 0 CS: 1	PA: 31					
PITCHER	IP	WLS	BF	H	R	ER	SO	BB	IBB	HBP	BLK	WP	HR	S	P	ERA	WHIP										
Kirk Rueter, L (1,1) ERA: 4.85	7.0		25	3	1	1	4	2	0	0	0	0	0	57	98	1.29	0.714										
John Johnstone, R (8,1) ERA: 7.2	1.0	W	3	0	0	0	0	0	0	0	0	0	0	5	7	0.00	0.000										
Robb Nen, R (9,1) ERA: 2.25	1.0	S	3	0	0	0	1	0	0	0	0	0	0	9	13	0.00	0.000										

AB	28
R	1
H	3
RBI	1
BB	2
SO	5
LOB	8



Batter	1	2	3	4	5	6	7	8	9	AB	R	H	RBI	BB	SO	LOB	BOTTOM										
Marvin Benard, L (1,8) OBP: 0.292, SLG: 0.317	G3									3	0	0	0	0	0	0	Montreal Expos @ San Francisco Giants PacBell Park, San Francisco, CA Sat Apr 29 2000, 4:05 PM EDT Att: 40,930 - Sunny - 63 F										
Calvin Murray, R (7,PH) OBP: 0.500, SLG: 0.536										1	0	0	0	0	2	0											
Bill Mueller, S (1,5) OBP: 0.349, SLG: 0.440										4	0	1	0	0	0	2											
Barry Bonds, L (1,7) OBP: 0.421, SLG: 0.662										3	1	1	1	1	0	0											
Jeff Kent, R (1,4) OBP: 0.327, SLG: 0.552										3	0	1	0	1	0	2											
J.T. Snow, L (1,3) OBP: 0.321, SLG: 0.342										4	0	1	0	0	0	2											
Armando Rios, L (1,9) OBP: 0.370, SLG: 0.560										4	0	1	0	0	1	1											
Ramon Martinez, R (1,6) OBP: 0.375, SLG: 0.625										3	1	2	0	0	0	1											
Doug Mirabeli, R (1,2) OBP: 0.333, SLG: 0.550										3	0	1	0	0	0	2											
Kirk Rueter, L (1,1)										2	0	0	0	0	0	2											
Felipe Crespo, S (7,PH) OBP: 0.500, SLG: 0.727										1	0	1	1	0	0	0											
John Johnstone, R (8,1) ERA: 1.98										0	0	0	0	0	0	0											
Robb Nen, R (9,1)										0	0	0	0	0	0	0											
Inning Stats	R: 0 H: 1 E: 0 K: 0 S: 11	H: 2 LOB: 2 BB: 0 P: 13	R: 0 H: 0 E: 0 K: 0 S: 4	H: 0 LOB: 0 BB: 0 P: 7	R: 0 H: 2 E: 0 K: 0 S: 10	H: 2 LOB: 1 BB: 0 P: 15	R: 0 H: 0 E: 0 K: 0 S: 12	H: 0 LOB: 1 BB: 1 P: 21	R: 0 H: 0 E: 0 K: 0 S: 13	H: 3 LOB: 2 BB: 0 P: 21	R: 1 H: 1 E: 0 K: 1 S: 12	H: 1 LOB: 0 BB: 0 P: 17	1B: 8 2B: 0 3B: 0 HR: 1	SF: 0 SAC: 0 DP: 2 HBP: 0	WP: 0 PB: 0 SB: 0 CS: 0	PA: 33											
PITCHER	IP	WLS	BF	H	R	ER	SO	BB	IBB	HBP	BLK	WP	HR	S	P	ERA	WHIP										
Javier Vazquez, R (1,1) ERA: 3.06	6.1		27	8	1	1	0	2	0	0	0	0	0	66	99	1.42	1.579										
Steve Kline, L (7,1) ERA: 1.98	0.2		2	0	0	0	0	0	0	0	0	0	0	5	8	0.00	0.000										
Anthony Telford, R (8,1) ERA: 6.55	1.0	L	4	1	1	1	1	0	0	0	0	0	1	12	17	9.00	1.000										



Batter	1	2	3	4	5	6	7	8	9	AB	R	H	RBI	BB	SO	LOB	TOP			
Peter Bergeron, L (1, 8) OBP: 0.283, SLG: 0.265	4-0 E S G3 BB		2-3 K		0-3 K		2-3 K		1-1 1-3 1B	4	1	1	0	1	3	0				
Wilton Guerrero, S (1, 7) OBP: 0.351, SLG: 0.250	1-1 P6		1-1		0-0 F8		1-2 G4-3		1-1 SF7	4	0	1	0	0	0	1				
Steve Kline, S (7, 1)										0	0	0	0	0	0	0				
Scott Strickland, R (8, 1)										0	0	0	0	0	0	0				
Rondell White, R (9, PH) OBP: 0.384, SLG: 0.442										0	0	0	1	0	0	0				
Ugueth Urbina, R (9, 1)										0	0	0	0	0	0	0				
Jose Vidro, S (1, 4) OBP: 0.414, SLG: 0.544	2-1 G3 1-H		1-1 G3		4-2 BB		0-0 F9		0-0 G6-3	4	0	0	1	1	0	2				
Vladimir Guerrero, R (1, 9) OBP: 0.495, SLG: 0.795	0-1 P6				0-0 G5-3		1-1 P3			4	0	1	0	0	0	1				
Lee Stevens, L (1, 3) OBP: 0.330, SLG: 0.438		3-1 G3		4-2 2B BB		0-0 F9		4-0 3B		2	1	0	0	2	0	0				
Geoff Blum, S (1, 6) OBP: 0.300, SLG: 0.412		4-0 BB		1-0 L9		3-1 G3		0-1 P4		2	0	0	0	1	0	1				
Orlando Cabrera, R (8, PH) OBP: 0.263, SLG: 0.456										1	0	0	0	0	0	2				
Chris Widger, R (1, 2) OBP: 0.395, SLG: 0.592		2-3 K		3-1 1-H 2B		0-0 F9		2-1 G5-3		4	0	1	1	0	1	3				
Michael Barrett, R (1, 5) OBP: 0.292, SLG: 0.359		1-0 F8		4-0 IBB			1-0 HR		2-0 F9	3	1	1	1	1	0	1				
Carl Pavano, R (1, 1) OBP: 0.167, SLG: 0.167					3-2 G3-1		0-0 G4-3		0-0 1B SF7	2	0	0	0	0	0	2				
Andy Tracy, L (7, PH) OBP: 0.400, SLG: 0.400										1	0	0	0	0	0	0				
Terry Jones, S (7, 7) OBP: 0.308, SLG: 0.273										1	1	1	0	0	0	0				
Inning Stats	R: 1 E: 0 K: 0 S: 6	H: 0 LOB: 0 BB: 1 P: 13	R: 0 E: 0 K: 1 S: 6	H: 0 LOB: 1 BB: 1 P: 16	R: 0 E: 0 K: 1 S: 14	H: 1 LOB: 1 BB: 0 P: 21	R: 1 E: 0 K: 0 S: 8	H: 1 LOB: 1 BB: 1 P: 13	R: 0 E: 0 K: 0 S: 4	H: 0 LOB: 0 BB: 0 P: 7	R: 1 E: 0 K: 1 S: 12	H: 1 LOB: 0 BB: 0 P: 19	R: 0 E: 0 K: 0 S: 6	H: 1 LOB: 2 BB: 1 P: 12	R: 1 E: 0 K: 0 S: 7	H: 2 LOB: 1 BB: 0 P: 12	1B: 3 2B: 1 3B: 1 HR: 1	SF: 1 SAC: 0 DP: 0 HBP: 0	WP: 0 PB: 0 SB: 1 CS: 1	PA: 39
PITCHER	IP	WLS	BF	H	R	ER	SO	BB	IBB	HBP	BLK	WP	HR	S	P	ERA	WHIP			
Joe Nathan, R (1, 1) ERA: 4.5	7.1		32	4	3	2	4	4	2	0	0	0	1	60	115	2.46	1.091			
Aaron Fultz, L (8, 1) ERA: 4.51	0.1	L	6	2	1	1	0	0	0	0	0	0	0	2	2	0.00	0.000			
John Johnstone, R (8, 1) ERA: 7.15	1.1													9	16	6.75	1.500			

Montreal Expos @ San Francisco Giants
PacBell Park, San Francisco, CA
Sun Apr 30 2000, 4:05 PM EDT
Att: 40,930 - Sunny - 63 F

AB 32
R 4
H 6
RBI 4
BB 6
SO 4
LOB 13



Batter	1	2	3	4	5	6	7	8	9	AB	R	H	RBI	BB	SO	LOB	BOTTOM					
Marvin Benard, L (1, 8) OBP: 0.287, SLG: 0.306	1-0 G4-3		2-1 SF8		4-0 BB		2-3 K		1-0 G5-3	3	0	0	1	1	1	0						
Bill Mueller, S (1, 5) OBP: 0.330, SLG: 0.413	3-1 G6-3		2-2 G3		1-1 F9		1-1 G4-3		0-3 K	5	0	0	0	0	1	2						
Barry Bonds, L (1, 7) OBP: 0.440, SLG: 0.713	3-1 2B		4-2 S S BB		2-0 HR		2-2 G3		4-2 BB	3	1	2	1	2	0	0						
Jeff Kent, R (1, 4) OBP: 0.330, SLG: 0.533	4-1 BB		3-2 F2		3-2 G6-3		4-2 2B BB		2-0 F8	3	0	0	0	2	0	2						
J.T. Snow, L (1, 3) OBP: 0.330, SLG: 0.363	1-1 G4-3		0-0 F7		1-1 1B		0-2 2B		1-3 2B	4	0	2	0	0	0	3						
Armando Rios, L (1, 9) OBP: 0.355, SLG: 0.500		0-2 F8		4-0 2-3 BB		2-0 F8		3-0 P8		3	0	0	0	1	0	3						
Rich Aurilia, R (1, 6) OBP: 0.244, SLG: 0.350		4-2 1B E BB		0-1 G5-3		1-3 K		2-3 K		3	1	0	0	1	2	3						
Doug Mirabeli, R (1, 2) OBP: 0.327, SLG: 0.523		1-2 E SF8 1B		0-0 F8		2-2 F8		2-1 F9		4	1	1	0	0	0	0						
Joe Nathan, R (1, 1) OBP: 0.182, SLG: 0.273		0-0 E1		0-3 K		0-0 F9		0-3 K		3	0	1	0	0	1	0						
Aaron Fultz, L (8, 1) OBP: 1.000, SLG: 1.000		1-3 2-H 1B								0	0	0	0	0	0	0						
John Johnstone, R (8, 1) ERA: 3.86										1	0	0	0	0	1	0						
Inning Stats	R: 0 E: 0 K: 0 S: 8	H: 1 LOB: 2 BB: 1 P: 20	R: 2 E: 1 K: 0 S: 14	H: 2 LOB: 1 BB: 1 P: 23	R: 0 E: 0 K: 0 S: 10	H: 0 LOB: 2 BB: 2 P: 21	R: 0 E: 0 K: 1 S: 6	H: 0 LOB: 1 BB: 1 P: 11	R: 1 E: 0 K: 1 S: 12	H: 2 LOB: 1 BB: 0 P: 21	R: 0 E: 0 K: 1 S: 11	H: 0 LOB: 0 BB: 0 P: 15	R: 0 E: 0 K: 0 S: 11	H: 1 LOB: 2 BB: 1 P: 21	R: 0 E: 0 K: 2 S: 8	H: 0 LOB: 0 BB: 0 P: 12	R: 0 E: 0 K: 1 S: 10	H: 0 LOB: 1 BB: 1 P: 17	1B: 3 2B: 2 3B: 0 HR: 1	SF: 1 SAC: 0 DP: 0 HBP: 0	WP: 0 PB: 0 SB: 2 CS: 0	PA: 40
PITCHER	IP	WLS	BF	H	R	ER	SO	BB	IBB	HBP	BLK	WP	HR	S	P	ERA	WHIP					
Carl Pavano, R (1, 1) ERA: 3.38	6.0		28	5	3	2	3	5	0	0	0	0	0	11	21	0.00	2.000					
Steve Kline, L (7, 1) ERA: 1.84	1.0		5	1	0	0	0	1	0	0	0	0	0	8	12	0.00	0.000					
Scott Strickland, R (8, 1) ERA: 2.7	1.0	W	3	0	0	0	2	0	0	0	0	0	0	10	17	0.00	1.000					
Ugueth Urbina, R (9, 1) ERA: 3.86	1.0	S	4	0	0	0	1	1	0	0	0	0	0	10	17	0.00	1.000					

Montreal Expos @ San Francisco Giants
PacBell Park, San Francisco, CA
Sun Apr 30 2000, 4:05 PM EDT
Att: 40,930 - Sunny - 63 F

AB 32
R 3
H 6
RBI 2
BB 7
SO 6
LOB 13




Batter	1	2	3	4	5	6	7	8	9	AB	R	H	RBI	BB	SO	LOB	TOP										
Orlando Cabrera, R OBP: 0.259, SLG: 0.440 (1, 6)	F8	G3		HR	F8			G5-3		5	1	1	0	0	0	3	Montreal Expos @ Colorado Rockies Coors Field, Denver, CO Mon May 01 2000, 7:05 PM MDT Att: 35,104 - Sunny - 65 F										
Peter Bergeron, L OBP: 0.299, SLG: 0.341 (1, 8)			G6-3	HR		G6-3		G6-3		5	2	3	3	0	0	0											
Rondell White, R OBP: 0.476, SLG: 0.481 Terry Jones, S OBP: 0.308, SLG: 0.273 (1, 7) (8, 7)	G5-3		F9	1B		FC3-6	1B		HR	4	1	2	1	1	0	2											
Vladimir Guerrero, R OBP: 0.490, SLG: 0.773 Brad Rigby, R (8, 1)	G6-3		G6-3	1B		FC3-6	1B		F9	5	0	2	1	0	0	1											
Lee Stevens, L OBP: 0.333, SLG: 0.429 (1, 3)		1B WP		G3-6-1		K			G4-3	4	0	1	0	1	1	4											
Jose Vidro, S OBP: 0.408, SLG: 0.564 Anthony Telford, R (6, 1)		K		F8					G4-3	4	1	1	1	0	1	4											
Wilton Guerrero, S OBP: 0.310, SLG: 0.240 (8, 9)		K				HR			G4-3	0	0	0	0	0	0	0											
Chris Widger, R OBP: 0.400, SLG: 0.667 15 Lenny Webster, R OBP: 0.111, SLG: 0.222 (1, 2) (7, 2)		K			HR	HR			2B	4	2	2	2	0	2	1											
Michael Barrett, R OBP: 0.299, SLG: 0.353 (1, 5)		1B		1B	SH5-4				G4-3	4	1	1	0	1	0	1											
Dustin Hermanson, R OBP: 0.200, SLG: 0.143 Matt Blank, L (5, 1)				SH5-4						2	0	1	0	0	0	0											
Geoff Blum, S OBP: 0.286, SLG: 0.389 (6, 4)										0	0	0	0	0	0	0											
Inning Stats	R: 0 E: 0 K: 0 S: 9	H: 1 LOB: 1 BB: 0 P: 14	R: 0 E: 0 K: 2 S: 10	H: 2 LOB: 3 BB: 1 P: 20	R: 1 E: 0 K: 0 S: 10	H: 1 LOB: 1 BB: 1 P: 16	R: 4 E: 0 K: 0 S: 13	H: 6 LOB: 1 BB: 0 P: 16	R: 2 E: 0 K: 1 S: 12	H: 2 LOB: 2 BB: 0 P: 11	R: 0 E: 0 K: 1 S: 12	H: 1 LOB: 0 BB: 0 P: 10	R: 1 E: 0 K: 0 S: 8	H: 1 LOB: 0 BB: 0 P: 14	R: 0 E: 0 K: 0 S: 6	H: 1 LOB: 1 BB: 0 P: 10	1B: 7 2B: 3 3B: 0 HR: 5	SF: 0 SAC: 1 DP: 1 HBP: 0	WP: 1 PB: 0 CS: 0	PA: 44							
PITCHER	IP	WLS	BF	H	R	ER	SO	BB	IBB	HBP	BLK	WP	HR	S	P	ERA	WHIP										
Kevin Jarvis, R ERA: 7.27 (1, 1)	4.0		25	12	7	7	2	1	1	0	0	1	4	46	70	15.75	3.250										
Gabe White, L ERA: 4.02 (5, 1)	1.0	W	3	0	0	0	0	0	0	0	0	0	0	5	7	0.00	0.000										
Julian Tavaroz, R ERA: 5.79 (6, 1)	3.0	H	12	2	1	1	2	1	0	0	0	0	1	25	44	3.00	1.000										
Mike DeJean, R ERA: 3.38 (9, 1)	1.0		4	1	0	0	0	0	0	0	0	0	0	6	10	0.00	1.000										

AB	40
R	8
H	15
RBI	8
BB	3
SO	4
LOB	16



Batter	1	2	3	4	5	6	7	8	9	AB	R	H	RBI	BB	SO	LOB	BOTTOM										
Tom Goodwin, L OBP: 0.372, SLG: 0.482 (1, 8)	K		PB	CS	G4-3			FC3-6		5	1	2	2	1	1	5	Montreal Expos @ Colorado Rockies Coors Field, Denver, CO Mon May 01 2000, 7:05 PM MDT Att: 35,104 - Sunny - 65 F										
Terry Shumpert, R OBP: 0.295, SLG: 0.446 (1, 4)	K		SF6	CS	F7			FC4-6		4	1	1	1	1	1	1											
Larry Walker, L OBP: 0.433, SLG: 0.532 (1, 9)						1B		FC4-6		5	3	3	2	1	0	3											
Jeff Cirillo, R OBP: 0.422, SLG: 0.529 (1, 5)	G6-3		HR		HR	G6-3		G4-3		5	2	2	1	0	0	1											
17 Todd Helton, L OBP: 0.456, SLG: 0.766 (1, 3)		G4-3								5	4	4	5	0	0	0											
Jeffrey Hammonds, R OBP: 0.433, SLG: 0.654 (1, 7)	K				HR			K		5	2	3	1	0	2	0											
Neifi Perez, S OBP: 0.250, SLG: 0.396 (1, 6)			G5-3		FC4-6			G6-3		4	1	1	1	0	0	1											
Brent Mayne, L OBP: 0.414, SLG: 0.333 (1, 2)	G1-3				G3-1			FC3-6		3	1	1	1	2	0	1											
Kevin Jarvis, L ERA: 4.12 (5, 1)					G1-4-3					2	0	0	0	0	1	0											
Aaron Ledesma, R OBP: 0.280, SLG: 0.278 Julian Tavaroz, L OBP: 0.380, SLG: 0.443 Darren Bragg, R OBP: 0.280, SLG: 0.443 Mike DeJean, R (9, 1)			K					FC3-6		0	0	0	0	0	0	0											
Inning Stats	R: 0 E: 0 K: 2 S: 8	H: 0 LOB: 1 BB: 1 P: 17	R: 0 E: 0 K: 1 S: 14	H: 1 LOB: 1 BB: 0 P: 20	R: 5 E: 0 K: 1 S: 22	H: 4 LOB: 0 BB: 1 P: 32	R: 0 E: 0 K: 0 S: 12	H: 1 LOB: 0 BB: 0 P: 15	R: 3 E: 0 K: 0 S: 21	H: 4 LOB: 3 BB: 2 P: 42	R: 6 E: 1 K: 0 S: 20	H: 6 LOB: 1 BB: 0 P: 36	R: 1 E: 0 K: 1 S: 10	H: 1 LOB: 0 BB: 0 P: 15	R: 0 E: 0 K: 0 S: 9	H: 1 LOB: 2 BB: 2 P: 21	1B: 10 2B: 3 3B: 0 HR: 5	SF: 2 SAC: 1 DP: 0 HBP: 0	WP: 1 PB: 1 CS: 1	PA: 49							
PITCHER	IP	WLS	BF	H	R	ER	SO	BB	IBB	HBP	BLK	WP	HR	S	P	ERA	WHIP										
Dustin Hermanson, R ERA: 4.12 (1, 1)	4.1	L	24	10	8	8	4	2	0	0	0	0	1	19	40	27.00	5.000										
Matt Blank, L ERA: 7.94 (5, 1)	1.0		8	3	3	3	0	2	0	0	0	0	1	21	34	10.80	2.400										
Anthony Telford, R ERA: 7.11 (6, 1)	1.2		10	4	4	2	1	0	0	0	0	0	1	21	34	10.80	2.400										
Brad Rigby, R ERA: 14.46 (8, 1)	1.0		6	1	0	0	0	2	0	0	0	0	0	9	21	0.00	3.000										

AB	39
R	15
H	18
RBI	14
BB	6
SO	5
LOB	12



Batter	1	2	3	4	5	6	7	8	9	AB	R	H	RBI	BB	SO	LOB	TOP					
Orlando Cabrera, R OBP: 0.267, SLG: 0.432	F8		BB			F7			G1-3	4	0	1	0	1	0	1						
Peter Bergeron, L OBP: 0.284, SLG: 0.323	G3-1		F7			FC4-6			E7	5	1	0	0	0	0	4						
Rondell White, R OBP: 0.381, SLG: 0.482	F8									4	1	2	1	0	0	0						
Terry Jones, S OBP: 0.357, SLG: 0.333	F8									1	0	1	1	0	0	0						
Vladimir Guerrero, R OBP: 0.477, SLG: 0.739	F8									4	0	0	0	1	0	3						
Jose Vidro, S OBP: 0.411, SLG: 0.561	K									4	1	2	1	0	1	0						
Lee Stevens, L OBP: 0.330, SLG: 0.432	G1-3									4	1	1	1	0	0	2						
Michael Barrett, R OBP: 0.298, SLG: 0.347										4	0	1	0	0	0	2						
Scott Strickland, R OBP: 0.333, SLG: 0.333										0	0	0	0	0	0	0						
Brad Rigby, R OBP: 0.333, SLG: 0.333										0	0	0	0	0	0	0						
15 Lenny Webster, R OBP: 0.154, SLG: 0.231										4	1	1	0	0	2	2						
Jeremy Powell, R OBP: 0.260, SLG: 0.800										1	0	0	0	0	1	1						
Matt Blank, L OBP: 0.333, SLG: 0.333										1	0	0	0	0	1	1						
Wilton Guerrero, S OBP: 0.333, SLG: 0.333										1	0	1	1	0	0	0						
Anthony Telford, R OBP: 0.333, SLG: 0.333										0	0	0	0	0	0	0						
Steve Kline, S OBP: 0.333, SLG: 0.333										0	0	0	0	0	0	0						
Trace Coquillotte, R OBP: 0.333, SLG: 0.333										1	1	1	1	0	0	0						
Inning Stats	R: 0 E: 0 K: 0 S: 6	H: 0 LOB: 0 BB: 0 P: 10	R: 0 E: 0 K: 1 S: 11	H: 0 LOB: 0 BB: 0 P: 16	R: 0 E: 0 K: 2 S: 11	H: 1 LOB: 2 BB: 1 P: 17	R: 1 E: 0 K: 0 S: 6	H: 2 LOB: 1 BB: 1 P: 14	R: 1 E: 0 K: 1 S: 12	H: 3 LOB: 2 BB: 0 P: 16	R: 2 E: 0 K: 1 S: 19	H: 3 LOB: 1 BB: 0 P: 29	R: 0 E: 0 K: 0 S: 7	H: 0 LOB: 0 BB: 0 P: 10	R: 0 E: 0 K: 0 S: 8	H: 0 LOB: 0 BB: 0 P: 11	R: 2 E: 1 K: 0 S: 14	H: 2 LOB: 1 BB: 0 P: 18	1B: 9 2B: 1 3B: 0 HR: 1	SF: 0 SAC: 0 DP: 1 HBP: 0	WP: 0 PB: 0 SB: 0 CS: 0	PA: 40
PITCHER	IP	WLS	BF	H	R	ER	SO	BB	IBB	HBP	BLK	WP	HR	S	P	ERA	WHIP					
Scott Karl, L ERA: 6.31	6.0	W	28	9	4	4	5	2	0	0	0	0	0	65	102	6.00	1.833					
Stan Belinda, R ERA: 2.31	2.0		6	0	0	0	0	0	0	0	0	0	0	15	21	0.00	0.000					
Mike DeJean, R ERA: 4.91	1.0		6	2	2	1	0	0	0	0	0	0	1	14	18	9.00	2.000					

Montreal Expos @ Colorado Rockies
Coors Field, Denver, CO
Tue May 02 2000, 7:05 PM MDT
Att: 39,132 - Sunny - 74 F

AB	38
R	6
H	11
RBI	6
BB	2
SO	5
LOB	16



Batter	1	2	3	4	5	6	7	8	9	AB	R	H	RBI	BB	SO	LOB	BOTTOM				
Tom Goodwin, L OBP: 0.384, SLG: 0.545	G3-6					G4-3				5	2	3	2	0	0	2					
3 Mike Lansing, R OBP: 0.383, SLG: 0.485	G3-6									3	1	2	2	2	0	1					
Lary Walker, L OBP: 0.422, SLG: 0.515										3	1	0	1	1	0	3					
Mike DeJean, R OBP: 0.333, SLG: 0.333										0	0	0	0	0	0	0					
Jeff Cirillo, R OBP: 0.430, SLG: 0.522										3	1	1	0	2	0	2					
17 Todd Helton, L OBP: 0.462, SLG: 0.753										3	1	1	0	2	1	2					
Jeffrey Hammonds, R OBP: 0.441, SLG: 0.733										4	2	2	4	0	1	2					
Terry Shumpert, R OBP: 0.290, SLG: 0.439										1	0	0	0	0	0	2					
Neifi Perez, S OBP: 0.259, SLG: 0.410										4	1	2	1	0	0	1					
Brent Mayne, L OBP: 0.403, SLG: 0.388										4	1	1	2	0	0	2					
Scott Karl, L OBP: 0.625, SLG: 0.500										2	1	1	0	0	0	0					
Aaron Ledesma, R OBP: 0.300, SLG: 0.278										0	0	0	0	0	0	0					
Stan Belinda, R OBP: 0.333, SLG: 0.333										0	0	0	0	0	0	0					
Darren Bragg, L OBP: 0.302, SLG: 0.404										1	1	0	0	0	0	0					
Inning Stats	R: 4 E: 0 K: 0 S: 17	H: 2 LOB: 3 BB: 0 P: 32	R: 2 E: 0 K: 0 S: 10	H: 2 LOB: 0 BB: 0 P: 14	R: 1 E: 0 K: 0 S: 8	H: 3 LOB: 1 BB: 0 P: 12	R: 1 E: 0 K: 0 S: 12	H: 2 LOB: 1 BB: 0 P: 21	R: 0 E: 0 K: 1 S: 9	H: 0 LOB: 1 BB: 1 P: 17	R: 0 E: 0 K: 0 S: 5	H: 0 LOB: 0 BB: 1 P: 12	R: 0 E: 0 K: 1 S: 7	H: 0 LOB: 0 BB: 1 P: 13	R: 4 E: 1 K: 0 S: 24	H: 4 LOB: 2 BB: 1 P: 39	1B: 7 2B: 1 3B: 1 HR: 4	SF: 1 SAC: 0 DP: 3 HBP: 1	WP: 0 PB: 0 SB: 0 CS: 0	PA: 42	
PITCHER	IP	WLS	BF	H	R	ER	SO	BB	IBB	HBP	BLK	WP	HR	S	P	ERA	WHIP				
Jeremy Powell, R ERA: 9.0	3.1	L	20	9	8	8	0	3	0	0	0	0	0	43	72	21.60	3.600				
Matt Blank, L ERA: 6.14	1.2		6	0	0	0	1	1	0	0	0	0	0	13	24	0.00	0.600				
Anthony Telford, R ERA: 6.59	1.0		5	0	0	0	0	2	0	1	0	0	0	8	19	0.00	2.000				
Steve Kline, L ERA: 1.72	1.0		2	0	0	0	1	0	0	0	0	0	0	4	6	0.00	0.000				
Scott Strickland, R ERA: 4.5	0.2		8	4	4	3	0	1	0	0	0	0	1	22	36	40.50	7.500				

Montreal Expos @ Colorado Rockies
Coors Field, Denver, CO
Tue May 02 2000, 7:05 PM MDT
Att: 39,132 - Sunny - 74 F

AB	33
R	12
H	13
RBI	12
BB	7
SO	2
LOB	17



Batter	1	2	3	4	5	6	7	8	9	AB	R	H	RBI	BB	SO	LOB	TOP										
Terry Jones, S OBP: 0.278, SLG: 0.250 (1.7)	G4-3		SH1-3		F7		G5-3	FC4		4	0	0	0	0	0	1	Montreal Expos @ Colorado Rockies Coors Field, Denver, CO Wed May 03 2000, 1:05 PM MDT Att: 40,096 - Sunny - 75 F										
Peter Bergeron, L OBP: 0.280, SLG: 0.316 (1.8)	G1-3		G5-3		F8		1B HR	G6-3	5	1	1	0	0	0	1												
Jose Vidro, S OBP: 0.402, SLG: 0.544 (1.4)	F9		K		E3		HR	F8	5	2	1	0	0	1	1												
Vladimir Guerrero, R OBP: 0.482, SLG: 0.758 Wilton Guerrero, S OBP: 0.313, SLG: 0.250 (5.9)	G3				F8 2B		F8	G1-3	3	2	2	0	0	0	0												
Lee Stevens, L OBP: 0.340, SLG: 0.484 Mike Mordecai, R OBP: 0.375, SLG: 1.250 (6.3)	HR				F8		HR		3	1	2	3	0	0	1												
Geoff Blum, S OBP: 0.320, SLG: 0.455 (1.6)	1B CS				G4-3		G3-1		4	0	2	1	0	0	1												
Trace Coquillette, R OBP: 0.381, SLG: 0.526 (1.5)	1B				K			15 G4-6-3 1B	4	0	2	0	0	2	1												
Chris Widger, R OBP: 0.398, SLG: 0.649 15 Lenny Webster, R OBP: 0.143, SLG: 0.214 (6.2)	K							G4-6-3	2	0	0	0	1	2	2												
Hideki Irabu, R (1.1) Felipe Lira, R (3.1) Mike Johnson, L OBP: 0.500, SLG: 0.500 Steve Kline, S (8.1)			E3		K		G4-3	FC4 1B	1	0	0	0	0	0	0												
Inning Stats	R: 0 E: 0 K: 0 S: 7	H: 0 LOB: 0 BB: 0 P: 10	R: 1 E: 0 K: 1 S: 14	H: 3 LOB: 2 BB: 0 P: 25	R: 0 E: 1 K: 1 S: 10	H: 0 LOB: 1 BB: 0 P: 15	R: 1 E: 0 K: 2 S: 14	H: 2 LOB: 2 BB: 1 P: 20	R: 2 E: 1 K: 0 S: 11	H: 2 LOB: 1 BB: 0 P: 19	R: 0 E: 0 K: 2 S: 8	H: 0 LOB: 0 BB: 0 P: 12	R: 3 E: 0 K: 0 S: 12	H: 3 LOB: 0 BB: 0 P: 18	R: 0 E: 0 K: 0 S: 5	H: 2 LOB: 1 BB: 0 P: 9		R: 0 E: 0 K: 0 S: 7	H: 0 LOB: 0 BB: 0 P: 12	1B: 6 2B: 5 3B: 0 HR: 2	SF: 0 SAC: 1 DP: 2 HBP: 0	WP: 0 PB: 0 SB: 0 CS: 1	PA: 40				
PITCHER	IP	WLS	BF	H	R	ER	SO	BB	IBB	HBP	BLK	WP	HR	S	P	ERA	WHIP										
Pedro Astacio, R ERA: 5.88 (1.1)	7.0	W	33	10	7	5	6	1	0	0	0	0	2	76	119	6.43	1.571										
Jose Jimenez, R ERA: 4.2 (8.1)	1.0		4	2	0	0	0	0	0	0	0	0	0	5	9	0.00	2.000										
Mike Myers, L ERA: (9.1)	1.0		3	0	0	0	0	0	0	0	0	0	0	7	12	0.00	0.000										

Batter	1	2	3	4	5	6	7	8	9	AB	R	H	RBI	BB	SO	LOB	BOTTOM										
Tom Goodwin, L OBP: 0.398, SLG: 0.576 Brian Hunter, R OBP: 0.304, SLG: 0.238 (5.8)	SH1-3 3 BLK 1B							F3		4	2	3	3	0	0	1	Montreal Expos @ Colorado Rockies Coors Field, Denver, CO Wed May 03 2000, 1:05 PM MDT Att: 40,096 - Sunny - 75 F										
3 Mike Lansing, R OBP: 0.384, SLG: 0.500 (1.4)	SH1-3						G6-4-3	F9	5	1	2	1	0	0	3												
Lary Walker, L OBP: 0.544, SLG: 0.520 Darren Bragg, L OBP: 0.308, SLG: 0.408 (6.9)	17 1B 1B						FC6-4 1B	G3	3	3	2	1	1	0	1												
Jeff Cirillo, R OBP: 0.450, SLG: 0.543 Aaron Ledesma, R OBP: 0.296, SLG: 0.263 (6.5)	17 1B 1B						FC6-4		4	3	4	1	0	0	0												
17 Todd Helton, L OBP: 0.484, SLG: 0.765 (1.3)	G4-6-3								5	2	5	2	0	0	0												
Jeffrey Hammonds, R OBP: 0.438, SLG: 0.706 (1.7)	G4-6-3								4	1	1	2	1	1	6												
Neifi Perez, S OBP: 0.256, SLG: 0.409 (1.6)									5	2	1	2	0	1	5												
Scott Servais, R OBP: 0.394, SLG: 0.407 (1.2)	G3								5	1	2	2	0	0	3												
Pedro Astacio, R OBP: 0.118, SLG: 0.118 Jose Jimenez, R OBP: 0.500, SLG: 0.500 Kevin Jarvis, L Mike Myers, L (9.1)	G3								4	1	1	1	0	0	3												
Inning Stats	R: 2 E: 0 K: 0 S: 17	H: 4 LOB: 1 BB: 0 P: 26	R: 0 E: 0 K: 1 S: 7	H: 1 LOB: 1 BB: 0 P: 11	R: 6 E: 0 K: 0 S: 12	H: 5 LOB: 1 BB: 2 P: 28	R: 6 E: 0 K: 1 S: 24	H: 7 LOB: 1 BB: 0 P: 37	R: 2 E: 0 K: 0 S: 11	H: 3 LOB: 1 BB: 0 P: 17	R: 0 E: 0 K: 0 S: 10	H: 2 LOB: 1 BB: 0 P: 17	R: 0 E: 0 K: 0 S: 10	H: 1 LOB: 1 BB: 0 P: 17	R: 0 E: 0 K: 0 S: 6	H: 1 LOB: 1 BB: 0 P: 9		1B: 20 2B: 2 3B: 2 HR: 0	SF: 0 SAC: 1 DP: 2 HBP: 0	WP: 0 PB: 0 SB: 0 CS: 0	PA: 48						
PITCHER	IP	WLS	BF	H	R	ER	SO	BB	IBB	HBP	BLK	WP	HR	S	P	ERA	WHIP										
Hideki Irabu, R ERA: 7.67 (1.1)	2.0	L	16	9	8	8	1	0	0	0	0	0	0	26	39	32.40	4.800										
Felipe Lira, R ERA: 32.4 (3.1)	1.2		13	8	6	6	1	0	0	0	0	0	0	26	39	32.40	4.800										
Mike Johnson, R ERA: 5.4 (4.1)	3.1		15	6	2	2	0	0	0	0	0	0	0	33	56	5.40	1.800										
Steve Kline, L ERA: 1.62 (8.1)	1.0		4	1	0	0	0	0	0	0	0	0	0	6	9	0.00	1.000										

Batter	1	2	3	4	5	6	7	8	9	AB	R	H	RBI	BB	SO	LOB	TOP										
Orlando Cabrera, R OBP: 0.260, SLG: 0.415 (1, 6)										6	1	1	0	0	0	0											
Peter Bergeron, L OBP: 0.270, SLG: 0.304 (1, 8)										4	1	0	0	0	0	0											
Rondell White, R OBP: 0.386, SLG: 0.517 Terry Jones, S OBP: 0.263, SLG: 0.235 (1, 7) (5, 7)										4	2	2	2	0	1	0											
Vladimir Guerrero, R OBP: 0.496, SLG: 0.790 (1, 9)										5	2	4	3	0	0	0											
Lee Stevens, L OBP: 0.361, SLG: 0.516 (1, 3)										4	1	3	0	1	0	0											
Jose Vidro, S OBP: 0.402, SLG: 0.542 (1, 4)										4	1	1	2	1	1	5											
Chris Widger, R OBP: 0.409, SLG: 0.691 (1, 2)										4	1	2	2	1	0	3											
Michael Barrett, R OBP: 0.291, SLG: 0.329 (1, 5)										4	0	0	0	1	1	5											
Javier Vazquez, R OBP: 0.143, SLG: 0.077 Anthony Telford, R (8, 1) Geoff Blum, S OBP: 0.308, SLG: 0.435 Ugueth Urbina, R (9, 1) Steve Kline, S (9, 1)										4	1	1	0	0	0	5											
Inning Stats	R: 5 E: 0 K: 0 S: 17	H: 4 LOB: 0 BB: 1 P: 27	R: 5 E: 1 K: 0 S: 23	H: 5 LOB: 2 BB: 1 P: 30	R: 0 E: 0 K: 0 S: 7	H: 0 LOB: 0 BB: 0 P: 7	R: 0 E: 0 K: 0 S: 8	H: 2 LOB: 3 BB: 1 P: 17	R: 0 E: 0 K: 1 S: 10	H: 1 LOB: 2 BB: 0 P: 23	R: 0 E: 0 K: 0 S: 8	H: 0 LOB: 0 BB: 0 P: 10	R: 0 E: 0 K: 1 S: 9	H: 2 LOB: 2 BB: 0 P: 14	R: 0 E: 0 K: 1 S: 8	H: 0 LOB: 0 BB: 0 P: 11	1B: 7 2B: 4 3B: 0 HR: 3	SF: 0 SAC: 1 DP: 0 HBP: 0	WP: 0 PB: 0 SB: 0 CS: 0	PA: 46							
PITCHER	IP	WLS	BF	H	R	ER	SO	BB	IBB	HBP	BLK	WP	HR	S	P	ERA	WHIP										
Jason Bere, R ERA: 5.05 (1, 1)	5.0	L	30	11	10	9	1	1	2	0	0	0	3	65	94	16.20	2.400										
Curt Leskanic, R ERA: 5.71 (6, 1)	2.0		8	1	0	0	1	1	0	0	0	0	0	21	33	0.00	1.000										
Juan Acevedo, R ERA: 1.5 (8, 1)	2.0		8	2	0	0	2	0	0	0	0	0	0	17	25	0.00	1.000										

Montreal Expos @ Milwaukee Brewers
Milwaukee County Stadium, Milwaukee, WI

AB 41
R 10
H 14
RBI 9
BB 4
SO 4
LOB 18



WP: 0 PA: 46
PB: 0
SB: 0
CS: 0

Batter	1	2	3	4	5	6	7	8	9	AB	R	H	RBI	BB	SO	LOB	BOTTOM										
Ronnie Belliard, R OBP: 0.366, SLG: 0.430 (1, 4)										3	0	0	0	2	2	5											
Mark Loretta, R OBP: 0.346, SLG: 0.375 Luis Lopez, S OBP: 0.214, SLG: 0.296 (1, 6) (6, 6)										2	0	1	1	0	0	1											
Jerome Burnitz, L OBP: 0.336, SLG: 0.412 (1, 9)										5	0	0	0	0	4	6											
Geoff Jenkins, L OBP: 0.333, SLG: 0.663 Lyle Mouton, R OBP: 0.333, SLG: 0.444 (4, PH) (5, 7)										1	0	0	0	0	0	0											
Marquis Grissom, R OBP: 0.271, SLG: 0.327 (1, 8)										4	0	1	0	0	2	1											
Tyler Houston, L OBP: 0.271, SLG: 0.422 (1, 2)										4	1	1	0	0	1	3											
José Hernández, R OBP: 0.245, SLG: 0.290 (1, 5)										4	0	1	0	0	2	2											
Kevin Barker, L OBP: 0.357, SLG: 0.339 (1, 3)										3	0	0	0	1	0	1											
Jason Bere, R OBP: 0.264, SLG: 0.364 Sean Terry, S OBP: 0.266, SLG: 0.292 Curt Leskanic, R ERA: 5.14 James Mouton, R OBP: 0.412, SLG: 0.481 Juan Acevedo, R OBP: 0.317, SLG: 0.324 (1, 1) (5, PH) (6, 1) (7, PH) (8, 1) (9, PH)										1	1	1	0	0	0	0											
Inning Stats	R: 0 E: 0 K: 1 S: 15	H: 0 LOB: 1 BB: 1 P: 23	R: 0 E: 0 K: 1 S: 8	H: 0 LOB: 0 BB: 0 P: 14	R: 1 E: 0 K: 2 S: 14	H: 2 LOB: 2 BB: 1 P: 26	R: 0 E: 0 K: 0 S: 6	H: 0 LOB: 1 BB: 1 P: 11	R: 0 E: 0 K: 3 S: 12	H: 1 LOB: 2 BB: 0 P: 15	R: 0 E: 0 K: 1 S: 8	H: 2 LOB: 2 BB: 0 P: 12	R: 0 E: 0 K: 2 S: 9	H: 0 LOB: 0 BB: 0 P: 14	R: 1 E: 0 K: 4 S: 25	H: 2 LOB: 3 BB: 1 P: 37	1B: 6 2B: 2 3B: 0 HR: 0	SF: 0 SAC: 0 DP: 1 HBP: 0	WP: 1 PB: 0 SB: 0 CS: 1	PA: 39							
PITCHER	IP	WLS	BF	H	R	ER	SO	BB	IBB	HBP	BLK	WP	HR	S	P	ERA	WHIP										
Javier Vazquez, R ERA: 2.75 (1, 1)	7.0	W	29	5	1	1	8	3	0	0	0	0	0	69	110	1.29	1.143										
Anthony Telford, R ERA: 6.14 (8, 1)	1.0		3	0	0	0	2	0	0	0	0	0	0	9	14	0.00	0.000										
Ugueth Urbina, R ERA: 4.38 (9, 1)	0.2		6	2	1	1	3	1	0	0	0	1	0	19	29	13.50	4.500										
Steve Kline, L ERA: 1.59 (9, 1)	0.1		1	0	0	0	1	0	0	0	0	0	0	6	8	0.00	0.000										

Montreal Expos @ Milwaukee Brewers
Milwaukee County Stadium, Milwaukee, WI

AB 35
R 2
H 7
RBI 1
BB 4
SO 14
LOB 23



WP: 1 PA: 39
PB: 0
SB: 0
CS: 1

Batter	1	2	3	4	5	6	7	8	9	AB	R	H	RBI	BB	SO	LOB	TOP			
Peter Bergeron, L (1, 8) OBP: 0.289, SLG: 0.300 Matt Blank, L (7, 1) Terry Jones, S (8, 8) OBP: 0.283, SLG: 0.235	G6-3		K		G1-3					4	0	1	0	0	1	1	Montreal Expos @ Milwaukee Brewers Milwaukee County Stadium, Milwaukee, WI Sun May 07 2000, 2:05 PM EDT Att: 11,989 - Cloudy - 74 F			
Jose Vidro, S (1, 4) OBP: 0.416, SLG: 0.570	BB 1B		BB 1B		HR			G6-3		4	1	3	2	0	0	1				
Rondell White, R (1, 7) OBP: 0.385, SLG: 0.510 15 Lenny Webster, R (8, 2) OBP: 0.143, SLG: 0.214	G5-4-3 BB		G4-3		G6-3			F8		3	0	0	0	1	0	1				
Vladimir Guerrero, R (1, 9) OBP: 0.480, SLG: 0.750	G5-4-3				F7			G6-3		4	0	0	0	0	0	2				
Lee Stevens, L (1, 3) OBP: 0.371, SLG: 0.535		F9			2B BB			G6-3		2	2	1	1	2	0	0				
Chris Widger, R (1, 2) OBP: 0.406, SLG: 0.685 Felipe Lira, R (8, 1)	K				2B			L7		4	0	2	1	0	1	1				
Michael Barrett, R (1, 5) OBP: 0.286, SLG: 0.298	F9				L8			G5-4-3		4	0	0	0	0	1	2				
Orlando Cabrera, R (1, 6) OBP: 0.284, SLG: 0.460 Mike Johnson, L (4, 1) OBP: 0.500, SLG: 0.500 Wilton Guerrero, S (7, PH) OBP: 0.286, SLG: 0.226			SH1-4 1B		F2			F7		2	1	1	0	0	0	1				
Dustin Hermanson, R (1, 1) OBP: 0.200, SLG: 0.143 Geoff Blum, S (4, 6) OBP: 0.287, SLG: 0.370			SH1-4		F9			G1-3		0	0	0	0	0	0	0				
								K		3	0	0	0	0	1	0				
Inning Stats	R: 0 E: 0 K: 0 S: 10	H: 1 LOB: 1 BB: 1 P: 17	R: 0 E: 0 K: 1 S: 5	H: 0 LOB: 0 BB: 0 P: 9	R: 1 E: 0 K: 1 S: 12	H: 2 LOB: 1 BB: 0 P: 17	R: 1 E: 0 K: 0 S: 5	H: 1 LOB: 0 BB: 0 P: 15	R: 1 E: 0 K: 0 S: 6	H: 2 LOB: 0 BB: 0 P: 11	R: 0 E: 0 K: 1 S: 8	H: 1 LOB: 1 BB: 0 P: 14	R: 0 E: 0 K: 0 S: 9	H: 0 LOB: 0 BB: 1 P: 15	R: 0 E: 0 K: 1 S: 10	H: 0 LOB: 0 BB: 0 P: 13	1B: 5 2B: 1 3B: 0 HR: 2	SF: 0 SAC: 1 DP: 2 HBP: 0	WP: 0 PB: 0 SB: 0 CS: 0	PA: 36
PITCHER	IP WLS BF H R ER SO BB IBB HBP BLK WP HR S P ERA WHIP	IP WLS BF H R ER SO BB IBB HBP BLK WP HR S P ERA WHIP																		
Jimmy Haynes, R (1, 1) ERA: 4.23	6.0	W	25	7	4	4	2	2	0	0	0	0	0	0	0	0	6.00	1.500		
Curt Lesknic, R (7, 1) ERA: 5.12	2.0		8	1	0	0	1	1	0	0	0	0	0	0	0	0	0.00	1.000		
Bob Wickman, R (9, 1) ERA:	1.0		3	0	0	0	1	0	0	0	0	0	0	0	0	0	0.00	0.000		

AB	32
R	4
H	8
RBI	4
BB	3
SO	4
LOB	9




Batter	1	2	3	4	5	6	7	8	9	AB	R	H	RBI	BB	SO	LOB	BOTTOM			
Ronnie Belliard, R (1, 4) OBP: 0.366, SLG: 0.430	G6-3				1B 2B BB					4	1	2	3	1	1	0	Montreal Expos @ Milwaukee Brewers Milwaukee County Stadium, Milwaukee, WI Sun May 07 2000, 2:05 PM EDT Att: 11,989 - Cloudy - 74 F			
Mark Loretta, R (1, 6) OBP: 0.345, SLG: 0.371	F8				2B 1B			G4-3		5	1	2	0	0	0	0				
Jeromy Burnitz, L (1, 9) OBP: 0.328, SLG: 0.423	HR				L8			L3		5	1	2	1	0	1	2				
Lyle Mouton, R (1, 7) OBP: 0.269, SLG: 0.348	L7				E5 BB 1B			F7		5	1	0	0	0	1	5				
Kevin Barker, L (1, 3) OBP: 0.372, SLG: 0.391					L8			G4-3		5	1	2	2	0	0	3				
Marquis Grissom, R (1, 8) OBP: 0.270, SLG: 0.317					1B 2B 1B			L3		3	1	1	0	1	0	1				
José Hernández, R (1, 5) OBP: 0.275, SLG: 0.281					1B 2B 1B			G3-1		4	2	3	3	0	0	0				
Henry Blanco, R (1, 2) OBP: 0.347, SLG: 0.293					1B 2B BB			F2		2	0	0	0	2	0	0				
Jimmy Haynes, R (1, 1) OBP: 0.125, SLG: 0.188 Curt Lesknic, R (7, 1) ERA: 4.76					F9			K		3	0	0	0	0	2	6				
Mark Sweeney, L (8, PH) OBP: 1.000, SLG: 1.000 Bob Wickman, R (9, 1) ERA: 23.63					K			K		1	1	1	0	0	0	0				
								E9 1B		0	0	0	0	0	0	0				
Inning Stats	R: 1 E: 0 K: 0 S: 11	H: 1 LOB: 0 BB: 0 P: 17	R: 2 E: 0 K: 0 S: 12	H: 3 LOB: 2 BB: 1 P: 22	R: 2 E: 1 K: 2 S: 19	H: 2 LOB: 3 BB: 2 P: 32	R: 2 E: 0 K: 0 S: 13	H: 2 LOB: 1 BB: 1 P: 20	R: 1 E: 0 K: 2 S: 11	H: 1 LOB: 0 BB: 0 P: 12	R: 0 E: 0 K: 0 S: 7	H: 0 LOB: 0 BB: 0 P: 13	R: 0 E: 0 K: 0 S: 6	H: 0 LOB: 0 BB: 0 P: 13	R: 1 E: 1 K: 1 S: 17	H: 4 LOB: 3 BB: 0 P: 23	1B: 9 2B: 2 3B: 0 HR: 2	SF: 0 SAC: 0 DP: 0 HBP: 0	WP: 0 PB: 0 SB: 0 CS: 0	PA: 41
PITCHER	IP WLS BF H R ER SO BB IBB HBP BLK WP HR S P ERA WHIP	IP WLS BF H R ER SO BB IBB HBP BLK WP HR S P ERA WHIP																		
Dustin Hermanson, R (1, 1) ERA: 4.81	3.2	L	23	8	7	5	2	3	1	0	0	0	0	0	0	0	12.27	3.000		
Mike Johnson, R (4, 1) ERA: 4.76	2.1		8	1	1	1	2	0	0	0	0	0	0	0	0	0	3.86	0.429		
Matt Blank, L (7, 1) ERA: 5.4	1.0		3	0	0	0	0	0	0	0	0	0	0	0	0	0	0.00	0.000		
Felipe Lira, R (8, 1) ERA: 23.63	1.0		7	4	1	1	1	0	0	0	0	0	0	0	0	0	9.00	4.000		

AB	37
R	9
H	13
RBI	9
BB	4
SO	5
LOB	17



Batter	1	2	3	4	5	6	7	8	9	AB	R	H	RBI	BB	SO	LOB	TOP										
Doug Glanville, R OBP: 0.326, SLG: 0.386 (1, 8)	F7		S 2H 1B			G6-3		K		4	0	1	1	0	1	0	Philadelphia Phillies @ Montreal Expos Olympic Stadium, Montreal, QB Tue May 09 2000, 7:05 PM EDT Att. 8,845 - Dome - 72 F										
Ron Cant, R OBP: 0.307, SLG: 0.416 Wayne Gomes, R (8, 1)	G5-3		G6-3			HR		F9		4	1	1	1	0	0	1											
Bobby Abreu, L OBP: 0.406, SLG: 0.486 (1, 9)	K					F8		B1-3		4	0	0	0	0	2	0											
Scott Rolen, R OBP: 0.366, SLG: 0.586 (1, 5)		G6-3				P6		HBP		3	0	0	0	0	0	0											
Rico Brogna, L OBP: 0.280, SLG: 0.382 (1, 3)		K				WP 2B		F8		4	0	1	0	0	1	1											
Mike Lieberthal, R OBP: 0.350, SLG: 0.477 (1, 2)		G5-3				2B		F7		4	0	1	0	0	1	1											
Mickey Morandini, L OBP: 0.307, SLG: 0.266 (1, 4)			F7			F3		G4-6-3 1B		3	0	0	0	0	0	1											
Desi Relaford, S OBP: 0.407, SLG: 0.343 (1, 6)			SH1-4 1B			G1-3		1B		3	1	2	0	0	0	0											
Chris Brock, R OBP: 0.222, SLG: 0.667 Scott Aldred, L (8, 1)			SH1-4			K		G1-3		2	0	0	0	0	1	1											
Kevin Sefcik, R OBP: 0.240, SLG: 0.261 (8, 7)			1-2							0	0	0	0	0	0	0											
Inning Stats	R: 0 E: 0 K: 1 S: 8	H: 0 LOB: 0 BB: 0 P: 11	R: 0 E: 0 K: 1 S: 6	H: 0 LOB: 0 BB: 0 P: 8	R: 1 E: 0 K: 0 S: 11	H: 2 LOB: 1 BB: 0 P: 16	R: 0 E: 0 K: 2 S: 10	H: 1 LOB: 1 BB: 0 P: 13	R: 0 E: 0 K: 1 S: 8	H: 0 LOB: 0 BB: 0 P: 12	R: 1 E: 0 K: 0 S: 15	H: 1 LOB: 1 BB: 0 P: 22	R: 0 E: 0 K: 0 S: 8	H: 2 LOB: 1 BB: 0 P: 12	R: 0 E: 0 K: 1 S: 6	H: 0 LOB: 0 BB: 0 P: 8	R: 0 E: 0 K: 0 S: 7	H: 0 LOB: 0 BB: 0 P: 9	1B: 4 2B: 1 3B: 0 HR: 1	SF: 0 SAC: 1 DP: 1 HBP: 1	WP: 1 PB: 0 SB: 2 CS: 0	PA: 33					
PITCHER	IP	WLS	BF	H	R	ER	SO	BB	IBB	HBP	BLK	WP	HR	S	P	ERA	WHIP										
Hideki Irabu, R ERA: 6.88 (1, 1)	6.0		23	4	2	2	5	0	0	1	0	1	1	58	82	3.00	0.667										
Anthony Telford, R ERA: 5.09 (7, 1)	2.0		7	2	0	0	1	0	0	0	0	0	0	14	20	0.00	1.000										
Steve Kline, L ERA: 1.42 (9, 1)	1.0	W	3	0	0	0	0	0	0	0	0	0	0	7	9	0.00	0.000										

Batter	1	2	3	4	5	6	7	8	9	AB	R	H	RBI	BB	SO	LOB	BOTTOM										
Peter Bergeron, L OBP: 0.262, SLG: 0.292 Geoff Blum, S OBP: 0.258, SLG: 0.357 Steve Kline, S (8, PH)	P6		G4-3			F8		F9		3	0	0	0	0	0	0	Philadelphia Phillies @ Montreal Expos Olympic Stadium, Montreal, QB Tue May 09 2000, 7:05 PM EDT Att. 8,845 - Dome - 72 F										
Jose Vidro, S OBP: 0.411, SLG: 0.559 (1, 4)	G3					1B		F8		4	0	1	0	0	1	1											
Rondell White, R OBP: 0.381, SLG: 0.500 (1, 7)						G6-3		K		4	0	1	0	0	2	2											
Vladimir Guerrero, R OBP: 0.480, SLG: 0.766 (1, 9)						P3		FC6-4 1B		3	1	1	1	1	0	1											
Lee Stevens, L OBP: 0.367, SLG: 0.519 (1, 3)						K		HR		3	0	0	0	1	1	1											
Chris Widger, R OBP: 0.400, SLG: 0.667 (1, 2)						FC6-4 1B		BB		4	1	1	0	0	0	2											
Mike Mordecai, R OBP: 0.417, SLG: 1.083 (1, 5)						F9		2B		4	1	2	1	0	0	1											
Orlando Cabrera, R OBP: 0.274, SLG: 0.442 (1, 6)						K		G4-3 1B		4	0	0	0	0	1	4											
Hideki Irabu, R ERA: 4.83 Wilton Guerrero, S OBP: 0.278, SLG: 0.219 Anthony Telford, R (7, 1)						K		G3		1	0	0	0	0	1	0											
Michael Barrett, R OBP: 0.274, SLG: 0.318 Terry Jones, S OBP: 0.300, SLG: 0.278 (8, PH)								F8 2B		1	0	1	0	0	0	0											
Inning Stats	R: 0 E: 0 K: 0 S: 9	H: 1 LOB: 1 BB: 0 P: 13	R: 0 E: 0 K: 0 S: 5	H: 0 LOB: 0 BB: 0 P: 7	R: 0 E: 0 K: 2 S: 8	H: 0 LOB: 0 BB: 0 P: 11	R: 0 E: 0 K: 1 S: 8	H: 0 LOB: 0 BB: 0 P: 10	R: 0 E: 0 K: 1 S: 12	H: 1 LOB: 1 BB: 0 P: 16	R: 0 E: 0 K: 1 S: 12	H: 1 LOB: 1 BB: 0 P: 17	R: 0 E: 0 K: 0 S: 7	H: 1 LOB: 2 BB: 1 P: 16	R: 0 E: 0 K: 1 S: 8	H: 1 LOB: 1 BB: 0 P: 16	R: 3 E: 0 K: 0 S: 12	H: 3 LOB: 1 BB: 1 P: 21	1B: 5 2B: 2 3B: 0 HR: 1	SF: 0 SAC: 0 DP: 0 HBP: 0	WP: 0 PB: 0 SB: 0 CS: 0	PA: 36					
PITCHER	IP	WLS	BF	H	R	ER	SO	BB	IBB	HBP	BLK	WP	HR	S	P	ERA	WHIP										
Chris Brock, R ERA: 4.83 (1, 1)	7.0		26	4	0	0	5	1	0	0	0	0	0	61	90	0.00	0.714										
Scott Aldred, L ERA: 4.4 (8, 1)	0.2	H	3	1	0	0	0	0	0	0	0	0	0	5	10	0.00	1.500										
Wayne Gomes, R ERA: 3.1 (8, 1)	1.0	L	7	3	3	3	1	1	0	0	0	0	1	15	27	27.00	4.000										



Batter	1	2	3	4	5	6	7	8	9	AB	R	H	RBI	BB	SO	LOB	TOP								
Doug Glanville, R OBP: 0.329, SLG: 0.394 (1, 8)	G6-3 1B	G6-3 2B		G4-3		FC5-2 FC6-4		F8									5 0 2 1 0 0 4								
Ron Cant, R OBP: 0.303, SLG: 0.407 (1, 7)	F4	F7		G6-3		FC6-4 BB			2B BB								5 1 1 1 0 0 5								
Bobby Abreu, L OBP: 0.406, SLG: 0.473 (1, 9)	G6-3			G5-4-3 BB		F7			F9								3 0 0 0 2 0 2								
Scott Rolen, R OBP: 0.360, SLG: 0.579 (1, 5)	F7			G5-4-3 1-2		F7		F8	BB 23 1B 2B								5 1 1 0 0 0 5								
Rico Brogna, L OBP: 0.293, SLG: 0.386 Brian Hunter, R OBP: 0.250, SLG: 0.333 (9, PR) (9, 3)				1B		G4-3			BB 23 1B HBP								4 1 2 0 0 1 0 0 1 0 0 0 0 0								
Mike Lieberthal, R OBP: 0.388, SLG: 0.482 (1, 2)				1B				L4	23 1B BB								3 2 2 1 2 0 0								
23 Kevin Jordan, R OBP: 0.255, SLG: 0.296 (1, 4)				G4-3				F9	BB 23 1B BB								5 0 3 3 0 0 2								
Desi Relaford, S OBP: 0.407, SLG: 0.347 (1, 6)				G4-3					1B								5 2 2 0 0 0 4								
Robert Person, R OBP: 0.125, SLG: 0.200 (1, 1)				SH1-4				L6	G5-3								2 0 0 1 0 0 2								
Inning Stats	R: 0 E: 0 K: 0 S: 13	H: 1 LOB: 1 BB: 0 P: 18	R: 3 E: 0 K: 0 S: 13	H: 4 LOB: 1 BB: 0 P: 22	R: 0 E: 0 K: 0 S: 9	H: 2 LOB: 2 BB: 1 P: 17	R: 0 E: 0 K: 0 S: 7	H: 1 LOB: 1 BB: 0 P: 11	R: 0 E: 0 K: 0 S: 5	H: 0 LOB: 0 BB: 0 P: 10	R: 2 E: 1 K: 0 S: 21	H: 2 LOB: 3 BB: 2 P: 36	R: 0 E: 0 K: 1 S: 11	H: 0 LOB: 0 BB: 0 P: 13	R: 0 E: 0 K: 0 S: 6	H: 0 LOB: 0 BB: 0 P: 11	R: 3 E: 0 K: 0 S: 21	H: 3 LOB: 2 BB: 1 P: 37	1B: 11 2B: 2 3B: 0 HR: 0	SF: 1 SAC: 2 DP: 1 HBP: 1	WP: 1 PB: 0 SB: 1 CS: 0	PA: 45			
PITCHER	IP	WLS	BF	H	R	ER	SO	BB	IBB	HBP	BLK	WP	HR	S	P	ERA	WHIP								
Javier Vazquez, R ERA: 3.25 (1, 1)	5.0	L	27	10	5	4	0	2	0	0	0	1	0	59	99	7.20	2.400								
Felipe Lira, R ERA: 13.5 (6, 1)	2.0		7	0	0	0	1	1	0	0	0	0	0	20	28	0.00	0.500								
Matt Blank, L ERA: 7.45 (8, 1)	1.1		7	2	3	3	0	0	0	1	0	0	0	18	30	20.25	1.500								
Mike Johnson, R ERA: 4.26 (9, 1)	0.2		4	1	0	0	0	1	0	0	0	0	0	9	18	0.00	3.000								

Philadelphia Phillies @ Montreal Expos
Olympic Stadium, Montreal, QB
Wed May 10 2000, 7:05 PM EDT
Att. 9,411 - Dome - 72 F

livebaseballscorecards.com

AB 37
R 8
H 13
RBI 7
BB 4
SO 1
LOB 24



Batter	1	2	3	4	5	6	7	8	9	AB	R	H	RBI	BB	SO	LOB	BOTTOM								
Peter Bergeron, L OBP: 0.262, SLG: 0.284 (1, 8)	G4-3			F7		G4-6-3 BB		K									3 0 0 0 1 1 1								
Jose Vidro, S OBP: 0.406, SLG: 0.557 (1, 4)	F7			F9		G4-6-3 1-2			F9 2B								4 0 1 0 0 0 1								
Rondell White, R OBP: 0.385, SLG: 0.495 Terry Jones, S OBP: 0.300, SLG: 0.278 (9, PR) (9, 1)	F9					F9											3 0 1 0 1 0 0 0 0 0 0 0 0 0								
Vladimir Guerrero, R OBP: 0.466, SLG: 0.739 (1, 9)				K				F5	F5								4 0 0 0 0 1 3								
Lee Stevens, L OBP: 0.363, SLG: 0.509 (1, 3)								F8	F9								4 0 1 0 0 1 2								
Chris Widger, R OBP: 0.398, SLG: 0.653 Matt Blank, L (8, 1) Geoff Blum, S OBP: 0.250, SLG: 0.345 (9, 6)								F8	P4								2 0 0 0 1 1 0 0 0 0 0 0 0 0 1 0 0 0 0 0 2								
Michael Barrett, R OBP: 0.276, SLG: 0.310 (1, 5)				F3		P3			G4-6-3 BB								2 0 0 0 1 0 2								
Orlando Cabrera, R OBP: 0.266, SLG: 0.430 Mike Johnson, L OBP: 0.500, SLG: 0.500 (9, 1)				P4		F7			G4-6-3 1-2								3 0 0 0 0 0 3 0 0 0 0 0 0 0								
Javier Vazquez, R OBP: 0.125, SLG: 0.067 Felipe Lira, R (6, 1) 15 Lenny Webster, R OBP: 0.200, SLG: 0.333 (8, 2)				K		F9											2 0 0 0 0 1 2 0 0 0 0 0 0 0 1 0 1 0 0 0 0								
Inning Stats	R: 0 E: 0 K: 0 S: 6	H: 0 LOB: 0 BB: 0 P: 7	R: 0 E: 0 K: 1 S: 7	H: 0 LOB: 0 BB: 0 P: 9	R: 0 E: 0 K: 1 S: 11	H: 0 LOB: 0 BB: 0 P: 16	R: 0 E: 0 K: 1 S: 9	H: 1 LOB: 1 BB: 0 P: 13	R: 0 E: 0 K: 0 S: 6	H: 0 LOB: 0 BB: 1 P: 14	R: 0 E: 0 K: 1 S: 7	H: 0 LOB: 0 BB: 0 P: 13	R: 0 E: 0 K: 1 S: 6	H: 1 LOB: 1 BB: 1 P: 10	R: 0 E: 0 K: 1 S: 16	H: 1 LOB: 2 BB: 1 P: 27	1B: 2 2B: 2 3B: 0 HR: 0	SF: 0 SAC: 0 DP: 2 HBP: 0	WP: 0 PB: 0 SB: 0 CS: 0	PA: 33					
PITCHER	IP	WLS	BF	H	R	ER	SO	BB	IBB	HBP	BLK	WP	HR	S	P	ERA	WHIP								
Robert Person, R ERA: 2.6 (1, 1)	9.0	W	33	4	0	0	5	4	0	0	0	0	0	77	126	0.00	0.889								

Philadelphia Phillies @ Montreal Expos
Olympic Stadium, Montreal, QB
Wed May 10 2000, 7:05 PM EDT
Att. 9,411 - Dome - 72 F

livebaseballscorecards.com

AB 29
R 0
H 4
RBI 0
BB 4
SO 5
LOB 16



Batter	1	2	3	4	5	6	7	8	9	AB	R	H	RBI	BB	SO	LOB	TOP						
Kevin Sefcik, R (1, 8) Wayne Gomes, R (9, 1)			G4-3		G5-3		G3			5	0	1	0	0	1	1	Philadelphia Phillies @ Montreal Expos Olympic Stadium, Montreal, QB Thu May 11 2000, 7:05 PM EDT Att: 8,311 - Dome - 72 F						
Dest Relaford, S (1, 6)			E6		G4-3					3	2	0	0	1	0	1							
Bobby Abreu, L (1, 9) OBP: 0.406, SLG: 0.466			K							4	0	1	0	1	2	3							
Scott Rolen, R (1, 5) OBP: 0.362, SLG: 0.576										4	1	1	1	0	3	3							
23 Kevin Jordan, R (1, 3) OBP: 0.254, SLG: 0.328			G1-3			L4				4	0	1	2	0	1	2							
Ron Gant, R (1, 7) OBP: 0.301, SLG: 0.402										4	1	1	0	0	0	2							
Mickey Morandini, L (1, 4) OBP: 0.326, SLG: 0.305										3	1	2	1	1	0	0							
Tom Prince, R (1, 2) OBP: 0.200, SLG: 0.214										4	1	1	1	0	1	2							
Randy Wolf, L (1, 1) Rob Ducey, L (7, PH) Jeff Brantley, R (7, 1) Doug Glanville, R (9, PH)										2	0	0	0	0	2	0							
Inning Stats	R: 2 E: 0 K: 2 S: 17	H: 1 LOB: 1 BB: 0 P: 23	R: 0 E: 0 K: 2 S: 10	H: 0 LOB: 0 BB: 0 P: 16	R: 1 E: 1 K: 1 S: 12	H: 1 LOB: 1 BB: 0 P: 17	R: 0 E: 0 K: 0 S: 6	H: 0 LOB: 0 BB: 1 P: 10	R: 0 E: 0 K: 1 S: 7	H: 1 LOB: 1 BB: 0 P: 16	R: 2 E: 1 K: 0 S: 11	H: 2 LOB: 2 BB: 1 P: 20	R: 1 E: 0 K: 2 S: 12	H: 2 LOB: 1 BB: 0 P: 18	R: 0 E: 0 K: 2 S: 13	H: 1 LOB: 2 BB: 1 P: 20		1B: 3 2B: 3 3B: 2 HR: 0	SF: 0 SAC: 0 DP: 1 HBP: 2	WP: 0 PB: 0 SB: 1 CS: 0	PA: 40		
PITCHER	IP WLS BF H R ER SO BB IBB HBP BLK WP HR S P ERA WHIP	IP WLS BF H R ER SO BB IBB HBP BLK WP HR S P ERA WHIP	IP WLS BF H R ER SO BB IBB HBP BLK WP HR S P ERA WHIP	IP WLS BF H R ER SO BB IBB HBP BLK WP HR S P ERA WHIP	IP WLS BF H R ER SO BB IBB HBP BLK WP HR S P ERA WHIP	IP WLS BF H R ER SO BB IBB HBP BLK WP HR S P ERA WHIP	IP WLS BF H R ER SO BB IBB HBP BLK WP HR S P ERA WHIP	IP WLS BF H R ER SO BB IBB HBP BLK WP HR S P ERA WHIP	IP WLS BF H R ER SO BB IBB HBP BLK WP HR S P ERA WHIP	IP WLS BF H R ER SO BB IBB HBP BLK WP HR S P ERA WHIP	IP WLS BF H R ER SO BB IBB HBP BLK WP HR S P ERA WHIP	IP WLS BF H R ER SO BB IBB HBP BLK WP HR S P ERA WHIP	IP WLS BF H R ER SO BB IBB HBP BLK WP HR S P ERA WHIP	IP WLS BF H R ER SO BB IBB HBP BLK WP HR S P ERA WHIP	IP WLS BF H R ER SO BB IBB HBP BLK WP HR S P ERA WHIP	IP WLS BF H R ER SO BB IBB HBP BLK WP HR S P ERA WHIP	IP WLS BF H R ER SO BB IBB HBP BLK WP HR S P ERA WHIP	IP WLS BF H R ER SO BB IBB HBP BLK WP HR S P ERA WHIP	IP WLS BF H R ER SO BB IBB HBP BLK WP HR S P ERA WHIP	IP WLS BF H R ER SO BB IBB HBP BLK WP HR S P ERA WHIP	IP WLS BF H R ER SO BB IBB HBP BLK WP HR S P ERA WHIP	IP WLS BF H R ER SO BB IBB HBP BLK WP HR S P ERA WHIP	
Carl Pavano, R (1, 1) ERA: 3.43	6.2 L 29 5 5 3 7 2 0 2 0 0 0 0 73 105 4.05 1.050	0.1 1 0 0 0 0 0 0 0 0 0 0 0 2 5 0.00 0.000	2.0 10 3 1 1 4 1 0 0 0 0 0 0 25 38 4.50 2.000																				

AB	35
R	6
H	8
RBI	5
BB	3
SO	11
LOB	15



Batter	1	2	3	4	5	6	7	8	9	AB	R	H	RBI	BB	SO	LOB	BOTTOM						
Terry Jones, S (1, 8) Geoff Blum, S (9, PH) OBP: 0.292, SLG: 0.273 OBP: 0.242, SLG: 0.333										4	1	1	0	0	0	0	Philadelphia Phillies @ Montreal Expos Olympic Stadium, Montreal, QB Thu May 11 2000, 7:05 PM EDT Att: 8,311 - Dome - 72 F						
Jose Vidro, S (1, 4) OBP: 0.413, SLG: 0.583										5	1	3	3	0	1	1							
Rondell White, R (1, 7) OBP: 0.372, SLG: 0.477										4	0	0	0	0	2	2							
Vladimir Guerrero, R (1, 9) OBP: 0.459, SLG: 0.723										4	0	1	0	0	2	2							
Chris Widger, R (1, 2) OBP: 0.384, SLG: 0.626										4	0	0	0	0	0	1							
Lee Stevens, L (1, 3) OBP: 0.367, SLG: 0.514										3	0	1	0	1	0	0							
Michael Barrett, R (1, 5) OBP: 0.275, SLG: 0.300										3	0	0	0	1	0	1							
Orlando Cabrera, R (1, 6) OBP: 0.274, SLG: 0.436										3	1	1	0	1	0	2							
Carl Pavano, R (1, 1) Matt Blank, L (7, 1) Anthony Telford, R (8, 1) Andy Tracy, L (9, PH)										3	1	1	0	0	2	2							
Inning Stats	R: 0 E: 0 K: 2 S: 13	H: 0 LOB: 0 BB: 0 P: 19	R: 0 E: 0 K: 1 S: 6	H: 0 LOB: 1 BB: 1 P: 12	R: 3 E: 0 K: 0 S: 20	H: 4 LOB: 1 BB: 0 P: 27	R: 1 E: 1 K: 1 S: 9	H: 1 LOB: 0 BB: 0 P: 15	R: 0 E: 0 K: 2 S: 10	H: 1 LOB: 1 BB: 0 P: 16	R: 0 E: 0 K: 1 S: 13	H: 1 LOB: 1 BB: 1 P: 21	R: 0 E: 0 K: 0 S: 9	H: 1 LOB: 0 BB: 0 P: 14	R: 0 E: 0 K: 0 S: 5	H: 0 LOB: 0 BB: 0 P: 8		R: 0 E: 0 K: 1 S: 8	H: 0 LOB: 1 BB: 1 P: 17	1B: 5 2B: 2 3B: 0 HR: 1	SF: 0 SAC: 0 DP: 0 HBP: 0	WP: 0 PB: 1 SB: 0 CS: 0	PA: 38
PITCHER	IP WLS BF H R ER SO BB IBB HBP BLK WP HR S P ERA WHIP	IP WLS BF H R ER SO BB IBB HBP BLK WP HR S P ERA WHIP	IP WLS BF H R ER SO BB IBB HBP BLK WP HR S P ERA WHIP	IP WLS BF H R ER SO BB IBB HBP BLK WP HR S P ERA WHIP	IP WLS BF H R ER SO BB IBB HBP BLK WP HR S P ERA WHIP	IP WLS BF H R ER SO BB IBB HBP BLK WP HR S P ERA WHIP	IP WLS BF H R ER SO BB IBB HBP BLK WP HR S P ERA WHIP	IP WLS BF H R ER SO BB IBB HBP BLK WP HR S P ERA WHIP	IP WLS BF H R ER SO BB IBB HBP BLK WP HR S P ERA WHIP	IP WLS BF H R ER SO BB IBB HBP BLK WP HR S P ERA WHIP	IP WLS BF H R ER SO BB IBB HBP BLK WP HR S P ERA WHIP	IP WLS BF H R ER SO BB IBB HBP BLK WP HR S P ERA WHIP	IP WLS BF H R ER SO BB IBB HBP BLK WP HR S P ERA WHIP	IP WLS BF H R ER SO BB IBB HBP BLK WP HR S P ERA WHIP	IP WLS BF H R ER SO BB IBB HBP BLK WP HR S P ERA WHIP	IP WLS BF H R ER SO BB IBB HBP BLK WP HR S P ERA WHIP	IP WLS BF H R ER SO BB IBB HBP BLK WP HR S P ERA WHIP	IP WLS BF H R ER SO BB IBB HBP BLK WP HR S P ERA WHIP	IP WLS BF H R ER SO BB IBB HBP BLK WP HR S P ERA WHIP	IP WLS BF H R ER SO BB IBB HBP BLK WP HR S P ERA WHIP	IP WLS BF H R ER SO BB IBB HBP BLK WP HR S P ERA WHIP	IP WLS BF H R ER SO BB IBB HBP BLK WP HR S P ERA WHIP	
Randy Wolf, L (1, 1) ERA: 3.26	6.0 W 27 7 4 3 7 2 0 0 0 0 0 1 71 110 4.50 1.500	2.0 H 7 1 0 0 0 0 0 0 0 0 0 0 14 22 0.00 0.500	1.0 S 4 0 0 0 0 1 1 0 0 0 0 0 8 17 0.00 1.000																				

AB	35
R	4
H	8
RBI	3
BB	3
SO	8
LOB	13



Batter	1	2	3	4	5	6	7	8	9	AB	R	H	RBI	BB	SO	LOB	TOP										
Eric Young Sr., R OBP: 0.374, SLG: 0.481	G6-3		F9		L3		BB BB HBP BB			4	1	1	0	1	0	2	Chicago Cubs @ Montreal Expos Olympic Stadium, Montreal, QB Fri May 12 2000, 7:05 PM EDT Att: 15,626 - Dome - 72 F										
Ricky Gutierrez, R OBP: 0.423, SLG: 0.598	F8		1B		FC6-4		BB BB HBP	G6-3		3	0	1	1	1	0	2											
Sammy Sosa, R OBP: 0.418, SLG: 0.647	F8				FC6-4		SF8			3	0	1	1	1	0	2											
Henry Rodriguez, L OBP: 0.330, SLG: 0.566		G1-3	L4				FC5-4		G1	4	0	1	0	1	0	3											
Shane Andrews, R OBP: 0.331, SLG: 0.523		K			F9		K		K	4	0	0	1	1	3	2											
Willie Greene, L OBP: 0.395, SLG: 0.563					F7		K		F8	2	0	0	0	1	1	1											
Glenallen Hill, R OBP: 0.304, SLG: 0.538							K			1	0	0	0	0	0	3											
Kyle Farnsworth, R OBP: 0.391, SLG: 0.380										0	0	0	0	0	0	0											
Jeff Reed, L OBP: 0.391, SLG: 0.380										1	0	0	0	0	0	1											
Damon Buford, R OBP: 0.308, SLG: 0.407										4	0	0	0	0	1	2											
Joe Girardi, R OBP: 0.353, SLG: 0.352			G6-3				G6-3			3	0	1	0	1	0	0											
34 Kerry Wood, R OBP: 0.333, SLG: 0.833										1	1	1	0	0	0	0											
Todd Van Poppel, R OBP: 0.297, SLG: 0.306										0	0	0	0	0	0	0											
Jose Nieves, R OBP: 0.297, SLG: 0.306										2	1	1	0	0	1	1											
Inning Stats	R: 0 E: 0 K: 0 S: 5	H: 0 LOB: 0 BB: 0 P: 10	R: 0 E: 0 K: 1 S: 7	H: 0 LOB: 1 BB: 1 P: 17	R: 1 E: 0 K: 0 S: 13	H: 3 LOB: 2 BB: 0 P: 22	R: 0 E: 0 K: 0 S: 7	H: 0 LOB: 0 BB: 0 P: 14	R: 0 E: 0 K: 2 S: 13	H: 1 LOB: 1 BB: 0 P: 16	R: 2 E: 0 K: 0 S: 14	H: 1 LOB: 3 BB: 3 P: 31	R: 0 E: 0 K: 2 S: 10	H: 1 LOB: 2 BB: 1 P: 16	R: 0 E: 0 K: 1 S: 8	H: 0 LOB: 1 BB: 1 P: 16	1B: 6 2B: 1 3B: 0 HR: 0	SF: 1 SAC: 1 DP: 0 HBP: 1	WP: 0 PB: 1 SB: 0 CS: 0	PA: 42							
PITCHER	IP	WLS	BF	H	R	ER	SO	BB	IBB	HBP	BLK	WP	HR	S	P	ERA	WHIP										
Mike Thurman, R ERA: 1.69	5.1	W	23	5	1	1	2	2	0	0	0	0	0	48	90	1.69	1.312										
Mike Johnson, R ERA: 6.14	1.0		6	1	2	2	1	1	0	1	0	0	0	11	18	18.00	2.000										
Steve Kline, L ERA: 1.4	0.1		3	0	0	0	0	2	0	0	0	0	0	5	14	0.00	6.000										
Anthony Telford, R ERA: 4.79	1.0	H	5	1	0	0	2	1	0	0	0	0	0	11	17	0.00	2.000										
Dustin Hermanson, R ERA: 4.67	1.1	S	5	0	0	0	1	1	0	0	0	0	0	10	19	0.00	0.750										

Batter	1	2	3	4	5	6	7	8	9	AB	R	H	RBI	BB	SO	LOB	BOTTOM										
Peter Bergeron, L OBP: 0.269, SLG: 0.308	K		SF8		FC5-4			SH1-3		4	2	2	1	0	1	1	Chicago Cubs @ Montreal Expos Olympic Stadium, Montreal, QB Fri May 12 2000, 7:05 PM EDT Att: 15,626 - Dome - 72 F										
Jose Vidro, S OBP: 0.420, SLG: 0.592	S		SF8					IBB		3	0	2	2	1	1	3											
Rondell White, R OBP: 0.365, SLG: 0.464	K		E5		E9			F7		5	1	1	2	0	1	3											
Vladimir Guerrero, R OBP: 0.450, SLG: 0.699	K		F8		P5			IBB		4	0	0	0	1	1	3											
Lee Stevens, L OBP: 0.383, SLG: 0.540								IBB		2	1	1	1	3	0	0											
Geoff Blum, S OBP: 0.270, SLG: 0.333										3	0	1	0	1	2	1											
Dustin Hermanson, R OBP: 0.189, SLG: 0.133										1	0	0	0	0	1	3											
Andy Tracy, L OBP: 0.222, SLG: 0.222										3	0	0	0	0	2	3											
Mike Mordecai, R OBP: 0.385, SLG: 1.000										1	0	0	0	0	0	1											
15 Lenny Webster, R OBP: 0.263, SLG: 0.368										4	1	2	0	0	0	1											
Chris Widger, R OBP: 0.384, SLG: 0.626										0	0	0	0	0	0	0											
Mike Thurman, R OBP: 0.500, SLG: 0.500										1	2	0	0	2	1	1											
Mike Johnson, L OBP: 0.500, SLG: 0.500										0	0	0	0	0	0	0											
Steve Kline, S OBP: 0.385, SLG: 1.000										0	0	0	0	0	0	0											
Anthony Telford, R OBP: 0.281, SLG: 0.441										0	0	0	0	0	0	0											
Orlando Cabrera, R OBP: 0.281, SLG: 0.441										1	1	1	0	0	0	0											
Inning Stats	R: 0 E: 0 K: 3 S: 14	H: 1 LOB: 1 BB: 0 P: 20	R: 1 E: 0 K: 1 S: 8	H: 1 LOB: 0 BB: 0 P: 13	R: 2 E: 1 K: 1 S: 18	H: 1 LOB: 3 BB: 3 P: 34	R: 4 E: 2 K: 2 S: 19	H: 3 LOB: 1 BB: 2 P: 31	R: 0 E: 0 K: 0 S: 9	H: 1 LOB: 1 BB: 0 P: 16	R: 0 E: 0 K: 0 S: 3	H: 0 LOB: 0 BB: 1 P: 8	R: 0 E: 0 K: 0 S: 11	H: 1 LOB: 1 BB: 0 P: 17	R: 1 E: 0 K: 1 S: 7	H: 2 LOB: 3 BB: 2 P: 20	1B: 7 2B: 1 3B: 1 HR: 1	SF: 1 SAC: 1 DP: 1 HBP: 0	WP: 1 PB: 0 SB: 1 CS: 0	PA: 42							
PITCHER	IP	WLS	BF	H	R	ER	SO	BB	IBB	HBP	BLK	WP	HR	S	P	ERA	WHIP										
34 Kerry Wood, R ERA: 7.31	3.1	L	21	6	7	5	6	4	0	0	0	0	0	16	33	0.00	1.125										
Todd Van Poppel, R ERA: 8.92	2.0		11	3	1	1	1	0	2	0	0	1	0	18	37	4.50	1.500										



Batter	1	2	3	4	5	6	7	8	9	AB	R	H	RBI	BB	SO	LOB	TOP				
Eric Young Sr. R OBP: 0.389, SLG: 0.479 (1, 4)	G4-3		F7		F9		2B		G6-3	5	0	1	0	0	0	1	Chicago Cubs @ Montreal Expos Olympic Stadium, Montreal, QB Sat May 13 2000, 7:05 PM EDT Att: 14,321 - Dome - 72 F				
Ricky Gutierrez R OBP: 0.419, SLG: 0.496 (1, 6)	G3		G6-3		BB		F7			3	0	0	0	1	0	1					
Sammy Sosa R OBP: 0.420, SLG: 0.647 (1, 9)	K		2B		K			1B	2B	3	1	1	0	1	2	2					
Henry Rodriguez L OBP: 0.328, SLG: 0.563 (1, 7)			F8		F8			K		4	0	1	1	0	1	3					
Jeff Reed L OBP: 0.382, SLG: 0.370 (1, 2)	G4-3				F7		F5			4	0	1	0	0	0	0					
Willie Greene L OBP: 0.415, SLG: 0.545 Glenallen Hill R OBP: 0.300, SLG: 0.530 Jose Nieves R OBP: 0.297, SLG: 0.306 (8, PH)							G6-3		P4	1	1	0	0	2	0	0					
Shane Andrews R OBP: 0.328, SLG: 0.509 (1, 3)	1B						F9		F9	3	0	0	0	1	0	3					
Damon Buford R OBP: 0.307, SLG: 0.403 (1, 8)					G6-3				F9	4	0	1	1	0	0	1					
Jon Lieber L OBP: 0.115, SLG: 0.154 (1, 1)	G1-3						G6-3		L3-1	4	0	1	0	0	0	2					
Inning Stats	R: 0 E: 0 K: 1 S: 11	H: 0 LOB: 0 BB: 0 P: 16	R: 1 E: 0 K: 0 S: 7	H: 1 LOB: 2 BB: 2 P: 17	R: 1 E: 0 K: 0 S: 6	H: 1 LOB: 1 BB: 1 P: 13	R: 0 E: 0 K: 0 S: 10	H: 0 LOB: 1 BB: 1 P: 21	R: 0 E: 0 K: 1 S: 15	H: 1 LOB: 2 BB: 1 P: 26	R: 0 E: 0 K: 0 S: 9	H: 1 LOB: 1 BB: 0 P: 11	R: 0 E: 0 K: 1 S: 9	H: 2 LOB: 2 BB: 0 P: 15	R: 0 E: 0 K: 0 S: 7	H: 0 LOB: 0 BB: 0 P: 8		1B: 2 2B: 4 3B: 0 HR: 0	SF: 0 SAC: 0 DP: 0 HBP: 0	WP: 0 PB: 0 SB: 0 CS: 0	PA: 37
PITCHER	IP	WLS	BF	H	R	ER	SO	BB	IBB	HBP	BLK	WP	HR	S	P	ERA	WHIP				
Tony Armas R ERA: 3.6 (1, 1)	5.0	L	22	3	2	2	2	5	0	0	0	0	0	49	93	3.60	1.600				
Matt Blank L ERA: 8.17 (6, 1)	1.2		6	1	0	0	0	0	0	0	0	0	0	14	17	0.00	0.600				
Felipe Lira R ERA: 12.6 (7, 1)	0.1		1	0	0	0	0	0	0	0	0	0	0	3	4	0.00	0.000				
Steve Kline L ERA: 1.27 (8, 1)	2.0		8	2	0	0	1	0	0	0	0	0	0	16	23	0.00	1.000				

AB 32
R 2
H 6
RBI 2
BB 5
SO 3
LOB 15



Batter	1	2	3	4	5	6	7	8	9	AB	R	H	RBI	BB	SO	LOB	BOTTOM				
Peter Bergeron L OBP: 0.269, SLG: 0.306 (1, 8)	FC5-4		G4-3		FC3-6		G4-3			4	0	1	0	0	0	1	Chicago Cubs @ Montreal Expos Olympic Stadium, Montreal, QB Sat May 13 2000, 7:05 PM EDT Att: 14,321 - Dome - 72 F				
Jose Vidro S OBP: 0.422, SLG: 0.597 (1, 4)	FC5-4		F8		G4-3					4	0	2	0	0	0	1					
Rondell White R OBP: 0.362, SLG: 0.457 (1, 7)	FC5-4				1B		P6		G1-3	4	0	1	0	0	0	3					
Vladimir Guerrero R OBP: 0.444, SLG: 0.693 (1, 9)	K				K		F9		F8	4	1	1	0	0	2	4					
Lee Stevens L OBP: 0.380, SLG: 0.530 (1, 3)	G3-1				1B		F9		G4-3	4	0	1	0	0	0	4					
Andy Tracy L OBP: 0.231, SLG: 0.231 (1, 5)			G3		K				G3-1	4	0	1	1	0	1	2					
Chris Widger R OBP: 0.371, SLG: 0.602 (1, 2)	K				G4-3		K		G6-3	4	0	0	0	0	2	3					
Orlando Cabrera R OBP: 0.271, SLG: 0.426 (1, 6)			G6-3				G6-3		G4-3	4	0	0	0	0	0	0					
Tony Armas R Wilton Guerrero S Matt Blank L Felipe Lira R Geoff Blum S Steve Kline S (5, PH)			G3-1				F9			1	0	0	0	0	0	0					
Inning Stats	R: 0 E: 0 K: 1 S: 13	H: 2 LOB: 2 BB: 0 P: 20	R: 0 E: 0 K: 1 S: 5	H: 0 LOB: 0 BB: 0 P: 6	R: 0 E: 0 K: 2 S: 13	H: 2 LOB: 2 BB: 0 P: 18	R: 0 E: 0 K: 0 S: 9	H: 1 LOB: 1 BB: 0 P: 13	R: 1 E: 0 K: 1 S: 8	H: 2 LOB: 1 BB: 0 P: 11	R: 0 E: 0 K: 0 S: 4	H: 0 LOB: 0 BB: 0 P: 8	R: 0 E: 0 K: 0 S: 10	H: 1 LOB: 1 BB: 0 P: 14	R: 0 E: 0 K: 0 S: 3	H: 0 LOB: 0 BB: 0 P: 4		1B: 6 2B: 2 3B: 0 HR: 0	SF: 0 SAC: 0 DP: 0 HBP: 0	WP: 0 PB: 0 SB: 0 CS: 0	PA: 35
PITCHER	IP	WLS	BF	H	R	ER	SO	BB	IBB	HBP	BLK	WP	HR	S	P	ERA	WHIP				
Jon Lieber R ERA: 3.86 (1, 1)	9.0	W	35	8	1	1	5	0	0	0	0	0	0	73	105	1.00	0.889				

AB 35
R 1
H 8
RBI 1
BB 0
SO 5
LOB 18



Batter	1	2	3	4	5	6	7	8	9	AB	R	H	RBI	BB	SO	LOB	TOP
Tony Womack, L (1, 6) OBP: 0.295, SLG: 0.432	3-2 1B		1-2 G4-3		1-3 K			1-1 G1-3		4	0	1	0	0	1	0	Arizona Diamondbacks @ Montreal Expos Olympic Stadium, Montreal, QB Tue May 16 2000, 7:05 PM EDT Att: 11,898 - Dome - 72 F livebaseballscorecards.com
Jay Bell, R (1, 4) OBP: 0.429, SLG: 0.514	2-3 K		3-1 F9			0-2 F8		2-2 G6-3		4	0	0	0	0	1	1	
Luis Gonzalez, L (1, 7) OBP: 0.381, SLG: 0.534	3-1 1B			4-2 FC3-6 1B BB		0-0 F7		1-2 P6		3	0	1	0	1	0	0	
Erubiel Durazo, L (1, 3) OBP: 0.414, SLG: 0.519	2-2 L3			0-0 FC3-6 1B		0-0 L3			0-0 BB BB 1B	4	0	2	0	0	0	2	
Steve Finley, L (1, 8) OBP: 0.370, SLG: 0.638	1-3 K			0-2 FC3-6 FC5-4			1-1 2B		0-1 F8	4	0	1	0	0	1	5	
Travis Lee, L (1, 9) OBP: 0.397, SLG: 0.468		0-3 K		2-3 K			2-1 G1-3		4-2 BB BB	3	0	0	0	0	2	3	
Greg Colbrunn, R (9, PH) OBP: 0.604, SLG: 0.788									1-2 BB BB	0	0	0	0	1	0	0	
Hanley Frías, S (9, PR) OBP: 0.298, SLG: 0.250										0	0	0	0	0	0	0	
Kelly Stinnett, R (1, 2) OBP: 0.297, SLG: 0.506	1-3 K2-3			0-0 FC5-4			1-1 G5-3		4-2 G6-4-3 BB	3	0	0	0	1	1	3	
Lenny Harris, L (1, 5) OBP: 0.213, SLG: 0.257	0-1 G3				2-0 G6-3		4-0 IBB		0-0 G6-4-3	3	0	0	0	1	0	3	
Randy Johnson, R (1, 1) OBP: 0.241, SLG: 0.250			2-1 G1-3		1-0 F8		1-3 K			3	0	0	0	0	1	2	
Inning Stats	R: 0 H: 2 E: 0 K: 2 S: 19	H: 0 LOB: 2 BB: 0 P: 30	R: 0 H: 0 E: 0 K: 2 S: 9	H: 0 LOB: 0 BB: 0 P: 10	R: 0 H: 0 E: 0 K: 0 S: 7	H: 1 LOB: 2 BB: 1 P: 13	R: 0 H: 0 E: 0 K: 1 S: 5	H: 0 LOB: 0 BB: 0 P: 9	R: 0 H: 1 E: 0 K: 1 S: 9	H: 2 LOB: 2 BB: 1 P: 18	R: 0 H: 0 E: 0 K: 0 S: 9	H: 0 LOB: 0 BB: 0 P: 13	R: 0 H: 1 E: 0 K: 0 S: 12	H: 3 LOB: 3 BB: 2 P: 20	1B: 4 2B: 1 3B: 0 HR: 0	SF: 0 SAC: 0 DP: 1 HBP: 0	WP: 0 PA: 35 SB: 0 CS: 1
PITCHER	IP WLS BF H R ER SO BB IBB HBP BLK WP HR S P ERA WHIP																
Javier Vazquez, R (1, 1) ERA: 2.75	8.0 W 31 5 0 0 7 1 1 0 0 0 0 0 76 117 0.00 0.750																
Steve Kline, L (9, 1) ERA: 1.17	0.1 H 1 0 0 0 0 0 0 0 0 0 0 0 2 2 0.00 0.000																
Dustin Hermanson, R (9, 1) ERA: 5.28	0.2 S 3 0 0 0 0 2 0 0 0 0 0 0 0 9 17 0.00 3.000																

Batter	1	2	3	4	5	6	7	8	9	AB	R	H	RBI	BB	SO	LOB	BOTTOM		
Wilton Guerrero, S (1, 8) OBP: 0.293, SLG: 0.250	0-2 F9		1-2 G4-3			2-2 1B		2-0 G6-3		3	0	1	0	0	0	1	Arizona Diamondbacks @ Montreal Expos Olympic Stadium, Montreal, QB Tue May 16 2000, 7:05 PM EDT Att: 11,898 - Dome - 72 F livebaseballscorecards.com		
Terry Jones, S (8, 8) OBP: 0.280, SLG: 0.261								1-2		1	0	0	0	0	0	1			
Jose Vidro, S (1, 4) OBP: 0.423, SLG: 0.589	1-1 L5			1-3 K		0-3 K				3	0	0	0	0	2	1			
Rondell White, R (1, 7) OBP: 0.367, SLG: 0.520	1-3 K			1-3 K		3-2 HR				3	1	1	1	0	2	0			
Vladimir Guerrero, R (1, 9) OBP: 0.451, SLG: 0.701		0-0 F9		0-1 F7		0-3 K				3	0	0	0	0	1	0			
Chris Widger, R (1, 2) OBP: 0.355, SLG: 0.564	1-3 K				0-1 G4-3		1-3 K			3	0	0	0	0	2	0			
Lee Stevens, L (1, 3) OBP: 0.390, SLG: 0.549	0-3 K				1-3 K		0-3 K			3	0	0	0	0	3	0			
Orlando Cabrera, R (1, 6) OBP: 0.278, SLG: 0.423			2-1 F4		1-1 F2			0-1 E 1B 1B		3	1	1	0	0	0	0			
Mike Mordecai, R (1, 5) OBP: 0.412, SLG: 0.882			2-2 G5-3			3-3 K		2-2 CS 1B		3	0	1	1	0	1	0			
Javier Vazquez, R (1, 1) OBP: 0.198, SLG: 0.167			1-0 2B			1-1 G1-3		1-3 K		3	0	1	0	0	1	1			
Steve Kline, S (9, 1) OBP: 0.189, SLG: 0.133										0	0	0	0	0	0	0			
Dustin Hermanson, R (9, 1) OBP: 0.189, SLG: 0.133										0	0	0	0	0	0	0			
Inning Stats	R: 0 H: 0 E: 0 K: 1 S: 8	H: 0 LOB: 0 BB: 0 P: 10	R: 0 H: 0 E: 0 K: 2 S: 7	H: 0 LOB: 0 BB: 0 P: 8	R: 0 H: 1 E: 0 K: 0 S: 10	H: 1 LOB: 1 BB: 0 P: 16	R: 0 H: 0 E: 0 K: 2 S: 8	H: 0 LOB: 0 BB: 0 P: 10	R: 0 H: 1 E: 0 K: 1 S: 7	H: 0 LOB: 0 BB: 0 P: 9	R: 0 H: 1 E: 0 K: 2 S: 15	H: 1 LOB: 1 BB: 0 P: 21	R: 1 H: 1 E: 0 K: 3 S: 12	H: 2 LOB: 0 BB: 0 P: 16	R: 1 H: 2 E: 1 K: 1 S: 9	H: 2 LOB: 0 BB: 0 P: 14	1B: 3 2B: 1 3B: 0 HR: 1	SF: 0 SAC: 0 DP: 0 HBP: 0	WP: 0 PA: 28 SB: 0 CS: 1
PITCHER	IP WLS BF H R ER SO BB IBB HBP BLK WP HR S P ERA WHIP																		
Randy Johnson, L (1, 1) ERA: 0.97	8.0 L 28 5 2 1 12 0 0 0 0 0 0 1 76 104 1.12 0.625																		

Batter	1	2	3	4	5	6	7	8	9	AB	R	H	RBI	BB	SO	LOB	TOP											
Tony Womack, L OBP: 0.294, SLG: 0.447 (1, 6)	1-1 G3		1-2 G6-3		0-2 G1-3			1-2 HR		4	1	1	1	0	0	0												
Jay Bell, R OBP: 0.419, SLG: 0.500 Danny Klassen, R OBP: 0.343, SLG: 0.455 (8, 5)	3-2 G1-3		0-0 G5-3			3-3 K		2-2 G1-3		4	0	0	0	0	1	0												
Luis Gonzalez, L OBP: 0.380, SLG: 0.530 Bernard Gilkey, R OBP: 0.261, SLG: 0.333 (9, PH)	1-0 1B		2-3 K			0-1 G3		0-2 F8		3	0	1	0	0	1	0												
Erubiel Durazo, L OBP: 0.405, SLG: 0.505 Greg Colbrunn, R OBP: 0.612, SLG: 0.794 (9, PH)	0-0 G6-3			2-3 K		0-1 G3		2-0 1B		3	0	0	0	0	1	1												
Steve Finley, L OBP: 0.375, SLG: 0.656 Vicente Padilla, R (7, 1)		1-1 HR		4-2 BB			2-3 K		1-1 1B	2	1	1	1	1	1	0												
Kelly Stinnett, R OBP: 0.304, SLG: 0.512 (9, PH)				0-0 BB			3-2 G6-3		1-0 F8	2	0	0	0	0	1	1												
Travis Lee, L OBP: 0.332, SLG: 0.459 Dan Plesac, L OBP: 0.198, SLG: 1.000 Russ Springer, R OBP: 0.273, SLG: 0.237 (7, 5)		1-3 K		0-0 F7						2	0	0	0	0	0	0												
Damian Miller, R OBP: 0.333, SLG: 0.578 (1, 2)		1-2 G5-3		1-3 K			2-3 K		0-0 F9	4	0	0	0	0	2	3												
Andy Fox, L OBP: 0.254, SLG: 0.288 (7, 8)		1-1 1B			2-2 P1			1-2 P6		3	0	1	0	0	0	0												
Armando Reynoso, R OBP: 0.071, SLG: 0.071 Lenny Harris, L OBP: 0.207, SLG: 0.250 (4, 9)		2-3 K			0-1 F8			0-1 G6-3		1	0	0	0	0	1	1												
Inning Stats	R: 0 E: 0 K: 0 S: 7	H: 1 LOB: 1 BB: 0 P: 12	R: 1 E: 0 K: 2 S: 13	H: 2 LOB: 1 BB: 0 P: 19	R: 0 E: 0 K: 1 S: 8	H: 0 LOB: 0 BB: 1 P: 11	R: 0 E: 0 K: 2 S: 9	H: 0 LOB: 0 BB: 1 P: 16	R: 0 E: 0 K: 0 S: 11	H: 0 LOB: 0 BB: 0 P: 13	R: 0 E: 0 K: 1 S: 8	H: 0 LOB: 0 BB: 0 P: 11	R: 0 E: 0 K: 2 S: 11	H: 0 LOB: 0 BB: 0 P: 18	R: 1 E: 0 K: 0 S: 12	H: 1 LOB: 0 BB: 0 P: 16	R: 0 E: 0 K: 0 S: 8	H: 2 LOB: 2 BB: 0 P: 12	1B: 4 2B: 0 3B: 0 HR: 2	SF: 0 SAC: 0 DP: 0 HBP: 0	WP: 0 PB: 0 SB: 0 CS: 0	PA: 34						
PITCHER	IP	WLS	BF	H	R	ER	SO	BB	IBB	HBP	BLK	WP	HR	S	P	ERA	WHIP											
Carl Pavano, R ERA: 3.25	(1, 1)	8.0	W	29	4	2	2	8	1	0	0	0	0	2	79	116	2.25	0.625										
Matt Blank, L ERA: 5.54	(9, 1)	1.0		5	2	0	0	0	0	0	0	0	0	8	12	0.00	2.000											

Arizona Diamondbacks @ Montreal Expos
Olympic Stadium, Montreal, QB
Wed May 17 2000, 7:05 PM EDT
Att. 8,766 - Dome - 72 F

AB	33
R	2
H	6
RBI	2
BB	1
SO	8
LOB	8



Batter	1	2	3	4	5	6	7	8	9	AB	R	H	RBI	BB	SO	LOB	BOTTOM										
Peter Bergeron, L OBP: 0.283, SLG: 0.331 (1, 8)	0-0 2B	0-0 F7		1-0 HR	2-3 K		1-2 FC5-4			5	2	2	1	0	1	2											
Jose Vidro, S OBP: 0.435, SLG: 0.614 (1, 4)	0-2 1B	2-1 1B		2-1 2B	3-H 2B			1-2 G3-1		4	2	3	2	1	0	0											
Rondell White, R OBP: 0.368, SLG: 0.523 Terry Jones, S OBP: 0.280, SLG: 0.261 (9, 7)	0-0 2B	1-0 F3		1-1 2B	0-3 K			3-3 K		5	1	2	2	0	2	2											
Vladimir Guerrero, R OBP: 0.462, SLG: 0.739 Wilton Guerrero, S OBP: 0.293, SLG: 0.250 (8, PR)	2-2 G4-3		3-2 HR	4-0 IBB			1-1 F8	1-2 2B		4	1	3	1	1	0	0											
Lee Stevens, L OBP: 0.377, SLG: 0.528 (1, 3)	1-0 G4-3		3-2 G3	0-2 G6-3			2-0 P6	0-3 K		5	0	0	1	0	1	4											
Andy Tracy, L OBP: 0.286, SLG: 0.400 Mike Mordecai, R OBP: 0.412, SLG: 0.882 (9, 5)	2-3 F9		1-0 P4		1-0 1B		2-3 K			4	1	1	0	0	1	1											
Chris Widger, R OBP: 0.352, SLG: 0.549 (1, 2)	2-3 K		1-0 F3		4-2 E			3-1 F3		3	1	0	0	1	1	1											
Orlando Cabrera, R OBP: 0.285, SLG: 0.433 (1, 6)		1-1 SH3-4		1-2 G3-1	0-1 E8			1-0 G4-3		4	2	2	0	0	0	0											
Carl Pavano, R OBP: 0.200, SLG: 0.200 Matt Blank, L ERA: 1.29 (9, 1)		0-0 SH3-4		1-0 F9	1-2 G5-3			1-1 FC5-4		3	0	1	0	0	0	1											
Inning Stats	R: 3 E: 0 K: 1 S: 13	H: 4 LOB: 1 BB: 0 P: 19	R: 1 E: 0 K: 0 S: 7	H: 2 LOB: 1 BB: 0 P: 11	R: 1 E: 0 K: 0 S: 8	H: 1 LOB: 0 BB: 0 P: 16	R: 2 E: 0 K: 0 S: 12	H: 3 LOB: 2 BB: 1 P: 22	R: 3 E: 1 K: 2 S: 15	H: 2 LOB: 1 BB: 2 P: 27	R: 0 E: 0 K: 1 S: 7	H: 0 LOB: 0 BB: 0 P: 12	R: 0 E: 0 K: 0 S: 9	H: 1 LOB: 1 BB: 0 P: 15	R: 0 E: 0 K: 2 S: 16	H: 1 LOB: 1 BB: 0 P: 21	R: 0 E: 0 K: 2 S: 8	H: 2 LOB: 2 BB: 0 P: 12	1B: 5 2B: 7 3B: 0 HR: 2	SF: 0 SAC: 1 DP: 0 HBP: 0	WP: 1 PB: 0 SB: 0 CS: 0	PA: 41					
PITCHER	IP	WLS	BF	H	R	ER	SO	BB	IBB	HBP	BLK	WP	HR	S	P	ERA	WHIP										
Armando Reynoso, R ERA: 6.64	(1, 1)	3.2	L	22	10	7	7	1	0	0	0	0	0	15	27	9.00	4.000										
Dan Plesac, L ERA: 4.15	(4, 1)	1.0		7	2	3	1	1	2	0	0	0	0	10	15	0.00	0.000										
Russ Springer, R ERA: 5.79	(5, 1)	1.1		4	0	0	0	2	0	0	0	0	0	10	15	0.00	0.000										
Vicente Padilla, R ERA: 1.29	(7, 1)	2.0		8	2	0	0	2	0	0	0	0	0	25	36	0.00	1.000										

Arizona Diamondbacks @ Montreal Expos
Olympic Stadium, Montreal, QB
Wed May 17 2000, 7:05 PM EDT
Att. 8,766 - Dome - 72 F

AB	37
R	10
H	14
RBI	7
BB	3
SO	6
LOB	11



Batter	1	2	3	4	5	6	7	8	9	10	AB	R	H	RBI	BB	SO	LOB	TOP									
Roger Cedeno, S OBP: 0.351, SLG: 0.348											4	0	2	0	1	0	2										
Craig Biggio, R OBP: 0.409, SLG: 0.350											4	0	0	0	1	0	3										
5 Jeff Bagwell, R OBP: 0.434, SLG: 0.566											3	0	0	0	2	2	4										
Ken Caminiti, S OBP: 0.476, SLG: 0.622											3	1	3	0	2	0	0										
Moises Alou, R OBP: 0.396, SLG: 0.633											4	0	0	0	1	1	7										
Richard Hidalgo, R OBP: 0.394, SLG: 0.568											5	0	0	0	0	1	5										
Mitch Meluskey, S OBP: 0.376, SLG: 0.609											3	1	1	2	0	0	1										
Bill Spiers, L OBP: 0.350, SLG: 0.356											4	0	1	0	0	0	1										
Octavio Dotel, R OBP: 0.077, SLG: 0.077											2	0	1	0	0	1	0										
Jose Cabrera, R ERA: 3.23											0	0	0	0	0	0	0										
Yorkis Perez, L ERA: 1.08											0	0	0	0	0	0	0										
Daryle Ward, L OBP: 0.307, SLG: 0.564											1	0	0	0	0	0	0										
Joe Slusarski, R ERA: 5.25											0	0	0	0	0	0	0										
Inning Stats	R: 0 E: 1 K: 0 S: 6	H: 1 LOB: 2 BB: 2 P: 18	R: 0 E: 0 K: 0 S: 12	H: 0 LOB: 0 BB: 0 P: 17	R: 0 E: 0 K: 1 S: 9	H: 1 LOB: 1 BB: 0 P: 11	R: 1 E: 0 K: 0 S: 11	H: 1 LOB: 1 BB: 1 P: 20	R: 0 E: 0 K: 2 S: 11	H: 0 LOB: 1 BB: 1 P: 16	R: 0 E: 0 K: 1 S: 9	H: 0 LOB: 2 BB: 1 P: 13	R: 0 E: 0 K: 0 S: 8	H: 1 LOB: 2 BB: 1 P: 17	R: 0 E: 0 K: 0 S: 3	H: 1 LOB: 0 BB: 0 P: 8	R: 1 E: 0 K: 0 S: 11	H: 2 LOB: 0 BB: 0 P: 13	R: 0 E: 0 K: 1 S: 6	H: 1 LOB: 1 BB: 1 P: 14	1B: 7 2B: 0 3B: 0 HR: 1	SF: 1 SAC: 1 DP: 2 HBP: 0	WP: 1 PB: 0 SB: 4 CS: 1	PA: 43			
PITCHER	IP WLS BF H R ER SO BB IBB HBP BLK WP HR S P ERA WHIP	IP WLS BF H R ER SO BB IBB HBP BLK WP HR S P ERA WHIP	IP WLS BF H R ER SO BB IBB HBP BLK WP HR S P ERA WHIP	IP WLS BF H R ER SO BB IBB HBP BLK WP HR S P ERA WHIP	IP WLS BF H R ER SO BB IBB HBP BLK WP HR S P ERA WHIP	IP WLS BF H R ER SO BB IBB HBP BLK WP HR S P ERA WHIP	IP WLS BF H R ER SO BB IBB HBP BLK WP HR S P ERA WHIP	IP WLS BF H R ER SO BB IBB HBP BLK WP HR S P ERA WHIP	IP WLS BF H R ER SO BB IBB HBP BLK WP HR S P ERA WHIP	IP WLS BF H R ER SO BB IBB HBP BLK WP HR S P ERA WHIP	IP WLS BF H R ER SO BB IBB HBP BLK WP HR S P ERA WHIP	IP WLS BF H R ER SO BB IBB HBP BLK WP HR S P ERA WHIP	IP WLS BF H R ER SO BB IBB HBP BLK WP HR S P ERA WHIP	IP WLS BF H R ER SO BB IBB HBP BLK WP HR S P ERA WHIP	IP WLS BF H R ER SO BB IBB HBP BLK WP HR S P ERA WHIP	IP WLS BF H R ER SO BB IBB HBP BLK WP HR S P ERA WHIP	IP WLS BF H R ER SO BB IBB HBP BLK WP HR S P ERA WHIP	IP WLS BF H R ER SO BB IBB HBP BLK WP HR S P ERA WHIP	IP WLS BF H R ER SO BB IBB HBP BLK WP HR S P ERA WHIP	IP WLS BF H R ER SO BB IBB HBP BLK WP HR S P ERA WHIP	IP WLS BF H R ER SO BB IBB HBP BLK WP HR S P ERA WHIP	IP WLS BF H R ER SO BB IBB HBP BLK WP HR S P ERA WHIP	IP WLS BF H R ER SO BB IBB HBP BLK WP HR S P ERA WHIP	IP WLS BF H R ER SO BB IBB HBP BLK WP HR S P ERA WHIP	IP WLS BF H R ER SO BB IBB HBP BLK WP HR S P ERA WHIP	IP WLS BF H R ER SO BB IBB HBP BLK WP HR S P ERA WHIP	IP WLS BF H R ER SO BB IBB HBP BLK WP HR S P ERA WHIP

Houston Astros @ Montreal Expos
Olympic Stadium, Montreal, QB
Fri May 19 2000, 7:05 PM EDT
Att. 12,679 - Dome - 72 F


AB	33
R	2
H	8
RBI	2
BB	7
SO	5
LOB	23



Batter	1	2	3	4	5	6	7	8	9	10	AB	R	H	RBI	BB	SO	LOB	BOTTOM									
Peter Bergeron, L OBP: 0.280, SLG: 0.321											4	0	0	0	0	2	1										
Jose Vidro, S OBP: 0.435, SLG: 0.643											5	1	2	2	0	1	1										
Rondell White, R OBP: 0.362, SLG: 0.529											4	1	1	1	0	1	2										
Vladimir Guerrero, R OBP: 0.476, SLG: 0.772											3	0	2	0	1	0	0										
Lee Stevens, L OBP: 0.305, SLG: 0.526											4	0	0	0	0	3	4										
Andy Tracy, L OBP: 0.240, SLG: 0.333											3	0	0	0	0	0	0										
Mike Mordecai, R OBP: 0.421, SLG: 0.842											1	0	1	0	0	0	0										
Orlando Cabrera, R OBP: 0.275, SLG: 0.410											3	0	0	0	1	0	1										
15 Lenny Webster, R OBP: 0.261, SLG: 0.348											4	0	1	0	0	0	1										
Tony Armas, R ERA: 4.75											1	0	0	0	1	1	0										
Mike Johnson, L ERA: 5.4											0	0	0	0	0	0	0										
Geoff Blum, S ERA: 3.00											1	0	0	0	0	0	1										
Steve Kline, S ERA: 7.38											0	0	0	0	0	0	0										
Dustin Hermanson, R ERA: 5.25											0	0	0	0	0	0	0										
Wilton Guerrero, S ERA: 5.41											1	1	1	0	0	0	0										
Inning Stats	R: 1 E: 0 K: 2 S: 15	H: 2 LOB: 1 BB: 0 P: 26	R: 0 E: 0 K: 0 S: 7	H: 0 LOB: 0 BB: 0 P: 11	R: 0 E: 0 K: 2 S: 7	H: 0 LOB: 1 BB: 1 P: 12	R: 0 E: 0 K: 1 S: 8	H: 0 LOB: 0 BB: 0 P: 15	R: 0 E: 0 K: 1 S: 7	H: 0 LOB: 0 BB: 1 P: 12	R: 0 E: 1 K: 1 S: 12	H: 0 LOB: 2 BB: 1 P: 22	R: 0 E: 0 K: 1 S: 16	H: 1 LOB: 1 BB: 0 P: 22	R: 1 E: 0 K: 1 S: 10	H: 2 LOB: 1 BB: 0 P: 15	R: 0 E: 0 K: 0 S: 7	H: 1 LOB: 0 BB: 0 P: 10	R: 1 E: 0 K: 0 S: 8	H: 2 LOB: 1 BB: 0 P: 10	1B: 5 2B: 2 3B: 0 HR: 2	SF: 0 SAC: 1 DP: 2 HBP: 0	WP: 0 PB: 0 SB: 2 CS: 0	PA: 38			
PITCHER	IP WLS BF H R ER SO BB IBB HBP BLK WP HR S P ERA WHIP	IP WLS BF H R ER SO BB IBB HBP BLK WP HR S P ERA WHIP	IP WLS BF H R ER SO BB IBB HBP BLK WP HR S P ERA WHIP	IP WLS BF H R ER SO BB IBB HBP BLK WP HR S P ERA WHIP	IP WLS BF H R ER SO BB IBB HBP BLK WP HR S P ERA WHIP	IP WLS BF H R ER SO BB IBB HBP BLK WP HR S P ERA WHIP	IP WLS BF H R ER SO BB IBB HBP BLK WP HR S P ERA WHIP	IP WLS BF H R ER SO BB IBB HBP BLK WP HR S P ERA WHIP	IP WLS BF H R ER SO BB IBB HBP BLK WP HR S P ERA WHIP	IP WLS BF H R ER SO BB IBB HBP BLK WP HR S P ERA WHIP	IP WLS BF H R ER SO BB IBB HBP BLK WP HR S P ERA WHIP	IP WLS BF H R ER SO BB IBB HBP BLK WP HR S P ERA WHIP	IP WLS BF H R ER SO BB IBB HBP BLK WP HR S P ERA WHIP	IP WLS BF H R ER SO BB IBB HBP BLK WP HR S P ERA WHIP	IP WLS BF H R ER SO BB IBB HBP BLK WP HR S P ERA WHIP	IP WLS BF H R ER SO BB IBB HBP BLK WP HR S P ERA WHIP	IP WLS BF H R ER SO BB IBB HBP BLK WP HR S P ERA WHIP	IP WLS BF H R ER SO BB IBB HBP BLK WP HR S P ERA WHIP	IP WLS BF H R ER SO BB IBB HBP BLK WP HR S P ERA WHIP	IP WLS BF H R ER SO BB IBB HBP BLK WP HR S P ERA WHIP	IP WLS BF H R ER SO BB IBB HBP BLK WP HR S P ERA WHIP	IP WLS BF H R ER SO BB IBB HBP BLK WP HR S P ERA WHIP	IP WLS BF H R ER SO BB IBB HBP BLK WP HR S P ERA WHIP	IP WLS BF H R ER SO BB IBB HBP BLK WP HR S P ERA WHIP	IP WLS BF H R ER SO BB IBB HBP BLK WP HR S P ERA WHIP	IP WLS BF H R ER SO BB IBB HBP BLK WP HR S P ERA WHIP	IP WLS BF H R ER SO BB IBB HBP BLK WP HR S P ERA WHIP

Houston Astros @ Montreal Expos
Olympic Stadium, Montreal, QB
Fri May 19 2000, 7:05 PM EDT
Att. 12,679 - Dome - 72 F

AB	34
R	3
H	8
RBI	3
BB	3
SO	9
LOB	11



Batter	1	2	3	4	5	6	7	8	9	AB	R	H	RBI	BB	SO	LOB	TOP					
Roger Cedeno, S (1, 9) OBP: 0.347, SLG: 0.349	G3		L5						G4-3	5	1	1	0	0	1	1	Houston Astros @ Montreal Expos Olympic Stadium, Montreal, QB Sat May 20 2000, 7:05 PM EDT Att: 15,166 - Dome - 72 F					
Craig Biggio, R (1, 4) OBP: 0.412, SLG: 0.350										0	0	0	0	1	0	0						
Russ Johnson, R (1, FR) OBP: 0.227, SLG: 0.190	1B	BB								3	2	1	1	1	1	1						
5 Jeff Bagwell, R (1, 3) OBP: 0.433, SLG: 0.558										4	1	1	1	1	2	1						
Ken Caminiti, S (1, 5) OBP: 0.473, SLG: 0.647										5	2	2	1	0	1	3						
Moises Alou, R (1, 7) OBP: 0.397, SLG: 0.615										5	0	2	1	0	0	1						
Mitch Meluskey, S (1, 2) OBP: 0.371, SLG: 0.593										4	0	1	1	0	2	2						
Richard Hidalgo, R (1, 8) OBP: 0.395, SLG: 0.564										1	0	0	0	1	1	0						
Chris Holt, R (6, 1) OBP: 0.200, SLG: 0.143										0	0	0	0	0	0	0						
Tim Bogar, R (8, PH) OBP: 0.245, SLG: 0.280										1	0	0	0	0	0	0						
Doug Henry, R (8, 1)										0	0	0	0	0	0	0						
Bill Spiers, L (1, 6) OBP: 0.346, SLG: 0.383										4	1	1	1	0	0	3						
Scott Elarton, R (1, 1) OBP: 0.300, SLG: 0.222										1	0	0	0	0	0	0						
Mike Maddux, L (4, 1)										0	0	0	0	0	0	0						
Matt Mieske, R (4, 9) OBP: 0.273, SLG: 0.345										3	0	1	0	0	1	0						
Daryle Ward, L (6, PH) OBP: 0.303, SLG: 0.557										1	0	0	0	0	1	2						
Inning Stats	R: 1 E: 0 K: 2 S: 13	H: 1 LOB: 2 BB: 2 P: 24	R: 0 E: 0 K: 0 S: 6	H: 0 LOB: 0 BB: 1 P: 11	R: 0 E: 0 K: 2 S: 8	H: 0 LOB: 0 BB: 0 P: 13	R: 1 E: 0 K: 2 S: 12	H: 1 LOB: 1 BB: 0 P: 17	R: 0 E: 0 K: 1 S: 9	H: 1 LOB: 2 BB: 0 P: 15	R: 1 E: 0 K: 2 S: 16	H: 3 LOB: 2 BB: 0 P: 20	R: 1 E: 0 K: 1 S: 11	H: 2 LOB: 1 BB: 0 P: 19	R: 0 E: 0 K: 1 S: 10	H: 0 LOB: 0 BB: 0 P: 16	R: 3 E: 1 K: 0 S: 21	H: 2 LOB: 1 BB: 1 P: 34	1B: 5 2B: 3 3B: 0 HR: 2	SF: 0 SAC: 0 DP: 1 HBP: 0	WP: 0 PB: 0 SB: 2 CS: 0	PA: 41
PITCHER	IP WLS BF H R ER SO BB IBB HBP BLK WP HR S P ERA WHIP																					
Hideki Irabu, R ERA: 7.42	(1, 1) 6.0 W 26 6 2 3 3 9 3 0 0 0 0 0 1 64 100 4.50 1.500																					
Felipe Lira, R ERA: 9.26	(7, 1) 1.0 5 2 1 1 1 1 0 0 0 0 0 0 0 11 19 9.00 2.000																					
Guillermo Mota, R ERA: 5.0	(8, 1) 1.0 4 1 1 1 1 1 0 0 0 0 0 0 0 14 23 9.00 1.000																					
Dustin Hermanson, R ERA: 5.33	(9, 1) 1.0 S 6 1 2 1 0 1 0 0 0 0 0 0 0 17 27 9.00 2.000																					

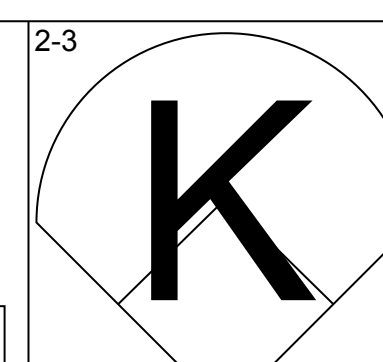
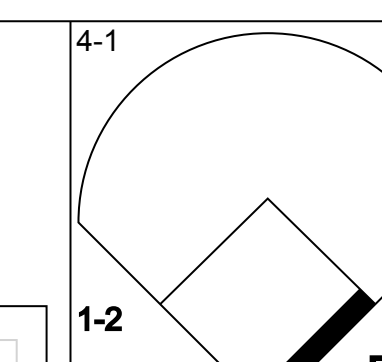
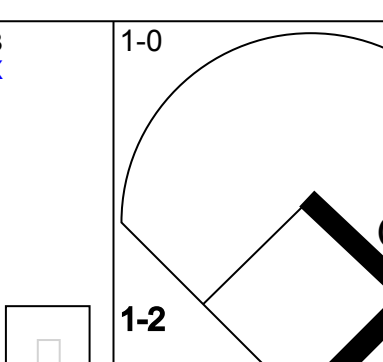
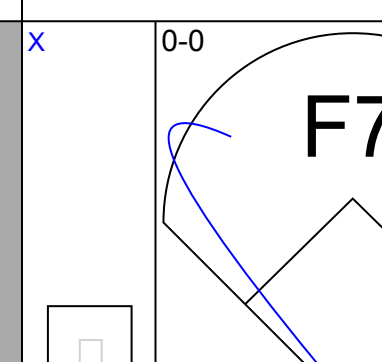
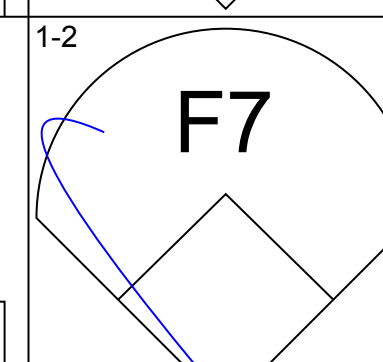
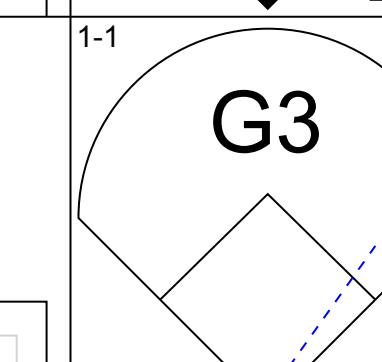
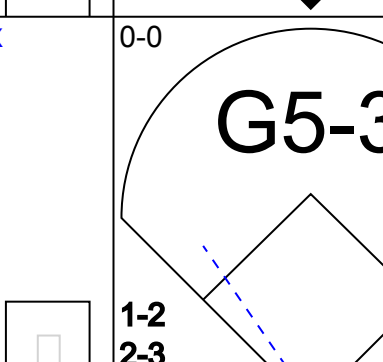
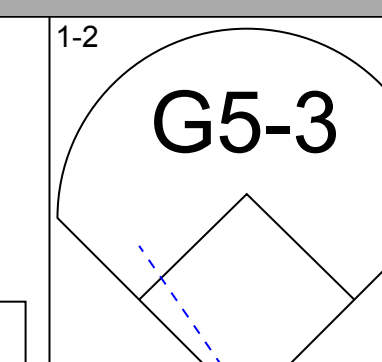
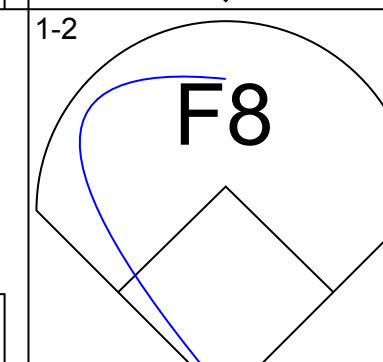
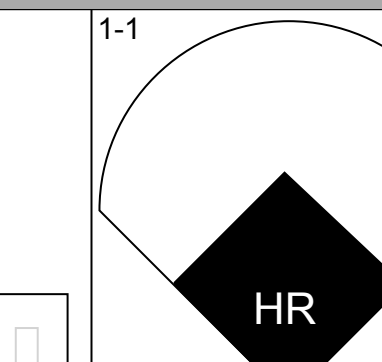
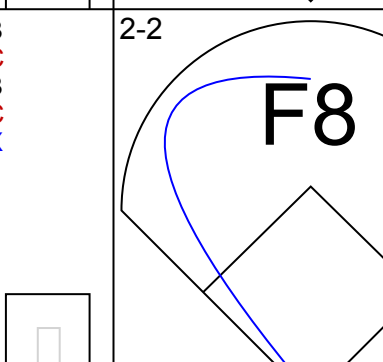
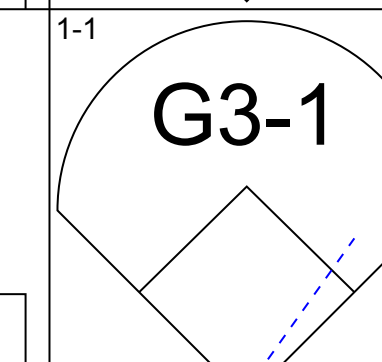
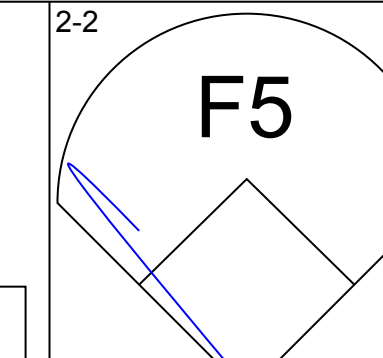
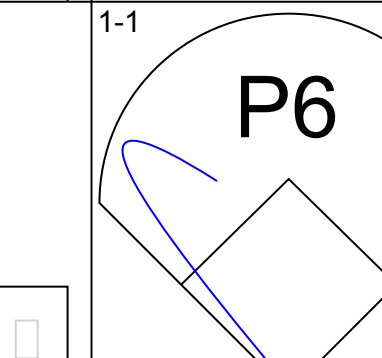
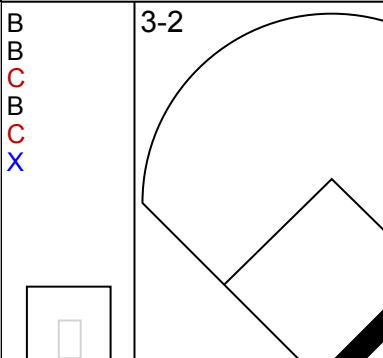
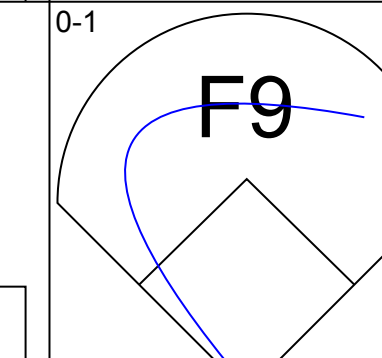
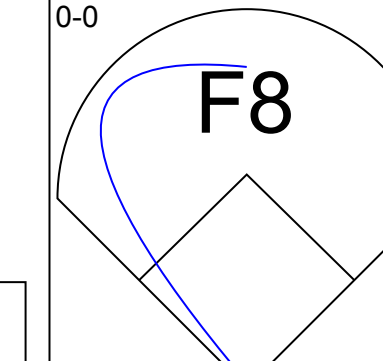
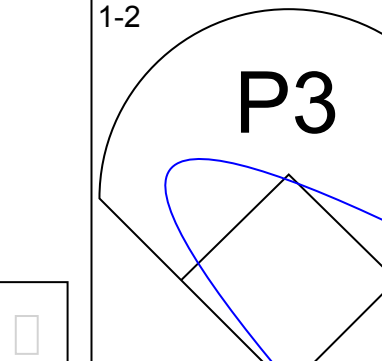
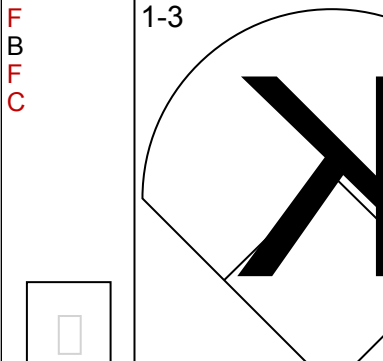
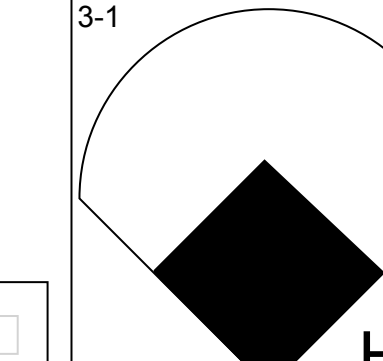
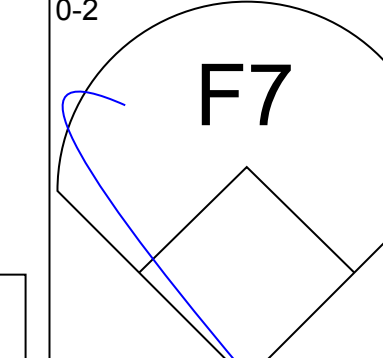
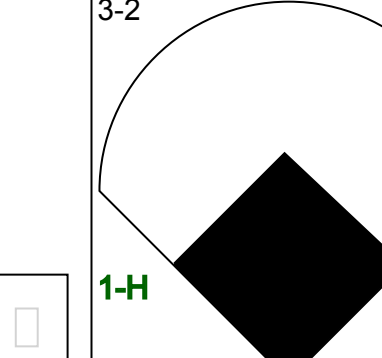
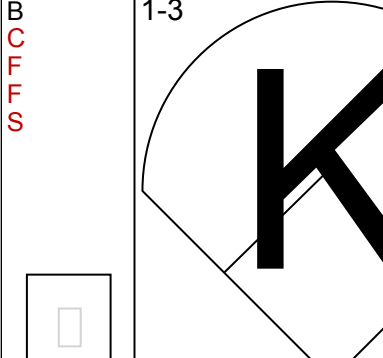
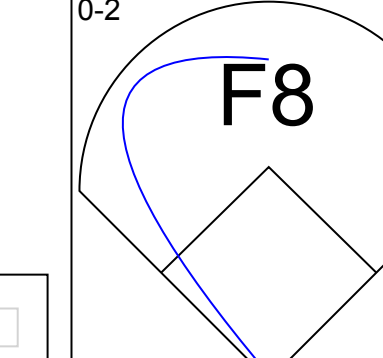
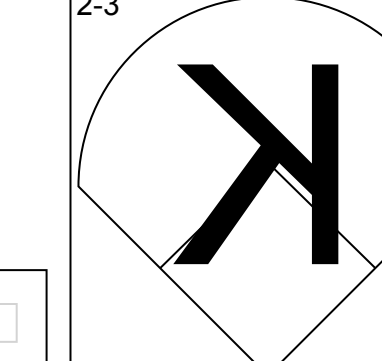
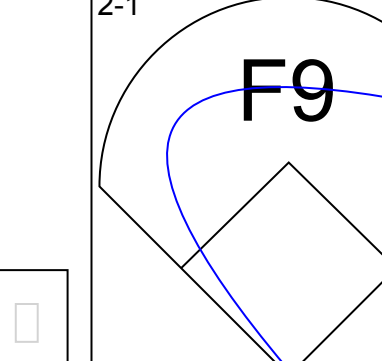
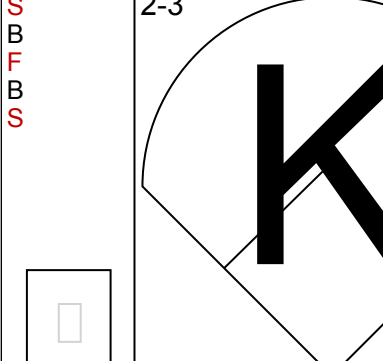

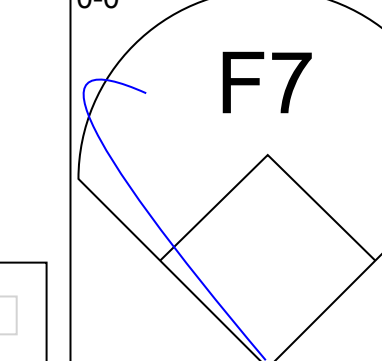
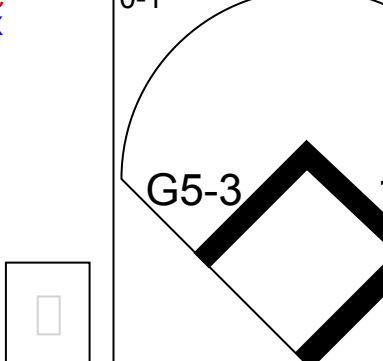
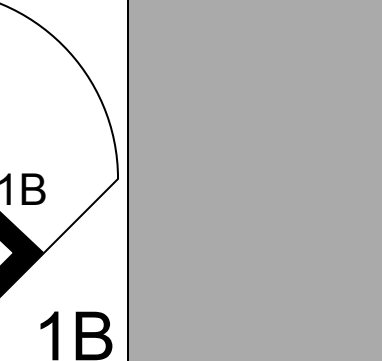
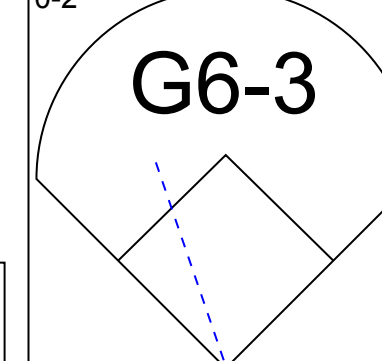
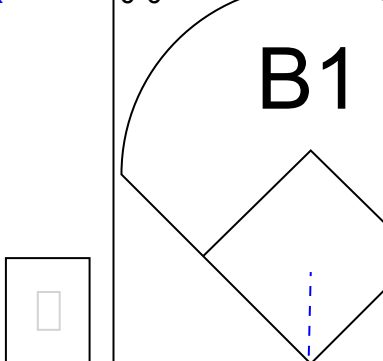
Batter	1	2	3	4	5	6	7	8	9	AB	R	H	RBI	BB	SO	LOB	BOTTOM			
Peter Bergeron, L (1, 8) OBP: 0.297, SLG: 0.362										4	3	3	2	1	0	1	Houston Astros @ Montreal Expos Olympic Stadium, Montreal, QB Sat May 20 2000, 7:05 PM EDT Att: 15,166 - Dome - 72 F			
Jose Vidro, S (1, 4) OBP: 0.434, SLG: 0.639										4	0	2	1	0	0	1				
Rondell White, R (1, 7) OBP: 0.369, SLG: 0.552										5	2	3	2	0	0	2				
Vladimir Guerrero, R (1, 9) OBP: 0.462, SLG: 0.753										5	0	1	1	0	2	3				
Lee Stevens, L (1, 3) OBP: 0.360, SLG: 0.521										5	0	1	1	0	2	3				
Andy Tracy, L (1, 5) OBP: 0.276, SLG: 0.333										3	0	1	0	1	1	3				
Orlando Cabrera, R (1, 6) OBP: 0.268, SLG: 0.399										4	1	0	0	0	0	2				
15 Lenny Webster, R (1, 2) OBP: 0.296, SLG: 0.370										4	1	2	0	0	0	1				
Hideki Irabu, R (1, 1) OBP: 0.154, SLG: 0.154										2	1	1	1	0	0	2				
Felipe Lira, R (7, 1)										0	0	0	0	0	0	0				
Wilton Guerrero, S (7, PH) OBP: 0.319, SLG: 0.357										1	0	1	0	0	0	0				
Guillermo Mota, R (8, 1)										0	0	0	0	0	0	0				
Dustin Hermanson, R (9, 1) OBP: 0.188, SLG: 0.133										0	0	0	0	0	0	0				
Inning Stats	R: 2 E: 0 K: 1 S: 9	H: 3 LOB: 1 BB: 0 P: 19	R: 4 E: 2 K: 1 S: 18	H: 4 LOB: 1 BB: 0 P: 30	R: 0 E: 0 K: 0 S: 9	H: 1 LOB: 1 BB: 1 P: 13	R: 1 E: 0 K: 1 S: 18	H: 2 LOB: 2 BB: 1 P: 31	R: 1 E: 0 K: 0 S: 12	H: 3 LOB: 2 BB: 0 P: 19	R: 0 E: 0 K: 1 S: 10	H: 1 LOB: 1 BB: 0 P: 15	R: 0 E: 0 K: 0 S: 6	H: 1 LOB: 0 BB: 0 P: 11	R: 0 E: 0 K: 1 S: 9	H: 0 LOB: 0 BB: 0 P: 13	1B: 9 2B: 5 3B: 0 HR: 1	SF: 1 SAC: 1 DP: 1 HBP: 0	WP: 0 PB: 0 SB: 2 CS: 0	PA: 41
PITCHER	IP WLS BF H R ER SO BB IBB HBP BLK WP HR S P ERA WHIP																			
Scott Elarton, R ERA: 6.46	(1, 1) 3.0 L 21 10 7 3 3 2 2 0 0 0 0 0 0 24 36 9.00 4.000																			
Mike Maddux, R ERA: 5.49	(4, 1) 2.0 9 3 1 1 1 1 0 0 0 0 0 0 0 16 26 0.00 1.000																			
Chris Holt, R ERA: 6.11	(6, 1) 2.0 8 2 0 0 0 1 0 0 0 0 0 0 0 9 13 0.00 0.000																			
Doug Henry, R ERA: 4.7	(8, 1) 1.0 3 0 0 0 0 1 0 0 0 0 0 0 0 9 13 0.00 0.000																			

AB	37
R	7
H	10
RBI	6
BB	4
SO	11
LOB	14



AB	37
R	8
H	15
RBI	8
BB	2
SO	5
LOB	18

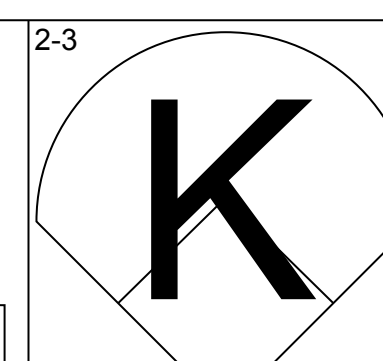
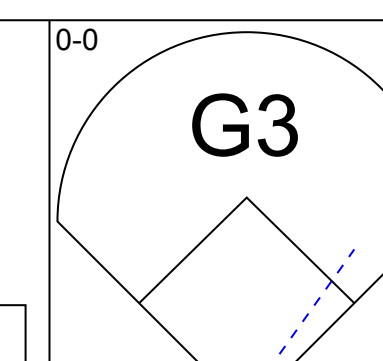
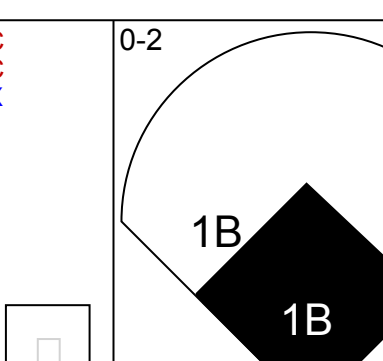
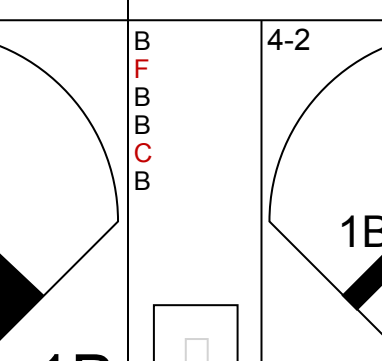
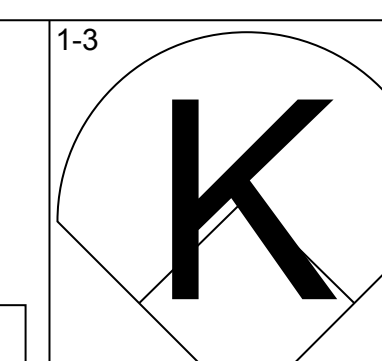
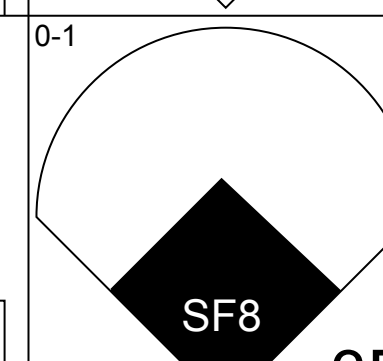
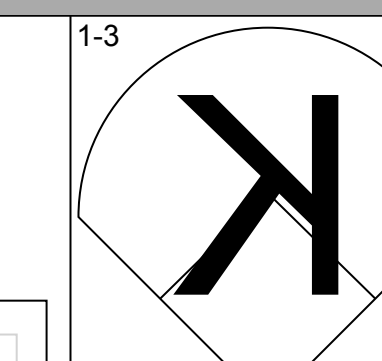
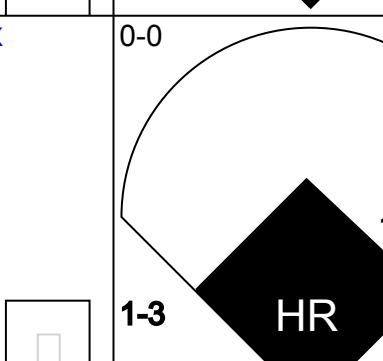
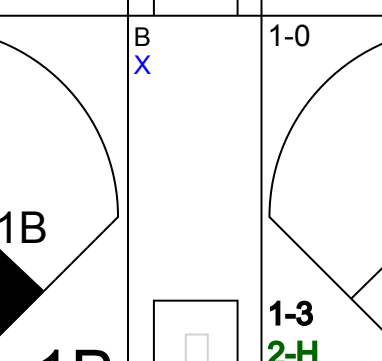
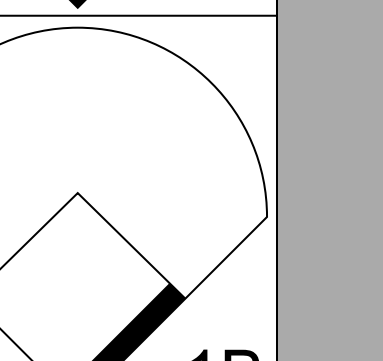
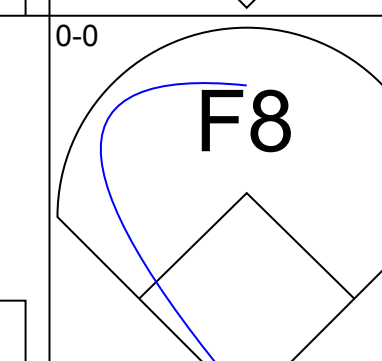
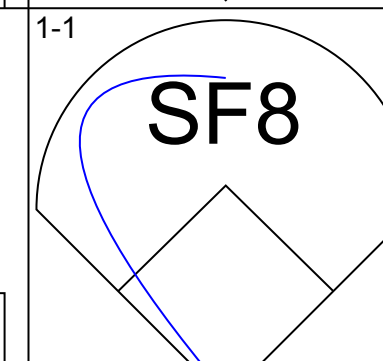
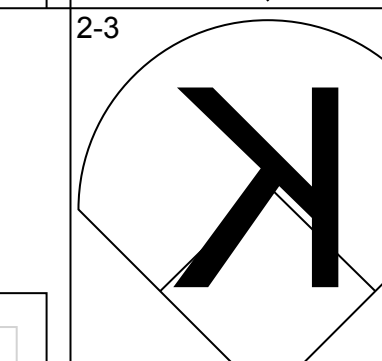
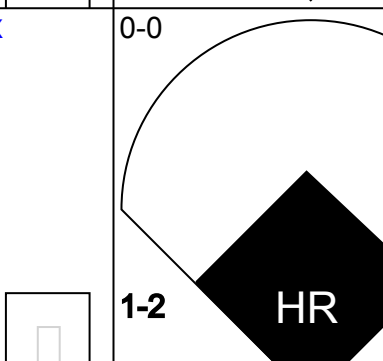
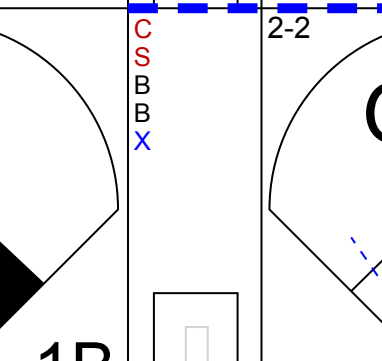
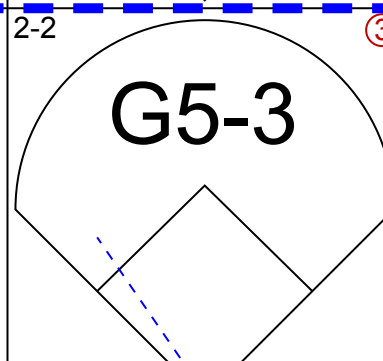
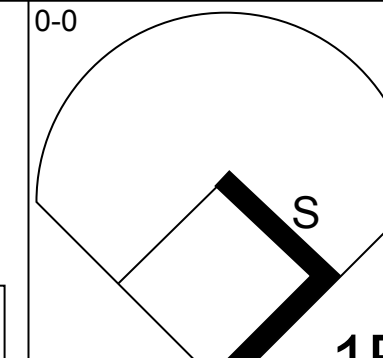
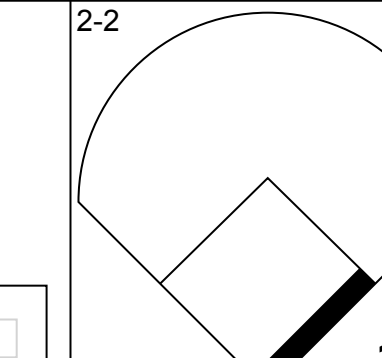
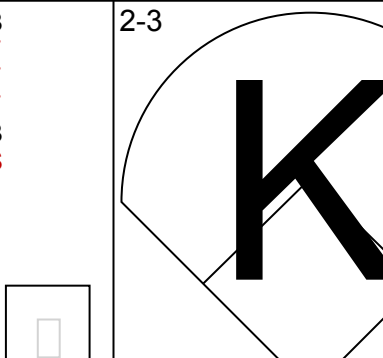
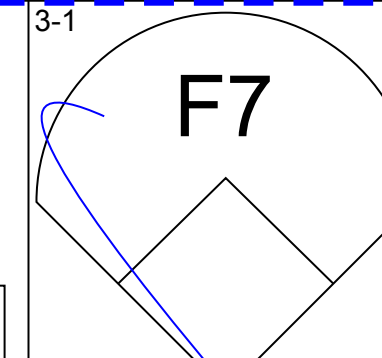
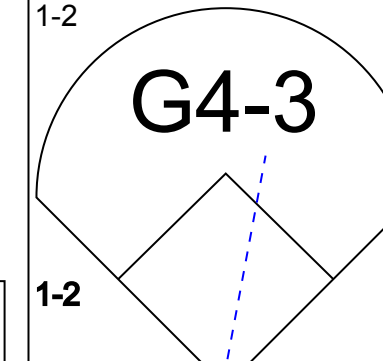
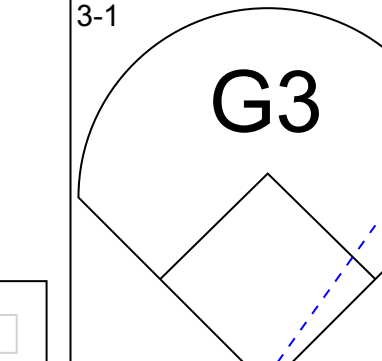
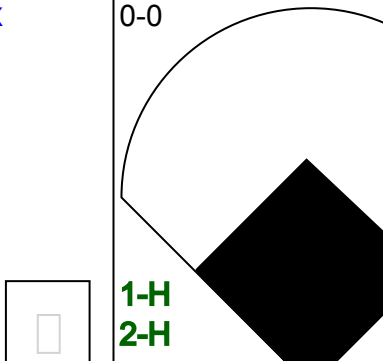
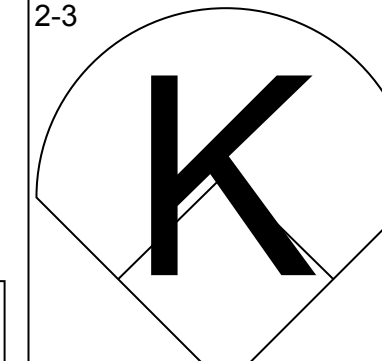
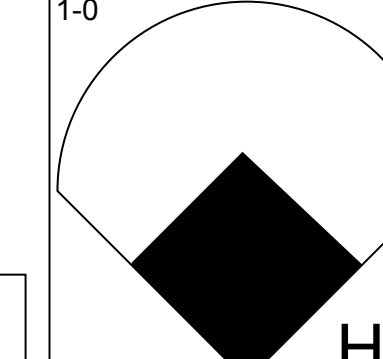
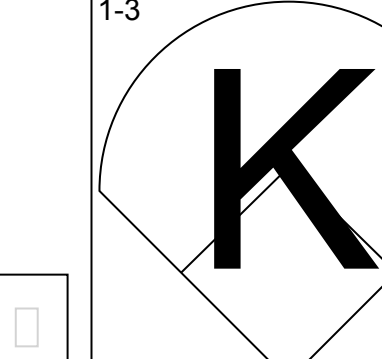
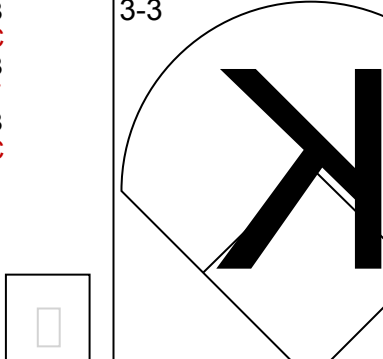
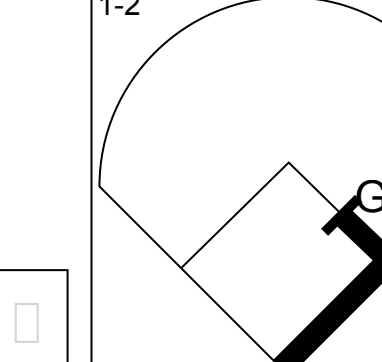


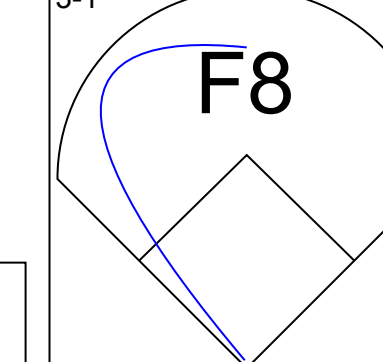
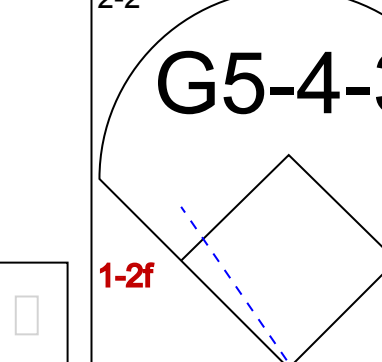
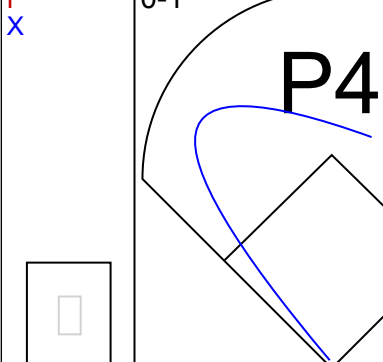
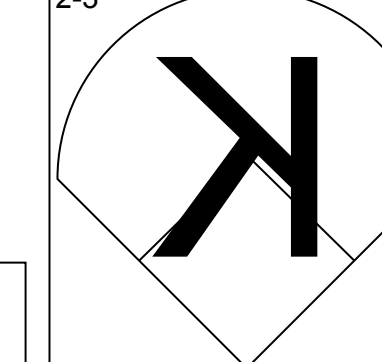
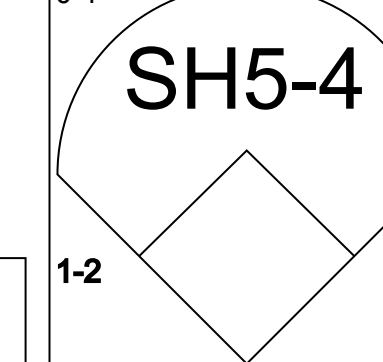

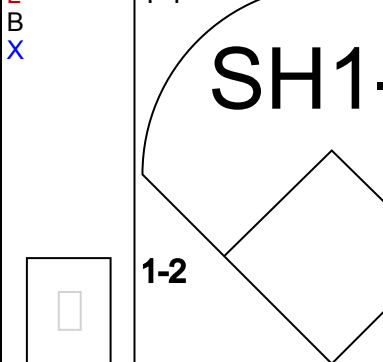
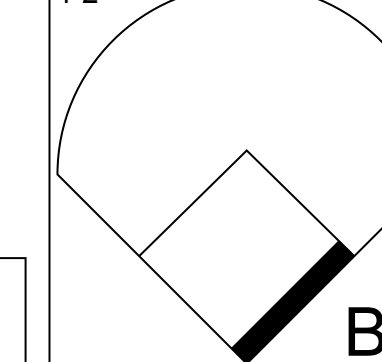
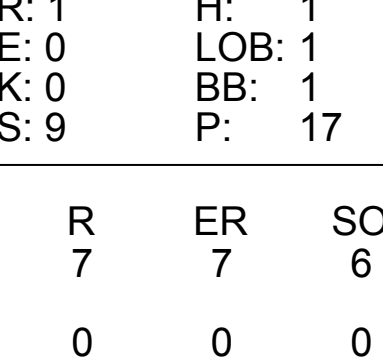
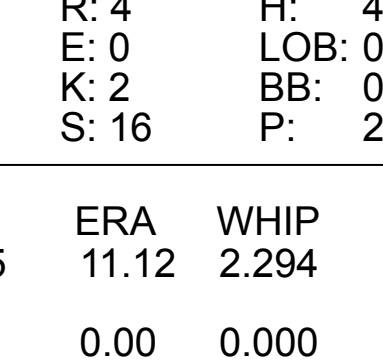
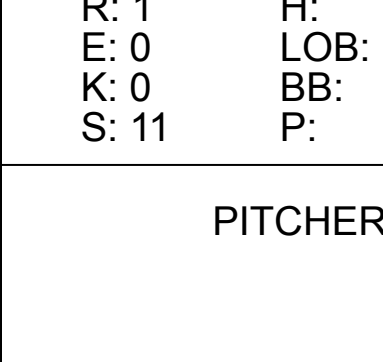
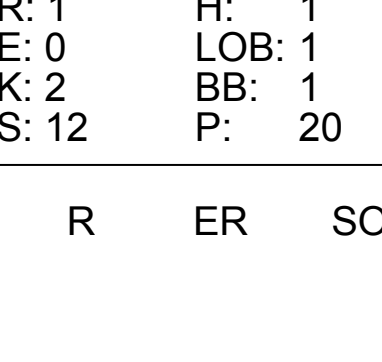


Batter	1	2	3	4	5	6	7	8	9	AB	R	H	RBI	BB	SO	LOB	TOP										
Roger Cedeno, S (1, 9) OBP: 0.350, SLG: 0.349										3	0	1	0	1	1	0											
Craig Biggio, R (1, 4) OBP: 0.403, SLG: 0.340										4	0	0	0	0	0	4											
Moises Alou, R (1, 7) OBP: 0.380, SLG: 0.594										4	1	1	0	0	0	2											
Ken Caminiti, S (1, 5) OBP: 0.468, SLG: 0.633										4	0	1	0	0	0	1											
Richard Hidalgo, R (1, 8) OBP: 0.392, SLG: 0.577										4	1	1	1	0	1	2											
Daryle Ward, L (1, 3) OBP: 0.301, SLG: 0.578										4	1	1	2	0	1	1											
Mitch Meluskey, S (1, 2) OBP: 0.358, SLG: 0.568										4	0	0	0	0	2	1											
Tim Bogar, R (1, 6) OBP: 0.245, SLG: 0.279										4	0	1	0	0	0	0											
Jose Lima, R (1, 1) OBP: 0.133, SLG: 0.133										2	0	1	0	0	0	1											
Joe Slusarski, R (6, 1)										0	0	0	0	0	0	0											
Russ Johnson, R (7, PH) OBP: 0.222, SLG: 0.186										1	0	0	0	0	1	0											
Jose Cabrera, R (7, 1)										0	0	0	0	0	0	0											
Billy Wagner, L (8, 1)										0	0	0	0	0	0	0											
Inning Stats	R: 0 E: 0 K: 1 S: 9	H: 0 LOB: 0 BB: 0 P: 13	R: 0 E: 0 K: 0 S: 9	H: 0 LOB: 0 BB: 0 P: 11	R: 0 E: 0 K: 1 S: 10	H: 1 LOB: 2 BB: 1 P: 17	R: 2 E: 0 K: 0 S: 12	H: 2 LOB: 0 BB: 0 P: 20	R: 0 E: 0 K: 0 S: 8	H: 1 LOB: 2 BB: 0 P: 11	R: 0 E: 0 K: 1 S: 13	H: 0 LOB: 0 BB: 0 P: 10	R: 0 E: 0 K: 0 S: 7	H: 0 LOB: 0 BB: 0 P: 9	R: 1 E: 0 K: 0 S: 11	H: 1 LOB: 0 BB: 0 P: 17	1B: 5 2B: 0 3B: 0 HR: 2	SF: 0 SAC: 0 DP: 0 HBP: 0	WP: 0 PB: 0 SB: 0 CS: 0	PA: 35							
PITCHER	IP	WLS	BF	H	R	ER	SO	BB	IBB	HBP	BLK	WP	HR	S	P	ERA	WHIP										
Javier Vazquez, R (1, 1) ERA: 2.83	8.0	W	32	7	3	3	6	1	0	0	0	0	2	78	116	3.38	1.000										
Steve Kline, L (9, 1) ERA: 1.04	1.0		3	0	0	0	0	0	0	0	0	0	0	9	12	0.00	0.000										

Houston Astros @ Montreal Expos
Olympic Stadium, Montreal, QB
Sun May 21 2000, 1:35 PM EDT
Att: 20,111 - Dome - 72 F

AB	34
R	3
H	7
RBI	3
BB	1
SO	6
LOB	12



Batter	1	2	3	4	5	6	7	8	9	AB	R	H	RBI	BB	SO	LOB	BOTTOM										
Peter Bergeron, L (1, 8) OBP: 0.300, SLG: 0.359										4	1	1	0	1	2	2											
Jose Vidro, S (1, 4) OBP: 0.439, SLG: 0.650										5	2	3	1	0	1	1											
Rondell White, R (1, 7) OBP: 0.366, SLG: 0.548										3	1	1	2	0	1	2											
Vladimir Guerrero, R (1, 9) OBP: 0.463, SLG: 0.747										4	0	2	0	0	1	2											
Lee Stevens, L (1, 3) OBP: 0.357, SLG: 0.535										4	1	1	3	0	1	2											
Andy Tracy, L (1, 5) OBP: 0.273, SLG: 0.419										4	1	1	1	0	2	0											
Mike Mordecai, R (8, 5) OBP: 0.421, SLG: 0.842										0	0	0	0	0	0	0											
Geoff Blum, S (1, 6) OBP: 0.341, SLG: 0.432										2	2	2	1	2	0	0											
Chris Widger, R (1, 2) OBP: 0.331, SLG: 0.512										4	0	0	0	0	1	3											
Javier Vazquez, R (1, 1) OBP: 0.190, SLG: 0.158										1	0	0	0	1	0	0											
Steve Kline, S (9, 1) ERA: 3.38										0	0	0	0	0	0	0											
Inning Stats	R: 1 E: 0 K: 1 S: 11	H: 2 LOB: 1 BB: 0 P: 15	R: 1 E: 0 K: 0 S: 9	H: 1 LOB: 1 BB: 1 P: 17	R: 0 E: 0 K: 2 S: 11	H: 1 LOB: 0 BB: 0 P: 19	R: 0 E: 0 K: 1 S: 10	H: 1 LOB: 0 BB: 0 P: 14	R: 4 E: 0 K: 2 S: 16	H: 4 LOB: 0 BB: 0 P: 22	R: 1 E: 0 K: 0 S: 11	H: 1 LOB: 2 BB: 2 P: 23	R: 0 E: 0 K: 1 S: 7	H: 0 LOB: 0 BB: 0 P: 14	R: 1 E: 0 K: 2 S: 12	H: 1 LOB: 1 BB: 1 P: 20	1B: 7 2B: 0 3B: 1 HR: 3	SF: 1 SAC: 2 DP: 1 HBP: 0	WP: 0 PB: 0 SB: 1 CS: 0	PA: 38							
PITCHER	IP	WLS	BF	H	R	ER	SO	BB	IBB	HBP	BLK	WP	HR	S	P	ERA	WHIP										
Jose Lima, R (1, 1) ERA: 8.77	5.2	L	29	10	7	7	6	3	0	0	0	0	0	65	105	11.12	2.294										
Joe Slusarski, R (6, 1) ERA: 3.38	0.1		1	0	0	0	0	0	0	0	0	0	0	3	5	0.00	0.000										
Jose Cabrera, R (7, 1) ERA: 5.16	1.0		3	0	0	0	1	0	0	0	0	0	0	7	14	0.00	0.000										
Billy Wagner, L (8, 1) ERA: 3.38	1.0		5	1	1	1	2	1	0	0	0	0	1	12	20	9.00	2.000										

Houston Astros @ Montreal Expos
Olympic Stadium, Montreal, QB
Sun May 21 2000, 1:35 PM EDT
Att: 20,111 - Dome - 72 F

AB	31
R	8
H	11
RBI	8
BB	4
SO	9
LOB	12



Batter	1	2	3	4	5	6	7	8	9	AB	R	H	RBI	BB	SO	LOB	TOP					
Terry Jones, S OBP: 0.233, SLG: 0.214	G1-3		F9		K		F9		P6	4	0	0	0	0	1	0	Montreal Expos @ San Francisco Giants PacBell Park, San Francisco, CA Tue May 23 2000, 10:15 PM EDT Att: 40,930 - Overcast - 63 F					
Wilton Guerrero, S OBP: 0.313, SLG: 0.349										1	0	0	0	0	0	2						
Peter Bergeron, L OBP: 0.300, SLG: 0.359										0	0	0	0	0	0	0						
Jose Vidro, S OBP: 0.443, SLG: 0.655	HR		1B		1B		F8		F2	5	1	3	0	0	0	2						
Rondell White, R OBP: 0.382, SLG: 0.580	HR		1B		1B				1B	4	1	4	2	0	0	0						
Vladimir Guerrero, R OBP: 0.498, SLG: 0.741	G1-3		F9		F9				F8	4	0	1	0	0	0	5						
Chris Widger, R OBP: 0.321, SLG: 0.496	G1-3		P4		L4				F8	4	0	0	0	0	0	6						
Lee Stevens, L OBP: 0.349, SLG: 0.520	F7				G6-3				F9	4	0	0	0	0	0	2						
Dustin Hermanson, R OBP: 0.189, SLG: 0.133										0	0	0	0	0	0	0						
Mike Mordecai, R OBP: 0.435, SLG: 0.826			G6-4-3		G5-3		G4-3		SH5-4	4	0	2	0	0	0	0						
Orlando Cabrera, R OBP: 0.269, SLG: 0.418			G6-4-3				F8		SH5-4	3	1	1	1	0	0	1						
Carl Pavano, R OBP: 0.174, SLG: 0.174										3	0	0	0	0	0	3						
Jim Poole, L										0	0	0	0	0	0	0						
Guillermo Mota, R										0	0	0	0	0	0	0						
Steve Kline, S										0	0	0	0	0	0	0						
Andy Tracy, L OBP: 0.294, SLG: 0.419									BB	0	0	0	0	1	0	0						
Inning Stats	R: 2 E: 0 K: 0 S: 12	H: 3 LOB: 1 BB: 0 P: 25	R: 0 E: 0 K: 0 S: 8	H: 1 LOB: 0 BB: 0 P: 10	R: 0 E: 0 K: 0 S: 9	H: 2 LOB: 2 BB: 0 P: 16	R: 1 E: 0 K: 1 S: 8	H: 1 LOB: 0 BB: 0 P: 15	R: 0 E: 0 K: 0 S: 11	H: 2 LOB: 2 BB: 0 P: 17	R: 0 E: 0 K: 0 S: 7	H: 0 LOB: 0 BB: 0 P: 10	R: 0 E: 0 K: 1 S: 8	H: 0 LOB: 0 BB: 0 P: 10	R: 0 E: 0 K: 0 S: 7	H: 1 LOB: 1 BB: 0 P: 10	R: 0 E: 0 K: 0 S: 15	H: 1 LOB: 2 BB: 1 P: 25	1B: 6 2B: 3 3B: 0 HR: 2	SF: 0 SAC: 1 DP: 1 HBP: 0	WP: 0 PB: 0 SB: 0 CS: 1	PA: 38
PITCHER	IP WLS BF H R ER SO BB IBB HBP BLK WP HR S P ERA WHIP																					
Kirk Rueter, L ERA: 4.42	(1, 1) 7.0 L 29 9 3 3 4 0 0 0 0 0 2 63 103 3.86 1.286																					
John Johnstone, R ERA: 5.64	(8, 1) 2.0 9 2 0 0 0 1 0 0 0 0 0 22 35 0.00 1.500																					




Batter	1	2	3	4	5	6	7	8	9	AB	R	H	RBI	BB	SO	LOB	BOTTOM					
Marvin Benard, L OBP: 0.286, SLG: 0.309	F9		G3-1			F7		G6-3		4	0	1	0	0	0	0	Montreal Expos @ San Francisco Giants PacBell Park, San Francisco, CA Tue May 23 2000, 10:15 PM EDT Att: 40,930 - Overcast - 63 F					
Bill Mueller, S OBP: 0.351, SLG: 0.416	F7				G4-3		2B		G6-3	4	1	1	0	0	0	1						
Barry Bonds, L OBP: 0.419, SLG: 0.762							HR		K	4	1	3	2	0	1	1						
Jeff Kent, R OBP: 0.405, SLG: 0.652	K				CS		F9		L1	4	0	1	0	0	1	3						
J.T. Snow, L OBP: 0.361, SLG: 0.403			G6-3			F7			F7	3	0	1	0	1	0	1						
Rich Aurilia, R OBP: 0.308, SLG: 0.324			G6-3							2	0	0	0	0	1	3						
Ramon Martinez, R OBP: 0.389, SLG: 0.433									K	2	0	1	0	0	1	0						
Armando Rios, L OBP: 0.314, SLG: 0.500										2	0	0	0	0	1	0						
Terrell Lowery, R OBP: 0.609, SLG: 0.905										2	0	0	0	0	2	1						
Doug Mirabeli, R OBP: 0.321, SLG: 0.417										3	0	0	0	0	1	1						
Kirk Rueter, L										2	0	0	0	0	0	0						
Russ Davis, R OBP: 0.314, SLG: 0.367										1	0	0	0	0	0	1						
John Johnstone, R										0	0	0	0	0	0	0						
Inning Stats	R: 0 E: 0 K: 1 S: 12	H: 1 LOB: 1 BB: 0 P: 19	R: 0 E: 0 K: 0 S: 10	H: 1 LOB: 0 BB: 0 P: 15	R: 0 E: 0 K: 1 S: 7	H: 0 LOB: 0 BB: 0 P: 10	R: 1 E: 0 K: 1 S: 14	H: 2 LOB: 1 BB: 1 P: 25	R: 0 E: 0 K: 0 S: 8	H: 0 LOB: 0 BB: 0 P: 11	R: 1 E: 0 K: 0 S: 8	H: 2 LOB: 1 BB: 0 P: 13	R: 0 E: 0 K: 1 S: 12	H: 1 LOB: 1 BB: 0 P: 19	R: 0 E: 0 K: 1 S: 9	H: 1 LOB: 1 BB: 0 P: 15	R: 0 E: 0 K: 2 S: 7	H: 0 LOB: 0 BB: 0 P: 8	1B: 3 2B: 4 3B: 0 HR: 1	SF: 0 SAC: 0 DP: 1 HBP: 0	WP: 0 PB: 1 SB: 0 CS: 1	PA: 35
PITCHER	IP WLS BF H R ER SO BB IBB HBP BLK WP HR S P ERA WHIP																					
Carl Pavano, R ERA: 3.22	(1, 1) 6.0 W 24 7 2 2 2 4 1 0 0 0 0 63 100 3.00 1.333																					
Jim Poole, L ERA: 7.0	(7, 1) 0.1 H 1 0 0 0 1 0 0 0 0 0 0 3 4 0.00 0.000																					
Guillermo Mota, R ERA: 5.4	(7, 1) 0.2 H 2 0 0 0 0 0 0 0 0 0 0 5 8 0.00 0.000																					
Steve Kline, L ERA: 1.01	(8, 1) 0.2 H 3 1 0 0 1 0 0 0 0 0 0 6 12 0.00 1.500																					
Dustin Hermanson, R ERA: 5.15	(8, 1) 1.1 S 4 0 0 0 2 0 0 0 0 0 0 10 11 0.00 0.000																					




Batter	1	2	3	4	5	6	7	8	9	AB	R	H	RBI	BB	SO	LOB	TOP				
Peter Bergeron, L (1, 8) OBP: 0.304, SLG: 0.362	F5		K			L7		2B		4	0	1	0	0	1	0	Montreal Expos @ San Francisco Giants PacBell Park, San Francisco, CA Thu May 25 2000, 3:35 PM EDT Att: 40,930 - Cloudy - 61 F				
Jose Vidro, S (1, 4) OBP: 0.435, SLG: 0.640	G6-3			G4-3		G6-3		SF7		3	0	1	1	0	0						
Rondell White, R (1, 7) OBP: 0.372, SLG: 0.558	K			G6-3		G6-3		3B		3	0	0	0	1	1						
Vladimir Guerrero, R (1, 9) OBP: 0.459, SLG: 0.732		G6-3			1B			F7		4	0	1	0	0	1	3					
Lee Stevens, L (1, 3) OBP: 0.346, SLG: 0.506		FC6-4		K				L3		3	0	0	0	1	1						
Andy Tracy, L (1, 5) OBP: 0.256, SLG: 0.361	K					K		F8		4	0	0	0	0	3	1					
Orlando Cabrera, R (1, 6) OBP: 0.270, SLG: 0.412	FC6-4									3	0	1	0	0	0	1					
Jim Poole, L (7, 1)										0	0	0	0	0	0	0					
Guillermo Mota, R (8, 1)										0	0	0	0	0	0	0					
Terry Jones, S (9, PH) OBP: 0.250, SLG: 0.233	1-2									1	0	1	0	0	0	0					
15 Lenny Webster, R (1, 2) OBP: 0.258, SLG: 0.323			F8					G4-3		2	0	0	0	0	1	1					
Wilton Guerrero, S (8, PH) OBP: 0.294, SLG: 0.326						K				1	0	0	0	0	0	0					
Charlie O'Brien, R (8, 2)										1	0	0	0	0	1	1					
Tony Armas, R (1, 1)										2	0	0	0	0	1	1					
Geoff Blum, S (7, 6) OBP: 0.348, SLG: 0.436						G1-3		2B		1	1	1	0	0	0	0					
Inning Stats	R: 0 E: 0 K: 1 S: 7	H: 0 LOB: 0 BB: 0 P: 8	R: 0 E: 0 K: 1 S: 9	H: 0 LOB: 1 BB: 1 P: 15	R: 0 E: 0 K: 2 S: 9	H: 0 LOB: 0 BB: 0 P: 14	R: 0 E: 0 K: 1 S: 10	H: 1 LOB: 1 BB: 0 P: 15	R: 0 E: 0 K: 2 S: 14	H: 1 LOB: 1 BB: 0 P: 16	R: 0 E: 0 K: 1 S: 8	H: 0 LOB: 0 BB: 0 P: 12	R: 1 E: 0 K: 1 S: 13	H: 2 LOB: 2 BB: 1 P: 22	R: 0 E: 0 K: 1 S: 8	H: 1 LOB: 1 BB: 0 P: 13	1B: 5 2B: 1 3B: 0 HR: 0	SF: 1 SAC: 0 DP: 0 HBP: 0	WP: 0 PB: 0 CS: 0	PA: 35	
PITCHER	IP	WLS	BF	H	R	ER	SO	BB	IBB	HBP	BLK	WP	HR	S	P	ERA	WHIP				
Livan Hernandez, R (1, 1) ERA: 4.22	8.0	W	31	5	1	1	9	2	0	0	0	0	0	79	116	1.12	0.875				
Robb Nen, R (9, 1) ERA: 1.84	1.0	S	4	1	0	0	1	0	0	0	0	0	0	8	13	0.00	1.000				

AB	32
R	1
H	6
RBI	1
BB	2
SO	10
LOB	10



Batter	1	2	3	4	5	6	7	8	9	AB	R	H	RBI	BB	SO	LOB	BOTTOM					
Marvin Benard, L (1, 8) OBP: 0.301, SLG: 0.310	K		HR					G6-3		2	2	1	0	2	1	0	Montreal Expos @ San Francisco Giants PacBell Park, San Francisco, CA Thu May 25 2000, 3:35 PM EDT Att: 40,930 - Cloudy - 61 F					
Bill Mueller, S (1, 5) OBP: 0.346, SLG: 0.404	G6-3		L8					G6-3		4	0	0	0	0	0	4						
Barry Bonds, L (1, 7) OBP: 0.438, SLG: 0.827	2B		HR					PB		4	1	3	4	0	0	1						
Jeff Kent, R (1, 4) OBP: 0.409, SLG: 0.641	G1-3		K					1B		3	0	1	0	1	1	1						
J.T. Snow, L (1, 3) OBP: 0.366, SLG: 0.439		K						P4		4	0	1	0	0	2	2						
Ellis Burks, R (1, 9) OBP: 0.413, SLG: 0.500	G5-3							P4		4	0	1	0	0	0	1						
Rich Aurilia, R (1, 6) OBP: 0.303, SLG: 0.317	F9							F9		4	0	1	0	0	0	1						
Doug Mirabeli, R (1, 2) OBP: 0.307, SLG: 0.395			K					F8		4	0	0	0	0	1	3						
Livan Hernandez, R (1, 1) OBP: 0.222, SLG: 0.192			HR					G5-3		3	1	1	0	0	1	0						
Robb Nen, R (9, 1) ERA: 1.84			BB							0	0	0	0	0	0	0						
Inning Stats	R: 0 E: 0 K: 1 S: 9	H: 1 LOB: 1 BB: 0 P: 12	R: 0 E: 0 K: 1 S: 7	H: 0 LOB: 0 BB: 0 P: 11	R: 3 E: 0 K: 2 S: 13	H: 2 LOB: 0 BB: 1 P: 26	R: 0 E: 0 K: 0 S: 5	H: 1 LOB: 1 BB: 0 P: 7	R: 0 E: 0 K: 0 S: 9	H: 3 LOB: 2 BB: 0 P: 18	R: 1 E: 1 K: 2 S: 11	H: 1 LOB: 2 BB: 2 P: 23	R: 0 E: 0 K: 0 S: 7	H: 0 LOB: 0 BB: 0 P: 10	1B: 7 2B: 1 3B: 0 HR: 1	SF: 0 SAC: 0 DP: 0 HBP: 0		WP: 0 PB: 1 CS: 0	PA: 35			
PITCHER	IP	WLS	BF	H	R	ER	SO	BB	IBB	HBP	BLK	WP	HR	S	P	ERA		WHIP				
Tony Armas, R (1, 1) ERA: 3.5	6.1	L	28	8	4	4	5	2	0	0	0	0	0	8	16	0.00		1.579				
Jim Poole, L (7, 1) ERA: 11.17	0.2		4	1	0	0	1	0	1	0	0	0	0	8	16	0.00		1.579				
Guillermo Mota, R (8, 1) ERA: 3.38	1.0		3	0	0	0	0	0	0	0	0	0	0	7	10	0.00		0.000				

AB	32
R	4
H	9
RBI	4
BB	3
SO	6
LOB	13



Batter	1	2	3	4	5	6	7	8	9	AB	R	H	RBI	BB	SO	LOB	TOP										
Peter Bergeron, L (1, 8) OBP: 0.309, SLG: 0.356	4-2 1B BB	1-0 F7						2-2 E7 WP		4-1 CS BB	2-2 2H 1B					3	1	1	1	2	0	2					
Jose Vidro, S (1, 4) OBP: 0.426, SLG: 0.620	2-0 F8		3-3 K					1-1 L4		2-2 BB WP 1B	1-2 F7					5	0	1	0	0	1	3					
Rondell White, R (1, 7) OBP: 0.381, SLG: 0.558	1-1 1B 1-3 1B		4-2 1B HBP					4-0 WP BB		0-3 K						3	0	1	0	1	1	1					
Vladimir Guerrero, R (1, 9) OBP: 0.448, SLG: 0.703	0-2 PB 1-3 3H 1B		0-1 F3					1-3 K G6-4-3 1-2 2-3		4-0 BB IBB						4	0	1	1	1	1	3					
Lee Stevens, L (1, 3) OBP: 0.340, SLG: 0.488	0-2 G6-3 2-3		0-1 1B					0-1 G6-4-3 1-2		4-2 BB						4	0	1	0	1	1	4					
Andy Tracy, L (1, 5) OBP: 0.233, SLG: 0.325										0-1 G1-3						3	0	0	0	0	1	2					
Wilton Guerrero, S (7, PH) OBP: 0.283, SLG: 0.313																1	0	0	0	0	0	3					
Mike Mordecai, R (7, 5) OBP: 0.433, SLG: 0.724																0	0	0	0	0	0	0					
Geoff Blum, S (1, 6) OBP: 0.333, SLG: 0.413										0-3 K						4	0	0	0	0	1	1					
Brian Schneider, L (1, 2) OBP: 0.600, SLG: 0.750										4-1 SH2-4 BB						3	1	2	0	1	1	0					
Charlie O'Brien, R (8, 2)										1-2 2B						0	0	0	0	0	0	0					
Javier Vazquez, R (1, 1) OBP: 0.174, SLG: 0.143										0-2 SH2-4						2	0	0	0	0	1	1					
Steve Kline, S (8, 1)										1-2 2-3						0	0	0	0	0	0	0					
Dustin Hermanson, R (8, 1) OBP: 0.189, SLG: 0.133										0-1 SH1-4						0	0	0	0	0	0	0					
Inning Stats	R: 1 E: 0 K: 0 S: 11	H: 2 LOB: 1 BB: 1 P: 18	R: 0 E: 1 K: 1 S: 10	H: 0 LOB: 2 BB: 1 P: 15	R: 0 E: 0 K: 2 S: 15	H: 1 LOB: 2 BB: 0 P: 22	R: 0 E: 0 K: 1 S: 9	H: 0 LOB: 0 BB: 0 P: 16	R: 0 E: 1 K: 1 S: 9	H: 0 LOB: 2 BB: 1 P: 17	R: 0 E: 0 K: 1 S: 10	H: 1 LOB: 3 BB: 3 P: 14	R: 0 E: 0 K: 1 S: 14	H: 1 LOB: 3 BB: 3 P: 29	R: 1 E: 0 K: 0 S: 12	H: 2 LOB: 1 BB: 0 P: 19	R: 0 E: 0 K: 1 S: 9	H: 0 LOB: 0 BB: 0 P: 11	1B: 6 2B: 1 3B: 0 HR: 0	SF: 0 SAC: 2 DP: 1 HBP: 1	WP: 3 PB: 1 SB: 0 CS: 1	PA: 41					
PITCHER	IP	WLS	BF	H	R	ER	SO	BB	IBB	HBP	BLK	WP	HR	S	P	ERA	WHIP										
Matt Clement, R (1, 1) ERA: 4.24	6.2		31	5	1	1	7	4	1	1	0	2	0	72	120	1.35	1.350										
Matt Whisenant, L (7, 1) ERA: 3.54	0.0	1	0	0	0	0	1	0	0	0	0	0	0	3	7	∞	∞										
Donne Wall, R (7, 1) ERA: 4.62	1.1	W	6	2	1	1	0	0	0	0	0	0	0	15	23	6.75	1.500										
Trevor Hoffman, R (9, 1) ERA: 2.84	1.0	S	3	0	0	0	1	0	0	0	0	0	0	9	11	0.00	0.000										

Montreal Expos @ San Diego Padres
Qualcomm Stadium, San Diego, CA
Sat May 27 2000, 10:05 PM EDT
Att: 40,110 - Sunny - 73 F

AB 32
R 2
H 7
RBI 2
BB 6
SO 8
LOB 20



Batter	1	2	3	4	5	6	7	8	9	AB	R	H	RBI	BB	SO	LOB	BOTTOM										
Eric Owens, R (1, 8) OBP: 0.372, SLG: 0.431	0-2 F9			0-2 HR	0-1 G4-3 1-2			0-2 BB HR 1B		4	2	2	1	0	0	3											
Al Martin, L (1, 7) OBP: 0.362, SLG: 0.474	2-2 F9			3-2 CS 1B				4-1 HR BB		3	0	2	0	0	0	0											
Ruben Rivera, R (8, PH) OBP: 0.364, SLG: 0.513								1-2 HR BB		0	1	0	0	1	0	0											
Tony Gwynn, L (1, 9) OBP: 0.296, SLG: 0.397	2-1 F9			2-2 FC5-4 1B				2-3 K		4	0	1	0	0	1	3											
Trevor Hoffman, R (9, 1)				1-2 1B						0	0	0	0	0	0	0											
Phil Nevin, R (1, 5) OBP: 0.390, SLG: 0.629				0-0 FC5-4 1-2				0-1 HR		4	1	1	3	0	1	2											
Ryan Klesko, L (1, 3) OBP: 0.365, SLG: 0.557	1-0 F8			0-2 G4-3				2-3 K		3	0	0	0	0	0	2											
Bret Boone, R (1, 4) OBP: 0.338, SLG: 0.459	0-2 G6-3									3	0	1	0	0	1	0											
Carlos Hernandez, R (1, 2) OBP: 0.303, SLG: 0.327				1-2 G3 CS 2B						3	0	2	0	0	0	0											
Damian Jackson, R (1, 6) OBP: 0.364, SLG: 0.418				2-2 G3						1	0	0	0	0	0	1											
Chris Gomez, R (4, 6) OBP: 0.351, SLG: 0.258				2-3 K						2	0	1	0	0	0	0											
Matt Clement, R (1, 1) OBP: 0.186, SLG: 0.174				3-3 K						2	0	0	0	0	2	4											
Matt Whisenant, R (7, 1) ERA: 3.54										0	0	0	0	0	0	0											
Donne Wall, R (7, 1) ERA: 4.62										0	0	0	0	0	0	0											
Dave Magadan, L (7, 3) OBP: 0.267, SLG: 0.296										1	0	0	0	0	0	0											
29 Kory DeHaan, L (8, PH) OBP: 0.161, SLG: 0.172										1	0	0	0	0	1	0											
Inning Stats	R: 0 E: 0 K: 0 S: 9	H: 0 LOB: 0 BB: 0 P: 13	R: 0 E: 0 K: 0 S: 6	H: 0 LOB: 0 BB: 0 P: 8	R: 0 E: 0 K: 1 S: 10	H: 1 LOB: 1 BB: 0 P: 16	R: 1 E: 0 K: 0 S: 13	H: 3 LOB: 1 BB: 0 P: 18	R: 0 E: 0 K: 1 S: 15	H: 3 LOB: 2 BB: 0 P: 19	R: 0 E: 0 K: 1 S: 8	H: 1 LOB: 1 BB: 0 P: 11	R: 0 E: 0 K: 1 S: 9	H: 0 LOB: 0 BB: 0 P: 12	R: 3 E: 0 K: 2 S: 16	H: 2 LOB: 0 BB: 1 P: 24	R: 0 E: 0 K: 2 S: 9	H: 0 LOB: 0 BB: 0 P: 11	1B: 7 2B: 1 3B: 0 HR: 2	SF: 0 SAC: 0 DP: 1 HBP: 0	WP: 0 PB: 0 SB: 0 CS: 2	PA: 32					
PITCHER	IP	WLS	BF	H	R	ER	SO	BB	IBB	HBP	BLK	WP	HR	S	P	ERA	WHIP										
Javier Vazquez, R (1, 1) ERA: 2.78	7.1		28	9	2	2	4	0	0	0	0	0	1	76	103	2.46	1.227										
Steve Kline, L (8, 1) ERA: 1.33	0.1	L	2	0	0	0	1	1	0	0	0	0	0	5	11	0.00	3.000										
Dustin Hermanson, R (8, 1) ERA: 5.33	0.1	B	2	1	2	2	1	0	0	0	0	0	1	5	7	54.00	3.000										

Montreal Expos @ San Diego Padres
Qualcomm Stadium, San Diego, CA
Sat May 27 2000, 10:05 PM EDT
Att: 40,110 - Sunny - 73 F

AB 31
R 4
H 10
RBI 4
BB 1
SO 6
LOB 15



Batter	1	2	3	4	5	6	7	8	9	AB	R	H	RBI	BB	SO	LOB	TOP								
Peter Bergeron, L OBP: 0.306, SLG: 0.348 (1, 8)	G4-3 S G5-3 BB	G5-3		K		FC5 1-3 2-3F			K	4	1	0	0	1	2	3									
Jose Vidro, S OBP: 0.415, SLG: 0.603 (1, 4)	G4-3		K		G4-3	G4-3			K	5	0	0	0	0	2	3									
Rondell White, R OBP: 0.387, SLG: 0.560 (1, 7)	G5-3		BB 1B		1B		1B	G6-4-3 1B	F8	5	0	3	1	0	0	0									
Vladimir Guerrero, R OBP: 0.455, SLG: 0.703 (1, 9)	BLK HR 1B		BB		S 1B			P3		3	1	2	0	1	0	1									
Lee Stevens, L OBP: 0.339, SLG: 0.500 (1, 3)	HR		K		K			G6-4-3		4	1	1	2	0	2	5									
Andy Tracy, L OBP: 0.255, SLG: 0.310 (8, PR)			K		K					2	0	0	0	0	2	2									
Terry Jones, S OBP: 0.253, SLG: 0.233 (8, 5)			K		K					0	0	0	0	0	0	0									
Trace Coquillette, R OBP: 0.346, SLG: 0.458 (8, 5)	BB								FC1-6 BB	0	0	0	0	0	0	0									
Mike Mordecai, R OBP: 0.412, SLG: 0.697 (1, 6)	K		G4-3 2B		K			FC1-6 1-2F		4	0	1	0	0	2	2									
Brian Schneider, L OBP: 0.444, SLG: 0.500 (1, 2)		K	G4-3		FC5 SH 1B			F8		4	0	1	0	0	1	2									
Carl Pavano, R OBP: 0.160, SLG: 0.160 (8, PH)		K			SH			G4-3		2	0	0	0	0	1	1									
Wilton Guerrero, S OBP: 0.279, SLG: 0.306 (8, 1)			B1-3		FC5 1-2					1	0	0	0	0	0	1									
Guillermo Mota, R (8, 1)										0	0	0	0	0	0	0									
Inning Stats	R: 3 E: 0 K: 1 S: 15	H: 2 LOB: 1 BB: 2 P: 28	R: 0 E: 0 K: 2 S: 11	H: 0 LOB: 0 BB: 0 P: 14	R: 0 E: 0 K: 3 S: 10	H: 1 LOB: 2 BB: 1 P: 19	R: 0 E: 0 K: 1 S: 9	H: 1 LOB: 1 BB: 0 P: 15	R: 0 E: 0 K: 2 S: 18	H: 2 LOB: 2 BB: 0 P: 25	R: 0 E: 2 K: 1 S: 15	H: 1 LOB: 2 BB: 0 P: 21	R: 0 E: 0 K: 0 S: 4	H: 1 LOB: 0 BB: 0 P: 7	R: 0 E: 0 K: 0 S: 6	H: 0 LOB: 1 BB: 1 P: 13	R: 0 E: 0 K: 2 S: 8	H: 0 LOB: 0 BB: 0 P: 11	1B: 6 2B: 1 3B: 0 HR: 1	SF: 0 SAC: 1 DP: 1 HBP: 0	WP: 0 PB: 0 SB: 2 CS: 0	PA: 39			
PITCHER	IP	WLS	BF	H	R	ER	SO	BB	IBB	HBP	BLK	WP	HR	S	P	ERA	WHIP								
32 Stan Spencer, R ERA: 3.2	5.0		24	6	3	3	9	3	0	0	1	0	1	63	101	5.40	1.800								
Kevin Walker, L ERA: 6.05	1.0	W	5	1	0	0	1	0	0	0	0	0	0	15	21	0.00	1.000								
Carlos Almanzar, R ERA: 4.85	1.0	H	3	1	0	0	0	0	0	0	0	0	0	4	7	0.00	1.000								
Donne Wall, R ERA: 4.44	1.0	H	4	0	0	0	0	1	0	0	0	0	0	6	13	0.00	1.000								
Trevor Hoffman, R ERA: 2.7	1.0	S	3	0	0	0	2	0	0	0	0	0	0	8	11	0.00	0.000								

Montreal Expos @ San Diego Padres
Qualcomm Stadium, San Diego, CA
Sun May 28 2000, 4:05 PM EDT
Att: 26,411 - Sunny - 79 F

AB 34
R 3
H 8
RBI 3
BB 4
SO 12
LOB 22



Batter	1	2	3	4	5	6	7	8	9	AB	R	H	RBI	BB	SO	LOB	BOTTOM								
Eric Owens, R OBP: 0.374, SLG: 0.432 (1, 9)	S 2B 1B		G4-3		S 1B 1B		G5-3			4	2	2	0	0	0	0									
Al Martin, L OBP: 0.370, SLG: 0.497 (1, 7)	1H 2B		G4-3		1H 3H 1B					4	0	3	3	0	0	0									
Ryan Klesko, L OBP: 0.363, SLG: 0.545 (1, 3)	F6		F9		FC6-4 BB		F8			3	0	0	0	1	0	2									
Phil Nevin, R OBP: 0.382, SLG: 0.615 (1, 5)	K		G6-3		F9			K		4	0	0	0	0	2	2									
Bret Boone, R OBP: 0.332, SLG: 0.449 (1, 4)	F9		G5-3		FC6-4 E S E		G4-3			4	1	0	0	0	0	2									
Ruben Rivera, R OBP: 0.370, SLG: 0.500 (1, 8)		E G1-3 BB	F9		E HBP		F8			2	0	0	0	1	0	0									
Wiki Gonzalez, R OBP: 0.329, SLG: 0.403 (1, 2)		G1-3			1B 1B 2B		E5			3	1	1	0	0	0	2									
Chris Gomez, R OBP: 0.325, SLG: 0.235 (1, 6)		K			F9		P3			3	0	0	0	0	1	4									
32 Stan Spencer, R ERA: 3.2	7.0		30	6	4	3	2	2	0	1	0	0	0	61	95	3.86	1.143								
Dave Mendenhall, L ERA: 2.80	1.0		3	0	0	0	1	0	0	0	0	0	0	11	17	0.00	0.000								
Kevin Walker, L ERA: 6.05	1.0		3	0	0	0	1	0	0	0	0	0	0	11	17	0.00	0.000								
Carlos Almanzar, R ERA: 4.85	1.0		3	0	0	0	1	0	0	0	0	0	0	11	17	0.00	0.000								
29 Kory DeHaan, L ERA: 3.96	1.0		3	0	0	0	1	0	0	0	0	0	0	11	17	0.00	0.000								
Donne Wall, R ERA: 4.44	1.0		3	0	0	0	1	0	0	0	0	0	0	11	17	0.00	0.000								
Trevor Hoffman, R ERA: 2.7	1.0		3	0	0	0	1	0	0	0	0	0	0	11	17	0.00	0.000								
Inning Stats	R: 1 E: 0 K: 1 S: 14	H: 2 LOB: 1 BB: 0 P: 16	R: 0 E: 1 K: 1 S: 13	H: 0 LOB: 1 BB: 1 P: 22	R: 0 E: 0 K: 0 S: 6	H: 0 LOB: 0 BB: 0 P: 10	R: 0 E: 0 K: 0 S: 6	H: 0 LOB: 0 BB: 0 P: 10	R: 2 E: 1 K: 0 S: 7	H: 3 LOB: 1 BB: 0 P: 9	R: 1 E: 1 K: 0 S: 8	H: 0 LOB: 2 BB: 1 P: 17	R: 0 E: 0 K: 0 S: 7	H: 1 LOB: 1 BB: 0 P: 11	R: 0 E: 0 K: 1 S: 11	H: 0 LOB: 0 BB: 0 P: 17	R: 0 E: 0 K: 1 S: 8	H: 0 LOB: 0 BB: 0 P: 11	1B: 3 2B: 2 3B: 1 HR: 0	SF: 0 SAC: 0 DP: 0 HBP: 1	WP: 0 PB: 0 SB: 3 CS: 0	PA: 33			
PITCHER	IP	WLS	BF	H	R	ER	SO	BB	IBB	HBP	BLK	WP	HR	S	P	ERA	WHIP								
Carl Pavano, R ERA: 3.29	7.0	L	30	6	4	3	2	2	0	1	0	0	0	61	95	3.86	1.143								
Guillermo Mota, R ERA: 2.45	1.0		3	0	0	0	1	0	0	0	0	0	0	11	17	0.00	0.000								

Montreal Expos @ San Diego Padres
Qualcomm Stadium, San Diego, CA
Sun May 28 2000, 4:05 PM EDT
Att: 26,411 - Sunny - 79 F

AB 30
R 4
H 6
RBI 3
BB 2
SO 3
LOB 14



Batter	1	2	3	4	5	6	7	8	9	AB	R	H	RBI	BB	SO	LOB	TOP										
Peter Bergeron, L (1, 8) OBP: 0.299, SLG: 0.339	G1-6-3		G6-3			K			E6	4	0	0	0	0	1	1	Montreal Expos @ Cincinnati Reds Cinergy Field, Cincinnati, OH Tue May 30 2000, 7:35 PM EDT Att: 20,250 - Sunny - 72 F										
Jose Vidro, S (1, 4) OBP: 0.412, SLG: 0.594	G6-3		G6-3			F7				3	0	0	0	1	0												
Rondell White, R (1, 7) OBP: 0.384, SLG: 0.558	1B				G5-3				K	4	1	1	0	0	2	2											
Vladimir Guerrero, R (1, 9) OBP: 0.450, SLG: 0.693	2H				G4-3				K	4	0	1	1	0	1	2											
Lee Stevens, L (1, 3) OBP: 0.332, SLG: 0.488	G3				K				K	4	0	0	0	0	2	3											
Andy Tracy, L (1, 5) OBP: 0.240, SLG: 0.289		F7				G4-3			K	3	0	0	0	0	1	0											
Orlando Cabrera, R (1, 6) OBP: 0.265, SLG: 0.404		G4-3				G6-3			P3	3	0	0	0	0	0	0											
15 Lenny Webster, R (1, 2) OBP: 0.235, SLG: 0.294		G6-3				G5-3			G1-3	3	0	0	0	0	0	0											
Tony Armas, R (1, 1)																											
Guillermo Mota, R (7, 1)						G5-3																					
Jim Poole, L (8, 1)																											
Wilton Guerrero, S (9, PH) OBP: 0.291, SLG: 0.320									E	1	1	0	0	0	0	0											
Inning Stats	R: 1 E: 0 K: 0 S: 10	H: 2 LOB: 1 BB: 0 P: 18	R: 0 E: 0 K: 0 S: 4	H: 0 LOB: 0 BB: 0 P: 5	R: 0 E: 0 K: 1 S: 6	H: 0 LOB: 0 BB: 0 P: 9	R: 0 E: 0 K: 1 S: 7	H: 0 LOB: 0 BB: 0 P: 12	R: 0 E: 0 K: 0 S: 8	H: 0 LOB: 0 BB: 0 P: 10	R: 0 E: 0 K: 2 S: 8	H: 0 LOB: 0 BB: 0 P: 16	R: 0 E: 0 K: 1 S: 5	H: 0 LOB: 0 BB: 0 P: 9	R: 1 E: 1 K: 2 S: 14	H: 1 LOB: 2 BB: 1 P: 22	1B: 2 2B: 1 3B: 0 HR: 0	SF: 0 SAC: 0 DP: 0 HBP: 0	WP: 2 PB: 0 CS: 0	PA: 32							
PITCHER	IP	WLS	BF	H	R	ER	SO	BB	IBB	HBP	BLK	WP	HR	S	P	ERA	WHIP										
Oswaldo Fernandez, R (1, 1) ERA: 3.08	7.0	W	23	2	1	1	5	0	0	0	0	0	0	50	82	1.29	0.286										
Scott Williamson, R (8, 1) ERA: 2.09	2.0	S	9	1	1	1	3	1	0	0	0	2	0	19	31	4.50	1.000										

AB	31
R	2
H	3
RBI	1
BB	1
SO	8
LOB	8



Batter	1	2	3	4	5	6	7	8	9	AB	R	H	RBI	BB	SO	LOB	BOTTOM										
Pokey Reese, R (1, 4) OBP: 0.369, SLG: 0.412	F8		F9			F7	F7			4	0	0	0	0	0	3	Montreal Expos @ Cincinnati Reds Cinergy Field, Cincinnati, OH Tue May 30 2000, 7:35 PM EDT Att: 20,250 - Sunny - 72 F										
Barry Larkin, R (1, 6) OBP: 0.426, SLG: 0.514	P3		G1-6-3			L9			F9	4	0	0	0	0	0	0											
Ken Griffey Jr., L (1, 8) OBP: 0.385, SLG: 0.483	G4-3				G4-3				F8	3	1	0	0	1	0	0											
Dante Bichette, R (1, 9) OBP: 0.314, SLG: 0.386										3	0	1	0	0	1	1											
Michael Tucker, L (8, 9) OBP: 0.407, SLG: 0.651										1	1	1	1	0	0	0											
Dmitri Young, S (1, 7) OBP: 0.325, SLG: 0.422										3	1	1	0	0	1	1											
Alex Ochoa, R (8, 7) OBP: 0.391, SLG: 0.525										0	0	0	0	1	0	0											
Sean Casey, L (1, 3) OBP: 0.329, SLG: 0.309										3	0	0	0	1	1	2											
Aaron Boone, R (1, 5) OBP: 0.366, SLG: 0.491										3	0	1	1	0	0	1											
Benito Santiago, R (1, 2) OBP: 0.358, SLG: 0.484										3	1	1	1	0	1	2											
Oswaldo Fernandez, R (1, 1) ERA: 3.33										2	0	0	0	0	1	0											
Hal Morris, L (7, PH) ERA: 2.09										0	0	0	0	0	0	0											
Scott Williamson, R (8, 1) ERA: 10.97										0	0	0	0	0	0	0											
Inning Stats	R: 0 E: 0 K: 0 S: 5	H: 0 LOB: 0 BB: 0 P: 10	R: 0 E: 0 K: 2 S: 13	H: 0 LOB: 1 BB: 1 P: 18	R: 1 E: 0 K: 1 S: 14	H: 1 LOB: 0 BB: 0 P: 21	R: 0 E: 0 K: 0 S: 4	H: 1 LOB: 0 BB: 0 P: 7	R: 0 E: 0 K: 0 S: 5	H: 0 LOB: 0 BB: 0 P: 8	R: 0 E: 0 K: 0 S: 6	H: 0 LOB: 0 BB: 0 P: 11	R: 2 E: 1 K: 1 S: 13	H: 2 LOB: 3 BB: 1 P: 31	R: 1 E: 0 K: 1 S: 14	H: 1 LOB: 1 BB: 1 P: 26	1B: 3 2B: 0 3B: 0 HR: 2	SF: 0 SAC: 0 DP: 1 HBP: 1	WP: 0 PB: 0 CS: 0	PA: 33							
PITCHER	IP	WLS	BF	H	R	ER	SO	BB	IBB	HBP	BLK	WP	HR	S	P	ERA	WHIP										
Tony Armas, R (1, 1) ERA: 3.33	6.1	L	25	4	3	2	3	2	0	0	0	0	0	52	90	2.84	0.947										
Guillermo Mota, R (7, 1) ERA: 2.09	0.2		3	0	0	0	1	0	0	1	0	0	0	8	16	0.00	0.000										
Jim Poole, L (8, 1) ERA: 10.97	1.0		5	1	1	1	1	1	0	0	0	0	1	14	26	9.00	2.000										

AB	29
R	4
H	5
RBI	3
BB	3
SO	5
LOB	10



Batter	1	2	3	4	5	6	7	8	9	AB	R	H	RBI	BB	SO	LOB	TOP										
Peter Bergeron, L (1.8) OBP: 0.313, SLG: 0.353																	5 2 4 0 0 0 0										
Jose Vidro, S (1.4) OBP: 0.412, SLG: 0.602																	4 2 2 4 0 1 1										
Rondell White, R (1.7) Guillermo Mota, R (8.1) Felipe Lira, R (8.1)																	4 1 1 0 1 1 1 0 0 0 0 0 0 0 0 0 0 0 0 0 0										
Vladimir Guerrero, R (1.9) OBP: 0.454, SLG: 0.728																	5 2 3 3 0 0 2										
Lee Stevens, L (1.3) OBP: 0.333, SLG: 0.491																	5 1 2 1 0 0 2										
Andy Tracy, L (1.5) Dustin Hermanson, R (6.1) Terry Jones, S (8.7)																	3 0 0 0 0 1 3 1 0 1 1 0 0 0 1 0 0 0 0 0 0										
Brian Schneider, L (1.2) Charlie O'Brien, R (6.2)																	3 0 0 0 0 0 3 2 0 0 0 0 2 2										
Orlando Cabrera, R (1.6) OBP: 0.264, SLG: 0.400																	4 0 1 1 0 0 0										
Mike Johnson, L (1.1) Mike Mordecai, R (6.5)																	2 0 0 0 0 1 1 2 2 2 0 0 0 0										
Inning Stats	R: 0 E: 0 K: 1 S: 15	H: 1 LOB: 0 BB: 0 P: 20	R: 1 E: 0 K: 0 S: 7	H: 1 LOB: 0 BB: 0 P: 9	R: 0 E: 0 K: 1 S: 10	H: 0 LOB: 0 BB: 0 P: 13	R: 0 E: 0 K: 1 S: 6	H: 0 LOB: 0 BB: 0 P: 10	R: 1 E: 0 K: 0 S: 9	H: 2 LOB: 1 BB: 0 P: 11	R: 2 E: 0 K: 1 S: 21	H: 3 LOB: 2 BB: 1 P: 36	R: 4 E: 0 K: 1 S: 25	H: 6 LOB: 2 BB: 0 P: 34	R: 1 E: 0 K: 1 S: 11	H: 2 LOB: 1 BB: 0 P: 14	R: 1 E: 0 K: 1 S: 13	H: 1 LOB: 0 BB: 0 P: 19	1B: 10 2B: 4 3B: 0 HR: 2	SF: 1 SAC: 0 DP: 0 HBP: 0	WP: 1 PB: 0 SB: 0 CS: 1	PA: 43					
PITCHER	IP	WLS	BF	H	R	ER	SO	BB	IBB	HBP	BLK	WP	HR	S	P	ERA	WHIP										
Steve Parris, R (1.1) ERA: 5.25	5.1	L	22	6	4	4	3	1	0	0	0	0	1	61	86	6.75	1.312										
Dennys Reyes, L (6.1) ERA: 6.0	0.2		3	1	0	0	1	0	0	0	0	0	0	7	13	0.00	1.500										
Elmer Dessens, R (7.1) ERA: 7.16	1.0		9	6	4	4	1	0	0	0	0	0	0	25	34	36.00	6.000										
Manny Aybar, R (8.1) ERA: 5.58	1.0		5	2	1	1	0	0	0	0	0	1	0	11	14	9.00	2.000										
Scott Sullivan, R (9.1) ERA: 4.79	1.0		4	1	1	1	1	0	0	0	0	0	1	13	19	9.00	1.000										

Montreal Expos @ Cincinnati Reds
Cinergy Field, Cincinnati, OH
Wed May 31 2000, 7:35 PM EDT
Att: 21,207 - Sunny - 84 F

AB 41
R 10
H 16
RBI 10
BB 1
SO 6
LOB 15



Batter	1	2	3	4	5	6	7	8	9	AB	R	H	RBI	BB	SO	LOB	BOTTOM										
Pokey Reese, R (1.4) OBP: 0.369, SLG: 0.416																	3 1 1 0 0 0 0 1 1 1 1 0 0 0										
Chris Stynes, R (8.4) OBP: 0.447, SLG: 0.545																	3 0 0 0 0 1 1 1 0 1 1 0 0 0										
Barry Larkin, R (1.6) OBP: 0.417, SLG: 0.500																	3 0 0 0 0 2 1 0 0 0 0 0 0 0 1 0 0 0 0 1 1 0 0 0 0 0 0 0										
Juan Castro, R (8.6) OBP: 0.250, SLG: 0.395																	4 0 1 1 0 0 0										
Ken Griffey Jr., L (1.8) Manny Aybar, R (8.1)																	4 0 0 0 0 2 1										
Benito Santiago, R (8. PH) OBP: 0.353, SLG: 0.476																	4 0 0 0 0 2 0										
Scott Sullivan, R (9.1) OBP: 0.250, SLG: 0.250																	4 0 0 0 0 2 0										
Dante Bichette, R (1.9) OBP: 0.313, SLG: 0.389																	4 0 0 0 0 2 0										
Dmitri Young, S (1.7) OBP: 0.318, SLG: 0.413																	4 0 0 0 0 2 0										
Sean Casey, L (1.3) OBP: 0.320, SLG: 0.299																	4 0 0 0 0 2 0										
Eddie Taubensee, L (1.2) OBP: 0.367, SLG: 0.434																	3 0 0 0 0 2 0										
Aaron Boone, R (1.5) OBP: 0.366, SLG: 0.506																	3 1 1 1 0 1 0										
Steve Parris, R (1.1) OBP: 0.118, SLG: 0.250																	1 0 0 0 0 0 0 0 0 0 0 0 0 0 1 0 0 0 0 0 0 0 0 0 0 0 0 0 1 1 1 0 0 0 0										
Dennys Reyes, R (6.1)																	1 0 1 1 1 0 0 0 0										
Hal Morris, L (6. PH) OBP: 0.347, SLG: 0.324																	1 0 1 1 1 0 0 0 0										
Elmer Dessens, R (7.1)																	1 0 1 1 1 0 0 0 0										
Michael Tucker, L (8.8) OBP: 0.415, SLG: 0.672																	1 0 1 1 1 0 0 0 0										
Inning Stats	R: 1 E: 0 K: 2 S: 16	H: 2 LOB: 1 BB: 0 P: 22	R: 0 E: 0 K: 3 S: 9	H: 0 LOB: 0 BB: 0 P: 14	R: 0 E: 0 K: 1 S: 5	H: 0 LOB: 0 BB: 0 P: 8	R: 0 E: 0 K: 1 S: 9	H: 0 LOB: 0 BB: 0 P: 14	R: 0 E: 0 K: 0 S: 5	H: 0 LOB: 0 BB: 0 P: 6	R: 0 E: 0 K: 0 S: 7	H: 0 LOB: 0 BB: 0 P: 11	R: 0 E: 0 K: 1 S: 10	H: 0 LOB: 0 BB: 0 P: 14	R: 3 E: 0 K: 3 S: 25	H: 4 LOB: 1 BB: 0 P: 36	R: 0 E: 0 K: 0 S: 3	H: 0 LOB: 0 BB: 0 P: 4	1B: 1 2B: 4 3B: 0 HR: 1	SF: 0 SAC: 0 DP: 0 HBP: 0	WP: 1 PB: 0 SB: 0 CS: 0	PA: 33					
PITCHER	IP	WLS	BF	H	R	ER	SO	BB	IBB	HBP	BLK	WP	HR	S	P	ERA	WHIP										
Mike Johnson, R (1.1) ERA: 5.89	5.0		17	2	2	2	3	0	0	0	0	0	1	29	41	6.75	0.750										
Dustin Hermanson, R (6.1) ERA: 5.4	2.2	H	10	2	2	2	3	0	0	0	0	0	0	9	14	∞	∞										
Guillermo Mota, R (8.1) ERA: 4.15	0.0		2	2	1	1	0	0	0	0	0	1	0	9	14	∞	∞										
Felipe Lira, R (8.1) ERA: 6.75	1.1		4	0	0	0	1	0	0	0	0	0	0	7	10	0.00	0.000										

Montreal Expos @ Cincinnati Reds
Cinergy Field, Cincinnati, OH
Wed May 31 2000, 7:35 PM EDT
Att: 21,207 - Sunny - 84 F

AB 33
R 4
H 6
RBI 4
BB 0
SO 11
LOB 4



Batter	1	2	3	4	5	6	7	8	9	AB	R	H	RBI	BB	SO	LOB	TOP								
Brady Anderson, L (1, 8) OBP: 0.364, SLG: 0.497	G6-3		K		E1		1B		F8	5	0	2	0	0	1	1	Baltimore Orioles @ Montreal Expos Olympic Stadium, Montreal, QB Fri Jun 02 2000, 7:05 PM EDT Att: 12,654 - Dome - 72 F								
Mike Bordick, R (1, 6) OBP: 0.354, SLG: 0.545	G1-3			G3	K					5	0	3	1	0	1	2									
Delino DeShields, L (1, 4) OBP: 0.377, SLG: 0.460	K			G3		F8	F7		K	5	0	0	0	0	2	4									
Albert Belle, R (1, 9) OBP: 0.367, SLG: 0.490		PB			CS	HR			F9	3	1	2	1	1	0	0									
Will Clark, L (1, 3) OBP: 0.457, SLG: 0.380	F8			P5	BB				FC4-6	4	0	1	0	0	0	3									
Cal Ripken Jr., R (1, 5) OBP: 0.301, SLG: 0.476	K								F7	4	0	1	0	0	1	2									
B.J. Surhoff, L (1, 7) B.J. Ryan, L (6, 1) Al Reyes, R (7, 1) Harold Baines, L (8, PH) Chuck McLeroy, L (8, 1)	F7				SH3	BB			FC4-6	2	1	0	0	0	1	2									
Charles Johnson, R (1, 2) Jason Johnson, R (1, 1) Jeff Conine, R (6, 7)			F9		E	SH3	BB		F9	2	1	0	0	2	0	0									
			G6-3		SH3				G3	1	0	0	0	0	0	0									
									G3	2	0	0	0	0	0	1									
Inning Stats	R: 0 E: 0 K: 1 S: 6	H: 0 LOB: 0 BB: 0 P: 9	R: 0 E: 0 K: 1 S: 8	H: 1 LOB: 1 BB: 0 P: 14	R: 0 E: 0 K: 1 S: 8	H: 0 LOB: 0 BB: 0 P: 9	R: 0 E: 0 K: 0 S: 6	H: 1 LOB: 1 BB: 1 P: 13	R: 1 E: 0 K: 1 S: 16	H: 1 LOB: 2 BB: 2 P: 28	R: 1 E: 0 K: 0 S: 11	H: 2 LOB: 1 BB: 0 P: 15	R: 0 E: 0 K: 0 S: 7	H: 2 LOB: 2 BB: 0 P: 12	R: 0 E: 0 K: 0 S: 6	H: 1 LOB: 1 BB: 0 P: 11		R: 1 E: 0 K: 1 S: 10	H: 1 LOB: 1 BB: 1 P: 16	1B: 6 2B: 2 3B: 0 HR: 1	SF: 0 SAC: 1 DP: 0 HBP: 0	WP: 0 PB: 1 SB: 0 CS: 1	PA: 39		
PITCHER	IP	WLS	BF	H	R	ER	SO	BB	IBB	HBP	BLK	WP	HR	S	P	ERA	WHIP								
Carl Pavano, R (1, 1) ERA: 3.05	8.0	W	34	8	2	1	4	3	0	0	0	0	1	68	111	1.12	1.375								
Guillermo Mota, R (9, 1) ERA: 6.23	0.0		1	0	1	1	0	1	0	0	0	0	0	0	4	∞	∞								
Steve Kline, L (9, 1) ERA: 1.2	1.0	S	4	1	0	0	1	0	0	0	0	0	0	10	12	0.00	1.000								

Batter	1	2	3	4	5	6	7	8	9	AB	R	H	RBI	BB	SO	LOB	BOTTOM								
Peter Bergeron, L (1, 8) OBP: 0.322, SLG: 0.366	F8		F9							4	0	2	0	0	0	1	Baltimore Orioles @ Montreal Expos Olympic Stadium, Montreal, QB Fri Jun 02 2000, 7:05 PM EDT Att: 12,654 - Dome - 72 F								
Jose Vidro, S (1, 4) OBP: 0.404, SLG: 0.583	K		P6		G4-3		F7			4	0	0	0	0	1	3									
Rondell White, R (1, 7) OBP: 0.385, SLG: 0.554	G1-4-3		K			G3	1B		S	3	1	1	0	1	1	1									
Vladimir Guerrero, R (1, 9) OBP: 0.449, SLG: 0.715		G6-3			G5-3		K		P3	4	0	0	0	0	1	2									
Lee Stevens, L (1, 3) OBP: 0.348, SLG: 0.527		HR			HR		G3		K	4	2	2	2	0	1	2									
Mike Mordecai, R (1, 5) OBP: 0.435, SLG: 0.682			WP		K		S		K	3	2	1	0	1	2	1									
Brian Schneider, L (1, 2) OBP: 0.400, SLG: 0.429			1B		K		1B		CS	3	0	2	3	0	1	0									
Orlando Cabrera, R (1, 6) OBP: 0.257, SLG: 0.395		G6-4-3			G6-3		CS		G2-3	3	0	0	0	0	0	1									
Carl Pavano, R (1, 1) ERA: 4.75 B.J. Ryan, L (6, 1) Al Reyes, R (7, 1) Chuck McLeroy, L (8, 1) ERA: 7.98									F7	3	0	1	0	0	1	0									
										0	0	0	0	0	0	0									
										0	0	0	0	0	0	0									
Inning Stats	R: 0 E: 0 K: 1 S: 8	H: 3 LOB: 0 BB: 0 P: 11	R: 2 E: 0 K: 0 S: 18	H: 3 LOB: 0 BB: 0 P: 27	R: 0 E: 0 K: 1 S: 13	H: 1 LOB: 1 BB: 0 P: 18	R: 1 E: 0 K: 2 S: 9	H: 1 LOB: 0 BB: 0 P: 9	R: 0 E: 0 K: 1 S: 11	H: 1 LOB: 0 BB: 2 P: 17	R: 2 E: 0 K: 1 S: 11	H: 1 LOB: 0 BB: 2 P: 22	R: 0 E: 0 K: 0 S: 7	H: 1 LOB: 1 BB: 0 P: 9	R: 0 E: 0 K: 2 S: 8	H: 1 LOB: 1 BB: 0 P: 11	R: 0 E: 0 K: 2 S: 8	H: 1 LOB: 1 BB: 0 P: 11	1B: 5 2B: 2 3B: 0 HR: 2	SF: 0 SAC: 0 DP: 1 HBP: 0	WP: 1 PB: 0 SB: 3 CS: 1	PA: 34			
PITCHER	IP	WLS	BF	H	R	ER	SO	BB	IBB	HBP	BLK	WP	HR	S	P	ERA	WHIP								
Jason Johnson, R (1, 1) ERA: 4.75	5.2	L	24	6	5	5	6	2	0	0	0	0	0	4	7	0.00	3.000								
B.J. Ryan, L (6, 1) ERA: 8.98	0.1		1	1	0	0	0	0	0	0	0	0	0	4	7	0.00	3.000								
Al Reyes, R (7, 1) ERA: 5.4	1.0		4	1	0	0	0	0	0	0	0	0	0	7	9	0.00	1.000								
Chuck McLeroy, L (8, 1) ERA: 7.98	1.0		4	1	0	0	2	0	0	0	0	0	0	8	11	0.00	1.000								

Batter	1	2	3	4	5	6	7	8	9	AB	R	H	RBI	BB	SO	LOB	TOP				
Brady Anderson, L (1, 8) OBP: 0.362, SLG: 0.482	0-3 K		1-0 P6			1-2 F7		4-2 BB		3	0	0	0	1	1	2					
Mike Bordick, R (1, 6) OBP: 0.349, SLG: 0.535	3-3 K			1-3 K		1-1 G1-3		0-0 F9		4	0	0	0	0	2	3					
Delino DeShields, L (1, 4) OBP: 0.371, SLG: 0.446	0-3 K			0-0 G3			2-2 F5		1-0 G4-3	4	0	0	0	0	1	0					
Albert Belle, R (1, 9) OBP: 0.366, SLG: 0.495		0-1 G3-6-3 1B		2-2 G6-3			0-0 F9		2-3 K	4	0	1	0	0	1	0					
Will Clark, L (1, 3) OBP: 0.441, SLG: 0.358 Mark Lewis, R (9, PH) OBP: 0.224, SLG: 0.283	1-1 G3-6-3				0-0 G3		4-2 BB		2-0 PB 2B	2	0	0	0	1	0	1					
Jeff Conine, R (1, 5) OBP: 0.342, SLG: 0.486	1-1 F7				2-3 K		1-1 P4		4-0 BB	3	0	0	0	1	1	1					
B.J. Surhoff, L (1, 7) OBP: 0.306, SLG: 0.411			3-1 L7		0-1 F7			0-1 G3	0-2 G4-3	4	0	0	0	0	2						
Greg Myers, L (1, 2) OBP: 0.286, SLG: 0.323			1-2 2B		1-1 E3 SH1-3			4-1 SH3-4 BB		2	0	1	0	1	0	0					
Sidney Ponson, R (1, 1) OBP: 0.322, SLG: 0.377			0-3 K		0-0 SH1-3			0-2 SH3-4		1	0	0	0	0	1	1					
Inning Stats	R: 0 H: 0 E: 0 K: 3 S: 10	H: 0 LOB: 0 BB: 0 P: 13	R: 0 H: 1 E: 0 K: 0 S: 6	LOB: 0 BB: 0 P: 8	R: 0 H: 1 E: 0 K: 1 S: 9	LOB: 1 BB: 0 P: 14	R: 0 H: 0 E: 0 K: 1 S: 8	LOB: 0 BB: 0 P: 11	R: 0 H: 0 E: 0 K: 0 S: 8	LOB: 1 BB: 0 P: 11	R: 0 H: 0 E: 0 K: 0 S: 8	LOB: 1 BB: 1 P: 15	R: 0 H: 0 E: 0 K: 0 S: 9	LOB: 2 BB: 2 P: 17	R: 0 H: 1 E: 0 K: 1 S: 8	LOB: 2 BB: 1 P: 17	1B: 1 2B: 2 3B: 0 HR: 0	SF: 0 SAC: 2 DP: 1 HBP: 0	WP: 0 PB: 1 SB: 0 CS: 0	PA: 34	
PITCHER	IP	WLS	BF	H	R	ER	SO	BB	IBB	HBP	BLK	WP	HR	S	P	ERA	WHIP				
Tony Armas, R (1, 1) ERA: 2.51	8.0	W	29	2	0	0	6	3	0	0	0	0	0	64	97	0.00	0.625				
Steve Kline, L (9, 1) ERA: 1.13	1.0	S	5	1	0	0	1	1	0	0	0	0	0	8	17	0.00	2.000				

Baltimore Orioles @ Montreal Expos
Olympic Stadium, Montreal, QB
Sun Jun 04 2000, 1:35 PM EDT
Att: 15,181 - Dome - 72 F

AB 28
R 0
H 3
RBI 0
BB 4
SO 7
LOB 10



Batter	1	2	3	4	5	6	7	8	9	AB	R	H	RBI	BB	SO	LOB	BOTTOM				
Peter Bergeron, L (1, 8) OBP: 0.322, SLG: 0.377	0-3 K		1-2 2B			2-3 K		0-0 G6-3		4	0	1	0	0	2	0					
Geoff Blum, S (1, 4) OBP: 0.365, SLG: 0.491	2-1 F7		0-3 K			4-1 BB		2-2 L6		3	0	0	0	1	1	1					
Rondell White, R (1, 7) OBP: 0.385, SLG: 0.550	0-1 G6-3			4-2 S BB		2-1 L9		1-1 1B 2B		3	1	1	0	1	0	1					
Vladimir Guerrero, R (1, 9) OBP: 0.446, SLG: 0.716		2-3 K		0-3 K		1-2 G5-3		0-0 1B 2B		4	0	1	0	0	2	2					
Lee Stevens, L (1, 3) OBP: 0.349, SLG: 0.519		1-3 K		3-2 L8			1-0 F7	0-0 1B		4	0	1	1	0	1	1					
Mike Mordecai, R (1, 5) OBP: 0.423, SLG: 0.680		0-0 2B		1-3 K			0-0 F9	1-3 3-H K		4	0	2	0	0	2	3					
Brian Schneider, L (1, 2) OBP: 0.368, SLG: 0.353		0-2 G4-3			2-2 F3		4-1 FC6 BB			2	0	0	0	1	0	1					
Orlando Cabrera, R (1, 6) OBP: 0.260, SLG: 0.411			0-1 G4-3		0-2 L9		3-1 F9			3	0	0	0	0	2						
Tony Armas, R (1, 1) Steve Kline, S (9, 1)			1-0 P4		2-1 G4-3		0-0 FC6			3	0	0	0	0	2						
Inning Stats	R: 0 H: 0 E: 0 K: 1 S: 7	H: 1 LOB: 1 BB: 0 P: 9	R: 0 H: 1 E: 0 K: 2 S: 10	LOB: 1 BB: 0 P: 13	R: 0 H: 1 E: 0 K: 1 S: 12	LOB: 1 BB: 0 P: 14	R: 0 H: 0 E: 0 K: 2 S: 12	LOB: 1 BB: 1 P: 20	R: 0 H: 0 E: 0 K: 0 S: 8	LOB: 0 BB: 0 P: 12	R: 0 H: 0 E: 0 K: 1 S: 14	LOB: 1 BB: 1 P: 23	R: 0 H: 1 E: 0 K: 0 S: 6	LOB: 2 BB: 1 P: 14	R: 1 H: 3 E: 0 K: 1 S: 12	LOB: 3 BB: 0 P: 16	1B: 2 2B: 4 3B: 0 HR: 0	SF: 0 SAC: 0 DP: 0 HBP: 0	WP: 0 PB: 0 SB: 1 CS: 0	PA: 33	
PITCHER	IP	WLS	BF	H	R	ER	SO	BB	IBB	HBP	BLK	WP	HR	S	P	ERA	WHIP				
Sidney Ponson, R (1, 1) ERA: 4.7	8.0	L	33	6	1	1	8	3	0	0	0	0	0	81	121	1.12	1.125				

Baltimore Orioles @ Montreal Expos
Olympic Stadium, Montreal, QB
Sun Jun 04 2000, 1:35 PM EDT
Att: 15,181 - Dome - 72 F

AB 30
R 1
H 6
RBI 1
BB 3
SO 8
LOB 13



Batter	1	2	3	4	5	6	7	8	9	AB	R	H	RBI	BB	SO	LOB	TOP			
Ricky Ledee, L (1, 7) OBP: 0.337, SLG: 0.451										5	1	2	2	0	1	1	New York Yankees @ Montreal Expos Olympic Stadium, Montreal, QB Mon Jun 05 2000, 7:05 PM EDT Att: 18,095 - Dome - 72 F			
2 Derek Jeter, R (1, 6) OBP: 0.397, SLG: 0.482										5	0	3	0	0	1	1				
Paul O'Neill, L (1, 9) OBP: 0.348, SLG: 0.433										5	0	0	0	0	1	5				
Bernie Williams, S (1, 8) OBP: 0.353, SLG: 0.528										4	2	2	0	1	1	1				
Tino Martinez, L (1, 3) OBP: 0.344, SLG: 0.434										3	0	1	0	2	0	2				
20 Jorge Posada, S (1, 2) OBP: 0.466, SLG: 0.595										2	0	2	0	3	0	0				
Scott Brosius, R (1, 5) OBP: 0.317, SLG: 0.344										4	0	1	2	0	0	6				
Clay Bellinger, R (1, 4) OBP: 0.286, SLG: 0.438										5	1	1	0	0	2	3				
David Cone, L (1, 1) OBP: 0.333, SLG: 0.333 (7, PH)										3	0	1	0	0	1	1				
Felix Jose, S (7, PH) OBP: 0.200, SLG: 0.222										1	0	0	0	0	0	2				
Jeff Nelson, R (7, 1)										0	0	0	0	0	0	0				
Inning Stats	R: 2 E: 0 K: 1 S: 15	H: 3 LOB: 3 BB: 2 P: 34	R: 0 E: 0 K: 1 S: 8	H: 0 LOB: 0 BB: 0 P: 11	R: 0 E: 0 K: 0 S: 11	H: 2 LOB: 1 BB: 1 P: 20	R: 1 E: 0 K: 0 S: 12	H: 2 LOB: 1 BB: 0 P: 15	R: 0 E: 0 K: 1 S: 13	H: 2 LOB: 2 BB: 1 P: 22	R: 1 E: 0 K: 1 S: 15	H: 2 LOB: 1 BB: 1 P: 25	R: 0 E: 0 K: 2 S: 13	H: 1 LOB: 1 BB: 0 P: 20	R: 0 E: 0 K: 1 S: 8	H: 1 LOB: 1 BB: 1 P: 15	1B: 10 2B: 2 3B: 0 HR: 1	SF: 1 SAC: 0 DP: 1 HBP: 0	WP: 0 PB: 0 SB: 0 CS: 0	PA: 44
PITCHER	IP WLS BF H R ER SO BB IBB HBP BLK WP HR S P ERA WHIP																			
Dustin Hermanson, R (1, 1) ERA: 5.49	4.0	21	7	3	3	2	3	0	0	0	0	0	1	46	80	6.75	2.500			
Mike Johnson, R (5, 1) ERA: 5.75	2.0	11	3	1	1	1	2	0	0	0	0	0	0	22	41	4.50	2.500			
Anthony Telford, R (7, 1) ERA: 5.08	2.0	8	2	0	0	3	0	0	0	1	0	0	0	26	38	0.00	1.000			
Steve Kline, L (9, 1) ERA: 1.09	1.0	4	1	0	0	1	1	0	0	0	0	0	0	8	15	0.00	2.000			

Batter	1	2	3	4	5	6	7	8	9	AB	R	H	RBI	BB	SO	LOB	BOTTOM			
Peter Bergeron, L (1, 8) OBP: 0.316, SLG: 0.369										4	0	0	0	0	0	1	New York Yankees @ Montreal Expos Olympic Stadium, Montreal, QB Mon Jun 05 2000, 7:05 PM EDT Att: 18,095 - Dome - 72 F			
Geoff Blum, S (1, 4) OBP: 0.343, SLG: 0.456										4	0	0	0	0	2	0				
Rondell White, R (1, 7) OBP: 0.382, SLG: 0.549										4	1	1	0	0	1	0				
Vladimir Guerrero, R (1, 9) OBP: 0.447, SLG: 0.732										4	2	2	2	0	0	0				
Lee Stevens, L (1, 3) OBP: 0.351, SLG: 0.516										3	0	1	1	1	1	0				
Brian Schneider, L (1, 2) OBP: 0.391, SLG: 0.350										3	1	1	0	1	0	1				
Charlie O'Brien, R (9, 2) OBP: 0.333, SLG: 0.538										0	0	0	0	0	0	0				
Mike Mordecai, R (1, 5) OBP: 0.446, SLG: 0.698										3	1	2	0	0	0	2				
Orlando Cabrera, R (1, 6) OBP: 0.260, SLG: 0.424										4	1	1	3	0	0	2				
Dustin Hermanson, R (1, 1) OBP: 0.222, SLG: 0.176										1	0	0	0	0	1	0				
Terry Jones, S (4, PH) OBP: 0.233, SLG: 0.212										1	0	0	0	0	0	1				
Mike Johnson, L (5, 1) OBP: 0.233, SLG: 0.230										1	0	0	0	0	0	0				
Anthony Telford, R (7, 1)										0	0	0	0	0	0	0				
Steve Kline, S (9, 1)										0	0	0	0	0	0	0				
Inning Stats	R: 2 E: 0 K: 0 S: 16	H: 2 LOB: 2 BB: 2 P: 35	R: 0 E: 0 K: 1 S: 7	H: 0 LOB: 0 BB: 0 P: 10	R: 1 E: 0 K: 1 S: 12	H: 2 LOB: 1 BB: 0 P: 19	R: 0 E: 0 K: 0 S: 6	H: 1 LOB: 1 BB: 0 P: 13	R: 0 E: 0 K: 0 S: 6	H: 0 LOB: 0 BB: 0 P: 10	R: 3 E: 0 K: 1 S: 13	H: 2 LOB: 0 BB: 0 P: 21	R: 0 E: 0 K: 2 S: 10	H: 0 LOB: 0 BB: 0 P: 13	R: 0 E: 0 K: 0 S: 6	H: 1 LOB: 1 BB: 0 P: 11	1B: 3 2B: 3 3B: 0 HR: 2	SF: 0 SAC: 0 DP: 0 HBP: 1	WP: 0 PB: 0 SB: 1 CS: 0	PA: 35
PITCHER	IP WLS BF H R ER SO BB IBB HBP BLK WP HR S P ERA WHIP																			
David Cone, R (1, 1) ERA: 6.49	6.0	28	7	6	6	3	2	0	0	0	0	0	0	60	108	9.00	1.500			
Jeff Nelson, R (7, 1) ERA: 1.07	2.0	7	1	0	0	2	0	0	0	0	0	0	0	16	24	0.00	0.500			



Batter	1	2	3	4	5	6	7	8	9	AB	R	H	RBI	BB	SO	LOB	TOP			
Ricky Ledee, L (1, 7) OBP: 0.343, SLG: 0.453	3-2 G4-6-3 1B		1-0 2S 1B	0-0 SF8		3-1 G3		4-2 2B BB	1-3 K2-3	4	1	2	1	1	1	3				
2 Derek Jeter, R (1, 6) OBP: 0.392, SLG: 0.471	2-1 G4-6-3 1-2		3-3 K	3-2 L4			1-1 G5-3	4-1 2B BB		4	1	0	1	1	1	4				
Wilson Delgado, S (9, 6) OBP: 0.341, SLG: 0.389			1-2					1-2 2B BB		0	0	0	0	0	0	0				
Paul O'Neill, L (1, 9) OBP: 0.429, SLG: 0.429	3-3 K		0-0 F9		2-2 CS 1B		0-0 F7	4-0 2B BB		4	0	1	1	1	1	1				
Shane Spencer, R (8, PR) OBP: 0.301, SLG: 0.456								1-2 2B BB		0	1	0	0	0	0	0				
Bernie Williams, S (1, 8) OBP: 0.358, SLG: 0.546		1-0 HR	4-2 BB		3-3 K			1-2 2B		4	1	2	4	1	2	1				
Tino Martinez, L (1, 3) OBP: 0.350, SLG: 0.450	2-2 20S 1B		0-3 K		1-0 HBP			1-2 HR		4	1	2	1	0	1	4				
20 Jorge Posada, S (1, 2) OBP: 0.455, SLG: 0.577	3-3 K			1-1 F8	1-0 G4-3			2-2 G4-3	1-0 F7	5	0	0	0	0	1	2				
Scott Brosius, R (1, 5) OBP: 0.333, SLG: 0.369	2-2 G1-3			2-2 BB SF8 1B		0-0 SH2-3 2B		0-1 WP 2B 1B	1-0 1B	5	2	4	0	0	0	1				
Clay Bellinger, R (1, 4) OBP: 0.311, SLG: 0.439	4-0 IBB			4-2 BB		0-1 SH2-3		2-0 F8	1-1 1B	2	0	1	0	2	0	1				
Jason Grimsley, R (1, 1) OBP: 0.182, SLG: 0.200	2-3 K			4-2 BB		2-3 K		2-2 2B WP	0-1 F9	1	0	0	0	1	1	2				
Felix Jose, S (6, PH) OBP: 1.000, SLG: 1.000				1-2 2-3 BB				1-2 BB 1B		1	0	0	0	0	1	1				
Mike Stanton, L (6, 1) OBP: 1.000, SLG: 1.000										1	1	1	0	0	0	0				
Todd Erdos, R (8, 1) OBP: 1.000, SLG: 1.000										1	0	0	0	0	0	2				
Inning Stats	R: 0 E: 0 K: 1 S: 9	H: 1 LOB: 0 BB: 0 P: 17	R: 1 E: 0 K: 2 S: 15	H: 2 LOB: 2 BB: 1 P: 29	R: 0 E: 0 K: 2 S: 10	H: 1 LOB: 2 BB: 1 P: 18	R: 1 E: 0 K: 0 S: 15	H: 1 LOB: 2 BB: 2 P: 29	R: 0 E: 0 K: 1 S: 7	H: 1 LOB: 1 BB: 0 P: 14	R: 0 E: 0 K: 1 S: 8	H: 0 LOB: 0 BB: 0 P: 11	R: 6 E: 0 K: 0 S: 21	H: 4 LOB: 2 BB: 3 P: 43	R: 0 E: 0 K: 1 S: 10	H: 2 LOB: 2 BB: 0 P: 14	1B: 9 2B: 3 3B: 0 HR: 2	SF: 1 SAC: 1 DP: 2 HBP: 1	WP: 1 PB: 0 SB: 2 CS: 1	PA: 46
PITCHER	IP	WLS	BF	H	R	ER	SO	BB	IBB	HBP	BLK	WP	HR	S	P	ERA	WHIP			
Javier Vazquez, R (1, 1) ERA: 3.38	6.0	L	28	7	2	2	7	3	1	1	0	0	1	64	120	3.00	1.667			
Guillermo Mota, R (7, 1) ERA: 7.71	1.2		8	3	3	3	1	0	0	0	0	0	1	22	34	16.20	1.800			
Matt Skarmetta, R (8, 1) ERA: 7.71	0.0		2	0	0	0	0	2	0	0	0	1	0	3	11	∞	∞			
Felipe Lira, R (8, 1) ERA: 6.16	1.1		8	3	3	3	1	1	0	0	0	0	0	13	23	20.25	3.000			

New York Yankees @ Montreal Expos
Olympic Stadium, Montreal, QB
Tue Jun 06 2000, 7:05 PM EDT
Att: 24,453 - Dome - 72 F

AB	36
R	8
H	13
RBI	8
BB	7
SO	9
LOB	22



Batter	1	2	3	4	5	6	7	8	9	AB	R	H	RBI	BB	SO	LOB	BOTTOM					
Peter Bergeron, L (1, 8) OBP: 0.315, SLG: 0.364	4-1 FC6-4 BB	3-2 G4-3			2-2 SAFE G3			0-3 K		3	0	0	0	1	1	2						
Mike Mordecai, R (1, 5) OBP: 0.450, SLG: 0.732	1-0 P4		1-0 HR		2-1 G5-3			4-2 BB		3	1	1	1	1	0	1						
Rondell White, R (1, 7) OBP: 0.380, SLG: 0.540	4-1 FC6-4 BB		1-1 E6 CS			2-3 K		0-0 F8		3	0	0	0	1	1	1						
Terry Jones, S (9, 7) OBP: 0.229, SLG: 0.212	1-2 BB									0	0	0	0	0	0	0						
Vladimir Guerrero, R (1, 9) OBP: 0.442, SLG: 0.721	0-0 FC6-4 BB		0-3 K			1-3 K			1-0 F8	3	0	0	0	0	2	3						
Wilton Guerrero, S (9, 9) OBP: 0.286, SLG: 0.314	1-2 2-3 BB									1	0	0	0	0	0	0						
Lee Stevens, L (1, 3) OBP: 0.350, SLG: 0.508	4-1 BB		1-3 K			0-3 K			0-0 L3	3	0	0	0	1	2	1						
Geoff Blum, S (1, 4) OBP: 0.324, SLG: 0.426	1-1 F8			1-1 F8			2-3 K		1-3 K	4	0	0	0	0	2	3						
Orlando Cabrera, R (1, 6) OBP: 0.256, SLG: 0.417		1-1 G5-3			0-2 G6-3			2-2 G6-3		3	0	0	0	0	0	0						
Matt Skarmetta, S (8, 1) OBP: 0.391, SLG: 0.350										0	0	0	0	0	0	0						
Felipe Lira, R (8, 1) OBP: 0.391, SLG: 0.350										0	0	0	0	0	0	0						
15 Lenny Webster, R (1, 2) OBP: 0.216, SLG: 0.270		1-3 K			1-2 F3			3-1 G4-3		3	0	0	0	0	1	0						
Brian Schneider, L (9, 2) OBP: 0.391, SLG: 0.350										0	0	0	0	0	0	0						
Javier Vazquez, R (1, 1) OBP: 0.250, SLG: 0.269		2-1 BB							3-2 G6-3	2	0	2	0	0	0	0						
Guillermo Mota, R (7, 1) OBP: 0.250, SLG: 0.269										0	0	0	0	0	0	0						
Trace Cogullette, R (8, 4) OBP: 0.333, SLG: 0.464										1	0	0	0	0	0	0						
Inning Stats	R: 0 E: 0 K: 0 S: 7	H: 0 LOB: 3 BB: 3 P: 21	R: 0 E: 0 K: 1 S: 12	H: 1 LOB: 1 BB: 0 P: 19	R: 1 E: 1 K: 2 S: 9	H: 1 LOB: 0 BB: 0 P: 12	R: 0 E: 0 K: 0 S: 9	H: 0 LOB: 0 BB: 0 P: 11	R: 0 E: 0 K: 0 S: 9	H: 1 LOB: 0 BB: 0 P: 14	R: 0 E: 0 K: 3 S: 9	H: 0 LOB: 0 BB: 0 P: 12	R: 0 E: 0 K: 1 S: 10	H: 0 LOB: 0 BB: 0 P: 17	R: 0 E: 0 K: 1 S: 13	H: 0 LOB: 1 BB: 1 P: 20	R: 0 E: 0 K: 1 S: 5	H: 0 LOB: 0 BB: 0 P: 7	1B: 1 2B: 1 3B: 0 HR: 1	SF: 0 SAC: 0 DP: 0 HBP: 0	WP: 0 PB: 0 SB: 0 CS: 1	PA: 33
PITCHER	IP	WLS	BF	H	R	ER	SO	BB	IBB	HBP	BLK	WP	HR	S	P	ERA	WHIP					
Jason Grimsley, R (1, 1) ERA: 2.36	5.0	W	20	3	1	1	3	3	0	0	0	0	0	46	77	1.80	1.200					
Mike Stanton, L (6, 1) ERA: 3.33	2.2	H	9	0	0	0	5	1	0	0	0	0	0	31	48	0.00	0.375					
Todd Erdos, R (8, 1) ERA: 5.4	1.1		4	0	0	0	1	0	0	0	0	0	0	6	8	0.00	0.000					

New York Yankees @ Montreal Expos
Olympic Stadium, Montreal, QB
Tue Jun 06 2000, 7:05 PM EDT
Att: 24,453 - Dome - 72 F

AB	29
R	1
H	3
RBI	1
BB	4
SO	9
LOB	11



Batter	1	2	3	4	5	6	7	8	9	AB	R	H	RBI	BB	SO	LOB	TOP								
Ricky Ledee, L (1, 7) OBP: 0.350, SLG: 0.454	0-2 G5-3 1B		1-1 G6-3 1B		3-1 E6 1B	2-3 K		4-2 BB		4	1	2	1	1	1	0	New York Yankees @ Montreal Expos Olympic Stadium, Montreal, QB Wed Jun 07 2000, 7:05 PM EDT Att: 25,381 - Dome - 72 F								
2 Derek Jeter, R (1, 6) OBP: 0.397, SLG: 0.463	1-0 G5-3		2-2 G6-3		0-0 1B	0-0 G5-3		2-2 L6		5	1	1	0	0	0	3									
Paul O'Neill, L (1, 9) Allen Watson, L (9, 1)	3-3 K		0-0 L4		0-0 1B		0-0 FC4-6 1B		0-1 G6-3	5	1	2	1	0	1	2									
Bernie Williams, S (1, 8) OBP: 0.359, SLG: 0.543	0-1 G4-3			2-1 1B	0-2 3B		2-1 FC4-6 1B		3-2 F7	5	1	2	2	0	0	2									
Tino Martinez, L (1, 3) OBP: 0.346, SLG: 0.454		2-1 G3-1		3-1 F8	0-1 20 HR		2-2 F7		2-2 P6	5	1	1	1	0	0	2									
20 Jorge Posada, S (1, 2) OBP: 0.460, SLG: 0.594		3-2 L7		4-2 BB	1-6 HR		4-2 BB			2	1	1	2	2	0	0									
Scott Brosius, R (1, 5) OBP: 0.325, SLG: 0.358		1-1 G6-3		0-1 F7	2-1 F9		0-0 F7			4	0	0	0	0	0	4									
Clay Bellinger, R (1, 4) OBP: 0.308, SLG: 0.420			2-2 SH2-3 1B HBP	1-3 K2-3	0-3 K		1-2 L7			3	1	0	0	0	2	2									
Orlando Hernandez, R (1, 1) Shane Spencer, R (9, 9) OBP: 0.301, SLG: 0.456			1-2 SH2-3		0-0 G4-3	1-0 F9		0-3 K		3	0	0	0	0	1	0									
Inning Stats	R: 0 E: 0 K: 1 S: 9	H: 1 LOB: 1 BB: 0 P: 13	R: 0 E: 0 K: 0 S: 7	H: 0 LOB: 0 BB: 0 P: 13	R: 1 E: 0 K: 0 S: 14	H: 1 LOB: 1 BB: 0 P: 20	R: 0 E: 0 K: 1 S: 11	H: 1 LOB: 2 BB: 1 P: 21	R: 6 E: 1 K: 1 S: 16	H: 5 LOB: 0 BB: 0 P: 22	R: 0 E: 0 K: 1 S: 5	H: 0 LOB: 0 BB: 0 P: 8	R: 0 E: 0 K: 0 S: 12	H: 1 LOB: 2 BB: 1 P: 20	R: 0 E: 0 K: 1 S: 12	H: 0 LOB: 1 BB: 1 P: 19		R: 0 E: 0 K: 0 S: 12	H: 0 LOB: 0 BB: 0 P: 17	1B: 7 2B: 0 3B: 1 HR: 1	SF: 0 SAC: 1 DP: 0 HBP: 1	WP: 0 PB: 0 SB: 5 CS: 0	PA: 41		
PITCHER	IP	WLS	BF	H	R	ER	SO	BB	IBB	HBP	BLK	WP	HR	S	P	ERA	WHIP								
Carl Pavano, R (1, 1) ERA: 3.46	4.1	L	23	7	6	5	2	1	0	1	0	0	0	51	80	10.38	1.846								
Mike Johnson, R (5, 1) ERA: 5.49	2.2		11	2	1	1	2	1	0	0	0	0	1	23	37	3.38	1.125								
Matt Skremetta, R (8, 1) ERA: 9.0	2.0		7	0	0	0	1	1	0	0	0	0	0	24	36	0.00	0.500								

AB	36
R	7
H	9
RBI	7
BB	3
SO	5
LOB	15



Batter	1	2	3	4	5	6	7	8	9	AB	R	H	RBI	BB	SO	LOB	BOTTOM								
Peter Bergeron, L (1, 8) OBP: 0.309, SLG: 0.356	1-1 G4-3		2-2 F7		0-1 G4-3			2-2 G4-3		4	0	0	0	0	0	0	New York Yankees @ Montreal Expos Olympic Stadium, Montreal, QB Wed Jun 07 2000, 7:05 PM EDT Att: 25,381 - Dome - 72 F								
Jose Vidro, S (1, 4) OBP: 0.406, SLG: 0.582	2-2 G5-3		1-3 K			1-1 G3 1B		1-1 1B		4	0	2	0	0	1	0									
Rondell White, R (1, 7) OBP: 0.382, SLG: 0.537	4-2 HR BB		2-3 K			1-0 F8		1-0 1B		3	1	1	0	1	1	1									
Vladimir Guerrero, R (1, 9) OBP: 0.438, SLG: 0.726	0-0 1-H HR			1-0 G4-3		2-2 G3		0-2 G1-3		4	1	1	2	0	0	3									
Lee Stevens, L (1, 3) OBP: 0.352, SLG: 0.503	4-0 BB			4-2 FC6 BB		2-2 P6			3-1 G3	2	0	0	0	2	0	1									
Geoff Blum, S (1, 6) OBP: 0.307, SLG: 0.400	1-1 G4-3			1-1 F7			0-0 L7		1-1 G4-3	4	0	0	0	0	0	2									
Mike Mordecai, R (1, 5) OBP: 0.435, SLG: 0.707		0-1 G6-3		1-2 FC6			0-0 G4-3		2-2 G3	2	0	0	0	0	0	1									
Mike Johnson, L (5, 1) OBP: 0.200, SLG: 0.200										0	0	0	0	0	0	0									
Wilton Guerrero, S (7, PH) OBP: 0.281, SLG: 0.308										1	0	0	0	0	0	0									
Brian Schneider, L (8, 2) OBP: 0.375, SLG: 0.333										1	0	0	0	0	0	0									
Charlie O'Brien, R (1, 2) OBP: 0.278, SLG: 0.438		1-2 F7			0-3 K				2-2 G5-3	3	0	0	0	0	1	0									
Matt Skremetta, S (8, 1)										0	0	0	0	0	0	0									
Carl Pavano, R (1, 1) OBP: 0.172, SLG: 0.207					1-3 K					1	0	0	0	0	0	0									
Trace Cogullette, R (5, 5) OBP: 0.313, SLG: 0.433										2	0	0	0	0	2	0									
Inning Stats	R: 2 E: 0 K: 0 S: 11	H: 1 LOB: 1 BB: 2 P: 23	R: 0 E: 0 K: 0 S: 7	H: 0 LOB: 0 BB: 0 P: 9	R: 0 E: 0 K: 2 S: 11	H: 0 LOB: 0 BB: 0 P: 16	R: 0 E: 0 K: 0 S: 8	H: 0 LOB: 1 BB: 1 P: 15	R: 0 E: 0 K: 2 S: 8	H: 0 LOB: 0 BB: 0 P: 9	R: 0 E: 0 K: 0 S: 12	H: 1 LOB: 1 BB: 0 P: 18	R: 0 E: 0 K: 0 S: 5	H: 0 LOB: 0 BB: 0 P: 7	R: 0 E: 0 K: 1 S: 12	H: 2 LOB: 2 BB: 0 P: 17	R: 0 E: 0 K: 0 S: 7	H: 0 LOB: 0 BB: 0 P: 13	1B: 3 2B: 0 3B: 0 HR: 1	SF: 0 SAC: 0 DP: 0 HBP: 0	WP: 0 PB: 0 SB: 0 CS: 0	PA: 34			
PITCHER	IP	WLS	BF	H	R	ER	SO	BB	IBB	HBP	BLK	WP	HR	S	P	ERA	WHIP								
Orlando Hernandez, R (1, 1) ERA: 3.97	8.0	W	31	4	2	2	5	3	0	0	0	0	0	74	114	2.25	0.875								
Allen Watson, L (9, 1) ERA: 2.35	1.0		3	0	0	0	0	0	0	0	0	0	0	7	13	0.00	0.000								

AB	31
R	2
H	4
RBI	2
BB	3
SO	5
LOB	8



Batter	1	2	3	4	5	6	7	8	9	AB	R	H	RBI	BB	SO	LOB	TOP				
Wilton Guerrero, S OBP: 0.318, SLG: 0.333 (1, 10)	4-1 2B BB	1-2 1B 1B		2-2 G3		3-2 F9		1-0 1B		4	2	2	2	1	0	1					
Jose Vidro, S OBP: 0.406, SLG: 0.585 (1, 4)	0-0 1B 2B	1-1 1B			3-1 G5-3		0-1 1B	1-0 L8		5	1	3	2	0	0	1					
Rondell White, R OBP: 0.380, SLG: 0.533 (1, 7)	2-0 HR 1B	0-3 K			1-1 F9		1-3 K		1-2 2B 2B	5	2	2	1	0	2	2					
Vladimir Guerrero, R OBP: 0.434, SLG: 0.721 (1, 9)	2-0 1H HR		3-2 G6-3		3-3 K		1-0 L4		2-2 G6-3	5	1	1	2	0	1	2					
Lee Stevens, L OBP: 0.360, SLG: 0.522 (1, 3)	1-0 G3-1		4-0 BB		2-1 1B SF9 1B		3-3 K		1-2 1B 2B	4	2	2	1	1	1	1					
Brian Schneider, L OBP: 0.333, SLG: 0.296 (1, 2)	2-3 K		0-0 F8		3-2 FC4-6 1B		2-3 K		0-3 K	5	0	1	0	0	3	2					
Trace Coquillette, R OBP: 0.333, SLG: 0.412 (1, 5)	1-3 K		0-0 F9		2-2 SF9		4-0 2B 1B BB		1-1 1B	3	1	1	2	1	1	1					
Orlando Cabrera, R OBP: 0.249, SLG: 0.402 (1, 6)		1-1 F8		2-2 G5-3		1-2 FC4-6 2B		1-1 F7	0-0 G4-3	5	1	0	0	0	0	3					
Peter Bergeron, L OBP: 0.312, SLG: 0.364 (1, 8)		0-0 G3-1		2-0 G4-3		2-1 1H 2B		2-1 1B 2B		4	1	2	1	0	0	0					
Inning Stats	R: 4 E: 0 K: 2 S: 11	H: 3 LOB: 0 BB: 1 P: 23	R: 1 E: 0 K: 1 S: 17	H: 2 LOB: 1 BB: 0 P: 20	R: 0 E: 0 K: 0 S: 6	H: 0 LOB: 1 BB: 1 P: 13	R: 0 E: 0 K: 0 S: 8	H: 0 LOB: 0 BB: 0 P: 14	R: 0 E: 0 K: 1 S: 7	H: 1 LOB: 1 BB: 0 P: 14	R: 0 E: 0 K: 2 S: 9	H: 1 LOB: 1 BB: 0 P: 14	R: 2 E: 0 K: 1 S: 9	H: 2 LOB: 1 BB: 1 P: 20	R: 2 E: 0 K: 1 S: 15	H: 3 LOB: 1 BB: 0 P: 20	1B: 8 2B: 5 3B: 0 HR: 1	SF: 1 SAC: 0 DP: 0 HBP: 0	WP: 0 PB: 0 SB: 1 CS: 0	PA: 44	
PITCHER	IP	WLS	BF	H	R	ER	SO	BB	IBB	HBP	BLK	WP	HR	S	P	ERA	WHIP				
Kelvin Escobar, R ERA: 5.08 (1, 1)	5.2	L	27	8	7	7	4	2	0	0	0	0	1	64	109	11.12	1.765				
Darwin Cubillan, R ERA: 6.3 (6, 1)	2.1		11	3	2	2	3	1	0	0	0	0	0	21	40	7.71	1.714				
Lance Painter, L ERA: 4.97 (9, 1)	1.0		6	3	2	2	1	0	0	0	0	0	0	15	20	18.00	3.000				

Montreal Expos @ Toronto Blue Jays
SkyDome, Toronto, ON
Sat Jun 10 2000, 4:05 PM EDT
Att: 30,239 - Cloudy - 85 F

AB	40
R	11
H	14
RBI	11
BB	3
SO	8
LOB	13



Batter	1	2	3	4	5	6	7	8	9	AB	R	H	RBI	BB	SO	LOB	BOTTOM					
Shannon Stewart, R OBP: 0.410, SLG: 0.619 (1, 7)	2-3 K		2-1 G4-3			1-0 G5-3		2-1 G6-3	3-1 F8	5	0	0	0	0	1	2						
Homer Bush, R OBP: 0.283, SLG: 0.239 (1, 4)	0-0 G6-3			0-2 F9 2B 1B		1-2 G1-3		3-1 G4-3		4	1	1	0	0	0	0						
Raul Mondesi, R OBP: 0.315, SLG: 0.477 (1, 9)	3-3 K			2-1 F9		3-1 F8		3-2 BB 1B		4	0	1	0	0	1	1						
Carlos Delgado, L OBP: 0.455, SLG: 0.729 (1, 3)		4-2 L3 BB		3-2 G4-3 2H 2B		1-1 G4-3		4-2 1-2 BB BB		2	0	1	1	2	0	0						
Brad Fullmer, L OBP: 0.373, SLG: 0.509 (1, 10)		1-2 L3		1-2 G4-3		1-0 G1		0-3 K		4	0	0	0	0	1	4						
Tony Batista, R OBP: 0.314, SLG: 0.511 (1, 5)		1-0 F8		1-3 K		2-1 E5 1B			0-0 HR	4	1	1	1	0	1	1						
Darin Fletcher, L OBP: 0.364, SLG: 0.563 Alberto Castillo, R OBP: 0.275, SLG: 0.288 (4, 2)			0-0 G3		1-0 G3-1		0-1 BB 1B		1-1 F9	1	0	0	0	0	0	0						
José Cruz Jr., S OBP: 0.332, SLG: 0.474 (1, 8)			0-0 2B		1-0 P6		4-1 BB		0-0 G6-3	3	0	1	0	1	0	0						
Alex Gonzalez, R OBP: 0.295, SLG: 0.341 (1, 6)			1-1 G5-3		0-2 F7		0-1 L4		4-1 BB	3	0	0	0	1	0	4						
Inning Stats	R: 0 E: 0 K: 2 S: 7	H: 0 LOB: 0 BB: 0 P: 12	R: 0 E: 0 K: 0 S: 6	H: 0 LOB: 0 BB: 1 P: 12	R: 0 E: 0 K: 0 S: 6	H: 1 LOB: 1 BB: 0 P: 9	R: 1 E: 0 K: 1 S: 16	H: 2 LOB: 0 BB: 0 P: 23	R: 0 E: 0 K: 0 S: 5	H: 0 LOB: 0 BB: 0 P: 7	R: 0 E: 0 K: 0 S: 6	H: 0 LOB: 0 BB: 0 P: 11	R: 0 E: 0 K: 0 S: 10	H: 1 LOB: 3 BB: 1 P: 18	R: 0 E: 0 K: 1 S: 12	H: 1 LOB: 2 BB: 1 P: 24	R: 1 E: 0 K: 0 S: 7	H: 1 LOB: 1 BB: 1 P: 15	1B: 3 2B: 3 3B: 0 HR: 1	SF: 0 SAC: 0 DP: 1 HBP: 0	WP: 0 PB: 0 SB: 0 CS: 0	PA: 37
PITCHER	IP	WLS	BF	H	R	ER	SO	BB	IBB	HBP	BLK	WP	HR	S	P	ERA	WHIP					
Tony Armas, R ERA: 2.29 (1, 1)	7.0	W	27	4	1	1	3	2	0	0	0	0	0	56	92	1.29	0.857					
Anthony Telford, R ERA: 4.71 (8, 1)	1.0		5	1	0	0	1	1	0	0	0	0	0	12	24	0.00	2.000					
Steve Kline, L ERA: 1.32 (9, 1)	1.0		5	1	1	1	0	1	0	0	0	0	1	7	15	9.00	2.000					

Montreal Expos @ Toronto Blue Jays
SkyDome, Toronto, ON
Sat Jun 10 2000, 4:05 PM EDT
Att: 30,239 - Cloudy - 85 F

AB	33
R	2
H	6
RBI	2
BB	4
SO	4
LOB	12



Batter	1	2	3	4	5	6	7	8	9	AB	R	H	RBI	BB	SO	LOB	TOP																			
Wilton Guerrero, S (1, 10) OBP: 0.310, SLG: 0.323	G3	K				G3		K		5	0	1	1	0	2	1	Montreal Expos @ Toronto Blue Jays SkyDome, Toronto, ON Sun Jun 11 2000, 1:05 PM EDT Att: 25,838 - Dome - 72 F																			
Jose Vidro, S (1, 4) OBP: 0.412, SLG: 0.586	HBP 1B	K				1B		CS 1B		5	0	3	0	0	2	2																				
Rondell White, R (1, 7) OBP: 0.381, SLG: 0.530	K					K		CS 1-2	F8	5	0	2	0	0	2	1																				
Vladimir Guerrero, R (1, 9) OBP: 0.434, SLG: 0.717	1-2 HBP					BB 2B			K	4	0	1	0	0	1	3																				
Chris Widger, R (1, 2) OBP: 0.320, SLG: 0.500	F9					BB BB			K	4	0	1	0	1	2	3																				
Lee Stevens, L (1, 3) OBP: 0.382, SLG: 0.531		1B 2B				K			K	4	1	2	0	0	2	3																				
Orlando Cabrera, R (1, 6) OBP: 0.259, SLG: 0.406		2B 1B				FC1-5 WP 1B			F7	3	1	2	0	1	0	1																				
Trace Coquille, R (1, 5) OBP: 0.302, SLG: 0.368		K				K			K2-3	4	0	0	0	0	3	7																				
Terry Jones, S (1, 8) OBP: 0.231, SLG: 0.243		1-H 3H 2B				FC1-5 1B			G4-3	4	1	1	2	0	1	1																				
Inning Stats	R: 0 E: 0 K: 1 S: 10	H: 1 LOB: 2 BB: 0 P: 16	R: 2 E: 0 K: 3 S: 14	H: 3 LOB: 1 BB: 0 P: 20	R: 0 E: 0 K: 2 S: 13	H: 1 LOB: 1 BB: 0 P: 21	R: 1 E: 0 K: 2 S: 10	H: 2 LOB: 1 BB: 0 P: 12	R: 0 E: 0 K: 0 S: 11	H: 2 LOB: 2 BB: 0 P: 18	R: 0 E: 0 K: 1 S: 8	H: 2 LOB: 1 BB: 0 P: 13	R: 0 E: 0 K: 2 S: 8	H: 1 LOB: 0 BB: 0 P: 13	R: 0 E: 0 K: 2 S: 10	H: 0 LOB: 0 BB: 0 P: 13	1B: 9 2B: 4 3B: 0 HR: 0	SF: 0 SAC: 0 DP: 0 HBP: 1	WP: 1 PB: 0 SB: 1 CS: 3	PA: 42																
PITCHER	IP	WLS	BF	H	R	ER	SO	BB	IBB	HBP	BLK	WP	HR	S	P	ERA	WHIP	PITCHER		IP	WLS	BF	H	R	ER	SO	BB	IBB	HBP	BLK	WP	HR	S	P	ERA	WHIP
David Wells, L (1, 1) ERA: 3.48	7.0		35	12	3	3	11	2	0	1	0	1	0	82	126	3.86	2.000																			
Billy Koch, R (8, 1) ERA: 3.69	2.0	W	6	1	0	0	4	0	0	0	0	0	0	18	26	0.00	0.500																			

Batter	1	2	3	4	5	6	7	8	9	AB	R	H	RBI	BB	SO	LOB	BOTTOM																			
Shannon Stewart, R (1, 7) OBP: 0.399, SLG: 0.600	G4-3	F9				G5-3		G6-3		5	0	0	0	0	0	3	Montreal Expos @ Toronto Blue Jays SkyDome, Toronto, ON Sun Jun 11 2000, 1:05 PM EDT Att: 25,838 - Dome - 72 F																			
Homer Bush, R (1, 4) OBP: 0.283, SLG: 0.235	G6-3					F3		1B BB		3	1	0	0	1	0	0																				
Raul Mondesi, R (1, 9) OBP: 0.318, SLG: 0.477	K					K		WP HR 1B		4	1	2	0	0	2	0																				
Carlos Delgado, L (1, 3) OBP: 0.459, SLG: 0.741		HR				BB		WP HR 1B		3	2	2	2	1	0	1																				
Brad Fullmer, L (1, 10) OBP: 0.376, SLG: 0.506	E8 2B 1B					G1-3		HR BB		3	2	1	0	1	0	1																				
Tony Batista, R (1, 5) OBP: 0.317, SLG: 0.529	G6-3 2H 2B					K		HR		4	2	2	5	0	1	0																				
José Cruz Jr., S (1, 8) OBP: 0.328, SLG: 0.466	K					P4		G3		4	0	0	0	0	1	1																				
Alex Gonzalez, R (1, 6) OBP: 0.298, SLG: 0.341	G6-3					G6-3		BB 1B		3	0	1	0	1	0	1																				
Alberto Castillo, R (1, 2) OBP: 0.286, SLG: 0.303						G4-3		BB		3	0	1	1	1	0	1																				
Inning Stats	R: 0 E: 0 K: 1 S: 10	H: 0 LOB: 0 BB: 0 P: 15	R: 3 E: 1 K: 1 S: 14	H: 4 LOB: 1 BB: 0 P: 21	R: 0 E: 0 K: 0 S: 8	H: 1 LOB: 0 BB: 0 P: 11	R: 0 E: 0 K: 1 S: 8	H: 0 LOB: 0 BB: 0 P: 12	R: 0 E: 0 K: 0 S: 7	H: 0 LOB: 0 BB: 0 P: 9	R: 0 E: 0 K: 1 S: 10	H: 0 LOB: 1 BB: 1 P: 18	R: 0 E: 0 K: 0 S: 11	H: 0 LOB: 1 BB: 1 P: 20	R: 5 E: 0 K: 0 S: 14	H: 4 LOB: 2 BB: 3 P: 31	1B: 5 2B: 2 3B: 0 HR: 2	SF: 0 SAC: 0 DP: 1 HBP: 0	WP: 1 PB: 0 SB: 0 CS: 0	PA: 37																
PITCHER	IP	WLS	BF	H	R	ER	SO	BB	IBB	HBP	BLK	WP	HR	S	P	ERA	WHIP	PITCHER		IP	WLS	BF	H	R	ER	SO	BB	IBB	HBP	BLK	WP	HR	S	P	ERA	WHIP
Dustin Hermanson, R (1, 1) ERA: 8.64	1.1	L	7	1	2	2	0	2	0	0	0	0	0	16	30	13.50	2.250																			
David Moraga, L (8, 1) ERA: 6.55	0.0		2	1	0	0	0	1	0	0	0	1	0	4	11	*	*																			
Felipe Lira, R (8, 1) ERA: 19.8	0.1		4	2	3	3	0	1	0	0	0	0	1	4	9	81.00	9.000																			
Matt Skarmetta, R (8, 1) ERA: 19.8	0.1		1	0	0	0	0	0	0	0	0	0	0	1	1	0.00	0.000																			

AB	38
R	3
H	13
RBI	3
BB	2
SO	15
LOB	22



AB	32
R	8
H	9
RBI	8
BB	5
SO	4
LOB	8



Batter	1	2	3	4	5	6	7	8	9	AB	R	H	RBI	BB	SO	LOB	TOP							
Peter Bergeron, L (1, 8) OBP: 0.306, SLG: 0.357 Felipe Lira, R (7, 1) David Moraga, L (8, 1) Wilton Guerrero, S (9, PH) OBP: 0.319, SLG: 0.323	1-3 K		0-3 K		2-3 K		0-0 FC4-6		4-1 FC6-4 BB	4	0	0	0	0	3	3	Montreal Expos @ Milwaukee Brewers Milwaukee County Stadium, Milwaukee, WI Mon Jun 12 2000, 8:05 PM EDT Att: 16,686 - Overcast - 52 F							
Trace Coquillette, R (1, 5) OBP: 0.292, SLG: 0.333	0-0 G6-3		4-1 BB		0-3 K		1-2 F8		3-2 FC6-4	4	0	0	0	1	4									
Rondell White, R (1, 7) OBP: 0.381, SLG: 0.527	2-2 G2-3		0-2 G6-3			1-1 G5-3 1B		2-2 G5-3 1B	5	1	2	0	0	1	4									
Vladimir Guerrero, R (1, 9) OBP: 0.427, SLG: 0.705		0-2 G1-3		1-3 K		2-1 G5-3		2-1 G5-3	4	0	0	0	0	1	2									
Jose Vidro, S (1, 4) OBP: 0.409, SLG: 0.584		3-2 2B		1-2 G5-3		1-3 K		0-0 G5-3	4	0	1	0	0	1	2									
Geoff Blum, S (1, 3) OBP: 0.316, SLG: 0.397		1-2 F9		4-2 BB BB		2-2 G1-3		1-2 2H 1B	3	0	1	1	1	0	2									
Chris Widger, R (1, 2) OBP: 0.318, SLG: 0.489		3-3 K		4-2 BB BB			0-0 G5-3	0-1 F8	3	0	0	0	1	1	2									
Orlando Cabrera, R (1, 6) OBP: 0.264, SLG: 0.405			0-0 SH3-4 1B	2-2 F9			4-2 FC4-6 BB BB	2-1 F8	3	0	1	0	1	0	2									
Javier Vazquez, R (1, 1) OBP: 0.241, SLG: 0.259 Matt Skremet, S (6, 1) Terry Jones, S (7, PH) OBP: 0.268, SLG: 0.243			0-0 SH3-4		2-2 F8		4-0 FC4-6 BB	4-1 FC6-4 BB BB	1	0	0	0	0	0	0									
			1-2				1-2 BB		0	0	0	0	2	0	0									
Inning Stats	R: 0 E: 0 K: 1 S: 7	H: 0 LOB: 0 BB: 0 P: 10	R: 0 E: 0 K: 1 S: 15	H: 1 LOB: 1 BB: 0 P: 22	R: 0 E: 0 K: 1 S: 10	H: 1 LOB: 2 BB: 1 P: 14	R: 0 E: 0 K: 1 S: 17	H: 0 LOB: 0 BB: 0 P: 29	R: 0 E: 0 K: 2 S: 10	H: 0 LOB: 0 BB: 0 P: 14	R: 0 E: 0 K: 1 S: 11	H: 1 LOB: 1 BB: 0 P: 17	R: 0 E: 0 K: 0 S: 9	H: 0 LOB: 2 BB: 2 P: 18	R: 1 E: 0 K: 0 S: 12	H: 2 LOB: 1 BB: 0 P: 17	R: 0 E: 0 K: 1 S: 14	H: 0 LOB: 2 BB: 2 P: 28	1B: 4 2B: 1 3B: 0 HR: 0	SF: 0 SAC: 1 DP: 0 HBP: 0	WP: 0 PB: 0 SB: 0 CS: 0	PA: 39		
PITCHER	IP WLS BF H R ER SO BB IBB HBP BLK WP HR S P ERA WHIP	6.1 W 27 3 0 0 7 5 0 0 0 0 0 0 74 118 0.00 1.263	1.2 H 7 2 1 1 0 0 0 0 0 0 0 0 17 23 5.40 1.200	1.0 5 0 0 0 1 2 0 0 0 0 0 0 14 28 0.00 2.000																				

AB	31
R	1
H	5
RBI	1
BB	7
SO	8
LOB	21



Batter	1	2	3	4	5	6	7	8	9	AB	R	H	RBI	BB	SO	LOB	BOTTOM						
Ronnie Belliard, R (1, 4) OBP: 0.386, SLG: 0.424	3-2 G4-3		0-1 F9		3-3 K		3-1 G6-3	3-2 2B		5	0	1	2	0	1	1	Montreal Expos @ Milwaukee Brewers Milwaukee County Stadium, Milwaukee, WI Mon Jun 12 2000, 8:05 PM EDT Att: 16,686 - Overcast - 52 F						
Marquis Grissom, R (1, 8) OBP: 0.297, SLG: 0.348	1-3 K			1-2 2B 1B	2-2 1B		0-0 G6-3	0-2 F3	5	1	2	0	0	1	1								
Jeromy Burnitz, L (1, 9) OBP: 0.356, SLG: 0.446	1-0 F2			2-2 F9	2-1 1B		2-2 G1-3		4	0	1	0	0	0	1								
Geoff Jenkins, L (1, 7) OBP: 0.339, SLG: 0.601		1-2 F9		1-2 G6-3 2B 2B	3-3 K			1-1 L7	4	1	1	1	0	1	2								
Charlie Hayes, R (1, 3) OBP: 0.421, SLG: 0.490		1-1 F7		1-2 G6-3		4-2 SF9 BB		3-2 1B 2B 1B	3	2	1	0	1	0	1								
José Hernández, R (1, 5) OBP: 0.280, SLG: 0.380 Luis Lopez, S (7, 5) OBP: 0.231, SLG: 0.306		3-2 G5-3		3-2 1B 2B		2-3 K		0-1 2B 1B	3	1	1	1	0	1	1								
Raul Casanova, S (1, 2) OBP: 0.288, SLG: 0.296			0-1 E9 1B	2-1 2H 1B		0-1 E1		0-0 1B 2B 2B	4	1	3	3	0	0	1								
Santiago Perez, S (1, 6) OBP: 0.318, SLG: 0.350			1-1 B1	2-3 K		1-0 SF9		0-0 2B 1B	3	1	1	1	0	1	2								
Jason Bere, R (1, 1) OBP: 0.200, SLG: 0.280 David Weathers, R (7, 1) James Mouton, R (8, PH) OBP: 0.291, SLG: 0.260 Curt Leskanic, R (9, 1)			0-3 K		1-3 K		3-1 G1-3	0-3 K	3	0	0	0	0	2	2								
									1	0	0	0	0	1	2								
									0	0	0	0	0	0	0								
Inning Stats	R: 0 E: 0 K: 1 S: 9	H: 0 LOB: 0 BB: 0 P: 14	R: 0 E: 0 K: 0 S: 11	H: 0 LOB: 0 BB: 0 P: 16	R: 0 E: 1 K: 1 S: 11	H: 1 LOB: 1 BB: 0 P: 12	R: 3 E: 0 K: 1 S: 28	H: 4 LOB: 1 BB: 0 P: 40	R: 0 E: 0 K: 3 S: 16	H: 2 LOB: 2 BB: 0 P: 27	R: 1 E: 1 K: 1 S: 13	H: 0 LOB: 1 BB: 1 P: 22	R: 0 E: 0 K: 0 S: 6	H: 0 LOB: 0 BB: 0 P: 11	R: 4 E: 0 K: 1 S: 20	H: 5 LOB: 1 BB: 0 P: 27	1B: 8 2B: 4 3B: 0 HR: 0	SF: 1 SAC: 0 DP: 0 HBP: 0	WP: 0 PB: 0 SB: 0 CS: 0	PA: 38			
PITCHER	IP WLS BF H R ER SO BB IBB HBP BLK WP HR S P ERA WHIP	5.0 L 22 7 3 3 6 0 0 0 0 0 0 13 22 0.00 1.000	1.0 5 0 1 0 1 1 0 0 0 0 0 0 15 24 13.50 1.500	0.2 5 3 2 2 1 0 0 0 0 0 0 0 11 14 27.00 4.500																			

AB	36
R	8
H	12
RBI	8
BB	1
SO	8
LOB	14



Batter	1	2	3	4	5	6	7	8	9	AB	R	H	RBI	BB	SO	LOB	TOP										
Peter Bergeron, L (1, 8) OBP: 0.308, SLG: 0.358	G6-3				G1-3			F9		5	1	2	2	0	0	0	Montreal Expos @ Milwaukee Brewers Milwaukee County Stadium, Milwaukee, WI Tue Jun 13 2000, 8:05 PM EDT Att: 10,705 - Overcast - 58 F										
Mike Mordecai, R (1, 5) OBP: 0.435, SLG: 0.667	G6-3				L7			G5-3		4	1	1	0	1	0	0											
Rondell White, R (1, 7) OBP: 0.378, SLG: 0.518	F3						P3			4	1	0	0	1	1	2											
Vladimir Guerrero, R (1, 9) OBP: 0.426, SLG: 0.698					E9			F9		5	1	2	2	0	0	0											
Jose Vidro, S (1, 4) OBP: 0.409, SLG: 0.597	G6-4-3				G6-3			G4-3		5	2	2	3	0	0	2											
Geoff Blum, S (1, 3) OBP: 0.321, SLG: 0.397					L4			G4-3		5	2	2	1	0	1	1											
Chris Widger, R (1, 2) OBP: 0.323, SLG: 0.486								K		3	0	1	0	1	1	1											
Orlando Cabrera, R (1, 6) OBP: 0.269, SLG: 0.407								G6-3		4	1	2	1	0	1	2											
Carl Pavano, R (1, 1) OBP: 0.161, SLG: 0.194										2	0	0	0	0	2	2											
Anthony Telford, R (6, 1)										0	0	0	0	0	0	0											
Terry Jones, S (8, PH) OBP: 0.262, SLG: 0.237										1	0	0	0	0	1	0											
Guillermo Mota, R (8, 1)										0	0	0	0	0	0	0											
Steve Kline, S (8, 1)										0	0	0	0	0	0	0											
Inning Stats	R: 0 E: 0 K: 0 S: 5	H: 0 LOB: 0 BB: 0 P: 6	R: 1 E: 0 K: 1 S: 12	H: 4 LOB: 2 BB: 0 P: 16	R: 7 E: 0 K: 1 S: 20	H: 7 LOB: 2 BB: 2 P: 35	R: 0 E: 1 K: 1 S: 10	H: 0 LOB: 2 BB: 1 P: 17	R: 0 E: 0 K: 0 S: 6	H: 0 LOB: 0 BB: 0 P: 8	R: 0 E: 0 K: 1 S: 9	H: 0 LOB: 0 BB: 0 P: 14	R: 0 E: 0 K: 1 S: 9	H: 0 LOB: 0 BB: 0 P: 15	R: 1 E: 0 K: 1 S: 8	H: 1 LOB: 0 BB: 0 P: 12	1B: 10 2B: 1 3B: 0 HR: 1	SF: 0 SAC: 1 DP: 1 HBP: 0	WP: 0 PB: 0 SB: 0 CS: 0	PA: 42							
PITCHER	IP	WLS	BF	H	R	ER	SO	BB	IBB	HBP	BLK	WP	HR	S	P	ERA	WHIP										
Steve Woodard, R (1, 1) ERA: 5.97	2.2	L	19	11	8	8	3	1	0	0	0	0	0	31	46	27.00	4.500										
Juan Acevedo, R (3, 1) ERA: 4.45	3.1		13	0	0	0	3	2	0	0	0	0	0	30	46	0.00	0.600										
Allen Levrault, R (7, 1) ERA:	2.0		6	0	0	0	2	0	0	0	0	0	0	18	29	0.00	0.000										
Valerio De Los Santos, L (9, 1) ERA: 5.85	1.0		4	1	1	1	1	0	0	0	0	0	1	8	12	9.00	1.000										


Batter	1	2	3	4	5	6	7	8	9	AB	R	H	RBI	BB	SO	LOB	BOTTOM										
Ronnie Belliard, R (1, 4) OBP: 0.386, SLG: 0.426	G4-6-3		G4-3		G6-3			F9		4	0	1	0	1	0	0	Montreal Expos @ Milwaukee Brewers Milwaukee County Stadium, Milwaukee, WI Tue Jun 13 2000, 8:05 PM EDT Att: 10,705 - Overcast - 58 F										
Marquis Grissom, R (1, 8) OBP: 0.295, SLG: 0.345	G4-6-3		F8		G3		F9			5	0	1	0	0	0	2											
Jeremy Burnitz, L (1, 9) OBP: 0.360, SLG: 0.447	S		1B		G3		L4			4	0	2	0	1	0	1											
Geoff Jenkins, L (1, 7) OBP: 0.347, SLG: 0.605					G3					4	1	2	0	1	0	2											
Charlie Hayes, R (1, 5) OBP: 0.418, SLG: 0.480	F9		G4-3		F3					3	1	0	0	1	0	6											
Tyler Houston, L (1, 3) OBP: 0.321, SLG: 0.371										3	1	2	0	1	0	0											
Raul Casanova, S (1, 2) OBP: 0.286, SLG: 0.345	G4-6-3				FC4-6		G3			4	1	1	4	0	0	2											
Santiago Perez, S (1, 6) OBP: 0.308, SLG: 0.375					F9		F9			4	0	1	0	0	0	1											
Steve Woodard, L (1, 1) OBP: 0.136, SLG: 0.050										1	0	0	0	0	1	1											
Juan Acevedo, R (3, 1) ERA: 4.4										1	0	0	0	0	1	1											
Allen Levrault, R (7, 1) ERA: 11.88										1	0	0	0	0	0	0											
James Mouton, R (8, PH) OBP: 0.287, SLG: 0.257										1	0	0	0	0	0	0											
Valerio De Los Santos, L (9, 1) ERA: 1.5										0	0	0	0	0	0	0											
Inning Stats	R: 0 E: 0 K: 0 S: 18	H: 2 LOB: 1 BB: 0 P: 14	R: 0 E: 0 K: 0 S: 10	H: 2 LOB: 0 BB: 0 P: 16	R: 0 E: 0 K: 1 S: 9	H: 1 LOB: 1 BB: 0 P: 15	R: 0 E: 0 K: 0 S: 10	H: 0 LOB: 0 BB: 0 P: 14	R: 0 E: 0 K: 0 S: 11	H: 1 LOB: 1 BB: 0 P: 16	R: 0 E: 0 K: 0 S: 16	H: 2 LOB: 0 BB: 2 P: 29	R: 0 E: 0 K: 0 S: 8	H: 0 LOB: 0 BB: 0 P: 13	1B: 6 2B: 3 3B: 0 HR: 1	SF: 0 SAC: 0 DP: 2 HBP: 0	WP: 0 PB: 0 SB: 1 CS: 0	PA: 40									
PITCHER	IP	WLS	BF	H	R	ER	SO	BB	IBB	HBP	BLK	WP	HR	S	P	ERA	WHIP										
Carl Pavano, R (1, 1) ERA: 3.25	5.0	W	23	7	0	0	2	3	0	0	0	0	0	21	30	0.00	0.500										
Anthony Telford, R (6, 1) ERA: 4.4	2.0		7	1	0	0	0	0	0	0	0	0	0	6	16	∞	∞										
Guillermo Mota, R (8, 1) ERA: 11.88	0.0		3	1	3	3	0	2	0	0	0	0	0	6	16	∞	∞										
Steve Kline, L (8, 1) ERA: 1.5	2.0		7	1	1	1	0	0	0	0	0	0	1	18	26	4.50	0.500										

AB	38
R	9
H	12
RBI	9
BB	3
SO	7
LOB	10



Batter	1	2	3	4	5	6	7	8	9	AB	R	H	RBI	BB	SO	LOB	TOP										
Peter Bergeron, L (1, 8) OBP: 0.310, SLG: 0.359	2-1 G1-3		0-2 BB 1B	0-0 G4-3 1B			0-0 G3		1-0 G4-3	5	1	2	0	0	0	1	Montreal Expos @ Milwaukee Brewers Milwaukee County Stadium, Milwaukee, WI Wed Jun 14 2000, 8:05 PM EDT Att: 12,875 - Cloudy - 70 F										
Michael Barrett, R (1, 5) OBP: 0.274, SLG: 0.290	1-3 K		4-0 1B BB	0-2 G4-3 1-2			1-2 G6-3			3	0	0	0	1	1	2											
Rondell White, R (1, 7) OBP: 0.375, SLG: 0.511	4-2 WP BB		0-3 K				1-2 G6-3			3	0	0	0	1	1	2											
Terry Jones, S (7, 7) OBP: 0.262, SLG: 0.237							1-0 G3			0	0	0	0	0	0	0											
Vladimir Guerrero, R (1, 9) OBP: 0.427, SLG: 0.703	3-0 G5-3		0-2 1-3 2-H 1B				0-1 SF7 3B		0-0 G6-3	4	1	2	1	0	0	1											
Matt Skmetta, S (8, 1)	1-2									0	0	0	0	0	0	0											
Jose Vidro, S (1, 4) OBP: 0.406, SLG: 0.592		1-2 G3-1		4-0 BB IBB			2-2 SF7		1-0 G1-3	2	0	0	1	1	0	0											
Geoff Blum, S (1, 3) OBP: 0.333, SLG: 0.400		2-2		4-1			3-H 2-0 F8		2-1 F8	2	0	1	0	1	0	0											
Felipe Lira, R (5, 1)										0	0	0	0	0	0	0											
Wilton Guerrero, S (8, PH) OBP: 0.315, SLG: 0.318		E FC4-2 1B		1-2 BB						1	0	0	0	0	0	0											
Chris Widger, R (1, 2) OBP: 0.483		0-1 E2 FC4-2 1B		1-1 G5-3			2-2 L7		0-0 G6-3	3	0	1	0	0	0	3											
Brian Schneider, L (6, 2) OBP: 0.323, SLG: 0.286		1-3								1	0	0	0	0	0	0											
Orlando Cabrera, R (1, 6) OBP: 0.268, SLG: 0.404		2-2 FC4-2 FC6-4 2-3 3-H		1-1 G6-3			0-1 F8		2-1 FC6-4 1B	4	0	1	0	0	0	2											
Mike Johnson, L (1, 1) OBP: 0.286, SLG: 0.286		0-1 FC6-4		1-0			0-0 P4		2-0 FC6-4	2	0	1	0	0	0	2											
David Moraga, L (4, 1)										0	0	0	0	0	0	0											
Mike Mordecai, R (5, 3) OBP: 0.423, SLG: 0.646		1-2								2	0	0	0	0	0	1											
Inning Stats	R: 0 E: 0 K: 1 S: 8	H: 0 LOB: 1 BB: 1 P: 18	R: 0 E: 1 K: 0 S: 14	H: 2 LOB: 2 BB: 0 P: 19	R: 1 E: 0 K: 1 S: 12	H: 2 LOB: 3 BB: 3 P: 25	R: 0 E: 0 K: 0 S: 7	H: 2 LOB: 1 BB: 0 P: 9	R: 1 E: 0 K: 0 S: 12	H: 1 LOB: 0 BB: 0 P: 17	R: 0 E: 0 K: 0 S: 8	H: 0 LOB: 0 BB: 0 P: 10	R: 0 E: 0 K: 0 S: 5	H: 0 LOB: 0 BB: 0 P: 7	R: 0 E: 0 K: 0 S: 4	H: 0 LOB: 0 BB: 0 P: 7	R: 0 E: 0 K: 0 S: 5	H: 1 LOB: 1 BB: 0 P: 10	1B: 7 2B: 0 3B: 1 HR: 0	SF: 1 SAC: 0 DP: 1 HBP: 0	WP: 1 PB: 0 SB: 0 CS: 0	PA: 37					
PITCHER	IP	WLS	BF	H	R	ER	SO	BB	IBB	HBP	BLK	WP	HR	S	P	ERA	WHIP										
Jamey Wright, R (1, 1) ERA: 4.26	8.0	W	33	7	2	2	2	3	1	0	0	1	0	70	112	2.25	1.250										
Bob Wickman, R (9, 1) ERA: 1.19	1.0		4	1	0	0	0	0	0	0	0	0	0	5	10	0.00	1.000										

AB	32
R	2
H	8
RBI	2
BB	4
SO	2
LOB	14



Batter	1	2	3	4	5	6	7	8	9	AB	R	H	RBI	BB	SO	LOB	BOTTOM											
Ronnie Belliard, R (1, 4) OBP: 0.390, SLG: 0.433	3-1 F9		0-0 S	4-1 1B 2B BB	0-1 SF8		0-0 1B			3	1	2	1	1	0	0	Montreal Expos @ Milwaukee Brewers Milwaukee County Stadium, Milwaukee, WI Wed Jun 14 2000, 8:05 PM EDT Att: 12,875 - Cloudy - 70 F											
Luis Lopez, S (7, PR) OBP: 0.231, SLG: 0.306	0-1 F2		2-0 G5-3	1-2 2B FC6 1B	1-2 3-H 3-H HR		1-1 1B			5	2	3	3	0	0	1												
Marquis Grissom, R (1, 8) OBP: 0.301, SLG: 0.362				1-3 FC6 1B	3-H HR		1-2 1B																					
Jeromy Burnitz, L (1, 9) OBP: 0.357, SLG: 0.446	2-3 K		3-3 K	1-0 FC6 SF8 2B	1-2 E3		2-0 G4-6-3			5	1	1	1	0	2	4												
Geoff Jenkins, L (1, 7) OBP: 0.349, SLG: 0.594		2-0 L9		0-1 FC6 E S	1-1 G3-1				4-2 HR BB	3	1	0	1	2	0	2												
Charlie Hayes, R (1, 5) OBP: 0.417, SLG: 0.473		4-2 WP BB G3 BB		1-2 SF8			3-3 K		0-3 K	2	1	0	1	2	2	1												
Tyler Houston, L (1, 3) OBP: 0.325, SLG: 0.405		4-1 G3 WP BB		1-0 F8	3-3 K		1-3 K		2-2 1-H HR	4	1	1	2	1	2	4												
Raul Casanova, S (1, 2) OBP: 0.309, SLG: 0.429		2-1 G3		0-0 HR	1-2 SH2-4 SF8 2B		1-1 G4-3		2-2 1B	5	2	3	2	0	0	1												
Santiago Perez, S (1, 6) OBP: 0.387, SLG: 0.407		4-0 IBB		2-0 WP SH1-4 1B 1B	4-1 SF8 SH2-4 HR BB				1-3 K	3	2	2	0	2	1	1												
Jamey Wright, R (1, 1) ERA: 6.75		0-1 F8		0-2 SH1-4 1B	2-2 SH2-4				0-1 F9	2	0	0	0	0	1	3												
Mark Sweeney, L (8, PH) OBP: 0.367, SLG: 0.346				1-2						1	0	0	0	0	0	1												
Bob Wickman, R (9, 1) ERA: 15.19										0	0	0	0	0	0	0												
Inning Stats	R: 0 E: 0 K: 1 S: 7	H: 0 LOB: 0 BB: 0 P: 12	R: 1 E: 0 K: 0 S: 8	H: 0 LOB: 2 BB: 3 P: 24	R: 0 E: 0 K: 1 S: 11	H: 1 LOB: 3 BB: 2 P: 25	R: 5 E: 0 K: 1 S: 19	H: 4 LOB: 1 BB: 1 P: 31	R: 3 E: 1 K: 0 S: 18	H: 2 LOB: 1 BB: 1 P: 28	R: 0 E: 0 K: 2 S: 9	H: 0 LOB: 0 BB: 0 P: 14	R: 0 E: 0 K: 1 S: 12	H: 3 LOB: 3 BB: 0 P: 17	R: 2 E: 0 K: 2 S: 20	H: 2 LOB: 1 BB: 1 P: 29	1B: 6 2B: 3 3B: 0 HR: 3	SF: 2 SAC: 2 DP: 1 HBP: 0	WP: 2 PB: 0 SB: 3 CS: 0	PA: 45								
PITCHER	IP	WLS	BF	H	R	ER	SO	BB	IBB	HBP	BLK	WP	HR	S	P	ERA	WHIP											
Mike Johnson, R (1, 1) ERA: 6.75	3.1	L	20	4	5	5	2	5	1	0	0	0	0	18	30	27.00	3.000											
David Moraga, L (4, 1) ERA: 37.8	1.0		7	2	3	3	1	1	0	0	0	0	0	1	31	44	3.38	1.500										
Felipe Lira, R (5, 1) ERA: 6.58	2.2		12	4	1	1	3	0	0	0	0	0	1	31	44	3.38	1.500											
Matt Skmetta, R (8, 1) ERA: 15.19	1.0		6	2	2	2	2	1	0	0	0	0	1	20	29	18.00	3.000											



Batter	1	2	3	4	5	6	7	8	9	AB	R	H	RBI	BB	SO	LOB	TOP								
Peter Bergeron, L (1, 8) OBP: 0.316, SLG: 0.355	0-0 CS 1B		4-0 1B BB		0-3 K		2-0 L7			2	0	1	0	1	1	1	Montreal Expos @ Chicago Cubs Wrigley Field, Chicago, IL Sat Jun 17 2000, 3:05 PM CDT Att: 39,502 - Sunny - 61 F								
Mike Mordecai, R (7, PH) OBP: 0.411, SLG: 0.627										1	0	0	0	0	2										
Anthony Telford, R (7, 1) OBP: 0.330, SLG: 0.395										0	0	0	0	0	0										
Geoff Blum, S (8, 3)										0	0	0	0	0	0										
Jose Vidro, S (1, 4) OBP: 0.406, SLG: 0.583	4-2 BB BB		0-2 BB 1B		0-2 F8			0-2 G1-3		3	0	1	0	1	0	1									
Rondell White, R (1, 7) OBP: 0.385, SLG: 0.543	4-2 SAFE BB		4-1 1-3 BB			1-2 G4-3		1-1 L3		2	0	0	0	2	0	0									
Vladimir Guerrero, R (1, 9) OBP: 0.430, SLG: 0.716	3-2 P6		0-0 L1-3			3-2 CS 1B		4-1 FC4-6 BB		3	0	1	0	1	0	4									
Lee Stevens, L (1, 3) OBP: 0.359, SLG: 0.521		0-1 1B		1-2 F8		1-2 L9		1-0 FC4-6		4	0	1	0	0	0	2									
Steve Kline, S (8, 1)										0	0	0	0	0	0	0									
Chris Widger, R (1, 2) OBP: 0.320, SLG: 0.467		1-3 K		1-3 K		0-1 CS	0-1 P3		2-0 G5-4-3 1B	4	0	1	0	0	2	1									
Terry Jones, S (9, PR) OBP: 0.262, SLG: 0.237										0	0	0	0	0	0	0									
Michael Barrett, R (1, 5) OBP: 0.263, SLG: 0.270	1-2 F7		0-0 G5-3					0-0 G6-3		4	0	0	0	0	0	2									
Orlando Cabrera, R (1, 6) OBP: 0.277, SLG: 0.399	2-2 F7				0-2 G6-3		1-0 1B 1B		4-2 S BB	3	0	1	0	1	0	1									
Dustin Hermanson, R (1, 1) OBP: 0.250, SLG: 0.211			3-2 F8		1-2 1B		2-2 1B		3-2 F5	2	0	1	0	0	0	0									
Wilton Guerrero, S (7, PH) OBP: 0.320, SLG: 0.324										2	0	1	0	0	0	1									
Inning Stats	R: 0 E: 0 K: 0 S: 9	H: 1 LOB: 1 BB: 2 P: 20	R: 0 E: 0 K: 1 S: 13	H: 1 LOB: 1 BB: 0 P: 17	R: 0 E: 0 K: 0 S: 8	H: 1 LOB: 2 BB: 2 P: 19	R: 0 E: 0 K: 1 S: 7	H: 0 LOB: 0 BB: 0 P: 9	R: 0 E: 0 K: 0 S: 13	H: 1 LOB: 1 BB: 0 P: 14	R: 0 E: 0 K: 0 S: 11	H: 1 LOB: 2 BB: 0 P: 16	R: 0 E: 0 K: 0 S: 8	H: 2 LOB: 2 BB: 0 P: 13	R: 0 E: 0 K: 0 S: 7	H: 0 LOB: 1 BB: 1 P: 13	R: 0 E: 0 K: 0 S: 12	H: 1 LOB: 2 BB: 1 P: 22	1B: 8 2B: 1 3B: 0 HR: 0	SF: 0 SAC: 0 DP: 2 HBP: 0	WP: 0 PB: 0 SB: 1 CS: 2	PA: 37			
PITCHER	IP	WLS	BF	H	R	ER	SO	BB	IBB	HBP	BLK	WP	HR	S	P	ERA	WHIP								
Ismael Valdez, R (1, 1) ERA: 5.4	3.0		13	3	0	0	1	4	0	0	0	0	0	30	56	0.00	2.333								
Steve Rain, R (4, 1) ERA: 5.13	3.2	W	14	4	0	0	2	0	0	0	0	0	0	38	49	0.00	1.091								
Felix Heredia, L (7, 1) ERA: 5.13	0.1	H	1	0	0	0	0	0	0	0	0	0	0	1	3	0.00	0.000								
Tim Worrell, R (8, 1) ERA: 3.2	1.0	H	4	0	0	0	0	1	0	0	0	0	0	7	13	0.00	1.000								
Rick Aguilera, R (9, 1) ERA: 5.04	1.0	S	4	1	0	0	0	1	0	0	0	0	0	12	22	0.00	2.000								

Batter	1	2	3	4	5	6	7	8	9	AB	R	H	RBI	BB	SO	LOB	BOTTOM								
Eric Young Sr., R (1, 4) OBP: 0.380, SLG: 0.463	3-2 L9		2-1 P6		1-0 F8			1-1 G5-3		4	0	0	0	0	0	1	Montreal Expos @ Chicago Cubs Wrigley Field, Chicago, IL Sat Jun 17 2000, 3:05 PM CDT Att: 39,502 - Sunny - 61 F								
Brant Brown, L (1, 8) OBP: 0.245, SLG: 0.389	4-2 BB		2-3 K			0-1 G6-3		0-3 K		3	0	0	0	1	2	0									
Sammy Sosa, R (1, 9) OBP: 0.395, SLG: 0.598	0-3 K		0-0 G4-3			1-0 FC3-6 1B		2-3 K		4	0	1	0	0	2	1									
Mark Grace, L (1, 3) OBP: 0.419, SLG: 0.489	0-2 G4-3				0-1 L6		1-0 FC3-6		1-2 F8	3	0	0	0	0	0	2									
Henry Rodriguez, L (1, 7) OBP: 0.314, SLG: 0.528		2-3 K		3-1 CS 1B		1-2 F8				3	0	1	0	0	1	1									
Joe Girardi, R (1, 2) OBP: 0.373, SLG: 0.413		0-0 E6 1B		2-2 P4			1-1 F8			3	1	0	0	0	0	1									
Willie Greene, L (1, 5) OBP: 0.311, SLG: 0.446		2-1 F8			1-0 P6		1-0 F8			3	0	0	0	0	0	1									
Jeff Huson, L (1, 6) OBP: 0.255, SLG: 0.238		4-0 1B IBB			3-2 P4		0-2 2B			2	0	1	0	1	0	0									
Ismael Valdez, R (1, 1) ERA: 4.93		1-1 1B			4-2 BB		3-1 F9			1	0	1	1	0	0	0									
Steve Rain, R (4, 1) ERA: 5.13										0	0	0	0	1	0	0									
Felix Heredia, L (7, 1) ERA: 5.13										0	0	0	0	0	0	0									
Gary Matthews, S (7, PH) OBP: 0.262, SLG: 0.237										1	0	0	0	0	0	1									
Tim Worrell, R (8, 1) ERA: 3.2										0	0	0	0	0	0	0									
Rick Aguilera, R (9, 1) ERA: 5.04										0	0	0	0	0	0	0									
Inning Stats	R: 0 E: 0 K: 1 S: 14	H: 0 LOB: 1 BB: 1 P: 21	R: 1 E: 1 K: 1 S: 8	H: 1 LOB: 2 BB: 1 P: 17	R: 0 E: 0 K: 1 S: 7	H: 0 LOB: 0 BB: 0 P: 11	R: 0 E: 0 K: 0 S: 8	H: 1 LOB: 0 BB: 0 P: 13	R: 0 E: 0 K: 0 S: 11	H: 0 LOB: 1 BB: 1 P: 20	R: 0 E: 0 K: 0 S: 7	H: 1 LOB: 1 BB: 0 P: 10	R: 0 E: 0 K: 0 S: 9	H: 1 LOB: 1 BB: 0 P: 14	R: 0 E: 0 K: 2 S: 8	H: 0 LOB: 0 BB: 0 P: 11	1B: 3 2B: 1 3B: 0 HR: 0	SF: 0 SAC: 0 DP: 0 HBP: 0	WP: 0 PB: 0 SB: 0 CS: 1	PA: 30					
PITCHER	IP	WLS	BF	H	R	ER	SO	BB	IBB	HBP	BLK	WP	HR	S	P	ERA	WHIP								
Dustin Hermanson, R (1, 1) ERA: 4.93	6.0	L	23	3	1	0	3	2	1	0	0	0	0	55	92	0.00	0.833								
Anthony Telford, R (7, 1) ERA: 4.01	1.0		4	1	0	0	0	0	0	0	0	0	0	9	14	0.00	1.000								
Steve Kline, L (8, 1) ERA: 1.46	1.0		3	0	0	0	2	0	0	0	0	0	0	8	11	0.00	0.000								

AB	30
R	0
H	8
RBI	0
BB	6
SO	3
LOB	15



AB	27
R	1
H	4
RBI	1
BB	3
SO	5
LOB	8



Batter	1	2	3	4	5	6	7	8	9	10	11	AB	R	H	RBI	BB	SO	LOB	TOP					
Peter Bergeron, L OBP: 0.318, SLG: 0.361 Brad Rigby, R (11, 1)	G3-1 SF9 2B		K			G4-3		G6-3 S 1B		SH1-4	G3	5	1	2	0	0	1	3						
Jose Vidro, S OBP: 0.404, SLG: 0.576 Anthony Telford, R (10, 1)	G3-1					G6-3		G6-3		L7		5	0	1	0	0	0	3						
Julio Santana, R (11, 1)						G4-6-3 1B						0	0	0	0	0	0	0						
51 Scott Forster, R (11, 1)												0	0	0	0	0	0	0						
Terry Jones, S OBP: 0.262, SLG: 0.237 Rondell White, R OBP: 0.386, SLG: 0.536 (1, 7)	2-3 BB		G4-6-3 1-2			F8				G4-3		3	0	0	0	2	0	2						
Vladimir Guerrero, R OBP: 0.431, SLG: 0.713 (1, 9)	SF9					F8		G3-1 BB 1B			G5-4-3 1-2	4	2	2	1	0	0	2						
Lee Stevens, L OBP: 0.352, SLG: 0.509 (1, 3)	L6					G1-3		K			G3-1	5	0	0	0	0	2	3						
Geoff Blum, S OBP: 0.344, SLG: 0.392 (1, 6) (10, 4)						G4-3		G3-1				3	1	1	0	2	0	0						
Brian Schneider, L OBP: 0.324, SLG: 0.290 Mike Mordecai, R OBP: 0.405, SLG: 0.618 Chris Widger, R OBP: 0.324, SLG: 0.467 (1, 2) (9, PH) (9, 2)	L8							G3-1 BB		G4-3 1B		3	0	1	0	0	0	2						
Michael Barrett, R OBP: 0.277, SLG: 0.279 (1, 5)						G4-3 1-2						1	0	0	0	0	0	1						
Javier Vazquez, R OBP: 0.260, SLG: 0.241 Wilson Guerrero, S OBP: 0.219, SLG: 0.119 Steve Kline, S OBP: 0.276, SLG: 0.397 (1, 1) (7, PH) (8, 1) (10, PH) (10, 6)	G5-3					K		FC6-4 1B				2	0	0	0	0	1	1						
Inning Stats	R: 1 E: 0 K: 0 S: 13	H: 1 LOB: 1 BB: 1 P: 18	R: 0 E: 0 K: 0 S: 12	H: 1 LOB: 1 BB: 0 P: 17	R: 0 E: 0 K: 1 S: 11	H: 1 LOB: 0 BB: 0 P: 14	R: 0 E: 0 K: 0 S: 9	H: 0 LOB: 0 BB: 0 P: 13	R: 0 E: 0 K: 1 S: 8	H: 0 LOB: 0 BB: 0 P: 13	R: 2 E: 0 K: 1 S: 10	H: 2 LOB: 1 BB: 1 P: 20	R: 0 E: 0 K: 0 S: 6	H: 1 LOB: 1 BB: 0 P: 13	R: 0 E: 0 K: 2 S: 11	H: 1 LOB: 1 BB: 0 P: 18	R: 0 E: 0 K: 0 S: 9	H: 0 LOB: 1 BB: 1 P: 16	R: 0 E: 0 K: 1 S: 14	H: 1 LOB: 3 BB: 3 P: 30	1B: 8 2B: 1 3B: 0 HR: 0	SF: 1 SAC: 1 DP: 3 HBP: 0	WP: 1 PB: 0 SB: 1 CS: 0	PA: 46
PITCHER	IP ERA WLS BF H R ER SO BB IBB HBP BLK WP HR S P ERA WHIP	Jon Lieber, R ERA: 3.72 (1, 1)	Todd Van Poppel, R ERA: 2.08 (8, 1)	Felix Heredia, L ERA: 4.76 (9, 1)	76 Daniel Garbay, L ERA: 4.43 (11, 1)	PITCHER	IP ERA WLS BF H R ER SO BB IBB HBP BLK WP HR S P ERA WHIP	51 Scott Forster, L ERA: 13.5 (11, 1)	Brad Rigby, R ERA: 13.5 (11, 1)															

Montreal Expos @ Chicago Cubs
Wrigley Field, Chicago, IL
Sun Jun 18 2000, 1:20 PM CDT
Att: 38,762 - Sunny - 64 F

AB 37
R 4
H 9
RBI 4
BB 7
SO 6
LOB 23



Batter	1	2	3	4	5	6	7	8	9	10	11	AB	R	H	RBI	BB	SO	LOB	BOTTOM	
Eric Young Sr., R OBP: 0.377, SLG: 0.456 (1, 4)	L9		G4-3			G6-3						4	0	0	0	1	0	0		
Brant Brown, L OBP: 0.242, SLG: 0.379 (1, 8)	K					K						5	0	1	0	0	2	1		
Sammy Sosa, R OBP: 0.395, SLG: 0.606 (1, 9)	HR											5	1	2	1	0	1	1		
Mark Grace, L OBP: 0.419, SLG: 0.492 (1, 3)	F8					1B 2B 1B		F7				5	1	2	0	0	0	1		
Henry Rodriguez, L OBP: 0.306, SLG: 0.514 (1, 7)								G6-3		G6-3		5	0	0	0	0	2	2		
Jose Girardi, R OBP: 0.374, SLG: 0.413 (1, 2)								G5-3		G6-3		5	1	2	0	0	0	1		
Willie Greene, L OBP: 0.322, SLG: 0.459 Damon Buford, R OBP: 0.341, SLG: 0.451 Jose Nieves, R OBP: 0.239, SLG: 0.297 (1, 5) (9, PH) (10, 6)												3	0	2	2	1	1	1		
Augie Ojeda, S OBP: 0.361, SLG: 0.433 Glenallen Hill, R OBP: 0.270, SLG: 0.470 Jeff Huson, L OBP: 0.255, SLG: 0.238 (1, 6) (9, PH) (10, 5)	F9					G4-3				G4-6-3 BB		3	0	0	0	0	3			
Jon Lieber, L OBP: 0.260, SLG: 0.241 Cary Williams, S OBP: 0.219, SLG: 0.119 Todd Van Poppel, R OBP: 0.277, SLG: 0.279 Felix Heredia, L OBP: 0.276, SLG: 0.397 Jeff Reed, L OBP: 0.352, SLG: 0.509 76 Daniel Garbay, L ERA: 4.43 (1, 1) (7, PH) (8, 1) (10, PH) (11, 1)												2	0	0	0	0	1	1		
Inning Stats	R: 1 E: 0 K: 1 S: 9	H: 1 LOB: 0 BB: 0 P: 15	R: 0 E: 0 K: 2 S: 9	H: 1 LOB: 1 BB: 0 P: 17	R: 0 E: 0 K: 2 S: 10	H: 1 LOB: 1 BB: 0 P: 16	R: 2 E: 0 K: 1 S: 17	H: 3 LOB: 1 BB: 0 P: 25	R: 0 E: 0 K: 0 S: 5	H: 0 LOB: 0 BB: 0 P: 8	R: 0 E: 0 K: 0 S: 6	H: 0 LOB: 0 BB: 1 P: 13	R: 0 E: 0 K: 1 S: 5	H: 0 LOB: 0 BB: 1 P: 13	R: 0 E: 0 K: 0 S: 5	H: 1 LOB: 1 BB: 0 P: 17	1B: 6 2B: 3 3B: 0 HR: 1	SF: 0 SAC: 0 DP: 2 HBP: 0	WP: 0 PB: 0 SB: 0 CS: 0	PA: 42
PITCHER	IP ERA WLS BF H R ER SO BB IBB HBP BLK WP HR S P ERA WHIP	Javier Vazquez, R ERA: 3.56 (7, 1)	Felipe Lira, R ERA: 6.11 (8, 1)	Steve Kline, L ERA: 1.38 (10, 1)	Anthony Telford, R ERA: 3.89 (11, 1)	Julio Santana, R ERA: (11, 1)	PITCHER	IP ERA WLS BF H R ER SO BB IBB HBP BLK WP HR S P ERA WHIP	51 Scott Forster, L ERA: 13.5 (11, 1)	Brad Rigby, R ERA: 13.5 (11, 1)										

Montreal Expos @ Chicago Cubs
Wrigley Field, Chicago, IL
Sun Jun 18 2000, 1:20 PM CDT
Att: 38,762 - Sunny - 64 F

AB 40
R 3
H 9
RBI 3
BB 2
SO 8
LOB 12



Batter	1	2	3	4	5	6	7	8	9	AB	R	H	RBI	BB	SO	LOB	TOP										
Warren Morris, L (1,4) OBP: 0.366, SLG: 0.354	F9		G3														3 0 1 1 1 0 0										
18 Jason Kendall, R (1,2) OBP: 0.441, SLG: 0.463	HR																2 1 1 1 2 0 1										
Wil Cordero, R (1,7) OBP: 0.335, SLG: 0.486	K		K														3 0 0 0 1 2 4										
Brian Giles, L (1,8) OBP: 0.440, SLG: 0.655	F9																3 0 0 0 0 0 1										
Kevin Young, R (1,3) OBP: 0.304, SLG: 0.419																	3 0 0 0 1 0 2										
John Vander Wal, L (1,9) OBP: 0.406, SLG: 0.526 Marc Wilkins, R (8,1) Mike Williams, R (9,1)																	4 0 0 0 0 1 2 0 0 0 0 0 0 0 0 0 0 0 0 0 0										
Aramis Ramirez, R (1,5) OBP: 0.250, SLG: 0.284																	4 1 2 0 0 0 1										
Pat Meares, R (1,6) OBP: 0.286, SLG: 0.361																	4 0 0 0 0 1 3										
Kris Benson, R (1,1) OBP: 0.242, SLG: 0.143 Jason Christiansen, R (8,1) Bruce Aven, R (8,9) OBP: 0.245, SLG: 0.394																	3 0 0 0 0 2 2 0 0 0 0 0 0 0 1 0 0 0 0 1 0										
Inning Stats	R: 1 E: 0 K: 1 S: 7	H: 1 LOB: 0 BB: 0 P: 10	R: 0 E: 0 K: 1 S: 9	H: 0 LOB: 1 BB: 1 P: 18	R: 0 E: 0 K: 2 S: 11	H: 0 LOB: 1 BB: 1 P: 20	R: 0 E: 0 K: 1 S: 6	H: 0 LOB: 0 BB: 0 P: 9	R: 1 E: 0 K: 1 S: 12	H: 2 LOB: 1 BB: 0 P: 16	R: 0 E: 0 K: 0 S: 9	H: 0 LOB: 1 BB: 1 P: 17	R: 0 E: 0 K: 0 S: 12	H: 1 LOB: 3 BB: 2 P: 22	R: 0 E: 0 K: 1 S: 6	H: 0 LOB: 0 BB: 0 P: 10	R: 0 E: 0 K: 1 S: 7	H: 0 LOB: 0 BB: 0 P: 8	1B: 2 2B: 1 3B: 0 HR: 1	SF: 0 SAC: 0 DP: 1 HBP: 1	WP: 0 PB: 0 SB: 1 CS: 0	PA: 36					
PITCHER	IP	WLS	BF	H	R	ER	SO	BB	IBB	HBP	BLK	WP	HR	S	P	ERA	WHIP										
Mike Johnson, R (1,1) ERA: 6.06	6.0	L	24	3	2	2	6	3	0	1	0	0	1	54	90	3.00	1.000										
Felipe Lira, R (7,1) ERA: 5.97	0.2		5	1	0	0	0	2	0	0	0	0	0	9	19	0.00	4.500										
Julio Santana, R (7,1) ERA:	0.1		1	0	0	0	0	0	0	0	0	0	0	3	3	0.00	0.000										
Anthony Telford, R (8,1) ERA: 3.68	2.0		6	0	0	0	1	0	0	0	0	0	0	13	18	0.00	0.000										

Pittsburgh Pirates @ Montreal Expos
Olympic Stadium, Montreal, QB
Tue Jun 20 2000, 7:05 PM EDT
Att: 8,056 - Dome - 72 F

AB 30
R 2
H 4
RBI 2
BB 5
SO 7
LOB 16



Batter	1	2	3	4	5	6	7	8	9	AB	R	H	RBI	BB	SO	LOB	BOTTOM										
Peter Bergeron, L (1,8) OBP: 0.316, SLG: 0.361	G5-3		G3														4 0 0 0 0 1 4										
Wilton Guerrero, S (1,7) OBP: 0.310, SLG: 0.312	S		G2-3														4 0 1 0 0 0 4										
Jose Vidro, S (1,4) OBP: 0.403, SLG: 0.585	G5-3																4 1 2 1 0 0 1										
Vladimir Guerrero, R (1,9) OBP: 0.430, SLG: 0.718	G4-3																4 0 2 0 0 0 2										
Lee Stevens, L (1,3) OBP: 0.346, SLG: 0.496																	3 0 0 0 1 1 2										
Michael Barrett, R (1,5) OBP: 0.284, SLG: 0.264 Brian Schneider, L (8,PH) Mike Mordecai, R (9,5) OBP: 0.405, SLG: 0.618																	3 0 0 0 0 1 3 1 0 0 0 0 0 1 0 0 0 0 0 0 0										
Chris Widger, R (1,2) OBP: 0.328, SLG: 0.462																	4 0 1 0 0 1 1										
Orlando Cabrera, R (1,6) OBP: 0.279, SLG: 0.390																	3 0 0 0 1 0 1										
Mike Johnson, L (1,1) ERA: 2.85 Felipe Lira, R (7,1) Julio Santana, R (7,1) Geoff Blum, S (7,PH) Anthony Telford, R (8,1) Terry Jones, S (9,PH) OBP: 0.256, SLG: 0.231																	2 0 0 0 0 1 1 0 1 0 0 0 0 0 0										
Inning Stats	R: 0 E: 0 K: 0 S: 6	H: 1 LOB: 1 BB: 0 P: 10	R: 0 E: 0 K: 0 S: 5	H: 0 LOB: 0 BB: 0 P: 5	R: 0 E: 0 K: 1 S: 10	H: 0 LOB: 1 BB: 1 P: 17	R: 1 E: 0 K: 2 S: 14	H: 2 LOB: 1 BB: 0 P: 22	R: 0 E: 0 K: 1 S: 10	H: 0 LOB: 0 BB: 0 P: 16	R: 0 E: 0 K: 0 S: 7	H: 1 LOB: 2 BB: 1 P: 17	R: 0 E: 1 K: 0 S: 11	H: 1 LOB: 2 BB: 0 P: 16	R: 0 E: 0 K: 1 S: 10	H: 1 LOB: 0 BB: 0 P: 15	R: 0 E: 0 K: 0 S: 17	H: 0 LOB: 1 BB: 0 P: 21	1B: 2 2B: 2 3B: 1 HR: 1	SF: 0 SAC: 0 DP: 1 HBP: 1	WP: 0 PB: 0 SB: 1 CS: 0	PA: 36					
PITCHER	IP	WLS	BF	H	R	ER	SO	BB	IBB	HBP	BLK	WP	HR	S	P	ERA	WHIP										
Kris Benson, R (1,1) ERA: 2.85	7.1	W	31	6	1	1	4	1	1	1	0	0	0	69	112	1.23	0.955										
Jason Christiansen, L (8,1) ERA: 3.45	0.1	H	1	0	0	0	1	0	0	0	0	0	0	3	3	0.00	0.000										
Marc Wilkins, R (8,1) ERA: 6.97	0.1	H	1	0	0	0	0	0	0	0	0	0	0	1	3	0.00	0.000										
Mike Williams, R (9,1) ERA: 1.74	1.0	S	3	0	0	0	0	0	0	0	0	0	0	17	21	0.00	0.000										


Pittsburgh Pirates @ Montreal Expos
Olympic Stadium, Montreal, QB
Tue Jun 20 2000, 7:05 PM EDT
Att: 8,056 - Dome - 72 F

AB 33
R 1
H 6
RBI 1
BB 2
SO 5
LOB 20



Batter	1	2	3	4	5	6	7	8	9	AB R H RBI BB SO LOB	TOP											
Warren Morris, L (1.4) OBP: 0.363, SLG: 0.348										4 1 0 0 1 1 1	Pittsburgh Pirates @ Montreal Expos Olympic Stadium, Montreal, QB Wed Jun 21 2000, 7:05 PM EDT Att: 8,324 - Dome - 72 F											
18 Jason Kendall, R (1.2) OBP: 0.440, SLG: 0.457										3 1 0 0 2 1 0												
John Vander Wal, L (1.9) OBP: 0.412, SLG: 0.579										5 2 3 5 0 1 1												
Brian Giles, L (1.8) OBP: 0.436, SLG: 0.645										4 1 0 0 1 0 1												
Kevin Young, R (1.3) OBP: 0.304, SLG: 0.416										4 1 1 0 0 0 0												
Bruce Aven, R (1.7) OBP: 0.255, SLG: 0.408										4 1 2 1 0 0 0												
Aramis Ramirez, R (1.5) OBP: 0.263, SLG: 0.310										4 0 2 2 0 0 1												
Pat Meares, R (1.6) OBP: 0.285, SLG: 0.364										4 1 1 0 0 1 2												
67 Francisco Cordova, R (1.1) OBP: 0.161, SLG: 0.103										3 0 1 0 0 1 1												
Chris Peters, L (7.1)										1 0 0 0 0 0 1												
Inning Stats	R: 0 E: 0 K: 2 S: 12	H: 0 LOB: 0 BB: 0 P: 17	R: 0 E: 0 K: 0 S: 9	H: 1 LOB: 1 BB: 0 P: 12	R: 7 E: 1 K: 1 S: 21	H: 5 LOB: 3 BB: 3 P: 43	R: 0 E: 0 K: 0 S: 4	H: 0 LOB: 1 BB: 1 P: 11	R: 0 E: 0 K: 0 S: 7	H: 0 LOB: 0 BB: 0 P: 11	R: 0 E: 0 K: 1 S: 10	H: 1 LOB: 1 BB: 0 P: 11	R: 1 E: 0 K: 0 S: 7	H: 1 LOB: 0 BB: 0 P: 14	R: 0 E: 0 K: 0 S: 8	H: 1 LOB: 1 BB: 0 P: 13	R: 0 E: 0 K: 1 S: 12	H: 1 LOB: 1 BB: 0 P: 21	1B: 4 2B: 4 3B: 0 HR: 2	SF: 0 SAC: 0 DP: 1 HBP: 0	WP: 0 PB: 0 SB: 0 CS: 0	PA: 40
PITCHER	IP WLS BF H R ER SO BB IBB HBP BLK WP HR S P ERA WHIP																					
Tony Armas, R (1.1) ERA: 4.4	2.1 L 14 4 6 6 3 3 0 0 0 0 0 1 33 58 23.14 3.000																					
Brad Rigby, R (3.1) ERA: 11.57	1.2 7 2 1 0 0 1 0 0 0 0 0 0 13 25 0.00 1.800																					
Felipe Lira, R (5.1) ERA: 5.58	2.0 7 1 0 0 1 0 0 0 0 0 0 0 17 22 0.00 0.500																					
51 Scott Forster, L (7.1) ERA: 3.86	2.0 8 2 1 1 0 0 0 0 0 0 0 1 15 27 4.50 1.000																					
Julio Santana, R (9.1) ERA:	1.0 4 1 0 0 1 0 0 0 0 0 0 0 0 12 21 0.00 1.000																					

Batter	1	2	3	4	5	6	7	8	9	AB R H RBI BB SO LOB	BOTTOM											
Peter Bergeron, L (1.8) OBP: 0.314, SLG: 0.358										5 0 1 0 0 1 1	Pittsburgh Pirates @ Montreal Expos Olympic Stadium, Montreal, QB Wed Jun 21 2000, 7:05 PM EDT Att: 8,324 - Dome - 72 F											
Wilton Guerrero, S (1.7) OBP: 0.292, SLG: 0.293										5 0 0 0 0 2 2												
Jose Vidro, S (1.4) OBP: 0.401, SLG: 0.580										4 0 1 0 0 0 0												
Vladimir Guerrero, R (1.9) OBP: 0.431, SLG: 0.713										3 0 1 0 1 0 2												
Lee Stevens, L (1.3) OBP: 0.352, SLG: 0.526										4 3 3 2 0 0 1												
Mike Mordecai, R (1.5) OBP: 0.410, SLG: 0.606										3 0 1 0 1 0 0												
Orlando Cabrera, R (1.6) OBP: 0.279, SLG: 0.385										3 0 0 0 1 0 4												
Charlie O'Brien, R (1.2) OBP: 0.286, SLG: 0.421										3 0 1 0 0 1 3												
Brian Schneider, L (7.2) OBP: 0.333, SLG: 0.303										1 0 1 0 0 0 0												
Tony Armas, R (1.1) ERA: 4.68										0 0 0 0 0 0 0												
Brad Rigby, R (3.1) ERA: 11.57										1 0 0 0 0 0 0												
Geoff Blum, S (4. PH) OBP: 0.344, SLG: 0.383										1 0 0 0 0 0 1												
Felipe Lira, R (5.1) ERA: 5.58										0 0 0 0 0 0 0												
Terry Jones, S (5. PH) OBP: 0.291, SLG: 0.235										1 0 0 0 0 0 2												
51 Scott Forster, L (7.1) ERA: 3.86										0 0 0 0 0 0 0												
Julio Santana, R (9.1) ERA:										0 0 0 0 0 0 0												
Michael Barrett, R (9. PH) OBP: 0.262, SLG: 0.281										1 0 0 0 0 0 1												
Inning Stats	R: 0 E: 0 K: 1 S: 7	H: 0 LOB: 0 BB: 0 P: 10	R: 0 E: 0 K: 0 S: 11	H: 2 LOB: 2 BB: 1 P: 20	R: 0 E: 0 K: 0 S: 10	H: 2 LOB: 2 BB: 0 P: 16	R: 1 E: 0 K: 1 S: 13	H: 1 LOB: 1 BB: 1 P: 19	R: 0 E: 0 K: 1 S: 6	H: 0 LOB: 0 BB: 0 P: 9	R: 1 E: 1 K: 0 S: 15	H: 2 LOB: 2 BB: 1 P: 26	R: 0 E: 0 K: 0 S: 11	H: 0 LOB: 0 BB: 0 P: 15	R: 1 E: 0 K: 0 S: 8	H: 1 LOB: 1 BB: 0 P: 12	R: 0 E: 0 K: 1 S: 8	H: 1 LOB: 1 BB: 0 P: 9	1B: 7 2B: 0 3B: 0 HR: 2	SF: 0 SAC: 0 DP: 1 HBP: 0	WP: 0 PB: 0 SB: 0 CS: 0	PA: 38
PITCHER	IP WLS BF H R ER SO BB IBB HBP BLK WP HR S P ERA WHIP																					
67 Francisco Cordova, R (1.1) ERA: 4.68	6.0 W 27 7 2 2 3 3 0 0 0 0 0 1 62 100 3.00 1.667																					
Chris Peters, L (7.1) ERA: 4.5	3.0 S 11 2 1 1 1 0 0 0 0 0 0 1 27 36 3.00 0.667																					



Batter	1	2	3	4	5	6	7	8	9	AB	R	H	RBI	BB	SO	LOB	TOP					
Doug Glanville, R OBP: 0.311, SLG: 0.377	F8		K					1B	G6-3	6	2	2	0	0	2	2						
Ron Cant, R OBP: 0.318, SLG: 0.458	F5		G6-3				F7	F9	F8	5	0	0	0	1	0	1						
Bobby Abreu, L OBP: 0.397, SLG: 0.512				F8	FC6-4	K		HBP	K	6	2	2	0	0	2	2						
Scott Rolen, R OBP: 0.342, SLG: 0.550	G1-3			K	HR	P6		HBP		5	2	2	4	0	1	1						
Mike Lieberthal, R OBP: 0.364, SLG: 0.515					1B		P2	1B		4	4	3	1	0	0	0						
Pat Burrell, R OBP: 0.304, SLG: 0.490		K		2B	1B	2B	K	HBP		5	2	3	3	0	2	0						
Mickey Morandini, L OBP: 0.314, SLG: 0.298				2B	1B	2B		1B		4	1	3	4	1	1	0						
Desi Relaford, S OBP: 0.401, SLG: 0.369		G4-3			1B	1B		K		4	0	2	1	1	1	1						
48 David Coggin, R Rob Ducey, L Mark Holzemer, L 23 Kevin Jordan, R Wayne Gomes, R Bryan Ward, L			K			K		G6-3		3	0	0	0	0	3	5						
Inning Stats	R: 0 E: 0 K: 0 S: 10	H: 1 LOB: 1 BB: 0 P: 13	R: 1 E: 0 K: 2 S: 12	H: 1 LOB: 0 BB: 0 P: 17	R: 0 E: 0 K: 2 S: 8	H: 0 LOB: 0 BB: 0 P: 12	R: 1 E: 0 K: 2 S: 18	H: 3 LOB: 3 BB: 1 P: 36	R: 5 E: 0 K: 2 S: 20	H: 6 LOB: 2 BB: 1 P: 30	R: 0 E: 0 K: 1 S: 8	H: 0 LOB: 0 BB: 0 P: 14	R: 1 E: 0 K: 2 S: 18	H: 1 LOB: 1 BB: 1 P: 29	R: 5 E: 0 K: 1 S: 19	H: 5 LOB: 1 BB: 0 P: 30	R: 0 E: 0 K: 1 S: 8	H: 0 LOB: 0 BB: 0 P: 9	1B: 9 2B: 5 3B: 1 HR: 2	SF: 0 SAC: 0 DP: 0 HBP: 1	WP: 0 PB: 0 SB: 0 CS: 0	PA: 48
PITCHER	IP	WLS	BF	H	R	ER	SO	BB	IBB	HBP	BLK	WP	HR	S	P	ERA	WHIP					
Javier Vazquez, R ERA: 4.06	4.1	L	24	9	7	7	6	1	1	0	0	0	2	60	99	14.54	2.308					
Felipe Lira, R ERA: 5.46	0.2		4	2	0	0	2	0	0	0	0	0	0	8	9	0.00	3.000					
Julio Santana, R ERA: 2.45	2.0		8	1	1	1	3	1	0	0	0	0	0	26	43	4.50	1.000					
Anthony Telford, R ERA: 4.23	0.1		4	3	3	3	0	0	0	0	0	0	0	7	10	81.00	9.000					
Brad Rigby, R ERA: 11.48	1.2		8	2	2	2	2	0	0	1	0	0	0	20	29	10.80	1.200					

Philadelphia Phillies @ Montreal Expos
Olympic Stadium, Montreal, QB
Fri Jun 23 2000, 7:05 PM EDT
Att: 8,197 - Dome - 72 F

AB	44
R	13
H	17
RBI	13
BB	3
SO	13
LOB	14



Batter	1	2	3	4	5	6	7	8	9	AB	R	H	RBI	BB	SO	LOB	BOTTOM					
Peter Bergeron, L OBP: 0.315, SLG: 0.358	K		SH1-4			G4-3			F7	4	1	1	0	0	1	0						
Jose Vidro, S OBP: 0.405, SLG: 0.589	F8		FC5-4		E3		FC4-6		G6-3	4	1	1	0	1	0	1						
Rondell White, R OBP: 0.392, SLG: 0.527	G5-3		FC5-4				K			4	1	1	1	0	1	3						
Wilton Guerrero, S OBP: 0.292, SLG: 0.293										0	0	0	0	0	0	0						
Vladimir Guerrero, R OBP: 0.426, SLG: 0.706			G3				FC4-6			3	2	1	2	0	0	3						
15 Lenny Webster, R OBP: 0.216, SLG: 0.270		G4-3								0	0	0	0	0	0	0						
Lee Stevens, L OBP: 0.347, SLG: 0.515	G4-3						F5			4	0	1	1	0	1	2						
Brad Rigby, R ERA: 11.48										0	0	0	0	0	0	0						
Chris Widger, R OBP: 0.315, SLG: 0.442	G5-3									4	0	0	0	0	0	2						
Terry Jones, S OBP: 0.250, SLG: 0.225								L5		0	0	0	0	0	0	0						
Michael Barrett, R OBP: 0.263, SLG: 0.282										3	0	1	0	0	1	1						
Julio Santana, R ERA: 2.7										0	0	0	0	0	0	0						
Anthony Telford, R ERA: 3.27										0	0	0	0	0	0	0						
Fernando Seguinol, S OBP: 0.500, SLG: 0.500										1	0	0	0	0	0	0						
Orlando Cabrera, R OBP: 0.275, SLG: 0.377	F9							G4-3		4	0	1	0	0	1	1						
Javier Vazquez, R OBP: 0.250, SLG: 0.267										1	0	1	0	0	0	0						
Felipe Lira, R OBP: 0.250, SLG: 0.250										1	1	1	0	0	0	0						
Mike Mordecai, R OBP: 0.400, SLG: 0.589										2	0	0	0	0	0	1						
Inning Stats	R: 0 E: 0 K: 1 S: 7	H: 0 LOB: 0 BB: 0 P: 10	R: 1 E: 0 K: 0 S: 9	H: 1 LOB: 1 BB: 0 P: 17	R: 0 E: 0 K: 0 S: 6	H: 1 LOB: 2 BB: 1 P: 14	R: 0 E: 0 K: 1 S: 9	H: 0 LOB: 0 BB: 0 P: 13	R: 5 E: 0 K: 2 S: 22	H: 5 LOB: 1 BB: 0 P: 33	R: 0 E: 0 K: 0 S: 8	H: 1 LOB: 1 BB: 0 P: 12	R: 0 E: 0 K: 1 S: 7	H: 1 LOB: 1 BB: 0 P: 12	R: 0 E: 0 K: 0 S: 8	H: 0 LOB: 0 BB: 0 P: 13	R: 0 E: 0 K: 0 S: 5	H: 0 LOB: 0 BB: 0 P: 6	1B: 7 2B: 1 3B: 1 HR: 0	SF: 0 SAC: 1 DP: 0 HBP: 1	WP: 0 PB: 0 SB: 1 CS: 1	PA: 38
PITCHER	IP	WLS	BF	H	R	ER	SO	BB	IBB	HBP	BLK	WP	HR	S	P	ERA	WHIP					
48 David Coggin, R ERA: 7.5	1.0	H	4	1	0	0	1	0	0	0	0	0	0	7	12	0.00	1.000					
Wayne Gomes, R ERA: 3.27	1.0		3	0	0	0	0	0	0	0	0	0	0	8	13	0.00	0.000					
Bryan Ward, L ERA: 1.93	1.0		3	0	0	0	0	0	0	0	0	0	0	5	6	0.00	0.000					

Philadelphia Phillies @ Montreal Expos
Olympic Stadium, Montreal, QB
Fri Jun 23 2000, 7:05 PM EDT
Att: 8,197 - Dome - 72 F

AB	35
R	6
H	9
RBI	4
BB	1
SO	5
LOB	14



Batter	1	2	3	4	5	6	7	8	9	AB	R	H	RBI	BB	SO	LOB	TOP								
Kevin Seifk R (1.8) OBP: 0.342, SLG: 0.371	1-0 BB 2B 1B		2-1 G5-3		1-0 G6-3		3-2 E6 1B	0-0 G1-3 1B		5	2	2	1	0	0	1	Philadelphia Phillies @ Montreal Expos Olympic Stadium, Montreal, QB Sat Jun 24 2000, 7:05 PM EDT Att: 8,374 - Dome - 72 F								
Mickey Morandini L (1.4) OBP: 0.316, SLG: 0.297	4-2 2B SF8 BB		1-1 F8		0-0 F7		1-2 1B 1B	1-3 K		4	2	1	1	1	1	2									
Bobby Abreu L (1.9) OBP: 0.401, SLG: 0.520	0-0 SF8 1-3 2-H 2B		2-2				4-2 1B 1B	1-2 G1-3		4	1	2	1	1	0	2									
Scott Rolen R (1.5) OBP: 0.339, SLG: 0.544	2-2 SF8 2-3 3-H		0-1 G5-3				2-2 F8	1-0 1B BB	0-0 F9	4	1	1	2	0	0	3									
Pat Burrell R (1.3) OBP: 0.317, SLG: 0.491	0-0 G6-3			4-1 BB			1-1 BB 1B	0-0 E5 1B	1-3 K	4	1	2	1	1	1	1									
Ron Gant R (1.7) OBP: 0.315, SLG: 0.451	2-3 K			1-2 F8			4-1 1B	0-0 F7	2-1 G5-3	4	0	0	0	1	1	2									
Tom Prince R (1.2) OBP: 0.297, SLG: 0.273		3-3 K		1-3 K			0-2 F7	3-1 1B	0-0 P7	5	0	1	0	0	2	3									
Desi Relaford S (1.6) OBP: 0.398, SLG: 0.366		0-2 P5		0-0 G4-3						4	1	1	0	0	1	2									
Randy Wolf L (1.1) OBP: 0.179, SLG: 0.250 (8, PH)		1-1 G6-3			0-1 G6-3 1B			0-0 SH5-3	4-2 G1-3 1B BB	2	0	1	0	0	0	0									
Rob Ducey L (8, PH) OBP: 0.356, SLG: 0.437										0	0	0	0	1	0	0									
Chris Brock R (8, 1) OBP: 0.222, SLG: 0.667										0	0	0	0	0	0	0									
Bryan Ward L (9, 1) OBP: 0.222, SLG: 0.667										0	0	0	0	0	0	0									
Inning Stats	R: 2 E: 0 K: 1 S: 15	H: 2 LOB: 1 BB: 1 P: 24	R: 0 E: 0 K: 1 S: 8	H: 0 LOB: 0 BB: 0 P: 12	R: 0 E: 0 K: 0 S: 9	H: 1 LOB: 1 BB: 0 P: 14	R: 0 E: 0 K: 1 S: 9	H: 0 LOB: 1 BB: 1 P: 15	R: 0 E: 0 K: 0 S: 4	H: 1 LOB: 0 BB: 0 P: 5	R: 0 E: 0 K: 0 S: 13	H: 1 LOB: 2 BB: 1 P: 20	R: 6 E: 2 K: 1 S: 22	H: 5 LOB: 1 BB: 1 P: 37	R: 0 E: 0 K: 1 S: 10	H: 1 LOB: 2 BB: 0 P: 16	R: 0 E: 0 K: 1 S: 6	H: 0 LOB: 0 BB: 0 P: 9	1B: 9 2B: 2 3B: 0 HR: 0	SF: 1 SAC: 1 DP: 1 HBP: 0	WP: 0 PB: 0 SB: 2 CS: 0	PA: 43			
PITCHER	IP	WLS	BF	H	R	ER	SO	BB	IBB	HBP	BLK	WP	HR	S	P	ERA	WHIP								
Carl Pavano R (1, 1) ERA: 3.06	6.0	L	25	5	2	2	3	3	0	0	0	0	0	58	90	3.00	1.333								
51 Scott Forster L (7, 1) ERA: 13.5	0.1		5	2	4	3	0	1	0	0	0	0	0	14	24	81.00	9.000								
Brad Rigby R (7, 1) ERA: 11.85	0.1		4	3	2	1	0	0	0	0	0	0	0	5	9	27.00	9.000								
Felipe Lira R (7, 1) ERA: 5.08	2.1		9	1	0	0	3	1	0	0	0	0	0	19	29	0.00	0.857								

Batter	1	2	3	4	5	6	7	8	9	AB	R	H	RBI	BB	SO	LOB	BOTTOM								
Terry Jones S (1.8) OBP: 0.229, SLG: 0.205 (9, 7)	0-2 F8		0-0 F7		0-2 G6-3		2-1 P9			4	0	0	0	0	0	1	Philadelphia Phillies @ Montreal Expos Olympic Stadium, Montreal, QB Sat Jun 24 2000, 7:05 PM EDT Att: 8,374 - Dome - 72 F								
Orlando Cabrera R (1.6) OBP: 0.274, SLG: 0.372	3-2 F8		4-2 FC6-4 BB		0-0 F8		1-1 FC6-4			3	0	0	0	1	0	1									
Rondell White R (1.7) OBP: 0.384, SLG: 0.528	4-1 BB		2-2 FC6-4 FC4			2-0 1B 2B		2-0 G4-3		3	1	1	0	1	0	1									
Peter Bergeron L (9, 8) OBP: 0.315, SLG: 0.358			1-2 FC4			0-0 1B 2B		1-0 G6-3		3	0	1	1	1	0	1									
Vladimir Guerrero R (1.9) OBP: 0.427, SLG: 0.791	4-1 BB		2-0 FC4			0-0 1B 2B		0-1 G6-3		3	0	1	1	1	0	1									
Fernando Seguinol S (9, 9) OBP: 0.500, SLG: 0.500	1-2 BB		1-2			0-0 1B		0-1 G6-3		0	0	0	0	0	0	0									
Jose Vidro S (1.4) OBP: 0.407, SLG: 0.591	1-3 K			0-1 F9		1-3 K		0-1 G6-3		4	0	2	0	0	1	2									
Lee Stevens L (1.3) OBP: 0.345, SLG: 0.510		2-3 K		3-2 1B		1-3 K		1-2 G4-3		4	0	1	0	0	2	3									
Michael Barrett R (1.5) OBP: 0.287, SLG: 0.283		0-0		1-3 K		1-0 F9-3		3-2 F7		3	0	1	0	0	1	3									
Felipe Lira R (7, 1) OBP: 0.250, SLG: 0.250 (9, PH)										0	0	0	0	0	0	0									
Mike Mordecai R (9, PH) OBP: 0.395, SLG: 0.581										1	0	0	0	0	0	0									
15 Lenny Webster R (1.2) OBP: 0.195, SLG: 0.244		3-2 P6		1-0 F9			1-0 F9		0-0 G1-3	4	0	0	0	0	0	2									
Carl Pavano R (1, 1) OBP: 0.143, SLG: 0.171		0-3 K			1-3 K		1-2 FC6-4 1B		2-2 G5-3	2	0	0	0	0	2	1									
51 Scott Forster R (7, 1)										0	0	0	0	0	0	0									
Brad Rigby R (7, 1)										0	0	0	0	0	0	0									
Geoff Blum S (7, 5) OBP: 0.347, SLG: 0.386										2	0	1	0	0	0	0									
Inning Stats	R: 0 E: 0 K: 1 S: 14	H: 0 LOB: 2 BB: 2 P: 26	R: 0 E: 0 K: 2 S: 10	H: 1 LOB: 0 BB: 0 P: 15	R: 0 E: 0 K: 0 S: 8	H: 0 LOB: 1 BB: 1 P: 16	R: 0 E: 0 K: 1 S: 9	H: 1 LOB: 1 BB: 0 P: 14	R: 0 E: 0 K: 1 S: 7	H: 3 LOB: 1 BB: 0 P: 11	R: 0 E: 0 K: 0 S: 8	H: 1 LOB: 1 BB: 0 P: 13	R: 0 E: 0 K: 0 S: 10	H: 1 LOB: 1 BB: 0 P: 14	R: 0 E: 0 K: 0 S: 9	H: 0 LOB: 0 BB: 0 P: 14	1B: 5 2B: 3 3B: 0 HR: 0	SF: 0 SAC: 0 DP: 1 HBP: 0	WP: 0 PB: 0 SB: 0 CS: 0	PA: 36					
PITCHER	IP	WLS	BF	H	R	ER	SO	BB	IBB	HBP	BLK	WP	HR	S	P	ERA	WHIP								
Randy Wolf L (1, 1) ERA: 3.58	7.0	W	29	6	1	1	6	3	0	0	0	0	0	65	105	1.29	1.286								
Chris Brock R (8, 1) ERA: 3.58	1.0		4	1	0	0	0	0	0	0	0	0	0	10	14	0.00	1.000								
Bryan Ward L (9, 1) ERA: 1.74	1.0		3	0	0	0	0	0	0	0	0	0	0	9	14	0.00	0.000								

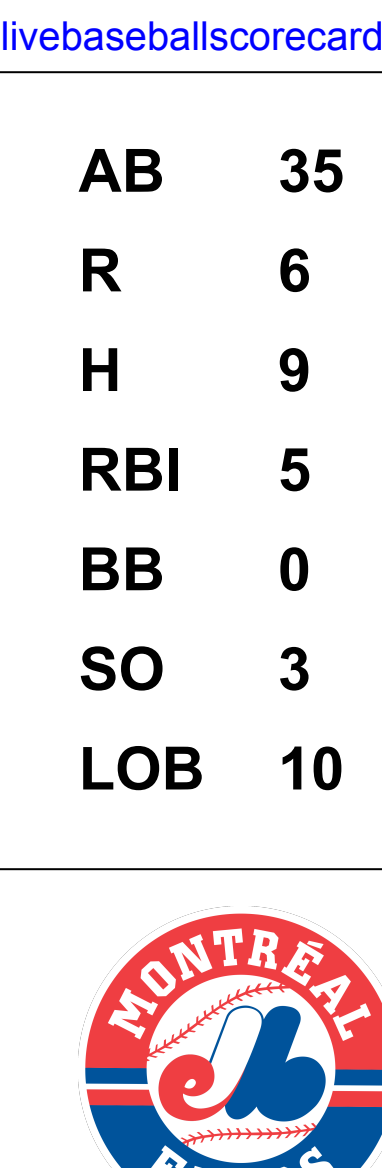
AB	36
R	8
H	11
RBI	6
BB	5
SO	6
LOB	16



Batter	1	2	3	4	5	6	7	8	9	AB	R	H	RBI	BB	SO	LOB	TOP			
Quilvio Veras, S OBP: 0.412, SLG: 0.404			G4-3		K			E 10 SF7 BB		2	1	0	0	2	1	2	<p>Atlanta Braves @ Montreal Expos</p> <p>Olympic Stadium, Montreal, QB</p> <p>Tue Jun 27 2000, 7:05 PM EDT</p> <p>Att: 11,636 - Dome - 72 F</p>			
Andruw Jones, R OBP: 0.406, SLG: 0.576	K		G6-3			G5-3		E5 G4-3 1B		4	0	1	0	0	1	2				
10 Chipper Jones, S OBP: 0.408, SLG: 0.592	F8							SF7		2	1	1	2	1	0	1				
Andres Galarraga, R OBP: 0.370, SLG: 0.567	K					G6-4-3		G4-3		4	0	0	0	0	1	3				
Brian Jordan, R OBP: 0.344, SLG: 0.498		G1-3						K		4	0	0	0	0	1	1				
Javy Lopez, R OBP: 0.315, SLG: 0.430	F9								L1-3	4	0	0	0	0	0	0				
Reggie Sanders, R OBP: 0.240, SLG: 0.260	G4-3								K	4	0	0	0	0	1	0				
Walt Weiss, S OBP: 0.410, SLG: 0.349									G5-3	3	1	2	0	1	0	0				
Tom Glavine, L OBP: 0.250, SLG: 0.188										0	0	0	0	0	0	0				
Don Wengert, R OBP: 0.287, SLG: 0.272										0	0	0	0	0	0	0				
Wally Joyner, L OBP: 0.287, SLG: 0.272										1	1	1	1	0	0	0				
Jason Marquis, L OBP: 0.287, SLG: 0.272										0	0	0	0	0	0	0				
Inning Stats	R: 0 E: 0 K: 2 S: 17	H: 0 LOB: 1 BB: 1 P: 24	R: 0 E: 0 K: 0 S: 7	H: 0 LOB: 0 BB: 0 P: 9	R: 0 E: 0 K: 0 S: 7	H: 1 LOB: 1 BB: 0 P: 9	R: 1 E: 0 K: 0 S: 15	H: 1 LOB: 0 BB: 0 P: 19	R: 0 E: 0 K: 1 S: 10	H: 0 LOB: 1 BB: 1 P: 16	R: 0 E: 0 K: 0 S: 4	H: 0 LOB: 0 BB: 0 P: 4	R: 3 E: 1 K: 1 S: 14	H: 3 LOB: 1 BB: 1 P: 21	R: 0 E: 0 K: 1 S: 7	H: 0 LOB: 0 BB: 0 P: 11	1B: 3 2B: 1 3B: 0 HR: 1	SF: 1 SAC: 2 DP: 1 HBP: 0	WP: 0 PB: 0 SB: 0 CS: 0	PA: 35
PITCHER	IP WLS BF H R ER SO BB IBB HBP BLK WP HR S P ERA WHIP																			
Tony Armas, R ERA: 4.11	(1, 1) 5.1 W 21 2 1 1 3 3 0 0 0 0 0 1 60 88 1.69 0.938																			
Julio Santana, R ERA: 5.09	(6, 1) 1.2 6 2 2 2 0 0 0 0 0 0 0 12 16 10.80 1.200																			
Anthony Telford, R ERA: 4.12	(8, 1) 1.0 5 1 1 0 1 1 0 0 0 0 0 9 14 0.00 2.000																			
Steve Kline, L ERA: 1.84	(9, 1) 1.0 S 3 0 0 0 1 0 0 0 0 0 0 7 11 0.00 0.000																			

Batter	1	2	3	4	5	6	7	8	9	AB	R	H	RBI	BB	SO	LOB	BOTTOM			
Wilton Guerrero, S OBP: 0.290, SLG: 0.291										4	1	1	0	0	0	2	<p>Atlanta Braves @ Montreal Expos</p> <p>Olympic Stadium, Montreal, QB</p> <p>Tue Jun 27 2000, 7:05 PM EDT</p> <p>Att: 11,636 - Dome - 72 F</p>			
Terry Jones, S OBP: 0.224, SLG: 0.200		F9								0	0	0	0	0	0	0				
Jose Vidro, S OBP: 0.409, SLG: 0.609			L4							4	1	1	2	0	0	1				
Rondell White, R OBP: 0.374, SLG: 0.514	G5-3		F8							4	0	0	0	0	0	1				
Vladimir Guerrero, R OBP: 0.429, SLG: 0.705	K									4	0	1	0	0	1	0				
Chris Widger, R OBP: 0.309, SLG: 0.447										4	1	1	1	0	1	1				
Lee Stevens, L OBP: 0.350, SLG: 0.534										4	3	4	1	0	0	0				
Michael Barrett, R OBP: 0.277, SLG: 0.294	E5									3	0	0	0	0	0	1				
Mike Mordecai, R OBP: 0.386, SLG: 0.566										1	0	0	0	0	0	1				
Orlando Cabrera, R OBP: 0.274, SLG: 0.374	F9									4	0	1	1	0	0	2				
Tony Armas, R ERA: 3.68										2	0	0	0	0	1	0				
Julio Santana, R ERA: 3.68										1	0	0	0	0	0	1				
Anthony Telford, R ERA: 3.68										0	0	0	0	0	0	0				
Steve Kline, S ERA: 2.7										0	0	0	0	0	0	0				
Inning Stats	R: 4 E: 1 K: 1 S: 13	H: 4 LOB: 1 BB: 0 P: 27	R: 0 E: 1 K: 0 S: 9	H: 0 LOB: 1 BB: 0 P: 16	R: 1 E: 0 K: 0 S: 7	H: 1 LOB: 0 BB: 0 P: 11	R: 0 E: 0 K: 1 S: 8	H: 0 LOB: 0 BB: 0 P: 10	R: 0 E: 0 K: 0 S: 9	H: 1 LOB: 1 BB: 0 P: 18	R: 1 E: 0 K: 0 S: 10	H: 2 LOB: 1 BB: 0 P: 16	R: 0 E: 0 K: 0 S: 7	H: 0 LOB: 0 BB: 0 P: 13	R: 0 E: 0 K: 1 S: 12	H: 1 LOB: 1 BB: 0 P: 20	1B: 2 2B: 4 3B: 0 HR: 3	SF: 0 SAC: 0 DP: 0 HBP: 0	WP: 0 PB: 1 SB: 0 CS: 0	PA: 35
PITCHER	IP WLS BF H R ER SO BB IBB HBP BLK WP HR S P ERA WHIP																			
Tom Glavine, L ERA: 3.68	(1, 1) 6.0 L 28 8 6 5 2 0 0 0 0 0 0 0 7 56 98 7.50 1.333																			
Don Wengert, R ERA: 3.68	(7, 1) 1.0 3 0 0 0 0 0 0 0 0 0 0 7 13 0.00 0.000																			
Jason Marquis, R ERA: 2.7	(8, 1) 1.0 4 1 0 0 1 0 0 0 0 0 0 12 20 0.00 1.000																			

AB 28
R 4
H 5
RBI 3
BB 4
SO 5
LOB 9



Batter	1	2	3	4	5	6	7	8	9	AB	R	H	RBI	BB	SO	LOB	TOP	
Luis Castillo, S OBP: 0.482, SLG: 0.435 (1, 4)										5	3	3	0	0	0	3	Florida Marlins @ Montreal Expos Olympic Stadium, Montreal, QB Fri Jun 30 2000, 7:05 PM EDT Att. 8,047 - Dome - 72 F	
Mark Kotsay, L OBP: 0.352, SLG: 0.475 (1, 9)										5	0	2	1	0	0	2		
Cliff Floyd, L OBP: 0.372, SLG: 0.516 (1, 7)										5	0	0	0	0	1	5		
Preston Wilson, R OBP: 0.322, SLG: 0.490 (1, 8)										5	1	1	2	0	2	4		
Mike Lowell, R OBP: 0.313, SLG: 0.477 (1, 5)										4	0	2	0	0	0	1		
Derrek Lee, R OBP: 0.370, SLG: 0.535 (1, 3)										4	0	0	0	0	1	2		
Andy Fox, L OBP: 0.244, SLG: 0.284 (1, 6)										4	1	1	1	0	1	2		
Paul Bako, L OBP: 0.354, SLG: 0.312 (1, 2)										3	0	1	0	1	1	0		
23 Chuck Smith, R OBP: 0.111, SLG: 0.111 Braden Looper, R Armando Almanza, L Kevin Millar, R Alex Gonzalez, F Antonio Alfonseca, R										3	0	1	0	0	1	2	livebaseballscorecards.com 	
Inning Stats	R: 2 E: 0 K: 0 S: 19	H: 3 LOB: 1 BB: 0 P: 23	R: 0 E: 0 K: 1 S: 10	H: 0 LOB: 0 BB: 0 P: 14	R: 0 E: 0 K: 1 S: 8	H: 1 LOB: 2 BB: 1 P: 14	R: 1 E: 0 K: 2 S: 15	H: 2 LOB: 1 BB: 0 P: 19	R: 0 E: 1 K: 1 S: 12	H: 2 LOB: 2 BB: 0 P: 16	R: 0 E: 0 K: 0 S: 9	H: 0 LOB: 0 BB: 0 P: 13	R: 1 E: 0 K: 1 S: 11	H: 1 LOB: 0 BB: 0 P: 16	R: 1 E: 1 K: 1 S: 10	H: 2 LOB: 2 BB: 0 P: 16	1B: 8 2B: 2 3B: 0 HR: 2 SF: 0 SAC: 0 DP: 0 HBP: 0	WP: 0 PB: 0 SB: 1 CS: 0 PA: 40
PITCHER	IP WLS BF H R ER SO BB IBB HBP BLK WP HR S P ERA WHIP	7.0 31 9 3 3 5 0 1 0 0 0 1 84 119 3.86 1.286	1.0 4 1 1 1 1 0 0 0 0 0 0 1 11 16 9.00 1.000	1.0 L 5 2 1 0 1 0 0 0 0 0 0 0 10 16 0.00 2.000	PITCHER													

Batter	1	2	3	4	5	6	7	8	9	AB	R	H	RBI	BB	SO	LOB	BOTTOM			
Peter Bergeron, L OBP: 0.313, SLG: 0.351 (1, 8)										4	1	0	0	1	1	1	Florida Marlins @ Montreal Expos Olympic Stadium, Montreal, QB Fri Jun 30 2000, 7:05 PM EDT Att. 8,047 - Dome - 72 F			
Jose Vidro, S OBP: 0.406, SLG: 0.605 (1, 4)										5	1	1	0	0	0	3				
Rondell White, R OBP: 0.369, SLG: 0.504 (1, 7)										4	0	2	2	0	1	1				
Vladimir Guerrero, R OBP: 0.430, SLG: 0.713 (1, 9)										3	1	0	0	1	1	2				
Lee Stevens, L OBP: 0.347, SLG: 0.527 (1, 3)										3	0	0	0	1	1	2				
Mike Moncay, R OBP: 0.379, SLG: 0.550 (1, 5)										4	0	1	0	0	1	5				
Chris Widger, R OBP: 0.307, SLG: 0.444 (1, 2)										4	0	1	2	0	1	3				
Orlando Cabrera, R OBP: 0.286, SLG: 0.363 Fernando Seguinol, S Steve Kline, S										3	0	0	0	0	1	1		livebaseballscorecards.com 		
Javier Vazquez, R OBP: 0.265, SLG: 0.281 Wilton Guerrero, S Anthony Telford, R Geoff Blum, S Terry Jones, S										2	1	1	0	0	0	0	livebaseballscorecards.com 			
Inning Stats	R: 0 E: 0 K: 0 S: 6	H: 0 LOB: 0 BB: 0 P: 9	R: 0 E: 0 K: 0 S: 8	H: 1 LOB: 1 BB: 0 P: 13	R: 2 E: 0 K: 1 S: 13	H: 2 LOB: 1 BB: 1 P: 22	R: 0 E: 1 K: 1 S: 11	H: 0 LOB: 1 BB: 0 P: 14	R: 0 E: 0 K: 1 S: 8	H: 0 LOB: 0 BB: 0 P: 14	R: 0 E: 0 K: 1 S: 12	H: 1 LOB: 2 BB: 1 P: 20	R: 0 E: 0 K: 1 S: 6	H: 0 LOB: 0 BB: 0 P: 10	R: 2 E: 1 K: 2 S: 14	H: 2 LOB: 2 BB: 1 P: 22	R: 0 E: 0 K: 0 S: 8	H: 1 LOB: 1 BB: 0 P: 13	1B: 6 2B: 1 3B: 0 HR: 0 SF: 0 SAC: 0 DP: 1 HBP: 0	WP: 2 PB: 0 SB: 0 CS: 0 PA: 38
PITCHER	IP WLS BF H R ER SO BB IBB HBP BLK WP HR S P ERA WHIP	7.0 29 5 3 2 2 1 0 0 0 1 0 10 16 0.00 3.000	0.2 B 5 1 1 0 2 1 0 0 0 0 0 0 1 16 0.00 0.000	0.1 W 1 0 0 0 0 0 0 0 0 0 0 0 1 1 0.00 0.000	PITCHER															

Batter	1	2	3	4	5	6	7	8	9	AB	R	H	RBI	BB	SO	LOB	TOP										
Luis Castillo, S OBP: 0.461, SLG: 0.430 (1, 4)	E6 CS		F8 2B BB			FC4-6 1B BB		F7		3	1	0	0	2	0	1											
Mark Kotsay, L OBP: 0.357, SLG: 0.489 (1, 9)	1B		K		HR	1B		L4		5	1	3	1	0	1	1											
Cliff Floyd, L OBP: 0.373, SLG: 0.521 (1, 7)	F9		2B		1B SF8 2B	FC4-6		G4-3		5	1	2	1	0	0	3											
Preston Wilson, R OBP: 0.320, SLG: 0.486 (1, 8)	K				F7	G5-3		G5-3		5	0	1	0	0	1	3											
Mike Lowell, R OBP: 0.320, SLG: 0.481 (1, 5)		HBP			SF8					2	1	2	1	0	0	0											
Derrek Lee, R OBP: 0.388, SLG: 0.527 (1, 3)	K				K	G5-4-3				3	1	0	0	1	2	3											
Dave Berg, R OBP: 0.350, SLG: 0.377 (1, 6)										3	1	1	1	1	1	1											
Braden Looper, R (7, 1)										0	0	0	0	0	0	0											
Antonio Alfonseca, R (9, 1)										0	0	0	0	0	0	0											
Mike Redmond, R OBP: 0.321, SLG: 0.317 (1, 2)	F9				SF9	G4-3		G5-3		3	0	0	1	0	0	3											
Ryan Dempster, R OBP: 0.093, SLG: 0.140 (1, 1)										3	0	1	1	0	1	0											
Andy Fox, L OBP: 0.242, SLG: 0.282 (7, 6)										1	0	0	0	0	1	0											
Inning Stats	R: 0 E: 1 K: 1 S: 13	H: 1 LOB: 1 BB: 0 P: 19	R: 0 E: 0 K: 2 S: 10	H: 0 LOB: 1 BB: 0 P: 15	R: 1 E: 0 K: 2 S: 10	H: 1 LOB: 1 BB: 1 P: 16	R: 3 E: 0 K: 0 S: 12	H: 3 LOB: 1 BB: 1 P: 23	R: 2 E: 0 K: 1 S: 18	H: 3 LOB: 2 BB: 1 P: 29	R: 0 E: 0 K: 0 S: 8	H: 1 LOB: 0 BB: 0 P: 9	R: 0 E: 0 K: 1 S: 12	H: 0 LOB: 0 BB: 0 P: 16	R: 0 E: 0 K: 0 S: 7	H: 0 LOB: 0 BB: 0 P: 11	1B: 6 2B: 3 3B: 0 HR: 1	SF: 2 SAC: 0 DP: 1 HBP: 1	WP: 0 PB: 0 SB: 1 CS: 1	PA: 40							
PITCHER	IP	WLS	BF	H	R	ER	SO	BB	IBB	HBP	BLK	WP	HR	S	P	ERA	WHIP										
Mike Johnson, R ERA: 5.77 (1, 1)	4.0	L	22	8	6	6	5	2	0	1	0	0	1	53	85	13.50	2.500										
Yovanny Lara, R ERA: (5, 1)	1.1		6	0	0	0	1	2	0	0	0	0	0	3	26	0.00	1.500										
51 Scott Forster, L ERA: 12.0 (6, 1)	0.1		2	1	0	0	0	0	0	0	0	0	0	3	4	0.00	3.000										
Guillermo Mota, R ERA: 11.12 (6, 1)	1.1		4	1	0	0	0	0	0	0	0	0	0	10	13	0.00	0.750										
Felipe Lira, R ERA: 4.91 (8, 1)	2.0		6	0	0	0	1	0	0	0	0	0	0	19	27	0.00	0.000										

Florida Marlins @ Montreal Expos
Olympic Stadium, Montreal, QB
Sat Jul 01 2000, 7:05 PM EDT
Att: 8,529 - Dome - 72 F

AB 33
R 6
H 10
RBI 6
BB 4
SO 7
LOB 15



Batter	1	2	3	4	5	6	7	8	9	AB	R	H	RBI	BB	SO	LOB	BOTTOM										
Peter Bergeron, L OBP: 0.311, SLG: 0.346 (1, 8)	L6	G6-3		E BB		F7		L6		4	0	0	0	1	0	3											
Jose Vidro, S OBP: 0.409, SLG: 0.608 (1, 4)	BB 1B		1B G3 1B	K		G3-1				5	1	3	0	0	1	3											
Rondell White, R OBP: 0.373, SLG: 0.504 (1, 7)	BB 1B		K					G1-3		4	1	2	0	1	1	2											
Vladimir Guerrero, R OBP: 0.430, SLG: 0.706 (1, 9)			G3 1B		P5					4	1	1	0	1	1	2											
Lee Stevens, L OBP: 0.348, SLG: 0.525 (1, 3)	K		G3		K					5	0	2	1	0	2	5											
Geoff Blum, S OBP: 0.348, SLG: 0.396 (1, 6)	F7		P3		P4					3	0	0	0	0	0	5											
Guillermo Mota, R OBP: 0.290, SLG: 0.290 (6, 1)										0	0	0	0	0	0	0											
Wilton Guerrero, S OBP: 0.250, SLG: 0.250 (7, PH)										1	0	0	0	0	1	2											
Felipe Lira, R OBP: 0.250, SLG: 0.250 (8, 1)										0	0	0	0	0	0	0											
Terry Jones, S OBP: 0.220, SLG: 0.196 (9, PH)										1	1	0	0	0	0	2											
Chris Widger, R OBP: 0.317, SLG: 0.464 (1, 2)										1	1	1	1	2	0	0											
Michael Barrett, R OBP: 0.286, SLG: 0.311 (7, 5)		SH5-4 BB			HR					2	0	2	2	0	0	0											
Mike Mordecai, R OBP: 0.380, SLG: 0.541 (1, 5) (7, 6)			K		F8					5	0	2	1	0	1	3											
Mike Johnson, L OBP: 0.182, SLG: 0.182 (1, 1) (5, 1)										1	0	0	0	0	1	0											
Yovanny Lara, R ERA: 3.39 (5, 1)										0	0	0	0	0	0	0											
51 Scott Forster, R ERA: 2.31 (6, 1)										0	0	0	0	0	0	0											
Orlando Cabrera, R OBP: 0.317, SLG: 0.464 (6, PH)										1	0	0	0	0	0	0											
Fernando Segundo, S OBP: 0.166, SLG: 0.233 (7, 2)										2	0	0	0	0	0	2											
15 Lenny Webster, R OBP: 0.166, SLG: 0.233 (7, 2)										2	0	0	0	0	0	2											
Inning Stats	R: 0 E: 0 K: 1 S: 13	H: 2 LOB: 3 BB: 1 P: 22	R: 0 E: 0 K: 1 S: 9	H: 0 LOB: 1 BB: 1 P: 17	R: 1 E: 0 K: 1 S: 12	H: 2 LOB: 1 BB: 0 P: 17	R: 1 E: 1 K: 2 S: 9	H: 1 LOB: 1 BB: 1 P: 16	R: 0 E: 0 K: 1 S: 9	H: 0 LOB: 1 BB: 1 P: 16	R: 0 E: 0 K: 0 S: 12	H: 1 LOB: 2 BB: 1 P: 19	R: 1 E: 0 K: 2 S: 14	H: 3 LOB: 2 BB: 0 P: 20	R: 0 E: 0 K: 0 S: 10	H: 1 LOB: 1 BB: 0 P: 15	R: 2 E: 1 K: 0 S: 12	H: 3 LOB: 1 BB: 0 P: 18	1B: 11 2B: 1 3B: 0 HR: 1	SF: 0 SAC: 1 DP: 1 HBP: 0	WP: 0 PB: 0 SB: 0 CS: 0	PA: 45					
PITCHER	IP	WLS	BF	H	R	ER	SO	BB	IBB	HBP	BLK	WP	HR	S	P	ERA	WHIP										
Ryan Dempster, R ERA: 3.99 (1, 1)	6.2	W	34	9	3	3	8	5	0	0	0	0	0	75	122	4.05	2.100										
Braden Looper, R ERA: 2.31 (7, 1)	1.1	H	5	1	0	0	0	0	0	0	0	0	0	13	20	0.00	0.750										
Antonio Alfonseca, R ERA: 4.89 (9, 1)	1.0	S	6	3	2	1	0	0	0	0	0	0	0	12	18	9.00	3.000										

Florida Marlins @ Montreal Expos
Olympic Stadium, Montreal, QB
Sat Jul 01 2000, 7:05 PM EDT
Att: 8,529 - Dome - 72 F

AB 39
R 5
H 13
RBI 5
BB 5
SO 8
LOB 31



Batter	1	2	3	4	5	6	7	8	9	AB	R	H	RBI	BB	SO	LOB	TOP							
Luis Castillo, S OBP: 0.454, SLG: 0.423										4	0	0	0	0	2	1								
Mark Kotsay, L OBP: 0.355, SLG: 0.485										4	0	1	0	0	0	0								
Cliff Floyd, L OBP: 0.368, SLG: 0.513										4	0	0	0	0	3	1								
Kevin Millar, R OBP: 0.383, SLG: 0.480 Antonio Alfonseca, R (9, 1)										4	0	0	0	0	2	1								
Mike Lowell, R OBP: 0.319, SLG: 0.477										4	0	1	0	0	1	1								
Mark Smith, R OBP: 0.375, SLG: 0.493 Preston Wilson, R OBP: 0.319, SLG: 0.484											3	2	2	2	0	1								
Andy Fox, L OBP: 0.236, SLG: 0.275										3	0	0	0	0	1	1								
Paul Bako, L OBP: 0.354, SLG: 0.307										2	0	0	0	1	2	0								
3B Reid Cornelius, R OBP: 0.133, SLG: 0.200 Derrek Lee, R OBP: 0.368, SLG: 0.527											3	0	1	0	0	1	3							
Inning Stats	R: 0 E: 0 K: 2 S: 8	H: 0 LOB: 0 BB: 0 P: 13	R: 1 E: 0 K: 3 S: 13	H: 1 LOB: 0 BB: 0 P: 18	R: 0 E: 0 K: 2 S: 12	H: 0 LOB: 0 BB: 0 P: 17	R: 0 E: 0 K: 0 S: 10	H: 1 LOB: 1 BB: 0 P: 16	R: 1 E: 0 K: 1 S: 11	H: 2 LOB: 1 BB: 0 P: 18	R: 0 E: 0 K: 1 S: 10	H: 0 LOB: 0 BB: 0 P: 12	R: 0 E: 1 K: 0 S: 16	H: 1 LOB: 2 BB: 1 P: 25	R: 0 E: 0 K: 2 S: 9	H: 0 LOB: 0 BB: 0 P: 10	R: 0 E: 0 K: 2 S: 8	H: 0 LOB: 0 BB: 0 P: 10	1B: 2 2B: 1 3B: 0 HR: 2	SF: 0 SAC: 0 DP: 1 HBP: 0	WP: 0 PB: 0 CS: 0	PA: 33		
PITCHER	IP	WLS	BF	H	R	ER	SO	BB	IBB	HBP	BLK	WP	HR	S	P	ERA	WHIP							
Julio Santana, R ERA: 4.35	(1, 1)	5.0	L	19	4	2	2	8	0	0	0	0	2	54	82	3.60	0.800							
Anthony Telford, R ERA: 4.04	(6, 1)	2.0		8	1	0	0	1	1	0	0	0	0	26	37	0.00	1.000							
Steve Kline, L ERA: 1.72	(8, 1)	2.0		6	0	0	0	4	0	0	0	0	0	17	21	0.00	0.000							

Florida Marlins @ Montreal Expos
Olympic Stadium, Montreal, QB
Sun Jul 02 2000, 1:35 PM EDT
Att. 9,076 - Dome - 72 F

AB 32
R 2
H 5
RBI 2
BB 1
SO 13
LOB 9



Batter	1	2	3	4	5	6	7	8	9	AB	R	H	RBI	BB	SO	LOB	BOTTOM							
Peter Bergeron, L OBP: 0.306, SLG: 0.341										4	0	0	0	0	0	2								
Michael Barrett, R OBP: 0.285, SLG: 0.309										4	1	1	0	0	0	0								
Jose Vidro, S OBP: 0.404, SLG: 0.600										4	0	0	0	0	1	1								
Vladimir Guerrero, R OBP: 0.434, SLG: 0.705										2	0	1	1	2	0	0								
Lee Stevens, L OBP: 0.343, SLG: 0.517										4	0	0	0	0	1	3								
Fernando Seguignol, S OBP: 0.333, SLG: 0.333										4	0	1	0	0	1	1								
Chris Widger, R OBP: 0.316, SLG: 0.459										4	0	1	0	0	1	2								
Orlando Cabrera, R OBP: 0.263, SLG: 0.359										3	0	0	0	0	3									
Julio Santana, R Anthony Telford, R Geoff Blum, S OBP: 0.346, SLG: 0.391 Steve Kline, S (8, 1)										2	0	0	0	0	0	3								
Inning Stats	R: 1 E: 0 K: 1 S: 8	H: 2 LOB: 1 BB: 0 P: 13	R: 0 E: 0 K: 0 S: 10	H: 2 LOB: 2 BB: 0 P: 14	R: 0 E: 0 K: 1 S: 7	H: 0 LOB: 1 BB: 1 P: 14	R: 0 E: 1 K: 0 S: 12	H: 0 LOB: 1 BB: 0 P: 18	R: 0 E: 0 K: 0 S: 9	H: 0 LOB: 0 BB: 0 P: 16	R: 0 E: 0 K: 0 S: 5	H: 0 LOB: 0 BB: 0 P: 6	R: 0 E: 0 K: 2 S: 10	H: 0 LOB: 0 BB: 0 P: 15	R: 0 E: 0 K: 0 S: 5	H: 0 LOB: 0 BB: 0 P: 10	R: 0 E: 0 K: 1 S: 15	H: 0 LOB: 1 BB: 1 P: 22	1B: 4 2B: 0 3B: 0 HR: 0	SF: 0 SAC: 0 DP: 0 HBP: 0	WP: 1 PB: 0 CS: 0	PA: 34		
PITCHER	IP	WLS	BF	H	R	ER	SO	BB	IBB	HBP	BLK	WP	HR	S	P	ERA	WHIP							
3B Reid Cornelius, R ERA: 3.99	(1, 1)	8.0	W	30	4	1	1	4	1	0	0	0	0	66	106	1.12	0.625							
Antonio Alfonseca, R ERA: 4.76	(9, 1)	1.0	S	4	0	0	0	1	1	0	0	0	0	15	22	0.00	1.000							

Florida Marlins @ Montreal Expos
Olympic Stadium, Montreal, QB
Sun Jul 02 2000, 1:35 PM EDT
Att. 9,076 - Dome - 72 F

AB 32
R 1
H 4
RBI 1
BB 2
SO 5
LOB 15



Batter	1	2	3	4	5	6	7	8	9	AB	R	H	RBI	BB	SO	LOB	TOP								
Peter Bergeron, L (1.8) OBP: 0.303, SLG: 0.339										5	2	2	0	0	3	1									
Jose Vidro, S (1.4) OBP: 0.416, SLG: 0.622										5	1	3	1	0	1	1									
Rondell White, R (1.7) OBP: 0.370, SLG: 0.505										5	0	1	0	0	1	4									
Vladimir Guerrero, R (1.9) OBP: 0.439, SLG: 0.704										5	1	3	3	0	2	2									
Lee Stevens, L (1.3) OBP: 0.344, SLG: 0.505										5	0	1	0	0	3	4									
Michael Barrett, R (1.5) OBP: 0.292, SLG: 0.320										5	0	2	0	0	0	2									
Steve Kline, S (9.1)										0	0	0	0	0	0	0									
Orlando Cabrera, R (1.6) OBP: 0.283, SLG: 0.393										3	0	1	0	2	1	1									
15 Lenny Webster, R (1.2) OBP: 0.170, SLG: 0.213										4	0	0	0	0	2	6									
Mike Johnson, L (1.1) ERA: 0.154, SLG: 0.154										2	0	0	0	0	1	1									
Fernando Segura, S (5.9) ERA: 3.385, SLG: 0.462										1	0	1	0	0	0	0									
Scott Strickland, R (6.1) ERA: 2.63										0	0	0	0	0	0	0									
Wilton Guerrero, S (7.9) ERA: 5.5										1	0	0	0	0	3										
Anthony Telford, R (7.1) ERA: 5.5										0	0	0	0	0	0	0									
Felipe Lira, R (8.1) ERA: 5.5										0	0	0	0	0	0	0									
Mike Monteccal, R (9.9) ERA: 12.0										0	0	0	0	0	0	0									
Inning Stats	R: 0 E: 0 K: 1 S: 13	H: 2 LOB: 2 BB: 0 P: 20	R: 0 E: 0 K: 0 S: 9	H: 0 LOB: 0 BB: 0 P: 13	R: 1 E: 0 K: 3 S: 17	H: 3 LOB: 2 BB: 0 P: 23	R: 0 E: 0 K: 0 S: 6	H: 0 LOB: 1 BB: 1 P: 12	R: 3 E: 0 K: 3 S: 22	H: 5 LOB: 2 BB: 0 P: 32	R: 0 E: 0 K: 2 S: 14	H: 1 LOB: 1 BB: 0 P: 17	R: 0 E: 0 K: 1 S: 14	H: 2 LOB: 3 BB: 1 P: 24	R: 0 E: 0 K: 1 S: 8	H: 0 LOB: 0 BB: 0 P: 12	R: 0 E: 0 K: 3 S: 13	H: 1 LOB: 1 BB: 0 P: 16	1B: 11 2B: 2 3B: 0 HR: 1	SF: 0 SAC: 0 DP: 0 HBP: 0	WP: 0 PB: 0 SB: 0 CS: 0	PA: 43			
PITCHER	IP	WLS	BF	H	R	ER	SO	BB	IBB	HBP	BLK	WP	HR	S	P	ERA	WHIP								
John Burkett, R (1.1) ERA: 5.05	5.0	L	26	10	4	4	7	1	0	0	0	0	1	67	100	7.20	2.200								
Bruce Chen, L (6.1) ERA: 2.63	2.0		10	3	0	0	3	0	1	0	0	0	0	28	41	0.00	1.500								
Scott Kamieniecki, R (8.1) ERA: 5.5	1.0		3	0	0	0	1	0	0	0	0	0	0	8	12	0.00	0.000								
Dave Stevens, R (9.1) ERA: 12.0	1.0		4	1	0	0	3	0	0	0	0	0	0	13	16	0.00	1.000								

Montreal Expos @ Atlanta Braves
Turner Field, Atlanta, GA
Thu Jul 06 2000, 1:10 PM EDT
Att: 36,377 - Cloudy - 90 F

AB 41
R 4
H 14
RBI 4
BB 2
SO 14
LOB 25



Batter	1	2	3	4	5	6	7	8	9	AB	R	H	RBI	BB	SO	LOB	BOTTOM								
Quilvio Veras, S (1.4) OBP: 0.409, SLG: 0.412										5	0	1	0	0	0	2									
Andruw Jones, R (1.8) OBP: 0.402, SLG: 0.575										4	0	0	0	0	2	2									
10 Chipper Jones, S (1.5) OBP: 0.415, SLG: 0.616										3	0	0	0	1	0	0									
Wally Joyner, L (1.3) OBP: 0.299, SLG: 0.283										4	0	0	0	0	0	2									
Brian Jordan, R (1.9) OBP: 0.355, SLG: 0.504										3	0	1	0	1	1	0									
Javy Lopez, R (1.2) OBP: 0.325, SLG: 0.450										4	0	0	0	0	0	3									
Reggie Sanders, R (1.7) OBP: 0.240, SLG: 0.280										4	1	2	0	0	1	3									
Walt Weiss, S (1.6) OBP: 0.405, SLG: 0.376										4	1	1	1	0	1	1									
John Burkett, R (1.1) ERA: 5.05										1	0	0	0	0	0	0									
Kelvin Lochford, L (5.9) ERA: 3.385, SLG: 0.462										1	0	0	0	0	0	0									
Bruce Chen, L (6.1) ERA: 2.63										0	0	0	0	0	0	0									
Bobby Bonilla, S (7.9) ERA: 5.5										0	0	0	0	0	1										
Scott Kamieniecki, R (8.1) ERA: 5.5										0	0	0	0	0	0	0									
Dave Stevens, R (9.1) ERA: 12.0										1	0	1	1	0	0	0									
Andres Calarraga, R (9.9) ERA: 12.0										0	0	0	0	0	0	0									
Inning Stats	R: 0 E: 0 K: 1 S: 8	H: 0 LOB: 0 BB: 0 P: 15	R: 0 E: 0 K: 1 S: 10	H: 0 LOB: 1 BB: 1 P: 18	R: 0 E: 0 K: 1 S: 10	H: 1 LOB: 1 BB: 0 P: 14	R: 0 E: 0 K: 0 S: 10	H: 1 LOB: 2 BB: 1 P: 20	R: 0 E: 0 K: 1 S: 12	H: 0 LOB: 0 BB: 0 P: 16	R: 0 E: 0 K: 1 S: 8	H: 0 LOB: 0 BB: 0 P: 13	R: 0 E: 1 K: 0 S: 12	H: 1 LOB: 1 BB: 0 P: 9	R: 0 E: 1 K: 0 S: 12	H: 0 LOB: 1 BB: 0 P: 17	R: 2 E: 0 K: 0 S: 17	H: 3 LOB: 1 BB: 0 P: 24	1B: 3 2B: 2 3B: 1 HR: 0	SF: 0 SAC: 0 DP: 0 HBP: 0	WP: 0 PB: 0 SB: 0 CS: 0	PA: 37			
PITCHER	IP	WLS	BF	H	R	ER	SO	BB	IBB	HBP	BLK	WP	HR	S	P	ERA	WHIP								
Mike Johnson, R (1.1) ERA: 5.18	5.0	W	20	2	0	0	4	2	0	0	0	0	0	83	83	0.00	0.800								
Scott Strickland, R (6.1) ERA: 4.02	1.0		3	0	0	0	1	0	0	0	0	0	0	8	13	0.00	0.000								
Anthony Telford, R (7.1) ERA: 4.14	1.0		4	1	0	0	0	0	0	0	0	0	0	8	9	0.00	1.000								
Felipe Lira, R (8.1) ERA: 4.83	1.2		8	2	2	2	0	0	0	0	0	0	0	21	29	10.80	1.200								
Steve Kline, L (9.1) ERA: 2.01	0.1	S	2	1	0	0	0	0	0	0	0	0	0	8	12	0.00	3.000								

Montreal Expos @ Atlanta Braves
Turner Field, Atlanta, GA
Thu Jul 06 2000, 1:10 PM EDT
Att: 36,377 - Cloudy - 90 F

AB 35
R 2
H 6
RBI 2
BB 2
SO 5
LOB 14



Batter	1	2	3	4	5	6	7	8	9	AB	R	H	RBI	BB	SO	LOB	TOP				
Shannon Stewart, R (1, 7) OBP: 0.381, SLG: 0.560	G6-3			1B HR BB	K			G4-6-3 BB		2	1	0	0	2	1	0					
Homer Bush, R (1, 4) OBP: 0.265, SLG: 0.235	K			HR 1B		G4-3		G4-6-3		4	1	1	0	0	1	1					
Raul Mondesi, R (1, 9) OBP: 0.332, SLG: 0.537	G6-3			HR		K		G5-3		4	1	1	3	0	1	0					
Carlos Delgado, L (1, 3) OBP: 0.469, SLG: 0.704		G3-1		G6-3 1B 2B				G1-3		4	1	2	0	0	0	0					
Tony Batista, R (1, 5) OBP: 0.322, SLG: 0.571	K			G6-3		G6-3		E9 2B		4	1	0	0	0	1	2					
Darvin Fletcher, L (1, 2) OBP: 0.374, SLG: 0.560	G4-3			G4-6-3 1B			G3	G3		4	0	1	1	0	0	1					
José Cruz Jr., S (1, 8) OBP: 0.320, SLG: 0.478			G4-3	G4-6-3			HR	2B		4	1	2	2	0	0	1					
Chris Woodward, R (1, 6) OBP: 0.264, SLG: 0.372			P3		K		F7	IBB		3	0	0	0	1	1	0					
David Wells, L (1, 1) OBP: 0.167, SLG: 0.167			G3		G1-3		K	K		3	0	0	0	0	1	0					
Billy Koch, R (8, 1)										1	0	0	0	0	1	2					
Inning Stats	R: 0 H: 0 E: 0 K: 1 S: 7	H: 0 LOB: 0 BB: 0 P: 11	R: 0 H: 0 E: 0 K: 1 S: 9	H: 0 LOB: 0 BB: 0 P: 14	R: 0 H: 0 E: 0 K: 0 S: 5	H: 0 LOB: 0 BB: 0 P: 10	R: 4 H: 4 E: 0 K: 0 S: 14	H: 4 LOB: 1 BB: 0 P: 24	R: 0 H: 0 E: 0 K: 2 S: 7	H: 1 LOB: 1 BB: 0 P: 12	R: 1 H: 1 E: 0 K: 1 S: 8	H: 1 LOB: 0 BB: 0 P: 12	R: 0 H: 0 E: 0 K: 0 S: 4	H: 0 LOB: 0 BB: 1 P: 8	R: 1 H: 1 E: 1 K: 1 S: 12	H: 1 LOB: 2 BB: 1 P: 23	1B: 2 2B: 3 3B: 0 HR: 2	SF: 0 SAC: 0 DP: 2 HBP: 0	WP: 0 PB: 0 SB: 0 CS: 0	PA: 36	
PITCHER	IP WLS BF H R ER SO BB IBB HBP BLK WP HR S P ERA WHIP	IP WLS BF H R ER SO BB IBB HBP BLK WP HR S P ERA WHIP	IP WLS BF H R ER SO BB IBB HBP BLK WP HR S P ERA WHIP	IP WLS BF H R ER SO BB IBB HBP BLK WP HR S P ERA WHIP	IP WLS BF H R ER SO BB IBB HBP BLK WP HR S P ERA WHIP	IP WLS BF H R ER SO BB IBB HBP BLK WP HR S P ERA WHIP	IP WLS BF H R ER SO BB IBB HBP BLK WP HR S P ERA WHIP	IP WLS BF H R ER SO BB IBB HBP BLK WP HR S P ERA WHIP	IP WLS BF H R ER SO BB IBB HBP BLK WP HR S P ERA WHIP	IP WLS BF H R ER SO BB IBB HBP BLK WP HR S P ERA WHIP	IP WLS BF H R ER SO BB IBB HBP BLK WP HR S P ERA WHIP	IP WLS BF H R ER SO BB IBB HBP BLK WP HR S P ERA WHIP	IP WLS BF H R ER SO BB IBB HBP BLK WP HR S P ERA WHIP	IP WLS BF H R ER SO BB IBB HBP BLK WP HR S P ERA WHIP	IP WLS BF H R ER SO BB IBB HBP BLK WP HR S P ERA WHIP	IP WLS BF H R ER SO BB IBB HBP BLK WP HR S P ERA WHIP	IP WLS BF H R ER SO BB IBB HBP BLK WP HR S P ERA WHIP	IP WLS BF H R ER SO BB IBB HBP BLK WP HR S P ERA WHIP	IP WLS BF H R ER SO BB IBB HBP BLK WP HR S P ERA WHIP	IP WLS BF H R ER SO BB IBB HBP BLK WP HR S P ERA WHIP	IP WLS BF H R ER SO BB IBB HBP BLK WP HR S P ERA WHIP

Toronto Blue Jays @ Montreal Expos
Olympic Stadium, Montreal, QB
Sat Jul 08 2000, 7:05 PM EDT
Att: 17,420 - Dome - 72 F

AB	33
R	6
H	7
RBI	6
BB	3
SO	7
LOB	7



Batter	1	2	3	4	5	6	7	8	9	AB	R	H	RBI	BB	SO	LOB	BOTTOM					
Wilton Guerrero, S (1, 8) OBP: 0.293, SLG: 0.296	P6		L6		1B				G6-3	4	0	1	0	1	0	0						
Orlando Cabrera, R (1, 6) OBP: 0.274, SLG: 0.382	F9		F9		L9		F9			4	0	0	0	0	0	2						
Jose Vidro, S (1, 4) OBP: 0.416, SLG: 0.620	1B		P6		K		K			4	0	1	0	0	2	2						
Vladimir Guerrero, R (1, 9) OBP: 0.440, SLG: 0.701	G5-3			WP HBP G4-3 1B	F9			G4-3		4	1	1	0	0	0	2						
Lee Stevens, L (1, 3) OBP: 0.347, SLG: 0.503		G5-3		G4-3 WP HBP			1B	K		1	1	0	0	0	0	0						
Fernando Segunol, S (5, 3) OBP: 0.460, SLG: 0.467				G4-3 HBP						2	0	1	0	0	1	0						
Chris Widger, R (1, 2) OBP: 0.320, SLG: 0.448		S BB		G4-3		F9				3	0	1	1	1	0	2						
Mike Mordecai, R (1, 5) OBP: 0.350, SLG: 0.495				1-3 2H	G4-3			1B		3	0	0	1	0	1	2						
Anthony Telford, R (7, 1)		K		G4-3		F9		F7		0	0	0	0	0	0	0						
Geoff Blum, S (8, PH) OBP: 0.343, SLG: 0.387										1	0	0	0	0	0	1						
51 Scott Forster, R (9, 1)										0	0	0	0	0	0	0						
Terry Jones, S (1, 7) OBP: 0.254, SLG: 0.222				3H 3-2	G5-3		F9		F8	3	0	0	0	1	0	1						
Tony Armas, R (1, 1) OBP: 0.118, SLG: 0.063										1	0	0	0	0	0	2						
Felipe Lira, R (4, 1) OBP: 0.333, SLG: 0.833		G4-3						F9		1	1	1	1	0	0	0						
Michael Barrett, R (7, 5) OBP: 0.285, SLG: 0.312					HR				F9	2	0	0	0	0	0	0						
Inning Stats	R: 0 H: 1 E: 0 K: 0 S: 10	H: 0 LOB: 2 BB: 2 P: 15	R: 0 H: 0 E: 0 K: 1 S: 9	H: 0 LOB: 2 BB: 2 P: 19	R: 0 H: 0 E: 0 K: 0 S: 7	H: 0 LOB: 0 BB: 0 P: 11	R: 2 H: 1 E: 0 K: 0 S: 13	H: 1 LOB: 0 BB: 0 P: 22	R: 1 H: 2 E: 0 K: 1 S: 19	H: 2 LOB: 1 BB: 0 P: 26	R: 0 H: 1 E: 0 K: 0 S: 5	H: 1 LOB: 1 BB: 0 P: 6	R: 0 H: 0 E: 0 K: 1 S: 8	H: 0 LOB: 1 BB: 1 P: 14	R: 0 H: 1 E: 0 K: 1 S: 12	H: 1 LOB: 0 BB: 0 P: 15	R: 0 H: 0 E: 0 K: 0 S: 9	H: 0 LOB: 0 BB: 0 P: 13	1B: 5 2B: 0 3B: 0 HR: 1	SF: 0 SAC: 0 DP: 0 HBP: 1	WP: 1 PB: 0 SB: 1 CS: 0	PA: 37
PITCHER	IP WLS BF H R ER SO BB IBB HBP BLK WP HR S P ERA WHIP	IP WLS BF H R ER SO BB IBB HBP BLK WP HR S P ERA WHIP	IP WLS BF H R ER SO BB IBB HBP BLK WP HR S P ERA WHIP	IP WLS BF H R ER SO BB IBB HBP BLK WP HR S P ERA WHIP	IP WLS BF H R ER SO BB IBB HBP BLK WP HR S P ERA WHIP	IP WLS BF H R ER SO BB IBB HBP BLK WP HR S P ERA WHIP	IP WLS BF H R ER SO BB IBB HBP BLK WP HR S P ERA WHIP	IP WLS BF H R ER SO BB IBB HBP BLK WP HR S P ERA WHIP	IP WLS BF H R ER SO BB IBB HBP BLK WP HR S P ERA WHIP	IP WLS BF H R ER SO BB IBB HBP BLK WP HR S P ERA WHIP	IP WLS BF H R ER SO BB IBB HBP BLK WP HR S P ERA WHIP	IP WLS BF H R ER SO BB IBB HBP BLK WP HR S P ERA WHIP	IP WLS BF H R ER SO BB IBB HBP BLK WP HR S P ERA WHIP	IP WLS BF H R ER SO BB IBB HBP BLK WP HR S P ERA WHIP	IP WLS BF H R ER SO BB IBB HBP BLK WP HR S P ERA WHIP	IP WLS BF H R ER SO BB IBB HBP BLK WP HR S P ERA WHIP	IP WLS BF H R ER SO BB IBB HBP BLK WP HR S P ERA WHIP	IP WLS BF H R ER SO BB IBB HBP BLK WP HR S P ERA WHIP	IP WLS BF H R ER SO BB IBB HBP BLK WP HR S P ERA WHIP	IP WLS BF H R ER SO BB IBB HBP BLK WP HR S P ERA WHIP	IP WLS BF H R ER SO BB IBB HBP BLK WP HR S P ERA WHIP	

Toronto Blue Jays @ Montreal Expos
Olympic Stadium, Montreal, QB
Sat Jul 08 2000, 7:05 PM EDT
Att: 17,420 - Dome - 72 F

AB	33
R	3
H	6
RBI	3
BB	3
SO	4
LOB	14



Batter	1	2	3	4	5	6	7	8	9	AB	R	H	RBI	BB	SO	LOB	TOP								
Peter Bergeron, L OBP: 0.308, SLG: 0.339	0-1 FC4-6 1B		2-0 G1-3				2-1 1-3 1B			4	0	3	0	0	0	0	Montreal Expos @ Tampa Bay Devil Rays Tropicana Field, St. Petersburg, FL Thu Jul 13 2000, 7:15 PM EDT Att: 14,924 - Dome - 72 F livebaseballscorecards.com								
Terry Jones, S OBP: 0.282, SLG: 0.250	1-0 FC4-6 G1-3 HR		3-1 1B			2-3 K	2-2 L3			4	1	1	0	0	1	4									
Jose Vidro, S OBP: 0.409, SLG: 0.610	2-1 G1-3		1-0 G4-3			1-2 SF9		0-1 F7		3	0	0	1	0	0	2									
Vladimir Guerrero, R OBP: 0.437, SLG: 0.704	1-1 HR			2-0 G6-3 2B		1-3 K		0-0 F3		4	1	2	2	0	1	1									
Lee Stevens, L OBP: 0.345, SLG: 0.498	1-0 G6-3			0-1 G6-3			1-1 G6-3		4-1 BB	3	0	0	0	1	0	1									
Fernando Seguignol, S OBP: 0.346, SLG: 0.522		1-1 G4-3		0-0 G3			0-2 G4-3		2-3 K	4	0	0	0	0	1	2									
Michael Barrett, R OBP: 0.279, SLG: 0.301		0-3 K		4-2 BB			0-0 G5-3		3-2 F9	3	0	0	0	1	1	0									
Chris Widger, R OBP: 0.315, SLG: 0.452		3-3 K		0-3 K			2-1 HR		3-2 G6-3	4	1	1	1	0	2	2									
Orlando Cabrera, R OBP: 0.281, SLG: 0.390			2-2 G5-3			0-2 1B SF9 1B		0-0 G6-3		4	1	1	0	0	0	0									
Inning Stats	R: 2 E: 0 K: 0 S: 8	H: 2 LOB: 0 BB: 0 P: 13	R: 0 E: 0 K: 2 S: 8	H: 0 LOB: 0 BB: 0 P: 12	R: 0 E: 0 K: 0 S: 7	H: 1 LOB: 1 BB: 0 P: 15	R: 0 E: 0 K: 1 S: 9	H: 1 LOB: 2 BB: 1 P: 15	R: 1 E: 0 K: 2 S: 15	H: 2 LOB: 1 BB: 0 P: 21	R: 0 E: 0 K: 0 S: 6	H: 0 LOB: 0 BB: 0 P: 7	R: 1 E: 0 K: 0 S: 9	H: 2 LOB: 0 BB: 0 P: 14	R: 0 E: 0 K: 1 S: 7	H: 0 LOB: 1 BB: 1 P: 13	R: 0 E: 0 K: 0 S: 10	H: 0 LOB: 0 BB: 0 P: 17	1B: 5 2B: 2 3B: 0 HR: 2	SF: 1 SAC: 0 DP: 1 HBP: 0	WP: 0 PB: 0 SB: 0 CS: 0	PA: 36			
PITCHER	IP	WLS	BF	H	R	ER	SO	BB	IBB	HBP	BLK	WP	HR	S	P	ERA	WHIP								
Bryan Rekar, R ERA: 4.28	(1, 1)	6.1	28	8	4	4	5	1	0	0	0	0	2	59	92	5.68	1.421								
Jim Mecir, R ERA: 2.09	(7, 1)	1.2	W	5	0	0	1	1	0	0	0	0	0	10	18	0.00	0.600								
Roberto Hernandez, R ERA: 4.1	(9, 1)	1.0	S	3	0	0	0	0	0	0	0	0	0	10	17	0.00	0.000								

Batter	1	2	3	4	5	6	7	8	9	AB	R	H	RBI	BB	SO	LOB	BOTTOM								
Gerald Williams, R OBP: 0.324, SLG: 0.440	2-2 FC3-6 1B	0-2 2H 1B					0-0 1H HR			5	1	3	2	0	1	0	Montreal Expos @ Tampa Bay Devil Rays Tropicana Field, St. Petersburg, FL Thu Jul 13 2000, 7:15 PM EDT Att: 14,924 - Dome - 72 F livebaseballscorecards.com								
Steve Cox, L OBP: 0.432, SLG: 0.486	1-3 K		1-1 1B		0-2 1B 2B		2-2 BB FC4-6 1B	3-2 1B		5	2	4	0	0	1	1									
Greg Vaughn, R OBP: 0.386, SLG: 0.547	0-1 FC3-6 2B BB		3-3 K		3-2 L5		0-0 FC4-6 BB 1B	1-3 K		5	2	1	0	0	2	4									
Fred McGriff, L OBP: 0.371, SLG: 0.491	4-1 2B BB		0-3 K		3-0 1B 2H 1B		4-2 FC4-6 BB	1-2 2-3 BB		2	0	1	1	2	1	1									
Bubba Trammell, R OBP: 0.356, SLG: 0.485	1-1 1B		0-1 P3		1-0 P6		2-1 FC4-6 1B			4	0	1	2	0	0	4									
Jose Guillen, R OBP: 0.323, SLG: 0.452	1-3 2H 2B						1-2 2-3 HR			0	0	0	0	0	0	0									
Vinny Castilla, R OBP: 0.297, SLG: 0.324	1-3 K			3-2 F7	3-2 1B		0-1 K	1-2 1B		4	0	2	1	0	1	2									
Mike DiFelice, R OBP: 0.333, SLG: 0.469		2-0 SH2-3 1B 1B		2-3 K	1-0 F8		1-2 K			4	0	1	0	0	2	4									
Miguel Cairo, R OBP: 0.306, SLG: 0.322	1-1 SH2-3		0-3 K		1-0 L3		3-3 K			3	0	0	0	0	2	2									
Felix Martinez, S OBP: 0.364, SLG: 0.357	1-3 K				1-2 HR 1B		0-0 G6-3		2-1 G1-3	4	1	1	0	0	1	1									
Inning Stats	R: 1 E: 0 K: 2 S: 21	H: 2 LOB: 2 BB: 1 P: 30	R: 0 E: 0 K: 1 S: 9	H: 2 LOB: 0 BB: 0 P: 13	R: 0 E: 0 K: 2 S: 11	H: 1 LOB: 1 BB: 0 P: 15	R: 0 E: 0 K: 2 S: 10	H: 0 LOB: 0 BB: 0 P: 15	R: 3 E: 0 K: 0 S: 17	H: 5 LOB: 2 BB: 0 P: 29	R: 0 E: 0 K: 1 S: 5	H: 0 LOB: 0 BB: 0 P: 8	R: 2 E: 0 K: 2 S: 16	H: 3 LOB: 2 BB: 1 P: 28	R: 0 E: 0 K: 1 S: 14	H: 1 LOB: 1 BB: 0 P: 21	1B: 11 2B: 2 3B: 0 HR: 1	SF: 0 SAC: 1 DP: 0 HBP: 0	WP: 0 PB: 0 SB: 0 CS: 0	PA: 39					
PITCHER	IP	WLS	BF	H	R	ER	SO	BB	IBB	HBP	BLK	WP	HR	S	P	ERA	WHIP								
Javier Vazquez, R ERA: 4.22	(1, 1)	4.2	24	10	4	4	7	1	0	0	0	0	1	67	100	7.71	2.357								
Felipe Lira, R ERA: 4.66	(5, 1)	1.1	L	6	2	2	2	1	0	0	0	0	0	10	16	13.50	1.500								
51 Scott Forster, L ERA: 7.2	(7, 1)	0.0		1	0	0	0	0	1	0	0	0	0	2	6	*	*								
Scott Strickland, R ERA: 4.0	(7, 1)	1.0	4	1	0	0	2	0	0	0	0	0	0	10	16	0.00	1.000								
Anthony Tetford, R ERA: 4.07	(8, 1)	1.0	4	1	0	0	1	0	0	0	0	0	0	14	21	0.00	1.000								

Batter	1	2	3	4	5	6	7	8	9	AB	R	H	RBI	BB	SO	LOB	TOP								
Peter Bergeron, L OBP: 0.310, SLG: 0.340 (1, 8)										5	1	2	1	0	1	1									
Mike Mondaca, R OBP: 0.349, SLG: 0.525 (1, 5)										4	1	1	0	0	1	1									
Jose Vidro, S OBP: 0.408, SLG: 0.605 (1, 4)										4	0	1	1	0	0	1									
Vladimir Guerrero, R OBP: 0.311, SLG: 0.696 Fernando Seguin, S OBP: 0.349, SLG: 0.522 (8, 9)										4	0	0	1	0	0	2									
Lee Stevens, L OBP: 0.350, SLG: 0.515 (1, 3)										4	1	3	1	0	0	0									
Wilton Guerrero, S OBP: 0.301, SLG: 0.298 (1, 10)										3	1	2	0	1	0	1									
Chris Widger, R OBP: 0.311, SLG: 0.445 15 Lenny Webster, R OBP: 0.163, SLG: 0.204 (7, 2)										3	0	0	0	0	0	3									
Orlando Cabrera, R OBP: 0.283, SLG: 0.390 Geoff Blum, S OBP: 0.339, SLG: 0.381 (3, 6)										0	0	0	0	1	0	0									
Terry Jones, S OBP: 0.275, SLG: 0.313 (1, 7)										4	1	2	1	0	0	3									
Inning Stats	R: 0 E: 0 K: 0 S: 8	H: 2 LOB: 1 BB: 0 P: 12	R: 1 E: 0 K: 0 S: 8	H: 2 LOB: 1 BB: 1 P: 15	R: 0 E: 0 K: 1 S: 10	H: 0 LOB: 0 BB: 0 P: 15	R: 0 E: 0 K: 0 S: 11	H: 1 LOB: 2 BB: 1 P: 21	R: 1 E: 0 K: 1 S: 16	H: 1 LOB: 0 BB: 0 P: 20	R: 0 E: 0 K: 0 S: 7	H: 1 LOB: 0 BB: 0 P: 10	R: 0 E: 0 K: 0 S: 6	H: 1 LOB: 0 BB: 0 P: 10	R: 2 E: 0 K: 0 S: 7	H: 2 LOB: 0 BB: 0 P: 9	R: 1 E: 1 K: 1 S: 12	H: 2 LOB: 1 BB: 0 P: 18	1B: 7 2B: 3 3B: 1 HR: 1	SF: 0 SAC: 0 DP: 4 HBP: 0	WP: 0 PB: 0 SB: 1 CS: 1	PA: 37			
PITCHER	IP	WLS	BF	H	R	ER	SO	BB	IBB	HBP	BLK	WP	HR	S	P	ERA	WHIP								
Abie Lopez, R ERA: 4.17 Rick White, R ERA: 3.48 Mark Guthrie, L ERA: 4.3 Roberto Hernandez, R ERA: 4.07	(1, 1)	7.0	W	27	8	2	2	2	0	0	0	0	1	66	103	2.57	1.429								

Montreal Expos @ Tampa Bay Devil Rays
Tropicana Field, St. Petersburg, FL
Fri Jul 14, 2000, 7:15 PM EDT
Att: 15,870 - Dome - 72 F

AB 35
R 5
H 12
RBI 5
BB 2
SO 3
LOB 16



Batter	1	2	3	4	5	6	7	8	9	AB	R	H	RBI	BB	SO	LOB	BOTTOM								
Gerald Williams, R OBP: 0.325, SLG: 0.449 (1, 8)										5	1	2	4	0	1	1									
Steve Cox, L OBP: 0.423, SLG: 0.482 (1, 10)										5	1	1	0	0	2	1									
Greg Vaughn, R OBP: 0.395, SLG: 0.562 Randy Winn, S OBP: 0.341, SLG: 0.255 (8, 7)										3	2	3	0	1	0	0									
Fred McGriff, L OBP: 0.369, SLG: 0.486 (1, 3)									3	0	0	0	1	0	4										
Bubba Trammell, R OBP: 0.359, SLG: 0.483 (1, 9)									3	0	1	0	1	0	1										
Vinny Castilla, R OBP: 0.287, SLG: 0.327 (1, 5)									4	1	1	0	0	0	3										
John Flaherty, R OBP: 0.312, SLG: 0.375 (1, 2)										3	1	1	0	1	0	0									
Miguel Cairo, R OBP: 0.313, SLG: 0.328 (1, 4)										2	1	1	1	2	0	0									
Felix Martinez, S OBP: 0.361, SLG: 0.357 (1, 6)										3	1	1	1	0	1	4									
Inning Stats	R: 0 E: 0 K: 0 S: 9	H: 1 LOB: 1 BB: 0 P: 13	R: 3 E: 1 K: 0 S: 9	H: 4 LOB: 1 BB: 1 P: 17	R: 1 E: 0 K: 0 S: 7	H: 1 LOB: 0 BB: 1 P: 14	R: 0 E: 0 K: 1 S: 8	H: 1 LOB: 1 BB: 0 P: 13	R: 1 E: 1 K: 0 S: 9	H: 1 LOB: 1 BB: 1 P: 19	R: 2 E: 0 K: 1 S: 12	H: 2 LOB: 0 BB: 0 P: 18	R: 1 E: 0 K: 1 S: 12	H: 1 LOB: 3 BB: 3 P: 28	R: 0 E: 0 K: 1 S: 6	H: 0 LOB: 0 BB: 0 P: 12	1B: 5 2B: 5 3B: 0 HR: 1	SF: 1 SAC: 0 DP: 2 HBP: 0	WP: 1 PB: 0 SB: 0 CS: 0	PA: 39					
PITCHER	IP	WLS	BF	H	R	ER	SO	BB	IBB	HBP	BLK	WP	HR	S	P	ERA	WHIP								
Tony Armas, R ERA: 4.52 51 Scott Forster, L ERA: 7.54 Yovanny Lara, R ERA: 6.35 Steve Kline, L ERA: 2.06	(1, 1)	5.2	L	28	10	7	5	1	0	0	0	0	1	51	90	7.94	2.294								

Montreal Expos @ Tampa Bay Devil Rays
Tropicana Field, St. Petersburg, FL
Fri Jul 14, 2000, 7:15 PM EDT
Att: 15,870 - Dome - 72 F

AB 32
R 8
H 11
RBI 6
BB 6
SO 4
LOB 14



Batter	1	2	3	4	5	6	7	8	9	AB	R	H	RBI	BB	SO	LOB	TOP								
Peter Bergeron, L (1, 8) OBP: 0.317, SLG: 0.346	1-1 1B SF7 1B	0-0 E7 1B		4-1 G1-6-3 BB			0-3 K		1-0 1B SF7 1B	4	2	3	1	1	1	0									
Jose Vidro, S (1, 4) OBP: 0.495, SLG: 0.599	1-2 1B	2-1 F7		0-1 G1-6-3			2-0 G1-4-3		1-3 K	5	0	1	0	0	1	4									
Wilton Guerrero, S (1, 10) OBP: 0.313, SLG: 0.311	0-0 1B		0-0 G3		0-1 G1-3		0-0 1B		0-2 1B	5	0	3	0	0	0	0									
Vladimir Guerrero, R (1, 9) OBP: 0.429, SLG: 0.691	0-1 SF7		4-2 FC6-4 1B BB		0-1 G5-3		0-0 F7		0-0 SF7	2	0	0	2	1	0	1									
Lee Stevens, L (1, 3) OBP: 0.345, SLG: 0.507	2-3 K		0-1 P6		0-0 G3-1			1-1 G1-3	0-1 G6-3	5	0	0	0	0	1	4									
Geoff Blum, S (1, 6) OBP: 0.353, SLG: 0.406	1-3 K2-3		1-1 FC6-4 1B		2-1 1B			2-0 2B		4	0	3	0	0	1	2									
Chris Widger, R (1, 2) 15 Lenny Webster, R (5, 2) OBP: 0.157, SLG: 0.196		1-3 K2-3	1-1 FC6-4		1-3 K			2-3 K		2	0	0	0	0	1	2	AB 36								
Michael Barrett, R (1, 5) OBP: 0.284, SLG: 0.311		2-2 E 2B		2-2 SH1-4 1B		0-1 F8		1-0 G5-3		4	1	2	0	0	0	2	R 4								
Terry Jones, S (1, 7) OBP: 0.278, SLG: 0.313		0-0 F7		1-0 SH1-4		0-0 G4-3			0-1 E5 1B	3	1	1	0	0	0	2	H 13								
Inning Stats	R: 1 E: 0 K: 2 S: 14	H: 3 LOB: 2 BB: 0 P: 19	R: 1 E: 1 K: 1 S: 10	H: 2 LOB: 1 BB: 0 P: 15	R: 0 E: 0 K: 0 S: 10	H: 1 LOB: 2 BB: 1 P: 16	R: 0 E: 0 K: 0 S: 7	H: 1 LOB: 1 BB: 1 P: 14	R: 0 E: 0 K: 1 S: 5	H: 0 LOB: 0 BB: 0 P: 5	R: 0 E: 0 K: 1 S: 8	H: 1 LOB: 1 BB: 0 P: 11	R: 0 E: 0 K: 1 S: 6	H: 1 LOB: 1 BB: 0 P: 8	R: 0 E: 0 K: 1 S: 7	H: 1 LOB: 0 BB: 13 P: 10	R: 2 E: 1 K: 1 S: 12	H: 3 LOB: 1 BB: 0 P: 14	1B: 11 2B: 2 3B: 0 HR: 0	SF: 2 SAC: 1 DP: 1 HBP: 0	WP: 0 PB: 0 SB: 1 CS: 1	PA: 41			
PITCHER	IP	WLS	BF	H	R	ER	SO	BB	IBB	HBP	BLK	WP	HR	S	P	ERA	WHIP								
Steve Trachsel, R (1, 1) ERA: 4.51	8.0	L	35	10	2	1	6	2	0	0	0	0	0	67	101	1.12	1.500								
Jim Mecir, R (9, 1) ERA: 2.45	1.0		6	3	2	2	1	0	0	0	0	0	0	12	14	18.00	3.000								

Montreal Expos @ Tampa Bay Devil Rays
Tropicana Field, St. Petersburg, FL
Sat Jul 15 2000, 4:15 PM EDT
Att: 19,366 - Dome - 72 F

AB	36
R	4
H	13
RBI	3
BB	2
SO	7
LOB	19



Batter	1	2	3	4	5	6	7	8	9	AB	R	H	RBI	BB	SO	LOB	BOTTOM								
Gerald Williams, R (1, 8) OBP: 0.324, SLG: 0.446	0-0 F9		1-0 1B		2-2 G5-3			0-0 G2-3		4	0	1	0	0	0	2									
Steve Cox, L (1, 7) Bubba Trammell, R (8, FH) OBP: 0.357, SLG: 0.480	0-2 G3		2-1 F7			3-2 F7		3-2 G4-3		3	0	0	0	0	0	2									
Greg Vaughn, R (1, 10) OBP: 0.393, SLG: 0.561	3-2 G5-3			0-1 1B 2B		0-0 G6-3		2-3 3-H G4-3		4	0	1	0	0	0	1									
Fred McGriff, L (1, 3) OBP: 0.365, SLG: 0.480		1-1 G4-3		3-3 K		0-1 F8			1-3 K	4	0	0	0	0	2	1									
Vinny Castilla, R (1, 5) OBP: 0.263, SLG: 0.322		3-2 G6-3		1-0 G6-3			1-1 G6-3		3-2 G6-3	4	0	0	0	0	0	1									
John Flaherty, R (1, 2) OBP: 0.320, SLG: 0.382		1-1 G1-3		1-2 FC6-4 1B			0-1 G6-4-3 1B		2-1 1B	4	0	3	0	0	0	0									
Jose Guillen, R (1, 9) OBP: 0.326, SLG: 0.453			0-1 1B 1B		0-0 FC6-4		0-2 G6-4-3		0-0 1B	4	0	2	0	0	0	3	AB 34								
Miguel Cairo, R (1, 4) OBP: 0.313, SLG: 0.326			0-2 F8		0-0 F8			1-1 1B G4-3 1B	0-0 F7	4	1	1	0	0	0	3	R 1								
Felix Martinez, S (1, 6) OBP: 0.367, SLG: 0.359			4-1 1B BB		3-2 F8			0-1 G4-3 G2-3 1B		2	0	1	0	1	0	0	H 9								
Inning Stats	R: 0 E: 0 K: 0 S: 10	H: 0 LOB: 0 BB: 0 P: 13	R: 0 E: 0 K: 0 S: 8	H: 0 LOB: 0 BB: 0 P: 13	R: 0 E: 0 K: 0 S: 9	H: 2 LOB: 2 BB: 1 P: 16	R: 0 E: 0 K: 1 S: 12	H: 2 LOB: 2 BB: 0 P: 17	R: 0 E: 0 K: 0 S: 8	H: 0 LOB: 0 BB: 0 P: 13	R: 0 E: 0 K: 0 S: 6	H: 0 LOB: 0 BB: 0 P: 9	R: 0 E: 0 K: 0 S: 8	H: 1 LOB: 0 BB: 0 P: 9	R: 1 E: 0 K: 0 S: 12	H: 2 LOB: 1 BB: 0 P: 16	R: 0 E: 0 K: 1 S: 12	H: 2 LOB: 2 BB: 0 P: 18	1B: 8 2B: 1 3B: 0 HR: 0	SF: 0 SAC: 0 DP: 1 HBP: 0	WP: 0 PB: 0 SB: 0 CS: 0	PA: 35			
PITCHER	IP	WLS	BF	H	R	ER	SO	BB	IBB	HBP	BLK	WP	HR	S	P	ERA	WHIP								
Dustin Hermanson, R (1, 1) ERA: 5.27	7.1	W	28	7	1	1	1	1	0	0	0	0	0	66	96	1.23	1.091								
Steve Kline, L (8, 1) ERA: 2.0	1.2	S	7	2	0	0	1	0	0	0	0	0	0	19	28	0.00	1.200								

Montreal Expos @ Tampa Bay Devil Rays
Tropicana Field, St. Petersburg, FL
Sat Jul 15 2000, 4:15 PM EDT
Att: 19,366 - Dome - 72 F

AB	34
R	1
H	9
RBI	1
BB	1
SO	2
LOB	14



Batter	1	2	3	4	5	6	7	8	9	AB	R	H	RBI	BB	SO	LOB	TOP					
Peter Bergeron, L (1, 8) OBP: 0.316, SLG: 0.344	1-2 G4-3 1B	0-0 G1-3		2-2 F7			1-1 G6-3			4	0	1	0	0	0	2						
Jose Vidro, S (1, 4) OBP: 0.403, SLG: 0.594	3-1 G4-3		1-0 G4-3		0-2 G4-3			4-2 DI BB		3	0	0	0	1	0	1						
Wilton Guerrero, S (1, 10) OBP: 0.303, SLG: 0.301	0-2 F7		0-2 G5-3		1-1 G6-3			2-2 L6		4	0	0	0	0	0	2						
Vladimir Guerrero, R (1, 9) OBP: 0.430, SLG: 0.697 51 Scott Forster, R (8, 1)	4-2 BB		1-1 HR		3-0 G5-3			0-1 P6		3	1	1	1	1	0	1						
Lee Stevens, L (1, 3) OBP: 0.347, SLG: 0.505	0-0 P6		4-2 BB		0-0 G5-4-3 1B			2-2 G3		3	0	1	0	1	0	3						
Geoff Blum, S (1, 6) OBP: 0.342, SLG: 0.390		2-2 G5-3	1-2 F8		1-1 G5-4-3 1-2			0-1 F9		4	0	0	0	0	0	2						
Michael Barrett, R (1, 5) OBP: 0.278, SLG: 0.304		1-1 G5-3		0-1 P4		3-2 G5-3		2-1 F9		4	0	0	0	0	0	0						
Terry Jones, S (1, 7) OBP: 0.263, SLG: 0.296		0-1 E6 15 1B		3-2 L3			2-3 K		0-1 G6-3	4	1	0	0	0	1	0						
15 Lenny Webster, R (1, 2) OBP: 0.185, SLG: 0.208		3-2 1-H 1B		4-2 BB			1-3 K			2	0	1	1	1	1	0						
Inning Stats	R: 0 E: 0 K: 0 S: 15	H: 1 LOB: 2 BB: 1 P: 22	R: 1 E: 1 K: 0 S: 14	H: 1 LOB: 1 BB: 0 P: 20	R: 1 E: 0 K: 0 S: 11	H: 1 LOB: 1 BB: 1 P: 18	R: 0 E: 0 K: 0 S: 15	H: 0 LOB: 0 BB: 0 P: 24	R: 0 E: 0 K: 2 S: 6	H: 1 LOB: 0 BB: 0 P: 12	R: 0 E: 0 K: 10 S: 10	H: 0 LOB: 0 BB: 0 P: 14	R: 0 E: 0 K: 0 S: 14	H: 0 LOB: 1 BB: 0 P: 22	R: 0 E: 0 K: 0 S: 6	H: 0 LOB: 0 BB: 0 P: 8	1B: 3 2B: 0 3B: 0 HR: 1	SF: 0 SAC: 0 DP: 1 HBP: 0	WP: 0 PB: 0 SB: 1 CS: 0	PA: 35		
PITCHER	IP WLS BF H R ER SO BB IBB HBP BLK WP HR S P ERA WHIP	IP WLS BF H R ER SO BB IBB HBP BLK WP HR S P ERA WHIP	IP WLS BF H R ER SO BB IBB HBP BLK WP HR S P ERA WHIP	IP WLS BF H R ER SO BB IBB HBP BLK WP HR S P ERA WHIP	IP WLS BF H R ER SO BB IBB HBP BLK WP HR S P ERA WHIP	IP WLS BF H R ER SO BB IBB HBP BLK WP HR S P ERA WHIP	IP WLS BF H R ER SO BB IBB HBP BLK WP HR S P ERA WHIP	IP WLS BF H R ER SO BB IBB HBP BLK WP HR S P ERA WHIP	IP WLS BF H R ER SO BB IBB HBP BLK WP HR S P ERA WHIP	IP WLS BF H R ER SO BB IBB HBP BLK WP HR S P ERA WHIP	IP WLS BF H R ER SO BB IBB HBP BLK WP HR S P ERA WHIP	IP WLS BF H R ER SO BB IBB HBP BLK WP HR S P ERA WHIP	IP WLS BF H R ER SO BB IBB HBP BLK WP HR S P ERA WHIP	IP WLS BF H R ER SO BB IBB HBP BLK WP HR S P ERA WHIP	IP WLS BF H R ER SO BB IBB HBP BLK WP HR S P ERA WHIP	IP WLS BF H R ER SO BB IBB HBP BLK WP HR S P ERA WHIP	IP WLS BF H R ER SO BB IBB HBP BLK WP HR S P ERA WHIP	IP WLS BF H R ER SO BB IBB HBP BLK WP HR S P ERA WHIP	IP WLS BF H R ER SO BB IBB HBP BLK WP HR S P ERA WHIP	IP WLS BF H R ER SO BB IBB HBP BLK WP HR S P ERA WHIP	IP WLS BF H R ER SO BB IBB HBP BLK WP HR S P ERA WHIP	IP WLS BF H R ER SO BB IBB HBP BLK WP HR S P ERA WHIP

Montreal Expos @ Boston Red Sox
Fenway Park, Boston, MA
Sun Jul 16 2000, 1:05 PM EDT
Att: 32,164 - Cloudy - 72 F

AB 31
R 2
H 4
RBI 2
BB 4
SO 2
LOB 11

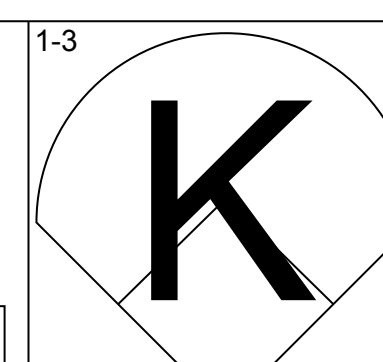
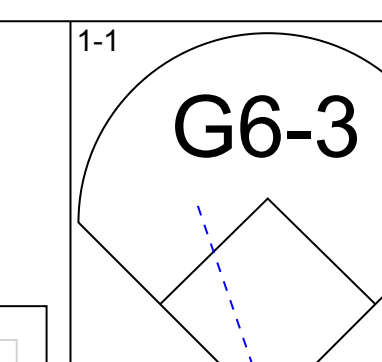
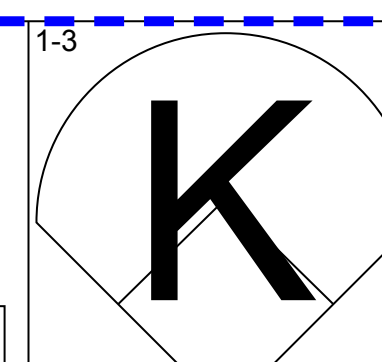
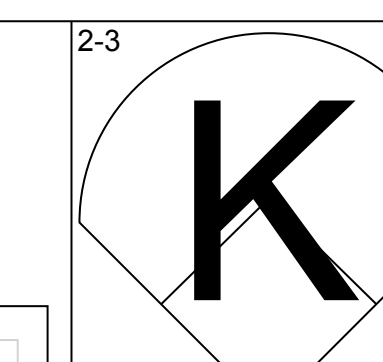
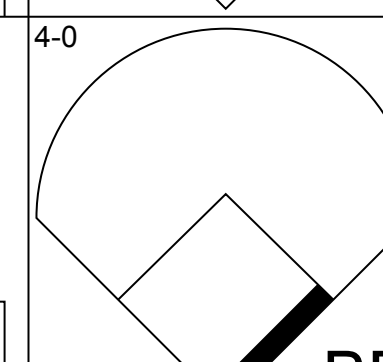
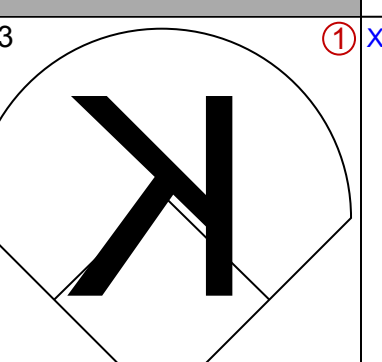
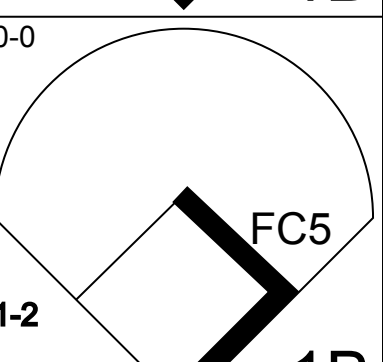
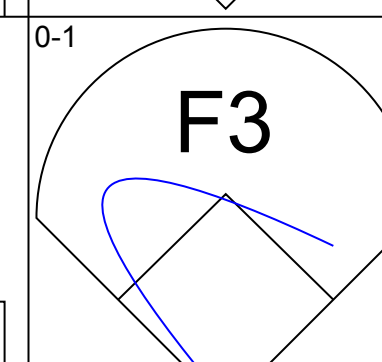
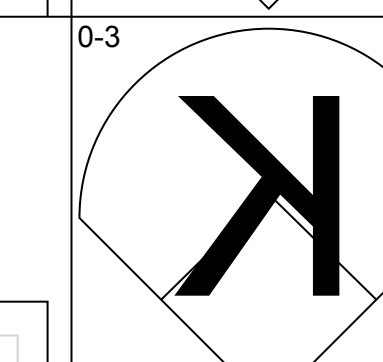
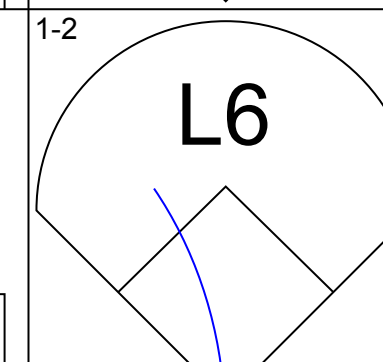
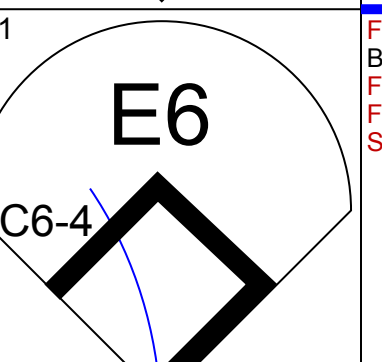
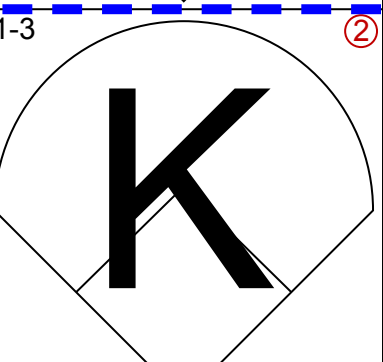
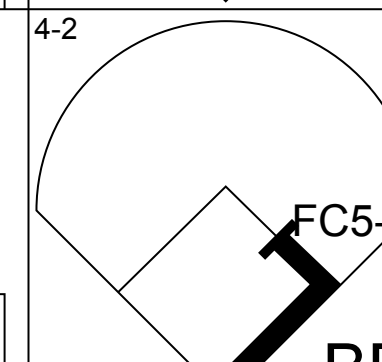
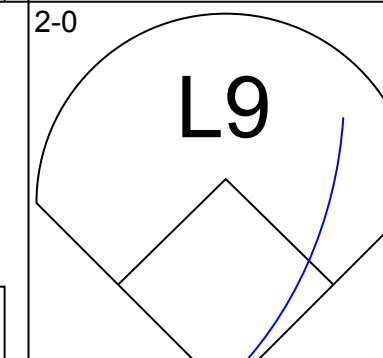
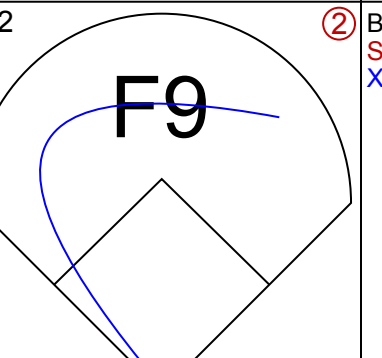
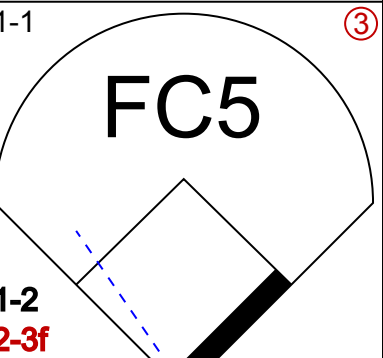
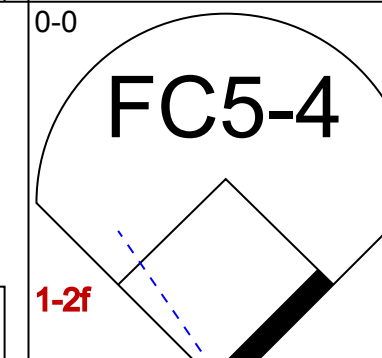
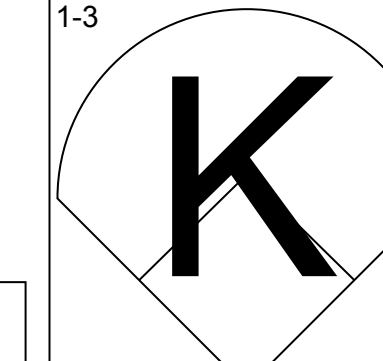
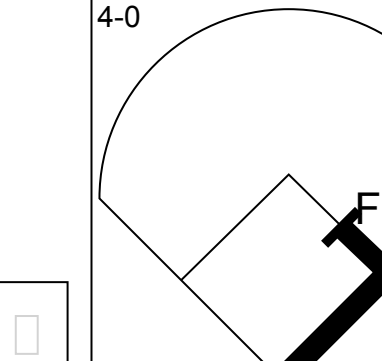
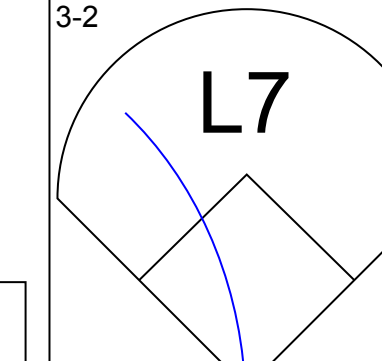
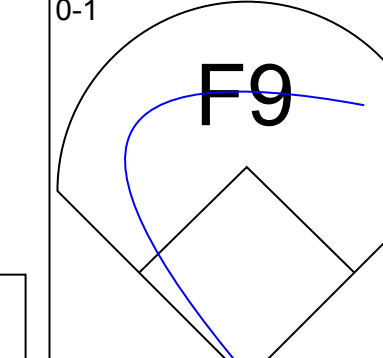
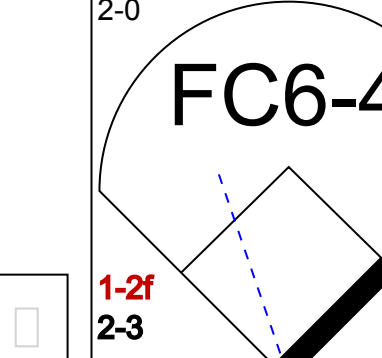
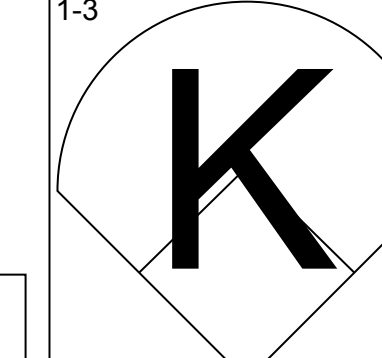
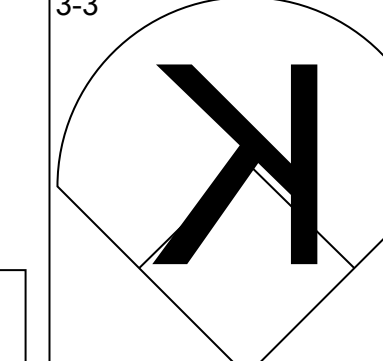
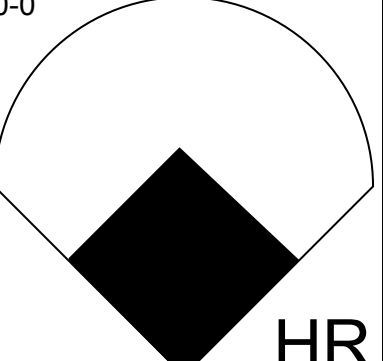
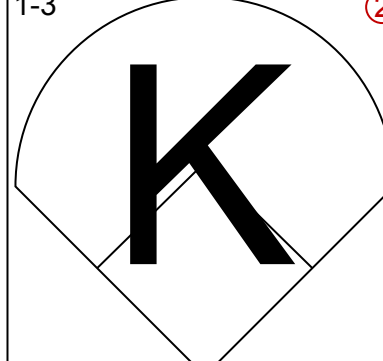
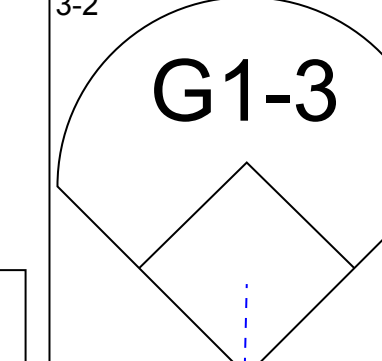
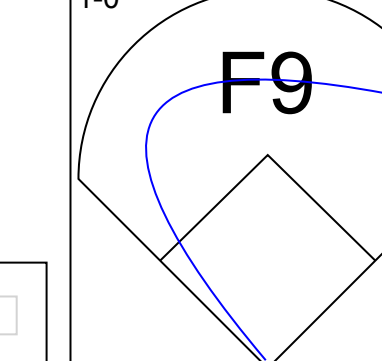
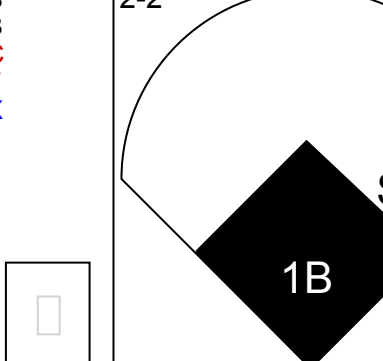
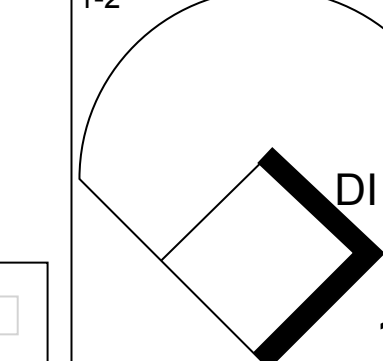
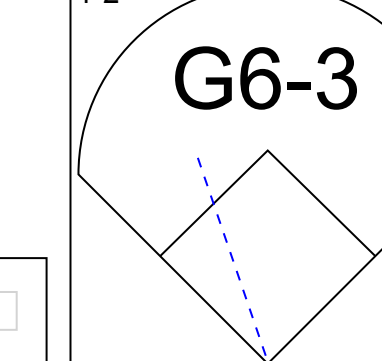
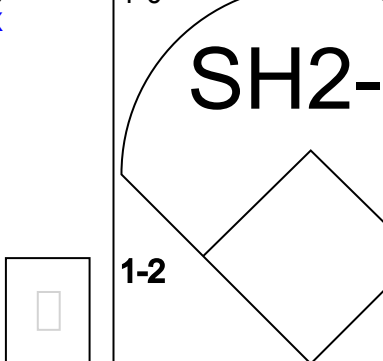
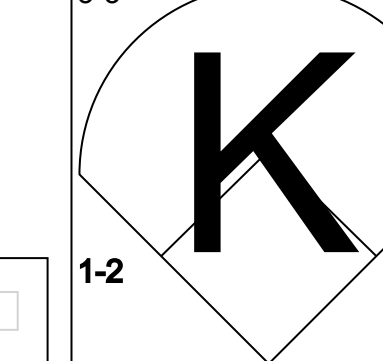


Batter	1	2	3	4	5	6	7	8	9	AB	R	H	RBI	BB	SO	LOB	BOTTOM					
Jose Offerman, S (1, 4) OBP: 0.337, SLG: 0.342	1-2 F9		1-2 G4-3		0-0 F9		3-2 G3			4	0	0	0	0	0	1						
Morgan Burkhardt, S (1, 10) OBP: 0.478, SLG: 0.491	2-0 F9		2-3 K		1-2 1B		4-2 BB			3	0	1	1	1	1	0						
Brian Daubach, L (1, 3) OBP: 0.353, SLG: 0.518	2-1 F8		1-1 2B G3 1B		1-1 G4-3		0-0 F2			4	1	1	0	0	0	1						
Nomar Garciaparra, R (1, 6) OBP: 0.449, SLG: 0.640		0-0 F8		1-3 K		2-0 HR 1B		1-0 F9		4	1	1	0	0	1	1						
Carl Everett, S (1, 8) OBP: 0.404, SLG: 0.647		4-0 2B BB		2-0 G3 2B		0-0 1-H HR		4-2 BB		2	2	2	2	2	0	0						
Troy O'Leary, L (1, 7) OBP: 0.300, SLG: 0.369		2-1 F8		1-0 G3		1-2 G4-3 1B		0-0 P6		4	0	1	1	0	0	3						
Jason Varitek, S (1, 2) OBP: 0.375, SLG: 0.427		1-1 1-H 2B		2-3 3-H G3		1-1 G4-3		0-1 F9		4	0	1	1	0	0	3						
Manny Alexander, R (1, 5) OBP: 0.241, SLG: 0.321		3-1 F8		0-0 SH1-3 1B		1-1 L5				3	1	1	0	0	0	2						
Darren Lewis, R (1, 9) OBP: 0.317, SLG: 0.331			1-1 L5		0-0 SH1-3 1-2		2-2 G1-3			2	0	0	0	0	0	0						
Inning Stats	R: 0 E: 0 K: 0 S: 7	H: 0 LOB: 0 BB: 0 P: 12	R: 1 E: 0 K: 0 S: 7	H: 1 LOB: 1 BB: 1 P: 17	R: 0 E: 0 K: 1 S: 9	H: 0 LOB: 0 BB: 0 P: 13	R: 1 E: 0 K: 1 S: 9	H: 2 LOB: 1 BB: 0 P: 17	R: 1 E: 0 K: 0 S: 6	H: 2 LOB: 1 BB: 0 P: 7	R: 2 E: 0 K: 0 S: 12	H: 3 LOB: 1 BB: 0 P: 18	R: 0 E: 0 K: 0 S: 11	H: 0 LOB: 1 BB: 1 P: 20	R: 0 E: 0 K: 0 S: 7	H: 0 LOB: 1 BB: 1 P: 12	1B: 5 2B: 2 3B: 0 HR: 1	SF: 0 SAC: 1 DP: 0 HBP: 0	WP: 0 PB: 0 SB: 0 CS: 0	PA: 34		
PITCHER	IP WLS BF H R ER SO BB IBB HBP BLK WP HR S P ERA WHIP	IP WLS BF H R ER SO BB IBB HBP BLK WP HR S P ERA WHIP	IP WLS BF H R ER SO BB IBB HBP BLK WP HR S P ERA WHIP	IP WLS BF H R ER SO BB IBB HBP BLK WP HR S P ERA WHIP	IP WLS BF H R ER SO BB IBB HBP BLK WP HR S P ERA WHIP	IP WLS BF H R ER SO BB IBB HBP BLK WP HR S P ERA WHIP	IP WLS BF H R ER SO BB IBB HBP BLK WP HR S P ERA WHIP	IP WLS BF H R ER SO BB IBB HBP BLK WP HR S P ERA WHIP	IP WLS BF H R ER SO BB IBB HBP BLK WP HR S P ERA WHIP	IP WLS BF H R ER SO BB IBB HBP BLK WP HR S P ERA WHIP	IP WLS BF H R ER SO BB IBB HBP BLK WP HR S P ERA WHIP	IP WLS BF H R ER SO BB IBB HBP BLK WP HR S P ERA WHIP	IP WLS BF H R ER SO BB IBB HBP BLK WP HR S P ERA WHIP	IP WLS BF H R ER SO BB IBB HBP BLK WP HR S P ERA WHIP	IP WLS BF H R ER SO BB IBB HBP BLK WP HR S P ERA WHIP	IP WLS BF H R ER SO BB IBB HBP BLK WP HR S P ERA WHIP	IP WLS BF H R ER SO BB IBB HBP BLK WP HR S P ERA WHIP	IP WLS BF H R ER SO BB IBB HBP BLK WP HR S P ERA WHIP	IP WLS BF H R ER SO BB IBB HBP BLK WP HR S P ERA WHIP	IP WLS BF H R ER SO BB IBB HBP BLK WP HR S P ERA WHIP	IP WLS BF H R ER SO BB IBB HBP BLK WP HR S P ERA WHIP	IP WLS BF H R ER SO BB IBB HBP BLK WP HR S P ERA WHIP

Montreal Expos @ Boston Red Sox
Fenway Park, Boston, MA
Sun Jul 16 2000, 1:05 PM EDT
Att: 32,164 - Cloudy - 72 F

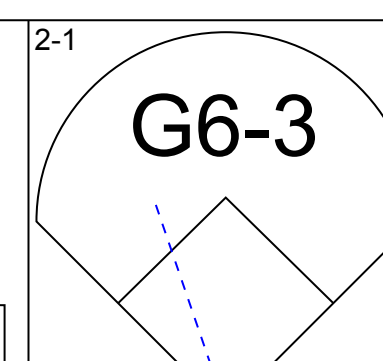
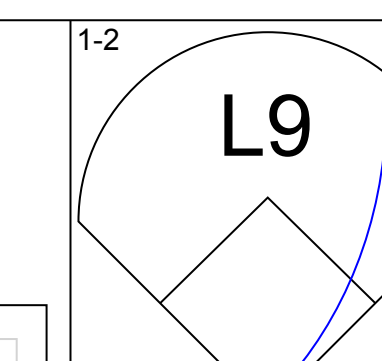
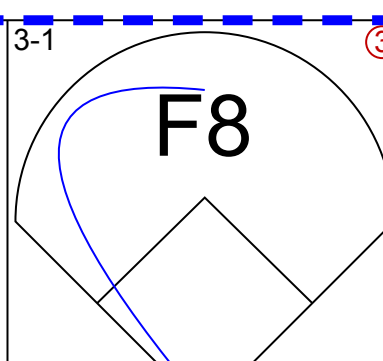
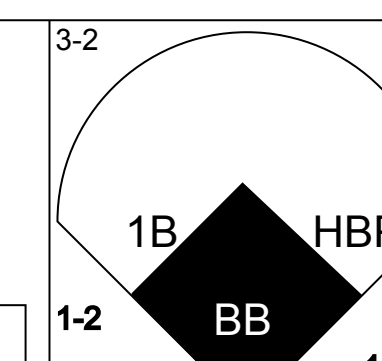
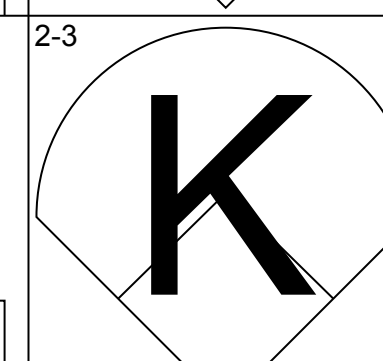
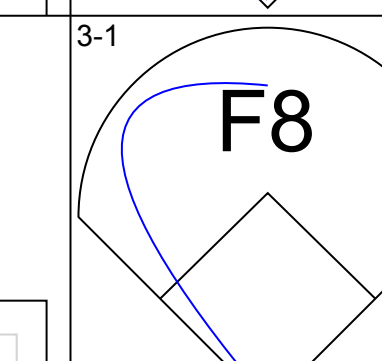
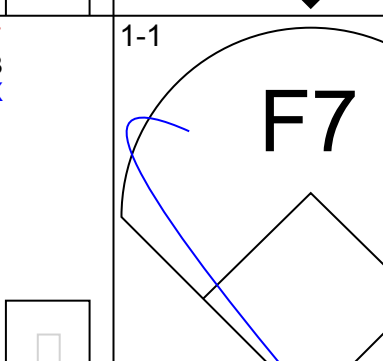
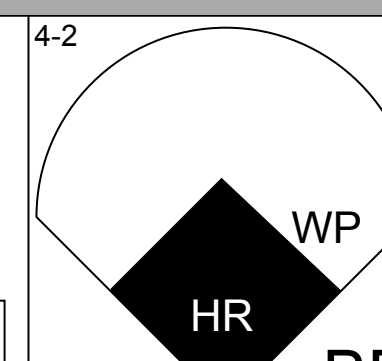

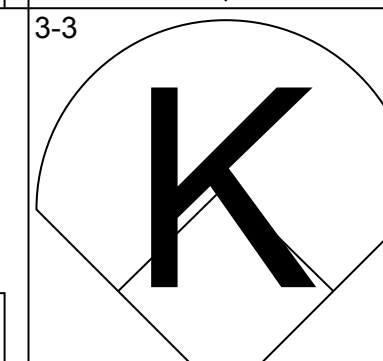
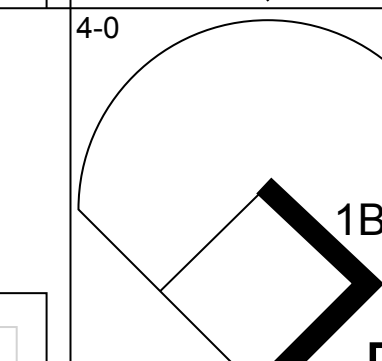
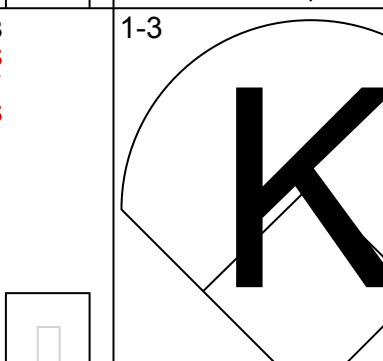
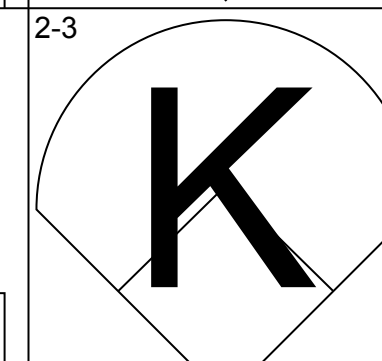

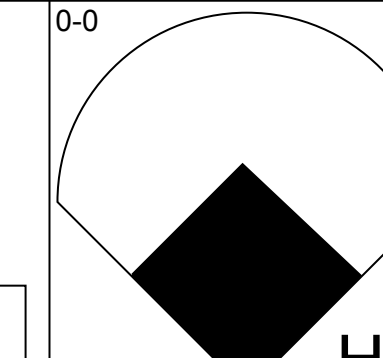
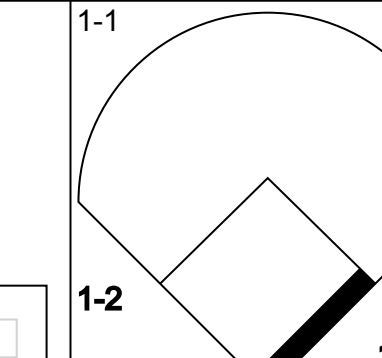
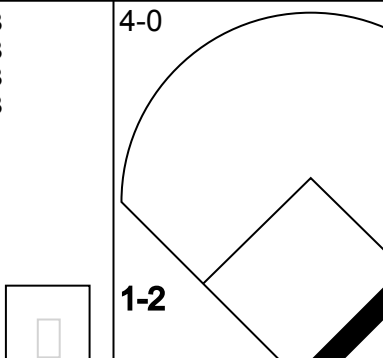
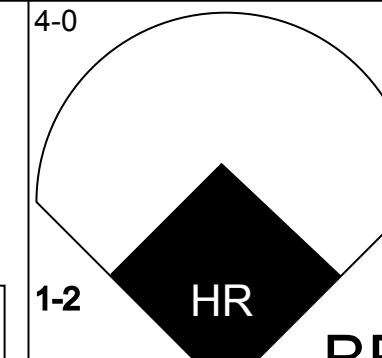

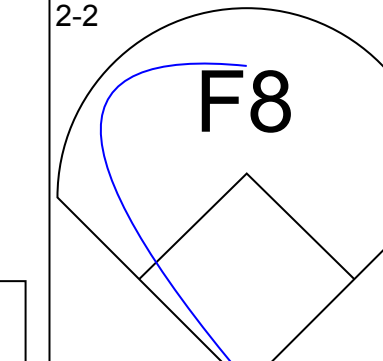
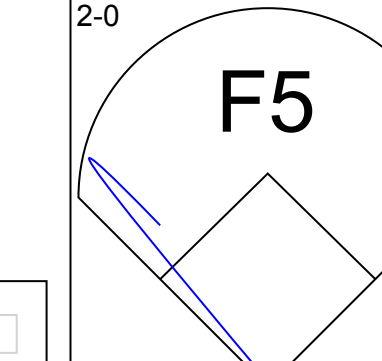
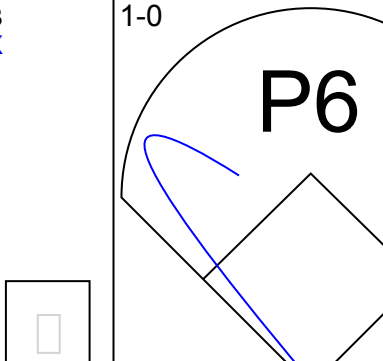
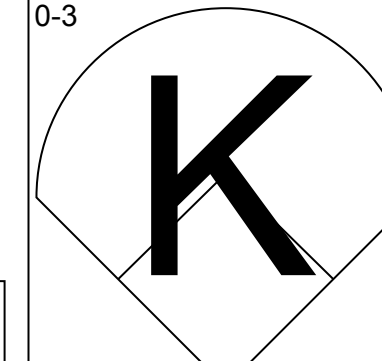

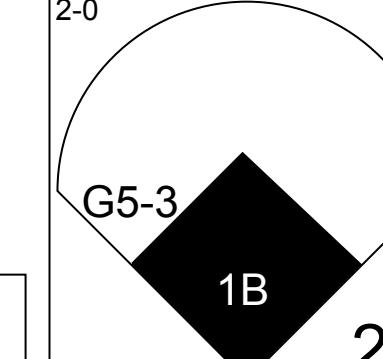
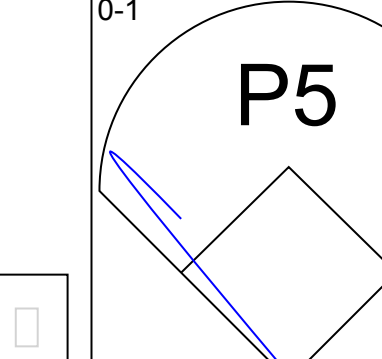
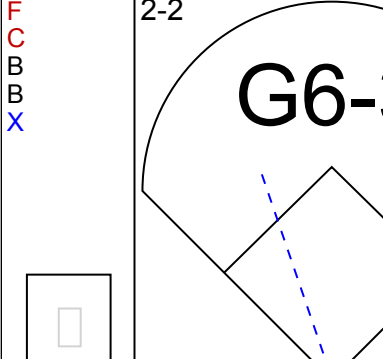
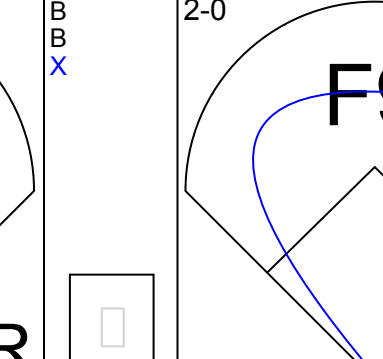
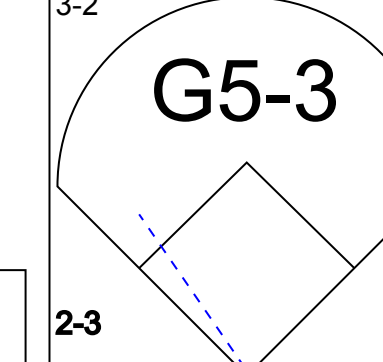
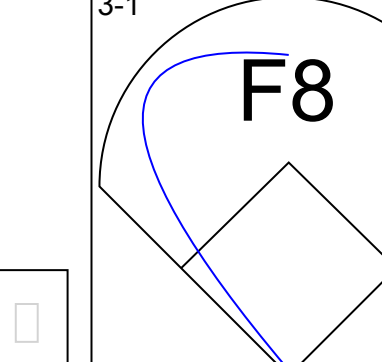
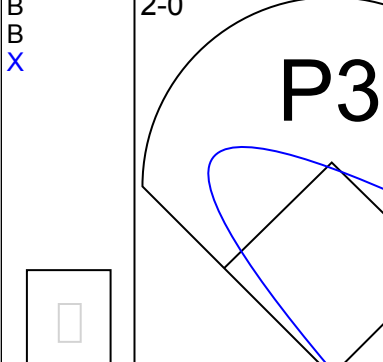

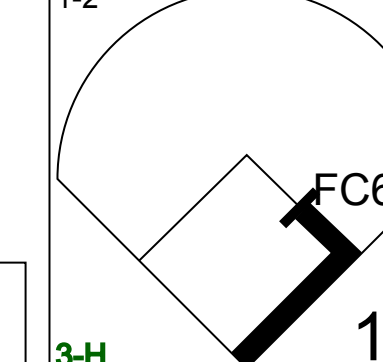
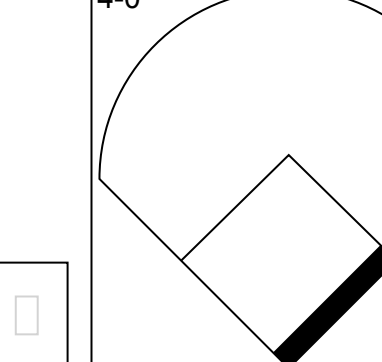
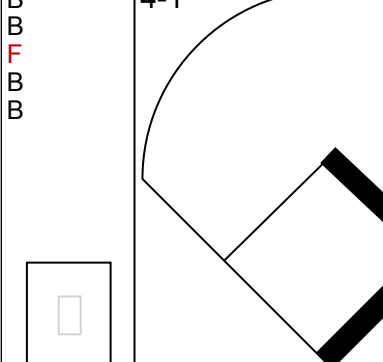
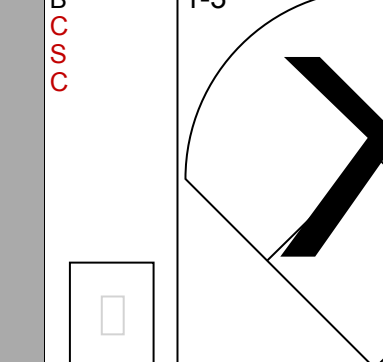
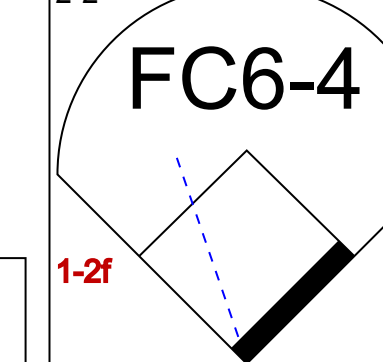
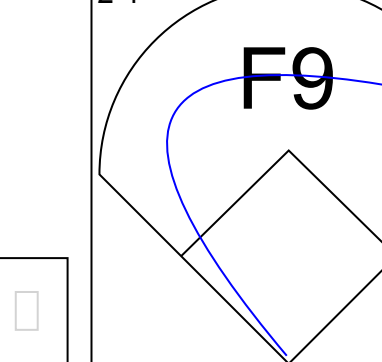
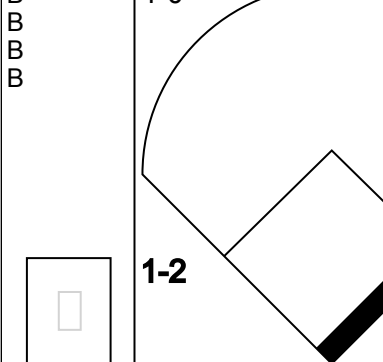
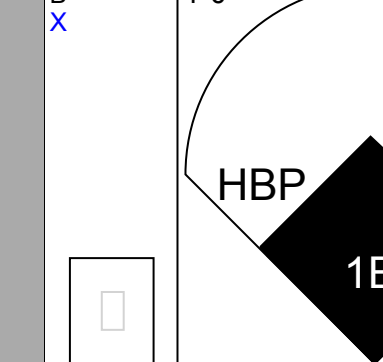
AB 30
R 5
H 8
RBI 5
BB 3
SO 2
LOB 11



Batter	1	2	3	4	5	6	7	8	9	AB	R	H	RBI	BB	SO	LOB	TOP					
Wilton Guerrero, S OBP: 0.299, SLG: 0.297 (1, 9)										5	0	1	1	0	3	1	Montreal Expos @ Boston Red Sox Fenway Park, Boston, MA Mon Jul 17 2000, 7:05 PM EDT Att: 32,703 - Sunny - 72 F					
Mike Mordecai, R OBP: 0.351, SLG: 0.515 (1, 5)										4	0	1	0	1	2	1						
Jose Vidro, S OBP: 0.402, SLG: 0.589 (1, 4)										3	0	0	0	1	1	3						
Vladimir Guerrero, R OBP: 0.426, SLG: 0.689 (1, 10)										4	0	0	0	0	5							
Lee Stevens, L OBP: 0.349, SLG: 0.503 (1, 3)										3	1	1	0	1	1	0						
Chris Widger, R OBP: 0.393, SLG: 0.433 (1, 2)										4	0	0	0	0	1	3						
Fernando Seguinol, S OBP: 0.346, SLG: 0.615 Peter Bergeron, L OBP: 0.315, SLG: 0.343 (7, 8)										3	1	1	1	0	2	1						
Terry Jones, S OBP: 0.288, SLG: 0.333 (7, 7)										4	1	3	1	0	0	0						
Tomas De La Rosa, R Andy Tracy, L OBP: 0.252, SLG: 0.255 (9, PH)										2	0	0	0	0	1	1						
Inning Stats	R: 0 E: 0 K: 1 S: 8	H: 0 LOB: 1 BB: 1 P: 16	R: 0 E: 0 K: 2 S: 9	H: 0 LOB: 0 BB: 0 P: 13	R: 0 E: 0 K: 0 S: 7	H: 0 LOB: 0 BB: 0 P: 10	R: 0 E: 1 K: 1 S: 9	H: 0 LOB: 2 BB: 1 P: 18	R: 2 E: 0 K: 1 S: 13	H: 4 LOB: 2 BB: 0 P: 18	R: 1 E: 0 K: 2 S: 13	H: 2 LOB: 1 BB: 0 P: 20	R: 0 E: 0 K: 1 S: 8	H: 0 LOB: 1 BB: 1 P: 13	R: 0 E: 0 K: 1 S: 9	H: 0 LOB: 0 BB: 0 P: 16		R: 0 E: 0 K: 3 S: 15	H: 1 LOB: 1 BB: 0 P: 21	1B: 5 2B: 1 3B: 0 HR: 1	SF: 0 SAC: 1 DP: 0 HBP: 0	WP: 0 PB: 0 SB: 0 CS: 0
PITCHER	IP	WLS	BF	H	R	ER	SO	BB	IBB	HBP	BLK	WP	HR	S	P	ERA	WHIP					
Jeff Fassero, L ERA: 4.88 Rich Garcia, R ERA: 3.08 Hipolito Pichardo, R ERA: 2.57 Derek Lowe, R ERA: 3.08	(1, 1) (5, 1) (7, 1) (9, 1)	4.1 1.2 2.0 1.0	20 7 7 4	4 2 0 1	2 1 0 0	2 1 0 0	3 3 2 3	2 0 1 0	0 0 0 0	0 0 0 0	0 0 0 0	0 0 0 0	1 19 17 15	40 28 29 21	67 68 29 21	4.15 5.40 0.00 0.00	1.385 1.200 0.500 1.000					


AB	34
R	3
H	7
RBI	3
BB	3
SO	12
LOB	16




Batter	1	2	3	4	5	6	7	8	9	AB	R	H	RBI	BB	SO	LOB	BOTTOM				
Jeff Frye, R OBP: 0.375, SLG: 0.358 (1, 4)										5	1	2	0	0	0	2	Montreal Expos @ Boston Red Sox Fenway Park, Boston, MA Mon Jul 17 2000, 7:05 PM EDT Att: 32,703 - Sunny - 72 F				
Morgan Burkhardt, S OBP: 0.458, SLG: 0.456 (1, 10)										4	1	0	0	1	2	3					
Brian Daubach, L OBP: 0.354, SLG: 0.512 (1, 3)										3	0	0	0	1	3	2					
Nomar Garciaparra, R OBP: 0.458, SLG: 0.656 (1, 6)										3	2	3	2	2	0	0					
Carl Everett, S OBP: 0.401, SLG: 0.638 (1, 8)										4	0	0	1	1	1	6					
Troy O'Leary, L OBP: 0.301, SLG: 0.386 (1, 7)										5	2	2	3	0	0	3					
Manny Alexander, R OBP: 0.233, SLG: 0.310 (1, 5)										4	0	0	0	0	0	1					
Scott Hatteberg, L OBP: 0.331, SLG: 0.429 (1, 2)										2	0	1	1	2	1	0					
Darren Lewis, R OBP: 0.322, SLG: 0.331 (1, 9)										3	1	1	0	1	0	2					
Inning Stats	R: 0 E: 0 K: 2 S: 11	H: 0 LOB: 0 BB: 0 P: 18	R: 2 E: 0 K: 0 S: 14	H: 3 LOB: 1 BB: 0 P: 24	R: 0 E: 0 K: 0 S: 9	H: 1 LOB: 2 BB: 1 P: 20	R: 0 E: 0 K: 0 S: 6	H: 0 LOB: 1 BB: 1 P: 15	R: 0 E: 0 K: 1 S: 8	H: 1 LOB: 2 BB: 1 P: 17	R: 0 E: 0 K: 0 S: 7	H: 0 LOB: 2 BB: 2 P: 22	R: 3 E: 0 K: 2 S: 14	H: 1 LOB: 0 BB: 2 P: 26	R: 2 E: 0 K: 2 S: 17	H: 3 LOB: 3 BB: 1 P: 32		1B: 6 2B: 1 3B: 0 HR: 2	SF: 0 SAC: 0 DP: 0 HBP: 1	WP: 1 PB: 0 SB: 0 CS: 0	PA: 42
PITCHER	IP	WLS	BF	H	R	ER	SO	BB	IBB	HBP	BLK	WP	HR	S	P	ERA	WHIP				
Julio Santana, R ERA: 4.88 Anthony Telford, R ERA: 4.35 Steve Kline, L ERA: 2.15 51 Scott Forster, L ERA: 8.22 Scott Stackland, R ERA: 3.93	(1, 1) (6, 1) (7, 1) (8, 1) (8, 1)	5.2 1.0 0.1 5 0.1	27 5 2 2 3	2 0 1 2 0	2 2 2 2 0	2 2 2 2 0	3 2 2 2 0	5 2 0 1 0	0 0 0 0 0	0 0 0 1 0	0 0 0 0 0	0 0 0 0 0	1 0 1 0 0	12 4 6 12 5	25 6 27 27 13	18.00 27.00 27.00 3.000 0.00	2.000 3.000 3.000 6.000 6.000				

AB	33
R	7
H	9
RBI	7
BB	8
SO	7
LOB	19



Batter	1	2	3	4	5	6	7	8	9	AB	R	H	RBI	BB	SO	LOB	TOP								
Peter Bergeron, L (1, 8) OBP: 0.315, SLG: 0.345	0-0 2B		2-0 G3-6		0-3 K			2-3 K		4	0	1	0	0	2	2	<p>Montreal Expos @ Boston Red Sox Fenway Park, Boston, MA Tue Jul 18 2000, 7:05 PM EDT Att: 32,629 - Cloudy - 75 F</p> <p>AB 33 R 1 H 6 RBI 1 BB 3 SO 12 LOB 13</p> 								
Wilton Guerrero, S (1, 9) OBP: 0.299, SLG: 0.295	1-3 K		2-2 E4 FC6			1-1 G4-3		1-1 BB 1B		4	0	1	0	0	1	1									
Jose Vidro, S (1, 4) OBP: 0.397, SLG: 0.582	3-3 K		0-0 FC6			0-0 G3-1		2-1 F9		4	0	0	0	0	1	3									
Vladimir Guerrero, R (1, 10) Tomas De La Rosa, R (8, PR)	4-1 BB			1-3 K		2-3 K		4-1 BB		2	0	0	0	2	2	0									
Lee Stevens, L (1, 3) OBP: 0.345, SLG: 0.497	2-3 K			1-1 G3			2-3 K	0-0 G3-1		4	0	0	0	0	2	4									
Geoff Blum, S (1, 6) OBP: 0.339, SLG: 0.404		0-3 K		3-3 K			0-0 2B		1-0 G4-3	4	1	1	0	0	2	0									
Fernando Seguinol, S (1, 7) OBP: 0.333, SLG: 0.660		0-2 P6			0-3 K		1-2 G6-3 2B		0-0 G4-3	4	0	1	1	0	1	0									
Michael Barrett, R (1, 5) OBP: 0.277, SLG: 0.303		0-0 F8			1-3 K		0-0 G6-3		1-0 1B	4	0	1	0	0	1	1									
15 Lenny Webster, R (1, 2) Andy Tracy, L (9, PH) OBP: 0.218, SLG: 0.260			4-2 BB G3-6		2-2 1B		1-1 L1		2-1 F8	2	0	1	0	1	0	1									
Inning Stats	R: 0 E: 0 K: 3 S: 14	H: 1 LOB: 2 BB: 1 P: 24	R: 0 E: 0 K: 1 S: 7	H: 0 LOB: 0 BB: 0 P: 7	R: 0 E: 1 K: 0 S: 12	H: 0 LOB: 1 BB: 1 P: 20	R: 0 E: 0 K: 2 S: 8	H: 0 LOB: 0 BB: 0 P: 13	R: 0 E: 0 K: 1 S: 15	H: 1 LOB: 1 BB: 0 P: 18	R: 0 E: 0 K: 1 S: 6	H: 0 LOB: 0 BB: 0 P: 9	R: 1 E: 0 K: 1 S: 12	H: 2 LOB: 1 BB: 0 P: 16	R: 0 E: 0 K: 1 S: 12	H: 1 LOB: 2 BB: 1 P: 21	R: 0 E: 0 K: 0 S: 5	H: 1 LOB: 1 BB: 0 P: 9	1B: 3 2B: 2 3B: 1 HR: 0	SF: 0 SAC: 0 DP: 1 HBP: 0	WP: 0 PB: 0 SB: 0 CS: 0	PA: 36			
PITCHER	IP	WLS	BF	H	R	ER	SO	BB	IBB	HBP	BLK	WP	HR	S	P	ERA	WHIP								
Pedro Martinez, R (1, 1) ERA: 1.49	8.0	W	32	5	1	1	12	3	0	0	0	0	0	86	128	1.12	1.000								
Derek Lowe, R (9, 1) ERA: 3.02	1.0	S	4	1	0	0	0	0	0	0	0	0	0	5	9	0.00	1.000								

Batter	1	2	3	4	5	6	7	8	9	AB	R	H	RBI	BB	SO	LOB	BOTTOM								
Jose Offerman, S (1, 3) OBP: 0.336, SLG: 0.340	1-1 F9		1-0 FC6-4 1B		1-1 F7		0-0 G3-1			4	0	1	1	0	0	0	<p>Montreal Expos @ Boston Red Sox Fenway Park, Boston, MA Tue Jul 18 2000, 7:05 PM EDT Att: 32,629 - Cloudy - 75 F</p> <p>AB 31 R 3 H 9 RBI 3 BB 1 SO 5 LOB 15</p> 								
Jeff Frye, R (1, 4) OBP: 0.369, SLG: 0.352	1-2 F9		2-3 K		1-0 G6-3			1-0 F8		4	0	0	0	0	1	2									
Brian Daubach, L (1, 10) OBP: 0.349, SLG: 0.505	2-0 P6		0-0 L3			2-3 K		3-2 G3		4	0	0	0	0	1	2									
Nomar Garciaparra, R (1, 6) OBP: 0.458, SLG: 0.656		4-0 G5-4-3 E BB	0-1 FC6-4		1-1 G6-3		0-1 2B		0-1 2B	3	1	1	0	1	0	2									
Troy O'Leary, L (1, 7) OBP: 0.308, SLG: 0.395		2-2 F5		2-0 G6-4-3 1B		1-1 1B		3-1 2B		4	0	3	1	0	0	1									
Jason Varitek, S (1, 2) OBP: 0.370, SLG: 0.420		2-2 E3 G5-4-3		0-0 G6-4-3		3-3 K		1-3 K		4	0	0	0	0	2	4									
Bernard Gilkey, R (1, 9) OBP: 0.228, SLG: 0.286		1-1 G5-4-3		2-2 1B			0-1 F9 SH3-1 2B			3	1	2	0	0	0	2									
Ed Sprague, R (1, 5) Manny Alexander, R (9, 5) OBP: 0.309, SLG: 0.497 OBP: 0.233, SLG: 0.310			1-0 1B 1B		1-3 K		1-1 F9			3	1	1	0	0	1	2									
Darren Lewis, R (1, 8) OBP: 0.324, SLG: 0.333			0-1 FC6-4 1B		2-0 G5-3		1-1 SH3-1			2	0	1	1	0	0	0									
Inning Stats	R: 0 E: 0 K: 0 S: 6	H: 0 LOB: 0 BB: 0 P: 10	R: 0 E: 1 K: 0 S: 9	H: 0 LOB: 1 BB: 1 P: 18	R: 1 E: 0 K: 1 S: 10	H: 3 LOB: 2 BB: 0 P: 14	R: 0 E: 0 K: 1 S: 8	H: 2 LOB: 1 BB: 0 P: 13	R: 0 E: 0 K: 0 S: 4	H: 0 LOB: 0 BB: 0 P: 8	R: 0 E: 0 K: 2 S: 10	H: 1 LOB: 1 BB: 0 P: 17	R: 1 E: 0 K: 0 S: 7	H: 1 LOB: 0 BB: 0 P: 9	R: 1 E: 0 K: 1 S: 12	H: 2 LOB: 1 BB: 0 P: 20	1B: 6 2B: 3 3B: 0 HR: 0	SF: 0 SAC: 1 DP: 2 HBP: 0	WP: 0 PB: 0 SB: 0 CS: 0	PA: 33					
PITCHER	IP	WLS	BF	H	R	ER	SO	BB	IBB	HBP	BLK	WP	HR	S	P	ERA	WHIP								
Javier Vazquez, R (1, 1) ERA: 4.17	8.0	L	33	9	3	3	5	1	0	0	0	0	0	66	109	3.38	1.250								

Batter	1	2	3	4	5	6	7	8	9	AB	R	H	RBI	BB	SO	LOB	TOP					
Lenny Harris, L (1.5) OBP: 0.256, SLG: 0.325	F9		G4-3		F7		3B	K		5	0	1	1	0	1	1	New York Mets @ Montreal Expos Olympic Stadium, Montreal, QB Wed Jul 19 2000, 7:05 PM EDT Att: 14,198 - Dome - 72 F					
Derek Bell, R (1.9) OBP: 0.386, SLG: 0.482	G1-3		E6		G6-3		BB	1B		4	0	1	1	1	0	0						
Edgardo Alfonso, R (1.4) OBP: 0.425, SLG: 0.536	1B		BB		K		K			3	0	1	0	2	2							
31 Mike Piazza, R (1.2) OBP: 0.418, SLG: 0.710	FC6-4		BB		1B		BB			3	0	2	0	2	0	1						
Todd Zeile, R (1.3) OBP: 0.375, SLG: 0.530																						
Pat Mahomes, R (7.1) OBP: 0.162, SLG: 0.273			G1-6-4-3		F8		P6			4	1	1	1	0	0	7						
Matt Franco, L (8.3) OBP: 0.309, SLG: 0.235										0	0	0	0	0	0	0						
Jay Payton, R (1.8) OBP: 0.338, SLG: 0.460	G3				F9		FC3-6			5	1	2	0	0	0	3						
Benny Agbavani, R (1.7) OBP: 0.379, SLG: 0.477	G6-3				F9		FC4-6			5	1	1	0	0	1	4						
Melvin Mora, R (1.6) OBP: 0.321, SLG: 0.431	HBP				K		F7			2	0	0	0	0	1	1						
Glendon Rusch, L (1.1) OBP: 0.284, SLG: 0.333	G4-3				G5-3					2	0	0	0	0	0	2						
Mark Loretto, L (7.3) OBP: 0.304, SLG: 0.350										1	1	1	0	0	0	0						
Joe McEwing, R (8.3) OBP: 0.255, SLG: 0.453										0	0	0	0	0	0	0						
Turk Wendell, L (8.1) OBP: 0.255, SLG: 0.453										0	0	0	0	0	0	0						
Armando Benitez, R (9.1) OBP: 0.255, SLG: 0.453										0	0	0	0	0	0	0						
Inning Stats	R: 0 E: 0 K: 0 S: 9	H: 1 LOB: 1 BB: 0 P: 11	R: 1 E: 0 K: 0 S: 12	H: 1 LOB: 1 BB: 0 P: 18	R: 0 E: 1 K: 0 S: 9	H: 0 LOB: 2 BB: 2 P: 20	R: 0 E: 0 K: 1 S: 11	H: 1 LOB: 1 BB: 0 P: 13	R: 0 E: 0 K: 1 S: 7	H: 0 LOB: 1 BB: 0 P: 13	R: 0 E: 0 K: 0 S: 8	H: 1 LOB: 1 BB: 0 P: 12	R: 1 E: 0 K: 1 S: 13	H: 2 LOB: 2 BB: 2 P: 26	R: 3 E: 0 K: 1 S: 9	H: 4 LOB: 1 BB: 0 P: 14	R: 0 E: 0 K: 2 S: 13	H: 1 LOB: 2 BB: 1 P: 20	1B: 8 2B: 1 3B: 1 HR: 1	SF: 0 SAC: 1 DP: 1 HBP: 1	WP: 0 PB: 0 SB: 1 CS: 0	PA: 43
PITCHER	IP WLS BF H R ER SO BB IBB HBP BLK WP HR S P ERA WHIP																					
Felipe Lira, R (1.1) ERA: 4.76	3.0	14	2	1	1	0	2	0	0	0	0	1	30	49	3.00	1.333						
Scott Strickland, R (4.1) ERA: 3.54	2.0	7	1	0	0	2	0	0	0	0	0	0	18	26	0.00	0.500						
Anthony Telford, R (6.1) ERA: 4.25	2.0	B	11	3	1	1	1	2	0	0	0	0	21	38	4.50	2.500						
Steve Kline, L (8.1) ERA: 2.62	0.2	L	5	3	3	3	1	0	0	0	0	0	8	12	40.50	4.500						
Guillermo Mota, R (8.1) ERA: 9.98	1.1	6	2	0	0	2	1	0	0	0	0	0	14	22	0.00	2.250						


AB 36
R 5
H 11
RBI 5
BB 5
SO 6
LOB 23




Batter	1	2	3	4	5	6	7	8	9	AB	R	H	RBI	BB	SO	LOB	BOTTOM					
Milton Bradley, S (1.8) OBP: 0.600, SLG: 0.600	F9						FC5-4		F5	5	0	3	1	0	0	0	New York Mets @ Montreal Expos Olympic Stadium, Montreal, QB Wed Jul 19 2000, 7:05 PM EDT Att: 14,198 - Dome - 72 F					
Wilton Guerrero, S (1.7) OBP: 0.280, SLG: 0.287	G5-3						FC5-4			4	1	0	0	0	0	4						
Steve Kline, S (8.1) OBP: 0.232, SLG: 0.260							BB			0	0	0	0	0	0	0						
Guillermo Mota, R (8.1) OBP: 0.232, SLG: 0.260							2B			0	0	0	0	1	0	0						
Andy Tracy, L (9.1) OBP: 0.232, SLG: 0.260										0	0	0	0	1	0	0						
Jose Vidro, S (1.4) OBP: 0.400, SLG: 0.580	BB						BB			3	0	1	0	2	0	0						
Vladimir Guerrero, R (1.9) OBP: 0.427, SLG: 0.685	BB						BB			3	0	1	1	1	0	0						
Fernando Seguinol, S (9.9) OBP: 0.323, SLG: 0.581	BB						2B			1	0	0	0	0	1	2						
Lee Stevens, L (1.3) OBP: 0.345, SLG: 0.492	K						IBB			3	1	0	0	2	3	4						
Chris Widger, R (1.2) OBP: 0.302, SLG: 0.439	G5-3						P4			4	0	1	1	0	0	3						
Mike Mordecai, R (1.5) OBP: 0.348, SLG: 0.505	FC1-6						F8			4	0	1	0	0	1	1						
Geoff Blum, S (1.6) OBP: 0.336, SLG: 0.398	FC1-6						1B			4	1	1	0	0	1	1						
Felipe Lira, R (1.1) OBP: 0.375, SLG: 0.750							F8			1	0	1	0	0	0	0						
Scott Strickland, R (4.1) ERA: 4.21										1	0	0	0	0	1	0						
Anthony Telford, R (6.1) ERA: 3.61										1	0	0	0	0	0	1						
Peter Bergeron, L (8.7) OBP: 0.314, SLG: 0.344										1	0	0	0	0	0	0						
Inning Stats	R: 0 E: 0 K: 1 S: 14	H: 0 LOB: 2 BB: 2 P: 27	R: 1 E: 0 K: 0 S: 14	H: 3 LOB: 0 BB: 0 P: 18	R: 1 E: 0 K: 1 S: 14	H: 1 LOB: 1 BB: 1 P: 23	R: 0 E: 0 K: 1 S: 13	H: 1 LOB: 1 BB: 0 P: 19	R: 0 E: 0 K: 0 S: 6	H: 0 LOB: 0 BB: 0 P: 9	R: 0 E: 0 K: 0 S: 11	H: 1 LOB: 1 BB: 0 P: 18	R: 1 E: 0 K: 0 S: 11	H: 2 LOB: 2 BB: 2 P: 23	R: 0 E: 0 K: 1 S: 6	H: 0 LOB: 0 BB: 0 P: 11	R: 0 E: 0 K: 2 S: 16	H: 1 LOB: 2 BB: 1 P: 23	1B: 7 2B: 2 3B: 1 HR: 0	SF: 0 SAC: 0 DP: 1 HBP: 0	WP: 0 PB: 0 SB: 0 CS: 0	PA: 41
PITCHER	IP WLS BF H R ER SO BB IBB HBP BLK WP HR S P ERA WHIP																					
Glendon Rusch, L (1.1) ERA: 4.28	6.0	27	6	2	2	4	1	1	0	0	0	0	11	23	9.00	3.000						
Pat Mahomes, R (7.1) ERA: 4.21	1.0	W	6	2	1	1	0	1	0	0	0	0	6	11	0.00	0.000						
Turk Wendell, R (8.1) ERA: 3.61	1.0	H	3	0	0	0	1	0	0	0	0	0	6	11	0.00	0.000						
Armando Benitez, R (9.1) ERA: 3.04	1.0	S	5	1	0	0	2	1	0	0	0	0	16	23	0.00	2.000						

AB 35
R 3
H 9
RBI 3
BB 6
SO 7
LOB 16




Batter	1	2	3	4	5	6	7	8	9	AB	R	H	RBI	BB	SO	LOB	TOP			
Lenny Harris, L (1,5) OBP: 0.255, SLG: 0.317	G1-3		F7			G6-3				3	0	0	0	1	0	1	<p>New York Mets @ Montreal Expos Olympic Stadium, Montreal, QB Thu Jul 20 2000, 1:35 PM EDT Att: 13,641 - Dome - 72 F</p> <p>AB 32 R 1 H 7 RBI 1 BB 2 SO 8 LOB 14</p> 			
Derek Bell, R (1,9) OBP: 0.384, SLG: 0.476	K		F7			G4-3		BB		4	0	0	0	0	2	4				
Edgardo Alfonso, R (1,4) OBP: 0.424, SLG: 0.534 Mark Johnson, L (8,PH) OBP: 0.292, SLG: 0.333 Rich Rodriguez, L (8,1)	K			FC4-6 1B		F9		K		3	0	1	0	0	1	0				
31 Mike Piazza, R (1,2) OBP: 0.413, SLG: 0.700		K			F9				G5-3	4	0	0	0	0	1	1				
Todd Zeile, R (1,3) OBP: 0.373, SLG: 0.527		1B 1B				K			G6-3	4	1	1	0	0	1	1				
Jay Payton, R (1,8) OBP: 0.342, SLG: 0.461				FC4-6					G1-3	4	0	2	0	0	0	1				
Benny Agbavani, R (1,7) OBP: 0.382, SLG: 0.477																				
Melvin Mora, R (1,6) OBP: 0.317, SLG: 0.425			F8							4	0	2	1	0	1	1				
Mike Hampton, R (1,1) OBP: 0.346, SLG: 0.298 Matt Franco, L (8,PH) OBP: 0.316, SLG: 0.244										1	0	0	0	1	0	0				
										1	0	1	0	0	0	0				
Inning Stats	R: 0 E: 0 K: 2 S: 7	H: 0 LOB: 0 BB: 0 P: 7	R: 1 E: 0 K: 1 S: 15	H: 3 LOB: 1 BB: 0 P: 21	R: 0 E: 0 K: 0 S: 7	H: 0 LOB: 0 BB: 1 P: 15	R: 0 E: 0 K: 1 S: 6	H: 1 LOB: 1 BB: 0 P: 10	R: 0 E: 0 K: 1 S: 6	H: 0 LOB: 0 BB: 0 P: 7	R: 0 E: 0 K: 0 S: 6	H: 0 LOB: 0 BB: 0 P: 8	R: 0 E: 0 K: 3 S: 19	H: 2 LOB: 3 BB: 1 P: 31	R: 0 E: 0 K: 0 S: 6	H: 1 LOB: 1 BB: 0 P: 9	1B: 7 2B: 0 3B: 0 HR: 0	SF: 0 SAC: 0 DP: 0 HBP: 0	WP: 0 PB: 0 SB: 0 CS: 1	PA: 34
PITCHER	IP WLS BF H R ER SO BB IBB HBP BLK WP HR S P ERA WHIP																			
Dustin Hermanson, R (1,1) ERA: 4.92	8.2 W 33 7 1 1 8 2 0 0 0 0 0 0 77 115 1.04 1.038																			
Scott Strickland, R (8,1) ERA: 3.48	0.1 S 1 0 0 0 0 0 0 0 0 0 0 0 0 1 3 0.00 0.000																			

Batter	1	2	3	4	5	6	7	8	9	AB	R	H	RBI	BB	SO	LOB	BOTTOM			
Milton Bradley, S (1,8) OBP: 0.444, SLG: 0.444	G6-3		K							4	0	1	0	0	1	0	<p>New York Mets @ Montreal Expos Olympic Stadium, Montreal, QB Thu Jul 20 2000, 1:35 PM EDT Att: 13,641 - Dome - 72 F</p> <p>AB 30 R 4 H 8 RBI 4 BB 4 SO 10 LOB 9</p> 			
Wilton Guerrero, S (1,9) OBP: 0.295, SLG: 0.288	K		G1-3							3	1	1	1	1	1	0				
Jose Vidro, S (1,4) OBP: 0.401, SLG: 0.579	E6			FC6-4 1B						4	1	2	0	0	1	2				
Fernando Seguinol, S (1,3) OBP: 0.343, SLG: 0.559 Lee Stevens, L (8,3) OBP: 0.345, SLG: 0.492	G4-3				FC6-4					3	0	1	0	1	0	2				
										0	0	0	0	0	0	0				
Chris Widger, R (1,2) OBP: 0.310, SLG: 0.460										3	1	2	3	1	0	0				
Michael Barrett, R (1,5) OBP: 0.272, SLG: 0.296										4	0	0	0	0	2	1				
Mike Mordecai, R (1,6) OBP: 0.345, SLG: 0.491										3	0	0	0	1	2	0				
Peter Bergeron, L (1,7) OBP: 0.313, SLG: 0.343										4	1	1	0	0	2	2				
Dustin Hermanson, R (1,1) OBP: 0.172, SLG: 0.143 Scott Strickland, R (9,1) ERA: 7.99										2	0	0	0	0	1	2				
										0	0	0	0	0	0	0				
Inning Stats	R: 0 E: 1 K: 1 S: 8	H: 0 LOB: 1 BB: 0 P: 12	R: 0 E: 0 K: 1 S: 13	H: 0 LOB: 2 BB: 2 P: 22	R: 0 E: 0 K: 1 S: 8	H: 1 LOB: 1 BB: 0 P: 13	R: 0 E: 0 K: 2 S: 8	H: 0 LOB: 0 BB: 0 P: 10	R: 1 E: 0 K: 1 S: 11	H: 4 LOB: 2 BB: 0 P: 15	R: 1 E: 0 K: 2 S: 11	H: 1 LOB: 0 BB: 0 P: 17	R: 2 E: 0 K: 1 S: 12	H: 2 LOB: 2 BB: 2 P: 28	R: 0 E: 0 K: 1 S: 8	H: 0 LOB: 0 BB: 0 P: 12	1B: 6 2B: 1 3B: 0 HR: 1	SF: 0 SAC: 1 DP: 0 HBP: 0	WP: 1 PB: 0 SB: 0 CS: 0	PA: 35
PITCHER	IP WLS BF H R ER SO BB IBB HBP BLK WP HR S P ERA WHIP																			
Mike Hampton, L (1,1) ERA: 3.61	7.0 L 32 8 4 4 9 4 0 0 0 0 0 0 8 71 117 5.14 1.714																			
Rich Rodriguez, L (8,1) ERA: 7.99	1.0 3 0 0 0 1 0 0 0 0 0 0 0 8 12 0.00 0.000																			

Batter	1	2	3	4	5	6	7	8	9	AB	R	H	RBI	BB	SO	LOB	TOP					
Peter Bergeron, L (1, 7) OBP: 0.314, SLG: 0.340										3	0	0	0	2	0	0	Montreal Expos @ Florida Marlins Pro Player Stadium, Miami, FL Fri Jul 21, 2000, 7:05 PM EDT Att: 11,234 - Cloudy - 84 F					
Wilton Guerrero, S (1, 9) OBP: 0.299, SLG: 0.287										4	0	1	0	1	0	2						
Milton Bradley, S (1, 8) OBP: 0.429, SLG: 0.333										3	1	0	0	2	2	1						
Andy Tracy, L (1, 3) OBP: 0.246, SLG: 0.273										5	2	2	0	0	1	3						
Jose Vidro, S (1, 4) OBP: 0.404, SLG: 0.585										5	2	3	0	0	0	3						
Geoff Blum, S (1, 5) OBP: 0.341, SLG: 0.422										3	1	1	4	1	1	1						
Julio Santana, R (7, 1)										0	0	0	0	0	0	0						
Anthony Telford, R (7, 1)										0	0	0	0	0	0	0						
Michael Barrett, R (9, PH) OBP: 0.270, SLG: 0.294										1	0	0	0	0	0	1						
Steve Kline, S (9, 1)										0	0	0	0	0	0	0						
Chris Widger, R (1, 2) OBP: 0.313, SLG: 0.463										3	0	1	2	1	2	0						
Tomas De La Rosa, R (1, 6) OBP: 0.167, SLG: 0.667										4	1	1	1	0	1	4						
Mike Thurman, R (1, 1)										3	0	0	0	0	1	0						
Mike Mordecai, R (7, 5) OBP: 0.342, SLG: 0.486										1	0	0	0	0	1	0						
Inning Stats	R: 3 E: 0 K: 0 S: 16	H: 2 LOB: 2 BB: 3 P: 32	R: 0 E: 0 K: 0 S: 9	H: 0 LOB: 0 BB: 0 P: 11	R: 1 E: 0 K: 1 S: 12	H: 2 LOB: 2 BB: 1 P: 21	R: 0 E: 0 K: 2 S: 8	H: 1 LOB: 1 BB: 1 P: 15	R: 3 E: 0 K: 1 S: 18	H: 3 LOB: 0 BB: 0 P: 25	R: 0 E: 0 K: 1 S: 4	H: 0 LOB: 0 BB: 1 P: 10	R: 0 E: 0 K: 2 S: 8	H: 0 LOB: 0 BB: 0 P: 13	R: 0 E: 0 K: 1 S: 12	H: 0 LOB: 1 BB: 1 P: 21	R: 0 E: 0 K: 1 S: 10	H: 1 LOB: 1 BB: 0 P: 17	1B: 4 2B: 3 3B: 0 HR: 2	SF: 0 SAC: 0 DP: 1 HBP: 0	WP: 1 PB: 0 SB: 0 CS: 0	PA: 42
PITCHER	IP	WLS	BF	H	R	ER	SO	BB	IBB	HBP	BLK	WP	HR	S	P	ERA	WHIP					
23 Chuck Smith, R (1, 1) ERA: 3.67	4.0	L	22	5	4	4	3	4	1	0	0	1	0	45	79	9.00	2.250					
Vic Darenbourg, L (5, 1) ERA: 4.43	2.0		9	3	3	3	2	1	0	0	0	0	2	22	35	13.50	2.000					
Dan Miceli, R (7, 1) ERA: 3.57	1.0		3	0	0	0	2	0	0	0	0	0	0	8	13	0.00	0.000					
Ron Mahay, L (8, 1) ERA: 7.49	2.0		8	1	0	0	2	1	0	0	0	0	0	22	38	0.00	1.000					

Batter	1	2	3	4	5	6	7	8	9	AB	R	H	RBI	BB	SO	LOB	BOTTOM					
Luis Castillo, S (1, 4) OBP: 0.460, SLG: 0.436										5	1	1	0	0	1	5	Montreal Expos @ Florida Marlins Pro Player Stadium, Miami, FL Fri Jul 21, 2000, 7:05 PM EDT Att: 11,234 - Cloudy - 84 F					
Mark Kotsay, L (1, 9) OBP: 0.335, SLG: 0.449										3	1	0	0	2	2	5						
Cliff Floyd, L (1, 7) OBP: 0.365, SLG: 0.505										5	0	0	0	0	2	5						
Preston Wilson, R (1, 8) OBP: 0.329, SLG: 0.503										5	0	0	1	0	1	2						
Mike Lowell, R (1, 5) OBP: 0.323, SLG: 0.462										2	1	1	0	3	0	1						
Derrek Lee, R (1, 3) OBP: 0.384, SLG: 0.568										4	0	2	0	1	1	1						
Alex Gonzalez, R (1, 6) OBP: 0.223, SLG: 0.303										4	0	2	2	0	1	4						
Ron Mahay, L (8, 1) OBP: 0.333, SLG: 0.333										0	0	0	0	0	0	0						
Kevin Millar, R (9, PH) OBP: 0.387, SLG: 0.506										1	0	0	0	0	0	2						
Ramon Castro, R (1, 2)										4	0	0	0	1	3	7						
23 Chuck Smith, R (1, 1) OBP: 0.100, SLG: 0.100										0	0	0	0	0	0	0						
Andy Fox, L (4, PH) OBP: 0.239, SLG: 0.289										1	0	1	0	0	0	0						
Vic Darenbourg, L (5, 1) ERA: 4.79										0	0	0	0	0	0	0						
Mark Smith, R (6, PH) OBP: 0.286, SLG: 0.480										1	0	0	0	0	0	0						
Dan Miceli, R (7, 1) ERA: 3.57										0	0	0	0	0	0	0						
Dave Berg, R (8, 6) OBP: 0.372, SLG: 0.379										1	0	1	0	0	0	0						
Inning Stats	R: 1 E: 0 K: 0 S: 10	H: 1 LOB: 1 BB: 1 P: 17	R: 0 E: 1 K: 0 S: 10	H: 1 LOB: 3 BB: 1 P: 18	R: 0 E: 1 K: 2 S: 15	H: 1 LOB: 3 BB: 1 P: 21	R: 0 E: 0 K: 2 S: 13	H: 1 LOB: 1 BB: 0 P: 17	R: 0 E: 0 K: 1 S: 10	H: 1 LOB: 1 BB: 0 P: 14	R: 0 E: 0 K: 1 S: 9	H: 0 LOB: 0 BB: 0 P: 11	R: 2 E: 0 K: 1 S: 17	H: 1 LOB: 2 BB: 3 P: 35	R: 0 E: 0 K: 2 S: 12	H: 1 LOB: 1 BB: 0 P: 19	R: 0 E: 0 K: 2 S: 12	H: 1 LOB: 2 BB: 1 P: 24	1B: 8 2B: 0 3B: 0 HR: 0	SF: 0 SAC: 1 DP: 0 HBP: 0	WP: 0 PB: 0 SB: 3 CS: 0	PA: 44
PITCHER	IP	WLS	BF	H	R	ER	SO	BB	IBB	HBP	BLK	WP	HR	S	P	ERA	WHIP					
Mike Thurman, R (1, 1) ERA: 5.29	6.0	W	28	5	1	1	6	3	0	0	0	0	0	67	98	1.50	1.333					
Julio Santana, R (7, 1) ERA: 4.79	0.2		6	1	2	2	1	3	0	0	0	0	0	15	31	27.00	6.000					
Anthony Telford, R (7, 1) ERA: 4.25	1.1	H	5	1	0	0	2	0	0	0	0	0	0	14	23	0.00	0.750					
Steve Kline, L (9, 1) ERA: 2.57	1.0		5	1	0	0	2	1	0	0	0	0	0	12	24	0.00	2.000					


AB	35
R	7
H	9
RBI	7
BB	7
SO	9
LOB	15



Batter	1	2	3	4	5	6	7	8	9	AB	R	H	RBI	BB	SO	LOB	TOP										
Milton Bradley, S (1.8) OBP: 0.400, SLG: 0.294	F8		1B HR	P5	2B 1B BB		K	K		5	2	1	0	1	2	0											
Peter Bergeron, L (1.7) OBP: 0.320, SLG: 0.345	G6-3		HR BB 1B	K	1B 2B		1B BB	HR BB		4	4	2	1	2	1	0											
Fernando Segunol, S (1.9) OBP: 0.379, SLG: 0.553 Wilton Guerrero, S (8.9) OBP: 0.297, SLG: 0.285	G1-6-3		HR BB	1B	G1-3		1B 1B	K		4	1	2	0	1	0	2											
Andy Tracy, L (1.3) OBP: 0.299, SLG: 0.356		G6-3 BLK BB	HR	G3	1B		1B	HR HBP		4	3	3	7	1	0	1											
Jose Vidro, S (1.4) OBP: 0.402, SLG: 0.581 Mike Mordecai, R (6.4) OBP: 0.336, SLG: 0.478	F8		G1-3		K		K	K		4	1	1	0	0	1	2											
Geoff Blum, S (1.5) OBP: 0.348, SLG: 0.451	G6-3		1B BLK 1B		1B G4-3 1B		K	K		6	3	3	3	0	2	3											
Chris Widger, R (1.2) OBP: 0.321, SLG: 0.474		BLK BB BB	1B	G4-3	F8			G3 SF8 2B		5	1	3	1	1	0	1											
Tomas De La Rosa, R (1.6) OBP: 0.417, SLG: 0.636		BLK BB	G6-4-3 1B		S 1B 1B			G3		5	1	3	1	1	1	2											
Mike Johnson, L (1.1) OBP: 0.176, SLG: 0.176 51 Scott Forster, R (7.1)	K		G6-4-3		1B BB 1B		K	SF8		4	1	1	2	0	2	5											
Felipe Lira, R (7.1) OBP: 0.333, SLG: 0.750 Guillermo Mota, R (9.1)	K		G6-4-3		1B BB 1B		K	SF8		0	0	0	0	0	0	0											
Inning Stats	R: 0 E: 0 K: 0 S: 6	H: 0 LOB: 0 BB: 0 P: 12	R: 1 E: 0 K: 1 S: 10	H: 0 LOB: 2 BB: 3 P: 25	R: 5 E: 0 K: 0 S: 26	H: 6 LOB: 1 BB: 1 P: 39	R: 0 E: 0 K: 1 S: 9	H: 1 LOB: 1 BB: 0 P: 16	R: 6 E: 0 K: 1 S: 21	H: 6 LOB: 1 BB: 1 P: 36	R: 0 E: 0 K: 2 S: 13	H: 1 LOB: 1 BB: 0 P: 17	R: 1 E: 0 K: 3 S: 19	H: 2 LOB: 2 BB: 1 P: 28	R: 1 E: 0 K: 1 S: 14	H: 1 LOB: 0 BB: 0 P: 18	R: 3 E: 0 K: 3 S: 21	H: 2 LOB: 1 BB: 1 P: 35	1B: 14 2B: 3 3B: 0 HR: 2	SF: 1 SAC: 0 DP: 1 HBP: 1	WP: 0 PB: 1 SB: 1 CS: 0	PA: 53					
PITCHER	IP	WLS	BF	H	R	ER	SO	BB	IBB	HBP	BLK	WP	HR	S	P	ERA	WHIP										
38 Reid Cornelius, R (1.1) ERA: 4.59	2.1	L	15	4	6	6	1	4	0	0	2	0	1	33	62	23.14	3.429										
Ricky Bones, R (3.1) ERA: 3.13	2.0		14	8	6	6	1	1	0	0	1	0	0	31	53	27.00	4.500										
Ron Mahay, L (5.1) ERA: 7.19	1.2		7	2	0	0	3	0	0	0	0	0	0	21	30	0.00	1.200										
Vic Darenbourg, L (7.1) ERA: 4.63	2.0		10	3	2	2	4	1	0	0	0	0	0	33	46	9.00	2.000										
Amando Almanza, L (9.1) ERA: 2.2	1.0		7	2	3	3	3	1	0	1	0	0	1	21	35	27.00	3.000										

Montreal Expos @ Florida Marlins
 Pro Player Stadium, Miami, FL
 Sat Jul 22 2000, 7:05 PM EDT
 Att: 15,476 - Cloudy - 90 F


AB 44
 R 17
 H 19
 RBI 16
 BB 7
 SO 12
 LOB 21



Batter	1	2	3	4	5	6	7	8	9	AB	R	H	RBI	BB	SO	LOB	BOTTOM										
Luis Castillo, S (1.4) OBP: 0.462, SLG: 0.440	G6-3		S WP 1B		G5-3		E FC4-6 BB		G4-3 2B	4	3	2	0	1	0	1											
Mark Kotsay, L (1.9) OBP: 0.340, SLG: 0.447	2B 1B		F7		F2		FC4-6 E BB		G4-3	4	1	1	1	1	0	3											
Cliff Floyd, L (1.7) OBP: 0.362, SLG: 0.500 Mark Smith, R (6.7) OBP: 0.365, SLG: 0.449	P6		F5		L9		E9 FC4-6		G4-3	3	0	0	0	0	0	3											
Preston Wilson, R (1.8) OBP: 0.331, SLG: 0.504 Andy Fox, L (8.9) OBP: 0.236, SLG: 0.267	1B 2B		F5		L9		E9 FC4-6		G4-3	2	0	0	1	0	0	2											
Mike Lowell, R (1.5) OBP: 0.325, SLG: 0.471	BB		G5-3				K		P6	3	0	1	2	1	1	2											
Derrek Lee, R (1.3) OBP: 0.378, SLG: 0.559	F8						K		F8	1	0	0	0	0	0	0											
Alex Gonzalez, R (1.6) OBP: 0.224, SLG: 0.314 Vic Darenbourg, L (7.1) OBP: 0.286, SLG: 0.286 Kevin Millar, R (8. PH) OBP: 0.365, SLG: 0.503 Armando Almanza, L (9.1)		F8					K		F8	3	1	1	1	0	0	0											
Ramon Castro, R (1.2)		F7					K		F3	4	0	0	0	0	0	0											
38 Reid Cornelius, R (1.1) OBP: 0.111, SLG: 0.167 Ricky Bones, R (3.1) Ron Mahay, L (5.1) OBP: 0.500, SLG: 0.750 Dave Berg, R (7.6) OBP: 0.374, SLG: 0.376		G5-3					K		F8	1	0	0	0	0	0	0											
Inning Stats	R: 1 E: 0 K: 0 S: 8	H: 2 LOB: 2 BB: 1 P: 17	R: 0 E: 0 K: 0 S: 6	H: 0 LOB: 0 BB: 0 P: 10	R: 1 E: 0 K: 0 S: 11	H: 1 LOB: 1 BB: 1 P: 20	R: 0 E: 0 K: 1 S: 7	H: 0 LOB: 0 BB: 0 P: 9	R: 0 E: 0 K: 1 S: 8	H: 1 LOB: 1 BB: 0 P: 11	R: 2 E: 0 K: 1 S: 12	H: 2 LOB: 0 BB: 0 P: 17	R: 1 E: 1 K: 0 S: 8	H: 0 LOB: 2 BB: 2 P: 17	R: 0 E: 0 K: 0 S: 11	H: 0 LOB: 0 BB: 0 P: 17	R: 2 E: 0 K: 0 S: 9	H: 1 LOB: 0 BB: 1 P: 17	1B: 2 2B: 3 3B: 0 HR: 2	SF: 0 SAC: 0 DP: 0 HBP: 0	WP: 2 PB: 0 SB: 1 CS: 0	PA: 40					
PITCHER	IP	WLS	BF	H	R	ER	SO	BB	IBB	HBP	BLK	WP	HR	S	P	ERA	WHIP										
Mike Johnson, R (1.1) ERA: 5.34	6.0	W	26	6	4	4	2	2	0	0	0	0	0	6	15	0.00	3.000										
51 Scott Forster, L (7.1) ERA: 7.56	0.2		5	0	1	0	0	2	0	0	0	0	0	6	15	0.00	3.000										
Felipe Lira, R (7.1) ERA: 4.64	1.1		4	0	0	0	0	0	0	0	0	0	0	13	19	0.00	0.000										
Guillermo Mota, R (9.1) ERA: 10.54	1.0		5	1	2	2	0	1	0	0	0	0	0	9	17	18.00	2.000										

Montreal Expos @ Florida Marlins
 Pro Player Stadium, Miami, FL
 Sat Jul 22 2000, 7:05 PM EDT
 Att: 15,476 - Cloudy - 90 F

AB 35
 R 7
 H 7
 RBI 6
 BB 5
 SO 2
 LOB 16



Batter	1	2	3	4	5	6	7	8	9	AB	R	H	RBI	BB	SO	LOB	TOP					
Milton Bradley, S OBP: 0.400, SLG: 0.370										4	0	1	0	0	1	1						
Jose Vidro, S OBP: 0.400, SLG: 0.577										3	0	1	0	1	0	4						
Geoff Blum, S OBP: 0.340, SLG: 0.458										4	0	0	0	0	2	6						
Vladimir Guerrero, R OBP: 0.425, SLG: 0.679										4	0	1	0	0	1	1						
Chris Widger, R OBP: 0.316, SLG: 0.466										4	0	0	0	0	1	4						
Fernando Seguinol, S OBP: 0.477, SLG: 0.630										4	0	2	0	0	0	0						
Tomas De La Rosa, R OBP: 0.350, SLG: 0.474										3	0	0	0	0	1	1						
Andy Tracy, L OBP: 0.315, SLG: 0.349										1	0	0	0	0	1	1						
Peter Bergeron, L OBP: 0.318, SLG: 0.341										3	0	0	0	1	0	1						
Dustin Hermanson, R OBP: 0.200, SLG: 0.143										0	0	0	0	0	1	0						
Willott Guerrero, S OBP: 0.309, SLG: 0.300										0	0	0	0	0	0	0						
Julio Santana, R OBP: 0.309, SLG: 0.300										0	0	0	0	0	0	0						
Mike Montecal, R OBP: 0.300, SLG: 0.470										0	0	0	0	0	0	0						
Guillermo Mota, R OBP: 0.300, SLG: 0.470										0	0	0	0	0	0	0						
51 Scott Forster, L OBP: 0.300, SLG: 0.470										0	0	0	0	0	0	0						
Steve Kline, S OBP: 0.266, SLG: 0.220										0	0	0	0	0	0	0						
Michael Barrett, R OBP: 0.266, SLG: 0.220										1	0	0	0	0	0	1						
Inning Stats	R: 0 E: 0 K: 3 S: 16	H: 1 LOB: 2 BB: 1 P: 28	R: 0 E: 0 K: 1 S: 6	H: 0 LOB: 0 BB: 0 P: 8	R: 0 E: 0 K: 0 S: 11	H: 0 LOB: 1 BB: 1 P: 18	R: 0 E: 0 K: 0 S: 11	H: 1 LOB: 1 BB: 0 P: 17	R: 0 E: 0 K: 0 S: 13	H: 1 LOB: 2 BB: 2 P: 26	R: 0 E: 0 K: 0 S: 7	H: 0 LOB: 0 BB: 0 P: 12	R: 0 E: 0 K: 1 S: 9	H: 0 LOB: 0 BB: 0 P: 12	R: 0 E: 0 K: 2 S: 15	H: 1 LOB: 1 BB: 0 P: 24	R: 0 E: 0 K: 1 S: 10	H: 1 LOB: 1 BB: 0 P: 16	1B: 4 2B: 2 3B: 0 HR: 0	SF: 0 SAC: 0 DP: 1 HBP: 0	WP: 1 PB: 0 SB: 1 CS: 0	PA: 36
PITCHER	IP	WLS	BF	H	R	ER	SO	BB	IBB	HBP	BLK	WP	HR	S	P	ERA	WHIP					
Glendon Rusch, L ERA: 4.03	7.0	W	27	3	0	0	5	4	0	0	0	0	0	73	121	0.00	1.000					
Dennis Cook, L ERA: 5.22	1.0		5	1	0	0	2	0	0	0	0	1	0	15	24	0.00	1.000					
Pat Mahomes, R ERA: 4.12	1.0		4	1	0	0	1	0	0	0	0	0	0	10	16	0.00	1.000					

Montreal Expos @ New York Mets
Shea Stadium, Flushing, NY
Tue Jul 25 2000, 7:10 PM EDT
Att: 41,028 - Cloudy - 74 F

AB	32
R	0
H	5
RBI	0
BB	4
SO	8
LOB	20





Batter	1	2	3	4	5	6	7	8	9	AB	R	H	RBI	BB	SO	LOB	BOTTOM				
Lenny Harris, L OBP: 0.255, SLG: 0.309										4	1	1	1	0	0	2					
David Lamb, S OBP: 0.333, SLG: 0.200										1	0	0	0	0	0	0					
Derek Bell, R OBP: 0.381, SLG: 0.475										5	1	3	0	0	1	1					
Edgardo Alfonso, R OBP: 0.422, SLG: 0.529										5	0	1	0	0	1	3					
31 Mike Piazza, R OBP: 0.417, SLG: 0.688										4	0	3	2	0	0	1					
Todd Zeile, R OBP: 0.371, SLG: 0.515										2	0	0	1	2	1	2					
Jay Payton, R OBP: 0.340, SLG: 0.456										4	1	1	0	0	0	7					
Benny Agbayani, R OBP: 0.372, SLG: 0.453										3	1	1	0	1	1	1					
Dennis Cook, L ERA: 5.08										0	0	0	0	0	0	0					
Pat Mahomes, R OBP: 0.182, SLG: 0.273										0	0	0	0	0	0	0					
Melvin Mora, R OBP: 0.318, SLG: 0.425										4	0	2	1	0	0	0					
Glendon Rusch, L OBP: 0.118, SLG: 0.032										1	1	0	0	1	1	0					
Matt Franco, L OBP: 0.307, SLG: 0.236										0	0	0	0	0	0	0					
Mike Kinkade, R ERA: 10.07										1	0	0	0	0	1	1					
Joe McEwing, R OBP: 0.266, SLG: 0.419										0	0	0	0	0	0	0					
Inning Stats	R: 1 E: 0 K: 0 S: 15	H: 3 LOB: 2 BB: 0 P: 25	R: 1 E: 0 K: 1 S: 10	H: 1 LOB: 1 BB: 1 P: 16	R: 0 E: 0 K: 0 S: 13	H: 2 LOB: 2 BB: 1 P: 23	R: 2 E: 0 K: 0 S: 20	H: 3 LOB: 3 BB: 2 P: 32	R: 0 E: 0 K: 2 S: 7	H: 0 LOB: 0 BB: 0 P: 11	R: 0 E: 0 K: 1 S: 7	H: 1 LOB: 1 BB: 0 P: 10	R: 1 E: 1 K: 2 S: 17	H: 2 LOB: 1 BB: 0 P: 23	R: 0 E: 0 K: 0 S: 6	H: 0 LOB: 0 BB: 0 P: 8	1B: 11 2B: 1 3B: 0 HR: 0	SF: 0 SAC: 1 DP: 0 HBP: 0	WP: 0 PB: 0 SB: 0 CS: 0	PA: 39	
PITCHER	IP	WLS	BF	H	R	ER	SO	BB	IBB	HBP	BLK	WP	HR	S	P	ERA	WHIP				
Dustin Hermanson, R ERA: 4.38	4.0	L	24	9	4	4	1	4	0	0	0	0	0	14	21	0.00	0.500				
Guillermo Mota, R ERA: 10.07	0.2		4	2	1	1	1	0	0	0	0	0	0	12	16	13.50	3.000				
51 Scott Forster, L ERA: 7.27	0.1		1	0	0	0	1	0	0	0	0	0	0	5	7	0.00	0.000				
Steve Kline, L ERA: 2.53	1.0		3	0	0	0	0	0	0	0	0	0	0	6	8	0.00	0.000				

Montreal Expos @ New York Mets
Shea Stadium, Flushing, NY
Tue Jul 25 2000, 7:10 PM EDT
Att: 41,028 - Cloudy - 74 F

AB	34
R	5
H	12
RBI	5
BB	4
SO	6
LOB	18



Batter	1	2	3	4	5	6	7	8	9	AB R H RBI BB SO LOB	TOP																								
											<p style="text-align: center;">Montreal Expos @ New York Mets Shea Stadium, Flushing, NY Wed Jul 26 2000, 7:10 PM EDT</p> <p style="text-align: right;">livebaseballscorecards.com</p> <p>AB 0 R 0 H 0 RBI 0 BB 0 SO 0 LOB 0</p> 																								
Inning Stats										1B: 0 SF: 0 WP: 0 PA: 0 2B: 0 SAC: 0 FB: 0 3B: 0 DP: 0 SB: 0 HR: 0 HBP: 0 CS: 0																									
PITCHER	IP	WLS	BF	H	R	ER	SO	BB	IBB	HBP	BLK	WP	HR	S	P	ERA	WHIP	PITCHER	IP	WLS	BF	H	R	ER	SO	BB	IBB	HBP	BLK	WP	HR	S	P	ERA	WHIP

Batter	1	2	3	4	5	6	7	8	9	AB R H RBI BB SO LOB	BOTTOM																								
											<p style="text-align: center;">Montreal Expos @ New York Mets Shea Stadium, Flushing, NY Wed Jul 26 2000, 7:10 PM EDT</p> <p style="text-align: right;">livebaseballscorecards.com</p> <p>AB 0 R 0 H 0 RBI 0 BB 0 SO 0 LOB 0</p> 																								
Inning Stats										1B: 0 SF: 0 WP: 0 PA: 0 2B: 0 SAC: 0 FB: 0 3B: 0 DP: 0 SB: 0 HR: 0 HBP: 0 CS: 0																									
PITCHER	IP	WLS	BF	H	R	ER	SO	BB	IBB	HBP	BLK	WP	HR	S	P	ERA	WHIP	PITCHER	IP	WLS	BF	H	R	ER	SO	BB	IBB	HBP	BLK	WP	HR	S	P	ERA	WHIP

Batter	1	2	3	4	5	6	7	8	9	AB	R	H	RBI	BB	SO	LOB	TOP			
Milton Bradley, S OBP: 0.412, SLG: 0.400	4-1 1B BB 2B BB	1-2 E SF7 2B	2-1 P6		1-2 G5-3			0-0 SH1-4		3	2	1	0	1	0	0				
Peter Bergeron, L OBP: 0.320, SLG: 0.339	4-2 1B 2B BB	0-0 E4 2B G3-1	2-0 F7			3-2 F7		0-1 E8 G4-3 2H 1B		4	2	1	2	1	0	1				
Andy Tracy, L OBP: 0.331, SLG: 0.348 Scott Strickland, R OBP: 0.289, SLG: 0.293	1-1 2B 1B	0-1 SF7 3H 2-2		4-2 F9 HBP BB		3-1 G3-1		3-2 G4-3		3	1	1	1	1	0	2				
Vladimir Guerrero, R OBP: 0.427, SLG: 0.679	0-1 L5	1-3 G3-1 2B		1-1 WP HBP		1-0 G3		4-0 WP IBB		3	0	1	0	1	0	3				
Jose Vidro, S OBP: 0.400, SLG: 0.576	1-2 1B 2B	4-0 G3-1 IBB		3-2 F9			1-3 K	2-3 K		4	1	1	3	1	2	4				
Geoff Blum, S OBP: 0.342, SLG: 0.456	3-2 2H 3H 1B	1-0 G3-1		3-3 K			2-2 1B		3-1 F7		5	0	2	2	0	1	4			
Chris Widger, R OBP: 0.317, SLG: 0.463	3-2 G6-3	4-2 FC6-4 BB		0-0 F9			3-2 1B	1-3 CS 1B	2-3 K		4	0	1	0	1	1	3			
Mike Mordecai, R OBP: 0.318, SLG: 0.450	1-2 F9	2-2 FC6-4		1-0 F6			1-2 F3		0-0 F2		5	0	0	0	0	6				
Mike Thurman, R Felipe Liria, R Anthony Telford, R 51 Scott Forster, R Fernando Seguinopol, S Tomás De La Rosa, R Steve Kline, S		1-1 E6 2B 1B	0-3 K		1-3 K			4-1 SH1-4 E BB		2	1	1	0	0	1	0				
Inning Stats	R: 4 E: 0 K: 0 S: 24	H: 3 LOB: 1 BB: 2 P: 41	R: 3 E: 2 K: 0 S: 21	H: 3 LOB: 3 BB: 2 P: 36	R: 0 E: 0 K: 1 S: 6	H: 0 LOB: 0 BB: 0 P: 10	R: 0 E: 0 K: 1 S: 11	H: 0 LOB: 2 BB: 1 P: 22	R: 0 E: 0 K: 1 S: 7	H: 0 LOB: 0 BB: 0 P: 14	R: 0 E: 0 K: 1 S: 13	H: 2 LOB: 1 BB: 0 P: 20	R: 1 E: 1 K: 1 S: 11	H: 1 LOB: 3 BB: 2 P: 24	R: 0 E: 0 K: 1 S: 6	H: 0 LOB: 0 BB: 0 P: 11	1B: 6 2B: 3 3B: 0 HR: 0	SF: 1 SAC: 1 DP: 0 HBP: 1	WP: 2 PB: 0 SB: 0 CS: 1	PA: 44
PITCHER	IP WLS BF H R ER SO BB IBB HBP BLK WP HR S P ERA WHIP																			
Grant Roberts, R ERA: 40.5	(1, 1) 1.1 14 6 7 6 0 0 2 1 0 0 0 0 0 39 64 40.50 6.000																			
Pat Mahomes, R ERA: 3.92	(2, 1) 4.2 17 0 0 0 0 3 2 0 0 1 0 0 1 0 37 69 0.00 0.429																			
Turk Wendell, R ERA: 3.56	(7, 1) 1.1 6 2 1 1 1 1 1 0 0 0 0 0 0 15 26 6.75 2.250																			
John Franco, L ERA: 3.12	(8, 1) 0.2 W 4 1 0 0 1 0 1 0 0 0 1 0 9 18 0.00 1.500																			
Amando Benitez, R ERA: 2.92	(9, 1) 1.0 S 3 0 0 0 0 1 0 0 0 0 0 0 0 6 11 0.00 0.000																			

Montreal Expos @ New York Mets
Shea Stadium, Flushing, NY
Thu Jul 27 2000, 12:10 PM EDT
Cloudy - 61 F

AB	34
R	8
H	9
RBI	8
BB	7
SO	6
LOB	23



Batter	1	2	3	4	5	6	7	8	9	AB	R	H	RBI	BB	SO	LOB	BOTTOM			
Jay Payton, R OBP: 0.338, SLG: 0.451	1-1 G5-3	2-1 F8		0-0 G1-2-3		1-1 1B		0-3 K		5	0	1	1	0	1	3				
Derek Bell, R OBP: 0.381, SLG: 0.475 Joe McEwing, R OBP: 0.263, SLG: 0.418	1-2 G6-3		1-0 P5	0-2 G6-3		3H 1B		3-2 1B 2B		0	0	0	0	0	0	0				
Edgardo Alfonzo, R OBP: 0.421, SLG: 0.525	4-2 BB 2B BB		1-1 G1-3		1-2 F9	1-3 K		4-0 1B BB		3	2	0	0	2	1	2				
Todd Zeile, R OBP: 0.374, SLG: 0.521	1-1 BB 2B 1B		1-1 G6-3		1-1 G6-3		1-2 1B 3B	2-2 1B 2H 1B		5	2	3	1	0	0	0				
Matt Franco, L OBP: 0.330, SLG: 0.269	4-1 2B BB		1-1 2B 2B		1-2 F7		0-1 G6-4-3 1B	2-1 FC5-4 1B		4	1	3	2	1	0	0				
Benny Agbayani, R OBP: 0.382, SLG: 0.472	1-1 2B		0-0 PB 1B 2B		0-0 SH2-3 1B	1-2 G6-4-3 1B		2-0 FC5-4		5	2	4	3	0	0	2				
Todd Pratt, R OBP: 0.345, SLG: 0.485	1-2 K		1-1 2B G1-2-3 1B		1-1 SH2-3 1B	0-2 G6-4-3		1-2 2-3 3H		4	1	2	1	0	1	4				
Melvin Mora, R OBP: 0.317, SLG: 0.423 Lenny Harris, L OBP: 0.258, SLG: 0.319 John Franco, L Armando Benitez, R		0-1 F7		3-1 G1-2-3 2B		1-1 SH2-3	1-1 G4-3			1	0	0	0	0	0	0				
Grant Roberts, R Pat Mahomes, R Mark Johnson, L Turk Wendell, L Mike Kinkade, R		1-1 F8		4-1 G1-2-3 BB		4-2 1B		1-0 G6-3		0	0	0	0	0	0	0				
Inning Stats	R: 2 E: 0 K: 1 S: 15	H: 2 LOB: 2 BB: 2 P: 29	R: 0 E: 0 K: 0 S: 6	H: 0 LOB: 0 BB: 0 P: 9	R: 0 E: 0 K: 0 S: 5	H: 0 LOB: 0 BB: 0 P: 8	R: 2 E: 0 K: 0 S: 13	H: 4 LOB: 2 BB: 1 P: 22	R: 0 E: 0 K: 1 S: 8	H: 0 LOB: 0 BB: 0 P: 11	R: 2 E: 0 K: 1 S: 13	H: 3 LOB: 1 BB: 1 P: 17	R: 2 E: 0 K: 1 S: 15	H: 3 LOB: 2 BB: 1 P: 29	R: 0 E: 0 K: 1 S: 6	H: 0 LOB: 0 BB: 0 P: 11	1B: 9 2B: 5 3B: 1 HR: 0	SF: 0 SAC: 1 DP: 2 HBP: 0	WP: 1 PB: 1 SB: 0 CS: 0	PA: 42
PITCHER	IP WLS BF H R ER SO BB IBB HBP BLK WP HR S P ERA WHIP																			
Mike Thurman, R ERA: 6.3	(1, 1) 3.0 18 6 4 4 1 3 0 0 0 0 1 0 34 63 7.71 1.714																			
Felipe Liria, R ERA: 4.77	(4, 1) 2.1 10 3 2 2 0 1 0 0 0 0 0 0 22 32 7.71 1.714																			
Anthony Telford, R ERA: 4.58	(6, 1) 1.1 B 6 3 1 1 1 0 0 0 0 0 0 0 15 20 6.75 2.250																			
51 Scott Forster, L ERA: 7.0	(7, 1) 0.1 1 0 0 0 0 0 0 0 0 0 0 0 2 3 0.00 0.000																			
Scott Strickland, R ERA: 3.8	(8, 1) 0.2 L 5 2 2 2 1 1 0 0 0 0 0 0 0 12 22 27.00 4.500																			

Montreal Expos @ New York Mets
Shea Stadium, Flushing, NY
Thu Jul 27 2000, 12:10 PM EDT
Cloudy - 61 F

AB	36
R	9
H	15
RBI	8
BB	5
SO	3
LOB	16



Batter	1	2	3	4	5	6	7	8	9	AB	R	H	RBI	BB	SO	LOB	TOP					
Chris Stynes, R OBP: 0.457, SLG: 0.614										5	3	2	0	0	0	2	Cincinnati Reds @ Montreal Expos Olympic Stadium, Montreal, QB Fri Jul 28 2000, 7:05 PM EDT Att: 11,547 - Dome - 72 F					
Barry Larkin, R OBP: 0.396, SLG: 0.509 Brooks Kieschnick, L (8, PH) Scott Sullivan, R OBP: 0.200, SLG: 0.200										2	1	0	0	2	1	1						
Ken Griffey Jr., L OBP: 0.382, SLG: 0.554										5	2	1	4	0	1	2						
Dante Bichette, R OBP: 0.344, SLG: 0.466 Michael Tucker, L OBP: 0.363, SLG: 0.556										4	0	0	0	1	1	3						
Sean Casey, L OBP: 0.372, SLG: 0.434										4	1	2	2	1	0	1						
Dmitri Young, S OBP: 0.336, SLG: 0.472 Alex Ochoa, R OBP: 0.371, SLG: 0.480										5	0	1	1	0	0	3						
Eddie Taubensee, L OBP: 0.311, SLG: 0.336										5	0	4	0	0	0	1						
Pokey Reese, R OBP: 0.325, SLG: 0.405										4	1	2	0	1	0	3						
Elmer Dessens, R OBP: 0.278, SLG: 0.188 Juan Castro, R OBP: 0.307, SLG: 0.426										4	0	0	0	0	0	6						
Inning Stats	R: 2 E: 1 K: 0 S: 10	H: 2 LOB: 1 BB: 1 P: 16	R: 4 E: 0 K: 0 S: 12	H: 3 LOB: 0 BB: 1 P: 20	R: 0 E: 0 K: 0 S: 9	H: 2 LOB: 2 BB: 0 P: 13	R: 0 E: 0 K: 0 S: 6	H: 0 LOB: 0 BB: 1 P: 8	R: 0 E: 0 K: 0 S: 5	H: 1 LOB: 2 BB: 1 P: 11	R: 1 E: 1 K: 1 S: 11	H: 1 LOB: 0 BB: 0 P: 16	R: 0 E: 0 K: 0 S: 6	H: 1 LOB: 2 BB: 1 P: 13	R: 0 E: 0 K: 2 S: 9	H: 0 LOB: 0 BB: 0 P: 15		R: 1 E: 0 K: 1 S: 11	H: 2 LOB: 1 BB: 1 P: 21	1B: 7 2B: 4 3B: 0 HR: 1	SF: 0 SAC: 0 DP: 0 HBP: 0	WP: 0 PB: 0 SB: 0 CS: 0
PITCHER	IP WLS BF H R ER SO BB IBB HBP BLK WP HR S P ERA WHIP																					
Mike Johnson, R ERA: 5.76	(1, 1) 5.0 L 26 8 6 6 0 3 0 0 0 0 0 1 42 68 10.80 2.200																					
Felipe Lira, R ERA: 4.61	(6, 1) 2.0 10 2 1 0 1 0 1 0 0 0 0 0 17 29 0.00 1.000																					
Anthony Telford, R ERA: 4.5	(8, 1) 1.0 3 0 0 0 2 0 0 0 0 0 0 0 9 15 0.00 0.000																					
Steve Kline, L ERA: 2.62	(9, 1) 1.0 5 2 1 1 1 1 0 0 0 0 0 0 11 21 9.00 3.000																					

AB	39
R	8
H	12
RBI	7
BB	5
SO	4
LOB	22



Batter	1	2	3	4	5	6	7	8	9	AB	R	H	RBI	BB	SO	LOB	BOTTOM			
Milton Bradley, S OBP: 0.349, SLG: 0.316 Anthony Telford, R Steve Kline, S										4	0	0	0	0	1	4	Cincinnati Reds @ Montreal Expos Olympic Stadium, Montreal, QB Fri Jul 28 2000, 7:05 PM EDT Att: 11,547 - Dome - 72 F			
Peter Bergeron, L OBP: 0.316, SLG: 0.335										4	0	0	0	0	2	1				
Jose Vidro, S OBP: 0.393, SLG: 0.564										4	0	0	0	0	0	0				
Vladimir Guerrero, R OBP: 0.421, SLG: 0.667										4	0	1	0	0	0	0				
Lee Stevens, L OBP: 0.347, SLG: 0.492										4	1	2	0	0	0	1				
Geoff Blum, S OBP: 0.350, SLG: 0.461										4	2	2	0	0	0	2				
Chris Widger, R OBP: 0.319, SLG: 0.461										4	0	2	0	0	0	2				
Tomas De La Rosa, R OBP: 0.364, SLG: 0.476 Fernando Seguinol, S OBP: 0.426, SLG: 0.667										2	0	1	1	0	0	0				
Mike Johnson, L OBP: 0.222, SLG: 0.176 Andy Tracy, L OBP: 0.313, SLG: 0.338 Felipe Lira, R OBP: 0.300, SLG: 0.667 Wilton Guerrero, S OBP: 0.307, SLG: 0.299 Mike Mordecai, R OBP: 0.323, SLG: 0.452										0	0	0	0	1	0	0				
Inning Stats	R: 0 E: 0 K: 0 S: 7	H: 0 LOB: 0 BB: 0 P: 13	R: 0 E: 0 K: 0 S: 9	H: 1 LOB: 1 BB: 0 P: 13	R: 0 E: 0 K: 1 S: 8	H: 0 LOB: 1 BB: 1 P: 13	R: 0 E: 0 K: 0 S: 7	H: 0 LOB: 0 BB: 0 P: 11	R: 0 E: 0 K: 1 S: 8	H: 3 LOB: 1 BB: 0 P: 14	R: 2 E: 0 K: 0 S: 10	H: 3 LOB: 1 BB: 0 P: 15	R: 0 E: 0 K: 1 S: 6	H: 0 LOB: 0 BB: 0 P: 11	R: 0 E: 0 K: 0 S: 4	H: 1 LOB: 0 BB: 0 P: 6		1B: 8 2B: 1 3B: 0 HR: 0	SF: 0 SAC: 0 DP: 2 HBP: 0	WP: 0 PB: 0 SB: 0 CS: 0
PITCHER	IP WLS BF H R ER SO BB IBB HBP BLK WP HR S P ERA WHIP																			
Elmer Dessens, R ERA: 4.76	(1, 1) 7.0 W 28 7 3 3 2 1 0 0 0 0 0 0 0 10 17 3.86 1.143																			
Scott Sullivan, R ERA: 3.93	(8, 1) 2.0 6 1 0 0 1 0 0 0 0 0 0 0 10 17 0.00 0.500																			

AB	33
R	3
H	8
RBI	3
BB	1
SO	3
LOB	15



Batter	1	2	3	4	5	6	7	8	9	AB	R	H	RBI	BB	SO	LOB	TOP					
Fernando Vina, L (1.4) OBP: 0.388, SLG: 0.416	F8	G3					G4-3			4	1	1	0	0	0	2						
Edgar Renteria, R (1.6) OBP: 0.337, SLG: 0.421			G5-3				K			4	0	2	0	0	1	0						
Ray Lankford, L (1.7) OBP: 0.355, SLG: 0.512	P6							F9		4	0	1	0	0	0	2						
Fernando Tatis, R (1.5) OBP: 0.429, SLG: 0.659	P6									4	1	2	1	0	0	1						
Craig Paquette, R (8.5) OBP: 0.305, SLG: 0.431										0	0	0	0	0	0	0						
Shawon Dunston, R (1.8) OBP: 0.278, SLG: 0.500			G5-4-3					HR		4	1	1	0	0	0	2						
J.D. Drew, L (1.9) OBP: 0.391, SLG: 0.536										4	1	1	1	0	1	1						
Eduardo Perez, R (1.3) OBP: 0.404, SLG: 0.569										4	0	1	0	0	0	1						
Mike Matheny, R (1.2) OBP: 0.298, SLG: 0.329										3	0	0	0	1	1	1						
Darryl Kile, R (1.1) OBP: 0.222, SLG: 0.163										4	0	1	1	0	2	1						
Inning Stats	R: 0 E: 0 K: 0 S: 10	H: 1 LOB: 1 BB: 0 P: 14	R: 1 E: 1 K: 1 S: 11	H: 2 LOB: 2 BB: 1 P: 19	R: 0 E: 0 K: 0 S: 8	H: 2 LOB: 1 BB: 0 P: 9	R: 0 E: 0 K: 1 S: 11	H: 1 LOB: 1 BB: 0 P: 15	R: 1 E: 0 K: 0 S: 8	H: 2 LOB: 0 BB: 0 P: 12	R: 1 E: 0 K: 1 S: 10	H: 1 LOB: 0 BB: 0 P: 14	R: 0 E: 0 K: 1 S: 5	H: 0 LOB: 0 BB: 0 P: 6	R: 1 E: 0 K: 0 S: 9	H: 1 LOB: 0 BB: 0 P: 16	R: 0 E: 0 K: 1 S: 6	H: 0 LOB: 0 BB: 0 P: 8	1B: 5 2B: 3 3B: 0 HR: 2	SF: 0 SAC: 0 DP: 2 HBP: 0	WP: 0 PB: 0 SB: 1 CS: 0	PA: 36
PITCHER	IP	WLS	BF	H	R	ER	SO	BB	IBB	HBP	BLK	WP	HR	S	P	ERA	WHIP					
Mike Thurman, R (1.1) ERA: 5.79	8.0	L	33	10	4	4	4	0	1	0	0	0	2	72	105	4.50	1.250					
Guillermo Mota, R (9.1) ERA: 9.99	1.0		3	0	0	0	1	0	0	0	0	0	0	6	8	0.00	0.000					

St. Louis Cardinals @ Montreal Expos
Olympic Stadium, Montreal, QB
Mon Jul 31 2000, 7:05 PM EDT
Att. 9,558 - Dome - 72 F

AB	35
R	4
H	10
RBI	3
BB	1
SO	5
LOB	11



Batter	1	2	3	4	5	6	7	8	9	AB	R	H	RBI	BB	SO	LOB	BOTTOM					
Peter Bergeron, L (1.7) OBP: 0.321, SLG: 0.334	K		K							4	0	1	0	0	3	1						
Jose Vidro, S (1.4) OBP: 0.385, SLG: 0.548	G3									3	0	0	0	1	0	1						
Milton Bradley, S (1.8) OBP: 0.298, SLG: 0.288	K		F8							4	0	0	0	0	2	2						
Vladimir Guerrero, R (1.9) OBP: 0.422, SLG: 0.659										4	0	2	0	0	0	0						
Lee Stevens, L (1.3) OBP: 0.348, SLG: 0.495										4	0	1	0	0	0	2						
Geoff Blum, S (1.5) OBP: 0.351, SLG: 0.448										4	0	1	0	0	0	2						
Chris Widger, R (1.2) OBP: 0.309, SLG: 0.444										3	0	0	0	0	0	2						
Michael Barrett, R (9.2) OBP: 0.269, SLG: 0.292										0	0	0	0	0	0	0						
Tomas De La Rosa, R (1.6) OBP: 0.379, SLG: 0.556										2	0	1	0	0	0	0						
Andy Tracy, L (8. PH) OBP: 0.329, SLG: 0.389										1	0	0	0	0	0	0						
Mike Thurman, R (1.1) OBP: 0.333, SLG: 0.143										1	0	0	0	0	1	0						
Fernando Seguinol, S (8. PH) OBP: 0.421, SLG: 0.662										1	0	0	0	0	0	0						
Guillermo Mota, R (9.1) ERA: 9.99										0	0	0	0	0	0	0						
Inning Stats	R: 0 E: 0 K: 2 S: 12	H: 0 LOB: 0 BB: 0 P: 16	R: 0 E: 0 K: 0 S: 8	H: 2 LOB: 1 BB: 0 P: 11	R: 0 E: 0 K: 1 S: 10	H: 1 LOB: 2 BB: 1 P: 20	R: 0 E: 0 K: 0 S: 6	H: 0 LOB: 0 BB: 0 P: 8	R: 0 E: 0 K: 1 S: 6	H: 0 LOB: 0 BB: 0 P: 7	R: 0 E: 0 K: 2 S: 9	H: 0 LOB: 0 BB: 0 P: 12	R: 0 E: 0 K: 0 S: 9	H: 1 LOB: 1 BB: 0 P: 10	R: 0 E: 0 K: 0 S: 8	H: 1 LOB: 1 BB: 0 P: 12	R: 0 E: 0 K: 0 S: 8	H: 1 LOB: 1 BB: 0 P: 10	1B: 6 2B: 0 3B: 0 HR: 0	SF: 0 SAC: 1 DP: 1 HBP: 0	WP: 1 PB: 0 SB: 0 CS: 0	PA: 33
PITCHER	IP	WLS	BF	H	R	ER	SO	BB	IBB	HBP	BLK	WP	HR	S	P	ERA	WHIP					
Darryl Kile, R (1.1) ERA: 4.1	9.0	W	33	6	0	0	6	1	0	0	0	1	0	76	106	0.00	0.778					

St. Louis Cardinals @ Montreal Expos
Olympic Stadium, Montreal, QB
Mon Jul 31 2000, 7:05 PM EDT
Att. 9,558 - Dome - 72 F

AB	31
R	0
H	6
RBI	0
BB	1
SO	6
LOB	10



Batter	1	2	3	4	5	6	7	8	9	AB	R	H	RBI	BB	SO	LOB	TOP			
Fernando Vina, L (1.4) OBP: 0.389, SLG: 0.416	G5-3						P4			3	0	1	0	1	0	1	St. Louis Cardinals @ Montreal Expos Olympic Stadium, Montreal, QB Tue Aug 01 2000, 7:05 PM EDT Att. 9,818 - Dome - 72 F			
Edgar Renteria, R (1.6) OBP: 0.334, SLG: 0.417	P6							F8		4	0	0	0	0	2	4				
Shawon Dunston, R (1.8) J.D. Drew, L (6, PH) OBP: 0.275, SLG: 0.493 OBP: 0.388, SLG: 0.532	K							K		2	0	0	0	0	1	2				
										2	0	0	0	0	1	0				
Fernando Tatis, R (1.5) OBP: 0.425, SLG: 0.649		K						G6-3		4	0	1	0	0	2	0				
Eduardo Perez, R (1.3) Matt Morris, R (6.1) Mike Timlin, R (8.1) Placido Polanco, R (9, PH) OBP: 0.400, SLG: 0.547 OBP: 0.338, SLG: 0.409									G5-3	2	0	0	0	1	0	1				
										0	0	0	0	0	0	0				
										0	0	0	0	0	0	0				
										1	0	0	0	0	0	0				
Ray Lankford, L (1.7) OBP: 0.351, SLG: 0.504										4	0	0	0	0	3	2				
Carlos Hernandez, R (1.2) OBP: 0.315, SLG: 0.344										4	0	1	0	0	1	1				
Craig Paquette, R (1.9) OBP: 0.304, SLG: 0.429										4	0	1	0	0	1	1				
Rick Ankiel, L (1.1) Will Clark, L (6.3) OBP: 0.340, SLG: 0.500 OBP: 0.415, SLG: 0.479										1	0	0	0	1	1	1				
										1	0	1	0	0	0	0				
Inning Stats	R: 0 E: 0 K: 1 S: 7	H: 0 LOB: 0 BB: 0 P: 9	R: 0 E: 0 K: 2 S: 9	H: 0 LOB: 1 BB: 1 P: 15	R: 0 E: 0 K: 1 S: 10	H: 0 LOB: 2 BB: 2 P: 19	R: 0 E: 0 K: 2 S: 17	H: 0 LOB: 0 BB: 0 P: 23	R: 0 E: 0 K: 1 S: 15	H: 2 LOB: 2 BB: 0 P: 21	R: 0 E: 0 K: 0 S: 7	H: 1 LOB: 1 BB: 0 P: 10	R: 0 E: 0 K: 1 S: 12	H: 1 LOB: 0 BB: 0 P: 17	R: 0 E: 0 K: 1 S: 7	H: 1 LOB: 1 BB: 0 P: 17	1B: 3 2B: 2 3B: 0 HR: 0	SF: 0 SAC: 0 DP: 0 HBP: 0	WP: 0 PB: 0 SB: 0 CS: 0	PA: 35
PITCHER	IP WLS BF H R ER SO BB IBB HBP BLK WP HR S P ERA WHIP																			
Trey Moore, L (1.1) ERA: 4.00	5.0 W 20 2 0 0 8 3 0 0 0 0 0 0 58 87 0.00 1.000																			
Anthony Telford, R (6.1) ERA: 4.53	2.0 H 8 2 0 0 1 0 0 0 0 0 0 0 19 27 0.00 1.000																			
Steve Kline, L (8.1) ERA: 2.51	2.0 7 1 0 0 3 0 0 0 0 0 0 0 19 27 0.00 0.500																			

AB	32
R	0
H	5
RBI	0
BB	3
SO	12
LOB	13



Batter	1	2	3	4	5	6	7	8	9	AB	R	H	RBI	BB	SO	LOB	BOTTOM			
Milton Bradley, S (1.8) OBP: 0.295, SLG: 0.286	K									4	0	1	0	0	1	3	St. Louis Cardinals @ Montreal Expos Olympic Stadium, Montreal, QB Tue Aug 01 2000, 7:05 PM EDT Att. 9,818 - Dome - 72 F			
Jose Vidro, S (1.4) OBP: 0.388, SLG: 0.550										4	2	3	0	0	0	0				
Fernando Seguinol, S (1.7) Anthony Telford, R (6.1) Andy Tracy, L (7, PH) Steve Kline, S (8.1) OBP: 0.400, SLG: 0.697 OBP: 0.304, SLG: 0.295 OBP: 0.337, SLG: 0.425										3	1	0	0	0	1	3				
										0	0	0	0	0	0	0				
										1	0	1	1	0	0	0				
										0	0	0	0	0	0	0				
Vladimir Guerrero, R (1.9) OBP: 0.425, SLG: 0.667										2	1	1	3	2	1	0				
										3	0	0	0	1	1	4				
Lee Stevens, L (1.3) OBP: 0.347, SLG: 0.491										4	0	1	0	0	2	1				
Geoff Blum, S (1.5) OBP: 0.348, SLG: 0.443										4	0	1	0	0	2	1				
Chris Widger, R (1.2) OBP: 0.312, SLG: 0.444										4	0	2	0	0	0	1				
Tomas De La Rosa, R (1.6) OBP: 0.364, SLG: 0.500										3	0	0	0	1	1	2				
Trey Moore, L (1.1) Wilton Guerrero, S (5, PH) Peter Bergeron, L (6.7) OBP: 0.323, SLG: 0.334										1	0	0	0	0	0	2				
										1	0	0	0	0	0	0				
										0	0	0	0	1	0	0				
Inning Stats	R: 0 E: 0 K: 1 S: 16	H: 1 LOB: 2 BB: 1 P: 31	R: 0 E: 0 K: 0 S: 13	H: 1 LOB: 2 BB: 1 P: 22	R: 0 E: 0 K: 2 S: 13	H: 0 LOB: 0 BB: 0 P: 16	R: 0 E: 1 K: 1 S: 6	H: 1 LOB: 1 BB: 1 P: 13	R: 3 E: 0 K: 1 S: 12	H: 3 LOB: 0 BB: 0 P: 18	R: 0 E: 0 K: 2 S: 9	H: 0 LOB: 0 BB: 0 P: 13	R: 1 E: 0 K: 0 S: 8	H: 2 LOB: 2 BB: 2 P: 24	R: 0 E: 0 K: 0 S: 6	H: 1 LOB: 0 BB: 0 P: 9	1B: 7 2B: 1 3B: 1 HR: 1	SF: 0 SAC: 0 DP: 2 HBP: 0	WP: 0 PB: 0 SB: 0 CS: 1	PA: 35
PITCHER	IP WLS BF H R ER SO BB IBB HBP BLK WP HR S P ERA WHIP																			
Rick Ankiel, L (1.1) ERA: 4.11	5.0 L 23 6 3 3 3 2 2 0 0 0 0 0 60 100 5.40 1.600																			
Matt Morris, R (6.1) ERA: 2.59	2.0 9 2 1 1 2 2 0 0 0 0 0 0 17 37 4.50 2.000																			
Mike Timlin, R (8.1) ERA: 4.62	1.0 3 1 0 0 0 0 0 0 0 0 0 0 6 9 0.00 1.000																			

AB	30
R	4
H	9
RBI	4
BB	5
SO	7
LOB	16



Batter	1	2	3	4	5	6	7	8	9	AB	R	H	RBI	BB	SO	LOB	TOP					
Fernando Vina, L (1.4) OBP: 0.389, SLG: 0.415 Edgar Renteria, R (5.6) OBP: 0.335, SLG: 0.416	G4-3		K			G6-4-3				3	1	1	0	0	1	1	St. Louis Cardinals @ Montreal Expos Olympic Stadium, Montreal, QB Wed Aug 02 2000, 7:05 PM EDT Att: 9,669 - Dome - 72 F					
J.D. Drew, L (1.9) OBP: 0.392, SLG: 0.529	F9		15 HR			F5				3	2	1	1	2	0	1						
15 Jim Edmonds, L (1.8) OBP: 0.441, SLG: 0.658	G3		1-H 2-H	HR						4	3	2	5	1	0	2						
Will Clark, L (1.3) OBP: 0.421, SLG: 0.494		2-2								4	2	3	2	1	0	0						
Fernando Tatis, R (1.5) OBP: 0.420, SLG: 0.642 Dave Veres, R (9.1)	F8		K							5	0	1	0	0	1	2						
Shawon Dunston, R (1.7) OBP: 0.273, SLG: 0.484	F7									3	0	0	1	1	0	0						
Mike Matheny, R (1.2) OBP: 0.294, SLG: 0.324	K									4	0	0	0	0	2	2						
Placido Polanco, R (1.6) OBP: 0.346, SLG: 0.426			15 HR	SH3-4						4	2	3	0	0	0	0						
Pat Hentgen, R (1.1) OBP: 0.289, SLG: 0.229 Eduardo Perez, R (8. PH) OBP: 0.393, SLG: 0.537 Jason Christiansen, R (8.1) Mike Timlin, R (8.1) Craig Paquette, R (9.5) OBP: 0.304, SLG: 0.429			SH3-4	FC5-4						1	0	0	0	1	0	1						
Inning Stats	R: 0 E: 0 K: 0 S: 6	H: 0 LOB: 0 BB: 0 P: 12	R: 1 E: 0 K: 1 S: 9	H: 1 LOB: 0 BB: 0 P: 12	R: 3 E: 0 K: 2 S: 19	H: 3 LOB: 1 BB: 1 P: 32	R: 0 E: 0 K: 0 S: 7	H: 1 LOB: 1 BB: 1 P: 12	R: 3 E: 0 K: 0 S: 11	H: 3 LOB: 1 BB: 1 P: 17	R: 0 E: 0 K: 0 S: 11	H: 0 LOB: 0 BB: 1 P: 17	R: 2 E: 0 K: 0 S: 10	H: 1 LOB: 0 BB: 2 P: 22	R: 1 E: 0 K: 2 S: 12	H: 2 LOB: 2 BB: 0 P: 20		R: 0 E: 0 K: 0 S: 8	H: 0 LOB: 0 BB: 0 P: 15	1B: 6 2B: 1 3B: 1 HR: 3	SF: 1 DP: 3 HBP: 0	WP: 1 PB: 0 SB: 0 CS: 0
PITCHER	IP WLS BF H R ER SO BB IBB HBP BLK WP HR S P ERA WHIP																					
Mike Johnson, R (1.1) ERA: 6.3	4.1 L 22 7 7 7 3 3 0 0 0 0 0 3 48 80 14.54 2.308																					
Felipe Linares, R (5.1) ERA: 4.53	0.2 3 1 0 0 0 0 0 0 0 0 0 0 4 5 0.00 1.500																					
Julio Santana, R (6.1) ERA: 4.55	2.0 8 1 2 2 0 3 0 0 0 0 1 0 21 39 9.00 2.000																					
Scott Strickland, R (8.1) ERA: 3.91	1.0 6 2 1 1 2 1 0 0 0 0 0 0 12 20 9.00 3.000																					
51 Scott Forster, L (9.1) ERA: 5.58	1.0 3 0 0 0 0 0 0 0 0 0 0 0 8 15 0.00 0.000																					

Batter	1	2	3	4	5	6	7	8	9	AB	R	H	RBI	BB	SO	LOB	BOTTOM					
Peter Bergeron, L (1.8) OBP: 0.326, SLG: 0.334	G4-6-3		G1-3							3	1	1	1	2	0	1	St. Louis Cardinals @ Montreal Expos Olympic Stadium, Montreal, QB Wed Aug 02 2000, 7:05 PM EDT Att: 9,669 - Dome - 72 F					
Jose Vidro, S (1.4) OBP: 0.388, SLG: 0.548	G4-6-3		G4-3							5	1	2	0	0	0	4						
Andy Tracy, L (1.5) OBP: 0.330, SLG: 0.403										4	0	0	0	1	4	3						
Vladimir Guerrero, R (1.9) OBP: 0.425, SLG: 0.662	F5									4	1	1	0	1	0	2						
Lee Stevens, L (1.3) OBP: 0.346, SLG: 0.497			K							4	1	1	3	0	2	1						
Geoff Blum, S (1.6) OBP: 0.346, SLG: 0.457			G3-1							4	1	1	1	0	0	0						
Chris Widger, R (1.2) ERA: 5.12 Michael Barrett, R (8.2) OBP: 0.267, SLG: 0.290			G6-3							3	0	2	0	0	0	0						
Wilton Guerrero, S (1.7) OBP: 0.308, SLG: 0.306										1	0	0	0	0	0	0						
Mike Johnson, L (1.1) ERA: 6.3 Felipe Linares, R (5.1) ERA: 4.53 Fernando Santana, R (6.1) ERA: 4.55 Julio Santana, R (8.1) ERA: 3.91 51 Scott Forster, L (9.1) ERA: 5.58			SH5-4							4	2	2	0	0	0	2						
Inning Stats	R: 0 E: 0 K: 0 S: 7	H: 0 LOB: 1 BB: 2 P: 19	R: 0 E: 0 K: 1 S: 10	H: 0 LOB: 0 BB: 0 P: 15	R: 1 E: 0 K: 0 S: 8	H: 1 LOB: 0 BB: 0 P: 10	R: 0 E: 0 K: 2 S: 8	H: 0 LOB: 0 BB: 1 P: 15	R: 0 E: 0 K: 0 S: 14	H: 2 LOB: 3 BB: 1 P: 24	R: 0 E: 0 K: 1 S: 6	H: 0 LOB: 0 BB: 0 P: 8	R: 1 E: 0 K: 0 S: 17	H: 2 LOB: 1 BB: 0 P: 22	R: 3 E: 0 K: 1 S: 18	H: 3 LOB: 0 BB: 0 P: 25		R: 2 E: 1 K: 1 S: 13	H: 3 LOB: 1 BB: 0 P: 18	1B: 6 2B: 3 3B: 0 HR: 2	SF: 0 DP: 1 HBP: 0	WP: 0 PB: 0 SB: 0 CS: 0
PITCHER	IP WLS BF H R ER SO BB IBB HBP BLK WP HR S P ERA WHIP																					
Pat Hentgen, R (1.1) ERA: 5.12	7.0 W 28 5 2 2 2 4 4 0 0 0 0 0 1 70 113 2.57 1.286																					
Jason Christiansen, L (8.1) ERA: 5.59	0.2 5 3 3 3 1 0 0 0 0 0 0 1 17 24 40.50 4.500																					
Mike Timlin, R (8.1) ERA: 4.58	0.1 1 0 0 0 0 0 0 0 0 0 0 0 1 1 0.00 0.000																					
Dave Veres, R (9.1) ERA: 3.31	1.0 6 3 2 1 1 0 0 0 0 1 0 0 13 18 9.00 3.000																					

Batter	1	2	3	4	5	6	7	8	9	AB	R	H	RBI	BB	SO	LOB	TOP					
Peter Bergeron, L OBP: 0.328, SLG: 0.342 (1, 8)										4	1	2	0	0	1	0						
Jose Vidro, S OBP: 0.386, SLG: 0.546 (1, 4)										5	1	2	0	0	2	2						
Wilton Guerrero, S OBP: 0.316, SLG: 0.315 (1, 7)										5	1	3	1	0	1	1						
Vladimir Guerrero, R OBP: 0.427, SLG: 0.665 (1, 9)										3	1	1	0	2	1	4						
Lee Stevens, L OBP: 0.344, SLG: 0.493 (1, 3)										5	1	1	2	0	3	5						
Geoff Blum, S OBP: 0.353, SLG: 0.476 (7, 6)										4	1	2	1	1	0	0						
Terry Jones, S OBP: 0.288, SLG: 0.333 (9, PR)										0	0	0	0	0	0	0						
Chris Widger, R OBP: 0.313, SLG: 0.446 (1, 2)										5	0	1	0	0	0	1						
Tomas De La Rosa, R OBP: 0.351, SLG: 0.471 (1, 6)										3	0	1	1	0	0	0						
Fernando Seguinol, S OBP: 0.403, SLG: 0.621 (7, PH)										1	0	0	0	0	0	0						
Steve Kline, S OBP: 0.403, SLG: 0.621 (7, 1)										0	0	0	0	0	0	0						
Anthony Telford, R OBP: 0.319, SLG: 0.444 (8, PH)										1	0	0	0	0	1	1						
Javier Vazquez, R OBP: 0.222, SLG: 0.233 (1, 1)										3	0	0	0	0	1	3						
Andy Tracy, L OBP: 0.337, SLG: 0.410 (7, 5)										1	0	1	0	0	0	0						
Inning Stats	R: 3 E: 0 K: 1 S: 21	H: 5 LOB: 3 BB: 1 P: 32	R: 0 E: 0 K: 2 S: 9	H: 0 LOB: 0 BB: 0 P: 14	R: 1 E: 1 K: 0 S: 12	H: 1 LOB: 0 BB: 0 P: 19	R: 1 E: 0 K: 1 S: 17	H: 3 LOB: 3 BB: 1 P: 29	R: 1 E: 0 K: 1 S: 10	H: 1 LOB: 0 BB: 0 P: 15	R: 0 E: 0 K: 1 S: 10	H: 1 LOB: 2 BB: 1 P: 17	R: 0 E: 0 K: 0 S: 7	H: 0 LOB: 0 BB: 0 P: 11	R: 0 E: 0 K: 2 S: 12	H: 2 LOB: 2 BB: 0 P: 21	R: 0 E: 0 K: 2 S: 12	H: 1 LOB: 1 BB: 0 P: 16	1B: 10 2B: 2 3B: 1 HR: 1	SF: 0 SAC: 1 DP: 0 HBP: 0	WP: 0 PB: 0 SB: 0 CS: 0	PA: 44
PITCHER	IP WLS BF H R ER SO BB IBB HBP BLK WP HR S P ERA WHIP																					
Chris Holt, R ERA: 5.35 (1, 1)	3.2 19 7 5 5 3 1 0 0 0 0 0 48 75 12.27 2.182																					
Wayne Franklin, L ERA: 3.86 (4, 1)	2.1 13 4 1 1 3 1 1 0 0 0 1 31 51 3.86 2.143																					
Jason Green, R ERA: 8.53 (7, 1)	1.2 W 7 2 0 0 1 0 0 0 0 0 0 15 27 0.00 1.200																					
Octavio Dotel, R ERA: 5.11 (8, 1)	1.1 S 5 1 0 0 3 0 0 0 0 0 0 0 16 21 0.00 0.750																					

Montreal Expos @ Houston Astros
Enron Field, Houston, TX
Fri Aug 04 2000, 8:05 PM EDT
Att: 38,502 - Dome - 72 F

AB	40
R	6
H	14
RBI	5
BB	3
SO	10
LOB	17



Batter	1	2	3	4	5	6	7	8	9	AB	R	H	RBI	BB	SO	LOB	BOTTOM			
Bill Spiers, L OBP: 0.392, SLG: 0.413 (1, 4)										5	1	2	0	0	2	2				
Julio Lugo, R OBP: 0.319, SLG: 0.362 (1, 6)										4	1	1	0	0	2	2				
17 Lance Berkman, S OBP: 0.375, SLG: 0.570 (1, 7)										4	1	2	1	0	0	0				
Glen Barker, S OBP: 0.298, SLG: 0.293 (9, 8)										0	0	0	0	0	0	0				
Daryle Ward, L OBP: 0.281, SLG: 0.500 (1, 3)										3	1	1	3	1	0	0				
Octavio Dotel, R OBP: 0.095, SLG: 0.033 (8, 1)										0	0	0	0	0	0	0				
Moises Alou, R OBP: 0.419, SLG: 0.601 (1, 9)										3	0	0	0	1	0	2				
Richard Hidalgo, R OBP: 0.370, SLG: 0.586 (9, 7)										4	0	2	0	0	1	0				
Tony Eusebio, R OBP: 0.330, SLG: 0.392 (1, 2)										4	1	1	0	0	2	3				
Chris Truby, R OBP: 0.280, SLG: 0.402 (1, 5)										3	2	2	3	0	0	0				
Chris Holt, R OBP: 0.186, SLG: 0.103 (1, 1)										1	0	0	0	0	0	0				
Wayne Franklin, L OBP: 0.244, SLG: 0.239 (4, 1)										1	0	0	0	0	1	0				
Matt Mieske, R OBP: 0.244, SLG: 0.239 (6, PH)										1	0	0	0	0	0	0				
Jason Green, R OBP: 0.310, SLG: 0.574 (7, 1)										0	0	0	0	0	0	0				
5 Jeff Bagwell, R OBP: 0.410, SLG: 0.574 (8, 3)										1	0	1	0	0	0	0				
Inning Stats	R: 0 E: 0 K: 1 S: 6	H: 0 LOB: 0 BB: 0 P: 10	R: 0 E: 0 K: 1 S: 8	H: 0 LOB: 0 BB: 0 P: 11	R: 5 E: 0 K: 2 S: 26	H: 6 LOB: 2 BB: 1 P: 40	R: 0 E: 0 K: 1 S: 8	H: 1 LOB: 1 BB: 0 P: 9	R: 0 E: 0 K: 0 S: 5	H: 0 LOB: 0 BB: 0 P: 7	R: 1 E: 0 K: 1 S: 11	H: 2 LOB: 0 BB: 0 P: 14	R: 1 E: 0 K: 0 S: 9	H: 2 LOB: 1 BB: 1 P: 19	R: 0 E: 0 K: 0 S: 12	H: 1 LOB: 2 BB: 0 P: 20	1B: 8 2B: 0 3B: 1 HR: 3	SF: 0 SAC: 0 DP: 1 HBP: 1	WP: 1 PB: 0 SB: 0 CS: 1	PA: 37
PITCHER	IP WLS BF H R ER SO BB IBB HBP BLK WP HR S P ERA WHIP																			
Javier Vazquez, R ERA: 4.26 (1, 1)	6.0 27 6 6 6 6 1 0 0 0 0 0 0 7 15 27.00 9.000																			
Steve Kline, L ERA: 2.64 (7, 1)	0.1 L 4 2 1 1 0 1 0 0 0 0 0 0 7 15 27.00 9.000																			
Anthony Telford, R ERA: 4.5 (7, 1)	1.2 6 1 0 0 0 0 0 0 1 0 1 0 14 24 0.00 0.600																			

Montreal Expos @ Houston Astros
Enron Field, Houston, TX
Fri Aug 04 2000, 8:05 PM EDT
Att: 38,502 - Dome - 72 F

AB	34
R	7
H	12
RBI	7
BB	2
SO	6
LOB	9



Batter	1	2	3	4	5	6	7	8	9	AB	R	H	RBI	BB	SO	LOB	TOP			
Peter Bergeron, L (1, 8) OBP: 0.325, SLG: 0.339 15 Lenny Webster, R (8, 2) OBP: 0.212, SLG: 0.206	1-0 G3 SF9 2B		3-2 G3-1		2-2 F8			1-0 F7		4	1	1	0	0	0	2				
Jose Vidro, S (1, 4) OBP: 0.383, SLG: 0.544	0-1 G3 2-3			3-3 K				2-1 L7		4	0	0	0	0	1	2				
Andy Tracy, L (1, 5) OBP: 0.356, SLG: 0.464	0-0 SF9			4-2 1B BB				1-2 F8		2	0	1	1	1	0	0				
Vladimir Guerrero, R (1, 9) OBP: 0.422, SLG: 0.654	0-1 G6-3			0-1 F9				1-2 F8		4	0	0	0	0	0	2				
Lee Stevens, L (1, 3) OBP: 0.347, SLG: 0.506		1-2 P5		2-0 1B				0-2 P6		4	0	1	0	0	0	1				
Geoff Blum, S (1, 6) OBP: 0.338, SLG: 0.457	0-1 G3			2-0 F8				0-1 F8		4	0	0	0	0	0	3				
Chris Widger, R (1, 2) OBP: 0.312, SLG: 0.440 51 Scott Forster, R (8, 1)	1-2 G4-3				0-3 K			1-1 G5-3		3	0	0	0	0	1	0				
Wilton Guerrero, S (1, 7) OBP: 0.315, SLG: 0.326			3-2 G5-3		0-2 SH1-4 1B			0-1 F6		3	0	1	0	0	0	0				
Mike Thurman, R (1, 1) OBP: 0.300, SLG: 0.125 Mike Johnson, L (6, 1) OBP: 0.222, SLG: 0.176 Fernando Segunol, S (8, PH) OBP: 0.422, SLG: 0.678			1-3 K		1-1 SH1-4			1-0 HBP		1	0	0	0	0	1	0				
Inning Stats	R: 1 E: 0 K: 0 S: 6	H: 1 LOB: 0 BB: 0 P: 7	R: 0 E: 0 K: 0 S: 8	H: 0 LOB: 0 BB: 0 P: 10	R: 0 E: 0 K: 1 S: 12	H: 0 LOB: 0 BB: 0 P: 19	R: 0 E: 0 K: 1 S: 10	H: 1 LOB: 2 BB: 0 P: 21	R: 0 E: 0 K: 1 S: 15	H: 0 LOB: 0 BB: 0 P: 11	R: 0 E: 0 K: 0 S: 7	H: 0 LOB: 0 BB: 0 P: 8	R: 0 E: 0 K: 0 S: 5	H: 0 LOB: 1 BB: 0 P: 9	R: 0 E: 0 K: 0 S: 8	H: 1 LOB: 1 BB: 0 P: 11	1B: 2 2B: 2 3B: 0 HR: 0	SF: 1 SAC: 1 DP: 0 HBP: 1	WP: 0 PB: 0 SB: 0 CS: 0	PA: 33
PITCHER Scott Elarton, R (1, 1) ERA: 4.76	IP: 9.0 WLS: W BF: 33 H: 4 R: 1 ER: 1 SO: 3 BB: 1 IBB: 0 HBP: 1 BLK: 0 WP: 0 HR: 0 S: 79 P: 114 ERA: 1.00 WHIP: 0.556															PITCHER				

Montreal Expos @ Houston Astros
Enron Field, Houston, TX
Sun Aug 06 2000, 3:05 PM EDT
Att: 36,882 - Dome - 72 F

AB	29
R	1
H	4
RBI	1
BB	1
SO	3
LOB	10



Batter	1	2	3	4	5	6	7	8	9	AB	R	H	RBI	BB	SO	LOB	BOTTOM			
Bill Spiers, L (1, 4) OBP: 0.392, SLG: 0.414	1-1 G6-3		1-1 G4-3	3-1 G4-3		1-0 G6-3		4-0 5 2B BB		4	1	0	0	1	0	0				
Julio Lugo, R (1, 6) OBP: 0.317, SLG: 0.359	2-2 G4-3		0-0 17 BB 5 1B 1B	2-3 K		0-0 L6		2-3 K		5	1	1	0	0	2	1				
5 Jeff Bagwell, R (1, 3) OBP: 0.416, SLG: 0.577	1-2 1B		1-0 1B 17 BB HR 1B	1-2 1B		2-2 F8		3-2 17 1B 1B WP 1H 2B		5	2	4	1	0	0	0				
17 Lance Berkman, S (1, 7) OBP: 0.379, SLG: 0.573 Glen Barker, S (7, PR) OBP: 0.321, SLG: 0.383	1-2 F8		4-0 1B HR BB	1-2 HR BB		0-3 K2-3		3-0 CS 1B 2-3		3	1	1	0	1	1	1				
Moises Alou, R (1, 9) OBP: 0.420, SLG: 0.601		3-3 K	1-3 K		0-1 HBP 2B 1B			4-2 1B BB		3	1	1	0	1	2	3				
Richard Hidalgo, R (1, 8) OBP: 0.373, SLG: 0.585		2-1 BB BB 1B	1-0 HR 1B		4-1 2B HBP			1-2 F5		3	1	2	1	0	0	2				
Chris Truby, R (1, 5) OBP: 0.306, SLG: 0.457		4-2 BB BB	1-2 2-3 3-H HR		0-0 1-2 2B			3-2 1B		3	1	3	6	1	0	0				
Raul Chavez, R (1, 2) OBP: 0.200, SLG: 0.125		4-2 G5-4-3 BB	1-2 2-3 F9		1-3 2-H 2B			1-2 1B		3	0	0	0	1	1	4				
Scott Elarton, R (1, 1) OBP: 0.220, SLG: 0.225	1-2 G5-4-3				0-0 L6			1-1 G4-3		4	0	0	0	0	1	3				
Inning Stats	R: 0 E: 0 K: 0 S: 12	H: 1 LOB: 1 BB: 0 P: 17	R: 0 E: 0 K: 1 S: 14	H: 1 LOB: 2 BB: 2 P: 28	R: 5 E: 0 K: 1 S: 14	H: 4 LOB: 0 BB: 1 P: 26	R: 0 E: 0 K: 1 S: 6	H: 0 LOB: 0 BB: 0 P: 11	R: 1 E: 0 K: 1 S: 12	H: 2 LOB: 2 BB: 0 P: 18	R: 0 E: 0 K: 1 S: 5	H: 0 LOB: 0 BB: 0 P: 7	R: 1 E: 0 K: 1 S: 17	H: 3 LOB: 2 BB: 1 P: 33	R: 1 E: 0 K: 1 S: 11	H: 1 LOB: 1 BB: 1 P: 24	1B: 9 2B: 2 3B: 0 HR: 1	SF: 0 SAC: 0 DP: 1 HBP: 1	WP: 1 PB: 0 SB: 0 CS: 1	PA: 40
PITCHER Mike Thurman, R (1, 1) ERA: 6.55 Mike Johnson, R (6, 1) ERA: 6.25 51 Scott Forster, L (8, 1) ERA: 5.68	IP: 5.0 WLS: L BF: 26 H: 8 R: 6 ER: 6 SO: 4 BB: 3 IBB: 0 HBP: 1 BLK: 0 WP: 0 HR: 1 S: 22 P: 40 ERA: 4.50 WHIP: 2.000															PITCHER				

Montreal Expos @ Houston Astros
Enron Field, Houston, TX
Sun Aug 06 2000, 3:05 PM EDT
Att: 36,882 - Dome - 72 F

AB	34
R	8
H	12
RBI	8
BB	5
SO	7
LOB	15



Batter	1	2	3	4	5	6	7	8	9	AB	R	H	RBI	BB	SO	LOB	TOP			
Peter Bergeron, L (1, 8) OBP: 0.324, SLG: 0.338	1-1 P4	1-1 G1-3		0-0 1B			2-1 F8			4	0	1	2	0	0	2				
Jose Vidro, S (1, 4) OBP: 0.380, SLG: 0.539	0-0 G6-3		2-1 G6-3	0-0 F8			0-1 G3			4	0	0	0	0	0	2				
Andy Tracy, L (1, 5) OBP: 0.352, SLG: 0.466	1-2 2B		1-3 K		0-2 F8			0-0 F7		4	0	1	0	0	1	0				
Vladimir Guerrero, R (1, 9) OBP: 0.423, SLG: 0.652	4-1 BB		0-0 G5-3		0-0 L6-3 1B			1-0 F9		3	0	1	0	1	0	0				
Lee Stevens, L (1, 3) OBP: 0.346, SLG: 0.503	3-3 K			2-1 FC5-4 1B	0-1 L6-3			3-3 K		4	0	1	0	0	2	3				
Geoff Blum, S (1, 6) OBP: 0.316, SLG: 0.452		2-2 2B FC5-2 1B		0-2 F8		1-2 F8		0-0 F9		4	0	1	0	0	0	1				
Chris Widger, R (1, 2) OBP: 0.311, SLG: 0.441		1-2 SH5-4 2B		2-0 FC5-4 1B 1B		0-0 F8		0-2 G4-3		4	1	1	0	0	0	1				
Wilton Guerrero, S (1, 7) OBP: 0.316, SLG: 0.326		0-1 FC5-2		1-1 1B		0-3 K		1-3 K		3	1	1	0	0	1	2				
Fernando Seguinol, S (9, PH) OBP: 0.415, SLG: 0.667		3-H SH5-4		1-2 1B 1B						0	0	0	0	0	0	0				
Trey Moore, L (1, 1) OBP: 0.500, SLG: 0.500		0-1 SH5-4		1-2 1B						1	0	1	0	0	0	0				
Terry Jones, S (6, 7) OBP: 0.289, SLG: 0.333		1-2 2-3		1-2 2-3 1B				0-1 G3		1	0	0	0	0	0	0				
Inning Stats	R: 0 E: 0 K: 1 S: 11	H: 1 LOB: 2 BB: 1 P: 20	R: 0 E: 0 K: 0 S: 12	H: 2 LOB: 2 BB: 0 P: 16	R: 0 E: 0 K: 1 S: 8	H: 0 LOB: 0 BB: 0 P: 11	R: 2 E: 0 K: 0 S: 13	H: 4 LOB: 2 BB: 0 P: 19	R: 0 E: 0 K: 1 S: 9	H: 0 LOB: 0 BB: 0 P: 10	R: 0 E: 0 K: 0 S: 6	H: 0 LOB: 0 BB: 0 P: 8	R: 0 E: 0 K: 1 S: 6	H: 0 LOB: 0 BB: 0 P: 10	R: 0 E: 0 K: 1 S: 9	H: 0 LOB: 0 BB: 0 P: 10	1B: 6 2B: 3 3B: 0 HR: 0	SF: 0 SAC: 1 DP: 1 HBP: 0	WP: 0 PB: 0 SB: 0 CS: 0	PA: 35
PITCHER Curt Schilling, R (1, 1) ERA: 3.38	IP: 9.0 WLS: W BF: 35 H: 8 R: 2 ER: 2 SO: 5 BB: 1 IBB: 0 HBP: 0 BLK: 0 WP: 0 HR: 0 S: 80 P: 110 ERA: 2.00 WHIP: 1.000															PITCHER				

Montreal Expos @ Arizona Diamondbacks
Bank One Ballpark, Phoenix, AZ
Mon Aug 07 2000, 10:05 PM EDT
Att: 31,526 - Dome - 72 F

AB	33
R	2
H	8
RBI	2
BB	1
SO	5
LOB	11

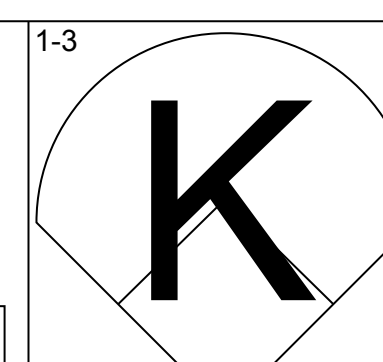
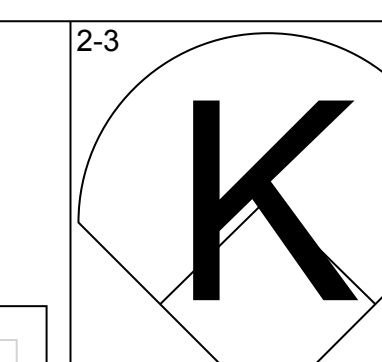
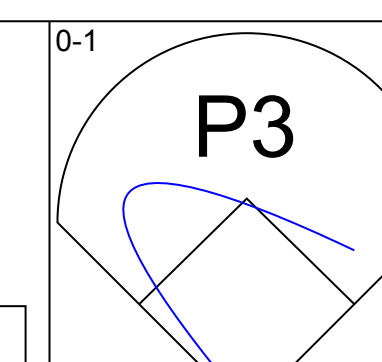
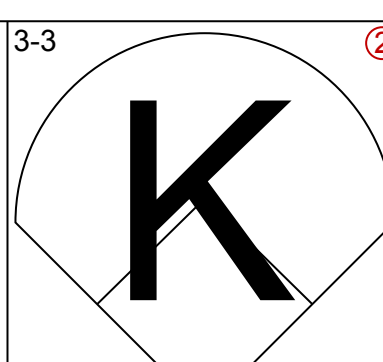
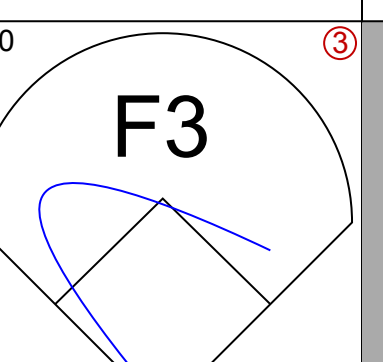
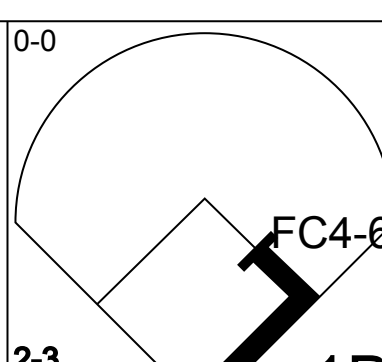
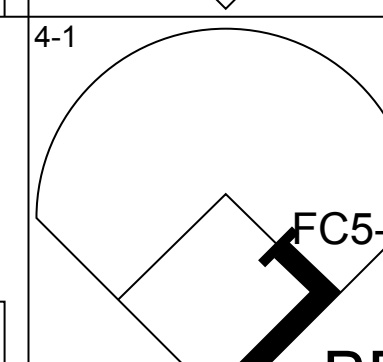
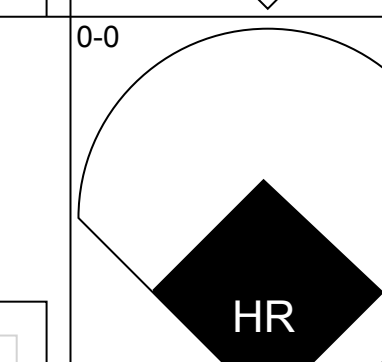
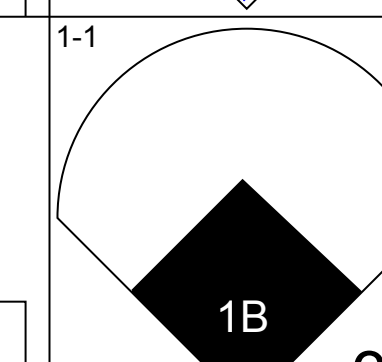
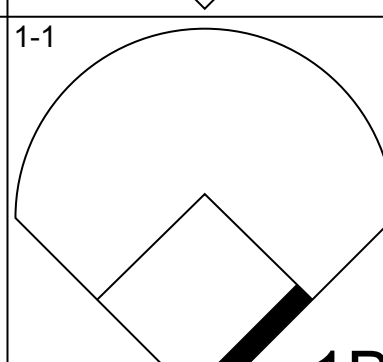
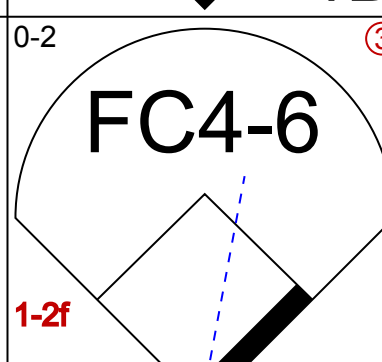
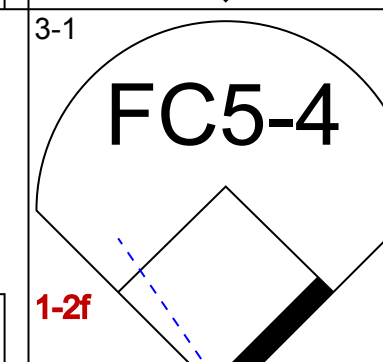
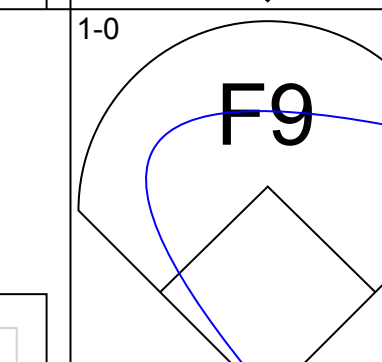
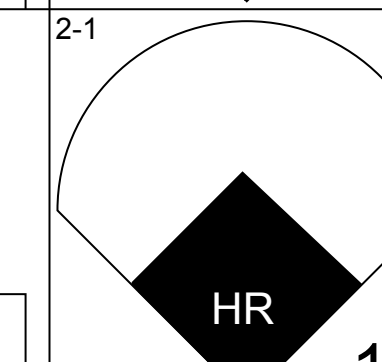
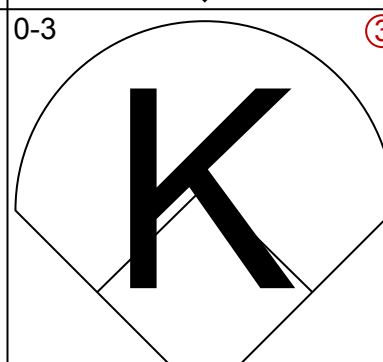
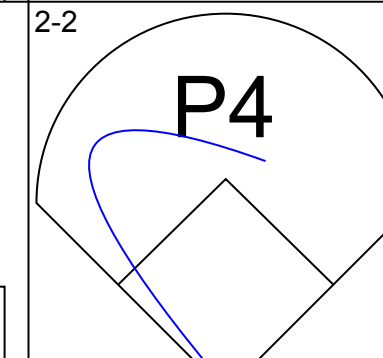
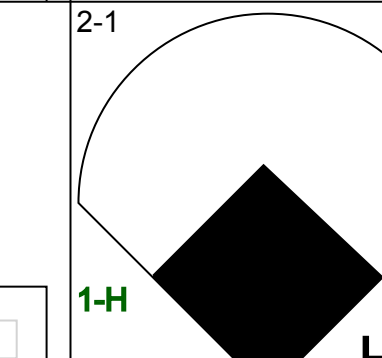
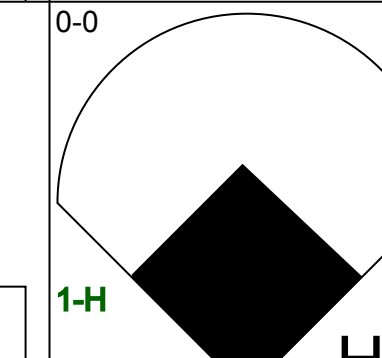
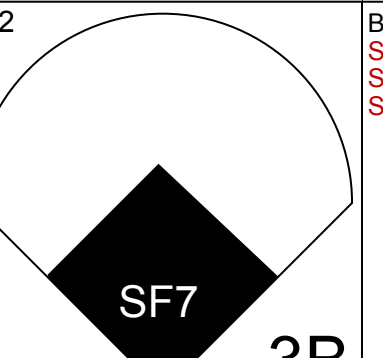

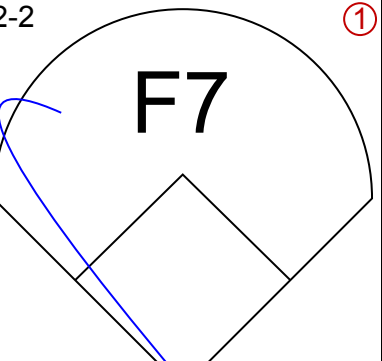
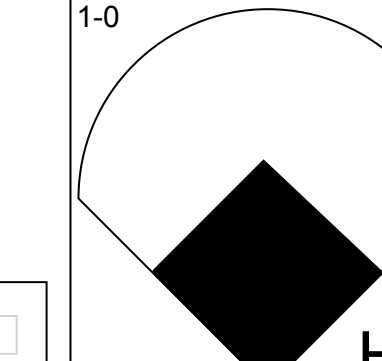
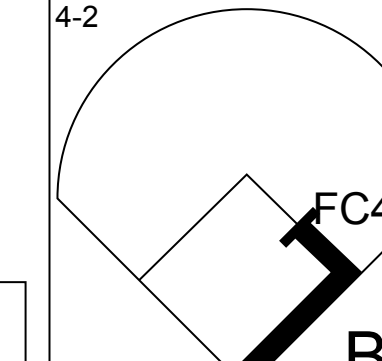
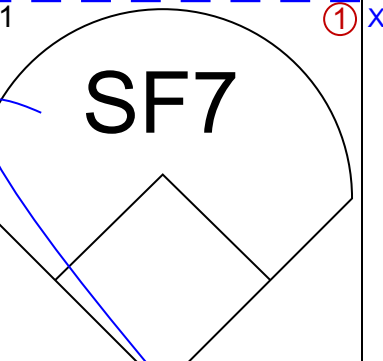
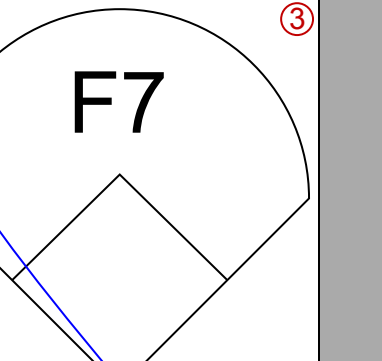

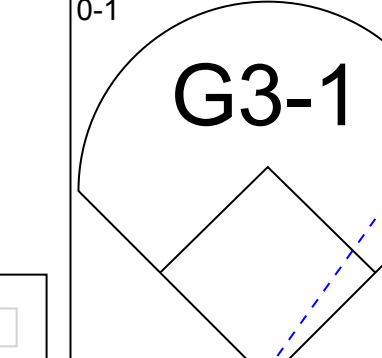
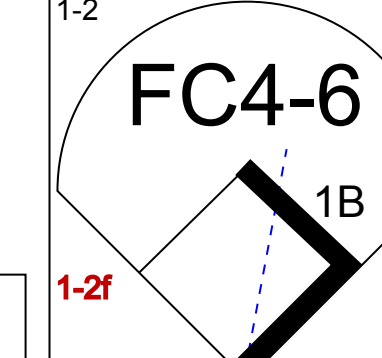
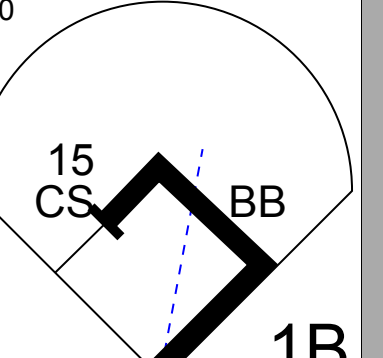
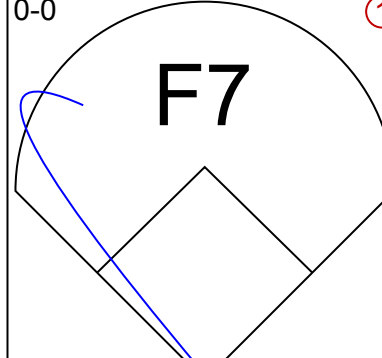
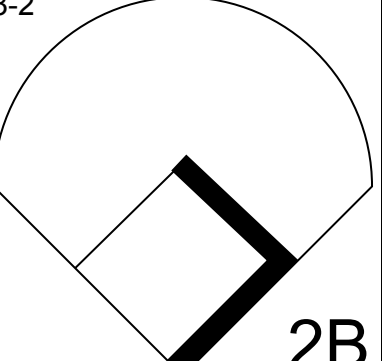
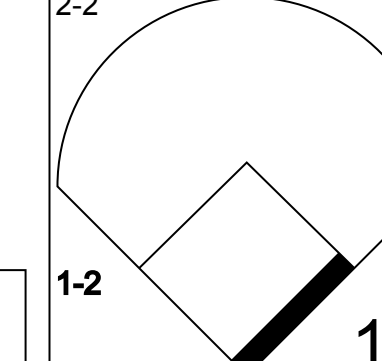
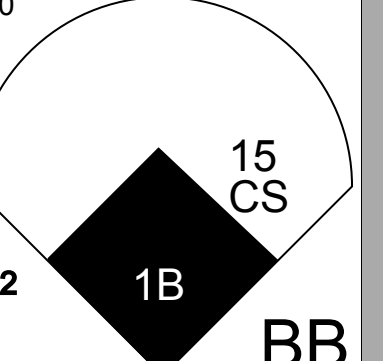
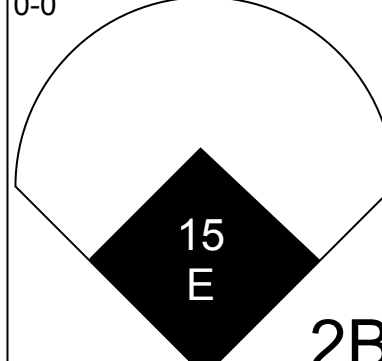
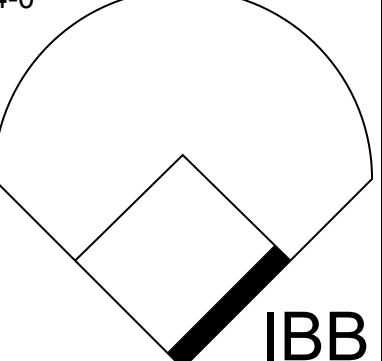
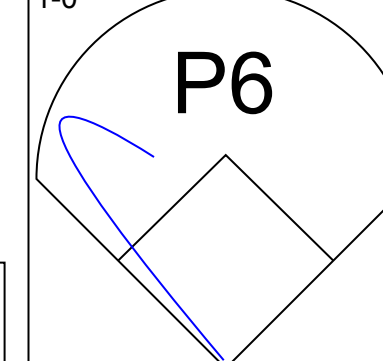
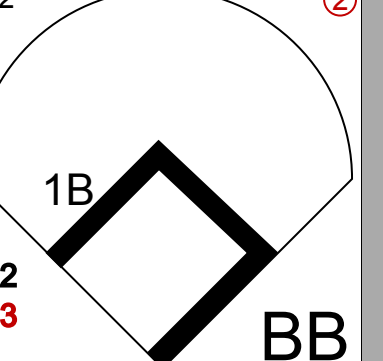
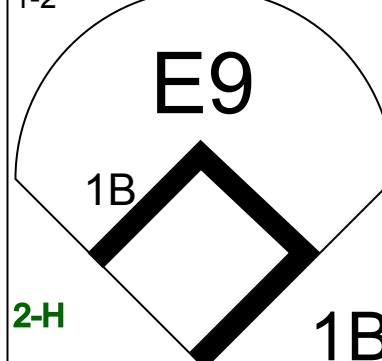

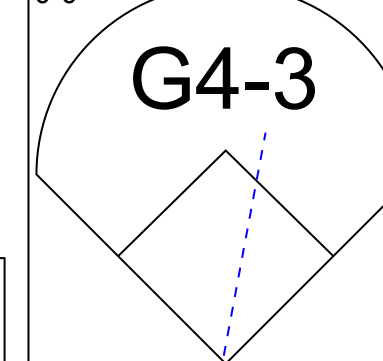

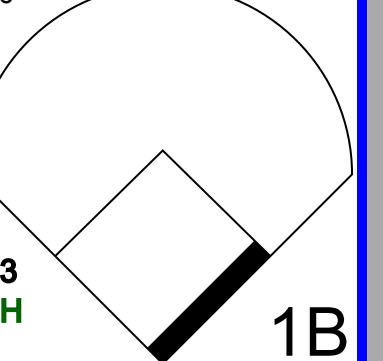

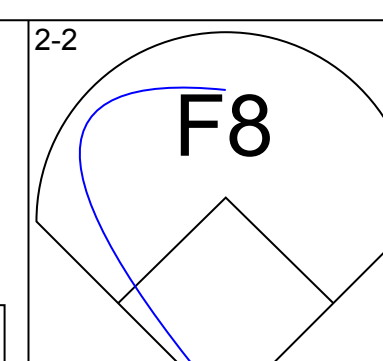
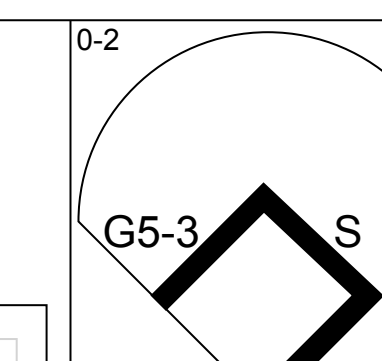
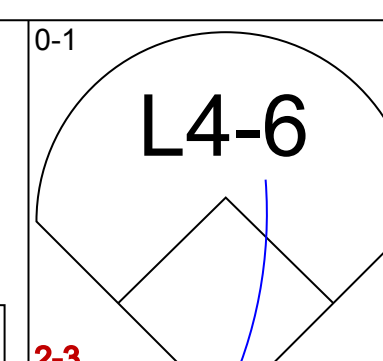
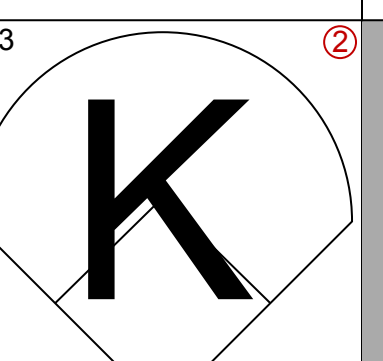
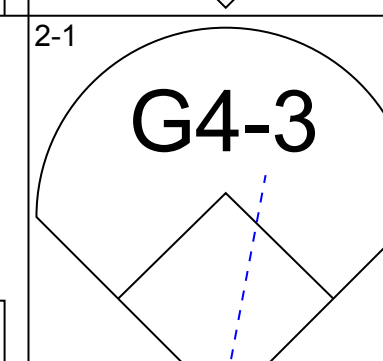
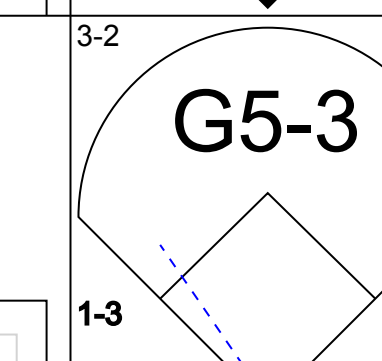
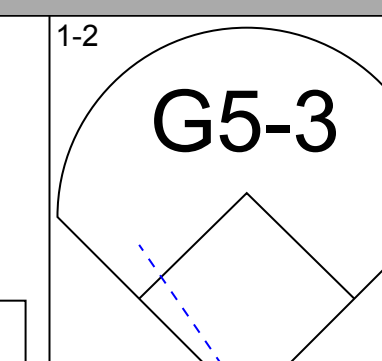
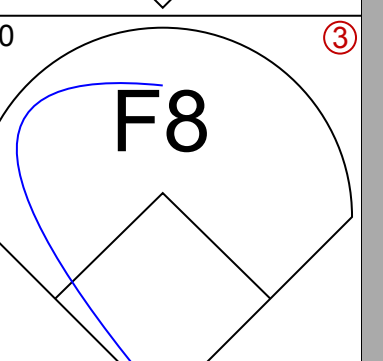
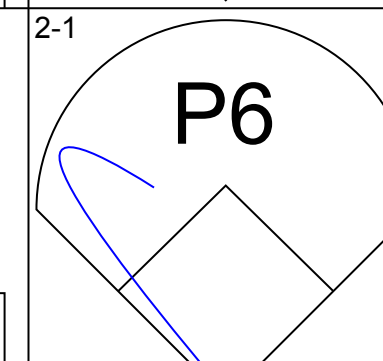
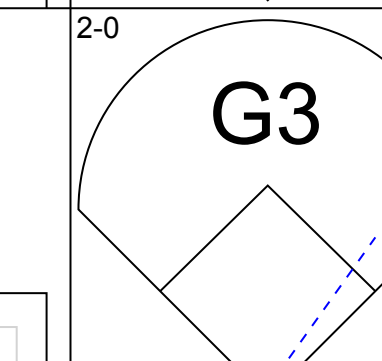
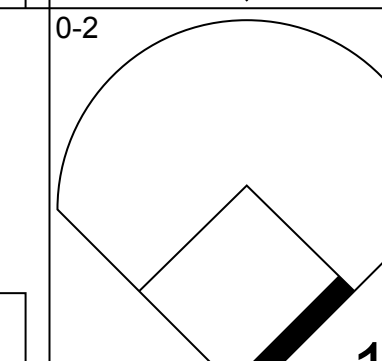
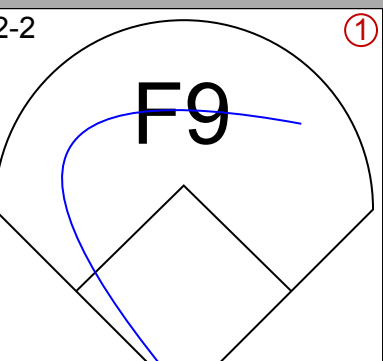
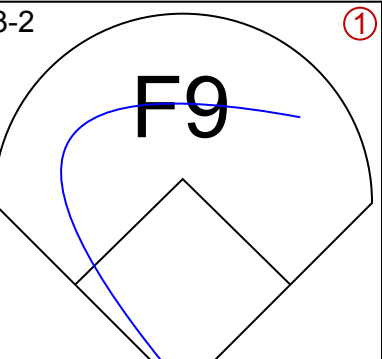
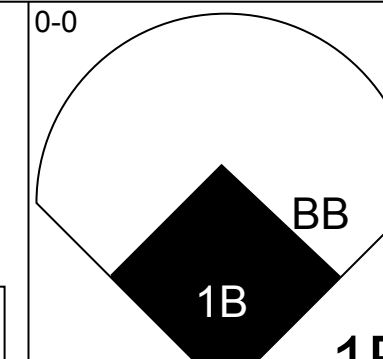
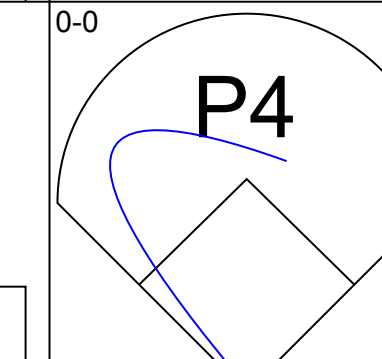
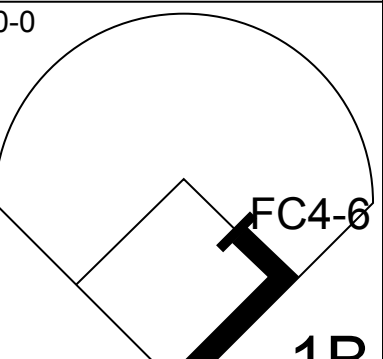

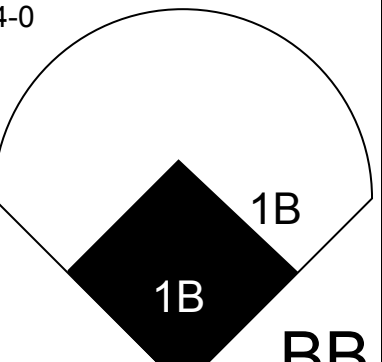
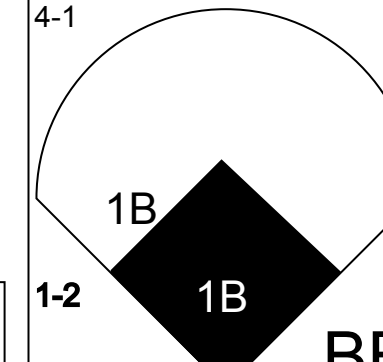
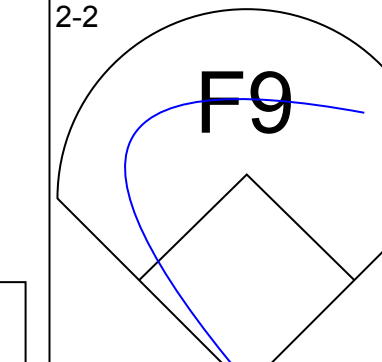
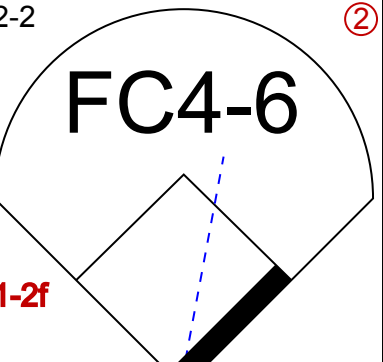

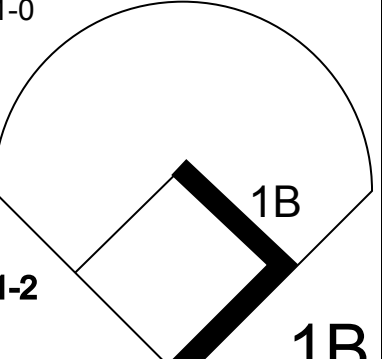
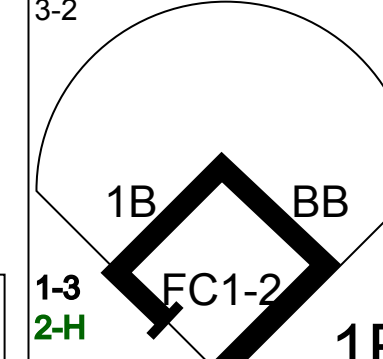

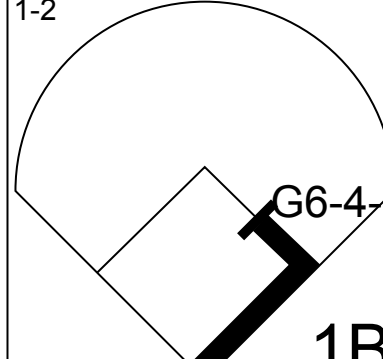
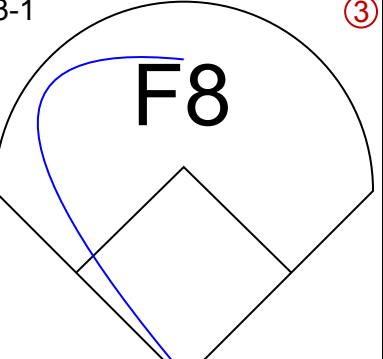
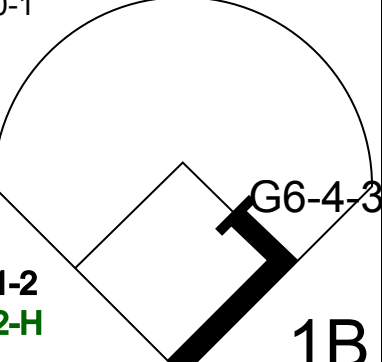
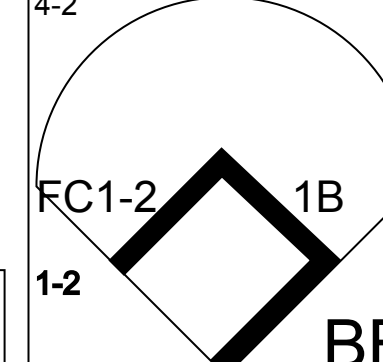

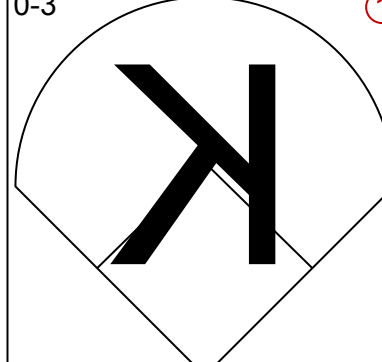
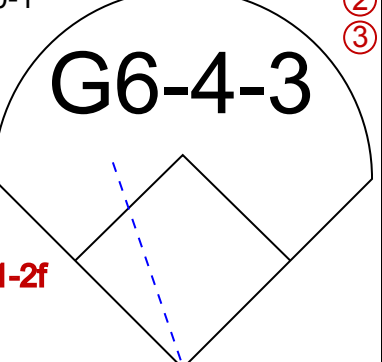
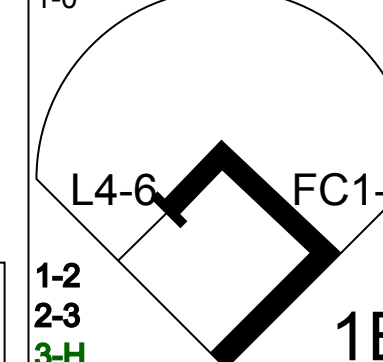

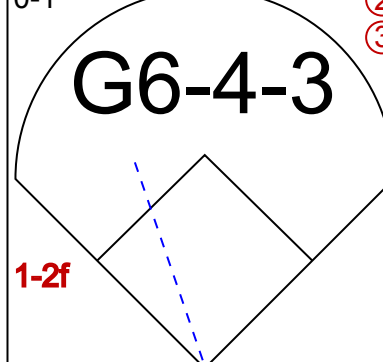
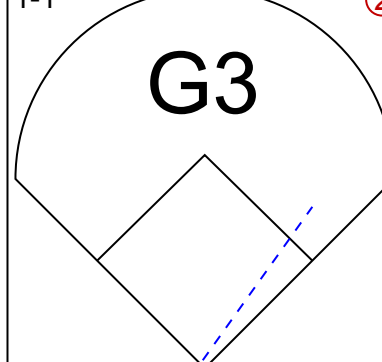
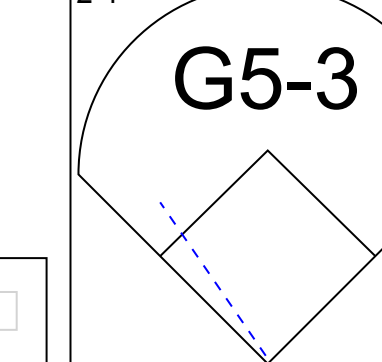
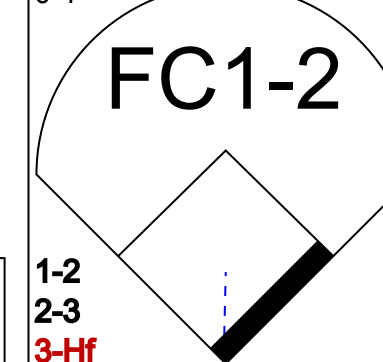

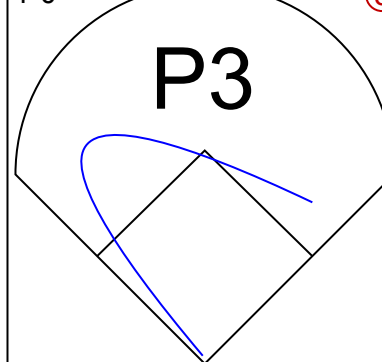


Batter	1	2	3	4	5	6	7	8	9	AB	R	H	RBI	BB	SO	LOB	BOTTOM			
Tony Womack, L (1, 6) OBP: 0.301, SLG: 0.381	1-2 G6-3	2-0 G3			0-0 FC3-6 1B	0-2 S 1B				4	0	1	1	0	0	2				
Jay Bell, R (1, 4) OBP: 0.347, SLG: 0.408	2-2 HBP E 1B		2-0 F9		0-0 F8	4-2 B 1B	1-3 BB			3	1	1	0	1	0	1				
Luis Gonzalez, L (1, 7) OBP: 0.405, SLG: 0.566	2-2 HBP E 1B		1-1 F9		1-0 G4-3	1-1 G4-3				3	1	1	0	0	0	2				
Matt Williams, R (1, 5) OBP: 0.310, SLG: 0.418	2-2 F3		0-0 2B		1-0 P4		3-2 G4-6-3 1B			4	0	2	0	0	0	4				
Steve Finley, L (1, 8) OBP: 0.366, SLG: 0.570	1-3 K 1B		0-0 G4-3			1-3 K 2B	0-0 G4-6-3			4	1	0	0	0	2	3				
Greg Colbrunn, R (1, 3) OBP: 0.417, SLG: 0.513	0-0 1B			1-0 F9		0-0 F9	2-2 F8			4	0	1	1	0	0	1				
Damian Miller, R (1, 2) OBP: 0.383, SLG: 0.481		0-0 P4		3-2 F9		2-0 1B 2B		0-0 L5		4	1	1	1	0	0	0				
Danny Bautista, R (1, 9) OBP: 0.312, SLG: 0.464		4-0 S BB		2-2 F8		0-1 SH5-3 1B	2-H 1B	1-0 G6-3		3	1	1	1	1	0	0				
Curt Schilling, R (1, 1) OBP: 0.211, SLG: 0.243		0-1 B3			0-2 FC3-6 1B		0-0 SH5-3	3-1 G4-3		3	0	1	0	0	0	1				
Inning Stats	R: 2 E: 1 K: 1 S: 16	H: 2 LOB: 0 BB: 1 P: 24	R: 0 E: 0 K: 0 S: 4	H: 0 LOB: 1 BB: 1 P: 10	R: 0 E: 0 K: 0 S: 5	H: 1 LOB: 1 BB: 0 P: 8	R: 0 E: 0 K: 0 S: 10	H: 0 LOB: 0 BB: 0 P: 16	R: 0 E: 0 K: 1 S: 7	H: 2 LOB: 2 BB: 0 P: 9	R: 3 E: 0 K: 1 S: 20	H: 3 LOB: 2 BB: 1 P: 28	R: 0 E: 0 K: 0 S: 8	H: 1 LOB: 0 BB: 0 P: 13	R: 0 E: 0 K: 0 S: 4	H: 0 LOB: 0 BB: 0 P: 8	1B: 7 2B: 2 3B: 0 HR: 0	SF: 0 SAC: 1 DP: 1 HBP: 1	WP: 0 PB: 1 SB: 3 CS: 0	PA: 36
PITCHER Trey Moore, L (1, 1) ERA: 0.84	IP: 5.2 WLS: L BF: 29 H: 8 R: 5 ER: 1 SO: 2 BB: 2 IBB: 0 HBP: 0 BLK: 0 WP: 0 HR: 0 S: 60 P: 92 ERA: 1.59 WHIP: 1.765															PITCHER				
Julio Santana, R (6, 1) ERA: 4.64	IP: 2.1 WLS: 7 BF: 1 H: 0 R: 0 ER: 0 SO: 0 BB: 0 IBB: 0 HBP: 0 BLK: 0 WP: 0 HR: 14 S: 24 P: 24 ERA: 0.00 WHIP: 0.429															PITCHER				

Montreal Expos @ Arizona Diamondbacks
Bank One Ballpark, Phoenix, AZ
Mon Aug 07 2000, 10:05 PM EDT
Att: 31,526 - Dome - 72 F

AB	32
R	5
H	9
RBI	4
BB	2
SO	2
LOB	14



Batter	1	2	3	4	5	6	7	8	9	AB	R	H	RBI	BB	SO	LOB	TOP					
Terry Jones, S OBP: 0.281, SLG: 0.321 (1, 8)											6	0	1	0	0	3	2					
Jose Vidro, S OBP: 0.383, SLG: 0.544 (1, 4)										5	2	3	0	1	0	2						
Geoff Blum, S OBP: 0.338, SLG: 0.456 (1, 6)										5	1	2	1	0	1	3						
Vladimir Guerrero, R OBP: 0.425, SLG: 0.672 (1, 9)										5	3	3	4	0	1	2						
Lee Stevens, L OBP: 0.346, SLG: 0.510 (1, 3)										3	1	1	2	1	0	1						
Fernando Seguinol, S OBP: 0.397, SLG: 0.635 Peter Bergeron, L OBP: 0.325, SLG: 0.339 (1, 7)										3	0	0	0	0	1	1						
Mike Mordecai, R OBP: 0.340, SLG: 0.473 (6, 8)										4	2	3	0	1	1	0						
15 Lenny Webster, R OBP: 0.239, SLG: 0.212 (1, 2)										3	0	1	1	2	1	2						
Scott Downs, L Felipe Lira, R Andy Trosky, S Steve Kline, S Wilton Guerrero, S Anthony Telford, R (1, 1)										2	0	0	0	0	0	2						
Inning Stats	R: 0 E: 0 K: 1 S: 10	H: 0 LOB: 1 BB: 1 P: 20	R: 0 E: 0 K: 1 S: 13	H: 1 LOB: 2 BB: 1 P: 24	R: 3 E: 0 K: 1 S: 10	H: 3 LOB: 0 BB: 0 P: 16	R: 0 E: 0 K: 1 S: 5	H: 0 LOB: 0 BB: 0 P: 8	R: 3 E: 0 K: 1 S: 19	H: 4 LOB: 2 BB: 1 P: 29	R: 0 E: 0 K: 3 S: 12	H: 1 LOB: 1 BB: 0 P: 17	R: 2 E: 0 K: 0 S: 10	H: 3 LOB: 2 BB: 2 P: 21	R: 0 E: 0 K: 1 S: 9	H: 1 LOB: 1 BB: 0 P: 11	R: 1 E: 1 K: 1 S: 12	H: 3 LOB: 2 BB: 0 P: 15	1B: 8 2B: 3 3B: 2 HR: 3	SF: 1 SAC: 0 DP: 0 HBP: 0	WP: 0 PB: 0 SB: 1 CS: 2	PA: 47
PITCHER	IP	WLS	BF	H	R	ER	SO	BB	IBB	HBP	BLK	WP	HR	S	P	ERA	WHIP					
Brian Anderson, L ERA: 4.23 (1, 1)	4.1	L	23	7	6	6	4	2	1	0	0	0	3	47	84	12.46	2.077					
Russ Springer, R ERA: 5.11 (5, 1)	1.2		8	3	1	1	4	0	0	0	0	0	0	25	34	5.40	1.800					
Dan Plesac, L ERA: 3.96 (7, 1)	0.1		3	1	0	0	0	1	0	0	0	0	0	3	8	0.00	6.000					
Johnny Ruffin, R ERA: 5.0 (7, 1)	2.2		13	5	2	2	2	1	0	0	0	0	0	25	35	6.75	2.250					
Batter	1	2	3	4	5	6	7	8	9	AB	R	H	RBI	BB	SO	LOB	BOTTOM					
Tony Womack, L OBP: 0.301, SLG: 0.380 (1, 6)										4	0	1	0	0	1	3						
Jay Bell, R OBP: 0.345, SLG: 0.404 (1, 4)										4	0	0	0	0	0	1						
Luis Gonzalez, L OBP: 0.404, SLG: 0.563 (1, 7)										4	0	1	0	0	0	1						
Matt Williams, R OBP: 0.313, SLG: 0.420 (1, 5)										4	1	2	0	0	0	1						
Steve Finley, L OBP: 0.368, SLG: 0.568 Jason Conti, L OBP: 0.316, SLG: 0.365 (1, 8)										1	2	0	0	2	0	1						
Greg Colbrunn, R OBP: 0.424, SLG: 0.519 (1, 3)										4	0	3	1	0	0	1						
Kelly Stinnett, R OBP: 0.302, SLG: 0.406 (1, 2)										3	0	1	1	1	1	1						
Danny Bautista, R OBP: 0.312, SLG: 0.462 Johnny Ruffin, R OBP: 0.333, SLG: 0.583 (1, 9)										3	0	1	1	0	0	3						
Brian Anderson, R OBP: 0.212, SLG: 0.240 Russ Springer, R OBP: 0.200, SLG: 0.200 Dan Plesac, L OBP: 0.317, SLG: 0.561 (1, 1)										2	0	0	0	0	0	3						
Inning Stats	R: 0 E: 0 K: 0 S: 7	H: 0 LOB: 0 BB: 0 P: 13	R: 1 E: 0 K: 0 S: 8	H: 2 LOB: 1 BB: 1 P: 16	R: 0 E: 0 K: 0 S: 10	H: 1 LOB: 1 BB: 0 P: 17	R: 2 E: 0 K: 0 S: 12	H: 3 LOB: 2 BB: 2 P: 24	R: 0 E: 0 K: 0 S: 10	H: 1 LOB: 1 BB: 0 P: 13	R: 0 E: 0 K: 2 S: 7	H: 0 LOB: 0 BB: 0 P: 13	R: 0 E: 0 K: 0 S: 11	H: 1 LOB: 1 BB: 0 P: 18	R: 0 E: 0 K: 1 S: 6	H: 0 LOB: 0 BB: 0 P: 8	1B: 9 2B: 1 3B: 0 HR: 0	SF: 0 SAC: 0 DP: 3 HBP: 0	WP: 0 PB: 0 SB: 1 CS: 0	PA: 36		
PITCHER	IP	WLS	BF	H	R	ER	SO	BB	IBB	HBP	BLK	WP	HR	S	P	ERA	WHIP					
Scott Downs, L ERA: 5.29 (4, 1)	3.0	W	10	3	0	0	0	0	0	0	0	0	0	21	27	0.00	1.000					
Felipe Lira, R ERA: 4.4 (7, 1)	2.0		7	1	0	0	2	0	0	0	0	0	0	18	31	0.00	0.500					
Anthony Telford, R ERA: 4.43 (9, 1)	1.0		3	0	0	0	1	0	0	0	0	0	0	6	8	0.00	0.000					

Montreal Expos @ Arizona Diamondbacks
Bank One Ballpark, Phoenix, AZ
Tue Aug 08 2000, 10:05 PM EDT
Att: 33,113 - Dome - 72 F

AB 41
R 9
H 16
RBI 9
BB 5
SO 10
LOB 16



Montreal Expos @ Arizona Diamondbacks
Bank One Ballpark, Phoenix, AZ
Tue Aug 08 2000, 10:05 PM EDT
Att: 33,113 - Dome - 72 F


AB 33
R 3
H 9
RBI 3
BB 3
SO 3
LOB 16



Batter	1	2	3	4	5	6	7	8	9	AB	R	H	RBI	BB	SO	LOB	TOP			
Wilton Guerrero, S OBP: 0.318, SLG: 0.328 Peter Bergeron, L OBP: 0.324, SLG: 0.338	1-1 1B		1-1 L4		1-1 G5-3		0-2 S 1B		0-0 P3	4	0	2	0	0	0	0				
Jose Vidro, S OBP: 0.383, SLG: 0.543	0-0 1B		1-3 K		3-2 PO 1B		2-3 K		0-0 F8	5	0	2	0	0	0	2				
Fernando Seguinol, S OBP: 0.389, SLG: 0.612 Scott Strickland, R OBP: 0.324, SLG: 0.294	0-2 F2		2-1 F9		1-0 PO		1-2 1B		0-3 K	4	0	1	0	0	0	1	4			
Vladimir Guerrero, R OBP: 0.426, SLG: 0.678	1-3 K				0-2 1B		1-3 K		3-2 HR	4	1	2	1	0	2	3				
Geoff Blum, S OBP: 0.346, SLG: 0.462	1-3 K				0-2 15 2B 1B		0-0 1B		1-1 FC4-6 1B	4	1	3	0	0	1	2				
Mike Mordecai, R OBP: 0.333, SLG: 0.463 Lee Stevens, L OBP: 0.346, SLG: 0.508			1-2 G6-3		3-3 K		1-3 K		0-1 FC4-6 15 1B 1B	3	0	0	0	0	2	3				
15 Lenny Webster, R OBP: 0.308, SLG: 0.243 Anthony Telford, R			0-3 K		2-1 1B 2B		3-3 K		3-2 1B 1B	4	1	2	1	0	2	2				
Terry Jones, S OBP: 0.301, SLG: 0.341			3-2 1B		1-2 1B				0-1 L4	4	0	3	2	0	0	0				
Javier Vazquez, R OBP: 0.213, SLG: 0.222 Tomas De La Rosa, R OBP: 0.359, SLG: 0.457			0-3 K		1-2 G6-3		4-2 S 1B BB		1-1 G6-4-3	2	0	0	0	0	1	1				
Inning Stats	R: 0 E: 0 K: 2 S: 13	H: 2 LOB: 2 BB: 0 P: 16	R: 0 E: 0 K: 2 S: 13	H: 1 LOB: 1 BB: 0 P: 17	R: 0 E: 0 K: 1 S: 8	H: 0 LOB: 0 BB: 0 P: 12	R: 2 E: 0 K: 1 S: 15	H: 4 LOB: 1 BB: 0 P: 21	R: 0 E: 0 K: 3 S: 13	H: 2 LOB: 2 BB: 0 P: 18	R: 0 E: 0 K: 2 S: 16	H: 1 LOB: 2 BB: 1 P: 22	R: 2 E: 0 K: 0 S: 13	H: 4 LOB: 1 BB: 0 P: 21	R: 0 E: 0 K: 1 S: 5	H: 0 LOB: 0 BB: 0 P: 5	1B: 13 2B: 1 3B: 0 HR: 1	SF: 0 SAC: 0 DP: 1 HBP: 0	WP: 0 PB: 0 SB: 2 CS: 0	PA: 40
PITCHER	IP WLS BF H R ER SO BB IBB HBP BLK WP HR S P ERA WHIP	IP WLS BF H R ER SO BB IBB HBP BLK WP HR S P ERA WHIP	IP WLS BF H R ER SO BB IBB HBP BLK WP HR S P ERA WHIP	IP WLS BF H R ER SO BB IBB HBP BLK WP HR S P ERA WHIP	IP WLS BF H R ER SO BB IBB HBP BLK WP HR S P ERA WHIP	IP WLS BF H R ER SO BB IBB HBP BLK WP HR S P ERA WHIP	IP WLS BF H R ER SO BB IBB HBP BLK WP HR S P ERA WHIP	IP WLS BF H R ER SO BB IBB HBP BLK WP HR S P ERA WHIP	IP WLS BF H R ER SO BB IBB HBP BLK WP HR S P ERA WHIP	IP WLS BF H R ER SO BB IBB HBP BLK WP HR S P ERA WHIP	IP WLS BF H R ER SO BB IBB HBP BLK WP HR S P ERA WHIP	IP WLS BF H R ER SO BB IBB HBP BLK WP HR S P ERA WHIP	IP WLS BF H R ER SO BB IBB HBP BLK WP HR S P ERA WHIP	IP WLS BF H R ER SO BB IBB HBP BLK WP HR S P ERA WHIP	IP WLS BF H R ER SO BB IBB HBP BLK WP HR S P ERA WHIP	IP WLS BF H R ER SO BB IBB HBP BLK WP HR S P ERA WHIP	IP WLS BF H R ER SO BB IBB HBP BLK WP HR S P ERA WHIP			

Montreal Expos @ Arizona Diamondbacks
Bank One Ballpark, Phoenix, AZ
Wed Aug 09 2000, 10:05 PM EDT
Att: 33,500 - Dome - 72 F

AB 38
R 4
H 15
RBI 4
BB 1
SO 12
LOB 20



Batter	1	2	3	4	5	6	7	8	9	AB	R	H	RBI	BB	SO	LOB	BOTTOM					
Tony Womack, L OBP: 0.300, SLG: 0.379	1-1 G5-4-3 1B				3-3 K		0-0 FC4-6 S		1-2 G1-3	4	0	1	1	0	1	1						
Danny Bautista, R OBP: 0.311, SLG: 0.455	2-2 G5-4-3 1-2				1-1 F8		4-1 BB		3-1 P4	3	0	0	0	1	0	1						
Luis Gonzalez, L OBP: 0.405, SLG: 0.567	1-1 G4-3				1-0 2B		0-0 F8		1-1 2B	4	0	2	0	0	0	2						
Matt Williams, R OBP: 0.307, SLG: 0.411					3-2 G5-3		0-0 G6-3		2-1 G6-3	4	0	0	0	0	1	2						
Greg Colbrunn, R OBP: 0.426, SLG: 0.525					1-1 2B 2B		0-0 F8		0-1 G6-3	4	1	2	0	0	0	0						
Jason Conti, L OBP: 0.311, SLG: 0.375					0-1 2B 1B 2B		2-3 K		0-0 G4-3	4	1	1	1	0	1	1						
Craig Counsell, L OBP: 0.359, SLG: 0.395					2-1 1B FC4-6 2B		3-2 G4-3		0-3 K	4	1	1	0	0	2	0						
Kelly Stinnett, R OBP: 0.302, SLG: 0.405					0-0 F9		0-0 FC4-6 1B		2-2 G5-3	3	0	1	1	0	0	0						
Randy Johnson, R OBP: 0.206, SLG: 0.213 Rob Ryan, L OBP: 0.308, SLG: 0.538 Gerald Guzman, R OBP: 0.311, SLG: 0.375 Greg Swindell, L					2-3 K		0-3 K		0-3 K	2	0	0	0	0	2	2						
Inning Stats	R: 0 E: 0 K: 0 S: 7	H: 1 LOB: 0 BB: 0 P: 11	R: 0 E: 0 K: 1 S: 9	H: 1 LOB: 0 BB: 0 P: 15	R: 0 E: 0 K: 2 S: 11	H: 0 LOB: 0 BB: 0 P: 16	R: 0 E: 0 K: 1 S: 12	H: 1 LOB: 1 BB: 0 P: 20	R: 3 E: 0 K: 1 S: 13	H: 4 LOB: 2 BB: 1 P: 20	R: 0 E: 0 K: 1 S: 5	H: 0 LOB: 0 BB: 0 P: 7	R: 0 E: 0 K: 1 S: 10	H: 0 LOB: 0 BB: 0 P: 15	R: 0 E: 0 K: 0 S: 10	H: 1 LOB: 1 BB: 0 P: 17	R: 0 E: 0 K: 1 S: 6	H: 0 LOB: 0 BB: 0 P: 6	1B: 3 2B: 5 3B: 0 HR: 0	SF: 0 SAC: 0 DP: 2 HBP: 0	WP: 0 PB: 0 SB: 1 CS: 0	PA: 34
PITCHER	IP WLS BF H R ER SO BB IBB HBP BLK WP HR S P ERA WHIP	IP WLS BF H R ER SO BB IBB HBP BLK WP HR S P ERA WHIP	IP WLS BF H R ER SO BB IBB HBP BLK WP HR S P ERA WHIP	IP WLS BF H R ER SO BB IBB HBP BLK WP HR S P ERA WHIP	IP WLS BF H R ER SO BB IBB HBP BLK WP HR S P ERA WHIP	IP WLS BF H R ER SO BB IBB HBP BLK WP HR S P ERA WHIP	IP WLS BF H R ER SO BB IBB HBP BLK WP HR S P ERA WHIP	IP WLS BF H R ER SO BB IBB HBP BLK WP HR S P ERA WHIP	IP WLS BF H R ER SO BB IBB HBP BLK WP HR S P ERA WHIP	IP WLS BF H R ER SO BB IBB HBP BLK WP HR S P ERA WHIP	IP WLS BF H R ER SO BB IBB HBP BLK WP HR S P ERA WHIP	IP WLS BF H R ER SO BB IBB HBP BLK WP HR S P ERA WHIP	IP WLS BF H R ER SO BB IBB HBP BLK WP HR S P ERA WHIP	IP WLS BF H R ER SO BB IBB HBP BLK WP HR S P ERA WHIP	IP WLS BF H R ER SO BB IBB HBP BLK WP HR S P ERA WHIP	IP WLS BF H R ER SO BB IBB HBP BLK WP HR S P ERA WHIP	IP WLS BF H R ER SO BB IBB HBP BLK WP HR S P ERA WHIP					

Montreal Expos @ Arizona Diamondbacks
Bank One Ballpark, Phoenix, AZ
Wed Aug 09 2000, 10:05 PM EDT
Att: 33,500 - Dome - 72 F

AB 33
R 3
H 8
RBI 3
BB 1
SO 8
LOB 9




Batter	1	2	3	4	5	6	7	8	9	AB	R	H	RBI	BB	SO	LOB	TOP					
Juan Pierre, L (1.8) OBP: 0.370, SLG: 0.400	G5-3		FC3-6				G6-3		FC3-6	5	1	1	0	0	0	3	Colorado Rockies @ Montreal Expos Olympic Stadium, Montreal, QB Sun Aug 13 2000, 1:35 PM EDT Att: 10,606 - Dome - 72 F					
Neft Perez, S (1.6) OBP: 0.319, SLG: 0.435	G1-3		F9						WP	5	1	3	2	0	0	1						
Larry Walker, L (1.9) OBP: 0.419, SLG: 0.527	L7			K2-3	G3-6-3		P4			5	0	1	0	0	1	3						
Jeffrey Hammonds, R (1.7) OBP: 0.423, SLG: 0.607									G5-3	5	2	2	0	0	1	1						
17 Todd Helton, L (1.3) OBP: 0.484, SLG: 0.698										3	0	3	1	1	0	0						
Jeff Cirillo, R (1.5) OBP: 0.391, SLG: 0.500	P3						G5-3		G6-4-3	3	0	0	0	1	0	2						
Todd Walker, L (1.4) OBP: 0.331, SLG: 0.411	L8								F7	2	0	0	1	1	0	0						
Brent Mayne, L (1.2) OBP: 0.381, SLG: 0.430										3	0	1	0	1	0	4						
Ben Petrick, R (9. PR) OBP: 0.370, SLG: 0.447							F9		FC3-6	0	1	0	0	0	0	0						
Brian Rose, R (1.1) OBP: 0.336, SLG: 0.359										2	0	0	0	0	1	1						
Todd Hollandsworth, L (7. PH) OBP: 0.333, SLG: 0.333										1	0	0	0	0	0	0						
Bobby Chouinard, R (7. 1) OBP: 0.361, SLG: 0.483										0	0	0	0	0	0	0						
Terry Shumpert, R (9. PH) OBP: 0.361, SLG: 0.483										1	0	1	0	0	0	0						
Gabe White, L (9. 1) OBP: 0.197, SLG: 0.667										0	0	0	0	0	0	0						
Inning Stats	R: 0 E: 0 K: 0 S: 4	H: 0 LOB: 0 BB: 0 P: 5	R: 1 E: 0 K: 0 S: 9	H: 2 LOB: 0 BB: 0 P: 15	R: 0 E: 1 K: 1 S: 7	H: 0 LOB: 1 BB: 1 P: 13	R: 1 E: 0 K: 1 S: 11	H: 1 LOB: 2 BB: 2 P: 25	R: 0 E: 0 K: 0 S: 10	H: 2 LOB: 1 BB: 0 P: 13	R: 0 E: 0 K: 0 S: 10	H: 1 LOB: 2 BB: 1 P: 17	R: 0 E: 0 K: 0 S: 5	H: 1 LOB: 1 BB: 0 P: 6	R: 0 E: 0 K: 1 S: 11	H: 1 LOB: 0 BB: 0 P: 12	R: 3 E: 0 K: 0 S: 11	H: 4 LOB: 1 BB: 0 P: 18	1B: 11 2B: 0 3B: 1 HR: 0	SF: 1 SAC: 0 DP: 2 HBP: 0	WP: 1 PB: 0 SB: 4 CS: 0	PA: 40
PITCHER	IP WLS BF H R ER SO BB IBB HBP BLK WP HR S P ERA WHIP																					
Mike Thurman, R (1. 1) ERA: 5.9	6.2 29 7 2 2 2 4 0 0 0 0 0 0 55 93 2.70 1.650																					
51 Scott Forster, L (7. 1) ERA: 5.65	0.1 H 1 0 0 0 0 0 0 0 0 0 0 0 1 1 0.00 0.000																					
Scott Strickland, R (8. 1) ERA: 4.11	1.2 L 7 3 2 2 1 0 0 0 0 0 0 0 17 21 10.80 1.800																					
Steve Kline, L (9. 1) ERA: 2.74	0.1 B 3 2 1 1 0 0 0 0 0 0 0 1 0 5 9 27.00 6.000																					


Batter	1	2	3	4	5	6	7	8	9	AB	R	H	RBI	BB	SO	LOB	BOTTOM					
Milton Bradley, S (1.8) OBP: 0.288, SLG: 0.279	G4-6-3		F9				G6-3		K	4	0	1	0	0	1	2	Colorado Rockies @ Montreal Expos Olympic Stadium, Montreal, QB Sun Aug 13 2000, 1:35 PM EDT Att: 10,606 - Dome - 72 F					
Peter Bergeron, L (1.7) OBP: 0.322, SLG: 0.333	G4-6-3						F8		F7	4	0	0	0	0	0	3						
Jose Vidro, S (1.4) OBP: 0.384, SLG: 0.542	F8						G4-3		P6	4	0	0	0	0	0	1						
Vladimir Guerrero, R (1.9) OBP: 0.422, SLG: 0.666							F8		L1	4	0	1	0	0	0	0						
Lee Stevens, L (1.3) OBP: 0.344, SLG: 0.504	F7								G6-3	4	1	1	0	0	0	1						
Geoff Blum, S (1.6) OBP: 0.344, SLG: 0.458	K									4	1	1	0	0	2	1						
Andy Tracy, L (1.5) OBP: 0.351, SLG: 0.485										3	1	1	1	0	1	1						
51 Scott Forster, R (8. 1) ERA: 4.4	G1-6-3									0	0	0	0	0	0	0						
Steve Kline, S (9. 1)										0	0	0	0	0	0	0						
15 Lenny Webster, R (1.2) OBP: 0.266, SLG: 0.247										3	0	1	1	0	1	0						
Mike Thurman, R (1. 1) OBP: 0.250, SLG: 0.100										2	0	0	0	0	1	1						
51 Scott Forster, R (7. 1) ERA: 4.4	G6-3									0	0	0	0	0	0	0						
Tomas De La Rosa, R (8. 6) OBP: 0.340, SLG: 0.429										1	0	1	0	0	0	0						
Inning Stats	R: 0 E: 0 K: 0 S: 5	H: 1 LOB: 0 BB: 0 P: 10	R: 0 E: 0 K: 1 S: 9	H: 1 LOB: 0 BB: 0 P: 13	R: 0 E: 0 K: 0 S: 6	H: 0 LOB: 0 BB: 0 P: 12	R: 0 E: 0 K: 0 S: 4	H: 0 LOB: 0 BB: 0 P: 9	R: 3 E: 0 K: 1 S: 16	H: 4 LOB: 1 BB: 0 P: 31	R: 0 E: 0 K: 2 S: 10	H: 0 LOB: 0 BB: 0 P: 12	R: 0 E: 0 K: 1 S: 10	H: 1 LOB: 0 BB: 0 P: 12	R: 0 E: 0 K: 1 S: 8	H: 0 LOB: 0 BB: 0 P: 12	R: 0 E: 0 K: 1 S: 8	H: 0 LOB: 0 BB: 0 P: 12	1B: 6 2B: 1 3B: 0 HR: 0	SF: 0 SAC: 0 DP: 1 HBP: 0	WP: 0 PB: 0 SB: 1 CS: 0	PA: 33
PITCHER	IP WLS BF H R ER SO BB IBB HBP BLK WP HR S P ERA WHIP																					
Brian Rose, R (1. 1) ERA: 5.14	6.0 23 6 3 3 2 0 0 0 0 0 0 0 20 24 4.50 1.000																					
Bobby Chouinard, R (7. 1) ERA: 4.4	2.0 W 7 1 0 0 3 0 0 0 0 0 0 0 20 24 0.00 0.500																					
Gabe White, L (9. 1) ERA: 1.91	1.0 S 3 0 0 0 1 0 0 0 0 0 0 0 8 12 0.00 0.000																					



livebaseballscores.com

livebaseballscores.com

Batter	1	2	3	4	5	6	7	8	9	AB	R	H	RBI	BB	SO	LOB	TOP										
Juan Pierre, L OBP: 0.387, SLG: 0.414 Larry Walker, L OBP: 0.418, SLG: 0.525	G5-3		G5-3						FC4-6 G5-3 1B	4	0	2	0	0	0	0	Colorado Rockies @ Montreal Expos Olympic Stadium, Montreal, QB Mon Aug 14 2000, 7:05 PM EDT Att: 6,924 - Dome - 72 F AB 39 R 4 H 12 RBI 4 BB 2 SO 10 LOB 17 										
Neft Perez, S OBP: 0.320, SLG: 0.434	1B		G4-3						G5-3	4	0	1	0	1	0	2											
Jeff Cirillo, R OBP: 0.391, SLG: 0.499	K		1B						17 HR 1B	5	1	2	1	0	2	4											
17 Todd Helton, L OBP: 0.485, SLG: 0.712	G6-3		G3						1B HR	5	2	3	3	0	0	2											
Jeffrey Hammonds, R OBP: 0.418, SLG: 0.598		F9		K					G6-3 F7	5	0	0	0	0	2	1											
Todd Hollandsworth, L OBP: 0.358, SLG: 0.361	G6-3 2B		K						1B	4	0	2	0	0	2	1											
Todd Walker, L Terry Shumpert, R OBP: 0.360, SLG: 0.480	G6-3		K						F8 F8	3	0	0	0	0	1	1											
Brent Mayne, L Butch Huskey, R Ben Petrick, R OBP: 0.370, SLG: 0.447	IBB		K						G6-3	2	0	1	0	1	1	0											
Julian Tavarez, L 4B Craig House, R Jeff Frye, R Jose Jimenez, R OBP: 0.500, SLG: 0.500	K		K						FC3-6 1B FC4-6 1B	3	0	0	0	0	0	2		3									
Inning Stats	R: 0 E: 0 K: 1 S: 11	H: 1 LOB: 1 BB: 0 P: 15	R: 0 E: 0 K: 1 S: 11	H: 1 LOB: 2 BB: 1 P: 19	R: 0 E: 0 K: 0 S: 8	H: 1 LOB: 1 BB: 0 P: 10	R: 0 E: 0 K: 3 S: 12	H: 0 LOB: 0 BB: 0 P: 17	R: 0 E: 0 K: 2 S: 10	H: 1 LOB: 1 BB: 0 P: 14	R: 0 E: 0 K: 2 S: 10	H: 1 LOB: 1 BB: 0 P: 12	R: 0 E: 0 K: 1 S: 9	H: 2 LOB: 1 BB: 1 P: 19	R: 1 E: 0 K: 0 S: 15	H: 2 LOB: 1 BB: 0 P: 23		R: 3 E: 0 K: 0 S: 15	H: 3 LOB: 0 BB: 0 P: 25	1B: 9 2B: 1 3B: 0 HR: 2	SF: 0 SAC: 0 DP: 0 HBP: 0	WP: 0 PB: 0 SB: 0 CS: 0	PA: 41				
PITCHER	IP	WLS	BF	H	R	ER	SO	BB	IBB	HBP	BLK	WP	HR	S	P	ERA	WHIP										
Javier Vazquez, R Anthony Telford, R 51 Scott Forster, L Steve Kline, L Scott Strickland, R	7.0		30	7	0	10	10	1	1	0	0	0	0	71	106	0.00	1.143										
	0.1	H	3	2	1	1	0	0	0	0	0	0	1	10	13	27.00	6.000										
	0.2	H	2	0	0	0	0	0	0	0	0	0	0	5	10	0.00	0.000										
	0.1	H	2	1	1	1	0	0	0	0	0	0	0	4	7	27.00	3.000										
	0.2	L	4	2	2	2	0	0	0	0	0	0	1	11	18	27.00	3.000										

Batter	1	2	3	4	5	6	7	8	9	AB	R	H	RBI	BB	SO	LOB	BOTTOM										
Peter Bergeron, L	G6-3		G3-1		FC6-4					4	0	1	1	0	0	1	Colorado Rockies @ Montreal Expos Olympic Stadium, Montreal, QB Mon Aug 14 2000, 7:05 PM EDT Att: 6,924 - Dome - 72 F AB 34 R 3 H 10 RBI 3 BB 1 SO 4 LOB 12 										
Milton Bradley, S Anthony Telford, R 51 Scott Forster, R Steve Kline, S Scott Strickland, R	G4-3				G4-3					4	0	1	0	0	1	2											
Jose Vidro, S	1B				G1-3				G6-3	4	0	1	0	0	0	1											
Vladimir Guerrero, R	G5-3				2B 1B				G4-6-3 1B	4	0	2	0	0	1	1											
Lee Stevens, L		F7			2B				G4-6-3	4	1	2	0	0	0	1											
Geoff Blum, S	F9				G3				G6-3	4	0	1	0	0	0	3											
Andy Tracy, L Terry Jones, S	F8				K				SH3-4 2B	2	0	0	0	1	1	0											
Michael Barrett, R					G5-3				SH3-4	0	1	0	0	0	0	0											
Javier Vazquez, R Wilton Guerrero, S Tomas De La Rosa, R Fernando Seguinol, S	G3-1				G3				G3	4	1	1	1	0	1	1											
					G3-1				G3	2	0	1	0	0	0	0											
					FC6-4 1B				G3	1	0	0	1	0	0	1											
Inning Stats	R: 0 E: 0 K: 0 S: 11	H: 1 LOB: 1 BB: 0 P: 18	R: 0 E: 0 K: 0 S: 9	H: 0 LOB: 0 BB: 0 P: 14	R: 0 E: 0 K: 0 S: 6	H: 0 LOB: 0 BB: 0 P: 8	R: 0 E: 0 K: 0 S: 13	H: 2 LOB: 2 BB: 0 P: 19	R: 0 E: 0 K: 1 S: 11	H: 1 LOB: 1 BB: 0 P: 19	R: 0 E: 0 K: 1 S: 9	H: 1 LOB: 0 BB: 0 P: 12	R: 3 E: 0 K: 1 S: 15	H: 3 LOB: 2 BB: 1 P: 31	R: 0 E: 0 K: 0 S: 6	H: 1 LOB: 0 BB: 0 P: 10	R: 0 E: 0 K: 1 S: 8	H: 1 LOB: 1 BB: 0 P: 10	1B: 6 2B: 4 3B: 0 HR: 0	SF: 0 SAC: 1 DP: 2 HBP: 0	WP: 0 PB: 0 SB: 0 CS: 0	PA: 36					
PITCHER	IP	WLS	BF	H	R	ER	SO	BB	IBB	HBP	BLK	WP	HR	S	P	ERA	WHIP										
Julian Tavarez, R 4B Craig House, R Jose Jimenez, R	6.2		28	8	3	3	2	0	0	0	0	0	0	9	14	0.00	0.750										
	1.1	W	4	1	0	0	1	0	0	0	0	0	0	9	14	0.00	0.750										
	1.0	S	4	1	0	0	1	0	0	0	0	0	0	8	10	0.00	1.000										

Batter	1	2	3	4	5	6	7	8	9	AB	R	H	RBI	BB	SO	LOB	TOP							
Marvin Benard, L OBP: 0.342, SLG: 0.395 Robb Nen, R (9, 1)	0-0 HR	1-2 G3	0-0 G4-3		4-2 FC3-2 BB		1-1 G6-4-3 1B		0-0 G1-3	5	1	2	2	1	0	2								
Bill Mueller, S OBP: 0.331, SLG: 0.379 (1, 5)	3-1 BB HR	2-0 G4-3	1-1 G4-3		0-0 FC3-2		0-0 G6-4-3			5	1	1	0	0	0	6								
Barry Bonds, L OBP: 0.433, SLG: 0.671 (1, 7)	4-0 HR BB	1-1		0-1 F9	1-0 F7			1-1 F9 SF8	2B	4	2	2	0	1	0	3								
Jeff Kent, R OBP: 0.420, SLG: 0.619 (1, 4)	4-1 HR BB	4-0		2-1		0-2 G6-3		2-1 F9	1	3	1	1	0	2	0	1								
J.T. Snow, L OBP: 0.396, SLG: 0.481 (1, 3)	2-0 HR	3-2 F7		1-3 K		2-2 HR		2-1 SF8	2	4	2	2	6	0	1	3								
Rich Aurilia, R OBP: 0.344, SLG: 0.438 Felix Rodriguez, R Calvin Murray, R OBP: 0.339, SLG: 0.316 (8, 1)	1-2 F8		2-0 HR	0-2 F8		2-2 F8		3-H G5-3	3	5	1	1	1	0	0	1								
Armando Rios, L OBP: 0.352, SLG: 0.513 (1, 9)	0-0		4-2 SH5-4 G4-3 BB		4-2 SH1-4 FC3-2 BB		0-0 G3	0-2 F8	1	3	1	1	0	2	0	0								
Doug Mirabeli, R OBP: 0.350, SLG: 0.400 (1, 2)	2-3 K		4-1 G4-3 SH5-4 BB		2-2 FC3-2 SH1-4 HBP		4-0 1B BB	0-0 G4-3	2	2	0	0	0	2	1	1								
Kirk Rueter, L OBP: 0.178, SLG: 0.200 Miguel Del Toro, R (5, 1)	2-1 G4-3		0-1 SH5-4		0-2 SH1-4		1-2 L4	1-0		1	0	0	0	0	0	1								
Russ Davis, R OBP: 0.301, SLG: 0.380 Doug Henry, R (7, 1)			1-2 2-3		1-2 2-3				1B	1	0	0	0	0	0	0								
Ramon Martinez, R OBP: 0.352, SLG: 0.496 (8, 6)										1	0	1	0	0	0	0								
Inning Stats	R: 5 E: 0 K: 1 S: 15	H: 4 LOB: 1 BB: 2 P: 33	R: 0 E: 0 K: 0 S: 9	H: 1 LOB: 2 BB: 1 P: 20	R: 2 E: 0 K: 0 S: 9	H: 1 LOB: 1 BB: 2 P: 20	R: 0 E: 0 K: 1 S: 10	H: 1 LOB: 1 BB: 0 P: 13	R: 0 E: 0 K: 0 S: 12	H: 0 LOB: 3 BB: 2 P: 23	R: 1 E: 0 K: 0 S: 16	H: 1 LOB: 1 BB: 1 P: 20	R: 0 E: 0 K: 0 S: 6	H: 1 LOB: 0 BB: 1 P: 12	R: 1 E: 0 K: 0 S: 10	H: 1 LOB: 0 BB: 0 P: 16	R: 0 E: 0 K: 0 S: 6	H: 1 LOB: 1 BB: 0 P: 7	1B: 5 2B: 2 3B: 0 HR: 4	SF: 1 SAC: 2 DP: 1 HBP: 1	WP: 0 PB: 0 SB: 0 CS: 0	PA: 46		
PITCHER	IP WLS BF H R ER SO BB IBB HBP BLK WP HR S P ERA WHIP	IP WLS BF H R ER SO BB IBB HBP BLK WP HR S P ERA WHIP	IP WLS BF H R ER SO BB IBB HBP BLK WP HR S P ERA WHIP	IP WLS BF H R ER SO BB IBB HBP BLK WP HR S P ERA WHIP	IP WLS BF H R ER SO BB IBB HBP BLK WP HR S P ERA WHIP	IP WLS BF H R ER SO BB IBB HBP BLK WP HR S P ERA WHIP	IP WLS BF H R ER SO BB IBB HBP BLK WP HR S P ERA WHIP	IP WLS BF H R ER SO BB IBB HBP BLK WP HR S P ERA WHIP	IP WLS BF H R ER SO BB IBB HBP BLK WP HR S P ERA WHIP	IP WLS BF H R ER SO BB IBB HBP BLK WP HR S P ERA WHIP	IP WLS BF H R ER SO BB IBB HBP BLK WP HR S P ERA WHIP	IP WLS BF H R ER SO BB IBB HBP BLK WP HR S P ERA WHIP	IP WLS BF H R ER SO BB IBB HBP BLK WP HR S P ERA WHIP	IP WLS BF H R ER SO BB IBB HBP BLK WP HR S P ERA WHIP	IP WLS BF H R ER SO BB IBB HBP BLK WP HR S P ERA WHIP	IP WLS BF H R ER SO BB IBB HBP BLK WP HR S P ERA WHIP	IP WLS BF H R ER SO BB IBB HBP BLK WP HR S P ERA WHIP	IP WLS BF H R ER SO BB IBB HBP BLK WP HR S P ERA WHIP	IP WLS BF H R ER SO BB IBB HBP BLK WP HR S P ERA WHIP	IP WLS BF H R ER SO BB IBB HBP BLK WP HR S P ERA WHIP	IP WLS BF H R ER SO BB IBB HBP BLK WP HR S P ERA WHIP	IP WLS BF H R ER SO BB IBB HBP BLK WP HR S P ERA WHIP	IP WLS BF H R ER SO BB IBB HBP BLK WP HR S P ERA WHIP	IP WLS BF H R ER SO BB IBB HBP BLK WP HR S P ERA WHIP

San Francisco Giants @ Montreal Expos
Olympic Stadium, Montreal, QB
Tue Aug 15 2000, 7:05 PM EDT
Att. 7,165 - Dome - 72 F

AB 34
R 9
H 11
RBI 9
BB 8
SO 2
LOB 19



Batter	1	2	3	4	5	6	7	8	9	AB	R	H	RBI	BB	SO	LOB	BOTTOM								
Terry Jones, S OBP: 0.318, SLG: 0.347 (1, 7)	0-3 K	1-0 HR 1B		1-2 F8			4-1 S BB		1-1 G4-3	4	1	1	0	1	1	0									
Milton Bradley, S OBP: 0.311, SLG: 0.338 (1, 8)	0-0 HR 1B	2-1 1-H 2-H HR		3-3 K			4-1 G6-4-3 BB			3	2	2	3	1	1	0									
Jose Vidro, S OBP: 0.382, SLG: 0.543 (1, 4)	1-0 HR	2-1 P6			0-2 G4-3		0-0 F8			4	1	1	2	0	0	2									
Vladimir Guerrero, R OBP: 0.423, SLG: 0.677 (1, 9)	3-2 HR		1-2 HR		1-3 K		2-2 G6-4-3			4	2	2	2	0	1	2									
Lee Stevens, L OBP: 0.344, SLG: 0.504 (1, 3)	2-2 F9		0-0 F5		0-0 1B			0-0 F7	1	4	0	1	0	0	0	0									
Geoff Blum, S OBP: 0.336, SLG: 0.449 (1, 5)	1-3 K		2-2 G4-3		3-1 F9			0-3 K	2	4	0	0	0	0	2	1									
Orlando Cabrera, R OBP: 0.283, SLG: 0.387 (1, 6)		1-2 G4-3	1-0 1B		0-0 F8			0-0 F2	3	4	0	1	0	0	0	0									
Michael Barrett, R OBP: 0.264, SLG: 0.286 (1, 2)		0-0 1B HR 1B	1-0 G6-3		2-3 K				1-3 K	4	1	1	0	0	2	1									
Mike Johnson, L OBP: 0.211, SLG: 0.167 Felipe Lira, R OBP: 0.250, SLG: 0.545 Andy Tracy, L OBP: 0.347, SLG: 0.470 Julio Santana, R (7, 1)		1-3 K		2-3 K			2-1 G4-3		2-2 F9	1	0	0	0	0	1	1									
Wilton Guerrero, S OBP: 0.320, SLG: 0.330 (9, PH)										1	0	0	0	0	0	0									
Inning Stats	R: 3 E: 0 K: 2 S: 18	H: 3 LOB: 0 BB: 0 P: 25	R: 3 E: 0 K: 1 S: 12	H: 3 LOB: 0 BB: 0 P: 19	R: 1 E: 0 K: 0 S: 11	H: 2 LOB: 1 BB: 0 P: 16	R: 0 E: 0 K: 2 S: 10	H: 0 LOB: 0 BB: 0 P: 16	R: 0 E: 0 K: 1 S: 9	H: 1 LOB: 1 BB: 0 P: 13	R: 0 E: 0 K: 1 S: 6	H: 0 LOB: 0 BB: 2 P: 10	R: 0 E: 0 K: 0 S: 6	H: 0 LOB: 1 BB: 2 P: 16	R: 0 E: 0 K: 1 S: 5	H: 0 LOB: 0 BB: 0 P: 5	R: 0 E: 0 K: 1 S: 9	H: 0 LOB: 0 BB: 0 P: 13	1B: 5 2B: 0 3B: 0 HR: 4	SF: 0 SAC: 0 DP: 1 HBP: 0	WP: 0 PB: 0 SB: 1 CS: 0	PA: 37			
PITCHER	IP WLS BF H R ER SO BB IBB HBP BLK WP HR S P ERA WHIP	IP WLS BF H R ER SO BB IBB HBP BLK WP HR S P ERA WHIP	IP WLS BF H R ER SO BB IBB HBP BLK WP HR S P ERA WHIP	IP WLS BF H R ER SO BB IBB HBP BLK WP HR S P ERA WHIP	IP WLS BF H R ER SO BB IBB HBP BLK WP HR S P ERA WHIP	IP WLS BF H R ER SO BB IBB HBP BLK WP HR S P ERA WHIP	IP WLS BF H R ER SO BB IBB HBP BLK WP HR S P ERA WHIP	IP WLS BF H R ER SO BB IBB HBP BLK WP HR S P ERA WHIP	IP WLS BF H R ER SO BB IBB HBP BLK WP HR S P ERA WHIP	IP WLS BF H R ER SO BB IBB HBP BLK WP HR S P ERA WHIP	IP WLS BF H R ER SO BB IBB HBP BLK WP HR S P ERA WHIP	IP WLS BF H R ER SO BB IBB HBP BLK WP HR S P ERA WHIP	IP WLS BF H R ER SO BB IBB HBP BLK WP HR S P ERA WHIP	IP WLS BF H R ER SO BB IBB HBP BLK WP HR S P ERA WHIP	IP WLS BF H R ER SO BB IBB HBP BLK WP HR S P ERA WHIP	IP WLS BF H R ER SO BB IBB HBP BLK WP HR S P ERA WHIP	IP WLS BF H R ER SO BB IBB HBP BLK WP HR S P ERA WHIP	IP WLS BF H R ER SO BB IBB HBP BLK WP HR S P ERA WHIP	IP WLS BF H R ER SO BB IBB HBP BLK WP HR S P ERA WHIP	IP WLS BF H R ER SO BB IBB HBP BLK WP HR S P ERA WHIP	IP WLS BF H R ER SO BB IBB HBP BLK WP HR S P ERA WHIP	IP WLS BF H R ER SO BB IBB HBP BLK WP HR S P ERA WHIP	IP WLS BF H R ER SO BB IBB HBP BLK WP HR S P ERA WHIP	IP WLS BF H R ER SO BB IBB HBP BLK WP HR S P ERA WHIP	IP WLS BF H R ER SO BB IBB HBP BLK WP HR S P ERA WHIP

San Francisco Giants @ Montreal Expos
Olympic Stadium, Montreal, QB
Tue Aug 15 2000, 7:05 PM EDT
Att. 7,165 - Dome - 72 F

AB 35
R 7
H 9
RBI 7
BB 2
SO 9
LOB 7



Batter	1	2	3	4	5	6	7	8	9	AB	R	H	RBI	BB	SO	LOB	TOP									
Marvin Benard, L OBP: 0.338, SLG: 0.391 (1, 8)										5	0	0	0	0	1	2	San Francisco Giants @ Montreal Expos Olympic Stadium, Montreal, QB Wed Aug 16 2000, 7:05 PM EDT Att. 7,910 - Dome - 72 F AB 32 R 4 H 7 RBI 4 BB 4 SO 7 LOB 15 									
Bill Mueller, S OBP: 0.432, SLG: 0.382 (1, 5)										5	1	2	0	0	0	1										
Barry Bonds, L OBP: 0.438, SLG: 0.681 (1, 7)										1	3	1	1	3	0	0										
Jeff Kent, R OBP: 0.419, SLG: 0.616 (1, 4)										4	0	1	1	0	0	3										
J.T. Snow, L OBP: 0.382, SLG: 0.477 (1, 3)										3	0	0	1	0	2	3										
Ellis Burks, R OBP: 0.413, SLG: 0.575 Felix Rodriguez, R (8, 1) Robb Nen, R (9, 1)										4	0	1	0	0	1	3										
Rich Aurilia, R OBP: 0.343, SLG: 0.435 (1, 6)										4	0	1	1	0	1	0										
Doug Mirabeli, R OBP: 0.352, SLG: 0.399 (1, 2)										3	0	1	0	1	1	2										
Mark Gardner, R OBP: 0.100, SLG: 0.100 Armando Rios, L OBP: 0.350, SLG: 0.511 (8, 9)										2	0	0	0	0	1	1										
Inning Stats	R: 2 E: 0 K: 1 S: 13	H: 2 LOB: 1 BB: 1 P: 28	R: 0 E: 0 K: 1 S: 8	H: 0 LOB: 1 BB: 1 P: 15	R: 0 E: 0 K: 0 S: 5	H: 1 LOB: 2 BB: 1 P: 12	R: 0 E: 0 K: 1 S: 9	H: 0 LOB: 0 BB: 0 P: 11	R: 1 E: 0 K: 0 S: 7	H: 1 LOB: 0 BB: 0 P: 10	R: 0 E: 0 K: 2 S: 7	H: 0 LOB: 1 BB: 0 P: 10	R: 0 E: 0 K: 0 S: 11	H: 1 LOB: 1 BB: 0 P: 15	R: 1 E: 0 K: 2 S: 11	H: 2 LOB: 2 BB: 1 P: 22		R: 0 E: 0 K: 0 S: 7	H: 0 LOB: 0 BB: 0 P: 9	1B: 5 2B: 1 3B: 0 HR: 1	SF: 1 SAC: 1 DP: 0 HBP: 0	WP: 1 PB: 1 SB: 0 CS: 0	PA: 38			
PITCHER	IP WLS BF H R ER SO BB IBB HBP BLK WP HR S P ERA WHIP																									
Dustin Hermanson, R ERA: 5.52 Anthony Telford, R ERA: 4.36 51 Scott Forster, L ERA: 5.06	(1, 1) (8, 1) (9, 1)	7.2 0.1 1.0	L 1 3	34 0 0	7 0 0	4 0 0	3 0 0	6 1 0	6 0 0	4 0 0	0 0 0	0 0 0	0 0 0	1 0 0	1 3 7	68 6 9	117 0 0	3.52 0.00 0.00	1.435 0.000 0.000							

Batter	1	2	3	4	5	6	7	8	9	AB	R	H	RBI	BB	SO	LOB	BOTTOM									
Peter Bergeron, L OBP: 0.323, SLG: 0.337 (1, 7)										4	0	2	0	0	0	0	San Francisco Giants @ Montreal Expos Olympic Stadium, Montreal, QB Wed Aug 16 2000, 7:05 PM EDT Att. 7,910 - Dome - 72 F AB 33 R 1 H 8 RBI 1 BB 0 SO 7 LOB 14 									
Milton Bradley, S OBP: 0.308, SLG: 0.333 (1, 8)										4	0	1	0	0	1	2										
Jose Vidro, S OBP: 0.381, SLG: 0.541 (1, 4)										4	0	1	0	0	0	3										
Vladimir Guerrero, R OBP: 0.422, SLG: 0.673 (1, 9)										4	0	1	0	0	0	1										
Lee Stevens, L OBP: 0.343, SLG: 0.504 (1, 3)										4	0	1	0	0	1	2										
Geoff Blum, S OBP: 0.338, SLG: 0.465 (8, 6)										4	1	2	1	0	1	3										
Orlando Cabrera, R OBP: 0.280, SLG: 0.383 Anthony Telford, R 51 Scott Forster, R (9, 1)										3	0	0	0	0	1	2										
Michael Barrett, R OBP: 0.260, SLG: 0.282 (1, 2)										3	0	0	0	0	1	1										
Dustin Hermanson, R OBP: 0.216, SLG: 0.200 Andy Tracy, L OBP: 0.355, SLG: 0.465 (8, 5)										2	0	0	0	0	1	0										
Inning Stats	R: 0 E: 0 K: 1 S: 10	H: 1 LOB: 0 BB: 0 P: 16	R: 0 E: 0 K: 0 S: 9	H: 1 LOB: 0 BB: 0 P: 11	R: 0 E: 0 K: 1 S: 6	H: 1 LOB: 0 BB: 0 P: 8	R: 0 E: 0 K: 1 S: 8	H: 1 LOB: 1 BB: 0 P: 9	R: 0 E: 0 K: 1 S: 9	H: 1 LOB: 1 BB: 0 P: 14	R: 1 E: 0 K: 0 S: 9	H: 1 LOB: 0 BB: 0 P: 14	R: 0 E: 0 K: 1 S: 5	H: 0 LOB: 0 BB: 0 P: 6	R: 0 E: 0 K: 2 S: 14	H: 2 LOB: 2 BB: 0 P: 17		1B: 6 2B: 1 3B: 0 HR: 1	SF: 0 SAC: 0 DP: 1 HBP: 0	WP: 0 PB: 0 SB: 0 CS: 1	PA: 33					
PITCHER	IP WLS BF H R ER SO BB IBB HBP BLK WP HR S P ERA WHIP																									
Mark Gardner, R ERA: 4.57 Felix Rodriguez, R ERA: 2.73 Robb Nen, R ERA: 1.68	(1, 1) (8, 1) (9, 1)	7.0 1.0 1.0	W H S	25 3 5	H 0 2	R 0 0	ER 1 0	SO 1 2	BB 1 0	IBB 1 0	HBP 1 0	BLK 4 0	WP 0 0	HR 1 0	S 4 14	P 5 17	83 6 17	1.29 0.00 0.00	0.857 0.000 2.000							

Batter	1	2	3	4	5	6	7	8	9	AB	R	H	RBI	BB	SO	LOB	TOP			
Marvin Benard, L (1, 9) OBP: 0.338, SLG: 0.391	E1 1B		G5-4-3 1B		B1-3	F6			K	5	0	2	0	0	1	1	San Francisco Giants @ Montreal Expos Olympic Stadium, Montreal, QB Thu Aug 17 2000, 1:35 PM EDT Alt. 9,198 - Dome - 72 F			
Ramon Martinez, R (1, 6) OBP: 0.347, SLG: 0.500	K		G5-4-3 1-2		F8	K				5	0	1	0	0	2	3				
Barry Bonds, L (1, 7) OBP: 0.440, SLG: 0.690	F2			1B 2B	HR				F9	4	2	2	1	1	0	1				
Jeff Kent, R (1, 4) OBP: 0.422, SLG: 0.617	BB			1B HR	1B	BB S			G4-6-3 BB	4	1	3	0	1	0	2				
Russ Davis, R (1, 5) OBP: 0.300, SLG: 0.371	P3			1B	L1	BB			F8	3	0	0	0	1	0	5				
J.T. Snow, L (1, 3) OBP: 0.383, SLG: 0.476		G3		HR	1B	BB			K	3	1	1	1	1	1	1				
Bobby Estalella, R (1, 2) OBP: 0.386, SLG: 0.521	K			HR	K	K			F8	4	1	1	3	0	2	3				
Calvin Murray, R (1, 8) OBP: 0.331, SLG: 0.308	K			F7		F8			K	4	0	0	0	0	2	0				
Shawn Estes, R (1, 1) OBP: 0.255, SLG: 0.358			K		K				G6-3	4	0	1	0	0	2	0				
Doug Henry, R (8, 1)										0	0	0	0	0	0	0				
Alan Embree, L (8, 1)										0	0	0	0	0	0	0				
Felix Rodriguez, R (9, 1)										0	0	0	0	0	0	0				
Inning Stats	R: 0 E: 1 K: 1 S: 14	H: 1 LOB: 2 BB: 1 P: 22	R: 0 E: 0 K: 2 S: 10	H: 0 LOB: 0 BB: 0 P: 13	R: 0 E: 0 K: 1 S: 6	H: 1 LOB: 0 BB: 0 P: 7	R: 4 E: 0 K: 1 S: 15	H: 4 LOB: 0 BB: 2 P: 22	R: 1 E: 0 K: 1 S: 13	H: 2 LOB: 3 BB: 2 P: 25	R: 0 E: 0 K: 1 S: 9	H: 1 LOB: 1 BB: 0 P: 14	R: 0 E: 0 K: 1 S: 5	H: 0 LOB: 0 BB: 0 P: 10	R: 0 E: 0 K: 1 S: 5	H: 1 LOB: 1 BB: 1 P: 11	1B: 7 2B: 1 3B: 1 HR: 2	SF: 0 SAC: 0 DP: 2 HBP: 0	WP: 0 PB: 0 SB: 1 CS: 1	PA: 40
PITCHER	IP WLS BF H R ER SO BB IBB HBP BLK WP HR S P ERA WHIP	IP WLS BF H R ER SO BB IBB HBP BLK WP HR S P ERA WHIP	IP WLS BF H R ER SO BB IBB HBP BLK WP HR S P ERA WHIP	IP WLS BF H R ER SO BB IBB HBP BLK WP HR S P ERA WHIP	IP WLS BF H R ER SO BB IBB HBP BLK WP HR S P ERA WHIP	IP WLS BF H R ER SO BB IBB HBP BLK WP HR S P ERA WHIP	IP WLS BF H R ER SO BB IBB HBP BLK WP HR S P ERA WHIP	IP WLS BF H R ER SO BB IBB HBP BLK WP HR S P ERA WHIP	IP WLS BF H R ER SO BB IBB HBP BLK WP HR S P ERA WHIP	IP WLS BF H R ER SO BB IBB HBP BLK WP HR S P ERA WHIP	IP WLS BF H R ER SO BB IBB HBP BLK WP HR S P ERA WHIP	IP WLS BF H R ER SO BB IBB HBP BLK WP HR S P ERA WHIP	IP WLS BF H R ER SO BB IBB HBP BLK WP HR S P ERA WHIP	IP WLS BF H R ER SO BB IBB HBP BLK WP HR S P ERA WHIP	IP WLS BF H R ER SO BB IBB HBP BLK WP HR S P ERA WHIP	IP WLS BF H R ER SO BB IBB HBP BLK WP HR S P ERA WHIP	IP WLS BF H R ER SO BB IBB HBP BLK WP HR S P ERA WHIP			
Trey Moore, L (1, 1) ERA: 5.4	4.2 L	24 8 5 5 5	3 0 0 0 0	0 0 0 0 0	0 0 0 0 0	0 0 0 0 0	0 0 0 0 0	0 0 0 0 0	0 0 0 0 0	0 0 0 0 0	0 0 0 0 0	0 0 0 0 0	0 0 0 0 0	0 0 0 0 0	0 0 0 0 0	0 0 0 0 0	9.64 2.357			
Julio Santana, R (5, 1) ERA: 4.3	1.1 5	1 0 0 2	0 0 0 0	0 0 0 0	0 0 0 0	0 0 0 0	0 0 0 0	0 0 0 0	0 0 0 0	0 0 0 0	0 0 0 0	0 0 0 0	0 0 0 0	0 0 0 0	0 0 0 0	0 0 0 0	0.00 0.750			
Anthony Telford, R (7, 1) ERA: 4.29	1.0 4	1 0 0 1	0 0 0 0	0 0 0 0	0 0 0 0	0 0 0 0	0 0 0 0	0 0 0 0	0 0 0 0	0 0 0 0	0 0 0 0	0 0 0 0	0 0 0 0	0 0 0 0	0 0 0 0	0 0 0 0	0.00 1.000			
Scott Strickland, R (8, 1) ERA: 4.45	1.0 3	0 0 0 1	0 0 0 0	0 0 0 0	0 0 0 0	0 0 0 0	0 0 0 0	0 0 0 0	0 0 0 0	0 0 0 0	0 0 0 0	0 0 0 0	0 0 0 0	0 0 0 0	0 0 0 0	0 0 0 0	0.00 0.000			
Steve Kline, L (9, 1) ERA: 2.92	1.0 4	1 0 0 1	1 0 0 0	0 0 0 0	0 0 0 0	0 0 0 0	0 0 0 0	0 0 0 0	0 0 0 0	0 0 0 0	0 0 0 0	0 0 0 0	0 0 0 0	0 0 0 0	0 0 0 0	0 0 0 0	0.00 2.000			

AB	36
R	5
H	11
RBI	5
BB	4
SO	10
LOB	16



Batter	1	2	3	4	5	6	7	8	9	AB	R	H	RBI	BB	SO	LOB	BOTTOM					
Peter Bergeron, L (1, 7) OBP: 0.322, SLG: 0.335	G6-3		FC5-4 1-2		K			BB HR 1B	K	2	0	0	0	0	0	1	San Francisco Giants @ Montreal Expos Olympic Stadium, Montreal, QB Thu Aug 17 2000, 1:35 PM EDT Alt. 9,198 - Dome - 72 F					
Terry Jones, S (5, 7) OBP: 0.318, SLG: 0.346			K							3	1	1	0	0	2	2						
Milton Bradley, S (1, 8) OBP: 0.317, SLG: 0.324	G4-3					FC1-6 BB		HR BB		2	1	0	0	2	1	1						
Jose Vidro, S (1, 4) OBP: 0.382, SLG: 0.547	G1-3			G5-3 2B 1B		FC1-6 1-2		HR		4	2	2	3	0	0	1						
Vladimir Guerrero, R (1, 9) OBP: 0.418, SLG: 0.667		G4-3		G5-3		K		G5-3		4	0	0	0	0	1	2						
Lee Stevens, L (1, 3) OBP: 0.340, SLG: 0.499		F7		F8		K		G4-3		4	0	0	0	0	1	2						
Steve Kline, S (9, 1)										0	0	0	0	0	0	0						
Geoff Blum, S (1, 5) OBP: 0.347, SLG: 0.481		1B		2B				G4-3		4	0	3	1	0	0	0						
Orlando Cabrera, R (1, 6) OBP: 0.276, SLG: 0.356										2	0	0	0	0	0	2						
Julio Santana, R (5, 1) ERA: 4.45										0	0	0	0	0	0	0						
Anthony Telford, R (7, 1) ERA: 4.29										0	0	0	0	0	0	0						
Fernando Segura, S (7, 6) OBP: 0.254, SLG: 0.350										0	0	0	0	0	0	0						
Scott Strickland, R (8, 1) ERA: 4.45										0	0	0	0	0	0	0						
Andy Tracy, L (9, 3) OBP: 0.342, SLG: 0.481										1	0	0	0	0	0	1						
Michael Barrett, R (1, 2) OBP: 0.256, SLG: 0.277										4	0	0	0	0	1	1						
Trey Moore, L (1, 1) OBP: 0.500, SLG: 0.333										0	0	0	0	1	0	0						
Mike Mordecai, R (5, 5) OBP: 0.338, SLG: 0.468										2	0	1	0	0	0	0						
Wilton Guerrero, S (9, PH) OBP: 0.323, SLG: 0.330										0	0	0	0	1	0	0						
Inning Stats	R: 0 E: 0 K: 0 S: 9	H: 0 LOB: 0 BB: 0 P: 14	R: 0 E: 0 K: 0 S: 9	H: 1 LOB: 1 BB: 0 P: 13	R: 0 E: 0 K: 1 S: 12	H: 0 LOB: 1 BB: 1 P: 18	R: 1 E: 0 K: 0 S: 10	H: 2 LOB: 1 BB: 0 P: 16	R: 0 E: 0 K: 1 S: 5	H: 1 LOB: 0 BB: 0 P: 8	R: 0 E: 0 K: 2 S: 9	H: 0 LOB: 0 BB: 1 P: 17	R: 0 E: 0 K: 0 S: 8	H: 0 LOB: 0 BB: 0 P: 15	R: 3 E: 0 K: 0 S: 13	H: 2 LOB: 2 BB: 1 P: 21	R: 0 E: 0 K: 1 S: 9	H: 1 LOB: 1 BB: 1 P: 19	1B: 3 2B: 3 3B: 0 HR: 1	SF: 0 SAC: 0 DP: 0 HBP: 0	WP: 0 PB: 0 SB: 0 CS: 0	PA: 37
PITCHER	IP WLS BF H R ER SO BB IBB HBP BLK WP HR S P ERA WHIP	IP WLS BF H R ER SO BB IBB HBP BLK WP HR S P ERA WHIP	IP WLS BF H R ER SO BB IBB HBP BLK WP HR S P ERA WHIP	IP WLS BF H R ER SO BB IBB HBP BLK WP HR S P ERA WHIP	IP WLS BF H R ER SO BB IBB HBP BLK WP HR S P ERA WHIP	IP WLS BF H R ER SO BB IBB HBP BLK WP HR S P ERA WHIP	IP WLS BF H R ER SO BB IBB HBP BLK WP HR S P ERA WHIP	IP WLS BF H R ER SO BB IBB HBP BLK WP HR S P ERA WHIP	IP WLS BF H R ER SO BB IBB HBP BLK WP HR S P ERA WHIP	IP WLS BF H R ER SO BB IBB HBP BLK WP HR S P ERA WHIP	IP WLS BF H R ER SO BB IBB HBP BLK WP HR S P ERA WHIP	IP WLS BF H R ER SO BB IBB HBP BLK WP HR S P ERA WHIP	IP WLS BF H R ER SO BB IBB HBP BLK WP HR S P ERA WHIP	IP WLS BF H R ER SO BB IBB HBP BLK WP HR S P ERA WHIP	IP WLS BF H R ER SO BB IBB HBP BLK WP HR S P ERA WHIP	IP WLS BF H R ER SO BB IBB HBP BLK WP HR S P ERA WHIP						
Shawn Estes, L (1, 1) ERA: 3.77	7.1 H	29 3 3 6	0 0 0 0	0 0 0 0	0 0 0 0	0 0 0 0	0 0 0 0	0 0 0 0	0 0 0 0	0 0 0 0	0 0 0 0	0 0 0 0	0 0 0 0	0 0 0 0	0 0 0 0	0 0 0 0	3.68 1.091					
Doug Henry, R (8, 1) ERA: 4.45	0.1 H	2 1 1 0	0 0 0 0	0 0 0 0	0 0 0 0	0 0 0 0	0 0 0 0	0 0 0 0	0 0 0 0	0 0 0 0	0 0 0 0	0 0 0 0	0 0 0 0	0 0 0 0	0 0 0 0	0 0 0 0	27.00 3.000					
Alan Embree, L (8, 1) ERA: 5.12	0.2 H	3 1 0 0	0 0 0 0	0 0 0 0	0 0 0 0	0 0 0 0	0 0 0 0	0 0 0 0	0 0 0 0	0 0 0 0	0 0 0 0	0 0 0 0	0 0 0 0	0 0 0 0	0 0 0 0	0 0 0 0	0.00 1.500					
Felix Rodriguez, R (9, 1) ERA: 2.7	0.2 S	3 0 0 0	0 0 0 1	1 0 0 0	0 0 0 0	0 0 0 0	0 0 0 0	0 0 0 0	0 0 0 0	0 0 0 0	0 0 0 0	0 0 0 0	0 0 0 0	0 0 0 0	0 0 0 0	0 0 0 0	0.00 1.500					



Batter	1	2	3	4	5	6	7	8	9	AB	R	H	RBI	BB	SO	LOB	TOP							
Terry Jones, S OBP: 0.322, SLG: 0.349	2-2 WP 1B	2-0 G3		0-2 G4-3		1-1 1B		0-0 F8		5	1	2	0	0	0	2								
Milton Bradley, S OBP: 0.310, SLG: 0.333	1-3 K	3-2 2B		0-0 L6		2-2 SF9		2-3 K		4	0	1	2	0	2	2								
Jose Vidro, S OBP: 0.384, SLG: 0.546	4-2 1B 1B	0-0 F7		0-0 FC6-4 1B		0-0 F7			1-0 CS 1B	4	1	2	0	1	0	2								
Vladimir Guerrero, R OBP: 0.416, SLG: 0.661	1-0 1B 2H 1B		0-2 E5 WP BB E	2-2 FC6-4		2-0 G6-3			2-3 K	5	1	1	1	0	1	2								
Lee Stevens, L OBP: 0.336, SLG: 0.492	2-3 K		2-3 K		1-0 G3		2-3 K		0-3 K	5	0	0	0	0	4	4								
Geoff Blum, S OBP: 0.354, SLG: 0.481	0-1 1-3 2H 1B		4-0 WP E BB		2-3 K2-3		1-1 HBP			2	1	1	1	1	1	0								
Brian Schneider, L OBP: 0.333, SLG: 0.289	3-3 K		1-1 E1		2-2 G3-1		0-0 G1-3			4	0	1	1	0	1	3								
Orlando Cabrera, R OBP: 0.284, SLG: 0.386		2-1 G3 SH5-4 2B 1B		0-0 G5-3		0-0 1B SF9 1B		0-2 S 1B		4	2	3	0	0	0	1								
Mike Thurman, R OBP: 0.214, SLG: 0.083	1-1 SH5-4		0-3 K		1-2 SH3-4			2-3 K		2	0	0	0	0	2	2								
51 Scott Forster, R Anthony Telford, R Scott Strickland, R										0	0	0	0	0	0	0								
										0	0	0	0	0	0	0								
										0	0	0	0	0	0	0								
										0	0	0	0	0	0	0								
Inning Stats	R: 2 E: 0 K: 3 S: 19	H: 3 LOB: 2 BB: 1 P: 31	R: 1 E: 0 K: 0 S: 9	H: 2 LOB: 1 BB: 0 P: 17	R: 2 E: 2 K: 2 S: 13	H: 1 LOB: 1 BB: 1 P: 20	R: 0 E: 0 K: 0 S: 8	H: 1 LOB: 1 BB: 0 P: 10	R: 0 E: 0 K: 1 S: 10	H: 0 LOB: 0 BB: 0 P: 14	R: 1 E: 0 K: 0 S: 10	H: 2 LOB: 1 BB: 0 P: 14	R: 0 E: 0 K: 1 S: 6	H: 0 LOB: 1 BB: 0 P: 11	R: 0 E: 0 K: 2 S: 12	H: 1 LOB: 1 BB: 0 P: 16	R: 0 E: 0 K: 2 S: 7	H: 1 LOB: 1 BB: 0 P: 10	1B: 10 2B: 2 3B: 0 HR: 0	SF: 1 SAC: 2 DP: 1 HBP: 1	WP: 2 PB: 0 SB: 1 CS: 1	PA: 41		
PITCHER	IP WLS BF H R ER SO BB IBB HBP BLK WP HR S P ERA WHIP	IP WLS BF H R ER SO BB IBB HBP BLK WP HR S P ERA WHIP	IP WLS BF H R ER SO BB IBB HBP BLK WP HR S P ERA WHIP	IP WLS BF H R ER SO BB IBB HBP BLK WP HR S P ERA WHIP	IP WLS BF H R ER SO BB IBB HBP BLK WP HR S P ERA WHIP	IP WLS BF H R ER SO BB IBB HBP BLK WP HR S P ERA WHIP	IP WLS BF H R ER SO BB IBB HBP BLK WP HR S P ERA WHIP	IP WLS BF H R ER SO BB IBB HBP BLK WP HR S P ERA WHIP	IP WLS BF H R ER SO BB IBB HBP BLK WP HR S P ERA WHIP	IP WLS BF H R ER SO BB IBB HBP BLK WP HR S P ERA WHIP	IP WLS BF H R ER SO BB IBB HBP BLK WP HR S P ERA WHIP	IP WLS BF H R ER SO BB IBB HBP BLK WP HR S P ERA WHIP	IP WLS BF H R ER SO BB IBB HBP BLK WP HR S P ERA WHIP	IP WLS BF H R ER SO BB IBB HBP BLK WP HR S P ERA WHIP	IP WLS BF H R ER SO BB IBB HBP BLK WP HR S P ERA WHIP	IP WLS BF H R ER SO BB IBB HBP BLK WP HR S P ERA WHIP	IP WLS BF H R ER SO BB IBB HBP BLK WP HR S P ERA WHIP	IP WLS BF H R ER SO BB IBB HBP BLK WP HR S P ERA WHIP	IP WLS BF H R ER SO BB IBB HBP BLK WP HR S P ERA WHIP	IP WLS BF H R ER SO BB IBB HBP BLK WP HR S P ERA WHIP	IP WLS BF H R ER SO BB IBB HBP BLK WP HR S P ERA WHIP	IP WLS BF H R ER SO BB IBB HBP BLK WP HR S P ERA WHIP	IP WLS BF H R ER SO BB IBB HBP BLK WP HR S P ERA WHIP	IP WLS BF H R ER SO BB IBB HBP BLK WP HR S P ERA WHIP

Montreal Expos @ San Diego Padres
Qualcomm Stadium, San Diego, CA
Fri Aug 18, 2000, 10:05 PM EDT
Att: 20,597 - Sunny - 77 F

AB 35
R 6
H 11
RBI 5
BB 2
SO 11
LOB 18



Batter	1	2	3	4	5	6	7	8	9	AB	R	H	RBI	BB	SO	LOB	BOTTOM							
Eric Owens, R OBP: 0.365, SLG: 0.402	4-2 G3-6-3 BB		0-0 F9-3 1B			1-1 G4-3 1B		2-1 F9		3	0	2	0	1	0	2								
Mike Darr, L OBP: 0.325, SLG: 0.425	1-1 G3-6-3		3-2 F9-3			1-1 G4-3		1-1 FC3-6 E S WP		4	1	0	1	0	0	4								
Ryan Klesko, L OBP: 0.397, SLG: 0.572	0-2 F9			1-0 L6		4-0 G4-6-3 BB		4-2 1B BB		2	0	0	0	2	0	0								
Phil Nevin, R OBP: 0.371, SLG: 0.548		2-2 2B G4-3 1B		2-1 G6-4-3 1B		1-1 G4-6-3		1-0 1B		4	1	3	0	0	0	2								
Donne Wall, R										0	0	0	0	0	0	0								
Bret Boone, R OBP: 0.323, SLG: 0.424		1-1 F9		0-0 G6-4-3		1-2 G5-3		2-3 K		4	0	0	0	0	1	4								
Ruben Rivera, R OBP: 0.303, SLG: 0.432		1-0 G4-3 2B			1-0 F2		1-3 K2-3		1-3 K	4	0	1	0	0	2	0								
Wiki Gonzalez, R OBP: 0.297, SLG: 0.327		2-0 G4-3			4-2 BB		0-0 F9		1-2 G4-3	3	0	0	1	1	0	1								
Desi Relaford, S OBP: 0.364, SLG: 0.336		1-1 F9			3-2 F8			4-1 F9 BB FC3-6 BB		3	1	1	0	1	0	2								
Matt Clement, R ERA: 5.04					1-0 G3			4-1 FC3-6 BB		1	0	0	0	0	0	0								
John Mabry, R ERA: 5.4									1-2 L5	1	0	0	0	0	0	1								
Todd Crooks, R ERA: 5.63										0	0	0	0	0	0	0								
Carlos Almanzar, R ERA: 4.25										0	0	0	0	0	0	0								
Dave Magadan, L OBP: 0.360, SLG: 0.341										1	0	0	0	0	0	1								
										0	0	0	0	0	0	0								
										0	0	0	0	0	0	0								
										0	0	0	0	0	0	0								
										0	0	0	0	0	0	0								
Inning Stats	R: 0 E: 0 K: 0 S: 7	H: 0 LOB: 0 BB: 1 P: 12	R: 1 E: 0 K: 0 S: 9	H: 2 LOB: 0 BB: 0 P: 16	R: 0 E: 0 K: 0 S: 9	H: 1 LOB: 0 BB: 0 P: 13	R: 0 E: 0 K: 0 S: 4	H: 1 LOB: 0 BB: 0 P: 7	R: 0 E: 0 K: 0 S: 7	H: 0 LOB: 1 BB: 1 P: 16	R: 0 E: 0 K: 0 S: 6	H: 1 LOB: 1 BB: 1 P: 13	R: 0 E: 0 K: 1 S: 6	H: 0 LOB: 0 BB: 0 P: 7	R: 2 E: 0 K: 1 S: 12	H: 1 LOB: 2 BB: 3 P: 30	R: 0 E: 0 K: 1 S: 12	H: 1 LOB: 1 BB: 0 P: 16	1B: 6 2B: 2 3B: 0 HR: 0	SF: 0 SAC: 0 DP: 4 HBP: 0	WP: 1 PB: 0 SB: 1 CS: 0	PA: 36		
PITCHER	IP WLS BF H R ER SO BB IBB HBP BLK WP HR S P ERA WHIP	IP WLS BF H R ER SO BB IBB HBP BLK WP HR S P ERA WHIP	IP WLS BF H R ER SO BB IBB HBP BLK WP HR S P ERA WHIP	IP WLS BF H R ER SO BB IBB HBP BLK WP HR S P ERA WHIP	IP WLS BF H R ER SO BB IBB HBP BLK WP HR S P ERA WHIP	IP WLS BF H R ER SO BB IBB HBP BLK WP HR S P ERA WHIP	IP WLS BF H R ER SO BB IBB HBP BLK WP HR S P ERA WHIP	IP WLS BF H R ER SO BB IBB HBP BLK WP HR S P ERA WHIP	IP WLS BF H R ER SO BB IBB HBP BLK WP HR S P ERA WHIP	IP WLS BF H R ER SO BB IBB HBP BLK WP HR S P ERA WHIP	IP WLS BF H R ER SO BB IBB HBP BLK WP HR S P ERA WHIP	IP WLS BF H R ER SO BB IBB HBP BLK WP HR S P ERA WHIP	IP WLS BF H R ER SO BB IBB HBP BLK WP HR S P ERA WHIP	IP WLS BF H R ER SO BB IBB HBP BLK WP HR S P ERA WHIP	IP WLS BF H R ER SO BB IBB HBP BLK WP HR S P ERA WHIP	IP WLS BF H R ER SO BB IBB HBP BLK WP HR S P ERA WHIP	IP WLS BF H R ER SO BB IBB HBP BLK WP HR S P ERA WHIP	IP WLS BF H R ER SO BB IBB HBP BLK WP HR S P ERA WHIP	IP WLS BF H R ER SO BB IBB HBP BLK WP HR S P ERA WHIP	IP WLS BF H R ER SO BB IBB HBP BLK WP HR S P ERA WHIP	IP WLS BF H R ER SO BB IBB HBP BLK WP HR S P ERA WHIP	IP WLS BF H R ER SO BB IBB HBP BLK WP HR S P ERA WHIP	IP WLS BF H R ER SO BB IBB HBP BLK WP HR S P ERA WHIP	IP WLS BF H R ER SO BB IBB HBP BLK WP HR S P ERA WHIP

Montreal Expos @ San Diego Padres
Qualcomm Stadium, San Diego, CA
Fri Aug 18, 2000, 10:05 PM EDT
Att: 20,597 - Sunny - 77 F

AB 30
R 3
H 7
RBI 2
BB 6
SO 3
LOB 17



Batter	1	2	3	4	5	6	7	8	9	AB	R	H	RBI	BB	SO	LOB	TOP					
Peter Bergeron, L (1, 7) OBP: 0.324, SLG: 0.334	P6		E FC5-4 1B				HR 1B		F7	3	2	1	0	2	0	0						
Milton Bradley, S (1, 8) OBP: 0.284, SLG: 0.302	G6-3		F7				F5		K	3	0	0	0	0	0	0	4					
Mike Johnson, L (4, 1) OBP: 0.211, SLG: 0.167										0	0	0	0	0	0	0	0					
Andy Tracy, L (7, PH) OBP: 0.336, SLG: 0.452										1	0	0	0	0	0	1	0					
51 Scott Forster, R (7, 1)										0	0	0	0	0	0	0	1					
Mike Mordecai, R (9, PH) OBP: 0.333, SLG: 0.462										1	0	0	0	0	1	1	0					
Jose Vidro, S (1, 4) OBP: 0.388, SLG: 0.559	K		E9 FC5-4 1B				G6-3 1B			4	1	3	2	1	1	1	0					
Terry Jones, S (9, PR) OBP: 0.314, SLG: 0.339							HR			0	0	0	0	0	0	0	0					
Vladimir Guerrero, R (1, 9) OBP: 0.410, SLG: 0.648		F8	FC5-4				G6-3			5	0	0	1	0	0	3						
Lee Stevens, L (1, 3) OBP: 0.343, SLG: 0.500										4	1	1	0	0	3	1						
Geoff Blum, S (1, 5) OBP: 0.346, SLG: 0.468										4	0	1	0	0	1	1						
Orlando Cabrera, R (1, 6) OBP: 0.289, SLG: 0.383										3	0	2	0	1	0	1						
Brian Schneider, L (1, 2) OBP: 0.333, SLG: 0.317										3	0	1	1	0	1	2						
Wilton Guerrero, S (8, PH) OBP: 0.325, SLG: 0.328										1	0	0	0	0	0	1						
Felipe Lira, R (1, 1) OBP: 0.231, SLG: 0.500										1	0	0	0	0	1	2						
Fernando Seguinol, S (4, PH) OBP: 0.354, SLG: 0.545										3	0	1	0	0	2	2						
Michael Barrett, R (8, 2) OBP: 0.299, SLG: 0.276										0	0	0	0	0	0	0						
Inning Stats	R: 0 E: 0 K: 1 S: 6	H: 0 LOB: 0 BB: 0 P: 9	R: 1 E: 0 K: 2 S: 14	H: 3 LOB: 2 BB: 0 P: 18	R: 1 E: 1 K: 1 S: 13	H: 1 LOB: 1 BB: 1 P: 21	R: 0 E: 0 K: 1 S: 15	H: 2 LOB: 3 BB: 1 P: 24	R: 0 E: 0 K: 1 S: 10	H: 1 LOB: 0 BB: 0 P: 16	R: 0 E: 0 K: 1 S: 7	H: 1 LOB: 1 BB: 0 P: 11	R: 2 E: 0 K: 1 S: 10	H: 2 LOB: 0 BB: 0 P: 14	R: 0 E: 0 K: 1 S: 13	H: 0 LOB: 1 BB: 1 P: 21	R: 0 E: 0 K: 1 S: 9	H: 0 LOB: 1 BB: 1 P: 17	1B: 8 2B: 1 3B: 0 HR: 1	SF: 0 SAC: 0 DP: 1 HBP: 0	WP: 0 PB: 0 SB: 0 CS: 0	PA: 40
PITCHER	IP	WLS	BF	H	R	ER	SO	BB	IBB	HBP	BLK	WP	HR	S	P	ERA	WHIP					
Jay Witasick, R (1, 1) ERA: 6.05	6.1	W	30	10	4	3	7	2	0	0	0	0	1	71	108	4.26	1.895					
Carlos Almanzar, R (7, 1) ERA: 4.58	0.1	H	1	0	0	0	0	0	0	0	0	0	0	1	2	0.00	0.000					
Kevin Walker, L (7, 1) ERA: 4.64	1.0	H	4	0	0	0	1	1	0	0	0	0	0	13	18	0.00	1.000					
Trevor Hoffman, R (8, 1) ERA: 3.74	1.1	S	5	0	0	0	2	1	0	0	0	0	0	12	23	0.00	0.750					

Montreal Expos @ San Diego Padres
Qualcomm Stadium, San Diego, CA
Sun Aug 20 2000, 5:00 PM EDT
Att: 25,343 - Sunny - 79 F

AB	36
R	4
H	10
RBI	4
BB	4
SO	10
LOB	18



Batter	1	2	3	4	5	6	7	8	9	AB	R	H	RBI	BB	SO	LOB	BOTTOM				
Eric Owens, R (1, 7) OBP: 0.361, SLG: 0.395	G4-3	G1-3	FC6-4		G5-3			G4-3		5	0	0	0	0	0	4					
Damian Jackson, R (1, 6) OBP: 0.335, SLG: 0.347	F2		G6-3				F7			4	0	0	0	0	1	0					
Ryan Klesko, L (1, 3) OBP: 0.398, SLG: 0.570							F8			2	1	1	0	2	0	0					
Phil Nevin, R (1, 5) OBP: 0.374, SLG: 0.549	FC5-4						F9			4	1	2	0	0	0	1					
Bret Boone, R (1, 4) OBP: 0.327, SLG: 0.425		F8 G4-3 1B	E3 2B G1-3				F9			3	2	1	0	1	0	1					
John Mabry, L (1, 9) OBP: 0.313, SLG: 0.405										4	1	1	1	0	2	4					
Mike Darr, L (8, 9) OBP: 0.330, SLG: 0.416		G4-3								0	0	0	0	0	0	0					
Trevor Hoffman, R (8, 1)			G1-3 1B							0	0	0	0	0	0	0					
Ruben Rivera, R (1, 8) OBP: 0.304, SLG: 0.424		F8	G1-3		F3		F8			4	0	0	1	0	0	5					
Wiki Gonzalez, R (1, 2) OBP: 0.300, SLG: 0.322										2	0	0	0	2	0	0					
Jay Witasick, R (1, 1) OBP: 0.143, SLG: 0.143										3	0	2	2	0	0	0					
Carlos Almanzar, R (7, 1)										0	0	0	0	0	0	0					
Kevin Walker, L (7, 1) OBP: 0.250, SLG: 0.250										0	0	0	0	0	0	0					
29 Kory DeHaan, L (8, 9) OBP: 0.239, SLG: 0.301										1	0	0	0	0	1	0					
Inning Stats	R: 0 E: 0 K: 0 S: 11	H: 0 LOB: 1 BB: 1 P: 15	R: 1 E: 0 K: 0 S: 12	H: 2 LOB: 2 BB: 1 P: 18	R: 4 E: 1 K: 0 S: 14	H: 4 LOB: 2 BB: 1 P: 24	R: 0 E: 0 K: 2 S: 17	H: 1 LOB: 3 BB: 2 P: 29	R: 0 E: 0 K: 0 S: 8	H: 0 LOB: 0 BB: 0 P: 10	R: 0 E: 0 K: 0 S: 7	H: 0 LOB: 0 BB: 0 P: 10	R: 0 E: 0 K: 1 S: 6	H: 0 LOB: 0 BB: 0 P: 10	R: 0 E: 0 K: 1 S: 7	H: 0 LOB: 0 BB: 0 P: 8	1B: 6 2B: 1 3B: 0 HR: 0	SF: 0 SAC: 0 DP: 0 HBP: 0	WP: 0 PB: 0 SB: 0 CS: 0	PA: 37	
PITCHER	IP	WLS	BF	H	R	ER	SO	BB	IBB	HBP	BLK	WP	HR	S	P	ERA	WHIP				
Felipe Lira, R (1, 1) ERA: 4.73	3.0	L	19	6	5	2	0	1	2	0	0	0	0	37	57	6.00	2.333				
Mike Johnson, R (4, 1) ERA: 6.61	3.0		12	1	0	0	2	2	0	0	0	0	0	32	49	0.00	1.000				
51 Scott Forster, L (7, 1) ERA: 5.0	2.0		6	0	0	0	2	0	0	0	0	0	0	13	18	0.00	0.000				

Montreal Expos @ San Diego Padres
Qualcomm Stadium, San Diego, CA
Sun Aug 20 2000, 5:00 PM EDT
Att: 25,343 - Sunny - 79 F

AB	32
R	5
H	7
RBI	4
BB	5
SO	4
LOB	15



Batter	1	2	3	4	5	6	7	8	9	AB	R	H	RBI	BB	SO	LOB	TOP					
Peter Bergeron, L (1, 7) OBP: 0.323, SLG: 0.332	G6-3		K				F7		G1-3	5	0	1	0	0	1	0						
Milton Bradley, S (1, 8) OBP: 0.293, SLG: 0.303	G4-3 BB						F9		F8	3	1	1	0	1	0	1						
Jose Vidro, S (1, 4) OBP: 0.391, SLG: 0.559	G4-3									2	1	1	0	2	0	1						
Vladimir Guerrero, R (1, 9) OBP: 0.410, SLG: 0.649										4	1	2	0	0	1	3						
Lee Stevens, L (1, 3) OBP: 0.342, SLG: 0.498										4	0	1	1	0	2	3						
Geoff Blum, S (1, 5) OBP: 0.344, SLG: 0.466										3	0	1	1	0	0	3						
Orlando Cabrera, R (1, 6) OBP: 0.295, SLG: 0.397										3	1	2	2	1	1	1						
Michael Barrett, R (1, 2) OBP: 0.259, SLG: 0.272										3	0	0	0	1	0	3						
Dustin Hermanson, R (1, 1) OBP: 0.195, SLG: 0.179 Scott Strickland, R (9, 1)										4	0	0	0	0	2	2						
Inning Stats	R: 0 E: 0 K: 0 S: 6	H: 0 LOB: 0 BB: 1 P: 11	R: 0 E: 0 K: 0 S: 12	H: 1 LOB: 0 BB: 0 P: 15	R: 1 E: 0 K: 1 S: 9	H: 1 LOB: 0 BB: 0 P: 12	R: 1 E: 0 K: 1 S: 13	H: 2 LOB: 3 BB: 2 P: 25	R: 0 E: 0 K: 0 S: 5	H: 1 LOB: 0 BB: 0 P: 10	R: 2 E: 0 K: 2 S: 16	H: 2 LOB: 2 BB: 2 P: 27	R: 0 E: 0 K: 0 S: 9	H: 1 LOB: 1 BB: 0 P: 14	R: 0 E: 0 K: 2 S: 8	H: 1 LOB: 1 BB: 0 P: 10	R: 0 E: 0 K: 1 S: 5	H: 0 LOB: 0 BB: 0 P: 5	1B: 7 2B: 2 3B: 0 HR: 1	SF: 1 SAC: 0 DP: 2 HBP: 0	WP: 0 PB: 0 SB: 2 CS: 3	PA: 38
PITCHER	IP	WLS	BF	H	R	ER	SO	BB	IBB	HBP	BLK	WP	HR	S	P	ERA	WHIP					
Matt Herges, R (1, 1) ERA: 3.56	6.0	L	27	7	4	4	4	4	1	0	0	0	1	61	100	6.00	1.833					
Antonio Osuna, R (7, 1) ERA: 3.67	2.0		7	2	0	0	2	0	0	0	0	0	0	17	28	0.00	1.000					
Jeff Shaw, R (9, 1) ERA: 5.14	1.0		3	0	0	0	1	0	0	0	0	0	0	5	5	0.00	0.000					

Montreal Expos @ Los Angeles Dodgers
Dodger Stadium, Los Angeles, CA
 Mon Aug 21 2000, 7:10 PM PDT
 Att: 32,053 - Sunny - 76 F

AB	31
R	4
H	9
RBI	4
BB	5
SO	7
LOB	17



Batter	1	2	3	4	5	6	7	8	9	AB	R	H	RBI	BB	SO	LOB	BOTTOM					
Tom Goodwin, L (1, 8) OBP: 0.370, SLG: 0.379	G6-4-3 BB		K				G2-3			3	0	1	0	1	1	2						
Mark Czuzdzianek, R (1, 4) OBP: 0.330, SLG: 0.388	F7		G6-3				F8		G3	4	0	0	0	0	0	2						
Gary Sheffield, R (1, 7) OBP: 0.443, SLG: 0.671	G6-4-3						F5			4	0	1	0	0	0	1						
Shawn Green, L (1, 9) OBP: 0.379, SLG: 0.503							F8		F7	4	0	1	0	0	0	1						
Eric Karros, R (1, 3) OBP: 0.344, SLG: 0.507							G5-4-3			4	1	1	0	0	0	2						
Todd Hundley, S (1, 2) OBP: 0.407, SLG: 0.662										4	0	2	1	0	0	1						
Adrian Beltré, R (1, 5) OBP: 0.336, SLG: 0.442										3	0	1	0	1	1	2						
Alex Cora, L (1, 6) OBP: 0.320, SLG: 0.403										3	0	1	0	0	0	3						
Matt Herges, L (1, 1) ERA: 5.25 Antonio Osuna, R (7, 1) ERA: 3.67 Dave Hansen, L (8, PH) OBP: 0.405, SLG: 0.568 Jeff Shaw, R (9, 1) ERA: 4.24										1	0	0	0	0	0	0						
Inning Stats	R: 0 E: 0 K: 0 S: 7	H: 0 LOB: 0 BB: 1 P: 12	R: 0 E: 0 K: 0 S: 11	H: 1 LOB: 2 BB: 1 P: 21	R: 0 E: 0 K: 1 S: 11	H: 0 LOB: 0 BB: 0 P: 17	R: 0 E: 0 K: 0 S: 5	H: 1 LOB: 0 BB: 0 P: 8	R: 0 E: 0 K: 0 S: 17	H: 2 LOB: 2 BB: 0 P: 19	R: 0 E: 0 K: 0 S: 5	H: 0 LOB: 0 BB: 0 P: 10	R: 0 E: 0 K: 0 S: 10	H: 1 LOB: 1 BB: 0 P: 13	R: 0 E: 0 K: 1 S: 9	H: 1 LOB: 0 BB: 0 P: 12	R: 1 E: 0 K: 1 S: 16	H: 2 LOB: 1 BB: 0 P: 23	1B: 6 2B: 2 3B: 0 HR: 0	SF: 0 SAC: 1 DP: 3 HBP: 0	WP: 0 PB: 0 SB: 0 CS: 0	PA: 34
PITCHER	IP	WLS	BF	H	R	ER	SO	BB	IBB	HBP	BLK	WP	HR	S	P	ERA	WHIP					
Dustin Hermanson, R (1, 1) ERA: 5.25	8.2	W	33	8	1	1	2	2	0	0	0	0	0	86	128	1.04	1.154					
Scott Strickland, R (9, 1) ERA: 4.24	0.1	S	1	0	0	0	1	0	0	0	0	0	0	5	7	0.00	0.000					

Montreal Expos @ Los Angeles Dodgers
Dodger Stadium, Los Angeles, CA
 Mon Aug 21 2000, 7:10 PM PDT
 Att: 32,053 - Sunny - 76 F

AB	31
R	1
H	8
RBI	1
BB	2
SO	3
LOB	14



Batter	1	2	3	4	5	6	7	8	9	AB	R	H	RBI	BB	SO	LOB	TOP	
Peter Bergeron, L (1, 7) OBP: 0.321, SLG: 0.331										5	1	1	0	0	1	3	Montreal Expos @ Los Angeles Dodgers Dodger Stadium, Los Angeles, CA Tue Aug 22 2000, 7:10 PM PDT Att: 29,804 - Sunny - 73 F	
Milton Bradley, S (1, 8) OBP: 0.298, SLG: 0.319										5	1	2	0	0	0	1		
Jose Vidro, S (1, 4) OBP: 0.360, SLG: 0.556										3	1	0	0	1	1	3		
Mike Mordecai, R (7, 4) OBP: 0.338, SLG: 0.472										1	0	1	1	0	0	0		
Lee Stevens, L (1, 3) OBP: 0.344, SLG: 0.498										4	1	2	1	0	1	1		
Wilton Guerrero, S (7, 9) OBP: 0.323, SLG: 0.326										1	0	0	0	0	0	1		
Geoff Blum, S (1, 5) OBP: 0.347, SLG: 0.471										4	0	2	0	0	0	2		
Fernando Sesequiol, S (1, 9) OBP: 0.350, SLG: 0.588										3	1	2	2	0	0	1		
Brian Schneider, L (1, 2) OBP: 0.327, SLG: 0.295										3	1	0	0	1	0	3		
Orlando Cabrera, R (1, 6) OBP: 0.294, SLG: 0.395										4	0	1	1	0	1	2		
Trey Moore, L (1, 1) OBP: 0.333, SLG: 0.200										2	0	0	0	0	1	1		
Andy Tracy, S (6, PH) OBP: 0.341, SLG: 0.457										1	0	1	1	0	0	0		
Julio Santana, R (6, 1)										0	0	0	0	0	0	0		
51 Scott Forster, R (6, 1)										0	0	0	0	0	0	0		
Anthony Telford, R (6, 1)										0	0	0	0	0	0	0		
Steve Kline, S (8, 1)										0	0	0	0	0	0	0		
Terry Jones, S (9, PH) OBP: 0.316, SLG: 0.345										1	0	1	0	0	0	0		
Inning Stats	R: 1 E: 0 K: 0 S: 14	H: 3 LOB: 1 BB: 0 P: 22	R: 0 E: 0 K: 1 S: 9	H: 1 LOB: 1 BB: 1 P: 14	R: 0 E: 0 K: 0 S: 10	H: 1 LOB: 0 BB: 0 P: 12	R: 0 E: 0 K: 0 S: 5	H: 0 LOB: 0 BB: 0 P: 5	R: 0 E: 0 K: 1 S: 8	H: 1 LOB: 1 BB: 0 P: 15	R: 0 E: 0 K: 1 S: 11	H: 2 LOB: 1 BB: 0 P: 16	1B: 9 2B: 3 3B: 0 HR: 1	SF: 1 SAC: 0 DP: 1 HBP: 0	WP: 0 PB: 0 SB: 0 CS: 1	PA: 40		
PITCHER	IP WLS BF H R ER SO BB IBB HBP BLK WP HR S P ERA WHIP	IP WLS BF H R ER SO BB IBB HBP BLK WP HR S P ERA WHIP	IP WLS BF H R ER SO BB IBB HBP BLK WP HR S P ERA WHIP	IP WLS BF H R ER SO BB IBB HBP BLK WP HR S P ERA WHIP	IP WLS BF H R ER SO BB IBB HBP BLK WP HR S P ERA WHIP	IP WLS BF H R ER SO BB IBB HBP BLK WP HR S P ERA WHIP	IP WLS BF H R ER SO BB IBB HBP BLK WP HR S P ERA WHIP	IP WLS BF H R ER SO BB IBB HBP BLK WP HR S P ERA WHIP	IP WLS BF H R ER SO BB IBB HBP BLK WP HR S P ERA WHIP	IP WLS BF H R ER SO BB IBB HBP BLK WP HR S P ERA WHIP	IP WLS BF H R ER SO BB IBB HBP BLK WP HR S P ERA WHIP	IP WLS BF H R ER SO BB IBB HBP BLK WP HR S P ERA WHIP	IP WLS BF H R ER SO BB IBB HBP BLK WP HR S P ERA WHIP	IP WLS BF H R ER SO BB IBB HBP BLK WP HR S P ERA WHIP	IP WLS BF H R ER SO BB IBB HBP BLK WP HR S P ERA WHIP	IP WLS BF H R ER SO BB IBB HBP BLK WP HR S P ERA WHIP	IP WLS BF H R ER SO BB IBB HBP BLK WP HR S P ERA WHIP	
Ismael Valdez, R (1, 1) ERA: 5.7	5.2	26	9	5	5	1	2	0	0	0	0	0	0	0	0	0	7.94	1.941
Terry Adams, R (6, 1) ERA: 3.41	1.1	W 5	1	0	0	2	0	0	0	0	0	0	0	0	0	0	0.00	0.750
Mike Fetters, R (8, 1) ERA: 2.95	1.0	4	1	0	0	1	0	0	0	0	0	0	0	0	0	0	0.00	1.000
Carlos Perez, L (9, 1) ERA: 5.39	1.0	5	2	1	1	1	0	0	0	0	0	0	0	0	0	0	9.00	2.000

Batter	1	2	3	4	5	6	7	8	9	AB	R	H	RBI	BB	SO	LOB	BOTTOM			
22 Devon White, S (1, 8) OBP: 0.309, SLG: 0.371										4	2	1	1	1	0	2	Montreal Expos @ Los Angeles Dodgers Dodger Stadium, Los Angeles, CA Tue Aug 22 2000, 7:10 PM PDT Att: 29,804 - Sunny - 73 F			
F.P. Santangelo, S (1, 4) OBP: 0.322, SLG: 0.246										4	1	0	0	1	1	2				
Shawn Green, L (1, 9) OBP: 0.381, SLG: 0.506										5	2	3	1	0	0	0				
Eric Karros, R (1, 3) OBP: 0.344, SLG: 0.519										5	2	2	4	0	0	1				
Jim Leyritz, R (1, 7) OBP: 0.347, SLG: 0.310										2	1	2	1	1	0	0				
Tom Goodwin, L (6, PR) OBP: 0.368, SLG: 0.377										2	1	0	0	0	1	1				
Adrian Beltré, R (1, 5) OBP: 0.337, SLG: 0.442										4	2	2	1	0	0	1				
Todd Hundley, S (1, 2) OBP: 0.412, SLG: 0.678										4	1	3	3	0	0	0				
Alex Cora, L (1, 6) OBP: 0.323, SLG: 0.403										3	1	1	1	1	0	1				
Ismael Valdez, R (1, 1) OBP: 0.273, SLG: 0.476										2	1	1	1	0	1	0				
Terry Adams, R (6, 1) ERA: 5.17										0	0	0	0	0	0	0				
Dave Hansen, L (7, PH) OBP: 0.410, SLG: 0.573										1	0	1	0	0	0	0				
Mike Fetters, R (8, 1)										0	0	0	0	0	0	0				
Carlos Perez, L (9, 1) OBP: 0.351, SLG: 0.128										0	0	0	0	0	0	0				
Inning Stats	R: 0 E: 0 K: 0 S: 10	H: 1 LOB: 0 BB: 0 P: 12	R: 1 E: 0 K: 0 S: 12	H: 1 LOB: 0 BB: 0 P: 21	R: 1 E: 0 K: 1 S: 6	H: 1 LOB: 0 BB: 0 P: 11	R: 2 E: 0 K: 0 S: 17	H: 5 LOB: 2 BB: 0 P: 22	R: 1 E: 0 K: 0 S: 7	H: 1 LOB: 0 BB: 0 P: 12	R: 9 E: 1 K: 0 S: 23	H: 5 LOB: 1 BB: 4 P: 51	R: 0 E: 0 K: 1 S: 15	H: 2 LOB: 2 BB: 0 P: 21	R: 0 E: 0 K: 1 S: 9	H: 0 LOB: 0 BB: 0 P: 14	1B: 9 2B: 1 3B: 0 HR: 6	SF: 0 SAC: 1 DP: 0 HBP: 0	WP: 0 PB: 0 SB: 0 CS: 1	PA: 42
PITCHER	IP WLS BF H R ER SO BB IBB HBP BLK WP HR S P ERA WHIP	IP WLS BF H R ER SO BB IBB HBP BLK WP HR S P ERA WHIP	IP WLS BF H R ER SO BB IBB HBP BLK WP HR S P ERA WHIP	IP WLS BF H R ER SO BB IBB HBP BLK WP HR S P ERA WHIP	IP WLS BF H R ER SO BB IBB HBP BLK WP HR S P ERA WHIP	IP WLS BF H R ER SO BB IBB HBP BLK WP HR S P ERA WHIP	IP WLS BF H R ER SO BB IBB HBP BLK WP HR S P ERA WHIP	IP WLS BF H R ER SO BB IBB HBP BLK WP HR S P ERA WHIP	IP WLS BF H R ER SO BB IBB HBP BLK WP HR S P ERA WHIP	IP WLS BF H R ER SO BB IBB HBP BLK WP HR S P ERA WHIP	IP WLS BF H R ER SO BB IBB HBP BLK WP HR S P ERA WHIP	IP WLS BF H R ER SO BB IBB HBP BLK WP HR S P ERA WHIP	IP WLS BF H R ER SO BB IBB HBP BLK WP HR S P ERA WHIP	IP WLS BF H R ER SO BB IBB HBP BLK WP HR S P ERA WHIP	IP WLS BF H R ER SO BB IBB HBP BLK WP HR S P ERA WHIP	IP WLS BF H R ER SO BB IBB HBP BLK WP HR S P ERA WHIP	IP WLS BF H R ER SO BB IBB HBP BLK WP HR S P ERA WHIP			
Trey Moore, L (1, 1) ERA: 6.12	5.0	21	9	5	5	1	0	0	0	0	0	0	0	0	0	0	9.00	1.800		
Julio Santana, R (6, 1) ERA: 5.17	0.0	L 3	2	4	4	0	1	0	0	0	0	0	0	0	0	0	∞	∞		
51 Scott Forster, L (6, 1) ERA: 7.36	0.1	6	2	2	2	0	3	0	0	0	0	0	0	0	0	0	54.00	15.000		
Anthony Telford, R (6, 1) ERA: 4.26	1.2	8	3	3	3	1	0	0	0	0	0	0	0	0	0	0	16.20	1.800		
Steve Kline, L (8, 1) ERA: 2.67	1.0	3	0	0	0	1	0	0	0	0	0	0	0	0	0	0	0.00	0.000		

Montreal Expos @ Los Angeles Dodgers
 Dodger Stadium, Los Angeles, CA
 Tue Aug 22 2000, 7:10 PM PDT
 Att: 29,804 - Sunny - 73 F

AB 37
 R 6
 H 13
 RBI 6
 BB 2
 SO 5
 LOB 18



Montreal Expos @ Los Angeles Dodgers
 Dodger Stadium, Los Angeles, CA
 Tue Aug 22 2000, 7:10 PM PDT
 Att: 29,804 - Sunny - 73 F

AB 36
 R 14
 H 16
 RBI 13
 BB 4
 SO 3
 LOB 8



Batter	1	2	3	4	5	6	7	8	9	AB	R	H	RBI	BB	SO	LOB	TOP										
Peter Bergeron, L (1, 7) OBP: 0.321, SLG: 0.330	1-3 K			2-3 K			2-2 L3 1B	1-0 G4-3		4	0	1	0	0	2	2											
Milton Bradley, S (1, 8) OBP: 0.297, SLG: 0.306	0-0 G3-1			2-1 G4-3			1-1 L3 1-2	0-0 P6	0-0 P6	4	0	0	0	0	0	1											
Jose Vidro, S (1, 4) OBP: 0.389, SLG: 0.555	2-1 G4-3			3-2 G4-3			0-0 2B	1-0 F7	1-0 F7	4	1	1	0	0	0	0											
Lee Stevens, L (1, 3) OBP: 0.343, SLG: 0.498		0-1 G4-3			0-1 G2-3		0-0 2B	0-1 F9	0-1 F9	4	0	1	1	0	0	0											
Geoff Blum, S (1, 5) OBP: 0.343, SLG: 0.465		1-2 F7			0-1 G3-1		2-1 F9			3	0	0	0	0	0	1											
Fernando Seguignol, S (1, 9) OBP: 0.391, SLG: 0.573		3-2 P6			2-3 K			1-1 G3 1B HBP		2	0	0	0	0	1	0											
Orlando Cabrera, R (1, 6) OBP: 0.295, SLG: 0.394				2-2 G5-3			0-1 G6-3	2-1 G3 1B		3	0	1	0	0	0	0											
Brian Schneider, L (1, 2) OBP: 0.308, SLG: 0.277				1-2 F7			1-0 G4-3	0-2 F7		3	0	0	0	0	0	2											
Mike Thurman, R (1, 1) OBP: 0.200, SLG: 0.077				0-3 K			0-2 G6-3	3-1 G3		1	0	0	0	0	1	0											
Wilton Guerrero, S (6, PH) OBP: 0.322, SLG: 0.324								1-2 2-3		1	0	0	0	0	0	0											
Mike Johnson, L (6, PH) OBP: 0.211, SLG: 0.167										0	0	0	0	0	0	0											
Andy Tracy, L (8, PH) OBP: 0.339, SLG: 0.453										1	0	0	0	0	0	2											
51 Scott Forster, R (8, 1)										0	0	0	0	0	0	0											
Inning Stats	R: 0 E: 0 K: 1 S: 6	H: 0 LOB: 0 BB: 0 P: 9	R: 0 E: 0 K: 0 S: 10	H: 0 LOB: 0 BB: 0 P: 14	R: 0 E: 0 K: 1 S: 10	H: 0 LOB: 0 BB: 0 P: 13	R: 0 E: 0 K: 1 S: 10	H: 0 LOB: 0 BB: 0 P: 17	R: 0 E: 0 K: 0 S: 7	H: 0 LOB: 0 BB: 0 P: 9	R: 1 E: 0 K: 0 S: 10	H: 3 LOB: 1 BB: 0 P: 15	R: 0 E: 0 K: 0 S: 9	H: 1 LOB: 2 BB: 0 P: 16	R: 0 E: 0 K: 0 S: 4	H: 0 LOB: 0 BB: 0 P: 5	1B: 2 2B: 3 3B: 0 HR: 0	SF: 0 SAC: 0 DP: 1 HBP: 1	WP: 0 PB: 0 SB: 0 CS: 0	PA: 31							
PITCHER	IP	WLS	BF	H	R	ER	SO	BB	IBB	HBP	BLK	WP	HR	S	P	ERA	WHIP										
Kevin Brown, R (1, 1) ERA: 2.67	7.0	W	25	4	1	1	4	0	0	1	0	0	0	63	91	1.29	0.571										
Mike Fetters, R (8, 1) ERA: 2.97	1.0	H	3	0	0	0	0	0	0	0	0	0	0	6	10	0.00	0.000										
Jeff Shaw, R (9, 1) ERA: 5.02	1.0		3	0	0	0	0	0	0	0	0	0	0	4	5	0.00	0.000										

Montreal Expos @ Los Angeles Dodgers
Dodger Stadium, Los Angeles, CA
 Wed Aug 23 2000, 7:05 PM PDT
 Att: 31,337 - Sunny - 76 F

AB	30
R	1
H	4
RBI	1
BB	0
SO	4
LOB	8



Batter	1	2	3	4	5	6	7	8	9	AB	R	H	RBI	BB	SO	LOB	BOTTOM										
Tom Goodwin, L (1, 7) OBP: 0.367, SLG: 0.374	0-0 F7			3-2 G4-3	0-0 E1 1B SF8		4-2 F8 FC3-2 BB			3	1	0	0	1	0	1											
Mark Czudzielanek, R (1, 4) OBP: 0.335, SLG: 0.389	3-3 K			2-2 1B	2-2 F8		3-2 F8	1-3 FC3-2 1B		4	1	1	0	0	1	3											
Shawn Green, L (1, 9) OBP: 0.381, SLG: 0.505	3-1 G4-3			4-0 1B BB	2-2 S 1B		2-2 FC3-2 1B	3-1 FC3-2 1B		3	1	1	1	1	0	1											
Eric Karros, R (1, 3) OBP: 0.343, SLG: 0.517		1-3 K		0-0 F7	0-0 SF8		0-0 1B	0-0 1B		3	0	1	1	0	1	2											
Todd Hundley, S (1, 2) OBP: 0.410, SLG: 0.670		1-2 G6-3		2-1 22 BB 1B	1-0 G4-3		1-1 G3-1			4	1	1	1	0	0	3											
22 Devon White, S (1, 8) OBP: 0.314, SLG: 0.378		0-0 G4-3		4-0 1B BB		1-0 2B		1-3 K		3	0	1	0	1	1	0											
Adrián Beltré, R (1, 5) OBP: 0.339, SLG: 0.441				0-1 P4	2-1 1B		3-3 K	4-2 FC1-6 BB		3	0	1	2	1	1	1											
Alex Cora, L (1, 6) OBP: 0.318, SLG: 0.396				0-3 K	0-0 G6-3		0-0 F9	0-0 FC1-6		4	0	0	0	0	1	4											
Kevin Brown, R (1, 1) OBP: 0.127, SLG: 0.094				3-2 F7		1-0 F8 E 1B HBP	1-3 K	0-0 G6-3		2	1	0	0	0	1	1											
Mike Fetters, R (8, 1)										0	0	0	0	0	0	0											
Jim Leyritz, R (8, PH) OBP: 0.343, SLG: 0.307										1	0	0	0	0	0	1											
Jeff Shaw, R (9, 1)										0	0	0	0	0	0	0											
Inning Stats	R: 0 E: 0 K: 1 S: 8	H: 0 LOB: 0 BB: 0 P: 14	R: 0 E: 0 K: 1 S: 8	H: 0 LOB: 0 BB: 0 P: 10	R: 0 E: 0 K: 1 S: 8	H: 0 LOB: 0 BB: 0 P: 11	R: 3 E: 0 K: 0 S: 13	H: 3 LOB: 2 BB: 2 P: 30	R: 2 E: 1 K: 0 S: 12	H: 1 LOB: 1 BB: 0 P: 21	R: 0 E: 0 K: 2 S: 9	H: 1 LOB: 1 BB: 0 P: 14	R: 0 E: 0 K: 0 S: 14	H: 1 LOB: 2 BB: 1 P: 24	R: 0 E: 0 K: 1 S: 7	H: 0 LOB: 1 BB: 1 P: 12	1B: 4 2B: 2 3B: 0 HR: 0	SF: 1 SAC: 0 DP: 0 HBP: 1	WP: 0 PB: 0 SB: 0 CS: 0	PA: 36							
PITCHER	IP	WLS	BF	H	R	ER	SO	BB	IBB	HBP	BLK	WP	HR	S	P	ERA	WHIP										
Mike Thurman, R (1, 1) ERA: 5.4	5.0	L	23	4	5	3	3	2	0	1	0	0	0	49	86	5.40	1.200										
Mike Johnson, R (6, 1) ERA: 6.44	2.0		9	2	0	0	2	1	0	0	0	0	0	23	38	0.00	1.500										
51 Scott Forster, L (8, 1) ERA: 6.98	1.0		4	0	0	0	1	1	0	0	0	0	0	7	12	0.00	1.000										

Montreal Expos @ Los Angeles Dodgers
Dodger Stadium, Los Angeles, CA
 Wed Aug 23 2000, 7:05 PM PDT
 Att: 31,337 - Sunny - 76 F

AB	30
R	5
H	6
RBI	5
BB	4
SO	6
LOB	17



Batter	1	2	3	4	5	6	7	8	9	AB	R	H	RBI	BB	SO	LOB	TOP										
Peter Bergeron, L OBP: 0.318, SLG: 0.327 (1, 7)										4	0	0	0	0	2	4	Montreal Expos @ Los Angeles Dodgers Dodger Stadium, Los Angeles, CA Thu Aug 24 2000, 1:10 PM PDT Att: 28,896 - Sunny - 80 F										
Milton Bradley, S OBP: 0.285, SLG: 0.297 (1, 8)										3	0	0	0	0	1	0											
Jose Vidro, S OBP: 0.387, SLG: 0.552 Mike Mordecai, R OBP: 0.335, SLG: 0.469 (6, 4)										3	0	0	0	0	1	0											
Lee Stevens, L OBP: 0.341, SLG: 0.494 Andy Tracy, L OBP: 0.336, SLG: 0.449 (7, 3)										3	0	0	0	0	1	0											
Geoff Blum, S OBP: 0.345, SLG: 0.470 (1, 5)										4	0	2	0	0	2	0											
Wilton Guerrero, S OBP: 0.325, SLG: 0.330 (1, 9)										3	0	1	0	1	1	1											
Orlando Cabrera, R OBP: 0.292, SLG: 0.390 (1, 6)										3	0	0	0	0	0	3											
Michael Barrett, R OBP: 0.266, SLG: 0.273 (1, 2)										3	0	1	0	0	1	1											
Javier Vazquez, R OBP: 0.235, SLG: 0.245 Fernando Seguinol, S OBP: 0.356, SLG: 0.556 Julio Santana, R OBP: 0.317, SLG: 0.342 Steve Kline, S OBP: 0.317, SLG: 0.342 (8, 1)										1	0	1	0	0	0	0											
Inning Stats	R: 0 E: 0 K: 2 S: 8	H: 0 LOB: 0 BB: 0 P: 11	R: 0 E: 0 K: 0 S: 10	H: 1 LOB: 0 BB: 0 P: 15	R: 0 E: 0 K: 0 S: 11	H: 1 LOB: 1 BB: 0 P: 15	R: 0 E: 0 K: 0 S: 7	H: 0 LOB: 0 BB: 0 P: 12	R: 0 E: 0 K: 1 S: 7	H: 2 LOB: 3 BB: 1 P: 28	R: 0 E: 0 K: 2 S: 11	H: 1 LOB: 1 BB: 0 P: 17	R: 0 E: 0 K: 1 S: 7	H: 0 LOB: 1 BB: 0 P: 11	R: 0 E: 0 K: 3 S: 10	H: 0 LOB: 0 BB: 0 P: 14		1B: 3 2B: 2 3B: 0 HR: 0	SF: 0 SAC: 0 DP: 0 HBP: 1	WP: 0 PB: 0 SB: 0 CS: 1	PA: 33						
PITCHER	IP	WLS	BF	H	R	ER	SO	BB	IBB	HBP	BLK	WP	HR	S	P	ERA	WHIP										
Chan Ho Park, R ERA: 3.66 Gregg Olson, R ERA: 4.35	(1, 1) (8, 1)	7.0 2.0	W 7	26 0	5 0	0 0	7 4	1 0	0 0	0 1	0 0	0 0	0 0	71 17	110 25	0.00 0.00	0.857 0.000										

Batter	1	2	3	4	5	6	7	8	9	AB	R	H	RBI	BB	SO	LOB	BOTTOM										
Tom Goodwin, L OBP: 0.363, SLG: 0.369 (1, 7)										5	0	0	0	0	1	3	Montreal Expos @ Los Angeles Dodgers Dodger Stadium, Los Angeles, CA Thu Aug 24 2000, 1:10 PM PDT Att: 28,896 - Sunny - 80 F										
Mark Czudzielanek, R OBP: 0.333, SLG: 0.396 Jeff Branson, L OBP: 0.333, SLG: 0.396 (8, 4)										4	0	0	0	0	2	2											
Shawn Green, L OBP: 0.381, SLG: 0.509 (1, 9)										4	1	1	1	0	1	0											
Eric Karros, R OBP: 0.345, SLG: 0.516 Gregg Olson, R OBP: 0.345, SLG: 0.516 (8, 1)										3	2	1	0	1	2	0											
22 Devon White, S OBP: 0.318, SLG: 0.388 (1, 8)										4	2	2	0	0	0	0											
Adrian Beltré, R OBP: 0.342, SLG: 0.444 (1, 5)										4	1	3	2	0	1	1											
Chad Kreuter, S OBP: 0.422, SLG: 0.421 (1, 2)										3	0	1	1	1	1	2											
Alex Cora, L OBP: 0.317, SLG: 0.393 (1, 6)										4	0	1	0	0	1	4											
Chan Ho Park, R OBP: 0.232, SLG: 0.357 Jim Leyritz, R OBP: 0.340, SLG: 0.303 (8, 3)										3	1	2	2	0	1	2											
Inning Stats	R: 0 E: 0 K: 0 S: 9	H: 0 LOB: 0 BB: 0 P: 12	R: 0 E: 1 K: 3 S: 14	H: 0 LOB: 1 BB: 0 P: 19	R: 1 E: 0 K: 2 S: 8	H: 1 LOB: 0 BB: 0 P: 12	R: 4 E: 1 K: 1 S: 21	H: 5 LOB: 2 BB: 1 P: 30	R: 2 E: 0 K: 2 S: 10	H: 3 LOB: 2 BB: 1 P: 20	R: 0 E: 0 K: 1 S: 10	H: 1 LOB: 1 BB: 0 P: 14	R: 0 E: 0 K: 0 S: 11	H: 1 LOB: 0 BB: 0 P: 13	R: 0 E: 0 K: 3 S: 10	H: 0 LOB: 0 BB: 0 P: 14		1B: 8 2B: 1 3B: 0 HR: 2	SF: 0 SAC: 0 DP: 1 HBP: 0	WP: 0 PB: 0 SB: 0 CS: 0	PA: 37						
PITCHER	IP	WLS	BF	H	R	ER	SO	BB	IBB	HBP	BLK	WP	HR	S	P	ERA	WHIP										
Javier Vazquez, R ERA: 4.18 Julio Santana, R ERA: 5.23 Steve Kline, L ERA: 2.64	(1, 1) (5, 1) (8, 1)	4.0 3.0 1.0	L 14 3	20 4 1	5 2 0	5 2 0	6 4 0	6 1 0	6 0 0	6 0 0	6 0 0	6 0 0	6 0 0	6 31 11	73 48 13	11.25 6.00 0.00	1.750 1.667 1.000										



Batter	1	2	3	4	5	6	7	8	9	AB	R	H	RBI	BB	SO	LOB	TOP			
Roger Cedeno, S (1, 7) OBP: 0.376, SLG: 0.378	F8		E4-1 1B BB	G4-3			G6-3		E3 5 BB	4	1	0	0	1	0	1	Houston Astros @ Montreal Expos Olympic Stadium, Montreal, QB Fri Aug 25 2000, 7:05 PM EDT Att. 7,636 - Dome - 72 F			
Julio Lugo, R (1, 4) OBP: 0.325, SLG: 0.385	L5		E4 5 1B		F7		F8		F8	5	1	0	0	0	0	3				
5 Jeff Bagwell, R (1, 3) OBP: 0.431, SLG: 0.631			1B SF8		G5-3		K			3	1	1	0	2	1	0				
Richard Hidalgo, R (1, 8) OBP: 0.361, SLG: 0.565	F8		1B G4-3		1B			G6-3 1B	K	5	0	3	2	0	1	4				
Moises Alou, R (1, 9) OBP: 0.418, SLG: 0.632		G4-3	SF8		F9			F7		3	0	0	1	0	0	2				
Bill Spiers, L (1, 5) OBP: 0.385, SLG: 0.401		G3	G4-3			L5		G6-3		4	0	0	0	0	0	2				
Tony Eusebio, R (1, 2) OBP: 0.358, SLG: 0.432		1B 1B	G6-3			2B		K		4	0	2	0	0	1	2				
Tim Bogar, R (1, 6) OBP: 0.265, SLG: 0.288		1B		K		K			F8 E BB	3	0	1	0	1	2	1				
Chris Holt, R (1, 1) OBP: 0.160, SLG: 0.087									K	3	0	0	0	0	3	3				
Wayne Franklin, L (8, 1)										0	0	0	0	0	0	0				
Joe Slusarski, R (8, 1) OBP: 0.143, SLG: 0.143										0	0	0	0	0	0	0				
Glen Barker, S (9, PH) OBP: 0.317, SLG: 0.370										1	0	0	0	0	1	1				
Octavio Dotel, R (9, 1) OBP: 0.093, SLG: 0.032										0	0	0	0	0	0	0				
Inning Stats	R: 0 E: 0 K: 0 S: 9	H: 0 LOB: 1 BB: 1 P: 15	R: 0 E: 0 K: 1 S: 10	H: 2 LOB: 2 BB: 0 P: 15	R: 3 E: 1 K: 0 S: 10	H: 2 LOB: 1 BB: 1 P: 20	R: 0 E: 0 K: 2 S: 10	H: 0 LOB: 0 BB: 0 P: 14	R: 0 E: 0 K: 2 S: 11	H: 1 LOB: 1 BB: 0 P: 10	R: 0 E: 0 K: 1 S: 5	H: 0 LOB: 0 BB: 0 P: 5	R: 0 E: 1 K: 1 S: 13	H: 1 LOB: 1 BB: 0 P: 21	R: 0 E: 1 K: 2 S: 16	H: 0 LOB: 3 BB: 2 P: 29	1B: 6 2B: 1 3B: 0 HR: 0	SF: 1 SAC: 0 DP: 0 HBP: 0	WP: 0 PB: 0 SB: 0 CS: 0	PA: 40
PITCHER	IP WLS BF H R ER SO BB IBB HBP BLK WP HR S P ERA WHIP																			
Felipe Lira, R (1, 1) ERA: 4.68	5.0 L 23 5 3 2 3 2 0 0 0 0 0 0 45 74 3.60 1.400																			
Anthony Telford, R (8, 1) ERA: 4.13	2.0 7 1 0 0 3 0 0 0 0 0 0 0 16 20 0.00 0.500																			
Scott Strickland, R (8, 1) ERA: 4.11	1.0 4 1 0 0 1 0 0 0 0 0 0 0 13 21 0.00 1.000																			
51 Scott Forster, L (9, 1) ERA: 6.75	0.2 4 0 0 0 1 1 0 0 0 0 0 0 10 18 0.00 1.500																			
Mike Johnson, R (9, 1) ERA: 6.42	0.1 2 0 0 0 1 1 0 0 0 0 0 0 6 11 0.00 3.000																			
Batter	1	2	3	4	5	6	7	8	9	AB	R	H	RBI	BB	SO	LOB	BOTTOM			
Peter Bergeron, L (1, 7) OBP: 0.315, SLG: 0.324	G4-3		G4-3 1-2		F7		G6-3			4	0	0	0	0	0	4	Houston Astros @ Montreal Expos Olympic Stadium, Montreal, QB Fri Aug 25 2000, 7:05 PM EDT Att. 7,636 - Dome - 72 F			
Milton Bradley, S (1, 8) OBP: 0.276, SLG: 0.286	G6-3		G4-3		G4-3			E5	4	0	0	0	0	0	3					
Jose Vidro, S (1, 4) OBP: 0.386, SLG: 0.551				P6		G3-1		F7	4	0	1	0	0	0	1					
Lee Stevens, L (1, 3) OBP: 0.338, SLG: 0.489				G6-3		P6		K	4	0	0	0	0	2	2					
Geoff Blum, S (1, 5) OBP: 0.344, SLG: 0.470		L5		G4-3				G3	4	0	1	0	0	0	1					
Wilton Guerrero, S (1, 9) OBP: 0.329, SLG: 0.338			K			G4-3			4	1	2	0	0	1	1					
Orlando Cabrera, R (1, 6) OBP: 0.291, SLG: 0.388			G6-3		1B 1B				4	0	1	0	0	0	1					
Michael Barrett, R (1, 2) OBP: 0.264, SLG: 0.277				G4-3 1B		G6-3		K	4	0	2	1	0	1	1					
Felipe Lira, R (1, 1) OBP: 0.214, SLG: 0.452									1	0	0	0	0	1	1					
Andy Tracy, L (5, PH) ERA: 5.24									1	0	0	0	0	1	2					
Anthony Telford, R (8, 1) ERA: 4.6									0	0	0	0	0	0	0					
Fernando Seguinopol, S (7, PH) ERA: 4.6									1	0	1	0	0	0	0					
Scott Strickland, R (8, 1) ERA: 3.88									0	0	0	0	0	0	0					
51 Scott Forster, L (9, 1) ERA: 6.75									0	0	0	0	0	0	0					
Mike Johnson, R (9, 1) ERA: 6.42									0	0	0	0	0	0	0					
Vladimir Guerrero, R (9, PH) OBP: 0.415, SLG: 0.548									1	0	0	0	0	0	1					
Inning Stats	R: 0 E: 0 K: 1 S: 13	H: 1 LOB: 0 BB: 0 P: 20	R: 0 E: 0 K: 1 S: 7	H: 0 LOB: 0 BB: 0 P: 11	R: 0 E: 0 K: 1 S: 12	H: 1 LOB: 1 BB: 0 P: 18	R: 0 E: 0 K: 0 S: 7	H: 0 LOB: 0 BB: 0 P: 9	R: 1 E: 0 K: 1 S: 16	H: 3 LOB: 2 BB: 0 P: 23	R: 0 E: 0 K: 0 S: 12	H: 1 LOB: 1 BB: 0 P: 18	R: 0 E: 0 K: 1 S: 8	H: 0 LOB: 1 BB: 0 P: 12	R: 0 E: 0 K: 1 S: 10	H: 1 LOB: 1 BB: 0 P: 13	1B: 4 2B: 4 3B: 0 HR: 0	SF: 0 SAC: 0 DP: 0 HBP: 0	WP: 0 PB: 0 SB: 0 CS: 0	PA: 36
PITCHER	IP WLS BF H R ER SO BB IBB HBP BLK WP HR S P ERA WHIP																			
Chris Holt, R (1, 1) ERA: 5.24	7.1 W 30 7 1 1 4 0 0 0 0 0 0 3 4 1.23 0.955																			
Wayne Franklin, L (8, 1) ERA: 4.6	0.1 H 1 0 0 0 1 0 0 0 0 0 0 0 3 4 0.00 0.000																			
Joe Slusarski, R (8, 1) ERA: 3.88	0.1 H 1 0 0 0 0 0 0 0 0 0 0 0 1 1 0.00 0.000																			
Octavio Dotel, R (9, 1) ERA: 5.15	1.0 S 4 1 0 0 1 0 0 0 0 0 0 0 10 13 0.00 1.000																			

Batter	1	2	3	4	5	6	7	8	9	AB	R	H	RBI	BB	SO	LOB	TOP								
Roger Cedeno, S (1,7) X OBP: 0.373, SLG: 0.376	0-0 F7 1B		2-2 G4-3			1-2 G4-3		3-3 K		4	0	1	0	0	1	0									
Julio Lugo, R (1,4) 1 SAFE OBP: 0.326, SLG: 0.383	3-1 F7 1-2			0-1 F9		0-3 K			1-2 5 1B	4	1	1	0	0	1	1									
5 Jeff Bagwell, R (1,3) OBP: 0.429, SLG: 0.628	2-3 K			1-3 K			3-3 K		0-0 1B 1-2 2B	4	1	1	0	0	3	0									
Richard Hidalgo, R (1,8) OBP: 0.360, SLG: 0.562		1-2 L5		2-2 F9			0-0 FC5 PB 1B		0-1 F9	4	0	1	0	0	0	2									
Moises Alou, R (1,9) OBP: 0.424, SLG: 0.636		2-0 FC4-6 1B			0-0 G6-3 1B		4-0 FC5 BB		0-0 1B 1-2 2B	3	1	3	1	1	0	0									
Bill Spiers, L (1,5) OBP: 0.381, SLG: 0.397 Chris Truby, R (9, PH) OBP: 0.314, SLG: 0.490	1-0 FC4-6 1-2			0-0 G6-3 1-2			1-1 F8		1-0 2B 1-2 2-3	3	0	0	0	0	0	4									
Tony Eusebio, R (1,2) OBP: 0.361, SLG: 0.438 Glen Barker, S (9, PR) OBP: 0.317, SLG: 0.370	0-1 G3			1-2 1B		2-1 FC5 1-2 2-3			0-2 1B 1-H 2-H 3-H	4	0	2	3	0	0	3									
Tim Bogar, R (1,6) OBP: 0.260, SLG: 0.283			3-3 K		2-1 G5-3			1-1 G6-3	2-2 P4	4	0	0	0	0	1	2									
Jose Lima, R (1,1) OBP: 0.125, SLG: 0.146 Daryle Ward, L (8, PH) OBP: 0.295, SLG: 0.537 Marc Valdes, R (8,1) Jason Green, R (8,1) Mitch Meluskey, S (9, PH)			0-2 G5-3			0-3 K		0-0 G4-3	2-0 F9	2	0	0	0	0	1	0									
Inning Stats	R: 0 E: 0 K: 1 S: 9	H: 1 LOB: 0 BB: 0 P: 14	R: 0 E: 0 K: 0 S: 7	H: 1 LOB: 1 BB: 0 P: 11	R: 0 E: 0 K: 1 S: 11	H: 0 LOB: 0 BB: 0 P: 16	R: 0 E: 0 K: 1 S: 9	H: 0 LOB: 0 BB: 0 P: 12	R: 0 E: 0 K: 0 S: 7	H: 2 LOB: 1 BB: 0 P: 10	R: 0 E: 0 K: 2 S: 10	H: 0 LOB: 0 BB: 0 P: 11	R: 0 E: 0 K: 1 S: 10	H: 1 LOB: 2 BB: 1 P: 20	R: 0 E: 0 K: 1 S: 6	H: 0 LOB: 0 BB: 0 P: 10	R: 4 E: 0 K: 0 S: 15	H: 5 LOB: 1 BB: 0 P: 21	1B: 9 2B: 1 3B: 0 HR: 0	SF: 0 SAC: 0 DP: 1 HBP: 0	WP: 0 PB: 1 SB: 0 CS: 0	PA: 36			
PITCHER	IP	WLS	BF	H	R	ER	SO	BB	IBB	HBP	BLK	WP	HR	S	P	ERA	WHIP								
Dustin Hermanson, R (1,1) ERA: 5.14 Steve Kline, L (9,1) ERA: 2.74	8.1	W	32	8	3	3	7	1	0	0	0	0	0	76	112	3.24	1.080								

Houston Astros @ Montreal Expos
Olympic Stadium, Montreal, QB
Sat Aug 26 2000, 7:05 PM EDT
Att: 8,619 - Dome - 72 F

AB 35
R 4
H 10
RBI 4
BB 1
SO 7
LOB 13



Batter	1	2	3	4	5	6	7	8	9	AB	R	H	RBI	BB	SO	LOB	BOTTOM								
Terry Jones, S (1,7) C X OBP: 0.306, SLG: 0.331	1-1 G3		1-1 F9		3-1 G6-3			0-0 G4-3		4	0	0	0	0	0	2									
Milton Bradley, S (1,8) B C X OBP: 0.275, SLG: 0.294	1-1 F9			1-1 G4-3		2-2 F8		2-0 1B		4	1	1	1	0	0	0									
Jose Vidro, S (1,4) B F X OBP: 0.388, SLG: 0.559	1-1 1B			0-0 HR		1-0 G4-3		1-0 3B 1B		4	2	3	2	0	0	0									
Vladimir Guerrero, R (1,9) B X OBP: 0.408, SLG: 0.649	1-1 F8			1-0 F8		2-2 G6-3		3-2 1B 3B		4	1	1	1	0	0	1									
Lee Stevens, L (1,3) OBP: 0.341, SLG: 0.493		0-0 G5-4-3 1B		0-1 2B			2-2 F8	4-2 1B BB		3	0	2	0	1	0	0									
Geoff Blum, S (1,5) B X OBP: 0.342, SLG: 0.466	1-0 F9			0-2 F8			0-0 G4-3	2-1 1B		4	0	1	1	0	0	2									
Orlando Cabrera, R (1,6) B B X OBP: 0.288, SLG: 0.383	2-0 G5-4-3 1-2				2-1 F8		1-1 F9	3-3 K		4	0	0	0	0	1	3									
Michael Barrett, R (1,2) OBP: 0.269, SLG: 0.279			2-2 F7		1-2 SH2-4 1B			4-1 G4-3 SH1-4 2B BB		2	1	1	0	1	0	0									
Dustin Hermanson, R (1,1) OBP: 0.190, SLG: 0.175 Steve Kline, S (9,1)			1-3 K		0-0 SH2-4			0-1 SH1-4		1	0	0	0	0	1	0									
Inning Stats	R: 0 E: 0 K: 0 S: 8	H: 1 LOB: 1 BB: 0 P: 12	R: 0 E: 0 K: 0 S: 3	H: 1 LOB: 0 BB: 0 P: 6	R: 0 E: 0 K: 1 S: 8	H: 0 LOB: 0 BB: 0 P: 12	R: 1 E: 0 K: 0 S: 10	H: 2 LOB: 1 BB: 0 P: 12	R: 0 E: 0 K: 0 S: 8	H: 1 LOB: 1 BB: 0 P: 14	R: 0 E: 0 K: 0 S: 10	H: 0 LOB: 0 BB: 0 P: 15	R: 0 E: 0 K: 0 S: 6	H: 0 LOB: 0 BB: 0 P: 9	R: 4 E: 0 K: 1 S: 17	H: 4 LOB: 2 BB: 2 P: 36	1B: 5 2B: 2 3B: 1 HR: 1	SF: 0 SAC: 2 DP: 1 HBP: 0	WP: 0 PB: 0 SB: 0 CS: 0	PA: 34					
PITCHER	IP	WLS	BF	H	R	ER	SO	BB	IBB	HBP	BLK	WP	HR	S	P	ERA	WHIP								
Jose Lima, R (1,1) ERA: 6.76 Marc Valdes, R (8,1) ERA: 4.74 Jason Green, R (8,1) ERA: 7.24	7.0	L	25	5	1	1	1	0	0	0	0	0	0	53	80	1.29	0.714								

Houston Astros @ Montreal Expos
Olympic Stadium, Montreal, QB
Sat Aug 26 2000, 7:05 PM EDT
Att: 8,619 - Dome - 72 F

AB 30
R 5
H 9
RBI 5
BB 2
SO 2
LOB 8



Batter	1	2	3	4	5	6	7	8	9	AB	R	H	RBI	BB	SO	LOB	TOP					
Roger Cedeno, S OBP: 0.374, SLG: 0.376	1-0 5 BLK 5 G4-3 1B		2-3 K	2-1 1-2 2-H 3-H 1B		3-2 F8			2-0 G6-3	5	1	2	2	0	1	0						
Julio Lugo, R OBP: 0.326, SLG: 0.380	1-1 5 G4-3 5 BLK FC4-2 1B		1-3 K	2-3 K			1-2 G5-3		1-3 K	5	0	1	0	0	3	2						
5 Jeff Bagwell, R OBP: 0.428, SLG: 0.624	2-2 G4-3			4-2 HR BB	3-2 G4-3			1-1 G6-3		3	1	0	1	1	0	1						
Richard Hidalgo, R OBP: 0.357, SLG: 0.557	2-1 FC4-2			1-0 F7	3-3 K			2-2 F7		4	0	0	0	0	1	2						
Moises Alou, R OBP: 0.427, SLG: 0.646		0-0 G5-3 1B 1B		1-1 1-H HR	1-2 2B 1B			2-0 G6-3		4	2	3	2	0	0	0						
Tony Eusebio, R OBP: 0.397, SLG: 0.469	1-1 F9			2-0 HBP 1B 2B	0-1 1-H 2B			0-1 HR		4	2	3	2	0	0	1						
Chris Truby, R OBP: 0.307, SLG: 0.477	1-1 G5-3			1-3 K	0-1 G4-3			0-0 G3		4	0	0	0	0	1	3						
Tim Bogar, R OBP: 0.264, SLG: 0.284	1-2 2-H 1B			4-0 HBP 1B IBB		3-1 F8		1-2 G3-1		3	1	1	0	1	0	0						
Scott Elarton, R OBP: 0.212, SLG: 0.220			1-1 G6-3	3-2 1B HBP		0-0 G1-3		0-3 K		3	0	0	0	0	1	0						
Inning Stats	R: 1 E: 0 K: 0 S: 10	H: 2 LOB: 0 BB: 0 P: 16	R: 0 E: 0 K: 0 S: 8	H: 2 LOB: 2 BB: 0 P: 11	R: 0 E: 0 K: 2 S: 10	H: 0 LOB: 0 BB: 0 P: 14	R: 4 E: 0 K: 2 S: 19	H: 3 LOB: 2 BB: 2 P: 39	R: 1 E: 0 K: 1 S: 14	H: 2 LOB: 1 BB: 0 P: 21	R: 0 E: 0 K: 0 S: 6	H: 0 LOB: 0 BB: 0 P: 12	R: 0 E: 0 K: 0 S: 9	H: 0 LOB: 0 BB: 0 P: 13	R: 1 E: 0 K: 0 S: 7	H: 1 LOB: 0 BB: 0 P: 10	R: 0 E: 0 K: 2 S: 7	H: 0 LOB: 0 BB: 0 P: 10	1B: 6 2B: 3 3B: 0 HR: 2	SF: 0 SAC: 0 DP: 1 HBP: 1	WP: 0 PB: 0 CS: 0	PA: 38
PITCHER	IP	WLS	BF	H	R	ER	SO	BB	IBB	HBP	BLK	WP	HR	S	P	ERA	WHIP					
Trey Moore, L ERA: 6.83	4.0	L	20	7	5	5	4	1	1	1	1	0	1	47	80	11.25	2.000					
Julio Santana, R ERA: 5.19	2.0		8	2	1	1	1	0	0	0	0	0	0	20	33	4.50	1.000					
51 Scott Forster, L ERA: 6.55	2.0		7	1	1	1	0	0	0	0	0	0	1	16	23	4.50	0.500					
Anthony Telford, R ERA: 4.08	1.0		3	0	0	0	2	0	0	0	0	0	0	7	10	0.00	0.000					

Houston Astros @ Montreal Expos
Olympic Stadium, Montreal, QB
Sun Aug 27 2000, 1:35 PM EDT
Att: 10,732 - Dome - 72 F

AB	35
R	7
H	10
RBI	7
BB	2
SO	7
LOB	9



Batter	1	2	3	4	5	6	7	8	9	AB	R	H	RBI	BB	SO	LOB	BOTTOM					
Wilton Guerrero, S OBP: 0.332, SLG: 0.338	3-2 G4-6-3 1B		1-1 F5		4-1 BB BB	1-2 G6-3			1-2 G3-1	3	0	1	0	1	0	2						
51 Scott Forster, R ERA: 6.55										0	0	0	0	0	0	0						
Anthony Telford, R ERA: 4.08										0	0	0	0	0	0	0						
Terry Jones, S OBP: 0.304, SLG: 0.328									1-2 1B	1	0	0	0	0	0	1						
Milton Bradley, S OBP: 0.288, SLG: 0.295	0-1 F8		4-2 BB		4-2 1-2 2-3 BB		1-3 K		0-0 2-H 1B	3	0	1	1	2	1	1						
Jose Vidro, S OBP: 0.385, SLG: 0.553	0-0 G4-6-3 1-2		1-1 F5		0-0 F7		1-3 K		0-2 G4-3	5	0	0	0	0	1	6						
Vladimir Guerrero, R OBP: 0.409, SLG: 0.647		1-1 WP S 1B		0-0 P4		4-2 F8 1B 2B BB		0-0 L3		3	1	1	0	1	0	0						
Lee Stevens, L OBP: 0.340, SLG: 0.491		0-1 F7		0-0 F9		0-0 1-2 2B 1B		1-0 F2		4	1	1	0	0	0	1						
Geoff Blum, S OBP: 0.340, SLG: 0.463			1-3 K		0-1 G3		1-3 K		0-1 F7	2	0	0	0	0	1	1						
Julio Santana, R ERA: 5.19										0	0	0	0	0	0	0						
Fernando Seguin, S OBP: 0.355, SLG: 0.570			1-2 K							2	0	0	0	0	1	2						
Orlando Cabrera, R OBP: 0.287, SLG: 0.379		4-2 BB			1-1 F9	0-0 F8		1-2 G4-3		3	0	0	0	1	0	2						
Brian Schneider, L OBP: 0.304, SLG: 0.294		1-1 P4			2-3 K	1-0 1-H 3-H 2B			0-0 F8	4	0	1	2	0	1	2						
Trey Moore, L OBP: 0.286, SLG: 0.167			0-3 K		3-2 BB 2B				4-2 G3-1 1B BB	1	0	0	0	0	1	0						
Andy Tracy, L OBP: 0.349, SLG: 0.459										1	1	1	0	2	0	0						
Inning Stats	R: 0 E: 0 K: 0 S: 6	H: 1 LOB: 0 BB: 0 P: 9	R: 0 E: 0 K: 1 S: 12	H: 1 LOB: 2 BB: 1 P: 19	R: 0 E: 0 K: 1 S: 10	H: 0 LOB: 1 BB: 1 P: 16	R: 0 E: 0 K: 0 S: 4	H: 0 LOB: 0 BB: 0 P: 4	R: 0 E: 0 K: 1 S: 14	H: 1 LOB: 3 BB: 2 P: 28	R: 2 E: 0 K: 1 S: 13	H: 2 LOB: 2 BB: 2 P: 24	R: 0 E: 0 K: 2 S: 7	H: 0 LOB: 0 BB: 0 P: 9	R: 0 E: 0 K: 0 S: 6	H: 0 LOB: 0 BB: 0 P: 8	R: 1 E: 0 K: 0 S: 13	H: 1 LOB: 1 BB: 1 P: 18	1B: 4 2B: 2 3B: 0 HR: 0	SF: 0 SAC: 0 DP: 1 HBP: 0	WP: 1 PB: 0 CS: 0	PA: 39
PITCHER	IP	WLS	BF	H	R	ER	SO	BB	IBB	HBP	BLK	WP	HR	S	P	ERA	WHIP					
Scott Elarton, R ERA: 4.88	9.0	W	39	6	3	3	6	7	0	0	0	1	0	85	135	3.00	1.444					

Houston Astros @ Montreal Expos
Olympic Stadium, Montreal, QB
Sun Aug 27 2000, 1:35 PM EDT
Att: 10,732 - Dome - 72 F

AB	32
R	3
H	6
RBI	3
BB	7
SO	6
LOB	18



Batter	1	2	3	4	5	6	7	8	9	AB	R	H	RBI	BB	SO	LOB	TOP					
Tony Womack, L (1, 6) OBP: 0.303, SLG: 0.385	G4-3		FC5-4 1B		F7				G6-3	5	0	2	1	0	0	0	Arizona Diamondbacks @ Montreal Expos Olympic Stadium, Montreal, QB Mon Aug 28 2000, 7:05 PM EDT Att: 6,389 - Dome - 72 F livebaseballscorecards.com					
Jay Bell, R (1, 4) OBP: 0.352, SLG: 0.424	G5-3		FC5-4 L9-4-3		P5		G4-3		G1-3	5	0	0	0	0	0	2						
Luis Gonzalez, L (1, 7) OBP: 0.400, SLG: 0.560	G1-3		L9-4-3			F9			1B 2B 1B	4	1	1	0	0	0	1						
Greg Colbrunn, R (1, 3) OBP: 0.434, SLG: 0.556		P4		G1-4-3 E G4-3 1B		G5-3			2B G5-3 1B	4	2	2	0	0	0	0						
Steve Finley, L (1, 8) OBP: 0.375, SLG: 0.575		S 1B BB		E4 G4-3 G1-4-3					1-3 2-H 2B	3	1	2	1	1	0	1						
Matt Williams, R (1, 5) OBP: 0.309, SLG: 0.405		K		G1-4-3		F9			G3	4	0	0	0	0	1	6						
Danny Bautista, R (1, 9) Mike Morgan, R (8, 1) Greg Swindell, L (8, 1)		S 1B		G4-3			K		G5-3	4	0	1	3	0	1	2						
Damian Miller, R (1, 2) OBP: 0.365, SLG: 0.476				F7					K	3	1	1	0	1	1	2						
Curt Schilling, R (1, 1) Jason Conti, L (8, 9) OBP: 0.295, SLG: 0.324						F9			K	2	0	0	0	0	1	2						
Inning Stats	R: 0 E: 0 K: 0 S: 7	H: 0 LOB: 0 BB: 0 P: 11	R: 1 E: 0 K: 2 S: 18	H: 1 LOB: 2 BB: 2 P: 32	R: 0 E: 0 K: 0 S: 7	H: 1 LOB: 0 BB: 0 P: 10	R: 1 E: 1 K: 0 S: 11	H: 1 LOB: 1 BB: 0 P: 17	R: 0 E: 0 K: 0 S: 8	H: 1 LOB: 0 BB: 0 P: 13	R: 0 E: 0 K: 0 S: 8	H: 1 LOB: 1 BB: 0 P: 12	R: 1 E: 0 K: 1 S: 11	H: 2 LOB: 1 BB: 0 P: 14	R: 2 E: 0 K: 1 S: 12	H: 3 LOB: 1 BB: 0 P: 17		R: 0 E: 0 K: 1 S: 10	H: 0 LOB: 0 BB: 0 P: 11	1B: 7 2B: 2 3B: 1 HR: 0	SF: 0 SAC: 1 DP: 1 HBP: 0	WP: 0 PB: 0 SB: 2 CS: 0
PITCHER	IP	WLS	BF	H	R	ER	SO	BB	IBB	HBP	BLK	WP	HR	S	P	ERA	WHIP					
Mike Thurman, R (1, 1) ERA: 5.06	7.0	W	29	6	3	2	3	1	1	0	0	0	0	70	109	2.57	1.000					
Steve Kline, L (8, 1) ERA: 2.99	0.0		3	3	2	2	0	0	0	0	0	0	0	5	7	∞	∞					
Anthony Telford, R (8, 1) ERA: 3.96	2.0	S	6	0	0	0	2	0	0	0	0	0	0	17	21	0.00	0.000					

Batter	1	2	3	4	5	6	7	8	9	AB	R	H	RBI	BB	SO	LOB	BOTTOM					
Peter Bergeron, L (1, 7) OBP: 0.314, SLG: 0.323	F7			P6		F7	SF7			4	0	1	1	0	0	0	Arizona Diamondbacks @ Montreal Expos Olympic Stadium, Montreal, QB Mon Aug 28 2000, 7:05 PM EDT Att: 6,389 - Dome - 72 F livebaseballscorecards.com					
Milton Bradley, S (1, 8) OBP: 0.285, SLG: 0.291	K			F8			P4		F8	5	0	1	0	0	1	4						
Jose Vidro, S (1, 4) OBP: 0.384, SLG: 0.551	G5-3			F9		G4-3			G1-3 1B 1B	4	1	1	0	0	0	1						
Vladimir Guerrero, R (1, 9) OBP: 0.410, SLG: 0.644		K			G6-3				1B 2B BB G1-3 1B	3	2	1	0	1	1	0						
Lee Stevens, L (1, 3) OBP: 0.340, SLG: 0.491		F7			1B 2B		K		G1-3	4	1	1	0	0	1	3						
Geoff Blum, S (1, 5) OBP: 0.346, SLG: 0.465		K			1B 1B				1B 1B IBB	3	3	2	1	1	1	0						
Orlando Cabrera, R (1, 6) OBP: 0.293, SLG: 0.387			G6-3						1B 1B FC5-2 1B	4	1	3	3	0	0	0						
Michael Barrett, R (1, 2) OBP: 0.276, SLG: 0.292			K						1B FC5-2 1B	4	1	3	3	0	1	0						
Mike Thurman, R (1, 1) Wilton Guerrero, S (7, PH) Steve Kline, S (8, 1) Anthony Telford, R (8, 1)			K						1B FC5-2 1B	2	0	0	0	0	2	1						
Inning Stats	R: 0 E: 0 K: 1 S: 8	H: 0 LOB: 0 BB: 0 P: 12	R: 0 E: 0 K: 2 S: 8	H: 0 LOB: 0 BB: 0 P: 12	R: 0 E: 0 K: 0 S: 4	H: 0 LOB: 0 BB: 0 P: 6	R: 2 E: 0 K: 1 S: 16	H: 4 LOB: 1 BB: 0 P: 22	R: 0 E: 0 K: 0 S: 9	H: 1 LOB: 0 BB: 0 P: 12	R: 4 E: 0 K: 1 S: 17	H: 4 LOB: 1 BB: 1 P: 27	R: 3 E: 0 K: 0 S: 15	H: 5 LOB: 3 BB: 1 P: 26	1B: 11 2B: 3 3B: 0 HR: 0	SF: 1 SAC: 0 DP: 0 HBP: 0		WP: 0 PB: 0 SB: 0 CS: 1	PA: 38			
PITCHER	IP	WLS	BF	H	R	ER	SO	BB	IBB	HBP	BLK	WP	HR	S	P	ERA	WHIP					
Curt Schilling, R (1, 1) ERA: 3.88	7.0	L	29	9	6	6	7	1	0	0	0	0	0	12	20	40.50	6.000					
Mike Morgan, R (8, 1) ERA: 4.87	0.2		7	4	3	3	0	0	1	0	0	0	0	3	6	0.00	3.000					
Greg Swindell, L (8, 1) ERA: 2.98	0.1		2	1	0	0	0	0	0	0	0	0	0	3	6	0.00	3.000					

Batter	1	2	3	4	5	6	7	8	9	AB	R	H	RBI	BB	SO	LOB	TOP										
Peter Bergeron, L (1, 7) OBP: 0.313, SLG: 0.321 15 Lenny Webster, R (9, PH) OBP: 0.263, SLG: 0.243	G4-3		F7		SF8		F8		G6-3	3	0	0	1	0	0	2											
Milton Bradley, S (1, 8) OBP: 0.297, SLG: 0.300	2B E 1B		K		G4-3		G3-1			4	1	1	0	0	1	0											
Jose Vidro, S (1, 4) OBP: 0.362, SLG: 0.554 Mike Mordecai, R (8, 4) OBP: 0.333, SLG: 0.466	E9 1-H 2B		G3		K		G6-3			4	0	1	0	0	1	0											
Vladimir Guerrero, R (1, 9) OBP: 0.407, SLG: 0.635 Terry Jones, S (8, 9) OBP: 0.299, SLG: 0.322	F8		F9		G6-3		2B 1B			4	0	1	0	0	0	1											
Lee Stevens, L (1, 3) OBP: 0.337, SLG: 0.487 Julio Santana, R (8, 1)	F8		K2-3		F9		2B 1B			4	0	1	0	0	1	1											
Geoff Blum, S (1, 5) OBP: 0.347, SLG: 0.460	F8		BB		G4-3		F9			3	0	0	0	1	0	2											
Orlando Cabrera, R (1, 6) OBP: 0.292, SLG: 0.385	F7		P6		G6-3 1B		2B			4	0	2	0	0	0	1											
Michael Barrett, R (1, 2) OBP: 0.277, SLG: 0.294 Brian Schneider, L (7, 2) OBP: 0.298, SLG: 0.288	BB		WP SF8 SH2-4 1B		G6-3 1-2		K			2	1	1	0	1	0	1											
Dustin Hermanson, R (1, 1) OBP: 0.186, SLG: 0.171 Mike Johnson, L (6, 1) OBP: 0.250, SLG: 0.211 Andy Tracy, L (7, PH) OBP: 0.359, SLG: 0.459 51 Scott Forster, R (7, 1) Fernando Seguinol, S (8, 3) OBP: 0.347, SLG: 0.549	K		SH2-4		BB		K			1	0	0	0	0	1	1											
Inning Stats	R: 1 E: 1 K: 0 S: 9	H: 2 LOB: 1 BB: 0 P: 14	R: 0 E: 0 K: 1 S: 9	H: 0 LOB: 1 BB: 1 P: 18	R: 0 E: 0 K: 1 S: 5	H: 0 LOB: 0 BB: 0 P: 8	R: 0 E: 0 K: 1 S: 7	H: 0 LOB: 1 BB: 1 P: 13	R: 1 E: 0 K: 0 S: 8	H: 1 LOB: 0 BB: 0 P: 11	R: 0 E: 0 K: 1 S: 6	H: 0 LOB: 0 BB: 0 P: 10	R: 0 E: 0 K: 0 S: 11	H: 1 LOB: 2 BB: 1 P: 24	R: 0 E: 0 K: 0 S: 8	H: 2 LOB: 2 BB: 0 P: 15	R: 0 E: 0 K: 2 S: 11	H: 1 LOB: 1 BB: 0 P: 18	1B: 4 2B: 3 3B: 0 HR: 0	SF: 1 SAC: 1 DP: 0 HBP: 0	WP: 1 PB: 0 SB: 0 CS: 0	PA: 37					
PITCHER	IP	WLS	BF	H	R	ER	SO	BB	IBB	HBP	BLK	WP	HR	S	P	ERA	WHIP										
Rob Bell, R (1, 1) ERA: 4.76	8.0	W	33	6	2	2	4	3	0	0	0	1	0	63	113	2.25	1.125										
Hector Mercado, L (9, 1) ERA: 6.45	1.0		4	1	0	0	2	0	0	0	0	0	0	11	18	0.00	1.000										

Montreal Expos @ Cincinnati Reds
Cinergy Field, Cincinnati, OH
Fri Sep 01 2000, 7:05 PM EDT
Att: 22,973 - Cloudy - 80 F

AB	32
R	2
H	7
RBI	1
BB	3
SO	6
LOB	12



Batter	1	2	3	4	5	6	7	8	9	AB	R	H	RBI	BB	SO	LOB	BOTTOM										
Pokey Reese, R (1, 4) OBP: 0.316, SLG: 0.398	G1-3		F8 BB 2B 1B		FC4-6 1B		FC6-4 BB			4	2	3	1	1	0	0											
Chris Stynes, R (1, 5) OBP: 0.378, SLG: 0.468	F8		2B 1B BB		FC4-6 FC4-6		K			4	1	0	1	1	1	3											
Ken Griffey Jr., L (1, 8) OBP: 0.378, SLG: 0.538 Brian Hunter, R (8, PH) OBP: 0.343, SLG: 0.306	G5-3		F8		FC4-6 HR		FC6-4			4	1	1	1	0	0	3											
Sean Casey, L (1, 3) OBP: 0.378, SLG: 0.449			BB 1B BB		BB SF8 HBP		F8			3	2	1	1	1	1	3											
Dmitri Young, S (1, 7) OBP: 0.345, SLG: 0.493			1B BB		BB BB		WP SF9 2B			2	1	2	1	2	0	0											
Michael Tucker, L (1, 9) OBP: 0.373, SLG: 0.511			BB K		BB BB		K			3	0	0	0	1	3	4											
Benito Santiago, R (1, 2) OBP: 0.295, SLG: 0.342			K		G4-3		SF9			2	0	0	2	0	1	2											
Chris Sexton, R (1, 6) OBP: 0.240, SLG: 0.174			K		F9		K			4	0	1	1	0	1	2											
Rob Bell, R (1, 1) ERA: 5.38 Alex Ochoa, R (8, PH) OBP: 0.381, SLG: 0.507 Hector Mercado, L (9, 1) ERA: 4.79			BB K		G4-3		1B FC4-6 2B			3	1	1	0	0	1	2											
Inning Stats	R: 0 E: 0 K: 0 S: 7	H: 0 LOB: 0 BB: 0 P: 9	R: 1 E: 0 K: 3 S: 12	H: 1 LOB: 2 BB: 2 P: 24	R: 2 E: 0 K: 1 S: 9	H: 3 LOB: 1 BB: 1 P: 15	R: 0 E: 0 K: 0 S: 6	H: 0 LOB: 0 BB: 0 P: 7	R: 3 E: 0 K: 0 S: 12	H: 2 LOB: 2 BB: 2 P: 23	R: 1 E: 0 K: 0 S: 10	H: 2 LOB: 1 BB: 0 P: 16	R: 1 E: 0 K: 2 S: 12	H: 1 LOB: 0 BB: 0 P: 16	R: 0 E: 0 K: 2 S: 12	H: 1 LOB: 2 BB: 1 P: 22	1B: 4 2B: 4 3B: 0 HR: 2	SF: 2 SAC: 0 DP: 0 HBP: 1	WP: 1 PB: 0 SB: 0 CS: 0	PA: 40							
PITCHER	IP	WLS	BF	H	R	ER	SO	BB	IBB	HBP	BLK	WP	HR	S	P	ERA	WHIP										
Dustin Hermanson, R (1, 1) ERA: 5.38	5.0	L	28	8	7	7	4	5	0	1	0	0	2	50	83	12.60	2.600										
Mike Johnson, R (6, 1) ERA: 6.17	1.0		3	0	0	0	0	0	0	0	0	0	0	6	11	0.00	0.000										
51 Scott Forster, L (7, 1) ERA: 7.11	1.0		4	1	1	1	2	0	0	0	0	1	0	12	16	9.00	1.000										
Julio Santana, R (8, 1) ERA: 4.79	1.0		5	1	0	0	2	1	0	0	0	0	0	12	22	0.00	2.000										

Montreal Expos @ Cincinnati Reds
Cinergy Field, Cincinnati, OH
Fri Sep 01 2000, 7:05 PM EDT
Att: 22,973 - Cloudy - 80 F

AB	31
R	8
H	10
RBI	8
BB	6
SO	8
LOB	21



Batter	1	2	3	4	5	6	7	8	9	AB	R	H	RBI	BB	SO	LOB	TOP							
Milton Bradley, S OBP: 0.296, SLG: 0.326	G6-3		SH4-3 G4-3 2B	CI		K		FC6		4	1	1	0	0	1	2								
Peter Bergeron, L OBP: 0.311, SLG: 0.318	G6-3		SH4-3	G4-3			F7		K	4	0	0	0	0	1	3								
Jose Vidro, S OBP: 0.360, SLG: 0.548			G4-3		G4-3		F9		F7	3	0	0	1	1	0	0								
Mike Mordecai, R OBP: 0.329, SLG: 0.453	1B BB				G4-3				F7	1	0	0	0	0	0	0								
Vladimir Guerrero, R OBP: 0.415, SLG: 0.650			3H			FC6-4 BB				4	0	4	0	0	0	0								
Fernando Seguinol, S OBP: 0.353, SLG: 0.543			1B			1B				0	0	0	0	0	1	0								
Lee Stevens, L OBP: 0.337, SLG: 0.482			1B			1B				4	0	4	0	0	0	0								
Terry Jones, S OBP: 0.308, SLG: 0.333	G3-1					FC6-4 BB				3	0	1	0	1	0	3								
Geoff Blum, S OBP: 0.344, SLG: 0.463			1B			1B				0	0	0	0	1	0	0								
Orlando Cabrera, R OBP: 0.291, SLG: 0.383					G3			F9		5	0	1	0	0	0	4								
Brian Schneider, L OBP: 0.311, SLG: 0.304					SH1-4 1B				F9	4	0	1	0	0	0	3								
Mike Thurman, R OBP: 0.187, SLG: 0.063										4	0	2	0	0	2	1								
Mike Johnson, L OBP: 0.229, SLG: 0.211										1	0	0	0	0	0	0								
Andy Lirio, S OBP: 0.265, SLG: 0.248										0	0	0	0	0	0	0								
51 Scott Forster, L ERA: 8.17										0	0	0	0	0	0	0								
Felipe Lira, R ERA: 5.03										0	0	0	0	0	0	0								
15 Lenny Webster, R ERA: 5.23										1	0	1	0	0	0	0								
Steve Kline, S ERA: 2.99										0	0	0	0	0	0	0								
Inning Stats	R: 0 E: 0 K: 0 S: 11	H: 1 LOB: 2 BB: 1 P: 19	R: 0 E: 0 K: 1 S: 11	H: 1 LOB: 1 BB: 0 P: 14	R: 1 E: 0 K: 0 S: 6	H: 3 LOB: 2 BB: 0 P: 6	R: 0 E: 1 K: 0 S: 12	H: 2 LOB: 3 BB: 0 P: 18	R: 0 E: 0 K: 3 S: 10	H: 1 LOB: 2 BB: 1 P: 26	R: 0 E: 0 K: 3 S: 10	H: 0 LOB: 0 BB: 0 P: 13	R: 0 E: 0 K: 0 S: 9	H: 1 LOB: 1 BB: 0 P: 13	R: 0 E: 0 K: 0 S: 10	H: 2 LOB: 2 BB: 2 P: 14	R: 0 E: 0 K: 1 S: 9	H: 0 LOB: 2 BB: 2 P: 21	1B: 9 2B: 1 3B: 1 HR: 0	SF: 0 SAC: 2 DP: 0 HBP: 0	WP: 0 PB: 0 SB: 0 CS: 0	PA: 42		
PITCHER	IP WLS BF H R ER SO BB IBB HBP BLK WP HR S P ERA WHIP	7.0 W 32 9 1 1 4 2 0 0 0 0 0 72 109 1.29 1.571	2.0 L 10 2 0 0 1 2 0 0 0 0 0 19 35 0.00 2.000																					

Montreal Expos @ Cincinnati Reds
Cinergy Field, Cincinnati, OH
Sun Sep.03 2000, 1:15 PM EDT
Att: 26,152 - Cloudy - 88 F

AB 35
R 1
H 11
RBI 1
BB 4
SO 5
LOB 17



Batter	1	2	3	4	5	6	7	8	9	AB	R	H	RBI	BB	SO	LOB	BOTTOM						
Pokey Reese, R OBP: 0.318, SLG: 0.396	G5-3		G1-3	BB S 1B		1B SF8 BB				4	1	2	0	1	0	0							
Chris Stynes, R OBP: 0.384, SLG: 0.469			F8			1B				3	1	2	0	1	0	0							
Mike Bell, R OBP: 0.375, SLG: 0.750	G4-6-3 1B					SF8 FC5-4 1B				1	0	0	0	0	0	1							
Sean Casey, L OBP: 0.360, SLG: 0.458										3	1	2	2	1	0	1							
Kimera Barteaux, R OBP: 0.355, SLG: 0.536	G4-6-3 1B					FC5-4 1B				0	0	0	0	0	0	0							
D.T. Cromer, L OBP: 0.342, SLG: 0.304			HR			1B SF8				0	0	0	0	0	0	0							
Dmitri Young, S OBP: 0.348, SLG: 0.497					G3					3	2	2	1	0	0	3							
Brian Hunter, R OBP: 0.342, SLG: 0.304										1	0	0	0	0	0	1							
Alex Ochoa, R OBP: 0.367, SLG: 0.506			1B 2B							5	0	2	3	0	1	2							
Michael Tucker, L OBP: 0.377, SLG: 0.505										2	1	1	0	2	1	0							
Benito Santiago, R OBP: 0.293, SLG: 0.354										4	1	1	2	0	2	3							
Chris Sexton, R OBP: 0.212, SLG: 0.133										3	0	0	0	1	1	1							
Steve Parris, R OBP: 0.140, SLG: 0.167										2	1	0	0	1	1	2							
Brady Clark, R ERA: 6.08										1	0	0	0	0	0	0							
Hector Mercado, L ERA: 2.99										0	0	0	0	0	0	0							
Inning Stats	R: 0 E: 0 K: 0 S: 6	H: 1 LOB: 0 BB: 0 P: 11	R: 1 E: 0 K: 0 S: 11	H: 2 LOB: 2 BB: 2 P: 25	R: 2 E: 0 K: 0 S: 10	H: 3 LOB: 1 BB: 0 P: 16	R: 2 E: 0 K: 1 S: 10	H: 3 LOB: 3 BB: 2 P: 20	R: 0 E: 0 K: 3 S: 12	H: 0 LOB: 1 BB: 0 P: 21	R: 3 E: 0 K: 1 S: 14	H: 2 LOB: 2 BB: 3 P: 32	R: 0 E: 0 K: 1 S: 10	H: 1 LOB: 1 BB: 0 P: 14	R: 0 E: 0 K: 0 S: 5	H: 0 LOB: 0 BB: 0 P: 9	1B: 8 2B: 2 3B: 0 HR: 2	SF: 1 SAC: 0 DP: 2 HBP: 1	WP: 0 PB: 1 SB: 2 CS: 1	PA: 41			
PITCHER	IP WLS BF H R ER SO BB IBB HBP BLK WP HR S P ERA WHIP	3.2 L 21 5 0 0 3 4 0 0 0 0 0 13 22 0.00 0.000	1.1 L 5 0 0 0 3 0 0 0 0 0 0 6 17 ∞ ∞	0.0 L 4 2 3 3 0 2 0 0 0 0 0 6 17 ∞ ∞	2.0 L 8 1 0 0 2 1 0 0 0 0 0 18 29 0.00 1.000	1.0 L 3 0 0 0 0 0 0 1 0 0 0 0 5 9 0.00 0.000																	


Montreal Expos @ Cincinnati Reds
Cinergy Field, Cincinnati, OH
Sun Sep.03 2000, 1:15 PM EDT
Att: 26,152 - Cloudy - 88 F

AB 32
R 8
H 12
RBI 8
BB 7
SO 6
LOB 14



Batter	1	2	3	4	5	6	7	8	9	AB	R	H	RBI	BB	SO	LOB	TOP									
Milton Bradley, S OBP: 0.295, SLG: 0.319	P6		BB		G6-3		G3-1			3	0	0	0	1	0	2	Montreal Expos @ St. Louis Cardinals Busch Stadium, St. Louis, MO Mon Sep 04 2000, 1:10 PM CDT Att: 39,704 - Overcast - 78 F									
Peter Bergeron, L OBP: 0.314, SLG: 0.328	CS		BB					HR		3	1	2	0	1	1	2										
Jose Vidro, S OBP: 0.379, SLG: 0.545	F9		BB		F9			P6		3	0	0	0	1	0	3										
Vladimir Guerrero, R OBP: 0.414, SLG: 0.647	CS	G5-3				F5		HR		2	0	0	0	0	1	3										
Fernando Seguignol, S OBP: 0.356, SLG: 0.573			K					HR		2	1	1	2	0	0	0										
Lee Stevens, L OBP: 0.337, SLG: 0.481		G4-3				G4-3		F9		3	0	1	0	0	1	0										
Andy Tracy, L OBP: 0.358, SLG: 0.482					K					1	0	0	0	0	0	0										
Geoff Blum, S OBP: 0.346, SLG: 0.464		FC5-4				G4-3		K		4	0	2	0	0	1	1										
Orlando Cabrera, R OBP: 0.287, SLG: 0.379	FC5-4				L7					4	0	0	0	0	0	3										
Michael Barrett, R OBP: 0.287, SLG: 0.302			BB	SH3-4	L3			F9		4	0	2	0	0	0	1										
Javier Vazquez, R OBP: 0.245, SLG: 0.255										1	0	1	0	0	0	0										
Terry Jones, S OBP: 0.305, SLG: 0.331			SH3-4				FC5-4			1	0	0	0	0	0	1										
Guillermo Mota, R OBP: 0.332, SLG: 0.338					G6-3		CS			0	0	0	0	0	0	0										
Wilton Guerrero, S OBP: 0.332, SLG: 0.338								F9		1	0	0	0	0	0	0										
Inning Stats	R: 0 E: 0 K: 0 S: 11	H: 0 LOB: 0 BB: 1 P: 20	R: 0 E: 0 K: 0 S: 13	H: 1 LOB: 1 BB: 0 P: 17	R: 0 E: 0 K: 2 S: 11	H: 1 LOB: 3 BB: 2 P: 23	R: 0 E: 0 K: 1 S: 8	H: 1 LOB: 1 BB: 0 P: 10	R: 0 E: 0 K: 0 S: 11	H: 2 LOB: 1 BB: 0 P: 16	R: 0 E: 0 K: 0 S: 9	H: 1 LOB: 1 BB: 0 P: 12	R: 0 E: 0 K: 0 S: 7	H: 1 LOB: 0 BB: 0 P: 13	R: 2 E: 0 K: 1 S: 11	H: 2 LOB: 0 BB: 0 P: 16	R: 0 E: 0 K: 0 S: 6	H: 0 LOB: 0 BB: 0 P: 8	1B: 6 2B: 1 3B: 1 HR: 1	SF: 0 SAC: 1 DP: 1 HBP: 0	WP: 0 PB: 0 SB: 0 CS: 2	PA: 37				
PITCHER	IP	WLS	BF	H	R	ER	SO	BB	IBB	HBP	BLK	WP	HR	S	P	ERA	WHIP									
Pat Hentgen, R ERA: 4.63	(1, 1)	7.0	W	28	7	0	0	3	3	0	0	0	0	0	70	111	0.00	1.429								
Andy Benes, R ERA: 4.96	(8, 1)	0.1		3	2	2	2	0	0	0	0	0	1	5	8	54.00	6.000									
Jason Christiansen, L ERA: 5.36	(8, 1)	0.1	H	1	0	0	0	0	0	0	0	0	0	2	4	0.00	0.000									
Dave Veres, R ERA: 2.64	(8, 1)	1.1	S	4	0	0	0	1	0	0	0	0	0	10	12	0.00	0.000									

AB	32
R	2
H	9
RBI	2
BB	3
SO	4
LOB	16



Batter	1	2	3	4	5	6	7	8	9	AB	R	H	RBI	BB	SO	LOB	BOTTOM								
Placido Polanco, R OBP: 0.391, SLG: 0.438	G6-3		F9				G3-1			4	0	1	0	0	0	0	Montreal Expos @ St. Louis Cardinals Busch Stadium, St. Louis, MO Mon Sep 04 2000, 1:10 PM CDT Att: 39,704 - Overcast - 78 F								
J.D. Drew, L OBP: 0.406, SLG: 0.509	F8			BB	BB		K			4	1	1	0	0	2	1									
Eric Davis, R OBP: 0.396, SLG: 0.445				BB	BB		K			3	1	1	0	1	1	1									
Dave Veres, R				BB	BB		G4-3			0	0	0	0	0	0	0									
Will Clark, L OBP: 0.425, SLG: 0.542				F7			K			3	0	0	0	1	1	4									
Fernando Tatis, R OBP: 0.395, SLG: 0.531				F9			K2-3			3	1	0	0	1	2	3									
Ray Lankford, L OBP: 0.357, SLG: 0.481				K			K			3	1	0	0	1	2	2									
Edgar Renteria, R OBP: 0.339, SLG: 0.439				G3						4	0	2	3	0	0	2									
Mike Matheny, R OBP: 0.316, SLG: 0.343				K						2	0	1	1	2	1	0									
Pat Hentgen, R OBP: 0.231, SLG: 0.167				K2-3						3	0	0	0	0	2	4									
Andy Benes, R OBP: 0.153, SLG: 0.156					G6-3					0	0	0	0	0	0	0									
Jason Christiansen, R										0	0	0	0	0	0	0									
Craig Paquette, R OBP: 0.290, SLG: 0.402										1	0	0	0	0	0	1									
15 Jim Edwards, L OBP: 0.411, SLG: 0.599										0	0	0	0	0	0	0									
Inning Stats	R: 0 E: 0 K: 1 S: 6	H: 0 LOB: 0 BB: 0 P: 7	R: 0 E: 0 K: 2 S: 7	H: 0 LOB: 1 BB: 1 P: 16	R: 0 E: 0 K: 2 S: 11	H: 0 LOB: 0 BB: 0 P: 13	R: 3 E: 0 K: 0 S: 12	H: 2 LOB: 2 BB: 3 P: 32	R: 0 E: 0 K: 2 S: 10	H: 1 LOB: 1 BB: 0 P: 16	R: 0 E: 0 K: 3 S: 15	H: 1 LOB: 2 BB: 1 P: 27	R: 0 E: 0 K: 1 S: 11	H: 1 LOB: 1 BB: 0 P: 15	R: 1 E: 0 K: 0 S: 15	H: 1 LOB: 1 BB: 1 P: 25	1B: 5 2B: 0 3B: 1 HR: 0	SF: 0 SAC: 0 DP: 0 HBP: 0	WP: 0 PB: 0 SB: 3 CS: 0	PA: 36					
PITCHER	IP	WLS	BF	H	R	ER	SO	BB	IBB	HBP	BLK	WP	HR	S	P	ERA	WHIP								
Javier Vazquez, R ERA: 4.38	(1, 1)	6.0	L	27	4	3	3	10	4	0	0	0	0	61	111	4.50	1.333								
Guillermo Mota, R ERA: 9.35	(7, 1)	2.0		9	2	1	1	1	1	0	0	0	0	26	40	4.50	1.500								



Batter	1	2	3	4	5	6	7	8	9	AB	R	H	RBI	BB	SO	LOB	TOP								
Milton Bradley, S OBP: 0.288, SLG: 0.310	F8			G6-3		K	P6			4	0	0	0	0	1	1	Montreal Expos @ St. Louis Cardinals Busch Stadium, St. Louis, MO Tue Sep 05 2000, 7:10 PM CDT Att: 31,821 - Sunny - 78 F								
Peter Bergeron, L OBP: 0.316, SLG: 0.328 Steve Kline, S Scott Strickland, R	G3			G3-1		2B	1B			3	1	1	0	1	0	0									
Andy Tracy, L OBP: 0.355, SLG: 0.470	K			BB		L8	K			3	0	0	0	1	2	3									
Vladimir Guerrero, R OBP: 0.413, SLG: 0.646		F9		G4-3		HR		F2		4	1	1	2	0	0	1									
Jose Vidro, S OBP: 0.380, SLG: 0.543		P6			WP	HR		L8		2	1	0	0	2	0	0									
Geoff Blum, S OBP: 0.345, SLG: 0.472		L8			L4	HR		G4-3		4	1	1	3	0	0	1									
Orlando Cabrera, R Anthony Telford, R			F9		F8	G5-3		K		3	0	0	0	0	0	1									
Wilton Guerrero, S OBP: 0.330, SLG: 0.337									K	1	0	0	0	0	1	0									
Michael Barrett, R OBP: 0.283, SLG: 0.297			F9		G6-3		G6-3	G6-3		4	0	0	0	0	0	1									
Julio Santana, R Mike Johnson, L Terry Jones, S Fernando Seguinol, S			K			2B		K		1	0	0	0	0	1	0									
Inning Stats	R: 0 H: 0 E: 0 K: 1 S: 9	H: 0 LOB: 0 BB: 0 P: 16	R: 0 H: 0 E: 0 K: 0 S: 10	H: 0 LOB: 0 BB: 0 P: 14	R: 0 H: 0 E: 0 K: 1 S: 9	H: 0 LOB: 0 BB: 0 P: 16	R: 0 H: 0 E: 0 K: 0 S: 11	H: 0 LOB: 1 BB: 1 P: 18	R: 0 H: 0 E: 0 K: 0 S: 8	H: 0 LOB: 1 BB: 1 P: 17	R: 5 H: 2 E: 0 K: 1 S: 19	H: 2 LOB: 0 BB: 3 P: 36	R: 1 H: 2 E: 0 K: 1 S: 13	H: 2 LOB: 1 BB: 0 P: 23	R: 0 H: 0 E: 0 K: 2 S: 5	H: 0 LOB: 0 BB: 0 P: 10	R: 0 H: 0 E: 0 K: 2 S: 9	H: 0 LOB: 0 BB: 0 P: 11	1B: 1 2B: 1 3B: 0 HR: 2	SF: 0 SAC: 0 DP: 0 HBP: 0	WP: 1 PB: 0 SB: 0 CS: 0	PA: 36			
PITCHER	IP	WLS	BF	H	R	ER	SO	BB	IBB	HBP	BLK	WP	HR	S	P	ERA	WHIP								
Britt Reames, R ERA: 3.92	5.2	W	22	1	3	3	3	4	0	0	0	1	0	60	106	4.76	0.882								
Gene Stechschulte, R ERA: 5.82	1.0		6	2	3	3	0	1	0	0	0	0	2	13	22	27.00	3.000								
Jason Christiansen, L ERA: 5.32	0.1	H	2	1	0	0	1	0	0	0	0	0	0	6	12	0.00	3.000								
Mike Timlin, R ERA: 4.61	2.0	S	6	0	0	0	2	0	0	0	0	0	0	14	21	0.00	0.000								

AB	31
R	6
H	4
RBI	6
BB	5
SO	6
LOB	8



Batter	1	2	3	4	5	6	7	8	9	AB	R	H	RBI	BB	SO	LOB	BOTTOM								
Placido Polanco, R OBP: 0.349, SLG: 0.435	F3			G6-3		G6-3				4	0	1	0	0	0	1	Montreal Expos @ St. Louis Cardinals Busch Stadium, St. Louis, MO Tue Sep 05 2000, 7:10 PM CDT Att: 31,821 - Sunny - 78 F								
J.D. Drew, L OBP: 0.405, SLG: 0.505	WP	F8		G4-3			K			3	1	0	0	1	1	1									
15 Jim Edmonds, L OBP: 0.410, SLG: 0.595	WP			L9			K			3	1	0	0	1	2	1									
Will Clark, L OBP: 0.426, SLG: 0.540 Mike Timlin, R	BB			G1-3		G4-3				3	2	1	2	1	0	0									
Fernando Tatis, R OBP: 0.391, SLG: 0.524 Gene Stechschulte, R Jason Christiansen, R Shawon Dunston, R OBP: 0.287, SLG: 0.456	1B	F7		P4						3	0	0	0	0	0	2									
Ray Lankford, L OBP: 0.381, SLG: 0.500	1B							2B		3	3	2	3	1	1	1									
Edgar Renteria, R OBP: 0.341, SLG: 0.439	E	E9		F8		G2-3		K		4	0	2	1	0	1	1									
Eli Marrero, R OBP: 0.307, SLG: 0.449 Thomas Howard, S Mike Matheny, R	F9			G1-3		B1				3	0	0	0	0	0	2									
Britt Reames, R Craig Paquette, R OBP: 0.288, SLG: 0.399		P4		K		G2-3		F7		2	0	0	0	0	1	0									
Inning Stats	R: 4 H: 2 E: 1 K: 0 S: 18	H: 1 LOB: 1 BB: 3 P: 38	R: 0 H: 1 E: 0 K: 1 S: 13	H: 1 LOB: 1 BB: 0 P: 21	R: 2 H: 1 E: 0 K: 0 S: 8	H: 1 LOB: 0 BB: 1 P: 17	R: 0 H: 0 E: 0 K: 1 S: 8	H: 0 LOB: 0 BB: 0 P: 10	R: 0 H: 0 E: 0 K: 0 S: 7	H: 0 LOB: 1 BB: 0 P: 9	R: 0 H: 0 E: 0 K: 2 S: 9	H: 0 LOB: 0 BB: 0 P: 12	R: 0 H: 1 E: 0 K: 2 S: 15	H: 1 LOB: 2 BB: 1 P: 25	R: 0 H: 0 E: 0 K: 2 S: 9	H: 0 LOB: 0 BB: 0 P: 12		R: 0 H: 0 E: 0 K: 2 S: 15	H: 1 LOB: 2 BB: 1 P: 25	1B: 4 2B: 1 3B: 0 HR: 2	SF: 0 SAC: 0 DP: 0 HBP: 0	WP: 1 PB: 0 SB: 2 CS: 0	PA: 36		
PITCHER	IP	WLS	BF	H	R	ER	SO	BB	IBB	HBP	BLK	WP	HR	S	P	ERA	WHIP								
Julio Santana, R ERA: 5.4	3.0	L	17	4	6	5	1	4	0	0	0	0	0	16	23	15.00	2.667								
Mike Johnson, R ERA: 5.94	2.0		6	0	0	0	1	0	0	0	0	0	0	1	7	9.00	2.000								
Anthony Telford, R ERA: 3.93	1.0		5	2	1	1	0	0	0	0	0	0	1	7	9	9.00	2.000								
Steve Kline, L ERA: 2.93	1.1		5	1	0	0	3	0	0	0	0	0	0	16	22	0.00	0.750								
Scott Strickland, R ERA: 3.82	0.2		3	0	0	0	1	1	0	0	0	0	0	8	15	0.00	1.500								

AB	31
R	7
H	7
RBI	6
BB	5
SO	6
LOB	12




Batter	1	2	3	4	5	6	7	8	9	AB	R	H	RBI	BB	SO	LOB	TOP								
Milton Bradley, S (1, 8) OBP: 0.291, SLG: 0.333										5	1	2	2	0	1	0	Montreal Expos @ St. Louis Cardinals Busch Stadium, St. Louis, MO Wed Sep 06 2000, 7:10 PM CDT Att: 30,280 - Sunny - 80 F								
Peter Bergeron, L (1, 7) OBP: 0.317, SLG: 0.329										5	0	2	0	0	0	2									
Andy Tracy, L (1, 3) OBP: 0.350, SLG: 0.458										5	1	1	0	0	2	4									
Vladimir Guerrero, R (1, 9) OBP: 0.413, SLG: 0.657										4	2	2	3	0	1	0									
Jose Vidro, S (1, 4) OBP: 0.382, SLG: 0.545										3	0	2	0	1	1	0									
Geoff Blum, S (1, 5) OBP: 0.340, SLG: 0.465										4	0	0	0	0	0	3									
Orlando Cabrera, R (1, 6) OBP: 0.287, SLG: 0.383										4	2	2	0	0	1	1									
Brian Schneider, L (1, 2) OBP: 0.308, SLG: 0.317										4	0	1	1	0	0	1									
Dustin Hermanson, R (1, 1) OBP: 0.174, SLG: 0.199										3	0	0	0	0	1	1									
Wilton Guerrero, S (9, PH) OBP: 0.329, SLG: 0.335										1	1	0	0	0	0	0									
Steve Kline, S (9, 1)										0	0	0	0	0	0	0									
Anthony Telford, R (9, 1)										0	0	0	0	0	0	0									
Inning Stats	R: 0 E: 0 K: 1 S: 10	H: 1 LOB: 0 BB: 0 P: 17	R: 0 E: 0 K: 1 S: 8	H: 0 LOB: 0 BB: 1 P: 18	R: 0 E: 0 K: 2 S: 8	H: 0 LOB: 0 BB: 0 P: 12	R: 2 E: 0 K: 0 S: 14	H: 3 LOB: 1 BB: 0 P: 24	R: 1 E: 0 K: 0 S: 12	H: 3 LOB: 2 BB: 0 P: 14	R: 0 E: 0 K: 0 S: 7	H: 1 LOB: 1 BB: 0 P: 7	R: 0 E: 0 K: 0 S: 6	H: 0 LOB: 0 BB: 0 P: 8	R: 1 E: 0 K: 2 S: 11	H: 1 LOB: 0 BB: 0 P: 17	R: 3 E: 1 K: 1 S: 13	H: 3 LOB: 1 BB: 0 P: 18	1B: 5 2B: 4 3B: 0 HR: 3	SF: 0 SAC: 0 DP: 1 HBP: 0	WP: 0 PB: 0 SB: 1 CS: 1	PA: 40			
PITCHER	IP	WLS	BF	H	R	ER	SO	BB	IBB	HBP	BLK	WP	HR	S	P	ERA	WHIP								
Garrett Stephenson, R (1, 1) ERA: 4.27	8.0	L	32	9	4	4	6	1	0	0	0	0	2	76	117	4.50	1.250								
Alan Benes, R (9, 1) ERA: 5.82	1.0		7	3	3	0	1	0	0	0	0	0	1	13	18	0.00	3.000								

AB	38
R	7
H	12
RBI	6
BB	1
SO	7
LOB	12



Batter	1	2	3	4	5	6	7	8	9	AB	R	H	RBI	BB	SO	LOB	BOTTOM								
Placido Polanco, R (1, 4) OBP: 0.348, SLG: 0.432										4	0	1	0	0	0	0	Montreal Expos @ St. Louis Cardinals Busch Stadium, St. Louis, MO Wed Sep 06 2000, 7:10 PM CDT Att: 30,280 - Sunny - 80 F								
J.D. Drew, L (1, 9) OBP: 0.408, SLG: 0.510										4	2	3	0	0	0	1									
15 Jim Edmonds, L (1, 8) OBP: 0.410, SLG: 0.594										3	0	1	0	1	0	2									
Will Clark, L (1, 3) OBP: 0.424, SLG: 0.537										4	0	1	1	0	0	3									
Fernando Tatis, R (1, 5) OBP: 0.389, SLG: 0.524										4	0	1	0	0	0	3									
Ray Lankford, L (1, 7) OBP: 0.357, SLG: 0.494										4	0	0	0	0	2	1									
Edgar Renteria, R (1, 6) OBP: 0.340, SLG: 0.440										4	0	1	0	0	0	1									
Mike Matheny, R (1, 2) OBP: 0.315, SLG: 0.340										3	0	0	0	1	2	1									
Garrett Stephenson, R (1, 1) ERA: 5.17	8.0	W	32	7	2	1	4	1	1	0	0	0	0	0	0	2									
Steve Kline, L (9, 1) ERA: 2.92	0.1		1	0	0	0	0	0	0	0	0	0	0	0	0	0									
Anthony Telford, R (9, 1) ERA: 3.88	0.2		3	1	0	0	1	0	0	0	0	0	0	0	1	1									
Inning Stats	R: 0 E: 0 K: 0 S: 13	H: 1 LOB: 2 BB: 1 P: 23	R: 0 E: 0 K: 2 S: 9	H: 0 LOB: 0 BB: 0 P: 12	R: 1 E: 1 K: 0 S: 8	H: 2 LOB: 2 BB: 0 P: 12	R: 0 E: 0 K: 1 S: 11	H: 1 LOB: 2 BB: 1 P: 23	R: 0 E: 0 K: 0 S: 7	H: 1 LOB: 0 BB: 0 P: 11	R: 0 E: 0 K: 1 S: 7	H: 0 LOB: 0 BB: 0 P: 11	R: 0 E: 0 K: 0 S: 7	H: 0 LOB: 0 BB: 0 P: 11	R: 1 E: 0 K: 0 S: 11	H: 2 LOB: 1 BB: 0 P: 14	R: 0 E: 0 K: 1 S: 12	H: 1 LOB: 1 BB: 0 P: 17	1B: 5 2B: 3 3B: 0 HR: 0	SF: 0 SAC: 0 DP: 0 HBP: 0	WP: 0 PB: 0 SB: 0 CS: 0	PA: 37			
PITCHER	IP	WLS	BF	H	R	ER	SO	BB	IBB	HBP	BLK	WP	HR	S	P	ERA	WHIP								
Dustin Hermanson, R (1, 1) ERA: 5.17	8.0		32	7	2	1	4	1	1	0	0	0	0	75	117	1.12	1.000								
Steve Kline, L (9, 1) ERA: 2.92	0.1		1	0	0	0	0	0	0	0	0	0	0	3	6	0.00	0.000								
Anthony Telford, R (9, 1) ERA: 3.88	0.2		3	1	0	0	1	0	0	0	0	0	0	9	11	0.00	1.500								

AB	34
R	2
H	8
RBI	1
BB	2
SO	5
LOB	15



Batter	1	2	3	4	5	6	7	8	9	AB	R	H	RBI	BB	SO	LOB	TOP										
Milton Bradley, S OBP: 0.289, SLG: 0.331 Peter Bergeron, L OBP: 0.317, SLG: 0.331	P5		G1-3				K			1	0	0	0	0	0	0	Montreal Expos @ St. Louis Cardinals Busch Stadium, St. Louis, MO Thu Sep 07 2000, 12:10 PM CDT Att: 30,799 - Cloudy - 82 F										
Wilton Guerrero, S OBP: 0.323, SLG: 0.329	K				K	K		K		4	0	0	0	0	4	1											
Andy Tracy, L OBP: 0.361, SLG: 0.476				BB WP				K		4	1	3	0	0	1	0											
Vladimir Guerrero, R OBP: 0.410, SLG: 0.652 56 Taimadge Nunnan, L	F7			G5-3		G5-3		K		4	0	0	0	0	1	3											
Geoff Blum, S OBP: 0.342, SLG: 0.467		G4-3		BB					F7	3	0	1	1	0	0	0											
Fernando Sesequiol, S OBP: 0.355, SLG: 0.564	K			HBP		K		K		3	0	0	0	1	3	1											
Orlando Cabrera, R OBP: 0.284, SLG: 0.378	G4-3			BB		K			G6-3	4	0	0	0	0	1	4											
Michael Barrett, R OBP: 0.279, SLG: 0.293			K		G4-3				G6-3	3	0	0	0	0	1	0											
Tony Armas, R 53 Sean Spencer, L Felipe Lira, R Terry Johnson, L 51 Scott Forster, R Jeremy Powell, R			G3		K		K			2	0	0	0	0	0	0											
Inning Stats	R: 0 E: 0 K: 1 S: 13	H: 1 LOB: 1 BB: 0 P: 19	R: 0 E: 0 K: 1 S: 14	H: 0 LOB: 0 BB: 0 P: 17	R: 0 E: 0 K: 1 S: 6	H: 0 LOB: 0 BB: 1 P: 9	R: 0 E: 0 K: 1 S: 20	H: 1 LOB: 3 BB: 1 P: 32	R: 0 E: 0 K: 2 S: 10	H: 1 LOB: 1 BB: 0 P: 13	R: 1 E: 0 K: 2 S: 17	H: 2 LOB: 1 BB: 0 P: 19	R: 0 E: 0 K: 3 S: 10	H: 0 LOB: 0 BB: 0 P: 12	R: 0 E: 0 K: 1 S: 7	H: 0 LOB: 0 BB: 0 P: 11		1B: 2 2B: 3 3B: 0 HR: 0	SF: 0 SAC: 0 DP: 0 HBP: 1	WP: 1 PB: 0 SB: 0 CS: 0	PA: 34						
PITCHER	IP	WLS	BF	H	R	ER	SO	BB	IBB	HBP	BLK	WP	HR	S	P	ERA	WHIP										
Darryl Kile, R ERA: 3.92 Matt Morris, R ERA: 3.06	7.0	W	28	5	1	1	10	1	0	1	0	1	0	87	119	1.29	0.857										

AB	32
R	1
H	5
RBI	1
BB	1
SO	14
LOB	9



Batter	1	2	3	4	5	6	7	8	9	AB	R	H	RBI	BB	SO	LOB	BOTTOM										
J.D. Drew, L OBP: 0.409, SLG: 0.510	15 PB 15 HR G6-3		G4-3		SH5-3		15 FC3-6	F8-4-6		4	1	2	0	0	0	1	Montreal Expos @ St. Louis Cardinals Busch Stadium, St. Louis, MO Thu Sep 07 2000, 12:10 PM CDT Att: 30,799 - Cloudy - 82 F										
Craig Parquette, R OBP: 0.288, SLG: 0.398	G6-3		G6-3		15 SF9		K			4	0	1	0	0	1	2											
15 Jim Edmonds, L OBP: 0.409, SLG: 0.598				F8	SF9		FC3-6			3	1	1	3	0	0	1											
Will Clark, L OBP: 0.425, SLG: 0.545	G4-3			HR	K		BB			4	1	2	1	0	1	1											
Eric Davis, R OBP: 0.398, SLG: 0.448	K			E5		1B		BB		3	1	1	0	1	1	0											
Fernando Tatis, R OBP: 0.387, SLG: 0.518 Matt Morris, R OBP: 0.333, SLG: 0.333	G5-3			K		1B		F9		3	0	0	0	1	1	4											
Edgar Renteria, R OBP: 0.341, SLG: 0.439	G5-3			IBB		P4		SH1		3	1	1	0	1	0	2											
Mike Matheny, R OBP: 0.315, SLG: 0.340	F8			L7		1B		SH1		3	0	1	1	0	0	2											
Darryl Kile, R OBP: 0.208, SLG: 0.138 Placido Polanco, R OBP: 0.350, SLG: 0.434			K		1B	15 SF9		F8-4-6		3	1	1	0	0	2	1											
Inning Stats	R: 2 E: 0 K: 1 S: 10	H: 2 LOB: 0 BB: 0 P: 20	R: 0 E: 0 K: 0 S: 8	H: 0 LOB: 0 BB: 0 P: 12	R: 0 E: 0 K: 1 S: 10	H: 0 LOB: 0 BB: 0 P: 15	R: 1 E: 1 K: 1 S: 11	H: 1 LOB: 2 BB: 1 P: 21	R: 1 E: 0 K: 1 S: 12	H: 2 LOB: 1 BB: 0 P: 18	R: 1 E: 0 K: 1 S: 11	H: 2 LOB: 1 BB: 1 P: 18	R: 0 E: 0 K: 1 S: 17	H: 2 LOB: 3 BB: 1 P: 27	R: 1 E: 0 K: 0 S: 7	H: 2 LOB: 0 BB: 0 P: 12		1B: 8 2B: 2 3B: 0 HR: 2	SF: 1 SAC: 2 DP: 1 HBP: 0	WP: 0 PB: 1 SB: 0 CS: 0	PA: 37						
PITCHER	IP	WLS	BF	H	R	ER	SO	BB	IBB	HBP	BLK	WP	HR	S	P	ERA	WHIP										
Tony Armas, R ERA: 4.76 53 Sean Spencer, L Felipe Lira, R ERA: 5.08 51 Scott Forster, L ERA: 7.96 Jeremy Powell, R ERA: 8.64	4.1	L	20	5	4	4	3	0	0	0	0	0	0	7	13	0.00	0.000										

AB	31
R	6
H	11
RBI	6
BB	3
SO	6
LOB	14



Batter	1	2	3	4	5	6	7	8	9	AB	R	H	RBI	BB	SO	LOB	TOP			
Peter Bergeron, L OBP: 0.318, SLG: 0.332 (1, 8)	G1-3	G4-3							K	5	0	2	0	0	1	2	Montreal Expos @ Atlanta Braves Turner Field, Atlanta, GA Fri Sep 08 2000, 7:40 PM EDT Att: 35,870 - Overcast - 70 F			
Wilton Guerrero, S OBP: 0.322, SLG: 0.327 (1, 7)	G4-3 1B		G4-3		SH5-4 1B		G5-3 1B		FC4-6	4	1	1	0	0	0	2				
Andy Tracy, L OBP: 0.351, SLG: 0.461 (1, 5)	G4-3		K		K		F8			4	0	0	0	0	2	3				
Vladimir Guerrero, R OBP: 0.415, SLG: 0.656 (1, 9)										3	0	3	1	1	0	0				
Geoff Blum, S OBP: 0.338, SLG: 0.460 (1, 4)	F5		K		P6			L4		4	0	0	0	0	1	5				
Fernando Seguinol, S OBP: 0.351, SLG: 0.561 (1, 3)		SH1-3 2B		K		G1-3		K		4	1	1	0	0	2	1				
Orlando Cabrera, R OBP: 0.293, SLG: 0.376 Anthony Telford, R (6, 1)		SH1-3		F7		F8		F7		2	0	0	0	0	0	0				
Terry Jones, S OBP: 0.306, SLG: 0.325 Scott Strickland, R (8, 1)										1	0	0	0	0	0	1				
Brian Schneider, L OBP: 0.324, SLG: 0.349 Michael Barrett, R OBP: 0.276, SLG: 0.292 (9, PH)		G4-3 2B				G3-1		K2-3		3	0	2	1	0	0	0				
Trey Moore, L OBP: 0.222, SLG: 0.125 Guillermo Mota, R (5, 1)		G4-3		G3-1						2	0	0	0	0	0	2				
Tomas De La Rosa, R OBP: 0.347, SLG: 0.432 (6, 6)							G5-3		FC4-6 1B	0	0	0	0	0	0	0				
Inning Stats	R: 1 E: 0 K: 0 S: 13	H: 2 LOB: 1 BB: 0 P: 18	R: 1 E: 0 K: 0 S: 11	H: 2 LOB: 1 BB: 0 P: 13	R: 0 E: 0 K: 2 S: 11	H: 1 LOB: 1 BB: 0 P: 13	R: 0 E: 0 K: 1 S: 12	H: 1 LOB: 2 BB: 0 P: 17	R: 0 E: 0 K: 1 S: 8	H: 0 LOB: 0 BB: 0 P: 7	R: 0 E: 0 K: 0 S: 7	H: 1 LOB: 1 BB: 0 P: 10	R: 0 E: 0 K: 1 S: 13	H: 1 LOB: 1 BB: 0 P: 10	R: 0 E: 0 K: 2 S: 10	H: 1 LOB: 1 BB: 0 P: 10	1B: 7 2B: 3 3B: 0 HR: 0	SF: 0 SAC: 1 DP: 0 HBP: 0	WP: 0 PB: 0 SB: 1 CS: 0	PA: 38
PITCHER	IP WLS BF H R ER SO BB IBB HBP BLK WP HR S P ERA WHIP																			
Andy Ashby, R ERA: 5.2 (1, 1)	7.0 W 30 8 2 2 4 0 1 0 0 0 0 0 66 94 2.57 1.143																			
Mike Remlinger, L ERA: 3.43 (8, 1)	1.0 H 4 1 0 0 1 0 0 0 0 0 0 0 13 17 0.00 1.000																			
John Rocker, L ERA: 3.38 (9, 1)	1.0 S 4 1 0 0 2 0 0 0 0 0 0 0 10 10 0.00 1.000																			

Batter	1	2	3	4	5	6	7	8	9	AB	R	H	RBI	BB	SO	LOB	BOTTOM			
Rafael Furcal, S OBP: 0.390, SLG: 0.360 (1, 4)	10 1B	G1-3		1B BB		WP 1B		K		4	1	2	0	1	1	1	Montreal Expos @ Atlanta Braves Turner Field, Atlanta, GA Fri Sep 08 2000, 7:40 PM EDT Att: 35,870 - Overcast - 70 F			
Reggie Sanders, R OBP: 0.266, SLG: 0.326 (1, 7)	10 1B BB		K	1B		K		G6-3 BB		3	0	1	1	2	2	1				
Andruw Jones, R OBP: 0.370, SLG: 0.533 (1, 8)	F9		10 BB	P6		F9		G6-3		4	0	0	0	1	0	6				
10 Chipper Jones, S OBP: 0.394, SLG: 0.566 (1, 5)				FC5-4 BB						2	1	2	1	3	0	0				
Javy Lopez, R OBP: 0.322, SLG: 0.479 (1, 2)	F3		P3		E5 F8-4 1B	F8		P4		5	0	0	0	0	0	9				
Brian Jordan, R OBP: 0.317, SLG: 0.425 (1, 9)	K		FC5-4		1B BB					4	0	1	1	0	2	4				
Tim Lincecum, R (1, 3)					F9	F8-4		G6-3		1	0	0	0	1	0	0				
Wally Joyner, L OBP: 0.358, SLG: 0.409 (5, PH) (6, 3)		FC5-4 BB								2	0	0	0	0	0	2				
Walt Weiss, S OBP: 0.385, SLG: 0.345 (1, 6)		FC5-4		CS 1B				1B		3	0	2	0	1	0	1				
Andy Ashby, R OBP: 0.173, SLG: 0.140 Bobby Bonilla, S OBP: 0.369, SLG: 0.404 Mike Remlinger, L (8, 1) John Rocker, R (9, 1)		F2		1B BB				K		3	1	1	0	0	1	3				
Inning Stats	R: 1 E: 0 K: 1 S: 16	H: 2 LOB: 2 BB: 1 P: 29	R: 0 E: 0 K: 0 S: 11	H: 0 LOB: 1 BB: 1 P: 17	R: 0 E: 0 K: 1 S: 9	H: 0 LOB: 2 BB: 2 P: 19	R: 1 E: 0 K: 0 S: 13	H: 3 LOB: 2 BB: 1 P: 22	R: 1 E: 1 K: 1 S: 16	H: 2 LOB: 2 BB: 1 P: 29	R: 0 E: 0 K: 1 S: 17	H: 1 LOB: 1 BB: 1 P: 30	R: 0 E: 0 K: 2 S: 10	H: 1 LOB: 1 BB: 0 P: 13	R: 0 E: 0 K: 1 S: 12	H: 0 LOB: 2 BB: 2 P: 22	1B: 9 2B: 1 3B: 0 HR: 0	SF: 0 SAC: 0 DP: 1 HBP: 0	WP: 1 PB: 0 SB: 2 CS: 1	PA: 41
PITCHER	IP WLS BF H R ER SO BB IBB HBP BLK WP HR S P ERA WHIP																			
Trey Moore, L ERA: 6.67 (1, 1)	4.0 L 24 7 3 2 2 2 5 0 0 0 0 0 58 101 4.50 3.000																			
Guillermo Mota, R ERA: 8.84 (5, 1)	1.0 3 0 0 0 1 1 0 0 0 0 0 0 7 15 0.00 1.000																			
Anthony Telford, R ERA: 3.75 (6, 1)	2.0 9 2 0 0 3 1 0 0 0 1 0 0 27 43 0.00 1.500																			
Scott Strickland, R ERA: 3.72 (8, 1)	1.0 5 0 0 0 1 2 0 0 0 0 0 0 12 22 0.00 2.000																			




Batter	1	2	3	4	5	6	7	8	9	10	11	12	AB	R	H	RBI	BB	SO	LOB								
Peter Bergeron, L OBP: 0.319, SLG: 0.336	G4-3		3B		K		G4-3		SH3-4		FC1-6	CS	4	0	1	0	1	1	0								
Wilton Guerrero, S OBP: 0.332, SLG: 0.334 56 Taimadge Nunnari, L OBP: 0.273, SLG: 0.273 Mike Mordecai, R OBP: 0.283, SLG: 0.283 Guillermo Mota, R OBP: 0.283, SLG: 0.283 53 Sean Spencer, L OBP: 0.283, SLG: 0.283 Felipe Lira, R OBP: 0.283, SLG: 0.283 15 Leonys Pineda, R OBP: 0.283, SLG: 0.283 Gregory Wheeler, R OBP: 0.283, SLG: 0.283 Julio Santana, R OBP: 0.283, SLG: 0.283	1B		G4-3		G1-3		F7		1B BB		FC1-6		4	0	1	0	0	0	1								
Fernando Seguinol, S OBP: 0.364, SLG: 0.596 Terry Jones, S OBP: 0.309, SLG: 0.329	L3				1B HR		FC6-4		1B		K		4	2	3	0	0	0	1								
Vladimir Guerrero, R OBP: 0.417, SLG: 0.661					1B		HR		FC6-4		K		4	2	2	2	2	2	1	4							
Geoff Blum, S OBP: 0.338, SLG: 0.461							F7		FC6-4				6	1	2	0	0	0	8								
Andy Tracy, L OBP: 0.344, SLG: 0.470							G4-3		G4-3				6	1	1	3	0	1	3								
Oriando Cabrera, R OBP: 0.280, SLG: 0.272 Scott Strickland, R OBP: 0.280, SLG: 0.284 Michael Barrett, R OBP: 0.280, SLG: 0.284							HR		G4-3				4	0	0	0	0	0	2								
Brian Schneider, L OBP: 0.324, SLG: 0.343							F7		G1-6-3				4	0	1	1	1	0	0								
Mike Thurman, R OBP: 0.143, SLG: 0.093 Steve Kline, S OBP: 0.280, SLG: 0.284							K		G3				3	0	0	0	0	0	3								
Tomas De La Rosa, R OBP: 0.365, SLG: 0.435							K		1B SH3-4 BB				2	0	1	1	1	0	1								
Inning Stats	R: 0 E: 0 K: 9	H: 1 LOB: 0 BB: 0 P: 12	R: 0 E: 0 K: 9	H: 0 LOB: 1 BB: 1 P: 19	R: 0 E: 0 K: 11	H: 1 LOB: 0 BB: 0 P: 16	R: 3 E: 0 K: 15	H: 3 LOB: 0 BB: 0 P: 21	R: 0 E: 0 K: 8	H: 0 LOB: 0 BB: 0 P: 11	R: 2 E: 0 K: 20	H: 3 LOB: 2 BB: 1 P: 30	R: 0 E: 0 K: 7	H: 0 LOB: 0 BB: 0 P: 7	R: 0 E: 0 K: 14	H: 1 LOB: 1 BB: 0 P: 21	R: 0 E: 0 K: 11	H: 0 LOB: 0 BB: 1 P: 21	R: 2 E: 0 K: 11	H: 3 LOB: 0 BB: 0 P: 16	1B: 9 2B: 3 3B: 1 HR: 2	SF: 1 SAC: 1 DP: 1 HBP: 0	WP: 0 PB: 1 SB: 0 CS: 1	PA: 55			
PITCHER	IP	WLS	BF	H	R	ER	SO	BB	IBB	HBP	BLK	WP	HR	S	P	ERA	WHIP										
John Burkett, R ERA: 5.04	(1, 1)	5.0	23	8	5	5	3	1	0	0	0	0	0	17	31	0.00	0.500										
Terry Mulholland, L ERA: 5.13	(6, 1)	2.0	9	1	0	0	1	0	2	0	0	0	0	6	7	0.00	0.000										
Scott Kamieniecki, R ERA: 4.33	(8, 1)	1.0	3	0	0	0	0	0	0	0	0	0	0	10	20	0.00	0.000										
Mike Reminger, L ERA: 3.41	(9, 1)	0.1	4	1	0	0	0	2	0	0	0	0	0	4	6	0.00	0.000										
Kerry Ligtenberg, R ERA: 3.43	(9, 1)	0.2	2	0	0	0	1	0	0	0	0	0	0	4	6	0.00	0.000										
PITCHER	IP	WLS	BF	H	R	ER	SO	BB	IBB	HBP	BLK	WP	HR	S	P	ERA	WHIP										
John Rocker, L ERA: 3.31	(10, 1)	1.0	4	0	0	0	1	1	0	0	0	0	0	11	21	0.00	1.000										
Jason Marquis, R ERA: 5.24	(11, 1)	1.0	4	0	0	0	1	1	0	0	0	0	0	11	21	0.00	1.000										
Chris Seelbach, R ERA: 18.0	(12, 1)	1.0	L	5	3	2	2	0	0	0	0	0	0	11	16	18.00	3.000										

TOP

Montreal Expos @ Atlanta Braves
Turner Field, Atlanta, GA
Sat Sep 09 2000, 7:10 PM EDT
Alt. 47,775 - Cloudy - 75 F

AB 46
R 7
H 14
RBI 7
BB 6
SO 7
LOB 24




Batter	1	2	3	4	5	6	7	8	9	10	11	12	AB	R	H	RBI	BB	SO	LOB									
Rafael Furcal, S OBP: 0.389, SLG: 0.359	L3				F8		G3					G3	7	0	2	1	0	0	2									
George Lombard, L OBP: 0.194, SLG: 0.138 Steve Sisco, R OBP: 0.240, SLG: 0.304	2B				K		K						4	1	2	0	1	1	1									
Andrew Jones, R OBP: 0.370, SLG: 0.530	F8				F8		1B						5	0	1	0	1	0	5									
10 Chipper Jones, S OBP: 0.393, SLG: 0.563	2B				G4-3		F7						5	1	1	0	1	1	1									
Wally Joyner, L OBP: 0.358, SLG: 0.405 Bobby Bonilla, S OBP: 0.367, SLG: 0.402 Scott Kamieniecki, R OBP: 0.316, SLG: 0.317	2B				F7		F7		FC5-4				2	0	0	0	1	0	0									
Brian Jordan, R OBP: 0.319, SLG: 0.431 Reggie Sanders, R OBP: 0.273, SLG: 0.345							K						3	1	2	2	0	1	0									
Alvy Lopez, R OBP: 0.280, SLG: 0.280 Mike Reminger, L OBP: 0.280, SLG: 0.280 Kerry Ligtenberg, R OBP: 0.280, SLG: 0.280 John Rocker, L OBP: 0.280, SLG: 0.280 Jason Marquis, R OBP: 0.280, SLG: 0.280 Walt Weiss, S OBP: 0.280, SLG: 0.280 Steve Kline, S OBP: 0.280, SLG: 0.280 Mike Hubbard, R OBP: 0.280, SLG: 0.280	K				F9		F9		HR				4	0	1	0	0	0	1									
Keith Lockhart, L OBP: 0.328, SLG: 0.368					SF8		F8		SH3-4				4	0	3	1	0	0	1									
John Burkett, R OBP: 0.194, SLG: 0.152 Terry Mulholland, R OBP: 0.200, SLG: 0.333 Pedro Swann, L OBP: 0.280, SLG: 0.280 Tim Lincecum, R OBP: 0.280, SLG: 0.280							K		G3-4				1	0	0	0	0	1	0									
Inning Stats	R: 2 E: 0 K: 20	H: 3 LOB: 2 BB: 1 P: 30	R: 0 E: 0 K: 9	H: 1 LOB: 1 BB: 0 P: 9	R: 0 E: 0 K: 9	H: 0 LOB: 0 BB: 0 P: 10	R: 1 E: 0 K: 9	H: 1 LOB: 0 BB: 0 P: 14	R: 0 E: 0 K: 8	H: 0 LOB: 1 BB: 0 P: 13	R: 0 E: 1 K: 1	H: 0 LOB: 1 BB: 2 P: 14	R: 0 E: 0 K: 19	H: 3 LOB: 3 BB: 2 P: 29	R: 0 E: 0 K: 14	H: 2 LOB: 2 BB: 1 P: 23	R: 0 E: 0 K: 11	H: 1 LOB: 0 BB: 0 P: 13	R: 0 E: 0 K: 15	H: 1 LOB: 1 BB: 0 P: 20	1B: 12 2B: 2 3B: 0 HR: 1	SF: 1 SAC: 3 DP: 0 HBP: 0	WP: 1 PB: 1 SB: 3 CS: 1	PA: 56				
PITCHER	IP	WLS	BF	H	R	ER	SO	BB	IBB	HBP	BLK	WP	HR	S	P	ERA	WHIP											
Mike Thurman, R ERA: 3.35	(1, 1)	6.2	30	7	3	3	5	2	0	0	0	0	0	7	115	4.05	1.350											
Steve Kline, L ERA: 3.13	(7, 1)	0.2	H	5	2	2	2	0	0	0	0	0	0	1	7	13	27.00	4.500										
Scott Strickland, R ERA: 3.68	(8, 1)	0.2	B	4	1	0	0	0	1	0	0	0	0	13	23	0.00	3.000											
Guillermo Mota, R ERA: 4.11	(9, 1)	1.2	7	3	0	0	2	0	0	0	0	1	0	18	23	0.00	1.800											
53 Sean Spencer, L ERA: 4.11	(10, 1)	0.0	1	0	0	0	0	1	0	0	0	0	1	0	1	5	=	=										
PITCHER	IP	WLS	BF	H	R	ER	SO	BB	IBB	HBP	BLK	WP	HR	S	P	ERA	WHIP											
Felipe Lira, R ERA: 5.06	(10, 1)	0.1	1	0	0	0	0	0	0	0	0	0	0	3	4	0.00	0.000											
Julio Santana, R ERA: 5.19	(11, 1)	2.0	W	7	2	0	0	3	0	0	0	0	0	22	33	0.00	1.000											

BOTTOM

Montreal Expos @ Atlanta Braves
Turner Field, Atlanta, GA
Sat Sep 09 2000, 7:10 PM EDT
Alt. 47,775 - Cloudy - 75 F

AB 46
R 5
H 15
RBI 5
BB 5
SO 10
LOB 20



Batter	1	2	3	4	5	6	7	8	9	AB	R	H	RBI	BB	SO	LOB	TOP			
Peter Bergeron, L (1.8) OBP: 0.320, SLG: 0.342	2-2 P6			0-0 F8		4-0 G6-4-3 BB		3-1 HR		3	1	1	1	1	0	0	Montreal Expos @ Philadelphia Phillies Veterans Stadium, Philadelphia, PA Mon Sep 11 2000, 5:05 PM EDT Cloudy - 79 F			
Wilton Guerrero, S (1.7) OBP: 0.318, SLG: 0.328	1-3 K2-3			1-2 F8		1-2 G6-4-3 1-2		0-1 1B		4	0	1	0	0	1					
Andy Tracy, L (1.3) OBP: 0.345, SLG: 0.493	1-3 K			0-0 2B			1-3 K	0-3 K		4	0	1	0	0	3	1				
Vladimir Guerrero, R (1.9) OBP: 0.418, SLG: 0.663		0-2 G6-4-3 1B		0-0 G6-3			1-1 HR		0-0 G4-6-3 1B	4	1	3	1	0	0	1				
Jose Vidro, S (1.4) OBP: 0.381, SLG: 0.542		2-1 G6-4-3 1-2			1-1 G1-3		4-0 G3-1 BB		0-1 G4-6-3 1-2	3	0	0	0	1	0	2				
Geoff Blum, S (1.5) OBP: 0.328, SLG: 0.448		1-1 G4-3			2-0 G3-1		0-1 G3-1 1-2		0-0 G4-3	4	0	0	0	0	0	1				
Brian Schneider, L (1.2) OBP: 0.325, SLG: 0.343			1-1 P6		1-1 FC5-4 1B		0-1 F8			3	0	1	0	0	0	1				
Orlando Cabrera, R (1.6) OBP: 0.277, SLG: 0.370			0-0 G4-3		0-1 FC5-4 1-2			1-2 G6-3		3	0	0	0	0	0	1				
Dustin Hermanson, R (1.1) OBP: 0.167, SLG: 0.152			2-3 K			1-1 F9		1-3 K		2	0	0	0	0	1	0				
Terry Jones, S (8. PH) OBP: 0.288, SLG: 0.316										1	0	0	0	0	1	0				
51 Scott Forster, R (8.1)										0	0	0	0	0	0	0				
Inning Stats	R: 0 E: 0 K: 2 S: 10	H: 0 LOB: 0 BB: 0 P: 14	R: 0 E: 0 K: 0 S: 8	H: 1 LOB: 0 BB: 0 P: 11	R: 0 E: 0 K: 1 S: 7	H: 0 LOB: 0 BB: 0 P: 10	R: 0 E: 0 K: 0 S: 9	H: 1 LOB: 1 BB: 0 P: 10	R: 0 E: 0 K: 0 S: 5	H: 0 LOB: 0 BB: 1 P: 11	R: 1 E: 0 K: 1 S: 9	H: 1 LOB: 1 BB: 1 P: 15	R: 1 E: 0 K: 2 S: 15	H: 2 LOB: 1 BB: 0 P: 20	R: 0 E: 0 K: 0 S: 4	H: 1 LOB: 0 BB: 0 P: 4	1B: 4 2B: 1 3B: 0 HR: 2	SF: 0 SAC: 0 DP: 3 HBP: 0	WP: 0 PB: 0 SB: 0 CS: 0	PA: 33
PITCHER	IP WLS BF H R ER SO BB IBB HBP BLK WP HR S P ERA WHIP																			
Cliff Politte, R (1.1) ERA: 3.95	8.0 W 30 6 2 2 6 2 0 0 0 0 2 70 102 2.25 1.000																			
Jeff Brantley, R (9.1) ERA: 4.99	1.0 S 3 1 0 0 0 0 0 0 0 0 0 0 4 4 0.00 1.000																			

AB	31
R	2
H	7
RBI	2
BB	2
SO	6
LOB	8



Batter	1	2	3	4	5	6	7	8	9	AB	R	H	RBI	BB	SO	LOB	BOTTOM			
Marlon Anderson, L (1.4) OBP: 0.288, SLG: 0.327	1-1 G1-3	3-2 G6-3		0-0 F7		2-2 F7				4	0	0	0	0	0	1	Montreal Expos @ Philadelphia Phillies Veterans Stadium, Philadelphia, PA Mon Sep 11 2000, 5:05 PM EDT Cloudy - 79 F			
Kevin Sevcik, R (1.8) OBP: 0.304, SLG: 0.311	2-2 1B 23 E	1-2 F9			0-2 23 FC5-4 2B		0-0 F9			4	1	2	0	0	0	0				
Bobby Abreu, L (1.9) OBP: 0.414, SLG: 0.554	3-2 F8	1-0 PO 1B			2-1 F7		3-2 G6-3			4	0	1	0	0	0	2				
Travis Lee, L (1.3) OBP: 0.331, SLG: 0.360	2-2 23 E 1B	0-0 PO	2-2 23 G4-3 SF9 2B		4-1 FC5-4 BB		0-0 G3			3	2	2	0	1	0	0				
23 Kevin Jordan, R (1.5) OBP: 0.252, SLG: 0.312	1-1 E5 1B		1-2 G4-3		0-1 FC5-4		1-1 G4-3			4	1	0	0	0	0	3				
Rob Ducey, L (1.7) OBP: 0.307, SLG: 0.351	2-2 1B 2H		0-0 SF9		0-0 G5-3		1-0 P3			2	1	1	2	0	0	2				
Doug Glanville, R (8. PH) OBP: 0.312, SLG: 0.375	1-1 E 1B		2-3 3H				0-1 G3			1	0	0	0	0	0	0				
Gary Bennett, R (1.2) OBP: 0.400, SLG: 0.488	1-1 E 1B		1-0 P4			2-0 SH3 1B		0-1 G3		4	0	2	0	0	0	0				
Alex Arias, R (1.6) OBP: 0.256, SLG: 0.277	1-1 E5 FC4-6			1-0 G6-3		1-1 P6				3	0	0	0	0	0	2				
Cliff Politte, R (1.1) ERA: 3.95	1-1 FC4-6			0-2 G6-3		1-1 SH3				2	0	0	0	0	0	2				
Jeff Brantley, R (9.1)										0	0	0	0	0	0	0				
Inning Stats	R: 4 E: 2 K: 0 S: 23	H: 4 LOB: 2 BB: 0 P: 37	R: 0 E: 0 K: 0 S: 7	H: 1 LOB: 0 BB: 0 P: 12	R: 1 E: 0 K: 0 S: 11	H: 1 LOB: 0 BB: 0 P: 16	R: 0 E: 0 K: 0 S: 5	H: 0 LOB: 0 BB: 0 P: 6	R: 0 E: 0 K: 0 S: 9	H: 1 LOB: 2 BB: 1 P: 15	R: 0 E: 0 K: 0 S: 5	H: 0 LOB: 0 BB: 0 P: 8	R: 0 E: 0 K: 0 S: 5	H: 0 LOB: 0 BB: 0 P: 7	R: 0 E: 0 K: 0 S: 4	H: 0 LOB: 0 BB: 0 P: 4	1B: 6 2B: 2 3B: 0 HR: 0	SF: 1 SAC: 1 DP: 0 HBP: 0	WP: 0 PB: 0 SB: 0 CS: 0	PA: 35
PITCHER	IP WLS BF H R ER SO BB IBB HBP BLK WP HR S P ERA WHIP																			
Dustin Hermanson, R (1.1) ERA: 5.69	7.0 L 31 8 5 1 0 1 0 0 0 0 0 69 109 1.29 1.286																			
51 Scott Forster, L (8.1) ERA: 7.67	1.0 3 0 0 0 0 0 0 0 0 0 0 5 7 0.00 0.000																			

AB	31
R	5
H	8
RBI	2
BB	1
SO	0
LOB	12



Batter	1	2	3	4	5	6	7	8	9	AB	R	H	RBI	BB	SO	LOB	TOP								
Wilton Guerrero, S OBP: 0.321, SLG: 0.330 Steve Kline, S Scott Strickland, R	G4-3		FC3-6 1B		G6-3 1B	SH1-3		F9		4	2	2	0	0	0	0	Montreal Expos @ Philadelphia Phillies Veterans Stadium, Philadelphia, PA Mon Sep 11 2000, 8:35 PM EDT Att: 11,310 - Cloudy - 75 F								
Terry Jones, S OBP: 0.301, SLG: 0.321	G6-3		E4 FC3-6		G6-3 BB	FC6-2		SH WP	2B	4	1	1	0	1	0	2									
Fernando Segunol, S OBP: 0.369, SLG: 0.667 Guillermo Mota, R Peter Bergeron, L OBP: 0.320, SLG: 0.342	F9		FC3-6 1B		G6-3	CS		SH G3-1 WP	2B	4	0	0	0	0	1	4									
Vladimir Guerrero, R OBP: 0.422, SLG: 0.664 Milton Bradley, S		4-2 1B BB	2-1 1-3 3-H 1B		BB BB 1B			P4		4	0	3	2	1	0	2									
Jose Vidro, S OBP: 0.380, SLG: 0.538	F8		G6-3		BB BB	G4-6-3 1B		G3-1		4	0	0	0	1	0	5									
Mike Mordecai, R OBP: 0.345, SLG: 0.467 Andy Tracy, L 56 Talmadge Nunnari, L	1-1 1-2 1B				G3 SH1-3 2B	1-2 2-3 BB		K	G6-3	2	1	2	0	1	0	0									
Michael Barrett, R OBP: 0.273, SLG: 0.286 Brian Schneider, L OBP: 0.333, SLG: 0.352	K				G3	G6-3		G6-3 HR 1B		3	0	0	0	0	1	6									
Tomas De La Rosa, R OBP: 0.364, SLG: 0.469	F2				SH1-3			G6-3		3	1	1	1	0	0	3									
Mike Johnson, L OBP: 0.227, SLG: 0.190 Felipe Lira, R Trace Couquetter, R Julio Santana, R 53 Sean Spencer, L Geoff Blum, S OBP: 0.331, SLG: 0.490			F7		K			SH1-3 FC6-2 2B		2	0	0	0	0	1	0									
								HR		1	1	1	2	0	0	0									
Inning Stats	R: 0 E: 0 K: 0 S: 7	H: 0 LOB: 0 BB: 0 P: 12	R: 0 E: 0 K: 1 S: 13	H: 1 LOB: 2 BB: 1 P: 22	R: 1 E: 1 K: 0 S: 12	H: 2 LOB: 2 BB: 0 P: 23	R: 1 E: 0 K: 1 S: 7	H: 1 LOB: 0 BB: 0 P: 11	R: 1 E: 0 K: 0 S: 10	H: 2 LOB: 3 BB: 3 P: 25	R: 1 E: 0 K: 0 S: 15	H: 2 LOB: 0 BB: 0 P: 16	R: 0 E: 0 K: 1 S: 7	H: 1 LOB: 0 BB: 0 P: 11	R: 2 E: 0 K: 1 S: 12	H: 2 LOB: 0 BB: 0 P: 19		R: 1 E: 0 K: 0 S: 9	H: 1 LOB: 1 BB: 0 P: 15	1B: 7 2B: 3 3B: 1 HR: 1	SF: 0 SAC: 3 DP: 2 HBP: 0	WP: 1 PB: 0 SB: 0 CS: 1	PA: 43		
PITCHER	IP	WLS	BF	H	R	ER	SO	BB	IBB	HBP	BLK	WP	HR	S	P	ERA		WHIP							
Randy Wolf, L ERA: 4.37	6.0	H	29	8	4	3	2	4	0	0	0	0	0	64	109	4.50	2.000								
Chris Brock, R ERA: 4.22	1.0	H	3	1	0	0	1	0	0	0	0	0	0	7	11	0.00	1.000								
Ed Vosberg, L ERA: 4.57	0.1	H	2	1	1	1	1	0	0	0	0	0	0	5	8	27.00	3.000								
Vicente Padilla, R ERA: 3.55	0.2	L	3	1	1	1	0	0	0	0	0	0	1	7	11	13.50	1.500								
Wayne Gomes, R ERA: 4.49	1.0		5	1	1	1	0	0	0	0	0	1	0	9	15	9.00	1.000								


AB	35
R	7
H	12
RBI	6
BB	4
SO	4
LOB	23




Batter	1	2	3	4	5	6	7	8	9	AB	R	H	RBI	BB	SO	LOB	BOTTOM								
Marlon Anderson, L OBP: 0.293, SLG: 0.330	G1-3		G3-1		F7				SF8 SH5-4 1B	5	0	2	1	0	0	1	Montreal Expos @ Philadelphia Phillies Veterans Stadium, Philadelphia, PA Mon Sep 11 2000, 8:35 PM EDT Att: 11,310 - Cloudy - 75 F								
Doug Glanville, R OBP: 0.310, SLG: 0.373	K		F8		G6-3		G6-4-3 1B	SH5-4		4	0	0	0	0	1	2									
Bobby Abreu, L OBP: 0.413, SLG: 0.552 Kevin Seifick, R OBP: 0.309, SLG: 0.324 Rob Ducey, L OBP: 0.305, SLG: 0.351	K				G6-3			SF8		2	1	0	0	1	1	0									
Scott Rolen, R OBP: 0.366, SLG: 0.530	F9				BB WP 1B			K		4	2	2	0	1	1	1									
Pat Burrell, R OBP: 0.350, SLG: 0.443	G6-3				BB G3 1B					4	0	2	2	0	1	2									
Travis Lee, L OBP: 0.333, SLG: 0.360	F7				BB G3 1B					3	1	1	0	1	0	0									
Tomas Perez, S OBP: 0.276, SLG: 0.316			SH5-4 G3-1 1B		G3		S FC1-5 E 1B	G4-3		4	1	1	1	0	0	4									
Tom Prince, R OBP: 0.313, SLG: 0.316 Brian Hunter, R OBP: 0.321, SLG: 0.463 Gary Bennett, R OBP: 0.400, SLG: 0.488			G3-1 SH5-4 HBP		K		S FC1-5 E 1B	F8		2	0	1	0	0	1	2									
Randy Wolf, L OBP: 0.228, SLG: 0.250 23 Kevin Johnson, R Chris Brock, R Ed Vosberg, L Vicente Padilla, R Wayne Gomes, R Alex Arias, R OBP: 0.277, SLG: 0.277			SH5-4		F9		F7	SH5-4 1B HBP		1	0	0	0	0	0	2									
										1	0	0	0	0	0	1									
										0	0	0	0	0	0	0									
										0	0	0	0	0	0	0									
										0	0	0	0	0	0	0									
										0	0	0	0	0	0	0									
Inning Stats	R: 0 E: 0 K: 2 S: 10	H: 0 LOB: 0 BB: 0 P: 17	R: 0 E: 0 K: 0 S: 5	H: 0 LOB: 0 BB: 0 P: 7	R: 1 E: 0 K: 0 S: 7	H: 1 LOB: 1 BB: 0 P: 15	R: 2 E: 0 K: 1 S: 17	H: 2 LOB: 2 BB: 2 P: 30	R: 0 E: 0 K: 0 S: 8	H: 0 LOB: 0 BB: 0 P: 13	R: 2 E: 1 K: 0 S: 14	H: 4 LOB: 1 BB: 0 P: 22	R: 0 E: 0 K: 1 S: 15	H: 2 LOB: 2 BB: 1 P: 24	R: 0 E: 0 K: 0 S: 10	H: 0 LOB: 0 BB: 0 P: 14	R: 1 E: 0 K: 1 S: 10	H: 1 LOB: 1 BB: 0 P: 19	1B: 8 2B: 1 3B: 1 HR: 0	SF: 1 SAC: 2 DP: 1 HBP: 2	WP: 1 PB: 0 SB: 0 CS: 1	PA: 40			
PITCHER	IP	WLS	BF	H	R	ER	SO	BB	IBB	HBP	BLK	WP	HR	S	P	ERA	WHIP								
Mike Johnson, R ERA: 5.98	4.0		18	3	3	3	3	2	0	0	0	0	0	39	69	6.75	1.250								
Felipe Lira, R ERA: 5.0	1.0		3	0	0	0	0	0	0	0	0	0	0	8	13	0.00	0.000								
Julio Santana, R ERA: 5.43	1.0	B	6	4	2	2	0	0	0	0	0	0	0	14	22	18.00	4.000								
53 Sean Spencer, L ERA	0.2		3	2	0	0	0	0	0	0	0	0	0	8	12	0.00	3.000								
Guillermo Mota, R ERA: 7.97	0.1	W	2	0	0	0	1	1	0	0	0	0	0	7	12	0.00	3.000								

AB	32
R	6
H	10
RBI	5
BB	3
SO	5
LOB	15




Batter	1	2	3	4	5	6	7	8	9	AB	R	H	RBI	BB	SO	LOB	TOP										
Wilton Guerrero, S OBP: 0.319, SLG: 0.325	F8		G6-3				K			4	0	1	0	0	1	0	Montreal Expos @ Philadelphia Phillies Veterans Stadium, Philadelphia, PA Wed Sep 13 2000, 7:05 PM EDT Att. 12,316 - Sunny - 75 F										
Orlando Cabrera, R OBP: 0.275, SLG: 0.364 Jeremy Powell, R OBP: 0.600, SLG: 0.800	F2		F8	G6-3			F8			4	0	0	0	0	0	1											
Fernando Segunol, S OBP: 0.369, SLG: 0.612 56 Talmadge Nunnari, L							K			3	2	2	0	0	1	0											
Vladimir Guerrero, R OBP: 0.423, SLG: 0.667 Peter Bergeron, L OBP: 0.317, SLG: 0.338										2	2	1	2	1	0	0											
Jose Vidro, S OBP: 0.380, SLG: 0.543 Trace Cogullette, R OBP: 0.306, SLG: 0.372										4	0	1	2	0	1	0											
Mike Mordecai, R OBP: 0.349, SLG: 0.468										4	0	2	0	0	0	1											
Terry Jones, S OBP: 0.293, SLG: 0.312										4	0	0	0	0	0	2											
Yohanny Valera, R										3	0	0	0	1	2	1											
Felipe Lira, R OBP: 0.296, SLG: 0.467 51 Scott Forster, R Julio Santana, R Andy Tracy, L OBP: 0.226, SLG: 0.498 53 Sean Spencer, L Tomas De La Rosa, R OBP: 0.327, SLG: 0.495										2	1	1	1	0	1	1											
Inning Stats	R: 2 E: 0 K: 0 S: 15	H: 2 LOB: 0 BB: 0 P: 26	R: 0 E: 0 K: 1 S: 11	H: 1 LOB: 1 BB: 1 P: 19	R: 2 E: 0 K: 0 S: 10	H: 2 LOB: 1 BB: 1 P: 20	R: 1 E: 0 K: 0 S: 8	H: 2 LOB: 1 BB: 0 P: 13	R: 0 E: 0 K: 1 S: 6	H: 0 LOB: 0 BB: 0 P: 7	R: 0 E: 0 K: 1 S: 10	H: 1 LOB: 1 BB: 0 P: 13	R: 0 E: 0 K: 2 S: 12	H: 0 LOB: 0 BB: 0 P: 18	R: 0 E: 0 K: 2 S: 8	H: 0 LOB: 0 BB: 0 P: 14		R: 0 E: 0 K: 1 S: 12	H: 0 LOB: 0 BB: 0 P: 17	1B: 4 2B: 2 3B: 0 HR: 2	SF: 0 SAC: 0 DP: 0 HBP: 0	WP: 0 PB: 0 SB: 0 CS: 1	PA: 36				
PITCHER	IP	WLS	BF	H	R	ER	SO	BB	IBB	HBP	BLK	WP	HR	S	P	ERA	WHIP										
Bruce Chen, L ERA: 3.13	5.0	W	23	7	5	5	2	1	1	0	0	0	2	50	85	9.00	1.600										
Wayne Gomes, R ERA: 4.41	1.0	H	4	1	0	0	1	0	0	0	0	0	0	10	13	0.00	1.000										
Chris Brock, R ERA: 4.12	2.0		6	0	0	0	4	0	0	0	0	0	0	20	32	0.00	0.000										
Jeff Brantley, R ERA: 4.89	1.0		3	0	0	0	1	0	0	0	0	0	0	12	17	0.00	0.000										

Batter	1	2	3	4	5	6	7	8	9	AB	R	H	RBI	BB	SO	LOB	BOTTOM										
Kevin Seick, R OBP: 0.303, SLG: 0.319										5	0	1	2	0	0	5	Montreal Expos @ Philadelphia Phillies Veterans Stadium, Philadelphia, PA Wed Sep 13 2000, 7:05 PM EDT Att. 12,316 - Sunny - 75 F										
Doug Glanville, R OBP: 0.310, SLG: 0.375										6	2	3	1	0	0	3											
Travis Lee, L OBP: 0.337, SLG: 0.359										4	3	1	0	2	1	2											
Scott Rolen, R OBP: 0.365, SLG: 0.537 Alex Arias, R OBP: 0.259, SLG: 0.275										5	2	3	3	0	2	3											
Pat Burrell, R OBP: 0.348, SLG: 0.446 Jeff Brantley, R										0	0	0	0	0	0	0											
Marlon Anderson, L OBP: 0.303, SLG: 0.333										4	3	2	0	1	0	2											
Tom Prince, R OBP: 0.325, SLG: 0.343										4	1	2	1	1	0	1											
Tomas Perez, S OBP: 0.290, SLG: 0.336										5	1	3	2	0	1	3											
Bruce Chen, L OBP: 0.317, SLG: 0.495 51 Scott Forster, L Wayne Gomes, R 23 Kevin Jordan, R OBP: 0.226, SLG: 0.313 Chris Brock, R OBP: 0.600, SLG: 0.800 Rob Bucay, L OBP: 0.306, SLG: 0.372										1	0	0	0	1	0	1											
Inning Stats	R: 0 E: 0 K: 2 S: 14	H: 2 LOB: 2 BB: 0 P: 20	R: 2 E: 1 K: 0 S: 10	H: 2 LOB: 1 BB: 1 P: 22	R: 0 E: 0 K: 0 S: 12	H: 1 LOB: 1 BB: 0 P: 21	R: 0 E: 0 K: 0 S: 7	H: 1 LOB: 1 BB: 0 P: 13	R: 5 E: 0 K: 1 S: 24	H: 5 LOB: 2 BB: 2 P: 47	R: 4 E: 1 K: 1 S: 19	H: 3 LOB: 1 BB: 1 P: 39	R: 2 E: 1 K: 1 S: 15	H: 3 LOB: 2 BB: 1 P: 22	R: 2 E: 0 K: 0 S: 10	H: 2 LOB: 0 BB: 0 P: 16		1B: 12 2B: 3 3B: 3 HR: 1	SF: 1 SAC: 0 DP: 0 HBP: 0	WP: 2 PB: 0 SB: 0 CS: 0	PA: 49						
PITCHER	IP	WLS	BF	H	R	ER	SO	BB	IBB	HBP	BLK	WP	HR	S	P	ERA	WHIP										
Felipe Lira, R ERA: 5.28	4.0	L	23	10	6	5	2	1	0	0	0	0	0	4	13	11.25	2.750										
51 Scott Forster, L ERA: 5.0	0.0		3	1	0	0	0	2	0	0	0	0	0	4	13	∞	∞										
Julio Santana, R ERA: 5.67	1.0		6	1	4	4	1	1	0	0	0	0	0	17	33	36.00	2.000										
53 Sean Spencer, L ERA: 3.86	1.0		5	2	1	0	1	0	0	0	0	1	0	10	21	0.00	2.000										
Jeremy Powell, R ERA: 9.74	2.0		12	5	4	4	1	1	0	0	0	1	1	25	38	18.00	3.000										

Batter	1	2	3	4	5	6	7	8	9	AB	R	H	RBI	BB	SO	LOB	TOP									
Benny Agbayani, R (1, 7) OBP: 0.403, SLG: 0.502 Darryl Hamilton, L (8, PH) OBP: 0.354, SLG: 0.386 Joe McEwing, R (8, 7) OBP: 0.243, SLG: 0.377	1-3 K	2-1 BB 1B		4-1 BB G4-6-3		0-1 G5-3		2-1 31 S HBP 1B		3	0	1	0	1	1	0										
Derek Bell, R (1, 9) OBP: 0.398, SLG: 0.437 Timo Perez, L (8, PH) OBP: 0.261, SLG: 0.381	0-0 F9	4-1 BB 1-2 2-3		2-2 BB G4-6-3 1-2			1-0 G6-3	2-1 31 S HBP		3	0	0	1	1	0	1										
Edgardo Alfonzo, R (1, 4) OBP: 0.424, SLG: 0.519 Lenny Harris, L (8, PH) OBP: 0.306, SLG: 0.379 Todd Pratt, R (8, 2) OBP: 0.368, SLG: 0.462	1-0 HR	3-3 K			1-1 G1-3		4-2 31 WP HR BB	1-0 P6		3	2	1	1	1	1	3										
31 Mike Piazza, R (1, 2) OBP: 0.398, SLG: 0.612 Jorge Velandia, R (8, 4) OBP: 0.100, SLG: 0.167	3-2 P3		1-0 S E SF9 HBP		0-1 F8		4-0 HR IBB	3-3 K		3	2	0	0	1	1	2										
Robin Ventura, L (1, 5) OBP: 0.333, SLG: 0.437		2-1 CS 1B	0-0 E3 SF9 1B		2-2 1B		0-0 HR	3-1 G3		5	2	3	3	0	0	3										
Todd Zeile, R (1, 3) OBP: 0.359, SLG: 0.469		3-2 F9 1-2	0-3 K		0-0 1B		4-0 E WP HR BB	3-1 G6-3		4	1	1	0	1	1	3										
Jay Payton, R (1, 8) OBP: 0.332, SLG: 0.444		0-1 1B	1-1 SF9		2-3 K		3-2 1-H SAFE HR	1-1 G5-3		4	2	2	3	0	1	2										
Mike Bordick, R (1, 6) OBP: 0.342, SLG: 0.457		0-0 1B BB 1B	0-1 1B		0-1 1B		0-1 P3	2-1 F9		5	1	2	1	0	1	0										
Glendon Rusch, L (1, 1) OBP: 0.122, SLG: 0.065 Rick White, R (8, 1) OBP: 0.250, SLG: 0.250 Dennis Cook, L (9, 1)		0-0 BB 1B		1-1 F8		1-2 F7		0-3 K		4	0	1	1	0	1	0										
Inning Stats	R: 1 E: 0 K: 1 S: 9	H: 1 LOB: 0 BB: 0 P: 14	R: 2 E: 0 K: 1 S: 16	H: 5 LOB: 3 BB: 1 P: 30	R: 2 E: 1 K: 1 S: 8	H: 1 LOB: 1 BB: 0 P: 10	R: 0 E: 0 K: 0 S: 6	H: 0 LOB: 0 BB: 1 P: 13	R: 0 E: 0 K: 1 S: 15	H: 2 LOB: 2 BB: 0 P: 20	R: 0 E: 0 K: 0 S: 7	H: 0 LOB: 0 BB: 0 P: 8	R: 5 E: 1 K: 1 S: 12	H: 2 LOB: 0 BB: 3 P: 30	R: 0 E: 0 K: 1 S: 10	H: 1 LOB: 2 BB: 0 P: 21	R: 0 E: 0 K: 1 S: 7	H: 0 LOB: 0 BB: 0 P: 14	1B: 9 2B: 0 3B: 0 HR: 3	SF: 1 SAC: 0 DP: 1 HBP: 2	WP: 2 PB: 0 SB: 3 CS: 1	PA: 44				
PITCHER	IP WLS BF H R ER SO BB IBB HBP BLK WP HR S P ERA WHIP	IP WLS BF H R ER SO BB IBB HBP BLK WP HR S P ERA WHIP	IP WLS BF H R ER SO BB IBB HBP BLK WP HR S P ERA WHIP	IP WLS BF H R ER SO BB IBB HBP BLK WP HR S P ERA WHIP	IP WLS BF H R ER SO BB IBB HBP BLK WP HR S P ERA WHIP	IP WLS BF H R ER SO BB IBB HBP BLK WP HR S P ERA WHIP	IP WLS BF H R ER SO BB IBB HBP BLK WP HR S P ERA WHIP	IP WLS BF H R ER SO BB IBB HBP BLK WP HR S P ERA WHIP	IP WLS BF H R ER SO BB IBB HBP BLK WP HR S P ERA WHIP	IP WLS BF H R ER SO BB IBB HBP BLK WP HR S P ERA WHIP	IP WLS BF H R ER SO BB IBB HBP BLK WP HR S P ERA WHIP	IP WLS BF H R ER SO BB IBB HBP BLK WP HR S P ERA WHIP	IP WLS BF H R ER SO BB IBB HBP BLK WP HR S P ERA WHIP	IP WLS BF H R ER SO BB IBB HBP BLK WP HR S P ERA WHIP	IP WLS BF H R ER SO BB IBB HBP BLK WP HR S P ERA WHIP	IP WLS BF H R ER SO BB IBB HBP BLK WP HR S P ERA WHIP	IP WLS BF H R ER SO BB IBB HBP BLK WP HR S P ERA WHIP	IP WLS BF H R ER SO BB IBB HBP BLK WP HR S P ERA WHIP	IP WLS BF H R ER SO BB IBB HBP BLK WP HR S P ERA WHIP	IP WLS BF H R ER SO BB IBB HBP BLK WP HR S P ERA WHIP	IP WLS BF H R ER SO BB IBB HBP BLK WP HR S P ERA WHIP	IP WLS BF H R ER SO BB IBB HBP BLK WP HR S P ERA WHIP	IP WLS BF H R ER SO BB IBB HBP BLK WP HR S P ERA WHIP	IP WLS BF H R ER SO BB IBB HBP BLK WP HR S P ERA WHIP	IP WLS BF H R ER SO BB IBB HBP BLK WP HR S P ERA WHIP	IP WLS BF H R ER SO BB IBB HBP BLK WP HR S P ERA WHIP

New York Mets @ Montreal Expos
Olympic Stadium, Montreal, QB
 Thu Sep 14 2000, 7:05 PM EDT
 Att: 6,219 - Dome - 72 F


AB 36
R 10
H 12
RBI 10
BB 5
SO 7
LOB 16



Batter	1	2	3	4	5	6	7	8	9	AB	R	H	RBI	BB	SO	LOB	BOTTOM									
Peter Bergeron, L (1, 8) OBP: 0.322, SLG: 0.341	4-2 SH1-3 2B BB		4-2 BB		2-1 G4-3-6 1B		0-3 K		0-2 1B	3	1	2	0	2	1	0										
Tomas De La Rosa, R (1, 6) OBP: 0.333, SLG: 0.408	1-1 SH1-3 1-2		1-3 K		0-0 P6			2-2 P3	2-2 G5-3	4	0	0	0	0	1	3										
Fernando Seguinol, S (1, 3) OBP: 0.373, SLG: 0.616	0-0 2H 1B 2B		2-1 L7		0-0 G4-3-6 1-2			1-2 1B 1B		4	2	2	1	0	0	2										
Vladimir Guerrero, R (1, 9) OBP: 0.423, SLG: 0.696 56 Talmadge Nunnari, L (8, PR) (9, 3)	0-0 2H 1B		1-3 K			0-1 G6-3		1-2 1B 1B		4	0	2	1	0	1	1										
Jose Vidro, S (1, 4) OBP: 0.383, SLG: 0.546	2-3 K			4-1 1B BB		2-0 2B		0-0 1B 1B		3	1	2	1	1	1	1										
Geoff Blum, S (1, 5) OBP: 0.328, SLG: 0.455 Trace Cogullette, R (8, 5) OBP: 0.300, SLG: 0.384 51 Scott Forster, R (9, 1)	1-1 G3			1-0 1B BB		3-2 F7		1-1 F8		3	0	1	0	0	0	2										
Wilton Guerrero, S (1, 7) OBP: 0.319, SLG: 0.325 53 Sean Spencer, L (7, 1) Yohanny Valera, R (8, 2)		1-2 G4-3		0-0 1B		0-0 L6		0-0 G1-3		3	0	1	1	0	0	1										
Brian Schneider, L (1, 2) OBP: 0.310, SLG: 0.325 Julio Santana, R (8, 1) Andy Tracy, L (9, 5) OBP: 0.337, SLG: 0.483		1-1 G1-3		1-1 FC6-4-5-4-6		2-2 G3		2-2 G1-3		3	0	0	0	0	0	2										
Mike Thurman, R (1, 1) OBP: 0.130, SLG: 0.048 Terry Jones, S (7, 7) OBP: 0.289, SLG: 0.308		2-3 K		0-0 F9		1-0 P4		0-1 G1-3		2	0	0	0	0	1	1										
Inning Stats	R: 2 E: 0 K: 1 S: 11	H: 2 LOB: 1 BB: 1 P: 19	R: 0 E: 0 K: 1 S: 8	H: 0 LOB: 0 BB: 0 P: 12	R: 0 E: 0 K: 2 S: 11	H: 0 LOB: 1 BB: 1 P: 19	R: 1 E: 0 K: 0 S: 9	H: 2 LOB: 1 BB: 1 P: 16	R: 0 E: 0 K: 0 S: 4	H: 1 LOB: 0 BB: 0 P: 6	R: 0 E: 0 K: 0 S: 7	H: 1 LOB: 1 BB: 0 P: 12	R: 0 E: 0 K: 1 S: 8	H: 0 LOB: 0 BB: 0 P: 11	R: 1 E: 0 K: 0 S: 16	H: 3 LOB: 2 BB: 0 P: 21	R: 0 E: 0 K: 0 S: 11	H: 1 LOB: 1 BB: 0 P: 15	1B: 8 2B: 2 3B: 0 HR: 0	SF: 0 SAC: 1 DP: 2 HBP: 0	WP: 0 PB: 0 SB: 0 CS: 0	PA: 38				
PITCHER	IP WLS BF H R ER SO BB IBB HBP BLK WP HR S P ERA WHIP	IP WLS BF H R ER SO BB IBB HBP BLK WP HR S P ERA WHIP	IP WLS BF H R ER SO BB IBB HBP BLK WP HR S P ERA WHIP	IP WLS BF H R ER SO BB IBB HBP BLK WP HR S P ERA WHIP	IP WLS BF H R ER SO BB IBB HBP BLK WP HR S P ERA WHIP	IP WLS BF H R ER SO BB IBB HBP BLK WP HR S P ERA WHIP	IP WLS BF H R ER SO BB IBB HBP BLK WP HR S P ERA WHIP	IP WLS BF H R ER SO BB IBB HBP BLK WP HR S P ERA WHIP	IP WLS BF H R ER SO BB IBB HBP BLK WP HR S P ERA WHIP	IP WLS BF H R ER SO BB IBB HBP BLK WP HR S P ERA WHIP	IP WLS BF H R ER SO BB IBB HBP BLK WP HR S P ERA WHIP	IP WLS BF H R ER SO BB IBB HBP BLK WP HR S P ERA WHIP	IP WLS BF H R ER SO BB IBB HBP BLK WP HR S P ERA WHIP	IP WLS BF H R ER SO BB IBB HBP BLK WP HR S P ERA WHIP	IP WLS BF H R ER SO BB IBB HBP BLK WP HR S P ERA WHIP	IP WLS BF H R ER SO BB IBB HBP BLK WP HR S P ERA WHIP	IP WLS BF H R ER SO BB IBB HBP BLK WP HR S P ERA WHIP	IP WLS BF H R ER SO BB IBB HBP BLK WP HR S P ERA WHIP	IP WLS BF H R ER SO BB IBB HBP BLK WP HR S P ERA WHIP	IP WLS BF H R ER SO BB IBB HBP BLK WP HR S P ERA WHIP	IP WLS BF H R ER SO BB IBB HBP BLK WP HR S P ERA WHIP	IP WLS BF H R ER SO BB IBB HBP BLK WP HR S P ERA WHIP	IP WLS BF H R ER SO BB IBB HBP BLK WP HR S P ERA WHIP	IP WLS BF H R ER SO BB IBB HBP BLK WP HR S P ERA WHIP	IP WLS BF H R ER SO BB IBB HBP BLK WP HR S P ERA WHIP	IP WLS BF H R ER SO BB IBB HBP BLK WP HR S P ERA WHIP

New York Mets @ Montreal Expos
Olympic Stadium, Montreal, QB
 Thu Sep 14 2000, 7:05 PM EDT
 Att: 6,219 - Dome - 72 F

AB 34
R 4
H 10
RBI 4
BB 3
SO 5
LOB 17



Batter	1	2	3	4	5	6	7	8	9	AB	R	H	RBI	BB	SO	LOB	TOP					
Benny Agbayani, R (1, 7) OBP: 0.401, SLG: 0.497										3	2	0	1	0	1	1	New York Mets @ Montreal Expos Olympic Stadium, Montreal, QB Sat Sep 16 2000, 7:05 PM EDT Alt. 9,045 - Dome - 72 F					
Rick White, R (7, 1) OBP: 0.250, SLG: 0.250										0	0	0	0	0	0	0						
Matt Franco, L (8, 5) OBP: 0.326, SLG: 0.314										1	0	0	0	0	1	0						
Darryl Hamilton, L (1, 9) OBP: 0.371, SLG: 0.403										3	1	2	1	0	0	0						
Bubba Trammell, R (6, PH) OBP: 0.344, SLG: 0.476										2	0	0	0	0	1	2						
Edgardo Alfonzo, R (1, 4) OBP: 0.426, SLG: 0.526										5	2	3	4	0	1	0						
Jorge Velandía, R (9, 4) OBP: 0.160, SLG: 0.167										0	0	0	0	0	0	0						
Robin Ventura, L (1, 5) OBP: 0.336, SLG: 0.444										4	1	3	1	1	0	0						
Pat Mahomes, R (8, 1) OBP: 0.235, SLG: 0.250										0	0	0	0	0	0	0						
Todd Zeile, R (1, 3) OBP: 0.358, SLG: 0.471										4	1	1	1	1	0	6						
Jay Payton, R (1, 8) OBP: 0.334, SLG: 0.446										5	1	3	1	0	0	3						
Todd Pratt, R (1, 2) OBP: 0.364, SLG: 0.453										5	1	1	0	0	0	7						
Mike Bordick, R (1, 6) OBP: 0.341, SLG: 0.454										4	0	0	0	1	0	1						
Rick Reed, R (1, 1) OBP: 0.229, SLG: 0.205										3	1	1	0	0	0	0						
Joe McEwing, R (7, PH) OBP: 0.247, SLG: 0.374										1	0	0	0	1	0	0						
Inning Stats	R: 1 E: 0 K: 0 S: 20	H: 2 LOB: 3 BB: 1 P: 32	R: 0 E: 0 K: 0 S: 4	H: 0 LOB: 0 BB: 0 P: 6	R: 0 E: 0 K: 0 S: 8	H: 1 LOB: 1 BB: 0 P: 11	R: 6 E: 1 K: 0 S: 24	H: 6 LOB: 2 BB: 1 P: 49	R: 0 E: 0 K: 1 S: 7	H: 0 LOB: 0 BB: 0 P: 10	R: 0 E: 0 K: 2 S: 9	H: 0 LOB: 0 BB: 0 P: 12	R: 2 E: 0 K: 0 S: 14	H: 2 LOB: 2 BB: 2 P: 28	R: 1 E: 0 K: 0 S: 7	H: 3 LOB: 1 BB: 0 P: 9	R: 0 E: 0 K: 1 S: 8	H: 0 LOB: 0 BB: 0 P: 14	1B: 10 2B: 1 3B: 0 HR: 3	SF: 1 SAC: 0 DP: 1 HBP: 1	WP: 0 PB: 0 SB: 0 CS: 0	PA: 46
PITCHER	IP	WLS	BF	H	R	ER	SO	BB	IBB	HBP	BLK	WP	HR	S	P	ERA	WHIP					
Dustin Hermanson, R (1, 1) ERA: 4.86	3.2	L	24	9	7	1	0	2	0	1	0	0	2	53	92	2.46	3.000					
Julio Santana, R (4, 1) ERA: 5.43	1.1		4	0	0	0	1	0	0	0	0	0	0	19	35	13.50	3.000					
51 Scott Forster, L (6, 1) ERA: 7.99	1.1		8	2	2	2	2	2	0	0	0	0	1	19	35	13.50	3.000					
Guillermo Mota, R (7, 1) ERA: 7.36	0.2		2	0	0	0	0	0	0	0	0	0	0	4	5	0.00	0.000					
Steve Kline, L (8, 1) ERA: 3.29	0.2		4	3	1	1	0	0	0	0	0	0	0	6	8	13.50	4.500					
PITCHER	IP	WLS	BF	H	R	ER	SO	BB	IBB	HBP	BLK	WP	HR	S	P	ERA	WHIP					
Jeremy Powell, R (8, 1) ERA: 9.14	1.1		4	0	0	0	1	0	0	0	0	0	0	9	15	0.00	0.000					

AB 40
R 10
H 14
RBI 9
BB 4
SO 4
LOB 20




Batter	1	2	3	4	5	6	7	8	9	AB	R	H	RBI	BB	SO	LOB	BOTTOM					
Peter Bergeron, L (1, 8) OBP: 0.325, SLG: 0.343										4	3	2	0	1	1	0	New York Mets @ Montreal Expos Olympic Stadium, Montreal, QB Sat Sep 16 2000, 7:05 PM EDT Alt. 9,045 - Dome - 72 F					
Geoff Blum, S (1, 5) OBP: 0.332, SLG: 0.460										5	0	3	1	0	1	1						
Fernando Seguí, S (1, 7) OBP: 0.362, SLG: 0.588										3	0	0	0	0	2	2						
51 Scott Forster, R (6, 1) ERA: 7.99										0	0	0	0	0	0	0						
56 Talmadge Nunnari, L (7, 3) OBP: 0.313, SLG: 0.319										0	0	0	1	1	0	0						
Vladimir Guerrero, R (1, 9) OBP: 0.419, SLG: 0.657										3	0	0	0	0	1	1						
Terry Jones, S (7, PH) OBP: 0.294, SLG: 0.313										1	0	1	0	0	0	0						
Jose Vidro, S (1, 4) OBP: 0.386, SLG: 0.546										4	0	2	0	0	1	2						
Steve Kline, S (8, 1) OBP: 0.600, SLG: 0.800										0	0	0	0	0	0	0						
Jeremy Powell, R (8, 1) OBP: 0.313, SLG: 0.319										1	0	0	1	0	0	2						
Wilton Guerrero, S (9, PH) OBP: 0.313, SLG: 0.319										1	0	0	1	0	0	2						
Andy Tracy, L (1, 3) OBP: 0.338, SLG: 0.481										5	1	2	0	0	0	3						
Orlando Cabrera, R (1, 6) OBP: 0.260, SLG: 0.381										3	0	1	1	0	0	3						
Guillermo Mota, R (7, 1) ERA: 7.36										0	0	0	0	0	0	0						
Tomas De La Rosa, R (8, 6) OBP: 0.344, SLG: 0.426										0	0	0	0	1	0	0						
Brian Schneider, L (1, 2) OBP: 0.297, SLG: 0.310										3	0	0	0	0	3	2						
Yohanney Valera, R (8, 2) OBP: 0.313, SLG: 0.319										1	0	0	0	0	1	1						
Dustin Hermanson, R (1, 1) OBP: 0.163, SLG: 0.149										1	0	0	0	0	1	0						
Julio Santana, R (4, 1) ERA: 5.43										0	0	0	0	0	0	0						
Trace Cogullette, R (5, PH) OBP: 0.291, SLG: 0.333										3	0	0	0	0	1	1						
Inning Stats	R: 0 E: 0 K: 0 S: 9	H: 1 LOB: 1 BB: 0 P: 16	R: 0 E: 0 K: 1 S: 9	H: 1 LOB: 0 BB: 0 P: 16	R: 0 E: 0 K: 2 S: 8	H: 0 LOB: 0 BB: 0 P: 12	R: 0 E: 0 K: 1 S: 14	H: 2 LOB: 2 BB: 0 P: 21	R: 1 E: 0 K: 2 S: 15	H: 2 LOB: 1 BB: 0 P: 25	R: 1 E: 0 K: 0 S: 13	H: 2 LOB: 1 BB: 0 P: 18	R: 1 E: 0 K: 1 S: 16	H: 1 LOB: 2 BB: 1 P: 23	R: 0 E: 0 K: 2 S: 10	H: 0 LOB: 1 BB: 1 P: 18	R: 1 E: 0 K: 1 S: 14	H: 2 LOB: 2 BB: 1 P: 23	1B: 9 2B: 2 3B: 0 HR: 0	SF: 1 SAC: 0 DP: 0 HBP: 1	WP: 0 PB: 1 SB: 0 CS: 0	PA: 42
PITCHER	IP	WLS	BF	H	R	ER	SO	BB	IBB	HBP	BLK	WP	HR	S	P	ERA	WHIP					
Rick Reed, R (1, 1) ERA: 4.16	6.0	W	26	8	2	2	8	0	0	0	0	0	0	68	108	3.00	1.333					
Rick White, R (7, 1) ERA: 3.29	1.0		6	1	1	0	1	1	0	1	0	0	0	16	23	0.00	2.000					
Pat Mahomes, R (8, 1) ERA: 5.69	2.0		10	2	1	1	3	2	0	0	0	0	0	24	41	4.50	2.000					

AB 37
R 4
H 11
RBI 4
BB 3
SO 12
LOB 18



Batter	1	2	3	4	5	6	7	8	9	AB	R	H	RBI	BB	SO	LOB	TOP					
Luis Castillo, S OBP: 0.419, SLG: 0.385										4	1	1	0	1	1	2	Florida Marlins @ Montreal Expos Olympic Stadium, Montreal, QB Mon Sep 18 2000, 7:05 PM EDT Att. 4,769 - Dome - 72 F					
Mark Kotsay, L OBP: 0.343, SLG: 0.446										4	1	1	0	0	1	2						
Cliff Floyd, L OBP: 0.370, SLG: 0.506										4	0	0	0	0	0	1						
Preston Wilson, R OBP: 0.325, SLG: 0.469										3	0	0	0	1	1	1						
Mike Lowell, R OBP: 0.343, SLG: 0.481										3	1	0	0	0	0	1						
Derrek Lee, R OBP: 0.368, SLG: 0.493										4	0	2	2	0	0	0						
Alex Gonzalez, R OBP: 0.229, SLG: 0.315										3	0	0	0	0	2	2						
Ramon Castro, R OBP: 0.308, SLG: 0.287										3	1	1	1	1	2	2						
Jesus Sanchez, L OBP: 0.250, SLG: 0.236										3	0	1	0	0	0	3						
Braden Looper, R ERA: 5.17										0	0	0	0	0	0	0						
Armando Almanza, L ERA: 3.24										0	0	0	0	0	0	0						
Ricky Bones, R ERA: 6.57										0	0	0	0	0	0	0						
Mark Smith, R ERA: 3.32										0	0	0	0	1	0	0						
Inning Stats	R: 3 E: 1 K: 0 S: 11	H: 3 LOB: 1 BB: 1 P: 23	R: 0 E: 0 K: 0 S: 7	H: 0 LOB: 0 BB: 1 P: 13	R: 0 E: 0 K: 1 S: 14	H: 1 LOB: 2 BB: 1 P: 26	R: 0 E: 0 K: 0 S: 3	H: 1 LOB: 0 BB: 0 P: 3	R: 0 E: 0 K: 1 S: 11	H: 0 LOB: 0 BB: 0 P: 18	R: 1 E: 0 K: 0 S: 10	H: 1 LOB: 0 BB: 0 P: 12	R: 0 E: 0 K: 2 S: 10	H: 0 LOB: 0 BB: 0 P: 13	R: 0 E: 0 K: 0 S: 6	H: 0 LOB: 0 BB: 0 P: 11	R: 0 E: 0 K: 2 S: 9	H: 0 LOB: 1 BB: 1 P: 18	1B: 4 2B: 1 3B: 0 HR: 1	SF: 0 SAC: 0 DP: 1 HBP: 2	WP: 0 PB: 1 SB: 0 CS: 1	PA: 37
PITCHER	IP WLS BF H R ER SO BB IBB HBP BLK WP HR S P ERA WHIP																					
Mike Johnson, R ERA: 6.11	(1, 1) 2.1 15 4 3 3 0 3 0 2 0 0 0 0 27 53 11.57 3.000																					
Felipe Linares, R ERA: 5.17	(3, 1) 3.2 W 12 2 1 1 3 0 0 0 0 0 0 1 29 42 2.46 0.545																					
Steve Kline, L ERA: 3.24	(7, 1) 1.0 H 3 0 0 0 2 0 0 0 0 0 0 0 10 13 0.00 0.000																					
Guillermo Mota, R ERA: 6.57	(8, 1) 1.0 H 3 0 0 0 0 0 0 0 0 0 0 0 6 11 0.00 0.000																					
Scott Strickland, R ERA: 3.32	(9, 1) 1.0 4 0 0 0 2 1 0 0 0 0 0 0 9 18 0.00 1.000																					

Batter	1	2	3	4	5	6	7	8	9	AB	R	H	RBI	BB	SO	LOB	BOTTOM					
Peter Bergeron, L OBP: 0.329, SLG: 0.355										3	2	1	3	2	1	0	Florida Marlins @ Montreal Expos Olympic Stadium, Montreal, QB Mon Sep 18 2000, 7:05 PM EDT Att. 4,769 - Dome - 72 F					
Orlando Cabrera, R OBP: 0.279, SLG: 0.386										5	0	1	0	0	1	3						
Fernando Seguinol, S OBP: 0.354, SLG: 0.560										3	0	0	0	0	2	2						
56 Talmadge Nunnari, L ERA: 3.24										0	1	0	0	1	0	0						
Vladimir Guerrero, R OBP: 0.424, SLG: 0.683										4	3	3	3	0	0	1						
Jose Vidro, S OBP: 0.386, SLG: 0.546										4	1	2	1	0	0	0						
Wilton Guerrero, S OBP: 0.312, SLG: 0.329										4	1	1	1	0	1	3						
Trace Cogullette, R OBP: 0.217, SLG: 0.152										2	1	1	0	1	1	0						
Guillermo Mota, R ERA: 4.59										0	0	0	0	0	0	0						
Terry Jones, S OBP: 0.299, SLG: 0.313										0	1	0	0	1	0	0						
Yohanny Valera, R ERA: 3.79										2	1	0	1	0	1	1						
Mike Johnson, L ERA: 6.11	(1, 1) 6.1 L 26 6 5 5 8 2 0 0 0 0 0 0 0 63 93 7.11 1.263																					
Felipe Linares, R ERA: 5.17	(3, 1) 0.2 5 1 2 2 0 2 0 0 0 0 0 0 16 25 27.00 4.500																					
Steve Kline, L ERA: 3.24	(7, 1) 0.1 4 1 0 0 0 0 1 1 0 0 0 0 4 10 0.00 3.000																					
Tomas De La Rosa, R ERA: 4.87	(8, 1) 0.2 3 1 4 4 0 0 0 0 0 0 0 0 5 6 54.00 1.500																					
Geoff Blum, S ERA: 3.32	(8, 5) 0.2 3 1 4 4 0 0 0 0 0 0 0 0 5 6 54.00 1.500																					
Inning Stats	R: 2 E: 0 K: 0 S: 9	H: 2 LOB: 1 BB: 1 P: 17	R: 0 E: 0 K: 1 S: 10	H: 1 LOB: 0 BB: 0 P: 14	R: 0 E: 0 K: 1 S: 7	H: 1 LOB: 0 BB: 0 P: 9	R: 1 E: 0 K: 2 S: 13	H: 1 LOB: 0 BB: 0 P: 16	R: 0 E: 0 K: 2 S: 11	H: 0 LOB: 0 BB: 0 P: 15	R: 1 E: 0 K: 2 S: 10	H: 1 LOB: 0 BB: 0 P: 15	R: 0 E: 0 K: 0 S: 9	H: 0 LOB: 2 BB: 2 P: 18	R: 6 E: 0 K: 0 S: 19	H: 3 LOB: 0 BB: 2 P: 30	R: 6 E: 0 K: 0 S: 19	H: 3 LOB: 0 BB: 2 P: 30	1B: 3 2B: 2 3B: 0 HR: 4	SF: 1 SAC: 1 DP: 1 HBP: 1	WP: 0 PB: 0 SB: 0 CS: 0	PA: 38
PITCHER	IP WLS BF H R ER SO BB IBB HBP BLK WP HR S P ERA WHIP																					
Jesus Sanchez, L ERA: 5.22	(1, 1) 6.1 L 26 6 5 5 8 2 0 0 0 0 0 0 0 63 93 7.11 1.263																					
Braden Looper, R ERA: 4.59	(7, 1) 0.2 5 1 2 2 0 2 0 0 0 0 0 0 16 25 27.00 4.500																					
Armando Almanza, L ERA: 4.87	(8, 1) 0.1 4 1 0 0 0 0 1 1 0 0 0 0 4 10 0.00 3.000																					
Ricky Bones, R ERA: 3.79	(8, 1) 0.2 3 1 4 4 0 0 0 0 0 0 0 0 5 6 54.00 1.500																					



Batter	1	2	3	4	5	6	7	8	9	AB	R	H	RBI	BB	SO	LOB	TOP		
Luis Castillo, S OBP: 0.419, SLG: 0.385	0-1 S 2B 1B		1-2 S E 1B	2-2 FC5-4			0-0 G4-3		0-1 G6-3	5	2	2	0	0	0	1			
Mark Kotsay, L OBP: 0.344, SLG: 0.446	4-0 2B 1-2 BB		1-1 L9				0-0 F7			3	0	1	0	1	0	1			
Kevin Millar, R OBP: 0.371, SLG: 0.504 Mark Smith, R OBP: 0.325, SLG: 0.397	3-1 1-3 2-H 2B		2-3 K 1-H				2-3 K		1-2 G6-3	4	0	1	1	0	2	1			
Preston Wilson, R OBP: 0.326, SLG: 0.474	1-0 L4		1-0 HR				4-0 BB		3-3 K	3	1	1	1	1	1	3			
Mike Lowell, R OBP: 0.343, SLG: 0.478	3-2 F9		4-1 BB				0-2 P6		2-1 F8	3	0	0	0	1	0	3			
Derrek Lee, R OBP: 0.365, SLG: 0.489	1-3 K		3-3 K				1-0 E6 G5-4-3 1B		1-3 K	4	0	0	0	0	3	3			
Dave Berg, R OBP: 0.351, SLG: 0.352							0-0 G1-3 G5-4-3 1B		2-1 G1-3	4	0	1	0	0	1	0			
Mike Redmond, R OBP: 0.321, SLG: 0.308							0-1 G5-4-3		2-2 G6-3	4	0	1	0	0	0	2			
Ryan Dempster, R OBP: 0.095, SLG: 0.110 Antonio Alfonseca, R OBP: 0.351, SLG: 0.562							0-2 G5-3		2-3 K	4	0	0	0	0	3	2			
Inning Stats	R: 1 H: 2 E: 0 K: 1 S: 11	H: 2 LOB: 2 BB: 1 P: 23	R: 0 H: 0 E: 0 K: 2 S: 9	H: 0 LOB: 0 BB: 0 P: 12	R: 2 H: 2 E: 0 K: 2 S: 15	H: 2 LOB: 1 BB: 1 P: 27	R: 0 H: 1 E: 0 K: 1 S: 11	H: 1 LOB: 1 BB: 0 P: 17	R: 0 H: 0 E: 0 K: 0 S: 7	H: 0 LOB: 1 BB: 1 P: 13	R: 0 H: 1 E: 0 K: 1 S: 8	H: 1 LOB: 1 BB: 0 P: 12	R: 0 H: 0 E: 0 K: 1 S: 7	H: 0 LOB: 0 BB: 0 P: 12	R: 0 H: 0 E: 0 K: 1 S: 14	H: 0 LOB: 0 BB: 0 P: 18	1B: 5 2B: 1 3B: 0 HR: 1	SF: 0 SAC: 0 DP: 1 HBP: 0	WP: 0 PA: 37 PB: 0 SB: 4 CS: 0
PITCHER	IP WLS BF H R ER SO BB IBB HBP BLK WP HR S P ERA WHIP	IP WLS BF H R ER SO BB IBB HBP BLK WP HR S P ERA WHIP	IP WLS BF H R ER SO BB IBB HBP BLK WP HR S P ERA WHIP	IP WLS BF H R ER SO BB IBB HBP BLK WP HR S P ERA WHIP	IP WLS BF H R ER SO BB IBB HBP BLK WP HR S P ERA WHIP	IP WLS BF H R ER SO BB IBB HBP BLK WP HR S P ERA WHIP	IP WLS BF H R ER SO BB IBB HBP BLK WP HR S P ERA WHIP	IP WLS BF H R ER SO BB IBB HBP BLK WP HR S P ERA WHIP	IP WLS BF H R ER SO BB IBB HBP BLK WP HR S P ERA WHIP	IP WLS BF H R ER SO BB IBB HBP BLK WP HR S P ERA WHIP	IP WLS BF H R ER SO BB IBB HBP BLK WP HR S P ERA WHIP	IP WLS BF H R ER SO BB IBB HBP BLK WP HR S P ERA WHIP	IP WLS BF H R ER SO BB IBB HBP BLK WP HR S P ERA WHIP	IP WLS BF H R ER SO BB IBB HBP BLK WP HR S P ERA WHIP	IP WLS BF H R ER SO BB IBB HBP BLK WP HR S P ERA WHIP	IP WLS BF H R ER SO BB IBB HBP BLK WP HR S P ERA WHIP	IP WLS BF H R ER SO BB IBB HBP BLK WP HR S P ERA WHIP	IP WLS BF H R ER SO BB IBB HBP BLK WP HR S P ERA WHIP	

Florida Marlins @ Montreal Expos
Olympic Stadium, Montreal, QB
Tue Sep 19 2000, 7:05 PM EDT
Att. 5,283 - Dome - 72 F

AB 34
R 3
H 7
RBI 2
BB 3
SO 10
LOB 16



Batter	1	2	3	4	5	6	7	8	9	AB	R	H	RBI	BB	SO	LOB	BOTTOM				
Peter Bergeron, L OBP: 0.326, SLG: 0.352	2-2 F8		2-2 G3				2-1 F7		2-3 K	4	0	0	0	0	1	0					
Geoff Blum, S OBP: 0.328, SLG: 0.453	2-1 1B		2-2 1B				1-1 P5		1-2 G4-3	4	0	2	0	0	0	0					
Andy Tracy, L OBP: 0.330, SLG: 0.481	2-3 K		0-3 K				3-3 K		0-0 HR	4	1	1	1	0	3	2					
Vladimir Guerrero, R OBP: 0.421, SLG: 0.678	1-2 G4-3						1-3 K		0-2 F9	4	0	0	0	0	1	1					
Jose Vidro, S OBP: 0.397, SLG: 0.547							0-0 G3-1 2B		1-1 G6-3	4	0	2	0	0	0	0					
Wilton Guerrero, S OBP: 0.359, SLG: 0.325 Julio Santana, R OBP: 0.351, SLG: 0.562 56 Talmadge Nunnari, L OBP: 0.351, SLG: 0.562							3-2 G3-1		4-2 BB	3	0	0	0	0	0	2					
Orlando Cabrera, R OBP: 0.277, SLG: 0.382							2-2 F7		0-0 G1-3	4	0	0	0	0	0	3					
Brian Schneider, L OBP: 0.287, SLG: 0.299							0-0 G4-3		0-1 G3	3	0	0	0	0	2	2					
Mike Thurman, R OBP: 0.120, SLG: 0.043 Fernando Segunol, S OBP: 0.351, SLG: 0.562							0-3 K		2-3 K	2	0	0	0	0	2	0					
Inning Stats	R: 0 H: 1 E: 0 K: 1 S: 11	H: 1 LOB: 1 BB: 0 P: 18	R: 0 H: 1 E: 0 K: 0 S: 14	H: 1 LOB: 1 BB: 0 P: 21	R: 0 H: 1 E: 0 K: 2 S: 16	H: 1 LOB: 1 BB: 0 P: 21	R: 0 H: 1 E: 0 K: 0 S: 9	H: 1 LOB: 1 BB: 0 P: 16	R: 0 H: 0 E: 0 K: 1 S: 6	H: 0 LOB: 0 BB: 0 P: 8	R: 0 H: 0 E: 0 K: 2 S: 9	H: 0 LOB: 0 BB: 0 P: 14	R: 0 H: 0 E: 1 K: 0 S: 6	H: 0 LOB: 1 BB: 0 P: 7	R: 0 H: 0 E: 0 K: 2 S: 14	H: 0 LOB: 0 BB: 0 P: 19	R: 1 H: 1 E: 0 K: 0 S: 9	H: 1 LOB: 1 BB: 1 P: 14	1B: 3 2B: 1 3B: 0 HR: 1	SF: 0 SAC: 0 DP: 0 HBP: 0	WP: 0 PA: 34 PB: 0 SB: 0 CS: 0
PITCHER	IP WLS BF H R ER SO BB IBB HBP BLK WP HR S P ERA WHIP	IP WLS BF H R ER SO BB IBB HBP BLK WP HR S P ERA WHIP	IP WLS BF H R ER SO BB IBB HBP BLK WP HR S P ERA WHIP	IP WLS BF H R ER SO BB IBB HBP BLK WP HR S P ERA WHIP	IP WLS BF H R ER SO BB IBB HBP BLK WP HR S P ERA WHIP	IP WLS BF H R ER SO BB IBB HBP BLK WP HR S P ERA WHIP	IP WLS BF H R ER SO BB IBB HBP BLK WP HR S P ERA WHIP	IP WLS BF H R ER SO BB IBB HBP BLK WP HR S P ERA WHIP	IP WLS BF H R ER SO BB IBB HBP BLK WP HR S P ERA WHIP	IP WLS BF H R ER SO BB IBB HBP BLK WP HR S P ERA WHIP	IP WLS BF H R ER SO BB IBB HBP BLK WP HR S P ERA WHIP	IP WLS BF H R ER SO BB IBB HBP BLK WP HR S P ERA WHIP	IP WLS BF H R ER SO BB IBB HBP BLK WP HR S P ERA WHIP	IP WLS BF H R ER SO BB IBB HBP BLK WP HR S P ERA WHIP	IP WLS BF H R ER SO BB IBB HBP BLK WP HR S P ERA WHIP	IP WLS BF H R ER SO BB IBB HBP BLK WP HR S P ERA WHIP	IP WLS BF H R ER SO BB IBB HBP BLK WP HR S P ERA WHIP	IP WLS BF H R ER SO BB IBB HBP BLK WP HR S P ERA WHIP			

Florida Marlins @ Montreal Expos
Olympic Stadium, Montreal, QB
Tue Sep 19 2000, 7:05 PM EDT
Att. 5,283 - Dome - 72 F

AB 33
R 1
H 5
RBI 1
BB 1
SO 8
LOB 10



Batter	1	2	3	4	5	6	7	8	9	AB	R	H	RBI	BB	SO	LOB	TOP			
Luis Castillo, S (1.4) OBP: 0.421, SLG: 0.390										4	1	3	0	0	1	0	Florida Marlins @ Montreal Expos Olympic Stadium, Montreal, QB Wed Sep 20 2000, 7:05 PM EDT Att: 5,851 - Dome - 72 F			
Mark Kotsay, L (1.9) OBP: 0.346, SLG: 0.445										3	0	1	0	1	0	2				
Kevin Millar, R (1.7) OBP: 0.366, SLG: 0.498										3	0	0	1	0	2	3				
Preston Wilson, R (1.8) OBP: 0.326, SLG: 0.471										3	0	0	0	0	2	3				
26 Nate Rolison, L (1.3)										4	0	0	0	0	2	1				
Andy Fox, L (1.5) OBP: 0.300, SLG: 0.329										4	1	2	0	0	0	0				
Alex Gonzalez, R (1.6) Mike Lowell, R (9, PH) OBP: 0.314, SLG: 0.315 OBP: 0.342, SLG: 0.477										3	0	1	0	0	1	1				
Ramon Castro, R (1.2) Pablo Ozuna, R (9, PR) OBP: 0.314, SLG: 0.294 OBP: 0.211, SLG: 0.211										4	0	2	1	0	1	0				
38 Reid Cornelius, R (1.1) Vic Darenburg, L (6, PH) Mark Smith, L (7, PH) Armando Almanza, L (7, PH) Manny Aybar, R (7, PH) Cliff Floyd, L (9, PH) OBP: 0.114, SLG: 0.171 OBP: 0.299, SLG: 0.250 OBP: 0.325, SLG: 0.394 OBP: 0.305, SLG: 0.505										2	0	0	0	0	1	2				
Inning Stats	R: 1 E: 0 K: 0 S: 11	H: 1 LOB: 1 BB: 0 P: 17	R: 0 E: 0 K: 0 S: 6	H: 1 LOB: 0 BB: 0 P: 8	R: 0 E: 0 K: 2 S: 15	H: 1 LOB: 2 BB: 1 P: 25	R: 0 E: 0 K: 2 S: 14	H: 2 LOB: 2 BB: 0 P: 17	R: 0 E: 0 K: 1 S: 7	H: 0 LOB: 0 BB: 0 P: 10	R: 0 E: 0 K: 3 S: 9	H: 0 LOB: 0 BB: 0 P: 14	R: 0 E: 0 K: 2 S: 10	H: 1 LOB: 1 BB: 0 P: 15	R: 1 E: 0 K: 1 S: 12	H: 2 LOB: 1 BB: 0 P: 17		1B: 7 2B: 2 3B: 0 HR: 0	SF: 1 SAC: 0 DP: 2 HBP: 1	WP: 0 PB: 0 SB: 1 CS: 0
PITCHER	IP WLS BF H R ER SO BB IBB HBP BLK WP HR S P ERA WHIP																			
Javier Vazquez, R (1, 1) ERA: 4.08	8.2 W 35 9 2 2 11 1 0 1 0 0 0 89 128 2.08 1.154																			
Scott Strickland, R (9, 1) ERA: 3.3	0.1 S 1 0 0 0 0 0 0 0 0 0 0 0 2 3 0.00 0.000																			

Batter	1	2	3	4	5	6	7	8	9	AB	R	H	RBI	BB	SO	LOB	BOTTOM	
Peter Bergeron, L (1.8) OBP: 0.325, SLG: 0.351										2	0	0	0	0	1	2	Florida Marlins @ Montreal Expos Olympic Stadium, Montreal, QB Wed Sep 20 2000, 7:05 PM EDT Att: 5,851 - Dome - 72 F	
Geoff Blum, S (1.5) OBP: 0.330, SLG: 0.463										4	1	2	1	0	0	2		
Andy Tracy, L (1.3) OBP: 0.328, SLG: 0.494										4	1	1	1	0	1	3		
Vladimir Guerrero, R (1.9) OBP: 0.420, SLG: 0.680										4	1	1	1	0	0	1		
Jose Vidro, S (1.4) OBP: 0.386, SLG: 0.545										4	0	1	0	0	1	1		
Fernando Seguignol, S (1.7) Terry Jones, S (7, 7) OBP: 0.351, SLG: 0.554 OBP: 0.297, SLG: 0.310										2	0	0	0	1	0	1		
Orlando Cabrera, R (1.6) OBP: 0.279, SLG: 0.389										4	1	2	0	0	1	0		
Brian Schneider, L (1.2) OBP: 0.286, SLG: 0.289										3	0	0	0	1	1	2		
Javier Vazquez, R (1, 1) Scott Strickland, R (9, 1) OBP: 0.274, SLG: 0.283										3	0	2	0	0	0	1		
Inning Stats	R: 2 E: 0 K: 0 S: 11	H: 2 LOB: 0 BB: 0 P: 18	R: 0 E: 0 K: 2 S: 14	H: 0 LOB: 0 BB: 0 P: 20	R: 0 E: 0 K: 0 S: 7	H: 1 LOB: 1 BB: 0 P: 9	R: 0 E: 0 K: 0 S: 9	H: 1 LOB: 2 BB: 1 P: 17	R: 0 E: 0 K: 1 S: 16	H: 3 LOB: 2 BB: 1 P: 29	R: 0 E: 0 K: 2 S: 14	H: 1 LOB: 0 BB: 0 P: 19	R: 0 E: 0 K: 0 S: 6	H: 0 LOB: 0 BB: 0 P: 6	1B: 5 2B: 0 3B: 1 HR: 3	SF: 0 SAC: 2 DP: 1 HBP: 0		WP: 0 PB: 0 SB: 0 CS: 0
PITCHER	IP WLS BF H R ER SO BB IBB HBP BLK WP HR S P ERA WHIP																	
38 Reid Cornelius, R (1, 1) ERA: 4.76	5.2 L 27 8 4 3 2 1 0 0 0 0 0 0 5 8 0.00 0.000																	
Vic Darenburg, L (6, 1) ERA: 4.13	0.1 1 0 0 0 1 0 0 0 0 0 0 0 5 8 0.00 0.000																	
Armando Almanza, L (7, 1) ERA: 4.84	0.1 2 1 0 0 1 0 0 0 0 0 0 0 7 11 0.00 3.000																	
Manny Aybar, R (7, 1) ERA: 4.36	1.2 5 0 0 0 1 0 0 0 0 0 0 0 13 14 0.00 0.000																	

Batter	1	2	3	4	5	6	7	8	9	AB	R	H	RBI	BB	SO	LOB	TOP						
Rafael Furcal, S OBP: 0.396, SLG: 0.374 (1, 6)			G1-3							3	1	1	1	2	1	0	Atlanta Braves @ Montreal Expos Olympic Stadium, Montreal, QB Sat Sep 23 2000, 7:05 PM EDT Att: 10,136 - Dome - 72 F						
Andruw Jones, R OBP: 0.366, SLG: 0.527 (1, 8)				G5-3						5	0	1	0	0	2	4							
10 Chipper Jones, S OBP: 0.403, SLG: 0.564 (1, 5)				G4-3						5	2	2	0	0	2								
Andres Galarraga, R Wally Joyner, L OBP: 0.359, SLG: 0.529 OBP: 0.358, SLG: 0.393 (1, 3) (9, PH) (9, 3)										4	1	1	1	0	2	2							
Brian Jordan, R OBP: 0.329, SLG: 0.437 B.J. Surhoff, L OBP: 0.347, SLG: 0.448 Steve Sisco, R OBP: 0.259, SLG: 0.320 (1, 9) (9, PH) (9, 4)										3	1	1	1	1	0	0							
Keith Lockhart, L OBP: 0.333, SLG: 0.357 George Lombard, L OBP: 0.167, SLG: 0.118 (1, 4) (9, PH) (9, 9)										3	2	0	0	1	0	2							
Reggie Sanders, R OBP: 0.291, SLG: 0.383 (1, 7)									3	2	2	6	1	1	0								
Paul Bako, L OBP: 0.313, SLG: 0.304 (1, 2)									3	1	0	0	1	1	1								
Greg Maddux, R OBP: 0.222, SLG: 0.244 Bobby Bonilla, S OBP: 0.363, SLG: 0.404 Mike Remlinger, L 30 Kevin McGlinchy, R (1, 1) (8, PH) (9, 1)									3	0	1	1	0	0	1								
Inning Stats	R: 0 E: 0 K: 1 S: 9	H: 1 LOB: 0 BB: 0 P: 13	R: 0 E: 0 K: 1 S: 7	H: 0 LOB: 0 BB: 0 P: 7	R: 0 E: 0 K: 0 S: 6	H: 0 LOB: 0 BB: 0 P: 7	R: 0 E: 0 K: 1 S: 9	H: 0 LOB: 0 BB: 0 P: 14	R: 2 E: 0 K: 1 S: 16	H: 2 LOB: 2 BB: 2 P: 29	R: 3 E: 0 K: 1 S: 13	H: 2 LOB: 1 BB: 2 P: 27	R: 5 E: 0 K: 2 S: 22	H: 4 LOB: 0 BB: 1 P: 29	R: 0 E: 0 K: 0 S: 6	H: 0 LOB: 0 BB: 1 P: 14		R: 0 E: 0 K: 1 S: 7	H: 0 LOB: 0 BB: 0 P: 11	1B: 7 2B: 1 3B: 0 HR: 1	SF: 0 SAC: 0 DP: 0 HBP: 0	WP: 1 PB: 0 SB: 3 CS: 0	PA: 42
PITCHER	IP WLS BF H R ER SO BB IBB HBP BLK WP HR S P ERA WHIP	5.0 L 20 3 2 2 4 1 1 0 0 1 0 47 70 3.60 0.800	IP WLS BF H R ER SO BB IBB HBP BLK WP HR S P ERA WHIP	1.0 L 3 1 1 1 1 1 0 0 0 0 0 6 14 13.50 3.000	IP WLS BF H R ER SO BB IBB HBP BLK WP HR S P ERA WHIP	1.0 L 4 0 0 0 0 1 0 0 0 0 0 6 14 0.00 1.000	IP WLS BF H R ER SO BB IBB HBP BLK WP HR S P ERA WHIP	1.0 L 3 0 0 0 0 0 0 0 0 0 0 7 11 0.00 0.000	PITCHER	IP WLS BF H R ER SO BB IBB HBP BLK WP HR S P ERA WHIP	1.0 L 3 0 0 0 0 0 0 0 0 0 7 11 0.00 0.000	IP WLS BF H R ER SO BB IBB HBP BLK WP HR S P ERA WHIP	1.0 L 3 0 0 0 0 0 0 0 0 0 7 11 0.00 0.000	IP WLS BF H R ER SO BB IBB HBP BLK WP HR S P ERA WHIP	1.0 L 3 0 0 0 0 0 0 0 0 0 7 11 0.00 0.000	IP WLS BF H R ER SO BB IBB HBP BLK WP HR S P ERA WHIP	1.0 L 3 0 0 0 0 0 0 0 0 0 7 11 0.00 0.000	IP WLS BF H R ER SO BB IBB HBP BLK WP HR S P ERA WHIP	1.0 L 3 0 0 0 0 0 0 0 0 0 7 11 0.00 0.000	1B: 7 2B: 1 3B: 0 HR: 1	SF: 0 SAC: 0 DP: 0 HBP: 0	WP: 1 PB: 0 SB: 3 CS: 0	PA: 42

AB 36
R 10
H 9
RBI 10
BB 6
SO 8
LOB 12



Batter	1	2	3	4	5	6	7	8	9	AB	R	H	RBI	BB	SO	LOB	BOTTOM						
Peter Bergeron, L OBP: 0.325, SLG: 0.355 (1, 8)			G4-3							4	0	1	0	0	2	0	Atlanta Braves @ Montreal Expos Olympic Stadium, Montreal, QB Sat Sep 23 2000, 7:05 PM EDT Att: 10,136 - Dome - 72 F						
Wilton Guerrero, S OBP: 0.311, SLG: 0.327 (1, 7)										4	0	1	0	0	2	0							
Andy Tracy, L OBP: 0.327, SLG: 0.483 (1, 3) (8, 5)										4	0	0	0	0	2	2							
Vladimir Guerrero, R OBP: 0.418, SLG: 0.677 Terry Jones, S OBP: 0.299, SLG: 0.313 (1, 9) (8, 9)										3	0	0	0	0	0	1							
Jose Vidro, S OBP: 0.387, SLG: 0.547 Trace Cogullette, R OBP: 0.290, SLG: 0.345 (1, 4) (8, 4)										3	0	2	0	0	1	0							
Geoff Blum, S OBP: 0.339, SLG: 0.468 Fernando Segunol, S OBP: 0.355, SLG: 0.554 (1, 5) (8, 3)										3	0	0	0	0	3	3							
Orlando Cabrera, R OBP: 0.280, SLG: 0.493 53 Sean Spencer, L OBP: 0.600, SLG: 0.800 15 Lenny Webster, R OBP: 0.264, SLG: 0.247 (1, 6) (8, 1) (9, 1) (9, PH)										2	0	0	0	1	0	2							
Brian Schneider, L OBP: 0.271, SLG: 0.273 Yohanny Valera, R (1, 2) (7, 2)										2	0	0	0	0	2	2							
Felipe Lira, R OBP: 0.222, SLG: 0.244 56 Jaime Diaz Nunez, L OBP: 0.222, SLG: 0.244 Julio Santana, R OBP: 0.222, SLG: 0.244 51 Scott Forster, L OBP: 0.222, SLG: 0.244 Mike Johnson, L OBP: 0.222, SLG: 0.244 Tomas De La Rosa, R OBP: 0.222, SLG: 0.244 (1, 1) (5, PH) (8, 1) (8, 1) (7, 1) (8, 6)										1	0	0	0	0	0	0							
Inning Stats	R: 0 E: 0 K: 3 S: 9	H: 0 LOB: 0 BB: 0 P: 12	R: 0 E: 0 K: 2 S: 9	H: 1 LOB: 2 BB: 1 P: 15	R: 0 E: 0 K: 0 S: 4	H: 0 LOB: 0 BB: 0 P: 6	R: 0 E: 0 K: 1 S: 10	H: 1 LOB: 2 BB: 0 P: 17	R: 0 E: 0 K: 3 S: 9	H: 0 LOB: 0 BB: 0 P: 13	R: 0 E: 0 K: 2 S: 8	H: 0 LOB: 0 BB: 0 P: 8	R: 0 E: 0 K: 2 S: 8	H: 0 LOB: 0 BB: 0 P: 10	R: 0 E: 0 K: 0 S: 11	H: 2 LOB: 2 BB: 0 P: 15		R: 0 E: 1 K: 1 S: 11	H: 1 LOB: 1 BB: 1 P: 18	1B: 4 2B: 1 3B: 0 HR: 0	SF: 0 SAC: 0 DP: 1 HBP: 0	WP: 0 PB: 0 SB: 0 CS: 0	PA: 34
PITCHER	IP WLS BF H R ER SO BB IBB HBP BLK WP HR S P ERA WHIP	7.0 W 25 2 0 0 0 0 0 0 0 0 0 11 15 0.00 2.000	IP WLS BF H R ER SO BB IBB HBP BLK WP HR S P ERA WHIP	1.0 L 4 1 0 0 1 1 0 0 0 0 0 11 18 0.00 2.000	IP WLS BF H R ER SO BB IBB HBP BLK WP HR S P ERA WHIP	1.0 L 3 0 0 0 0 0 0 0 0 0 7 11 0.00 0.000	IP WLS BF H R ER SO BB IBB HBP BLK WP HR S P ERA WHIP	1.0 L 3 0 0 0 0 0 0 0 0 0 7 11 0.00 0.000	PITCHER	IP WLS BF H R ER SO BB IBB HBP BLK WP HR S P ERA WHIP	1.0 L 3 0 0 0 0 0 0 0 0 0 7 11 0.00 0.000	IP WLS BF H R ER SO BB IBB HBP BLK WP HR S P ERA WHIP	1.0 L 3 0 0 0 0 0 0 0 0 0 7 11 0.00 0.000	IP WLS BF H R ER SO BB IBB HBP BLK WP HR S P ERA WHIP	1.0 L 3 0 0 0 0 0 0 0 0 0 7 11 0.00 0.000	IP WLS BF H R ER SO BB IBB HBP BLK WP HR S P ERA WHIP	1.0 L 3 0 0 0 0 0 0 0 0 0 7 11 0.00 0.000	IP WLS BF H R ER SO BB IBB HBP BLK WP HR S P ERA WHIP	1.0 L 3 0 0 0 0 0 0 0 0 0 7 11 0.00 0.000	1B: 4 2B: 1 3B: 0 HR: 0	SF: 0 SAC: 0 DP: 1 HBP: 0	WP: 0 PB: 0 SB: 0 CS: 0	PA: 34



Batter	1	2	3	4	5	6	7	8	9	AB	R	H	RBI	BB	SO	LOB	TOP									
Rafael Furcal, S OBP: 0.398, SLG: 0.381 (1, 6)										4	0	0	0	0	1	3										
Andruw Jones, R OBP: 0.366, SLG: 0.534 (1, 8)										5	1	2	1	0	0	1										
10 Chipper Jones, S OBP: 0.406, SLG: 0.569 (1, 5)										5	2	3	0	0	1	0										
Andres Galarraga, R OBP: 0.372, SLG: 0.528 George Lombard, L OBP: 0.158, SLG: 0.111 Wally Joyner, L OBP: 0.391, SLG: 0.391 (1, 3)										4	0	1	0	0	2	1										
Javy Lopez, R OBP: 0.341, SLG: 0.486 (1, 2)										5	1	3	1	0	2	2										
Brian Jordan, R OBP: 0.326, SLG: 0.431 (1, 9)										5	0	1	1	0	1	5										
Reggie Sanders, R OBP: 0.294, SLG: 0.393 (1, 7)										5	1	1	0	0	2	5										
Keith Lockhart, L OBP: 0.342, SLG: 0.365 (1, 4)										4	0	1	2	1	0	2										
Tom Glavine, L OBP: 0.227, SLG: 0.162 (1, 1)										2	0	0	0	1	2	3										
Inning Stats	R: 1 H: 1 E: 0 K: 3 S: 11	H: 1 LOB: 0 BB: 0 P: 15	R: 0 H: 0 E: 0 K: 2 S: 9	H: 0 LOB: 0 BB: 0 P: 15	R: 0 H: 1 E: 0 K: 1 S: 11	LOB: 2 BB: 0 P: 13	R: 0 H: 2 E: 0 K: 0 S: 9	LOB: 2 BB: 0 P: 13	R: 0 H: 0 E: 1 K: 2 S: 10	LOB: 1 BB: 0 P: 15	R: 1 H: 2 E: 1 K: 2 S: 14	LOB: 3 BB: 1 P: 23	R: 0 H: 0 E: 0 K: 0 S: 5	LOB: 0 BB: 0 P: 10	R: 2 H: 3 E: 0 K: 2 S: 19	LOB: 2 BB: 1 P: 28	R: 2 H: 3 E: 0 K: 1 S: 17	LOB: 2 BB: 0 P: 26	1B: 9 2B: 2 3B: 0 HR: 1	SF: 0 SAC: 1 DP: 0 HBP: 2	WP: 0 PB: 0 SB: 0 CS: 0	PA: 44				
PITCHER	IP	WLS	BF	H	R	ER	SO	BB	IBB	HBP	BLK	WP	HR	S	P	ERA	WHIP									
Javier Vazquez, R ERA: 4.02 Guillermo Mota, R ERA: 6.67	(1, 1)	8.0	L	37	9	4	3	10	1	1	1	0	0	1	88	132	3.38	1.250								
(9, 1)	1.0		7	3	2	2	1	0	0	1	0	0	0	17	26	18.00	3.000									

Atlanta Braves @ Montreal Expos
Olympic Stadium, Montreal, QB
Mon Sep 25 2000, 1:35 PM EDT
Att: 6,931 - Dome - 72 F

AB 39
R 6
H 12
RBI 5
BB 2
SO 11
LOB 22



Batter	1	2	3	4	5	6	7	8	9	AB	R	H	RBI	BB	SO	LOB	BOTTOM								
Peter Bergeron, L OBP: 0.324, SLG: 0.353 (1, 8)										4	0	1	0	0	1	0									
Wilton Guerrero, S OBP: 0.316, SLG: 0.339 (1, 7)										4	0	1	0	0	0	1									
Fernando Seguinol, S OBP: 0.359, SLG: 0.542 Guillermo Mota, R (1, 3)										4	0	1	0	0	0	2									
Vladimir Guerrero, R OBP: 0.416, SLG: 0.673 (1, 9)										4	0	2	0	0	0	0									
Jose Vidro, S OBP: 0.384, SLG: 0.543 (1, 4)										4	0	0	0	0	0	3									
Orlando Cabrera, R OBP: 0.280, SLG: 0.403 (1, 6)										4	0	1	0	0	0	0									
Mike Mordecai, R OBP: 0.349, SLG: 0.465 (1, 5)										3	0	1	0	0	0	0									
Brian Schneider, L OBP: 0.274, SLG: 0.276 (1, 2)										3	0	1	0	0	0	2									
Javier Vazquez, R OBP: 0.262, SLG: 0.270 56 Talmadge Nunnari, L (1, 1)										3	0	0	0	0	2	1									
(9, 3)										0	0	0	0	0	0	0									
Inning Stats	R: 0 H: 2 E: 0 K: 1 S: 11	H: 1 LOB: 1 BB: 0 P: 14	R: 0 H: 1 E: 0 K: 1 S: 9	H: 1 LOB: 0 BB: 0 P: 12	R: 0 H: 1 E: 0 K: 0 S: 6	LOB: 0 BB: 0 P: 7	R: 0 H: 3 E: 0 K: 0 S: 11	LOB: 2 BB: 0 P: 20	R: 0 H: 1 E: 0 K: 1 S: 11	LOB: 1 BB: 0 P: 17	R: 0 H: 0 E: 0 K: 0 S: 4	LOB: 0 BB: 0 P: 5	R: 0 H: 0 E: 0 K: 0 S: 7	LOB: 0 BB: 0 P: 9	R: 0 H: 0 E: 0 K: 0 S: 5	LOB: 0 BB: 0 P: 7	R: 0 H: 0 E: 0 K: 0 S: 4	LOB: 0 BB: 0 P: 8	1B: 6 2B: 1 3B: 1 HR: 0	SF: 0 SAC: 0 DP: 1 HBP: 0	WP: 0 PB: 0 SB: 0 CS: 1	PA: 33			
PITCHER	IP	WLS	BF	H	R	ER	SO	BB	IBB	HBP	BLK	WP	HR	S	P	ERA	WHIP								
Tom Glavine, L ERA: 3.47	(1, 1)	9.0	W	33	8	0	0	3	0	0	0	0	0	68	99	0.00	0.889								

Atlanta Braves @ Montreal Expos
Olympic Stadium, Montreal, QB
Mon Sep 25 2000, 1:35 PM EDT
Att: 6,931 - Dome - 72 F

AB 33
R 0
H 8
RBI 0
BB 0
SO 3
LOB 9



Batter	1	2	3	4	5	6	7	8	9	AB	R	H	RBI	BB	SO	LOB	TOP								
Peter Bergeron, L (1.8) OBP: 0.322, SLG: 0.352	G4-3		K		K		E9		G4-6-3	5	0	1	0	0	2	4	Montreal Expos @ Florida Marlins Pro Player Stadium, Miami, FL Wed Sep 27 2000, 7:05 PM EDT Att: 10,269 - Cloudy - 85 F								
Geoff Blum, S (1.5) OBP: 0.339, SLG: 0.458	G4-3		BB		F8		G3-1			3	0	0	0	1	0	2									
Andy Tracy, L (1.3) OBP: 0.335, SLG: 0.484	K		BB		BB		BB		BB	1	0	0	0	0	1	0									
Wilton Guerrero, S (1.7) OBP: 0.319, SLG: 0.335	K		BB		BB		BB		BB	0	1	0	1	3	0	0									
Vladimir Guerrero, R (1.9) OBP: 0.413, SLG: 0.671		F2	F3			P6		BB	K	4	0	0	0	0	1	5									
Jose Vidro, S (1.4) OBP: 0.380, SLG: 0.536	G6-3				K		F9		G3	4	0	1	0	0	1	1									
Fernando Sesequiel, S (1.7) OBP: 0.340, SLG: 0.523	F7				K		K		G3	4	0	0	1	0	2	2									
Orlando Cabrera, R (1.6) OBP: 0.280, SLG: 0.399			BB		F3		G6-3		K	3	1	0	0	1	1	1									
Michael Barrett, R (1.2) OBP: 0.279, SLG: 0.293			BB		SH2-4		G4-3		G6-3	3	0	1	0	1	0	0									
Tony Armas, R (1.1) OBP: 0.074, SLG: 0.038			K		SH2-4		2B		G4-6-3	1	0	0	0	0	0	0									
Inning Stats	R: 0 E: 0 K: 1 S: 8	H: 0 LOB: 0 BB: 0 P: 11	R: 0 E: 0 K: 0 S: 6	H: 0 LOB: 0 BB: 0 P: 10	R: 1 E: 0 K: 2 S: 13	H: 1 LOB: 3 BB: 3 P: 29	R: 0 E: 0 K: 2 S: 8	H: 0 LOB: 0 BB: 0 P: 14	R: 0 E: 0 K: 1 S: 7	H: 0 LOB: 1 BB: 1 P: 17	R: 0 E: 0 K: 1 S: 7	H: 0 LOB: 1 BB: 1 P: 15	R: 1 E: 1 K: 0 S: 9	H: 2 LOB: 1 BB: 0 P: 14	R: 1 E: 0 K: 2 S: 13	H: 1 LOB: 1 BB: 0 P: 24	R: 0 E: 0 K: 0 S: 6	H: 1 LOB: 0 BB: 0 P: 7	1B: 3 2B: 2 3B: 0 HR: 0	SF: 0 SAC: 1 DP: 1 HBP: 0	WP: 0 PB: 0 SB: 1 CS: 0	PA: 37			
PITCHER	IP	WLS	BF	H	R	ER	SO	BB	IBB	HBP	BLK	WP	HR	S	P	ERA	WHIP								
A.J. Burnett, R (1.1) ERA: 4.79	6.2	W	28	3	2	1	7	5	0	0	0	0	0	56	106	1.35	1.200								
Armando Almanza, L (7.1) ERA: 5.0	0.1	H	2	0	1	1	0	1	0	0	0	0	0	4	10	27.00	3.000								
Braden Looper, R (8.1) ERA: 4.52	1.0		4	1	0	0	2	0	0	0	0	0	0	11	18	0.00	1.000								
Antonio Alfonseca, R (9.1) ERA: 4.37	1.0	S	3	1	0	0	0	0	0	0	0	0	0	6	7	0.00	1.000								



Batter	1	2	3	4	5	6	7	8	9	AB	R	H	RBI	BB	SO	LOB	BOTTOM								
Luis Castillo, S (1.4) OBP: 0.420, SLG: 0.383	K			G4-3	BB	G4-3		G6-4-3		4	2	1	1	1	1	2	Montreal Expos @ Florida Marlins Pro Player Stadium, Miami, FL Wed Sep 27 2000, 7:05 PM EDT Att: 10,269 - Cloudy - 85 F								
Mark Kotsay, L (1.8) OBP: 0.344, SLG: 0.442	K			G4-3	BB	BB		SF7		3	2	1	0	1	1	1									
Cliff Floyd, L (1.7) OBP: 0.372, SLG: 0.504	K			SF8	BB	BB		SF7		2	0	1	2	0	1	0									
Mike Lowell, R (1.5) OBP: 0.342, SLG: 0.474		K		BB	BB	BB		SF7		2	0	1	2	1	1	0									
Nate Rolison, L (1.3) OBP: 0.366, SLG: 0.495		G6-3			BB	BB		K		2	0	0	0	1	0	2									
Derrek Lee, R (7.7) OBP: 0.366, SLG: 0.495		G6-3			BB	BB		K		1	0	0	0	0	1	1									
Andy Fox, L (1.9) OBP: 0.298, SLG: 0.323				G3-1		K		S		3	0	1	0	1	1	4									
Mike Redmond, R (9.2) OBP: 0.317, SLG: 0.301		CS		G3-1		K		BB		0	0	0	0	0	0	0									
Alex Gonzalez, R (1.6) OBP: 0.233, SLG: 0.326	CS		F8		G6-3	G4-3		K		4	0	0	0	0	1	2									
Sandy Martinez, L (1.2) OBP: 0.222, SLG: 0.333			K					F3		3	1	2	0	0	1	0									
A.J. Burnett, R (1.1) OBP: 0.357, SLG: 0.520			K		BB	BB		G6-4-3		0	0	0	0	0	0	0									
Inning Stats	R: 0 E: 0 K: 3 S: 10	H: 1 LOB: 0 BB: 0 P: 15	R: 0 E: 0 K: 1 S: 7	H: 1 LOB: 0 BB: 0 P: 11	R: 0 E: 0 K: 2 S: 7	H: 0 LOB: 0 BB: 0 P: 11	R: 1 E: 0 K: 0 S: 6	H: 0 LOB: 2 BB: 3 P: 22	R: 4 E: 0 K: 1 S: 19	H: 5 LOB: 2 BB: 1 P: 34	R: 0 E: 0 K: 1 S: 6	H: 1 LOB: 1 BB: 0 P: 11	R: 1 E: 0 K: 2 S: 12	H: 1 LOB: 2 BB: 1 P: 22	R: 0 E: 0 K: 0 S: 6	H: 1 LOB: 0 BB: 0 P: 7	1B: 6 2B: 1 3B: 2 HR: 0	SF: 2 SAC: 0 DP: 1 HBP: 1	WP: 0 PB: 1 SB: 3 CS: 1	PA: 38					
PITCHER	IP	WLS	BF	H	R	ER	SO	BB	IBB	HBP	BLK	WP	HR	S	P	ERA	WHIP								
Tony Armas, R (1.1) ERA: 4.36	4.1	L	20	4	5	5	6	4	0	0	0	0	0	14	25	0.00	1.846								
Julio Santana, R (5.1) ERA: 5.84	1.2		8	3	0	0	2	0	0	0	0	0	0	5	8	27.00	3.000								
51 Scott Forster, L (7.1) ERA: 8.13	0.1		3	1	1	1	0	0	0	1	0	0	0	5	8	27.00	3.000								
Mike Johnson, R (7.1) ERA: 6.5	0.2		3	0	0	0	2	1	0	0	0	0	0	7	14	0.00	1.500								
53 Sean Spencer, L (8.1) ERA: 7.2	1.0		3	1	0	0	0	0	0	0	0	0	0	6	7	0.00	1.000								



Batter	1	2	3	4	5	6	7	8	9	AB	R	H	RBI	BB	SO	LOB	TOP				
Wilton Guerrero, S OBP: 0.315, SLG: 0.330 53 Sean Spencer, L OBP: 0.600, SLG: 0.800 Jeremy Powell, R OBP: 0.321, SLG: 0.351 Peter Bergeron, L OBP: 0.321, SLG: 0.351	2-1 P4		2-0 G6-3		3-3 K	1-3 K		0-0 F7	4 0 0 0 0 2 3	4	0	0	0	0	0	2	3				
Terry Jones, S OBP: 0.305, SLG: 0.325	2-3 K		2-0 S 1B		0-0 B5		3-2 G4-3 2B	0-2 G3	5 1 2 1 0 1 1	5	1	2	1	0	1	1	1				
Geoff Blum, S OBP: 0.340, SLG: 0.456	2-2 1B		3-H 3-3 1-2 K		4-2 1B BB		0-1 G4-3	0-1 P6	4 0 1 0 1 1 3	4	0	1	0	1	1	3					
Vladimir Guerrero, R OBP: 0.413, SLG: 0.669 Mike Mordcaai, R OBP: 0.347, SLG: 0.463	2-3 K			1-0 F8	0-1 1-2 1B		1-1 G4-3		3 0 1 0 0 1 1	3	0	1	0	0	1	1					
Jose Vidro, S OBP: 0.380, SLG: 0.537 Mike Johnson, L OBP: 0.217, SLG: 0.182 Trace Cogullette, R OBP: 0.281, SLG: 0.333		3-2 E1		2-2 G4-3 1B 2B	1-0 G6-3		3-H 2-3 K		3 1 1 0 0 0 2	3	1	1	0	0	0	2					
Fernando Seguignol, S OBP: 0.331, SLG: 0.510	0-0 F9			0-0 G4-3		2-2 F8		0-1 G3-1	4 0 0 0 0 0 2	4	0	0	0	0	0	2					
Brian Schneider, L OBP: 0.273, SLG: 0.274	2-1 L5-3			2-2 2B 1B		1-2 G4-3		2-2 F8	4 1 1 1 0 0 1	4	1	1	1	0	0	1					
Tomas De La Rosa, R OBP: 0.358, SLG: 0.468				0-0 G6-3 1B 2B	1-0 1-H 2B		4-2 56 BB	1-1 G4-3	3 1 2 1 1 0 0	3	1	2	1	1	0	0					
Felipe Lira, R OBP: 0.200, SLG: 0.526 56 Talmadge Nunnari, L OBP: 0.667, SLG: 0.333				0-3 K	1-3 K		4-0 1-2 BB	4-2 G3 BB	2 0 0 0 0 2 2	2	0	0	0	0	2	2					
Inning Stats	R: 0 E: 0 K: 2 S: 11	H: 1 LOB: 1 BB: 0 P: 19	R: 0 E: 1 K: 0 S: 7	H: 0 LOB: 0 BB: 0 P: 12	R: 1 E: 0 K: 2 S: 9	H: 2 LOB: 1 BB: 0 P: 16	R: 2 E: 0 K: 1 S: 13	H: 3 LOB: 1 BB: 0 P: 20	R: 0 E: 0 K: 1 S: 11	H: 0 LOB: 0 BB: 2 P: 19	R: 1 E: 0 K: 1 S: 10	H: 1 LOB: 0 BB: 0 P: 16	R: 0 E: 0 K: 0 S: 8	H: 0 LOB: 0 BB: 1 P: 11	R: 0 E: 0 K: 0 S: 8	H: 0 LOB: 1 BB: 1 P: 12	1B: 4 2B: 5 3B: 0 HR: 0	SF: 0 SAC: 0 DP: 1 HBP: 0	WP: 0 PB: 0 SB: 1 CS: 0	PA: 39	
PITCHER	IP WLS BF H R ER SO BB IBB HBP BLK WP HR S P ERA WHIP	IP WLS BF H R ER SO BB IBB HBP BLK WP HR S P ERA WHIP	IP WLS BF H R ER SO BB IBB HBP BLK WP HR S P ERA WHIP	IP WLS BF H R ER SO BB IBB HBP BLK WP HR S P ERA WHIP	IP WLS BF H R ER SO BB IBB HBP BLK WP HR S P ERA WHIP	IP WLS BF H R ER SO BB IBB HBP BLK WP HR S P ERA WHIP	IP WLS BF H R ER SO BB IBB HBP BLK WP HR S P ERA WHIP	IP WLS BF H R ER SO BB IBB HBP BLK WP HR S P ERA WHIP	IP WLS BF H R ER SO BB IBB HBP BLK WP HR S P ERA WHIP	IP WLS BF H R ER SO BB IBB HBP BLK WP HR S P ERA WHIP	IP WLS BF H R ER SO BB IBB HBP BLK WP HR S P ERA WHIP	IP WLS BF H R ER SO BB IBB HBP BLK WP HR S P ERA WHIP	IP WLS BF H R ER SO BB IBB HBP BLK WP HR S P ERA WHIP	IP WLS BF H R ER SO BB IBB HBP BLK WP HR S P ERA WHIP	IP WLS BF H R ER SO BB IBB HBP BLK WP HR S P ERA WHIP	IP WLS BF H R ER SO BB IBB HBP BLK WP HR S P ERA WHIP	IP WLS BF H R ER SO BB IBB HBP BLK WP HR S P ERA WHIP	IP WLS BF H R ER SO BB IBB HBP BLK WP HR S P ERA WHIP	IP WLS BF H R ER SO BB IBB HBP BLK WP HR S P ERA WHIP	IP WLS BF H R ER SO BB IBB HBP BLK WP HR S P ERA WHIP	IP WLS BF H R ER SO BB IBB HBP BLK WP HR S P ERA WHIP

Montreal Expos @ Florida Marlins
Pro Player Stadium, Miami, FL
Thu Sep 28 2000, 1:05 PM EDT
Att: 7,864 - Cloudy - 86 F

AB 35
R 4
H 8
RBI 4
BB 4
SO 8
LOB 16



Batter	1	2	3	4	5	6	7	8	9	AB	R	H	RBI	BB	SO	LOB	BOTTOM				
Luis Castillo, S OBP: 0.418, SLG: 0.384	1-1 F8		0-0 B2-3		1-2 1B 2B	2-1 F8			4 1 1 0 0 0 0	4	1	1	0	0	0	0					
Mark Kotsay, L OBP: 0.345, SLG: 0.444	1-0 2B		3-1 F8		1-0 2B SF8 1B	3-H 2-3 K			4 2 2 1 0 1 0	4	2	2	1	0	1	0					
Cliff Floyd, L OBP: 0.375, SLG: 0.510	3-2 2H HR 2B		4-2 BB		0-0 SF8 SF9 2B		0-3 K		3 2 2 1 1 1 0	3	2	2	1	1	1	0					
Mike Lowell, R OBP: 0.339, SLG: 0.471	0-1 F8		3-1 G4-3		1-0 SF8		1-0 F8		3 0 0 1 0 0 2	3	0	0	1	0	0	2					
Derrek Lee, R OBP: 0.367, SLG: 0.502	3-2 2H HR			2-2 CS 1B	1-2 SF9		2-3 K		3 1 2 3 0 1 0	3	1	2	3	0	1	0					
Andy Fox, L OBP: 0.302, SLG: 0.328 Vladimir Nunez, R OBP: 0.118, SLG: 0.294 Dan Miceli, R OBP: 0.383, SLG: 0.498 Antonio Alfonseca, R OBP: 0.325, SLG: 0.477	1-1 F8			1-0 E7 1-2 2B	1-2 HBP		1-1 P5		2 0 1 0 0 0 0	2	0	1	0	0	0	0					
Alex Gonzalez, R OBP: 0.230, SLG: 0.323		1-2 F8		3-3 K	1-0 P3		1-2 G6-3		4 0 0 0 0 1 2	4	0	0	0	0	1	2					
Ramon Castro, R OBP: 0.309, SLG: 0.292		0-1 G5-3		4-0 IBB		0-2 WP 2B		0-2 P3	3 1 1 0 1 0 0	3	1	1	0	1	0	0					
Brad Penny, R OBP: 0.111, SLG: 0.111 Preston Wilson, R OBP: 0.325, SLG: 0.477			0-3 K		0-0 F3		2-3 K		2 0 0 0 0 1 2	2	0	0	0	0	1	2					
Inning Stats	R: 3 E: 0 K: 0 S: 14	H: 3 LOB: 0 BB: 0 P: 23	R: 0 E: 0 K: 1 S: 8	H: 0 LOB: 0 BB: 0 P: 9	R: 0 E: 0 K: 0 S: 7	H: 0 LOB: 1 BB: 1 P: 17	R: 0 E: 1 K: 1 S: 9	H: 2 LOB: 2 BB: 1 P: 19	R: 3 E: 0 K: 0 S: 13	H: 3 LOB: 1 BB: 0 P: 19	R: 1 E: 0 K: 2 S: 14	H: 1 LOB: 0 BB: 0 P: 20	R: 0 E: 0 K: 2 S: 8	H: 0 LOB: 0 BB: 0 P: 11	R: 0 E: 0 K: 0 S: 8	H: 0 LOB: 0 BB: 0 P: 10	1B: 2 2B: 6 3B: 0 HR: 1	SF: 2 SAC: 0 DP: 0 HBP: 1	WP: 2 PB: 0 SB: 0 CS: 1	PA: 35	
PITCHER	IP WLS BF H R ER SO BB IBB HBP BLK WP HR S P ERA WHIP	IP WLS BF H R ER SO BB IBB HBP BLK WP HR S P ERA WHIP	IP WLS BF H R ER SO BB IBB HBP BLK WP HR S P ERA WHIP	IP WLS BF H R ER SO BB IBB HBP BLK WP HR S P ERA WHIP	IP WLS BF H R ER SO BB IBB HBP BLK WP HR S P ERA WHIP	IP WLS BF H R ER SO BB IBB HBP BLK WP HR S P ERA WHIP	IP WLS BF H R ER SO BB IBB HBP BLK WP HR S P ERA WHIP	IP WLS BF H R ER SO BB IBB HBP BLK WP HR S P ERA WHIP	IP WLS BF H R ER SO BB IBB HBP BLK WP HR S P ERA WHIP	IP WLS BF H R ER SO BB IBB HBP BLK WP HR S P ERA WHIP	IP WLS BF H R ER SO BB IBB HBP BLK WP HR S P ERA WHIP	IP WLS BF H R ER SO BB IBB HBP BLK WP HR S P ERA WHIP	IP WLS BF H R ER SO BB IBB HBP BLK WP HR S P ERA WHIP	IP WLS BF H R ER SO BB IBB HBP BLK WP HR S P ERA WHIP	IP WLS BF H R ER SO BB IBB HBP BLK WP HR S P ERA WHIP	IP WLS BF H R ER SO BB IBB HBP BLK WP HR S P ERA WHIP	IP WLS BF H R ER SO BB IBB HBP BLK WP HR S P ERA WHIP	IP WLS BF H R ER SO BB IBB HBP BLK WP HR S P ERA WHIP	IP WLS BF H R ER SO BB IBB HBP BLK WP HR S P ERA WHIP	IP WLS BF H R ER SO BB IBB HBP BLK WP HR S P ERA WHIP	IP WLS BF H R ER SO BB IBB HBP BLK WP HR S P ERA WHIP

Montreal Expos @ Florida Marlins
Pro Player Stadium, Miami, FL
Thu Sep 28 2000, 1:05 PM EDT
Att: 7,864 - Cloudy - 86 F

AB 30
R 7
H 9
RBI 6
BB 2
SO 6
LOB 7



Batter	1	2	3	4	5	6	7	8	9	AB	R	H	RBI	BB	SO	LOB	TOP					
Peter Bergeron, L (1, 8) OBP: 0.322, SLG: 0.352										4	0	2	0	0	1	2	Montreal Expos @ New York Mets Shea Stadium, Flushing, NY Fri Sep 29 2000, 7:10 PM EDT Att: 28,788 - Sunny - 53 F					
Terry Jones, S (1, 7) OBP: 0.310, SLG: 0.342										4	1	2	0	0	0	2						
Fernando Seguinol, S (1, 3) OBP: 0.329, SLG: 0.593										4	0	1	1	1	0	2						
Vladimir Guerrero, R (1, 9) OBP: 0.411, SLG: 0.667										2	0	0	0	0	1	2						
56 Taimadje Nunnari, L (4, 3) OBP: 0.545, SLG: 0.200										2	0	0	0	0	0	1						
Jose Vidro, S (1, 4) OBP: 0.379, SLG: 0.537										4	1	1	0	0	0	2						
51 Scott Forster, R (8, 1)										0	0	0	0	0	0	0						
Orlando Cabrera, R (1, 6) OBP: 0.280, SLG: 0.397										2	0	0	0	1	0	1						
Yohanny Valera, R (7, 2)										1	0	0	0	0	1	0						
Mike Mordecai, R (1, 5) OBP: 0.339, SLG: 0.451										4	0	0	0	0	1	2						
Michael Barrett, R (1, 2) OBP: 0.276, SLG: 0.289										3	0	0	0	0	0	0						
Guillermo Mota, R (7, 1)										0	0	0	0	0	0	0						
Trace Coquillette, R (8, 4) OBP: 0.292, SLG: 0.333										0	0	0	0	1	0	0						
Mike Thurman, R (1, 1) OBP: 0.115, SLG: 0.042										0	0	0	0	0	0	0						
Julio Santana, R (2, 1)										2	0	0	0	0	2	0						
Tomas De La Rosa, R (7, PH) OBP: 0.362, SLG: 0.459										2	0	1	0	0	1	1						
Inning Stats	R: 0 E: 0 K: 2 S: 15	H: 2 LOB: 2 BB: 0 P: 22	R: 0 E: 0 K: 0 S: 6	H: 0 LOB: 0 BB: 1 P: 14	R: 0 E: 0 K: 1 S: 9	H: 1 LOB: 1 BB: 0 P: 13	R: 0 E: 0 K: 0 S: 5	H: 0 LOB: 0 BB: 0 P: 7	R: 0 E: 0 K: 0 S: 6	H: 0 LOB: 0 BB: 0 P: 8	R: 0 E: 0 K: 0 S: 6	H: 1 LOB: 1 BB: 0 P: 6	R: 1 E: 1 K: 1 S: 15	H: 2 LOB: 2 BB: 0 P: 20	R: 1 E: 0 K: 0 S: 8	H: 1 LOB: 0 BB: 1 P: 11	R: 0 E: 0 K: 2 S: 7	H: 0 LOB: 1 BB: 1 P: 13	1B: 5 2B: 1 3B: 1 HR: 0	SF: 0 SAC: 0 DP: 1 HBP: 0	WP: 0 PB: 0 SB: 0 CS: 0	PA: 36
PITCHER	IP WLS BF H R ER SO BB IBB HBP BLK WP HR S P ERA WHIP																					
Mike Hampton, L (1, 1) ERA: 3.14	5.0 W 18 3 0 0 4 1 0 0 0 0 0 0 41 64 0.00 0.800																					
Dennis Cook, L (6, 1) ERA: 5.29	0.2 3 1 0 0 0 0 0 0 0 0 0 0 5 7 0.00 1.500																					
John Franco, L (6, 1) ERA: 3.46	0.2 3 1 1 0 0 0 0 0 0 0 0 0 6 7 0.00 1.500																					
Grant Roberts, R (7, 1) ERA: 27.0	0.2 4 1 0 0 1 0 0 0 0 0 0 0 10 14 0.00 1.500																					
Rich Rodriguez, L (8, 1) ERA: 7.79	1.0 4 1 1 1 0 0 0 0 0 0 0 0 8 11 9.00 1.000																					

Batter	1	2	3	4	5	6	7	8	9	AB	R	H	RBI	BB	SO	LOB	BOTTOM					
Timo Perez, L (1, 9) OBP: 0.321, SLG: 0.458										5	2	2	0	0	1	1	Montreal Expos @ New York Mets Shea Stadium, Flushing, NY Fri Sep 29 2000, 7:10 PM EDT Att: 28,788 - Sunny - 53 F					
Darryl Hamilton, L (1, 7) OBP: 0.374, SLG: 0.380										2	2	1	0	1	0	1						
Bubba Trammell, R (3, FR) OBP: 0.343, SLG: 0.461										2	0	0	0	0	1	0						
Edgardo Alfonzo, R (1, 4) OBP: 0.426, SLG: 0.544										2	1	1	1	1	0	1						
Jorge Velandria, R (4, 4) OBP: 0.200, SLG: 0.148										1	0	0	0	0	0	0						
31 Mike Piazza, R (1, 2) OBP: 0.403, SLG: 0.622										2	2	1	2	1	0	0						
Vance Wilson, R (6, 2)										1	0	0	0	0	1	0						
Robin Ventura, L (1, 5) OBP: 0.339, SLG: 0.443										2	2	2	3	0	0	0						
Joe McEwing, R (3, 5) OBP: 0.248, SLG: 0.369										2	1	1	0	0	1	0						
Todd Zeile, R (1, 3) OBP: 0.360, SLG: 0.472										3	0	1	0	0	1	3						
Matt Franco, L (5, 3) OBP: 0.338, SLG: 0.310										0	0	0	0	1	0	0						
Jay Payton, R (1, 8) OBP: 0.329, SLG: 0.442										4	1	1	4	0	1	2						
Rich Rodriguez, L (8, 1) OBP: 1.000, SLG: 3.000										0	0	0	0	0	0	0						
29 Eric Cammack, R (9, 1)										0	0	0	0	0	0	0						
Mike Bordick, R (1, 6) OBP: 0.340, SLG: 0.442										3	0	0	0	0	0	1						
20 Kurt Abbott, R (6, 4) OBP: 0.292, SLG: 0.383										1	0	0	0	0	1	1						
Mike Hampton, R (1, 1) ERA: 6.42										2	0	1	0	0	0	0						
Lenny Harris, R (5, PH) OBP: 0.216, SLG: 0.274										1	0	0	0	0	0	0						
Dennis Cook, L (8, 1) ERA: 5.07										0	0	0	0	0	0	0						
John Franco, L (8, 1)										0	0	0	0	0	0	0						
Grant Roberts, R (7, 1)										0	0	0	0	0	0	0						
Jorge Toca, R (8, 7) OBP: 0.200, SLG: 0.200										1	0	0	0	0	0	0						
Inning Stats	R: 6 E: 0 K: 1 S: 21	H: 3 LOB: 0 BB: 3 P: 43	R: 4 E: 0 K: 1 S: 18	H: 6 LOB: 1 BB: 0 P: 29	R: 0 E: 0 K: 0 S: 7	H: 1 LOB: 1 BB: 0 P: 10	R: 0 E: 0 K: 1 S: 7	H: 0 LOB: 0 BB: 0 P: 12	R: 0 E: 0 K: 0 S: 7	H: 0 LOB: 0 BB: 0 P: 10	R: 0 E: 0 K: 0 S: 6	H: 0 LOB: 0 BB: 0 P: 10	R: 1 E: 1 K: 2 S: 15	H: 1 LOB: 1 BB: 1 P: 24	R: 0 E: 0 K: 2 S: 8	H: 0 LOB: 0 BB: 0 P: 15	R: 0 E: 0 K: 2 S: 7	H: 0 LOB: 0 BB: 0 P: 13	1B: 9 2B: 0 3B: 0 HR: 2	SF: 0 SAC: 0 DP: 0 HBP: 0	WP: 0 PB: 1 SB: 0 CS: 0	PA: 38
PITCHER	IP WLS BF H R ER SO BB IBB HBP BLK WP HR S P ERA WHIP																					
Mike Thurman, R (1, 1) ERA: 6.42	1.0 L 12 6 9 9 1 2 3 0 0 0 0 0 1 27 53 81.00 9.000																					
Julio Santana, R (2, 1) ERA: 5.07	5.0 18 4 1 1 2 0 0 0 0 0 0 1 39 61 1.80 0.800																					
Guillermo Mota, R (7, 1) ERA: 6.43	1.0 5 1 1 0 2 1 0 0 0 0 0 0 15 24 0.00 2.000																					
51 Scott Forster, L (8, 1) ERA: 7.88	1.0 3 0 0 0 2 0 0 0 0 0 0 0 8 15 0.00 0.000																					

Montreal Expos @ New York Mets
 Shea Stadium, Flushing, NY
 Fri Sep 29 2000, 7:10 PM EDT
 Att: 28,788 - Sunny - 53 F

AB	34
R	2
H	7
RBI	1
BB	2
SO	7
LOB	15



Montreal Expos @ New York Mets
 Shea Stadium, Flushing, NY
 Fri Sep 29 2000, 7:10 PM EDT
 Att: 28,788 - Sunny - 53 F


AB	34
R	11
H	11
RBI	10
BB	4
SO	7
LOB	10



Batter	1	2	3	4	5	6	7	8	9	AB	R	H	RBI	BB	SO	LOB	TOP								
Milton Bradley, S (1, 8) OBP: 0.284, SLG: 0.325 Peter Bergeron, L (7, 8) OBP: 0.322, SLG: 0.352	F8		F8		G5-3			F8		3	0	0	0	0	0	1									
Terry Jones, S (1, 7) OBP: 0.302, SLG: 0.333	K		L4		G6-3			K		4	0	0	0	0	2	1									
Fernando Segunol, S (1, 3) OBP: 0.322, SLG: 0.491	F3			K				F8	G4-3	4	0	0	0	0	1	0									
Vladimir Guerrero, R (1, 9) OBP: 0.410, SLG: 0.664		F6						F9	K	4	0	1	0	0	1	0									
Jose Vidro, S (1, 4) OBP: 0.379, SLG: 0.540		HR			F7			G1-3	F8	4	1	1	1	0	0	1									
Orlando Cabrera, R (1, 6) OBP: 0.281, SLG: 0.395		BB			F8			G5-3		2	0	0	0	1	0	1									
Mike Mordecai, R (1, 5) OBP: 0.339, SLG: 0.455		L4						K		3	1	1	0	0	1	1									
Michael Barrett, R (1, 2) OBP: 0.276, SLG: 0.290		F8						G6-3		3	0	1	1	0	0	1									
Javier Vazquez, R (1, 1) OBP: 0.254, SLG: 0.262 Scott Strickland, R (8, 1)			L4					G5-3		2	0	0	0	0	0	0									
										0	0	0	0	0	0	0									
Inning Stats	R: 0 E: 0 K: 1 S: 7	H: 0 LOB: 0 BB: 0 P: 9	R: 1 E: 0 K: 0 S: 12	H: 1 LOB: 1 BB: 1 P: 18	R: 0 E: 0 K: 0 S: 6	H: 0 LOB: 0 BB: 0 P: 13	R: 0 E: 0 K: 1 S: 9	H: 1 LOB: 1 BB: 0 P: 14	R: 1 E: 0 K: 0 S: 12	H: 2 LOB: 1 BB: 0 P: 18	R: 0 E: 0 K: 0 S: 11	H: 0 LOB: 0 BB: 0 P: 14	R: 0 E: 0 K: 1 S: 8	H: 0 LOB: 0 BB: 0 P: 12	R: 0 E: 0 K: 1 S: 8	H: 0 LOB: 0 BB: 0 P: 10	R: 0 E: 0 K: 1 S: 9	H: 0 LOB: 0 BB: 0 P: 16	1B: 2 2B: 1 3B: 0 HR: 1	SF: 0 SAC: 1 DP: 0 HBP: 0	WP: 0 PB: 0 SB: 0 CS: 0	PA: 32			
PITCHER	IP	WLS	BF	H	R	ER	SO	BB	IBB	HBP	BLK	WP	HR	S	P	ERA	WHIP								
Glendon Rusch, L (1, 1) ERA: 4.01	5.0		20	4	2	2	2	1	0	0	0	0	1	46	72	3.60	1.000								
Pat Mahomes, R (6, 1) ERA: 5.64	1.0		3	0	0	0	0	0	0	0	0	0	0	11	14	0.00	0.000								
Rick White, R (7, 1) ERA: 3.52	1.0		3	0	0	0	1	0	0	0	0	0	0	8	12	0.00	0.000								
Turk Wendell, R (8, 1) ERA: 3.59	1.0	W	3	0	0	0	1	0	0	0	0	0	0	8	10	0.00	0.000								
Armando Benitez, R (9, 1) ERA: 2.61	1.0	S	3	0	0	0	1	0	0	0	0	0	0	9	16	0.00	0.000								

Montreal Expos @ New York Mets
Shea Stadium, Flushing, NY
Sat Sep 30 2000, 1:15 PM EDT
Att: 39,468 - Sunny - 65 F

AB 30
R 2
H 4
RBI 2
BB 1
SO 5
LOB 6



Batter	1	2	3	4	5	6	7	8	9	AB	R	H	RBI	BB	SO	LOB	BOTTOM								
Timo Perez, L (1, 7) OBP: 0.333, SLG: 0.469 Darryl Hamilton, L (2, 7) OBP: 0.368, SLG: 0.373 Bubba Trammell, R (6, 9) OBP: 0.345, SLG: 0.461	1B		G3-1		F8			SH3-4 1B 2B BB		1	0	1	0	0	0	0									
Derek Bell, R (1, 9) OBP: 0.300, SLG: 0.427 Pat Mahomes, R (6, 1) OBP: 0.296, SLG: 0.250 Rick White, R (7, 1) OBP: 0.296, SLG: 0.250 Turk Wendell, R (8, 1) OBP: 0.296, SLG: 0.250 Lenny Harris, L (8, PH) OBP: 0.318, SLG: 0.383 Armando Benitez, R (9, 1)	5-3-6				FC5-4			SH3-4 2B 1B		2	0	0	0	1	0	2									
Edgardo Alfonso, R (1, 4) OBP: 0.424, SLG: 0.542 Joe McEwing, R (4, 4) OBP: 0.253, SLG: 0.373	G5-3		F9					SH3-4		2	0	0	0	0	0	1									
31 Mike Piazza, R (1, 2) OBP: 0.400, SLG: 0.618 Todd Pratt, R (8, 2) OBP: 0.380, SLG: 0.465								SH3-4 1B 2B IBB		3	0	0	0	0	0	1									
Robin Ventura, L (1, 5) OBP: 0.339, SLG: 0.441 Jorge Toca, R (7, 3) OBP: 0.333, SLG: 0.500		1B BB			F8			2B		2	0	0	0	1	0	2									
Todd Zeile, R (1, 3) OBP: 0.356, SLG: 0.470 Jorge Velandia, R (7, 5) OBP: 0.194, SLG: 0.143								2B		1	0	1	3	0	0	0									
Jay Payton, R (1, 8) OBP: 0.330, SLG: 0.444								2B		3	0	0	0	0	0	2									
Mike Bordick, R (1, 6) OBP: 0.339, SLG: 0.441 20 Kurt Abbott, R (6, 6) OBP: 0.281, SLG: 0.381								K		4	1	2	0	0	1	1									
Mike Bordick, R (1, 6) OBP: 0.339, SLG: 0.441 20 Kurt Abbott, R (6, 6) OBP: 0.281, SLG: 0.381								P3		4	1	2	0	0	1	1									
Mike Bordick, R (1, 6) OBP: 0.339, SLG: 0.441 20 Kurt Abbott, R (6, 6) OBP: 0.281, SLG: 0.381										2	0	0	0	0	0	3									
Mike Bordick, R (1, 6) OBP: 0.339, SLG: 0.441 20 Kurt Abbott, R (6, 6) OBP: 0.281, SLG: 0.381										1	0	0	0	0	0	0									
Glendon Rusch, L (1, 1) OBP: 0.113, SLG: 0.060 Matt Franco, L (5, PH) OBP: 0.340, SLG: 0.313										1	0	0	0	0	0	0									
Glendon Rusch, L (1, 1) OBP: 0.113, SLG: 0.060 Matt Franco, L (5, PH) OBP: 0.340, SLG: 0.313										2	0	1	1	0	0	0									
Inning Stats	R: 0 E: 0 K: 0 S: 6	H: 1 LOB: 0 BB: 0 P: 10	R: 0 E: 0 K: 0 S: 13	H: 1 LOB: 2 BB: 1 P: 21	R: 0 E: 0 K: 0 S: 10	H: 0 LOB: 0 BB: 1 P: 16	R: 0 E: 0 K: 0 S: 6	H: 0 LOB: 0 BB: 0 P: 10	R: 1 E: 0 K: 0 S: 11	H: 2 LOB: 1 BB: 0 P: 20	R: 0 E: 0 K: 0 S: 9	H: 1 LOB: 1 BB: 0 P: 13	R: 0 E: 0 K: 1 S: 7	H: 0 LOB: 0 BB: 0 P: 10	R: 3 E: 0 K: 1 S: 15	H: 2 LOB: 1 BB: 2 P: 29	1B: 5 2B: 3 3B: 0 HR: 0	SF: 0 SAC: 1 DP: 2 HBP: 0	WP: 0 PB: 0 SB: 0 CS: 0	PA: 34					
PITCHER	IP	WLS	BF	H	R	ER	SO	BB	IBB	HBP	BLK	WP	HR	S	P	ERA	WHIP								
Javier Vazquez, R (1, 1) ERA: 4.08	0.2		2	0	0	0	1	0	0	0	0	0	0	6	9	0.00	0.000								
Scott Strickland, R (8, 1) ERA: 3.06																									

Montreal Expos @ New York Mets
Shea Stadium, Flushing, NY
Sat Sep 30 2000, 1:15 PM EDT
Att: 39,468 - Sunny - 65 F

AB 29
R 4
H 7
RBI 4
BB 4
SO 2
LOB 14

