

Montreal Expos - 2001

Batter	1	2	3	4	5	6	7	8	9	AB	R	H	RBI	BB	SO	LOB	TOP										
Peter Bergeron, L OBP: 0.300, SLG: 0.300	1-1 WP 1B	0-1 S		1-3 K			2-3 K	3-3 K		5	1	2	0	0	3	2											
Jose Vidro, S OBP: 0.500, SLG: 0.889	4-2 WP 1B	2-2 L8			2-3 K		0-2	1-2 P6		4	1	1	0	1	1	1											
Fernando Tatis, R OBP: 0.500, SLG: 0.375	2-3 K	4-1			0-1 P4		1-3 2B	4-1 BB		3	0	0	0	2	2	3											
Vladimir Guerrero, R OBP: 0.600, SLG: 0.625	0-1 1B	1-0 F9			0-2		4-0	4-0 BB		3	1	2	2	2	0	2											
Lee Stevens, L OBP: 0.100, SLG: 0.111	2-1 1B		2-1 F7		1-2 G3		3-2 F7	1-3 K		5	0	1	0	0	1	5											
Milton Bradley, S OBP: 0.311, SLG: 0.111	1-3 K		3-1 F7		0-0 1B		1-3 K	2-3 K		5	0	1	0	0	3	4											
Orlando Cabrera, R OBP: 0.375, SLG: 0.286	0-1 1B		0-0 F2		0-1 F8		2-2 G6-3			4	0	1	1	0	0	1											
Michael Barrett, R OBP: 0.286, SLG: 0.333	1-3 K		3-3 K		0-0 F7		1-1 2B			4	0	1	0	0	2	3											
Britt Reames, R		1-3 K		0-0 G4-3		3-3 K	4-0 BB			3	0	0	0	0	2	1											
Mike Johnson, L										0	0	0	0	0	0	0											
Andy Tracy, L										0	0	0	0	1	0	0											
Guillermo Mota, R										0	0	0	0	0	0	0											
Ugueth Urbina, R										0	0	0	0	0	0	0											
Inning Stats	R: 3 E: 0 K: 3 S: 20	H: 4 LOB: 2 BB: 1 P: 31	R: 0 E: 0 K: 1 S: 10	H: 1 LOB: 2 BB: 1 P: 18	R: 0 E: 0 K: 0 S: 5	H: 0 LOB: 0 BB: 0 P: 10	R: 0 E: 0 K: 2 S: 7	H: 1 LOB: 1 BB: 0 P: 15	R: 0 E: 0 K: 1 S: 7	H: 1 LOB: 1 BB: 0 P: 10	R: 0 E: 0 K: 2 S: 13	H: 1 LOB: 2 BB: 1 P: 23	R: 0 E: 0 K: 2 S: 12	H: 1 LOB: 2 BB: 1 P: 23	R: 0 E: 0 K: 2 S: 10	H: 0 LOB: 0 BB: 2 P: 22	1B: 7 2B: 2 3B: 0 HR: 0	SF: 0 SAC: 0 DP: 0 HBP: 0	WP: 1 PB: 0 SB: 1 CS: 0	PA: 42							
PITCHER	IP	WLS	BF	H	R	ER	SO	BB	IBB	HBP	BLK	WP	HR	S	P	ERA	WHIP										
34 Kerry Wood, R ERA: 3.86	7.0	L	32	8	3	3	10	2	1	0	0	1	0	74	118	3.86	1.429										
Kyle Farnsworth, R ERA:	0.2		4	1	0	0	1	1	0	0	0	0	0	9	17	0.00	3.000										
Felix Heredia, L ERA:	0.1		1	0	0	0	1	0	0	0	0	0	0	3	6	0.00	0.000										
Manny Aybar, R ERA:	0.1		3	0	0	0	0	2	0	0	0	0	0	4	13	0.00	6.000										
Jeff Fassero, L ERA:	0.2		2	0	0	0	2	0	0	0	0	0	0	6	9	0.00	0.000										

Montreal Expos @ Chicago Cubs
Wrigley Field, Chicago, IL
Wed Apr 04 2001, 1:20 PM CDT
Att: 23,070 - Sunny - 49 F

AB	36
R	3
H	9
RBI	3
BB	6
SO	14
LOB	22

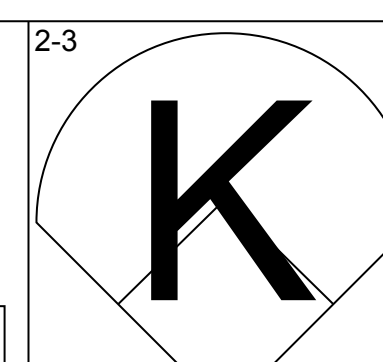
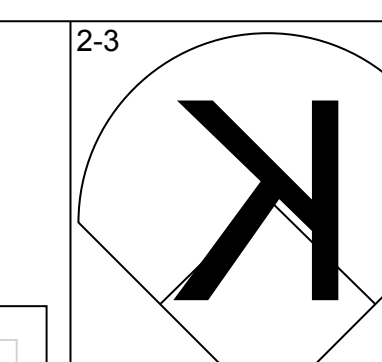
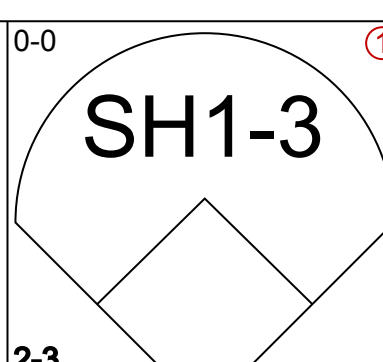
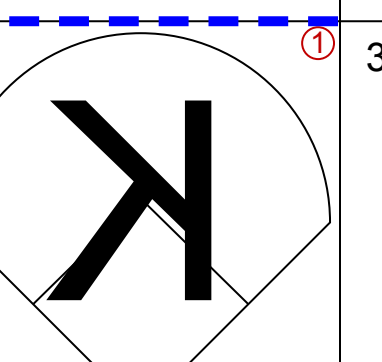
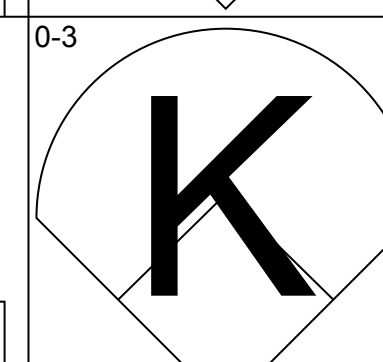
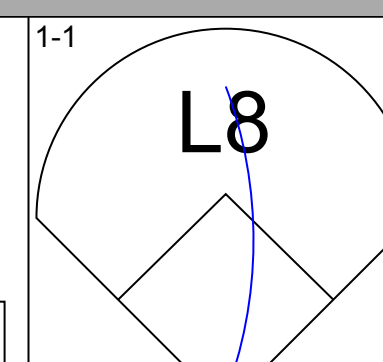
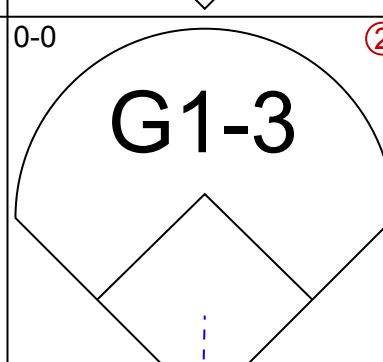
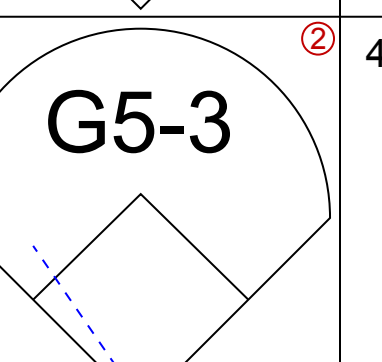
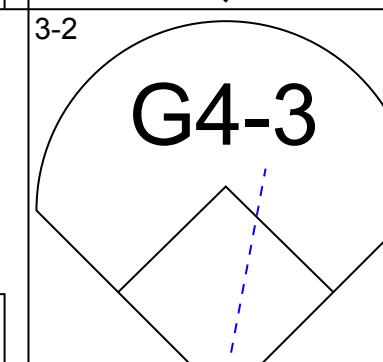
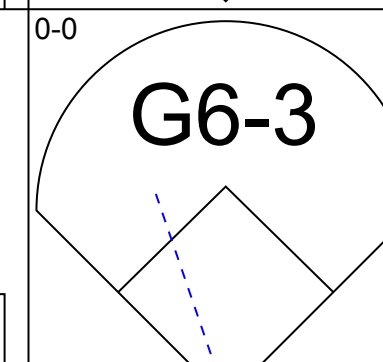
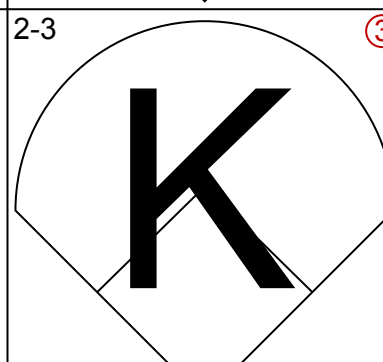
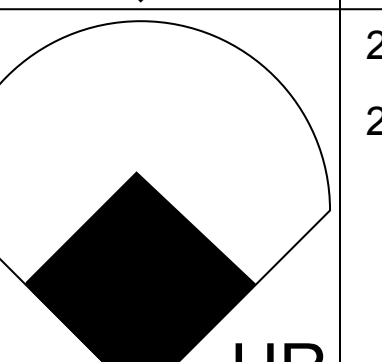
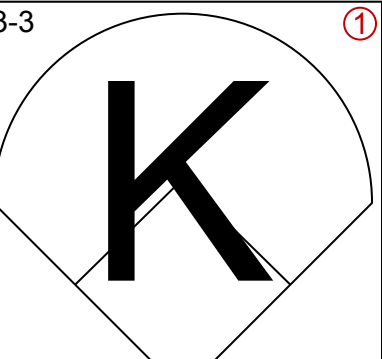
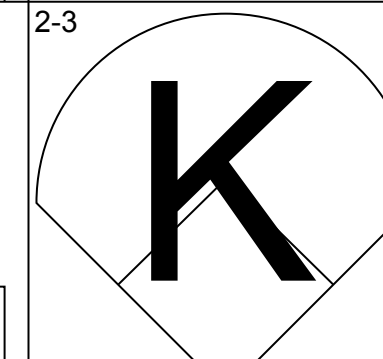
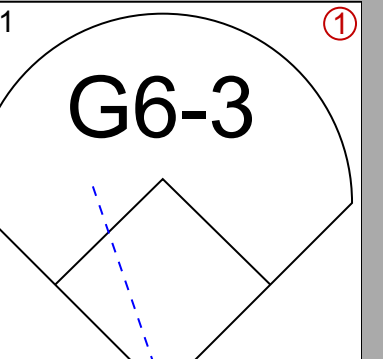
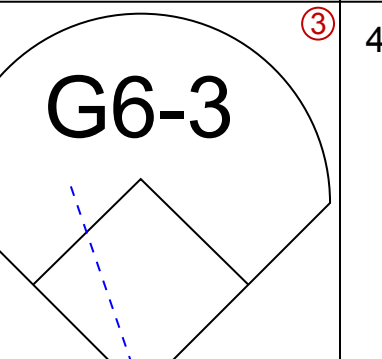
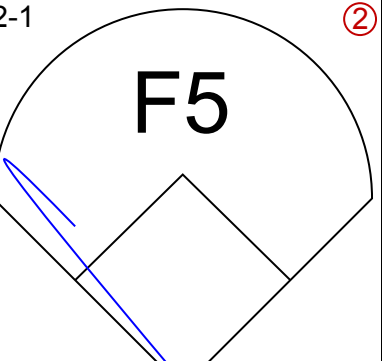
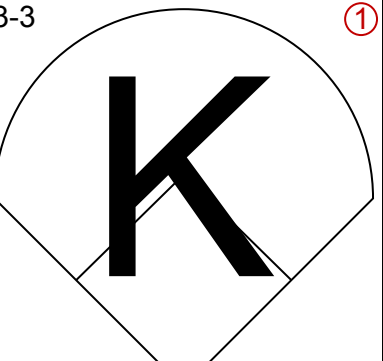
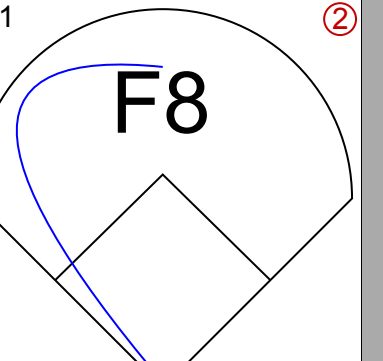
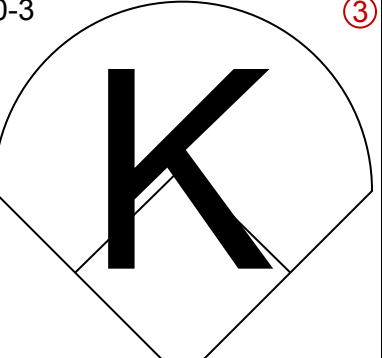
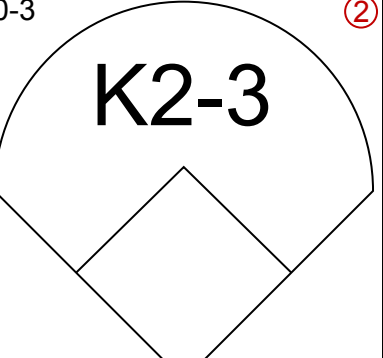
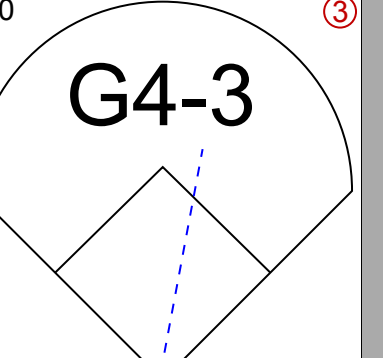
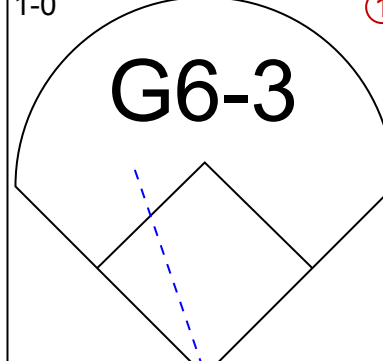
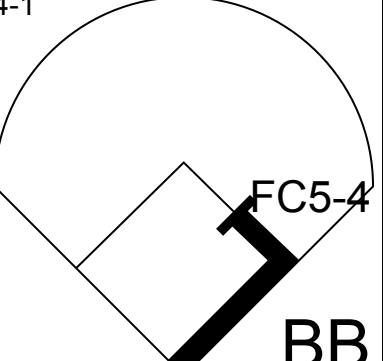
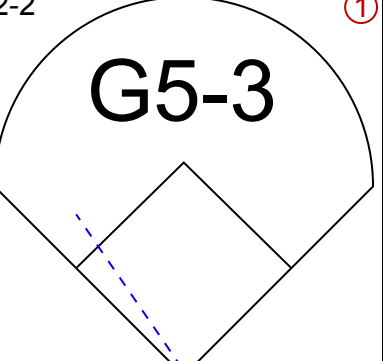
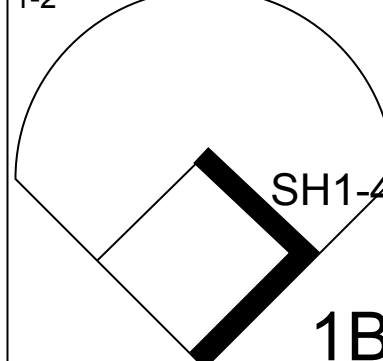
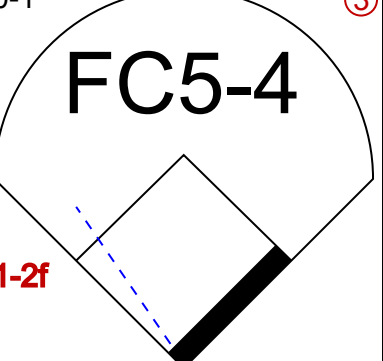
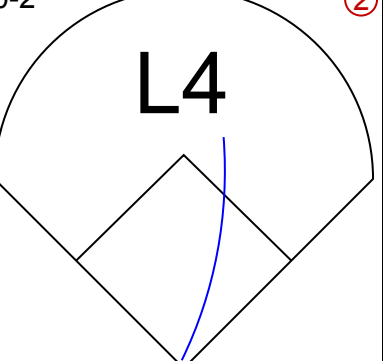
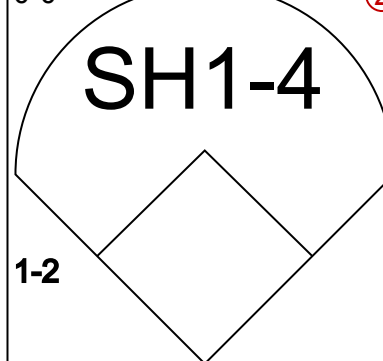
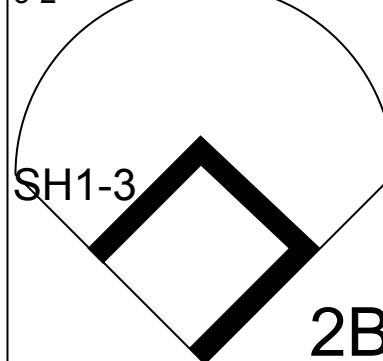
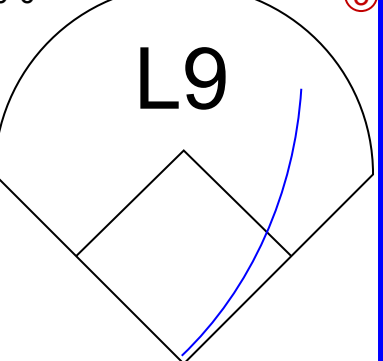


Batter	1	2	3	4	5	6	7	8	9	AB	R	H	RBI	BB	SO	LOB	BOTTOM											
Eric Young Sr., R OBP: 0.300, SLG: 0.222	2-1 P3		0-1 G1-3	0-0 G6-4-3		2-0 F9			2-2 SH1-4 1B	5	0	1	0	0	0	2												
Bill Mueller, S OBP: 0.222, SLG: 0.250	1-1 G6-3		1-1 E5 2B 1B		4-0 FC4-6 BB		2-2 WP 2B		3-1 SH1-4	3	1	1	0	1	0	0												
Sammy Sosa, R OBP: 0.700, SLG: 0.800	3-3 K		0-0 1B 2B		4-2 FC4-6 BB		4-0 G4-6-3 BB		4-1 CS BB	2	0	1	0	3	1	0												
Rondell White, R OBP: 0.500, SLG: 0.429		1-0 E5 1B BB G3	4-0 1B BB		2-0 F7		0-3 K		0-2 G6-3	4	1	0	0	1	1	6												
Todd Hundley, S		0-0 P6	0-3 K		3-1 FC4-6		1-1 G4-6-3			4	0	0	0	0	1	8												
Ricky Gutierrez, R OBP: 0.697, SLG: 0.875		4-2 G3 1B BB	0-0 1B		1-1 G4-3			1-1 SH1-3 2B		3	0	2	1	1	0	2												
Matt Stairs, L OBP: 0.286, SLG: 0.286		2-0 G3 1B	1-1 G3			2-0 34 SH2-4 1B		1-1 SH1-3		3	0	2	0	0	0	3												
Gary Matthews, S OBP: 0.286, SLG: 0.167		0-0 G3		0-3 K		3-3 K		3-3 K		4	0	0	1	0	3	4												
34 Kerry Wood, R ERA: 3.86	6.0	W	28	4	0	0	0	4	0	0	0	0	1	0	8	15	0.00	2.000										
Mike Johnson, R ERA:	1.0	H	4	1	0	0	1	1	0	0	0	0	0	8	14	0.00	1.000											
Guillermo Mota, R ERA:	1.0	H	4	1	0	0	1	0	0	0	0	0	0	8	14	0.00	1.000											
Ugueth Urbina, R ERA:	1.0	S	4	1	0	0	0	1	0	0	0	0	0	10	19	0.00	2.000											
Inning Stats	R: 0 E: 0 K: 1 S: 7	H: 0 LOB: 0 BB: 0 P: 13	R: 1 E: 1 K: 0 S: 10	H: 1 LOB: 2 BB: 1 P: 17	R: 1 E: 1 K: 1 S: 11	H: 2 LOB: 3 BB: 1 P: 17	R: 0 E: 0 K: 1 S: 7	H: 1 LOB: 0 BB: 0 P: 8	R: 0 E: 0 K: 1 S: 8	H: 1 LOB: 1 BB: 0 P: 16	R: 0 E: 0 K: 1 S: 8	H: 1 LOB: 1 BB: 1 P: 15	R: 0 E: 0 K: 1 S: 8	H: 1 LOB: 1 BB: 0 P: 14	R: 0 E: 0 K: 1 S: 10	H: 1 LOB: 1 BB: 1 P: 19	1B: 5 2B: 3 3B: 0 HR: 0	SF: 0 SAC: 3 DP: 2 HBP: 0	WP: 1 PB: 1 SB: 1 CS: 1	PA: 40								
PITCHER	IP	WLS	BF	H	R	ER	SO	BB	IBB	HBP	BLK	WP	HR	S	P	ERA	WHIP											

Montreal Expos @ Chicago Cubs
Wrigley Field, Chicago, IL
Wed Apr 04 2001, 1:20 PM CDT
Att: 23,070 - Sunny - 49 F

AB	31
R	2
H	8
RBI	2
BB	6
SO	6
LOB	28

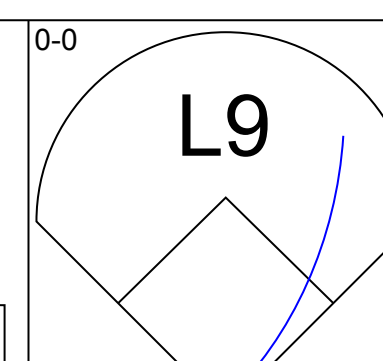
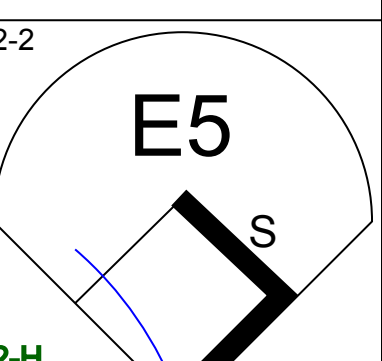
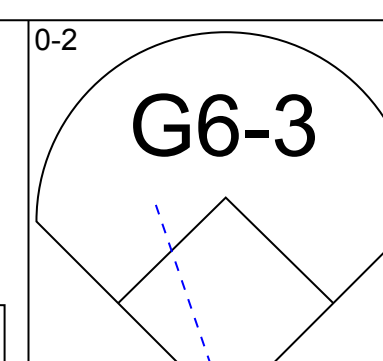
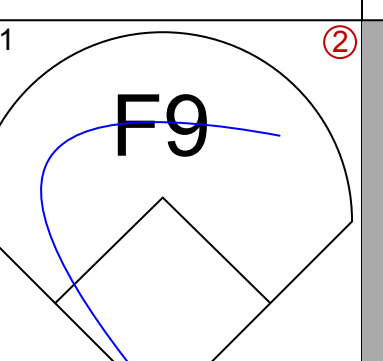
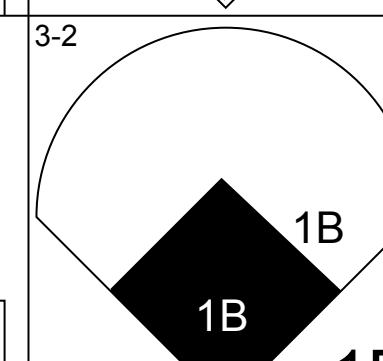
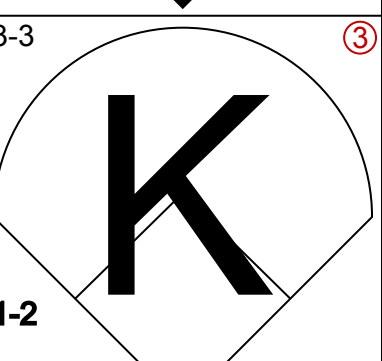
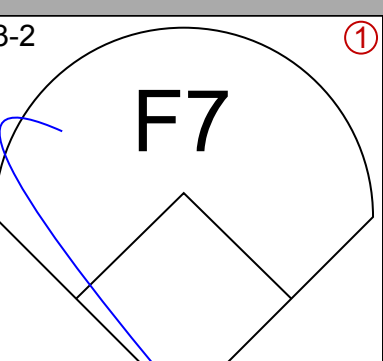
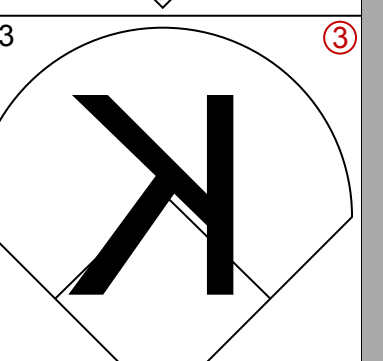
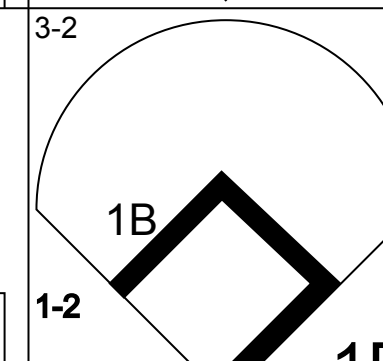
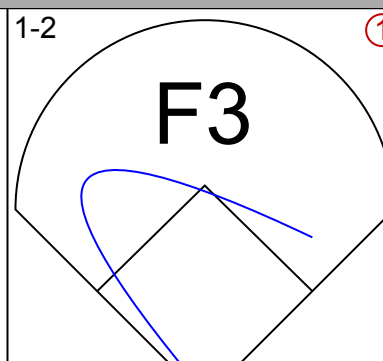
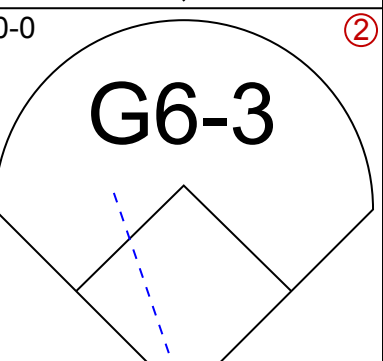
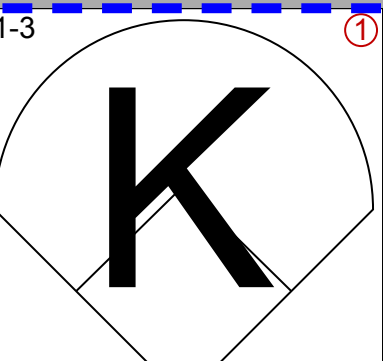
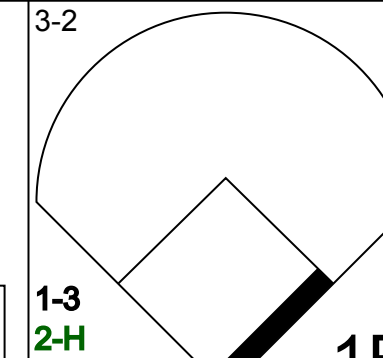
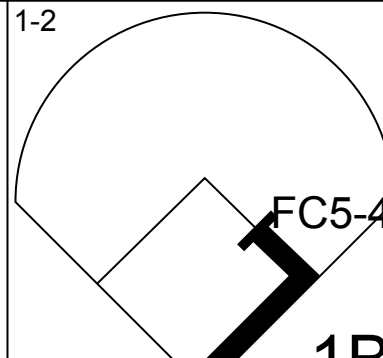
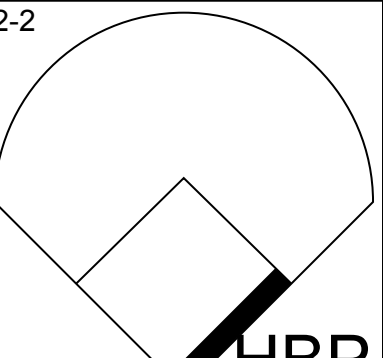
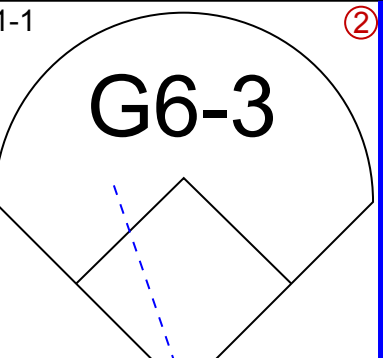
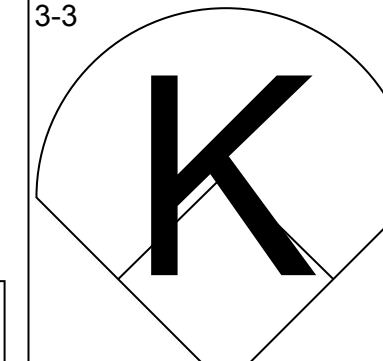
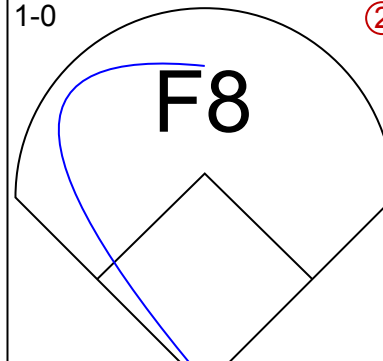
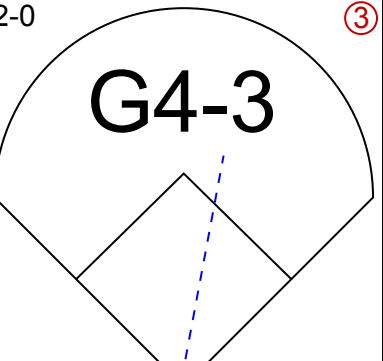
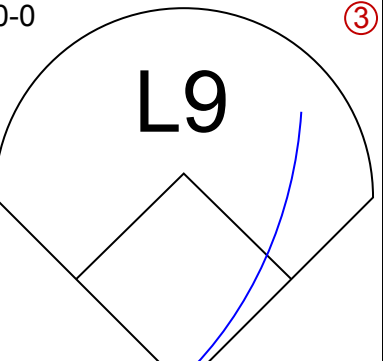
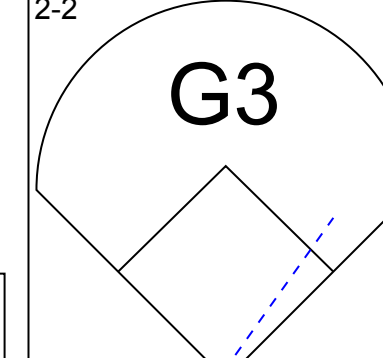
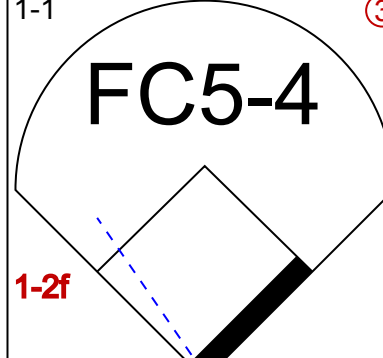
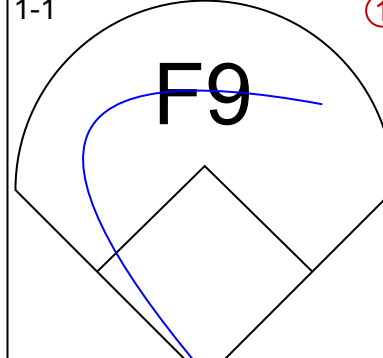

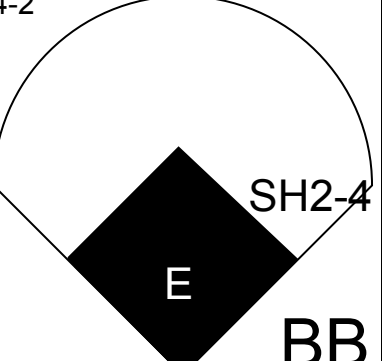
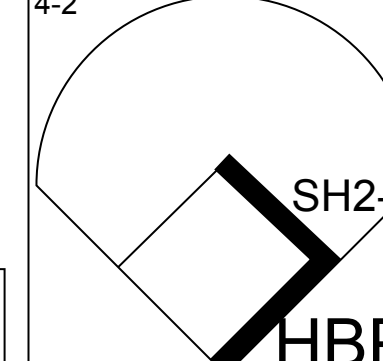
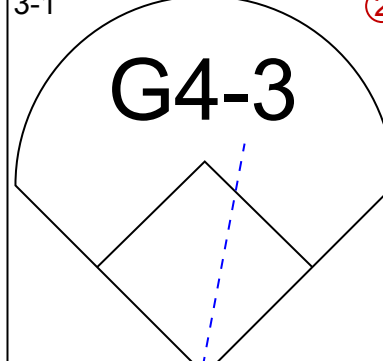

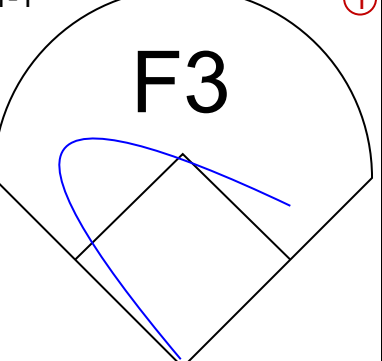
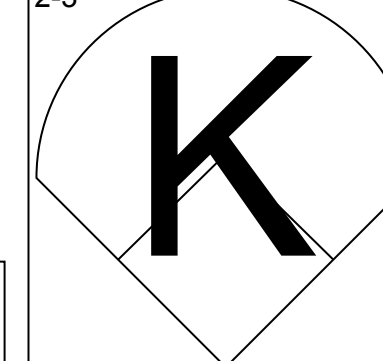
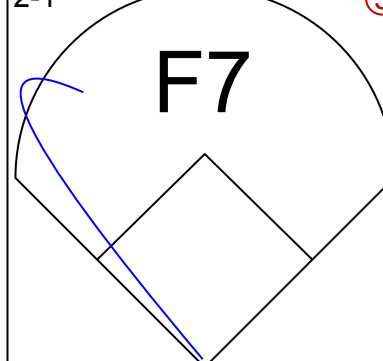

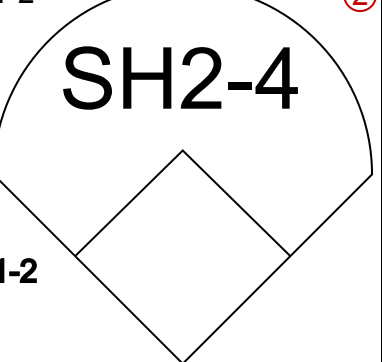
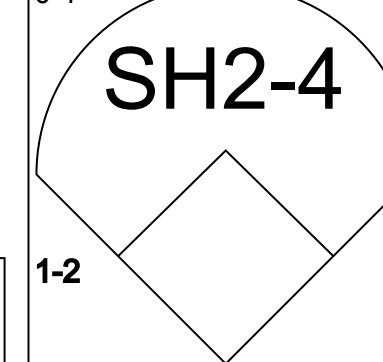
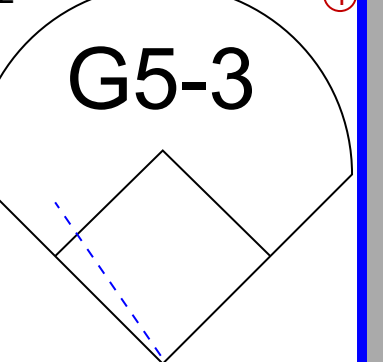


Batter	1	2	3	4	5	6	7	8	9	AB	R	H	RBI	BB	SO	LOB	TOP		
Peter Bergeron, L (1, 8) OBP: 0.231, SLG: 0.231										3	0	0	0	0	0	3	1		
Jose Vidro, S (1, 4) OBP: 0.357, SLG: 0.615										4	0	0	0	0	0	1	1		
Fernando Tatis, R (1, 5) OBP: 0.417, SLG: 0.300 Andy Tracy, L (4, 5) OBP: 0.667, SLG: 2.000										2	0	0	0	0	0	0	0		
Vladimir Guerrero, R (1, 9) OBP: 0.429, SLG: 0.417										4	0	0	0	0	2	0	0		
Lee Stevens, L (1, 3) OBP: 0.077, SLG: 0.083										3	0	0	0	0	1	0	0		
Geoff Blum, S (1, 7)										3	0	0	0	0	2	0	0		
Orlando Cabrera, R (1, 6) OBP: 0.364, SLG: 0.222										2	0	0	0	1	0	0	0		
Michael Barrett, R (1, 2) OBP: 0.300, SLG: 0.333										3	0	1	0	0	0	1	0		
Tony Armas, R (1, 1) Tim Raines, S (8, PH) Scott Stewart, R (6, 1) Fernando Seguinol, S (8, PH) Scott Strickland, R (8, 1)										0	0	0	0	0	0	0	0		
Inning Stats	R: 0 H: 0 E: 0 K: 2 S: 10	H: 0 R: 0 ER: 0 LOB: 0 BB: 0 P: 15	R: 0 H: 0 E: 0 K: 2 S: 10	H: 0 R: 0 ER: 0 LOB: 0 BB: 0 P: 15	R: 0 H: 1 E: 0 K: 1 S: 9	H: 1 R: 0 ER: 0 LOB: 1 BB: 0 P: 13	R: 0 H: 0 E: 0 K: 2 S: 6	H: 0 R: 0 ER: 0 LOB: 0 BB: 0 P: 9	R: 0 H: 0 E: 0 K: 1 S: 8	H: 1 R: 0 ER: 0 LOB: 1 BB: 0 P: 13	R: 0 H: 0 E: 0 K: 0 S: 5	H: 0 R: 0 ER: 0 LOB: 0 BB: 0 P: 5	R: 0 H: 0 E: 0 K: 0 S: 7	H: 0 R: 0 ER: 0 LOB: 0 BB: 0 P: 9	R: 1 H: 1 E: 0 K: 1 S: 8	H: 1 R: 0 ER: 0 LOB: 0 BB: 0 P: 9	1B: 1 2B: 1 3B: 0 HR: 1	SF: 0 SAC: 2 DP: 0 HBP: 0	WP: 0 PA: 31 PB: 0 SB: 0 CS: 0
PITCHER	IP	WLS	BF	H	R	ER	SO	BB	IBB	HBP	BLK	WP	HR	S	P	ERA	WHIP		
Kevin Tapani, R (1, 1) ERA: 3.86	7.0	W	24	2	0	0	9	1	0	0	0	0	0	58	87	0.00	0.429		
Courtney Duncan, R (8, 1) ERA: 3.86	1.0	H	3	0	0	0	0	0	0	0	0	0	0	7	9	0.00	0.000		
Jeff Fassero, L (9, 1) ERA: 3.86	1.0	S	4	1	1	1	1	0	0	0	0	0	1	8	9	9.00	1.000		

Montreal Expos @ Chicago Cubs
Wrigley Field, Chicago, IL
Thu Apr 05 2001, 1:20 PM CDT
Att: 16,758 - Cloudy - 55 F

AB	28
R	1
H	3
RBI	1
BB	1
SO	10
LOB	4



Batter	1	2	3	4	5	6	7	8	9	AB	R	H	RBI	BB	SO	LOB	BOTTOM		
Eric Young Sr., R (1, 4) OBP: 0.214, SLG: 0.154										4	0	0	0	0	0	1	0		
Bill Mueller, S (1, 5) OBP: 0.231, SLG: 0.250										4	1	1	0	0	2	1	0		
Sammy Sosa, R (1, 9) OBP: 0.571, SLG: 0.556										4	0	1	0	0	1	0	0		
Rondell White, R (1, 7) Jeff Fassero, L (9, 1)										3	0	2	1	0	0	0	0		
Matt Stairs, L (1, 3) OBP: 0.182, SLG: 0.182										4	0	0	0	0	1	4	0		
Ricky Gutierrez, R (1, 6) OBP: 0.500, SLG: 0.636										3	0	0	0	0	0	3	0		
Todd Hundley, S (1, 2)										1	1	0	0	1	0	0	0		
Damon Buford, R (1, 8)										3	0	0	0	0	1	2	0		
Kevin Tapani, R (1, 1) 15 Julio Zuleta, R (7, PH) Courtney Duncan, L (8, 1) Gary Matthews, S (9, 7) OBP: 0.286, SLG: 0.167										0	0	0	0	0	0	0	0		
Inning Stats	R: 1 H: 3 E: 0 K: 1 S: 17	H: 3 R: 1 ER: 1 LOB: 2 BB: 0 P: 31	R: 1 H: 0 E: 1 K: 1 S: 14	H: 0 R: 0 ER: 1 LOB: 1 BB: 1 P: 25	R: 0 H: 1 E: 0 K: 0 S: 10	H: 1 R: 0 ER: 0 LOB: 1 BB: 0 P: 14	R: 0 H: 0 E: 0 K: 1 S: 12	H: 0 R: 0 ER: 0 LOB: 0 BB: 0 P: 18	R: 0 H: 0 E: 0 K: 0 S: 10	H: 0 R: 0 ER: 0 LOB: 1 BB: 0 P: 17	R: 0 H: 0 E: 0 K: 0 S: 6	H: 0 R: 0 ER: 0 LOB: 0 BB: 0 P: 12	R: 0 H: 0 E: 0 K: 1 S: 8	H: 0 R: 0 ER: 0 LOB: 0 BB: 0 P: 11	R: 0 H: 0 E: 0 K: 1 S: 6	H: 0 R: 0 ER: 0 LOB: 0 BB: 0 P: 8	1B: 4 2B: 0 3B: 0 HR: 0	SF: 0 SAC: 2 DP: 0 HBP: 2	WP: 0 PA: 32 PB: 0 SB: 1 CS: 0
PITCHER	IP	WLS	BF	H	R	ER	SO	BB	IBB	HBP	BLK	WP	HR	S	P	ERA	WHIP		
Tony Armas, R (1, 1) ERA: 1.8	5.0	L	23	4	2	1	3	1	0	2	0	0	0	63	105	1.80	1.000		
Scott Stewart, L (8, 1) ERA: 1.8	2.0		6	0	0	0	1	0	0	0	0	0	0	14	23	0.00	0.000		
Scott Strickland, R (8, 1) ERA: 1.8	1.0		3	0	0	0	1	0	0	0	0	0	0	6	8	0.00	0.000		

Montreal Expos @ Chicago Cubs
Wrigley Field, Chicago, IL
Thu Apr 05 2001, 1:20 PM CDT
Att: 16,758 - Cloudy - 55 F

AB	27
R	2
H	4
RBI	1
BB	1
SO	5
LOB	11



Batter	1	2	3	4	5	6	7	8	9	AB	R	H	RBI	BB	SO	LOB	TOP					
Darryl Hamilton, L OBP: 0.091, SLG: 0.100	F7	SF7			F8		K		F7	4	0	0	1	0	1	1						
Eduardo Alfonso, R OBP: 0.167, SLG: 0.176	L9	F9			F8		L8			4	0	0	0	0	0	1						
Robin Ventura, L OBP: 0.389, SLG: 0.667	31 HR								G4-3	3	1	1	0	1	0	0						
31 Mike Piazza, R OBP: 0.278, SLG: 0.588	1 HR				F8					3	1	1	2	1	0	1						
Todd Zeile, R OBP: 0.353, SLG: 0.286	G6-3				K				P6	4	0	0	0	0	2	1						
Benny Agbayani, R OBP: 0.615, SLG: 0.889									K	4	2	2	1	0	1	1						
Timo Perez, L OBP: 0.500, SLG: 0.875									G6-3	4	2	3	1	0	0	0						
Rey Ordóñez, R OBP: 0.250, SLG: 0.200					F9				K	4	0	1	1	0	1	1						
Glendon Rusch, L Desi Relaford, S Brian Rose, R Dennis Cook, L Tsuyoshi Shinjo, R Donne Wall, R John Franco, L Lenny Harris, L					G1-6-3					0	0	0	0	0	0	0						
Inning Stats	R: 2 E: 0 K: 0 S: 10	H: 1 LOB: 0 BB: 1 P: 16	R: 2 E: 0 K: 0 S: 13	H: 3 LOB: 1 BB: 0 P: 16	R: 0 E: 0 K: 1 S: 7	H: 0 LOB: 0 BB: 0 P: 12	R: 1 E: 0 K: 0 S: 7	H: 2 LOB: 0 BB: 0 P: 8	R: 0 E: 0 K: 0 S: 7	H: 1 LOB: 1 BB: 0 P: 10	R: 1 E: 0 K: 1 S: 10	H: 1 LOB: 0 BB: 0 P: 15	R: 0 E: 0 K: 1 S: 8	H: 0 LOB: 0 BB: 0 P: 10	R: 0 E: 0 K: 1 S: 12	H: 0 LOB: 1 BB: 1 P: 22	R: 0 E: 0 K: 1 S: 11	H: 1 LOB: 1 BB: 0 P: 17	1B: 4 2B: 2 3B: 0 HR: 3	SF: 1 SAC: 1 DP: 1 HBP: 0	WP: 0 PB: 0 SB: 0 CS: 0	PA: 37
PITCHER	IP WLS BF H R ER SO BB IBB HBP BLK WP HR S P ERA WHIP																					
Mike Thurman, R ERA: 9.0	5.0 W 22 7 5 5 1 1 0 0 0 0 2 44 62 9.00 1.600																					
Guillermo Mota, R ERA: 2.7	2.0 H 7 1 1 1 2 0 0 0 0 0 1 18 25 4.50 0.500																					
Graeme Lloyd, L ERA:	0.1 2 0 0 0 0 1 0 0 0 0 0 5 10 0.00 3.000																					
Scott Strickland, R ERA:	1.2 6 1 0 0 2 0 0 0 0 0 0 0 18 29 0.00 0.600																					

New York Mets @ Montreal Expos
Olympic Stadium, Montreal, QB
Fri Apr 06 2001, 7:05 PM EDT
Att: 45,183 - Dome - 72 F

AB 33
R 6
H 9
RBI 6
BB 2
SO 5
LOB 7



Batter	1	2	3	4	5	6	7	8	9	AB	R	H	RBI	BB	SO	LOB	BOTTOM			
Peter Bergeron, L OBP: 0.278, SLG: 0.500	K					F7			G1-3	5	2	2	1	0	1	1				
Jose Vidro, S OBP: 0.421, SLG: 0.722	K									5	2	3	1	0	2	0				
Fernando Tatis, R OBP: 0.353, SLG: 0.267	F9									5	1	1	0	0	1	2				
Vladimir Guerrero, R OBP: 0.500, SLG: 0.429										2	1	1	0	2	0	0				
Lee Stevens, L OBP: 0.118, SLG: 0.143										2	1	1	2	0	0	0				
Tim Raines, S OBP: 0.400, SLG: 0.500										2	1	0	0	1	0	1				
Milton Bradley, S OBP: 0.111, SLG: 0.111										0	0	0	0	0	0	0				
Geoff Blum, S										0	0	0	0	1	0	0				
Orlando Cabrera, R OBP: 0.400, SLG: 0.615										4	1	2	4	0	0	3				
Michael Barrett, R OBP: 0.357, SLG: 0.615										4	1	2	2	0	0	0				
Mike Thurman, R Guillermo Mota, R Graeme Lloyd, L Scott Strickland, R										2	0	0	0	0	0	0				
Inning Stats	R: 0 E: 0 K: 2 S: 10	H: 0 LOB: 0 BB: 0 P: 15	R: 3 E: 0 K: 0 S: 15	H: 3 LOB: 0 BB: 1 P: 27	R: 2 E: 0 K: 1 S: 16	H: 2 LOB: 1 BB: 1 P: 31	R: 2 E: 0 K: 1 S: 11	H: 2 LOB: 0 BB: 0 P: 19	R: 0 E: 0 K: 0 S: 7	H: 0 LOB: 0 BB: 0 P: 9	R: 1 E: 0 K: 0 S: 10	H: 2 LOB: 1 BB: 0 P: 17	R: 2 E: 0 K: 0 S: 10	H: 3 LOB: 2 BB: 2 P: 24	R: 0 E: 0 K: 0 S: 10	H: 1 LOB: 1 BB: 0 P: 15	1B: 7 2B: 2 3B: 1 HR: 3	SF: 2 SAC: 0 DP: 0 HBP: 0	WP: 0 PB: 1 SB: 0 CS: 0	PA: 39
PITCHER	IP WLS BF H R ER SO BB IBB HBP BLK WP HR S P ERA WHIP																			
Glendon Rusch, L ERA: 15.0	3.0 L 12 4 3 3 1 0 0 0 0 0 3 27 42 10.12 1.500																			
Brian Rose, R ERA: 10.13	0.1 1 0 0 0 0 0 0 0 0 0 0 1 3 0.00 0.000																			
Dennis Cook, L ERA:	0.1 1 0 0 0 0 0 0 0 0 0 0 1 3 0.00 0.000																			
Donne Wall, R ERA: 13.5	1.0 7 3 2 2 0 1 1 0 0 0 0 0 10 24 18.00 4.000																			
John Franco, L ERA: 18.0	1.0 4 1 0 0 0 0 0 0 0 0 0 0 10 15 0.00 1.000																			

New York Mets @ Montreal Expos
Olympic Stadium, Montreal, QB
Fri Apr 06 2001, 7:05 PM EDT
Att: 45,183 - Dome - 72 F

AB 33
R 10
H 13
RBI 10
BB 4
SO 4
LOB 7



Batter	1	2	3	4	5	6	7	8	9	AB	R	H	RBI	BB	SO	LOB	TOP		
Benny Agbayani, R OBP: 0.529, SLG: 0.692 (1, 7)										4	0	1	0	0	2	1	<p>New York Mets @ Montreal Expos Olympic Stadium, Montreal, QB Sat Apr 07 2001, 2:05 PM EDT Att: 15,317 - Dome - 72 F</p> <p>livebaseballscorecards.com</p>		
Desti Relaford, S (1, 6)										4	0	0	0	0	2	1			
Edgardo Alfonzo, R Joe McEwing, R OBP: 1.000, SLG: 2.000 (7, PH) (7, 4)										2	0	0	0	0	0	0			
Robin Ventura, L Lenny Harris, L OBP: 0.350, SLG: 0.588 (7, PH) (7, 5)										2	0	0	0	0	2	0			
Todd Zeile, R OBP: 0.300, SLG: 0.235 (1, 3)										3	0	0	0	0	2	1			
Timo Perez, L OBP: 0.364, SLG: 0.636 (1, 9)										3	0	0	0	0	1	1			
Todd Pratt, R (1, 2)										3	0	0	0	0	2	0			
Tsuyoshi Shinjo, R OBP: 0.455, SLG: 0.500 (1, 8)										3	0	2	0	0	0	0			
Steve Trachsel, R (1, 1)										1	0	0	0	0	0	1			
Turk Wendell, L Donne Wall, R Darryl Hamilton, L Armando Benitez, R (8, 1)										0	0	0	0	0	0	0			
Inning Stats	R: 0 E: 0 K: 2 S: 9	H: 0 LOB: 0 BB: 0 P: 13	R: 0 E: 0 K: 2 S: 10	H: 0 LOB: 0 BB: 0 P: 13	R: 0 E: 0 K: 0 S: 7	H: 2 LOB: 2 BB: 0 P: 11	R: 0 E: 0 K: 1 S: 7	H: 0 LOB: 0 BB: 0 P: 12	R: 0 E: 0 K: 1 S: 8	H: 1 LOB: 1 BB: 0 P: 11	R: 0 E: 0 K: 2 S: 19	H: 1 LOB: 1 BB: 0 P: 27	R: 0 E: 0 K: 1 S: 7	H: 0 LOB: 1 BB: 1 P: 12	R: 0 E: 0 K: 1 S: 7	H: 0 LOB: 1 BB: 1 P: 14	1B: 2 2B: 2 3B: 0 HR: 0	SF: 0 SAC: 1 DP: 0 HBP: 0	WP: 0 PA: 31 PB: 0 SB: 1 CS: 0
PITCHER	IP WLS BF H R ER SO BB IBB HBP BLK WP HR S P ERA WHIP																		
Javier Vazquez, R ERA: 2.84 (1, 1)	7.0 W 24 4 0 0 9 0 0 0 0 0 0 67 99 0.00 0.571																		
Scott Stewart, L ERA: (8, 1)	1.0 3 0 0 0 1 0 0 0 0 0 0 7 12 0.00 0.000																		
Ugueth Urbina, R ERA: (9, 1)	1.0 4 0 0 0 1 1 0 0 0 0 0 7 14 0.00 1.000																		

Batter	1	2	3	4	5	6	7	8	9	AB	R	H	RBI	BB	SO	LOB	BOTTOM		
Peter Bergeron, L OBP: 0.304, SLG: 0.429 (1, 8)										3	2	0	0	2	1	2	<p>New York Mets @ Montreal Expos Olympic Stadium, Montreal, QB Sat Apr 07 2001, 2:05 PM EDT Att: 15,317 - Dome - 72 F</p> <p>livebaseballscorecards.com</p>		
Jose Vidro, S OBP: 0.375, SLG: 0.609 (1, 4)										5	1	1	0	0	0	3			
Fernando Tatis, R OBP: 0.318, SLG: 0.263 (1, 5)										4	0	1	2	0	2	1			
Vladimir Guerrero, R OBP: 0.545, SLG: 0.529 Fernando Seguinol, S (8, 9)										3	3	2	0	1	0	1			
Lee Stevens, L OBP: 0.238, SLG: 0.611 (1, 3)										4	2	3	6	0	1	0			
Geoff Blum, S (1, 7)										4	0	0	0	0	2	1			
Orlando Cabrera, R Scott Stewart, R Ugueth Urbina, R (8, 1) (9, 1)										2	1	1	0	2	0	1			
Randy Knorr, R OBP: 0.250, SLG: 1.000 (1, 2)										4	1	1	2	0	1	2			
Javier Vazquez, R Mike Mordecai, R (1, 1) (8, 6)										2	0	1	0	1	0	0			
Inning Stats	R: 0 E: 0 K: 2 S: 9	H: 0 LOB: 0 BB: 0 P: 12	R: 1 E: 0 K: 1 S: 9	H: 2 LOB: 0 BB: 0 P: 12	R: 0 E: 0 K: 0 S: 7	H: 0 LOB: 1 BB: 1 P: 13	R: 2 E: 1 K: 1 S: 15	H: 2 LOB: 1 BB: 1 P: 21	R: 4 E: 0 K: 1 S: 14	H: 3 LOB: 0 BB: 1 P: 24	R: 3 E: 0 K: 0 S: 14	H: 3 LOB: 1 BB: 1 P: 28	R: 0 E: 0 K: 1 S: 7	H: 0 LOB: 1 BB: 1 P: 14	R: 0 E: 0 K: 2 S: 10	H: 0 LOB: 1 BB: 1 P: 16		1B: 6 2B: 1 3B: 0 HR: 3	SF: 1 SAC: 0 DP: 1 HBP: 0
PITCHER	IP WLS BF H R ER SO BB IBB HBP BLK WP HR S P ERA WHIP																		
Steve Trachsel, R ERA: 18.0 (1, 1)	5.0 L 27 9 10 10 5 4 0 0 0 0 1 0 9 19 0.00 1.000																		
Turk Wendell, R ERA: (6, 1)	1.0 4 1 0 0 0 0 0 0 0 0 0 9 19 0.00 1.000																		
Donne Wall, R ERA: 9.0 (7, 1)	1.0 4 0 0 0 1 1 0 0 0 0 0 7 14 0.00 1.000																		
Armando Benitez, R ERA: (8, 1)	1.0 4 0 0 0 2 1 0 0 0 0 0 10 16 0.00 1.000																		

Batter	1	2	3	4	5	6	7	8	9	AB	R	H	RBI	BB	SO	LOB	TOP					
Benny Agbayani, R (1, 7) OBP: 0.579, SLG: 0.692 Darryl Hamilton, L (3, 7) OBP: 0.133, SLG: 0.077	4-0 CS BB		1-2 2B 31 FC5-2 HBP		4-1 FC6-4 BB	0-3 K		2-2 F5		0	0	0	0	1	0	0						
Edgardo Alfonso, R (1, 4) OBP: 0.120, SLG: 0.125	3-2 L8		2-3 K		0-0 FC6-4 31 1B	0-0 F9		2-2 F9		5	0	0	0	0	1	8						
Robin Ventura, L (1, 5) OBP: 0.400, SLG: 0.619 John Franco, L (8, 1)	3-1 F9		1-2 31 FC5-2 2B		2-1 F5		2-2 31 1B FC6-4	4-2 BB		4	1	2	0	1	0	2						
31 Mike Piazza, R (1, 2) OBP: 0.348, SLG: 0.571		4-1 1B BB	2-2 FC5-2		0-0 FC5-4 1B		1-2 FC6-4 1B	1-1 F3		4	1	2	0	1	0	5						
Todd Zeile, R (1, 3) OBP: 0.240, SLG: 0.182	2-1 L8		0-1 G6-3		1-2 FC5-4		1-0 FC6-4 FC5-4		1-3 K	5	0	0	1	0	1	6						
Tsuyoshi Shinjo, R (1, 8) OBP: 0.438, SLG: 0.467	2-0 1B			1-0 FC6-4 1B		1-1 G5-3	0-1 FC5-4		1-3 K	5	0	2	0	0	1	1						
Timo Perez, L (1, 9) OBP: 0.385, SLG: 0.615 Joe McEwing, R (5, 9) OBP: 0.600, SLG: 0.750	3-2 1B			2-2 FC6-4		2-1 1B	0-0 FC1-6-4		3-2 F3	2	0	1	1	0	0	1						
Rey Ordóñez, R (1, 6) OBP: 0.300, SLG: 0.263	1-2 F8			1-2 F3		0-1 HBP 1B		2-1 F9 BB 1B		4	0	2	0	0	0	3						
Al Leiter, L (1, 1) Desi Relaford, S (5, PH) Dennis Cook, L (6, 1) Turk Wendell, L (7, 1) Lenny Harris, L (8, PH) OBP: 0.400, SLG: 0.500 (8, 5)	2-3 K			1-3 K		3-2 HBP		4-0 BB BB		2	0	0	0	0	2	3						
Inning Stats	R: 0 E: 0 K: 0 S: 6	H: 0 LOB: 0 BB: 1 P: 16	R: 1 E: 0 K: 1 S: 15	H: 2 LOB: 2 BB: 1 P: 29	R: 0 E: 0 K: 1 S: 15	H: 1 LOB: 2 BB: 0 P: 21	R: 0 E: 0 K: 1 S: 10	H: 1 LOB: 1 BB: 1 P: 15	R: 0 E: 0 K: 1 S: 9	H: 2 LOB: 2 BB: 1 P: 16	R: 1 E: 0 K: 0 S: 11	H: 2 LOB: 1 BB: 0 P: 15	R: 0 E: 0 K: 0 S: 14	H: 1 LOB: 3 BB: 2 P: 29	R: 0 E: 0 K: 2 S: 9	H: 0 LOB: 0 BB: 0 P: 14	1B: 9 2B: 1 3B: 0 HR: 0	SF: 0 SAC: 0 DP: 0 HBP: 2	WP: 0 PB: 0 SB: 0 CS: 1	PA: 43		
PITCHER	IP WLS BF H R ER SO BB IBB HBP BLK WP HR S P ERA WHIP	IP WLS BF H R ER SO BB IBB HBP BLK WP HR S P ERA WHIP	IP WLS BF H R ER SO BB IBB HBP BLK WP HR S P ERA WHIP	IP WLS BF H R ER SO BB IBB HBP BLK WP HR S P ERA WHIP	IP WLS BF H R ER SO BB IBB HBP BLK WP HR S P ERA WHIP	IP WLS BF H R ER SO BB IBB HBP BLK WP HR S P ERA WHIP	IP WLS BF H R ER SO BB IBB HBP BLK WP HR S P ERA WHIP	IP WLS BF H R ER SO BB IBB HBP BLK WP HR S P ERA WHIP	IP WLS BF H R ER SO BB IBB HBP BLK WP HR S P ERA WHIP	IP WLS BF H R ER SO BB IBB HBP BLK WP HR S P ERA WHIP	IP WLS BF H R ER SO BB IBB HBP BLK WP HR S P ERA WHIP	IP WLS BF H R ER SO BB IBB HBP BLK WP HR S P ERA WHIP	IP WLS BF H R ER SO BB IBB HBP BLK WP HR S P ERA WHIP	IP WLS BF H R ER SO BB IBB HBP BLK WP HR S P ERA WHIP	IP WLS BF H R ER SO BB IBB HBP BLK WP HR S P ERA WHIP	IP WLS BF H R ER SO BB IBB HBP BLK WP HR S P ERA WHIP	IP WLS BF H R ER SO BB IBB HBP BLK WP HR S P ERA WHIP	IP WLS BF H R ER SO BB IBB HBP BLK WP HR S P ERA WHIP	IP WLS BF H R ER SO BB IBB HBP BLK WP HR S P ERA WHIP	IP WLS BF H R ER SO BB IBB HBP BLK WP HR S P ERA WHIP	IP WLS BF H R ER SO BB IBB HBP BLK WP HR S P ERA WHIP	
Chris Peters, L (1, 1) ERA: 1.8	5.0 W: 23 L: 5	0.1 H: 4 R: 2 ER: 0 SO: 0 BB: 0 IBB: 0 HBP: 0 BLK: 0 WP: 0 HR: 0 S: 8 P: 14	0.1 H: 1 R: 0 ER: 0 SO: 1 BB: 0 IBB: 0 HBP: 0 BLK: 0 WP: 0 HR: 0 S: 3 P: 3	1.1 H: 6 R: 2 ER: 1 SO: 0 BB: 0 IBB: 0 HBP: 0 BLK: 0 WP: 0 HR: 12 S: 16 P: 16	1.0 H: 6 R: 1 ER: 0 SO: 0 BB: 2 IBB: 0 HBP: 0 BLK: 0 WP: 0 HR: 14 S: 29 P: 29	1.0 S: 3 H: 0 R: 0 ER: 0 SO: 2 BB: 0 IBB: 0 HBP: 0 BLK: 0 WP: 0 HR: 0 S: 9 P: 14	0.00 1.600	0.00 6.000	0.00 0.000	6.75 1.500	0.00 3.000	0.00 0.000	0.00 0.000	0.00 0.000	0.00 0.000	0.00 0.000	0.00 0.000	0.00 0.000	0.00 0.000	0.00 0.000	0.00 0.000	0.00 0.000
Ugueth Urbina, R (9, 1) ERA:	1.0 S: 3 H: 0 R: 0 ER: 0 SO: 2 BB: 0 IBB: 0 HBP: 0 BLK: 0 WP: 0 HR: 0 S: 9 P: 14	0.00 0.000	0.00 0.000	6.75 1.500	0.00 3.000	0.00 0.000	0.00 0.000	0.00 0.000	0.00 0.000	0.00 0.000	0.00 0.000	0.00 0.000	0.00 0.000	0.00 0.000	0.00 0.000	0.00 0.000	0.00 0.000	0.00 0.000	0.00 0.000	0.00 0.000	0.00 0.000	0.00 0.000

New York Mets @ Montreal Expos
Olympic Stadium, Montreal, QB
Sun Apr 08 2001, 1:35 PM EDT
Att: 11,321 - Dome - 72 F

AB 36
R 2
H 10
RBI 2
BB 5
SO 6
LOB 35



WP: 0 PA: 43
PB: 0
SB: 0
CS: 1

New York Mets @ Montreal Expos
Olympic Stadium, Montreal, QB
Sun Apr 08 2001, 1:35 PM EDT
Att: 11,321 - Dome - 72 F

AB 34
R 5
H 10
RBI 5
BB 3
SO 9
LOB 18



WP: 0 PA: 39
PB: 0
SB: 3
CS: 0

Batter	1	2	3	4	5	6	7	8	9	AB	R	H	RBI	BB	SO	LOB	TOP					
Eric Young Sr. R OBP: 0.273, SLG: 0.290	L9		G6-3		F8		G5-3		G6-3	5	0	0	0	0	0	1	Chicago Cubs @ Montreal Expos Olympic Stadium, Montreal, QB Mon Apr 09 2001, 7:05 PM EDT Att. 5,776 - Dome - 72 F					
Bill Mueller S OBP: 0.300, SLG: 0.517	FC6 1B		G4-3		HR 1B		G3		F9	5	1	2	0	0	0	1						
Sammy Sosa R OBP: 0.548, SLG: 0.905	K			BB 1B	HR		HR			3	2	2	4	1	1							
Todd Hundley S OBP: 0.250, SLG: 0.077	FC6			BB 1B	1B		G3			4	0	1	0	0	0	2						
Rondell White R OBP: 0.444, SLG: 0.522		HR		BB 1B	K		F7		F7	4	1	2	1	0	1							
Matt Stairs L OBP: 0.211, SLG: 0.118 15 Julio Zuleta R OBP: 0.273, SLG: 0.700	L8			P4		F9		F9	3	0	0	0	0	0	2							
Ricky Gutierrez R OBP: 0.448, SLG: 0.480	G6-3			BB 1B		K		FC6-4 1B	1	0	0	0	0	0	0							
Damon Buford R OBP: 0.111, SLG: 0.118 Manny Aybar R Felix Heredia L Joe Girardi R Todd Van Poppel R	F8			F9		K		FC6-4 1B	3	0	0	0	0	0	1							
34 Kerry Wood R OBP: 0.333, SLG: 0.333 Mike Fyhrie R Gary Matthews S OBP: 0.273, SLG: 0.300			K		F8		G3 HR 2B		F7	1	0	0	0	0	1							
										2	1	1	0	0	0							
Inning Stats	R: 0 E: 0 K: 1 S: 10	H: 1 LOB: 1 BB: 0 P: 13	R: 1 E: 0 K: 0 S: 7	H: 1 LOB: 0 BB: 0 P: 12	R: 0 E: 0 K: 1 S: 7	H: 0 LOB: 0 BB: 0 P: 12	R: 0 E: 0 K: 0 S: 12	H: 1 LOB: 3 BB: 2 P: 25	R: 2 E: 0 K: 2 S: 15	H: 3 LOB: 1 BB: 0 P: 26	R: 0 E: 0 K: 2 S: 8	H: 0 LOB: 0 BB: 0 P: 15	R: 2 E: 0 K: 0 S: 12	H: 2 LOB: 0 BB: 0 P: 20	R: 0 E: 0 K: 0 S: 7	H: 1 LOB: 1 BB: 0 P: 14	R: 0 E: 0 K: 0 S: 7	H: 0 LOB: 0 BB: 0 P: 10	1B: 5 2B: 1 3B: 0 HR: 3	SF: 0 SAC: 0 DP: 0 HBP: 0	WP: 0 PB: 0 SB: 0 CS: 0	PA: 38
PITCHER	IP WLS BF H R ER SO BB IBB HBP BLK WP HR S P ERA WHIP																					
Britt Reames R ERA: 2.45	5.0	23	6	3	3	3	2	0	0	0	0	0	0	0	2	51	88	5.40	1.600			
Mike Johnson R ERA: 5.0	1.2	7	2	2	2	2	0	0	0	0	0	0	1	17	30	10.80	1.200					
Graeme Lloyd L ERA:	1.1	5	1	0	0	0	0	0	0	0	0	0	0	10	19	0.00	0.750					
Ugueth Urbina R ERA:	1.0	3	0	0	0	0	0	0	0	0	0	0	0	7	10	0.00	0.000					

AB 36
R 5
H 9
RBI 5
BB 2
SO 5
LOB 12



Batter	1	2	3	4	5	6	7	8	9	AB	R	H	RBI	BB	SO	LOB	BOTTOM			
Peter Bergeron L OBP: 0.250, SLG: 0.333	K	K	G1-3			K				4	0	0	0	0	3	5	Chicago Cubs @ Montreal Expos Olympic Stadium, Montreal, QB Mon Apr 09 2001, 7:05 PM EDT Att. 5,776 - Dome - 72 F			
Jose Vidro S OBP: 0.364, SLG: 0.625	G6-3	E4 BB		G4-1		HR				4	1	1	1	0	0	2				
Fernando Tatis R OBP: 0.387, SLG: 0.407	K			F5		FC4-6 1B				3	0	1	1	1	1	0				
Vladimir Guerrero R OBP: 0.467, SLG: 0.417		BB 1B	G1-3	G4-3		FC4-6 S E				4	2	1	0	0	0	4				
Lee Stevens L OBP: 0.241, SLG: 0.577		1B PB 2B	K		G5-3		K			4	1	1	0	0	2	0				
Geoff Blum S OBP: 0.286, SLG: 0.091 Milton Bradley S OBP: 0.111, SLG: 0.111		1B PB E 1B	BB 1B BB	G3-1		F7				3	2	1	1	1	0	0				
Orlando Cabrera R OBP: 0.481, SLG: 0.524		E BB HBP 1B	F9		1B		G6-3			3	1	1	0	0	0	1				
Michael Barrett R OBP: 0.318, SLG: 0.474		BB E 1B	F8		1B		F8			3	0	1	0	1	0	0				
Britt Reames R OBP: 0.200, SLG: 0.200 Mike Johnson L Graeme Lloyd L Andy Tracy L Ugueth Urbina R	F8					K		K		2	0	1	1	0	0	3				
										1	0	0	0	0	1	0				
										0	0	0	0	0	0	0				
										0	0	0	0	0	1	0				
										0	0	0	0	0	0	0				
Inning Stats	R: 0 E: 0 K: 2 S: 8	H: 0 LOB: 0 BB: 0 P: 13	R: 4 E: 1 K: 1 S: 20	H: 4 LOB: 3 BB: 1 P: 34	R: 1 E: 0 K: 1 S: 14	H: 1 LOB: 2 BB: 2 P: 31	R: 0 E: 0 K: 0 S: 7	H: 0 LOB: 0 BB: 0 P: 12	R: 0 E: 0 K: 0 S: 12	H: 1 LOB: 1 BB: 0 P: 14	R: 0 E: 0 K: 2 S: 9	H: 0 LOB: 0 BB: 0 P: 16	R: 2 E: 1 K: 1 S: 14	H: 2 LOB: 0 BB: 0 P: 22	R: 0 E: 0 K: 1 S: 7	H: 0 LOB: 0 BB: 0 P: 11	1B: 6 2B: 1 3B: 0 HR: 1	SF: 0 SAC: 0 DP: 0 HBP: 1	WP: 0 PB: 1 SB: 1 CS: 0	PA: 36
PITCHER	IP WLS BF H R ER SO BB IBB HBP BLK WP HR S P ERA WHIP																			
34 Kerry Wood R ERA: 5.4	3.0	19	5	5	3	4	3	0	0	0	0	0	0	42	78	9.00	2.667			
Mike Fyhrie R ERA: 3.38	2.0	6	1	0	0	0	0	0	0	0	0	0	1	19	26	0.00	0.500			
Manny Aybar R ERA: 3.0	1.1	L 6	2	2	1	2	0	0	0	0	0	1	17	29	6.75	1.500				
Felix Heredia L ERA:	0.2	2	0	0	0	1	0	0	0	0	0	0	6	9	0.00	0.000				
Todd Van Poppel R ERA:	1.0	3	0	0	0	1	0	0	0	0	0	0	7	11	0.00	0.000				

AB 32
R 7
H 8
RBI 4
BB 3
SO 8
LOB 15



Batter	1	2	3	4	5	6	7	8	9	AB	R	H	RBI	BB	SO	LOB	TOP										
Luis Castillo, S OBP: 0.311, SLG: 0.385	G1-3		G4-3	FC6-4 BB	G4-3		G6-3			4	0	0	1	1	0	3	Florida Marlins @ Montreal Expos Olympic Stadium, Montreal, QB Fri Apr 13 2001, 7:05 PM EDT Att. 12,554 - Dome - 72 F										
Eric Owens, R OBP: 0.333, SLG: 0.405	K		BB	FC6-4		G6-3	K			4	0	0	0	1	2	3											
Cliff Floyd, L Lyle Mouton, R	P4		F9		1B E		K		G6-4-3 1B	5	1	2	0	0	1	2											
Preston Wilson, R OBP: 0.415, SLG: 0.605		K		WP 2B	E				P6	5	3	3	0	0	1	1											
Mike Lowell, R OBP: 0.344, SLG: 0.571	K		F8	E4	2B				G6-4-3	5	2	2	4	0	1	2											
Charles Johnson, R Mike Redmond, R	HR		G5-3	G5-3	HR				K	5	2	2	1	0	1	2											
Derrek Lee, R OBP: 0.333, SLG: 0.471	K		BB 2B	WP 2B	1B				G6-3	5	1	3	3	0	1	0											
Alex Gonzalez, R OBP: 0.457, SLG: 0.464			G4-3 SH1-4 1B	BB IBB	WP BB				G5-3	3	0	1	0	2	0	1											
Ryan Dempster, R Dan Miceli, R Antonio Alfonseca, R	SH1-4		BB BB	1-2 2-3 BB	K				P6	2	0	0	0	1	1	2											
Inning Stats	R: 0 E: 0 K: 1 S: 10	H: 0 LOB: 0 BB: 0 P: 12	R: 1 E: 0 K: 3 S: 11	H: 1 LOB: 0 BB: 0 P: 17	R: 0 E: 0 K: 0 S: 11	H: 1 LOB: 2 BB: 1 P: 16	R: 2 E: 0 K: 0 S: 20	H: 2 LOB: 3 BB: 3 P: 39	R: 3 E: 1 K: 1 S: 22	H: 4 LOB: 2 BB: 1 P: 33	R: 3 E: 0 K: 1 S: 15	H: 4 LOB: 1 BB: 0 P: 22	R: 0 E: 0 K: 1 S: 9	H: 0 LOB: 0 BB: 0 P: 14	R: 0 E: 0 K: 0 S: 5	H: 1 LOB: 1 BB: 0 P: 6		R: 0 E: 0 K: 1 S: 8	H: 0 LOB: 0 BB: 0 P: 9	1B: 6 2B: 5 3B: 0 HR: 2	SF: 0 SAC: 1 DP: 1 HBP: 0	WP: 2 PB: 0 SB: 1 CS: 0	PA: 44				
PITCHER	IP	WLS	BF	H	R	ER	SO	BB	IBB	HBP	BLK	WP	HR	S	P	ERA	WHIP										
Javier Vazquez, R ERA: 5.29	4.1	L	25	8	6	6	4	3	1	0	0	1	1	63	98	12.46	2.538										
Mike Johnson, R ERA: 3.99	0.2		3	0	0	0	1	1	0	0	0	0	0	11	19	0.00	1.500										
Masato Yoshii, R ERA: 13.5	2.0		10	4	3	3	2	0	0	0	0	0	1	24	36	13.50	2.000										
Chris Peters, L ERA: 1.5	1.0		3	1	0	0	0	0	0	0	0	0	0	5	6	0.00	1.000										
Ugueth Urbina, R ERA:	1.0		3	0	0	0	1	0	0	0	0	0	0	8	9	0.00	0.000										

Batter	1	2	3	4	5	6	7	8	9	AB	R	H	RBI	BB	SO	LOB	BOTTOM										
Peter Bergeron, L OBP: 0.209, SLG: 0.250	G6-3		F7		G1-3			FC4-6 1B BB		3	1	0	0	1	0	2	Florida Marlins @ Montreal Expos Olympic Stadium, Montreal, QB Fri Apr 13 2001, 7:05 PM EDT Att. 12,554 - Dome - 72 F										
Jose Vidro, S OBP: 0.348, SLG: 0.622	F7		F7		F9		F9	F9		4	0	0	0	0	0	2											
Fernando Tatis, R OBP: 0.326, SLG: 0.316	G5-3		K		F9		F9	FC4-6 1B		4	0	1	0	0	1	0											
Vladimir Guerrero, R Ugueth Urbina, R	G3 S BB		G4-3		L6		FC4-6 1B	FC4-6 1B		3	0	0	1	1	0	2											
Lee Stevens, L Geoff Blum, S	K		G3 2B		G3 2B		G4-3	1B		4	1	2	1	0	1	1											
Milton Bradley, S OBP: 0.143, SLG: 0.143	G3		G3		G3		G4-3	G4-3		4	0	1	0	0	0	4											
Orlando Cabrera, R OBP: 0.410, SLG: 0.455	G5-3		G3-1 2B		G3-1 2B		K	G6-3		4	0	1	1	0	1	2											
Michael Barrett, R Chris Peters, L Fernando Seguinoli, S	F8		F8		G3-1		G5-3	K		3	0	0	0	0	0	2											
Javier Vazquez, R Mike Johnson, L	K		K		K		1B BB FC4-6 1B	K		1	0	0	0	0	1	0											
Tim Raines, S Masato Yoshii, R Randy Knorr, R	K		K		K		1B BB FC4-6 1B	K		0	0	0	0	0	0	0											
Inning Stats	R: 0 E: 0 K: 0 S: 3	H: 0 LOB: 0 BB: 0 P: 6	R: 0 E: 0 K: 1 S: 9	H: 0 LOB: 1 BB: 1 P: 17	R: 0 E: 0 K: 1 S: 6	H: 0 LOB: 0 BB: 0 P: 9	R: 0 E: 0 K: 1 S: 8	H: 0 LOB: 0 BB: 0 P: 13	R: 1 E: 0 K: 0 S: 11	H: 2 LOB: 2 BB: 1 P: 18	R: 0 E: 0 K: 0 S: 6	H: 0 LOB: 0 BB: 0 P: 10	R: 0 E: 0 K: 1 S: 12	H: 1 LOB: 1 BB: 0 P: 22	R: 2 E: 0 K: 0 S: 11	H: 3 LOB: 2 BB: 1 P: 21	R: 0 E: 0 K: 2 S: 8	H: 0 LOB: 0 BB: 0 P: 10	1B: 4 2B: 2 3B: 0 HR: 0	SF: 0 SAC: 0 DP: 0 HBP: 0	WP: 0 PB: 0 SB: 1 CS: 0	PA: 36					
PITCHER	IP	WLS	BF	H	R	ER	SO	BB	IBB	HBP	BLK	WP	HR	S	P	ERA	WHIP										
Ryan Dempster, R ERA: 2.89	5	3	31	5	3	3	4	3	0	0	0	0	0	64	114	3.52	1.043										
Dan Miceli, R ERA: 4.91	0.1		2	1	0	0	0	0	0	0	0	0	0	2	2	0.00	3.000										
Antonio Alfonseca, R ERA: 2.25	1.0		3	0	0	0	2	0	0	0	0	0	0	8	10	0.00	0.000										

AB	38
R	9
H	13
RBI	9
BB	5
SO	8
LOB	16



AB	33
R	3
H	6
RBI	3
BB	3
SO	6
LOB	15



Batter	1	2	3	4	5	6	7	8	9	AB	R	H	RBI	BB	SO	LOB	TOP												
Luis Castillo, S OBP: 0.320, SLG: 0.357 (1, 4)										3	1	0	0	2	1	3	Florida Marlins @ Montreal Expos Olympic Stadium, Montreal, QB Sat Apr 14 2001, 7:05 PM EDT Alt. 9:514 - Dome - 72 F												
Eric Owens, R OBP: 0.326, SLG: 0.390 (1, 9)										4	0	1	0	0	0	3													
Cliff Floyd, L OBP: 0.467, SLG: 0.676 (1, 7)										4	0	0	1	0	0	1													
Preston Wilson, R OBP: 0.400, SLG: 0.571 (1, 8)										4	0	1	0	0	0	1													
Mike Lowell, R OBP: 0.333, SLG: 0.563 (1, 5)										4	1	1	0	0	0	2													
Charles Johnson, R OBP: 0.308, SLG: 0.595 (1, 2)										4	0	1	1	0	2	0													
Derrek Lee, R OBP: 0.326, SLG: 0.432 (1, 3)										3	0	0	0	1	1	AB 34 R 2 H 8 RBI 2 BB 3 SO 5 LOB 13													
Alex Gonzalez, R OBP: 0.462, SLG: 0.469 (1, 6)										4	0	2	0	0	0			1											
Matt Clement, R Ricky Bones, R Vic Darenbourg, L John Mabry, L Joe Strong, S Kevin Millar, R (1, 1) (6, 1) (6, 1) (7, PH) (7, 1) (9, PH)										2	0	0	0	0	1		1												
Inning Stats	R: 1 E: 0 K: 0 S: 11	H: 1 LOB: 1 BB: 1 P: 21	R: 0 E: 0 K: 2 S: 9	H: 1 LOB: 1 BB: 0 P: 13	R: 0 E: 0 K: 1 S: 11	H: 0 LOB: 0 BB: 0 P: 16	R: 0 E: 0 K: 1 S: 5	H: 0 LOB: 0 BB: 0 P: 7	R: 0 E: 1 K: 0 S: 6	H: 2 LOB: 1 BB: 2 P: 11	R: 0 E: 0 K: 0 S: 8	H: 1 LOB: 0 BB: 0 P: 10	R: 0 E: 0 K: 0 S: 4	H: 1 LOB: 1 BB: 0 P: 7	R: 0 E: 0 K: 1 S: 14		H: 2 LOB: 2 BB: 0 P: 19	1B: 6 2B: 2 3B: 0 HR: 0	SF: 0 SAC: 0 DP: 2 HBP: 0	WP: 0 PB: 1 CS: 2	PA: 37								
PITCHER	IP	WLS	BF	H	R	ER	SO	BB	IBB	HBP	BLK	WP	HR	S	P		ERA	WHIP											
Britt Reames, R ERA: 2.65 (1, 1)	6.0	W	25	4	2	2	4	3	0	0	0	0	0	0	47		85	3.00	1.167										
Guillermo Mota, R ERA: 2.7 (7, 1)	1.0		3	1	0	0	0	0	0	0	0	0	0	8	10		0.00	1.000											
Graeme Lloyd, L ERA: (8, 1)	1.0		4	1	0	0	0	0	0	0	0	0	0	4	7		0.00	1.000											
Scott Strickland, R ERA: (9, 1)	1.0		5	2	0	0	1	0	0	0	0	0	0	14	19	0.00	2.000												

Batter	1	2	3	4	5	6	7	8	9	AB	R	H	RBI	BB	SO	LOB	BOTTOM										
Orlando Cabrera, R OBP: 0.395, SLG: 0.432 (1, 6)										4	0	1	0	0	0	2	Florida Marlins @ Montreal Expos Olympic Stadium, Montreal, QB Sat Apr 14 2001, 7:05 PM EDT Alt. 9:514 - Dome - 72 F										
Jose Vidro, S OBP: 0.373, SLG: 0.633 (1, 4)										4	2	2	1	0	0	1											
Fernando Tatis, R OBP: 0.354, SLG: 0.317 (1, 5)										3	2	1	1	2	0	3											
Vladimir Guerrero, R OBP: 0.447, SLG: 0.526 (1, 9)										5	2	2	2	0	1	7											
Lee Stevens, L OBP: 0.333, SLG: 0.683 (1, 3)										4	1	3	3	0	1	0											
Milton Bradley, S OBP: 0.333, SLG: 0.294 (1, 7)										3	0	3	1	1	0	0											
Peter Bergeron, L OBP: 0.191, SLG: 0.227 (1, 8)										4	0	0	0	0	2	5											
Michael Barrett, R OBP: 0.297, SLG: 0.344 (1, 2)										2	1	1	0	2	0	1											
Britt Reames, R OBP: 0.296, SLG: 0.167 Fernando Segura, S Guillermo Mota, R Graeme Lloyd, L Tim Raines, S Scott Strickland, R (1, 1) (6, PH) (7, 1) (8, 1) (8, PH) (9, 1)										1	0	0	0	1	0	3											
Inning Stats	R: 3 E: 1 K: 1 S: 18	H: 3 LOB: 1 BB: 1 P: 29	R: 0 E: 0 K: 1 S: 11	H: 1 LOB: 3 BB: 1 P: 21	R: 0 E: 0 K: 1 S: 9	H: 2 LOB: 2 BB: 1 P: 15	R: 0 E: 0 K: 0 S: 8	H: 0 LOB: 0 BB: 0 P: 14	R: 1 E: 0 K: 1 S: 8	H: 2 LOB: 0 BB: 0 P: 12	R: 4 E: 0 K: 0 S: 12	H: 5 LOB: 1 BB: 1 P: 27	R: 0 E: 0 K: 0 S: 7	H: 0 LOB: 0 BB: 1 P: 13	R: 0 E: 0 K: 0 S: 8	H: 1 LOB: 2 BB: 1 P: 15	1B: 9 2B: 4 3B: 0 HR: 1	SF: 0 SAC: 1 DP: 3 HBP: 1	WP: 0 PB: 0 CS: 0	PA: 40							
PITCHER	IP	WLS	BF	H	R	ER	SO	BB	IBB	HBP	BLK	WP	HR	S	P	ERA	WHIP										
Matt Clement, R ERA: 4.5 (1, 1)	5.0	L	27	9	6	6	4	4	0	0	0	0	0	7	12	13.50	4.500										
Ricky Bones, R ERA: 7.71 (6, 1)	0.2		4	3	1	1	0	0	0	0	0	0	0	3	6	27.00	3.000										
Vic Darenbourg, L ERA: 9.0 (6, 1)	0.1		1	1	1	1	0	0	0	0	0	0	0	3	6	27.00	3.000										
Joe Strong, R ERA: (7, 1)	2.0		8	1	0	0	0	2	0	0	0	0	0	15	28	0.00	1.500										



Batter	1	2	3	4	5	6	7	8	9	AB	R	H	RBI	BB	SO	LOB	TOP								
Orlando Cabrera, R OBP: 0.392, SLG: 0.444 (1, 6)										4	0	1	1	0	1	0	Montreal Expos @ New York Mets Shea Stadium, Flushing, NY Mon Apr 16 2001, 7:10 PM EDT Att: 18,241 - Cloudy - 56 F								
Jose Vidro, S OBP: 0.356, SLG: 0.571 (1, 4)										4	0	0	1	0	0	1									
Fernando Tatis, R OBP: 0.357, SLG: 0.333 (1, 5)										4	1	1	0	0	3	1									
Vladimir Guerrero, R OBP: 0.400, SLG: 0.457 (1, 9)										4	0	1	0	0	0	0									
Lee Stevens, L OBP: 0.283, SLG: 0.571 (1, 3)										4	0	0	1	0	1	0									
Milton Bradley, S OBP: 0.292, SLG: 0.261 Geoff Blum, S OBP: 0.333, SLG: 0.350 (4, 7)										2	0	1	0	0	1	0									
Peter Bergeron, L OBP: 0.204, SLG: 0.220 (1, 8)										3	1	1	0	1	1	3									
Michael Barrett, R OBP: 0.293, SLG: 0.333 (1, 2)										4	1	1	0	0	0	3									
Mike Thurman, R (4, 1) Mike Johnson, L (5, PH) Masato Yoshii, R (5, 1) Scott Stewart, R (6, 1) Tim Raines, S OBP: 0.309, SLG: 0.453 Guillermo Mota, R OBP: 1.000, SLG: 1.000 (7, 1)										1	0	0	0	0	0	0									
Inning Stats	R: 0 E: 0 K: 2 S: 8	H: 0 LOB: 0 BB: 0 P: 10	R: 0 E: 1 K: 1 S: 15	H: 1 LOB: 2 BB: 0 P: 19	R: 0 E: 0 K: 0 S: 7	H: 0 LOB: 0 BB: 0 P: 11	R: 1 E: 0 K: 1 S: 8	H: 2 LOB: 1 BB: 0 P: 10	R: 2 E: 0 K: 1 S: 14	H: 3 LOB: 1 BB: 0 P: 18	R: 0 E: 0 K: 1 S: 13	H: 1 LOB: 1 BB: 0 P: 18	R: 0 E: 0 K: 0 S: 9	H: 0 LOB: 0 BB: 0 P: 14	R: 0 E: 0 K: 1 S: 6	H: 0 LOB: 0 BB: 0 P: 9		R: 0 E: 0 K: 1 S: 10	H: 0 LOB: 1 BB: 1 P: 17	1B: 5 2B: 2 3B: 0 HR: 0	SF: 0 SAC: 0 DP: 0 HBP: 0	WP: 0 PB: 0 SB: 0 CS: 0	PA: 35		
PITCHER	IP	WLS	BF	H	R	ER	SO	BB	IBB	HBP	BLK	WP	HR	S	P	ERA	WHIP								
Rick Reed, R ERA: 2.16 (1, 1)	7.0	W	28	7	3	3	7	0	0	0	0	0	0	74	100	3.86	1.000								
John Franco, L ERA: 3.0 (8, 1)	1.0	H	3	0	0	0	1	0	0	0	0	0	0	6	9	0.00	0.000								
Armando Benitez, R ERA: 1.29 (9, 1)	1.0	S	4	0	0	0	1	1	0	0	0	0	0	10	17	0.00	1.000								

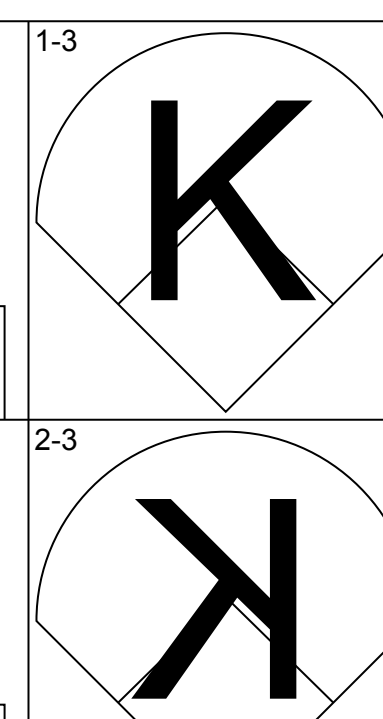
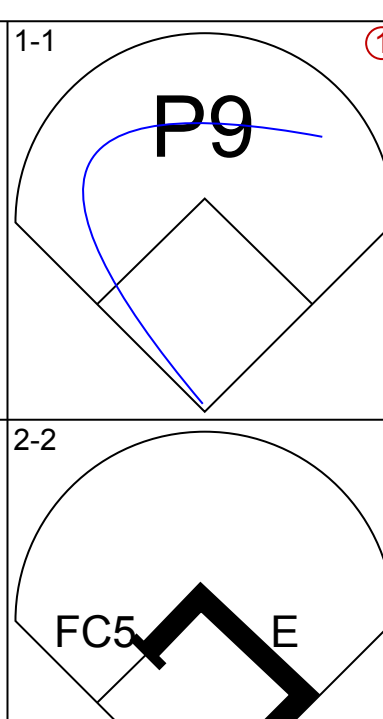
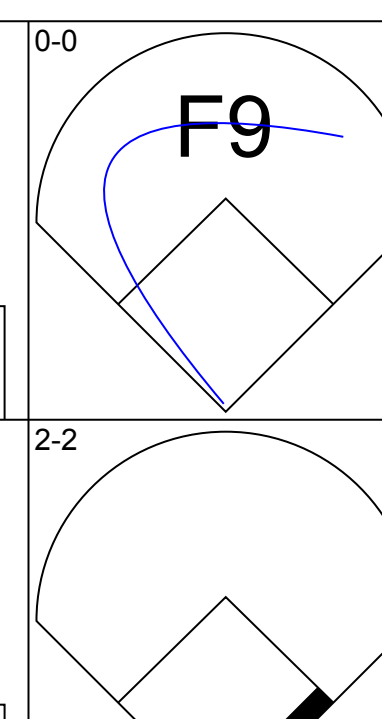
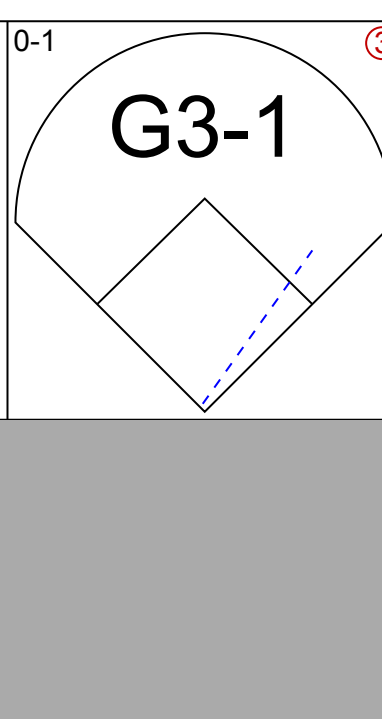
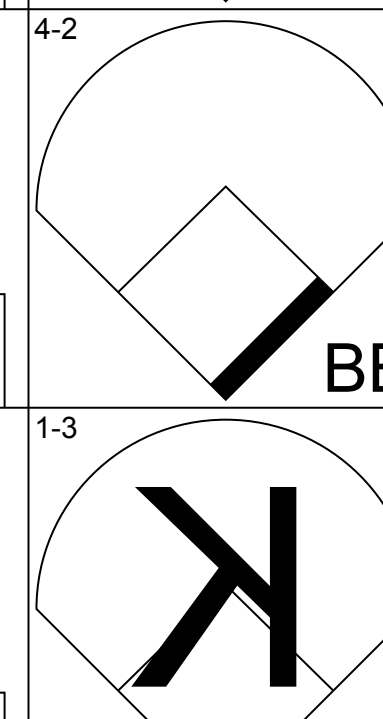
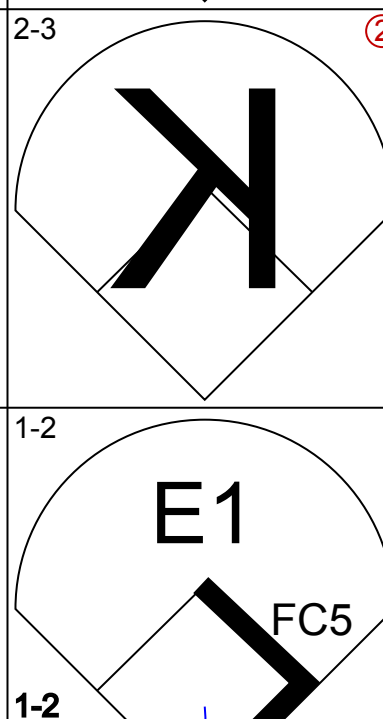
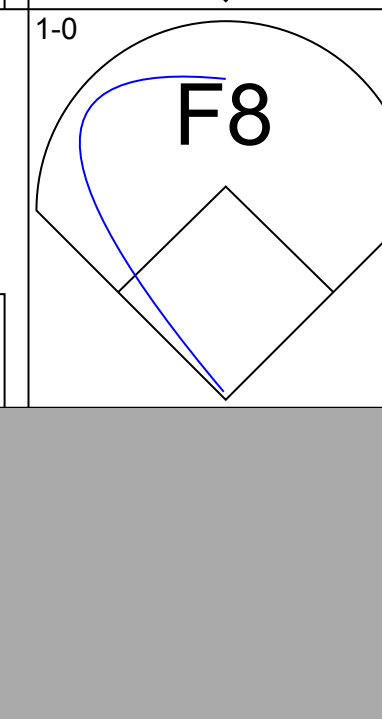

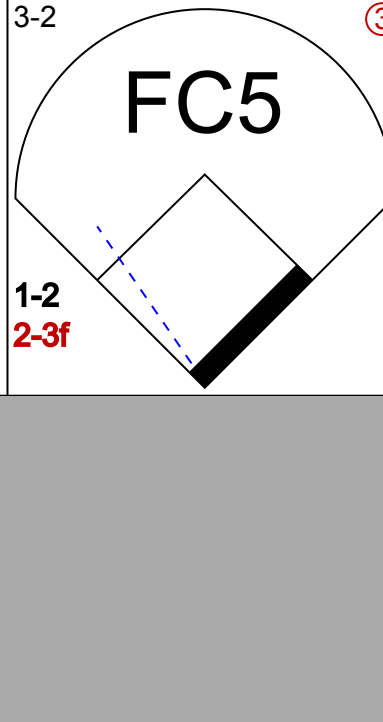




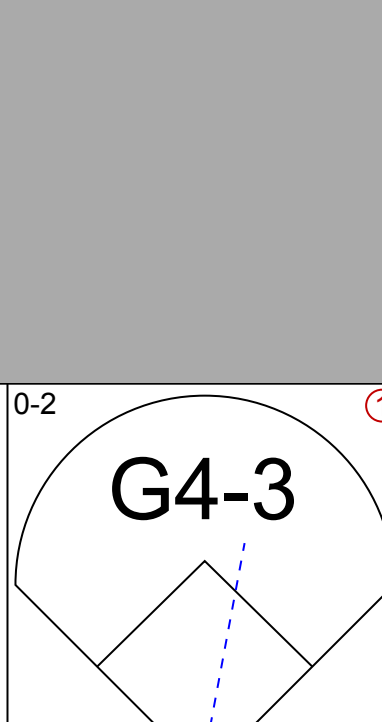
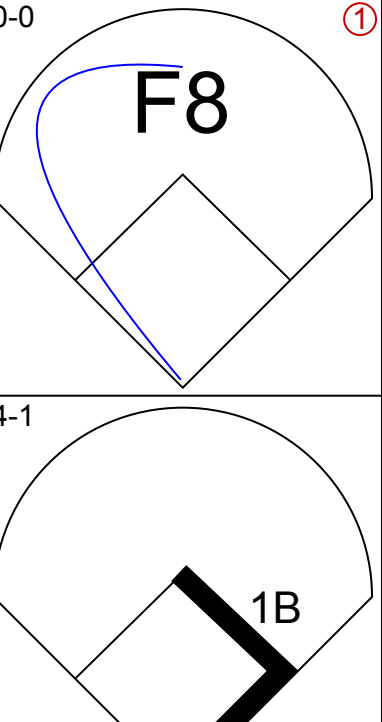
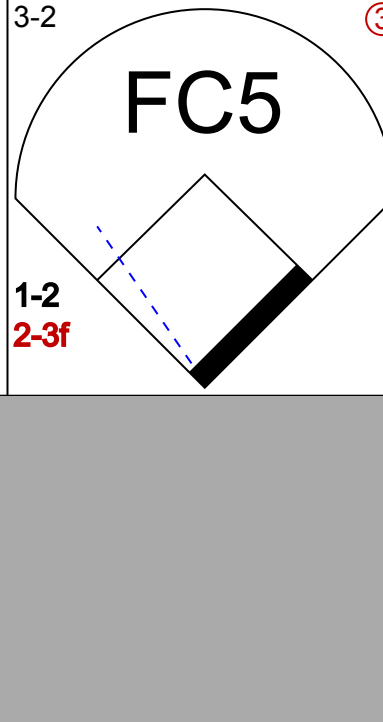


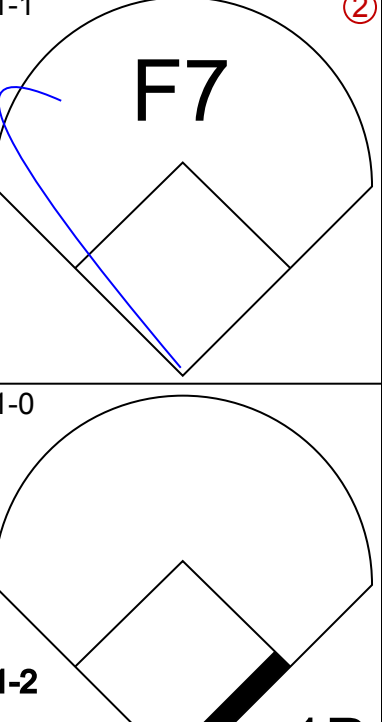
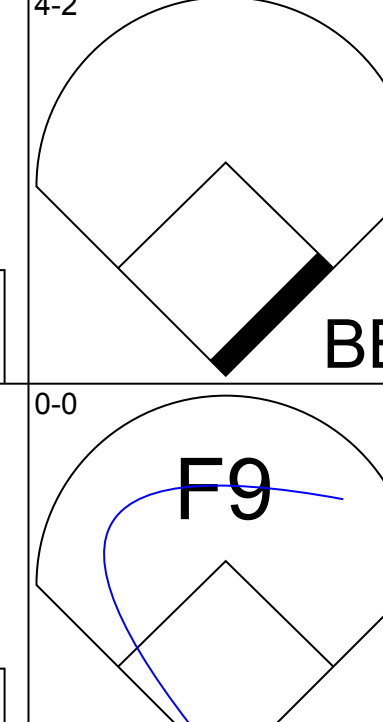

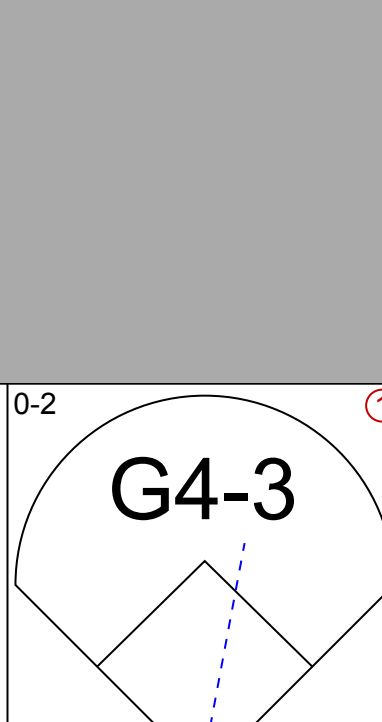
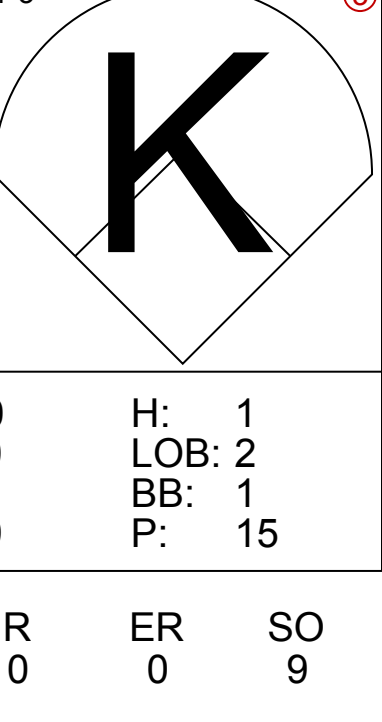
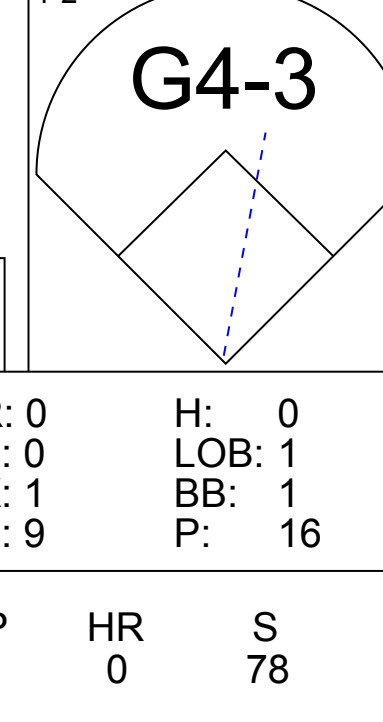
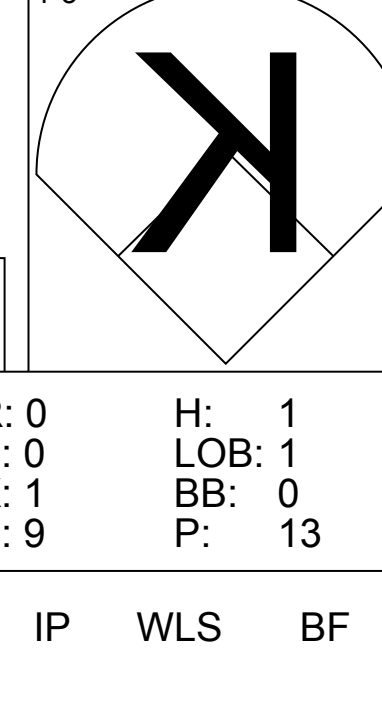
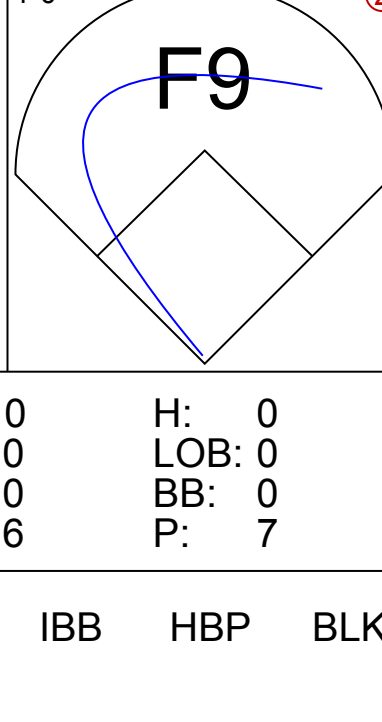
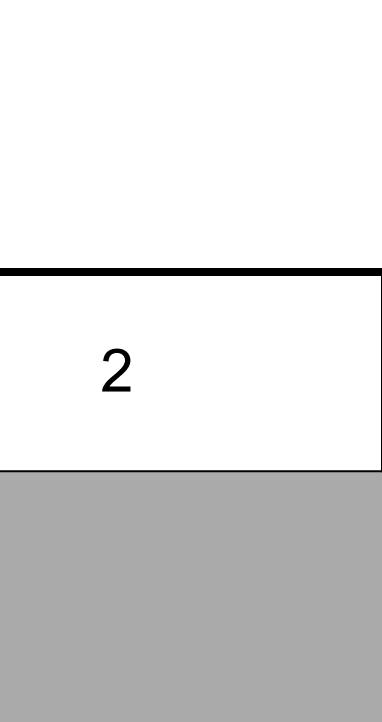
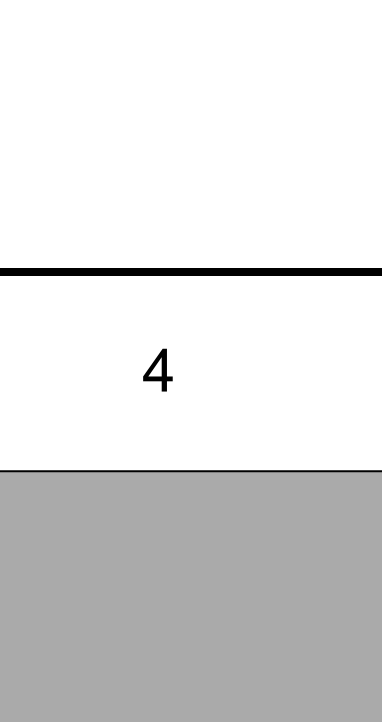
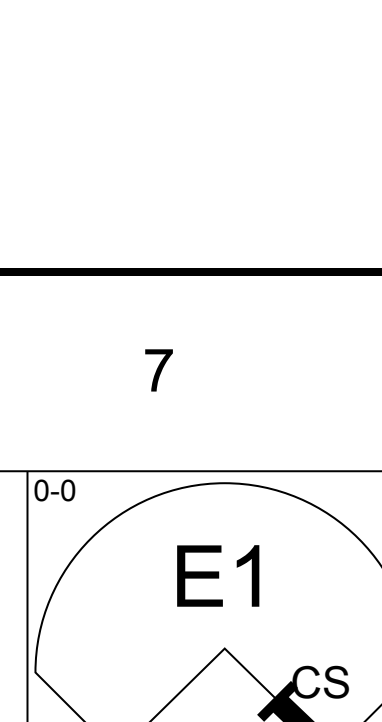
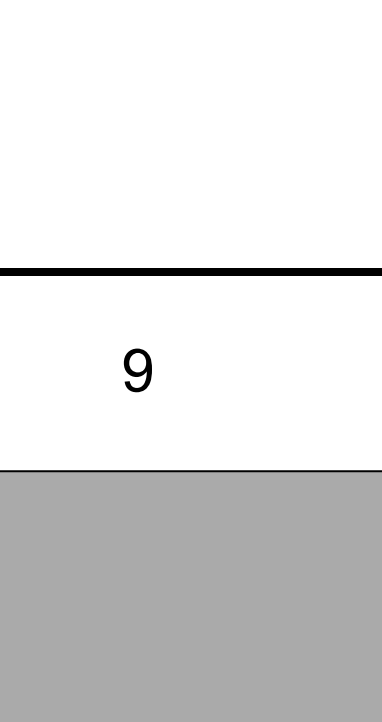


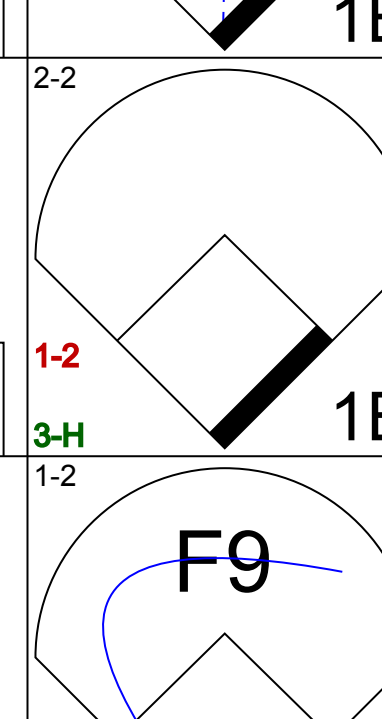

AB 34
R 3
H 7
RBI 3
BB 1
SO 9
LOB 10



Batter	1	2	3	4	5	6	7	8	9	AB	R	H	RBI	BB	SO	LOB	BOTTOM								
Darryl Hamilton, L OBP: 0.189, SLG: 0.212 (1, 7)										4	1	1	0	1	0	1	Montreal Expos @ New York Mets Shea Stadium, Flushing, NY Mon Apr 16 2001, 7:10 PM EDT Att: 18,241 - Cloudy - 56 F								
Edgardo Alfonzo, R OBP: 0.170, SLG: 0.180 (1, 4)										4	0	1	0	0	0	2									
31 Mike Piazza, R OBP: 0.468, SLG: 0.725 (1, 2)										2	1	2	1	2	0	0									
Robin Ventura, L OBP: 0.453, SLG: 0.548 (1, 5)										2	1	0	0	2	1	4									
Todd Zeile, R OBP: 0.265, SLG: 0.250 (1, 3)										4	1	1	1	0	0	4									
Jay Payton, R OBP: 0.244, SLG: 0.256 (1, 8)										3	0	0	0	0	1	2									
Tsuyoshi Shinjo, R OBP: 0.349, SLG: 0.436 (1, 9)										4	0	0	0	0	1	3									
Rey Ordenez, R OBP: 0.289, SLG: 0.318 (1, 6)										4	0	2	2	0	0	0									
Rick Reed, R OBP: 0.222, SLG: 0.222 (8, 1) John Franco, L (8, 1) Lenny Harris, L OBP: 0.308, SLG: 0.333 Armando Benitez, R (9, 1)										3	0	0	0	0	1	3									
Inning Stats	R: 1 E: 0 K: 1 S: 12	H: 2 LOB: 1 BB: 1 P: 25	R: 0 E: 0 K: 0 S: 13	H: 1 LOB: 1 BB: 0 P: 22	R: 3 E: 0 K: 2 S: 20	H: 3 LOB: 2 BB: 1 P: 36	R: 0 E: 0 K: 0 S: 8	H: 1 LOB: 2 BB: 1 P: 15	R: 0 E: 0 K: 1 S: 9	H: 0 LOB: 2 BB: 2 P: 20	R: 0 E: 0 K: 0 S: 6	H: 0 LOB: 0 BB: 0 P: 7	R: 0 E: 0 K: 0 S: 9	H: 0 LOB: 0 BB: 0 P: 12	1B: 3 2B: 4 3B: 0 HR: 0	SF: 0 SAC: 0 DP: 0 HBP: 1		WP: 0 PB: 0 SB: 0 CS: 0	PA: 37						
PITCHER	IP	WLS	BF	H	R	ER	SO	BB	IBB	HBP	BLK	WP	HR	S	P	ERA	WHIP								
Mike Thurman, R ERA: 7.04 (1, 1)	3.1	L	20	7	4	4	3	2	0	1	0	0	0	50	89	10.80	2.700								
Mike Johnson, R ERA: 4.91 (4, 1)	0.2		3	0	0	0	0	1	0	0	0	0	0	3	9	0.00	1.500								
Masato Yoshii, R ERA: 7.36 (5, 1)	1.2		7	0	0	0	0	1	1	0	0	0	0	11	23	0.00	0.600								
Scott Stewart, L ERA: (6, 1)	0.1		1	0	0	0	1	0	0	0	0	0	0	3	5	0.00	0.000								
Guillermo Mota, R ERA: 2.08 (7, 1)	2.0		6	0	0	0	0	0	0	0	0	0	0	15	19	0.00	0.000								

AB 31
R 4
H 7
RBI 4
BB 5
SO 4
LOB 19

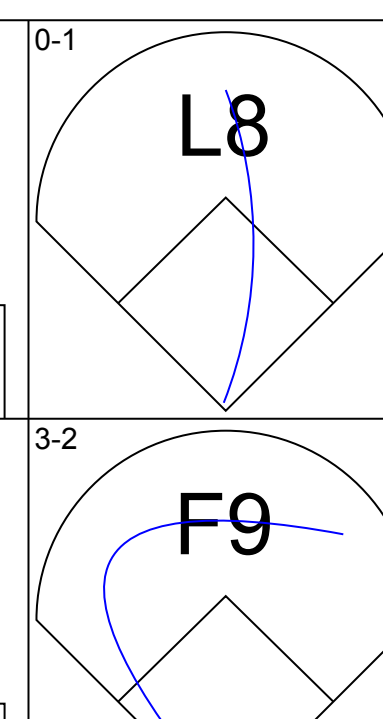
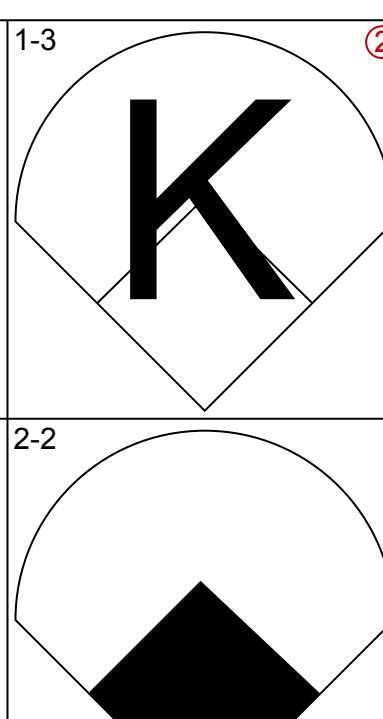
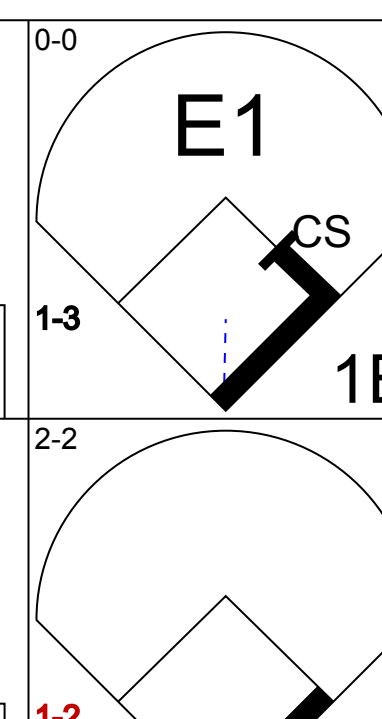

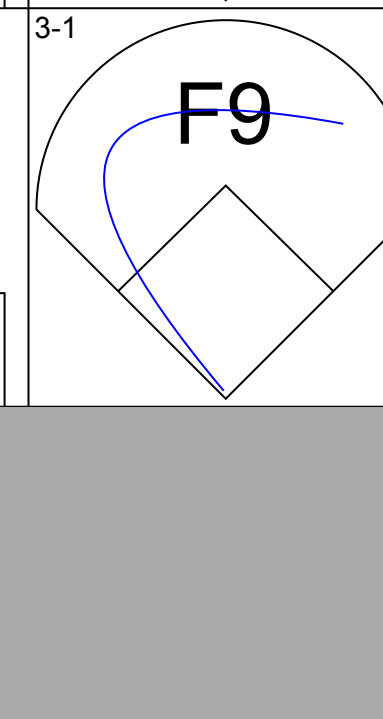
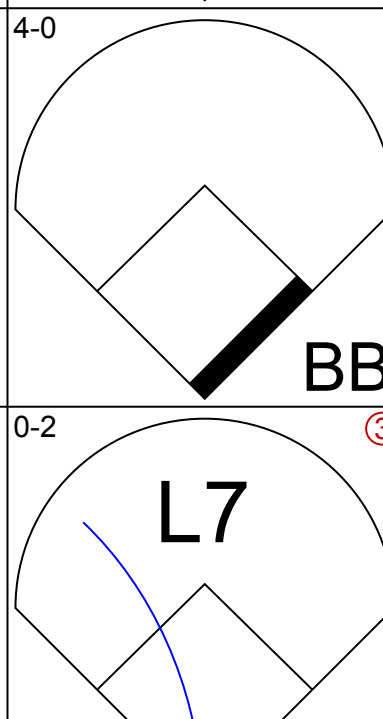
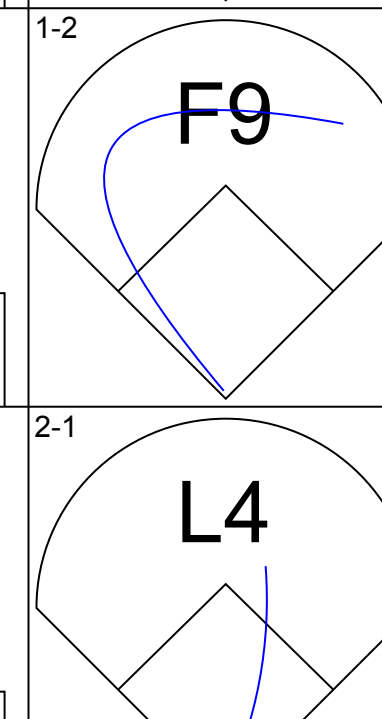





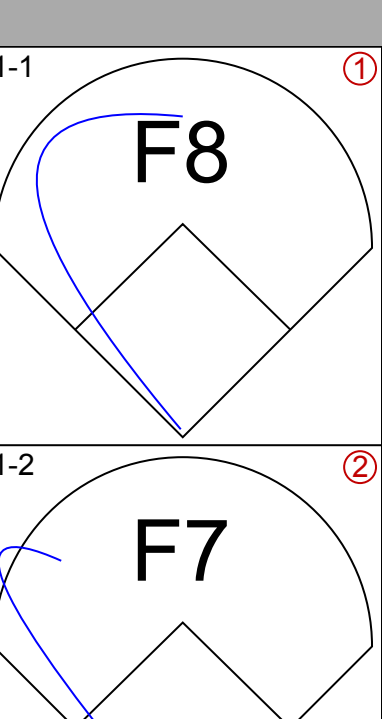
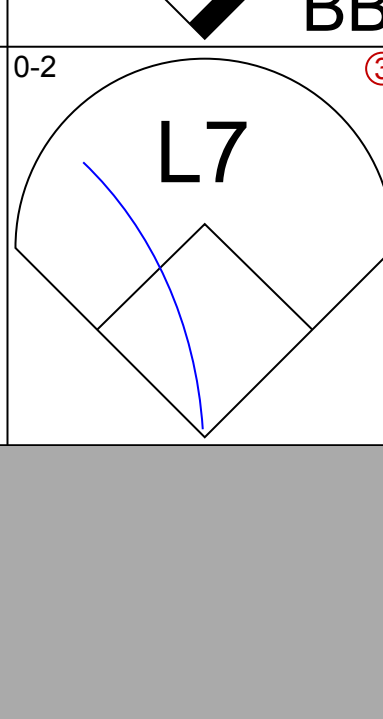
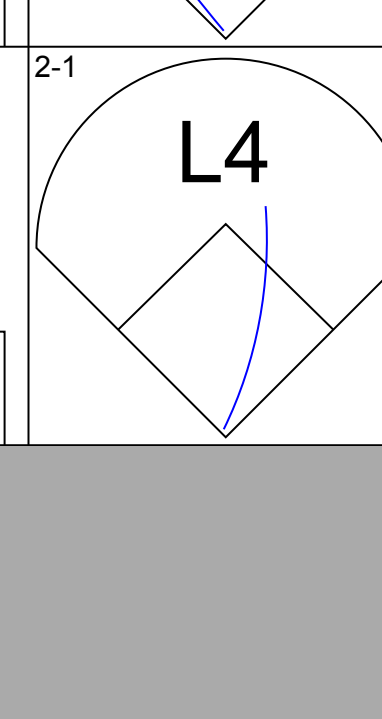

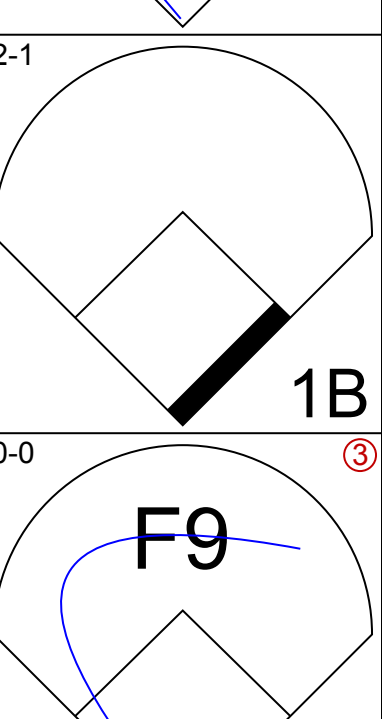
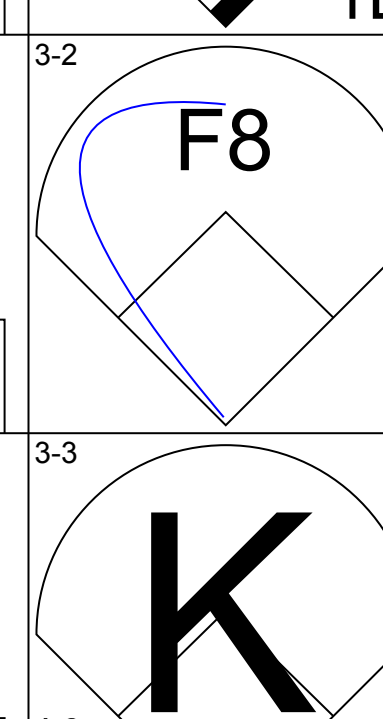



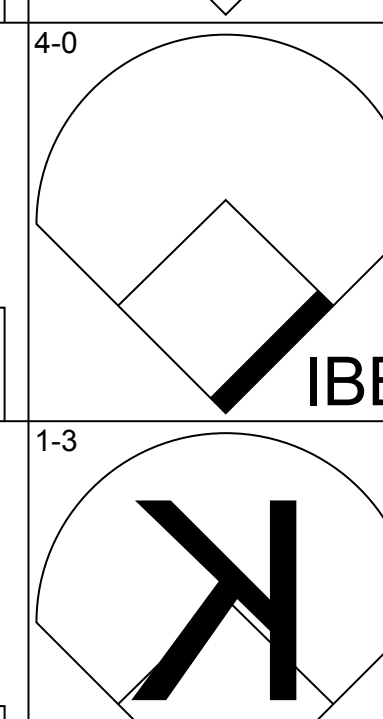
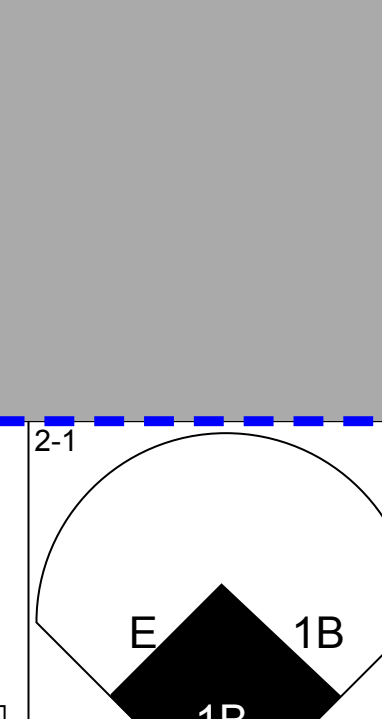

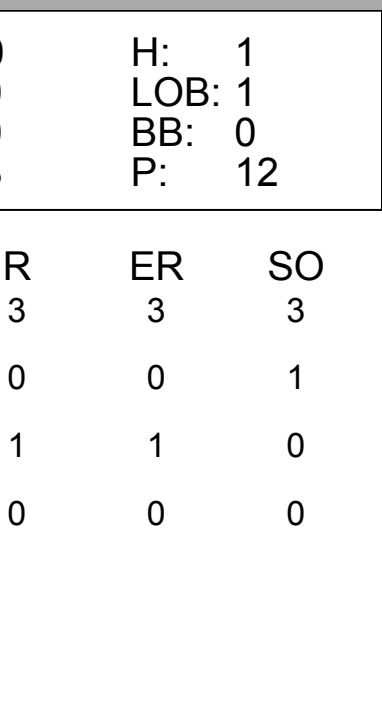
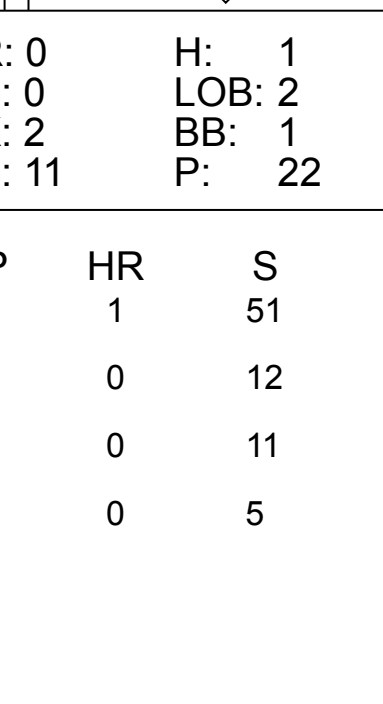
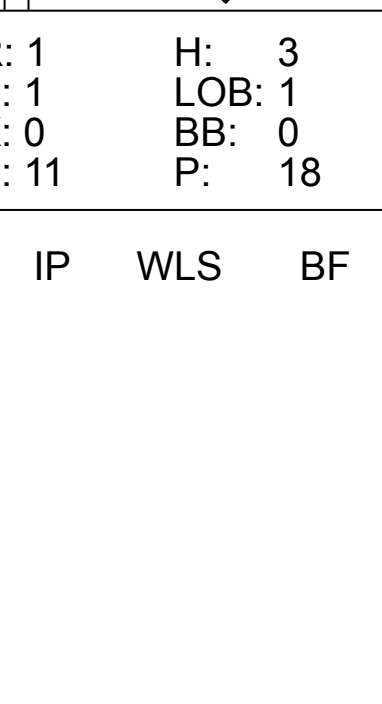

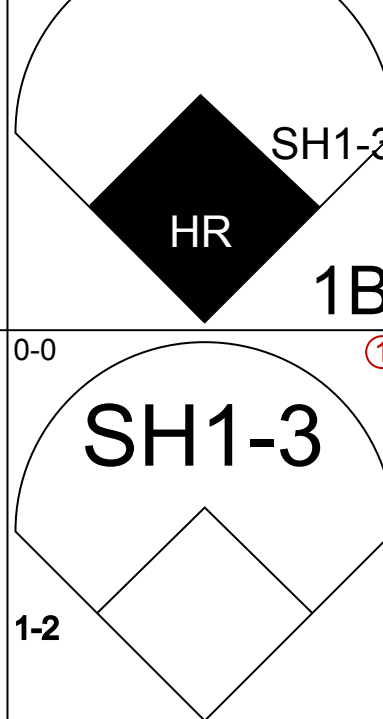
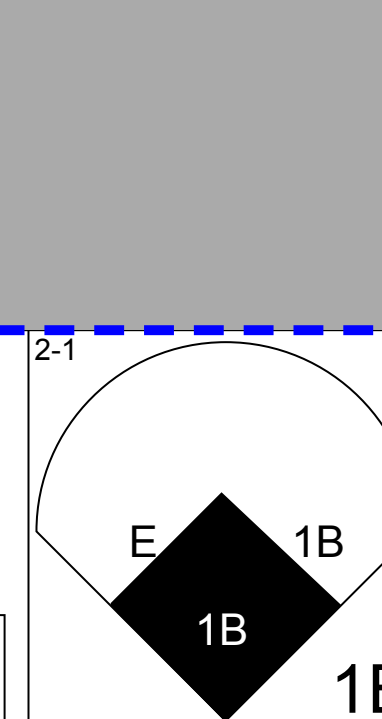
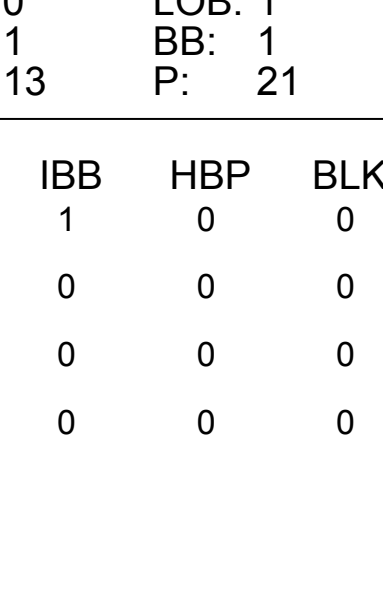
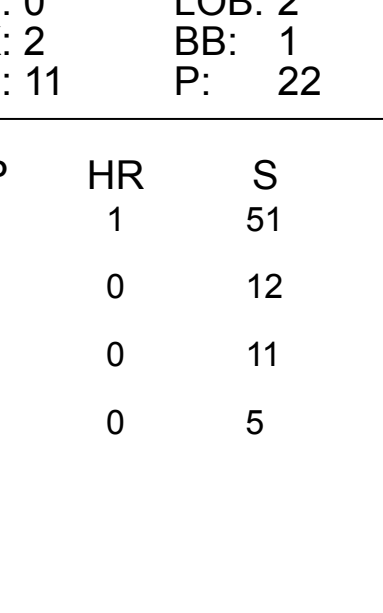
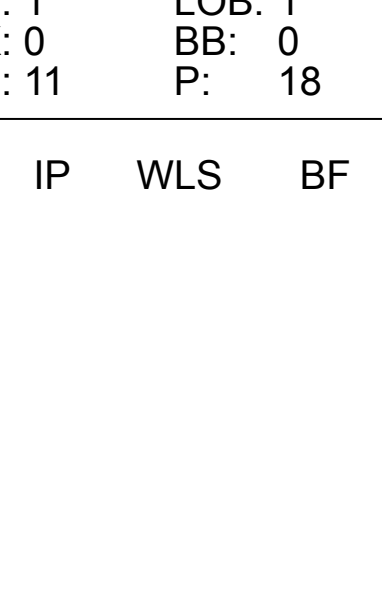



Batter	1	2	3	4	5	6	7	8	9	AB	R	H	RBI	BB	SO	LOB	TOP			
Tim Raines, S OBP: 0.421, SLG: 0.438 (1, 7)										5	0	1	0	0	1	0				
Jose Vidro, S OBP: 0.365, SLG: 0.567 (1, 4)										4	0	2	0	0	0	1				
Fernando Tatis, R OBP: 0.350, SLG: 0.314 (1, 5)										3	0	0	0	0	1	2				
Vladimir Guerrero, R OBP: 0.390, SLG: 0.440 (1, 9)										4	0	1	0	0	1	3				
Lee Stevens, L OBP: 0.263, SLG: 0.528 Fernando Segundo, S OBP: 0.250, SLG: 0.315 (1, 3)										4	0	0	0	0	0	3				
Milton Bradley, S OBP: 0.286, SLG: 0.231 (1, 8)										3	0	0	0	1	2	1				
Orlando Cabrera, R OBP: 0.400, SLG: 0.458 Graeme Lloyd, L (8, 1)										3	0	1	0	1	0	2				
Michael Barrett, R OBP: 0.289, SLG: 0.325 (1, 2)										4	0	1	0	0	0	2				
Chris Peters, L OBP: 0.250, SLG: 0.250 Mike Johnson, L (6, 1) Mike Mordecai, R (7, PH) Scott Strickland, R (7, 1) Geoff Blum, S OBP: 0.320, SLG: 0.333 (8, 6)										2	0	0	0	0	1	3				
Inning Stats	R: 0 E: 0 K: 3 S: 14	H: 0 LOB: 1 BB: 1 P: 22	R: 0 E: 0 K: 1 S: 9	H: 1 LOB: 2 BB: 1 P: 15	R: 0 E: 1 K: 1 S: 16	H: 1 LOB: 2 BB: 0 P: 25	R: 0 E: 0 K: 1 S: 9	H: 0 LOB: 1 BB: 1 P: 16	R: 0 E: 0 K: 1 S: 12	H: 1 LOB: 1 BB: 0 P: 16	R: 0 E: 0 K: 1 S: 9	H: 1 LOB: 1 BB: 0 P: 13	R: 0 E: 0 K: 0 S: 9	H: 1 LOB: 1 BB: 0 P: 11	R: 0 E: 0 K: 0 S: 6	H: 0 LOB: 0 BB: 0 P: 7	1B: 4 2B: 2 3B: 0 HR: 0	SF: 0 SAC: 0 DP: 0 HBP: 0	WP: 0 PB: 0 SB: 1 CS: 0	PA: 37
PITCHER	IP WLS BF H R ER SO BB IBB HBP BLK WP HR S P ERA WHIP																			
Glendon Rusch, L ERA: 2.65 Turk Wendell, R ERA: 1.23	(1, 1) 7.0 W 30 5 0 0 9 3 0 0 0 0 0 0 0 78 122 0.00 1.143																			

Montreal Expos @ New York Mets
Shea Stadium, Flushing, NY
Tue Apr 17 2001, 7:10 PM EDT
Att: 20,177 - Cloudy - 49 F

AB 34
R 0
H 6
RBI 0
BB 3
SO 9
LOB 18



Batter	1	2	3	4	5	6	7	8	9	AB	R	H	RBI	BB	SO	LOB	BOTTOM			
Desi Relaford, S OBP: 0.167, SLG: 0.091 (1, 4)										4	0	1	0	0	1	1				
Todd Zeile, R OBP: 0.302, SLG: 0.354 (1, 3)										4	2	3	3	0	0	0				
31 Mike Piazza, R OBP: 0.471, SLG: 0.698 (1, 2)										3	0	1	0	1	0	1				
Jay Payton, R OBP: 0.222, SLG: 0.238 (1, 8)										3	0	0	1	0	0	2				
Robin Ventura, L OBP: 0.456, SLG: 0.543 (1, 5)										4	0	2	0	0	0	1				
Tsuyoshi Shinjo, R OBP: 0.340, SLG: 0.419 (1, 9)										4	0	1	0	0	1	2				
Joe McEwing, R OBP: 0.333, SLG: 0.300 Darryl Hamilton, L OBP: 0.179, SLG: 0.200 (6, PH) (7, 7)										2	0	0	0	0	1	2				
Rey Ordenez, R OBP: 0.313, SLG: 0.326 (1, 6)										2	1	1	0	1	0	0				
Glendon Rusch, L (1, 1) Mark Johnson, L (7, PH) Turk Wendell, L (8, 1)											1	0	0	0	1	2				
Inning Stats	R: 0 E: 0 K: 0 S: 8	H: 0 LOB: 0 BB: 0 P: 14	R: 0 E: 0 K: 0 S: 8	H: 1 LOB: 0 BB: 0 P: 12	R: 2 E: 0 K: 1 S: 13	H: 2 LOB: 1 BB: 1 P: 21	R: 0 E: 0 K: 2 S: 11	H: 1 LOB: 2 BB: 1 P: 22	R: 1 E: 0 K: 0 S: 11	H: 2 LOB: 1 BB: 0 P: 18	R: 0 E: 0 K: 1 S: 12	H: 0 LOB: 0 BB: 0 P: 16	R: 1 E: 1 K: 0 S: 11	H: 3 LOB: 1 BB: 0 P: 18	R: 0 E: 0 K: 0 S: 5	H: 1 LOB: 0 BB: 0 P: 8	1B: 9 2B: 1 3B: 0 HR: 1	SF: 1 SAC: 1 DP: 1 HBP: 0	WP: 0 PB: 0 SB: 1 CS: 1	PA: 34
PITCHER	IP WLS BF H R ER SO BB IBB HBP BLK WP HR S P ERA WHIP																			
Chris Peters, L ERA: 3.27 Mike Johnson, R ERA: 4.32 Scott Strickland, R ERA: 0.96 Graeme Lloyd, L ERA:	(1, 1) 5.0 L 23 6 3 0 3 3 1 0 0 0 0 0 0 12 16 0.00 0.000																			

Montreal Expos @ New York Mets
Shea Stadium, Flushing, NY
Tue Apr 17 2001, 7:10 PM EDT
Att: 20,177 - Cloudy - 49 F


AB 30
R 4
H 10
RBI 4
BB 2
SO 4
LOB 11



Batter	1	2	3	4	5	6	7	8	9	AB	R	H	RBI	BB	SO	LOB	TOP				
Peter Bergeron, L OBP: 0.220, SLG: 0.222 (1, 8)	G3	G5-3		HR BB		L5-3 1B			P5	4	1	1	0	1	0	2					
Jose Vidro, S OBP: 0.366, SLG: 0.600 (1, 4)	P6		G5-3	HR		F8			HBP 1B	5	1	2	3	0	0	1					
Fernando Tatis, R OBP: 0.359, SLG: 0.315 Mike Mordecai, R (8, 5)				F9		L5-3			K	3	1	1	0	1	0	1					
Vladimir Guerrero, R OBP: 0.391, SLG: 0.420 Fernando Seguin, S OBP: 0.250, SLG: 0.375 (9, PR) (9, 9)	L7		E8 2B	G4-3		G6-3			HBP 1-2	4	1	1	0	0	0	1					
Lee Stevens, L OBP: 0.258, SLG: 0.517 (1, 3)		F2	G4-3 1B	F7		G4-3			G3-1	5	1	1	2	0	0	2					
Milton Bradley, S OBP: 0.281, SLG: 0.233 (1, 7)	L9	G4-3				K				4	0	1	0	0	1	1					
Orlando Cabrera, R OBP: 0.407, SLG: 0.500 (1, 6)		1B	3B	1B		K			K	4	1	2	1	0	2	1					
Michael Barrett, R OBP: 0.286, SLG: 0.318 (1, 2)		1B	L5			K			P6	4	0	1	1	0	1	2					
Javier Vazquez, R OBP: 0.444, SLG: 0.375 Scott Stewart, R (7, 1)		1B				G6-3			K	3	1	2	0	0	0	1					
Guillermo Mota, R OBP: 0.500, SLG: 0.500 Ugueth Urbina, R (9, 1)		1B		HR 1B						0	0	0	0	0	0	0					
Inning Stats	R: 0 E: 0 K: 0 S: 8	H: 1 LOB: 1 BB: 0 P: 10	R: 1 E: 0 K: 0 S: 10	H: 3 LOB: 2 BB: 0 P: 14	R: 3 E: 1 K: 0 S: 10	H: 3 LOB: 1 BB: 1 P: 21	R: 3 E: 0 K: 0 S: 16	H: 2 LOB: 0 BB: 1 P: 32	R: 0 E: 0 K: 2 S: 11	H: 1 LOB: 1 BB: 0 P: 14	R: 0 E: 0 K: 1 S: 5	H: 0 LOB: 0 BB: 0 P: 6	R: 0 E: 0 K: 2 S: 9	H: 0 LOB: 0 BB: 0 P: 13	R: 0 E: 0 K: 1 S: 10	H: 1 LOB: 2 BB: 0 P: 16	1B: 9 2B: 2 3B: 1 HR: 1	SF: 0 SAC: 0 DP: 1 HBP: 1	WP: 0 PB: 0 CS: 0	PA: 41	
PITCHER	IP	WLS	BF	H	R	ER	SO	BB	IBB	HBP	BLK	WP	HR	S	P	ERA	WHIP				
Steve Trachsel, R ERA: 12.21 (1, 1)	3.0	L	20	9	7	7	0	2	0	0	0	0	1	35	61	21.00	3.667				
Brian Rose, R ERA: 4.05 (4, 1)	4.0		13	2	0	0	3	0	0	0	0	0	0	31	44	0.00	0.500				
Donne Wall, R ERA: 3.86 (8, 1)	2.0		8	1	0	0	3	0	0	1	0	0	0	19	29	0.00	0.500				

Montreal Expos @ New York Mets
Shea Stadium, Flushing, NY
Wed Apr 18 2001, 1:10 PM EDT
Att: 20,721 - Sunny - 49 F


AB 38
R 7
H 12
RBI 7
BB 2
SO 6
LOB 13



Batter	1	2	3	4	5	6	7	8	9	AB	R	H	RBI	BB	SO	LOB	BOTTOM					
Lenny Harris, L OBP: 0.250, SLG: 0.267 Joe McEwing, R OBP: 0.333, SLG: 0.300 Mark Johnson, L OBP: 0.286, SLG: 0.167 (8, 9)	G3-1		G4-3		F7		K			3	0	0	0	0	0	1						
Todd Zeile, R OBP: 0.298, SLG: 0.346 (1, 3)	K		1B		P3				G1-3	4	0	1	0	0	1	1						
Robin Ventura, L OBP: 0.426, SLG: 0.500 (1, 5)	K		F9			G3-1			K	4	0	0	0	0	2	1						
31 Mike Piazza, R OBP: 0.436, SLG: 0.638 (1, 2)		K	K			F8			G6-3	4	0	0	0	0	2	1						
Edgardo Alfonzo, R OBP: 0.158, SLG: 0.167 (1, 4)		E7 1B G3		G6-3		F8			K	4	1	0	0	0	1	0						
Darryl Hamilton, L OBP: 0.205, SLG: 0.211 (1, 7)		G3 1B		F7					K	3	0	1	0	1	1	0						
Jay Payton, R OBP: 0.204, SLG: 0.217 (1, 8)		G3		F7		FC1-6 BB			P4	4	0	0	1	0	0	2						
Rey Ordonez, R OBP: 0.333, SLG: 0.319 (1, 6)						G5-3				1	0	0	0	2	0	0						
Steve Trachsel, R OBP: 0.250, SLG: 0.250 Brian Rose, R (4, 1)										1	0	0	0	0	1	2						
Jorge Toca, R (7, PH) Donne Wall, R (8, 1)		K							K	1	0	0	0	0	0	0						
Inning Stats	R: 0 E: 0 K: 2 S: 9	H: 0 LOB: 0 BB: 0 P: 12	R: 1 E: 1 K: 2 S: 15	H: 1 LOB: 2 BB: 1 P: 27	R: 0 E: 0 K: 1 S: 9	H: 1 LOB: 1 BB: 0 P: 12	R: 0 E: 0 K: 0 S: 7	H: 0 LOB: 0 BB: 0 P: 10	R: 0 E: 0 K: 0 S: 8	H: 0 LOB: 1 BB: 0 P: 13	R: 0 E: 0 K: 0 S: 8	H: 0 LOB: 0 BB: 0 P: 13	R: 0 E: 0 K: 2 S: 9	H: 0 LOB: 0 BB: 2 P: 20	R: 0 E: 0 K: 1 S: 8	H: 0 LOB: 0 BB: 0 P: 12	R: 0 E: 0 K: 2 S: 10	H: 0 LOB: 0 BB: 0 P: 14	1B: 2 2B: 0 3B: 0 HR: 0	SF: 0 SAC: 0 DP: 0 HBP: 0	WP: 1 PB: 0 CS: 0	PA: 34
PITCHER	IP	WLS	BF	H	R	ER	SO	BB	IBB	HBP	BLK	WP	HR	S	P	ERA	WHIP					
Javier Vazquez, R ERA: 3.91 (1, 1)	6.0	W	23	2	1	0	0	0	0	0	0	0	0	56	87	0.00	0.333					
Scott Stewart, L ERA (7, 1)	0.2		4	0	0	0	1	2	0	0	0	1	0	6	16	0.00	3.000					
Guillermo Mota, R ERA: 1.8 (7, 1)	1.1		4	0	0	0	2	0	0	0	0	0	0	11	16	0.00	0.000					
Ugueth Urbina, R ERA (9, 1)	1.0		3	0	0	0	2	0	0	0	0	0	0	10	14	0.00	0.000					

Montreal Expos @ New York Mets
Shea Stadium, Flushing, NY
Wed Apr 18 2001, 1:10 PM EDT
Att: 20,721 - Sunny - 49 F

AB 31
R 1
H 2
RBI 1
BB 3
SO 10
LOB 12



Batter	1	2	3	4	5	6	7	8	9	AB	R	H	RBI	BB	SO	LOB	TOP																
Peter Bergeron, L (1, 8) OBP: 0.206, SLG: 0.207	0-1 G6-3		2-1 G6-3		0-0 F7			1-0 G6-3		4	0	0	0	0	0	1	Montreal Expos @ Florida Marlins Pro Player Stadium, Miami, FL Thu Apr 19 2001, 7:05 PM EDT Att: 10,940 - Sunny - 72 F																
Geoff Blum, S (1, 7) OBP: 0.345, SLG: 0.304	4-2 PB 2B BB		2-2 HBP			2-3 K		2-3 K		2	1	0	0	1	2	0																	
Fernando Tatis, R (1, 5) OBP: 0.353, SLG: 0.310	3-3 K		0-0 F8			1-3 K		1-2 F8 BB 1B		4	0	1	0	0	2	2																	
Lee Stevens, L (1, 3) OBP: 0.273, SLG: 0.581	2-2 1-H 2B			2-1 G3-1		3-2 HR		1-0 F9		4	1	2	2	0	0	1																	
Jose Vidro, S (1, 4) OBP: 0.361, SLG: 0.574	1-1 G2-3			3-3 K		3-3 K		4-2 BB		3	0	0	0	1	2	1																	
Milton Bradley, S (1, 9) OBP: 0.278, SLG: 0.212		4-0 CS BB		2-3 K		1-3 K		0-1 F8		3	0	0	0	1	2	2																	
Orlando Cabrera, R (1, 6) OBP: 0.381, SLG: 0.464		2-2 L4 1-2		1-0 G5-3		2-1 F3		2-3 F8		4	0	0	0	0	0	3																	
Michael Barrett, R (1, 2) OBP: 0.269, SLG: 0.298		2-1 G5-3		3-2 F5		0-3 K				3	0	0	0	0	1	0																	
Britt Reames, R (1, 1) OBP: 0.333, SLG: 0.143			1-1 G5-3		4-1 BB			1-0 F9		1	0	0	0	1	0	0																	
Mike Johnson, L (6, 1) Graeme Lloyd, L (7, 1) Tim Raines, S (8, PH) Scott Strickland, R (8, 1)										0	0	0	0	0	0	0																	
Inning Stats	R: 1 E: 0 K: 1 S: 15	H: 1 LOB: 1 BB: 1 P: 25	R: 0 E: 0 K: 0 S: 5	H: 0 LOB: 0 BB: 1 P: 13	R: 0 E: 0 K: 0 S: 7	H: 0 LOB: 1 BB: 0 P: 12	R: 0 E: 0 K: 2 S: 8	H: 0 LOB: 0 BB: 0 P: 15	R: 0 E: 0 K: 0 S: 6	H: 1 LOB: 1 BB: 1 P: 14	R: 0 E: 0 K: 3 S: 13	H: 0 LOB: 0 BB: 0 P: 22	R: 0 E: 0 K: 2 S: 8	H: 0 LOB: 0 BB: 0 P: 11	R: 0 E: 0 K: 1 S: 5	H: 1 LOB: 2 BB: 1 P: 18	1B: 1 2B: 1 3B: 0 HR: 1	SF: 0 SAC: 0 DP: 0 HBP: 1	WP: 0 PB: 1 SB: 0 CS: 1	PA: 34													
PITCHER	IP WLS BF H R ER SO BB IBB HBP BLK WP HR S P ERA WHIP																																
Matt Clement, R (1, 1) ERA: 3.75	6.0	23	2	2	1	6	3	0	1	0	0	0	1	54	101	1.50	0.833																
Braden Looper, R (7, 1) ERA: 4.09	2.0	6	0	0	0	3	0	0	0	0	0	0	0	13	20	0.00	0.000																
Antonio Alfonseca, R (9, 1) ERA: 1.29	1.0	5	1	0	0	0	1	0	0	0	0	0	0	12	18	0.00	2.000																

AB	29
R	2
H	3
RBI	2
BB	4
SO	9
LOB	10



Batter	1	2	3	4	5	6	7	8	9	AB	R	H	RBI	BB	SO	LOB	BOTTOM																
Luis Castillo, S (1, 4) OBP: 0.324, SLG: 0.316	2-2 G6-3	4-2 BB			2-2 G5-3	3-3 K		1-1 2-H 3-H 1B		4	0	1	2	1	1	1	Montreal Expos @ Florida Marlins Pro Player Stadium, Miami, FL Thu Apr 19 2001, 7:05 PM EDT Att: 10,940 - Sunny - 72 F																
Eric Owens, R (1, 9) OBP: 0.338, SLG: 0.397	4-2 S BB	0-0 G1-3			0-2 G1-3		1-3 K	0-0 F3		4	0	0	0	1	1	4																	
Cliff Floyd, L (1, 7) OBP: 0.431, SLG: 0.574	2-1 P6 1-2		3-1 G4-3		4-2 BB BB		0-1 G3-1			3	0	0	0	1	0	1																	
Preston Wilson, R (1, 8) OBP: 0.369, SLG: 0.458	0-2 G6-3		4-1 2B BB		4-2 BB BB		1-1 G4-3			2	0	0	0	2	0	1																	
Mike Lowell, R (1, 5) OBP: 0.304, SLG: 0.490		2-3 K	0-2 SAFE 2B		2-0 G6-3			2-0 1B WP 1B 1B		4	1	2	0	0	1	2																	
Charles Johnson, R (1, 2) OBP: 0.333, SLG: 0.729		2-1 HR	1-3 K			0-0 HR		1-3 K		4	2	2	2	0	2	2																	
Kevin Millar, R (1, 3) OBP: 0.231, SLG: 0.167		4-1 SH5-4 BB		1-2 F9		0-1 HR		2-2 WP 1B 1B		2	0	1	0	1	0	0																	
Braden Looper, R (7, 1) Ryan McGuire, L (8, PH) Antonio Alfonseca, R (9, 1)										0	0	0	0	0	0	0																	
Alex Gonzalez, R (1, 6) OBP: 0.396, SLG: 0.378		4-2 SH5-4 BB		1-3 K		0-1 P6		0-0 WP 1B 1B		3	1	1	0	1	1	0																	
Matt Clement, R (1, 1) Derrek Lee, R (6, PH) OBP: 0.267, SLG: 0.321		0-0 SH5-4		2-3 K		1-0 HBP		3-3 K		1	0	0	0	1	0	2																	
Inning Stats	R: 0 E: 0 K: 0 S: 10	H: 0 LOB: 1 BB: 1 P: 18	R: 1 E: 0 K: 1 S: 15	H: 1 LOB: 3 BB: 3 P: 31	R: 0 E: 0 K: 1 S: 9	H: 1 LOB: 1 BB: 1 P: 17	R: 0 E: 0 K: 2 S: 10	H: 0 LOB: 0 BB: 0 P: 14	R: 0 E: 0 K: 0 S: 15	H: 2 LOB: 1 BB: 2 P: 26	R: 1 E: 0 K: 1 S: 8	H: 0 LOB: 0 BB: 0 P: 12	R: 0 E: 0 K: 1 S: 7	H: 0 LOB: 0 BB: 0 P: 9	R: 3 E: 0 K: 2 S: 15	H: 4 LOB: 1 BB: 0 P: 24	1B: 5 2B: 1 3B: 0 HR: 2	SF: 0 SAC: 1 DP: 0 HBP: 1	WP: 1 PB: 0 SB: 1 CS: 0	PA: 38													
PITCHER	IP WLS BF H R ER SO BB IBB HBP BLK WP HR S P ERA WHIP																																
Britt Reames, R (1, 1) ERA: 2.45	5.0	23	2	1	1	4	7	0	0	0	0	0	1	59	106	1.80	1.800																
Mike Johnson, R (6, 1) ERA: 4.66	1.1	6	2	1	1	2	0	0	1	0	0	1	11	16	6.75	1.500																	
Graeme Lloyd, L (7, 1) ERA:	0.2	2	0	0	0	0	0	0	0	0	0	0	4	5	0.00	0.000																	
Scott Strickland, R (8, 1) ERA: 3.48	1.0	7	4	3	3	2	0	0	0	0	1	0	15	24	27.00	4.000																	

AB	29
R	5
H	8
RBI	4
BB	7
SO	8
LOB	13



Batter	1	2	3	4	5	6	7	8	9	AB	R	H	RBI	BB	SO	LOB	TOP					
Orlando Cabrera, R OBP: 0.373, SLG: 0.441 (1, 6)	4-1 BB G6-4-3		2-3 K			2-2 F9			1-1 G5-3	3	0	0	0	1	1	1						
Tim Lincecum, S OBP: 0.375, SLG: 0.381 (1, 7)	2-2 G6-4-3 1-2f			2-0 F9			1-0 F5		1-1 1B 1B	4	0	1	0	0	0	1						
Fernando Tatis, R OBP: 0.361, SLG: 0.371 (1, 5)	1-2 F8			3-2 G4-3			0-0 HR		1-0 G6-4-3 1B	4	1	2	1	0	0	0						
Lee Stevens, L OBP: 0.271, SLG: 0.576 (1, 3)		1-0 G1-3		0-0 L5			3-2 G4-3 2B		0-0 G6-4-3 1-2f	4	0	1	0	0	0	2						
Jose Vidro, S OBP: 0.360, SLG: 0.557 (1, 4)		4-2 G4-6-3 BB			2-1 F9		2-0 G4-3			2	0	0	0	1	0	1						
Milton Bradley, S OBP: 0.256, SLG: 0.194 (1, 9)		2-0 G4-6-3 1-2f			0-0 F7		1-2 G6-3			3	0	0	0	0	0	2						
Peter Bergeron, L OBP: 0.197, SLG: 0.197 (1, 8)			2-2 F9		0-1 F5			1-2 G3-1		3	0	0	0	0	0	0						
Michael Barrett, R OBP: 0.255, SLG: 0.280 (1, 2)			3-2 G1-5-3			0-0 F8		1-2 G4-3		3	0	0	0	0	0	0						
Tony Armas, R OBP: 0.500, SLG: 0.500 (1, 1)			1-2 1B			0-2 P6		1-3 K		1	0	1	0	0	0	0						
Geoff Blum, S OBP: 0.333, SLG: 0.292 (6, PH)										1	0	0	0	0	0	0						
Masato Yoshii, R OBP: 0.222, SLG: 0.333 (6, PH)										0	0	0	0	0	0	0						
Fernando Seguignol, S OBP: 0.222, SLG: 0.333 (8, PH)										1	0	0	0	0	1	0						
Ugueth Urbina, R OBP: 0.222, SLG: 0.333 (8, PH)										0	0	0	0	0	0	0						
Inning Stats	R: 0 E: 0 K: 0 S: 9	H: 0 LOB: 0 BB: 1 P: 16	R: 0 E: 0 K: 0 S: 4	H: 0 LOB: 0 BB: 1 P: 11	R: 0 E: 0 K: 1 S: 13	H: 1 LOB: 1 BB: 0 P: 21	R: 0 E: 0 K: 0 S: 5	H: 0 LOB: 0 BB: 0 P: 10	R: 0 E: 0 K: 0 S: 5	H: 0 LOB: 0 BB: 0 P: 7	R: 0 E: 0 K: 0 S: 7	H: 0 LOB: 0 BB: 0 P: 9	R: 1 E: 0 K: 0 S: 9	H: 2 LOB: 1 BB: 0 P: 16	R: 0 E: 0 K: 1 S: 9	H: 0 LOB: 0 BB: 0 P: 12	R: 0 E: 0 K: 0 S: 6	H: 2 LOB: 1 BB: 0 P: 9	1B: 3 2B: 1 3B: 0 HR: 1	SF: 0 SAC: 0 DP: 3 HBP: 0	WP: 0 PB: 0 SB: 0 CS: 0	PA: 31
PITCHER	IP	WLS	BF	H	R	ER	SO	BB	IBB	HBP	BLK	WP	HR	S	P	ERA	WHIP					
Jason Grilli, R ERA: 3.06	7.0	W	24	3	1	1	1	2	0	0	0	0	1	52	90	1.29	0.714					
Dan Miceli, R ERA: 6.0	1.0	H	3	0	0	0	1	0	0	0	0	0	0	9	12	0.00	0.000					
Antonio Alfonseca, R ERA: 1.13	1.0		4	2	0	0	0	0	0	0	0	0	0	6	9	0.00	2.000					

Montreal Expos @ Florida Marlins
Pro Player Stadium, Miami, FL
Fri Apr 20 2001, 7:05 PM EDT
Att: 11,551 - Cloudy - 75 F

AB	29
R	1
H	5
RBI	1
BB	2
SO	2
LOB	7



Batter	1	2	3	4	5	6	7	8	9	AB	R	H	RBI	BB	SO	LOB	BOTTOM					
Luis Castillo, S OBP: 0.319, SLG: 0.311 (1, 4)	0-0 BB G6-4-3 1B			2-0 F9			3-2 F7			4	0	1	0	0	1	3						
Eric Owens, R OBP: 0.319, SLG: 0.371 (1, 9)	2-1 G6-4-3 1-2f		2-3 K		3-3 K		1-1 L1			4	0	0	0	0	2	1						
Cliff Floyd, L OBP: 0.426, SLG: 0.554 (1, 7)	4-2 FC5-4 BB		0-0 E3 HR		0-0 P3			1-3 K		2	1	0	0	1	0	0						
Lyle Mouton, R OBP: 0.377, SLG: 0.556 (6, 7)										1	0	0	0	0	1	0						
Preston Wilson, R OBP: 0.377, SLG: 0.556 (1, 8)	0-0 FC5-4 1-2f		1-1 HR		0-1 F2			0-0 HR		4	2	2	3	0	0	1						
Mike Lowell, R OBP: 0.333, SLG: 0.537 (1, 5)		2-2 1B 2B	4-2 G4-6-3 BB			3-2 F7		1-2 1B 2B		3	2	2	0	1	0	0						
Charles Johnson, R OBP: 0.345, SLG: 0.706 (1, 2)		3-3 K	0-2 G4-6-3 1-2f			4-2 BB		0-1 1B		3	0	1	1	1	1	2						
Derrek Lee, R OBP: 0.250, SLG: 0.298 (1, 3)		2-3 K		2-2 F8		1-3 K		3-3 K		4	0	0	0	0	3	3						
Alex Gonzalez, R OBP: 0.404, SLG: 0.375 (1, 6)		4-0 1B IBB		1-2 SH1-3 1B		0-1 F6		0-3 K		3	0	1	0	1	1	2						
Jason Grilli, R OBP: 0.400, SLG: 1.000 (1, 1)			0-0 1B		0-2 SH1-3					1	0	1	1	0	0	0						
Ryan McGuire, L OBP: 0.333, SLG: 0.333 (7, PH)										1	0	0	0	0	1	0						
Dan Miceli, R OBP: 0.222, SLG: 0.333 (8, 1)										0	0	0	0	0	0	0						
Antonio Alfonseca, R OBP: 0.222, SLG: 0.333 (9, 1)		1-2 2H 1B		1-2						0	0	0	0	0	0	0						
Inning Stats	R: 0 E: 0 K: 0 S: 9	H: 1 LOB: 1 BB: 1 P: 15	R: 1 E: 0 K: 3 S: 13	H: 2 LOB: 2 BB: 1 P: 25	R: 2 E: 1 K: 1 S: 11	H: 1 LOB: 0 BB: 1 P: 17	R: 0 E: 0 K: 0 S: 11	H: 1 LOB: 1 BB: 0 P: 16	R: 0 E: 0 K: 1 S: 6	H: 0 LOB: 0 BB: 0 P: 9	R: 0 E: 0 K: 1 S: 13	H: 0 LOB: 1 BB: 1 P: 21	R: 0 E: 0 K: 1 S: 9	H: 0 LOB: 0 BB: 0 P: 14	R: 2 E: 0 K: 3 S: 18	H: 3 LOB: 1 BB: 0 P: 23	R: 2 E: 0 K: 3 S: 18	H: 3 LOB: 1 BB: 0 P: 23	1B: 4 2B: 2 3B: 0 HR: 2	SF: 0 SAC: 1 DP: 2 HBP: 0	WP: 0 PB: 0 SB: 0 CS: 0	PA: 35
PITCHER	IP	WLS	BF	H	R	ER	SO	BB	IBB	HBP	BLK	WP	HR	S	P	ERA	WHIP					
Tony Armas, R ERA: 4.22	5.0	L	22	5	3	2	5	2	1	0	0	0	1	50	82	3.60	1.400					
Masato Yoshii, R ERA: 4.76	2.0		7	0	0	0	2	1	0	0	0	0	0	22	35	0.00	0.500					
Ugueth Urbina, R ERA: 2.25	1.0		6	3	2	2	3	0	0	0	0	0	1	18	23	18.00	3.000					

Montreal Expos @ Florida Marlins
Pro Player Stadium, Miami, FL
Fri Apr 20 2001, 7:05 PM EDT
Att: 11,551 - Cloudy - 75 F

AB	30
R	5
H	8
RBI	5
BB	4
SO	10
LOB	12



Batter	1	2	3	4	5	6	7	8	9	AB R H RBI BB SO LOB	TOP											
Orlando Cabrera, R (1, 6) OBP: 0.366, SLG: 0.419	4-0 G6-3 BB			3-2 F8		1-1 F9			0-3 K	3 0 0 0 1 1 0	Montreal Expos @ Florida Marlins Pro Player Stadium, Miami, FL Sat Apr 21 2001, 7:05 PM EDT Att: 17,587 - Sunny - 78 F											
Jose Vidro, S (1, 4) OBP: 0.380, SLG: 0.568	2-1 G6-3 1-2			1-1 1B		2-1 CS 1B			2-2 G6-4-3 1B	4 0 3 0 0 0 1												
Fernando Tatis, R (1, 5) OBP: 0.342, SLG: 0.348	1-2 G4-3			0-0 L6		3-3 K 1-2			2-1 G6-4-3 1-2	4 0 0 0 0 1 3												
Vladimir Guerrero, R (1, 9) OBP: 0.388, SLG: 0.421		1-1 CS 1B		0-1 F9			0-0 G5-3			3 0 1 0 0 0 1												
Lee Stevens, L (1, 3) OBP: 0.260, SLG: 0.551		1-3 K 1-2			1-3 K		1-0 G4-3			3 0 0 0 0 2 1												
Milton Bradley, S (1, 7) OBP: 0.282, SLG: 0.184		2-1 G4-3			4-0 BB HBP		1-0 G4-3			2 0 0 0 0 0 0												
Michael Barrett, R (1, 2) OBP: 0.241, SLG: 0.264			0-1 G5-3		0-3 K			0-1 L7		3 0 0 0 0 1 1												
Peter Bergeron, L (1, 8) OBP: 0.203, SLG: 0.190			2-1 F7		4-2 BB		0-0 L6			2 0 0 0 1 0 0												
Mike Thurman, R (1, 1) Geoff Blum, S (8, PH) Guillermo Mota, R (8, 1) OBP: 0.500, SLG: 0.500			2-3 K		1-3 K			0-3 K		2 0 0 0 0 2 2 1 0 0 0 0 1 0 0 0 0 0 0 0 0												
Inning Stats	R: 0 H: 0 E: 0 K: 0 S: 5	H: 0 LOB: 0 BB: 1 P: 12	R: 0 H: 1 E: 0 K: 1 S: 7	H: 0 LOB: 0 BB: 0 P: 11	R: 0 H: 0 E: 0 K: 1 S: 7	H: 0 LOB: 0 BB: 0 P: 11	R: 0 H: 1 E: 0 K: 0 S: 8	H: 1 LOB: 1 BB: 0 P: 12	R: 0 H: 0 E: 0 K: 3 S: 13	H: 0 LOB: 2 BB: 1 P: 23	R: 0 H: 1 E: 0 K: 1 S: 7	H: 0 LOB: 0 BB: 0 P: 13	R: 0 H: 0 E: 0 K: 1 S: 3	H: 0 LOB: 0 BB: 0 P: 5	R: 0 H: 0 E: 0 K: 1 S: 6	H: 0 LOB: 0 BB: 0 P: 6	R: 0 H: 1 E: 0 K: 1 S: 8	H: 1 LOB: 0 BB: 0 P: 12	1B: 4 2B: 1 3B: 0 HR: 0	SF: 0 SAC: 0 DP: 3 HBP: 1	WP: 0 PB: 0 SB: 0 CS: 2	PA: 30
PITCHER Brad Penny, R (1, 1) ERA: 2.51	IP: 9.0 WLS: W BF: 30 H: 4 R: 0 ER: 0 SO: 8 BB: 2 IBB: 0 HBP: 1 BLK: 0 WP: 0 HR: 0 S: 64 P: 105 ERA: 0.00 WHIP: 0.667											PITCHER										

AB	27
R	0
H	4
RBI	0
BB	2
SO	8
LOB	9



Batter	1	2	3	4	5	6	7	8	9	AB R H RBI BB SO LOB	BOTTOM									
Luis Castillo, S (1, 4) OBP: 0.316, SLG: 0.338	1-2 F8			0-0 2B 3B	0-1 L7		0-0 F9			4 1 1 0 0 0 1	Montreal Expos @ Florida Marlins Pro Player Stadium, Miami, FL Sat Apr 21 2001, 7:05 PM EDT Att: 17,587 - Sunny - 78 F									
Eric Owens, R (1, 9) OBP: 0.301, SLG: 0.348	0-0 P4			2-3 K		0-1 G3-1		0-2 P3		4 0 0 0 0 1 1										
Cliff Floyd, L (1, 7) OBP: 0.431, SLG: 0.542	1-1 P4			4-2 2B BB		2-2 F7		0-2 G6-4-3 1B		3 1 1 0 1 0 0										
Preston Wilson, R (1, 8) OBP: 0.356, SLG: 0.522		1-0 P4		0-0 L6		1-0 F5		0-0 G6-4-3 1-2		4 0 0 0 0 0 3										
Mike Lowell, R (1, 5) OBP: 0.333, SLG: 0.544		0-0 F9		2-2 1-H 3-H 2B		0-1 F7				3 0 1 2 0 0 0										
Charles Johnson, R (1, 2) OBP: 0.345, SLG: 0.704		2-1 G6-3		1-0 P3		3-2 2B				3 1 1 0 0 0 1										
Derrek Lee, R (1, 3) OBP: 0.254, SLG: 0.317			2-2 G5-3		0-1 F3		0-0 2H HR 2B			3 1 1 1 0 0 0										
Alex Gonzalez, R (1, 6) OBP: 0.400, SLG: 0.431			1-0 F3		0-0 F7		1-2 2H HR			3 1 1 2 0 0 0										
Brad Penny, R (1, 1) OBP: 0.111, SLG: 0.111			0-3 K		0-1 1B		0-0 F9			3 0 1 0 0 1 0										
Inning Stats	R: 0 H: 0 E: 0 K: 0 S: 7	H: 0 LOB: 0 BB: 0 P: 9	R: 0 H: 0 E: 0 K: 0 S: 4	H: 0 LOB: 0 BB: 0 P: 7	R: 0 H: 0 E: 0 K: 1 S: 7	H: 0 LOB: 0 BB: 0 P: 10	R: 2 H: 2 E: 0 K: 1 S: 12	H: 2 LOB: 1 BB: 1 P: 21	R: 0 H: 1 E: 0 K: 0 S: 7	H: 1 LOB: 1 BB: 0 P: 7	R: 3 H: 3 E: 0 K: 0 S: 11	H: 3 LOB: 0 BB: 0 P: 15	R: 0 H: 1 E: 0 K: 0 S: 9	H: 1 LOB: 0 BB: 0 P: 9	R: 0 H: 1 E: 0 K: 0 S: 9	H: 1 LOB: 0 BB: 0 P: 9	1B: 2 2B: 3 3B: 1 HR: 1	SF: 0 SAC: 0 DP: 1 HBP: 0	WP: 0 PB: 0 SB: 0 CS: 0	PA: 31
PITCHER Mike Thurman, R (1, 1) ERA: 6.85 Guillermo Mota, R (8, 1) ERA: 1.64	IP: 7.0 WLS: L BF: 28 H: 6 R: 5 ER: 5 SO: 2 BB: 1 IBB: 0 HBP: 0 BLK: 0 WP: 0 HR: 1 S: 54 P: 78 ERA: 6.43 WHIP: 1.000											PITCHER								

AB	30
R	5
H	7
RBI	5
BB	1
SO	2
LOB	6



Batter	1	2	3	4	5	6	7	8	9	AB	R	H	RBI	BB	SO	LOB	TOP									
Orlando Cabrera, R OBP: 0.368, SLG: 0.448 (1, 6)	0-2 1B 3B		1-2 1B		2-2 G5-3		1-0 G3		2-1 G6-3	5	1	2	1	0	0	0	Montreal Expos @ Florida Marlins Pro Player Stadium, Miami, FL Sun Apr 22 2001, 1:05 PM EDT Att: 10,609 - Sunny - 82 F									
Jose Vidro, S OBP: 0.365, SLG: 0.544 (1, 4)	0-0 1B 1-3		2-2 P6		0-0 F7		2-2 F7		0-0 G1-4-3	5	0	1	1	0	0	2										
Fernando Tatis, R OBP: 0.363, SLG: 0.362 (1, 5)	2-2 F9		2-1 1B		4-2 2B SF9 HBP		1-0 PB 1B			3	2	2	1	0	0	1										
Vladimir Guerrero, R OBP: 0.394, SLG: 0.443 (1, 9)	0-0 L1-3		1-1 F9		0-0 SF9 3B 2B		1-1 FC4-6 1B CS 1B			4	1	2	1	0	0	3										
Lee Stevens, L OBP: 0.260, SLG: 0.534 (1, 3)		2-3 K	0-1 F9		1-3 K		1-2 FC4-6 1B			4	0	1	0	0	2	4										
Geoff Blum, S OBP: 0.286, SLG: 0.250 Peter Bergeron, L OBP: 0.203, SLG: 0.190 (8, 8)	3-1 L3			2-0 F8		1-1 SF9		0-0 FC4-6 BB		3	0	0	1	0	0	2										
Milton Bradley, S OBP: 0.283, SLG: 0.244 (8, 7)	1-2 P6			0-3 K		2-3 3-H 1-1		1-2 2-3		3	0	1	1	1	1	0										
Randy Knorr, R OBP: 0.385, SLG: 1.083 (1, 2)			1-0 E 1B HBP	0-0 F5		3-H 0-0 F7		0-1 F3		3	1	0	0	0	0	3										
Chris Peters, L Guillermo Mota, R Fernando Segura, S Scott Strickland, R Tim Raines, S Ugueth Urbina, R (1, 1) (6, 1) (7, PH) (7, 1) (9, PH) (9, 1)			1-0 FC3 1B 1B		3-2 F7		0-3 K		1-0 L6	2	1	0	0	0	0	1										
Inning Stats	R: 1 E: 0 K: 0 S: 8	H: 2 LOB: 0 BB: 0 P: 10	R: 0 E: 0 K: 1 S: 9	H: 0 LOB: 0 BB: 0 P: 15	R: 2 E: 1 K: 0 S: 14	H: 2 LOB: 2 BB: 0 P: 22	R: 0 E: 0 K: 1 S: 5	H: 0 LOB: 0 BB: 0 P: 7	R: 0 E: 0 K: 1 S: 11	H: 0 LOB: 0 BB: 0 P: 16	R: 2 E: 0 K: 1 S: 13	H: 2 LOB: 1 BB: 0 P: 20	R: 0 E: 0 K: 1 S: 8	H: 0 LOB: 0 BB: 0 P: 11	R: 1 E: 0 K: 0 S: 10	H: 3 LOB: 2 BB: 1 P: 17		R: 0 E: 0 K: 0 S: 4	H: 0 LOB: 0 BB: 0 P: 7	1B: 6 2B: 2 3B: 2 HR: 0	SF: 1 SAC: 0 DP: 1 HBP: 2	WP: 0 PB: 1 SB: 0 CS: 1	PA: 38			
PITCHER	IP	WLS	BF	H	R	ER	SO	BB	IBB	HBP	BLK	WP	HR	S	P	ERA	WHIP									
Vladimir Nunez, R ERA: 4.15 Ricky Bones, R ERA: 5.4 Braden Looper, R ERA: 4.91 Armando Almanza, L ERA: Joe Strong, R ERA:	(1, 1) (6, 1) (8, 1) (8, 1) (9, 1)	5.2 1.1 0.0 1.0 1.0	L 4 0 3 0	25 0 3 0 0	6 0 1 0 0	5 0 1 0 0	4 1 1 0 0	3 0 0 0 0	0 0 0 1 0	0 0 0 0 0	2 0 0 0 0	0 0 0 0 0	0 0 0 0 0	0 0 0 0 0	0 9 12 4 7	89 9 8 8 7	6.35 0.00 ∞ 0.00 0.00	1.059 0.000 ∞ 1.000 0.000								

AB	34
R	6
H	9
RBI	6
BB	1
SO	4
LOB	16




Batter	1	2	3	4	5	6	7	8	9	AB	R	H	RBI	BB	SO	LOB	BOTTOM								
Luis Castillo, S OBP: 0.313, SLG: 0.324 (1, 4)	2-3 K	4-1 BB			3-2 F7		0-3 K			3	0	0	0	1	2	1	Montreal Expos @ Florida Marlins Pro Player Stadium, Miami, FL Sun Apr 22 2001, 1:05 PM EDT Att: 10,609 - Sunny - 82 F								
Eric Owens, R OBP: 0.299, SLG: 0.333 (1, 9)	4-1 PB 1B BB	2-3 K			3-2 F9		1-3 K			3	1	0	0	1	2	3									
Cliff Floyd, L OBP: 0.408, SLG: 0.508 (1, 7)	3-3 K		0-0 P6		0-2 G6-3		1-3 K			4	0	0	0	0	2	1									
Preston Wilson, R OBP: 0.377, SLG: 0.543 (1, 8)	1-1 1B 2H 1B		0-0 F8		0-0 S 2B		4-2 CS BB			3	1	2	1	1	0	0									
Mike Lowell, R OBP: 0.328, SLG: 0.525 (1, 5)	2-1 1B 1-2 1B		3-2 P6		2-2 F9		0-2 SAFE F9		0-2 1-2 F9	4	0	1	0	0	0	2									
Derrek Lee, R OBP: 0.254, SLG: 0.313 (1, 3)	2-1 1-3 2H 1B			1-2 L5		1-3 K		1-2 L7		4	0	1	1	0	1	1									
Mike Redmond, R OBP: 0.333, SLG: 0.462 (1, 2)		1-2 F8		3-2 F7		3-3 K		0-2 G6-3		4	0	0	0	0	1	1									
Alex Gonzalez, R OBP: 0.406, SLG: 0.455 (1, 6)		0-1 SH1-4 1B		1-1 2B		0-1 G5-3		3-3 K		4	0	2	0	0	1	0									
Vladimir Nunez, R Ricky Bones, R Ryan McGuire, L Braden Looper, R Armando Almanza, L Joe Strong, S (1, 1) (6, 1) (7, PH) (8, 1) (9, 1) (9, 1)		2-0 SH1-4 1B		0-3 K		0-1 S 1B				1	0	0	0	0	1	1									
Inning Stats	R: 2 E: 0 K: 2 S: 14	H: 3 LOB: 2 BB: 1 P: 28	R: 0 E: 0 K: 1 S: 11	H: 1 LOB: 1 BB: 1 P: 20	R: 0 E: 0 K: 0 S: 5	H: 0 LOB: 0 BB: 0 P: 8	R: 0 E: 0 K: 1 S: 13	H: 1 LOB: 1 BB: 0 P: 18	R: 0 E: 0 K: 2 S: 10	H: 1 LOB: 1 BB: 0 P: 16	R: 0 E: 0 K: 2 S: 11	H: 1 LOB: 1 BB: 0 P: 12	R: 0 E: 0 K: 1 S: 8	H: 0 LOB: 0 BB: 1 P: 13	R: 0 E: 0 K: 1 S: 11	H: 0 LOB: 0 BB: 0 P: 15		1B: 5 2B: 2 3B: 0 HR: 0	SF: 0 SAC: 1 DP: 0 HBP: 0	WP: 0 PB: 1 SB: 2 CS: 1	PA: 35				
PITCHER	IP	WLS	BF	H	R	ER	SO	BB	IBB	HBP	BLK	WP	HR	S	P	ERA	WHIP								
Chris Peters, L ERA: 3.38 Guillermo Mota, R ERA: 1.5 Scott Strickland, R ERA: 2.92 Ugueth Urbina, R ERA: 2.0	(1, 1) (6, 1) (7, 1) (9, 1)	5.0 1.0 2.0 1.0	W H H 3	22 3 7 0	2 0 1 0	2 0 0 0	4 2 3 1	0 0 0 0	0 0 0 0	0 0 0 0	0 0 0 0	0 0 0 0	0 0 0 0	0 9 19 11	55 15 25 15	3.60 0.00 0.00 0.00	1.600 0.000 1.000 0.000								



Batter	1	2	3	4	5	6	7	8	9	AB	R	H	RBI	BB	SO	LOB	TOP										
Orlando Cabrera, R OBP: 0.380, SLG: 0.486 (1, 6)	F5		SH1-3					1B		3	1	2	0	0	0	0	Montreal Expos @ St. Louis Cardinals Busch Stadium, St. Louis, MO Tue Apr 24 2001, 7:10 PM CDT Att: 28,345 - Sunny - 61 F										
Jose Vidro, S OBP: 0.386, SLG: 0.549 (1, 4)	2B		1B	HBP			F9	FC5-4	1B	3	0	2	1	0	0	1											
Fernando Tatis, R OBP: 0.357, SLG: 0.370 (1, 5)	2B		K				F9	FC5-4	1B	4	0	1	0	0	1	3											
Vladimir Guerrero, R OBP: 0.387, SLG: 0.431 Graeme Lloyd, L (8, 1)	K		1B				G6-3	K		4	0	1	0	0	2	3											
Lee Stevens, L OBP: 0.259, SLG: 0.558 (1, 3)	G4-3			K			K		HR	4	1	1	1	0	2	2											
Geoff Blum, S OBP: 0.256, SLG: 0.219 (1, 7)		P6		K				G3	F8	4	0	0	0	0	1	0											
Milton Bradley, S OBP: 0.260, SLG: 0.222 (1, 8)		K		G6-3				K	F9	4	0	0	0	0	2	0											
Michael Barrett, R OBP: 0.226, SLG: 0.246 (1, 2)		L8						G5-3	L9	4	0	0	0	0	0	0											
Javier Vazquez, R OBP: 0.280, SLG: 0.444 Peter Bergion, L OBP: 0.350, SLG: 0.198 Mike Johnson, L OBP: 0.345, SLG: 0.349 Scott Stewart, R OBP: 0.260, SLG: 0.300 (1, 1)			SH1-3	1B				G1-3	G3-1	1	0	1	0	0	0	0											
Inning Stats	R: 0 E: 0 K: 1 S: 9	H: 2 LOB: 2 BB: 0 P: 14	R: 0 E: 0 K: 1 S: 10	H: 0 LOB: 0 BB: 0 P: 14	R: 0 E: 0 K: 1 S: 11	H: 2 LOB: 2 BB: 0 P: 18	R: 0 E: 0 K: 2 S: 7	H: 0 LOB: 0 BB: 0 P: 8	R: 0 E: 0 K: 0 S: 9	H: 1 LOB: 1 BB: 0 P: 11	R: 0 E: 0 K: 1 S: 14	H: 0 LOB: 0 BB: 0 P: 15	R: 0 E: 0 K: 1 S: 9	H: 0 LOB: 0 BB: 0 P: 11	R: 1 E: 1 K: 1 S: 12	H: 2 LOB: 1 BB: 0 P: 16		R: 1 E: 0 K: 0 S: 11	H: 1 LOB: 0 BB: 0 P: 20	1B: 5 2B: 1 3B: 1 HR: 1	SF: 0 SAC: 1 DP: 0 HBP: 1	WP: 0 PB: 0 SB: 0 CS: 0	PA: 35				
PITCHER	IP	WLS	BF	H	R	ER	SO	BB	IBB	HBP	BLK	WP	HR	S	P	ERA	WHIP										
Darryl Kile, R ERA: 4.22 Mike Timlin, R ERA: 2.59 Dave Veres, R ERA: 3.0	(1, 1)	7.0	W	26	5	0	7	0	0	1	0	0	0	69	91	0.00	0.714										

Batter	1	2	3	4	5	6	7	8	9	AB	R	H	RBI	BB	SO	LOB	BOTTOM										
Fernando Vina, L OBP: 0.337, SLG: 0.342 (1, 4)	L7		FC4-6	1B				F9		5	3	2	0	0	0	3	Montreal Expos @ St. Louis Cardinals Busch Stadium, St. Louis, MO Tue Apr 24 2001, 7:10 PM CDT Att: 28,345 - Sunny - 61 F										
Placido Polanco, R OBP: 0.407, SLG: 0.362 (1, 5)	15 BB		E5	K				G3		4	1	1	0	1	1	4											
15 Jim Edmonds, L OBP: 0.389, SLG: 0.640 Craig Paquette, R OBP: 0.281, SLG: 0.500 (8, PH)	5 G6-4-3		K					K		3	1	2	3	1	1	2											
5 Albert Pujols, R OBP: 0.434, SLG: 0.710 (1, 3)	G6-4-3		2B	2B				BB		1	0	0	0	0	1	0											
5 Albert Pujols, R OBP: 0.434, SLG: 0.710 (1, 3)	G6-4-3		2B	2B				F3		5	0	2	3	0	0	4											
Ray Lankford, L OBP: 0.407, SLG: 0.680 (1, 7)		K	BB	K				K		3	0	0	0	1	3	2											
J.D. Drew, L OBP: 0.349, SLG: 0.577 (9, 8)		K	K					1B		4	0	2	0	0	2	2											
Edgar Renteria, R OBP: 0.254, SLG: 0.322 (1, 6)		1B		1B				P5		4	1	2	0	0	0	2											
Mike Matheny, R OBP: 0.300, SLG: 0.389 (1, 2)	F8		1B	1B				F8		4	1	1	0	0	1	3											
Darryl Kile, R OBP: 0.167, SLG: 0.091 Kerry Robinson, L OBP: 0.333, SLG: 0.333 Mike Timlin, R OBP: 0.254, SLG: 0.322 (8, 1)			FC4-6	K				P6		3	0	1	0	0	1	3											
Dave Veres, R OBP: 0.254, SLG: 0.322 (8, 1)			1B					1B		0	0	0	0	0	0	0											
Inning Stats	R: 0 E: 0 K: 0 S: 7	H: 1 LOB: 1 BB: 1 P: 14	R: 0 E: 0 K: 2 S: 12	H: 1 LOB: 1 BB: 0 P: 20	R: 2 E: 1 K: 2 S: 21	H: 2 LOB: 2 BB: 1 P: 34	R: 4 E: 0 K: 3 S: 19	H: 5 LOB: 1 BB: 0 P: 27	R: 0 E: 0 K: 1 S: 12	H: 1 LOB: 1 BB: 0 P: 19	R: 1 E: 0 K: 1 S: 13	H: 2 LOB: 1 BB: 1 P: 22	R: 0 E: 0 K: 0 S: 6	H: 2 LOB: 2 BB: 0 P: 7	R: 0 E: 0 K: 1 S: 8	H: 0 LOB: 0 BB: 0 P: 14	1B: 11 2B: 3 3B: 0 HR: 0	SF: 0 SAC: 0 DP: 2 HBP: 0	WP: 0 PB: 0 SB: 2 CS: 0	PA: 40							
PITCHER	IP	WLS	BF	H	R	ER	SO	BB	IBB	HBP	BLK	WP	HR	S	P	ERA	WHIP										
Javier Vazquez, R ERA: 4.67 Mike Johnson, R ERA: 4.79 Scott Stewart, L ERA: Masato Yoshii, R ERA: 4.05 Graeme Lloyd, L ERA:	(1, 1)	4.0	L	23	9	6	4	7	1	0	0	0	0	21	36	5.40	2.400										

AB 33
R 2
H 8
RBI 2
BB 0
SO 8
LOB 9



AB 37
R 7
H 14
RBI 6
BB 3
SO 10
LOB 25



Batter	1	2	3	4	5	6	7	8	9	AB	R	H	RBI	BB	SO	LOB	TOP				
Orlando Cabrera, R OBP: 0.369, SLG: 0.459 Ugueth Urbina, R (8, 1)	L6		1B S FC6 HBP	P6		G3		P4		4	1	0	0	0	0	4					
Jose Vidro, S OBP: 0.276, SLG: 0.523	L8		FC6 1B BB	P4		K		G4-6-3		4	0	0	0	1	1	4					
Fernando Tatis, R OBP: 0.360, SLG: 0.364	G4-3		FC6 1B	FC5-4			F7 BB HBP		K	4	0	1	0	0	1	2					
Vladimir Guerrero, R OBP: 0.363, SLG: 0.400		G4-3	FC6 BB		F9		K		P6	5	0	0	1	0	1	3					
Lee Stevens, L OBP: 0.291, SLG: 0.551		E 1B G5-3 BB		G3			HBP BB		FC4-6 BB	1	1	0	0	4	0	0					
Milton Bradley, S OBP: 0.273, SLG: 0.260	E3 G5-3 BB 1B		K				F7		FC4-6	5	0	2	0	0	1	6					
Peter Bergeron, L OBP: 0.259, SLG: 0.182 Fernando Seguin, S OBP: 0.273, SLG: 0.300		G5-3 BB	F7		G6-3				HBP	2	0	0	0	1	0	4					
Michael Barrett, R OBP: 0.227, SLG: 0.246		G5-3		FC5-4 BB 1B		G5-3		P3		4	0	1	1	0	0	5					
Britt Reames, R OBP: 0.264, SLG: 0.125 Tim Lincecum, S OBP: 0.270, SLG: 0.348 Scott Stewart, L OBP: 0.265, SLG: 0.300 Guillermo Mota, R OBP: 0.275, SLG: 0.242		K		FC5-4 BB		G3 BB		G4-6-3 1B		1	0	0	0	1	1	2					
Inning Stats	R: 0 E: 0 K: 0 S: 10	H: 0 LOB: 0 BB: 0 P: 17	R: 1 E: 1 K: 1 S: 10	H: 1 LOB: 2 BB: 2 P: 20	R: 1 E: 0 K: 1 S: 16	H: 1 LOB: 3 BB: 2 P: 35	R: 0 E: 0 K: 0 S: 11	H: 1 LOB: 2 BB: 1 P: 16	R: 0 E: 0 K: 1 S: 8	H: 0 LOB: 1 BB: 1 P: 18	R: 0 E: 0 K: 1 S: 10	H: 0 LOB: 3 BB: 1 P: 17	R: 0 E: 0 K: 1 S: 8	H: 1 LOB: 0 BB: 0 P: 10	R: 0 E: 0 K: 1 S: 5	H: 0 LOB: 1 BB: 1 P: 12	1B: 4 2B: 1 3B: 0 HR: 0	SF: 0 SAC: 0 DP: 1 HBP: 3	WP: 0 PB: 0 SB: 1 CS: 0	PA: 42	
PITCHER	IP	WLS	BF	H	R	ER	SO	BB	IBB	HBP	BLK	WP	HR	S	P	ERA	WHIP				
Andy Benes, R ERA: 6.08	5.0	W	25	4	2	2	2	5	0	1	0	0	0	57	104	3.60	1.800				
Mike James, R ERA: 6.52	1.1	H	6	0	0	0	2	1	0	1	0	0	0	13	24	0.00	0.750				
Steve Kline, L ERA: 2.7	0.1	H	3	0	0	0	0	1	0	1	0	0	0	2	7	0.00	3.000				
Gene Stechschulte, R ERA: 1.54	2.1	S	8	1	0	0	1	1	0	0	0	0	0	16	26	0.00	0.857				

Montreal Expos @ St. Louis Cardinals
 Busch Stadium, St. Louis, MO
 Wed Apr 25 2001, 7:10 PM CDT
 Att: 28,858 - Cloudy - 72 F

AB 31
 R 2
 H 5
 RBI 2
 BB 8
 SO 5
 LOB 30



Batter	1	2	3	4	5	6	7	8	9	AB	R	H	RBI	BB	SO	LOB	BOTTOM				
Fernando Vina, L OBP: 0.345, SLG: 0.350	G6-3 15 1B		G6-3		PO 1B		L9			4	1	2	0	0	0	0					
Placido Polanco, R OBP: 0.414, SLG: 0.360	G6-3			15 1B 5 HR BB	PO	15 2B SF8 1B		F7		3	2	1	0	1	0	1					
15 Jim Edmonds, L OBP: 0.431, SLG: 0.679	G6-4-3 1B			5 HR 1B		SF8 2B		CS BB		3	1	3	1	1	0	0					
5 Albert Pujols, R OBP: 0.438, SLG: 0.736	G6-4-3			HR		HBP		K		3	1	1	3	0	1	2					
Ray Lankford, L OBP: 0.403, SLG: 0.654			K		G1-6-3 BB		K		CS	2	0	0	0	1	2	3					
J.D. Drew, L OBP: 0.333, SLG: 0.556			G6-3		G1-6-3		SF8			2	0	0	1	0	0	1					
Edgar Renteria, R OBP: 0.259, SLG: 0.323 Steve Kline, S OBP: 0.275, SLG: 0.300 Gene Stechschulte, R OBP: 1.000, SLG: 4.000					G4-3		P4			3	0	1	0	0	0	2					
Mike Matheny, R OBP: 0.286, SLG: 0.368		CS		G2-3			K		F8	3	0	0	0	0	1	0					
Andy Benes, R OBP: 0.167, SLG: 0.333 Larry Sutton, L OBP: 0.273, SLG: 0.484				F2			F8		G5-3	1	0	0	0	0	0	0					
Inning Stats	R: 1 E: 0 K: 0 S: 10	H: 2 LOB: 0 BB: 0 P: 16	R: 0 E: 0 K: 1 S: 17	H: 1 LOB: 0 BB: 0 P: 27	R: 0 E: 0 K: 0 S: 6	H: 0 LOB: 0 BB: 0 P: 10	R: 3 E: 0 K: 0 S: 13	H: 2 LOB: 0 BB: 2 P: 26	R: 0 E: 0 K: 1 S: 6	H: 1 LOB: 0 BB: 0 P: 7	R: 1 E: 0 K: 1 S: 8	H: 2 LOB: 2 BB: 0 P: 14	R: 0 E: 0 K: 0 S: 5	H: 0 LOB: 0 BB: 0 P: 6	R: 0 E: 0 K: 1 S: 6	H: 0 LOB: 0 BB: 1 P: 12	1B: 6 2B: 1 3B: 0 HR: 1	SF: 1 SAC: 0 DP: 2 HBP: 1	WP: 0 PB: 0 SB: 1 CS: 2	PA: 34	
PITCHER	IP	WLS	BF	H	R	ER	SO	BB	IBB	HBP	BLK	WP	HR	S	P	ERA	WHIP				
Britt Reames, R ERA: 3.33	5.0	L	19	6	4	4	2	2	0	0	0	0	0	7	12	13.50	3.000				
Scott Stewart, L ERA: 1.29	0.2		5	2	1	1	1	0	0	1	0	0	0	7	12	13.50	3.000				
Guillermo Mota, R ERA: 1.35	1.1		4	0	0	0	0	0	0	0	0	0	0	6	8	0.00	0.000				
Ugueth Urbina, R ERA: 1.8	1.0		3	0	0	0	1	1	0	0	0	0	0	6	12	0.00	1.000				

Montreal Expos @ St. Louis Cardinals
 Busch Stadium, St. Louis, MO
 Wed Apr 25 2001, 7:10 PM CDT
 Att: 28,858 - Cloudy - 72 F

AB 26
 R 5
 H 8
 RBI 5
 BB 3
 SO 4
 LOB 9



Batter	1	2	3	4	5	6	7	8	9	AB	R	H	RBI	BB	SO	LOB	TOP				
Orlando Cabrera, R OBP: 0.355, SLG: 0.470 (1, 6)										5	1	2	2	0	0	0	Montreal Expos @ Milwaukee Brewers Miller Park, Milwaukee, WI Fri Apr 27 2001, 7:05 PM CDT Att: 26,350 - Dome - 72 F				
Jose Vidro, S OBP: 0.375, SLG: 0.542 (1, 4)										5	0	1	0	0	1	2					
Fernando Tatis, R OBP: 0.366, SLG: 0.384 (1, 5)										5	0	0	0	0	0	3					
Vladimir Guerrero, R OBP: 0.396, SLG: 0.462 (1, 9)										3	2	2	1	1	0	0					
Lee Stevens, L OBP: 0.299, SLG: 0.523 (1, 3)										4	0	0	0	0	0	2					
Geoff Blum, S OBP: 0.267, SLG: 0.237 (1, 7)										4	1	1	0	0	0	1					
Milton Bradley, S OBP: 0.288, SLG: 0.271 (1, 8)										3	1	1	0	1	1	1					
Randy Knorr, R OBP: 0.313, SLG: 0.867 (1, 2)										3	0	0	0	0	2	2					
Mike Thurman, R (1, 1)										2	0	0	0	0	2	0					
Andy Tracy, L OBP: 0.459, SLG: 1.333 (8, PH)										0	0	0	0	0	0	0					
Guillermo Mota, R OBP: 0.500, SLG: 0.500 (8, 1)										0	0	0	0	0	0	0					
Fernando Seguinol, S OBP: 0.250, SLG: 0.214 (9, PH)										0	0	0	0	1	0	0					
Graeme Lloyd, L (9, 1)										0	0	0	0	0	0	0					
Inning Stats	R: 0 E: 0 K: 0 S: 6	H: 0 LOB: 0 BB: 0 P: 12	R: 1 E: 1 K: 1 S: 11	H: 1 LOB: 1 BB: 0 P: 17	R: 0 E: 0 K: 1 S: 6	H: 0 LOB: 0 BB: 0 P: 7	R: 1 E: 0 K: 0 S: 12	H: 1 LOB: 0 BB: 0 P: 17	R: 0 E: 0 K: 3 S: 9	H: 0 LOB: 0 BB: 0 P: 11	R: 1 E: 0 K: 0 S: 11	H: 1 LOB: 1 BB: 0 P: 17	R: 0 E: 0 K: 0 S: 12	H: 0 LOB: 1 BB: 1 P: 19	R: 1 E: 0 K: 0 S: 10	H: 2 LOB: 2 BB: 1 P: 21	R: 2 E: 0 K: 0 S: 12	H: 3 LOB: 2 BB: 1 P: 23	1B: 4 2B: 1 3B: 0 HR: 3	SF: 0 SAC: 1 DP: 0 HBP: 0	WP: 2 PA: 39 CS: 0
PITCHER	IP	WLS	BF	H	R	ER	SO	BB	IBB	HBP	BLK	WP	HR	S	P	ERA	WHIP				
Mark Leiter, R ERA: 4.22	5.0	L	18	2	2	1	5	0	0	0	0	1	1	44	64	1.80	0.400				
Allen Levrault, R ERA: 6.75	2.2		13	3	2	2	1	1	1	0	0	0	2	31	54	6.75	1.500				
Ray King, L ERA: 5.59	0.2		5	2	2	2	0	0	1	0	0	1	0	9	19	27.00	3.000				
Mike DeJean, R ERA: 4.15	0.2		3	1	0	0	0	0	0	0	0	0	0	5	7	0.00	1.500				

AB	35
R	6
H	8
RBI	4
BB	3
SO	6
LOB	11



Batter	1	2	3	4	5	6	7	8	9	AB	R	H	RBI	BB	SO	LOB	BOTTOM				
Ronnie Belliard, R OBP: 0.326, SLG: 0.405 (1, 4)										3	1	1	0	1	0	3	Montreal Expos @ Milwaukee Brewers Miller Park, Milwaukee, WI Fri Apr 27 2001, 7:05 PM CDT Att: 26,350 - Dome - 72 F				
Tyler Houston, L OBP: 0.333, SLG: 0.500 (1, 5)										4	0	0	0	0	0	2					
Geoff Jenkins, L OBP: 0.380, SLG: 0.475 (1, 7)										4	0	1	1	0	1	0					
Richie Sexson, R OBP: 0.322, SLG: 0.438 (1, 3)										4	0	1	0	0	2	1					
Jeremy Burnitz, L OBP: 0.413, SLG: 0.640 (1, 9)										4	0	1	0	0	0	1					
Jeffrey Hammonds, R OBP: 0.358, SLG: 0.380 (1, 8)										3	0	0	0	1	1	1					
José Hernández, R OBP: 0.321, SLG: 0.622 (8, 1)										3	0	0	0	0	2	2					
Ray King, L (8, 1)										0	0	0	0	0	0	0					
Mike DeJean, R (9, 1)										0	0	0	0	0	0	0					
Henry Blanco, R OBP: 0.328, SLG: 0.308 (1, 2)										3	0	0	0	0	1	2					
Mark Leiter, R OBP: 1.000, SLG: 1.000 (1, 1)										1	0	1	0	0	0	0					
Tony Fernandez, S OBP: 0.350, SLG: 0.297 (5, PH)										0	0	0	0	1	0	0					
Allen Levrault, R (6, 1)										0	0	0	0	0	0	0					
Luis Lopez, S OBP: 0.308, SLG: 0.435 (8, 6)										1	0	0	0	0	1	0					
Inning Stats	R: 1 E: 0 K: 0 S: 7	H: 2 LOB: 0 BB: 0 P: 12	R: 0 E: 0 K: 0 S: 7	H: 0 LOB: 0 BB: 0 P: 12	R: 0 E: 0 K: 2 S: 9	H: 1 LOB: 0 BB: 0 P: 13	R: 0 E: 0 K: 2 S: 9	H: 0 LOB: 0 BB: 0 P: 15	R: 0 E: 0 K: 1 S: 11	H: 1 LOB: 3 BB: 2 P: 27	R: 0 E: 0 K: 1 S: 7	H: 0 LOB: 0 BB: 0 P: 11	R: 0 E: 0 K: 2 S: 7	H: 0 LOB: 1 BB: 1 P: 9	R: 0 E: 0 K: 2 S: 12	H: 0 LOB: 1 BB: 1 P: 19	R: 0 E: 0 K: 0 S: 7	H: 1 LOB: 1 BB: 0 P: 11	1B: 3 2B: 2 3B: 0 HR: 0	SF: 0 SAC: 0 DP: 1 HBP: 0	WP: 0 PA: 33 CS: 0
PITCHER	IP	WLS	BF	H	R	ER	SO	BB	IBB	HBP	BLK	WP	HR	S	P	ERA	WHIP				
Mike Thurman, R ERA: 5.52	7.0	W	25	4	1	1	6	2	0	0	0	0	0	12	19	0.00	1.000				
Guillermo Mota, R ERA: 1.2	1.0	H	4	0	0	0	2	1	0	0	0	0	0	7	11	0.00	1.000				
Graeme Lloyd, L ERA:	1.0		4	1	0	0	0	0	0	0	0	0	0	7	11	0.00	1.000				

AB	30
R	1
H	5
RBI	1
BB	3
SO	8
LOB	12



Batter	1	2	3	4	5	6	7	8	9	AB	R	H	RBI	BB	SO	LOB	TOP										
Orlando Cabrera, R OBP: 0.351, SLG: 0.460 (1, 6)	L7	G5-3			L9					4	0	1	1	0	0	0	Montreal Expos @ Milwaukee Brewers Miller Park, Milwaukee, WI Sat Apr 28 2001, 1:05 PM CDT Att: 40,877 - Cloudy - 52 F										
Jose Vidro, S OBP: 0.370, SLG: 0.530 (1, 4)	K		G6-3			G3-1	K			4	0	1	0	0	2	2											
Fernando Tatis, R OBP: 0.373, SLG: 0.404 Anthony Telford, R (6, 1)			G6-3				L9			3	1	2	0	0	0	1											
Andy Tracy, L OBP: 0.375, SLG: 1.143 Masato Yoshii, R (7, 1)	E		1-2			WP	2B			0	0	0	0	0	0	0											
Fernando Seguignol, S OBP: 0.250, SLG: 0.214 (8, 7)	2B									0	0	0	0	0	0	0											
Vladimir Guerrero, R OBP: 0.389, SLG: 0.451 (1, 9)	E5		K			K				4	1	1	0	0	2	2											
Lee Stevens, L OBP: 0.297, SLG: 0.522 (1, 3)						G4-3				4	0	1	2	0	0	2											
Tim Raines, S OBP: 0.382, SLG: 0.321 Ugueth Urbina, R (8, 1)						L8				3	0	0	0	1	0	0											
Milton Bradley, S OBP: 0.286, SLG: 0.270 (1, 8)	G6-3									0	0	0	0	0	0	0											
Michael Barrett, R OBP: 0.221, SLG: 0.236 (1, 2)										4	1	1	0	0	1	0											
Chris Peters, L OBP: 0.125, SLG: 0.125 Scott Stewart, R (5, 1)										2	0	0	0	0	0	0											
Geoff Blum, S OBP: 0.277, SLG: 0.250 (6, 5)										2	0	1	1	0	0	0											
Inning Stats	R: 2 E: 1 K: 1 S: 17	H: 2 LOB: 2 BB: 1 P: 29	R: 0 E: 0 K: 1 S: 8	H: 0 LOB: 0 BB: 0 P: 9	R: 0 E: 0 K: 1 S: 9	H: 1 LOB: 0 BB: 0 P: 13	R: 0 E: 0 K: 1 S: 8	H: 0 LOB: 0 BB: 0 P: 14	R: 0 E: 0 K: 0 S: 4	H: 0 LOB: 0 BB: 0 P: 4	R: 0 E: 0 K: 1 S: 14	H: 1 LOB: 1 BB: 0 P: 23	R: 2 E: 0 K: 1 S: 18	H: 4 LOB: 2 BB: 0 P: 26	R: 0 E: 0 K: 0 S: 3	H: 1 LOB: 0 BB: 0 P: 6	R: 0 E: 0 K: 1 S: 7	H: 0 LOB: 0 BB: 0 P: 12	1B: 7 2B: 2 3B: 0 HR: 0	SF: 0 SAC: 0 DP: 2 HBP: 0	WP: 1 PB: 0 SB: 0 CS: 0	PA: 36					
PITCHER	IP	WLS	BF	H	R	ER	SO	BB	IBB	HBP	BLK	WP	HR	S	P	ERA	WHIP										
15 Ben Sheets, R ERA: 4.91 Chad Fox, R ERA: David Weathers, R ERA: 1.29 Curt Leskanic, R ERA: 6.94	6.1	W	27	7	4	2	5	1	0	0	0	1	0	68	105	2.84	1.263										
	0.2	H	3	1	0	0	1	0	0	0	0	0	0	10	13	0.00	1.500										
	1.0	H	3	1	0	0	0	0	0	0	0	0	0	3	6	0.00	1.000										
	1.0		3	0	0	0	1	0	0	0	0	0	0	7	12	0.00	0.000										

AB	35
R	4
H	9
RBI	4
BB	1
SO	7
LOB	11



Batter	1	2	3	4	5	6	7	8	9	AB	R	H	RBI	BB	SO	LOB	BOTTOM										
James Mouton, R OBP: 0.571, SLG: 0.667 (1, 9)	F8		K							3	1	1	0	0	1	0	Montreal Expos @ Milwaukee Brewers Miller Park, Milwaukee, WI Sat Apr 28 2001, 1:05 PM CDT Att: 40,877 - Cloudy - 52 F										
Ronnie Belliard, R OBP: 0.333, SLG: 0.402 (1, 4)	HR		G5-3							3	2	1	1	1	0	2											
Geoff Jenkins, L OBP: 0.396, SLG: 0.595 (1, 7)										4	3	3	6	0	1	3											
Richie Sexson, R OBP: 0.319, SLG: 0.429 (1, 3)										4	0	1	0	0	1	3											
Jeffrey Hammonds, R OBP: 0.353, SLG: 0.413 (1, 8)	G5-3									4	1	1	1	0	0	1											
José Hernández, R OBP: 0.305, SLG: 0.590 (1, 6)										4	0	0	0	0	1	1											
Tony Fernandez, S OBP: 0.341, SLG: 0.293 Curt Leskanic, R (9, 1)										4	0	1	0	0	0	0											
Henry Blanco, R OBP: 0.323, SLG: 0.304 (1, 2)										4	0	1	0	0	0	1											
15 Ben Sheets, R (1, 1) Chad Fox, R (7, 1)										1	1	0	0	1	0	0											
Luis Lopez, S OBP: 0.296, SLG: 0.417 David Weathers, R (8, 1)										0	0	0	0	0	0	0											
Tyler Houston, L OBP: 0.333, SLG: 0.500 (9, 5)										1	0	0	0	0	0	0											
Inning Stats	R: 2 E: 0 K: 1 S: 11	H: 1 LOB: 0 BB: 1 P: 22	R: 0 E: 0 K: 0 S: 7	H: 0 LOB: 0 BB: 0 P: 11	R: 0 E: 0 K: 1 S: 10	H: 0 LOB: 0 BB: 0 P: 15	R: 1 E: 0 K: 0 S: 9	H: 2 LOB: 0 BB: 0 P: 15	R: 4 E: 0 K: 0 S: 17	H: 3 LOB: 0 BB: 1 P: 29	R: 0 E: 0 K: 1 S: 5	H: 0 LOB: 0 BB: 0 P: 7	R: 0 E: 1 K: 1 S: 20	H: 2 LOB: 3 BB: 0 P: 31	R: 1 E: 0 K: 0 S: 10	H: 1 LOB: 0 BB: 0 P: 17	1B: 5 2B: 0 3B: 0 HR: 4	SF: 0 SAC: 0 DP: 1 HBP: 1	WP: 2 PB: 0 SB: 0 CS: 1	PA: 35							
PITCHER	IP	WLS	BF	H	R	ER	SO	BB	IBB	HBP	BLK	WP	HR	S	P	ERA	WHIP										
Chris Peters, L ERA: 5.23 Scott Stewart, L ERA: 2.25 Anthony Telford, R ERA: Masato Yoshii, R ERA: 2.53 Ugueth Urbina, R ERA: 2.19	4.2	L	20	5	6	6	2	2	0	1	0	0	1	6	7	27.00	3.000										
	1.0		3	0	0	0	1	0	0	0	0	0	0	5	7	0.00	0.000										
	1.0		6	2	0	0	1	0	0	0	0	0	0	20	31	0.00	2.000										
	1.0		4	1	1	1	0	0	0	0	0	0	1	10	17	9.00	1.000										

AB	32
R	8
H	9
RBI	8
BB	2
SO	4
LOB	12



Batter	1	2	3	4	5	6	7	8	9	AB	R	H	RBI	BB	SO	LOB	TOP					
Orlando Cabrera, R OBP: 0.340, SLG: 0.444 Graeme Lloyd, L (6, 1) Andy Tracy, L OBP: 0.333, SLG: 1.000 (7, 3)	L8		G4-6-3			G6-3			K	3	0	0	0	0	0	1	Montreal Expos @ Milwaukee Brewers Miller Park, Milwaukee, WI Sun Apr 29 2001, 1:05 PM CDT Att: 32,700 - Cloudy - 61 F					
Jose Vidro, S OBP: 0.378, SLG: 0.525 Mike Mordecai, R OBP: 0.333, SLG: 0.250 (1, 4) (7, 4)	FC6-4 BB			FC6-4 BB		G3			F5	1	0	0	0	2	0	0						
Fernando Tatis, R OBP: 0.361, SLG: 0.387 (1, 5)	K			FC6-4					K	4	0	0	0	0	2	2						
Vladimir Guerrero, R OBP: 0.378, SLG: 0.435 Tim Raines, S OBP: 0.382, SLG: 0.321 (1, 9) (7, 7)	FC6-4			K					L7	3	0	0	0	0	1	2						
Lee Stevens, L OBP: 0.288, SLG: 0.505 Scott Strickland, R Guillermo Mota, R OBP: 0.500, SLG: 0.500 (1, 3) (7, 1) (8, 1)	L8			G4-3					K	3	0	0	0	0	1	1						
Fernando Seguinol, S OBP: 0.211, SLG: 0.178 (1, 7) (7, 9)	K					F7			F5	3	0	0	0	0	1	0						
Milton Bradley, S OBP: 0.288, SLG: 0.262 (1, 8)				G3-1					G3	2	0	0	0	1	0	0						
Michael Barrett, R OBP: 0.225, SLG: 0.240 (1, 2)				G6-3						3	0	1	0	0	0	0						
Javier Vazquez, R OBP: 0.545, SLG: 0.500 Scott Stewart, R Anthony Telford, R Geoff Blum, S OBP: 0.265, SLG: 0.238 (1, 1) (4, 1) (5, 1) (6, PH) (6, 6)				1B		P4			P4	1	0	1	0	0	0	0						
Inning Stats	R: 0 E: 0 K: 1 S: 9	H: 0 LOB: 1 BB: 1 P: 15	R: 0 E: 0 K: 1 S: 7	H: 0 LOB: 0 BB: 1 P: 12	R: 0 E: 0 K: 0 S: 6	H: 1 LOB: 0 BB: 1 P: 9	R: 0 E: 0 K: 1 S: 9	H: 0 LOB: 1 BB: 1 P: 15	R: 0 E: 0 K: 0 S: 5	H: 0 LOB: 0 BB: 0 P: 7	R: 0 E: 0 K: 0 S: 10	H: 0 LOB: 0 BB: 0 P: 14	R: 0 E: 0 K: 1 S: 8	H: 0 LOB: 0 BB: 0 P: 13	R: 0 E: 0 K: 0 S: 5	H: 1 LOB: 1 BB: 0 P: 11		R: 0 E: 0 K: 2 S: 9	H: 0 LOB: 0 BB: 0 P: 13	1B: 2 2B: 0 3B: 0 HR: 0	SF: 0 SAC: 0 DP: 1 HBP: 0	WP: 0 PB: 0 SB: 0 CS: 0
PITCHER Jamey Wright, R ERA: 3.32 (1, 1)	IP: 9.0 WLS: W BF: 30 H: 2 R: 0 ER: 0 SO: 6 BB: 3 IBB: 0 HBP: 0 BLK: 0 WP: 0 HR: 0 S: 68 P: 109 ERA: 0.00 WHIP: 0.556															PITCHER Guillermo Mota, R ERA: 1.13 (8, 1)	IP: 1.0 WLS: L BF: 3 H: 1 R: 0 ER: 0 SO: 0 BB: 0 IBB: 0 HBP: 0 BLK: 0 WP: 0 HR: 0 S: 9 P: 14 ERA: 0.00 WHIP: 1.000					

AB	27
R	0
H	2
RBI	0
BB	3
SO	6
LOB	7



Batter	1	2	3	4	5	6	7	8	9	AB	R	H	RBI	BB	SO	LOB	BOTTOM			
Ronnie Belliard, R OBP: 0.347, SLG: 0.425 (1, 4)	K				G4-3					5	2	3	2	0	1	1	Montreal Expos @ Milwaukee Brewers Miller Park, Milwaukee, WI Sun Apr 29 2001, 1:05 PM CDT Att: 32,700 - Cloudy - 61 F			
Tyler Houston, L OBP: 0.348, SLG: 0.508 Angel Echevarria, R OBP: 0.250, SLG: 0.833 (1, 5) (6, PH) (7, 3)	HR			G1-3		G5-3			F8	3	2	2	0	0	0	2				
Geoff Jenkins, L OBP: 0.416, SLG: 0.685 (1, 7)	HR								G4-6-3	5	3	4	6	0	0	1				
Richie Sexson, R OBP: 0.316, SLG: 0.425 Luis Lopez, S OBP: 0.296, SLG: 0.417 (1, 3) (7, 5)	G6-3					G1-3				3	0	1	2	0	0	0				
Jeremy Burnitz, L OBP: 0.417, SLG: 0.628 James Mouton, R OBP: 0.571, SLG: 0.667 (1, 9) (7, 9)	K					G1-3				3	0	1	0	1	1	0				
Jeffrey Hammonds, R OBP: 0.337, SLG: 0.392 (1, 8)									P4	4	0	0	0	0	1	3				
José Hernández, R OBP: 0.302, SLG: 0.573 (1, 6)	K								G6-3	4	1	1	0	0	1	0				
Raul Casanova, S OBP: 0.231, SLG: 0.143 (1, 2)	K2-3									3	1	1	0	1	1	0				
Jamey Wright, R OBP: 0.375, SLG: 0.231 (1, 1)									K	3	1	1	0	1	1	1				
Inning Stats	R: 2 E: 0 K: 2 S: 13	H: 2 LOB: 0 BB: 0 P: 16	R: 0 E: 0 K: 3 S: 10	H: 0 LOB: 0 BB: 0 P: 13	R: 2 E: 0 K: 0 S: 20	H: 4 LOB: 2 BB: 0 P: 30	R: 5 E: 0 K: 0 S: 17	H: 5 LOB: 1 BB: 2 P: 31	R: 0 E: 0 K: 0 S: 10	H: 0 LOB: 1 BB: 1 P: 17	R: 1 E: 0 K: 0 S: 7	H: 1 LOB: 0 BB: 0 P: 13	R: 0 E: 0 K: 1 S: 11	H: 1 LOB: 1 BB: 0 P: 16	R: 0 E: 0 K: 0 S: 9	H: 1 LOB: 0 BB: 0 P: 14		1B: 10 2B: 2 3B: 0 HR: 2	SF: 1 SAC: 0 DP: 1 HBP: 0	WP: 0 PB: 0 SB: 0 CS: 0
PITCHER Javier Vazquez, R ERA: 6.8 Scott Stewart, L ERA: 3.0 Anthony Telford, R ERA: 0.84 Graeme Lloyd, L ERA: 0.84 Scott Strickland, R ERA: 2.78 (1, 1) (4, 1) (5, 1) (6, 1) (7, 1)	IP: 3.0 WLS: L BF: 19 H: 8 R: 8 ER: 8 SO: 8 BB: 1 IBB: 0 HBP: 0 BLK: 0 WP: 0 HR: 0 S: 54 P: 77 ERA: 24.00 WHIP: 3.333															PITCHER Guillermo Mota, R ERA: 1.13 (8, 1)	IP: 1.0 WLS: L BF: 3 H: 1 R: 0 ER: 0 SO: 0 BB: 0 IBB: 0 HBP: 0 BLK: 0 WP: 0 HR: 0 S: 9 P: 14 ERA: 0.00 WHIP: 1.000			

AB	35
R	10
H	14
RBI	10
BB	3
SO	6
LOB	9



Batter	1	2	3	4	5	6	7	8	9	AB	R	H	RBI	BB	SO	LOB	TOP			
Steve Finley, L (1, 8) OBP: 0.296, SLG: 0.290	K			F8		F8			G4-6-3	4	1	1	0	0	1	1	Arizona Diamondbacks @ Montreal Expos Olympic Stadium, Montreal, QB Wed May 02 2001, 7:05 PM EDT Att. 4,352 - Dome - 72 F livebaseballscorecards.com			
Jay Bell, R (1, 4) OBP: 0.444, SLG: 0.598	G3			K			P6		G4-6-3	4	0	1	1	0	1	0				
Luis Gonzalez, L (1, 7) OBP: 0.415, SLG: 0.812	F7			G1-3			HR		G4-6-3	4	1	1	1	0	0	1				
Matt Williams, R (1, 5) OBP: 0.312, SLG: 0.460 Danny Bautista, R (9, PR) OBP: 0.297, SLG: 0.333		F7			F9		G1-3		1B	4	0	1	0	0	0	0				
Mark Grace, L (1, 3) OBP: 0.351, SLG: 0.398 Greg Colbrunn, R (9, PH) OBP: 0.310, SLG: 0.320		K			F7		G6-3		F8	3	0	0	0	0	1	0				
Reggie Sanders, R (1, 9) OBP: 0.382, SLG: 0.725		K			K				K	3	0	0	0	0	3	0				
Craig Counsell, L (1, 6) OBP: 0.340, SLG: 0.341				CS		F5			F8	3	0	1	0	0	0	0				
Damian Miller, R (1, 2) OBP: 0.288, SLG: 0.313				K		F8			P4	3	0	0	0	0	1	1				
Brian Anderson, R (1, 1) David Dellucci, L (6, PH) Byung-Hyun Kim, R (6, 1) Troy Brohawn, L (7, 1) Russ Springer, R (8, 1) Tony Womack, L (9, PH) OBP: 0.322, SLG: 0.333				G1-3			BB		1B	1	0	0	0	0	0	0				
Inning Stats	R: 0 E: 0 K: 1 S: 9	H: 0 LOB: 0 BB: 0 P: 15	R: 0 E: 0 K: 2 S: 9	H: 0 LOB: 0 BB: 0 P: 16	R: 0 E: 0 K: 1 S: 6	H: 1 LOB: 0 BB: 0 P: 9	R: 0 E: 0 K: 1 S: 9	H: 0 LOB: 0 BB: 0 P: 13	R: 0 E: 0 K: 1 S: 6	H: 0 LOB: 0 BB: 0 P: 8	R: 1 E: 0 K: 0 S: 9	H: 1 LOB: 1 BB: 1 P: 14	R: 0 E: 0 K: 1 S: 10	H: 0 LOB: 0 BB: 0 P: 12	R: 2 E: 0 K: 0 S: 15	H: 3 LOB: 1 BB: 1 P: 27		1B: 4 2B: 0 3B: 0 HR: 1	SF: 0 SAC: 0 DP: 1 HBP: 0	WP: 0 PB: 0 SB: 1 CS: 1
PITCHER	IP WLS BF H R ER SO BB IBB HBP BLK WP HR S P ERA WHIP																			
Tony Armas, R (1, 1) ERA: 3.34	6.0	W	19	1	0	0	6	1	0	0	0	0	0	0	0	54	85	0.00	0.333	
Guillermo Mota, R (7, 1) ERA: 1.59	1.0	H	4	1	1	1	0	0	0	0	0	0	0	0	1	9	14	9.00	1.000	
Scott Strickland, R (8, 1) ERA: 2.6	1.0	H	3	0	0	0	1	0	0	0	0	0	0	0	0	10	12	0.00	0.000	
Ugueth Urbina, R (9, 1) ERA: 3.21	0.2	H	5	3	2	2	0	1	0	0	0	0	0	0	14	26	27.00	6.000		
Graeme Lloyd, L (9, 1) ERA: 0.75	0.1	S	1	0	0	0	0	0	0	0	0	0	0	0	1	1	0.00	0.000		

Batter	1	2	3	4	5	6	7	8	9	AB	R	H	RBI	BB	SO	LOB	BOTTOM			
Orlando Cabrera, R (1, 6) OBP: 0.327, SLG: 0.433	G5-3		G6-3	F9			SH1-4			3	0	0	0	0	0	3	Arizona Diamondbacks @ Montreal Expos Olympic Stadium, Montreal, QB Wed May 02 2001, 7:05 PM EDT Att. 4,352 - Dome - 72 F livebaseballscorecards.com			
Geoff Blum, S (1, 7) OBP: 0.259, SLG: 0.217 Scott Strickland, R (8, 1) Ugueth Urbina, R (9, 1) Graeme Lloyd, L (9, 1)	G5-3		G6-3		K		BB		BB	3	0	0	0	1	1	1				
Lee Stevens, L (1, 3) OBP: 0.286, SLG: 0.480	G3-1			K	P8		BB		BB	3	0	0	0	1	1	0				
Vladimir Guerrero, R (1, 9) OBP: 0.387, SLG: 0.489		BB			1B	3B	BB		SF8	1	1	1	1	2	0	0				
Jose Vidro, S (1, 4) OBP: 0.378, SLG: 0.514		F9			BB	FC6-4	BB		F9	4	1	1	1	0	0	4				
Fernando Tatis, R (1, 5) OBP: 0.353, SLG: 0.370		K			F7		P6		F8	4	0	0	0	0	1	2				
Milton Bradley, S (1, 8) OBP: 0.272, SLG: 0.236		K					K		G1-3	3	1	0	0	1	2	1				
Michael Barrett, R (1, 2) OBP: 0.227, SLG: 0.241					E5		G6-3		F9	4	0	1	0	0	0	2				
Tony Armas, R (1, 1) OBP: 0.429, SLG: 0.429 Guillermo Mota, R (7, 1) Andy Tracy, L (7, PH) Tim Raines, S (8, 7) OBP: 0.395, SLG: 0.344				SH2-4	1B		BB	SH1-4	BB	1	0	1	2	0	0	0				
Inning Stats	R: 0 E: 0 K: 0 S: 6	H: 0 LOB: 0 BB: 0 P: 10	R: 0 E: 0 K: 2 S: 9	H: 0 LOB: 1 BB: 1 P: 16	R: 0 E: 0 K: 0 S: 10	H: 1 LOB: 0 BB: 0 P: 15	R: 3 E: 1 K: 1 S: 15	H: 3 LOB: 2 BB: 1 P: 26	R: 0 E: 0 K: 1 S: 6	H: 0 LOB: 1 BB: 1 P: 11	R: 0 E: 0 K: 1 S: 12	H: 0 LOB: 0 BB: 0 P: 16	R: 1 E: 0 K: 0 S: 9	H: 0 LOB: 2 BB: 3 P: 23	R: 0 E: 0 K: 0 S: 7	H: 0 LOB: 0 BB: 0 P: 8		1B: 3 2B: 0 3B: 1 HR: 0	SF: 1 SAC: 2 DP: 0 HBP: 0	WP: 0 PB: 0 SB: 0 CS: 0
PITCHER	IP WLS BF H R ER SO BB IBB HBP BLK WP HR S P ERA WHIP																			
Brian Anderson, L (1, 1) ERA: 9.0	5.0	L	23	4	3	1	4	3	0	0	0	0	0	0	0	46	78	1.80	1.400	
Byung-Hyun Kim, R (6, 1) ERA: 5.65	1.1		6	0	1	1	1	2	0	0	0	0	0	0	18	31	6.75	1.500		
Troy Brohawn, L (7, 1) ERA: 5.0	0.2		3	0	0	0	0	1	0	0	0	0	0	3	8	0.00	1.500			
Russ Springer, R (8, 1) ERA: 5.11	1.0		3	0	0	0	0	0	0	0	0	0	0	7	8	0.00	0.000			

Batter	1	2	3	4	5	6	7	8	9	AB	R	H	RBI	BB	SO	LOB	TOP										
Tony Womack, L (1, 6) OBP: 0.319, SLG: 0.329	1-2 G3 S 1B		3-2 F7		2-2 FC3-2		0-1 F9			4	0	1	0	0	0	2											
Jay Bell, R (1, 4) OBP: 0.427, SLG: 0.570	2-2 F9		2-2 F3		2-3 3-H 0-0 G6-3			1-2 F9		4	0	0	0	0	0	3											
Luis Gonzalez, L (1, 7) OBP: 0.402, SLG: 0.781	3-2 G3		3-3 K		0-0 F7			0-1 P6		4	0	0	0	0	1	1											
Matt Williams, R (1, 5) OBP: 0.310, SLG: 0.452	0-0 F7			2-2 F8		2-1 BB 1B		1-0 G3-1		4	1	1	0	0	0	1											
Mark Grace, L (1, 3) OBP: 0.367, SLG: 0.412 Craig Counsell, L (9, PR) OBP: 0.340, SLG: 0.341		2-2 WP 2B		0-1 L6		4-0 1B 1-2 BB		4-0 SH2-4 1B BB		2	0	1	0	2	0	0											
Reggie Sanders, R (1, 9) OBP: 0.380, SLG: 0.708		0-0 P5		3-1 F8		3-0 G4-6-3 1B 1-2 2-H		0-0 SH2-4		3	0	1	1	0	0	1											
Steve Finley, L (1, 8) OBP: 0.296, SLG: 0.289		3-3 K		1-2 SH5-4 FC3-2 1B		1-0 G4-6-3		1-3 K		4	0	1	0	0	2	4											
Damian Miller, R (1, 2) OBP: 0.289, SLG: 0.304 Danny Bautista, R (9, PH) OBP: 0.290, SLG: 0.355 Rod Barajas, R (9, 2) OBP: 0.320, SLG: 0.652		4-0 IBB		0-0 E1 FC3-2 SH5-4		2-3 K		0-0 K		2	0	0	0	1	1	1											
Randy Johnson, R (1, 1) OBP: 0.167, SLG: 0.118 Byung-Hyun Kim, R (8, 1) Greg Colbrunn, R (9, PH) OBP: 0.300, SLG: 0.308 Bret Prinz, R (9, 1)		0-3 K		0-1 SH5-4		0-0 G1-3		1-0 G4-3		2	0	0	0	0	1	2											
Inning Stats	R: 0 E: 0 K: 0 S: 10	H: 1 LOB: 1 BB: 0 P: 16	R: 0 E: 0 K: 2 S: 11	H: 1 LOB: 2 BB: 1 P: 20	R: 0 E: 0 K: 1 S: 11	H: 0 LOB: 0 BB: 0 P: 19	R: 0 E: 0 K: 0 S: 8	H: 0 LOB: 0 BB: 0 P: 13	R: 0 E: 1 K: 0 S: 10	H: 1 LOB: 2 BB: 0 P: 13	R: 1 E: 0 K: 0 S: 5	H: 2 LOB: 1 BB: 1 P: 15	R: 0 E: 0 K: 1 S: 6	H: 0 LOB: 0 BB: 0 P: 8	R: 0 E: 0 K: 0 S: 6	H: 0 LOB: 0 BB: 0 P: 8	R: 1 E: 0 K: 1 S: 6	H: 1 LOB: 2 BB: 1 P: 12	1B: 5 2B: 1 3B: 0 HR: 0	SF: 0 SAC: 2 DP: 1 HBP: 0	WP: 1 PB: 0 SB: 1 CS: 0	PA: 36					
PITCHER	IP	WLS	BF	H	R	ER	SO	BB	IBB	HBP	BLK	WP	HR	S	P	ERA	WHIP										
Mike Thurman, R (1, 1) ERA: 4.71	7.0		28	5	1	1	4	1	1	0	0	1	0	61	104	1.29	0.857										
Scott Strickland, R (8, 1) ERA: 2.45	1.0	W	3	0	0	0	0	0	0	0	0	0	0	6	8	0.00	0.000										
Graeme Lloyd, L (9, 1) ERA: 1.38	1.0	L	5	1	1	1	1	1	0	0	0	0	0	6	12	9.00	2.000										

Arizona Diamondbacks @ Montreal Expos
Olympic Stadium, Montreal, QB
Thu May 03 2001, 7:05 PM EDT
Att. 4,788 - Dome - 72 F

AB	31
R	2
H	6
RBI	2
BB	3
SO	5
LOB	17



Batter	1	2	3	4	5	6	7	8	9	AB	R	H	RBI	BB	SO	LOB	BOTTOM										
Orlando Cabrera, R (1, 6) OBP: 0.333, SLG: 0.424	4-2 S BB		2-2 F9			4-1 G3 BB		2-3 K		2	0	0	0	2	1	0											
Tim Lincecum, S (1, 7) OBP: 0.405, SLG: 0.324	4-2 BB		2-1 F8			2-2 G3		4-0 G6-3 BB		2	0	0	0	2	0	1											
Fernando Seguinol, S (1, 3) OBP: 0.174, SLG: 0.143 Lee Stevens, L (8, PH) OBP: 0.283, SLG: 0.476	2-3 K			1-3 K		2-3 K		0-0 G6-3		3	0	0	0	0	3	3											
Vladimir Guerrero, R (1, 9) OBP: 0.382, SLG: 0.511	1-2 P6			2-2 HR		1-3 K		2-2 F8		4	1	1	1	0	1	3											
Jose Vidro, S (1, 4) OBP: 0.374, SLG: 0.504	2-3 K			1-0 G5-3			1-0 F9		2-2 1B	4	0	1	0	0	1	2											
Fernando Tatis, R (1, 5) OBP: 0.350, SLG: 0.375		2-2 F9		0-0 P8			1-1 2B		2-2 F7	4	0	1	0	0	0	1											
Milton Bradley, S (1, 8) OBP: 0.259, SLG: 0.224		1-3 K			1-3 K		1-1 P6		2-3 K	4	0	0	0	0	3	2											
Randy Knorr, R (1, 2) OBP: 0.316, SLG: 0.765		3-0 P4			3-3 K		4-1 BB			2	0	0	0	1	1	0											
Mike Thurman, R (1, 1) Geoff Blum, S (7, PH) OBP: 0.255, SLG: 0.213 Scott Strickland, R (8, 1) Graeme Lloyd, L (9, 1)			2-3 K		1-3 K		1-3 K			2	0	0	0	0	2	0											
Inning Stats	R: 0 E: 0 K: 2 S: 13	H: 0 LOB: 2 BB: 2 P: 26	R: 0 E: 0 K: 1 S: 7	H: 0 LOB: 0 BB: 0 P: 13	R: 0 E: 0 K: 1 S: 10	H: 0 LOB: 0 BB: 0 P: 16	R: 1 E: 0 K: 1 S: 9	H: 1 LOB: 0 BB: 0 P: 13	R: 0 E: 0 K: 3 S: 10	H: 0 LOB: 0 BB: 0 P: 15	R: 0 E: 0 K: 2 S: 10	H: 0 LOB: 1 BB: 1 P: 19	R: 0 E: 0 K: 1 S: 10	H: 1 LOB: 2 BB: 1 P: 18	R: 0 E: 0 K: 1 S: 4	H: 0 LOB: 0 BB: 1 P: 10	R: 0 E: 0 K: 1 S: 16	H: 1 LOB: 1 BB: 0 P: 24	1B: 1 2B: 1 3B: 0 HR: 1	SF: 0 SAC: 0 DP: 1 HBP: 0	WP: 0 PB: 0 SB: 1 CS: 0	PA: 34					
PITCHER	IP	WLS	BF	H	R	ER	SO	BB	IBB	HBP	BLK	WP	HR	S	P	ERA	WHIP										
Randy Johnson, L (1, 1) ERA: 3.66	7.0		27	2	1	1	11	4	0	0	0	0	1	69	120	1.29	0.857										
Byung-Hyun Kim, R (8, 1) ERA: 5.28	1.0	W	3	0	0	0	1	1	0	0	0	0	0	4	10	0.00	1.000										
Bret Prinz, R (9, 1) ERA:	1.0	S	4	1	0	0	1	0	0	0	0	0	0	16	24	0.00	1.000										

Arizona Diamondbacks @ Montreal Expos
Olympic Stadium, Montreal, QB
Thu May 03 2001, 7:05 PM EDT
Att. 4,788 - Dome - 72 F

AB	29
R	1
H	3
RBI	1
BB	5
SO	13
LOB	15



Batter	1	2	3	4	5	6	7	8	9	AB	R	H	RBI	BB	SO	LOB	TOP											
Julio Lugo, R OBP: 0.336, SLG: 0.490 (1, 6)										5	1	1	1	0	2	2												
Craig Biggio, R OBP: 0.408, SLG: 0.426 (1, 4)										4	0	0	0	1	2	3												
5 Jeff Bagwell, R OBP: 0.438, SLG: 0.594 (1, 3)										3	1	0	0	1	1	2												
17 Lance Berkman, S OBP: 0.444, SLG: 0.612 (8, 7)										3	0	1	2	1	1	0												
Moises Alou, R OBP: 0.476, SLG: 0.732 (1, 9)										3	0	0	0	1	0	1												
Danyle Ward, L OBP: 0.397, SLG: 0.554 Glen Barker, S OBP: 0.267, SLG: 0.167 (8, 8)										2	0	0	0	2	0	0												
Chris Truby, R OBP: 0.289, SLG: 0.465 (1, 5)										4	0	0	0	0	3	5												
Tony Eusebio, R OBP: 0.348, SLG: 0.476 (1, 2)										3	1	1	0	0	1	0												
Shane Reynolds, R Michael Jackson, R Orlando Merced, S Billy Wagner, L (1, 1)										2	1	0	0	0	1	1												
Inning Stats	R: 0 E: 0 K: 1 S: 7	H: 0 LOB: 0 BB: 0 P: 10	R: 0 E: 0 K: 1 S: 5	H: 0 LOB: 0 BB: 0 P: 6	R: 4 E: 1 K: 3 S: 18	H: 2 LOB: 3 BB: 3 P: 35	R: 0 E: 0 K: 1 S: 8	H: 1 LOB: 2 BB: 1 P: 15	R: 0 E: 1 K: 0 S: 6	H: 0 LOB: 1 BB: 2 P: 15	R: 0 E: 0 K: 1 S: 6	H: 0 LOB: 0 BB: 0 P: 8	R: 0 E: 0 K: 1 S: 9	H: 0 LOB: 0 BB: 0 P: 11	R: 0 E: 0 K: 2 S: 10	H: 0 LOB: 1 BB: 1 P: 19	1B: 3 2B: 0 3B: 0 HR: 0	SF: 0 SAC: 1 DP: 0 HBP: 1	WP: 0 PB: 1 SB: 1 CS: 0	PA: 38								
PITCHER	IP	WLS	BF	H	R	ER	SO	BB	IBB	HBP	BLK	WP	HR	S	P	ERA	WHIP											
Britt Reames, R ERA: 4.88 Masato Yoshii, R ERA: 1.76 Scott Strickland, R ERA: 2.33 Ugueth Urbina, R ERA: 3.0	(1, 1)	5.0	L	25	3	4	0	6	6	0	1	0	0	0	44	81	0.00	1.800										
	(6, 1)	2.0		6	0	0	2	0	0	0	0	0	0	0	17	21	0.00	0.000										
	(8, 1)	1.0		3	0	0	0	1	0	0	0	0	0	9	11	0.00	0.000											
	(9, 1)	1.0		4	0	0	2	1	0	0	0	0	0	10	19	0.00	1.000											

Houston Astros @ Montreal Expos
Olympic Stadium, Montreal, QB
Sat May 05 2001, 7:05 PM EDT
Att: 20,541 - Dome - 72 F

AB 29
R 4
H 3
RBI 3
BB 7
SO 11
LOB 14



Batter	1	2	3	4	5	6	7	8	9	AB	R	H	RBI	BB	SO	LOB	BOTTOM											
Curtis Pride, L OBP: 0.500, SLG: 0.500 (1, 7)										4	1	2	0	0	1	0												
Orlando Cabrera, R OBP: 0.328, SLG: 0.421 (1, 6)										4	0	1	0	0	1	1												
Lee Stevens, L OBP: 0.281, SLG: 0.468 Ugueth Urbina, R (9, 1)										4	0	1	0	0	2	0												
Vladimir Guerrero, R OBP: 0.364, SLG: 0.480 (1, 9)										4	1	1	0	0	0	1												
Jose Vidro, S OBP: 0.374, SLG: 0.512 (1, 4)										4	0	2	1	0	0	1												
Fernando Tatis, R OBP: 0.352, SLG: 0.378 (1, 5)										4	0	1	0	0	1	2												
Milton Bradley, S OBP: 0.272, SLG: 0.256 (1, 8)										2	0	0	0	1	1	1												
Michael Barrett, R OBP: 0.234, SLG: 0.230 (1, 2)										2	1	0	0	1	0	3												
Britt Reames, R OBP: 0.364, SLG: 0.129 Fernando Segura, S OBP: 0.185, SLG: 0.136 Masato Yoshii, R Andy Tracy, L OBP: 0.336, SLG: 0.737 Scott Strickland, R Geoff Blum, S OBP: 0.231, SLG: 0.196 (1, 1)	(5, PH)									0	0	0	0	0	0	0												
	(8, PH)									1	0	0	0	0	1	0												
	(8, 1)									0	0	0	0	0	0	0												
	(7, PH)									1	0	0	0	0	1	0												
	(8, 1)									0	0	0	0	0	0	0												
	(9, 3)									0	0	0	0	0	0	0												
Inning Stats	R: 1 E: 0 K: 1 S: 6	H: 2 LOB: 0 BB: 0 P: 9	R: 0 E: 0 K: 0 S: 5	H: 0 LOB: 0 BB: 0 P: 7	R: 1 E: 0 K: 1 S: 7	H: 1 LOB: 1 BB: 1 P: 14	R: 1 E: 0 K: 1 S: 15	H: 2 LOB: 2 BB: 1 P: 23	R: 0 E: 0 K: 2 S: 8	H: 0 LOB: 0 BB: 0 P: 13	R: 0 E: 0 K: 0 S: 4	H: 1 LOB: 0 BB: 0 P: 6	R: 0 E: 0 K: 0 S: 9	H: 1 LOB: 1 BB: 0 P: 12	R: 0 E: 0 K: 2 S: 7	H: 0 LOB: 0 BB: 0 P: 12	R: 0 E: 0 K: 2 S: 14	H: 1 LOB: 1 BB: 0 P: 21	1B: 5 2B: 3 3B: 0 HR: 0	SF: 0 SAC: 2 DP: 1 HBP: 0	WP: 1 PB: 0 SB: 0 CS: 1	PA: 34						
PITCHER	IP	WLS	BF	H	R	ER	SO	BB	IBB	HBP	BLK	WP	HR	S	P	ERA	WHIP											
Shane Reynolds, R ERA: 8.27 Michael Jackson, R ERA: 4.15 Billy Wagner, L ERA: 3.86	(1, 1)	7.0	W	27	7	3	3	5	2	0	0	0	0	0	54	84	3.86	1.286										
	(8, 1)	1.0	H	3	0	0	0	0	0	0	0	0	0	7	12	0.00	0.000											
	(9, 1)	1.0	S	4	1	0	2	0	0	0	0	0	0	14	21	0.00	1.000											

Houston Astros @ Montreal Expos
Olympic Stadium, Montreal, QB
Sat May 05 2001, 7:05 PM EDT
Att: 20,541 - Dome - 72 F

AB 30
R 3
H 8
RBI 1
BB 2
SO 7
LOB 10



Batter	1	2	3	4	5	6	7	8	9	AB	R	H	RBI	BB	SO	LOB	TOP				
Julio Lugo, R OBP: 0.366, SLG: 0.534										5	3	5	0	0	0	0					
Jose Vizcaino, S OBP: 0.310, SLG: 0.316										5	2	1	1	0	1	4					
5 Jeff Bagwell, R OBP: 0.451, SLG: 0.632										5	2	4	5	0	0	0					
Richard Hidalgo, R OBP: 0.374, SLG: 0.632										4	2	1	3	1	0	2					
Moises Alou, R OBP: 0.471, SLG: 0.770										5	2	2	2	0	0	0					
Michael Jackson, R 44 Roy Oswalt, R										0	0	0	0	0	0	0					
17 Lance Berkman, S OBP: 0.458, SLG: 0.636										4	1	3	1	1	0	0					
Tony Eusebio, R OBP: 0.286, SLG: 0.385										5	0	0	0	0	0	4					
Chris Truby, R OBP: 0.286, SLG: 0.453										5	0	1	0	0	1	2					
Scott Elarton, R OBP: 0.267, SLG: 0.083										3	1	1	1	0	0	0					
Octavio Dotel, R OBP: 0.143, SLG: 0.143										0	0	0	0	0	0	0					
Keith Ginter, R Glen Barker, S OBP: 0.250, SLG: 0.154										1	0	0	0	0	0	1					
Inning Stats	R: 3 E: 0 K: 0 S: 12	H: 4 LOB: 1 BB: 1 P: 22	R: 0 E: 0 K: 0 S: 9	H: 1 LOB: 0 BB: 0 P: 14	R: 0 E: 0 K: 0 S: 4	H: 0 LOB: 0 BB: 0 P: 7	R: 0 E: 0 K: 0 S: 10	H: 1 LOB: 2 BB: 1 P: 18	R: 0 E: 0 K: 2 S: 22	H: 5 LOB: 2 BB: 0 P: 30	R: 0 E: 0 K: 0 S: 6	H: 1 LOB: 1 BB: 0 P: 10	R: 4 E: 0 K: 0 S: 15	H: 4 LOB: 0 BB: 0 P: 25	R: 0 E: 0 K: 1 S: 5	H: 0 LOB: 0 BB: 0 P: 10	1B: 11 2B: 3 3B: 1 HR: 3	SF: 0 SAC: 0 DP: 0 HBP: 0	WP: 0 PB: 0 SB: 1 CS: 1	PA: 46	
PITCHER	IP WLS BF H R ER SO BB IBB HBP BLK WP HR S P ERA WHIP	IP WLS BF H R ER SO BB IBB HBP BLK WP HR S P ERA WHIP	IP WLS BF H R ER SO BB IBB HBP BLK WP HR S P ERA WHIP	IP WLS BF H R ER SO BB IBB HBP BLK WP HR S P ERA WHIP	IP WLS BF H R ER SO BB IBB HBP BLK WP HR S P ERA WHIP	IP WLS BF H R ER SO BB IBB HBP BLK WP HR S P ERA WHIP	IP WLS BF H R ER SO BB IBB HBP BLK WP HR S P ERA WHIP	IP WLS BF H R ER SO BB IBB HBP BLK WP HR S P ERA WHIP	IP WLS BF H R ER SO BB IBB HBP BLK WP HR S P ERA WHIP	IP WLS BF H R ER SO BB IBB HBP BLK WP HR S P ERA WHIP	IP WLS BF H R ER SO BB IBB HBP BLK WP HR S P ERA WHIP	IP WLS BF H R ER SO BB IBB HBP BLK WP HR S P ERA WHIP	IP WLS BF H R ER SO BB IBB HBP BLK WP HR S P ERA WHIP	IP WLS BF H R ER SO BB IBB HBP BLK WP HR S P ERA WHIP	IP WLS BF H R ER SO BB IBB HBP BLK WP HR S P ERA WHIP	IP WLS BF H R ER SO BB IBB HBP BLK WP HR S P ERA WHIP	IP WLS BF H R ER SO BB IBB HBP BLK WP HR S P ERA WHIP	IP WLS BF H R ER SO BB IBB HBP BLK WP HR S P ERA WHIP	IP WLS BF H R ER SO BB IBB HBP BLK WP HR S P ERA WHIP	IP WLS BF H R ER SO BB IBB HBP BLK WP HR S P ERA WHIP	IP WLS BF H R ER SO BB IBB HBP BLK WP HR S P ERA WHIP

Houston Astros @ Montreal Expos
Olympic Stadium, Montreal, QB
Sun May 06 2001, 1:35 PM EDT
Att: 6,041 - Dome - 72 F

AB 43
R 13
H 18
RBI 13
BB 2
SO 3
LOB 12



Batter	1	2	3	4	5	6	7	8	9	AB	R	H	RBI	BB	SO	LOB	BOTTOM					
Curtis Pride, L OBP: 0.333, SLG: 0.444										5	0	1	2	0	2	2						
Mike Mordecai, R OBP: 0.286, SLG: 0.167										4	0	0	0	1	0	3						
Graeme Lloyd, L										0	0	0	0	0	0	0						
Andy Tracy, L OBP: 0.294, SLG: 0.600										4	0	1	0	0	1	3						
Scott Stewart, R										0	0	0	0	0	0	0						
Guillermo Mota, R OBP: 0.500, SLG: 0.500										0	0	0	0	0	0	0						
Oriando Cabrera, R OBP: 0.325, SLG: 0.417										1	0	0	0	0	0	0						
Vladimir Guerrero, R OBP: 0.366, SLG: 0.477										5	0	2	0	0	2	1						
Jose Vidro, S OBP: 0.382, SLG: 0.512										4	2	2	0	1	0	1						
Geoff Blum, S OBP: 0.281, SLG: 0.268										5	2	4	1	0	0	1						
Milton Bradley, S OBP: 0.289, SLG: 0.276										5	2	3	2	0	0	1						
Randy Knorr, R OBP: 0.348, SLG: 0.714										4	1	2	1	0	0	3						
Chris Peters, L OBP: 0.100, SLG: 0.100										2	0	0	0	0	1	2						
Anthony Telford, R										0	0	0	0	0	0	0						
Fernando Seguinol, S OBP: 0.185, SLG: 0.167										2	0	1	1	0	0	0						
Inning Stats	R: 0 E: 0 K: 1 S: 17	H: 2 LOB: 2 BB: 0 P: 22	R: 3 E: 0 K: 1 S: 15	H: 4 LOB: 1 BB: 0 P: 18	R: 0 E: 0 K: 0 S: 10	H: 1 LOB: 1 BB: 0 P: 15	R: 0 E: 0 K: 0 S: 7	H: 0 LOB: 0 BB: 0 P: 11	R: 0 E: 0 K: 1 S: 8	H: 0 LOB: 1 BB: 1 P: 13	R: 3 E: 0 K: 1 S: 13	H: 4 LOB: 2 BB: 1 P: 31	R: 0 E: 0 K: 1 S: 15	H: 3 LOB: 2 BB: 0 P: 22	R: 0 E: 0 K: 0 S: 3	H: 0 LOB: 0 BB: 0 P: 4	R: 1 E: 0 K: 1 S: 13	H: 2 LOB: 1 BB: 0 P: 21	1B: 14 2B: 2 3B: 0 HR: 0	SF: 0 SAC: 0 DP: 1 HBP: 0	WP: 1 PB: 0 SB: 0 CS: 0	PA: 43
PITCHER	IP WLS BF H R ER SO BB IBB HBP BLK WP HR S P ERA WHIP	IP WLS BF H R ER SO BB IBB HBP BLK WP HR S P ERA WHIP	IP WLS BF H R ER SO BB IBB HBP BLK WP HR S P ERA WHIP	IP WLS BF H R ER SO BB IBB HBP BLK WP HR S P ERA WHIP	IP WLS BF H R ER SO BB IBB HBP BLK WP HR S P ERA WHIP	IP WLS BF H R ER SO BB IBB HBP BLK WP HR S P ERA WHIP	IP WLS BF H R ER SO BB IBB HBP BLK WP HR S P ERA WHIP	IP WLS BF H R ER SO BB IBB HBP BLK WP HR S P ERA WHIP	IP WLS BF H R ER SO BB IBB HBP BLK WP HR S P ERA WHIP	IP WLS BF H R ER SO BB IBB HBP BLK WP HR S P ERA WHIP	IP WLS BF H R ER SO BB IBB HBP BLK WP HR S P ERA WHIP	IP WLS BF H R ER SO BB IBB HBP BLK WP HR S P ERA WHIP	IP WLS BF H R ER SO BB IBB HBP BLK WP HR S P ERA WHIP	IP WLS BF H R ER SO BB IBB HBP BLK WP HR S P ERA WHIP	IP WLS BF H R ER SO BB IBB HBP BLK WP HR S P ERA WHIP	IP WLS BF H R ER SO BB IBB HBP BLK WP HR S P ERA WHIP	IP WLS BF H R ER SO BB IBB HBP BLK WP HR S P ERA WHIP	IP WLS BF H R ER SO BB IBB HBP BLK WP HR S P ERA WHIP	IP WLS BF H R ER SO BB IBB HBP BLK WP HR S P ERA WHIP	IP WLS BF H R ER SO BB IBB HBP BLK WP HR S P ERA WHIP	IP WLS BF H R ER SO BB IBB HBP BLK WP HR S P ERA WHIP	

Houston Astros @ Montreal Expos
Olympic Stadium, Montreal, QB
Sun May 06 2001, 1:35 PM EDT
Att: 6,041 - Dome - 72 F

AB 41
R 7
H 16
RBI 7
BB 2
SO 6
LOB 17



Batter	1	2	3	4	5	6	7	8	9	AB	R	H	RBI	BB	SO	LOB	TOP					
Curtis Pride, L OBP: 0.214, SLG: 0.286 (1, 7)										5	0	0	0	0	2	5	Montreal Expos @ San Francisco Giants PacBell Park, San Francisco, CA Mon May 07 2001, 10:15 PM EDT Att: 38,249 - Sunny - 76 F					
Orlando Cabrera, R OBP: 0.320, SLG: 0.416 (1, 6)										5	1	1	0	0	1	3						
Lee Stevens, L OBP: 0.288, SLG: 0.465 (1, 3)										3	0	1	0	1	1	0						
Vladimir Guerrero, R OBP: 0.370, SLG: 0.473 (1, 9)										3	0	1	1	1	0	0						
Jose Vidro, S OBP: 0.379, SLG: 0.504 (1, 4)										4	0	1	0	0	1	2						
Geoff Blum, S OBP: 0.278, SLG: 0.254 (1, 5)										3	1	0	0	1	1	5						
Milton Bradley, S OBP: 0.307, SLG: 0.308 (1, 8)										4	0	3	0	0	0	2						
Michael Barrett, R OBP: 0.240, SLG: 0.227 (1, 2)										1	0	0	0	1	0	1						
Randy Knorr, R OBP: 0.278, SLG: 0.563 (7, PH)										1	0	0	0	0	1	2						
Tony Armas, R OBP: 0.331, SLG: 0.339 (7, PH)										2	0	0	0	0	0	4						
Fernando Soto, S OBP: 0.178, SLG: 0.160 (7, 1)										1	0	0	0	0	1	2						
Masato Yoshii, R OBP: 0.178, SLG: 0.160 (7, 1)										0	0	0	0	0	0	0						
Graeme Lloyd, L OBP: 0.178, SLG: 0.160 (8, 1)										0	0	0	0	0	0	0						
Scott Strickland, R OBP: 0.178, SLG: 0.160 (8, 1)										0	0	0	0	0	0	0						
Mike Mordcaai, R OBP: 0.207, SLG: 0.154 (8, PH)										1	0	0	0	0	0	1						
Inning Stats	R: 0 E: 0 K: 1 S: 8	H: 0 LOB: 0 BB: 0 P: 13	R: 0 E: 0 K: 1 S: 7	H: 0 LOB: 0 BB: 0 P: 12	R: 0 E: 1 K: 0 S: 8	H: 1 LOB: 1 BB: 0 P: 14	R: 0 E: 0 K: 0 S: 14	H: 2 LOB: 2 BB: 1 P: 24	R: 0 E: 0 K: 0 S: 6	H: 1 LOB: 2 BB: 1 P: 13	R: 0 E: 0 K: 1 S: 7	H: 0 LOB: 0 BB: 0 P: 10	R: 1 E: 0 K: 3 S: 17	H: 1 LOB: 1 BB: 1 P: 26	R: 1 E: 0 K: 1 S: 14	H: 2 LOB: 2 BB: 1 P: 24	R: 0 E: 0 K: 1 S: 9	H: 0 LOB: 1 BB: 1 P: 17	1B: 5 2B: 3 3B: 0 HR: 0	SF: 0 SAC: 0 DP: 2 HBP: 0	WP: 1 PB: 0 SB: 0 CS: 0	PA: 38
PITCHER	IP	WLS	BF	H	R	ER	SO	BB	IBB	HBP	BLK	WP	HR	S	P	ERA	WHIP					
Russ Ortiz, R ERA: 2.93 (1, 1)	7.0	W	28	5	1	1	6	3	0	0	0	1	0	67	112	1.29	1.143					
Felix Rodriguez, R ERA: 3.0 (8, 1)	0.0		3	2	1	1	0	1	0	0	0	0	0	8	15	∞	∞					
Aaron Fultz, L ERA: 7.02 (8, 1)	2.0	S	7	0	0	0	2	1	0	0	0	0	0	15	26	0.00	0.500					

AB	33
R	2
H	7
RBI	1
BB	5
SO	8
LOB	27



Batter	1	2	3	4	5	6	7	8	9	AB	R	H	RBI	BB	SO	LOB	BOTTOM				
Marvin Benard, L OBP: 0.202, SLG: 0.225 (1, 8)										4	1	1	0	0	0	1	Montreal Expos @ San Francisco Giants PacBell Park, San Francisco, CA Mon May 07 2001, 10:15 PM EDT Att: 38,249 - Sunny - 76 F				
J.T. Snow, L OBP: 0.375, SLG: 0.305 (1, 3)										3	1	0	0	1	0	1					
Barry Bonds, L OBP: 0.433, SLG: 0.783 (1, 7)										2	1	2	1	2	0	0					
Jeff Kent, R OBP: 0.318, SLG: 0.513 (1, 4)										4	1	1	1	0	1	4					
Armando Rios, L OBP: 0.317, SLG: 0.462 (1, 9)										4	1	1	4	0	0	2					
Rich Aurilia, R OBP: 0.405, SLG: 0.593 (1, 6)										4	0	0	0	0	1	1					
Russ Davis, R OBP: 0.250, SLG: 0.462 (1, 5)										1	0	0	0	0	0	0					
Pedro Feliz, R OBP: 0.282, SLG: 0.256 (7, 5)										1	0	0	0	0	1	0					
Bobby Estalella, R OBP: 0.298, SLG: 0.423 (1, 2)										3	0	0	0	0	0	1					
Russ Ortiz, R OBP: 0.188, SLG: 0.133 (1, 1)										1	1	0	0	1	1	0					
Eric Davis, R OBP: 0.250, SLG: 0.289 (7, PH)										1	0	0	0	0	1	0					
Felix Rodriguez, R OBP: 0.250, SLG: 0.289 (8, 1)										0	0	0	0	0	0	0					
Aaron Fultz, L OBP: 0.500, SLG: 0.500 (8, 1)										0	0	0	0	0	0	0					
Inning Stats	R: 0 E: 0 K: 1 S: 12	H: 0 LOB: 1 BB: 1 P: 23	R: 0 E: 0 K: 1 S: 7	H: 0 LOB: 0 BB: 0 P: 10	R: 0 E: 0 K: 1 S: 12	H: 0 LOB: 0 BB: 0 P: 17	R: 0 E: 0 K: 0 S: 6	H: 0 LOB: 1 BB: 1 P: 11	R: 0 E: 0 K: 0 S: 5	H: 0 LOB: 0 BB: 0 P: 10	R: 4 E: 0 K: 2 S: 23	H: 3 LOB: 0 BB: 1 P: 37	R: 0 E: 0 K: 2 S: 9	H: 0 LOB: 0 BB: 0 P: 12	R: 2 E: 0 K: 0 S: 10	H: 2 LOB: 1 BB: 1 P: 19	1B: 3 2B: 0 3B: 1 HR: 1	SF: 0 SAC: 0 DP: 1 HBP: 1	WP: 0 PB: 0 SB: 0 CS: 0	PA: 33	
PITCHER	IP	WLS	BF	H	R	ER	SO	BB	IBB	HBP	BLK	WP	HR	S	P	ERA	WHIP				
Tony Armas, R ERA: 3.78 (1, 1)	6.0	L	24	3	4	4	3	3	0	1	0	0	0	9	12	0.00	0.000				
Masato Yoshii, R ERA: 1.65 (7, 1)	1.0		3	0	0	0	2	0	0	0	0	0	0	9	12	0.00	0.000				
Graeme Lloyd, L ERA: 2.21 (8, 1)	0.0		3	2	2	2	0	1	0	0	0	0	0	4	9	∞	∞				
Scott Strickland, R ERA: 2.21 (8, 1)	1.0		3	0	0	0	0	0	0	0	0	0	0	6	10	0.00	0.000				

AB	28
R	6
H	5
RBI	6
BB	4
SO	5
LOB	10



Batter	1	2	3	4	5	6	7	8	9	AB	R	H	RBI	BB	SO	LOB	TOP					
Curtis Pride, L OBP: 0.211, SLG: 0.263 (1, 7)	F5		G4-3	F8		FC6-4 BB		K		5	0	1	3	0	1	3	Montreal Expos @ San Francisco Giants PacBell Park, San Francisco, CA Wed May 09 2001, 10:15 PM EDT Att: 38,074 - Sunny - 59 F					
Milton Bradley, S OBP: 0.300, SLG: 0.286 (1, 8)	B1-3		HR			FC6-4 BB		K		3	1	0	0	2	2	0						
Lee Stevens, L OBP: 0.299, SLG: 0.484 (1, 3)	G6-3		HR			FC6-4			F9	4	1	1	3	1	0	2						
Vladimir Guerrero, R OBP: 0.375, SLG: 0.504 (1, 9)		G5-4-3 1B	HR		F8		E5 2B SF8	G6-3		5	2	2	1	0	0	1						
Jose Vidro, S OBP: 0.369, SLG: 0.500 (1, 4)	F7		G1-3		F8					5	0	2	0	0	0	2						
Fernando Tatis, R OBP: 0.343, SLG: 0.376 (1, 5)	G5-4-3			K		SH1-4 2B		SF8		4	1	1	1	0	2	2						
Orlando Cabrera, R OBP: 0.316, SLG: 0.405 (1, 6)			E8 1B G4-3 1B	F9		K		G6-3		4	1	1	0	0	1	2						
Michael Barrett, R OBP: 0.252, SLG: 0.234 (1, 2)			SH1-4 HR 1B		1B	SH1-4 1B		F8		3	2	2	0	1	0	1						
Javier Vazquez, R OBP: 0.538, SLG: 0.500 Fernando Segundo, S OBP: 0.197, SLG: 0.146 Guillermo Mota, R OBP: 0.500, SLG: 0.500 Scott Strickland, R (1, 1)			SH1-4			SH1-4		G4-3		1	0	1	0	0	0	0						
Inning Stats	R: 0 E: 0 K: 0 S: 5	H: 0 LOB: 0 BB: 0 P: 7	R: 0 E: 0 K: 0 S: 7	H: 1 LOB: 0 BB: 0 P: 12	R: 5 E: 1 K: 0 S: 15	H: 4 LOB: 0 BB: 1 P: 27	R: 0 E: 0 K: 1 S: 15	H: 2 LOB: 2 BB: 0 P: 23	R: 0 E: 0 K: 1 S: 9	H: 0 LOB: 1 BB: 1 P: 14	R: 2 E: 0 K: 1 S: 20	H: 2 LOB: 2 BB: 2 P: 34	R: 1 E: 1 K: 0 S: 8	H: 1 LOB: 1 BB: 0 P: 13	R: 0 E: 0 K: 2 S: 8	H: 0 LOB: 0 BB: 0 P: 12		R: 0 E: 0 K: 1 S: 12	H: 1 LOB: 1 BB: 0 P: 20	1B: 6 2B: 3 3B: 0 HR: 2	SF: 1 SAC: 2 DP: 1 HBP: 0	WP: 0 PB: 0 CS: 0
PITCHER	IP	WLS	BF	H	R	ER	SO	BB	IBB	HBP	BLK	WP	HR	S	P	ERA	WHIP					
Livan Hernandez, R ERA: 7.23 (1, 1)	6.0	L	30	9	7	7	3	4	0	0	0	0	2	71	117	10.50	2.167					
Alan Embree, L ERA: 10.13 (7, 1)	2.0		8	1	1	0	2	0	0	0	0	0	0	16	25	0.00	0.500					
Aaron Fultz, L ERA: 6.62 (9, 1)	1.0		4	1	0	0	1	0	0	0	0	0	0	12	20	0.00	1.000					

AB	35
R	8
H	11
RBI	8
BB	4
SO	6
LOB	13




Batter	1	2	3	4	5	6	7	8	9	AB	R	H	RBI	BB	SO	LOB	BOTTOM					
Marvin Benard, L OBP: 0.212, SLG: 0.261 (1, 8)	G4-3		BB		K			G4-3		4	0	1	0	0	1	0	Montreal Expos @ San Francisco Giants PacBell Park, San Francisco, CA Wed May 09 2001, 10:15 PM EDT Att: 38,074 - Sunny - 59 F					
Rich Aurilia, R OBP: 0.415, SLG: 0.603 (1, 6)			1B		F9					3	0	2	0	1	0	0						
Barry Bonds, L OBP: 0.425, SLG: 0.742 Ramon Martinez, R OBP: 0.359, SLG: 0.364 (1, 7) (7, 4)			BB		K			1B		3	0	0	0	0	3	3						
Jeff Kent, R OBP: 0.314, SLG: 0.496 Alan Embree, L (7, 1) Pedro Feliz, R OBP: 0.277, SLG: 0.256 Aaron Fultz, L OBP: 0.500, SLG: 0.500 (9, 1)					F9					3	0	0	0	0	0	3						
J.T. Snow, L OBP: 0.388, SLG: 0.379 (1, 3)										3	0	0	0	0	0	0						
Russ Davis, R OBP: 0.311, SLG: 0.476 (1, 5)										4	0	2	0	0	1	0						
Armando Rios, L OBP: 0.309, SLG: 0.470 (1, 9)										4	0	1	0	0	0	3						
Bobby Estalella, R OBP: 0.295, SLG: 0.400 (1, 2)										3	0	0	0	1	0	2						
Livan Hernandez, R OBP: 0.176, SLG: 0.176 Edwards Guzman, L OBP: 0.125, SLG: 0.125 (1, 1) (7, 7)										2	0	0	0	0	0	3						
Inning Stats	R: 0 E: 0 K: 1 S: 12	H: 1 LOB: 1 BB: 0 P: 20	R: 0 E: 0 K: 1 S: 9	H: 1 LOB: 0 BB: 0 P: 12	R: 0 E: 0 K: 1 S: 15	H: 1 LOB: 2 BB: 1 P: 23	R: 0 E: 0 K: 0 S: 14	H: 2 LOB: 2 BB: 1 P: 24	R: 0 E: 0 K: 2 S: 9	H: 0 LOB: 0 BB: 0 P: 11	R: 0 E: 0 K: 2 S: 9	H: 0 LOB: 0 BB: 0 P: 15	R: 0 E: 0 K: 0 S: 5	H: 0 LOB: 0 BB: 0 P: 9	R: 0 E: 0 K: 2 S: 12	H: 1 LOB: 1 BB: 0 P: 16		R: 0 E: 0 K: 0 S: 6	H: 1 LOB: 1 BB: 0 P: 9	1B: 5 2B: 1 3B: 1 HR: 0	SF: 0 SAC: 0 DP: 1 HBP: 0	WP: 0 PB: 0 CS: 0
PITCHER	IP	WLS	BF	H	R	ER	SO	BB	IBB	HBP	BLK	WP	HR	S	P	ERA	WHIP					
Javier Vazquez, R ERA: 5.68 (1, 1)	7.0	W	27	5	0	0	7	2	0	0	0	0	0	73	114	0.00	1.000					
Guillermo Mota, R ERA: 1.83 (8, 1)	1.0		4	1	0	0	2	0	0	0	0	0	0	12	16	0.00	1.000					
Scott Strickland, R ERA: 2.11 (9, 1)	1.0		4	1	0	0	0	0	0	0	0	0	0	6	9	0.00	1.000					

AB	33
R	0
H	7
RBI	0
BB	2
SO	9
LOB	16



Batter	1	2	3	4	5	6	7	8	9	AB	R	H	RBI	BB	SO	LOB	TOP				
Orlando Cabrera, R OBP: 0.314, SLG: 0.408 (1, 6)	F9		G6-3 2B			G1		F5		4	0	1	0	0	0	2	Montreal Expos @ San Francisco Giants PacBell Park, San Francisco, CA Thu May 10 2001, 3:35 PM EDT Att: 41,059 - Sunny - 66 F				
Milton Bradley, S OBP: 0.298, SLG: 0.277 (1, 8)	G1-3		G6-3			G5-3				3	0	0	0	1	0	1					
Lee Stevens, L OBP: 0.299, SLG: 0.480 Graeme Lloyd, L (6, 1)										3	0	1	0	0	1	1					
Randy Knorr, R OBP: 0.360, SLG: 0.682 Guillermo Mota, R OBP: 0.500, SLG: 0.500 (8, FH) (8, 1)			K			G4-3		F3		1	0	0	0	0	0	3					
Vladimir Guerrero, R OBP: 0.374, SLG: 0.496 Curtis Priddy, L OBP: 0.200, SLG: 0.250 (1, 9) (7, 9)										3	0	1	0	0	1	0					
Jose Vidro, S OBP: 0.362, SLG: 0.489 Mike Mordecai, R OBP: 0.250, SLG: 0.143 (1, 4) (7, 4)										3	0	0	0	0	0	2					
Fernando Tatis, R OBP: 0.345, SLG: 0.378 Andy Tracy, L OBP: 0.250, SLG: 0.500 (1, 5) (6, 5)										2	0	1	0	0	0	0					
Geoff Blum, S OBP: 0.297, SLG: 0.281 (1, 7)										3	0	2	0	0	0	1					
Michael Barrett, R OBP: 0.245, SLG: 0.227 (1, 2)										3	0	0	0	0	0	3					
Britt Reames, R OBP: 0.333, SLG: 0.111 Masato Yoshii, R (3, 1) Scott Stewart, R (6, 1) Anthony Telford, R (6, 1) Fernando Seguinol, S OBP: 0.194, SLG: 0.179 (6, 3)										1	0	0	0	0	0	0					
Inning Stats	R: 0 E: 0 K: 0 S: 11	H: 1 LOB: 2 BB: 1 P: 21	R: 0 E: 0 K: 0 S: 5	H: 1 LOB: 0 BB: 0 P: 9	R: 0 E: 0 K: 1 S: 10	H: 1 LOB: 1 BB: 0 P: 17	R: 0 E: 0 K: 0 S: 7	H: 0 LOB: 0 BB: 0 P: 9	R: 0 E: 0 K: 0 S: 6	H: 1 LOB: 0 BB: 0 P: 7	R: 0 E: 0 K: 0 S: 5	H: 0 LOB: 0 BB: 0 P: 11	R: 0 E: 0 K: 2 S: 13	H: 2 LOB: 3 BB: 1 P: 27	R: 0 E: 0 K: 2 S: 7	H: 0 LOB: 0 BB: 0 P: 9	1B: 4 2B: 2 3B: 0 HR: 0	SF: 0 SAC: 0 DP: 2 HBP: 0	WP: 0 PB: 0 SB: 0 CS: 0	PA: 33	
PITCHER	IP	WLS	BF	H	R	ER	SO	BB	IBB	HBP	BLK	WP	HR	S	P	ERA	WHIP				
Kirk Rueter, L ERA: 6.91 41 Chad Zerbe, L ERA: 2.7	8.0	W	30	6	0	0	1	2	0	0	0	0	0	64	110	0.00	1.000				

AB	31
R	0
H	6
RBI	0
BB	2
SO	3
LOB	13



Batter	1	2	3	4	5	6	7	8	9	AB	R	H	RBI	BB	SO	LOB	BOTTOM				
Marvin Benard, L OBP: 0.242, SLG: 0.278 (1, 8)	G1-3 1B	SH5-3 BB	F8		E1 1B	G5-3 1B 2B		BB BB		4	2	3	1	2	0	3	Montreal Expos @ San Francisco Giants PacBell Park, San Francisco, CA Thu May 10 2001, 3:35 PM EDT Att: 41,059 - Sunny - 66 F				
Shawon Dunston, R OBP: 0.396, SLG: 0.565 (1, 7)	G1-3	SH5-3		FC3-6 1B	F9	G5-3 1B 2B		F7		5	1	2	1	0	0	3					
J.T. Snow, L OBP: 0.393, SLG: 0.380 (1, 3)		F3-2-5								5	2	2	2	1	1	5					
Jeff Kent, R OBP: 0.324, SLG: 0.512 Edwards Guzman, L OBP: 0.111, SLG: 0.111 (1, 4) (8, 4)	P3		F9	FC3-6 BB				F7		4	1	2	2	1	0	1					
Armando Rios, L OBP: 0.328, SLG: 0.500 (1, 9)				FC3-6 1B				F8		6	2	4	2	0	0	4					
Benito Santiago, R OBP: 0.421, SLG: 0.500 (1, 2)			E5 2B BB	FC5-4						5	2	2	1	0	1	5					
Russ Davis, R OBP: 0.337, SLG: 0.500 (1, 5)										2	1	2	1	2	0	0					
Ramon Martinez, R OBP: 0.364, SLG: 0.333 (1, 6)										3	1	0	0	2	0	4					
Kirk Rueter, L OBP: 0.400, SLG: 0.250 41 Chad Zerbe, L (9, 1)			SH5-3 BB		SH1-4	SF9 1B		G1-6-3 BB		2	1	1	2	2	0	0					
Inning Stats	R: 3 E: 0 K: 0 S: 17	H: 4 LOB: 2 BB: 1 P: 32	R: 0 E: 0 K: 0 S: 5	H: 0 LOB: 2 BB: 2 P: 15	R: 1 E: 1 K: 0 S: 10	H: 2 LOB: 3 BB: 2 P: 24	R: 0 E: 0 K: 1 S: 12	H: 1 LOB: 2 BB: 1 P: 21	R: 1 E: 1 K: 0 S: 9	H: 2 LOB: 1 BB: 0 P: 15	R: 8 E: 0 K: 1 S: 28	H: 9 LOB: 2 BB: 1 P: 46	R: 0 E: 0 K: 0 S: 7	H: 0 LOB: 0 BB: 1 P: 14	R: 0 E: 0 K: 0 S: 8	H: 0 LOB: 2 BB: 2 P: 19		1B: 13 2B: 5 3B: 1 HR: 0	SF: 1 SAC: 2 DP: 2 HBP: 0	WP: 1 PB: 1 SB: 1 CS: 0	PA: 50
PITCHER	IP	WLS	BF	H	R	ER	SO	BB	IBB	HBP	BLK	WP	HR	S	P	ERA	WHIP				
Britt Reames, R ERA: 5.25 Masato Yoshii, R ERA: 1.45 Scott Stewart, L ERA: 7.53 Anthony Telford, R ERA: 10.29 Graeme Lloyd, L ERA: 2.35	2.2	L	18	6	4	3	0	4	0	0	0	0	0	24	41	0.00	1.714				
Guillermo Mota, R ERA: 1.74 (8, 1)	1.0		5	0	0	0	0	0	0	0	0	0	0	10	15	108.00	12.000				
Guillermo Mota, R ERA: 1.74 (8, 1)	1.0		5	0	0	0	0	0	0	0	0	0	0	11	20	108.00	15.000				
Graeme Lloyd, L ERA: 2.35 (6, 1)	1.1		5	1	0	0	1	1	0	0	0	1	0	14	25	0.00	1.500				



Batter	1	2	3	4	5	6	7	8	9	AB	R	H	RBI	BB	SO	LOB	TOP					
Orlando Cabrera, R OBP: 0.315, SLG: 0.403	G6-3		FC3-2 2B 1B		F9		HR 1B		P4	5	2	2	0	0	0	0	Montreal Expos @ Colorado Rockies Coors Field, Denver, CO Sat May 12 2001, 1:05 PM MDT Att: 43,730 - Sunny - 80 F					
Geoff Blum, S OBP: 0.301, SLG: 0.361	G3		FC3-2 2B		HBP		HR		F9	4	2	1	2	0	0	2						
Lee Stevens, L OBP: 0.295, SLG: 0.470	E5		3-H 1B 2B		L7		G1-3		G4-3	5	1	1	2	0	0	1						
Vladimir Guerrero, R OBP: 0.374, SLG: 0.519		HR	2H 1B		F8		P4			4	1	2	2	0	0	1						
Jose Vidro, S OBP: 0.356, SLG: 0.503	F7		F7			HR	K			4	1	1	1	0	1	1						
Andy Tracy, L OBP: 0.208, SLG: 0.409	G3-1			G4-3		G3		L8		3	0	0	0	0	0	0						
Mike Mordecai, R OBP: 0.238, SLG: 0.316										1	0	0	0	0	0	0						
Milton Bradley, S OBP: 0.303, SLG: 0.278	G4-3			S 1B		F8		CS 1B		4	0	2	0	0	0	0						
Michael Barrett, R OBP: 0.264, SLG: 0.280			1B SH3-4 FC3-2 BB	F8		HR		2B		3	1	2	1	1	0	1						
Tony Armas, R OBP: 0.273, SLG: 0.273			SH3-4		G6-3		G6-3		K	2	0	0	0	0	0	1						
Graeme Lloyd, L OBP: 0.182, SLG: 0.167										0	0	0	0	0	0	0						
Fernando Seguinol, S OBP: 0.500, SLG: 0.500										0	0	0	0	0	0	0						
Guillermo Mota, R OBP: 0.500, SLG: 0.500										0	0	0	0	0	0	0						
Inning Stats	R: 0 E: 1 K: 0 S: 8	H: 0 LOB: 0 BB: 0 P: 11	R: 1 E: 0 K: 0 S: 10	H: 1 LOB: 0 BB: 0 P: 15	R: 3 E: 0 K: 0 S: 11	H: 3 LOB: 1 BB: 1 P: 22	R: 0 E: 0 K: 0 S: 10	H: 1 LOB: 1 BB: 0 P: 16	R: 0 E: 0 K: 0 S: 6	H: 0 LOB: 0 BB: 0 P: 13	R: 2 E: 0 K: 0 S: 8	H: 2 LOB: 0 BB: 0 P: 16	R: 2 E: 0 K: 1 S: 11	H: 2 LOB: 0 BB: 0 P: 16	R: 0 E: 0 K: 0 S: 16	H: 2 LOB: 1 BB: 0 P: 21	R: 0 E: 0 K: 0 S: 7	H: 0 LOB: 0 BB: 0 P: 8	1B: 5 2B: 2 3B: 0 HR: 4	SF: 0 SAC: 1 DP: 0 HBP: 1	WP: 1 PB: 0 SB: 1 CS: 1	PA: 39
PITCHER	IP WLS BF H R ER SO BB IBB HBP BLK WP HR S P ERA WHIP	IP WLS BF H R ER SO BB IBB HBP BLK WP HR S P ERA WHIP	IP WLS BF H R ER SO BB IBB HBP BLK WP HR S P ERA WHIP	IP WLS BF H R ER SO BB IBB HBP BLK WP HR S P ERA WHIP	IP WLS BF H R ER SO BB IBB HBP BLK WP HR S P ERA WHIP	IP WLS BF H R ER SO BB IBB HBP BLK WP HR S P ERA WHIP	IP WLS BF H R ER SO BB IBB HBP BLK WP HR S P ERA WHIP	IP WLS BF H R ER SO BB IBB HBP BLK WP HR S P ERA WHIP	IP WLS BF H R ER SO BB IBB HBP BLK WP HR S P ERA WHIP	IP WLS BF H R ER SO BB IBB HBP BLK WP HR S P ERA WHIP	IP WLS BF H R ER SO BB IBB HBP BLK WP HR S P ERA WHIP	IP WLS BF H R ER SO BB IBB HBP BLK WP HR S P ERA WHIP	IP WLS BF H R ER SO BB IBB HBP BLK WP HR S P ERA WHIP	IP WLS BF H R ER SO BB IBB HBP BLK WP HR S P ERA WHIP	IP WLS BF H R ER SO BB IBB HBP BLK WP HR S P ERA WHIP	IP WLS BF H R ER SO BB IBB HBP BLK WP HR S P ERA WHIP	IP WLS BF H R ER SO BB IBB HBP BLK WP HR S P ERA WHIP					
John Thomson, R ERA: 9.0	6.0	L	27	7	6	6	0	1	0	0	0	0	0	0	0	0	1	3	53	93	9.00	1.333
Bobby Chouinard, R ERA: 10.13	1.0	5	2	2	2	1	0	0	0	0	0	0	0	0	0	0	0	1	11	16	18.00	2.000
John Wasdin, R ERA: 4.95	1.0	4	2	0	0	1	0	0	0	0	0	0	0	0	0	0	0	0	16	21	0.00	2.000
Gabe White, L ERA: 7.04	1.0	3	0	0	0	0	0	0	0	0	0	0	0	0	0	0	0	0	7	8	0.00	0.000

AB	36
R	8
H	11
RBI	8
BB	1
SO	2
LOB	8



Batter	1	2	3	4	5	6	7	8	9	AB	R	H	RBI	BB	SO	LOB	BOTTOM							
Juan Pierre, L OBP: 0.383, SLG: 0.356	2B 17 HR BB	G4-3			17 WP 1B		S 17 BB HBP		G6-3	3	1	1	0	1	0	1	Montreal Expos @ Colorado Rockies Coors Field, Denver, CO Sat May 12 2001, 1:05 PM MDT Att: 43,730 - Sunny - 80 F							
Nefti Perez, S OBP: 0.410, SLG: 0.596	17 HR 2B	G3			F7		K			4	1	1	0	0	1	3								
17 Todd Helton, L OBP: 0.463, SLG: 0.685	HR			S BB	BB		BB			1	1	1	3	3	0	0								
Greg Norton, S OBP: 0.289, SLG: 0.455	F8		K		K		G6-3			4	0	0	0	0	2	5								
Todd Walker, L OBP: 0.357, SLG: 0.534	HR		F7		K			G3-6-3 1B		4	1	2	1	0	1	3								
Ron Gant, R OBP: 0.333, SLG: 0.551	K		G4-3			G5-3		F9		4	0	0	0	0	1	2								
Brent Mayne, L OBP: 0.413, SLG: 0.422	K			G4-3		G4-3		G3-6-3		4	0	0	0	0	1	1								
Mark Little, R OBP: 0.395, SLG: 0.595		G4-3 SH2-4 1B		CS HBP		K		K		3	0	1	0	0	2	0								
John Thomson, R ERA: 4.06	6.0	W	26	5	4	4	7	3	0	1	0	0	0	0	0	0		1	0	63	108	6.00	1.333	
Graeme Lloyd, L ERA: 2.2	1.0	5	0	0	0	1	1	0	0	1	0	1	0	0	0	0		0	0	10	21	0.00	1.000	
Guillermo Mota, R ERA: 1.59	2.0	6	1	0	0	2	0	0	0	0	0	0	0	0	0	0	0	0	18	27	0.00	0.500		
Inning Stats	R: 4 E: 0 K: 2 S: 20	H: 3 LOB: 0 BB: 1 P: 33	R: 0 E: 0 K: 0 S: 8	H: 1 LOB: 1 BB: 0 P: 11	R: 0 E: 0 K: 1 S: 10	H: 0 LOB: 1 BB: 1 P: 19	R: 0 E: 0 K: 1 S: 7	H: 0 LOB: 0 BB: 0 P: 12	R: 0 E: 0 K: 2 S: 11	H: 1 LOB: 2 BB: 1 P: 20	R: 0 E: 0 K: 1 S: 7	H: 0 LOB: 0 BB: 0 P: 13	R: 0 E: 0 K: 1 S: 10	H: 0 LOB: 2 BB: 1 P: 21	R: 0 E: 0 K: 0 S: 8	H: 1 LOB: 0 BB: 0 P: 12	R: 0 E: 0 K: 2 S: 10	H: 0 LOB: 0 BB: 0 P: 15	R: 0 E: 0 K: 0 S: 10	H: 0 LOB: 0 BB: 0 P: 15	1B: 3 2B: 1 3B: 0 HR: 2	SF: 0 SAC: 1 DP: 1 HBP: 2	WP: 1 PB: 0 SB: 2 CS: 1	PA: 37
PITCHER	IP WLS BF H R ER SO BB IBB HBP BLK WP HR S P ERA WHIP	IP WLS BF H R ER SO BB IBB HBP BLK WP HR S P ERA WHIP	IP WLS BF H R ER SO BB IBB HBP BLK WP HR S P ERA WHIP	IP WLS BF H R ER SO BB IBB HBP BLK WP HR S P ERA WHIP	IP WLS BF H R ER SO BB IBB HBP BLK WP HR S P ERA WHIP	IP WLS BF H R ER SO BB IBB HBP BLK WP HR S P ERA WHIP	IP WLS BF H R ER SO BB IBB HBP BLK WP HR S P ERA WHIP	IP WLS BF H R ER SO BB IBB HBP BLK WP HR S P ERA WHIP	IP WLS BF H R ER SO BB IBB HBP BLK WP HR S P ERA WHIP	IP WLS BF H R ER SO BB IBB HBP BLK WP HR S P ERA WHIP	IP WLS BF H R ER SO BB IBB HBP BLK WP HR S P ERA WHIP	IP WLS BF H R ER SO BB IBB HBP BLK WP HR S P ERA WHIP	IP WLS BF H R ER SO BB IBB HBP BLK WP HR S P ERA WHIP	IP WLS BF H R ER SO BB IBB HBP BLK WP HR S P ERA WHIP	IP WLS BF H R ER SO BB IBB HBP BLK WP HR S P ERA WHIP	IP WLS BF H R ER SO BB IBB HBP BLK WP HR S P ERA WHIP								


AB	30
R	4
H	6
RBI	4
BB	4
SO	10
LOB	16




Batter	1	2	3	4	5	6	7	8	9	AB	R	H	RBI	BB	SO	LOB	TOP					
Alex Cora, L (1, 6) OBP: 0.243, SLG: 0.294										3	0	0	0	0	1	1	Los Angeles Dodgers @ Montreal Expos Olympic Stadium, Montreal, QB Tue May 15 2001, 7:05 PM EDT Att. 4,714 - Dome - 72 F livebaseballscorecards.com					
Mark Grudzielanek, R (1, 4) OBP: 0.361, SLG: 0.511										4	0	1	0	0	2	1						
Gary Sheffield, R (1, 7) OBP: 0.447, SLG: 0.642										4	0	0	0	0	1	2						
Shawn Green, L (1, 9) OBP: 0.340, SLG: 0.489										3	0	1	0	0	1	1						
Eric Karros, R (1, 3) OBP: 0.295, SLG: 0.396										3	0	0	0	0	1	1						
Adrián Beltré, R (1, 5) OBP: 0.100, SLG: 0.111										3	0	0	0	0	0	0						
Marquis Grissom, R (1, 8) OBP: 0.241, SLG: 0.483										3	0	0	0	0	1	0						
Chad Kreuter, S (1, 2) OBP: 0.301, SLG: 0.254										2	0	0	0	0	0	0						
Chris Donnels, L (8, PH) OBP: 0.385, SLG: 0.236										1	0	0	0	0	0	0						
Terry Adams, R (8, 1)										0	0	0	0	0	0	0						
Chan Ho Park, R (1, 1) OBP: 0.211, SLG: 0.316										2	0	0	0	0	1	0						
Dave Hansen, L (8, PH) OBP: 0.385, SLG: 0.313										1	0	0	0	0	1	0						
Angel Peña, R (8, 2) OBP: 0.175, SLG: 0.158										0	0	0	0	0	0	0						
Inning Stats	R: 0 H: 1 E: 0 K: 2 S: 17	H: 1 LOB: 1 BB: 0 P: 21	R: 0 H: 0 E: 0 K: 0 S: 6	H: 0 LOB: 0 BB: 0 P: 11	R: 0 H: 0 E: 1 K: 0 S: 4	H: 0 LOB: 0 BB: 0 P: 6	R: 0 H: 1 E: 0 K: 2 S: 12	H: 1 LOB: 1 BB: 0 P: 17	R: 0 H: 0 E: 0 K: 0 S: 8	H: 0 LOB: 0 BB: 0 P: 15	R: 0 H: 0 E: 0 K: 2 S: 10	H: 0 LOB: 1 BB: 0 P: 14	R: 0 H: 0 E: 0 K: 0 S: 9	H: 0 LOB: 0 BB: 0 P: 12	R: 0 H: 0 E: 0 K: 2 S: 11	H: 0 LOB: 0 BB: 0 P: 17	R: 0 H: 0 E: 0 K: 1 S: 6	H: 0 LOB: 0 BB: 0 P: 8	1B: 2 2B: 1 3B: 0 HR: 0	SF: 0 SAC: 0 DP: 1 HBP: 1	WP: 0 PB: 0 SB: 0 CS: 0	PA: 30
PITCHER Javier Vazquez, R (1, 1) ERA: 4.67	IP: 9.0 WLS: W BF: 30	H: 2 R: 0 ER: 0 SO: 9	BB: 0 IBB: 0 HBP: 1 BLK: 0	WP: 0 HR: 0 S: 83 P: 121	ERA: 0.00 WHIP: 0.222											ERA: 0.00 WHIP: 0.222						

Batter	1	2	3	4	5	6	7	8	9	AB	R	H	RBI	BB	SO	LOB	BOTTOM				
Orlando Cabrera, R (1, 6) OBP: 0.321, SLG: 0.438										4	0	2	1	0	1	1	Los Angeles Dodgers @ Montreal Expos Olympic Stadium, Montreal, QB Tue May 15 2001, 7:05 PM EDT Att. 4,714 - Dome - 72 F livebaseballscorecards.com				
Curtis Pride, L (1, 7) OBP: 0.200, SLG: 0.208										3	0	0	0	1	2	2					
Lee Stevens, L (1, 3) OBP: 0.295, SLG: 0.455										3	1	1	0	0	1	2					
Vladimir Guerrero, R (1, 9) OBP: 0.378, SLG: 0.547										3	0	1	1	0	1	1					
Jose Vidro, S (1, 4) OBP: 0.361, SLG: 0.510										3	0	0	0	0	1	0					
Milton Bradley, S (1, 8) OBP: 0.328, SLG: 0.353										2	0	1	0	1	0	0					
Mike Mordecai, R (1, 5) OBP: 0.241, SLG: 0.407										3	0	0	0	0	3	2					
Michael Barrett, R (1, 2) OBP: 0.271, SLG: 0.267										2	1	0	0	1	0	1					
Javier Vazquez, R (1, 1) OBP: 0.533, SLG: 0.500										2	0	1	0	0	0	0					
Inning Stats	R: 0 H: 1 E: 0 K: 1 S: 6	H: 0 LOB: 0 BB: 0 P: 10	R: 0 H: 0 E: 0 K: 1 S: 9	H: 0 LOB: 0 BB: 0 P: 14	R: 1 H: 1 E: 0 K: 2 S: 9	H: 1 LOB: 1 BB: 1 P: 16	R: 0 H: 1 E: 0 K: 1 S: 9	H: 1 LOB: 1 BB: 1 P: 17	R: 0 H: 1 E: 0 K: 0 S: 5	H: 1 LOB: 0 BB: 0 P: 9	R: 0 H: 1 E: 0 K: 1 S: 6	H: 1 LOB: 1 BB: 0 P: 8	R: 0 H: 1 E: 0 K: 2 S: 11	H: 1 LOB: 1 BB: 0 P: 18	R: 0 H: 0 E: 0 K: 1 S: 9	H: 0 LOB: 1 BB: 1 P: 18		1B: 3 2B: 2 3B: 1 HR: 0	SF: 0 SAC: 1 DP: 2 HBP: 1	WP: 0 PB: 0 SB: 0 CS: 1	PA: 30
PITCHER Chan Ho Park, R (1, 1) ERA: 3.02	IP: 7.0 WLS: L BF: 26	H: 6 R: 2 ER: 2 SO: 8	BB: 2 IBB: 0 HBP: 1 BLK: 0	WP: 0 HR: 0 S: 55 P: 92	ERA: 2.57 WHIP: 1.143											ERA: 2.57 WHIP: 1.143					
Terry Adams, R (8, 1) ERA: 4.91	IP: 1.0 WLS: L BF: 4	H: 0 R: 0 ER: 0 SO: 1	BB: 1 IBB: 0 HBP: 0 BLK: 0	WP: 0 HR: 0 S: 9 P: 18	ERA: 0.00 WHIP: 1.000											ERA: 0.00 WHIP: 1.000					



Batter	1	2	3	4	5	6	7	8	9	AB	R	H	RBI	BB	SO	LOB	TOP										
Tom Goodwin, L (1, 8) OBP: 0.267, SLG: 0.324 Jeff Reboulet, R (8, PH) OBP: 0.397, SLG: 0.447	F9		K			FC4-6 1B		F9		3	0	1	0	0	1	2	Los Angeles Dodgers @ Montreal Expos Olympic Stadium, Montreal, QB Thu May 17 2001, 7:05 PM EDT Att. 12,926 - Dome - 72 F livebaseballscores.com AB 32 R 1 H 7 RBI 1 BB 3 SO 12 LOB 14 										
Hiram Bocachica, R (1, 4) OBP: 0.314, SLG: 0.438	F9			K		F3		1B 2B		4	1	1	0	0	1	1											
Gary Sheffield, R (1, 7) OBP: 0.439, SLG: 0.602 Mark Grudzielanek, R (8, 4) OBP: 0.369, SLG: 0.514	P6			G4-3		FC4-6 BB		K		4	0	0	0	0	1	2											
Shawn Green, L (1, 9) OBP: 0.351, SLG: 0.507		G6-3		K		1-2 BB		2-2 1B		3	0	1	1	1	1	0											
Chris Donnels, L (1, 3)		K			K		K		K	4	0	0	0	0	4	3											
Adrian Beltré, R (1, 5) OBP: 0.105, SLG: 0.111		K				BB 1B			K	4	0	1	0	0	2	0											
Chad Kreuter, S (1, 2)				FC3-6 BB		1-2 BB			K	2	0	1	0	2	1	0											
Alex Cora, L (1, 6) OBP: 0.252, SLG: 0.300				FC3-6 1B		0-1 1B		F7		4	0	2	0	0	0	1											
Eric Gagne, R (1, 1) OBP: 0.111, SLG: 0.167 Marquis Grissom, R (7, PH) OBP: 0.244, SLG: 0.478 Terry Adams, R (7, 1)				FC3-6 CS		G5-3		K		2	0	0	0	0	0	4											
Inning Stats	R: 0 E: 0 K: 0 S: 6	H: 0 LOB: 0 BB: 0 P: 12	R: 0 E: 0 K: 2 S: 9	H: 0 LOB: 0 BB: 0 P: 18	R: 0 E: 0 K: 1 S: 8	H: 1 LOB: 2 BB: 1 P: 15	R: 0 E: 0 K: 2 S: 10	H: 0 LOB: 0 BB: 0 P: 13	R: 0 E: 0 K: 1 S: 11	H: 2 LOB: 2 BB: 1 P: 20	R: 0 E: 0 K: 1 S: 12	H: 1 LOB: 1 BB: 0 P: 16	R: 1 E: 0 K: 2 S: 13	H: 2 LOB: 1 BB: 0 P: 21	R: 0 E: 0 K: 2 S: 12	H: 0 LOB: 0 BB: 0 P: 18	1B: 6 2B: 2 3B: 0 HR: 0	SF: 0 SAC: 0 DP: 1 HBP: 0	WP: 0 PB: 0 SB: 0 CS: 1	PA: 35							
PITCHER	IP	WLS	BF	H	R	ER	SO	BB	IBB	HBP	BLK	WP	HR	S	P	ERA	WHIP										
Tony Armas, R (1, 1) ERA: 3.51	7.0	W	27	5	0	0	8	3	0	0	0	0	0	66	114	0.00	1.143										
Graeme Lloyd, L (8, 1) ERA: 2.5	0.1	H	2	1	1	1	0	0	0	0	0	0	0	4	7	27.00	3.000										
Scott Strickland, R (8, 1) ERA: 3.42	0.1	H	1	0	0	0	1	0	0	0	0	0	0	3	5	0.00	0.000										
Ugueth Urbina, R (8, 1) ERA: 4.26	1.1	S	5	1	0	0	3	0	0	0	0	0	0	18	27	0.00	0.750										

Batter	1	2	3	4	5	6	7	8	9	AB	R	H	RBI	BB	SO	LOB	BOTTOM											
Orlando Cabrera, R (1, 6) OBP: 0.321, SLG: 0.464	HR		FC6-5 G6-4-3			K		G1-3		4	1	1	1	0	1	1	Los Angeles Dodgers @ Montreal Expos Olympic Stadium, Montreal, QB Thu May 17 2001, 7:05 PM EDT Att. 12,926 - Dome - 72 F livebaseballscores.com AB 28 R 3 H 5 RBI 3 BB 0 SO 9 LOB 3 											
Geoff Blum, S (1, 7) OBP: 0.323, SLG: 0.383 Curtis Pride, L (7, 7) OBP: 0.231, SLG: 0.240	G3-1		G6-4-3			G1-3				3	0	0	0	0	0	1												
Lee Stevens, L (1, 3) OBP: 0.294, SLG: 0.463	HR			K		K				3	1	1	1	0	2	0												
Vladimir Guerrero, R (1, 9) OBP: 0.362, SLG: 0.521	F8			K			F9			3	0	0	0	0	1	0												
Jose Vidro, S (1, 4) OBP: 0.347, SLG: 0.488	F9			K			F8			3	0	0	0	0	1	0												
Milton Bradley, S (1, 8) OBP: 0.312, SLG: 0.333		F8			G5-3			K		3	0	0	0	0	1	0												
Ryan Minor, R (1, 5) OBP: 0.600, SLG: 1.200		K						HR		3	1	1	1	0	2	0												
Michael Barrett, R (1, 2) OBP: 0.272, SLG: 0.277		G4-3						G6-3		3	0	1	0	0	0	0												
Tony Armas, R (1, 1) OBP: 0.308, SLG: 0.385 Graeme Lloyd, L (8, 1) Scott Strickland, R (8, 1) Ugueth Urbina, R (8, 1)			FC6-5 2B			L9		K		2	0	1	0	0	0	1												
Inning Stats	R: 2 E: 0 K: 0 S: 12	H: 2 LOB: 0 BB: 0 P: 15	R: 0 E: 0 K: 1 S: 8	H: 0 LOB: 0 BB: 0 P: 13	R: 0 E: 0 K: 0 S: 8	H: 1 LOB: 0 BB: 0 P: 10	R: 0 E: 0 K: 3 S: 11	H: 0 LOB: 0 BB: 0 P: 15	R: 0 E: 0 K: 2 S: 8	H: 0 LOB: 0 BB: 0 P: 12	R: 0 E: 0 K: 1 S: 5	H: 0 LOB: 0 BB: 0 P: 9	R: 1 E: 0 K: 1 S: 10	H: 1 LOB: 0 BB: 0 P: 13	R: 0 E: 0 K: 1 S: 10	H: 0 LOB: 0 BB: 0 P: 18	1B: 0 2B: 2 3B: 0 HR: 3	SF: 0 SAC: 0 DP: 1 HBP: 0	WP: 0 PB: 0 SB: 0 CS: 0	PA: 28								
PITCHER	IP	WLS	BF	H	R	ER	SO	BB	IBB	HBP	BLK	WP	HR	S	P	ERA	WHIP											
Eric Gagne, R (1, 1) ERA: 4.56	6.0	L	21	4	2	2	7	0	0	0	0	0	1	15	22	4.50	0.667											
Terry Adams, R (7, 1) ERA: 4.85	2.0		7	1	1	1	2	0	0	0	0	0	0	1	15	22	4.50	0.500										

Batter	1	2	3	4	5	6	7	8	9	AB	R	H	RBI	BB	SO	LOB	TOP
Rickey Henderson, R OBP: 0.402, SLG: 0.484 (1, 7)										3	1	1	0	1	0	0	
Mark Kotsay, L OBP: 0.330, SLG: 0.322 (1, 8)										4	0	0	0	0	1	2	
Ryan Klesko, L OBP: 0.412, SLG: 0.518 (1, 3)										3	0	1	1	1	0	1	
Phil Nevin, R OBP: 0.390, SLG: 0.611 (1, 5)										4	0	0	0	0	1	2	
Ben Davis, S OBP: 0.449, SLG: 0.472 (1, 2)										4	0	1	0	0	1	1	
Bubba Trammell, R OBP: 0.364, SLG: 0.528 (1, 9)										3	0	1	0	0	1	1	
Adam Riggs, R OBP: 0.333, SLG: 0.316 (1, 4)										3	0	1	0	0	0	0	
Donaldo Mendez, R OBP: 0.227, SLG: 0.213 (8, PH)										2	0	0	0	0	1	2	
Dave Magadan, L OBP: 0.375, SLG: 0.375 (8, 6)										1	0	0	0	0	0	0	
Kevin Jarvis, L OBP: 0.250, SLG: 0.300 (1, 1)										2	0	0	0	0	0	2	
Alex Arias, R OBP: 0.333, SLG: 0.364 (8, PH)										1	0	0	0	0	0	0	
Kevin Walker, L (8, 1)										0	0	0	0	0	0	0	
Inning Stats	R: 0 H: 1 E: 0 LOB: 0 K: 0 S: 5	H: 0 R: 1 ER: 0 SO: 14	H: 0 R: 0 ER: 0 SO: 12	H: 1 R: 0 ER: 0 SO: 20	H: 2 R: 0 ER: 0 SO: 13	H: 0 R: 0 ER: 0 SO: 20	H: 1 R: 0 ER: 0 SO: 8	H: 0 R: 0 ER: 0 SO: 8	H: 0 R: 0 ER: 0 SO: 15	1B: 5 2B: 0 3B: 0 HR: 0	SF: 0 SAC: 0 DP: 2 HBP: 0	WP: 1 PB: 0 SB: 1 CS: 0	PA: 32				
PITCHER	IP: 8.0 WLS: W BF: 28 ERA: 5.68	IP: 1.0 WLS: S BF: 4 ERA: 4.05															

San Diego Padres @ Montreal Expos
Olympic Stadium, Montreal, QB
Fri May 18 2001, 7:05 PM EDT
Att: 6,851 - Dome - 72 F

AB	30
R	1
H	5
RBI	1
BB	2
SO	5
LOB	11



Batter	1	2	3	4	5	6	7	8	9	AB	R	H	RBI	BB	SO	LOB	BOTTOM
Orlando Cabrera, R OBP: 0.320, SLG: 0.465 (1, 6)										4	0	1	0	0	1	0	
Geoff Blum, S OBP: 0.330, SLG: 0.400 (8, FR)										4	1	2	0	0	1	1	
Curtis Pride, L OBP: 0.231, SLG: 0.240 (9, 7)										0	0	0	0	0	0	0	
Lee Stevens, L OBP: 0.293, SLG: 0.454 (1, 3)										3	0	0	0	1	2	3	
Vladimir Guerrero, R OBP: 0.365, SLG: 0.534 (1, 9)										4	1	2	1	0	0	2	
Jose Vidro, S OBP: 0.346, SLG: 0.491 (1, 4)										3	1	1	1	0	1	2	
Milton Bradley, S OBP: 0.312, SLG: 0.341 (1, 8)										3	0	1	1	0	1	1	
Ryan Minor, R OBP: 0.375, SLG: 0.750 (1, 5)										3	0	0	0	0	0	1	
Michael Barrett, R OBP: 0.266, SLG: 0.270 (1, 2)										3	0	0	0	0	0	0	
Mike Thurman, R OBP: 0.111, SLG: 0.059 (9, 1)										3	0	0	0	0	3	0	
Inning Stats	R: 3 H: 4 E: 0 LOB: 1 K: 0 S: 16	H: 0 R: 0 ER: 0 SO: 6	H: 0 R: 0 ER: 0 SO: 17	H: 0 R: 0 ER: 0 SO: 8	H: 1 R: 0 ER: 0 SO: 19	H: 1 R: 0 ER: 0 SO: 14	H: 0 R: 0 ER: 0 SO: 13	H: 1 R: 0 ER: 0 SO: 17	H: 0 R: 0 ER: 0 SO: 15	1B: 1 2B: 7 3B: 0 HR: 0	SF: 0 SAC: 0 DP: 1 HBP: 0	WP: 0 PB: 0 SB: 1 CS: 0	PA: 31				
PITCHER	IP: 7.0 WLS: L BF: 27 ERA: 4.97	IP: 1.0 WLS: 4 BF: 1 ERA: 3.27															

San Diego Padres @ Montreal Expos
Olympic Stadium, Montreal, QB
Fri May 18 2001, 7:05 PM EDT
Att: 6,851 - Dome - 72 F

AB	30
R	3
H	7
RBI	3
BB	1
SO	9
LOB	10



Batter	1	2	3	4	5	6	7	8	9	AB	R	H	RBI	BB	SO	LOB	TOP					
Rickey Henderson, R OBP: 0.418, SLG: 0.515 (1, 7)	4-2 2B BB		0-0 1B			1-0 P4		4-2 2B BB		2	2	1	0	2	0	0						
Mark Kotsay, L OBP: 0.351, SLG: 0.400 (1, 8)	1-2 F9 1-H 2B		0-0 G3-6-1			2-2 F7		4-2 2B BB		3	1	1	1	1	0	1						
Ryan Klesko, L OBP: 0.403, SLG: 0.507 (1, 3)	3-3 K			1-2 F8			0-1 L8	1-0 2B BB		4	0	1	3	0	1	1						
Phil Nevin, R OBP: 0.404, SLG: 0.649 (1, 5)	1-0 F9 2-3			1-2 G6-3			1-1 HR	1-0 2B BB		4	1	1	1	0	1	2						
Ben Davis, S OBP: 0.441, SLG: 0.457 (1, 2)	3-3 K			1-2 F7			2-2 G4-3	0-0 G5-3		4	0	0	0	0	1	1						
Bubba Trammell, R OBP: 0.380, SLG: 0.554 (1, 9)		0-0 G4-3			2-2 G1-6-3 1B		2-1 G5-3	0-0 F9		4	0	1	0	0	0	0						
Chris Gomez, R OBP: 0.245, SLG: 0.178 (1, 4)	1-2 F7			0-1 G1-6-3 1-2			3-2 BB SH1-4 2B 1B	1-2 FC6-4 1B		4	1	2	0	0	0	1						
Donaldo Mendez, R OBP: 0.217, SLG: 0.204 (1, 6)	2-1 L1			2-2 F9			1-0 SH1-4	3-1 FC6-4		3	0	0	0	0	0	1						
Bobby Jones, R OBP: 0.105, SLG: 0.056 Dave Magadan, L (8, PH) OBP: 0.379, SLG: 0.380 Kevin Walker, L Trevor Hoffman, R (8, 1) (9, 1)			2-3 K			0-2 G3		0-1 G1-3		2	0	0	0	0	1	0						
Inning Stats	R: 1 E: 0 K: 2 S: 13	H: 1 LOB: 1 BB: 1 P: 25	R: 0 E: 0 K: 0 S: 8	H: 0 LOB: 0 BB: 0 P: 11	R: 0 E: 0 K: 1 S: 5	H: 1 LOB: 0 BB: 0 P: 7	R: 0 E: 0 K: 0 S: 9	H: 0 LOB: 0 BB: 0 P: 12	R: 0 E: 0 K: 0 S: 8	H: 0 LOB: 0 BB: 0 P: 11	R: 1 E: 0 K: 0 S: 9	H: 1 LOB: 0 BB: 0 P: 14	R: 3 E: 0 K: 1 S: 18	H: 2 LOB: 1 BB: 2 P: 31	R: 0 E: 0 K: 0 S: 7	H: 1 LOB: 1 BB: 0 P: 11	1B: 4 2B: 2 3B: 0 HR: 1	SF: 0 SAC: 1 DP: 2 HBP: 0	WP: 0 PB: 0 SB: 0 CS: 0	PA: 35		
PITCHER	IP WLS BF H R ER SO BB IBB HBP BLK WP HR S P ERA WHIP	IP WLS BF H R ER SO BB IBB HBP BLK WP HR S P ERA WHIP	IP WLS BF H R ER SO BB IBB HBP BLK WP HR S P ERA WHIP	IP WLS BF H R ER SO BB IBB HBP BLK WP HR S P ERA WHIP	IP WLS BF H R ER SO BB IBB HBP BLK WP HR S P ERA WHIP	IP WLS BF H R ER SO BB IBB HBP BLK WP HR S P ERA WHIP	IP WLS BF H R ER SO BB IBB HBP BLK WP HR S P ERA WHIP	IP WLS BF H R ER SO BB IBB HBP BLK WP HR S P ERA WHIP	IP WLS BF H R ER SO BB IBB HBP BLK WP HR S P ERA WHIP	IP WLS BF H R ER SO BB IBB HBP BLK WP HR S P ERA WHIP	IP WLS BF H R ER SO BB IBB HBP BLK WP HR S P ERA WHIP	IP WLS BF H R ER SO BB IBB HBP BLK WP HR S P ERA WHIP	IP WLS BF H R ER SO BB IBB HBP BLK WP HR S P ERA WHIP	IP WLS BF H R ER SO BB IBB HBP BLK WP HR S P ERA WHIP	IP WLS BF H R ER SO BB IBB HBP BLK WP HR S P ERA WHIP	IP WLS BF H R ER SO BB IBB HBP BLK WP HR S P ERA WHIP	IP WLS BF H R ER SO BB IBB HBP BLK WP HR S P ERA WHIP	IP WLS BF H R ER SO BB IBB HBP BLK WP HR S P ERA WHIP	IP WLS BF H R ER SO BB IBB HBP BLK WP HR S P ERA WHIP	IP WLS BF H R ER SO BB IBB HBP BLK WP HR S P ERA WHIP	IP WLS BF H R ER SO BB IBB HBP BLK WP HR S P ERA WHIP	IP WLS BF H R ER SO BB IBB HBP BLK WP HR S P ERA WHIP

San Diego Padres @ Montreal Expos
Olympic Stadium, Montreal, QB
Sun May 20 2001, 1:35 PM EDT
Att. 7,269 - Dome - 72 F

AB 31
R 5
H 7
RBI 5
BB 3
SO 4
LOB 8



Batter	1	2	3	4	5	6	7	8	9	AB	R	H	RBI	BB	SO	LOB	BOTTOM					
Orlando Cabrera, R OBP: 0.311, SLG: 0.451 (1, 6)	1-2 F8			0-0 G6-3		0-1 SH5-4	0-3 K			3	0	0	0	0	1	1						
Curtis Pride, L OBP: 0.290, SLG: 0.250 (1, 7)	0-3 K			4-2 E S L5 BB		0-0 1B SF8 1B	0-3 K			3	1	1	0	1	2	1						
Milton Bradley, S OBP: 0.313, SLG: 0.343 (1, 8)	0-1 P6			3-2 L5 1-H		2-0 E6 S 1B		2-3 K		4	0	0	1	0	1	2						
Vladimir Guerrero, R OBP: 0.369, SLG: 0.541 (1, 9)		0-1 G1-4-3			1-0 G1-4-3 1B	0-0 S 1B		1-1 F8		4	0	2	0	0	0	0						
Lee Stevens, L OBP: 0.290, SLG: 0.450 (1, 3)		0-3 K			2-2 G1-4-3	0-0 SF8		2-3 K		3	0	0	1	0	2	1						
Geoff Blum, S OBP: 0.321, SLG: 0.376 (1, 4)		2-2 G4-3			1-2 F9	3-H 1-2 2-3 IBB		2-1 E5 G5-4-3		3	0	0	0	1	0	1						
Ryan Minor, R OBP: 0.294, SLG: 0.471 (1, 5)			1-2 P5		1-1 G3	0-0 L7		0-0 G5-4-3		4	0	0	0	0	0	5						
Michael Barrett, R OBP: 0.273, SLG: 0.280 (1, 2)			0-0 L3			1-1 E 2B	3-2 F7		4-2 BB	3	1	1	0	1	0	0						
Javier Vazquez, R OBP: 0.556, SLG: 0.529 Ugueth Urbina, R Bob Scanlan, R Andy Tracy, L (8, PH) (1, 1) (8, 1) (9, 1) (8, PH)			1-3 K		0-2 E6 1B SH5-4 E 1B	0-1 K		1-3 K		3	1	2	0	0	1	0						
Inning Stats	R: 0 E: 0 K: 1 S: 10	H: 0 LOB: 0 BB: 0 P: 11	R: 0 E: 0 K: 1 S: 8	H: 0 LOB: 0 BB: 0 P: 10	R: 0 E: 0 K: 1 S: 9	H: 0 LOB: 0 BB: 0 P: 11	R: 0 E: 0 K: 0 S: 9	H: 0 LOB: 0 BB: 1 P: 16	R: 0 E: 0 K: 2 S: 13	H: 1 LOB: 1 BB: 0 P: 16	R: 0 E: 0 K: 2 S: 8	H: 0 LOB: 0 BB: 0 P: 13	R: 0 E: 1 K: 1 S: 10	H: 0 LOB: 1 BB: 1 P: 17	1B: 5 2B: 2 3B: 0 HR: 0	SF: 1 SAC: 1 DP: 2 HBP: 0	WP: 0 PB: 0 SB: 3 CS: 0	PA: 36				
PITCHER	IP WLS BF H R ER SO BB IBB HBP BLK WP HR S P ERA WHIP	IP WLS BF H R ER SO BB IBB HBP BLK WP HR S P ERA WHIP	IP WLS BF H R ER SO BB IBB HBP BLK WP HR S P ERA WHIP	IP WLS BF H R ER SO BB IBB HBP BLK WP HR S P ERA WHIP	IP WLS BF H R ER SO BB IBB HBP BLK WP HR S P ERA WHIP	IP WLS BF H R ER SO BB IBB HBP BLK WP HR S P ERA WHIP	IP WLS BF H R ER SO BB IBB HBP BLK WP HR S P ERA WHIP	IP WLS BF H R ER SO BB IBB HBP BLK WP HR S P ERA WHIP	IP WLS BF H R ER SO BB IBB HBP BLK WP HR S P ERA WHIP	IP WLS BF H R ER SO BB IBB HBP BLK WP HR S P ERA WHIP	IP WLS BF H R ER SO BB IBB HBP BLK WP HR S P ERA WHIP	IP WLS BF H R ER SO BB IBB HBP BLK WP HR S P ERA WHIP	IP WLS BF H R ER SO BB IBB HBP BLK WP HR S P ERA WHIP	IP WLS BF H R ER SO BB IBB HBP BLK WP HR S P ERA WHIP	IP WLS BF H R ER SO BB IBB HBP BLK WP HR S P ERA WHIP	IP WLS BF H R ER SO BB IBB HBP BLK WP HR S P ERA WHIP	IP WLS BF H R ER SO BB IBB HBP BLK WP HR S P ERA WHIP	IP WLS BF H R ER SO BB IBB HBP BLK WP HR S P ERA WHIP	IP WLS BF H R ER SO BB IBB HBP BLK WP HR S P ERA WHIP	IP WLS BF H R ER SO BB IBB HBP BLK WP HR S P ERA WHIP	IP WLS BF H R ER SO BB IBB HBP BLK WP HR S P ERA WHIP	IP WLS BF H R ER SO BB IBB HBP BLK WP HR S P ERA WHIP

San Diego Padres @ Montreal Expos
Olympic Stadium, Montreal, QB
Sun May 20 2001, 1:35 PM EDT
Att. 7,269 - Dome - 72 F

AB 31
R 3
H 6
RBI 2
BB 3
SO 8
LOB 12



Batter	1	2	3	4	5	6	7	8	9	AB	R	H	RBI	BB	SO	LOB	TOP					
Darren Bragg, L (1, 9) OBP: 0.321, SLG: 0.444										5	0	3	0	0	1	2						
Todd Zeile, R (1, 3) OBP: 0.326, SLG: 0.335										5	0	2	0	0	1	4						
Edgardo Alfonso, R (1, 4) OBP: 0.331, SLG: 0.470										4	0	0	0	0	1	3						
31 Mike Piazza, R (1, 2) OBP: 0.342, SLG: 0.493										4	0	0	0	0	0	2						
Robin Ventura, L (1, 5) OBP: 0.382, SLG: 0.489										3	0	0	0	1	1	0						
Benny Agbayani, R (1, 7) OBP: 0.400, SLG: 0.453										4	0	1	0	0	2	1						
Tsuyoshi Shinjo, R (1, 8) OBP: 0.353, SLG: 0.473										3	0	2	0	1	0	1						
Rey Ordenez, R (1, 6) OBP: 0.280, SLG: 0.331 (9, PH)										2	0	0	0	1	1	1						
Darryl Hamilton, L (9, PH) OBP: 0.213, SLG: 0.182										1	0	0	0	0	0	1						
Dicky Gonzalez, R (1, 1)										2	0	0	0	0	0	2						
Lenny Harris, L (7, PH) OBP: 0.192, SLG: 0.235										1	0	0	0	0	0	0						
Rick White, R (7, 1)										0	0	0	0	0	0	0						
Desi Relaford, S (9, PH) OBP: 0.418, SLG: 0.559										1	0	1	0	0	0	0						
Inning Stats	R: 0 E: 0 K: 0 S: 11	H: 1 LOB: 1 BB: 0 P: 20	R: 0 E: 0 K: 2 S: 16	H: 0 LOB: 2 BB: 2 P: 30	R: 0 E: 0 K: 2 S: 10	H: 1 LOB: 1 BB: 0 P: 14	R: 0 E: 0 K: 1 S: 11	H: 1 LOB: 1 BB: 0 P: 13	R: 0 E: 0 K: 0 S: 9	H: 2 LOB: 1 BB: 0 P: 13	R: 0 E: 0 K: 0 S: 8	H: 1 LOB: 1 BB: 0 P: 11	R: 0 E: 0 K: 1 S: 8	H: 1 LOB: 1 BB: 0 P: 11	R: 0 E: 0 K: 0 S: 6	H: 0 LOB: 1 BB: 1 P: 14	R: 0 E: 0 K: 1 S: 16	H: 2 LOB: 2 BB: 0 P: 24	1B: 6 2B: 3 3B: 0 HR: 0	SF: 0 SAC: 0 DP: 0 HBP: 0	WP: 0 PB: 0 SB: 1 CS: 0	PA: 38
PITCHER	IP WLS BF H R ER SO BB IBB HBP BLK WP HR S P ERA WHIP																					
Tony Armas, R (1, 1) ERA: 3.09	7.0 W 29 7 0 0 6 2 0 0 0 0 0 0 73 112 0.00 1.286																					
Guillermo Mota, R (8, 1) ERA: 3.2	1.0 H 4 0 0 0 0 1 0 0 0 0 0 0 6 14 0.00 1.000																					
Ugueth Urbina, R (9, 1) ERA: 4.22	1.0 S 5 2 0 0 1 0 0 0 0 0 0 0 16 24 0.00 2.000																					

New York Mets @ Montreal Expos
Olympic Stadium, Montreal, QB
Tue May 22 2001, 7:05 PM EDT
Att. 4,186 - Dome - 72 F

AB 35
R 0
H 9
RBI 0
BB 3
SO 7
LOB 17



Batter	1	2	3	4	5	6	7	8	9	AB	R	H	RBI	BB	SO	LOB	BOTTOM			
Orlando Cabrera, R (1, 6) OBP: 0.324, SLG: 0.456										4	0	2	1	0	0	0				
Curtis Pride, L (1, 7) OBP: 0.371, SLG: 0.323										3	0	3	0	1	0	0				
Milton Bradley, S (1, 8) OBP: 0.310, SLG: 0.338										4	0	1	0	0	1	6				
Vladimir Guerrero, R (1, 9) OBP: 0.364, SLG: 0.552										4	1	1	1	0	0	2				
Lee Stevens, L (1, 3) OBP: 0.283, SLG: 0.431										4	0	0	0	0	0	0				
Geoff Blum, S (1, 4) OBP: 0.316, SLG: 0.366										4	1	1	0	0	1	0				
Andy Tracy, L (1, 5) OBP: 0.250, SLG: 0.345										2	1	1	1	1	0	1				
Mike Mordecai, R (6, PR) OBP: 0.229, SLG: 0.364 (7, 5)										1	0	0	0	0	1	0				
Michael Barrett, R (1, 2) OBP: 0.281, SLG: 0.312										3	0	1	0	0	0	1				
Tony Armas, R (1, 1) OBP: 0.250, SLG: 0.313										3	0	0	0	0	0	3				
Guillermo Mota, R (8, 1) OBP: 0.500, SLG: 0.500										0	0	0	0	0	0	0				
Ugueth Urbina, R (9, 1) OBP: 0.229, SLG: 0.364										0	0	0	0	0	0	0				
Inning Stats	R: 0 E: 0 K: 0 S: 7	H: 1 LOB: 0 BB: 0 P: 9	R: 0 E: 0 K: 0 S: 8	H: 1 LOB: 1 BB: 0 P: 11	R: 0 E: 0 K: 1 S: 13	H: 2 LOB: 2 BB: 0 P: 20	R: 0 E: 0 K: 0 S: 7	H: 0 LOB: 0 BB: 0 P: 11	R: 1 E: 0 K: 0 S: 16	H: 2 LOB: 2 BB: 2 P: 27	R: 2 E: 1 K: 0 S: 15	H: 2 LOB: 1 BB: 0 P: 24	R: 0 E: 0 K: 2 S: 8	H: 2 LOB: 1 BB: 0 P: 11	R: 0 E: 0 K: 2 S: 9	H: 0 LOB: 0 BB: 0 P: 15	1B: 8 2B: 1 3B: 0 HR: 1	SF: 0 SAC: 0 DP: 2 HBP: 0	WP: 0 PB: 0 SB: 2 CS: 1	PA: 34
PITCHER	IP WLS BF H R ER SO BB IBB HBP BLK WP HR S P ERA WHIP																			
Dicky Gonzalez, R (1, 1) ERA: 5.64	6.0 L 27 8 3 2 1 8 3 2 1 0 0 0 66 102 3.00 1.667																			
Rick White, R (7, 1) ERA: 4.91	2.0 7 2 0 0 2 0 0 0 0 0 0 0 17 26 0.00 1.000																			

New York Mets @ Montreal Expos
Olympic Stadium, Montreal, QB
Tue May 22 2001, 7:05 PM EDT
Att. 4,186 - Dome - 72 F

AB 32
R 3
H 10
RBI 3
BB 2
SO 3
LOB 13



Batter	1	2	3	4	5	6	7	8	9	AB	R	H	RBI	BB	SO	LOB	TOP					
Orlando Cabrera, R OBP: 0.333, SLG: 0.449	4-0 BB		0-2 G6-3	0-0 P6		1-1 L4-6		4-2 3B BB	4-0 IBB	3	1	0	0	3	0	2						
Curtis Pride, L OBP: 0.333, SLG: 0.342	1-3 K		0-0 G3	2-1 G4-3				0-0 1B 3B	1-2 F9	6	1	1	1	0	2	4						
Milton Bradley, S OBP: 0.317, SLG: 0.342	1-3 K		4-2 BB 1B 2B BB		0-1 G4-3 WP 2B		4-0 2B BB	0-1 1B 1B		3	3	2	1	2	1	1						
Vladimir Guerrero, R OBP: 0.373, SLG: 0.552	1-1 F2		0-1 BB 2B 1B		4-2 WP G4-3 BB 2B		1-1 2B BB	0-0 1B 1B		4	2	3	0	1	0	1						
Lee Stevens, L OBP: 0.285, SLG: 0.446		2-3 K	4-2 BB 2B BB		0-0 G4-3		1-0 1B 2B	1-3 K		4	1	1	1	1	2	4						
Andy Tracy, L OBP: 0.237, SLG: 0.364	1-2 G6-3		0-1 BB 2B		3-3 K		3-2 1B	0-1 F9		3	0	1	3	0	1	1						
Mike Mordecai, R OBP: 0.268, SLG: 0.385			1-2 2B		2-3 K		2-3 1B			2	0	1	1	0	0	2						
Geoff Blum, S OBP: 0.320, SLG: 0.362	2-1 1B HBP		0-1 P4		2-3 K		2-0 P3		1-2 G5-3 G2-3 1B	4	0	1	0	0	1	4						
Michael Barrett, R OBP: 0.297, SLG: 0.323	3-2 1B		1-2 SH5-4 1B		2-1 L4-6 SH2-4 1B		3-2 F3		1-2 G2-3	5	0	3	0	0	0	3						
Javier Vazquez, R OBP: 0.235, SLG: 0.500	0-1 F8		0-1 SH5-4		0-1 SH2-4				0-3 K	1	0	0	0	0	0	2						
Ryan Minor, R OBP: 0.265, SLG: 0.400										0	0	0	0	0	0	0						
Guillermo Mota, R OBP: 0.230, SLG: 0.300										0	0	0	0	0	0	0						
Mark Smith, R OBP: 0.230, SLG: 0.200										0	0	0	0	0	0	1						
Ugueth Urbina, R OBP: 0.230, SLG: 0.200										0	0	0	0	0	0	0						
Inning Stats	R: 0 E: 0 K: 2 S: 8	H: 0 LOB: 1 BB: 1 P: 15	R: 0 E: 0 K: 1 S: 13	H: 1 LOB: 2 BB: 0 P: 21	R: 3 E: 0 K: 0 S: 16	H: 2 LOB: 1 BB: 2 P: 24	R: 0 E: 0 K: 0 S: 8	H: 1 LOB: 1 BB: 0 P: 11	R: 1 E: 0 K: 2 S: 14	H: 1 LOB: 1 BB: 1 P: 23	R: 0 E: 0 K: 0 S: 6	H: 1 LOB: 0 BB: 0 P: 9	R: 2 E: 0 K: 1 S: 14	H: 3 LOB: 2 BB: 1 P: 29	R: 2 E: 0 K: 2 S: 14	H: 3 LOB: 2 BB: 1 P: 19	R: 0 E: 0 K: 0 S: 12	H: 1 LOB: 2 BB: 1 P: 21	1B: 8 2B: 5 3B: 1 HR: 0	SF: 0 SAC: 2 DP: 1 HBP: 1	WP: 1 PB: 0 SB: 1 CS: 0	PA: 47
PITCHER	IP	WLS	BF	H	R	ER	SO	BB	IBB	HBP	BLK	WP	HR	S	P	ERA	WHIP					
Amaury Telemaco, R ERA: 4.99	5.0		25	5	4	4	5	4	0	1	0	1	0	59	94	7.20	1.800					
Chris Brock, R ERA: 3.68	1.1	H	6	2	2	2	1	1	0	0	0	0	0	11	21	13.50	2.250					
Rheal Cormier, L ERA: 3.86	0.1	B	3	2	0	0	0	0	0	0	0	0	0	6	11	0.00	6.000					
Wayne Gomes, R ERA: 3.16	0.2		6	3	2	2	1	1	0	0	0	0	0	12	19	27.00	6.000					
Eddie Oropesa, L ERA: 5.4	1.2	W	7	1	0	0	1	0	1	0	0	0	0	17	27	0.00	0.600					

Montreal Expos @ Philadelphia Phillies
Veterans Stadium, Philadelphia, PA
Fri May 25 2001, 7:05 PM EDT
Att: 12,538 - Cloudy - 61 F

AB 37
R 8
H 13
RBI 7
BB 7
SO 8
LOB 25





Batter	1	2	3	4	5	6	7	8	9	AB	R	H	RBI	BB	SO	LOB	BOTTOM					
Doug Glanville, R OBP: 0.287, SLG: 0.416	0-2 F9		1-3 K	0-0 F8		2-1 F9			3-3 K	5	0	0	0	0	2	3						
11 Jimmy Rollins, S OBP: 0.323, SLG: 0.410	0-1 F5		1-3 K		2-3 K	0-0 P6			0-3 K	5	0	0	0	0	3	2						
Bobby Abreu, L OBP: 0.335, SLG: 0.456	1-0 2B		1-2 G4-3		0-2 1B 2B		3-2 G6-3		4-2 1B HR BB	4	3	2	0	1	0	0						
Scott Rolen, R OBP: 0.352, SLG: 0.409	2-0 2B			1-2 G6-3	1-2 1B		2-0 P4		1-2 HR 1B	5	1	3	3	0	0	0						
Travis Lee, L OBP: 0.386, SLG: 0.493	0-2 P5			4-2 2B HR BB	0-1 F8		1-2 F8		0-2 HR	4	2	1	3	1	0	2						
Pat Burrell, R OBP: 0.376, SLG: 0.442		4-2 BB		0-1 HR 2B	0-3 K			1-1 G1-4-3		3	1	1	0	1	1	1						
Johnny Estrada, S OBP: 0.345, SLG: 0.481		0-0 F7		1-1 HR		1-0 E 2B		2-2 F7		4	2	2	3	0	0	1						
Marlon Anderson, L OBP: 0.333, SLG: 0.441		1-3 K		4-2 SH1-4 BB		1-1 F9		0-0 F7		3	0	0	0	1	1	2						
Amaury Telemaco, R OBP: 0.231, SLG: 0.597		3-2 G6-3		1-2 SH1-4		3-1 E6			4-0 BB 1B BB	1	0	0	0	0	0	1						
Chris Brock, R ERA: 3.68										1	0	0	0	0	0	0						
Rheal Cormier, L ERA: 3.86										0	0	0	0	0	0	0						
Wayne Gomes, R ERA: 3.16										0	0	0	0	0	0	0						
Eddie Oropesa, L ERA: 5.4										0	0	0	0	0	0	0						
Rob Ducey, L OBP: 0.217, SLG: 0.316										0	1	0	0	1	0	0						
Inning Stats	R: 1 E: 0 K: 0 S: 11	H: 2 LOB: 1 BB: 0 P: 14	R: 0 E: 0 K: 1 S: 9	H: 0 LOB: 1 BB: 1 P: 17	R: 0 E: 0 K: 2 S: 10	H: 0 LOB: 0 BB: 0 P: 13	R: 3 E: 0 K: 0 S: 16	H: 2 LOB: 1 BB: 2 P: 27	R: 1 E: 1 K: 0 S: 8	H: 1 LOB: 1 BB: 0 P: 15	R: 0 E: 0 K: 0 S: 7	H: 0 LOB: 0 BB: 0 P: 13	R: 0 E: 0 K: 0 S: 10	H: 0 LOB: 0 BB: 0 P: 13	R: 4 E: 0 K: 2 S: 15	H: 2 LOB: 0 BB: 2 P: 27	1B: 2 2B: 5 3B: 0 HR: 2	SF: 0 SAC: 1 DP: 0 HBP: 0	WP: 0 PB: 0 SB: 0 CS: 0	PA: 41		
PITCHER	IP	WLS	BF	H	R	ER	SO	BB	IBB	HBP	BLK	WP	HR	S	P	ERA	WHIP					
Javier Vazquez, R ERA: 4.93	6.0		29	7	6	5	5	3	0	0	0	0	1	70	105	7.50	1.667					
Graeme Lloyd, L ERA: 3.86	1.0		3	0	0	0	0	0	0	0	0	0	0	7	13	0.00	0.000					
Guillermo Mota, R ERA: 3.08	1.0	H	3	0	0	0	0	0	0	0	0	0	0	10	13	0.00	0.000					
Ugueth Urbina, R ERA: 5.73	0.2	L	6	2	4	4	2	2	0	0	0	0	1	15	27	54.00	6.000					

Montreal Expos @ Philadelphia Phillies
Veterans Stadium, Philadelphia, PA
Fri May 25 2001, 7:05 PM EDT
Att: 12,538 - Cloudy - 61 F

AB 35
R 10
H 9
RBI 9
BB 5
SO 7
LOB 12



Batter	1	2	3	4	5	6	7	8	9	AB R H RBI BB SO LOB	TOP																																		
											Montreal Expos @ Philadelphia Phillies Veterans Stadium, Philadelphia, PA Sat May 26 2001, 7:05 PM EDT livebaseballscorecards.com																																		
																				AB 0 R 0 H 0 RBI 0 BB 0 SO 0 LOB 0																									
																																													
Inning Stats																				1B: 0 SF: 0 WP: 0 PA: 0 2B: 0 SAC: 0 FB: 0 3B: 0 DP: 0 SB: 0 HR: 0 HBP: 0 CS: 0																									
PITCHER										IP		WLS	BF	H	R	ER	SO	BB	IBB	HBP	BLK	WP	HR	S	P	ERA	WHIP	PITCHER	IP	WLS	BF	H	R	ER	SO	BB	IBB	HBP	BLK	WP	HR	S	P	ERA	WHIP

Batter	1	2	3	4	5	6	7	8	9	AB R H RBI BB SO LOB	BOTTOM																																		
											Montreal Expos @ Philadelphia Phillies Veterans Stadium, Philadelphia, PA Sat May 26 2001, 7:05 PM EDT livebaseballscorecards.com																																		
																				AB 0 R 0 H 0 RBI 0 BB 0 SO 0 LOB 0																									
																																													
Inning Stats																				1B: 0 SF: 0 WP: 0 PA: 0 2B: 0 SAC: 0 FB: 0 3B: 0 DP: 0 SB: 0 HR: 0 HBP: 0 CS: 0																									
PITCHER										IP		WLS	BF	H	R	ER	SO	BB	IBB	HBP	BLK	WP	HR	S	P	ERA	WHIP	PITCHER	IP	WLS	BF	H	R	ER	SO	BB	IBB	HBP	BLK	WP	HR	S	P	ERA	WHIP

Batter	1	2	3	4	5	6	7	8	9	AB	R	H	RBI	BB	SO	LOB	TOP					
Orlando Cabrera, R OBP: 0.332, SLG: 0.439 (1, 6)	F9		G6-3	G6-3			G5-4-3 BB		G6-3	4	1	1	0	1	0	1	Montreal Expos @ Philadelphia Phillies Veterans Stadium, Philadelphia, PA Sun May 27 2001, 4:05 PM EDT Att: 22,451 - Cloudy - 68 F					
Curtis Pride, L OBP: 0.367, SLG: 0.432 (1, 7)	FC6 HBP		F7				G5-4-3 1B		G6-3	4	1	2	0	0	0	1						
Fernando Tatis, R OBP: 0.347, SLG: 0.381 (1, 5)	L9		K				G5-4-3 1-2			4	0	0	0	0	1	3						
Vladimir Guerrero, R OBP: 0.368, SLG: 0.556 (1, 9)	FC6 1-2			F8			F9			4	1	1	2	0	0	1						
Lee Stevens, L OBP: 0.287, SLG: 0.446 (1, 3)		SH1 SF8 2B		1B 1B			K		K	4	2	2	0	0	2	0						
Milton Bradley, S OBP: 0.322, SLG: 0.359 (1, 8)	SH1		1B S	1B			L1		K	3	1	1	0	0	1	0						
Geoff Blum, S OBP: 0.333, SLG: 0.364 (1, 4)			SH2-4 S	1B			G4-3		F9	2	1	1	1	1	0	0						
Mike Mordecai, R OBP: 0.283, SLG: 0.442 (8, PH)			SH2-4 S WP	1B			G6-3			1	0	0	0	0	0	0						
Randy Knorr, R OBP: 0.389, SLG: 0.633 (1, 2)	SF8		WP SH2-4	BB			G6-3		G5-3	2	0	0	1	1	0	0						
Tony Armas, R OBP: 0.222, SLG: 0.278 (1, 1)			SH2-4				K		G6-3	2	0	0	0	0	1	1						
Scott Strickland, R ERA: 3.85 (7, 1)										0	0	0	0	0	0	0						
Graeme Lloyd, L ERA: 3.68 (8, 1)										0	0	0	0	0	0	0						
Ryan Minor, R OBP: 0.259, SLG: 0.385 (9, PH)										1	0	0	0	0	0	0						
Ugueth Urbina, R ERA: 4.5 (9, 1)										0	0	0	0	0	0	0						
Inning Stats	R: 0 E: 0 K: 0 S: 6	H: 0 LOB: 1 BB: 0 P: 8	R: 1 E: 0 K: 0 S: 10	H: 1 LOB: 1 BB: 1 P: 15	R: 0 E: 0 K: 1 S: 7	H: 0 LOB: 0 BB: 0 P: 9	R: 3 E: 0 K: 0 S: 15	H: 3 LOB: 1 BB: 1 P: 27	R: 2 E: 0 K: 1 S: 16	H: 2 LOB: 0 BB: 0 P: 19	R: 0 E: 0 K: 1 S: 5	H: 0 LOB: 0 BB: 0 P: 6	R: 1 E: 0 K: 0 S: 10	H: 1 LOB: 0 BB: 1 P: 19	R: 0 E: 0 K: 2 S: 7	H: 0 LOB: 0 BB: 0 P: 13	R: 0 E: 0 K: 0 S: 7	H: 1 LOB: 1 BB: 0 P: 11	1B: 6 2B: 1 3B: 0 HR: 1	SF: 1 SAC: 2 DP: 1 HBP: 1	WP: 1 PB: 0 SB: 3 CS: 0	PA: 38
PITCHER	IP WLS BF H R ER SO BB IBB HBP BLK WP HR S P ERA WHIP																					
Paul Byrd, R ERA: 9.0 (1, 1)	7.0 L 31 7 7 7 3 3 0 1 0 1 1 69 103 9.00 1.429																					
Eddie Oropesa, L ERA: 4.5 (8, 1)	2.0 7 1 0 0 2 0 0 0 0 0 0 14 24 0.00 0.500																					

AB	31
R	7
H	8
RBI	4
BB	3
SO	5
LOB	7



Batter	1	2	3	4	5	6	7	8	9	AB	R	H	RBI	BB	SO	LOB	BOTTOM					
Brian Hunter, R OBP: 0.385, SLG: 0.364 (1, 8)	G4-3		G6-3				K		F3	4	0	0	0	0	1	1	Montreal Expos @ Philadelphia Phillies Veterans Stadium, Philadelphia, PA Sun May 27 2001, 4:05 PM EDT Att: 22,451 - Cloudy - 68 F					
Marlon Anderson, L OBP: 0.325, SLG: 0.427 (1, 4)	P6		BB				F7		G6-3	3	0	0	0	1	0	1						
Bobby Abreu, L OBP: 0.335, SLG: 0.449 (1, 9)	G4-3		F7						P6	4	0	1	0	0	0	1						
Scott Rolen, R OBP: 0.351, SLG: 0.413 (1, 5)		F9	K				K		E5 1B 2B	4	1	0	0	0	2	2						
Travis Lee, L OBP: 0.395, SLG: 0.497 (1, 3)		2B 1B BB		F7			F8		2B 1B	3	1	1	0	1	0	1						
Pat Burrell, R OBP: 0.372, SLG: 0.451 (1, 7)		F8		G4-6-3 1B			K		K	4	0	1	0	0	2	4						
Johnny Estrada, S OBP: 0.364, SLG: 0.548 (1, 2)			1B 2B		G4-6-3 1-2		G3			4	1	2	1	0	0	1						
Tomas Perez, S OBP: 0.321, SLG: 0.333 (1, 6)							G1-6-3		P3	3	0	1	2	1	0	2						
Paul Byrd, R ERA: 3.85 (1, 1)										1	0	0	0	0	0	1						
Rob Ducey, L OBP: 0.423, SLG: 0.476 (7, PH)									F9	1	0	0	0	0	0	0						
Eddie Oropesa, L ERA: 4.15 (8, 1)										0	0	0	0	0	0	0						
11 Jimmy Rollins, S OBP: 0.324, SLG: 0.413 (9, PH)										1	0	0	0	0	0	2						
Inning Stats	R: 0 E: 0 K: 0 S: 5	H: 0 LOB: 0 BB: 0 P: 9	R: 2 E: 0 K: 0 S: 17	H: 2 LOB: 1 BB: 1 P: 28	R: 0 E: 0 K: 1 S: 10	H: 0 LOB: 0 BB: 1 P: 18	R: 0 E: 0 K: 0 S: 7	H: 1 LOB: 0 BB: 0 P: 10	R: 0 E: 0 K: 1 S: 9	H: 0 LOB: 1 BB: 1 P: 15	R: 0 E: 0 K: 2 S: 17	H: 1 LOB: 1 BB: 0 P: 20	R: 0 E: 0 K: 0 S: 8	H: 0 LOB: 0 BB: 0 P: 14	R: 0 E: 0 K: 0 S: 5	H: 0 LOB: 0 BB: 0 P: 7	R: 1 E: 1 K: 1 S: 14	H: 2 LOB: 2 BB: 0 P: 21	1B: 3 2B: 3 3B: 0 HR: 0	SF: 0 SAC: 1 DP: 1 HBP: 0	WP: 0 PB: 0 SB: 0 CS: 0	PA: 36
PITCHER	IP WLS BF H R ER SO BB IBB HBP BLK WP HR S P ERA WHIP																					
Tony Armas, R ERA: 3.85 (1, 1)	6.2 W 26 4 2 2 2 4 3 0 0 0 0 0 0 72 112 2.70 1.050																					
Scott Strickland, R ERA: 4.15 (7, 1)	0.2 2 0 0 0 0 0 0 0 0 0 0 0 3 5 0.00 0.000																					
Graeme Lloyd, L ERA: 3.68 (8, 1)	0.2 2 0 0 0 0 0 0 0 0 0 0 0 3 4 0.00 0.000																					
Ugueth Urbina, R ERA: 5.48 (9, 1)	1.0 6 2 1 0 1 0 0 0 0 0 0 0 14 21 0.00 2.000																					

AB	32
R	3
H	6
RBI	3
BB	3
SO	5
LOB	16



Batter	1	2	3	4	5	6	7	8	9	AB	R	H	RBI	BB	SO	LOB	TOP	
Orlando Cabrera, R OBP: 0.335, SLG: 0.440 (1, 6)	G4-3		K			FC5-4 1B		S 1B 1B		4	1	2	0	0	1	0	Montreal Expos @ Atlanta Braves Turner Field, Atlanta, GA Mon May 28 2001, 7:35 PM EDT Att: 24,904 - Overcast - 78 F	
Curtis Pride, L OBP: 0.365, SLG: 0.426 (1, 7)	G4-3					P6		K		3	0	1	0	0	0	1		
Mark Smith, R OBP: 0.125, SLG: 0.143 (8, PH)	G4-3							K		1	0	0	0	0	1	1		
Fernando Tatis, R OBP: 0.338, SLG: 0.369 (1, 5)	G5-3		K			K		K		4	0	0	0	0	3	3		
Vladimir Guerrero, R OBP: 0.366, SLG: 0.546 (1, 9)		K			F7	FC5-4 1-2		1B IBB		3	0	0	0	1	1	1		
Lee Stevens, L OBP: 0.296, SLG: 0.468 (1, 3)		1B 1B			G3-1		HR			4	2	3	2	0	0	0		
Milton Bradley, S OBP: 0.320, SLG: 0.352 (1, 8)					F7		F8			3	0	0	0	1	0	1		
Geoff Blum, S OBP: 0.292, SLG: 0.373 (7, 1)										3	0	2	0	0	0	0		
Bob Scanlan, R OBP: 0.299, SLG: 0.291 (7, 1)										0	0	0	0	0	0	0		
Chris Peters, L OBP: 0.299, SLG: 0.291 (7, 1)										0	0	0	0	0	0	0		
Darwin Cubillan, R OBP: 0.225, SLG: 0.370 (8, PH)										1	0	0	0	0	3	0		
Ryan Minor, R OBP: 0.500, SLG: 0.500 (8, 1)										0	0	0	0	0	0	0		
Guillermo Mota, R OBP: 0.500, SLG: 0.500 (8, 1)										0	0	0	0	0	0	0		
Michael Barrett, R OBP: 0.303, SLG: 0.324 (1, 2)										3	0	2	1	0	0	1		
Masato Yoshii, R OBP: 0.143, SLG: 0.143 (1, 1)										2	0	0	0	0	1	0		
Andy Tracy, L OBP: 0.231, SLG: 0.353 (7, PH)										0	0	0	0	0	0	0		
Mike Mordica, R OBP: 0.277, SLG: 0.432 (7, 4)										1	0	0	0	0	0	1		
Inning Stats	R: 0 E: 0 K: 0 S: 7	H: 0 LOB: 0 BB: 0 P: 9	R: 1 E: 0 K: 1 S: 9	H: 3 LOB: 2 BB: 0 P: 13	R: 0 E: 0 K: 2 S: 10	H: 1 LOB: 1 BB: 0 P: 16	R: 0 E: 0 K: 0 S: 10	H: 0 LOB: 0 BB: 0 P: 12	R: 0 E: 0 K: 1 S: 7	H: 1 LOB: 0 BB: 0 P: 10	R: 0 E: 0 K: 1 S: 9	H: 1 LOB: 1 BB: 0 P: 12	R: 1 E: 0 K: 0 S: 13	H: 2 LOB: 1 BB: 0 P: 18	R: 1 E: 0 K: 2 S: 18	H: 2 LOB: 2 BB: 2 P: 33	1B: 9 2B: 0 3B: 0 HR: 1 SF: 0 SAC: 0 DP: 1 HBP: 0	WP: 0 PA: 34 PB: 0 SB: 1 CS: 0
PITCHER	IP	WLS	BF	H	R	ER	SO	BB	IBB	HBP	BLK	WP	HR	S	P	ERA	WHIP	
29 John Smoltz, R ERA: 6.0	6.2	W	26	8	2	2	5	0	0	0	0	0	1	64	89	2.70	1.200	
Mike Remlinger, L ERA: 3.21	1.0	H	6	2	1	1	2	0	1	0	0	0	0	14	25	9.00	2.000	
John Rocker, L ERA: 3.48	0.1	S	2	0	0	0	0	1	0	0	0	0	0	5	9	0.00	3.000	

Batter	1	2	3	4	5	6	7	8	9	AB	R	H	RBI	BB	SO	LOB	BOTTOM	
QuiVio Veras, S OBP: 0.308, SLG: 0.373 (1, 4)	F7						SF7			3	1	1	2	0	0	0	Montreal Expos @ Atlanta Braves Turner Field, Atlanta, GA Mon May 28 2001, 7:35 PM EDT Att: 24,904 - Overcast - 78 F	
John Rocker, R (8, 1)										0	0	0	0	0	0	0		
Rafael Furcal, S OBP: 0.281, SLG: 0.363 (1, 6)	G4-3		F9 1B			G1-3	PO	HR		4	1	2	1	0	0	1		
Andruw Jones, R OBP: 0.339, SLG: 0.525 (1, 8)	G4-3					K		G6-3		4	1	1	1	0	1	1		
10 Chipper Jones, S OBP: 0.392, SLG: 0.530 (1, 5)	F8									3	0	0	0	1	1	1		
Brian Jordan, R OBP: 0.299, SLG: 0.446 (1, 9)										3	0	1	1	0	1	0		
B.J. Surhoff, L OBP: 0.312, SLG: 0.391 (1, 7)										3	0	0	0	0	0	2		
Mike Remlinger, L ERA: 7.55										0	0	0	0	0	0	0		
Keith Lockhart, L OBP: 0.345, SLG: 0.292 (8, 4)										0	0	0	0	0	0	0		
Javy Lopez, R OBP: 0.296, SLG: 0.404 (1, 2)										3	0	1	0	0	0	0		
Wes Helms, R OBP: 0.244, SLG: 0.444 (1, 3)										3	2	1	0	0	1	1		
Rico Brogna, L OBP: 0.336, SLG: 0.353 (8, 3)										0	0	0	0	0	0	0		
29 John Smoltz, R ERA: 6.0										1	0	0	0	0	1	0		
Dave Martinez, L OBP: 0.421, SLG: 0.456 (7, 7)										1	0	1	0	0	0	0		
Inning Stats	R: 0 E: 0 K: 0 S: 7	H: 1 LOB: 1 BB: 0 P: 13	R: 0 E: 0 K: 0 S: 10	H: 0 LOB: 0 BB: 0 P: 10	R: 3 E: 0 K: 0 S: 12	H: 4 LOB: 2 BB: 1 P: 17	R: 0 E: 0 K: 2 S: 14	H: 0 LOB: 0 BB: 0 P: 20	R: 0 E: 0 K: 1 S: 6	H: 0 LOB: 0 BB: 0 P: 9	R: 0 E: 0 K: 2 S: 8	H: 0 LOB: 0 BB: 0 P: 12	R: 1 E: 0 K: 0 S: 9	H: 2 LOB: 0 BB: 0 P: 14	R: 1 E: 0 K: 0 S: 6	H: 1 LOB: 0 BB: 0 P: 10	1B: 6 2B: 1 3B: 0 HR: 1 SF: 1 SAC: 1 DP: 0 HBP: 0	WP: 0 PA: 32 PB: 0 SB: 0 CS: 0
PITCHER	IP	WLS	BF	H	R	ER	SO	BB	IBB	HBP	BLK	WP	HR	S	P	ERA	WHIP	
Masato Yoshii, R ERA: 3.18	6.0	L	24	5	3	3	5	1	0	0	0	0	0	3	4	27.00	3.000	
Bob Scanlan, R ERA: 5.4	0.1		2	1	1	1	0	0	0	0	0	0	0	3	4	27.00	3.000	
Chris Peters, L ERA: 7.55	0.0		1	1	0	0	0	0	0	0	0	0	0	5	8	∞	∞	
Darwin Cubillan, R ERA: 7.55	0.2		1	0	0	0	0	0	0	0	0	0	0	1	2	0.00	0.000	
Guillermo Mota, R ERA: 4.0	0.1		3	1	1	1	0	0	0	0	0	0	1	6	10	27.00	3.000	

AB	32
R	3
H	10
RBI	3
BB	2
SO	7
LOB	12



Batter	1	2	3	4	5	6	7	8	9	AB	R	H	RBI	BB	SO	LOB	TOP					
Orlando Cabrera, R OBP: 0.333, SLG: 0.436 (1, 6)										4	0	1	1	0	0	1	Montreal Expos @ Atlanta Braves Turner Field, Atlanta, GA Tue May 29 2001, 7:35 PM EDT Att: 26,818 - Cloudy - 77 F					
Mike Mordecai, R OBP: 0.294, SLG: 0.438 (1, 4)										4	0	2	1	0	2	2						
Milton Bradley, S OBP: 0.313, SLG: 0.344 (1, 8)										4	0	0	0	0	2	4						
Vladimir Guerrero, R OBP: 0.359, SLG: 0.535 (1, 9)										4	1	0	0	0	1	1						
Lee Stevens, L OBP: 0.295, SLG: 0.479 (1, 3)										4	1	1	2	0	0	0						
Fernando Tatis, R OBP: 0.335, SLG: 0.366 (1, 5)										4	0	1	0	0	1	0						
Mark Smith, R OBP: 0.167, SLG: 0.100 (1, 7)										3	1	0	0	1	1	1						
Michael Barrett, R OBP: 0.302, SLG: 0.329 (1, 2)										4	1	1	0	0	0	1						
Matt Blank, L OBP: 0.500, SLG: 0.500 (1, 1)										2	0	1	0	0	1	1						
Darwin Cubilan, R OBP: 0.253, SLG: 0.343 (7, PH)										0	0	0	0	0	0	0						
Andy Tracy, L OBP: 0.253, SLG: 0.343 (7, PH)										1	0	0	0	0	0	0						
Scott Strickland, R OBP: 0.333, SLG: 0.333 (7, 1)										0	0	0	0	0	0	0						
Bob Scanlan, R OBP: 0.333, SLG: 0.333 (8, 1)										0	0	0	0	0	0	0						
Inning Stats	R: 0 E: 0 K: 0 S: 6	H: 1 LOB: 1 BB: 0 P: 11	R: 0 E: 0 K: 1 S: 8	H: 0 LOB: 0 BB: 0 P: 12	R: 1 E: 0 K: 2 S: 13	H: 2 LOB: 1 BB: 0 P: 21	R: 0 E: 0 K: 0 S: 7	H: 0 LOB: 0 BB: 0 P: 13	R: 1 E: 0 K: 2 S: 13	H: 2 LOB: 2 BB: 1 P: 23	R: 2 E: 0 K: 1 S: 11	H: 2 LOB: 0 BB: 0 P: 15	R: 0 E: 0 K: 1 S: 6	H: 0 LOB: 0 BB: 0 P: 9	R: 0 E: 0 K: 0 S: 6	H: 0 LOB: 0 BB: 0 P: 8	R: 0 E: 0 K: 1 S: 7	H: 0 LOB: 0 BB: 0 P: 12	1B: 5 2B: 1 3B: 0 HR: 1	SF: 0 SAC: 0 DP: 1 HBP: 0	WP: 1 PB: 0 CS: 0	PA: 35
PITCHER	IP	WLS	BF	H	R	ER	SO	BB	IBB	HBP	BLK	WP	HR	S	P	ERA	WHIP					
Odalis Perez, L ERA: 5.68 (1, 1)	6.0	W	26	7	4	4	6	1	0	0	0	1	1	58	95	6.00	1.333					
Jason Marquis, R ERA: 3.04 (7, 1)	2.0	H	6	0	0	0	1	0	0	0	0	0	0	12	17	0.00	0.000					
John Rocker, L ERA: 3.32 (9, 1)	1.0	S	3	0	0	0	1	0	0	0	0	0	0	7	12	0.00	0.000					

AB	34
R	4
H	7
RBI	4
BB	1
SO	8
LOB	11



Batter	1	2	3	4	5	6	7	8	9	AB	R	H	RBI	BB	SO	LOB	BOTTOM				
QuiVio Veras, S OBP: 0.319, SLG: 0.379 (1, 4)										3	3	2	0	1	0	0	Montreal Expos @ Atlanta Braves Turner Field, Atlanta, GA Tue May 29 2001, 7:35 PM EDT Att: 26,818 - Cloudy - 77 F				
Rafael Furcal, S OBP: 0.281, SLG: 0.362 (1, 6)										3	0	1	0	0	0	1					
Andruw Jones, R OBP: 0.338, SLG: 0.517 (1, 8)										3	1	0	0	1	2	3					
10 Chipper Jones, S OBP: 0.399, SLG: 0.567 (1, 5)										3	2	2	5	1	0	0					
Brian Jordan, R OBP: 0.298, SLG: 0.441 (1, 9)										2	1	0	1	1	1	0					
Javy Lopez, R OBP: 0.301, SLG: 0.409 (1, 2)										3	0	1	0	1	2	2					
Bernard Gilkey, R OBP: 0.339, SLG: 0.440 (1, 7)									2	0	1	1	0	0	1						
B.J. Surhoff, L OBP: 0.310, SLG: 0.388 (8, PH)									1	0	0	0	0	0	0						
Wes Helms, R OBP: 0.256, SLG: 0.440 (1, 3)									2	0	0	0	0	2	3						
Keith Lockhart, L OBP: 0.339, SLG: 0.286 (6, PH)									1	0	0	0	0	0	1						
Jason Marquis, L OBP: 0.500, SLG: 0.500 (7, 1)									0	0	0	0	0	0	0						
Dave Martinez, L OBP: 0.416, SLG: 0.449 (8, PH)									0	0	0	0	0	0	1						
John Rocker, R OBP: 0.333, SLG: 0.333 (9, 1)									0	0	0	0	0	0	0						
Inning Stats	R: 0 E: 0 K: 1 S: 7	H: 0 LOB: 0 BB: 0 P: 11	R: 1 E: 0 K: 1 S: 9	H: 1 LOB: 2 BB: 2 P: 22	R: 2 E: 0 K: 1 S: 13	H: 2 LOB: 0 BB: 0 P: 21	R: 0 E: 0 K: 1 S: 9	H: 0 LOB: 1 BB: 1 P: 14	R: 3 E: 0 K: 2 S: 15	H: 2 LOB: 0 BB: 1 P: 28	R: 0 E: 0 K: 1 S: 6	H: 1 LOB: 0 BB: 0 P: 11	R: 1 E: 0 K: 1 S: 13	H: 1 LOB: 2 BB: 2 P: 25	R: 0 E: 0 K: 1 S: 8	H: 1 LOB: 0 BB: 0 P: 11	1B: 5 2B: 2 3B: 0 HR: 2	SF: 2 SAC: 1 DP: 2 HBP: 0	WP: 0 PB: 0 CS: 0	PA: 36	
PITCHER	IP	WLS	BF	H	R	ER	SO	BB	IBB	HBP	BLK	WP	HR	S	P	ERA	WHIP				
Matt Blank, L ERA: 12.46 (1, 1)	4.1	L	22	5	6	6	4	3	1	0	0	0	2	47	86	12.46	1.846				
Darwin Cubilan, R ERA: (5, 1)	1.2		5	1	0	0	3	0	0	0	0	0	0	12	21	0.00	0.600				
Scott Strickland, R ERA: 4.33 (7, 1)	1.0		6	1	1	1	1	1	1	0	0	0	0	13	25	9.00	2.000				
Bob Scanlan, R ERA: 4.5 (8, 1)	1.0		3	1	0	0	1	0	0	0	0	0	0	8	11	0.00	1.000				



Batter	1	2	3	4	5	6	7	8	9	AB	R	H	RBI	BB	SO	LOB	TOP										
Orlando Cabrera, R OBP: 0.330, SLG: 0.430	G1-3			E6		L4			F8	5	0	1	1	0	0	2											
Curtis Pride, L OBP: 0.386, SLG: 0.462									G2-3	5	0	3	1	0	0	2											
Milton Bradley, S OBP: 0.312, SLG: 0.347	F5			K						4	0	1	0	0	2	3											
Vladimir Guerrero, R OBP: 0.357, SLG: 0.526	G5-3			FC6-5						3	0	0	0	1	1	2											
Lee Stevens, L OBP: 0.294, SLG: 0.474				G4-3						4	1	1	0	0	1	3											
Fernando Tatis, R OBP: 0.333, SLG: 0.362				K						4	1	1	0	0	2	1											
Michael Barrett, R OBP: 0.301, SLG: 0.327										4	1	1	0	0	1	2											
Geoff Blum, S OBP: 0.353, SLG: 0.381										3	1	2	0	1	1	0											
Javier Vazquez, R OBP: 0.500, SLG: 0.474										1	0	0	0	0	0	1											
Ryan Minor, R OBP: 0.241, SLG: 0.357										1	0	0	0	0	1	0											
Ugueth Urbina, R OBP: 0.357, SLG: 0.357										0	0	0	0	0	0	0											
Inning Stats	R: 0 E: 0 K: 0 S: 7	H: 1 LOB: 1 BB: 0 P: 9	R: 2 E: 1 K: 1 S: 15	H: 4 LOB: 2 BB: 0 P: 18	R: 0 E: 0 K: 1 S: 9	H: 1 LOB: 1 BB: 0 P: 14	R: 2 E: 1 K: 1 S: 10	H: 3 LOB: 1 BB: 0 P: 14	R: 0 E: 0 K: 1 S: 8	H: 0 LOB: 0 BB: 0 P: 10	R: 0 E: 0 K: 0 S: 9	H: 0 LOB: 1 BB: 1 P: 17	R: 0 E: 0 K: 2 S: 10	H: 1 LOB: 1 BB: 1 P: 18	R: 0 E: 0 K: 2 S: 9	H: 0 LOB: 0 BB: 0 P: 13	R: 0 E: 0 K: 1 S: 7	H: 0 LOB: 0 BB: 0 P: 9	1B: 8 2B: 2 3B: 0 HR: 0	SF: 0 SAC: 2 DP: 0 HBP: 0	WP: 1 PB: 0 SB: 2 CS: 0	PA: 38					
PITCHER	IP	WLS	BF	H	R	ER	SO	BB	IBB	HBP	BLK	WP	HR	S	P	ERA	WHIP										
Greg Maddux, R ERA: 2.52	8.0	L	35	10	4	2	8	1	1	0	0	1	0	77	113	2.25	1.375										
Mike Remlinger, L ERA: 3.1	1.0	S	3	0	0	0	1	0	0	0	0	0	0	7	9	0.00	0.000										

Montreal Expos @ Atlanta Braves
Turner Field, Atlanta, GA
Wed May 30 2001, 1:05 PM EDT
Att: 27,936 - Cloudy - 80 F

AB	34
R	4
H	10
RBI	2
BB	2
SO	9
LOB	16



Batter	1	2	3	4	5	6	7	8	9	AB	R	H	RBI	BB	SO	LOB	BOTTOM										
QuiVio Veras, S OBP: 0.317, SLG: 0.376	F8									4	0	1	0	0	1	0											
Rafael Furcal, S OBP: 0.281, SLG: 0.360										4	1	1	0	0	1	1											
Andruw Jones, R OBP: 0.341, SLG: 0.536										4	2	2	2	0	1	1											
10 Chipper Jones, S OBP: 0.392, SLG: 0.554										4	0	0	0	0	2	2											
Brian Jordan, R OBP: 0.303, SLG: 0.442										4	0	2	0	0	1	1											
B.J. Surhoff, L OBP: 0.308, SLG: 0.385										4	0	1	1	0	1	2											
Bernard Gilkey, R OBP: 0.379, SLG: 0.440										0	0	0	0	0	0	0											
Rico Brogna, L OBP: 0.333, SLG: 0.344										3	0	0	0	1	0	2											
Paul Bako, L OBP: 0.229, SLG: 0.290										2	0	0	0	0	2	1											
Javy Lopez, R OBP: 0.298, SLG: 0.404										2	0	0	0	0	0	3											
Greg Maddux, R OBP: 0.167, SLG: 0.130										2	0	0	0	0	1	0											
Dave Martinez, L OBP: 0.410, SLG: 0.443										1	0	0	0	0	1	0											
Mike Remlinger, L ERA: 5.63										0	0	0	0	0	0	0											
Inning Stats	R: 0 E: 0 K: 1 S: 9	H: 0 LOB: 0 BB: 0 P: 13	R: 0 E: 0 K: 1 S: 6	H: 0 LOB: 0 BB: 0 P: 11	R: 0 E: 0 K: 2 S: 9	H: 0 LOB: 0 BB: 0 P: 14	R: 0 E: 0 K: 0 S: 8	H: 1 LOB: 1 BB: 0 P: 11	R: 0 E: 0 K: 1 S: 7	H: 1 LOB: 1 BB: 0 P: 11	R: 2 E: 0 K: 1 S: 12	H: 2 LOB: 0 BB: 0 P: 15	R: 0 E: 0 K: 1 S: 14	H: 1 LOB: 1 BB: 0 P: 23	R: 0 E: 0 K: 2 S: 8	H: 0 LOB: 0 BB: 0 P: 11	R: 1 E: 0 K: 2 S: 19	H: 2 LOB: 2 BB: 1 P: 28	1B: 5 2B: 1 3B: 0 HR: 1	SF: 0 SAC: 0 DP: 0 HBP: 0	WP: 0 PB: 0 SB: 0 CS: 0	PA: 35					
PITCHER	IP	WLS	BF	H	R	ER	SO	BB	IBB	HBP	BLK	WP	HR	S	P	ERA	WHIP										
Javier Vazquez, R ERA: 4.64	8.0	W	29	5	2	2	9	0	0	0	0	0	1	73	109	2.25	0.625										
Ugueth Urbina, R ERA: 5.63	1.0	S	6	2	1	1	2	1	0	0	0	0	0	19	28	9.00	3.000										

Montreal Expos @ Atlanta Braves
Turner Field, Atlanta, GA
Wed May 30 2001, 1:05 PM EDT
Att: 27,936 - Cloudy - 80 F

AB	34
R	3
H	7
RBI	3
BB	1
SO	11
LOB	13



Batter	1	2	3	4	5	6	7	8	9	AB	R	H	RBI	BB	SO	LOB	TOP					
Doug Glanville, R (1.8) OBP: 0.295, SLG: 0.450			K2-3							5	2	2	1	0	3	3	Philadelphia Phillies @ Montreal Expos Olympic Stadium, Montreal, QB Thu May 31 2001, 7:05 PM EDT Att. 5,042 - Dome - 72 F					
11 Jimmy Rollins, S (1.6) OBP: 0.317, SLG: 0.402										5	0	1	0	0	0	3						
Bobby Abreu, L (1.9) OBP: 0.358, SLG: 0.479										3	1	3	1	1	0	0						
Scott Rolen, R (1.5) OBP: 0.364, SLG: 0.423										5	1	2	0	0	1	3						
Travis Lee, L (1.3) OBP: 0.396, SLG: 0.488										3	1	1	0	2	0	3						
Pat Burrell, R (1.7) OBP: 0.391, SLG: 0.506										4	0	2	0	1	2	5						
Johnny Estrada, S (1.2) OBP: 0.333, SLG: 0.452										3	0	0	0	0	0	5						
Brian Hunter, R (8. PR) OBP: 0.366, SLG: 0.343										0	0	0	0	0	0	0						
Gary Bennett, R (8.2) OBP: 0.308, SLG: 0.314										1	0	0	0	0	1	3						
Marlon Anderson, L (1.4) OBP: 0.310, SLG: 0.397										5	0	0	0	0	0	4						
Amaury Telemaco, R (1.1) OBP: 0.188, SLG: 0.071										3	0	0	0	0	2	2						
23 Kevin Jordan, R (8. PH) OBP: 0.400, SLG: 0.419										1	0	1	0	0	0	0						
Rheal Cormier, L (8.1) OBP: 0.414, SLG: 0.435										0	0	0	0	0	0	0						
Rob Ducey, L (9. PH) OBP: 0.414, SLG: 0.435										1	0	0	0	0	0	1						
Jose Mesa, R (9.1) OBP: 0.414, SLG: 0.435										0	0	0	0	0	0	0						
Inning Stats	R: 1 E: 0 K: 2 S: 15	H: 2 LOB: 2 BB: 1 P: 26	R: 0 E: 0 K: 1 S: 10	H: 0 LOB: 0 BB: 0 P: 14	R: 0 E: 0 K: 1 S: 10	H: 1 LOB: 1 BB: 0 P: 13	R: 0 E: 0 K: 0 S: 10	H: 2 LOB: 2 BB: 0 P: 15	R: 1 E: 0 K: 0 S: 14	H: 3 LOB: 3 BB: 1 P: 24	R: 0 E: 0 K: 2 S: 7	H: 0 LOB: 0 BB: 0 P: 10	R: 0 E: 0 K: 0 S: 12	H: 1 LOB: 1 BB: 0 P: 19	R: 0 E: 1 K: 1 S: 9	H: 2 LOB: 2 BB: 0 P: 15	R: 3 E: 1 K: 2 S: 20	H: 1 LOB: 1 BB: 2 P: 34	1B: 9 2B: 2 3B: 0 HR: 1	SF: 1 SAC: 1 DP: 0 HBP: 0	WP: 0 PB: 0 SB: 2 CS: 0	PA: 45
PITCHER	IP WLS BF H R ER SO BB IBB HBP BLK WP HR S P ERA WHIP																					
Hideki Irabu, R (1.1) ERA: 3.6	5.0 25 8 2 2 4 2 0 0 0 0 0 1 59 92 3.60 2.000																					
Darwin Cubillan, R (6.1) ERA:	1.2 6 1 0 0 2 0 0 0 0 0 0 0 15 22 0.00 0.600																					
Graeme Lloyd, L (7.1) ERA: 3.57	0.2 5 2 0 0 0 0 0 0 0 0 0 0 9 15 0.00 3.000																					
Scott Strickland, R (8.1) ERA: 4.08	1.2 L 9 1 3 0 3 2 0 0 0 0 0 0 24 41 0.00 1.800																					

AB	39
R	5
H	12
RBI	2
BB	4
SO	9
LOB	32



Batter	1	2	3	4	5	6	7	8	9	AB	R	H	RBI	BB	SO	LOB	BOTTOM			
Orlando Cabrera, R (1.6) OBP: 0.324, SLG: 0.422										4	0	0	0	0	0	0	Philadelphia Phillies @ Montreal Expos Olympic Stadium, Montreal, QB Thu May 31 2001, 7:05 PM EDT Att. 5,042 - Dome - 72 F			
Curtis Pride, L (1.7) OBP: 0.400, SLG: 0.481										2	1	1	0	1	0	0				
Terry Jones, S (9.7)										1	0	0	0	0	0	0				
Milton Bradley, S (1.8) OBP: 0.305, SLG: 0.339										4	0	0	0	0	1	2				
Vladimir Guerrero, R (1.9) OBP: 0.359, SLG: 0.528										3	0	1	1	0	1	1				
Lee Stevens, L (1.3) OBP: 0.298, SLG: 0.475										4	0	2	0	0	1	2				
Fernando Tatis, R (1.5) OBP: 0.333, SLG: 0.357										2	0	0	0	0	1	0				
Graeme Lloyd, L (7.1) ERA:										0	0	0	0	0	0	0				
Scott Strickland, R (8.1) ERA:										1	0	0	0	0	0	1				
Andy Tracy, L (9. PH) OBP: 0.220, SLG: 0.333										1	0	0	0	0	0	1				
Michael Barrett, R (1.2) OBP: 0.299, SLG: 0.344										4	1	1	1	0	0	3				
Geoff Blum, S (1.4) OBP: 0.346, SLG: 0.371										3	0	0	0	0	2	2				
Hideki Irabu, R (1.1) ERA:										2	0	0	0	0	0	2				
Darwin Cubillan, R (6.1)										0	0	0	0	0	0	0				
Mike Mordecai, R (7.5) OBP: 0.288, SLG: 0.429										1	0	0	0	0	0	0				
Inning Stats	R: 0 E: 0 K: 1 S: 13	H: 0 LOB: 1 BB: 1 P: 20	R: 0 E: 0 K: 1 S: 17	H: 1 LOB: 2 BB: 0 P: 25	R: 1 E: 1 K: 2 S: 12	H: 2 LOB: 1 BB: 0 P: 23	R: 1 E: 0 K: 0 S: 8	H: 1 LOB: 0 BB: 0 P: 11	R: 0 E: 0 K: 1 S: 4	H: 0 LOB: 0 BB: 0 P: 6	R: 0 E: 0 K: 1 S: 9	H: 0 LOB: 0 BB: 0 P: 12	R: 0 E: 0 K: 0 S: 7	H: 0 LOB: 0 BB: 0 P: 8	R: 0 E: 0 K: 0 S: 8	H: 1 LOB: 1 BB: 0 P: 8	1B: 2 2B: 2 3B: 0 HR: 1	SF: 0 SAC: 0 DP: 1 HBP: 2	WP: 0 PB: 0 SB: 0 CS: 0	PA: 34
PITCHER	IP WLS BF H R ER SO BB IBB HBP BLK WP HR S P ERA WHIP																			
Amaury Telemaco, R (1.1) ERA: 4.7	7.0 27 4 2 2 6 1 0 0 0 0 0 0 7 68 103 2.57 0.714																			
Rheal Cormier, L (8.1) ERA: 3.19	1.0 W 3 0 0 0 0 0 0 0 0 0 0 0 7 8 0.00 0.000																			
Jose Mesa, R (9.1) ERA: 3.38	1.0 S 4 1 0 0 0 0 0 0 0 0 0 0 8 8 0.00 1.000																			

AB	31
R	2
H	5
RBI	2
BB	1
SO	6
LOB	13



Batter	1	2	3	4	5	6	7	8	9	AB	R	H	RBI	BB	SO	LOB	TOP								
Doug Glanville, R OBP: 0.291, SLG: 0.438 (1, 8)	1-2 F8	0-0 G1-3				0-0 BB HR 1B	1-3 K		2-2 P4	5	1	1	0	0	1	3									
11 Jimmy Rollins, S OBP: 0.316, SLG: 0.392 (1, 6)	3-2 HR 1B		1-2 G6-3			2-1 F8	1-3 K		2-1 G4-3	5	1	1	0	0	1	1									
Bobby Abreu, L OBP: 0.372, SLG: 0.505 (1, 9)	2-2 HR		2-1 F9		4-2 HR BB	4-2 K	4-2 K			2	2	1	2	2	0	0									
Scott Rolen, R OBP: 0.369, SLG: 0.456 (1, 5)	3-2 F2		1-3 K		1-0 HR		1-3 K			4	1	1	3	0	2	1									
Travis Lee, L OBP: 0.384, SLG: 0.466 (1, 3)	2-3 K			1-3 K	1-2 G1-3		0-1 P6			4	0	0	0	0	2	1									
Pat Burrell, R OBP: 0.394, SLG: 0.503 (1, 7)		4-2 SH5-3 BB		1-1 G3	3-2 G5-3			3-2 G6-4-3 1B		3	0	1	0	1	0	0									
Tomas Perez, S OBP: 0.297, SLG: 0.333 (1, 4)	0-1 P4			0-0 FC6-4 2B		3-2 F9		2-1 F7		4	0	1	0	0	0	2									
Gary Bennett, R OBP: 0.333, SLG: 0.306 (8, PH)	4-1 SH5-3 BB			4-0 FC6-4 1B		0-0 P4		0-0 G6-4-3		1	0	0	0	2	0	0									
Johnny Estrada, S OBP: 0.314, SLG: 0.438 (8, 2)	1-2 BB			0-0 FC6-4 1B		0-1 K		1-2 K		1	0	0	0	0	0	1									
Randy Wolf, L OBP: 0.095, SLG: 0.050 (1, 1)	0-0 SH5-3			0-0 FC6-4		0-1 1B				1	0	0	0	0	0	2									
Chris Brock, R OBP: 0.333, SLG: 0.333 (5, 1)	0-0 SH5-3			1-2 2-3						1	0	1	0	0	0	0									
Eddie Oropesa, L (7, 1)										0	0	0	0	0	0	0									
Vicente Padilla, R (8, 1)										0	0	0	0	0	0	0									
Rob Ducey, L OBP: 0.387, SLG: 0.400 (9, PH)										1	0	0	0	0	1	0									
Inning Stats	R: 2 E: 0 K: 1 S: 18	H: 2 LOB: 0 BB: 0 P: 29	R: 0 E: 0 K: 0 S: 7	H: 0 LOB: 2 BB: 2 P: 15	R: 0 E: 0 K: 1 S: 8	H: 0 LOB: 0 BB: 0 P: 12	R: 0 E: 0 K: 1 S: 7	H: 1 LOB: 2 BB: 1 P: 13	R: 3 E: 0 K: 0 S: 12	H: 2 LOB: 0 BB: 1 P: 23	R: 0 E: 0 K: 1 S: 14	H: 1 LOB: 1 BB: 0 P: 18	R: 0 E: 0 K: 2 S: 12	H: 0 LOB: 1 BB: 1 P: 18	R: 0 E: 0 K: 0 S: 7	H: 1 LOB: 0 BB: 0 P: 12	R: 0 E: 0 K: 1 S: 8	H: 0 LOB: 0 BB: 0 P: 13	1B: 4 2B: 1 3B: 0 HR: 2	SF: 0 SAC: 1 DP: 1 HBP: 0	WP: 0 PB: 0 SB: 1 CS: 0	PA: 38			
PITCHER	IP WLS BF H R ER SO BB IBB HBP BLK WP HR S P ERA WHIP	IP WLS BF H R ER SO BB IBB HBP BLK WP HR S P ERA WHIP	IP WLS BF H R ER SO BB IBB HBP BLK WP HR S P ERA WHIP	IP WLS BF H R ER SO BB IBB HBP BLK WP HR S P ERA WHIP	IP WLS BF H R ER SO BB IBB HBP BLK WP HR S P ERA WHIP	IP WLS BF H R ER SO BB IBB HBP BLK WP HR S P ERA WHIP	IP WLS BF H R ER SO BB IBB HBP BLK WP HR S P ERA WHIP	IP WLS BF H R ER SO BB IBB HBP BLK WP HR S P ERA WHIP	IP WLS BF H R ER SO BB IBB HBP BLK WP HR S P ERA WHIP	IP WLS BF H R ER SO BB IBB HBP BLK WP HR S P ERA WHIP	IP WLS BF H R ER SO BB IBB HBP BLK WP HR S P ERA WHIP	IP WLS BF H R ER SO BB IBB HBP BLK WP HR S P ERA WHIP	IP WLS BF H R ER SO BB IBB HBP BLK WP HR S P ERA WHIP	IP WLS BF H R ER SO BB IBB HBP BLK WP HR S P ERA WHIP	IP WLS BF H R ER SO BB IBB HBP BLK WP HR S P ERA WHIP	IP WLS BF H R ER SO BB IBB HBP BLK WP HR S P ERA WHIP	IP WLS BF H R ER SO BB IBB HBP BLK WP HR S P ERA WHIP	IP WLS BF H R ER SO BB IBB HBP BLK WP HR S P ERA WHIP	IP WLS BF H R ER SO BB IBB HBP BLK WP HR S P ERA WHIP	IP WLS BF H R ER SO BB IBB HBP BLK WP HR S P ERA WHIP	IP WLS BF H R ER SO BB IBB HBP BLK WP HR S P ERA WHIP	IP WLS BF H R ER SO BB IBB HBP BLK WP HR S P ERA WHIP	IP WLS BF H R ER SO BB IBB HBP BLK WP HR S P ERA WHIP	IP WLS BF H R ER SO BB IBB HBP BLK WP HR S P ERA WHIP	IP WLS BF H R ER SO BB IBB HBP BLK WP HR S P ERA WHIP

Philadelphia Phillies @ Montreal Expos
Olympic Stadium, Montreal, QB
Sat Jun 02 2001, 7:05 PM EDT
Att: 7,810 - Dome - 72 F

AB 32
R 5
H 7
RBI 5
BB 5
SO 7
LOB 11



Batter	1	2	3	4	5	6	7	8	9	AB	R	H	RBI	BB	SO	LOB	BOTTOM								
Mike Mordecai, R OBP: 0.289, SLG: 0.429 (1, 4)	2-1 2B	0-3 K		1-1 SH 2B		2-2 G5-3		0-2 2B 1B		3	1	1	1	0	1	2									
Graeme Lloyd, L (7, 1)										0	0	0	0	0	0	0									
Scott Strickland, R (8, 1)										0	0	0	0	0	0	0									
Michael Barrett, R OBP: 0.297, SLG: 0.340 (8, PH)										1	1	1	0	0	0	0									
Ugueth Urbina, R (9, 1)										0	0	0	0	0	0	0									
Geoff Blum, S OBP: 0.348, SLG: 0.375 (1, 5)	4-0 2B BB	3-2 F9		1-2 L6			1-2 F8	2-2 2B		4	2	1	2	1	0	4									
Vladimir Guerrero, R OBP: 0.379, SLG: 0.592 (1, 9)	0-1 WP SF9 2B		0-2 G6-3	3-1 2B			0-0 HR	0-2 G5-3 1B 2B		5	3	4	6	0	0	0									
Lee Stevens, L OBP: 0.296, SLG: 0.464 (1, 3)	3-3 K		2-3 K		0-0 1B		4-0 FC4-6 BB	0-2 G5-3		4	0	1	0	1	2	2									
Orlando Cabrera, R OBP: 0.316, SLG: 0.410 (1, 6)	0-0 SF9		1-1 F9		2-2 F8		1-2 FC4-6 1B	2-1 1B		4	0	1	2	0	0	2									
Randy Knorr, R OBP: 0.381, SLG: 0.571 (1, 2)	0-3 K			4-2 2B 1B BB	1-3 K		2-3 K	0-0 G4-3		4	1	0	0	1	3	3									
Mark Smith, R OBP: 0.167 (1, 7)		1-2 1B		0-3 K		0-3 K		4-2 1B 1B BB		2	0	1	0	0	1	1									
Curtis Pride, L OBP: 0.397, SLG: 0.464 (6, 7)										1	1	0	0	1	1	1									
Terry Jones, S OBP: 0.250, SLG: 0.375 (1, 8)		1-1 SH1-4 1B		0-0 1B SH 2B		3-2 F8		1-3 K		4	1	2	0	0	1	1									
Tony Armas, R OBP: 0.263, SLG: 0.316 (1, 1)				3-1 2B 1B		3-2 P4		1-0 1B 2B 1B		1	1	1	1	0	0	0									
Fernando Tatis, R OBP: 0.339, SLG: 0.359 (6, PH)		1-2 SH1-4		2-3 3H				1-2 2B 1B		2	1	1	0	0	0	0									
Inning Stats	R: 3 E: 0 K: 2 S: 14	H: 2 LOB: 1 BB: 1 P: 23	R: 0 E: 0 K: 1 S: 13	H: 2 LOB: 0 BB: 0 P: 18	R: 0 E: 0 K: 1 S: 8	H: 0 LOB: 0 BB: 0 P: 11	R: 3 E: 1 K: 1 S: 18	H: 3 LOB: 2 BB: 1 P: 30	R: 0 E: 0 K: 2 S: 11	H: 1 LOB: 1 BB: 0 P: 14	R: 0 E: 0 K: 0 S: 11	H: 0 LOB: 0 BB: 0 P: 19	R: 1 E: 0 K: 1 S: 11	H: 1 LOB: 1 BB: 1 P: 19	R: 5 E: 0 K: 1 S: 24	H: 5 LOB: 1 BB: 1 P: 34	R: 0 E: 0 K: 1 S: 7	H: 0 LOB: 0 BB: 0 P: 12	R: 0 E: 0 K: 1 S: 8	H: 0 LOB: 0 BB: 0 P: 13	1B: 7 2B: 6 3B: 0 HR: 1	SF: 1 SAC: 2 DP: 0 HBP: 0	WP: 1 PB: 0 SB: 0 CS: 0	PA: 42	
PITCHER	IP WLS BF H R ER SO BB IBB HBP BLK WP HR S P ERA WHIP	IP WLS BF H R ER SO BB IBB HBP BLK WP HR S P ERA WHIP	IP WLS BF H R ER SO BB IBB HBP BLK WP HR S P ERA WHIP	IP WLS BF H R ER SO BB IBB HBP BLK WP HR S P ERA WHIP	IP WLS BF H R ER SO BB IBB HBP BLK WP HR S P ERA WHIP	IP WLS BF H R ER SO BB IBB HBP BLK WP HR S P ERA WHIP	IP WLS BF H R ER SO BB IBB HBP BLK WP HR S P ERA WHIP	IP WLS BF H R ER SO BB IBB HBP BLK WP HR S P ERA WHIP	IP WLS BF H R ER SO BB IBB HBP BLK WP HR S P ERA WHIP	IP WLS BF H R ER SO BB IBB HBP BLK WP HR S P ERA WHIP	IP WLS BF H R ER SO BB IBB HBP BLK WP HR S P ERA WHIP	IP WLS BF H R ER SO BB IBB HBP BLK WP HR S P ERA WHIP	IP WLS BF H R ER SO BB IBB HBP BLK WP HR S P ERA WHIP	IP WLS BF H R ER SO BB IBB HBP BLK WP HR S P ERA WHIP	IP WLS BF H R ER SO BB IBB HBP BLK WP HR S P ERA WHIP	IP WLS BF H R ER SO BB IBB HBP BLK WP HR S P ERA WHIP	IP WLS BF H R ER SO BB IBB HBP BLK WP HR S P ERA WHIP	IP WLS BF H R ER SO BB IBB HBP BLK WP HR S P ERA WHIP	IP WLS BF H R ER SO BB IBB HBP BLK WP HR S P ERA WHIP	IP WLS BF H R ER SO BB IBB HBP BLK WP HR S P ERA WHIP	IP WLS BF H R ER SO BB IBB HBP BLK WP HR S P ERA WHIP	IP WLS BF H R ER SO BB IBB HBP BLK WP HR S P ERA WHIP	IP WLS BF H R ER SO BB IBB HBP BLK WP HR S P ERA WHIP	IP WLS BF H R ER SO BB IBB HBP BLK WP HR S P ERA WHIP	IP WLS BF H R ER SO BB IBB HBP BLK WP HR S P ERA WHIP

Philadelphia Phillies @ Montreal Expos
Olympic Stadium, Montreal, QB
Sat Jun 02 2001, 7:05 PM EDT
Att: 7,810 - Dome - 72 F

AB 35
R 12
H 14
RBI 12
BB 4
SO 9
LOB 16



Batter	1	2	3	4	5	6	7	8	9	AB	R	H	RBI	BB	SO	LOB	TOP								
Quilvio Veras, S OBP: 0.317, SLG: 0.367 Keith Lockhart, L OBP: 0.328, SLG: 0.275	G4-3		K						G6-3	2	0	0	0	1	1	1	Atlanta Braves @ Montreal Expos Olympic Stadium, Montreal, QB Tue Jun 05 2001, 7:05 PM EDT Att. 7,017 - Dome - 72 F								
Rafael Furcal, S OBP: 0.291, SLG: 0.371	L8		K							4	0	1	1	0	1	4									
Andruw Jones, R OBP: 0.344, SLG: 0.536	F8									3	1	0	0	1	1	2									
10 Chipper Jones, S OBP: 0.391, SLG: 0.571		K								4	0	1	0	0	2	2									
Brian Jordan, R OBP: 0.310, SLG: 0.437	G4-3									4	1	1	1	0	0	0									
B.J. Surhoff, L OBP: 0.311, SLG: 0.393										4	0	2	1	0	0	0									
Rico Brogna, L OBP: 0.331, SLG: 0.348										4	0	1	0	0	0	2									
Paul Bako, L OBP: 0.256, SLG: 0.410										4	0	2	0	0	0	0									
Greg Maddux, R OBP: 0.200, SLG: 0.167 Mike Remlinger, L OBP: 0.361, SLG: 0.500 John Rocker, R										1	1	1	0	0	0	0									
Inning Stats	R: 0 E: 0 K: 0 S: 5	H: 0 LOB: 0 BB: 0 P: 7	R: 0 E: 0 K: 1 S: 8	H: 1 LOB: 1 BB: 0 P: 11	R: 0 E: 0 K: 2 S: 11	H: 1 LOB: 1 BB: 0 P: 15	R: 0 E: 0 K: 1 S: 6	H: 0 LOB: 0 BB: 0 P: 9	R: 0 E: 0 K: 0 S: 12	H: 2 LOB: 3 BB: 1 P: 20	R: 2 E: 0 K: 0 S: 12	H: 3 LOB: 0 BB: 1 P: 19	R: 1 E: 0 K: 1 S: 8	H: 2 LOB: 2 BB: 0 P: 13	R: 0 E: 0 K: 0 S: 6	H: 0 LOB: 0 BB: 0 P: 13		R: 0 E: 0 K: 1 S: 7	H: 0 LOB: 0 BB: 0 P: 8	1B: 8 2B: 1 3B: 0 HR: 0	SF: 0 SAC: 2 DP: 1 HBP: 1	WP: 0 PB: 0 SB: 0 CS: 0	PA: 37		
PITCHER	IP	WLS	BF	H	R	ER	SO	BB	IBB	HBP	BLK	WP	HR	S	P	ERA	WHIP								
Javier Vazquez, R ERA: 4.57	7.0	L	31	9	3	3	5	2	0	1	1	0	0	62	94	3.86	1.571								
Darwin Cubillan, R ERA:	1.0		3	0	0	0	0	0	0	0	0	0	0	6	13	0.00	0.000								
Scott Stewart, L ERA: 6.89	1.0		3	0	0	0	1	0	0	0	0	0	0	7	8	0.00	0.000								

AB 32
R 3
H 9
RBI 3
BB 2
SO 6
LOB 11



Batter	1	2	3	4	5	6	7	8	9	AB	R	H	RBI	BB	SO	LOB	BOTTOM								
Curtis Pride, L OBP: 0.388, SLG: 0.441 Mark Smith, R OBP: 0.333, SLG: 0.353	G4-3		K							3	0	0	0	0	2	1	Atlanta Braves @ Montreal Expos Olympic Stadium, Montreal, QB Tue Jun 05 2001, 7:05 PM EDT Att. 7,017 - Dome - 72 F								
Geoff Blum, S OBP: 0.327, SLG: 0.349	K		F9							4	0	0	0	0	1	1									
Vladimir Guerrero, R OBP: 0.385, SLG: 0.693	G5-3									4	1	2	0	0	1	0									
Lee Stevens, L OBP: 0.302, SLG: 0.481										4	0	1	0	0	1	2									
Orlando Cabrera, R OBP: 0.321, SLG: 0.412										4	0	1	1	0	1	1									
Andy Tracy, L OBP: 0.196, SLG: 0.300 Mike Mordecai, R OBP: 0.292, SLG: 0.435										3	0	0	0	0	2	2									
Milton Bradley, S OBP: 0.301, SLG: 0.339										3	0	1	0	0	1	2									
Michael Barrett, R OBP: 0.303, SLG: 0.346										3	0	2	0	0	1	0									
Javier Vazquez, R OBP: 0.476, SLG: 0.450 Terry Jones, S OBP: 0.365, SLG: 0.462 Darwin Cubillan, R OBP: 0.301, SLG: 0.339										1	0	0	0	0	0	0									
Inning Stats	R: 0 E: 0 K: 1 S: 6	H: 0 LOB: 0 BB: 0 P: 8	R: 0 E: 0 K: 1 S: 9	H: 1 LOB: 1 BB: 0 P: 15	R: 0 E: 0 K: 1 S: 9	H: 1 LOB: 1 BB: 0 P: 14	R: 1 E: 0 K: 1 S: 8	H: 2 LOB: 1 BB: 0 P: 13	R: 0 E: 0 K: 2 S: 9	H: 0 LOB: 0 BB: 0 P: 14	R: 0 E: 0 K: 0 S: 8	H: 1 LOB: 0 BB: 0 P: 12	R: 0 E: 0 K: 2 S: 14	H: 2 LOB: 2 BB: 0 P: 22	R: 0 E: 0 K: 1 S: 12	H: 0 LOB: 0 BB: 0 P: 18		R: 0 E: 0 K: 2 S: 10	H: 0 LOB: 0 BB: 0 P: 14	1B: 6 2B: 1 3B: 0 HR: 0	SF: 0 SAC: 1 DP: 0 HBP: 0	WP: 1 PB: 1 SB: 0 CS: 1	PA: 34		
PITCHER	IP	WLS	BF	H	R	ER	SO	BB	IBB	HBP	BLK	WP	HR	S	P	ERA	WHIP								
Greg Maddux, R ERA: 2.43	6.2	W	26	7	1	1	7	0	0	0	0	0	0	58	91	1.35	1.050								
Mike Remlinger, L ERA: 2.79	1.1	H	4	0	0	0	2	0	0	0	0	0	0	17	25	0.00	0.000								
John Rocker, L ERA: 3.04	1.0	S	3	0	0	0	2	0	0	0	0	0	0	10	14	0.00	0.000								



Batter	1	2	3	4	5	6	7	8	9	AB	R	H	RBI	BB	SO	LOB	TOP											
Rafael Furcal, S OBP: 0.298, SLG: 0.371 (1, 6)										3	0	1	0	2	1	0	Atlanta Braves @ Montreal Expos Olympic Stadium, Montreal, QB Wed Jun 06 2001, 7:05 PM EDT Att. 5,102 - Dome - 72 F											
Keith Lockhart, L OBP: 0.302, SLG: 0.250 (1, 4)										5	0	0	0	0	1	5												
Andruw Jones, R OBP: 0.347, SLG: 0.540 (1, 8)										4	1	2	0	0	1	1												
10 Chipper Jones, S OBP: 0.389, SLG: 0.564 (1, 5)										4	0	1	0	0	0	1												
Brian Jordan, R OBP: 0.313, SLG: 0.435 (1, 9)										3	0	1	1	1	1	0												
B.J. Surhoff, L OBP: 0.310, SLG: 0.390 (1, 7)										4	0	1	0	0	0	4												
Javy Lopez, R OBP: 0.302, SLG: 0.402 (1, 2)										4	0	1	0	0	2	3												
Rico Brogna, L OBP: 0.329, SLG: 0.367 (1, 3)										4	1	1	1	0	1	1												
John Burkett, R OBP: 0.172, SLG: 0.143 Mike Remlinger, L (8, 1) Dave Martinez, L OBP: 0.429, SLG: 0.461 John Rocker, R (9, 1)										3	0	0	0	0	2	1												
Inning Stats	R: 0 E: 0 K: 2 S: 10	H: 0 LOB: 0 BB: 0 P: 12	R: 0 E: 0 K: 1 S: 8	H: 0 LOB: 0 BB: 0 P: 8	R: 0 E: 0 K: 1 S: 14	H: 1 LOB: 2 BB: 1 P: 20	R: 1 E: 0 K: 1 S: 11	H: 3 LOB: 1 BB: 0 P: 17	R: 1 E: 0 K: 2 S: 14	H: 2 LOB: 1 BB: 0 P: 20	R: 0 E: 0 K: 1 S: 14	H: 1 LOB: 0 BB: 0 P: 19	R: 0 E: 0 K: 0 S: 9	H: 0 LOB: 0 BB: 0 P: 16	R: 0 E: 0 K: 0 S: 7	H: 1 LOB: 2 BB: 1 P: 13		R: 0 E: 0 K: 0 S: 10	H: 1 LOB: 2 BB: 1 P: 17	1B: 6 2B: 2 3B: 0 HR: 1	SF: 0 SAC: 0 DP: 0 HBP: 0	WP: 0 PB: 0 SB: 1 CS: 1	PA: 38					
PITCHER	IP	WLS	BF	H	R	ER	SO	BB	IBB	HBP	BLK	WP	HR	S	P	ERA	WHIP											
Hideki Irabu, R ERA: 3.27	(1, 1)	6.0	L	25	7	2	2	9	1	0	0	0	0	1	71	96	3.00	1.333										
Guillermo Mota, R ERA: 3.6	(7, 1)	1.0		3	0	0	0	0	0	0	0	0	0	0	9	16	0.00	0.000										
Graeme Lloyd, L ERA: 3.16	(8, 1)	1.0		5	1	0	0	0	0	1	0	0	0	7	13	0.00	1.000											
Scott Strickland, R ERA: 3.82	(9, 1)	1.0		5	1	0	0	0	1	0	0	0	0	10	17	0.00	2.000											

AB 35
R 2
H 9
RBI 2
BB 3
SO 9
LOB 16



Batter	1	2	3	4	5	6	7	8	9	AB	R	H	RBI	BB	SO	LOB	BOTTOM										
Terry Jones, S OBP: 0.294, SLG: 0.353 (1, 7)										4	0	0	0	0	1	0	Atlanta Braves @ Montreal Expos Olympic Stadium, Montreal, QB Wed Jun 06 2001, 7:05 PM EDT Att. 5,102 - Dome - 72 F										
Milton Bradley, S OBP: 0.300, SLG: 0.337 (1, 8)										4	0	1	0	0	1	0											
Vladimir Guerrero, R OBP: 0.382, SLG: 0.596 (1, 9)										4	0	1	0	0	1	1											
Lee Stevens, L OBP: 0.305, SLG: 0.477 (1, 3)										2	0	0	0	2	1	1											
Orlando Cabrera, R OBP: 0.316, SLG: 0.404 (1, 6)										4	0	0	0	0	0	4											
Geoff Blum, S OBP: 0.327, SLG: 0.356 (1, 4)										3	0	1	0	0	2	1											
Andy Tracy, L OBP: 0.184, SLG: 0.279 (1, 5)										3	0	0	0	0	1	2											
Michael Barrett, R OBP: 0.298, SLG: 0.340 (1, 2)										3	0	0	0	0	0	1											
Hideki Irabu, R Curtis Pride, L Guillermo Mota, R Graeme Lloyd, L Mark Smith, R Scott Strickland, R	(1, 1) (6, PH) (7, 1) (8, 1) (8, PH) (9, 1)									1	0	0	0	0	0	0		0									
Inning Stats	R: 0 E: 0 K: 1 S: 8	H: 0 LOB: 0 BB: 0 P: 11	R: 0 E: 0 K: 1 S: 10	H: 0 LOB: 1 BB: 1 P: 15	R: 0 E: 0 K: 0 S: 6	H: 0 LOB: 0 BB: 0 P: 11	R: 0 E: 0 K: 2 S: 10	H: 1 LOB: 1 BB: 0 P: 15	R: 0 E: 0 K: 2 S: 14	H: 0 LOB: 0 BB: 0 P: 21	R: 0 E: 0 K: 1 S: 6	H: 0 LOB: 0 BB: 0 P: 12	R: 0 E: 0 K: 0 S: 4	H: 0 LOB: 0 BB: 0 P: 6	R: 0 E: 0 K: 0 S: 8	H: 1 LOB: 1 BB: 0 P: 11		R: 0 E: 0 K: 1 S: 14	H: 1 LOB: 2 BB: 1 P: 22	1B: 2 2B: 1 3B: 0 HR: 0	SF: 0 SAC: 0 DP: 0 HBP: 0	WP: 0 PB: 0 SB: 0 CS: 0	PA: 32				
PITCHER	IP	WLS	BF	H	R	ER	SO	BB	IBB	HBP	BLK	WP	HR	S	P	ERA	WHIP										
John Burkett, R ERA: 2.59	(1, 1)	7.2	W	26	2	0	0	7	1	0	0	0	0	62	98	0.00	0.391										
Mike Remlinger, L ERA: 2.79	(8, 1)	0.1	H	1	0	0	0	0	0	0	0	0	0	4	4	0.00	0.000										
John Rocker, L ERA: 2.92	(9, 1)	1.0	S	5	1	0	0	1	1	0	0	0	0	14	22	0.00	2.000										



Batter	1	2	3	4	5	6	7	8	9	10	11	AB	R	H	RBI	BB	SO	LOB						
Quilvio Veras, S OBP: 0.318, SLG: 0.368	(1, 4)		(0, 3)		(0, 0)		(0, 0)		(1, 3)		(0, 0)	5	0	1	2	1	2	4						
Rafael Furcal, S OBP: 0.295, SLG: 0.366	(1, 6)		(2, 2)		(2, 1)		(2, 2)			(0, 0)	(0, 1)	6	1	1	0	0	0	4						
Andrew Jones, R OBP: 0.344, SLG: 0.530	(1, 8)				(4, 2)		(2, 3)			(0, 3)		4	1	0	0	1	3	2						
10 Chipper Jones, S OBP: 0.389, SLG: 0.563	(1, 5)				(2, 1)		(0, 0)			(1, 1)		4	0	1	2	1	0	1						
Brian Jordan, R OBP: 0.306, SLG: 0.424					(1, 0)		(1, 0)			(2, 2)		5	0	0	0	0	0	2						
B.J. Surhoff, L OBP: 0.314, SLG: 0.399					(1, 1)					(1, 2)		4	0	2	0	0	0	0						
Jason Marquis, L OBP: 0.333, SLG: 0.333					(1, 3)							0	0	0	0	0	0	0						
Bernard Gilkey, R OBP: 0.378, SLG: 0.545												0	1	0	1	0	0	0						
Kerry Ligtenberg, R OBP: 0.378, SLG: 0.545												0	0	0	0	0	0	0						
Javy Lopez, R OBP: 0.310, SLG: 0.401												3	1	1	0	1	0	0						
Rico Brogna, L OBP: 0.318, SLG: 0.354												5	0	0	0	0	1	6						
Odalis Perez, L OBP: 0.111, SLG: 0.167												2	0	1	0	0	0	0						
Keith Lockhart, L OBP: 0.313, SLG: 0.263												1	0	1	0	0	0	0						
Jose Cabrera, R OBP: 0.442, SLG: 0.474												2	1	2	0	0	0	0						
Inning Stats	R: 0 E: 1 K: 0 S: 14	H: 1 LOB: 1 BB: 1 P: 22	R: 0 E: 0 K: 0 S: 5	H: 0 LOB: 0 BB: 0 P: 6	R: 0 E: 0 K: 2 S: 10	H: 1 LOB: 1 BB: 0 P: 13	R: 0 E: 1 K: 1 S: 10	H: 2 LOB: 0 BB: 0 P: 10	R: 0 E: 0 K: 1 S: 11	H: 1 LOB: 1 BB: 0 P: 17	R: 0 E: 0 K: 1 S: 9	H: 0 LOB: 0 BB: 0 P: 13	R: 0 E: 0 K: 1 S: 10	H: 1 LOB: 1 BB: 0 P: 13	R: 0 E: 0 K: 1 S: 6	H: 0 LOB: 1 BB: 1 P: 11	R: 2 E: 0 K: 0 S: 12	H: 3 LOB: 1 BB: 1 P: 20	1B: 7 2B: 4 3B: 0 HR: 0	SF: 0 SAC: 0 DP: 1 HBP: 1	WP: 0 PB: 0 SB: 2 CS: 2	PA: 47		
PITCHER	IP: 7.0 WLS: 3 BF: 30 ERA: 3.12	WLS: 0 BF: 0 ERA: 3.04	WLS: 0 BF: 0 ERA: 5.0	WLS: 0 BF: 0 ERA: 4.26	IP: 7.0 WLS: 3 BF: 30 ERA: 3.12	IP: 7.0 WLS: 3 BF: 30 ERA: 3.12	IP: 7.0 WLS: 3 BF: 30 ERA: 3.12	IP: 7.0 WLS: 3 BF: 30 ERA: 3.12	IP: 7.0 WLS: 3 BF: 30 ERA: 3.12	IP: 7.0 WLS: 3 BF: 30 ERA: 3.12	IP: 7.0 WLS: 3 BF: 30 ERA: 3.12	IP: 7.0 WLS: 3 BF: 30 ERA: 3.12	IP: 7.0 WLS: 3 BF: 30 ERA: 3.12	IP: 7.0 WLS: 3 BF: 30 ERA: 3.12	IP: 7.0 WLS: 3 BF: 30 ERA: 3.12	IP: 7.0 WLS: 3 BF: 30 ERA: 3.12	IP: 7.0 WLS: 3 BF: 30 ERA: 3.12	IP: 7.0 WLS: 3 BF: 30 ERA: 3.12	IP: 7.0 WLS: 3 BF: 30 ERA: 3.12	IP: 7.0 WLS: 3 BF: 30 ERA: 3.12	IP: 7.0 WLS: 3 BF: 30 ERA: 3.12	IP: 7.0 WLS: 3 BF: 30 ERA: 3.12	IP: 7.0 WLS: 3 BF: 30 ERA: 3.12	IP: 7.0 WLS: 3 BF: 30 ERA: 3.12

Atlanta Braves @ Montreal Expos
 Olympic Stadium, Montreal, QB
 Thu Jun 07 2001, 7:05 PM EDT
 Att. 4,575 - Dome - 72 F

livebaseballscorecards.com

AB 42
 R 4
 H 11
 RBI 4
 BB 4
 SO 6
 LOB 19

Batter	1	2	3	4	5	6	7	8	9	10	11	AB	R	H	RBI	BB	SO	LOB							
Mike Mordecai, R OBP: 0.314, SLG: 0.431	(1, 4)			(0, 1)		(4, 0)		(0, 0)			(4, 2)	3	2	1	0	2	0	0							
Geoff Blum, S OBP: 0.323, SLG: 0.350	(1, 5)			(2, 1)		(2, 3)			(2, 3)		(1, 1)	5	0	1	0	0	3	2							
Vladimir Guerrero, R OBP: 0.379, SLG: 0.601	(1, 9)			(2, 0)		(1, 1)			(0, 2)		(1, 1)	5	1	1	1	0	1	4							
Lee Stevens, L OBP: 0.303, SLG: 0.471				(1, 2)			(0, 0)		(2, 0)		(1, 0)	5	0	1	1	0	0	2							
Orlando Cabrera, R OBP: 0.317, SLG: 0.409				(0, 2)		(0, 2)			(0, 0)		(0, 2)	5	0	2	0	0	0	2							
Randy Knorr, R OBP: 0.373, SLG: 0.524				(0, 0)		(4, 2)			(2, 2)		(0, 0)	3	0	0	0	1	0	1							
Mark Smith, R OBP: 0.333, SLG: 0.350				(2, 1)		(3, 3)			(1, 3)		(0, 1)	2	0	1	0	0	1	1							
Curtis Pride, L OBP: 0.371, SLG: 0.419												2	0	0	0	0	1	1							
Terry Jones, S OBP: 0.286, SLG: 0.333				(0, 0)		(2, 2)			(3, 2)		(0, 0)	4	0	1	0	0	0	2							
Tony Armas, R OBP: 0.303, SLG: 0.286				(0, 3)		(1, 2)			(2, 3)		(1, 3)	2	0	0	0	0	1	1							
Milton Bradley, S OBP: 0.295, SLG: 0.335												0	0	0	0	0	0	0							
Ugueth Urbina, R OBP: 0.378, SLG: 0.545												0	0	0	0	0	0	0							
Andy Tracy, L OBP: 0.313, SLG: 0.373												1	0	0	0	0	1	1							
Scott Strickland, R OBP: 0.378, SLG: 0.545												0	0	0	0	0	0	0							
Inning Stats	R: 0 E: 0 K: 2 S: 8	H: 0 LOB: 0 BB: 0 P: 9	R: 0 E: 0 K: 0 S: 5	H: 0 LOB: 0 BB: 0 P: 7	R: 0 E: 0 K: 1 S: 6	H: 1 LOB: 1 BB: 0 P: 8	R: 1 E: 0 K: 0 S: 11	H: 2 LOB: 1 BB: 0 P: 16	R: 0 E: 0 K: 1 S: 5	H: 1 LOB: 1 BB: 0 P: 13	R: 0 E: 0 K: 1 S: 7	H: 0 LOB: 0 BB: 0 P: 12	R: 1 E: 0 K: 1 S: 9	H: 2 LOB: 0 BB: 1 P: 15	R: 0 E: 0 K: 1 S: 7	H: 1 LOB: 1 BB: 0 P: 8	R: 1 E: 0 K: 0 S: 10	H: 1 LOB: 1 BB: 1 P: 17	1B: 6 2B: 1 3B: 0 HR: 1	SF: 0 SAC: 0 DP: 2 HBP: 0	WP: 0 PB: 0 SB: 1 CS: 1	PA: 42			
PITCHER	IP: 6.0 WLS: 1 BF: 21 ERA: 5.19	IP: 6.0 WLS: 1 BF: 21 ERA: 5.19	IP: 6.0 WLS: 1 BF: 21 ERA: 5.19	IP: 6.0 WLS: 1 BF: 21 ERA: 5.19	IP: 6.0 WLS: 1 BF: 21 ERA: 5.19	IP: 6.0 WLS: 1 BF: 21 ERA: 5.19	IP: 6.0 WLS: 1 BF: 21 ERA: 5.19	IP: 6.0 WLS: 1 BF: 21 ERA: 5.19	IP: 6.0 WLS: 1 BF: 21 ERA: 5.19	IP: 6.0 WLS: 1 BF: 21 ERA: 5.19	IP: 6.0 WLS: 1 BF: 21 ERA: 5.19	IP: 6.0 WLS: 1 BF: 21 ERA: 5.19	IP: 6.0 WLS: 1 BF: 21 ERA: 5.19	IP: 6.0 WLS: 1 BF: 21 ERA: 5.19	IP: 6.0 WLS: 1 BF: 21 ERA: 5.19	IP: 6.0 WLS: 1 BF: 21 ERA: 5.19	IP: 6.0 WLS: 1 BF: 21 ERA: 5.19	IP: 6.0 WLS: 1 BF: 21 ERA: 5.19	IP: 6.0 WLS: 1 BF: 21 ERA: 5.19	IP: 6.0 WLS: 1 BF: 21 ERA: 5.19	IP: 6.0 WLS: 1 BF: 21 ERA: 5.19	IP: 6.0 WLS: 1 BF: 21 ERA: 5.19	IP: 6.0 WLS: 1 BF: 21 ERA: 5.19	IP: 6.0 WLS: 1 BF: 21 ERA: 5.19	IP: 6.0 WLS: 1 BF: 21 ERA: 5.19

Atlanta Braves @ Montreal Expos
 Olympic Stadium, Montreal, QB
 Thu Jun 07 2001, 7:05 PM EDT
 Att. 4,575 - Dome - 72 F

livebaseballscorecards.com

AB 38
 R 3
 H 8
 RBI 2
 BB 3
 SO 9
 LOB 17

Batter	1	2	3	4	5	6	7	8	9	AB	R	H	RBI	BB	SO	LOB	TOP					
Terry Jones, S OBP: 0.320, SLG: 0.360 (1, 7)	2-1 G4-3 1B			3-2 G4-3		0-1 F7		1-2 2B 1B	4 0 2 0 0 0 1													
Mike Mordecai, R OBP: 0.297, SLG: 0.406 (1, 5)	2-3 K			0-1 F9		1-1 G5-3		0-0 F9	4 0 0 0 0 1 3													
Vladimir Guerrero, R OBP: 0.381, SLG: 0.664 (1, 9)	0-1 G4-3 1-2			0-2 G6-3			1-1 CS 1B	0-1 2B 1-3	4 0 2 0 0 0 1													
Lee Stevens, L OBP: 0.298, SLG: 0.463 (1, 3)		1-0 F8			1-3 K		0-3 K	3-1 G6-3	4 0 0 0 0 2 3													
Orlando Cabrera, R OBP: 0.317, SLG: 0.408 (1, 6)		2-2 F8			2-1 1B		0-2 G1-3 1-2		3 0 1 0 0 0 1													
Andy Tracy, L OBP: 0.170, SLG: 0.255 (1, 10)		2-3 K			3-3 K			0-2 F8	3 0 0 0 0 2 1													
Milton Bradley, S OBP: 0.294, SLG: 0.330 (1, 8)			0-0 G4-3		2-1 L5			1-1 G3-1	3 0 0 0 0 0 1													
Michael Barrett, R OBP: 0.293, SLG: 0.333 (1, 2)			0-1 F9			0-0 L8		2-2 L7	3 0 0 0 0 0 0													
Geoff Blum, S OBP: 0.323, SLG: 0.350 (1, 4)			1-2 L7			0-2 1B		0-1 F8	3 0 1 0 0 0 0													
Inning Stats	R: 0 E: 0 K: 1 S: 7	H: 1 LOB: 0 BB: 0 P: 11	R: 0 E: 0 K: 1 S: 8	H: 0 LOB: 0 BB: 0 P: 13	R: 0 E: 0 K: 0 S: 6	H: 0 LOB: 0 BB: 0 P: 7	R: 0 E: 0 K: 2 S: 8	H: 0 LOB: 1 BB: 0 P: 11	R: 0 E: 0 K: 2 S: 10	H: 1 LOB: 1 BB: 0 P: 18	R: 0 E: 0 K: 1 S: 9	H: 1 LOB: 0 BB: 0 P: 10	R: 0 E: 0 K: 1 S: 8	H: 1 LOB: 0 BB: 0 P: 9	R: 0 E: 0 K: 0 S: 9	H: 0 LOB: 0 BB: 0 P: 12	R: 0 E: 0 K: 0 S: 10	H: 2 LOB: 2 BB: 0 P: 14	1B: 5 2B: 1 3B: 0 HR: 0	SF: 0 SAC: 0 DP: 1 HBP: 0	WP: 0 PB: 0 SB: 0 CS: 1	PA: 31
PITCHER Josh Towers, R ERA: 1.99 (1, 1)	IP: 9.0 WLS: W BF: 31 H: 6 R: 0 ER: 0 SO: 5 BB: 0 IBB: 0 HBP: 0 BLK: 0 WP: 0 HR: 0 S: 75 P: 105 ERA: 0.00 WHIP: 0.667																					

Montreal Expos @ Baltimore Orioles
 Oriole Park at Camden Yards, Baltimore, MD
 Fri Jun 08 2001, 7:05 PM EDT
 Att: 39,940 - Sunny - 85 F

AB	31
R	0
H	6
RBI	0
BB	0
SO	5
LOB	11



Batter	1	2	3	4	5	6	7	8	9	AB	R	H	RBI	BB	SO	LOB	BOTTOM			
Brady Anderson, L OBP: 0.310, SLG: 0.296 (1, 7) (6, 9)	2-2 G6-3	4-1 6 BB BB		1-1 P6		2-0 G4-3		2-2 FC4-6	4 0 0 1 1 0 3											
6 Melvin Mora, R OBP: 0.366, SLG: 0.379 (1, 8)	1-0 G5-3	4-0 FC6-4 BB		4-2 CS BB		3-H G3		1-1 F9	3 0 1 1 2 0 2											
Mike Bordick, R OBP: 0.314, SLG: 0.387 (1, 6)	1-1 G5-3	1-1 FC6-4		1-2 SF8			1-0 F9		3 0 0 1 0 0 4											
Jeff Conine, R OBP: 0.395, SLG: 0.497 (1, 10)	4-1 BB		1-1 F7	3-1 CS	1-3 K2-3		1-1 G6-3		3 0 0 0 1 1 0											
David Segui, S OBP: 0.395, SLG: 0.413 (1, 3)	0-0 G1-3		0-0 HR		4-1 BB		0-1 G1-3		3 1 1 1 1 0 2											
Cal Ripken Jr., R OBP: 0.238, SLG: 0.312 (1, 5)		1-0 G4-3	2-0 G6-3		2-1 P6		1-0 G4-3		4 0 0 0 0 0 1											
Chris Richard, L OBP: 0.352, SLG: 0.440 Delino DeShields, L OBP: 0.320, SLG: 0.311 (1, 9) (6, 7)		0-1 1B 6 BB 1B	3-1 HBP		1-2 G4-3		1-0 1B 1B		2 1 1 0 0 0 1 1 1 1 0 0 0 0											
Fernando Lunar, R OBP: 0.344, SLG: 0.393 (1, 2)		0-2 P6	0-0 G4-3			2-2 SH3 G4-3 2B		0-0 FC4-6 1B	4 1 2 0 0 0 2											
Jerry Hairston, R OBP: 0.323, SLG: 0.406 (1, 4)		3-2 6 BB BB 1B		3-2 SF8 3B		0-1 SH3		0-2 FC4-6 1B	3 1 3 1 0 0 0											
Inning Stats	R: 0 E: 0 K: 0 S: 8	H: 1 LOB: 2 BB: 1 P: 16	R: 1 E: 0 K: 0 S: 12	H: 2 LOB: 3 BB: 2 P: 25	R: 1 E: 0 K: 0 S: 6	H: 1 LOB: 1 BB: 0 P: 12	R: 1 E: 0 K: 0 S: 13	H: 1 LOB: 1 BB: 1 P: 25	R: 0 E: 0 K: 1 S: 10	H: 0 LOB: 1 BB: 1 P: 18	R: 1 E: 0 K: 0 S: 7	H: 1 LOB: 0 BB: 0 P: 12	R: 0 E: 0 K: 0 S: 5	H: 0 LOB: 0 BB: 0 P: 7	R: 1 E: 0 K: 0 S: 12	H: 3 LOB: 2 BB: 0 P: 17	1B: 6 2B: 1 3B: 1 HR: 1	SF: 1 SAC: 1 DP: 0 HBP: 1	WP: 0 PB: 0 SB: 0 CS: 1	PA: 39
PITCHER Matt Blank, L ERA: 6.94 Bob Scanlan, R ERA: 7.36 (1, 1) (6, 1)	IP: 5.0 WLS: L BF: 25 H: 5 R: 3 ER: 3 SO: 3 BB: 3 IBB: 1 HBP: 0 BLK: 0 WP: 0 HR: 1 S: 49 P: 96 ERA: 5.40 WHIP: 2.000																			

Montreal Expos @ Baltimore Orioles
 Oriole Park at Camden Yards, Baltimore, MD
 Fri Jun 08 2001, 7:05 PM EDT
 Att: 39,940 - Sunny - 85 F

AB	30
R	5
H	9
RBI	5
BB	5
SO	1
LOB	15



Batter	1	2	3	4	5	6	7	8	9	AB	R	H	RBI	BB	SO	LOB	TOP																			
Terry Jones, S OBP: 0.300, SLG: 0.333 (1, 7)										5	0	1	0	0	0	3																				
Curtis Pride, L OBP: 0.356, SLG: 0.400 (1, 10)										3	0	0	0	0	0	3																				
Ryan Minor, R OBP: 0.267, SLG: 0.357 (8, FH)										0	1	0	0	1	0	0																				
Vladimir Guerrero, R OBP: 0.382, SLG: 0.662 (1, 9)										4	2	2	0	0	0	0																				
Lee Stevens, L OBP: 0.306, SLG: 0.463 (1, 3)										2	1	1	0	2	0	0																				
Orlando Cabrera, R OBP: 0.316, SLG: 0.405 (1, 6)										4	0	1	3	0	0	2																				
Geoff Blum, S OBP: 0.327, SLG: 0.350 (1, 4)										3	0	1	0	1	0	1																				
Michael Barrett, R OBP: 0.286, SLG: 0.325 (1, 2)										4	0	0	0	0	1	4																				
Randy Knorr, R OBP: 0.373, SLG: 0.524 (9, 2)										0	0	0	0	0	0	0																				
Andy Tracy, L OBP: 0.175, SLG: 0.240 (1, 5)										3	0	0	0	1	2	2																				
Milton Bradley, S OBP: 0.303, SLG: 0.339 (1, 8)										4	0	3	0	0	1	0																				
Inning Stats	R: 0 E: 0 K: 0 S: 9	H: 1 LOB: 0 BB: 0 P: 14	R: 0 E: 0 K: 0 S: 10	H: 0 LOB: 1 BB: 1 P: 17	R: 0 E: 0 K: 1 S: 7	H: 1 LOB: 0 BB: 0 P: 14	R: 0 E: 0 K: 0 S: 7	H: 0 LOB: 0 BB: 0 P: 11	R: 0 E: 0 K: 0 S: 8	H: 0 LOB: 0 BB: 0 P: 10	R: 0 E: 0 K: 0 S: 6	H: 1 LOB: 2 BB: 1 P: 13	R: 1 E: 0 K: 2 S: 13	H: 3 LOB: 2 BB: 0 P: 19	R: 3 E: 1 K: 1 S: 17	H: 2 LOB: 2 BB: 3 P: 34	R: 0 E: 0 K: 0 S: 8	H: 1 LOB: 0 BB: 0 P: 9	1B: 9 2B: 1 3B: 0 HR: 0	SF: 0 SAC: 0 DP: 2 HBP: 0	WP: 0 PB: 0 SB: 0 CS: 1	PA: 38														
PITCHER	IP WLS BF H R ER SO BB IBB HBP BLK WP HR S P ERA WHIP																																			
Willis Roberts, R ERA: 4.7 (1, 1)	7.0	26	6	1	1	3	2	0	0	0	0	0	0	60	98	1.29	1.143																			
B.J. Ryan, L ERA: 4.05 (8, 1)	0.2	L 7	2	3	2	1	3	0	0	0	0	0	0	15	32	27.00	7.500																			
Ryan Kohlmeier, R ERA: 6.98 (8, 1)	1.1	4	1	0	0	0	0	0	0	0	0	0	0	10	11	0.00	0.750																			

Montreal Expos @ Baltimore Orioles
 Oriole Park at Camden Yards, Baltimore, MD
 Sat Jun 09 2001, 7:05 PM EDT
 Att: 39,521 - Sunny - 85 F

AB 32
 R 4
 H 9
 RBI 3
 BB 5
 SO 4
 LOB 15



Batter	1	2	3	4	5	6	7	8	9	AB	R	H	RBI	BB	SO	LOB	BOTTOM																			
Brady Anderson, L OBP: 0.307, SLG: 0.294 (1, 9)										5	0	1	1	0	0	4																				
Mike Bordick, R OBP: 0.308, SLG: 0.378 (1, 6)										5	0	0	0	0	1	5																				
Delino DeShields, L OBP: 0.319, SLG: 0.310 (1, 7)										4	0	1	0	0	2	0																				
Jeff Conine, R OBP: 0.392, SLG: 0.490 (1, 3)										4	0	1	0	0	1	1																				
David Segui, S OBP: 0.384, SLG: 0.400 (1, 10)										4	0	0	0	0	1	2																				
6 Melvin Mora, R OBP: 0.388, SLG: 0.396 (1, 8)										3	1	1	1	0	1	1																				
Cal Ripken Jr., R OBP: 0.233, SLG: 0.304 (1, 5)										4	1	0	0	0	1	1																				
Fernando Lumar, R OBP: 0.389, SLG: 0.419 (1, 2)										3	0	2	0	1	0	0																				
Jerry Hairston, R OBP: 0.326, SLG: 0.408 (1, 4)										4	0	2	0	0	0	3																				
Inning Stats	R: 0 E: 0 K: 0 S: 5	H: 0 LOB: 0 BB: 0 P: 8	R: 0 E: 0 K: 0 S: 13	H: 0 LOB: 1 BB: 0 P: 21	R: 0 E: 0 K: 0 S: 7	H: 1 LOB: 1 BB: 0 P: 11	R: 0 E: 0 K: 0 S: 11	H: 1 LOB: 1 BB: 0 P: 13	R: 0 E: 0 K: 3 S: 11	H: 2 LOB: 2 BB: 0 P: 16	R: 1 E: 0 K: 1 S: 9	H: 2 LOB: 1 BB: 0 P: 14	R: 0 E: 0 K: 2 S: 10	H: 1 LOB: 1 BB: 0 P: 15	R: 1 E: 1 K: 1 S: 15	H: 1 LOB: 2 BB: 1 P: 23	1B: 7 2B: 0 3B: 0 HR: 1	SF: 0 SAC: 0 DP: 0 HBP: 1	WP: 0 PB: 0 SB: 2 CS: 0	PA: 38																
PITCHER	IP WLS BF H R ER SO BB IBB HBP BLK WP HR S P ERA WHIP																																			
Masato Yoshii, R ERA: 2.91 (1, 1)	6.2	27	6	1	1	4	0	0	0	0	0	0	0	64	92	1.35	0.900																			
Graeme Lloyd, L ERA: 2.89 (7, 1)	1.1	W 5	1	0	0	2	0	0	0	0	0	0	0	12	19	0.00	0.750																			
Ugueth Urbina, R ERA: 4.82 (9, 1)	1.0	S 6	1	1	0	1	1	0	0	0	0	0	0	15	23	0.00	2.000																			

Montreal Expos @ Baltimore Orioles
 Oriole Park at Camden Yards, Baltimore, MD
 Sat Jun 09 2001, 7:05 PM EDT
 Att: 39,521 - Sunny - 85 F

AB 36
 R 2
 H 8
 RBI 2
 BB 1
 SO 7
 LOB 17



Batter	1	2	3	4	5	6	7	8	9	AB	R	H	RBI	BB	SO	LOB	TOP					
Terry Jones, S OBP: 0.323, SLG: 0.355 Mark Smith, R OBP: 0.296, SLG: 0.304	2-2 L9 BB E 1B		2-3 K		1-1 P4			2-2 P4		1 0 1 0 0 0 0 3 1 0 0 0 1 2							Montreal Expos @ Baltimore Orioles Oriole Park at Camden Yards, Baltimore, MD Sun Jun 10 2001, 1:35 PM EDT Att: 36,868 - Cloudy - 88 F					
Curtis Pride, L OBP: 0.364, SLG: 0.388	4-1 E BB		1-1 G4-3		4-0 G6-4-3 BB			0-0 F7		2 0 0 0 2 0 0												
Vladimir Guerrero, R OBP: 0.376, SLG: 0.591	0-0 L9		1-1 G6-3		1-1 G6-4-3			3-2 G5-3		4 0 0 0 0 0 3												
Lee Stevens, L OBP: 0.301, SLG: 0.455	2-1 F7			1-1 G3				0-0 E4 1B 1B		4 1 0 0 0 0 1												
Orlando Cabrera, R OBP: 0.312, SLG: 0.398	2-1 L9			0-2 G4-3				1-1 F8		4 0 0 0 0 0 3												
Geoff Blum, S OBP: 0.331, SLG: 0.361		0-1 SH1-3 2B		1-1 F8				0-0 F7		4 0 2 0 0 0 0												
Michael Barrett, R OBP: 0.293, SLG: 0.331		0-0 SH1-3			0-0 L8			1-0 1B		3 0 2 1 0 0 0												
Andy Tracy, L OBP: 0.183, SLG: 0.231 Mike Mordecai, R OBP: 0.293, SLG: 0.400	1-3 K				4-2 1B BB			0-0 F9		2 0 0 0 1 1 2 1 0 0 0 0 0 2												
Milton Bradley, S OBP: 0.303, SLG: 0.339	2-1 F7				2-1 CS 1B			3-1 L7		3 0 1 0 0 0 1												
Inning Stats	R: 1 E: 1 K: 0 S: 9	H: 1 LOB: 2 BB: 1 P: 19	R: 0 E: 0 K: 1 S: 8	H: 1 LOB: 0 BB: 0 P: 9	R: 0 E: 0 K: 1 S: 9	H: 0 LOB: 0 BB: 0 P: 13	R: 0 E: 0 K: 0 S: 8	H: 0 LOB: 0 BB: 0 P: 10	R: 0 E: 0 K: 0 S: 7	H: 1 LOB: 1 BB: 1 P: 14	R: 0 E: 0 K: 0 S: 3	H: 0 LOB: 0 BB: 1 P: 9	R: 0 E: 0 K: 0 S: 8	H: 1 LOB: 1 BB: 0 P: 12	R: 0 E: 0 K: 0 S: 6	H: 0 LOB: 0 BB: 0 P: 11		R: 1 E: 1 K: 0 S: 13	H: 2 LOB: 2 BB: 0 P: 22	1B: 5 2B: 1 3B: 0 HR: 0	SF: 0 SAC: 1 DP: 1 HBP: 0	WP: 0 PB: 0 SB: 0 CS: 1
PITCHER Jason Johnson, R ERA: 3.09 Buddy Groom, L ERA: 4.82	IP: 8.2 WLS: W BF: 34 H: 6 R: 2 ER: 1 SO: 2 BB: 3 IBB: 0 HBP: 0 BLK: 0 WP: 0 HR: 0 S: 68 P: 113 ERA: 1.04 WHIP: 1.038	IP: 0.1 WLS: S BF: 1 H: 0 R: 0 ER: 0 SO: 0 BB: 0 IBB: 0 HBP: 0 BLK: 0 WP: 0 HR: 0 S: 3 P: 6 ERA: 0.00 WHIP: 0.000																				

AB	31
R	2
H	6
RBI	1
BB	3
SO	2
LOB	14



Batter	1	2	3	4	5	6	7	8	9	AB	R	H	RBI	BB	SO	LOB	BOTTOM					
Brady Anderson, L OBP: 0.306, SLG: 0.293	2-2 G5-3				0-3 K			2-0 F7		4 0 1 1 0 1 0							Montreal Expos @ Baltimore Orioles Oriole Park at Camden Yards, Baltimore, MD Sun Jun 10 2001, 1:35 PM EDT Att: 36,868 - Cloudy - 88 F					
6 Melvin Mora, R OBP: 0.361, SLG: 0.387	1-1 F9				1-0 G6-3			1-3 K		4 0 0 0 0 1 2												
David Segui, S OBP: 0.394, SLG: 0.414	0-0 FC6-4 1B				1-0 G1-3			4-1 BB		3 1 2 0 1 0 0												
Jeff Conine, R OBP: 0.383, SLG: 0.477	0-1 FC6-4				3-1 L4			1-3 K		4 0 0 0 0 1 3												
Greg Myers, L OBP: 0.333, SLG: 0.459					0-3 K			0-3 K		3 0 0 0 0 2 1												
Cal Ripken Jr., R OBP: 0.234, SLG: 0.305	1-2 F7				0-1 G6-3			0-0 CS 1B		3 0 1 1 0 0 0												
Delino DeShields, L OBP: 0.319, SLG: 0.306					2-3 K			3-2 CS		2 1 0 0 1 1 0												
Brook Fordyce, R OBP: 0.256, SLG: 0.289	1-2 1B 1B				1-0 G5-3			2-2 L1		3 1 1 0 0 0 0												
Jerry Hairston, R OBP: 0.326, SLG: 0.407	0-2 FC6-4 1B				0-2 L7			1-2 G6-3		3 0 1 1 0 0 0												
Inning Stats	R: 0 E: 0 K: 0 S: 8	H: 1 LOB: 1 BB: 0 P: 11	R: 2 E: 0 K: 1 S: 22	H: 3 LOB: 2 BB: 1 P: 31	R: 0 E: 0 K: 0 S: 6	H: 0 LOB: 0 BB: 0 P: 13	R: 0 E: 0 K: 1 S: 6	H: 0 LOB: 0 BB: 0 P: 9	R: 0 E: 0 K: 1 S: 7	H: 0 LOB: 0 BB: 0 P: 8	R: 1 E: 0 K: 1 S: 12	H: 2 LOB: 0 BB: 0 P: 18	R: 0 E: 0 K: 0 S: 7	H: 0 LOB: 0 BB: 0 P: 10	R: 0 E: 0 K: 2 S: 8	H: 0 LOB: 1 BB: 1 P: 16		R: 0 E: 0 K: 0 S: 8	H: 0 LOB: 0 BB: 0 P: 11	1B: 5 2B: 1 3B: 0 HR: 0	SF: 0 SAC: 0 DP: 0 HBP: 0	WP: 0 PB: 0 SB: 0 CS: 1
PITCHER Javier Vazquez, R ERA: 4.47	IP: 8.0 WLS: L BF: 31 H: 6 R: 3 ER: 3 SO: 6 BB: 2 IBB: 0 HBP: 0 BLK: 0 WP: 0 HR: 0 S: 76 P: 116 ERA: 3.38 WHIP: 1.000																					

AB	29
R	3
H	6
RBI	3
BB	2
SO	6
LOB	6



Batter	1	2	3	4	5	6	7	8	9	AB	R	H	RBI	BB	SO	LOB	TOP					
Mike Mordecai, R OBP: 0.295, SLG: 0.390 (1, 5)	F8			G5-3		BB	HR			3	1	1	1	1	0	0	Montreal Expos @ New York Yankees Yankee Stadium, Bronx, NY Thu Jun 14 2001, 7:05 PM EDT Att: 33,306 - Cloudy - 81 F					
Jose Vidro, S OBP: 0.342, SLG: 0.494 (1, 10)	K			1B			HR			4	2	2	3	0	1							
Vladimir Guerrero, R OBP: 0.377, SLG: 0.577 (1, 9)	G5-3			FC5-4			CS			4	0	2	0	0	0	1						
Orlando Cabrera, R OBP: 0.304, SLG: 0.383 (1, 6)				FC5-4			CS			4	0	1	0	0	1	1						
Lee Stevens, L OBP: 0.286, SLG: 0.431 (1, 3)	K			FC5-4			G4-3			4	0	0	1	0	2	2						
Michael Barrett, R OBP: 0.294, SLG: 0.351 (1, 2)	K2-3			G1-3			BB			4	1	1	0	0	1	2						
Geoff Blum, S OBP: 0.330, SLG: 0.361 (1, 4)							FC4-6			3	1	0	0	1	1	0						
Mark Smith, R OBP: 0.314, SLG: 0.400 (1, 7)				G6-3			FC4-6			3	0	0	0	1	1	0						
Milton Bradley, S OBP: 0.291, SLG: 0.328 (1, 8)				G5-3			FC4-6			4	1	0	1	0	1	2						
Inning Stats	R: 0 E: 0 K: 1 S: 11	H: 0 LOB: 0 BB: 0 P: 16	R: 0 E: 0 K: 3 S: 10	H: 0 LOB: 0 BB: 0 P: 18	R: 0 E: 0 K: 0 S: 8	H: 0 LOB: 0 BB: 0 P: 12	R: 1 E: 0 K: 0 S: 14	H: 3 LOB: 2 BB: 0 P: 21	R: 0 E: 0 K: 1 S: 6	H: 0 LOB: 0 BB: 0 P: 9	R: 0 E: 0 K: 0 S: 5	H: 0 LOB: 1 BB: 1 P: 12	R: 5 E: 0 K: 0 S: 19	H: 4 LOB: 0 BB: 2 P: 30	R: 0 E: 0 K: 1 S: 7	H: 0 LOB: 0 BB: 0 P: 12	R: 0 E: 0 K: 2 S: 9	H: 0 LOB: 0 BB: 0 P: 12	1B: 6 2B: 0 3B: 0 HR: 1	SF: 0 SAC: 0 DP: 0 HBP: 0	WP: 0 PB: 0 SB: 0 CS: 1	PA: 37
PITCHER	IP	WLS	BF	H	R	ER	SO	BB	IBB	HBP	BLK	WP	HR	S	P	ERA	WHIP					
Randy Keisler, L ERA: 7.71 (1, 1)	6.2	W	28	5	5	5	5	3	0	0	0	0	0	70	114	6.75	1.200					
Brian Boehringer, R ERA: 2.93 (7, 1)	0.0		2	2	1	1	0	0	0	0	0	0	1	2	3	∞	∞					
Mike Stanton, L ERA: 1.41 (7, 1)	1.1	H	3	0	0	0	1	0	0	0	0	0	0	8	13	0.00	0.000					
42 Mariano Rivera, R ERA: 2.83 (9, 1)	1.0	S	3	0	0	0	2	0	0	0	0	0	0	9	12	0.00	0.000					

AB	33
R	6
H	7
RBI	6
BB	3
SO	8
LOB	9



Batter	1	2	3	4	5	6	7	8	9	AB	R	H	RBI	BB	SO	LOB	BOTTOM					
Chuck Knoblauch, R OBP: 0.352, SLG: 0.356 Shane Spencer, R OBP: 0.667, SLG: 2.000 (1, 7)	2B	BB		G6-4-3			HR			1	2	1	0	1	0	0	Montreal Expos @ New York Yankees Yankee Stadium, Bronx, NY Thu Jun 14 2001, 7:05 PM EDT Att: 33,306 - Cloudy - 81 F					
2 Derek Jeter, R OBP: 0.372, SLG: 0.402 (1, 6)	2B	BB		K			K			4	2	1	0	1	2	1						
Paul O'Neill, L OBP: 0.325, SLG: 0.455 (1, 9)	P3	G6-4-3		G3-1			P5			4	1	1	0	1	0	4						
Bernie Williams, S OBP: 0.383, SLG: 0.495 (1, 8)	1B	G6-4-3		20 BB			G6-3			5	1	3	4	0	0	1						
David Justice, L OBP: 0.324, SLG: 0.432 Enrique Wilson, S OBP: 0.199, SLG: 0.227 (1, 10)	2B	1B		F7			F8			2	1	1	0	0	0	2						
20 Jorge Posada, S OBP: 0.376, SLG: 0.559 (1, 2)	3B	1B		BB			BB			2	0	2	3	3	0	0						
Tino Martinez, L OBP: 0.318, SLG: 0.417 (1, 3)	K	BB		G3			G3			4	0	0	0	1	1	6						
Scott Brosius, R OBP: 0.350, SLG: 0.468 (1, 5)	G6-3	G3					P3			4	0	0	0	0	0	3						
Alfonso Soriano, R OBP: 0.299, SLG: 0.387 (1, 4)		HR		G6-4-3			F8			4	1	2	1	0	0	0						
Inning Stats	R: 4 E: 0 K: 1 S: 21	H: 5 LOB: 1 BB: 0 P: 33	R: 4 E: 0 K: 0 S: 13	H: 3 LOB: 4 BB: 4 P: 35	R: 0 E: 0 K: 1 S: 10	H: 1 LOB: 0 BB: 0 P: 12	R: 0 E: 0 K: 0 S: 12	H: 1 LOB: 1 BB: 1 P: 21	R: 0 E: 0 K: 0 S: 8	H: 0 LOB: 2 BB: 1 P: 15	R: 0 E: 0 K: 0 S: 11	H: 0 LOB: 1 BB: 1 P: 19	R: 1 E: 0 K: 1 S: 7	H: 1 LOB: 0 BB: 0 P: 11	R: 0 E: 0 K: 0 S: 7	H: 1 LOB: 2 BB: 1 P: 12	R: 0 E: 0 K: 1 S: 7	H: 1 LOB: 0 BB: 1 P: 12	1B: 8 2B: 1 3B: 1 HR: 2	SF: 0 SAC: 0 DP: 2 HBP: 0	WP: 0 PB: 0 SB: 1 CS: 0	PA: 43
PITCHER	IP	WLS	BF	H	R	ER	SO	BB	IBB	HBP	BLK	WP	HR	S	P	ERA	WHIP					
Masato Yoshii, R ERA: 3.99 (1, 1)	1.0	L	10	6	6	6	1	1	0	0	0	0	0	23	41	54.00	7.000					
Bob Scanlan, R ERA: 7.07 (2, 1)	3.0		15	4	2	2	1	4	0	0	0	0	0	33	60	6.00	2.667					
Darwin Cubillan, R ERA: 2.7 (5, 1)	1.0		5	0	0	0	0	1	0	0	0	0	0	8	15	0.00	1.000					
Scott Stewart, L ERA: 6.75 (6, 1)	1.0		4	0	0	0	0	1	0	0	0	0	0	11	19	0.00	1.000					
Guillermo Mota, R ERA: 3.66 (7, 1)	1.0		4	1	1	1	1	0	0	0	0	0	1	7	11	9.00	1.000					

AB	35
R	9
H	12
RBI	9
BB	8
SO	3
LOB	20



Batter	1	2	3	4	5	6	7	8	9	AB	R	H	RBI	BB	SO	LOB	TOP							
Shannon Stewart, R (1, 7) OBP: 0.387, SLG: 0.480	F9				F9												3							
Kelvin Escobar, R (7, 1)																	0							
Brad Fullmer, L (8, PH) OBP: 0.322, SLG: 0.444																	1							
Paul Quantrill, L (8, 1)																	0							
Billy Koch, R (9, 1)																	0							
Alex Gonzalez, R (1, 6) OBP: 0.295, SLG: 0.371																	5							
Raul Mondesi, R (1, 9) OBP: 0.391, SLG: 0.504																	5							
Carlos Delgado, L (1, 3) OBP: 0.407, SLG: 0.553																	5							
José Cruz Jr., S (1, 8) OBP: 0.353, SLG: 0.480																	5							
Tony Batista, R (1, 5) OBP: 0.254, SLG: 0.415																	5							
Alberto Castillo, R (1, 2) OBP: 0.349, SLG: 0.390																	5							
Homer Bush, R (1, 4) OBP: 0.392, SLG: 0.506																	3							
Chris Carpenter, R (1, 1)																	2							
Brian Simmons, S (7, 7) OBP: 0.284, SLG: 0.338																	0							
Inning Stats	R: 0 E: 0 K: 1 S: 12	H: 1 LOB: 1 BB: 0 P: 21	R: 3 E: 0 K: 0 S: 17	H: 4 LOB: 2 BB: 1 P: 27	R: 1 E: 0 K: 2 S: 12	H: 1 LOB: 0 BB: 0 P: 15	R: 0 E: 0 K: 0 S: 6	H: 0 LOB: 0 BB: 0 P: 7	R: 0 E: 0 K: 1 S: 9	H: 1 LOB: 0 BB: 0 P: 13	R: 2 E: 0 K: 1 S: 13	H: 2 LOB: 0 BB: 0 P: 18	R: 2 E: 0 K: 1 S: 15	H: 3 LOB: 1 BB: 0 P: 24	R: 0 E: 0 K: 1 S: 13	H: 1 LOB: 2 BB: 0 P: 23	R: 1 E: 0 K: 1 S: 15	H: 2 LOB: 1 BB: 0 P: 25	1B: 9 2B: 3 3B: 0 HR: 3	SF: 1 SAC: 1 DP: 1 HBP: 0	WP: 0 PB: 0 SB: 2 CS: 0	PA: 43		
PITCHER	IP WLS BF H R ER SO BB IBB HBP BLK WP HR S P ERA WHIP	IP WLS BF H R ER SO BB IBB HBP BLK WP HR S P ERA WHIP	IP WLS BF H R ER SO BB IBB HBP BLK WP HR S P ERA WHIP	IP WLS BF H R ER SO BB IBB HBP BLK WP HR S P ERA WHIP	IP WLS BF H R ER SO BB IBB HBP BLK WP HR S P ERA WHIP	IP WLS BF H R ER SO BB IBB HBP BLK WP HR S P ERA WHIP	IP WLS BF H R ER SO BB IBB HBP BLK WP HR S P ERA WHIP	IP WLS BF H R ER SO BB IBB HBP BLK WP HR S P ERA WHIP	IP WLS BF H R ER SO BB IBB HBP BLK WP HR S P ERA WHIP	IP WLS BF H R ER SO BB IBB HBP BLK WP HR S P ERA WHIP	IP WLS BF H R ER SO BB IBB HBP BLK WP HR S P ERA WHIP	IP WLS BF H R ER SO BB IBB HBP BLK WP HR S P ERA WHIP	IP WLS BF H R ER SO BB IBB HBP BLK WP HR S P ERA WHIP	IP WLS BF H R ER SO BB IBB HBP BLK WP HR S P ERA WHIP	IP WLS BF H R ER SO BB IBB HBP BLK WP HR S P ERA WHIP	IP WLS BF H R ER SO BB IBB HBP BLK WP HR S P ERA WHIP	IP WLS BF H R ER SO BB IBB HBP BLK WP HR S P ERA WHIP	IP WLS BF H R ER SO BB IBB HBP BLK WP HR S P ERA WHIP	IP WLS BF H R ER SO BB IBB HBP BLK WP HR S P ERA WHIP	IP WLS BF H R ER SO BB IBB HBP BLK WP HR S P ERA WHIP	IP WLS BF H R ER SO BB IBB HBP BLK WP HR S P ERA WHIP	IP WLS BF H R ER SO BB IBB HBP BLK WP HR S P ERA WHIP	IP WLS BF H R ER SO BB IBB HBP BLK WP HR S P ERA WHIP	IP WLS BF H R ER SO BB IBB HBP BLK WP HR S P ERA WHIP

Toronto Blue Jays @ Montreal Expos
Olympic Stadium, Montreal, QB
Fri Jun 15 2001, 7:05 PM EDT
Att: 8,692 - Dome - 72 F

AB	39
R	9
H	15
RBI	9
BB	2
SO	7
LOB	17



Batter	1	2	3	4	5	6	7	8	9	AB	R	H	RBI	BB	SO	LOB	BOTTOM							
Rob Ducey, L (1, 7) OBP: 0.351, SLG: 0.452	F7																4							
Jose Vidro, S (1, 4) OBP: 0.345, SLG: 0.495																	4							
Vladimir Guerrero, R (1, 9) OBP: 0.379, SLG: 0.576																	4							
Lee Stevens, L (1, 3) OBP: 0.293, SLG: 0.448																	4							
Orlando Cabrera, R (1, 6) OBP: 0.307, SLG: 0.385																	4							
Geoff Blum, S (1, 5) OBP: 0.328, SLG: 0.358																	4							
Michael Barrett, R (1, 2) OBP: 0.293, SLG: 0.349																	4							
Milton Bradley, S (1, 8) OBP: 0.288, SLG: 0.324																	3							
Ugueth Urbina, R (9, PH) OBP: 0.257, SLG: 0.313																	3							
Ryan Minor, R (9, PH) OBP: 0.257, SLG: 0.313																	1							
Javier Vazquez, R (1, 1) OBP: 0.478, SLG: 0.500																	2							
Scott Strickland, R (7, 1) ERA: 4.54																	0							
Mike Mordecai, R (7, 5) OBP: 0.289, SLG: 0.381																	2							
Inning Stats	R: 0 E: 0 K: 1 S: 6	H: 0 LOB: 0 BB: 0 P: 8	R: 1 E: 0 K: 1 S: 8	H: 2 LOB: 0 BB: 0 P: 9	R: 0 E: 0 K: 0 S: 6	H: 0 LOB: 0 BB: 0 P: 9	R: 0 E: 0 K: 0 S: 17	H: 3 LOB: 3 BB: 0 P: 25	R: 2 E: 1 K: 0 S: 5	H: 2 LOB: 1 BB: 0 P: 6	R: 0 E: 0 K: 1 S: 8	H: 0 LOB: 0 BB: 0 P: 11	R: 0 E: 0 K: 0 S: 8	H: 1 LOB: 0 BB: 0 P: 14	R: 0 E: 0 K: 0 S: 9	H: 1 LOB: 1 BB: 0 P: 14	1B: 10 2B: 2 3B: 0 HR: 2	SF: 0 SAC: 0 DP: 3 HBP: 0	WP: 0 PB: 0 SB: 0 CS: 0	PA: 36				
PITCHER	IP WLS BF H R ER SO BB IBB HBP BLK WP HR S P ERA WHIP	IP WLS BF H R ER SO BB IBB HBP BLK WP HR S P ERA WHIP	IP WLS BF H R ER SO BB IBB HBP BLK WP HR S P ERA WHIP	IP WLS BF H R ER SO BB IBB HBP BLK WP HR S P ERA WHIP	IP WLS BF H R ER SO BB IBB HBP BLK WP HR S P ERA WHIP	IP WLS BF H R ER SO BB IBB HBP BLK WP HR S P ERA WHIP	IP WLS BF H R ER SO BB IBB HBP BLK WP HR S P ERA WHIP	IP WLS BF H R ER SO BB IBB HBP BLK WP HR S P ERA WHIP	IP WLS BF H R ER SO BB IBB HBP BLK WP HR S P ERA WHIP	IP WLS BF H R ER SO BB IBB HBP BLK WP HR S P ERA WHIP	IP WLS BF H R ER SO BB IBB HBP BLK WP HR S P ERA WHIP	IP WLS BF H R ER SO BB IBB HBP BLK WP HR S P ERA WHIP	IP WLS BF H R ER SO BB IBB HBP BLK WP HR S P ERA WHIP	IP WLS BF H R ER SO BB IBB HBP BLK WP HR S P ERA WHIP	IP WLS BF H R ER SO BB IBB HBP BLK WP HR S P ERA WHIP	IP WLS BF H R ER SO BB IBB HBP BLK WP HR S P ERA WHIP	IP WLS BF H R ER SO BB IBB HBP BLK WP HR S P ERA WHIP	IP WLS BF H R ER SO BB IBB HBP BLK WP HR S P ERA WHIP	IP WLS BF H R ER SO BB IBB HBP BLK WP HR S P ERA WHIP	IP WLS BF H R ER SO BB IBB HBP BLK WP HR S P ERA WHIP	IP WLS BF H R ER SO BB IBB HBP BLK WP HR S P ERA WHIP	IP WLS BF H R ER SO BB IBB HBP BLK WP HR S P ERA WHIP	IP WLS BF H R ER SO BB IBB HBP BLK WP HR S P ERA WHIP	IP WLS BF H R ER SO BB IBB HBP BLK WP HR S P ERA WHIP

Toronto Blue Jays @ Montreal Expos
Olympic Stadium, Montreal, QB
Fri Jun 15 2001, 7:05 PM EDT
Att: 8,692 - Dome - 72 F

AB	36
R	3
H	13
RBI	3
BB	0
SO	4
LOB	18



Batter	1	2	3	4	5	6	7	8	9	AB	R	H	RBI	BB	SO	LOB	TOP					
Shannon Stewart, R (1, 7) OBP: 0.391, SLG: 0.493	2-1 G1-3 1B G3-1		0-0 G6-4-3 2B		2-0 3B		3-2 L4		0-1 F9	5	1	3	0	0	0	2						
Alex Gonzalez, R (1, 6) OBP: 0.296, SLG: 0.369	2-2 G3-1 G1-3 1B		1-2 G6-4-3 HBP		1-0 F8		0-1 F8		2-1 F2	4	0	1	0	0	0	3						
Raul Mondesi, R (1, 9) OBP: 0.389, SLG: 0.512	1-0 G1-3		1-1 G6-4-3		0-0 HR		1-0 F7			4	1	1	1	0	0	5						
Carlos Delgado, L (1, 3) OBP: 0.405, SLG: 0.548	2-2 G3-1		1-2 F7		1-2 1B BB G1-2-3 1B			1-2 G4-3		4	0	1	1	0	0	2						
José Cruz Jr., S (1, 8) OBP: 0.352, SLG: 0.480	2-0 F7			2-2 F8		1-2 F7			0-1 2B	4	0	1	0	0	0	2						
Tony Batista, R (1, 5) OBP: 0.254, SLG: 0.410		0-1 F7		1-1 F9		4-2 1B BB		0-1 G5-3		3	0	0	0	0	1	0						
Kelvim Escobar, R (8, 1)										0	0	0	0	0	0	0						
Pedro Borbon, R (8, 1)										0	0	0	0	0	0	0						
Alberto Castillo, R (1, 2) OBP: 0.338, SLG: 0.377		1-2 G5-3		0-0 G6-3		1-2 1B		1-1 G5-3		2	0	0	0	0	0	0						
Tony Fernandez, S (6, PH) OBP: 0.361, SLG: 0.338										1	0	1	0	0	0	0						
Darin Fletcher, L (6, 2) OBP: 0.272, SLG: 0.341										1	0	0	0	0	0	1						
Homer Bush, R (1, 4) OBP: 0.396, SLG: 0.511		1-0 2B			0-0 F8		0-0 G1-2-3		4-1 BB	3	0	1	0	1	0	3						
Esteban Loaiza, R (1, 1)		2-2 F9			2-2 G4-3			3-2 2B		2	0	0	0	0	0	1						
Bob File, R (5, 1)										0	0	0	0	0	0	0						
Brian Simmons, S (7, PH) OBP: 0.292, SLG: 0.358										1	0	1	0	0	0	0						
Dan Plesac, L (7, 1)										0	0	0	0	0	0	0						
Jeff Frye, R (8, 5) OBP: 0.271, SLG: 0.273										1	0	0	0	0	1							
Inning Stats	R: 1 E: 0 K: 0 S: 10	H: 2 LOB: 1 BB: 0 P: 19	R: 0 E: 0 K: 0 S: 10	H: 1 LOB: 1 BB: 0 P: 14	R: 0 E: 0 K: 0 S: 8	H: 1 LOB: 1 BB: 0 P: 11	R: 0 E: 0 K: 0 S: 6	H: 0 LOB: 0 BB: 0 P: 9	R: 0 E: 0 K: 0 S: 7	H: 3 LOB: 2 BB: 1 P: 12	R: 0 E: 0 K: 0 S: 13	H: 1 LOB: 1 BB: 0 P: 20	R: 0 E: 0 K: 0 S: 15	H: 1 LOB: 1 BB: 0 P: 22	R: 0 E: 0 K: 0 S: 9	H: 1 LOB: 1 BB: 1 P: 11	R: 0 E: 0 K: 0 S: 8	H: 0 LOB: 1 BB: 1 P: 15	1B: 4 2B: 4 3B: 1 HR: 1	SF: 0 SAC: 0 DP: 2 HBP: 1	WP: 0 PB: 0 SB: 0 CS: 0	PA: 38
PITCHER	IP WLS BF H R ER SO BB IBB HBP BLK WP HR S P ERA WHIP																					
Matt Blank, L (1, 1) ERA: 5.82	5.1 W 24 7 2 2 0 1 0 1 0 0 1 50 80 3.38 1.500																					
Guillermo Mota, R (6, 1) ERA: 3.49	1.2 H 6 2 0 0 0 0 0 0 0 0 0 19 27 0.00 1.200																					
Graeme Lloyd, L (8, 1) ERA: 2.59	1.0 H 4 1 0 0 0 0 0 0 0 0 0 9 11 0.00 1.000																					
Ugueth Urbina, R (9, 1) ERA: 4.55	1.0 4 0 0 0 0 1 0 0 0 0 0 8 15 0.00 1.000																					
Batter	1	2	3	4	5	6	7	8	9	AB	R	H	RBI	BB	SO	LOB	BOTTOM					
Rob Ducey, L (1, 7) OBP: 0.341, SLG: 0.412	1-0 FC3-6 HBP				0-1 G4-3		2-3 K			3	0	0	0	0	2	2						
Jose Vidro, S (1, 4) OBP: 0.348, SLG: 0.495	1-1 FC3-6 2B FC5-2		2-1 HR 1B		2-1 1B 1B		3-3 K			4	2	2	0	0	1	1						
Vladimir Guerrero, R (1, 9) OBP: 0.384, SLG: 0.594	0-0 FC5-2 1B 2B		1-1 HR 1B		1-1 1B 1B		1-3 K		1-3 K	4	2	3	2	0	1	0						
Lee Stevens, L (1, 3) OBP: 0.296, SLG: 0.447	2-1 FC5-2 1B		2-2 G4-3		1-1 G5-4-3 1B		4-2 FC6-4 1B BB			3	1	1	1	1	0	2						
Orlando Cabrera, R (1, 6) OBP: 0.310, SLG: 0.387	1-2 2B 1B		2-1 F7		1-2 G5-4-3		1-2 FC6-4 1B		1-2 FC6-4 1B	4	0	2	1	0	0	2						
Geoff Blum, S (1, 5) OBP: 0.321, SLG: 0.349	1-1 P4		2-2 G3		0-0 F8		3-2 FC6-4 2B		1-2 2B	4	1	0	0	0	0	4						
Michael Barrett, R (1, 2) OBP: 0.292, SLG: 0.352		0-1 G6-3		1-1 G5-3		1-2 G6-3		3-1 1B BB 3B 2B		4	1	1	2	0	0	0						
Milton Bradley, S (1, 8) OBP: 0.287, SLG: 0.332		1-1 P4		1-0 G4-3		2-2 G5-3		3-2 3B		4	0	1	1	0	0	0						
Matt Blank, L (1, 1) OBP: 0.400, SLG: 0.400										2	0	1	0	0	0	0						
Guillermo Mota, R (6, 1) OBP: 0.200, SLG: 0.200										0	0	0	0	0	0	0						
Mark Smith, R (7, PH) OBP: 0.333, SLG: 0.400										0	0	0	0	0	0	0						
Graeme Lloyd, L (8, 1) OBP: 0.285, SLG: 0.375										0	0	0	0	0	0	0						
Mike Montecali, R (8, PH) OBP: 0.285, SLG: 0.375										1	0	0	0	0	0	1						
Ugueth Urbina, R (9, 1) ERA: 3.09										0	0	0	0	0	0	0						
Inning Stats	R: 1 E: 0 K: 0 S: 10	H: 2 LOB: 2 BB: 0 P: 16	R: 0 E: 0 K: 1 S: 8	H: 1 LOB: 0 BB: 0 P: 10	R: 2 E: 0 K: 0 S: 15	H: 2 LOB: 0 BB: 0 P: 24	R: 0 E: 0 K: 0 S: 4	H: 0 LOB: 0 BB: 0 P: 7	R: 0 E: 0 K: 0 S: 10	H: 3 LOB: 1 BB: 0 P: 14	R: 0 E: 0 K: 2 S: 7	H: 0 LOB: 0 BB: 1 P: 16	R: 0 E: 0 K: 1 S: 23	H: 3 LOB: 1 BB: 1 P: 38	R: 3 E: 0 K: 1 S: 23	H: 3 LOB: 1 BB: 1 P: 38	1B: 7 2B: 2 3B: 1 HR: 1	SF: 0 SAC: 0 DP: 1 HBP: 1	WP: 0 PB: 0 SB: 0 CS: 1	PA: 36		
PITCHER	IP WLS BF H R ER SO BB IBB HBP BLK WP HR S P ERA WHIP																					
Esteban Loaiza, R (1, 1) ERA: 5.11	4.1 L 22 4 0 0 4 1 0 0 0 0 0 1 45 69 8.31 1.846																					
Bob File, R (5, 1) ERA: 1.51	1.2 4 0 0 0 0 0 0 0 0 0 0 10 13 0.00 0.000																					
Dan Plesac, L (7, 1) ERA: 2.95	1.0 3 0 0 0 2 1 0 0 0 0 0 7 16 0.00 1.000																					
Kelvim Escobar, R (8, 1) ERA: 5.68	0.2 5 2 3 3 1 1 0 0 0 0 0 0 16 28 40.50 4.500																					
Pedro Borbon, L (8, 1) ERA: 3.09	1.1 2 1 0 0 0 0 0 0 0 0 0 7 10 0.00 3.000																					

Toronto Blue Jays @ Montreal Expos
Olympic Stadium, Montreal, QB
Sat Jun 16 2001, 7:05 PM EDT
Att: 11,113 - Dome - 72 F

AB 35
R 2
H 10
RBI 2
BB 2
SO 0
LOB 21



Toronto Blue Jays @ Montreal Expos
Olympic Stadium, Montreal, QB
Sat Jun 16 2001, 7:05 PM EDT
Att: 11,113 - Dome - 72 F

AB 33
R 7
H 11
RBI 7
BB 2
SO 4
LOB 12



Batter	1	2	3	4	5	6	7	8	9	AB	R	H	RBI	BB	SO	LOB	TOP				
Shannon Stewart, R OBP: 0.388, SLG: 0.486	G6-3	HBP		K		F8			G4-3	4	0	0	0	0	1	2					
Alex Gonzalez, R OBP: 0.295, SLG: 0.369	K	K			G6-3		FC6 2B		L9	5	0	1	0	0	2	3					
Raul Mondesi, R OBP: 0.393, SLG: 0.511	BB 1B			K	E 2B BB		FC6 1B		G4-3	4	1	2	0	1	1	0					
Carlos Delgado, L OBP: 0.409, SLG: 0.554	BB			BB	1H 2B		F7			3	0	2	1	1	0	2					
José Cruz Jr., S OBP: 0.345, SLG: 0.471	K			K	F8		F8			4	0	0	0	0	2	6					
Tony Batista, R OBP: 0.254, SLG: 0.409										3	0	1	0	0	1	2					
Brad Fullmer, L OBP: 0.321, SLG: 0.442		SH5-3 1B		K		L7			FC6	1	0	0	0	0	0	2					
Jeff Frye, R OBP: 0.271, SLG: 0.273										0	0	0	0	0	0	0					
Darrin Fletcher, L OBP: 0.266, SLG: 0.333		P4			F7					4	0	0	0	0	1	1					
Homer Bush, R OBP: 0.400, SLG: 0.510		SH5-3 1B			SH1-4 1B		G1-3		L4	4	0	2	0	0	0	0					
Chris Michalak, L OBP: 1.000, SLG: 3.000										1	0	1	0	0	0	0					
Brian Simmons, S OBP: 0.289, SLG: 0.354		SH5-3			SH1-4				F7	1	0	0	0	0	0	0					
Dan Plesac, L OBP: 0.271, SLG: 0.273										0	0	0	0	0	0	0					
Paul Quantrill, L OBP: 0.271, SLG: 0.273										0	0	0	0	0	0	0					
Inning Stats	R: 0 E: 0 K: 2 S: 14	H: 1 LOB: 2 BB: 1 P: 23	R: 0 E: 0 K: 1 S: 10	H: 2 LOB: 3 BB: 0 P: 17	R: 0 E: 0 K: 3 S: 11	H: 1 LOB: 1 BB: 0 P: 19	R: 0 E: 0 K: 1 S: 8	H: 1 LOB: 1 BB: 0 P: 10	R: 1 E: 1 K: 0 S: 16	H: 1 LOB: 1 BB: 1 P: 26	R: 0 E: 0 K: 0 S: 13	H: 1 LOB: 2 BB: 0 P: 19	R: 0 E: 0 K: 1 S: 10	H: 0 LOB: 0 BB: 0 P: 14	R: 0 E: 0 K: 0 S: 9	H: 0 LOB: 0 BB: 0 P: 13	1B: 6 2B: 2 3B: 1 HR: 0	SF: 0 SAC: 2 DP: 0 HBP: 1	WP: 0 PB: 0 SB: 0 CS: 0	PA: 39	
PITCHER	IP WLS BF H R ER SO BB IBB HBP BLK WP HR S P ERA WHIP	IP WLS BF H R ER SO BB IBB HBP BLK WP HR S P ERA WHIP	IP WLS BF H R ER SO BB IBB HBP BLK WP HR S P ERA WHIP	IP WLS BF H R ER SO BB IBB HBP BLK WP HR S P ERA WHIP	IP WLS BF H R ER SO BB IBB HBP BLK WP HR S P ERA WHIP	IP WLS BF H R ER SO BB IBB HBP BLK WP HR S P ERA WHIP	IP WLS BF H R ER SO BB IBB HBP BLK WP HR S P ERA WHIP	IP WLS BF H R ER SO BB IBB HBP BLK WP HR S P ERA WHIP	IP WLS BF H R ER SO BB IBB HBP BLK WP HR S P ERA WHIP	IP WLS BF H R ER SO BB IBB HBP BLK WP HR S P ERA WHIP	IP WLS BF H R ER SO BB IBB HBP BLK WP HR S P ERA WHIP	IP WLS BF H R ER SO BB IBB HBP BLK WP HR S P ERA WHIP	IP WLS BF H R ER SO BB IBB HBP BLK WP HR S P ERA WHIP	IP WLS BF H R ER SO BB IBB HBP BLK WP HR S P ERA WHIP	IP WLS BF H R ER SO BB IBB HBP BLK WP HR S P ERA WHIP	IP WLS BF H R ER SO BB IBB HBP BLK WP HR S P ERA WHIP	IP WLS BF H R ER SO BB IBB HBP BLK WP HR S P ERA WHIP	IP WLS BF H R ER SO BB IBB HBP BLK WP HR S P ERA WHIP	IP WLS BF H R ER SO BB IBB HBP BLK WP HR S P ERA WHIP	IP WLS BF H R ER SO BB IBB HBP BLK WP HR S P ERA WHIP	IP WLS BF H R ER SO BB IBB HBP BLK WP HR S P ERA WHIP

Toronto Blue Jays @ Montreal Expos
Olympic Stadium, Montreal, QB
Sun Jun 17 2001, 1:35 PM EDT
Att. 8,440 - Dome - 72 F

AB	34
R	1
H	9
RBI	1
BB	2
SO	8
LOB	18



Batter	1	2	3	4	5	6	7	8	9	AB	R	H	RBI	BB	SO	LOB	BOTTOM					
Mike Mordecai, R OBP: 0.284, SLG: 0.375	F9			G6-4-3 1B		SF8			K	3	0	1	1	0	1	2						
Jose Vidro, S OBP: 0.351, SLG: 0.492				K		G4-3			S HR 1B	3	1	1	0	0	1	2						
Vladimir Guerrero, R OBP: 0.382, SLG: 0.587					G6-4-3		F7		HR 1B IBB	3	1	0	0	1	0	2						
Orlando Cabrera, R OBP: 0.309, SLG: 0.396		G1-3			G5-3		G4-3		HR	4	1	1	3	0	0	0						
Randy Knorr, R OBP: 0.352, SLG: 0.489		G5-3			F9		G5-3			3	0	0	0	0	0	0						
Mark Smith, R OBP: 0.356, SLG: 0.424		G5-3								3	0	2	0	0	0	0						
Ryan Minor, R OBP: 0.243, SLG: 0.294				K					B5-6-4 1B	2	0	0	0	0	1	1						
Geoff Blum, S OBP: 0.319, SLG: 0.347					P4				B5-6-4 1B	1	0	0	0	0	0	1						
Milton Bradley, S OBP: 0.292, SLG: 0.346				G4-3					1B 1B	3	1	2	0	0	0	0						
Tony Armas, R OBP: 0.227, SLG: 0.273										1	0	0	0	0	1	0						
Rob Ducey, L OBP: 0.357, SLG: 0.412										0	0	0	0	0	1	0						
Darwin Culisani, R OBP: 0.271, SLG: 0.354										0	0	0	0	0	0	0						
Scott Stewart, R OBP: 0.271, SLG: 0.354										0	0	0	0	0	0	0						
Scott Strickland, R OBP: 0.271, SLG: 0.354										0	0	0	0	0	0	0						
Curtis Pride, R OBP: 0.271, SLG: 0.354										1	0	1	0	0	0	0						
Guillermo Mota, R OBP: 0.271, SLG: 0.354										0	0	0	0	0	0	0						
Inning Stats	R: 0 E: 0 K: 0 S: 7	H: 0 LOB: 0 BB: 0 P: 14	R: 0 E: 0 K: 0 S: 5	H: 0 LOB: 0 BB: 0 P: 11	R: 0 E: 0 K: 2 S: 8	H: 0 LOB: 0 BB: 0 P: 13	R: 0 E: 0 K: 1 S: 7	H: 1 LOB: 0 BB: 0 P: 10	R: 0 E: 0 K: 0 S: 6	H: 1 LOB: 1 BB: 0 P: 11	R: 1 E: 0 K: 0 S: 7	H: 1 LOB: 0 BB: 1 P: 13	R: 0 E: 0 K: 0 S: 4	H: 0 LOB: 0 BB: 0 P: 7	R: 0 E: 0 K: 1 S: 11	H: 3 LOB: 2 BB: 0 P: 13	R: 3 E: 0 K: 0 S: 12	H: 2 LOB: 0 BB: 1 P: 19	1B: 6 2B: 0 3B: 1 HR: 1	SF: 1 SAC: 0 DP: 3 HBP: 1	WP: 0 PB: 0 SB: 1 CS: 0	PA: 31
PITCHER	IP WLS BF H R ER SO BB IBB HBP BLK WP HR S P ERA WHIP	IP WLS BF H R ER SO BB IBB HBP BLK WP HR S P ERA WHIP	IP WLS BF H R ER SO BB IBB HBP BLK WP HR S P ERA WHIP	IP WLS BF H R ER SO BB IBB HBP BLK WP HR S P ERA WHIP	IP WLS BF H R ER SO BB IBB HBP BLK WP HR S P ERA WHIP	IP WLS BF H R ER SO BB IBB HBP BLK WP HR S P ERA WHIP	IP WLS BF H R ER SO BB IBB HBP BLK WP HR S P ERA WHIP	IP WLS BF H R ER SO BB IBB HBP BLK WP HR S P ERA WHIP	IP WLS BF H R ER SO BB IBB HBP BLK WP HR S P ERA WHIP	IP WLS BF H R ER SO BB IBB HBP BLK WP HR S P ERA WHIP	IP WLS BF H R ER SO BB IBB HBP BLK WP HR S P ERA WHIP	IP WLS BF H R ER SO BB IBB HBP BLK WP HR S P ERA WHIP	IP WLS BF H R ER SO BB IBB HBP BLK WP HR S P ERA WHIP	IP WLS BF H R ER SO BB IBB HBP BLK WP HR S P ERA WHIP	IP WLS BF H R ER SO BB IBB HBP BLK WP HR S P ERA WHIP	IP WLS BF H R ER SO BB IBB HBP BLK WP HR S P ERA WHIP	IP WLS BF H R ER SO BB IBB HBP BLK WP HR S P ERA WHIP	IP WLS BF H R ER SO BB IBB HBP BLK WP HR S P ERA WHIP	IP WLS BF H R ER SO BB IBB HBP BLK WP HR S P ERA WHIP	IP WLS BF H R ER SO BB IBB HBP BLK WP HR S P ERA WHIP	IP WLS BF H R ER SO BB IBB HBP BLK WP HR S P ERA WHIP	IP WLS BF H R ER SO BB IBB HBP BLK WP HR S P ERA WHIP

Toronto Blue Jays @ Montreal Expos
Olympic Stadium, Montreal, QB
Sun Jun 17 2001, 1:35 PM EDT
Att. 8,440 - Dome - 72 F

AB	27
R	4
H	8
RBI	4
BB	2
SO	4
LOB	8



Batter	1	2	3	4	5	6	7	8	9	AB	R	H	RBI	BB	SO	LOB	TOP			
Geoff Blum, S OBP: 0.318, SLG: 0.345 (1, 5)										4	1	1	0	0	2	0	Montreal Expos @ New York Mets Shea Stadium, Flushing, NY Mon Jun 18 2001, 7:10 PM EDT Att: 32,569 - Sunny - 81 F			
Jose Vidro, S OBP: 0.355, SLG: 0.497 (1, 4)										4	0	3	0	0	0	1				
Vladimir Guerrero, R OBP: 0.391, SLG: 0.585 Mike Mordecai, R OBP: 0.286, SLG: 0.374 Graeme Lloyd, L (8, 1)										1	0	0	0	0	1	1				
Orlando Cabrera, R OBP: 0.308, SLG: 0.392 (1, 6)										3	0	0	0	1	1	2				
Lee Stevens, L OBP: 0.299, SLG: 0.443 (1, 3)										2	0	0	0	1	1	2				
Michael Barrett, R OBP: 0.291, SLG: 0.350 (1, 2)										4	0	1	0	0	1	2				
Mark Smith, R OBP: 0.333, SLG: 0.389 (1, 7)										3	0	0	0	0	1	1				
Scott Strickland, R (7, 1)										0	0	0	0	0	0	0				
Ryan Minor, R OBP: 0.263, SLG: 0.294 Brian Schneider, L (8, 5)										0	0	0	0	0	0	0				
Brian Schneider, L (9, PH)										0	0	0	0	1	0	0				
Milton Bradley, S OBP: 0.287, SLG: 0.339 (1, 8)										4	0	0	0	0	1	3				
Masato Yoshii, R OBP: 0.182, SLG: 0.100 Rob Ducey, L OBP: 0.349, SLG: 0.400 (7, 9)										2	0	0	0	0	1	1				
										1	0	0	0	0	0	0				
Inning Stats	R: 0 E: 0 K: 2 S: 16	H: 1 LOB: 2 BB: 1 P: 24	R: 0 E: 0 K: 1 S: 12	H: 1 LOB: 1 BB: 0 P: 19	R: 1 E: 1 K: 0 S: 15	H: 1 LOB: 0 BB: 0 P: 25	R: 0 E: 0 K: 0 S: 8	H: 0 LOB: 0 BB: 0 P: 14	R: 0 E: 0 K: 2 S: 10	H: 1 LOB: 0 BB: 0 P: 14	R: 0 E: 0 K: 2 S: 7	H: 0 LOB: 0 BB: 0 P: 10	R: 0 E: 0 K: 1 S: 9	H: 2 LOB: 2 BB: 0 P: 15	R: 0 E: 0 K: 2 S: 17	H: 0 LOB: 2 BB: 2 P: 30	1B: 6 2B: 1 3B: 0 HR: 0	SF: 0 SAC: 0 DP: 3 HBP: 1	WP: 1 PB: 1 CS: 0	PA: 35
PITCHER	IP WLS BF H R ER SO BB IBB HBP BLK WP HR S P ERA WHIP																			
Glendon Rusch, L ERA: 5.87 (1, 1)	6.0	22	4	1	0	6	1	0	1	0	1	0	70	112	0.00	0.833				
Turk Wendell, R ERA: 2.95 (7, 1)	1.0	3	0	0	0	2	0	0	0	0	0	0	7	10	0.00	0.000				
John Franco, L ERA: 4.05 (8, 1)	1.0	5	2	0	0	1	0	0	0	0	0	0	9	15	0.00	2.000				
Armando Benitez, R ERA: 2.9 (9, 1)	1.0	5	0	0	0	2	2	0	0	0	0	0	17	30	0.00	2.000				

AB	31
R	1
H	6
RBI	1
BB	3
SO	11
LOB	16



Batter	1	2	3	4	5	6	7	8	9	AB	R	H	RBI	BB	SO	LOB	BOTTOM			
Benny Agbayani, R OBP: 0.362, SLG: 0.403 Jorge Velandia, R (8, 6)										4	0	1	0	0	0	1	Montreal Expos @ New York Mets Shea Stadium, Flushing, NY Mon Jun 18 2001, 7:10 PM EDT Att: 32,569 - Sunny - 81 F			
Darryl Hamilton, L OBP: 0.295, SLG: 0.269 (1, 8)										4	0	2	1	0	0	0				
31 Mike Piazza, R OBP: 0.340, SLG: 0.544 (1, 2)										4	0	1	0	0	0	3				
Robin Ventura, L OBP: 0.402, SLG: 0.505 (1, 5)										2	0	0	0	2	0	1				
Todd Zeile, R OBP: 0.366, SLG: 0.381 (1, 3)										4	0	1	0	0	1	6				
Timo Perez, L OBP: 0.320, SLG: 0.343 (1, 9)										2	1	1	0	0	0	0				
Desi Relaford, S OBP: 0.371, SLG: 0.444 (1, 4)										4	0	2	0	0	1	2				
Rey Ordenez, R OBP: 0.269, SLG: 0.282 Turk Wendell, L (7, 1)										2	0	0	1	1	0	2				
John Franco, L (8, 1)										0	0	0	0	0	0	0				
Todd Pratt, R OBP: 0.353, SLG: 0.353 Armando Benitez, R (9, 1)										1	0	0	0	0	1	1				
Armando Benitez, R (9, 1)										0	0	0	0	0	0	0				
Glendon Rusch, L (1, 1)										2	0	0	0	0	1	3				
Joe McEwing, R OBP: 0.371, SLG: 0.474 (7, 6)										2	1	1	0	0	1	1				
										1B: 7 2B: 2 3B: 0 HR: 0	SF: 0 SAC: 1 DP: 2 HBP: 1	WP: 0 PB: 0 SB: 1 CS: 0	PA: 36							
Inning Stats	R: 0 E: 1 K: 0 S: 10	H: 1 LOB: 2 BB: 0 P: 13	R: 1 E: 0 K: 0 S: 11	H: 1 LOB: 1 BB: 0 P: 14	R: 0 E: 0 K: 0 S: 7	H: 0 LOB: 0 BB: 0 P: 9	R: 0 E: 0 K: 2 S: 9	H: 1 LOB: 2 BB: 1 P: 18	R: 0 E: 0 K: 0 S: 14	H: 1 LOB: 0 BB: 1 P: 22	R: 0 E: 0 K: 1 S: 7	H: 1 LOB: 2 BB: 1 P: 11	R: 1 E: 0 K: 1 S: 14	H: 3 LOB: 2 BB: 1 P: 23	R: 0 E: 0 K: 2 S: 12	H: 1 LOB: 1 BB: 0 P: 17	1B: 7 2B: 2 3B: 0 HR: 0	SF: 0 SAC: 1 DP: 2 HBP: 1	WP: 0 PB: 0 SB: 1 CS: 0	PA: 36
PITCHER	IP WLS BF H R ER SO BB IBB HBP BLK WP HR S P ERA WHIP																			
Masato Yoshii, R ERA: 3.98 (7, 1)	1.0	3	0	0	0	1	1	0	0	0	0	0	8	15	0.00	1.000				
Scott Strickland, R ERA: 3.58 (8, 1)	1.0	4	1	0	0	2	0	0	0	0	0	0	12	17	0.00	1.000				

AB	31
R	2
H	9
RBI	2
BB	3
SO	5
LOB	20



Batter	1	2	3	4	5	6	7	8	9	AB	R	H	RBI	BB	SO	LOB	TOP										
Rob Ducey, L OBP: 0.362, SLG: 0.410 (1, 7)	1-1 1B		2-2 FC3-6 1B		2-1 F8			2-2 F7		4	0	2	0	0	0	0	Montreal Expos @ New York Mets Shea Stadium, Flushing, NY Tue Jun 19 2001, 7:10 PM EDT Att: 27,578 - Sunny - 83 F										
Jose Vidro, S OBP: 0.357, SLG: 0.492 (1, 4)	0-2 1B		2-2 FC3-6 1-2			1-0 G4-3		0-0 G4-3		4	0	1	0	0	0	1											
Vladimir Guerrero, R OBP: 0.379, SLG: 0.591 (1, 9)	1-3 K		1-3 K			0-0 HR		2-2 G4-3		4	1	1	1	0	2	3											
Lee Stevens, L OBP: 0.295, SLG: 0.436 (1, 3)	3-2 F7		0-0 P6			3-3 K			1-3 K	4	0	0	0	0	2	3											
Orlando Cabrera, R OBP: 0.304, SLG: 0.386 (1, 6)	0-0 F9			1-3 K		1-0 F7			2-1 P4	4	0	0	0	0	1	2											
Michael Barrett, R OBP: 0.290, SLG: 0.353 (1, 2)		2-3 K BB		0-0 G4-3			0-0 G3 FC1-5 2B		2-2 G6-3	4	0	1	0	0	1	0											
Geoff Blum, S OBP: 0.313, SLG: 0.339 (1, 5)		1-3 K		3-2 G6-3			0-1 G3			3	0	0	0	0	1	2											
Milton Bradley, S OBP: 0.288, SLG: 0.336 (1, 8)		4-2 56 G4-3 BB		0-3 K		2-1 FC1-5				2	0	0	0	1	1	1											
56 Troy Mattes, R (1, 1)		0-0 G4-3		2-2 G5-3		3-2 F9				3	0	0	0	0	0	3											
Guillermo Mota, R OBP: 0.500, SLG: 0.500 (8, 1)										0	0	0	0	0	0	0											
Graeme Lloyd, L (8, 1)										0	0	0	0	0	0	0											
Ugueth Urbina, R (8, 1)										0	0	0	0	0	0	0											
Inning Stats	R: 0 H: 2 E: 0 K: 1 S: 12	H: 2 LOB: 2 BB: 0 P: 17	R: 0 H: 0 E: 0 K: 2 S: 9	H: 0 LOB: 1 BB: 1 P: 16	R: 0 H: 1 E: 0 K: 1 S: 11	H: 1 LOB: 1 BB: 0 P: 16	R: 0 H: 0 E: 0 K: 1 S: 8	H: 0 LOB: 0 BB: 0 P: 12	R: 0 H: 0 E: 0 K: 1 S: 9	H: 0 LOB: 0 BB: 0 P: 13	R: 1 H: 1 E: 0 K: 1 S: 7	H: 1 LOB: 1 BB: 0 P: 12	R: 0 H: 1 E: 0 K: 0 S: 10	H: 1 LOB: 1 BB: 0 P: 14	R: 0 H: 0 E: 0 K: 0 S: 7	H: 0 LOB: 0 BB: 0 P: 11	R: 0 H: 0 E: 0 K: 1 S: 9	H: 0 LOB: 0 BB: 0 P: 14	1B: 3 2B: 1 3B: 0 HR: 1	SF: 0 SAC: 0 DP: 1 HBP: 0	WP: 0 PB: 1 SB: 0 CS: 0	PA: 33					
PITCHER	IP	WLS	BF	H	R	ER	SO	BB	IBB	HBP	BLK	WP	HR	S	P	ERA	WHIP										
Steve Trachsel, R ERA: 6.56 (1, 1)	7.0		27	5	1	1	7	1	0	0	0	0	1	66	100	1.29	0.857										
Rick White, R ERA: 3.35 (8, 1)	1.0	W	3	0	0	0	0	0	0	0	0	0	0	7	11	0.00	0.000										
John Franco, L ERA: 3.9 (9, 1)	1.0	S	3	0	0	0	1	0	0	0	0	0	0	9	14	0.00	0.000										

AB	32
R	1
H	5
RBI	1
BB	1
SO	8
LOB	15



Batter	1	2	3	4	5	6	7	8	9	AB	R	H	RBI	BB	SO	LOB	BOTTOM										
Timo Perez, L OBP: 0.314, SLG: 0.336 (1, 9)	2-2 F8			2-1 G1-3		0-0 F7		0-0 HBP E 1B		3	0	0	0	0	0	0	Montreal Expos @ New York Mets Shea Stadium, Flushing, NY Tue Jun 19 2001, 7:10 PM EDT Att: 27,578 - Sunny - 83 F										
Joe McEwing, R OBP: 0.378, SLG: 0.481 (8, PH)								1-2 E 1B		1	1	1	0	0	0	0											
Darryl Hamilton, L OBP: 0.305, SLG: 0.264 (1, 8)	0-2 L6			1-1 F5		4-1 G4-1 BB		1-2 E HBP		2	0	0	0	1	0	0											
Lenny Harris, L OBP: 0.288, SLG: 0.284 (1, 5)	2-0 L9			1-0 G4-3		0-0 G4-1		2-0 SF9		3	0	0	0	0	0	1											
Todd Zeile, R OBP: 0.364, SLG: 0.381 (8, PH)								1-3 2-H 3-H 1-3		0	0	0	1	0	0	0											
John Franco, L (9, 1)										0	0	0	0	0	0	0											
31 Mike Piazza, R OBP: 0.335, SLG: 0.535 (1, 2)		1-2 G6-3			1-0 F7		2-1 F7	2-0 K		4	0	0	0	0	1	2											
Mark Johnson, L OBP: 0.342, SLG: 0.424 (1, 3)		1-3 K		3-2 G4-3		1-0 G5-3				3	0	0	0	0	1	1											
Benny Agbayani, R OBP: 0.367, SLG: 0.404 (1, 7)		3-2 F8		3-2 1B				4-2 E 1B BB		2	1	1	0	1	0	0											
Desi Relaford, S OBP: 0.373, SLG: 0.445 (1, 4)				1-0 F7		2-0 1B		2-0 SH 1B		2	1	1	0	0	0	0											
Rey Ordenez, R OBP: 0.270, SLG: 0.282 (1, 6)				2-2 G5-3		2-2 G5-3		0-2 1B		3	0	1	1	0	0	0											
Steve Trachsel, R OBP: 0.077, SLG: 0.077 (1, 1)				1-0 F5		0-3 K2-3		2-3 3-H 0-0		2	0	0	0	0	1	0											
Rick White, R (8, 1)								1-3 HBP 1B SF9 1B		0	0	0	0	0	0	0											
Robin Ventura, L OBP: 0.404, SLG: 0.507 (8, PH)										1	1	1	1	0	0	0											
Ugueth Urbina, R ERA: 4.45 (8, 1)										1	1	1	1	0	0	0											
Inning Stats	R: 0 H: 0 E: 0 K: 0 S: 8	H: 0 LOB: 0 BB: 0 P: 12	R: 0 H: 0 E: 0 K: 1 S: 9	H: 0 LOB: 0 BB: 0 P: 14	R: 0 H: 0 E: 0 K: 0 S: 5	H: 0 LOB: 0 BB: 0 P: 9	R: 0 H: 0 E: 0 K: 0 S: 5	H: 0 LOB: 0 BB: 0 P: 9	R: 0 H: 2 E: 0 K: 1 S: 8	H: 2 LOB: 2 BB: 0 P: 17	R: 0 H: 0 E: 0 K: 1 S: 7	H: 0 LOB: 0 BB: 0 P: 9	R: 0 H: 0 E: 0 K: 0 S: 5	H: 0 LOB: 1 BB: 1 P: 12	R: 4 H: 3 E: 2 K: 1 S: 18	H: 3 LOB: 1 BB: 1 P: 28	1B: 5 2B: 0 3B: 0 HR: 0	SF: 1 SAC: 1 DP: 0 HBP: 1	WP: 0 PB: 0 SB: 0 CS: 0	PA: 31							
PITCHER	IP	WLS	BF	H	R	ER	SO	BB	IBB	HBP	BLK	WP	HR	S	P	ERA	WHIP										
56 Troy Mattes, R ERA: 3.63 (1, 1)	0.0	L	3	1	3	2	0	1	0	0	0	0	0	10	16	∞	∞										
Guillermo Mota, R ERA: 3.63 (8, 1)	0.1		3	2	0	0	0	0	0	1	0	0	0	4	5	0.00	6.000										
Graeme Lloyd, L ERA: 2.76 (8, 1)	0.2		2	0	1	0	1	0	0	0	0	0	0	4	7	0.00	0.000										


AB	26
R	4
H	5
RBI	3
BB	2
SO	3
LOB	4



Batter	1	2	3	4	5	6	7	8	9	AB	R	H	RBI	BB	SO	LOB	TOP							
Mike Mordecai, R OBP: 0.272, SLG: 0.354	1-1 P6		1-3 K		0-0 B5-3		3-2 F9		3-3 K	5	0	0	0	0	2	1								
Jose Vidro, S OBP: 0.355, SLG: 0.488	2-1 1B		1-2 F9		1-1 F9		3-3 K			4	0	1	0	0	1	0								
Vladimir Guerrero, R OBP: 0.374, SLG: 0.582	2-1 F7			2-0 E6 1B 2B	1-0 G6-3			1-0 G5-3		4	1	0	0	0	0	1								
Orlando Cabrera, R OBP: 0.306, SLG: 0.391	2-2 F7			1-1 S 2B 1B	0-1 G6-3			1-0 G4-3 2B		4	1	2	0	0	0	1								
Lee Stevens, L OBP: 0.294, SLG: 0.431		2-1 G3		0-3 K		4-1 1B BB		0-1 G4-3		3	0	0	0	1	1	3								
Michael Barrett, R OBP: 0.290, SLG: 0.351		2-2 G6-3		0-0 L4		0-0 1B		1-3 K		4	0	1	0	0	1	3								
Mark Smith, R Rob Ducey, L OBP: 0.375, SLG: 0.410		4-2 BB		4-2 2B BB		1-1 F8		4-2 WP SH1-4 BB		1	1	0	0	2	0	2								
Ryan Minor, R Geoff Blum, S OBP: 0.250, SLG: 0.324		3-3 K		0-0 2B		1-3 K		3-1 SH1-4		3	0	1	3	0	2	3								
Javier Vazquez, R Graeme Lloyd, L Brian Schneider, L			0-2 G6-3	0-1 G4-3		1-1 G5-3		0-0 F9		3	0	0	0	0	0	1								
Inning Stats	R: 0 E: 0 K: 0 S: 9	H: 1 LOB: 1 BB: 0 P: 16	R: 0 E: 0 K: 1 S: 15	H: 0 LOB: 1 BB: 1 P: 26	R: 0 E: 0 K: 1 S: 12	H: 0 LOB: 0 BB: 0 P: 14	R: 3 E: 1 K: 1 S: 13	H: 2 LOB: 1 BB: 1 P: 20	R: 0 E: 0 K: 0 S: 4	H: 0 LOB: 0 BB: 0 P: 6	R: 0 E: 0 K: 1 S: 10	H: 1 LOB: 2 BB: 1 P: 16	R: 0 E: 0 K: 1 S: 12	H: 0 LOB: 0 BB: 0 P: 19	R: 0 E: 0 K: 1 S: 7	H: 1 LOB: 1 BB: 0 P: 10	R: 0 E: 0 K: 1 S: 11	H: 0 LOB: 1 BB: 1 P: 21	1B: 3 2B: 2 3B: 0 HR: 0	SF: 0 SAC: 1 DP: 0 HBP: 0	WP: 1 PB: 0 SB: 1 CS: 0	PA: 37		
PITCHER	IP	WLS	BF	H	R	ER	SO	BB	IBB	HBP	BLK	WP	HR	S	P	ERA	WHIP							
Al Leiter, L Rick White, R Dennis Cook, L Armando Benitez, R	(1, 1) (8, 1) (8, 1) (8, 1)	7.0 0.1 0.1 1.1	W H H S	29 2 1 5	4 1 0 0	3 0 0 0	0 0 0 2	5 0 0 2	3 0 0 1	0 0 0 0	0 0 0 0	0 0 0 1	0 0 0 14	0 2 2 14	117 4 2 25	0.00 0.00 0.00 0.00	1.000 3.000 0.000 0.750							

Montreal Expos @ New York Mets
Shea Stadium, Flushing, NY
Wed Jun 20 2001, 7:10 PM EDT
Att: 28,617 - Overcast - 84 F


AB 32
R 3
H 5
RBI 3
BB 4
SO 7
LOB 16



Batter	1	2	3	4	5	6	7	8	9	AB	R	H	RBI	BB	SO	LOB	BOTTOM							
Timo Perez, L OBP: 0.319, SLG: 0.356	1-2 HR	4-2 G4-6-3 BB			0-2 L6		0-1 G4-3			3	1	1	2	1	0	0								
Desi Relaford, S OBP: 0.382, SLG: 0.431	3-3 K	0-1 G4-6-3			1-3 K		0-0 F6			4	0	0	0	0	2	3								
Benny Agbayani, R Joe McEwing, R OBP: 0.378, SLG: 0.481	1-3 K		1-0 G5-3		0-2 1B		2-3 K			4	0	1	0	0	2	0								
Robin Ventura, L OBP: 0.410, SLG: 0.525	0-2 HR		1-2 G4-6-3 1B		0-0 1B		1-2 1B		1-2 G4-3	4	1	3	1	0	0	0								
Todd Zeile, R OBP: 0.359, SLG: 0.375	0-2 G5-3		1-2 G4-6-3		2-2 G1-3			0-1 G3-1		4	0	0	0	0	0	3								
Darryl Hamilton, L OBP: 0.319, SLG: 0.283		0-0 1B BB 2B		2-1 1B S G6-3 1B		2-1 F8		4-1 E S BB		3	2	2	0	1	0	0								
Todd Pratt, R OBP: 0.328, SLG: 0.345		2-3 K		1-2 G6-3 1B		3-3 K		3-2 G6-3		4	0	1	0	0	2	2								
Rey Ordonez, R OBP: 0.275, SLG: 0.288		1-2 BB 1B		2-1 G6-3		0-2 1B				3	0	2	0	0	0	1								
Al Leiter, L Rick White, R Dennis Cook, L Armando Benitez, R	(1, 1) (8, 1) (8, 1) (8, 1)	7.0 0.1 0.1 1.2	L L L L	30 4 4 7	11 4 4 7	4 4 4 7	0 0 0 0	0 0 0 0	1 0 0 0	0 0 0 0	0 0 0 0	0 0 0 1	0 0 0 9	114 83 17	0.00 5.14 1.714 0.00	1.000								
PITCHER	IP	WLS	BF	H	R	ER	SO	BB	IBB	HBP	BLK	WP	HR	S	P	ERA	WHIP							
Javier Vazquez, R Graeme Lloyd, L	(1, 1) (8, 1)	7.0 1.0	L L	30 4	11 0	4 0	4 0	7 0	1 0	0 0	0 0	0 0	0 9	114 17	0.00 1.000									

Montreal Expos @ New York Mets
Shea Stadium, Flushing, NY
Wed Jun 20 2001, 7:10 PM EDT
Att: 28,617 - Overcast - 84 F

AB 32
R 4
H 11
RBI 3
BB 2
SO 7
LOB 10



Batter	1	2	3	4	5	6	7	8	9	AB	R	H	RBI	BB	SO	LOB	TOP								
Rob Ducey, L OBP: 0.407, SLG: 0.444 (1, 8)	G5-4-3 BB		G4-3	FC5 HBP SF7 BB		G4-3 2B		FC5-4 BB	HBP BB	2	1	1	0	4	0	0									
Jose Vidro, S OBP: 0.364, SLG: 0.498 (1, 4)	F9		1B BB	E HBP		G4-3		FC5-4 HR	HBP BB	3	2	0	2	1	0	4									
Vladimir Guerrero, R OBP: 0.373, SLG: 0.596 (1, 9)	G5-4-3 1-2		2B 1B	FC5		G6-3		HR	F8	6	1	2	4	0	0	7									
Lee Stevens, L OBP: 0.304, SLG: 0.446 (1, 3)		1B 2B 1B	SF7			G4-3 2B		K		4	1	3	2	0	1	0									
Orlando Cabrera, R OBP: 0.309, SLG: 0.387 (1, 6)	P3		2B	P4		G4-3		G6-3		4	0	0	0	1	0	4									
Randy Knorr, R OBP: 0.356, SLG: 0.480 (1, 2)	2B 1B		G6-4-3		G5-3		K		BB HBP 1B	5	2	2	0	0	1	4									
Geoff Blum, S OBP: 0.317, SLG: 0.337 (1, 7)	1B 2B		FC3-5 HBP BB	F9		F9		IBB	K	3	1	1	1	2	1	1									
Ryan Minor, R OBP: 0.286, SLG: 0.310 (1, 5)	CS 1B		BB FC3-5 HBP	F5		G6-3		HBP BB	BB BB	3	1	1	2	1	0	2									
Tony Armas, R OBP: 0.200, SLG: 0.240 (1, 1)	K		FC3-5 HBP BB			G5-3		FC5-4 HR BB	L8	3	1	0	0	0	1	3									
Mark Smith, R OBP: 0.370, SLG: 0.378 (8, PH)										0	1	0	0	1	0	0									
Graeme Lloyd, L OBP: 0.370, SLG: 0.378 (8, PH)										0	0	0	0	0	0	0									
Brian Schneider, L OBP: 0.370, SLG: 0.378 (8, PH)										1	0	0	0	0	0	2									
Scott Strickland, R OBP: 0.370, SLG: 0.378 (8, PH)										0	0	0	0	0	0	0									
Inning Stats	R: 0 E: 0 K: 0 S: 5	H: 0 LOB: 0 BB: 1 P: 9	R: 3 E: 0 K: 1 S: 22	H: 4 LOB: 0 BB: 36 P: 36	R: 1 E: 0 K: 0 S: 11	H: 2 LOB: 2 BB: 2 P: 25	R: 3 E: 1 K: 0 S: 12	H: 0 LOB: 2 BB: 2 P: 25	R: 0 E: 0 K: 0 S: 4	H: 0 LOB: 0 BB: 0 P: 8	R: 0 E: 0 K: 0 S: 8	H: 1 LOB: 1 BB: 0 P: 11	R: 0 E: 0 K: 1 S: 12	H: 1 LOB: 2 BB: 1 P: 22	R: 3 E: 0 K: 1 S: 12	H: 1 LOB: 0 BB: 2 P: 24	R: 1 E: 0 K: 1 S: 14	H: 1 LOB: 3 BB: 2 P: 24	1B: 5 2B: 4 3B: 0 HR: 1	SF: 1 SAC: 0 DP: 2 HBP: 3	WP: 0 PB: 0 SB: 0 CS: 1	PA: 48			
PITCHER	IP	WLS	BF	H	R	ER	SO	BB	IBB	HBP	BLK	WP	HR	S	P	ERA	WHIP								
Jason Schmidt, R ERA: 6.75 (1, 1)	3.1	L	20	6	7	6	1	4	1	2	0	0	0	44	89	16.20	3.000								
Omar Olivares, R ERA: 6.47 (4, 1)	3.2		15	2	0	0	1	0	1	0	0	0	0	30	47	0.00	0.545								
Scott Sauerbeck, L ERA: 6.14 (8, 1)	1.0		6	1	3	3	1	2	0	0	0	0	0	12	24	27.00	3.000								
Rich Loiselle, R ERA: 12.27 (9, 1)	1.0		7	1	1	1	1	2	0	1	0	0	0	14	24	9.00	3.000								

Montreal Expos @ Pittsburgh Pirates
PNC Park, Pittsburgh, PA
Fri Jun 22 2001, 7:05 PM EDT
Att: 33,439 - Cloudy - 78 F

AB	34
R	11
H	10
RBI	11
BB	10
SO	4
LOB	27



Batter	1	2	3	4	5	6	7	8	9	AB	R	H	RBI	BB	SO	LOB	BOTTOM								
Derek Bell, R OBP: 0.216, SLG: 0.197 (1, 7)	K	G1-3		G3-1			F2			4	0	0	0	0	1	2									
2 Jack Wilson, R OBP: 0.271, SLG: 0.333 (1, 6)	HR				G6-3		F8			3	1	1	0	1	0	0									
Scott Sauerbeck, R OBP: 0.271, SLG: 0.333 (8, 1)	1B									0	0	0	0	0	0	0									
Rich Loiselle, R OBP: 0.271, SLG: 0.333 (9, 1)										0	0	0	0	0	0	0									
18 Jason Kendall, R OBP: 0.327, SLG: 0.351 (1, 2)	F7		P4		K		G5-3			4	0	0	0	0	1	2									
Brian Giles, L OBP: 0.395, SLG: 0.622 (1, 8)	HR				G6-3		G3			3	1	1	2	1	0	0									
John Vander Wal, L OBP: 0.374, SLG: 0.507 (1, 9)	F7		G4-6-3		G4-3		G4-3			3	0	0	0	0	0	2									
Emil Brown, R OBP: 0.306, SLG: 0.339 (8, PH)										1	0	0	0	0	0	0									
Aramis Ramirez, R OBP: 0.335, SLG: 0.475 (1, 5)	K			F9		G6-3 1B		L6		4	0	1	0	0	1	0									
Kevin Young, R OBP: 0.294, SLG: 0.360 (1, 3)						G6-3		K		3	2	1	0	1	1	1									
Rob Mackowiak, L OBP: 0.381, SLG: 0.526 (1, 4)						G4-3		G6-3		4	1	2	2	0	0	1									
Jason Schmidt, R OBP: 0.182, SLG: 0.182 (1, 1)										1	0	0	0	0	1	1									
Omar Olivares, R OBP: 0.217, SLG: 0.304 (4, 1)										1	0	1	1	0	0	0									
Abraham Nunez, S OBP: 0.339, SLG: 0.360 (7, PH)										1	0	0	0	0	0	0									
Scott Strickland, R ERA: 9.49 (8, 6)										1	0	0	0	0	0	0									
Inning Stats	R: 2 E: 0 K: 1 S: 12	H: 2 LOB: 0 BB: 0 P: 19	R: 1 E: 0 K: 2 S: 10	H: 1 LOB: 1 BB: 1 P: 19	R: 0 E: 0 K: 0 S: 5	H: 0 LOB: 1 BB: 2 P: 19	R: 2 E: 0 K: 0 S: 9	H: 3 LOB: 0 BB: 0 P: 11	R: 0 E: 0 K: 1 S: 8	H: 0 LOB: 0 BB: 0 P: 11	R: 0 E: 0 K: 0 S: 6	H: 1 LOB: 1 BB: 0 P: 8	R: 0 E: 0 K: 0 S: 10	H: 0 LOB: 0 BB: 0 P: 16	R: 0 E: 0 K: 0 S: 5	H: 0 LOB: 0 BB: 0 P: 6	R: 0 E: 0 K: 1 S: 9	H: 0 LOB: 0 BB: 0 P: 12	1B: 4 2B: 2 3B: 0 HR: 1	SF: 0 SAC: 0 DP: 2 HBP: 0	WP: 0 PB: 0 SB: 1 CS: 0	PA: 35			
PITCHER	IP	WLS	BF	H	R	ER	SO	BB	IBB	HBP	BLK	WP	HR	S	P	ERA	WHIP								
Tony Armas, R ERA: 3.05 (1, 1)	7.0	W	29	7	5	5	4	3	0	0	0	0	0	60	103	6.43	1.429								
Graeme Lloyd, L ERA: 2.6 (8, 1)	1.0		3	0	0	0	0	0	0	0	0	0	0	5	6	0.00	0.000								
Scott Strickland, R ERA: 9.49 (9, 1)	1.0		3	0	0	0	1	0	0	0	0	0	0	9	12	0.00	0.000								

Montreal Expos @ Pittsburgh Pirates
PNC Park, Pittsburgh, PA
Fri Jun 22 2001, 7:05 PM EDT
Att: 33,439 - Cloudy - 78 F

AB	32
R	5
H	7
RBI	5
BB	3
SO	5
LOB	9



Batter	1	2	3	4	5	6	7	8	9	AB	R	H	RBI	BB	SO	LOB	TOP					
Rob Ducey, L OBP: 0.406, SLG: 0.429 (1, 7)										4	0	1	2	1	2	0	Montreal Expos @ Pittsburgh Pirates PNC Park, Pittsburgh, PA Sat Jun 23 2001, 7:05 PM EDT Att: 38,169 - Cloudy - 68 F					
Jose Vidro, S OBP: 0.365, SLG: 0.500 (1, 4)										5	0	2	0	0	0	3						
Vladimir Guerrero, R OBP: 0.372, SLG: 0.591 (1, 9)										4	1	1	0	0	0	2						
Lee Stevens, L OBP: 0.300, SLG: 0.440 (1, 3)										4	0	0	0	0	1	2						
Orlando Cabrera, R OBP: 0.312, SLG: 0.389 (1, 6)										4	2	2	0	0	1	0						
Michael Barrett, R OBP: 0.291, SLG: 0.350 (1, 2)										4	1	2	0	0	0	2						
Geoff Blum, S OBP: 0.321, SLG: 0.342 (1, 5)										3	0	1	2	1	0	2						
Peter Bergeron, L OBP: 0.208, SLG: 0.174 (1, 8)										3	0	0	0	0	1	3						
Masato Yoshii, R OBP: 0.167, SLG: 0.091 (5, PH)										1	0	0	0	0	1	3						
Ryan Minor, R OBP: 0.280, SLG: 0.302 (5, 1)										1	0	0	0	0	1	0						
Bob Scanlan, R OBP: 0.280, SLG: 0.302 (5, 1)										0	0	0	0	0	0	0						
Mark Smith, R OBP: 0.280, SLG: 0.302 (7, PH)										1	0	0	0	0	0	0						
Darwin Cubillan, R OBP: 0.280, SLG: 0.302 (7, 1)										0	0	0	0	0	0	0						
Scott Stewart, R OBP: 0.280, SLG: 0.302 (7, 1)										0	0	0	0	0	0	0						
Ugueth Urbina, R OBP: 0.280, SLG: 0.302 (8, 1)										0	0	0	0	0	0	0						
Mike Mordcaai, R OBP: 0.280, SLG: 0.302 (9, PH)										1	0	0	0	0	0	0						
Inning Stats	R: 0 E: 0 K: 2 S: 8	H: 1 LOB: 1 BB: 0 P: 10	R: 2 E: 0 K: 1 S: 11	H: 3 LOB: 2 BB: 0 P: 19	R: 0 E: 0 K: 0 S: 6	H: 0 LOB: 0 BB: 0 P: 10	R: 0 E: 0 K: 1 S: 11	H: 0 LOB: 0 BB: 0 P: 15	R: 0 E: 0 K: 0 S: 5	H: 0 LOB: 0 BB: 1 P: 11	R: 2 E: 0 K: 0 S: 11	H: 3 LOB: 1 BB: 0 P: 16	R: 0 E: 0 K: 0 S: 11	H: 1 LOB: 1 BB: 0 P: 15	R: 0 E: 0 K: 1 S: 13	H: 1 LOB: 2 BB: 0 P: 22	R: 0 E: 0 K: 1 S: 7	H: 0 LOB: 0 BB: 0 P: 11	1B: 7 2B: 2 3B: 0 HR: 0	SF: 0 SAC: 0 DP: 1 HBP: 1	WP: 0 SB: 0 CS: 0	PA: 38
PITCHER	IP	WLS	BF	H	R	ER	SO	BB	IBB	HBP	BLK	WP	HR	S	P	ERA	WHIP					
Todd Ritchie, R ERA: 4.37 (1, 1)	6.0	W	26	7	4	4	5	1	0	1	0	0	0	52	81	6.00	1.333					
Scott Sauerbeck, L ERA: 6.0 (7, 1)	0.2	H	3	1	0	0	0	0	0	0	0	0	0	6	9	0.00	1.500					
Rich Loiselle, R ERA: 11.25 (7, 1)	0.1	H	1	0	0	0	0	0	0	0	0	0	0	5	6	0.00	0.000					
Josias Manzanillo, R ERA: 4.31 (8, 1)	1.0	H	5	1	0	0	1	1	0	0	0	0	0	13	22	0.00	2.000					
Mike Williams, R ERA: 3.93 (9, 1)	1.0	S	3	0	0	0	1	0	0	0	0	0	0	7	11	0.00	0.000					

AB	35
R	4
H	9
RBI	4
BB	2
SO	7
LOB	17



Batter	1	2	3	4	5	6	7	8	9	AB	R	H	RBI	BB	SO	LOB	BOTTOM				
Derek Bell, R OBP: 0.229, SLG: 0.206 (1, 9)										4	1	2	0	1	1	0	Montreal Expos @ Pittsburgh Pirates PNC Park, Pittsburgh, PA Sat Jun 23 2001, 7:05 PM EDT Att: 38,169 - Cloudy - 68 F				
2 Jack Wilson, R OBP: 0.280, SLG: 0.333 (7, 1)										3	1	1	1	1	0	1					
Scott Sauerbeck, R OBP: 0.280, SLG: 0.333 (7, 1)										0	0	0	0	0	0	0					
Rich Loiselle, R OBP: 0.302, SLG: 0.356 (8, 4)										0	0	0	0	0	0	0					
Keith Osik, R OBP: 0.302, SLG: 0.356 (8, 4)										1	0	0	0	0	0	0					
18 Jason Kendall, R OBP: 0.328, SLG: 0.350 (1, 2)										4	1	1	1	1	0	2					
Brian Giles, L OBP: 0.399, SLG: 0.620 (1, 8)										4	1	2	2	1	0	1					
Aramis Ramirez, R OBP: 0.337, SLG: 0.473 (1, 5)										3	1	1	0	0	0	4					
John Vander Wal, L OBP: 0.372, SLG: 0.502 (8, 1)										4	0	1	1	0	0	1					
Josias Manzanillo, R OBP: 0.372, SLG: 0.502 (8, 1)										0	0	0	0	0	0	0					
Mike Williams, R OBP: 0.372, SLG: 0.502 (9, 1)										0	0	0	0	0	0	0					
Kevin Young, R OBP: 0.303, SLG: 0.370 (1, 3)										3	1	2	1	1	1	0					
Rob Mackowiak, L OBP: 0.379, SLG: 0.533 (7, PH)										3	0	1	0	0	1	2					
Emil Brown, R OBP: 0.304, SLG: 0.336 (8, 8)										1	0	0	0	0	0	1					
Todd Ritchie, R OBP: 0.241, SLG: 0.259 (1, 1)										2	1	1	1	0	0	1					
Abraham Nunez, S OBP: 0.344, SLG: 0.365 (7, 6)										1	0	1	0	0	0	0					
Inning Stats	R: 0 E: 0 K: 0 S: 11	H: 1 LOB: 2 BB: 1 P: 20	R: 0 E: 0 K: 1 S: 12	H: 1 LOB: 1 BB: 0 P: 19	R: 0 E: 0 K: 0 S: 10	H: 1 LOB: 2 BB: 1 P: 19	R: 6 E: 1 K: 1 S: 23	H: 5 LOB: 2 BB: 2 P: 41	R: 0 E: 0 K: 0 S: 9	H: 2 LOB: 2 BB: 0 P: 12	R: 0 E: 0 K: 0 S: 4	H: 0 LOB: 0 BB: 0 P: 6	R: 1 E: 0 K: 0 S: 12	H: 3 LOB: 1 BB: 0 P: 20	R: 0 E: 0 K: 1 S: 11	H: 0 LOB: 1 BB: 1 P: 16	1B: 10 2B: 3 3B: 0 HR: 0	SF: 0 SAC: 1 DP: 0 HBP: 1	WP: 0 SB: 0 CS: 1	PA: 41	
PITCHER	IP	WLS	BF	H	R	ER	SO	BB	IBB	HBP	BLK	WP	HR	S	P	ERA	WHIP				
Masato Yoshii, R ERA: 4.55 (1, 1)	4.0	L	24	8	6	6	2	4	0	0	0	0	0	13	18	0.00	1.000				
Bob Scanlan, R ERA: 5.92 (5, 1)	2.0		7	2	0	0	0	0	0	0	0	0	0	9	16	27.00	6.000				
Darwin Cubillan, R ERA: 3.48 (7, 1)	0.1		3	2	1	1	0	0	0	0	0	0	0	3	4	0.00	1.500				
Scott Stewart, L ERA: 5.95 (7, 1)	0.2		2	1	0	0	0	0	0	0	0	0	0	3	4	0.00	1.500				
Ugueth Urbina, R ERA: 4.32 (8, 1)	1.0		4	0	0	0	1	1	0	0	0	0	0	11	16	0.00	1.000				

AB	33
R	7
H	13
RBI	7
BB	5
SO	3
LOB	13



Batter	1	2	3	4	5	6	7	8	9	AB	R	H	RBI	BB	SO	LOB	TOP										
Peter Bergeron, L (1, 8) OBP: 0.253, SLG: 0.243	E4 WP E 1B	K		S 1B 1B		FC5-2 1-3 2-H 1B 2B				5	2	4	1	1	1	1											
Jose Vidro, S (1, 4) OBP: 0.381, SLG: 0.493	G6-3					G3			G6-3	5	0	1	1	0	1	4											
Geoff Blum, S (8, 4) OBP: 0.319, SLG: 0.341							P6			1	0	0	0	0	0	1											
Vladimir Guerrero, R (1, 9) OBP: 0.372, SLG: 0.584										3	1	0	0	2	0	3											
Rob Ducey, L (8, 9) OBP: 0.406, SLG: 0.429	CS E IBB 2-3									0	0	0	0	0	0	0											
Orlando Cabrera, R (1, 6) OBP: 0.310, SLG: 0.386	E5 CS 1-2 3-H									5	1	1	1	0	0	5											
Lee Stevens, L (1, 3) OBP: 0.302, SLG: 0.437										4	1	1	2	1	1	1											
Michael Barrett, R (1, 2) OBP: 0.298, SLG: 0.365	F3									5	2	3	1	0	0	2											
Brian Schneider, L (8, 2)										0	0	0	0	0	0	0											
Mark Smith, R (1, 7) OBP: 0.365, SLG: 0.357										4	2	1	0	0	0	1											
AB 42																											
R 11																											
H 16																											
RBI 9																											
BB 4																											
SO 3																											
LOB 20																											
WP 1																											
PA 47																											
Mike Mordecai, R (1, 5) OBP: 0.284, SLG: 0.373										5	1	3	3	0	0	0											
F8										2	1	1	0	0	0	1											
G5-3										0	0	0	0	0	0	0											
56 Troy Mattes, R (1, 1) OBP: 0.200, SLG: 0.200										0	0	0	0	0	0	0											
Ryan Minor, R (6, PH) OBP: 0.288, SLG: 0.311										0	0	0	0	0	0	0											
Guillermo Mota, R (6, 1) OBP: 0.333, SLG: 0.333										0	0	0	0	0	0	0											
Scott Stewart, L (7, 1) ERA: 5.4										0	0	0	0	0	0	0											
Randy Knorr, R (9, PH) OBP: 0.390, SLG: 0.471										1	0	0	0	0	0	0											
Scott Strickland, R (9, 1) ERA: 3.63										0	0	0	0	0	0	0											
Inning Stats	R: 1 E: 2 K: 0 S: 7	H: 1 LOB: 2 BB: 2 P: 16	R: 0 E: 0 K: 1 S: 8	H: 1 LOB: 1 BB: 0 P: 11	R: 0 E: 0 K: 1 S: 7	H: 0 LOB: 0 BB: 0 P: 10	R: 3 E: 0 K: 0 S: 20	H: 5 LOB: 2 BB: 0 P: 33	R: 0 E: 0 K: 0 S: 8	H: 2 LOB: 1 BB: 0 P: 12	R: 7 E: 1 K: 0 S: 14	H: 6 LOB: 1 BB: 1 P: 28	R: 0 E: 0 K: 0 S: 9	H: 1 LOB: 1 BB: 0 P: 12	R: 0 E: 0 K: 1 S: 7	H: 0 LOB: 0 BB: 0 P: 12	R: 0 E: 0 K: 0 S: 9	H: 0 LOB: 1 BB: 1 P: 17	1B: 11 2B: 5 3B: 0 HR: 0	SF: 0 SAC: 0 DP: 1 HBP: 1	WP: 1 PB: 0 CS: 2	PA: 47					
PITCHER	IP	WLS	BF	H	R	ER	SO	BB	IBB	HBP	BLK	WP	HR	S	P	ERA	WHIP										
Joe Beimel, L (1, 1) ERA: 4.27	5.0	L	28	12	7	6	2	1	1	0	0	1	0	54	88	10.80	2.600										
Rich Loiselle, R (6, 1) ERA: 14.4	1.0		8	3	4	3	0	0	1	1	0	0	0	10	22	27.00	3.000										
Damaso Marte, L (7, 1) ERA:	3.0		11	1	0	0	1	1	0	0	0	0	0	25	41	0.00	0.667										

Montreal Expos @ Pittsburgh Pirates
PNC Park, Pittsburgh, PA
Sun Jun 24 2001, 1:35 PM EDT
Att: 36,826 - Cloudy - 72 F

AB 42	R 11	H 16	RBI 9	BB 4	SO 3	LOB 20
--------------	-------------	-------------	--------------	-------------	-------------	---------------



Batter	1	2	3	4	5	6	7	8	9	AB	R	H	RBI	BB	SO	LOB	BOTTOM										
Abraham Nunez, S (1, 6) OBP: 0.368, SLG: 0.390	G3 BB									3	1	3	0	2	0	0											
Rob Mackowiak, L (1, 4) OBP: 0.352, SLG: 0.492	G3									5	1	0	0	0	1	5											
18 Jason Kendall, R (1, 7) OBP: 0.329, SLG: 0.349	F3									4	1	1	0	0	0	3											
Brian Giles, L (1, 8) OBP: 0.400, SLG: 0.621										3	0	1	2	1	0	2											
Emil Brown, R (8, 8) OBP: 0.301, SLG: 0.333										1	0	0	0	0	1	1											
Aramis Ramirez, R (1, 5) OBP: 0.339, SLG: 0.477	K									4	0	2	1	0	1	4											
John Vander Wal, L (1, 9) OBP: 0.371, SLG: 0.495										3	0	0	0	0	0	3											
F7										3	0	0	0	0	0	3											
HBP										3	0	0	0	0	0	3											
Andy Barkett, L (1, 3) OBP: 0.373, SLG: 0.413										4	0	0	0	0	3	3											
K										4	0	0	0	0	3	3											
Keith Osik, R (1, 2) OBP: 0.281, SLG: 0.327										4	0	0	0	0	2	3											
K										4	0	0	0	0	2	3											
P3										4	0	0	0	0	2	3											
Joe Beimel, L (1, 1) OBP: 0.300, SLG: 0.300										2	0	0	0	0	0	0											
Rich Loiselle, R (6, 1) ERA: 1.5										0	0	0	0	0	0	0											
Craig Wilson, R (6, PH) OBP: 0.383, SLG: 0.610										1	0	0	0	0	0	0											
Damaso Marte, L (7, 1) ERA: 5.4										0	0	0	0	0	0	0											
Kevin Young, R (9, PH) OBP: 0.306, SLG: 0.389										1	1	1	1	0	0	0											
HR										1	1	1	1	0	0	0											
Inning Stats	R: 0 E: 0 K: 1 S: 15	H: 0 LOB: 2 BB: 2 P: 30	R: 0 E: 0 K: 2 S: 10	H: 0 LOB: 0 BB: 0 P: 18	R: 0 E: 0 K: 0 S: 9	H: 1 LOB: 0 BB: 0 P: 14	R: 1 E: 0 K: 0 S: 10	H: 2 LOB: 2 BB: 0 P: 16	R: 2 E: 0 K: 0 S: 13	H: 2 LOB: 2 BB: 0 P: 22	R: 0 E: 0 K: 2 S: 7	H: 0 LOB: 0 BB: 0 P: 13	R: 0 E: 0 K: 1 S: 8	H: 0 LOB: 1 BB: 1 P: 14	R: 0 E: 0 K: 1 S: 11	H: 1 LOB: 1 BB: 0 P: 14	R: 1 E: 0 K: 1 S: 10	H: 2 LOB: 1 BB: 0 P: 14	1B: 4 2B: 3 3B: 0 HR: 1	SF: 0 SAC: 0 DP: 0 HBP: 2	WP: 1 PB: 0 CS: 1	PA: 41					
PITCHER	IP	WLS	BF	H	R	ER	SO	BB	IBB	HBP	BLK	WP	HR	S	P	ERA	WHIP										
56 Troy Mattes, R (1, 1) ERA: 1.5	5.0	W	24	5	3	2	3	1	1	2	0	0	0	7	13	0.00	0.000										
Guillermo Mota, R (6, 1) ERA: 3.41	1.0		3	0	0	0	2	0	0	0	0	0	0	7	13	0.00	0.000										
Scott Stewart, L (7, 1) ERA: 5.4	2.0		8	1	0	0	2	1	0	0	0	0	0	19	28	0.00	1.000										
Scott Strickland, R (9, 1) ERA: 3.63	1.0		5	2	1	1	1	0	0	0	0	0	1	10	14	9.00	2.000										

Montreal Expos @ Pittsburgh Pirates
PNC Park, Pittsburgh, PA
Sun Jun 24 2001, 1:35 PM EDT
Att: 36,826 - Cloudy - 72 F

AB 35	R 4	H 8	RBI 4	BB 3	SO 8	LOB 24
--------------	------------	------------	--------------	-------------	-------------	---------------



Batter	1	2	3	4	5	6	7	8	9	AB	R	H	RBI	BB	SO	LOB	TOP								
Peter Bergeron, L (1, 8) OBP: 0.264, SLG: 0.247	1-1 FC4-6 1B		0-0 F7			4-2 BB	1-1 G3			3	0	1	0	1	0	1									
Jose Vidro, S (1, 4) OBP: 0.360, SLG: 0.493	0-1 FC4-6 2B		3-2 L6			1-2 CS	1-0 G5-3	1-2 1B		4	1	1	0	0	0	1									
Vladimir Guerrero, R (1, 9) OBP: 0.374, SLG: 0.597	1-2 2B		2-0 F8			2-2 HR		1-3 K		4	1	2	1	0	1	1									
Lee Stevens, L (1, 3) OBP: 0.301, SLG: 0.433	0-3 K			3-2 CS HBP		3-2 G6-3		1-0 E6 1B		3	0	0	0	0	1	3									
Orlando Cabrera, R (1, 6) OBP: 0.309, SLG: 0.384	1-0 G5-3			1-3 K		0-1 P6		1-2 G6-4-3 1B		4	0	1	1	0	1	3									
Michael Barrett, R (1, 2) OBP: 0.293, SLG: 0.359		0-0 F9		2-3 K			3-1 G6-3	0-0 G6-4-3		4	0	0	0	0	1	2									
Rob Ducey, L (1, 7) OBP: 0.412, SLG: 0.481		4-1 BB		1-3 K			3-1 HR		2-3 K	3	1	1	1	1	2	0									
Geoff Blum, S (1, 5) OBP: 0.323, SLG: 0.340		2-3 K		0-0 CS SH3-4 1B			4-1 SH1-4 BB		1-0 G3-1	3	0	1	0	1	1	1									
Javier Vazquez, R (1, 1) OBP: 0.407, SLG: 0.423		1-2 F9		0-0 SH3-4			0-0 SH1-4		1-2 G4-3	1	0	0	0	0	0	1									
Scott Strickland, R (8, 1)										0	0	0	0	0	0	0									
Brian Schneider, L (9, PH)										1	0	0	0	0	0	0									
Ugueth Urbina, R (9, 1)										0	0	0	0	0	0	0									
Inning Stats	R: 0 E: 0 K: 1 S: 11	H: 2 LOB: 2 BB: 0 P: 14	R: 0 E: 0 K: 1 S: 10	H: 0 LOB: 1 BB: 1 P: 17	R: 0 E: 0 K: 0 S: 5	H: 0 LOB: 0 BB: 0 P: 10	R: 0 E: 0 K: 2 S: 8	H: 0 LOB: 0 BB: 0 P: 14	R: 0 E: 0 K: 1 S: 12	H: 1 LOB: 1 BB: 1 P: 18	R: 1 E: 0 K: 0 S: 9	H: 1 LOB: 0 BB: 0 P: 15	R: 1 E: 0 K: 0 S: 8	H: 1 LOB: 1 BB: 1 P: 19	R: 1 E: 1 K: 1 S: 12	H: 2 LOB: 1 BB: 0 P: 16	R: 0 E: 0 K: 1 S: 8	H: 0 LOB: 0 BB: 0 P: 12	1B: 3 2B: 2 3B: 0 HR: 2	SF: 0 SAC: 2 DP: 1 HBP: 1	WP: 0 PB: 0 SB: 0 CS: 2	PA: 37			
PITCHER	IP	WLS	BF	H	R	ER	SO	BB	IBB	HBP	BLK	WP	HR	S	P	ERA	WHIP								
A.J. Burnett, R (1, 1) ERA: 2.27	7.1	L	30	6	3	3	6	3	0	1	0	0	2	69	115	3.68	1.227								
Armando Almanza, L (8, 1) ERA: 2.14	0.0		1	0	0	0	0	0	0	0	0	0	0	1	2										
Ricky Bones, R (8, 1) ERA: 4.03	0.2		1	0	0	0	0	0	0	0	0	0	0	5	6	0.00	1.500								
Antonio Alfonseca, R (9, 1) ERA: 1.93	1.0		3	0	0	0	1	0	0	0	0	0	0	8	12	0.00	0.000								

Montreal Expos @ Florida Marlins
Pro Player Stadium, Miami, FL
Mon Jun 25 2001, 7:05 PM EDT
Att: 10,300 - Cloudy - 84 F

AB 30
R 3
H 7
RBI 3
BB 3
SO 7
LOB 13

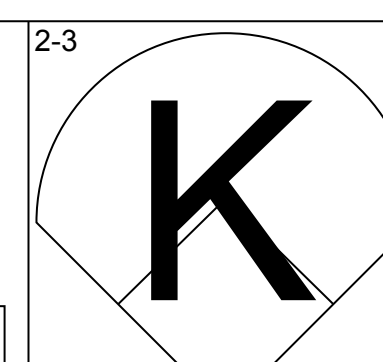
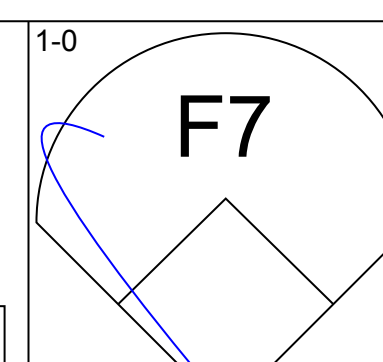
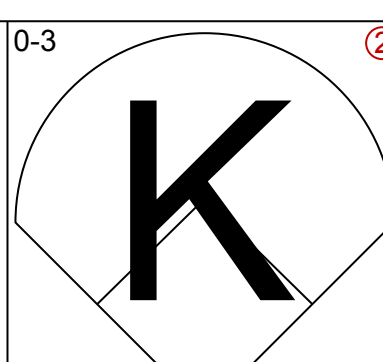
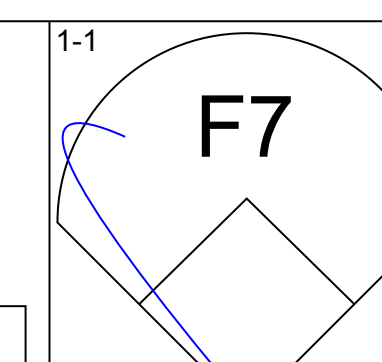
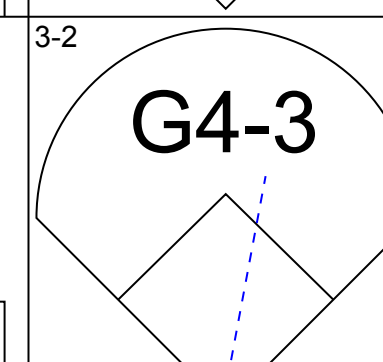
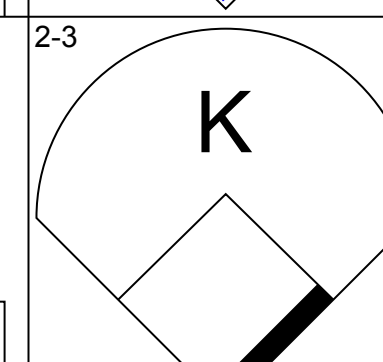
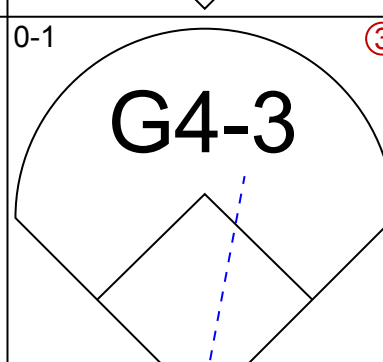

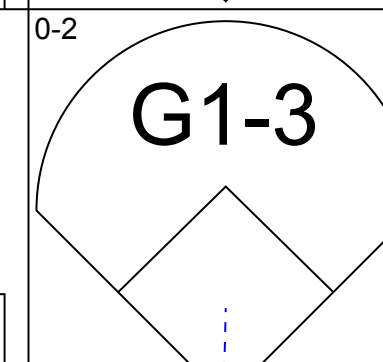
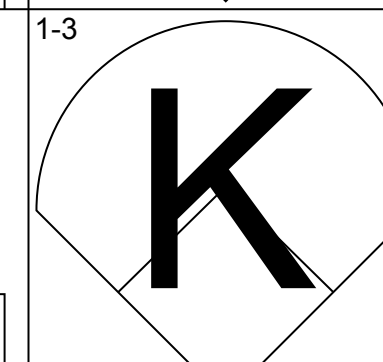

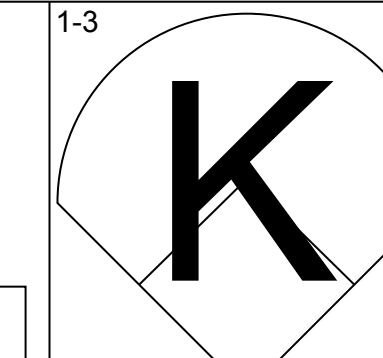
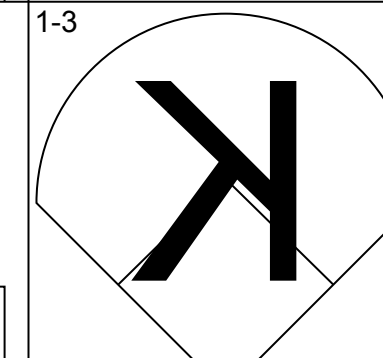
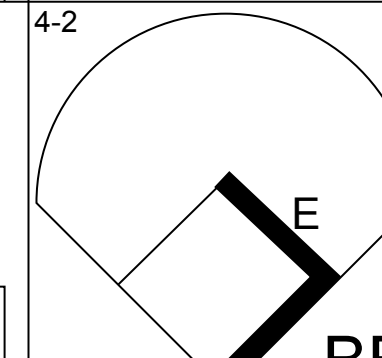
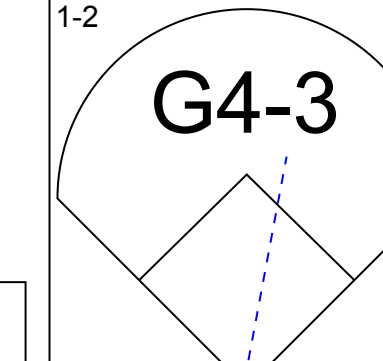
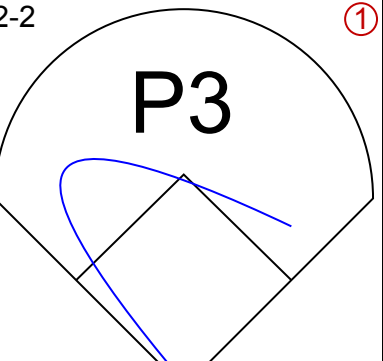
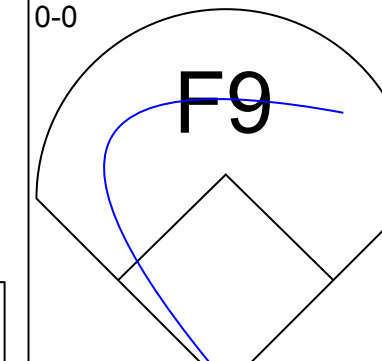
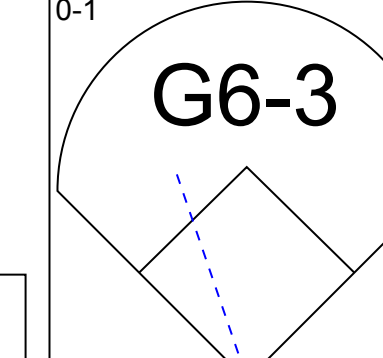
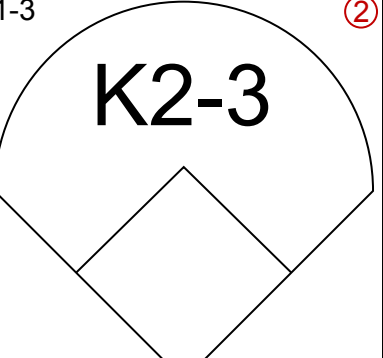
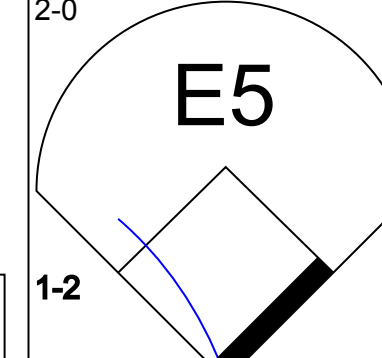
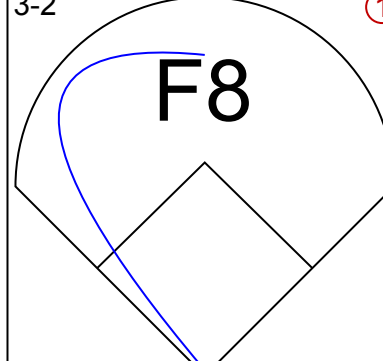
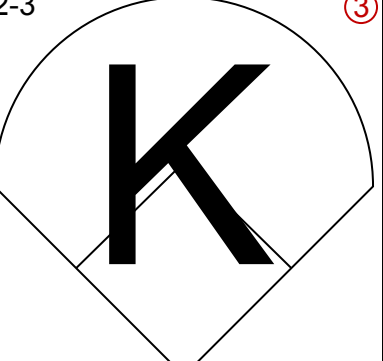
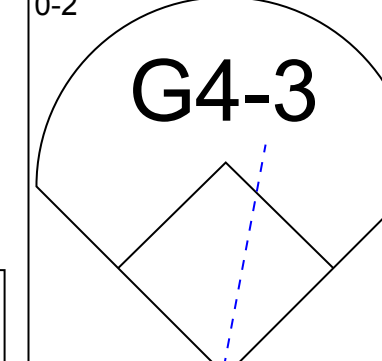
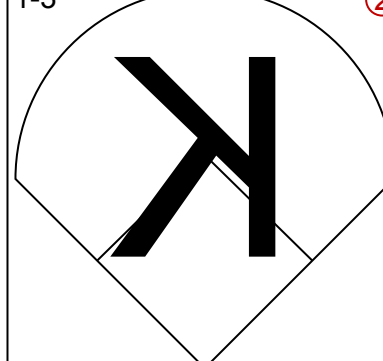
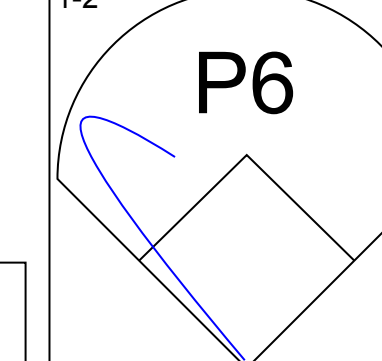
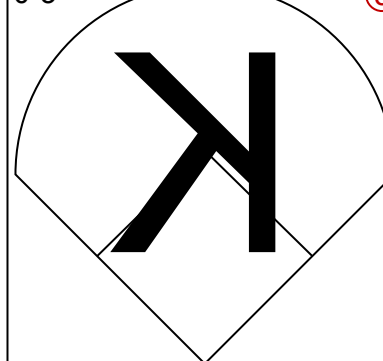
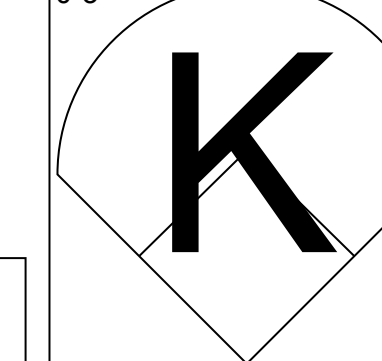
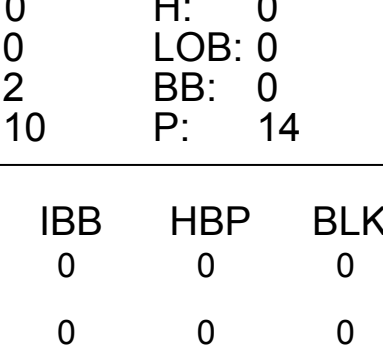
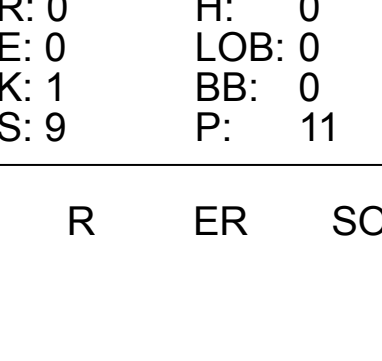


Batter	1	2	3	4	5	6	7	8	9	AB	R	H	RBI	BB	SO	LOB	BOTTOM								
Luis Castillo, S (1, 4) OBP: 0.357, SLG: 0.343	3-2 G3-1		2-2 G6-3			0-0 G5-3		2-2 G6-3		4	0	0	0	0	0	1									
Derrek Lee, R (1, 3) OBP: 0.301, SLG: 0.392	2-1 G6-3			0-1 F9		3-2 1B		1-3 K		4	0	1	0	0	1	0									
Cliff Floyd, L (1, 7) OBP: 0.417, SLG: 0.636	1-2 G3			0-0 G4-3		0-0 F8			0-0 F2	4	0	0	0	0	0	1									
Preston Wilson, R (1, 8) OBP: 0.331, SLG: 0.456		3-1 F9		2-0 F5			0-0 G5-3		0-3 K	4	0	0	0	0	1	0									
Mike Lowell, R (1, 5) OBP: 0.347, SLG: 0.523		3-3 K			1-0 F7		2-3 K		4-2 BLK 1B BB	3	0	0	0	1	2	0									
Kevin Millar, R (1, 9) OBP: 0.380, SLG: 0.565		2-3 K			0-0 1B		2-2 2B 2B		0-1 BLK 1B	4	1	3	0	0	1	0									
Eric Owens, R (9, FR) OBP: 0.305, SLG: 0.335									1-2 1B	0	0	0	0	0	0	0									
Charles Johnson, R (1, 2) OBP: 0.360, SLG: 0.532			0-1 F9		0-3 K		1-0 2B 2B		2-1 P3	4	0	1	1	0	1	3									
Alex Gonzalez, R (1, 6) OBP: 0.326, SLG: 0.379			3-2 G6-3		1-1 G5-3		3-3 K			3	0	0	0	0	1	2									
A.J. Burnett, R (1, 1) OBP: 0.130, SLG: 0.136			3-2 1B			2-0 G5-3		3-3 K		2	0	1	0	0	0	0									
Armando Almanza, L (8, 1)										0	0	0	0	0	0	0									
Ricky Bones, R (8, 1) OBP: 0.333, SLG: 0.500										0	0	0	0	0	0	0									
John Mabry, L (8, PH) OBP: 0.302, SLG: 0.407										1	0	0	0	0	1	0									
Antonio Alfonseca, R (9, 1)										0	0	0	0	0	0	0									
Inning Stats	R: 0 E: 0 K: 0 S: 10	H: 0 LOB: 0 BB: 0 P: 16	R: 0 E: 0 K: 2 S: 10	H: 0 LOB: 0 BB: 0 P: 18	R: 0 E: 0 K: 0 S: 12	H: 1 LOB: 1 BB: 0 P: 20	R: 0 E: 0 K: 0 S: 4	H: 0 LOB: 0 BB: 0 P: 6	R: 0 E: 0 K: 1 S: 7	H: 1 LOB: 1 BB: 0 P: 9	R: 0 E: 0 K: 0 S: 6	H: 1 LOB: 1 BB: 0 P: 11	R: 1 E: 0 K: 2 S: 12	H: 2 LOB: 1 BB: 0 P: 20	R: 0 E: 0 K: 2 S: 10	H: 0 LOB: 0 BB: 0 P: 16	R: 0 E: 0 K: 1 S: 10	H: 1 LOB: 3 BB: 1 P: 16	1B: 4 2B: 2 3B: 0 HR: 0	SF: 0 SAC: 0 DP: 0 HBP: 0	WP: 0 PB: 0 SB: 0 CS: 0	PA: 34			
PITCHER	IP	WLS	BF	H	R	ER	SO	BB	IBB	HBP	BLK	WP	HR	S	P	ERA	WHIP								
Javier Vazquez, R (1, 1) ERA: 4.72	7.0	W	26	5	1	1	5	0	0	0	0	0	0	61	100	1.29	0.714								
Scott Strickland, R (8, 1) ERA: 3.54	1.0	H	3	0	0	0	2	0	0	0	0	0	0	10	16	0.00	0.000								
Ugueth Urbina, R (9, 1) ERA: 4.19	1.0	S	5	1	0	0	1	1	0	0	1	0	0	10	16	0.00	2.000								

Montreal Expos @ Florida Marlins
Pro Player Stadium, Miami, FL
Mon Jun 25 2001, 7:05 PM EDT
Att: 10,300 - Cloudy - 84 F

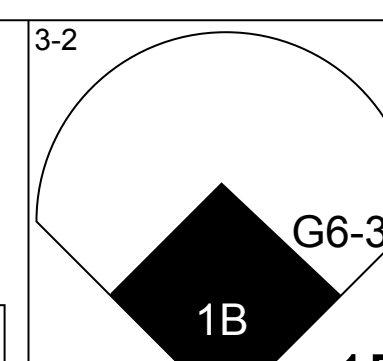
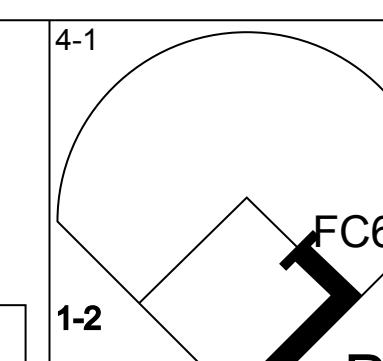
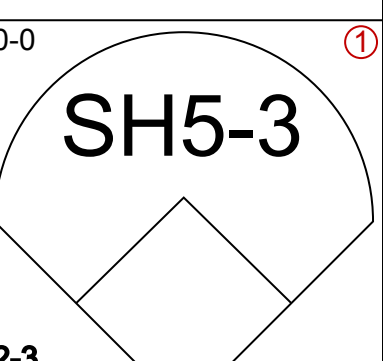
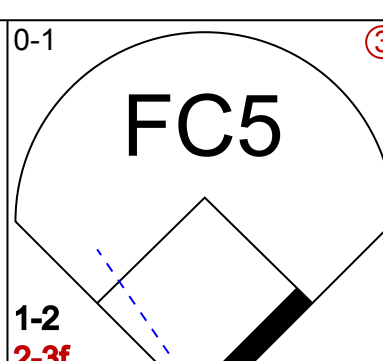
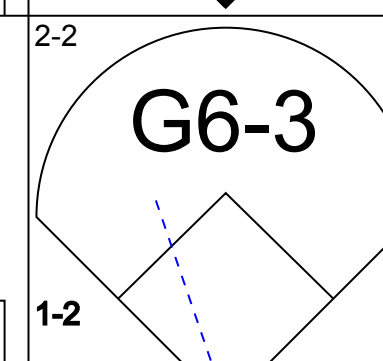
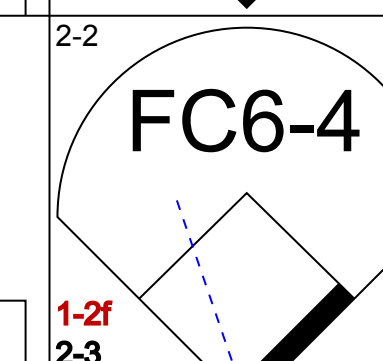
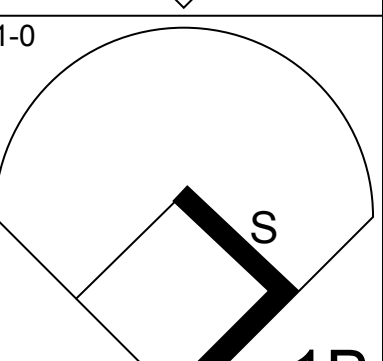
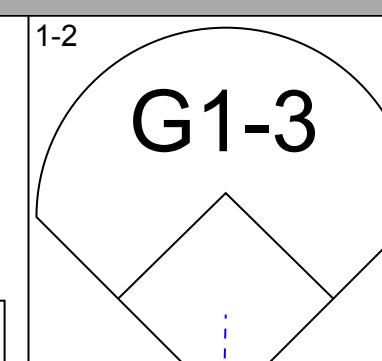
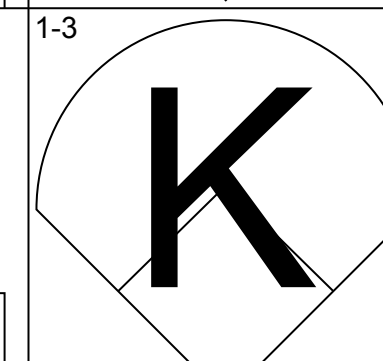
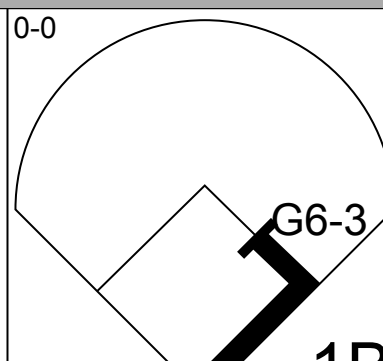
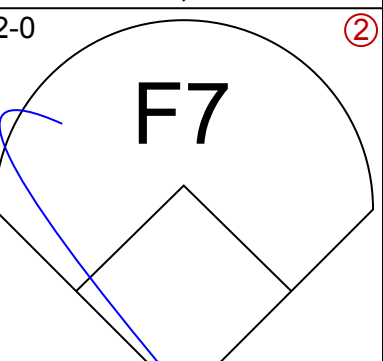
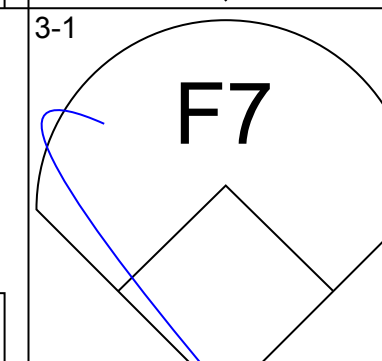

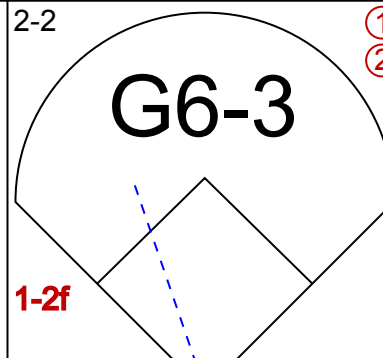
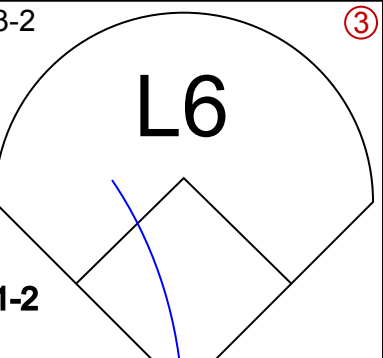
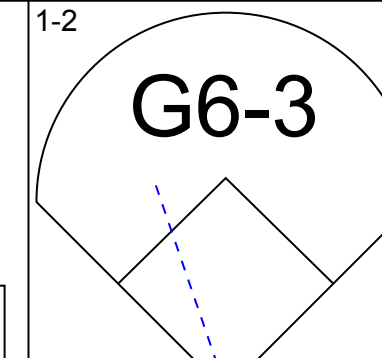

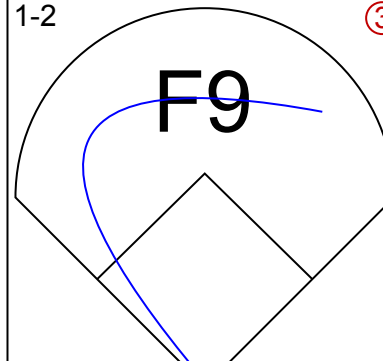
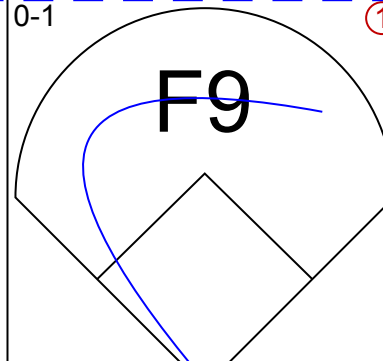

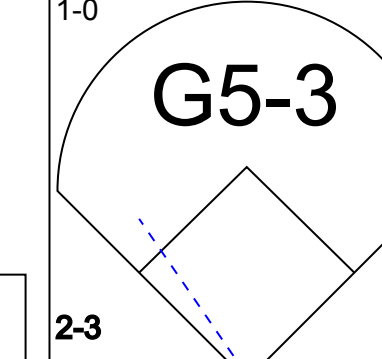

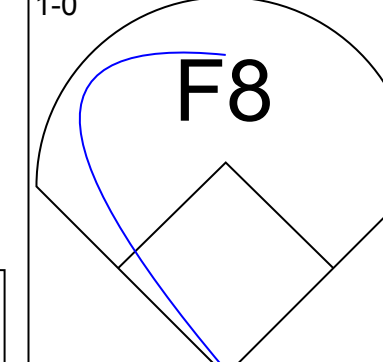
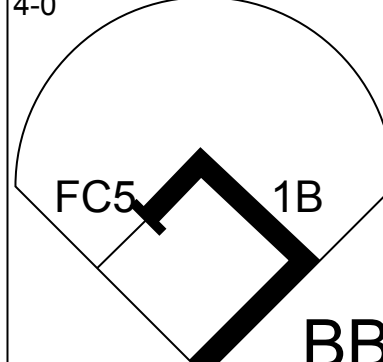
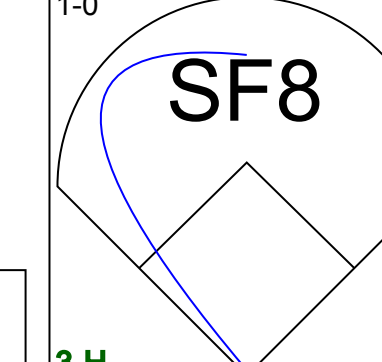
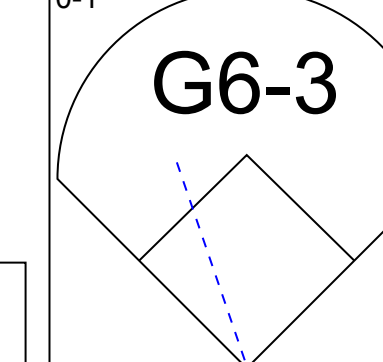
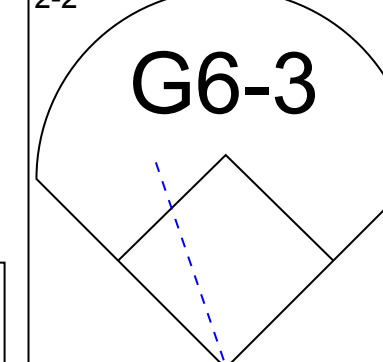
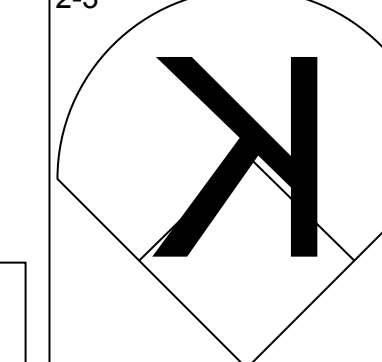
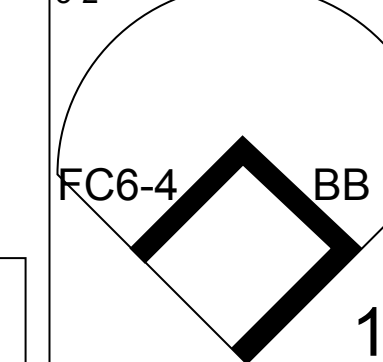

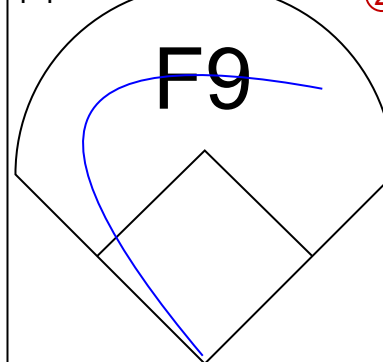

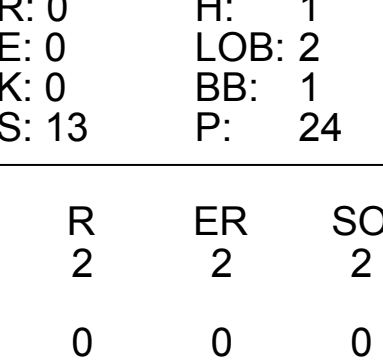
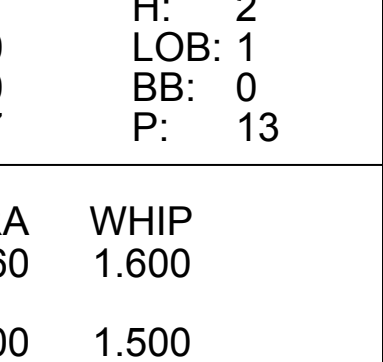
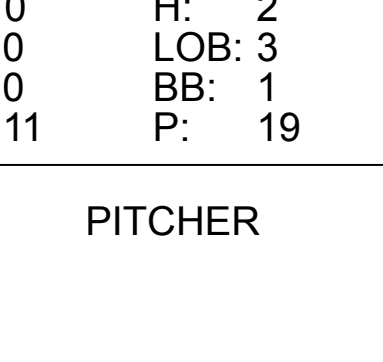
AB 33
R 1
H 6
RBI 1
BB 1
SO 8
LOB 7

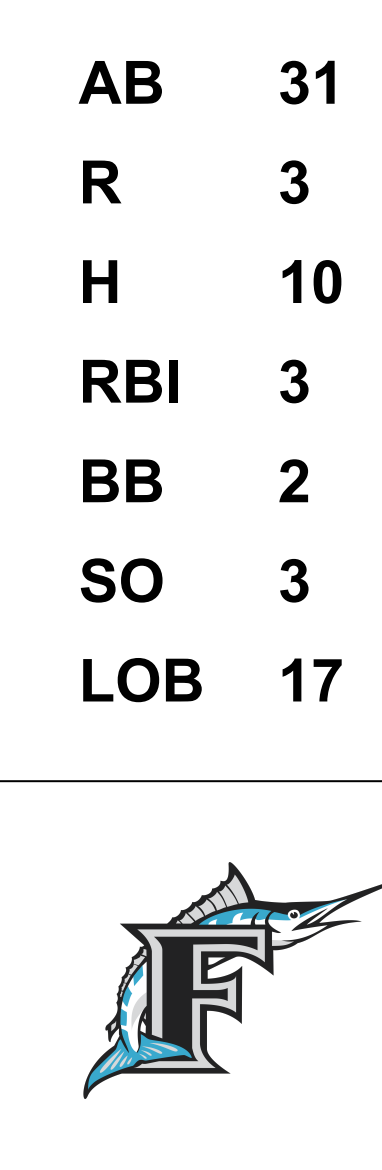


Batter	1	2	3	4	5	6	7	8	9	AB	R	H	RBI	BB	SO	LOB	TOP				
Peter Bergeron, L (1, 8) OBP: 0.253, SLG: 0.235										4	0	0	0	0	2	1	Montreal Expos @ Florida Marlins Pro Player Stadium, Miami, FL Tue Jun 26 2001, 7:05 PM EDT Att: 11,180 - Overcast - 83 F				
Jose Vidro, S (1, 4) OBP: 0.354, SLG: 0.485										4	0	0	0	0	1	1					
Vladimir Guerrero, R (1, 9) OBP: 0.369, SLG: 0.589										4	0	0	0	0	3	1					
Lee Stevens, L (1, 3) OBP: 0.301, SLG: 0.428										3	0	0	0	1	2	1					
Orlando Cabrera, R (1, 6) OBP: 0.307, SLG: 0.380										3	0	0	0	0	0	1					
Michael Barrett, R (1, 2) OBP: 0.289, SLG: 0.354										3	0	0	0	0	1	1					
Rob Ducey, L (1, 7) OBP: 0.394, SLG: 0.455										3	0	0	0	0	1	2					
Geoff Blum, S (1, 5) OBP: 0.323, SLG: 0.340										3	0	1	0	0	1	0					
Mike Thurman, R (1, 1) OBP: 0.105, SLG: 0.056										1	0	0	0	0	1	0					
Ryan Minor, R (6, PH) OBP: 0.293, SLG: 0.304										1	0	0	0	0	1	1					
Guillermo Mota, R (6, PH) OBP: 0.333, SLG: 0.333										0	0	0	0	0	0	0					
Mike Mordecai, R (8, PH) OBP: 0.282, SLG: 0.369										1	0	0	0	0	1	0					
Graeme Lloyd, L (8, 1) OBP: 0.282, SLG: 0.369										0	0	0	0	0	0	0					
Inning Stats	R: 0 E: 0 K: 1 S: 13	H: 0 LOB: 0 BB: 0 P: 18	R: 0 E: 0 K: 1 S: 8	H: 0 LOB: 0 BB: 0 P: 10	R: 0 E: 0 K: 2 S: 10	H: 0 LOB: 1 BB: 0 P: 14	R: 0 E: 0 K: 3 S: 12	H: 0 LOB: 0 BB: 0 P: 17	R: 0 E: 0 K: 2 S: 11	H: 1 LOB: 1 BB: 0 P: 16	R: 0 E: 1 K: 1 S: 12	H: 0 LOB: 2 BB: 1 P: 18	R: 0 E: 0 K: 1 S: 9	H: 0 LOB: 0 BB: 0 P: 11	R: 0 E: 0 K: 1 S: 7	H: 0 LOB: 0 BB: 0 P: 8	1B: 1 2B: 0 3B: 0 HR: 0	SF: 0 SAC: 0 DP: 0 HBP: 0	WP: 1 PB: 0 SB: 0 CS: 0	PA: 31	
PITCHER	IP	WLS	BF	H	R	ER	SO	BB	IBB	HBP	BLK	WP	HR	S	P	ERA	WHIP				
Brad Penny, R (1, 1) ERA: 3.41	8.0	W	28	1	0	0	13	1	0	0	0	1	0	88	118	0.00	0.250				
Antonio Alfonseca, R (9, 1) ERA: 1.87	1.0	S	3	0	0	0	1	0	0	0	0	0	0	7	8	0.00	0.000				

AB	30
R	0
H	1
RBI	0
BB	1
SO	14
LOB	9



Batter	1	2	3	4	5	6	7	8	9	AB	R	H	RBI	BB	SO	LOB	BOTTOM				
Luis Castillo, S (1, 4) OBP: 0.360, SLG: 0.344										2	1	1	0	1	0	3	Montreal Expos @ Florida Marlins Pro Player Stadium, Miami, FL Tue Jun 26 2001, 7:05 PM EDT Att: 11,180 - Overcast - 83 F				
Eric Owens, R (1, 8) OBP: 0.304, SLG: 0.333										4	0	1	1	0	0	3					
John Mabry, L (1, 7) OBP: 0.299, SLG: 0.397										4	0	1	0	0	1	2					
Mike Lowell, R (1, 5) OBP: 0.346, SLG: 0.519										4	0	1	1	0	0	2					
Kevin Millar, R (1, 3) OBP: 0.363, SLG: 0.570										4	0	2	0	0	0	0					
Derrek Lee, R (8, PR) OBP: 0.301, SLG: 0.392										0	1	0	0	0	0	0					
Charles Johnson, R (1, 2) OBP: 0.358, SLG: 0.531										4	0	1	0	0	1	3					
Ryan McGuire, L (1, 9) OBP: 0.259, SLG: 0.294										2	0	0	1	1	0	0					
Dave Berg, R (1, 6) OBP: 0.216, SLG: 0.296										4	0	1	0	0	1	1					
Brad Penny, R (1, 1) OBP: 0.143, SLG: 0.171										3	1	2	0	0	0	3					
Antonio Alfonseca, R (9, 1) ERA: 2.78										0	0	0	0	0	0	0					
Inning Stats	R: 1 E: 0 K: 2 S: 18	H: 3 LOB: 2 BB: 0 P: 28	R: 0 E: 0 K: 0 S: 13	H: 1 LOB: 2 BB: 1 P: 24	R: 0 E: 0 K: 0 S: 8	H: 1 LOB: 0 BB: 0 P: 11	R: 0 E: 0 K: 0 S: 6	H: 0 LOB: 0 BB: 0 P: 9	R: 1 E: 0 K: 0 S: 7	H: 2 LOB: 1 BB: 0 P: 13	R: 0 E: 0 K: 0 S: 11	H: 2 LOB: 3 BB: 1 P: 19	R: 0 E: 0 K: 1 S: 7	H: 1 LOB: 1 BB: 0 P: 11	R: 1 E: 0 K: 1 S: 7	H: 1 LOB: 1 BB: 0 P: 11	1B: 7 2B: 3 3B: 0 HR: 0	SF: 1 SAC: 1 DP: 1 HBP: 0	WP: 0 PB: 0 SB: 1 CS: 0	PA: 35	
PITCHER	IP	WLS	BF	H	R	ER	SO	BB	IBB	HBP	BLK	WP	HR	S	P	ERA	WHIP				
Mike Thurman, R (1, 1) ERA: 5.31	5.0	L	22	7	2	2	2	1	0	0	0	0	0	19	32	0.00	1.500				
Guillermo Mota, R (6, 1) ERA: 3.23	2.0		9	2	0	0	0	1	0	0	0	0	0	7	11	9.00	1.000				
Graeme Lloyd, L (8, 1) ERA: 2.78	1.0		4	1	1	1	1	0	0	0	0	0	0	7	11	9.00	1.000				



Batter	1	2	3	4	5	6	7	8	9	AB	R	H	RBI	BB	SO	LOB	TOP								
Peter Bergeron, L (1, 8) OBP: 0.245, SLG: 0.226	F7		G3		K			K		3	0	0	0	0	1	1	Montreal Expos @ Florida Marlins Pro Player Stadium, Miami, FL Wed Jun 27 2001, 7:05 PM EDT Att: 12,349 - Cloudy - 81 F								
Bob Scanlan, R (5, 1)										0	0	0	0	0	0										
Darwin Cubillan, R (7, 1)										0	0	0	0	0	0										
Randy Knorr, R (8, PH) OBP: 0.344, SLG: 0.462										1	0	0	0	1	0										
Scott Stewart, R (8, 1)										0	0	0	0	0	0										
Jose Vidro, S (1, 4) OBP: 0.348, SLG: 0.476	F7		F3			F8			G6-3	4	0	0	0	0	0										
Vladimir Guerrero, R (1, 9) OBP: 0.374, SLG: 0.597				FC5-4 BB		F9			SF9 3B	3	1	2	0	1	0										
Orlando Cabrera, R (1, 6) OBP: 0.303, SLG: 0.376	F7			F7		F3			SF9	3	0	0	1	0	2										
Michael Barrett, R (1, 2) OBP: 0.290, SLG: 0.358				FC5-4 1-2			P4			3	0	1	0	0	0										
Brian Schneider, L (7, 2) OBP: 0.400, SLG: 0.250										1	0	1	0	0	0										
Mark Smith, R (1, 7) OBP: 0.339, SLG: 0.326	G6-3			G4-3			G5-3		G1-3	4	0	0	0	0	3										
Geoff Blum, S (1, 3) OBP: 0.318, SLG: 0.335						F8				3	0	0	0	0	1										
Mike Mordecai, R (1, 5) OBP: 0.283, SLG: 0.362									P3	2	0	0	0	1	0										
Tony Armas, R (1, 1) OBP: 0.192, SLG: 0.231										1	0	0	0	0	1										
Masato Yoshii, R (3, 1) OBP: 0.167, SLG: 0.091										0	0	0	0	0	0										
Ryan Minor, R (5, PH) OBP: 0.273, SLG: 0.292						F9			F8	2	0	0	0	0	1										
Inning Stats	R: 0 E: 0 K: 0 S: 7	H: 1 LOB: 1 BB: 0 P: 10	R: 0 E: 0 K: 0 S: 11	H: 1 LOB: 1 BB: 0 P: 18	R: 0 E: 0 K: 1 S: 7	H: 0 LOB: 0 BB: 0 P: 10	R: 0 E: 0 K: 0 S: 8	H: 0 LOB: 1 BB: 1 P: 14	R: 0 E: 0 K: 1 S: 12	H: 0 LOB: 1 BB: 1 P: 18	R: 0 E: 0 K: 0 S: 6	H: 0 LOB: 0 BB: 0 P: 9	R: 0 E: 0 K: 0 S: 7	H: 0 LOB: 0 BB: 0 P: 10	R: 0 E: 0 K: 1 S: 9	H: 0 LOB: 0 BB: 0 P: 12	R: 1 E: 0 K: 0 S: 13	H: 2 LOB: 1 BB: 0 P: 20	1B: 2 2B: 1 3B: 1 HR: 0	SF: 1 SAC: 0 DP: 0 HBP: 0	WP: 0 PB: 0 SB: 0 CS: 0	PA: 33			
PITCHER	IP	WLS	BF	H	R	ER	SO	BB	IBB	HBP	BLK	WP	HR	S	P	ERA	WHIP								
Jesus Sanchez, L (1, 1) ERA: 4.2	8.0	W	28	2	0	0	3	2	0	0	0	0	0	67	101	0.00	0.500								
Ricky Bones, R (9, 1) ERA: 4.2	1.0		5	2	1	1	0	0	0	0	0	0	0	13	20	9.00	2.000								

AB	30
R	1
H	4
RBI	1
BB	2
SO	3
LOB	10



Batter	1	2	3	4	5	6	7	8	9	AB	R	H	RBI	BB	SO	LOB	BOTTOM								
Luis Castillo, S (1, 4) OBP: 0.361, SLG: 0.340	F9 G4-3 1B BB		G4-3 G5-3			G6-3 BB 2B BB	G4-3			3	2	0	0	2	0	3	Montreal Expos @ Florida Marlins Pro Player Stadium, Miami, FL Wed Jun 27 2001, 7:05 PM EDT Att: 12,349 - Cloudy - 81 F								
Derrek Lee, R (1, 3) OBP: 0.307, SLG: 0.395	G4-3		BB SF9 BB			P4		G4-3		3	1	1	0	2	0	3									
Cliff Floyd, L (1, 7) OBP: 0.419, SLG: 0.632	F9		BB SF9 BB			P4				3	2	1	0	1	0	2									
Eric Owens, R (8, 8) OBP: 0.303, SLG: 0.332			SF9 BB 2B 1B			G6-3 2B BB		G6-3		1	0	0	0	0	0	1									
Preston Wilson, R (1, 8) OBP: 0.333, SLG: 0.454	WP BB		BB SF9 2B BB			F8		G4-3		3	1	1	2	1	0	3									
Ryan McGuire, L (8, 9) OBP: 0.254, SLG: 0.288	WP BB 1B		BB SF9 2B BB			F8		G4-3		1	0	0	0	0	0	1									
Mike Lowell, R (1, 5) OBP: 0.347, SLG: 0.521	3-H BB		SF9			F8		F8		3	0	1	3	1	0	2									
Kevin Millar, R (1, 9) OBP: 0.380, SLG: 0.559	1-2 2-3		SF9			F8		F8		3	1	0	0	1	0	3									
Charles Johnson, R (1, 2) OBP: 0.360, SLG: 0.533			G6-3			F3		G4-3 BB		3	1	1	3	1	0	0									
Alex Gonzalez, R (1, 6) OBP: 0.325, SLG: 0.375			L3			K		F8		3	0	0	0	1	1	1									
Jesus Sanchez, L (1, 1) OBP: 0.500, SLG: 0.500			G6-3							4	1	2	1	0	0	1									
Ricky Bones, R (9, 1) OBP: 0.333, SLG: 0.500						BB G6-3 1B		G4-3		0	0	0	0	0	0	0									
Inning Stats	R: 1 E: 0 K: 0 S: 10	H: 1 LOB: 2 BB: 2 P: 25	R: 0 E: 0 K: 0 S: 8	H: 0 LOB: 0 BB: 0 P: 11	R: 5 E: 0 K: 0 S: 18	H: 3 LOB: 2 BB: 4 P: 37	R: 0 E: 0 K: 0 S: 8	H: 0 LOB: 1 BB: 1 P: 16	R: 0 E: 0 K: 1 S: 10	H: 0 LOB: 0 BB: 0 P: 12	R: 3 E: 0 K: 0 S: 11	H: 2 LOB: 1 BB: 2 P: 19	R: 0 E: 0 K: 0 S: 10	H: 0 LOB: 1 BB: 1 P: 18	R: 0 E: 0 K: 0 S: 6	H: 1 LOB: 1 BB: 0 P: 11	1B: 4 2B: 3 3B: 0 HR: 0	SF: 1 SAC: 0 DP: 0 HBP: 0	WP: 1 PB: 0 SB: 0 CS: 0	PA: 41					
PITCHER	IP	WLS	BF	H	R	ER	SO	BB	IBB	HBP	BLK	WP	HR	S	P	ERA	WHIP								
Tony Armas, R (1, 1) ERA: 3.49	2.2	L	18	4	6	6	0	6	0	0	0	0	0	35	71	20.25	3.750								
Masato Yoshii, R (3, 1) ERA: 4.45	1.1		5	0	0	0	0	1	0	0	0	0	0	9	18	0.00	0.750								
Bob Scanlan, R (5, 1) ERA: 6.63	2.0		10	2	3	3	1	2	0	0	0	0	0	21	31	13.50	2.000								
Darwin Cubillan, R (7, 1) ERA: 3.18	1.0		4	0	0	0	0	1	0	0	0	0	0	10	18	0.00	1.000								
Scott Stewart, L (8, 1) ERA: 5.19	1.0		4	1	0	0	0	0	0	0	0	0	0	6	11	0.00	1.000								



Batter	1	2	3	4	5	6	7	8	9	AB	R	H	RBI	BB	SO	LOB	TOP											
Abraham Nunez, S OBP: 0.329, SLG: 0.343	G4-3		L5		K		1B		K	5	0	1	0	0	2	1	Pittsburgh Pirates @ Montreal Expos Olympic Stadium, Montreal, QB Fri Jun 29 2001, 7:05 PM EDT Att: 6,504 - Dome - 72 F											
Rob Mackowiak, L OBP: 0.389, SLG: 0.494	BB		F5		K		G1-3			3	0	0	0	1	1													
18 Jason Kendall, R OBP: 0.335, SLG: 0.351 Craig Wilson, R OBP: 0.400, SLG: 0.674	BB		P3		F8					2	0	0	0	1	0													
Brian Giles, L OBP: 0.399, SLG: 0.615 Emil Brown, R OBP: 0.302, SLG: 0.328	BB		G4-6-3		F9				HR	1	1	1	1	0	0													
Aramis Ramirez, R OBP: 0.317, SLG: 0.505 Luis Figueroa, S			P3		F2				P3	3	0	1	0	0	0													
John Vander Wal, L OBP: 0.393, SLG: 0.474			G5-3		L5				K	2	0	0	0	2	1													
Kevin Young, R OBP: 0.395, SLG: 0.395 Damaso Marte, L			G5-3		F8					3	0	0	0	0	3													
2 Jack Wilson, R OBP: 0.287, SLG: 0.340			G2-3		F7				WP	1	0	0	0	0	0													
Derek Bell, R OBP: 0.262, SLG: 0.250			IBB		HR				K	2	1	0	0	2	1													
Joe Beimel, L OBP: 0.273, SLG: 0.273 Omar Olivares, R OBP: 0.250, SLG: 0.458 Keith Osik, R OBP: 0.267, SLG: 0.308			G4-3		HR				F8	1	0	0	0	0	2													
Inning Stats	R: 0 E: 0 K: 0 S: 7	H: 0 LOB: 1 BB: 2 P: 16	R: 0 E: 0 K: 0 S: 9	H: 0 LOB: 2 BB: 2 P: 20	R: 0 E: 0 K: 0 S: 6	H: 0 LOB: 0 BB: 0 P: 9	R: 0 E: 0 K: 0 S: 13	H: 0 LOB: 1 BB: 1 P: 22	R: 2 E: 0 K: 2 S: 14	H: 1 LOB: 0 BB: 1 P: 20	R: 0 E: 0 K: 0 S: 6	H: 1 LOB: 1 BB: 0 P: 8	R: 0 E: 0 K: 2 S: 9	H: 1 LOB: 0 BB: 0 P: 12	R: 1 E: 0 K: 2 S: 8	H: 1 LOB: 0 BB: 0 P: 14	R: 0 E: 0 K: 2 S: 11	H: 1 LOB: 1 BB: 0 P: 15	1B: 2 2B: 1 3B: 0 HR: 2	SF: 0 SAC: 0 DP: 1 HBP: 0	WP: 1 PB: 0 SB: 1 CS: 0	PA: 37						
PITCHER	IP	WLS	BF	H	R	ER	SO	BB	IBB	HBP	BLK	WP	HR	S	P	ERA	WHIP											
56 Troy Mattes, R ERA: 1.89	(1, 1)	7.0	W	29	3	2	2	2	5	1	0	0	0	1	64	107	2.57	1.143										
Scott Strickland, R ERA: 3.67	(8, 1)	1.0		4	1	1	1	2	0	0	0	0	0	1	8	14	9.00	1.000										
Ugueth Urbina, R ERA: 4.08	(9, 1)	1.0		4	1	0	0	2	0	0	0	0	1	0	11	15	0.00	1.000										

Batter	1	2	3	4	5	6	7	8	9	AB	R	H	RBI	BB	SO	LOB	BOTTOM												
Peter Bergeron, L OBP: 0.255, SLG: 0.241	F7		SH1-3		E4		1B			3	2	1	0	1	0	1	Pittsburgh Pirates @ Montreal Expos Olympic Stadium, Montreal, QB Fri Jun 29 2001, 7:05 PM EDT Att: 6,504 - Dome - 72 F												
Jose Vidro, S OBP: 0.361, SLG: 0.487 Geoff Blum, S OBP: 0.318, SLG: 0.335	BB		2B		FC5		G5-4-3			3	2	3	2	1	0	0													
Vladimir Guerrero, R OBP: 0.390, SLG: 0.695 Rob Ducey, L OBP: 0.394, SLG: 0.455	G2-3		FC1-2		G6-3		1B			4	1	3	5	1	0	1													
Orlando Cabrera, R OBP: 0.301, SLG: 0.371	BB		FC1-2		FC5		G6-3			4	0	0	0	1	1	7													
Lee Stevens, L OBP: 0.299, SLG: 0.424 Scott Strickland, R Ugueth Urbina, R	F9		G3		K		G5-4-3			5	0	1	1	0	1	5													
Michael Barrett, R OBP: 0.288, SLG: 0.352 Brian Schneider, L OBP: 0.400, SLG: 0.250	G5-3		G6-3		FC4		F9			4	1	0	0	1	0	1													
Mark Smith, R OBP: 0.344, SLG: 0.333	G5-3		FC4-6		2B		G6-3			5	1	2	0	0	1	0													
Mike Mordecai, R OBP: 0.280, SLG: 0.364	K		FC4-6		56 1B		G5-3			5	2	1	2	0	2	1													
56 Troy Mattes, R OBP: 0.444, SLG: 0.556 Ryan Minor, R OBP: 0.273, SLG: 0.292			SH1-3		HBP		E			4	3	3	1	0	1	0													
Inning Stats	R: 0 E: 0 K: 0 S: 10	H: 1 LOB: 2 BB: 1 P: 19	R: 0 E: 0 K: 1 S: 9	H: 0 LOB: 0 BB: 0 P: 17	R: 2 E: 0 K: 0 S: 11	H: 3 LOB: 1 BB: 0 P: 17	R: 2 E: 0 K: 0 S: 12	H: 2 LOB: 3 BB: 2 P: 29	R: 7 E: 1 K: 1 S: 22	H: 5 LOB: 1 BB: 2 P: 46	R: 0 E: 0 K: 1 S: 12	H: 0 LOB: 0 BB: 0 P: 17	R: 1 E: 0 K: 1 S: 11	H: 3 LOB: 3 BB: 0 P: 17	R: 0 E: 0 K: 2 S: 12	H: 0 LOB: 0 BB: 0 P: 18		1B: 8 2B: 6 3B: 0 HR: 0	SF: 0 SAC: 1 DP: 1 HBP: 1	WP: 1 PB: 0 SB: 0 CS: 0	PA: 44								
PITCHER	IP	WLS	BF	H	R	ER	SO	BB	IBB	HBP	BLK	WP	HR	S	P	ERA	WHIP												
Joe Beimel, L ERA: 4.63	(1, 1)	3.2	L	20	6	4	4	1	2	0	1	0	0	1	0	24	55	33.75	5.250										
Omar Olivares, R ERA: 6.57	(4, 1)	1.1		13	5	7	5	1	2	1	0	0	1	0	24	55	33.75	5.250											
Rich Loiselle, R ERA: 11.57	(6, 1)	2.0		8	3	1	1	2	0	0	0	0	0	23	34	4.50	1.500												
Damaso Marte, L ERA:	(8, 1)	1.0		3	0	0	0	2	0	0	0	0	0	12	18	0.00	0.000												

Batter	1	2	3	4	5	6	7	8	9	AB	R	H	RBI	BB	SO	LOB	TOP					
Abraham Nunez, S OBP: 0.331, SLG: 0.345 (1, 4)	G6-3		G6-3 1B			G5-3		F7		5	0	2	0	0	0	1						
2 Jack Wilson, R OBP: 0.283, SLG: 0.343 (1, 6)	G6-3 2B		G6-3			K		L3		5	0	1	0	0	1	2						
18 Jason Kendall, R OBP: 0.336, SLG: 0.350 (1, 2)	G6-3		G6-3 BB			F7		HR		4	1	1	0	1	0	2						
Brian Giles, L OBP: 0.396, SLG: 0.618 (7, 7)	P6		K			G4-3		HR		5	1	1	2	0	1	4						
Aramis Ramirez, R OBP: 0.349, SLG: 0.500 (1, 5)		F9		L1		HR		G6-3		5	1	1	0	0	0	0						
John Vander Wal, L OBP: 0.365, SLG: 0.479 Emil Brown, R OBP: 0.302, SLG: 0.328 (7, PR) (7, 8)	G4-3		G5-3 1B			K		K		4	0	2	0	0	1	1						
Kevin Young, R OBP: 0.316, SLG: 0.407 (1, 3)	K		G5-3			HR		F2		4	1	1	2	0	1	2						
Derek Bell, R OBP: 0.274, SLG: 0.274 (1, 9)			HR			FC2-6 BB		K		2	1	1	1	2	1	0						
Dave Williams, L Scott Sauerbeck, R Mike Lincoln, R Craig Wilson, R Josias Manzanillo, R Mike Williams, R (1, 1) (7, 1) (7, 1) (8, PH) (8, 1) (8, 1) (9, 1)	G3-1		K			FC2-6 1-2		HR		3	0	0	0	0	1	3						
Inning Stats	R: 0 E: 0 K: 0 S: 7	H: 1 LOB: 1 BB: 0 P: 10	R: 0 E: 0 K: 1 S: 7	H: 0 LOB: 0 BB: 0 P: 9	R: 1 E: 0 K: 1 S: 12	H: 2 LOB: 2 BB: 1 P: 19	R: 0 E: 0 K: 1 S: 15	H: 1 LOB: 2 BB: 1 P: 27	R: 0 E: 0 K: 1 S: 7	H: 1 LOB: 1 BB: 0 P: 9	R: 2 E: 0 K: 1 S: 10	H: 2 LOB: 1 BB: 1 P: 18	R: 2 E: 0 K: 0 S: 12	H: 3 LOB: 1 BB: 0 P: 17	R: 1 E: 0 K: 1 S: 7	H: 1 LOB: 0 BB: 0 P: 11	R: 0 E: 0 K: 0 S: 5	H: 0 LOB: 0 BB: 0 P: 10	1B: 5 2B: 2 3B: 0 HR: 4	SF: 0 SAC: 0 DP: 0 HBP: 0	WP: 0 PB: 0 SB: 0 CS: 0	PA: 41
PITCHER	IP	WLS	BF	H	R	ER	SO	BB	IBB	HBP	BLK	WP	HR	S	P	ERA	WHIP					
Javier Vazquez, R ERA: 4.82 (1, 1)	7.0		34	10	5	5	5	2	1	0	0	0	3	70	109	6.43	1.714					
Guillermo Mota, R ERA: 3.39 (8, 1)	1.0		4	1	1	1	1	0	0	0	0	0	1	7	11	9.00	1.000					
Graeme Lloyd, L ERA: 2.7 (9, 1)	1.0	W	3	0	0	0	0	0	0	0	0	0	0	5	10	0.00	0.000					

Pittsburgh Pirates @ Montreal Expos
Olympic Stadium, Montreal, QB
Sat Jun 30 2001, 7:05 PM EDT
Att: 8,711 - Dome - 72 F

AB 38
R 6
H 11
RBI 6
BB 3
SO 6
LOB 15



Batter	1	2	3	4	5	6	7	8	9	AB	R	H	RBI	BB	SO	LOB	BOTTOM					
Peter Bergeron, L OBP: 0.248, SLG: 0.233 (1, 8)	K		K			FC6-4		SH3-4		3	0	0	0	0	2	1						
Ryan Minor, R OBP: 0.286, SLG: 0.292 (7, PH)			K			CS		SH3-4		0	1	0	1	1	0	0						
Guillermo Mota, R OBP: 0.333, SLG: 0.333 (8, 1)			K			CS		SH3-4		0	0	0	0	0	0	0						
Graeme Lloyd, L (9, 1)			K			CS		SH3-4		0	0	0	0	0	0	0						
Rob Ducey, L OBP: 0.384, SLG: 0.455 (9, PH)			K			CS		SH3-4		0	0	0	0	0	0	0						
Jose Vidro, S OBP: 0.365, SLG: 0.494 (1, 4)	1B		G6-3			CS		2B		5	2	3	1	0	0	0						
Vladimir Guerrero, R OBP: 0.384, SLG: 0.694 (1, 9)	F9		F8			CS		2B		4	0	2	2	1	0	1						
Orlando Cabrera, R OBP: 0.303, SLG: 0.375 (1, 6)	1B		F9			G3-6-3		2B		5	0	2	2	0	0	3						
Lee Stevens, L OBP: 0.305, SLG: 0.427 (1, 3)	1B		F9			G3-6-3		2B		3	0	2	1	1	0	0						
Michael Barrett, R OBP: 0.285, SLG: 0.347 (1, 2)	1B		F8			G6-3		SH5-4		3	0	2	1	1	0	0						
Mark Smith, R OBP: 0.338, SLG: 0.345 (1, 7) (8, 8)	1B		F8			G6-3		SH5-4		3	0	0	0	0	0	3						
Mike Mordecai, R OBP: 0.287, SLG: 0.363 (1, 5)	G5-3		F9			G6-3		SH5-4		3	0	0	0	0	0	3						
Javier Vazquez, R OBP: 0.379, SLG: 0.393 Geoff Blum, S OBP: 0.324, SLG: 0.338 (7, PH) (8, 7)	K		F9			F8		G5-3		4	1	1	0	0	0	2						
Mike Mordecai, R OBP: 0.287, SLG: 0.363 (1, 5)	G5-3		F9			F8		G5-3		3	1	1	0	1	1	1						
Javier Vazquez, R OBP: 0.379, SLG: 0.393 Geoff Blum, S OBP: 0.324, SLG: 0.338 (7, PH) (8, 7)	K		F9			F8		G5-3		2	0	0	0	0	2	1						
Mike Mordecai, R OBP: 0.287, SLG: 0.363 (1, 5)	G5-3		F9			F8		G5-3		1	2	1	0	1	0	0						
Inning Stats	R: 1 E: 0 K: 1 S: 17	H: 3 LOB: 2 BB: 0 P: 23	R: 0 E: 0 K: 1 S: 7	H: 0 LOB: 0 BB: 0 P: 9	R: 0 E: 0 K: 1 S: 8	H: 0 LOB: 0 BB: 0 P: 12	R: 0 E: 0 K: 0 S: 7	H: 1 LOB: 1 BB: 0 P: 11	R: 0 E: 0 K: 1 S: 9	H: 1 LOB: 0 BB: 0 P: 13	R: 0 E: 0 K: 0 S: 6	H: 1 LOB: 0 BB: 0 P: 12	R: 4 E: 0 K: 0 S: 20	H: 3 LOB: 2 BB: 3 P: 40	R: 0 E: 0 K: 1 S: 8	H: 0 LOB: 1 BB: 1 P: 14	R: 2 E: 0 K: 0 S: 8	H: 3 LOB: 2 BB: 1 P: 15	1B: 9 2B: 3 3B: 0 HR: 0	SF: 0 SAC: 2 DP: 1 HBP: 0	WP: 0 PB: 0 SB: 0 CS: 1	PA: 41
PITCHER	IP	WLS	BF	H	R	ER	SO	BB	IBB	HBP	BLK	WP	HR	S	P	ERA	WHIP					
Dave Williams, L ERA: 4.15 (1, 1)	6.2		26	7	3	3	4	1	0	0	0	0	0	67	102	4.05	1.200					
Scott Sauerbeck, L ERA: 6.32 (7, 1)	0.0		3	1	0	0	0	2	0	0	0	0	0	5	15	-	-					
Mike Lincoln, R ERA: 3.95 (7, 1)	0.1	B	2	1	2	2	0	0	0	0	0	0	0	2	3	54.00	3.000					
Josias Manzanillo, R ERA: 3.95 Mike Williams, R ERA: 3.82 (8, 1) (9, 1)	1.0	H	4	0	0	0	1	1	0	0	0	0	0	8	14	0.00	1.000					
Mike Williams, R ERA: 3.82 (9, 1)	0.1	L	5	3	2	2	0	0	1	0	0	0	0	8	15	54.00	9.000					

Pittsburgh Pirates @ Montreal Expos
Olympic Stadium, Montreal, QB
Sat Jun 30 2001, 7:05 PM EDT
Att: 8,711 - Dome - 72 F

AB 33
R 7
H 12
RBI 7
BB 5
SO 5
LOB 12



Batter	1	2	3	4	5	6	7	8	9	AB	R	H	RBI	BB	SO	LOB	TOP										
Abraham Nunez, S OBP: 0.333, SLG: 0.346	3-2 SH1-3 1B		0-0 1B FC5-2 1B	2-1 G3-1			0-0 G5-3		0-1 G4-3	5	0	2	0	0	0	0											
2 Jack Wilson, R OBP: 0.294, SLG: 0.343	1-1 SH1-3 1-2		0-0 1-3 2B 1B		1-2 G4-3		2-3 K			3	1	1	0	0	1	0											
18 Jason Kendall, R OBP: 0.335, SLG: 0.348 Damaso Marte, L Omar Olivares, R OBP: 0.250, SLG: 0.458	1-1 P4		1-2 FC5-2 2B FC5		0-0 F8		2-1 1B			4	1	1	0	0	0	3											
Brian Giles, L OBP: 0.397, SLG: 0.620	2-3 K		1-2 FC5 SF9 2B		1-1 FC5-4 1B		3-3 K			4	1	2	1	0	2	2											
Aramis Ramirez, R OBP: 0.345, SLG: 0.493		2-2 G4-3	0-0 FC5 S		0-2 FC5-4			0-0 F7		4	0	0	1	0	0	2											
John Vander Wal, L OBP: 0.363, SLG: 0.475	3-3 K		1-2 SF9		4-2 FC6-4 BB			2-3 K		2	0	0	1	1	2	0											
Rob Mackowiak, L OBP: 0.387, SLG: 0.500 Craig Wilson, R OBP: 0.404, SLG: 0.733	1-0 2B		3-1 G4-3		0-1 FC6-4			1-3 K		3	0	1	0	0	0	2											
Derek Bell, R OBP: 0.273, SLG: 0.268	4-0 IBB			2-2 G6-3			0-0 F8		2-3 K	3	0	0	0	1	1	1											
Jimmy Anderson, L OBP: 0.172, SLG: 0.115 Mike Lincoln, R Emil Brown, R OBP: 0.300, SLG: 0.325 Rich Loiselle, R Keith Osk, R OBP: 0.282, SLG: 0.302	0-0 G6-3		0-0 F9		0-0 F9		0-3 K		1-0 F9	1	0	0	0	0	0	2											
Inning Stats	R: 0 E: 0 K: 1 S: 12	H: 1 LOB: 1 BB: 0 P: 19	R: 0 E: 0 K: 1 S: 9	H: 1 LOB: 2 BB: 1 P: 19	R: 3 E: 0 K: 0 S: 14	H: 3 LOB: 1 BB: 0 P: 20	R: 0 E: 0 K: 0 S: 8	H: 0 LOB: 0 BB: 0 P: 12	R: 0 E: 0 K: 1 S: 10	H: 1 LOB: 1 BB: 0 P: 12	R: 0 E: 0 K: 2 S: 11	H: 1 LOB: 1 BB: 0 P: 18	R: 0 E: 0 K: 2 S: 7	H: 0 LOB: 0 BB: 0 P: 10	R: 0 E: 0 K: 1 S: 6	H: 0 LOB: 0 BB: 0 P: 9	1B: 5 2B: 2 3B: 0 HR: 0	SF: 1 SAC: 1 DP: 0 HBP: 0	WP: 0 PB: 0 SB: 1 CS: 0	PA: 37							
PITCHER	IP	WLS	BF	H	R	ER	SO	BB	IBB	HBP	BLK	WP	HR	S	P	ERA	WHIP										
Mike Thurman, R ERA: 5.23	6.0	W	27	6	3	3	3	1	1	0	0	0	0	65	98	4.50	1.167										
Scott Strickland, R ERA: 3.59	1.0		4	1	0	0	2	0	0	0	0	0	0	11	18	0.00	1.000										
Scott Stewart, L ERA: 4.94	1.0		3	0	0	0	2	0	0	0	0	0	0	7	10	0.00	0.000										
Masato Yoshii, R ERA: 4.37	1.0		3	0	0	0	1	0	0	0	0	0	0	6	9	0.00	0.000										

Pittsburgh Pirates @ Montreal Expos
Olympic Stadium, Montreal, QB
Sun Jul 01 2001, 1:35 PM EDT
Att: 6,631 - Dome - 72 F


AB 33
R 3
H 7
RBI 3
BB 2
SO 8
LOB 13



Batter	1	2	3	4	5	6	7	8	9	AB	R	H	RBI	BB	SO	LOB	BOTTOM										
Peter Bergeron, L OBP: 0.255, SLG: 0.234	0-0 F7		4-2 1B HR	1-0 G1-3		0-0 G5-3 1B WP 1B		2-0 G1-3		4	2	1	1	1	0	0											
Jose Vidro, S OBP: 0.366, SLG: 0.492	0-2 G4-3		1-0 HR	2-0 G4-3		0-0 WP G5-3 1B		0-1 G4-3		5	1	2	0	0	0	0											
Vladimir Guerrero, R OBP: 0.385, SLG: 0.611	1-1 G6-3		0-0 HR		1-0 G1-6-3 HBP	0-2 G5-3				3	1	1	5	0	0	2											
Orlando Cabrera, R OBP: 0.299, SLG: 0.370		1-1 G4-3	2-2 G6-3		1-2 L6	3-2 G6-3				4	0	0	0	0	0	2											
Lee Stevens, L OBP: 0.307, SLG: 0.426		0-2 2B 1B	4-2 1B 1B		0-0 G1-6-3		2-3 K			3	1	1	0	1	1	1											
Michael Barrett, R OBP: 0.288, SLG: 0.354		1-2 2B	0-0 1B 1B			1-0 F9	0-2 F8			4	0	2	0	0	0	0											
Mark Smith, R OBP: 0.362, SLG: 0.379		2-1 G1-3	2-2 FC5-4 1B			2-0 PB FC3 2B	4-1 BB			3	1	2	1	1	0	1											
Mike Mordecai, R OBP: 0.294, SLG: 0.362			1-3 2H 1B			4-2 FC3 PB 1B BB	3-3 K			3	2	1	0	1	1	3											
Mike Thurman, R ERA: 4.8 Geoff Blum, S Scott Strickland, R Scott Stewart, R Brian Schneider, L Masato Yoshii, R OBP: 0.107, SLG: 0.093	0-1 SH1-4		0-1 K		2-3 K	2-1 FC3 1B 1B		0-1 G4-3		1	0	0	0	0	1	0											
Inning Stats	R: 0 E: 0 K: 0 S: 8	H: 0 LOB: 0 BB: 0 P: 9	R: 0 E: 0 K: 0 S: 10	H: 2 LOB: 1 BB: 0 P: 14	R: 5 E: 0 K: 0 S: 19	H: 5 LOB: 2 BB: 2 P: 35	R: 0 E: 0 K: 1 S: 6	H: 0 LOB: 0 BB: 0 P: 11	R: 0 E: 0 K: 0 S: 5	H: 0 LOB: 0 BB: 0 P: 7	R: 4 E: 0 K: 0 S: 14	H: 3 LOB: 1 BB: 1 P: 26	R: 0 E: 0 K: 2 S: 12	H: 0 LOB: 1 BB: 1 P: 21	R: 0 E: 0 K: 0 S: 5	H: 0 LOB: 0 BB: 0 P: 7	1B: 7 2B: 2 3B: 0 HR: 1	SF: 0 SAC: 1 DP: 1 HBP: 1	WP: 1 PB: 1 SB: 0 CS: 0	PA: 38							
PITCHER	IP	WLS	BF	H	R	ER	SO	BB	IBB	HBP	BLK	WP	HR	S	P	ERA	WHIP										
Jimmy Anderson, L ERA: 4.8	2.2	L	16	7	5	5	0	2	0	0	0	0	0	12	20	0.00	0.000										
Mike Lincoln, R ERA: 14.63	3.1		7	0	0	0	1	0	0	1	0	0	0	14	26	36.00	4.000										
Rich Loiselle, R ERA: 14.63	1.0		8	3	4	4	0	1	0	0	0	1	0	14	26	36.00	4.000										
Damaso Marte, L ERA: 6.78	1.0		4	0	0	0	2	1	0	0	0	0	0	12	21	0.00	1.000										
Omar Olivares, R ERA: 6.78	1.0		3	0	0	0	0	0	0	0	0	0	0	5	7	0.00	0.000										

Pittsburgh Pirates @ Montreal Expos
Olympic Stadium, Montreal, QB
Sun Jul 01 2001, 1:35 PM EDT
Att: 6,631 - Dome - 72 F

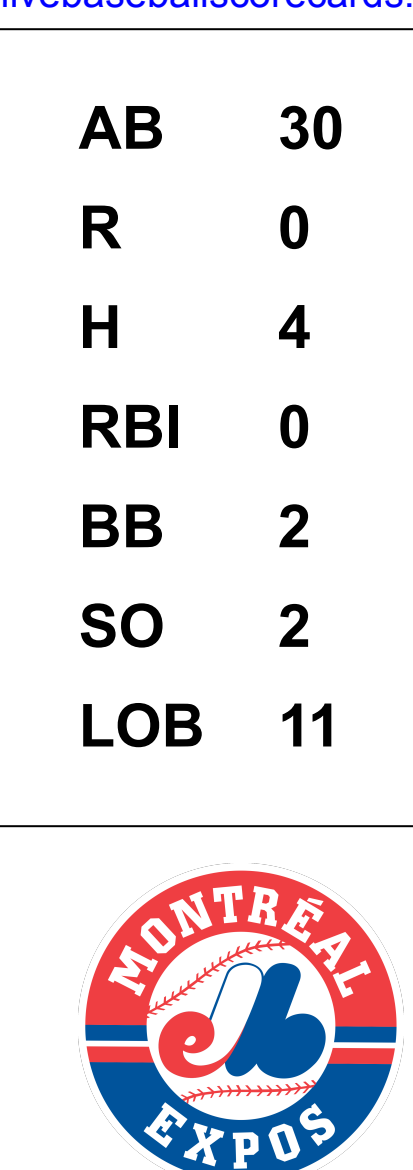
AB 32
R 9
H 10
RBI 8
BB 4
SO 3
LOB 10



Batter	1	2	3	4	5	6	7	8	9	AB	R	H	RBI	BB	SO	LOB	TOP								
Luis Castillo, S (1.4) OBP: 0.363, SLG: 0.339	2-2 F7			4-2 2B BB	2-2 2B 1B		3-3 K		0-0 G4-3	4	2	1	0	1	1	1	Florida Marlins @ Montreal Expos Olympic Stadium, Montreal, QB Tue Jul 03 2001, 7:05 PM EDT Att. 4,690 - Dome - 72 F								
Eric Owens, R (1.8) OBP: 0.305, SLG: 0.350	3-2 G6-3			0-0 B1	0-0 1-H 2B		0-0 F9		0-1 G3	5	0	1	1	0	0	2									
Cliff Floyd, L (1.7) OBP: 0.414, SLG: 0.636	1-0 F9			0-2 2-H 1B 2B	0-0 P3			2-2 2B 1B		4	2	2	1	0	0	1									
Mike Lowell, R (1.5) OBP: 0.351, SLG: 0.498		2-2 G5-4-3 HBP		1-0 2B 1B		4-1 2B BB		3-2 L8		2	2	1	1	1	0	1									
Kevin Millar, R (1.9) OBP: 0.337, SLG: 0.525 Ryan Thompson, R (8.9)	3-2 F8			3-3 K		0-0 F8		1-0 F7		4	0	0	0	0	1	4									
Derrek Lee, R (1.3) OBP: 0.318, SLG: 0.417	0-1 G5-4-3 1-2			0-2 2-H 2B		2-3 K		0-0 2B 1B		4	1	2	1	0	1	2									
Charles Johnson, R (1.2) OBP: 0.365, SLG: 0.560			1-3 K	0-3 K		0-0 1-H 2B		2-2 2B		4	0	2	3	0	2	1									
Alex Gonzalez, R (1.6) OBP: 0.318, SLG: 0.370			2-2 G5-3		1-3 K		3-1 2B	0-0 G6-3		4	0	1	0	0	1	1									
Ryan Dempster, R (1.1) OBP: 0.111, SLG: 0.114	1-2 G6-3			1-3 K		1-2 G6-3		0-0 F9		4	0	0	0	0	1	1									
Inning Stats	R: 0 E: 0 K: 0 S: 9	H: 0 LOB: 0 BB: 0 P: 15	R: 0 E: 0 K: 0 S: 8	H: 0 LOB: 0 BB: 0 P: 13	R: 0 E: 0 K: 1 S: 11	H: 0 LOB: 0 BB: 0 P: 15	R: 3 E: 0 K: 2 S: 19	H: 3 LOB: 1 BB: 1 P: 27	R: 1 E: 0 K: 1 S: 13	H: 2 LOB: 1 BB: 0 P: 17	R: 1 E: 0 K: 1 S: 6	H: 1 LOB: 1 BB: 1 P: 12	R: 0 E: 0 K: 1 S: 9	H: 1 LOB: 1 BB: 0 P: 16	R: 2 E: 0 K: 0 S: 14	H: 3 LOB: 1 BB: 0 P: 22	R: 0 E: 0 K: 0 S: 4	H: 0 LOB: 0 BB: 0 P: 4	1B: 4 2B: 6 3B: 0 HR: 0	SF: 0 SAC: 0 DP: 1 HBP: 1	WP: 1 PB: 0 SB: 0 CS: 0	PA: 38			
PITCHER	IP	WLS	BF	H	R	ER	SO	BB	IBB	HBP	BLK	WP	HR	S	P	ERA	WHIP								
Tony Armas, R (1.1) ERA: 3.71	6.0	L	25	6	5	5	6	2	0	1	0	1	0	66	99	7.50	1.333								
Darwin Cubillan, R (7.1) ERA: 2.92	1.0		4	1	0	0	1	0	0	0	0	0	0	9	16	0.00	1.000								
Bob Scanlan, R (8.1) ERA: 7.2	1.0		6	3	2	2	0	0	0	0	0	0	0	14	22	18.00	3.000								
Graeme Lloyd, L (9.1) ERA: 2.63	1.0		3	0	0	0	0	0	0	0	0	0	0	4	4	0.00	0.000								

Batter	1	2	3	4	5	6	7	8	9	AB	R	H	RBI	BB	SO	LOB	BOTTOM								
Peter Bergeron, L (1.8) OBP: 0.264, SLG: 0.237	1-2 1B		4-2 BB			2-3 K		0-0 F7		3	0	1	0	1	1	1	Florida Marlins @ Montreal Expos Olympic Stadium, Montreal, QB Tue Jul 03 2001, 7:05 PM EDT Att. 4,690 - Dome - 72 F								
Jose Vidro, S (1.4) OBP: 0.361, SLG: 0.484	1-1 F7		2-0 F7			2-2 F9		1-2 G5-3		4	0	0	0	0	0	3									
Vladimir Guerrero, R (1.9) OBP: 0.383, SLG: 0.667	0-1 G1-6-3 1B			0-0 G5-3			2-0 P4		0-1 G1-3	4	0	1	0	0	0	0									
Lee Stevens, L (1.3) OBP: 0.306, SLG: 0.421	0-0 G1-6-3 1-2			0-0 G4-3			4-2 FC6-4 1B BB		0-0 G6-3	3	0	0	0	1	0	2									
Orlando Cabrera, R (1.6) OBP: 0.299, SLG: 0.369		2-1 F8		1-2 F8			0-2 FC6-4 1B		3-2 G6-3	4	0	1	0	0	0	0									
Michael Barrett, R (1.2) OBP: 0.285, SLG: 0.350		2-3 K			1-2 F9		2-1 FC6-4 1-2 2-3			3	0	0	0	0	1	2									
Rob Ducey, L (1.7) OBP: 0.376, SLG: 0.431		2-1 G4-3			1-0 F7		1-1 G3			3	0	0	0	0	0	2									
Geoff Blum, S (1.5) OBP: 0.323, SLG: 0.342			1-1 P6		1-1 P6			0-0 G3-1 2B		3	0	1	0	0	0	0									
Tony Armas, R (1.1) ERA: 0.185, SLG: 0.222 Ryan Millar, R (6.1) OBP: 0.381, SLG: 0.286 Darwin Cubillan, R (7.1) OBP: 0.361, SLG: 0.484 Bob Scanlan, R (8.1) ERA: 7.2 Mike Montecal, R (8.1) OBP: 0.291, SLG: 0.339 Graeme Lloyd, L (9.1) ERA: 2.63	0-1 G3				0-1 G3		0-1 G5-3		2-2 G3-1	1	0	0	0	0	0	0									
Inning Stats	R: 0 E: 0 K: 0 S: 8	H: 2 LOB: 1 BB: 0 P: 10	R: 0 E: 0 K: 1 S: 8	H: 0 LOB: 0 BB: 0 P: 14	R: 0 E: 0 K: 0 S: 9	H: 0 LOB: 1 BB: 1 P: 16	R: 0 E: 0 K: 0 S: 6	H: 0 LOB: 0 BB: 0 P: 7	R: 0 E: 0 K: 0 S: 6	H: 0 LOB: 0 BB: 0 P: 9	R: 0 E: 0 K: 1 S: 8	H: 0 LOB: 0 BB: 0 P: 12	R: 0 E: 0 K: 0 S: 11	H: 1 LOB: 2 BB: 1 P: 20	R: 0 E: 0 K: 0 S: 8	H: 1 LOB: 1 BB: 0 P: 11	R: 0 E: 0 K: 0 S: 6	H: 0 LOB: 0 BB: 0 P: 9	1B: 3 2B: 1 3B: 0 HR: 0	SF: 0 SAC: 0 DP: 1 HBP: 0	WP: 0 PB: 0 SB: 0 CS: 0	PA: 32			
PITCHER	IP	WLS	BF	H	R	ER	SO	BB	IBB	HBP	BLK	WP	HR	S	P	ERA	WHIP								
Ryan Dempster, R (1.1) ERA: 4.88	9.0	W	32	4	0	0	2	2	0	0	0	0	0	70	108	0.00	0.667								

AB 35
R 7
H 10
RBI 7
BB 2
SO 7
LOB 14



Batter	1	2	3	4	5	6	7	8	9	AB	R	H	RBI	BB	SO	LOB	TOP										
Peter Bergeron, L (1, 8) OBP: 0.304, SLG: 0.279	2-2 G5-4-3 1B		3-2 WP 2B 1B		0-3 K		1-2 2B 1B	0-3 K		5	2	3	0	0	2	0											
Jose Vidro, S (1, 4) OBP: 0.387, SLG: 0.514	1-1 G5-4-3 1-2		2-0 1-H 2-H 2B		3-1 1B HBP		1-2 2B 1B	4-1 FC5-4 BB		3	1	2	2	1	0	1											
Vladimir Guerrero, R (1, 9) OBP: 0.390, SLG: 0.622	0-0 HR		0-0 F8		0-2 1-2 1B		0-1 L5	0-1 FC5-4 2B		5	2	2	1	0	0	5											
Lee Stevens, L (1, 3) OBP: 0.313, SLG: 0.429	2-3 K		4-0 IBB		1-3 K		1-1 2B	4-0 2B G4-3 IBB		3	1	1	3	2	2	2											
Orlando Cabrera, R (1, 6) OBP: 0.297, SLG: 0.361		2-2 F9	1-0 G4-3			1-2 G1-3		2-0 G4-3 2B		5	0	1	1	0	0	3											
Rob Ducey, L (1, 10) OBP: 0.350, SLG: 0.391		3-1 F9		2-3 K		1-3 K		2-0 G4-3		5	0	0	1	0	2	2											
Mark Smith, R (1, 7) OBP: 0.349, SLG: 0.417		3-1 F7		2-2 G6-3		1-0 HR		3-2 SH3-4 SF9 2B		5	2	2	1	0	1	1											
Michael Barrett, R (1, 2) OBP: 0.284, SLG: 0.351			2-2 WP 2B 1B	2-2 G5-3		1-3 K		0-0 SH3-4		3	1	1	0	0	1	0											
Geoff Blum, S (1, 5) OBP: 0.335, SLG: 0.372			2-0 F5		1-3 K		2-0 1B 2B HBP	2-2 SF9		2	1	0	1	0	1	1											
Inning Stats	R: 1 E: 0 K: 1 S: 11	H: 2 LOB: 0 BB: 0 P: 16	R: 0 E: 0 K: 0 S: 8	H: 0 LOB: 0 BB: 0 P: 16	R: 2 E: 0 K: 0 S: 11	H: 3 LOB: 2 BB: 1 P: 25	R: 0 E: 0 K: 1 S: 9	H: 0 LOB: 0 BB: 0 P: 15	R: 0 E: 0 K: 3 S: 14	H: 1 LOB: 2 BB: 0 P: 19	R: 1 E: 0 K: 2 S: 11	H: 1 LOB: 1 BB: 0 P: 15	R: 3 E: 0 K: 0 S: 17	H: 3 LOB: 1 BB: 0 P: 27	R: 1 E: 0 K: 1 S: 10	H: 1 LOB: 0 BB: 0 P: 15	R: 2 E: 0 K: 1 S: 8	H: 1 LOB: 1 BB: 2 P: 22	1B: 6 2B: 4 3B: 0 HR: 2	SF: 1 SAC: 1 DP: 1 HBP: 2	WP: 1 PB: 0 SB: 1 CS: 0	PA: 43					
PITCHER	IP	WLS	BF	H	R	ER	SO	BB	IBB	HBP	BLK	WP	HR	S	P	ERA	WHIP										
Chris Carpenter, R (1, 1) ERA: 3.99	6.0	0.1	H	1	0	0	0	0	0	0	0	0	0	2	2	0.00	0.000										
Kelvin Escobar, R (7, 1) ERA: 5.02	0.0	B	1	1	0	0	0	0	0	0	0	0	0	2	3	∞	∞										
Pedro Borbon, L (7, 1) ERA: 3.45	1.2	L	6	1	1	1	1	0	0	0	0	0	0	17	27	5.40	0.600										
Paul Quantrill, R (7, 1) ERA: 2.2	1.0		6	1	2	2	1	1	1	0	0	0	0	8	22	18.00	2.000										
Bob Fife, R (9, 1) ERA: 1.74																											

Montreal Expos @ Toronto Blue Jays
SkyDome, Toronto, ON
 Fri Jul 06 2001, 7:05 PM EDT
 Att: 20,074 - Sunny - 79 F

AB 36
 R 10
 H 12
 RBI 10
 BB 3
 SO 9
 LOB 15



Batter	1	2	3	4	5	6	7	8	9	AB	R	H	RBI	BB	SO	LOB	BOTTOM										
Shannon Stewart, R (1, 7) OBP: 0.385, SLG: 0.479	2-2 HBP SF7 2B	1-0 G5-3			1-3 K2-3	1-1 G3		0-2 CS 1B		5	1	2	0	0	1	1											
José Cruz Jr., S (1, 8) OBP: 0.357, SLG: 0.506	4-2 FC5 HBP BB		2-2 G3-1		0-1 WP HR 2B	2-1 HR		2-2 G6-3		4	2	2	1	1	0	1											
Raul Mondesi, R (1, 9) OBP: 0.372, SLG: 0.505	1-3 K		1-2 G6-3		4-2 HR BB	1-2 G5-3		2-2 F7		4	1	0	0	1	1	2											
Carlos Delgado, L (1, 3) OBP: 0.396, SLG: 0.518	1-0 FC5 HBP		2-1 HR		4-0 HR IBB		1-1 G4-3		2-3 K	3	2	1	1	1	1	0											
Brad Fullmer, L (1, 10) OBP: 0.315, SLG: 0.448	1-0 SF7		1-1 1B		1-1 HR		1-0 G3-1		2-3 K	4	1	2	5	0	1	0											
Alex Gonzalez, R (1, 6) OBP: 0.297, SLG: 0.369	0-0 FC5		1-0 F8		1-2 G6-3		4-1 BB			3	0	0	0	1	0	3											
Darrin Fletcher, L (1, 2) OBP: 0.255, SLG: 0.319		2-1 F7		3-1 L7	2-1 E3		1-0 G4-3			4	0	0	0	0	0	1											
Luis Lopez, R (1, 5) OBP: 0.361, SLG: 0.571		1-2 1B		3-1 G5-3	1-1 G1-3		3-3 K2-3			4	0	1	0	0	1	1											
Cesar Izturis, S (1, 4) OBP: 0.250, SLG: 0.282		1-0 1B		1-1 F9		1-1 P6		0-2 F9		3	0	0	0	0	0	1											
Tony Fernandez, S (8, PH) ERA: 2.4		FC4-3-6								1	0	0	0	0	0	0											
Jeff Frye, R (9, 4) OBP: 0.285, SLG: 0.256										0	0	0	0	0	0	0											
Inning Stats	R: 1 E: 0 K: 1 S: 10	H: 1 LOB: 2 BB: 1 P: 19	R: 0 E: 0 K: 0 S: 7	H: 1 LOB: 1 BB: 0 P: 12	R: 1 E: 0 K: 0 S: 11	H: 2 LOB: 1 BB: 0 P: 18	R: 0 E: 0 K: 0 S: 6	H: 0 LOB: 0 BB: 0 P: 13	R: 4 E: 1 K: 1 S: 16	H: 2 LOB: 1 BB: 2 P: 30	R: 1 E: 0 K: 0 S: 9	H: 1 LOB: 0 BB: 0 P: 14	R: 0 E: 0 K: 0 S: 5	H: 0 LOB: 1 BB: 1 P: 12	R: 0 E: 0 K: 1 S: 12	H: 1 LOB: 1 BB: 0 P: 17	R: 0 E: 0 K: 2 S: 9	H: 0 LOB: 0 BB: 0 P: 15	1B: 3 2B: 2 3B: 0 HR: 3	SF: 1 SAC: 0 DP: 0 HBP: 1	WP: 1 PB: 0 SB: 2 CS: 1	PA: 41					
PITCHER	IP	WLS	BF	H	R	ER	SO	BB	IBB	HBP	BLK	WP	HR	S	P	ERA	WHIP										
Mike Thurman, R (1, 1) ERA: 5.68	6.0	W	8	1	0	0	1	1	0	0	0	0	0	17	29	0.00	1.000										
Graeme Lloyd, L (7, 1) ERA: 2.4	2.0	S	3	0	0	0	2	0	0	0	0	0	0	9	15	0.00	0.000										
Ugueth Urbina, R (9, 1) ERA: 3.72																											

Montreal Expos @ Toronto Blue Jays
SkyDome, Toronto, ON
 Fri Jul 06 2001, 7:05 PM EDT
 Att: 20,074 - Sunny - 79 F

AB 35
 R 7
 H 8
 RBI 7
 BB 4
 SO 5
 LOB 10



Batter	1	2	3	4	5	6	7	8	9	AB	R	H	RBI	BB	SO	LOB	TOP					
Peter Bergeron, L (1, 8) OBP: 0.319, SLG: 0.298										4	0	1	0	0	1	3	Montreal Expos @ Toronto Blue Jays SkyDome, Toronto, ON Sun Jul 08 2001, 1:05 PM EDT Att: 31,012 - Sunny - 83 F					
Jose Vidro, S (1, 4) OBP: 0.386, SLG: 0.522										5	0	2	0	0	0	3						
Vladimir Guerrero, R (1, 9) OBP: 0.393, SLG: 0.621										2	0	1	0	2	0	1						
Orlando Cabrera, R (1, 6) OBP: 0.298, SLG: 0.370										4	1	2	1	0	0	4						
Lee Stevens, L (1, 3) OBP: 0.316, SLG: 0.436										4	1	1	0	0	2	1						
Mark Smith, R (1, 7) OBP: 0.359, SLG: 0.432										4	0	1	0	0	0	1						
Randy Knorr, R (1, 2) OBP: 0.348, SLG: 0.450										4	0	0	0	0	0	3						
Ryan Minor, R (1, 10) OBP: 0.311, SLG: 0.308										2	1	1	0	1	1	0						
Rob Ducey, L (9, PH) OBP: 0.341, SLG: 0.377										1	0	0	0	0	0	0						
Mike Mordecai, R (1, 5) OBP: 0.313, SLG: 0.390										3	0	3	2	1	0	0						
Inning Stats	R: 0 E: 0 K: 1 S: 10	H: 1 LOB: 1 BB: 1 P: 20	R: 0 E: 0 K: 1 S: 5	H: 0 LOB: 0 BB: 0 P: 9	R: 1 E: 0 K: 0 S: 13	H: 2 LOB: 2 BB: 1 P: 29	R: 1 E: 0 K: 0 S: 9	H: 3 LOB: 2 BB: 1 P: 22	R: 1 E: 0 K: 0 S: 11	H: 2 LOB: 0 BB: 0 P: 20	R: 0 E: 0 K: 1 S: 7	H: 0 LOB: 0 BB: 0 P: 12	R: 0 E: 0 K: 0 S: 5	H: 1 LOB: 1 BB: 1 P: 11	R: 0 E: 0 K: 1 S: 8	H: 1 LOB: 1 BB: 0 P: 13	R: 0 E: 0 K: 0 S: 8	H: 2 LOB: 1 BB: 0 P: 12	1B: 7 2B: 4 3B: 0 HR: 1	SF: 0 SAC: 1 DP: 3 HBP: 0	WP: 0 PB: 0 SB: 0 CS: 0	PA: 39
PITCHER	IP WLS BF H R ER SO BB IBB HBP BLK WP HR S P ERA WHIP																					
Chris Michalak, L (1, 1) ERA: 4.25	5.0 W 23 8 3 3 2 2 1 0 0 0 0 1 48 100 5.40 2.000																					
Kelvin Escobar, R (6, 1) ERA: 4.59	2.0 H 8 2 0 0 1 1 0 0 0 0 0 0 13 25 0.00 1.500																					
Dan Plesac, L (8, 1) ERA: 3.91	0.1 H 1 0 0 0 1 0 0 0 0 0 0 0 3 3 0.00 0.000																					
Paul Quantrill, R (8, 1) ERA: 2.13	1.2 S 6 2 0 0 0 0 0 0 0 0 0 0 12 20 0.00 1.200																					

Batter	1	2	3	4	5	6	7	8	9	AB	R	H	RBI	BB	SO	LOB	BOTTOM					
Shannon Stewart, R (1, 7) OBP: 0.383, SLG: 0.477										5	2	2	0	0	1	3	Montreal Expos @ Toronto Blue Jays SkyDome, Toronto, ON Sun Jul 08 2001, 1:05 PM EDT Att: 31,012 - Sunny - 83 F					
Jose Cruz Jr., S (1, 8) OBP: 0.358, SLG: 0.500										4	0	1	1	0	0	2						
Raul Mondesi, R (1, 9) OBP: 0.377, SLG: 0.509										4	1	2	3	1	0	0						
Carlos Delgado, L (1, 3) OBP: 0.401, SLG: 0.523										3	1	2	2	2	0	2						
Brad Fullmer, L (1, 10) OBP: 0.318, SLG: 0.449										3	0	0	1	0	2	3						
Alex Gonzalez, R (1, 6) OBP: 0.296, SLG: 0.371										4	1	1	0	0	2	1						
Darrin Fletcher, L (1, 2) OBP: 0.251, SLG: 0.315										3	0	0	1	0	2	0						
Luis Lopez, R (1, 5) OBP: 0.422, SLG: 0.561										3	2	1	0	1	0	0						
Cesar Izturis, S (1, 4) OBP: 0.327, SLG: 0.479										4	2	3	1	0	0	0						
Inning Stats	R: 1 E: 0 K: 1 S: 13	H: 1 LOB: 1 BB: 1 P: 23	R: 0 E: 0 K: 2 S: 8	H: 0 LOB: 0 BB: 0 P: 10	R: 3 E: 0 K: 0 S: 18	H: 4 LOB: 1 BB: 0 P: 28	R: 0 E: 0 K: 0 S: 6	H: 0 LOB: 0 BB: 0 P: 11	R: 0 E: 0 K: 2 S: 12	H: 0 LOB: 2 BB: 2 P: 22	R: 1 E: 0 K: 2 S: 12	H: 2 LOB: 1 BB: 0 P: 16	R: 1 E: 0 K: 0 S: 8	H: 1 LOB: 0 BB: 0 P: 13	R: 3 E: 1 K: 0 S: 25	H: 4 LOB: 2 BB: 1 P: 41		R: 0 E: 0 K: 0 S: 8	H: 1 LOB: 1 BB: 1 P: 41	1B: 8 2B: 2 3B: 1 HR: 1	SF: 2 SAC: 1 DP: 0 HBP: 0	WP: 0 PB: 0 SB: 0 CS: 0
PITCHER	IP WLS BF H R ER SO BB IBB HBP BLK WP HR S P ERA WHIP																					
Tony Armas, R (1, 1) ERA: 3.91	6.0 L 28 7 5 5 7 3 0 0 0 0 0 0 1 8 13 9.00 1.667																					
Scott Stewart, L (7, 1) ERA: 5.19	1.0 4 1 1 1 0 0 0 0 0 0 0 0 1 8 13 9.00 1.000																					
Darwin Cubillan, R (8, 1) ERA: 4.85	0.2 6 3 3 3 0 1 0 0 0 0 0 0 21 35 40.50 6.000																					
Guillermo Mota, R (8, 1) ERA: 4.39	0.1 2 1 0 0 0 0 0 0 0 0 0 0 4 6 0.00 3.000																					

Batter	1	2	3	4	5	6	7	8	9	AB	R	H	RBI	BB	SO	LOB	TOP					
Jason Tyner, L (1, 8) OBP: 0.343, SLG: 0.356	1-2 P6		0-2 G5-3		1-2 G3-1			3-1 F7		4	0	0	0	0	0	0						
Brent Abernathy, R (1, 4) OBP: 0.373, SLG: 0.481	0-1 F9		2-3 K					0-1 G1-3		4	0	0	0	0	1	0						
Greg Vaughn, R (1, 7) OBP: 0.333, SLG: 0.494	1-1 1B			4-2 HR				2-2 1B		3	1	2	0	1	0	0						
Fred McGriff, L (1, 3) OBP: 0.395, SLG: 0.542	1-3 K			3-2 HR				1-3 K		4	1	1	2	0	3	2						
Aubrey Huff, L (1, 5) OBP: 0.290, SLG: 0.360 Russ Johnson, R (9, PH) OBP: 0.373, SLG: 0.413		2-1 G4-3		0-2 G4-3				2-1 G6-3		3	0	0	0	0	0	1						
Mike DiFelice, R (1, 2) OBP: 0.250, SLG: 0.293		2-2 G5-3		2-2 F9				2-2 G5-3		4	0	0	0	0	0	1						
Ben Grieve, L (1, 9) OBP: 0.352, SLG: 0.365		0-1 1B		2-3 K				1-3 K		3	0	1	0	0	2	0						
Andy Sheets, R (1, 6) OBP: 0.273, SLG: 0.300 Jeff Wallace, L (7, 1)		1-3 K			1-0 G6-3			1-3 K		3	0	0	0	0	2	1						
Joe Kennedy, R (1, 1) OBP: 0.250, SLG: 0.250 Paul Wilson, R (7, 1) Felix Martinez, S (7, 6) OBP: 0.280, SLG: 0.287			0-3 K		0-1 G5-3			2-2 P6		2	0	0	0	0	1	0						
Inning Stats	R: 0 E: 0 K: 1 S: 11	H: 1 LOB: 1 BB: 0 P: 14	R: 0 E: 0 K: 1 S: 11	H: 1 LOB: 1 BB: 0 P: 16	R: 0 E: 0 K: 2 S: 9	H: 0 LOB: 0 BB: 0 P: 11	R: 2 E: 0 K: 1 S: 15	H: 1 LOB: 0 BB: 1 P: 26	R: 0 E: 0 K: 0 S: 6	H: 0 LOB: 0 BB: 0 P: 8	R: 0 E: 0 K: 1 S: 9	H: 1 LOB: 1 BB: 0 P: 14	R: 0 E: 0 K: 2 S: 9	H: 0 LOB: 0 BB: 0 P: 13	R: 0 E: 0 K: 0 S: 8	H: 0 LOB: 0 BB: 0 P: 13	R: 0 E: 0 K: 1 S: 13	H: 0 LOB: 1 BB: 1 P: 22	1B: 3 2B: 0 3B: 0 HR: 1	SF: 0 SAC: 0 DP: 0 HBP: 0	WP: 0 PB: 0 CS: 0	PA: 33
PITCHER	IP	WLS	BF	H	R	ER	SO	BB	IBB	HBP	BLK	WP	HR	S	P	ERA	WHIP					
Javier Vazquez, R (1, 1) ERA: 4.76	8.0	W	29	4	2	2	8	1	0	0	0	0	1	78	115	2.25	0.625					
Graeme Lloyd, L (9, 1) ERA: 2.28	1.0		4	0	0	0	1	1	0	0	0	0	0	13	22	0.00	1.000					

Tampa Bay Devil Rays @ Montreal Expos
Olympic Stadium, Montreal, QB
Fri Jul 13, 2001, 7:05 PM EDT
Att. 4,277 - Dome - 72 F

AB 31
R 2
H 4
RBI 2
BB 2
SO 9
LOB 5



Batter	1	2	3	4	5	6	7	8	9	AB	R	H	RBI	BB	SO	LOB	BOTTOM					
Peter Bergeron, L (1, 8) OBP: 0.322, SLG: 0.297	2-3 K	4-2 BB			1-2 SF9		1-1 F7			3	1	1	0	1	1	0						
Jose Vidro, S (1, 4) OBP: 0.386, SLG: 0.531	0-0 HR	0-0 G1-3			2-2 SF9		1-1 FC4-2			3	1	2	2	0	0	2						
Vladimir Guerrero, R (1, 9) OBP: 0.385, SLG: 0.626	1-1 HR		0-1 G6-3		1-1 S		0-1 FC4-2			4	1	3	1	0	0	0						
Orlando Cabrera, R (1, 6) OBP: 0.297, SLG: 0.368	2-0 L4		3-2 F8		4-0 BB		1-2 FC4-2			3	0	0	0	1	0	2						
Lee Stevens, L (1, 3) OBP: 0.314, SLG: 0.429	3-3 K		2-1 F8		1-1 CS		2-1 G1-3			3	1	0	0	1	1	2						
Mark Smith, R (1, 7) OBP: 0.365, SLG: 0.482		1-2 G4-3		0-3 K		0-1 HR		2-1 G3		4	1	2	2	0	1	0						
Michael Barrett, R (1, 2) OBP: 0.285, SLG: 0.357		0-1 E		3-0 G4-3		3-2 F8		0-2 G3		4	1	1	0	0	0	1						
Mike Mordecai, R (1, 5) OBP: 0.304, SLG: 0.378		2-0 E3		0-0 F8		0-0 G6-3		2-0 L4		4	0	0	1	0	0	1						
Javier Vazquez, R (1, 1) ERA: 4.63 Paul Wilson, R (8, PH) ERA: 7.52 Graeme Lloyd, L (9, 1) ERA: 2.6		3-1 SH5-4		2-2 G5-3		1-3 K		2-2 G6-3		2	0	0	0	0	1	0						
Inning Stats	R: 2 E: 0 K: 2 S: 11	H: 2 LOB: 0 BB: 0 P: 19	R: 1 E: 1 K: 0 S: 11	H: 1 LOB: 2 BB: 1 P: 18	R: 0 E: 0 K: 0 S: 10	H: 0 LOB: 0 BB: 0 P: 15	R: 0 E: 0 K: 1 S: 5	H: 0 LOB: 0 BB: 0 P: 8	R: 1 E: 0 K: 0 S: 14	H: 2 LOB: 1 BB: 1 P: 25	R: 2 E: 0 K: 1 S: 12	H: 1 LOB: 0 BB: 1 P: 20	R: 0 E: 0 K: 0 S: 11	H: 2 LOB: 2 BB: 0 P: 18	R: 0 E: 0 K: 0 S: 10	H: 1 LOB: 1 BB: 0 P: 16	1B: 4 2B: 1 3B: 1 HR: 3	SF: 1 SAC: 1 DP: 0 HBP: 0	WP: 1 PB: 0 SB: 0 CS: 1	PA: 37		
PITCHER	IP	WLS	BF	H	R	ER	SO	BB	IBB	HBP	BLK	WP	HR	S	P	ERA	WHIP					
Joe Kennedy, L (1, 1) ERA: 4.63	6.0	L	27	6	6	6	4	3	0	0	0	0	0	9	14	0.00	3.000					
Paul Wilson, R (7, 1) ERA: 7.52	0.2		4	2	0	0	0	0	0	0	0	0	0	9	14	0.00	3.000					
Jeff Wallace, L (7, 1) ERA: 2.6	1.1		5	1	0	0	0	0	0	0	0	0	0	12	20	0.00	0.750					


Tampa Bay Devil Rays @ Montreal Expos
Olympic Stadium, Montreal, QB
Fri Jul 13, 2001, 7:05 PM EDT
Att. 4,277 - Dome - 72 F

AB 31
R 6
H 9
RBI 6
BB 3
SO 4
LOB 9



Batter	1	2	3	4	5	6	7	8	9	AB	R	H	RBI	BB	SO	LOB	TOP			
Jason Tyner, L (1, 8) OBP: 0.338, SLG: 0.350	G6-3		G4-3				F7			5	0	1	0	0	0	1	<p>Tampa Bay Devil Rays @ Montreal Expos</p> <p>Olympic Stadium, Montreal, QB</p> <p>Sat Jul 14 2001, 1:35 PM EDT</p> <p>Att. 5,471 - Dome - 72 F</p> <p>livebaseballscorecards.com</p>			
Brent Abernathy, R (1, 4) OBP: 0.375, SLG: 0.475	K		F2					F5		5	0	2	1	0	1	0				
Ben Grieve, L (1, 9) OBP: 0.355, SLG: 0.365	BB									3	1	1	0	2	1	3				
Fred McGriff, L (1, 3) OBP: 0.392, SLG: 0.539	K		F9							5	0	1	0	0	2	4				
Aubrey Huff, L (1, 5) OBP: 0.289, SLG: 0.358		L8								4	0	1	1	0	1	1				
John Flaherty, R (1, 2) OBP: 0.281, SLG: 0.313										3	0	0	0	0	1	1				
Esteban Yan, R (8, 1)	K									0	0	0	0	0	0	0				
Andy Sheets, R (1, 6) OBP: 0.272, SLG: 0.299										4	0	1	0	0	0	3				
Damian Rolls, R (1, 7) OBP: 0.308, SLG: 0.358										4	0	2	0	0	1	1				
Bryan Rekar, R (1, 1)										2	0	0	0	0	1	2				
Doug Creek, L (6, 1)										0	0	0	0	0	0	0				
Mike DiFelice, R (6, 2) OBP: 0.253, SLG: 0.296										2	1	1	0	0	1	1				
Paul Wilson, R (7, 1)										0	0	0	0	0	0	0				
Randy Winn, S (8, PH)										1	0	1	0	0	0	0				
Inning Stats	R: 0 E: 0 K: 2 S: 14	H: 0 LOB: 1 BB: 1 P: 20	R: 0 E: 0 K: 1 S: 13	H: 2 LOB: 2 BB: 0 P: 18	R: 0 E: 0 K: 0 S: 6	H: 1 LOB: 1 BB: 0 P: 10	R: 0 E: 0 K: 1 S: 6	H: 1 LOB: 1 BB: 0 P: 8	R: 0 E: 0 K: 1 S: 8	H: 0 LOB: 0 BB: 0 P: 13	R: 0 E: 0 K: 1 S: 10	H: 1 LOB: 1 BB: 0 P: 11	R: 1 E: 0 K: 0 S: 12	H: 2 LOB: 2 BB: 0 P: 19	R: 1 E: 0 K: 2 S: 20	H: 3 LOB: 2 BB: 0 P: 29		1B: 10 2B: 1 3B: 0 HR: 0	SF: 0 SAC: 0 DP: 0 HBP: 0	WP: 0 PB: 0 SB: 0 CS: 0
PITCHER	IP WLS BF H R ER SO BB IBB HBP BLK WP HR S P ERA WHIP																			
Tony Armas, R (1, 1) ERA: 3.75	7.1 W 31 7 1 1 7 2 0 0 0 0 0 0 74 107 1.23 1.227																			
Scott Stewart, L (8, 1) ERA: 5.13	0.1 2 1 0 0 0 0 0 0 0 0 0 0 4 6 0.00 3.000																			
Scott Strickland, R (8, 1) ERA: 3.55	0.1 1 0 0 0 0 0 0 0 0 0 0 0 2 2 0.00 0.000																			
Ugueth Urbina, R (9, 1) ERA: 3.86	1.0 6 3 1 1 2 0 0 0 0 0 0 0 20 29 9.00 3.000																			

Batter	1	2	3	4	5	6	7	8	9	AB	R	H	RBI	BB	SO	LOB	BOTTOM			
Peter Bergeron, L (1, 8) OBP: 0.324, SLG: 0.295	FC5-2 1B	F8					G3		G6-3	4	1	1	0	1	0	0	<p>Tampa Bay Devil Rays @ Montreal Expos</p> <p>Olympic Stadium, Montreal, QB</p> <p>Sat Jul 14 2001, 1:35 PM EDT</p> <p>Att. 5,471 - Dome - 72 F</p> <p>livebaseballscorecards.com</p>			
Jose Vidro, S (1, 4) OBP: 0.394, SLG: 0.545	E9 FC5-2 2B 1B									2	3	2	1	2	0	0				
Ryan Minor, R (8, 5) OBP: 0.313, SLG: 0.309	2B 1B									1	0	0	0	0	1	0				
Vladimir Guerrero, R (1, 9) OBP: 0.390, SLG: 0.636	K									4	1	2	2	0	1	3				
Rob Ducey, L (7, PR) OBP: 0.337, SLG: 0.371	K									0	1	0	0	0	0	0				
Lee Stevens, L (1, 3) OBP: 0.319, SLG: 0.435	FC5-2 2B BB									3	3	2	1	1	0	0				
Ugueth Urbina, R (9, 1)	2B BB									0	0	0	0	0	0	0				
Orlando Cabrera, R (1, 6) OBP: 0.299, SLG: 0.366	FC5-2 2B									2	1	0	0	2	0	3				
Mike Mordecai, R (7, PR) OBP: 0.304, SLG: 0.378	2B									0	0	0	0	0	0	0				
Geoff Blum, S (1, 5) OBP: 0.338, SLG: 0.370	2B									3	0	1	4	1	1	2				
Michael Barrett, R (1, 2) OBP: 0.284, SLG: 0.356	K									4	0	1	2	0	1	3				
Brad Wilkerson, L (1, 7)										4	0	0	0	0	2	6				
Tony Armas, R (1, 1) OBP: 0.167, SLG: 0.200										3	0	0	0	0	0	2				
Scott Stewart, R (8, 1) ERA: 4.43										0	0	0	0	0	0	0				
Scott Strickland, R (8, 1) OBP: 0.361, SLG: 0.477										0	0	0	0	0	0	0				
Mark Smith, R (9, 3)										1	0	0	0	0	0	0				
Inning Stats	R: 3 E: 1 K: 2 S: 15	H: 3 LOB: 1 BB: 1 P: 26	R: 0 E: 0 K: 1 S: 6	H: 0 LOB: 0 BB: 0 P: 10	R: 0 E: 0 K: 0 S: 7	H: 0 LOB: 0 BB: 1 P: 11	R: 0 E: 0 K: 1 S: 8	H: 0 LOB: 0 BB: 0 P: 12	R: 0 E: 0 K: 0 S: 9	H: 0 LOB: 0 BB: 0 P: 11	R: 3 E: 0 K: 0 S: 8	H: 4 LOB: 2 BB: 2 P: 20	R: 4 E: 0 K: 1 S: 18	H: 2 LOB: 3 BB: 3 P: 36	R: 0 E: 0 K: 1 S: 7	H: 0 LOB: 0 BB: 0 P: 9	1B: 4 2B: 3 3B: 0 HR: 2	SF: 0 SAC: 0 DP: 2 HBP: 0	WP: 0 PB: 0 SB: 0 CS: 0	PA: 38
PITCHER	IP WLS BF H R ER SO BB IBB HBP BLK WP HR S P ERA WHIP																			
Bryan Rekar, R (1, 1) ERA: 5.77	5.0 L 23 6 6 6 4 3 0 0 0 0 0 0 48 81 10.80 1.800																			
Doug Creek, L (6, 1) ERA: 4.43	1.0 8 3 4 4 0 3 0 0 0 0 0 0 12 27 36.00 6.000																			
Paul Wilson, R (7, 1) ERA: 7.42	1.0 4 0 0 0 1 1 0 0 0 0 0 0 11 18 0.00 1.000																			
Esteban Yan, R (8, 1) ERA: 4.97	1.0 3 0 0 0 0 0 0 0 0 0 0 0 7 9 0.00 0.000																			



Batter	1	2	3	4	5	6	7	8	9	AB	R	H	RBI	BB	SO	LOB	TOP							
Jose Offerman, S OBP: 0.334, SLG: 0.358 Derek Lowe, R (8, 1)										5	0	1	0	0	0	2								
Scott Hatteberg, L OBP: 0.324, SLG: 0.351 (1, 2)										4	1	2	0	1	0	0								
Trot Nixon, L OBP: 0.376, SLG: 0.486 (9, 9)										5	1	3	0	0	0	4								
Manny Ramirez, R OBP: 0.420, SLG: 0.631 (1, 7)										4	0	0	0	1	1	5								
Dante Bichette, R OBP: 0.365, SLG: 0.542 Darren Lewis, R OBP: 0.281, SLG: 0.372 (9, 8)										5	1	2	1	0	0	3								
Brian Daubach, L OBP: 0.353, SLG: 0.546 (1, 3)										3	2	2	2	2	0	0								
Chris Stynes, R OBP: 0.361, SLG: 0.497 (8, 4)										3	1	2	1	2	0	2								
Mike Lansing, R OBP: 0.278, SLG: 0.323 Rod Beck, R (7, 1)										3	0	1	2	1	1	2								
Shea Hillenbrand, R OBP: 0.276, SLG: 0.392 (8, 5)										1	0	0	0	0	0	2								
Tomo Ohka, S Bill Pulsipher, L Hipolito Pichardo, R Lou Merloni, R OBP: 0.318, SLG: 0.342 (7, 6)										3	0	0	0	0	2	4								
Inning Stats	R: 0 E: 0 K: 0 S: 8	H: 2 LOB: 1 BB: 0 P: 10	R: 0 E: 0 K: 1 S: 15	H: 1 LOB: 2 BB: 2 P: 27	R: 0 E: 0 K: 0 S: 8	H: 1 LOB: 2 BB: 1 P: 17	R: 2 E: 0 K: 0 S: 13	H: 3 LOB: 2 BB: 1 P: 26	R: 0 E: 0 K: 0 S: 5	H: 0 LOB: 0 BB: 0 P: 7	R: 0 E: 1 K: 2 S: 15	H: 1 LOB: 1 BB: 0 P: 23	R: 3 E: 0 K: 0 S: 15	H: 3 LOB: 1 BB: 2 P: 30	R: 0 E: 0 K: 1 S: 7	H: 0 LOB: 0 BB: 0 P: 10	R: 1 E: 0 K: 1 S: 11	H: 2 LOB: 2 BB: 1 P: 19	1B: 9 2B: 3 3B: 0 HR: 1	SF: 0 SAC: 0 DP: 3 HBP: 0	WP: 1 PB: 0 SB: 2 CS: 0	PA: 44		
PITCHER	IP WLS BF H R ER SO BB IBB HBP BLK WP HR S P ERA WHIP	IP WLS BF H R ER SO BB IBB HBP BLK WP HR S P ERA WHIP	IP WLS BF H R ER SO BB IBB HBP BLK WP HR S P ERA WHIP	IP WLS BF H R ER SO BB IBB HBP BLK WP HR S P ERA WHIP	IP WLS BF H R ER SO BB IBB HBP BLK WP HR S P ERA WHIP	IP WLS BF H R ER SO BB IBB HBP BLK WP HR S P ERA WHIP	IP WLS BF H R ER SO BB IBB HBP BLK WP HR S P ERA WHIP	IP WLS BF H R ER SO BB IBB HBP BLK WP HR S P ERA WHIP	IP WLS BF H R ER SO BB IBB HBP BLK WP HR S P ERA WHIP	IP WLS BF H R ER SO BB IBB HBP BLK WP HR S P ERA WHIP	IP WLS BF H R ER SO BB IBB HBP BLK WP HR S P ERA WHIP	IP WLS BF H R ER SO BB IBB HBP BLK WP HR S P ERA WHIP	IP WLS BF H R ER SO BB IBB HBP BLK WP HR S P ERA WHIP	IP WLS BF H R ER SO BB IBB HBP BLK WP HR S P ERA WHIP	IP WLS BF H R ER SO BB IBB HBP BLK WP HR S P ERA WHIP	IP WLS BF H R ER SO BB IBB HBP BLK WP HR S P ERA WHIP	IP WLS BF H R ER SO BB IBB HBP BLK WP HR S P ERA WHIP	IP WLS BF H R ER SO BB IBB HBP BLK WP HR S P ERA WHIP	IP WLS BF H R ER SO BB IBB HBP BLK WP HR S P ERA WHIP	IP WLS BF H R ER SO BB IBB HBP BLK WP HR S P ERA WHIP	IP WLS BF H R ER SO BB IBB HBP BLK WP HR S P ERA WHIP	IP WLS BF H R ER SO BB IBB HBP BLK WP HR S P ERA WHIP	IP WLS BF H R ER SO BB IBB HBP BLK WP HR S P ERA WHIP	IP WLS BF H R ER SO BB IBB HBP BLK WP HR S P ERA WHIP

Boston Red Sox @ Montreal Expos
Olympic Stadium, Montreal, QB
Mon Jul 16 2001, 7:05 PM EDT
Att: 16,005 - Dome - 72 F

AB 37
R 6
H 13
RBI 6
BB 7
SO 5
LOB 24

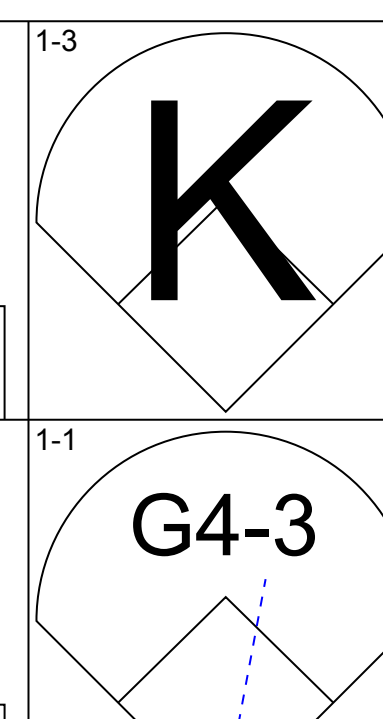
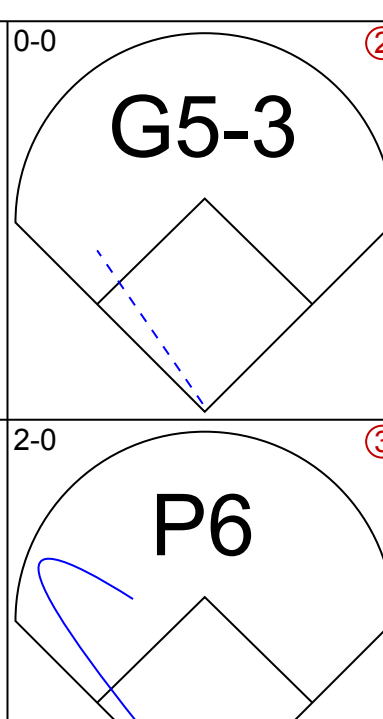
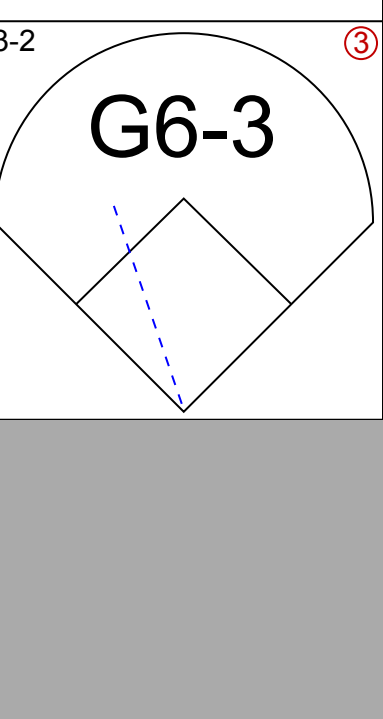
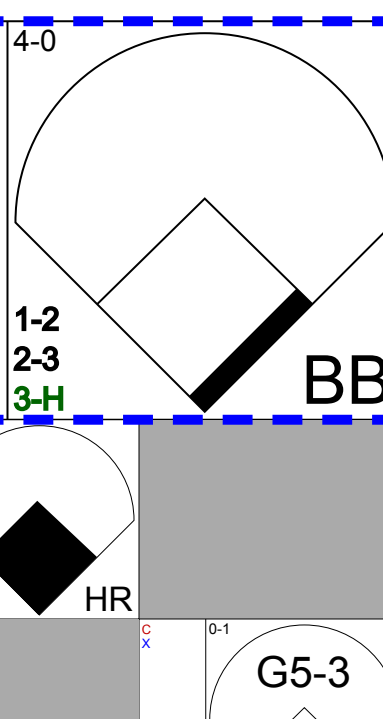
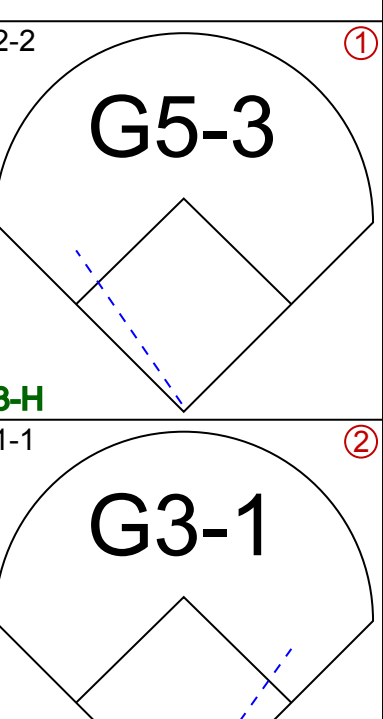
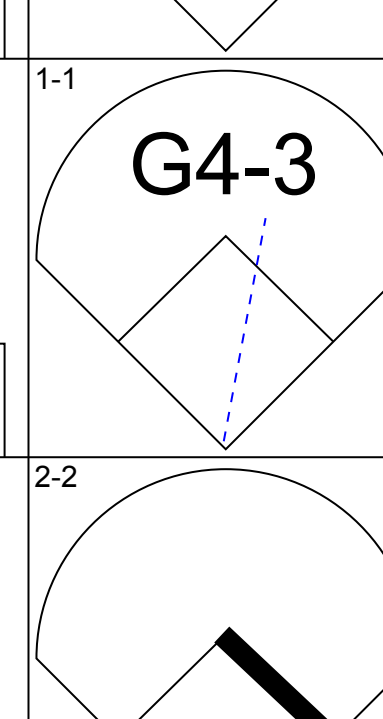
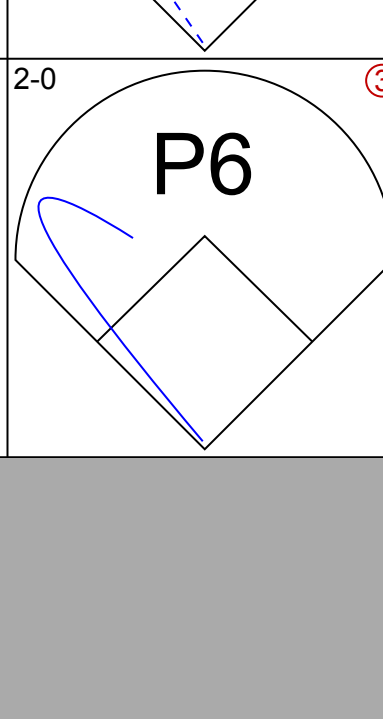
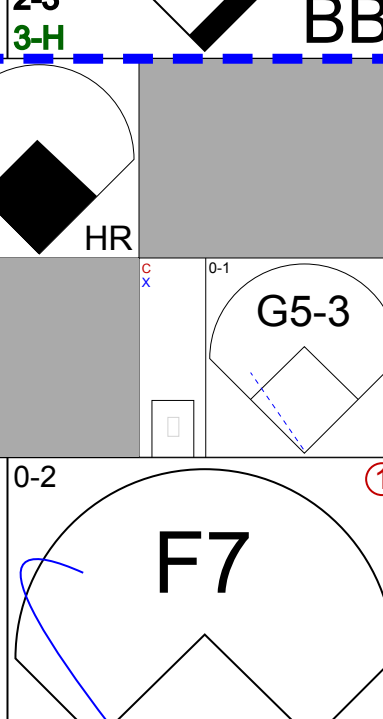
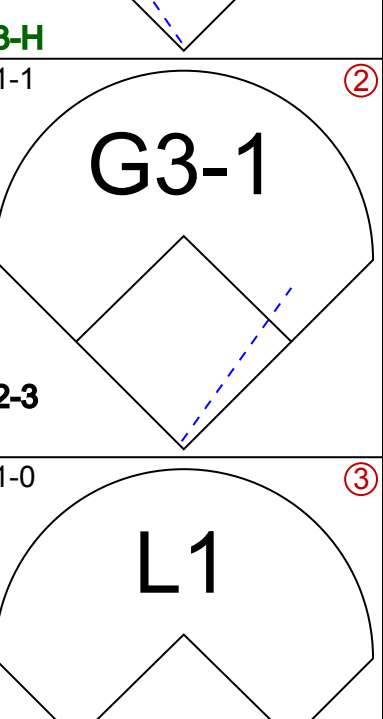
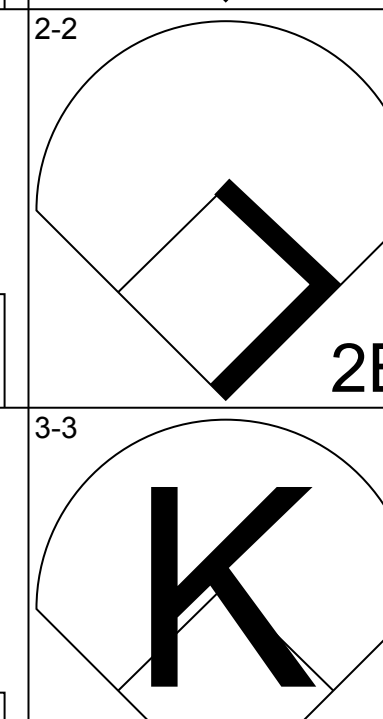
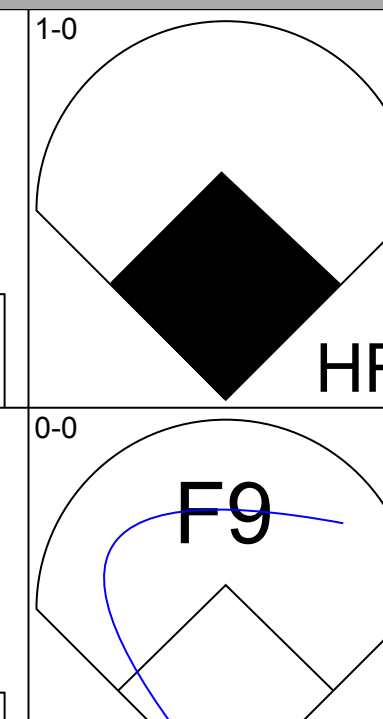
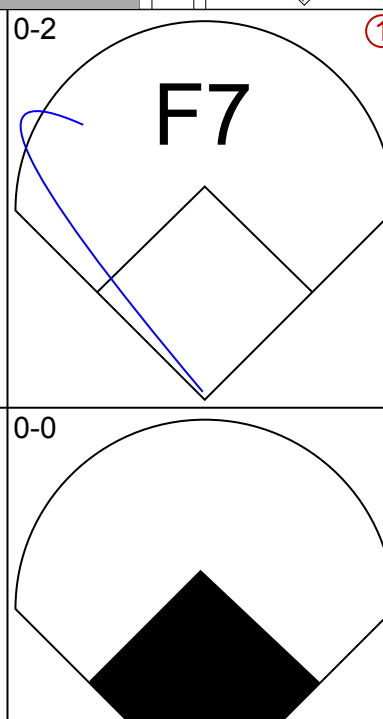
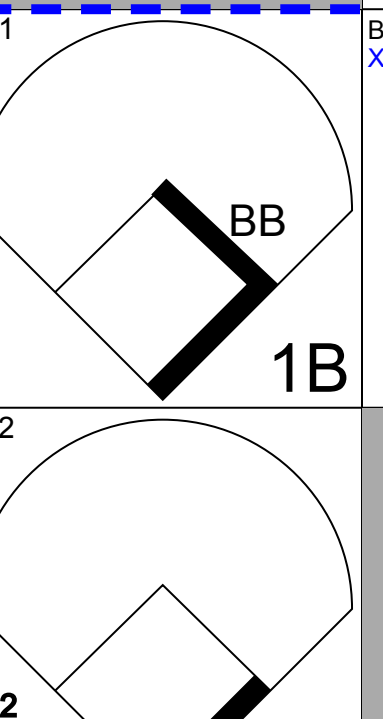
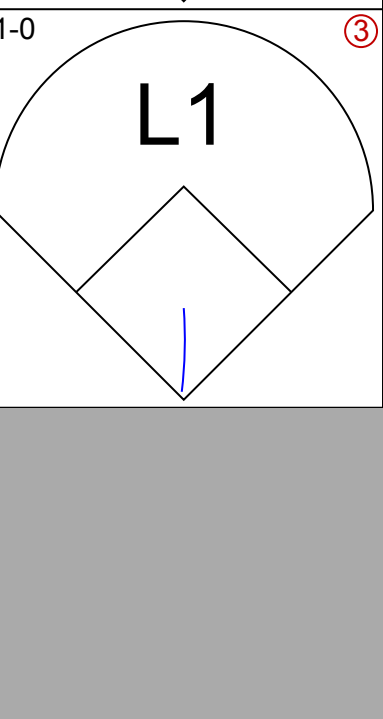
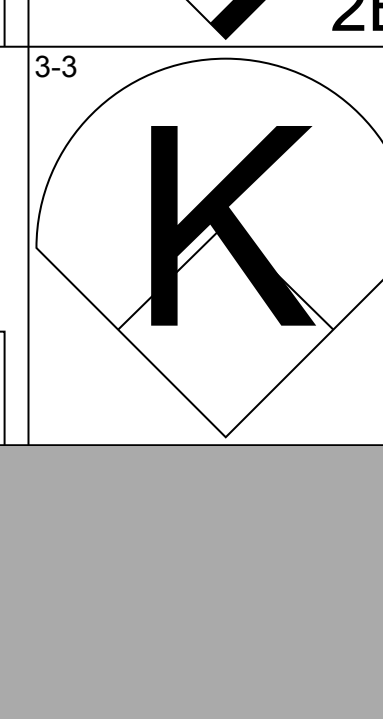
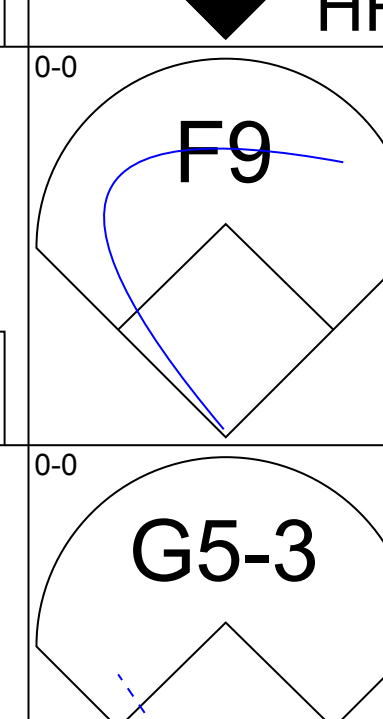
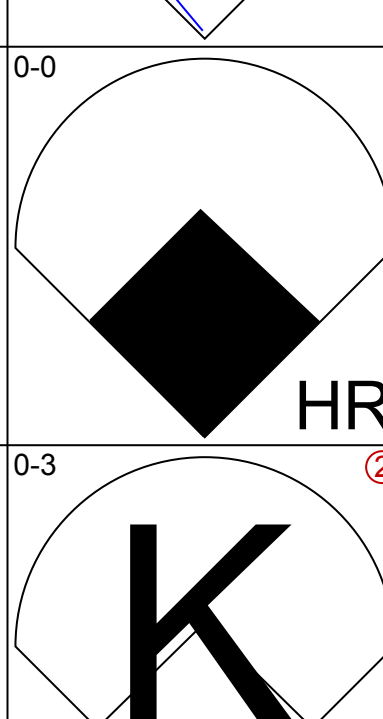
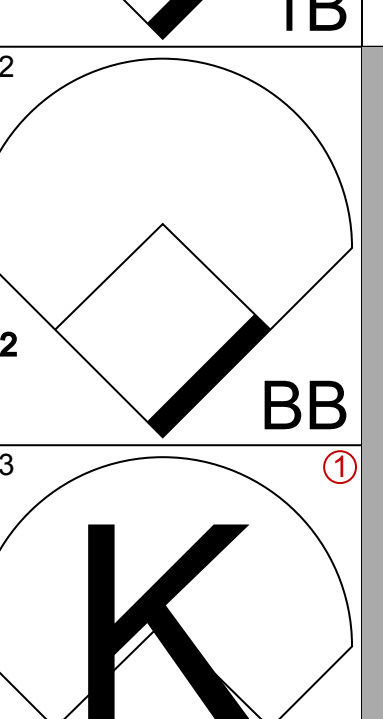
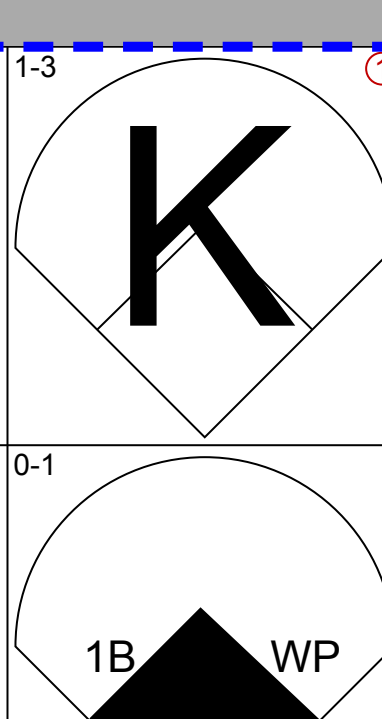
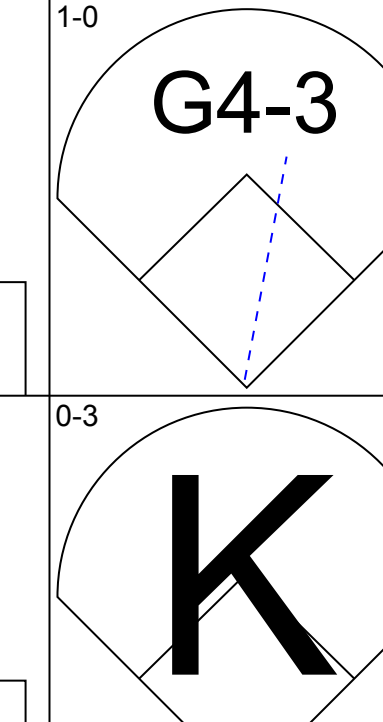
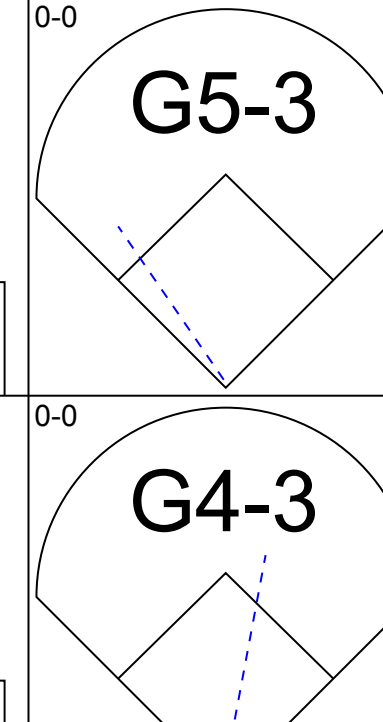
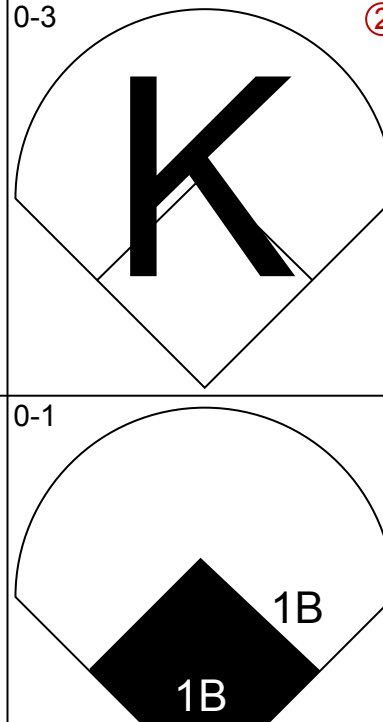
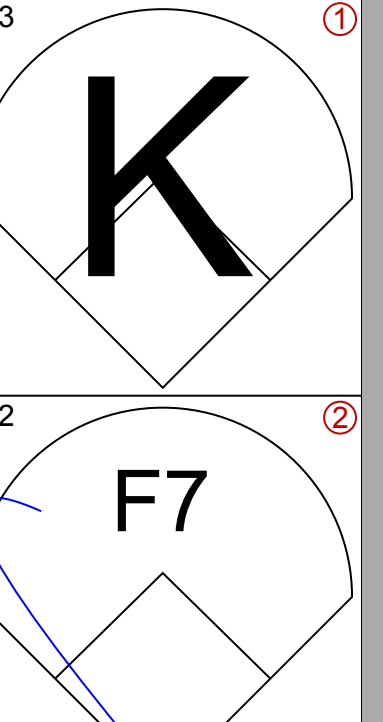
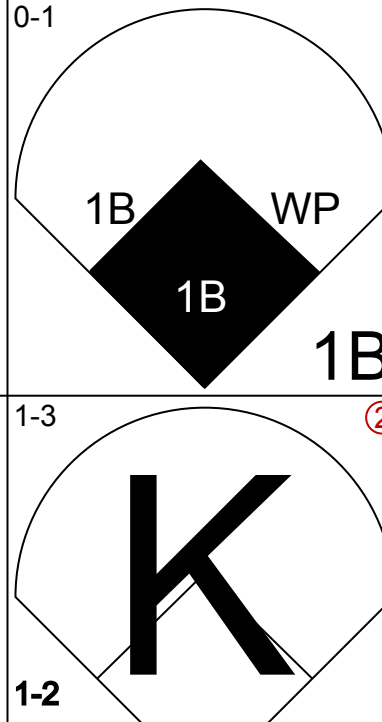
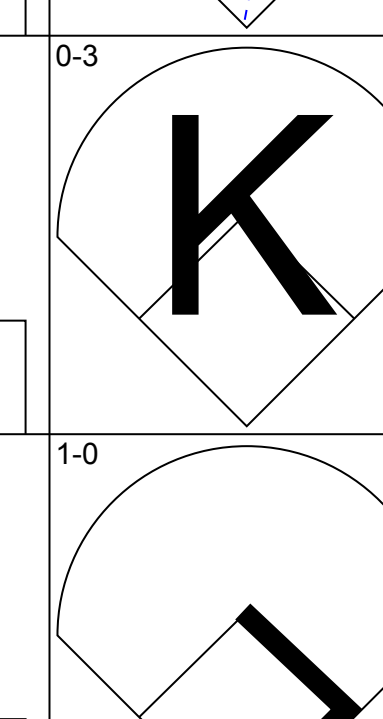
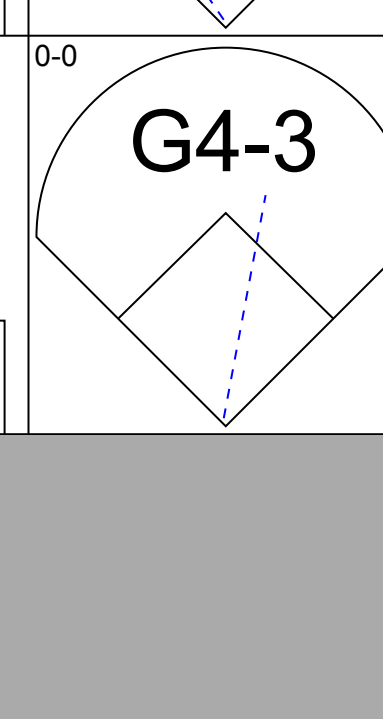
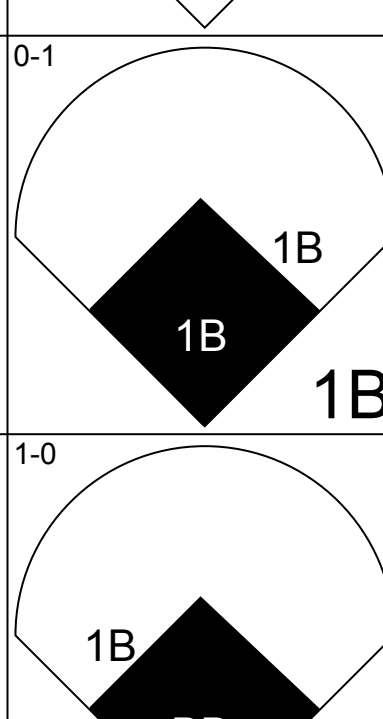
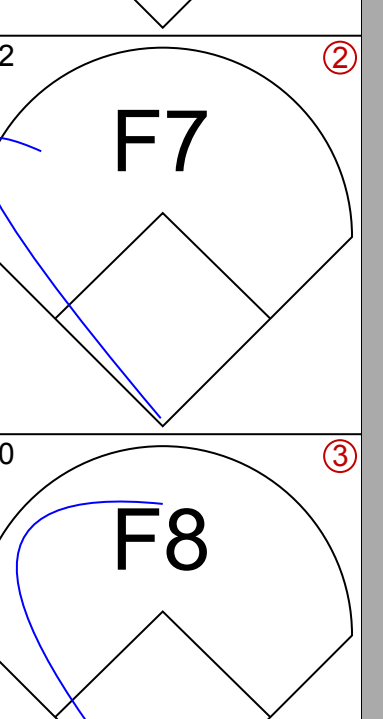
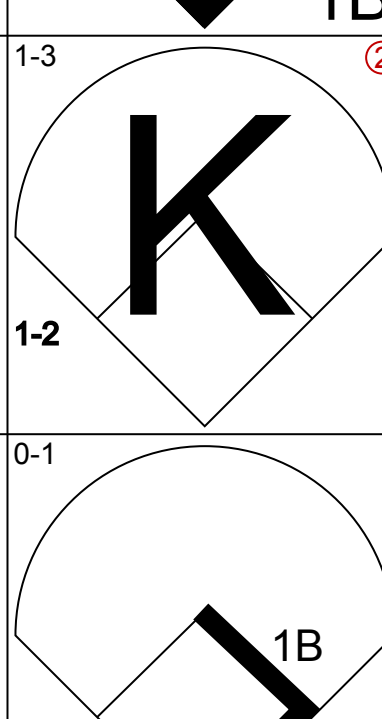
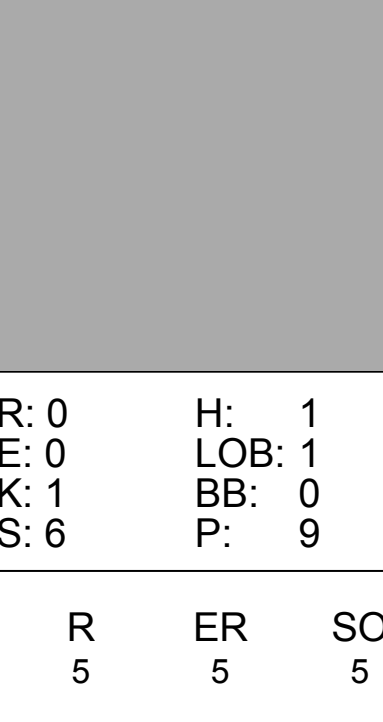
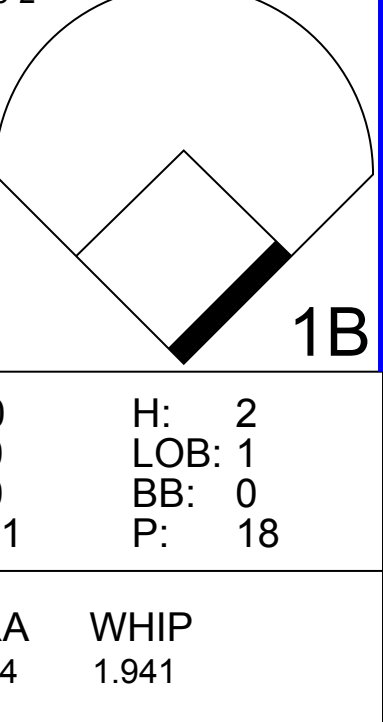
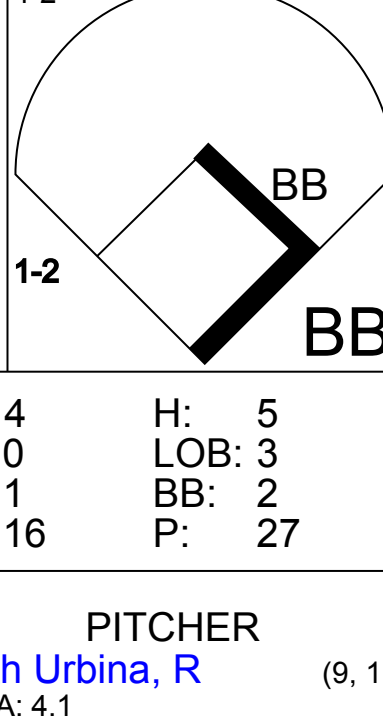
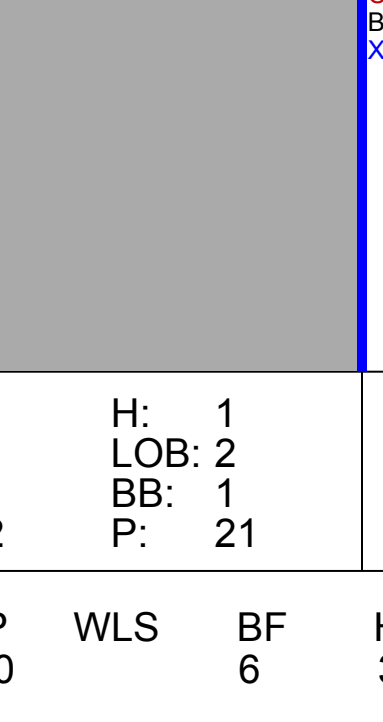
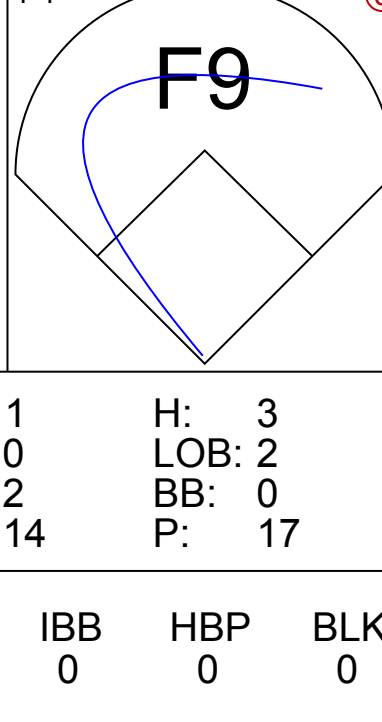
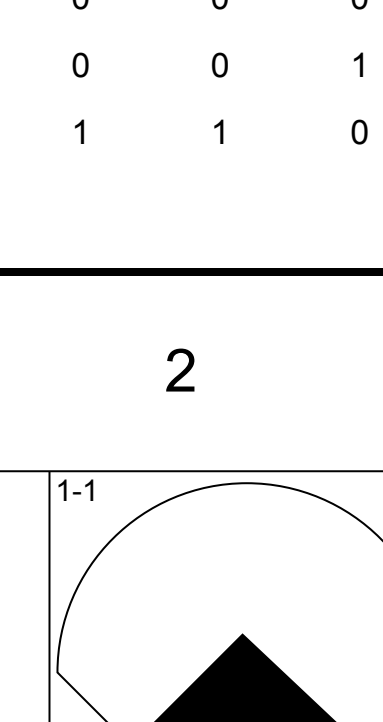
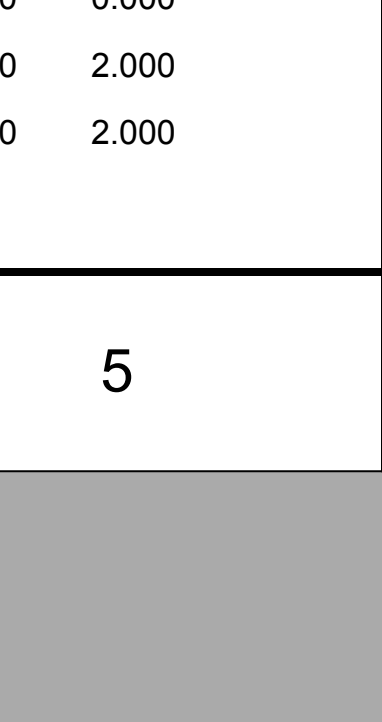
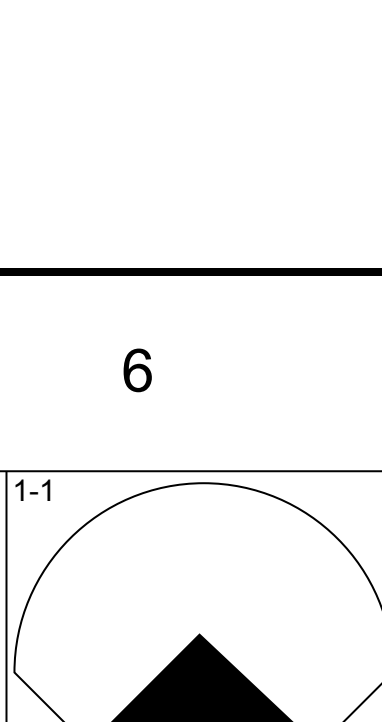
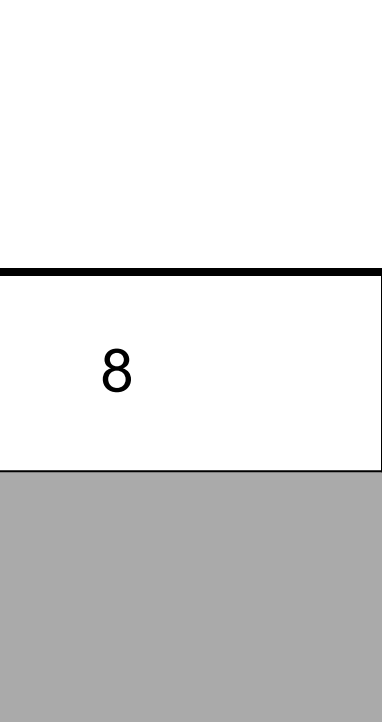
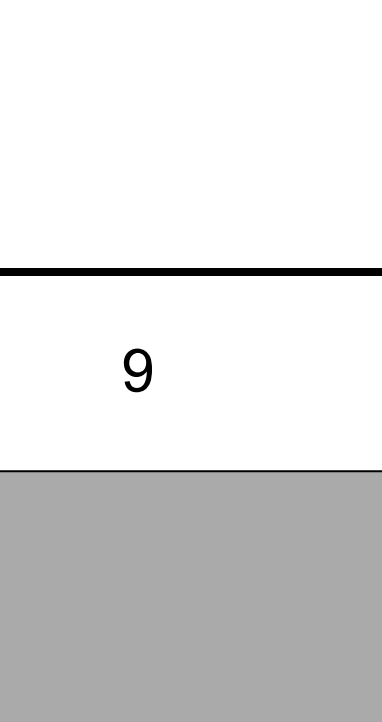
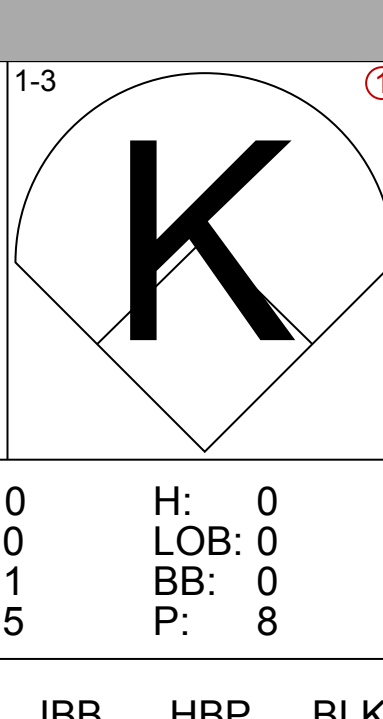
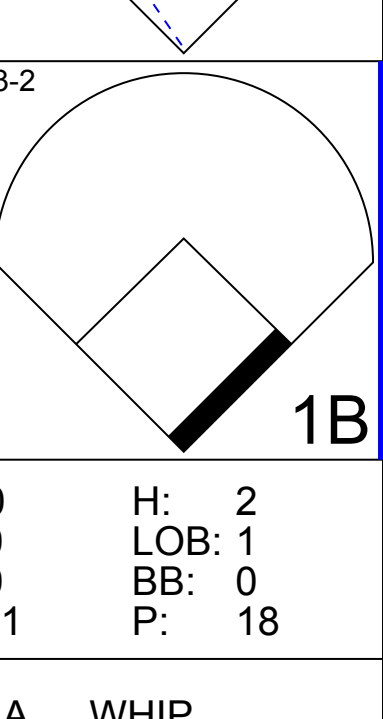
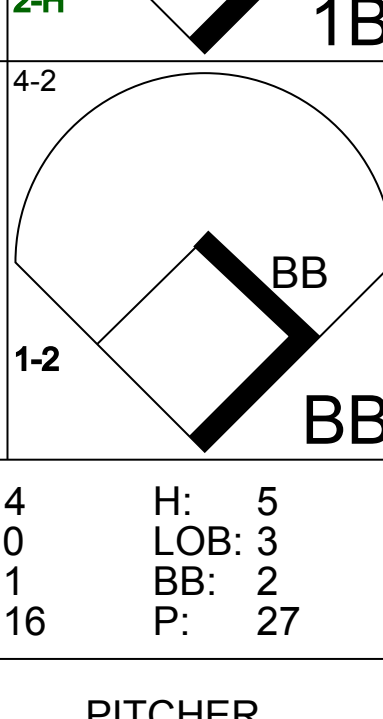
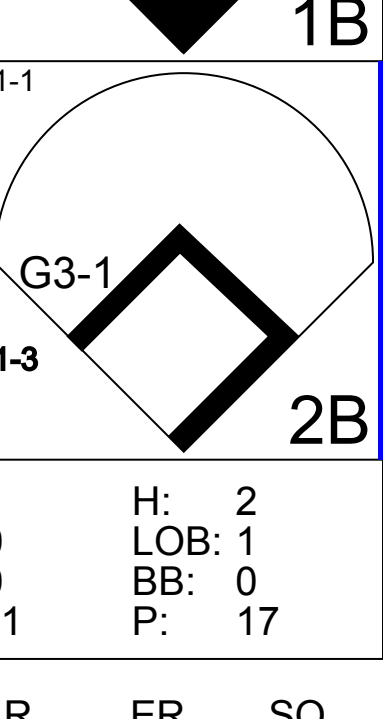
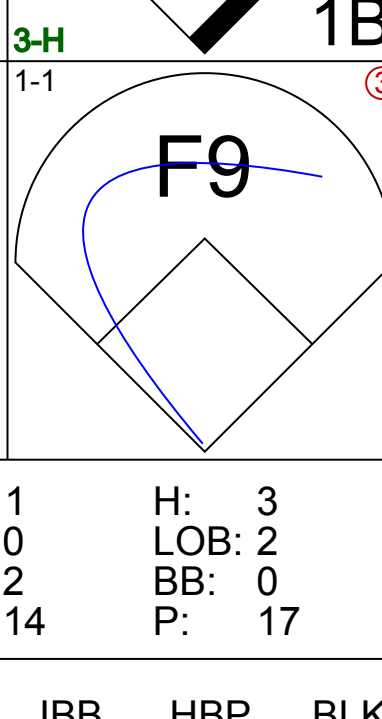


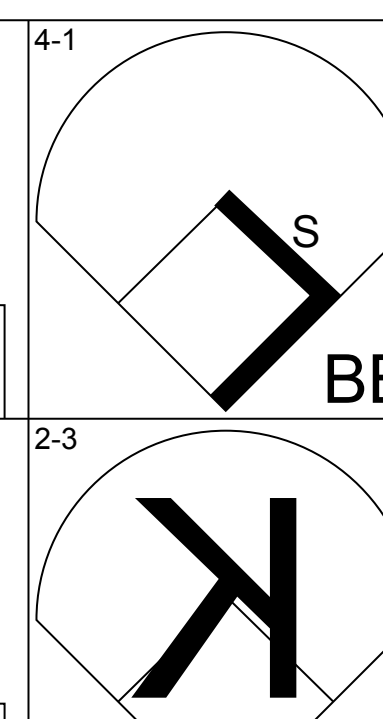
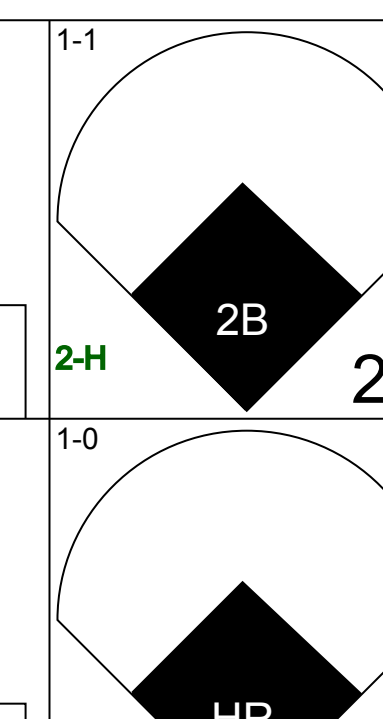
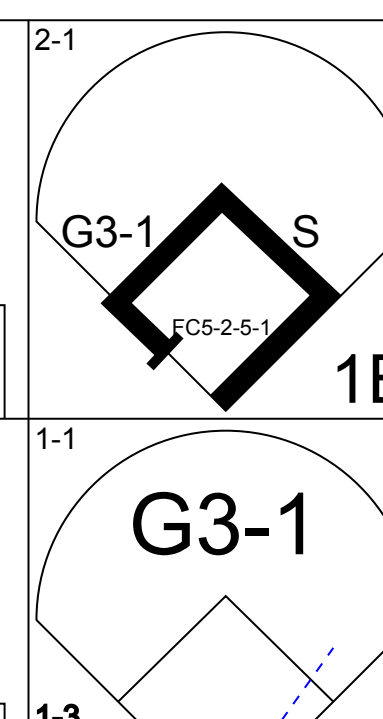
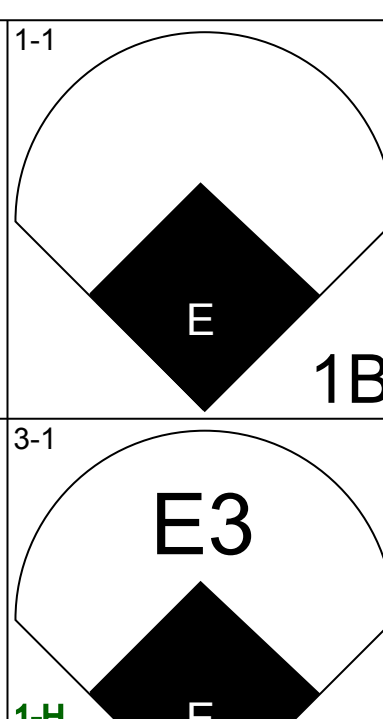
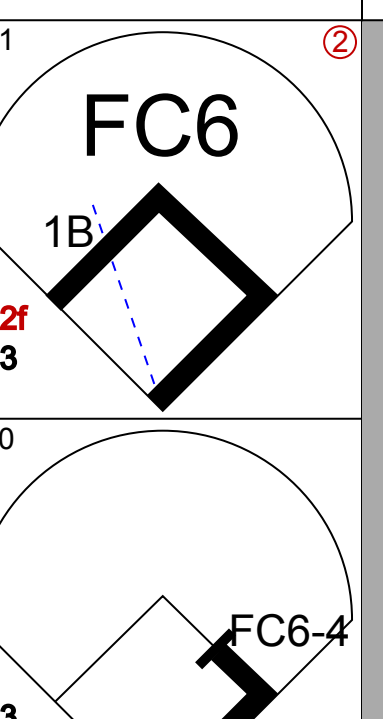
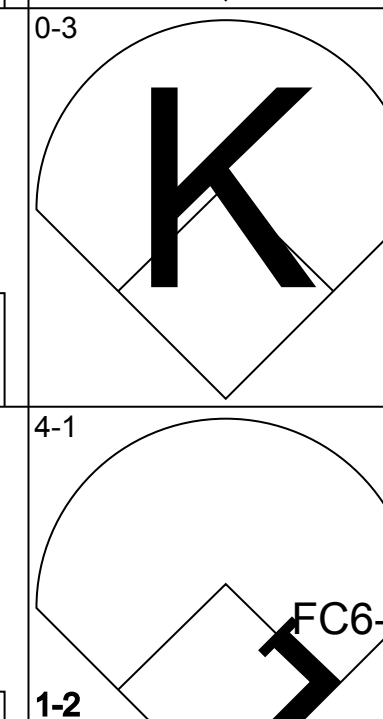
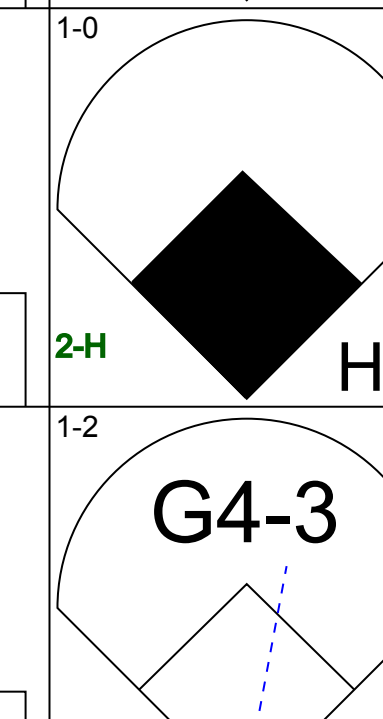
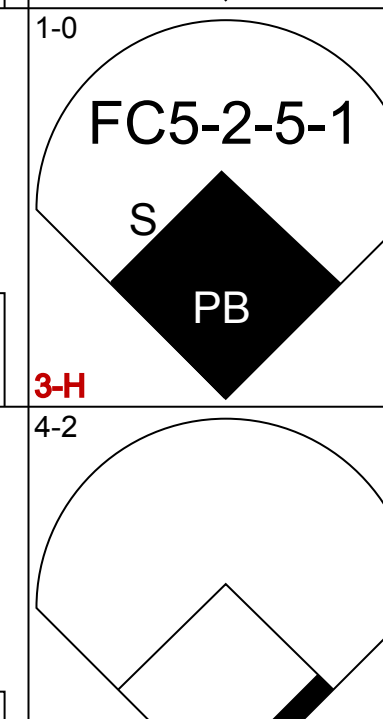
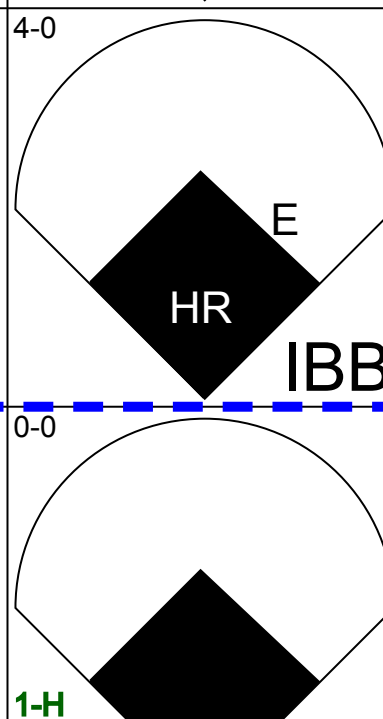
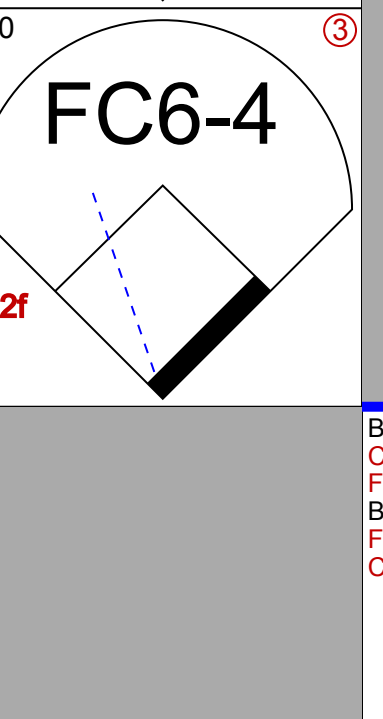
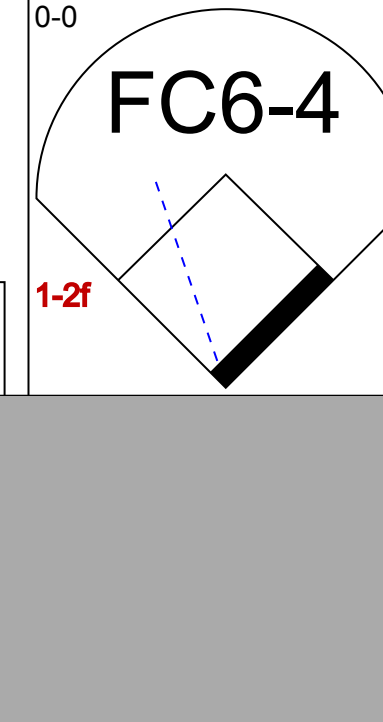
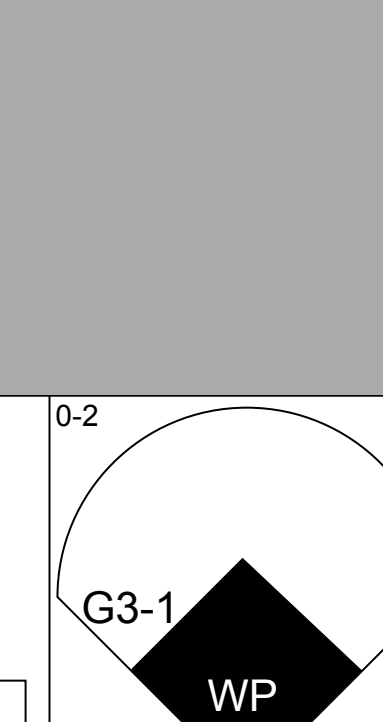
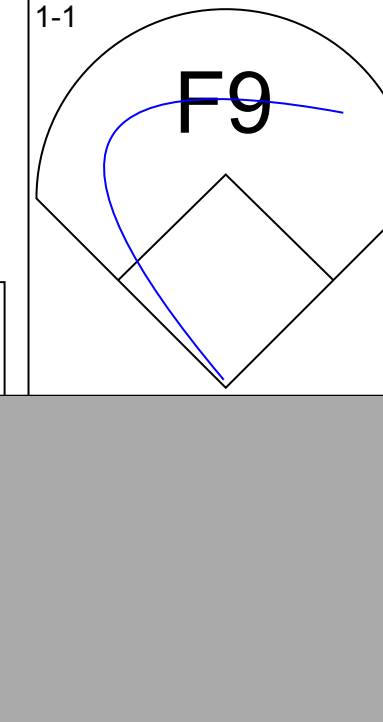
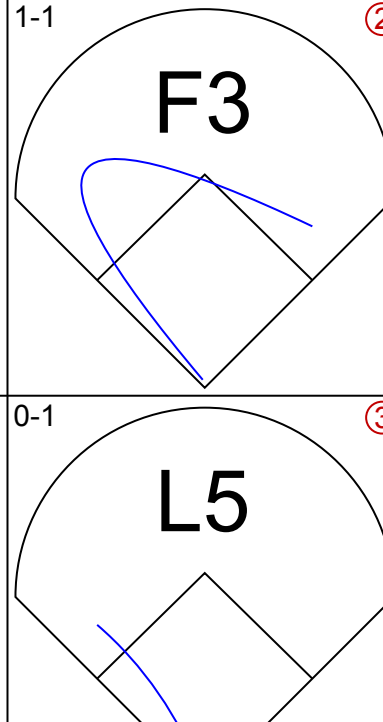

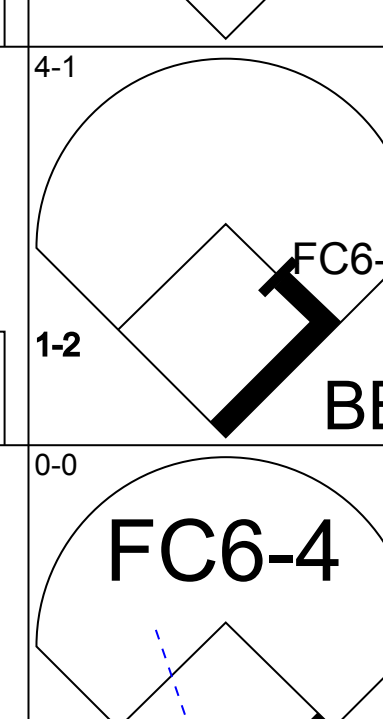
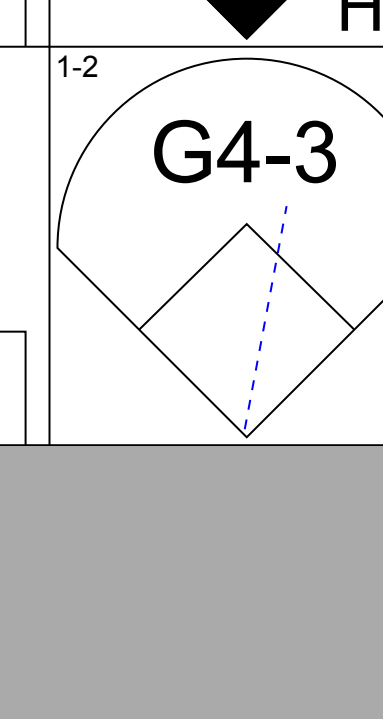
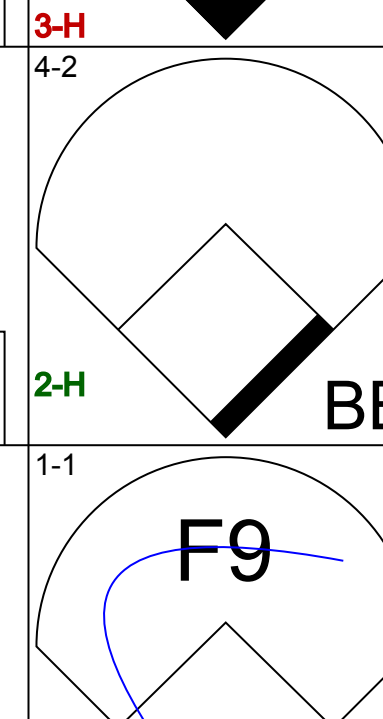
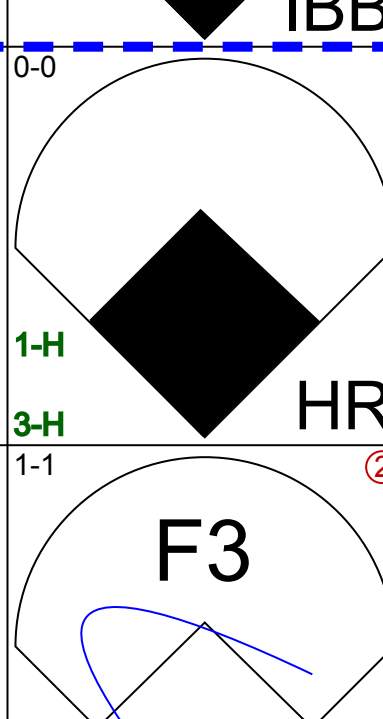
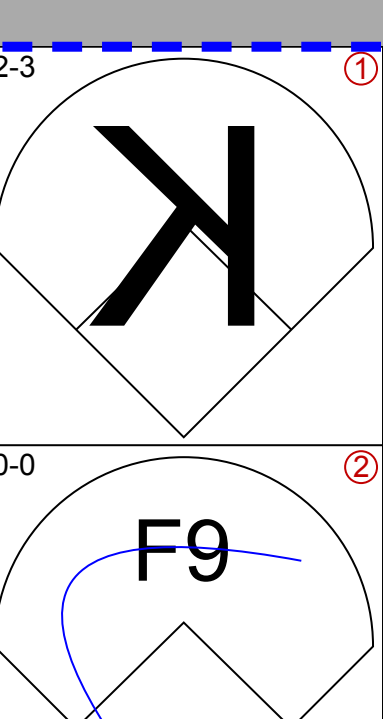

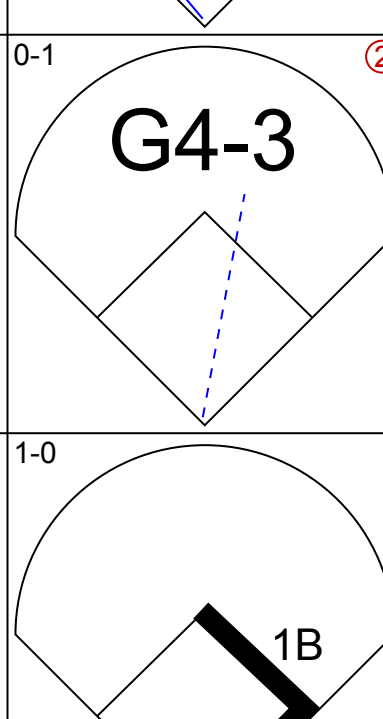

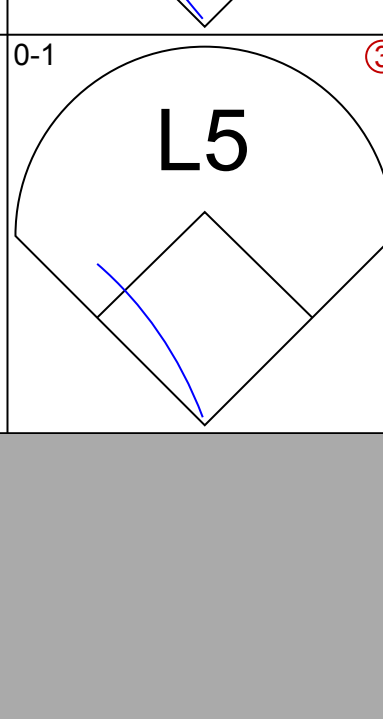
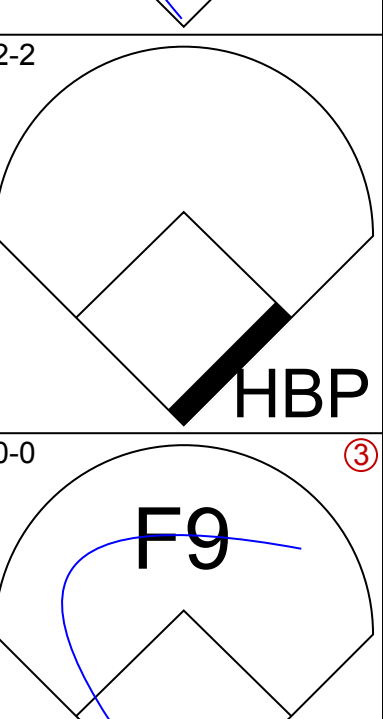
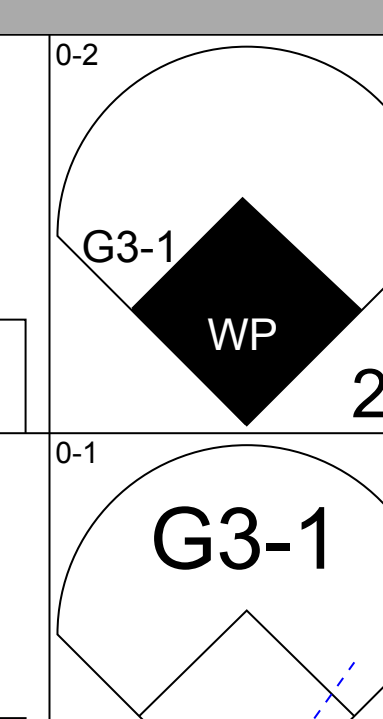
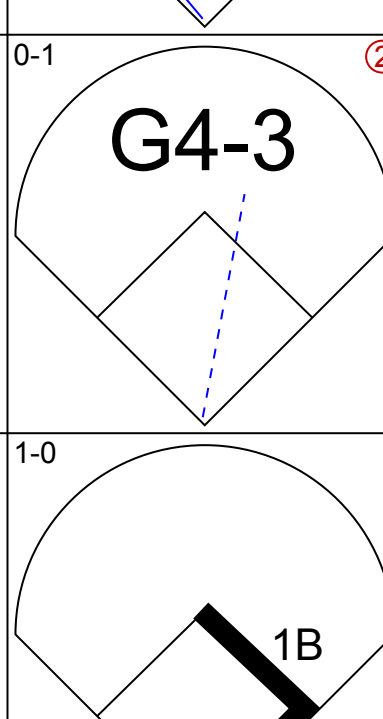
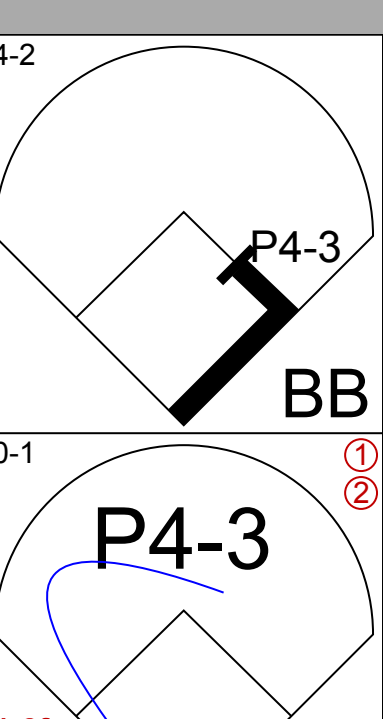
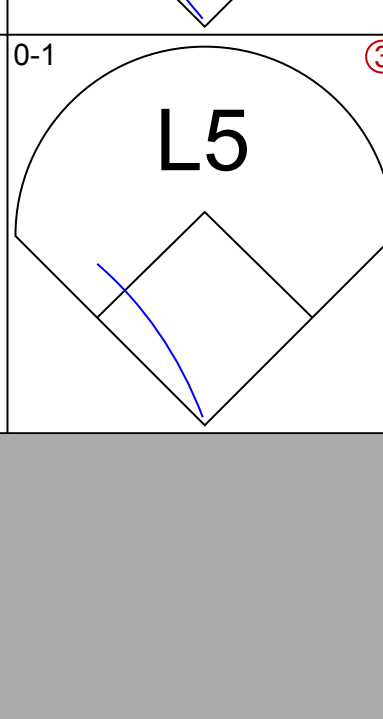
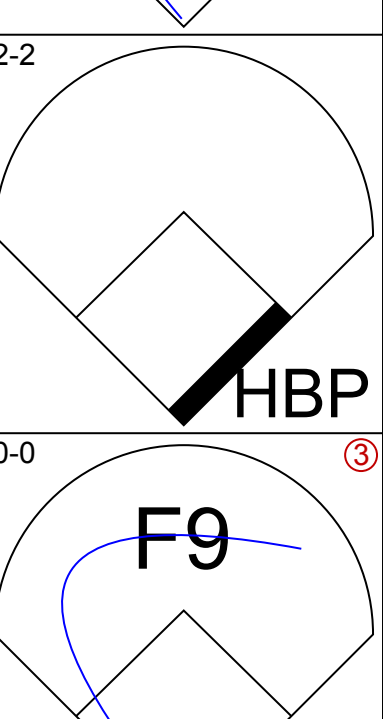
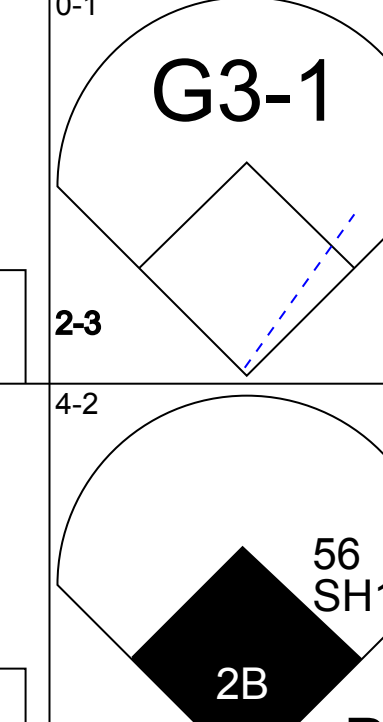

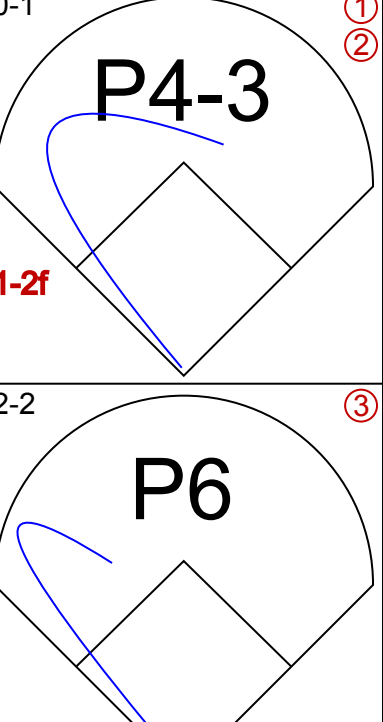
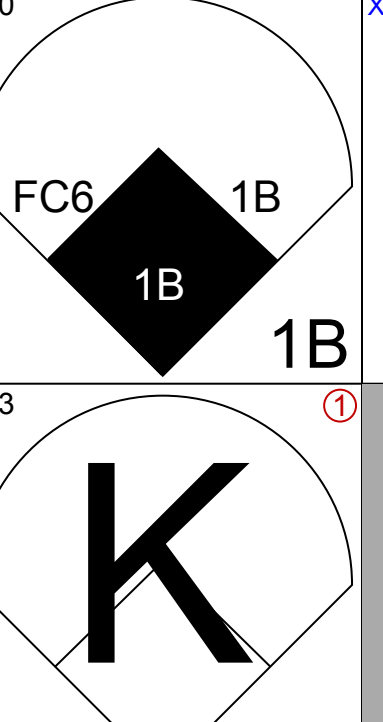
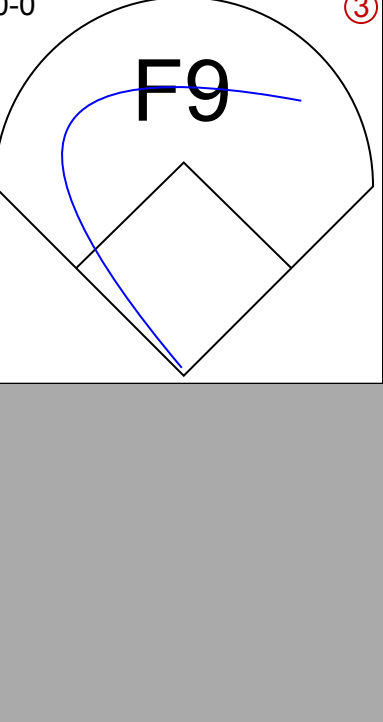
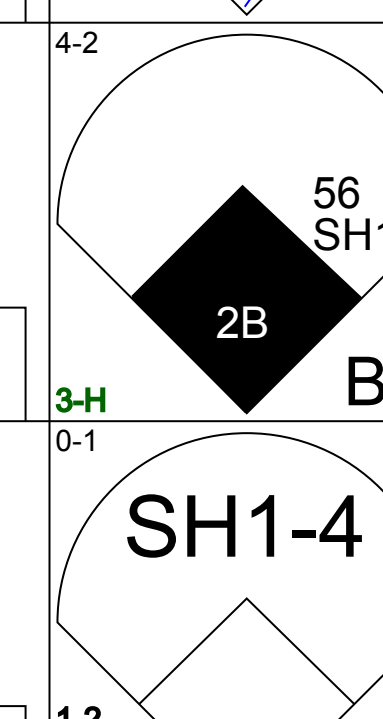

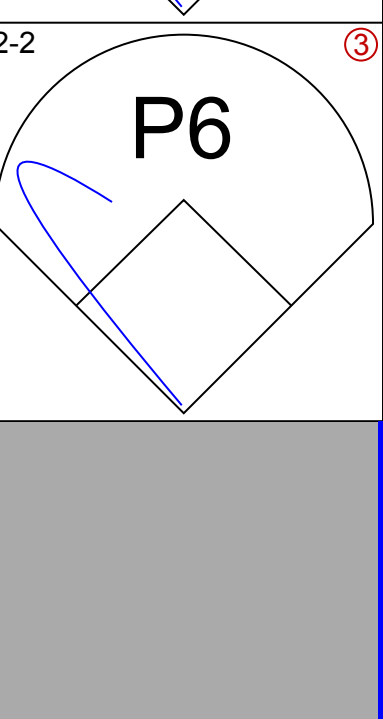
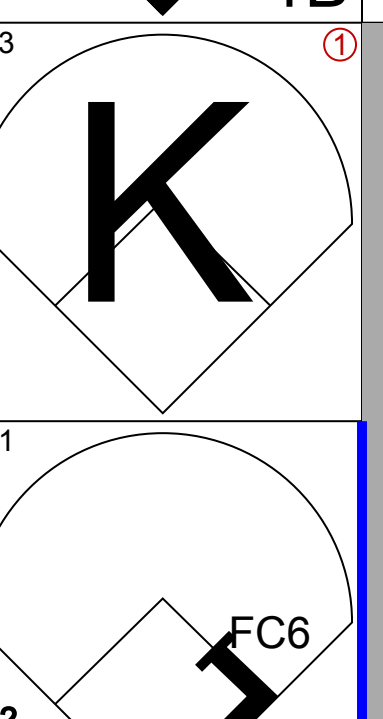
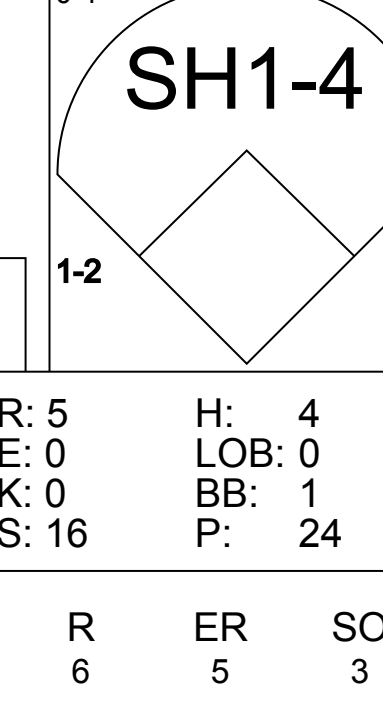
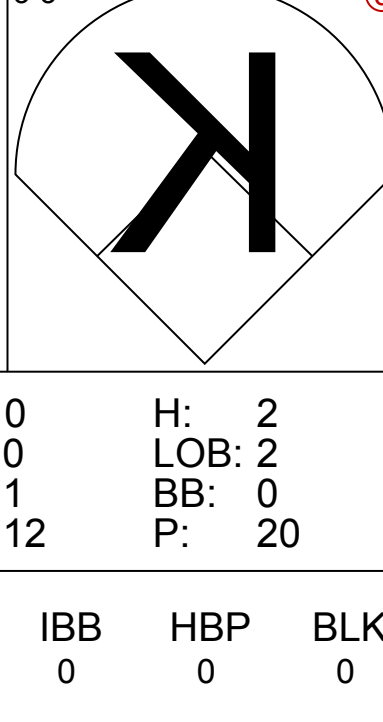
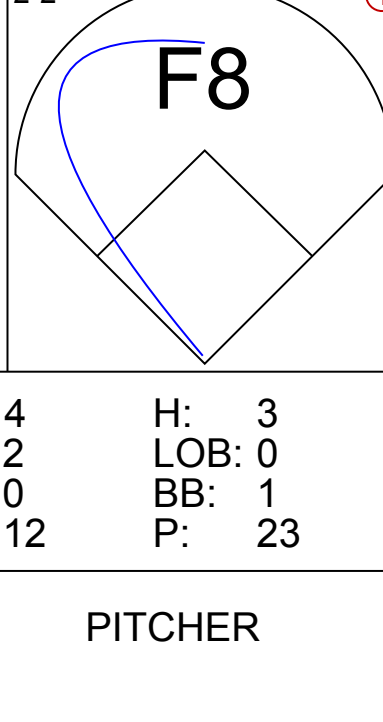
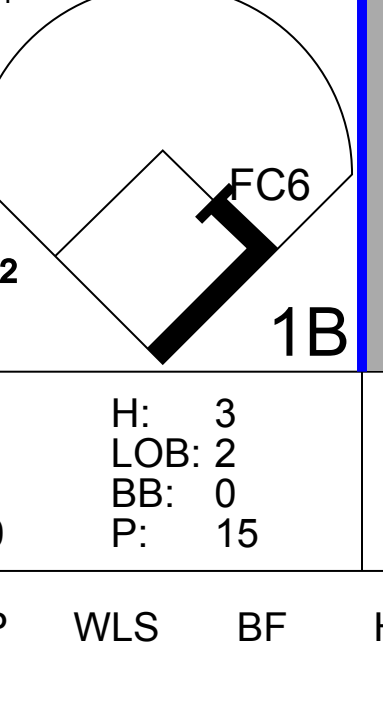
Batter	1	2	3	4	5	6	7	8	9	AB	R	H	RBI	BB	SO	LOB	BOTTOM							
Peter Bergeron, L OBP: 0.323, SLG: 0.291 (1, 8)										5	1	1	0	0	1	2								
Jose Vidro, S OBP: 0.397, SLG: 0.552 (1, 4)										5	1	2	0	0	0	3								
Vladimir Guerrero, R OBP: 0.386, SLG: 0.630 (1, 9)										3	2	1	1	1	0	1								
Lee Stevens, L OBP: 0.322, SLG: 0.433 (1, 3)										3	0	0	0	2	1	6								
Orlando Cabrera, R OBP: 0.303, SLG: 0.376 (1, 6)										5	1	3	4	0	1	1								
Geoff Blum, S OBP: 0.333, SLG: 0.362 Scott Strickland, R (7, 1)										3	0	0	0	0	0	2								
Rob Ducey, L OBP: 0.352, SLG: 0.380 Ugueth Urbina, R (9, 1)										0	0	0	0	0	0	0								
Mark Smith, R OBP: 0.373, SLG: 0.506 (9, PH)										0	0	0	0	0	0	0								
Michael Barrett, R OBP: 0.279, SLG: 0.348 (1, 2)										5	0	1	0	0	0	5								
Brad Wilkerson, L (1, 7)										2	0	0	0	2	1	2								
Bobby Munoz, R Scott Stewart, R Graeme Lloyd, L Mike Mordecai, R OBP: 0.307, SLG: 0.380 (7, 5)										2	0	0	0	0	1	0								
Inning Stats	R: 0 E: 0 K: 0 S: 12	H: 0 LOB: 0 BB: 0 P: 16	R: 0 E: 0 K: 0 S: 8	H: 1 LOB: 1 BB: 1 P: 18	R: 1 E: 0 K: 1 S: 13	H: 2 LOB: 1 BB: 0 P: 21	R: 0 E: 0 K: 1 S: 8	H: 0 LOB: 0 BB: 0 P: 12	R: 0 E: 0 K: 2 S: 10	H: 0 LOB: 0 BB: 0 P: 15	R: 2 E: 0 K: 0 S: 13	H: 2 LOB: 1 BB: 0 P: 19	R: 0 E: 0 K: 1 S: 14	H: 1 LOB: 3 BB: 2 P: 28	R: 1 E: 0 K: 0 S: 8	H: 1 LOB: 1 BB: 2 P: 21	R: 1 E: 0 K: 0 S: 10	H: 2 LOB: 3 BB: 2 P: 22	1B: 7 2B: 2 3B: 0 HR: 1	SF: 0 SAC: 0 DP: 1 HBP: 1	WP: 0 PB: 0 SB: 1 CS: 0	PA: 43		
PITCHER	IP WLS BF H R ER SO BB IBB HBP BLK WP HR S P ERA WHIP	IP WLS BF H R ER SO BB IBB HBP BLK WP HR S P ERA WHIP	IP WLS BF H R ER SO BB IBB HBP BLK WP HR S P ERA WHIP	IP WLS BF H R ER SO BB IBB HBP BLK WP HR S P ERA WHIP	IP WLS BF H R ER SO BB IBB HBP BLK WP HR S P ERA WHIP	IP WLS BF H R ER SO BB IBB HBP BLK WP HR S P ERA WHIP	IP WLS BF H R ER SO BB IBB HBP BLK WP HR S P ERA WHIP	IP WLS BF H R ER SO BB IBB HBP BLK WP HR S P ERA WHIP	IP WLS BF H R ER SO BB IBB HBP BLK WP HR S P ERA WHIP	IP WLS BF H R ER SO BB IBB HBP BLK WP HR S P ERA WHIP	IP WLS BF H R ER SO BB IBB HBP BLK WP HR S P ERA WHIP	IP WLS BF H R ER SO BB IBB HBP BLK WP HR S P ERA WHIP	IP WLS BF H R ER SO BB IBB HBP BLK WP HR S P ERA WHIP	IP WLS BF H R ER SO BB IBB HBP BLK WP HR S P ERA WHIP	IP WLS BF H R ER SO BB IBB HBP BLK WP HR S P ERA WHIP	IP WLS BF H R ER SO BB IBB HBP BLK WP HR S P ERA WHIP	IP WLS BF H R ER SO BB IBB HBP BLK WP HR S P ERA WHIP	IP WLS BF H R ER SO BB IBB HBP BLK WP HR S P ERA WHIP	IP WLS BF H R ER SO BB IBB HBP BLK WP HR S P ERA WHIP	IP WLS BF H R ER SO BB IBB HBP BLK WP HR S P ERA WHIP	IP WLS BF H R ER SO BB IBB HBP BLK WP HR S P ERA WHIP	IP WLS BF H R ER SO BB IBB HBP BLK WP HR S P ERA WHIP	IP WLS BF H R ER SO BB IBB HBP BLK WP HR S P ERA WHIP	IP WLS BF H R ER SO BB IBB HBP BLK WP HR S P ERA WHIP

Boston Red Sox @ Montreal Expos
Olympic Stadium, Montreal, QB
Mon Jul 16 2001, 7:05 PM EDT
Att: 16,005 - Dome - 72 F

AB 35
R 5
H 9
RBI 5
BB 7
SO 5
LOB 23



Batter	1	2	3	4	5	6	7	8	9	AB	R	H	RBI	BB	SO	LOB	TOP			
Chris Stynes, R OBP: 0.356, SLG: 0.486 (1, 4)										4	0	0	2	1	1	2	Boston Red Sox @ Montreal Expos Olympic Stadium, Montreal, QB Tue Jul 17 2001, 7:05 PM EDT Att: 13,348 - Dome - 72 F			
Scott Hatteberg, L OBP: 0.320, SLG: 0.365 (1, 2)										5	1	1	1	0	0	4				
Trot Nixon, L OBP: 0.379, SLG: 0.502 (1, 8)										5	1	3	1	0	0	1				
Manny Ramirez, R OBP: 0.420, SLG: 0.635 (1, 7)										4	1	1	1	1	2	1				
Dante Bichette, R OBP: 0.362, SLG: 0.534 (1, 9)										5	1	1	0	0	2	2				
Brian Daubach, L OBP: 0.351, SLG: 0.539 (1, 3)										5	1	1	0	0	2	3				
Mike Lansing, R OBP: 0.290, SLG: 0.340 (1, 6)										5	1	4	0	0	0	2				
Shea Hillenbrand, R OBP: 0.282, SLG: 0.396 (1, 5)										5	1	3	2	0	0	2				
49 Tim Wakefield, R ERA: 3.33, SLG: 0.333 (5, PH) Troy Lestey, L OBP: 0.307, SLG: 0.426 (6, 1) Bryce Florio, R ERA: 4.82 (6, 1) Bill Pulsipher, L ERA: 1.68 (7, 1) Hipoalto Pichardo, R OBP: 0.299, SLG: 0.389 (8, PH) Darren Lewis, R OBP: 0.365, SLG: 0.369 (8, 1) Sun-Woo Kim, R ERA: 3.0 (9, PH) Jose Offerman, S ERA: 3.0 (9, PH)										2	0	1	0	0	1	0		Boston Red Sox R 7 H 16 RBI 7 BB 3 SO 8 LOB 19		
Inning Stats	R: 0 E: 0 K: 2 S: 14	H: 1 LOB: 1 BB: 0 P: 21	R: 0 E: 0 K: 1 S: 6	H: 1 LOB: 1 BB: 0 P: 9	R: 0 E: 0 K: 1 S: 5	H: 0 LOB: 0 BB: 0 P: 8	R: 1 E: 0 K: 0 S: 4	H: 1 LOB: 1 BB: 0 P: 5	R: 0 E: 0 K: 0 S: 11	H: 2 LOB: 1 BB: 0 P: 18	R: 4 E: 0 K: 1 S: 16	H: 5 LOB: 3 BB: 2 P: 27	R: 0 E: 0 K: 1 S: 12	H: 1 LOB: 2 BB: 2 P: 21	R: 1 E: 0 K: 2 S: 14	H: 3 LOB: 2 BB: 0 P: 17			1B: 10 2B: 3 3B: 0 HR: 3	SF: 0 SAC: 0 DP: 1 HBP: 0
PITCHER	IP WLS BF H R ER SO BB IBB HBP BLK WP HR S P ERA WHIP	56 Troy Mattes, R ERA: 4.81 (1, 1)	5.2 W 27 10 5 5 5 1 0 0 0 0 0 3 54 82 7.94 1.941	Masato Yoshii, R ERA: 4.54 (6, 1)	0.0 0 1 0 0 0 0 0 0 0 0 0 0 0 4 ∞ ∞	Scott Stewart, L ERA: 4.82 (6, 1)	0.1 H 1 0 0 0 0 0 0 0 0 0 0 2 2 0.00 0.000	Scott Strickland, R ERA: 3.38 (7, 1)	1.0 5 1 0 0 1 1 0 0 0 0 0 0 12 21 0.00 2.000	Graeme Lloyd, L ERA: 3.0 (8, 1)	1.0 5 2 1 1 0 0 0 0 0 0 0 0 11 17 9.00 2.000	Ugueth Urbina, R ERA: 4.1 (9, 1)	1.0 6 3 1 1 2 0 0 0 0 0 0 1 0 14 17 9.00 3.000							

Batter	1	2	3	4	5	6	7	8	9	AB	R	H	RBI	BB	SO	LOB	BOTTOM			
Peter Bergeron, L OBP: 0.337, SLG: 0.310 (1, 8)										4	2	3	1	1	0	2	Boston Red Sox @ Montreal Expos Olympic Stadium, Montreal, QB Tue Jul 17 2001, 7:05 PM EDT Att: 13,348 - Dome - 72 F			
Jose Vidro, S OBP: 0.401, SLG: 0.560 (1, 4)										5	2	3	3	0	1	2				
Vladimir Guerrero, R OBP: 0.386, SLG: 0.634 (1, 9)										4	3	1	2	1	1	4				
Lee Stevens, L OBP: 0.326, SLG: 0.441 (1, 3)										3	1	1	2	2	1	0				
Orlando Cabrera, R OBP: 0.299, SLG: 0.371 (1, 6)										5	0	0	0	0	0	3				
Geoff Blum, S OBP: 0.338, SLG: 0.366 (1, 5)										3	1	1	0	1	0	0				
Michael Barrett, R OBP: 0.281, SLG: 0.349 (1, 2)										5	1	2	0	0	0	3				
Brad Wilkerson, L OBP: 0.294, SLG: 0.077 (1, 7)										3	1	1	0	1	1	1				
56 Troy Mattes, R ERA: 4.81 (1, 1) Masato Yoshii, R ERA: 4.54 (6, 1) Scott Stewart, L ERA: 4.82 (6, 1) Ryan Minor, R ERA: 1.68 (7, 1) Hipoalto Pichardo, R OBP: 0.299, SLG: 0.389 (8, PH) Darren Lewis, R OBP: 0.365, SLG: 0.369 (8, 1) Sun-Woo Kim, R ERA: 3.0 (9, PH) Ugueth Urbina, R ERA: 4.1 (9, 1)										1	0	0	0	0	1	2		Boston Red Sox AB 35 R 11 H 13 RBI 8 BB 6 SO 5 LOB 17		
Inning Stats	R: 0 E: 0 K: 2 S: 10	H: 0 LOB: 2 BB: 2 P: 19	R: 5 E: 0 K: 0 S: 16	H: 4 LOB: 1 BB: 1 P: 24	R: 0 E: 0 K: 1 S: 12	H: 2 LOB: 2 BB: 0 P: 20	R: 1 E: 0 K: 0 S: 9	H: 1 LOB: 1 BB: 1 P: 18	R: 0 E: 0 K: 0 S: 8	H: 0 LOB: 0 BB: 1 P: 14	R: 4 E: 2 K: 0 S: 12	H: 3 LOB: 0 BB: 1 P: 23	R: 1 E: 0 K: 1 S: 10	H: 3 LOB: 2 BB: 0 P: 15	R: 0 E: 0 K: 1 S: 8	H: 0 LOB: 1 BB: 0 P: 12			1B: 7 2B: 5 3B: 0 HR: 2	SF: 0 SAC: 1 DP: 1 HBP: 1
PITCHER	IP WLS BF H R ER SO BB IBB HBP BLK WP HR S P ERA WHIP	49 Tim Wakefield, R ERA: 2.99 (1, 1)	5.0 L 26 7 6 5 3 5 0 1 0 0 0 0 0 7 17 81.00 6.000	Bryce Florio, R ERA: 12.79 (6, 1)	0.1 4 2 3 3 0 0 1 0 0 0 0 0 1 5 6 13.50 1.500	Bill Pulsipher, L ERA: 1.68 (6, 1)	0.2 3 1 1 1 1 0 0 0 0 0 0 1 5 6 13.50 1.500	Hipoalto Pichardo, R OBP: 0.299, SLG: 0.389 (7, 1)	1.0 6 3 1 1 1 1 0 0 0 0 0 0 10 15 9.00 3.000	Sun-Woo Kim, R ERA: 3.0 (8, 1)	1.0 4 0 0 0 1 0 0 0 1 0 0 0 8 12 0.00 0.000	Ugueth Urbina, R ERA: 4.1 (9, 1)	1.0 6 3 1 1 2 0 0 0 0 0 0 1 0 14 17 9.00 3.000							

Batter	1	2	3	4	5	6	7	8	9	AB	R	H	RBI	BB	SO	LOB	TOP										
Brian Hunter, R OBP: 0.368, SLG: 0.361 (1, 8)	1-1 F8		0-0 P4		4-2 BB			4-2 SH1-3 1B BB	0-2 F3	3	1	0	0	2	0	2											
11 Jimmy Rollins, S OBP: 0.305, SLG: 0.407 (1, 6)	0-1 2B		1-3 K		0-1 F8			0-0 SH1-3	1-3 K	4	0	1	0	0	2	3											
Bobby Abreu, L OBP: 0.397, SLG: 0.536 (1, 9)	1-3 K		0-3 K				2-3 K	0-0 F7		4	0	0	0	0	3	2											
Scott Rolen, R OBP: 0.360, SLG: 0.421 (1, 5)	1-3 K			2-2 G4-3			3-3 K	1-2 2B 1B		4	1	1	1	0	2	1											
Travis Lee, L OBP: 0.358, SLG: 0.470 (1, 3)		1-3 K		0-0 1B		2-2 G3-1		1-2 2B		4	0	2	1	0	1	0											
Pat Burrell, R OBP: 0.353, SLG: 0.424 (1, 7)		1-3 K		1-1 F9			1-0 F9	3-0 F7		4	0	0	0	0	1	2											
Marlon Anderson, L OBP: 0.319, SLG: 0.434 (1, 4)		3-2 2B		1-0 L3			2-2 G6-3		1-1 BB 1B	4	0	2	0	0	0	1											
Johnny Estrada, S OBP: 0.309, SLG: 0.393 (1, 2)		4-0 IBB			3-2 F8		3-2 1B		4-0 BB	2	0	1	0	2	0	0											
Nelson Figueroa, R Eric Valent, L Cliff Politte, R Rheal Cormier, L Wayne Gomes, R 23 Kevin Jordan, R (1, 1) (7, PH) (7, 1) (8, 1) (8, 1) (8, PH) (8, PH)		1-3 K		0-1 P4			0-0 F8		0-2 F9	2	0	0	0	0	1	2											
Inning Stats	R: 0 E: 0 K: 2 S: 10	H: 1 LOB: 1 BB: 0 P: 13	R: 0 E: 0 K: 3 S: 13	H: 1 LOB: 2 BB: 1 P: 23	R: 0 E: 0 K: 2 S: 9	H: 0 LOB: 0 BB: 0 P: 10	R: 0 E: 0 K: 0 S: 7	H: 1 LOB: 1 BB: 0 P: 11	R: 0 E: 0 K: 0 S: 10	H: 0 LOB: 0 BB: 0 P: 17	R: 0 E: 0 K: 2 S: 12	H: 0 LOB: 0 BB: 0 P: 19	R: 0 E: 0 K: 0 S: 13	H: 1 LOB: 1 BB: 0 P: 19	R: 2 E: 0 K: 0 S: 12	H: 2 LOB: 1 BB: 1 P: 21	R: 0 E: 0 K: 1 S: 12	H: 1 LOB: 2 BB: 1 P: 18	1B: 4 2B: 3 3B: 0 HR: 0	SF: 0 SAC: 1 DP: 0 HBP: 0	WP: 0 PB: 0 SB: 1 CS: 0	PA: 38					
PITCHER	IP	WLS	BF	H	R	ER	SO	BB	IBB	HBP	BLK	WP	HR	S	P	ERA	WHIP										
Tony Armas, R ERA: 3.67	7.2		31	5	2	2	9	2	1	0	0	0	0	82	125	2.35	0.913										
Graeme Lloyd, L ERA: 3.0	0.0	W	1	1	0	0	0	0	0	0	0	0	0	3	4	∞	∞										
Scott Strickland, R ERA: 3.33	0.1		1	0	0	0	0	0	0	0	0	0	0	1	4	0.00	0.000										
Ugueth Urbina, R ERA: 4.53	1.0	S	5	1	0	0	1	1	0	0	0	0	0	12	18	0.00	2.000										

Philadelphia Phillies @ Montreal Expos
Olympic Stadium, Montreal, QB
Thu Jul 19 2001, 1:35 PM EDT
Att: 10,242 - Dome - 72 F

AB 33
R 2
H 7
RBI 2
BB 4
SO 10
LOB 16



Batter	1	2	3	4	5	6	7	8	9	AB	R	H	RBI	BB	SO	LOB	BOTTOM										
Peter Bergeron, L OBP: 0.343, SLG: 0.331 (1, 8)	0-0 FC6-5 1B		2-2 G4-3 1B 2B		1-1 G4-3			0-1 SH5-3 1B 2B		4	2	3	0	0	0	0											
Jose Vidro, S OBP: 0.397, SLG: 0.555 (1, 4)	1-2 FC6-5 HBP		0-0 G4-3		0-0 G6-4-3 1B			0-0 SH5-3		3	0	1	0	0	0	2											
Vladimir Guerrero, R OBP: 0.409, SLG: 0.657 (1, 9)	1-2 HBP		1-1 BB 1B		1-0 G6-4-3 1-2			4-0 1B IBB		2	1	1	1	1	0	1											
Lee Stevens, L OBP: 0.329, SLG: 0.448 (1, 3)	1-3 K		4-1 BB 1B			3-1 L3		0-2 1B 2B 1B		3	1	1	1	1	1	2											
Orlando Cabrera, R OBP: 0.300, SLG: 0.371 (1, 6)	2-2 L5		0-0 F8			0-1 L4		1-0 2B 1B		4	1	1	1	0	0	4											
Geoff Blum, S OBP: 0.338, SLG: 0.371 (1, 5)		1-1 G4-3		2-1 F8			1-2 G4-3		1-1 2B	4	0	1	2	0	0	0											
Randy Knorr, R OBP: 0.329, SLG: 0.422 (1, 2)		0-3 K		2-3 K			0-3 K		0-1 G5-3	4	0	0	0	0	3	1											
Brad Wilkerson, L OBP: 0.286, SLG: 0.176 (1, 7)		1-1 G6-3		1-2 2B			1-3 K		0-1 G6-3	4	0	1	0	0	1	1											
Tony Armas, R OBP: 0.152, SLG: 0.182 Graeme Lloyd, L Scott Strickland, R Ugueth Urbina, R (1, 1) (8, 1) (8, 1) (8, 1)			0-1 G4-3		0-0 G6-3		1-0 G3			3	0	0	0	0	0	1											
Inning Stats	R: 0 E: 0 K: 1 S: 13	H: 1 LOB: 2 BB: 0 P: 18	R: 0 E: 0 K: 1 S: 7	H: 0 LOB: 0 BB: 0 P: 9	R: 1 E: 0 K: 0 S: 10	H: 2 LOB: 2 BB: 1 P: 17	R: 0 E: 0 K: 1 S: 9	H: 1 LOB: 1 BB: 0 P: 14	R: 0 E: 0 K: 0 S: 4	H: 0 LOB: 0 BB: 0 P: 6	R: 0 E: 0 K: 0 S: 7	H: 0 LOB: 0 BB: 0 P: 11	R: 0 E: 0 K: 2 S: 7	H: 0 LOB: 0 BB: 0 P: 9	R: 4 E: 0 K: 0 S: 13	H: 4 LOB: 1 BB: 1 P: 19	1B: 5 2B: 4 3B: 0 HR: 0	SF: 0 SAC: 1 DP: 1 HBP: 1	WP: 0 PB: 0 SB: 1 CS: 0	PA: 35							
PITCHER	IP	WLS	BF	H	R	ER	SO	BB	IBB	HBP	BLK	WP	HR	S	P	ERA	WHIP										
Nelson Figueroa, R ERA: 2.76	6.0		24	5	1	1	3	1	0	1	0	0	0	50	75	1.50	1.000										
Cliff Politte, R ERA	1.0		3	0	0	0	2	0	0	0	0	0	0	7	9	0.00	0.000										
Rheal Cormier, L ERA: 3.5	0.1	L	6	4	4	4	0	0	1	0	0	0	0	9	15	108.00	12.000										
Wayne Gomes, R ERA: 3.94	0.2		2	0	0	0	0	0	0	0	0	0	0	4	4	0.00	0.000										

Philadelphia Phillies @ Montreal Expos
Olympic Stadium, Montreal, QB
Thu Jul 19 2001, 1:35 PM EDT
Att: 10,242 - Dome - 72 F

AB 31
R 5
H 9
RBI 5
BB 2
SO 5
LOB 12



Batter	1	2	3	4	5	6	7	8	9	AB	R	H	RBI	BB	SO	LOB	TOP									
Peter Bergeron, L OBP: 0.339, SLG: 0.327 (1, 8)	1-2 F7		2-3 K	0-2 G1		1-3 K		2-2 BB HBP 1B		5	0	1	0	0	2	1										
Jose Vidro, S OBP: 0.403, SLG: 0.558 (1, 4)	2-1 F7		0-1 BB 1B		1-2 PB 1B		2-1 2B G6-4-3 1B	1-1 BB HBP		4	3	3	0	0	0	0										
Vladimir Guerrero, R OBP: 0.495, SLG: 0.654 (1, 9)	0-2 G3-1		1-3 K		2-2 P4		1-0 G6-4-3 1-3 2B	0-1 F7		5	0	1	0	0	1	4										
Lee Stevens, L OBP: 0.332, SLG: 0.445 (1, 3)		2-3 K	4-2 1B 1B BB		0-3 K		4-0 G6-4-3 IBB	4-1 BB		2	1	0	0	3	2	1										
Orlando Cabrera, R OBP: 0.304, SLG: 0.374 (1, 6)		1-2 BB 1B	3-2 1B		3-2 S 2H 1B		1-1 G6-4-3	0-0 G6-3		5	1	3	2	0	0	5										
Geoff Blum, S OBP: 0.344, SLG: 0.371 (1, 5)		4-2 1B BB	1-0 1B		3-2 F8		4-2 BB		0-0 L6	3	0	1	1	2	0	1										
Michael Barrett, R OBP: 0.276, SLG: 0.341 (1, 2)		0-0 1B	F9		0-2 G5-3		0-2 G4-3		3-2 G3	5	0	1	1	0	0	4										
Brad Wilkerson, L OBP: 0.346, SLG: 0.300 (1, 7)		4-0 IBB		2-3 K		4-1 S BB		1-0 1B 3B	2-0 F7	3	1	1	0	2	1	0										
Mike Thurman, R OBP: 0.083, SLG: 0.043 (8, PH)		0-1 F9		3-3 K		1-3 K		2-1 CS 1B		3	0	0	0	0	2	3										
Rob Ducey, L OBP: 0.367, SLG: 0.397 (8, PH)										1	0	1	1	0	0	0										
Graeme Lloyd, L (8, 1)										0	0	0	0	0	0	0										
Ugueth Urbina, R (9, 1)										0	0	0	0	0	0	0										
Inning Stats	R: 0 E: 0 K: 0 S: 9	H: 0 LOB: 0 BB: 0 P: 12	R: 1 E: 0 K: 1 S: 11	H: 2 LOB: 2 BB: 2 P: 22	R: 2 E: 0 K: 2 S: 19	H: 3 LOB: 2 BB: 1 P: 30	R: 0 E: 0 K: 2 S: 10	H: 0 LOB: 0 BB: 0 P: 15	R: 1 E: 0 K: 1 S: 17	H: 2 LOB: 1 BB: 0 P: 26	R: 0 E: 0 K: 2 S: 10	H: 0 LOB: 1 BB: 1 P: 16	R: 1 E: 0 K: 0 S: 10	H: 2 LOB: 2 BB: 2 P: 22	R: 0 E: 0 K: 0 S: 13	H: 3 LOB: 1 BB: 1 P: 23	R: 0 E: 0 K: 0 S: 6	H: 0 LOB: 0 BB: 0 P: 11	1B: 10 2B: 1 3B: 1 HR: 0	SF: 0 SAC: 0 DP: 1 HBP: 1	WP: 0 PB: 1 SB: 2 CS: 1	PA: 44				
PITCHER	IP	WLS	BF	H	R	ER	SO	BB	IBB	HBP	BLK	WP	HR	S	P	ERA	WHIP									
Kevin Millwood, R ERA: 4.86	(1, 1)	5.0	L	24	7	4	3	6	2	1	0	0	0	0	66	105	5.40	1.800								
Kerry Ligtenberg, R ERA: 3.86	(6, 1)	1.0		4	0	0	2	1	0	0	0	0	0	10	16	0.00	1.000									
Jose Cabrera, R ERA: 1.23	(7, 1)	1.0		6	2	1	1	0	1	1	0	0	0	10	22	9.00	3.000									
Steve Reed, R ERA: 3.05	(8, 1)	1.0		7	3	1	1	0	1	0	1	0	0	13	23	9.00	4.000									
Jason Marquis, R ERA: 4.62	(9, 1)	1.0		3	0	0	0	0	0	0	0	0	0	6	11	0.00	0.000									

Montreal Expos @ Atlanta Braves
Turner Field, Atlanta, GA
Fri Jul 20 2001, 7:35 PM EDT
Att: 32,842 - Overcast - 80 F

AB 36
R 6
H 12
RBI 5
BB 7
SO 8
LOB 19


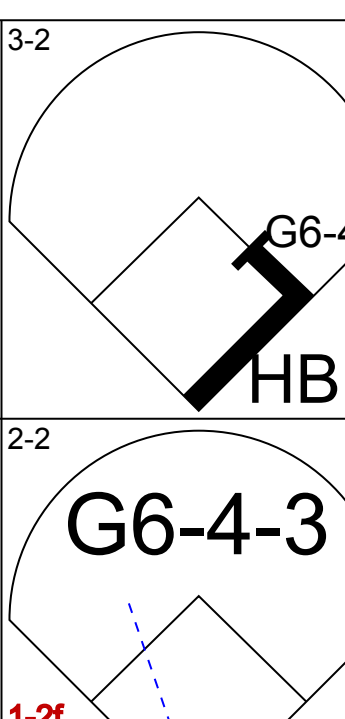
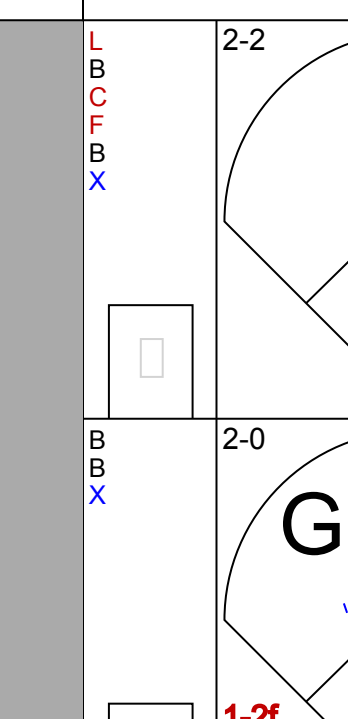
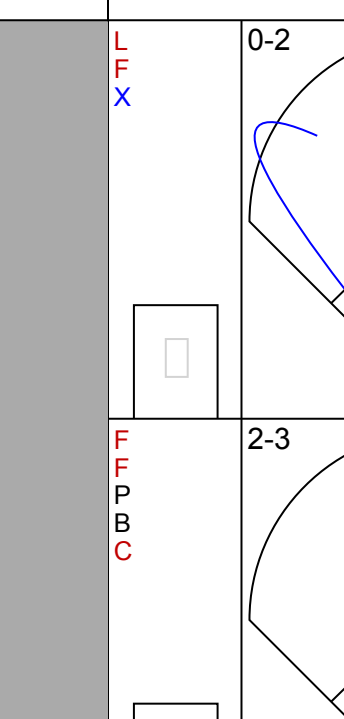
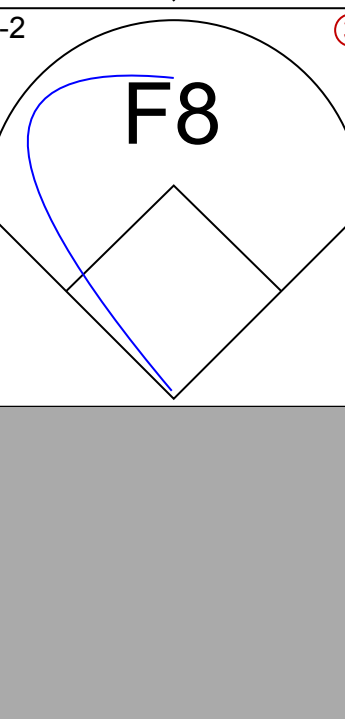


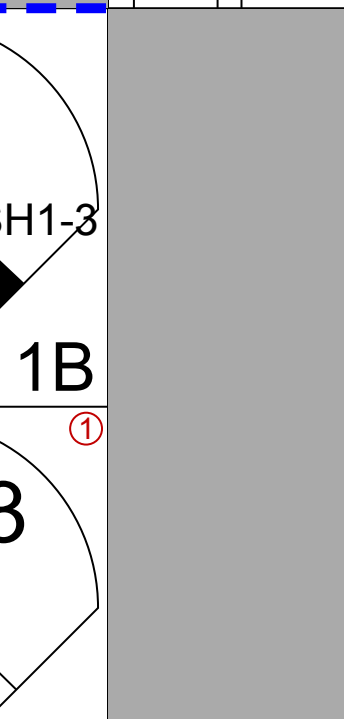

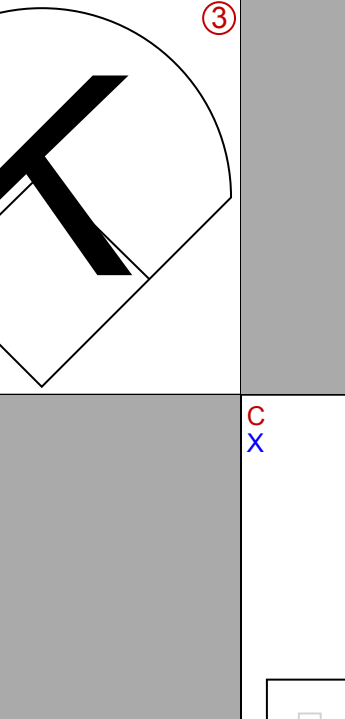
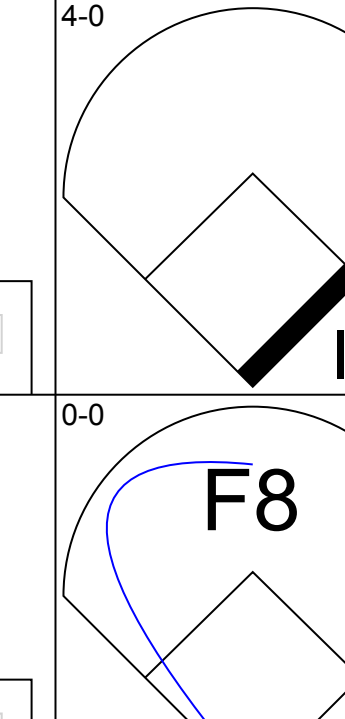
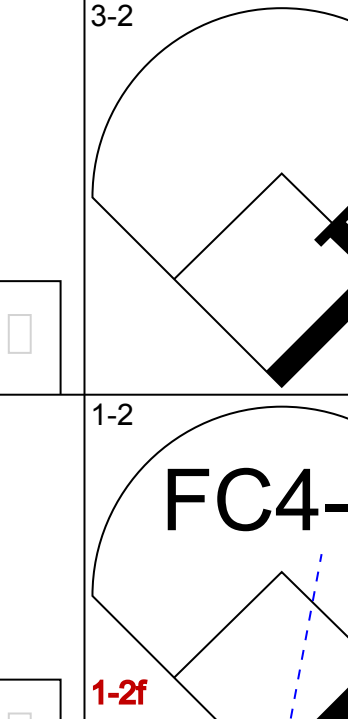
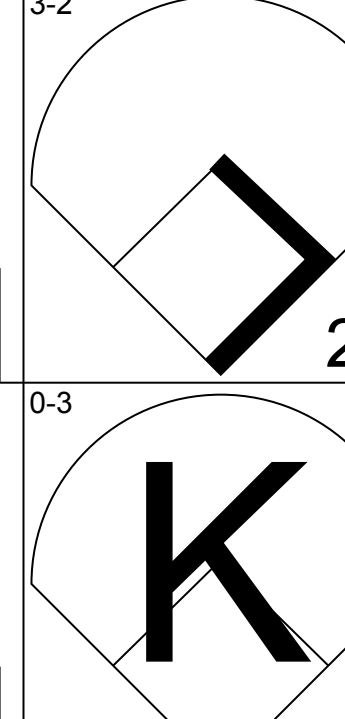
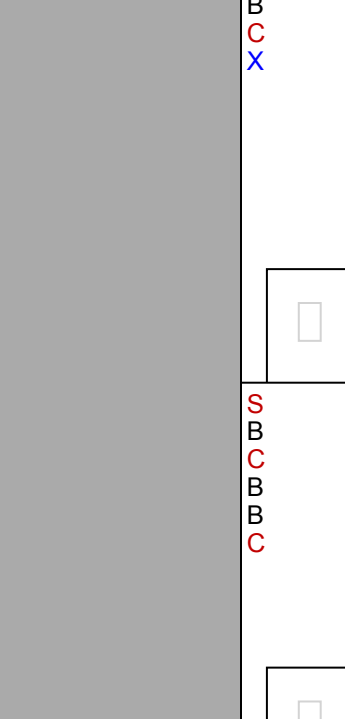
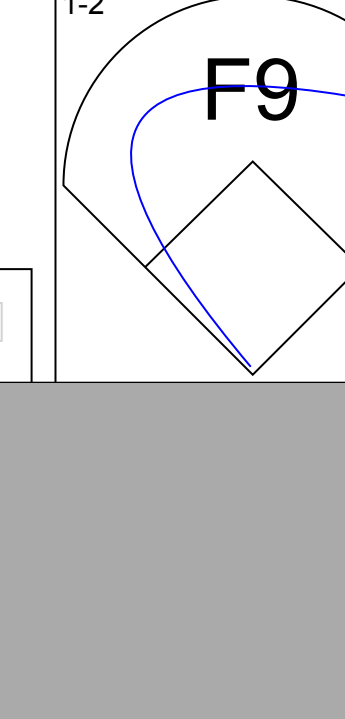

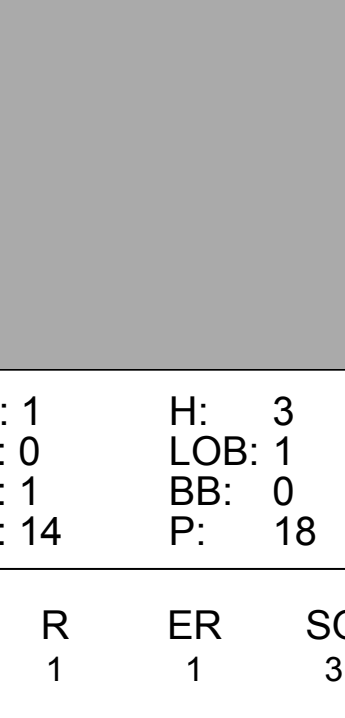
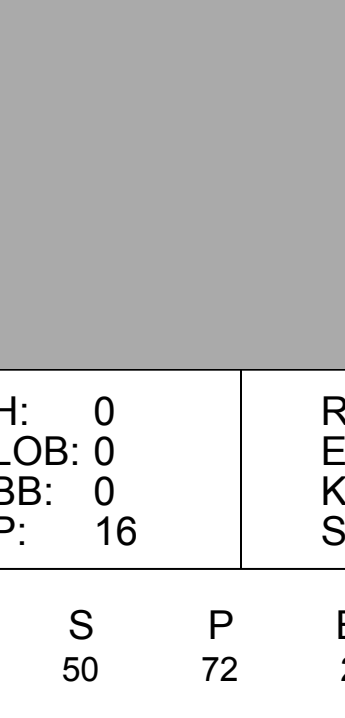
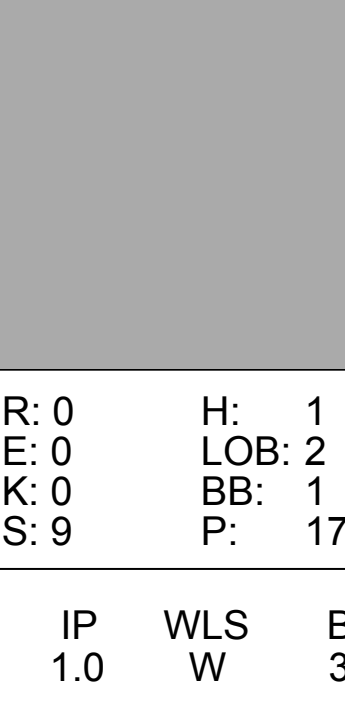
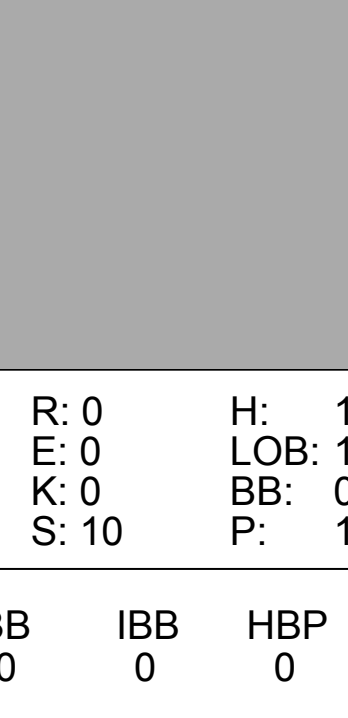
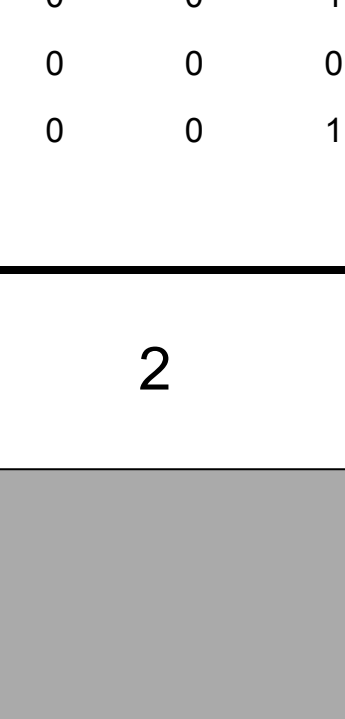
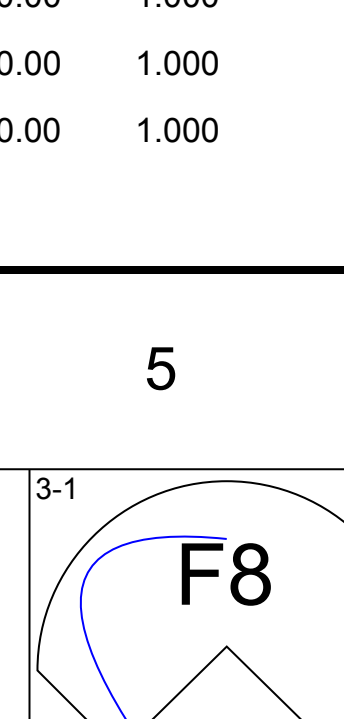
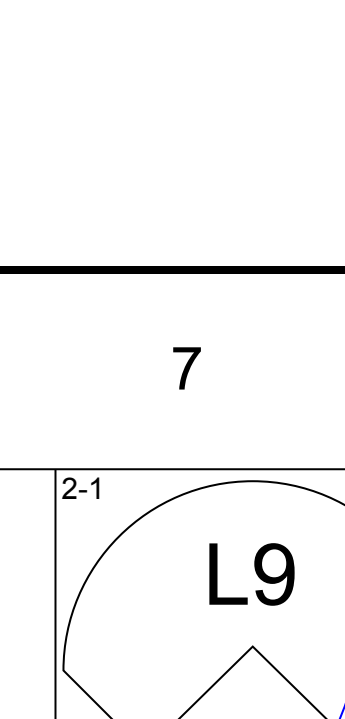
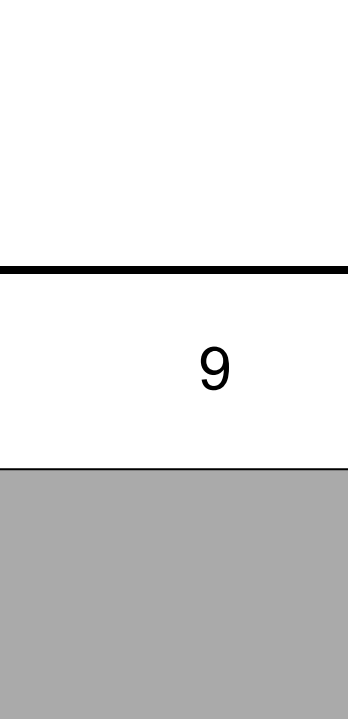




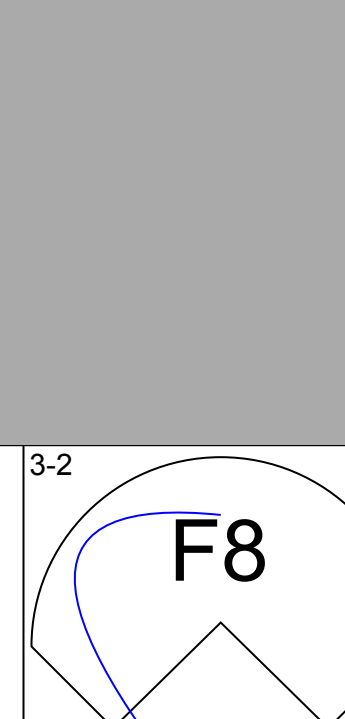

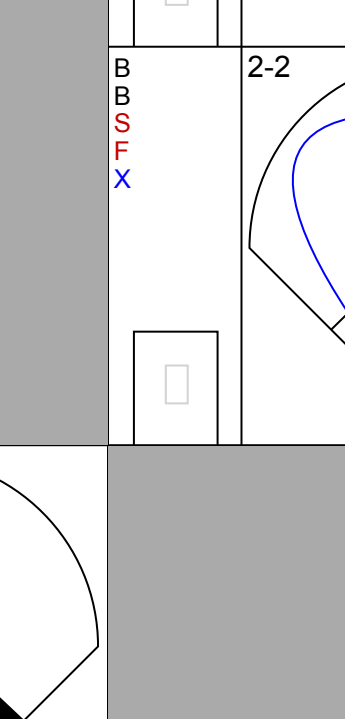
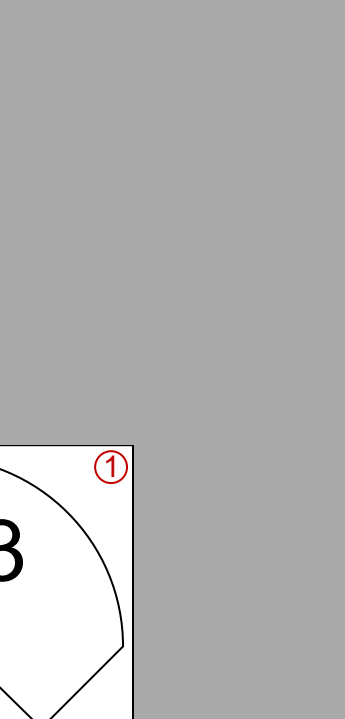

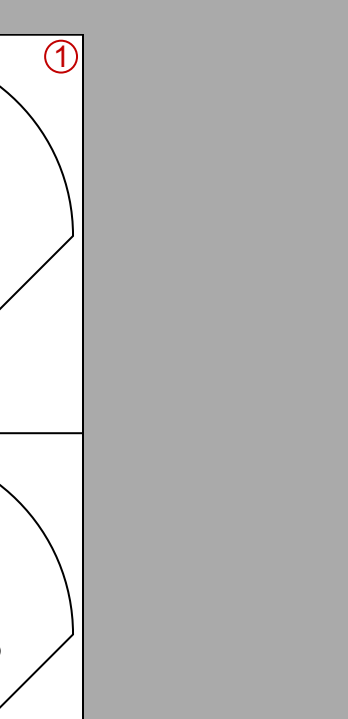
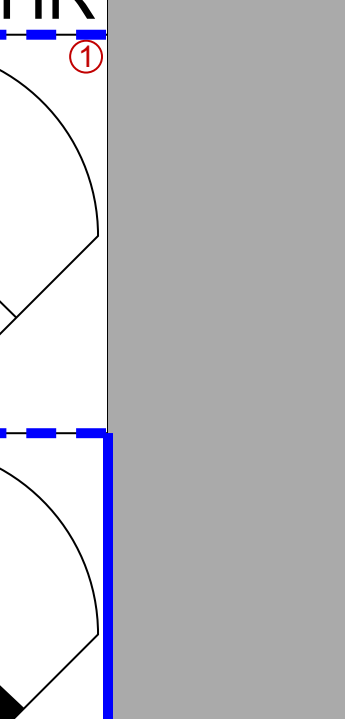
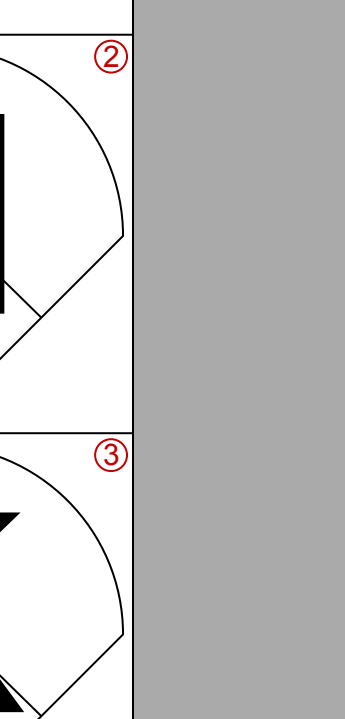


Batter	1	2	3	4	5	6	7	8	9	AB	R	H	RBI	BB	SO	LOB	BOTTOM								
Marcus Giles, R OBP: 0.278, SLG: 0.412 (1, 4)	1-0 P6		2-2 G6-3		0-0 G6-3		0-0 G1-3			4	0	0	0	0	0	0									
B.J. Surhoff, L OBP: 0.327, SLG: 0.418 (8, PH)	2-1 G4-3		0-0 FC4 1B		1-1 2B			3-2 G6-4-3 1B		3	0	2	0	0	0	0									
Bernard Gilkey, R OBP: 0.403, SLG: 0.516 (9, 7)										1	0	1	0	0	0	0									
Andruw Jones, R OBP: 0.322, SLG: 0.483 (1, 8)	1-1 G4-3		0-0 FC4		2-3 K			2-2 G6-4-3		4	0	0	0	0	1	3									
10 Chipper Jones, S OBP: 0.411, SLG: 0.626 (1, 5)		2-1 G4-3		1-2 G4-3 1B 2B		1-0 G4-3		0-1 1B		4	1	2	0	0	0	0									
Brian Jordan, R OBP: 0.322, SLG: 0.461 (1, 9)		2-2 G6-3		1-0 G4-3		0-0 P3		3-1 F3		4	0	0	0	0	0	2									
Ken Caminiti, S OBP: 0.320, SLG: 0.427 (1, 3)		3-0 HR 2B		0-0 G6-3		2-2 E3		1-3 K		4	1	1	0	0	1	1									
Javy Lopez, R OBP: 0.302, SLG: 0.388 (1, 2)		1-0 HR		3-2 FC6-4 1B		1-0 F8		0-0 P3		4	1	2	3	0	0	1									
Mark DeRosa, R OBP: 0.413, SLG: 0.375 (1, 6)		1-2 G6-3		0-1 FC6-4		1-0 F7		2-2 G5-3		4	0	0	0	0	0	1									
Kevin Millwood, R ERA: 5.83	(1, 1)	7.0	W	28	6	3	3	3	0	0	0	0	0	0	87	3.86	0.857								
Graeme Lloyd, L ERA: 2.93	(8, 1)	1.0	H	4	2	0	0	0	0	0	0	0	0	10	18	0.00	2.000								
Ugueth Urbina, R ERA: 4.43	(9, 1)	1.0	S	3	0	0	0	1	0	0	0	0	0	7	10	0.00	0.000								
Inning Stats	R: 0 E: 0 K: 0 S: 5	H: 0 LOB: 0 BB: 0 P: 9	R: 2 E: 0 K: 0 S: 10	H: 2 LOB: 0 BB: 0 P: 19	R: 0 E: 0 K: 1 S: 9	H: 1 LOB: 1 BB: 0 P: 12	R: 1 E: 0 K: 0 S: 11	H: 2 LOB: 1 BB: 0 P: 16	R: 0 E: 0 K: 2 S: 9	H: 1 LOB: 1 BB: 0 P: 13	R: 0 E: 1 K: 0 S: 6	H: 0 LOB: 0 BB: 0 P: 10	R: 0 E: 0 K: 0 S: 5	H: 0 LOB: 0 BB: 0 P: 8	R: 0 E: 0 K: 0 S: 10	H: 2 LOB: 1 BB: 0 P: 18	R: 0 E: 0 K: 1 S: 7	H: 0 LOB: 0 BB: 0 P: 10	1B: 4 2B: 3 3B: 0 HR: 1	SF: 0 SAC: 0 DP: 1 HBP: 0	WP: 0 PB: 0 SB: 0 CS: 0	PA: 35			
PITCHER	IP	WLS	BF	H	R	ER	SO	BB	IBB	HBP	BLK	WP	HR	S	P	ERA	WHIP								


Montreal Expos @ Atlanta Braves
Turner Field, Atlanta, GA
Fri Jul 20 2001, 7:35 PM EDT
Att: 32,842 - Overcast - 80 F

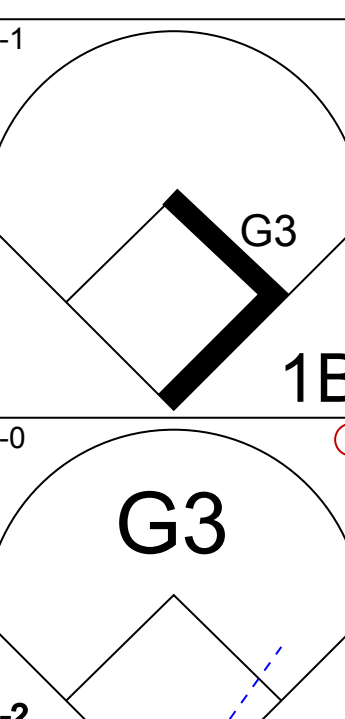
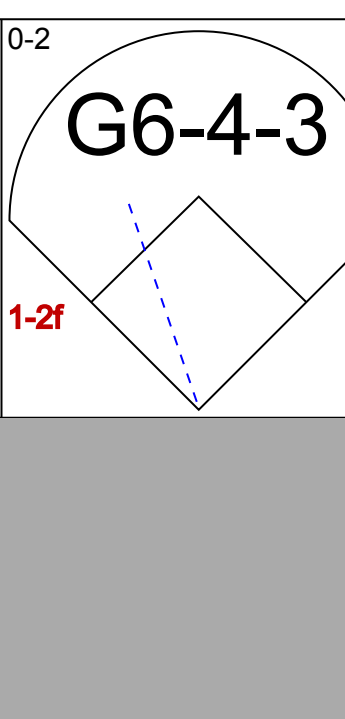
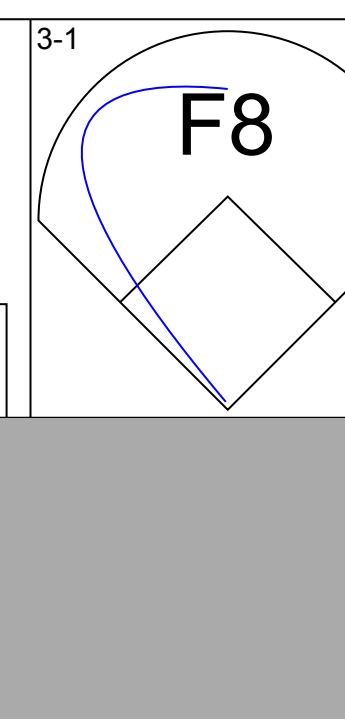
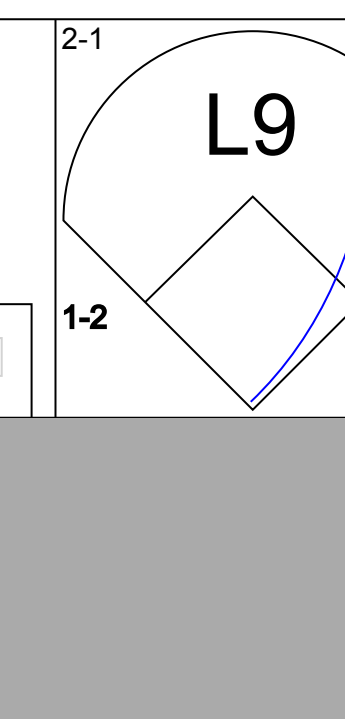
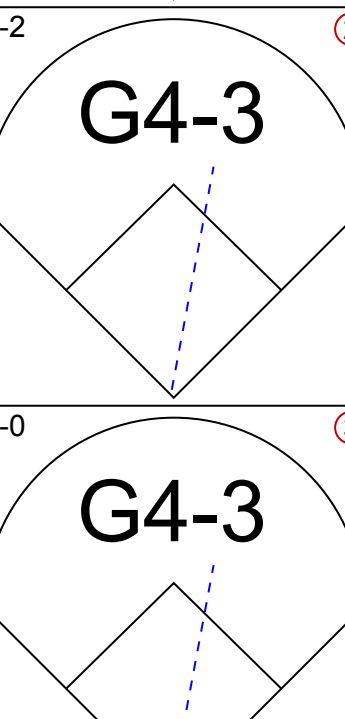
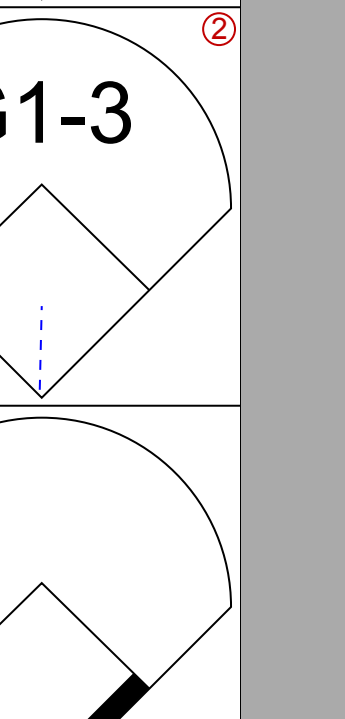
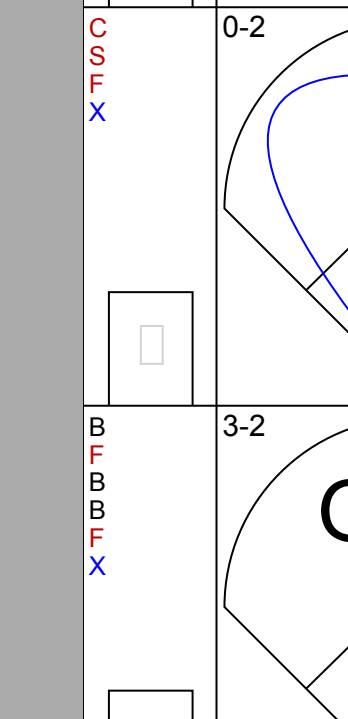
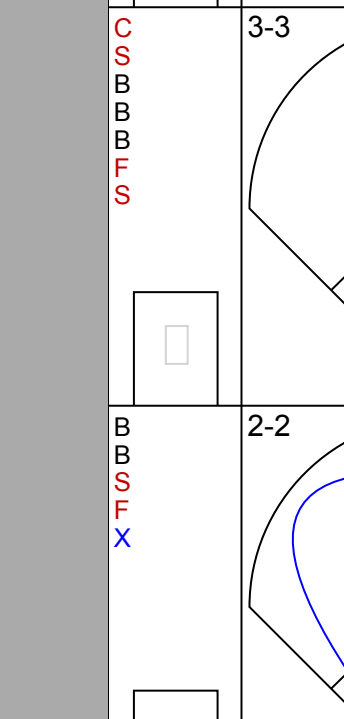

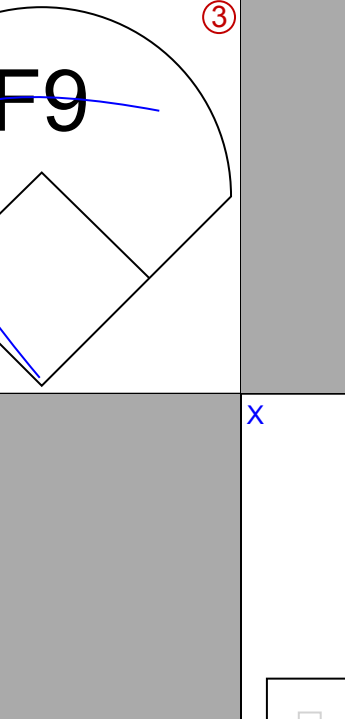
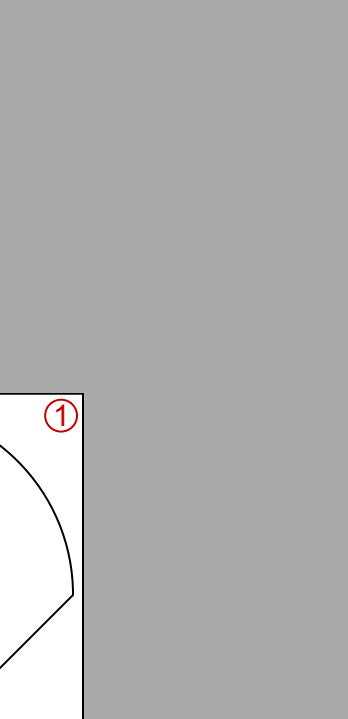
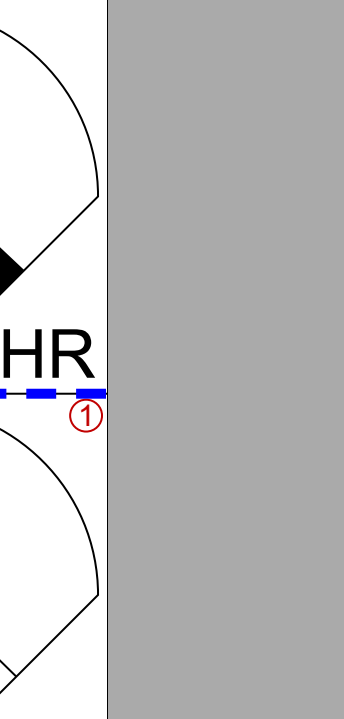

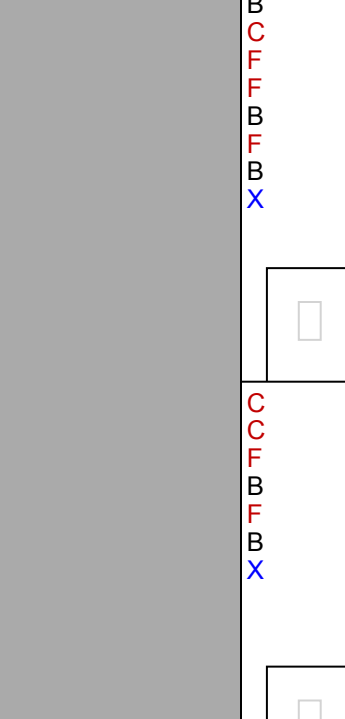
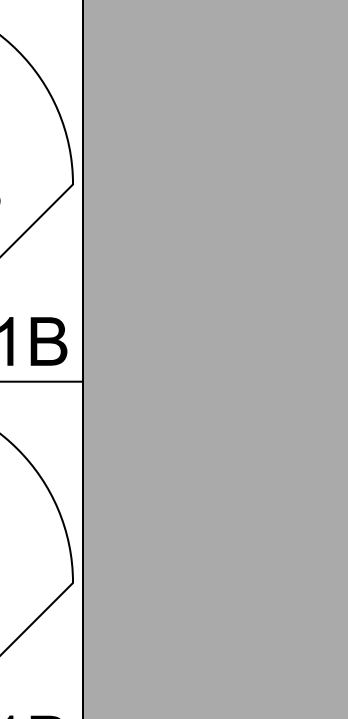
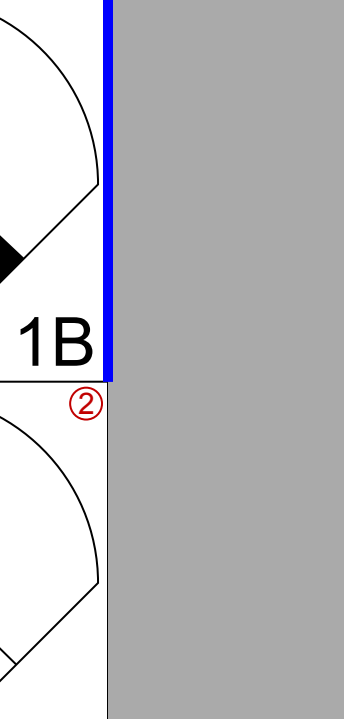

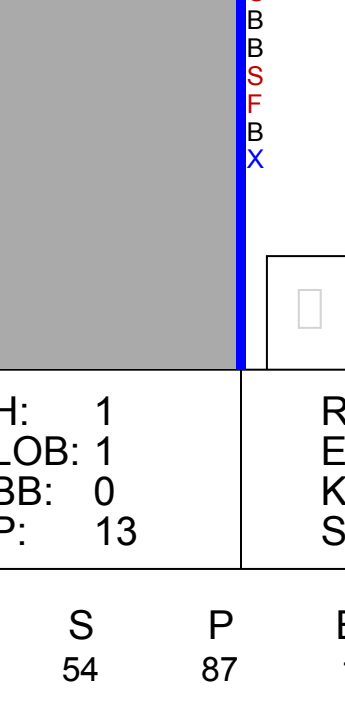
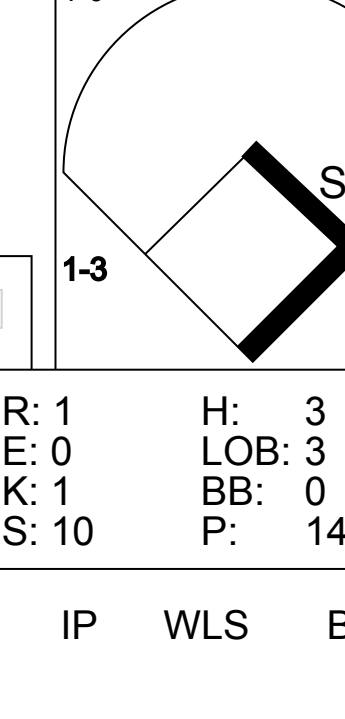
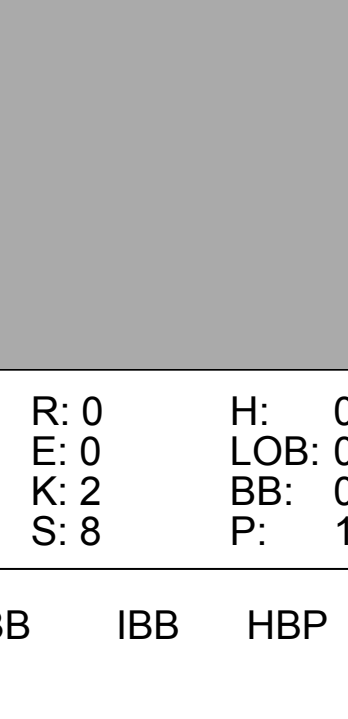

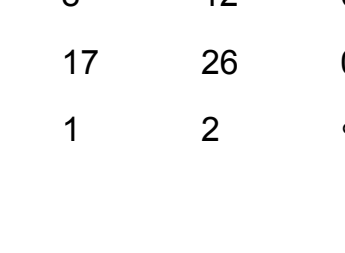


AB 35
R 3
H 8
RBI 3
BB 0
SO 4
LOB 8



Batter	1	2	3	4	5	6	7	8	9	10	AB	R	H	RBI	BB	SO	LOB	TOP			
Peter Bergeron, L OBP: 0.343, SLG: 0.327 (1, 8)											3	0	1	0	0	1	1	Montreal Expos @ Atlanta Braves Turner Field, Atlanta, GA Sat Jul 21 2001, 7:05 PM EDT Att: 46,363 - Overcast - 79 F			
Jose Vidro, S OBP: 0.398, SLG: 0.550 (1, 4)											4	0	0	0	0	1	3				
Vladimir Guerrero, R OBP: 0.403, SLG: 0.649 (1, 9)											4	0	1	0	0	0	0				
Mark Smith, R OBP: 0.358, SLG: 0.474 (1, 7)											3	0	0	0	0	0	0				
Lee Stevens, L OBP: 0.337, SLG: 0.447 (1, 3)											3	1	2	0	1	1	0				
Orlando Cabrera, R OBP: 0.303, SLG: 0.375 (1, 6)											4	0	1	1	0	0	3				
Michael Barrett, R OBP: 0.276, SLG: 0.344 (1, 2)											4	0	1	0	0	0	2				
Mike Mordecai, R OBP: 0.311, SLG: 0.375 (1, 5)											4	0	0	0	0	2	1				
Bobby Munoz, R Scott Stewart, R Scott Strickland, R Rob Ducey, L Brad Reames, R Brad Wilkerson, L Graeme Lloyd, L (1, 11) (7, 1) (7, 1) (8, PR) (8, 1) (10, PR) (10, 1)											2	0	0	0	0	1	0				
Inning Stats	R: 0 E: 0 K: 1 S: 12	H: 0 LOB: 0 BB: 0 P: 17	R: 1 E: 0 K: 1 S: 14	H: 3 LOB: 1 BB: 0 P: 18	R: 0 E: 0 K: 0 S: 11	H: 0 LOB: 0 BB: 0 P: 19	R: 0 E: 0 K: 1 S: 11	H: 0 LOB: 0 BB: 0 P: 16	R: 0 E: 0 K: 1 S: 7	H: 0 LOB: 0 BB: 0 P: 11	R: 0 E: 0 K: 1 S: 8	H: 1 LOB: 0 BB: 0 P: 13	R: 0 E: 0 K: 0 S: 9	H: 1 LOB: 2 BB: 1 P: 17	R: 0 E: 0 K: 1 S: 9	H: 0 LOB: 1 BB: 0 P: 14	R: 0 E: 0 K: 0 S: 10		H: 0 LOB: 0 BB: 0 P: 7	1B: 4 2B: 2 3B: 0 HR: 0	SF: 0 SAC: 1 DP: 2 HBP: 1
PITCHER	IP WLS BF H R ER SO BB IBB HBP BLK WP HR S P ERA WHIP	IP WLS BF H R ER SO BB IBB HBP BLK WP HR S P ERA WHIP	IP WLS BF H R ER SO BB IBB HBP BLK WP HR S P ERA WHIP	IP WLS BF H R ER SO BB IBB HBP BLK WP HR S P ERA WHIP	IP WLS BF H R ER SO BB IBB HBP BLK WP HR S P ERA WHIP	IP WLS BF H R ER SO BB IBB HBP BLK WP HR S P ERA WHIP	IP WLS BF H R ER SO BB IBB HBP BLK WP HR S P ERA WHIP	IP WLS BF H R ER SO BB IBB HBP BLK WP HR S P ERA WHIP	IP WLS BF H R ER SO BB IBB HBP BLK WP HR S P ERA WHIP	IP WLS BF H R ER SO BB IBB HBP BLK WP HR S P ERA WHIP	IP WLS BF H R ER SO BB IBB HBP BLK WP HR S P ERA WHIP	IP WLS BF H R ER SO BB IBB HBP BLK WP HR S P ERA WHIP	IP WLS BF H R ER SO BB IBB HBP BLK WP HR S P ERA WHIP	IP WLS BF H R ER SO BB IBB HBP BLK WP HR S P ERA WHIP	IP WLS BF H R ER SO BB IBB HBP BLK WP HR S P ERA WHIP	IP WLS BF H R ER SO BB IBB HBP BLK WP HR S P ERA WHIP	IP WLS BF H R ER SO BB IBB HBP BLK WP HR S P ERA WHIP	IP WLS BF H R ER SO BB IBB HBP BLK WP HR S P ERA WHIP	IP WLS BF H R ER SO BB IBB HBP BLK WP HR S P ERA WHIP	IP WLS BF H R ER SO BB IBB HBP BLK WP HR S P ERA WHIP	

AB	32
R	1
H	6
RBI	1
BB	2
SO	7
LOB	10



Batter	1	2	3	4	5	6	7	8	9	10	AB	R	H	RBI	BB	SO	LOB	BOTTOM			
Marcus Giles, R OBP: 0.273, SLG: 0.381 (1, 4)											4	0	1	0	0	0	5	Montreal Expos @ Atlanta Braves Turner Field, Atlanta, GA Sat Jul 21 2001, 7:05 PM EDT Att: 46,363 - Overcast - 79 F			
B.J. Surhoff, L OBP: 0.323, SLG: 0.412 (1, 7)											4	0	0	0	0	1					
Andrew Jones, R OBP: 0.319, SLG: 0.478 (1, 8)											4	0	0	0	0	1	1				
10 Chipper Jones, S OBP: 0.409, SLG: 0.622 (1, 5)											4	0	1	0	0	0	1				
Brian Jordan, R OBP: 0.321, SLG: 0.467 (1, 9)											4	1	1	1	0	0	1				
Ken Caminiti, S OBP: 0.315, SLG: 0.420 (1, 3)											4	0	0	0	0	1	0				
Javy Lopez, R OBP: 0.305, SLG: 0.390 (1, 2)											3	0	2	0	0	0	0				
Jesse Garcia, R OBP: 0.200, SLG: 0.200 (7, PR)											0	0	0	0	0	0	0				
Paul Bako, L OBP: 0.257, SLG: 0.348 (8, 2)											1	0	0	0	0	1	0				
Mark DeRosa, R OBP: 0.417, SLG: 0.417 (1, 6)											4	1	2	1	0	1	1				
Odalis Perez, L Kerry Ligtenberg, R Keith Lockhart, L Mike Remlinger, L Steve Reed, R Dave Martinez, L Sunil Kapadia, R Jose Cabrera, R (1, 11) (5, 1) (8, PR) (8, 1) (7, 1) (8, 1) (10, 1)											1	0	1	0	0	0	0				
Inning Stats	R: 0 E: 0 K: 0 S: 8	H: 1 LOB: 1 BB: 0 P: 16	R: 0 E: 0 K: 0 S: 5	H: 0 LOB: 0 BB: 0 P: 9	R: 0 E: 0 K: 0 S: 6	H: 1 LOB: 0 BB: 0 P: 8	R: 0 E: 0 K: 0 S: 8	H: 1 LOB: 1 BB: 0 P: 13	R: 0 E: 0 K: 0 S: 9	H: 0 LOB: 0 BB: 0 P: 12	R: 1 E: 0 K: 1 S: 10	H: 3 LOB: 3 BB: 0 P: 14	R: 0 E: 0 K: 1 S: 9	H: 0 LOB: 0 BB: 0 P: 14	R: 0 E: 0 K: 2 S: 8	H: 0 LOB: 0 BB: 0 P: 12	R: 1 E: 0 K: 0 S: 1	H: 1 LOB: 0 BB: 0 P: 2	1B: 7 2B: 0 3B: 0 HR: 2	SF: 0 SAC: 0 DP: 0 HBP: 0	WP: 0 PA: 35 PB: 0 SB: 1 CS: 0
PITCHER	IP WLS BF H R ER SO BB IBB HBP BLK WP HR S P ERA WHIP	IP WLS BF H R ER SO BB IBB HBP BLK WP HR S P ERA WHIP	IP WLS BF H R ER SO BB IBB HBP BLK WP HR S P ERA WHIP	IP WLS BF H R ER SO BB IBB HBP BLK WP HR S P ERA WHIP	IP WLS BF H R ER SO BB IBB HBP BLK WP HR S P ERA WHIP	IP WLS BF H R ER SO BB IBB HBP BLK WP HR S P ERA WHIP	IP WLS BF H R ER SO BB IBB HBP BLK WP HR S P ERA WHIP	IP WLS BF H R ER SO BB IBB HBP BLK WP HR S P ERA WHIP	IP WLS BF H R ER SO BB IBB HBP BLK WP HR S P ERA WHIP	IP WLS BF H R ER SO BB IBB HBP BLK WP HR S P ERA WHIP	IP WLS BF H R ER SO BB IBB HBP BLK WP HR S P ERA WHIP	IP WLS BF H R ER SO BB IBB HBP BLK WP HR S P ERA WHIP	IP WLS BF H R ER SO BB IBB HBP BLK WP HR S P ERA WHIP	IP WLS BF H R ER SO BB IBB HBP BLK WP HR S P ERA WHIP	IP WLS BF H R ER SO BB IBB HBP BLK WP HR S P ERA WHIP	IP WLS BF H R ER SO BB IBB HBP BLK WP HR S P ERA WHIP	IP WLS BF H R ER SO BB IBB HBP BLK WP HR S P ERA WHIP	IP WLS BF H R ER SO BB IBB HBP BLK WP HR S P ERA WHIP	IP WLS BF H R ER SO BB IBB HBP BLK WP HR S P ERA WHIP	IP WLS BF H R ER SO BB IBB HBP BLK WP HR S P ERA WHIP	

AB	35
R	2
H	9
RBI	2
BB	0
SO	4
LOB	12



Batter	1	2	3	4	5	6	7	8	9	AB	R	H	RBI	BB	SO	LOB	TOP										
Peter Bergeron, L (1.8) OBP: 0.341, SLG: 0.325	G4-3		E1 FC1-5-2 1B		FC4-6 1-2		G1-3			4	0	1	0	0	0	2	Montreal Expos @ Atlanta Braves Turner Field, Atlanta, GA Sun Jul 22 2001, 1:05 PM EDT Att: 29,082 - Sunny - 79 F										
Jose Vidro, S (1.4) OBP: 0.394, SLG: 0.543	K		FC1-5-2 1-3		K			F9	4	0	0	0	0	2	3												
Vladimir Guerrero, R (1.9) OBP: 0.494, SLG: 0.656	HR		F8 3-H 0-0			K			4	1	2	1	0	1	2												
Lee Stevens, L (1.3) OBP: 0.333, SLG: 0.442	K		K			F8			4	0	0	0	0	3	3												
Orlando Cabrera, R (1.6) OBP: 0.303, SLG: 0.377		G4-3 2B		G1-3		E6 CS		F7	4	0	1	0	0	0	1												
Geoff Blum, S (1.5) OBP: 0.343, SLG: 0.369		F7		F5		CS 1-2			4	1	1	0	0	0	1												
Michael Barrett, R (1.2) OBP: 0.275, SLG: 0.342		G4-3 2-3		G3					4	0	1	0	0	0	1												
Rob Ducey, L (1.7) OBP: 0.374, SLG: 0.397									0	0	0	0	0	0	0												
Brad Wilkerson, L (1.7) OBP: 0.323, SLG: 0.292									3	0	1	1	0	2	1												
56 Troy Mattes, R (1.1) OBP: 0.500, SLG: 0.571									2	0	2	0	0	0	0												
Masato Yoshii, R (6.1) OBP: 0.167, SLG: 0.091									0	0	0	0	0	0	0												
Mark Smith, R (7, PH) OBP: 0.355, SLG: 0.469									1	0	0	0	0	0	1												
Joey Eischen, L (7.1) OBP: 0.355, SLG: 0.469									0	0	0	0	0	0	0												
Inning Stats	R: 1 E: 0 K: 2 S: 9	H: 1 LOB: 0 BB: 0 P: 12	R: 0 E: 0 K: 1 S: 8	H: 1 LOB: 1 BB: 0 P: 9	R: 0 E: 1 K: 1 S: 12	H: 2 LOB: 2 BB: 0 P: 16	R: 0 E: 0 K: 0 S: 10	H: 0 LOB: 0 BB: 0 P: 11	R: 0 E: 0 K: 1 S: 11	H: 2 LOB: 1 BB: 0 P: 16	R: 0 E: 1 K: 1 S: 7	H: 0 LOB: 0 BB: 0 P: 7	R: 1 E: 0 K: 0 S: 10	H: 2 LOB: 1 BB: 0 P: 12	R: 0 E: 0 K: 1 S: 8	H: 1 LOB: 1 BB: 0 P: 10	R: 0 E: 0 K: 1 S: 7	H: 0 LOB: 0 BB: 0 P: 9	1B: 7 2B: 1 3B: 0 HR: 1	SF: 1 SAC: 0 DP: 0 HBP: 0	WP: 0 PB: 0 SB: 0 CS: 2	PA: 36					
PITCHER	IP	WLS	BF	H	R	ER	SO	BB	IBB	HBP	BLK	WP	HR	S	P	ERA	WHIP										
Greg Maddux, R (1.1) ERA: 2.43	8.0	W	32	9	2	2	7	0	0	0	0	0	1	75	93	2.25	1.125										
29 John Smoltz, R (9.1) ERA: 5.54	1.0		3	0	0	0	1	0	0	0	0	0	0	7	9	0.00	0.000										

Batter	1	2	3	4	5	6	7	8	9	AB	R	H	RBI	BB	SO	LOB	BOTTOM										
Marcus Giles, R (1.4) OBP: 0.259, SLG: 0.346	F9	G3			F9		1B	K		5	0	1	0	0	1	1	Montreal Expos @ Atlanta Braves Turner Field, Atlanta, GA Sun Jul 22 2001, 1:05 PM EDT Att: 29,082 - Sunny - 79 F										
B.J. Surhoff, L (1.7) OBP: 0.326, SLG: 0.417	HR 10 BB 1B		G6-4-3 1B		K		1B FC6-4 1B		4	2	3	0	0	1	0												
10 Chipper Jones, S (1.5) OBP: 0.410, SLG: 0.618	HR 1B		F7			G1-3	FC6-4 1B	BB	2	1	0	0	2	0	1												
Brian Jordan, R (1.9) OBP: 0.326, SLG: 0.482	HR 1-2 2-H		G6-4-3 1-2			E 2B	FC6-4 1B		4	2	3	3	0	0	1												
Ken Caminiti, S (1.3) OBP: 0.315, SLG: 0.419	K				F8	E3 1B	FC6-4 FC6-4		3	0	1	1	0	1	0												
Wes Helms, R (6, PR) OBP: 0.286, SLG: 0.399	K					1B 2-H	FC6-4 FC6-4		1	1	0	1	0	0	2												
Andruw Jones, R (1.8) OBP: 0.318, SLG: 0.476	K				K	1B 2-3	FC6-4		4	1	1	0	0	2	2												
Paul Bako, L (1.2) OBP: 0.282, SLG: 0.371		G4-3 S G4-3 1B				1B 1-2		K	4	1	3	0	0	1	0												
Mark DeRosa, R (1.6) OBP: 0.420, SLG: 0.432		G4-3			F8	1B 1-2			4	0	2	2	0	0	2												
Greg Maddux, R (1.1) OBP: 0.174, SLG: 0.156									3	0	0	1	0	0	2												
Bernard Gilkey, R (8, PH) OBP: 0.397, SLG: 0.508		G4-3			F9	G5-4-3 1B		K	1	0	0	0	0	1	1												
29 John Smoltz, R (9.1) ERA: 9.0									0	0	0	0	0	0	0												
Inning Stats	R: 3 E: 0 K: 2 S: 15	H: 2 LOB: 0 BB: 1 P: 26	R: 1 E: 0 K: 0 S: 8	H: 1 LOB: 0 BB: 0 P: 13	R: 0 E: 0 K: 0 S: 4	H: 1 LOB: 0 BB: 0 P: 5	R: 0 E: 0 K: 1 S: 7	H: 1 LOB: 1 BB: 0 P: 12	R: 0 E: 0 K: 1 S: 7	H: 0 LOB: 0 BB: 0 P: 8	R: 3 E: 1 K: 0 S: 19	H: 5 LOB: 1 BB: 0 P: 29	R: 1 E: 0 K: 0 S: 11	H: 3 LOB: 2 BB: 1 P: 18	R: 0 E: 0 K: 3 S: 10	H: 1 LOB: 1 BB: 0 P: 17	1B: 11 2B: 2 3B: 0 HR: 1	SF: 0 SAC: 0 DP: 2 HBP: 0	WP: 0 PB: 0 SB: 1 CS: 0	PA: 37							
PITCHER	IP	WLS	BF	H	R	ER	SO	BB	IBB	HBP	BLK	WP	HR	S	P	ERA	WHIP										
56 Troy Mattes, R (1.1) ERA: 5.77	5.1	L	26	10	7	7	4	1	0	0	0	0	0	2	4	0.00	0.000										
Masato Yoshii, R (6.1) ERA: 4.5	0.2		1	0	0	0	0	0	0	0	0	0	0	2	4	0.00	0.000										
Joey Eischen, L (7.1) ERA: 9.0	2.0		10	4	1	1	3	1	0	0	0	0	0	21	35	4.50	2.500										

AB	34
R	2
H	9
RBI	2
BB	0
SO	8
LOB	15



AB	35
R	8
H	14
RBI	8
BB	2
SO	7
LOB	12



Batter	1	2	3	4	5	6	7	8	9	AB	R	H	RBI	BB	SO	LOB	TOP					
Peter Bergeron, L (1, 8) OBP: 0.337, SLG: 0.333	G6-3		K		G5-3		SF9 3B		G6-3	5	1	1	0	0	1	2	Montreal Expos @ Philadelphia Phillies Veterans Stadium, Philadelphia, PA Mon Jul 23 2001, 7:05 PM EDT Att: 16,921 - Cloudy - 87 F					
Jose Vidro, S (1, 4) OBP: 0.395, SLG: 0.548	1B				F9	1B 2B	SF9			3	1	2	1	0	0	0						
Vladimir Guerrero, R (1, 9) OBP: 0.499, SLG: 0.656	F9			S BB		1B 1B				3	1	2	0	1	0	1						
Mark Smith, R (1, 7) OBP: 0.342, SLG: 0.450	F7			F8 BB		F5	F9			4	0	0	0	0	0	5						
Orlando Cabrera, R (1, 6) OBP: 0.302, SLG: 0.375		F8		F7		1B 1B		G5-3		4	0	1	1	0	0	1						
Geoff Blum, S (1, 3) OBP: 0.338, SLG: 0.363		F9			L8	L8		G3-1		4	0	0	0	0	0	2						
Michael Barrett, R (1, 2) OBP: 0.275, SLG: 0.341		F9			G5-3		1B 1B	G4-3		4	0	1	1	0	0	0						
Ryan Minor, R (1, 5) OBP: 0.300, SLG: 0.295			F8		1B 1B	F8		G6-3		4	0	1	0	0	0	2						
Javier Vazquez, R (1, 1) OBP: 0.293, SLG: 0.300			G5-3				L6	K		4	0	1	0	0	1	0						
Inning Stats	R: 0 H: 1 E: 0 K: 0 S: 11	H: 1 LOB: 0 BB: 0 P: 16	R: 0 H: 0 E: 0 K: 0 S: 7	H: 0 LOB: 0 BB: 0 P: 8	R: 0 H: 0 E: 0 K: 1 S: 7	H: 0 LOB: 0 BB: 1 P: 9	R: 0 H: 0 E: 0 K: 0 S: 7	H: 0 LOB: 1 BB: 1 P: 13	R: 0 H: 2 E: 0 K: 0 S: 9	H: 2 LOB: 2 BB: 0 P: 15	R: 2 H: 4 E: 0 K: 0 S: 16	H: 4 LOB: 1 BB: 0 P: 27	R: 1 H: 2 E: 0 K: 0 S: 12	H: 2 LOB: 1 BB: 0 P: 19	R: 0 H: 0 E: 0 K: 0 S: 8	H: 0 LOB: 0 BB: 0 P: 14	R: 0 H: 0 E: 0 K: 1 S: 7	H: 0 LOB: 0 BB: 0 P: 9	1B: 7 2B: 1 3B: 1 HR: 0	SF: 1 SAC: 0 DP: 0 HBP: 0	WP: 0 PB: 0 SB: 1 CS: 0	PA: 37
PITCHER	IP WLS BF H R ER SO BB IBB HBP BLK WP HR S P ERA WHIP	7.0 L 31 9 3 3 1 1 0 0 0 0 0 0 69 107 3.86 1.429	1.0 3 0 0 0 0 0 0 0 0 0 0 0 0 8 14 0.00 0.000	1.0 3 0 0 0 0 1 0 0 0 0 0 0 0 7 9 0.00 0.000											IP WLS BF H R ER SO BB IBB HBP BLK WP HR S P ERA WHIP							
Omar Daal, L (1, 1) ERA: 4.49											9.0 W 32 7 0 0 10 0 0 0 0 0 0 0 92 123 0.00 0.778											
Ricky Bottalico, R (8, 1) ERA: 3.89											9.0 W 32 7 0 0 10 0 0 0 0 0 0 0 92 123 0.00 0.778											
Ed Vosberg, L (9, 1) ERA: 2.84											9.0 W 32 7 0 0 10 0 0 0 0 0 0 0 92 123 0.00 0.778											

AB	35
R	3
H	9
RBI	3
BB	1
SO	2
LOB	13



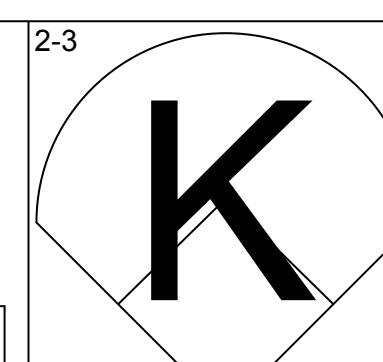
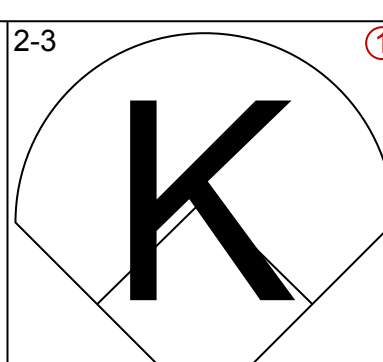
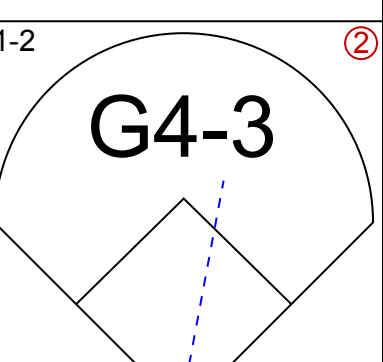
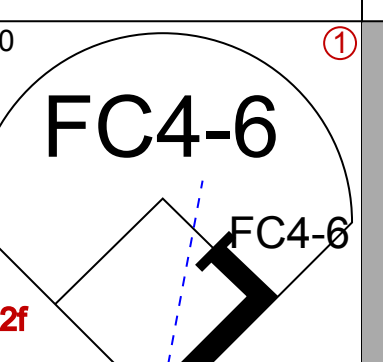
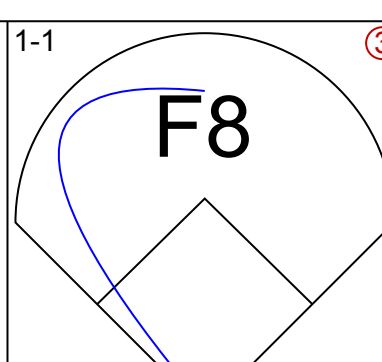
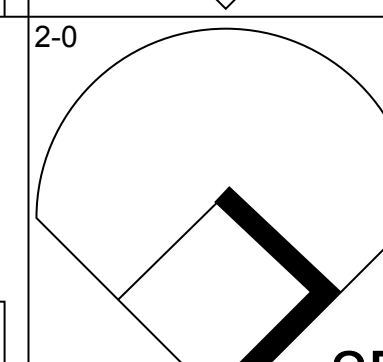
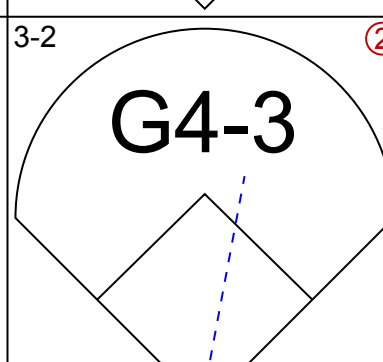
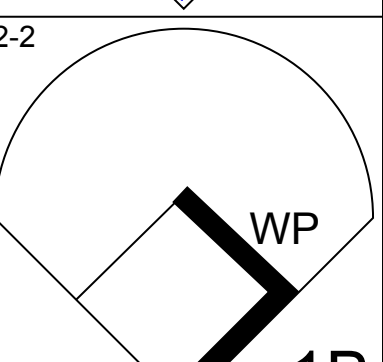
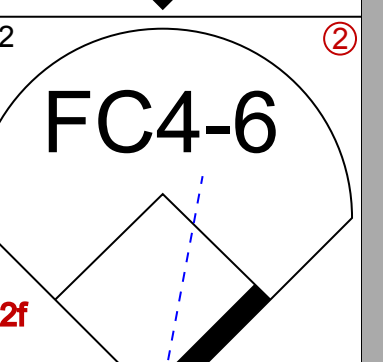
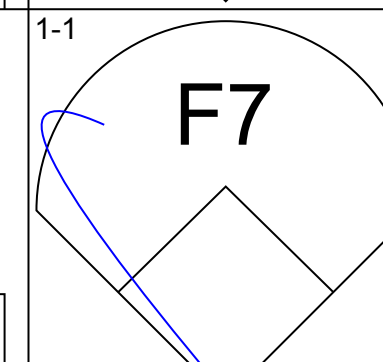
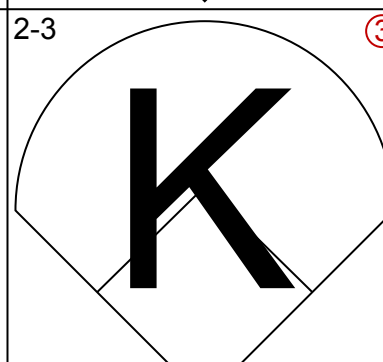
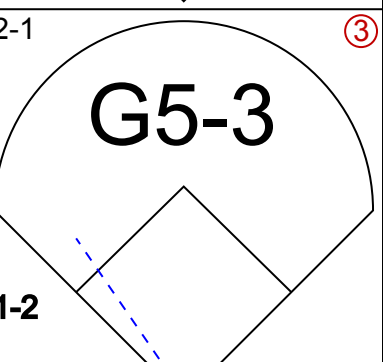
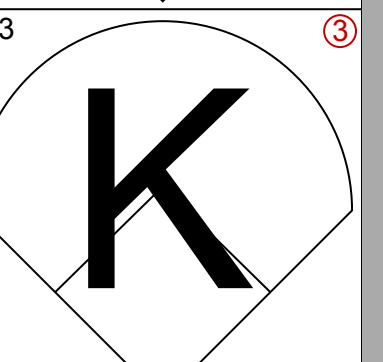
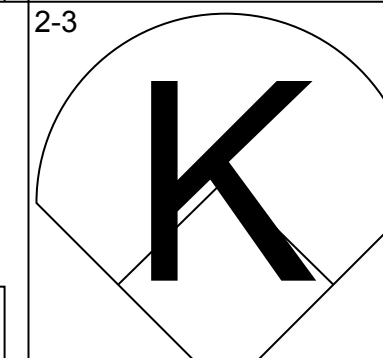
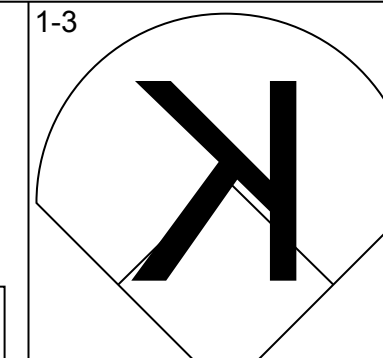
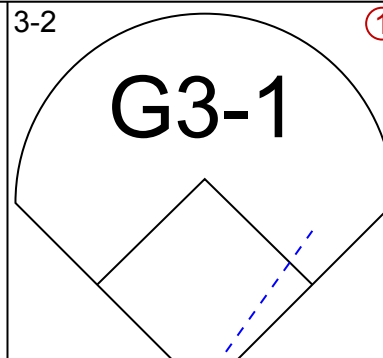
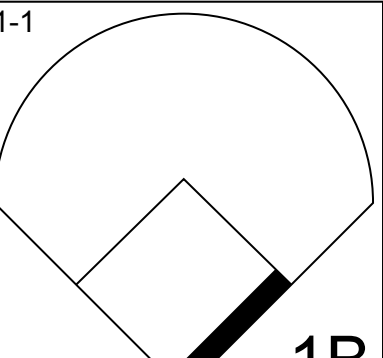
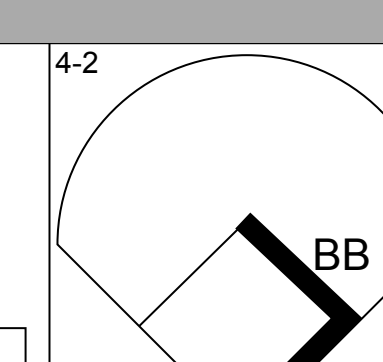
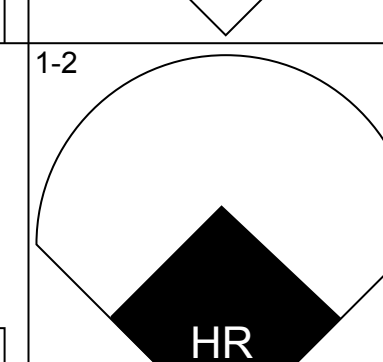
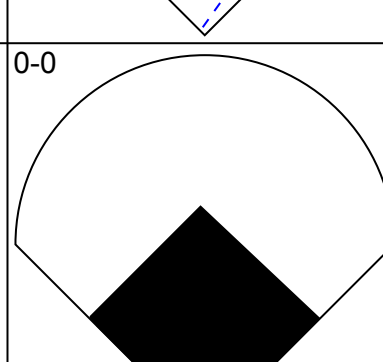
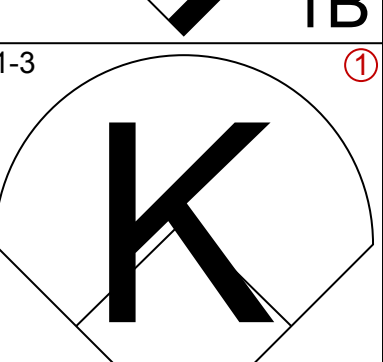
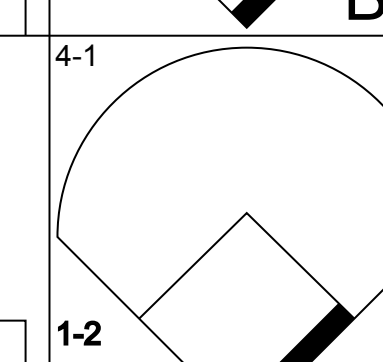
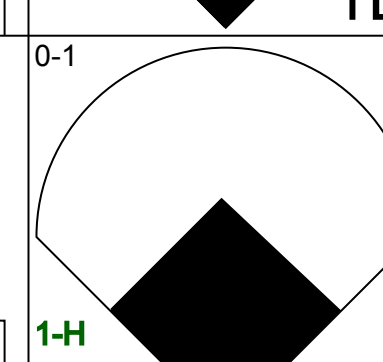
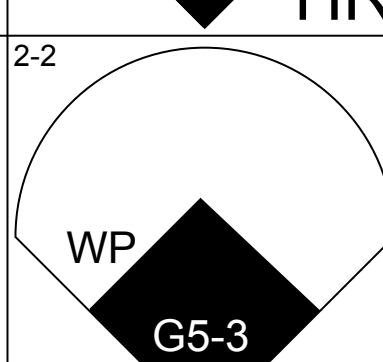
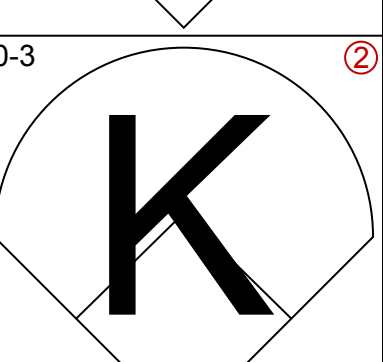
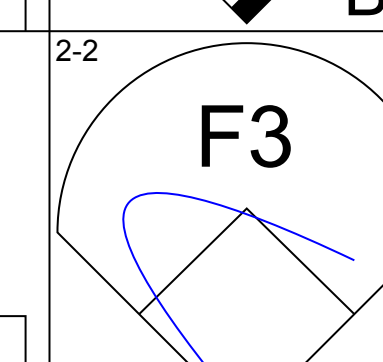
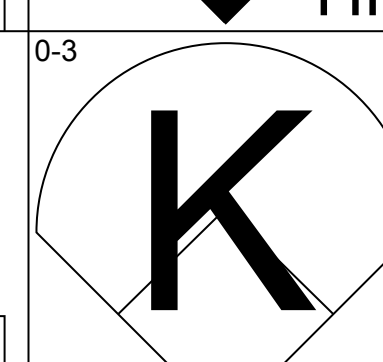
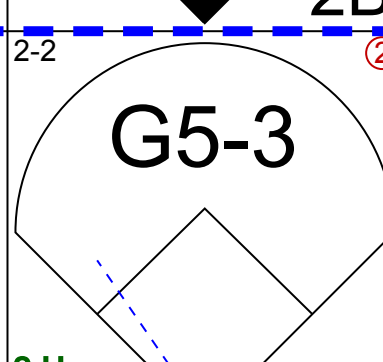
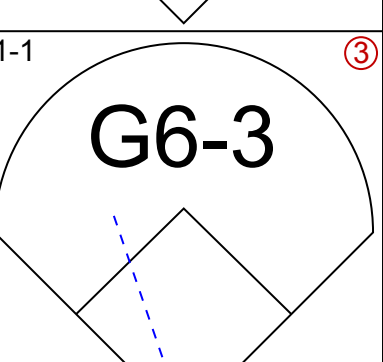
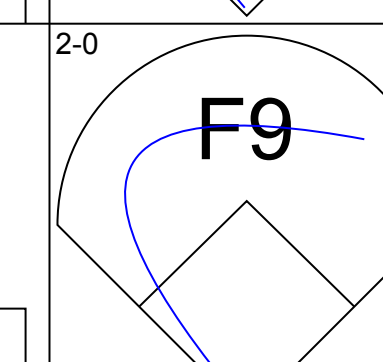
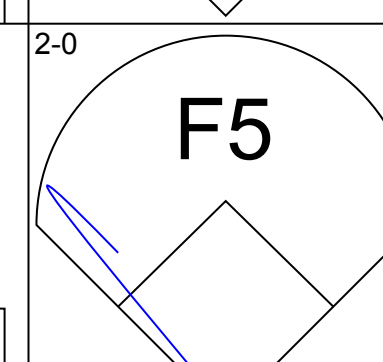
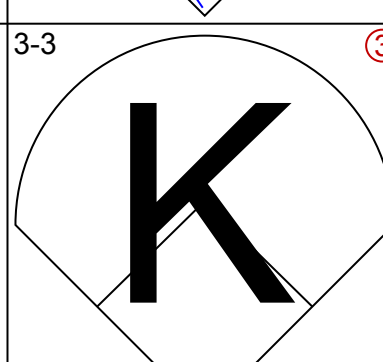

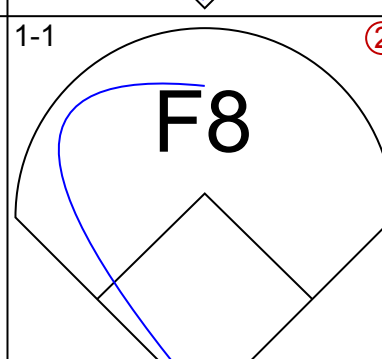
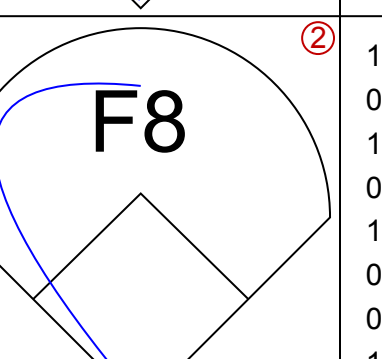
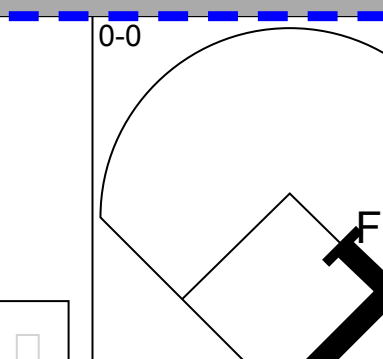
Batter	1	2	3	4	5	6	7	8	9	AB	R	H	RBI	BB	SO	LOB	BOTTOM					
Doug Glanville, R (1, 8) OBP: 0.297, SLG: 0.407	G1-3		L1			G4-3		G6-3		4	0	0	0	0	0	1	Montreal Expos @ Philadelphia Phillies Veterans Stadium, Philadelphia, PA Mon Jul 23 2001, 7:05 PM EDT Att: 16,921 - Cloudy - 87 F					
11 Jimmy Rollins, S (1, 6) OBP: 0.304, SLG: 0.407	K				K	1B		K		4	0	1	0	0	3	0						
Bobby Abreu, L (1, 9) OBP: 0.392, SLG: 0.543	K			L7		G4-3-6-1		F7		4	0	0	0	0	1	1						
Scott Rolen, R (1, 5) OBP: 0.364, SLG: 0.419		G3-6-1 1B		1B		G3 1B		G4-3		4	0	3	0	0	0	0						
Travis Lee, L (1, 3) OBP: 0.356, SLG: 0.467		G3-6-1		G4-3		G3 1B		L8		4	0	1	0	0	0	2						
Marlon Anderson, L (1, 4) OBP: 0.318, SLG: 0.442		K			1B	G3				3	0	1	0	0	1	2						
Pat Burrell, R (1, 7) OBP: 0.353, SLG: 0.436			G4-3 1B		K	K		K		3	0	1	0	0	2	3						
Johnny Estrada, S (1, 2) OBP: 0.298, SLG: 0.393			G4-3		K	K		F7		3	0	0	0	0	1	4						
Omar Daal, L (1, 1) OBP: 0.316, SLG: 0.324					K			F7		2	0	0	0	0	2	2						
Ricky Bottalico, L (8, 1) OBP: 0.300, SLG: 1.000					K					0	0	0	0	0	0	0						
Brian Hunter, R (6, PH) OBP: 0.360, SLG: 0.351					K					1	0	0	0	0	0	0						
Ed Vosberg, L (9, 1) ERA: 2.84					K					0	0	0	0	0	0	0						
Inning Stats	R: 0 H: 0 E: 0 K: 2 S: 7	H: 1 LOB: 0 BB: 0 P: 11	R: 0 H: 1 E: 0 K: 1 S: 7	H: 1 LOB: 0 BB: 0 P: 9	R: 0 H: 1 E: 0 K: 1 S: 10	H: 1 LOB: 1 BB: 0 P: 14	R: 0 H: 1 E: 0 K: 1 S: 15	H: 1 LOB: 1 BB: 0 P: 22	R: 0 H: 1 E: 0 K: 3 S: 14	H: 1 LOB: 1 BB: 0 P: 18	R: 0 H: 1 E: 0 K: 0 S: 7	H: 1 LOB: 0 BB: 0 P: 9	R: 0 H: 2 E: 0 K: 1 S: 12	H: 2 LOB: 2 BB: 0 P: 13	R: 0 H: 0 E: 0 K: 1 S: 10	H: 0 LOB: 0 BB: 0 P: 12	R: 0 H: 0 E: 0 K: 0 S: 10	H: 0 LOB: 0 BB: 0 P: 15	1B: 7 2B: 0 3B: 0 HR: 0	SF: 0 SAC: 0 DP: 2 HBP: 0	WP: 0 PB: 0 SB: 0 CS: 0	PA: 32
PITCHER	IP WLS BF H R ER SO BB IBB HBP BLK WP HR S P ERA WHIP	9.0 W 32 7 0 0 10 0 0 0 0 0 0 0 92 123 0.00 0.778											IP WLS BF H R ER SO BB IBB HBP BLK WP HR S P ERA WHIP									
Javier Vazquez, R (1, 1) ERA: 4.35											9.0 W 32 7 0 0 10 0 0 0 0 0 0 0 92 123 0.00 0.778											

AB	32
R	0
H	7
RBI	0
BB	0
SO	10
LOB	15



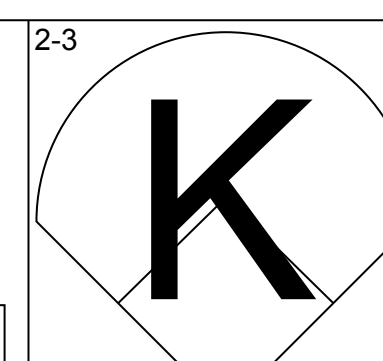
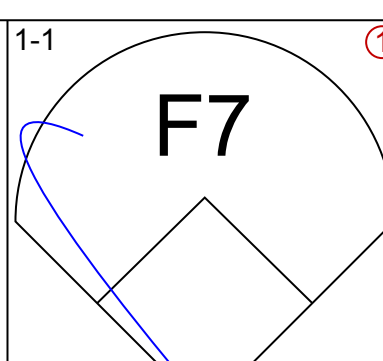
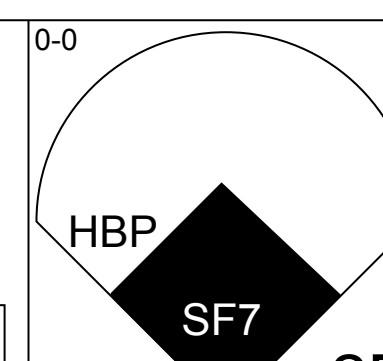
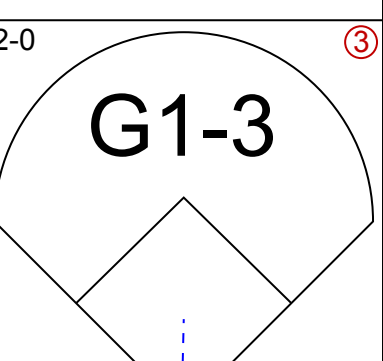
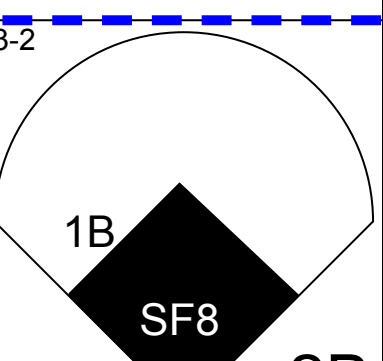
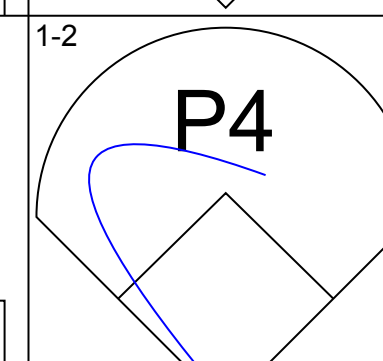
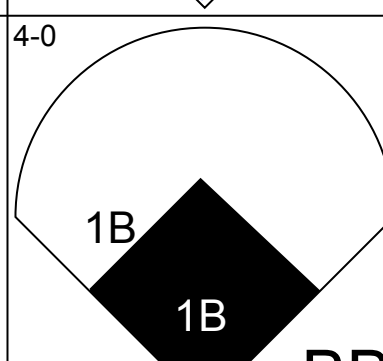
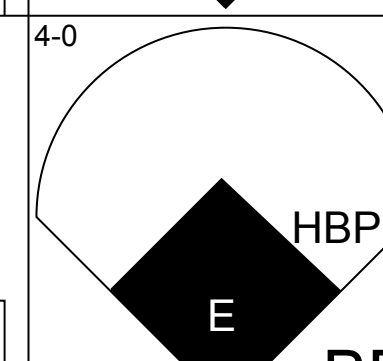
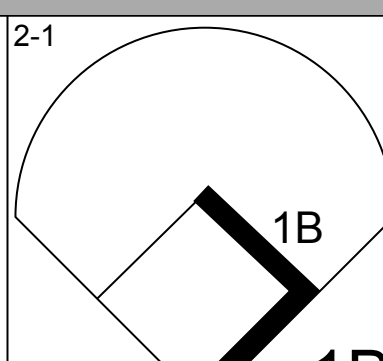

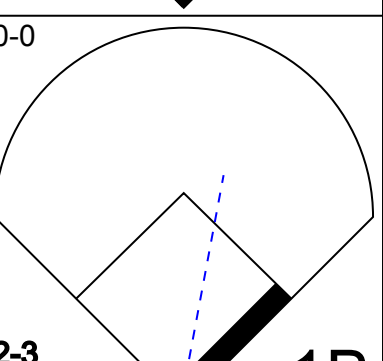
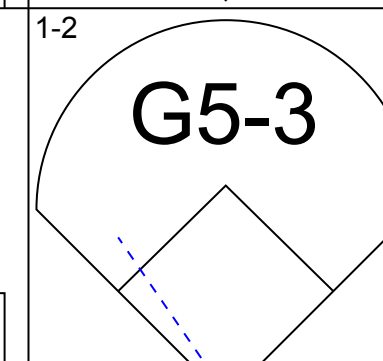
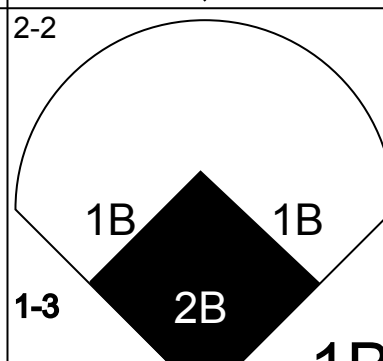
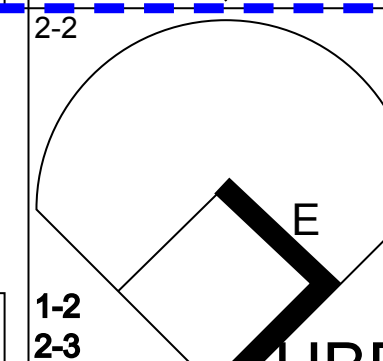
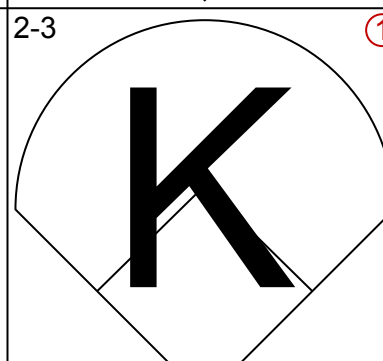
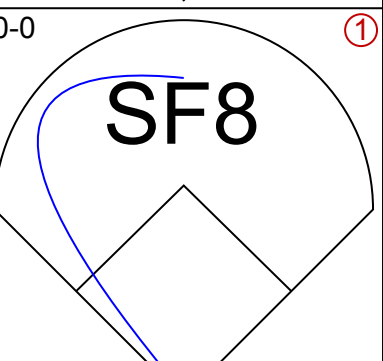
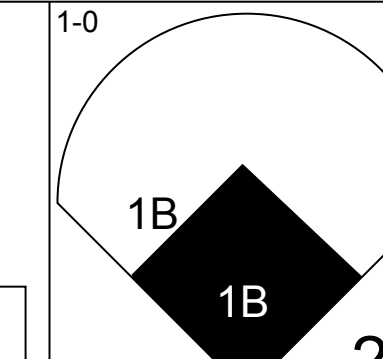
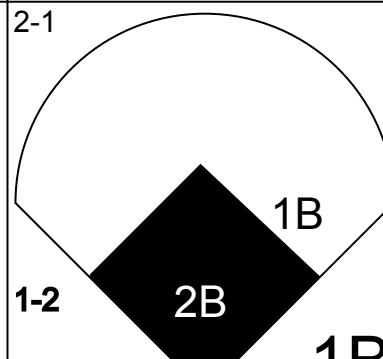
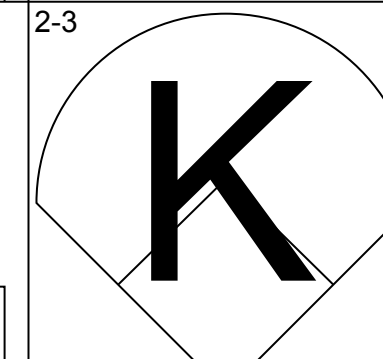
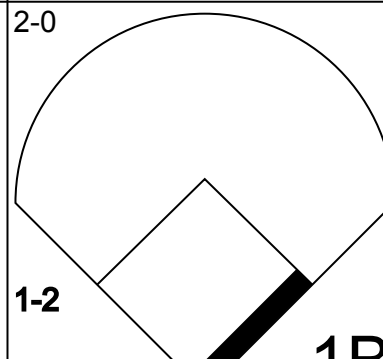
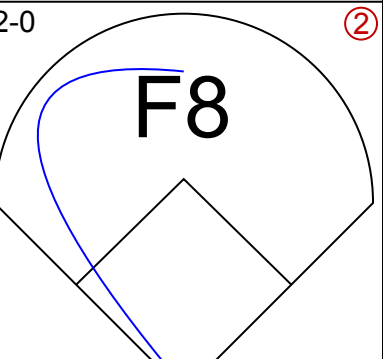
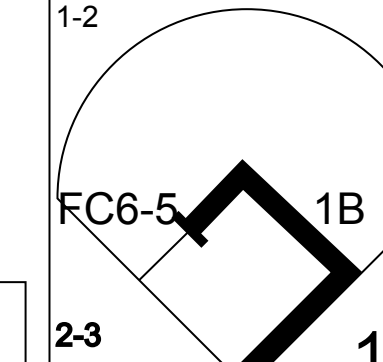
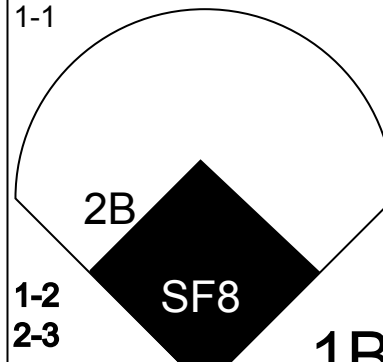
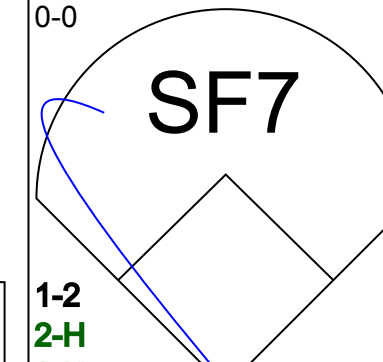
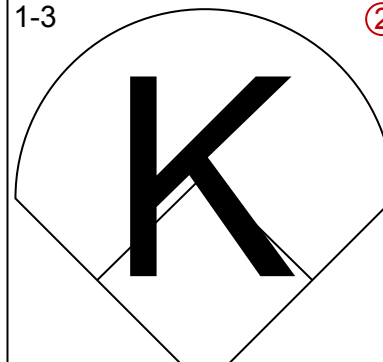
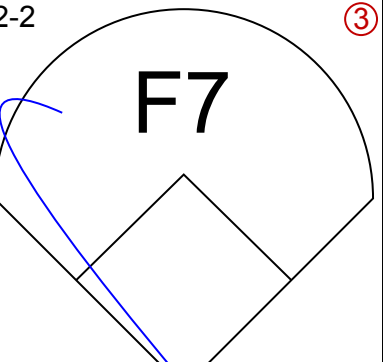
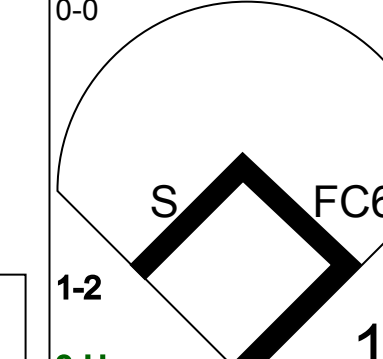
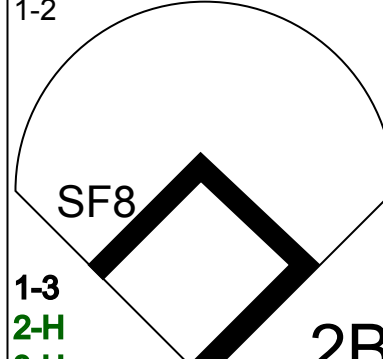
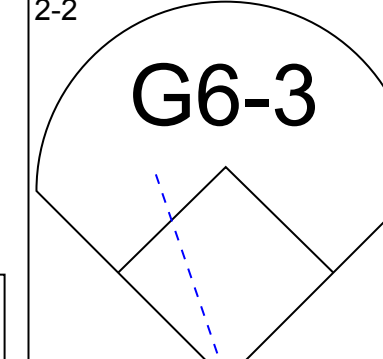
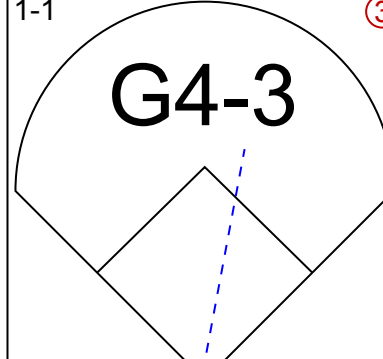
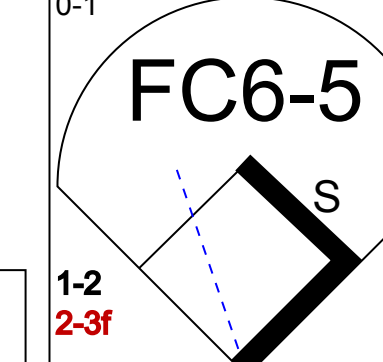
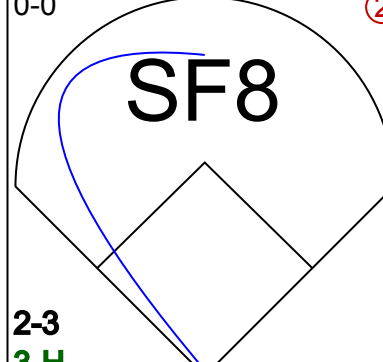
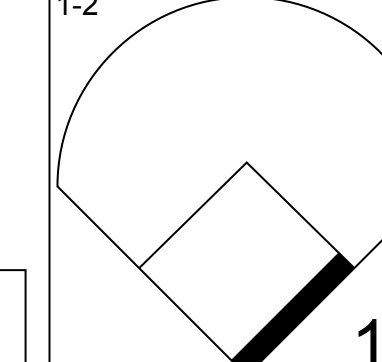
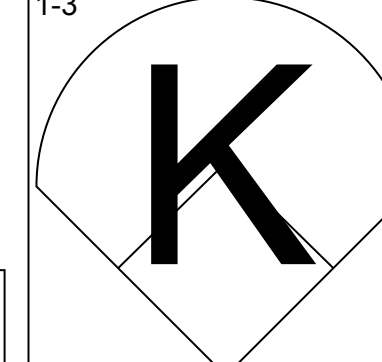
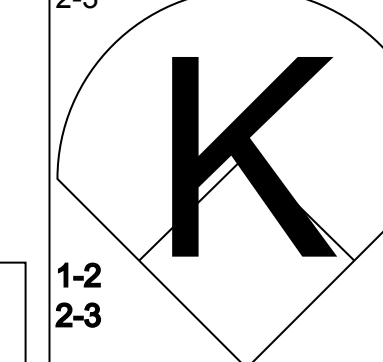
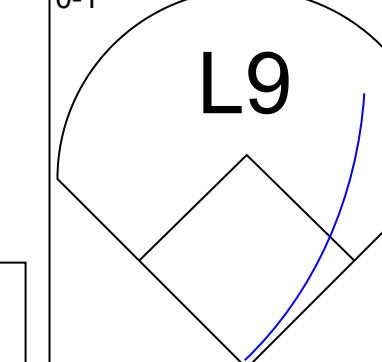
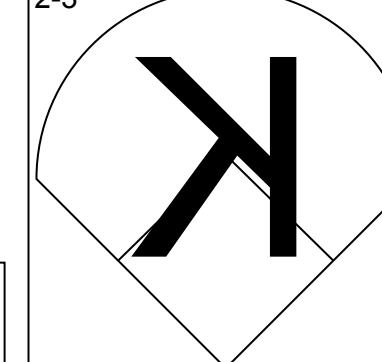
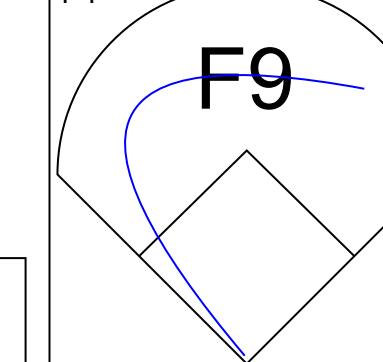

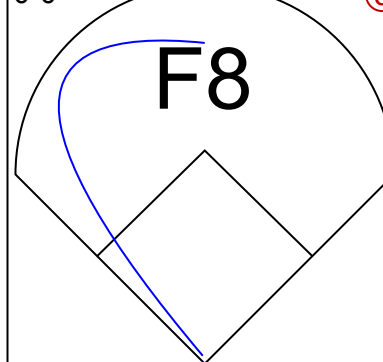
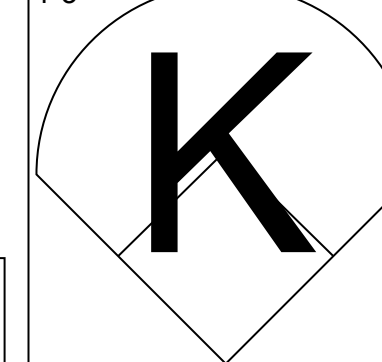
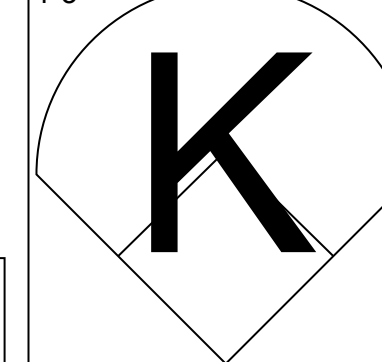
Batter	1	2	3	4	5	6	7	8	9	AB	R	H	RBI	BB	SO	LOB	TOP			
Peter Bergeron, L (1, 8) OBP: 0.332, SLG: 0.328	F5		SH1-3		G4-3			F8		3	0	0	0	0	0	1	Montreal Expos @ Philadelphia Phillies Veterans Stadium, Philadelphia, PA Tue Jul 24 2001, 7:05 PM EDT Att: 16,699 - Sunny - 87 F			
Jose Vidro, S (1, 4) OBP: 0.397, SLG: 0.549			G5-3			G6-3		HR		1	0	1	0	0	0	0				
Ryan Minor, R (2, 5) OBP: 0.301, SLG: 0.344	1B									3	1	1	1	0	0	1				
Vladimir Guerrero, R (1, 9) OBP: 0.409, SLG: 0.662			G5-3			G4-3		HR		4	1	2	1	0	0	1				
Lee Stevens, L (1, 3) OBP: 0.335, SLG: 0.444					P4					3	0	1	0	1	1	2				
Orlando Cabrera, R (1, 6) OBP: 0.300, SLG: 0.372	F9				G6-3		F7	FC4-6 BB		4	0	0	0	0	0	4				
Geoff Blum, S (1, 5) OBP: 0.333, SLG: 0.357		L3			G4-3					4	0	0	0	0	1	0				
Randy Knorr, R (1, 2) OBP: 0.312, SLG: 0.397		G5-3				G5-3				4	0	0	0	0	1	0				
Brad Wilkerson, L (1, 7) OBP: 0.324, SLG: 0.296										3	0	1	0	0	0	0				
Joey Eischen, L (7, 1) OBP: 0.339, SLG: 0.446		G3					F8			0	0	0	0	0	0	0				
Mark Smith, R (9, PH) OBP: 0.339, SLG: 0.446					SH1-4 1B					1	0	0	0	0	0	0				
Tony Armas, R (1, 1) OBP: 0.176, SLG: 0.206										1	0	1	0	0	0	0				
Masato Yoshi, R (4, 1) OBP: 0.197, SLG: 0.091										0	0	0	0	0	0	0				
Fernando Seguinol, S (7, 7) OBP: 0.200, SLG: 0.161			E4 SH1-3 1B			SH1-4 1-2		P6		1	0	0	0	0	0	0				
Inning Stats	R: 0 E: 0 K: 1 S: 11	H: 2 LOB: 2 BB: 0 P: 15	R: 0 E: 0 K: 0 S: 5	H: 0 LOB: 0 BB: 0 P: 10	R: 0 E: 1 K: 0 S: 7	H: 1 LOB: 1 BB: 0 P: 10	R: 0 E: 0 K: 0 S: 7	H: 0 LOB: 0 BB: 0 P: 10	R: 0 E: 0 K: 0 S: 8	H: 1 LOB: 1 BB: 0 P: 11	R: 0 E: 0 K: 1 S: 7	H: 0 LOB: 0 BB: 0 P: 12	R: 2 E: 0 K: 0 S: 17	H: 2 LOB: 1 BB: 1 P: 28	R: 0 E: 0 K: 1 S: 7	H: 0 LOB: 0 BB: 0 P: 12	1B: 4 2B: 1 3B: 0 HR: 2	SF: 0 SAC: 2 DP: 0 HBP: 0	WP: 0 PB: 0 SB: 0 CS: 0	PA: 35
PITCHER	IP WLS BF H R ER SO BB IBB HBP BLK WP HR S P ERA WHIP																			
Nelson Figueroa, R (1, 1) ERA: 2.68	7.2 W 31 7 2 2 2 1 0 0 0 0 2 67 102 2.35 1.043																			
Cliff Politte, R (8, 1) ERA:	1.1 4 0 0 0 1 0 0 0 0 0 0 9 15 0.00 0.000																			

Batter	1	2	3	4	5	6	7	8	9	AB	R	H	RBI	BB	SO	LOB	BOTTOM	
Doug Glanville, R (1, 8) OBP: 0.298, SLG: 0.406	F7		K	K			G3 1-H 1B	1B BB		4	1	1	1	1	2	2	Montreal Expos @ Philadelphia Phillies Veterans Stadium, Philadelphia, PA Tue Jul 24 2001, 7:05 PM EDT Att: 16,699 - Sunny - 87 F	
Marlon Anderson, L (1, 4) OBP: 0.322, SLG: 0.442			2B 1B BB	G4-6-3 1-2			G3	1B 1B		4	1	2	0	1	0	2		
Scott Rolen, R (1, 5) OBP: 0.364, SLG: 0.422			1B HR 2B				P3	1B		5	1	2	3	0	2	2		
Bobby Abreu, L (1, 9) OBP: 0.394, SLG: 0.542			1B HR 1B			G3-1		1B BB		4	1	2	1	1	1	2		
Travis Lee, L (1, 3) OBP: 0.356, SLG: 0.474			1B HR							3	1	1	3	0	0	2		
23 Kevin Jordan, R (7, PH) OBP: 0.326, SLG: 0.320	F8					G4-3		F8		1	0	0	0	0	0	2		
Brian Hunter, R (1, 7) OBP: 0.355, SLG: 0.346			K							4	0	1	0	0	2	0		
Tomas Perez, S (1, 6) OBP: 0.320, SLG: 0.451		FC4-6 1B								4	2	2	2	0	0	1		
Johnny Estrada, S (1, 2) OBP: 0.292, SLG: 0.384		FC4-6 G3-6-3 1-2								4	0	0	0	0	1	1		
Nelson Figueroa, R (1, 1) OBP: 0.364, SLG: 0.300		G3-6-3 1-2								3	2	3	0	0	0	0		
Cliff Politte, R (8, 1) ERA:										0	1	0	0	1	0	0		
Inning Stats	R: 0 E: 0 K: 1 S: 9	H: 2 LOB: 2 BB: 0 P: 11	R: 0 E: 0 K: 0 S: 7	H: 1 LOB: 0 BB: 0 P: 11	R: 6 E: 0 K: 2 S: 20	H: 5 LOB: 0 BB: 1 P: 35	R: 0 E: 0 K: 1 S: 7	H: 1 LOB: 0 BB: 0 P: 8	R: 0 E: 0 K: 2 S: 8	H: 0 LOB: 0 BB: 0 P: 12	R: 1 E: 0 K: 0 S: 12	H: 2 LOB: 2 BB: 1 P: 18	R: 3 E: 0 K: 1 S: 16	H: 3 LOB: 2 BB: 2 P: 32	1B: 10 2B: 1 3B: 0 HR: 3	SF: 0 SAC: 0 DP: 2 HBP: 0	WP: 1 PB: 0 SB: 0 CS: 0	PA: 40
PITCHER	IP WLS BF H R ER SO BB IBB HBP BLK WP HR S P ERA WHIP																	
Tony Armas, R (1, 1) ERA: 3.99	3.0 L 17 8 6 6 3 1 0 0 0 0 1 0 28 36 2.46 0.818																	
Masato Yoshi, R (4, 1) ERA: 4.4	3.2 13 3 1 1 4 0 0 0 0 1 0 28 36 2.46 0.818																	
Joey Eischen, L (7, 1) ERA: 12.46	1.1 10 3 3 3 1 3 0 0 0 0 1 20 40 20.25 4.500																	

Batter	1	2	3	4	5	6	7	8	9	AB	R	H	RBI	BB	SO	LOB	TOP																					
Peter Bergeron, L (1, 8) OBP: 0.323, SLG: 0.318										5	0	0	0	0	2	1	Montreal Expos @ Philadelphia Phillies Veterans Stadium, Philadelphia, PA Wed Jul 25 2001, 1:05 PM EDT Att: 27,555 - Sunny - 92 F																					
Geoff Blum, S (1, 4) OBP: 0.336, SLG: 0.363										4	0	2	0	0	0	1																						
Vladimir Guerrero, R (1, 9) OBP: 0.495, SLG: 0.655										4	0	0	0	0	2	3																						
Lee Stevens, L (1, 3) OBP: 0.334, SLG: 0.442										4	0	1	0	0	2	1																						
Orlando Cabrera, R (1, 6) OBP: 0.304, SLG: 0.381										3	2	2	1	1	1	1																						
Michael Barrett, R (1, 2) OBP: 0.281, SLG: 0.357										3	2	2	2	1	1	1																						
Ryan Minor, R (1, 5) OBP: 0.286, SLG: 0.324										4	0	0	1	0	1	3																						
Brad Wilkerson, L (1, 7) OBP: 0.289, SLG: 0.258										4	0	0	0	0	1	2																						
Mike Thurman, R (1, 1) OBP: 0.285, SLG: 0.542										1	0	0	0	0	1	2																						
Scott Stewart, R (4, 1) OBP: 0.314, SLG: 0.156										1	0	0	0	0	0	0																						
Fernando Seguin, S (5, PH) OBP: 0.194, SLG: 0.233										0	0	0	0	0	0	0																						
Britt Reames, R (5, 1) OBP: 0.319, SLG: 0.330										0	0	0	0	0	0	0																						
Mike Montecal, R (7, PH) OBP: 0.191, SLG: 0.230										0	0	0	0	0	0	0																						
Scott Strickland, R (7, 1) OBP: 0.319, SLG: 0.330										0	0	0	0	0	0	0																						
Graeme Lloyd, L (8, 1) OBP: 0.326, SLG: 0.441										1	0	0	0	0	0	0																						
Mark Smith, R (9, PH) OBP: 0.326, SLG: 0.441										1	0	0	0	0	0	0																						
Inning Stats	R: 0 E: 0 K: 2 S: 9	H: 1 LOB: 1 BB: 0 P: 16	R: 0 E: 0 K: 1 S: 11	H: 0 LOB: 2 BB: 2 P: 26	R: 0 E: 0 K: 2 S: 12	H: 0 LOB: 0 BB: 0 P: 19	R: 2 E: 0 K: 2 S: 12	H: 2 LOB: 1 BB: 0 P: 16	R: 0 E: 0 K: 1 S: 11	H: 1 LOB: 1 BB: 0 P: 17	R: 2 E: 0 K: 1 S: 19	H: 2 LOB: 1 BB: 0 P: 29	R: 0 E: 0 K: 1 S: 8	H: 1 LOB: 1 BB: 0 P: 11	R: 0 E: 0 K: 2 S: 10	H: 1 LOB: 1 BB: 0 P: 13	R: 0 E: 0 K: 0 S: 6	H: 0 LOB: 0 BB: 0 P: 9	1B: 4 2B: 2 3B: 0 HR: 2	SF: 0 SAC: 0 DP: 0 HBP: 0	WP: 2 PA: 37 PB: 0 CS: 0																	
PITCHER	IP	WLS	BF	H	R	ER	SO	BB	IBB	HBP	BLK	WP	HR	S	P	ERA	WHIP	PITCHER				IP	WLS	BF	H	R	ER	SO	BB	IBB	HBP	BLK	WP	HR	S	P	ERA	WHIP
Robert Person, R (1, 1) ERA: 4.74	5.1	W	24	6	4	4	7	2	0	0	0	1	2	64	108	6.75	1.500																					
Ricky Bottalico, R (6, 1) ERA: 3.8	0.2		2	0	0	0	1	0	0	0	0	0	0	10	15	0.00	0.000																					
Jose Santiago, R (7, 1) ERA: 5.28	2.0	H	8	2	0	0	3	0	0	0	0	0	0	18	24	0.00	1.000																					
Jose Mesa, R (9, 1) ERA: 2.6	1.0		3	0	0	0	0	0	0	0	0	0	0	6	9	0.00	0.000																					

AB	35
R	4
H	8
RBI	4
BB	2
SO	11
LOB	15



Batter	1	2	3	4	5	6	7	8	9	AB	R	H	RBI	BB	SO	LOB	BOTTOM																					
11 Jimmy Rollins, S (1, 6) OBP: 0.305, SLG: 0.412										5	2	2	0	0	1	1	Montreal Expos @ Philadelphia Phillies Veterans Stadium, Philadelphia, PA Wed Jul 25 2001, 1:05 PM EDT Att: 27,555 - Sunny - 92 F																					
Marlon Anderson, L (1, 4) OBP: 0.325, SLG: 0.444										3	2	2	0	2	0	0																						
Scott Rolen, R (1, 5) OBP: 0.365, SLG: 0.421										3	1	1	1	0	1	1																						
Bobby Abreu, L (1, 9) OBP: 0.396, SLG: 0.546										5	2	3	1	0	1	4																						
Travis Lee, L (1, 3) OBP: 0.356, SLG: 0.475										4	1	2	1	0	1	3																						
Brian Hunter, R (1, 8) OBP: 0.381, SLG: 0.366										4	0	2	3	0	0	3																						
Jose Santiago, R (7, 1) OBP: 0.300, SLG: 1.000										0	0	0	0	0	0	0																						
Jose Mesa, R (9, 1) OBP: 0.298, SLG: 0.405										0	0	0	0	0	0	0																						
Pat Burrell, R (1, 7) OBP: 0.351, SLG: 0.435										3	0	1	1	0	1	2																						
Todd Pratt, R (1, 2) OBP: 0.304, SLG: 0.289										3	0	0	0	1	2	3																						
Robert Person, R (1, 1) OBP: 0.171, SLG: 0.231										3	0	0	0	0	1	5																						
Ricky Bottalico, L (6, 1) OBP: 0.300, SLG: 1.000										0	0	0	0	0	0	0																						
Doug Glanville, R (7, 8) OBP: 0.298, SLG: 0.405										1	0	0	0	0	1	0																						
Inning Stats	R: 0 E: 0 K: 1 S: 12	H: 0 LOB: 0 BB: 0 P: 16	R: 1 E: 0 K: 1 S: 12	H: 3 LOB: 2 BB: 0 P: 17	R: 4 E: 0 K: 0 S: 18	H: 4 LOB: 2 BB: 2 P: 33	R: 2 E: 1 K: 1 S: 12	H: 1 LOB: 1 BB: 1 P: 22	R: 0 E: 0 K: 2 S: 10	H: 1 LOB: 1 BB: 0 P: 15	R: 0 E: 0 K: 3 S: 9	H: 2 LOB: 2 BB: 0 P: 19	R: 0 E: 0 K: 3 S: 9	H: 0 LOB: 0 BB: 0 P: 13	R: 1 E: 0 K: 0 S: 11	H: 2 LOB: 1 BB: 0 P: 18	1B: 9 2B: 4 3B: 0 HR: 0	SF: 3 SAC: 0 DP: 0 HBP: 1	WP: 0 PA: 41 PB: 0 CS: 0																			
PITCHER	IP	WLS	BF	H	R	ER	SO	BB	IBB	HBP	BLK	WP	HR	S	P	ERA	WHIP	PITCHER				IP	WLS	BF	H	R	ER	SO	BB	IBB	HBP	BLK	WP	HR	S	P	ERA	WHIP
Mike Thurman, R (1, 1) ERA: 6.25	3.0	L	20	8	7	6	2	3	0	0	0	0	0	43	71	18.00	3.667																					
Scott Stewart, L (4, 1) ERA: 4.6	1.0		4	0	0	0	1	0	0	0	0	0	0	11	17	0.00	0.000																					
Britt Reames, R (5, 1) ERA: 5.92	2.0		9	3	0	0	3	0	0	0	0	0	0	21	34	0.00	1.500																					
Scott Strickland, R (7, 1) ERA: 3.22	1.0		3	0	0	0	3	0	0	0	0	0	0	9	13	0.00	0.000																					
Graeme Lloyd, L (8, 1) ERA: 3.22	1.0		5	2	1	1	0	0	0	0	0	0	0	11	18	9.00	2.000																					

AB	34
R	8
H	13
RBI	7
BB	3
SO	9
LOB	22



Batter	1	2	3	4	5	6	7	8	9	10	AB	R	H	RBI	BB	SO	LOB	TOP			
Marcus Giles, R OBP: 0.311, SLG: 0.419	L1		SH1-4				G5-3			F8	3	0	0	0	1	0	0				
Dave Martinez, L OBP: 0.379, SLG: 0.439			P3				G4-3				4	0	2	0	0	0	2				
10 Chipper Jones, S OBP: 0.408, SLG: 0.622	K		P4								4	0	0	0	0	1	3				
Brian Jordan, R OBP: 0.322, SLG: 0.477	G6-3										4	0	0	0	0	1	2				
Ken Caminiti, S OBP: 0.312, SLG: 0.423		L4									4	1	2	1	0	0	0				
Andruw Jones, R OBP: 0.326, SLG: 0.494		HR									4	1	2	1	0	0	1				
Mark DeRosa, R OBP: 0.405, SLG: 0.423	K										4	0	0	0	0	2	2				
Paul Bako, L OBP: 0.278, SLG: 0.383	L6										4	0	0	0	0	2	0				
Jason Marquis, L ERA: 3.97, SLG: 0.091 Bernard Gilkey, R ERA: 3.06, SLG: 0.485 Jose Cabrera, R ERA: 4.45 29 John Smoltz, R ERA: 5.02 Steve Karsay, R ERA: 1.53 Keith Lockhart, L ERA: 3.27, SLG: 0.366 Sun-Hee Lee, R ERA: 3.27 Mike Remlinger, L ERA: 3.27			SH1-4								1	0	0	0	1	0	0				
Inning Stats	R: 0 E: 0 K: 1 S: 10	H: 1 LOB: 1 BB: 0 P: 16	R: 1 E: 0 K: 1 S: 9	H: 1 LOB: 0 BB: 0 P: 14	R: 0 E: 0 K: 0 S: 11	H: 0 LOB: 1 BB: 1 P: 20	R: 0 E: 0 K: 0 S: 6	H: 1 LOB: 1 BB: 0 P: 10	R: 0 E: 0 K: 1 S: 9	H: 0 LOB: 1 BB: 1 P: 14	R: 1 E: 0 K: 0 S: 10	H: 2 LOB: 1 BB: 0 P: 13	R: 0 E: 0 K: 1 S: 8	H: 0 LOB: 0 BB: 0 P: 12	R: 0 E: 0 K: 1 S: 9	H: 0 LOB: 0 BB: 0 P: 14	R: 0 E: 0 K: 2 S: 9	H: 0 LOB: 0 BB: 0 P: 11	1B: 3 2B: 1 3B: 0 HR: 2	SF: 0 SAC: 1 DP: 0 HBP: 0	WP: 0 PA: 37 PB: 0 SB: 2 CS: 0
PITCHER	IP WLS BF H R ER SO BB IBB HBP BLK WP HR S P ERA WHIP	IP WLS BF H R ER SO BB IBB HBP BLK WP HR S P ERA WHIP	IP WLS BF H R ER SO BB IBB HBP BLK WP HR S P ERA WHIP	IP WLS BF H R ER SO BB IBB HBP BLK WP HR S P ERA WHIP	IP WLS BF H R ER SO BB IBB HBP BLK WP HR S P ERA WHIP	IP WLS BF H R ER SO BB IBB HBP BLK WP HR S P ERA WHIP	IP WLS BF H R ER SO BB IBB HBP BLK WP HR S P ERA WHIP	IP WLS BF H R ER SO BB IBB HBP BLK WP HR S P ERA WHIP	IP WLS BF H R ER SO BB IBB HBP BLK WP HR S P ERA WHIP	IP WLS BF H R ER SO BB IBB HBP BLK WP HR S P ERA WHIP	IP WLS BF H R ER SO BB IBB HBP BLK WP HR S P ERA WHIP	IP WLS BF H R ER SO BB IBB HBP BLK WP HR S P ERA WHIP	IP WLS BF H R ER SO BB IBB HBP BLK WP HR S P ERA WHIP	IP WLS BF H R ER SO BB IBB HBP BLK WP HR S P ERA WHIP	IP WLS BF H R ER SO BB IBB HBP BLK WP HR S P ERA WHIP	IP WLS BF H R ER SO BB IBB HBP BLK WP HR S P ERA WHIP	IP WLS BF H R ER SO BB IBB HBP BLK WP HR S P ERA WHIP	IP WLS BF H R ER SO BB IBB HBP BLK WP HR S P ERA WHIP	IP WLS BF H R ER SO BB IBB HBP BLK WP HR S P ERA WHIP	IP WLS BF H R ER SO BB IBB HBP BLK WP HR S P ERA WHIP	IP WLS BF H R ER SO BB IBB HBP BLK WP HR S P ERA WHIP
Bobby Munoz, R ERA: 2.55	6.0	3	0	0	1	0	0	0	0	0	0	0	8	12	0.00	0.000					
Scott Stewart, L ERA: 4.45	7.1	1.0	3	1	0	0	1	0	0	0	0	0	7	13	0.00	1.000					
Graeme Lloyd, L ERA: 3.19	8.1	1.0	3	1	0	0	1	0	0	0	0	0	7	13	0.00	1.000					
Ugueth Urbina, R ERA: 4.24	9.1	2.0	6	0	0	0	3	0	0	0	0	0	18	25	0.00	0.000					

Atlanta Braves @ Montreal Expos
Olympic Stadium, Montreal, QB
Thu Jul 26 2001, 7:05 PM EDT
Att: 7,635 - Dome - 72 F

AB	34
R	2
H	6
RBI	2
BB	2
SO	8
LOB	10



Batter	1	2	3	4	5	6	7	8	9	10	AB	R	H	RBI	BB	SO	LOB	BOTTOM					
Peter Bergeron, L OBP: 0.320, SLG: 0.311	G3-6-3		F7					G6-3			4	0	0	0	1	1	3						
Geoff Blum, S OBP: 0.337, SLG: 0.372	G3-6-3		G6-3								5	1	2	0	0	0	1						
Vladimir Guerrero, R OBP: 0.402, SLG: 0.648	G6-3										4	0	0	0	1	1	1						
Lee Stevens, L OBP: 0.337, SLG: 0.444		F9									3	0	1	0	2	2	2						
Orlando Cabrera, R OBP: 0.307, SLG: 0.384		F2									5	0	3	1	0	0	1						
Michael Barrett, R OBP: 0.289, SLG: 0.366											4	1	3	0	1	0	2						
Ryan Minor, R ERA: 1.30 Scott Stewart, R ERA: 4.35 Mark Smith, R OBP: 0.333, SLG: 0.437 Graeme Lloyd, L ERA: 3.19 Ugueth Urbina, R ERA: 4.24 Fernando Seguinol, S ERA: 3.27		F9									3	0	0	0	0	0	7						
Brad Wilkerson, L OBP: 0.286, SLG: 0.343 Jose Vidro, S OBP: 0.398, SLG: 0.549											4	1	1	1	0	2	4						
Bobby Munoz, R ERA: 2.55	6.0	B	4	2	1	1	0	1	0	10	17	27.00	9.000										
29 John Smoltz, R ERA: 5.02	7.1	1.2	5	0	0	0	1	0	0	13	17	0.00	0.000										
Steve Karsay, R ERA: 1.53	8.1	1.0	3	0	0	0	2	0	0	7	10	0.00	0.000										
Steve Reed, R ERA: 3.27	10.1	0.1	L	2	1	1	0	0	0	3	5	0.00	3.000										
Inning Stats	R: 0 E: 0 K: 0 S: 7	H: 0 LOB: 0 BB: 1 P: 13	R: 0 E: 0 K: 1 S: 12	H: 1 LOB: 2 BB: 1 P: 21	R: 0 E: 0 K: 1 S: 9	H: 0 LOB: 0 BB: 1 P: 13	R: 0 E: 0 K: 0 S: 7	H: 2 LOB: 2 BB: 1 P: 13	R: 1 E: 0 K: 2 S: 12	H: 2 LOB: 2 BB: 1 P: 25	R: 0 E: 0 K: 1 S: 13	H: 2 LOB: 3 BB: 1 P: 21	R: 1 E: 0 K: 0 S: 14	H: 2 LOB: 2 BB: 1 P: 22	R: 0 E: 0 K: 1 S: 9	H: 0 LOB: 0 BB: 0 P: 12	R: 0 E: 0 K: 2 S: 7	H: 0 LOB: 0 BB: 0 P: 10	R: 1 E: 1 K: 0 S: 12	H: 1 LOB: 3 BB: 2 P: 23	1B: 5 2B: 4 3B: 0 HR: 1	SF: 0 SAC: 0 DP: 2 HBP: 0	WP: 0 PA: 45 PB: 0 SB: 0 CS: 0
PITCHER	IP WLS BF H R ER SO BB IBB HBP BLK WP HR S P ERA WHIP	IP WLS BF H R ER SO BB IBB HBP BLK WP HR S P ERA WHIP	IP WLS BF H R ER SO BB IBB HBP BLK WP HR S P ERA WHIP	IP WLS BF H R ER SO BB IBB HBP BLK WP HR S P ERA WHIP	IP WLS BF H R ER SO BB IBB HBP BLK WP HR S P ERA WHIP	IP WLS BF H R ER SO BB IBB HBP BLK WP HR S P ERA WHIP	IP WLS BF H R ER SO BB IBB HBP BLK WP HR S P ERA WHIP	IP WLS BF H R ER SO BB IBB HBP BLK WP HR S P ERA WHIP	IP WLS BF H R ER SO BB IBB HBP BLK WP HR S P ERA WHIP	IP WLS BF H R ER SO BB IBB HBP BLK WP HR S P ERA WHIP	IP WLS BF H R ER SO BB IBB HBP BLK WP HR S P ERA WHIP	IP WLS BF H R ER SO BB IBB HBP BLK WP HR S P ERA WHIP	IP WLS BF H R ER SO BB IBB HBP BLK WP HR S P ERA WHIP	IP WLS BF H R ER SO BB IBB HBP BLK WP HR S P ERA WHIP	IP WLS BF H R ER SO BB IBB HBP BLK WP HR S P ERA WHIP	IP WLS BF H R ER SO BB IBB HBP BLK WP HR S P ERA WHIP	IP WLS BF H R ER SO BB IBB HBP BLK WP HR S P ERA WHIP	IP WLS BF H R ER SO BB IBB HBP BLK WP HR S P ERA WHIP	IP WLS BF H R ER SO BB IBB HBP BLK WP HR S P ERA WHIP	IP WLS BF H R ER SO BB IBB HBP BLK WP HR S P ERA WHIP	IP WLS BF H R ER SO BB IBB HBP BLK WP HR S P ERA WHIP		
Jason Marquis, L ERA: 4.35	6.0	0.1	B	4	2	1	1	0	1	10	17	27.00	9.000										
29 John Smoltz, R ERA: 5.02	7.1	1.2	5	0	0	0	1	0	0	13	17	0.00	0.000										
Steve Karsay, R ERA: 1.53	8.1	1.0	3	0	0	0	2	0	0	7	10	0.00	0.000										
Steve Reed, R ERA: 3.27	10.1	0.1	L	2	1	1	0	0	0	3	5	0.00	3.000										

Atlanta Braves @ Montreal Expos
Olympic Stadium, Montreal, QB
Thu Jul 26 2001, 7:05 PM EDT
Att: 7,635 - Dome - 72 F

AB	37
R	3
H	10
RBI	3
BB	8
SO	8
LOB	24




Batter	1	2	3	4	5	6	7	8	9	AB	R	H	RBI	BB	SO	LOB	TOP			
Marcus Giles, R OBP: 0.300, SLG: 0.396										5	2	1	0	0	1	3	Atlanta Braves @ Montreal Expos Olympic Stadium, Montreal, QB Fri Jul 27 2001, 7:05 PM EDT Att: 8,299 - Dome - 72 F			
B.J. Surhoff, L OBP: 0.325, SLG: 0.411 Dave Martinez, L OBP: 0.376, SLG: 0.437										4	1	1	0	0	0	0				
10 Chipper Jones, S OBP: 0.412, SLG: 0.626										4	1	3	1	1	0	0				
Brian Jordan, R OBP: 0.323, SLG: 0.485										5	1	2	4	0	1	2				
Ken Caminiti, S OBP: 0.315, SLG: 0.436 Wes Helms, R OBP: 0.276, SLG: 0.384										4	1	2	1	0	1	1				
Andruw Jones, R OBP: 0.323, SLG: 0.489										4	0	0	0	0	1	2				
Mark DeRosa, R OBP: 0.400, SLG: 0.426										4	1	1	0	0	0	0				
Paul Bako, L OBP: 0.287, SLG: 0.381										3	0	1	0	1	1	1				
Greg Maddux, R OBP: 0.170, SLG: 0.152 29 John Smoltz, R OBP: 0.331, SLG: 0.363 Steve Karsay, R OBP: 0.315, SLG: 0.333										1	0	0	0	0	1	1				
Inning Stats	R: 0 E: 0 K: 1 S: 9	H: 0 LOB: 0 BB: 0 P: 15	R: 1 E: 0 K: 0 S: 9	H: 1 LOB: 0 BB: 0 P: 13	R: 4 E: 1 K: 0 S: 10	H: 3 LOB: 0 BB: 1 P: 17	R: 1 E: 1 K: 0 S: 9	H: 1 LOB: 1 BB: 0 P: 14	R: 0 E: 0 K: 2 S: 11	H: 1 LOB: 2 BB: 0 P: 18	R: 0 E: 0 K: 12 S: 12	H: 1 LOB: 1 BB: 0 P: 19	R: 0 E: 0 K: 1 S: 6	H: 0 LOB: 0 BB: 0 P: 9	R: 1 E: 0 K: 2 S: 16	H: 2 LOB: 2 BB: 1 P: 24		1B: 7 2B: 2 3B: 0 HR: 2	SF: 0 SAC: 0 DP: 0 HBP: 0	WP: 2 PB: 0 SB: 0 CS: 0
PITCHER	IP WLS BF H R ER SO BB IBB HBP BLK WP HR S P ERA WHIP																			
Troy Mattes, R ERA: 6.0	6.0 L 28 8 6 5 3 1 0 0 0 0 2 2 58 91 7.50 1.500																			
Masato Yoshii, R ERA: 4.23	2.0 7 1 0 0 3 0 0 0 0 0 0 0 18 28 0.00 0.500																			
Britt Reames, R ERA: 5.97	1.0 6 2 1 1 2 1 0 0 0 0 0 0 16 24 9.00 3.000																			

AB	37
R	7
H	11
RBI	6
BB	2
SO	8
LOB	13



Batter	1	2	3	4	5	6	7	8	9	AB	R	H	RBI	BB	SO	LOB	BOTTOM					
Peter Bergeron, L OBP: 0.324, SLG: 0.326										4	0	2	3	0	0	0	Atlanta Braves @ Montreal Expos Olympic Stadium, Montreal, QB Fri Jul 27 2001, 7:05 PM EDT Att: 8,299 - Dome - 72 F					
Mike Mordecai, R OBP: 0.314, SLG: 0.366										4	0	0	0	0	2							
Vladimir Guerrero, R OBP: 0.399, SLG: 0.642										4	0	0	0	0	2							
Lee Stevens, L OBP: 0.336, SLG: 0.441										4	0	1	0	0	1	0						
Orlando Cabrera, R OBP: 0.304, SLG: 0.380										4	0	0	0	0	1							
Geoff Blum, S OBP: 0.336, SLG: 0.370										4	0	1	0	0	1							
Michael Barrett, R OBP: 0.288, SLG: 0.364										4	1	1	0	0	2							
Brad Wilkerson, L OBP: 0.311, SLG: 0.395										3	2	2	0	0	1	0						
Troy Mattes, R OBP: 0.467, SLG: 0.533 Fernando Seguinol, S OBP: 0.184, SLG: 0.147 Masato Yoshii, R OBP: 0.187, SLG: 0.091 Mark Smith, R OBP: 0.331, SLG: 0.433 Britt Reames, R OBP: 0.315, SLG: 0.333										1	0	0	0	0	0	0						
Inning Stats	R: 0 E: 0 K: 0 S: 11	H: 0 LOB: 0 BB: 0 P: 12	R: 0 E: 0 K: 1 S: 10	H: 0 LOB: 0 BB: 0 P: 14	R: 0 E: 0 K: 1 S: 8	H: 0 LOB: 0 BB: 0 P: 9	R: 0 E: 0 K: 0 S: 4	H: 0 LOB: 0 BB: 0 P: 6	R: 0 E: 0 K: 0 S: 5	H: 1 LOB: 1 BB: 0 P: 6	R: 1 E: 0 K: 0 S: 9	H: 2 LOB: 1 BB: 0 P: 15	R: 0 E: 0 K: 0 S: 5	H: 0 LOB: 0 BB: 0 P: 8	R: 2 E: 0 K: 0 S: 8	H: 3 LOB: 1 BB: 0 P: 13		R: 0 E: 0 K: 0 S: 10	H: 1 LOB: 1 BB: 0 P: 14	1B: 4 2B: 3 3B: 0 HR: 0	SF: 0 SAC: 0 DP: 0 HBP: 0	WP: 0 PB: 1 SB: 0 CS: 0
PITCHER	IP WLS BF H R ER SO BB IBB HBP BLK WP HR S P ERA WHIP																					
Greg Maddux, R ERA: 2.49	7.1 W 28 6 3 3 2 0 0 0 0 0 0 0 58 80 3.68 0.818																					
29 John Smoltz, R ERA: 4.91	0.2 H 2 0 0 0 0 0 0 0 0 0 0 0 2 3 0.00 0.000																					
Steve Karsay, R ERA: 1.51	1.0 4 1 0 0 0 0 0 0 0 0 0 0 10 14 0.00 1.000																					

AB	34
R	3
H	7
RBI	3
BB	0
SO	2
LOB	11



Batter	1	2	3	4	5	6	7	8	9	AB	R	H	RBI	BB	SO	LOB	TOP								
Marcus Giles, R OBP: 0.333, SLG: 0.446 (1, 4)	F8																								
B.J. Surhoff, L OBP: 0.319, SLG: 0.401 (1, 7)	K																								
10 Chipper Jones, S OBP: 0.412, SLG: 0.629 (1, 5)																									
Brian Jordan, R OBP: 0.323, SLG: 0.482 Dave Martinez, L OBP: 0.366, SLG: 0.426 (1, 9)	G6-3																								
Ken Caminiti, S OBP: 0.327, SLG: 0.468 Jesse Garcia, R OBP: 0.200, SLG: 0.200 Wes Helms, R OBP: 0.273, SLG: 0.379 (8, 3)																									
Andruw Jones, R OBP: 0.318, SLG: 0.479 (1, 8)	K																								
Javy Lopez, R OBP: 0.301, SLG: 0.386 (1, 2)																									
Mark DeRosa, R OBP: 0.406, SLG: 0.421 (1, 6)																									
John Burkett, R OBP: 0.167, SLG: 0.130 29 John Smoltz, R Kerry Ligtenberg, R (8, 1)	K																								
Inning Stats	R: 0 H: 0 E: 0 K: 1 S: 12	H: 0 LOB: 1 BB: 1 P: 20	R: 0 H: 1 E: 0 K: 2 S: 10	LOB: 2 BB: 1 P: 23	R: 0 H: 0 E: 0 K: 2 S: 14	H: 0 LOB: 1 BB: 1 P: 24	R: 2 H: 2 E: 1 K: 1 S: 10	H: 2 LOB: 2 BB: 1 P: 18	R: 0 H: 0 E: 0 K: 0 S: 3	H: 0 LOB: 0 BB: 0 P: 6	R: 0 H: 0 E: 0 K: 0 S: 7	H: 0 LOB: 1 BB: 1 P: 13	R: 1 H: 0 E: 1 K: 0 S: 10	H: 0 LOB: 1 BB: 1 P: 17	R: 5 H: 2 E: 1 K: 0 S: 15	H: 2 LOB: 1 BB: 2 P: 29	R: 0 H: 0 E: 0 K: 1 S: 6	H: 0 LOB: 0 BB: 0 P: 10	1B: 2 2B: 2 3B: 0 HR: 1	SF: 1 SAC: 0 DP: 0 HBP: 0	WP: 0 PB: 0 SB: 1 CS: 0	PA: 42			
PITCHER	IP WLS BF H R ER SO BB IBB HBP BLK WP HR S P ERA WHIP	IP WLS BF H R ER SO BB IBB HBP BLK WP HR S P ERA WHIP	IP WLS BF H R ER SO BB IBB HBP BLK WP HR S P ERA WHIP	IP WLS BF H R ER SO BB IBB HBP BLK WP HR S P ERA WHIP	IP WLS BF H R ER SO BB IBB HBP BLK WP HR S P ERA WHIP	IP WLS BF H R ER SO BB IBB HBP BLK WP HR S P ERA WHIP	IP WLS BF H R ER SO BB IBB HBP BLK WP HR S P ERA WHIP	IP WLS BF H R ER SO BB IBB HBP BLK WP HR S P ERA WHIP	IP WLS BF H R ER SO BB IBB HBP BLK WP HR S P ERA WHIP	IP WLS BF H R ER SO BB IBB HBP BLK WP HR S P ERA WHIP	IP WLS BF H R ER SO BB IBB HBP BLK WP HR S P ERA WHIP	IP WLS BF H R ER SO BB IBB HBP BLK WP HR S P ERA WHIP	IP WLS BF H R ER SO BB IBB HBP BLK WP HR S P ERA WHIP	IP WLS BF H R ER SO BB IBB HBP BLK WP HR S P ERA WHIP	IP WLS BF H R ER SO BB IBB HBP BLK WP HR S P ERA WHIP	IP WLS BF H R ER SO BB IBB HBP BLK WP HR S P ERA WHIP	IP WLS BF H R ER SO BB IBB HBP BLK WP HR S P ERA WHIP	IP WLS BF H R ER SO BB IBB HBP BLK WP HR S P ERA WHIP	IP WLS BF H R ER SO BB IBB HBP BLK WP HR S P ERA WHIP	IP WLS BF H R ER SO BB IBB HBP BLK WP HR S P ERA WHIP	IP WLS BF H R ER SO BB IBB HBP BLK WP HR S P ERA WHIP	IP WLS BF H R ER SO BB IBB HBP BLK WP HR S P ERA WHIP	IP WLS BF H R ER SO BB IBB HBP BLK WP HR S P ERA WHIP	IP WLS BF H R ER SO BB IBB HBP BLK WP HR S P ERA WHIP	IP WLS BF H R ER SO BB IBB HBP BLK WP HR S P ERA WHIP

Atlanta Braves @ Montreal Expos
Olympic Stadium, Montreal, QB
Sun Jul 29 2001, 1:35 PM EDT
Att. 9,802 - Dome - 72 F

AB 34
R 8
H 5
RBI 6
BB 7
SO 7
LOB 18

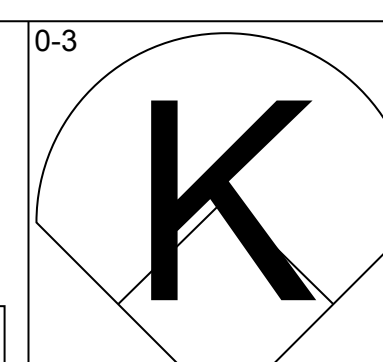
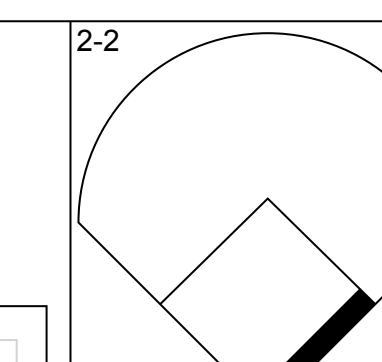
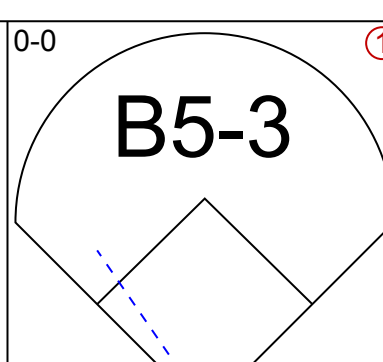
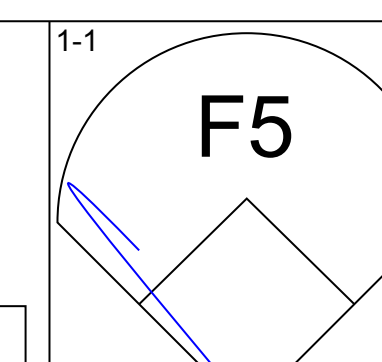
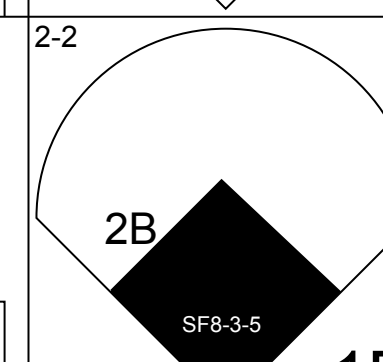
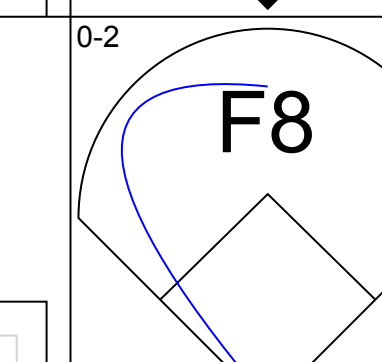
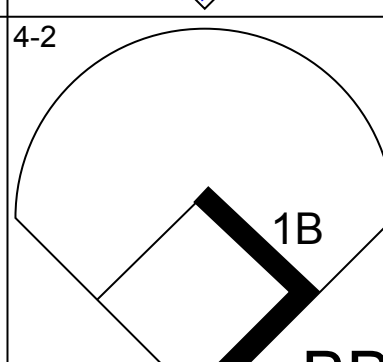
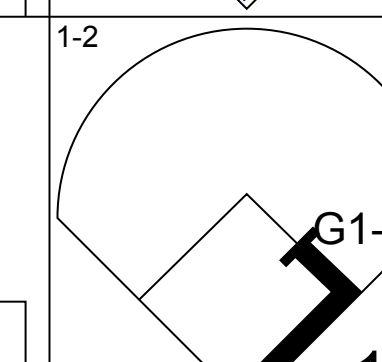
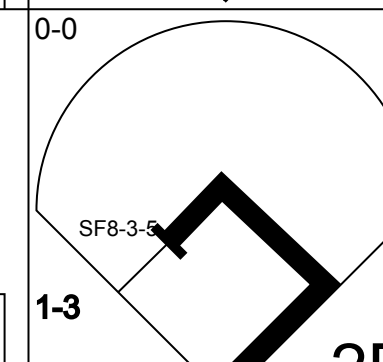
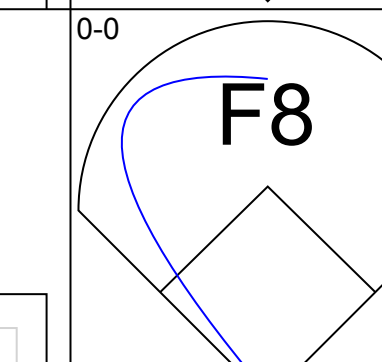
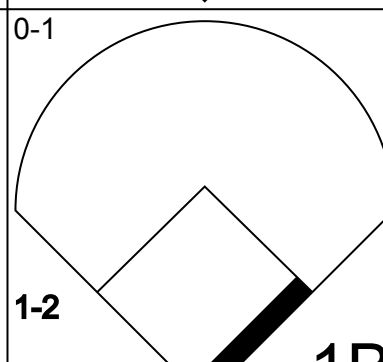
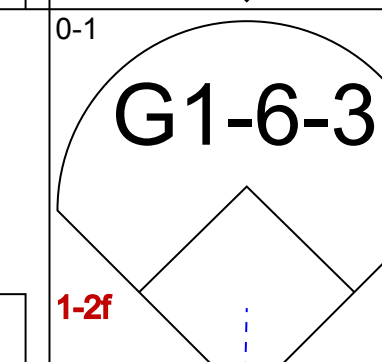
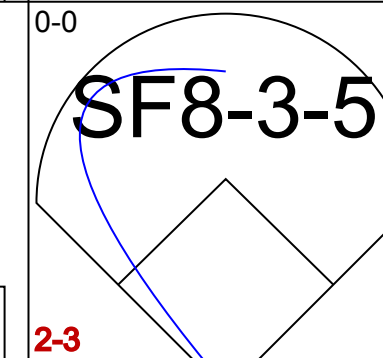

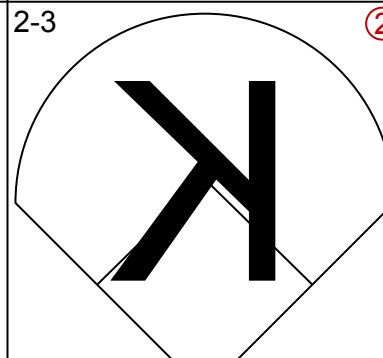

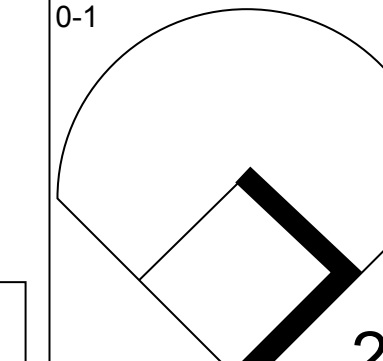
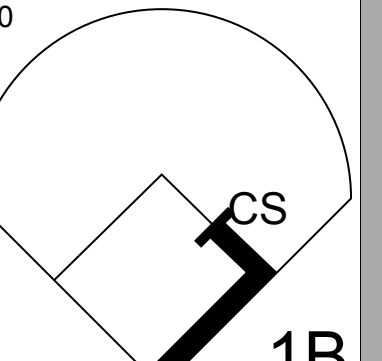
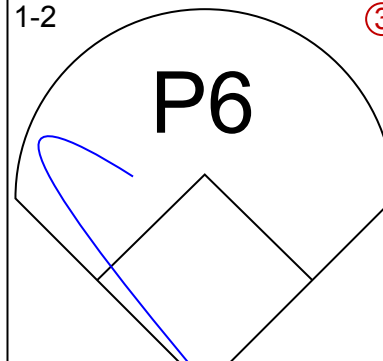

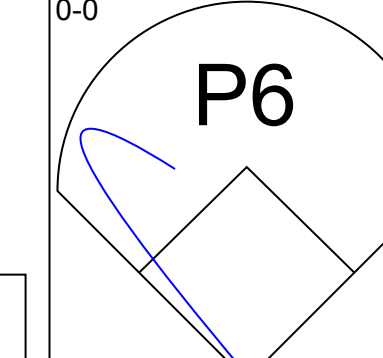
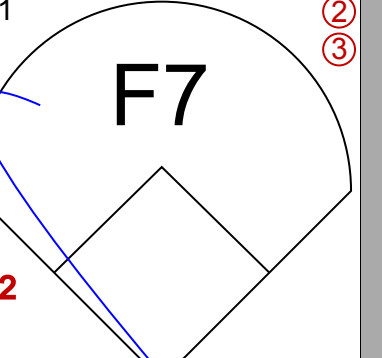
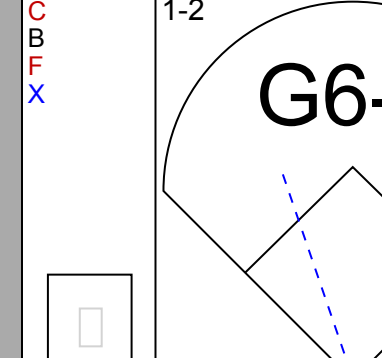
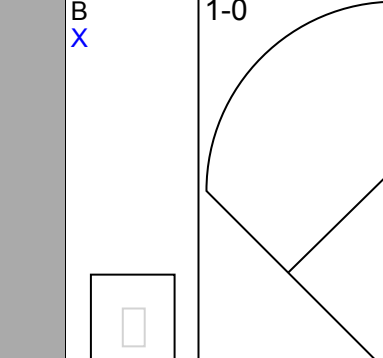
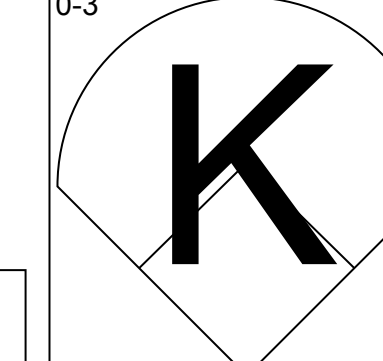
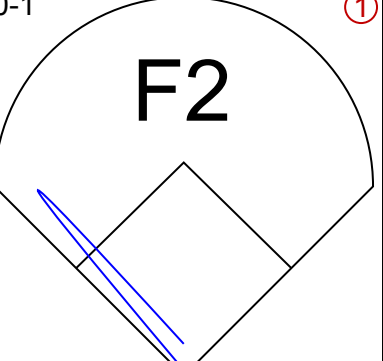
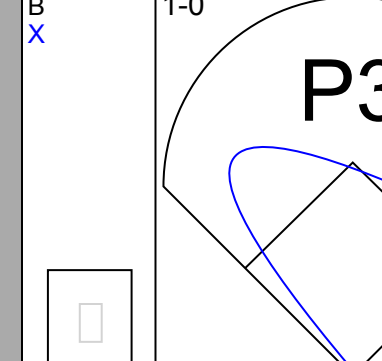
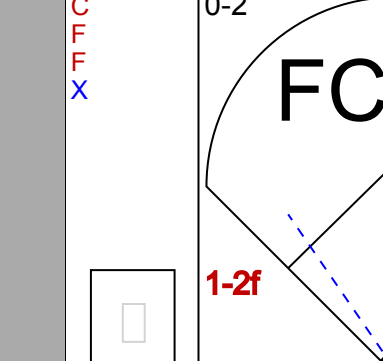
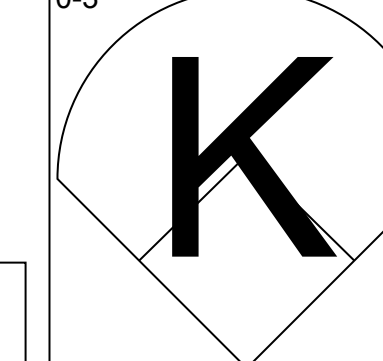
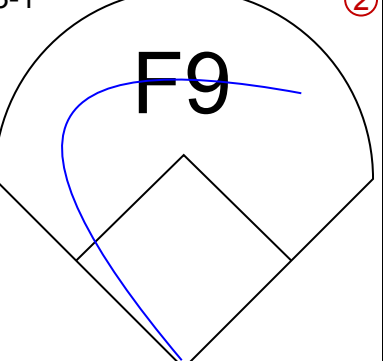
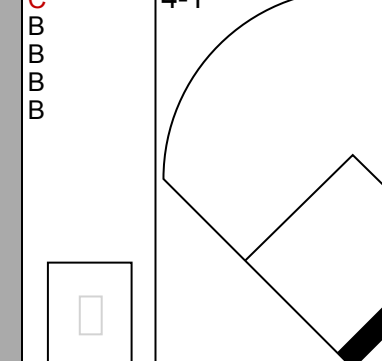
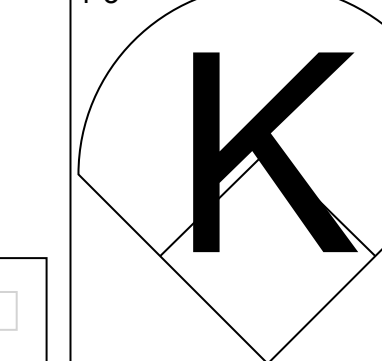
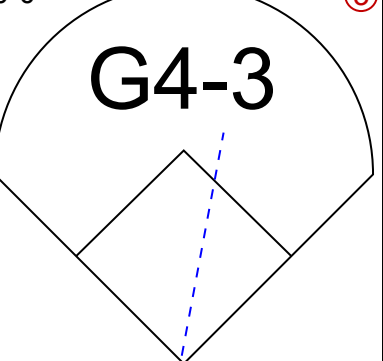
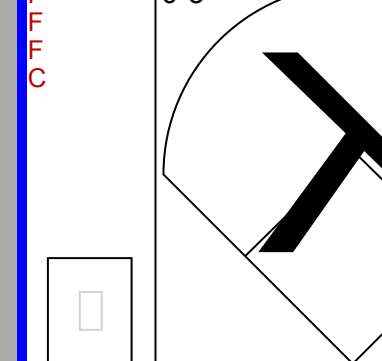


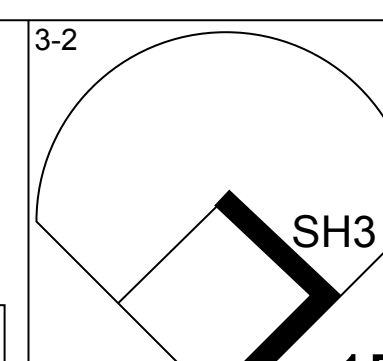
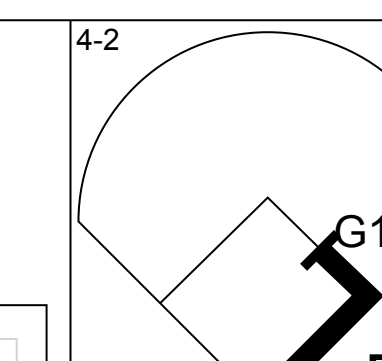
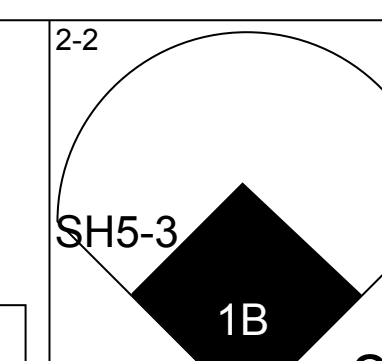
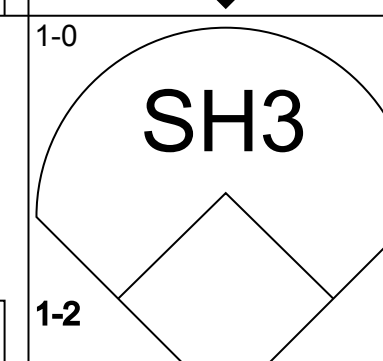
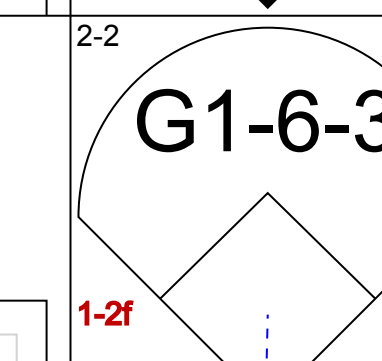
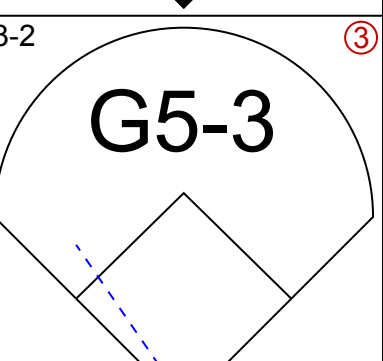
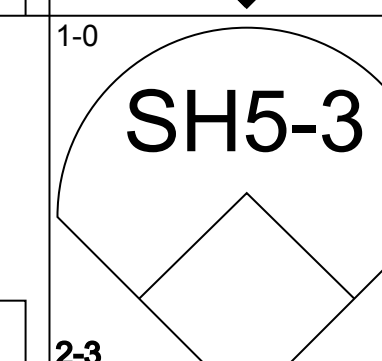
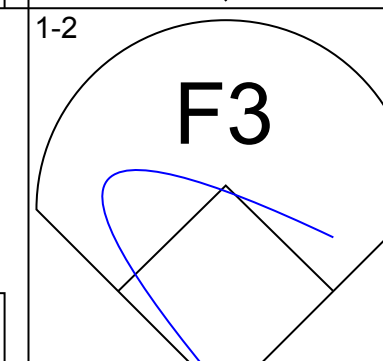
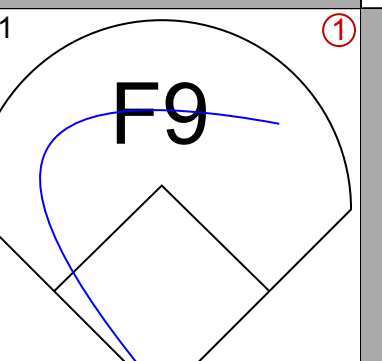
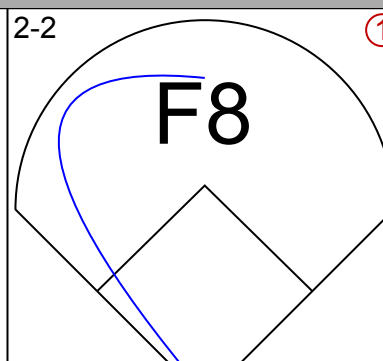
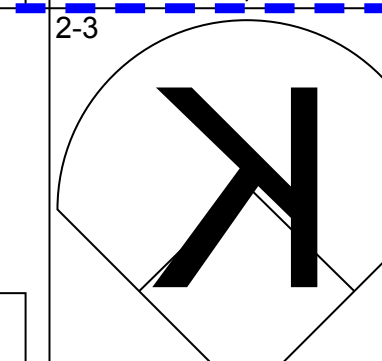
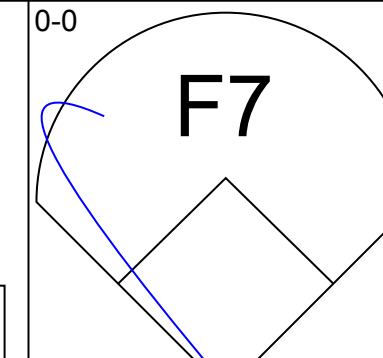
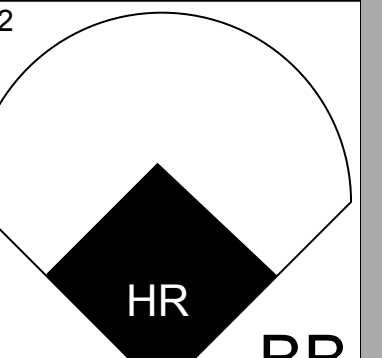
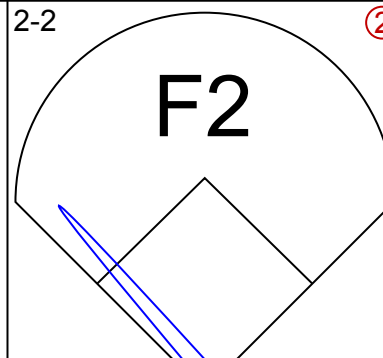
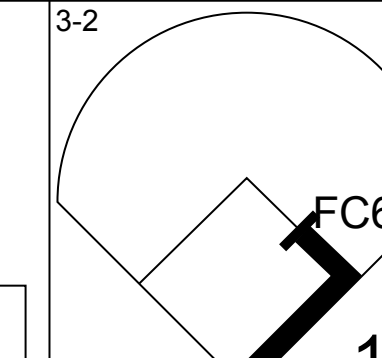
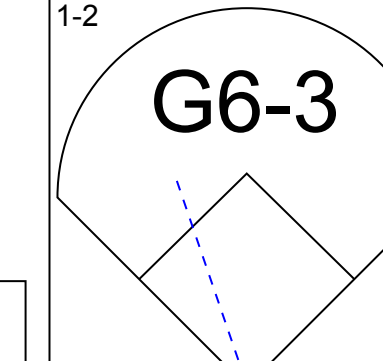

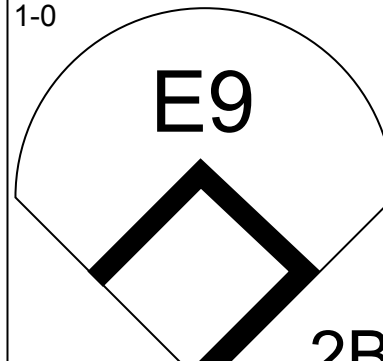
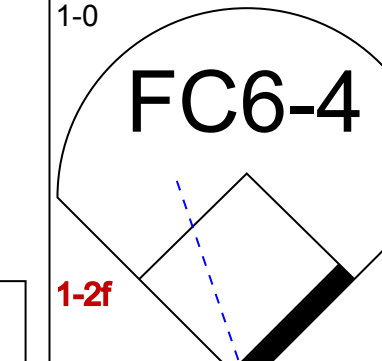
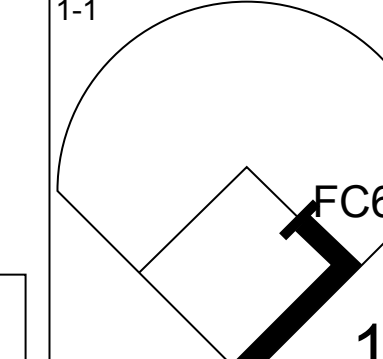
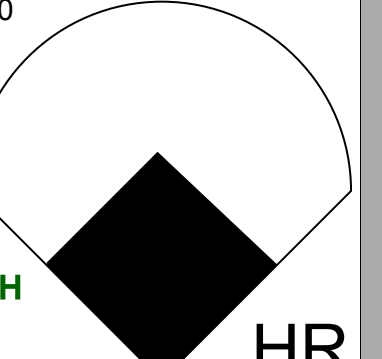
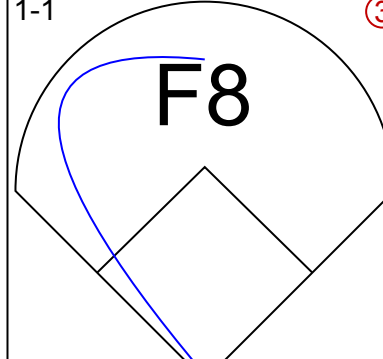
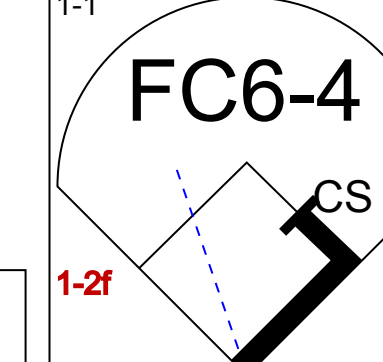
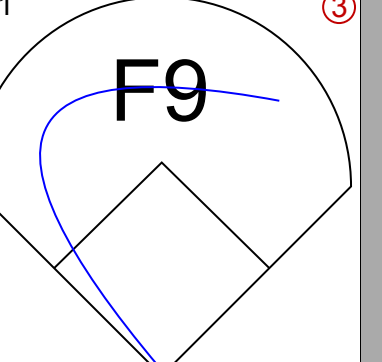
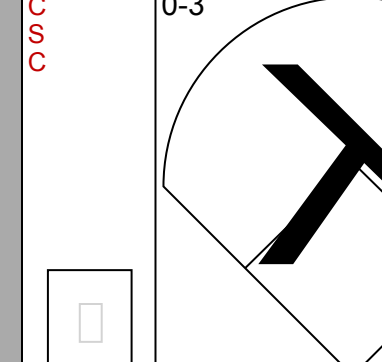
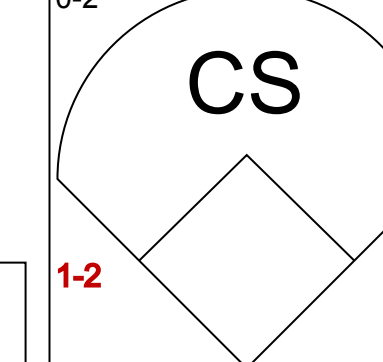
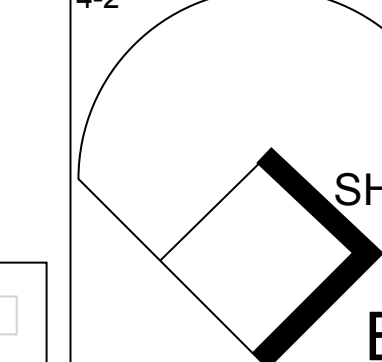
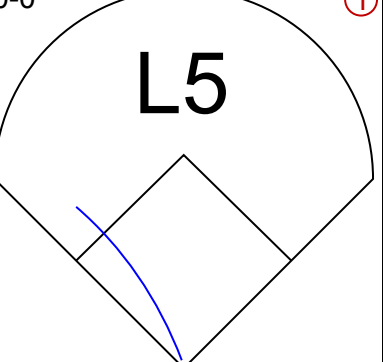
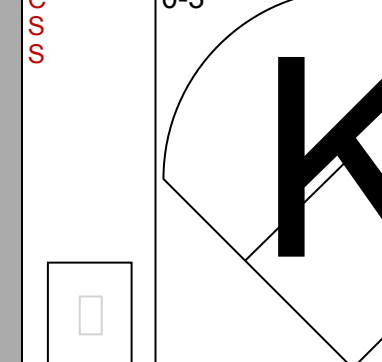
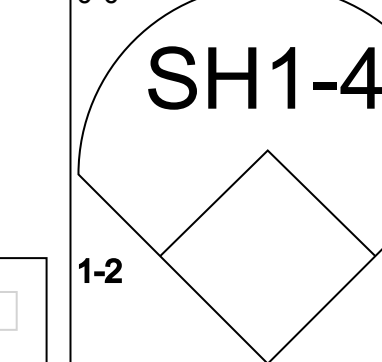
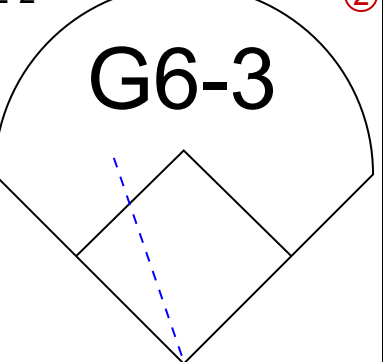
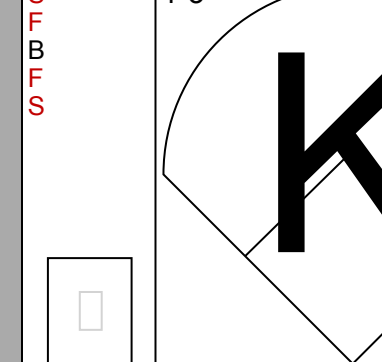
Batter	1	2	3	4	5	6	7	8	9	AB	R	H	RBI	BB	SO	LOB	BOTTOM								
Peter Bergeron, L OBP: 0.318, SLG: 0.319 (1, 8)	F8																								
Geoff Blum, S OBP: 0.337, SLG: 0.367 (1, 5)	K																								
Vladimir Guerrero, R OBP: 0.389, SLG: 0.635 (1, 9)	G6-3																								
Fernando Seguinol, S OBP: 0.196, SLG: 0.190 (1, 3)																									
Orlando Cabrera, R OBP: 0.303, SLG: 0.375 (1, 6)																									
Randy Knorr, R OBP: 0.309, SLG: 0.389 (1, 2)																									
Brad Wilkerson, L OBP: 0.313, SLG: 0.439 (1, 7)																									
Henry Mateo, S OBP: 0.429, SLG: 0.571 (1, 4)																									
Tony Armas, R OBP: 0.171, SLG: 0.200 Ryan Minor, R OBP: 0.268, SLG: 0.301 Britt Reames, R OBP: 0.316, SLG: 0.333 Scott Stewart, L OBP: 0.477 Scott Strickland, R OBP: 0.371 Graeme Lloyd, L OBP: 0.335, SLG: 0.421 Mark Smith, R OBP: 0.335, SLG: 0.421 Joey Eischen, L OBP: 0.335, SLG: 0.421 (8, 1)																									
Inning Stats	R: 0 H: 0 E: 0 K: 1 S: 8	H: 0 LOB: 0 BB: 0 P: 12	R: 0 H: 0 E: 0 K: 2 S: 10	LOB: 0 BB: 0 P: 13	R: 0 H: 0 E: 0 K: 3 S: 9	H: 0 LOB: 0 BB: 0 P: 12	R: 0 H: 0 E: 0 K: 2 S: 12	H: 0 LOB: 0 BB: 0 P: 16	R: 1 H: 2 E: 0 K: 1 S: 12	H: 2 LOB: 1 BB: 0 P: 16	R: 0 H: 0 E: 0 K: 1 S: 7	H: 0 LOB: 0 BB: 0 P: 11	R: 0 H: 0 E: 0 K: 1 S: 6	H: 0 LOB: 0 BB: 0 P: 10	R: 0 H: 2 E: 0 K: 1 S: 14	H: 2 LOB: 2 BB: 0 P: 21	R: 0 H: 1 E: 0 K: 0 S: 10	H: 1 LOB: 1 BB: 0 P: 12	1B: 3 2B: 1 3B: 1 HR: 0	SF: 0 SAC: 0 DP: 0 HBP: 0	WP: 0 PB: 0 SB: 0 CS: 0	PA: 32			
PITCHER	IP WLS BF H R ER SO BB IBB HBP BLK WP HR S P ERA WHIP	IP WLS BF H R ER SO BB IBB HBP BLK WP HR S P ERA WHIP	IP WLS BF H R ER SO BB IBB HBP BLK WP HR S P ERA WHIP	IP WLS BF H R ER SO BB IBB HBP BLK WP HR S P ERA WHIP	IP WLS BF H R ER SO BB IBB HBP BLK WP HR S P ERA WHIP	IP WLS BF H R ER SO BB IBB HBP BLK WP HR S P ERA WHIP	IP WLS BF H R ER SO BB IBB HBP BLK WP HR S P ERA WHIP	IP WLS BF H R ER SO BB IBB HBP BLK WP HR S P ERA WHIP	IP WLS BF H R ER SO BB IBB HBP BLK WP HR S P ERA WHIP	IP WLS BF H R ER SO BB IBB HBP BLK WP HR S P ERA WHIP	IP WLS BF H R ER SO BB IBB HBP BLK WP HR S P ERA WHIP	IP WLS BF H R ER SO BB IBB HBP BLK WP HR S P ERA WHIP	IP WLS BF H R ER SO BB IBB HBP BLK WP HR S P ERA WHIP	IP WLS BF H R ER SO BB IBB HBP BLK WP HR S P ERA WHIP	IP WLS BF H R ER SO BB IBB HBP BLK WP HR S P ERA WHIP	IP WLS BF H R ER SO BB IBB HBP BLK WP HR S P ERA WHIP	IP WLS BF H R ER SO BB IBB HBP BLK WP HR S P ERA WHIP	IP WLS BF H R ER SO BB IBB HBP BLK WP HR S P ERA WHIP	IP WLS BF H R ER SO BB IBB HBP BLK WP HR S P ERA WHIP	IP WLS BF H R ER SO BB IBB HBP BLK WP HR S P ERA WHIP	IP WLS BF H R ER SO BB IBB HBP BLK WP HR S P ERA WHIP	IP WLS BF H R ER SO BB IBB HBP BLK WP HR S P ERA WHIP	IP WLS BF H R ER SO BB IBB HBP BLK WP HR S P ERA WHIP	IP WLS BF H R ER SO BB IBB HBP BLK WP HR S P ERA WHIP	IP WLS BF H R ER SO BB IBB HBP BLK WP HR S P ERA WHIP

Atlanta Braves @ Montreal Expos
Olympic Stadium, Montreal, QB
Sun Jul 29 2001, 1:35 PM EDT
Att. 9,802 - Dome - 72 F

AB 32
R 1
H 5
RBI 1
BB 0
SO 12
LOB 8



Batter	1	2	3	4	5	6	7	8	9	AB	R	H	RBI	BB	SO	LOB	TOP					
Peter Bergeron, L (1,8) OBP: 0.316, SLG: 0.318										4	0	1	0	0	1	0	<p>Montreal Expos @ Arizona Diamondbacks Bank One Ballpark, Phoenix, AZ Tue Jul 31 2001, 10:05 PM EDT Att: 27,726 - Dome - 72 F</p> <p>livebaseballscores.com</p>					
Jose Vidro, S (1,4) OBP: 0.402, SLG: 0.550										3	1	2	0	1	0	1						
Vladimir Guerrero, R (1,9) OBP: 0.389, SLG: 0.636										4	0	2	0	0	0	2						
Lee Stevens, L (1,3) OBP: 0.333, SLG: 0.439										3	0	0	1	0	3	2						
Orlando Cabrera, R (1,6) OBP: 0.304, SLG: 0.379										4	0	2	0	0	0	2						
Geoff Blum, S (1,5) OBP: 0.335, SLG: 0.366										4	0	1	0	0	0	2						
Michael Barrett, R (1,2) OBP: 0.282, SLG: 0.355										4	0	0	0	0	1	2						
Brad Wilkerson, L (1,7) OBP: 0.314, SLG: 0.419										2	0	0	0	1	1							
Bobby Munoz, R (1,1) Mike Mordecai, R (7,PH) Britt Reames, R (7,1) Graeme Lloyd, L (8,1)										2	0	0	0	0	1	0						
										1	0	0	0	0	1	1						
										0	0	0	0	0	0	0						
										0	0	0	0	0	0	0						
Inning Stats	R: 1 E: 0 K: 1 S: 8	H: 2 LOB: 0 BB: 0 P: 10	R: 0 E: 0 K: 2 S: 9	H: 1 LOB: 1 BB: 0 P: 9	R: 0 E: 0 K: 1 S: 12	H: 1 LOB: 1 BB: 0 P: 15	R: 0 E: 0 K: 1 S: 6	H: 1 LOB: 0 BB: 0 P: 10	R: 0 E: 0 K: 0 S: 5	H: 0 LOB: 0 BB: 0 P: 8	R: 0 E: 0 K: 1 S: 14	H: 1 LOB: 2 BB: 1 P: 21	R: 0 E: 0 K: 1 S: 9	H: 0 LOB: 1 BB: 1 P: 15	R: 0 E: 0 K: 0 S: 7	H: 1 LOB: 0 BB: 0 P: 9	R: 0 E: 0 K: 1 S: 10	H: 1 LOB: 1 BB: 0 P: 11	1B: 6 2B: 3 3B: 0 HR: 0	SF: 1 SAC: 0 DP: 2 HBP: 0	WP: 0 PB: 0 SB: 0 CS: 1	PA: 34
PITCHER Curt Schilling, R (1,1) ERA: 3.09	IP: 9.0 WLS: W BF: 34	H: 8 R: 1 ER: 1 SO: 8	BB: 2 IBB: 0 HBP: 0 BLK: 0	WP: 0 HR: 0 S: 80 P: 108	ERA: 1.00 WHIP: 1.111	PITCHER										IP: WLS: BF: H: R: ER: SO: BB: IBB: HBP: BLK: WP: HR: S: P: ERA: WHIP						

Batter	1	2	3	4	5	6	7	8	9	AB	R	H	RBI	BB	SO	LOB	BOTTOM			
Craig Counsell, L (1,6) OBP: 0.360, SLG: 0.371										3	1	3	0	1	0	0	<p>Montreal Expos @ Arizona Diamondbacks Bank One Ballpark, Phoenix, AZ Tue Jul 31 2001, 10:05 PM EDT Att: 27,726 - Dome - 72 F</p> <p>livebaseballscores.com</p>			
Jay Bell, R (1,4) Junior Spivey, R (9,4) OBP: 0.358, SLG: 0.421 OBP: 0.366, SLG: 0.386										2	0	0	0	0	0	3				
Luis Gonzalez, L (1,7) OBP: 0.436, SLG: 0.730										4	0	0	0	0	1	2				
Mark Grace, L (1,3) OBP: 0.403, SLG: 0.510										3	1	1	1	1	0	1				
Matt Williams, R (1,5) OBP: 0.317, SLG: 0.456										4	0	1	0	0	1	2				
Steve Finley, L (1,8) OBP: 0.322, SLG: 0.377										3	1	2	2	0	0	1				
Reggie Sanders, R (1,9) OBP: 0.306, SLG: 0.495										3	0	0	0	0	1	1				
Damian Miller, R (1,2) OBP: 0.343, SLG: 0.433										2	0	0	0	1	1	0				
Curt Schilling, R (1,1) OBP: 0.111, SLG: 0.130										2	0	0	0	0	1	0				
Inning Stats	R: 0 E: 0 K: 0 S: 8	H: 1 LOB: 0 BB: 0 P: 13	R: 0 E: 0 K: 0 S: 9	H: 1 LOB: 0 BB: 0 P: 12	R: 0 E: 0 K: 0 S: 9	H: 0 LOB: 2 BB: 2 P: 19	R: 2 E: 0 K: 1 S: 10	H: 1 LOB: 0 BB: 1 P: 19	R: 0 E: 0 K: 0 S: 10	H: 1 LOB: 1 BB: 0 P: 17	R: 0 E: 1 K: 3 S: 10	H: 0 LOB: 0 BB: 0 P: 11	R: 0 E: 0 K: 1 S: 11	H: 2 LOB: 1 BB: 0 P: 20	R: 1 E: 0 K: 1 S: 11	H: 0 LOB: 0 BB: 0 P: 11	1B: 3 2B: 3 3B: 0 HR: 1	SF: 0 SAC: 3 DP: 1 HBP: 0	WP: 0 PB: 0 SB: 0 CS: 1	PA: 33
PITCHER Bobby Munoz, R (1,1) ERA: 2.66 Britt Reames, R (7,1) ERA: 5.92 Graeme Lloyd, L (8,1) ERA: 3.4	IP: 6.0 WLS: L BF: 24	H: 5 R: 2 ER: 2 SO: 1	BB: 3 IBB: 0 HBP: 0 BLK: 0	WP: 0 HR: 0 S: 14 P: 18	ERA: 6.75 WHIP: 0.750	PITCHER										IP: WLS: BF: H: R: ER: SO: BB: IBB: HBP: BLK: WP: HR: S: P: ERA: WHIP				

Batter	1	2	3	4	5	6	7	8	9	AB	R	H	RBI	BB	SO	LOB	TOP				
Peter Bergeron, L (1, 8) OBP: 0.308, SLG: 0.309	F7		K			K		G4-6-3 1B		4	0	1	0	0	2	2					
Jose Vidro, S (1, 4) OBP: 0.396, SLG: 0.541	L4		G6-3			G1-3 1B		G4-6-3 1-2		4	0	1	0	0	0	3					
Vladimir Guerrero, R (1, 9) OBP: 0.390, SLG: 0.625	G6-3				G5-3	G1-3			G5-3	4	0	0	0	0	0	1					
Lee Stevens, L (1, 3) OBP: 0.331, SLG: 0.442		P6			F8	P5			F9	4	0	0	0	0	0	1					
Orlando Cabrera, R (1, 6) OBP: 0.308, SLG: 0.395		K			HR				G4-3	4	1	2	1	0	1	0					
Geoff Blum, S (1, 5) OBP: 0.335, SLG: 0.365		F8			K	SH1-3				2	0	0	0	0	1	0					
Michael Barrett, R (1, 2) OBP: 0.287, SLG: 0.363			K			F4				3	0	1	0	0	1	0					
Brad Wilkerson, L (1, 7) OBP: 0.315, SLG: 0.400			SH BB			F7				2	0	0	0	1	0	2					
Javier Vazquez, R (1, 1) Scott Stewart, R (9, 1)			SH			G4-3				2	0	0	0	0	1	0					
										0	0	0	0	0	0	0					
Inning Stats	R: 0 E: 0 K: 0 S: 8	H: 0 LOB: 0 BB: 0 P: 10	R: 0 E: 0 K: 1 S: 5	H: 0 LOB: 0 BB: 0 P: 6	R: 0 E: 1 K: 2 S: 14	H: 0 LOB: 2 BB: 1 P: 21	R: 1 E: 0 K: 1 S: 9	H: 1 LOB: 0 BB: 0 P: 10	R: 0 E: 0 K: 1 S: 9	H: 0 LOB: 0 BB: 0 P: 12	R: 0 E: 0 K: 0 S: 8	H: 2 LOB: 1 BB: 0 P: 9	R: 0 E: 0 K: 1 S: 7	H: 1 LOB: 0 BB: 0 P: 10	R: 0 E: 0 K: 0 S: 4	H: 0 LOB: 0 BB: 0 P: 9	1B: 4 2B: 0 3B: 0 HR: 1	SF: 0 SAC: 2 DP: 2 HBP: 0	WP: 0 PB: 0 SB: 0 CS: 0	PA: 32	
PITCHER	IP WLS BF H R ER SO BB IBB HBP BLK WP HR S P ERA WHIP	IP WLS BF H R ER SO BB IBB HBP BLK WP HR S P ERA WHIP	IP WLS BF H R ER SO BB IBB HBP BLK WP HR S P ERA WHIP	IP WLS BF H R ER SO BB IBB HBP BLK WP HR S P ERA WHIP	IP WLS BF H R ER SO BB IBB HBP BLK WP HR S P ERA WHIP	IP WLS BF H R ER SO BB IBB HBP BLK WP HR S P ERA WHIP	IP WLS BF H R ER SO BB IBB HBP BLK WP HR S P ERA WHIP	IP WLS BF H R ER SO BB IBB HBP BLK WP HR S P ERA WHIP	IP WLS BF H R ER SO BB IBB HBP BLK WP HR S P ERA WHIP	IP WLS BF H R ER SO BB IBB HBP BLK WP HR S P ERA WHIP	IP WLS BF H R ER SO BB IBB HBP BLK WP HR S P ERA WHIP	IP WLS BF H R ER SO BB IBB HBP BLK WP HR S P ERA WHIP	IP WLS BF H R ER SO BB IBB HBP BLK WP HR S P ERA WHIP	IP WLS BF H R ER SO BB IBB HBP BLK WP HR S P ERA WHIP	IP WLS BF H R ER SO BB IBB HBP BLK WP HR S P ERA WHIP	IP WLS BF H R ER SO BB IBB HBP BLK WP HR S P ERA WHIP	IP WLS BF H R ER SO BB IBB HBP BLK WP HR S P ERA WHIP	IP WLS BF H R ER SO BB IBB HBP BLK WP HR S P ERA WHIP	IP WLS BF H R ER SO BB IBB HBP BLK WP HR S P ERA WHIP	IP WLS BF H R ER SO BB IBB HBP BLK WP HR S P ERA WHIP	IP WLS BF H R ER SO BB IBB HBP BLK WP HR S P ERA WHIP

Montreal Expos @ Arizona Diamondbacks
Bank One Ballpark, Phoenix, AZ
Thu Aug 02 2001, 4:35 PM EDT
Att: 28,688 - Dome - 72 F

AB	29
R	1
H	5
RBI	1
BB	1
SO	6
LOB	9



Batter	1	2	3	4	5	6	7	8	9	AB	R	H	RBI	BB	SO	LOB	BOTTOM				
Craig Counsell, L (1, 6) OBP: 0.356, SLG: 0.371	G6-3				F8					3	0	1	0	1	0	0					
Junior Spivey, R (1, 4) OBP: 0.365, SLG: 0.375					P5					2	0	0	0	1	1	0					
Danny Bautista, R (8, PH) OBP: 0.311, SLG: 0.344						FC6 BB				1	0	0	0	0	0	1					
Alex Cintron, S (9, 6)										0	0	0	0	0	0	0					
Luis Gonzalez, L (1, 7) OBP: 0.438, SLG: 0.735	K				G4-3	FC6 1-2				4	0	0	0	0	1	2					
Mark Grace, L (1, 3) OBP: 0.402, SLG: 0.505		G6-3								4	0	0	0	0	1	0					
Damian Miller, R (1, 2) OBP: 0.345, SLG: 0.435		F8								3	0	1	0	0	0	0					
Brian Anderson, R (7, PR) OBP: 0.111, SLG: 0.185					E5					0	0	0	0	0	0	0					
Mike DiFelice, R (8, 2) OBP: 0.255, SLG: 0.289										1	0	0	0	0	1	0					
Steve Finley, L (1, 8) OBP: 0.323, SLG: 0.373										3	0	0	0	0	2	2					
David Dellucci, L (1, 9) OBP: 0.346, SLG: 0.530					F7					3	0	0	0	0	1	2					
Jay Bell, R (1, 5) OBP: 0.353, SLG: 0.415										3	0	1	0	0	0	0					
Albie Lopez, R (1, 1) Erubiel Durazo, L (8, PH) Bret Prinz, R (9, 1)					B1-6-4 1B					2	0	0	0	0	0	1					
					B1-6-4					1	0	0	0	0	1	0					
										0	0	0	0	0	0	0					
Inning Stats	R: 0 E: 0 K: 2 S: 10	H: 0 LOB: 0 BB: 0 P: 11	R: 0 E: 0 K: 1 S: 8	H: 0 LOB: 0 BB: 0 P: 9	R: 0 E: 0 K: 0 S: 6	H: 1 LOB: 0 BB: 0 P: 7	R: 0 E: 0 K: 0 S: 5	H: 0 LOB: 0 BB: 0 P: 7	R: 0 E: 0 K: 0 S: 12	H: 0 LOB: 1 BB: 0 P: 18	R: 0 E: 0 K: 2 S: 11	H: 1 LOB: 1 BB: 0 P: 18	R: 0 E: 0 K: 1 S: 9	H: 0 LOB: 1 BB: 1 P: 14	R: 0 E: 0 K: 1 S: 6	H: 0 LOB: 0 BB: 0 P: 9	1B: 1 2B: 1 3B: 1 HR: 0	SF: 0 SAC: 0 DP: 1 HBP: 0	WP: 0 PB: 0 SB: 0 CS: 0	PA: 32	
PITCHER	IP WLS BF H R ER SO BB IBB HBP BLK WP HR S P ERA WHIP	IP WLS BF H R ER SO BB IBB HBP BLK WP HR S P ERA WHIP	IP WLS BF H R ER SO BB IBB HBP BLK WP HR S P ERA WHIP	IP WLS BF H R ER SO BB IBB HBP BLK WP HR S P ERA WHIP	IP WLS BF H R ER SO BB IBB HBP BLK WP HR S P ERA WHIP	IP WLS BF H R ER SO BB IBB HBP BLK WP HR S P ERA WHIP	IP WLS BF H R ER SO BB IBB HBP BLK WP HR S P ERA WHIP	IP WLS BF H R ER SO BB IBB HBP BLK WP HR S P ERA WHIP	IP WLS BF H R ER SO BB IBB HBP BLK WP HR S P ERA WHIP	IP WLS BF H R ER SO BB IBB HBP BLK WP HR S P ERA WHIP	IP WLS BF H R ER SO BB IBB HBP BLK WP HR S P ERA WHIP	IP WLS BF H R ER SO BB IBB HBP BLK WP HR S P ERA WHIP	IP WLS BF H R ER SO BB IBB HBP BLK WP HR S P ERA WHIP	IP WLS BF H R ER SO BB IBB HBP BLK WP HR S P ERA WHIP	IP WLS BF H R ER SO BB IBB HBP BLK WP HR S P ERA WHIP	IP WLS BF H R ER SO BB IBB HBP BLK WP HR S P ERA WHIP	IP WLS BF H R ER SO BB IBB HBP BLK WP HR S P ERA WHIP	IP WLS BF H R ER SO BB IBB HBP BLK WP HR S P ERA WHIP	IP WLS BF H R ER SO BB IBB HBP BLK WP HR S P ERA WHIP	IP WLS BF H R ER SO BB IBB HBP BLK WP HR S P ERA WHIP	IP WLS BF H R ER SO BB IBB HBP BLK WP HR S P ERA WHIP

Montreal Expos @ Arizona Diamondbacks
Bank One Ballpark, Phoenix, AZ
Thu Aug 02 2001, 4:35 PM EDT
Att: 28,688 - Dome - 72 F

AB	30
R	0
H	3
RBI	0
BB	2
SO	8
LOB	8



Batter	1	2	3	4	5	6	7	8	9	AB	R	H	RBI	BB	SO	LOB	TOP					
Peter Bergeron, L (1, 8) OBP: 0.311, SLG: 0.313										4	1	2	0	0	0	1						
Orlando Cabrera, R (1, 6) OBP: 0.305, SLG: 0.392										4	0	0	0	0	0	2						
Vladimir Guerrero, R (1, 9) OBP: 0.397, SLG: 0.623										4	0	2	1	0	0	1						
Jose Vidro, S (1, 4) OBP: 0.393, SLG: 0.535										4	0	0	0	0	0	4						
Lee Stevens, L (1, 3) OBP: 0.330, SLG: 0.448										4	1	1	1	0	1	3						
Mark Smith, R (1, 7) OBP: 0.326, SLG: 0.405										4	0	0	0	0	2	3						
Michael Barrett, R (1, 2) OBP: 0.287, SLG: 0.364										4	0	1	0	0	1	0						
Mike Mordecai, R (1, 5) OBP: 0.297, SLG: 0.344										4	0	0	0	0	0	1						
Tony Armas, R (1, 1) OBP: 0.194, SLG: 0.222										1	0	1	0	0	0	0						
Henry Mateo, S (5, PH) OBP: 0.375, SLG: 0.500										1	0	0	0	0	0	0						
Masato Yoshii, R (5, 1) OBP: 0.197, SLG: 0.091										0	0	0	0	0	0	0						
Fernando Seguinol, S (7, PH) OBP: 0.191, SLG: 0.186										1	0	0	0	0	1	0						
Joey Eischen, L (7, 1) OBP: 0.191, SLG: 0.186										0	0	0	0	0	0	0						
Inning Stats	R: 1 E: 1 K: 1 S: 11	H: 2 LOB: 2 BB: 0 P: 18	R: 0 E: 0 K: 0 S: 8	H: 1 LOB: 1 BB: 0 P: 12	R: 0 E: 0 K: 0 S: 6	H: 0 LOB: 0 BB: 0 P: 8	R: 0 E: 0 K: 1 S: 8	H: 1 LOB: 1 BB: 0 P: 11	R: 0 E: 0 K: 0 S: 6	H: 0 LOB: 0 BB: 0 P: 7	R: 0 E: 0 K: 1 S: 9	H: 1 LOB: 1 BB: 0 P: 12	R: 0 E: 0 K: 2 S: 10	H: 0 LOB: 0 BB: 0 P: 13	R: 0 E: 0 K: 0 S: 7	H: 1 LOB: 1 BB: 0 P: 8	R: 1 E: 0 K: 0 S: 6	H: 1 LOB: 0 BB: 0 P: 7	1B: 5 2B: 1 3B: 0 HR: 1	SF: 0 SAC: 0 DP: 0 HBP: 0	WP: 0 PB: 0 SB: 0 CS: 0	PA: 35
PITCHER Shane Reynolds, R (1, 1) ERA: 4.78	IP: 9.0 WLS: W BF: 35 H: 7 R: 2 ER: 1 SO: 5 BB: 0 IBB: 0 HBP: 0 BLK: 0 WP: 0 HR: 1 S: 71 P: 96 ERA: 1.00 WHIP: 0.778															PITCHER	IP: 9.0 WLS: W BF: 35 H: 7 R: 2 ER: 1 SO: 5 BB: 0 IBB: 0 HBP: 0 BLK: 0 WP: 0 HR: 1 S: 71 P: 96 ERA: 1.00 WHIP: 0.778					

Montreal Expos @ Houston Astros
Enron Field, Houston, TX
Fri Aug 03 2001, 8:05 PM EDT
Att: 31,134 - Dome - 72 F

AB	35
R	2
H	7
RBI	2
BB	0
SO	5
LOB	15



Batter	1	2	3	4	5	6	7	8	9	AB	R	H	RBI	BB	SO	LOB	BOTTOM			
Craig Biggio, R (1, 4) OBP: 0.392, SLG: 0.487										4	1	0	0	0	1	1				
Jose Vizcaino, S (1, 6) OBP: 0.305, SLG: 0.307										4	1	3	1	0	0	0				
5 Jeff Bagwell, R (1, 3) OBP: 0.392, SLG: 0.564										4	0	2	1	0	2	2				
17 Lance Berkman, S (1, 8) (8, 7) OBP: 0.438, SLG: 0.667										4	1	1	0	0	0	1				
Moises Alou, R (1, 9) OBP: 0.408, SLG: 0.600										4	1	2	1	0	1	0				
Danyle Ward, L (1, 7) OBP: 0.331, SLG: 0.472										3	1	3	0	0	0	0				
Richard Hidalgo, R (8, 8) OBP: 0.359, SLG: 0.460										1	0	0	0	0	0	0				
Vinny Castilla, R (1, 5) OBP: 0.299, SLG: 0.461										4	0	1	0	0	1	3				
Brad Ausmus, R (1, 2) OBP: 0.255, SLG: 0.295										4	1	1	3	0	0	3				
Shane Reynolds, R (1, 1) OBP: 0.079, SLG: 0.135										2	0	0	0	1	2	0				
Inning Stats	R: 0 E: 0 K: 1 S: 10	H: 1 LOB: 1 BB: 0 P: 12	R: 0 E: 0 K: 0 S: 9	H: 3 LOB: 2 BB: 0 P: 15	R: 0 E: 0 K: 2 S: 10	H: 1 LOB: 1 BB: 0 P: 15	R: 5 E: 0 K: 1 S: 21	H: 5 LOB: 1 BB: 1 P: 37	R: 0 E: 0 K: 1 S: 9	H: 1 LOB: 1 BB: 0 P: 15	R: 0 E: 0 K: 1 S: 7	H: 0 LOB: 0 BB: 0 P: 10	R: 1 E: 1 K: 1 S: 11	H: 2 LOB: 0 BB: 0 P: 17	R: 0 E: 0 K: 0 S: 5	H: 0 LOB: 0 BB: 0 P: 7	1B: 9 2B: 1 3B: 2 HR: 1	SF: 0 SAC: 0 DP: 2 HBP: 0	WP: 2 PB: 0 SB: 0 CS: 0	PA: 35
PITCHER Tony Armas, R (1, 1) ERA: 4.03	IP: 4.0 WLS: L BF: 21 H: 10 R: 5 ER: 5 SO: 4 BB: 1 IBB: 0 HBP: 0 BLK: 0 WP: 1 HR: 1 S: 50 P: 79 ERA: 11.25 WHIP: 2.750															PITCHER	IP: 4.0 WLS: L BF: 21 H: 10 R: 5 ER: 5 SO: 4 BB: 1 IBB: 0 HBP: 0 BLK: 0 WP: 1 HR: 1 S: 50 P: 79 ERA: 11.25 WHIP: 2.750			
Masato Yoshii, R (5, 1) ERA: 4.17	2.0 7 1 0 0 2 0 0 0 0 1 0 16 25 0.00 0.500															PITCHER	2.0 7 1 0 0 2 0 0 0 0 1 0 16 25 0.00 0.500			
Joey Eischen, L (7, 1) ERA: 6.48	2.0 7 2 1 0 1 0 0 0 0 0 0 16 24 0.00 1.000															PITCHER	2.0 7 2 1 0 1 0 0 0 0 0 0 16 24 0.00 1.000			

Montreal Expos @ Houston Astros
Enron Field, Houston, TX
Fri Aug 03 2001, 8:05 PM EDT
Att: 31,134 - Dome - 72 F

AB	34
R	6
H	13
RBI	6
BB	1
SO	7
LOB	10



Batter	1	2	3	4	5	6	7	8	9	AB	R	H	RBI	BB	SO	LOB	TOP				
Peter Bergeron, L (1, 8) OBP: 0.306, SLG: 0.307	F9			K		L6			G6-3	4	0	0	0	0	1	1					
Jose Vidro, S (1, 4) Mike Mordecai, R (4, FR) OBP: 0.305, SLG: 0.359	L5			G6-3 HBP			G6-4-3 1B			1	0	0	0	0	0	0					
Vladimir Guerrero, R (1, 9) OBP: 0.393, SLG: 0.617	G6-3			G6-3			G6-4-3 1-2		G6-3	4	0	0	0	0	0	3					
Lee Stevens, L (1, 3) OBP: 0.328, SLG: 0.445		K		K			L3			3	0	0	0	0	2	2					
Orlando Cabrera, R (1, 6) OBP: 0.303, SLG: 0.389	P6					F7			F7	3	0	0	0	0	0	0					
Geoff Blum, S (1, 5) OBP: 0.332, SLG: 0.361	K					G6-3			F8	3	0	0	0	0	1	0					
Randy Knorr, R (1, 2) OBP: 0.298, SLG: 0.373						F7			G4-3	3	0	0	0	0	1	0					
Brad Wilkerson, L (1, 7) OBP: 0.316, SLG: 0.396						G3-1				3	1	1	0	0	1	0					
Tomo Ohka, S (1, 1) Britt Reames, R (7, 1) Graeme Lloyd, L (8, 1) Mark Smith, R (9, FH) OBP: 0.323, SLG: 0.402						G5-3			G3	2	0	0	0	0	1	0					
										0	0	0	0	0	0	0					
										1	0	0	0	0	0	1					
Inning Stats	R: 0 H: 0 E: 0 K: 0 S: 6	H: 0 LOB: 0 BB: 0 P: 6	R: 0 H: 0 E: 0 K: 2 S: 9	H: 0 LOB: 0 BB: 0 P: 12	R: 0 H: 0 E: 0 K: 0 S: 8	H: 0 LOB: 0 BB: 0 P: 9	R: 0 H: 0 E: 0 K: 2 S: 13	H: 0 LOB: 2 BB: 0 P: 19	R: 0 H: 0 E: 0 K: 1 S: 10	H: 0 LOB: 0 BB: 0 P: 14	R: 0 H: 1 E: 0 K: 0 S: 4	H: 0 LOB: 0 BB: 0 P: 5	R: 0 H: 0 E: 0 K: 0 S: 9	H: 0 LOB: 0 BB: 0 P: 14	R: 1 H: 2 E: 0 K: 0 S: 14	H: 2 LOB: 1 BB: 0 P: 17	1B: 2 2B: 1 3B: 0 HR: 0	SF: 0 SAC: 0 DP: 1 HBP: 1	WP: 0 PB: 0 SB: 0 CS: 0	PA: 30	
PITCHER	IP	WLS	BF	H	R	ER	SO	BB	IBB	HBP	BLK	WP	HR	S	P	ERA	WHIP				
44 Roy Oswalt, R (1, 1) ERA: 3.09	9.0	W	30	3	1	1	7	0	0	1	0	0	0	80	105	1.00	0.333				

Montreal Expos @ Houston Astros
Enron Field, Houston, TX
Sat Aug 04 2001, 8:05 PM EDT
Att: 38,769 - Dome - 72 F

AB	29
R	1
H	3
RBI	1
BB	0
SO	7
LOB	7



Batter	1	2	3	4	5	6	7	8	9	AB	R	H	RBI	BB	SO	LOB	BOTTOM				
Craig Biggio, R (1, 4) OBP: 0.389, SLG: 0.482	L8			F8		G6-3		F7		4	0	0	0	0	0	1					
Julio Lugo, R (1, 6) OBP: 0.320, SLG: 0.397	G6-3			F9			5 1B 2B	K		4	1	1	0	0	1	0					
5 Jeff Bagwell, R (1, 3) OBP: 0.391, SLG: 0.561	P4			L7			2B WP 1B	K		4	1	1	0	0	1	0					
17 Lance Berkman, S (1, 7) OBP: 0.437, SLG: 0.667		G4-3				CS 2B	P6			3	0	1	0	0	0	2					
Moises Alou, R (1, 9) OBP: 0.408, SLG: 0.601		F8			G5-3		WP 2B			3	1	1	1	0	0	1					
Richard Hidalgo, R (1, 8) OBP: 0.356, SLG: 0.456		G6-3			G5-3		1-3 3-H 2B	F7		3	0	0	0	0	0	2					
Vinny Castilla, R (1, 5) OBP: 0.299, SLG: 0.458					G4-3		K			2	1	0	0	0	1	0					
Brad Ausmus, R (1, 2) OBP: 0.259, SLG: 0.306					B1-3					3	0	2	2	0	0	0					
44 Roy Oswalt, R (1, 1) OBP: 0.261, SLG: 0.273					K					3	0	0	0	0	1	2					
Inning Stats	R: 0 H: 0 E: 0 K: 0 S: 8	H: 0 LOB: 0 BB: 0 P: 9	R: 0 H: 0 E: 0 K: 0 S: 6	H: 0 LOB: 0 BB: 0 P: 7	R: 0 H: 0 E: 0 K: 1 S: 5	H: 0 LOB: 0 BB: 0 P: 7	R: 0 H: 0 E: 0 K: 0 S: 7	H: 0 LOB: 0 BB: 0 P: 12	R: 0 H: 1 E: 0 K: 1 S: 8	H: 1 LOB: 1 BB: 0 P: 9	R: 4 H: 4 E: 0 K: 0 S: 16	H: 4 LOB: 1 BB: 0 P: 27	R: 0 H: 0 E: 0 K: 2 S: 10	H: 0 LOB: 0 BB: 0 P: 16	1B: 2 2B: 4 3B: 0 HR: 0	SF: 0 SAC: 0 DP: 0 HBP: 1	WP: 1 PB: 0 SB: 0 CS: 1	PA: 30			
PITCHER	IP	WLS	BF	H	R	ER	SO	BB	IBB	HBP	BLK	WP	HR	S	P	ERA	WHIP				
Tomo Ohka, R (1, 1) ERA: 5.98	6.1	L	23	5	3	3	2	0	0	0	0	0	0	52	70	4.26	0.789				
Britt Reames, R (7, 1) ERA: 6.0	0.2		4	1	1	1	0	0	0	1	0	1	0	6	13	13.50	1.500				
Graeme Lloyd, L (8, 1) ERA: 3.66	1.0		3	0	0	0	2	0	0	0	0	0	0	10	16	0.00	0.000				

Montreal Expos @ Houston Astros
Enron Field, Houston, TX
Sat Aug 04 2001, 8:05 PM EDT
Att: 38,769 - Dome - 72 F

AB	29
R	4
H	6
RBI	3
BB	0
SO	4
LOB	8



Batter	1	2	3	4	5	6	7	8	9	AB	R	H	RBI	BB	SO	LOB	TOP										
Peter Bergeron, L OBP: 0.305, SLG: 0.319	B3-1		HR		G3			FC1-6		4	1	1	1	0	0	2	Montreal Expos @ Houston Astros Enron Field, Houston, TX Sun Aug 05 2001, 2:35 PM EDT Att: 36,240 - Dome - 72 F										
Mike Mordcaei, R OBP: 0.310, SLG: 0.363	F9		1B				1B	FC5-4		4	0	2	0	0	0	1											
Vladimir Guerrero, R OBP: 0.392, SLG: 0.614	CS		L1-3				F7	K		4	0	1	0	0	1	3											
Lee Stevens, L OBP: 0.327, SLG: 0.441	CS	1B			K		K		P4	3	0	0	0	1	2	1											
Orlando Cabrera, R OBP: 0.301, SLG: 0.385		K			K		F7		F9	4	0	0	0	0	2	2											
Geoff Blum, S OBP: 0.331, SLG: 0.360		G4-6-3			G6-3			F8	P4	4	0	1	0	0	0	0											
Michael Barrett, R OBP: 0.285, SLG: 0.361		G4-6-3			L5			G1-6-3		3	0	0	0	0	0	2											
Brad Wilkerson, L OBP: 0.317, SLG: 0.392			F7					F9		3	0	1	0	0	0	0											
Scott Strickland, R OBP: 0.317, SLG: 0.392										0	0	0	0	0	0	0											
Graeme Lloyd, L OBP: 0.317, SLG: 0.392										0	0	0	0	0	0	0											
Bobby Munoz, R OBP: 0.317, SLG: 0.392			L9							2	0	0	0	0	1	1											
Mike Thurman, R OBP: 0.317, SLG: 0.392										0	0	0	0	0	0	0											
Scott Stewart, R OBP: 0.317, SLG: 0.392										0	0	0	0	0	0	0											
Fernando Seguinol, S OBP: 0.208, SLG: 0.205								FC1-6		1	0	1	0	0	0	0											
Inning Stats	R: 0 E: 0 K: 0 S: 5	H: 1 LOB: 0 BB: 0 P: 6	R: 0 E: 0 K: 1 S: 13	H: 1 LOB: 1 BB: 1 P: 19	R: 1 E: 0 K: 0 S: 12	H: 2 LOB: 1 BB: 0 P: 20	R: 0 E: 0 K: 2 S: 11	H: 0 LOB: 0 BB: 0 P: 15	R: 0 E: 0 K: 1 S: 13	H: 1 LOB: 1 BB: 0 P: 20	R: 0 E: 0 K: 1 S: 11	H: 1 LOB: 1 BB: 0 P: 14	R: 0 E: 0 K: 0 S: 5	H: 0 LOB: 0 BB: 0 P: 8	R: 0 E: 0 K: 1 S: 13	H: 1 LOB: 1 BB: 0 P: 17	R: 0 E: 0 K: 0 S: 6	H: 0 LOB: 0 BB: 0 P: 8	1B: 6 2B: 0 3B: 0 HR: 1	SF: 0 SAC: 0 DP: 1 HBP: 0	WP: 0 PB: 0 SB: 0 CS: 1	PA: 34					
PITCHER	IP	WLS	BF	H	R	ER	SO	BB	IBB	HBP	BLK	WP	HR	S	P	ERA	WHIP										
Wade Miller, R ERA: 3.98	0.1		1	0	0	0	0	0	0	0	0	0	0	1	1	0.00	0.000										
Ron Villone, L ERA: 5.99	4.2	W	18	5	1	1	4	1	0	0	0	0	1	53	79	1.93	1.286										
Nelson Cruz, R ERA: 3.47	1.0	H	4	1	0	0	1	0	0	0	0	0	0	11	14	0.00	1.000										
Octavio Dotel, R ERA: 2.85	1.0	H	3	0	0	0	0	0	0	0	0	0	0	5	8	0.00	0.000										
Michael Jackson, R ERA: 5.24	1.0	H	4	1	0	0	1	0	0	0	0	0	0	13	17	0.00	1.000										

Batter	1	2	3	4	5	6	7	8	9	AB	R	H	RBI	BB	SO	LOB	BOTTOM										
Julio Lugo, R OBP: 0.324, SLG: 0.400	G1-6-3		E9		1B			FC5-4		5	0	3	0	0	0	1	Montreal Expos @ Houston Astros Enron Field, Houston, TX Sun Aug 05 2001, 2:35 PM EDT Att: 36,240 - Dome - 72 F										
Jose Vizcaino, S OBP: 0.314, SLG: 0.312	G1-6-3		L7		1B					4	0	2	0	0	0	2											
5 Jeff Bagwell, R OBP: 0.390, SLG: 0.557	F8				G3			G5-4-3		3	0	0	0	1	0	2											
17 Lance Berkman, S OBP: 0.438, SLG: 0.667		F9-3			1B			G4-3		3	1	1	0	0	0	2											
Moises Alou, R OBP: 0.409, SLG: 0.608		K							P5	4	1	2	2	0	1	3											
Richard Hidalgo, R OBP: 0.355, SLG: 0.453		F9-3							F8	4	0	1	0	0	2	3											
Vinny Castilla, R OBP: 0.304, SLG: 0.469			G6-3							3	1	2	1	1	0	0											
Brad Ausmus, R OBP: 0.262, SLG: 0.310										3	1	1	0	0	0	3											
Wade Miller, R ERA: 3.98	0.1									0	0	0	0	0	0	0											
Ron Villone, L ERA: 5.99	4.2	L	27	10	4	3	2	1	0	2	0	0	0	0	0	0											
Nelson Cruz, R ERA: 3.47	1.0		3	2	0	0	0	1	0	0	0	0	0	0	0	0											
Octavio Dotel, R ERA: 2.85	1.0		1	0	0	0	0	0	0	0	0	2	4	0	0	0											
Michael Jackson, R ERA: 5.24	1.0		4	0	0	0	1	1	0	0	0	1	0	14	26	0.00	1.000										
Fernando Seguinol, S ERA: 5.24	0.2		2	0	0	0	1	0	0	0	0	5	7	0.00	0.000												
Inning Stats	R: 0 E: 0 K: 0 S: 12	H: 1 LOB: 0 BB: 0 P: 17	R: 0 E: 0 K: 1 S: 4	H: 0 LOB: 0 BB: 0 P: 7	R: 1 E: 1 K: 0 S: 7	H: 0 LOB: 1 BB: 0 P: 15	R: 1 E: 0 K: 0 S: 13	H: 4 LOB: 2 BB: 0 P: 19	R: 0 E: 0 K: 1 S: 5	H: 2 LOB: 1 BB: 0 P: 9	R: 2 E: 0 K: 1 S: 19	H: 4 LOB: 2 BB: 1 P: 27	R: 0 E: 0 K: 1 S: 10	H: 1 LOB: 2 BB: 1 P: 22	R: 0 E: 0 K: 1 S: 14	H: 0 LOB: 1 BB: 1 P: 22	R: 0 E: 0 K: 0 S: 6	H: 0 LOB: 1 BB: 1 P: 8	1B: 8 2B: 3 3B: 0 HR: 2	SF: 0 SAC: 1 DP: 3 HBP: 2	WP: 1 PB: 0 SB: 1 CS: 0	PA: 37					
PITCHER	IP	WLS	BF	H	R	ER	SO	BB	IBB	HBP	BLK	WP	HR	S	P	ERA	WHIP										
Bobby Munoz, R ERA: 3.07	0.1		3	2	0	0	0	1	0	0	0	0	0	5	10	0.00	9.000										
Mike Thurman, R ERA: 5.96	0.1		1	0	0	0	0	0	0	0	0	0	0	2	4	0.00	0.000										
Scott Stewart, R ERA: 4.45	1.0		4	0	0	0	1	1	0	0	0	1	0	14	26	0.00	1.000										
Scott Strickland, R ERA: 3.54	0.2		2	0	0	0	1	0	0	0	0	0	0	5	7	0.00	0.000										

AB	32
R	1
H	7
RBI	1
BB	1
SO	6
LOB	12



AB	31
R	4
H	12
RBI	3
BB	3
SO	4
LOB	17



Batter	1	2	3	4	5	6	7	8	9	AB	R	H	RBI	BB	SO	LOB	TOP			
Fernando Vina, L (1,4) OBP: 0.348, SLG: 0.406	1-3 K		0-1 G1-3		1-0 F8			1-1 G6-3		4	0	0	0	0	1	0	St. Louis Cardinals @ Montreal Expos Olympic Stadium, Montreal, QB Tue Aug 07 2001, 7:05 PM EDT Alt. 7,760 - Dome - 72 F livebaseballscores.com			
Placido Polanco, R (1,5) OBP: 0.369, SLG: 0.410	2-1 F8		1-2 E4 2B		0-0 E4			0-2 FC5-4 1B		4	1	1	0	0	0	0				
J.D. Drew, L (1,9) OBP: 0.419, SLG: 0.665	1-0 2B		1-1 E7 1-H		1-3 K			0-1 FC5-4 1-2		2	0	2	0	0	0	0				
Craig Paquette, R (4,9)			1-3 2B					0-2 F2		2	0	0	0	0	1	2				
Mark McGwire, R (1,3) OBP: 0.312, SLG: 0.497	1-3 K		1-3 K							4	0	0	0	0	3	3				
15 Jim Edmonds, L (1,8) OBP: 0.382, SLG: 0.480		0-2 F7		1-0 HR				0-0 G4-3		4	1	1	1	0	1	0				
5 Albert Pujols, R (1,7) OBP: 0.393, SLG: 0.604		3-2 HR		2-2 G6-4-3 1B				1-3 K		4	1	2	1	0	2	0				
Edgar Renteria, R (1,6) OBP: 0.303, SLG: 0.344		4-2 L1-3 BB		0-1 G6-4-3 1-2				0-3 K		3	0	0	0	1	1	1				
Mike Matheny, R (1,2) OBP: 0.296, SLG: 0.281		2-1 L1-3		0-1 G4-3				0-0 L9		3	0	0	0	0	0	1				
Darryl Kile, R (1,1) OBP: 0.175, SLG: 0.222				0-0 G6-3				0-2 G1-3		3	0	0	0	0	1	0				
Inning Stats	R: 0 H: 1 E: 0 K: 2 S: 9	H: 1 LOB: 1 BB: 0 P: 14	R: 1 H: 1 E: 0 K: 0 S: 10	H: 1 LOB: 0 BB: 1 P: 19	R: 1 H: 1 E: 2 K: 1 S: 11	H: 1 LOB: 1 BB: 0 P: 14	R: 1 H: 2 E: 0 K: 0 S: 9	H: 0 LOB: 0 BB: 0 P: 12	R: 0 H: 0 E: 1 K: 2 S: 9	H: 0 LOB: 1 BB: 0 P: 11	R: 0 H: 0 E: 0 K: 1 S: 7	H: 0 LOB: 0 BB: 0 P: 7	R: 0 H: 1 E: 0 K: 0 S: 10	H: 1 LOB: 1 BB: 0 P: 11	R: 0 H: 0 E: 0 K: 2 S: 10	H: 0 LOB: 0 BB: 0 P: 15	1B: 2 2B: 3 3B: 0 HR: 2	SF: 0 SAC: 0 DP: 2 HBP: 0	WP: 0 PB: 0 SB: 0 CS: 0	PA: 34
PITCHER Javier Vazquez, R (1,1) ERA: 4.22	IP: 9.0 WLS: L BF: 34	H: 6 R: 3 ER: 2 SO: 10	BB: 1 IBB: 0 HBP: 0 BLK: 0	WP: 0 HR: 2 S: 83 P: 113	ERA: 2.00 WHIP: 0.778	PITCHER														

Batter	1	2	3	4	5	6	7	8	9	AB	R	H	RBI	BB	SO	LOB	BOTTOM					
Peter Bergeron, L (1,8) OBP: 0.300, SLG: 0.314	1-0 F7		3-3 K2-3			0-0 FC6-5-6-5 1B			0-0 P6	4	1	0	0	0	1	2	St. Louis Cardinals @ Montreal Expos Olympic Stadium, Montreal, QB Tue Aug 07 2001, 7:05 PM EDT Alt. 7,760 - Dome - 72 F livebaseballscores.com					
Jose Vidro, S (1,4) OBP: 0.395, SLG: 0.536	2-1 G4-3			1-1 G5-3		3-2 K 2-H		1-2 E 2B	4	0	2	1	0	0	0							
Vladimir Guerrero, R (1,9) OBP: 0.389, SLG: 0.666	1-3 K			1-1 G5-3		2-3 K		0-0 E5	4	0	0	0	0	2	1							
Lee Stevens, L (1,3) OBP: 0.325, SLG: 0.437		1-0 P6		3-3 K		3-2 F8		3-1 G3-1	4	0	0	0	0	1	2							
Orlando Cabrera, R (1,6) OBP: 0.299, SLG: 0.383		1-2 G6-3			0-0 F8		0-1 G4-3			3	0	0	0	0	0	0						
Geoff Blum, S (1,5) OBP: 0.331, SLG: 0.359		2-2 G5-3			0-1 F8			1-2 G4-6-3 1B	3	0	1	0	0	0	0							
Michael Barrett, R (1,2) OBP: 0.285, SLG: 0.359			4-1 SH1-4 BB		2-0 G6-3			0-0 G4-6-3 1-2	2	0	0	0	1	0	1							
Brad Wilkerson, L (1,7) OBP: 0.302, SLG: 0.370			2-1 F7			0-3 K		3-2 G3	3	0	0	0	0	1	1							
Javier Vazquez, R (1,1) OBP: 0.289, SLG: 0.318			1-2 SH1-4			0-1 K		3-1 F9	1	0	1	0	0	0	0							
Mike Mordecai, R (9,PH) OBP: 0.308, SLG: 0.361			1-2			0-0 FC6-5-6 2B			1	0	0	0	0	0	0							
Inning Stats	R: 0 H: 0 E: 1 K: 1 S: 7	H: 0 LOB: 0 BB: 0 P: 11	R: 0 H: 0 E: 0 K: 0 S: 11	H: 0 LOB: 0 BB: 0 P: 15	R: 0 H: 0 E: 0 K: 1 S: 12	H: 0 LOB: 1 BB: 1 P: 22	R: 0 H: 0 E: 0 K: 1 S: 7	H: 0 LOB: 0 BB: 0 P: 12	R: 0 H: 0 E: 0 K: 1 S: 4	H: 0 LOB: 0 BB: 0 P: 6	R: 1 H: 2 E: 0 K: 1 S: 10	H: 2 LOB: 1 BB: 0 P: 13	R: 0 H: 0 E: 0 K: 1 S: 11	H: 0 LOB: 0 BB: 0 P: 16	R: 0 H: 1 E: 0 K: 0 S: 8	H: 1 LOB: 0 BB: 0 P: 12	R: 0 H: 1 E: 1 K: 0 S: 10	H: 1 LOB: 2 BB: 0 P: 17	1B: 2 2B: 2 3B: 0 HR: 0	SF: 0 SAC: 1 DP: 1 HBP: 0	WP: 0 PB: 0 SB: 0 CS: 0	PA: 31
PITCHER Darryl Kile, R (1,1) ERA: 2.87	IP: 9.0 WLS: W BF: 31	H: 4 R: 1 ER: 1 SO: 5	BB: 1 IBB: 0 HBP: 0 BLK: 0	WP: 0 HR: 0 S: 80 P: 124	ERA: 1.00 WHIP: 0.556	PITCHER																

Batter	1	2	3	4	5	6	7	8	9	AB	R	H	RBI	BB	SO	LOB	TOP										
James Mouton, R (1, 8) OBP: 0.320, SLG: 0.378										3	0	1	0	0	1	2											
Mark Loretta, R (1, 4) OBP: 0.338, SLG: 0.340										5	1	1	1	0	1	3											
Jeremy Burnitz, L (1, 9) OBP: 0.345, SLG: 0.500 Curt Leskanic, R (9, 1)										5	2	2	2	0	0	2											
Richie Sexson, R (1, 3) OBP: 0.322, SLG: 0.501										3	1	2	0	1	1	0											
Mark Sweeney, L (1, 7) OBP: 0.286, SLG: 0.556 (9, 9)										4	0	1	0	0	0	2											
Raul Casanova, S (1, 2) OBP: 0.303, SLG: 0.484 Henry Blanco, R (4, 2) OBP: 0.280, SLG: 0.323										2	1	1	1	0	1	2											
José Hernández, R (1, 6) OBP: 0.289, SLG: 0.437										4	0	1	1	0	1	3											
Luis Lopez, S (1, 5) OBP: 0.290, SLG: 0.301										3	0	1	0	1	0	1											
Ruben Quevedo, R (1, 1) Chad Fox, R (7, 1) Devon White, S (9, PH) OBP: 0.341, SLG: 0.462 Lou Collier, R (9, 7)										2	0	0	0	0	1	3											
Inning Stats	R: 0 E: 0 K: 0 S: 6	H: 1 LOB: 0 BB: 0 P: 9	R: 0 E: 0 K: 3 S: 18	H: 2 LOB: 3 BB: 1 P: 30	R: 0 E: 0 K: 1 S: 8	H: 0 LOB: 0 BB: 0 P: 14	R: 2 E: 0 K: 1 S: 12	H: 3 LOB: 2 BB: 1 P: 20	R: 1 E: 0 K: 1 S: 9	H: 1 LOB: 0 BB: 0 P: 16	R: 0 E: 0 K: 0 S: 3	H: 0 LOB: 0 BB: 0 P: 4	R: 2 E: 0 K: 0 S: 13	H: 3 LOB: 1 BB: 0 P: 17	R: 0 E: 0 K: 0 S: 3	H: 0 LOB: 0 BB: 1 P: 8	R: 0 E: 0 K: 1 S: 6	H: 1 LOB: 1 BB: 0 P: 9	1B: 6 2B: 4 3B: 0 HR: 3	SF: 0 SAC: 2 DP: 3 HBP: 1	WP: 1 PB: 0 SB: 1 CS: 0	PA: 39					
PITCHER	IP	WLS	BF	H	R	ER	SO	BB	IBB	HBP	BLK	WP	HR	S	P	ERA	WHIP										
Mike Thurman, R (1, 1) ERA: 5.93	5.0	L	23	7	3	3	5	1	1	1	0	1	1	53	89	5.40	1.600										
Masato Yoshii, R (6, 1) ERA: 4.2	1.2		8	3	2	2	0	0	0	0	0	0	2	14	17	10.80	1.800										
Graeme Lloyd, L (7, 1) ERA: 3.74	0.1		1	0	0	0	0	0	0	0	0	0	0	2	4	0.00	0.000										
Joey Eischen, L (8, 1) ERA: 4.76	2.0		7	1	0	0	1	1	0	0	0	0	0	9	17	0.00	1.000										

Milwaukee Brewers @ Montreal Expos
Olympic Stadium, Montreal, QB
Fri Aug 10 2001, 7:05 PM EDT
Att. 4,917 - Dome - 72 F

AB 33
R 5
H 11
RBI 5
BB 3
SO 6
LOB 18

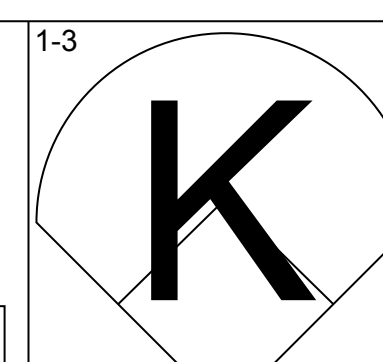
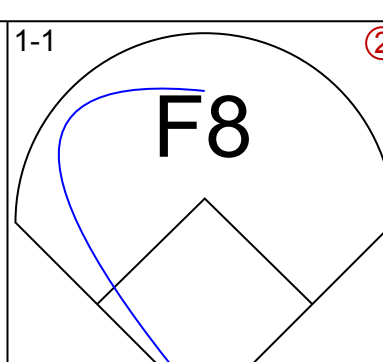
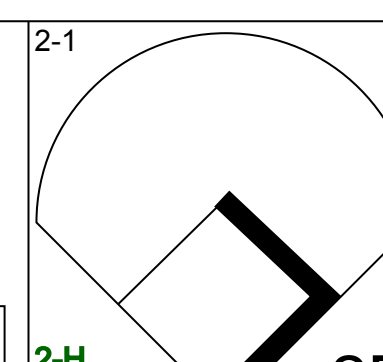
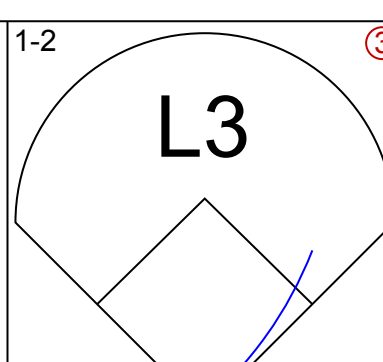
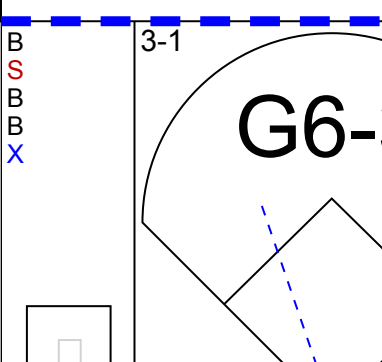
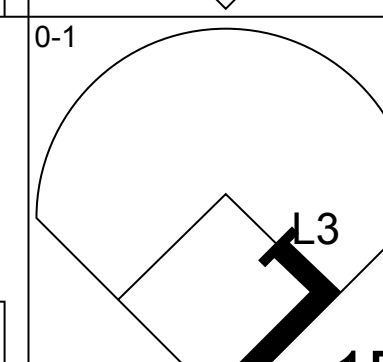
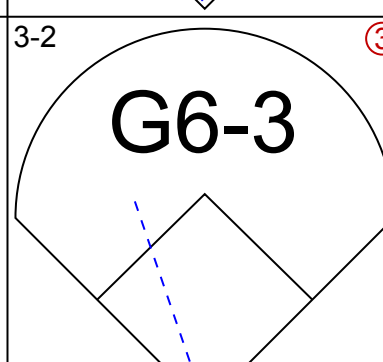
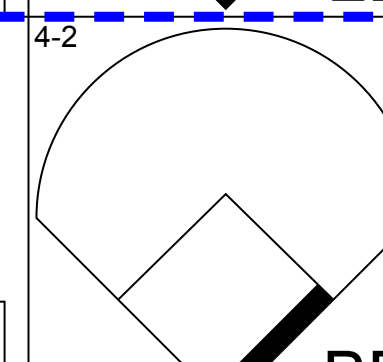
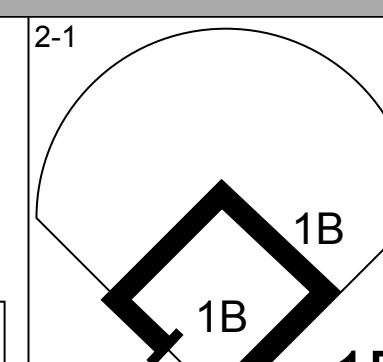
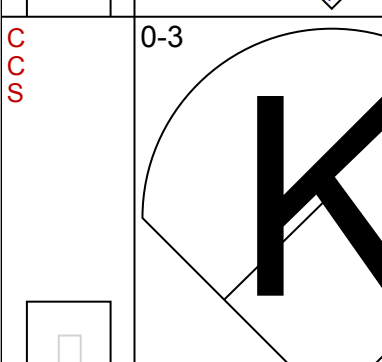
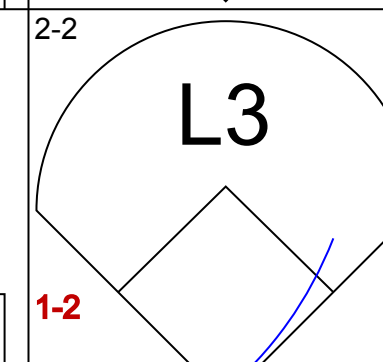
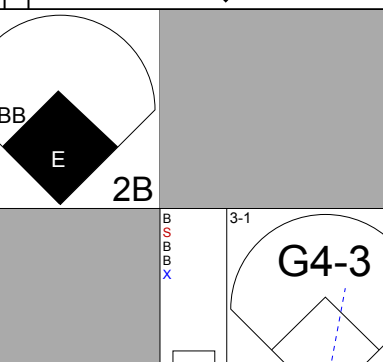
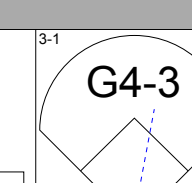
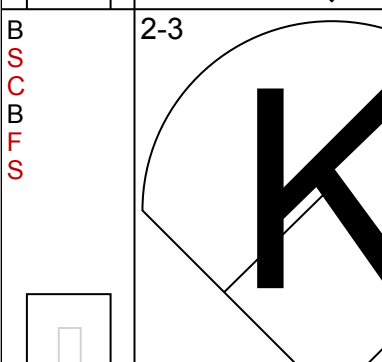
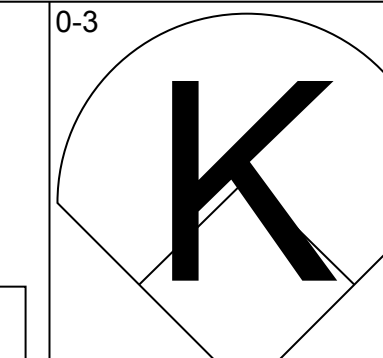
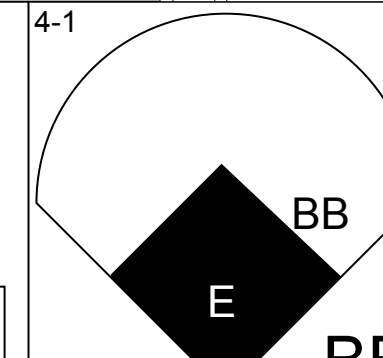
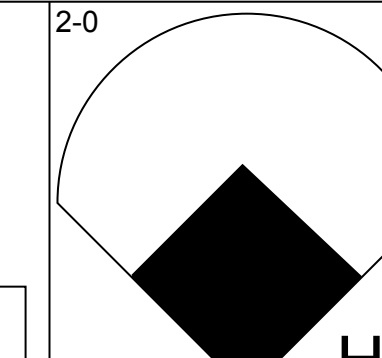
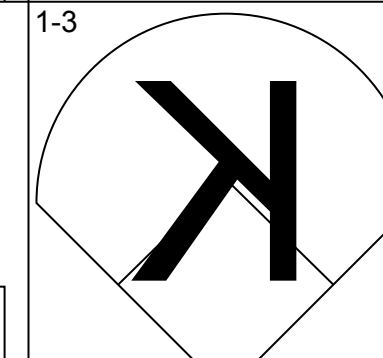

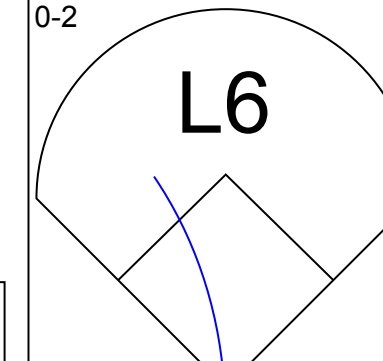
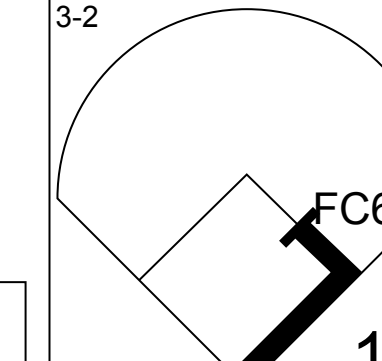
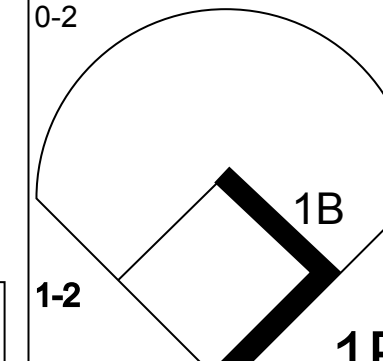

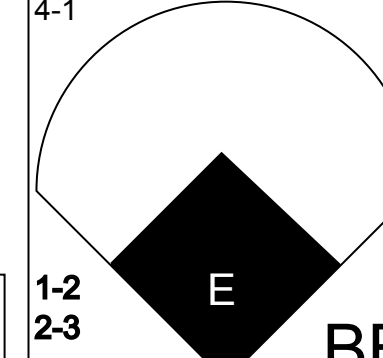
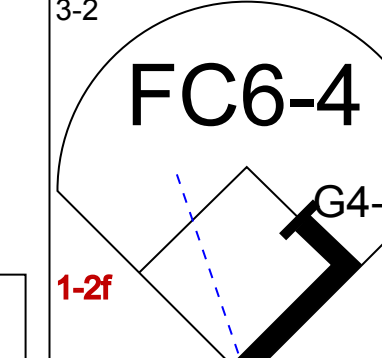
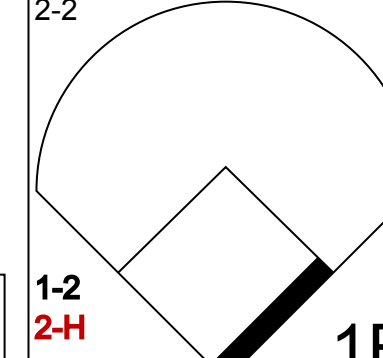

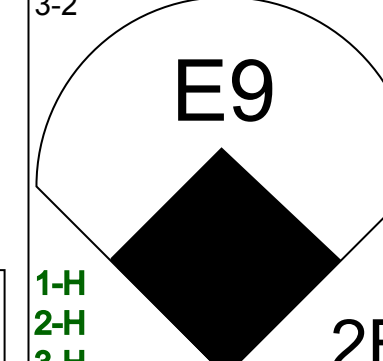
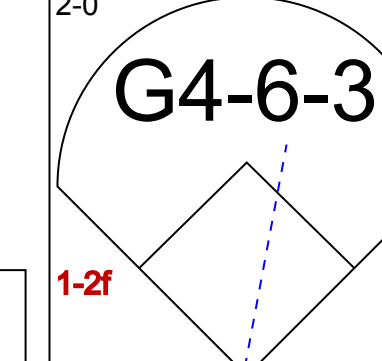
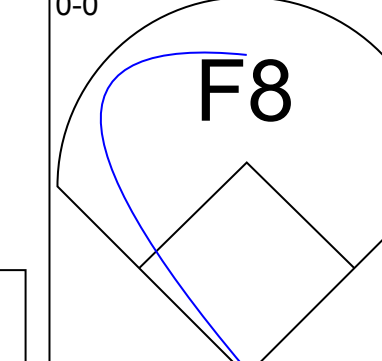

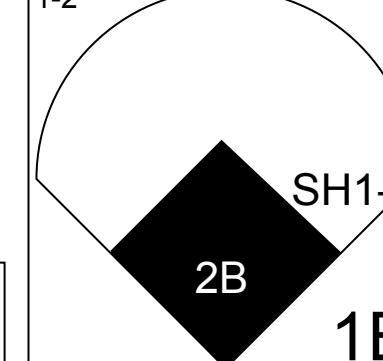

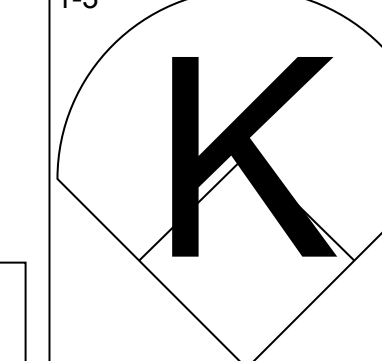
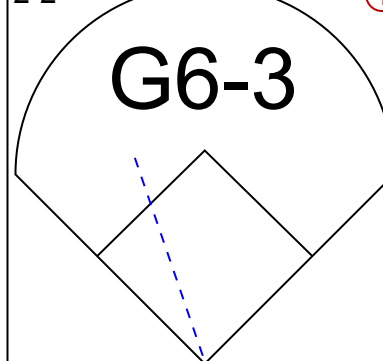
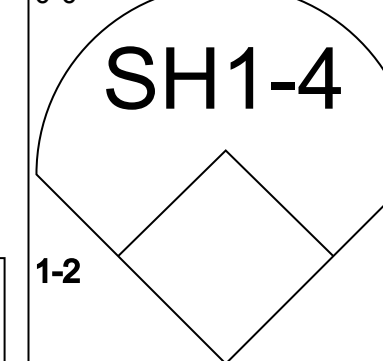
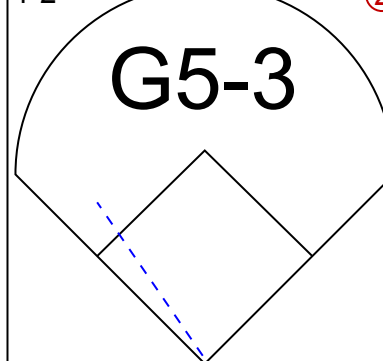
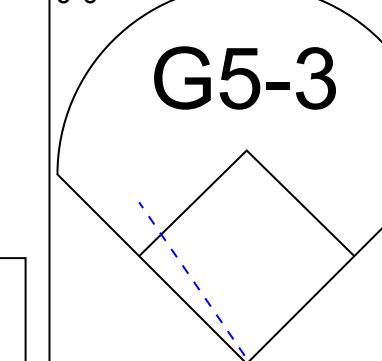


Batter	1	2	3	4	5	6	7	8	9	AB	R	H	RBI	BB	SO	LOB	BOTTOM										
Peter Bergeron, L (1, 8) OBP: 0.299, SLG: 0.318										5	0	2	1	0	1	3											
Mike Mordecai, R (1, 4) OBP: 0.330, SLG: 0.418										4	0	1	0	1	2	4											
Vladimir Guerrero, R (1, 9) OBP: 0.387, SLG: 0.697										5	0	2	0	0	1	4											
Lee Stevens, L (1, 3) OBP: 0.323, SLG: 0.432										3	0	0	0	1	3	1											
Orlando Cabrera, R (1, 6) OBP: 0.305, SLG: 0.394										4	1	1	0	0	1	3											
Geoff Blum, S (1, 5) OBP: 0.324, SLG: 0.363										4	0	0	0	0	3	2											
Michael Barrett, R (1, 2) OBP: 0.289, SLG: 0.365										3	0	1	0	1	0	0											
Brad Wilkerson, L (1, 7) OBP: 0.319, SLG: 0.377										4	0	2	0	0	2	3											
Mike Thurman, R (1, 1) ERA: 5.93 Fernando Segura, S (5, PH) OBP: 0.295, SLG: 0.196 Masato Yoshii, R (6, 1) OBP: 0.330, SLG: 0.418 Graeme Lloyd, L (7, 1) ERA: 3.74 Mark Smith, R (8, 1) OBP: 0.338, SLG: 0.423 Joey Eischen, L (8, 1) ERA: 4.76 Ryan Minor, R (9, PH) OBP: 0.277, SLG: 0.311											1	0	0	0	0	1	0										
Inning Stats	R: 0 E: 0 K: 2 S: 12	H: 2 LOB: 2 BB: 1 P: 23	R: 0 E: 0 K: 1 S: 13	H: 1 LOB: 1 BB: 0 P: 20	R: 0 E: 0 K: 1 S: 7	H: 1 LOB: 1 BB: 0 P: 13	R: 0 E: 0 K: 1 S: 8	H: 0 LOB: 0 BB: 0 P: 11	R: 0 E: 0 K: 3 S: 12	H: 1 LOB: 1 BB: 0 P: 18	R: 0 E: 0 K: 1 S: 6	H: 0 LOB: 0 BB: 0 P: 9	R: 1 E: 0 K: 3 S: 14	H: 2 LOB: 3 BB: 2 P: 29	R: 0 E: 0 K: 2 S: 10	H: 1 LOB: 1 BB: 0 P: 15	R: 0 E: 0 K: 1 S: 12	H: 2 LOB: 3 BB: 1 P: 23	1B: 4 2B: 7 3B: 0 HR: 0	SF: 0 SAC: 0 DP: 1 HBP: 0	WP: 0 PB: 0 SB: 3 CS: 1	PA: 39					
PITCHER	IP	WLS	BF	H	R	ER	SO	BB	IBB	HBP	BLK	WP	HR	S	P	ERA	WHIP										
Ruben Quevedo, R (1, 1) ERA: 7.45	6.2	W	27	6	1	1	11	3	0	0	0	0	0	68	116	1.35	1.350										
Chad Fox, R (7, 1) ERA: 2.06	1.1	H	6	2	0	0	3	0	0	0	0	0	0	14	22	0.00	1.500										
Curt Leskanic, R (9, 1) ERA: 3.76	1.0		6	2	0	0	1	1	0	0	0	0	0	12	23	0.00	3.000										

Milwaukee Brewers @ Montreal Expos
Olympic Stadium, Montreal, QB
Fri Aug 10 2001, 7:05 PM EDT
Att. 4,917 - Dome - 72 F

AB 35
R 1
H 10
RBI 1
BB 4
SO 15
LOB 21

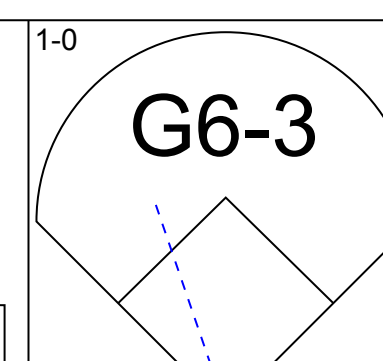
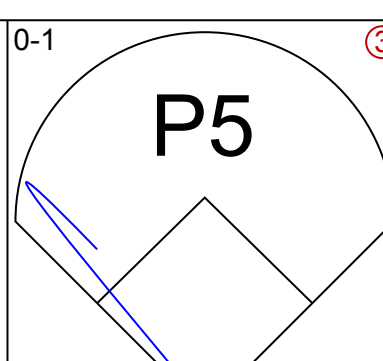
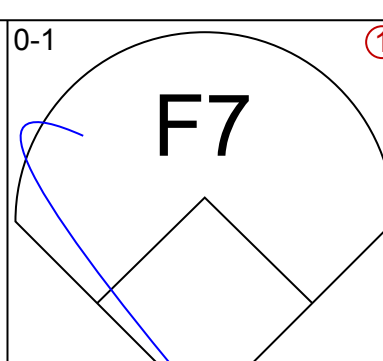
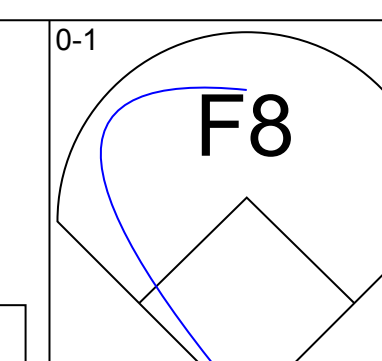
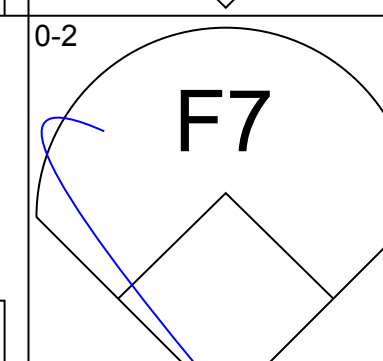
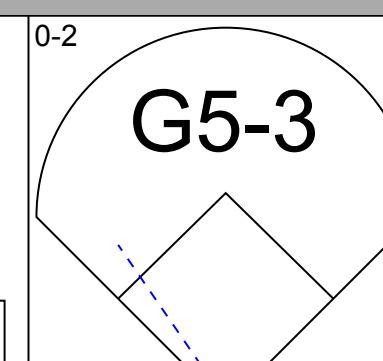
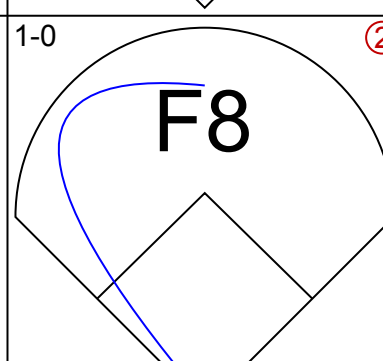
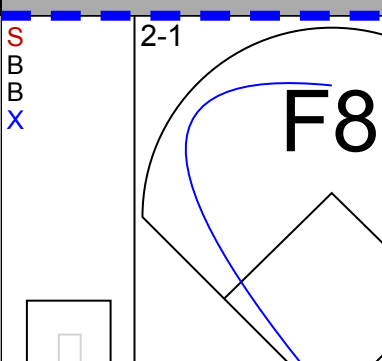
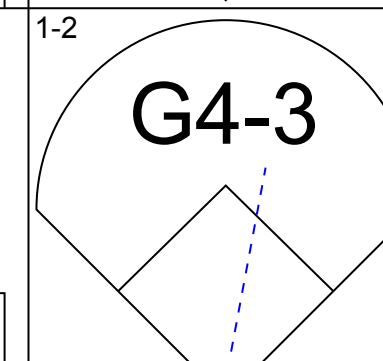
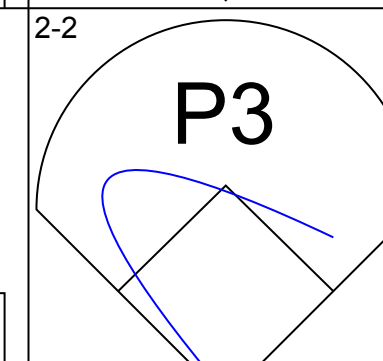
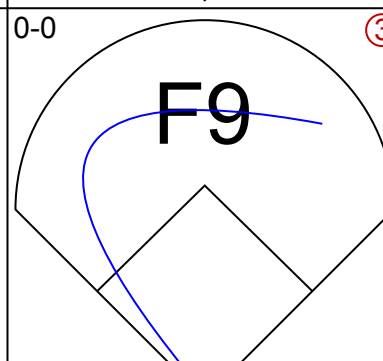
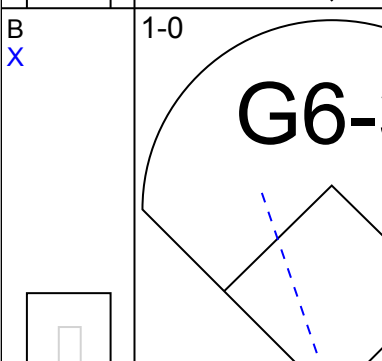
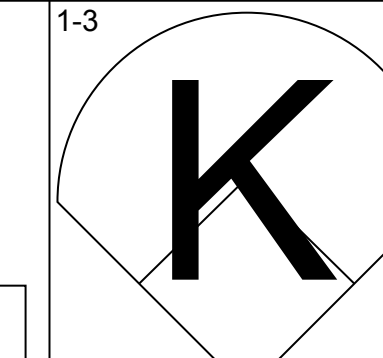
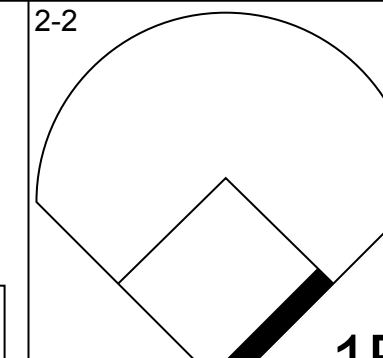
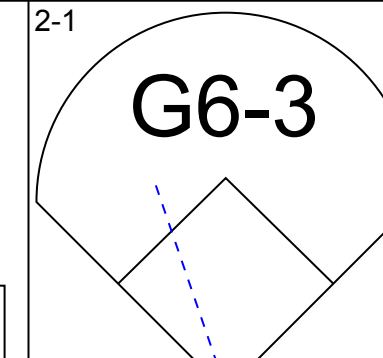
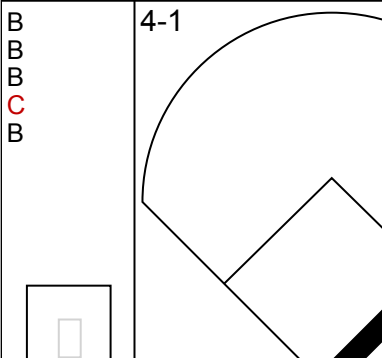
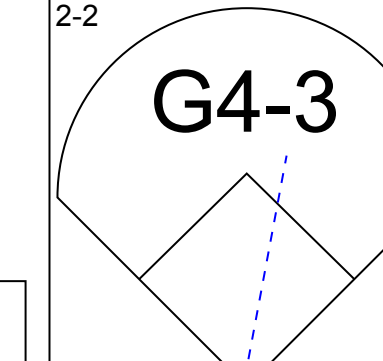
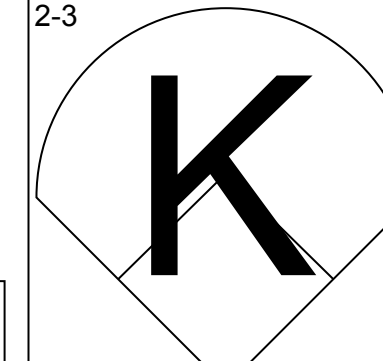
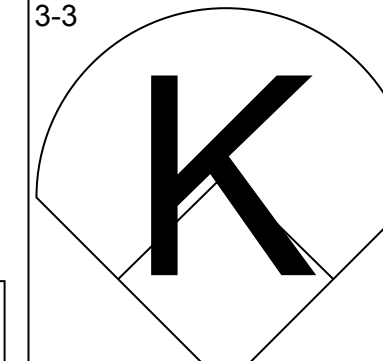
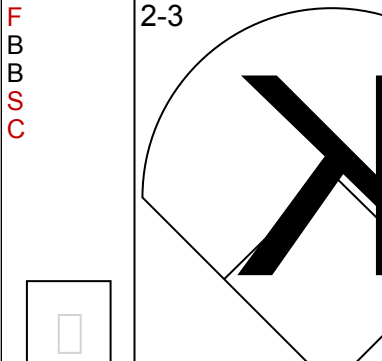
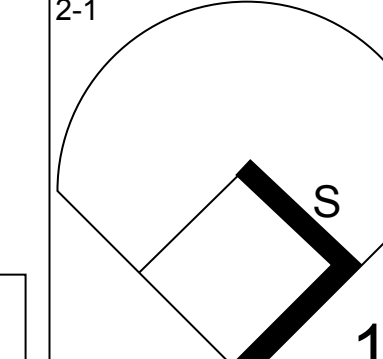
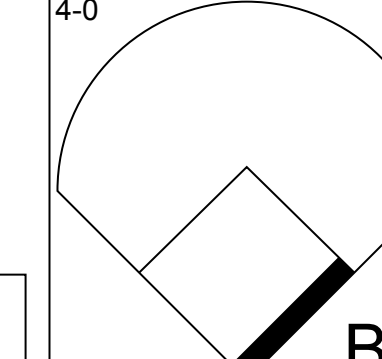
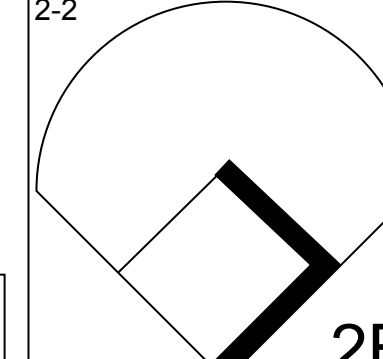
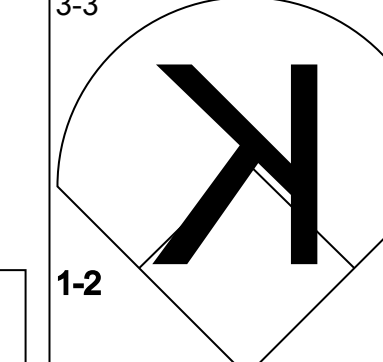
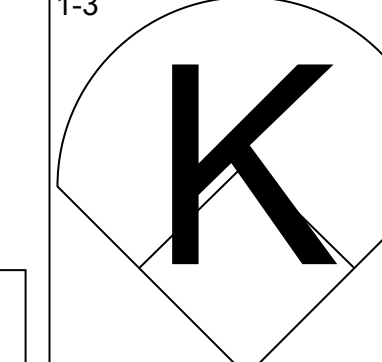
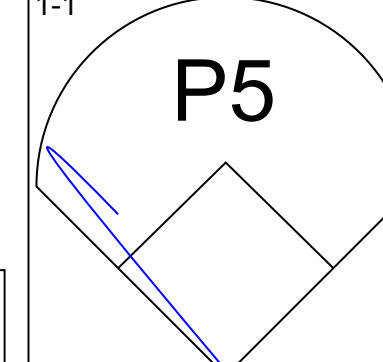
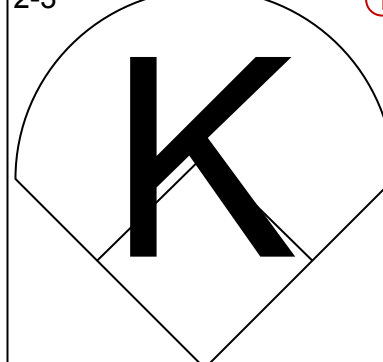
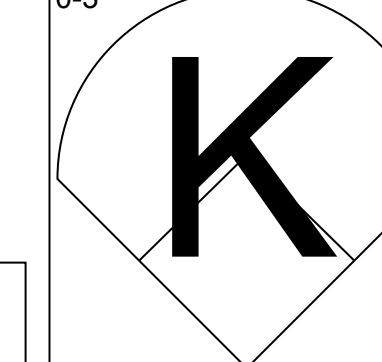
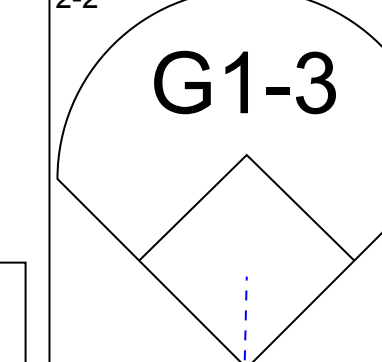
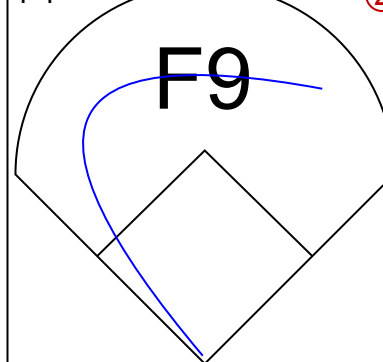
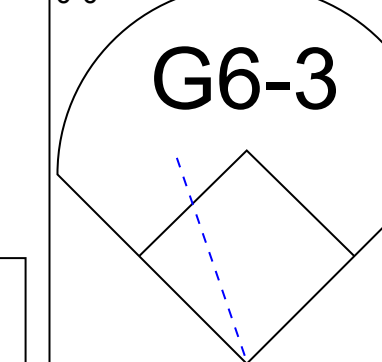
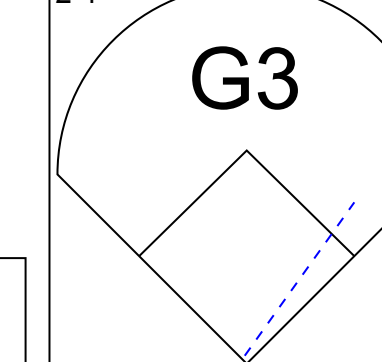


Batter	1	2	3	4	5	6	7	8	9	AB	R	H	RBI	BB	SO	LOB	TOP					
James Mouton, R (1, 8) Lou Collier, R (9, 8)										5	0	1	1	0	1	0						
Mark Loretta, R (1, 4) OBP: 0.343, SLG: 0.343										4	0	2	0	1	1	0						
Jeremy Burnitz, L (1, 9) OBP: 0.343, SLG: 0.499										5	1	1	0	0	2	4						
Richie Sexson, R (1, 3) OBP: 0.324, SLG: 0.507										3	2	1	1	1	2	1						
Mark Sweeney, L (1, 7) OBP: 0.344, SLG: 0.567										3	0	2	0	1	0	2						
José Hernández, R (1, 6) OBP: 0.291, SLG: 0.436										3	1	1	0	1	1	2						
Luis Lopez, S (1, 5) OBP: 0.297, SLG: 0.310										3	1	1	3	1	0	1						
Henry Blanco, R (1, 2) OBP: 0.280, SLG: 0.321										4	1	1	0	0	1	2						
Mac Suzuki, R (1, 1) Devon White, S (8, PH) 47 Mike Buddie, R (8, 1) Mike DeJean, R (9, 1)										2	0	0	0	0	0	0						
Inning Stats	R: 0 E: 0 K: 1 S: 8	H: 1 LOB: 0 BB: 0 P: 11	R: 0 E: 0 K: 2 S: 10	H: 0 LOB: 2 BB: 2 P: 21	R: 0 E: 0 K: 0 S: 10	H: 0 LOB: 0 BB: 0 P: 16	R: 5 E: 1 K: 0 S: 21	H: 4 LOB: 2 BB: 3 P: 43	R: 1 E: 0 K: 0 S: 9	H: 2 LOB: 0 BB: 0 P: 19	R: 0 E: 0 K: 0 S: 7	H: 0 LOB: 0 BB: 0 P: 9	R: 0 E: 0 K: 2 S: 15	H: 3 LOB: 2 BB: 0 P: 23	R: 0 E: 0 K: 1 S: 5	H: 0 LOB: 0 BB: 0 P: 6	R: 0 E: 0 K: 2 S: 9	H: 0 LOB: 0 BB: 0 P: 14	1B: 6 2B: 4 3B: 0 HR: 1	SF: 0 SAC: 1 DP: 2 HBP: 0	WP: 1 PB: 0 SB: 0 CS: 0	PA: 39
PITCHER	IP WLS BF H R ER SO BB IBB HBP BLK WP HR S P ERA WHIP																					
Bobby Munoz, R (1, 1) ERA: 4.09	3.2 L 19 5 5 5 3 4 0 0 0 0 1 0 44 79 12.27 2.455																					
Britt Reames, R (4, 1) ERA: 5.79	1.1 6 2 1 1 0 1 0 0 0 0 0 1 14 31 6.75 2.250																					
Scott Stewart, L (6, 1) ERA: 4.09	2.0 8 3 0 0 2 0 0 0 0 0 0 0 22 32 0.00 1.500																					
Scott Strickland, R (8, 1) ERA: 3.81	1.0 3 0 0 0 1 0 0 0 0 0 0 0 5 6 0.00 0.000																					
Graeme Lloyd, L (9, 1) ERA: 3.67	1.0 3 0 0 0 2 0 0 0 0 0 0 0 9 14 0.00 0.000																					

Milwaukee Brewers @ Montreal Expos
Olympic Stadium, Montreal, QB
Sat Aug 11 2001, 7:05 PM EDT
Att. 5,843 - Dome - 72 F

AB 33
R 6
H 10
RBI 5
BB 5
SO 8
LOB 12



Batter	1	2	3	4	5	6	7	8	9	AB	R	H	RBI	BB	SO	LOB	BOTTOM			
Peter Bergeron, L (1, 8) OBP: 0.295, SLG: 0.312										4	0	0	0	0	0	0				
Mike Mordecai, R (1, 4) OBP: 0.323, SLG: 0.408										4	0	0	0	0	0	0				
Vladimir Guerrero, R (1, 9) OBP: 0.384, SLG: 0.691										4	0	0	0	0	0	0				
Orlando Cabrera, R (1, 6) OBP: 0.306, SLG: 0.393										3	0	1	0	1	1	0				
Geoff Blum, S (1, 3) OBP: 0.320, SLG: 0.358										4	0	0	0	0	3	2				
Michael Barrett, R (1, 2) OBP: 0.295, SLG: 0.372										2	0	2	0	1	0	0				
Brad Wilkerson, L (1, 7) OBP: 0.307, SLG: 0.359										3	0	0	0	0	2	3				
Ryan Minor, R (1, 5) OBP: 0.267, SLG: 0.299										3	0	0	0	0	2	1				
Bobby Munoz, R (1, 1) Britt Reames, R (4, 1) Fernando Segura, S (5, PH) Scott Stewart, R (6, 1) Scott Strickland, R (8, 1) Henry Mateo, S (8, PH) Graeme Lloyd, L (9, 1)										1	0	0	0	0	0	0				
Inning Stats	R: 0 E: 0 K: 0 S: 8	H: 0 LOB: 0 BB: 0 P: 10	R: 0 E: 0 K: 2 S: 12	H: 1 LOB: 1 BB: 0 P: 20	R: 0 E: 0 K: 1 S: 7	H: 0 LOB: 0 BB: 0 P: 10	R: 0 E: 0 K: 1 S: 12	H: 1 LOB: 1 BB: 0 P: 18	R: 0 E: 0 K: 0 S: 4	H: 0 LOB: 0 BB: 0 P: 5	R: 0 E: 0 K: 1 S: 13	H: 1 LOB: 1 BB: 0 P: 21	R: 0 E: 0 K: 0 S: 7	H: 0 LOB: 0 BB: 0 P: 11	R: 0 E: 0 K: 1 S: 7	H: 0 LOB: 1 BB: 1 P: 16	1B: 2 2B: 1 3B: 0 HR: 0	SF: 0 SAC: 0 DP: 0 HBP: 0	WP: 0 PB: 0 SB: 1 CS: 0	PA: 32
PITCHER	IP WLS BF H R ER SO BB IBB HBP BLK WP HR S P ERA WHIP																			
Mac Suzuki, R (1, 1) ERA: 5.57	7.0 W 25 3 0 0 7 1 0 0 0 0 0 0 64 97 0.00 0.571																			
47 Mike Buddie, R (8, 1) ERA: 2.16	1.0 3 0 0 0 0 0 0 0 0 0 0 0 7 11 0.00 0.000																			
Mike DeJean, R (9, 1) ERA: 2.21	1.0 4 0 0 0 1 1 0 0 0 0 0 0 7 16 0.00 1.000																			

Milwaukee Brewers @ Montreal Expos
Olympic Stadium, Montreal, QB
Sat Aug 11 2001, 7:05 PM EDT
Att. 5,843 - Dome - 72 F

AB 30
R 0
H 3
RBI 0
BB 2
SO 8
LOB 7



Batter	1	2	3	4	5	6	7	8	9	AB	R	H	RBI	BB	SO	LOB	TOP
Lou Collier, R (1, 8)										4	0	0	0	0	2	2	Milwaukee Brewers @ Montreal Expos Olympic Stadium, Montreal, QB Sun Aug 12 2001, 1:35 PM EDT Att. 6,280 - Dome - 72 F
Mark Loretta, R (1, 4) OBP: 0.342, SLG: 0.341										4	0	1	0	0	2	2	
Jeromy Bumitz, L (1, 9) OBP: 0.342, SLG: 0.499										4	0	1	0	0	1	1	
Richie Sexson, R (1, 3) OBP: 0.325, SLG: 0.512										4	0	2	0	0	2	1	
Mark Sweeney, L (1, 7) OBP: 0.314, SLG: 0.515 Angel Echevarria, R (8, PH) OBP: 0.253, SLG: 0.377										3	0	0	0	0	2	1	
José Hernández, R (1, 6) OBP: 0.288, SLG: 0.432										1	0	0	0	0	1	1	
Luis Lopez, S (1, 5) OBP: 0.305, SLG: 0.314										4	0	0	0	0	3	1	
Henry Blanco, R (1, 2) OBP: 0.277, SLG: 0.317										3	0	0	0	0	0	2	
Jimmy Haynes, R (1, 1) OBP: 0.200, SLG: 0.208 Devon White, S (8, PH) OBP: 0.342, SLG: 0.462 47 Mike Buddie, R (8, 1)										2	0	0	0	0	0	1	
Inning Stats	R: 0 H: 1 E: 0 LOB: 1 K: 3 S: 13	H: 1 R: 0 ER: 0 SO: 15 BB: 0 P: 19	R: 0 H: 0 E: 0 LOB: 0 K: 2 S: 10	R: 0 H: 0 E: 0 LOB: 0 K: 0 S: 6	R: 0 H: 2 E: 0 LOB: 1 K: 1 S: 13	R: 0 H: 1 E: 0 LOB: 1 K: 1 S: 11	R: 0 H: 0 E: 0 LOB: 0 K: 2 S: 9	R: 0 H: 0 E: 0 LOB: 0 K: 2 S: 15	R: 0 H: 1 E: 0 LOB: 2 K: 1 S: 12	R: 0 H: 1 E: 0 LOB: 1 K: 2 S: 9	R: 0 H: 1 E: 0 LOB: 1 K: 2 S: 9	1B: 3 2B: 3 3B: 0 HR: 0	SF: 0 SAC: 0 DP: 1 HBP: 0	WP: 0 PB: 0 CS: 0	PA: 33		
PITCHER	IP WLS BF H R ER SO BB IBB HBP BLK WP HR S P ERA WHIP																
Javier Vazquez, R (1, 1) ERA: 4.05	7.0 W 24 4 0 0 11 0 0 0 0 0 0 0 77 104 0.00 0.571																
Scott Strickland, R (8, 1) ERA: 3.75	1.0 5 1 0 0 1 1 0 0 0 0 0 0 12 20 0.00 2.000																
Graeme Lloyd, L (8, 1) ERA: 3.6	1.0 4 1 0 0 2 0 0 0 0 0 0 0 9 11 0.00 1.000																

Batter	1	2	3	4	5	6	7	8	9	AB	R	H	RBI	BB	SO	LOB	BOTTOM
Peter Bergeron, L (1, 8) OBP: 0.294, SLG: 0.311										4	1	1	0	0	0	1	Milwaukee Brewers @ Montreal Expos Olympic Stadium, Montreal, QB Sun Aug 12 2001, 1:35 PM EDT Att. 6,280 - Dome - 72 F
Mike Mordecai, R (1, 4) OBP: 0.321, SLG: 0.410										4	1	1	0	0	3	1	
Vladimir Guerrero, R (1, 9) OBP: 0.387, SLG: 0.663										4	1	3	1	0	0	0	
Lee Stevens, L (1, 3) OBP: 0.321, SLG: 0.428										4	0	0	0	0	1	4	
Orlando Cabrera, R (1, 6) OBP: 0.310, SLG: 0.394										2	1	1	1	1	0	0	
Geoff Blum, S (1, 5) OBP: 0.322, SLG: 0.360										4	1	2	1	0	1	2	
Mark Smith, R (1, 7) OBP: 0.333, SLG: 0.416										4	0	1	1	0	1	2	
Michael Barrett, R (1, 2) OBP: 0.295, SLG: 0.370										2	0	0	0	1	0	0	
Javier Vazquez, R (1, 1) OBP: 0.277, SLG: 0.304 Brad Wilkerson, L (7, PH) OBP: 0.353, SLG: 0.354 Scott Strickland, R (8, 1) Graeme Lloyd, L (8, 1)										2	0	0	0	0	0	1	
Inning Stats	R: 0 H: 0 E: 0 LOB: 0 K: 1 S: 7	H: 0 R: 0 ER: 0 SO: 11 BB: 0 P: 15	R: 0 H: 0 E: 0 LOB: 0 K: 1 S: 7	R: 0 H: 0 E: 0 LOB: 0 K: 1 S: 8	R: 1 H: 3 E: 0 LOB: 2 K: 2 S: 13	R: 0 H: 0 E: 0 LOB: 1 K: 0 S: 5	R: 4 H: 4 E: 2 LOB: 0 K: 0 S: 11	R: 0 H: 0 E: 0 LOB: 0 K: 2 S: 10	R: 0 H: 2 E: 0 LOB: 2 K: 0 S: 9	1B: 8 2B: 1 3B: 0 HR: 0	SF: 0 SAC: 0 DP: 1 HBP: 1	WP: 0 PB: 0 CS: 0	PA: 34				
PITCHER	IP WLS BF H R ER SO BB IBB HBP BLK WP HR S P ERA WHIP																
Jimmy Haynes, R (1, 1) ERA: 4.67	7.0 L 29 7 5 4 7 1 0 0 0 0 0 0 61 105 5.14 1.143																
47 Mike Buddie, R (8, 1) ERA: 2.04	1.0 5 2 0 0 0 0 0 0 1 0 0 0 9 17 0.00 2.000																

Batter	1	2	3	4	5	6	7	8	9	AB	R	H	RBI	BB	SO	LOB	TOP				
Peter Bergeron, L (1, 8) OBP: 0.301, SLG: 0.324	4-2 G4-3 BB		2-2 P6			1-1 3B		1-1 2B 1B	3 1 2 0 1 0 0												
Geoff Blum, S (1, 5) OBP: 0.318, SLG: 0.355	1-1 F8			0-1 G3		1-1 G4-3		2-0 F2	4 0 0 0 0 0 3												
Vladimir Guerrero, R (1, 9) OBP: 0.386, SLG: 0.662	2-0 G4-3			1-2 G6-3			0-0 F3	1-2 2B 2B	4 1 1 0 0 0 1												
Lee Stevens, L (1, 3) OBP: 0.320, SLG: 0.425		1-1 G4-3		2-3 K			3-2 P6	4-0 2B 2B	3 1 0 0 1 1 0												
Orlando Cabrera, R (1, 6) OBP: 0.309, SLG: 0.395		2-2 P4			0-0 G1-3		1-1 G6-3	0-1 1B G1-3 2B	4 1 1 3 0 0 0												
Mark Smith, R (1, 7) OBP: 0.345, SLG: 0.430		4-0 BB			3-3 K			0-0 2B G1-3 1B	3 0 2 0 1 1 0												
Randy Knorr, R (1, 2) Henny Mateo, S (8, PR) Michael Barrett, R (8, 2)		3-3 K			1-1 G1-3			0-1 1B G1-3 1B	3 0 1 0 0 1 1 0 0 0 0 0 0 0 1 0 0 1 0 0 0												
Mike Mordecai, R (1, 4) OBP: 0.320, SLG: 0.403			1-2 G5-3			2-1 G1-3		0-0 F9	3 0 0 0 1 0 1												
Tony Armas, R (1, 1) Scott Stewart, R (7, 1) Britt Reames, R (7, 1) Fernando Segura, S (8, PH) Scott Strickland, R (8, 1) Graeme Lloyd, L (8, 1)			2-3 K			2-1 G4-3		3-2 P6 F6	2 0 0 0 0 0 1 0 0 0 0 0 0 0 0 0 0 0 0 0 0 1 0 0 0 0 0 1 0 0 0 0 0 0 0 1 0 0 0 0 0 2												
Inning Stats	R: 0 E: 0 K: 0 S: 5	H: 0 LOB: 0 BB: 1 P: 12	R: 0 E: 0 K: 1 S: 9	H: 0 LOB: 1 BB: 1 P: 19	R: 0 E: 0 K: 1 S: 12	H: 0 LOB: 0 BB: 0 P: 17	R: 0 E: 0 K: 1 S: 8	H: 0 LOB: 0 BB: 0 P: 11	R: 0 E: 0 K: 1 S: 7	H: 0 LOB: 0 BB: 0 P: 11	R: 0 E: 0 K: 0 S: 6	H: 0 LOB: 0 BB: 0 P: 10	R: 0 E: 0 K: 0 S: 8	H: 2 LOB: 1 BB: 0 P: 11	R: 4 E: 0 K: 0 S: 15	H: 4 LOB: 2 BB: 2 P: 31	1B: 3 2B: 3 3B: 1 HR: 0	SF: 0 SAC: 0 DP: 1 HBP: 0	WP: 0 PB: 0 SB: 0 CS: 0	PA: 36	
PITCHER	IP	WLS	BF	H	R	ER	SO	BB	IBB	HBP	BLK	WP	HR	S	P	ERA	WHIP				
Chan Ho Park, R (1, 1) ERA: 2.98	8.0		27	3	0	0	4	2	0	0	0	0	0	63	105	0.00	0.625				
Jeff Shaw, R (9, 1) ERA: 3.64	1.0	L	9	4	4	4	0	0	2	0	0	0	0	15	31	36.00	4.000				

Montreal Expos @ Los Angeles Dodgers
Dodger Stadium, Los Angeles, CA
Tue Aug 14 2001, 7:10 PM PDT
Att: 30,085 - Sunny - 74 F

AB 32
R 4
H 7
RBI 4
BB 4
SO 4
LOB 10



Batter	1	2	3	4	5	6	7	8	9	AB	R	H	RBI	BB	SO	LOB	BOTTOM				
Alex Cora, L (1, 6) OBP: 0.296, SLG: 0.349	1-2 BB WP 1B		2-1 P6			1-2 G4-6-3 WP 1B		0-0 FC1-6 G5-3 1-2	1-3 K	4 0 2 0 0 0 1 1 0 0 0 0 1 3											
Paul Lo Duca, R (8, PH) OBP: 0.370, SLG: 0.564																					
Mark Czulewicz, R (1, 4) OBP: 0.320, SLG: 0.402	1-1 F7		2-1 HBP		4-1 G4-6-3 BB		3-2 G5-3 1-2		2-2 F9	3 0 0 0 1 0 2											
Shawn Green, L (1, 9) OBP: 0.362, SLG: 0.561	4-2 BB 1B		2-2 L9		1-0 G4-6-3 1-2 2-3		4-2 BB		2-2 G6-4-3 1B	3 0 1 0 2 0 3											
Gary Sheffield, R (1, 7) OBP: 0.415, SLG: 0.556	4-2 BB		0-1 P4		4-0 IBB		1-1 F8		0-1 G6-4-3 1-2	3 0 0 0 2 0 4											
Eric Karros, R (1, 3) Tom Goodwin, L (8, PR) Jeff Reboulet, R (9, 6)	2-3 K		2-2 F3		3-2 L8			4-2 G5-4-3 1B BB		3 0 0 0 1 1 6 0 0 0 0 0 0 0 0 0 0 0 0 0 0											
Adrián Beltré, R (1, 5) OBP: 0.304, SLG: 0.427	1-2 F3			1-0 F9		1-2 G6-3		1-1 G5-4-3 1B		4 0 1 0 0 0 3											
Marquis Grissom, R (1, 8) OBP: 0.252, SLG: 0.460		2-3 K		2-1 G5-3		1-3 K		1-1 G5-4-3 1-2 2-3		4 0 0 0 0 2 2											
Chad Kreuter, S (1, 2) OBP: 0.382, SLG: 0.361		3-2 HR		4-1 BB		2-3 K		4-2 BB BB		2 1 1 1 2 1 0											
Chan Ho Park, R (1, 1) Dave Hansen, L (8, PH) Jeff Shaw, R (9, 1)		1-0 F8		1-3 K			4-2 FC1-6 BB	4-1 BB		2 0 0 0 1 1 1 0 0 0 0 1 0 0 0 0 0 0 0 0 0											
Inning Stats	R: 0 E: 0 K: 1 S: 15	H: 1 LOB: 3 BB: 2 P: 28	R: 1 E: 0 K: 1 S: 11	H: 1 LOB: 0 BB: 0 P: 19	R: 0 E: 0 K: 0 S: 10	H: 0 LOB: 1 BB: 0 P: 16	R: 0 E: 0 K: 1 S: 7	H: 0 LOB: 1 BB: 1 P: 15	R: 0 E: 0 K: 2 S: 12	H: 0 LOB: 0 BB: 0 P: 16	R: 0 E: 0 K: 0 S: 11	H: 0 LOB: 2 BB: 2 P: 23	R: 0 E: 0 K: 1 S: 15	H: 1 LOB: 3 BB: 3 P: 30	R: 0 E: 0 K: 0 S: 11	H: 1 LOB: 0 BB: 0 P: 15	1B: 4 2B: 0 3B: 0 HR: 1	SF: 0 SAC: 0 DP: 3 HBP: 1	WP: 2 PB: 0 SB: 0 CS: 0	PA: 40	
PITCHER	IP	WLS	BF	H	R	ER	SO	BB	IBB	HBP	BLK	WP	HR	S	P	ERA	WHIP				
Tony Armas, R (1, 1) ERA: 3.89	6.0		26	3	1	1	5	4	1	1	0	0	0	64	116	1.50	1.167				
Scott Stewart, L (7, 1) ERA: 4.0	0.2		4	0	0	0	0	2	0	0	0	0	0	9	20	0.00	3.000				
Britt Reames, R (7, 1) ERA: 5.76	0.1		1	0	0	0	0	0	0	0	0	0	0	2	3	0.00	0.000				
Scott Strickland, R (8, 1) ERA: 3.7	0.2		5	1	0	0	0	3	0	0	0	0	0	10	24	0.00	6.000				
Graeme Lloyd, L (8, 1) ERA: 3.1	1.1	W	4	1	0	0	1	0	0	0	0	0	0	16	21	0.00	0.750				

Montreal Expos @ Los Angeles Dodgers
Dodger Stadium, Los Angeles, CA
Tue Aug 14 2001, 7:10 PM PDT
Att: 30,085 - Sunny - 74 F

AB 29
R 1
H 5
RBI 1
BB 10
SO 6
LOB 25



Batter	1	2	3	4	5	6	7	8	9	AB	R	H	RBI	BB	SO	LOB	TOP					
Peter Bergeron, L OBP: 0.307, SLG: 0.343 (1, 8)	1-2 G5-3 1B		0-1 F9		3-2 HR			1-2 G4-6-3 1B		4	1	3	1	0	0	0	Montreal Expos @ Los Angeles Dodgers Dodger Stadium, Los Angeles, CA Wed Aug 15 2001, 7:10 PM PDT Att: 43,049 - Sunny - 71 F					
Mike Mordcaai, R OBP: 0.315, SLG: 0.397 (1, 4)	0-0 F7		2-2 P6		0-0 L7			1-0 1B		3	0	0	0	0	0	1						
Masato Yoshii, R OBP: 0.167, SLG: 0.091 (6, PH)								G4-6-3 1B		0	0	0	0	0	0	0						
Mark Smith, R OBP: 0.349, SLG: 0.434 (8, 9)								1-2 1B		1	0	1	0	0	0	0						
Vladimir Guerrero, R OBP: 0.363, SLG: 0.596 (7, 9)	2-1 G5-3			2-2 L4		0-0 E6		1-2 G4-6-3		3	0	0	0	0	0	1						
Fernando Seguignol, S OBP: 0.199, SLG: 0.184 (8, 3)	1-2					1-2 G1-6-3		1-2 2-3		1	0	0	0	0	0	2						
Lee Stevens, L OBP: 0.319, SLG: 0.422 (8, 1)	4-2 BB			1-1 G3		0-0 G1-6-3		0-1 G4-3		3	0	0	0	1	0	2						
Joey Eischen, L (8, 1)						1-2				0	0	0	0	0	0	0						
Orlando Cabrera, R OBP: 0.311, SLG: 0.394 (1, 6)	1-2 P4			4-1 1B BB		0-0 1B				3	0	1	0	1	0	2						
Geoff Blum, S OBP: 0.320, SLG: 0.357 (5, 4)		0-1 F8		0-0 1B		0-0 P6		0-1 FC6 1B		4	0	2	0	0	0	1						
Michael Barrett, R OBP: 0.291, SLG: 0.364 (1, 2)		0-1 G6-3		0-1 G5-3			1-2 F7		0-0 F3	4	0	0	0	0	0	3						
Brad Wilkerson, L OBP: 0.288, SLG: 0.333 (1, 7)		1-3 K			0-0 F8		1-2 G3		2-2 FC6	4	0	0	0	0	1	1						
Carl Pavano, R (1, 1)				1-1 F9		1-2 P6				1	0	0	0	0	0	0						
Mike Thurman, R OBP: 0.103, SLG: 0.037 (5, PH)										0	0	0	0	0	0	0						
Ryan Minor, R OBP: 0.261, SLG: 0.291 (5, 5)										2	0	0	0	0	0	0						
Inning Stats	R: 0 E: 0 K: 0 S: 13	H: 1 LOB: 2 BB: 1 P: 21	R: 0 E: 0 K: 1 S: 7	H: 0 LOB: 0 BB: 0 P: 8	R: 0 E: 0 K: 0 S: 7	H: 0 LOB: 0 BB: 0 P: 10	R: 0 E: 0 K: 0 S: 9	H: 1 LOB: 2 BB: 1 P: 16	R: 1 E: 0 K: 0 S: 8	H: 1 LOB: 0 BB: 0 P: 12	R: 0 E: 1 K: 0 S: 4	H: 0 LOB: 0 BB: 0 P: 10	R: 0 E: 0 K: 0 S: 10	H: 2 LOB: 1 BB: 0 P: 13	R: 0 E: 0 K: 0 S: 7	H: 1 LOB: 1 BB: 0 P: 9	1B: 6 2B: 0 3B: 0 HR: 1	SF: 0 SAC: 0 DP: 2 HBP: 0	WP: 0 PB: 0 CS: 0	PA: 35		
PITCHER	IP	WLS	BF	H	R	ER	SO	BB	IBB	HBP	BLK	WP	HR	S	P	ERA	WHIP					
Giovanni Carrara, R ERA: 2.73 (1, 1)	6.0	W	24	4	1	1	1	2	0	0	0	0	0	1	48	71	1.50	1.000				
Terry Mulholland, L ERA: 4.4 (7, 1)	2.0		7	2	0	0	0	0	0	0	0	0	0	0	17	23	0.00	1.000				
Al Reyes, R ERA: 3.1 (9, 1)	1.0		4	1	0	0	0	0	0	0	0	0	0	7	9	0.00	1.000					

Batter	1	2	3	4	5	6	7	8	9	AB	R	H	RBI	BB	SO	LOB	BOTTOM					
Adrian Beltré, R OBP: 0.310, SLG: 0.432 (1, 5)	2-1 F8 1B 1B	1-2 1B S HR 1B	0-1 F7		0-2 FC4-6 1B 1B		0-1 HR 1B	1-2 FC6-4 E 1B		6	4	4	1	0	0	2	Montreal Expos @ Los Angeles Dodgers Dodger Stadium, Los Angeles, CA Wed Aug 15 2001, 7:10 PM PDT Att: 43,049 - Sunny - 71 F					
Mark Cudypielanek, R OBP: 0.332, SLG: 0.408 (7, 1)	1-2 BB 1B	1-1 HR 1B		1-2 HR 1B	0-1 FC4-6 1B		0-1 F7	3-2 E 1B		4	3	4	0	0	0	0						
Terry Mulholland, R (7, 1)										1	0	0	0	0	0	1						
Jeff Rebutel, R OBP: 0.371, SLG: 0.442 (8, PH)	1-2 BB 1B	1-3 HR 1B			1-2 FC4-6 1B		1-2 E 1B			1	0	1	0	0	0	0						
Al Reyes, R (9, 1)										0	0	0	0	0	0	0						
Shawn Green, L OBP: 0.364, SLG: 0.581 (1, 9)	1-3 K	0-0		1-2 HR 1B	2-2 FC4-6 1B		2-2 HR 1B	0-0 E3 1B		5	3	3	7	0	1	4						
Bruce Aven, R OBP: 0.571, SLG: 0.600 (8, 9)		1-H 3-H HR		1-H HR	1-2 HR 1B		1-H HR	1-2 2-3		1	0	0	0	0	0	2						
Gary Sheffield, R OBP: 0.415, SLG: 0.554 (1, 7)	0-1 F8	1-0		2-0 FC5-4 1B	1-3 K		0-1 P4	2-1 G1-3		5	0	2	0	0	1	4						
Tom Goodwin, L OBP: 0.294, SLG: 0.340 (8, 7)	2-3			1-2 FC5-4 1B	1-2 K					1	0	0	0	0	0	3						
Paul Lo Duca, R OBP: 0.371, SLG: 0.561 (1, 2)	2-1 BB BB 1B	0-2 F5		1-1 FC5-4 BB BB WP 1B	1-2 1B		0-1 G5-3			5	1	2	2	0	0	2						
Eric Karros, R OBP: 0.308, SLG: 0.401 (1, 3)	1-2 2-3 BB BB	0-1 F7		4-0 WP BB BB	2-0 G4-3			1-1 HR		3	1	1	1	2	0	3						
Marquis Grissom, R OBP: 0.257, SLG: 0.458 (1, 8)	4-2 BB BB		1-0 G6-4-3 1B	2-3 K		3-2 F8		4-1 FC6-4 1B FC6-4 BB		3	1	1	1	2	1	2						
Alex Cora, L OBP: 0.298, SLG: 0.347 (1, 6)	0-0 G4-3		2-0 G6-4-3	4-0 WP BB	1-2 2-3 BB	1-1 G6-3		0-1 FC6-4 1B		4	0	1	0	1	0	4						
Giovanni Carrara, R OBP: 0.273, SLG: 0.273 (1, 1)		0-2 F9		1-2 G1-3		1-0 G5-3		0-1 FC6-4		3	0	1	0	0	0	2						
Hiram Bocachica, R OBP: 0.277, SLG: 0.372 (7, 4)				1-2 2-3 BB				1-2 2-3 FC6-4		2	0	0	0	0	0	2						
Inning Stats	R: 2 E: 0 K: 1 S: 19	H: 3 LOB: 3 BB: 2 P: 33	R: 3 E: 0 K: 0 S: 16	H: 4 LOB: 1 BB: 0 P: 19	R: 0 E: 0 K: 0 S: 5	H: 2 LOB: 1 BB: 0 P: 9	R: 3 E: 0 K: 1 S: 17	H: 3 LOB: 2 BB: 2 P: 33	R: 1 E: 0 K: 0 S: 15	H: 3 LOB: 0 BB: 0 P: 21	R: 0 E: 0 K: 0 S: 6	H: 0 LOB: 0 BB: 0 P: 11	R: 2 E: 0 K: 0 S: 11	H: 2 LOB: 0 BB: 0 P: 13	R: 2 E: 1 K: 0 S: 18	H: 3 LOB: 3 BB: 1 P: 29	1B: 16 2B: 0 3B: 0 HR: 4	SF: 0 SAC: 0 DP: 1 HBP: 0	WP: 1 PB: 0 CS: 0	PA: 49		
PITCHER	IP	WLS	BF	H	R	ER	SO	BB	IBB	HBP	BLK	WP	HR	S	P	ERA	WHIP					
Carl Pavano, R ERA: 24.0 (1, 1)	3.0	L	22	12	8	8	1	2	0	0	0	0	1	0	10	22	0.00	2.000				
Mike Thurman, R ERA: 5.87 (4, 1)	1.0		5	0	0	0	1	2	0	0	0	1	0	10	22	0.00	2.000					
Masato Yoshii, R ERA: 4.38 (5, 1)	3.0		14	5	3	3	1	0	0	0	0	0	1	32	45	9.00	1.667					
Joey Eischen, L ERA: 5.84 (8, 1)	1.0		8	3	2	2	0	1	0	0	0	0	1	18	29	18.00	4.000					

AB	33
R	1
H	7
RBI	1
BB	2
SO	1
LOB	13



AB	44
R	13
H	20
RBI	12
BB	5
SO	3
LOB	31



Batter	1	2	3	4	5	6	7	8	9	AB	R	H	RBI	BB	SO	LOB	TOP					
Peter Bergeron, L OBP: 0.307, SLG: 0.341 (1, 8)										4	0	1	0	0	1	0	Montreal Expos @ Los Angeles Dodgers Dodger Stadium, Los Angeles, CA Thu Aug 16 2001, 1:10 PM PDT Att: 30,347 - Sunny - 79 F AB 32 R 7 H 10 RBI 7 BB 2 SO 7 LOB 12					
Geoff Blum, S OBP: 0.319, SLG: 0.354 (1, 5)										5	0	1	0	0	2	3						
Vladimir Guerrero, R OBP: 0.394, SLG: 0.596 (1, 9)										3	2	1	0	1	1	1						
Lee Stevens, L OBP: 0.323, SLG: 0.426 (1, 3)										3	1	2	2	1	1	1						
Orlando Cabrera, R OBP: 0.312, SLG: 0.398 (1, 6)										3	1	2	3	0	0	1						
Mark Smith, R OBP: 0.340, SLG: 0.421 (1, 7)										4	0	0	0	0	1	4						
Michael Barrett, R OBP: 0.291, SLG: 0.367 (1, 2)											3	1	1	1	0	0		1				
Mike Mordecai, R OBP: 0.319, SLG: 0.399 (1, 4)										4	1	2	1	0	0	0						
Tomo Ohka, S OBP: 0.316, SLG: 0.333 (6, PH) Britt Reames, R OBP: 0.288, SLG: 0.333 (8, 1) Graeme Lloyd, L OBP: 0.345, SLG: 0.454 (9, PH) Fernando Seguin, S OBP: 0.345, SLG: 0.454 (9, 1) Scott Strickland, R OBP: 0.345, SLG: 0.454 (9, 1)										2	0	0	0	0	0	0						
Inning Stats	R: 0 E: 0 K: 2 S: 14	H: 1 LOB: 1 BB: 0 P: 19	R: 2 E: 1 K: 0 S: 17	H: 1 LOB: 0 BB: 1 P: 27	R: 0 E: 0 K: 1 S: 9	H: 0 LOB: 0 BB: 0 P: 10	R: 1 E: 0 K: 1 S: 11	H: 1 LOB: 0 BB: 0 P: 17	R: 0 E: 0 K: 0 S: 7	H: 0 LOB: 0 BB: 0 P: 10	R: 0 E: 0 K: 0 S: 9	H: 0 LOB: 0 BB: 0 P: 15	R: 0 E: 0 K: 1 S: 11	H: 1 LOB: 1 BB: 0 P: 17	R: 3 E: 0 K: 0 S: 11	H: 3 LOB: 2 BB: 1 P: 22	R: 1 E: 0 K: 2 S: 9	H: 3 LOB: 1 BB: 0 P: 11	1B: 7 2B: 4 3B: 0 HR: 0	SF: 2 SAC: 2 DP: 1 HBP: 0	WP: 0 PB: 0 SB: 2 CS: 2	PA: 38
PITCHER	IP	WLS	BF	H	R	ER	SO	BB	IBB	HBP	BLK	WP	HR	S	P	ERA	WHIP					
Eric Gagne, R ERA: 4.72 (1, 1)	7.0		25	4	3	1	5	1	0	0	0	0	0	78	115	1.29	0.714					
Mike Trombley, R ERA: 3.9 (8, 1)	1.0	L	10	5	4	4	0	0	1	0	0	0	0	13	24	36.00	5.000					
Matt Herges, R ERA: 3.77 (9, 1)	1.0		3	1	0	0	2	0	0	0	0	0	0	7	9	0.00	1.000					



Batter	1	2	3	4	5	6	7	8	9	AB	R	H	RBI	BB	SO	LOB	BOTTOM					
Adrian Beltré, R OBP: 0.313, SLG: 0.436 (1, 5)										4	0	2	0	0	0	1	Montreal Expos @ Los Angeles Dodgers Dodger Stadium, Los Angeles, CA Thu Aug 16 2001, 1:10 PM PDT Att: 30,347 - Sunny - 79 F AB 32 R 3 H 9 RBI 3 BB 3 SO 5 LOB 13					
Mark Czulewianek, R OBP: 0.333, SLG: 0.408 (1, 4)										3	0	1	0	1	0	1						
Shawn Green, L OBP: 0.363, SLG: 0.578 (1, 9)										4	0	1	1	0	1	1						
Paul Lo Duca, R OBP: 0.378, SLG: 0.578 (1, 2)										3	2	3	1	1	0	0						
Eric Karros, R OBP: 0.305, SLG: 0.396 (1, 3)										4	0	0	0	0	2	3						
Bruce Aven, R OBP: 0.455, SLG: 0.556 (1, 7)										4	0	1	0	0	0	2						
Marquis Grissom, R OBP: 0.257, SLG: 0.454 (1, 8)										3	0	0	0	1	1	1						
Alex Cora, L OBP: 0.297, SLG: 0.346 (1, 6)										4	1	1	1	0	0	2						
Eric Gagne, R OBP: 0.139, SLG: 0.229 (1, 1) Tom Goodwin, L OBP: 0.283, SLG: 0.339 (7, PH) Mike Trombley, R (8, 1) Matt Herges, L OBP: 0.400, SLG: 0.400 (9, PH) Dave Hansen, L OBP: 0.385, SLG: 0.355 (9, PH)										1	0	0	0	0	0	2						
Inning Stats	R: 0 E: 0 K: 0 S: 7	H: 0 LOB: 0 BB: 0 P: 9	R: 1 E: 0 K: 1 S: 12	H: 1 LOB: 2 BB: 2 P: 27	R: 0 E: 0 K: 0 S: 5	H: 1 LOB: 0 BB: 0 P: 8	R: 1 E: 0 K: 0 S: 10	H: 1 LOB: 0 BB: 0 P: 15	R: 1 E: 0 K: 0 S: 11	H: 2 LOB: 1 BB: 1 P: 19	R: 0 E: 0 K: 1 S: 7	H: 1 LOB: 1 BB: 0 P: 10	R: 0 E: 0 K: 1 S: 8	H: 2 LOB: 2 BB: 0 P: 11	R: 0 E: 0 K: 1 S: 13	H: 1 LOB: 1 BB: 0 P: 18	R: 0 E: 0 K: 0 S: 7	H: 0 LOB: 0 BB: 0 P: 13	1B: 5 2B: 3 3B: 0 HR: 1	SF: 0 SAC: 1 DP: 1 HBP: 0	WP: 1 PB: 0 SB: 0 CS: 1	PA: 37
PITCHER	IP	WLS	BF	H	R	ER	SO	BB	IBB	HBP	BLK	WP	HR	S	P	ERA	WHIP					
Tomo Ohka, R ERA: 6.45 (1, 1)	5.0		22	6	3	3	2	3	0	0	0	0	0	47	81	5.40	1.800					
Britt Reames, R ERA: 5.6 (6, 1)	2.0	W	7	2	0	0	2	0	0	0	0	0	0	13	18	0.00	1.000					
Graeme Lloyd, L ERA: 3.45 (8, 1)	1.0	H	4	1	0	0	1	0	0	0	0	0	0	13	18	0.00	1.000					
Scott Strickland, R ERA: 3.64 (9, 1)	1.0		3	0	0	0	0	0	0	0	0	0	0	7	13	0.00	0.000					



Batter	1	2	3	4	5	6	7	8	9	AB	R	H	RBI	BB	SO	LOB	TOP	
Peter Bergeron, L (1, 8) OBP: 0.301, SLG: 0.335	1-2 E3 SH1-3 1B	1-2 G5-3		2-3 K		2-3 K		0-0 F7		5	1	0	0	0	2	4		
Geoff Blum, S (1, 5) OBP: 0.318, SLG: 0.353	0-0 SH1-3 2-3	2-3 K		3-3 K		2-2 FC5-4 1-2		1-2 S	1B	4	0	1	0	0	2	4		
Vladimir Guerrero, R (1, 9) OBP: 0.394, SLG: 0.594	0-0 G1-3 1B 1B		1-3 K		1-2 CS 1B		0-1 F8		0-0 F7	5	1	2	1	0	1	1		
Lee Stevens, L (1, 3) OBP: 0.328, SLG: 0.434	1-0 G1-3 1B		2-1 HBP		1-0 BB 1B		3-1 3B		2-1 F8	4	1	3	0	0	0	1		
Orlando Cabrera, R (1, 6) OBP: 0.311, SLG: 0.395	2-1 G1-3		3-2 P3-4 HBP		4-2 BB		1-2 P6		3-2 G3-1	4	0	0	0	1	0	5		
Michael Barrett, R (1, 2) OBP: 0.293, SLG: 0.367	0-0 BB 1B		1-1 E6 BB SF9		2-2 G4-6-3 BB		4-0 IBB			3	1	1	2	1	0	2		
Brad Wilkerson, L (1, 7) OBP: 0.298, SLG: 0.324	4-1 BB 1B		4-1 SF9 BB BB		2-2 F7		2-3 K			2	0	0	0	2	1	2		
Mike Mordecai, R (1, 4) OBP: 0.322, SLG: 0.398	3-3 K		4-1 S BB		0-1 1B 1B		0-0 F8			3	0	1	0	1	1	2		
Javier Vazquez, R (1, 1) OBP: 0.275, SLG: 0.306		0-2 G1-3		0-1 SF9		0-0 FC5-4 1B		2-2 G5-3		3	0	1	1	0	0	0		
Scott Strickland, R (9, 1)										0	0	0	0	0	0	0		
Inning Stats	R: 3 E: 1 K: 1 S: 13	H: 3 LOB: 2 BB: 1 P: 24	R: 0 E: 0 K: 1 S: 9	H: 0 LOB: 0 BB: 0 P: 12	R: 0 E: 0 K: 1 S: 7	H: 0 LOB: 0 BB: 0 P: 13	R: 1 E: 1 K: 2 S: 15	H: 0 LOB: 2 BB: 2 P: 29	R: 0 E: 0 K: 1 S: 12	H: 2 LOB: 1 BB: 1 P: 19	R: 0 E: 0 K: 1 S: 14	H: 1 LOB: 2 BB: 1 P: 24	R: 0 E: 0 K: 0 S: 10	H: 1 LOB: 1 BB: 0 P: 16	1B: 8 2B: 1 3B: 1 HR: 0	SF: 1 SAC: 1 DP: 2 HBP: 1	WP: 0 PA: 41	
PITCHER	IP	WLS	BF	H	R	ER	SO	BB	IBB	HBP	BLK	WP	HR	S	P	ERA	WHIP	
Brian Lawrence, R (1, 1) ERA: 3.41	5.0	L	24	5	4	0	5	4	0	1	0	0	0	55	97	0.00	1.800	
Jose Nunez, L (6, 1) ERA: 5.69	2.0	10	3	0	0	2	0	0	1	0	0	0	0	26	42	0.00	1.500	
Jeremy Fikac, R (8, 1) ERA:	1.0	3	0	0	0	0	0	0	0	0	0	0	0	5	7	0.00	0.000	
Rudy Seanez, R (9, 1) ERA: 2.75	1.0	4	1	0	0	0	0	0	0	0	0	0	0	10	16	0.00	1.000	

Montreal Expos @ San Diego Padres
Qualcomm Stadium, San Diego, CA
Fri Aug 17 2001, 10:05 PM EDT
Att: 22,513 - Sunny - 77 F

AB	33
R	4
H	9
RBI	4
BB	5
SO	7
LOB	21



Batter	1	2	3	4	5	6	7	8	9	AB	R	H	RBI	BB	SO	LOB	BOTTOM				
Damian Jackson, R (1, 4) OBP: 0.333, SLG: 0.364	0-2 F9		2-2 F9		3-2 G3-1			0-0 G5-3		4	0	0	0	0	0	1					
Mark Kotsay, L (1, 8) OBP: 0.387, SLG: 0.434	1-2 G1-3		0-1 F9			1-3 K		4-2 BB		3	0	0	0	1	1	0					
Ryan Klesko, L (1, 3) OBP: 0.389, SLG: 0.523	1-1 1B		1-1 F7			1-3 K		2-2 F8		4	0	1	0	0	1	2					
Phil Nevin, R (1, 5) OBP: 0.401, SLG: 0.603	2-3 K			2-0 1B		2-1 G3			0-2 P3	4	0	1	0	0	1	1					
Ray Lankford, L (1, 7) OBP: 0.350, SLG: 0.497		2-2 P5		1-3 K			1-2 G3-1		4-2 BB	3	0	0	0	1	1	1					
Bubba Trammell, R (1, 9) OBP: 0.345, SLG: 0.491		1-0 2B		0-2 L4			0-0 F8		2-3 K	4	0	1	0	0	1	2					
Ben Davis, S (1, 2) OBP: 0.362, SLG: 0.372		2-2 F8		1-3 K			0-2 G5-3		0-0 G4-3	4	0	0	0	0	1	3					
D'Angelo Jimenez, S (1, 6) OBP: 0.351, SLG: 0.349		4-0 IBB			0-0 F7			1-0 2B		2	0	1	0	1	0	0					
Brian Lawrence, R (1, 1) ERA: 3.41		1-1 F7		0-3 K			1-2 L6		2-2 L6	1	0	0	0	0	0	2					
Dave Moaden, L (5, PH) ERA: 3.88										1	0	0	0	0	1	0					
Jose Nunez, L (6, 1) ERA: 5.69										0	0	0	0	0	0	0					
Jeremy Fikac, R (8, 1) ERA:										0	0	0	0	0	0	0					
Tony Gwynn, L (8, PH) OBP: 0.427, SLG: 0.547										1	0	0	0	0	0	1					
Rudy Seanez, R (9, 1) ERA: 2.75										0	0	0	0	0	0	0					
Inning Stats	R: 0 E: 0 K: 1 S: 12	H: 1 LOB: 1 BB: 0 P: 16	R: 0 E: 0 K: 0 S: 9	H: 1 LOB: 2 BB: 1 P: 19	R: 0 E: 0 K: 0 S: 7	H: 0 LOB: 0 BB: 0 P: 10	R: 0 E: 0 K: 2 S: 11	H: 1 LOB: 1 BB: 0 P: 15	R: 0 E: 0 K: 1 S: 7	H: 0 LOB: 0 BB: 0 P: 10	R: 0 E: 0 K: 2 S: 9	H: 0 LOB: 0 BB: 0 P: 13	R: 0 E: 0 K: 0 S: 7	H: 0 LOB: 0 BB: 0 P: 8	R: 0 E: 0 K: 0 S: 14	H: 1 LOB: 2 BB: 1 P: 23	R: 0 E: 0 K: 1 S: 9	H: 0 LOB: 1 BB: 1 P: 15	1B: 2 2B: 2 3B: 0 HR: 0	SF: 0 SAC: 0 DP: 0 HBP: 0	WP: 1 PA: 34
PITCHER	IP	WLS	BF	H	R	ER	SO	BB	IBB	HBP	BLK	WP	HR	S	P	ERA	WHIP				
Javier Vazquez, R (1, 1) ERA: 3.58	8.0	W	30	4	0	0	6	1	1	0	0	0	0	76	114	0.00	0.625				
Scott Strickland, R (9, 1) ERA: 3.58	1.0	4	0	0	0	1	1	1	0	0	0	0	0	9	15	0.00	1.000				

Montreal Expos @ San Diego Padres
Qualcomm Stadium, San Diego, CA
Fri Aug 17 2001, 10:05 PM EDT
Att: 22,513 - Sunny - 77 F

AB	31
R	0
H	4
RBI	0
BB	3
SO	7
LOB	13



Batter	1	2	3	4	5	6	7	8	9	AB	R	H	RBI	BB	SO	LOB	TOP		
Peter Bergeron, L (1, 8) OBP: 0.300, SLG: 0.333	G6-3			F5		F9 1B		F7		4	0	1	0	0	0	0	Montreal Expos @ San Diego Padres Qualcomm Stadium, San Diego, CA Sat Aug 18 2001, 10:05 PM EDT Att: 31,485 - Sunny - 77 F		
Mike Mordecai, R (1, 4) OBP: 0.330, SLG: 0.410	K			F8 1B				HR		4	2	3	0	0	1				
Vladimir Guerrero, R (1, 9) OBP: 0.383, SLG: 0.597	G5-3			F8		F9		HR		4	1	1	2	0	0	3			
Lee Stevens, L (1, 3)		G4-3				F2				4	0	2	1	0	0	2			
Orlando Cabrera, R (1, 6) OBP: 0.311, SLG: 0.394	F8					F8				4	0	1	0	0	0	3			
Mark Smith, R (1, 7) OBP: 0.331, SLG: 0.409	F7			P6						4	0	0	0	0	0	2			
Michael Barrett, R (1, 2) OBP: 0.290, SLG: 0.363			F8		G1-3		K			4	0	0	0	0	2	0			
Geoff Blum, S (1, 5) OBP: 0.314, SLG: 0.349			F9		G4-1		P3			4	0	0	0	0	0	0			
Mike Thurman, R (1, 1) OBP: 0.097, SLG: 0.034										2	0	0	0	0	1	0			
Bobby Munoz, R (6, 1)										0	0	0	0	0	0	0			
Brad Wilkerson, L (8, PH) OBP: 0.294, SLG: 0.319										1	0	0	0	0	0	0			
Scott Stewart, R (8, 1)										0	0	0	0	0	0	0			
Inning Stats	R: 0 E: 0 K: 1 S: 7	H: 0 LOB: 0 BB: 0 P: 9	R: 0 E: 0 K: 0 S: 8	H: 0 LOB: 0 BB: 0 P: 11	R: 0 E: 0 K: 1 S: 9	H: 0 LOB: 0 BB: 0 P: 13	R: 1 E: 0 K: 0 S: 15	H: 3 LOB: 2 BB: 0 P: 23	R: 0 E: 0 K: 0 S: 11	H: 2 LOB: 0 BB: 0 P: 12	R: 0 E: 0 K: 1 S: 8	H: 0 LOB: 0 BB: 0 P: 11	R: 2 E: 0 K: 0 S: 8	H: 3 LOB: 1 BB: 0 P: 9	R: 0 E: 0 K: 1 S: 8	H: 0 LOB: 0 BB: 0 P: 10	1B: 5 2B: 2 3B: 0 HR: 1	SF: 0 SAC: 0 DP: 0 HBP: 0	WP: 0 PA: 35
PITCHER	IP WLS BF H R ER SO BB IBB HBP BLK WP HR S P ERA WHIP																		
Bobby Jones, R (1, 1) ERA: 4.47	7.2 W 30 7 3 3 3 0 0 0 0 0 1 68 96 3.52 0.913																		
Chuck McElroy, L (8, 1) ERA: 5.01	0.0 1 1 0 0 0 0 0 0 0 0 0 3 3 ∞ ∞																		
Trevor Hoffman, R (8, 1) ERA: 3.02	1.1 S 4 0 0 0 1 0 0 0 0 0 0 9 11 0.00 0.000																		

AB	35
R	3
H	8
RBI	3
BB	0
SO	4
LOB	10



Batter	1	2	3	4	5	6	7	8	9	AB	R	H	RBI	BB	SO	LOB	BOTTOM		
Damian Jackson, R (1, 4) OBP: 0.335, SLG: 0.365	F8					HR				4	1	2	0	0	1	0	Montreal Expos @ San Diego Padres Qualcomm Stadium, San Diego, CA Sat Aug 18 2001, 10:05 PM EDT Att: 31,485 - Sunny - 77 F		
Mark Kotsay, L (1, 8) OBP: 0.385, SLG: 0.440	G4-3		G6-3			HR		F7		4	1	1	2	0	0	1			
Ryan Klesko, L (1, 3) OBP: 0.392, SLG: 0.524					F9-3					3	1	2	0	1	1	0			
Phil Nevin, R (1, 5) OBP: 0.400, SLG: 0.599	K				F8		L7			3	0	0	0	1	1	3			
Ray Lankford, L (1, 7) OBP: 0.351, SLG: 0.507			FC6-4		F9-3					4	1	2	2	0	1	2			
Bubba Trammell, R (1, 9) OBP: 0.345, SLG: 0.490										3	0	1	0	0	1	1			
Mike Darr, L (6, FR) OBP: 0.363, SLG: 0.323			FC6-4							0	0	0	0	0	0	0			
Ben Davis, S (1, 2) OBP: 0.359, SLG: 0.369			G3-6-3							3	0	0	0	0	2	2			
D'Angelo Jimenez, S (1, 6) OBP: 0.345, SLG: 0.342					G3-1					3	0	0	0	0	1	0			
Bobby Jones, R (1, 1) OBP: 0.160, SLG: 0.167										3	0	0	0	0	0	0			
Chuck McElroy, L (8, 1)										0	0	0	0	0	0	0			
Trevor Hoffman, R (8, 1)										0	0	0	0	0	0	0			
Inning Stats	R: 0 E: 0 K: 1 S: 11	H: 0 LOB: 1 BB: 1 P: 20	R: 0 E: 0 K: 0 S: 6	H: 1 LOB: 0 BB: 0 P: 7	R: 0 E: 0 K: 0 S: 7	H: 1 LOB: 0 BB: 0 P: 13	R: 0 E: 0 K: 0 S: 8	H: 1 LOB: 0 BB: 0 P: 12	R: 0 E: 0 K: 3 S: 10	H: 0 LOB: 0 BB: 0 P: 15	R: 4 E: 0 K: 1 S: 19	H: 5 LOB: 1 BB: 0 P: 31	R: 0 E: 0 K: 1 S: 9	H: 0 LOB: 0 BB: 0 P: 14	R: 0 E: 0 K: 2 S: 10	H: 0 LOB: 1 BB: 1 P: 17	1B: 6 2B: 1 3B: 0 HR: 2	SF: 0 SAC: 0 DP: 2 HBP: 0	WP: 0 PA: 32
PITCHER	IP WLS BF H R ER SO BB IBB HBP BLK WP HR S P ERA WHIP																		
Mike Thurman, R (1, 1) ERA: 5.9	5.2 L 23 7 4 4 4 1 0 0 0 0 0 2 55 88 6.35 1.412																		
Bobby Munoz, R (6, 1) ERA: 3.53	1.1 5 1 0 0 2 0 0 0 0 0 0 15 24 0.00 0.750																		
Scott Stewart, L (8, 1) ERA: 3.89	1.0 4 0 0 0 2 1 0 0 0 0 0 10 17 0.00 1.000																		

AB	30
R	4
H	8
RBI	4
BB	2
SO	8
LOB	9



Batter	1	2	3	4	5	6	7	8	9	AB	R	H	RBI	BB	SO	LOB	TOP	
Peter Bergeron, L OBP: 0.303, SLG: 0.333 (1, 8)	G4-3		CS 1B			F8 1B BB		G3		3	1	1	1	1	0	0		
Mike Mordecai, R OBP: 0.333, SLG: 0.412 (1, 4)	G4-3		CS	FC3-4 1B		BB F8 1B		G6-3		4	0	2	0	0	0	0		
Vladimir Guerrero, R OBP: 0.380, SLG: 0.592 (1, 9)	G4-3			FC3-4 1-2		F8 1-2 2-3		F5		4	0	0	0	0	0	3		
Lee Stevens, L OBP: 0.329, SLG: 0.434 (1, 3)		F7		K		BB IBB			K	3	0	0	0	1	2	1		
Orlando Cabrera, R OBP: 0.310, SLG: 0.391 (1, 6)		F9		P4		FC5-4 BB			F8	3	0	0	1	1	0	1		
Michael Barrett, R OBP: 0.292, SLG: 0.364 (1, 2)		G6-3				FC4-6 1B 1-2				4	0	2	0	0	0	3		
Brad Wilkerson, L OBP: 0.292, SLG: 0.329 (1, 7)			G4-3 1B 2B		FC4-6 1B 1-2			G4-3		4	1	1	0	0	1	2		
Geoff Blum, S OBP: 0.312, SLG: 0.346 (1, 5)			G4-3		G4-3 1-2			G4-3		3	0	0	0	0	0	2		
Tony Armas, R OBP: 0.167, SLG: 0.190 (1, 1)			G5-3			G4-3 1B				3	0	0	0	0	0	1		
Graeme Lloyd, L (9, 1)										0	0	0	0	0	0	0		
Scott Strickland, R (9, 1)										0	0	0	0	0	0	0		
Inning Stats	R: 0 H: 0 E: 0 K: 0 S: 10	H: 0 LOB: 0 BB: 0 P: 13	R: 0 H: 0 E: 0 K: 0 S: 6	H: 0 LOB: 0 BB: 0 P: 9	R: 1 H: 2 E: 0 K: 0 S: 6	H: 2 LOB: 0 BB: 0 P: 13	R: 0 H: 1 E: 0 K: 1 S: 7	H: 1 LOB: 1 BB: 0 P: 15	R: 0 H: 1 E: 0 K: 0 S: 11	H: 0 LOB: 0 BB: 3 P: 22	R: 0 H: 0 E: 0 K: 0 S: 5	H: 0 LOB: 0 BB: 0 P: 9	R: 0 H: 0 E: 0 K: 2 S: 10	H: 1 LOB: 1 BB: 0 P: 15	1B: 5 2B: 1 3B: 0 HR: 0	SF: 0 SAC: 0 DP: 1 HBP: 0	WP: 0 PA: 35 PB: 0 SB: 0 CS: 1	
PITCHER	IP	WLS	BF	H	R	ER	SO	BB	IBB	HBP	BLK	WP	HR	S	P	ERA	WHIP	
Junior Herndon, R ERA: 2.67 (1, 1)	6.0	L	24	5	2	2	1	2	1	0	0	0	0	49	86	3.00	1.167	
Jeremy Fikac, R ERA: (7, 1)	2.0		6	0	0	0	0	0	0	0	0	0	0	11	16	0.00	0.000	
David Lundquist, R ERA: 1.93 (9, 1)	1.0		4	1	0	0	2	0	0	0	0	0	0	10	15	0.00	1.000	

Montreal Expos @ San Diego Padres
Qualcomm Stadium, San Diego, CA
Sun Aug 19 2001, 5:00 PM EDT
Att: 24,309 - Sunny - 82 F

AB 31
R 2
H 6
RBI 2
BB 3
SO 3
LOB 13



Batter	1	2	3	4	5	6	7	8	9	AB	R	H	RBI	BB	SO	LOB	BOTTOM		
Rickey Henderson, R OBP: 0.347, SLG: 0.324 (1, 7)	CS BB			K		G5-3			K	3	0	0	0	1	2	2			
Damian Jackson, R OBP: 0.334, SLG: 0.362 (1, 4)	F7			G6-3			P6		1B BB	3	0	0	0	1	0	1			
Ryan Klesko, L OBP: 0.389, SLG: 0.520 (1, 3)				P5						3	0	0	0	0	2	1			
Bubba Trammell, R OBP: 0.346, SLG: 0.491 (9, PH)									1-3 2-H 1B	1	0	1	1	0	0	0			
Phil Nevin, R OBP: 0.396, SLG: 0.593 (1, 5)		K							K	4	0	0	0	0	4	2			
Ray Lankford, L OBP: 0.348, SLG: 0.502 (1, 8)		K								3	0	0	0	0	2	0			
Mike Dam, L OBP: 0.359, SLG: 0.319 (1, 9)		G4-3								3	0	0	0	0	0	0			
Wiki Gonzalez, R OBP: 0.339, SLG: 0.500 (1, 2)				F8		G6-3			G4-3	3	0	0	0	0	0	0			
Alex Arias, R OBP: 0.311, SLG: 0.333 (1, 6)				G1-3						2	0	0	0	0	0	0			
Mark Kotsay, L OBP: 0.365, SLG: 0.439 (9, PH)									F9	1	0	0	0	0	0	0			
Junior Herndon, R ERA: 2.67 (1, 1)										1	0	0	0	0	1	0			
Dave Magadan, L ERA: 3.74 (9, PH)										1	0	1	0	0	0	0			
Jeremy Fikac, R ERA: (7, 1)										0	0	0	0	0	0	0			
David Lundquist, R ERA: (9, 1)										0	0	0	0	0	0	0			
Tony Gwynn, L OBP: 0.494, SLG: 0.593 (9, PH)										1	0	1	0	0	0	0			
D'Angelo Jimenez, S OBP: 0.346, SLG: 0.342 (9, PH)									BB 1B	0	1	0	0	0	0	0			
Inning Stats	R: 0 H: 0 E: 0 K: 1 S: 8	H: 0 LOB: 1 BB: 1 P: 17	R: 0 H: 0 E: 0 K: 2 S: 11	H: 0 LOB: 0 BB: 0 P: 16	R: 0 H: 0 E: 0 K: 1 S: 7	H: 0 LOB: 0 BB: 0 P: 14	R: 0 H: 0 E: 0 K: 1 S: 7	H: 0 LOB: 0 BB: 0 P: 12	R: 0 H: 1 E: 0 K: 0 S: 10	H: 1 LOB: 1 BB: 0 P: 10	R: 0 H: 0 E: 0 K: 2 S: 11	H: 0 LOB: 0 BB: 0 P: 13	R: 0 H: 0 E: 0 K: 0 S: 5	H: 0 LOB: 0 BB: 0 P: 8	R: 1 H: 2 E: 0 K: 2 S: 18	H: 2 LOB: 2 BB: 1 P: 30	1B: 3 2B: 1 3B: 0 HR: 0	SF: 0 SAC: 0 DP: 1 HBP: 0	WP: 0 PA: 31 PB: 0 SB: 0 CS: 1
PITCHER	IP	WLS	BF	H	R	ER	SO	BB	IBB	HBP	BLK	WP	HR	S	P	ERA	WHIP		
Tony Armas, R ERA: 3.74 (1, 1)	8.2	W	29	2	1	1	10	2	0	0	0	0	0	81	126	1.04	0.462		
Graeme Lloyd, L ERA: 3.45 (9, 1)	0.0		1	1	0	0	0	0	0	0	0	0	0	1	1	-	-		
Scott Strickland, R ERA: 0.96 (9, 1)	0.1	S	1	0	0	0	1	0	0	0	0	0	0	3	5	0.00	0.000		

Montreal Expos @ San Diego Padres
Qualcomm Stadium, San Diego, CA
Sun Aug 19 2001, 5:00 PM EDT
Att: 24,309 - Sunny - 82 F

AB 29
R 1
H 3
RBI 1
BB 2
SO 11
LOB 6



Batter	1	2	3	4	5	6	7	8	9	AB	R	H	RBI	BB	SO	LOB	TOP						
Marvin Benard, L (1, 8) OBP: 0.305, SLG: 0.401			G3-1 (1)		G1-3 (1)		F7 (2)			5	1	1	0	0	0	2	San Francisco Giants @ Montreal Expos Olympic Stadium, Montreal, QB Tue Aug 21 2001, 7:05 PM EDT Alt: 8,937 - Dome - 72 F livebaseballscores.com						
Rich Aurilia, R (1, 6) OBP: 0.375, SLG: 0.573	G5-3 (1)	FC6-4 (1)			G6-3 (2)		L5 (3)			5	2	2	1	0	0	1							
Barry Bonds, L (1, 7) OBP: 0.487, SLG: 0.820								F7 (1)		2	1	0	0	3	1	0							
Calvin Murray, R (8, 8) OBP: 0.351, SLG: 0.398	BLK (1)									0	0	0	0	0	0	0							
Jeff Kent, R (1, 4) OBP: 0.370, SLG: 0.510		FC6-4 (1)				F7 (3)		F7 (2)		5	2	1	1	0	1	5							
J.T. Snow, L (1, 3) OBP: 0.377, SLG: 0.364						G4-3 (1)				2	2	1	1	1	0	0							
Andres Galarraga, R (8, PH) OBP: 0.353, SLG: 0.453	1B (1)	SF (1)								1	0	0	0	0	0	0							
John Vander Wal, L (1, 9) OBP: 0.350, SLG: 0.461										4	1	2	3	1	0	1							
Benito Santiago, R (1, 2) OBP: 0.310, SLG: 0.381					G5-3 (1)					5	1	3	1	0	0	0							
Ramon Martinez, R (1, 5) OBP: 0.321, SLG: 0.351					F5 (2)		G6-4-3 (2)			5	0	2	0	0	0	2							
Russ Ortiz, R (1, 1) OBP: 0.263, SLG: 0.288										4	0	1	2	0	1	3							
Aaron Fultz, L (9, 1) OBP: 0.250, SLG: 0.250			G6-4-3 (2)				L9 (1)			0	0	0	0	0	0	0							
Inning Stats	R: 5 E: 0 K: 1 S: 22	H: 5 LOB: 2 BB: 2 P: 39	R: 3 E: 1 K: 0 S: 18	H: 4 LOB: 2 BB: 1 P: 29	R: 2 E: 0 K: 1 S: 10	H: 3 LOB: 1 BB: 0 P: 16	R: 0 E: 0 K: 1 S: 8	H: 0 LOB: 0 BB: 0 P: 13	R: 0 E: 0 K: 0 S: 7	H: 1 LOB: 1 BB: 1 P: 15	R: 0 E: 0 K: 0 S: 10	H: 0 LOB: 0 BB: 0 P: 14	R: 0 E: 0 K: 0 S: 5	H: 0 LOB: 0 BB: 0 P: 10	R: 0 E: 0 K: 0 S: 7	H: 0 LOB: 0 BB: 0 P: 12	1B: 8 2B: 3 3B: 0 HR: 2	SF: 1 SAC: 0 DP: 2 HBP: 0	WP: 0 PB: 0 SB: 0 CS: 0	PA: 44			
PITCHER	IP WLS BF H R ER SO BB IBB HBP BLK WP HR S P ERA WHIP	IP WLS BF H R ER SO BB IBB HBP BLK WP HR S P ERA WHIP	IP WLS BF H R ER SO BB IBB HBP BLK WP HR S P ERA WHIP	IP WLS BF H R ER SO BB IBB HBP BLK WP HR S P ERA WHIP	IP WLS BF H R ER SO BB IBB HBP BLK WP HR S P ERA WHIP	IP WLS BF H R ER SO BB IBB HBP BLK WP HR S P ERA WHIP	IP WLS BF H R ER SO BB IBB HBP BLK WP HR S P ERA WHIP	IP WLS BF H R ER SO BB IBB HBP BLK WP HR S P ERA WHIP	IP WLS BF H R ER SO BB IBB HBP BLK WP HR S P ERA WHIP	IP WLS BF H R ER SO BB IBB HBP BLK WP HR S P ERA WHIP	IP WLS BF H R ER SO BB IBB HBP BLK WP HR S P ERA WHIP	IP WLS BF H R ER SO BB IBB HBP BLK WP HR S P ERA WHIP	IP WLS BF H R ER SO BB IBB HBP BLK WP HR S P ERA WHIP	IP WLS BF H R ER SO BB IBB HBP BLK WP HR S P ERA WHIP	IP WLS BF H R ER SO BB IBB HBP BLK WP HR S P ERA WHIP	IP WLS BF H R ER SO BB IBB HBP BLK WP HR S P ERA WHIP	IP WLS BF H R ER SO BB IBB HBP BLK WP HR S P ERA WHIP	IP WLS BF H R ER SO BB IBB HBP BLK WP HR S P ERA WHIP	IP WLS BF H R ER SO BB IBB HBP BLK WP HR S P ERA WHIP	IP WLS BF H R ER SO BB IBB HBP BLK WP HR S P ERA WHIP	IP WLS BF H R ER SO BB IBB HBP BLK WP HR S P ERA WHIP	IP WLS BF H R ER SO BB IBB HBP BLK WP HR S P ERA WHIP	
Carl Pavano, R (1, 1) ERA: 31.15	1.1 L 15 7 8 7 1 3 0 0 0 0 0 0 30 54 47.25 7.500	3.2 16 5 2 2 2 1 0 0 0 0 0 2 36 60 4.91 1.636	1.0 4 1 0 0 0 0 0 0 0 0 0 0 7 15 0.00 2.000	2.0 6 0 0 0 0 0 0 0 0 0 0 0 15 24 0.00 0.000	1.0 3 0 0 0 0 0 0 0 0 0 0 0 7 12 0.00 0.000																		

Batter	1	2	3	4	5	6	7	8	9	AB	R	H	RBI	BB	SO	LOB	BOTTOM						
Peter Bergeron, L (1, 8) OBP: 0.303, SLG: 0.331			G6-3 (3)			F7 (2)				2	0	0	0	1	0	1	San Francisco Giants @ Montreal Expos Olympic Stadium, Montreal, QB Tue Aug 21 2001, 7:05 PM EDT Alt: 8,937 - Dome - 72 F livebaseballscores.com						
Joey Eischen, L (7, 1)										0	0	0	0	0	0	0							
Ryan Minor, R (8, PH) OBP: 0.270, SLG: 0.291										0	1	0	0	1	0	0							
Jose Vidro, S (1, 4) OBP: 0.391, SLG: 0.530										4	0	1	1	0	0	2							
Fernando Seguinol, S (9, 9) OBP: 0.185, SLG: 0.180										0	0	0	0	0	0	0							
Vladimir Guerrero, R (1, 9) OBP: 0.377, SLG: 0.587										4	0	0	0	0	0	2							
Bobby Munoz, R (9, 1) ERA: 3.82										0	0	0	0	0	0	0							
Lee Stevens, L (1, 3) OBP: 0.330, SLG: 0.433										3	1	1	0	1	0	1							
Orlando Cabrera, R (1, 6) OBP: 0.308, SLG: 0.388										4	0	0	0	0	0	2							
Mark Smith, R (1, 7) OBP: 0.335, SLG: 0.407										3	0	1	0	1	0	0							
Michael Barrett, R (1, 2) OBP: 0.291, SLG: 0.363										4	0	1	0	0	0	2							
Mike Mordecai, R (1, 5) OBP: 0.332, SLG: 0.406										3	0	0	1	1	2	0							
Carl Pavano, R (1, 1) ERA: 31.15										0	0	0	0	0	0	0							
Masato Yoshii, R (2, 1) OBP: 0.154, SLG: 0.083										1	0	0	0	0	1	0							
Britt Reames, R (6, 1) OBP: 0.316, SLG: 0.333										0	0	0	0	0	0	0							
Curtis Pride, L (6, PH) OBP: 0.366, SLG: 0.380										2	0	0	0	1	0	3							
Inning Stats	R: 0 E: 0 K: 0 S: 9	H: 0 LOB: 1 BB: 1 P: 19	R: 0 E: 0 K: 0 S: 8	H: 0 LOB: 0 BB: 0 P: 10	R: 0 E: 0 K: 1 S: 9	H: 0 LOB: 0 BB: 0 P: 15	R: 0 E: 0 K: 0 S: 5	H: 0 LOB: 0 BB: 0 P: 6	R: 0 E: 0 K: 0 S: 5	H: 0 LOB: 0 BB: 0 P: 7	R: 0 E: 0 K: 1 S: 14	H: 0 LOB: 1 BB: 1 P: 25	R: 0 E: 0 K: 0 S: 11	H: 1 LOB: 2 BB: 1 P: 16	R: 1 E: 0 K: 1 S: 13	H: 1 LOB: 1 BB: 1 P: 22	R: 1 E: 0 K: 0 S: 10	H: 2 LOB: 2 BB: 2 P: 20	1B: 3 2B: 1 3B: 0 HR: 0	SF: 0 SAC: 0 DP: 1 HBP: 0	WP: 0 PB: 0 SB: 0 CS: 0	PA: 36	
PITCHER	IP WLS BF H R ER SO BB IBB HBP BLK WP HR S P ERA WHIP	IP WLS BF H R ER SO BB IBB HBP BLK WP HR S P ERA WHIP	IP WLS BF H R ER SO BB IBB HBP BLK WP HR S P ERA WHIP	IP WLS BF H R ER SO BB IBB HBP BLK WP HR S P ERA WHIP	IP WLS BF H R ER SO BB IBB HBP BLK WP HR S P ERA WHIP	IP WLS BF H R ER SO BB IBB HBP BLK WP HR S P ERA WHIP	IP WLS BF H R ER SO BB IBB HBP BLK WP HR S P ERA WHIP	IP WLS BF H R ER SO BB IBB HBP BLK WP HR S P ERA WHIP	IP WLS BF H R ER SO BB IBB HBP BLK WP HR S P ERA WHIP	IP WLS BF H R ER SO BB IBB HBP BLK WP HR S P ERA WHIP	IP WLS BF H R ER SO BB IBB HBP BLK WP HR S P ERA WHIP	IP WLS BF H R ER SO BB IBB HBP BLK WP HR S P ERA WHIP	IP WLS BF H R ER SO BB IBB HBP BLK WP HR S P ERA WHIP	IP WLS BF H R ER SO BB IBB HBP BLK WP HR S P ERA WHIP	IP WLS BF H R ER SO BB IBB HBP BLK WP HR S P ERA WHIP	IP WLS BF H R ER SO BB IBB HBP BLK WP HR S P ERA WHIP	IP WLS BF H R ER SO BB IBB HBP BLK WP HR S P ERA WHIP	IP WLS BF H R ER SO BB IBB HBP BLK WP HR S P ERA WHIP	IP WLS BF H R ER SO BB IBB HBP BLK WP HR S P ERA WHIP	IP WLS BF H R ER SO BB IBB HBP BLK WP HR S P ERA WHIP	IP WLS BF H R ER SO BB IBB HBP BLK WP HR S P ERA WHIP	IP WLS BF H R ER SO BB IBB HBP BLK WP HR S P ERA WHIP	IP WLS BF H R ER SO BB IBB HBP BLK WP HR S P ERA WHIP
Russ Ortiz, R (1, 1) ERA: 3.21	8.0 W 30 2 1 1 1 0 4 0 0 0 0 0 0 74 120 9.00 4.000	1.0 6 2 1 1 1 0 2 0 0 0 0 0 0 10 20 9.00 4.000																					



Batter	1	2	3	4	5	6	7	8	9	AB	R	H	RBI	BB	SO	LOB	TOP				
Calvin Murray, R OBP: 0.346, SLG: 0.392 (1, 8)	F8		K			G6-3		F2		4	0	0	0	0	1	0					
Pedro Feliz, R OBP: 0.284, SLG: 0.407 (1, 5)	F9-6 BB 1B			F8		L4		F9		4	0	1	0	0	0	0					
Barry Bonds, L OBP: 0.489, SLG: 0.818 (1, 7)	1-2 BB			4-2 BB 2B		F7			1-0 BB 1B	2	1	1	0	2	0	0					
Jeff Kent, R OBP: 0.369, SLG: 0.510 (1, 4)	F9-6 2-3			0-1 BB 2B		F8		K	3-3 BB K	4	0	1	1	0	1	3					
J.T. Snow, L OBP: 0.372, SLG: 0.357 (1, 3)		K		F9		F7		G3		4	0	0	0	0	1	1					
John Vander Wal, L OBP: 0.352, SLG: 0.461 (1, 9)	G6-3 1B				F8					2	0	1	0	1	0	0					
Ramon Martinez, R OBP: 0.319, SLG: 0.348 (1, 6)	G6-3 1-2					K		P4		3	0	0	0	0	1	2					
Edwards Guzman, L OBP: 0.239, SLG: 0.395 (1, 2)			P6					G6-3		3	0	1	0	0	0	0					
Shawn Estes, R OBP: 0.119, SLG: 0.053 Brian Boehringer, S Jason Christiansen, R Shawon Dunston, R Tim Worrell, R			K			G3		P4		1	0	0	0	0	1	0					
Inning Stats	R: 0 H: 1 E: 0 K: 0 S: 10	H: 1 LOB: 1 BB: 1 P: 15	R: 0 H: 1 E: 0 K: 1 S: 11	H: 1 LOB: 0 BB: 0 P: 14	R: 0 H: 0 E: 0 K: 2 S: 10	H: 0 LOB: 0 BB: 0 P: 13	R: 1 H: 1 E: 0 K: 0 S: 10	H: 1 LOB: 1 BB: 1 P: 14	R: 0 H: 0 E: 0 K: 0 S: 9	H: 0 LOB: 1 BB: 0 P: 13	R: 0 H: 0 E: 0 K: 1 S: 12	H: 0 LOB: 1 BB: 1 P: 20	R: 0 H: 0 E: 0 K: 0 S: 9	H: 0 LOB: 0 BB: 0 P: 14	R: 0 H: 1 E: 0 K: 1 S: 6	H: 1 LOB: 1 BB: 0 P: 10	1B: 4 2B: 2 3B: 0 HR: 0	SF: 0 SAC: 0 DP: 2 HBP: 0	WP: 0 PB: 0 SB: 0 CS: 0	PA: 32	
PITCHER	IP	WLS	BF	H	R	ER	SO	BB	IBB	HBP	BLK	WP	HR	S	P	ERA	WHIP				
Javier Vazquez, R ERA: 3.76 Graeme Lloyd, L ERA: 3.39	8.0	W	28	4	1	1	4	3	0	0	0	0	0	80	115	1.12	0.875				
	1.0		4	1	0	0	1	0	0	0	0	0	0	6	10	0.00	1.000				

San Francisco Giants @ Montreal Expos
Olympic Stadium, Montreal, QB
Wed Aug 22 2001, 7:05 PM EDT
Att. 8,217 - Dome - 72 F

AB	29
R	1
H	5
RBI	1
BB	3
SO	5
LOB	7



Batter	1	2	3	4	5	6	7	8	9	AB	R	H	RBI	BB	SO	LOB	BOTTOM				
Peter Bergeron, L OBP: 0.306, SLG: 0.333 (1, 8)	CS 1B		1-2 BB 2B	F8		P4				4	1	2	0	0	0	0					
Jose Vidro, S OBP: 0.387, SLG: 0.524 (1, 4)	F8		F9	G6-3		F9				4	0	0	0	0	0	3					
Vladimir Guerrero, R OBP: 0.380, SLG: 0.593 (1, 9)	CS 1B		1-0 BB S G1-6-3 2B		2-2 BB S G5-3 2B	G5-3				4	2	3	2	0	0	0					
Orlando Cabrera, R OBP: 0.306, SLG: 0.385 (1, 6)	G1-3 1-2 2-3		G1-6-3 2H		L4			P6		4	0	0	1	0	0	3					
Mark Smith, R OBP: 0.333, SLG: 0.403 (1, 7)		G5-3	1-0 BB HR 1B		G5-3 2H			K		4	1	1	1	0	1	0					
Michael Barrett, R OBP: 0.294, SLG: 0.363 (1, 2)		G4-3	4-1 BB HR BB		HBP 1B			G4-3		3	1	1	0	1	0	0					
Geoff Blum, S OBP: 0.316, SLG: 0.358 (1, 3)			4-1 BB 1H 2H HR		HBP 1B			L6		3	1	2	3	1	0	0					
Mike Mordecai, R OBP: 0.330, SLG: 0.400 (1, 5)	F8		0-0 BB K		2-2 BB 1-2 2-3 HBP			F3		3	0	0	0	0	1	1					
Javier Vazquez, R OBP: 0.278, SLG: 0.294 Tim Raines, S Graeme Lloyd, L			4-2 BB 1B 2B		G4-3			K		2	1	0	0	1	0	3					
Inning Stats	R: 0 H: 2 E: 0 K: 0 S: 9	H: 0 LOB: 1 BB: 1 P: 14	R: 0 H: 0 E: 0 K: 0 S: 8	H: 0 LOB: 1 BB: 1 P: 16	R: 6 H: 4 E: 0 K: 1 S: 14	H: 4 LOB: 2 BB: 2 P: 30	R: 0 H: 0 E: 0 K: 0 S: 7	H: 0 LOB: 0 BB: 0 P: 13	R: 1 H: 3 E: 0 K: 0 S: 23	H: 3 LOB: 3 BB: 0 P: 33	R: 0 H: 0 E: 0 K: 0 S: 4	H: 0 LOB: 0 BB: 0 P: 8	R: 0 H: 0 E: 0 K: 1 S: 11	H: 0 LOB: 0 BB: 0 P: 17	R: 0 H: 0 E: 0 K: 1 S: 9	H: 0 LOB: 0 BB: 0 P: 13	1B: 6 2B: 2 3B: 0 HR: 1	SF: 0 SAC: 0 DP: 0 HBP: 1	WP: 0 PB: 0 SB: 2 CS: 2	PA: 36	
PITCHER	IP	WLS	BF	H	R	ER	SO	BB	IBB	HBP	BLK	WP	HR	S	P	ERA	WHIP				
Shawn Estes, L ERA: 3.96 Brian Boehringer, R Jason Christiansen, L Tim Worrell, R	3.0	L	17	6	6	6	1	3	0	0	0	0	0	31	60	18.00	3.000				
	2.0		10	3	1	1	0	0	0	1	0	0	0	30	46	4.50	1.500				
	2.0		6	0	0	0	1	0	0	0	0	0	0	15	25	0.00	0.000				
	1.0		3	0	0	0	1	0	0	0	0	0	0	9	13	0.00	0.000				

San Francisco Giants @ Montreal Expos
Olympic Stadium, Montreal, QB
Wed Aug 22 2001, 7:05 PM EDT
Att. 8,217 - Dome - 72 F

AB	32
R	7
H	9
RBI	7
BB	3
SO	3
LOB	10



Batter	1	2	3	4	5	6	7	8	9	AB	R	H	RBI	BB	SO	LOB	TOP			
Marvin Benard, L (1, 7) Shawon Dunston, R (9, FH) OBP: 0.304, SLG: 0.521	G4-3		E 1B		F7		K		HR	4	0	1	0	0	1	1				
Calvin Murray, R (1, 8) OBP: 0.347, SLG: 0.392	E3 G4-6-3 1B		F8				K		2B 1B	5	1	2	1	0	1	1				
John Vander Wal, L (1, 9) Tim Worrell, R (9, 1)	G4-6-3 1B		F5		G6-3				HR 2B 1B	5	2	3	1	0	0	2				
Jeff Kent, R (1, 4) OBP: 0.368, SLG: 0.513	G4-6-3			G4-3					HR F8	5	1	1	1	0	0	4				
Andres Galarraga, R (1, 3) OBP: 0.327, SLG: 0.475		F3		HR			F9		HR BB 1B	5	3	3	4	0	0	0				
Rich Aurilia, R (1, 6) OBP: 0.375, SLG: 0.571		G6-3		K			FC5-4 1B		HR 1B BB	4	0	1	0	1	2	0				
Benito Santiago, R (1, 2) OBP: 0.311, SLG: 0.381		1B		K			F3		FC6-4 1B	5	0	2	1	0	1	1				
Ramon Martinez, R (1, 5) OBP: 0.317, SLG: 0.349		G6-3					1B 2B		K FC6-4	5	1	1	0	0	1	4				
Livan Hernandez, R (1, 1) Felix Rodriguez, R (8, 1)				G5-3			G5-3			3	0	0	0	0	0	1				
Barry Bonds, L (9, FH) OBP: 0.490, SLG: 0.827									HR	0	0	0	0	0	0	0				
										1	1	1	1	0	0	0				
Inning Stats	R: 0 E: 1 K: 0 S: 9	H: 1 LOB: 1 BB: 0 P: 13	R: 0 E: 0 K: 0 S: 7	H: 1 LOB: 1 BB: 0 P: 13	R: 0 E: 1 K: 0 S: 9	H: 1 LOB: 1 BB: 0 P: 13	R: 1 E: 0 K: 2 S: 12	H: 1 LOB: 0 BB: 0 P: 16	R: 1 E: 0 K: 0 S: 17	H: 2 LOB: 1 BB: 0 P: 24	R: 0 E: 0 K: 2 S: 8	H: 0 LOB: 0 BB: 0 P: 8	R: 2 E: 0 K: 1 S: 12	H: 2 LOB: 0 BB: 0 P: 20	R: 5 E: 0 K: 1 S: 25	H: 6 LOB: 2 BB: 1 P: 38	1B: 8 2B: 3 3B: 0 HR: 5	SF: 0 SAC: 0 DP: 1 HBP: 0	WP: 0 PB: 0 SB: 0 CS: 0	PA: 44
PITCHER	IP WLS BF H R ER SO BB IBB HBP BLK WP HR S P ERA WHIP																			
Tomo Ohka, R (1, 1) ERA: 6.35	5.1	24	8	3	2	0	0	0	0	0	2	61	20	26	5.06	1.500				
Britt Reames, R (8, 1) ERA: 5.62	2.0	B	8	2	2	2	0	0	0	0	1	20	90	9.00	1.000					
Scott Strickland, R (8, 1) ERA: 3.5	1.0		3	0	0	2	0	0	0	0	0	11	16	0.00	0.000					
Graeme Lloyd, L (9, 1) ERA: 4.01	0.0	L	4	4	3	0	0	0	0	0	2	9	13	=	=					
Darwin Cubillan, R (9, 1) ERA: 4.91	0.2		5	2	2	0	1	0	0	0	0	11	18	27.00	4.500					

San Francisco Giants @ Montreal Expos
Olympic Stadium, Montreal, QB
Thu Aug 23 2001, 7:05 PM EDT
Att. 7,990 - Dome - 72 F

AB 43
R 10
H 16
RBI 10
BB 1
SO 6
LOB 14

Batter	1	2	3	4	5	6	7	8	9	AB	R	H	RBI	BB	SO	LOB	BOTTOM					
Peter Bergeron, L (1, 8) OBP: 0.302, SLG: 0.328	G1-3		FC4-6 G4-6-3 1-2	K			G5-3			4	0	0	0	0	1	3						
Jose Vidro, S (1, 4) OBP: 0.383, SLG: 0.518	G1-3		G4-6-3 1-2				F9			4	0	0	0	0	0	2						
Vladimir Guerrero, R (1, 9) OBP: 0.383, SLG: 0.598	1B 2B			BB 1B			G4-3		WP 2B	4	2	3	0	0	0	0						
Lee Stevens, L (1, 3) OBP: 0.331, SLG: 0.432	2H 1B			1B 2B BB			G6-3		K	3	1	1	1	1	1	1						
Orlando Cabrera, R (1, 6) OBP: 0.307, SLG: 0.383	G3			1B 2B BB			F8		G6-4-3 1BB	2	1	0	0	2	0	1						
Mark Smith, R (1, 7) OBP: 0.331, SLG: 0.399				2B SH3 1B			F7		G6-4-3 1-2	4	1	1	1	0	1	2						
Michael Barrett, R (1, 2) OBP: 0.291, SLG: 0.359				K			G6-3		G4-3	4	0	0	0	0	2	3						
Geoff Blum, S (1, 5) OBP: 0.318, SLG: 0.362				SH3 2B					G4-3	4	0	2	2	0	0	0						
Tomo Ohka, S (1, 1) Britt Reames, R (8, 1) Scott Strickland, R (8, 1) Graeme Lloyd, L (9, 1) Darwin Cubillan, R (9, 1) Tim Raines, S (9, PH) OBP: 0.396, SLG: 0.306				FC4-6 1B			SH3 2B		G4-3	1	0	1	1	0	0	0						
										0	0	0	0	0	0	0						
										0	0	0	0	0	0	0						
										0	0	0	0	0	0	0						
										0	0	0	0	0	0	0						
										1	0	0	0	0	0	0						
Inning Stats	R: 1 E: 0 K: 0 S: 14	H: 2 LOB: 1 BB: 0 P: 20	R: 0 E: 0 K: 2 S: 9	H: 0 LOB: 0 BB: 0 P: 11	R: 0 E: 0 K: 0 S: 6	H: 1 LOB: 0 BB: 0 P: 10	R: 4 E: 0 K: 2 S: 17	H: 3 LOB: 1 BB: 2 P: 33	R: 0 E: 0 K: 0 S: 12	H: 0 LOB: 0 BB: 0 P: 16	R: 0 E: 0 K: 0 S: 4	H: 0 LOB: 0 BB: 0 P: 7	R: 0 E: 0 K: 0 S: 10	H: 1 LOB: 1 BB: 0 P: 13	R: 0 E: 0 K: 1 S: 6	H: 1 LOB: 1 BB: 1 P: 14	R: 0 E: 0 K: 0 S: 4	H: 0 LOB: 0 BB: 0 P: 6	1B: 5 2B: 3 3B: 0 HR: 0	SF: 0 SAC: 2 DP: 2 HBP: 0	WP: 1 PB: 0 SB: 0 CS: 0	PA: 36
PITCHER	IP WLS BF H R ER SO BB IBB HBP BLK WP HR S P ERA WHIP																					
Livan Hernandez, R (1, 1) ERA: 5.42	7.0		29	7	5	5	4	2	0	0	0	0	0	0	0	0	6.43					
Felix Rodriguez, R (8, 1) ERA: 1.52	1.0	W	4	1	0	0	1	0	1	0	0	6	14	0.00	1.000							
Tim Worrell, R (9, 1) ERA: 3.69	1.0		3	0	0	0	0	0	0	0	0	4	6	0.00	0.000							

San Francisco Giants @ Montreal Expos
Olympic Stadium, Montreal, QB
Thu Aug 23 2001, 7:05 PM EDT
Att. 7,990 - Dome - 72 F

AB 31
R 5
H 8
RBI 5
BB 3
SO 5
LOB 12

Batter	1	2	3	4	5	6	7	8	9	AB	R	H	RBI	BB	SO	LOB	TOP									
Pokey Reese, R OBP: 0.298, SLG: 0.358 (1, 6)	F9		1B	F8			G6-3		K	5	1	1	0	0	1	1	Cincinnati Reds @ Montreal Expos Olympic Stadium, Montreal, QB Fri Aug 24 2001, 7:05 PM EDT Att. 5,191 - Dome - 72 F									
Adam Dunn, L OBP: 0.364, SLG: 0.528 (1, 9)	G3		F7				K		L9	5	0	0	0	0	2	1										
Ken Griffey Jr., L OBP: 0.384, SLG: 0.581 (1, 8)	G6-3		BB 1B				K		1B 1B	4	1	2	0	0	1	0										
Sean Casey, L OBP: 0.383, SLG: 0.491 (1, 3)		HR	1B				G4-3		1B 1B	3	1	2	1	1	0	0										
Todd Walker, L OBP: 0.363, SLG: 0.481 (1, 4)	F7		1B				K		K	4	0	1	2	0	2	2										
Wilton Guerrero, S OBP: 0.323, SLG: 0.344 (1, 7)	G6-3		L7				K		G3	4	0	0	0	0	1	2										
Juan Castro, R OBP: 0.258, SLG: 0.288 (1, 5)	K						G3-1		2B 1B	4	0	1	0	0	2	0										
Jason LaRue, R OBP: 0.303, SLG: 0.425 (1, 2)			HR				K		K	4	1	2	1	0	2	0										
Dennys Reyes, R OBP: 0.167, SLG: 0.167 (1, 1)			K						G4-3	3	0	1	0	0	2	2										
Jim Brower, R OBP: 0.333, SLG: 0.375 (6, 1)										0	0	0	0	0	0	0										
D.T. Cromer, L OBP: 0.268, SLG: 0.486 (9, PH)										1	0	0	0	0	0	0										
Inning Stats	R: 0 E: 0 K: 0 S: 8	H: 0 LOB: 0 BB: 0 P: 15	R: 1 E: 0 K: 1 S: 11	H: 1 LOB: 0 BB: 0 P: 15	R: 3 E: 0 K: 1 S: 15	H: 4 LOB: 2 BB: 1 P: 22	R: 0 E: 0 K: 1 S: 9	H: 1 LOB: 1 BB: 0 P: 16	R: 0 E: 0 K: 2 S: 11	H: 0 LOB: 0 BB: 0 P: 18	R: 0 E: 0 K: 3 S: 17	H: 2 LOB: 2 BB: 0 P: 25	R: 0 E: 0 K: 2 S: 14	H: 2 LOB: 2 BB: 0 P: 18	R: 0 E: 0 K: 2 S: 10	H: 0 LOB: 0 BB: 0 P: 13	R: 0 E: 0 K: 1 S: 7	H: 0 LOB: 0 BB: 0 P: 13	1B: 7 2B: 1 3B: 0 HR: 2	SF: 0 SAC: 0 DP: 0 HBP: 0	WP: 0 PB: 0 SB: 0 CS: 0	PA: 38				
PITCHER	IP	WLS	BF	H	R	ER	SO	BB	IBB	HBP	BLK	WP	HR	S	P	ERA	WHIP									
Tony Armas, R ERA: 3.82	(1, 1)	6.0		27	8	4	4	8	1	0	0	0	0	2	71	111	6.00	1.500								
Scott Stewart, L ERA: 3.79	(7, 1)	1.0	W	5	2	0	0	2	0	0	0	0	0	0	14	18	0.00	2.000								
Scott Strickland, R ERA: 3.39	(8, 1)	2.0	S	6	0	0	0	3	0	0	0	0	0	0	17	26	0.00	0.000								

Batter	1	2	3	4	5	6	7	8	9	AB	R	H	RBI	BB	SO	LOB	BOTTOM									
Tim Raines, S OBP: 0.417, SLG: 0.333 (1, 7)	K		FC6-4				PB G1-3 1B			3	1	2	0	1	1	0	Cincinnati Reds @ Montreal Expos Olympic Stadium, Montreal, QB Fri Aug 24 2001, 7:05 PM EDT Att. 5,191 - Dome - 72 F									
Jose Vidro, S OBP: 0.379, SLG: 0.513 (1, 4)	E1		FC6-4				G1-3			4	2	0	0	0	0	3										
Vladimir Guerrero, R OBP: 0.386, SLG: 0.664 (1, 9)	CS BB		HR				K		PB E IBB	2	2	1	2	2	1	0										
Orlando Cabrera, R OBP: 0.308, SLG: 0.383 (1, 6)	FC		G1-3				2B FC5 BB		E5	3	1	1	1	1	0	1										
Mark Smith, R OBP: 0.329, SLG: 0.401 (1, 8)	G3		F9				FC5		F9	4	0	1	0	0	0	2										
Geoff Blum, S OBP: 0.320, SLG: 0.362 (7, 5)	G4-3						FC5		CS 1B	3	0	1	0	1	1	0										
Michael Barrett, R OBP: 0.288, SLG: 0.355 (1, 2)	K		G6-3				FC5		G6-3	4	0	0	1	0	1	3										
Mike Mordecai, R OBP: 0.335, SLG: 0.404 (1, 5)							G4-6-3			3	0	2	0	0	0	2										
Peter Bergeron, L OBP: 0.304, SLG: 0.328 (8, 8)			1B				G4-6-3		S HBP	0	0	0	0	0	0	0										
Tony Armas, R OBP: 0.159, SLG: 0.182 (1, 1)									F5	2	0	0	0	0	2	2										
Lee Stevens, L OBP: 0.330, SLG: 0.430 (7, 3)									K	2	0	0	0	0	1	1										
Inning Stats	R: 1 E: 1 K: 1 S: 10	H: 0 LOB: 1 BB: 1 P: 17	R: 0 E: 0 K: 2 S: 11	H: 1 LOB: 0 BB: 0 P: 15	R: 2 E: 0 K: 0 S: 7	H: 1 LOB: 0 BB: 1 P: 14	R: 0 E: 0 K: 2 S: 12	H: 1 LOB: 1 BB: 0 P: 17	R: 0 E: 0 K: 1 S: 6	H: 0 LOB: 0 BB: 0 P: 11	R: 1 E: 0 K: 0 S: 6	H: 1 LOB: 1 BB: 2 P: 16	R: 2 E: 1 K: 0 S: 13	H: 2 LOB: 1 BB: 1 P: 25	R: 0 E: 0 K: 1 S: 7	H: 1 LOB: 1 BB: 0 P: 12	1B: 6 2B: 1 3B: 0 HR: 1	SF: 0 SAC: 0 DP: 2 HBP: 1	WP: 1 PB: 2 SB: 1 CS: 3	PA: 36						
PITCHER	IP	WLS	BF	H	R	ER	SO	BB	IBB	HBP	BLK	WP	HR	S	P	ERA	WHIP									
Dennys Reyes, L ERA: 5.19	(1, 1)	5.0		24	5	4	3	7	4	0	0	0	0	1	48	84	5.40	1.800								
Jim Brower, R ERA: 3.39	(6, 1)	3.0	L	12	3	2	0	1	0	1	1	0	0	0	24	43	0.00	1.000								

Batter	1	2	3	4	5	6	7	8	9	AB	R	H	RBI	BB	SO	LOB	TOP							
Wilton Guerrero, S OBP: 0.343, SLG: 0.394	1-1 G4-3 1B	1-1 1B					0-0 G4-3		0-1 G6-3	5	2	3	0	0	0	0	<p>Cincinnati Reds @ Montreal Expos</p> <p>Olympic Stadium, Montreal, QB</p> <p>Sat Aug 25 2001, 7:05 PM EDT</p> <p>Att: 6,852 - Dome - 72 F</p>							
Adam Dunn, L OBP: 0.372, SLG: 0.553	2-1 G4-3 1B	2-0 F7				3-1 HR	0-3 K		0-0 S	5	2	3	2	0	1	2								
Ken Griffey Jr., L OBP: 0.376, SLG: 0.569	0-0 F8		2-2 F7			0-1 F9	0-3 K		0-1 F8	5	0	0	0	0	1	3								
Sean Casey, L OBP: 0.383, SLG: 0.489	3-2 G4-3		0-0 F8			1-1 1B		1-0 F8	4-0 1B	4	0	1	0	1	0	2								
Ruben Rivera, R OBP: 0.321, SLG: 0.417	1-0 S 1B		0-0 2B			1-3 K		4-1 G1-3 1B	2-3 K	4	0	2	2	1	2	3								
Todd Walker, L OBP: 0.362, SLG: 0.479	2-3 K		2-1 G1			1-1 G4-3		0-0 G1-3 1B		4	0	1	0	0	1	3								
Juan Castro, R OBP: 0.253, SLG: 0.282		1-2 G5-3		0-1 G6-3		3-2 G4-3		0-0 G1-3		4	0	0	0	0	0	2								
Jason LaRue, R OBP: 0.302, SLG: 0.421		2-1 F8		2-2 F9		0-0 G5-3		4-0 IBB		3	0	0	0	1	0	0								
Chris Reitsma, R OBP: 0.182, SLG: 0.146	2-1 K		1-3 K			2-0 G4-3		2-2 G6-3		4	0	1	0	0	1	3								
Danny Graves, R OBP: 0.250, SLG: 1.000										0	0	0	0	0	0	0								
Inning Stats	R: 2 E: 0 K: 1 S: 12	H: 3 LOB: 1 BB: 0 P: 21	R: 0 E: 0 K: 0 S: 10	H: 2 LOB: 2 BB: 0 P: 18	R: 0 E: 0 K: 1 S: 7	H: 1 LOB: 0 BB: 0 P: 11	R: 0 E: 0 K: 1 S: 8	H: 0 LOB: 0 BB: 0 P: 11	R: 2 E: 0 K: 1 S: 12	H: 3 LOB: 1 BB: 0 P: 18	R: 0 E: 0 K: 0 S: 5	H: 0 LOB: 0 BB: 0 P: 10	R: 0 E: 0 K: 2 S: 7	H: 0 LOB: 0 BB: 0 P: 7	R: 0 E: 0 K: 0 S: 7	H: 1 LOB: 3 BB: 2 P: 18	R: 0 E: 0 K: 1 S: 8	H: 1 LOB: 2 BB: 1 P: 14	1B: 8 2B: 1 3B: 1 HR: 1	SF: 0 SAC: 0 DP: 0 HBP: 0	WP: 0 PB: 0 SB: 2 CS: 0	PA: 41		
PITCHER	IP WLS BF H R ER SO BB IBB HBP BLK WP HR S P ERA WHIP	5.0 L 24 9 4 4 3 0 0 0 0 0 1 49 79 7.20 1.800	3.0 1 12 1 0 0 2 1 1 0 0 0 0 19 35 0.00 0.667	1.0 5 5 1 0 0 1 1 0 0 0 0 0 8 14 0.00 2.000																				

AB	38
R	4
H	11
RBI	4
BB	3
SO	6
LOB	18



Batter	1	2	3	4	5	6	7	8	9	AB	R	H	RBI	BB	SO	LOB	BOTTOM							
Peter Bergeron, L OBP: 0.300, SLG: 0.324	2-2 P5		0-0 E4			3-3 K		1-0 F8		4	0	0	0	0	1	2	<p>Cincinnati Reds @ Montreal Expos</p> <p>Olympic Stadium, Montreal, QB</p> <p>Sat Aug 25 2001, 7:05 PM EDT</p> <p>Att: 6,852 - Dome - 72 F</p>							
Jose Vidro, S OBP: 0.376, SLG: 0.510	0-0 G4-3		2-3 K			1-0 G3			0-2 HR	4	1	1	0	0	1	2								
Vladimir Guerrero, R OBP: 0.383, SLG: 0.599	2-2 F9		0-1 P6			2-2 F9			2-1 F8	4	0	0	0	0	0	3								
Lee Stevens, L OBP: 0.327, SLG: 0.426		0-0 G5-3		0-1 G3		0-0 G4-3			3-3 K	4	0	0	0	0	1	1								
Orlando Cabrera, R OBP: 0.310, SLG: 0.392		0-1 2B		0-1 G6-3		1-1 G1-3			0-0 HR	4	1	2	2	0	0	0								
Mark Smith, R OBP: 0.326, SLG: 0.397		0-1 G6-3		2-1 P5		3-3 K			1-1 1B	4	0	1	0	0	1	1								
Geoff Blum, S OBP: 0.322, SLG: 0.364		2-2 G1-3			0-0 G3-6-3 1B			2-2 F9	2-2 1B	4	0	2	0	0	0	1								
Michael Barrett, R OBP: 0.290, SLG: 0.355			1-2 FC1-6 1B		2-0 F8			2-2 HBP	0-3 K	3	0	1	0	0	1	3								
Mike Thurman, R OBP: 0.094, SLG: 0.033			0-0 FC1-6 1B		0-0 G3-6-3			0-0 F9		1	0	0	0	0	0	1								
Curtis Pride, L OBP: 0.361, SLG: 0.375										1	0	0	0	0	0	1								
Joey Eischen, L OBP: 0.361, SLG: 0.375										0	0	0	0	0	0	0								
Tim Raines, S OBP: 0.408, SLG: 0.325			1-2 E							0	0	0	0	0	0	1								
Darwin Cubillan, R OBP: 0.413										0	0	0	0	0	0	0								
Inning Stats	R: 0 E: 0 K: 0 S: 7	H: 0 LOB: 0 BB: 0 P: 11	R: 0 E: 0 K: 0 S: 8	H: 1 LOB: 1 BB: 0 P: 10	R: 0 E: 1 K: 1 S: 10	H: 1 LOB: 2 BB: 0 P: 13	R: 0 E: 0 K: 0 S: 6	H: 0 LOB: 0 BB: 0 P: 8	R: 0 E: 0 K: 0 S: 3	H: 1 LOB: 0 BB: 0 P: 5	R: 0 E: 0 K: 1 S: 8	H: 0 LOB: 0 BB: 0 P: 14	R: 0 E: 0 K: 1 S: 6	H: 0 LOB: 0 BB: 0 P: 10	R: 0 E: 0 K: 0 S: 9	H: 0 LOB: 1 BB: 0 P: 14	R: 2 E: 0 K: 2 S: 18	H: 4 LOB: 2 BB: 0 P: 26	1B: 5 2B: 1 3B: 0 HR: 1	SF: 0 SAC: 0 DP: 1 HBP: 1	WP: 0 PB: 0 SB: 0 CS: 0	PA: 35		
PITCHER	IP WLS BF H R ER SO BB IBB HBP BLK WP HR S P ERA WHIP	8.2 W 32 5 2 2 4 0 0 0 0 0 0 9 12 0.00 6.000	0.1 S 3 2 0 0 1 0 0 0 0 0 0 9 12 0.00 6.000																					

AB	34
R	2
H	7
RBI	2
BB	0
SO	5
LOB	16



Batter	1	2	3	4	5	6	7	8	9	AB	R	H	RBI	BB	SO	LOB	TOP							
Tim Raines, S (1, 7) <small>OBP: 0.418, SLG: 0.356</small> Mark Smith, R (6, 7) <small>OBP: 0.322, SLG: 0.390</small>	 2B		 HR 1B		 BB		 ③			2	3	2	0	1	0	0	Montreal Expos @ Atlanta Braves Turner Field, Atlanta, GA Tue Aug 28 2001, 7:35 PM EDT Att: 23,131 - Overcast - 79 F							
Jose Vidro, S (1, 4) <small>OBP: 0.384, SLG: 0.527</small>	 WP 2B		 HR		 G4-6-3			 1B 1B		4	2	3	3	0	0	1								
Vladimir Guerrero, R (1, 9) <small>OBP: 0.381, SLG: 0.690</small>	 2-3		 ②		 1-2 3-H 1-0			 ①		4	0	0	0	0	1	3								
Orlando Cabrera, R (1, 6) <small>OBP: 0.309, SLG: 0.390</small>	 3-H		 ③		 ③			 1-2		4	0	1	0	0	0	0								
Geoff Blum, S (1, 5) <small>OBP: 0.323, SLG: 0.374</small>	 ③			 HR		 ①		 ②		4	1	1	1	0	1	2								
Lee Stevens, L (1, 3) <small>OBP: 0.327, SLG: 0.431</small>		 1B		 HR		 ②		 2-3		4	1	2	1	0	0	2								
Michael Barrett, R (1, 2) <small>OBP: 0.289, SLG: 0.353</small>	 1-2		 ①		 ③			 ①		4	0	0	0	0	0	1								
Peter Bergeron, L (1, 8) <small>OBP: 0.296, SLG: 0.316</small>	 ③		 ②		 ①			 ②		4	0	0	0	0	3	0								
Javier Vazquez, R (1, 1) <small>OBP: 0.259, SLG: 0.273</small>			 ①	 ③		 ②		 ③		4	0	0	0	0	0	0								
Inning Stats	R: 2 H: 2 E: 0 K: 0 S: 17	H: 2 LOB: 0 BB: 0 P: 24	R: 0 H: 1 E: 0 K: 1 S: 10	LOB: 0 BB: 0 P: 16	R: 2 H: 2 E: 0 K: 1 S: 15	H: 2 LOB: 0 BB: 0 P: 22	R: 2 H: 2 E: 0 K: 1 S: 13	H: 2 LOB: 0 BB: 0 P: 20	R: 1 H: 0 E: 1 K: 0 S: 7	H: 0 LOB: 0 BB: 1 P: 12	R: 0 H: 0 E: 0 K: 0 S: 4	H: 0 LOB: 0 BB: 0 P: 6	R: 0 H: 0 E: 0 K: 1 S: 7	H: 0 LOB: 0 BB: 0 P: 7	R: 0 H: 2 E: 0 K: 1 S: 11	H: 2 LOB: 2 BB: 0 P: 15	R: 0 H: 0 E: 0 K: 1 S: 9	H: 0 LOB: 0 BB: 0 P: 10	1B: 4 2B: 2 3B: 0 HR: 3	SF: 0 SAC: 0 DP: 2 HBP: 0	WP: 2 PB: 0 CS: 0	PA: 36		
PITCHER	IP WLS BF H R ER SO BB IBB HBP BLK WP HR S P ERA WHIP																							
Kevin Millwood, R (1, 1) <small>ERA: 4.3</small>	8.0	L	33	9	7	6	5	1	0	0	0	0	2	3	84	122	6.75	1.250						
Kerry Ligtenberg, R (9, 1) <small>ERA: 3.94</small>	1.0		3	0	0	0	1	0	0	0	0	0	0	0	9	10	0.00	0.000						

AB	35
R	7
H	9
RBI	5
BB	1
SO	6
LOB	9



Batter	1	2	3	4	5	6	7	8	9	AB	R	H	RBI	BB	SO	LOB	BOTTOM							
Marcus Giles, R (1, 4) <small>OBP: 0.354, SLG: 0.434</small>	 ①		 ②			 ②			 ①		4	0	0	0	0	1	0							
Andruw Jones, R (1, 8) <small>OBP: 0.316, SLG: 0.460</small> Bernard Gilkey, R (7, 9) <small>OBP: 0.340, SLG: 0.418</small>	 ②		 ③			 ③			 ②		3	0	0	0	0	1	0							
10 Chipper Jones, S (1, 5) <small>OBP: 0.416, SLG: 0.596</small>	 1B			 ①				 1B	 ③		4	0	2	0	0	1	0							
Brian Jordan, R (1, 9) <small>OBP: 0.331, SLG: 0.485</small>	 1-2			 1B				 ①		3	0	2	0	0	1	1								
B.J. Surhoff, L (1, 7) <small>OBP: 0.313, SLG: 0.399</small>	 ③			 1-2				 ②		3	0	0	0	0	0	4								
Javy Lopez, R (1, 2) <small>OBP: 0.303, SLG: 0.399</small>		 1B			 ①			 ③		3	0	1	0	0	1	1								
Wes Helms, R (1, 3) <small>OBP: 0.288, SLG: 0.396</small>	 1-2				 ②			 ①		3	0	0	0	0	0	1								
Rey Sanchez, R (1, 6) <small>OBP: 0.312, SLG: 0.350</small>	 ③				 ③			 ②		3	0	0	0	0	1	0								
Kevin Millwood, R (1, 1) <small>OBP: 0.089, SLG: 0.069</small> Ken Caminiti, S (8, PH) <small>OBP: 0.322, SLG: 0.430</small> Kerry Ligtenberg, R (9, 1)	 ①					 ①			 ③		2	0	0	0	0	1	0							
Inning Stats	R: 0 H: 2 E: 0 K: 0 S: 12	H: 1 LOB: 0 BB: 0 P: 17	R: 0 H: 1 E: 0 K: 1 S: 6	LOB: 0 BB: 0 P: 9	R: 0 H: 0 E: 0 K: 2 S: 8	H: 0 LOB: 0 BB: 0 P: 11	R: 0 H: 1 E: 0 K: 1 S: 7	H: 1 LOB: 0 BB: 0 P: 10	R: 0 H: 0 E: 0 K: 0 S: 4	H: 0 LOB: 0 BB: 0 P: 6	R: 0 H: 0 E: 0 K: 1 S: 8	H: 0 LOB: 0 BB: 0 P: 15	R: 0 H: 1 E: 0 K: 2 S: 14	H: 1 LOB: 1 BB: 0 P: 18	R: 0 H: 0 E: 0 K: 0 S: 6	H: 0 LOB: 0 BB: 0 P: 8	R: 0 H: 0 E: 0 K: 0 S: 5	H: 0 LOB: 0 BB: 0 P: 6	1B: 5 2B: 0 3B: 0 HR: 0	SF: 0 SAC: 0 DP: 2 HBP: 0	WP: 0 PB: 0 CS: 0	PA: 30		
PITCHER	IP WLS BF H R ER SO BB IBB HBP BLK WP HR S P ERA WHIP																							
Javier Vazquez, R (1, 1) <small>ERA: 3.6</small>	9.0	W	30	5	0	0	7	0	0	0	0	0	0	0	70	100	0.00	0.556						

AB	30
R	0
H	5
RBI	0
BB	0
SO	7
LOB	7



Batter	1	2	3	4	5	6	7	8	9	AB	R	H	RBI	BB	SO	LOB	TOP					
Mike Mordecai, R (1, 5) OBP: 0.336, SLG: 0.404										4	1	1	0	0	1	0						
Jose Vidro, S (1, 4) OBP: 0.380, SLG: 0.522										4	0	0	0	0	0	1						
Vladimir Guerrero, R (1, 9) OBP: 0.381, SLG: 0.599										4	1	2	0	0	0	0						
Orlando Cabrera, R (1, 6) OBP: 0.310, SLG: 0.394										4	1	2	2	0	0	1						
Geoff Blum, S (1, 7) OBP: 0.325, SLG: 0.373										3	0	1	0	1	0	1						
Lee Stevens, L (1, 3) OBP: 0.324, SLG: 0.427										4	0	0	1	0	1	2						
Michael Barrett, R (1, 2) OBP: 0.291, SLG: 0.354										4	0	2	0	0	1	2						
Peter Bergeron, L (1, 8) OBP: 0.292, SLG: 0.311										4	0	0	0	0	2	2						
Tony Armas, R (1, 1) OBP: 0.152, SLG: 0.174										2	0	0	0	0	2	0						
Tim Raines, S (7, PH) OBP: 0.411, SLG: 0.348										1	0	0	0	0	1	1						
Britt Reames, R (7, 1) OBP: 0.316, SLG: 0.333										0	0	0	0	0	0	0						
Joey Eischen, L (8, 1)										0	0	0	0	0	0	0						
Darwin Cubillan, R (8, 1)										0	0	0	0	0	0	0						
Inning Stats	R: 3 E: 0 K: 1 S: 22	H: 3 LOB: 1 BB: 1 P: 33	R: 0 E: 0 K: 1 S: 8	H: 0 LOB: 0 BB: 0 P: 10	R: 0 E: 0 K: 0 S: 9	H: 0 LOB: 0 BB: 0 P: 14	R: 0 E: 0 K: 1 S: 10	H: 1 LOB: 0 BB: 0 P: 15	R: 0 E: 0 K: 2 S: 7	H: 0 LOB: 0 BB: 0 P: 11	R: 0 E: 0 K: 0 S: 8	H: 1 LOB: 1 BB: 0 P: 12	R: 0 E: 0 K: 1 S: 8	H: 1 LOB: 1 BB: 0 P: 13	R: 0 E: 0 K: 1 S: 15	H: 1 LOB: 1 BB: 0 P: 19	R: 0 E: 0 K: 1 S: 10	H: 1 LOB: 1 BB: 0 P: 13	1B: 7 2B: 0 3B: 1 HR: 0	SF: 0 SAC: 0 DP: 1 HBP: 0	WP: 0 PB: 0 SB: 2 CS: 0	PA: 35
PITCHER	IP WLS BF H R ER SO BB IBB HBP BLK WP HR S P ERA WHIP																					
Tom Glavine, L (1, 1) ERA: 3.84	7.0 W 27 6 3 3 6 1 0 0 0 0 0 72 108 3.86 1.000																					
Steve Karsay, R (8, 1) ERA: 1.82	1.0 H 4 1 0 0 1 0 0 0 0 0 0 15 19 0.00 1.000																					
29 John Smoltz, R (9, 1) ERA: 3.53	1.0 S 4 1 0 0 1 0 0 0 0 0 0 10 13 0.00 1.000																					

Montreal Expos @ Atlanta Braves
Turner Field, Atlanta, GA
Wed Aug 29 2001, 7:05 PM EDT
Att: 22,327 - Overcast - 71 F

AB	34
R	3
H	8
RBI	3
BB	1
SO	8
LOB	10



Batter	1	2	3	4	5	6	7	8	9	AB	R	H	RBI	BB	SO	LOB	BOTTOM			
Marcus Giles, R (1, 4) OBP: 0.364, SLG: 0.438										3	0	2	0	1	0	0				
Andruw Jones, R (1, 8) OBP: 0.314, SLG: 0.457										4	0	0	0	0	1	3				
10 Chipper Jones, S (1, 5) OBP: 0.413, SLG: 0.591										4	0	0	0	0	0	2				
Brian Jordan, R (1, 9) OBP: 0.332, SLG: 0.484										3	1	1	0	1	0	1				
B.J. Surhoff, L (1, 7) OBP: 0.310, SLG: 0.395										4	0	0	0	0	2	2				
Javy Lopez, R (1, 2) OBP: 0.302, SLG: 0.401										4	2	1	1	0	1	1				
Wes Helms, R (1, 3) OBP: 0.291, SLG: 0.418										4	1	2	3	0	1	1				
Rey Sanchez, R (1, 6) OBP: 0.312, SLG: 0.350										3	1	1	0	0	0	1				
Tom Glavine, L (1, 1) OBP: 0.191, SLG: 0.182										2	0	0	0	0	0	1				
Steve Karsay, R (8, 1) ERA: 5.51										0	0	0	0	0	0	0				
29 John Smoltz, R (9, 1) ERA: 4.08										0	0	0	0	0	0	0				
Darwin Cubillan, R (8, 1) ERA: 5.19										0	0	0	0	0	0	0				
Inning Stats	R: 0 E: 0 K: 0 S: 8	H: 0 LOB: 0 BB: 0 P: 14	R: 0 E: 0 K: 1 S: 10	H: 1 LOB: 1 BB: 0 P: 15	R: 0 E: 0 K: 1 S: 9	H: 0 LOB: 1 BB: 1 P: 16	R: 0 E: 0 K: 1 S: 7	H: 0 LOB: 0 BB: 0 P: 11	R: 3 E: 2 K: 0 S: 13	H: 3 LOB: 1 BB: 0 P: 19	R: 2 E: 0 K: 1 S: 12	H: 2 LOB: 1 BB: 1 P: 21	R: 0 E: 0 K: 0 S: 9	H: 1 LOB: 1 BB: 0 P: 13	R: 0 E: 0 K: 1 S: 7	H: 0 LOB: 0 BB: 0 P: 9	1B: 4 2B: 2 3B: 0 HR: 1	SF: 0 SAC: 1 DP: 0 HBP: 0	WP: 2 PB: 0 SB: 0 CS: 0	PA: 34
PITCHER	IP WLS BF H R ER SO BB IBB HBP BLK WP HR S P ERA WHIP																			
Tony Armas, R (1, 1) ERA: 3.84	6.0 L 27 6 5 3 4 2 0 0 0 0 0 59 96 4.50 1.333																			
Britt Reames, R (7, 1) ERA: 5.51	1.0 4 1 0 0 0 0 0 0 0 0 0 9 13 0.00 1.000																			
Joey Eischen, L (8, 1) ERA: 4.08	0.1 1 0 0 0 0 0 0 0 0 0 0 2 2 0.00 0.000																			
Darwin Cubillan, R (8, 1) ERA: 5.19	0.2 2 0 0 0 1 0 0 0 0 0 0 5 7 0.00 0.000																			

Montreal Expos @ Atlanta Braves
Turner Field, Atlanta, GA
Wed Aug 29 2001, 7:05 PM EDT
Att: 22,327 - Overcast - 71 F

AB	31
R	5
H	7
RBI	4
BB	2
SO	5
LOB	12



Batter	1	2	3	4	5	6	7	8	9	AB	R	H	RBI	BB	SO	LOB	TOP				
Tim Raines, S OBP: 0.417, SLG: 0.347	G3			1B				L8		3	1	1	0	1	0	0					
Jose Vidro, S OBP: 0.381, SLG: 0.521	G3			1B			F8	1B		4	1	2	0	0	0	1					
Vladimir Guerrero, R OBP: 0.382, SLG: 0.598	G5-3			E8				1B		4	1	2	1	0	0	0					
Orlando Cabrera, R OBP: 0.308, SLG: 0.392		G4-3		SF8				G6-3		3	0	0	1	0	0	2					
Geoff Blum, S OBP: 0.326, SLG: 0.372		F8		3-H						1	0	0	0	1	0	0					
Mike Mordecai, R OBP: 0.342, SLG: 0.411				2B						1	1	1	0	1	0	0					
Lee Stevens, L OBP: 0.324, SLG: 0.428	K									4	0	1	0	0	1	2					
Michael Barrett, R OBP: 0.291, SLG: 0.354				F8						3	0	1	1	0	0	1					
Peter Bergeron, L OBP: 0.292, SLG: 0.308				G1-6-3						3	0	0	0	0	0	1					
Tomo Ohka, S OBP: 0.291, SLG: 0.091				K						2	0	0	0	0	0	1					
Joey Eischen, L OBP: 0.291, SLG: 0.091										0	0	0	0	0	0	0					
Curtis Pride, L OBP: 0.291, SLG: 0.091										1	0	0	0	0	0	0					
Britt Reames, R OBP: 0.291, SLG: 0.091										0	0	0	0	0	0	0					
Mark Smith, R OBP: 0.291, SLG: 0.091										1	0	0	0	0	0	1					
Scott Strickland, R OBP: 0.291, SLG: 0.091										0	0	0	0	0	0	0					
Inning Stats	R: 0 H: 0 E: 0 K: 0 S: 5	H: 0 LOB: 0 BB: 0 P: 8	R: 0 H: 0 E: 0 K: 1 S: 9	H: 0 LOB: 0 BB: 0 P: 16	R: 0 H: 1 E: 0 K: 1 S: 9	H: 0 LOB: 0 BB: 0 P: 11	R: 3 H: 4 E: 1 K: 0 S: 11	H: 0 LOB: 1 BB: 1 P: 20	R: 0 H: 0 E: 0 K: 0 S: 6	H: 0 LOB: 0 BB: 0 P: 11	R: 0 H: 0 E: 0 K: 0 S: 5	H: 0 LOB: 0 BB: 0 P: 8	R: 0 H: 2 E: 0 K: 0 S: 8	H: 0 LOB: 1 BB: 0 P: 10	R: 1 H: 1 E: 0 K: 0 S: 7	H: 0 LOB: 1 BB: 0 P: 13	1B: 6 2B: 2 3B: 0 HR: 0	SF: 1 SAC: 1 DP: 2 HBP: 1	WP: 0 PB: 0 SB: 0 CS: 0	PA: 36	
PITCHER	IP	WLS	BF	H	R	ER	SO	BB	IBB	HBP	BLK	WP	HR	S	P	ERA	WHIP				
Jason Marquis, R ERA: 3.73	(1, 1)	7.0	L	27	5	3	3	2	3	0	0	0	0	50	89	3.86	1.143				
Steve Karsay, R ERA: 1.79	(8, 1)	1.0		4	2	0	0	0	0	0	0	0	0	8	10	0.00	2.000				
Mike Remlinger, L ERA: 2.9	(9, 1)	1.0		5	1	1	1	0	0	0	1	0	0	7	13	9.00	1.000				

Montreal Expos @ Atlanta Braves
Turner Field, Atlanta, GA
Thu Aug 30 2001, 7:35 PM EDT
Att: 22,725 - Cloudy - 78 F

AB	30
R	4
H	8
RBI	3
BB	3
SO	2
LOB	8



Batter	1	2	3	4	5	6	7	8	9	AB	R	H	RBI	BB	SO	LOB	BOTTOM				
Keith Lockhart, L OBP: 0.300, SLG: 0.336	K		G3					K		4	0	1	0	0	2	0					
Andruw Jones, R OBP: 0.313, SLG: 0.455			K				P3	K		4	0	1	0	0	2	1					
10 Chipper Jones, S OBP: 0.410, SLG: 0.586					G3-1			K		4	0	0	0	0	1	2					
Brian Jordan, R OBP: 0.335, SLG: 0.492										3	1	2	1	1	1	0					
B.J. Surhoff, L OBP: 0.312, SLG: 0.403										3	1	1	1	1	1	3					
Javy Lopez, R OBP: 0.300, SLG: 0.396										4	0	0	0	0	1	2					
Wes Helms, R OBP: 0.291, SLG: 0.415										4	0	1	0	0	1	1					
Rey Sanchez, R OBP: 0.312, SLG: 0.350										3	0	1	0	0	0	1					
Jason Marquis, L OBP: 0.083, SLG: 0.043										2	0	0	0	0	1	0					
Ken Caminiti, S OBP: 0.321, SLG: 0.429										1	0	0	0	0	0	1					
Steve Karsay, R ERA: 1.79	(8, 1)									0	0	0	0	0	0	0					
Mike Remlinger, L ERA: 2.9	(9, 1)									0	0	0	0	0	0	0					
Inning Stats	R: 0 H: 1 E: 0 K: 1 S: 7	H: 2 LOB: 0 BB: 0 P: 8	R: 2 H: 2 E: 0 K: 1 S: 10	H: 2 LOB: 0 BB: 0 P: 12	R: 0 H: 0 E: 0 K: 1 S: 7	H: 0 LOB: 0 BB: 0 P: 9	R: 0 H: 0 E: 0 K: 0 S: 7	H: 0 LOB: 1 BB: 1 P: 14	R: 0 H: 1 E: 0 K: 2 S: 13	H: 2 LOB: 2 BB: 0 P: 19	R: 0 H: 1 E: 0 K: 1 S: 10	H: 1 LOB: 1 BB: 0 P: 12	R: 0 H: 0 E: 0 K: 2 S: 11	H: 0 LOB: 0 BB: 0 P: 17	R: 0 H: 0 E: 0 K: 1 S: 9	H: 0 LOB: 1 BB: 1 P: 16	1B: 5 2B: 0 3B: 0 HR: 2	SF: 0 SAC: 0 DP: 2 HBP: 0	WP: 0 PB: 0 SB: 0 CS: 0	PA: 34	
PITCHER	IP	WLS	BF	H	R	ER	SO	BB	IBB	HBP	BLK	WP	HR	S	P	ERA	WHIP				
Tomo Ohka, R ERA: 6.13	(1, 1)	5.2	W	22	6	2	2	5	1	0	0	0	0	4	5	0.00	0.000				
Joey Eischen, L ERA: 4.0	(6, 1)	0.1	H	1	0	0	0	1	0	0	0	0	0	4	5	0.00	0.000				
Britt Reames, R ERA: 5.98	(7, 1)	2.0	H	7	1	0	0	3	0	0	0	0	0	21	29	0.00	0.500				
Scott Strickland, R ERA: 3.43	(9, 1)	1.0	S	4	0	0	0	1	1	0	0	0	0	9	16	0.00	1.000				

Montreal Expos @ Atlanta Braves
Turner Field, Atlanta, GA
Thu Aug 30 2001, 7:35 PM EDT
Att: 22,725 - Cloudy - 78 F

AB	32
R	2
H	7
RBI	2
BB	2
SO	10
LOB	11



Batter	1	2	3	4	5	6	7	8	9	AB	R	H	RBI	BB	SO	LOB	TOP			
Tim Raines, S OBP: 0.415, SLG: 0.358 (1, 7)	G4-3		G4-3 BB	G3			K		2B	4	1	1	0	1	1	1	Montreal Expos @ Philadelphia Phillies Veterans Stadium, Philadelphia, PA Fri Aug 31 2001, 7:05 PM EDT Att: 14,272 - Overcast - 84 F			
Jose Vidro, S OBP: 0.381, SLG: 0.518 (1, 4)	HBP 1B		G4-6-3 1-2		P6		G6-3		2B	4	1	1	0	1	0	1				
Vladimir Guerrero, R OBP: 0.384, SLG: 0.599 (1, 9)	1B HBP		4-2 E S 1B BB		G1-3		P5		2B	3	1	1	2	1	0	0				
Orlando Cabrera, R OBP: 0.311, SLG: 0.396 (1, 6)	K		3-2 1-H 1B					L4	S 1B	5	0	3	1	0	1	2				
Geoff Blum, S OBP: 0.324, SLG: 0.370 (1, 5)	1-2 2-H 1B		0-3 K		G3-1			G4-3	G6-3	5	0	1	0	0	1	3				
Lee Stevens, L OBP: 0.327, SLG: 0.437 (1, 3)								G4-3	HR	4	2	3	1	0	0	0				
Michael Barrett, R OBP: 0.293, SLG: 0.358 (1, 2)			G1-6-3 1-2		SH3-4 1-H 2B		G6-3		1B	4	0	2	1	0	0	1				
Peter Bergeron, L OBP: 0.294, SLG: 0.311 (1, 8)			2-1 1B		P4			P5		4	0	2	0	0	0	2				
Mike Thurman, R OBP: 0.088, SLG: 0.031 Britt Reames, R OBP: 0.316, SLG: 0.333 Scott Strickland, R (8, 1)	F9				SH3-4 2-3		G3		K	2	0	0	0	0	0	2				
Inning Stats	R: 0 E: 0 K: 1 S: 10	H: 2 LOB: 2 BB: 0 P: 17	R: 0 E: 0 K: 0 S: 10	H: 2 LOB: 1 BB: 0 P: 13	R: 1 E: 0 K: 1 S: 14	H: 1 LOB: 1 BB: 2 P: 26	R: 1 E: 0 K: 0 S: 9	H: 2 LOB: 1 BB: 0 P: 12	R: 0 E: 0 K: 0 S: 8	H: 1 LOB: 1 BB: 0 P: 12	R: 0 E: 0 K: 1 S: 8	H: 0 LOB: 0 BB: 0 P: 11	R: 1 E: 0 K: 0 S: 13	H: 2 LOB: 1 BB: 0 P: 20	R: 2 E: 0 K: 1 S: 13	H: 3 LOB: 1 BB: 1 P: 20	1B: 9 2B: 4 3B: 0 HR: 1	SF: 0 SAC: 1 DP: 2 HBP: 1	WP: 0 PB: 0 SB: 2 CS: 0	PA: 41
PITCHER	IP WLS BF H R ER SO BB IBB HBP BLK WP HR S P ERA WHIP	IP WLS BF H R ER SO BB IBB HBP BLK WP HR S P ERA WHIP	IP WLS BF H R ER SO BB IBB HBP BLK WP HR S P ERA WHIP	IP WLS BF H R ER SO BB IBB HBP BLK WP HR S P ERA WHIP	IP WLS BF H R ER SO BB IBB HBP BLK WP HR S P ERA WHIP	IP WLS BF H R ER SO BB IBB HBP BLK WP HR S P ERA WHIP	IP WLS BF H R ER SO BB IBB HBP BLK WP HR S P ERA WHIP	IP WLS BF H R ER SO BB IBB HBP BLK WP HR S P ERA WHIP	IP WLS BF H R ER SO BB IBB HBP BLK WP HR S P ERA WHIP	IP WLS BF H R ER SO BB IBB HBP BLK WP HR S P ERA WHIP	IP WLS BF H R ER SO BB IBB HBP BLK WP HR S P ERA WHIP	IP WLS BF H R ER SO BB IBB HBP BLK WP HR S P ERA WHIP	IP WLS BF H R ER SO BB IBB HBP BLK WP HR S P ERA WHIP	IP WLS BF H R ER SO BB IBB HBP BLK WP HR S P ERA WHIP	IP WLS BF H R ER SO BB IBB HBP BLK WP HR S P ERA WHIP	IP WLS BF H R ER SO BB IBB HBP BLK WP HR S P ERA WHIP	IP WLS BF H R ER SO BB IBB HBP BLK WP HR S P ERA WHIP			
Nelson Figueroa, R ERA: 3.81 Rheal Cormier, L ERA: 3.89 Ricky Bottalico, R ERA: 4.19 Dennis Cook, L ERA: 4.57	5.0 L 23 8 2 2 2 2 0 0 1 0 0 52 80 3.60 2.000	2.0 7 1 0 0 1 0 0 0 0 0 0 0 16 23 0.00 0.500	1.2 10 5 3 3 1 1 0 0 0 0 0 1 24 37 16.20 3.600	0.1 1 0 0 0 0 0 0 0 0 0 0 0 2 3 0.00 0.000																

AB	36
R	5
H	14
RBI	5
BB	3
SO	4
LOB	12



Batter	1	2	3	4	5	6	7	8	9	AB	R	H	RBI	BB	SO	LOB	BOTTOM			
11 Jimmy Rollins, S OBP: 0.320, SLG: 0.417 (1, 6)	F5		G1-3			G4-3		G6-3		4	0	0	0	0	0	0	Montreal Expos @ Philadelphia Phillies Veterans Stadium, Philadelphia, PA Fri Aug 31 2001, 7:05 PM EDT Att: 14,272 - Overcast - 84 F			
Marlon Anderson, L OBP: 0.342, SLG: 0.436 (1, 4)	G6-3				G5-3		G4-3		G4-3	4	0	0	0	0	0	0				
Scott Rolen, R OBP: 0.368, SLG: 0.483 (1, 5)	K				K		F9		F9	4	0	0	0	0	2	0				
Bobby Abreu, L OBP: 0.394, SLG: 0.531 (1, 9)			G4-3 S BB		K		G5-3 1B 2B		L6	3	1	1	0	1	1	0				
Pat Burrell, R OBP: 0.350, SLG: 0.464 (1, 7)			G4-3		SH2-3 1B BB		G5-3			2	0	0	0	1	0	2				
Travis Lee, L OBP: 0.345, SLG: 0.442 (1, 3)			K		SH2-3 1B		L5-3 1B			3	0	2	1	0	1	1				
Doug Glanville, R OBP: 0.280, SLG: 0.389 Ricky Bottalico, L OBP: 0.333, SLG: 0.667 Dennis Cook, L (9, 1)			K		SH2-3		L5-3			2	0	0	0	0	1	2				
Todd Pratt, R OBP: 0.347, SLG: 0.357 (1, 2)			K		F3				K	3	0	0	0	0	2	2				
Nelson Figueroa, R OBP: 0.280, SLG: 0.292 Felipe Crespo, S OBP: 0.259, SLG: 0.375 Rheal Cormier, L (6, 1) Brian Hunter, R OBP: 0.369, SLG: 0.393 (8, 8)			K		K				K	1	0	0	0	0	1	0				
Inning Stats	R: 0 E: 0 K: 1 S: 8	H: 0 LOB: 0 BB: 0 P: 12	R: 0 E: 0 K: 2 S: 9	H: 0 LOB: 1 BB: 1 P: 20	R: 0 E: 0 K: 2 S: 9	H: 0 LOB: 0 BB: 0 P: 13	R: 0 E: 0 K: 2 S: 8	H: 0 LOB: 0 BB: 0 P: 13	R: 0 E: 0 K: 0 S: 5	H: 1 LOB: 2 BB: 1 P: 19	R: 0 E: 0 K: 0 S: 13	H: 0 LOB: 0 BB: 0 P: 22	R: 0 E: 0 K: 2 S: 8	H: 0 LOB: 0 BB: 0 P: 12	R: 0 E: 0 K: 0 S: 8	H: 0 LOB: 0 BB: 0 P: 11	1B: 2 2B: 2 3B: 0 HR: 0	SF: 0 SAC: 1 DP: 1 HBP: 0	WP: 0 PB: 0 SB: 1 CS: 0	PA: 31
PITCHER	IP WLS BF H R ER SO BB IBB HBP BLK WP HR S P ERA WHIP	IP WLS BF H R ER SO BB IBB HBP BLK WP HR S P ERA WHIP	IP WLS BF H R ER SO BB IBB HBP BLK WP HR S P ERA WHIP	IP WLS BF H R ER SO BB IBB HBP BLK WP HR S P ERA WHIP	IP WLS BF H R ER SO BB IBB HBP BLK WP HR S P ERA WHIP	IP WLS BF H R ER SO BB IBB HBP BLK WP HR S P ERA WHIP	IP WLS BF H R ER SO BB IBB HBP BLK WP HR S P ERA WHIP	IP WLS BF H R ER SO BB IBB HBP BLK WP HR S P ERA WHIP	IP WLS BF H R ER SO BB IBB HBP BLK WP HR S P ERA WHIP	IP WLS BF H R ER SO BB IBB HBP BLK WP HR S P ERA WHIP	IP WLS BF H R ER SO BB IBB HBP BLK WP HR S P ERA WHIP	IP WLS BF H R ER SO BB IBB HBP BLK WP HR S P ERA WHIP	IP WLS BF H R ER SO BB IBB HBP BLK WP HR S P ERA WHIP	IP WLS BF H R ER SO BB IBB HBP BLK WP HR S P ERA WHIP	IP WLS BF H R ER SO BB IBB HBP BLK WP HR S P ERA WHIP	IP WLS BF H R ER SO BB IBB HBP BLK WP HR S P ERA WHIP	IP WLS BF H R ER SO BB IBB HBP BLK WP HR S P ERA WHIP			
Mike Thurman, R ERA: 5.71 Britt Reames, R ERA: 5.33 Scott Strickland, R ERA: 3.33	6.1 W 24 3 1 1 8 2 0 0 0 0 0 60 99 1.42 0.789	0.2 H 1 0 0 0 0 0 0 0 0 0 0 4 7 0.00 0.000	2.0 S 6 0 0 0 2 0 0 0 0 0 0 16 23 0.00 0.000																	

AB	28
R	1
H	3
RBI	1
BB	2
SO	10
LOB	9



Batter	1	2	3	4	5	6	7	8	9	AB	R	H	RBI	BB	SO	LOB	TOP										
Peter Bergeron, L (1, 8) OBP: 0.294, SLG: 0.308	1-2 G3		4-2 FC7-4 BB		1-2 G4-6-3			0-3 K		3	0	0	0	1	1	1	Montreal Expos @ Philadelphia Phillies Veterans Stadium, Philadelphia, PA Sat Sep 01 2001, 7:05 PM EDT Att: 16,770 - Cloudy - 79 F										
Jose Vidro, S (1, 4) OBP: 0.376, SLG: 0.513	3-2 F8		0-1 FC7-4			2-1 G1-3		2-3 K		4	0	0	0	0	1	1											
Vladimir Guerrero, R (1, 9) OBP: 0.383, SLG: 0.595	0-0 G4-3		1-3 K2-3			4-2 BB		1-3 K		3	0	0	0	1	2	1											
Orlando Cabrera, R (1, 6) OBP: 0.310, SLG: 0.397		0-2 F9		1-2 F8		0-0 F8			0-1 G3 2B	4	0	1	0	0	0	1											
Geoff Blum, S (1, 5) OBP: 0.321, SLG: 0.366		1-3 K		1-3 K		2-1 F8			2-3 K	4	0	0	0	0	3	2											
Lee Stevens, L (1, 3) OBP: 0.326, SLG: 0.443		2-0 HR		4-0 BB			0-2 F7		1-0 G3	3	1	1	1	1	0	1											
Michael Barrett, R (1, 2) OBP: 0.295, SLG: 0.358		4-1 BB		2-3 K			2-2 1B		2-3 G4-3	3	0	1	0	1	1	2											
Mark Smith, R (1, 7) OBP: 0.315, SLG: 0.380		2-3 K			3-3 K				1-3 K	3	0	0	0	0	3	2											
Carl Pavano, R (1, 1) Terry Jones, S (5, PH) Joey Eschen, L (5, 1) Masato Yoshii, R (6, 1) Curtis Priddy, L (7, PH) Graeme Lloyd, L (7, 1) Guillermo Mota, R (8, 1)			0-2 F3		1-2 G4-6-3 1B				1-3 K	1	0	0	0	0	0	0											
Inning Stats	R: 0 E: 0 K: 0 S: 10	H: 0 LOB: 0 BB: 0 P: 14	R: 1 E: 0 K: 2 S: 11	H: 1 LOB: 1 BB: 1 P: 20	R: 0 E: 0 K: 1 S: 10	H: 0 LOB: 1 BB: 1 P: 15	R: 0 E: 0 K: 2 S: 10	H: 0 LOB: 1 BB: 1 P: 18	R: 0 E: 0 K: 1 S: 9	H: 1 LOB: 0 BB: 0 P: 14	R: 0 E: 0 K: 0 S: 7	H: 0 LOB: 1 BB: 1 P: 15	R: 0 E: 0 K: 2 S: 14	H: 1 LOB: 1 BB: 0 P: 18	R: 0 E: 0 K: 3 S: 9	H: 0 LOB: 0 BB: 0 P: 12		R: 0 E: 0 K: 1 S: 8	H: 1 LOB: 1 BB: 0 P: 12	1B: 2 2B: 1 3B: 0 HR: 1	SF: 0 SAC: 0 DP: 1 HBP: 0	WP: 0 PB: 0 SB: 1 CS: 0	PA: 34				
PITCHER	IP	WLS	BF	H	R	ER	SO	BB	IBB	HBP	BLK	WP	HR	S	P	ERA	WHIP										
Robert Person, R (1, 1) ERA: 4.27	8.0	W	30	3	1	1	11	4	0	0	0	0	1	80	126	1.12	0.875										
Jose Mesa, R (9, 1) ERA: 2.03	1.0	S	4	1	0	0	1	0	0	0	0	0	0	8	12	0.00	1.000										

AB	30
R	1
H	4
RBI	1
BB	4
SO	12
LOB	12



Batter	1	2	3	4	5	6	7	8	9	AB	R	H	RBI	BB	SO	LOB	BOTTOM										
11 Jimmy Rollins, S (1, 6) OBP: 0.321, SLG: 0.416	0-0 1B 2B	4-0 1B BB		1-1 L8		1-3 K		2-0 F7		4	1	1	0	1	1	2	Montreal Expos @ Philadelphia Phillies Veterans Stadium, Philadelphia, PA Sat Sep 01 2001, 7:05 PM EDT Att: 16,770 - Cloudy - 79 F										
Doug Glanville, R (1, 8) OBP: 0.290, SLG: 0.394	0-1 2B S	2-1 1B		1-1 G6-3		2-1 3B		1-3 K		5	1	3	0	0	1	2											
Bobby Abreu, L (1, 9) OBP: 0.393, SLG: 0.528	2-0 F7		2-3 K		4-2 F8 S BB		3-3 K			3	0	0	0	1	2	3											
Scott Rolen, R (1, 5) OBP: 0.371, SLG: 0.493	0-0 G4-3		0-0 HR		2-1 BB HBP		1-3 K			3	1	2	3	0	1	0											
Marlon Anderson, L (1, 4) OBP: 0.341, SLG: 0.434	1-2 G4-3		2-1 S 1B		2-2 F8		1-1 L6			4	0	1	0	0	0	3											
Pat Burrell, R (1, 7) OBP: 0.346, SLG: 0.461	2-3 G5-3		3-3 K		4-1 BB		2-2 G1-3			3	0	0	0	1	1	2											
Travis Lee, L (1, 3) OBP: 0.344, SLG: 0.443		1-0 1B 2B		1-1 G4-3		3-3 K		1-3 K		4	0	1	0	0	2	4											
Johnny Estrada, S (1, 2) OBP: 0.280, SLG: 0.364		1-2 F9		2-2 G4-3		2-1 F8		2-2 S S 1B		4	0	1	0	0	0	4											
Brian Hunter, R (8, PR) Todd Pratt, R (9, 2) OBP: 0.369, SLG: 0.393 OBP: 0.347, SLG: 0.357										0	0	0	0	0	0	0											
Robert Person, R (1, 1) Tomas Perez, S (8, PH) Jose Mesa, R (9, 1) ERA: 20.52 ERA: 3.79 ERA: 4.61 ERA: 4.03 ERA: 4.19		3-3 K		1-0 HR		3-1 G5-3		4-2 BB		3	1	1	1	0	1	1											
Inning Stats	R: 2 E: 0 K: 0 S: 9	H: 3 LOB: 1 BB: 0 P: 14	R: 0 E: 1 K: 1 S: 12	H: 2 LOB: 2 BB: 1 P: 23	R: 1 E: 0 K: 2 S: 12	H: 2 LOB: 1 BB: 0 P: 20	R: 1 E: 0 K: 0 S: 8	H: 1 LOB: 0 BB: 0 P: 13	R: 0 E: 0 K: 1 S: 15	H: 0 LOB: 2 BB: 2 P: 32	R: 0 E: 0 K: 2 S: 10	H: 1 LOB: 1 BB: 0 P: 19	R: 0 E: 0 K: 1 S: 8	H: 0 LOB: 0 BB: 0 P: 12	R: 0 E: 0 K: 2 S: 15	H: 1 LOB: 2 BB: 1 P: 24	1B: 5 2B: 2 3B: 1 HR: 2	SF: 0 SAC: 0 DP: 0 HBP: 1	WP: 0 PB: 0 SB: 5 CS: 0	PA: 38							
PITCHER	IP	WLS	BF	H	R	ER	SO	BB	IBB	HBP	BLK	WP	HR	S	P	ERA	WHIP										
Carl Pavano, R (1, 1) ERA: 20.52	4.0	L	20	8	4	4	3	1	0	0	0	0	2	41	70	9.00	2.250										
Joey Eschen, L (5, 1) ERA: 3.79	1.0		6	0	0	0	1	2	0	1	0	0	0	15	32	0.00	2.000										
Masato Yoshii, R (6, 1) ERA: 4.61	1.0		4	1	0	0	2	0	0	0	0	0	0	10	19	0.00	1.000										
Graeme Lloyd, L (7, 1) ERA: 4.03	1.0		3	0	0	0	1	0	0	0	0	0	0	8	12	0.00	0.000										
Guillermo Mota, R (8, 1) ERA: 4.19	1.0		5	1	0	0	2	1	0	0	0	0	0	15	24	0.00	2.000										

AB	33
R	4
H	10
RBI	4
BB	4
SO	9
LOB	21



Batter	1	2	3	4	5	6	7	8	9	AB	R	H	RBI	BB	SO	LOB	TOP					
Marcus Giles, R OBP: 0.354, SLG: 0.429 (1, 4)	F8		K		G6-3		P5		FC5-4	5	0	0	0	0	1	2						
Julio Franco, R OBP: 0.357, SLG: 0.182 (1, 3)	E3 10 1B		G1-3				G4-3			3	0	0	0	1	0	0						
10 Chipper Jones, S OBP: 0.412, SLG: 0.594 (1, 5)			K		L6					3	0	1	0	1	1	1						
Brian Jordan, R OBP: 0.337, SLG: 0.494 (1, 9)	K2-3				G6-3				G1-6-3	4	1	1	0	0	1	3						
B.J. Surhoff, L OBP: 0.314, SLG: 0.403 (1, 7)		F9		1B HR					G1-3	4	1	2	0	0	0	0						
Andruw Jones, R OBP: 0.314, SLG: 0.456 (1, 8)		1B G5-3		HR			SF8			2	2	2	1	1	0	0						
Javy Lopez, R OBP: 0.304, SLG: 0.413 (1, 2)				HR			K		G5-4-3	4	1	2	3	0	1	2						
Rey Sanchez, R OBP: 0.315, SLG: 0.352 (1, 6)		G5-3		G6-3			G4-3			4	0	1	1	0	0	2						
Tom Glavine, L OBP: 0.196, SLG: 0.188 (1, 1)		G6-3		G4-3			K			4	0	1	0	0	1	1						
Inning Stats	R: 0 E: 1 K: 1 S: 12	H: 1 LOB: 1 BB: 0 P: 17	R: 1 E: 0 K: 0 S: 15	H: 2 LOB: 1 BB: 0 P: 20	R: 0 E: 0 K: 2 S: 7	H: 0 LOB: 0 BB: 0 P: 13	R: 3 E: 0 K: 0 S: 11	H: 3 LOB: 0 BB: 0 P: 14	R: 0 E: 0 K: 0 S: 7	H: 0 LOB: 0 BB: 1 P: 14	R: 1 E: 0 K: 1 S: 8	H: 2 LOB: 1 BB: 0 P: 12	R: 0 E: 0 K: 1 S: 6	H: 0 LOB: 0 BB: 0 P: 8	R: 0 E: 0 K: 0 S: 9	H: 0 LOB: 1 BB: 1 P: 14	R: 0 E: 0 K: 0 S: 10	H: 2 LOB: 2 BB: 1 P: 17	1B: 8 2B: 2 3B: 0 HR: 1	SF: 1 SAC: 0 DP: 3 HBP: 0	WP: 0 PB: 0 SB: 1 CS: 1	PA: 37
PITCHER	IP	WLS	BF	H	R	ER	SO	BB	IBB	HBP	BLK	WP	HR	S	P	ERA	WHIP					
Tomo Ohka, R ERA: 6.19 (1, 1)	5.0	L	21	6	4	4	3	1	0	0	0	0	1	52	78	7.20	1.400					
Masato Yoshii, R ERA: 4.51 (6, 1)	2.0		8	2	1	1	2	0	0	0	0	0	0	14	20	4.50	1.000					
Scott Stewart, L ERA: 3.69 (8, 1)	1.0		3	0	0	0	0	1	0	0	0	0	0	9	14	0.00	1.000					
Darwin Cubillan, R ERA: 4.91 (9, 1)	1.0		5	2	0	0	0	1	0	0	0	0	0	10	17	0.00	3.000					

Atlanta Braves @ Montreal Expos
Olympic Stadium, Montreal, QB
Mon Sep 03 2001, 1:05 PM EDT
Att: 6,748 - Dome - 72 F

AB 33
R 5
H 10
RBI 5
BB 3
SO 5
LOB 11



Batter	1	2	3	4	5	6	7	8	9	AB	R	H	RBI	BB	SO	LOB	BOTTOM				
Mike Mordecai, R OBP: 0.340, SLG: 0.406 (1, 5)	F9		FC4-6 BB		F8		G4-3			3	0	0	0	1	0	1					
Jose Vidro, S OBP: 0.379, SLG: 0.513 (1, 4)			FC4-6 BB			K			1B	3	0	2	0	1	1	0					
Vladimir Guerrero, R OBP: 0.382, SLG: 0.589 (1, 9)	F8		FC4-6 S			K			1B	4	0	1	0	0	1	3					
Orlando Cabrera, R OBP: 0.312, SLG: 0.402 (1, 6)			F8			E7 1B			F8	4	0	1	0	0	0	3					
Geoff Blum, S OBP: 0.319, SLG: 0.363 (1, 7)		F8		L6					K	4	0	1	0	0	1	1					
Lee Stevens, L OBP: 0.330, SLG: 0.445 (1, 3)				K					G6-3	4	0	1	0	0	1	2					
Randy Knorr, R OBP: 0.293, SLG: 0.348 (1, 2)	F9			F8					G4-3	4	0	0	0	0	0	1					
Peter Bergeron, L OBP: 0.289, SLG: 0.300 (1, 8)		G6-3							E5	4	0	0	0	0	0	1					
Tomo Ohka, S OBP: 0.283, SLG: 0.083 (5, PH)									G5-3	1	0	0	0	0	1	0					
Ryan Minor, R OBP: 0.298, SLG: 0.277 (6, 1)										1	0	0	0	0	0	0					
Masato Yoshii, R OBP: 0.143, SLG: 0.077 (6, 1)										0	0	0	0	0	0	0					
Mark Smith, R OBP: 0.376, SLG: 0.394 (7, PH)										0	0	1	0	0	0	0					
Scott Stewart, R (8, 1)										0	0	0	0	0	0	0					
Darwin Cubillan, R (9, 1)										0	0	0	0	0	0	0					
Terry Jones, S OBP: 0.333, SLG: 0.354 (9, PH)										1	0	0	0	0	0	1					
Inning Stats	R: 0 E: 0 K: 0 S: 7	H: 2 LOB: 2 BB: 0 P: 11	R: 0 E: 0 K: 0 S: 11	H: 1 LOB: 1 BB: 0 P: 17	R: 0 E: 0 K: 1 S: 11	H: 0 LOB: 2 BB: 2 P: 25	R: 0 E: 0 K: 1 S: 6	H: 0 LOB: 0 BB: 0 P: 12	R: 0 E: 0 K: 2 S: 12	H: 1 LOB: 2 BB: 0 P: 16	R: 0 E: 0 K: 0 S: 7	H: 1 LOB: 1 BB: 0 P: 11	R: 0 E: 0 K: 1 S: 9	H: 2 LOB: 1 BB: 0 P: 14	R: 0 E: 1 K: 0 S: 7	H: 0 LOB: 1 BB: 0 P: 12	1B: 5 2B: 2 3B: 0 HR: 0	SF: 0 SAC: 0 DP: 0 HBP: 0	WP: 0 PB: 0 SB: 1 CS: 0	PA: 36	
PITCHER	IP	WLS	BF	H	R	ER	SO	BB	IBB	HBP	BLK	WP	HR	S	P	ERA	WHIP				
Tom Glavine, L ERA: 3.66 (1, 1)	9.0	W	36	7	0	0	5	2	0	0	0	0	0	74	126	0.00	1.000				

Atlanta Braves @ Montreal Expos
Olympic Stadium, Montreal, QB
Mon Sep 03 2001, 1:05 PM EDT
Att: 6,748 - Dome - 72 F

AB 34
R 0
H 7
RBI 0
BB 2
SO 5
LOB 13



Batter	1	2	3	4	5	6	7	8	9	AB	R	H	RBI	BB	SO	LOB	TOP			
Marcus Giles, R OBP: 0.344, SLG: 0.417	(1, 4) G5-3		(2) G6-3			(1) G1-3		(1) F7	(3) P3	5	0	0	0	0	0	2				
Julio Franco, R OBP: 0.278, SLG: 0.133	(1, 3) G5-3		(3) K			(2) P4		(2) F8		4	0	0	0	0	1	1				
10 Chipper Jones, S OBP: 0.414, SLG: 0.594	(1, 5) K				(2) G6-4-3 1B	(1) 3B 1B		(2) PB S HBP		3	1	2	0	0	1	0				
Brian Jordan, R OBP: 0.339, SLG: 0.497		(1) G1-3		(2) G6-4-3 1-2		(1) 1-H 3B		(2) 1-3 2-H BB		3	0	1	1	1	0	1				
B.J. Surhoff, L OBP: 0.314, SLG: 0.400	(1, 7) 1B BB		(3) K			(3) G4-3		(3) F8		3	0	0	0	1	1	3				
Andruw Jones, R OBP: 0.316, SLG: 0.462	(1, 8) 1-2 1B				(1) K		(1) P6		(2) HR	4	1	2	1	0	1	0				
Javy Lopez, R OBP: 0.305, SLG: 0.413	(1, 2) 0-3 K				(2) G4-3 1B		(2) G3		(1) SH1-3 1B	2	0	1	0	0	1	2				
Paul Bako, L OBP: 0.264, SLG: 0.321	(5, 2) K				(2) G4-3		(3) K		(1) SH1-3	2	0	1	0	0	0	0				
Rey Sanchez, R OBP: 0.313, SLG: 0.350	(1, 6) G6-3				(2) G4-3		(3) K		(1) SH1-3	3	0	0	0	0	1	3				
Jason Marquis, L ERA: 3.78			(1) G6-3		(3) G4-3			(2) S S PB BB	(2) L6	2	0	0	0	0	0	1				
Inning Stats	R: 0 E: 0 K: 1 S: 10	H: 0 LOB: 0 BB: 0 P: 13	R: 0 E: 0 K: 1 S: 11	H: 1 LOB: 2 BB: 1 P: 16	R: 0 E: 0 K: 1 S: 7	H: 0 LOB: 0 BB: 0 P: 11	R: 0 E: 0 K: 1 S: 7	H: 1 LOB: 0 BB: 0 P: 9	R: 0 E: 0 K: 1 S: 7	H: 1 LOB: 1 BB: 0 P: 10	R: 1 E: 0 K: 0 S: 7	H: 2 LOB: 1 BB: 0 P: 9	R: 0 E: 0 K: 1 S: 11	H: 0 LOB: 2 BB: 0 P: 14	R: 1 E: 0 K: 0 S: 11	H: 2 LOB: 1 BB: 0 P: 11	1B: 5 2B: 0 3B: 1 HR: 1	SF: 0 SAC: 1 DP: 1 HBP: 1	WP: 0 PB: 1 SB: 3 CS: 0	PA: 37
PITCHER	IP WLS BF H R ER SO BB IBB HBP BLK WP HR S P ERA WHIP																			
Tony Armas, R (1, 1)	6.0 23 5 1 1 5 1 0 0 0 0 0 0 49 68 1.50 1.000																			
Britt Reames, R (7, 1)	1.2 H 7 0 1 0 1 1 0 1 0 0 0 0 19 33 0.00 0.600																			
Scott Strickland, R (8, 1)	0.2 L 5 2 1 1 0 1 0 0 0 0 0 1 7 14 13.50 4.500																			
Scott Stewart, L (9, 1)	0.2 2 0 0 0 0 0 0 0 0 0 0 0 5 5 0.00 0.000																			

Atlanta Braves @ Montreal Expos
Olympic Stadium, Montreal, QB
Tue Sep 04 2001, 7:05 PM EDT
Att. 3,613 - Dome - 72 F

AB 32
R 3
H 7
RBI 2
BB 3
SO 6
LOB 14





Batter	1	2	3	4	5	6	7	8	9	AB	R	H	RBI	BB	SO	LOB	BOTTOM					
Tim Raines, S OBP: 0.427, SLG: 0.435	(1, 7) F8		(1) G4-3		(2) FC4-6 BB		(2) F9		(3) 2B	4	0	1	0	1	0	0						
Jose Vidro, S OBP: 0.377, SLG: 0.508	(1, 4) G6-3		(2) G6-3		(2) F8		(2) 1B BB		(3) G3-1	4	0	0	0	1	0	2						
Vladimir Guerrero, R OBP: 0.382, SLG: 0.586	(1, 9) G1-3		(3) P5		(3) FC4-6 1-2		(3) 1B			4	0	1	0	0	0	1						
Orlando Cabrera, R OBP: 0.312, SLG: 0.400		(1) E4 G3-1 BB		(2) 2B 1B		(1) K	(3) K			4	1	1	0	0	2	2						
Geoff Blum, S OBP: 0.318, SLG: 0.365	(1, 5) K		(1) K		(2) FC5-4 1-H 2B		(2) F9		(1) F7	4	0	1	1	0	1	1						
Lee Stevens, L OBP: 0.333, SLG: 0.451	(1, 3) G3-1 BB		(2) G3-1 BB		(2) FC5-4 BB		(2) HR		(2) K	2	1	1	1	2	1	0						
Michael Barrett, R OBP: 0.293, SLG: 0.357	(1, 2) G3-1		(2) G3-1		(2) FC5-4 1-2 2-3		(2) 2B		(3) G4-3	4	0	1	0	0	0	4						
Peter Bergeron, L OBP: 0.289, SLG: 0.298	(1, 8) 4-0				(3) K				(1) K	2	0	0	0	1	2	2						
Britt Reames, R (7, 1)	0.316, SLG: 0.333																					
Scott Strickland, R (8, 1)	0.289, SLG: 0.325																					
Scott Stewart, R (9, 1)	0.314, SLG: 0.343																					
Brad Wilkerson, L (9, PH)	0.289, SLG: 0.325																					
Tony Armas, R (1, 1)	0.146, SLG: 0.167																					
Terry Jones, S (7, 8)	0.314, SLG: 0.343																					
Inning Stats	R: 0 E: 0 K: 0 S: 3	H: 0 LOB: 0 BB: 0 P: 6	R: 0 E: 1 K: 2 S: 11	H: 0 LOB: 3 BB: 2 P: 21	R: 0 E: 0 K: 0 S: 5	H: 0 LOB: 0 BB: 0 P: 7	R: 1 E: 0 K: 1 S: 9	H: 2 LOB: 1 BB: 1 P: 14	R: 0 E: 0 K: 0 S: 13	H: 0 LOB: 1 BB: 1 P: 20	R: 1 E: 0 K: 2 S: 12	H: 2 LOB: 1 BB: 0 P: 15	R: 0 E: 0 K: 1 S: 12	H: 1 LOB: 2 BB: 1 P: 20	R: 0 E: 0 K: 1 S: 8	H: 0 LOB: 0 BB: 0 P: 13	R: 0 E: 0 K: 1 S: 12	H: 1 LOB: 1 BB: 0 P: 16	1B: 2 2B: 3 3B: 0 HR: 1	SF: 0 SAC: 0 DP: 1 HBP: 0	WP: 0 PB: 0 SB: 0 CS: 0	PA: 38
PITCHER	IP WLS BF H R ER SO BB IBB HBP BLK WP HR S P ERA WHIP																					
Jason Marquis, R (1, 1)	5.2 25 4 2 2 2 4 1 0 0 0 0 0 11 19 0.00 1.000																					
Mike Remlinger, L (6, 1)	1.0 4 0 0 0 1 1 0 0 0 0 0 0 11 19 0.00 1.000																					
Steve Reed, R (7, 1)	0.1 2 1 0 0 1 0 0 0 0 0 0 0 4 5 0.00 3.000																					
Steve Karsay, R (8, 1)	1.0 W 3 0 0 0 1 0 0 0 0 0 0 0 8 13 0.00 0.000																					
29 John Smoltz, R (9, 1)	1.0 S 4 1 0 0 1 0 0 0 0 0 0 0 12 16 0.00 1.000																					

Atlanta Braves @ Montreal Expos
Olympic Stadium, Montreal, QB
Tue Sep 04 2001, 7:05 PM EDT
Att. 3,613 - Dome - 72 F

AB 33
R 2
H 6
RBI 2
BB 5
SO 8
LOB 15



Batter	1	2	3	4	5	6	7	8	9	AB R H RBI BB SO LOB	TOP																																		
											Montreal Expos @ Florida Marlins Pro Player Stadium, Miami, FL Tue Sep 11 2001, 7:05 PM EDT livebaseballscorecards.com																																		
																				AB 0 R 0 H 0 RBI 0 BB 0 SO 0 LOB 0																									
																																													
Inning Stats																				1B: 0 SF: 0 WP: 0 PA: 0 2B: 0 SAC: 0 FB: 0 3B: 0 DP: 0 SB: 0 HR: 0 HBP: 0 CS: 0																									
PITCHER										IP		WLS	BF	H	R	ER	SO	BB	IBB	HBP	BLK	WP	HR	S	P	ERA	WHIP	PITCHER	IP	WLS	BF	H	R	ER	SO	BB	IBB	HBP	BLK	WP	HR	S	P	ERA	WHIP

Batter	1	2	3	4	5	6	7	8	9	AB R H RBI BB SO LOB	BOTTOM																																		
											Montreal Expos @ Florida Marlins Pro Player Stadium, Miami, FL Tue Sep 11 2001, 7:05 PM EDT livebaseballscorecards.com																																		
																				AB 0 R 0 H 0 RBI 0 BB 0 SO 0 LOB 0																									
																																													
Inning Stats																				1B: 0 SF: 0 WP: 0 PA: 0 2B: 0 SAC: 0 FB: 0 3B: 0 DP: 0 SB: 0 HR: 0 HBP: 0 CS: 0																									
PITCHER										IP		WLS	BF	H	R	ER	SO	BB	IBB	HBP	BLK	WP	HR	S	P	ERA	WHIP	PITCHER	IP	WLS	BF	H	R	ER	SO	BB	IBB	HBP	BLK	WP	HR	S	P	ERA	WHIP

Batter	1	2	3	4	5	6	7	8	9	AB R H RBI BB SO LOB	TOP																									
												Montreal Expos @ Florida Marlins Pro Player Stadium, Miami, FL Wed Sep 12 2001, 7:05 PM EDT livebaseballscorecards.com																								
Inning Stats											AB 0 R 0 H 0 RBI 0 BB 0 SO 0 LOB 0																									
PITCHER	IP	WLS	BF	H	R	ER	SO	BB	IBB	HBP	BLK	WP	HR	S	P	ERA	WHIP	PITCHER	IP	WLS	BF	H	R	ER	SO	BB	IBB	HBP	BLK	WP	HR	S	P	ERA	WHIP	WP: 0 PA: 0 1B: 0 SF: 0 2B: 0 SAC: 0 3B: 0 DP: 0 HR: 0 HBP: 0

Montreal Expos @ Florida Marlins
 Pro Player Stadium, Miami, FL
 Wed Sep 12 2001, 7:05 PM EDT

AB 0
 R 0
 H 0
 RBI 0
 BB 0
 SO 0
 LOB 0





Batter	1	2	3	4	5	6	7	8	9	AB R H RBI BB SO LOB	BOTTOM																									
												Montreal Expos @ Florida Marlins Pro Player Stadium, Miami, FL Wed Sep 12 2001, 7:05 PM EDT livebaseballscorecards.com																								
Inning Stats											AB 0 R 0 H 0 RBI 0 BB 0 SO 0 LOB 0																									
PITCHER	IP	WLS	BF	H	R	ER	SO	BB	IBB	HBP	BLK	WP	HR	S	P	ERA	WHIP	PITCHER	IP	WLS	BF	H	R	ER	SO	BB	IBB	HBP	BLK	WP	HR	S	P	ERA	WHIP	WP: 0 PA: 0 1B: 0 SF: 0 2B: 0 SAC: 0 3B: 0 DP: 0 HR: 0 HBP: 0


Montreal Expos @ Florida Marlins
 Pro Player Stadium, Miami, FL
 Wed Sep 12 2001, 7:05 PM EDT


AB 0
 R 0
 H 0
 RBI 0
 BB 0
 SO 0
 LOB 0



Batter	1	2	3	4	5	6	7	8	9	AB R H RBI BB SO LOB	TOP																								
											Montreal Expos @ Florida Marlins Pro Player Stadium, Miami, FL Thu Sep 13 2001, 1:05 PM EDT livebaseballscorecards.com AB 0 R 0 H 0 RBI 0 BB 0 SO 0 LOB 0 																								
Inning Stats										1B: 0 SF: 0 2B: 0 SAC: 0 3B: 0 DP: 0 HR: 0 HBP: 0 WP: 0 PA: 0 FB: 0 SB: 0 CS: 0																									
PITCHER	IP	WLS	BF	H	R	ER	SO	BB	IBB	HBP	BLK	WP	HR	S	P	ERA	WHIP	PITCHER	IP	WLS	BF	H	R	ER	SO	BB	IBB	HBP	BLK	WP	HR	S	P	ERA	WHIP

Batter	1	2	3	4	5	6	7	8	9	AB R H RBI BB SO LOB	BOTTOM																								
											Montreal Expos @ Florida Marlins Pro Player Stadium, Miami, FL Thu Sep 13 2001, 1:05 PM EDT livebaseballscorecards.com AB 0 R 0 H 0 RBI 0 BB 0 SO 0 LOB 0 																								
Inning Stats										1B: 0 SF: 0 2B: 0 SAC: 0 3B: 0 DP: 0 HR: 0 HBP: 0 WP: 0 PA: 0 FB: 0 SB: 0 CS: 0																									
PITCHER	IP	WLS	BF	H	R	ER	SO	BB	IBB	HBP	BLK	WP	HR	S	P	ERA	WHIP	PITCHER	IP	WLS	BF	H	R	ER	SO	BB	IBB	HBP	BLK	WP	HR	S	P	ERA	WHIP

Batter	1	2	3	4	5	6	7	8	9	AB R H RBI BB SO LOB	TOP																								
											<p style="text-align: center;">Montreal Expos @ New York Mets Shea Stadium, Flushing, NY Sat Sep 15 2001, 7:10 PM EDT</p> <p style="text-align: right;">livebaseballscorecards.com</p> <p>AB 0 R 0 H 0 RBI 0 BB 0 SO 0 LOB 0</p> 																								
Inning Stats										1B: 0 SF: 0 WP: 0 PA: 0 2B: 0 SAC: 0 FB: 0 3B: 0 DP: 0 SB: 0 HR: 0 HBP: 0 CS: 0																									
PITCHER	IP	WLS	BF	H	R	ER	SO	BB	IBB	HBP	BLK	WP	HR	S	P	ERA	WHIP	PITCHER	IP	WLS	BF	H	R	ER	SO	BB	IBB	HBP	BLK	WP	HR	S	P	ERA	WHIP

Batter	1	2	3	4	5	6	7	8	9	AB R H RBI BB SO LOB	BOTTOM																								
											<p style="text-align: center;">Montreal Expos @ New York Mets Shea Stadium, Flushing, NY Sat Sep 15 2001, 7:10 PM EDT</p> <p style="text-align: right;">livebaseballscorecards.com</p> <p>AB 0 R 0 H 0 RBI 0 BB 0 SO 0 LOB 0</p> 																								
Inning Stats										1B: 0 SF: 0 WP: 0 PA: 0 2B: 0 SAC: 0 FB: 0 3B: 0 DP: 0 SB: 0 HR: 0 HBP: 0 CS: 0																									
PITCHER	IP	WLS	BF	H	R	ER	SO	BB	IBB	HBP	BLK	WP	HR	S	P	ERA	WHIP	PITCHER	IP	WLS	BF	H	R	ER	SO	BB	IBB	HBP	BLK	WP	HR	S	P	ERA	WHIP

Batter	1	2	3	4	5	6	7	8	9	AB	R	H	RBI	BB	SO	LOB	TOP																		
																														Montreal Expos @ New York Mets Shea Stadium, Flushing, NY Sun Sep 16 2001, 1:10 PM EDT livebaseballscorecards.com					
Inning Stats																																			
PITCHER	IP	WLS	BF	H	R	ER	SO	BB	IBB	HBP	BLK	WP	HR	S	P	ERA	WHIP	PITCHER	IP	WLS	BF	H	R	ER	SO	BB	IBB	HBP	BLK	WP	HR	S	P	ERA	WHIP

Montreal Expos @ New York Mets
 Shea Stadium, Flushing, NY
 Sun Sep 16 2001, 1:10 PM EDT

AB 0
R 0
H 0
RBI 0
BB 0
SO 0
LOB 0



1B: 0 SF: 0 WP: 0 PA: 0
 2B: 0 SAC: 0 FB: 0
 3B: 0 DP: 0 SB: 0
 HR: 0 HBP: 0 CS: 0

Batter	1	2	3	4	5	6	7	8	9	AB	R	H	RBI	BB	SO	LOB	BOTTOM																		
																														Montreal Expos @ New York Mets Shea Stadium, Flushing, NY Sun Sep 16 2001, 1:10 PM EDT livebaseballscorecards.com					
Inning Stats																																			
PITCHER	IP	WLS	BF	H	R	ER	SO	BB	IBB	HBP	BLK	WP	HR	S	P	ERA	WHIP	PITCHER	IP	WLS	BF	H	R	ER	SO	BB	IBB	HBP	BLK	WP	HR	S	P	ERA	WHIP

Montreal Expos @ New York Mets
 Shea Stadium, Flushing, NY
 Sun Sep 16 2001, 1:10 PM EDT

AB 0
R 0
H 0
RBI 0
BB 0
SO 0
LOB 0



1B: 0 SF: 0 WP: 0 PA: 0
 2B: 0 SAC: 0 FB: 0
 3B: 0 DP: 0 SB: 0
 HR: 0 HBP: 0 CS: 0

Batter	1	2	3	4	5	6	7	8	9	AB	R	H	RBI	BB	SO	LOB	TOP					
Luis Castillo, S OBP: 0.343, SLG: 0.342										4	0	0	0	0	2	2						
Derrek Lee, R OBP: 0.338, SLG: 0.473										4	1	1	0	0	2	0						
Cliff Floyd, L OBP: 0.386, SLG: 0.587										4	0	2	0	0	1	0						
Preston Wilson, R OBP: 0.335, SLG: 0.506										3	0	1	0	1	0	3						
Mike Lowell, R OBP: 0.346, SLG: 0.452										4	0	1	1	0	2	3						
Kevin Millar, R OBP: 0.372, SLG: 0.566										3	0	0	0	1	1	3						
Charles Johnson, R OBP: 0.333, SLG: 0.478										4	0	0	0	0	2	1						
Alex Gonzalez, R OBP: 0.311, SLG: 0.390										4	1	1	1	0	1	1						
Josh Beckett, R OBP: 0.500, SLG: 0.750										2	0	1	0	0	0	0						
Andy Fox, L OBP: 0.263, SLG: 0.167										0	0	0	0	1	0	0						
Jesus Sanchez, L OBP: 0.235, SLG: 0.235										0	0	0	0	0	0	0						
Juan Acevedo, R OBP: 0.333, SLG: 0.667										0	0	0	0	0	0	0						
Vic Darenbourg, L OBP: 0.372, SLG: 0.566										0	0	0	0	0	0	0						
Inning Stats	R: 1 E: 0 K: 1 S: 15	H: 3 LOB: 2 BB: 0 P: 20	R: 0 E: 0 K: 1 S: 9	H: 1 LOB: 1 BB: 0 P: 12	R: 0 E: 0 K: 2 S: 12	H: 1 LOB: 0 BB: 1 P: 16	R: 0 E: 0 K: 1 S: 8	H: 0 LOB: 0 BB: 1 P: 14	R: 0 E: 0 K: 0 S: 7	H: 0 LOB: 0 BB: 0 P: 7	R: 0 E: 0 K: 2 S: 10	H: 0 LOB: 1 BB: 1 P: 18	R: 1 E: 0 K: 0 S: 7	H: 1 LOB: 0 BB: 1 P: 13	R: 0 E: 0 K: 2 S: 9	H: 1 LOB: 1 BB: 0 P: 11	R: 0 E: 0 K: 2 S: 10	H: 0 LOB: 0 BB: 0 P: 15	1B: 6 2B: 0 3B: 0 HR: 1	SF: 0 SAC: 0 DP: 2 HBP: 0	WP: 0 PB: 0 SB: 1 CS: 0	PA: 35
PITCHER	IP WLS BF H R ER SO BB IBB HBP BLK WP HR S P ERA WHIP																					
Carl Pavano, R ERA: 9.82	(1, 1) 7.1 W 29 6 2 2 8 3 0 0 0 0 1 71 104 2.46 1.227																					
Scott Stewart, L ERA: 3.48	(8, 1) 0.1 2 1 0 0 1 0 0 0 0 0 0 4 4 0.00 3.000																					
Britt Reames, R ERA: 5.79	(8, 1) 0.1 H 1 0 0 0 0 0 0 0 0 0 0 2 3 0.00 0.000																					
Scott Strickland, R ERA: 3.38	(9, 1) 1.0 S 3 0 0 0 2 0 0 0 0 0 0 0 10 15 0.00 0.000																					

Florida Marlins @ Montreal Expos
Olympic Stadium, Montreal, QB
Wed Sep 19 2001, 7:05 PM EDT
Att. 2,887 - Dome - 72 F

AB 32
R 2
H 7
RBI 2
BB 3
SO 11
LOB 13



Batter	1	2	3	4	5	6	7	8	9	AB	R	H	RBI	BB	SO	LOB	BOTTOM			
Peter Bergeron, L OBP: 0.288, SLG: 0.304										2	2	0	0	1	0	0				
Jose Vidro, S OBP: 0.372, SLG: 0.500										4	2	3	2	0	0	0				
Vladimir Guerrero, R OBP: 0.389, SLG: 0.593										3	1	1	2	1	0	2				
Orlando Cabrera, R OBP: 0.315, SLG: 0.402										4	0	1	0	0	0	2				
Geoff Blum, S OBP: 0.323, SLG: 0.367										3	0	1	1	1	2	0				
Lee Stevens, L OBP: 0.331, SLG: 0.443										4	0	0	0	0	2	4				
Brian Schneider, L OBP: 0.357, SLG: 0.333										3	0	0	0	1	0	0				
Brad Wilkerson, L OBP: 0.287, SLG: 0.312										4	0	1	0	0	2	0				
Carl Pavano, R ERA: 2.25	(1, 1) 6.0 L 27 5 3 3 7 3 0 0 0 0 0 0 1 55 84 4.50 1.333																			
Jesus Sanchez, L ERA: 4.74	(7, 1) 0.0 2 1 2 2 0 1 0 0 0 0 0 0 1 5 0.00 1.500																			
Juan Acevedo, R ERA: 4.22	(7, 1) 0.2 3 1 0 0 0 0 0 0 0 0 0 0 10 14 0.00 1.500																			
Vic Darenbourg, L ERA: 4.57	(7, 1) 1.1 4 0 0 0 1 0 0 0 0 0 0 0 9 13 0.00 0.000																			
Inning Stats	R: 0 E: 0 K: 1 S: 10	H: 2 LOB: 3 BB: 1 P: 18	R: 0 E: 0 K: 1 S: 8	H: 0 LOB: 0 BB: 0 P: 12	R: 0 E: 0 K: 0 S: 8	H: 0 LOB: 1 BB: 1 P: 15	R: 0 E: 0 K: 2 S: 8	H: 0 LOB: 0 BB: 0 P: 8	R: 3 E: 0 K: 1 S: 8	H: 2 LOB: 0 BB: 0 P: 11	R: 0 E: 0 K: 2 S: 13	H: 1 LOB: 2 BB: 1 P: 20	R: 2 E: 0 K: 0 S: 12	H: 2 LOB: 1 BB: 1 P: 20	R: 0 E: 0 K: 1 S: 8	H: 0 LOB: 0 BB: 0 P: 12	1B: 1 2B: 5 3B: 0 HR: 1	SF: 0 SAC: 0 DP: 0 HBP: 1	WP: 1 PB: 0 SB: 2 CS: 0	PA: 36
PITCHER	IP WLS BF H R ER SO BB IBB HBP BLK WP HR S P ERA WHIP																			

Florida Marlins @ Montreal Expos
Olympic Stadium, Montreal, QB
Wed Sep 19 2001, 7:05 PM EDT
Att. 2,887 - Dome - 72 F

AB 31
R 5
H 7
RBI 5
BB 4
SO 8
LOB 10



Batter	1	2	3	4	5	6	7	8	9	AB	R	H	RBI	BB	SO	LOB	TOP
Timo Perez, L (1,9) OBP: 0.290, SLG: 0.347	G3	P6				CS 1B	F8			4	0	1	0	0	0	5	New York Mets @ Montreal Expos Olympic Stadium, Montreal, QB Tue Sep 25 2001, 7:05 PM EDT Att. 4,166 - Dome - 72 F
Edgardo Alfonzo, R (1,4) OBP: 0.321, SLG: 0.402	G4-3		F7		CS	F9	F9			4	0	0	0	0	0	0	
31 Mike Piazza, R (1,2) OBP: 0.382, SLG: 0.566	K		K			HR	K			4	1	1	1	0	3	0	
Tsuyoshi Shinjo, R (1,7)		P6	K			F8	F9			4	0	0	0	0	1	0	
Todd Zeile, R (1,3) OBP: 0.359, SLG: 0.371		K		K		G6-3			G5-3	4	0	0	0	0	2	0	
Jay Payton, R (1,8) OBP: 0.297, SLG: 0.365		2B HBP		G4-3			G6-3		K	3	1	0	0	0	1	0	
Desi Relaford, S (1,5) OBP: 0.364, SLG: 0.450																	
Robin Ventura, L (9,5) OBP: 0.355, SLG: 0.420		BB 1-H 2B		F8			1B		K	4	0	2	1	0	1	0	
Rey Ordenez, R (1,6) OBP: 0.299, SLG: 0.342						L5	F8			2	0	0	0	0	1	0	
Kevin Appier, R (1,1) OBP: 0.119, SLG: 0.088						K				2	0	1	0	1	1	0	
Inning Stats	R: 0 H: 0 E: 0 LOB: 0 K: 1 S: 7	H: 0 R: 1 ER: 0 LOB: 3 BB: 1 P: 9	H: 1 R: 0 ER: 0 LOB: 0 BB: 2 P: 28	H: 0 R: 0 ER: 0 LOB: 0 BB: 0 P: 12	H: 0 R: 0 ER: 0 LOB: 0 BB: 0 P: 8	H: 1 R: 0 ER: 0 LOB: 0 BB: 0 P: 8	H: 1 R: 1 ER: 0 LOB: 0 BB: 0 P: 9	H: 2 R: 0 ER: 0 LOB: 2 BB: 0 P: 13	H: 0 R: 0 ER: 0 LOB: 0 BB: 0 P: 11	H: 0 R: 0 ER: 0 LOB: 0 BB: 0 P: 11	1B: 3 2B: 1 3B: 0 HR: 1	SF: 0 SAC: 0 DP: 0 HBP: 1	WP: 0 PB: 0 SB: 0 CS: 1	PA: 35			
PITCHER	IP	WLS	BF	H	R	ER	SO	BB	IBB	HBP	BLK	WP	HR	S	P	ERA	WHIP
Carl Pavano, R (1,1) ERA: 7.8	8.0	L	31	5	2	2	7	1	1	1	0	0	1	64	93	2.25	0.750
Britt Reames, R (9,1) ERA: 5.84	1.0		3	0	0	0	2	0	0	0	0	0	0	8	11	0.00	0.000

AB	31
R	2
H	5
RBI	2
BB	2
SO	9
LOB	6



Batter	1	2	3	4	5	6	7	8	9	AB	R	H	RBI	BB	SO	LOB	BOTTOM
Tim Raines, S (1,7) OBP: 0.435, SLG: 0.447	F7		G3-1			S BB		G4-6-3		3	0	0	0	1	0	2	New York Mets @ Montreal Expos Olympic Stadium, Montreal, QB Tue Sep 25 2001, 7:05 PM EDT Att. 4,166 - Dome - 72 F
Britt Reames, R (9,1) OBP: 0.316, SLG: 0.333										0	0	0	0	0	0	0	
Jose Vidro, S (1,4) OBP: 0.367, SLG: 0.491	F9			F7		F9			G6-3	4	0	0	0	0	0	1	
Vladimir Guerrero, R (1,9) OBP: 0.382, SLG: 0.579	G6-3			K		G6-3			G6-3	4	0	0	0	0	1	1	
Orlando Cabrera, R (1,6) OBP: 0.316, SLG: 0.409		F9					F8		F8	4	0	1	0	0	0	0	
Geoff Blum, S (1,5) OBP: 0.323, SLG: 0.369		G6-3		F7						3	0	1	0	0	0	1	
Lee Stevens, L (1,3) OBP: 0.332, SLG: 0.440		K				F7	P5			3	0	0	0	0	1	1	
Brian Schneider, L (1,2) OBP: 0.391, SLG: 0.550				G3 1B		F8	L6			3	0	1	0	0	0	1	
Peter Bergeron, L (1,8) OBP: 0.279, SLG: 0.291			G3		G3			F8		3	0	0	0	0	0	1	
Carl Pavano, R (1,1)										2	0	0	0	0	1	1	
Brad Wilkerson, L (8,PH) OBP: 0.299, SLG: 0.310			K			G6-3		G4-6-3 1B		1	0	1	0	0	0	0	
Inning Stats	R: 0 H: 0 E: 0 LOB: 0 K: 0 S: 6	H: 0 R: 0 ER: 0 LOB: 0 BB: 0 P: 10	H: 0 R: 0 ER: 0 LOB: 0 BB: 0 P: 17	H: 1 R: 0 ER: 0 LOB: 1 BB: 0 P: 14	H: 1 R: 0 ER: 0 LOB: 1 BB: 0 P: 14	H: 0 R: 0 ER: 0 LOB: 0 BB: 0 P: 11	H: 0 R: 0 ER: 0 LOB: 1 BB: 1 P: 17	H: 1 R: 0 ER: 0 LOB: 1 BB: 0 P: 9	H: 1 R: 0 ER: 0 LOB: 0 BB: 0 P: 14	H: 0 R: 0 ER: 0 LOB: 0 BB: 0 P: 13	1B: 3 2B: 1 3B: 0 HR: 0	SF: 0 SAC: 0 DP: 1 HBP: 0	WP: 0 PB: 0 SB: 1 CS: 0	PA: 31			
PITCHER	IP	WLS	BF	H	R	ER	SO	BB	IBB	HBP	BLK	WP	HR	S	P	ERA	WHIP
Kevin Appier, R (1,1) ERA: 3.69	9.0	W	31	4	0	0	3	1	0	0	0	0	0	76	119	0.00	0.556


AB	30
R	0
H	4
RBI	0
BB	1
SO	3
LOB	9



Batter	1	2	3	4	5	6	7	8	9	AB	R	H	RBI	BB	SO	LOB	TOP								
Matt Lawton, L (1, 9) OBP: 0.388, SLG: 0.423	4-2 BB WP BB	1-2 P6		3-2 1B		0-0 2H 1B			2-3 K	4	1	2	1	1	1	0									
Eduardo Alfonso, R (1, 4) OBP: 0.322, SLG: 0.399	4-0 BB BB 1B	2-2 G6-3		0-1 F9		2-2 F8			4-1 BB	3	1	0	0	2	0	2									
31 Mike Piazza, R (1, 2) OBP: 0.381, SLG: 0.565	2-3 K		3-2 2B 1B		2-1 G6-3		2-3 K		1-0 G1-3	1	0	0	0	0	1	2									
Vance Wilson, R (1, 2) OBP: 0.358, SLG: 0.375																									
Robin Ventura, L (1, 5) OBP: 0.356, SLG: 0.420	4-0 1B BB 1-2 2-3 BB		1-3 K		2-1 G4-6-3 1B		3-2 G3			3	0	1	0	1	1	1									
Tsuyoshi Shinjo, R (1, 7) OBP: 0.320, SLG: 0.414	4-0 1B 1-2 2-3 BB		0-3 K		2-1 G4-6-3 1-2		2-1 G3			3	0	0	1	1	1	2									
Todd Zeile, R (1, 3) OBP: 0.360, SLG: 0.373	0-3 K		0-0 1H 2B		4-2 1B SH1 BB		2-3 K			3	1	1	1	1	2	3									
Jay Payton, R (1, 8) OBP: 0.297, SLG: 0.363	1-2 FC6 1-2 2-3 3H 1B		1-1 G4-3		1-2 F7		0-3 K			4	0	1	1	0	1	2									
Rey Ordenez, R (1, 6) OBP: 0.299, SLG: 0.341	1-0 FC6 1-2		2-3 K		1-0 SH1 1B 1B		0-1 G5-3			4	1	1	0	0	1	3									
Glendon Rusch, L (1, 1) OBP: 0.077, SLG: 0.059		2-3 K		0-0 G1-3		0-1 SH1		1-0 L5		2	0	0	1	0	1	0									
Rick White, R (8, 1)										0	0	0	0	0	0	0									
Joe McEwing, R (9, PH) OBP: 0.352, SLG: 0.465										1	0	0	0	0	0	0									
Armando Benitez, R (9, 1)										0	0	0	0	0	0	0									
Inning Stats	R: 2 E: 0 K: 2 S: 15	H: 1 LOB: 3 BB: 4 P: 35	R: 0 E: 0 K: 1 S: 11	H: 0 LOB: 0 BB: 0 P: 16	R: 1 E: 0 K: 2 S: 13	H: 2 LOB: 1 BB: 0 P: 18	R: 0 E: 0 K: 1 S: 10	H: 1 LOB: 1 BB: 0 P: 15	R: 0 E: 0 K: 0 S: 6	H: 1 LOB: 0 BB: 0 P: 12	R: 2 E: 0 K: 0 S: 13	H: 2 LOB: 1 BB: 1 P: 21	R: 0 E: 0 K: 1 S: 11	H: 0 LOB: 0 BB: 0 P: 18	R: 0 E: 0 K: 2 S: 8	H: 0 LOB: 0 BB: 0 P: 10	R: 0 E: 0 K: 1 S: 6	H: 0 LOB: 1 BB: 1 P: 14	1B: 6 2B: 1 3B: 0 HR: 0	SF: 0 SAC: 1 DP: 1 HBP: 0	WP: 1 PB: 0 SB: 0 CS: 0	PA: 39			
PITCHER	IP	WLS	BF	H	R	ER	SO	BB	IBB	HBP	BLK	WP	HR	S	P	ERA	WHIP								
Tony Armas, R (1, 1) ERA: 4.05	6.0	L	29	7	5	5	6	5	0	0	0	1	0	68	117	7.50	2.000								
Darwin Cubllian, R (7, 1) ERA: 4.18	1.0		3	0	0	0	1	0	0	0	0	0	0	11	18	0.00	0.000								
Guillermo Mota, R (8, 1) ERA: 5.17	1.0		3	0	0	0	2	0	0	0	0	0	0	8	10	0.00	0.000								
Joey Eischen, L (9, 1) ERA: 4.23	1.0		4	0	0	0	1	1	0	0	0	0	0	6	14	0.00	1.000								

New York Mets @ Montreal Expos
Olympic Stadium, Montreal, QB
Wed Sep 26 2001, 7:05 PM EDT
Att. 5,314 - Dome - 72 F


AB 32
R 5
H 7
RBI 5
BB 6
SO 10
LOB 16



Batter	1	2	3	4	5	6	7	8	9	AB	R	H	RBI	BB	SO	LOB	BOTTOM								
Mike Mordecai, R (1, 5) OBP: 0.327, SLG: 0.393	3-2 1B E 2B		1-1 P4		2-3 K			2-2 F8		4	1	1	0	0	1	1									
Jose Vidro, S (1, 4) OBP: 0.370, SLG: 0.493	1-1 E 2B		3-2 1B		1-0 F8			2-0 2B 1B		4	1	3	0	0	0	1									
Vladimir Guerrero, R (1, 9) OBP: 0.381, SLG: 0.576	1-0 E4 L4-6 1-3 3H 1B		2-2 F9		1-0 K 1B			2-3 K		4	0	1	1	0	1	3									
Orlando Cabrera, R (1, 6) OBP: 0.316, SLG: 0.410	0-2 L4-6 2-3		1-2 F8		0-0 F9			0-1 1B 2B		4	0	1	0	0	0	4									
Geoff Blum, S (1, 3) OBP: 0.323, SLG: 0.368	3-2 G6-3		0-1 F8		1-3 K			0-2 1B		4	0	1	1	0	1	2									
Mark Smith, R (1, 7) OBP: 0.318, SLG: 0.381		4-2 FC3-6 BB		0-2 F9			2-1 2B		0-3 K	2	0	1	0	1	0	0									
Terry Jones, S (9, PH) OBP: 0.274, SLG: 0.311										1	0	0	0	0	1	0									
Michael Barrett, R (1, 2) OBP: 0.290, SLG: 0.366		0-0 FC3-6		0-1 G5-3			0-0 G6-3		0-0 F9	3	0	0	0	0	0	2									
Brian Schneider, L (9, PH) OBP: 0.375, SLG: 0.524		1-2 K								1	0	0	0	0	0	0									
Peter Bergeron, L (1, 8) OBP: 0.276, SLG: 0.287		2-3 K			0-0 G3		1-2 G1-3		2-3 K	4	0	0	0	0	2	2									
Tony Armas, R (1, 1) OBP: 0.154, SLG: 0.173		0-3 K			0-2 K		2-2 F7			2	0	1	0	0	1	1									
Darwin Cubllian, R (7, 1)										0	0	0	0	0	0	0									
Ryan Minor, R (7, PH) OBP: 0.258, SLG: 0.271										1	0	0	0	0	0	1									
Guillermo Mota, R (8, 1) OBP: 0.333, SLG: 0.333										0	0	0	0	0	0	0									
Joey Eischen, L (9, 1)										0	0	0	0	0	0	0									
Inning Stats	R: 1 E: 1 K: 0 S: 13	H: 2 LOB: 1 BB: 0 P: 21	R: 0 E: 1 K: 2 S: 10	H: 0 LOB: 1 BB: 1 P: 16	R: 0 E: 0 K: 0 S: 13	H: 1 LOB: 1 BB: 0 P: 20	R: 0 E: 0 K: 0 S: 7	H: 0 LOB: 0 BB: 0 P: 7	R: 0 E: 0 K: 1 S: 8	H: 1 LOB: 1 BB: 0 P: 11	R: 0 E: 0 K: 1 S: 5	H: 1 LOB: 1 BB: 0 P: 7	R: 0 E: 0 K: 0 S: 9	H: 1 LOB: 1 BB: 0 P: 14	R: 1 E: 0 K: 1 S: 15	H: 3 LOB: 2 BB: 0 P: 21	R: 0 E: 0 K: 2 S: 8	H: 0 LOB: 0 BB: 0 P: 10	1B: 6 2B: 4 3B: 0 HR: 0	SF: 0 SAC: 0 DP: 1 HBP: 0	WP: 0 PB: 0 SB: 0 CS: 0	PA: 35			
PITCHER	IP	WLS	BF	H	R	ER	SO	BB	IBB	HBP	BLK	WP	HR	S	P	ERA	WHIP								
Glendon Rusch, L (1, 1) ERA: 4.58	7.2	W	31	8	2	2	5	1	0	0	0	0	0	77	114	2.35	1.174								
Rick White, R (8, 1) ERA: 3.99	0.1	H	1	1	0	0	0	0	0	0	0	0	0	3	3	0.00	3.000								
Armando Benitez, R (9, 1) ERA: 3.25	1.0	S	3	0	0	0	2	0	0	0	0	0	0	8	10	0.00	0.000								

New York Mets @ Montreal Expos
Olympic Stadium, Montreal, QB
Wed Sep 26 2001, 7:05 PM EDT
Att. 5,314 - Dome - 72 F

AB 34
R 2
H 9
RBI 2
BB 1
SO 7
LOB 17



Batter	1	2	3	4	5	6	7	8	9	AB	R	H	RBI	BB	SO	LOB	TOP										
Matt Lawton, L (1,9) OBP: 0.390, SLG: 0.429	F9		2B		F8		1B BB	S S HBP	2B	5	1	3	1	0	0	0	New York Mets @ Montreal Expos Olympic Stadium, Montreal, QB Thu Sep 27 2001, 5:35 PM EDT Att. 6,968 - Dome - 72 F										
Edgardo Alfonso, R (1,4) OBP: 0.322, SLG: 0.399	2B		2B		K		P3	K	G5-3	5	1	1	0	1	2	4											
Robin Ventura, L (1,5) OBP: 0.357, SLG: 0.420	F7		2B		K		FC5 1B	K		4	0	1	2	2	2	2											
Tsuyoshi Shinjo, R (1,7) OBP: 0.320, SLG: 0.413	F8		F9		P6		FC5 1B		K	6	1	2	1	0	1	4											
Todd Zeile, R (1,3) OBP: 0.361, SLG: 0.374					F2		2B 1B			4	1	2	0	0	1	3											
Jorge Toca, R (7,3) OBP: 0.222, SLG: 0.222							2B 1B			1	1	1	0	0	0	0											
Jay Payton, R (1,8) OBP: 0.298, SLG: 0.370							2B 2B		E4	5	2	2	0	0	0	6											
Vance Wilson, R (1,1) OBP: 0.288, SLG: 0.370					F9		2B			2	0	0	0	0	0	1											
Rey Ordóñez, R (1,6) OBP: 0.300, SLG: 0.342					F9					2	0	1	0	0	0	0											
Dicky Gonzalez, R (4,1) OBP: 0.143, SLG: 0.100										0	0	0	0	0	0	0											
Lenny Harris, L (6, PH) OBP: 0.252, SLG: 0.252										0	0	0	0	0	0	0											
Joe McEwing, R (6, PH) OBP: 0.351, SLG: 0.463										1	0	0	0	0	1	1											
Jason Phillips, R (6,2)										2	1	0	0	0	1	2											
Bruce Chen, L (1,1) OBP: 0.130, SLG: 0.130										1	0	0	0	0	0	0											
Desi Relaford, S (4,6) OBP: 0.369, SLG: 0.472										4	3	3	3	0	0	0											
Inning Stats	R: 0 H: 1 E: 0 K: 0 S: 9	H: 1 LOB: 1 BB: 0 P: 13	R: 0 H: 1 E: 0 K: 0 S: 11	H: 1 LOB: 0 BB: 0 P: 16	R: 2 H: 2 E: 0 K: 0 S: 12	H: 2 LOB: 1 BB: 1 P: 22	R: 0 H: 2 E: 0 K: 0 S: 8	H: 2 LOB: 2 BB: 0 P: 10	R: 0 H: 0 E: 0 K: 1 S: 8	H: 0 LOB: 0 BB: 0 P: 11	R: 2 H: 3 E: 0 K: 2 S: 18	H: 3 LOB: 1 BB: 1 P: 29	R: 1 H: 3 E: 0 K: 1 S: 13	H: 3 LOB: 3 BB: 1 P: 23	R: 2 H: 2 E: 0 K: 2 S: 16	H: 2 LOB: 1 BB: 0 P: 24	R: 5 H: 5 E: 1 K: 2 S: 29	H: 5 LOB: 2 BB: 1 P: 51	1B: 8 2B: 10 3B: 0 HR: 1	SF: 0 SAC: 0 DP: 1 HBP: 1	WP: 0 PB: 0 SB: 2 CS: 0	PA: 49					
PITCHER	IP WLS BF H R ER SO BB IBB HBP BLK WP HR S P ERA WHIP											IP WLS BF H R ER SO BB IBB HBP BLK WP HR S P ERA WHIP															
Tomo Ohka, R (1,1) ERA: 5.79	5.2	25	9	4	4	2	1	0	0	0	0	0	0	63	95	6.35	1.765										
Joey Eschen, L (6,1) ERA: 4.18	0.1	H	1	0	0	0	0	0	0	0	0	0	0	3	6	0.00	0.000										
Scott Stewart, L (7,1) ERA: 4.12	0.0	2	2	1	1	0	0	0	0	0	0	0	2	2	∞	∞	∞										
Britt Reames, R (7,1) ERA: 5.77	1.0	H	5	1	0	0	1	0	0	0	0	0	11	21	0.00	2.000											
Scott Strickland, R (8,1) ERA: 3.46	0.2	L	5	2	2	2	1	0	0	1	12	17	27.00	3.000													

AB	45
R	12
H	19
RBI	12
BB	3
SO	8
LOB	23



Batter	1	2	3	4	5	6	7	8	9	AB	R	H	RBI	BB	SO	LOB	BOTTOM									
Mike Mordecai, R (1,5) OBP: 0.324, SLG: 0.389	F8				L8		G6-3		G5-4-3	5	0	1	1	0	0	1	New York Mets @ Montreal Expos Olympic Stadium, Montreal, QB Thu Sep 27 2001, 5:35 PM EDT Att. 6,968 - Dome - 72 F									
Jose Vidro, S (1,4) OBP: 0.371, SLG: 0.493	1B				G6-3		2B		F7	4	1	1	0	1	0	2										
Vladimir Guerrero, R (1,9) OBP: 0.382, SLG: 0.575	E5				K		IBB			3	1	1	0	1	2	0										
Orlando Cabrera, R (1,6) OBP: 0.317, SLG: 0.415	1B						K			4	1	2	2	0	1	2										
Mark Smith, R (1,8) OBP: 0.318, SLG: 0.379										1	1	0	1	1	0	0										
Joey Eschen, L (6,1) ERA: 4.18										0	0	0	0	0	0	0										
Scott Stewart, L (7,1) ERA: 4.12										0	0	0	0	0	0	0										
Britt Reames, R (7,1) ERA: 5.77										0	0	0	0	0	0	0										
Tim Raines, S (7, PH) OBP: 0.369, SLG: 0.442										1	0	0	0	0	0	2										
Scott Strickland, R (8,1) ERA: 3.46										0	0	0	0	0	0	0										
Graeme Lloyd, L (8,1) ERA: 4.38										0	0	0	0	0	0	0										
Lee Stevens, L (1,3) OBP: 0.331, SLG: 0.444	CS								G3	4	1	1	2	0	1	0										
Geoff Blum, S (1,7) OBP: 0.322, SLG: 0.367										4	1	1	0	0	0	0										
Michael Barrett, R (1,2) OBP: 0.290, SLG: 0.367										4	0	1	0	0	0	1										
Tomo Ohka, S (1,1) OBP: 0.125, SLG: 0.125										2	0	1	0	0	1	1										
Peter Bergeron, L (6,8) OBP: 0.277, SLG: 0.289										2	0	1	0	0	1	0										
Inning Stats	R: 2 H: 2 E: 1 K: 0 S: 10	H: 3 LOB: 1 BB: 0 P: 17	R: 1 H: 3 E: 0 K: 0 S: 10	H: 3 LOB: 0 BB: 0 P: 15	R: 3 H: 3 E: 0 K: 2 S: 19	H: 3 LOB: 1 BB: 1 P: 33	R: 0 H: 0 E: 0 K: 1 S: 7	H: 0 LOB: 0 BB: 0 P: 10	R: 0 H: 0 E: 0 K: 1 S: 9	H: 0 LOB: 0 BB: 0 P: 14	R: 0 H: 0 E: 0 K: 1 S: 8	H: 0 LOB: 0 BB: 0 P: 11	R: 0 H: 1 E: 0 K: 1 S: 13	H: 1 LOB: 2 BB: 1 P: 19	R: 0 H: 0 E: 0 K: 0 S: 6	H: 0 LOB: 0 BB: 0 P: 13	R: 0 H: 1 E: 0 K: 0 S: 6	H: 1 LOB: 0 BB: 0 P: 11	1B: 6 2B: 2 3B: 0 HR: 2	SF: 1 SAC: 0 DP: 1 HBP: 0	WP: 0 PB: 0 SB: 0 CS: 1	PA: 39				
PITCHER	IP WLS BF H R ER SO BB IBB HBP BLK WP HR S P ERA WHIP											IP WLS BF H R ER SO BB IBB HBP BLK WP HR S P ERA WHIP														
Bruce Chen, L (1,1) ERA: 4.76	3.0	18	8	6	5	2	2	0	0	0	0	0	16	24	0.00	0.000										
Dicky Gonzalez, R (4,1) ERA: 4.74	2.0	6	0	0	0	2	0	0	0	0	0	0	8	11	0.00	0.000										
Grant Roberts, R (6,1) ERA: 2.96	1.0	3	0	0	0	1	0	0	0	0	0	0	8	11	0.00	0.000										
Rick White, R (7,1) ERA: 3.93	1.0	W	5	1	0	0	1	0	1	0	0	0	13	19	0.00	1.000										
John Franco, L (8,1) ERA: 3.71	1.0	H	3	0	0	0	0	0	0	0	0	0	6	13	0.00	0.000										



Batter	1	2	3	4	5	6	7	8	9	AB	R	H	RBI	BB	SO	LOB	TOP								
Mike Mordecai, R OBP: 0.322, SLG: 0.385	F8		K		G6-3		F9		1B	5	1	1	0	0	1	3									
Jose Vidro, S OBP: 0.366, SLG: 0.490	G3		G5-3			K	F9		1B	5	1	1	0	0	1	3									
Vladimir Guerrero, R OBP: 0.382, SLG: 0.573	K					G4-3		G6-4-3	SF7	2	1	0	1	2	1	0									
Orlando Cabrera, R OBP: 0.319, SLG: 0.422		F3						G6-4-3		5	2	3	2	0	0	1									
Lee Stevens, L OBP: 0.333, SLG: 0.450		K							1B	4	1	2	1	1	2	2									
Brian Schneider, L OBP: 0.414, SLG: 0.583							SF7			3	0	2	3	1	0	0									
Brad Wilkerson, L OBP: 0.298, SLG: 0.317	F8									4	0	1	0	0	0	4									
Peter Bergeron, L OBP: 0.280, SLG: 0.292										3	1	2	0	0	1	0									
Mike Thurman, R OBP: 0.275, SLG: 0.326										1	0	0	0	0	0	0									
Tim Raines, S OBP: 0.426, SLG: 0.442										0	0	0	0	0	0	0									
Joey Eischen, L OBP: 0.333										0	0	0	0	0	0	0									
Britt Reames, R OBP: 0.329, SLG: 0.396										0	0	0	0	0	0	0									
Scott Stewart, L OBP: 0.322, SLG: 0.396										1	0	0	0	0	0	1									
Geoff Blum, S OBP: 0.322, SLG: 0.396										0	0	0	0	0	0	0									
Graeme Lloyd, L OBP: 0.322, SLG: 0.396										0	0	0	0	0	0	0									
Scott Strickland, R OBP: 0.322, SLG: 0.396										0	0	0	0	0	0	0									
Inning Stats	R: 0 E: 0 K: 1 S: 8	H: 0 LOB: 0 BB: 0 P: 11	R: 0 E: 0 K: 1 S: 10	H: 0 LOB: 1 BB: 1 P: 17	R: 0 E: 0 K: 1 S: 9	H: 1 LOB: 1 BB: 0 P: 12	R: 1 E: 0 K: 1 S: 8	H: 1 LOB: 1 BB: 1 P: 17	R: 0 E: 0 K: 1 S: 6	H: 0 LOB: 0 BB: 0 P: 8	R: 2 E: 0 K: 1 S: 11	H: 2 LOB: 0 BB: 0 P: 16	R: 0 E: 0 K: 0 S: 13	H: 1 LOB: 2 BB: 1 P: 21	R: 0 E: 0 K: 0 S: 9	H: 2 LOB: 2 BB: 1 P: 14	R: 4 E: 0 K: 0 S: 15	H: 5 LOB: 2 BB: 1 P: 23	1B: 8 2B: 2 3B: 0 HR: 2	SF: 2 SAC: 2 DP: 1 HBP: 0	WP: 0 PB: 0 SB: 1 CS: 0	PA: 42			
PITCHER	IP	WLS	BF	H	R	ER	SO	BB	IBB	HBP	BLK	WP	HR	S	P	ERA	WHIP								
Jose Acevedo, R ERA: 5.64	(1, 1)	7.0	29	5	3	3	6	3	0	0	0	0	2	65	102	3.86	1.143								
Scott Sullivan, R ERA: 3.31	(8, 1)	1.0	5	2	0	0	0	1	0	0	0	0	0	9	14	0.00	3.000								
Danny Graves, R ERA: 4.31	(9, 1)	1.0	L	8	5	4	4	0	1	0	0	0	0	15	23	36.00	6.000								

Montreal Expos @ Cincinnati Reds
Cinergy Field, Cincinnati, OH
Fri Sep 28 2001, 7:05 PM EDT
Att: 18,762 - Cloudy - 60 F

AB	33
R	7
H	12
RBI	7
BB	5
SO	6
LOB	14



Batter	1	2	3	4	5	6	7	8	9	AB	R	H	RBI	BB	SO	LOB	BOTTOM								
Wilton Guerrero, S OBP: 0.342, SLG: 0.417	G4-3		FC3-6		L8	G1-3		WP		5	1	2	0	0	0	1									
Adam Dunn, L OBP: 0.370, SLG: 0.557	G4-3		FC3-6							4	1	1	0	1	2	3									
Danny Graves, R OBP: 0.250, SLG: 1.000			FC3-6							0	0	0	0	0	0	0									
Ken Griffey Jr., L OBP: 0.378, SLG: 0.549			FC3-6							5	0	3	1	0	0	2									
Sean Casey, L OBP: 0.369, SLG: 0.458										2	0	0	0	0	0	3									
Brady Clark, R OBP: 0.376, SLG: 0.441	G6-3		G6-4-3							2	0	0	0	1	1	3									
Dmitri Young, S OBP: 0.351, SLG: 0.474		P4								5	1	3	2	0	0	1									
Robin Jennings, L OBP: 0.282, SLG: 0.429										3	0	0	0	1	0	3									
Raul Gonzalez, R OBP: 0.429, SLG: 0.333										1	0	1	0	0	0	0									
Todd Walker, L OBP: 0.354, SLG: 0.466										4	0	1	0	1	1	1									
Corky Miller, R OBP: 0.270, SLG: 0.323										3	1	1	1	1	2	3									
Pokee Reese, R OBP: 0.265, SLG: 0.345										0	1	0	0	0	0	0									
Ruben Rivera, R OBP: 0.326, SLG: 0.432										1	0	0	0	0	1	1									
Jose Acevedo, R OBP: 0.129, SLG: 0.161										3	0	1	0	0	1	3									
Scott Sullivan, R ERA: 4.06										0	0	0	0	0	0	0									
D.T. Cromer, L OBP: 0.302, SLG: 0.596										1	1	1	2	0	0	0									
Jason LaRue, R OBP: 0.298, SLG: 0.394										0	0	0	0	0	0	0									
Inning Stats	R: 0 E: 0 K: 0 S: 12	H: 1 LOB: 1 BB: 0 P: 20	R: 0 E: 0 K: 2 S: 13	H: 1 LOB: 2 BB: 1 P: 20	R: 0 E: 0 K: 0 S: 8	H: 1 LOB: 1 BB: 1 P: 17	R: 1 E: 0 K: 1 S: 11	H: 1 LOB: 1 BB: 1 P: 22	R: 1 E: 0 K: 0 S: 10	H: 3 LOB: 2 BB: 0 P: 13	R: 1 E: 0 K: 1 S: 13	H: 2 LOB: 1 BB: 0 P: 21	R: 0 E: 0 K: 0 S: 8	H: 0 LOB: 1 BB: 1 P: 16	R: 3 E: 0 K: 3 S: 15	H: 3 LOB: 1 BB: 1 P: 31	R: 0 E: 0 K: 1 S: 12	H: 2 LOB: 1 BB: 0 P: 15	1B: 9 2B: 2 3B: 0 HR: 3	SF: 0 SAC: 0 DP: 1 HBP: 0	WP: 1 PB: 0 SB: 1 CS: 0	PA: 44			
PITCHER	IP	WLS	BF	H	R	ER	SO	BB	IBB	HBP	BLK	WP	HR	S	P	ERA	WHIP								
Mike Thurman, R ERA: 5.35	(1, 1)	6.0	29	9	3	3	4	3	0	0	0	0	2	67	113	4.50	2.000								
Joey Eischen, L ERA: 3.99	(7, 1)	1.1	5	0	0	0	1	1	0	0	0	0	0	11	22	0.00	0.750								
Britt Reames, R ERA: 6.08	(8, 1)	0.0	3	2	2	2	0	1	0	0	0	0	1	3	10	∞	∞								
Scott Stewart, L ERA: 4.06	(8, 1)	0.2	W	3	1	1	1	2	0	0	0	1	0	9	15	13.50	1.500								
Graeme Lloyd, L ERA: 4.37	(9, 1)	0.2	H	3	2	0	0	0	0	0	0	0	0	9	11	0.00	3.000								

Montreal Expos @ Cincinnati Reds
Cinergy Field, Cincinnati, OH
Fri Sep 28 2001, 7:05 PM EDT
Att: 18,762 - Cloudy - 60 F

AB	39
R	6
H	14
RBI	6
BB	5
SO	8
LOB	24



Batter	1	2	3	4	5	6	7	8	9	AB	R	H	RBI	BB	SO	LOB	TOP					
Geoff Blum, S OBP: 0.326, SLG: 0.369 (1, 5)	L3		2B	1B			G4-3		FC5-4 1B BB	4	1	2	1	1	0	0	Montreal Expos @ Cincinnati Reds Cinergy Field, Cincinnati, OH Sun Sep 30 2001, 1:15 PM EDT Att: 20,394 - Sunny - 59 F					
Jose Vidro, S OBP: 0.375, SLG: 0.495 (1, 4)	2B		2B	1B			1B		FC5-4 1B	4	1	3	0	1	0	2						
Vladimir Guerrero, R OBP: 0.384, SLG: 0.575 (1, 9)	2B		1B	2B			CS 1B		FC5-4 1-2 2-3	5	1	3	2	0	0	2						
Orlando Cabrera, R OBP: 0.321, SLG: 0.421 (1, 6)	L9		1B	1B			1B		G5-3	5	0	2	0	0	1	5						
Lee Stevens, L OBP: 0.331, SLG: 0.444 (1, 3)	BB		G1-6-3	1B			K		P4	3	0	0	0	1	1	2						
Brian Schneider, L OBP: 0.378, SLG: 0.500 (1, 2)	L8		G4-3				K		WP G6-3 1B	4	0	1	0	0	1	4						
Brad Wilkerson, L OBP: 0.302, SLG: 0.315 (8, PH)			G3-1				K		G6-3	3	1	1	0	0	1	0						
Mark Smith, R OBP: 0.324, SLG: 0.376 (8, 7)			SH1-4 1B	1B			K		1-2	1	0	0	0	0	0	1						
Peter Bergeron, L OBP: 0.279, SLG: 0.291 (8, PH)			F8	1B			G3		4-0 WP BB	3	0	1	0	0	0	0						
Terry Jones, S OBP: 0.292, SLG: 0.317 (8, 8)			1-2 SH1-4 1B	1B			G6-3		1-2 2-3	0	0	0	0	1	0	0						
Carl Pavano, R OBP: 0.376, SLG: 0.545 (1, 1)				SH1-4			G6-3		G4-3	2	0	0	0	0	1	0						
Scott Stewart, R OBP: 0.293, SLG: 0.436 (8, PH)				1-2 2-3						0	0	0	0	0	0	0						
Tim Raines, S OBP: 0.323, SLG: 0.436 (8, 1)										0	0	0	0	0	0	0						
Joey Eischen, L OBP: 0.378, SLG: 0.500 (8, 1)										0	0	0	0	0	0	0						
Scott Strickland, R OBP: 0.378, SLG: 0.500 (8, 1)										0	0	0	0	0	0	0						
Inning Stats	R: 0 E: 0 K: 0 S: 17	H: 1 LOB: 3 BB: 2 P: 30	R: 0 E: 0 K: 1 S: 8	H: 0 LOB: 0 BB: 0 P: 10	R: 3 E: 0 K: 0 S: 11	H: 4 LOB: 0 BB: 0 P: 17	R: 1 E: 0 K: 0 S: 11	H: 3 LOB: 1 BB: 0 P: 16	R: 0 E: 0 K: 2 S: 9	H: 1 LOB: 1 BB: 0 P: 13	R: 0 E: 0 K: 1 S: 7	H: 0 LOB: 0 BB: 0 P: 11	R: 0 E: 0 K: 1 S: 11	H: 2 LOB: 1 BB: 0 P: 19	R: 0 E: 0 K: 0 S: 7	H: 1 LOB: 2 BB: 1 P: 16	R: 0 E: 0 K: 0 S: 9	H: 1 LOB: 1 BB: 1 P: 19	1B: 11 2B: 2 3B: 0 HR: 0	SF: 0 SAC: 1 DP: 3 HBP: 0	WP: 1 PB: 0 SB: 0 CS: 1	PA: 40
PITCHER	IP	WLS	BF	H	R	ER	SO	BB	IBB	HBP	BLK	WP	HR	S	P	ERA	WHIP					
Joey Hamilton, R ERA: 5.96 (1, 1)	4.0		20	8	4	4	1	2	0	0	0	0	0	47	73	9.00	2.500					
Chris Piersoll, R ERA: 1.74 (5, 1)	0.1	2	1	0	0	0	0	0	0	0	0	0	0	3	5	0.00	3.000					
Hector Mercado, L ERA: 4.24 (5, 1)	1.2	5	0	0	0	3	0	0	0	0	0	0	0	13	19	0.00	0.000					
Jared Fernandez, R ERA: 2.79 (7, 1)	1.0	4	2	0	0	1	0	0	0	0	0	0	0	11	19	0.00	2.000					
Dennys Reyes, L ERA: 5.09 (8, 1)	0.2	4	1	0	0	0	0	1	0	0	0	0	0	4	11	0.00	3.000					

AB	35
R	4
H	13
RBI	3
BB	4
SO	5
LOB	18



Batter	1	2	3	4	5	6	7	8	9	AB	R	H	RBI	BB	SO	LOB	BOTTOM					
Todd Walker, L OBP: 0.355, SLG: 0.465 (1, 4)	FC4-6 1B		F7				L4		F7	4	0	1	0	0	0	0	Montreal Expos @ Cincinnati Reds Cinergy Field, Cincinnati, OH Sun Sep 30 2001, 1:15 PM EDT Att: 20,394 - Sunny - 59 F					
Wilton Guerrero, S OBP: 0.350, SLG: 0.419 (1, 6)	FC4-6 1B BB		CS 1B				K		K	4	0	1	0	0	2	1						
Ken Griffey Jr., L OBP: 0.376, SLG: 0.545 (1, 8)	1B BB		K				K		K	3	0	0	0	1	3	1						
Dmitri Young, S OBP: 0.353, SLG: 0.482 (1, 5)	K		CS	2B 1B			K		HR	4	2	2	1	0	2	2						
Robin Jennings, L OBP: 0.314, SLG: 0.473 (1, 3)	1B		P3				E9 1B		HR BB	3	1	2	0	1	0	1						
Adam Dunn, L OBP: 0.370, SLG: 0.566 (1, 7)	K		1B	2B			BB		HR	3	2	2	2	1	1	3						
Ruben Rivera, R OBP: 0.321, SLG: 0.425 (1, 9)			G5-3				F7		K	4	0	0	0	0	1	4						
Jason LaRue, R OBP: 0.298, SLG: 0.393 (1, 2)			K				P4		K	4	0	1	2	0	2	2						
Joey Hamilton, R OBP: 0.355, SLG: 0.465 (1, 4)			K				F7		K	1	0	0	0	0	1	0						
D. J. Cooney, R ERA: 6.84 Chris Pinelli, R Hector Mercado, L Jared Fernandez, R Brian Clark, R Dennys Reyes, L Scott Strickland, R Danny Graves, R										1	0	0	0	0	0	0						
Inning Stats	R: 0 E: 0 K: 2 S: 12	H: 2 LOB: 3 BB: 1 P: 26	R: 0 E: 0 K: 2 S: 7	H: 0 LOB: 0 BB: 0 P: 8	R: 0 E: 0 K: 1 S: 15	H: 1 LOB: 0 BB: 0 P: 21	R: 2 E: 0 K: 0 S: 13	H: 3 LOB: 1 BB: 0 P: 20	R: 0 E: 0 K: 2 S: 8	H: 0 LOB: 0 BB: 0 P: 15	R: 0 E: 1 K: 1 S: 14	H: 1 LOB: 1 BB: 1 P: 23	R: 0 E: 0 K: 2 S: 8	H: 0 LOB: 0 BB: 0 P: 10	R: 3 E: 0 K: 3 S: 20	H: 2 LOB: 0 BB: 1 P: 34	R: 0 E: 0 K: 0 S: 9	H: 1 LOB: 1 BB: 1 P: 19	1B: 6 2B: 1 3B: 0 HR: 2	SF: 0 SAC: 0 DP: 0 HBP: 0	WP: 0 PB: 0 SB: 0 CS: 1	PA: 36
PITCHER	IP	WLS	BF	H	R	ER	SO	BB	IBB	HBP	BLK	WP	HR	S	P	ERA	WHIP					
Carl Pavano, R ERA: 4.0 (7, 1)	0.2	H	2	0	0	0	1	0	0	0	0	0	0	4	5	0.00	0.000					
Joey Eischen, L ERA: 4.85 (8, 1)	0.1	L	4	2	3	3	1	1	0	0	0	0	2	14	23	81.00	9.000					
Scott Strickland, R ERA: 3.42 (8, 1)	0.2	2	0	0	0	0	2	0	0	0	0	0	0	6	11	0.00	0.000					

AB	32
R	5
H	9
RBI	5
BB	3
SO	13
LOB	15



Batter	1	2	3	4	5	6	7	8	9	AB	R	H	RBI	BB	SO	LOB	TOP							
Terry Jones, S OBP: 0.300, SLG: 0.353 (1, 8)	1-0 FC6-5 2B		2-1 G3		1-3 K			2-2 G4-3 2B	0-0 P6	5	1	2	0	0	1	2								
Jose Vidro, S OBP: 0.372, SLG: 0.489 (1, 4)	2-2 L3		0-0 G6-3			3-2 G3-1		0-2 G4-3		4	0	0	0	0	0	2								
Vladimir Guerrero, R OBP: 0.381, SLG: 0.571 (1, 9)	0-0 FC6-5			1-0 F2		2-3 K		0-2 2B		4	1	1	1	0	1	1								
Orlando Cabrera, R OBP: 0.321, SLG: 0.422 (1, 6)	2-1 G6-3			2-2 G1-6-3 1B		0-3 K		3-H 2B	1-2 2B	4	0	2	1	0	1	1								
Geoff Blum, S OBP: 0.320, SLG: 0.361 (1, 5)		3-2 F8		1-2 G1-6-3			2-2 G3-1	1-3 K2-3		4	0	0	0	0	1	2								
Lee Stevens, L OBP: 0.334, SLG: 0.448 (1, 3)		2-1 2B			1-3 K		2-0 G3-1	4-0 IBB		3	0	1	0	1	1	0								
Mark Smith, R OBP: 0.325, SLG: 0.388 (1, 7)		0-1 G6-3			0-0 1B 2B		2-2 2B	0-1 L4		4	0	2	0	0	0	3								
Brian Schneider, L OBP: 0.381, SLG: 0.472 (1, 2)		3-2 F9			0-0 P3		4-0 IBB		0-0 G6-3	3	0	0	0	1	0	2								
Tommy Ohka, S OBP: 0.167, SLG: 0.167 (7, PH) Mike Mendez, R OBP: 0.302, SLG: 0.304 (7, 1) Bobby Munoz, R OBP: 0.333, SLG: 0.333 (7, 1) Guillermo Mota, R OBP: 0.333, SLG: 0.333 (7, 1) Scott Stewart, L OBP: 0.333, SLG: 0.333 (8, 1)			2-1 F9			0-0 1B		3-3 K	0-3 K	2	0	1	0	0	0	0								
Inning Stats	R: 0 E: 0 K: 0 S: 7	H: 1 LOB: 1 BB: 0 P: 12	R: 0 E: 0 K: 0 S: 12	H: 1 LOB: 1 BB: 0 P: 20	R: 0 E: 0 K: 0 S: 5	H: 0 LOB: 0 BB: 0 P: 9	R: 0 E: 0 K: 0 S: 8	H: 1 LOB: 0 BB: 0 P: 12	R: 0 E: 0 K: 2 S: 14	H: 2 LOB: 2 BB: 0 P: 16	R: 0 E: 0 K: 1 S: 10	H: 0 LOB: 0 BB: 1 P: 15	R: 0 E: 0 K: 1 S: 11	H: 1 LOB: 2 BB: 1 P: 24	R: 2 E: 0 K: 1 S: 18	H: 3 LOB: 2 BB: 1 P: 26	R: 0 E: 0 K: 1 S: 5	H: 0 LOB: 0 BB: 0 P: 5	1B: 2 2B: 7 3B: 0 HR: 0	SF: 0 SAC: 0 DP: 1 HBP: 0	WP: 0 PB: 0 SB: 1 CS: 0	PA: 37		
PITCHER	IP	WLS	BF	H	R	ER	SO	BB	IBB	HBP	BLK	WP	HR	S	P	ERA	WHIP							
56 Kevin Olsen, R ERA: 1.2 (1, 1)	7.0		27	6	0	0	5	0	1	0	0	0	0	67	108	0.00	0.857							
Juan Acevedo, R ERA: 4.3 (8, 1)	1.0	L	7	3	2	2	1	0	1	0	0	0	0	18	26	18.00	3.000							
Ricky Bones, R ERA: 5.08 (9, 1)	1.0		3	0	0	0	1	0	0	0	0	0	0	5	5	0.00	0.000							

Montreal Expos @ Florida Marlins
Pro Player Stadium, Miami, FL
Wed Oct 03 2001, 7:05 PM EDT
Att: 8,211 - Cloudy - 82 F

AB 35
R 2
H 9
RBI 2
BB 2
SO 7
LOB 15



Batter	1	2	3	4	5	6	7	8	9	AB	R	H	RBI	BB	SO	LOB	BOTTOM							
Dave Berg, R OBP: 0.291, SLG: 0.369 (1, 4)	1-0 P3		2-2 1B			3-2 F7	2-1 F9		0-2 F3	4	0	1	0	0	0	3								
Charles Johnson, R OBP: 0.324, SLG: 0.456 (9, PH)										1	0	0	0	0	0	1								
Derrek Lee, R OBP: 0.344, SLG: 0.477 (1, 3)	1-1 1B		1-2 F7			4-1 BB		0-0 FC6-4 2B		3	0	2	0	1	0	1								
Preston Wilson, R OBP: 0.326, SLG: 0.487 (1, 8)	0-3 K			4-2 BB		2-3 K		3-2 FC6-4-6 2B		3	0	0	0	1	2	3								
Mike Lowell, R OBP: 0.337, SLG: 0.446 (1, 5)	0-1 P6			2-2 F8		0-0 P5		2-2 F9		4	0	0	0	0	0	4								
Kevin Millar, R OBP: 0.377, SLG: 0.567 (7, PR) Eric Owens, R OBP: 0.301, SLG: 0.334 (8, 7)			1-3 K		0-1 F5		4-1 BB BB	4-2 BB		2	0	0	0	1	1	1								
John Mabry, L OBP: 0.294, SLG: 0.377 (1, 9)		2-2 G4-3		0-2 G4-3		4-0 BB	1-2 BB	0-0 F7		3	0	0	0	1	0	3								
Ramon Castro, R OBP: 0.300, SLG: 0.222 (1, 2)		2-1 G5-3			0-3 K		4-2 BB	1-2 F8	1-2 F7	3	0	0	0	1	1	0								
Alex Gonzalez, R OBP: 0.307, SLG: 0.382 (1, 6)			1-2 CS 1B		2-2 L4		1-0 P3		1-2 F7	4	0	1	0	0	0	3								
56 Kevin Olsen, R ERA: 5.47 (7, PH) Cliff Floyd, L OBP: 0.369, SLG: 0.577 (8, 1) Juan Acevedo, R OBP: 0.333, SLG: 0.667 (9, 1) Ricky Bones, R OBP: 0.333, SLG: 0.500 (9, PH) Andy Fox, L OBP: 0.329, SLG: 0.304			1-3 K		0-3 K		1-3 K	4-2 BB		2	0	0	0	0	2	1								
Inning Stats	R: 0 E: 0 K: 1 S: 8	H: 1 LOB: 1 BB: 0 P: 10	R: 0 E: 0 K: 1 S: 9	H: 0 LOB: 0 BB: 0 P: 14	R: 0 E: 0 K: 1 S: 14	H: 2 LOB: 1 BB: 0 P: 19	R: 0 E: 0 K: 0 S: 12	H: 0 LOB: 1 BB: 1 P: 18	R: 0 E: 0 K: 2 S: 10	H: 0 LOB: 0 BB: 0 P: 12	R: 0 E: 0 K: 1 S: 10	H: 0 LOB: 1 BB: 1 P: 19	R: 0 E: 0 K: 1 S: 9	H: 0 LOB: 3 BB: 3 P: 25	R: 0 E: 0 K: 0 S: 12	H: 1 LOB: 2 BB: 1 P: 21	R: 0 E: 0 K: 0 S: 15	H: 0 LOB: 1 BB: 1 P: 21	1B: 3 2B: 1 3B: 0 HR: 0	SF: 0 SAC: 0 DP: 0 HBP: 0	WP: 0 PB: 0 SB: 0 CS: 1	PA: 37		
PITCHER	IP	WLS	BF	H	R	ER	SO	BB	IBB	HBP	BLK	WP	HR	S	P	ERA	WHIP							
Tommy Ohka, R ERA: 5.47 (7, 1)	6.0		22	3	0	0	6	2	0	0	0	0	0	63	92	0.00	0.833							
Bobby Munoz, R ERA: 5.27 (7, 1)	0.0		3	0	0	0	0	3	0	0	0	0	0	3	15	-	-							
Guillermo Mota, R ERA: 4.85 (7, 1)	0.1		1	0	0	0	0	0	0	0	0	0	0	1	2	0.00	0.000							
Scott Stewart, L ERA: 3.94 (7, 1)	0.2	W	2	0	0	0	1	0	0	0	0	0	0	5	8	0.00	0.000							
Scott Strickland, R ERA: 3.33 (8, 1)	2.0	S	9	1	0	0	0	2	0	0	0	0	0	27	42	0.00	1.500							

Montreal Expos @ Florida Marlins
Pro Player Stadium, Miami, FL
Wed Oct 03 2001, 7:05 PM EDT
Att: 8,211 - Cloudy - 82 F

AB 30
R 0
H 4
RBI 0
BB 7
SO 7
LOB 23



Batter	1	2	3	4	5	6	7	8	9	AB	R	H	RBI	BB	SO	LOB	TOP					
Terry Jones, S OBP: 0.284, SLG: 0.333 (1,8)	1-1 G3		1-3 K2-3		2-2 F8			1-2 G3		4	0	0	0	0	1	4	Montreal Expos @ Florida Marlins Pro Player Stadium, Miami, FL Thu Oct 04 2001, 1:05 PM EDT Att: 8,091 - Sunny - 85 F					
Jose Vidro, S OBP: 0.366, SLG: 0.484 (1,4)	0-1 G4-3			0-0 G1-3		1-1 G4-3		2-2 L6		4	0	0	0	0	0	1						
Vladimir Guerrero, R OBP: 0.379, SLG: 0.567 (1,9)	2-2 G6-3			0-0 G5-3		3-0 P4			2-3 K	4	0	0	0	0	1	0						
Orlando Cabrera, R OBP: 0.324, SLG: 0.428 (1,6)		4-1 G6-3 BB		2-1 G6-3		1-1 S 1B			1-2 HR	3	1	2	1	1	0	0						
Geoff Blum, S OBP: 0.317, SLG: 0.358 (1,5)	0-0 L3				1-0 G3		0-2 G1-3		0-1 F8	4	0	0	0	0	0	2						
Lee Stevens, L OBP: 0.335, SLG: 0.453 (1,3)	0-0 G6-3				1-0 HR		2-0 F8		4-1 BB	3	1	1	1	1	0	1						
Mark Smith, R Graeme Lloyd, L Bobby Munoz, R Ryan Minor, R Brian Schneider, L Masato Yoshii, R Brad Wilkerson, L			3-2 G5-3		1-2 F2		0-0 G5-3		1-2 G3	3	0	0	0	0	0	0						
			2-2 SH1-4 1B		4-2 1B BB		1-3 K			2	0	1	0	1	1	0						
			1-1 SH1-4		0-1 1B			2-2 L6 G3 1B		1	0	1	0	0	0	0						
			1-2 1B							1	0	1	0	0	0	0						
Inning Stats	R: 0 E: 0 K: 0 S: 7	H: 0 LOB: 0 BB: 0 P: 10	R: 0 E: 0 K: 0 S: 3	H: 0 LOB: 0 BB: 1 P: 7	R: 0 E: 0 K: 1 S: 11	H: 1 LOB: 1 BB: 0 P: 18	R: 0 E: 0 K: 0 S: 4	H: 0 LOB: 0 BB: 0 P: 6	R: 1 E: 0 K: 0 S: 12	H: 2 LOB: 2 BB: 1 P: 21	R: 0 E: 0 K: 1 S: 6	H: 0 LOB: 0 BB: 0 P: 9	R: 0 E: 0 K: 1 S: 11	H: 1 LOB: 1 BB: 0 P: 16	R: 1 E: 0 K: 1 S: 13	H: 1 LOB: 1 BB: 1 P: 21	1B: 4 2B: 1 3B: 0 HR: 2	SF: 0 SAC: 1 DP: 2 HBP: 0	WP: 0 PB: 0 SB: 1 CS: 0	PA: 34		
PITCHER	IP WLS BF H R ER SO BB IBB HBP BLK WP HR S P ERA WHIP	IP WLS BF H R ER SO BB IBB HBP BLK WP HR S P ERA WHIP	IP WLS BF H R ER SO BB IBB HBP BLK WP HR S P ERA WHIP	IP WLS BF H R ER SO BB IBB HBP BLK WP HR S P ERA WHIP	IP WLS BF H R ER SO BB IBB HBP BLK WP HR S P ERA WHIP	IP WLS BF H R ER SO BB IBB HBP BLK WP HR S P ERA WHIP	IP WLS BF H R ER SO BB IBB HBP BLK WP HR S P ERA WHIP	IP WLS BF H R ER SO BB IBB HBP BLK WP HR S P ERA WHIP	IP WLS BF H R ER SO BB IBB HBP BLK WP HR S P ERA WHIP	IP WLS BF H R ER SO BB IBB HBP BLK WP HR S P ERA WHIP	IP WLS BF H R ER SO BB IBB HBP BLK WP HR S P ERA WHIP	IP WLS BF H R ER SO BB IBB HBP BLK WP HR S P ERA WHIP	IP WLS BF H R ER SO BB IBB HBP BLK WP HR S P ERA WHIP	IP WLS BF H R ER SO BB IBB HBP BLK WP HR S P ERA WHIP	IP WLS BF H R ER SO BB IBB HBP BLK WP HR S P ERA WHIP	IP WLS BF H R ER SO BB IBB HBP BLK WP HR S P ERA WHIP	IP WLS BF H R ER SO BB IBB HBP BLK WP HR S P ERA WHIP	IP WLS BF H R ER SO BB IBB HBP BLK WP HR S P ERA WHIP	IP WLS BF H R ER SO BB IBB HBP BLK WP HR S P ERA WHIP	IP WLS BF H R ER SO BB IBB HBP BLK WP HR S P ERA WHIP	IP WLS BF H R ER SO BB IBB HBP BLK WP HR S P ERA WHIP	
Brad Penny, R ERA: 3.69 (1,1)	6.0 W 23	4 1 1 1	2 0 0 0	0 0 0 0	0 0 1 13	25 17 21	75 45 21	1.50 1.000														
Vladimir Nunez, R ERA: 2.5 (7,1)	2.0 6	1 0 0 1	0 0 0 0	0 0 0 0	0 0 1 13	17 25	0.00 0.500															
Ricky Bones, R ERA: 5.14 (9,1)	1.0 5	1 1 1 1	1 0 0 0	0 0 0 0	0 0 1 13	13 21	9.00 2.000															

AB	30
R	2
H	6
RBI	2
BB	3
SO	3
LOB	9



Batter	1	2	3	4	5	6	7	8	9	AB	R	H	RBI	BB	SO	LOB	BOTTOM				
Andy Fox, L OBP: 0.322, SLG: 0.324 (1,4)	2-1 E6 BB 1B 1B	1-1 G4-3		1-3 K		0-0 G5-3		1-0 3B		5	1	1	0	0	1	1	Montreal Expos @ Florida Marlins Pro Player Stadium, Miami, FL Thu Oct 04 2001, 1:05 PM EDT Att: 8,091 - Sunny - 85 F				
Eric Owens, R OBP: 0.302, SLG: 0.335 (1,8)	0-1 1B BB 2B 1B	2-2 S 1B		3-1 G3		0-0 G6-3		2-2 F8		5	1	2	0	0	0	2					
Cliff Floyd, L OBP: 0.390, SLG: 0.579 (1,7)	4-2 1B BB 2B 2-3	3-1 P5		2-2 G4-3		0-0 2B 3B				3	2	1	0	1	0	1					
Mike Lowell, R OBP: 0.339, SLG: 0.450 (1,5)	0-3 K		1-2 FC5-4 1B		0-0 2B 1B		1-0 G6-3 2B			4	1	3	1	0	1	3					
Kevin Millar, R OBP: 0.378, SLG: 0.568 (1,9)	0-0 2B 1B		3-2 F3 1B		0-0 FC5 2B		0-1 G6-3			4	1	2	2	0	0	2					
Derrek Lee, R OBP: 0.346, SLG: 0.480 (1,3)	1-2 2-3 3-H 2B 1B		0-1 FC5-4		1-2 FC5 1B		1-0 G5-4-3 HBP			3	0	2	3	0	0	1					
Alex Gonzalez, R OBP: 0.305, SLG: 0.379 (1,6)	0-2 G5-3		1-0 P6		1-3 K		1-1 G5-4-3			4	0	0	0	0	1	6					
Mike Redmond, R OBP: 0.373, SLG: 0.428 (1,2)	0-1 F7		2-0 FC6-4 1B		1-0 FC5 2-3		0-1 F9			4	0	1	0	0	0	3					
Brad Penny, R OBP: 0.175, SLG: 0.210 (1,1)		1-3 K		2-2 FC6-4		3-1 F8		3-2 G4-3		2	0	0	0	0	1	1					
Mike Gulan, R Vladimir Nunez, R John Mabry, L Ricky Bones, R				1-2 1B						1	0	0	0	0	0	0					
				1-2 1B						0	0	0	0	0	0	0					
				1-2 1B						0	0	0	0	0	0	0					
				1-2 1B						0	0	0	0	0	0	0					
Inning Stats	R: 4 E: 1 K: 1 S: 21	H: 3 LOB: 1 BB: 1 P: 29	R: 0 E: 0 K: 1 S: 12	H: 1 LOB: 1 BB: 0 P: 19	R: 0 E: 0 K: 0 S: 10	H: 1 LOB: 1 BB: 0 P: 15	R: 0 E: 0 K: 1 S: 9	H: 1 LOB: 1 BB: 0 P: 17	R: 1 E: 0 K: 0 S: 12	H: 3 LOB: 2 BB: 0 P: 17	R: 0 E: 0 K: 0 S: 4	H: 0 LOB: 0 BB: 0 P: 7	R: 1 E: 0 K: 0 S: 6	H: 2 LOB: 1 BB: 0 P: 9	R: 0 E: 0 K: 0 S: 9	H: 1 LOB: 1 BB: 0 P: 15	1B: 7 2B: 3 3B: 2 HR: 0	SF: 0 SAC: 0 DP: 1 HBP: 1	WP: 0 PB: 0 SB: 1 CS: 0	PA: 38	
PITCHER	IP WLS BF H R ER SO BB IBB HBP BLK WP HR S P ERA WHIP	IP WLS BF H R ER SO BB IBB HBP BLK WP HR S P ERA WHIP	IP WLS BF H R ER SO BB IBB HBP BLK WP HR S P ERA WHIP	IP WLS BF H R ER SO BB IBB HBP BLK WP HR S P ERA WHIP	IP WLS BF H R ER SO BB IBB HBP BLK WP HR S P ERA WHIP	IP WLS BF H R ER SO BB IBB HBP BLK WP HR S P ERA WHIP	IP WLS BF H R ER SO BB IBB HBP BLK WP HR S P ERA WHIP	IP WLS BF H R ER SO BB IBB HBP BLK WP HR S P ERA WHIP	IP WLS BF H R ER SO BB IBB HBP BLK WP HR S P ERA WHIP	IP WLS BF H R ER SO BB IBB HBP BLK WP HR S P ERA WHIP	IP WLS BF H R ER SO BB IBB HBP BLK WP HR S P ERA WHIP	IP WLS BF H R ER SO BB IBB HBP BLK WP HR S P ERA WHIP	IP WLS BF H R ER SO BB IBB HBP BLK WP HR S P ERA WHIP	IP WLS BF H R ER SO BB IBB HBP BLK WP HR S P ERA WHIP	IP WLS BF H R ER SO BB IBB HBP BLK WP HR S P ERA WHIP	IP WLS BF H R ER SO BB IBB HBP BLK WP HR S P ERA WHIP	IP WLS BF H R ER SO BB IBB HBP BLK WP HR S P ERA WHIP	IP WLS BF H R ER SO BB IBB HBP BLK WP HR S P ERA WHIP	IP WLS BF H R ER SO BB IBB HBP BLK WP HR S P ERA WHIP	IP WLS BF H R ER SO BB IBB HBP BLK WP HR S P ERA WHIP	IP WLS BF H R ER SO BB IBB HBP BLK WP HR S P ERA WHIP
Masato Yoshii, R ERA: 4.78 (7,1)	6.0 L 29	9 5 4 4	1 0 0 0	0 0 0 0	0 0 1 9	6 9	9.00 2.000														
Graeme Lloyd, L ERA: 4.39 (8,1)	1.0 5	2 1 1 0	0 0 0 0	0 0 0 0	0 0 1 9	6 15	9.00 1.000														
Bobby Munoz, R ERA: 5.14 (9,1)	1.0 4	1 0 0 0	0 0 0 0	0 0 0 0	0 0 1 9	9 15	0.00 1.000														



Batter	1	2	3	4	5	6	7	8	9	AB	R	H	RBI	BB	SO	LOB	TOP					
Peter Bergeron, L (1, 8) OBP: 0.280, SLG: 0.292	F7			E 3B 1B	S 2B 1B	G6-3		F7		5	2	2	0	0	0	0						
Jose Vidro, S (1, 4) OBP: 0.371, SLG: 0.486	P4			E5 3B 1B	2B 2B 1B	K			G3 S BB	3	1	2	0	0	0	0						
Geoff Blum, S (5, FR) OBP: 0.318, SLG: 0.357				1-3 3B 1B	1-2 BB 1B					1	1	0	0	1	1	0						
Vladimir Guerrero, R (1, 9) OBP: 0.319, SLG: 0.588	F8			1-2 SF7 3B	F7	K			G3	4	1	1	2	0	1	2						
Mike Mordecai, R (8, 9) OBP: 0.321, SLG: 0.382				0-0 SF7 3B						1	0	0	0	0	0	1						
Orlando Cabrera, R (1, 6) OBP: 0.326, SLG: 0.432		G6-3		0-0 SF7 3B	3-1 BB 1B 2B			G3-1 2B		3	1	2	2	1	0	0						
Mark Smith, R (1, 7) OBP: 0.323, SLG: 0.384	G5-3			0-2 2B 2B	4-1 1B BB			F8		4	1	1	0	1	0	3						
Lee Stevens, L (1, 3) OBP: 0.337, SLG: 0.454	F8			2-2 1B 2B	4-2 1B BB			G3-1		3	1	1	2	1	0	1						
Michael Barrett, R (1, 2) OBP: 0.291, SLG: 0.370				2-H 2B 2B	1-2 2-3 3-H			G4-3		4	0	2	2	0	0	1						
Brian Schneider, L (8, 2) OBP: 0.400, SLG: 0.474				2-H 1B	1-2 2-3 3-H					0	0	0	0	0	0	0						
Ryan Minor, R (1, 5) OBP: 0.243, SLG: 0.253				2-1 G4-3	1-1 P6	K		G1-3		4	0	0	0	0	1	4						
Mike Thurman, R (1, 1) OBP: 0.088, SLG: 0.024				3-2 G5-3	3-3 K	K				4	0	0	0	0	3	4						
Guillermo Mota, R (8, 1) OBP: 0.333, SLG: 0.333										0	0	0	0	0	0	0						
Scott Stewart, R (8, 1) OBP: 0.333, SLG: 0.333										0	0	0	0	0	0	0						
Scott Strickland, R (9, 1) OBP: 0.333, SLG: 0.333										0	0	0	0	0	0	0						
Inning Stats	R: 0 E: 0 K: 0 S: 5	H: 0 LOB: 0 BB: 0 P: 8	R: 0 E: 0 K: 0 S: 8	H: 0 LOB: 0 BB: 0 P: 12	R: 0 E: 0 K: 0 S: 7	H: 0 LOB: 0 BB: 0 P: 13	R: 5 E: 1 K: 1 S: 21	H: 6 LOB: 1 BB: 0 P: 28	R: 3 E: 0 K: 2 S: 20	H: 4 LOB: 3 BB: 2 P: 37	R: 0 E: 0 K: 0 S: 10	H: 0 LOB: 0 BB: 0 P: 13	R: 0 E: 0 K: 0 S: 9	H: 1 LOB: 1 BB: 0 P: 17	R: 0 E: 0 K: 1 S: 8	H: 0 LOB: 0 BB: 0 P: 11	R: 0 E: 0 K: 0 S: 9	H: 0 LOB: 1 BB: 2 P: 19	1B: 6 2B: 4 3B: 1 HR: 0	SF: 1 SAC: 0 DP: 1 HBP: 0	WP: 0 PB: 0 CS: 0	PA: 41
PITCHER	IP WLS BF H R ER SO BB IBB HBP BLK WP HR S P ERA WHIP																					
Al Leiter, L (1, 1) ERA: 3.31	4.1 L 22 9 8 8 1 0 0 0 0 0 0 0 0 49 74 16.61 2.077																					
Mark Corey, R (5, 1) ERA: 16.2	0.2 5 1 0 0 2 2 0 0 0 0 0 0 0 12 24 0.00 4.500																					
Tom Martin, L (6, 1) ERA: 10.06	2.0 7 1 0 0 2 0 0 0 0 0 0 0 0 19 30 0.00 0.500																					
C.J. Nitkowski, L (8, 1) ERA: 4.94	2.0 7 0 0 0 1 1 1 0 0 0 0 0 0 17 30 0.00 0.500																					

Montreal Expos @ New York Mets
Shea Stadium, Flushing, NY
Fri Oct 05 2001, 7:10 PM EDT
Att: 10,281 - Cloudy - 76 F

AB	36
R	8
H	11
RBI	8
BB	4
SO	6
LOB	16



Batter	1	2	3	4	5	6	7	8	9	AB	R	H	RBI	BB	SO	LOB	BOTTOM					
Timo Perez, L (1, 7) OBP: 0.290, SLG: 0.361	G6-3				F8		P5			4	0	1	0	0	0	1						
C.J. Nitkowski, L (8, 1) OBP: 0.370, SLG: 0.478				1-2 1B					L7-3 HBP	0	0	0	0	0	0	0						
Desi Relaford, S (9, PH) OBP: 0.370, SLG: 0.478										0	0	0	0	0	0	0						
Edgardo Alfonzo, R (1, 4) OBP: 0.322, SLG: 0.402	F9			F7	F8			2B SF9 1B	F9	5	1	1	0	0	0	4						
31 Mike Piazza, R (1, 2) OBP: 0.362, SLG: 0.572	G6-3									3	0	0	0	0	0	3						
Jason Phillips, R (6, 2) OBP: 0.250, SLG: 0.500								SF9 PB 2B	L7-3	2	1	1	0	0	0	1						
Robin Ventura, L (1, 5) OBP: 0.359, SLG: 0.419										3	0	1	0	0	0	0						
Mark Johnson, L (7, 3) OBP: 0.326, SLG: 0.473										0	0	0	1	0	0	0						
Todd Zeile, R (1, 3) OBP: 0.359, SLG: 0.373	G3									3	0	2	0	0	0	1						
Jorge Velandia, R (7, 5) OBP: 0.326, SLG: 0.473										0	1	0	0	1	0	0						
Jay Payton, R (1, 8) OBP: 0.298, SLG: 0.371										3	0	1	0	0	0	2						
Joe McEwing, R (8, FR) OBP: 0.347, SLG: 0.457										0	1	0	0	0	0	0						
Alex Escobar, R (1, 9) OBP: 0.267, SLG: 0.465										4	2	2	4	0	1	3						
Rey Ordenez, R (1, 6) OBP: 0.298, SLG: 0.335										4	0	1	0	0	0	3						
Al Leiter, L (1, 1) ERA: 5.33										1	0	0	0	0	0	1						
Mark Corey, R (5, 1) ERA: 16.2										0	0	0	0	0	0	0						
Lenny Harris, L (5, PH) ERA: 10.06										1	0	1	0	0	0	0						
Tom Martin, L (6, 1) ERA: 10.06										0	0	0	0	0	0	0						
Jorge Toca, R (7, PH) ERA: 10.06										2	0	0	0	0	2	1						
Inning Stats	R: 0 E: 0 K: 0 S: 8	H: 0 LOB: 0 BB: 0 P: 14	R: 0 E: 0 K: 0 S: 7	H: 1 LOB: 1 BB: 0 P: 13	R: 0 E: 0 K: 0 S: 10	H: 2 LOB: 2 BB: 0 P: 17	R: 0 E: 0 K: 1 S: 13	H: 2 LOB: 2 BB: 0 P: 17	R: 0 E: 0 K: 0 S: 5	H: 1 LOB: 1 BB: 0 P: 7	R: 0 E: 0 K: 0 S: 5	H: 1 LOB: 0 BB: 0 P: 9	R: 1 E: 0 K: 1 S: 8	H: 1 LOB: 0 BB: 0 P: 10	R: 5 E: 0 K: 1 S: 16	H: 3 LOB: 1 BB: 1 P: 29	R: 0 E: 0 K: 0 S: 3	H: 0 LOB: 0 BB: 0 P: 5	1B: 8 2B: 2 3B: 0 HR: 2	SF: 1 SAC: 0 DP: 2 HBP: 2	WP: 0 PB: 1 CS: 0	PA: 39
PITCHER	IP WLS BF H R ER SO BB IBB HBP BLK WP HR S P ERA WHIP																					
Mike Thurman, R (1, 1) ERA: 5.33	7.1 W 32 10 4 4 2 1 0 0 0 0 0 0 1 64 102 4.91 1.500																					
Guillermo Mota, R (8, 1) ERA: 5.26	0.0 2 1 2 2 0 0 0 0 1 0 0 0 1 3 7 - - -																					
Scott Stewart, L (8, 1) ERA: 3.98	0.2 H 2 0 0 0 1 0 0 0 0 0 0 0 5 7 0.00 0.000																					
Scott Strickland, R (9, 1) ERA: 3.29	1.0 S 3 0 0 0 0 0 0 0 1 0 0 0 0 3 5 0.00 0.000																					

Montreal Expos @ New York Mets
Shea Stadium, Flushing, NY
Fri Oct 05 2001, 7:10 PM EDT
Att: 10,281 - Cloudy - 76 F

AB	35
R	6
H	11
RBI	5
BB	1
SO	3
LOB	20



Batter	1	2	3	4	5	6	7	8	9	AB	R	H	RBI	BB	SO	LOB	TOP										
Peter Bergeron, L (1, 8) OBP: 0.277, SLG: 0.288	G3-1		FC4			G6-3		G4-3		4	0	0	0	0	0	1	Montreal Expos @ New York Mets Shea Stadium, Flushing, NY Sat Oct 06 2001, 7:10 PM EDT Att: 15,025 - Cloudy - 58 F										
Mike Mordecai, R (1, 5) OBP: 0.327, SLG: 0.396	CS		CS	K						4	0	3	0	0	1	0											
Vladimir Guerrero, R (1, 9) OBP: 0.377, SLG: 0.566	K2-3					K		F8		4	0	1	0	0	2	3											
Orlando Cabrera, R (1, 6) OBP: 0.324, SLG: 0.429		K				G6-3			F8	4	0	0	0	0	1	2											
Lee Stevens, L (1, 3) OBP: 0.338, SLG: 0.452									K	2	0	0	0	2	2	0											
Geoff Blum, S (1, 4) OBP: 0.316, SLG: 0.354		K							G4-3	4	0	0	0	0	2	3											
Brian Schneider, L (1, 2) OBP: 0.396, SLG: 0.463		G6-3								3	0	1	0	0	0	1											
Brad Wilkerson, L (1, 7) OBP: 0.299, SLG: 0.310			G4-3			K				3	0	0	0	0	2	1											
Carl Pavano, R (1, 1) OBP: 0.077, SLG: 0.077										2	0	1	0	0	1	0											
Graeme Lloyd, L (7, 1)										0	0	0	0	0	0	0											
Terry Jones, S (8, PH) OBP: 0.280, SLG: 0.329										1	0	0	0	0	1	0											
Darwin Cubillan, R (8, 1)										0	0	0	0	0	0	0											
Inning Stats	R: 0 H: 1 E: 0 K: 1 S: 8	H: 1 LOB: 0 BB: 0 P: 10	R: 0 H: 0 E: 0 K: 2 S: 14	H: 0 LOB: 1 BB: 1 P: 23	R: 0 H: 1 E: 0 K: 0 S: 8	H: 1 LOB: 0 BB: 0 P: 12	R: 0 H: 1 E: 0 K: 1 S: 13	H: 1 LOB: 2 BB: 1 P: 20	R: 0 H: 0 E: 0 K: 2 S: 11	H: 0 LOB: 0 BB: 0 P: 16	R: 0 H: 1 E: 0 K: 1 S: 9	H: 1 LOB: 1 BB: 0 P: 12	R: 0 H: 1 E: 0 K: 3 S: 10	H: 1 LOB: 1 BB: 0 P: 14	R: 0 H: 1 E: 0 K: 1 S: 11	H: 1 LOB: 1 BB: 0 P: 18	R: 0 H: 0 E: 0 K: 1 S: 6	H: 0 LOB: 0 BB: 0 P: 10	1B: 5 2B: 0 3B: 1 HR: 0	SF: 0 SAC: 0 DP: 0 HBP: 0	WP: 0 PB: 0 SB: 2 CS: 2	PA: 34					
PITCHER	IP	WLS	BF	H	R	ER	SO	BB	IBB	HBP	BLK	WP	HR	S	P	ERA	WHIP										
Kevin Appier, R (1, 1) ERA: 3.57	8.0	W	30	6	0	0	11	2	0	0	0	0	0	84	125	0.00	1.000										
Jerrod Riggan, R (9, 1) ERA: 3.4	1.0		3	0	0	0	1	0	0	0	0	0	0	6	10	0.00	0.000										


AB	31
R	0
H	6
RBI	0
BB	2
SO	12
LOB	11



Batter	1	2	3	4	5	6	7	8	9	AB	R	H	RBI	BB	SO	LOB	BOTTOM										
Timo Perez, L (1, 8) OBP: 0.292, SLG: 0.362	FC6-4		1B			E5		F8		5	2	2	0	0	0	2	Montreal Expos @ New York Mets Shea Stadium, Flushing, NY Sat Oct 06 2001, 7:10 PM EDT Att: 15,025 - Cloudy - 58 F										
Edgardo Alfonzo, R (1, 4) OBP: 0.322, SLG: 0.403	FC6-4					SH1-3				2	0	1	0	0	0	1											
Joe McEwing, R (3, FR) OBP: 0.345, SLG: 0.454	FC6-4		CS			SH1-3		F9		2	0	0	0	0	1	2											
31 Mike Piazza, R (1, 2) OBP: 0.384, SLG: 0.573										1	0	1	1	0	0	0											
Jason Phillips, R (5, 2) OBP: 0.167, SLG: 0.333						G6-3		F9		2	0	0	0	0	0	1											
Mark Johnson, L (1, 7) OBP: 0.333, SLG: 0.470										3	2	1	0	1	1	4											
Desi Relaford, S (1, 5) OBP: 0.368, SLG: 0.478										4	0	1	2	0	1	5											
Alex Escobar, R (1, 9) OBP: 0.285, SLG: 0.435										3	0	0	0	1	1	1											
Jorge Toca, R (1, 3) OBP: 0.200, SLG: 0.200										4	0	1	1	0	0	0											
Rey Ordenez, R (1, 6) OBP: 0.300, SLG: 0.338										2	0	2	0	0	0	0											
Lenny Harris, L (6, PH) OBP: 0.265, SLG: 0.274										1	0	1	0	0	0	0											
Jorge Velandia, R (7, 6)										1	0	0	0	0	0	2											
Kevin Appier, R (1, 1) OBP: 0.141, SLG: 0.113										3	0	1	0	0	1	2											
Vance Wilson, R (8, PH) OBP: 0.322, SLG: 0.333										1	0	0	0	0	1	0											
Jerrod Riggan, R (9, 1)										0	0	0	0	0	0	0											
Inning Stats	R: 0 H: 1 E: 0 K: 1 S: 13	H: 1 LOB: 2 BB: 0 P: 22	R: 0 H: 1 E: 0 K: 2 S: 13	H: 1 LOB: 1 BB: 0 P: 21	R: 1 H: 3 E: 0 K: 1 S: 10	H: 3 LOB: 2 BB: 0 P: 16	R: 0 H: 1 E: 0 K: 0 S: 13	H: 1 LOB: 1 BB: 0 P: 16	R: 2 H: 1 E: 1 K: 0 S: 9	H: 1 LOB: 1 BB: 1 P: 13	R: 0 H: 2 E: 0 K: 0 S: 14	H: 2 LOB: 2 BB: 1 P: 19	R: 1 H: 2 E: 0 K: 0 S: 14	H: 2 LOB: 2 BB: 1 P: 26	R: 0 H: 0 E: 0 K: 2 S: 10	H: 0 LOB: 0 BB: 0 P: 17	1B: 10 2B: 2 3B: 0 HR: 0	SF: 0 SAC: 1 DP: 1 HBP: 1	WP: 0 PB: 0 SB: 0 CS: 1	PA: 38							
PITCHER	IP	WLS	BF	H	R	ER	SO	BB	IBB	HBP	BLK	WP	HR	S	P	ERA	WHIP										
Carl Pavano, R (1, 1) ERA: 6.33	6.1	L	31	10	4	2	4	1	0	1	0	0	0	75	112	2.84	1.737										
Graeme Lloyd, L (7, 1) ERA: 4.35	0.2		4	1	0	0	0	1	0	0	0	0	0	11	21	0.00	3.000										
Darwin Cubillan, R (8, 1) ERA: 4.1	1.0		3	0	0	0	2	0	0	0	0	0	0	10	17	0.00	0.000										

AB	34
R	4
H	11
RBI	4
BB	2
SO	6
LOB	20



Batter	1	2	3	4	5	6	7	8	9	AB	R	H	RBI	BB	SO	LOB	TOP									
Terry Jones, S OBP: 0.278, SLG: 0.325	1-1 G4-3			1-3 K		2-2 E S G5-3 1B		1-2 G4-3		4	1	1	0	0	1	1	Montreal Expos @ New York Mets Shea Stadium, Flushing, NY Sun Oct 07 2001, 1:10 PM EDT Att: 15,540 - Sunny - 53 F									
Mike Mordecai, R OBP: 0.330, SLG: 0.398	2-0 F7			1-1 1B HR 1B		2-1 G5-3 1-H		0-0 G3-1 1B		4	1	2	2	0	0	0										
Orlando Cabrera, R OBP: 0.324, SLG: 0.428	1-1 P6			0-1 HR 1B		2-1 G4-3		3-H 2-2 G3-1		4	1	1	0	0	0	1										
Mark Smith, R OBP: 0.326, SLG: 0.412		1-3 K		3-2 1-H 2-H HR		1-1 3B		3-2 G5-3		4	1	2	3	0	1	1										
Geoff Blum, S OBP: 0.313, SLG: 0.351	0-0 P6			0-3 K		0-1 F7			0-0 E4	4	0	0	0	0	1	1										
Michael Barrett, R OBP: 0.289, SLG: 0.367	3-1 P4			0-1 G1-3			1-3 K		0-0 F9	4	0	0	0	0	1	1										
Ryan Minor, R OBP: 0.234, SLG: 0.242			2-0 G4-3		0-0 P3		0-3 K		0-3 K	4	0	0	0	0	2	1										
Peter Bergeron, L OBP: 0.275, SLG: 0.285			2-2 G6-3		1-3 K		1-3 K		2-3 K	4	0	0	0	0	3	1										
Britt Reames, R OBP: 0.296, SLG: 0.294			0-3 K		0-0 F2			0-0 G4-3 1B 2B		2	0	0	0	0	1	0	AB 35 R 5 H 7 RBI 5 BB 0 SO 10 LOB 7 									
Scott Stewart, R OBP: 0.304, SLG: 0.325										0	0	0	0	0	0	0										
Brad Wilkerson, L OBP: 0.304, SLG: 0.325										1	1	1	0	0	0	0										
Scott Strickland, R OBP: 0.289, SLG: 0.367										0	0	0	0	0	0	0										
Inning Stats	R: 0 H: 0 E: 0 K: 0 S: 5	H: 0 LOB: 0 BB: 0 P: 9	R: 0 H: 0 E: 0 K: 1 S: 6	H: 0 LOB: 0 BB: 0 P: 10	R: 0 H: 0 E: 0 K: 1 S: 7	H: 0 LOB: 0 BB: 0 P: 11	R: 3 H: 3 E: 0 K: 2 S: 19	H: 3 LOB: 0 BB: 0 P: 24	R: 0 H: 0 E: 0 K: 1 S: 5	H: 0 LOB: 0 BB: 0 P: 6	R: 1 H: 2 E: 0 K: 3 S: 12	H: 2 LOB: 1 BB: 0 P: 19	R: 0 H: 0 E: 0 K: 3 S: 10	H: 0 LOB: 0 BB: 0 P: 12	R: 1 H: 2 E: 0 K: 0 S: 14	H: 2 LOB: 1 BB: 0 P: 20		R: 0 H: 0 E: 1 K: 2 S: 8	H: 0 LOB: 1 BB: 0 P: 10	1B: 4 2B: 1 3B: 1 HR: 1	SF: 0 SAC: 0 DP: 0 HBP: 0	WP: 0 PB: 0 SB: 1 CS: 0	PA: 35			
PITCHER	IP	WLS	BF	H	R	ER	SO	BB	IBB	HBP	BLK	WP	HR	S	P	ERA		WHIP								
Glendon Rusch, L ERA: 4.63	7.0	L	26	5	4	4	8	0	0	0	0	0	1	64	91	5.14		0.714								
Pete Walker, R ERA: 2.7	2.0		9	2	1	1	2	0	0	0	0	0	0	22	30	4.50		1.000								

Batter	1	2	3	4	5	6	7	8	9	AB	R	H	RBI	BB	SO	LOB	BOTTOM								
Timo Perez, L OBP: 0.287, SLG: 0.356	3-2 F8		3-2 G4-3		0-0 F7			1-0 G3-1		4	0	0	0	0	0	1	Montreal Expos @ New York Mets Shea Stadium, Flushing, NY Sun Oct 07 2001, 1:10 PM EDT Att: 15,540 - Sunny - 53 F								
Rey Ordonez, R OBP: 0.299, SLG: 0.336	1-3 K		0-3 K			2-1 L7		3-3 K		2	0	0	0	0	2	0									
Jorge Velandia, R										2	0	0	0	0	1	0									
Tsuyoshi Shinjo, R OBP: 0.320, SLG: 0.405	4-2 S BB			0-1 P4		0-3 K		1-3 K		1	0	0	0	1	0	0									
Jorge Tocca, R OBP: 0.176, SLG: 0.176										2	0	0	0	0	2	0									
Mark Johnson, L OBP: 0.338, SLG: 0.475	4-0 BB			2-1 BB		2-2 E3			1-1 P6	3	0	1	0	1	0	0									
Desi Relaford, S OBP: 0.364, SLG: 0.472	1-2 BB			1-0 2B		3-2 P4			1-0 F7	4	0	0	0	0	0	4									
Alex Escobar, R OBP: 0.245, SLG: 0.400	0-0 G4-3			1-0 F8						4	0	0	0	0	3	1									
Joe McEwing, R OBP: 0.342, SLG: 0.449		3-1 F8		1-3 K			1-3 K		0-3 K	4	0	0	0	0	3	1									
Vance Wilson, R OBP: 0.339, SLG: 0.351		1-1 G6-3			2-3 K		0-0 G3			3	0	0	0	0	1	0									
Glendon Rusch, L OBP: 0.073, SLG: 0.056		1-3 K			1-2 B1-4 1B		3-2 FC5-4 1B			3	0	2	0	0	1	0									
Jason Phillips, R OBP: 0.143, SLG: 0.286					0-1 B1-4		0-1 FC5-4			2	0	0	0	0	1	1									
Pete Walker, R ERA: 3.78					1-2		1-2			1	0	0	0	0	0	0									
Inning Stats	R: 0 H: 0 E: 1 K: 1 S: 9	H: 0 LOB: 2 BB: 2 P: 21	R: 0 H: 0 E: 0 K: 1 S: 7	H: 0 LOB: 0 BB: 0 P: 12	R: 0 H: 0 E: 0 K: 2 S: 10	H: 0 LOB: 0 BB: 0 P: 13	R: 0 H: 1 E: 0 K: 1 S: 9	H: 1 LOB: 1 BB: 0 P: 13	R: 0 H: 0 E: 1 K: 1 S: 15	H: 0 LOB: 1 BB: 0 P: 22	R: 0 H: 1 E: 0 K: 1 S: 9	H: 1 LOB: 1 BB: 0 P: 13	R: 0 H: 0 E: 0 K: 2 S: 8	H: 0 LOB: 0 BB: 0 P: 13	R: 0 H: 0 E: 0 K: 1 S: 6	H: 0 LOB: 0 BB: 0 P: 8	1B: 2 2B: 1 3B: 0 HR: 0	SF: 0 SAC: 0 DP: 0 HBP: 0	WP: 0 PB: 0 SB: 1 CS: 0	PA: 33					
PITCHER	IP	WLS	BF	H	R	ER	SO	BB	IBB	HBP	BLK	WP	HR	S	P	ERA	WHIP								
Britt Reames, R ERA: 5.99	5.2	W	22	2	0	0	7	2	0	0	0	0	0	53	84	0.00	0.706								
Scott Stewart, L ERA: 3.78	1.1		5	1	0	0	1	0	0	0	0	0	0	15	22	0.00	0.750								
Scott Strickland, R ERA: 3.21	2.0		6	0	0	0	3	0	0	0	0	0	0	14	21	0.00	0.000								

