


Montreal Expos - 2002

Batter	1	2	3	4	5	6	7	8	9	AB	R	H	RBI	BB	SO	LOB	TOP					
Luis Castillo, S OBP: 0.400, SLG: 0.400	1-2 G4-3 1B		1-1 G3		0-0 P6		3-2 HR 1B		1-3 K	5	1	2	0	0	1	3						
Preston Wilson, R OBP: 0.200, SLG: 0.800	1-2 G4-3		0-2 G6-3			0-1 F8	1-2 HR 1B		1-2 FC6-4 1BB	5	1	1	4	0	0	3						
Cliff Floyd, L OBP: 0.800, SLG: 0.333	4-0 BB		2-3 K			0-1 2B 1B	1-1 L7		4-0 1B	3	1	1	0	2	1	0						
Kevin Millar, R Eric Owens, R	0-0 F9			2-3 K		3-2 F7	1-1 L8		1-1 G4-3	3	0	0	0	0	1	3						
Mike Lowell, R OBP: 0.250, SLG: 0.500	1-2 F9			2-2 G1-3		0-1 2B		0-3 K		4	0	1	1	0	1	2						
Derrek Lee, R OBP: 0.250, SLG: 1.000		0-2 HR		2-3 K		0-3 K		3-2 G6-3		4	1	1	1	0	2	1						
Alex Gonzalez, R		1-3 K			2-2 F8		2-1 E3 1B HBP HR	0-1 G6-3		4	1	0	0	0	1	0						
Mike Redmond, R OBP: 0.750, SLG: 0.500		2-2 L3			0-1 SH3-4 1B		1-1 HR 1B HBP	4-0 FC6-4 1B BB		2	1	1	0	1	0	0						
Ryan Dempster, R Vladimir Nunez, R Tim Raines, S OBP: 1.000, SLG: 1.000 Braden Looper, R		3-2 G6-3			0-1 SH3-4		0-3 K	0-1 FC6-4 1B		2	0	0	0	0	1	2						
Inning Stats	R: 0 E: 0 K: 0 S: 13	H: 1 LOB: 2 BB: 1 P: 20	R: 1 E: 0 K: 1 S: 12	H: 1 LOB: 0 BB: 0 P: 18	R: 0 E: 0 K: 1 S: 8	H: 0 LOB: 0 BB: 0 P: 11	R: 0 E: 0 K: 2 S: 12	H: 0 LOB: 0 BB: 0 P: 18	R: 0 E: 0 K: 0 S: 8	H: 1 LOB: 1 BB: 0 P: 10	R: 1 E: 0 K: 1 S: 14	H: 2 LOB: 1 BB: 0 P: 17	R: 4 E: 1 K: 1 S: 15	H: 2 LOB: 0 BB: 0 P: 23	R: 0 E: 0 K: 1 S: 9	H: 0 LOB: 0 BB: 0 P: 12	R: 0 E: 0 K: 1 S: 15	H: 1 LOB: 3 BB: 2 P: 25	1B: 5 2B: 1 3B: 0 HR: 2	SF: 0 SAC: 1 DP: 0 HBP: 1	WP: 0 PB: 0 SB: 0 CS: 0	PA: 40
PITCHER	IP WLS BF H R ER SO BB IBB HBP BLK WP HR S P ERA WHIP																					
Javier Vazquez, R ERA: 3.18	(1, 1) 5.2 23 5 2 2 4 1 0 0 0 0 1 63 90 3.18 1.059																					
Britt Reames, R ERA: 40.5	(6, 1) 0.2 6 2 4 3 2 0 0 1 0 0 1 16 23 40.50 3.000																					
Ed Vosberg, L ERA:	(7, 1) 0.2 2 0 0 0 0 0 0 0 0 0 0 3 4 0.00 0.000																					
52 T.J. Tucker, R ERA:	(8, 1) 1.0 3 0 0 0 1 0 0 0 0 0 0 9 12 0.00 0.000																					
Matt Herges, R ERA:	(9, 1) 1.0 W 6 1 0 0 1 1 1 0 0 0 0 15 25 0.00 2.000																					

Florida Marlins @ Montreal Expos
Olympic Stadium, Montreal, QB
Tue Apr 02 2002, 7:35 PM EST
Att: 34,351 - Dome - 72 F


AB 35
R 6
H 8
RBI 6
BB 3
SO 8
LOB 17



Batter	1	2	3	4	5	6	7	8	9	AB	R	H	RBI	BB	SO	LOB	BOTTOM			
Peter Bergeron, L OBP: 0.600, SLG: 1.000	1-3 K2-3			1-2 SH1-3 1B 2B		1-2 2B		4-2 2B BB	3-3 K	4	2	2	0	1	2	2				
Jose Vidro, S OBP: 0.250, SLG: 0.250	2-2 G4-3			0-0 SH1-3		2-3 K		3-2 L8	3-2 1B	4	1	1	2	0	1	2				
Vladimir Guerrero, R OBP: 0.600, SLG: 0.750	0-1 G3			0-0 CS 1B		1-3 K		1-0 1B 2B	2-H 3-H 4-0 1B IBB	4	1	2	2	1	1	1				
Orlando Cabrera, R OBP: 0.600, SLG: 0.800		3-2 G4-3		3-H 3-1 2B		2-0 F5		1-0 WP 2H 1B	1-2 1B	5	0	3	2	0	0	1				
Lee Stevens, L Lou Collier, R		2-3 K		0-0 G4-3			2-1 L8	4-2 WP BB		3	0	0	0	1	1	1				
Chris Truby, R OBP: 0.250, SLG: 0.250 Matt Herges, L		1-0 P4			1-0 G1-3 1B		0-2 G6-3	2-2 G5-3		4	0	1	0	0	0	2				
Brad Wilkerson, L			2-2 G6-4-3 HBP		2-1 G1-3		3-3 K		4-0 2B 1B BB	2	1	0	0	1	1	1				
Michael Barrett, R OBP: 0.500, SLG: 1.500			1-2 G6-4-3		1-1 F3			0-1 HR	0-0 1B 2B	4	2	2	1	0	0	2				
Javier Vazquez, R Britt Reames, R Ed Vosberg, L 52 T.J. Tucker, R Andres Galaraga, R Henry Rodriguez, L			0-3 K		1-1 G4-3			1-3 K	3-3 K	2	0	0	0	0	1	1				
Inning Stats	R: 0 E: 0 K: 1 S: 9	H: 0 LOB: 0 BB: 0 P: 12	R: 0 E: 0 K: 1 S: 7	H: 0 LOB: 0 BB: 0 P: 13	R: 0 E: 0 K: 1 S: 8	H: 0 LOB: 0 BB: 0 P: 11	R: 1 E: 0 K: 0 S: 9	H: 3 LOB: 1 BB: 0 P: 13	R: 0 E: 0 K: 2 S: 10	H: 1 LOB: 1 BB: 0 P: 16	R: 0 E: 0 K: 1 S: 9	H: 0 LOB: 0 BB: 0 P: 14	R: 3 E: 0 K: 1 S: 20	H: 3 LOB: 3 BB: 2 P: 36	R: 3 E: 0 K: 2 S: 17	H: 3 LOB: 2 BB: 2 P: 35	1B: 5 2B: 5 3B: 0 HR: 1	SF: 0 SAC: 1 DP: 1 HBP: 1	WP: 1 PB: 0 SB: 0 CS: 1	PA: 40
PITCHER	IP WLS BF H R ER SO BB IBB HBP BLK WP HR S P ERA WHIP																			
Ryan Dempster, R ERA: 3.68	(1, 1) 7.1 28 6 3 3 7 1 0 1 0 0 1 70 106 3.68 0.955																			
Vladimir Nunez, R ERA: 13.5	(8, 1) 0.2 5 2 1 1 0 1 0 0 0 0 1 0 10 21 13.50 4.500																			
Braden Looper, R ERA: 40.5	(9, 1) 0.2 L 7 3 3 3 2 1 1 0 0 0 0 0 17 35 40.50 6.000																			

Florida Marlins @ Montreal Expos
Olympic Stadium, Montreal, QB
Tue Apr 02 2002, 7:35 PM EST
Att: 34,351 - Dome - 72 F

AB 34
R 7
H 11
RBI 7
BB 4
SO 9
LOB 15



Batter	1	2	3	4	5	6	7	8	9	AB	R	H	RBI	BB	SO	LOB	TOP			
Luis Castillo, S OBP: 0.400, SLG: 0.333 (1, 4)										4	1	1	0	1	0	0	Florida Marlins @ Montreal Expos Olympic Stadium, Montreal, QB Wed Apr 03 2002, 7:05 PM EST Att. 4,771 - Dome - 72 F			
Preston Wilson, R OBP: 0.300, SLG: 0.600 (1, 8)										5	2	2	0	0	1	1				
Cliff Floyd, L OBP: 0.500, SLG: 0.750 (1, 7)										5	1	2	2	0	1	3				
Kevin Millar, R Eric Owens, R (1, 9) (8, 9)										3	1	0	0	1	1	2				
Mike Lowell, R OBP: 0.375, SLG: 0.500 (1, 5)										4	0	2	0	0	2	3				
Derrek Lee, R OBP: 0.375, SLG: 1.143 (1, 3)										3	1	1	4	1	0	0				
Alex Gonzalez, R OBP: 0.250, SLG: 0.375 (1, 6)										4	0	2	0	0	1	2				
Ramon Castro, R (1, 2)										3	0	0	0	1	2	3				
A.J. Burnett, R Vic Darenbourg, L 56 Kevin Olsen, R Braden Looper, R Michael Tejera, L (1, 1) (8, 1) (8, 1) (9, 1) (9, 1)										3	0	0	0	0	1	4				
Inning Stats	R: 4 E: 0 K: 1 S: 22	H: 3 LOB: 2 BB: 3 P: 40	R: 0 E: 0 K: 1 S: 14	H: 1 LOB: 1 BB: 0 P: 19	R: 0 E: 0 K: 1 S: 8	H: 1 LOB: 2 BB: 1 P: 17	R: 0 E: 0 K: 0 S: 10	H: 1 LOB: 1 BB: 0 P: 14	R: 0 E: 0 K: 2 S: 9	H: 0 LOB: 0 BB: 0 P: 13	R: 0 E: 0 K: 1 S: 8	H: 1 LOB: 0 BB: 0 P: 13	R: 0 E: 0 K: 2 S: 9	H: 0 LOB: 0 BB: 0 P: 13	R: 2 E: 0 K: 0 S: 11	H: 2 LOB: 0 BB: 0 P: 16		1B: 7 2B: 1 3B: 0 HR: 2	SF: 0 SAC: 0 DP: 0 HBP: 0	WP: 2 PB: 0 SB: 2 CS: 1
PITCHER	IP WLS BF H R ER SO BB IBB HBP BLK WP HR S P ERA WHIP																			
Tony Armas, R ERA: 7.2	(1, 1)	5.0 L 26 7 4 4 4 3 3 1 0 0 0 2 1 60 98 7.20 2.000																		
Scott Stewart, L ERA:	(8, 1)	2.0 6 1 0 0 3 0 0 0 0 0 0 0 0 17 26 0.00 0.500																		
Scott Strickland, R ERA:	(8, 1)	1.0 3 0 0 0 2 0 0 0 0 0 0 0 1 11 16 18.00 2.000																		
Graeme Lloyd, L ERA: 18.0	(9, 1)	1.0 5 2 2 2 0 0 0 0 0 0 0 1 11 16 18.00 2.000																		

AB	36
R	6
H	10
RBI	6
BB	4
SO	9
LOB	18



Batter	1	2	3	4	5	6	7	8	9	AB	R	H	RBI	BB	SO	LOB	BOTTOM					
Peter Bergeron, L OBP: 0.600, SLG: 0.750 (1, 8)										4	2	2	0	1	0	0	Florida Marlins @ Montreal Expos Olympic Stadium, Montreal, QB Wed Apr 03 2002, 7:05 PM EST Att. 4,771 - Dome - 72 F					
Jose Vidro, S OBP: 0.222, SLG: 0.125 (1, 4)										4	0	0	0	1	2	3						
Vladimir Guerrero, R OBP: 0.400, SLG: 0.778 (1, 9)										5	1	1	3	0	3	3						
Orlando Cabrera, R OBP: 0.500, SLG: 0.556 (1, 6)										4	0	1	1	1	0	1						
Lee Stevens, L OBP: 0.556, SLG: 0.200 (1, 3)										2	0	1	0	3	0	1						
Chris Truby, R OBP: 0.125, SLG: 0.125 (1, 5)										4	0	0	0	0	1	5						
Brad Wilkerson, L OBP: 0.375, SLG: 0.167 (1, 7)										4	0	1	0	0	1	2						
Michael Barrett, R OBP: 0.500, SLG: 1.375 (1, 2)										4	1	2	1	0	0	2						
Tony Armas, R Mike Mordcaai, R Scott Stewart, R Henry Rodriguez, L Scott Strickland, R Graeme Lloyd, L Andres Cialarraga, R (1, 1) (5, PH) (8, 1) (7, PH) (8, 1) (9, 1) (9, PH)										1	0	0	0	0	1	0						
Inning Stats	R: 0 E: 0 K: 2 S: 8	H: 0 LOB: 0 BB: 0 P: 11	R: 0 E: 0 K: 1 S: 10	H: 1 LOB: 0 BB: 0 P: 14	R: 0 E: 0 K: 1 S: 6	H: 0 LOB: 0 BB: 0 P: 6	R: 0 E: 0 K: 1 S: 8	H: 0 LOB: 0 BB: 0 P: 11	R: 0 E: 0 K: 1 S: 9	H: 1 LOB: 2 BB: 1 P: 18	R: 0 E: 0 K: 0 S: 7	H: 1 LOB: 1 BB: 1 P: 14	R: 0 E: 0 K: 1 S: 10	H: 1 LOB: 2 BB: 1 P: 17	R: 1 E: 0 K: 3 S: 15	H: 1 LOB: 2 BB: 2 P: 29		R: 4 E: 0 K: 0 S: 15	H: 4 LOB: 1 BB: 1 P: 28	1B: 7 2B: 0 3B: 0 HR: 2	SF: 0 SAC: 0 DP: 1 HBP: 0	WP: 1 PB: 0 SB: 0 CS: 0
PITCHER	IP WLS BF H R ER SO BB IBB HBP BLK WP HR S P ERA WHIP																					
A.J. Burnett, R ERA: 1.17	(1, 1)	7.2 W 31 5 1 1 9 4 0 0 0 0 0 0 2 68 111 1.17 1.174																				
Vic Darenbourg, L ERA:	(8, 1)	0.0 1 0 0 0 0 1 0 0 0 0 0 0 2 6 0.00 0.000																				
56 Kevin Olsen, R ERA: 36.0	(8, 1)	1.0 H 7 4 4 4 1 0 0 0 0 0 0 2 16 25 36.00 4.000																				
Braden Looper, R ERA: 40.5	(9, 1)	0.0 1 0 0 0 0 1 0 0 0 0 0 0 1 5 0.00 0.000																				
Michael Tejera, L ERA:	(9, 1)	0.1 S 1 0 0 0 0 0 0 0 0 0 0 0 1 1 0.00 0.000																				

AB	35
R	5
H	9
RBI	5
BB	6
SO	10
LOB	21



Batter	1	2	3	4	5	6	7	8	9	AB	R	H	RBI	BB	SO	LOB	TOP							
Luis Castillo, S OBP: 0.467, SLG: 0.429	G6-3		F7																					
Preston Wilson, R OBP: 0.200, SLG: 0.400	F9		K																					
Cliff Floyd, L OBP: 0.533, SLG: 0.727	K																							
Kevin Millar, R Eric Owens, R			F3	F9																				
Mike Lowell, R OBP: 0.333, SLG: 0.364																								
Derrek Lee, R OBP: 0.417, SLG: 1.273																								
Alex Gonzalez, R OBP: 0.333, SLG: 0.417																								
Mike Redmond, R OBP: 0.500, SLG: 0.200																								
Brad Penny, R OBP: 0.250, SLG: 0.250																								
Inning Stats	R: 0 E: 0 K: 1 S: 6	H: 0 LOB: 0 BB: 0 P: 8	R: 0 E: 0 K: 2 S: 13	H: 1 LOB: 3 BB: 2 P: 23	R: 0 E: 0 K: 1 S: 7	H: 1 LOB: 1 BB: 0 P: 10	R: 1 E: 0 K: 1 S: 10	H: 1 LOB: 0 BB: 0 P: 17	R: 0 E: 0 K: 0 S: 9	H: 2 LOB: 2 BB: 0 P: 12	R: 0 E: 1 K: 0 S: 8	H: 1 LOB: 2 BB: 0 P: 11	R: 0 E: 0 K: 2 S: 11	H: 1 LOB: 2 BB: 2 P: 24	R: 0 E: 0 K: 1 S: 10	H: 1 LOB: 1 BB: 0 P: 12	R: 0 E: 0 K: 0 S: 15	H: 1 LOB: 1 BB: 1 P: 25	1B: 6 2B: 2 3B: 0 HR: 1	SF: 0 SAC: 0 DP: 1 HBP: 0	WP: 0 PB: 0 SB: 1 CS: 2	PA: 40		
PITCHER	IP	WLS	BF	H	R	ER	SO	BB	IBB	HBP	BLK	WP	HR	S	P	ERA	WHIP							
Carl Pavano, R ERA: 1.42	6.1	L	30	7	1	1	6	1	2	0	0	0	1	60	96	1.42	1.263							
52 T.J. Tucker, R ERA:	0.2		2	0	0	0	1	1	0	0	0	0	0	4	9	0.00	1.500							
Matt Herges, R ERA:	2.0		8	2	0	0	1	1	0	0	0	0	0	25	37	0.00	1.500							

Florida Marlins @ Montreal Expos
Olympic Stadium, Montreal, QB
Thu Apr 04 2002, 7:05 PM EST
Att. 4,551 - Dome - 72 F

AB 35
R 1
H 9
RBI 1
BB 5
SO 8
LOB 23

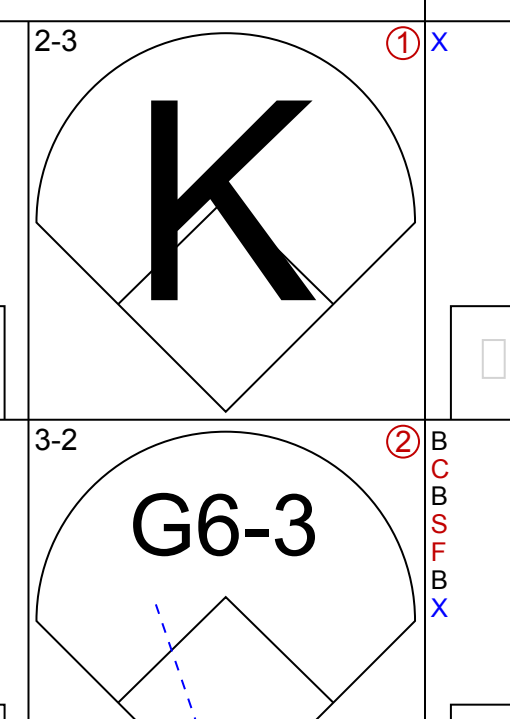
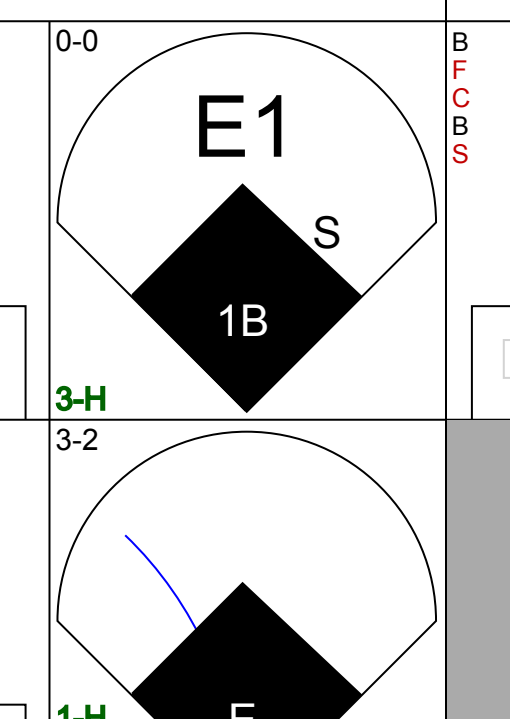
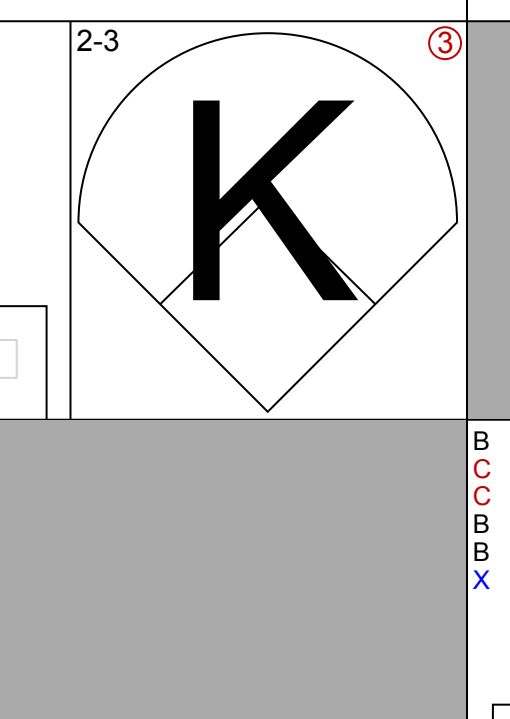
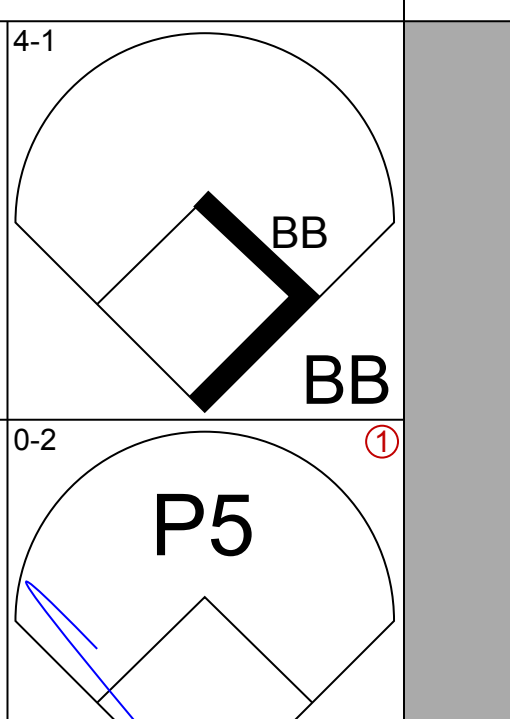
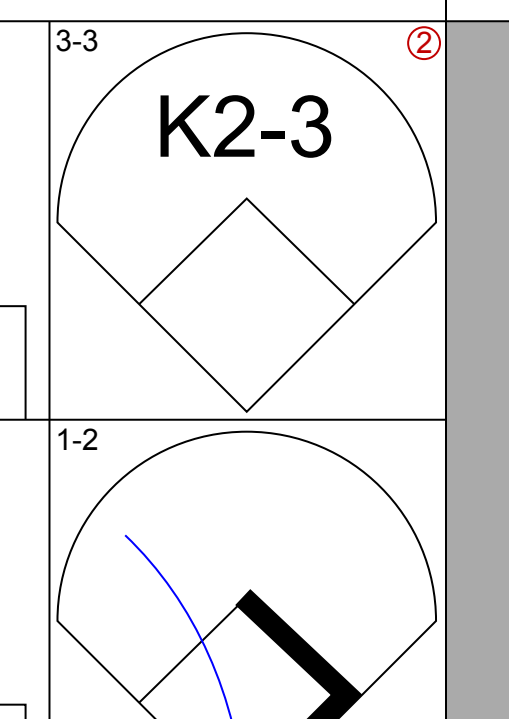
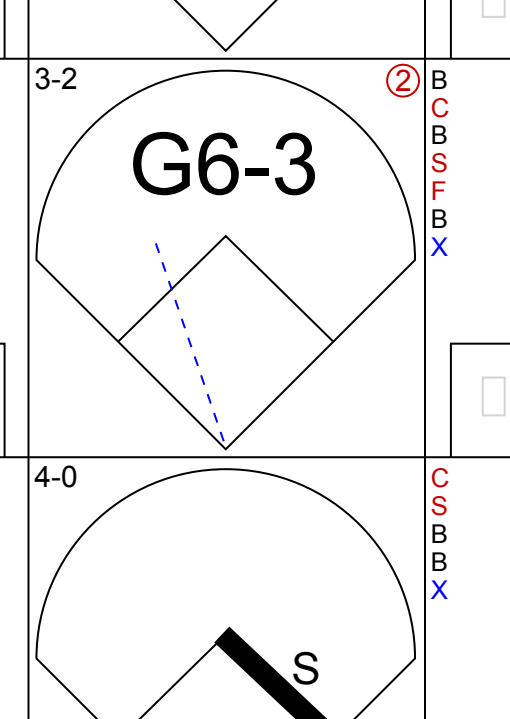
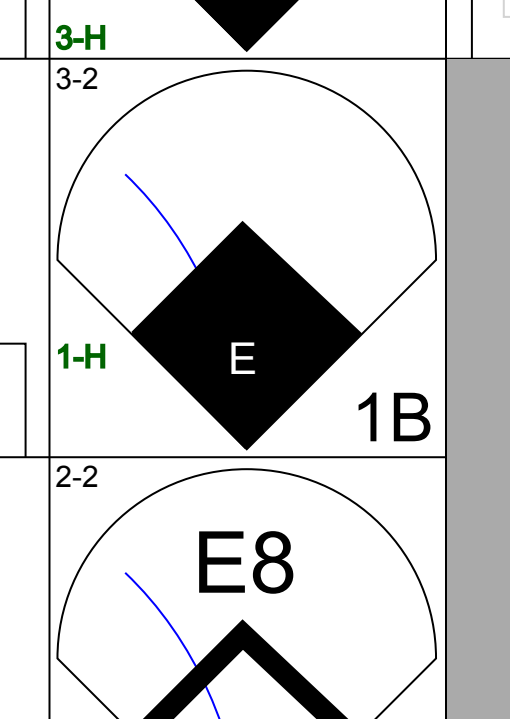
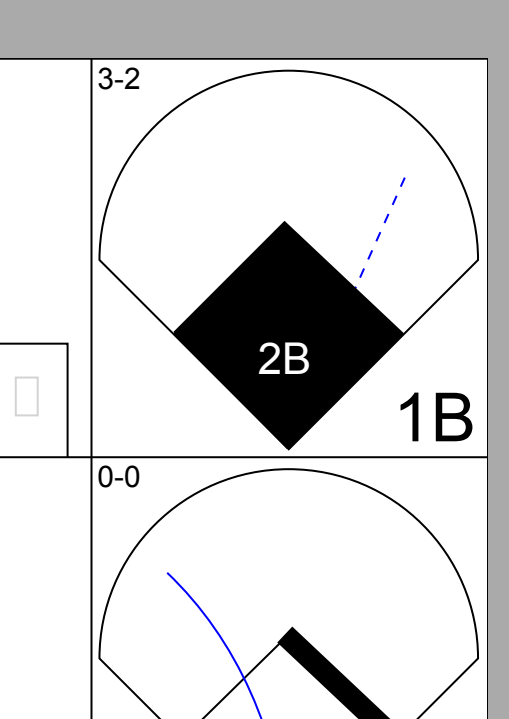
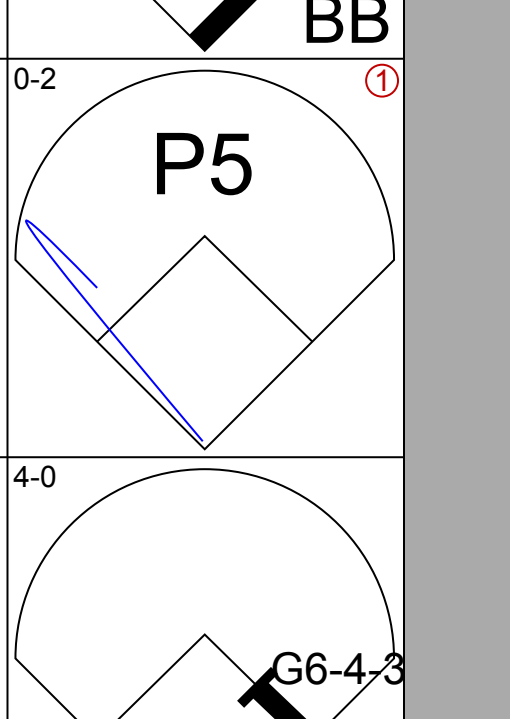
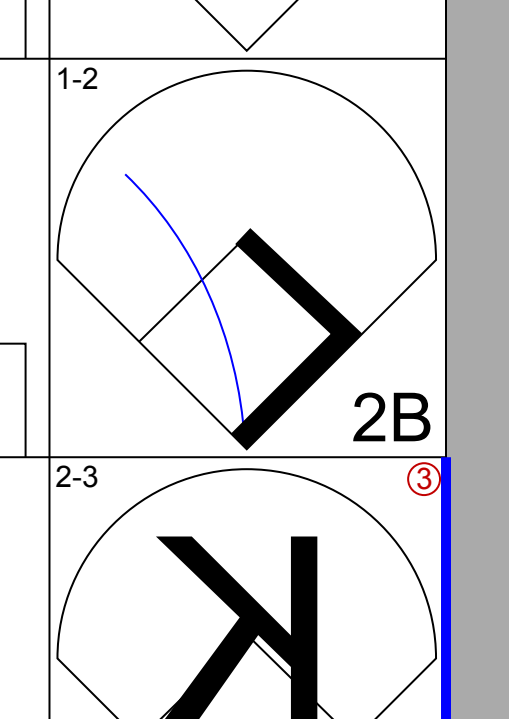
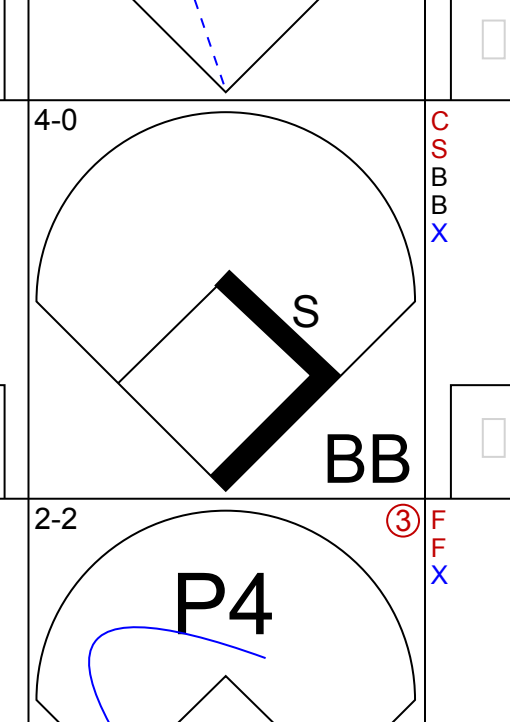
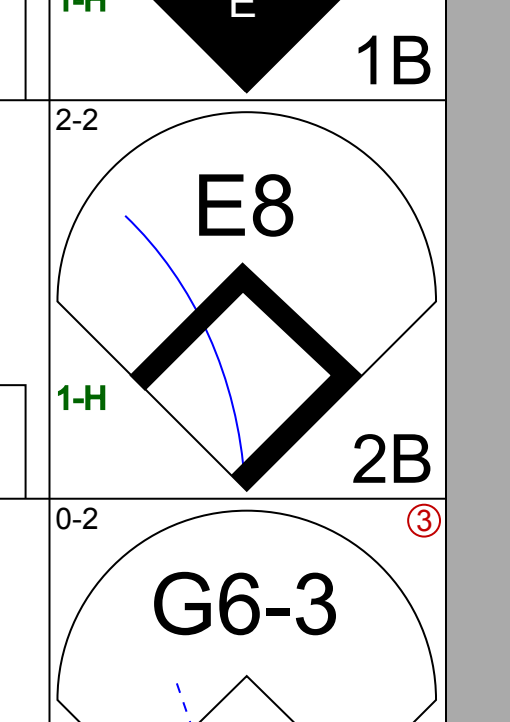
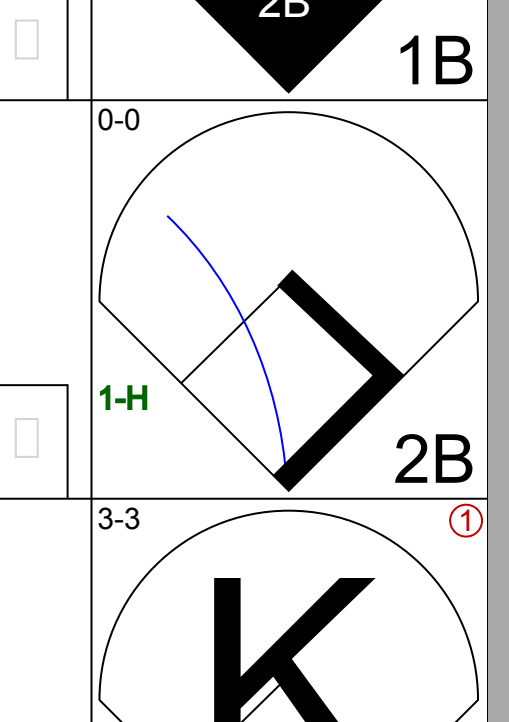
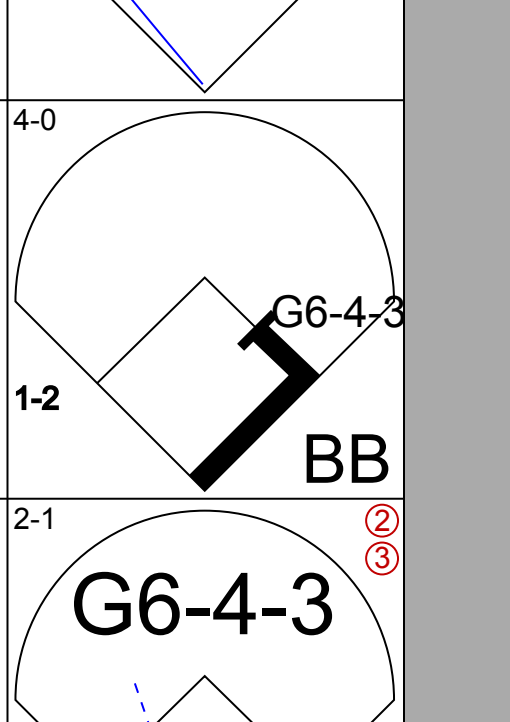
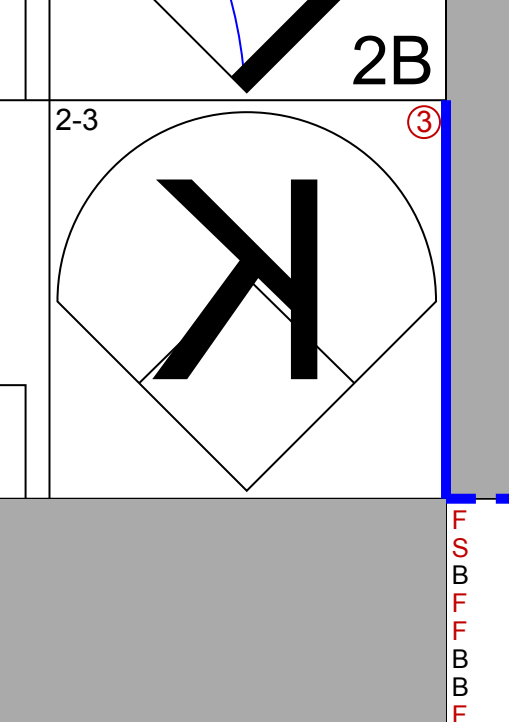
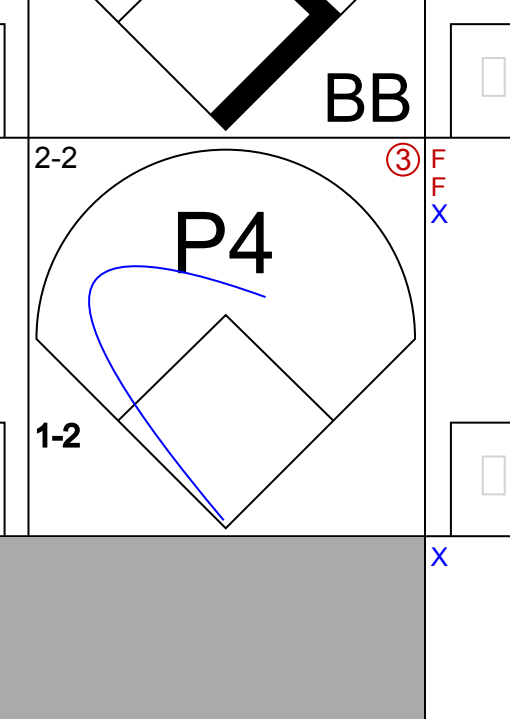
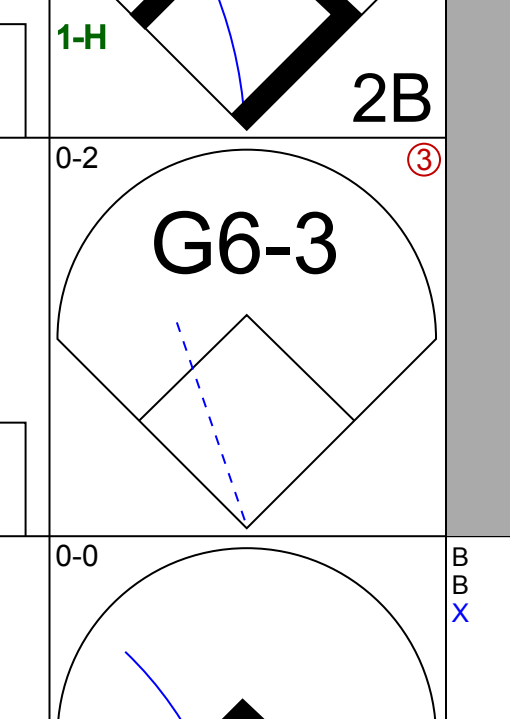
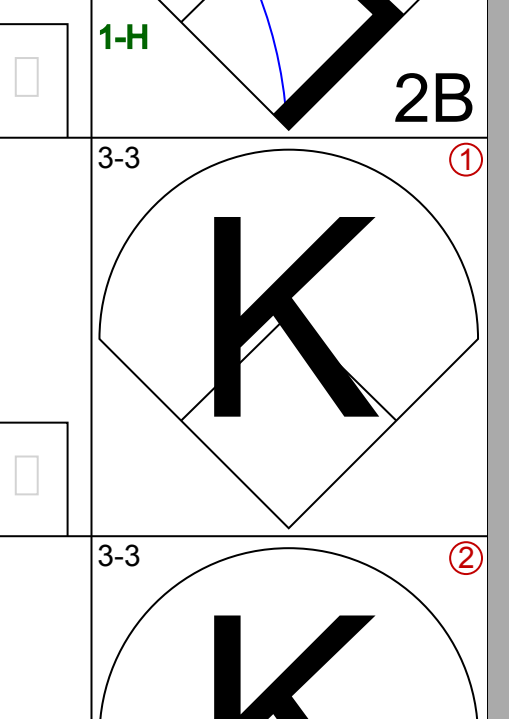
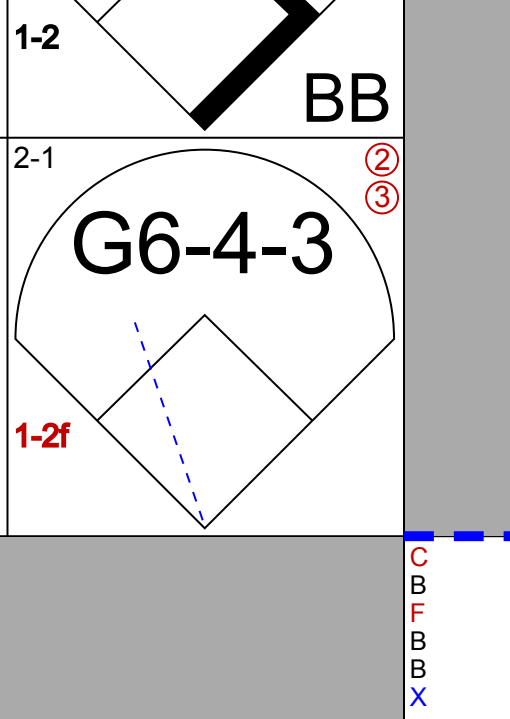
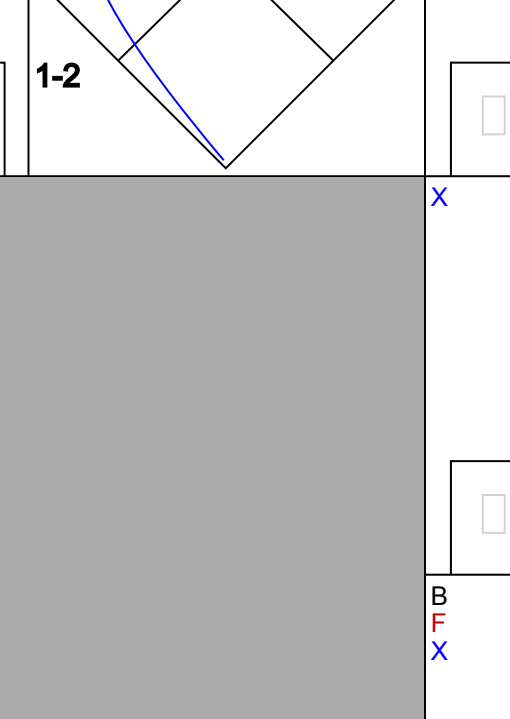
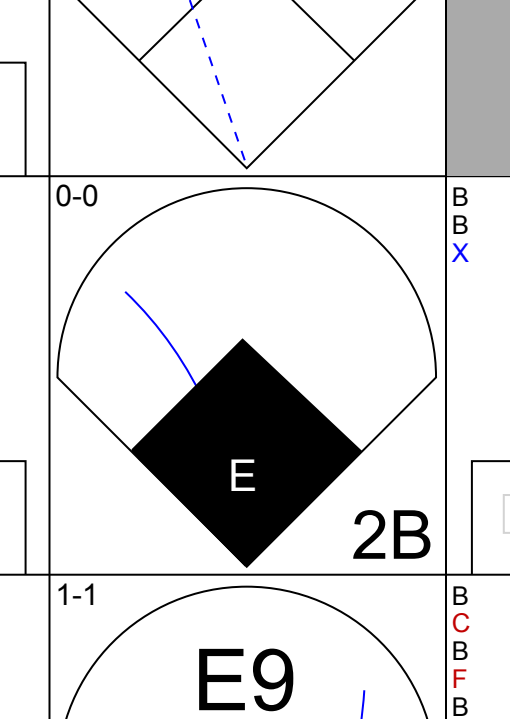
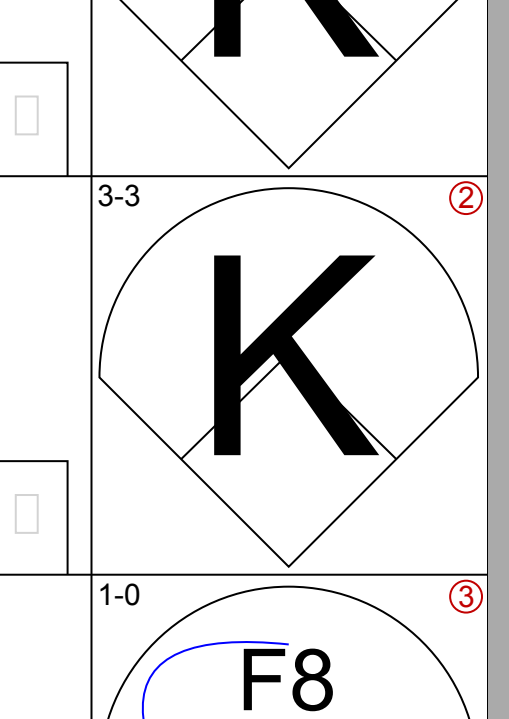
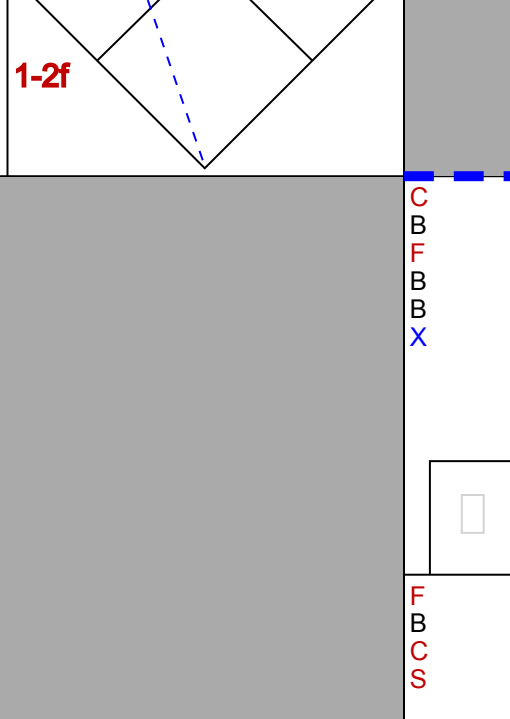
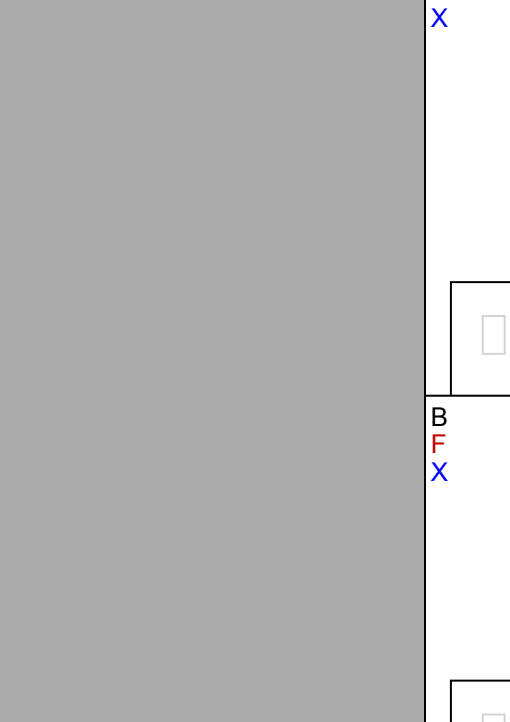
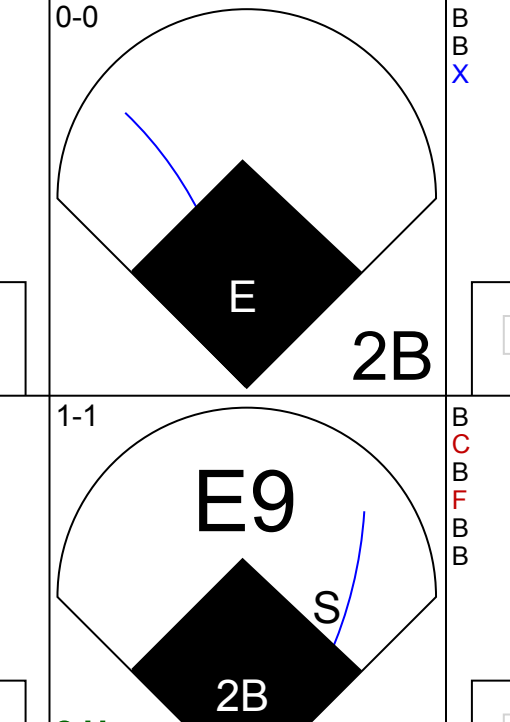
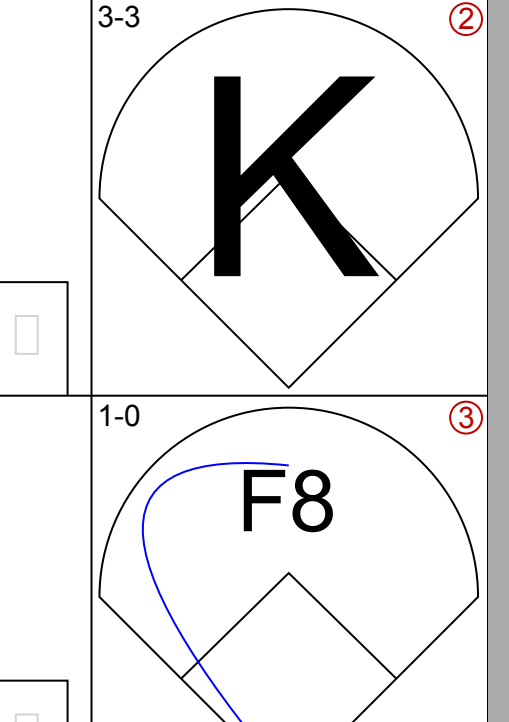
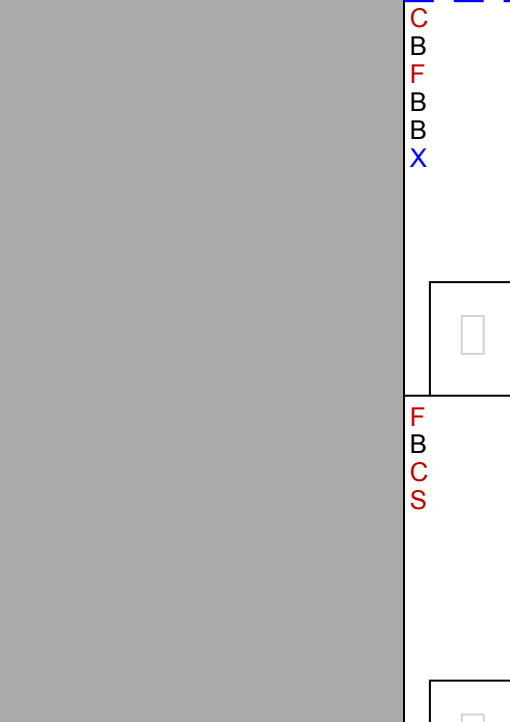

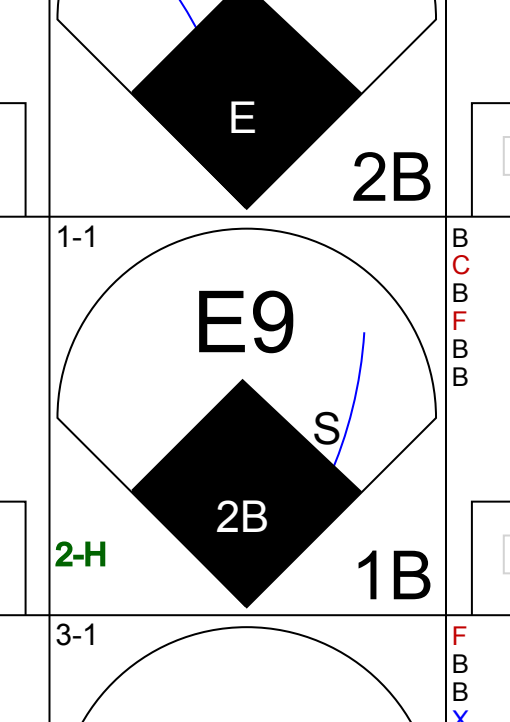
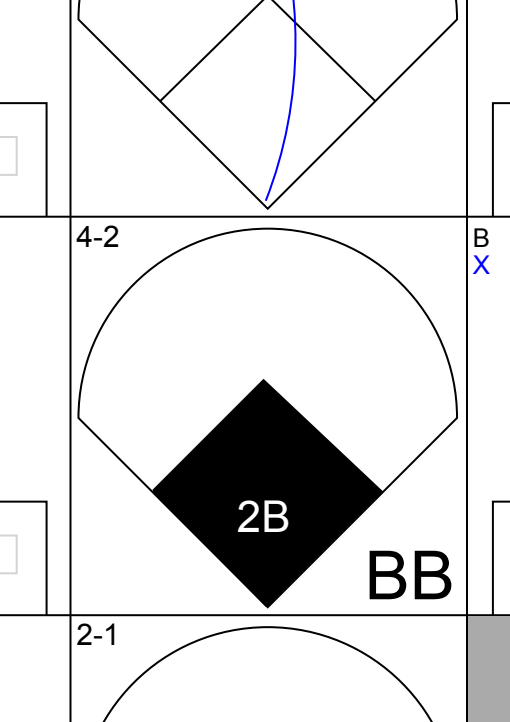
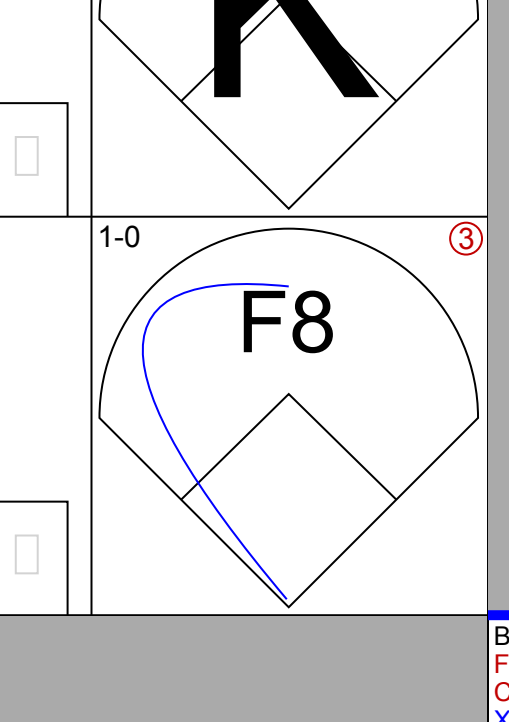
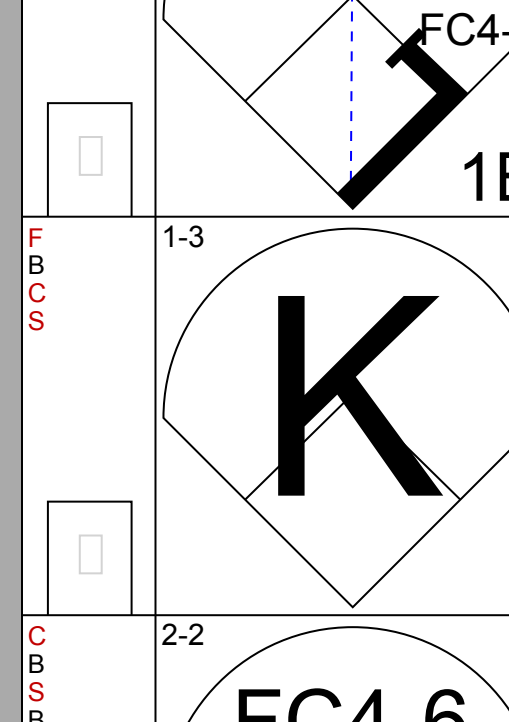
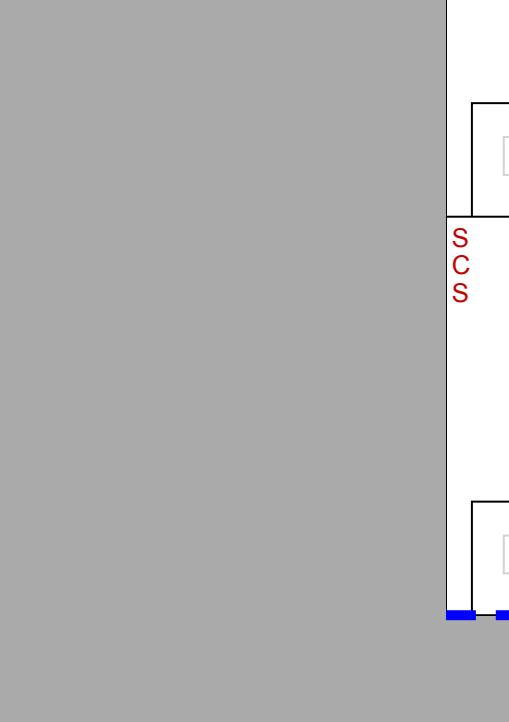
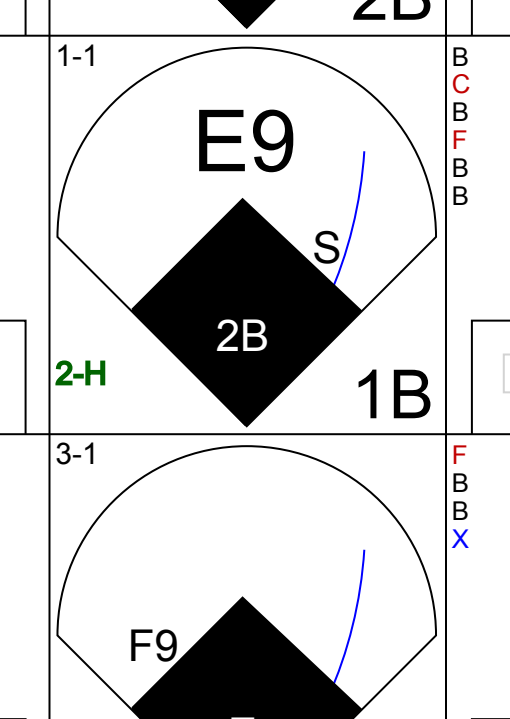
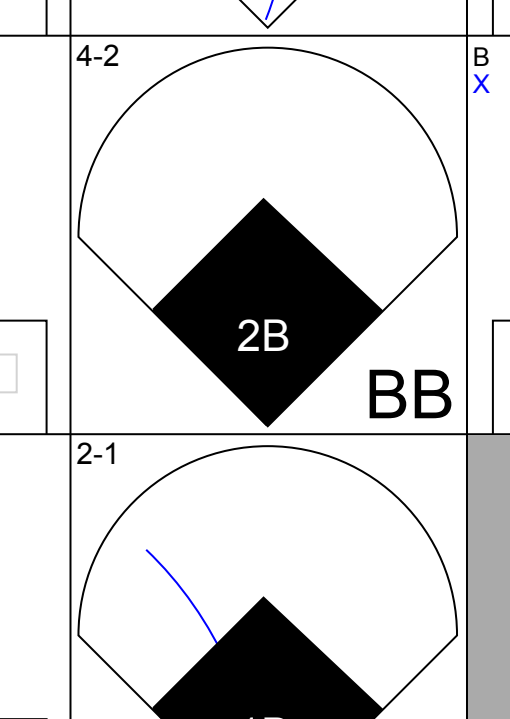
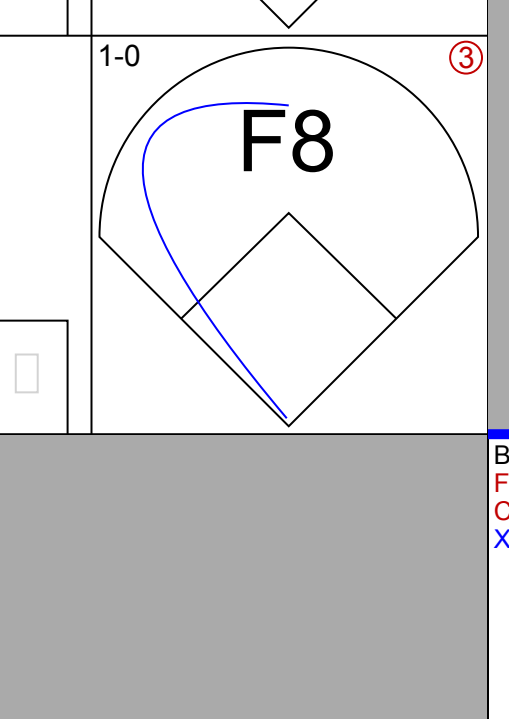
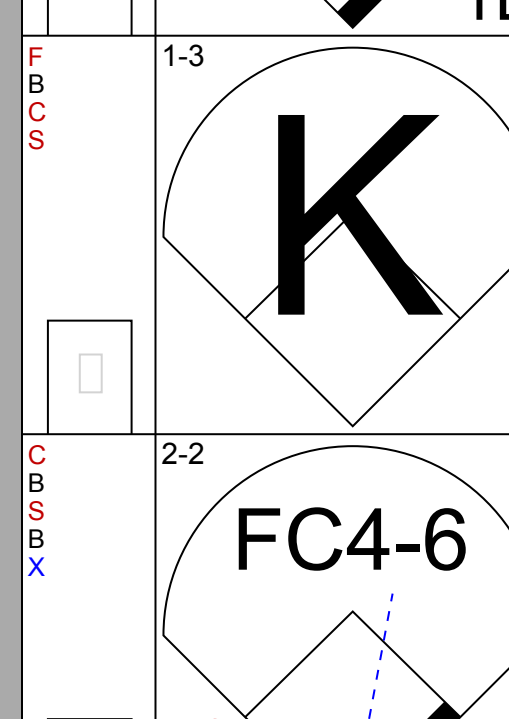
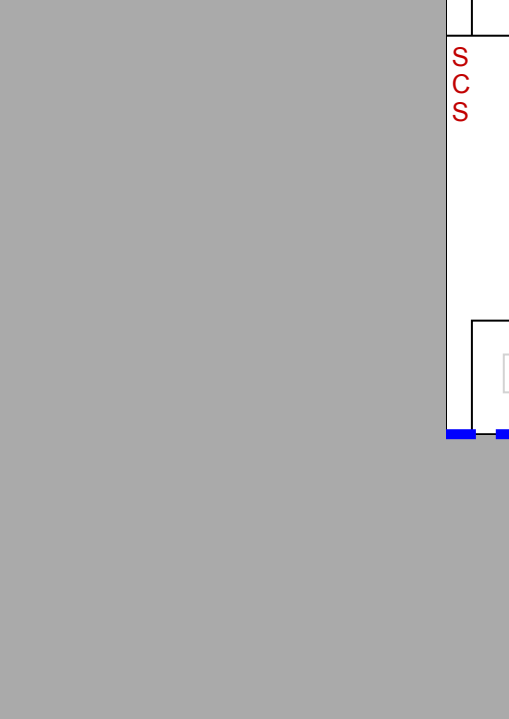
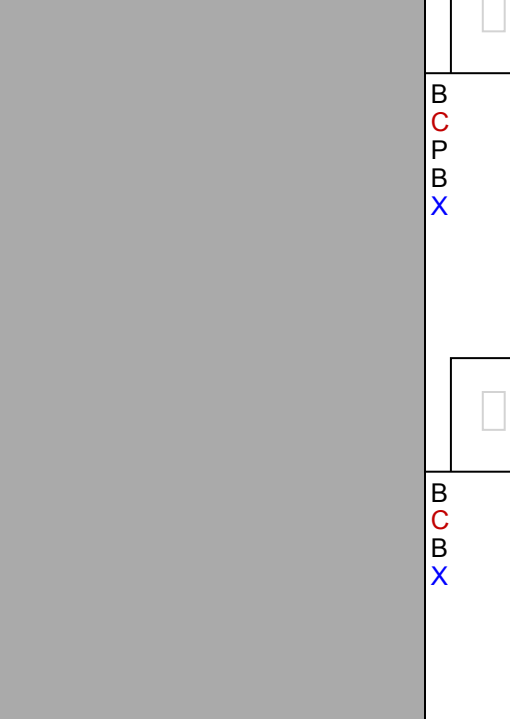
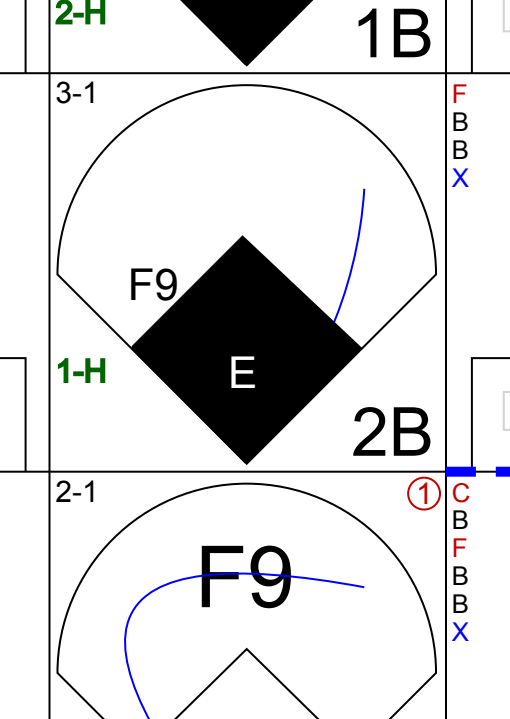
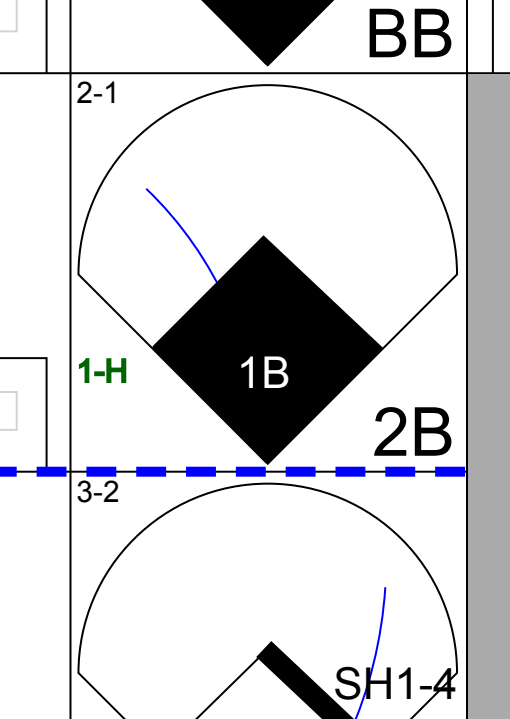

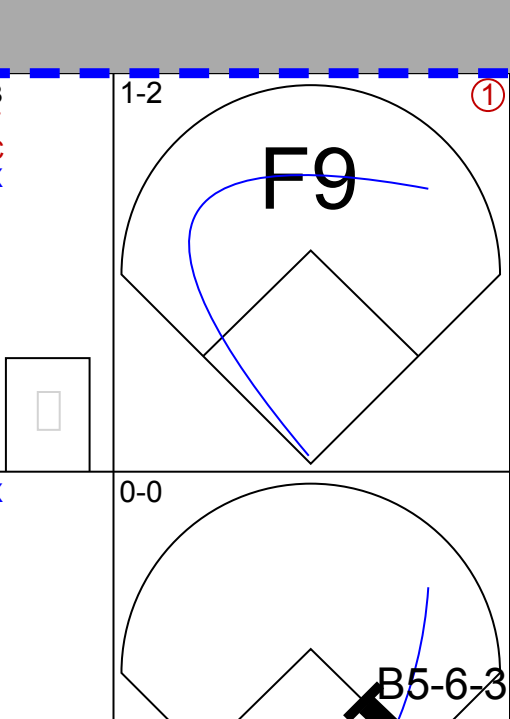
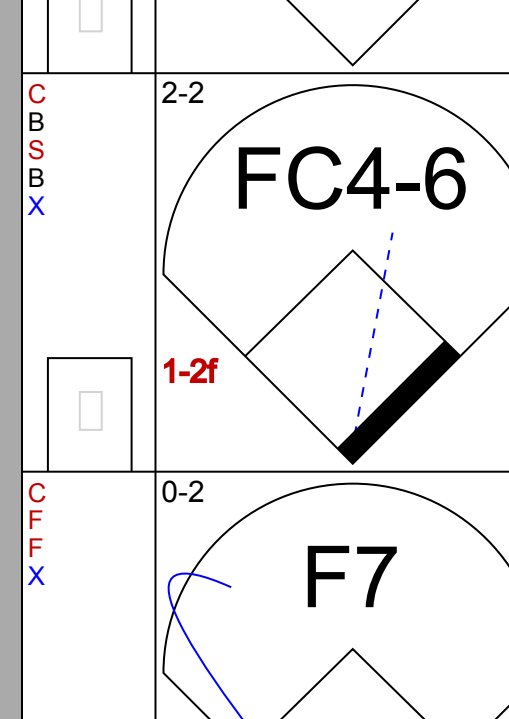
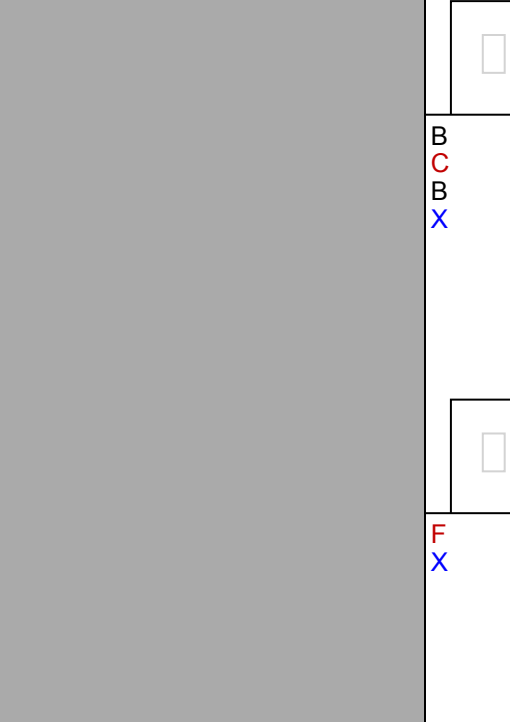
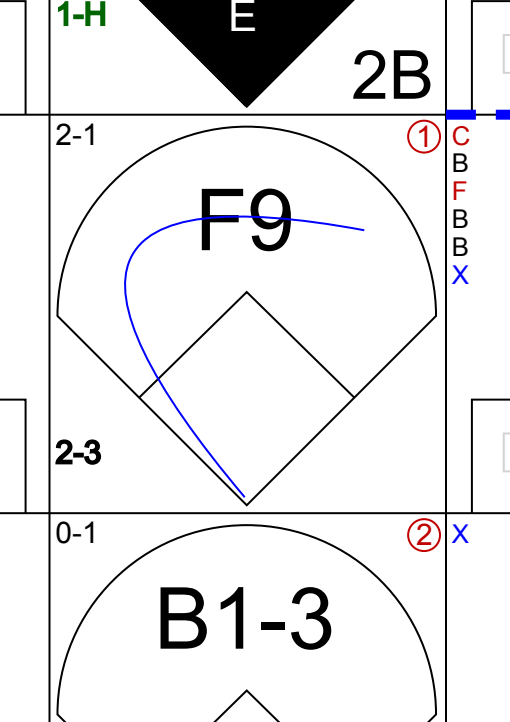
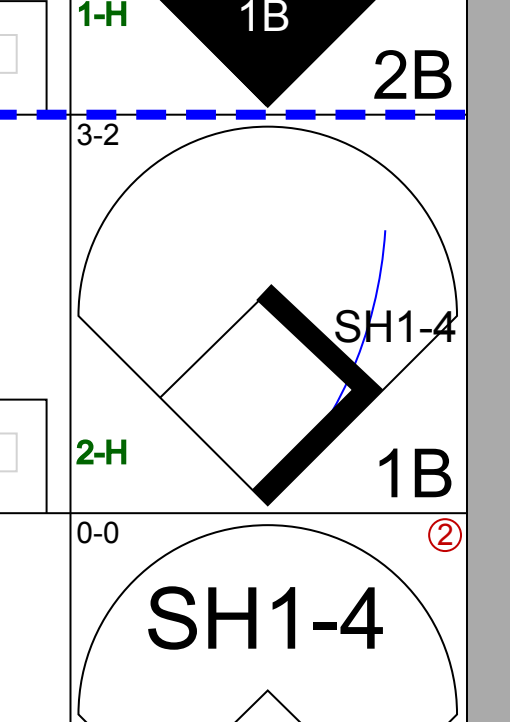

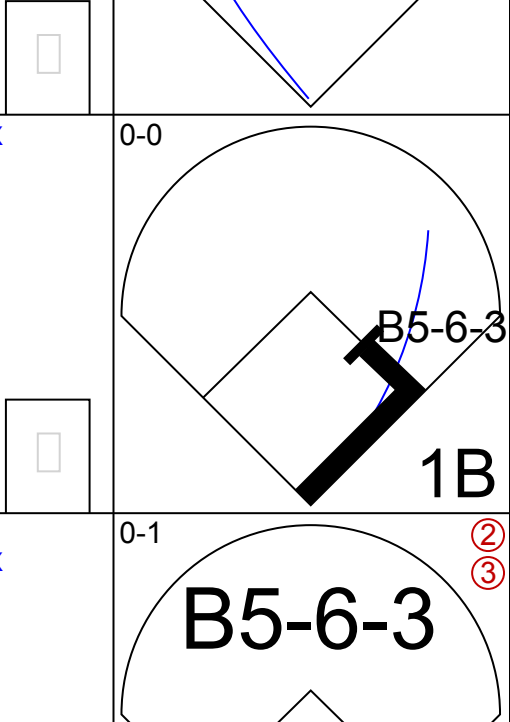
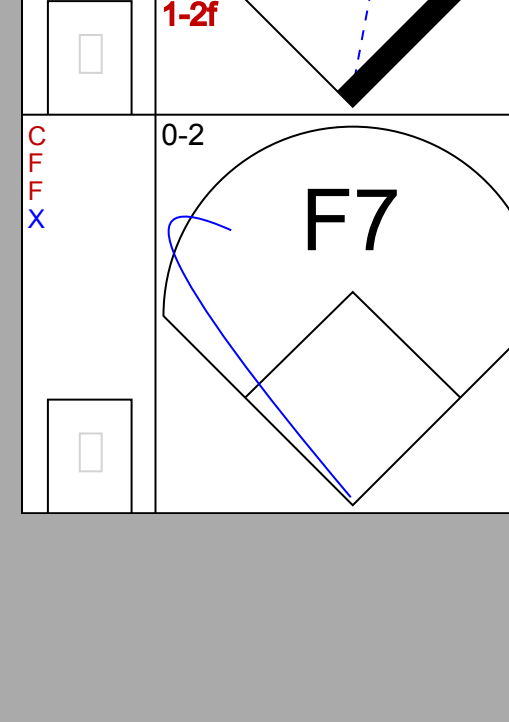
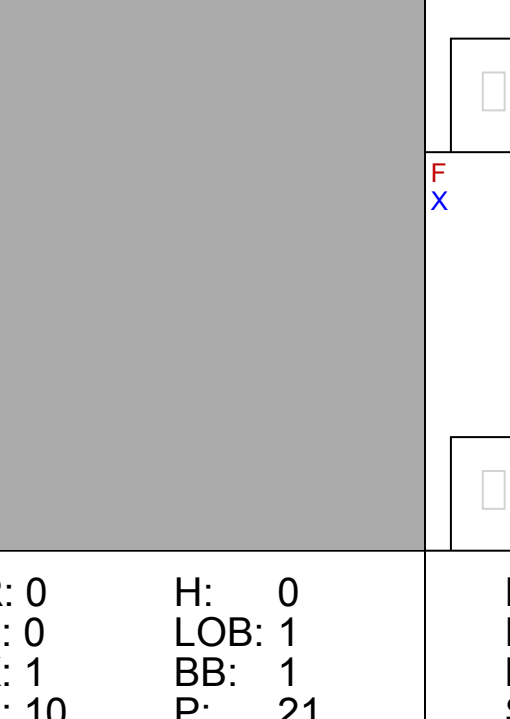
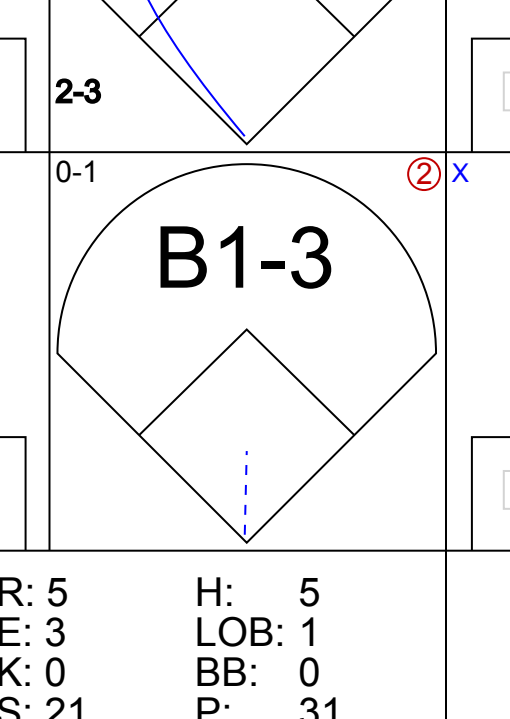
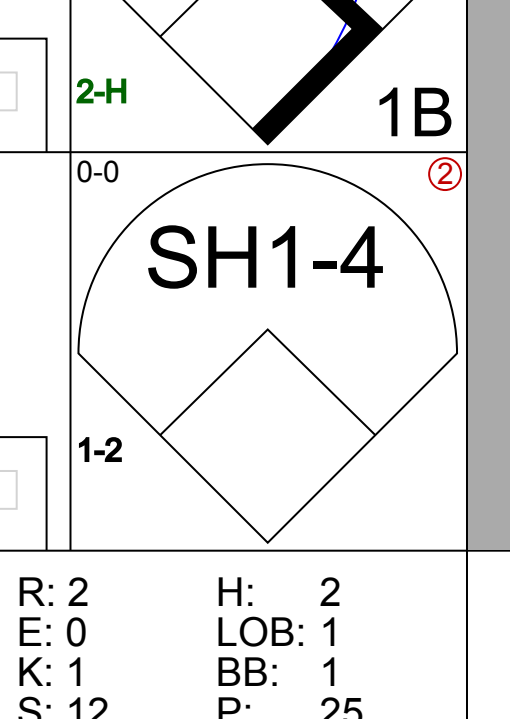
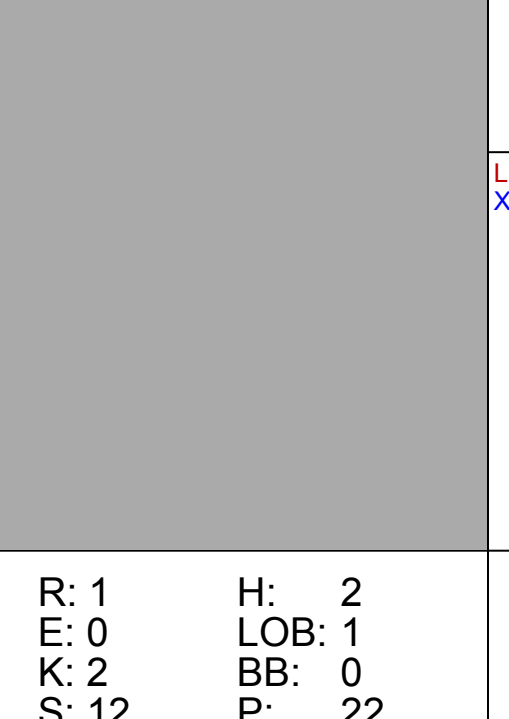
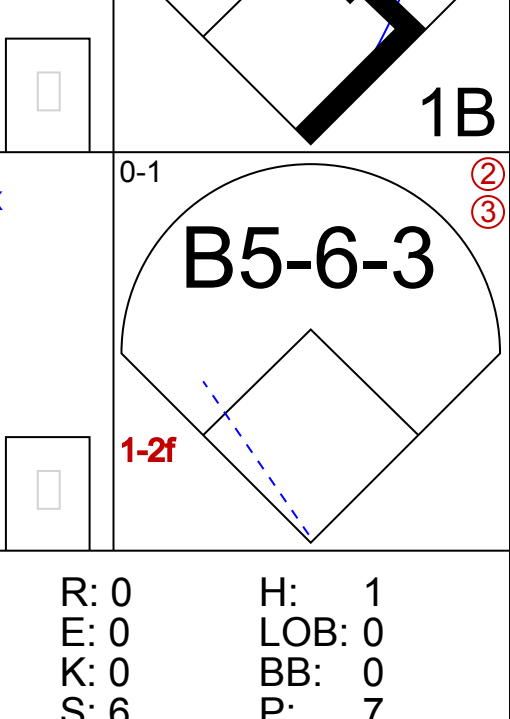
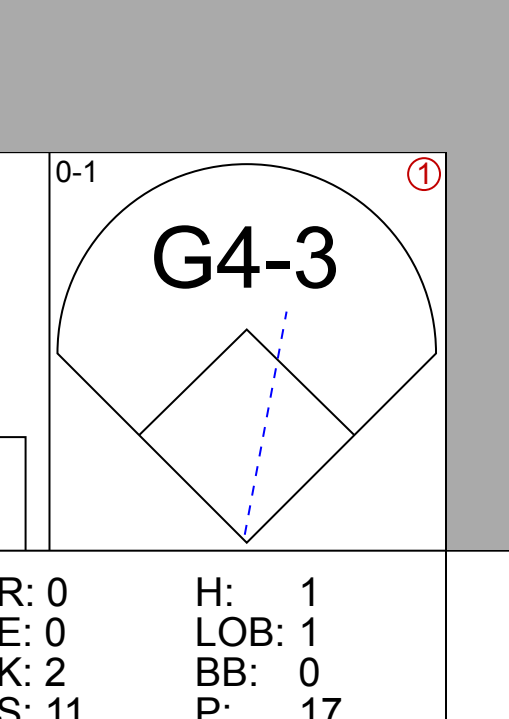


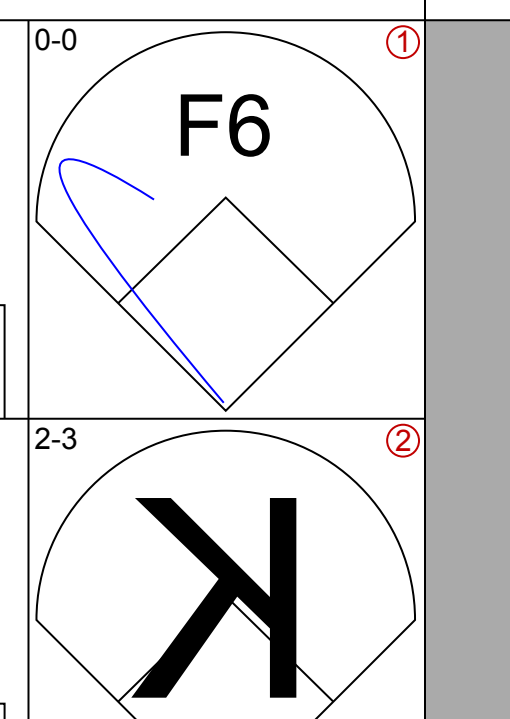
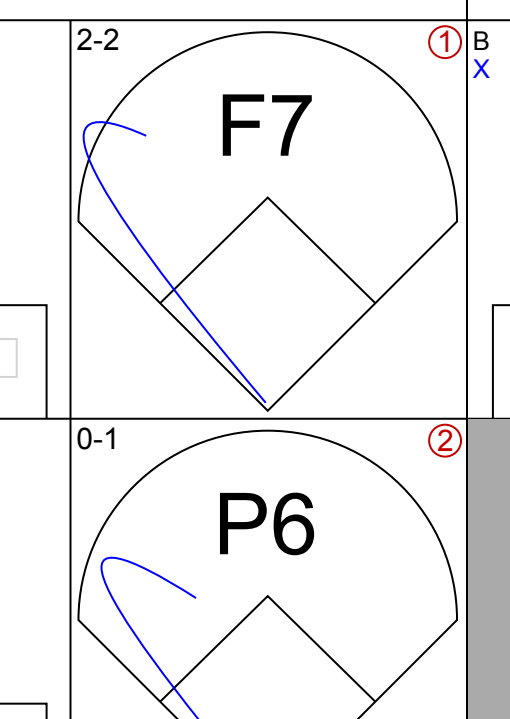
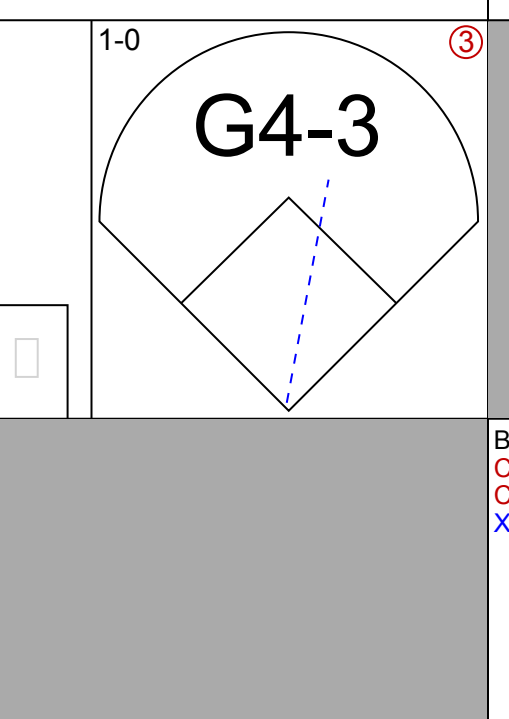
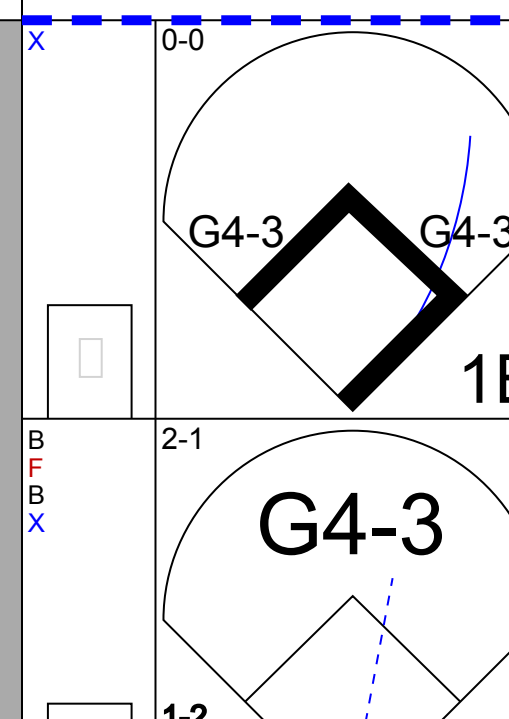
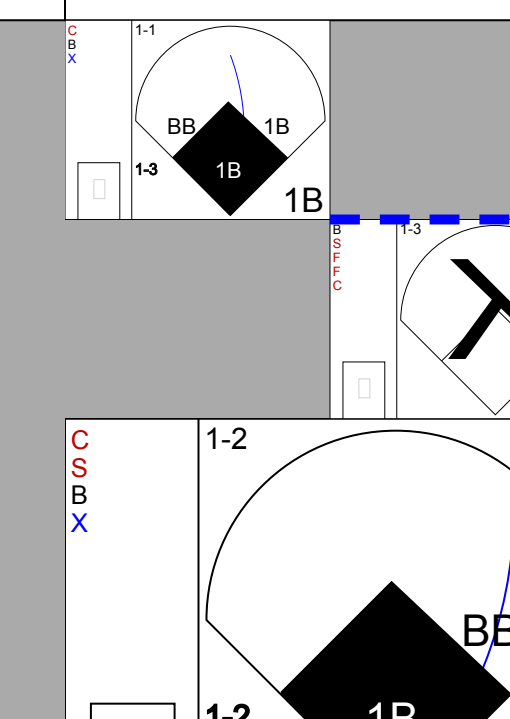
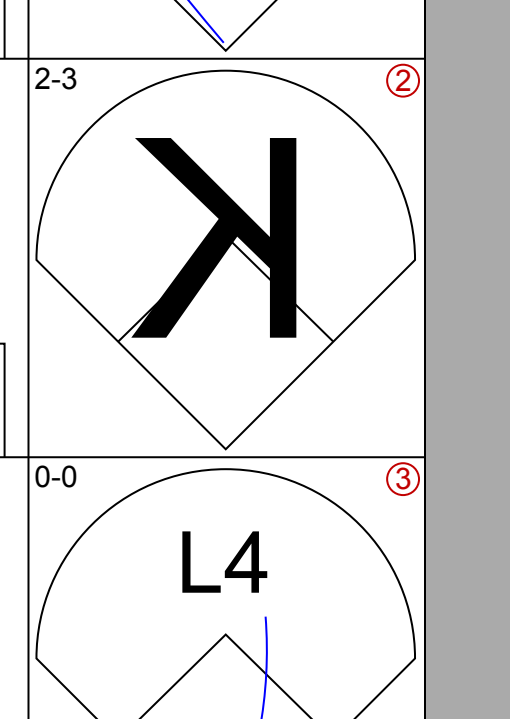
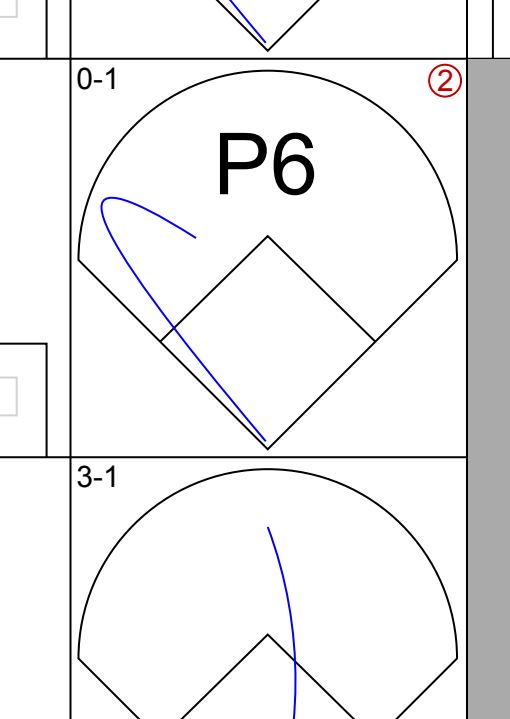
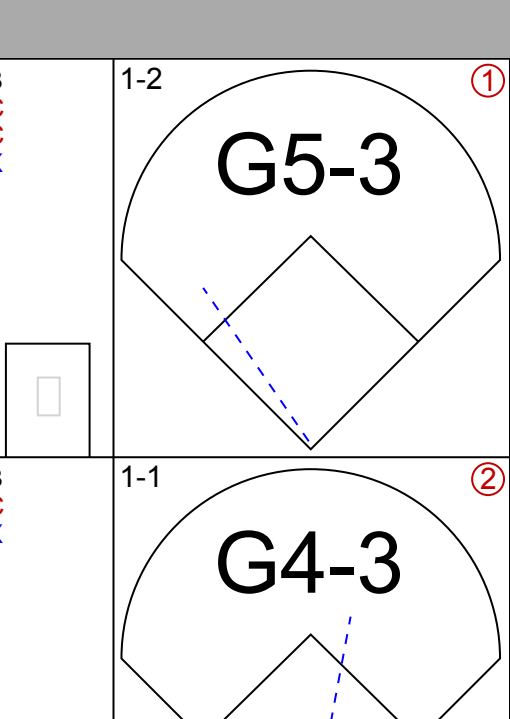
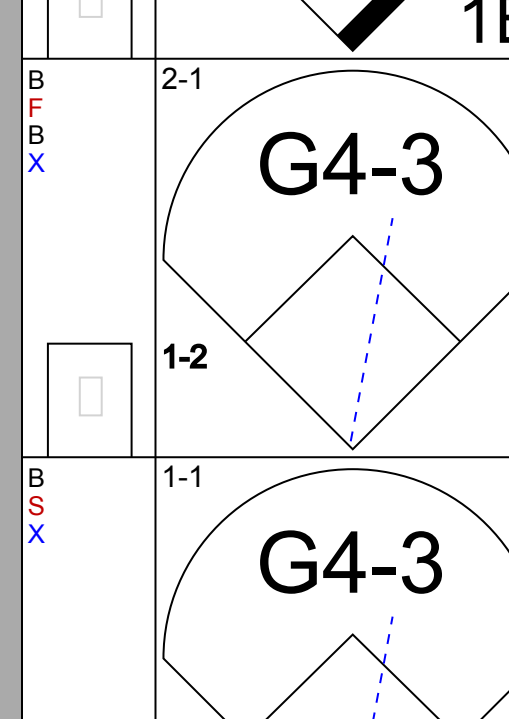
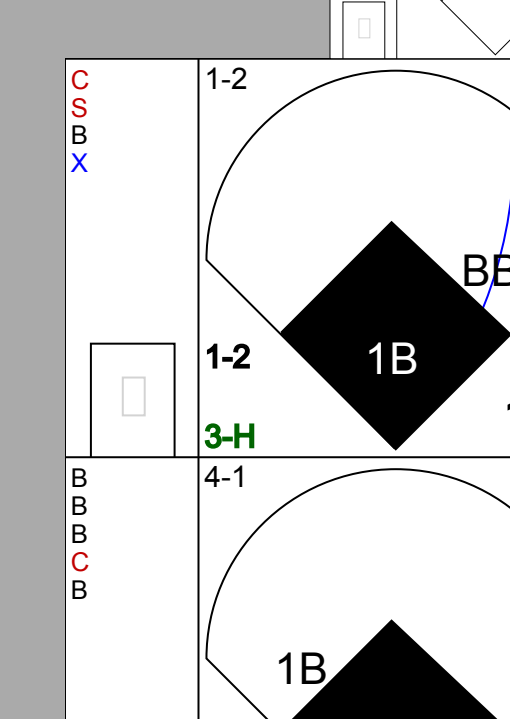
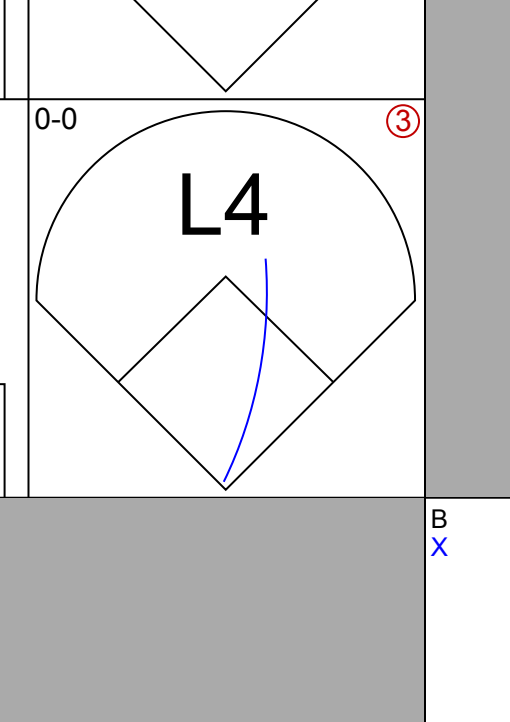
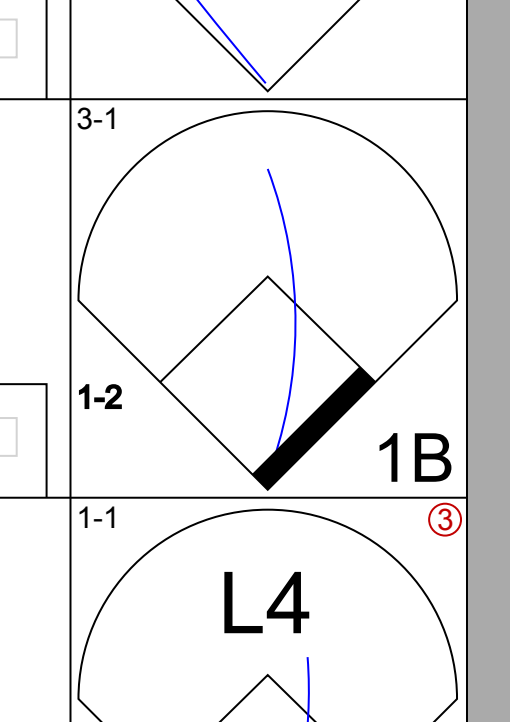
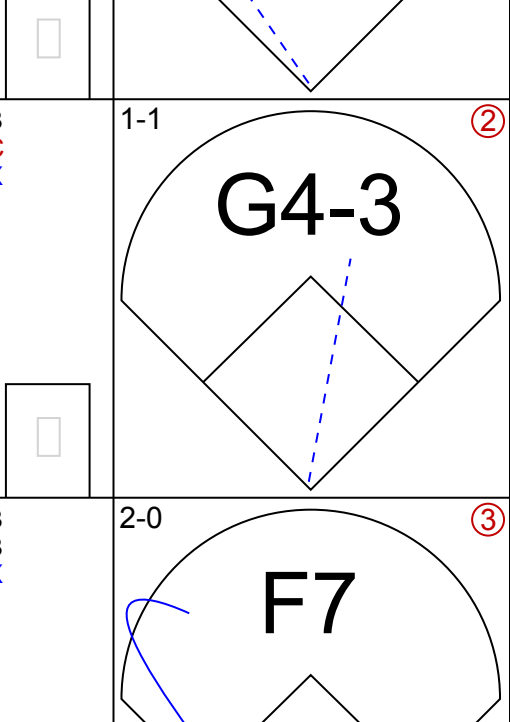
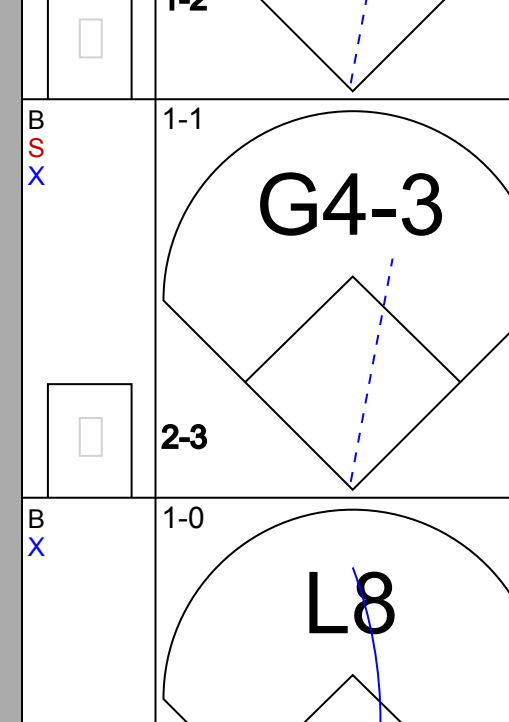
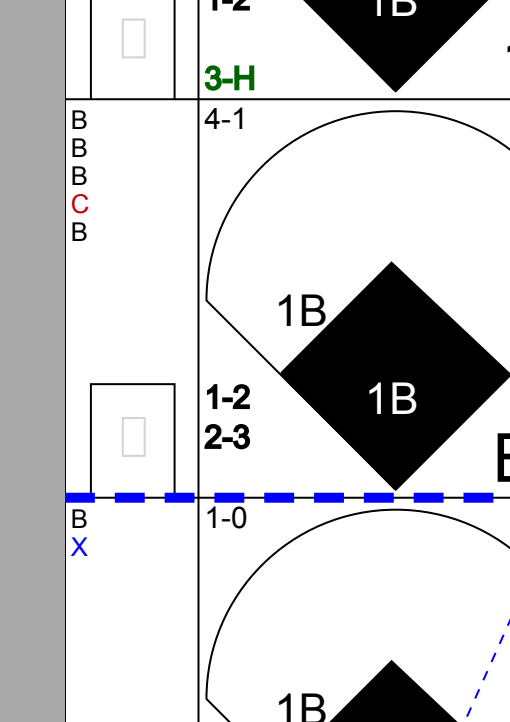
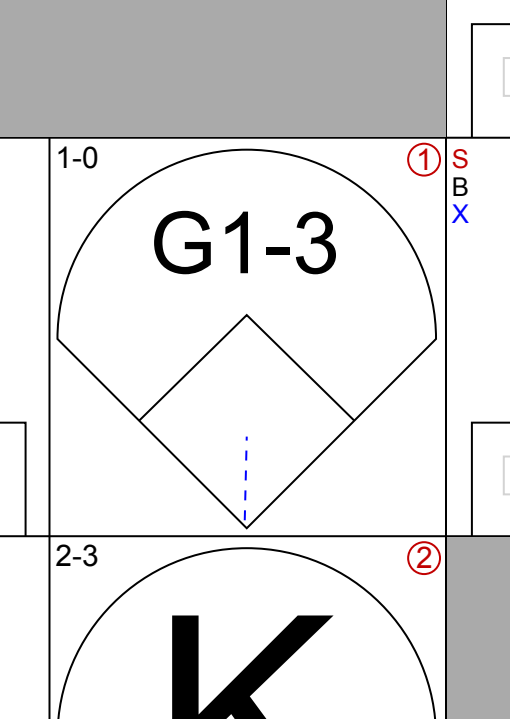
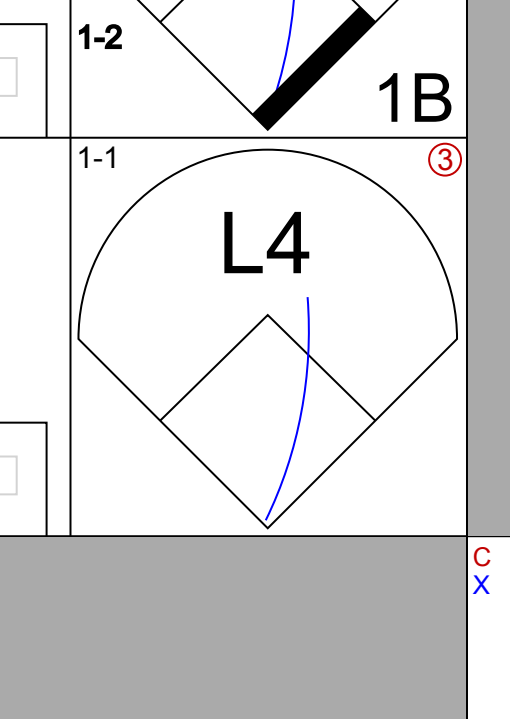
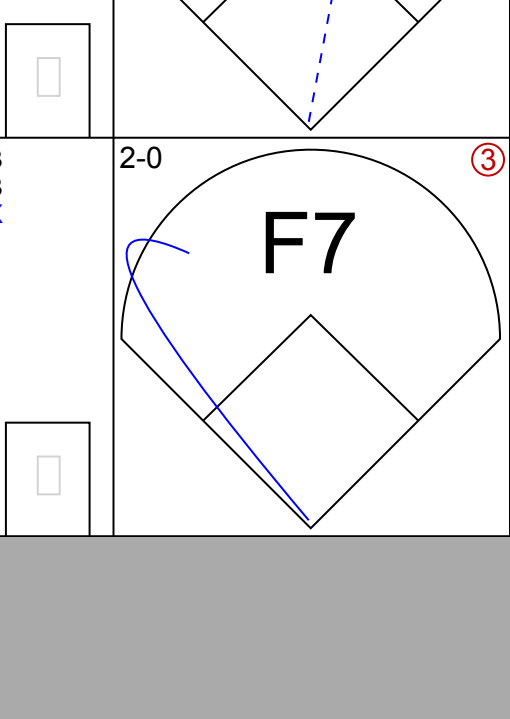
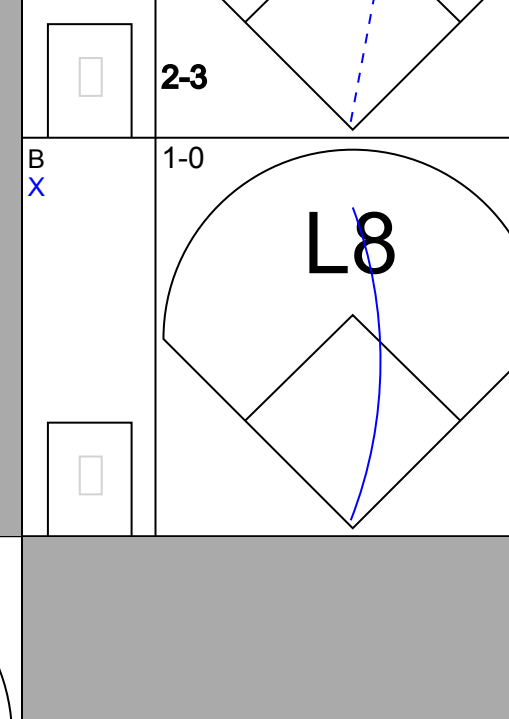
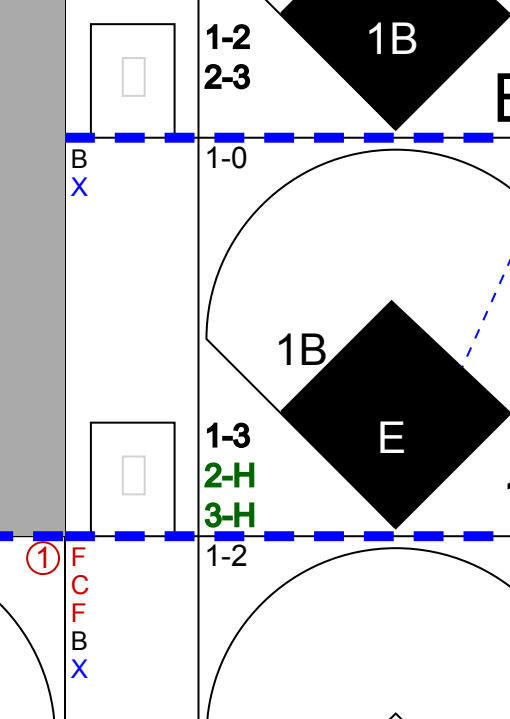
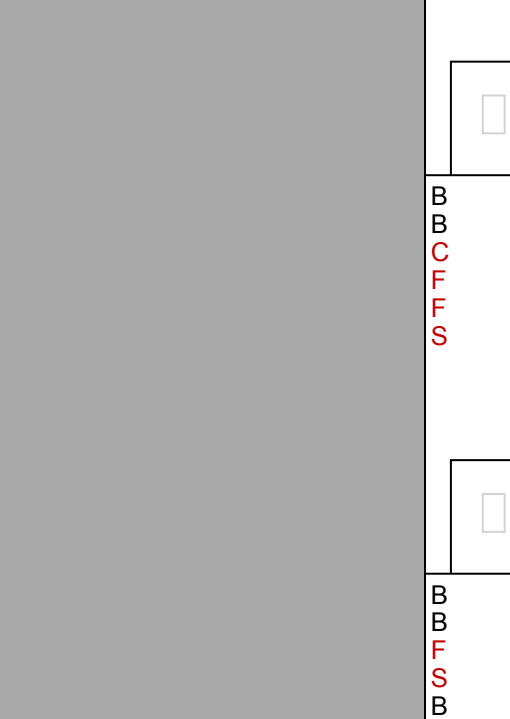
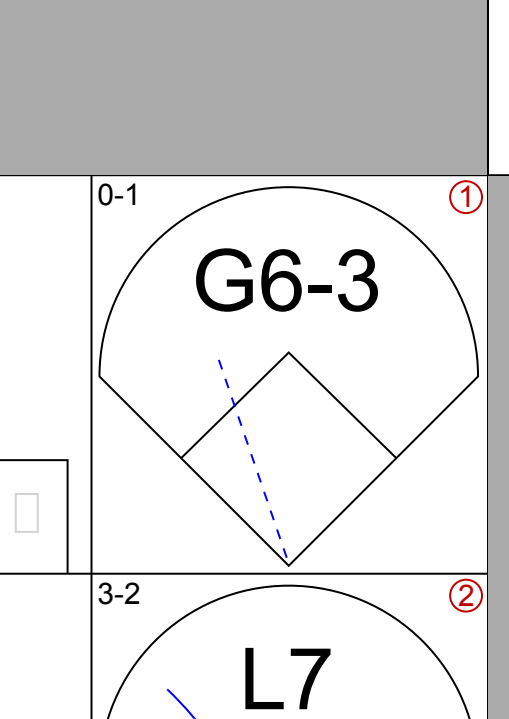
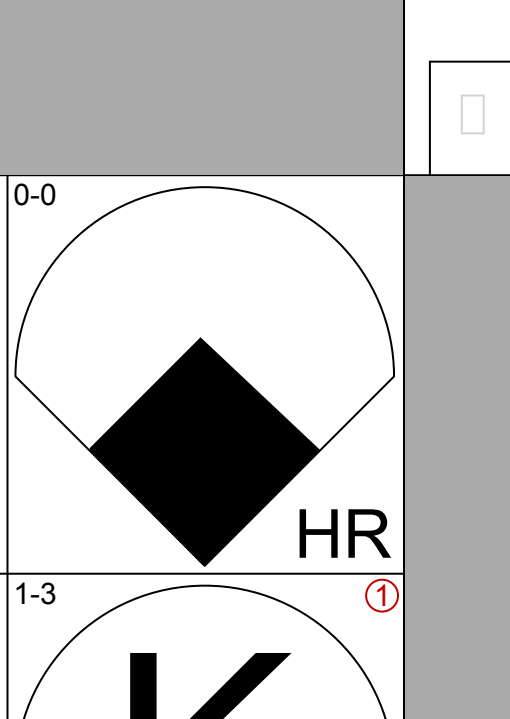
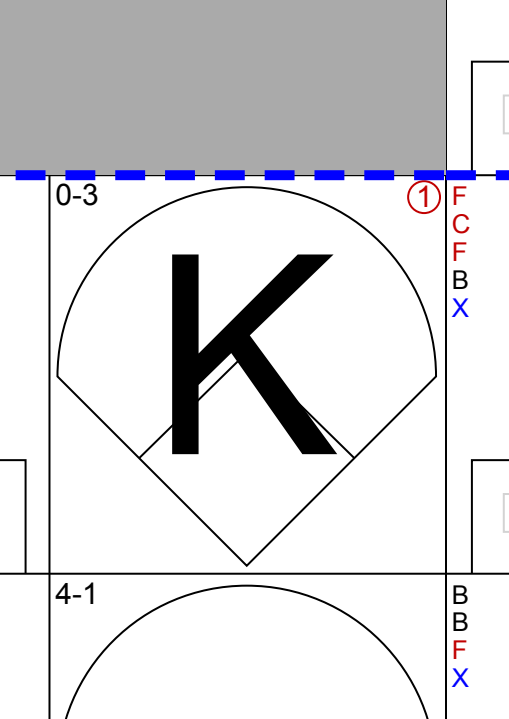
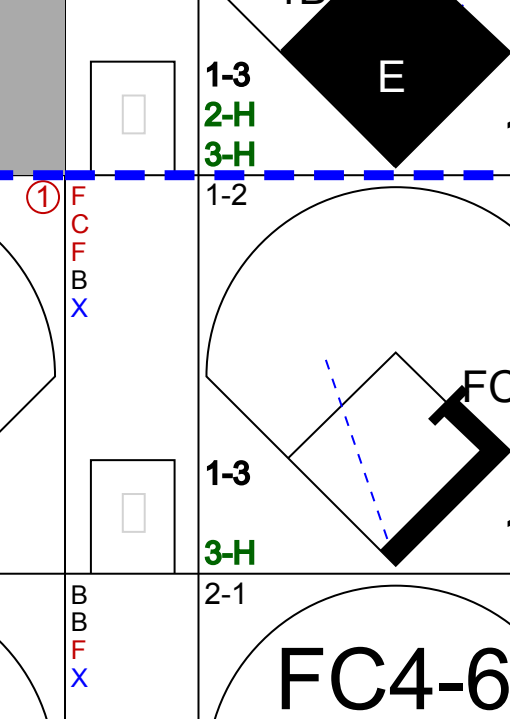
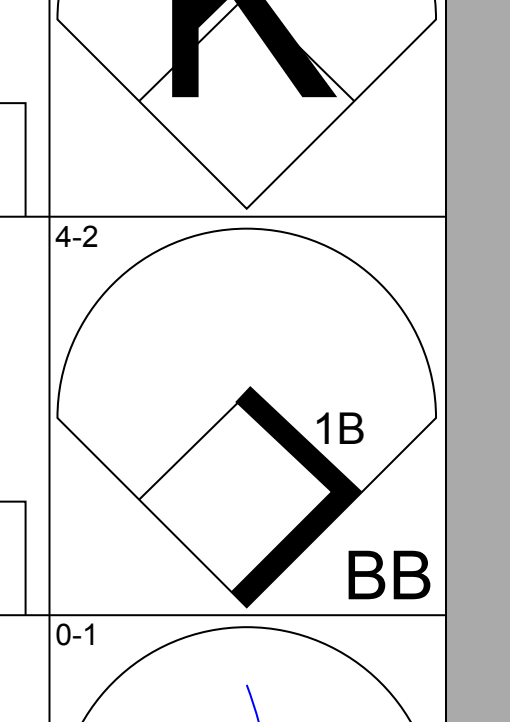
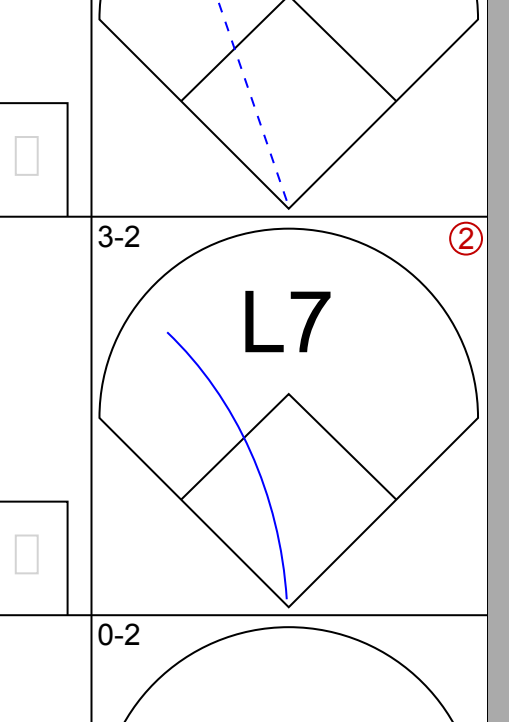
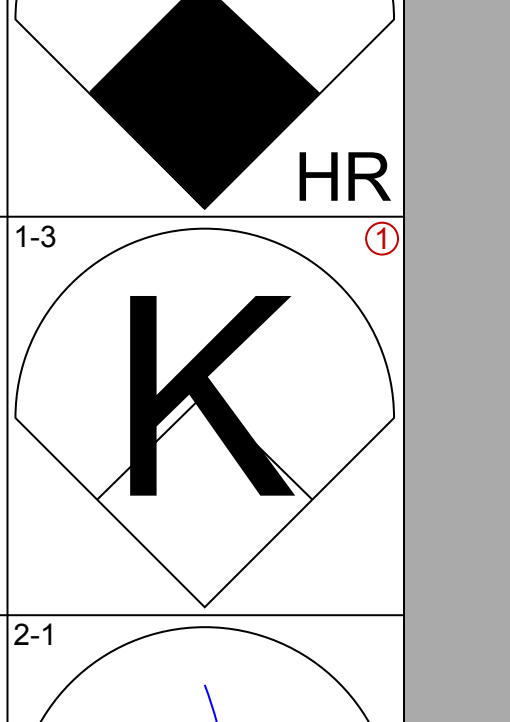
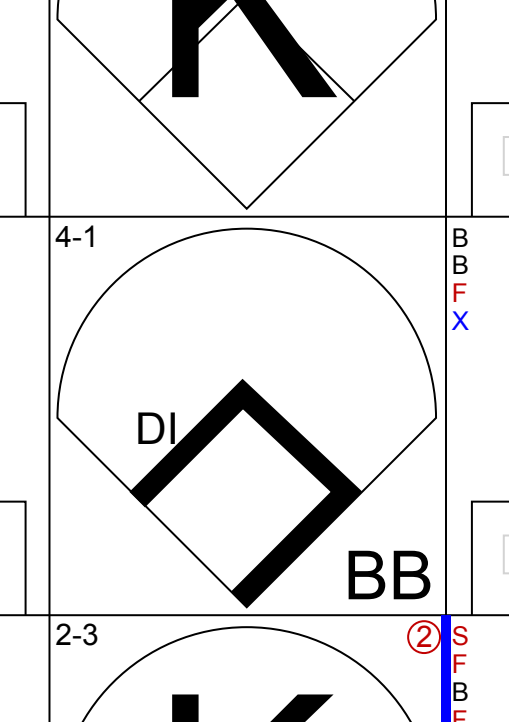
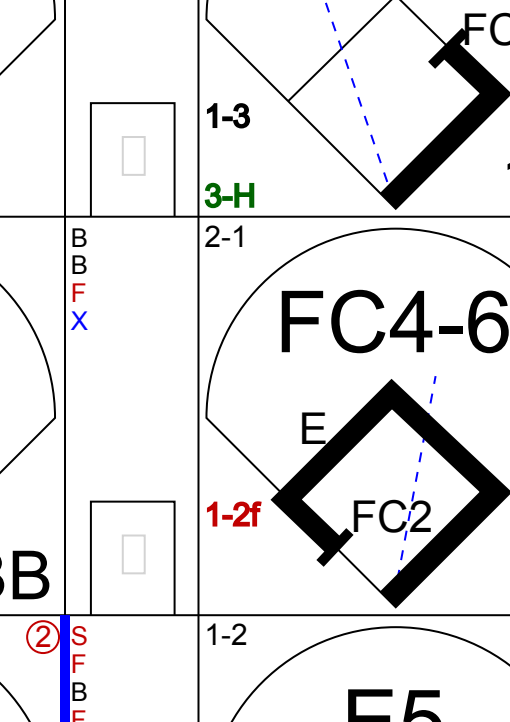
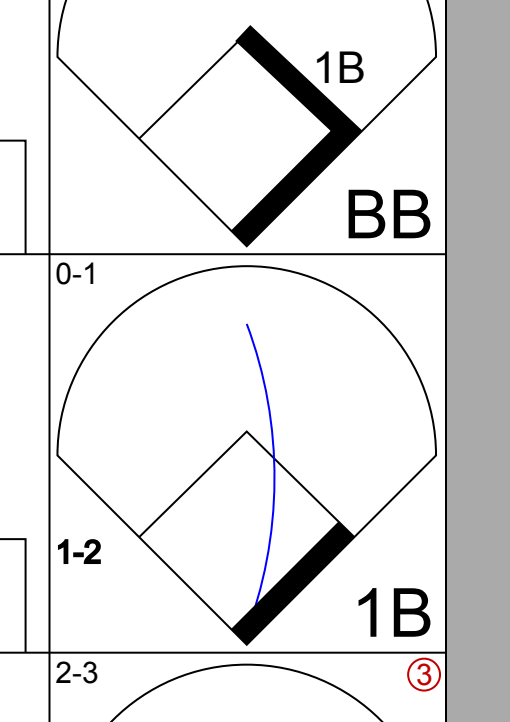
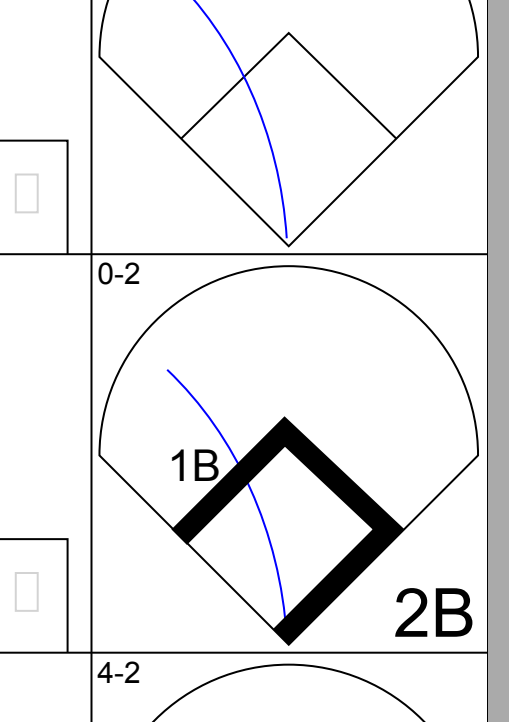
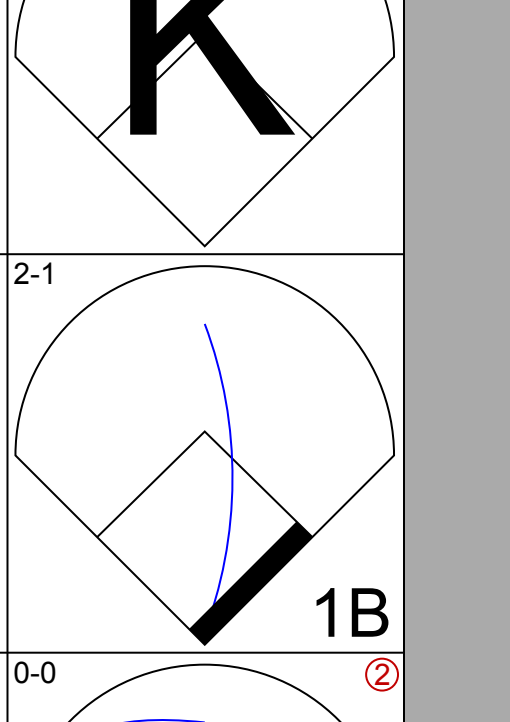
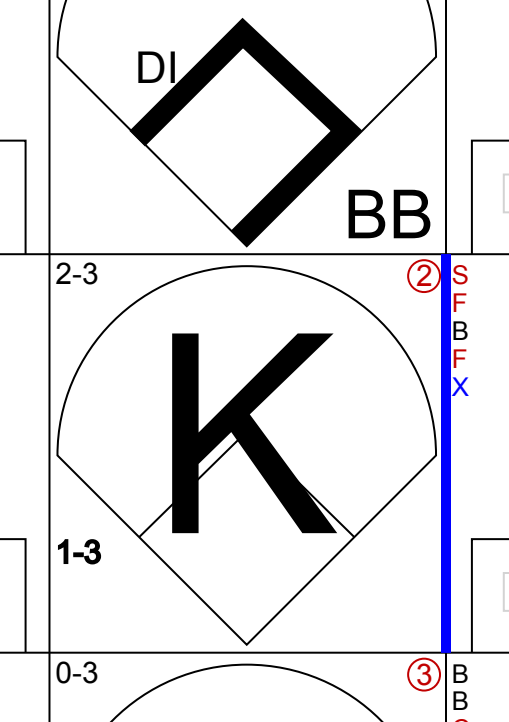
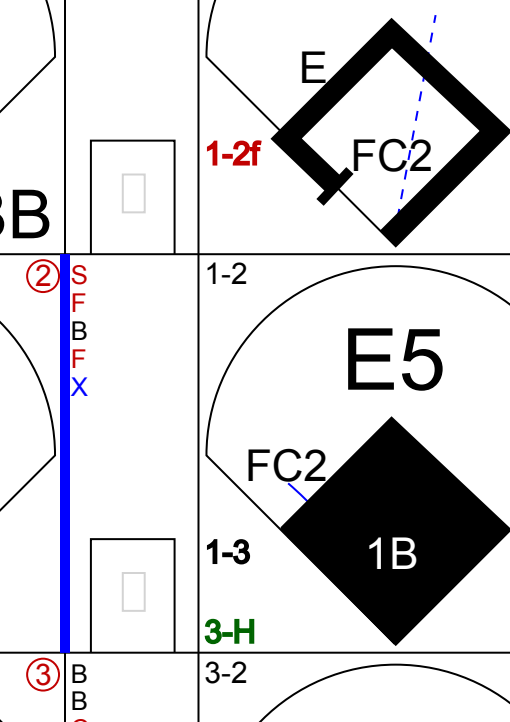
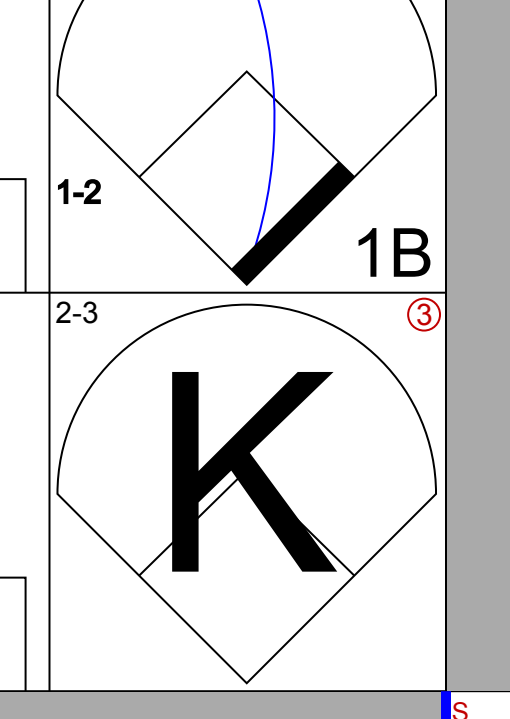
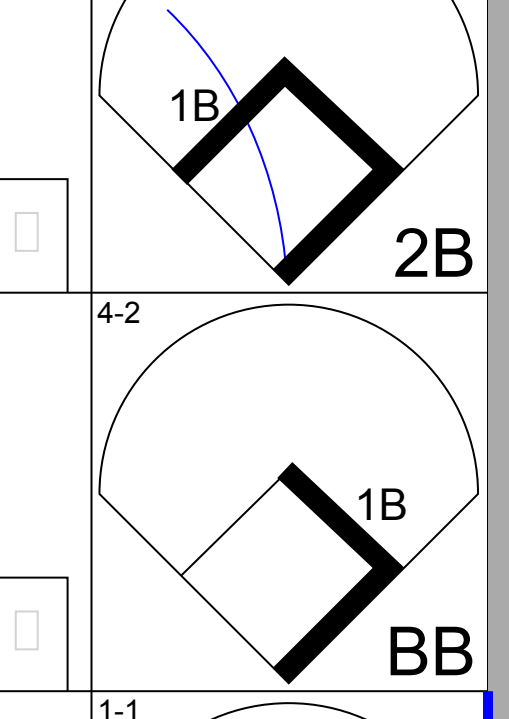
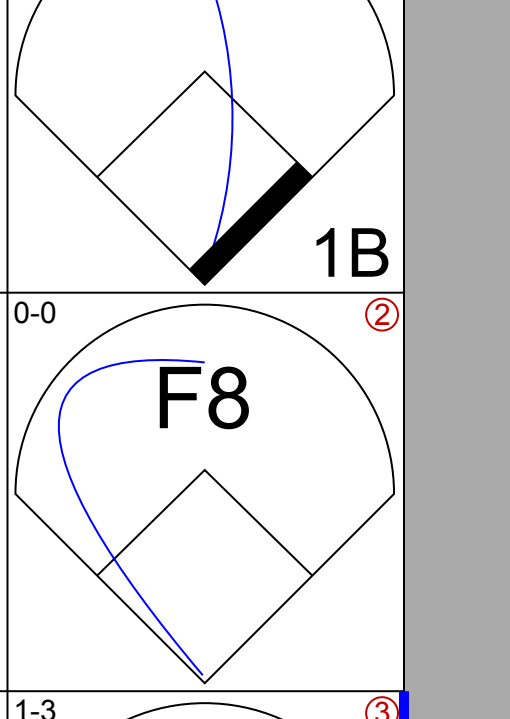
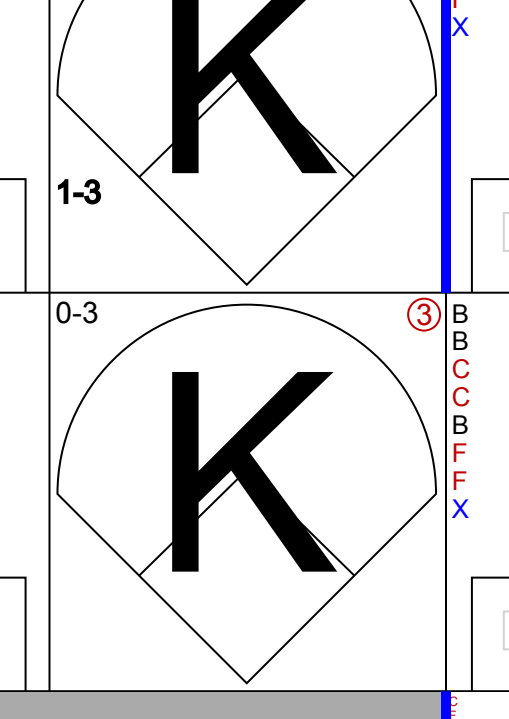
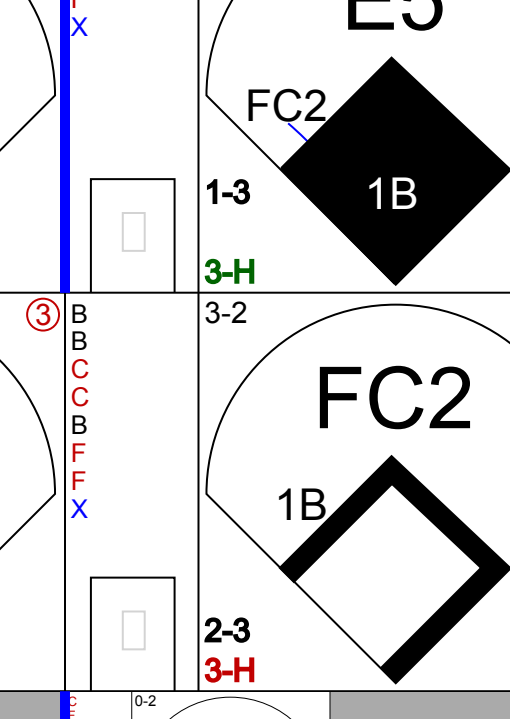

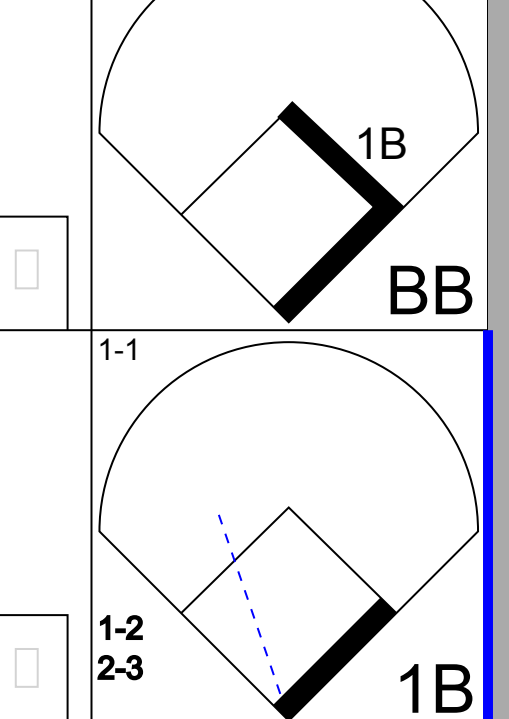


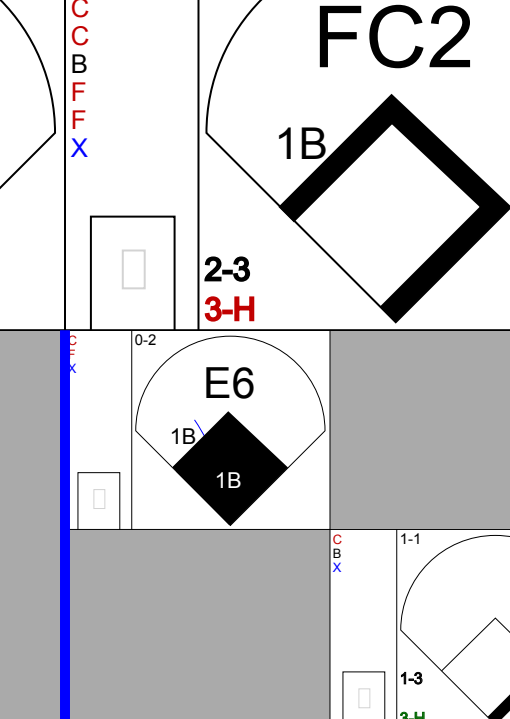
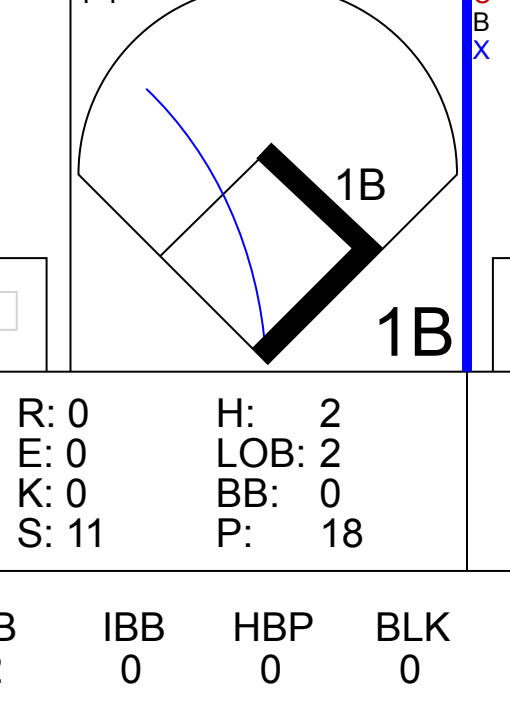
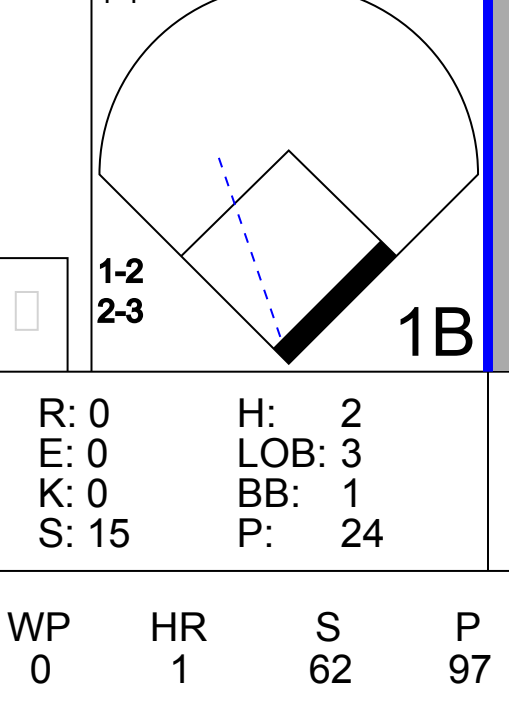
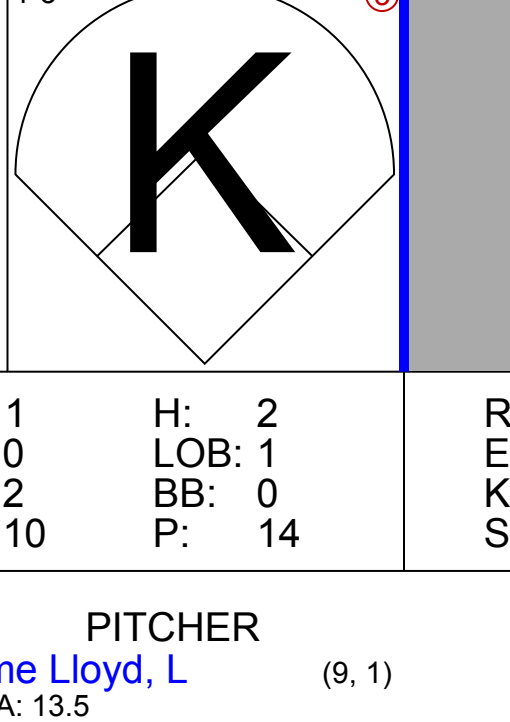
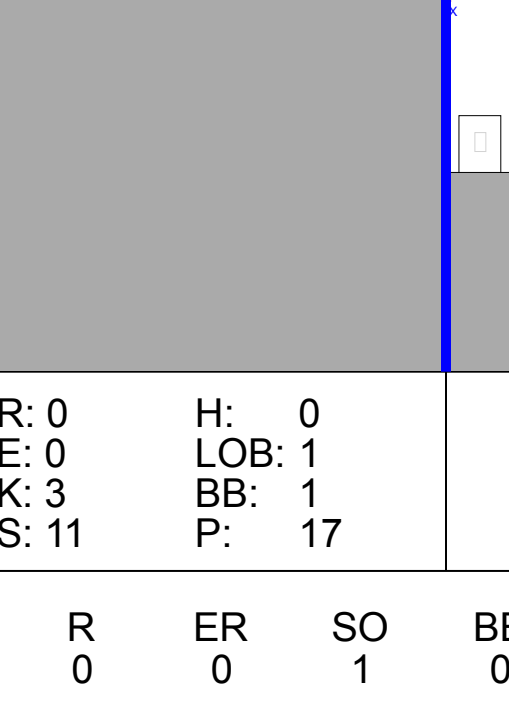
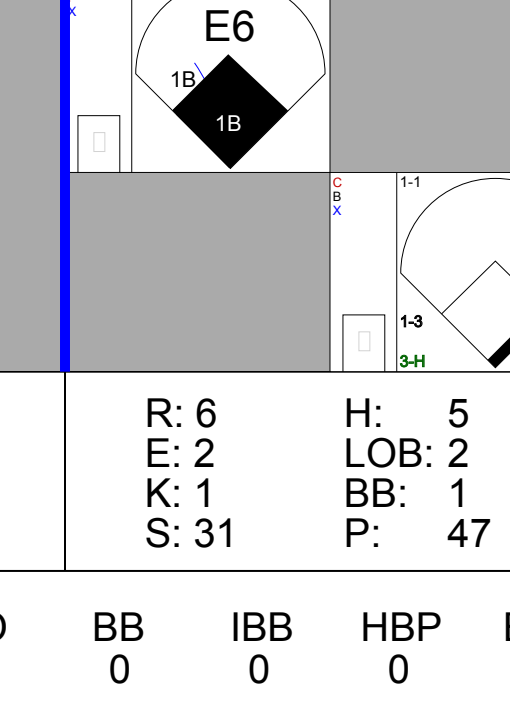
Batter	1	2	3	4	5	6	7	8	9	AB	R	H	RBI	BB	SO	LOB	BOTTOM							
Peter Bergeron, L OBP: 0.500, SLG: 0.583				L6																				
Jose Vidro, S OBP: 0.231, SLG: 0.091				G6-3																				
Vladimir Guerrero, R OBP: 0.429, SLG: 0.636																								
Orlando Cabrera, R OBP: 0.385, SLG: 0.417																								
Lee Stevens, L OBP: 0.417, SLG: 0.125																								
Chris Truby, R OBP: 0.273, SLG: 0.273																								
Brad Wilkerson, L OBP: 0.364, SLG: 0.222																								
Michael Barrett, R OBP: 0.364, SLG: 1.000																								
Carl Pavano, R 52 T.J. Tucker, R Matt Herges, L Andres Galarraga, R OBP: 0.333, SLG: 0.333																								
Inning Stats	R: 0 E: 0 K: 0 S: 6	H: 1 LOB: 0 BB: 0 P: 8	R: 0 E: 0 K: 1 S: 8	H: 1 LOB: 0 BB: 0 P: 16	R: 0 E: 0 K: 0 S: 6	H: 0 LOB: 0 BB: 0 P: 10	R: 0 E: 0 K: 0 S: 6	H: 0 LOB: 0 BB: 1 P: 14	R: 0 E: 0 K: 0 S: 7	H: 0 LOB: 0 BB: 0 P: 10	R: 0 E: 0 K: 1 S: 6	H: 0 LOB: 0 BB: 0 P: 9	R: 0 E: 0 K: 0 S: 4	H: 0 LOB: 1 BB: 1 P: 9	R: 0 E: 0 K: 0 S: 6	H: 2 LOB: 1 BB: 0 P: 10	R: 0 E: 0 K: 1 S: 9	H: 0 LOB: 1 BB: 1 P: 18	1B: 4 2B: 0 3B: 0 HR: 0	SF: 0 SAC: 0 DP: 2 HBP: 0	WP: 0 PB: 0 SB: 0 CS: 2	PA: 32		
PITCHER	IP	WLS	BF	H	R	ER	SO	BB	IBB	HBP	BLK	WP	HR	S	P	ERA	WHIP							
Brad Penny, R ERA:	9.0	W	30	4	0	0	3	3	0	0	0	0	0	58	104	0.00	0.778							

Florida Marlins @ Montreal Expos
Olympic Stadium, Montreal, QB
Thu Apr 04 2002, 7:05 PM EST
Att. 4,551 - Dome - 72 F

AB 27
R 0
H 4
RBI 0
BB 3
SO 3
LOB 6

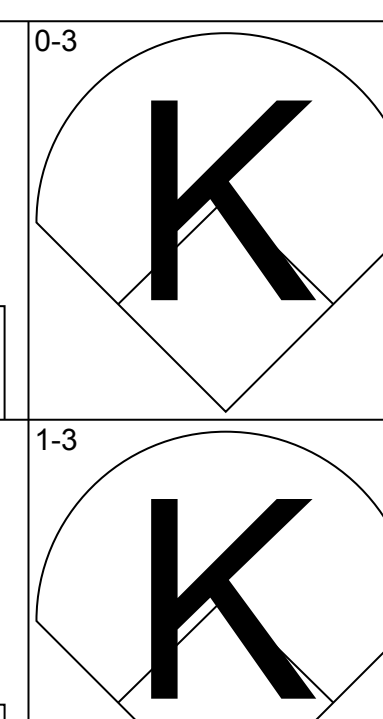
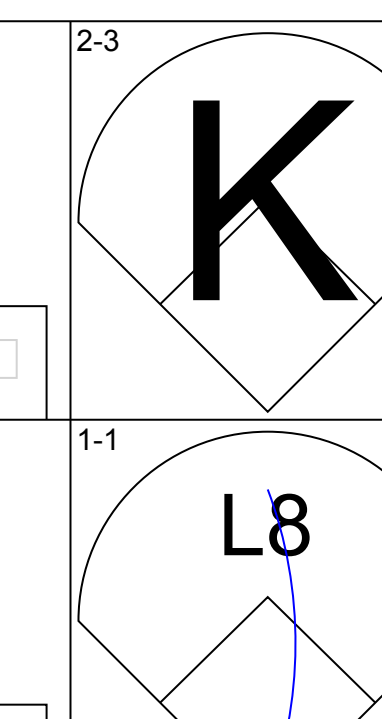

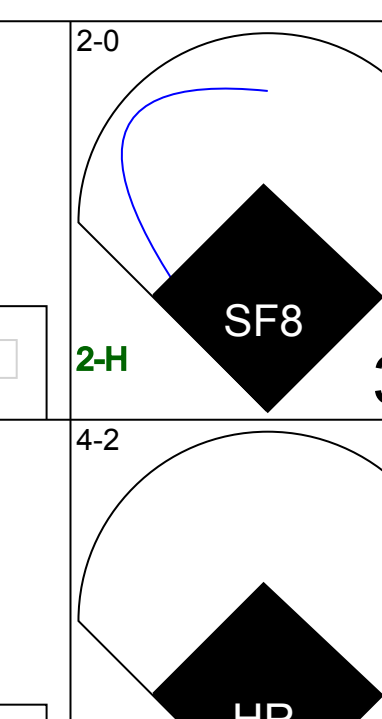
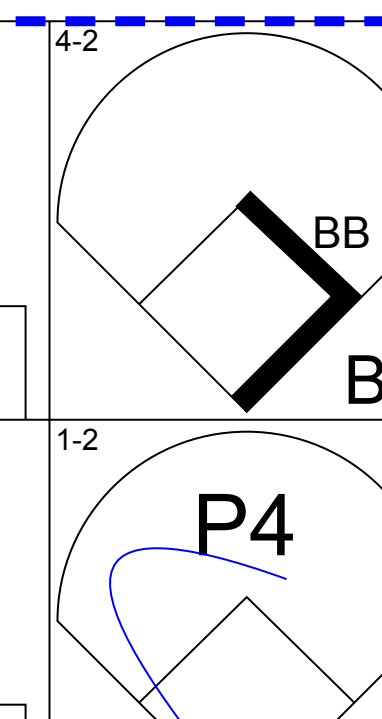
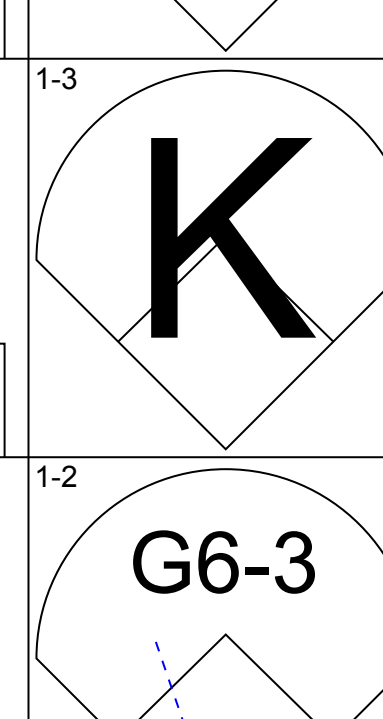
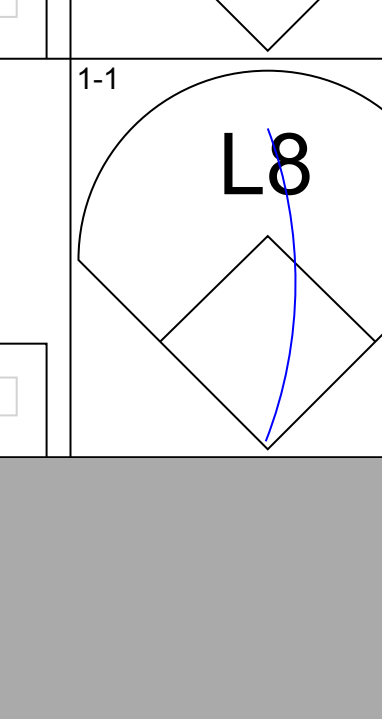
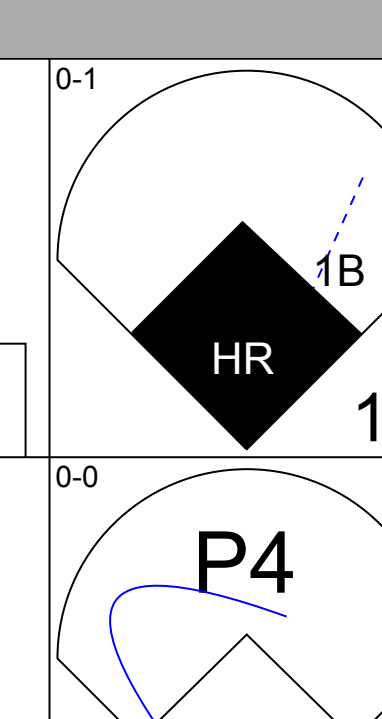
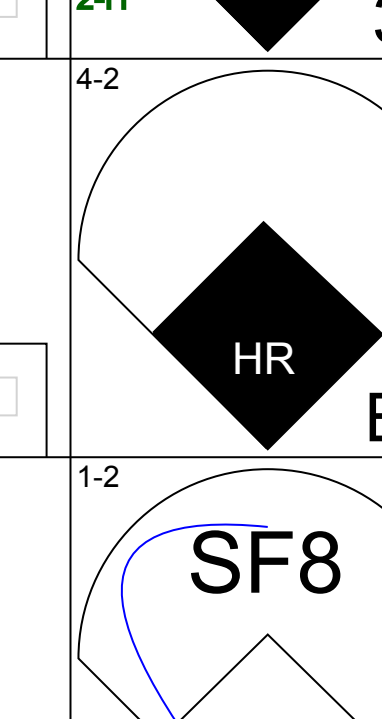
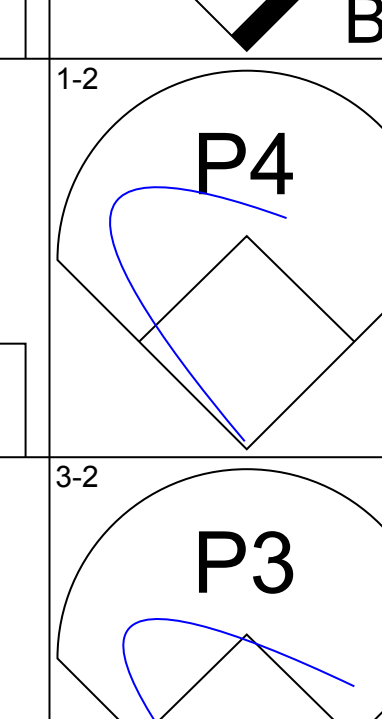
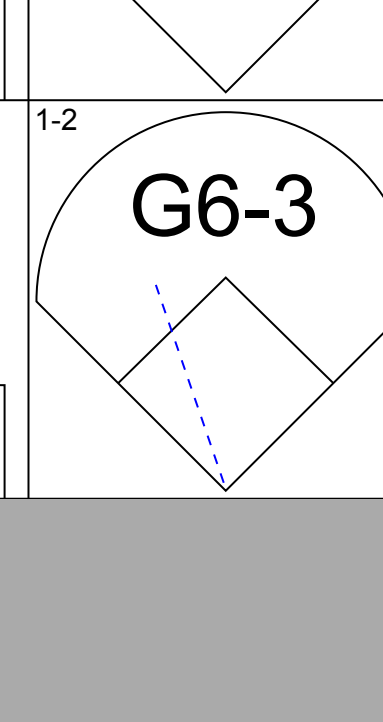
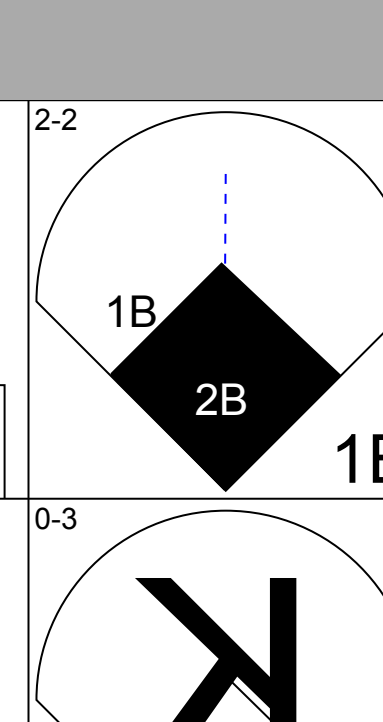
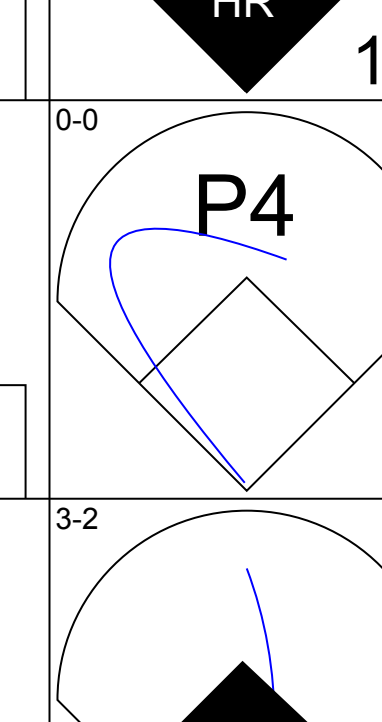
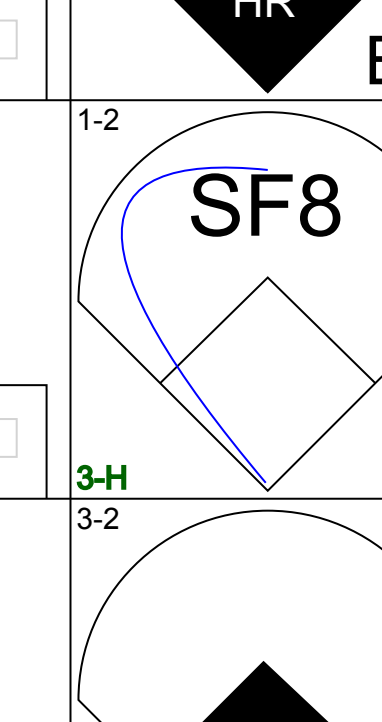
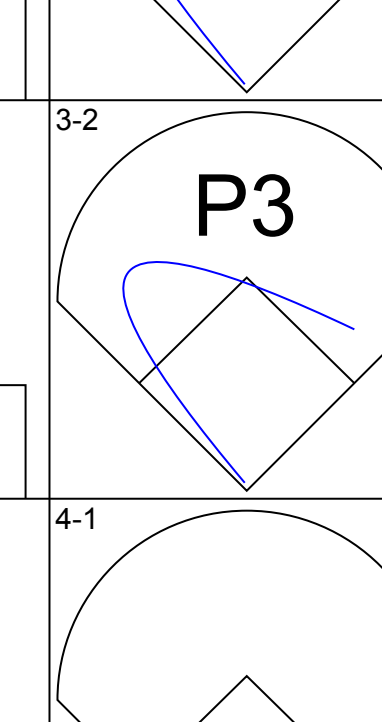
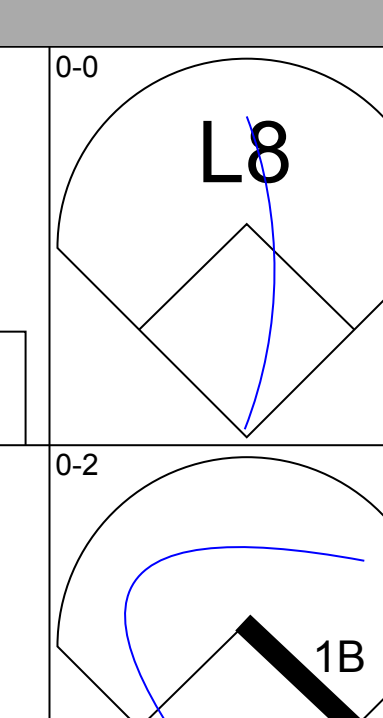
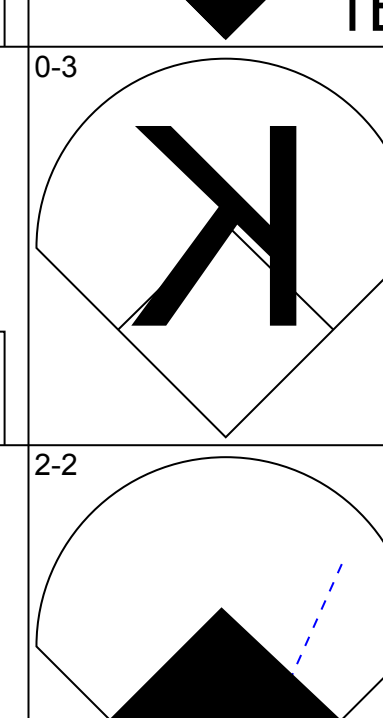
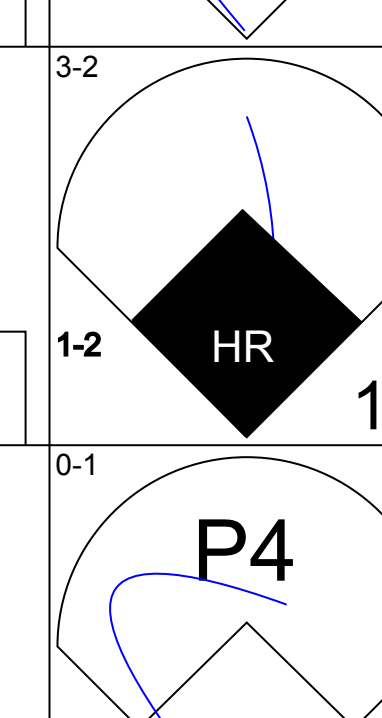
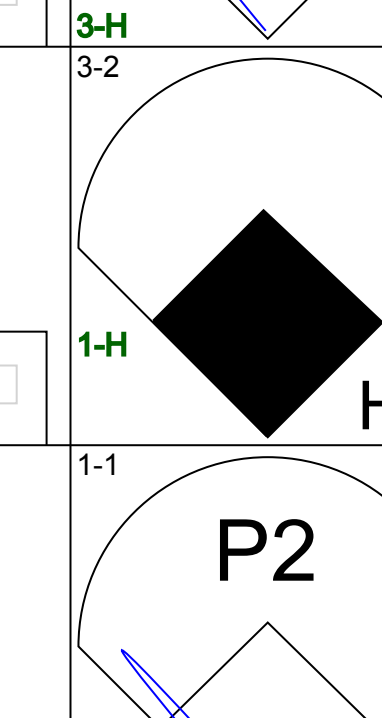
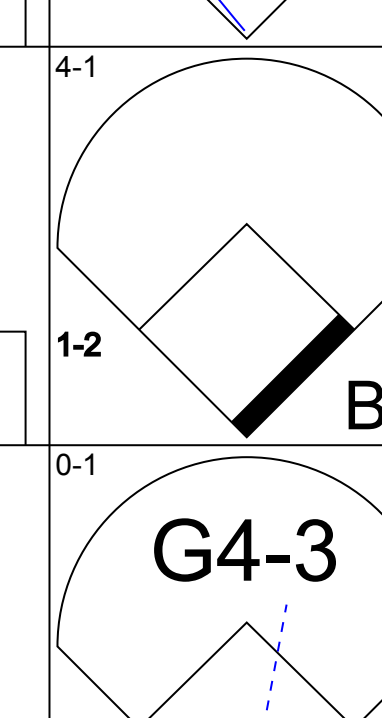
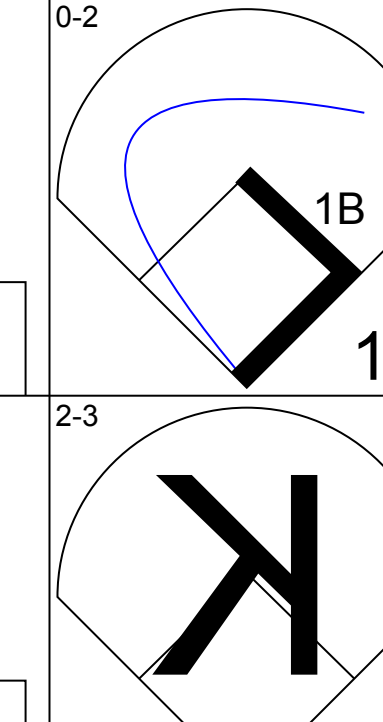
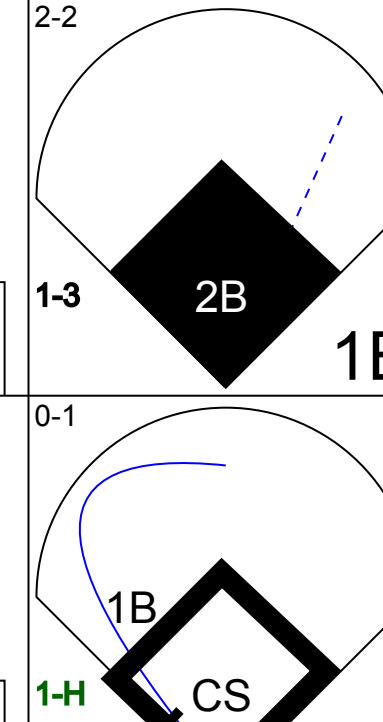
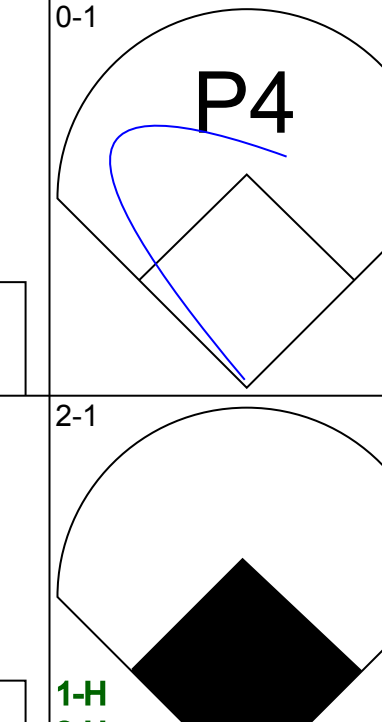
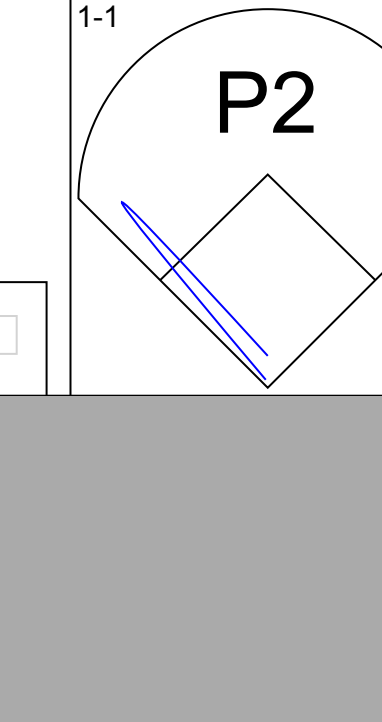
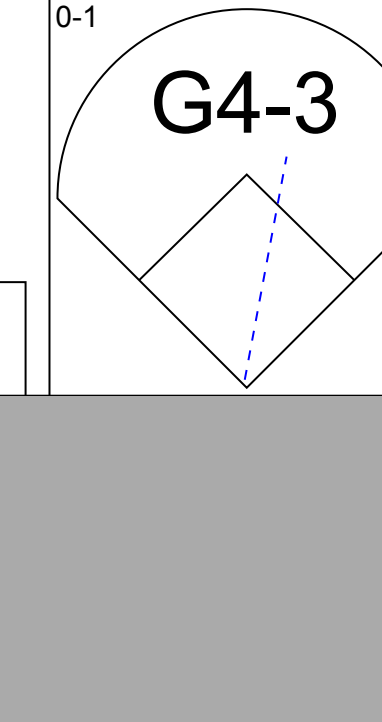
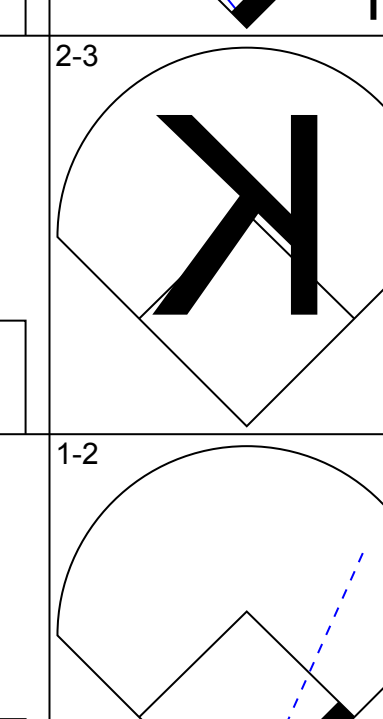
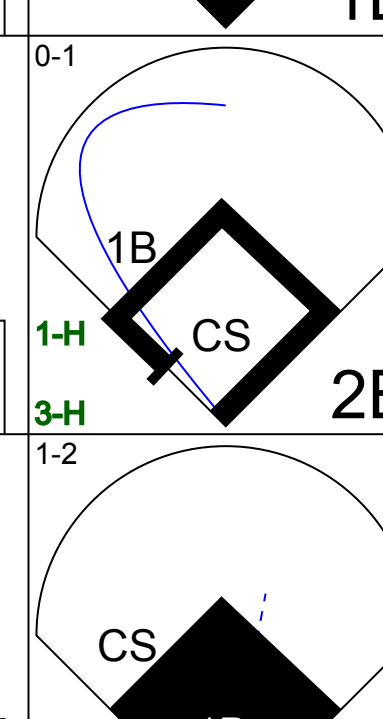
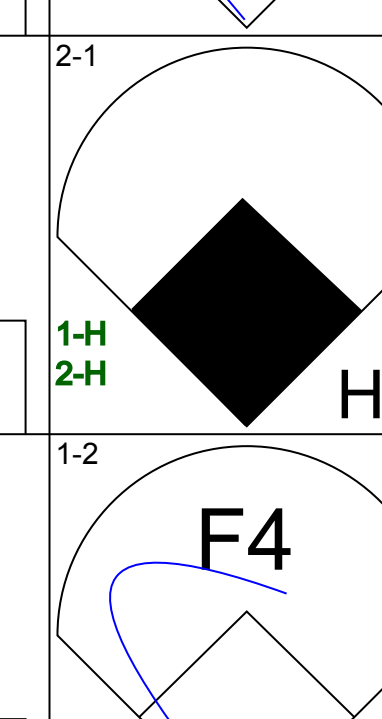
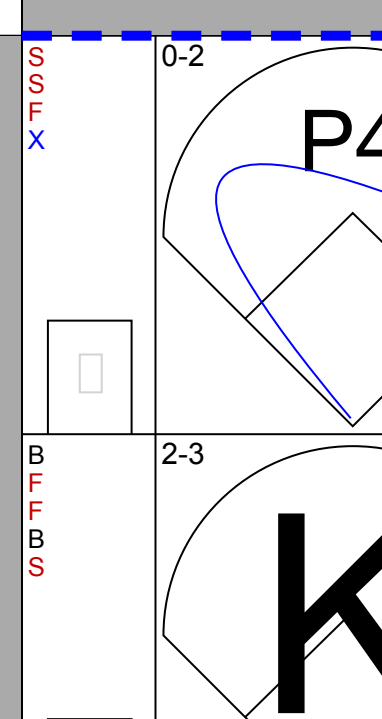
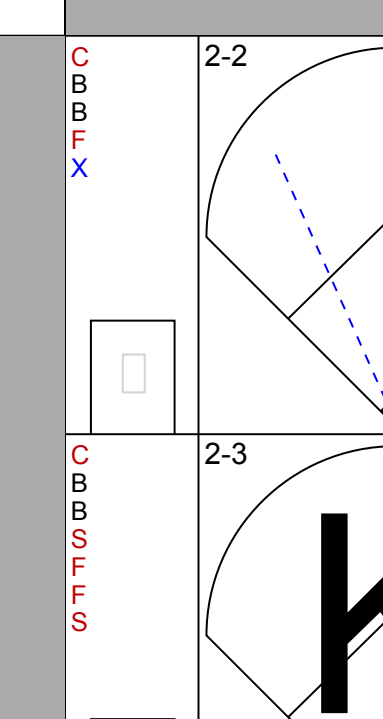
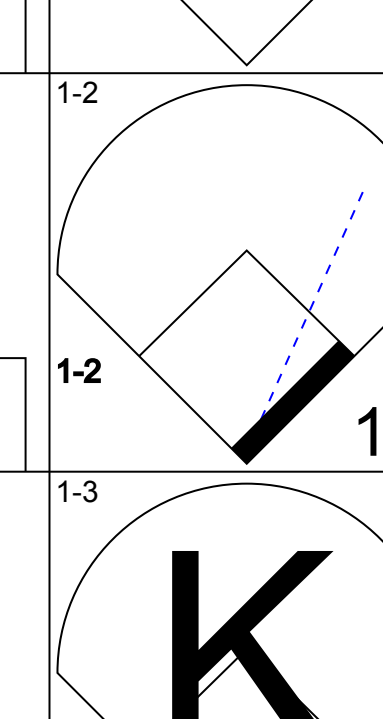
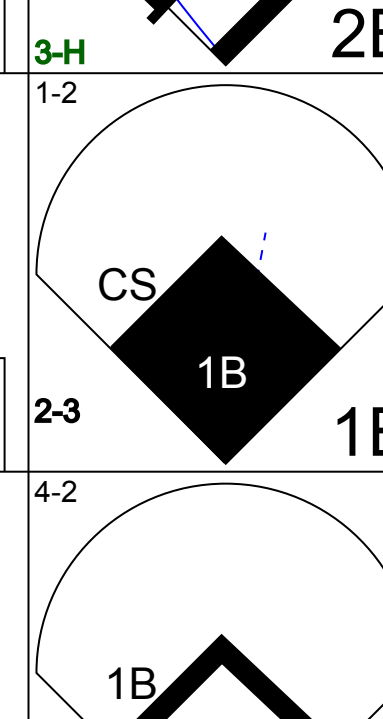
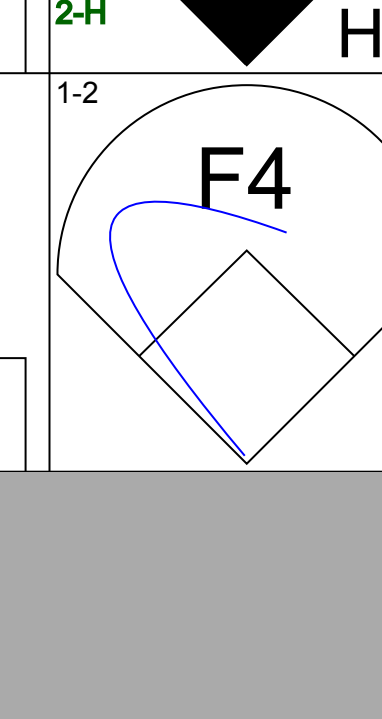
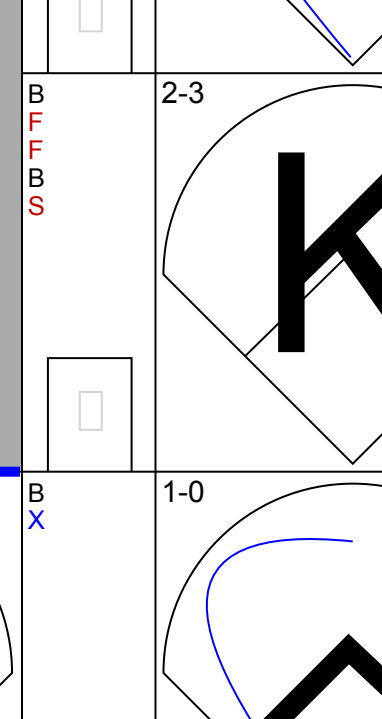
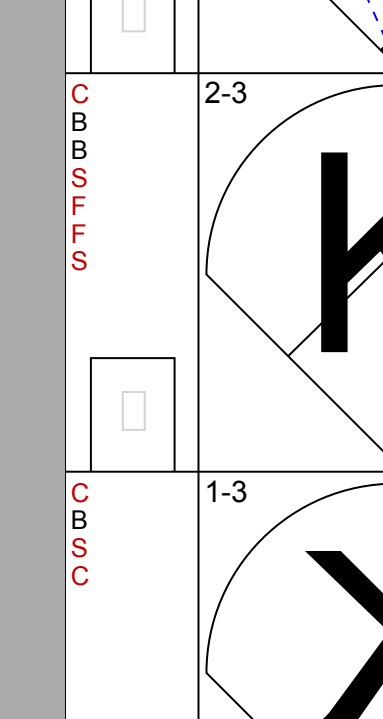
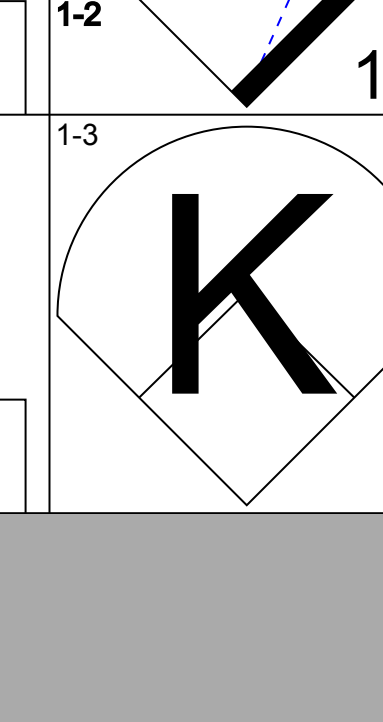
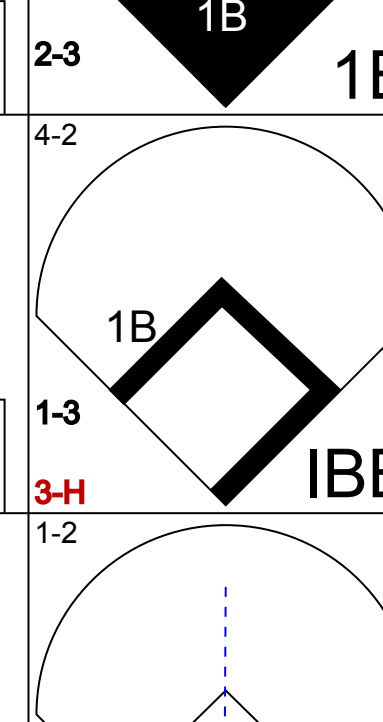
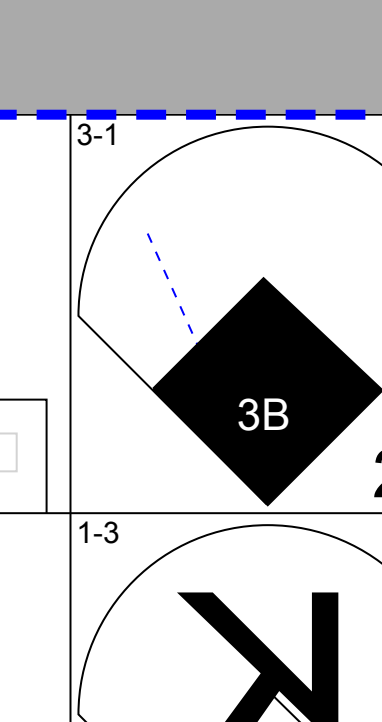
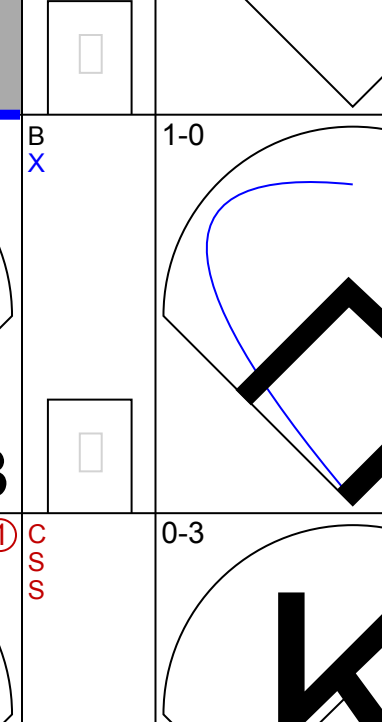
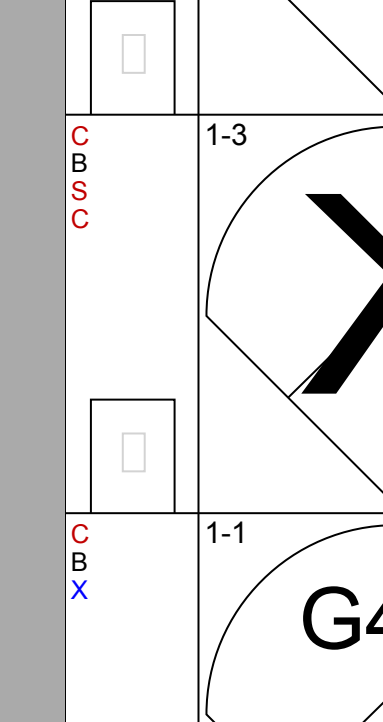
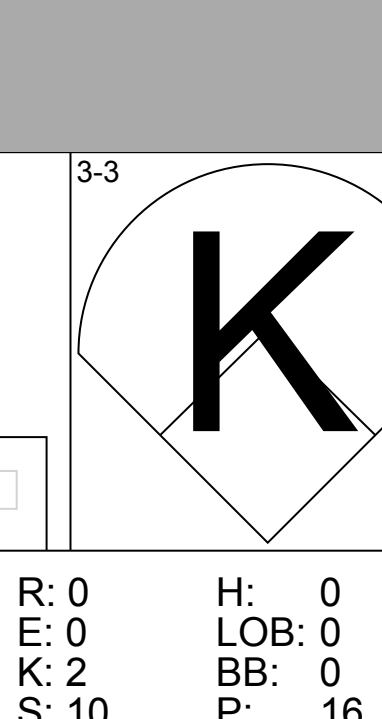
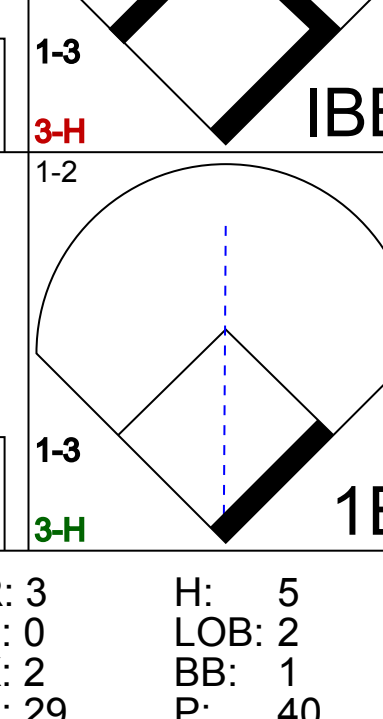
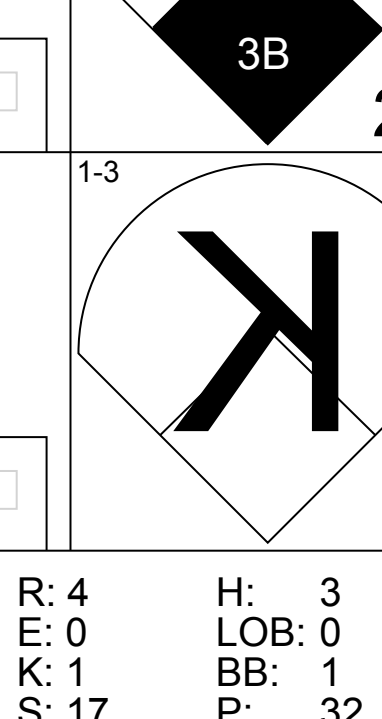
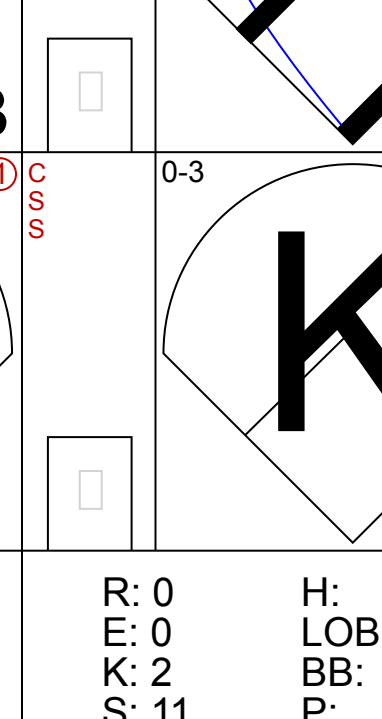

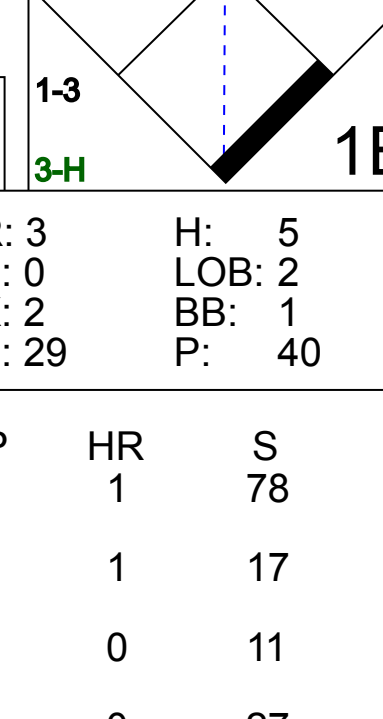


Batter	1	2	3	4	5	6	7	8	9	AB	R	H	RBI	BB	SO	LOB	TOP					
Peter Bergeron, L OBP: 0.421, SLG: 0.438										4	1	0	0	1	3	1	Montreal Expos @ Cincinnati Reds Cinergy Field, Cincinnati, OH Fri Apr 05 2002, 7:10 PM EST Att: 17,123 - Cloudy - 45 F					
Jose Vidro, S OBP: 0.333, SLG: 0.313										5	2	3	1	0	0	1						
Vladimir Guerrero, R OBP: 0.356, SLG: 0.345 Scott Stewart, L ERA: 7.1										2	0	2	2	2	0	0						
Andres Galarraga, R OBP: 0.326, SLG: 0.296 Britt Reames, L ERA: 8.1										0	0	0	0	0	0	0						
Ed Vosberg, L ERA: 8.1 Matt Herges, L ERA: 8.1 Graeme Lloyd, L ERA: 8.1										0	0	0	0	0	0	0						
Orlando Cabrera, R OBP: 0.278, SLG: 0.294										5	0	0	0	0	2	5						
Lee Stevens, L OBP: 0.412, SLG: 0.308										5	1	2	0	0	2	1						
Chris Truby, R OBP: 0.313, SLG: 0.267										4	2	1	0	1	2	2						
Brian Schneider, L OBP: 0.500, SLG: 1.000										4	2	2	2	0	0	1						
Brad Wilkerson, L OBP: 0.400, SLG: 0.308										4	0	2	1	0	0	2						
Masato Yoshii, R ERA: 9.0 Henry Rodriguez, L ERA: 7.9										2	0	0	0	0	0	2						
Inning Stats	R: 0 E: 0 K: 1 S: 10	H: 0 LOB: 1 BB: 1 P: 21	R: 5 E: 3 K: 0 S: 21	H: 5 LOB: 1 BB: 0 P: 31	R: 2 E: 0 K: 1 S: 12	H: 2 LOB: 1 BB: 1 P: 25	R: 1 E: 0 K: 2 S: 12	H: 2 LOB: 1 BB: 0 P: 22	R: 0 E: 0 K: 0 S: 6	H: 1 LOB: 0 BB: 0 P: 7	R: 0 E: 0 K: 0 S: 6	H: 0 LOB: 1 BB: 2 P: 16	R: 0 E: 0 K: 1 S: 13	H: 1 LOB: 1 BB: 0 P: 19	R: 0 E: 0 K: 2 S: 11	H: 1 LOB: 1 BB: 0 P: 17	R: 0 E: 0 K: 3 S: 13	H: 0 LOB: 0 BB: 0 P: 18	1B: 6 2B: 6 3B: 0 HR: 0	SF: 0 SAC: 1 DP: 2 HBP: 0	WP: 0 PB: 0 SB: 3 CS: 0	PA: 42
PITCHER	IP	WLS	BF	H	R	ER	SO	BB	IBB	HBP	BLK	WP	HR	S	P	ERA	WHIP					
Jimmy Haynes, R ERA: 15.43	2.1	L	16	6	7	4	1	2	0	0	0	0	0	36	65	15.43	3.429					
Jose Rijo, R ERA: 4.5	1.2		8	3	1	1	3	0	0	0	0	0	0	19	34	5.40	1.800					
Jim Brower, R ERA: 9.0	2.0		7	1	0	0	3	2	0	0	0	0	0	12	23	0.00	1.500					
Luis Pineda, R ERA: 3.0	2.0		8	2	0	0	3	0	0	0	0	0	0	24	36	0.00	1.000					
Scott Williamson, R ERA:	1.0		3	0	0	0	3	0	0	0	0	0	0	13	18	0.00	0.000					

Batter	1	2	3	4	5	6	7	8	9	AB	R	H	RBI	BB	SO	LOB	BOTTOM					
Todd Walker, L OBP: 0.316, SLG: 0.556										6	1	2	0	0	1	6	Montreal Expos @ Cincinnati Reds Cinergy Field, Cincinnati, OH Fri Apr 05 2002, 7:10 PM EST Att: 17,123 - Cloudy - 45 F					
Barry Larkin, R OBP: 0.222, SLG: 0.176										5	1	1	1	0	1	2						
Ken Griffey Jr., L OBP: 0.389, SLG: 0.357										4	1	1	0	1	0	1						
Sean Casey, L OBP: 0.389, SLG: 0.333										5	1	1	2	0	0	3						
Aaron Boone, R OBP: 0.278, SLG: 0.400										5	1	2	2	0	2	0						
Adam Dunn, L OBP: 0.353, SLG: 0.083										3	0	0	0	2	1	2						
Juan Encarnacion, R OBP: 0.379, SLG: 0.500 Scott Williamson, R ERA:										4	0	3	0	0	1	1						
Jason LaRue, R OBP: 0.462, SLG: 0.500										1	1	0	1	0	0	1						
Kelly Stinnett, R ERA:										4	0	0	0	1	2	6						
Jimmy Haynes, R ERA: 1.5 Scott Stewart, L ERA: Britt Reames, R ERA: 32.4 Ed Vosberg, L ERA: 13.5 Matt Herges, R ERA:										0	0	0	0	0	0	0						
Inning Stats	R: 0 E: 0 K: 1 S: 6	H: 0 LOB: 0 BB: 0 P: 8	R: 0 E: 0 K: 2 S: 14	H: 1 LOB: 2 BB: 1 P: 23	R: 0 E: 0 K: 0 S: 11	H: 2 LOB: 3 BB: 1 P: 18	R: 0 E: 0 K: 0 S: 15	H: 2 LOB: 1 BB: 1 P: 24	R: 0 E: 0 K: 2 S: 10	H: 0 LOB: 0 BB: 0 P: 10	R: 1 E: 0 K: 2 S: 10	H: 2 LOB: 1 BB: 0 P: 14	R: 0 E: 0 K: 0 S: 6	H: 1 LOB: 1 BB: 0 P: 10	R: 0 E: 0 K: 3 S: 11	H: 0 LOB: 1 BB: 1 P: 17	R: 6 E: 2 K: 1 S: 31	H: 5 LOB: 2 BB: 1 P: 47	1B: 11 2B: 1 3B: 0 HR: 1	SF: 0 SAC: 0 DP: 0 HBP: 0	WP: 0 PB: 0 SB: 0 CS: 0	PA: 46
PITCHER	IP	WLS	BF	H	R	ER	SO	BB	IBB	HBP	BLK	WP	HR	S	P	ERA	WHIP					
Masato Yoshii, R ERA: 1.5	6.0	W	27	7	1	1	5	2	0	0	0	0	0	62	97	1.50	1.500					
Scott Stewart, L ERA:	1.0		4	1	0	0	0	0	0	0	0	0	0	6	10	0.00	1.000					
Britt Reames, R ERA: 32.4	1.0		8	2	4	3	3	2	0	0	0	0	0	20	32	27.00	4.000					
Ed Vosberg, L ERA: 13.5	0.0		1	1	0	0	0	0	0	0	0	0	0	1	2	∞	∞					
Matt Herges, R ERA:	0.2	H	5	2	2	1	0	0	0	0	0	0	0	17	25	13.50	3.000					

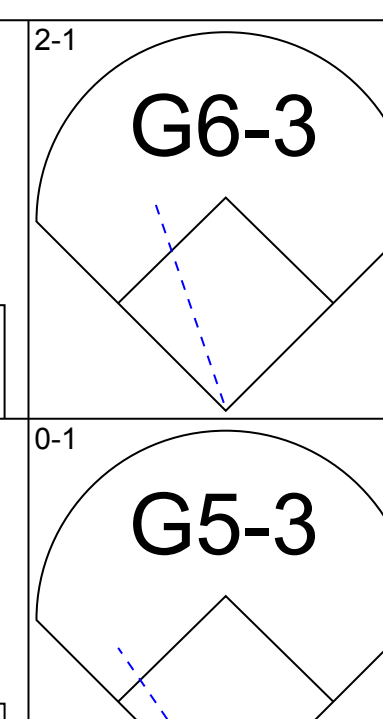
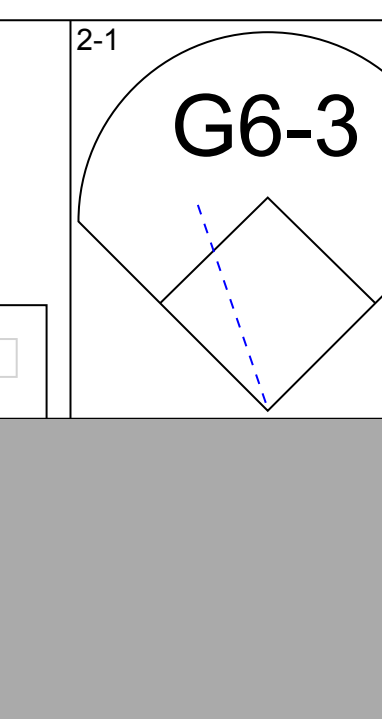
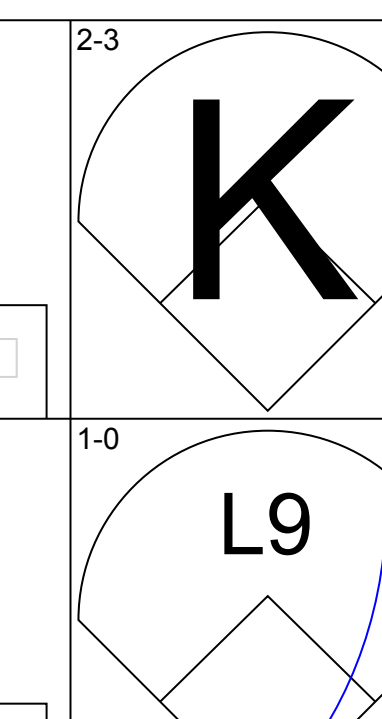
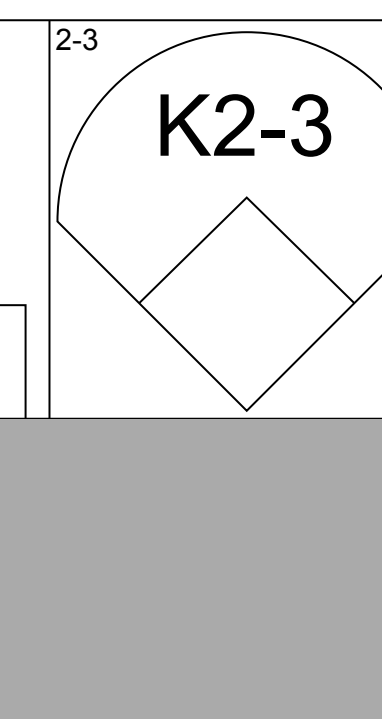
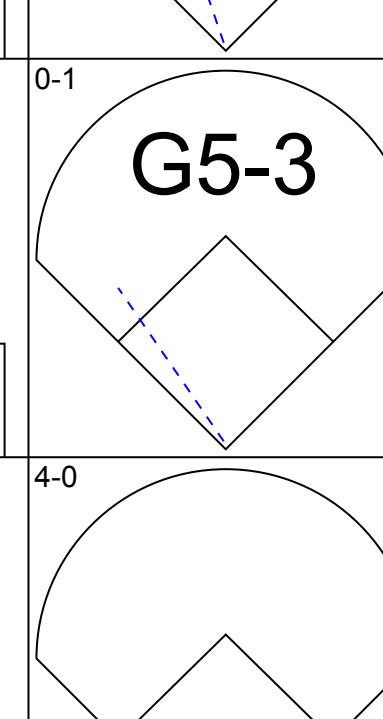
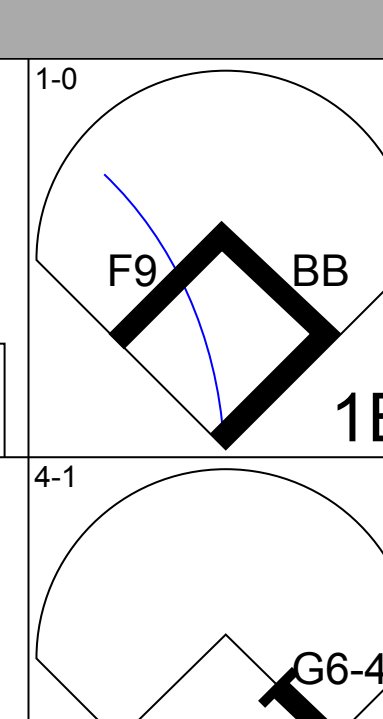
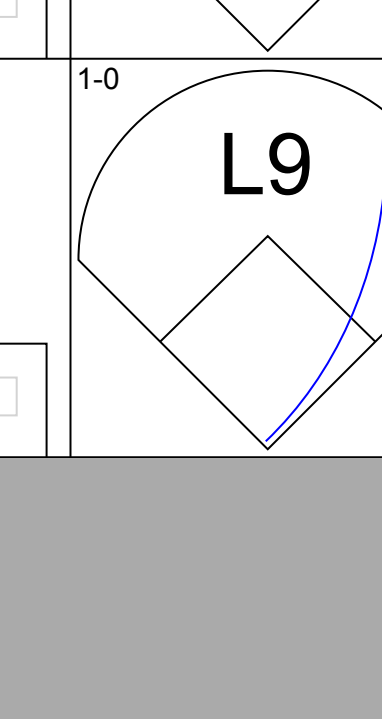


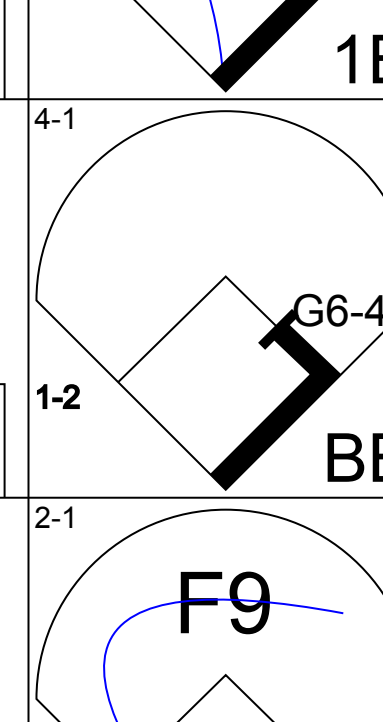
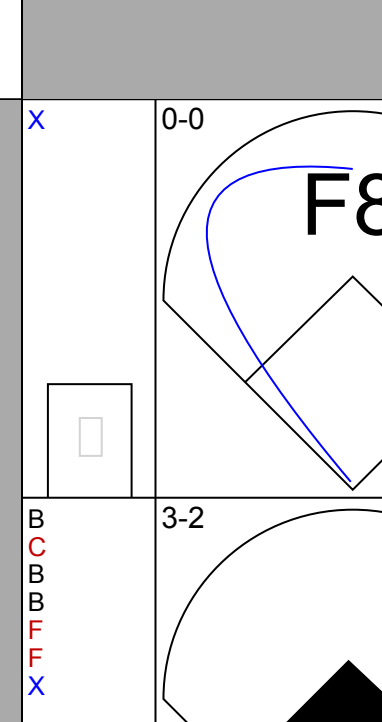
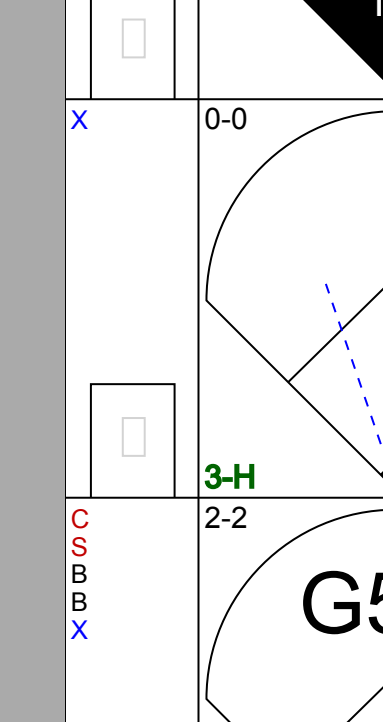

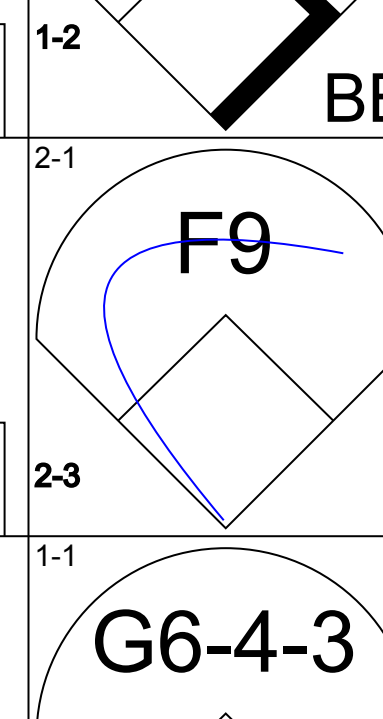


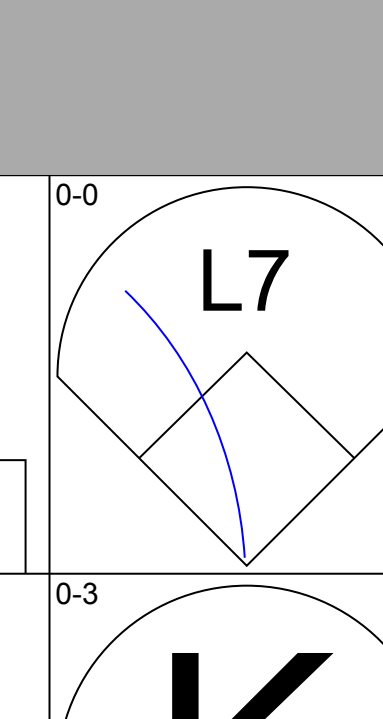
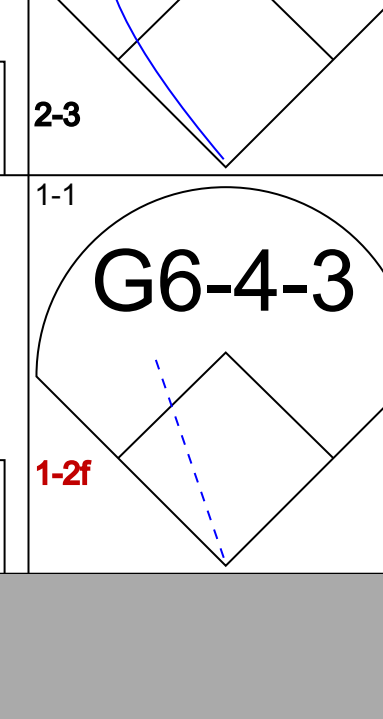


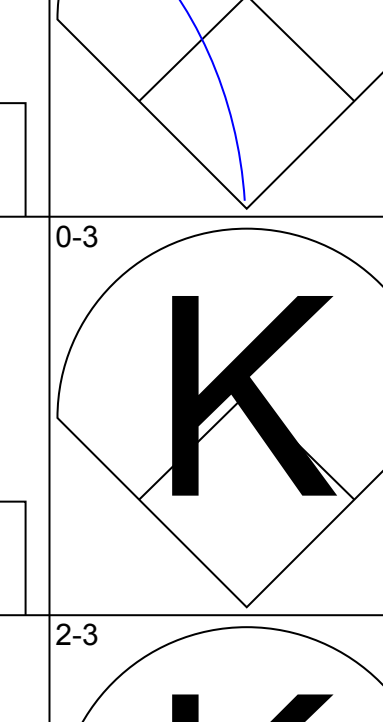
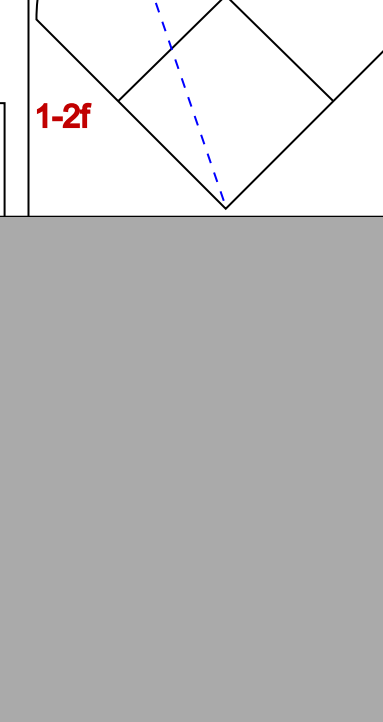


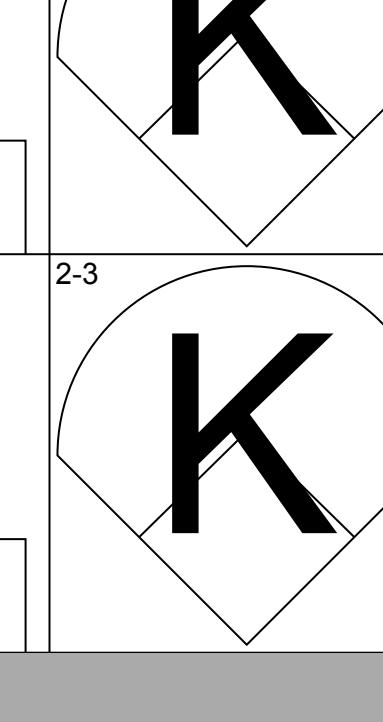


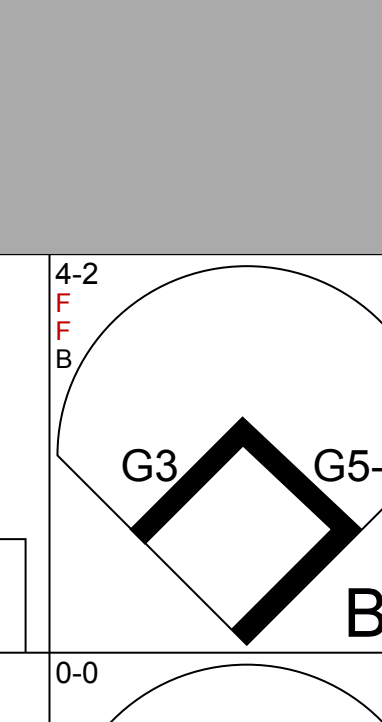
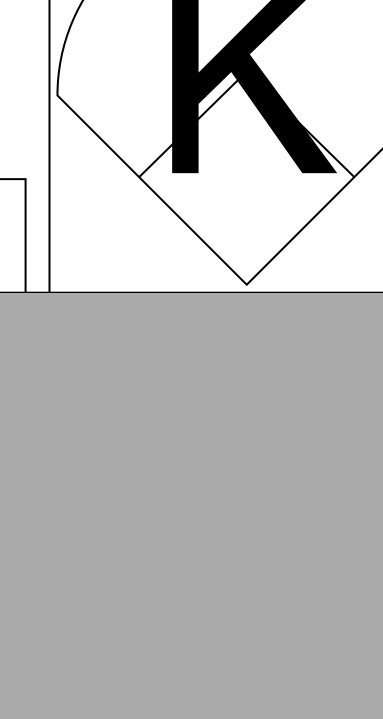

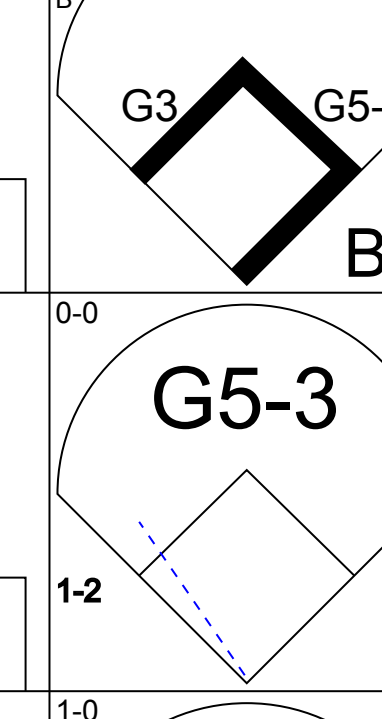
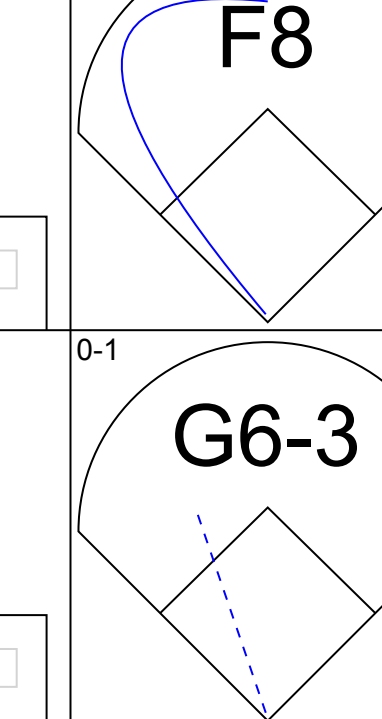
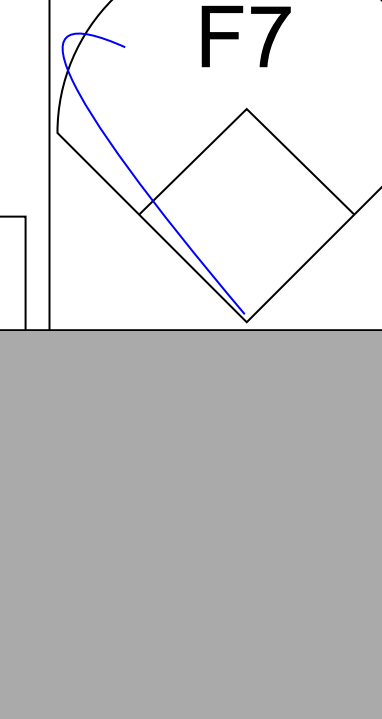
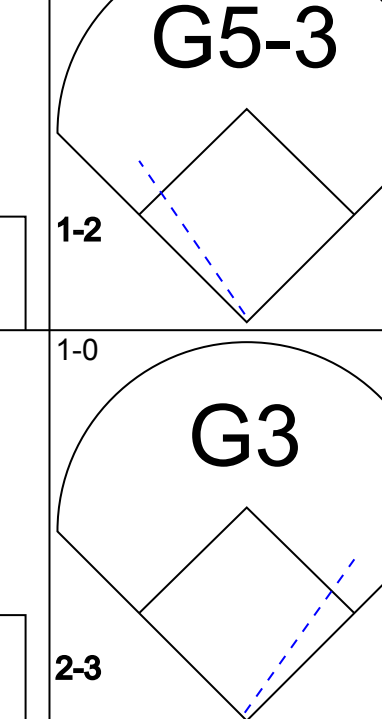
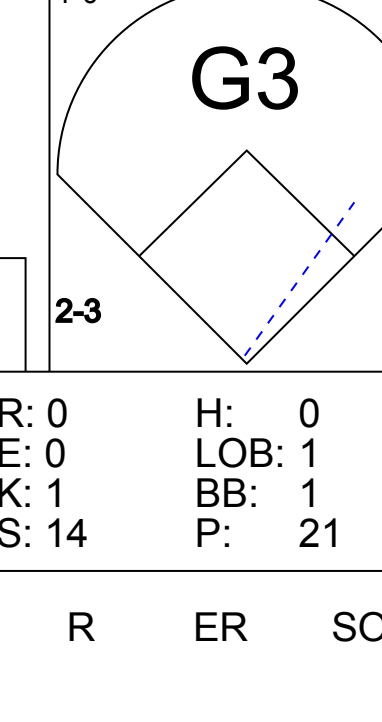
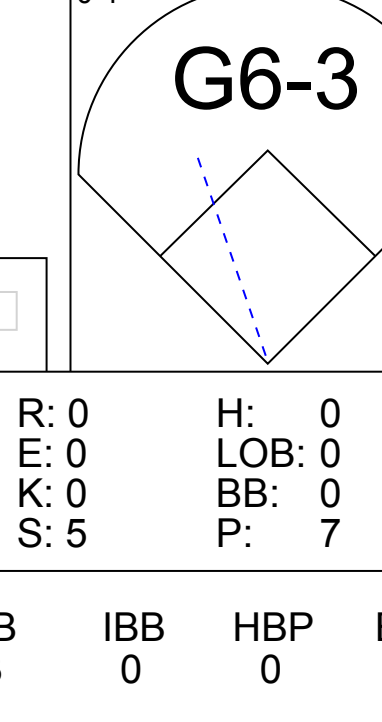
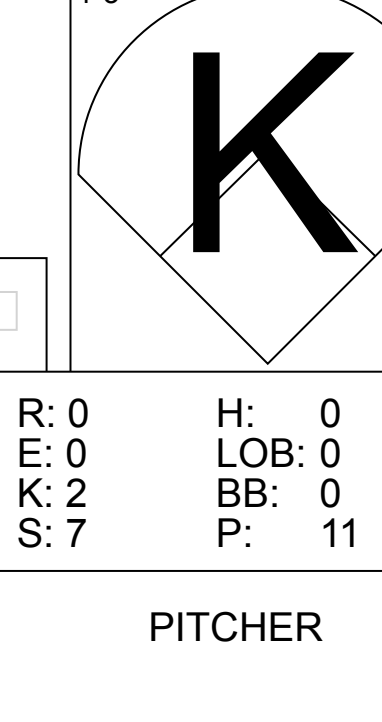
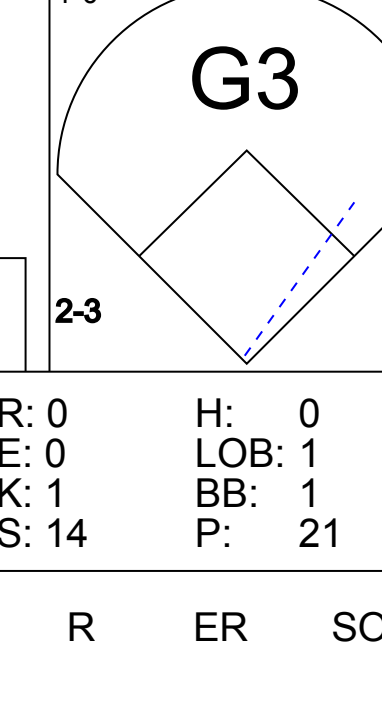
AB	37
R	8
H	12
RBI	6
BB	4
SO	10
LOB	16




Batter	1	2	3	4	5	6	7	8	9	AB	R	H	RBI	BB	SO	LOB	TOP					
Peter Bergeron, L (1,8) OBP: 0.424, SLG: 0.423										4	1	1	1	1	3	2	Montreal Expos @ Florida Marlins Pro Player Stadium, Miami, FL Mon Apr 08 2002, 7:05 PM EDT Att: 23,877 - Cloudy - 78 F					
Jose Vidro, S (1,4) OBP: 0.367, SLG: 0.308 Mike Mordecai, R (7,4)										3	2	1	0	1	1	0						
Vladimir Guerrero, R (1,9) OBP: 0.455, SLG: 0.542										4	1	1	1	0	0	2						
Lee Stevens, L (1,3) OBP: 0.478, SLG: 0.556										4	2	2	2	1	1	1						
Orlando Cabrera, R (1,6) OBP: 0.242, SLG: 0.250										5	1	2	0	0	0	4						
Michael Barrett, R (1,2) OBP: 0.480, SLG: 0.958										5	1	3	5	0	1	1						
Brad Wilkerson, L (1,7) OBP: 0.448, SLG: 0.333										5	1	2	0	0	2	1						
Chris Truby, R (1,5) OBP: 0.323, SLG: 0.414										4	1	2	0	1	2	3						
Tony Armas, R (1,1) OBP: 0.167, SLG: 0.167 Britt Reames, R (9,1)										5	0	1	1	0	3	3						
										0	0	0	0	0	0	0						
Inning Stats	R: 0 E: 0 K: 2 S: 11	H: 0 LOB: 0 BB: 0 P: 13	R: 0 E: 0 K: 2 S: 15	H: 2 LOB: 2 BB: 0 P: 19	R: 0 E: 0 K: 2 S: 10	H: 0 LOB: 0 BB: 0 P: 16	R: 3 E: 0 K: 2 S: 29	H: 5 LOB: 2 BB: 1 P: 40	R: 3 E: 0 K: 0 S: 13	H: 3 LOB: 0 BB: 0 P: 19	R: 4 E: 0 K: 1 S: 17	H: 3 LOB: 0 BB: 1 P: 32	R: 0 E: 0 K: 2 S: 11	H: 1 LOB: 1 BB: 0 P: 14	R: 0 E: 0 K: 0 S: 14	H: 0 LOB: 2 BB: 2 P: 26	R: 0 E: 0 K: 2 S: 13	H: 1 LOB: 1 BB: 0 P: 19	1B: 9 2B: 2 3B: 2 HR: 2	SF: 1 SAC: 0 DP: 0 HBP: 0	WP: 0 PB: 0 SB: 0 CS: 2	PA: 45
PITCHER	IP WLS BF H R ER SO BB IBB HBP BLK WP HR S P ERA WHIP																					
A.J. Burnett, R (1,1) ERA: 4.97	5.0 L 25 10 6 6 8 0 0 0 0 0 1 78 107 10.80 2.000																					
Gary Knotts, R (6,1) ERA: 13.5	1.0 7 3 4 4 1 1 0 0 0 0 0 1 17 32 36.00 4.000																					
Vic Darenbourg, L (7,1) ERA: 6.75	1.0 4 1 0 0 2 0 0 0 0 0 0 0 11 14 0.00 1.000																					
56 Kevin Olsen, R (8,1) ERA: 7.71	2.0 9 1 0 0 2 2 0 0 0 0 0 0 27 45 0.00 1.500																					

AB	40
R	10
H	15
RBI	10
BB	4
SO	13
LOB	18



Batter	1	2	3	4	5	6	7	8	9	AB	R	H	RBI	BB	SO	LOB	BOTTOM			
Luis Castillo, S (1,4) OBP: 0.375, SLG: 0.286 Vic Darenbourg, L (7,1)										3	0	0	0	0	1	0	Montreal Expos @ Florida Marlins Pro Player Stadium, Miami, FL Mon Apr 08 2002, 7:05 PM EDT Att: 23,877 - Cloudy - 78 F			
Andy Fox, L (8,5) OBP: 0.600, SLG: 0.800										4	1	2	0	0	0	0				
Preston Wilson, R (1,8) OBP: 0.287, SLG: 0.483										2	0	1	1	2	0	0				
Cliff Floyd, L (1,7) OBP: 0.471, SLG: 0.542										4	1	1	1	0	1	4				
Kevin Millar, R (1,9) OBP: 0.310, SLG: 0.400										3	0	0	0	0	0	2				
Mike Lowell, R (1,5) OBP: 0.276, SLG: 0.370 56 Kevin Olsen, R (8,1) Mike Redmond, R (9,PH) OBP: 0.474, SLG: 0.286										0	0	0	0	0	0	0				
Derrek Lee, R (1,3) OBP: 0.367, SLG: 0.640										4	0	0	0	0	3	1				
Charles Johnson, R (1,2) Ramon Castro, R (7,2)										2	0	0	0	0	1	0				
Alex Gonzalez, R (1,6) OBP: 0.308, SLG: 0.458										3	0	0	0	0	0	1				
A.J. Burnett, R (1,1) Gary Knotts, R (6,1) Marty Malloy, L (6,PH) (7,4)										1	0	0	0	0	0	0				
										2	0	0	0	0	1	1				
Inning Stats	R: 0 E: 0 K: 1 S: 7	H: 0 LOB: 1 BB: 1 P: 14	R: 0 E: 0 K: 2 S: 8	H: 0 LOB: 0 BB: 0 P: 10	R: 0 E: 0 K: 0 S: 5	H: 0 LOB: 0 BB: 0 P: 7	R: 0 E: 0 K: 0 S: 6	H: 1 LOB: 1 BB: 1 P: 14	R: 0 E: 0 K: 0 S: 6	H: 0 LOB: 0 BB: 0 P: 7	R: 1 E: 0 K: 1 S: 9	H: 1 LOB: 0 BB: 0 P: 14	R: 0 E: 0 K: 1 S: 14	H: 0 LOB: 1 BB: 1 P: 21	R: 1 E: 0 K: 1 S: 13	H: 2 LOB: 1 BB: 0 P: 18	1B: 2 2B: 0 3B: 1 HR: 1	SF: 0 SAC: 0 DP: 1 HBP: 0	WP: 0 PB: 0 SB: 0 CS: 0	PA: 33
PITCHER	IP WLS BF H R ER SO BB IBB HBP BLK WP HR S P ERA WHIP																			
Tony Armas, R (1,1) ERA: 4.05	8.1 W 31 4 2 2 7 3 0 0 0 0 0 0 69 108 2.16 0.840																			
Britt Reames, R (9,1) ERA: 18.0	0.2 2 0 0 0 1 0 0 0 0 0 0 0 6 8 0.00 0.000																			

AB	30
R	2
H	4
RBI	2
BB	3
SO	8
LOB	11




Batter	1	2	3	4	5	6	7	8	9	AB	R	H	RBI	BB	SO	LOB	TOP					
Peter Bergeron, L (1.8) OBP: 0.395, SLG: 0.367	B1-3		F7		FC1-6 SH2-4 2B BB	FC4 BB 1B		F8		4	1	0	0	1	0	1	Montreal Expos @ Florida Marlins Pro Player Stadium, Miami, FL Wed Apr 10 2002, 7:05 PM EDT Att: 5,422 - Sunny - 78 F					
Jose Vidro, S (1.4) OBP: 0.412, SLG: 0.400	1B 2B			1B WP 1B	SH2-4	BB 1B		F7		4	1	3	0	0	0							
Vladimir Guerrero, R (1.9) OBP: 0.474, SLG: 0.536	2H 1B			SH1-4 SF7 1B	FC1-6 IBB	K		F9		4	1	2	0	1	1							
Lee Stevens, L (1.3) OBP: 0.464, SLG: 0.476	F9			SH1-4 BB	FC1-6 2B	BB		F5		3	1	0	1	2	0							
Orlando Cabrera, R (1.6) OBP: 0.270, SLG: 0.286		F9		SH1-4	2B BB	G1-3		HR 2B		3	2	1	0	1	0							
Michael Barrett, R (1.2) OBP: 0.487, SLG: 1.036	G5-3			SF7	2B		G6-3		HR	4	1	2	6	0	0							
Brad Wilkerson, L (1.7) OBP: 0.412, SLG: 0.286	K			K	BB		F8		K	4	0	0	0	1	3							
Chris Truby, R (1.5) OBP: 0.333, SLG: 0.500			K		HR	G3		G1-3		5	1	2	1	0	1							
Carl Pavano, R (1.1) OBP: 0.333, SLG: 0.333			G5-3		SH2-4 FC1-6 1B		G4-3			4	1	2	0	0	0							
Ed Vosberg, L (7.1) ERA: 18.0										0	0	0	0	0	0							
52 T.J. Tucker, R (7.1) ERA: 3.0										0	0	0	0	0	0							
Graeme Lloyd, L (8.1) ERA: 4.76										0	0	0	0	0	0							
Matt Herges, L (9.1) ERA: 5.4										0	0	0	0	0	0							
Inning Stats	R: 0 E: 0 K: 0 S: 6	H: 2 LOB: 1 BB: 0 P: 10	R: 0 E: 0 K: 1 S: 8	H: 0 LOB: 0 BB: 0 P: 13	R: 0 E: 0 K: 1 S: 8	H: 0 LOB: 0 BB: 0 P: 11	R: 2 E: 0 K: 1 S: 14	H: 2 LOB: 1 BB: 1 P: 23	R: 5 E: 0 K: 0 S: 15	H: 3 LOB: 3 BB: 4 P: 34	R: 0 E: 0 K: 1 S: 10	H: 2 LOB: 3 BB: 1 P: 17	R: 0 E: 0 K: 0 S: 8	H: 1 LOB: 1 BB: 0 P: 15	R: 0 E: 0 K: 0 S: 7	H: 0 LOB: 0 BB: 0 P: 11	R: 2 E: 0 K: 1 S: 14	H: 2 LOB: 0 BB: 0 P: 20	1B: 7 2B: 3 3B: 0 HR: 2	SF: 1 SAC: 2 DP: 0 HBP: 0	WP: 1 PB: 0 SB: 0 CS: 0	PA: 44
PITCHER	IP WLS BF H R ER SO BB IBB HBP BLK WP HR S P ERA WHIP																					
Brad Penny, R (1.1) ERA: 4.61	4.2 L 25 7 7 7 3 4 1 0 0 0 1 1 48 86 13.50 2.357																					
Michael Tejera, L (5.1) ERA: 9.82	1.1 7 2 0 0 1 1 0 0 0 0 0 0 8 15 0.00 2.250																					
Braden Looper, R (7.1) ERA: 9.82	1.0 4 1 0 0 0 0 0 0 0 0 0 0 7 11 0.00 0.000																					
Gary Knotts, R (8.1) ERA: 9.82	1.0 3 0 0 0 0 0 0 0 0 0 0 0 1 14 18.00 2.000																					
Vladimir Nunez, R (9.1) ERA: 5.4	1.0 5 2 2 2 1 0 0 0 0 0 0 1 14 20 18.00 2.000																					

AB	35
R	9
H	12
RBI	8
BB	6
SO	5
LOB	13



Batter	1	2	3	4	5	6	7	8	9	AB	R	H	RBI	BB	SO	LOB	BOTTOM					
Luis Castillo, S (1.4) OBP: 0.376, SLG: 0.303	G4-3 S 1B		E S 1B		K		G6-3	F3		5	0	2	0	0	1	1	Montreal Expos @ Florida Marlins Pro Player Stadium, Miami, FL Wed Apr 10 2002, 7:05 PM EDT Att: 5,422 - Sunny - 78 F					
Preston Wilson, R (1.8) OBP: 0.286, SLG: 0.471	K		G4-3		K		WP HR 1B		DI HR 1B	5	2	2	0	0	2	2						
Cliff Floyd, L (1.7) OBP: 0.462, SLG: 0.621	G4-3			F8	1B		HR		K	5	1	2	2	0	1	2						
Kevin Millar, R (1.9) OBP: 0.294, SLG: 0.400	K			F8	2B		G6-3		K	5	1	1	0	0	2	3						
Mike Lowell, R (1.5) OBP: 0.353, SLG: 0.594		L7		G1-3 2H 2B		1B	2B		HR	5	2	4	3	0	0	0						
Derrek Lee, R (1.3) OBP: 0.400, SLG: 0.655		K		G1-3 BB		F8	2B		1B	4	0	2	1	1	1	1						
Charles Johnson, R (1.2) OBP: 0.400, SLG: 0.655		F9		G1-3		K	F8		F9	5	0	0	0	0	1	5						
Alex Gonzalez, R (1.6) OBP: 0.333, SLG: 0.444			F8		IBB		P3		G1-6-3 1B	3	0	1	0	1	0	1						
Brad Penny, R (1.1) ERA: 4.61										2	0	0	0	0	0	3						
Michael Tejera, L (5.1) ERA: 9.82										0	0	0	0	0	0	0						
Braden Looper, R (7.1) ERA: 9.82										0	0	0	0	0	0	0						
Andy Fox, L (7.1) ERA: 9.82										1	1	1	0	0	0	0						
Gary Knotts, R (8.1) ERA: 9.82										0	0	0	0	0	0	0						
Tim Raines, S (8.1) ERA: 9.82										1	0	0	0	0	0	1						
Vladimir Nunez, R (9.1) ERA: 5.4										0	0	0	0	0	0	0						
Inning Stats	R: 0 E: 0 K: 2 S: 15	H: 1 LOB: 1 BB: 0 P: 21	R: 0 E: 0 K: 1 S: 8	H: 0 LOB: 0 BB: 0 P: 12	R: 0 E: 0 K: 0 S: 7	H: 1 LOB: 1 BB: 0 P: 10	R: 1 E: 0 K: 0 S: 10	H: 2 LOB: 3 BB: 2 P: 20	R: 0 E: 0 K: 2 S: 12	H: 1 LOB: 1 BB: 0 P: 19	R: 0 E: 0 K: 1 S: 7	H: 1 LOB: 1 BB: 0 P: 10	R: 4 E: 0 K: 0 S: 18	H: 5 LOB: 1 BB: 0 P: 27	R: 0 E: 0 K: 0 S: 6	H: 1 LOB: 0 BB: 0 P: 8	R: 2 E: 0 K: 2 S: 16	H: 3 LOB: 1 BB: 0 P: 21	1B: 9 2B: 4 3B: 0 HR: 2	SF: 0 SAC: 0 DP: 1 HBP: 0	WP: 1 PB: 0 SB: 2 CS: 0	PA: 43
PITCHER	IP WLS BF H R ER SO BB IBB HBP BLK WP HR S P ERA WHIP																					
Carl Pavano, R (1.1) ERA: 2.84	6.1 W 29 8 3 3 6 1 0 0 0 0 1 1 3 5 4.26 1.421																					
Ed Vosberg, L (7.1) ERA: 18.0	0.0 1 1 1 1 0 0 0 0 0 0 1 1 3 5 18.00 2.000																					
52 T.J. Tucker, R (7.1) ERA: 3.0	0.2 5 3 1 1 0 0 0 0 0 0 0 0 12 17 13.50 4.500																					
Graeme Lloyd, L (8.1) ERA: 4.76	1.0 H 2 0 0 0 0 0 0 0 0 0 0 3 3 0.00 0.000																					
Matt Herges, R (9.1) ERA: 5.4	1.0 6 3 2 2 2 0 0 0 0 0 0 1 16 21 18.00 3.000																					




Batter	1	2	3	4	5	6	7	8	9	AB	R	H	RBI	BB	SO	LOB	TOP			
Peter Bergeron, L OBP: 0.395, SLG: 0.333 (1, 8)	1-1 G3	4-2 BB		1-1 G6-3			2-3 K		4-1 G6-3 BB	3	0	0	0	2	1	0	Montreal Expos @ Florida Marlins Pro Player Stadium, Miami, FL Thu Apr 11 2002, 7:05 PM EDT Att: 4,466 - Cloudy - 78 F			
Jose Vidro, S OBP: 0.410, SLG: 0.429 (1, 4)	1-1 2B	2-0 G4-3			1-0 F5		1-2 F8-4-3 1B		0-1 G3	5	1	2	0	0	0	2				
Vladimir Guerrero, R OBP: 0.442, SLG: 0.469 (1, 9)	1-0 2B HBP		3-2 F2		0-0 E6 CS		0-1 F8-4-3 1-2		3-2 G6-3	4	1	0	0	0	0	2				
Lee Stevens, L OBP: 0.424, SLG: 0.400 (1, 3)	2-3 K		4-0 G5-3 2B BB		3-1 L4			0-0 G6-3	0-0 G5-3	4	1	0	0	1	1	4				
Orlando Cabrera, R OBP: 0.293, SLG: 0.316 (1, 6)	2-2 2B 2B		3-2 G5-3		0-0 CS		1-1 G5-3	4-2 BB 1B BB		3	2	1	1	1	0	1				
Brian Schneider, L OBP: 0.571, SLG: 1.143 Michael Barrett, R OBP: 0.484, SLG: 1.036 (8, PH) (8, 2)	1-0 2B		0-0 2B		1-0 F7		1-0 F7	4-1 1B 1-2 BB BB		3	0	2	3	0	0	0				
Brad Wilkerson, L OBP: 0.395, SLG: 0.281 (1, 7)	2-1 G4-3		1-3 K		1-0 1B		1-0 1B	2-3 K		4	0	1	0	0	2	4				
Chris Truby, R OBP: 0.350, SLG: 0.500 (1, 5)		2-1 G4-3		0-0 G5-3		1-2 1B		0-0 1B	1-3 2H 1B	4	0	2	1	0	0	0				
Masato Yoshii, R Britt Reames, R Henry Rodriguez, L Scott Stewart, R Andres Galarraga, R 52 T.J. Tucker, R Bruce Chen, L (1, 1) (4, 1) (6, PH) (6, 1) (8, PH) (8, 1) (8, 1)		1-0 G3-1		1-3 K		3-3 K		2-3 K		2	0	0	0	0	0	1		0		
Inning Stats	R: 3 E: 0 K: 1 S: 14	H: 3 LOB: 1 BB: 0 P: 24	R: 0 E: 0 K: 0 S: 9	H: 0 LOB: 1 BB: 1 P: 17	R: 1 E: 0 K: 1 S: 11	H: 1 LOB: 1 BB: 1 P: 22	R: 0 E: 0 K: 1 S: 6	H: 0 LOB: 0 BB: 0 P: 8	R: 0 E: 2 K: 0 S: 4	H: 2 LOB: 2 BB: 0 P: 15	R: 0 E: 0 K: 1 S: 8	H: 1 LOB: 0 BB: 0 P: 11	R: 1 E: 0 K: 2 S: 13	H: 1 LOB: 2 BB: 2 P: 25	R: 0 E: 0 K: 0 S: 8	H: 0 LOB: 1 BB: 1 P: 15		1B: 4 2B: 5 3B: 0 HR: 0	SF: 0 SAC: 0 DP: 1 HBP: 1	WP: 0 PB: 0 SB: 0 CS: 1
PITCHER	IP WLS BF H R ER SO BB IBB HBP BLK WP HR S P ERA WHIP																			
Julian Tavarez, R ERA: 10.38	5.2 W 26 6 4 4 3 2 0 0 0 0 0 0 49 87 6.35 1.412																			
Vic Darenbourg, L ERA: 5.4	0.1 H 1 0 0 0 1 0 0 0 0 0 0 0 4 7 0.00 0.000																			
Michael Tejera, L ERA: 2.7	1.1 H 5 1 1 1 1 1 0 0 0 0 0 0 12 19 6.75 1.500																			
Braden Looper, R ERA: 8.31	0.2 H 4 1 0 0 2 1 0 0 0 0 0 0 9 17 0.00 3.000																			
Vladimir Nunez, R ERA: 4.5	1.0 S 4 0 0 0 0 1 0 0 0 0 0 0 8 15 0.00 1.000																			

AB	34
R	5
H	8
RBI	5
BB	5
SO	7
LOB	17



Batter	1	2	3	4	5	6	7	8	9	AB	R	H	RBI	BB	SO	LOB	BOTTOM			
Luis Castillo, S OBP: 0.405, SLG: 0.361 (1, 4)	0-2 E4 CS		4-2 FC4-6 BB	2-0 3B		1-3 K		4-2 BB		3	1	1	2	2	1	0	Montreal Expos @ Florida Marlins Pro Player Stadium, Miami, FL Thu Apr 11 2002, 7:05 PM EDT Att: 4,466 - Cloudy - 78 F			
Eric Owens, R OBP: 0.214, SLG: 0.357 (1, 9)	2-2 L4		0-2 FC4-6 2B	3-2 3B		1-1 1B		1-2 F8		5	1	2	1	0	0	6				
Preston Wilson, R OBP: 0.282, SLG: 0.474 (1, 8)	2-3 K		1-2 1B 2B	1-3 K		1-1 G5-3				4	0	1	2	0	2	1				
Cliff Floyd, L OBP: 0.465, SLG: 0.606 (1, 7)		0-1 P5	0-0 1B		1-0 1B		1-3 K			4	0	2	0	0	1	0				
Mike Lowell, R OBP: 0.368, SLG: 0.611 (1, 5)		2-2 F7		0-0 1B G6-3 2B		0-1 F9		0-0 FC1-6 1B		4	1	2	0	0	0	1				
Derrek Lee, R OBP: 0.436, SLG: 0.656 (1, 3)		0-0 1B		0-1 G6-3 1B		2-3 K		4-2 G3 FC1-6 BB BB		3	2	2	0	1	1	1				
Alex Gonzalez, R OBP: 0.294, SLG: 0.387 (1, 6)		1-1 P4		0-1 G5-3		1-2 FC5-4		0-1 FC1-6 BB G3		4	0	0	0	0	0	6				
Mike Redmond, R OBP: 0.391, SLG: 0.222 (1, 2)			0-2 F8	1-0 G6-3		0-0 F3		1-1 G3		4	0	0	1	0	0	3				
Julian Tavarez, L Vic Darenbourg, L Kevin Millar, R Michael Tejera, L Braden Looper, R Tim Raines, S Vladimir Nunez, R (1, 1) (6, PH) (6, PH) (7, 1) (8, 1) (8, PH) (8, 1)			1-1 E7 FC4-6 2B	3-3 3H 1B		3-3 K		4-0 BB IBB		2	2	1	1	0	0	0				
Inning Stats	R: 0 E: 1 K: 1 S: 10	H: 0 LOB: 0 BB: 0 P: 14	R: 0 E: 0 K: 0 S: 8	H: 1 LOB: 1 BB: 0 P: 11	R: 2 E: 1 K: 0 S: 16	H: 2 LOB: 2 BB: 1 P: 22	R: 4 E: 0 K: 1 S: 16	H: 5 LOB: 1 BB: 0 P: 25	R: 0 E: 0 K: 1 S: 11	H: 1 LOB: 1 BB: 0 P: 14	R: 0 E: 0 K: 2 S: 8	H: 0 LOB: 0 BB: 0 P: 12	R: 0 E: 0 K: 1 S: 7	H: 1 LOB: 0 BB: 0 P: 10	R: 1 E: 1 K: 0 S: 15	H: 1 LOB: 3 BB: 3 P: 29		1B: 7 2B: 2 3B: 2 HR: 0	SF: 0 SAC: 0 DP: 0 HBP: 0	WP: 1 PB: 0 SB: 1 CS: 1
PITCHER	IP WLS BF H R ER SO BB IBB HBP BLK WP HR S P ERA WHIP																			
Masato Yoshii, R ERA: 3.72	3.2 L 18 6 5 3 1 1 0 0 0 0 0 0 18 27 6.75 2.250																			
Britt Reames, R ERA: 14.54	1.1 7 3 1 1 2 0 0 0 0 0 1 0 18 27 6.75 2.250																			
Scott Stewart, L ERA:	2.0 6 1 0 0 3 0 0 0 0 0 0 0 15 22 0.00 0.500																			
52 T.J. Tucker, R ERA: 4.91	0.2 4 1 1 1 0 1 0 0 0 0 0 0 10 15 13.50 3.000																			
Bruce Chen, L ERA: 3.89	0.1 3 0 0 0 0 1 1 0 0 0 0 0 5 14 0.00 3.000																			




Batter	1	2	3	4	5	6	7	8	9	AB	R	H	RBI	BB	SO	LOB	TOP								
Peter Bergeron, L (1,8) OBP: 0.383, SLG: 0.306	4-1 SH1-3 BB		2-2 G5-3		0-0 FC6-4			0-0 F5		3	0	0	0	1	0	2									
Jose Vidro, S (1,4) OBP: 0.381, SLG: 0.395	0-0 SH1-3		0-3 K				1-1 G4-3	0-3 K		3	0	0	0	0	2	1									
Vladimir Guerrero, R (1,9) OBP: 0.494, SLG: 0.417	3-2 P3			2-1 F7			2-1 F8		1-0 E5	4	0	0	0	0	0	1									
Lee Stevens, L (1,3) OBP: 0.432, SLG: 0.393	1-1 G4-3			4-2 BB			1-1 BB		3-1 G4-3	3	0	1	0	1	0	1									
Orlando Cabrera, R (1,6) OBP: 0.289, SLG: 0.293		1-2 F7		1-3 K			1-3 K		4-1 DI 1B	3	1	0	0	1	2	2									
Michael Barrett, R (1,2) OBP: 0.457, SLG: 0.938		3-3 K		0-3 K					1-1 1B	4	0	1	1	0	2	1									
Brad Wilkerson, L (1,7) Henry Rodriguez, L (9,PH)		1-2 G4-3		1-1 F9			0-0 F9		3-2 G4-3	3	0	0	0	0	0	0									
Chris Truby, R (1,5) OBP: 0.372, SLG: 0.512			1-2 SH1-4 1B		0-1 FC6-4 1B		3-3 K			3	0	2	0	0	1	0									
Tomo Ohka, S (1,1) Scott Stewart, R (7,1) Matt Herges, L (7,1) Mike Mordecai, R (8,PH) Britt Reames, R (8,1)			1-1 SH1-4		1-3 K			2-1 G4-3		1	0	0	0	0	1	1									
Inning Stats	R: 0 E: 0 K: 0 S: 8	H: 0 LOB: 1 BB: 1 P: 16	R: 0 E: 0 K: 1 S: 10	H: 0 LOB: 0 BB: 0 P: 15	R: 0 E: 0 K: 1 S: 13	H: 1 LOB: 1 BB: 0 P: 17	R: 0 E: 0 K: 2 S: 12	H: 0 LOB: 1 BB: 1 P: 19	R: 0 E: 0 K: 1 S: 8	H: 1 LOB: 1 BB: 0 P: 10	R: 0 E: 0 K: 1 S: 9	H: 1 LOB: 1 BB: 0 P: 14	R: 0 E: 0 K: 1 S: 8	H: 0 LOB: 0 BB: 0 P: 12	R: 0 E: 0 K: 1 S: 6	H: 0 LOB: 0 BB: 0 P: 8	R: 1 E: 1 K: 0 S: 9	H: 1 LOB: 1 BB: 1 P: 21	1B: 4 2B: 0 3B: 0 HR: 0	SF: 0 SAC: 2 DP: 0 HBP: 0	WP: 0 PB: 0 SB: 0 CS: 0	PA: 34			
PITCHER	IP	WLS	BF	H	R	ER	SO	BB	IBB	HBP	BLK	WP	HR	S	P	ERA	WHIP								
Jeff D'Amico, R (1,1) ERA: 1.29	8.0	W	29	3	0	0	8	2	0	0	0	0	0	74	111	0.00	0.625								
Armando Benitez, R (9,1) ERA: 5.4	1.0	S	5	1	1	1	0	1	0	0	0	0	0	9	21	9.00	2.000								

Montreal Expos @ New York Mets
Shea Stadium, Flushing, NY
Fri Apr 12 2002, 7:10 PM EDT
Att: 32,624 - Overcast - 54 F

livebaseballscorecards.com

AB 29
R 1
H 4
RBI 1
BB 3
SO 8
LOB 10




Batter	1	2	3	4	5	6	7	8	9	AB	R	H	RBI	BB	SO	LOB	BOTTOM								
Timo Perez, L (1,7) OBP: 0.222, SLG: 0.333	1-2 2B		1-1 F7		1-1 G3		2-2 2B E 1B			4	1	2	0	0	0	0									
Mark Johnson, L (1,3) John Valentin, R (7,PH) Joe McEwing, R (7,PR)	4-0 BB		1-3 K		2-2 G4-3		2-1 E4 1B 2B			2	0	0	0	1	1	0									
Roberto Alomar, S (1,4) OBP: 0.261, SLG: 0.262	0-3 K		1-2 G4-3			3-2 E4 2B	1-3 K2-3			4	0	0	0	0	2	3									
31 Mike Piazza, R (1,2) OBP: 0.306, SLG: 0.516	2-3 K			0-1 F9		0-1 F9	2-3 K			4	0	0	0	0	2	4									
Edgardo Alfonzo, R (1,5) OBP: 0.476, SLG: 0.444	1-0 G5-3			1-0 1B 1B		2-3 K		0-1 F9		4	0	1	0	0	1	3									
Jeremy Burnitz, L (1,9) OBP: 0.390, SLG: 0.571		0-0 HR		0-2 F8		0-0 2B		3-2 F7		4	1	2	1	0	0	1									
Jay Payton, R (1,8) OBP: 0.342, SLG: 0.355	0-0 P4			2-1 1B		4-1 BB		0-1 FC5-4 1B		3	0	2	0	1	0	0									
Rey Ordenez, R (1,6) OBP: 0.244, SLG: 0.263	0-2 L8			0-0 G5-3		1-1 F3		0-1 FC5-4		4	0	0	0	0	0	6									
Jeff D'Amico, R (1,1) Armando Benitez, R (9,1)	0-3 K				0-3 K		0-1 G5-3			3	0	0	0	0	2	0									
Inning Stats	R: 0 E: 0 K: 2 S: 10	H: 1 LOB: 2 BB: 1 P: 18	R: 1 E: 0 K: 1 S: 8	H: 1 LOB: 0 BB: 0 P: 8	R: 0 E: 0 K: 1 S: 8	H: 0 LOB: 0 BB: 0 P: 11	R: 0 E: 0 K: 0 S: 9	H: 2 LOB: 2 BB: 0 P: 12	R: 0 E: 0 K: 1 S: 9	H: 0 LOB: 0 BB: 0 P: 12	R: 0 E: 1 K: 1 S: 12	H: 1 LOB: 3 BB: 1 P: 22	R: 1 E: 1 K: 2 S: 13	H: 2 LOB: 1 BB: 0 P: 20	R: 0 E: 0 K: 0 S: 11	H: 1 LOB: 1 BB: 0 P: 14	1B: 4 2B: 3 3B: 0 HR: 1	SF: 0 SAC: 0 DP: 0 HBP: 0	WP: 0 PB: 0 SB: 0 CS: 0	PA: 35					
PITCHER	IP	WLS	BF	H	R	ER	SO	BB	IBB	HBP	BLK	WP	HR	S	P	ERA	WHIP								
Tomo Ohka, R (1,1) ERA: 1.59	6.1	L	28	6	2	1	6	2	0	0	0	0	0	5	8	0.00	3.000								
Scott Stewart, L (7,1) ERA	0.1		2	1	0	0	1	0	0	0	0	0	0	3	5	0.00	0.000								
Matt Herges, R (7,1) ERA: 5.06	0.1		1	0	0	0	1	0	0	0	0	0	0	3	5	0.00	0.000								
Britt Reames, R (8,1) ERA: 11.81	1.0		4	1	0	0	0	0	0	0	0	0	0	11	14	0.00	1.000								

Montreal Expos @ New York Mets
Shea Stadium, Flushing, NY
Fri Apr 12 2002, 7:10 PM EDT
Att: 32,624 - Overcast - 54 F

livebaseballscorecards.com

AB 33
R 2
H 8
RBI 1
BB 2
SO 8
LOB 17



Batter	1	2	3	4	5	6	7	8	9	AB	R	H	RBI	BB	SO	LOB	TOP								
Peter Bergeron, L (1, 8) OBP: 0.375, SLG: 0.262 Henry Rodriguez, L (9, PH)										3	1	0	0	1	1	0									
Mike Mordecai, R (1, 4) OBP: 0.357, SLG: 0.385										4	0	0	0	0	1	1									
Vladimir Guerrero, R (1, 9) OBP: 0.494, SLG: 0.950										4	1	2	1	0	0	0									
Lee Stevens, L (1, 3) OBP: 0.405, SLG: 0.364										4	1	1	0	0	1	2									
Orlando Cabrera, R (1, 6) OBP: 0.300, SLG: 0.289										3	1	1	0	1	0	0									
Brian Schneider, L (1, 2) OBP: 0.400, SLG: 0.733										4	0	1	2	0	0	1									
Chris Truby, R (1, 5) OBP: 0.358, SLG: 0.469										4	0	1	0	0	1	2									
Brad Wilkerson, L (1, 7) OBP: 0.360, SLG: 0.220										2	0	0	0	2	0	0									
Tony Armas, R (1, 1) OBP: 0.111, SLG: 0.111 Britt Reames, R (7, 1) Scott Stewart, R (7, 1) Bruce Chen, L (8, 1) Andres Galarraga, R (9, PH) OBP: 0.455, SLG: 0.471										3	0	0	0	0	1	4									
Inning Stats	R: 0 E: 0 K: 1 S: 9	H: 0 LOB: 0 BB: 0 P: 11	R: 1 E: 1 K: 1 S: 13	H: 2 LOB: 2 BB: 1 P: 20	R: 3 E: 0 K: 1 S: 15	H: 2 LOB: 1 BB: 2 P: 30	R: 0 E: 0 K: 0 S: 5	H: 0 LOB: 0 BB: 0 P: 7	R: 0 E: 0 K: 0 S: 6	H: 0 LOB: 0 BB: 0 P: 6	R: 0 E: 0 K: 0 S: 7	H: 1 LOB: 2 BB: 1 P: 13	R: 0 E: 0 K: 1 S: 9	H: 1 LOB: 1 BB: 0 P: 13	R: 0 E: 0 K: 0 S: 5	H: 0 LOB: 0 BB: 0 P: 7	R: 0 E: 0 K: 2 S: 9	H: 0 LOB: 1 BB: 0 P: 14	1B: 3 2B: 3 3B: 0 HR: 0	SF: 0 SAC: 1 DP: 0 HBP: 1	WP: 0 PB: 0 SB: 2 CS: 0	PA: 38			
PITCHER	IP	WLS	BF	H	R	ER	SO	BB	IBB	HBP	BLK	WP	HR	S	P	ERA	WHIP								
Steve Trachsel, R (1, 1) ERA: 2.45 Mark Guthrie, L (7, 1) ERA: 3.38 Scott Strickland, R (8, 1) ERA: 1.5 Armando Benitez, R (9, 1) ERA: 4.5	6.2	W	30	6	4	3	3	3	1	0	0	0	0	61	96	4.05	1.350								
	0.1	H	1	0	0	0	1	0	0	0	0	0	0	3	4	0.00	0.000								
	1.0	H	3	0	0	0	0	0	0	0	0	0	0	5	7	0.00	0.000								
	1.0	S	4	0	0	0	2	0	0	1	0	0	0	9	14	0.00	0.000								

Montreal Expos @ New York Mets
Shea Stadium, Flushing, NY
Sun Apr 14 2002, 1:10 PM EDT
Att: 45,646 - Cloudy - 69 F

AB 32
R 4
H 6
RBI 3
BB 4
SO 6
LOB 11

Batter	1	2	3	4	5	6	7	8	9	AB	R	H	RBI	BB	SO	LOB	BOTTOM								
Timo Perez, L (1, 7) OBP: 0.278, SLG: 0.389										4	1	1	0	0	0	1									
Mark Johnson, L (1, 3) OBP: 0.316, SLG: 0.133 Edgardo Alfonzo, R (7, PH) OBP: 0.479, SLG: 0.425										1	2	0	0	2	0	0									
Roberto Alomar, S (1, 4) OBP: 0.273, SLG: 0.392										4	2	3	4	0	0	2									
31 Mike Piazza, R (1, 2) OBP: 0.341, SLG: 0.500										3	0	1	1	1	0	0									
Jeremy Burnitz, L (1, 9) OBP: 0.380, SLG: 0.571										3	0	0	0	1	1	1									
John Valentin, R (1, 5) OBP: 0.288, SLG: 0.222 Scott Strickland, R (8, 1) ERA: 1.5 Roger Cedeno, S (8, PH) OBP: 0.316, SLG: 0.286 Armando Benitez, R (9, 1) ERA: 4.5										2	0	0	0	0	0	1									
Jay Payton, R (1, 8) OBP: 0.319, SLG: 0.350										4	1	1	0	0	2	2									
Joe McEwing, R (1, 6) OBP: 0.267, SLG: 0.571										2	0	0	0	0	1	0									
Steve Trachsel, R (1, 1) ERA: 5.12 Mark Guthrie, R (7, 1) ERA: 11.12 Tony Tarasco, L (7, PH) Rey Ordenez, R (8, 6) OBP: 0.233, SLG: 0.250										2	0	0	0	0	1	0									
Inning Stats	R: 3 E: 0 K: 0 S: 11	H: 2 LOB: 0 BB: 2 P: 23	R: 0 E: 0 K: 2 S: 9	H: 0 LOB: 0 BB: 0 P: 14	R: 1 E: 0 K: 0 S: 14	H: 1 LOB: 0 BB: 0 P: 20	R: 0 E: 0 K: 1 S: 5	H: 0 LOB: 0 BB: 0 P: 9	R: 0 E: 0 K: 1 S: 10	H: 0 LOB: 0 BB: 0 P: 15	R: 1 E: 0 K: 0 S: 19	H: 2 LOB: 1 BB: 2 P: 30	R: 1 E: 1 K: 0 S: 12	H: 1 LOB: 2 BB: 1 P: 18	R: 0 E: 1 K: 1 S: 11	H: 0 LOB: 1 BB: 0 P: 15	1B: 3 2B: 1 3B: 0 HR: 2	SF: 0 SAC: 1 DP: 2 HBP: 1	WP: 0 PB: 0 SB: 0 CS: 1	PA: 34					
PITCHER	IP	WLS	BF	H	R	ER	SO	BB	IBB	HBP	BLK	WP	HR	S	P	ERA	WHIP								
Tony Armas, R (1, 1) ERA: 5.12 Britt Reames, R (7, 1) ERA: 11.12 Scott Stewart, L (7, 1) ERA: 11.12 Bruce Chen, L (8, 1) ERA: 2.7	6.0	L	24	5	5	5	4	4	0	1	0	0	0	4	6	0.00	3.000								
	0.1		3	1	1	0	0	0	0	0	0	0	0	4	6	0.00	3.000								
	0.2		3	0	0	0	0	1	0	0	0	0	0	8	12	0.00	1.500								
	1.0		4	0	0	0	1	0	0	0	0	0	0	11	15	0.00	0.000								

Montreal Expos @ New York Mets
Shea Stadium, Flushing, NY
Sun Apr 14 2002, 1:10 PM EDT
Att: 45,646 - Cloudy - 69 F

AB 27
R 6
H 6
RBI 5
BB 5
SO 5
LOB 7

Batter	1	2	3	4	5	6	7	8	9	AB	R	H	RBI	BB	SO	LOB	TOP					
Delino DeShields, L OBP: 0.293, SLG: 0.368	G4-3		K		G4-3	G3		G4-3		5	0	0	0	0	1	3						
Corey Patterson, L OBP: 0.460, SLG: 0.524	3B		1B		F8			F8		5	1	3	0	0	0	0						
Sammy Sosa, R OBP: 0.473, SLG: 0.814	BB		BB		HR			BB 1B		2	2	2	2	3	0	0						
Fred McGriff, L OBP: 0.352, SLG: 0.311	K		BB		HR			F8		4	1	1	2	1	1	4						
Moises Alou, R 38 Carlos Zambrano, S Jeff Fassero, L	K		G5-4-3		P6			BB 1B		4	0	0	0	0	2	6						
Augie Ojeda, S Antonio Alfonseca, R	K		1-2					BB 1B		0	0	0	0	0	0	0						
Alex Gonzalez, R OBP: 0.451, SLG: 0.467		G6-3			P4			1B		3	0	1	0	2	0	0						
Mark Bellhorn, S OBP: 0.313, SLG: 0.533		G3			K			1B		4	0	1	0	0	2	2						
Joe Girardi, R OBP: 0.200, SLG: 0.240		F8			1B			1B		5	0	1	0	0	2	4						
34 Kerry Wood, R Darren Lewis, R			1B		FC4-6			G1-3		2	1	1	0	0	0	1						
Inning Stats	R: 0 E: 0 K: 2 S: 10	H: 1 LOB: 2 BB: 1 P: 17	R: 0 E: 0 K: 0 S: 6	H: 0 LOB: 0 BB: 0 P: 10	R: 1 E: 0 K: 1 S: 15	H: 2 LOB: 2 BB: 2 P: 28	R: 0 E: 0 K: 1 S: 12	H: 1 LOB: 1 BB: 0 P: 18	R: 2 E: 0 K: 0 S: 9	H: 2 LOB: 0 BB: 0 P: 16	R: 0 E: 0 K: 1 S: 9	H: 2 LOB: 2 BB: 0 P: 11	R: 1 E: 0 K: 2 S: 12	H: 2 LOB: 1 BB: 1 P: 22	R: 0 E: 0 K: 1 S: 13	H: 0 LOB: 0 BB: 0 P: 18	R: 2 E: 0 K: 0 S: 16	H: 2 LOB: 2 BB: 2 P: 30	1B: 8 2B: 1 3B: 1 HR: 2	SF: 0 SAC: 1 DP: 1 HBP: 0	WP: 0 PB: 0 SB: 0 CS: 0	PA: 44
PITCHER	IP	WLS	BF	H	R	ER	SO	BB	IBB	HBP	BLK	WP	HR	S	P	ERA	WHIP					
Carl Pavano, R ERA: 3.86	6.0	L	30	10	4	4	5	3	0	0	0	0	2	64	104	6.00	2.167					
Bruce Chen, L ERA: 2.09	1.0		4	0	0	0	2	0	1	0	0	0	0	9	18	0.00	0.000					
Britt Reames, R ERA: 9.95	0.2		2	0	0	0	1	0	0	0	0	0	0	9	12	0.00	0.000					
Graeme Lloyd, L ERA: 7.11	0.1		1	0	0	0	0	0	0	0	0	0	0	4	6	0.00	0.000					
Matt Herges, R ERA: 4.82	1.0		7	2	2	2	0	2	0	0	0	0	0	16	30	18.00	4.000					

Chicago Cubs @ Montreal Expos
Olympic Stadium, Montreal, QB
Mon Apr 15 2002, 7:05 PM EDT
Att. 4,917 - Dome - 72 F

AB 37
R 6
H 12
RBI 6
BB 6
SO 8
LOB 20



Batter	1	2	3	4	5	6	7	8	9	AB	R	H	RBI	BB	SO	LOB	BOTTOM					
Peter Bergeron, L OBP: 0.400, SLG: 0.273	BB 1B		SH1-3		HBP			G5-3		2	1	1	0	2	0	0						
Jose Vidro, S OBP: 0.420, SLG: 0.444	F7		L4		FC4-6			BB 1B		4	1	2	2	0	0	2						
Vladimir Guerrero, R OBP: 0.419, SLG: 0.490	BB 1B		S		FC4-6			BB 1B		3	0	1	0	2	1	3						
Lee Stevens, L OBP: 0.404, SLG: 0.378	BB		P5		IBB			BB 1B		4	0	1	1	1	0	4						
Orlando Cabrera, R OBP: 0.291, SLG: 0.280	G6-4-3		P5		P6			G5-3		5	1	1	0	0	0	4						
Brian Schneider, L OBP: 0.388, SLG: 0.632	K		K		G3			BB 1B		4	0	1	0	0	2	0						
Chris Truby, R OBP: 0.333, SLG: 0.434	P4		F8		F9			K		4	0	0	0	0	1	2						
Henry Rodriguez, L OBP: 0.077, SLG: 0.077	G3		G4-3		G4-3			G4-3		4	1	1	1	0	0	1						
Carl Pavano, R Bruce Chen, L Mike Mordecai, R Britt Reames, R Graeme Lloyd, L Andres Calatrava, R Matt Herges, L	SH1-3		2B		G4-3			G5-3		2	0	1	0	0	0	0						
Inning Stats	R: 0 E: 0 K: 0 S: 8	H: 1 LOB: 2 BB: 2 P: 16	R: 0 E: 0 K: 1 S: 7	H: 0 LOB: 0 BB: 0 P: 13	R: 0 E: 0 K: 1 S: 12	H: 0 LOB: 0 BB: 0 P: 18	R: 0 E: 0 K: 0 S: 5	H: 0 LOB: 0 BB: 0 P: 9	R: 2 E: 0 K: 1 S: 15	H: 2 LOB: 2 BB: 2 P: 31	R: 1 E: 0 K: 1 S: 11	H: 2 LOB: 1 BB: 0 P: 18	R: 1 E: 0 K: 1 S: 13	H: 2 LOB: 1 BB: 0 P: 18	1B: 6 2B: 3 3B: 0 HR: 0	SF: 0 SAC: 1 DP: 1 HBP: 1	WP: 0 PB: 0 SB: 2 CS: 0	PA: 41				
PITCHER	IP	WLS	BF	H	R	ER	SO	BB	IBB	HBP	BLK	WP	HR	S	P	ERA	WHIP					
34 Kerry Wood, R ERA: 1.5	6.0	W	24	3	0	0	2	3	0	1	0	0	0	44	75	0.00	1.000					
38 Carlos Zambrano, R ERA: 5.4	0.2		3	1	1	1	1	0	0	0	0	0	0	8	13	13.50	1.500					
Jeff Fassero, L ERA: 6.46	0.1		6	3	2	2	0	1	1	0	0	0	0	12	27	54.00	12.000					
Antonio Alfonseca, R ERA: 3.6	2.0	S	8	2	1	1	2	0	0	0	0	0	0	19	27	4.50	1.000					

Chicago Cubs @ Montreal Expos
Olympic Stadium, Montreal, QB
Mon Apr 15 2002, 7:05 PM EDT
Att. 4,917 - Dome - 72 F

AB 34
R 4
H 9
RBI 4
BB 5
SO 5
LOB 18



Batter	1	2	3	4	5	6	7	8	9	AB	R	H	RBI	BB	SO	LOB	TOP						
Delino DeShields, L (1.4) OBP: 0.283, SLG: 0.349	F7			L8		G3	1B		G3-1	5	0	1	0	0	0	0	Chicago Cubs @ Montreal Expos Olympic Stadium, Montreal, QB Tue Apr 16 2002, 7:05 PM EDT Att. 4,486 - Dome - 72 F						
Corey Patterson, L (1.8) OBP: 0.473, SLG: 0.522	F9			1B S BB		G4-3	1B		1B	4	0	2	0	1	0	0							
Sammy Sosa, R (1.9) OBP: 0.467, SLG: 0.813	L7			G4-6-3 1B					G6-3	5	1	2	0	0	1	1							
Fred McGriff, L (1.3) OBP: 0.362, SLG: 0.347		G3-1		G4-6-3 1B						4	1	2	1	0	0	2							
Moises Alou, R (1.7) 3B Carlos Zambrano, S (6.1)		G6-3			G4-3	G4-3			K	3	0	0	0	0	0	1							
Mark Bellhorn, S (8. PH) Joe Borowski, R (8.1)									K	0	0	0	0	0	0	0							
Alex Gonzalez, R (1.6) OBP: 0.455, SLG: 0.479		L9							K	1	0	0	0	1	1	0							
Chris Stynes, R (1.5) OBP: 0.389, SLG: 0.333				K					1B	4	1	3	1	0	1	0							
Robert Machado, R (1.2) Roosevelt Brown, L (8. PH) Joe Girardi, R (8.2)				G5-3		G6-3			G4-3	3	0	0	1	0	0	2							
Juan Cruz, R (1.1) Jesus Sanchez, L (4.1) Darren Lewis, R (6.7)				G6-3		L4			G3-1	1	0	0	0	0	0	0							
Inning Stats	R: 0 E: 0 K: 0 S: 5	H: 0 LOB: 0 BB: 0 P: 8	R: 0 E: 0 K: 0 S: 6	H: 0 LOB: 0 BB: 0 P: 7	R: 0 E: 0 K: 1 S: 7	H: 0 LOB: 0 BB: 0 P: 10	R: 0 E: 0 K: 0 S: 5	H: 1 LOB: 1 BB: 1 P: 10	R: 1 E: 0 K: 0 S: 11	H: 2 LOB: 1 BB: 0 P: 19	R: 1 E: 0 K: 0 S: 10	H: 2 LOB: 1 BB: 0 P: 14	R: 3 E: 0 K: 1 S: 15	H: 4 LOB: 2 BB: 0 P: 24	R: 1 E: 0 K: 2 S: 18	H: 2 LOB: 2 BB: 1 P: 31		R: 0 E: 0 K: 0 S: 14	H: 1 LOB: 1 BB: 0 P: 21	1B: 8 2B: 3 3B: 1 HR: 0	SF: 0 SAC: 0 DP: 1 HBP: 0	WP: 0 PB: 1 SB: 1 CS: 0	PA: 39
PITCHER	IP WLS BF H R ER SO BB IBB HBP BLK WP HR S P ERA WHIP																						
Masato Yoshii, R (1.1) ERA: 3.07	5.0 W 18 3 1 1 1 1 1 0 0 0 0 0 0 0 0 34 54 1.80 0.800																						
Scott Stewart, L (6.1) ERA: 2.09	1.2 10 5 2 2 1 0 0 0 0 0 0 0 0 0 22 35 10.80 3.000																						
Graeme Lloyd, L (7.1) ERA: 7.36	1.0 6 3 1 1 2 1 0 0 0 0 0 0 0 0 18 31 9.00 4.000																						
52 T.J. Tucker, R (8.1) ERA: 2.84	1.1 S 5 1 0 0 0 0 0 0 0 0 0 0 0 0 17 24 0.00 0.750																						

AB	37
R	4
H	12
RBI	4
BB	2
SO	4
LOB	10



Batter	1	2	3	4	5	6	7	8	9	AB	R	H	RBI	BB	SO	LOB	BOTTOM				
Peter Bergeron, L (1.8) OBP: 0.400, SLG: 0.292	K	G6-3		1B 2B		K	S BB			4	1	1	1	1	2	1	Chicago Cubs @ Montreal Expos Olympic Stadium, Montreal, QB Tue Apr 16 2002, 7:05 PM EDT Att. 4,486 - Dome - 72 F				
Jose Vidro, S (1.4) OBP: 0.418, SLG: 0.440	G4-3		K	1B WP		HR	F8			5	2	2	2	0	1	1					
Vladimir Guerrero, R (1.9) OBP: 0.433, SLG: 0.611	HR		F9	1B		HR			E3	5	2	3	4	0	0	0					
Michael Barrett, R (1.2) OBP: 0.476, SLG: 0.861	BB		G5-3	BB		BB			K	2	0	0	0	3	1	1					
Lee Stevens, L (1.3) OBP: 0.385, SLG: 0.341	BB			G3		F7			K	4	0	0	0	1	1	3					
Orlando Cabrera, R (1.6) OBP: 0.305, SLG: 0.283	G5-3			G4-3	G4-6-3 HBP	BB				3	0	1	0	1	0	2					
Chris Truby, R (1.5) OBP: 0.344, SLG: 0.429		G5-3		BB	G4-6-3	K				3	1	1	0	0	1	2					
Brad Wilkerson, L (1.7) OBP: 0.370, SLG: 0.209		SH2-4 HBP		BB	G4-6-3	K				2	1	0	0	1	1	2					
Masato Yoshii, R (1.1) Andres Galarraga, R (8. PH) Scott Stewart, R (6.1)		SH2-4		E					G2-3	1	1	0	0	0	0	1					
Graeme Lloyd, L (7.1) 52 T.J. Tucker, R (8.1)				E		K				0	0	0	0	0	0	0					
Inning Stats	R: 1 E: 0 K: 1 S: 17	H: 1 LOB: 2 BB: 2 P: 29	R: 0 E: 0 K: 0 S: 6	H: 0 LOB: 0 BB: 0 P: 9	R: 0 E: 0 K: 1 S: 5	H: 0 LOB: 0 BB: 0 P: 9	R: 5 E: 2 K: 0 S: 23	H: 4 LOB: 2 BB: 2 P: 40	R: 0 E: 0 K: 1 S: 6	H: 1 LOB: 1 BB: 0 P: 11	R: 2 E: 0 K: 2 S: 15	H: 2 LOB: 2 BB: 2 P: 33	R: 0 E: 0 K: 1 S: 13	H: 0 LOB: 1 BB: 1 P: 23	R: 0 E: 1 K: 2 S: 13	H: 0 LOB: 0 BB: 0 P: 20		1B: 5 2B: 2 3B: 0 HR: 2	SF: 0 SAC: 1 DP: 2 HBP: 2	WP: 1 PB: 0 SB: 1 CS: 1	PA: 41
PITCHER	IP WLS BF H R ER SO BB IBB HBP BLK WP HR S P ERA WHIP																				
Juan Cruz, R (1.1) ERA: 1.8	3.2 L 21 5 6 1 2 2 3 0 1 0 0 0 1 22 47 2.46 2.182																				
Jesus Sanchez, L (4.1) ERA: 6.23	2.0 12 3 2 2 2 3 0 1 0 0 0 1 22 47 9.00 3.000																				
3B Carlos Zambrano, R (6.1) ERA: 3.0	1.1 5 0 0 0 2 1 0 0 0 0 0 0 16 28 0.00 0.750																				
Joe Borowski, R (8.1) ERA: 2.0	1.0 3 0 0 0 2 0 0 0 0 0 0 0 13 20 0.00 0.000																				

AB	31
R	8
H	8
RBI	7
BB	7
SO	8
LOB	14



Batter	1	2	3	4	5	6	7	8	9	AB	R	H	RBI	BB	SO	LOB	TOP					
Delino DeShields, L OBP: 0.280, SLG: 0.404 Jeff Fassero, L (6, 1) Todd Hundley, S OBP: 0.333, SLG: 0.471 Jesus Sanchez, L (8, 1)				G3			G6-3	F7		4	1	1	2	0	1	2	<p>Chicago Cubs @ Montreal Expos Olympic Stadium, Montreal, QB Wed Apr 17 2002, 7:05 PM EDT Att. 4,300 - Dome - 72 F</p> <p>livebaseballscores.com</p>					
Corey Patterson, L OBP: 0.450, SLG: 0.490	BB 1B 2B	F8		G3		F7		F8	5	1	1	0	0	0	0							
Sammy Sosa, R OBP: 0.462, SLG: 0.792	BB 2B 1B	F3		K			F3		5	1	2	0	0	0	1							
Fred McGriff, L OBP: 0.381, SLG: 0.346	2B 3B 1B			P5			BB 1B		3	1	1	0	2	0	1							
Moises Alou, R OBP: 0.100, SLG: 0.200 Mark Bellhorn, S OBP: 0.314, SLG: 0.515	3B 2B	FC4-6				K	FC5 1B		3	1	1	2	0	1	1							
Alex Gonzalez, R OBP: 0.433, SLG: 0.491	1B 3B			K		L6	K		5	1	1	2	0	2	3							
Chris Stynes, R OBP: 0.425, SLG: 0.455	1B			K		K	FC5 1B		3	1	2	2	1	1	0							
Robert Machado, R OBP: 0.333, SLG: 0.643	K			G1-3		G4-3	FC5		4	1	1	0	0	1	4							
Jason Bere, R OBP: 0.200, SLG: 0.200 Donovan Osborne, S (3, 1) Joe Borowski, R (4, 1) Roosevelt Brown, L (6, PH) OBP: 0.176, SLG: 0.212 (6, 7)	K					G4-3		F7	2	0	1	0	0	1	1							
Inning Stats	R: 6 E: 0 K: 3 S: 23	H: 6 LOB: 1 BB: 1 P: 34	R: 0 E: 0 K: 0 S: 5	H: 0 LOB: 1 BB: 1 P: 11	R: 1 E: 0 K: 1 S: 9	H: 2 LOB: 1 BB: 0 P: 15	R: 0 E: 0 K: 1 S: 9	H: 0 LOB: 0 BB: 0 P: 15	R: 0 E: 0 K: 2 S: 7	H: 0 LOB: 0 BB: 0 P: 11	R: 1 E: 0 K: 0 S: 7	H: 1 LOB: 0 BB: 0 P: 12	R: 0 E: 0 K: 1 S: 10	H: 2 LOB: 3 BB: 1 P: 19	R: 0 E: 0 K: 0 S: 4	H: 0 LOB: 1 BB: 0 P: 8		R: 0 E: 0 K: 0 S: 7	H: 1 LOB: 1 BB: 0 P: 12	1B: 6 2B: 3 3B: 1 HR: 2	SF: 0 SAC: 0 DP: 0 HBP: 0	WP: 0 PB: 0 SB: 0 CS: 0
PITCHER	IP WLS BF H R ER SO BB IBB HBP BLK WP HR S P ERA WHIP																					
Tomo Ohka, R ERA: 6.35	(1, 1) 0.0	(1, 1) 4.0	(1, 1) 2.2	(7, 1) 2.1																		
Bruce Chen, L ERA: 2.16	(1, 1) 4.0	(1, 1) 2.2	(5, 1) 2.2	(7, 1) 2.1																		
Britt Reames, R ERA: 8.0	(5, 1) 2.2																					
52 T.J. Tucker, R ERA: 2.08	(7, 1) 2.1																					

Batter	1	2	3	4	5	6	7	8	9	AB	R	H	RBI	BB	SO	LOB	BOTTOM				
Peter Bergeron, L OBP: 0.408, SLG: 0.315	G1-3	1B SF7 1B		1B				L7		6	2	3	3	0	1	2	<p>Chicago Cubs @ Montreal Expos Olympic Stadium, Montreal, QB Wed Apr 17 2002, 7:05 PM EDT Att. 4,300 - Dome - 72 F</p> <p>livebaseballscores.com</p>				
Jose Vidro, S OBP: 0.426, SLG: 0.491	HR	1B	F9	3B 1B		G5-3		P6	5	2	2	1	1	0	3						
Vladimir Guerrero, R OBP: 0.439, SLG: 0.636	WP 1B BB	SF7		1B		G6-3		FC6-4	4	3	2	4	1	0	1						
Michael Barrett, R OBP: 0.447, SLG: 0.780	E5 WP	P4		F8		L9			5	1	1	1	0	0	3						
Lee Stevens, L OBP: 0.386, SLG: 0.333	E4 1B		F9	L7		G3-1			4	0	1	1	1	0	1						
Orlando Cabrera, R OBP: 0.313, SLG: 0.293	K		1B	1B		G5-3			5	2	2	0	0	1	3						
Chris Truby, R OBP: 0.364, SLG: 0.475	K		1B	1B		F7			5	2	3	2	0	1	1						
Brad Wilkerson, L OBP: 0.373, SLG: 0.234		SH2-4 1B	K	1B		P4		G4-3	4	2	1	1	1	1	3						
Tomo Ohka, S OBP: 0.333, SLG: 0.333 Bruce Chen, L OBP: 0.500, SLG: 0.500 Mike Mordecai, R OBP: 0.375, SLG: 0.400 Britt Reames, R OBP: 1.000, SLG: 1.000 52 T.J. Tucker, R OBP: 1.000, SLG: 1.000		SH2-4 1B	1B	1B		1B		FC6-4 1B	0	0	0	0	0	0	0						
Inning Stats	R: 3 E: 2 K: 2 S: 19	H: 2 LOB: 1 BB: 1 P: 31	R: 2 E: 0 K: 0 S: 14	H: 2 LOB: 1 BB: 1 P: 23	R: 2 E: 0 K: 1 S: 14	H: 4 LOB: 2 BB: 0 P: 18	R: 8 E: 0 K: 0 S: 27	H: 8 LOB: 2 BB: 2 P: 40	R: 0 E: 0 K: 1 S: 9	H: 1 LOB: 1 BB: 0 P: 14	R: 0 E: 0 K: 0 S: 7	H: 0 LOB: 0 BB: 0 P: 9	R: 0 E: 0 K: 0 S: 6	H: 1 LOB: 1 BB: 0 P: 7	R: 0 E: 0 K: 0 S: 8	H: 1 LOB: 1 BB: 0 P: 13		1B: 15 2B: 1 3B: 2 HR: 1	SF: 1 SAC: 1 DP: 0 HBP: 0	WP: 1 PB: 0 SB: 1 CS: 0	PA: 48
PITCHER	IP WLS BF H R ER SO BB IBB HBP BLK WP HR S P ERA WHIP																				
Jason Bere, R ERA: 5.28	(1, 1) 2.2	(3, 1) 1.0	(4, 1) 1.1	(6, 1) 2.0	(8, 1) 1.0																
Donovan Osborne, L ERA: 8.31	(3, 1) 1.0																				
Joe Borowski, R ERA: 2.61	(4, 1) 1.1																				
Jeff Fassero, L ERA: 6.14	(6, 1) 2.0																				
Jesus Sanchez, L ERA: 5.06	(8, 1) 1.0																				

Batter	1	2	3	4	5	6	7	8	9	AB	R	H	RBI	BB	SO	LOB	TOP				
Roger Cedeno, S OBP: 0.268, SLG: 0.245 (1, 7)	F9		K					G4-3		4	0	1	0	0	1	1	<p>New York Mets @ Montreal Expos</p> <p>Olympic Stadium, Montreal, QB</p> <p>Thu Apr 18 2002, 7:05 PM EDT</p> <p>Att. 4,512 - Dome - 72 F</p>				
Timo Perez, L OBP: 0.296, SLG: 0.444 (1, 8)	2B		K					F8		4	0	1	0	0	1	2					
Roberto Alomar, S OBP: 0.264, SLG: 0.353 (1, 4)	F7							G5-3		4	1	1	0	0	1	1					
31 Mike Piazza, R OBP: 0.407, SLG: 0.646 (1, 2)	L6							1B		4	0	2	1	0	0	1					
Edgardo Alfonzo, R OBP: 0.470, SLG: 0.418 (1, 5)								1B		4	0	0	0	0	2	2					
Jeremy Burnitz, L OBP: 0.343, SLG: 0.483 (1, 9)	F8							1B		4	0	1	0	0	0	1					
Mark Johnson, L OBP: 0.280, SLG: 0.100 (1, 3)	F5							G4-3		4	0	0	0	0	0	3					
Rey Ordonez, R OBP: 0.241, SLG: 0.278 (1, 6)								G5-3		3	0	1	0	0	0	0					
Al Leiter, L (1, 1)								K		3	0	0	0	0	2	1					
Inning Stats	R: 0 H: 1 E: 0 K: 0 S: 6	H: 1 LOB: 1 BB: 0 P: 8	R: 0 H: 0 E: 0 K: 0 S: 11	LOB: 0 BB: 0 P: 13	R: 0 H: 1 E: 0 K: 3 S: 13	LOB: 1 BB: 0 P: 18	R: 1 H: 2 E: 0 K: 0 S: 14	H: 2 LOB: 1 BB: 0 P: 15	R: 0 H: 1 E: 0 K: 2 S: 5	H: 0 LOB: 0 BB: 0 P: 10	R: 0 H: 0 E: 0 K: 0 S: 9	H: 0 LOB: 0 BB: 0 P: 15	R: 0 H: 0 E: 0 K: 1 S: 8	H: 0 LOB: 0 BB: 0 P: 11	R: 0 H: 2 E: 0 K: 1 S: 13	H: 2 LOB: 2 BB: 0 P: 17	1B: 4 2B: 3 3B: 0 HR: 0	SF: 0 SAC: 0 DP: 0 HBP: 0	WP: 0 PB: 0 CS: 0	PA: 34	
PITCHER	IP	WLS	BF	H	R	ER	SO	BB	IBB	HBP	BLK	WP	HR	S	P	ERA	WHIP				
Javier Vazquez, R ERA: 3.81 (1, 1)	8.0	L	29	5	1	1	6	0	0	0	0	0	0	73	99	1.12	0.625				
Matt Herges, R ERA: 4.35 (9, 1)	1.0		5	2	0	0	1	0	0	0	0	0	0	13	17	0.00	2.000				

AB	34
R	1
H	7
RBI	1
BB	0
SO	7
LOB	12



Batter	1	2	3	4	5	6	7	8	9	AB	R	H	RBI	BB	SO	LOB	BOTTOM				
Peter Bergeron, L OBP: 0.387, SLG: 0.293 (1, 8)	K							G6-3		4	0	0	0	0	1	0	<p>New York Mets @ Montreal Expos</p> <p>Olympic Stadium, Montreal, QB</p> <p>Thu Apr 18 2002, 7:05 PM EDT</p> <p>Att. 4,512 - Dome - 72 F</p>				
Jose Vidro, S OBP: 0.415, SLG: 0.492 (1, 4)	F9							G6-3		4	0	1	0	0	0	0					
Vladimir Guerrero, R OBP: 0.429, SLG: 0.697 (1, 9)	G5-3							G5-3		3	0	0	0	1	1	0					
Michael Barrett, R OBP: 0.431, SLG: 0.756 (1, 2)								K		4	0	1	0	0	1	2					
Lee Stevens, L OBP: 0.367, SLG: 0.313 (1, 3)	G3							F9		3	0	0	0	0	1	1					
Orlando Cabrera, R OBP: 0.299, SLG: 0.279 (1, 6)	K							K		3	0	0	0	0	2	1					
Chris Truby, R OBP: 0.362, SLG: 0.460 (1, 5)								K		2	0	0	0	1	1	0					
Lou Collier, R (1, 7)								F7		3	0	0	0	0	0	2					
Javier Vazquez, R (1, 1)								G1-3		2	0	0	0	0	1	0					
Mike Mordecai, R OBP: 0.353, SLG: 0.375 (8, PH)										1	0	0	0	0	0	0					
Matt Herges, L (9, 1)										0	0	0	0	0	0	0					
Inning Stats	R: 0 H: 0 E: 1 K: 1 S: 7	H: 0 LOB: 0 BB: 0 P: 10	R: 0 H: 0 E: 0 K: 1 S: 8	LOB: 0 BB: 0 P: 10	R: 0 H: 0 E: 0 K: 1 S: 8	LOB: 0 BB: 0 P: 12	R: 0 H: 0 E: 0 K: 1 S: 6	H: 0 LOB: 0 BB: 0 P: 11	R: 0 H: 1 E: 0 K: 0 S: 8	H: 1 LOB: 2 BB: 1 P: 16	R: 0 H: 0 E: 0 K: 2 S: 8	H: 0 LOB: 0 BB: 0 P: 13	R: 0 H: 0 E: 0 K: 0 S: 7	H: 0 LOB: 0 BB: 0 P: 9	R: 0 H: 0 E: 0 K: 1 S: 8	H: 0 LOB: 0 BB: 0 P: 14	1B: 0 2B: 2 3B: 0 HR: 0	SF: 0 SAC: 0 DP: 0 HBP: 0	WP: 0 PB: 0 CS: 0	PA: 31	
PITCHER	IP	WLS	BF	H	R	ER	SO	BB	IBB	HBP	BLK	WP	HR	S	P	ERA	WHIP				
Al Leiter, L ERA: 0.38 (1, 1)	9.0	W	31	2	0	0	8	1	1	0	0	0	0	71	114	0.00	0.333				



Batter	1	2	3	4	5	6	7	8	9	AB	R	H	RBI	BB	SO	LOB	TOP										
Timo Perez, L OBP: 0.344, SLG: 0.500 (1, 8)	G3		L4				2B		2B	5	0	3	1	0	0	1											
Tony Tarasco, L OBP: 0.200, SLG: 0.300 (1, 7)	G4-3			G4-3			2B		G4-3	5	0	2	1	0	0	1											
Roberto Alomar, S OBP: 0.250, SLG: 0.333 (1, 4)	B6			G4-3	G4-3		FC6-4			4	0	0	0	0	0	4											
Jeremy Burnitz, L OBP: 0.338, SLG: 0.459 (1, 9)		K			HBP				G4-3	3	0	0	0	1	1	0											
Edgardo Alfonzo, R OBP: 0.457, SLG: 0.397 (1, 5)	P4				BB				G4-3	3	0	0	0	0	1	0											
Mark Johnson, L OBP: 0.250, SLG: 0.087 Joe McEwing, R OBP: 0.280, SLG: 0.500 (8, PH) (8, 3)	G5-3				HBP					3	0	0	0	0	1	2											
Vance Wilson, R OBP: 0.333, SLG: 0.529 (1, 2)			G4-3						2B	4	0	1	1	0	1	0											
Rey Ordenez, R OBP: 0.258, SLG: 0.310 (1, 6)									G1-3	4	1	2	0	0	0	0											
Steve Trachsel, R OBP: 0.280, SLG: 0.364 John Valentin, R OBP: 0.190, SLG: 0.320 Grant Roberts, R OBP: 0.310, SLG: 0.320 Jay Payton, R OBP: 0.250, SLG: 0.320 Mark Guthrie, R OBP: 0.250, SLG: 0.320 Scott Strickland, R OBP: 0.250, SLG: 0.320 David Weathers, R OBP: 0.250, SLG: 0.320 Roger Cedeno, S OBP: 0.250, SLG: 0.320 (1, 1) (5, PH) (5, 1) (7, PH) (7, 1) (7, 1) (8, 1) (9, PH)	SH3-4								G4-3	0	0	0	0	0	0	0											
Inning Stats	R: 0 E: 0 K: 0 S: 7	H: 0 LOB: 0 BB: 0 P: 9	R: 0 E: 0 K: 1 S: 10	H: 0 LOB: 0 BB: 0 P: 17	R: 0 E: 0 K: 0 S: 8	H: 1 LOB: 1 BB: 0 P: 14	R: 0 E: 0 K: 0 S: 8	H: 0 LOB: 2 BB: 1 P: 16	R: 1 E: 0 K: 2 S: 12	H: 3 LOB: 2 BB: 0 P: 17	R: 0 E: 0 K: 2 S: 9	H: 0 LOB: 0 BB: 0 P: 13	R: 1 E: 1 K: 1 S: 17	H: 2 LOB: 2 BB: 0 P: 24	R: 1 E: 0 K: 0 S: 6	H: 2 LOB: 1 BB: 0 P: 9	R: 0 E: 0 K: 0 S: 12	H: 1 LOB: 1 BB: 0 P: 20	1B: 5 2B: 4 3B: 0 HR: 0	SF: 0 SAC: 1 DP: 0 HBP: 1	WP: 1 PB: 0 SB: 0 CS: 0	PA: 38					
PITCHER	IP	WLS	BF	H	R	ER	SO	BB	IBB	HBP	BLK	WP	HR	S	P	ERA	WHIP										
Tony Armas, R ERA: 4.15 (1, 1)	6.2	W	29	6	2	1	4	1	0	1	0	1	0	68	106	1.35	1.050										
Scott Stewart, L ERA: 1.95 (7, 1)	1.0	H	3	0	0	0	0	0	0	0	0	0	0	6	9	0.00	0.000										
52 T.J. Tucker, R ERA: 3.0 (8, 1)	0.1		2	2	1	1	0	0	0	0	0	0	0	3	4	27.00	6.000										
Matt Herges, R ERA: 3.97 (9, 1)	1.0	S	4	1	0	0	0	0	0	0	0	0	0	12	20	0.00	1.000										

New York Mets @ Montreal Expos
Olympic Stadium, Montreal, QB
Fri Apr 19 2002, 7:05 PM EDT
Att: 8,281 - Dome - 72 F



AB 35
R 3
H 9
RBI 3
BB 1
SO 4
LOB 9

Batter	1	2	3	4	5	6	7	8	9	AB	R	H	RBI	BB	SO	LOB	BOTTOM										
Peter Bergeron, L OBP: 0.375, SLG: 0.286 (1, 8)	L7		FC1-4	G4-3					K	5	1	1	0	0	1	2											
Jose Vidro, S OBP: 0.406, SLG: 0.492 (1, 4)	L9		F7						G5-3	4	0	1	0	0	0	2											
Vladimir Guerrero, R OBP: 0.444, SLG: 0.615 (1, 9)	CS								G5-3	4	1	3	1	0	0	1											
Lee Stevens, L OBP: 0.391, SLG: 0.392 (1, 3)	CS								E4	3	2	2	3	1	0	1											
Orlando Cabrera, R OBP: 0.300, SLG: 0.281 (1, 6)			SH5-3						F5	3	0	1	0	0	0	4											
Brian Schneider, L OBP: 0.391, SLG: 0.571 (1, 2)	E1								BB	2	0	0	1	2	1	2											
Chris Truby, R ERA: 2.42 Henry Rodriguez, L OBP: 0.071, SLG: 0.071 Mike Mordecai, R OBP: 0.353, SLG: 0.375 (1, 5) (7, PH) (8, 5)	G6-4-3								G6-3	3	0	0	0	0	1	3											
Brad Wilkerson, L OBP: 0.381, SLG: 0.255 (1, 7)									F7	4	1	2	0	0	0	0											
Tony Armas, R OBP: 0.100, SLG: 0.100 Scott Stewart, R OBP: 1.000, SLG: 1.000 Henry Mateo, S OBP: 0.353, SLG: 0.375 (1, 1) (7, 1) (8, PH) (9, 1)	SH								K	1	0	0	0	0	1	0											
Inning Stats	R: 0 E: 0 K: 0 S: 7	H: 1 LOB: 0 BB: 0 P: 8	R: 1 E: 1 K: 0 S: 7	H: 1 LOB: 0 BB: 0 P: 11	R: 4 E: 1 K: 1 S: 23	H: 4 LOB: 2 BB: 1 P: 35	R: 0 E: 0 K: 1 S: 7	H: 0 LOB: 0 BB: 0 P: 9	R: 0 E: 0 K: 0 S: 8	H: 2 LOB: 2 BB: 0 P: 13	R: 0 E: 1 K: 1 S: 16	H: 1 LOB: 3 BB: 1 P: 28	R: 0 E: 0 K: 2 S: 9	H: 0 LOB: 0 BB: 0 P: 16	R: 0 E: 0 K: 0 S: 12	H: 0 LOB: 0 BB: 0 P: 20	1B: 8 2B: 1 3B: 0 HR: 1	SF: 0 SAC: 3 DP: 1 HBP: 0	WP: 1 PB: 0 SB: 3 CS: 1	PA: 38							
PITCHER	IP	WLS	BF	H	R	ER	SO	BB	IBB	HBP	BLK	WP	HR	S	P	ERA	WHIP										
Steve Trachsel, R ERA: 2.42 (1, 1)	4.0	L	19	6	5	1	2	1	0	0	0	0	1	44	63	2.25	1.750										
Grant Roberts, R ERA: (5, 1)	2.0		9	3	0	0	1	0	1	0	0	0	0	7	12	0.00	3.000										
Mark Guthrie, L ERA: 3.0 (7, 1)	0.1		3	1	0	0	0	0	0	0	0	0	0	9	16	0.00	1.500										
Scott Strickland, R ERA: 1.17 (7, 1)	0.2		3	0	0	0	1	1	0	0	0	0	0	9	16	0.00	0.000										
David Weathers, R ERA: 0.75 (8, 1)	1.0		3	0	0	0	2	0	0	0	0	0	0	9	16	0.00	0.000										

New York Mets @ Montreal Expos
Olympic Stadium, Montreal, QB
Fri Apr 19 2002, 7:05 PM EDT
Att: 8,281 - Dome - 72 F



AB 31
R 5
H 10
RBI 5
BB 3
SO 6
LOB 18

Batter	1	2	3	4	5	6	7	8	9	AB	R	H	RBI	BB	SO	LOB	TOP										
Roger Cedeno, S OBP: 0.258, SLG: 0.224 (1, 8) (7, 7)	G4-3		K		G6-3		1B BB		G3-1	4	0	0	0	1	1	1											
Timo Perez, L OBP: 0.343, SLG: 0.514 Edgardo Alfonso, R OBP: 0.444, SLG: 0.383 (7, PH) (7, 5)	G6-3		G6-3		2B		F8		F9	3	1	1	0	0	0	0											
Roberto Alomar, S OBP: 0.290, SLG: 0.360 Kane Davis, R (7, 1)				G4-3	3B 1B		1B			3	0	2	2	1	0	0											
31 Mike Piazza, R OBP: 0.397, SLG: 0.615 (1, 2)	F9			G6-3	2B		F8			4	0	1	0	0	0	3											
Jeremy Burnitz, L OBP: 0.347, SLG: 0.462 (1, 9)		P5		1B			K		E5	4	2	2	0	0	1	0											
John Valentin, R OBP: 0.276, SLG: 0.346 (7, 4)	F8			1B			F9		G6-3	4	1	1	0	0	0	1											
Mark Johnson, L OBP: 0.290, SLG: 0.231 Vance Wilson, R OBP: 0.316, SLG: 0.500 Rey Ordóñez, R OBP: 0.258, SLG: 0.310 (8, PH) (8, 6)				2B			G4-3		G6-3	3	0	2	2	0	0	0											
Joe McEwing, R OBP: 0.241, SLG: 0.429 (8, 3)				K					K	4	0	0	0	0	3	2											
Shawn Estes, R (1, 1)																											
Pete Walker, R (6, 1)																											
Jay Payton, R OBP: 0.317, SLG: 0.327 (7, 8)			K		E5		F8 BB		P3	2	0	0	0	0	1	0											
Inning Stats	R: 0 E: 0 K: 0 S: 7	H: 0 LOB: 1 BB: 1 P: 13	R: 0 E: 0 K: 1 S: 11	H: 1 LOB: 1 BB: 0 P: 17	R: 0 E: 0 K: 2 S: 9	H: 0 LOB: 0 BB: 0 P: 11	R: 2 E: 0 K: 1 S: 12	H: 3 LOB: 1 BB: 0 P: 19	R: 1 E: 0 K: 0 S: 13	H: 3 LOB: 2 BB: 0 P: 16	R: 0 E: 0 K: 1 S: 7	H: 0 LOB: 0 BB: 0 P: 12	R: 1 E: 0 K: 0 S: 15	H: 2 LOB: 2 BB: 1 P: 28	R: 1 E: 0 K: 1 S: 6	H: 1 LOB: 0 BB: 0 P: 8	R: 0 E: 0 K: 0 S: 7	H: 0 LOB: 0 BB: 0 P: 9	1B: 6 2B: 4 3B: 0 HR: 0	SF: 0 SAC: 0 DP: 1 HBP: 0	WP: 0 PB: 0 SB: 0 CS: 0	PA: 38					
PITCHER	IP	WLS	BF	H	R	ER	SO	BB	IBB	HBP	BLK	WP	HR	S	P	ERA	WHIP										
Carl Pavano, R ERA: 4.32 (1, 1)	6.1	W	27	8	4	4	5	1	0	0	0	0	0	66	98	5.68	1.421										
Scott Stewart, L ERA: 1.89 (7, 1)	0.0		1	0	0	0	0	1	0	0	0	0	0	1	5	∞	∞										
Britt Reames, R ERA: 7.45 (7, 1)	0.2	H	3	1	0	0	0	0	0	0	0	0	0	7	13	0.00	1.500										
Graeme Lloyd, L ERA: 6.48 (8, 1)	1.0	H	4	1	1	0	1	0	0	0	0	0	0	6	8	0.00	1.000										
Matt Herges, R ERA: 3.65 (9, 1)	1.0	S	3	0	0	0	0	0	0	0	0	0	0	7	9	0.00	0.000										
Batter	1	2	3	4	5	6	7	8	9	AB	R	H	RBI	BB	SO	LOB	BOTTOM										
Peter Bergeron, L OBP: 0.388, SLG: 0.328 (1, 8) (7, 8)	L7				G4-3				K	4	2	2	0	1	1	0											
Jose Vidro, S OBP: 0.392, SLG: 0.471 (1, 4)	P6		F8		G4-3		1B		G6-3	5	0	1	1	0	0	2											
Vladimir Guerrero, R OBP: 0.442, SLG: 0.699 (1, 9)	G4-3		G5-4-3		1B		F8		K	4	1	1	1	1	1	1											
Lee Stevens, L OBP: 0.397, SLG: 0.418 (1, 3)		SH3	G5-4-3		1B		G4-3			4	1	2	1	0	0	3											
Michael Barrett, R OBP: 0.444, SLG: 0.771 (1, 2)		SH3			1B		FC4-6		SH1-4	3	2	2	0	0	0	1											
Orlando Cabrera, R OBP: 0.301, SLG: 0.299 (1, 6)	G4-3				F7				SH1-4	3	0	1	1	0	0	2											
Mike Mordecai, R OBP: 0.429, SLG: 0.389 Graeme Lloyd, L (8, 1)					1B				K	2	0	1	0	2	1	1											
Matt Herges, L (9, 1)					BB					0	0	0	0	0	0	0											
Brad Wilkerson, L OBP: 0.388, SLG: 0.327 (1, 7)					K		G3-1			4	1	2	3	0	1	4											
Carl Pavano, R OBP: 0.273, SLG: 0.364 Scott Stewart, R (7, 1)					G4-3				K	3	0	0	0	0	4	0											
Britt Reames, R OBP: 1.000, SLG: 1.000 Chris Truby, R OBP: 0.342, SLG: 0.433 (7, PH) (8, 5)	G1-3				G4-3		G3		K	0	0	0	0	0	0	0											
Inning Stats	R: 0 E: 0 K: 0 S: 6	H: 2 LOB: 2 BB: 1 P: 10	R: 1 E: 0 K: 0 S: 12	H: 2 LOB: 1 BB: 1 P: 17	R: 0 E: 0 K: 0 S: 5	H: 1 LOB: 1 BB: 1 P: 11	R: 0 E: 0 K: 1 S: 16	H: 2 LOB: 2 BB: 0 P: 24	R: 3 E: 0 K: 0 S: 13	H: 3 LOB: 2 BB: 2 P: 28	R: 1 E: 0 K: 0 S: 16	H: 2 LOB: 1 BB: 0 P: 25	R: 2 E: 0 K: 2 S: 12	H: 2 LOB: 0 BB: 0 P: 14	R: 0 E: 0 K: 2 S: 10	H: 0 LOB: 0 BB: 0 P: 13	1B: 6 2B: 4 3B: 1 HR: 1	SF: 0 SAC: 2 DP: 1 HBP: 0	WP: 0 PB: 0 SB: 2 CS: 0	PA: 39							
PITCHER	IP	WLS	BF	H	R	ER	SO	BB	IBB	HBP	BLK	WP	HR	S	P	ERA	WHIP										
Shawn Estes, L ERA: 5.09 (1, 1)	5.0	L	26	8	4	3	1	2	2	0	0	0	0	52	90	5.40	2.000										
Pete Walker, R ERA: 9.0 (6, 1)	1.0		5	2	1	1	0	0	0	0	0	0	0	16	25	9.00	2.000										
Kane Davis, R ERA: 4.91 (7, 1)	2.0		8	2	2	2	4	0	0	0	0	0	1	22	27	9.00	1.000										

New York Mets @ Montreal Expos
Olympic Stadium, Montreal, QB

AB 36
R 5
H 10
RBI 5
BB 2
SO 6
LOB 9



New York Mets @ Montreal Expos
Olympic Stadium, Montreal, QB

AB 33
R 7
H 12
RBI 7
BB 4
SO 5
LOB 18



Sat Apr 20 2002, 1:35 PM EDT
Att: 11,464 - Dome - 72 F

Sat Apr 20 2002, 1:35 PM EDT
Att: 11,464 - Dome - 72 F

livebaseballscores.com

livebaseballscores.com

Batter	1	2	3	4	5	6	7	8	9	AB	R	H	RBI	BB	SO	LOB	TOP				
Roger Cedeno, S OBP: 0.239, SLG: 0.206			G6-3	G4-3		K		FC4-6		5	0	0	1	0	2	3					
Roberto Alomar, S OBP: 0.282, SLG: 0.363	G3		HBP 1B	1B		K			G6-3	5	1	2	0	0	1	2					
Mo Vaughn, L OBP: 0.304, SLG: 0.429	31 1B		1B	HBP		F8			G3	4	1	2	0	0	0	2					
31 Mike Piazza, R OBP: 0.382, SLG: 0.579	2B		1B	HBP		F9			G5-3	5	0	1	1	0	0	4					
Edgardo Alfonzo, R OBP: 0.434, SLG: 0.375	K		1B			K				4	0	1	1	0	3	1					
Jeremy Burnitz, L OBP: 0.354, SLG: 0.471		G4-3	2B	IBB		G4-3				3	0	1	0	1	1	0					
Jay Payton, R OBP: 0.297, SLG: 0.304	L4		G3			F7				4	0	0	0	0	0	4					
Rey Ordenez, R OBP: 0.273, SLG: 0.339	G4-3			SH1-4 G4-3		1B		G6-3		4	1	2	0	0	0	1					
Pedro Astacio, R Joe Mauer, R David Weathers, R Grant Roberts, R John Valentini, R Armando Benitez, R	K			SH1-4		1B		FC4-6 BB		1	0	0	0	0	1	1					
Inning Stats	R: 1 E: 0 K: 2 S: 16	H: 2 LOB: 1 BB: 0 P: 20	R: 0 E: 0 K: 1 S: 12	H: 1 LOB: 1 BB: 0 P: 13	R: 1 E: 0 K: 0 S: 8	H: 2 LOB: 3 BB: 1 P: 19	R: 1 E: 0 K: 0 S: 11	H: 3 LOB: 2 BB: 0 P: 18	R: 0 E: 0 K: 1 S: 13	H: 2 LOB: 0 BB: 0 P: 16	R: 0 E: 0 K: 2 S: 10	H: 0 LOB: 0 BB: 0 P: 12	R: 0 E: 0 K: 0 S: 9	H: 0 LOB: 1 BB: 1 P: 15	R: 0 E: 0 K: 0 S: 4	H: 0 LOB: 0 BB: 0 P: 7	1B: 7 2B: 3 3B: 0 HR: 0	SF: 0 SAC: 1 DP: 0 HBP: 1	WP: 0 PB: 0 SB: 0 CS: 0	PA: 40	
PITCHER	IP	WLS	BF	H	R	ER	SO	BB	IBB	HBP	BLK	WP	HR	S	P	ERA	WHIP				
Masato Yoshii, R ERA: 3.93	3.2		20	7	3	3	3	0	1	1	0	0	0	44	65	7.36	1.909				
Bruce Chen, L ERA: 1.42	4.1	W	17	3	0	0	5	1	0	0	0	0	0	47	65	0.00	0.923				
Graeme Lloyd, L ERA: 5.79	1.0	S	3	0	0	0	0	0	0	0	0	0	0	4	7	0.00	0.000				

New York Mets @ Montreal Expos
Olympic Stadium, Montreal, QB
Sun Apr 21 2002, 1:35 PM EDT
Att: 11,672 - Dome - 72 F

AB 36
R 3
H 10
RBI 3
BB 2
SO 8
LOB 18



Batter	1	2	3	4	5	6	7	8	9	AB	R	H	RBI	BB	SO	LOB	BOTTOM				
Peter Bergeron, L OBP: 0.378, SLG: 0.319	K	G6-3		F7		2B	K			5	1	1	0	0	2	2					
Jose Vidro, S OBP: 0.405, SLG: 0.479	1B		F8	G4-6-3		2B		F7		3	1	1	2	2	0	0					
Vladimir Guerrero, R OBP: 0.440, SLG: 0.666	1B		2B	HR		K		F7		5	2	2	0	0	1	2					
Lee Stevens, L OBP: 0.411, SLG: 0.475	2B		2B	HR		K		P6		4	1	2	3	1	1	0					
Michael Barrett, R OBP: 0.448, SLG: 0.788	2B		G5-3			G5-3		G4-3		4	0	2	1	0	0	2					
Orlando Cabrera, R OBP: 0.312, SLG: 0.338	F7		1B			G5-3		FC6-4		4	0	2	0	0	0	3					
Chris Truby, R OBP: 0.338, SLG: 0.423	G6-3			BB		K		B2		4	0	1	0	0	1	4					
Brad Wilkerson, L OBP: 0.394, SLG: 0.316		G4-3				G4-3		FC6-4		2	0	0	0	2	0	0					
Masato Yoshii, R ERA: 2.89										2	0	0	0	0	0	3					
David Weathers, R ERA: 2.03		L5		G5-3		1B		FC6-4		2	1	1	0	0	0	2					
Grant Roberts, R ERA: 3.0						2B				0	0	0	0	0	0	0					
Inning Stats	R: 2 E: 0 K: 1 S: 16	H: 3 LOB: 2 BB: 1 P: 23	R: 0 E: 0 K: 0 S: 8	H: 0 LOB: 0 BB: 0 P: 13	R: 2 E: 0 K: 0 S: 14	H: 4 LOB: 3 BB: 1 P: 24	R: 0 E: 0 K: 0 S: 5	H: 0 LOB: 0 BB: 1 P: 10	R: 0 E: 0 K: 2 S: 14	H: 1 LOB: 1 BB: 0 P: 22	R: 2 E: 0 K: 1 S: 14	H: 3 LOB: 2 BB: 1 P: 25	R: 0 E: 0 K: 1 S: 7	H: 1 LOB: 2 BB: 1 P: 12	R: 0 E: 0 K: 0 S: 8	H: 0 LOB: 0 BB: 0 P: 12	1B: 5 2B: 6 3B: 0 HR: 1	SF: 0 SAC: 0 DP: 1 HBP: 0	WP: 0 PB: 0 SB: 0 CS: 0	PA: 40	
PITCHER	IP	WLS	BF	H	R	ER	SO	BB	IBB	HBP	BLK	WP	HR	S	P	ERA	WHIP				
Pedro Astacio, R ERA: 2.89	5.0	L	25	8	4	4	3	3	0	0	0	0	0	14	25	18.00	3.000				
Grant Roberts, R ERA: 3.0	1.0		5	1	0	0	1	0	1	0	0	0	0	7	12	0.00	1.000				
Armando Benitez, R ERA: 3.0	1.0		3	0	0	0	0	0	0	0	0	0	0	8	12	0.00	0.000				

New York Mets @ Montreal Expos
Olympic Stadium, Montreal, QB
Sun Apr 21 2002, 1:35 PM EDT
Att: 11,672 - Dome - 72 F

AB 35
R 6
H 12
RBI 6
BB 5
SO 5
LOB 18



Batter	1	2	3	4	5	6	7	8	9	AB	R	H	RBI	BB	SO	LOB	TOP			
Eric Young Sr. R OBP: 0.299, SLG: 0.277	1-1 3B		0-0 G6-3		0-1 G4-3		2-1 F8			4	0	1	0	0	0	0	Milwaukee Brewers @ Montreal Expos Olympic Stadium, Montreal, QB Tue Apr 23 2002, 7:05 PM EDT Att: 3,561 - Dome - 72 F			
Ronnie Belliard R OBP: 0.308, SLG: 0.324	3-2 L8		0-1 FC5-4 1B			1-1 1B E 1B		0-1 F8		4	1	2	0	0	0					
Jeffrey Hammonds R OBP: 0.409, SLG: 0.464	3-3 K		1-1 L4			1-1 F8		1-0 1B		4	0	1	0	0	1	2				
Richie Sexson R OBP: 0.317, SLG: 0.560		3-2 L9	1-0 FC5-4 1-2			0-0 E8 G4-3 1B 1-H		2-3 K		4	1	1	0	0	1	1				
Geoff Jenkins L OBP: 0.366, SLG: 0.457		3-3 K		0-3 K		1-0 G4-3		1-1 SH3-4 1B		4	0	1	1	0	2	0				
Alex Ochoa R OBP: 0.360, SLG: 0.578		3-1 BB E 1B		2-2 G6-3		3-H 4-1 BB		0-1 SH3-4 1B 1-2		2	1	1	0	1	0	0				
José Hernández R OBP: 0.417, SLG: 0.613		4-1 E BB		1-3 K		1-0 L1		3-3 K		3	1	0	0	1	2	2				
Raul Casanova S OBP: 0.275, SLG: 0.222		3-2 E7 15 1B 1-H 2-H			2-0 E3 G6-4-3		1-0 G1-3		2-3 K		4	0	0	0	1	1				
15 Ben Sheets R Lenny Harris, L 47 Mike Buddie, R Mark Loretta, R Jose Cabrera, R Takahito Nomura, L Luis Vizcaino, R	2-2 1B		1-1 G6-4-3 1-2		1-1 G6-4-3 1-2		1-1 F9			1	0	1	0	0	0	0				
Inning Stats	R: 0 E: 0 K: 1 S: 12	H: 1 LOB: 0 BB: 0 P: 19	R: 2 E: 1 K: 1 S: 16	H: 2 LOB: 2 BB: 1 P: 34	R: 0 E: 0 K: 0 S: 6	H: 0 LOB: 0 BB: 0 P: 8	R: 0 E: 0 K: 2 S: 9	H: 0 LOB: 0 BB: 0 P: 12	R: 0 E: 1 K: 0 S: 5	H: 0 LOB: 0 BB: 0 P: 8	R: 2 E: 1 K: 0 S: 8	H: 2 LOB: 1 BB: 1 P: 16	R: 0 E: 0 K: 0 S: 5	H: 0 LOB: 0 BB: 0 P: 9	R: 0 E: 0 K: 1 S: 6	H: 1 LOB: 1 BB: 0 P: 16		1B: 7 2B: 0 3B: 1 HR: 0	SF: 0 SAC: 1 DP: 1 HBP: 0	WP: 0 PB: 0 CS: 0
PITCHER	IP WLS BF H R ER SO BB IBB HBP BLK WP HR S P ERA WHIP	IP WLS BF H R ER SO BB IBB HBP BLK WP HR S P ERA WHIP																		
Tomo Ohka R ERA: 4.15	6.0 W 25 6 4 0 4 2 0 0 0 0 0 56 97 0.00 1.333																			
Scott Stewart L ERA: 1.69	1.0 H 3 0 0 0 0 0 0 0 0 0 0 5 9 0.00 0.000																			
Britt Reames R ERA: 6.75	1.0 H 3 1 0 0 1 0 0 0 0 0 0 6 9 0.00 1.000																			
Graeme Lloyd L ERA: 5.79	0.0 S 1 1 0 0 0 0 0 0 0 0 0 2 3 ∞ ∞																			
Matt Herges R ERA: 3.39	1.0 S 3 0 0 0 2 0 0 0 0 0 0 8 13 0.00 0.000																			

AB	32
R	4
H	8
RBI	1
BB	2
SO	7
LOB	7



Batter	1	2	3	4	5	6	7	8	9	AB	R	H	RBI	BB	SO	LOB	BOTTOM			
Peter Bergeron L OBP: 0.379, SLG: 0.307	1-1 G4-3		4-2 2B 1B BB	1-1 G3-1	0-0 G6-3			4-1 S G5-3 BB		3	1	0	0	2	0	0	Milwaukee Brewers @ Montreal Expos Olympic Stadium, Montreal, QB Tue Apr 23 2002, 7:05 PM EDT Att: 3,561 - Dome - 72 F			
Jose Vidro S OBP: 0.405, SLG: 0.500	1-0 F7		0-0 1B 2B	1-1 G6-3 PB 2B		1-3 K		3-2 G5-3		5	2	2	0	0	1	1				
Vladimir Guerrero R OBP: 0.449, SLG: 0.693	0-0 FC6 1B		1-2 SH1-3 BB 2-H 3-H	0-2 G6-3		1-0 G5-3		4-0 S IBB		4	1	2	2	1	0	1				
Lee Stevens L OBP: 0.423, SLG: 0.459	1-0 FC6 1-2		4-0 SH1-3 1B BB	4-0 HBP WP BB		4-1 FC6-4 BB		3-3 K 1-2 2-3		2	1	0	0	3	1	3				
Michael Barrett R OBP: 0.435, SLG: 0.745		3-2 L6	0-0 SH1-3	4-2 HBP BB		2-1 FC6-4		2-2 G6-3		3	0	0	0	1	0	3				
Orlando Cabrera R OBP: 0.346, SLG: 0.356		2-2 1B 1B	4-0 1B IBB	3-2 HBP BB				2-1 CS SH2-4 1B		2	0	2	0	1	0	0				
Chris Truby R OBP: 0.336, SLG: 0.419	0-1 1B		1-3 K	1-0 P4			1-0 SH2-4			3	0	1	0	0	1	6				
Brad Wilkerson L OBP: 0.400, SLG: 0.317	1-1 F8		0-1 1B		3-2 F7		4-1 BB			3	0	1	2	1	0	2				
Tomo Ohka S Scott Stewart, R Henry Rodriguez, L Mike Monteceli, R Britt Reames R Graeme Lloyd, L Matt Herges, L	1-3 K		1-3 G3-1		2-3 K		3-2 F8			3	0	0	0	0	2	4				
Inning Stats	R: 0 E: 0 K: 0 S: 5	H: 1 LOB: 1 BB: 0 P: 8	R: 0 E: 1 K: 1 S: 15	H: 2 LOB: 2 BB: 0 P: 22	R: 4 E: 0 K: 1 S: 15	H: 3 LOB: 3 BB: 3 P: 31	R: 1 E: 0 K: 0 S: 13	H: 1 LOB: 3 BB: 2 P: 27	R: 0 E: 0 K: 1 S: 9	H: 0 LOB: 0 BB: 0 P: 14	R: 0 E: 0 K: 1 S: 7	H: 0 LOB: 1 BB: 1 P: 15	R: 0 E: 0 K: 0 S: 9	H: 1 LOB: 1 BB: 1 P: 19	R: 0 E: 0 K: 1 S: 12	H: 0 LOB: 2 BB: 2 P: 28		1B: 6 2B: 2 3B: 0 HR: 0	SF: 0 SAC: 2 DP: 0 HBP: 1	WP: 1 PB: 1 SB: 2 CS: 1
PITCHER	IP WLS BF H R ER SO BB IBB HBP BLK WP HR S P ERA WHIP	IP WLS BF H R ER SO BB IBB HBP BLK WP HR S P ERA WHIP																		
15 Ben Sheets R ERA: 4.62	4.0 L 25 7 0 0 2 4 1 0 0 0 0 16 29 0.00 0.500																			
47 Mike Buddie R ERA: 2.97	2.0 7 0 0 0 2 1 0 0 0 0 0 4 11 0.00 3.000																			
Jose Cabrera R ERA: 4.5	0.2 3 1 0 0 0 1 0 0 0 0 0 4 11 0.00 3.000																			
Takahito Nomura L ERA: 4.5	1.0 5 0 0 0 1 1 1 0 0 0 0 13 30 0.00 1.000																			
Luis Vizcaino R ERA: 3.09	0.1 1 0 0 0 0 0 0 0 0 0 0 4 6 0.00 0.000																			

AB	29
R	5
H	8
RBI	4
BB	9
SO	5
LOB	21



Batter	1	2	3	4	5	6	7	8	9	AB	R	H	RBI	BB	SO	LOB	TOP				
Eric Young Sr., R OBP: 0.292, SLG: 0.267 (1, 4)	F8		BB HBP		CS BB		F8		2B	3	0	1	0	1	0	1	Milwaukee Brewers @ Montreal Expos Olympic Stadium, Montreal, QB Thu Apr 25 2002, 7:05 PM EDT Att: 3,501 - Dome - 72 F				
Alex Sanchez, L OBP: 0.300, SLG: 0.283 Alex Ochoa, R OBP: 0.360, SLG: 0.578 Matt Stairs, L OBP: 0.235, SLG: 0.250 (7, PH)	G6-3		G5-4-3 BB		S 1B		FC5-4 BB		G3	2	0	1	0	1	0	0					
Jeffrey Hammonds, R OBP: 0.420, SLG: 0.500 (7, 9)	G3-1		K		F8		K			4	0	0	0	0	2	5					
Richie Sexson, R OBP: 0.283, SLG: 0.500 (1, 3)		K	G5-4-3		K		FC5-4			4	0	0	0	0	2	4					
Geoff Jenkins, L OBP: 0.359, SLG: 0.436 (1, 7)		2B G4-3 HBP		K		1B BB		K		2	1	0	0	1	2	0					
Tyler Houston, L OBP: 0.327, SLG: 0.313 (1, 5)	G4-3 2B			E4		S 1B		G3-1		4	0	2	0	0	0	0					
José Hernández, R OBP: 0.390, SLG: 0.597 (1, 6)	G4-3		K		K		K		K	4	0	0	1	0	3	4					
Paul Bako, L OBP: 0.355, SLG: 0.296 Ronnie Belliard, R OBP: 0.310, SLG: 0.325 (9, PH)		2-3 3-H 4-0		K		F8		G5-3		2	0	0	0	1	1	3					
Ruben Quevedo, R Lenny Harris, L Mark Lorenzen, R Ray King, L 47 Mike Buddie, R Raul Casanova, S (7, PH)		K		K		K		G4-3		2	0	0	0	0	2	2					
Inning Stats	R: 0 E: 0 K: 0 S: 4	H: 0 LOB: 0 BB: 0 P: 8	R: 1 E: 0 K: 2 S: 10	H: 1 LOB: 2 BB: 1 P: 18	R: 0 E: 0 K: 1 S: 8	H: 0 LOB: 1 BB: 1 P: 16	R: 0 E: 1 K: 3 S: 10	H: 0 LOB: 1 BB: 0 P: 14	R: 0 E: 0 K: 2 S: 11	H: 1 LOB: 2 BB: 1 P: 22	R: 0 E: 0 K: 1 S: 15	H: 0 LOB: 0 BB: 2 P: 23	R: 0 E: 0 K: 2 S: 9	H: 0 LOB: 0 BB: 0 P: 15	R: 0 E: 0 K: 0 S: 10	H: 1 LOB: 1 BB: 0 P: 14		1B: 2 2B: 2 3B: 0 HR: 0	SF: 0 SAC: 0 DP: 1 HBP: 2	WP: 0 PB: 0 SB: 2 CS: 1	PA: 38
PITCHER	IP	WLS	BF	H	R	ER	SO	BB	IBB	HBP	BLK	WP	HR	S	P	ERA	WHIP				
Tony Armas, R ERA: 3.66	6.0	W	26	3	1	1	9	4	0	2	0	0	0	54	99	1.50	1.167				
Scott Stewart, L ERA: 1.64	0.1	H	2	0	0	0	0	1	0	0	0	0	0	9	13	0.00	3.000				
Britt Reames, R ERA: 6.35	0.2	H	3	0	0	0	1	1	0	0	0	0	0	6	10	0.00	1.500				
Graeme Lloyd, L ERA: 5.11	2.0	S	7	1	0	0	2	0	0	0	0	0	0	19	29	0.00	0.500				

AB 30
R 1
H 4
RBI 1
BB 6
SO 12
LOB 20



Batter	1	2	3	4	5	6	7	8	9	AB	R	H	RBI	BB	SO	LOB	BOTTOM					
Peter Bergeron, L OBP: 0.333, SLG: 0.261 (1, 8)	F8	L5		F7		K		F7		5	0	0	0	0	1	2	Milwaukee Brewers @ Montreal Expos Olympic Stadium, Montreal, QB Thu Apr 25 2002, 7:05 PM EDT Att: 3,501 - Dome - 72 F					
Jose Vidro, S OBP: 0.423, SLG: 0.535 (1, 4)	L8		FC6-4 BB BB		G6-3		G3-1 E 2B		HR	4	2	2	1	1	0	0						
Vladimir Guerrero, R OBP: 0.472, SLG: 0.625 (1, 9)	HR 1B		F9		E BB		E G3-1 IBB		1B	3	1	2	0	2	0	1						
Lee Stevens, L OBP: 0.433, SLG: 0.535 (1, 3)	HR		FC6-4 BB		L4		G3-1		K	4	1	1	2	1	1	4						
Michael Barrett, R OBP: 0.448, SLG: 0.724 (1, 2)	1B 1B		FC6-4		F8		E IBB			3	0	1	0	1	0	3						
Orlando Cabrera, R OBP: 0.330, SLG: 0.329 (1, 6)	1B		F9		G5-3		F2			4	0	1	0	0	0	5						
Chris Truby, R OBP: 0.333, SLG: 0.444 (1, 5)	G5-3			HR		1B 1B	E4 FC4			4	1	2	1	0	0	4						
Brad Wilkerson, L OBP: 0.412, SLG: 0.358 (1, 7)		K		F8		K	FC4			4	0	0	0	0	2	4						
Tony Armas, R OBP: 0.154, SLG: 0.154 Scott Stewart, R (7, 1)	G1-3			G4-3		1B			G6-3	3	0	1	0	0	0	0						
Britt Reames, R OBP: 1.000, SLG: 1.000 Graeme Lloyd, L (8, 1)										0	0	0	0	0	0	0						
Inning Stats	R: 2 E: 0 K: 0 S: 13	H: 4 LOB: 2 BB: 0 P: 22	R: 0 E: 0 K: 1 S: 9	H: 0 LOB: 0 BB: 0 P: 12	R: 0 E: 0 K: 0 S: 9	H: 0 LOB: 2 BB: 2 P: 20	R: 1 E: 0 K: 0 S: 6	H: 1 LOB: 0 BB: 0 P: 9	R: 0 E: 0 K: 2 S: 12	H: 2 LOB: 2 BB: 0 P: 15	R: 1 E: 1 K: 0 S: 8	H: 1 LOB: 3 BB: 2 P: 20	R: 1 E: 0 K: 1 S: 13	H: 2 LOB: 1 BB: 0 P: 21	1B: 6 2B: 1 3B: 0 HR: 3	SF: 0 SAC: 0 DP: 0 HBP: 0	WP: 0 PB: 0 SB: 1 CS: 0	PA: 40				
PITCHER	IP	WLS	BF	H	R	ER	SO	BB	IBB	HBP	BLK	WP	HR	S	P	ERA	WHIP					
Ruben Quevedo, R ERA: 4.62	6.0	L	28	7	3	3	3	3	0	0	0	0	0	2	56	91	4.50	1.667				
Ray King, L ERA: 15.0	0.1	H	4	1	1	0	0	0	2	0	0	0	0	2	11	0.00	3.000					
47 Mike Buddie, R ERA: 3.26	1.2	H	8	2	1	1	1	0	0	0	0	0	1	19	30	5.40	1.200					



Batter	1	2	3	4	5	6	7	8	9	AB	R	H	RBI	BB	SO	LOB	TOP			
Fernando Vina, L (1.4) OBP: 0.314, SLG: 0.345	K		K			F7		1B		4	0	1	1	0	2	2	St. Louis Cardinals @ Montreal Expos Olympic Stadium, Montreal, QB Sun Apr 28 2002, 1:35 PM EDT Att. 9,780 - Dome - 72 F			
Kerry Robinson, L (1.7) OBP: 0.258, SLG: 0.379	B5-3			K		FC4-6		1B		3	0	0	0	0	1	1				
Placido Polanco, R (8, PH) OBP: 0.293, SLG: 0.313					K			1B		1	0	1	0	0	0	0				
J.D. Drew, L (1.9) OBP: 0.398, SLG: 0.540								P4		3	0	0	0	0	3	1				
Eduardo Perez, R (8, PH) OBP: 0.226, SLG: 0.500										1	0	0	0	0	0	2				
Dave Veres, R (8, 1)										0	0	0	0	0	0	0				
Mike Timlin, R (8, 1)										0	0	0	0	0	0	0				
5 Albert Pujols, R (1.5) OBP: 0.425, SLG: 0.576								FC6-4		4	1	2	0	0	1	2				
15 Jim Edmonds, L (1.8) OBP: 0.500, SLG: 0.699										4	0	1	1	0	0	1				
Tino Martinez, L (1.3) OBP: 0.330, SLG: 0.247										4	0	2	0	0	0	1				
Edgar Renteria, R (1.6) OBP: 0.330, SLG: 0.365										4	0	0	0	0	0	3				
Mike Matheny, R (1.2) OBP: 0.276, SLG: 0.472										3	0	0	0	0	0	1				
Matt Morris, R (1, 1) OBP: 0.250, SLG: 0.267										2	0	2	0	0	0	0				
Steve Kline, S (7, 1)										0	0	0	0	0	0	0				
Miguel Cairo, R (8, PH) OBP: 0.292, SLG: 0.381										1	1	1	0	0	0	0				
Inning Stats	R: 0 E: 0 K: 2 S: 8	H: 0 LOB: 0 BB: 0 P: 12	R: 0 E: 0 K: 1 S: 9	H: 0 LOB: 0 BB: 0 P: 13	R: 0 E: 0 K: 1 S: 13	H: 1 LOB: 1 BB: 0 P: 17	R: 0 E: 0 K: 2 S: 10	H: 1 LOB: 1 BB: 0 P: 16	R: 0 E: 0 K: 0 S: 12	H: 1 LOB: 1 BB: 0 P: 15	R: 1 E: 0 K: 0 S: 9	H: 3 LOB: 2 BB: 0 P: 17	R: 0 E: 0 K: 0 S: 9	H: 1 LOB: 0 BB: 0 P: 12	1B: 7 2B: 4 3B: 0 HR: 0	SF: 0 SAC: 0 DP: 3 HBP: 0	WP: 0 PB: 0 SB: 1 CS: 0	PA: 34		
PITCHER	IP WLS BF H R ER SO BB IBB HBP BLK WP HR S P ERA WHIP																			
Tomo Ohka, R (1, 1) ERA: 3.86	7.1 W 27 7 2 2 7 0 0 0 0 0 0 0 2 2 2 2.46 0.955																			
Graeme Lloyd, L (8, 1) ERA: 5.11	0.0 2 2 0 0 0 0 0 0 0 0 0 0 2 2 2 ∞ ∞																			
52 T.J. Tucker, R (8, 1) ERA: 1.88	0.2 H 2 0 0 0 0 0 0 0 0 0 0 0 2 5 0.00 0.000																			
Scott Stewart, L (9, 1) ERA: 1.42	0.1 H 2 1 0 0 0 0 0 0 0 0 0 0 6 8 0.00 3.000																			
Matt Herges, R (9, 1) ERA: 3.71	0.2 S 1 0 0 0 0 0 0 0 0 0 0 0 0 3 4 0.00 0.000																			
Batter	1	2	3	4	5	6	7	8	9	AB	R	H	RBI	BB	SO	LOB	BOTTOM			
Peter Bergeron, L (1.8) OBP: 0.333, SLG: 0.265	K2-3		K							4	0	2	0	0	2	0	St. Louis Cardinals @ Montreal Expos Olympic Stadium, Montreal, QB Sun Apr 28 2002, 1:35 PM EDT Att. 9,780 - Dome - 72 F			
Jose Vidro, S (1.4) OBP: 0.391, SLG: 0.485	G3-1			G4-3						4	0	0	0	0	2	1				
Vladimir Guerrero, R (1.9) OBP: 0.484, SLG: 0.697	G6-3									4	2	2	2	0	0	0				
Lee Stevens, L (1.3) OBP: 0.423, SLG: 0.542										3	1	1	1	1	1	0				
Orlando Cabrera, R (1.6) OBP: 0.346, SLG: 0.383										4	0	2	0	0	0	0				
Brian Schneider, L (1.2) OBP: 0.382, SLG: 0.533										3	1	1	0	1	0	1				
Chris Truby, R (1.5) OBP: 0.309, SLG: 0.418										4	1	1	1	0	0	4				
Brad Wilkerson, L (1.7) OBP: 0.400, SLG: 0.368										3	0	1	1	0	0	0				
Tomo Ohka, S (1, 1) OBP: 0.111, SLG: 0.111										3	0	0	0	0	2	1				
Graeme Lloyd, L (8, 1) ERA: 3.72										0	0	0	0	0	0	0				
52 T.J. Tucker, R (8, 1) OBP: 1.000, SLG: 1.000										0	0	0	0	0	0	0				
Scott Stewart, R (9, 1) ERA: 2.55										0	0	0	0	0	0	0				
Inning Stats	R: 0 E: 0 K: 1 S: 7	H: 0 LOB: 0 BB: 0 P: 9	R: 0 E: 0 K: 0 S: 12	H: 1 LOB: 1 BB: 0 P: 16	R: 0 E: 0 K: 2 S: 13	H: 0 LOB: 0 BB: 0 P: 17	R: 4 E: 0 K: 0 S: 19	H: 5 LOB: 1 BB: 0 P: 27	R: 1 E: 0 K: 2 S: 9	H: 2 LOB: 0 BB: 0 P: 11	R: 0 E: 0 K: 0 S: 6	H: 0 LOB: 0 BB: 0 P: 10	R: 0 E: 0 K: 1 S: 11	H: 1 LOB: 0 BB: 0 P: 17	R: 0 E: 0 K: 1 S: 14	H: 1 LOB: 3 BB: 2 P: 28	1B: 5 2B: 1 3B: 1 HR: 3	SF: 0 SAC: 0 DP: 0 HBP: 0	WP: 0 PB: 0 SB: 0 CS: 2	PA: 35
PITCHER	IP WLS BF H R ER SO BB IBB HBP BLK WP HR S P ERA WHIP																			
Matt Morris, R (1, 1) ERA: 3.69	6.0 L 25 8 5 5 5 0 0 0 0 0 0 0 11 17 0.00 1.000																			
Steve Kline, L (7, 1) ERA: 3.72	1.0 3 1 0 0 1 0 0 0 0 0 0 0 10 23 0.00 4.500																			
Dave Veres, R (8, 1) ERA: 2.12	0.2 5 1 0 0 1 2 0 0 0 0 0 0 4 5 0.00 0.000																			
Mike Timlin, R (8, 1) ERA: 2.55	0.1 1 0 0 0 0 0 0 0 0 0 0 0 4 5 0.00 0.000																			

AB 34
R 2
H 10
RBI 2
BB 0
SO 7
LOB 14



AB 32
R 5
H 10
RBI 5
BB 2
SO 7
LOB 7



Batter	1	2	3	4	5	6	7	8	9	AB	R	H	RBI	BB	SO	LOB	TOP								
Peter Bergeron, L (1, 8) OBP: 0.328, SLG: 0.257			G4-3		G1-3		K		B5-3	5	0	0	0	0	2	2									
Jose Vidro, S (1, 4) OBP: 0.387, SLG: 0.486	G6-3		G5-3			G1-3	HR		F8	4	1	0	0	0	0	0									
Vladimir Guerrero, R (1, 9) OBP: 0.477, SLG: 0.738	G1-3			HR		P2	HR			4	2	2	4	0	0	0									
Lee Stevens, L (1, 3) OBP: 0.411, SLG: 0.511		K		K		1B	F8			3	0	0	0	1	2	0									
Fernando Tatis, R (1, 9) Britt Richards, R (7, 1) Andres Castro, R (6, PH) Scott Stewart, L (8, 1) 52 T.J. Tucker, R (8, 1) Matt Herges, L (9, 1)		1B		G5-3		1B			K	3	0	2	0	0	0	0									
Orlando Cabrera, R (1, 6) OBP: 0.339, SLG: 0.366		1B		G6-3		G1-3			F7	4	0	1	0	0	0	2									
Michael Barrett, R (1, 2) OBP: 0.434, SLG: 0.644		F8				F8	1B		1B	4	1	3	0	0	0	2									
Brad Wilkerson, L (1, 7) OBP: 0.398, SLG: 0.369		K				F8	HR		F9	4	1	1	0	0	1	4									
Tony Armas, R (1, 1) Henry Rodriguez, L (7, PH) Chris Truby, R (7, 5) OBP: 0.306, SLG: 0.413			G1-3		K		SF8		K	2	0	0	0	0	1	1									
Inning Stats	R: 0 E: 0 K: 1 S: 7	H: 0 LOB: 0 BB: 0 P: 7	R: 0 E: 0 K: 2 S: 12	H: 2 LOB: 2 BB: 0 P: 17	R: 0 E: 0 K: 0 S: 7	H: 0 LOB: 0 BB: 0 P: 10	R: 1 E: 0 K: 1 S: 10	H: 1 LOB: 0 BB: 0 P: 14	R: 0 E: 0 K: 1 S: 13	H: 1 LOB: 1 BB: 0 P: 16	R: 0 E: 0 K: 0 S: 11	H: 1 LOB: 2 BB: 1 P: 17	R: 4 E: 0 K: 1 S: 13	H: 3 LOB: 0 BB: 0 P: 21	R: 0 E: 0 K: 1 S: 11	H: 1 LOB: 1 BB: 0 P: 12	R: 0 E: 0 K: 1 S: 6	H: 0 LOB: 0 BB: 0 P: 8	1B: 7 2B: 0 3B: 0 HR: 2	SF: 1 SAC: 0 DP: 0 HBP: 1	WP: 0 PB: 0 SB: 0 CS: 0	PA: 38			
PITCHER	IP	WLS	BF	H	R	ER	SO	BB	IBB	HBP	BLK	WP	HR	S	P	ERA	WHIP								
Shane Reynolds, R (1, 1) ERA: 4.5	6.0		26	7	3	3	5	1	0	0	0	0	1	62	83	4.50	1.333								
Octavio Dotel, R (7, 1) ERA: 4.5	2.0	L	9	2	2	2	2	0	0	1	0	0	1	22	31	9.00	1.000								
Billy Wagner, L (9, 1) ERA: 4.35	1.0		3	0	0	0	1	0	0	0	0	0	0	6	8	0.00	0.000								

Montreal Expos @ Houston Astros
Astros Field, Houston, TX
Wed May 01 2002, 8:05 PM EDT
Att: 25,535 - Dome - 72 F

AB	35
R	5
H	9
RBI	5
BB	1
SO	8
LOB	11



Batter	1	2	3	4	5	6	7	8	9	AB	R	H	RBI	BB	SO	LOB	BOTTOM								
Craig Biggio, R (1, 4) OBP: 0.358, SLG: 0.426	G6-3		K			E5	1B		F8	4	1	0	0	0	1	2									
Orlando Merced, S (1, 9) OBP: 0.280, SLG: 0.238	G3-1		G6-3			HR	BB			3	1	1	1	1	0	1									
5 Jeff Bagwell, R (1, 3) OBP: 0.431, SLG: 0.471	F8			F8		K	K			4	0	0	0	0	2	4									
17 Lance Berkman, S (1, 8) OBP: 0.374, SLG: 0.633		G4-6-3		G3-1		HR			K	4	1	3	3	0	1	0									
Daryle Ward, L (1, 7) OBP: 0.369, SLG: 0.520		G4-6-3		G3-1		G4-3			K	4	0	0	0	0	1	2									
Geoff Blum, S (1, 5) OBP: 0.318, SLG: 0.350 Billy Wagner, L (9, 1)		1B		K2-3		G1-3			P3	3	0	1	0	0	1	1									
Brad Ausmus, R (1, 2) OBP: 0.297, SLG: 0.373 Gregg Zaun, S (9, PH)		G5-3				K			G3	2	1	0	0	1	1	1									
Jose Vizcaino, S (1, 6) OBP: 0.244, SLG: 0.293						P6			P6	4	0	2	0	0	0	0									
Shane Reynolds, R (1, 1) OBP: 0.091, SLG: 0.182 Morgan Ensberg, R (7, 5) Octavio Dotel, R (7, 1) Brian Hunter, R (8, PH) OBP: 0.353, SLG: 0.529			SH3-4						1B	1	0	0	0	0	1	0									
Inning Stats	R: 0 E: 0 K: 0 S: 7	H: 2 LOB: 1 BB: 0 P: 12	R: 0 E: 0 K: 0 S: 20	H: 2 LOB: 1 BB: 0 P: 28	R: 0 E: 0 K: 1 S: 8	H: 1 LOB: 1 BB: 0 P: 12	R: 0 E: 0 K: 1 S: 9	H: 1 LOB: 1 BB: 0 P: 14	R: 0 E: 0 K: 2 S: 10	H: 0 LOB: 0 BB: 0 P: 12	R: 3 E: 1 K: 1 S: 12	H: 1 LOB: 0 BB: 1 P: 26	R: 1 E: 1 K: 1 S: 11	H: 2 LOB: 2 BB: 1 P: 19	R: 0 E: 0 K: 2 S: 8	H: 0 LOB: 0 BB: 0 P: 11	R: 0 E: 0 K: 0 S: 8	H: 1 LOB: 1 BB: 0 P: 14	1B: 7 2B: 0 3B: 0 HR: 1	SF: 0 SAC: 1 DP: 2 HBP: 1	WP: 1 PB: 0 SB: 4 CS: 0	PA: 37			
PITCHER	IP	WLS	BF	H	R	ER	SO	BB	IBB	HBP	BLK	WP	HR	S	P	ERA	WHIP								
Tony Armas, R (1, 1) ERA: 3.55	1.0	H	6	2	1	1	1	1	0	1	0	0	0	11	19	9.00	3.000								
Britt Reames, R (7, 1) ERA: 8.08	0.2	H	2	0	0	0	2	0	0	0	0	0	0	7	10	0.00	0.000								
52 T.J. Tucker, R (8, 1) ERA: 1.84	0.1	H	1	0	0	0	0	0	0	0	0	0	0	1	1	0.00	0.000								
Matt Herges, R (9, 1) ERA: 3.5	1.0	S	4	1	0	0	0	0	0	0	0	0	0	8	14	0.00	1.000								

Montreal Expos @ Houston Astros
Astros Field, Houston, TX
Wed May 01 2002, 8:05 PM EDT
Att: 25,535 - Dome - 72 F

AB	33
R	4
H	8
RBI	4
BB	2
SO	8
LOB	13



Batter	1	2	3	4	5	6	7	8	9	AB	R	H	RBI	BB	SO	LOB	TOP										
Peter Bergeron, L (1, 8) OBP: 0.326, SLG: 0.257										4	0	1	0	0	3	0	Montreal Expos @ Houston Astros Astros Field, Houston, TX Thu May 02 2002, 4:05 PM EDT Att: 25,788 - Dome - 72 F										
Jose Vidro, S (1, 4) OBP: 0.374, SLG: 0.468										4	0	0	1	0	0	1											
Vladimir Guerrero, R (1, 9) OBP: 0.470, SLG: 0.716 Lou Collier, R (8, 9)										3	0	0	0	1	1	0											
Lee Stevens, L (1, 3) OBP: 0.397, SLG: 0.489										4	0	0	0	0	2	2											
Orlando Cabrera, R (1, 6) OBP: 0.345, SLG: 0.390										4	1	2	0	0	0	0											
Brian Schneider, L (1, 2) OBP: 0.388, SLG: 0.500										4	0	1	1	0	1	1											
Chris Truby, R (1, 5) OBP: 0.297, SLG: 0.400										3	0	0	0	0	1	2											
Brad Wilkerson, L (1, 7) OBP: 0.396, SLG: 0.360										2	1	0	0	1	1	1											
Carl Pavano, R (1, 1) OBP: 0.231, SLG: 0.308										1	0	0	0	0	0	0											
Britt Reames, R (6, 1) OBP: 1.000, SLG: 1.000 Henry Rodriguez, L (7, PH) OBP: 0.143, SLG: 0.056 Masato Yoshii, R (7, 1)										0	0	0	0	0	0	0											
Inning Stats	R: 0 E: 0 K: 1 S: 6	H: 0 LOB: 0 BB: 0 P: 9	R: 0 E: 0 K: 1 S: 14	H: 1 LOB: 1 BB: 0 P: 17	R: 1 E: 0 K: 1 S: 15	H: 1 LOB: 2 BB: 2 P: 27	R: 0 E: 0 K: 1 S: 10	H: 0 LOB: 0 BB: 0 P: 14	R: 0 E: 0 K: 1 S: 8	H: 0 LOB: 0 BB: 0 P: 13	R: 0 E: 0 K: 1 S: 6	R: 1 E: 0 K: 1 S: 13	H: 2 LOB: 1 BB: 0 P: 17	R: 0 E: 0 K: 1 S: 5	H: 0 LOB: 0 BB: 0 P: 6	R: 0 E: 0 K: 1 S: 7	H: 0 LOB: 0 BB: 0 P: 12	1B: 2 2B: 2 3B: 0 HR: 0	SF: 0 SAC: 1 DP: 0 HBP: 0	WP: 0 PB: 0 SB: 2 CS: 0	PA: 33						
PITCHER	IP	WLS	BF	H	R	ER	SO	BB	IBB	HBP	BLK	WP	HR	S	P	ERA	WHIP										
Tim Redding, R (1, 1) ERA: 8.18	6.0	W	22	2	1	1	6	1	1	0	0	0	0	59	86	1.50	0.500										
T.J. Mathews, R (7, 1) ERA: 1.69	2.2		10	2	1	1	3	0	0	0	0	0	0	23	30	3.38	0.750										
Ricky Stone, R (9, 1) ERA: 2.12	0.1		1	0	0	0	0	0	0	0	0	0	0	2	5	0.00	0.000										

Batter	1	2	3	4	5	6	7	8	9	AB	R	H	RBI	BB	SO	LOB	BOTTOM										
Craig Biggio, R (1, 4) OBP: 0.368, SLG: 0.475										5	3	3	3	0	0	2	Montreal Expos @ Houston Astros Astros Field, Houston, TX Thu May 02 2002, 4:05 PM EDT Att: 25,788 - Dome - 72 F										
Gregg Zaun, S (1, 2) OBP: 0.395, SLG: 0.455										5	1	1	2	0	0	1											
5 Jeff Bagwell, R (1, 3) OBP: 0.430, SLG: 0.511										5	1	2	2	0	2	1											
17 Lance Berkman, S (1, 8) OBP: 0.400, SLG: 0.653										3	0	3	1	1	0	0											
Daryle Ward, L (1, 7) OBP: 0.364, SLG: 0.510 T.J. Mathews, R (7, 1) Ricky Stone, R (9, 1)										4	0	1	0	0	2	4											
Richard Hidalgo, R (1, 9) OBP: 0.319, SLG: 0.495										4	0	2	0	0	0	2											
Morgan Ensberg, R (1, 5) OBP: 0.355, SLG: 0.412										4	1	2	0	0	0	1											
Julio Lugo, R (1, 6) OBP: 0.311, SLG: 0.268										2	1	0	0	2	0	2											
Tim Redding, R (1, 1) Orlando Merced, S (6, PH) Brian Hunter, R (8, 8)										2	0	0	0	0	1	2											
Inning Stats	R: 1 E: 0 K: 1 S: 12	H: 2 LOB: 2 BB: 0 P: 23	R: 0 E: 0 K: 1 S: 9	H: 1 LOB: 0 BB: 0 P: 14	R: 0 E: 0 K: 1 S: 12	H: 2 LOB: 1 BB: 1 P: 22	R: 0 E: 0 K: 0 S: 5	H: 0 LOB: 1 BB: 1 P: 10	R: 0 E: 0 K: 1 S: 9	H: 1 LOB: 1 BB: 0 P: 12	R: 5 E: 0 K: 1 S: 19	H: 5 LOB: 1 BB: 1 P: 28	R: 0 E: 0 K: 0 S: 10	H: 1 LOB: 1 BB: 0 P: 17	R: 2 E: 0 K: 0 S: 14	H: 3 LOB: 0 BB: 0 P: 20		1B: 8 2B: 5 3B: 0 HR: 2	SF: 0 SAC: 0 DP: 1 HBP: 1	WP: 0 PB: 0 SB: 0 CS: 0	PA: 41						
PITCHER	IP	WLS	BF	H	R	ER	SO	BB	IBB	HBP	BLK	WP	HR	S	P	ERA	WHIP										
Carl Pavano, R (1, 1) ERA: 5.2	5.1	L	28	8	5	5	4	3	0	1	0	0	0	8	12	8.44	2.250										
Britt Reames, R (6, 1) ERA: 6.43	0.2		4	2	1	1	1	0	0	0	0	0	0	8	12	13.50	3.000										
Masato Yoshii, R (7, 1) ERA: 4.07	2.0		9	4	2	2	0	0	0	0	0	0	1	24	37	9.00	2.000										

AB	30
R	2
H	4
RBI	2
BB	2
SO	9
LOB	8



AB	37
R	8
H	15
RBI	8
BB	3
SO	5
LOB	17



Batter	1	2	3	4	5	6	7	8	9	AB	R	H	RBI	BB	SO	LOB	TOP					
Orlando Cabrera, R OBP: 0.342, SLG: 0.380	F8		G4-3		K			BB WP BB		3	0	0	0	1	1	1						
Jose Vidro, S OBP: 0.362, SLG: 0.452	K			F7		P6		F7		4	0	0	0	0	1	1						
Vladimir Guerrero, R OBP: 0.471, SLG: 0.735	G5-3			F3		HR		BB IBB		3	1	1	1	1	0	0						
Lee Stevens, L OBP: 0.392, SLG: 0.474										3	0	0	0	1	3	2						
Fernando Tatis, R OBP: 0.300, SLG: 0.400										3	0	1	0	0	2	1						
52 T.J. Tucker, R OBP: 1.000, SLG: 1.000										0	0	0	0	0	0	0						
Chris Truby, R OBP: 0.297, SLG: 0.400										0	0	0	0	0	0	0						
Henry Rodriguez, L OBP: 0.182, SLG: 0.056										0	0	0	0	1	0	0						
Brad Wilkerson, L OBP: 0.391, SLG: 0.367										4	1	1	0	0	3	4						
Graeme Lloyd, L										0	0	0	0	0	0	0						
Michael Barrett, R OBP: 0.437, SLG: 0.675										4	1	2	2	0	1	1						
Peter Bergeron, L OBP: 0.317, SLG: 0.248										4	0	0	0	0	4	1						
Bruce Chen, L OBP: 0.286, SLG: 0.286										1	0	0	0	0	1	0						
Lou Collier, R										1	0	0	0	0	1	1						
Britt Reames, R OBP: 1.000, SLG: 1.000										0	0	0	0	0	0	0						
Joey Eischen, L										0	0	0	0	0	0	0						
Mike Mordecai, R OBP: 0.345, SLG: 0.346										2	0	0	0	0	0	0						
Inning Stats	R: 0 E: 0 K: 1 S: 7	H: 0 LOB: 0 BB: 0 P: 8	R: 0 E: 0 K: 3 S: 14	H: 1 LOB: 1 BB: 0 P: 19	R: 0 E: 0 K: 2 S: 9	H: 0 LOB: 0 BB: 0 P: 14	R: 0 E: 0 K: 1 S: 6	H: 0 LOB: 1 BB: 1 P: 15	R: 1 E: 0 K: 3 S: 17	H: 2 LOB: 1 BB: 0 P: 21	R: 1 E: 0 K: 2 S: 11	H: 1 LOB: 0 BB: 0 P: 13	R: 1 E: 0 K: 2 S: 10	H: 1 LOB: 0 BB: 0 P: 13	R: 0 E: 0 K: 2 S: 9	H: 0 LOB: 0 BB: 3 P: 27	R: 0 E: 0 K: 1 S: 7	H: 0 LOB: 0 BB: 0 P: 10	1B: 1 2B: 2 3B: 0 HR: 2	SF: 0 SAC: 0 DP: 0 HBP: 0	WP: 1 PB: 0 SB: 0 CS: 0	PA: 36
PITCHER	IP WLS BF H R ER SO BB IBB HBP BLK WP HR S P ERA WHIP																					
Curt Schilling, R ERA: 3.18	7.0 W 27 5 3 3 14 1 0 0 0 0 2 74 103 3.86 0.857																					
Jose Parra, R ERA:	0.1 H 3 0 0 0 0 1 1 0 0 1 0 2 13 0.00 3.000																					
Mike Myers, L ERA: 1.69	0.1 H 1 0 0 0 1 0 0 0 0 0 0 3 5 0.00 0.000																					
Byung-Hyun Kim, R ERA: 0.64	1.1 S 5 0 0 0 2 1 0 0 0 0 0 0 11 19 0.00 0.750																					

Montreal Expos @ Arizona Diamondbacks
Bank One Ballpark, Phoenix, AZ
Fri May 03 2002, 10:05 PM EDT
Att: 31,315 - Dome - 72 F


AB 32
R 3
H 5
RBI 3
BB 4
SO 17
LOB 12



Batter	1	2	3	4	5	6	7	8	9	AB	R	H	RBI	BB	SO	LOB	BOTTOM			
Tony Womack, L OBP: 0.325, SLG: 0.366	K	L4-3								5	0	2	1	0	1	4				
Junior Spivey, R OBP: 0.402, SLG: 0.533	HR BB		F9							3	1	1	0	2	0	1				
Danny Bautista, R OBP: 0.373, SLG: 0.578	HR									4	1	1	2	0	1	4				
Steve Finley, L OBP: 0.344, SLG: 0.603	HR									3	1	1	1	1	1	2				
Byung-Hyun Kim, R	HR									0	0	0	0	0	0	0				
Damian Miller, R OBP: 0.359, SLG: 0.617	HR									3	1	1	1	1	1	2				
Mark Grace, L OBP: 0.343, SLG: 0.411										4	0	2	0	0	1	0				
Jose Guillen, R OBP: 0.243, SLG: 0.389										4	1	2	1	0	1	2				
Craig Counsell, L OBP: 0.345, SLG: 0.368										3	0	0	0	1	2	1				
Curt Schilling, R OBP: 0.263, SLG: 0.263										3	0	2	0	0	0	3				
Jose Parra, R										0	0	0	0	0	0	0				
Mike Myers, L										0	0	0	0	0	0	0				
Luis Gonzalez, L OBP: 0.344, SLG: 0.467										1	1	1	0	0	0	0				
Inning Stats	R: 4 E: 0 K: 3 S: 20	H: 3 LOB: 0 BB: 1 P: 35	R: 0 E: 0 K: 1 S: 7	H: 1 LOB: 0 BB: 0 P: 9	R: 0 E: 0 K: 1 S: 10	H: 0 LOB: 0 BB: 0 P: 15	R: 0 E: 0 K: 1 S: 9	H: 1 LOB: 1 BB: 1 P: 14	R: 0 E: 0 K: 1 S: 11	H: 2 LOB: 2 BB: 1 P: 19	R: 0 E: 0 K: 0 S: 8	H: 2 LOB: 3 BB: 1 P: 16	R: 0 E: 0 K: 1 S: 7	H: 1 LOB: 1 BB: 1 P: 14	R: 2 E: 0 K: 0 S: 8	H: 3 LOB: 1 BB: 0 P: 13	1B: 8 2B: 2 3B: 0 HR: 4	SF: 0 SAC: 0 DP: 3 HBP: 0	WP: 0 PB: 0 SB: 0 CS: 2	PA: 38
PITCHER	IP WLS BF H R ER SO BB IBB HBP BLK WP HR S P ERA WHIP																			
Bruce Chen, L ERA: 4.35	4.0 L 17 5 4 4 6 2 0 0 0 0 0 3 46 73 9.00 1.750																			
Britt Reames, R ERA: 6.14	0.2 4 2 0 0 0 1 0 0 0 0 0 8 14 0.00 4.500																			
Joey Eischen, L ERA:	0.2 5 2 0 0 1 1 0 0 0 0 0 8 16 0.00 4.500																			
52 T.J. Tucker, R ERA: 1.85	1.2 6 1 0 0 1 0 1 0 0 0 0 10 19 0.00 0.600																			
Graeme Lloyd, L ERA: 6.08	1.0 6 3 2 2 0 0 0 0 0 0 1 8 13 18.00 3.000																			

Montreal Expos @ Arizona Diamondbacks
Bank One Ballpark, Phoenix, AZ
Fri May 03 2002, 10:05 PM EDT
Att: 31,315 - Dome - 72 F

AB 33
R 6
H 13
RBI 6
BB 5
SO 8
LOB 19



Batter	1	2	3	4	5	6	7	8	9	10	11	AB	R	H	RBI	BB	SO	LOB	TOP								
Orlando Cabrera, R OBP: 0.333, SLG: 0.368 (1, 6)	L5		L9		2B 1B		K2-3		G4-3		G1-3	6	1	1	1	0	1	0									
Jose Vidro, S OBP: 0.366, SLG: 0.450 (1, 4)	G5-3			F8	2B		F9		L6			5	0	1	2	0	0	0									
Vladimir Guerrero, R OBP: 0.462, SLG: 0.709 (1, 9)	G5-3			F2	IBB		G4-3		K			4	0	0	0	1	1	0									
Lee Stevens, L OBP: 0.384, SLG: 0.455 (1, 3)		P6		F9	L6				K			4	0	0	0	1	1	2									
Fernando Tatis, R OBP: 0.400, SLG: 0.733 (1, 5)		F9		G4-3 BLK 1B	2B		SH1-4				P4	5	2	3	1	0	0	1									
Michael Barrett, R OBP: 0.456, SLG: 0.679 (1, 2)		2B		F8	SH1-4 BB				HR			4	0	2	0	1	1	2									
Brad Wilkerson, L OBP: 0.386, SLG: 0.355 (1, 7)				G4-3	SH1-4							3	0	0	0	1	2	3									
Lou Collier, R (1, 8)				F9	1B IBB							1	1	0	0	1	0	0									
Henny Rodriguez, L OBP: 0.217, SLG: 0.056 (6, PH)											F8	0	0	0	0	1	0	0									
Peter Bergeron, L OBP: 0.312, SLG: 0.244 (6, PR)												2	0	0	0	0	1	2									
Tomo Ohka, S OBP: 0.102, SLG: 0.182 (8, PH)												2	1	1	1	0	1	0									
Mike Morabito, R OBP: 0.234, SLG: 0.333 (8, PH)												1	0	0	0	0	0	3									
Scott Stewart, R OBP: 0.234, SLG: 0.333 (8, PH)												0	0	0	0	0	0	0									
Chris Truby, R OBP: 0.234, SLG: 0.336 (8, PH)												1	0	0	0	0	1	2									
52 T.J. Tucker, R OBP: 0.100, SLG: 1.000 (8, PH)												0	0	0	0	0	0	0									
Graeme Lloyd, L OBP: 0.100, SLG: 1.000 (8, PH)												1	0	0	0	0	1	0									
Matt Herges, L (11, 1)												0	0	0	0	0	0	0									
Inning Stats	R: 0 E: 0 K: 0 S: 10	H: 0 LOB: 0 BB: 0 P: 14	R: 0 E: 0 K: 1 S: 11	H: 1 LOB: 1 BB: 0 P: 17	R: 0 E: 0 K: 1 S: 9	H: 0 LOB: 0 BB: 0 P: 10	R: 0 E: 0 K: 0 S: 5	H: 0 LOB: 0 BB: 0 P: 9	R: 0 E: 0 K: 0 S: 23	H: 1 LOB: 2 BB: 2 P: 39	R: 0 E: 0 K: 1 S: 8	H: 0 LOB: 0 BB: 0 P: 16	R: 1 E: 0 K: 3 S: 17	H: 2 LOB: 2 BB: 1 P: 30	R: 0 E: 0 K: 1 S: 11	H: 0 LOB: 0 BB: 0 P: 18	R: 0 E: 0 K: 2 S: 9	H: 0 LOB: 1 BB: 1 P: 16	R: 0 E: 0 K: 1 S: 9	H: 0 LOB: 0 BB: 0 P: 15	1B: 4 2B: 3 3B: 0 HR: 1	SF: 0 SAC: 1 DP: 1 HBP: 0	WP: 1 PB: 0 SB: 0 CS: 0	PA: 46			
PITCHER	IP 5.0	WLS 22	BF 5	H 5	R 4	ER 4	SO 2	BB 0	IBB 0	HBP 0	BLK 0	WP 1	HR 0	S 58	P 89	ERA 7.20	WHIP 1.000										
Brian Anderson, L ERA: 6.83 (1, 1)																											
Mike Morgan, R ERA: 4.3 (6, 1)	1.0	5	1	0	0	0	2	0	0	0	0	0	0	8	18	0.00	3.000										
Greg Swindell, L ERA: (7, 1)	1.0	3	0	0	0	1	0	0	0	0	0	0	0	11	16	0.00	0.000										
Mike Myers, L ERA: 2.38 (8, 1)	0.2	B	5	2	1	1	2	1	0	0	0	0	1	14	24	13.50	4.500										
Jose Parra, R ERA: (8, 1)	0.1	1	0	0	0	1	0	0	0	0	0	0	0	3	6	0.00	0.000										

Montreal Expos @ Arizona Diamondbacks
Bank One Ballpark, Phoenix, AZ
Sat May 04 2002, 10:05 PM EDT
Att. 40,427 - Sunny - 84 F

AB	39
R	5
H	8
RBI	5
BB	6
SO	10
LOB	15



Batter	1	2	3	4	5	6	7	8	9	10	11	AB	R	H	RBI	BB	SO	LOB	BOTTOM								
Tony Womack, L OBP: 0.333, SLG: 0.333 (8, PH)	G4-3				F9	FC5-4		G4-3				3	0	0	0	0	1	1									
Junior Spivey, R OBP: 0.414, SLG: 0.555 (1, 4)												5	1	3	0	1	2	1									
Luis Gonzalez, L OBP: 0.352, SLG: 0.459 (1, 7)	G4-3											4	0	1	1	2	0	2									
Steve Finley, L OBP: 0.344, SLG: 0.583 (1, 8)												6	2	2	0	0	2	5									
Danny Bautista, R OBP: 0.397, SLG: 0.585 (1, 9)												4	0	3	0	2	0	0									
Mark Grace, L OBP: 0.333, SLG: 0.396 (1, 3)												6	1	1	0	0	0	6									
Damian Miller, R OBP: 0.388, SLG: 0.602 (1, 2)												2	1	0	0	1	1	2									
Rod Barajas, R OBP: 0.233, SLG: 0.192 (7, PH)												2	0	0	1	1	1	1									
Craig Counsell, L OBP: 0.339, SLG: 0.369 (7, 6)												5	1	1	2	0	0	5									
Brian Anderson, R OBP: 0.102, SLG: 0.182 (8, PH)												1	0	1	2	0	0	0									
Mike Morabito, R OBP: 0.234, SLG: 0.333 (8, PH)												0	0	0	0	0	0	0									
Mike Morgan, R OBP: 0.234, SLG: 0.333 (8, PH)												0	0	0	0	0	0	0									
Greg Colburn, R OBP: 0.417, SLG: 0.459 (7, 5)												2	0	0	0	1	1	0									
Eddie Oropesa, L (11, 1)												0	0	0	0	0	0	0									
Inning Stats	R: 0 E: 0 K: 1 S: 9	H: 4 LOB: 1 BB: 1 P: 21	R: 0 E: 0 K: 2 S: 15	H: 4 LOB: 1 BB: 1 P: 21	R: 0 E: 0 K: 0 S: 13	H: 1 LOB: 0 BB: 0 P: 16	R: 0 E: 0 K: 0 S: 9	H: 0 LOB: 0 BB: 0 P: 15	R: 0 E: 0 K: 0 S: 8	H: 2 LOB: 3 BB: 2 P: 19	R: 1 E: 0 K: 1 S: 12	H: 2 LOB: 3 BB: 2 P: 27	R: 0 E: 0 K: 1 S: 10	H: 1 LOB: 2 BB: 1 P: 16	R: 0 E: 0 K: 1 S: 5	H: 0 LOB: 0 BB: 0 P: 9	R: 0 E: 0 K: 1 S: 18	H: 1 LOB: 2 BB: 1 P: 18	1B: 10 2B: 1 3B: 2 HR: 0	SF: 0 SAC: 0 DP: 0 HBP: 0	WP: 1 PB: 0 SB: 1 CS: 1	PA: 53					
PITCHER	IP 5.0	WLS 22	BF 4	H 4	R 4	ER 4	SO 3	BB 2	IBB 0	HBP 0	BLK 0	WP 1	HR 0	S 54	P 78	ERA 7.20	WHIP 1.600										
Tomo Ohka, R ERA: 4.4 (1, 1)																											
Scott Stewart, L ERA: 1.76 (6, 1)	2.0	13	4	1	1	2	0	3	0	0	1	0	23	46	4.50	2.000											
52 T.J. Tucker, R ERA: 1.42 (8, 1)	2.2	12	2	0	0	3	2	0	0	0	0	0	32	53	0.00	1.500											
Graeme Lloyd, L ERA: 6.59 (10, 1)	0.1	L	2	1	1	1	0	0	0	0	0	0	4	8	27.00	3.000											
Matt Herges, R ERA: 3.44 (11, 1)	0.1	3	0	0	0	0	1	0	0	0	0	0	6	12	0.00	3.000											

Montreal Expos @ Arizona Diamondbacks
Bank One Ballpark, Phoenix, AZ
Sat May 04 2002, 10:05 PM EDT
Att. 40,427 - Sunny - 84 F

AB	44
R	6
H	13
RBI	6
BB	8
SO	8
LOB	26



Batter	1	2	3	4	5	6	7	8	9	AB	R	H	RBI	BB	SO	LOB	TOP								
Peter Bergeron, L (1, 8) OBP: 0.310, SLG: 0.244										4	1	1	0	0	1	2									
Jose Vidro, S (1, 4) OBP: 0.360, SLG: 0.460										4	0	2	0	0	1	0									
Vladimir Guerrero, R (1, 9) OBP: 0.496, SLG: 0.687										2	0	0	1	0	1	0									
Lee Stevens, L (1, 3) OBP: 0.372, SLG: 0.438										4	0	0	0	0	3	3									
Fernando Tatis, R (1, 5) OBP: 0.368, SLG: 0.632										4	1	1	0	0	1	3									
Orlando Cabrera, R (1, 6) OBP: 0.331, SLG: 0.364										4	0	1	0	0	0	3									
Brian Schneider, L (1, 2) OBP: 0.357, SLG: 0.500										4	0	1	1	0	1	1									
Brad Wilkerson, L (1, 7) OBP: 0.381, SLG: 0.344										3	0	0	0	1	2	1									
Javier Vazquez, R (1, 1) OBP: 0.053, SLG: 0.053										2	0	0	0	0	0	2									
Britt Reames, R (8, 1) OBP: 1.000, SLG: 1.000										0	0	0	0	0	0	0									
Henry Rodriguez, L (9, PH) OBP: 0.208, SLG: 0.053										1	0	0	0	0	1	0									
Inning Stats	R: 1 H: 2 E: 0 K: 1 S: 19	H: 2 LOB: 1 BB: 0 P: 24	R: 0 H: 1 E: 1 K: 0 S: 11	LOB: 2 BB: 0 P: 20	R: 0 H: 1 E: 0 K: 1 S: 14	H: 1 LOB: 2 BB: 0 P: 24	R: 0 H: 0 E: 0 K: 2 S: 6	H: 0 LOB: 0 BB: 0 P: 7	R: 0 H: 0 E: 0 K: 1 S: 10	H: 0 LOB: 0 BB: 0 P: 11	R: 1 H: 2 E: 0 K: 1 S: 12	H: 2 LOB: 2 BB: 1 P: 21	R: 0 H: 0 E: 0 K: 1 S: 8	H: 0 LOB: 0 BB: 0 P: 11	R: 0 H: 0 E: 0 K: 1 S: 9	H: 0 LOB: 0 BB: 0 P: 13	R: 0 H: 0 E: 0 K: 3 S: 13	H: 0 LOB: 0 BB: 0 P: 19	1B: 4 2B: 2 3B: 0 HR: 0	SF: 1 SAC: 1 DP: 0 HBP: 1	WP: 0 PB: 0 SB: 1 CS: 1	PA: 36			
PITCHER	IP	WLS	BF	H	R	ER	SO	BB	IBB	HBP	BLK	WP	HR	S	P	ERA	WHIP								
Rick Helling, R (1, 1) ERA: 6.75	6.0		27	6	2	2	6	0	1	1	0	0	0	72	107	3.00	1.000								
Mike Morgan, R (7, 1) ERA: 4.02	1.0	W	3	0	0	0	1	0	0	0	0	0	0	8	11	0.00	0.000								
Greg Swindell, L (8, 1) ERA:	1.0	H	3	0	0	0	1	0	0	0	0	0	0	9	13	0.00	0.000								
Byung-Hyun Kim, R (9, 1) ERA: 0.53	1.0	S	3	0	0	0	3	0	0	0	0	0	0	13	19	0.00	0.000								

Montreal Expos @ Arizona Diamondbacks
 Bank One Ballpark, Phoenix, AZ
 Sun May 05 2002, 4:35 PM EDT
 Att: 37,027 - Dome - 72 F

AB	32
R	2
H	6
RBI	2
BB	1
SO	11
LOB	15



Batter	1	2	3	4	5	6	7	8	9	AB	R	H	RBI	BB	SO	LOB	BOTTOM								
Craig Counsell, L (1, 6) OBP: 0.336, SLG: 0.374										4	1	1	0	0	0	0									
Quinton McCracken, S (1, 9) OBP: 0.433, SLG: 0.654										4	1	2	0	0	1	1									
Luis Gonzalez, L (1, 7) OBP: 0.364, SLG: 0.491										3	2	2	2	1	0	1									
Greg Colbrunn, R (1, 3) OBP: 0.407, SLG: 0.435										3	0	1	0	0	0	0									
Tony Womack, L (7, PR) OBP: 0.315, SLG: 0.353										1	1	0	0	0	1	2									
Steve Finley, L (1, 8) OBP: 0.343, SLG: 0.575										3	0	1	0	0	0	0									
Junior Spivey, R (1, 4) OBP: 0.417, SLG: 0.553										4	0	2	3	0	0	0									
Chris Donnels, L (1, 5) OBP: 0.231, SLG: 0.350										2	0	0	0	1	1	0									
Greg Swindell, L (8, 1) OBP: 0.393, SLG: 0.579										0	0	0	0	0	0	0									
Danny Bautista, R (8, PH) OBP: 0.393, SLG: 0.579										1	0	0	0	0	1	3									
Byung-Hyun Kim, R (9, 1) OBP: 0.339, SLG: 0.402										0	0	0	0	0	0	0									
Rod Barajas, R (1, 2) OBP: 0.206, SLG: 0.167										4	0	0	0	0	2	5									
Rick Helling, R (1, 1) ERA: 6.75										1	0	0	0	0	0	0									
Jose Guillen, R (6, PH) OBP: 0.231, SLG: 0.368										1	0	0	0	0	1	0									
Mike Morgan, R (7, 1) ERA: 4.02										0	0	0	0	0	0	0									
Mark Grace, L (7, PH) OBP: 0.339, SLG: 0.402										1	0	1	0	0	0	0									
Inning Stats	R: 1 H: 1 E: 0 K: 0 S: 9	H: 1 LOB: 0 BB: 0 P: 14	R: 0 H: 0 E: 0 K: 1 S: 7	H: 0 LOB: 0 BB: 0 P: 11	R: 0 H: 0 E: 0 K: 0 S: 7	H: 0 LOB: 0 BB: 0 P: 10	R: 0 H: 1 E: 0 K: 0 S: 5	H: 1 LOB: 0 BB: 0 P: 8	R: 0 H: 0 E: 0 K: 0 S: 5	H: 0 LOB: 0 BB: 0 P: 9	R: 0 H: 1 E: 0 K: 3 S: 15	H: 1 LOB: 1 BB: 0 P: 17	R: 2 H: 3 E: 0 K: 1 S: 13	H: 3 LOB: 2 BB: 2 P: 25	R: 2 H: 4 E: 1 K: 2 S: 20	H: 4 LOB: 3 BB: 0 P: 30	1B: 8 2B: 1 3B: 0 HR: 1	SF: 0 SAC: 1 DP: 1 HBP: 0	WP: 0 PB: 0 SB: 0 CS: 0	PA: 35					
PITCHER	IP	WLS	BF	H	R	ER	SO	BB	IBB	HBP	BLK	WP	HR	S	P	ERA	WHIP								
Javier Vazquez, R (1, 1) ERA: 3.16	7.1	L	33	10	5	4	6	1	1	0	0	0	0	76	115	4.91	1.500								
Britt Reames, R (8, 1) ERA: 5.87	0.2		2	0	0	0	1	0	0	0	0	0	0	5	9	0.00	0.000								

Montreal Expos @ Arizona Diamondbacks
 Bank One Ballpark, Phoenix, AZ
 Sun May 05 2002, 4:35 PM EDT
 Att: 37,027 - Dome - 72 F

AB	32
R	5
H	10
RBI	5
BB	2
SO	7
LOB	12



Batter	1	2	3	4	5	6	7	8	9	AB	R	H	RBI	BB	SO	LOB	TOP					
Juan Pierre, L OBP: 0.382, SLG: 0.313 (1, 8)	0-0 1B		0-0 G4-3 17 1B		1-1 CS 1B		1-0 B5-3		1-0 G4-3	5	1	3	0	0	0	0	Colorado Rockies @ Montreal Expos Olympic Stadium, Montreal, QB Tue May 07 2002, 7:05 PM EDT Att: 3,780 - Dome - 72 F					
Juan Uribe, R OBP: 0.403, SLG: 0.488 (1, 6)	2-2 L6		1-0 G6-3		4-2 1B E BB		4-2 1B BB			2	1	0	0	2	0	2						
Larry Walker, L OBP: 0.337, SLG: 0.505 (1, 9)	1-3 K		1-0 G4-3		0-1 E8 1B		0-0 1B			4	1	2	0	0	1	2						
17 Todd Helton, L OBP: 0.396, SLG: 0.535 (1, 3)	0-3 K		0-1 1B		1-1 F7		1-2 F9			4	0	1	1	0	1	3						
Todd Zeile, R OBP: 0.385, SLG: 0.573 (1, 5)		3-2 HR 1B	3-H F9			3-2 G3-1		3-3 K		4	1	1	0	0	1	1						
Todd Hollandsworth, L OBP: 0.256, SLG: 0.403 (1, 7)		2-2 HR		2-2 L3		1-1 2B		0-0 B1-3		4	1	2	2	0	0	0						
Jose Ortiz, R OBP: 0.253, SLG: 0.257 Todd Jones, L (8, 1) Jose Jimenez, R (9, 1)	0-1 P3		1-0 F8		2-3 K		2-3 K		2-0 G5-3	4	0	0	0	0	1	1						
Gary Bennett, R OBP: 0.278, SLG: 0.308 (1, 2)	0-1 G4-3		1-3 K		4-0 CS IBB				0-3 K	3	0	0	0	1	2	0						
John Thomson, R Kent Mercker, L Rick White, R Terry Shumpert, R OBP: 0.267, SLG: 0.296 (1, 1) (6, 1) (7, 1) (8, 4)	2-1 G5-3		0-3 K		2-2 CS		0-1 F8		0-2 G6-3	2	0	0	0	0	1	0						
										1	0	0	0	0	0	0						
										1	0	0	0	0	0	0						
Inning Stats	R: 0 E: 0 K: 2 S: 10	H: 1 LOB: 1 BB: 0 P: 13	R: 2 E: 0 K: 0 S: 12	H: 2 LOB: 0 BB: 0 P: 19	R: 1 E: 0 K: 0 S: 8	H: 2 LOB: 1 BB: 0 P: 12	R: 0 E: 0 K: 1 S: 8	H: 0 LOB: 0 BB: 0 P: 12	R: 2 E: 1 K: 1 S: 12	H: 2 LOB: 1 BB: 1 P: 17	R: 0 E: 0 K: 1 S: 10	H: 1 LOB: 1 BB: 1 P: 22	R: 0 E: 0 K: 0 S: 9	H: 1 LOB: 2 BB: 1 P: 15	R: 0 E: 0 K: 1 S: 5	H: 0 LOB: 0 BB: 0 P: 10	R: 0 E: 0 K: 1 S: 7	H: 0 LOB: 0 BB: 0 P: 8	1B: 7 2B: 1 3B: 0 HR: 1	SF: 0 SAC: 0 DP: 0 HBP: 0	WP: 0 PB: 0 SB: 0 CS: 2	PA: 38
PITCHER	IP WLS BF H R ER SO BB IBB HBP BLK WP HR S P ERA WHIP	IP WLS BF H R ER SO BB IBB HBP BLK WP HR S P ERA WHIP	IP WLS BF H R ER SO BB IBB HBP BLK WP HR S P ERA WHIP	IP WLS BF H R ER SO BB IBB HBP BLK WP HR S P ERA WHIP	IP WLS BF H R ER SO BB IBB HBP BLK WP HR S P ERA WHIP	IP WLS BF H R ER SO BB IBB HBP BLK WP HR S P ERA WHIP	IP WLS BF H R ER SO BB IBB HBP BLK WP HR S P ERA WHIP	IP WLS BF H R ER SO BB IBB HBP BLK WP HR S P ERA WHIP	IP WLS BF H R ER SO BB IBB HBP BLK WP HR S P ERA WHIP	IP WLS BF H R ER SO BB IBB HBP BLK WP HR S P ERA WHIP	IP WLS BF H R ER SO BB IBB HBP BLK WP HR S P ERA WHIP	IP WLS BF H R ER SO BB IBB HBP BLK WP HR S P ERA WHIP	IP WLS BF H R ER SO BB IBB HBP BLK WP HR S P ERA WHIP	IP WLS BF H R ER SO BB IBB HBP BLK WP HR S P ERA WHIP	IP WLS BF H R ER SO BB IBB HBP BLK WP HR S P ERA WHIP	IP WLS BF H R ER SO BB IBB HBP BLK WP HR S P ERA WHIP						

AB	34
R	5
H	9
RBI	3
BB	3
SO	7
LOB	9



Batter	1	2	3	4	5	6	7	8	9	AB	R	H	RBI	BB	SO	LOB	BOTTOM					
Endy Chavez, L (1, 8)	1-2 G4-3		2-2 E6		2-1 G4-3		0-1 G5-3	1-2 FC6-4		5	0	0	0	0	0	3	Colorado Rockies @ Montreal Expos Olympic Stadium, Montreal, QB Tue May 07 2002, 7:05 PM EDT Att: 3,780 - Dome - 72 F					
Jose Vidro, S OBP: 0.369, SLG: 0.473 (1, 4)	2-2 P6		1-0 P6		1-1 1B		2-0 2B	2-2 FC5-4 1B		5	0	3	0	0	0	2						
Vladimir Guerrero, R OBP: 0.494, SLG: 0.683 (1, 9)	0-2 F8			0-2 G4-3	1-2 1B		4-2 BB	0-0 FC5-4 FC6-4 1B		4	0	1	0	1	0	1						
Lee Stevens, L OBP: 0.366, SLG: 0.436 Lou Collier, R (9, PR)		3-2 F7		3-2 1B	2-3 K		1-3 K	0-1 FC6-4 DI		5	1	1	0	0	2	5						
Fernando Tatis, R OBP: 0.292, SLG: 0.500 (1, 5)		1-0 F7		1-3 K		0-1 G1-3	1-3 K	3-3 K		5	0	0	0	0	3	4						
Orlando Cabrera, R OBP: 0.328, SLG: 0.361 (1, 6)		0-1 B1-3		1-2 HR 1B		1-1 G6-3		0-2 G3-1		4	1	1	1	0	0	0						
Michael Barrett, R OBP: 0.458, SLG: 0.714 (1, 2)			1-0 L8	0-1 HR		2-2 1B		4-2 1B BB		3	1	2	2	1	0	0						
Brad Wilkerson, L OBP: 0.385, SLG: 0.350 (1, 7)			2-2 E	0-3 K		3-2 1B		2-2 F8		4	0	2	0	0	1	1						
Tony Armas, R OBP: 0.118, SLG: 0.118 Henry Rodriguez, L OBP: 0.200, SLG: 0.050 Scott Stewart, R (6, PH) Brian Schneider, L OBP: 0.372, SLG: 0.513 Britt Reames, R OBP: 1.000, SLG: 1.000 (8, PH) (9, 1)				1-0 L8	0-1 HR		2-2 G6-3	0-3 K	2-2 FC6-4 1B	2	0	0	0	0	0	1						
										1	0	0	0	0	1	2						
										0	0	0	0	0	0	0						
										1	0	1	0	0	0	0						
										0	0	0	0	0	0	0						
Inning Stats	R: 0 E: 0 K: 0 S: 11	H: 0 LOB: 0 BB: 0 P: 14	R: 0 E: 0 K: 0 S: 6	H: 0 LOB: 0 BB: 0 P: 10	R: 0 E: 1 K: 0 S: 9	H: 1 LOB: 2 BB: 0 P: 15	R: 3 E: 0 K: 2 S: 18	H: 3 LOB: 0 BB: 0 P: 23	R: 0 E: 0 K: 1 S: 13	H: 2 LOB: 2 BB: 0 P: 21	R: 0 E: 0 K: 1 S: 16	H: 2 LOB: 2 BB: 0 P: 22	R: 0 E: 0 K: 2 S: 11	H: 1 LOB: 2 BB: 1 P: 19	R: 0 E: 0 K: 0 S: 16	H: 1 LOB: 2 BB: 1 P: 25	R: 0 E: 0 K: 1 S: 9	H: 1 LOB: 2 BB: 0 P: 14	1B: 8 2B: 2 3B: 0 HR: 1	SF: 0 SAC: 0 DP: 0 HBP: 0	WP: 0 PB: 0 SB: 0 CS: 0	PA: 41
PITCHER	IP WLS BF H R ER SO BB IBB HBP BLK WP HR S P ERA WHIP	IP WLS BF H R ER SO BB IBB HBP BLK WP HR S P ERA WHIP	IP WLS BF H R ER SO BB IBB HBP BLK WP HR S P ERA WHIP	IP WLS BF H R ER SO BB IBB HBP BLK WP HR S P ERA WHIP	IP WLS BF H R ER SO BB IBB HBP BLK WP HR S P ERA WHIP	IP WLS BF H R ER SO BB IBB HBP BLK WP HR S P ERA WHIP	IP WLS BF H R ER SO BB IBB HBP BLK WP HR S P ERA WHIP	IP WLS BF H R ER SO BB IBB HBP BLK WP HR S P ERA WHIP	IP WLS BF H R ER SO BB IBB HBP BLK WP HR S P ERA WHIP	IP WLS BF H R ER SO BB IBB HBP BLK WP HR S P ERA WHIP	IP WLS BF H R ER SO BB IBB HBP BLK WP HR S P ERA WHIP	IP WLS BF H R ER SO BB IBB HBP BLK WP HR S P ERA WHIP	IP WLS BF H R ER SO BB IBB HBP BLK WP HR S P ERA WHIP	IP WLS BF H R ER SO BB IBB HBP BLK WP HR S P ERA WHIP	IP WLS BF H R ER SO BB IBB HBP BLK WP HR S P ERA WHIP	IP WLS BF H R ER SO BB IBB HBP BLK WP HR S P ERA WHIP						

AB	39
R	3
H	11
RBI	3
BB	2
SO	7
LOB	19




Batter	1	2	3	4	5	6	7	8	9	AB	R	H	RBI	BB	SO	LOB	TOP			
Juan Pierre, L (1, 8) OBP: 0.372, SLG: 0.303	1-1 G6-3		1-3 K			0-0 B1-3	2-2 FC6-4			4	0	0	0	0	1	3				
Juan Uribe, R (1, 6) OBP: 0.392, SLG: 0.473	3-2 P6				0-0 G4-3	2-3 K		3-2 L9		4	0	0	0	0	1	0				
Larry Walker, L (1, 9) OBP: 0.333, SLG: 0.525	2-1 G4-3				0-0 G3			1-0 G3-1		4	1	1	1	0	0	0				
17 Todd Helton, L (1, 3) OBP: 0.399, SLG: 0.559		1-2 G3			0-2 HR		1-1 1B 1B	3-2 G6-3		4	2	2	1	0	0	0				
Todd Zeile, R (1, 5) OBP: 0.398, SLG: 0.606		4-2 L5-3 BB			2-1 L9		2-1 SH FC6-4 1B	0-1 HR		3	2	2	1	1	0	0				
Todd Hollandsworth, L (1, 7) OBP: 0.294, SLG: 0.395		0-1 L5-3			1-1 G4-3		0-0 FC6-4 SH 1B	0-0 G3		4	0	1	1	0	0	1				
Jose Ortiz, R (1, 4) OBP: 0.244, SLG: 0.247 Dennys Reyes, R (9, 1)			3-2 L3		1-1 G3		0-1 SH FC6-4	3-2 G6-3		3	0	0	0	0	0	0				
Bobby Estalella, R (1, 2)			1-1 F8		3-2 G6-3		2-3 K	1-3 K		4	0	0	0	0	2	3				
Shawn Chacon, R (1, 1) OBP: 0.364, SLG: 0.364 Greg Norton, S (7, PH) OBP: 0.267, SLG: 0.267 Chris Niekirk, R (8, 1) OBP: 0.500, SLG: 0.500 Rick White, R (8, 1) Terry Shumpert, R (9, 4) OBP: 0.297, SLG: 0.296					0-0 1B	2-3 K	1-1 FC6-4			2	0	1	0	0	1	0				
Inning Stats	R: 0 E: 0 K: 0 S: 7	H: 0 LOB: 0 BB: 0 P: 13	R: 0 E: 0 K: 0 S: 7	H: 0 LOB: 0 BB: 1 P: 12	R: 0 E: 0 K: 1 S: 12	H: 1 LOB: 1 BB: 0 P: 17	R: 1 E: 0 K: 0 S: 7	H: 1 LOB: 0 BB: 0 P: 9	R: 0 E: 0 K: 0 S: 10	H: 0 LOB: 0 BB: 0 P: 14	R: 3 E: 0 K: 1 S: 16	H: 4 LOB: 2 BB: 0 P: 24	R: 0 E: 0 K: 0 S: 7	H: 0 LOB: 0 BB: 0 P: 14	R: 1 E: 0 K: 1 S: 11	H: 1 LOB: 0 BB: 0 P: 15	1B: 4 2B: 1 3B: 0 HR: 3	SF: 0 SAC: 1 DP: 1 HBP: 0	WP: 0 PB: 0 SB: 0 CS: 0	PA: 35
PITCHER	IP WLS BF H R ER SO	IP WLS BF H R ER SO	IP WLS BF H R ER SO	IP WLS BF H R ER SO	IP WLS BF H R ER SO	IP WLS BF H R ER SO	IP WLS BF H R ER SO	IP WLS BF H R ER SO	IP WLS BF H R ER SO	IP WLS BF H R ER SO	IP WLS BF H R ER SO	IP WLS BF H R ER SO	IP WLS BF H R ER SO	IP WLS BF H R ER SO	IP WLS BF H R ER SO	IP WLS BF H R ER SO	ERA WHIP	ERA WHIP		
Carl Pavano, R (1, 1) ERA: 5.31	6.0	L	23	5	4	4	3	1	0	0	0	0	0	0	0	0	0	6.00	1.000	
52 T.J. Tucker, R (7, 1) ERA: 1.35	1.0	5	1	0	0	0	1	0	0	0	0	0	0	0	0	0	0	0.00	1.000	
Graeme Lloyd, L (8, 1) ERA: 6.14	1.0	3	0	0	0	0	0	0	0	0	0	0	0	0	0	0	0	0.00	0.000	
Masato Yoshii, R (9, 1) ERA: 4.26	1.0	4	1	1	1	1	1	0	0	0	0	0	0	0	0	0	0	9.00	1.000	

Colorado Rockies @ Montreal Expos
Olympic Stadium, Montreal, QB
Wed May 08 2002, 7:05 PM EDT
Att. 5,220 - Dome - 72 F

livebaseballscores.com

AB 33
R 5
H 7
RBI 5
BB 1
SO 5
LOB 9




Batter	1	2	3	4	5	6	7	8	9	AB	R	H	RBI	BB	SO	LOB	BOTTOM			
Endy Chavez, L (1, 8)	2-2 G1-3		0-0 L8			0-0 FC2-6		1-2 G6-3		4	0	0	0	0	0	3				
Mike Mordecai, R (1, 5) OBP: 0.294, SLG: 0.290	0-2 G4-3				1-2 G1-3		1-1 FC5-4		0-2 F3	4	0	0	0	0	0	1				
Jose Vidro, S (1, 4) OBP: 0.372, SLG: 0.470	0-3 K				3-2 F5		3-2 1B		4-2 G6-4-3 BB	3	0	1	0	1	1	0				
Vladimir Guerrero, R (1, 9) OBP: 0.442, SLG: 0.661		3-2 G4-3			0-0 P6		2-1 2-1	0-0 F9	0-0 G6-4-3	4	0	0	0	0	0	1				
Orlando Cabrera, R (1, 6) OBP: 0.321, SLG: 0.352		1-3 K			3-2 F7		0-1 F3			3	0	0	0	0	1	0				
Michael Barrett, R (1, 3) OBP: 0.444, SLG: 0.690		2-2 L6			1-1 G3-1		0-2 G6-3			3	0	0	0	0	0	0				
Brian Schneider, L (1, 2) OBP: 0.378, SLG: 0.512 Lou Collier, R (8, PH) OBP: 0.200, SLG: 0.222			2-2 G3		0-1 1B		3-2 2B			2	0	1	0	0	0	0				
Brad Wilkerson, L (1, 7) OBP: 0.395, SLG: 0.363 Chris Truby, R (8, PH) OBP: 0.251, SLG: 0.392					2-1 1B		3-2 1B		2-3 K	2	0	2	0	0	0	0				
Carl Pavano, R (1, 1) OBP: 0.267, SLG: 0.333 52 T.J. Tucker, R (7, 1) OBP: 1.000, SLG: 1.000 Graeme Lloyd, L (8, 1) Fernando Tatis, R (8, PH) OBP: 0.280, SLG: 0.480 Masato Yoshii, R (9, 1)					0-0 B1		1-2 FC2-6 1B		1-3 K	2	0	1	0	0	0	1				
Inning Stats	R: 0 E: 0 K: 1 S: 11	H: 0 LOB: 0 BB: 0 P: 13	R: 0 E: 0 K: 1 S: 9	H: 0 LOB: 0 BB: 0 P: 15	R: 0 E: 0 K: 0 S: 8	H: 1 LOB: 1 BB: 0 P: 12	R: 0 E: 0 K: 0 S: 8	H: 0 LOB: 0 BB: 0 P: 12	R: 0 E: 0 K: 0 S: 11	H: 2 LOB: 2 BB: 0 P: 18	R: 0 E: 0 K: 0 S: 12	H: 2 LOB: 2 BB: 0 P: 19	R: 0 E: 0 K: 2 S: 14	H: 1 LOB: 1 BB: 0 P: 21	R: 0 E: 0 K: 0 S: 7	H: 0 LOB: 0 BB: 1 P: 11	1B: 5 2B: 1 3B: 0 HR: 0	SF: 0 SAC: 0 DP: 1 HBP: 0	WP: 0 PB: 0 SB: 0 CS: 0	PA: 31
PITCHER	IP WLS BF H R ER SO	IP WLS BF H R ER SO	IP WLS BF H R ER SO	IP WLS BF H R ER SO	IP WLS BF H R ER SO	IP WLS BF H R ER SO	IP WLS BF H R ER SO	IP WLS BF H R ER SO	IP WLS BF H R ER SO	IP WLS BF H R ER SO	IP WLS BF H R ER SO	IP WLS BF H R ER SO	IP WLS BF H R ER SO	IP WLS BF H R ER SO	IP WLS BF H R ER SO	IP WLS BF H R ER SO	ERA WHIP	ERA WHIP		
Shawn Chacon, R (1, 1) ERA: 5.03	6.0	W	22	5	0	0	2	0	0	0	0	0	0	0	0	0	0	0.00	0.833	
Chris Niekirk, R (7, 1) ERA: 0.79	1.0	3	0	0	0	0	0	0	0	0	0	6	6	0	0	0	0	0.00	0.000	
Kent Mercker, L (8, 1) ERA: 2.25	0.1	2	1	0	0	0	1	0	0	0	0	8	13	0	0	0	0	0.00	3.000	
Rick White, R (8, 1) ERA: 4.3	0.2	2	0	0	0	0	1	0	0	0	0	6	8	0	0	0	0	0.00	0.000	
Dennys Reyes, L (9, 1) ERA: 4.5	1.0	3	0	0	0	0	0	1	0	0	0	7	11	0	0	0	0	0.00	1.000	

Colorado Rockies @ Montreal Expos
Olympic Stadium, Montreal, QB
Wed May 08 2002, 7:05 PM EDT
Att. 5,220 - Dome - 72 F

livebaseballscores.com

AB 30
R 0
H 6
RBI 0
BB 1
SO 4
LOB 8



Batter	1	2	3	4	5	6	7	8	9	AB	R	H	RBI	BB	SO	LOB	TOP																			
David Bell, R (1, 5) OBP: 0.353, SLG: 0.444	2-1 HR		0-0 FC4-6 2H 1B		2-0 G4-3			1-2 G5-3		4	1	2	2	0	0	0	San Francisco Giants @ Montreal Expos Olympic Stadium, Montreal, QB Fri May 10 2002, 7:05 PM EDT Att. 7,238 - Dome - 72 F																			
Rich Aurilia, R (1, 6) OBP: 0.309, SLG: 0.467	0-2 F8		1-0 P2				2-2 G5-3	0-1 2B		4	0	1	0	0	0	1																				
Barry Bonds, L (1, 7) OBP: 0.603, SLG: 0.825	3-2 F7		0-3 K				4-2 BB	1-0 G4-3		3	0	0	0	1	1	2																				
Jeff Kent, R (1, 4) OBP: 0.293, SLG: 0.426	2-3 K		1-2 FC4-6 1-2				0-2 L6		1-1 G5-3	4	0	0	0	0	1	2																				
J.T. Snow, L (1, 3) OBP: 0.345, SLG: 0.370 Jay Witasick, R (6, 1) Tom Goodwin, L (9, PH)	0-1 F8			3-1 G4-3			0-0 G4-3		0-2 F7	3	0	0	0	0	0	1																				
Reggie Sanders, R (1, 9) OBP: 0.331, SLG: 0.414	0-0 G3-1			0-0 G4-3				0-1 F9	1-1 2B 1B	4	1	1	0	0	0	0																				
Tsuyoshi Shinjo, R (1, 8) OBP: 0.272, SLG: 0.330	0-2 1B		2-3 K				3-3 K	0-0 1H 2B		4	0	2	1	0	2	0																				
Benito Santiago, R (1, 2) OBP: 0.321, SLG: 0.416	0-0 F8			1-0 G5-3			1-1 1B	0-3 K		4	0	1	0	0	1	2																				
Livan Hernandez, R (1, 1) OBP: 0.300, SLG: 0.474 Damon Minor, L (6, 3) OBP: 0.273, SLG: 0.364			1-2 1B 2B		0-0 F8			1-2 G3-1		2	1	1	0	0	0	0																				
Inning Stats	R: 1 E: 0 K: 1 S: 14	H: 1 LOB: 0 BB: 0 P: 21	R: 0 E: 0 K: 0 S: 7	H: 1 LOB: 1 BB: 0 P: 7	R: 1 E: 0 K: 1 S: 11	H: 2 LOB: 1 BB: 0 P: 14	R: 0 E: 0 K: 1 S: 6	H: 0 LOB: 0 BB: 0 P: 11	R: 0 E: 0 K: 0 S: 3	H: 0 LOB: 0 BB: 0 P: 6	R: 0 E: 0 K: 1 S: 10	H: 1 LOB: 1 BB: 0 P: 16	R: 0 E: 0 K: 1 S: 8	H: 1 LOB: 1 BB: 0 P: 12	R: 0 E: 0 K: 0 S: 9	H: 1 LOB: 1 BB: 0 P: 12	R: 1 E: 0 K: 1 S: 11	H: 2 LOB: 1 BB: 0 P: 13	1B: 4 2B: 3 3B: 0 HR: 1	SF: 0 SAC: 0 DP: 0 HBP: 0	WP: 0 PB: 0 SB: 0 CS: 0	PA: 35														
PITCHER	IP	WLS	BF	H	R	ER	SO	BB	IBB	HBP	BLK	WP	HR	S	P	ERA	WHIP	PITCHER		IP	WLS	BF	H	R	ER	SO	BB	IBB	HBP	BLK	WP	HR	S	P	ERA	WHIP
Javier Vazquez, R (1, 1) ERA: 3.03	8.0	W	30	6	2	2	4	1	0	0	0	0	1	68	99	2.25	0.875																			
52 T.J. Tucker, R (9, 1) ERA: 1.69	1.0		5	2	1	1	1	0	0	0	0	0	0	11	13	9.00	2.000																			

AB	34
R	3
H	8
RBI	3
BB	1
SO	5
LOB	8




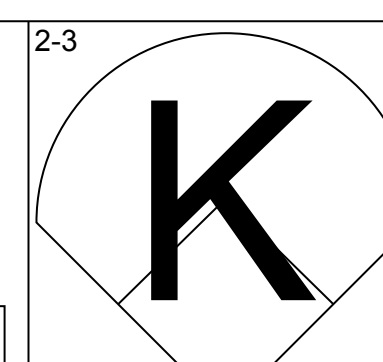
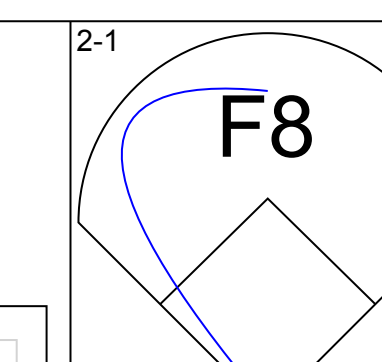
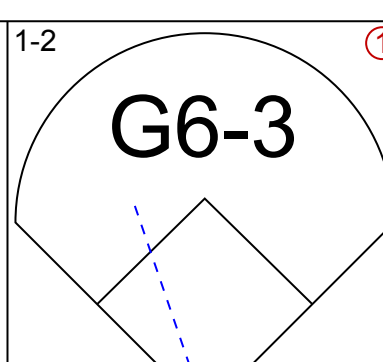
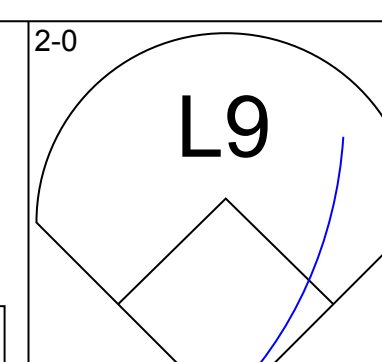
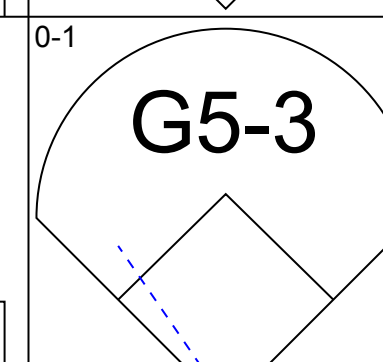
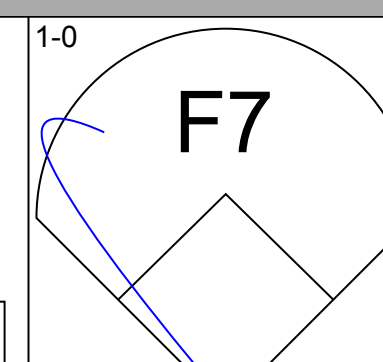
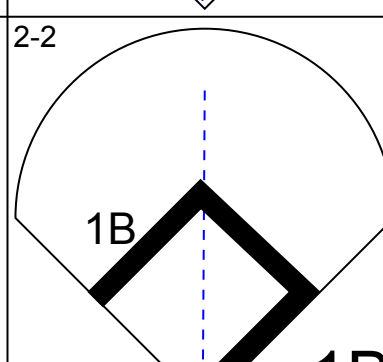
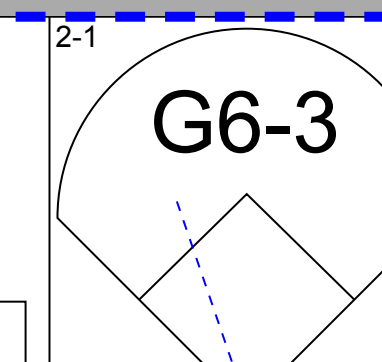
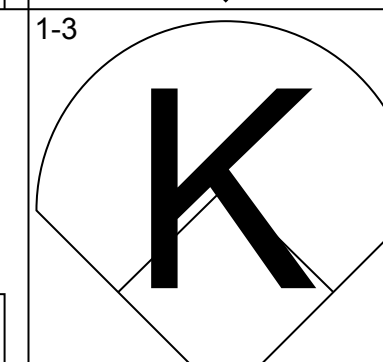
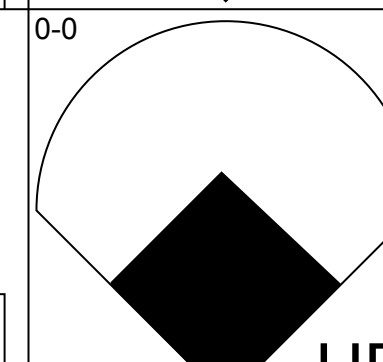
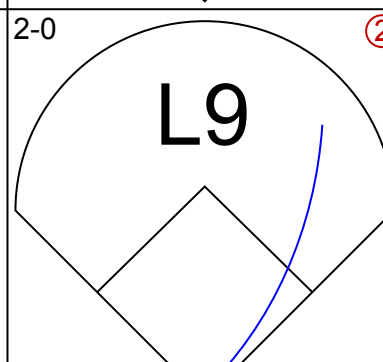
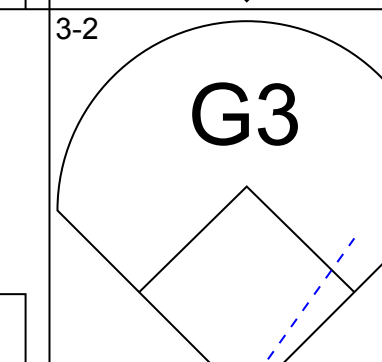
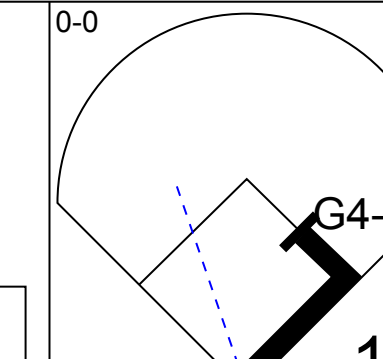
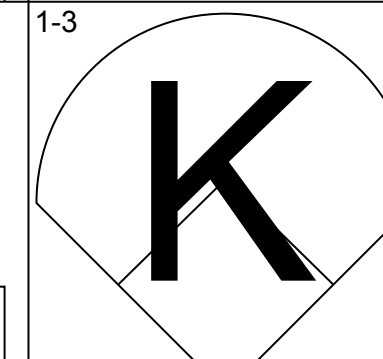
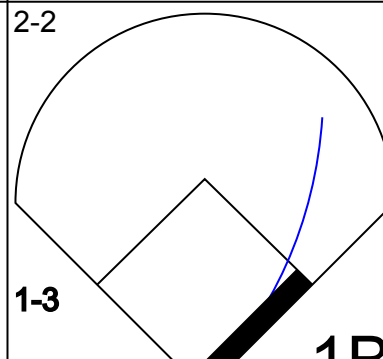
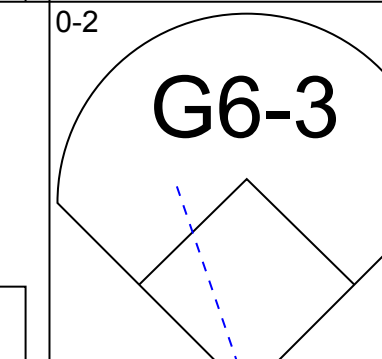
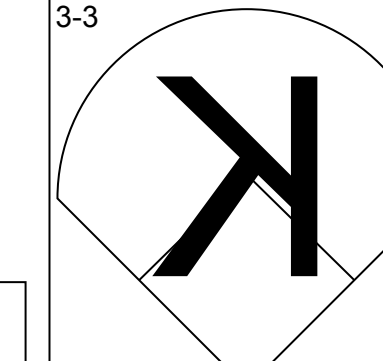
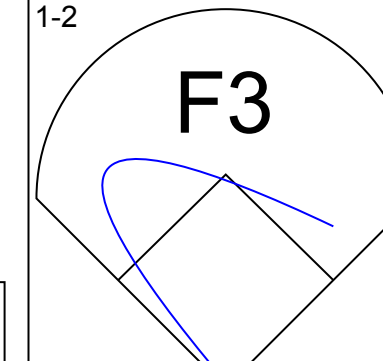
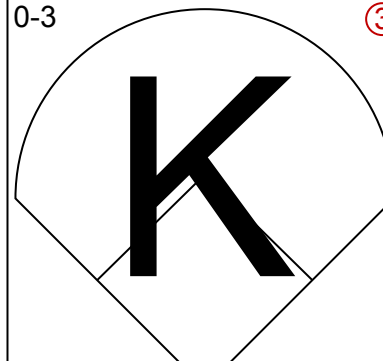
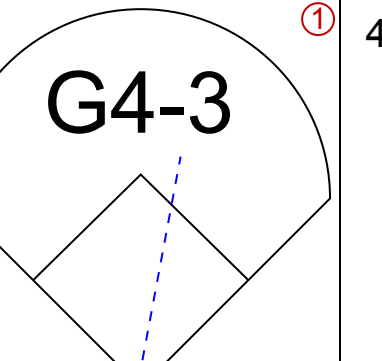
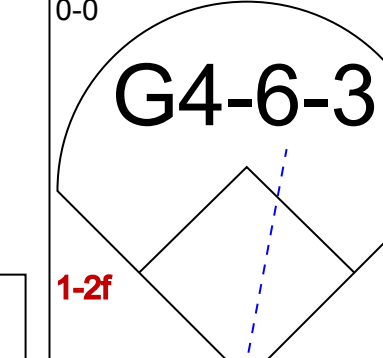
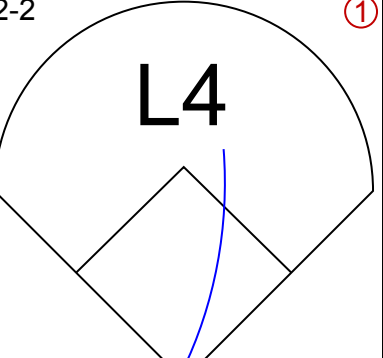
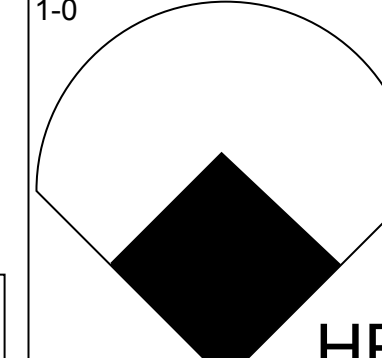
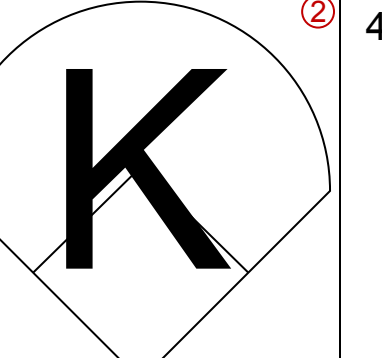
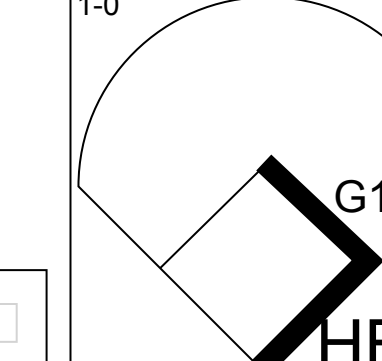
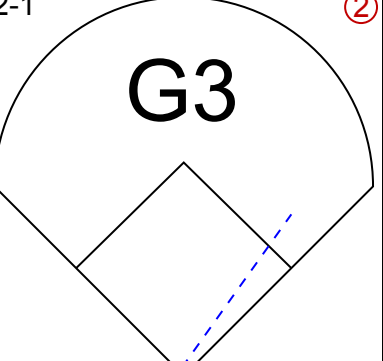
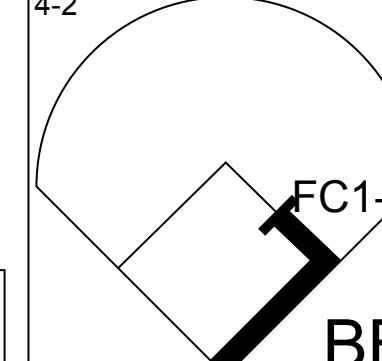
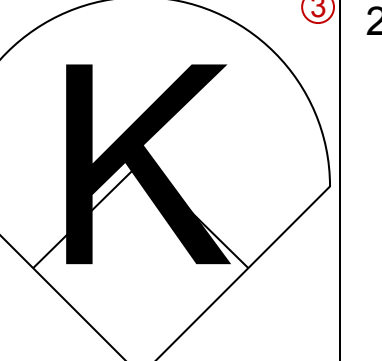
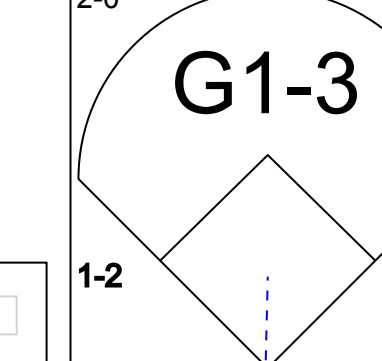
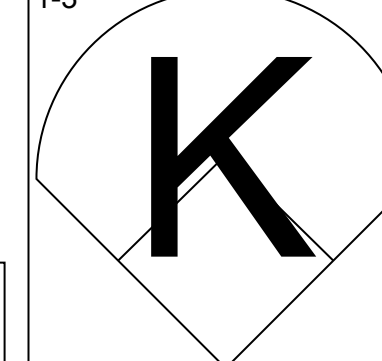
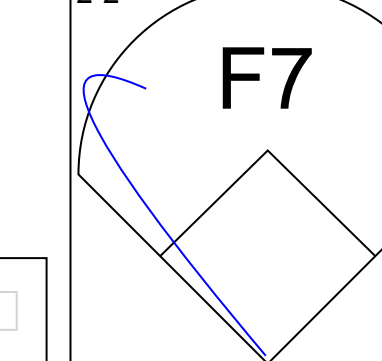
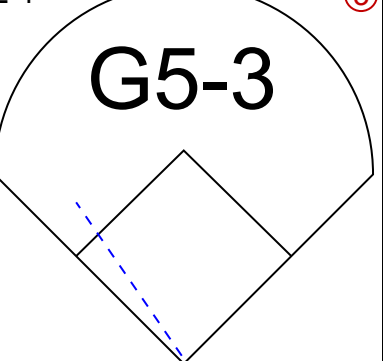
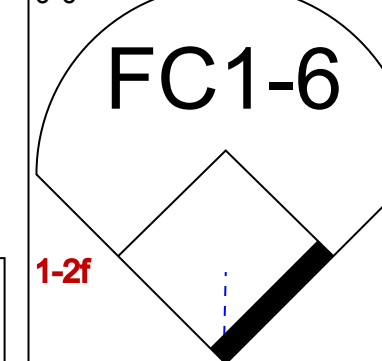
Batter	1	2	3	4	5	6	7	8	9	AB	R	H	RBI	BB	SO	LOB	BOTTOM																				
Endy Chavez, L (1, 8) OBP: 0.133, SLG: 0.267	3-2 G4-3		1-0 1B 2B	2-3 K		0-0 G4-3				4	1	1	0	0	1	1	San Francisco Giants @ Montreal Expos Olympic Stadium, Montreal, QB Fri May 10 2002, 7:05 PM EDT Att. 7,238 - Dome - 72 F																				
Jose Vidro, S (1, 4) OBP: 0.374, SLG: 0.482	2-0 G4-3		1-2 1B 1B	1-3 K			0-1 G3			4	1	1	1	0	1	0																					
Vladimir Guerrero, R (1, 9) OBP: 0.449, SLG: 0.652	2-1 G6-3		2-2 1B G5-4-3 1B		0-1 1B G4-6-3 1B		0-0 S 1B			4	2	3	0	0	0	0																					
Troy O'Leary, L (1, 7) OBP: 0.500, SLG: 0.500 Lou Collier, R (9, 7) OBP: 0.231, SLG: 0.182		2-3 K	3-1 G5-4-3 1B		0-0 G4-6-3 1B		1-3 K		1-2 K	4	0	2	1	0	2	1																					
Fernando Tatis, R (1, 5) OBP: 0.303, SLG: 0.531		2-2 HR	2-1 G5-4-3 1-2 1B		0-2 G4-6-3 1-2 1B		1-1 F8			4	1	1	1	0	0	3																					
Lee Stevens, L (1, 3) OBP: 0.355, SLG: 0.414		0-0 L5	4-2 2B BB		2-3 K		3-2 G3-1			3	1	0	0	1	1	0																					
Orlando Cabrera, R (1, 6) OBP: 0.322, SLG: 0.358		2-2 S 1B	2-2 1H 2B		2-2 FC3-6 1B		2-1 G1-3			4	0	3	1	0	0	0																					
Michael Barrett, R (1, 2) OBP: 0.417, SLG: 0.632		4-1 1B	0-0 G6-3		2-0 FC3-6 SH1-4		0-3 K			3	0	0	0	1	1	2																					
Javier Vazquez, R (1, 1) OBP: 0.048, SLG: 0.048 52 T.J. Tucker, R (9, 1) OBP: 1.000, SLG: 1.000		2-2 F9		0-0 F9		1-1 SH1-4				2	0	0	0	0	0	2																					
Inning Stats	R: 0 E: 0 K: 0 S: 6	H: 0 LOB: 0 BB: 0 P: 13	R: 1 E: 0 K: 1 S: 16	H: 2 LOB: 2 BB: 1 P: 28	R: 4 E: 0 K: 0 S: 17	H: 5 LOB: 1 BB: 1 P: 32	R: 0 E: 0 K: 2 S: 7	H: 0 LOB: 0 BB: 0 P: 10	R: 1 E: 0 K: 1 S: 9	H: 2 LOB: 0 BB: 0 P: 11	R: 0 E: 0 K: 0 S: 7	H: 1 LOB: 1 BB: 0 P: 12	R: 0 E: 0 K: 1 S: 8	H: 1 LOB: 1 BB: 0 P: 10	R: 0 E: 0 K: 1 S: 11	H: 0 LOB: 0 BB: 0 P: 16	R: 0 E: 0 K: 1 S: 11	H: 0 LOB: 0 BB: 0 P: 16	1B: 8 2B: 2 3B: 0 HR: 1	SF: 0 SAC: 1 DP: 2 HBP: 0	WP: 0 PB: 0 SB: 2 CS: 0	PA: 35															
PITCHER	IP	WLS	BF	H	R	ER	SO	BB	IBB	HBP	BLK	WP	HR	S	P	ERA	WHIP	PITCHER		IP	WLS	BF	H	R	ER	SO	BB	IBB	HBP	BLK	WP	HR	S	P	ERA	WHIP	
Livan Hernandez, R (1, 1) ERA: 3.39	5.0	L	24	9	6	6	4	1	0	0	0	0	0	55	94	10.80	2.000																				
Jay Witasick, R (6, 1) ERA: 1.17	3.0		11	2	0	0	2	0	0	0	0	0	0	26	38	0.00	0.667																				

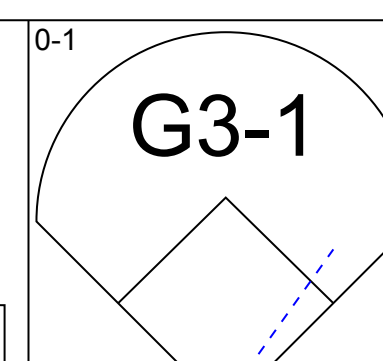
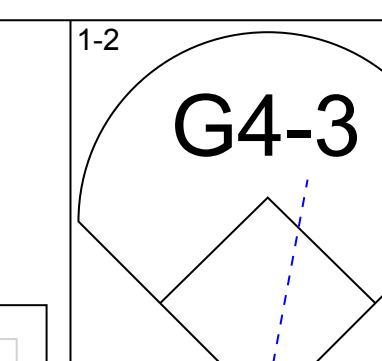
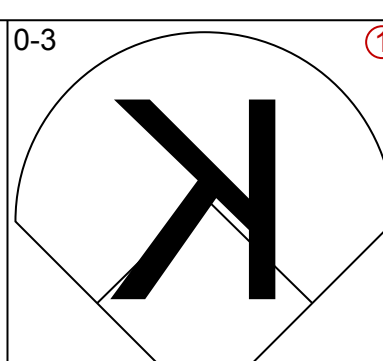
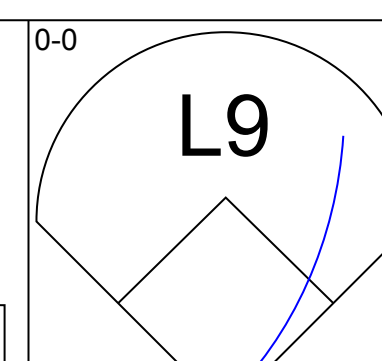
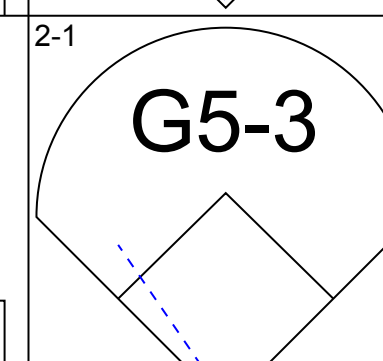
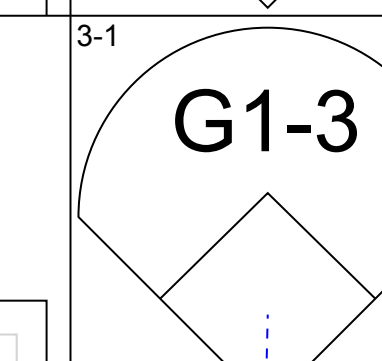
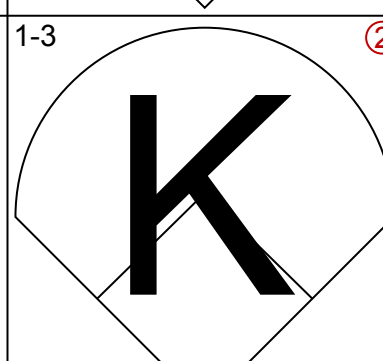
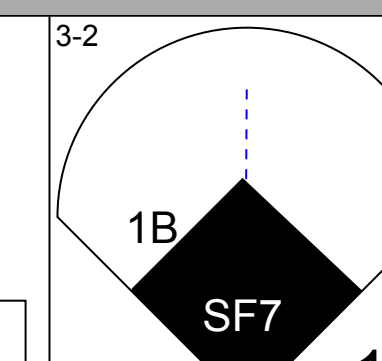
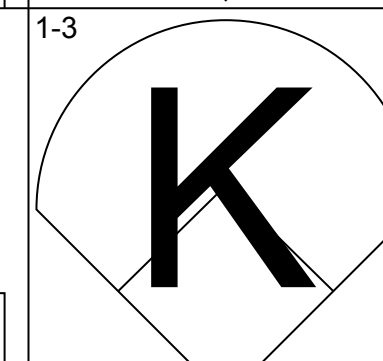
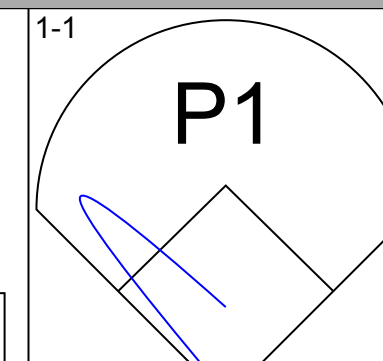
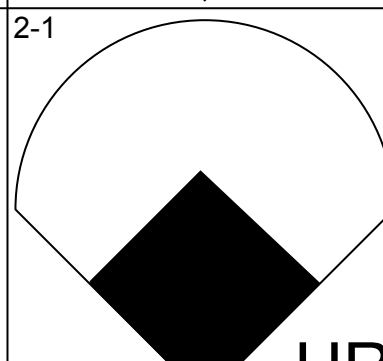
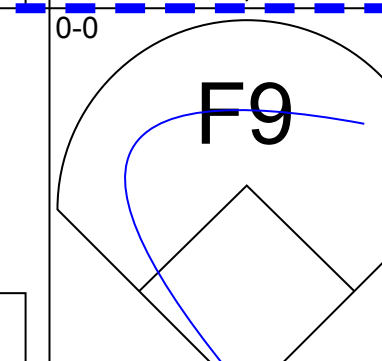
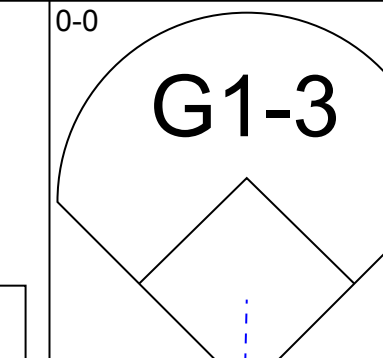
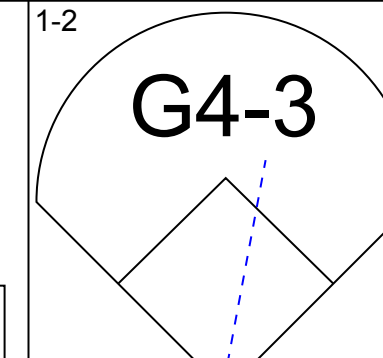
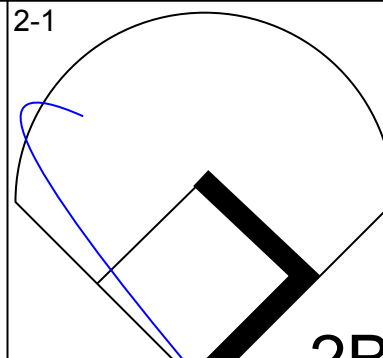
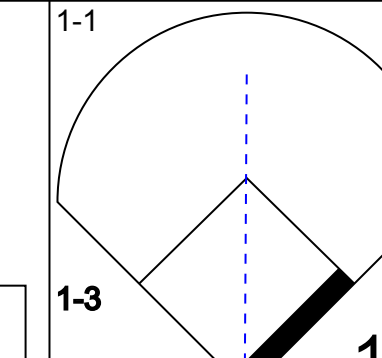
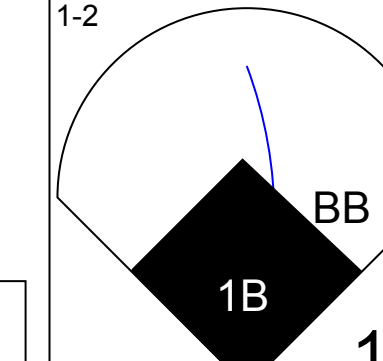
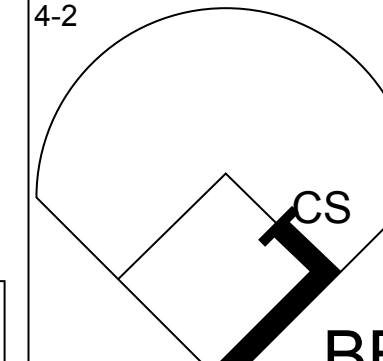
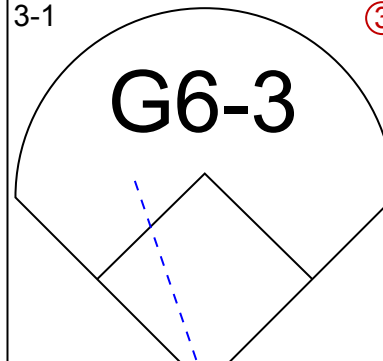
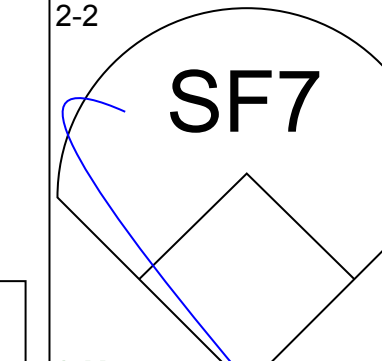
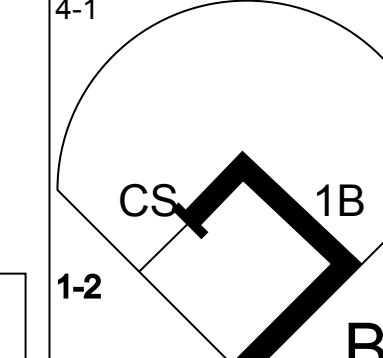
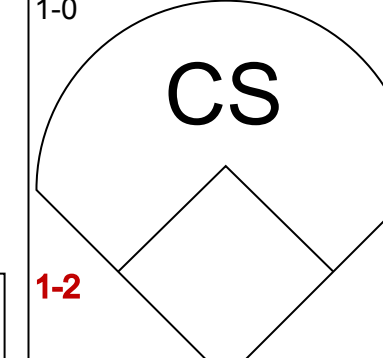
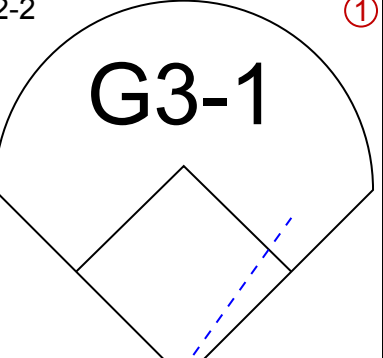
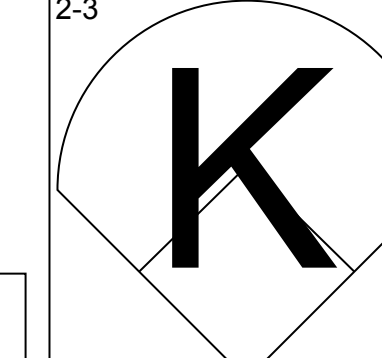
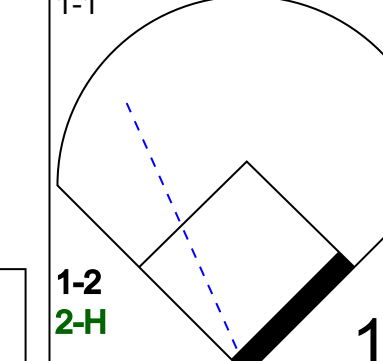
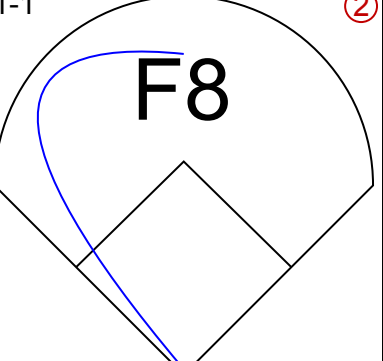
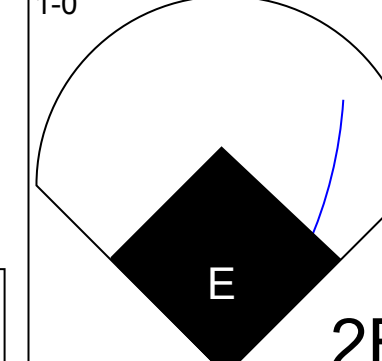
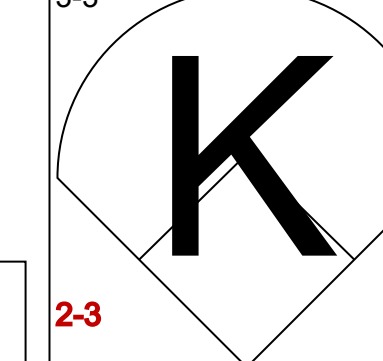
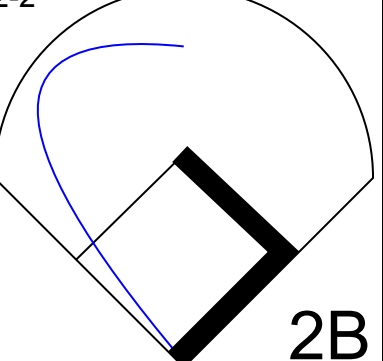
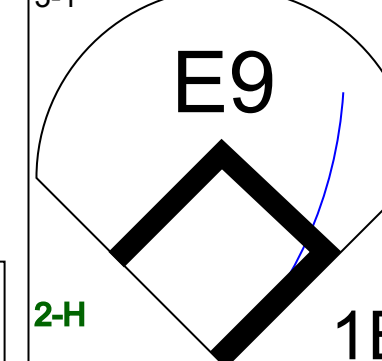
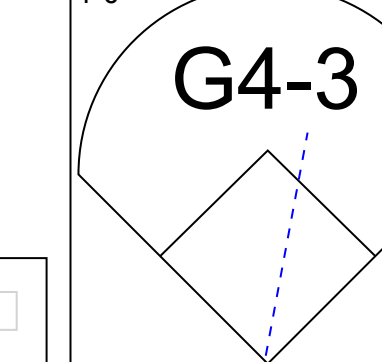
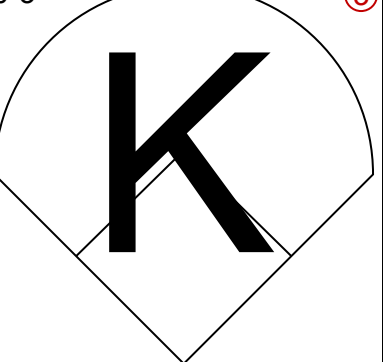
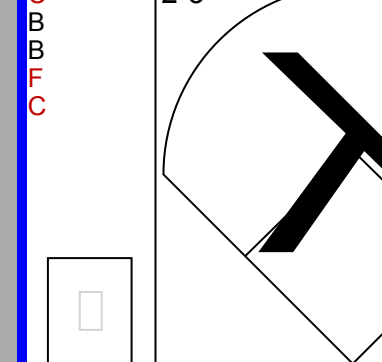


Batter	1	2	3	4	5	6	7	8	9	AB	R	H	RBI	BB	SO	LOB	TOP								
Tom Goodwin, L (1, 7) OBP: 0.250, SLG: 0.250	G1-3		3-2 1-2 1B		G4-3			SH3-4		3	0	1	0	0	0	1	San Francisco Giants @ Montreal Expos Olympic Stadium, Montreal, QB Sat May 11 2002, 7:05 PM EDT Att: 29,778 - Dome - 72 F								
Rich Aurilia, R (1, 6) OBP: 0.307, SLG: 0.459	K		F8		G6-3			G4-3 2B 1B		4	1	1	1	0	1	3									
J.T. Snow, L (1, 3) OBP: 0.336, SLG: 0.358	G4-3		F7					G4-3		4	0	0	0	0	0	3									
Jeff Kent, R (1, 4) OBP: 0.299, SLG: 0.437		F9						G4-3		4	0	2	1	0	0	0									
Reggie Sanders, R (1, 9) OBP: 0.321, SLG: 0.400 Felix Rodriguez, R (8, 1) Robb Nen, R (9, 1)	K		F9					K		4	0	0	0	0	3	2									
David Bell, R (1, 5) OBP: 0.343, SLG: 0.430	F7							K		0	0	0	0	0	0	0									
Tsuyoshi Shinjo, R (1, 8) OBP: 0.271, SLG: 0.322			4-0 S 1B BB		G5-3			G6-3		3	1	0	0	1	0	1									
Benito Santiago, R (1, 2) OBP: 0.319, SLG: 0.410			G5-3		G4-3 SH3 1B			F9		4	0	1	0	0	0	1									
Jason Schmidt, R (1, 1) OBP: 0.250, SLG: 0.250 Aaron Fultz, L (5, 1) Marvin Benard, L (8, PH) OBP: 0.319, SLG: 0.326			2-2 1B		SH3			SH3-4 1B 2B		1	0	1	1	0	0	0									
			2-2 2H 1B		1-2					0	0	0	0	0	0	0									
			1-2 1B		1-2					1	1	1	0	0	0	0									
Inning Stats	R: 0 E: 0 K: 1 S: 9	H: 0 LOB: 0 BB: 0 P: 10	R: 0 E: 0 K: 1 S: 6	H: 0 LOB: 0 BB: 0 P: 9	R: 1 E: 0 K: 0 S: 12	H: 2 LOB: 2 BB: 1 P: 27	R: 0 E: 0 K: 0 S: 9	H: 1 LOB: 1 BB: 0 P: 14	R: 0 E: 0 K: 1 S: 8	H: 0 LOB: 0 BB: 0 P: 11	R: 0 E: 0 K: 0 S: 8	H: 0 LOB: 0 BB: 0 P: 11	R: 2 E: 0 K: 1 S: 16	H: 3 LOB: 1 BB: 0 P: 22	R: 0 E: 0 K: 1 S: 6	H: 0 LOB: 0 BB: 0 P: 9	1B: 5 2B: 2 3B: 0 HR: 0	SF: 0 SAC: 2 DP: 0 HBP: 0	WP: 0 PB: 0 SB: 1 CS: 1	PA: 35					
PITCHER	IP	WLS	BF	H	R	ER	SO	BB	IBB	HBP	BLK	WP	HR	S	P	ERA	WHIP								
Tomohiko Ohka, R (1, 1) ERA: 3.82	7.0		26	4	1	1	3	1	0	0	0	0	0	60	94	1.29	0.714								
Graeme Lloyd, L (8, 1) ERA: 5.94	0.1	H	2	1	1	1	0	0	0	0	0	0	0	4	7	27.00	3.000								
Britt Reames, R (8, 1) ERA: 5.03	1.2	L	7	2	1	1	2	0	0	0	0	0	0	18	24	5.40	1.200								

Batter	1	2	3	4	5	6	7	8	9	AB	R	H	RBI	BB	SO	LOB	BOTTOM								
Endy Chavez, L (1, 8) OBP: 0.222, SLG: 0.294	FC3-6 BB		G3		1B 1B			SH1-4		2	1	1	0	1	0	1	San Francisco Giants @ Montreal Expos Olympic Stadium, Montreal, QB Sat May 11 2002, 7:05 PM EDT Att: 29,778 - Dome - 72 F								
Jose Vidro, S (1, 4) OBP: 0.371, SLG: 0.476	FC3-6 1-2		K		L6-4 1B 1B			L9		4	0	1	0	0	1	3									
Vladimir Guerrero, R (1, 9) OBP: 0.450, SLG: 0.655	F8				BB BB 2B			F8		4	1	2	1	0	0	1									
Troy O'Leary, L (1, 7) OBP: 0.375, SLG: 0.375	K				L6-4 1B			2B 1B		4	0	1	0	0	1	4									
Fernando Tatis, R (1, 5) OBP: 0.378, SLG: 0.588		G4-6-3 1B			BB BB BB			G6-4-3 HBP		2	0	2	0	1	0	0									
Lee Stevens, L (1, 3) OBP: 0.352, SLG: 0.403	K				1-2 2-3 BB			L8		3	0	0	0	1	2	3									
Orlando Cabrera, R (1, 6) OBP: 0.320, SLG: 0.350	G4-6-3 1-2				G4-6-3 BB			G6-4-3 1-2		3	0	0	1	1	0	2									
Michael Barrett, R (1, 2) OBP: 0.411, SLG: 0.616			SH1-4 WP 1B		G4-6-3			L7		4	0	1	0	0	0	3									
Tomohiko Ohka, S (1, 1) OBP: 0.231, SLG: 0.231 Graeme Lloyd, L (8, 1) Britt Reames, R (8, 1) OBP: 1.000, SLG: 1.000 Brad Wilkerson, L (8, PH) OBP: 0.385, SLG: 0.380			SH1-4		SH1-4			L7		2	0	1	0	0	1	0									
			1-3		K			SH1-4 1B		0	0	0	0	0	0	0									
			1-3		K			SH1-4 1B		1	0	0	0	0	0	0									
Inning Stats	R: 0 E: 0 K: 1 S: 7	H: 0 LOB: 1 BB: 1 P: 14	R: 0 E: 0 K: 1 S: 11	H: 1 LOB: 0 BB: 0 P: 13	R: 0 E: 0 K: 1 S: 13	H: 1 LOB: 1 BB: 0 P: 20	R: 1 E: 0 K: 0 S: 12	H: 1 LOB: 2 BB: 3 P: 28	R: 1 E: 0 K: 1 S: 11	H: 3 LOB: 1 BB: 0 P: 16	R: 0 E: 0 K: 0 S: 4	H: 0 LOB: 0 BB: 0 P: 7	R: 0 E: 0 K: 0 S: 8	H: 1 LOB: 1 BB: 0 P: 11	R: 0 E: 0 K: 1 S: 11	H: 2 LOB: 1 BB: 0 P: 18	R: 0 E: 0 K: 0 S: 10	H: 0 LOB: 0 BB: 0 P: 15	1B: 7 2B: 3 3B: 0 HR: 0	SF: 0 SAC: 2 DP: 4 HBP: 1	WP: 1 PB: 0 SB: 0 CS: 0	PA: 36			
PITCHER	IP	WLS	BF	H	R	ER	SO	BB	IBB	HBP	BLK	WP	HR	S	P	ERA	WHIP								
Jason Schmidt, R (1, 1) ERA: 6.59	4.1		21	6	2	2	4	4	0	0	0	0	0	53	90	4.15	2.308								
Aaron Fultz, L (5, 1) ERA: 8.53	2.2	W	8	1	0	0	0	0	0	1	0	0	0	13	19	0.00	0.375								
Felix Rodriguez, R (8, 1) ERA: 3.78	1.0	H	4	2	0	0	1	0	0	0	0	0	0	11	18	0.00	2.000								
Robb Nen, R (9, 1) ERA: 1.76	1.0	S	3	0	0	0	0	0	0	0	0	0	0	10	15	0.00	0.000								



Batter	1	2	3	4	5	6	7	8	9	AB	R	H	RBI	BB	SO	LOB	TOP							
David Bell, R OBP: 0.333, SLG: 0.416 (1, 5)										4	0	0	0	0	1	2	San Francisco Giants @ Montreal Expos Olympic Stadium, Montreal, QB Sun May 12, 2002, 1:35 PM EDT Att. 5,528 - Dome - 72 F livebaseballscorecards.com							
Ramon Martinez, R OBP: 0.356, SLG: 0.452 (1, 6)										4	0	1	0	0	0	0								
Barry Bonds, L OBP: 0.593, SLG: 0.833 (1, 7)										4	1	1	1	0	1	1								
Jeff Kent, R OBP: 0.305, SLG: 0.438 (1, 4)										4	0	2	0	0	1	0								
Reggie Sanders, R OBP: 0.312, SLG: 0.387 (1, 9)										4	0	0	0	0	2	3								
Damon Minor, L OBP: 0.267, SLG: 0.533 (1, 3)										4	1	1	1	0	1	1								
Tsuyoshi Shinjo, R OBP: 0.278, SLG: 0.317 (1, 8)										2	0	0	0	1	1	0								
Yorvit Torrealba, R OBP: 0.185, SLG: 0.120 (1, 2)										2	0	0	0	1	1	2								
Russ Ortiz, R OBP: 0.391, SLG: 0.500 41 Chad Zerbe, L OBP: 0.500, SLG: 0.500 Tim Worrell, R (8, 1)										3	0	0	0	0	0	3								
										0	0	0	0	0	0	0								
										0	0	0	0	0	0	0								
Inning Stats	R: 0 E: 0 K: 2 S: 8	H: 0 LOB: 0 BB: 0 P: 11	R: 0 E: 0 K: 1 S: 5	H: 1 LOB: 0 BB: 0 P: 8	R: 0 E: 0 K: 0 S: 6	H: 0 LOB: 1 BB: 0 P: 13	R: 1 E: 0 K: 1 S: 8	H: 1 LOB: 0 BB: 0 P: 11	R: 0 E: 0 K: 0 S: 9	H: 0 LOB: 1 BB: 1 P: 19	R: 0 E: 0 K: 1 S: 14	H: 2 LOB: 2 BB: 0 P: 21	R: 1 E: 0 K: 1 S: 8	H: 1 LOB: 1 BB: 1 P: 16	R: 0 E: 0 K: 0 S: 8	H: 0 LOB: 0 BB: 0 P: 13	R: 0 E: 0 K: 2 S: 10	H: 0 LOB: 0 BB: 0 P: 13	1B: 3 2B: 0 3B: 0 HR: 2	SF: 0 SAC: 0 DP: 1 HBP: 1	WP: 0 PB: 0 SB: 0 CS: 0	PA: 34		
PITCHER	IP WLS BF H R ER SO BB IBB HBP BLK WP HR S P ERA WHIP	7.0 W 28 5 2 2 6 2 0 1 0 0 2 58 99 2.57 1.000	1.1 H 4 0 0 0 0 0 0 0 0 0 0 11 18 0.00 0.000	0.1 H 1 0 0 0 1 0 0 0 0 0 0 4 5 0.00 0.000	0.1 S 1 0 0 0 1 0 0 0 0 0 0 3 3 0.00 0.000																			

Batter	1	2	3	4	5	6	7	8	9	AB	R	H	RBI	BB	SO	LOB	BOTTOM						
Endy Chavez, L OBP: 0.182, SLG: 0.238 (1, 8)										4	0	0	0	0	1	1	San Francisco Giants @ Montreal Expos Olympic Stadium, Montreal, QB Sun May 12, 2002, 1:35 PM EDT Att. 5,528 - Dome - 72 F livebaseballscorecards.com						
Jose Vidro, S OBP: 0.368, SLG: 0.470 (1, 4)										4	1	1	0	0	1	0							
Vladimir Guerrero, R OBP: 0.445, SLG: 0.664 (1, 9)										4	1	1	1	0	1	1							
Lee Stevens, L OBP: 0.356, SLG: 0.415 (1, 3)										4	0	2	0	0	0	0							
Orlando Cabrera, R OBP: 0.325, SLG: 0.353 (1, 6)										2	1	1	1	1	0	1							
Brian Schneider, L OBP: 0.380, SLG: 0.467 (1, 2)										3	0	0	0	1	1	1							
Chris Truby, R OBP: 0.296, SLG: 0.402 (1, 5)										3	1	2	1	0	0	0							
Brad Wilkerson, L OBP: 0.391, SLG: 0.396 (1, 7)										3	0	2	1	0	1	2							
Tony Amas, R Troy O'Leary, L Fernando Linares, R 52 T.J. Tucker, R Scott Stewart, R Matt Herges, L (1, 1) (7, 9) (7, 9) (8, 1) (9, 1) (9, 1)										2	0	0	0	0	1	1							
										0	0	0	0	0	0	0							
										0	0	0	0	0	0	0							
										0	0	0	0	0	0	0							
Inning Stats	R: 0 E: 0 K: 1 S: 7	H: 0 LOB: 0 BB: 0 P: 10	R: 1 E: 0 K: 1 S: 10	H: 2 LOB: 2 BB: 1 P: 19	R: 0 E: 0 K: 0 S: 7	H: 0 LOB: 0 BB: 0 P: 12	R: 0 E: 0 K: 0 S: 8	H: 0 LOB: 0 BB: 1 P: 15	R: 0 E: 0 K: 2 S: 12	H: 1 LOB: 1 BB: 0 P: 17	R: 1 E: 1 K: 1 S: 9	H: 2 LOB: 1 BB: 0 P: 15	R: 1 E: 0 K: 1 S: 14	H: 2 LOB: 1 BB: 0 P: 22	R: 1 E: 0 K: 1 S: 10	H: 2 LOB: 1 BB: 0 P: 13	1B: 5 2B: 4 3B: 0 HR: 1	SF: 1 SAC: 0 DP: 1 HBP: 0	WP: 0 PB: 0 SB: 0 CS: 2	PA: 34			
PITCHER	IP WLS BF H R ER SO BB IBB HBP BLK WP HR S P ERA WHIP	6.1 L 26 7 3 3 5 2 0 0 0 0 1 61 102 4.26 1.421	0.2 3 1 1 1 1 0 0 0 0 0 0 0 8 13 13.50 1.500	1.0 4 1 0 0 1 0 0 0 0 0 0 0 10 15 0.00 1.000																			

AB 31
R 2
H 5
RBI 2
BB 2
SO 8
LOB 12



AB 30
R 4
H 9
RBI 4
BB 2
SO 7
LOB 8



Batter	1	2	3	4	5	6	7	8	9	AB	R	H	RBI	BB	SO	LOB	TOP				
Orlando Cabrera, R OBP: 0.323, SLG: 0.371	1-2 F8		2-2 HR		2-2 F9		1-3 K			4	1	1	1	0	1	2	Montreal Expos @ San Diego Padres Qualcomm Stadium, San Diego, CA Mon May 13 2002, 10:05 PM EDT Att: 27,865 - Sunny - 75 F				
Jose Vidro, S OBP: 0.371, SLG: 0.471	0-0 HR		2-1 G5-4-3 1B		2-2 L6		1-0 L3			4	1	2	0	0	0	2					
Vladimir Guerrero, R OBP: 0.441, SLG: 0.653	1-0 P5		1-2 G5-4-3 1B		0-0 F9 S 1B		3-3 K			4	0	1	0	0	1	2					
Lee Stevens, L OBP: 0.359, SLG: 0.441	0-0 HR		0-1 1B		1-3 K		3-1 F8			4	1	2	2	0	1	1					
Fernando Tatis, R OBP: 0.381, SLG: 0.553	1-2 1B		2-3 K		2-1 F9		4-0 BB			3	0	1	0	1	1	2					
Troy O'Leary, L OBP: 0.273, SLG: 0.273 Joey Eischen, L (6, 1)	1-3 K			1-3 K		1-1 L8		2-3 K		3	0	0	0	0	2	2					
Wil Cordero, R OBP: 0.211, SLG: 0.211 Graeme Lloyd, L (6, 1)										0	0	0	0	0	0	0					
Michael Barrett, R OBP: 0.397, SLG: 0.592		2-0 G6-3		3-2 G6-3		0-0 G3		0-3 K		4	0	0	0	0	1	0					
Brad Wilkerson, L OBP: 0.387, SLG: 0.391		3-1 F9		3-3 K		2-2 1B		2-3 K		4	0	1	0	0	2	0					
Carl Pavano, R OBP: 0.250, SLG: 0.313 Masato Yoshii, R (2, 1) Andy Chavez, L OBP: 0.208, SLG: 0.261		2-3 K		2-3 K		2-3 K		0-2 G6-3		1	0	0	0	0	1	0					
Inning Stats	R: 2 E: 0 K: 1 S: 13	H: 3 LOB: 1 BB: 0 P: 17	R: 0 E: 0 K: 1 S: 7	H: 0 LOB: 0 BB: 0 P: 14	R: 1 E: 0 K: 1 S: 15	H: 3 LOB: 1 BB: 0 P: 22	R: 0 E: 0 K: 2 S: 9	H: 0 LOB: 0 BB: 0 P: 16	R: 0 E: 0 K: 1 S: 12	H: 1 LOB: 0 BB: 0 P: 13	R: 0 E: 0 K: 1 S: 10	H: 2 LOB: 2 BB: 0 P: 14	R: 0 E: 0 K: 2 S: 9	H: 0 LOB: 1 BB: 1 P: 21	R: 0 E: 0 K: 2 S: 11	H: 0 LOB: 0 BB: 0 P: 13	1B: 7 2B: 0 3B: 0 HR: 2	SF: 0 SAC: 0 DP: 1 HBP: 0	WP: 0 PB: 0 SB: 1 CS: 0	PA: 36	
PITCHER	IP	WLS	BF	H	R	ER	SO	BB	IBB	HBP	BLK	WP	HR	S	P	ERA	WHIP				
Brett Tomko, R ERA: 2.89	7.0	W	29	9	3	3	8	0	0	0	0	0	2	75	114	3.86	1.286				
Jeremy Fikac, R ERA: 3.53	1.0		4	0	0	0	2	1	0	0	0	0	0	9	21	0.00	1.000				
Alan Embree, L ERA: 3.18	1.0		3	0	0	0	2	0	0	0	0	0	0	11	13	0.00	0.000				

Batter	1	2	3	4	5	6	7	8	9	AB	R	H	RBI	BB	SO	LOB	BOTTOM				
D'Angelo Jimenez, S OBP: 0.317, SLG: 0.320	2-0 G6-3	4-2 BLK 1B BB		3-3 K		1-3 K		2-1 G5-3		4	1	0	0	1	2	0	Montreal Expos @ San Diego Padres Qualcomm Stadium, San Diego, CA Mon May 13 2002, 10:05 PM EDT Att: 27,865 - Sunny - 75 F				
Mark Kotsay, L OBP: 0.394, SLG: 0.410	2-2 1B	2-2 P4		0-1 FC4-6 1B		2-2 HR		2-1 FC4-6 1B		5	2	4	1	0	0	2					
Ryan Klesko, L OBP: 0.432, SLG: 0.571	4-1 1B	4-0 1B		2-1 FC4-6 1B		0-0 BB 1B		1-0 FC4-6 FC6-4		3	2	1	0	2	0	2					
Bubba Trammell, R OBP: 0.368, SLG: 0.394	1-3 K	1-1 1B		2-3 K		4-2 CS 1B		0-0 FC6-4		4	0	1	2	1	2	4					
Ray Lankford, L OBP: 0.337, SLG: 0.338	1-2 1B	3-1 FC4-6 1B			2-3 K		0-1 1B			4	0	3	3	0	1	0					
Deivi Cruz, R OBP: 0.274, SLG: 0.426	1-3 2-H 1B	1-2 3-H 1B			0-0 F9		1-2 2-H 1B			4	0	0	0	0	1	6					
Ramón Vázquez, L OBP: 0.260, SLG: 0.224		0-1 BB 1B BLK 1B	1-1 F8		4-2 1B BB		1-0 F8			3	1	1	0	1	0	0					
Tom Lampkin, L OBP: 0.297, SLG: 0.346		0-1 F8	1-2 G4-3		1-0 1B		1-3 K			4	0	1	0	0	1	1					
Brett Tomko, R OBP: 0.238, SLG: 0.333 Jeremy Fikac, R (8, 1) Alan Embree, L (9, 1)		0-1 BLK BB 1B	0-0 F9		1-1 L8		1-3 K			4	1	1	0	0	1	2					
Inning Stats	R: 1 E: 0 K: 1 S: 13	H: 2 LOB: 2 BB: 1 P: 25	R: 4 E: 0 K: 0 S: 18	H: 4 LOB: 2 BB: 2 P: 33	R: 0 E: 0 K: 0 S: 6	H: 0 LOB: 0 BB: 0 P: 8	R: 0 E: 0 K: 2 S: 10	H: 1 LOB: 1 BB: 0 P: 17	R: 0 E: 0 K: 1 S: 10	H: 1 LOB: 2 BB: 1 P: 18	R: 2 E: 0 K: 2 S: 15	H: 3 LOB: 1 BB: 1 P: 25	R: 0 E: 0 K: 2 S: 7	H: 0 LOB: 0 BB: 0 P: 10	R: 0 E: 0 K: 0 S: 6	H: 1 LOB: 1 BB: 0 P: 11		1B: 11 2B: 1 3B: 0 HR: 1	SF: 0 SAC: 0 DP: 1 HBP: 0	WP: 0 PB: 0 SB: 0 CS: 1	PA: 40
PITCHER	IP	WLS	BF	H	R	ER	SO	BB	IBB	HBP	BLK	WP	HR	S	P	ERA	WHIP				
Carl Pavano, R ERA: 6.14	1.2	L	14	6	2	5	1	2	0	0	0	0	1	30	56	27.00	4.800				
Masato Yoshii, R ERA: 4.34	3.2		17	4	2	2	4	2	0	0	0	0	1	37	62	4.91	1.636				
Joey Eischen, L ERA:	1.2		5	1	0	0	3	0	0	0	0	0	0	12	18	0.00	0.600				
Graeme Lloyd, L ERA: 5.6	1.0		4	1	0	0	0	0	0	0	0	0	0	6	11	0.00	1.000				

AB	35
R	3
H	9
RBI	3
BB	1
SO	12
LOB	12



AB	35
R	7
H	12
RBI	6
BB	5
SO	8
LOB	17



Batter	1	2	3	4	5	6	7	8	9	10	11	12	13	14	AB	R	H	RBI	BB	SO	LOB	TOP
Andy Chavez, L OBP: 0.212, SLG: 0.281	B1-3			G3-1		G4-3		G4-3			F2		G4-3		6	0	1	0	0	0	2	
Jose Vidro, S OBP: 0.384, SLG: 0.475	L7-3 BB			FC4-6 1B			G4-3 2B	G6-3			F9		G4-3		5	1	2	0	1	0	2	
Vladimir Guerrero, R OBP: 0.439, SLG: 0.654	L7-3			K			G4-3			F9		E4 SH5-3 1B		5	0	1	0	1	1	3		
Lee Stevens, L OBP: 0.356, SLG: 0.418				FC4-6			K			G4-3		SH5-3 IBB		4	0	0	0	2	2	4		
Orlando Cabrera, R OBP: 0.311, SLG: 0.362				K			K			F8		SH5-3 IBB		5	0	1	1	0	2	1		
Fernando Tatis, R OBP: 0.367, SLG: 0.500							WP 2B			F8												
Chris Truby, R OBP: 0.297, SLG: 0.400	G5-4-3			G6-3			FC6-4 BB					K			2	0	0	0	1	0	1	
Michael Barrett, R OBP: 0.392, SLG: 0.577				K			FC6-4			G6-4-3					3	0	1	0	0	2	2	
Brad Wilkerson, L OBP: 0.372, SLG: 0.389															5	0	1	0	1	2	3	
Graeme Lloyd, L																						
Brian Schneider, L OBP: 0.353, SLG: 0.457				G6-3 BB			G4-3			E4 G4-3 SH1-3		G6-3			3	0	0	0	1	1	0	
Joey Eischen, L															1	0	0	0	0	0	3	
Javier Vazquez, R OBP: 0.353, SLG: 0.457															1	0	0	0	0	0	3	
Matt Herges, L															1	0	0	0	0	0	3	
Scott Stewart, R															1	0	0	0	0	0	3	
Troy Cleary, L															2	0	1	0	0	0	1	
Britt Reames, R															0	0	0	0	0	0	0	
Mike Mordica, L															1	0	0	0	0	0	0	
Inning Stats	R: 0 E: 0 K: 0 S: 4	H: 0 LOB: 0 BB: 1 P: 8	R: 0 E: 0 K: 1 S: 9	H: 0 LOB: 0 BB: 1 P: 16	R: 0 E: 0 K: 1 S: 8	H: 0 LOB: 0 BB: 0 P: 12	R: 0 E: 0 K: 0 S: 7	H: 1 LOB: 1 BB: 0 P: 11	R: 0 E: 0 K: 1 S: 5	H: 0 LOB: 1 BB: 0 P: 8	R: 0 E: 0 K: 1 S: 5	H: 0 LOB: 0 BB: 0 P: 8	R: 0 E: 0 K: 1 S: 13	H: 1 LOB: 3 BB: 2 P: 26	R: 0 E: 0 K: 1 S: 10	H: 1 LOB: 2 BB: 1 P: 14	1B: 4 2B: 5 3B: 0 HR: 0	SF: 0 SAC: 2 DP: 4 HBP: 0	WP: 1 PB: 0 SB: 0 CS: 1	PA: 53		
PITCHER	IP	WLS	BF	H	R	ER	SO	BB	IBB	HBP	BLK	WP	HR	S	P	ERA	WHIP					
Dennis Tankersley, R ERA: 2.19	6.2	4	24	4	1	1	6	4	0	0	0	0	0	65	102	1.35	1.200					
Jason Boyd, R ERA: 3.9	2.1	8	0	0	0	0	0	0	0	0	0	0	0	12	20	0.00	0.000					
Jeremy Fikac, R ERA: 3.94	2.0	6	1	0	0	1	0	0	0	0	0	0	0	10	16	0.00	0.500					
Steve Reed, R ERA: 1.0	1.0	6	1	0	0	1	0	2	0	0	0	0	0	13	26	0.00	1.000					
Alan Embree, L ERA: 2.7	2.0	9	2	0	0	3	0	1	0	0	0	0	0	23	38	0.00	1.000					

Montreal Expos @ San Diego Padres
Qualcomm Stadium, San Diego, CA
Wed May 15 2002, 10:05 PM EDT
Att. 12,402 - Overcast - 65 F

AB	44
R	1
H	8
RBI	1
BB	7
SO	11
LOB	23



Batter	1	2	3	4	5	6	7	8	9	10	11	12	13	14	AB	R	H	RBI	BB	SO	LOB	BOTTOM
D'Angelo Jimenez, S OBP: 0.313, SLG: 0.316	F7				G3-1			K		G5-3		FC5-4		G5-3 1B	7	1	2	0	0	1	6	
Mark Kotsay, L OBP: 0.361, SLG: 0.402				F7		K		F8		K2-3		FC6-4 BB 1B		G5-3	6	0	1	0	1	2	3	
Ryan Klesko, L OBP: 0.431, SLG: 0.581				G4-3				F7				F9			7	0	1	1	0	2	4	
Ray Lankford, L OBP: 0.383, SLG: 0.342															4	1	2	0	2	2	1	
Bubba Trammell, R OBP: 0.347, SLG: 0.366															6	0	1	0	0	1	4	
Deliv Cruz, R OBP: 0.435															3	0	0	0	0	0	2	
Jason Boyd, R															0	0	0	0	0	0	0	
Trenard Hubbard, R															1	0	0	0	0	0	1	
Jeremy Fikac, R															1	0	1	0	0	0	0	
Mark Sweeney, L															0	0	0	0	0	0	0	
Steve Reed, R															1	0	0	0	0	0	0	
Sean Burroughs, R															0	0	0	0	0	0	2	
Alan Embree, L															0	0	0	0	0	0	0	
Ramon Vazquez, L OBP: 0.274, SLG: 0.233															5	0	1	0	1	2	2	
Wiki Gonzalez, R OBP: 0.182, SLG: 0.100															4	0	0	0	0	2	4	
Tom Lampkin, L OBP: 0.301, SLG: 0.342															1	0	0	0	1	0	0	
Dennis Tankersley, R OBP: 0.306, SLG: 0.250															2	0	1	0	0	0	0	
Cesar Crespo, S OBP: 0.211, SLG: 0.125															3	0	0	0	1	0	3	
Inning Stats	R: 0 E: 0 K: 2 S: 13	H: 0 LOB: 1 BB: 1 P: 21	R: 0 E: 0 K: 1 S: 7	H: 0 LOB: 0 BB: 0 P: 8	R: 0 E: 0 K: 0 S: 10	H: 2 LOB: 2 BB: 1 P: 17	R: 0 E: 0 K: 0 S: 9	H: 1 LOB: 2 BB: 1 P: 11	R: 0 E: 0 K: 1 S: 9	H: 0 LOB: 1 BB: 0 P: 12	R: 0 E: 0 K: 0 S: 7	H: 0 LOB: 0 BB: 0 P: 16	R: 0 E: 0 K: 0 S: 11	H: 1 LOB: 2 BB: 1 P: 18	R: 0 E: 0 K: 0 S: 5	H: 0 LOB: 0 BB: 0 P: 7	R: 1 E: 0 K: 0 S: 5	H: 2 LOB: 1 BB: 0 P: 9	1B: 10 2B: 0 3B: 0 HR: 0	SF: 0 SAC: 0 DP: 0 HBP: 0	WP: 0 PB: 0 SB: 3 CS: 0	PA: 57
PITCHER	IP	WLS	BF	H	R	ER	SO	BB	IBB	HBP	BLK	WP	HR	S	P	ERA	WHIP					
Javier Vazquez, R ERA: 2.67	8.0	30	3	0	0	0	7	2	0	0	0	0	0	71	114	0.00	0.625					
Matt Herges, R ERA: 3.88	0.2	6	2	1	0	1	1	0	0	0	0	0	0	12	20	0.00	4.500					
Scott Stewart, L ERA: 2.21	1.1	4	0	0	0	3	1	0	0	0	0	0	0	14	21	0.00	0.000					
Britt Reames, R ERA: 4.95	0.1	4	2	0	0	1	0	1	0	0	0	0	0	9	15	0.00	6.000					
Graeme Lloyd, L ERA: 3.4	0.2	2	0	0	0	0	0	0	0	0	0	0	0	4	7	0.00	0.000					

Montreal Expos @ San Diego Padres
Qualcomm Stadium, San Diego, CA
Wed May 15 2002, 10:05 PM EDT
Att. 12,402 - Overcast - 65 F

AB	51
R	2
H	10
RBI	1
BB	6
SO	12
LOB	32



Batter	1	2	3	4	5	6	7	8	9	AB	R	H	RBI	BB	SO	LOB	TOP					
Brad Wilkerson, L OBP: 0.362, SLG: 0.357 (1, 8)	G3-1		G1-3		G6-3		G3			4	0	0	0	0	0	1	Montreal Expos @ Los Angeles Dodgers Dodger Stadium, Los Angeles, CA Thu May 16 2002, 7:10 PM PDT Att: 21,408 - Sunny - 62 F					
Jose Vidro, S OBP: 0.387, SLG: 0.476 (1, 4)	E5		1B			1B		K		4	2	2	0	0	1	0						
Vladimir Guerrero, R OBP: 0.440, SLG: 0.669 (1, 9)	HR		G4-3			1B		K		4	1	2	2	0	1	1						
Lee Stevens, L OBP: 0.353, SLG: 0.413 (1, 3)	F7				F3		E8		K		4	0	1	0	0	1		0				
Orlando Cabrera, R OBP: 0.304, SLG: 0.353 (1, 6)	G3				K		F8		F7		4	0	0	0	0	1		2				
Fernando Tatis, R OBP: 0.358, SLG: 0.479 (1, 5)		F9			1B		K		K		4	0	1	0	0	2		2				
Troy O'Leary, L OBP: 0.186, SLG: 0.188 Andy Chavez, L OBP: 0.206, SLG: 0.273 (7, 8)	K		G3-1		G4-3				K		3	0	0	0	0	1		3				
Brian Schneider, L OBP: 0.352, SLG: 0.449 (1, 2)	G6-3				1B		G3-1				3	0	1	0	0	0		0				
Tomo Ohka, S OBP: 0.188, SLG: 0.188 Graeme Lloyd, L (8, 1)			K		K		G1-3				3	0	0	0	0	2	1					
Inning Stats	R: 2 E: 1 K: 0 S: 11	H: 1 LOB: 0 BB: 0 P: 15	R: 0 E: 0 K: 1 S: 9	H: 0 LOB: 0 BB: 0 P: 12	R: 0 E: 0 K: 1 S: 15	H: 1 LOB: 1 BB: 0 P: 18	R: 0 E: 0 K: 1 S: 10	H: 1 LOB: 1 BB: 0 P: 13	R: 0 E: 0 K: 1 S: 7	H: 1 LOB: 2 BB: 0 P: 12	R: 1 E: 1 K: 1 S: 14	H: 3 LOB: 2 BB: 0 P: 19	R: 0 E: 0 K: 0 S: 7	H: 0 LOB: 0 BB: 0 P: 11	R: 0 E: 0 K: 3 S: 9	H: 0 LOB: 0 BB: 0 P: 12	R: 0 E: 0 K: 2 S: 10	H: 0 LOB: 0 BB: 0 P: 15	1B: 6 2B: 0 3B: 0 HR: 1	SF: 0 SAC: 0 DP: 1 HBP: 0	WP: 0 PB: 0 SB: 1 CS: 0	PA: 34
PITCHER	IP	WLS	BF	H	R	ER	SO	BB	IBB	HBP	BLK	WP	HR	S	P	ERA	WHIP					
Kevin Brown, R ERA: 3.13 Omar Daal, L ERA: 1.06 Eric Gagne, R ERA: 1.23	(1, 1)	6.0	25	7	3	1	5	0	0	0	0	0	1	66	89	1.50	1.167					
	(7, 1)	2.0	W	6	0	0	3	0	0	0	0	0	0	16	23	0.00	0.000					
	(9, 1)	1.0	S	3	0	0	2	0	0	0	0	0	0	10	15	0.00	0.000					

AB	34
R	3
H	7
RBI	2
BB	0
SO	10
LOB	10



Batter	1	2	3	4	5	6	7	8	9	AB	R	H	RBI	BB	SO	LOB	BOTTOM				
Alex Cora, L OBP: 0.353, SLG: 0.500 (1, 6)	K2-3	FC6			G4-3	G1-3		F8		5	0	0	0	0	1	3	Montreal Expos @ Los Angeles Dodgers Dodger Stadium, Los Angeles, CA Thu May 16 2002, 7:10 PM PDT Att: 21,408 - Sunny - 62 F				
Adrian Beltré, R OBP: 0.341, SLG: 0.390 (1, 5)	1B		F8		G3	1B		G4-6-3		4	1	3	0	0	0	0					
Shawn Green, L OBP: 0.335, SLG: 0.349 (1, 9)	1B		G1-3		G3			G4-6-3		3	0	0	0	1	0	2					
Paul Lo Duca, R OBP: 0.353, SLG: 0.404 (1, 2)	F9		G5-3					F9		3	0	0	0	1	0	2					
Eric Karros, R OBP: 0.343, SLG: 0.388 Cesar Izturis, S OBP: 0.293, SLG: 0.344 Eric Gagne, R (9, 1)	1B				1B			F8		3	0	2	1	0	0	2					
					HBP					0	1	0	0	0	0	0					
								2B		0	0	0	0	0	0	0					
								1B		0	0	0	0	0	0	0					
Mark Grudzielanek, R OBP: 0.307, SLG: 0.365 (1, 4)	G1-3				1B			P3		4	1	2	1	0	0	3					
Marquis Grissom, R OBP: 0.333, SLG: 0.447 (1, 8)		G5-3			1B			1B		4	1	3	1	0	0	0					
Hiram Bocachica, R OBP: 0.278, SLG: 0.455 (1, 7)		G6-3			L1-3			K		4	0	0	0	0	2	6					
Kevin Brown, R OBP: 0.357, SLG: 0.643 Dave Hansen, L OBP: 0.229, SLG: 0.200 Omar Daal, L (7, 1)					K					2	0	1	0	0	1	2					
Chad Kreuter, S OBP: 0.243, SLG: 0.188 (9, 2)								1B		1	0	1	1	0	0	0					
Inning Stats	R: 1 E: 0 K: 1 S: 18	H: 2 LOB: 2 BB: 1 P: 26	R: 0 E: 0 K: 0 S: 8	H: 1 LOB: 0 BB: 0 P: 12	R: 0 E: 0 K: 0 S: 9	H: 0 LOB: 0 BB: 0 P: 11	R: 0 E: 0 K: 1 S: 12	H: 2 LOB: 2 BB: 0 P: 17	R: 0 E: 0 K: 0 S: 9	H: 1 LOB: 1 BB: 1 P: 16	R: 1 E: 0 K: 1 S: 11	H: 2 LOB: 1 BB: 0 P: 13	R: 0 E: 0 K: 0 S: 8	H: 1 LOB: 0 BB: 0 P: 13	R: 2 E: 0 K: 1 S: 18	H: 3 LOB: 1 BB: 0 P: 21	1B: 8 2B: 4 3B: 0 HR: 1	SF: 0 SAC: 0 DP: 2 HBP: 1	WP: 0 PB: 0 SB: 0 CS: 0	PA: 37	
PITCHER	IP	WLS	BF	H	R	ER	SO	BB	IBB	HBP	BLK	WP	HR	S	P	ERA	WHIP				
Tomo Ohka, R ERA: 3.97 Graeme Lloyd, L ERA: 5.3	(1, 1)	7.2	L	35	11	4	4	2	0	1	0	0	1	88	123	4.70	1.696				
	(8, 1)	0.1		2	1	0	0	0	0	0	0	0	0	5	6	0.00	3.000				

AB	34
R	4
H	12
RBI	4
BB	2
SO	4
LOB	21



Batter	1	2	3	4	5	6	7	8	9	AB	R	H	RBI	BB	SO	LOB	TOP					
Jose Vidro, S OBP: 0.397, SLG: 0.479 (1,4)	L8	G3-1				G1-3 SF8 1B	G5-3			5	1	2	2	0	0	4	Montreal Expos @ Los Angeles Dodgers Dodger Stadium, Los Angeles, CA Fri May 17 2002, 7:10 PM PDT Att: 48,146 - Sunny - 62 F					
Orlando Cabrera, R OBP: 0.313, SLG: 0.352 (1,6)	G4-3					G1-3 2B BB	G4-6-3 BB 1B	G1-3		3	1	1	0	2	0	1						
Vladimir Guerrero, R OBP: 0.439, SLG: 0.659 (1,9)			F7			G1-3	G4-6-3 BB	F8		4	0	1	0	1	0	3						
Lee Stevens, L OBP: 0.343, SLG: 0.401 (1,3)	G5-3		G1-3			SF8	G4-6-3 1-2 2-3	P5		4	0	0	1	0	0	4						
Troy O'Leary, L OBP: 0.263, SLG: 0.316 (1,7)			F5			SH1-3 SF8 1B	G6-3			3	1	2	1	0	0	0						
Wil Cordero, R OBP: 0.238, SLG: 0.238 (7, PH)										2	0	1	0	0	0	1						
Fernando Tatis, R OBP: 0.388, SLG: 0.460 (8,1)										2	0	0	0	0	2	2						
Masato Yoshii, R OBP: 0.316, SLG: 0.294 (9, PH)										0	0	0	0	0	0	0						
Brad Wilkerson, L OBP: 0.368, SLG: 0.364 (1,8)										1	0	0	0	0	0	1						
Michael Barrett, R OBP: 0.395, SLG: 0.579 (1,2)										3	1	2	1	0	0	1						
Tony Armas, R OBP: 0.136, SLG: 0.095 (1,1)										2	0	0	0	1	0	2						
Britt Reames, R OBP: 1.000, SLG: 1.000 (6,1)										0	0	0	0	0	0	0						
Jose Macias, S OBP: 0.288, SLG: 0.269 (8,5)										1	0	0	0	0	0	2						
Inning Stats	R: 0 E: 0 K: 0 S: 7	H: 1 LOB: 1 BB: 0 P: 9	R: 0 E: 0 K: 1 S: 18	H: 1 LOB: 3 BB: 2 P: 31	R: 0 E: 0 K: 0 S: 3	H: 0 LOB: 0 BB: 1 P: 9	R: 1 E: 0 K: 0 S: 9	H: 1 LOB: 1 BB: 1 P: 16	R: 2 E: 0 K: 1 S: 17	H: 2 LOB: 1 BB: 1 P: 27	R: 0 E: 0 K: 0 S: 8	H: 1 LOB: 1 BB: 0 P: 11	R: 0 E: 0 K: 0 S: 4	H: 1 LOB: 1 BB: 1 P: 10	R: 2 E: 0 K: 1 S: 20	H: 3 LOB: 1 BB: 0 P: 30	R: 0 E: 0 K: 0 S: 10	H: 1 LOB: 1 BB: 0 P: 14	1B: 9 2B: 2 3B: 0 HR: 0	SF: 2 SAC: 1 DP: 1 HBP: 0	WP: 0 PB: 0 SB: 2 CS: 1	PA: 42
PITCHER	IP WLS BF H R ER SO BB IBB HBP BLK WP HR S P ERA WHIP																					
Hideo Nomo, R ERA: 4.0 (1,1)	5.2 W 27 6 3 3 2 5 0 0 0 0 0 0 60 101 4.76 1.941																					
Paul Quantrill, R ERA: 3.55 (6,1)	0.1 H 3 1 0 0 0 1 0 0 0 0 0 0 3 8 0.00 6.000																					
Omar Daal, L ERA: 1.03 (7,1)	1.0 2 0 0 0 0 0 0 0 0 0 0 0 3 4 0.00 0.000																					
Guillermo Mota, R ERA: 6.0 (8,1)	1.0 S 6 3 2 2 1 0 0 0 0 0 0 0 20 30 18.00 3.000																					
Eric Gagne, R ERA: 1.17 (9,1)	1.0 S 4 1 0 0 0 0 0 0 0 0 0 0 10 14 0.00 1.000																					

Batter	1	2	3	4	5	6	7	8	9	AB	R	H	RBI	BB	SO	LOB	BOTTOM			
Dave Roberts, L OBP: 0.388, SLG: 0.333 (1,8)						F7				4	1	2	1	1	0	2	Montreal Expos @ Los Angeles Dodgers Dodger Stadium, Los Angeles, CA Fri May 17 2002, 7:10 PM PDT Att: 48,146 - Sunny - 62 F			
Adrian Beltré, R OBP: 0.337, SLG: 0.390 (1,5)	G4-6-3					G6-3				5	1	1	2	0	1	2				
Shawn Green, L OBP: 0.337, SLG: 0.342 (1,9)	E4					G3-1				3	1	0	0	2	0					
Paul Lo Duca, R OBP: 0.356, SLG: 0.407 (1,2)	G5-3					G5-3				4	1	2	1	0	0	3				
Eric Karros, R OBP: 0.340, SLG: 0.406 (1,3)										4	1	1	2	0	1	1				
Mark Grudzielanek, R OBP: 0.299, SLG: 0.355 (1,4)										4	0	0	0	0	0	0				
Marquis Grissom, R OBP: 0.341, SLG: 0.488 (1,7)										4	2	2	1	0	1	0				
Cesar Izturis, S OBP: 0.298, SLG: 0.361 (1,6)										4	1	2	0	0	0	2				
Hideo Nomo, R ERA: 4.13 (1,1)										1	0	0	0	1	1	1				
Paul Quantrill, L ERA: 3.55 (6,1)										1	0	0	0	0	0	1				
Omar Daal, L ERA: 1.03 (7,1)										0	0	0	0	0	0	0				
Jeff Reboulet, R OBP: 0.300, SLG: 0.333 (7, PH)										1	0	0	0	0	1	1				
Guillermo Mota, R ERA: 6.0 (8,1)										0	0	0	0	0	0	0				
Eric Gagne, R ERA: 1.17 (9,1)										0	0	0	0	0	0	0				
Inning Stats	R: 0 E: 1 K: 0 S: 11	H: 1 LOB: 1 BB: 0 P: 17	R: 0 E: 0 K: 1 S: 8	H: 0 LOB: 0 BB: 0 P: 13	R: 1 E: 0 K: 2 S: 16	H: 2 LOB: 2 BB: 1 P: 29	R: 1 E: 0 K: 0 S: 12	H: 2 LOB: 2 BB: 1 P: 19	R: 2 E: 0 K: 2 S: 15	H: 3 LOB: 1 BB: 2 P: 30	R: 0 E: 1 K: 1 S: 11	H: 0 LOB: 1 BB: 0 P: 16	R: 0 E: 0 K: 0 S: 3	H: 0 LOB: 0 BB: 0 P: 4	R: 0 E: 0 K: 0 S: 3	H: 0 LOB: 0 BB: 0 P: 4	1B: 5 2B: 3 3B: 0 HR: 2	SF: 0 SAC: 0 DP: 1 HBP: 0	WP: 2 PB: 1 SB: 1 CS: 0	PA: 39
PITCHER	IP WLS BF H R ER SO BB IBB HBP BLK WP HR S P ERA WHIP																			
Tony Armas, R ERA: 4.13 (1,1)	5.2 L 28 8 6 6 4 3 0 0 0 0 0 0 65 110 9.53 1.941																			
Britt Reames, R ERA: 5.00 (6,1)	1.1 8 2 2 1 2 0 1 0 0 0 0 0 18 31 6.75 1.500																			
Masato Yoshii, R ERA: 4.2 (8,1)	1.0 3 0 0 0 0 0 0 0 0 0 0 0 3 4 0.00 0.000																			

AB	33
R	5
H	11
RBI	5
BB	6
SO	3
LOB	21



AB	35
R	8
H	10
RBI	7
BB	4
SO	6
LOB	13



Batter	1	2	3	4	5	6	7	8	9	AB	R	H	RBI	BB	SO	LOB	TOP					
Jose Vidro, S OBP: 0.381, SLG: 0.472 Endy Chavez, L OBP: 0.222, SLG: 0.286	G6-3		1B			K		F7		3	0	1	0	0	1	1	Montreal Expos @ Los Angeles Dodgers Dodger Stadium, Los Angeles, CA Sun May 19 2002, 1:10 PM PDT Att: 31,816 - Cloudy - 64 F					
Orlando Cabrera, R OBP: 0.304, SLG: 0.359	K		G6-3			K			G1-3	4	0	0	0	0	2	1						
Vladimir Guerrero, R OBP: 0.424, SLG: 0.632 Wil Cordero, R OBP: 0.240, SLG: 0.208	K			G5-3		G6-3			FC5-4 BB	3	0	0	0	0	1	0						
Lee Stevens, L OBP: 0.333, SLG: 0.388		G4-3		K		F7			K	4	0	0	0	0	2	1						
Mike Mordecai, R OBP: 0.304, SLG: 0.310	G2-3			G1-3			F7		FC5-4	4	0	0	0	0	0	1						
Brian Schneider, L OBP: 0.351, SLG: 0.462					G6-3		G4-3			3	0	1	0	0	0	0						
Brad Wilkerson, L OBP: 0.365, SLG: 0.361						G3 1B			K	3	1	1	0	0	2	1						
Jose Macias, S OBP: 0.288, SLG: 0.278				G3-1		G3			G4-3	3	0	0	0	0	0	1						
Bruce Chen, L OBP: 0.445, SLG: 0.545 Masato Yoshii, R OBP: 0.300, SLG: 0.350 Britt Reames, R OBP: 0.265, SLG: 1.000 Joey Eischen, L OBP: 0.305, SLG: 0.375 Michael Barrett, R OBP: 0.285, SLG: 0.375 Matt Herges, L OBP: 0.285, SLG: 0.375				G4-3					G1-3	0	0	0	0	0	0	0						
										0	0	0	0	0	0	0						
Inning Stats	R: 0 E: 0 K: 2 S: 9	H: 0 LOB: 0 BB: 0 P: 12	R: 0 E: 0 K: 1 S: 8	H: 1 LOB: 1 BB: 0 P: 10	R: 0 E: 0 K: 0 S: 7	H: 1 LOB: 1 BB: 0 P: 7	R: 0 E: 0 K: 1 S: 7	H: 0 LOB: 0 BB: 0 P: 11	R: 1 E: 0 K: 1 S: 11	H: 2 LOB: 1 BB: 0 P: 15	R: 0 E: 0 K: 1 S: 9	H: 0 LOB: 0 BB: 0 P: 13	R: 0 E: 0 K: 0 S: 6	H: 0 LOB: 0 BB: 0 P: 9	R: 0 E: 0 K: 1 S: 8	H: 0 LOB: 1 BB: 1 P: 17	1B: 3 2B: 1 3B: 0 HR: 0	SF: 0 SAC: 0 DP: 0 HBP: 0	WP: 0 PB: 0 SB: 0 CS: 0	PA: 32		
PITCHER	IP WLS BF H R ER SO BB IBB HBP BLK WP HR S P ERA WHIP	7.0 W 25 4 1 1 7 0 0 0 0 0 0 58 78 1.29 0.571	2.0 7 0 0 0 1 1 0 0 0 0 0 0 14 26 0.00 0.500																			

AB	31
R	1
H	4
RBI	1
BB	1
SO	8
LOB	6



Batter	1	2	3	4	5	6	7	8	9	AB	R	H	RBI	BB	SO	LOB	BOTTOM				
Cesar Izturis, S OBP: 0.290, SLG: 0.348 Alex Cora, L OBP: 0.361, SLG: 0.500	S 1B BB	G4-3		L7		G5-3		F9		3	1	0	0	1	0	0	Montreal Expos @ Los Angeles Dodgers Dodger Stadium, Los Angeles, CA Sun May 19 2002, 1:10 PM PDT Att: 31,816 - Cloudy - 64 F				
Adrian Beltré, R OBP: 0.326, SLG: 0.381	F8	F7		K		G3-1 1B 2B		L8		5	1	1	0	0	1	2					
Shawn Green, L OBP: 0.339, SLG: 0.346	K					K		G3-1		4	1	1	0	1	2	2					
Paul Lo Duca, R OBP: 0.375, SLG: 0.438 Hiram Bocachica, R OBP: 0.275, SLG: 0.432	HR 1B					1B 2B		F2		4	3	4	3	0	0	0					
Eric Karros, R OBP: 0.357, SLG: 0.438 Dave Hansen, L OBP: 0.216, SLG: 0.188	HR 1B					1B		F8		3	1	3	3	0	0	0					
Mark Grudzielanek, R OBP: 0.300, SLG: 0.361 Jeff Reboulet, R OBP: 0.368, SLG: 0.375	L9					1B				3	0	1	1	0	0	0					
Marquis Grissom, R OBP: 0.326, SLG: 0.460										1	0	1	0	0	0	0					
Chad Kreuter, S OBP: 0.268, SLG: 0.286										4	1	1	0	0	1	3					
Andy Ashby, R OBP: 0.188, SLG: 0.333 Jeff Williams, R OBP: 1.000, SLG: 1.000										3	1	1	1	0	1	3					
										1	0	1	0	0	0	0					
Inning Stats	R: 3 E: 0 K: 1 S: 13	H: 2 LOB: 0 BB: 1 P: 25	R: 2 E: 0 K: 0 S: 11	H: 2 LOB: 0 BB: 0 P: 17	R: 2 E: 0 K: 0 S: 11	H: 2 LOB: 1 BB: 1 P: 16	R: 1 E: 0 K: 1 S: 11	H: 1 LOB: 0 BB: 0 P: 16	R: 1 E: 0 K: 3 S: 16	H: 3 LOB: 3 BB: 1 P: 28	R: 1 E: 0 K: 0 S: 9	H: 2 LOB: 1 BB: 0 P: 13	R: 0 E: 0 K: 0 S: 5	H: 1 LOB: 0 BB: 0 P: 6	R: 0 E: 0 K: 0 S: 12	H: 2 LOB: 2 BB: 0 P: 18	1B: 8 2B: 4 3B: 0 HR: 3	SF: 0 SAC: 0 DP: 1 HBP: 0	WP: 0 PB: 0 SB: 1 CS: 0	PA: 40	
PITCHER	IP WLS BF H R ER SO BB IBB HBP BLK WP HR S P ERA WHIP	1.0 L 8 4 5 5 1 1 0 0 0 0 1 28 42 9.00 1.333	3.0 12 3 3 3 1 1 0 0 0 0 0 1 25 41 9.00 2.500	2.0 5 2 2 3 0 0 0 0 0 0 0 0 5 6 0.00 1.000	1.0 3 1 0 0 0 0 0 0 0 0 0 0 5 6 0.00 1.000	1.0 5 2 0 0 0 0 0 0 0 0 0 0 12 18 0.00 2.000															



Batter	1	2	3	4	5	6	7	8	9	10	AB	R	H	RBI	BB	SO	LOB	TOP						
Rafael Furcal, S OBP: 0.293, SLG: 0.328 29 John Smoltz, R (9, 1) Darren Holmes, R (10, 1) Chris Hammond, L (10, 1)	F7		SH5-3				G3-6		FC1	G5-3	4	1	2	0	0	0	1							
Marcus Giles, R OBP: 0.325, SLG: 0.397	G6-3		FC4 G1-2-3				G1-3		FC1		5	0	1	1	0	1	1							
Gary Sheffield, R OBP: 0.331, SLG: 0.393			E7						K		5	1	1	0	0	1	2							
10 Chipper Jones, S OBP: 0.410, SLG: 0.465	K		FC4						K		3	1	0	0	1	1	4							
Andrew Jones, R OBP: 0.364, SLG: 0.523		G6-3	G1-2-3						IBB		5	0	2	2	0	1	5							
Vinny Castilla, R OBP: 0.260, SLG: 0.365											4	0	2	0	1	0	1							
Wes Helms, R OBP: 0.276, SLG: 0.411		F9									5	0	0	0	0	1	5							
Henny Blanco, R OBP: 0.231, SLG: 0.250 Julio Franco, R OBP: 0.298, SLG: 0.247 Javy Lopez, R OBP: 0.275, SLG: 0.318	FC5-4										3	0	1	0	0	1	2							
Greg Maddux, R OBP: 0.296, SLG: 0.333 Keith Lockhart, L OBP: 0.247, SLG: 0.261 Kevin Gryboski, R (7, 1) Mike Remlinger, L (8, 1) Darren Bragg, L OBP: 0.235, SLG: 0.286 Jesse Garcia, R OBP: 1.000, SLG: 1.000			SH5-3								2	1	1	0	0	0	1							
Inning Stats	R: 0 E: 0 K: 1 S: 19	H: 1 LOB: 1 BB: 0 P: 23	R: 0 E: 0 K: 0 S: 7	H: 1 LOB: 1 BB: 0 P: 10	R: 1 E: 1 K: 0 S: 10	H: 2 LOB: 2 BB: 0 P: 12	R: 0 E: 0 K: 1 S: 9	H: 1 LOB: 1 BB: 0 P: 14	R: 0 E: 0 K: 1 S: 8	H: 1 LOB: 0 BB: 0 P: 12	R: 1 E: 0 K: 1 S: 15	H: 1 LOB: 1 BB: 0 P: 22	R: 0 E: 0 K: 0 S: 5	H: 1 LOB: 0 BB: 0 P: 6	R: 1 E: 1 K: 2 S: 14	H: 1 LOB: 2 BB: 1 P: 27	R: 1 E: 1 K: 2 S: 13	H: 1 LOB: 2 BB: 1 P: 24	R: 0 E: 0 K: 0 S: 11	H: 2 LOB: 2 BB: 1 P: 21	1B: 9 2B: 3 3B: 0 HR: 0	SF: 0 SAC: 1 DP: 2 HBP: 1	WP: 0 PB: 0 SB: 0 CS: 1	PA: 46
PITCHER	IP WLS BF H R ER SO	IP WLS BF H R ER SO	IP WLS BF H R ER SO	IP WLS BF H R ER SO	IP WLS BF H R ER SO	IP WLS BF H R ER SO	IP WLS BF H R ER SO	IP WLS BF H R ER SO	IP WLS BF H R ER SO	IP WLS BF H R ER SO	IP WLS BF H R ER SO	IP WLS BF H R ER SO	IP WLS BF H R ER SO	IP WLS BF H R ER SO	IP WLS BF H R ER SO	IP WLS BF H R ER SO	IP WLS BF H R ER SO	IP WLS BF H R ER SO	IP WLS BF H R ER SO	IP WLS BF H R ER SO	ERA WHIP	ERA WHIP	ERA WHIP	
Javier Vazquez, R ERA: 2.63 52 T.J. Tucker, R ERA: 1.98	8.0 W 35 9 3 2 6	2.0 W 11 3 1 0 2	0.0 W 3 1 0 2	0.0 W 3 1 0 2	0.0 W 3 1 0 2	0.0 W 3 1 0 2	0.0 W 3 1 0 2	0.0 W 3 1 0 2	0.0 W 3 1 0 2	0.0 W 3 1 0 2	0.0 W 3 1 0 2	0.0 W 3 1 0 2	0.0 W 3 1 0 2	0.0 W 3 1 0 2	0.0 W 3 1 0 2	0.0 W 3 1 0 2	0.0 W 3 1 0 2	0.0 W 3 1 0 2	0.0 W 3 1 0 2	0.0 W 3 1 0 2	0.00 1.500	0.00 1.125	0.00 1.125	

Atlanta Braves @ Montreal Expos
Olympic Stadium, Montreal, QB
Tue May 21 2002, 7:05 PM EDT
Att: 5,442 - Dome - 72 F

AB	41
R	4
H	12
RBI	3
BB	3
SO	8
LOB	26



Batter	1	2	3	4	5	6	7	8	9	10	AB	R	H	RBI	BB	SO	LOB	BOTTOM							
Jose Vidro, S OBP: 0.387, SLG: 0.475	G3-1										5	0	3	2	0	0	1								
Orlando Cabrera, R OBP: 0.312, SLG: 0.372	L9		G4-3								5	0	3	1	0	1	3								
Vladimir Guerrero, R OBP: 0.418, SLG: 0.619	L9										5	0	1	0	0	1	4								
Lee Stevens, L OBP: 0.335, SLG: 0.384	G3										4	2	1	0	1	1	1								
Troy O'Leary, L OBP: 0.346, SLG: 0.435 52 T.J. Tucker, R OBP: 1.000, SLG: 1.000 Mike Mordecai, R OBP: 0.304, SLG: 0.310											3	0	2	0	0	1	0								
Fernando Tatís, R OBP: 0.389, SLG: 0.491											4	0	1	1	1	1	2								
Michael Barrett, R OBP: 0.406, SLG: 0.574 Andy Chavez, L OBP: 0.222, SLG: 0.286											0	1	0	0	0	0	0								
Wil Cordero, R OBP: 0.231, SLG: 0.200											1	0	0	0	0	0	3								
Brad Wilkerson, L OBP: 0.369, SLG: 0.365											4	1	2	1	0	0	1								
Javier Vazquez, R OBP: 0.080, SLG: 0.080 Jose Macias, S OBP: 0.288, SLG: 0.278 Brian Schneider, L OBP: 0.345, SLG: 0.453											2	0	0	0	0	0	0								
Greg Maddux, R ERA: 3.08 Kevin Gryboski, R ERA: 0.54 Mike Remlinger, L ERA: 2.22 29 John Smoltz, R ERA: 4.94 Darren Holmes, R ERA: 1.69	6.0 L 26 10 3 3 0	1.0 L 4 2 0 0 1	0.0 L 3 0 0 0 3	0.0 L 3 0 0 0 3	0.0 L 3 0 0 0 3	0.0 L 3 0 0 0 3	0.0 L 3 0 0 0 3	0.0 L 3 0 0 0 3	0.0 L 3 0 0 0 3	0.0 L 3 0 0 0 3	0.0 L 3 0 0 0 3	0.0 L 3 0 0 0 3	0.0 L 3 0 0 0 3	0.0 L 3 0 0 0 3	0.0 L 3 0 0 0 3	0.0 L 3 0 0 0 3	0.0 L 3 0 0 0 3	0.0 L 3 0 0 0 3	0.0 L 3 0 0 0 3	0.0 L 3 0 0 0 3	0.00 1.667	0.00 2.000	0.00 0.000	9.00 2.000	27.00 6.000
PITCHER	IP WLS BF H R ER SO	IP WLS BF H R ER SO	IP WLS BF H R ER SO	IP WLS BF H R ER SO	IP WLS BF H R ER SO	IP WLS BF H R ER SO	IP WLS BF H R ER SO	IP WLS BF H R ER SO	IP WLS BF H R ER SO	IP WLS BF H R ER SO	IP WLS BF H R ER SO	IP WLS BF H R ER SO	IP WLS BF H R ER SO	IP WLS BF H R ER SO	IP WLS BF H R ER SO	IP WLS BF H R ER SO	IP WLS BF H R ER SO	IP WLS BF H R ER SO	IP WLS BF H R ER SO	IP WLS BF H R ER SO	ERA WHIP	ERA WHIP	ERA WHIP		
Chris Hammond, L ERA: 2.35	0.1 L 2 1 0 0 0	0.1 L 2 1 0 0 0	0.1 L 2 1 0 0 0	0.1 L 2 1 0 0 0	0.1 L 2 1 0 0 0	0.1 L 2 1 0 0 0	0.1 L 2 1 0 0 0	0.1 L 2 1 0 0 0	0.1 L 2 1 0 0 0	0.1 L 2 1 0 0 0	0.1 L 2 1 0 0 0	0.1 L 2 1 0 0 0	0.1 L 2 1 0 0 0	0.1 L 2 1 0 0 0	0.1 L 2 1 0 0 0	0.1 L 2 1 0 0 0	0.1 L 2 1 0 0 0	0.1 L 2 1 0 0 0	0.1 L 2 1 0 0 0	0.1 L 2 1 0 0 0	0.00 3.000	0.00 3.000	0.00 3.000		


Atlanta Braves @ Montreal Expos
Olympic Stadium, Montreal, QB
Tue May 21 2002, 7:05 PM EDT
Att: 5,442 - Dome - 72 F

AB	37
R	5
H	15
RBI	5
BB	3
SO	6
LOB	17



Batter	1	2	3	4	5	6	7	8	9	AB	R	H	RBI	BB	SO	LOB	TOP					
Rafael Furcal, S (1, 6) OBP: 0.292, SLG: 0.337	G6-3			G4-3 3B		G3		G4-3		4	1	1	0	0	0	0	Atlanta Braves @ Montreal Expos Olympic Stadium, Montreal, QB Wed May 22 2002, 7:05 PM EDT Att: 5,504 - Dome - 72 F					
Keith Lockhart, L (1, 4) OBP: 0.208, SLG: 0.260	F9			G4-3		10 1B FC5-4		K		4	1	1	1	0	1	0						
Gary Sheffield, R (1, 9) Darren Bragg, L (4, 9) OBP: 0.118, SLG: 0.250	K			G6-3		E3 FC5-4 10 1B		K		2	0	0	0	0	1	0						
10 Chipper Jones, S (1, 7) OBP: 0.412, SLG: 0.466				G4-3		WP FC5-4		G3-1		4	0	2	0	0	0	0						
Andruw Jones, R (1, 8) OBP: 0.366, SLG: 0.520				G1-3		FC5-4 FC6-4		S 1B		3	0	1	1	1	0	2						
Vinny Castilla, R (1, 5) OBP: 0.254, SLG: 0.357				K		1-2 2-3 3H FC6-4		K		4	0	0	0	0	2	5						
Julio Franco, R (1, 3) OBP: 0.295, SLG: 0.247				F9		G4-6-3 1B		G6-3		4	0	1	0	0	1	1						
Javy Lopez, R (1, 2) OBP: 0.268, SLG: 0.310				F9		G4-6-3 1-2		G5-3		3	0	0	0	0	0	1						
Tom Glavine, L (1, 1) OBP: 0.107, SLG: 0.143				G6-3		G1-3		G5-3		3	0	0	0	0	0	0						
Inning Stats	R: 0 E: 0 K: 1 S: 8	H: 0 LOB: 0 BB: 0 P: 12	R: 0 E: 0 K: 1 S: 6	H: 0 LOB: 0 BB: 0 P: 9	R: 0 E: 0 K: 0 S: 5	H: 0 LOB: 0 BB: 0 P: 8	R: 1 E: 0 K: 0 S: 14	H: 2 LOB: 2 BB: 1 P: 26	R: 0 E: 0 K: 0 S: 5	H: 1 LOB: 0 BB: 0 P: 6	R: 1 E: 1 K: 0 S: 10	H: 2 LOB: 2 BB: 0 P: 16	R: 0 E: 0 K: 0 S: 5	H: 0 LOB: 0 BB: 0 P: 10	R: 0 E: 0 K: 2 S: 12	H: 0 LOB: 0 BB: 0 P: 17	R: 0 E: 0 K: 2 S: 12	H: 1 LOB: 1 BB: 0 P: 19	1B: 5 2B: 0 3B: 1 HR: 0	SF: 0 SAC: 0 DP: 1 HBP: 0	WP: 1 PB: 0 SB: 1 CS: 0	PA: 34
PITCHER	IP WLS BF H R ER SO BB IBB HBP BLK WP HR S P ERA WHIP																					
Tony Armas, R (1, 1) ERA: 3.82	7.0 L 27 5 2 1 2 1 0 0 0 0 1 0 53 87 1.29 0.857																					
Scott Stewart, L (8, 1) ERA: 2.05	1.0 3 0 0 0 2 0 0 0 0 0 0 0 12 17 0.00 0.000																					
Matt Herges, R (9, 1) ERA: 3.38	1.0 4 1 0 0 2 0 0 0 0 0 0 0 12 19 0.00 1.000																					

Batter	1	2	3	4	5	6	7	8	9	AB	R	H	RBI	BB	SO	LOB	BOTTOM					
Jose Vidro, S (1, 4) OBP: 0.384, SLG: 0.470	FC3-6 1B			G6-3		G6-3			F8	4	0	1	0	0	0	0	Atlanta Braves @ Montreal Expos Olympic Stadium, Montreal, QB Wed May 22 2002, 7:05 PM EDT Att: 5,504 - Dome - 72 F					
Orlando Cabrera, R (1, 6) OBP: 0.316, SLG: 0.375	F7			FC6-4 1B				G5-3	4	0	2	0	0	0	1							
Vladimir Guerrero, R (1, 9) OBP: 0.415, SLG: 0.611	FC3-6 CS 1-2			F8		F8		F8	4	0	1	0	0	0	3							
Wil Cordero, R (1, 7) OBP: 0.200, SLG: 0.172	CS 1-2			G6-3		FC6-4 1-2		G6-3	4	0	0	0	0	0	2							
Fernando Tatis, R (1, 5) OBP: 0.353, SLG: 0.467				F3		K		G4-3	3	0	0	0	0	1	0							
Lee Stevens, L (1, 3) OBP: 0.330, SLG: 0.377				F7		K		G3	3	0	0	0	0	1	0							
Scott Stewart, R (8, 1)				F7		K			0	0	0	0	0	0	0							
Matt Herges, L (9, 1)									0	0	0	0	0	0	0							
Michael Barrett, R (1, 2) OBP: 0.404, SLG: 0.565				F8		BB		G4-3	2	0	0	0	1	0	0							
Jose Macias, S (1, 8) OBP: 0.281, SLG: 0.271				F8		L1		L6	3	0	0	0	0	0	1							
Tony Armas, R (1, 1) OBP: 0.125, SLG: 0.087				G3-1		G6-3		G6-3	2	0	0	0	0	0	0							
Mike Mordecai, R (8, 3) OBP: 0.298, SLG: 0.302									1	0	0	0	0	0	0							
Inning Stats	R: 0 E: 0 K: 0 S: 9	H: 1 LOB: 0 BB: 0 P: 18	R: 0 E: 0 K: 0 S: 7	H: 0 LOB: 0 BB: 0 P: 8	R: 0 E: 0 K: 0 S: 6	H: 0 LOB: 0 BB: 0 P: 10	R: 0 E: 0 K: 0 S: 7	H: 1 LOB: 1 BB: 0 P: 11	R: 0 E: 0 K: 2 S: 9	H: 0 LOB: 1 BB: 1 P: 15	R: 0 E: 0 K: 0 S: 7	H: 1 LOB: 1 BB: 0 P: 11	R: 0 E: 0 K: 0 S: 5	H: 0 LOB: 0 BB: 0 P: 5	R: 0 E: 0 K: 0 S: 7	H: 0 LOB: 0 BB: 0 P: 8	R: 0 E: 0 K: 0 S: 11	H: 1 LOB: 1 BB: 0 P: 19	1B: 4 2B: 0 3B: 0 HR: 0	SF: 0 SAC: 0 DP: 0 HBP: 0	WP: 0 PB: 0 SB: 0 CS: 1	PA: 32
PITCHER	IP WLS BF H R ER SO BB IBB HBP BLK WP HR S P ERA WHIP																					
Tom Glavine, L (1, 1) ERA: 1.67	9.0 W 31 4 0 0 2 1 0 0 0 0 0 0 68 105 0.00 0.556																					



Batter	1	2	3	4	5	6	7	8	9	10	AB	R	H	RBI	BB	SO	LOB	TOP				
11 Jimmy Rollins, S OBP: 0.353, SLG: 0.507	1-0 1B	2-0 F7		2-1 E4		2-2 G4-3		0-1 G3		2-2 G2-3	6	0	1	1	0	0	4					
Marlon Anderson, L OBP: 0.316, SLG: 0.406	0-2 F8	0-0 G6-3		2-0 G4-6-3			0-0 G5-3	2-3 K		2-2 G4-3	5	0	0	0	0	1	5					
Rheal Cormier, L OBP: 0.294, SLG: 0.304	1-2 F8			1-2 G4-6-3						2-3 G4-3	0	0	0	0	0	0	0					
Doug Gianvile, R OBP: 0.294, SLG: 0.304											1	0	0	0	0	0	1					
Scott Rolen, R OBP: 0.357, SLG: 0.454	3-3 K			2-2 G1-3		4-1 FC3-6 BB		4-2 S WP BB		1-1 G4-3 WP 1B	4	1	1	0	2	1	2					
Bobby Abreu, L OBP: 0.394, SLG: 0.434	3-1 F7		1-1 F8		2-0 FC3-6 HR		2-3 K		2-1 G4-3		5	1	0	0	0	1	4					
Pat Burrell, R OBP: 0.378, SLG: 0.583		4-1 HR BB		3-3 K		0-1 HR		4-0 IBB		4-0 IBB	2	2	1	2	3	1	0					
Jeremy Giambi, L OBP: 0.393, SLG: 0.509		2-2 HR BB			2-2 HR		1-1 F8		2-1 IBB		4	2	2	3	0	1	2					
Ricky Bottalico, L											0	0	0	0	0	0	0					
Tomas Perez, S											1	0	1	1	0	0	0					
Mike Lieberthal, R OBP: 0.309, SLG: 0.391		3-1 SH1-4 2B		1-2 HBP 1B		1-3 K		3-2 F9		0-0 F8	5	1	2	0	0	1	2					
Jason Michaels, R OBP: 0.381, SLG: 0.632		4-1 HR BB		1-1 HBP 1B				1-2 2B		3-3 K	3	1	1	0	1	1	2					
Jose Mesa, R											0	0	0	0	0	0	0					
Hector Mercado, L											0	0	0	0	0	0	0					
48 David Coggin, R											0	0	0	0	0	0	0					
Ricky Ledee, L OBP: 0.169, SLG: 0.224		SH1-4		1-2 FC4-6 HBP		3-2 G6-3		1-0 G3		4-1 G4-3	1	1	0	0	0	0	1					
Jose Santiago, R											1	0	0	0	0	0	0					
Travis Lee, L OBP: 0.328, SLG: 0.363				1-2 2-3 E							1	0	1	1	1	0	0					
Inning Stats	R: 0 E: 0 K: 1 S: 11	H: 1 LOB: 1 P: 18	R: 2 E: 0 K: 0 S: 12	H: 2 LOB: 2 P: 28	R: 0 E: 0 K: 1 S: 8	H: 0 LOB: 0 P: 14	R: 3 E: 2 K: 0 S: 14	H: 2 LOB: 0 P: 22	R: 2 E: 0 K: 1 S: 9	H: 1 LOB: 0 P: 17	R: 0 E: 0 K: 0 S: 8	H: 0 LOB: 2 P: 13	R: 0 E: 0 K: 2 S: 13	H: 0 LOB: 2 P: 26	R: 1 E: 0 K: 1 S: 11	H: 2 LOB: 2 P: 23	R: 0 E: 0 K: 0 S: 12	H: 0 LOB: 1 P: 21	1B: 4 2B: 2 3B: 1 HR: 3	SF: 0 SAC: 1 DP: 1 HBP: 1	WP: 3 PA: 48	
PITCHER	IP WLS BF H R ER SO BB IBB HBP BLK WP HR S P ERA WHIP	3.0 11 17 5 5 4 2 2 0 0 0 0 2 39 72 12.00 2.333	4.1 11 17 1 2 2 1 1 0 0 0 0 1 1 23 40 6.00 0.667	7.1 5 10 0 0 0 2 1 1 0 0 0 1 0 13 26 0.00 1.000	8.1 5 10 2 1 1 1 0 0 0 0 0 0 0 13 20 9.00 2.000	9.1 10 17 2 1 1 1 1 1 0 0 1 0 23 44 4.50 1.500																

Philadelphia Phillies @ Montreal Expos
Olympic Stadium, Montreal, QB
Sat May 25 2002, 7:05 PM EDT
Att: 8,370 - Dome - 72 F

AB	39
R	9
H	10
RBI	8
BB	7
SO	7
LOB	23



Batter	1	2	3	4	5	6	7	8	9	10	AB	R	H	RBI	BB	SO	LOB	BOTTOM			
Jose Macias, S OBP: 0.279, SLG: 0.278	1-3 K	0-0 1B		0-3 K			2-1 F8	1-1 G1-3		0-1 HR 1B	4	0	1	1	0	2	0				
Mike Mordecai, R OBP: 0.294, SLG: 0.319		1-2 3H 1B								1-2 2-3 HR 1B	1	0	0	0	0	0	1				
52 T.J. Tucker, R OBP: 1.000, SLG: 1.000											1	1	1	0	0	0	0				
Jose Vidro, S OBP: 0.390, SLG: 0.485	2-1 G3-1	1-0 L3					4-2 BB		2-2 1B 1B	0-0 HR	5	2	2	4	1	0	2				
Vladimir Guerrero, R OBP: 0.416, SLG: 0.806	0-1 F9	1-3 K		1-1 G5-3			2-2 G3		0-0 SH1-4 1B	1-3 1B	5	0	1	0	0	1	3				
Troy O'Leary, L OBP: 0.414, SLG: 0.500		1-3 K		1-2 FC4-6 1B		1-0 G5-3		1-2 1B 2B	2-1 SH1-4 1B	1-2 3H 1B	5	1	3	1	0	1	0				
Orlando Cabrera, R OBP: 0.318, SLG: 0.377		4-1 BB 1B 2B BB		0-2 FC4-6 WP			0-0 G4-3 2B	0-2 G4-3 2B 1B	0-0 SH1-4 1B	0-0 SH1-4	3	3	2	1	1	0	1				
Fernando Tatis, R OBP: 0.338, SLG: 0.435		1-1 BB 1B		2-2 G5-3		1-2 G4-3		2-3 K	1-3 K	1-2 2-3 K	5	1	1	0	0	2	5				
Michael Barrett, R OBP: 0.393, SLG: 0.534		4-2 2B 1B BB		3-2 F9		0-0 L3		2-1 F9	1-0 G4-3		4	1	0	0	1	0	4				
Brad Wilkerson, L OBP: 0.376, SLG: 0.371		2-2 1B 1B 2B				3-2 G3-1		4-2 2B E BB		4-1 52 1B HR BB	3	3	1	2	2	0	1				
Carl Pavano, R OBP: 0.283, SLG: 0.316		1-1 1B				1-3 K		1-2 G4-3	2-2 E7 2B	4-2 HR BB	1	0	0	1	0	0	0				
Masato Yoshii, R											1	0	0	0	0	0	0				
Joey Eischen, L											0	0	0	0	0	0	0				
Endy Chavez, L											1	0	0	0	0	0	0				
Matt Herges, L											0	0	0	0	0	0	0				
Wili Cordero, R OBP: 0.278, SLG: 0.285		2-3 3H 1B								1-2 HR BB	1	1	1	1	1	0	0				
Inning Stats	R: 0 E: 0 K: 1 S: 7	H: 0 LOB: 0 P: 10	R: 4 E: 0 K: 2 S: 19	H: 4 LOB: 2 P: 34	R: 1 E: 0 K: 0 S: 13	H: 1 LOB: 0 P: 19	R: 0 E: 0 K: 2 S: 9	H: 0 LOB: 0 P: 13	R: 0 E: 0 K: 0 S: 6	H: 1 LOB: 1 P: 9	R: 0 E: 0 K: 0 S: 7	H: 0 LOB: 1 P: 20	R: 3 E: 1 K: 1 S: 19	H: 3 LOB: 1 P: 31	R: 1 E: 0 K: 1 S: 15	H: 3 LOB: 2 P: 21	R: 4 E: 0 K: 0 S: 8	H: 2 LOB: 0 P: 16	1B: 9 2B: 4 3B: 0 HR: 1	SF: 0 SAC: 1 DP: 0 HBP: 0	WP: 2 PA: 47
PITCHER	IP WLS BF H R ER SO BB IBB HBP BLK WP HR S P ERA WHIP	3.0 16 10 1 0 0 2 0 0 0 0 0 0 29 63 15.00 2.333	4.1 10 16 1 0 0 2 0 0 0 0 0 0 0 39 30 0.00 0.333	7.1 10 16 3 3 2 1 2 0 0 0 0 0 28 48 10.80 3.000	8.1 10 16 0 0 0 0 0 0 0 0 0 0 2 3 0.00 0.000	9.1 10 16 3 1 1 1 0 0 0 0 0 0 15 21 9.00 3.000															

Philadelphia Phillies @ Montreal Expos
Olympic Stadium, Montreal, QB
Sat May 25 2002, 7:05 PM EDT
Att: 8,370 - Dome - 72 F

AB	40
R	13
H	14
RBI	11
BB	6
SO	7
LOB	17



Batter	1	2	3	4	5	6	7	8	9	AB	R	H	RBI	BB	SO	LOB	TOP			
Doug Glanville, R OBP: 0.292, SLG: 0.307																	5 1 1 0 0 0 5			
Marlon Anderson, L OBP: 0.316, SLG: 0.424																	5 1 2 1 0 1 0			
Scott Rolen, R OBP: 0.349, SLG: 0.441																	5 0 0 0 0 1 1			
Bobby Abreu, L OBP: 0.394, SLG: 0.429																	4 1 1 0 1 1 0			
Pat Burrell, R OBP: 0.385, SLG: 0.593																	4 1 3 1 0 0 0			
Jeremy Giambi, L OBP: 0.395, SLG: 0.506																	3 1 1 0 1 1 3			
Travis Lee, L OBP: 0.328, SLG: 0.363																	0 0 0 0 0 0 0			
Tomas Perez, S OBP: 0.354, SLG: 0.500																	3 0 1 0 1 1 0			
Todd Pratt, R OBP: 0.463, SLG: 0.571																	2 0 1 2 1 0 0			
Vicente Padilla, R OBP: 0.077, SLG: 0.077																	2 0 0 0 0 2 2			
11 Jimmy Rollins, S OBP: 0.351, SLG: 0.505																	1 0 0 0 0 0 1			
Carlos Silva, R OBP: 0.328, SLG: 0.363																	0 0 0 0 0 0 0			
Inning Stats	R: 1 E: 0 K: 0 S: 9	H: 2 LOB: 0 BB: 0 P: 14	R: 1 E: 0 K: 1 S: 13	H: 3 LOB: 2 BB: 0 P: 19	R: 0 E: 0 K: 0 S: 8	H: 2 LOB: 0 BB: 0 P: 11	R: 0 E: 0 K: 1 S: 10	H: 0 LOB: 0 BB: 0 P: 15	R: 1 E: 0 K: 0 S: 11	H: 1 LOB: 0 BB: 0 P: 11	R: 1 E: 0 K: 2 S: 13	H: 1 LOB: 1 BB: 1 P: 25	R: 0 E: 0 K: 1 S: 9	H: 0 LOB: 1 BB: 1 P: 14	R: 0 E: 0 K: 2 S: 7	H: 0 LOB: 0 BB: 0 P: 12	1B: 6 2B: 3 3B: 0 HR: 1	SF: 1 SAC: 1 DP: 1 HBP: 0	WP: 1 PB: 0 SB: 1 CS: 0	PA: 40
PITCHER	IP WLS BF H R ER SO BB IBB HBP BLK WP HR S P ERA WHIP																	PITCHER	IP WLS BF H R ER SO BB IBB HBP BLK WP HR S P ERA WHIP	
Javier Vazquez, R ERA: 2.96	(1, 1) 6.2 32 10 5 5 3 3 0 0 0 0 1 1 69 111 6.75 1.950																			
Graeme Lloyd, L ERA: 5.21	(7, 1) 0.1 W 1 0 0 0 1 0 0 0 0 0 0 0 3 5 0.00 0.000																			
Matt Herges, R ERA: 3.55	(8, 1) 0.1 H 2 0 0 0 1 1 0 0 0 0 0 0 5 9 0.00 3.000																			
Scott Stewart, L ERA: 1.75	(8, 1) 1.2 S 5 0 0 0 2 0 0 0 0 0 0 0 11 17 0.00 0.000																			

Philadelphia Phillies @ Montreal Expos
Olympic Stadium, Montreal, QB
Sun May 26 2002, 1:35 PM EDT
Att. 19,015 - Dome - 72 F

livebaseballscores.com

AB 34
R 5
H 10
RBI 4
BB 4
SO 7
LOB 12

Batter	1	2	3	4	5	6	7	8	9	AB	R	H	RBI	BB	SO	LOB	BOTTOM			
Jose Macias, S OBP: 0.279, SLG: 0.277																	4 2 1 1 0 0 2			
Jose Vidro, S OBP: 0.401, SLG: 0.505																	4 2 4 1 0 0 0			
Vladimir Guerrero, R OBP: 0.413, SLG: 0.599																	4 0 1 1 0 0 4			
Troy O'Leary, L OBP: 0.424, SLG: 0.531																	4 0 2 2 0 0 0			
Andres Calaraga, R OBP: 0.370, SLG: 0.384																	0 0 0 0 0 0 0			
Orlando Cabrera, R OBP: 0.312, SLG: 0.369																	4 0 0 0 0 2 2			
Fernando Tatis, R OBP: 0.358, SLG: 0.444																	3 1 2 0 1 0 0			
Mike Mordecai, R OBP: 0.294, SLG: 0.319																	0 0 0 0 0 0 0			
Brian Schneider, L OBP: 0.323, SLG: 0.421																	4 0 0 0 0 0 3			
Brad Wilkerson, L OBP: 0.375, SLG: 0.371																	3 1 1 0 0 1 0			
Javier Vazquez, R OBP: 0.074, SLG: 0.074																	2 0 0 0 0 0 0			
Graeme Lloyd, L ERA: 5.21																	0 0 0 0 0 0 0			
Wil Cordero, R OBP: 0.297, SLG: 0.286																	1 0 1 0 0 0 0			
Matt Herges, L ERA: 3.55																	0 0 0 0 0 0 0			
Scott Stewart, L ERA: 1.75																	0 0 0 0 0 0 0			
Inning Stats	R: 1 E: 0 K: 1 S: 16	H: 2 LOB: 1 BB: 0 P: 23	R: 0 E: 0 K: 0 S: 6	H: 1 LOB: 0 BB: 0 P: 8	R: 0 E: 0 K: 0 S: 12	H: 1 LOB: 1 BB: 0 P: 19	R: 0 E: 0 K: 0 S: 3	H: 0 LOB: 0 BB: 0 P: 5	R: 0 E: 0 K: 1 S: 9	H: 0 LOB: 0 BB: 0 P: 14	R: 1 E: 0 K: 0 S: 9	H: 3 LOB: 1 BB: 0 P: 12	R: 4 E: 0 K: 0 S: 17	H: 4 LOB: 0 BB: 1 P: 29	R: 0 E: 0 K: 1 S: 12	H: 1 LOB: 1 BB: 0 P: 17	1B: 9 2B: 3 3B: 0 HR: 0	SF: 0 SAC: 0 DP: 2 HBP: 0	WP: 1 PB: 0 SB: 1 CS: 1	PA: 35
PITCHER	IP WLS BF H R ER SO BB IBB HBP BLK WP HR S P ERA WHIP																	PITCHER	IP WLS BF H R ER SO BB IBB HBP BLK WP HR S P ERA WHIP	
Vicente Padilla, R ERA: 3.04	(1, 1) 7.0 L 30 11 6 6 2 1 0 0 0 0 0 0 72 110 7.71 1.714																			
Carlos Silva, R ERA: 2.05	(8, 1) 1.0 4 1 0 0 1 0 0 0 0 0 0 0 12 17 0.00 1.000																			

Philadelphia Phillies @ Montreal Expos
Olympic Stadium, Montreal, QB
Sun May 26 2002, 1:35 PM EDT
Att. 19,015 - Dome - 72 F

livebaseballscores.com

AB 33
R 6
H 12
RBI 5
BB 1
SO 3
LOB 11

Batter	1	2	3	4	5	6	7	8	9	AB	R	H	RBI	BB	SO	LOB	TOP			
Jose Macias, S OBP: 0.271, SLG: 0.269 (1, 8)	1-2 P4		0-1 F7			1-1 L4			2-3 K	4	0	0	0	0	1	1				
Jose Vidro, S OBP: 0.396, SLG: 0.515 (1, 4)	3-2 L9			2-3 K		2-3 K			1-2 HR	4	1	1	1	0	2	0				
Vladimir Guerrero, R OBP: 0.496, SLG: 0.987 (1, 9)	3-2 F9			2-2 L5			0-0 F8		1-1 G3-1	4	0	0	0	0	0	0				
Wil Cordero, R OBP: 0.293, SLG: 0.308 (1, 7)		1-3 K		3-2 L8			1-0 2B		0-1 F9	4	0	1	0	0	1	0				
Orlando Cabrera, R OBP: 0.313, SLG: 0.368 (1, 6)		0-3 K			1-1 G3 1B		0-0 F9			3	0	1	0	0	1	1				
Andres Galaraga, R OBP: 0.333, SLG: 0.320 (1, 3)		3-3 K			1-0 F7		0-0 L8			3	0	0	0	0	1	2				
Michael Barrett, R OBP: 0.392, SLG: 0.530 (1, 2)			0-0 CS 1B		3-1 G3			3-2 L8		3	0	1	0	0	0	1				
Mike Mordecai, R OBP: 0.296, SLG: 0.320 (1, 5)			2-1 SH2-4 1B		2-3 K			2-3 K		3	0	1	0	0	2	1				
Tony Armas, R OBP: 0.120, SLG: 0.083 (1, 1)			0-1 SH2-4			0-0 G4-3			1-1 F7	1	0	0	0	0	0	0				
Joey Eischen, L (7, 1)										0	0	0	0	0	0	0				
Brad Wilkerson, L (8, PH)										1	0	0	0	0	0	0				
Bruce Chen, L (8, 1)										0	0	0	0	0	0	0				
Inning Stats	R: 0 E: 0 K: 0 S: 10	H: 0 LOB: 0 BB: 0 P: 17	R: 0 E: 0 K: 3 S: 9	H: 0 LOB: 0 BB: 0 P: 13	R: 0 E: 0 K: 0 S: 7	H: 2 LOB: 1 BB: 0 P: 9	R: 0 E: 0 K: 1 S: 10	H: 0 LOB: 0 BB: 0 P: 17	R: 0 E: 0 K: 1 S: 8	H: 1 LOB: 1 BB: 0 P: 15	R: 0 E: 0 K: 0 S: 4	H: 1 LOB: 1 BB: 0 P: 5	R: 0 E: 0 K: 1 S: 9	H: 0 LOB: 0 BB: 0 P: 15	R: 1 E: 0 K: 1 S: 11	H: 1 LOB: 0 BB: 0 P: 15	1B: 3 2B: 1 3B: 0 HR: 1	SF: 0 SAC: 1 DP: 0 HBP: 0	WP: 0 PB: 0 SB: 0 CS: 1	PA: 31
PITCHER Tom Glavine, L ERA: 1.59 (1, 1)	IP: 9.0 WLS: W BF: 31 H: 5 R: 1 ER: 1 SO: 8 BB: 0 IBB: 0 HBP: 0 BLK: 0 WP: 0 HR: 1 S: 74 P: 115 ERA: 1.00 WHIP: 0.556																			

Montreal Expos @ Atlanta Braves
Turner Field, Atlanta, GA
Mon May 27 2002, 1:05 PM EDT
Att: 30,187 - Cloudy - 78 F

AB	30
R	1
H	5
RBI	1
BB	0
SO	8
LOB	6



Batter	1	2	3	4	5	6	7	8	9	AB	R	H	RBI	BB	SO	LOB	BOTTOM			
Rafael Furcal, S OBP: 0.303, SLG: 0.369 (1, 6)	1-3 K		2-1 1B SF8 2B		2-1 1B		0-3 K			4	1	2	2	0	2	0				
Keith Lockhart, L (1, 4)	1-1 F8		0-1 10 3B		2-2 F9		0-1 F7			4	1	1	0	0	0	1				
Darren Bragg, L (1, 9)	2-1 G4-3		1-0 SF8		0-0 F7			1-1 F7		3	0	0	1	0	0	1				
10 Chipper Jones, S OBP: 0.409, SLG: 0.474 (1, 7)		2-0 G4-3	0-1 1B 3B			2-3 K		2-3 K		4	0	1	1	0	2	0				
Andrew Jones, R (1, 8)		0-0 G6-3	1-1 G5-3			3-1 1B SF9 1B		3-2 F6		4	1	1	0	0	0	1				
Vinny Castilla, R (1, 5)		1-0 G5-3		1-3 K		1-1 1B			1-3 1B	3	0	1	0	0	1	0				
Wes Helms, R (1, 3)			4-2 SH1-4 1B 2B BB		0-0 G6-3		1-1 SF9			1	1	0	1	1	0	0				
Javy Lopez, R (1, 2)			1-0 SH1-4 2B 1B		1-1 G6-3		3-H 0-0 G4-3			3	1	1	0	0	0	1				
Tom Glavine, L (1, 1)			0-1 SH1-4		2-2 G2-3		0-0 G6-3			2	0	0	0	0	0	0				
Inning Stats	R: 0 E: 0 K: 1 S: 8	H: 0 LOB: 0 BB: 0 P: 12	R: 0 E: 0 K: 0 S: 3	H: 0 LOB: 0 BB: 0 P: 6	R: 4 E: 0 K: 0 S: 14	H: 4 LOB: 1 BB: 1 P: 23	R: 0 E: 0 K: 1 S: 6	H: 0 LOB: 0 BB: 0 P: 8	R: 0 E: 0 K: 0 S: 10	H: 1 LOB: 1 BB: 0 P: 16	R: 1 E: 0 K: 1 S: 10	H: 2 LOB: 1 BB: 0 P: 17	R: 0 E: 0 K: 1 S: 6	H: 0 LOB: 0 BB: 0 P: 6	R: 0 E: 0 K: 1 S: 9	H: 0 LOB: 0 BB: 0 P: 15	1B: 5 2B: 1 3B: 1 HR: 0	SF: 2 SAC: 1 DP: 0 HBP: 0	WP: 0 PB: 0 SB: 0 CS: 0	PA: 32
PITCHER Tony Armas, R ERA: 4.13 (1, 1)	IP: 6.0 WLS: L BF: 26 H: 7 R: 5 ER: 5 SO: 3 BB: 1 IBB: 0 HBP: 0 BLK: 0 WP: 0 HR: 0 S: 51 P: 82 ERA: 7.50 WHIP: 1.333																			
Joey Eischen, L (7, 1)	1.0	3	0	0	0	1	0	0	0	0	0	6	6	0.00	0.000					
Bruce Chen, L (8, 1)	1.0	3	0	0	0	1	0	0	0	0	0	9	15	0.00	0.000					

Montreal Expos @ Atlanta Braves
Turner Field, Atlanta, GA
Mon May 27 2002, 1:05 PM EDT
Att: 30,187 - Cloudy - 78 F

AB	28
R	5
H	7
RBI	5
BB	1
SO	5
LOB	4




Batter	1	2	3	4	5	6	7	8	9	AB	R	H	RBI	BB	SO	LOB	TOP																	
Brad Wilkerson, L (1, 8) OBP: 0.370, SLG: 0.365 Jose Macias, S (8, PH) OBP: 0.268, SLG: 0.266 (8, 8)	3-2 P6			2-3 K		1-2 1B		1-0 E6	0-0 2B	3	0	1	0	0	1	0	Montreal Expos @ Atlanta Braves Turner Field, Atlanta, GA Wed May 29, 2002, 7:05 PM EDT Att: 20,162 - Cloudy - 81 F																	
Jose Vidro, S (1, 4) OBP: 0.387, SLG: 0.502	1-1 L8			1-2 G6-3		0-0 F8		2-3 K	0-2 2B	5	0	1	3	0	1	2																		
Vladimir Guerrero, R (1, 9) OBP: 0.409, SLG: 0.596	0-1 L7			0-1 HR		1-0 1B		4-0 1B		3	1	2	1	1	0	0																		
Troy O'Leary, L (1, 7) OBP: 0.432, SLG: 0.528		1-1 L5		1-2 1B		2-0 F7		1-1 1B	FC6-4	4	0	2	0	0	0	2																		
Orlando Cabrera, R (1, 6) OBP: 0.310, SLG: 0.360		2-2 G5-3		2-2 G5-3			0-0 F9	1-2 FC6-4		4	0	0	0	0	0	4																		
Lee Stevens, L (1, 3) OBP: 0.332, SLG: 0.369		1-0 G4-3			1-3 K		4-1 F8 WP		1-3 K	3	0	0	0	1	2	0																		
Fernando Tatis, R (1, 5) Mike Mordecai, R (9, PR) OBP: 0.296, SLG: 0.320 (9, 5)			2-2 L7		2-1 F7		2-2 F8		0-2 1B	4	0	1	0	0	0	1																		
Brian Schneider, L (1, 2) OBP: 0.303, SLG: 0.393			3-2 F7		0-3 K		2-3 K		2-1 F9	4	0	0	0	0	2	2																		
Tomo Ohka, S (1, 1) Andres Castaneda, R (8, PH) Matt Herge, L (8, 1) 52 T.J. Tucker, R (8, 1) Wil Cordero, R (8, PH) Scott Stewart, L (8, 1)			0-1 G1-3			2-3 K		1-3 K	1-1 2B	2	0	0	0	0	1	0																		
Inning Stats	R: 0 E: 0 K: 0 S: 8	H: 0 LOB: 0 BB: 0 P: 12	R: 0 E: 0 K: 0 S: 6	H: 0 LOB: 0 BB: 0 P: 10	R: 0 E: 0 K: 0 S: 8	H: 0 LOB: 0 BB: 0 P: 13	R: 1 E: 0 K: 1 S: 17	H: 2 LOB: 1 BB: 0 P: 23	R: 0 E: 0 K: 2 S: 10	H: 0 LOB: 2 BB: 0 P: 16	R: 0 E: 0 K: 1 S: 9	H: 0 LOB: 1 BB: 1 P: 17	R: 0 E: 1 K: 2 S: 14	H: 1 LOB: 3 BB: 1 P: 24	R: 3 E: 0 K: 1 S: 14	H: 4 LOB: 2 BB: 0 P: 18		1B: 7 2B: 1 3B: 0 HR: 1	SF: 0 SAC: 0 DP: 0 HBP: 0	WP: 1 PB: 0 SB: 1 CS: 0	PA: 38													
PITCHER	IP WLS BF H R ER SO BB IBB HBP BLK WP HR S P ERA WHIP																																	
Kevin Millwood, R (1, 1) ERA: 4.39	7.0		26	4	1	1	5	1	0	0	0	0	1	1	66	102	1.29	0.714																
Mike Remlinger, L (8, 1) ERA: 1.53	1.0	H	6	1	0	0	2	0	1	0	0	0	0	0	14	24	0.00	1.000																
29 John Smoltz, R (9, 1) ERA: 5.93	1.0	L	6	4	3	3	1	0	0	0	0	0	0	0	14	18	27.00	4.000																

AB	36
R	4
H	9
RBI	4
BB	2
SO	8
LOB	11



Batter	1	2	3	4	5	6	7	8	9	AB	R	H	RBI	BB	SO	LOB	BOTTOM																
Rafael Furcal, S (1, 6) OBP: 0.311, SLG: 0.374	1-1 G4-3		3-1 1B		1-0 SF7		1-2 F7		0-0 1B	4	0	2	1	0	0	0	Montreal Expos @ Atlanta Braves Turner Field, Atlanta, GA Wed May 29, 2002, 7:05 PM EDT Att: 20,162 - Cloudy - 81 F																
Keith Lockhart, L (1, 4) OBP: 0.221, SLG: 0.313	3-1 P1		2-0 F5		2-3 K			1-0 P4	2-3 K	5	0	0	0	0	2	3																	
Julio Franco, R (1, 3) OBP: 0.301, SLG: 0.272	2-1 F9			1-0 G5-3		0-3 K2-3		3-2 E	0-2 1B	5	0	2	1	0	1	0																	
Andrew Jones, R (1, 8) OBP: 0.374, SLG: 0.503		2-3 K		0-2 WP		4-0 E		4-2 E	4-2 1B	2	0	1	0	3	1	0																	
Vinny Castilla, R (1, 5) OBP: 0.273, SLG: 0.394		0-0 HR		4-2 WP		0-0 F7		2-3 K	2-2 FC5-4	4	1	1	1	1	1	6																	
Wes Helms, R (1, 7) OBP: 0.280, SLG: 0.421		2-3 K		2-0 F9		1 SAFE	4-2 1B	3-2 E5		3	0	0	0	1	1	4																	
Javy Lopez, R (1, 2) OBP: 0.277, SLG: 0.308 10 Chipper Jones, S (8, PH) OBP: 0.407, SLG: 0.472 Henry Blanco, R (9, 2) OBP: 0.232, SLG: 0.266			1-3 K		1-2 G6-3		3-3 K		3-1 F7	3	0	0	0	0	2	4																	
Darren Bragg, L (1, 9) OBP: 0.237, SLG: 0.400 Jesse Garcia, R (9, PH) OBP: 0.400, SLG: 0.400			0-1 G4-3		1-1 SH1-4		0-0 G4-6-3		2-2 G4-3	3	1	2	0	0	0	0																	
Kevin Millwood, R (1, 1) ERA: 3.49 Matt Herge, L (7, PH) Mike Remlinger, L (8, 1) 29 John Smoltz, R (9, 1) Gary Sheffield, R (8, PH) Jason Marquis, L (8, PH) OBP: 0.333, SLG: 0.385 OBP: 0.220, SLG: 0.290			0-2 G3		0-1 SH1-4		1-2 G4-6-3		4-1 1B	1	0	0	0	0	0	0																	
Inning Stats	R: 0 E: 0 K: 0 S: 6	H: 0 LOB: 0 BB: 0 P: 12	R: 1 E: 0 K: 3 S: 10	H: 1 LOB: 0 BB: 0 P: 15	R: 0 E: 0 K: 0 S: 9	H: 1 LOB: 1 BB: 0 P: 13	R: 0 E: 0 K: 1 S: 11	H: 1 LOB: 2 BB: 1 P: 19	R: 0 E: 1 K: 2 S: 10	H: 0 LOB: 2 BB: 2 P: 21	R: 0 E: 0 K: 1 S: 7	H: 1 LOB: 0 BB: 0 P: 9	R: 0 E: 1 K: 1 S: 17	H: 1 LOB: 3 BB: 1 P: 33	R: 1 E: 0 K: 1 S: 18	H: 2 LOB: 3 BB: 2 P: 32		1B: 5 2B: 2 3B: 0 HR: 1	SF: 1 SAC: 1 DP: 1 HBP: 0	WP: 1 PB: 0 SB: 0 CS: 0	PA: 41												
PITCHER	IP WLS BF H R ER SO BB IBB HBP BLK WP HR S P ERA WHIP																																
Tomo Ohka, R (1, 1) ERA: 3.49	0.1		3	1	0	0	0	1	0	0	0	0	0	9	17	0.00	6.000																
Matt Herge, R (8, 1) ERA: 3.29	0.2	W	3	0	0	0	1	0	0	0	0	0	0	8	16	0.00	0.000																
52 T.J. Tucker, R (8, 1) ERA: 2.1	1.0	S	7	2	1	1	1	2	0	0	0	0	0	18	32	9.00	4.000																
Scott Stewart, L (9, 1) ERA: 2.03																																	

AB	33
R	3
H	8
RBI	3
BB	6
SO	8
LOB	21



Batter	1	2	3	4	5	6	7	8	9	AB	R	H	RBI	BB	SO	LOB	TOP										
Brad Wilkerson, L (1, 8) OBP: 0.379, SLG: 0.377										3	0	2	0	1	1	0	Montreal Expos @ Atlanta Braves Turner Field, Atlanta, GA Thu May 30 2002, 7:35 PM EDT Att: 24,025 - Cloudy - 80 F										
Jose Vidro, S (1, 4) OBP: 0.380, SLG: 0.493										4	0	0	0	0	0	4											
Vladimir Guerrero, R (1, 9) OBP: 0.411, SLG: 0.604										4	0	2	0	0	0	0											
Troy O'Leary, L (1, 7) OBP: 0.415, SLG: 0.487										3	0	0	0	1	0	1											
Orlando Cabrera, R (1, 6) OBP: 0.314, SLG: 0.375										3	1	1	1	1	0	0											
Lee Stevens, L (1, 3) OBP: 0.325, SLG: 0.360										4	0	0	0	0	1	3											
Fernando Tatis, R (1, 5) OBP: 0.355, SLG: 0.464										4	1	1	0	0	1	0											
Michael Barrett, R (1, 2) OBP: 0.398, SLG: 0.539										3	0	1	1	1	1	0											
Carl Pavano, R (1, 1) OBP: 0.238, SLG: 0.286										2	0	0	0	0	2	2											
Mike Mordecai, R (7, PH) OBP: 0.291, SLG: 0.314										1	0	0	0	0	1	0											
Graeme Lloyd, L (7, 1)										0	0	0	0	0	0	0											
Matt Herges, L (7, 1)										0	0	0	0	0	0	0											
Bruce Chen, L (8, 1) OBP: 0.455, SLG: 0.545										0	0	0	0	0	0	0											
Inning Stats	R: 0 E: 0 K: 1 S: 5	H: 0 LOB: 0 BB: 0 P: 9	R: 0 E: 0 K: 0 S: 9	H: 0 LOB: 0 BB: 0 P: 15	R: 1 E: 0 K: 1 S: 11	H: 2 LOB: 1 BB: 1 P: 19	R: 0 E: 0 K: 0 S: 5	H: 0 LOB: 0 BB: 0 P: 9	R: 0 E: 0 K: 1 S: 8	H: 0 LOB: 1 BB: 1 P: 15	R: 0 E: 0 K: 1 S: 9	H: 2 LOB: 3 BB: 2 P: 21	R: 0 E: 0 K: 1 S: 11	H: 0 LOB: 0 BB: 0 P: 19	R: 0 E: 0 K: 1 S: 10	H: 2 LOB: 1 BB: 0 P: 10	R: 1 E: 0 K: 2 S: 9	H: 1 LOB: 0 BB: 0 P: 15	1B: 2 2B: 3 3B: 1 HR: 1	SF: 0 SAC: 0 DP: 2 HBP: 0	WP: 0 PA: 35 PB: 0 SB: 0 CS: 1						
PITCHER	IP	WLS	BF	H	R	ER	SO	BB	IBB	HBP	BLK	WP	HR	S	P	ERA	WHIP										
Jason Marquis, R (1, 1) ERA: 4.4	7.0	W	27	4	1	1	5	4	0	0	0	0	0	58	107	1.29	1.143										
Darren Holmes, R (8, 1) ERA: 1.75	2.0		8	3	1	1	2	0	0	0	0	0	1	19	25	4.50	1.500										

AB	31
R	2
H	7
RBI	2
BB	4
SO	7
LOB	10



Batter	1	2	3	4	5	6	7	8	9	AB	R	H	RBI	BB	SO	LOB	BOTTOM										
Rafael Furcal, S (1, 6) OBP: 0.309, SLG: 0.370										5	0	1	0	0	0	3	Montreal Expos @ Atlanta Braves Turner Field, Atlanta, GA Thu May 30 2002, 7:35 PM EDT Att: 24,025 - Cloudy - 80 F										
Keith Lockhart, L (1, 4) OBP: 0.208, SLG: 0.294										4	0	0	1	0	1	3											
Julio Franco, R (1, 3) OBP: 0.308, SLG: 0.281										4	1	2	1	0	2	1											
Darren Holmes, R (8, 1) ERA: 1.75										0	0	0	0	0	0	0											
10 Chipper Jones, S (1, 7) OBP: 0.413, SLG: 0.477										4	0	3	1	0	0	0											
Andrew Jones, R (1, 8) OBP: 0.376, SLG: 0.498										2	0	0	0	2	0	3											
Vinny Castilla, R (1, 5) OBP: 0.273, SLG: 0.398										3	1	1	1	0	0	4											
Darren Bragg, L (1, 9) OBP: 0.238, SLG: 0.385										4	0	1	1	0	0	2											
Javy Lopez, R (1, 2) OBP: 0.283, SLG: 0.313										4	1	2	0	0	0	1											
Jason Marquis, L (1, 1) OBP: 0.286, SLG: 0.500										2	1	1	0	0	0	0											
Wes Helms, R (7, PH) OBP: 0.283, SLG: 0.431										2	1	1	0	0	1	1											
Inning Stats	R: 0 E: 0 K: 1 S: 6	H: 0 LOB: 0 BB: 0 P: 10	R: 0 E: 0 K: 0 S: 4	H: 0 LOB: 1 BB: 1 P: 8	R: 1 E: 0 K: 1 S: 13	H: 2 LOB: 1 BB: 0 P: 21	R: 1 E: 0 K: 0 S: 8	H: 3 LOB: 1 BB: 0 P: 14	R: 0 E: 0 K: 0 S: 10	H: 0 LOB: 0 BB: 0 P: 15	R: 1 E: 0 K: 0 S: 9	H: 2 LOB: 1 BB: 0 P: 13	R: 2 E: 0 K: 1 S: 15	H: 4 LOB: 3 BB: 1 P: 29	R: 0 E: 0 K: 1 S: 13	H: 1 LOB: 1 BB: 0 P: 16	1B: 10 2B: 2 3B: 0 HR: 0	SF: 1 SAC: 0 DP: 1 HBP: 0	WP: 0 PA: 37 PB: 0 SB: 1 CS: 0								
PITCHER	IP	WLS	BF	H	R	ER	SO	BB	IBB	HBP	BLK	WP	HR	S	P	ERA	WHIP										
Carl Pavano, R (1, 1) ERA: 5.67	6.0	L	25	7	3	3	2	1	0	0	0	0	0	8	16	27.00	3.000										
Graeme Lloyd, L (7, 1) ERA: 6.41	0.2		4	2	2	2	1	0	0	0	0	0	0	7	13	0.00	9.000										
Matt Herges, R (7, 1) ERA: 3.25	0.1		4	2	0	0	0	1	0	0	0	0	0	7	13	0.00	9.000										
Bruce Chen, L (8, 1) ERA: 5.08	1.0		4	1	0	0	1	0	0	0	0	0	0	13	16	0.00	1.000										



Batter	1	2	3	4	5	6	7	8	9	AB	R	H	RBI	BB	SO	LOB	TOP			
Brad Wilkerson, L OBP: 0.379, SLG: 0.385 (1, 8)	F5	F7				WP G3		G4-3		5	1	2	1	0	0	0	Montreal Expos @ Philadelphia Phillies Veterans Stadium, Philadelphia, PA Fri May 31 2002, 7:05 PM EDT Att: 15,455 - Cloudy - 87 F			
Jose Vidro, S OBP: 0.377, SLG: 0.491 (1, 4)	HR 2B	G3			F5	G6-3		G4-3		5	1	1	0	0	0	2				
Vladimir Guerrero, R OBP: 0.415, SLG: 0.598 (1, 9)	HR BB		G5-3		1B G3	1B BB		G6-4-3		2	2	0	0	3	1	1				
Troy O'Leary, L OBP: 0.413, SLG: 0.545 Jose Macias, S OBP: 0.296, SLG: 0.266 (9, 8)	HR		L4		G3			G6-4-3		5	1	2	4	0	0	2				
Orlando Cabrera, R OBP: 0.313, SLG: 0.373 (1, 6)	F5		K		1B	1B		G3		4	0	1	0	0	1	1				
Lee Stevens, L OBP: 0.328, SLG: 0.360 Graeme Lloyd, L 52 T.J. Tucker, R OBP: 1.000, SLG: 1.000 Scott Stewart, R (9, 1)	HR BB		G4-3		1B	1B		K		3	1	1	1	1	1	2				
Fernando Tatis, R OBP: 0.351, SLG: 0.489 Mike Mordecai, R OBP: 0.291, SLG: 0.314 (9, 5)	HR		G4-3		FC5-4	1B		G6-3		4	1	1	2	0	0	3				
Michael Barrett, R OBP: 0.400, SLG: 0.531 (1, 2)	K		G4-3		SH3-4	2B HBP		G6-4-3		2	1	0	0	1	1	0				
Javier Vazquez, R OBP: 0.069, SLG: 0.069 Andres Galaraga, R OBP: 0.353, SLG: 0.350 (8, 3)	K		G1-3		SH3-4			G6-4-3		2	0	0	0	0	1	0				
Inning Stats	R: 5 E: 0 K: 1 S: 23	H: 3 W: 0 LOB: 2 P: 42	R: 0 E: 0 K: 1 S: 6	H: 0 W: 0 LOB: 0 P: 9	R: 0 E: 0 K: 1 S: 7	H: 0 W: 0 LOB: 0 P: 12	R: 0 E: 0 K: 0 S: 8	H: 0 W: 0 LOB: 0 P: 9	R: 2 E: 0 K: 1 S: 12	H: 3 W: 1 LOB: 1 P: 16	R: 0 E: 0 K: 1 S: 8	H: 1 W: 1 LOB: 1 P: 12	R: 0 E: 0 K: 0 S: 6	H: 0 W: 0 LOB: 0 P: 13	R: 0 E: 0 K: 0 S: 4	H: 0 W: 0 LOB: 1 P: 11		1B: 4 2B: 2 3B: 0 HR: 2	SF: 0 SAC: 1 DP: 2 HBP: 1	WP: 3 PB: 0 SB: 0 CS: 0
PITCHER	IP WLS BF H R ER SO BB IBB HBP BLK WP HR S P ERA WHIP	IP WLS BF H R ER SO BB IBB HBP BLK WP HR S P ERA WHIP	IP WLS BF H R ER SO BB IBB HBP BLK WP HR S P ERA WHIP	IP WLS BF H R ER SO BB IBB HBP BLK WP HR S P ERA WHIP	IP WLS BF H R ER SO BB IBB HBP BLK WP HR S P ERA WHIP	IP WLS BF H R ER SO BB IBB HBP BLK WP HR S P ERA WHIP	IP WLS BF H R ER SO BB IBB HBP BLK WP HR S P ERA WHIP	IP WLS BF H R ER SO BB IBB HBP BLK WP HR S P ERA WHIP	IP WLS BF H R ER SO BB IBB HBP BLK WP HR S P ERA WHIP	IP WLS BF H R ER SO BB IBB HBP BLK WP HR S P ERA WHIP	IP WLS BF H R ER SO BB IBB HBP BLK WP HR S P ERA WHIP	IP WLS BF H R ER SO BB IBB HBP BLK WP HR S P ERA WHIP	IP WLS BF H R ER SO BB IBB HBP BLK WP HR S P ERA WHIP	IP WLS BF H R ER SO BB IBB HBP BLK WP HR S P ERA WHIP	IP WLS BF H R ER SO BB IBB HBP BLK WP HR S P ERA WHIP	IP WLS BF H R ER SO BB IBB HBP BLK WP HR S P ERA WHIP				

AB	33
R	8
H	8
RBI	8
BB	5
SO	5
LOB	12



Batter	1	2	3	4	5	6	7	8	9	AB	R	H	RBI	BB	SO	LOB	BOTTOM					
11 Jimmy Rollins, S OBP: 0.339, SLG: 0.479 (1, 6)	K	K			F8		P4		K	5	0	0	0	0	3	3	Montreal Expos @ Philadelphia Phillies Veterans Stadium, Philadelphia, PA Fri May 31 2002, 7:05 PM EDT Att: 15,455 - Cloudy - 87 F					
Marlon Anderson, L OBP: 0.321, SLG: 0.440 (1, 4)	F2		G4-6-3		F5		HR		L8	5	1	2	2	0	0	2						
Scott Rolen, R OBP: 0.341, SLG: 0.420 (1, 5)	G5-3		G4-6-3		K		F9			4	0	0	0	0	1	2						
Bobby Abreu, L OBP: 0.401, SLG: 0.456 (1, 9)		1B HR	F7		F9		K			4	1	1	0	0	1	0						
Pat Burrell, R OBP: 0.387, SLG: 0.601 (1, 7)		1B HR	L7		L9		HR			4	2	2	1	0	0	0						
Jeremy Giambi, L OBP: 0.406, SLG: 0.527 (1, 3)		HR	BB		1B		G6-3			3	1	2	3	1	0	0						
Mike Lieberthal, R OBP: 0.311, SLG: 0.404 (1, 2)		HR	F6		F7		G6-3			4	1	1	1	0	0	2						
Doug Glanville, R OBP: 0.292, SLG: 0.309 Jason Michaels, R OBP: 0.354, SLG: 0.600 (9, PH)		F5			K		HR		G6-3	3	1	1	0	0	1	1						
Brandon Duckworth, R ERA: 5.11 48 David Coggin, R ERA: 7.31 Jose Santiago, R ERA: 6.04 Rheal Cormier, L ERA: 6.64 (1, 1)		G4-3			WP 2B		K		E9	1	0	0	0	0	0	0						
Inning Stats	R: 0 E: 0 K: 1 S: 7	H: 0 W: 0 LOB: 0 P: 9	R: 4 E: 0 K: 1 S: 19	H: 4 W: 0 LOB: 0 P: 28	R: 0 E: 0 K: 0 S: 8	H: 1 W: 0 LOB: 0 P: 12	R: 0 E: 0 K: 1 S: 7	H: 0 W: 0 LOB: 1 P: 15	R: 0 E: 0 K: 1 S: 10	H: 1 W: 1 LOB: 1 P: 15	R: 0 E: 0 K: 0 S: 10	H: 1 W: 1 LOB: 0 P: 15	R: 2 E: 0 K: 1 S: 12	H: 2 W: 0 LOB: 0 P: 17	R: 1 E: 0 K: 1 S: 10	H: 1 W: 0 LOB: 0 P: 16		R: 0 E: 1 K: 1 S: 13	H: 1 W: 1 LOB: 1 P: 19	1B: 5 2B: 2 3B: 0 HR: 4	SF: 0 SAC: 0 DP: 1 HBP: 0	WP: 1 PB: 0 SB: 0 CS: 0
PITCHER	IP WLS BF H R ER SO BB IBB HBP BLK WP HR S P ERA WHIP	IP WLS BF H R ER SO BB IBB HBP BLK WP HR S P ERA WHIP	IP WLS BF H R ER SO BB IBB HBP BLK WP HR S P ERA WHIP	IP WLS BF H R ER SO BB IBB HBP BLK WP HR S P ERA WHIP	IP WLS BF H R ER SO BB IBB HBP BLK WP HR S P ERA WHIP	IP WLS BF H R ER SO BB IBB HBP BLK WP HR S P ERA WHIP	IP WLS BF H R ER SO BB IBB HBP BLK WP HR S P ERA WHIP	IP WLS BF H R ER SO BB IBB HBP BLK WP HR S P ERA WHIP	IP WLS BF H R ER SO BB IBB HBP BLK WP HR S P ERA WHIP	IP WLS BF H R ER SO BB IBB HBP BLK WP HR S P ERA WHIP	IP WLS BF H R ER SO BB IBB HBP BLK WP HR S P ERA WHIP	IP WLS BF H R ER SO BB IBB HBP BLK WP HR S P ERA WHIP	IP WLS BF H R ER SO BB IBB HBP BLK WP HR S P ERA WHIP	IP WLS BF H R ER SO BB IBB HBP BLK WP HR S P ERA WHIP	IP WLS BF H R ER SO BB IBB HBP BLK WP HR S P ERA WHIP	IP WLS BF H R ER SO BB IBB HBP BLK WP HR S P ERA WHIP						

AB	37
R	7
H	11
RBI	7
BB	1
SO	7
LOB	11



Batter	1	2	3	4	5	6	7	8	9	AB	R	H	RBI	BB	SO	LOB	TOP			
Brad Wilkerson, L (1, 8) OBP: 0.387, SLG: 0.396	G4-3		1B HBP		2B 1B		2B	F9		3	0	2	0	0	0	0	Montreal Expos @ Philadelphia Phillies Veterans Stadium, Philadelphia, PA Sat Jun 01 2002, 7:05 PM EDT Att: 16,601 - Cloudy - 87 F			
Mike Mordecai, R (8, PH) OBP: 0.286, SLG: 0.308											1	0	0	0	0	2				
Joey Eischen, L (8, 1)											0	0	0	0	0	0				
Masato Yoshii, R (8, 1)											0	0	0	0	0	0				
Jose Vidro, S (1, 4) OBP: 0.381, SLG: 0.496	F7		G5-4-3 1B		2B		BB		G1-3	1	4	0	2	1	1	0				
Vladimir Guerrero, R (1, 9) OBP: 0.499, SLG: 0.584	F8		G5-4-3 1-2 2-H		G5-3		K		F7	2	5	0	0	0	0	1		6		
Troy O'Leary, L (1, 7) OBP: 0.412, SLG: 0.521		L5		F7	G4-3			BB 1B SF7	1B		4	1	1	0	0	2				
Orlando Cabrera, R (1, 6) OBP: 0.310, SLG: 0.368	G5-3			G4-3		G4-3		BB 1B	F7	3	5	1	1	0	0	1				
Lee Stevens, L (1, 3) OBP: 0.333, SLG: 0.380											2	1	1	1	1	0				
Andres Galarraga, R (8, PH) OBP: 0.351, SLG: 0.330				HR		K		1B BB			0	0	0	0	1	0				
Fernando Tatis, R (1, 5) OBP: 0.347, SLG: 0.478	F8					L4		K			4	0	1	0	0	1		4		
Brian Schneider, L (1, 2) OBP: 0.300, SLG: 0.391			SH1-4 1B	G3			G4-3	SF7			3	1	1	1	0	0		1		
Tony Armas, R (1, 1) OBP: 0.111, SLG: 0.077			SH1-4				G4-3				2	0	0	0	0	0		0		
Matt Herges, L (7, 1)							G3				0	0	0	0	0	0		0		
Wil Cordero, R (8, PH) OBP: 0.298, SLG: 0.311											1	0	1	1	0	0		0		
Jose Macias, S (8, 8) OBP: 0.268, SLG: 0.266								1-2 2-H	1B		0	0	0	0	0	0	0			
Inning Stats	R: 0 E: 0 K: 0 S: 8	H: 0 LOB: 0 BB: 0 P: 13	R: 0 E: 0 K: 0 S: 10	H: 0 LOB: 1 BB: 1 P: 17	R: 1 E: 0 K: 0 S: 10	H: 2 LOB: 1 BB: 0 P: 16	R: 1 E: 0 K: 0 S: 6	H: 2 LOB: 0 BB: 0 P: 10	R: 0 E: 0 K: 1 S: 7	H: 0 LOB: 2 BB: 0 P: 9	R: 0 E: 0 K: 1 S: 10	H: 1 LOB: 2 BB: 1 P: 19	R: 2 E: 0 K: 1 S: 14	H: 3 LOB: 2 BB: 1 P: 23	R: 0 E: 0 K: 0 S: 7	H: 0 LOB: 1 BB: 0 P: 9	1B: 7 2B: 2 3B: 0 HR: 1	SF: 1 SAC: 1 DP: 1 HBP: 2	WP: 0 PB: 0 SB: 0 CS: 0	PA: 41
PITCHER	IP	WLS	BF	H	R	ER	SO	BB	IBB	HBP	BLK	WP	HR	S	P	ERA	WHIP			
Vicente Padilla, R (1, 1) ERA: 3.0	7.0	W	30	7	2	2	2	2	0	0	0	0	0	4	4	2.57	1.286			
Dan Plesac, L (8, 1) ERA: 4.51	0.0		2	2	2	2	0	0	0	0	0	0	0	4	4	∞	∞			
Ricky Bottalico, R (8, 1) ERA: 4.03	0.2	H	4	1	0	0	1	1	0	0	0	0	0	9	16	0.00	3.000			
Rheal Cormier, L (8, 1) ERA: 6.53	0.1	H	1	0	0	0	0	0	0	0	0	0	0	1	3	0.00	0.000			
Jose Mesa, R (9, 1) ERA: 3.04	1.0		4	0	0	0	0	0	0	1	0	0	0	7	9	0.00	0.000			

AB	34
R	4
H	10
RBI	4
BB	3
SO	3
LOB	16



Batter	1	2	3	4	5	6	7	8	9	AB	R	H	RBI	BB	SO	LOB	BOTTOM			
11 Jimmy Rollins, S (1, 6) OBP: 0.340, SLG: 0.475	G6-3		K			HR 1B	K	HBP BB		4	1	1	0	1	2	2	Montreal Expos @ Philadelphia Phillies Veterans Stadium, Philadelphia, PA Sat Jun 01 2002, 7:05 PM EDT Att: 16,601 - Cloudy - 87 F			
Scott Rolen, R (1, 5) OBP: 0.346, SLG: 0.451	K			G6-3		HR 1B	HR	HBP		4	2	2	5	0	1	0				
Bobby Abreu, L (1, 8) OBP: 0.410, SLG: 0.477	FC5-4 HBP			BB BB 1B		HR	HR	HBP		3	1	2	1	1	0	3				
Pat Burrell, R (1, 7) OBP: 0.384, SLG: 0.591	FC5-4 1-2			BB		P6	G6-3			3	0	0	0	1	0	2				
Jeremy Giambi, L (1, 9) OBP: 0.410, SLG: 0.524		P6		G3-6-1 BB		G6-3 BB		K		1	0	0	0	2	0	0				
Doug Glanville, R (8, 8) OBP: 0.291, SLG: 0.307				1-2 2-3		G6-3 1-2		K		1	0	0	0	0	1	0				
Mike Lieberthal, R (1, 2) OBP: 0.309, SLG: 0.406	K			G3-6-1 1-2		G6-3 1-2		HR 2B		4	1	1	0	0	1	5				
Travis Lee, L (1, 3) OBP: 0.340, SLG: 0.388		G4-3			G5-3		SH2-4 HR BB	HR		3	2	1	2	1	0	0				
Marlon Anderson, L (1, 4) OBP: 0.325, SLG: 0.441				G5-3		K	SH2-4 HR 1B	2B 1B		4	1	2	0	0	1	0				
Vicente Padilla, R (1, 1) OBP: 0.271, SLG: 0.071										2	0	0	0	0	2	0				
Tommy Pharo, S (7, PH) OBP: 0.300, SLG: 0.533										0	0	0	0	0	0	0				
Dan Plesac, L (8, 1)										0	0	0	0	0	0	0				
Ricky Bottalico, L (8, 1)										0	0	0	0	0	0	0				
Rheal Cormier, L (8, 1)										0	0	0	0	0	0	0				
Jason Michaels, R (8, PH) OBP: 0.279, SLG: 0.034										1	0	1	0	0	0	0				
Jose Mesa, R (9, 1)										0	0	0	0	0	0	0				
Inning Stats	R: 0 E: 0 K: 1 S: 8	H: 0 LOB: 1 BB: 0 P: 13	R: 0 E: 0 K: 1 S: 7	H: 0 LOB: 0 BB: 0 P: 9	R: 0 E: 0 K: 2 S: 7	H: 0 LOB: 0 BB: 0 P: 9	R: 0 E: 0 K: 0 S: 8	H: 1 LOB: 2 BB: 2 P: 18	R: 0 E: 0 K: 2 S: 8	H: 0 LOB: 0 BB: 0 P: 14	R: 2 E: 0 K: 0 S: 13	H: 2 LOB: 1 BB: 2 P: 29	R: 4 E: 0 K: 1 S: 19	H: 3 LOB: 0 BB: 1 P: 34	R: 2 E: 0 K: 1 S: 25	H: 4 LOB: 3 BB: 1 P: 39	1B: 4 2B: 2 3B: 0 HR: 4	SF: 0 SAC: 1 DP: 2 HBP: 2	WP: 0 PB: 0 SB: 1 CS: 0	PA: 39
PITCHER	IP	WLS	BF	H	R	ER	SO	BB	IBB	HBP	BLK	WP	HR	S	P	ERA	WHIP			
Tony Armas, R (1, 1) ERA: 4.48	6.2	L	30	6	6	6	7	5	0	1	0	0	0	3	65	11.8	8.10			
Matt Herges, R (7, 1) ERA: 3.21	0.1		1	0	0	0	0	0	0	0	0	0	0	5	8	0.00	0.000			
Joey Eischen, L (8, 1) ERA: 2.45	0.1		4	3	2	2	1	0	0	0	0	0	1	18	26	54.00	9.000			
Masato Yoshii, R (8, 1) ERA: 5.21	0.2		4	1	0	0	0	1	0	1	0	0	0	7	13	0.00	3.000			



Batter	1	2	3	4	5	6	7	8	9	AB	R	H	RBI	BB	SO	LOB	TOP					
Brad Wilkerson, L (1, 8) OBP: 0.397, SLG: 0.393	4-0 CS BB		0-1 P6			2-3 K		3-2 2B 1B	2-3 K	4	1	1	0	1	2	1	Montreal Expos @ Philadelphia Phillies Veterans Stadium, Philadelphia, PA Sun Jun 02 2002, 1:35 PM EDT Att: 19,223 - Sunny - 84 F					
Jose Vidro, S (1, 4) OBP: 0.384, SLG: 0.496	4-2 FC4-6 BB		1-2		1-1 F9		1-2 1B	0-1 G1-3	0	0	0	0	1	0	0	0						
Jose Macias, S (2, 4) OBP: 0.275, SLG: 0.287	1-2 BB		2B				1-H 2B		4	0	2	2	0	0	1							
Vladimir Guerrero, R (1, 9) OBP: 0.407, SLG: 0.581	3-2 FC4-6		1-3 K			2-1 G5-3		2-3 K	1	0	0	0	0	0	1							
Wil Cordero, R (2, 9) OBP: 0.280, SLG: 0.292	1-2 BB								3	0	0	0	0	2	2							
Troy O'Leary, L (1, 7) OBP: 0.418, SLG: 0.510	0-3 K		4-2 BB			1-2 FC6-4 1B		2-1 F7	3	0	1	0	1	1	1							
Orlando Cabrera, R (1, 6) OBP: 0.305, SLG: 0.362		2-3 K	1-2 P6			3-3 K		3-1 F7	4	0	0	0	0	2	3							
Lee Stevens, L (1, 3) OBP: 0.332, SLG: 0.377		0-3 K2-3			0-2 F9		1-1 FC6-4	0-1	1	0	0	0	0	1	0							
Andres Galaraga, R (2, 3) OBP: 0.350, SLG: 0.333						1-2 BB			3	0	1	0	0	0	1							
Michael Barrett, R (1, 2) OBP: 0.535		3-2 PB 1B			4-2 G6-4-3 BB		1-3 K	2-3 K	1	1	1	0	1	0	0							
Brian Schneider, L (6, 2) OBP: 0.292, SLG: 0.379									2	0	0	0	0	2	1							
Mike Mordecai, R (1, 5) OBP: 0.300, SLG: 0.321		1-2 1B			0-1 G6-4-3		1-3 K	0-0 1B	4	0	2	1	0	1	1							
Britt Reames, R (1, 1) OBP: 0.500, SLG: 0.500		2-1 F7			0-0 F7		4-0 1B WP 2B BB	3-2 P4	0	0	0	0	0	0	0							
Bruce Chen, L (1, 1) OBP: 0.417, SLG: 0.500									1	0	0	0	0	0	1							
Masato Yoshii, R (3, 1) OBP: 0.383, SLG: 0.651									1	1	0	0	1	0	0							
Joey Eischen, L (8, 1) OBP: 0.697, SLG: 0.667									1	0	0	0	0	0	0							
52 T.J. Tucker, R (9, PH) OBP: 0.697, SLG: 0.667									1	0	0	0	0	0	1							
Inning Stats	R: 0 E: 0 K: 1 S: 9	H: 0 LOB: 1 BB: 2 P: 20	R: 1 E: 0 K: 2 S: 16	H: 2 LOB: 1 BB: 0 P: 24	R: 0 E: 0 K: 1 S: 14	H: 1 LOB: 2 BB: 1 P: 21	R: 0 E: 0 K: 0 S: 7	H: 0 LOB: 0 BB: 1 P: 11	R: 0 E: 0 K: 1 S: 7	H: 0 LOB: 0 BB: 0 P: 10	R: 0 E: 0 K: 1 S: 11	H: 1 LOB: 1 BB: 0 P: 18	R: 2 E: 0 K: 3 S: 17	H: 2 LOB: 1 BB: 1 P: 29	R: 0 E: 0 K: 1 S: 9	H: 1 LOB: 1 BB: 0 P: 16	R: 0 E: 0 K: 1 S: 12	H: 1 LOB: 1 BB: 0 P: 17	1B: 6 2B: 2 3B: 0 HR: 0	SF: 0 SAC: 0 DP: 1 HBP: 0	WP: 1 PB: 1 SB: 0 CS: 0	PA: 38
PITCHER	IP	WLS	BF	H	R	ER	SO	BB	IBB	HBP	BLK	WP	HR	S	P	ERA	WHIP					
Robert Person, R (1, 1) ERA: 4.79	5.0	W	20	3	1	0	5	4	0	0	0	0	0	53	86	0.00	1.400					
48 David Coggin, R (6, 1) ERA: 7.42	2.0		10	3	2	2	4	1	0	0	0	1	0	28	47	9.00	2.000					
Hector Mercado, L (8, 1) ERA: 14.0	1.0		4	1	0	0	1	0	0	0	0	0	0	9	16	0.00	1.000					
Jose Santiago, R (9, 1) ERA: 5.81	1.0		4	1	0	0	1	0	0	0	0	0	0	12	17	0.00	1.000					

Batter	1	2	3	4	5	6	7	8	9	AB	R	H	RBI	BB	SO	LOB	BOTTOM				
Marlon Anderson, L (1, 4) OBP: 0.330, SLG: 0.448	2B		1-1 BB	2-3 K	1-1 F7			0-0 F8		6	3	3	0	0	1	0	Montreal Expos @ Philadelphia Phillies Veterans Stadium, Philadelphia, PA Sun Jun 02 2002, 1:35 PM EDT Att: 19,223 - Sunny - 84 F				
Scott Rolen, R (1, 5) OBP: 0.353, SLG: 0.451		P6	4-2 2B 1B	0-0 BB	1-1 G4-3			3-2 G3	2	2	1	0	2	0	1						
11 Jimmy Rollins, S (5, 6) OBP: 0.337, SLG: 0.471			1-2 BB						2	0	0	0	0	0	0						
Bobby Abreu, L (1, 8) OBP: 0.421, SLG: 0.489			1-2 BB	4-1 BB		1-1 G6-3		2-0 1B	2	3	2	4	2	0	0						
Jason Michaels, R (6, 8) OBP: 0.383, SLG: 0.651			1-3 2H 3H	1-2 BB					2	1	1	0	0	0	0						
Pat Burrell, R (1, 7) OBP: 0.387, SLG: 0.604			0-3 K	3-2 L7				1-2 WP 1B	6	1	3	5	0	2	4						
Jeremy Giambi, L (1, 9) OBP: 0.412, SLG: 0.526			2-2 BB	3-3 K				3-1 G1-3	5	1	2	2	1	2	4						
Travis Lee, L (1, 3) OBP: 0.346, SLG: 0.387	4-1 HR BB	1-3 K	4-0 BB		1-2 1B HR		2-2 G1-3		3	2	1	0	2	1	1						
Tomas Perez, S (1, 6) OBP: 0.345, SLG: 0.480	1-2 F3	0-1 F9	1-2 F7		0-3 K		0-3 K		5	0	0	0	0	2	5						
Todd Pratt, R (1, 2) OBP: 0.478, SLG: 0.553	4-0 HR IBB	2-3 K	4-1 BB		1-0 1B HR		3-1 G6-3		3	2	1	0	2	1	0						
Robert Person, R (1, 1) OBP: 0.214, SLG: 0.615					1-2 1B		0-0 F5		3	3	2	7	1	1	3						
48 David Coggin, R (6, 1) ERA: 7.0									0	0	0	0	0	0	0						
Ricky Ledee, L (7, PH) OBP: 0.196, SLG: 0.250									1	0	0	0	0	0	0						
Hector Mercado, L (8, 1) ERA: 14.0									0	0	0	0	0	0	0						
Jose Santiago, R (9, 1) ERA: 5.81									0	0	0	0	0	0	0						
Inning Stats	R: 10 E: 1 K: 1 S: 31	H: 6 LOB: 1 BB: 5 P: 64	R: 0 E: 0 K: 2 S: 9	H: 0 LOB: 0 BB: 0 P: 12	R: 4 E: 0 K: 2 S: 31	H: 3 LOB: 3 BB: 4 P: 53	R: 0 E: 0 K: 2 S: 11	H: 1 LOB: 2 BB: 1 P: 23	R: 3 E: 0 K: 1 S: 16	H: 3 LOB: 0 BB: 0 P: 21	R: 0 E: 0 K: 1 S: 13	H: 1 LOB: 1 BB: 0 P: 22	R: 0 E: 0 K: 1 S: 6	H: 0 LOB: 0 BB: 0 P: 9	R: 1 E: 0 K: 0 S: 11	H: 2 LOB: 1 BB: 0 P: 20	1B: 9 2B: 4 3B: 0 HR: 3	SF: 0 SAC: 0 DP: 0 HBP: 0	WP: 3 PB: 0 SB: 0 CS: 0	PA: 50	
PITCHER	IP	WLS	BF	H	R	ER	SO	BB	IBB	HBP	BLK	WP	HR	S	P	ERA	WHIP				
Britt Reames, R (1, 1) ERA: 6.41	0.1	L	6	2	5	5	0	3	0	0	0	0	1	15	32	135.00	15.000				
Bruce Chen, L (1, 1) ERA: 7.0	2.1		20	7	9	9	4	5	1	0	0	1	1	52	92	34.71	5.143				
Masato Yoshii, R (3, 1) ERA: 5.31	4.1		19	5	3	3	6	1	0	0	0	0	1	50	80	6.23	1.385				
Joey Eischen, L (8, 1) ERA: 3.0	1.0		5	2	1	1	0	0	0	0	0	1	0	11	20	9.00	2.000				

AB 33
R 3
H 8
RBI 3
BB 5
SO 11
LOB 14



WP: 1 PA: 38
PB: 1
SB: 0
CS: 0

AB 40
R 18
H 16
RBI 18
BB 10
SO 10
LOB 18



WP: 3 PA: 50
PB: 0
SB: 0
CS: 0

Batter	1	2	3	4	5	6	7	8	9	AB	R	H	RBI	BB	SO	LOB	TOP					
Chad Hermansen, R (1, 8) OBP: 0.357, SLG: 0.479										5	1	1	1	0	3	4	Pittsburgh Pirates @ Montreal Expos Olympic Stadium, Montreal, QB Mon Jun 03 2002, 7:05 PM EDT Att. 4,821 - Dome - 72 F					
Abraham Nunez, S (1, 4) OBP: 0.317, SLG: 0.342										5	0	0	0	0	1	1						
18 Jason Kendall, R (1, 2) OBP: 0.343, SLG: 0.354										4	2	3	1	0	0	0						
Brian Giles, L (1, 7) OBP: 0.444, SLG: 0.642										3	0	2	1	1	0	0						
Aramis Ramirez, R (1, 5) OBP: 0.255, SLG: 0.346										4	0	0	0	0	0	4						
Craig Wilson, R (1, 9) OBP: 0.356, SLG: 0.418										4	1	3	0	0	1	2						
Kevin Young, R (1, 3) OBP: 0.289, SLG: 0.354										4	0	0	0	0	1	3						
2 Jack Wilson, R (1, 6) OBP: 0.283, SLG: 0.308										4	0	2	0	0	0	1						
Kip Wells, R (1, 1) OBP: 0.185, SLG: 0.296										1	0	1	1	0	0	0						
Rob Mackowiak, L (6, PH) OBP: 0.289, SLG: 0.396										1	0	0	0	0	1	2						
Ron Villone, L (6, 1) OBP: 0.214, SLG: 0.357										0	0	0	0	0	0	0						
Mike Fetters, R (7, 1) OBP: 0.280, SLG: 0.271										0	0	0	0	0	0	0						
Adrian Brown, S (9, PH) OBP: 0.280, SLG: 0.271										0	1	0	0	1	0	0						
Inning Stats	R: 1 E: 1 K: 2 S: 17	H: 2 LOB: 2 BB: 0 P: 30	R: 0 E: 0 K: 0 S: 7	H: 1 LOB: 1 BB: 0 P: 9	R: 1 E: 0 K: 0 S: 10	H: 2 LOB: 0 BB: 0 P: 20	R: 1 E: 1 K: 1 S: 15	H: 2 LOB: 1 BB: 0 P: 22	R: 0 E: 0 K: 2 S: 6	H: 1 LOB: 1 BB: 1 P: 12	R: 0 E: 0 K: 0 S: 11	H: 2 LOB: 2 BB: 0 P: 17	R: 0 E: 0 K: 0 S: 5	H: 0 LOB: 0 BB: 0 P: 7	R: 0 E: 0 K: 1 S: 11	H: 1 LOB: 1 BB: 0 P: 13	R: 2 E: 0 K: 1 S: 13	H: 1 LOB: 1 BB: 1 P: 19	1B: 10 2B: 1 3B: 1 HR: 0	SF: 1 SAC: 1 DP: 2 HBP: 2	WP: 0 PB: 1 SB: 0 CS: 0	PA: 41
PITCHER	IP WLS BF H R ER SO BB IBB HBP BLK WP HR S P ERA WHIP																					
Tomo Ohka, R (1, 1) ERA: 3.12	7.0 W 31 10 3 0 5 0 1 1 0 0 0 0 71 117 0.00 1.429																					
52 T.J. Tucker, R (8, 1) ERA: 2.53	1.0 6 2 2 2 1 1 0 0 0 0 0 0 16 22 18.00 3.000																					
Scott Stewart, L (9, 1) ERA: 1.93	1.0 S 4 0 0 0 1 0 0 1 0 0 0 0 8 10 0.00 0.000																					

AB	35
R	5
H	12
RBI	4
BB	2
SO	7
LOB	17



Batter	1	2	3	4	5	6	7	8	9	AB	R	H	RBI	BB	SO	LOB	BOTTOM			
Brad Wilkerson, L (1, 8) OBP: 0.398, SLG: 0.404										3	1	2	0	2	0	0	Pittsburgh Pirates @ Montreal Expos Olympic Stadium, Montreal, QB Mon Jun 03 2002, 7:05 PM EDT Att. 4,821 - Dome - 72 F			
Orlando Cabrera, R (1, 6) OBP: 0.298, SLG: 0.353										5	1	0	1	0	0	6				
Jose Vidro, S (1, 4) OBP: 0.384, SLG: 0.491										4	2	1	2	1	0	2				
Vladimir Guerrero, R (1, 9) OBP: 0.406, SLG: 0.578										3	1	1	0	1	0	1				
Troy O'Leary, L (1, 7) OBP: 0.441, SLG: 0.556										3	0	2	2	1	0	0				
Andres Galarraga, R (8, 3) OBP: 0.350, SLG: 0.503										0	0	0	0	0	0	0				
Fernando Tatis, R (1, 5) OBP: 0.343, SLG: 0.463										3	0	0	1	1	1	2				
Jose Macias, S (7, PR) OBP: 0.275, SLG: 0.287										0	0	0	0	0	0	0				
Lee Stevens, L (1, 3) OBP: 0.325, SLG: 0.368										4	0	0	0	0	0	4				
Mike Mordecai, R (8, 5) OBP: 0.300, SLG: 0.321										0	0	0	0	0	0	0				
Michael Barrett, R (1, 2) OBP: 0.404, SLG: 0.524										3	1	0	0	1	0	1				
Tomo Ohka, S (1, 1) OBP: 0.217, SLG: 0.227										2	1	0	0	1	1	0				
52 T.J. Tucker, R (8, 1) OBP: 0.750, SLG: 0.750										1	0	1	0	0	0	0				
Scott Stewart, R (9, 1) ERA: 2.11										0	0	0	0	0	0	0				
Inning Stats	R: 0 E: 0 K: 0 S: 7	H: 0 LOB: 0 BB: 0 P: 10	R: 0 E: 0 K: 0 S: 7	H: 0 LOB: 0 BB: 0 P: 12	R: 3 E: 0 K: 0 S: 12	H: 1 LOB: 1 BB: 3 P: 29	R: 0 E: 0 K: 0 S: 8	H: 1 LOB: 1 BB: 0 P: 12	R: 3 E: 0 K: 2 S: 15	H: 1 LOB: 1 BB: 2 P: 28	R: 0 E: 0 K: 0 S: 7	H: 0 LOB: 0 BB: 0 P: 13	R: 1 E: 0 K: 0 S: 9	H: 2 LOB: 3 BB: 3 P: 27	R: 0 E: 0 K: 0 S: 14	H: 2 LOB: 2 BB: 0 P: 20	1B: 5 2B: 1 3B: 1 HR: 0	SF: 0 SAC: 0 DP: 1 HBP: 0	WP: 2 PB: 0 SB: 1 CS: 0	PA: 39
PITCHER	IP WLS BF H R ER SO BB IBB HBP BLK WP HR S P ERA WHIP																			
Kip Wells, R (1, 1) ERA: 3.17	5.0 L 24 3 3 3 2 4 1 0 0 0 0 0 49 91 5.40 1.400																			
Ron Villone, L (6, 1) ERA: 5.43	1.2 6 1 1 1 0 1 0 0 0 0 0 0 11 24 5.40 1.200																			
Mike Fetters, R (7, 1) ERA: 2.11	1.1 9 3 0 0 0 2 0 0 0 0 0 0 19 36 0.00 3.750																			

AB	31
R	7
H	7
RBI	6
BB	8
SO	2
LOB	16



Batter	1	2	3	4	5	6	7	8	9	AB	R	H	RBI	BB	SO	LOB	TOP					
Chad Hermansen, R (1, 8) OBP: 0.348, SLG: 0.500	1-0 HR	2-3 K		2-1 G5-3			1-1 G4-3		1-1 F9	5	1	1	1	0	1	3						
Abraham Nunez, S (1, 4) OBP: 0.305, SLG: 0.328	1-2 F8		1-2 G1-3		2-2 G6-3		1-2 G4-3		2-2 G4-3	5	0	0	0	0	0	0						
18 Jason Kendall, R (1, 2) OBP: 0.335, SLG: 0.344	2-2 P4		0-0 G4-3		2-1 F9		3-2 G1-3		0-1 G6-3	5	0	0	0	0	0	0						
Brian Giles, L (1, 7) OBP: 0.440, SLG: 0.631	2-0 F8		3-3 K		1-0 F8			2-0 1B S FC1-2 HBP		3	0	0	0	0	1	0						
Craig Wilson, R (1, 3) OBP: 0.362, SLG: 0.416		1-3 K		2-2 HR HBP		0-0 G5-3		2-2 2B 1B		3	2	1	0	0	1	0						
Kevin Young, R (8, 3) OBP: 0.289, SLG: 0.354								1-3 2B 1B		0	0	0	0	0	0	0						
Rob Mackowiak, L (1, 9) OBP: 0.283, SLG: 0.445	0-0 HR		1-1 HR		2-2 S HBP		0-0 FC1-5-2 2B 1B		1-3 3-H	2	2	2	3	0	0	0						
Adrian Brown, S (8, 9) OBP: 0.278, SLG: 0.269								0-1 F9		1	0	0	0	0	0	2						
Mike Benjamin, R (1, 5) OBP: 0.197, SLG: 0.175	1-0 E 2 G6-3 1B		1-2 G5-3		2-3 K		1-2 K		0-1 F9	4	0	1	0	0	1	3						
2 Jack Wilson, R (1, 6) OBP: 0.293, SLG: 0.310	0-0 G6-3		2-2 S HBP		4-0 IBB		1-2 1B		2-3 3-H 3-3 K	2	0	1	1	1	0	1						
Jimmy Anderson, L (7, 1) OBP: 0.236, SLG: 0.336	2-0 E1		0-3 K		0-0 G4-3					3	0	0	0	0	1	4						
Mike Lincoln, R (7, 1) ERA: 0.53										0	0	0	0	0	0	0						
Scott Sauerbeck, R (7, 1) ERA: 2.69										0	0	0	0	0	0	0						
Aramis Ramirez, R (8, PH) OBP: 0.343, SLG: 0.544										1	0	0	0	0	1	2						
Brian Boehringer, S (8, 1) ERA: 2.89										0	0	0	0	0	0	0						
Mike Williams, R (9, 1) ERA: 1.21										0	0	0	0	0	0	0						
Inning Stats	R: 1 E: 0 K: 0 S: 9	H: 1 LOB: 0 BB: 0 P: 15	R: 1 E: 1 K: 2 S: 10	H: 2 LOB: 2 BB: 0 P: 16	R: 0 E: 0 K: 1 S: 7	H: 0 LOB: 0 BB: 0 P: 11	R: 2 E: 0 K: 1 S: 15	H: 1 LOB: 1 BB: 0 P: 23	R: 0 E: 0 K: 0 S: 8	H: 0 LOB: 0 BB: 1 P: 13	R: 0 E: 0 K: 1 S: 8	H: 0 LOB: 0 BB: 0 P: 16	R: 0 E: 0 K: 0 S: 9	H: 0 LOB: 0 BB: 0 P: 14	R: 1 E: 0 K: 1 S: 17	H: 2 LOB: 2 BB: 0 P: 25	R: 0 E: 0 K: 0 S: 8	H: 0 LOB: 0 BB: 0 P: 11	1B: 3 2B: 0 3B: 0 HR: 3	SF: 0 SAC: 0 DP: 0 HBP: 4	WP: 0 PB: 0 SB: 3 CS: 0	PA: 39
PITCHER	IP	WLS	BF	H	R	ER	SO	BB	IBB	HBP	BLK	WP	HR	S	P	ERA	WHIP					
Carl Pavano, R (1, 1) ERA: 5.61	7.0	L	30	4	4	4	5	0	1	3	0	0	3	66	108	5.14	0.571					
Graeme Lloyd, L (8, 1) ERA: 7.09	0.0		2	1	1	1	0	0	0	1	0	0	0	6	10	∞	∞					
Matt Herges, R (8, 1) ERA: 3.0	2.0		7	1	0	0	1	0	0	0	0	0	0	19	26	0.00	0.500					

Pittsburgh Pirates @ Montreal Expos
Olympic Stadium, Montreal, QB
Tue Jun 04 2002, 7:05 PM EDT
Att. 4,619 - Dome - 72 F

AB	34
R	5
H	6
RBI	5
BB	1
SO	6
LOB	15



Batter	1	2	3	4	5	6	7	8	9	AB	R	H	RBI	BB	SO	LOB	BOTTOM				
Brad Wilkerson, L (1, 8) OBP: 0.392, SLG: 0.396	0-3 K		1-1 G6-3		2-1 G3-1		4-1 FC6-4 BB		3-3 K	3	0	0	0	0	1	0					
Mike Mordecai, R (7, PH) OBP: 0.311, SLG: 0.321										0	0	0	0	1	0	0					
Graeme Lloyd, L (8, 1) ERA: 7.09										0	0	0	0	0	0	0					
Matt Herges, L (8, 1) ERA: 3.0										0	0	0	0	0	0	0					
Troy O'Leary, L (9, PH) OBP: 0.433, SLG: 0.545										1	0	0	0	0	1	1					
Orlando Cabrera, R (1, 6) OBP: 0.300, SLG: 0.351	2-1 1B		1-1 F7		4-2 FC5-4 BB		2-2 FC6-4 1-2		1-1 G5-3	4	0	1	0	1	0	4					
Jose Vidro, S (1, 4) OBP: 0.386, SLG: 0.491	3-1 G6-4-3 1B		2-2 G5-3		1-1 L4		1-1 WP 1B		1-2 K	4	1	2	0	0	0	1					
Vladimir Guerrero, R (1, 9) OBP: 0.404, SLG: 0.572	2-0 G6-4-3		1-0 G5-3		0-0 FC5-4		3-1 G6-4-3 1B		1-1 K	4	0	1	1	0	0	3					
Wil Cordero, R (1, 7) OBP: 0.283, SLG: 0.280		4-1 BB	2-2 G6-3		0-3 K		0-2 G6-4-3		1-2 K	2	0	0	0	1	1	0					
Brian Schneider, L (8, PH) OBP: 0.288, SLG: 0.373										1	0	0	0	0	0	1					
Fernando Tatis, R (1, 5) OBP: 0.358, SLG: 0.490	0-0 F8		1-2 G5-4-3 2B		0-0 FC6-4 BB		4-1 FC6-4 BB		1-1 K	3	1	2	0	1	0	1					
Andres Galarraga, R (1, 3) OBP: 0.364, SLG: 0.533	1-0 F8		4-1 G5-4-3 BB		0-2 FC6-4 BB		1-1 FC6-4		1-2 K	3	0	1	1	1	0	2					
Michael Barrett, R (1, 2) OBP: 0.400, SLG: 0.517	2-1 L4		0-2 G5-4-3		0-0 G6-3		0-0 FC6-4 1B		1-1 K	4	0	1	0	0	0	4					
Carl Pavano, R (1, 1) OBP: 0.217, SLG: 0.261			3-2 G5-3		1-0 G4-3		2-2 FC6-4		0-2 K	2	0	0	0	0	0	1					
Jose Macias, S (7, PH) OBP: 0.277, SLG: 0.290							2-3 BB 1B		1-2 K	2	0	1	0	0	0	1					
Inning Stats	R: 0 E: 0 K: 1 S: 8	H: 2 LOB: 1 BB: 0 P: 15	R: 0 E: 0 K: 0 S: 5	H: 0 LOB: 1 BB: 1 P: 12	R: 0 E: 0 K: 0 S: 7	H: 0 LOB: 0 BB: 0 P: 12	R: 0 E: 0 K: 0 S: 8	H: 0 LOB: 0 BB: 0 P: 13	R: 0 E: 0 K: 0 S: 7	H: 0 LOB: 1 BB: 1 P: 14	R: 1 E: 0 K: 1 S: 16	H: 3 LOB: 3 BB: 1 P: 24	R: 1 E: 0 K: 0 S: 10	H: 2 LOB: 1 BB: 1 P: 19	R: 0 E: 0 K: 1 S: 11	H: 1 LOB: 1 BB: 0 P: 16	1B: 6 2B: 3 3B: 0 HR: 0	SF: 0 SAC: 0 DP: 3 HBP: 0	WP: 1 PB: 0 SB: 1 CS: 0	PA: 38	
PITCHER	IP	WLS	BF	H	R	ER	SO	BB	IBB	HBP	BLK	WP	HR	S	P	ERA	WHIP				
Jimmy Anderson, L (1, 1) ERA: 4.98	6.1	W	25	5	1	1	2	3	0	0	0	0	0	52	89	1.42	1.263				
Mike Lincoln, R (7, 1) ERA: 0.53	0.1	H	2	1	0	0	0	0	0	0	0	0	0	4	6	0.00	3.000				
Scott Sauerbeck, L (7, 1) ERA: 2.69	0.1	H	2	0	0	0	0	1	0	0	0	0	0	4	10	0.00	3.000				
Brian Boehringer, R (8, 1) ERA: 2.89	1.0	S	5	2	1	1	0	1	0	0	0	1	0	10	19	9.00	3.000				
Mike Williams, R (9, 1) ERA: 1.21	1.0	S	4	1	0	0	1	0	0	0	0	0	0	11	16	0.00	1.000				

Pittsburgh Pirates @ Montreal Expos
Olympic Stadium, Montreal, QB
Tue Jun 04 2002, 7:05 PM EDT
Att. 4,619 - Dome - 72 F

AB	33
R	2
H	9
RBI	2
BB	5
SO	3
LOB	19



Batter	1	2	3	4	5	6	7	8	9	AB	R	H	RBI	BB	SO	LOB	TOP			
Chad Hermansen, R (1, 8) OBP: 0.333, SLG: 0.475										4	0	0	0	0	4	1				
Abraham Nunez, S (1, 4) OBP: 0.295, SLG: 0.317										4	0	0	0	0	1	0				
18 Jason Kendall, R (1, 2) OBP: 0.329, SLG: 0.337										4	0	0	0	0	0	0				
Brian Giles, L (1, 7) OBP: 0.439, SLG: 0.626										3	1	1	0	0	1	0				
Craig Wilson, R (1, 3) OBP: 0.362, SLG: 0.422										3	0	1	1	0	1	0				
Rob Mackowiak, L (1, 9) OBP: 0.276, SLG: 0.436										3	0	0	0	0	2	1				
Mike Benjamin, R (1, 5) OBP: 0.188, SLG: 0.167										3	0	0	0	0	0	0				
2 Jack Wilson, R (1, 6) OBP: 0.289, SLG: 0.305										3	0	0	0	0	1	0				
Josh Fogg, R (1, 1) OBP: 0.130, SLG: 0.130										2	0	1	0	0	0	0				
Adrian Brown, S (8, PH) OBP: 0.277, SLG: 0.268										1	0	0	0	0	0	0				
Mike Lincoln, R (8, 1)										0	0	0	0	0	0	0				
Inning Stats	R: 0 E: 0 K: 1 S: 9	H: 0 LOB: 0 BB: 0 P: 14	R: 0 E: 0 K: 2 S: 9	H: 0 LOB: 0 BB: 0 P: 14	R: 0 E: 0 K: 1 S: 12	H: 1 LOB: 1 BB: 0 P: 17	R: 0 E: 0 K: 1 S: 13	H: 0 LOB: 0 BB: 0 P: 19	R: 0 E: 0 K: 2 S: 7	H: 0 LOB: 0 BB: 0 P: 13	R: 1 E: 0 K: 0 S: 11	H: 2 LOB: 1 BB: 0 P: 12	R: 0 E: 0 K: 1 S: 4	H: 0 LOB: 0 BB: 0 P: 9	R: 0 E: 0 K: 1 S: 10	H: 0 LOB: 0 BB: 0 P: 14	1B: 2 2B: 1 3B: 0 HR: 0	SF: 0 SAC: 0 DP: 0 HBP: 0	WP: 0 PB: 0 SB: 0 CS: 0	PA: 30
PITCHER Javier Vazquez, R (1, 1) ERA: 3.12	IP: 9.0 WLS: W BF: 30 H: 3 R: 1 ER: 1 SO: 10 BB: 0 IBB: 0 HBP: 0 BLK: 0 WP: 0 HR: 0 S: 82 P: 124 ERA: 1.00 WHIP: 0.333															PITCHER Javier Vazquez, R (1, 1) ERA: 3.12	IP: 9.0 WLS: W BF: 30 H: 3 R: 1 ER: 1 SO: 10 BB: 0 IBB: 0 HBP: 0 BLK: 0 WP: 0 HR: 0 S: 82 P: 124 ERA: 1.00 WHIP: 0.333			

Pittsburgh Pirates @ Montreal Expos
Olympic Stadium, Montreal, QB
Wed Jun 05 2002, 7:05 PM EDT
Att. 4,890 - Dome - 72 F

AB 30
R 1
H 3
RBI 1
BB 0
SO 10
LOB 2

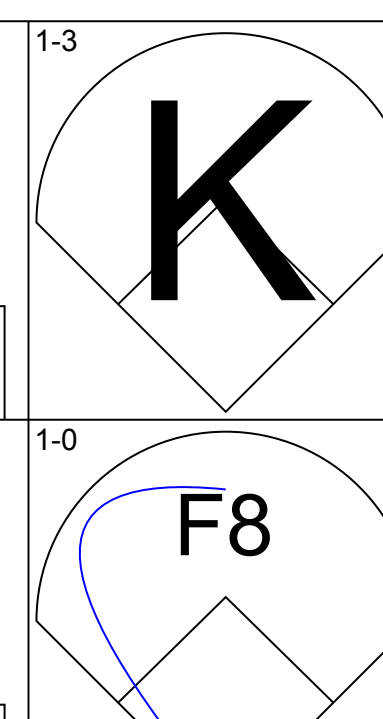
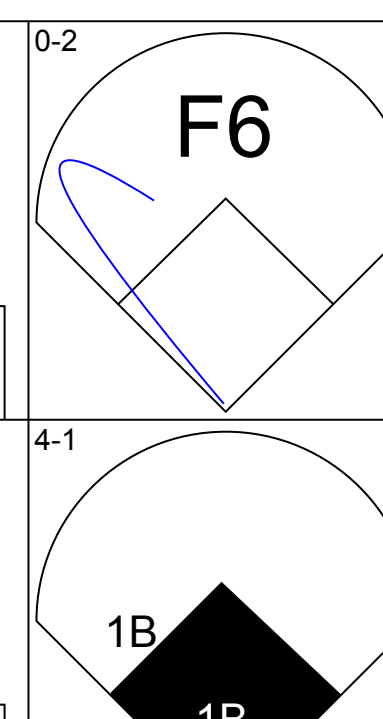
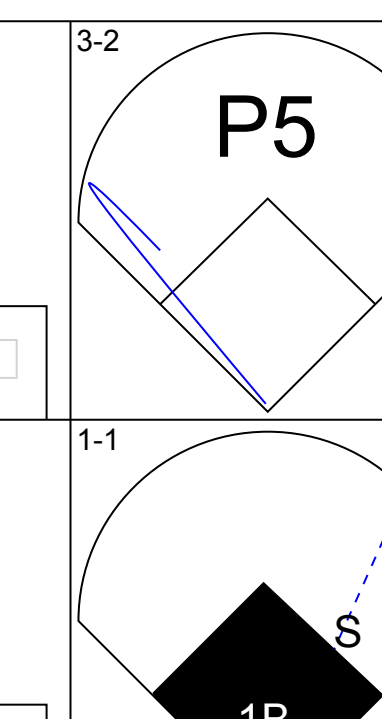
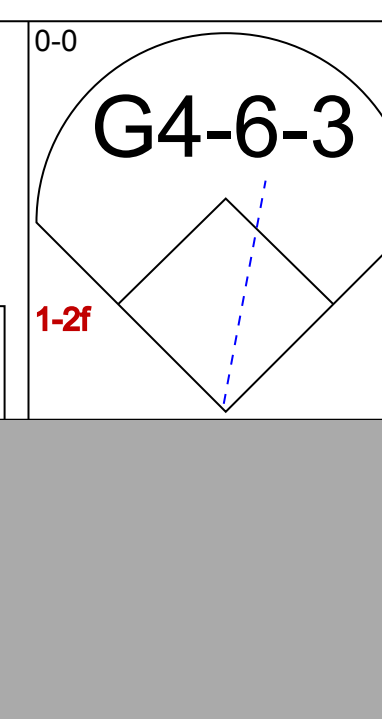
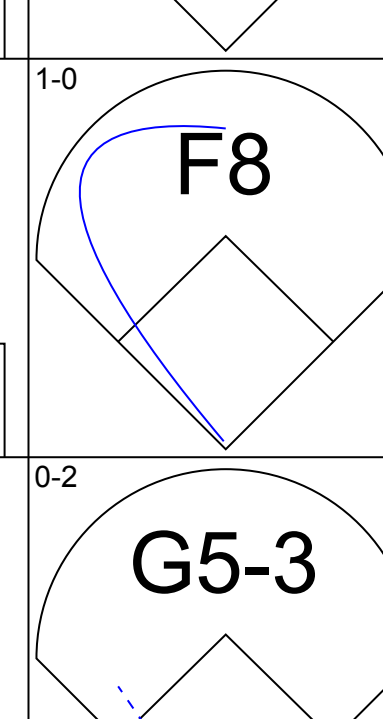
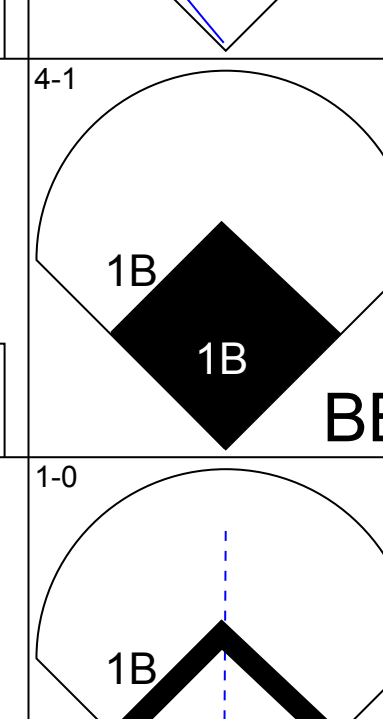
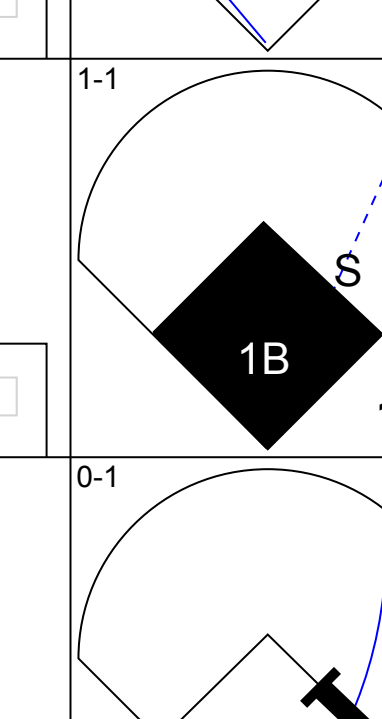
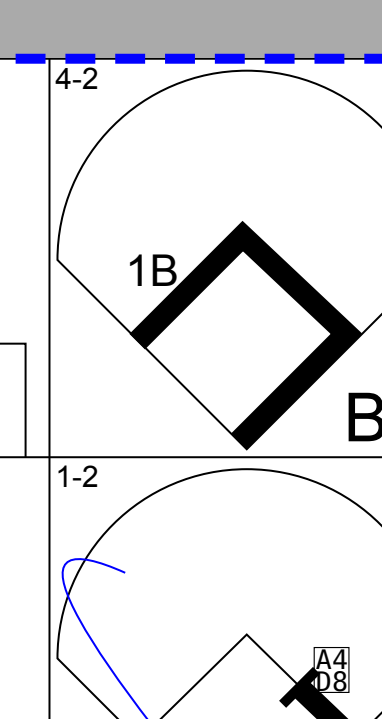
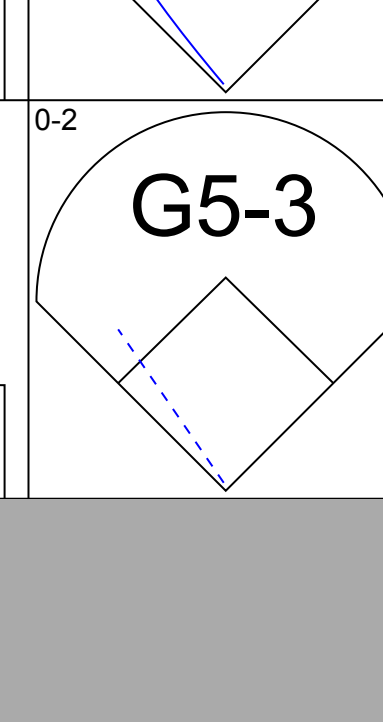
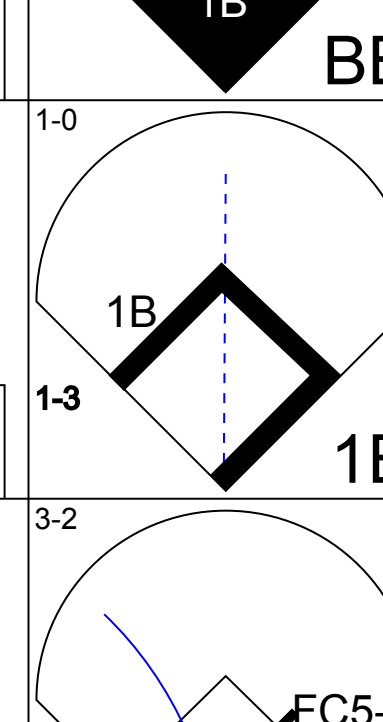
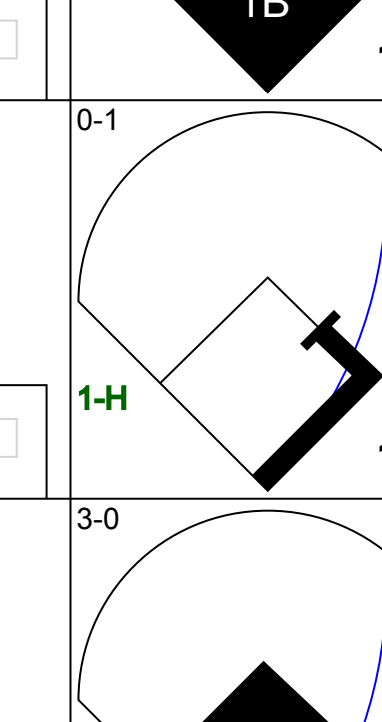
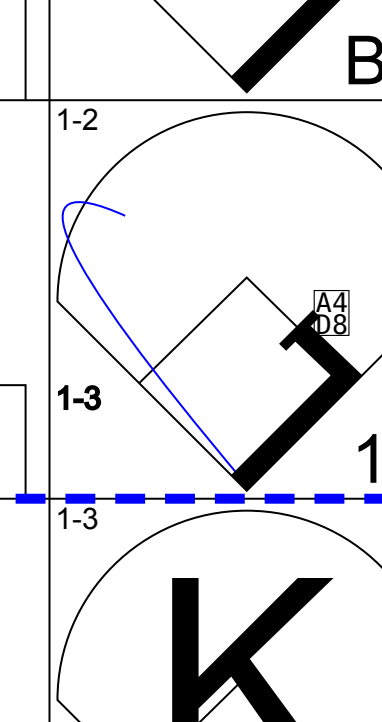
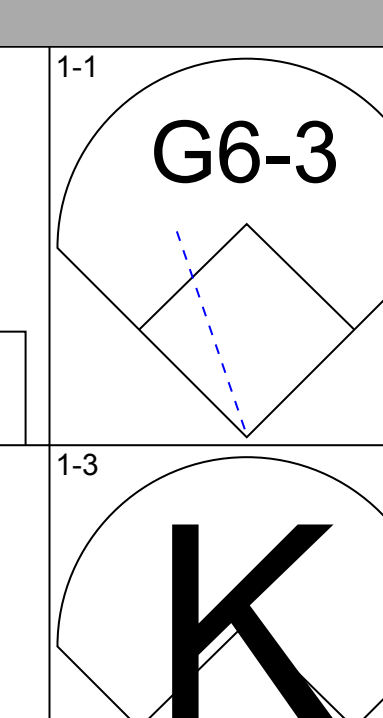
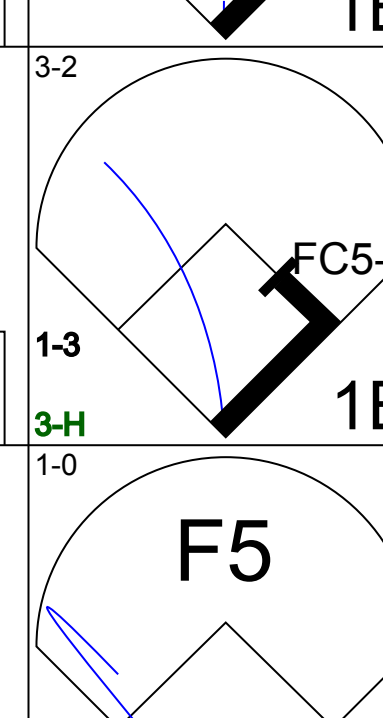
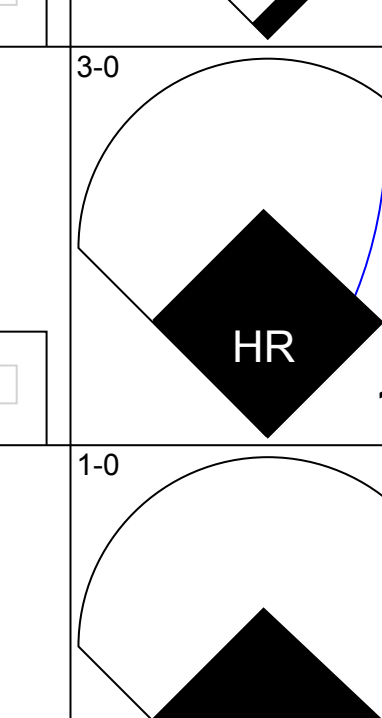
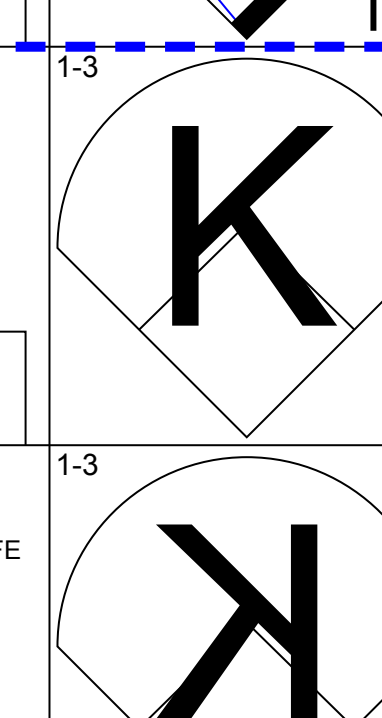
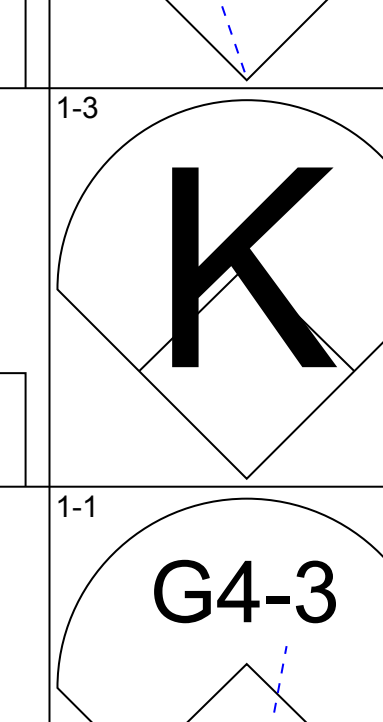
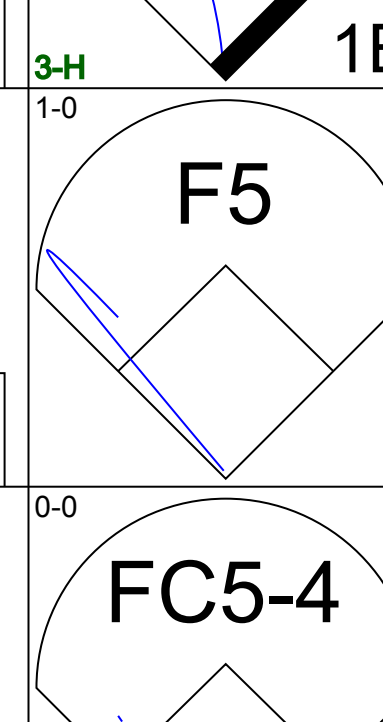
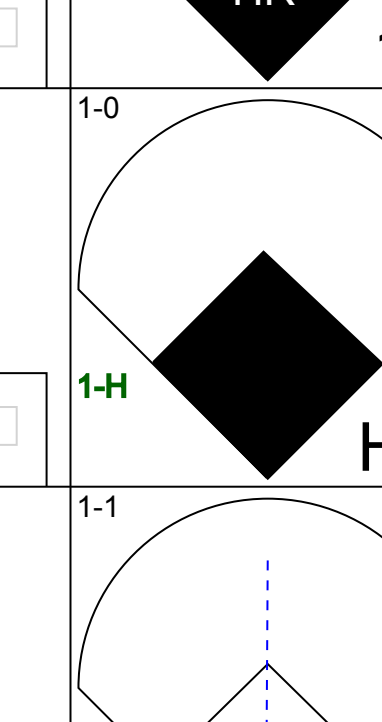
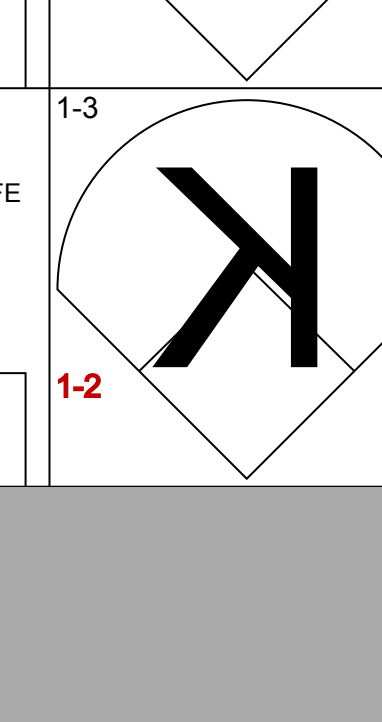
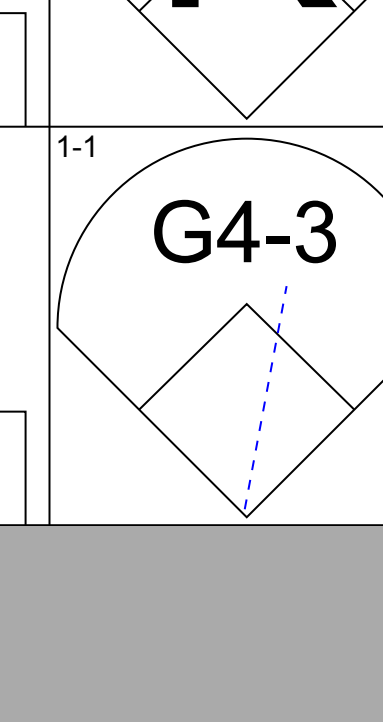
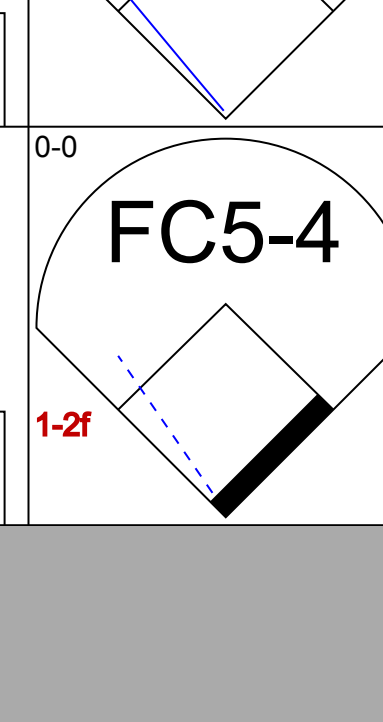
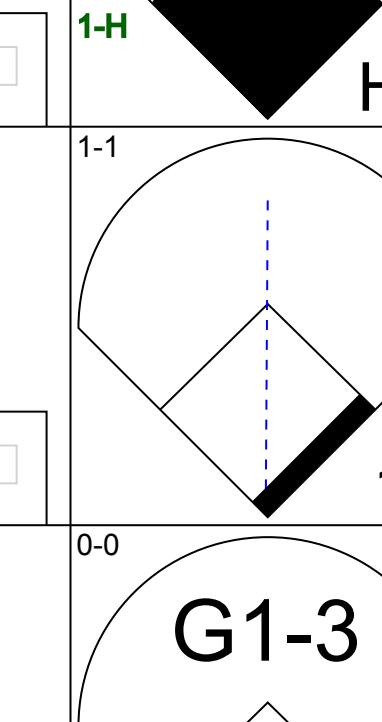
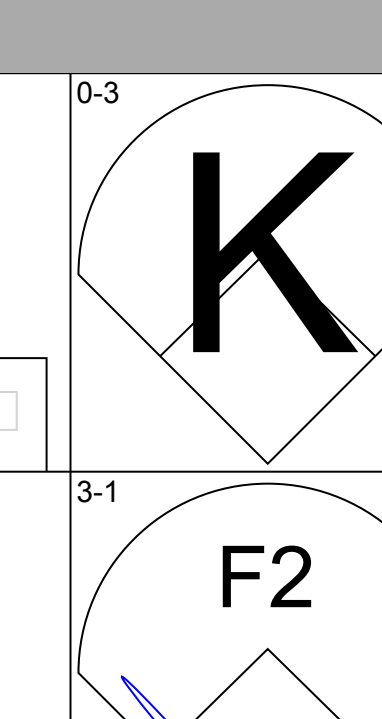
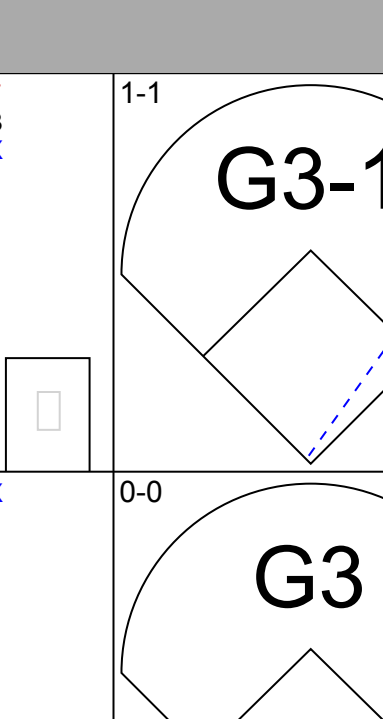
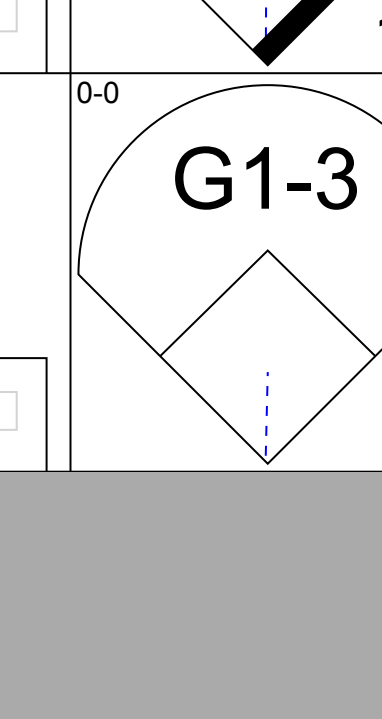
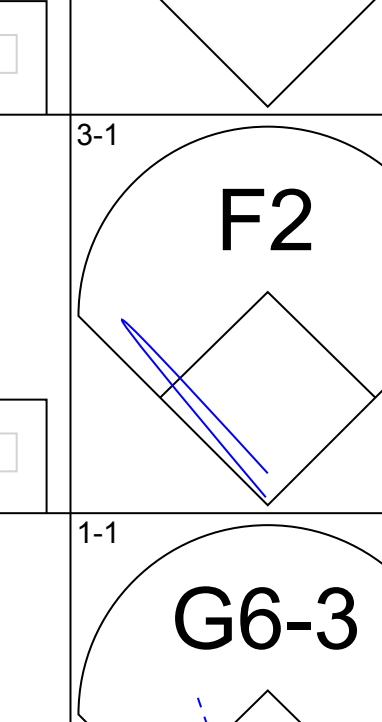
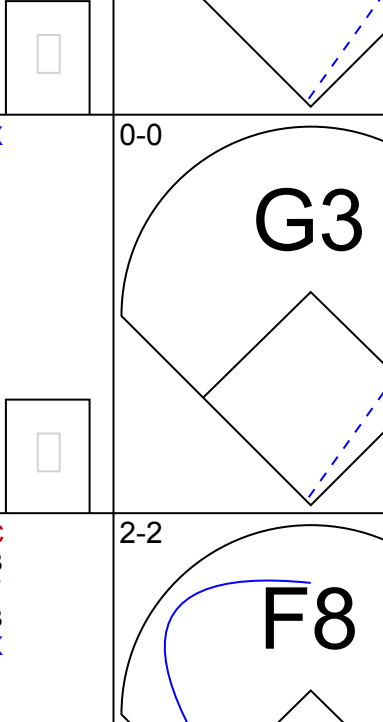
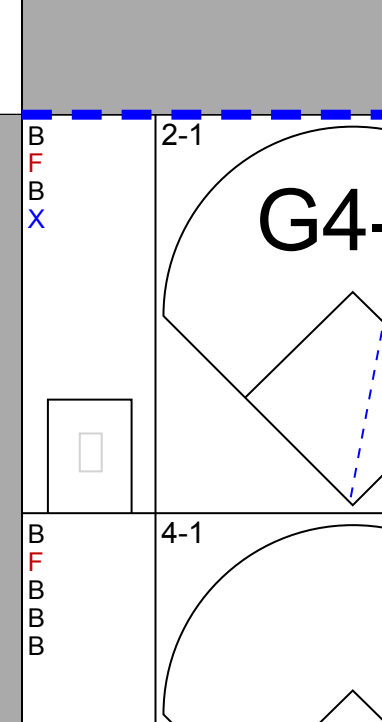
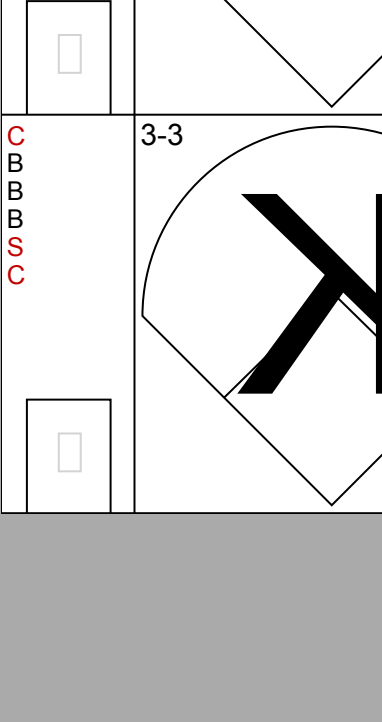
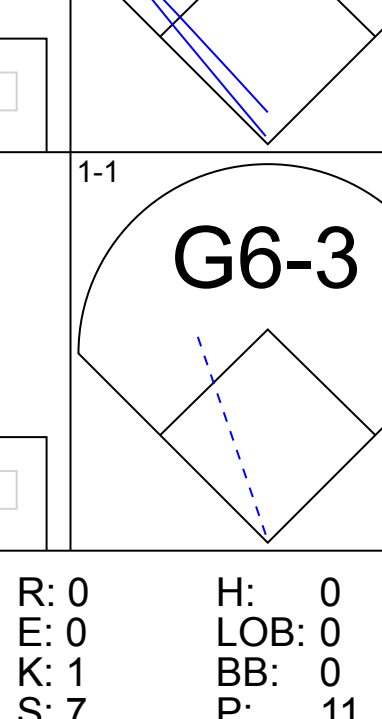
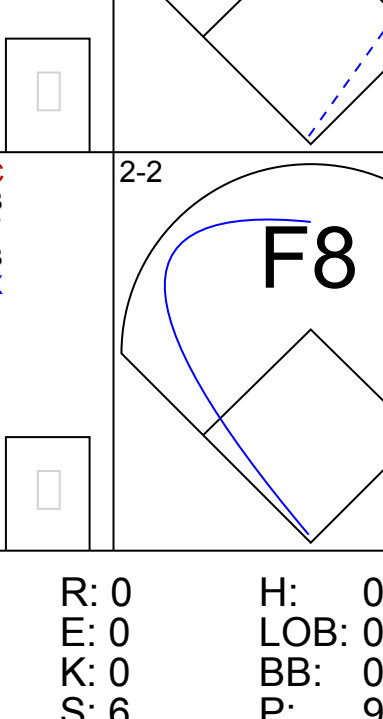
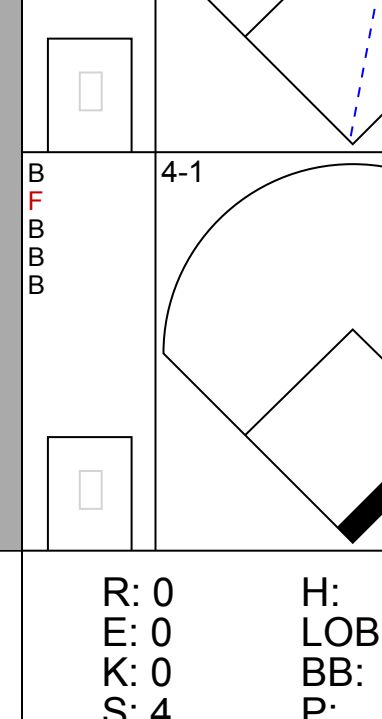


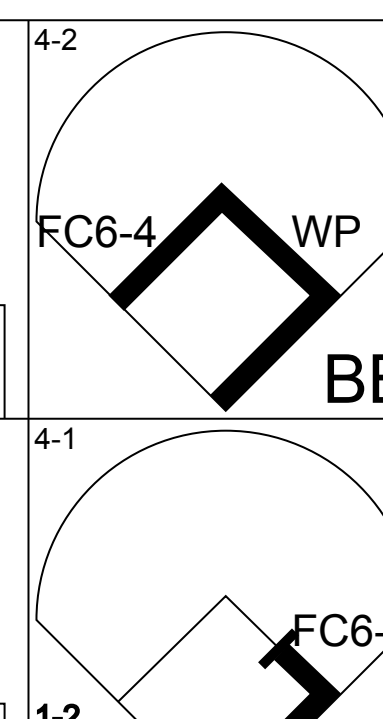
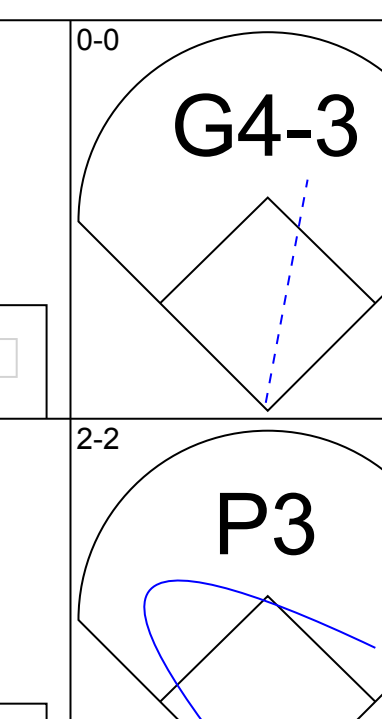
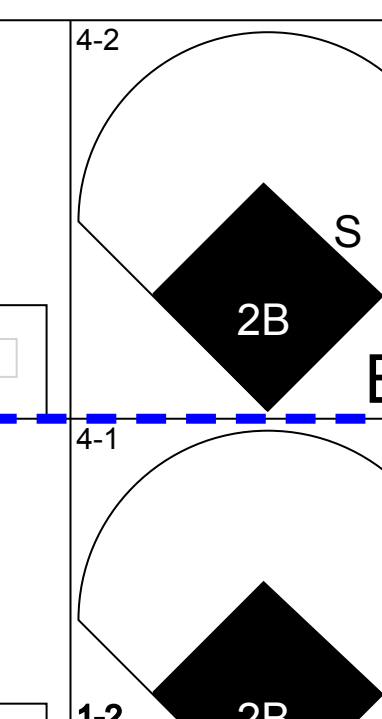
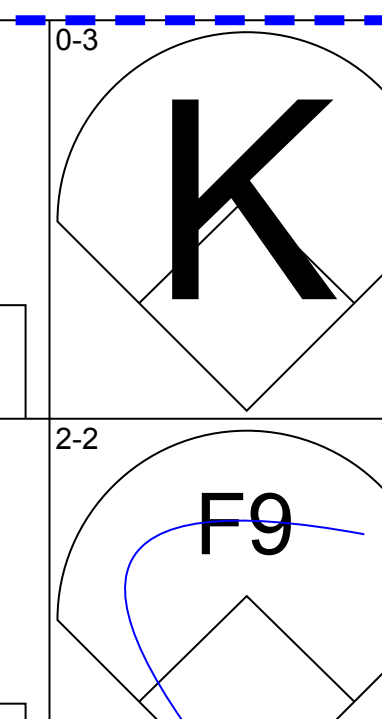
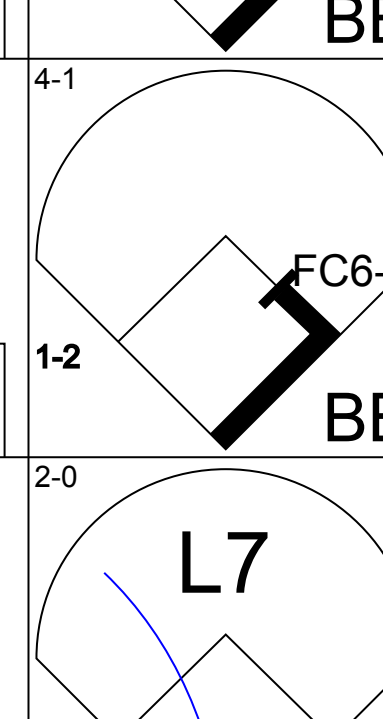
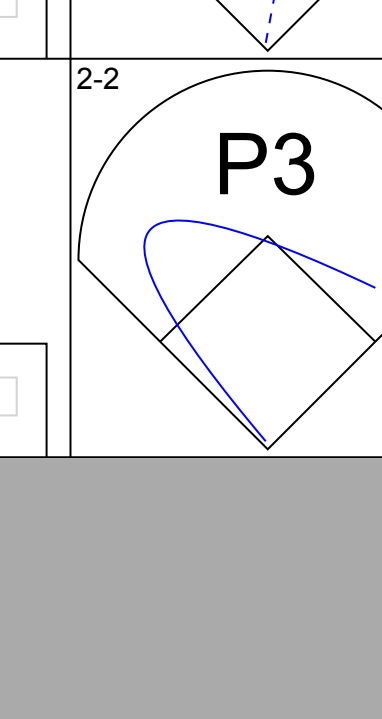
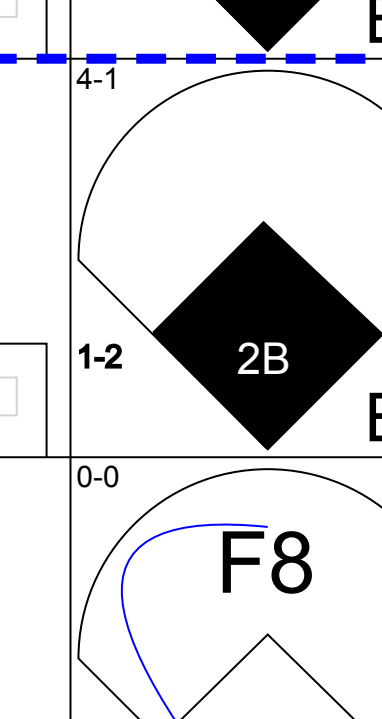
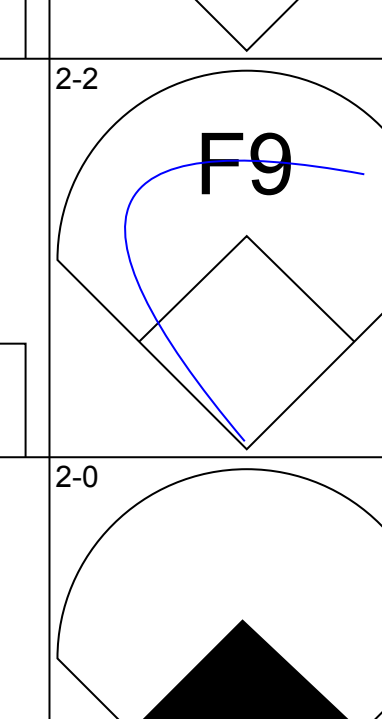
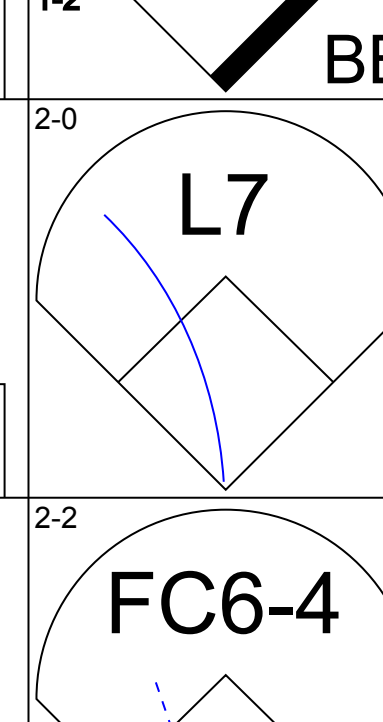
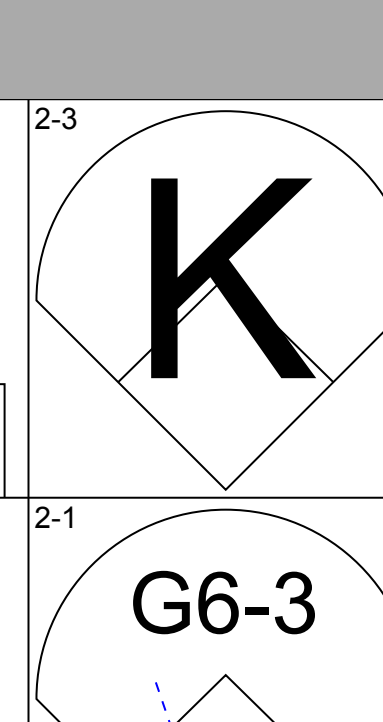
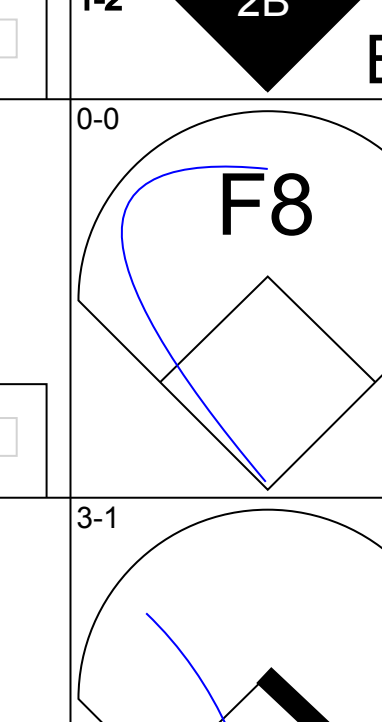
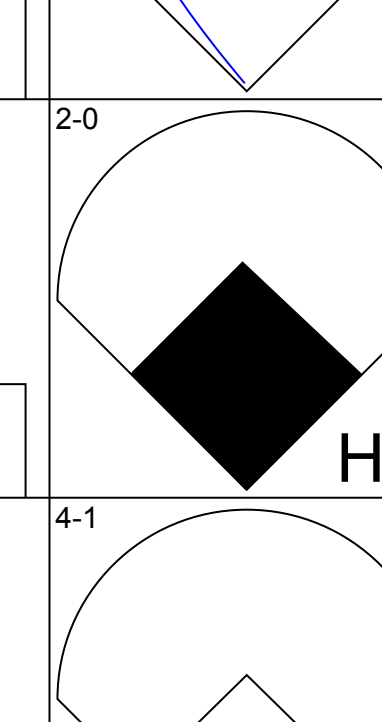
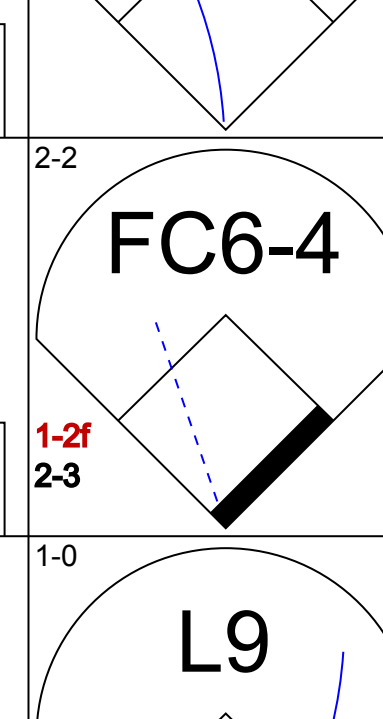
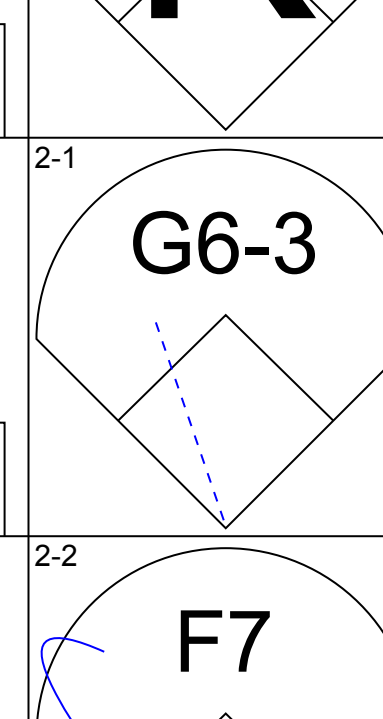
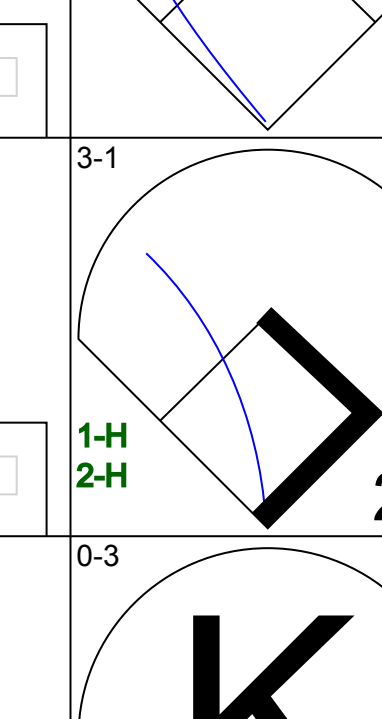
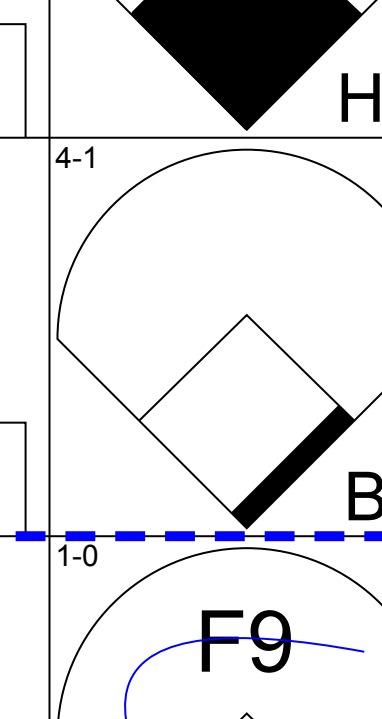
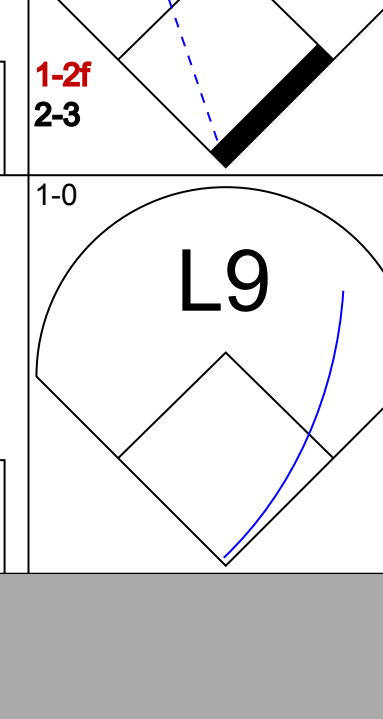
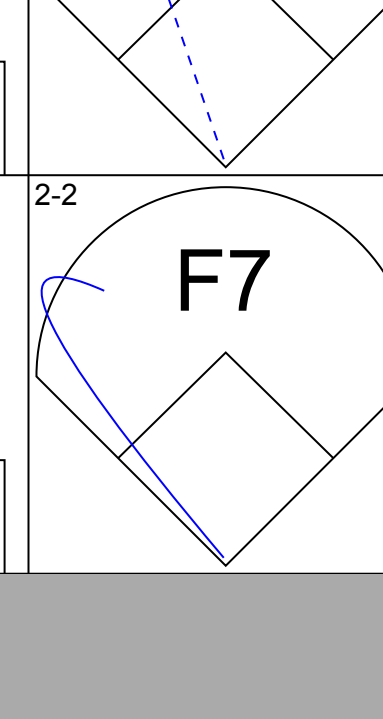
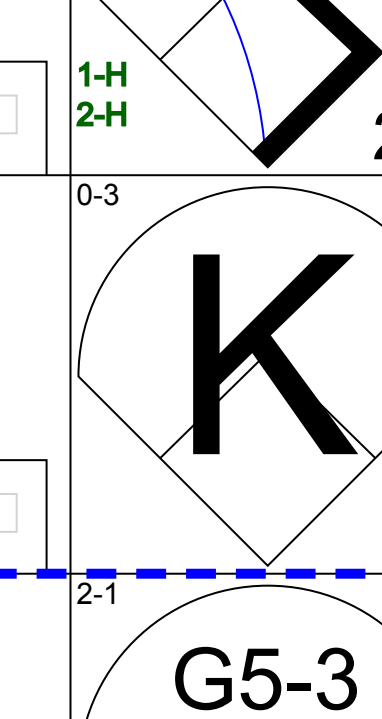
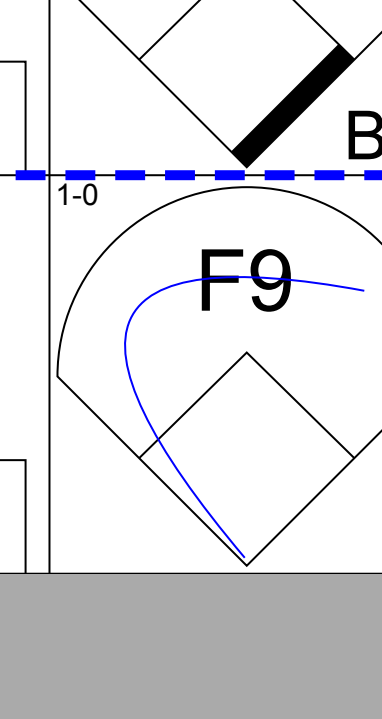
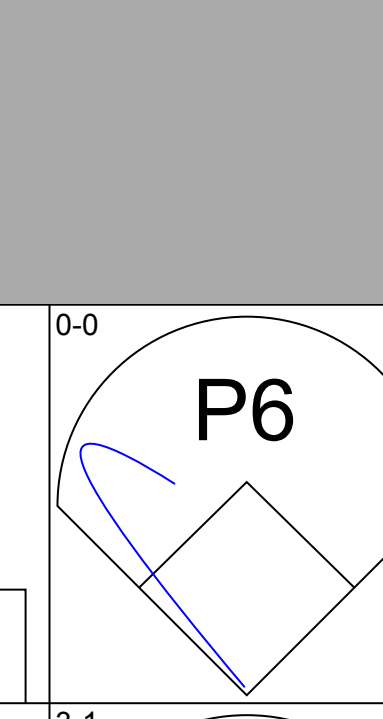
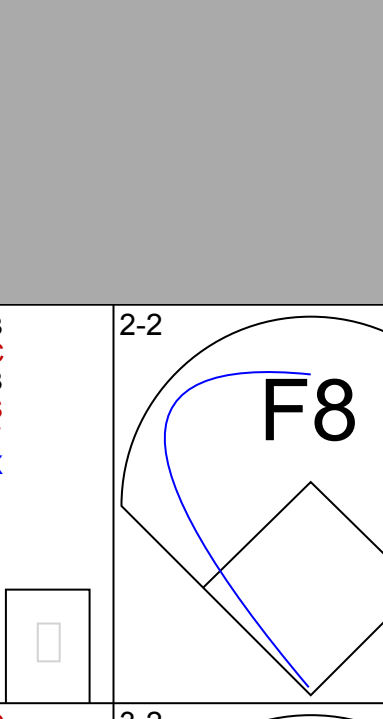
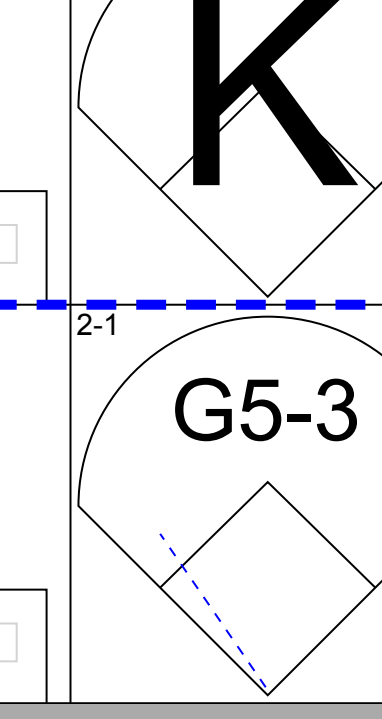
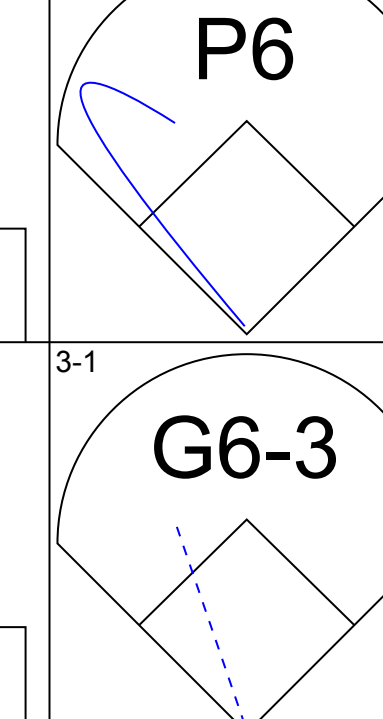
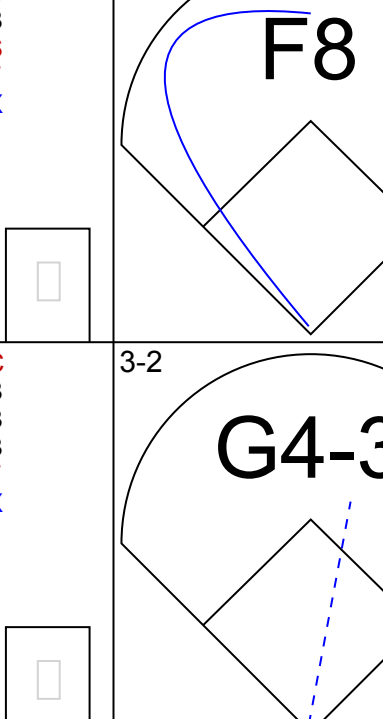
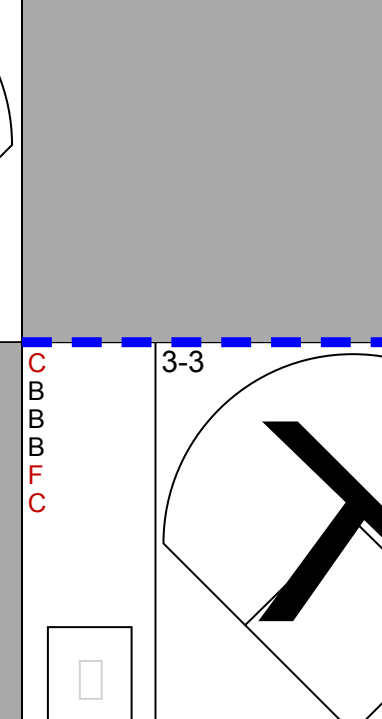
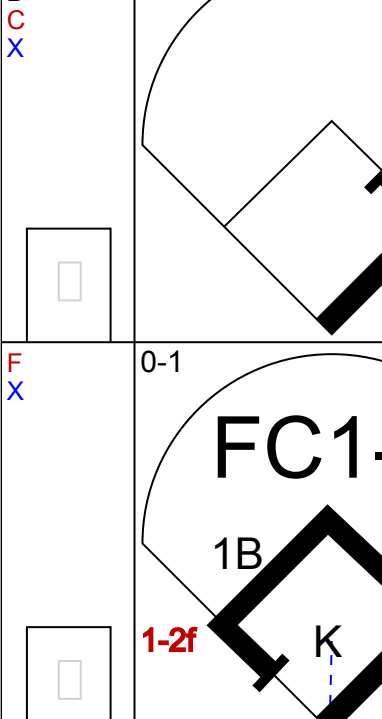
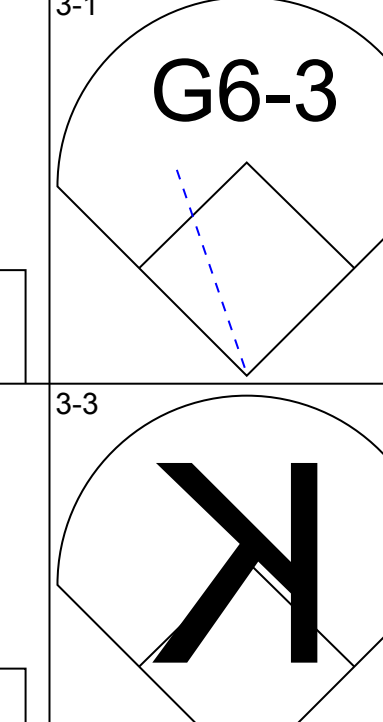
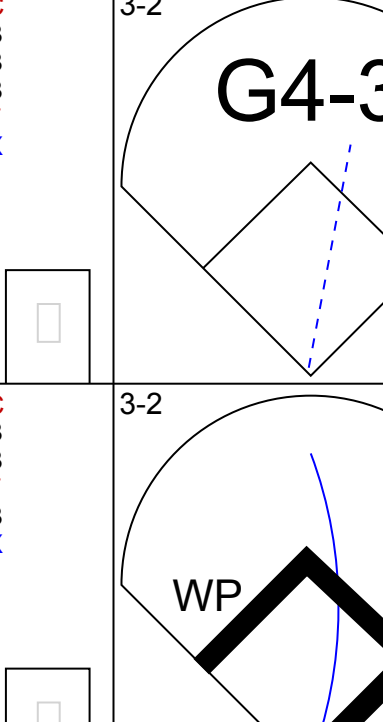
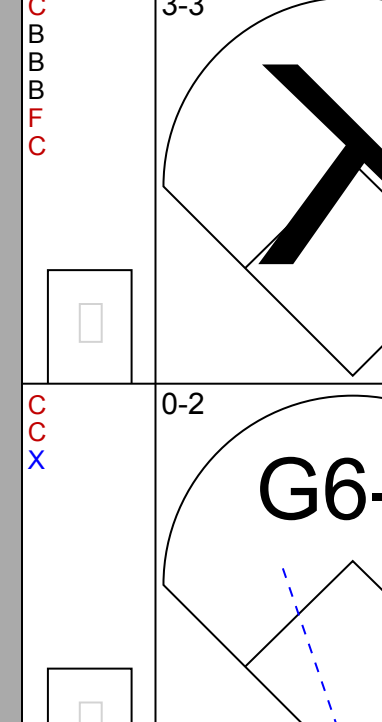
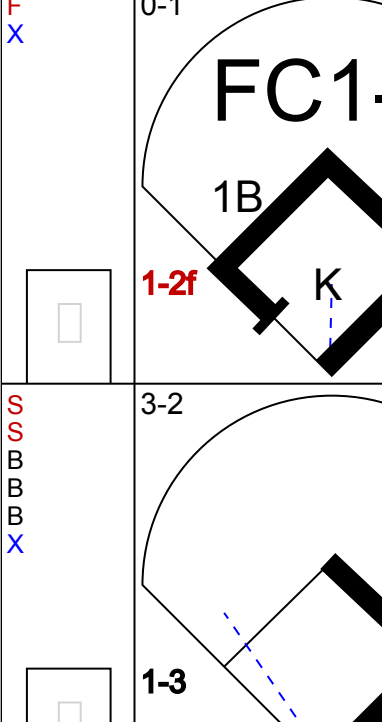
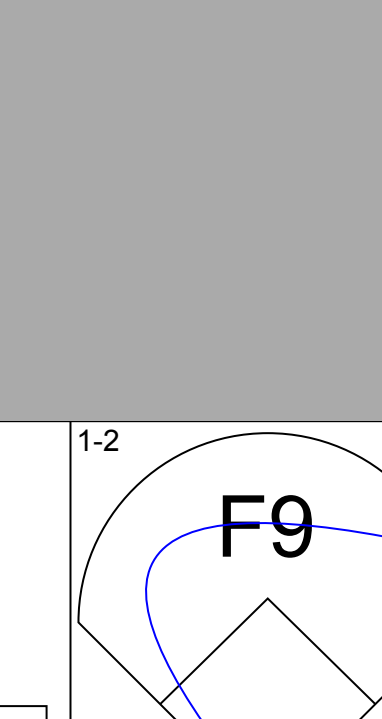
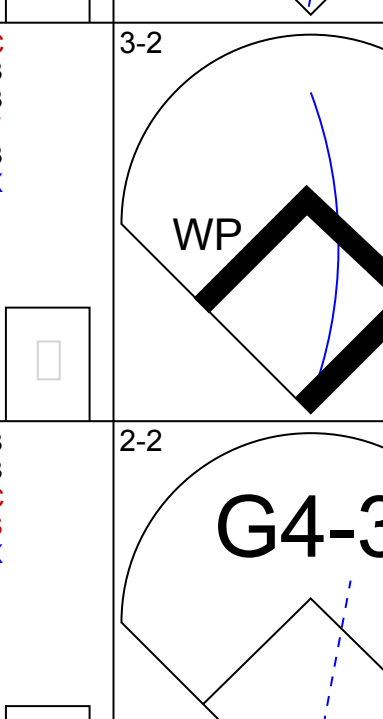
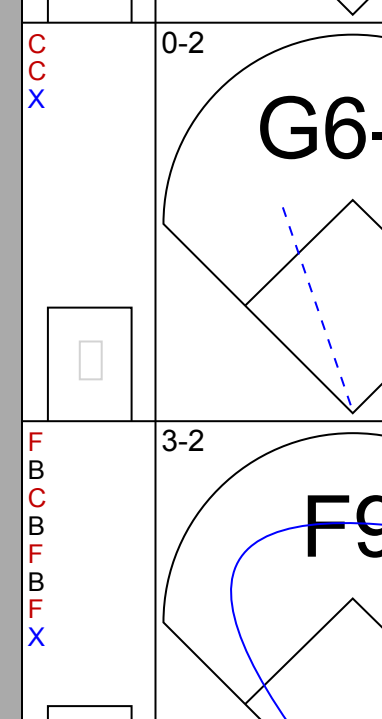
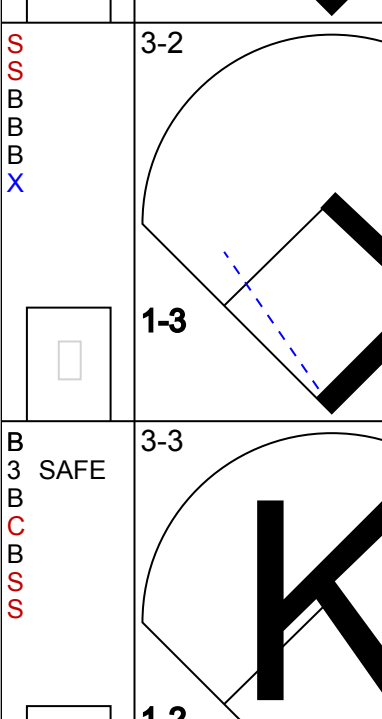
Batter	1	2	3	4	5	6	7	8	9	AB	R	H	RBI	BB	SO	LOB	BOTTOM			
Brad Wilkerson, L (1, 9) OBP: 0.392, SLG: 0.414										5	2	2	1	0	0	0				
Jose Macias, S (1, 8) OBP: 0.277, SLG: 0.289										4	0	1	0	0	0	0				
Jose Vidro, S (1, 4) OBP: 0.388, SLG: 0.492										4	0	2	0	0	0	2				
Troy O'Leary, L (1, 7) OBP: 0.438, SLG: 0.534										3	1	1	0	1	1	3				
Vladimir Guerrero, R (8, 9) OBP: 0.404, SLG: 0.572										0	0	0	0	0	0	0				
Andres Galarraga, R (1, 3) OBP: 0.375, SLG: 0.333										3	0	1	1	0	0	3				
Fernando Tatis, R (1, 5) OBP: 0.354, SLG: 0.480										4	0	1	1	0	1	4				
Orlando Cabrera, R (8, 6) OBP: 0.300, SLG: 0.351										0	0	0	0	0	0	0				
Brian Schneider, L (1, 2) OBP: 0.286, SLG: 0.366										4	0	1	0	0	1	4				
Mike Mordecai, R (1, 6) OBP: 0.323, SLG: 0.310										2	0	0	0	1	0	0				
Javier Vazquez, R (1, 1) OBP: 0.061, SLG: 0.061										4	0	0	0	0	0	3				
Inning Stats	R: 0 E: 1 K: 0 S: 4	H: 0 LOB: 0 BB: 0 P: 5	R: 1 E: 0 K: 0 S: 9	H: 3 LOB: 2 BB: 1 P: 19	R: 0 E: 0 K: 0 S: 8	H: 0 LOB: 2 BB: 1 P: 15	R: 0 E: 0 K: 1 S: 8	H: 0 LOB: 1 BB: 0 P: 12	R: 1 E: 0 K: 2 S: 18	H: 3 LOB: 3 BB: 0 P: 25	R: 1 E: 1 K: 0 S: 11	H: 2 LOB: 2 BB: 0 P: 18	R: 0 E: 0 K: 0 S: 8	H: 1 LOB: 1 BB: 0 P: 11	R: 0 E: 0 K: 0 S: 4	H: 0 LOB: 0 BB: 0 P: 8	1B: 8 2B: 0 3B: 0 HR: 1	SF: 0 SAC: 0 DP: 1 HBP: 2	WP: 0 PB: 0 SB: 1 CS: 0	PA: 37
PITCHER Josh Fogg, R (1, 1) ERA: 3.44	IP: 7.0 WLS: L BF: 34 H: 9 R: 3 ER: 3 SO: 3 BB: 0 IBB: 2 HBP: 2 BLK: 0 WP: 0 HR: 1 S: 66 P: 105 ERA: 3.86 WHIP: 1.286															PITCHER Mike Lincoln, R (8, 1) ERA: 0.5	IP: 1.0 WLS: L BF: 3 H: 0 R: 0 ER: 0 SO: 0 BB: 0 IBB: 0 HBP: 0 BLK: 0 WP: 0 HR: 0 S: 4 P: 8 ERA: 0.00 WHIP: 0.000			

Pittsburgh Pirates @ Montreal Expos
Olympic Stadium, Montreal, QB
Wed Jun 05 2002, 7:05 PM EDT
Att. 4,890 - Dome - 72 F

AB 33
R 3
H 9
RBI 3
BB 2
SO 3
LOB 19



Batter	1	2	3	4	5	6	7	8	9	AB	R	H	RBI	BB	SO	LOB	TOP																						
Brad Wilkerson, L OBP: 0.385, SLG: 0.404 (1, 8)										4	0	0	0	0	1	1	Montreal Expos @ Chicago White Sox Comiskey Park, Chicago, IL Fri Jun 07 2002, 8:05 PM EDT Att: 22,481 - Sunny - 81 F																						
Jose Macias, S OBP: 0.288, SLG: 0.291 (1, 5)									2	2	1	0	2	0	0																								
Jose Vidro, S OBP: 0.393, SLG: 0.496 (1, 4)									4	0	3	1	0	0	0																								
Vladimir Guerrero, R OBP: 0.405, SLG: 0.571 (1, 9)									4	1	2	1	0	1	2																								
Troy O'Leary, L OBP: 0.426, SLG: 0.565 Mike Mordecai, R OBP: 0.323, SLG: 0.310 (8, 5)									4	1	1	2	0	2	4																								
Orlando Cabrera, R OBP: 0.300, SLG: 0.350 (1, 6)									0	0	0	0	0	0	0																								
Fernando Tatis, R OBP: 0.342, SLG: 0.462 (1, 10)									4	0	0	0	0	2	1																								
Lee Stevens, L OBP: 0.319, SLG: 0.360 (1, 3)										4	0	0	0	0	1	0																							
Michael Barrett, R OBP: 0.399, SLG: 0.510 (1, 2)										2	0	0	0	1	0	0																							
Inning Stats	R: 0 E: 0 K: 1 S: 8	H: 0 LOB: 0 BB: 0 P: 10	R: 0 E: 0 K: 1 S: 8	H: 0 LOB: 0 BB: 0 P: 11	R: 0 E: 0 K: 1 S: 7	H: 0 LOB: 0 BB: 0 P: 11	R: 1 E: 0 K: 0 S: 11	H: 2 LOB: 2 BB: 1 P: 20	R: 0 E: 0 K: 0 S: 6	H: 0 LOB: 0 BB: 0 P: 9	R: 3 E: 0 K: 0 S: 13	H: 5 LOB: 1 BB: 0 P: 22	R: 0 E: 0 K: 0 S: 4	H: 0 LOB: 0 BB: 1 P: 10	R: 0 E: 0 K: 2 S: 14	H: 1 LOB: 1 BB: 1 P: 21	R: 0 E: 0 K: 2 S: 8	H: 0 LOB: 0 BB: 0 P: 13	1B: 7 2B: 0 3B: 0 HR: 1	SF: 0 SAC: 0 DP: 1 HBP: 0	WP: 0 PA: 35 PB: 0 SB: 1 CS: 0																		
PITCHER	IP	WLS	BF	H	R	ER	SO	BB	IBB	HBP	BLK	WP	HR	S	P	ERA	WHIP	PITCHER				IP	WLS	BF	H	R	ER	SO	BB	IBB	HBP	BLK	WP	HR	S	P	ERA	WHIP	
Dan Wright, R ERA: 5.92 Kelly Wunsch, L ERA: 3.19 Damaso Marte, L ERA: 4.22 Antonio Osuna, R ERA: 3.9	(1, 1)	6.0	L	25	7	4	4	3	1	0	0	0	0	1	53	83	6.00	1.333					(8, 1)	1.0	3	0	0	0	0	1	0	0	0	0	0	4	10	0.00	1.000

Batter	1	2	3	4	5	6	7	8	9	AB	R	H	RBI	BB	SO	LOB	BOTTOM																					
Kenny Lofton, L OBP: 0.382, SLG: 0.433 (1, 8)										2	1	0	0	2	1	0	Montreal Expos @ Chicago White Sox Comiskey Park, Chicago, IL Fri Jun 07 2002, 8:05 PM EDT Att: 22,481 - Sunny - 81 F																					
Ray Durham, S OBP: 0.376, SLG: 0.359 (1, 4)									2	1	0	0	2	0	0																							
Frank Thomas, R OBP: 0.356, SLG: 0.489 (1, 10)									4	1	1	1	0	1	4																							
Magglio Ordonez, R OBP: 0.361, SLG: 0.523 (1, 9)									3	0	1	2	1	0	2																							
14 Paul Konerko, R OBP: 0.361, SLG: 0.487 (1, 3)									4	0	0	0	0	1	4																							
Jose Valentin, S OBP: 0.302, SLG: 0.460 (1, 6)									4	0	1	0	0	0	1																							
Carlos Lee, R OBP: 0.286, SLG: 0.425 (1, 7)										4	0	0	0	0	1	1																						
Tony Graffanino, R OBP: 0.364, SLG: 0.485 (1, 5)										4	0	2	0	0	1	0																						
Mark Johnson, L OBP: 0.282, SLG: 0.260 (1, 2)										4	0	0	0	0	1	3																						
Inning Stats	R: 0 E: 0 K: 0 S: 8	H: 0 LOB: 2 BB: 2 P: 21	R: 0 E: 0 K: 1 S: 6	H: 0 LOB: 0 BB: 0 P: 12	R: 0 E: 0 K: 0 S: 8	H: 0 LOB: 0 BB: 0 P: 11	R: 0 E: 0 K: 1 S: 8	H: 0 LOB: 0 BB: 0 P: 14	R: 0 E: 0 K: 0 S: 13	H: 1 LOB: 1 BB: 0 P: 23	R: 2 E: 0 K: 1 S: 11	H: 1 LOB: 1 BB: 2 P: 24	R: 0 E: 0 K: 1 S: 9	H: 0 LOB: 0 BB: 0 P: 17	R: 1 E: 0 K: 1 S: 9	H: 1 LOB: 1 BB: 1 P: 18	R: 0 E: 0 K: 1 S: 11	H: 2 LOB: 1 BB: 0 P: 18	1B: 2 2B: 2 3B: 0 HR: 1	SF: 0 SAC: 0 DP: 0 HBP: 0	WP: 2 PA: 36 PB: 1 SB: 1 CS: 0																	
PITCHER	IP	WLS	BF	H	R	ER	SO	BB	IBB	HBP	BLK	WP	HR	S	P	ERA	WHIP	PITCHER				IP	WLS	BF	H	R	ER	SO	BB	IBB	HBP	BLK	WP	HR	S	P	ERA	WHIP
Tony Armas, R ERA: 4.32 Britt Reames, R ERA: 6.59 Joey Eischen, L ERA: 2.92 Matt Herges, R ERA: 2.9 Scott Stewart, L ERA: 2.2	(1, 1)	5.0	W	19	1	1	1	2	3	0	0	0	0	0	7	14	13.50	3.000					(8, 1)	1.1	5	5	2	0	0	1	0	0	0	0	12	20	0.00	1.500

Batter	1	2	3	4	5	6	7	8	9	AB	R	H	RBI	BB	SO	LOB	TOP	
Brad Wilkerson, L (1, 8) OBP: 0.377, SLG: 0.396	1-1 G5-3			3-2 F7		0-2 P6		1-2 G5-3		4	0	0	0	0	0	1	Montreal Expos @ Chicago White Sox Comiskey Park, Chicago, IL Sat Jun 08 2002, 7:05 PM EDT Att: 24,783 - Sunny - 86 F	
Jose Macias, S (1, 5) OBP: 0.293, SLG: 0.303	2-2 G5-3			3-2 G4-3		1-0 2B		3-2 1B		4	0	2	0	0	0	0		
Jose Vidro, S (1, 4) OBP: 0.391, SLG: 0.490	1-3 K			0-1 G4-3		4-1 BB		2-0 G4-3		3	0	0	0	1	1	1		
Vladimir Guerrero, R (1, 9) OBP: 0.407, SLG: 0.583		0-0 F3			0-0 2B	1-0 L6			0-0 HR	4	2	2	1	0	0	2		
Troy O'Leary, L (1, 7) OBP: 0.403, SLG: 0.530	1-2 G6-3				3-3 K		3-2 F8		1-2 G4-3	4	0	0	0	0	1	1		
Mike Mordecai, R (9, 5) OBP: 0.323, SLG: 0.310					1-2 K					0	0	0	0	0	0	0		
Orlando Cabrera, R (1, 6) OBP: 0.295, SLG: 0.343	2-2 P6				2-2 P4		0-2 G6-3		0-1 F2	4	0	0	0	0	0	1		
Fernando Tatis, R (1, 10) OBP: 0.347, SLG: 0.468			2-1 G5-3		2-2 2B		2-1 HBP		1-2 F8	3	0	1	1	0	0	0		
Lee Stevens, L (1, 3) OBP: 0.315, SLG: 0.354			1-3 K		1-0 G6-3		1-3 K			3	0	0	0	0	2	2		
Brian Schneider, L (1, 2) OBP: 0.291, SLG: 0.361			2-2 F7			4-1 CS		1-2 F8		1	0	0	0	1	0	0		
Michael Barrett, R (8, PH) OBP: 0.397, SLG: 0.506										1	0	0	0	0	0	0		
Inning Stats	R: 0 H: 0 E: 0 K: 1 S: 10	H: 0 LOB: 0 BB: 0 P: 14	R: 0 H: 0 E: 0 K: 0 S: 7	H: 0 LOB: 0 BB: 0 P: 10	R: 0 H: 0 E: 0 K: 1 S: 9	H: 0 LOB: 0 BB: 0 P: 14	R: 1 H: 2 E: 0 K: 1 S: 13	H: 1 LOB: 2 BB: 2 P: 17	R: 0 H: 0 E: 0 K: 1 S: 11	H: 0 LOB: 1 BB: 0 P: 17	R: 0 H: 1 E: 0 K: 0 S: 12	H: 1 LOB: 1 BB: 0 P: 19	R: 1 H: 1 E: 0 K: 0 S: 10	H: 1 LOB: 0 BB: 0 P: 12	1B: 2 2B: 2 3B: 0 HR: 1	SF: 0 SAC: 0 DP: 0 HBP: 1	WP: 0 PA: 34 PB: 0 SB: 1 CS: 1	
PITCHER	IP	WLS	BF	H	R	ER	SO	BB	IBB	HBP	BLK	WP	HR	S	P	ERA	WHIP	
Jon Garland, R (1, 1) ERA: 4.2	6.2		25	3	1	1	3	2	0	1	0	0	0	62	103	1.35	0.750	
Damaso Marte, L (7, 1) ERA: 3.97	1.1	5	1	0	0	1	0	0	0	0	0	0	0	15	23	0.00	0.750	
Keith Foulke, R (9, 1) ERA: 5.26	1.0	L	4	1	1	1	0	0	0	0	0	0	1	10	12	9.00	1.000	

AB	31
R	2
H	5
RBI	2
BB	2
SO	4
LOB	8



Batter	1	2	3	4	5	6	7	8	9	AB	R	H	RBI	BB	SO	LOB	BOTTOM		
Kenny Lofton, L (1, 8) OBP: 0.380, SLG: 0.438	2-2 SF9	2-2 F7			1-2 G6-3			1-2 F7		4	1	1	0	0	0	0	Montreal Expos @ Chicago White Sox Comiskey Park, Chicago, IL Sat Jun 08 2002, 7:05 PM EDT Att: 24,783 - Sunny - 86 F		
Ray Durham, S (1, 4) OBP: 0.370, SLG: 0.353	1-0 SF9		3-3 K		2-2 G3-1			1-1 G1-3		3	0	0	1	0	1	0			
Frank Thomas, R (1, 10) OBP: 0.351, SLG: 0.480	2-3 K		3-2 F8			1-2 F8		0-1 F9		4	0	0	0	0	1	0			
Magglio Ordonez, R (1, 9) OBP: 0.368, SLG: 0.525	2-2 1B		2-2 1B			1-3 K		4-0 G4-6-3		3	0	2	0	1	1	0			
Jose Valentin, S (1, 6) OBP: 0.301, SLG: 0.455	2-2 BB		1-3 K			2-3 K		0-0 G4-6-3		4	0	1	0	0	2	2			
Carlos Lee, R (1, 7) OBP: 0.287, SLG: 0.421	4-2 BB			3-2 F8		0-0 F5				2	0	0	0	1	0	0			
Jeff Liefer, L (1, 3) OBP: 0.232, SLG: 0.222	1-3 K			0-1 G4-3		1-1 G5-3				3	0	0	0	0	1	3			
Tony Graffanino, R (1, 5) OBP: 0.355, SLG: 0.470		2-2 G4-3		2-3 K			2-2 G5-3			3	0	0	0	0	1	0			
Mark Johnson, L (1, 2) OBP: 0.277, SLG: 0.255		0-1 L3			1-2 G3-1			1-1 G5-3		2	0	0	0	0	0	0			
14 Paul Konerko, R (8, PH) OBP: 0.350, SLG: 0.465										1	0	0	0	0	0	0			
Sandy Alomar Jr., R (9, 2) OBP: 0.305, SLG: 0.480										0	0	0	0	0	0	0			
Inning Stats	R: 1 H: 3 E: 0 K: 2 S: 24	H: 3 LOB: 3 BB: 1 P: 38	R: 0 H: 0 E: 0 K: 0 S: 10	H: 0 LOB: 0 BB: 0 P: 14	R: 0 H: 1 E: 0 K: 2 S: 13	H: 1 LOB: 1 BB: 0 P: 22	R: 0 H: 0 E: 0 K: 1 S: 10	H: 0 LOB: 0 BB: 0 P: 15	R: 0 H: 0 E: 0 K: 2 S: 11	H: 0 LOB: 0 BB: 0 P: 15	R: 0 H: 0 E: 0 K: 0 S: 6	H: 0 LOB: 0 BB: 0 P: 9	R: 0 H: 0 E: 0 K: 0 S: 8	H: 0 LOB: 0 BB: 0 P: 11	R: 0 H: 0 E: 0 K: 0 S: 3	H: 0 LOB: 0 BB: 1 P: 7	1B: 3 2B: 0 3B: 1 HR: 0	SF: 1 SAC: 0 DP: 1 HBP: 0	WP: 0 PA: 32 PB: 0 SB: 0 CS: 0
PITCHER	IP	WLS	BF	H	R	ER	SO	BB	IBB	HBP	BLK	WP	HR	S	P	ERA	WHIP		
Tomo Ohka, R (1, 1) ERA: 2.95	7.0		26	4	1	1	7	1	0	0	0	0	0	85	128	1.29	0.714		
Scott Stewart, L (8, 1) ERA: 2.12	1.0	W	3	0	0	0	0	0	0	0	0	0	0	8	11	0.00	0.000		
52 T.J. Tucker, R (9, 1) ERA: 2.36	1.0	S	3	0	0	0	0	1	0	0	0	0	0	3	7	0.00	1.000		

AB	29
R	1
H	4
RBI	1
BB	2
SO	7
LOB	5



Batter	1	2	3	4	5	6	7	8	9	AB	R	H	RBI	BB	SO	LOB	TOP										
Jose Macias, S OBP: 0.287, SLG: 0.296 (1, 8)										4	0	0	0	0	0	3	Montreal Expos @ Chicago White Sox Comiskey Park, Chicago, IL Sun Jun 09 2002, 2:05 PM EDT Att: 21,870 - Sunny - 82 F										
Mike Mondaca, R OBP: 0.304, SLG: 0.290 (1, 5)										4	0	0	0	0	1	0											
Jose Vidro, S OBP: 0.389, SLG: 0.484 (1, 4)										3	0	0	0	1	1	0											
Vladimir Guerrero, R OBP: 0.406, SLG: 0.579 Brian Schneider, L OBP: 0.288, SLG: 0.356 (6, PR) (6, 9)										3	0	1	0	0	0	0											
Wil Cordero, R OBP: 0.281, SLG: 0.278 (1, 7)										4	1	1	0	0	1	2											
Fernando Tatis, R OBP: 0.344, SLG: 0.469 (1, 10)											4	1	1	0	0	0											
Orlando Cabrera, R OBP: 0.299, SLG: 0.352 (1, 6)										3	0	2	2	0	0	0											
Andres Galarraga, R OBP: 0.353, SLG: 0.310 (1, 3)										3	0	0	0	0	0	2											
Michael Barrett, R OBP: 0.401, SLG: 0.510 (1, 2)										3	0	2	0	0	0	1											
Inning Stats	R: 0 E: 0 K: 0 S: 6	H: 0 LOB: 0 BB: 0 P: 10	R: 2 E: 0 K: 0 S: 12	H: 4 LOB: 2 BB: 0 P: 20	R: 0 E: 0 K: 1 S: 8	H: 0 LOB: 0 BB: 0 P: 13	R: 0 E: 0 K: 0 S: 7	H: 0 LOB: 0 BB: 0 P: 13	R: 0 E: 0 K: 0 S: 6	H: 1 LOB: 0 BB: 0 P: 8	R: 0 E: 0 K: 1 S: 8	H: 1 LOB: 1 BB: 1 P: 15	R: 0 E: 0 K: 0 S: 7	H: 1 LOB: 0 BB: 0 P: 11	R: 0 E: 0 K: 0 S: 6	H: 0 LOB: 0 BB: 0 P: 10	R: 0 E: 0 K: 2 S: 12	H: 0 LOB: 0 BB: 0 P: 17	1B: 5 2B: 3 3B: 0 HR: 0	SF: 0 SAC: 0 DP: 2 HBP: 0	WP: 0 PB: 0 SB: 0 CS: 0	PA: 33					
PITCHER	IP	WLS	BF	H	R	ER	SO	BB	IBB	HBP	BLK	WP	HR	S	P	ERA	WHIP										
56 Mark Buehrle, L ERA: 2.8	7.0	W	27	7	2	2	2	1	0	0	0	0	0	54	90	2.57	1.143										
Rocky Biddle, R ERA: 2.53	1.0		3	0	0	0	0	0	0	0	0	0	0	6	10	0.00	0.000										
Matt Ginter, R ERA: 2.45	1.0		3	0	0	0	2	0	0	0	0	0	0	12	17	0.00	0.000										

Batter	1	2	3	4	5	6	7	8	9	AB	R	H	RBI	BB	SO	LOB	BOTTOM										
Kenny Lofton, L OBP: 0.378, SLG: 0.439 Aaron Rowand, R OBP: 0.240, SLG: 0.420 (5, PR) (6, 8)										4	1	1	2	0	1	3	Montreal Expos @ Chicago White Sox Comiskey Park, Chicago, IL Sun Jun 09 2002, 2:05 PM EDT Att: 21,870 - Sunny - 82 F										
Tony Graffanino, R OBP: 0.374, SLG: 0.476 (1, 4)										3	1	2	2	2	1	2											
Frank Thomas, R OBP: 0.352, SLG: 0.481 (1, 10)										4	2	1	0	0	1	5											
Magglio Ordonez, R OBP: 0.372, SLG: 0.535 (1, 9)										5	1	3	6	0	0	1											
14 Paul Konerko, R OBP: 0.353, SLG: 0.475 (1, 3)										5	0	0	0	0	0	7											
Jose Valentin, S OBP: 0.304, SLG: 0.469 (1, 5)										5	2	2	1	0	3	0											
Carlos Lee, R OBP: 0.290, SLG: 0.417 (1, 7)										4	1	1	0	1	1	0											
Mark Johnson, L OBP: 0.291, SLG: 0.264 (1, 2)										4	2	2	0	1	1	1											
Royce Clayton, R OBP: 0.242, SLG: 0.361 (1, 6)										4	2	2	0	1	0	2											
Inning Stats	R: 4 E: 1 K: 1 S: 14	H: 4 LOB: 0 BB: 0 P: 21	R: 0 E: 0 K: 1 S: 15	H: 1 LOB: 1 BB: 1 P: 26	R: 0 E: 0 K: 1 S: 13	H: 0 LOB: 0 BB: 0 P: 18	R: 3 E: 1 K: 1 S: 23	H: 4 LOB: 2 BB: 0 P: 39	R: 0 E: 0 K: 2 S: 8	H: 0 LOB: 0 BB: 0 P: 13	R: 1 E: 0 K: 0 S: 15	H: 2 LOB: 1 BB: 1 P: 25	R: 0 E: 0 K: 1 S: 11	H: 1 LOB: 1 BB: 0 P: 17	1B: 9 2B: 4 3B: 0 HR: 1	SF: 0 SAC: 0 DP: 0 HBP: 1	WP: 2 PB: 0 SB: 1 CS: 0	PA: 45									
PITCHER	IP	WLS	BF	H	R	ER	SO	BB	IBB	HBP	BLK	WP	HR	S	P	ERA	WHIP										
Carl Pavano, R ERA: 5.99	3.1	L	19	8	7	5	4	1	0	0	0	0	1	55	86	13.50	2.700										
Britt Reames, R ERA: 7.75	1.2		13	3	5	5	1	3	0	1	0	0	1	27	52	27.00	3.600										
Bruce Chen, L ERA: 6.87	2.0		9	2	1	1	2	1	0	0	0	1	0	23	38	4.50	1.500										
Graeme Lloyd, L ERA: 6.75	1.0		4	1	0	0	1	0	0	0	0	0	0	11	17	0.00	1.000										

AB	32
R	2
H	7
RBI	2
BB	1
SO	4
LOB	8



AB	39
R	13
H	14
RBI	11
BB	5
SO	8
LOB	22



Batter	1	2	3	4	5	6	7	8	9	AB R H RBI BB SO LOB	TOP											
Brad Wilkerson, L (1, 8) OBP: 0.378, SLG: 0.406										5 2 2 0 0 3 3	Montreal Expos @ Detroit Tigers Comerica Park, Detroit, MI Mon Jun 10 2002, 7:05 PM EDT Att: 11,642 - Sunny - 87 F											
Jose Macias, S (1, 5) OBP: 0.291, SLG: 0.301										4 0 2 1 0 2 0												
Jose Vidro, S (1, 4) OBP: 0.396, SLG: 0.498										3 1 2 1 2 0 1												
Vladimir Guerrero, R (1, 9) OBP: 0.402, SLG: 0.571										5 1 1 1 0 1 4												
Troy O'Leary, L (1, 7) OBP: 0.421, SLG: 0.536										3 0 2 1 0 0 0												
Orlando Cabrera, R (1, 6) OBP: 0.298, SLG: 0.347										3 0 0 0 1 0 3												
Fernando Tatis, R (1, 10) OBP: 0.333, SLG: 0.453										4 0 0 0 0 1 2												
Lee Stevens, L (1, 3) OBP: 0.318, SLG: 0.354										3 0 1 0 1 0 0												
Michael Barrett, R (1, 2) OBP: 0.403, SLG: 0.506										3 0 1 0 1 1 1												
Inning Stats	R: 2 E: 0 K: 1 S: 11	H: 3 LOB: 2 BB: 1 P: 17	R: 0 E: 0 K: 2 S: 9	H: 0 LOB: 0 BB: 0 P: 12	R: 0 E: 0 K: 1 S: 11	H: 0 LOB: 2 BB: 1 P: 26	R: 0 E: 0 K: 1 S: 10	H: 2 LOB: 2 BB: 1 P: 16	R: 1 E: 0 K: 0 S: 18	H: 2 LOB: 0 BB: 0 P: 22	R: 0 E: 0 K: 1 S: 7	H: 0 LOB: 1 BB: 1 P: 17	R: 0 E: 0 K: 1 S: 4	H: 0 LOB: 0 BB: 1 P: 11	R: 0 E: 0 K: 0 S: 6	H: 0 LOB: 0 BB: 0 P: 9	R: 1 E: 0 K: 1 S: 18	H: 4 LOB: 2 BB: 0 P: 21	1B: 9 2B: 1 3B: 1 HR: 1	SF: 0 SAC: 1 DP: 3 HBP: 1	WP: 1 PB: 0 SB: 0 CS: 0	PA: 40
PITCHER	IP WLS BF H R ER SO BB IBB HBP BLK WP HR S P ERA WHIP																					
Adam Bernero, R (1, 1) ERA: 6.38	6.1 W 30 7 3 3 7 5 0 1 0 1 1 69 119 4.26 1.895																					
Jeff Farnsworth, R (7, 1) ERA: 2.52	1.2 H 4 0 0 0 0 0 0 0 0 0 0 7 11 0.00 0.000																					
Juan Acevedo, R (9, 1) ERA: 2.8	1.0 S 6 4 1 1 1 0 0 0 0 0 0 0 18 21 9.00 4.000																					

AB	33
R	4
H	11
RBI	4
BB	5
SO	8
LOB	14



Batter	1	2	3	4	5	6	7	8	9	AB R H RBI BB SO LOB	BOTTOM											
Ramon Santiago, S (1, 6) OBP: 0.321, SLG: 0.481										4 1 1 0 0 2 1	Montreal Expos @ Detroit Tigers Comerica Park, Detroit, MI Mon Jun 10 2002, 7:05 PM EDT Att: 11,642 - Sunny - 87 F											
Damian Jackson, R (1, 4) OBP: 0.313, SLG: 0.377										4 1 1 0 0 1 1												
Dmitri Young, S (1, 10) OBP: 0.342, SLG: 0.473										4 0 1 0 0 2 3												
Randall Simon, L (1, 3) OBP: 0.302, SLG: 0.470										4 1 2 0 0 0 3												
Robert Fick, L (1, 9) OBP: 0.339, SLG: 0.471										4 2 3 5 0 0 2												
Wendell Magee, R (1, 8) OBP: 0.328, SLG: 0.459										4 1 2 0 0 0 0												
Chris Truby, R (1, 5) OBP: 0.265, SLG: 0.372										4 0 1 0 0 0 1												
Shane Halter, R (1, 7) OBP: 0.303, SLG: 0.347										4 0 1 1 0 1 1												
15 Brandon Inge, R (1, 2) OBP: 0.345, SLG: 0.481										3 0 1 0 0 1 3												
Inning Stats	R: 0 E: 0 K: 0 S: 7	H: 0 LOB: 0 BB: 0 P: 10	R: 2 E: 1 K: 2 S: 20	H: 3 LOB: 1 BB: 0 P: 31	R: 0 E: 0 K: 2 S: 11	H: 1 LOB: 1 BB: 0 P: 14	R: 1 E: 0 K: 0 S: 10	H: 4 LOB: 1 BB: 0 P: 17	R: 3 E: 1 K: 1 S: 15	H: 2 LOB: 0 BB: 0 P: 24	R: 0 E: 0 K: 1 S: 7	H: 1 LOB: 0 BB: 0 P: 13	R: 0 E: 0 K: 1 S: 9	H: 2 LOB: 1 BB: 0 P: 15	R: 0 E: 0 K: 0 S: 6	H: 0 LOB: 0 BB: 0 P: 7	R: 0 E: 0 K: 0 S: 6	H: 0 LOB: 0 BB: 0 P: 7	1B: 11 2B: 0 3B: 0 HR: 2	SF: 0 SAC: 0 DP: 2 HBP: 0	WP: 0 PB: 0 SB: 1 CS: 0	PA: 35
PITCHER	IP WLS BF H R ER SO BB IBB HBP BLK WP HR S P ERA WHIP																					
Javier Vazquez, R (1, 1) ERA: 3.23	5.0 L 24 10 0 0 3 5 0 0 0 0 0 0 63 96 5.40 2.000																					
Matt Herges, R (6, 1) ERA: 2.51	1.0 4 1 0 0 1 0 0 0 0 0 0 7 13 0.00 1.000																					
Graeme Lloyd, L (7, 1) ERA: 6.17	2.0 7 2 0 0 1 0 0 0 0 0 0 15 22 0.00 1.000																					



Batter	1	2	3	4	5	6	7	8	9	AB	R	H	RBI	BB	SO	LOB	TOP					
Jose Macias, S OBP: 0.289, SLG: 0.304 (1, 8)										5	1	1	0	0	0	3						
Mike Mordecai, R OBP: 0.292, SLG: 0.277 (1, 5)										3	0	0	0	0	0	0						
Jose Vidro, S OBP: 0.398, SLG: 0.496 (1, 4)										3	0	1	1	1	0	0						
Vladimir Guerrero, R OBP: 0.400, SLG: 0.566 (1, 9)										4	0	1	0	0	0	3						
Wil Cordero, R OBP: 0.262, SLG: 0.259 (1, 10)										4	0	0	0	0	0	3						
Troy O'Leary, L OBP: 0.413, SLG: 0.534 (1, 7)										4	0	1	0	0	0	1						
Andres Galarraga, R OBP: 0.382, SLG: 0.333 (1, 3)										3	0	2	0	1	0	1						
Brian Schneider, L OBP: 0.288, SLG: 0.356 (9, PR)										0	0	0	0	0	0	0						
Orlando Cabrera, R OBP: 0.299, SLG: 0.347 (1, 6)										3	0	1	0	0	0	2						
Brad Wilkerson, L OBP: 0.376, SLG: 0.404 (9, PH)										1	0	0	0	0	1	1						
Michael Barrett, R OBP: 0.402, SLG: 0.503 (1, 2)										3	0	1	0	0	1	1						
Fernando Tatis, R OBP: 0.331, SLG: 0.449 (9, PH)										1	0	0	0	0	0	1						
Inning Stats	R: 1 E: 1 K: 0 S: 11	H: 1 LOB: 1 BB: 0 P: 13	R: 0 E: 0 K: 0 S: 10	H: 2 LOB: 2 BB: 0 P: 17	R: 0 E: 0 K: 1 S: 7	H: 1 LOB: 1 BB: 0 P: 13	R: 0 E: 0 K: 1 S: 9	H: 1 LOB: 1 BB: 0 P: 15	R: 0 E: 0 K: 0 S: 5	H: 0 LOB: 1 BB: 1 P: 10	R: 0 E: 0 K: 0 S: 5	H: 1 LOB: 2 BB: 1 P: 13	R: 0 E: 0 K: 0 S: 10	H: 0 LOB: 0 BB: 0 P: 13	R: 0 E: 0 K: 0 S: 14	H: 1 LOB: 1 BB: 0 P: 23	R: 0 E: 0 K: 1 S: 13	H: 1 LOB: 1 BB: 0 P: 19	1B: 6 2B: 2 3B: 0 HR: 0	SF: 0 SAC: 1 DP: 0 HBP: 0	WP: 0 PB: 0 SB: 0 CS: 0	PA: 37
PITCHER	IP WLS BF H R ER SO BB IBB HBP BLK WP HR S P ERA WHIP																					
Mark Redman, L ERA: 3.63 (1, 1)	8.0 W 33 7 1 1 1 2 0 0 0 0 0 0 71 117 1.12 1.125																					
Juan Acevedo, R ERA: 2.72 (9, 1)	1.0 S 4 1 0 0 1 0 0 0 0 0 0 0 13 19 0.00 1.000																					

Montreal Expos @ Detroit Tigers
Comerica Park, Detroit, MI
Tue Jun 11 2002, 7:05 PM EDT
Att: 14,100 - Cloudy - 88 F

AB	34
R	1
H	8
RBI	1
BB	2
SO	2
LOB	16



Batter	1	2	3	4	5	6	7	8	9	AB	R	H	RBI	BB	SO	LOB	BOTTOM			
Ramon Santiago, S OBP: 0.318, SLG: 0.470 (1, 6)										4	1	1	0	0	2	2				
Damian Jackson, R OBP: 0.311, SLG: 0.373 (1, 4)										4	0	1	0	0	0	2				
Dmitri Young, S OBP: 0.345, SLG: 0.481 (1, 10)										4	0	2	1	0	0	0				
Randall Simon, L OBP: 0.306, SLG: 0.471 (1, 3)										4	0	2	0	0	1	3				
Robert Fick, L OBP: 0.337, SLG: 0.467 (1, 9)										4	0	1	0	0	1	4				
Wendell Magee, R OBP: 0.327, SLG: 0.455 (1, 8)										4	0	1	0	0	1	3				
Chris Truby, R OBP: 0.265, SLG: 0.369 (1, 5)										4	0	1	0	0	1	1				
Shane Halter, R OBP: 0.312, SLG: 0.374 (1, 7)										4	1	3	1	0	0	1				
15 Brandon Inge, R OBP: 0.341, SLG: 0.469 (1, 2)										4	0	1	0	0	1	1				
Inning Stats	R: 0 E: 0 K: 0 S: 8	H: 1 LOB: 1 BB: 0 P: 12	R: 0 E: 0 K: 0 S: 8	H: 1 LOB: 0 BB: 0 P: 12	R: 0 E: 0 K: 2 S: 7	H: 0 LOB: 0 BB: 0 P: 7	R: 0 E: 1 K: 0 S: 5	H: 1 LOB: 1 BB: 0 P: 8	R: 0 E: 0 K: 2 S: 14	H: 2 LOB: 2 BB: 0 P: 20	R: 0 E: 0 K: 1 S: 9	H: 3 LOB: 2 BB: 0 P: 9	R: 2 E: 0 K: 1 S: 15	H: 4 LOB: 2 BB: 0 P: 26	R: 0 E: 0 K: 1 S: 11	H: 1 LOB: 1 BB: 0 P: 17	1B: 11 2B: 1 3B: 0 HR: 1	SF: 0 SAC: 0 DP: 1 HBP: 0	WP: 0 PB: 0 SB: 2 CS: 0	PA: 36
PITCHER	IP WLS BF H R ER SO BB IBB HBP BLK WP HR S P ERA WHIP																			
Masato Yoshii, R ERA: 4.93 (1, 1)	3.1 10 3 0 0 3 0 0 0 0 0 0 22 29 0.00 1.286																			
Joey Eischen, L ERA: 2.45 (4, 1)	2.1 L 6 5 2 2 0 0 0 0 0 0 1 10 16 27.00 7.500																			
Matt Herge, R ERA: 3.31 (6, 1)	1.1 6 2 0 0 2 0 0 0 0 0 0 18 29 0.00 1.500																			
Scott Stewart, L ERA: 2.03 (7, 1)	0.1 1 0 0 0 0 0 0 0 0 0 0 1 1 0.00 0.000																			
52 T.J. Tucker, R ERA: 2.34 (8, 1)																				

Montreal Expos @ Detroit Tigers
Comerica Park, Detroit, MI
Tue Jun 11 2002, 7:05 PM EDT
Att: 14,100 - Cloudy - 88 F

AB	36
R	2
H	13
RBI	2
BB	0
SO	7
LOB	17



Batter	1	2	3	4	5	6	7	8	9	10	AB	R	H	RBI	BB	SO	LOB	TOP				
Brad Wilkerson, L (1, 7) OBP: 0.369, SLG: 0.396	F7			K		K			K		4	0	0	0	0	3	0	Montreal Expos @ Detroit Tigers Comerica Park, Detroit, MI Wed Jun 12 2002, 7:05 PM EDT Att. 16,837 - Cloudy - 79 F				
Jose Macias, S (1, 8) OBP: 0.283, SLG: 0.297	K			G4-3		K			K		4	0	0	0	0	3	0					
Jose Vidro, S (1, 4) OBP: 0.396, SLG: 0.496	G5-3			F7					F7		4	0	1	0	0	0	0					
Vladimir Guerrero, R (1, 9) OBP: 0.491, SLG: 0.577						HR			G6-3		4	2	2	1	0	1	1					
Troy O'Leary, L (1, 10) OBP: 0.405, SLG: 0.513	F8			B1-3					G6-3		3	0	0	0	1	0	1					
Andres Galarraga, R (1, 3) OBP: 0.373, SLG: 0.327	G6-3			G6-3					G6-3		4	0	1	1	0	0	2					
Fernando Tatis, R (1, 5) OBP: 0.328, SLG: 0.438									L9		3	0	0	0	1	1	1					
Mike Mordecai, R (10, 5) OBP: 0.292, SLG: 0.277									F8		0	0	0	0	0	0	0					
Orlando Cabrera, R (1, 6) OBP: 0.294, SLG: 0.342	F8			F8					P6		4	0	0	0	0	0	2					
Brian Schneider, L (1, 2) OBP: 0.277, SLG: 0.342	K			G4-3					F7		3	0	0	0	0	1	0					
Inning Stats	R: 0 E: 0 K: 1 S: 14	H: 0 LOB: 0 BB: 0 P: 19	R: 0 E: 0 K: 1 S: 10	H: 0 LOB: 0 BB: 0 P: 16	R: 0 E: 0 K: 2 S: 7	H: 0 LOB: 0 BB: 0 P: 9	R: 1 E: 0 K: 2 S: 13	H: 1 LOB: 1 BB: 1 P: 22	R: 0 E: 0 K: 2 S: 7	H: 0 LOB: 0 BB: 0 P: 8	R: 0 E: 0 K: 0 S: 6	H: 1 LOB: 1 BB: 1 P: 11	R: 0 E: 0 K: 0 S: 5	H: 0 LOB: 0 BB: 0 P: 6	R: 0 E: 0 K: 2 S: 9	H: 0 LOB: 0 BB: 0 P: 12	R: 1 E: 1 K: 0 S: 9	H: 2 LOB: 1 BB: 0 P: 15	1B: 2 2B: 1 3B: 0 HR: 1	SF: 0 SAC: 0 DP: 0 HBP: 0	WP: 0 PB: 0 SB: 0 CS: 1	PA: 35
PITCHER	IP 9.0	WLS 30	BF 2	H 1	R 1	ER 1	SO 9	BB 1	IBB 1	HBP 0	BLK 0	WP 0	HR 1	S 82	P 117	ERA 1.00	WHIP 0.333					
Jeff Weaver, R (1, 1) ERA: 3.67	1.0	L	5	2	1	0	0	0	0	0	0	0	0	9	15	0.00	2.000					
Juan Acevedo, R (10, 1) ERA: 2.65																						

AB	33
R	2
H	4
RBI	2
BB	2
SO	9
LOB	7



Batter	1	2	3	4	5	6	7	8	9	10	AB	R	H	RBI	BB	SO	LOB	BOTTOM						
Ramon Santiago, S (1, 6) OBP: 0.323, SLG: 0.453	F7										3	0	0	0	2	0	1	Montreal Expos @ Detroit Tigers Comerica Park, Detroit, MI Wed Jun 12 2002, 7:05 PM EDT Att. 16,837 - Cloudy - 79 F						
Wendell Magee, R (1, 8) OBP: 0.324, SLG: 0.446	K			G6-3		G6-3					4	0	0	0	1	1	2							
Dmitri Young, S (1, 10) OBP: 0.347, SLG: 0.475	G3										4	1	1	0	1	0	2							
Randall Simon, L (1, 3) OBP: 0.308, SLG: 0.474											5	0	2	1	0	2	5							
Robert Fick, L (1, 9) OBP: 0.340, SLG: 0.470											3	0	1	0	1	0	1							
Shane Halter, R (1, 7) OBP: 0.306, SLG: 0.366											4	0	0	0	0	2	4							
15 Brandon Inge, R (1, 2) OBP: 0.326, SLG: 0.447											4	0	0	0	0	3	3							
Damian Easley, R (1, 4) OBP: 0.203, SLG: 0.255											4	0	0	0	0	0	1							
Chris Truby, R (1, 5) OBP: 0.266, SLG: 0.369											3	0	1	0	0	0	0							
Ryan Jackson, L (10, PH) ERA: 1.93											1	0	1	0	0	0	0							
Damian Jackson, R (10, PR) OBP: 0.311, SLG: 0.373											0	0	0	0	0	0	0							
Inning Stats	R: 0 E: 0 K: 1 S: 7	H: 0 LOB: 0 BB: 0 P: 10	R: 0 E: 0 K: 1 S: 7	H: 1 LOB: 1 BB: 0 P: 13	R: 0 E: 0 K: 1 S: 11	H: 1 LOB: 1 BB: 0 P: 16	R: 1 E: 0 K: 2 S: 10	H: 2 LOB: 2 BB: 1 P: 17	R: 0 E: 0 K: 0 S: 8	H: 0 LOB: 0 BB: 0 P: 14	R: 0 E: 0 K: 0 S: 6	H: 0 LOB: 0 BB: 0 P: 8	R: 0 E: 0 K: 1 S: 8	H: 1 LOB: 1 BB: 1 P: 13	R: 0 E: 0 K: 1 S: 15	H: 0 LOB: 2 BB: 2 P: 27	R: 0 E: 0 K: 1 S: 6	H: 0 LOB: 0 BB: 0 P: 7	R: 0 E: 0 K: 1 S: 9	H: 1 LOB: 3 BB: 2 P: 23	1B: 3 2B: 3 3B: 1 HR: 0	SF: 0 SAC: 0 DP: 1 HBP: 0	WP: 0 PB: 0 SB: 1 CS: 1	PA: 40
PITCHER	IP 7.1	WLS 5	BF 5	H 1	R 1	ER 1	SO 5	BB 2	IBB 1	HBP 0	BLK 0	WP 0	HR 0	S 68	P 111	ERA 1.23	WHIP 0.955							
Tony Armas, R (1, 1) ERA: 4.06	1.2	W	5	0	0	0	2	0	0	0	0	0	0	10	14	0.00	0.000							
Scott Stewart, L (8, 1) ERA: 1.93	0.2	H	5	1	0	0	0	1	1	0	0	0	0	6	17	0.00	3.000							
52 T.J. Tucker, R (10, 1) ERA: 2.29	0.1	S	1	0	0	0	1	0	0	0	0	0	0	3	6	0.00	0.000							
Graeme Lloyd, L (10, 1) ERA: 6.08																								

AB	35
R	1
H	6
RBI	1
BB	5
SO	8
LOB	19



Batter	1	2	3	4	5	6	7	8	9	AB	R	H	RBI	BB	SO	LOB	TOP					
Shannon Stewart, R OBP: 0.333, SLG: 0.410	G6-3		G5-3			F8		F7		4	0	0	0	0	0	1	Toronto Blue Jays @ Montreal Expos Olympic Stadium, Montreal, QB Fri Jun 14 2002, 7:05 PM EDT Att. 7,557 - Dome - 72 F					
10 Vernon Wells, R OBP: 0.291, SLG: 0.385	F8		P4			HR		K		4	1	1	1	0	1	1						
Raul Mondesi, R OBP: 0.288, SLG: 0.430	K				F7	G5-3		F7		4	0	0	0	0	1	0						
Carlos Delgado, L OBP: 0.408, SLG: 0.549		F8			G4-3			G6-3 BB		3	0	1	0	1	0	0						
Eric Hinske, L OBP: 0.370, SLG: 0.542	L6				G6-3			G6-3		4	0	0	0	0	0	2						
Chris Woodward, R OBP: 0.302, SLG: 0.542								K		4	1	3	1	0	1	0						
Ken Huckaby, R OBP: 0.359, SLG: 0.333										3	0	0	0	0	1	2						
Joe Lawrence, R OBP: 0.267, SLG: 0.237										3	0	2	0	0	0	1						
Justin Miller, R										2	0	0	0	0	1	2						
Corey Thurman, R										0	0	0	0	0	0	0						
José Cruz Jr., S OBP: 0.301, SLG: 0.372										1	0	0	0	0	0	1						
Pete Walker, R										0	0	0	0	0	0	0						
Inning Stats	R: 0 E: 0 K: 1 S: 8	H: 0 LOB: 0 BB: 0 P: 10	R: 1 E: 0 K: 1 S: 8	H: 1 LOB: 0 BB: 0 P: 14	R: 0 E: 0 K: 1 S: 10	H: 1 LOB: 1 BB: 0 P: 14	R: 0 E: 0 K: 0 S: 5	H: 0 LOB: 0 BB: 0 P: 8	R: 0 E: 0 K: 0 S: 5	H: 2 LOB: 1 BB: 0 P: 7	R: 1 E: 0 K: 0 S: 9	H: 2 LOB: 1 BB: 0 P: 14	R: 0 E: 0 K: 0 S: 5	H: 1 LOB: 1 BB: 0 P: 8	R: 0 E: 0 K: 1 S: 9	H: 0 LOB: 0 BB: 1 P: 16	R: 0 E: 0 K: 1 S: 9	H: 0 LOB: 0 BB: 1 P: 17	1B: 4 2B: 0 3B: 1 HR: 2	SF: 0 SAC: 0 DP: 2 HBP: 0	WP: 0 PB: 0 SB: 0 CS: 0	PA: 33
PITCHER	IP WLS BF H R ER SO BB IBB HBP BLK WP HR S P ERA WHIP																					
Tomo Ohka, R ERA: 2.91	(1, 1) 7.0 W 27 7 2 2 3 0 0 0 0 1 0 2 50 75 2.57 1.000																					
Matt Herges, R ERA: 3.21	(8, 1) 1.0 3 0 0 0 1 0 0 0 0 0 0 9 16 0.00 0.000																					
Joey Eischen, L ERA: 2.3	(9, 1) 1.0 3 0 0 0 1 1 0 0 0 0 0 9 17 0.00 1.000																					

AB	32
R	2
H	7
RBI	2
BB	1
SO	5
LOB	10



Batter	1	2	3	4	5	6	7	8	9	AB	R	H	RBI	BB	SO	LOB	BOTTOM			
Brad Wilkerson, L OBP: 0.379, SLG: 0.418	BB 1B 1B									4	2	3	1	1	1	2	Toronto Blue Jays @ Montreal Expos Olympic Stadium, Montreal, QB Fri Jun 14 2002, 7:05 PM EDT Att. 7,557 - Dome - 72 F			
Jose Vidro, S OBP: 0.399, SLG: 0.496	1B BB 1B									4	2	2	0	1	0	1				
Vladimir Guerrero, R OBP: 0.491, SLG: 0.572	BB 1B BB									4	0	1	0	1	1	3				
Troy O'Leary, L OBP: 0.416, SLG: 0.525	P6									4	1	2	1	1	1	4				
Jose Macias, S OBP: 0.293, SLG: 0.297										0	0	0	0	0	0	0				
Fernando Tatis, R OBP: 0.326, SLG: 0.432	BB									4	1	1	1	0	1	3				
Andres Galaraga, R OBP: 0.363, SLG: 0.527	BB 1B									0	0	0	0	1	0	0				
Lee Stevens, L OBP: 0.326, SLG: 0.386	1B									3	2	2	4	1	0	0				
Matt Herges, L										0	0	0	0	0	0	0				
Wil Cordero, R OBP: 0.256, SLG: 0.254	BB									1	0	0	0	0	1	2				
Joey Eischen, L										0	0	0	0	0	0	0				
Orlando Cabrera, R OBP: 0.297, SLG: 0.346	F8									3	0	1	1	1	0	3				
Michael Barrett, R OBP: 0.404, SLG: 0.503	K									4	0	2	0	0	1	3				
Tomo Ohka, S OBP: 0.200, SLG: 0.208										2	0	0	0	0	0	1				
Mike Mordecai, R OBP: 0.288, SLG: 0.273										1	0	0	0	0	0	0				
Inning Stats	R: 2 E: 0 K: 1 S: 18	H: 3 LOB: 3 BB: 2 P: 30	R: 0 E: 0 K: 1 S: 7	H: 0 LOB: 1 BB: 2 P: 15	R: 2 E: 0 K: 0 S: 10	H: 3 LOB: 1 BB: 1 P: 20	R: 0 E: 0 K: 0 S: 6	H: 1 LOB: 0 BB: 0 P: 8	R: 2 E: 0 K: 1 S: 15	H: 3 LOB: 2 BB: 1 P: 25	R: 0 E: 0 K: 2 S: 9	H: 1 LOB: 1 BB: 0 P: 17	R: 0 E: 0 K: 0 S: 5	H: 0 LOB: 0 BB: 0 P: 9	R: 2 E: 0 K: 1 S: 11	H: 3 LOB: 2 BB: 1 P: 20	1B: 9 2B: 2 3B: 1 HR: 2	SF: 0 SAC: 1 DP: 1 HBP: 0	WP: 0 PB: 0 SB: 1 CS: 2	PA: 42
PITCHER	IP WLS BF H R ER SO BB IBB HBP BLK WP HR S P ERA WHIP																			
Justin Miller, R ERA: 5.81	(1, 1) 4.1 L 24 6 6 6 2 6 0 0 0 0 0 0 45 84 12.46 3.231																			
Corey Thurman, R ERA: 3.66	(5, 1) 1.2 8 3 0 0 3 0 0 0 0 0 0 20 31 0.00 1.800																			
Pete Walker, R ERA: 2.61	(7, 1) 2.0 10 3 2 2 1 0 1 0 0 0 0 1 16 29 9.00 1.500																			




Batter	1	2	3	4	5	6	7	8	9	AB	R	H	RBI	BB	SO	LOB	TOP											
Neft Perez, S OBP: 0.251, SLG: 0.322	G1-3		K		F5		F7		1B	5	0	1	0	0	1	0	Kansas City Royals @ Montreal Expos Olympic Stadium, Montreal, QB Tue Jun 18 2002, 7:05 PM EDT Att: 6,249 - Dome - 72 F											
Carlos Febles, R OBP: 0.345, SLG: 0.369	K		2B	1B	2B	HBP	F9		K	4	2	1	0	0	2	1												
Carlos Beltrán, S OBP: 0.339, SLG: 0.478	BB	1B	2B	BB	2B	2B	K			3	2	2	1	1	1	0												
29 Mike Sweeney, R OBP: 0.396, SLG: 0.522	BB	1B	K		HBP		K			3	0	1	0	0	2	2												
Joe Randa, R OBP: 0.357, SLG: 0.493	BB	1B			HBP					3	0	3	3	1	0	0												
Alexis Gomez, L OBP: 0.250, SLG: 0.250										0	0	0	0	0	0	0												
Luis Alicia, S OBP: 0.292, SLG: 0.241										0	0	0	0	0	0	0												
Michael Tucker, L OBP: 0.330, SLG: 0.335	F7		G1-3		G3-1		FC4-6			4	0	0	0	0	0	6												
Brandon Berger, R OBP: 0.268, SLG: 0.375		K			K		K		K	4	0	0	0	0	4	1												
Brent Mayne, L OBP: 0.307, SLG: 0.263		F7			F8		K		K	3	0	0	0	0	1	0												
Donzell McDonald, S OBP: 0.308, SLG: 0.286										1	0	0	0	0	1	0												
56 Shawn Sedlacek, R ERA: 4.22		F9			G6-3		K		K	3	0	0	0	0	1	0												
Dan Reichert, R ERA: 6.3										0	0	0	0	0	0	0												
Scott Mullen, R ERA: 2.04										0	0	0	0	0	0	0												
Cory Bailey, R ERA: 2.04										0	0	0	0	0	0	0												
A.J. Hinch, R OBP: 0.295, SLG: 0.415										1	0	0	0	0	1	0												
Inning Stats	R: 0 E: 0 K: 1 S: 10	H: 2 LOB: 3 BB: 1 P: 19	R: 0 E: 0 K: 1 S: 7	H: 0 LOB: 0 BB: 0 P: 12	R: 2 E: 0 K: 2 S: 17	H: 2 LOB: 1 BB: 1 P: 29	R: 0 E: 0 K: 1 S: 6	H: 0 LOB: 0 BB: 0 P: 13	R: 2 E: 0 K: 0 S: 14	H: 2 LOB: 1 BB: 0 P: 23	R: 0 E: 0 K: 3 S: 9	H: 0 LOB: 0 BB: 0 P: 10	R: 0 E: 0 K: 1 S: 9	H: 0 LOB: 0 BB: 0 P: 14	R: 0 E: 0 K: 2 S: 8	H: 1 LOB: 1 BB: 0 P: 13	R: 0 E: 0 K: 3 S: 10	H: 1 LOB: 1 BB: 0 P: 15	1B: 5 2B: 3 3B: 0 HR: 0	SF: 0 SAC: 0 DP: 0 HBP: 2	WP: 0 PB: 0 SB: 2 CS: 2	PA: 38						
PITCHER	IP WLS BF H R ER SO BB IBB HBP BLK WP HR S P ERA WHIP											PITCHER	IP WLS BF H R ER SO BB IBB HBP BLK WP HR S P ERA WHIP															
Tony Armas, R ERA: 4.03	0.2	4	2	0	0	1	0	0	0	0	0	0	0	0	8	12	0.00	3.000										
Jim Brower, R ERA: 4.22	3.1	14	2	2	2	4	2	0	0	0	0	0	0	32	61	5.40	1.200											
Carl Pavano, R ERA: 6.3	0.2	5	2	2	2	0	0	0	2	0	0	0	0	12	19	27.00	3.000											
Joey Eischen, L ERA: 2.04	1.1	4	0	0	0	3	0	0	0	0	0	0	0	11	14	0.00	0.000											
Zach Day, R ERA:	1.0	W	3	0	0	0	1	0	0	0	0	0	0	9	14	0.00	0.000											
52 T.J. Tucker, R ERA: 2.17	1.0	H	4	1	0	0	2	0	0	0	0	0	0	8	13	0.00	1.000											
Scott Stewart, L ERA: 1.82	1.0	S	4	1	0	0	3	0	0	0	0	0	0	10	15	0.00	1.000											
Batter	1	2	3	4	5	6	7	8	9	AB	R	H	RBI	BB	SO	LOB	BOTTOM											
Brad Wilkerson, L OBP: 0.373, SLG: 0.423	F8		F8			G1-3	F8			4	0	0	0	0	0	2	Kansas City Royals @ Montreal Expos Olympic Stadium, Montreal, QB Tue Jun 18 2002, 7:05 PM EDT Att: 6,249 - Dome - 72 F											
Jose Vidro, S OBP: 0.394, SLG: 0.495	F8			G3-1		1B		F9		4	0	1	1	0	0	0												
Vladimir Guerrero, R OBP: 0.397, SLG: 0.557	F8			G2-3		2H	1B	G6-3		4	0	1	0	0	0	0												
Troy O'Leary, L OBP: 0.392, SLG: 0.495		K		F9		1-2	HBP	G4-3		4	1	1	0	0	1	0												
Fernando Tatis, R OBP: 0.336, SLG: 0.448		K			G6-3		2B			2	0	0	0	0	1	0												
Jose Macias, S OBP: 0.283, SLG: 0.297		K				1-2	HBP			0	1	0	0	0	0	0												
Les Stevens, L OBP: 0.325, SLG: 0.378		G6-3				F9		P3		2	0	0	0	0	0	0												
Andres Galarraga, R OBP: 0.391, SLG: 0.385										1	0	0	0	0	0	2												
Orlando Cabrera, R OBP: 0.304, SLG: 0.355			G5-3		F9		1B	2B		3	1	1	2	0	0	0												
Brian Schneider, L OBP: 0.289, SLG: 0.398			HR			K		G5-3		3	1	1	1	0	1	2												
Inning Stats	R: 0 E: 0 K: 0 S: 7	H: 0 LOB: 0 BB: 0 P: 10	R: 0 E: 0 K: 2 S: 9	H: 0 LOB: 0 BB: 0 P: 15	R: 1 E: 0 K: 1 S: 11	H: 1 LOB: 0 BB: 0 P: 16	R: 0 E: 0 K: 0 S: 9	H: 0 LOB: 0 BB: 0 P: 12	R: 0 E: 0 K: 0 S: 5	H: 0 LOB: 0 BB: 0 P: 7	R: 1 E: 0 K: 0 S: 12	H: 2 LOB: 2 BB: 1 P: 23	R: 3 E: 0 K: 0 S: 15	H: 3 LOB: 1 BB: 0 P: 26	R: 0 E: 0 K: 0 S: 6	H: 0 LOB: 0 BB: 0 P: 9	1B: 4 2B: 1 3B: 0 HR: 1	SF: 0 SAC: 0 DP: 0 HBP: 1	WP: 0 PB: 0 SB: 0 CS: 0	PA: 31								
PITCHER	IP WLS BF H R ER SO BB IBB HBP BLK WP HR S P ERA WHIP											PITCHER	IP WLS BF H R ER SO BB IBB HBP BLK WP HR S P ERA WHIP															
56 Shawn Sedlacek, R ERA: 3.18	5.2	20	2	2	2	4	0	0	1	0	0	5	13	54.00	6.000													
Dan Reichert, R ERA: 5.43	0.1	H	4	2	2	0	0	0	0	0	0	5	13	54.00	6.000													
Scott Mullen, L ERA: 4.15	0.2	L	3	1	0	0	0	0	0	0	0	8	11	0.00	1.500													
Cory Bailey, R ERA: 3.72	1.1	5	1	1	1	0	0	0	0	0	0	11	18	6.75	0.750													


Batter	1	2	3	4	5	6	7	8	9	AB	R	H	RBI	BB	SO	LOB	TOP										
Carlos Febles, R (1.4) OBP: 0.348, SLG: 0.372	G5-3 1B		G1-3	1B			B1-3		G3 BB	4	0	2	0	1	0	0	Kansas City Royals @ Montreal Expos Olympic Stadium, Montreal, QB Wed Jun 19 2002, 7:05 PM EDT Att. 6,187 - Dome - 72 F										
Neftali Feliz, S (1.6) OBP: 0.250, SLG: 0.320	G5-3		S 2B 1B	F8			G6-3		G3	5	1	1	0	0	0	4											
Carlos Beltrán, S (1.8) OBP: 0.340, SLG: 0.481	G6-3		29 1B FC4-6 2B	1-2 2H 1B			P4		F9	5	1	2	1	0	0	2											
29 Mike Sweeney, R (1.3) OBP: 0.401, SLG: 0.524	HBP		FC4-6 1B				L5		E G6-3 1B	3	1	2	0	0	0	0											
Raul Ibanez, L (1.7) OBP: 0.269, SLG: 0.382 Joe Randa, R (8.5) OBP: 0.360, SLG: 0.495	G1-3		FC4-6 HBP				G3-1		E8 G6-3 1B	3	0	0	1	0	0	3											
Brandon Berger, R (1.9) OBP: 0.267, SLG: 0.358			1-2 H F3	HBP			G5-3		G6-3	3	0	0	1	0	0	1											
Luis Alicaia, S (1.5) Jeff Austin, R (8.1) Dan Reichert, R (8.1)	L6		G1-3				G3-1		G4-3	4	0	0	0	0	0	3											
Brent Mayne, L (1.2) OBP: 0.305, SLG: 0.262				L4			F7		K	4	0	1	0	0	1	1											
Mac Suzuki, R (1.1) Alexis Gomez, L (6.5) Brad Voyles, R (6.1) Michael Tucker, L (8.9) OBP: 0.328, SLG: 0.333	K			1B			G6-3		K	2	0	1	0	0	1	1											
Inning Stats	R: 0 E: 0 K: 0 S: 8	H: 1 LOB: 2 BB: 0 P: 11	R: 0 E: 0 K: 1 S: 9	H: 1 LOB: 1 BB: 0 P: 13	R: 2 E: 0 K: 0 S: 11	H: 3 LOB: 2 BB: 0 P: 18	R: 0 E: 0 K: 0 S: 11	H: 3 LOB: 0 BB: 0 P: 13	R: 0 E: 0 K: 0 S: 6	H: 0 LOB: 0 BB: 0 P: 8	R: 0 E: 0 K: 0 S: 8	H: 0 LOB: 0 BB: 0 P: 10	R: 0 E: 0 K: 0 S: 8	H: 0 LOB: 0 BB: 0 P: 11	R: 1 E: 1 K: 1 S: 9	H: 2 LOB: 1 BB: 0 P: 14		R: 0 E: 0 K: 1 S: 10	H: 0 LOB: 1 BB: 1 P: 19	1B: 9 2B: 1 3B: 0 HR: 0	SF: 0 SAC: 0 DP: 0 HBP: 2	WP: 0 PB: 0 SB: 1 CS: 0	PA: 39				
PITCHER	IP	WLS	BF	H	R	ER	SO	BB	IBB	HBP	BLK	WP	HR	S	P	ERA	WHIP										
Tomo Ohka, R (1.1) ERA: 2.89	7.0	W	31	9	3	2	1	0	0	2	0	0	0	62	87	2.57	1.286										
Graeme Lloyd, L (8.1) ERA: 5.75	0.0		1	1	0	0	0	0	0	0	0	0	0	2	3	∞	∞										
52 T.J. Tucker, R (8.1) ERA: 2.13	0.2	H	2	0	0	0	0	0	0	0	0	0	0	3	4	0.00	0.000										
Joey Eischen, L (8.1) ERA: 2.0	0.1	H	1	0	0	0	1	0	0	0	0	0	0	3	4	0.00	0.000										
Scott Stewart, L (9.1) ERA: 1.77	1.0	S	4	0	0	0	1	1	0	0	0	0	0	10	19	0.00	1.000										

Batter	1	2	3	4	5	6	7	8	9	AB	R	H	RBI	BB	SO	LOB	BOTTOM										
Brad Wilkerson, L (1.8) OBP: 0.380, SLG: 0.431	2B		G6-4-3 1B				G4-6-3		BB	3	2	2	0	1	0	1	Kansas City Royals @ Montreal Expos Olympic Stadium, Montreal, QB Wed Jun 19 2002, 7:05 PM EDT Att. 6,187 - Dome - 72 F										
Jose Vidro, S (1.4) OBP: 0.395, SLG: 0.496	2B		G6-4-3 BB				G4-3		L6	3	1	1	1	1	0	2											
Vladimir Guerrero, R (1.9) OBP: 0.399, SLG: 0.556	BLK G5-3 2B		G6-4-3				G6-3		CS BB	3	1	1	1	1	0	2											
Troy O'Leary, L (1.7) OBP: 0.406, SLG: 0.495 Jose Macias, S (8.5) OBP: 0.293, SLG: 0.297	P4		1B				BB		2B BB	2	0	1	1	2	0	1											
Fernando Tatis, R (1.5) OBP: 0.333, SLG: 0.449 Mike Mordecai, R (8.5) OBP: 0.307, SLG: 0.284	G5-3		K				K		CS 2B	4	0	1	2	0	2	2											
Lee Stevens, L (1.3) OBP: 0.323, SLG: 0.372 Scott Stewart, R (9.1)	G3-1						K		CS 2B IBB	3	1	0	0	1	2	1											
Orlando Cabrera, R (1.6) OBP: 0.303, SLG: 0.358			G6-3				G5-3		P4	4	0	1	1	0	0	0											
Michael Barrett, R (1.2) OBP: 0.388, SLG: 0.480			K				K		G5-3 G3-1	4	0	0	0	0	2	2											
Tomo Ohka, S (1.1) OBP: 0.250, SLG: 0.231 Graeme Lloyd, L (8.1) 52 T.J. Tucker, R (8.1) OBP: 0.750, SLG: 0.750 Joey Eischen, L (8.1) Andres Galaraga, R (9.3) OBP: 0.391, SLG: 0.385	K						G4-6-3 BB		BB 1B	2	0	1	0	1	1	0											
Inning Stats	R: 3 E: 0 K: 0 S: 12	H: 3 LOB: 0 BB: 0 P: 21	R: 0 E: 0 K: 2 S: 8	H: 0 LOB: 0 BB: 0 P: 13	R: 1 E: 1 K: 1 S: 11	H: 2 LOB: 1 BB: 1 P: 23	R: 0 E: 0 K: 2 S: 9	H: 0 LOB: 0 BB: 0 P: 13	R: 0 E: 0 K: 2 S: 5	H: 0 LOB: 1 BB: 1 P: 13	R: 0 E: 0 K: 2 S: 9	H: 0 LOB: 1 BB: 1 P: 16	R: 0 E: 0 K: 0 S: 11	H: 1 LOB: 2 BB: 1 P: 21	R: 2 E: 0 K: 0 S: 11	H: 2 LOB: 2 BB: 3 P: 27		1B: 3 2B: 5 3B: 0 HR: 0	SF: 0 SAC: 0 DP: 2 HBP: 0	WP: 0 PB: 0 SB: 0 CS: 3	PA: 35						
PITCHER	IP	WLS	BF	H	R	ER	SO	BB	IBB	HBP	BLK	WP	HR	S	P	ERA	WHIP										
Mac Suzuki, R (1.1) ERA: 8.83	5.0	L	20	5	4	4	5	2	0	0	1	0	0	45	83	7.20	1.400										
Brad Voyles, R (8.1) ERA: 6.89	2.0		9	1	0	0	2	2	0	0	0	0	0	20	37	0.00	1.500										
Jeff Austin, R (8.1) ERA: 4.76	0.1		4	1	2	2	0	2	1	0	0	0	0	2	14	54.00	9.000										
Dan Reichert, R (8.1) ERA: 5.37	0.2		2	1	0	0	0	0	0	0	0	0	0	9	13	0.00	1.500										

AB 36
R 3
H 10
RBI 3
BB 1
SO 3
LOB 15



AB 28
R 6
H 8
RBI 6
BB 7
SO 7
LOB 11



livebaseballscorecards.com

livebaseballscorecards.com

Batter	1	2	3	4	5	6	7	8	9	10	11	AB	R	H	RBI	BB	SO	LOB
Carlos Febles, R OBP: 0.339, SLG: 0.360	(1,4) K	(0,0) G5-3	(0,0) G5-3	(0,1) G5-3	(0,0) G6-3	(1,2) G6-3	(0,0) G6-3	(1,1) G6-3	(0,0) G4-3	(0,0) G4-3	(0,0) G4-3	6	0	0	0	0	1	6
Nelfi Perez, S OBP: 0.245, SLG: 0.313	(1,6) G1-3	(0,0) G1-3	(2,3) K	(0,0) K	(3,2) G3	(1,0) F8	(0,1) F9	(0,1) F9	(0,1) F9	(0,1) F9	(0,1) F9	6	0	0	0	0	1	0
Carlos Beltrán, S OBP: 0.340, SLG: 0.481	(1,8) 1B	(0,0) 1B	(1,3) K	(0,0) K	(3,2) G4-3	(2,2) 1B	(2,3) K	(2,3) K	(2,3) K	(2,3) K	(2,3) K	6	1	2	0	0	2	0
29 Mike Sweeney, R OBP: 0.406, SLG: 0.528	(1,3) 1B	(1,0) 1B	(0,0) 1B	(0,0) 1B	(0,1) 1B	(1,3) K	(1,3) K	(1,3) K	(2,2) 1B	(0,0) 1B	(0,0) 1B	6	0	4	0	0	1	1
Joe Randa, R OBP: 0.361, SLG: 0.493	(1,5) K	(2,3) K	(1,1) K	(1,2) 1B	(0,1) L8	(0,0) 1B	(0,0) 1B	(0,0) 1B	(0,1) G4-6-3	(0,1) G4-6-3	(0,1) G4-6-3	5	1	2	1	0	1	4
Raul Ibanez, L OBP: 0.273, SLG: 0.376	(1,7) K2-3	(1,3) K2-3	(3,2) F8	(0,0) F8	(4,1) SH1-4	(1,2) 1B	(1,2) 1B	(1,2) 1B	(2,2) F8	(2,2) F8	(2,2) F8	4	1	1	0	1	1	2
Michael Tucker, L OBP: 0.330, SLG: 0.335	(1,9) 1B	(0,0) 1B	(1,1) G5-3	(3,1) F9	(0,1) 1B	(1,3) 1B	(1,3) 1B	(1,3) 1B	(2,3) K	(2,3) K	(2,3) K	5	1	2	1	0	1	1
A.J. Hinch, R OBP: 0.309, SLG: 0.424	(1,2) 1B	(1,1) 1B	(1,3) K	(1,2) 1B	(0,0) 1B	(1,1) E8	(1,1) E8	(1,1) E8	(1,1) E8	(1,1) E8	(1,1) E8	5	0	3	1	0	1	0
Jeff Suppan, R Donzell McDonald Cory Bailey, R Roberto Hernandez, R Alexis Gomez, L Dan Reichert, R Scott Mullen, R	(1,1) SH1-2-4	(1,0) SH1-2-4	(4,0) SH1-2-4	(0,0) SH1-4	(1,2) 2-3	(0,0) SH1-4	(3,2) F8	(3,2) F8	(0,2) 1B	(0,2) 1B	(0,2) 1B	0	0	0	0	1	0	0

Inning Stats	R	H	E	K	S	IP	WLS	BF	H	R	ER	SO	BB	IBB	HBP	BLK	WP	HR	S	P	ERA	WHIP
Masato Yoshii, R ERA: 4.44	0	2	0	2	9	5.0	0	24	7	0	0	6	2	0	0	0	0	0	16	24	10.80	1.800
Joey Eischen, L ERA: 1.89	0	1	0	1	8	1.0	1	3	0	0	0	0	0	0	0	0	0	0	3	3	0.00	0.000


TOP

Kansas City Royals @ Montreal Expos
Olympic Stadium, Montreal, QB

Thu Jun 20 2002, 7:05 PM EDT
Att. 5,773 - Dome - 72 F

livebaseballscorecards.com

AB 45
R 4
H 15
RBI 3
BB 2
SO 9
LOB 15



Batter	1	2	3	4	5	6	7	8	9	10	11	AB	R	H	RBI	BB	SO	LOB
Brad Wilkerson, L OBP: 0.384, SLG: 0.442	(1,8) G4-3	(0,2) G6-3	(2,1) G6-3	(2,1) 1B	(2,1) 1B	(4,1) G4-6-3	(1,0) BB	(1,0) BB	(1,0) BB	(1,0) BB	(1,0) BB	4	1	2	2	1	0	1
Jose Vidro, S OBP: 0.369, SLG: 0.488	(1,4) G4-3	(0,1) G4-3	(2,2) F9	(1,1) G3	(1,1) G3	(1,0) G4-6-3	(1,0) K	(1,0) K	(1,0) K	(1,0) K	(1,0) K	5	0	0	1	0	1	3
Vladimir Guerrero, R OBP: 0.405, SLG: 0.661	(1,9) HBP	(2,0) HBP	(2,1) L9	(0,0) 1B	(2,0) 1B	(2,2) G5-3	(3,1) E4	(3,1) E4	(3,1) E4	(3,1) E4	(3,1) E4	4	1	3	0	0	0	0
Troy O'Leary, L OBP: 0.391, SLG: 0.475	(1,7) G3-1	(1,1) G3-1	(1,1) L9	(1,1) L9	(1,1) L9	(1,3) K	(3,1) SH	(3,1) SH	(3,1) SH	(3,1) SH	(3,1) SH	4	0	0	0	0	1	3
Jose Macias, S OBP: 0.263, SLG: 0.297	(11, PH) G3-1	(1,2) G3-1	(2,1) L9	(1,3) L9	(2,1) G5-3	(3,0) F8	(3,1) SH	(3,1) SH	(3,1) SH	(3,1) SH	(3,1) SH	4	1	1	1	0	0	2
Fernando Tatis, R OBP: 0.331, SLG: 0.465	(1,5) F9	(1,2) F9	(2,1) G5-3	(2,1) G5-3	(3,0) F8	(0,2) HR	(0,2) HR	(0,2) HR	(0,2) HR	(0,2) HR	(0,2) HR	4	1	1	1	0	0	2
Les Stevens, L OBP: 0.322, SLG: 0.367	(1,3) F9	(0,0) F9	(4,2) SH5-4	(0,1) G4-3	(0,1) G4-3	(2,3) K	(2,3) K	(2,3) K	(2,3) K	(2,3) K	(2,3) K	3	1	0	0	1	1	1
Orlando Cabrera, R OBP: 0.302, SLG: 0.356	(1,6) L5	(2,2) L5	(3,2) F9	(0,0) 1B	(1,1) 1B	(1,1) F9	(1,1) F9	(1,1) F9	(1,1) F9	(1,1) F9	(1,1) F9	4	0	1	0	0	0	1
Michael Barrett, R OBP: 0.390, SLG: 0.478	(1,2) G5-3	(2,1) G5-3	(0,0) SH5-4	(1,2) 1B	(1,2) 1B	(2,2) G5-3	(4,2) SH3-4	(4,2) SH3-4	(4,2) SH3-4	(4,2) SH3-4	(4,2) SH3-4	3	1	1	0	1	0	1
Masato Yoshii, R Jim Brower, R Graeme Lloyd, L Matt Herges, L Wil Cordero, R Dan Smith, R Mike Mordecai, R Joey Eischen, L	(1,1) K	(3,3) K	(0,0) SH5-4	(1,2) 2-3	(0,0) SH5-4	(0,0) F9	(2,1) SH3-4	(2,1) SH3-4	(2,1) SH3-4	(2,1) SH3-4	(2,1) SH3-4	1	0	0	0	0	1	0

Inning Stats	R	H	E	K	S	IP	WLS	BF	H	R	ER	SO	BB	IBB	HBP	BLK	WP	HR	S	P	ERA	WHIP
Jeff Suppan, R ERA: 4.66	0	1	0	1	7	6.0	0	24	5	3	0	1	1	0	1	0	0	0	8	16	4.50	1.000
Roberto Hernandez, R ERA: 3.32	0	1	0	1	8	1.1	1	5	1	1	2	0	0	0	0	0	0	0	14	19	6.75	0.750


BOTTOM

Kansas City Royals @ Montreal Expos
Olympic Stadium, Montreal, QB

Thu Jun 20 2002, 7:05 PM EDT
Att. 5,773 - Dome - 72 F

livebaseballscorecards.com

AB 33
R 5
H 8
RBI 4
BB 3
SO 4
LOB 12



Batter	1	2	3	4	5	6	7	8	9	AB	R	H	RBI	BB	SO	LOB	TOP								
Matt Lawton, L OBP: 0.346, SLG: 0.405 Omar Vizquel, S OBP: 0.384, SLG: 0.489	G4-3		G6-3		FC6-4					4	0	1	1	0	0	2									
Bill Selby, L OBP: 0.320, SLG: 0.238 Jolbert Cabrera, R OBP: 0.188, SLG: 0.129	G4-3			F7	CS	G4-3	L6			3	0	0	0	0	0	0									
Ellis Burks, R OBP: 0.346, SLG: 0.456 Chris Magruder, S OBP: 0.250, SLG: 0.342	K			G1-3				K		3	1	1	0	0	1	0									
Jim Thome, L OBP: 0.420, SLG: 0.550		F9		HR				K		2	2	0	0	2	1	0									
Travis Fryman, R OBP: 0.302, SLG: 0.359	F8			HR				G5-3		4	1	1	2	0	1	2									
Milton Bradley, S OBP: 0.321, SLG: 0.381	G6-3			G5-3					F7	4	0	1	2	0	0	0									
Einar Diaz, R OBP: 0.270, SLG: 0.323			G6-3							4	1	2	0	0	1	1									
John McDonald, R OBP: 0.324, SLG: 0.406										4	0	2	0	0	0	1									
Bartolo Colon, R OBP: 0.167, SLG: 0.167 Ben Broussard, L (9, PH) Bob Wickman, R (9, 1)										3	0	0	0	0	3	3									
Inning Stats	R: 0 E: 0 K: 1 S: 8	H: 0 LOB: 0 BB: 0 P: 13	R: 0 E: 0 K: 0 S: 9	H: 0 LOB: 0 BB: 0 P: 16	R: 0 E: 0 K: 1 S: 9	H: 1 LOB: 1 BB: 0 P: 18	R: 2 E: 0 K: 0 S: 11	H: 1 LOB: 0 BB: 1 P: 23	R: 1 E: 0 K: 1 S: 9	H: 2 LOB: 0 BB: 0 P: 16	R: 2 E: 0 K: 2 S: 15	H: 2 LOB: 1 BB: 1 P: 29	R: 0 E: 0 K: 1 S: 13	H: 1 LOB: 0 BB: 0 P: 17	R: 0 E: 0 K: 2 S: 9	H: 0 LOB: 0 BB: 0 P: 12	R: 0 E: 0 K: 0 S: 13	H: 1 LOB: 1 BB: 0 P: 20	1B: 4 2B: 2 3B: 1 HR: 1	SF: 0 SAC: 0 DP: 0 HBP: 0	WP: 0 PB: 0 SB: 0 CS: 1	PA: 37			
PITCHER	IP	WLS	BF	H	R	ER	SO	BB	IBB	HBP	BLK	WP	HR	S	P	ERA	WHIP								
Zach Day, R ERA: 4.66	5.2	L	24	6	5	5	4	1	1	0	0	0	1	58	109	7.94	1.235								
Jim Brower, R ERA: 4.37	1.0		3	0	0	0	2	0	0	0	0	0	0	12	18	0.00	0.000								
Graeme Lloyd, L ERA: 6.39	0.1		2	1	0	0	0	0	0	0	0	0	0	4	5	0.00	3.000								
Joey Eischen, L ERA: 1.8	1.0		3	0	0	0	2	0	0	0	0	0	0	9	12	0.00	0.000								
Matt Herges, R ERA: 2.97	1.0		4	1	0	0	0	0	0	0	0	0	0	13	20	0.00	1.000								
Batter	1	2	3	4	5	6	7	8	9	AB	R	H	RBI	BB	SO	LOB	BOTTOM								
Brad Wilkerson, L OBP: 0.384, SLG: 0.441	K		SH5-3	L9						4	0	1	0	0	2	5									
Jose Macias, S OBP: 0.295, SLG: 0.328					G4-3					5	1	4	2	0	0	0									
Jose Vidro, S OBP: 0.389, SLG: 0.486	G4-3		SF8							4	0	2	2	0	0	2									
Vladimir Guerrero, R OBP: 0.406, SLG: 0.556			F9							5	0	2	0	0	0	4									
Fernando Tatis, R OBP: 0.327, SLG: 0.446	G5-3			G6-3	F9					4	0	0	0	0	0	3									
Lee Stevens, L OBP: 0.317, SLG: 0.360		P6		F5						4	0	0	0	0	1	1									
Orlando Cabrera, R OBP: 0.304, SLG: 0.357	G5-3			BB						4	0	1	0	0	0	0									
Brian Schneider, L OBP: 0.298, SLG: 0.407	G4-3			BB						3	1	1	0	1	0	0									
Zach Day, R OBP: 0.267, SLG: 0.500 Jim Brower, S OBP: 0.300, SLG: 0.279 Graeme Lloyd, L OBP: 0.298, SLG: 0.480			1B	SH5-3						1	1	1	0	1	0	0									
Inning Stats	R: 1 E: 0 K: 1 S: 12	H: 2 LOB: 1 BB: 0 P: 18	R: 0 E: 0 K: 0 S: 6	H: 0 LOB: 0 BB: 0 P: 8	R: 1 E: 0 K: 0 S: 9	H: 2 LOB: 1 BB: 0 P: 10	R: 0 E: 0 K: 0 S: 14	H: 1 LOB: 3 BB: 2 P: 28	R: 0 E: 0 K: 1 S: 9	H: 0 LOB: 0 BB: 0 P: 14	R: 0 E: 0 K: 1 S: 7	H: 0 LOB: 0 BB: 0 P: 9	R: 0 E: 0 K: 0 S: 10	H: 2 LOB: 1 BB: 0 P: 15	R: 0 E: 0 K: 0 S: 4	H: 1 LOB: 0 BB: 0 P: 5	R: 2 E: 0 K: 1 S: 15	H: 4 LOB: 2 BB: 0 P: 21	1B: 11 2B: 1 3B: 0 HR: 1	SF: 1 SAC: 1 DP: 2 HBP: 0	WP: 1 PB: 0 SB: 0 CS: 0	PA: 40			
PITCHER	IP	WLS	BF	H	R	ER	SO	BB	IBB	HBP	BLK	WP	HR	S	P	ERA	WHIP								
Bartolo Colon, R ERA: 2.55	8.0	W	33	9	2	2	2	2	0	0	0	0	1	71	107	2.25	1.375								
Bob Wickman, R ERA: 4.44	1.0	S	7	4	2	2	1	0	0	0	0	0	0	15	21	18.00	4.000								

Cleveland Indians @ Montreal Expos
Olympic Stadium, Montreal, QB
Sat Jun 22 2002, 7:05 PM EDT
Att: 10,180 - Dome - 72 F

AB 34
R 5
H 8
RBI 5
BB 2
SO 8
LOB 11



Cleveland Indians @ Montreal Expos
Olympic Stadium, Montreal, QB
Sat Jun 22 2002, 7:05 PM EDT
Att: 10,180 - Dome - 72 F

AB 36
R 4
H 13
RBI 4
BB 2
SO 3
LOB 15



Batter	1	2	3	4	5	6	7	8	9	AB	R	H	RBI	BB	SO	LOB	TOP								
Matt Lawton, L OBP: 0.350, SLG: 0.402	4-2 BB		1-2 G6-3		4-2 HR BB		4-1 BB		0-0 G4-3	2	1	0	0	3	0	1	Cleveland Indians @ Montreal Expos Olympic Stadium, Montreal, QB Sun Jun 23 2002, 1:35 PM EDT Att: 13,557 - Dome - 72 F								
Omar Vizquel, S OBP: 0.386, SLG: 0.504	1-1 F8		3-2 2B		1-1 HR		2-2 L8-4			4	1	2	2	0	0	3									
Travis Fryman, R OBP: 0.297, SLG: 0.353	3-2 F9		1-0 F3		0-0 P5			0-1 G5-3		4	0	0	0	0	0	2									
Jim Thome, L OBP: 0.421, SLG: 0.551	1-3 K		4-2 BB		0-0 G1			0-0 G4-3 2B		3	0	1	0	1	1	1									
Milton Bradley, S OBP: 0.319, SLG: 0.377		0-0 1B 1B	2-2 G3-1			3-1 L7		2-2 G4-3		4	0	1	0	0	0	3									
Ben Broussard, L OBP: 0.200, SLG: 0.200		0-1 1B		1-3 K		1-3 K		0-2 G6-3		4	0	1	0	0	2	1									
Eddie Pérez, R OBP: 0.255, SLG: 0.333		0-3 K		1-2 G5-3		1-3 K			1-2 2B	3	0	0	0	0	2	2									
Chris Magruder, S OBP: 0.259, SLG: 0.365				0-2 L6						1	0	1	0	0	0	0									
John McDonald, R OBP: 0.319, SLG: 0.397							0-2 L8-4 BB 1B		3-3 K	4	0	1	0	0	2	3									
Chuck Finley, L OBP: 0.326, SLG: 0.227							2-1 L8		0-3 K	2	0	0	0	0	2	2									
Bill Selby, L OBP: 0.170, SLG: 0.227										1	0	0	0	0	0	1									
Heath Murray, L OBP: 0.170, SLG: 0.227										0	0	0	0	0	0	0									
Jerrold Riggan, R OBP: 0.170, SLG: 0.227										0	0	0	0	0	0	0									
Chad Paronto, R OBP: 0.170, SLG: 0.227										0	0	0	0	0	0	0									
Ellis Burks, R OBP: 0.340, SLG: 0.454										1	0	0	0	0	1	1									
Inning Stats	R: 0 E: 0 K: 1 S: 10	H: 0 LOB: 1 BB: 1 P: 19	R: 0 E: 0 K: 3 S: 15	H: 2 LOB: 2 BB: 0 P: 17	R: 0 E: 0 K: 0 S: 14	H: 1 LOB: 2 BB: 1 P: 25	R: 0 E: 0 K: 1 S: 9	H: 0 LOB: 0 BB: 0 P: 11	R: 2 E: 0 K: 1 S: 9	H: 1 LOB: 0 BB: 1 P: 15	R: 0 E: 0 K: 2 S: 9	H: 0 LOB: 0 BB: 0 P: 14	R: 0 E: 0 K: 0 S: 9	H: 1 LOB: 1 BB: 1 P: 17	R: 0 E: 0 K: 0 S: 9	H: 1 LOB: 1 BB: 0 P: 14	R: 0 E: 0 K: 2 S: 10	H: 1 LOB: 1 BB: 0 P: 14	1B: 3 2B: 4 3B: 0 HR: 1	SF: 0 SAC: 0 DP: 1 HBP: 0	WP: 0 PB: 0 SB: 0 CS: 0	PA: 37			
PITCHER	IP	WLS	BF	H	R	ER	SO	BB	IBB	HBP	BLK	WP	HR	S	P	ERA	WHIP								
Tony Armas, R ERA: 3.97	6.0	W	25	4	2	2	8	3	0	0	0	0	1	66	101	3.00	1.167								
Dan Smith, R ERA:	0.1	H	3	1	0	0	0	1	0	0	0	0	0	6	12	0.00	6.000								
Graeme Lloyd, L ERA: 6.23	0.2	H	1	0	0	0	0	0	0	0	0	0	0	3	5	0.00	0.000								
Joey Eischen, L ERA: 1.71	1.0		4	1	0	0	0	0	0	0	0	0	0	9	11	0.00	1.000								
52 T.J. Tucker, R ERA: 2.69	1.0		4	1	0	0	2	0	0	0	0	0	0	10	14	0.00	1.000								

AB 33
R 2
H 7
RBI 2
BB 4
SO 10
LOB 20



Batter	1	2	3	4	5	6	7	8	9	AB	R	H	RBI	BB	SO	LOB	BOTTOM								
Brad Wilkerson, L OBP: 0.384, SLG: 0.438	2-3 K	4-2 1B BB		2-0 G6-4-3		2-1 G4-3		2-1 1B		4	0	1	0	1	1	3	Cleveland Indians @ Montreal Expos Olympic Stadium, Montreal, QB Sun Jun 23 2002, 1:35 PM EDT Att: 13,557 - Dome - 72 F								
Jose Vidro, S OBP: 0.392, SLG: 0.488	1-1 2B SF9	1-1 1B		1-2 G3-1		3-1 2B 1B		1-3 K		5	2	3	1	0	1	1									
Vladimir Guerrero, R OBP: 0.496, SLG: 0.557	2-2 1B	1-3 3H 1B		0-0 G4-3		1-0 2B 1B		1-1 G1-4-3		5	1	2	0	0	1	3									
Wil Cordero, R OBP: 0.278, SLG: 0.288	1-0 SF9		2-1 F9		0-3 K		1-1 SF9 2B			3	1	1	3	0	1	0									
Fernando Tatis, R OBP: 0.325, SLG: 0.450	1-3 K		1-1 2B		0-2 E2 1B FC5-4		0-0 SF9			3	1	1	1	0	1	1									
Andres Galaraga, R OBP: 0.403, SLG: 0.379		4-2 FC4-6 BB	3-3 K		0-0 1B		1-1 FC6 1B			3	0	2	0	1	1	1									
Orlando Cabrera, R OBP: 0.300, SLG: 0.351		2-2 P6	0-0 F9		1-2 FC5-4 G6-3		0-1 F9			4	0	0	1	0	0	4									
Michael Barrett, R OBP: 0.377, SLG: 0.459		0-2 FC4-6 3B		3-2 E3 G6-4-3		3-2 G6-3		2-2 FC6		4	1	0	0	0	0	3									
Tony Armas, R OBP: 0.138, SLG: 0.179		0-1 1B		1-3 K		4-0 IBB		1-1 L7		2	1	1	1	0	1	1									
Mike Mordica, R OBP: 0.170, SLG: 0.279										0	0	0	0	0	0	0									
Dan Smith, R ERA:										0	0	0	0	0	0	0									
Graeme Lloyd, L ERA: 5.63										0	0	0	0	0	0	0									
Joey Eischen, L ERA: 1.71										0	0	0	0	0	0	0									
Troy O'Leary, L OBP: 0.365, SLG: 0.475										1	0	0	0	0	0	0									
52 T.J. Tucker, R OBP: 0.170, SLG: 0.750										0	0	0	0	0	0	0									
Inning Stats	R: 1 E: 0 K: 2 S: 14	H: 2 LOB: 1 BB: 0 P: 21	R: 2 E: 0 K: 1 S: 17	H: 2 LOB: 2 BB: 2 P: 31	R: 0 E: 0 K: 1 S: 8	H: 1 LOB: 0 BB: 0 P: 14	R: 0 E: 1 K: 1 S: 7	H: 0 LOB: 0 BB: 0 P: 13	R: 0 E: 0 K: 1 S: 7	H: 0 LOB: 0 BB: 0 P: 8	R: 1 E: 1 K: 0 S: 13	H: 1 LOB: 2 BB: 1 P: 23	R: 3 E: 0 K: 0 S: 14	H: 4 LOB: 1 BB: 0 P: 22	R: 0 E: 0 K: 1 S: 9	H: 1 LOB: 1 BB: 0 P: 14	1B: 7 2B: 3 3B: 1 HR: 0	SF: 2 SAC: 0 DP: 1 HBP: 0	WP: 0 PB: 0 SB: 0 CS: 0	PA: 39					
PITCHER	IP	WLS	BF	H	R	ER	SO	BB	IBB	HBP	BLK	WP	HR	S	P	ERA	WHIP								
Chuck Finley, L ERA: 3.84	6.0	L	28	6	4	3	6	2	1	0	0	0	0	66	110	4.50	1.333								
Heath Murray, L ERA:	0.0		1	1	1	1	0	0	0	0	0	0	0	2	5										
Jerrold Riggan, R ERA: 5.63	1.0		6	3	2	2	0	0	0	0	0	0	0	12	17	18.00	3.000								
Chad Paronto, R ERA: 5.63	1.0		4	1	0	0	1	0	0	0	0	0	0	9	14	0.00	1.000								

AB 34
R 7
H 11
RBI 7
BB 3
SO 7
LOB 17



Batter	1	2	3	4	5	6	7	8	9	AB	R	H	RBI	BB	SO	LOB	TOP		
Jose Macias, S OBP: 0.294, SLG: 0.341	0-3 K		2-2 P3		0-0 G5-3		0-1 HR			4	1	1	2	0	1	0	Montreal Expos @ Pittsburgh Pirates PNC Park, Pittsburgh, PA Thu Jun 27 2002, 12:35 PM EDT Att: 21,312 - Overcast - 83 F		
Jose Vidro, S OBP: 0.396, SLG: 0.593	2-2 1B		0-1 CS			1-2 G4-3 2B	0-1 F8			4	1	3	0	0	0	0			
Vladimir Guerrero, R OBP: 0.497, SLG: 0.961	1-2 1B		2-2 F9			0-0 G4-3	1-1 HR			4	1	2	1	0	0	2			
Wil Cordero, R OBP: 0.289, SLG: 0.304 Joey Eischen, L (7, 1)	1-0 G5-3		0-0 CS	4-0 BB		1-0 1B SF7 2B	1-3 K			3	1	1	1	1	1	1			
Fernando Tatis, R OBP: 0.326, SLG: 0.466		2-0 1B 2B			0-0 F8	1-2 2B	2-1 G4-3			4	2	2	0	0	0	1			
Andres Galarraga, R OBP: 0.390, SLG: 0.379		0-1 2B 1B		2-2 P4		0-1 SF7				2	0	1	2	0	0	1			
Orlando Cabrera, R OBP: 0.306, SLG: 0.367		2-2 1B 2B		3-2 G4-3		3-2 1B 2B				3	0	2	1	0	0	1			
Michael Barrett, R OBP: 0.362, SLG: 0.438		0-3 K			0-1 F7	0-1 G6-3				3	0	0	0	0	1	2			
Zach Day, R OBP: 0.500, SLG: 0.333 Jim Brower, R (3, 1)	3-3 K				1-2 G6-3		3-2 HR 3B			1	0	0	0	0	1	1			
Brad Wilkerson, L OBP: 0.382, SLG: 0.443 (7, 7)										1	0	0	0	0	0	0			
Inning Stats	R: 0 E: 0 K: 1 S: 12	H: 2 LOB: 1 BB: 0 P: 16	R: 1 E: 0 K: 2 S: 13	H: 3 LOB: 1 BB: 0 P: 20	R: 0 E: 0 K: 0 S: 8	H: 1 LOB: 0 BB: 0 P: 12	R: 0 E: 0 K: 0 S: 8	H: 0 LOB: 1 BB: 1 P: 17	R: 0 E: 0 K: 0 S: 6	H: 0 LOB: 0 BB: 0 P: 7	R: 3 E: 0 K: 0 S: 14	H: 4 LOB: 1 BB: 0 P: 17	R: 3 E: 0 K: 1 S: 15	H: 3 LOB: 0 BB: 0 P: 22					
PITCHER	IP WLS BF H R ER SO BB IBB HBP BLK WP HR S P ERA WHIP																		
Jimmy Anderson, L ERA: 4.39	(1, 1) 5.0	19	6	1	1	3	1	0	0	0	0	0	0	0	0	47	72	1.80	1.400
Ron Villone, L ERA: 5.8	(6, 1) 0.1	L 4	3	3	3	0	0	0	0	0	0	0	0	0	8	11	81.00	9.000	
Mike Lincoln, R ERA: 1.84	(6, 1) 1.0	7	4	3	3	0	0	0	0	0	2	16	20	27.00	4.000				
Sean Lowe, R ERA: 6.2	(7, 1) 0.2	2	0	0	0	1	0	0	0	0	0	5	8	0.00	0.000				

AB	30
R	7
H	13
RBI	7
BB	1
SO	4
LOB	9



1B:	5	SF:	1
2B:	5	SAC:	0
3B:	1	DP:	0
HR:	2	HBP:	0

WP:	0	PA:	33
SB:	0		
CS:	1		

Batter	1	2	3	4	5	6	7	8	9	AB	R	H	RBI	BB	SO	LOB	BOTTOM
Abraham Nunez, S OBP: 0.294, SLG: 0.302	1-3 K	1-0 G6-3		0-0 G4-3			1-1 1B			4	0	1	0	0	1	3	Montreal Expos @ Pittsburgh Pirates PNC Park, Pittsburgh, PA Thu Jun 27 2002, 12:35 PM EDT Att: 21,312 - Overcast - 83 F
2 Jack Wilson, R OBP: 0.299, SLG: 0.305 Mike Benjamin, R OBP: 0.178, SLG: 0.159 (3, PH)	1-1 CS 1B		1-2 F8		2-3 K					1	0	1	0	0	0	0	
Brian Giles, L OBP: 0.435, SLG: 0.616	4-0 1B BB		0-2 P3		4-1 BB					1	0	0	0	2	0	0	
Aramis Ramirez, R OBP: 0.270, SLG: 0.333	1-1 P4		2-2 1B		1-1 F8					3	0	1	0	0	0	2	
Rob Mackowiak, L OBP: 0.316, SLG: 0.479		1-0 1B 2B HBP	2-3 K		1-0 F8					2	1	0	0	0	1	2	
Kevin Young, R OBP: 0.311, SLG: 0.423		3-1 2B SF7 1B		4-2 G1 S BB		3-3 K				2	1	1	0	1	1	0	
Chad Hermansen, R OBP: 0.275, SLG: 0.397		0-0 G1-3 1B 2B		2-3 K		0-2 F9				3	0	1	1	0	1	1	
Keith Osik, R OBP: 0.219, SLG: 0.283 18 Jason Kendall, R OBP: 0.335, SLG: 0.356 (6, PH)	0-1 SF7			1-0 G1		1-2 G6-3				1	0	0	1	0	0	1	
Jimmy Anderson, L OBP: 0.194, SLG: 0.167 Ron Villone, L OBP: 0.214, SLG: 0.357 Mike Lincoln, R (6, 1)	3-3 G1-3			2-3 BB			1-1 F8			1	0	0	0	1	0	1	
Sean Lowe, R OBP: 0.100, SLG: 0.100 (7, 1)										1	0	0	0	0	0	0	
Inning Stats	R: 0 E: 0 K: 1 S: 7	H: 1 LOB: 1 BB: 1 P: 14	R: 2 E: 0 K: 0 S: 11	H: 2 LOB: 1 BB: 0 P: 18	R: 0 E: 0 K: 1 S: 12	H: 1 LOB: 1 BB: 0 P: 17	R: 0 E: 0 K: 1 S: 8	H: 0 LOB: 2 BB: 2 P: 19	R: 0 E: 0 K: 1 S: 9	H: 0 LOB: 1 BB: 1 P: 16	R: 0 E: 0 K: 1 S: 4	H: 1 LOB: 1 BB: 0 P: 6					
PITCHER	IP WLS BF H R ER SO BB IBB HBP BLK WP HR S P ERA WHIP																
Zach Day, R ERA: 5.4	(1, 1) 2.0	10	3	2	2	1	1	0	1	0	0	18	32	9.00	2.000		
Jim Brower, R ERA: 3.61	(3, 1) 4.0	W 16	1	0	0	4	3	0	0	0	0	37	65	0.00	1.000		
Joey Eischen, L ERA: 1.69	(7, 1) 0.1	2	1	0	0	0	0	0	0	0	0	4	6	0.00	3.000		

AB	22
R	2
H	5
RBI	2
BB	4
SO	5
LOB	10



WP:	0	PA:	28
SB:	0		
CS:	1		

1B:	4	SF:	1
2B:	1	SAC:	0
3B:	0	DP:	0
HR:	0	HBP:	1

Batter	1	2	3	4	5	6	7	8	9	AB R H RBI BB SO LOB	TOP											
Brad Wilkerson, L (1, 7) OBP: 0.377, SLG: 0.435	F7		F7			F9		K		4 0 0 0 0 1 3	Montreal Expos @ Toronto Blue Jays SkyDome, Toronto, ON Fri Jun 28 2002, 7:05 PM EDT Att: 20,848 - Cloudy - 82 F											
Jose Macias, S (1, 8) OBP: 0.288, SLG: 0.333	E4			F8		FC4-6		F9		4 0 0 1 0 0 2												
Jose Vidro, S (1, 4) OBP: 0.391, SLG: 0.497	K			G4-3		FC6-4			F8	4 0 0 0 0 1 2												
Vladimir Guerrero, R (1, 9) OBP: 0.405, SLG: 0.557		1B		F7			F8		L6	4 0 1 0 0 0 0												
Troy O'Leary, L (1, 10) OBP: 0.379, SLG: 0.451		1B			L7		G3		G1-3	4 0 1 0 0 0 0												
Fernando Tatis, R (1, 5) OBP: 0.326, SLG: 0.482					G6-3					3 1 1 1 0 1 2												
Mike Mordecai, R (8, 5) OBP: 0.312, SLG: 0.279	K						HR			0 0 0 0 0 0 0												
Andres Galarraga, R (1, 3) OBP: 0.376, SLG: 0.362	G6-4-3				F2		K			3 0 0 0 0 1 2												
Orlando Cabrera, R (1, 6) OBP: 0.313, SLG: 0.375				G4-6-3		SH		SH3-4		2 1 2 0 1 0 0												
Brian Schneider, L (1, 2) OBP: 0.289, SLG: 0.393			G4-6-3		SH	FC4-6		SH3-4		1 0 0 0 0 0 1												
Inning Stats	R: 0 E: 1 K: 1 S: 8	H: 0 LOB: 0 BB: 0 P: 15	R: 0 E: 0 K: 1 S: 10	H: 2 LOB: 1 BB: 0 P: 17	R: 0 E: 0 K: 0 S: 4	H: 1 LOB: 0 BB: 0 P: 7	R: 0 E: 0 K: 0 S: 8	H: 0 LOB: 0 BB: 0 P: 15	R: 0 E: 0 K: 0 S: 9	H: 0 LOB: 0 BB: 0 P: 13	R: 1 E: 0 K: 0 S: 8	H: 1 LOB: 1 BB: 0 P: 15	R: 1 E: 0 K: 1 S: 9	H: 1 LOB: 0 BB: 0 P: 13	R: 0 E: 0 K: 1 S: 11	H: 0 LOB: 1 BB: 1 P: 16	R: 0 E: 0 K: 0 S: 7	H: 0 LOB: 0 BB: 0 P: 10	1B: 3 2B: 1 3B: 0 HR: 1	SF: 0 SAC: 0 DP: 2 HBP: 0	WP: 0 PB: 0 SB: 0 CS: 1	PA: 32
PITCHER	IP WLS BF H R ER SO BB IBB HBP BLK WP HR S P ERA WHIP											PITCHER	IP WLS BF H R ER SO BB IBB HBP BLK WP HR S P ERA WHIP									
32 Roy Halladay, R (1, 1) ERA: 3.15	7.0 L 25 5 2 2 3 0 0 0 0 0 0 1 56 95 2.57 0.714																					
Cliff Politte, R (8, 1) ERA: 3.44	0.1 2 0 0 0 0 1 0 0 0 0 0 0 3 7 0.00 3.000																					
Scott Eyre, L (8, 1) ERA: 5.2	0.2 2 0 0 0 1 0 0 0 0 0 0 0 8 9 0.00 0.000																					
Scott Cassidy, R (9, 1) ERA: 4.37	1.0 3 0 0 0 0 0 0 0 0 0 0 0 7 10 0.00 0.000																					

Batter	1	2	3	4	5	6	7	8	9	AB R H RBI BB SO LOB	BOTTOM											
José Cruz Jr., S (1, 7) OBP: 0.313, SLG: 0.406	G4-3		F7			K		G6-3		4 0 0 0 0 1 2	Montreal Expos @ Toronto Blue Jays SkyDome, Toronto, ON Fri Jun 28 2002, 7:05 PM EDT Att: 20,848 - Cloudy - 82 F											
Eric Hinske, L (1, 5) OBP: 0.383, SLG: 0.532			G4-3					K		3 0 1 1 1 1 1												
Raul Mondesi, R (1, 9) OBP: 0.297, SLG: 0.428	F7			G6-3		K		K		4 0 0 0 0 2 2												
Carlos Delgado, L (1, 3) OBP: 0.393, SLG: 0.507	F9						F7		G6-3	3 0 0 0 1 0 1												
Tom Wilson, R (1, 10) OBP: 0.353, SLG: 0.385			F9				F7		K	4 0 0 0 0 2 1												
10 Vernon Wells, R (1, 8) OBP: 0.300, SLG: 0.412			F9				K		G1-3	3 0 0 0 1 1 0												
Dave Berg, R (1, 4) OBP: 0.253, SLG: 0.339			P4				F8			3 0 0 0 0 0 2												
Felipe Lopez, S (1, 6) OBP: 0.303, SLG: 0.417			K				F7			3 1 1 0 0 1 0												
Ken Huckaby, R (1, 2) OBP: 0.328, SLG: 0.276								K		3 0 1 0 0 1 1												
Inning Stats	R: 0 E: 0 K: 0 S: 6	H: 0 LOB: 1 BB: 1 P: 13	R: 0 E: 0 K: 0 S: 6	H: 0 LOB: 0 BB: 0 P: 11	R: 0 E: 0 K: 1 S: 9	H: 1 LOB: 1 BB: 0 P: 15	R: 0 E: 0 K: 1 S: 11	H: 0 LOB: 2 BB: 2 P: 26	R: 1 E: 0 K: 2 S: 12	H: 2 LOB: 1 BB: 0 P: 20	R: 0 E: 0 K: 1 S: 9	H: 0 LOB: 0 BB: 0 P: 17	R: 0 E: 0 K: 1 S: 8	H: 0 LOB: 0 BB: 0 P: 14	R: 0 E: 0 K: 2 S: 7	H: 0 LOB: 0 BB: 0 P: 12	R: 0 E: 0 K: 1 S: 7	H: 0 LOB: 0 BB: 0 P: 9	1B: 2 2B: 0 3B: 1 HR: 0	SF: 0 SAC: 0 DP: 0 HBP: 0	WP: 0 PB: 0 SB: 0 CS: 0	PA: 33
PITCHER	IP WLS BF H R ER SO BB IBB HBP BLK WP HR S P ERA WHIP											PITCHER	IP WLS BF H R ER SO BB IBB HBP BLK WP HR S P ERA WHIP									
Tony Armas, R (1, 1) ERA: 3.78	7.0 W 27 3 1 1 6 3 0 0 0 0 0 0 0 61 116 1.29 0.857																					
Scott Stewart, L (8, 1) ERA: 1.59	2.0 S 6 0 0 0 3 0 0 0 0 0 0 0 14 21 0.00 0.000																					

Batter	1	2	3	4	5	6	7	8	9	AB	R	H	RBI	BB	SO	LOB	TOP										
Brad Wilkerson, L OBP: 0.371, SLG: 0.426 (1, 7)										5	0	1	0	0	2	1	Montreal Expos @ Toronto Blue Jays SkyDome, Toronto, ON Sun Jun 30 2002, 1:05 PM EDT Att: 24,965 - Sunny - 84 F										
Jose Macias, S OBP: 0.288, SLG: 0.340 (1, 8)										3	1	0	0	2	0	2											
Vladimir Guerrero, R OBP: 0.410, SLG: 0.565 (1, 9)										3	1	2	0	2	0	1											
Wil Cordero, R OBP: 0.272, SLG: 0.284 (1, 10)										5	1	0	0	0	1	6											
Fernando Tatis, R OBP: 0.335, SLG: 0.497 (1, 5)										5	2	3	3	0	0	0											
Andres Galarraga, R OBP: 0.372, SLG: 0.351 (1, 3)										4	0	1	1	0	1	1											
Orlando Cabrera, R OBP: 0.315, SLG: 0.382 (1, 6)										4	0	1	1	0	0	2											
Brian Schneider, L OBP: 0.287, SLG: 0.387 (1, 2)										4	0	1	0	0	0	3											
Henry Mateo, S OBP: 0.250, SLG: 0.250 (1, 4)										4	0	1	0	0	0	2											
Inning Stats	R: 0 E: 0 K: 1 S: 9	H: 0 LOB: 1 BB: 1 P: 18	R: 0 E: 0 K: 0 S: 7	H: 0 LOB: 0 BB: 0 P: 8	R: 0 E: 0 K: 0 S: 11	H: 1 LOB: 1 BB: 0 P: 15	R: 2 E: 0 K: 0 S: 12	H: 3 LOB: 1 BB: 0 P: 18	R: 0 E: 0 K: 0 S: 12	H: 2 LOB: 2 BB: 0 P: 17	R: 0 E: 0 K: 0 S: 11	H: 2 LOB: 2 BB: 0 P: 15	R: 3 E: 0 K: 2 S: 19	H: 2 LOB: 2 BB: 2 P: 37	R: 0 E: 0 K: 0 S: 8	H: 0 LOB: 1 BB: 1 P: 16	R: 0 E: 0 K: 1 S: 8	H: 0 LOB: 0 BB: 0 P: 12	1B: 8 2B: 1 3B: 1 HR: 0	SF: 0 SAC: 0 DP: 0 HBP: 1	WP: 1 PB: 0 CS: 0	PA: 42					
PITCHER	IP	WLS	BF	H	R	ER	SO	BB	IBB	HBP	BLK	WP	HR	S	P	ERA	WHIP										
Esteban Loaiza, R ERA: 5.25 (1, 1)	6.1		29	8	3	3	2	2	0	0	0	0	0	66	101	4.26	1.579										
Cliff Politte, R ERA: 3.67 (7, 1)	0.1	H	2	0	0	0	1	1	0	0	0	1	0	9	15	0.00	3.000										
Scott Cassidy, R ERA: 4.5 (7, 1)	0.0	B	3	2	2	2	0	0	0	1	0	0	0	4	8	∞	∞										
Scott Eyre, L ERA: 5.1 (7, 1)	1.0	W	4	0	0	0	0	1	0	0	0	0	0	8	17	0.00	1.000										
Kelvin Escobar, R ERA: 4.54 (8, 1)	1.1	S	4	0	0	0	1	0	0	0	0	0	0	10	15	0.00	0.000										

Batter	1	2	3	4	5	6	7	8	9	AB	R	H	RBI	BB	SO	LOB	BOTTOM										
Shannon Stewart, R OBP: 0.341, SLG: 0.420 (1, 10)										5	0	0	0	0	1	4	Montreal Expos @ Toronto Blue Jays SkyDome, Toronto, ON Sun Jun 30 2002, 1:05 PM EDT Att: 24,965 - Sunny - 84 F										
Eric Hinske, L OBP: 0.385, SLG: 0.544 (1, 5)										4	1	1	0	0	0	0											
Raul Mondesi, R OBP: 0.301, SLG: 0.435 (1, 9)										4	1	2	1	0	1	0											
Carlos Delgado, L OBP: 0.390, SLG: 0.511 (1, 3)										4	1	1	2	0	0	1											
José Cruz Jr., S OBP: 0.308, SLG: 0.401 (1, 7)										4	1	1	0	0	1	1											
10 Vernon Wells, R OBP: 0.302, SLG: 0.409 (1, 8)										4	2	2	0	0	1	2											
Dave Berg, R OBP: 0.274, SLG: 0.364 (1, 6)										3	1	2	2	1	1	1											
Joe Lawrence, R OBP: 0.272, SLG: 0.273 (1, 4)										4	0	1	1	0	0	3											
Ken Huckaby, R OBP: 0.329, SLG: 0.281 (1, 2)										4	0	2	1	0	0	2											
Inning Stats	R: 1 E: 0 K: 0 S: 15	H: 2 LOB: 1 BB: 0 P: 22	R: 1 E: 0 K: 0 S: 8	H: 1 LOB: 1 BB: 1 P: 16	R: 0 E: 0 K: 0 S: 8	H: 0 LOB: 0 BB: 0 P: 13	R: 2 E: 0 K: 1 S: 18	H: 3 LOB: 1 BB: 0 P: 25	R: 0 E: 0 K: 1 S: 10	H: 0 LOB: 0 BB: 0 P: 16	R: 1 E: 0 K: 0 S: 13	H: 2 LOB: 1 BB: 0 P: 20	R: 2 E: 1 K: 2 S: 15	H: 2 LOB: 1 BB: 0 P: 23	R: 0 E: 0 K: 0 S: 7	H: 2 LOB: 1 BB: 0 P: 10	1B: 7 2B: 3 3B: 0 HR: 2	SF: 0 SAC: 0 DP: 1 HBP: 0	WP: 0 PB: 0 CS: 0	PA: 37							
PITCHER	IP	WLS	BF	H	R	ER	SO	BB	IBB	HBP	BLK	WP	HR	S	P	ERA	WHIP										
Tomo Ohka, R ERA: 3.29 (7, 1)	6.0		27	8	5	5	3	1	0	0	0	0	1	72	112	7.50	1.500										
Graeme Lloyd, L ERA: 6.51 (7, 1)	0.2	L	5	2	2	2	1	0	0	0	0	0	1	12	19	27.00	3.000										
Dan Smith, R ERA: (7, 1)	1.1		5	2	0	0	1	0	0	0	0	0	0	10	14	0.00	1.500										

AB	37
R	5
H	10
RBI	5
BB	4
SO	4
LOB	18



AB	36
R	7
H	12
RBI	7
BB	1
SO	5
LOB	14



Batter	1	2	3	4	5	6	7	8	9	AB	R	H	RBI	BB	SO	LOB	TOP										
Brad Wilkerson, L (1.3) OBP: 0.372, SLG: 0.425 Andres Galarraga, R (7. PH) OBP: 0.331, SLG: 0.345	4-2 PB S G3 BB		2-1 F7			1-2 2B G4-3 1B	3-3 K		2-2 G6-3	2 2 1 0 1 0 1 2 0 0 0 0 1 3																	
Jose Macias, S (1.8) OBP: 0.288, SLG: 0.343	3-1 G6-3		0-2 F9			2-1 G4-3 1-3 2B	2-3 K		1-3 K	5 0 1 0 0 2 5																	
Jose Vidro, S (1.4) OBP: 0.386, SLG: 0.494	0-0 G3			0-0 G4-3		1-1 G4-3		2-1 E6 2B		4 1 0 2 0 0 1																	
Vladimir Guerrero, R (1.9) OBP: 0.409, SLG: 0.568	2-0 3-H G6-3		1-1 F8			2-3 3-H 1-1 G6-3		2-2 SH5-4 2H 1B 2B		4 1 1 1 0 0 1																	
Troy O'Leary, L (1.7) OBP: 0.368, SLG: 0.430		0-0 G6-3		0-1 G4-3			0-1 G3-1	0-0 SH5-4		3 0 0 0 0 0 0																	
Fernando Tatis, R (1.5) OBP: 0.338, SLG: 0.524		0-2 G4-3			0-2 G6-3		0-0 1B E 2B	1-3 K		4 1 1 0 0 1 1																	
Orlando Cabrera, R (1.6) OBP: 0.320, SLG: 0.385		1-2 G6-3			0-2 P6		1-0 BB S 1B	0-2 1B		4 0 2 1 0 0 0																	
Michael Barrett, R (1.2) OBP: 0.364, SLG: 0.459			2-2 SH2-4 1B		0-0 G1-3		4-2 1-2 3-H 2-3 BB	0-1 G6-3		3 0 1 0 1 0 1																	
Tony Armas, R (1.1) Joe Girardi, L (6.1) Dan Smith, R (6.1) Wil Cordero, R (7. PH) 52 T.J. Tucker, R (7.1) Henry Mateo, S (6. PH) Jim Brower, R (6.1)			0-0 SH2-4		1-2 G4-3		1-1 G4-3		0-2 L8	1 0 1 0 0 0 0 0 0 0 0 0 0 1 0 0 0 0 0 0 0 0 0 0 0 0 0 0 0																	
Inning Stats	R: 1 E: 0 K: 0 S: 6	H: 0 LOB: 0 BB: 1 P: 15	R: 0 E: 0 K: 0 S: 7	H: 0 LOB: 0 BB: 0 P: 8	R: 0 E: 0 K: 0 S: 9	H: 1 LOB: 1 BB: 0 P: 13	R: 0 E: 0 K: 0 S: 5	H: 0 LOB: 0 BB: 0 P: 6	R: 0 E: 0 K: 0 S: 7	H: 0 LOB: 0 BB: 0 P: 7	R: 1 E: 0 K: 0 S: 12	H: 2 LOB: 1 BB: 0 P: 17	R: 1 E: 0 K: 2 S: 19	H: 2 LOB: 3 BB: 2 P: 33	R: 2 E: 1 K: 1 S: 15	H: 2 LOB: 1 BB: 0 P: 20	R: 0 E: 0 K: 1 S: 9	H: 0 LOB: 0 BB: 0 P: 12	1B: 4 2B: 3 3B: 0 HR: 0	SF: 0 SAC: 2 DP: 0 HBP: 0	WP: 0 PB: 1 SB: 2 CS: 0	PA: 38					
PITCHER	IP	WLS	BF	H	R	ER	SO	BB	IBB	HBP	BLK	WP	HR	S	P	ERA	WHIP										
Greg Maddux, R (1.1) ERA: 3.01	6.1		26	5	3	2	0	2	0	0	0	0	0	53	78	2.84	1.105										
Kevin Gryboski, R (7.1) ERA: 1.59	0.0	1	0	0	0	0	0	1	0	0	0	0	0	2	6	∞	∞										
Mike Remlinger, L (7.1) ERA: 1.54	0.2	H	2	0	0	0	2	0	0	0	0	0	0	10	15	0.00	0.000										
Chris Hammond, L (8.1) ERA: 1.67	1.0	B	6	2	2	0	1	0	0	0	0	0	0	15	20	0.00	2.000										
29 John Smoltz, R (9.1) ERA: 4.53	1.0	W	3	0	0	0	1	0	0	0	0	0	0	9	12	0.00	0.000										

Montreal Expos @ Atlanta Braves
Turner Field, Atlanta, GA
Wed Jul 03 2002, 7:05 PM EDT
Att: 23,439 - Cloudy - 75 F

AB 33
R 5
H 7
RBI 4
BB 3
SO 4
LOB 13



Batter	1	2	3	4	5	6	7	8	9	AB	R	H	RBI	BB	SO	LOB	BOTTOM										
Rafael Furcal, S (1.6) OBP: 0.336, SLG: 0.405	3-2 F8		0-0 B1-6		2-2 HR 2B	4-1 BB BB		0-0 SH1-3		3 1 1 1 1 0 1																	
Matt Franco, L (1.3) OBP: 0.431, SLG: 0.739 Julio Franco, R (6. PH) OBP: 0.343, SLG: 0.384	2-0 G1-3		4-2 BB		0-0 HR 2B	4-1 BB BB		3-2 2B		2 1 1 2 1 0 0 1 0 1 2 1 0 0																	
Gary Sheffield, R (1.9) OBP: 0.359, SLG: 0.460	4-2 10 WP BB		0-1 F8		4-2 10 S BB	0-1 L8		2-1 F8		3 0 0 0 2 0 5																	
10 Chipper Jones, S (1.7) OBP: 0.394, SLG: 0.458	3-2 G1-3			1-3 K	4-0 1-2 IBB		0-0 1B		3-1 G4-3	4 0 1 0 1 1 1																	
Andruw Jones, R (1.8) OBP: 0.373, SLG: 0.506		3-2 G4-3		1-3 K	3-3 K		2-3 K		0-0 G6-3	5 0 0 0 0 3 3																	
Vinny Castilla, R (1.5) OBP: 0.276, SLG: 0.391		1-1 L8		0-0 F9		0-0 BB 1B	1-1 F9		3-2 1B HBP	4 2 1 0 0 0 1																	
Keith Lockhart, L (1.4) OBP: 0.269, SLG: 0.357		4-2 BB			2-1 G6-3 1B	1-3 K	2-2 L6		2-2 1B 1B	4 1 2 0 1 1 2																	
Henry Blanco, R (1.2) OBP: 0.238, SLG: 0.290 Darren Bragg, L (6. PH) OBP: 0.364, SLG: 0.447 Javy Lopez, R (9.2) OBP: 0.288, SLG: 0.361		1-1 F8			2-0 G6-3	2-0 F8		1-2 E1 2B SH1-3	1-0 1B	3 0 0 0 0 0 3 1 1 0 0 0 0 0 1 0 1 1 0 0 0																	
Greg Maddux, R (1.1) Kevin Gryboski, R (7.1) Mike Remlinger, L (7.1) Chris Hammond, L (8.1) Jesse Garcia, R (6. PH) 29 John Smoltz, R (9.1)			0-0 B1-6 2B		0-1 G6-3	2-0 BB BB 1B		2-3 K		3 0 2 0 0 0 1 0 1 0 0 0 0 0 1 0 0 0 0 0 0 0																	
Inning Stats	R: 0 E: 0 K: 0 S: 11	H: 0 LOB: 1 BB: 1 P: 23	R: 0 E: 0 K: 0 S: 11	H: 0 LOB: 1 BB: 1 P: 20	R: 0 E: 0 K: 2 S: 7	H: 0 LOB: 0 BB: 0 P: 9	R: 3 E: 0 K: 1 S: 14	H: 3 LOB: 2 BB: 2 P: 31	R: 1 E: 0 K: 1 S: 10	H: 2 LOB: 3 BB: 2 P: 23	R: 0 E: 0 K: 1 S: 11	H: 1 LOB: 1 BB: 0 P: 15	R: 1 E: 1 K: 1 S: 12	H: 1 LOB: 1 BB: 0 P: 20	R: 1 E: 0 K: 0 S: 9	H: 2 LOB: 2 BB: 0 P: 18	1B: 6 2B: 4 3B: 0 HR: 1	SF: 0 SAC: 1 DP: 1 HBP: 1	WP: 1 PB: 0 SB: 1 CS: 0	PA: 44							
PITCHER	IP	WLS	BF	H	R	ER	SO	BB	IBB	HBP	BLK	WP	HR	S	P	ERA	WHIP										
Tony Armas, R (1.1) ERA: 3.92	5.2		27	6	4	4	4	4	1	0	0	0	1	59	108	6.35	1.765										
Joe Eischen, L (6.1) ERA: 1.61	0.0	1	0	0	0	0	0	1	0	0	0	0	0	1	5	∞	∞										
Dan Smith, R (6.1) ERA:	0.1	2	0	0	0	0	0	1	0	0	0	0	0	3	7	0.00	3.000										
52 T.J. Tucker, R (7.1) ERA: 1.81	2.0	9	2	1	0	2	0	0	0	0	0	0	0	23	35	0.00	1.000										
Jim Brower, R (9.1) ERA: 4.15	0.2	L	5	2	1	1	0	0	0	1	0	0	0	9	18	13.50	3.000										

Montreal Expos @ Atlanta Braves
Turner Field, Atlanta, GA
Wed Jul 03 2002, 7:05 PM EDT
Att: 23,439 - Cloudy - 75 F

AB 35
R 6
H 10
RBI 6
BB 7
SO 6
LOB 18



Batter	1	2	3	4	5	6	7	8	9	AB	R	H	RBI	BB	SO	LOB	TOP											
Brad Wilkerson, L OBP: 0.376, SLG: 0.435 (1, 8)	F5		F9		G6-4-3 BB				2H HR	3	1	2	2	0	1		Montreal Expos @ Philadelphia Phillies Veterans Stadium, Philadelphia, PA Thu Jul 04 2002, 3:05 PM EDT Att: 12,303 - Sunny - 96 F											
Jose Vidro, S OBP: 0.386, SLG: 0.491 (1, 4)	G5-3 1B		K		G6-4-3 1-2f		K		BB	4	0	1	0	1	2	3												
Vladimir Guerrero, R OBP: 0.494, SLG: 0.559 (1, 9)	G5-3		K		B1-3				K	5	0	0	0	0	3	3												
Troy O'Leary, L OBP: 0.368, SLG: 0.427 Wil Cordero, R OBP: 0.293, SLG: 0.284 (8, PH) Scott Stewart, R (9, 1)	G1-6-3				1B 1B		F7		FC5-4 BB	3	0	1	0	0	0	1												
Fernando Tatis, R OBP: 0.346, SLG: 0.526 (1, 5)		G3 1B			1B 1B		HBP BB		FC5-4 1-2f	3	0	2	0	1	0	1												
Andres Galaraga, R OBP: 0.376, SLG: 0.344 (1, 3)		K			1B 1B		G4-6-3 HBP		P4	3	0	1	0	0	1	2												
Brian Schneider, L OBP: 0.286, SLG: 0.375 (1, 2)		G3			K		G4-6-3 1-2f			3	1	0	0	1	1	6												
Mike Mordecai, R OBP: 0.293, SLG: 0.260 (1, 6)		K			P4				SH1-4 HR BB	3	0	0	0	0	1	4												
Masato Yoshii, R (1, 1) Henry Mateo, S OBP: 0.162, SLG: 0.162 (7, PH) Joey Eischen, L (7, 1) Jose Macias, S OBP: 0.287, SLG: 0.341 (9, 8)					G1-3		L4		K	1	0	0	0	0	0	3												
Inning Stats	R: 0 E: 0 K: 0 S: 8	H: 1 LOB: 1 BB: 0 P: 11	R: 0 E: 0 K: 2 S: 14	H: 1 LOB: 1 BB: 0 P: 20	R: 0 E: 0 K: 2 S: 11	H: 0 LOB: 1 BB: 0 P: 14	R: 0 E: 0 K: 1 S: 21	H: 3 LOB: 3 BB: 0 P: 29	R: 0 E: 0 K: 0 S: 4	H: 0 LOB: 0 BB: 1 P: 8	R: 0 E: 0 K: 1 S: 10	H: 0 LOB: 1 BB: 1 P: 20	R: 0 E: 0 K: 1 S: 6	H: 0 LOB: 1 BB: 2 P: 12	R: 2 E: 0 K: 2 S: 18	H: 1 LOB: 1 BB: 2 P: 28		1B: 5 2B: 0 3B: 0 HR: 1	SF: 0 SAC: 1 DP: 2 HBP: 2	WP: 0 PB: 0 SB: 1 CS: 0	PA: 39							
PITCHER	IP	WLS	BF	H	R	ER	SO	BB	IBB	HBP	BLK	WP	HR	S	P	ERA	WHIP											
Vicente Padilla, R ERA: 3.05 Dan Plesac, L ERA: 4.53 Carlos Silva, R ERA: 2.9 Jose Mesa, R ERA: 2.57	(1, 1)	7.1	30	5	0	0	7	3	0	2	0	0	0	0	4	119	0.00	1.091										

Batter	1	2	3	4	5	6	7	8	9	AB	R	H	RBI	BB	SO	LOB	BOTTOM										
Ricky Ledee, L OBP: 0.271, SLG: 0.367 (1, 8)	G1-3		2H 1B		G4-3				K2-3	4	0	1	1	0	1	0	Montreal Expos @ Philadelphia Phillies Veterans Stadium, Philadelphia, PA Thu Jul 04 2002, 3:05 PM EDT Att: 12,303 - Sunny - 96 F										
11 Jimmy Rollins, S OBP: 0.311, SLG: 0.419 (1, 6)	G3		P6						G1-3	4	0	0	0	0	1	1											
Bobby Abreu, L OBP: 0.434, SLG: 0.505 (1, 9)	F8		F8						G6-4-3 1B	4	0	2	0	0	0	1											
Pat Burrell, R OBP: 0.373, SLG: 0.569 (1, 7)		K			L9				F9 G6-4-3	4	0	0	0	0	1	2											
Scott Rolen, R OBP: 0.349, SLG: 0.449 (1, 5)		F9			G5-3				F7	4	0	1	0	0	0	1											
Jeremy Giambi, L OBP: 0.426, SLG: 0.531 Jason Michaels, R OBP: 0.342, SLG: 0.580 (9, PH)									G6-3	1	0	0	0	2	0	0											
Mike Lieberthal, R OBP: 0.330, SLG: 0.402 (1, 2)									K	1	0	0	0	0	1	1											
Mike Lieberthal, R OBP: 0.330, SLG: 0.402 (1, 2)									K	3	0	0	0	0	0	2											
Marlon Anderson, L OBP: 0.323, SLG: 0.414 Jose Mesa, R (9, 1)									SH3-4 1B	3	1	1	0	0	2	0											
Vicente Padilla, R OBP: 0.091, SLG: 0.063 Dan Plesac, L Carlos Silva, R Tomas Perez, S OBP: 0.283, SLG: 0.370 (8, 4)	(1, 1)	6.0	23	3	1	1	3	3	0	0	0	0	0	0	0	0		0									
Inning Stats	R: 0 E: 0 K: 0 S: 6	H: 0 LOB: 0 BB: 0 P: 9	R: 0 E: 0 K: 1 S: 9	H: 0 LOB: 1 BB: 1 P: 18	R: 1 E: 0 K: 0 S: 9	H: 2 LOB: 1 BB: 0 P: 13	R: 0 E: 0 K: 0 S: 8	H: 0 LOB: 1 BB: 1 P: 17	R: 0 E: 0 K: 1 S: 8	H: 1 LOB: 1 BB: 0 P: 10	R: 0 E: 0 K: 1 S: 9	H: 0 LOB: 0 BB: 0 P: 14	R: 0 E: 0 K: 1 S: 8	H: 0 LOB: 0 BB: 0 P: 13	R: 0 E: 0 K: 1 S: 10	H: 2 LOB: 1 BB: 0 P: 17	1B: 4 2B: 1 3B: 0 HR: 0	SF: 0 SAC: 1 DP: 1 HBP: 0	WP: 0 PB: 0 SB: 1 CS: 0	PA: 33							
PITCHER	IP	WLS	BF	H	R	ER	SO	BB	IBB	HBP	BLK	WP	HR	S	P	ERA	WHIP										
Masato Yoshii, R ERA: 3.88 Joey Eischen, L ERA: 1.48 Scott Stewart, L ERA: 1.73	(1, 1)	2.0	W 6	0	0	0	2	0	0	0	0	0	0	16	27	0.00	0.000										

AB	30
R	2
H	6
RBI	2
BB	6
SO	9
LOB	25

AB	30
R	1
H	5
RBI	1
BB	2
SO	6
LOB	8



Batter	1	2	3	4	5	6	7	8	9	AB	R	H	RBI	BB	SO	LOB	TOP										
Brad Wilkerson, L (1, 8) OBP: 0.377, SLG: 0.444	F7		HR		BB 1B BB		K	L6		4	2	1	1	1	1	0	Montreal Expos @ Philadelphia Phillies Veterans Stadium, Philadelphia, PA Fri Jul 05 2002, 7:05 PM EDT Att: 44,143 - Sunny - 84 F										
Jose Vidro, S (1, 4) OBP: 0.384, SLG: 0.485	G6-3		F8		BB 1B BB		G4-3		G4-3	4	1	0	0	1	0	0											
Vladimir Guerrero, R (1, 9) OBP: 0.491, SLG: 0.552	K		P5		1B BB		K		G4-3	4	0	0	0	1	2	0											
Troy O'Leary, L (1, 7) OBP: 0.371, SLG: 0.438		1B 2B	G1-3		1B			G6-3		4	1	2	2	0	0	0											
Jose Macias, S (8, 8) OBP: 0.290, SLG: 0.341					1-2 2-H 3-H				HBP	0	0	0	0	0	0	0											
Fernando Tatis, R (1, 5) OBP: 0.338, SLG: 0.513	G5-3			P1	K			K	K	5	0	0	0	0	3	4											
Andres Galarraga, R (1, 3) OBP: 0.369, SLG: 0.355	F9 2H 1B			G4-3		BB		2B 1B		3	1	2	1	1	0	0											
Orlando Cabrera, R (1, 6) OBP: 0.322, SLG: 0.388	BB			G5-3		F8		1B 2B		3	1	1	0	1	0	1											
Michael Barrett, R (1, 2) OBP: 0.363, SLG: 0.455	F9				F7	K		HR 1B		4	1	1	2	0	1	3											
Tomo Ohka, S (1, 1) OBP: 0.219, SLG: 0.200	G6-3				K	F8		HR		3	0	0	0	0	1	3											
Joey Eischen, L (7, 1)										0	0	0	0	0	0	0											
Wil Cordero, R (8, PH) OBP: 0.301, SLG: 0.329										1	1	1	2	0	0	0											
Graeme Lloyd, L (8, 1)										0	0	0	0	0	0	0											
Inning Stats	R: 0 E: 0 K: 1 S: 9	H: 0 LOB: 0 BB: 0 P: 12	R: 1 E: 0 K: 0 S: 12	H: 2 LOB: 2 BB: 1 P: 21	R: 1 E: 0 K: 0 S: 9	H: 1 LOB: 0 BB: 0 P: 13	R: 0 E: 0 K: 0 S: 7	H: 0 LOB: 0 BB: 0 P: 9	R: 2 E: 0 K: 2 S: 16	H: 1 LOB: 2 BB: 3 P: 31	R: 0 E: 0 K: 1 S: 11	H: 0 LOB: 1 BB: 1 P: 20	R: 0 E: 0 K: 2 S: 9	H: 0 LOB: 0 BB: 0 P: 13	R: 4 E: 0 K: 1 S: 13	H: 4 LOB: 0 BB: 0 P: 20	R: 0 E: 0 K: 1 S: 9	H: 0 LOB: 1 BB: 0 P: 12	1B: 4 2B: 2 3B: 0 HR: 2	SF: 0 SAC: 0 DP: 0 HBP: 1	WP: 0 PB: 0 CS: 0	PA: 41					
PITCHER	IP	WLS	BF	H	R	ER	SO	BB	IBB	HBP	BLK	WP	HR	S	P	ERA	WHIP										
Robert Person, R (1, 1) ERA: 5.11	5.0	L	23	4	4	4	3	4	0	0	0	0	1	53	86	7.20	1.600										
48 David Coggin, R (8, 1) ERA: 6.07	2.0		7	0	0	0	3	1	0	0	0	0	0	20	33	0.00	0.500										
Jose Santiago, R (8, 1) ERA: 7.15	1.0		7	4	4	4	1	0	0	0	0	0	1	13	20	36.00	4.000										
Hector Mercado, L (9, 1) ERA: 10.8	1.0		4	0	0	0	1	0	0	1	0	0	0	9	12	0.00	0.000										

Batter	1	2	3	4	5	6	7	8	9	AB	R	H	RBI	BB	SO	LOB	BOTTOM										
Ricky Ledee, L (1, 8) OBP: 0.270, SLG: 0.356	11 E 3B BB		K		G1-3		FC6-4		F9	3	1	0	0	1	1	2	Montreal Expos @ Philadelphia Phillies Veterans Stadium, Philadelphia, PA Fri Jul 05 2002, 7:05 PM EDT Att: 44,143 - Sunny - 84 F										
Jose Santiago, R (8, 1)										0	0	0	0	0	0	0											
Hector Mercado, L (9, 1)										0	0	0	0	0	0	0											
Tomas Perez, S (8, PH) OBP: 0.280, SLG: 0.366										1	0	0	0	0	0	1											
11 Jimmy Rollins, S (1, 6) OBP: 0.311, SLG: 0.417	FC3 3B		G3-1		1-1 2-H 1B		F8			4	1	1	1	0	0	2											
Bobby Abreu, L (1, 9) OBP: 0.429, SLG: 0.498	K		K		G6-3					4	0	0	0	0	3	3											
Pat Burrell, R (1, 7) OBP: 0.372, SLG: 0.563	K			K		K		FC3-6 BB		3	0	0	0	1	3	2											
Scott Rolen, R (1, 5) OBP: 0.351, SLG: 0.455	1-1 2-H 3B			E BB		G6-3		FC3-6		3	0	1	2	1	0	1											
Jeremy Giambi, L (1, 3) OBP: 0.423, SLG: 0.524	G3-1			E3				G4-3		3	0	0	0	1	0	3											
Mike Lieberthal, R (1, 2) OBP: 0.325, SLG: 0.396		F9		F9		P5			G5-3	4	0	0	0	0	0	3											
Marlon Anderson, L (1, 4) OBP: 0.319, SLG: 0.408		K		G3			K		G4-3	4	0	0	0	0	2	2											
Robert Person, R (1, 1) OBP: 0.190, SLG: 0.421					1-2 1B					1	0	0	0	0	1	0											
Doug Glanville, R (5, PH) OBP: 0.283, SLG: 0.293										1	1	1	0	0	0	0											
48 David Coggin, R (6, 1)										0	0	0	0	0	0	0											
Jason Michaels, R (7, PH) OBP: 0.359, SLG: 0.606					11 1B		FC6-4			2	0	2	0	0	0	0											
Inning Stats	R: 2 E: 1 K: 2 S: 20	H: 1 LOB: 1 BB: 1 P: 30	R: 0 E: 0 K: 2 S: 11	H: 0 LOB: 0 BB: 0 P: 15	R: 0 E: 0 K: 2 S: 10	H: 0 LOB: 0 BB: 0 P: 16	R: 0 E: 1 K: 1 S: 8	H: 0 LOB: 2 BB: 1 P: 15	R: 1 E: 0 K: 0 S: 9	H: 2 LOB: 0 BB: 0 P: 11	R: 0 E: 0 K: 1 S: 5	H: 0 LOB: 1 BB: 1 P: 15	R: 0 E: 0 K: 1 S: 11	H: 1 LOB: 1 BB: 0 P: 16	R: 0 E: 0 K: 1 S: 8	H: 0 LOB: 1 BB: 1 P: 17	R: 0 E: 0 K: 1 S: 9	H: 1 LOB: 0 BB: 0 P: 13	1B: 3 2B: 1 3B: 1 HR: 0	SF: 0 SAC: 0 DP: 1 HBP: 0	WP: 0 PB: 0 CS: 0	PA: 37					
PITCHER	IP	WLS	BF	H	R	ER	SO	BB	IBB	HBP	BLK	WP	HR	S	P	ERA	WHIP										
Tomo Ohka, R (1, 1) ERA: 3.19	6.0	W	25	3	3	1	8	3	0	0	0	0	0	63	102	1.50	1.000										
Joey Eischen, L (7, 1) ERA: 1.42	1.0	H	4	1	0	0	1	0	0	0	0	0	0	11	16	0.00	1.000										
Graeme Lloyd, L (8, 1) ERA: 6.07	2.0		8	1	0	0	1	1	0	0	0	0	0	17	30	0.00	1.000										

AB	35
R	8
H	8
RBI	8
BB	5
SO	8
LOB	11



AB	33
R	3
H	5
RBI	3
BB	4
SO	10
LOB	19



Batter	1	2	3	4	5	6	7	8	9	AB	R	H	RBI	BB	SO	LOB	TOP					
Brad Wilkerson, L OBP: 0.377, SLG: 0.458 (1, 8)										5	2	2	1	0	0	1	Montreal Expos @ Philadelphia Phillies Veterans Stadium, Philadelphia, PA Sat Jul 06 2002, 7:05 PM EDT Att: 15,228 - Cloudy - 82 F					
Jose Vidro, S OBP: 0.381, SLG: 0.484 (1, 4)										5	0	1	0	0	0	1						
Vladimir Guerrero, R OBP: 0.406, SLG: 0.556 (1, 9)										3	0	2	0	2	0	0						
Troy O'Leary, L OBP: 0.364, SLG: 0.427 Jose Macias, S OBP: 0.292, SLG: 0.343 (7, 7) (7, 8)										3	0	0	0	0	2	4						
Fernando Tatis, R OBP: 0.353, SLG: 0.533 (1, 5)										2	2	2	1	3	0	0						
Andres Galarraga, R OBP: 0.361, SLG: 0.376 (1, 3)										5	1	1	2	0	0	6						
Orlando Cabrera, R OBP: 0.325, SLG: 0.389 (1, 6)										4	0	2	0	0	0	0						
Michael Barrett, R OBP: 0.361, SLG: 0.451 (1, 2)										4	0	1	0	0	0	2						
Javier Vazquez, R ERA: 4.65 Mike Mordecai, R OBP: 0.289, SLG: 0.257 Jim Brower, R ERA: 4.94 Graeme Lloyd, L ERA: 6.0 Matt Herges, L ERA: 3.29 52 T.J. Tucker, R OBP: 0.167, SLG: 0.167 Henry Mateo, S ERA: 2.98 Scott Stewart, R ERA: 2.98 (1, 1) (6, PH) (6, 1) (7, 1) (7, 1) (9, PH) (9, 1)										2	0	0	0	0	0	0						
Inning Stats	R: 1 E: 0 K: 0 S: 17	H: 2 LOB: 2 BB: 1 P: 27	R: 0 E: 0 K: 0 S: 7	H: 1 LOB: 0 BB: 0 P: 13	R: 0 E: 0 K: 1 S: 9	H: 1 LOB: 1 BB: 0 P: 16	R: 1 E: 0 K: 0 S: 13	H: 1 LOB: 0 BB: 0 P: 19	R: 0 E: 0 K: 1 S: 11	H: 1 LOB: 2 BB: 1 P: 21	R: 2 E: 0 K: 0 S: 10	H: 2 LOB: 1 BB: 1 P: 17	R: 0 E: 0 K: 1 S: 9	H: 0 LOB: 0 BB: 0 P: 12	R: 0 E: 0 K: 0 S: 10	H: 2 LOB: 1 BB: 2 P: 16		R: 1 E: 0 K: 0 S: 11	H: 2 LOB: 3 BB: 2 P: 24	1B: 6 2B: 3 3B: 0 HR: 3	SF: 0 SAC: 0 DP: 2 HBP: 0	WP: 0 PB: 0 SB: 0 CS: 0
PITCHER	IP WLS BF H R ER SO BB IBB HBP BLK WP HR S P ERA WHIP																					
Brandon Duckworth, R ERA: 4.65 Rheal Cormier, L ERA: 4.94 Carlos Silva, R ERA: 2.98 (1, 1) (7, 1) (8, 1)	6.0 L 28 8 4 4 2 2 2 1 0 0 0 0 3 67 113 6.00 1.667																					

AB	37
R	5
H	12
RBI	5
BB	5
SO	3
LOB	15



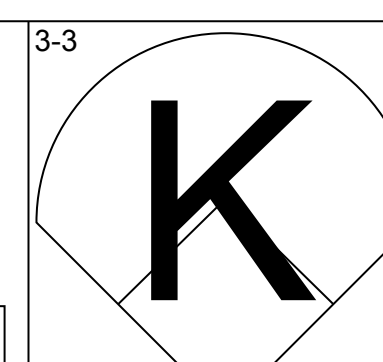
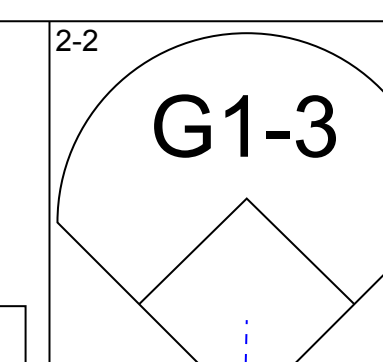
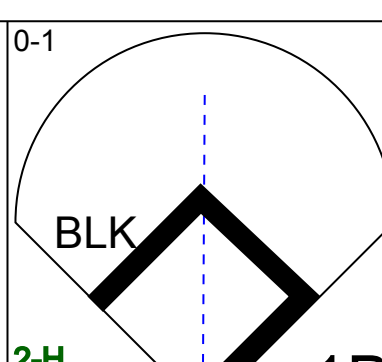
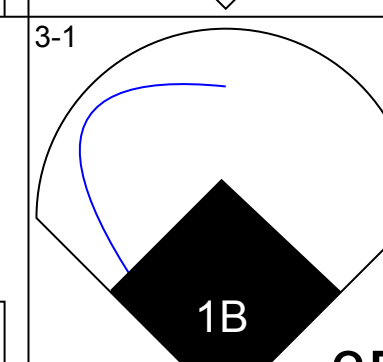
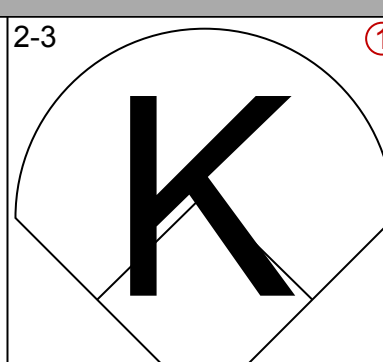
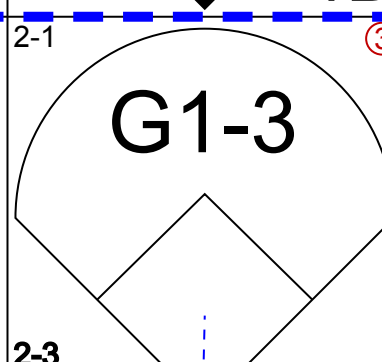
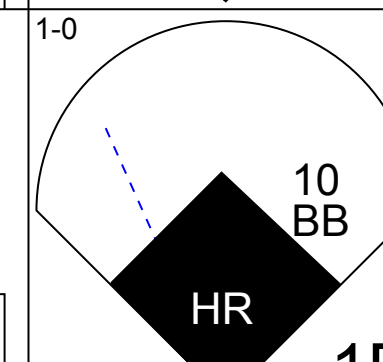
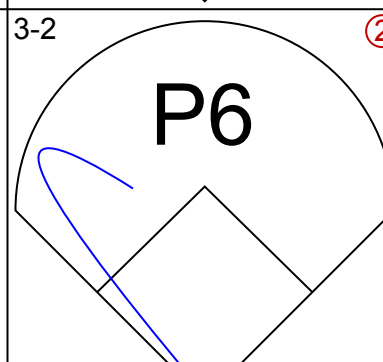
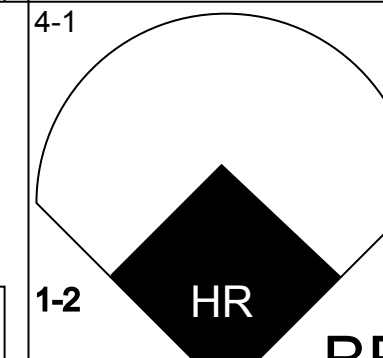
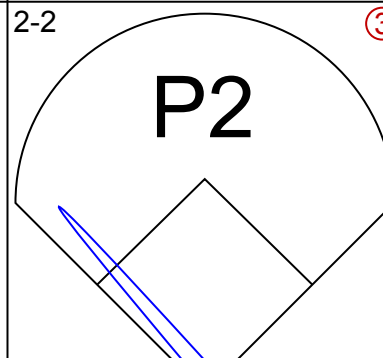
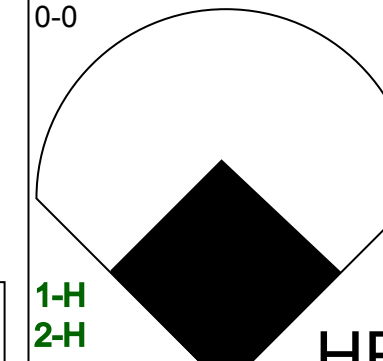
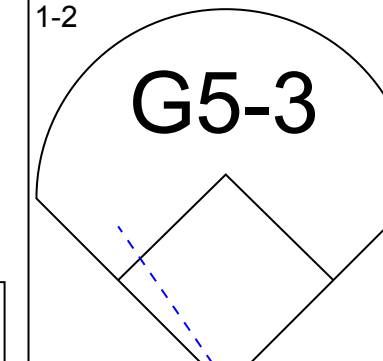
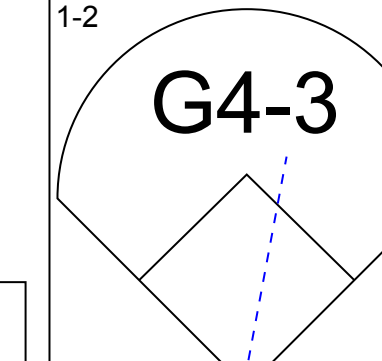
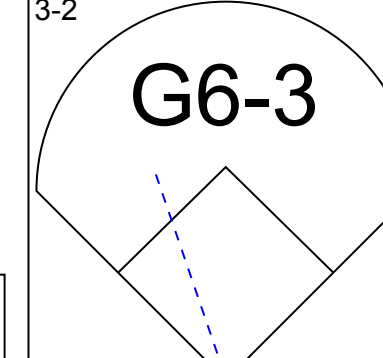
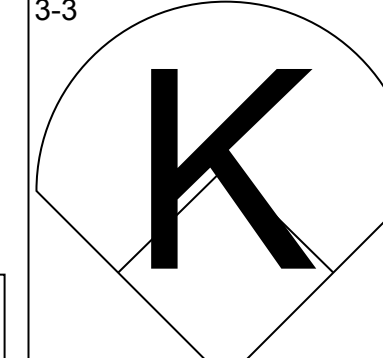
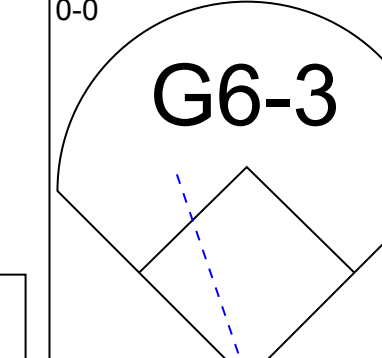
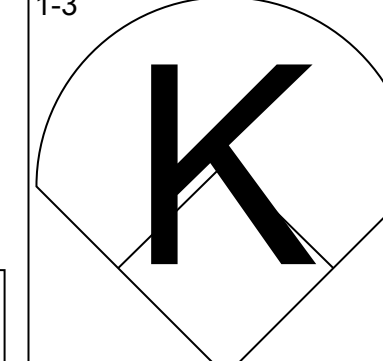
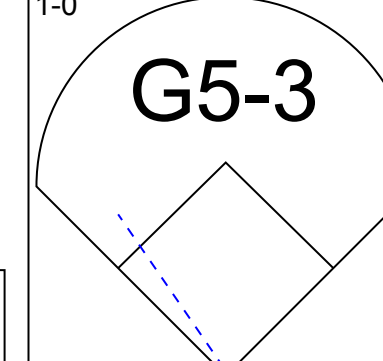
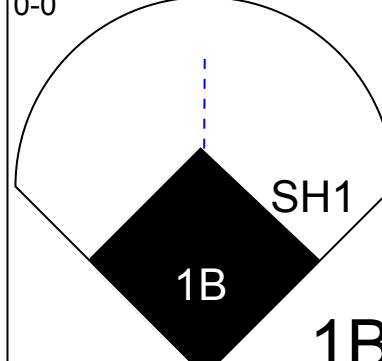
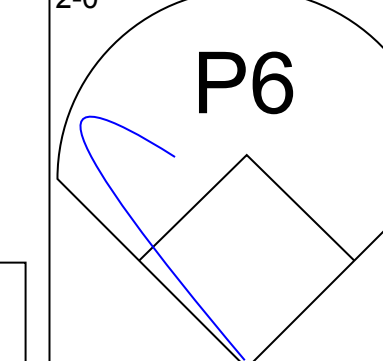
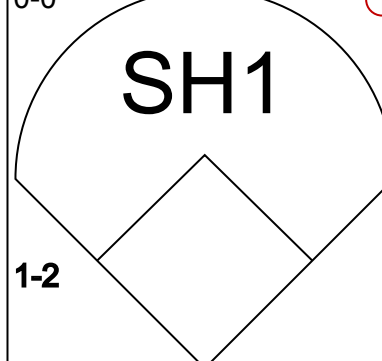
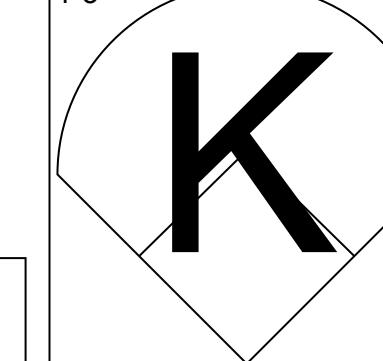
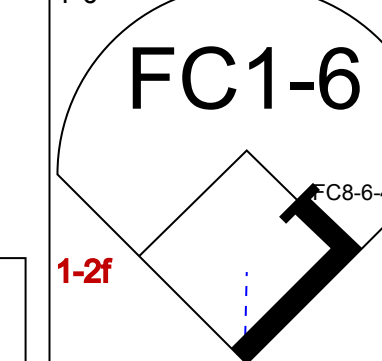
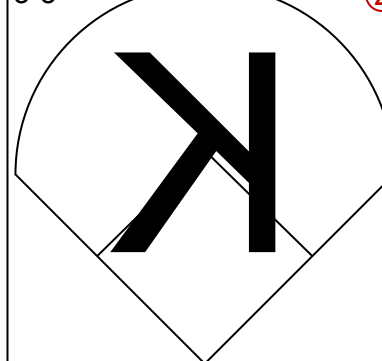
Batter	1	2	3	4	5	6	7	8	9	AB	R	H	RBI	BB	SO	LOB	BOTTOM					
Ricky Ledee, L OBP: 0.293, SLG: 0.353 (1, 8)										1	0	0	0	4	0	1	Montreal Expos @ Philadelphia Phillies Veterans Stadium, Philadelphia, PA Sat Jul 06 2002, 7:05 PM EDT Att: 15,228 - Cloudy - 82 F					
11 Jimmy Rollins, S OBP: 0.315, SLG: 0.422 (1, 6)										3	0	2	1	1	1	1						
Bobby Abreu, L OBP: 0.429, SLG: 0.493 (1, 9)										3	0	0	0	2	0	6						
Pat Burrell, R OBP: 0.366, SLG: 0.556 (1, 7)										4	0	0	1	0	0	3						
Jeremy Giambi, L OBP: 0.423, SLG: 0.534 (1, 3)										5	1	2	1	0	2	2						
Scott Rolen, R OBP: 0.348, SLG: 0.451 (1, 5)										5	0	1	0	0	1	1						
Marlon Anderson, L OBP: 0.323, SLG: 0.407 (1, 4)										3	1	1	0	2	1	0						
Todd Pratt, R OBP: 0.459, SLG: 0.492 Mike Lieberthal, R OBP: 0.324, SLG: 0.394 (1, 2) (7, PH) (8, 2)										2	0	0	0	1	1	3						
Brandon Duckworth, R OBP: 0.313, SLG: 0.222 Travis Lee, L OBP: 0.327, SLG: 0.374 Rheal Cormier, L ERA: 4.27 Jason Michaels, R OBP: 0.354, SLG: 0.597 Carlos Silva, R ERA: 1.75 (1, 1) (6, PH) (7, 1) (7, PH) (8, 1)										1	0	1	0	0	0	1						
Inning Stats	R: 0 E: 0 K: 1 S: 8	H: 0 LOB: 1 BB: 1 P: 15	R: 0 E: 0 K: 1 S: 7	H: 0 LOB: 0 BB: 0 P: 9	R: 0 E: 0 K: 0 S: 11	H: 1 LOB: 2 BB: 2 P: 22	R: 0 E: 0 K: 0 S: 14	H: 2 LOB: 2 BB: 0 P: 18	R: 1 E: 0 K: 1 S: 13	H: 2 LOB: 3 BB: 1 P: 26	R: 1 E: 0 K: 2 S: 18	H: 1 LOB: 2 BB: 3 P: 38	R: 1 E: 0 K: 0 S: 17	H: 2 LOB: 1 BB: 1 P: 30	R: 0 E: 0 K: 0 S: 6	H: 0 LOB: 2 BB: 2 P: 17		R: 0 E: 0 K: 1 S: 7	H: 0 LOB: 0 BB: 0 P: 13	1B: 5 2B: 2 3B: 0 HR: 1	SF: 1 SAC: 1 DP: 2 HBP: 0	WP: 0 PB: 0 SB: 0 CS: 0
PITCHER	IP WLS BF H R ER SO BB IBB HBP BLK WP HR S P ERA WHIP																					
Javier Vazquez, R ERA: 3.88 Jim Brower, R ERA: 4.27 Graeme Lloyd, L ERA: 6.0 Matt Herges, R ERA: 3.29 52 T.J. Tucker, R ERA: 1.75 (1, 1) (6, 1) (6, 1) (7, 1) (7, 1)	5.0 W 23 5 1 1 1 3 3 0 0 0 0 0 0 14 32 13.50 6.000																					
Scott Stewart, L ERA: 1.69 (9, 1)	1.0 S 3 0 0 0 1 0 0 0 0 0 0 0 0 7 7 0.00 0.000																					

AB	31
R	3
H	8
RBI	3
BB	10
SO	6
LOB	22



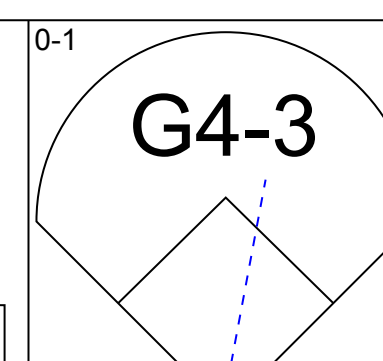
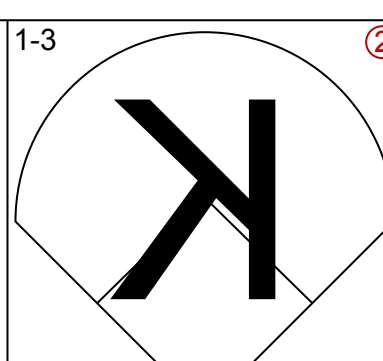
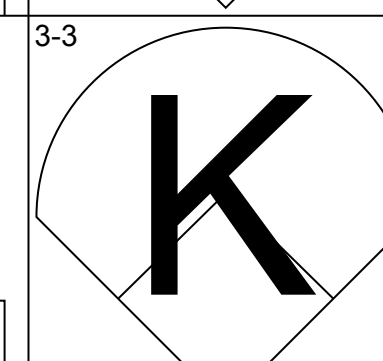
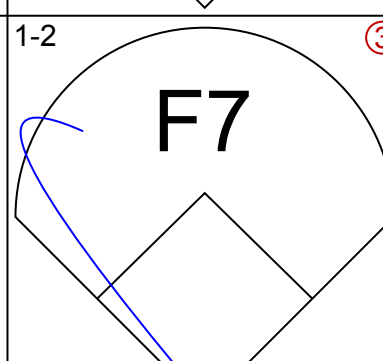
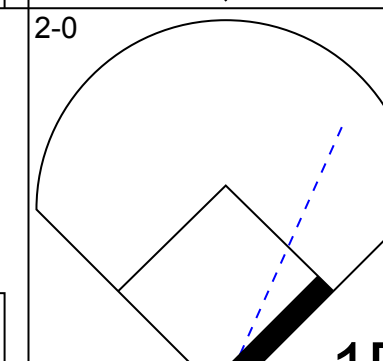
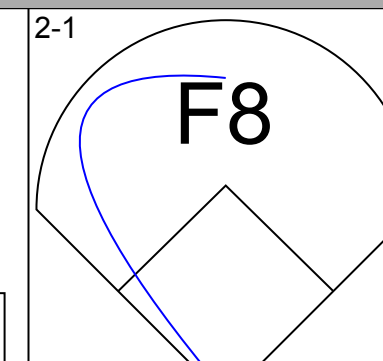
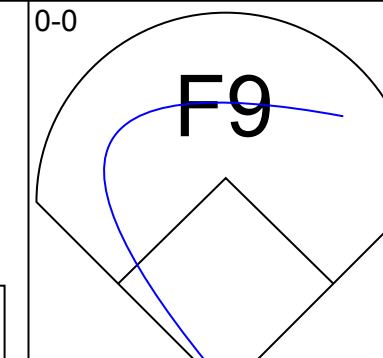
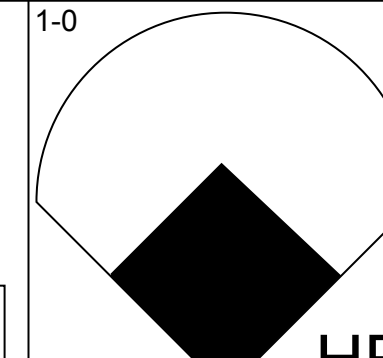
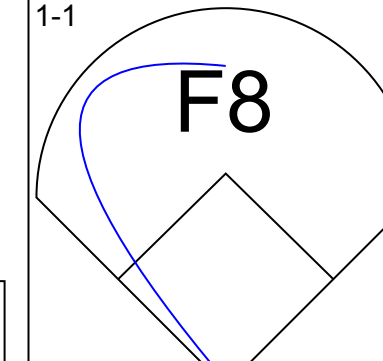
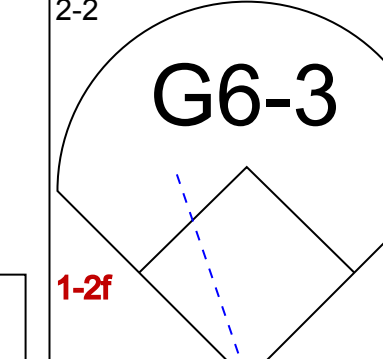
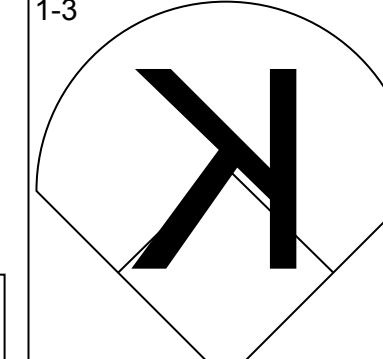
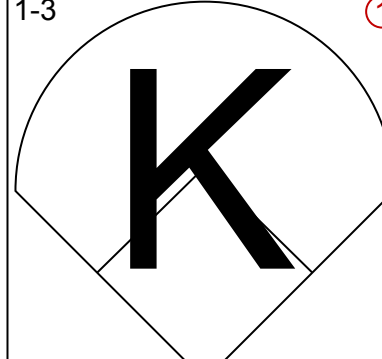
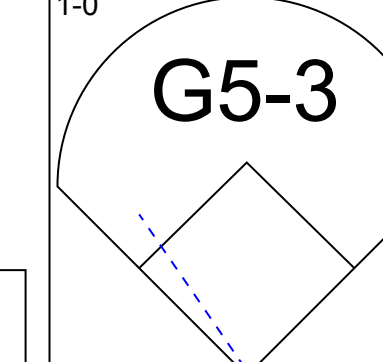
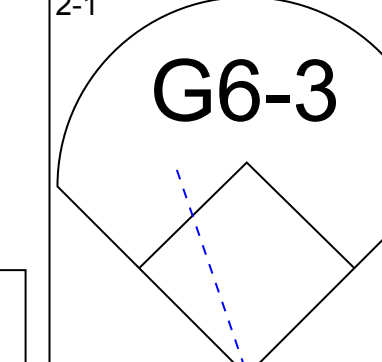
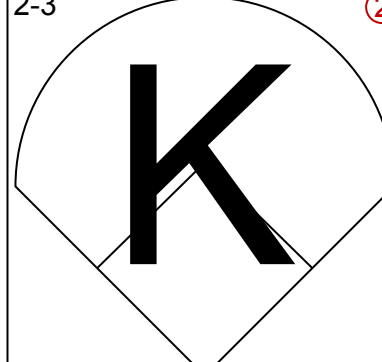
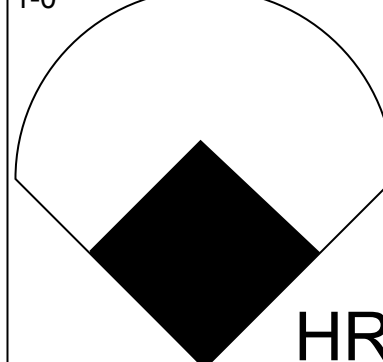
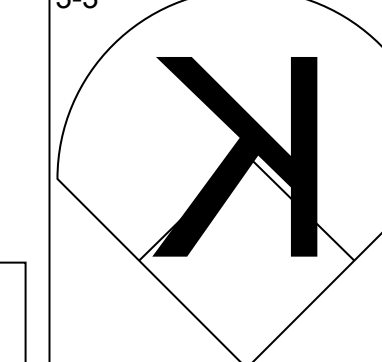
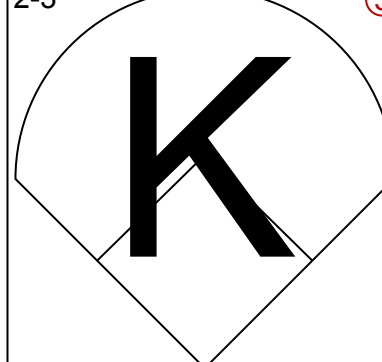

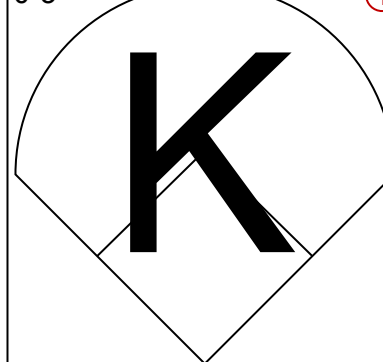
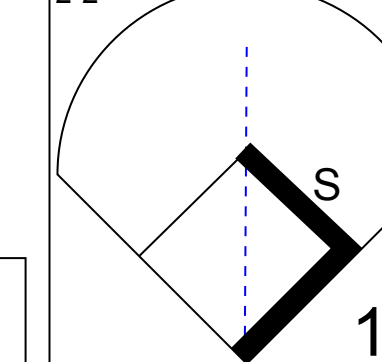

Batter	1	2	3	4	5	6	7	8	9	AB	R	H	RBI	BB	SO	LOB	TOP					
Brad Wilkerson, L OBP: 0.384, SLG: 0.468 (1, 8)										3	3	2	0	2	1	0	Montreal Expos @ Philadelphia Phillies Veterans Stadium, Philadelphia, PA Sun Jul 07 2002, 1:35 PM EDT Att: 17,393 - Cloudy - 76 F					
Jose Vidro, S OBP: 0.385, SLG: 0.482 (1, 4)										1	1	0	0	3	0							
Vladimir Guerrero, R OBP: 0.496, SLG: 0.553 (1, 9)										4	0	1	2	1	2	5						
Troy O'Leary, L OBP: 0.365, SLG: 0.441 (1, 7)										5	0	2	2	0	1	5						
Fernando Tatis, R OBP: 0.354, SLG: 0.527 (1, 5)											4	0	1	1	1	1						
Andres Galaraga, R OBP: 0.374, SLG: 0.369 (1, 3)											5	0	1	0	0	3						
Orlando Cabrera, R OBP: 0.329, SLG: 0.391 (1, 6)											4	2	2	0	1	0						
Brian Schneider, L OBP: 0.282, SLG: 0.376 (1, 2)											5	1	1	1	0	1						
Bartolo Colon, R OBP: 0.126, SLG: 0.100 (5, PH) Henry Matisoff, S OBP: 0.154, SLG: 0.154 (6, PH) Dan Smith, R OBP: 0.373, SLG: 0.373 (7, PH) Wil Cordero, R OBP: 0.359, SLG: 0.359 (7, PH) Jim Brower, R OBP: 0.373, SLG: 0.373 (7, PH) Joey Eischen, L OBP: 0.373, SLG: 0.373 (7, PH) Graeme Lloyd, L OBP: 0.373, SLG: 0.373 (7, PH) Matt Herges, L OBP: 0.373, SLG: 0.373 (7, PH)										1	0	0	0	0	1	0		Montreal Expos 				
Inning Stats	R: 1 E: 0 K: 0 S: 10	H: 2 LOB: 1 BB: 0 P: 15	R: 0 E: 0 K: 1 S: 10	H: 0 LOB: 0 BB: 0 P: 13	R: 2 E: 0 K: 2 S: 19	H: 2 LOB: 2 BB: 2 P: 32	R: 2 E: 0 K: 1 S: 14	H: 1 LOB: 1 BB: 1 P: 14	R: 0 E: 0 K: 1 S: 13	H: 1 LOB: 2 BB: 1 P: 24	R: 3 E: 0 K: 1 S: 15	H: 3 LOB: 0 BB: 0 P: 25	R: 0 E: 0 K: 2 S: 6	H: 0 LOB: 0 BB: 1 P: 13	R: 0 E: 0 K: 2 S: 8	H: 1 LOB: 1 BB: 0 P: 10			1B: 7 2B: 1 3B: 2 HR: 1	SF: 0 SAC: 2 DP: 2 HBP: 0	WP: 0 PB: 0 SB: 0 CS: 0	PA: 44
PITCHER	IP	WLS	BF	H	R	ER	SO	BB	IBB	HBP	BLK	WP	HR	S	P	ERA	WHIP					
Terry Adams, R ERA: 4.53 (1, 1)	3.2		21	5	5	5	3	5	0	0	0	0	0	50	87	12.27	2.727					
48 David Coggin, R ERA: 5.77 (4, 1)	2.1		10	2	0	0	3	2	0	0	0	0	0	23	43	0.00	1.714					
Carlos Silva, R ERA: 3.53 (7, 1)	1.0		6	3	3	3	1	0	0	0	0	0	1	15	25	27.00	3.000					
Rheal Cormier, L ERA: 4.78 (8, 1)	1.0	W	3	0	0	0	0	1	0	0	0	0	0	6	13	0.00	1.000					
Jose Mesa, R ERA: 2.51 (9, 1)	1.0	S	4	1	0	0	2	0	0	0	0	0	0	8	10	0.00	1.000					

Batter	1	2	3	4	5	6	7	8	9	AB	R	H	RBI	BB	SO	LOB	BOTTOM						
Ricky Ledee, L OBP: 0.300, SLG: 0.362 (1, 8) Doug Glanville, R OBP: 0.286, SLG: 0.296 (7, PH)										3	0	1	0	1	0	4	Montreal Expos @ Philadelphia Phillies Veterans Stadium, Philadelphia, PA Sun Jul 07 2002, 1:35 PM EDT Att: 17,393 - Cloudy - 76 F						
11 Jimmy Rollins, S OBP: 0.314, SLG: 0.417 (1, 6)										4	1	0	0	1	0	4							
Bobby Abreu, L OBP: 0.425, SLG: 0.486 (1, 9)										4	1	0	0	1	3	1							
Pat Burrell, R OBP: 0.367, SLG: 0.562 (1, 7)										4	1	1	1	1	2	1							
Jeremy Giambi, L OBP: 0.426, SLG: 0.532 (9, 1) Jose Mesa, R ERA: 2.51 (9, 1)										3	2	1	0	2	1	3							
Scott Rolen, R OBP: 0.349, SLG: 0.458 (1, 5)										4	3	1	3	1	0	4							
Mike Lieberthal, R OBP: 0.325, SLG: 0.402 (1, 2)										5	1	2	1	0	0	2							
Marlon Anderson, L OBP: 0.328, SLG: 0.411 (1, 4)										2	1	1	2	1	0	1							
Terry Adams, R ERA: 4.53 (1, 1) 48 David Coggin, R ERA: 5.77 (4, 1) Carlos Silva, R ERA: 3.53 (7, 1) Jason Michaels, R ERA: 4.56 (7, PH) Rheal Cormier, L ERA: 1.78 (8, 1) Tommas Perez, S ERA: 5.67 (9, 3)										0	0	0	1	1	0	0		Montreal Expos 					
Inning Stats	R: 0 E: 0 K: 1 S: 11	H: 1 LOB: 1 BB: 0 P: 18	R: 2 E: 0 K: 1 S: 11	H: 2 LOB: 1 BB: 1 P: 20	R: 3 E: 0 K: 0 S: 17	H: 1 LOB: 3 BB: 5 P: 41	R: 0 E: 0 K: 2 S: 9	H: 0 LOB: 0 BB: 0 P: 13	R: 0 E: 0 K: 0 S: 5	H: 0 LOB: 2 BB: 1 P: 17	R: 0 E: 0 K: 0 S: 5	H: 0 LOB: 0 BB: 1 P: 10	R: 3 E: 0 K: 0 S: 14	H: 3 LOB: 3 BB: 1 P: 31	R: 2 E: 0 K: 2 S: 11	H: 1 LOB: 0 BB: 1 P: 20			1B: 2 2B: 4 3B: 0 HR: 2	SF: 0 SAC: 1 DP: 1 HBP: 1	WP: 2 PB: 0 SB: 0 CS: 0	PA: 43	
PITCHER	IP	WLS	BF	H	R	ER	SO	BB	IBB	HBP	BLK	WP	HR	S	P	ERA	WHIP						
Bartolo Colon, R ERA: 2.74 (6, 1)	5.0		27	4	5	5	4	6	1	0	0	0	0	5	10	0.00	1.000						
Dan Smith, R ERA: 4.56 (7, 1)	1.0		3	0	0	0	0	1	0	0	0	0	1	9	18	27.00	3.000						
Joey Eischen, L ERA: 1.78 (7, 1)	0.0		1	0	0	0	0	0	0	1	0	0	0	2	4	∞	∞						
Graeme Lloyd, L ERA: 5.67 (7, 1)	0.2	B	4	1	1	1	1	0	1	0	0	1	0	6	13	13.50	1.500						
Matt Herges, R ERA: 3.89 (8, 1)	0.2		L	4	1	2	2	1	1	0	0	0	0	1	8	16	27.00		3.000				

Batter	1	2	3	4	5	6	7	8	9	AB	R	H	RBI	BB	SO	LOB	TOP					
Rafael Furcal, S OBP: 0.335, SLG: 0.396 (1, 6)										4	1	1	1	1	1	1	Atlanta Braves @ Montreal Expos Olympic Stadium, Montreal, QB Thu Jul 11 2002, 1:05 PM EDT Att: 11,865 - Dome - 72 F					
Matt Franco, L OBP: 0.441, SLG: 0.683 Wes Helms, R OBP: 0.280, SLG: 0.388 (9, PH) (9, 3)										4	2	2	0	0	1	1						
Gary Sheffield, R OBP: 0.360, SLG: 0.477 (1, 9)										4	2	2	4	0	0	1						
10 Chipper Jones, S OBP: 0.394, SLG: 0.449 (1, 7)										3	1	0	0	1	0	0						
Andruw Jones, R OBP: 0.365, SLG: 0.492 (1, 8)										3	1	1	3	1	0	0						
Vinny Castilla, R OBP: 0.272, SLG: 0.382 (1, 5)										4	0	0	0	0	1	1						
Javy Lopez, R OBP: 0.302, SLG: 0.370 Jesse Garcia, R OBP: 0.191, SLG: 0.191 Henry Blanco, R OBP: 0.240, SLG: 0.292 (9, PR) (9, 2)										3	0	1	0	1	1	0						
Keith Lockhart, L OBP: 0.277, SLG: 0.377 (1, 4)										3	0	1	0	0	0	2						
Kevin Millwood, R OBP: 0.176, SLG: 0.324 Darrell Eason, L OBP: 0.305, SLG: 0.419 Kevin Gynanoski, R (7, 1) Chris Hammond, L (7, 1) Julio Franco, R OBP: 0.320, SLG: 0.373 29 John Smoltz, R (9, 1)										2	0	0	0	0	1	1						
Inning Stats	R: 4 E: 0 K: 2 S: 14	H: 3 LOB: 0 BB: 1 P: 29	R: 0 E: 0 K: 1 S: 7	H: 0 LOB: 0 BB: 0 P: 12	R: 0 E: 0 K: 1 S: 10	H: 0 LOB: 0 BB: 0 P: 17	R: 0 E: 0 K: 1 S: 9	H: 0 LOB: 0 BB: 0 P: 14	R: 3 E: 0 K: 0 S: 10	H: 3 LOB: 0 BB: 0 P: 19	R: 0 E: 0 K: 0 S: 13	H: 0 LOB: 1 BB: 2 P: 23	R: 0 E: 0 K: 0 S: 8	H: 0 LOB: 0 BB: 1 P: 18	R: 0 E: 0 K: 0 S: 7	H: 0 LOB: 0 BB: 0 P: 10		R: 1 E: 0 K: 1 S: 9	H: 2 LOB: 2 BB: 0 P: 14	1B: 5 2B: 0 3B: 1 HR: 2	SF: 0 SAC: 1 DP: 1 HBP: 0	WP: 0 PB: 0 SB: 0 CS: 0
PITCHER	IP WLS BF H R ER SO BB IBB HBP BLK WP HR S P ERA WHIP																					
Tony Amas, R ERA: 4.3 Dan Smith, R ERA: 1.88 52 T.J. Tucker, R ERA: 1.88 Joey Eischen, L ERA: 1.75	(1, 1) (6, 1) (8, 1) (9, 1)	5.0 2.0 1.2 0.1	L 8 7 1	22 0 2 0	6 0 1 0	7 0 1 0	5 0 1 0	1 3 0 0	0 0 0 0	0 0 0 1	0 0 0 0	0 0 0 2	2 21 14 4	91 41 20 4	12.60 0.00 5.40 0.00	1.400 1.500 1.200 0.000						

AB 33
R 8
H 8
RBI 8
BB 4
SO 6
LOB 9



Batter	1	2	3	4	5	6	7	8	9	AB	R	H	RBI	BB	SO	LOB	BOTTOM					
Brad Wilkerson, L OBP: 0.382, SLG: 0.465 (1, 3)										4	0	1	0	0	1	1	Atlanta Braves @ Montreal Expos Olympic Stadium, Montreal, QB Thu Jul 11 2002, 1:05 PM EDT Att: 11,865 - Dome - 72 F					
Jose Macias, S OBP: 0.287, SLG: 0.336 (1, 8)										4	0	0	0	0	2	1						
Jose Vidro, S OBP: 0.386, SLG: 0.482 (1, 4)										4	1	2	0	0	1	0						
Vladimir Guerrero, R OBP: 0.407, SLG: 0.570 (1, 9)										4	2	2	3	0	0	1						
Troy O'Leary, L OBP: 0.362, SLG: 0.432 (1, 7)										3	0	0	0	1	0	0						
Fernando Tatis, R OBP: 0.348, SLG: 0.517 (1, 5)										4	0	0	0	0	3	1						
Orlando Cabrera, R OBP: 0.325, SLG: 0.386 (1, 6)										4	0	0	0	0	1	0						
Brian Schneider, L OBP: 0.281, SLG: 0.400 (1, 2)										4	1	1	1	0	2	0						
Tony Amas, R ERA: 3.9 Henry Matos, S OBP: 0.214, SLG: 0.214 Dan Smith, R (7, PH) Andres Galaraga, R OBP: 0.150, SLG: 0.150 52 T.J. Tucker, R OBP: 0.150, SLG: 0.150 Joey Eischen, L (9, 1)										1	0	0	0	0	1	0						
Inning Stats	R: 0 E: 0 K: 1 S: 7	H: 1 LOB: 1 BB: 0 P: 12	R: 0 E: 0 K: 0 S: 5	H: 0 LOB: 0 BB: 1 P: 12	R: 1 E: 0 K: 2 S: 11	H: 1 LOB: 0 BB: 0 P: 14	R: 1 E: 0 K: 1 S: 8	H: 1 LOB: 0 BB: 0 P: 13	R: 0 E: 0 K: 1 S: 11	H: 1 LOB: 1 BB: 0 P: 20	R: 2 E: 0 K: 1 S: 12	H: 2 LOB: 0 BB: 0 P: 16	R: 1 E: 0 K: 1 S: 13	H: 2 LOB: 1 BB: 0 P: 19	R: 0 E: 0 K: 1 S: 6	H: 0 LOB: 0 BB: 0 P: 9		R: 0 E: 0 K: 3 S: 13	H: 0 LOB: 0 BB: 0 P: 18	1B: 4 2B: 0 3B: 0 HR: 4	SF: 0 SAC: 0 DP: 1 HBP: 0	WP: 0 PB: 0 SB: 1 CS: 0
PITCHER	IP WLS BF H R ER SO BB IBB HBP BLK WP HR S P ERA WHIP																					
Kevin Millwood, R ERA: 3.9 Kevin Gynboski, R ERA: 1.77 Chris Hammond, L ERA: 1.55 29 John Smoltz, R ERA: 4.35	(1, 1) (7, 1) (7, 1) (9, 1)	6.0 0.2 1.1 1.0	W H H S	24 3 5 3	6 1 0 0	4 1 0 0	4 1 0 0	6 0 2 3	1 0 0 0	0 0 0 0	0 1 0 0	0 7 12 13	8 11 17 18	6.00 13.50 0.00 0.00	1.167 1.500 0.750 0.000							

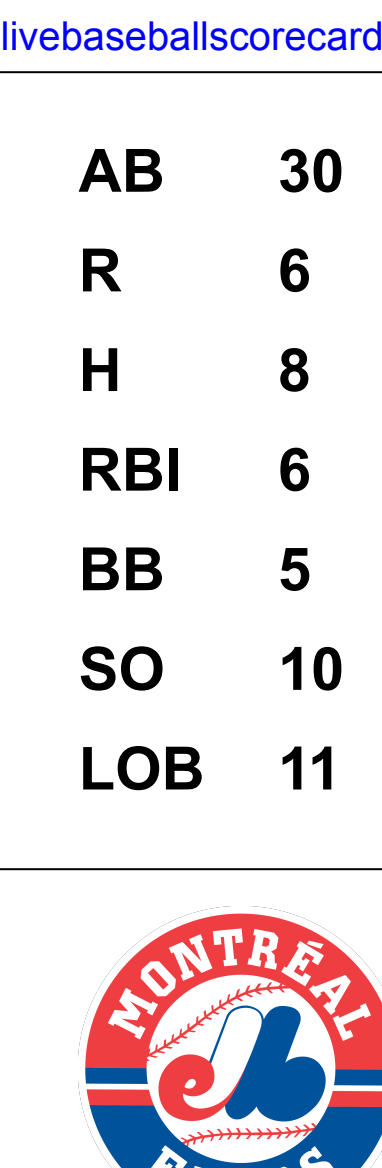


Batter	1	2	3	4	5	6	7	8	9	AB	R	H	RBI	BB	SO	LOB	TOP					
Rafael Furcal, S OBP: 0.333, SLG: 0.400	(1, 6) K		(1, 0) F7		(1, 0) SH1-4		(2, 2) F8		(2, 0) F8	4	0	0	0	0	1	1	Atlanta Braves @ Montreal Expos Olympic Stadium, Montreal, QB Sat Jul 13 2002, 7:05 PM EDT Att: 17,335 - Dome - 72 F livebaseballscores.com					
Matt Franco, L OBP: 0.438, SLG: 0.662	(1, 3) 1B		(2, 0) G4-3		(1, 2) FC3		(1, 2) 1B		(1, 2) G3-1	5	0	2	1	0	0	2						
Gary Sheffield, R OBP: 0.369, SLG: 0.493	(1, 9) 1B			(1, 0) F2	(2, 3) FC6-4		(1, 2) G6-3			3	0	1	0	1	0	1						
10 Chipper Jones, S OBP: 0.393, SLG: 0.460	(1, 7) F9			(2, 2) E	(2, 2) F5			(2, 0) HR		4	2	2	1	0	0	5						
Andruw Jones, R OBP: 0.365, SLG: 0.485	(1, 8) P4			(1, 0) E8	(1, 2) FC6-4			(4, 2) BB		3	0	1	1	1	0	5						
Vinny Castilla, R OBP: 0.275, SLG: 0.385		(1, 1) L5		(2, 0) G4-3		(1, 0) G5-4-3		(0, 1) F9		4	0	1	0	0	0	2						
Javy Lopez, R OBP: 0.300, SLG: 0.363		(1, 1) G5-3		(2, 3) G4-3		(0, 1) G5-4-3		(0, 0) G6-4-3		4	0	0	0	0	0	3						
Keith Lockhart, L OBP: 0.275, SLG: 0.372		(1, 2) F9			(2, 1) SH1-4	(0, 0) FC3		(0, 0) F9		4	1	1	0	0	0	0						
Tom Glavine, L OBP: 0.103, SLG: 0.128			(1, 1) L7		(0, 0) SH			(2, 0) WP		1	0	0	0	0	0	0						
Tim Lincecum, R OBP: 0.384, SLG: 0.411					(1, 2) FC3	(1, 2) SH1-4				1	0	0	0	0	0	0						
Darren Bragg, L OBP: 0.384, SLG: 0.411										1	0	0	0	0	1	0						
Kerry Ligtenberg, R OBP: 0.338, SLG: 0.379										1	0	0	0	0	0	0						
Julio Franco, R OBP: 0.338, SLG: 0.379										1	0	1	0	0	0	0						
Inning Stats	R: 0 E: 0 K: 1 S: 15	H: 2 LOB: 2 BB: 0 P: 20	R: 0 E: 0 K: 0 S: 7	H: 0 LOB: 0 BB: 0 P: 10	R: 0 E: 0 K: 0 S: 4	H: 0 LOB: 0 BB: 0 P: 8	R: 1 E: 1 K: 0 S: 8	H: 2 LOB: 1 BB: 0 P: 9	R: 1 E: 1 K: 0 S: 14	H: 1 LOB: 3 BB: 1 P: 24	R: 0 E: 0 K: 0 S: 4	H: 1 LOB: 1 BB: 0 P: 5	R: 0 E: 0 K: 1 S: 14	H: 1 LOB: 0 BB: 0 P: 18	R: 1 E: 0 K: 0 S: 6	H: 1 LOB: 0 BB: 1 P: 12	R: 0 E: 0 K: 0 S: 9	H: 1 LOB: 1 BB: 0 P: 12	1B: 6 2B: 2 3B: 0 HR: 1	SF: 0 SAC: 2 DP: 2 HBP: 0	WP: 1 PB: 0 SB: 0 CS: 0	PA: 38
PITCHER Bartolo Colon, R ERA: 2.75	IP: 9.0 WLS: W BF: 38 H: 9 R: 3 ER: 3 SO: 2 BB: 1 IBB: 1 HBP: 0 BLK: 0 WP: 1 HR: 1 S: 81 P: 118 ERA: 3.00 WHIP: 1.111															PITCHER						

AB 34
R 3
H 9
RBI 3
BB 2
SO 2
LOB 19



Batter	1	2	3	4	5	6	7	8	9	AB	R	H	RBI	BB	SO	LOB	BOTTOM			
Brad Wilkerson, L OBP: 0.379, SLG: 0.470	(1, 8) BB	(1, 3) K			(1, 0) HR	(2, 3) K				4	2	2	1	0	2	0	Atlanta Braves @ Montreal Expos Olympic Stadium, Montreal, QB Sat Jul 13 2002, 7:05 PM EDT Att: 17,335 - Dome - 72 F livebaseballscores.com			
Jose Vidro, S OBP: 0.383, SLG: 0.474	(4, 2) FC4-6		(3, 2) F8		(1, 0) G5-3	(1, 3) K				3	1	0	0	1	1	0				
Vladimir Guerrero, R OBP: 0.499, SLG: 0.583	(1, 9) FC4-6		(4, 0) FC4-6		(0, 0) HR	(1, 3) K				2	1	1	1	2	1	0				
Cliff Floyd, L OBP: 0.408, SLG: 0.536	(1, 7) FC4-6		(1, 0) FC4-6		(0, 0) HR		(0, 0) P6			4	1	1	2	0	0	3				
Fernando Tatis, R OBP: 0.346, SLG: 0.507	(1, 5) SF9		(2, 3) K		(4, 1) S		(3, 3) K			2	1	0	1	1	2	1				
Andres Galarraga, R OBP: 0.386, SLG: 0.420	(1, 3) 1B			(1, 1) CS	(3, 3) K		(0, 1) G4-3			4	0	2	0	0	1	1				
Orlando Cabrera, R OBP: 0.327, SLG: 0.387	(1, 6) F8			(2, 2) FC6-4	(0, 0) S		(0, 3) K			4	0	2	1	0	1	2				
Michael Barrett, R OBP: 0.353, SLG: 0.437		(1, 2) F9		(1, 2) FC6-4	(4, 0) S		(3, 3) K			3	0	0	0	1	1	1				
Bartolo Colon, R OBP: 0.071, SLG: 0.071		(1, 1) G6-3		(0, 1) FC6-4	(0, 0) G1-3		(0, 3) K			4	0	0	0	0	1	3				
Inning Stats	R: 2 E: 0 K: 0 S: 13	H: 2 LOB: 2 BB: 2 P: 24	R: 0 E: 0 K: 1 S: 7	H: 0 LOB: 0 BB: 0 P: 9	R: 0 E: 0 K: 1 S: 8	H: 0 LOB: 1 BB: 1 P: 18	R: 0 E: 0 K: 0 S: 11	H: 2 LOB: 1 BB: 0 P: 15	R: 4 E: 0 K: 1 S: 10	H: 4 LOB: 2 BB: 2 P: 23	R: 0 E: 0 K: 3 S: 13	H: 0 LOB: 0 BB: 0 P: 17	R: 0 E: 0 K: 1 S: 6	H: 0 LOB: 0 BB: 0 P: 9	R: 0 E: 0 K: 3 S: 12	H: 0 LOB: 0 BB: 0 P: 15		1B: 5 2B: 0 3B: 0 HR: 3	SF: 1 SAC: 0 DP: 0 HBP: 0	WP: 0 PB: 0 SB: 2 CS: 1
PITCHER Tom Glavine, L ERA: 2.99	IP: 4.2 WLS: L BF: 25 H: 6 R: 6 ER: 6 SO: 3 BB: 4 IBB: 0 HBP: 0 BLK: 0 WP: 0 HR: 3 S: 48 P: 84 ERA: 11.57 WHIP: 2.571															PITCHER				
Tim Lincecum, R ERA: 2.75	IP: 1.1 WLS: 5 BF: 0 H: 0 R: 0 ER: 0 SO: 3 BB: 0 IBB: 1 HBP: 0 BLK: 0 WP: 0 HR: 0 S: 14 P: 22 ERA: 0.00 WHIP: 0.000																			
Kerry Ligtenberg, R ERA: 2.18	IP: 2.0 WLS: 6 BF: 0 H: 0 R: 0 ER: 0 SO: 4 BB: 0 IBB: 0 HBP: 0 BLK: 0 WP: 0 HR: 18 S: 24 ERA: 0.00 WHIP: 0.000																			



Batter	1	2	3	4	5	6	7	8	9	AB	R	H	RBI	BB	SO	LOB	TOP		
Rafael Furcal, S OBP: 0.331, SLG: 0.397	0-3 K		1-3 K		0-0 FC6-4 1B		0-1 G4-3		3-3 K	5	0	1	0	0	3	0	Atlanta Braves @ Montreal Expos Olympic Stadium, Montreal, QB Sun Jul 14 2002, 1:35 PM EDT Att: 25,109 - Dome - 72 F		
Matt Franco, L OBP: 0.442, SLG: 0.667	0-0 1B		2-0 G3-1		0-1 FC6-4 G6-4-3 1-2		2-0 2B			4	0	2	0	0	0	1			
Gary Sheffield, R Darren Bragg, L OBP: 0.367, SLG: 0.493 OBP: 0.364, SLG: 0.411	1-2 L7		2-2 2B		2-2 G6-4-3 1-2		0-0 F7			4	0	1	0	0	0	3			
10 Chipper Jones, S OBP: 0.396, SLG: 0.468	1-0 F7		4-1 BB							3	2	2	0	1	0	1			
Andruw Jones, R OBP: 0.369, SLG: 0.497		1-1 L9 2B	0-0 L9			1-2 G6-3 SF8 2B		0-1 2B		4	1	3	2	0	0	2			
Vinny Castilla, R OBP: 0.274, SLG: 0.383		0-0 L9 2-3		0-0 E 1B		0-0 G6-3 2-3		0-3 K		4	0	1	0	0	1	2			
Javy Lopez, R OBP: 0.295, SLG: 0.359		1-0 F9		3-3 K		1-0 SF8		2-1 F8		3	0	0	1	0	1	2			
Keith Lockhart, L Kevin Grysowski, R Tim Sponeybarger, R Julio Franco, R OBP: 0.276, SLG: 0.367 OBP: 0.367, SLG: 0.493 OBP: 0.364, SLG: 0.411 OBP: 0.336, SLG: 0.377	4-0 IBB		3-1 F7		3-1 F7		1-2 P6		0-3 K	2	0	0	0	1	0	1			
Damian Moss, R Jesse Garcia, R OBP: 0.083, SLG: 0.043 OBP: 0.212, SLG: 0.231	3-3 K		1-2 G6-3				1-3 K		0-0 P4	2	0	0	0	0	1	3			
Inning Stats	R: 0 E: 0 K: 1 S: 8	H: 1 LOB: 1 BB: 0 P: 10	R: 0 E: 0 K: 1 S: 8	H: 1 LOB: 2 BB: 1 P: 17	R: 0 E: 0 K: 1 S: 10	H: 1 LOB: 1 BB: 0 P: 19	R: 0 E: 0 K: 0 S: 7	H: 1 LOB: 0 BB: 0 P: 9	R: 2 E: 0 K: 0 S: 11	H: 2 LOB: 2 BB: 0 P: 17	R: 0 E: 0 K: 1 S: 7	H: 1 LOB: 1 BB: 0 P: 10	R: 1 E: 0 K: 1 S: 8	H: 2 LOB: 2 BB: 0 P: 11	R: 0 E: 0 K: 2 S: 8	H: 0 LOB: 0 BB: 0 P: 11		1B: 3 2B: 7 3B: 0 HR: 0	SF: 1 SAC: 0 DP: 1 HBP: 0
PITCHER	IP WLS BF H R ER SO BB IBB HBP BLK WP HR S P ERA WHIP	7.0 W 30 8 2 2 5 1 1 0 0 0 0 61 99 2.57 1.286	1.0 4 2 1 1 1 0 0 0 0 0 0 8 11 9.00 2.000	1.0 3 0 0 0 2 0 0 0 0 0 0 8 11 0.00 0.000	PITCHER														ERA WHIP
Javier Vazquez, R ERA: 3.63															2.57	1.286			
52 T.J. Tucker, R ERA: 2.5															9.00	2.000			
Matt Herges, R ERA: 3.6															0.00	0.000			

Batter	1	2	3	4	5	6	7	8	9	AB	R	H	RBI	BB	SO	LOB	BOTTOM		
Brad Wilkerson, L OBP: 0.382, SLG: 0.468	4-2 BLK BB		3-2 BB HR 1B	4-2 BB 1B		2-1 G3-1	2-3 K			3	1	1	0	2	1	2	Atlanta Braves @ Montreal Expos Olympic Stadium, Montreal, QB Sun Jul 14 2002, 1:35 PM EDT Att: 25,109 - Dome - 72 F		
Jose Vidro, S OBP: 0.389, SLG: 0.480	3-1 L9		1-0 HR 1B	0-0 BB 1B		4-1 BB 1B		2-1 SH5-4 1B		4	3	3	1	1	0	1			
Vladimir Guerrero, R OBP: 0.414, SLG: 0.591	2-1 F9		4-0 HR BB	1-2 2-3 3-H BB		4-1 1B BB		4-0 1B SH5-4 BB		1	2	0	1	4	0	1			
Wil Cordero, R Wilton Guerrero, S OBP: 0.313, SLG: 0.409 OBP: 0.407, SLG: 0.534 OBP: 0.296, SLG: 0.282	2-3 K		0-2 HR	0-0 F7		3-2 1B		0-0 SH5-4		4	1	2	5	0	1	4			
Fernando Tatis, R OBP: 0.347, SLG: 0.502		1-1 CS HBP	2-2 G5-3		2-2 F9	0-0 G6-3		3-1 FC4-6 1B 1B		4	1	1	1	0	0	2			
Andres Galarraga, R OBP: 0.459, SLG: 0.435	4-2 SAFE BB		3-1 SH1 BB 1B	3-1 SH1 BB 1B		4-0 G5-3 BB		0-0 FC4-6 1B		3	1	3	1	2	0	0			
Orlando Cabrera, R OBP: 0.325, SLG: 0.383	0-2 G5-4-3		4-2 1B SH1 BB	0-3 K FC6		0-0 F7		1-2 FC4-6 1B		4	1	0	0	1	1	4			
Michael Barrett, R OBP: 0.359, SLG: 0.440			0-0 SH1 1B	0-1 SH1 FC6		4-2 G5-3 BB		0-0 G3-1		3	0	2	1	1	0	1			
Javier Vazquez, R Cliff Floyd, L 52 T.J. Tucker, R Troy O'Leary, L Matt Herges, L OBP: 0.083, SLG: 0.083 OBP: 0.407, SLG: 0.534 OBP: 0.750, SLG: 0.750 OBP: 0.359, SLG: 0.429 ERA: 3.6	0-0 B2-6-4 1B		0-0 G6-3	0-0 G6-3		2-2 F9	1-2 G5-3	1-2 G3-1		3	0	0	0	0	0	3			
Inning Stats	R: 0 E: 0 K: 1 S: 9	H: 0 LOB: 1 BB: 1 P: 20	R: 0 E: 0 K: 0 S: 6	H: 0 LOB: 0 BB: 1 P: 11	R: 4 E: 0 K: 0 S: 13	H: 4 LOB: 0 BB: 1 P: 23	R: 2 E: 0 K: 0 S: 13	H: 2 LOB: 3 BB: 3 P: 28	R: 0 E: 0 K: 1 S: 13	H: 1 LOB: 1 BB: 0 P: 20	R: 1 E: 0 K: 0 S: 11	H: 1 LOB: 2 BB: 2 P: 26	R: 0 E: 0 K: 1 S: 10	H: 0 LOB: 2 BB: 2 P: 21	R: 3 E: 0 K: 0 S: 13	H: 4 LOB: 2 BB: 1 P: 24		1B: 10 2B: 1 3B: 0 HR: 1	SF: 0 SAC: 2 DP: 2 HBP: 1
PITCHER	IP WLS BF H R ER SO BB IBB HBP BLK WP HR S P ERA WHIP	5.2 L 30 7 7 7 2 8 0 1 1 0 14 28 0.00 2.647	1.1 7 1 0 0 1 2 0 0 0 0 0 14 28 0.00 2.250	1.0 8 4 3 3 0 1 0 0 0 0 0 13 24 27.00 5.000	PITCHER														ERA WHIP
Daman Moss, L															0.00	2.250			
Kevin Grysowski, R ERA: 2.13															27.00	5.000			
Tim Sponeybarger, R ERA: 3.6															0.00	2.250			



Batter	1	2	3	4	5	6	7	8	9	AB	R	H	RBI	BB	SO	LOB	TOP			
Ricky Ledee, L OBP: 0.321, SLG: 0.409 48 David Coggin, R Jose Mesa, R	G4-3		1B	E		P6		K		4	1	1	0	1	1	1	Philadelphia Phillies @ Montreal Expos Olympic Stadium, Montreal, QB Tue Jul 16 2002, 7:05 PM EDT Att: 10,325 - Dome - 72 F			
Marlon Anderson, L OBP: 0.340, SLG: 0.418	1B		G6-3	E9		FC1-6		G3		5	0	2	3	0	0	2				
Bobby Abreu, L OBP: 0.415, SLG: 0.481	K		G6-3	K		F8		K		5	0	0	0	0	3	3				
Pat Burrell, R OBP: 0.390, SLG: 0.578	K			WP 1B 1B				K		3	1	0	0	2	3	1				
Travis Lee, L OBP: 0.328, SLG: 0.380		K		K		F7		HR		4	1	1	1	0	2	2				
Scott Rolen, R OBP: 0.354, SLG: 0.475		WP BLK BB		F8		F9		F8		3	0	0	0	1	0	2				
Mike Lieberthal, R OBP: 0.321, SLG: 0.403		K		1B WP 1B				G5-3		4	1	2	0	0	1	1				
Tomas Perez, S OBP: 0.295, SLG: 0.379		WP IBB		WP 1B E IBB		F7		G5-3		2	1	0	0	2	0	2				
Randy Wolf, L OBP: 0.212, SLG: 0.258 Doug Glanville, R OBP: 0.277, SLG: 0.289	F7			WP E		FC1-6		G6-3		3	1	2	1	0	0	2				
										1	0	0	0	0	0	0				
Inning Stats	R: 0 H: 1 E: 0 K: 2 S: 12	H: 1 LOB: 0 BB: 0 P: 21	R: 0 H: 0 E: 0 K: 2 S: 10	H: 0 LOB: 2 BB: 2 P: 23	R: 0 H: 1 E: 0 K: 0 S: 5	H: 1 LOB: 0 BB: 0 P: 12	R: 5 H: 3 E: 1 K: 2 S: 23	H: 3 LOB: 1 BB: 3 P: 40	R: 0 H: 1 E: 0 K: 0 S: 8	H: 1 LOB: 1 BB: 0 P: 14	R: 1 H: 1 E: 0 K: 1 S: 14	H: 1 LOB: 0 BB: 0 P: 18	R: 0 H: 0 E: 0 K: 2 S: 6	H: 0 LOB: 0 BB: 0 P: 10	R: 0 H: 0 E: 0 K: 2 S: 8	H: 0 LOB: 0 BB: 0 P: 9	1B: 5 2B: 2 3B: 0 HR: 1	SF: 0 SAC: 0 DP: 0 HBP: 0	WP: 3 PB: 0 SB: 0 CS: 1	PA: 40
PITCHER	IP WLS BF H R ER SO BB IBB HBP BLK WP HR S P ERA WHIP																			
Tony Amas, R ERA: 4.55	(1, 1) 3.2 L 20 5 5 5 5 3 2 0 0 1 3 0 47 93 12.27 2.182																			
Dan Smith, R ERA: 0.71	(4, 1) 3.1 14 3 1 1 2 1 0 0 0 0 1 34 53 2.70 1.200																			
Joey Eischen, L ERA: 1.59	(8, 1) 2.0 6 0 0 0 3 0 0 0 0 0 0 14 19 0.00 0.000																			

Batter	1	2	3	4	5	6	7	8	9	AB	R	H	RBI	BB	SO	LOB	BOTTOM					
Brad Wilkerson, L OBP: 0.380, SLG: 0.471	K		K				SF7		FC4-6	3	0	0	1	1	2	1	Philadelphia Phillies @ Montreal Expos Olympic Stadium, Montreal, QB Tue Jul 16 2002, 7:05 PM EDT Att: 10,325 - Dome - 72 F					
Jose Vidro, S OBP: 0.393, SLG: 0.479	G4-6-3 1B		G3				F8			4	0	1	0	0	1	2						
Vladimir Guerrero, R OBP: 0.412, SLG: 0.581	G4-6-3		F6							4	0	2	0	0	0	1						
Wil Cordero, R OBP: 0.311, SLG: 0.413		F9		WP 1B 2B			F7		K	4	1	1	0	0	1	2						
Fernando Tatis, R OBP: 0.343, SLG: 0.489		2B		G6-3			K		FC6-5	3	1	0	0	1	1	3						
Andres Galarraga, R OBP: 0.464, SLG: 0.423		F9		G1-6-3 1B			F9		F9	4	0	1	1	0	0	3						
Orlando Cabrera, R OBP: 0.328, SLG: 0.583				G1-6-3					K	4	1	2	1	0	1	1						
Michael Barrett, R OBP: 0.359, SLG: 0.436 Troy O'Leary, L OBP: 0.355, SLG: 0.423							K		F5	2	0	0	0	1	2	1						
Tony Amas, R OBP: 0.125, SLG: 0.161 Dan Smith, R Jose Macias, S OBP: 0.286, SLG: 0.343 Joey Eischen, L Cliff Floyd, L OBP: 0.341, SLG: 0.535 Willem Guerrero, S OBP: 0.206, SLG: 0.252							K		FC4-6 1B	1	0	0	0	0	0	2						
										1	0	0	0	0	0	0						
Inning Stats	R: 0 H: 1 E: 0 K: 1 S: 11	H: 1 LOB: 0 BB: 0 P: 13	R: 1 H: 1 E: 0 K: 0 S: 9	H: 1 LOB: 2 BB: 2 P: 21	R: 0 H: 0 E: 0 K: 1 S: 8	H: 0 LOB: 0 BB: 0 P: 10	R: 1 H: 2 E: 0 K: 0 S: 7	H: 2 LOB: 0 BB: 0 P: 12	R: 0 H: 0 E: 0 K: 3 S: 13	H: 0 LOB: 1 BB: 1 P: 22	R: 0 H: 1 E: 0 K: 1 S: 11	H: 1 LOB: 1 BB: 0 P: 16	R: 1 H: 2 E: 0 K: 1 S: 9	H: 2 LOB: 1 BB: 0 P: 13	R: 0 H: 1 E: 0 K: 1 S: 11	H: 1 LOB: 1 BB: 0 P: 18	R: 0 H: 1 E: 0 K: 1 S: 11	H: 1 LOB: 1 BB: 0 P: 11	1B: 5 2B: 4 3B: 0 HR: 0	SF: 1 SAC: 0 DP: 2 HBP: 0	WP: 1 PB: 0 SB: 0 CS: 0	PA: 37
PITCHER	IP WLS BF H R ER SO BB IBB HBP BLK WP HR S P ERA WHIP																					
Randy Wolf, L ERA: 4.21	(1, 1) 7.0 W 29 7 3 3 7 2 1 0 0 0 0 68 107 3.86 1.286																					
48 David Coggin, R ERA: 5.47	(8, 1) 1.0 H 4 1 0 0 1 0 0 0 0 0 0 11 18 0.00 1.000																					
Jose Mesa, R ERA: 3.26	(9, 1) 1.0 S 4 1 0 0 1 0 0 0 0 0 0 11 11 0.00 1.000																					

Batter	1	2	3	4	5	6	7	8	9	AB	R	H	RBI	BB	SO	LOB	TOP					
Roberto Alomar, S OBP: 0.337, SLG: 0.382	1-0 FC4-6 1B		1-2 L6		0-0 G1-3			3-2 SH4-3 1B	2-3 K	5	1	2	0	0	1	0						
Timo Perez, L OBP: 0.328, SLG: 0.462	2-1 FC4-6 1-2f 31 L5-3		1-0 G4-1		0-2 G3			0-1 SH4-3 1-2	2-1 F7	4	0	0	0	0	0	1						
31 Mike Piazza, R OBP: 0.386, SLG: 0.556	2-2 L5-3 1-2		0-0 HR		1-3 K			4-0 1B 2B IBB	3-1 G1-6-3	4	2	1	1	1	1	1						
Mo Vaughn, L OBP: 0.351, SLG: 0.431		4-2 2B 1B BB	3-2 1B 2B 1B		2-2 G5-4-3 1B			0-1 2B 1B		3	3	3	1	1	0	0						
Edgardo Alfonzo, R OBP: 0.414, SLG: 0.444		0-2 1B FC4 2B	1-2 1-2 2B 1B		1-3 K			0-1 WP SF7 2B		4	2	3	2	0	1	1						
Jay Payton, R OBP: 0.327, SLG: 0.414		0-1 FC4 1B	0-0 1-1 2B		2-0 G5-4-3 1-2f			0-1 SF7 1B		4	1	3	2	0	0	1						
Roger Cedeno, S OBP: 0.300, SLG: 0.335	1-1 FC4 1-2f 3-H G6-3			3-3 K			0-0 1B	1-0 SF7 1-2 2-H		3	0	1	2	0	1	1						
Rey Ordenez, R OBP: 0.260, SLG: 0.318		0-0 G6-3	1-2 G5-3		0-2 1B		0-0 G6-4-3 1B	0-0 2-H 1B		4	0	2	1	0	0	1						
Jeff D'Amico, R OBP: 0.147, SLG: 0.094	0-3 K		1-2 F8		2-2 G6-4-3 1-2f			0-0 G4-3		2	0	0	0	0	1	1						
Jaime Cerda, L OBP: 0.333, SLG: 0.392										0	0	0	0	0	0	0						
Mark Corey, R OBP: 0.333, SLG: 0.392										0	0	0	0	0	0	0						
John Valentin, R OBP: 0.333, SLG: 0.392										0	0	0	0	0	0	0						
Mark Guthrie, R OBP: 0.333, SLG: 0.392										0	0	0	0	0	0	0						
Jerome Burnitz, L OBP: 0.333, SLG: 0.392										0	0	0	0	0	0	0						
David Weathers, R OBP: 0.333, SLG: 0.392										0	0	0	0	0	0	0						
Armando Benitez, R OBP: 0.333, SLG: 0.392										0	0	0	0	0	0	0						
Inning Stats	R: 0 E: 0 K: 0 S: 7	H: 1 LOB: 0 BB: 0 P: 12	R: 2 E: 0 K: 1 S: 14	H: 2 LOB: 1 BB: 1 P: 19	R: 2 E: 0 K: 1 S: 15	H: 4 LOB: 2 BB: 0 P: 21	R: 0 E: 0 K: 1 S: 10	H: 0 LOB: 0 BB: 0 P: 15	R: 0 E: 0 K: 1 S: 8	H: 1 LOB: 0 BB: 0 P: 13	R: 0 E: 0 K: 0 S: 7	H: 2 LOB: 2 BB: 0 P: 9	R: 5 E: 0 K: 0 S: 18	H: 5 LOB: 1 BB: 1 P: 26	R: 0 E: 0 K: 1 S: 8	H: 0 LOB: 0 BB: 0 P: 15	1B: 11 2B: 4 3B: 0 HR: 1	SF: 1 SAC: 1 DP: 3 HBP: 0	WP: 1 PB: 0 SB: 0 CS: 0	PA: 39		
PITCHER	IP WLS BF H R ER SO BB IBB HBP BLK WP HR S P ERA WHIP	IP WLS BF H R ER SO BB IBB HBP BLK WP HR S P ERA WHIP	IP WLS BF H R ER SO BB IBB HBP BLK WP HR S P ERA WHIP	IP WLS BF H R ER SO BB IBB HBP BLK WP HR S P ERA WHIP	IP WLS BF H R ER SO BB IBB HBP BLK WP HR S P ERA WHIP	IP WLS BF H R ER SO BB IBB HBP BLK WP HR S P ERA WHIP	IP WLS BF H R ER SO BB IBB HBP BLK WP HR S P ERA WHIP	IP WLS BF H R ER SO BB IBB HBP BLK WP HR S P ERA WHIP	IP WLS BF H R ER SO BB IBB HBP BLK WP HR S P ERA WHIP	IP WLS BF H R ER SO BB IBB HBP BLK WP HR S P ERA WHIP	IP WLS BF H R ER SO BB IBB HBP BLK WP HR S P ERA WHIP	IP WLS BF H R ER SO BB IBB HBP BLK WP HR S P ERA WHIP	IP WLS BF H R ER SO BB IBB HBP BLK WP HR S P ERA WHIP	IP WLS BF H R ER SO BB IBB HBP BLK WP HR S P ERA WHIP	IP WLS BF H R ER SO BB IBB HBP BLK WP HR S P ERA WHIP	IP WLS BF H R ER SO BB IBB HBP BLK WP HR S P ERA WHIP	IP WLS BF H R ER SO BB IBB HBP BLK WP HR S P ERA WHIP	IP WLS BF H R ER SO BB IBB HBP BLK WP HR S P ERA WHIP	IP WLS BF H R ER SO BB IBB HBP BLK WP HR S P ERA WHIP	IP WLS BF H R ER SO BB IBB HBP BLK WP HR S P ERA WHIP	IP WLS BF H R ER SO BB IBB HBP BLK WP HR S P ERA WHIP	IP WLS BF H R ER SO BB IBB HBP BLK WP HR S P ERA WHIP
Tomo Ohka, R ERA: 3.31	3.0	15	7	4	4	1	1	0	0	0	0	0	0	0	0	0	0	12.00	2.667			
Matt Herges, R ERA: 3.53	4.0	12	3	0	0	3	0	0	0	0	0	0	0	0	0	0	0	0.00	0.750			
Scott Stewart, L ERA: 3.14	0.1	L	5	3	4	4	0	0	0	0	0	0	0	0	0	0	0	108.00	9.000			
52 T.J. Tucker, R ERA: 2.65	0.2		4	2	1	1	0	0	0	0	0	0	0	0	0	0	0	13.50	3.000			
Joey Eischen, L ERA: 1.53	1.0		3	0	0	0	1	0	0	0	0	0	0	0	0	0	0	0.00	0.000			

New York Mets @ Montreal Expos
Olympic Stadium, Montreal, QB
Wed Jul 17 2002, 7:05 PM EDT
Att: 13,402 - Dome - 72 F


AB 35
R 9
H 15
RBI 9
BB 2
SO 5
LOB 9



Batter	1	2	3	4	5	6	7	8	9	AB	R	H	RBI	BB	SO	LOB	BOTTOM						
Brad Wilkerson, L OBP: 0.380, SLG: 0.473	2-2 L3 1B		1-2 2B		2-3 K		1-0 G6-3 1-2	3-3 K		5	0	2	0	0	2	4							
Jose Vidro, S OBP: 0.395, SLG: 0.486	0-1 L3 1-2		0-1 L7			1-1 HR	4-2 BB	4-2 DI 1B BB		3	2	1	1	2	0	2							
Vladimir Guerrero, R OBP: 0.417, SLG: 0.691	1-1 HR			0-0 HR		1-2 2B 1B	0-2 G1-3	1-1 DI 1B		5	2	4	3	0	0	2							
Cliff Floyd, L OBP: 0.411, SLG: 0.537	0-0 F2			2-2 2B 1B		1-2 2B	1-3 2B	0-0 E7 1B 1B	1-0 P5	5	2	2	0	0	0	1							
Andres Galarraga, R OBP: 0.404, SLG: 0.413		3-2 P4		0-3 K		4-2 G6-4-3 BB	4-2 1B 1B BB	1-3 K		3	0	0	0	2	2	2							
Fernando Tatis, R OBP: 0.344, SLG: 0.491		1-3 K		0-0 L9-6 1-H 2B		2-3 K	1-2 1B 1B	1-3 K		5	0	2	1	0	3	4							
Orlando Cabrera, R OBP: 0.324, SLG: 0.379		3-2 G5-3		1-2 L9-6 2-3		2-1 G6-4-3 1-2f	1-0 F9			4	0	0	0	0	0	7							
Brian Schneider, L OBP: 0.276, SLG: 0.386			1-2 G4-3		0-0 G3		1-3 K	1-1 1-2 2-3 3-H 1B		4	0	1	1	0	1	0							
Tomo Ohka, S OBP: 0.212, SLG: 0.194			1-1 L8		1-3 K		2-2 G6-3 1B	1-3 K		0	0	0	0	0	0	0							
Henry Matos, S OBP: 0.278, SLG: 0.353										0	0	0	0	0	0	0							
Matt Herges, L ERA: 1.23										0	0	0	0	0	0	0							
Jose Macias, S OBP: 0.250, SLG: 0.348										0	0	0	0	0	0	0							
Scott Stewart, R ERA: 1.5										0	0	0	0	0	0	0							
52 T.J. Tucker, R ERA: 1.27										0	0	0	0	0	0	0							
Troy O'Leary, L OBP: 0.250, SLG: 0.420										0	0	0	0	0	0	0							
Joey Eischen, L ERA: 2.72										0	0	0	0	0	0	0							
Inning Stats	R: 1 E: 0 K: 0 S: 11	H: 2 LOB: 0 BB: 0 P: 14	R: 0 E: 0 K: 1 S: 10	H: 0 LOB: 0 BB: 0 P: 17	R: 0 E: 0 K: 0 S: 11	H: 1 LOB: 1 BB: 0 P: 14	R: 2 E: 0 K: 1 S: 15	H: 3 LOB: 0 BB: 0 P: 18	R: 0 E: 0 K: 2 S: 8	H: 0 LOB: 0 BB: 0 P: 11	R: 1 E: 0 K: 1 S: 16	H: 3 LOB: 2 BB: 1 P: 27	R: 0 E: 0 K: 1 S: 12	H: 1 LOB: 2 BB: 1 P: 20	R: 1 E: 1 K: 2 S: 15	H: 2 LOB: 3 BB: 1 P: 26	R: 1 E: 0 K: 2 S: 14	H: 1 LOB: 1 BB: 1 P: 22	1B: 7 2B: 5 3B: 0 HR: 3	SF: 0 SAC: 0 DP: 3 HBP: 0	WP: 0 PB: 0 SB: 0 CS: 0	PA: 42	
PITCHER	IP WLS BF H R ER SO BB IBB HBP BLK WP HR S P ERA WHIP	IP WLS BF H R ER SO BB IBB HBP BLK WP HR S P ERA WHIP	IP WLS BF H R ER SO BB IBB HBP BLK WP HR S P ERA WHIP	IP WLS BF H R ER SO BB IBB HBP BLK WP HR S P ERA WHIP	IP WLS BF H R ER SO BB IBB HBP BLK WP HR S P ERA WHIP	IP WLS BF H R ER SO BB IBB HBP BLK WP HR S P ERA WHIP	IP WLS BF H R ER SO BB IBB HBP BLK WP HR S P ERA WHIP	IP WLS BF H R ER SO BB IBB HBP BLK WP HR S P ERA WHIP	IP WLS BF H R ER SO BB IBB HBP BLK WP HR S P ERA WHIP	IP WLS BF H R ER SO BB IBB HBP BLK WP HR S P ERA WHIP	IP WLS BF H R ER SO BB IBB HBP BLK WP HR S P ERA WHIP	IP WLS BF H R ER SO BB IBB HBP BLK WP HR S P ERA WHIP	IP WLS BF H R ER SO BB IBB HBP BLK WP HR S P ERA WHIP	IP WLS BF H R ER SO BB IBB HBP BLK WP HR S P ERA WHIP	IP WLS BF H R ER SO BB IBB HBP BLK WP HR S P ERA WHIP	IP WLS BF H R ER SO BB IBB HBP BLK WP HR S P ERA WHIP	IP WLS BF H R ER SO BB IBB HBP BLK WP HR S P ERA WHIP	IP WLS BF H R ER SO BB IBB HBP BLK WP HR S P ERA WHIP	IP WLS BF H R ER SO BB IBB HBP BLK WP HR S P ERA WHIP	IP WLS BF H R ER SO BB IBB HBP BLK WP HR S P ERA WHIP	IP WLS BF H R ER SO BB IBB HBP BLK WP HR S P ERA WHIP	IP WLS BF H R ER SO BB IBB HBP BLK WP HR S P ERA WHIP	IP WLS BF H R ER SO BB IBB HBP BLK WP HR S P ERA WHIP
Jeff D'Amico, R ERA: 5.02	5.0	21	8	4	4	4	0	0	0	0	0	0	0	0	0	0	0	7.20	1.600				
Jaime Cerda, L ERA: 1.23	0.0	1	1	0	0	0	0	0	0	0	0	0	0	0	0	0	0						
Mark Corey, R ERA: 1.5	1.0	3	0	0	0	1	1	0	0	0	0	0	0	0	0	0	0	0.00	1.000				
Mark Guthrie, L ERA: 1.27	1.0	W	5	1	0	0	1	0	0	0	0	0	0	0	0	0	0	0.00	2.000				
David Weathers, R ERA: 2.72	1.0		7	2	1	0	2	1	0	0	0	0	0	0	0	0	0	0.00	3.000				

New York Mets @ Montreal Expos
Olympic Stadium, Montreal, QB
Wed Jul 17 2002, 7:05 PM EDT
Att: 13,402 - Dome - 72 F


AB 38
R 6
H 13
RBI 6
BB 4
SO 10
LOB 25



Batter	1	2	3	4	5	6	7	8	9	AB	R	H	RBI	BB	SO	LOB	TOP					
Roberto Alomar, S (1,4) OBP: 0.338, SLG: 0.382	F7		1B		L7		G6-3		1B	5	0	2	0	0	0	2						
Timo Perez, L (1,7) OBP: 0.333, SLG: 0.465	F8-5		1B		F8			F8	1B	5	0	3	0	0	0	1						
31 Mike Piazza, R (1,2) OBP: 0.389, SLG: 0.561	1B		1B		P4		G6-3	1B	L4	5	1	3	0	0	0	4						
Mo Vaughn, L (1,3) OBP: 0.350, SLG: 0.428	F8-5		1B		G4-3		K	2B	FC4-6	4	0	1	0	0	1	5						
Roger Cedeno, S (8, PR) OBP: 0.302, SLG: 0.338	2-3							FC5-2	1B	1	0	1	0	0	0	0						
Edgardo Alfonzo, R (1,5) OBP: 0.411, SLG: 0.444					F8		G6-3	FC5-2	FC4-6	5	0	1	1	0	1	4						
Jeremy Burnitz, L (1,9) OBP: 0.316, SLG: 0.340					G4-3		G6-3	3-H	FC5-2	3	0	0	0	1	0	1						
Jay Payton, R (1,8) OBP: 0.412, SLG: 0.412					G6-3			1-2	IBB	4	0	1	0	0	0	3						
Mark Corey, R (8, 1)								2-3		0	0	0	0	0	0	0						
Rey Ordenez, R (1,6) OBP: 0.260, SLG: 0.314					F9		G6-3	1-3	K	3	0	0	0	1	1	4						
Shawn Estes, R (1,1) OBP: 0.107, SLG: 0.250								4-0		2	0	1	0	0	1	0						
Tony Tarasco, L (7, PH) OBP: 0.280, SLG: 0.511										1	0	0	0	0	0	1						
Jaime Cerda, L (7, 1)										0	0	0	0	0	0	0						
John Valentin, R (8, 3) OBP: 0.331, SLG: 0.379										1	0	0	0	0	0	0						
Inning Stats	R: 0 E: 0 K: 0 S: 8	H: 2 LOB: 1 BB: 0 P: 11	R: 0 E: 0 K: 1 S: 10	H: 1 LOB: 1 BB: 0 P: 15	R: 0 E: 0 K: 1 S: 12	H: 2 LOB: 2 BB: 0 P: 22	R: 0 E: 0 K: 0 S: 8	H: 0 LOB: 0 BB: 0 P: 10	R: 0 E: 0 K: 1 S: 7	H: 1 LOB: 1 BB: 0 P: 10	R: 0 E: 0 K: 0 S: 10	H: 1 LOB: 1 BB: 0 P: 15	R: 0 E: 0 K: 1 S: 8	H: 0 LOB: 1 BB: 1 P: 16	R: 1 E: 0 K: 0 S: 10	H: 3 LOB: 3 BB: 1 P: 19	R: 0 E: 0 K: 0 S: 11	H: 3 LOB: 3 BB: 0 P: 15	1B: 11 2B: 3 3B: 0 HR: 0	SF: 0 SAC: 0 DP: 1 HBP: 0	WP: 0 PB: 0 SB: 0 CS: 0	PA: 41
PITCHER Bartolo Colon, R (1,1) ERA: 2.64	IP: 9.0 WLS: W BF: 41 H: 13 R: 1 ER: 1 SO: 4 BB: 1 IBB: 1 HBP: 0 BLK: 0 WP: 0 HR: 0 S: 84 P: 133 ERA: 1.00 WHIP: 1.556															PITCHER						

New York Mets @ Montreal Expos
Olympic Stadium, Montreal, QB
Thu Jul 18 2002, 1:35 PM EDT
Att: 13,797 - Dome - 72 F

AB 39
R 1
H 13
RBI 1
BB 2
SO 4
LOB 25



Batter	1	2	3	4	5	6	7	8	9	AB	R	H	RBI	BB	SO	LOB	BOTTOM			
Jose Macias, S (1,8) OBP: 0.291, SLG: 0.348	F5		F8				G4-3			4	0	1	0	0	0	1				
Jose Vidro, S (1,4) OBP: 0.394, SLG: 0.486	2B		F7		K2-3			F8		4	0	1	0	0	1	3				
Vladimir Guerrero, R (1,9) OBP: 0.418, SLG: 0.697	F8				F2			HR		3	1	1	1	1	0	1				
Wil Cordero, R (1,7) OBP: 0.308, SLG: 0.438	L7				L6			G6-3		4	1	1	1	0	0	4				
Brad Wilkerson, L (9, 8) OBP: 0.350, SLG: 0.473					HR					0	0	0	0	0	0	0				
Fernando Tatis, R (1,5) OBP: 0.342, SLG: 0.487			L7		G6-3		F8			4	0	1	0	0	0	0				
Wilton Guerrero, S (8, PR) OBP: 0.298, SLG: 0.282								S		0	0	0	0	0	0	0				
Andres Galaraga, R (1,3) OBP: 0.456, SLG: 0.419			L9				F9			3	0	1	0	1	0	0				
Orlando Cabrera, R (1,6) OBP: 0.321, SLG: 0.375			G6-3		G5-3		G5-3			4	0	0	0	0	1	3				
Michael Barrett, R (1,2) OBP: 0.359, SLG: 0.435					G6-3					3	0	1	0	0	1	0				
Bartolo Colon, R (1,1) OBP: 0.118, SLG: 0.118							FC1-5		L8	3	0	1	0	0	0	1				
Inning Stats	R: 0 E: 0 K: 0 S: 9	H: 1 LOB: 0 BB: 0 P: 14	R: 0 E: 0 K: 0 S: 6	H: 0 LOB: 0 BB: 0 P: 6	R: 0 E: 0 K: 0 S: 5	H: 1 LOB: 1 BB: 0 P: 10	R: 1 E: 0 K: 0 S: 10	H: 2 LOB: 1 BB: 0 P: 17	R: 0 E: 0 K: 1 S: 11	H: 2 LOB: 3 BB: 1 P: 21	R: 0 E: 0 K: 0 S: 7	H: 0 LOB: 0 BB: 0 P: 10	R: 0 E: 0 K: 1 S: 8	H: 0 LOB: 0 BB: 0 P: 12	R: 1 E: 0 K: 1 S: 20	H: 2 LOB: 2 BB: 1 P: 30	1B: 3 2B: 3 3B: 0 HR: 2	SF: 0 SAC: 0 DP: 0 HBP: 0	WP: 0 PB: 0 SB: 2 CS: 0	PA: 34
PITCHER Shawn Estes, L (1,1) ERA: 4.89	IP: 6.0 WLS: 3 BF: 25 H: 6 R: 1 ER: 1 SO: 1 BB: 0 IBB: 0 HBP: 0 BLK: 0 WP: 0 HR: 1 S: 48 P: 78 ERA: 1.50 WHIP: 1.000															PITCHER				
Jaime Cerda, L (7, 1) ERA: 1.08	IP: 1.0 WLS: L BF: 6 H: 2 R: 1 ER: 1 SO: 1 BB: 0 IBB: 0 HBP: 0 BLK: 0 WP: 0 HR: 1 S: 20 P: 30 ERA: 9.00 WHIP: 3.000															PITCHER				
Mark Corey, R (8, 1) ERA: 2.57	IP: 1.0 WLS: L BF: 6 H: 2 R: 1 ER: 1 SO: 1 BB: 0 IBB: 0 HBP: 0 BLK: 0 WP: 0 HR: 1 S: 20 P: 30 ERA: 9.00 WHIP: 3.000															PITCHER				


New York Mets @ Montreal Expos
Olympic Stadium, Montreal, QB
Thu Jul 18 2002, 1:35 PM EDT
Att: 13,797 - Dome - 72 F

AB 32
R 2
H 8
RBI 2
BB 2
SO 3
LOB 13




Batter	1	2	3	4	5	6	7	8	9	AB	R	H	RBI	BB	SO	LOB	TOP				
Jose Macias, S OBP: 0.293, SLG: 0.354 (1, 8)										5	0	2	0	0	1	1	Montreal Expos @ Florida Marlins Pro Player Stadium, Miami, FL Fri Jul 19, 2002, 7:05 PM EDT Att: 6,941 - Sunny - 88 F				
Jose Vidro, S OBP: 0.394, SLG: 0.482 (1, 4)										3	0	0	0	2	0	1					
Vladimir Guerrero, R OBP: 0.417, SLG: 0.663 (1, 9)										4	0	1	1	1	1	3					
Cliff Floyd, L OBP: 0.408, SLG: 0.531 (1, 7)										5	0	1	0	0	1	3					
Wil Cordero, R OBP: 0.304, SLG: 0.426 (1, 3)										5	0	1	0	0	0	3					
Fernando Tatis, R OBP: 0.348, SLG: 0.487 (1, 5)										2	1	1	0	2	0	0					
Orlando Cabrera, R OBP: 0.320, SLG: 0.373 (1, 6)										4	0	1	0	0	0	5					
Michael Barrett, R OBP: 0.353, SLG: 0.427 (1, 2)										4	0	0	0	0	2	6					
Javier Vazquez, R OBP: 0.118, SLG: 0.118 Brad Wilkerson, L (8, PH) Jim Brower, R (8, 1)										3	1	2	1	0	1	0					
Inning Stats	R: 0 E: 0 K: 1 S: 11	H: 0 LOB: 0 BB: 0 P: 17	R: 0 E: 0 K: 2 S: 13	H: 2 LOB: 2 BB: 0 P: 17	R: 1 E: 1 K: 0 S: 12	H: 2 LOB: 2 BB: 0 P: 19	R: 1 E: 0 K: 0 S: 18	H: 2 LOB: 3 BB: 2 P: 28	R: 0 E: 0 K: 1 S: 12	H: 1 LOB: 2 BB: 1 P: 20	R: 0 E: 0 K: 1 S: 9	H: 1 LOB: 1 BB: 0 P: 15	R: 0 E: 0 K: 0 S: 11	H: 0 LOB: 0 BB: 0 P: 14	R: 0 E: 0 K: 1 S: 9	H: 0 LOB: 0 BB: 0 P: 14		1B: 8 2B: 1 3B: 0 HR: 0	SF: 0 SAC: 0 DP: 0 HBP: 0	WP: 0 PB: 0 SB: 1 CS: 1	PA: 41
PITCHER	IP WLS BF H R ER SO BB IBB HBP BLK WP HR S P ERA WHIP	IP WLS BF H R ER SO BB IBB HBP BLK WP HR S P ERA WHIP	IP WLS BF H R ER SO BB IBB HBP BLK WP HR S P ERA WHIP	IP WLS BF H R ER SO BB IBB HBP BLK WP HR S P ERA WHIP	IP WLS BF H R ER SO BB IBB HBP BLK WP HR S P ERA WHIP	IP WLS BF H R ER SO BB IBB HBP BLK WP HR S P ERA WHIP	IP WLS BF H R ER SO BB IBB HBP BLK WP HR S P ERA WHIP	IP WLS BF H R ER SO BB IBB HBP BLK WP HR S P ERA WHIP	IP WLS BF H R ER SO BB IBB HBP BLK WP HR S P ERA WHIP	IP WLS BF H R ER SO BB IBB HBP BLK WP HR S P ERA WHIP	IP WLS BF H R ER SO BB IBB HBP BLK WP HR S P ERA WHIP	IP WLS BF H R ER SO BB IBB HBP BLK WP HR S P ERA WHIP	IP WLS BF H R ER SO BB IBB HBP BLK WP HR S P ERA WHIP	IP WLS BF H R ER SO BB IBB HBP BLK WP HR S P ERA WHIP	IP WLS BF H R ER SO BB IBB HBP BLK WP HR S P ERA WHIP	IP WLS BF H R ER SO BB IBB HBP BLK WP HR S P ERA WHIP	IP WLS BF H R ER SO BB IBB HBP BLK WP HR S P ERA WHIP	IP WLS BF H R ER SO BB IBB HBP BLK WP HR S P ERA WHIP	IP WLS BF H R ER SO BB IBB HBP BLK WP HR S P ERA WHIP	IP WLS BF H R ER SO BB IBB HBP BLK WP HR S P ERA WHIP	IP WLS BF H R ER SO BB IBB HBP BLK WP HR S P ERA WHIP
Michael Tejera, L ERA: 3.13 Carl Pavano, R ERA: 8.05 Vladimir Nunez, R ERA: 3.51	6.0 W 31 8 2 2 4 5 0 0 0 0 0 0 75 121 3.00 2.167	1.0 H 4 1 0 0 1 0 0 0 0 0 0 0 11 15 0.00 1.000	2.0 S 6 0 0 0 1 0 0 0 0 0 0 0 20 28 0.00 0.000																		

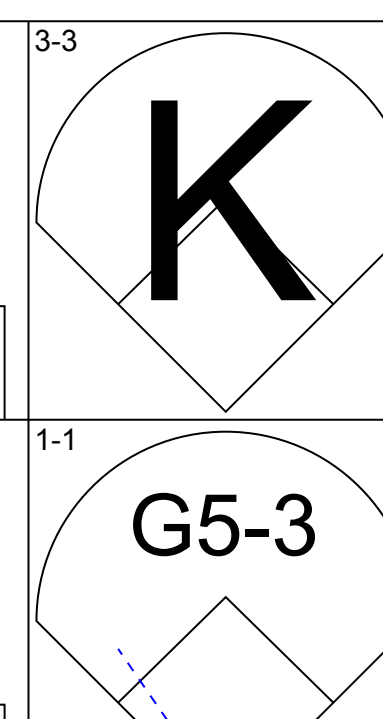
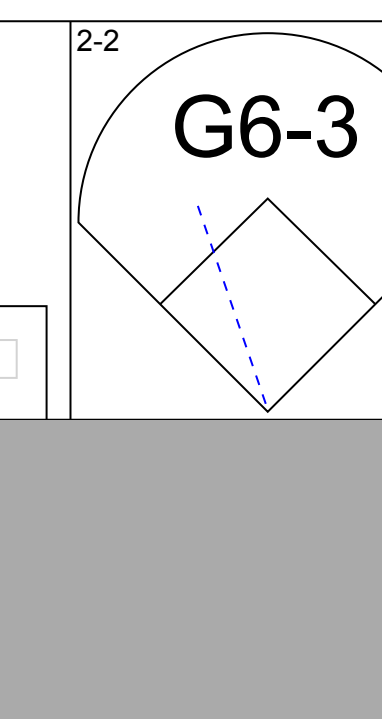
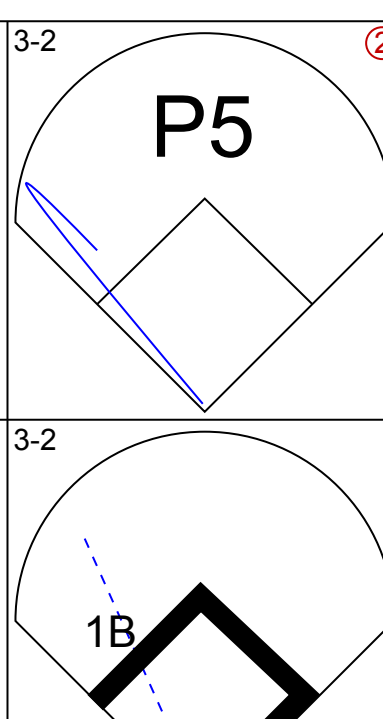
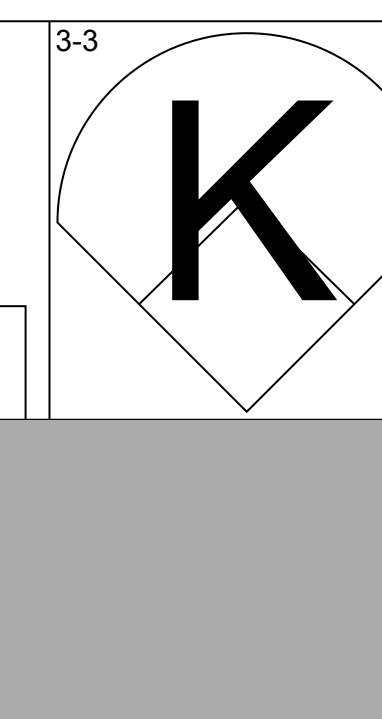
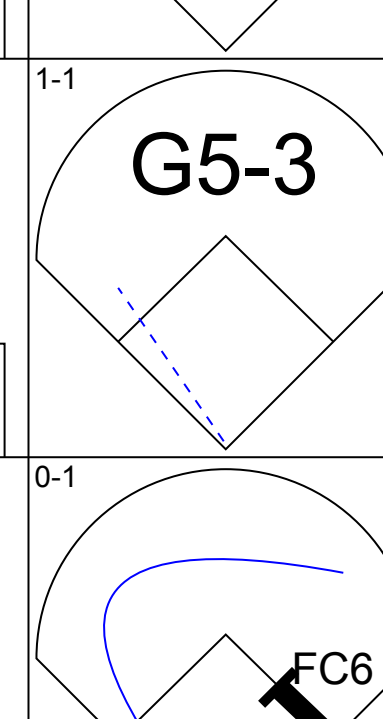
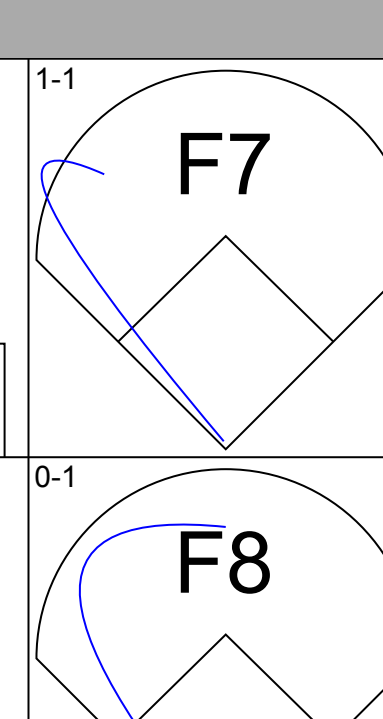
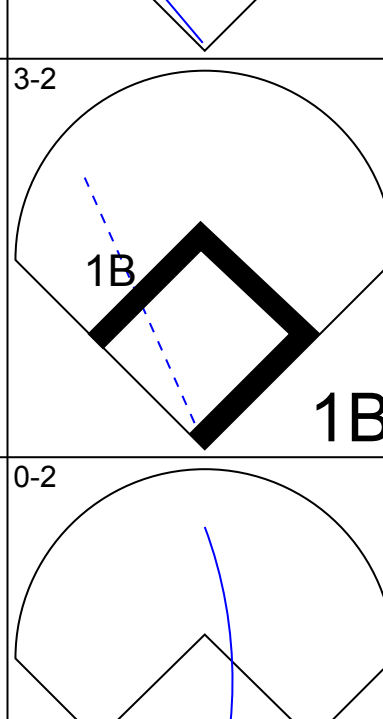
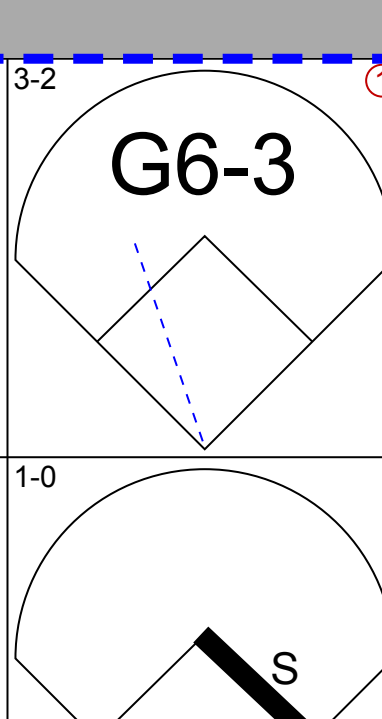
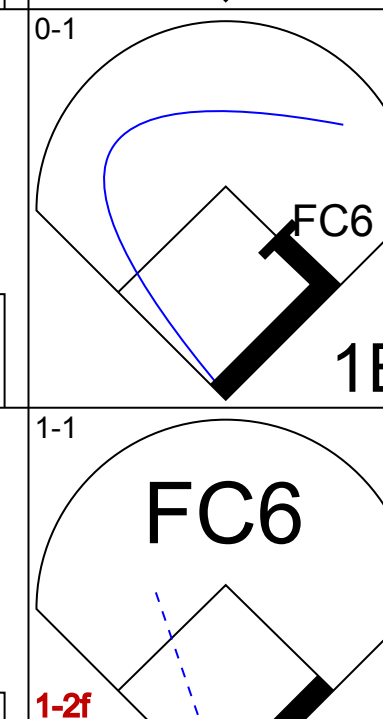
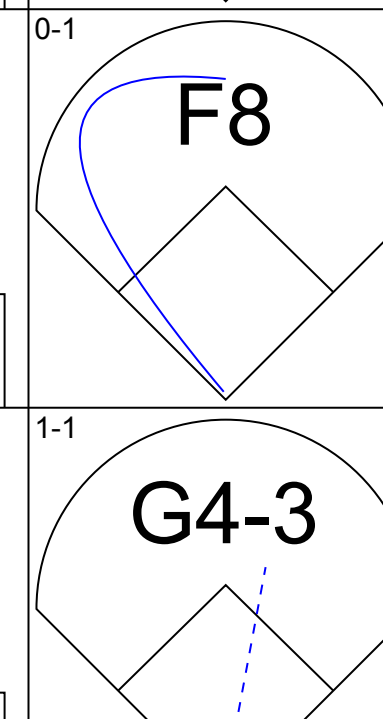
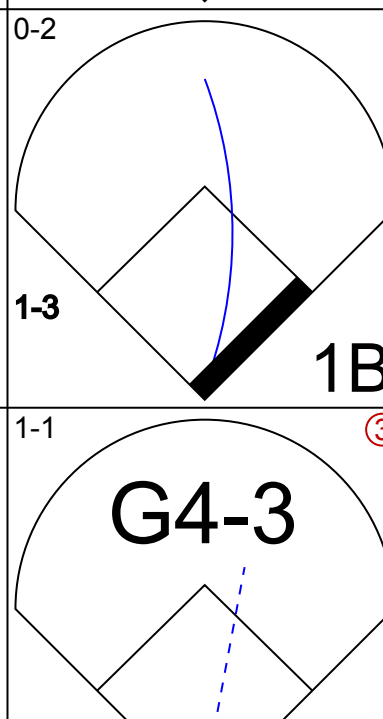
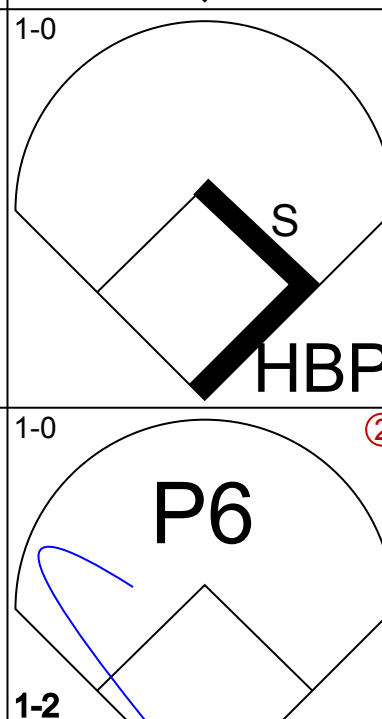
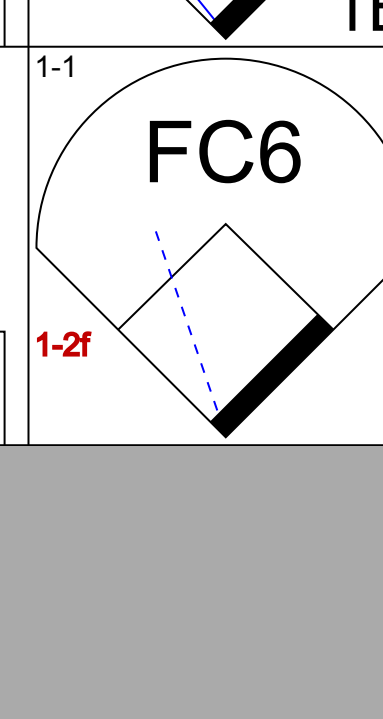
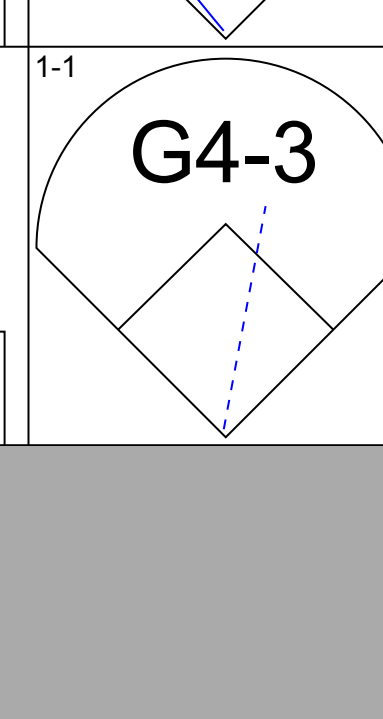
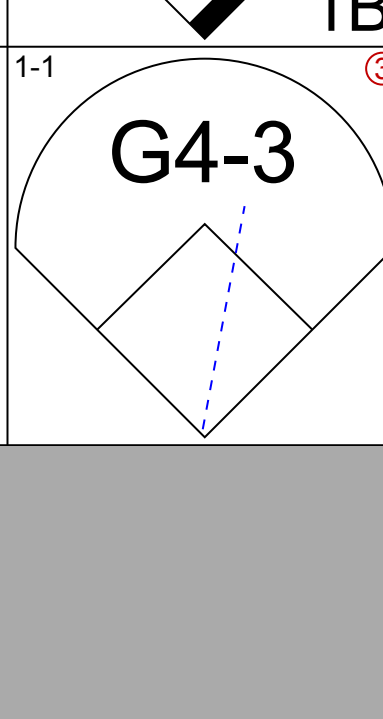
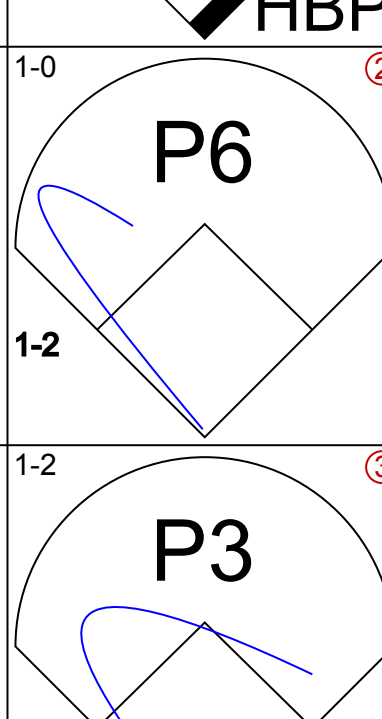
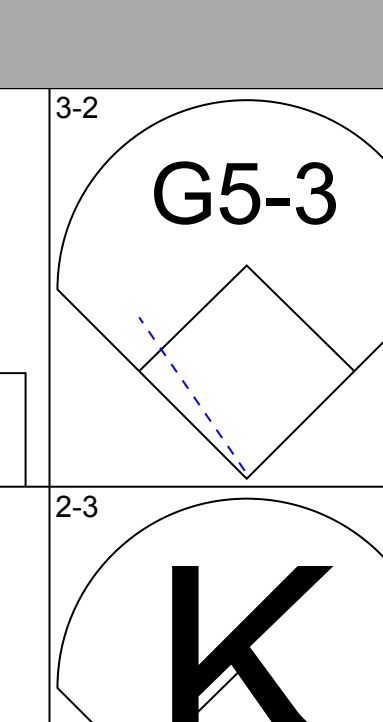
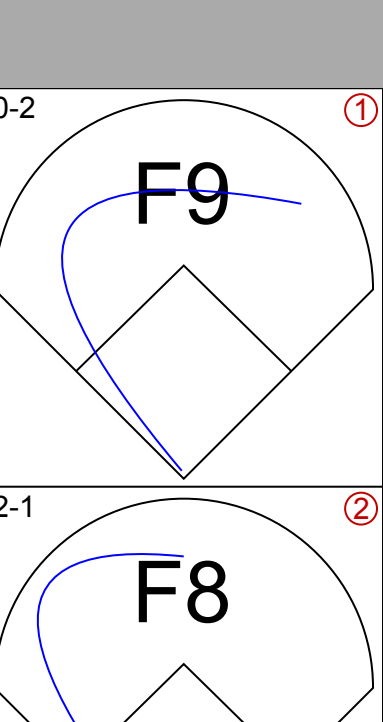
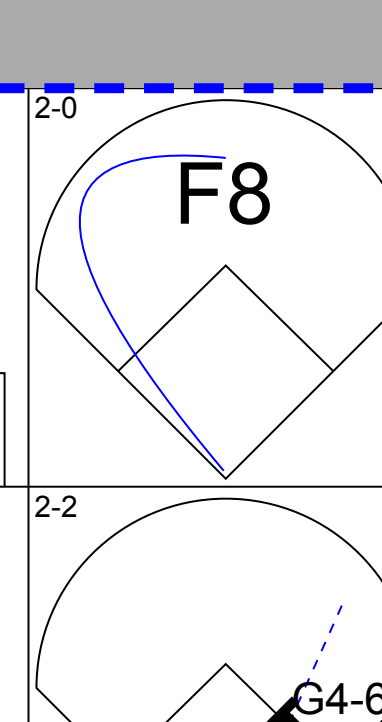
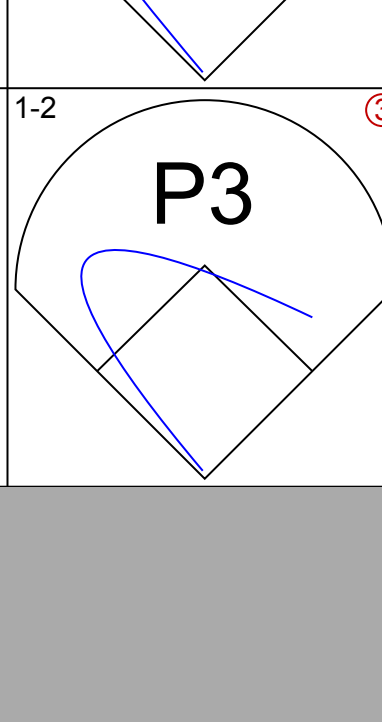
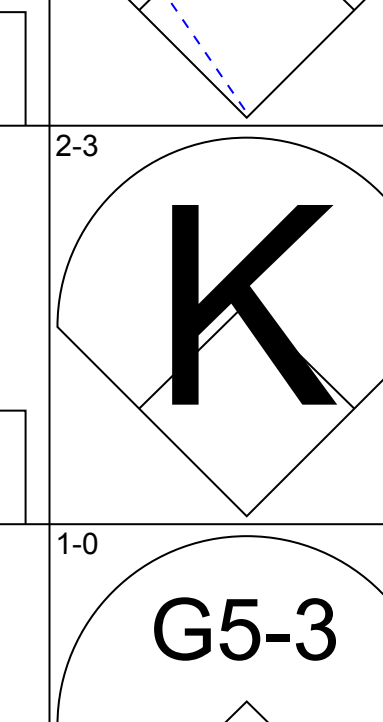
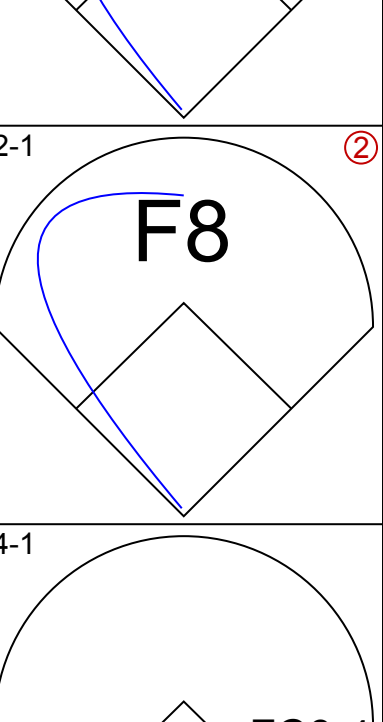
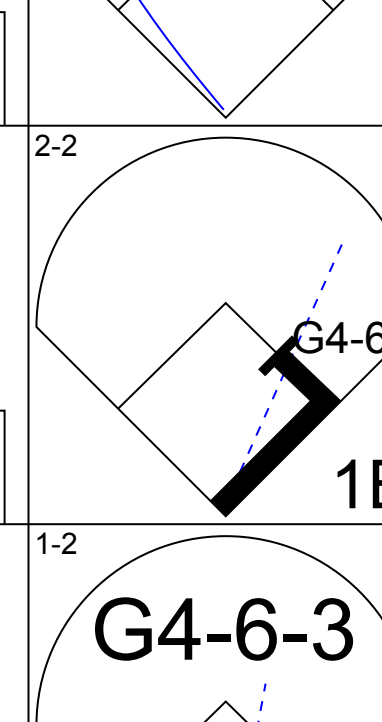
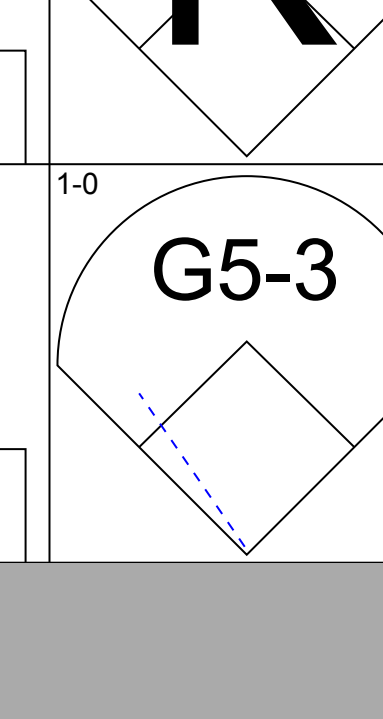
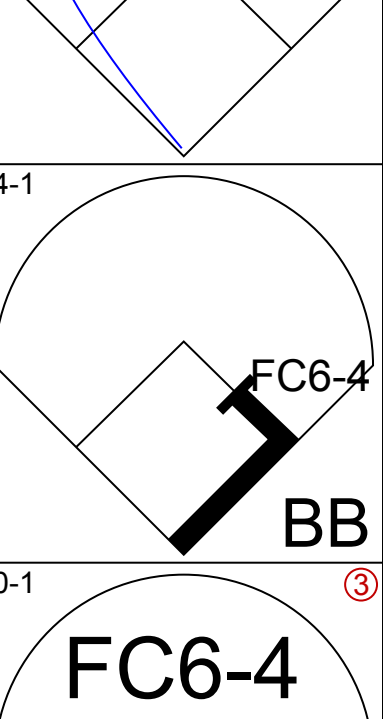
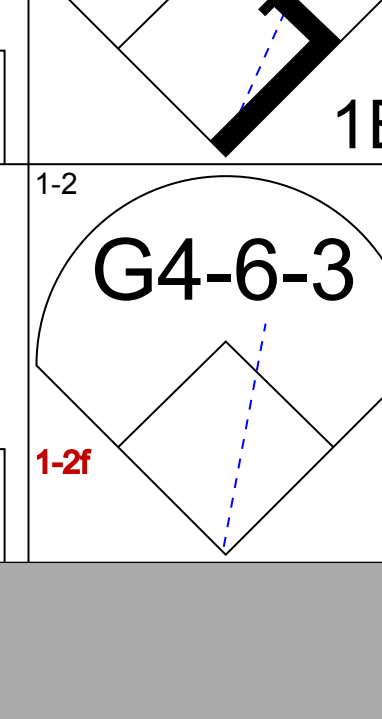
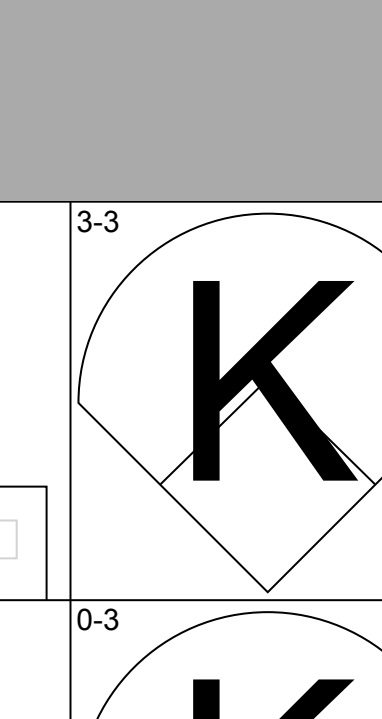
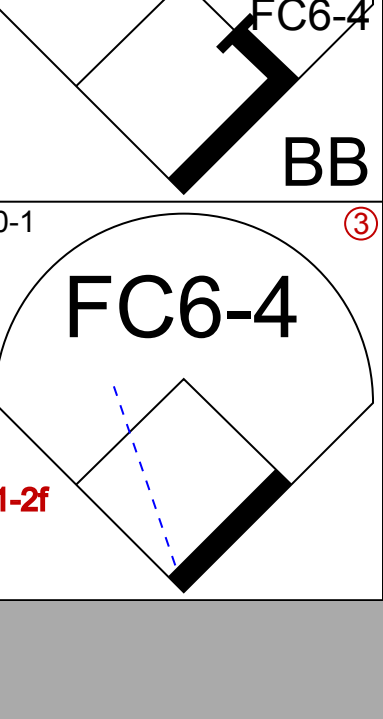
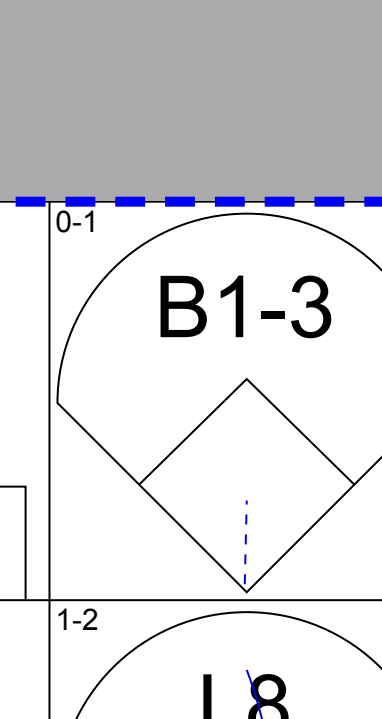
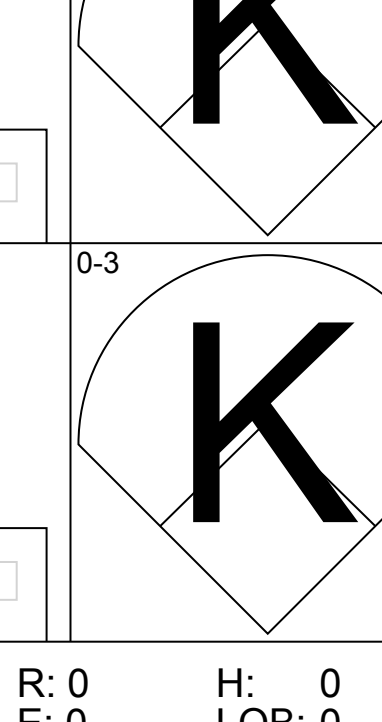
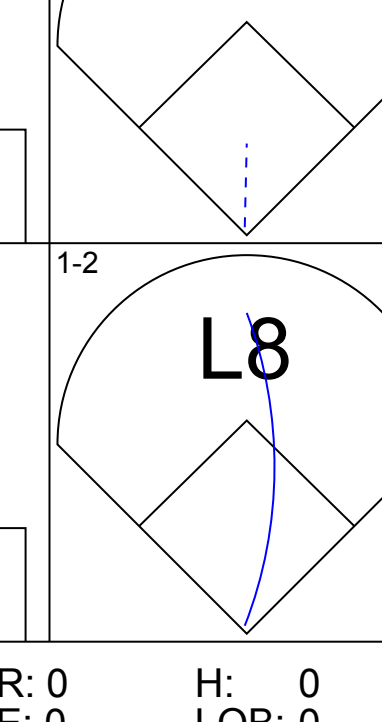
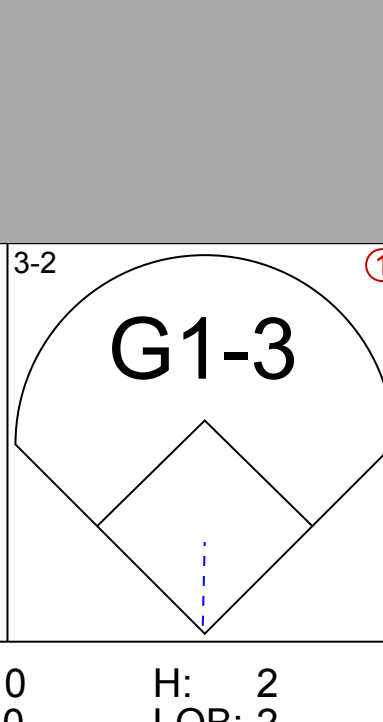
AB	36
R	2
H	9
RBI	2
BB	5
SO	6
LOB	22

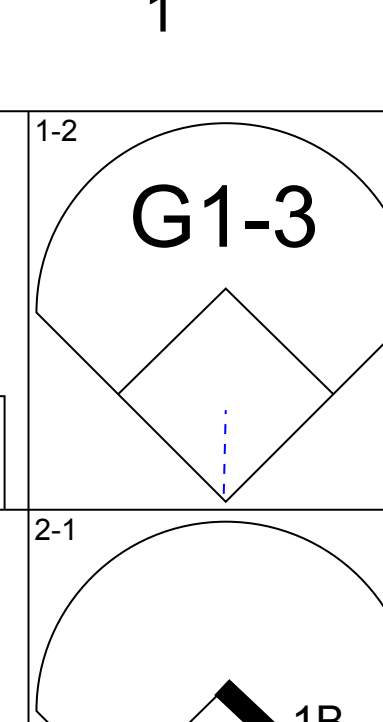
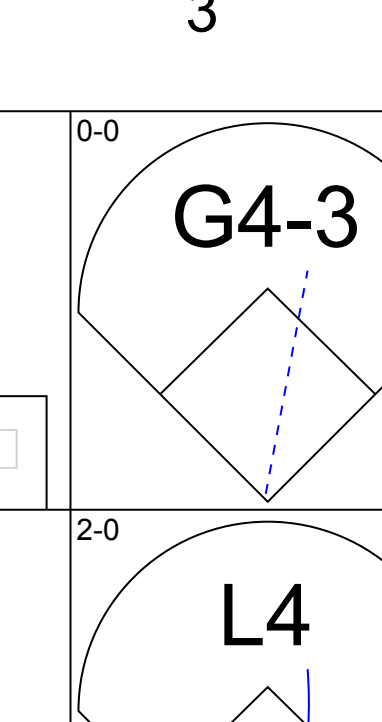
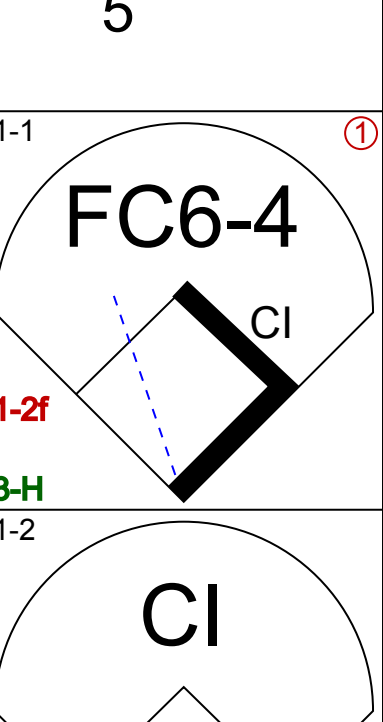
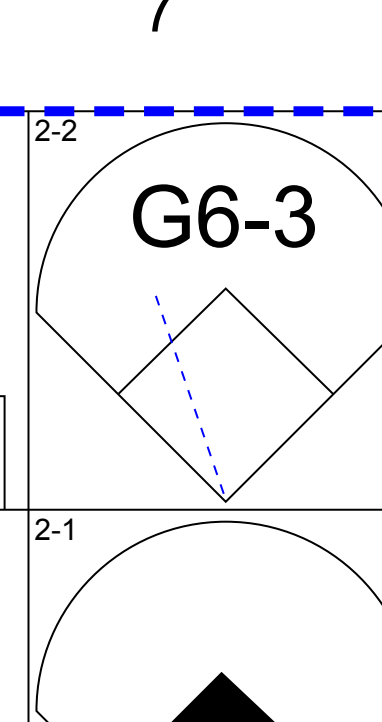
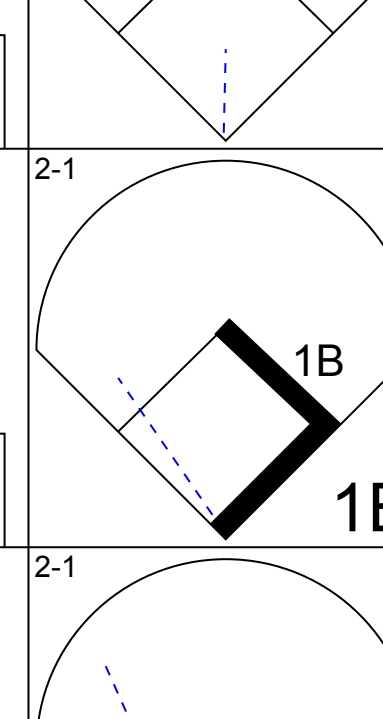
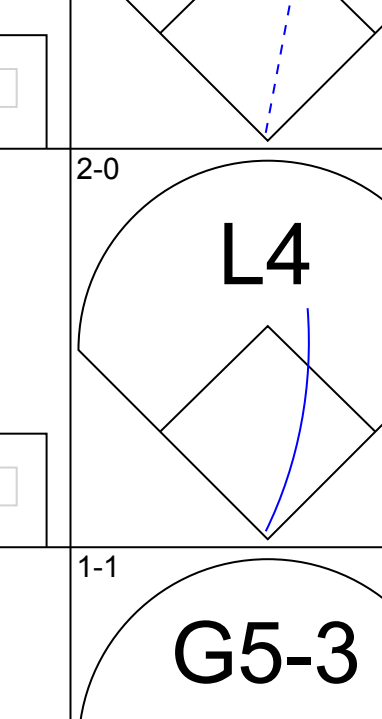
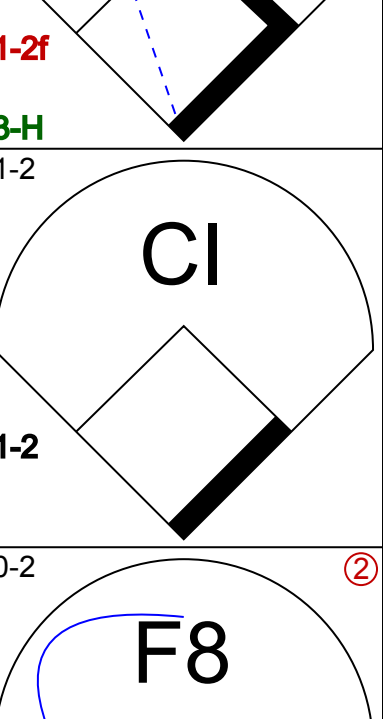
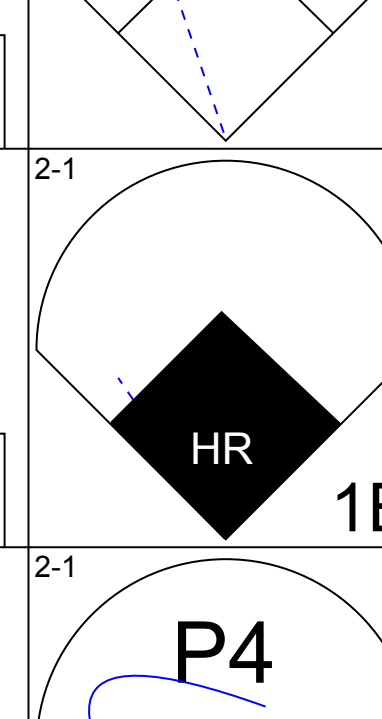
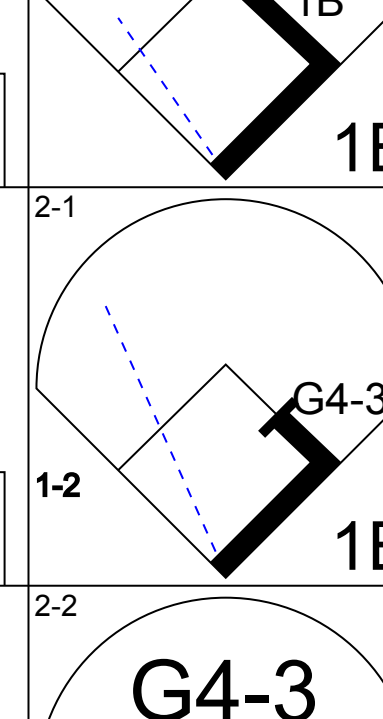
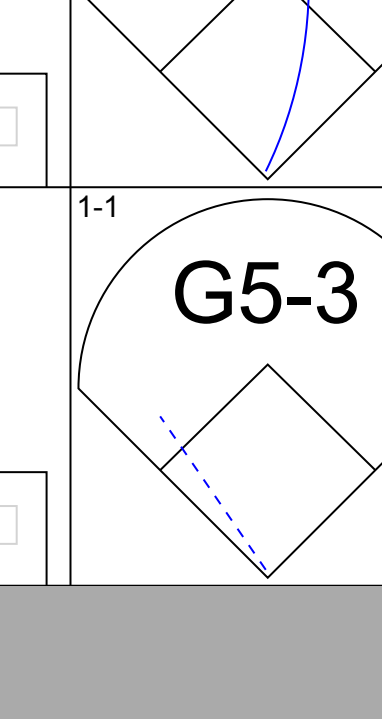
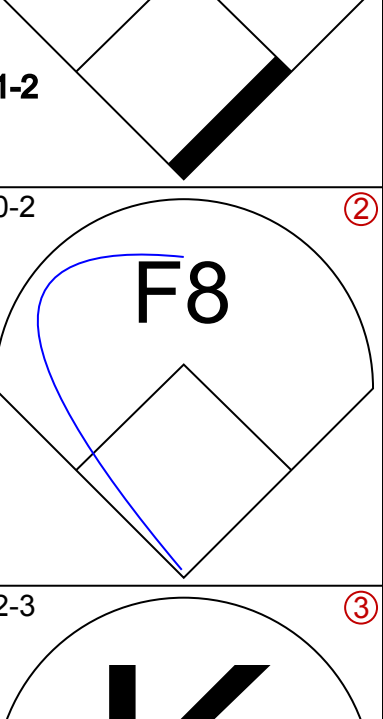
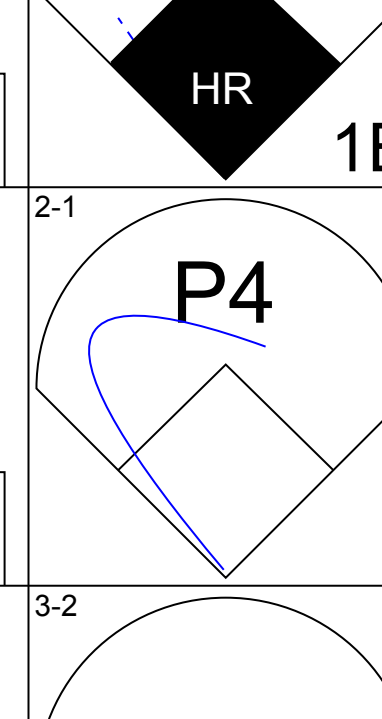
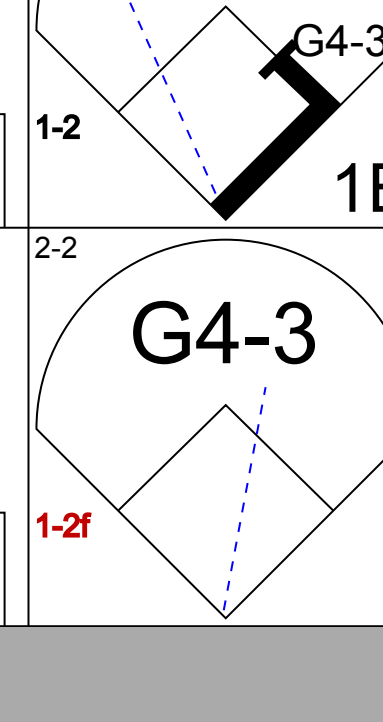
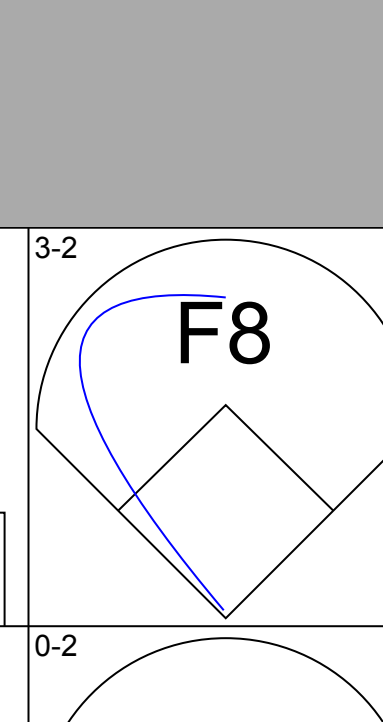
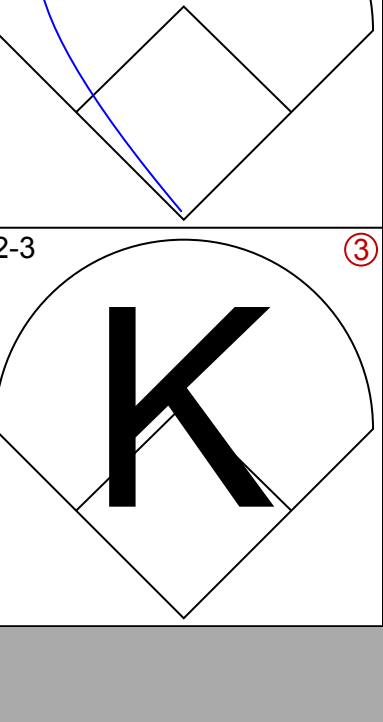
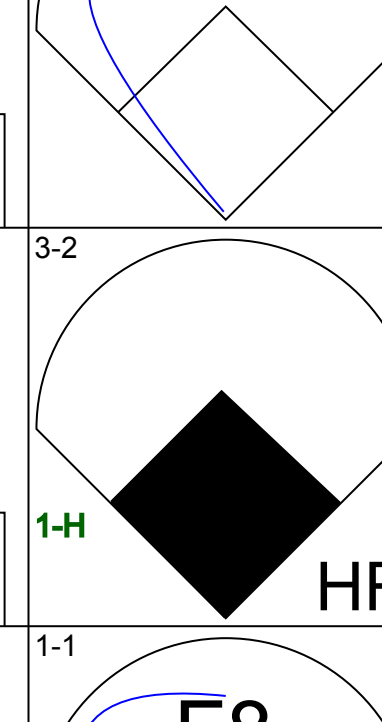
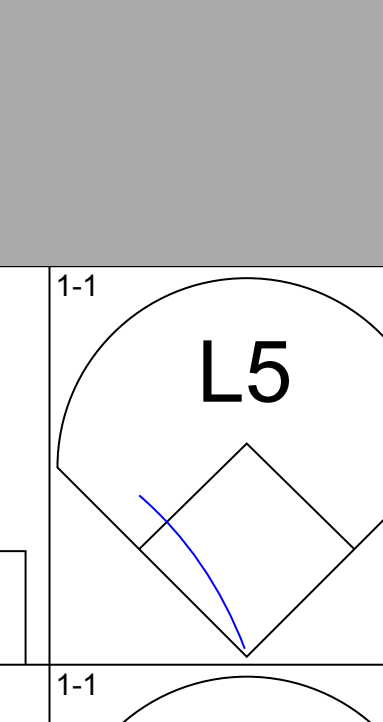
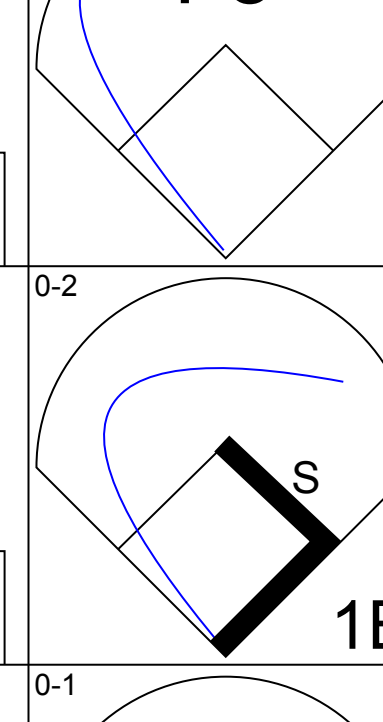
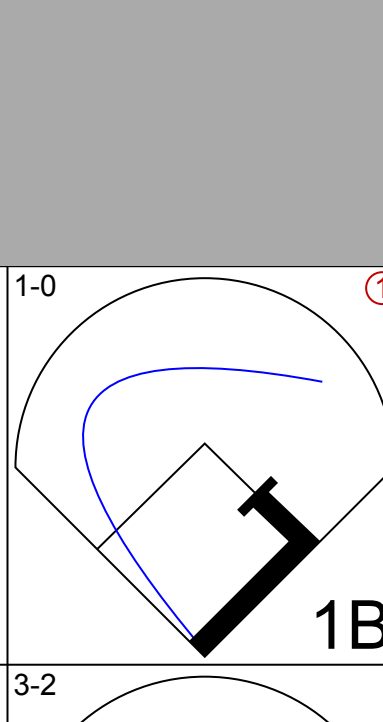
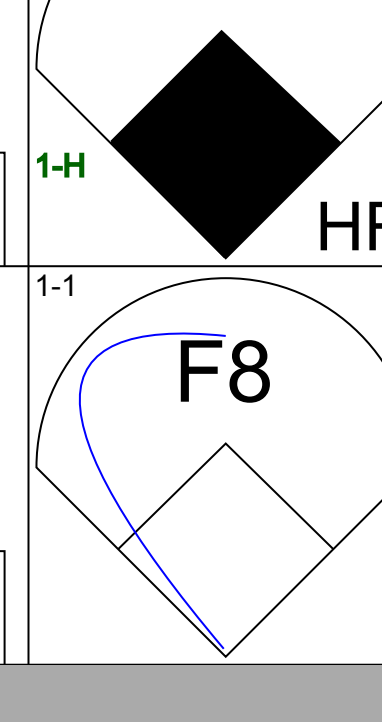
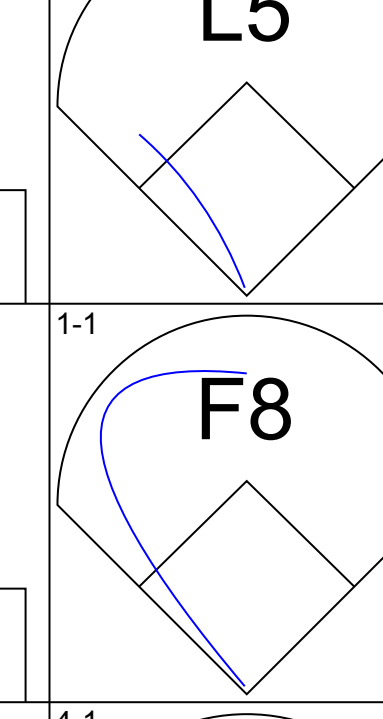
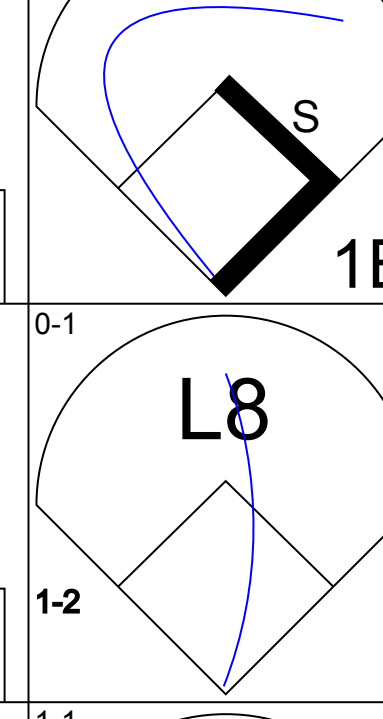
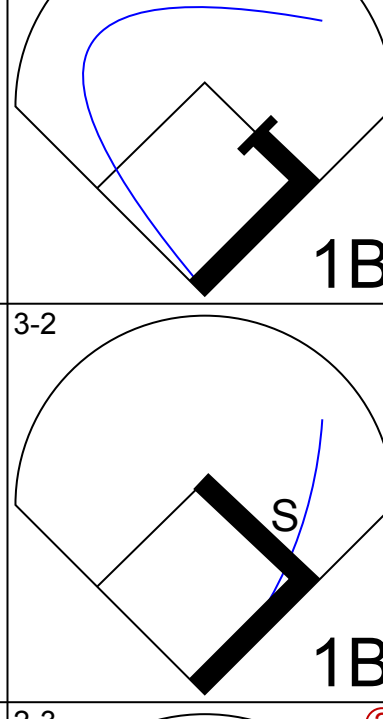
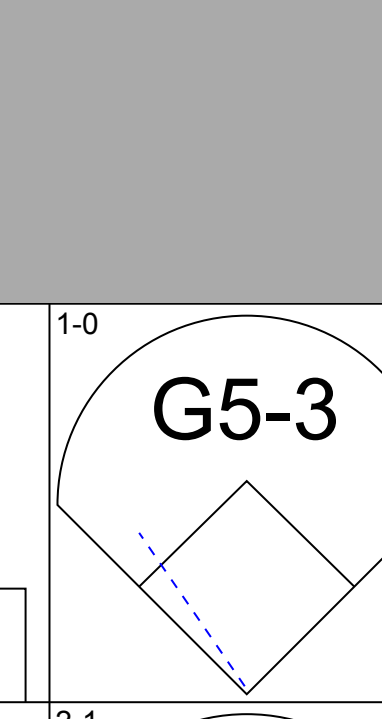
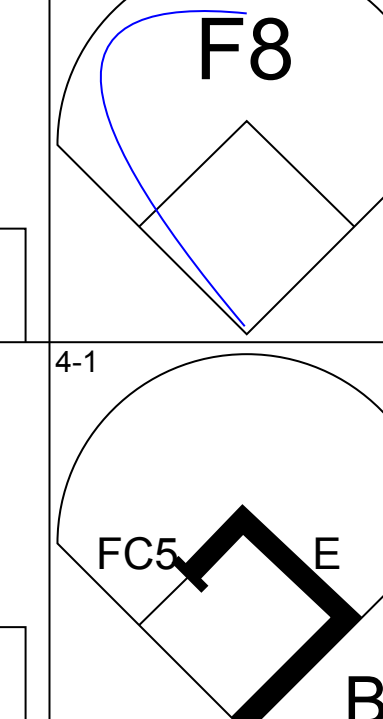
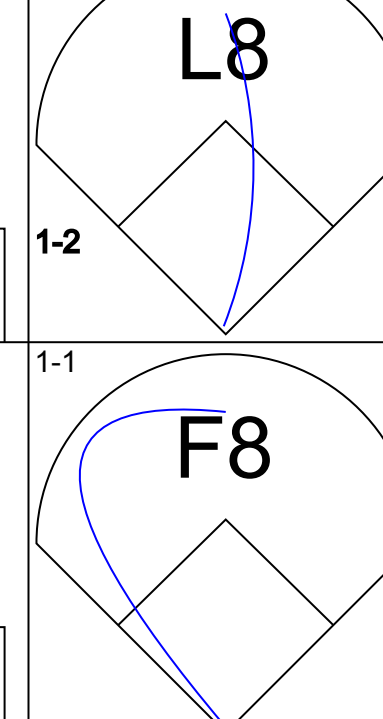
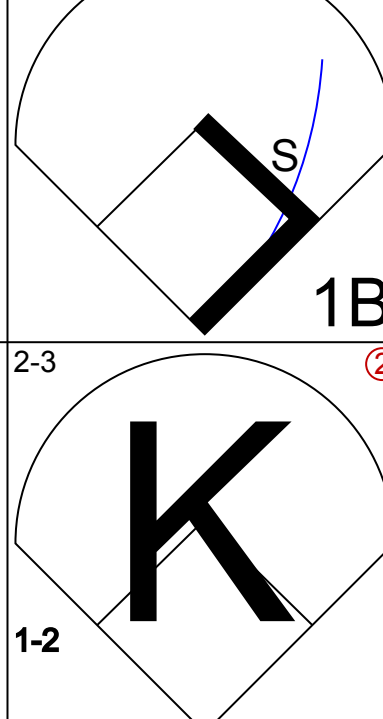
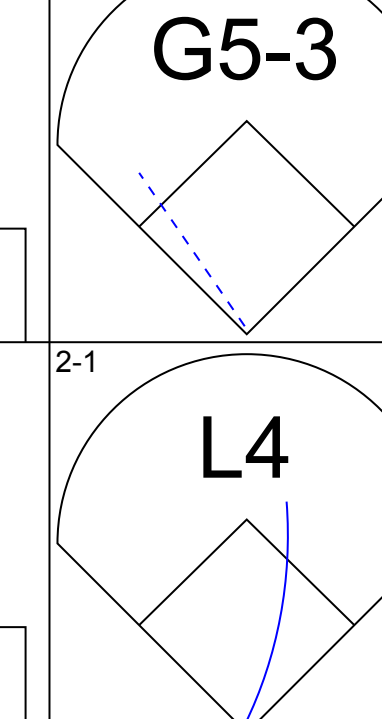
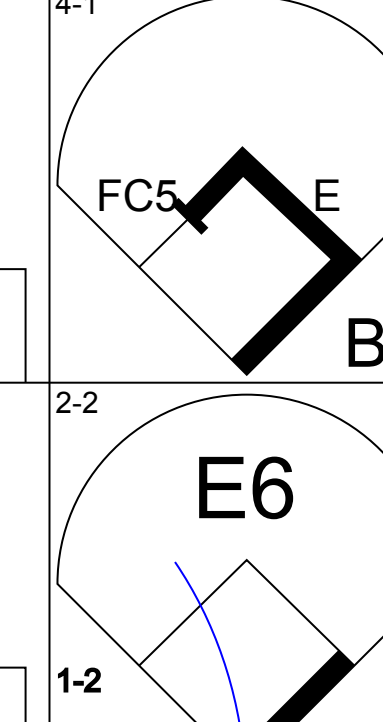
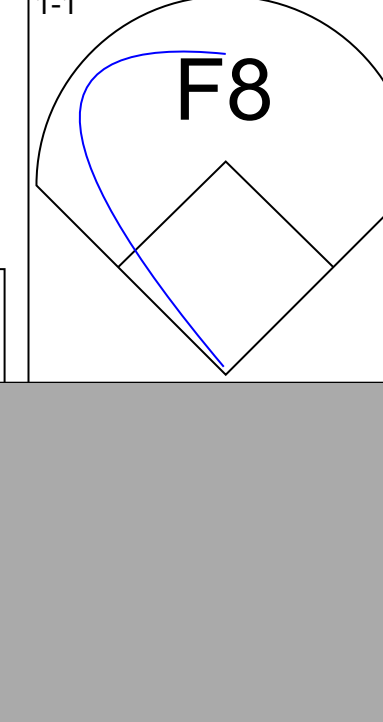
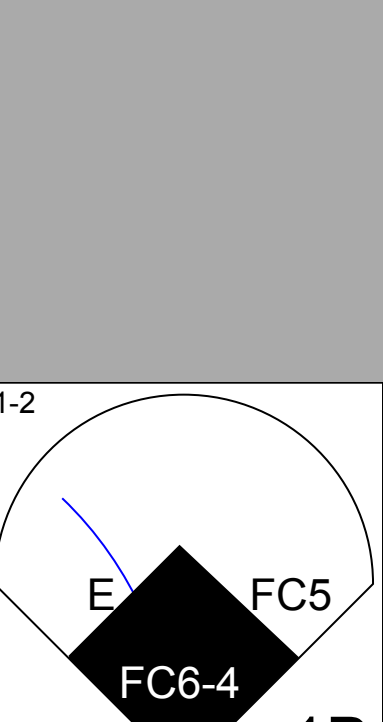
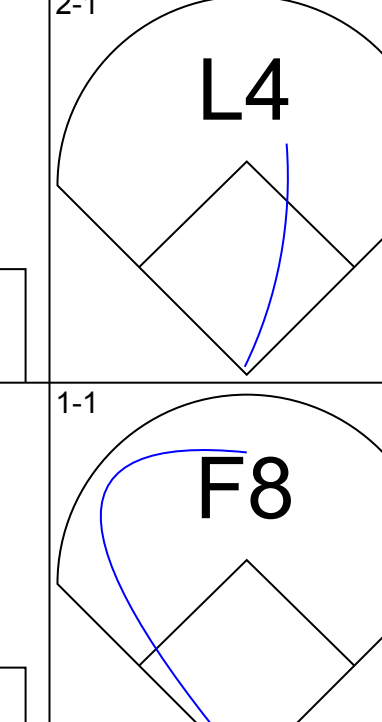
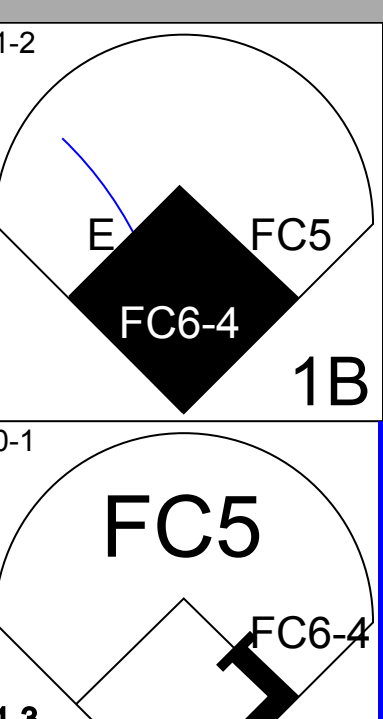
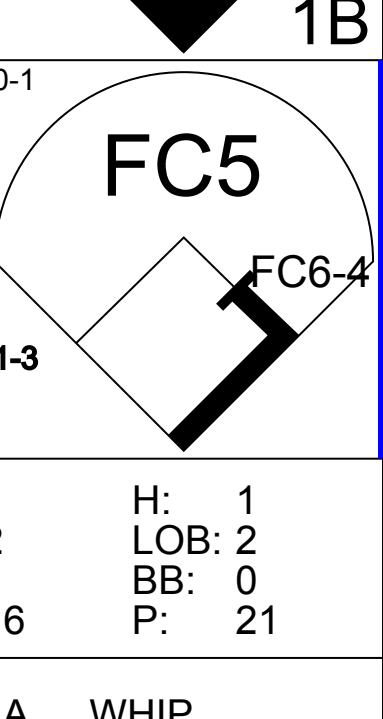
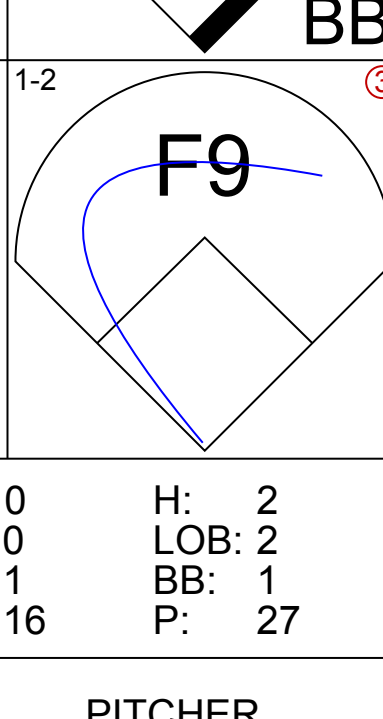


Batter	1	2	3	4	5	6	7	8	9	AB	R	H	RBI	BB	SO	LOB	BOTTOM				
Luis Castillo, S OBP: 0.396, SLG: 0.402 (1, 4)										4	2	2	2	0	1	2	Montreal Expos @ Florida Marlins Pro Player Stadium, Miami, FL Fri Jul 19, 2002, 7:05 PM EDT Att: 6,941 - Sunny - 88 F				
Eric Owens, R OBP: 0.346, SLG: 0.392 (1, 7)										4	0	1	2	0	0	0					
Preston Wilson, R OBP: 0.340, SLG: 0.440 (1, 8)										4	0	0	0	0	2	1					
Mike Lowell, R OBP: 0.366, SLG: 0.501 (1, 5)										4	0	0	0	0	2	0					
Derrek Lee, R OBP: 0.355, SLG: 0.503 (1, 3)										3	0	1	0	0	0	0					
Juan Encarnacion, R OBP: 0.327, SLG: 0.466 (1, 9)										3	1	1	0	0	1	1					
Charles Johnson, R OBP: 0.308, SLG: 0.327 (1, 2)										3	0	0	0	0	1	2					
Andy Fox, L OBP: 0.321, SLG: 0.320 (1, 6)										1	1	0	0	2	0	1					
Michael Tejera, L OBP: 0.211, SLG: 0.368 Carl Pavano, R OBP: 0.200, SLG: 0.240 Tim Raines, S OBP: 0.351, SLG: 0.281 Vladimir Nunez, R OBP: 0.333, SLG: 0.333										1	0	0	0	0	0	0					
Inning Stats	R: 1 E: 0 K: 1 S: 8	H: 1 LOB: 0 BB: 0 P: 14	R: 0 E: 0 K: 1 S: 8	H: 1 LOB: 1 BB: 0 P: 12	R: 0 E: 0 K: 1 S: 11	H: 0 LOB: 0 BB: 0 P: 15	R: 0 E: 0 K: 1 S: 8	H: 0 LOB: 0 BB: 0 P: 12	R: 0 E: 0 K: 2 S: 8	H: 0 LOB: 0 BB: 0 P: 12	R: 0 E: 0 K: 0 S: 6	H: 0 LOB: 1 BB: 2 P: 17	R: 0 E: 0 K: 0 S: 5	H: 0 LOB: 0 BB: 0 P: 8	R: 0 E: 0 K: 0 S: 5	H: 0 LOB: 0 BB: 0 P: 8		1B: 2 2B: 2 3B: 1 HR: 0	SF: 0 SAC: 1 DP: 1 HBP: 0	WP: 1 PB: 0 SB: 1 CS: 0	PA: 31
PITCHER	IP WLS BF H R ER SO BB IBB HBP BLK WP HR S P ERA WHIP	IP WLS BF H R ER SO BB IBB HBP BLK WP HR S P ERA WHIP	IP WLS BF H R ER SO BB IBB HBP BLK WP HR S P ERA WHIP	IP WLS BF H R ER SO BB IBB HBP BLK WP HR S P ERA WHIP	IP WLS BF H R ER SO BB IBB HBP BLK WP HR S P ERA WHIP	IP WLS BF H R ER SO BB IBB HBP BLK WP HR S P ERA WHIP	IP WLS BF H R ER SO BB IBB HBP BLK WP HR S P ERA WHIP	IP WLS BF H R ER SO BB IBB HBP BLK WP HR S P ERA WHIP	IP WLS BF H R ER SO BB IBB HBP BLK WP HR S P ERA WHIP	IP WLS BF H R ER SO BB IBB HBP BLK WP HR S P ERA WHIP	IP WLS BF H R ER SO BB IBB HBP BLK WP HR S P ERA WHIP	IP WLS BF H R ER SO BB IBB HBP BLK WP HR S P ERA WHIP	IP WLS BF H R ER SO BB IBB HBP BLK WP HR S P ERA WHIP	IP WLS BF H R ER SO BB IBB HBP BLK WP HR S P ERA WHIP	IP WLS BF H R ER SO BB IBB HBP BLK WP HR S P ERA WHIP	IP WLS BF H R ER SO BB IBB HBP BLK WP HR S P ERA WHIP	IP WLS BF H R ER SO BB IBB HBP BLK WP HR S P ERA WHIP	IP WLS BF H R ER SO BB IBB HBP BLK WP HR S P ERA WHIP	IP WLS BF H R ER SO BB IBB HBP BLK WP HR S P ERA WHIP	IP WLS BF H R ER SO BB IBB HBP BLK WP HR S P ERA WHIP	IP WLS BF H R ER SO BB IBB HBP BLK WP HR S P ERA WHIP
Javier Vazquez, R ERA: 3.7 Jim Brower, R ERA: 4.66	7.0 L 28 5 4 4 7 3 0 0 0 0 0 0 67 108 5.14 1.143	1.0 3 0 0 0 0 0 0 0 0 0 0 5 8 0.00 0.000																			

AB	27
R	4
H	5
RBI	4
BB	3
SO	7
LOB	7




Batter	1	2	3	4	5	6	7	8	9	AB	R	H	RBI	BB	SO	LOB	TOP			
Brad Wilkerson, L (1, 8) OBP: 0.375, SLG: 0.465										4	0	0	0	0	2	0	Montreal Expos @ Florida Marlins Pro Player Stadium, Miami, FL Sat Jul 20 2002, 7:05 PM EDT Att: 8,883 - Sunny - 88 F			
Jose Vidro, S (1, 4) OBP: 0.392, SLG: 0.480										4	0	1	0	0	0	0				
Vladimir Guerrero, R (1, 9) OBP: 0.421, SLG: 0.663										3	0	2	0	0	0	0				
Cliff Floyd, L (1, 7) OBP: 0.404, SLG: 0.525										4	0	0	0	0	0	4				
Fernando Tatis, R (1, 5) OBP: 0.343, SLG: 0.479											4	0	0	0	0	1				
Andres Galaraga, R (1, 3) OBP: 0.459, SLG: 0.417										3	0	1	0	0	1	0				
Henry Mateo, S (7, PR) OBP: 0.239, SLG: 0.353										0	0	0	0	0	0	0				
Dan Smith, R (7, 1)										0	0	0	0	0	0	0				
Orlando Cabrera, R (1, 6) OBP: 0.320, SLG: 0.371										2	0	0	0	1	0	1				
Michael Barrett, R (1, 2) OBP: 0.351, SLG: 0.424										2	0	0	0	0	1	1				
Wilton Guerrero, S (8, PH) OBP: 0.294, SLG: 0.278										1	0	0	0	0	0	0				
Brian Schneider, L (8, 2) OBP: 0.276, SLG: 0.386										0	0	0	0	0	0	0				
Masato Yoshii, R (1, 1)										2	0	0	0	0	1	0				
Wil Cordero, R (7, 3) OBP: 0.301, SLG: 0.422										1	0	0	0	0	0	0				
Inning Stats	R: 0 E: 0 K: 1 S: 9	H: 1 LOB: 1 BB: 0 P: 14	R: 0 E: 0 K: 1 S: 8	H: 0 LOB: 0 BB: 0 P: 14	R: 0 E: 0 K: 2 S: 10	H: 0 LOB: 0 BB: 0 P: 15	R: 0 E: 0 K: 0 S: 6	H: 0 LOB: 1 BB: 1 P: 8	R: 0 E: 0 K: 0 S: 17	H: 2 LOB: 2 BB: 0 P: 27	R: 0 E: 0 K: 0 S: 7	H: 1 LOB: 1 BB: 0 P: 12	R: 0 E: 0 K: 1 S: 8	H: 0 LOB: 0 BB: 0 P: 12	R: 0 E: 0 K: 0 S: 9	H: 0 LOB: 1 BB: 0 P: 15	1B: 4 2B: 0 3B: 0 HR: 0	SF: 0 SAC: 0 DP: 1 HBP: 1	WP: 0 PB: 0 SB: 1 CS: 0	PA: 32
PITCHER	IP	WLS	BF	H	R	ER	SO	BB	IBB	HBP	BLK	WP	HR	S	P	ERA	WHIP			
Brad Penny, R (1, 1) ERA: 5.46	6.0	W	22	3	0	0	4	1	0	0	0	0	0	59	93	0.00	0.667			
Carl Pavano, R (7, 1) ERA: 5.98	1.0	H	3	1	0	0	0	0	0	0	0	0	0	7	12	0.00	1.000			
Armando Almanza, L (8, 1) ERA: 4.7	1.0	H	3	0	0	0	1	0	0	0	0	0	0	8	12	0.00	0.000			
Braden Looper, R (9, 1) ERA: 3.61	1.0	S	4	0	0	0	0	0	0	1	0	0	0	9	15	0.00	0.000			

Batter	1	2	3	4	5	6	7	8	9	AB	R	H	RBI	BB	SO	LOB	BOTTOM			
Luis Castillo, S (1, 4) OBP: 0.392, SLG: 0.398										4	0	0	1	0	0	1	Montreal Expos @ Florida Marlins Pro Player Stadium, Miami, FL Sat Jul 20 2002, 7:05 PM EDT Att: 8,883 - Sunny - 88 F			
Eric Owens, R (1, 7) OBP: 0.350, SLG: 0.395										3	1	2	0	0	0	0				
Preston Wilson, R (1, 8) OBP: 0.339, SLG: 0.438										4	0	1	0	0	0	3				
Mike Lowell, R (1, 5) OBP: 0.365, SLG: 0.507										4	1	1	2	0	1	4				
Derrek Lee, R (1, 3) OBP: 0.356, SLG: 0.503										4	0	2	0	0	0	0				
Juan Encarnacion, R (1, 9) OBP: 0.328, SLG: 0.463										4	0	1	0	0	0	1				
Charles Johnson, R (1, 2) OBP: 0.307, SLG: 0.322										3	0	0	0	1	1	2				
Andy Fox, L (1, 6) OBP: 0.323, SLG: 0.320										3	1	1	0	1	0	1				
Brad Penny, R (1, 1) OBP: 0.125, SLG: 0.167										2	0	0	0	0	0	3				
Kevin Millar, R (6, PH) OBP: 0.337, SLG: 0.442										1	0	0	0	0	0	2				
Carl Pavano, R (7, 1) OBP: 0.200, SLG: 0.240										0	0	0	0	0	0	0				
Armando Almanza, L (8, 1)										0	0	0	0	0	0	0				
Braden Looper, R (9, 1)										0	0	0	0	0	0	0				
Inning Stats	R: 0 E: 0 K: 0 S: 10	H: 2 LOB: 1 BB: 0 P: 17	R: 0 E: 1 K: 0 S: 10	H: 0 LOB: 2 BB: 1 P: 18	R: 0 E: 0 K: 0 S: 4	H: 0 LOB: 0 BB: 0 P: 7	R: 0 E: 0 K: 0 S: 10	H: 1 LOB: 1 BB: 0 P: 14	R: 1 E: 2 K: 1 S: 16	H: 1 LOB: 2 BB: 0 P: 21	R: 0 E: 0 K: 0 S: 16	H: 2 LOB: 2 BB: 1 P: 27	R: 2 E: 0 K: 0 S: 16	H: 2 LOB: 0 BB: 0 P: 26	R: 0 E: 0 K: 0 S: 5	H: 0 LOB: 0 BB: 0 P: 9	1B: 7 2B: 0 3B: 0 HR: 1	SF: 0 SAC: 0 DP: 1 HBP: 0	WP: 0 PB: 0 SB: 2 CS: 0	PA: 35
PITCHER	IP	WLS	BF	H	R	ER	SO	BB	IBB	HBP	BLK	WP	HR	S	P	ERA	WHIP			
Masato Yoshii, R (1, 1) ERA: 3.67	6.0	L	27	6	1	0	2	2	0	0	0	0	0	66	104	0.00	1.333			
Dan Smith, R (7, 1) ERA: 1.64	2.0		8	2	2	2	0	0	0	0	0	0	1	21	35	9.00	1.000			

AB	30
R	0
H	4
RBI	0
BB	1
SO	5
LOB	7



AB	32
R	3
H	8
RBI	3
BB	2
SO	2
LOB	17



Batter	1	2	3	4	5	6	7	8	9	AB	R	H	RBI	BB	SO	LOB	TOP								
Brad Wilkerson, L (1, 8) OBP: 0.382, SLG: 0.467	G3 S BB		SH2-4 BB		1B		BB			1	0	1	0	3	0	0	Montreal Expos @ Florida Marlins Pro Player Stadium, Miami, FL Sun Jul 21 2002, 4:05 PM EDT Att: 8,320 - Cloudy - 87 F								
Wilton Guerrero, S (1, 4) OBP: 0.287, SLG: 0.272	K		SH2-4		K		P4			2	0	0	0	0	2	2									
Jose Vidro, S (7, PH) OBP: 0.391, SLG: 0.478	K		SH2-4		K		P4			1	0	0	0	0	0	1									
Cliff Floyd, L (1, 7) OBP: 0.400, SLG: 0.518	G3		F8		K			P5		4	0	0	0	0	1	3									
Vladimir Guerrero, R (1, 9) OBP: 0.417, SLG: 0.597	K		K		K			L7		4	0	0	0	0	3	3									
Andres Galarraga, R (1, 3) OBP: 0.395, SLG: 0.404		K		K		F8		F9		4	0	0	0	0	2	0									
Jose Macias, S (1, 5) OBP: 0.297, SLG: 0.354		S BB		FC5 1B		K			K	3	0	1	0	1	2	0									
Brian Schneider, L (1, 2) OBP: 0.276, SLG: 0.381		P4		FC5 1B		K			K	4	0	1	0	0	2	1									
Henry Mateo, S (1, 6) OBP: 0.273, SLG: 0.300				FC5					K	3	0	0	0	1	2	2									
Tony Armas, R (1, 1) OBP: 0.118, SLG: 0.152				FC5					K	2	0	0	0	0	2	4									
Fernando Tatis, R (7, PH) OBP: 0.342, SLG: 0.477				K						1	0	0	0	0	1	0									
Joey Eischen, L (7, 1) OBP: 0.342, SLG: 0.477				K						0	0	0	0	0	0	0									
52 T.J. Tucker, R (7, 1) OBP: 0.750, SLG: 0.750				K						0	0	0	0	0	0	0									
Jim Brower, R (8, 1) OBP: 0.750, SLG: 0.750				K						0	0	0	0	0	0	0									
Inning Stats	R: 0 E: 0 K: 2 S: 11	H: 0 LOB: 1 BB: 1 P: 18	R: 0 E: 0 K: 2 S: 10	H: 0 LOB: 2 BB: 2 P: 22	R: 0 E: 0 K: 1 S: 10	H: 0 LOB: 1 BB: 1 P: 16	R: 0 E: 0 K: 2 S: 18	H: 2 LOB: 2 BB: 0 P: 22	R: 0 E: 0 K: 3 S: 11	H: 1 LOB: 1 BB: 0 P: 13	R: 0 E: 0 K: 2 S: 10	H: 0 LOB: 0 BB: 0 P: 12	R: 0 E: 0 K: 2 S: 11	H: 0 LOB: 1 BB: 1 P: 18	R: 0 E: 0 K: 0 S: 5	H: 0 LOB: 0 BB: 0 P: 9	R: 0 E: 0 K: 3 S: 10	H: 0 LOB: 0 BB: 0 P: 13	1B: 3 2B: 0 3B: 0 HR: 0	SF: 0 SAC: 1 DP: 0 HBP: 0	WP: 0 PB: 0 SB: 2 CS: 0	PA: 35			
PITCHER	IP	WLS	BF	H	R	ER	SO	BB	IBB	HBP	BLK	WP	HR	S	P	ERA	WHIP								
Josh Beckett, R (1, 1) ERA: 4.04	6.0	W	25	3	0	0	12	3	1	0	0	0	0	70	103	0.00	1.000								
Graeme Lloyd, L (7, 1) ERA: 5.35	1.0	H	4	0	0	0	2	1	0	0	0	0	0	11	18	0.00	1.000								
Vladimir Nunez, R (8, 1) ERA: 3.39	2.0	S	6	0	0	0	3	0	0	0	0	0	0	15	22	0.00	0.000								

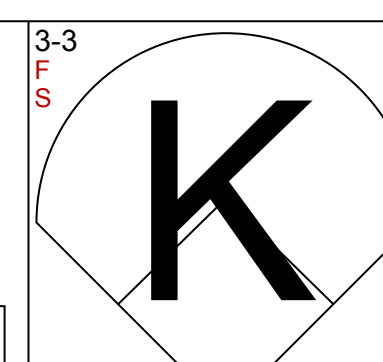
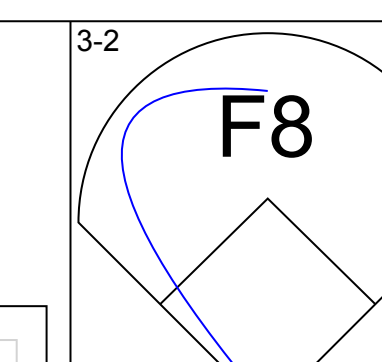
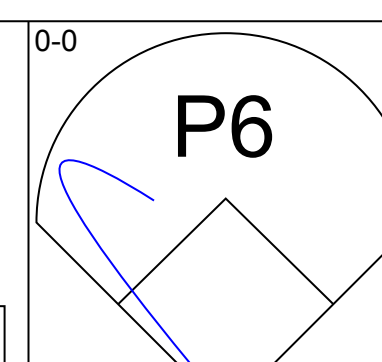
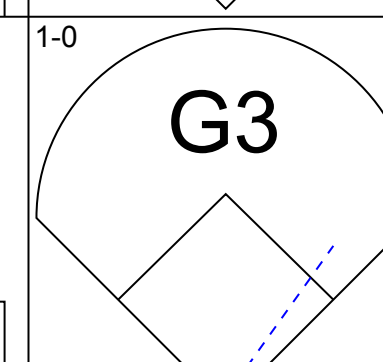
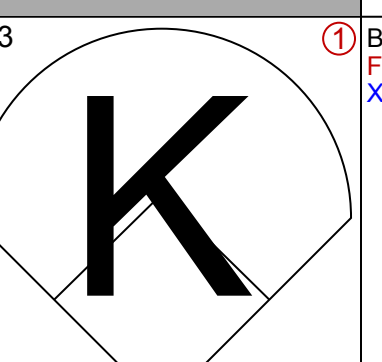
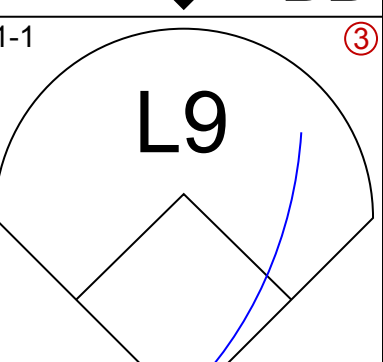
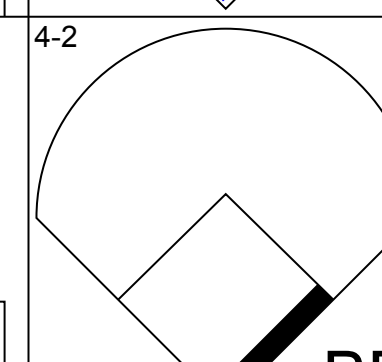
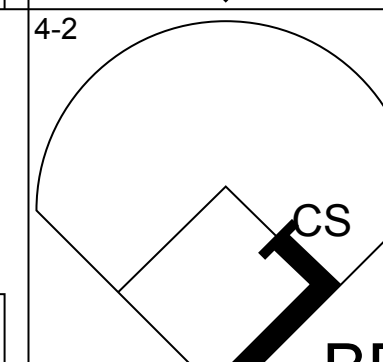
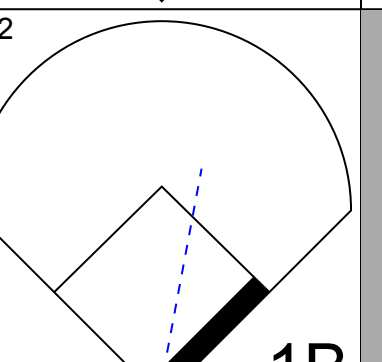
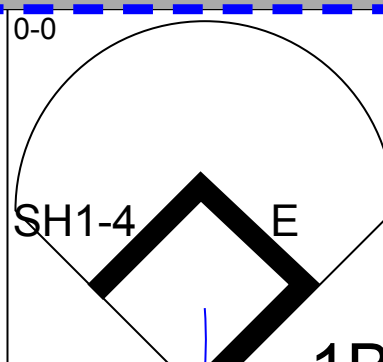
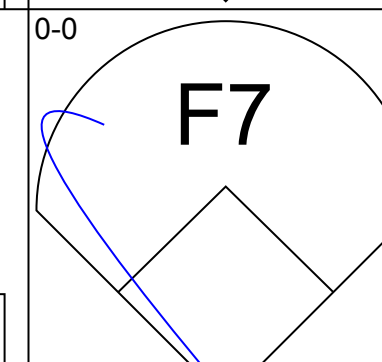
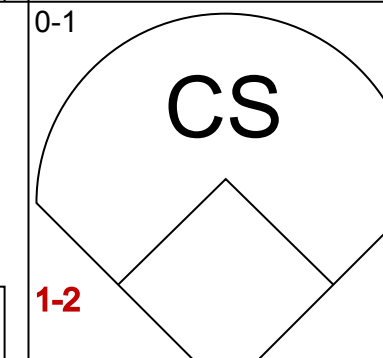
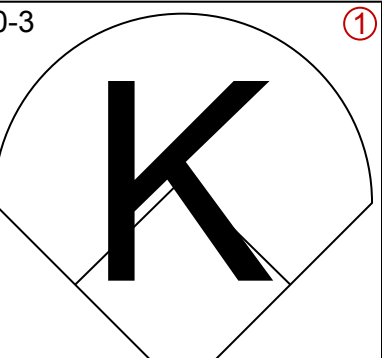
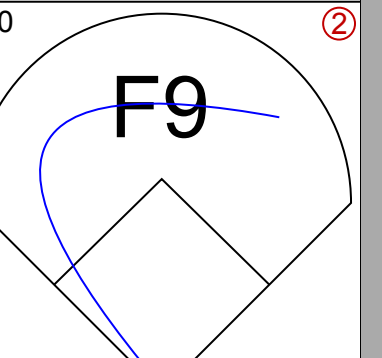
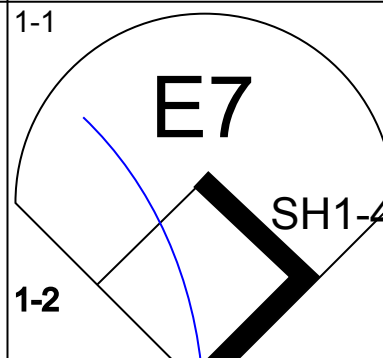
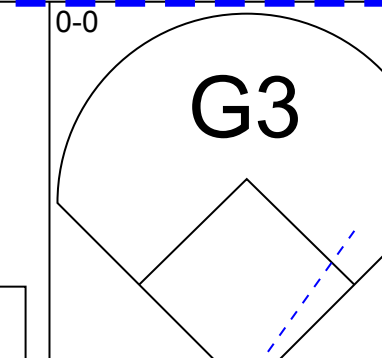
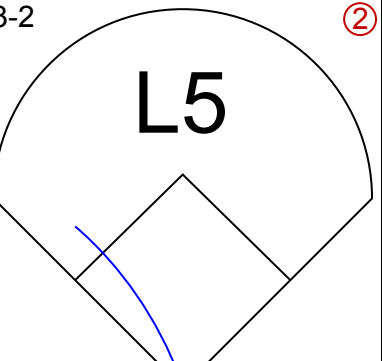
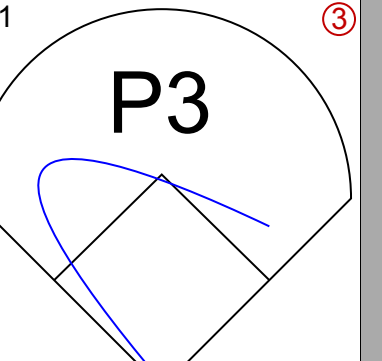
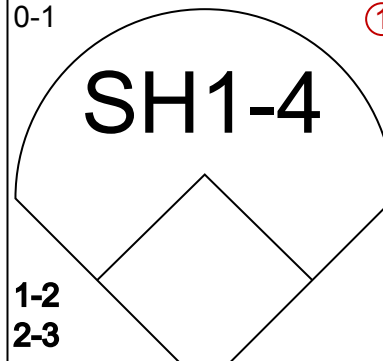
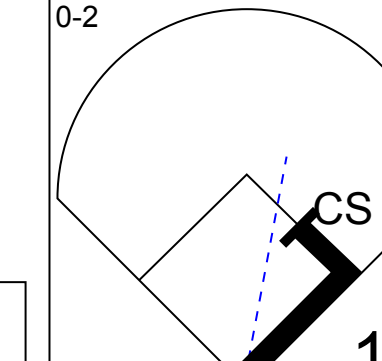
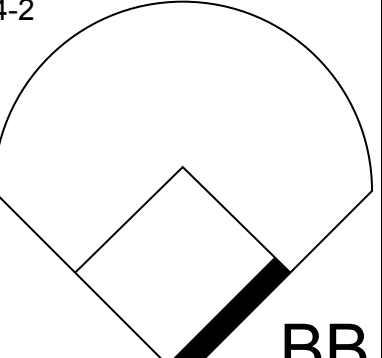
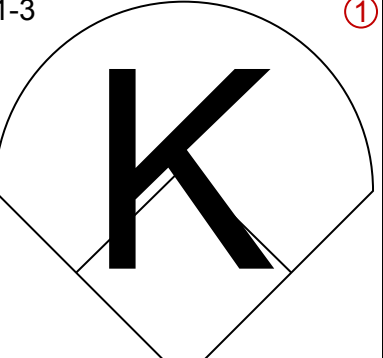
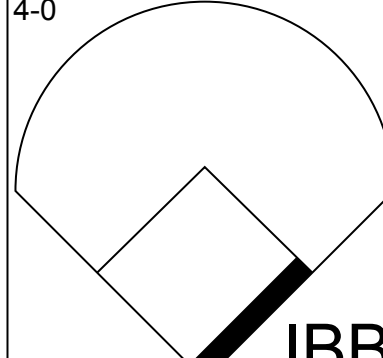
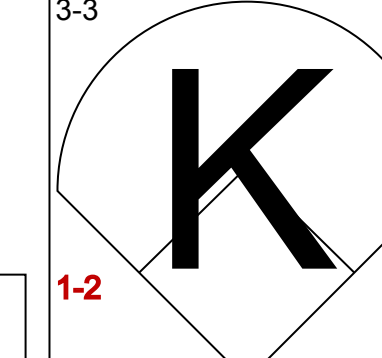
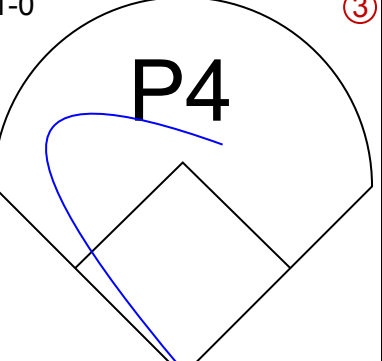
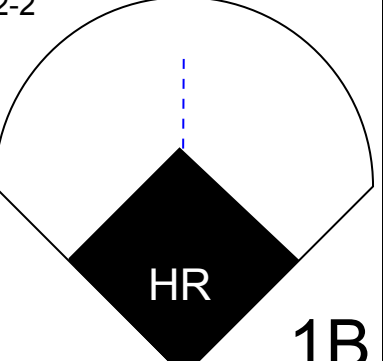
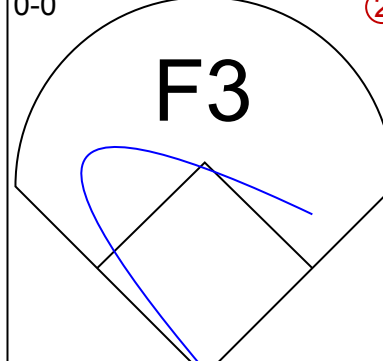
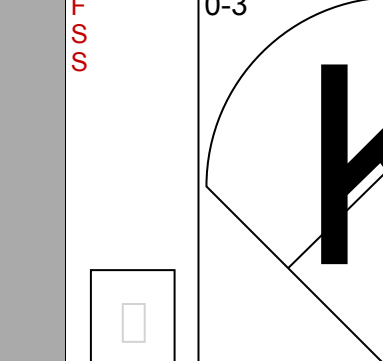
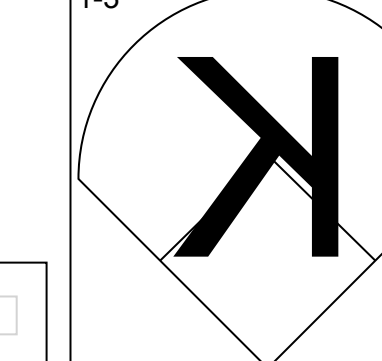
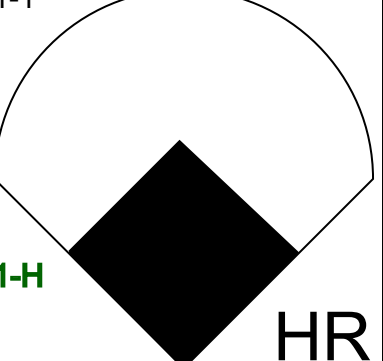
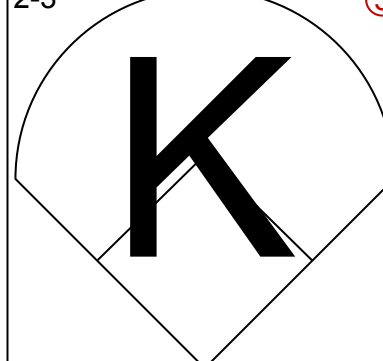
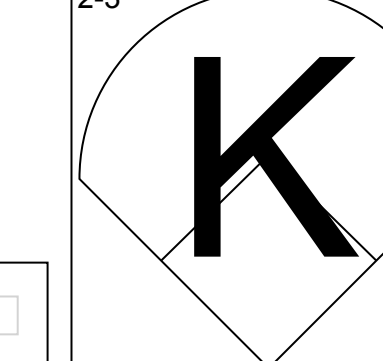
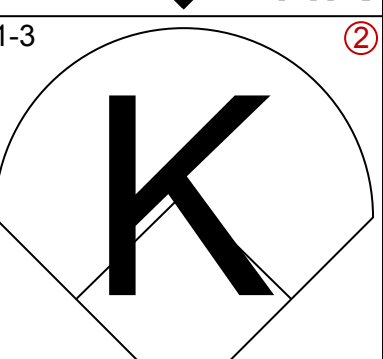

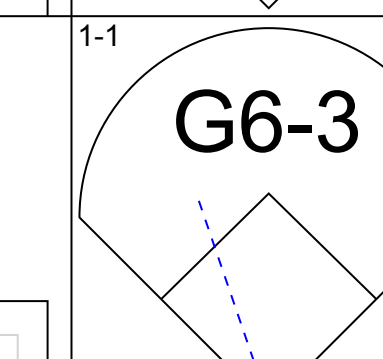
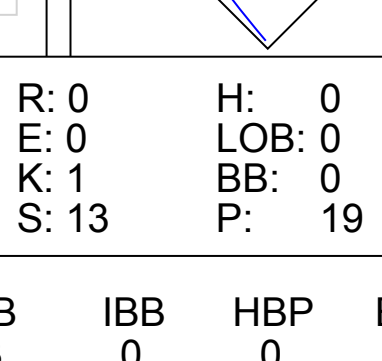
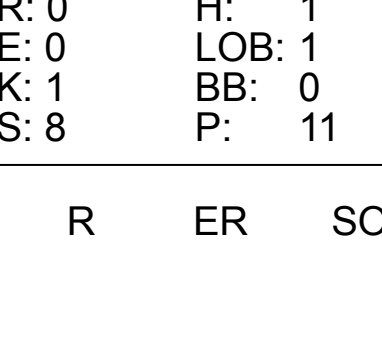
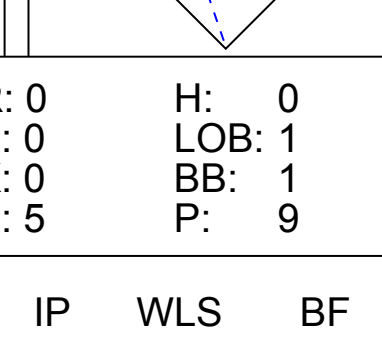

AB 29
R 0
H 3
RBI 0
BB 5
SO 17
LOB 16



Batter	1	2	3	4	5	6	7	8	9	AB	R	H	RBI	BB	SO	LOB	BOTTOM								
Luis Castillo, S (1, 4) OBP: 0.396, SLG: 0.398	G4-3		FC6-4 BB		CS BB		S 1B			2	0	1	0	2	0	0	Montreal Expos @ Florida Marlins Pro Player Stadium, Miami, FL Sun Jul 21 2002, 4:05 PM EDT Att: 8,320 - Cloudy - 87 F								
Eric Owens, R (1, 9) OBP: 0.345, SLG: 0.389	G6-3		FC6-4 S		G4-3		G4-3			4	0	0	1	0	0	4									
Kevin Millar, R (1, 7) OBP: 0.344, SLG: 0.456	G5-3		BB		HR			2B SF8 BB		2	2	1	1	2	0	0									
Mike Lowell, R (1, 5) OBP: 0.366, SLG: 0.512		G3-1 2B	K		P3			SF8 1B 2B		4	1	2	0	0	1	3									
Derrek Lee, R (1, 3) OBP: 0.355, SLG: 0.501	G3-1			E7 1B		K		SF8		3	0	1	1	0	1	1									
Juan Encarnacion, R (1, 8) OBP: 0.328, SLG: 0.461	K			F9		L6		S 1B		4	0	1	1	0	1	2									
Charles Johnson, R (1, 2) OBP: 0.305, SLG: 0.316	2-1		FC1-5 BB	G3		K		K		3	0	0	0	1	2	2									
Andy Fox, L (1, 6) OBP: 0.329, SLG: 0.322			S FC6-4 1B	S IBB			F7			2	1	1	0	2	0	0									
Josh Beckett, R (1, 1) ERA: 4.48			FC1-5 BB	K			G6-3			2	0	0	0	0	1	4									
Joey Eischen, L (7, 1) ERA: 1.5			FC6-4 BB	K						0	0	0	0	0	0	0									
Ramon Castro, R (7, PH) OBP: 0.365, SLG: 0.548										1	0	0	0	0	0	0									
Vladimir Nunez, R (8, 1) OBP: 0.250, SLG: 0.250										1	0	0	0	0	1	2									
Inning Stats	R: 0 E: 0 K: 0 S: 6	H: 0 LOB: 0 BB: 0 P: 9	R: 0 E: 0 K: 1 S: 7	H: 1 LOB: 1 BB: 0 P: 10	R: 1 E: 0 K: 1 S: 8	H: 1 LOB: 3 BB: 3 P: 20	R: 0 E: 1 K: 1 S: 10	H: 1 LOB: 2 BB: 1 P: 19	R: 1 E: 0 K: 0 S: 8	H: 1 LOB: 0 BB: 1 P: 17	R: 0 E: 0 K: 2 S: 8	H: 0 LOB: 0 BB: 0 P: 10	R: 0 E: 0 K: 0 S: 9	H: 1 LOB: 1 BB: 0 P: 13	R: 2 E: 0 K: 2 S: 20	H: 2 LOB: 2 BB: 2 P: 36	1B: 4 2B: 2 3B: 0 HR: 1	SF: 1 SAC: 0 DP: 0 HBP: 0	WP: 0 PB: 0 SB: 6 CS: 1	PA: 36					
PITCHER	IP	WLS	BF	H	R	ER	SO	BB	IBB	HBP	BLK	WP	HR	S	P	ERA	WHIP								
Tony Armas, R (1, 1) ERA: 4.48	6.0	L	26	4	2	2	5	4	1	0	0	0	0	7	11	0.00	1.500								
Joey Eischen, L (7, 1) ERA: 1.5	0.2		3	1	0	0	0	0	0	0	0	0	0	7	11	0.00	1.500								
52 T.J. Tucker, R (7, 1) ERA: 2.94	1.0		7	2	2	2	1	1	1	0	0	0	0	19	32	18.00	3.000								
Jim Brower, R (8, 1) ERA: 4.66	0.1		1	0	0	0	1	0	0	0	0	0	0	3	6	0.00	0.000								

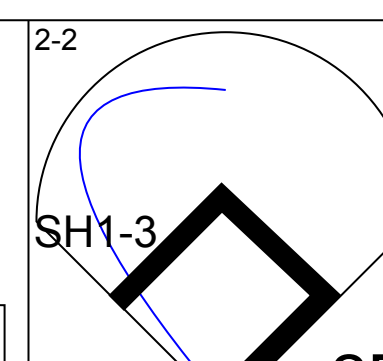
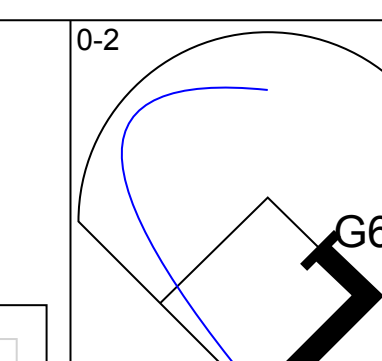
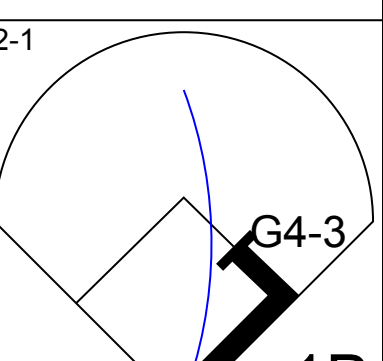
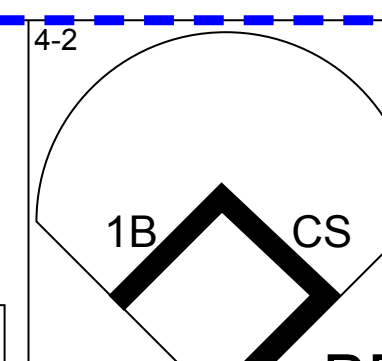

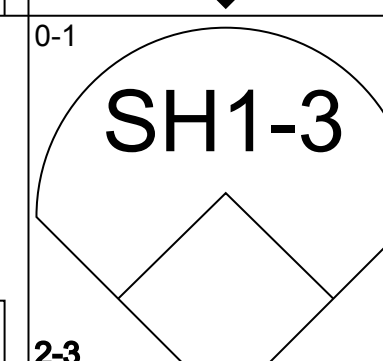
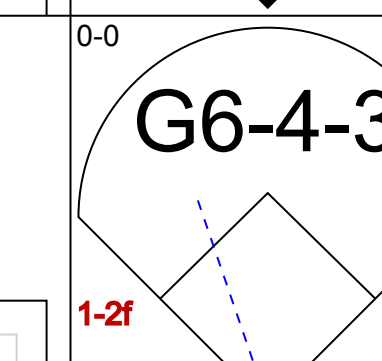
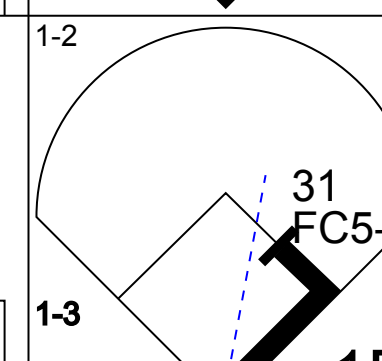
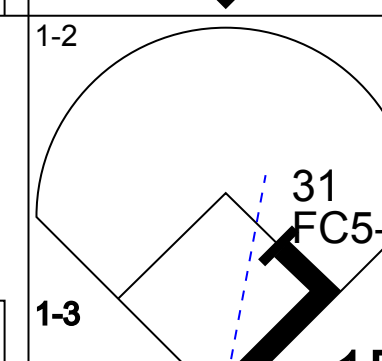

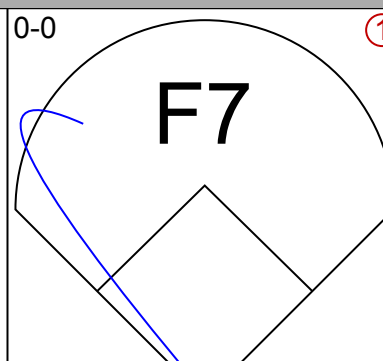
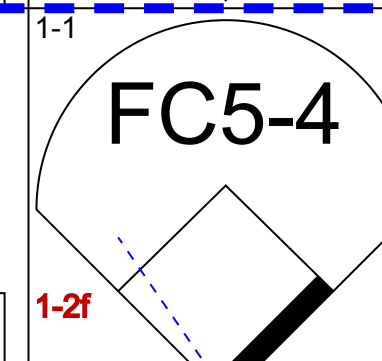
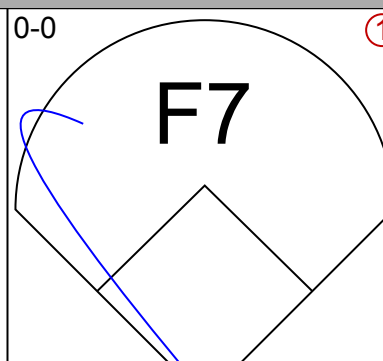
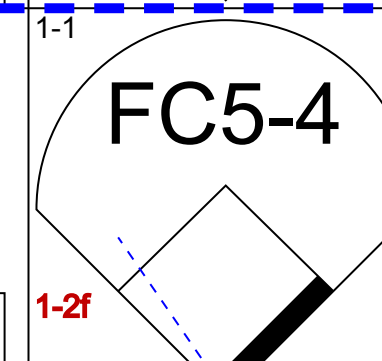
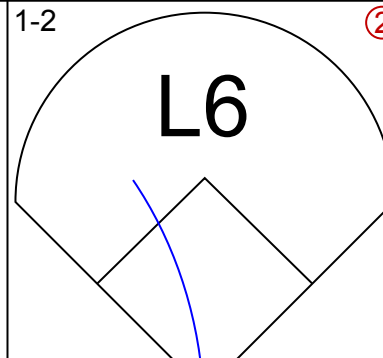
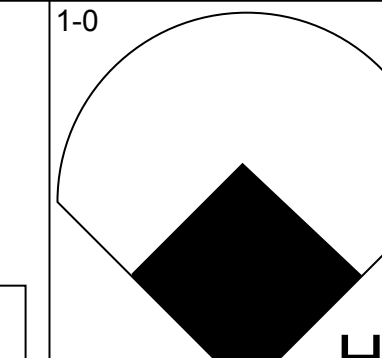
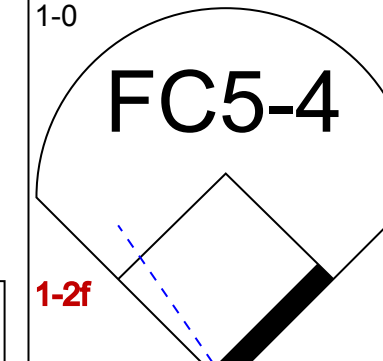
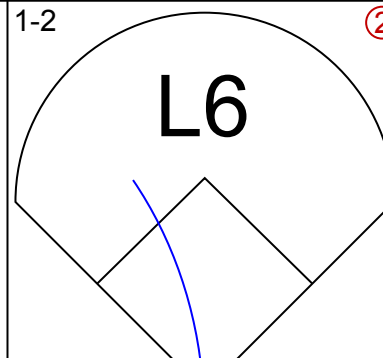
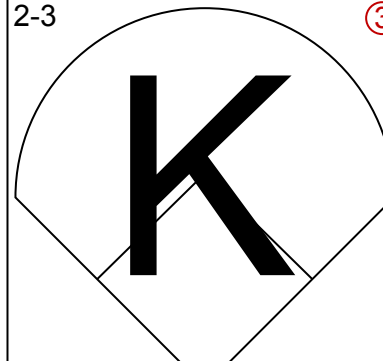
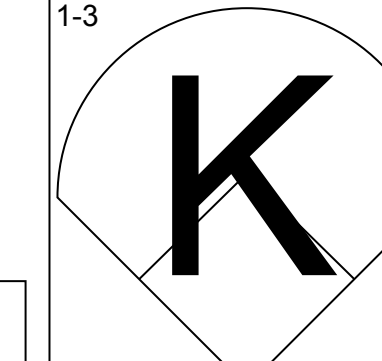
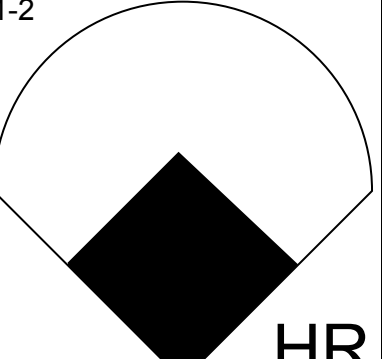
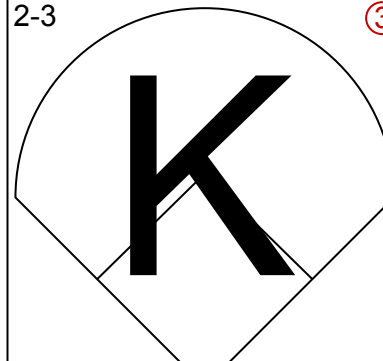
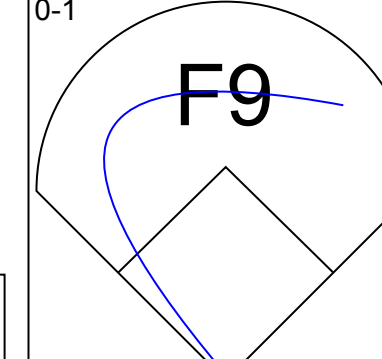
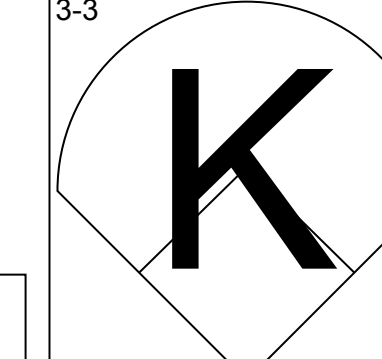
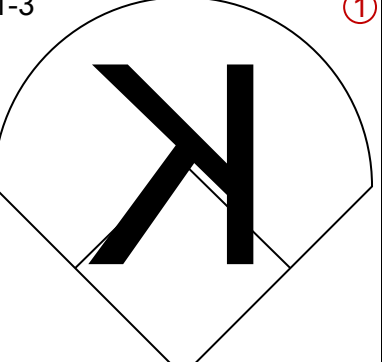
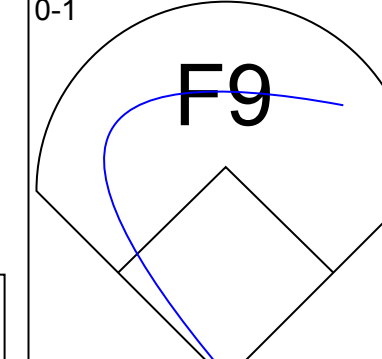
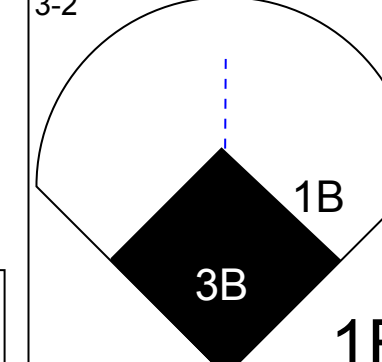
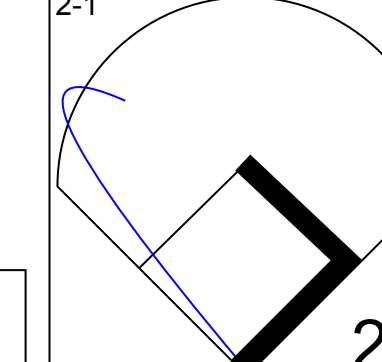
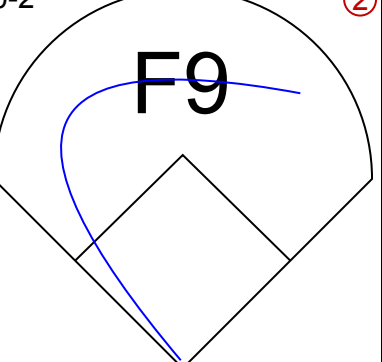
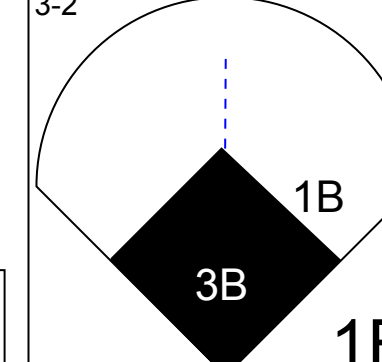
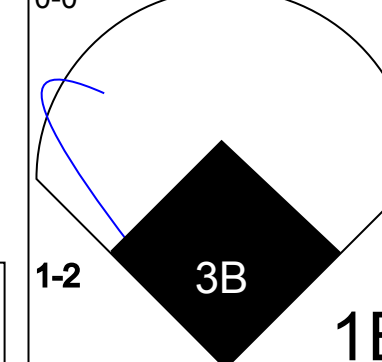
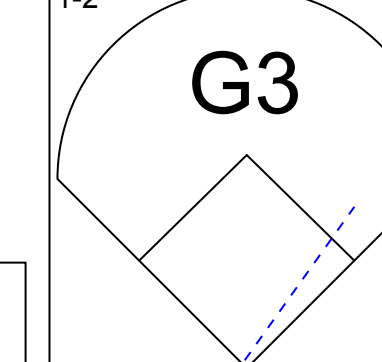
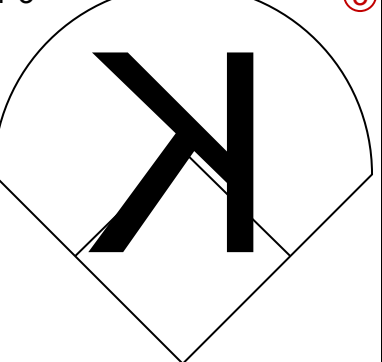
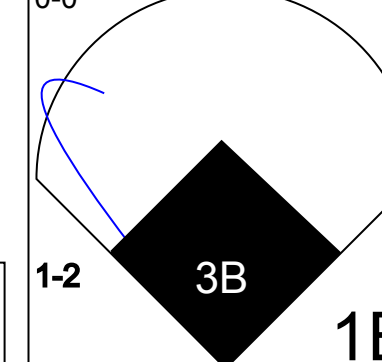
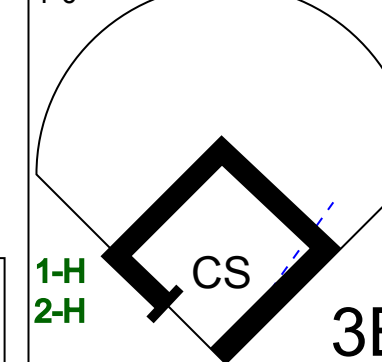



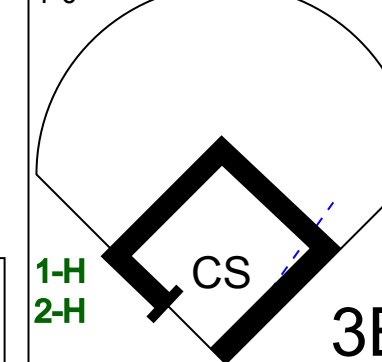

AB 28
R 4
H 7
RBI 4
BB 7
SO 7
LOB 18



Batter	1	2	3	4	5	6	7	8	9	AB	R	H	RBI	BB	SO	LOB	TOP					
Brad Wilkerson, L (1, 8) OBP: 0.380, SLG: 0.462										3	0	0	0	1	1	0	Montreal Expos @ New York Mets Shea Stadium, Flushing, NY Mon Jul 22 2002, 7:10 PM EDT Att: 23,655 - Sunny - 87 F					
Jose Macias, S (1, 4) OBP: 0.296, SLG: 0.349										3	0	0	0	1	1							
Vladimir Guerrero, R (1, 9) OBP: 0.420, SLG: 0.597										3	0	2	0	1	0	1						
Cliff Floyd, L (1, 7) OBP: 0.396, SLG: 0.512										4	0	0	0	0	1	2						
Fernando Tatis, R (1, 5) OBP: 0.342, SLG: 0.475										3	0	1	0	0	0	1						
Andres Galarraga, R (1, 3) OBP: 0.398, SLG: 0.399										2	0	0	0	2	2	1						
Orlando Cabrera, R (1, 6) OBP: 0.320, SLG: 0.370										4	1	1	0	0	1	4						
Michael Barrett, R (1, 2) OBP: 0.351, SLG: 0.435										3	1	1	2	0	2	3						
Troy O'Leary, L (9, PH) OBP: 0.356, SLG: 0.417										1	0	0	0	0	1	0						
Tomo Ohka, S (1, 1) OBP: 0.194, SLG: 0.176										3	0	0	0	0	1	0						
Joey Eischen, L (7, 1) OBP: 0.350, SLG: 0.350										0	0	0	0	0	0	0						
Jim Brower, R (7, 1) OBP: 0.298, SLG: 0.417										1	0	0	0	0	0	0						
Wil Cordero, R (9, PH) OBP: 0.298, SLG: 0.417										1	0	0	0	0	0	0						
Inning Stats	R: 0 E: 0 K: 1 S: 14	H: 0 LOB: 0 BB: 1 P: 22	R: 0 E: 0 K: 1 S: 11	H: 0 LOB: 1 BB: 1 P: 19	R: 0 E: 0 K: 1 S: 13	H: 0 LOB: 0 BB: 0 P: 19	R: 0 E: 0 K: 1 S: 10	H: 1 LOB: 1 BB: 0 P: 12	R: 2 E: 0 K: 2 S: 18	H: 2 LOB: 1 BB: 1 P: 28	R: 0 E: 1 K: 1 S: 9	H: 1 LOB: 3 BB: 1 P: 16	R: 0 E: 0 K: 0 S: 5	H: 0 LOB: 0 BB: 0 P: 9	R: 0 E: 0 K: 1 S: 8	H: 1 LOB: 1 BB: 0 P: 11	R: 0 E: 0 K: 2 S: 9	H: 0 LOB: 0 BB: 0 P: 12	1B: 4 2B: 1 3B: 0 HR: 1	SF: 0 SAC: 1 DP: 1 HBP: 0	WP: 0 PB: 0 CS: 2	PA: 37
PITCHER	IP	WLS	BF	H	R	ER	SO	BB	IBB	HBP	BLK	WP	HR	S	P	ERA	WHIP					
Steve Trachsel, R (1, 1) ERA: 3.86	5.0		20	3	2	2	6	3	0	0	0	0	1	66	100	3.60	1.200					
David Weathers, R (6, 1) ERA: 2.53	2.0	W	10	1	0	0	1	1	1	0	0	0	0	14	25	0.00	1.000					
Mark Guthrie, L (8, 1) ERA: 1.16	1.0	H	3	1	0	0	1	0	0	0	0	0	0	8	11	0.00	1.000					
Armando Benitez, R (9, 1) ERA: 2.38	1.0	S	3	0	0	0	2	0	0	0	0	0	0	9	12	0.00	0.000					

AB	30
R	2
H	5
RBI	2
BB	5
SO	10
LOB	13



Batter	1	2	3	4	5	6	7	8	9	AB	R	H	RBI	BB	SO	LOB	BOTTOM				
Roberto Alomar, S (1, 4) OBP: 0.343, SLG: 0.401										3	0	3	0	1	0	0	Montreal Expos @ New York Mets Shea Stadium, Flushing, NY Mon Jul 22 2002, 7:10 PM EDT Att: 23,655 - Sunny - 87 F				
Timo Perez, L (1, 9) OBP: 0.332, SLG: 0.464										3	0	1	0	0	2						
31 Mike Piazza, R (1, 2) OBP: 0.380, SLG: 0.563										4	0	0	0	0	1	3					
Mo Vaughn, L (1, 3) OBP: 0.349, SLG: 0.445										3	2	2	1	1	0	0					
Edgardo Alfonzo, R (1, 5) OBP: 0.413, SLG: 0.461										4	0	0	0	0	2	3					
Jay Payton, R (1, 8) OBP: 0.336, SLG: 0.428										3	1	1	2	0	1	0					
Roger Cedeno, S (1, 7) OBP: 0.317, SLG: 0.335										2	0	1	0	0	1	0					
Tony Tarasco, L (6, 7) OBP: 0.278, SLG: 0.529										2	1	2	0	0	0	0					
Rey Ordenez, R (1, 6) OBP: 0.259, SLG: 0.314										4	1	1	0	0	2						
Steve Trachsel, R (1, 1) ERA: 3.43	6.1	L	27	4	4	4	4	1	0	0	0	0	0	0	0	0					
Jerome Burnitz, L (5, PH) ERA: 1.49	0.1		2	1	0	0	0	1	0	0	0	0	0	0	0	0					
David Weathers, R (8, 1) ERA: 1.16	1.1		6	2	1	1	2	0	0	0	0	0	0	0	0	0					
Marco Scutaro, R (7, PH) ERA: 4.7	1.1		6	2	1	1	2	0	0	0	0	0	0	0	0	0					
Mark Guthrie, R (8, 1) ERA: 1.16	1.1		6	2	1	1	2	0	0	0	0	0	0	0	0	0					
Armando Benitez, R (9, 1) ERA: 2.38	1.0		3	0	0	0	2	0	0	0	0	0	0	0	0	0					
Inning Stats	R: 0 E: 0 K: 1 S: 16	H: 1 LOB: 2 BB: 1 P: 25	R: 1 E: 0 K: 2 S: 13	H: 1 LOB: 0 BB: 0 P: 16	R: 0 E: 0 K: 0 S: 6	H: 1 LOB: 0 BB: 0 P: 6	R: 1 E: 0 K: 0 S: 8	H: 2 LOB: 1 BB: 0 P: 11	R: 0 E: 0 K: 0 S: 6	H: 1 LOB: 0 BB: 0 P: 8	R: 0 E: 0 K: 1 S: 9	H: 0 LOB: 0 BB: 0 P: 12	R: 2 E: 0 K: 0 S: 17	H: 4 LOB: 2 BB: 1 P: 26	R: 1 E: 0 K: 2 S: 13	H: 2 LOB: 1 BB: 0 P: 21	1B: 6 2B: 3 3B: 1 HR: 2	SF: 1 SAC: 1 DP: 2 HBP: 0	WP: 0 PB: 0 CS: 2	PA: 35	
PITCHER	IP	WLS	BF	H	R	ER	SO	BB	IBB	HBP	BLK	WP	HR	S	P	ERA	WHIP				
Tomo Ohka, R (1, 1) ERA: 3.43	6.1	L	27	4	4	4	4	1	0	0	0	0	0	0	0	0					
Joey Eischen, L (7, 1) ERA: 1.49	0.1		2	1	0	0	0	1	0	0	0	0	0	0	0	0					
Jim Brower, R (7, 1) ERA: 4.7	1.1		6	2	1	1	2	0	0	0	0	0	1	15	24	6.75	1.500				


AB	31
R	5
H	12
RBI	5
BB	2
SO	6
LOB	10



Batter	1	2	3	4	5	6	7	8	9	AB	R	H	RBI	BB	SO	LOB	TOP			
Brad Wilkerson, L (1,8) OBP: 0.378, SLG: 0.456	1-1 F7	4-0 BB				1-2 P6		3-2 G6-3	3-3 K	4	0	0	0	1	1	0				
Orlando Cabrera, R (1,6) OBP: 0.321, SLG: 0.371	0-0 G4-3 1B	0-1 F7			0-2 L4			0-1 2B 1B		4	1	2	0	0	0	3				
Cliff Floyd, L (1,7) OBP: 0.395, SLG: 0.512	2-2 G4-3		2-1 G3			0-0 L9		2-0 1B 2B		4	1	1	0	0	0	1				
Vladimir Guerrero, R (1,9) OBP: 0.419, SLG: 0.594	4-0 S		1-2 F7			3-0 G3		2-0 F3		2	0	0	0	1	0	0				
Wilton Guerrero, S (7,9) OBP: 0.287, SLG: 0.272										0	0	0	0	0	0	0				
Wil Cordero, R (8,PH) OBP: 0.293, SLG: 0.413										1	0	0	0	0	0	2				
Fernando Tatis, R (1,5) OBP: 0.341, SLG: 0.471	1-2 G6-3		3-3 K			1-3 K		2-2 1B		4	0	1	2	0	2	2				
Andres Galarraga, R (1,3) OBP: 0.388, SLG: 0.387		1-1 L6			0-1 G5-3			0-1 G5-3	2-3 K	4	0	0	0	0	1	1				
Scott Stewart, R (8,1)										0	0	0	0	0	0	0				
Jose Macias, S (1,4) OBP: 0.299, SLG: 0.352		0-0 1B 1B			3-2 CS 1B			3-3 K	1-3 K	4	0	2	0	0	2	0				
Brian Schneider, L (1,2) OBP: 0.282, SLG: 0.410		2-1 P4			1-2 F2			3-2 1B	2-2 HR	4	1	2	1	0	0	2				
Bartolo Colon, R (1,1) OBP: 0.158, SLG: 0.158		0-0 BB				0-3 K		2-2 F7	1-2 G6-3	2	0	1	0	0	1	0				
Troy O'Leary, L (7,PH) OBP: 0.346, SLG: 0.414										1	0	0	0	0	0	1				
Dan Smith, R (7,1)										0	0	0	0	0	0	0				
Michael Barrett, R (8,3) OBP: 0.349, SLG: 0.433		1-3 1B								1	0	0	0	0	0	0				
Inning Stats	R: 0 E: 0 K: 0 S: 9	H: 1 LOB: 2 BB: 1 P: 17	R: 0 E: 0 K: 0 S: 8	H: 2 LOB: 3 BB: 1 P: 15	R: 0 E: 0 K: 1 S: 8	H: 0 LOB: 0 BB: 0 P: 14	R: 0 E: 0 K: 0 S: 15	H: 1 LOB: 0 BB: 0 P: 18	R: 0 E: 0 K: 1 S: 9	H: 0 LOB: 0 BB: 0 P: 10	R: 0 E: 0 K: 1 S: 14	H: 1 LOB: 1 BB: 0 P: 22	R: 2 E: 0 K: 1 S: 16	H: 3 LOB: 1 BB: 0 P: 27	R: 1 E: 0 K: 2 S: 18	H: 1 LOB: 0 BB: 0 P: 25	1B: 7 2B: 1 3B: 0 HR: 1	SF: 0 SAC: 0 DP: 0 HBP: 0	WP: 0 PB: 0 SB: 2 CS: 1	PA: 37
PITCHER	IP WLS BF H R ER SO BB IBB HBP BLK WP HR S P ERA WHIP																			
Jeff D'Amico, R (1,1) ERA: 4.85	7.2 W 32 8 2 2 4 1 1 0 0 0 0 0 80 126 2.35 1.174																			
Scott Strickland, R (8,1) ERA: 3.98	0.1 H 1 0 0 0 1 0 0 0 0 0 0 0 4 6 0.00 0.000																			
Armando Benitez, R (9,1) ERA: 2.53	1.0 S 4 1 1 1 2 0 0 0 0 0 0 0 1 18 25 9.00 1.000																			

Montreal Expos @ New York Mets
Shea Stadium, Flushing, NY
Tue Jul 23 2002, 7:10 PM EDT
Att: 36,289 - Cloudy - 74 F


AB 35
R 3
H 9
RBI 3
BB 2
SO 7
LOB 12



Batter	1	2	3	4	5	6	7	8	9	AB	R	H	RBI	BB	SO	LOB	BOTTOM			
Roberto Alomar, S (1,4) OBP: 0.340, SLG: 0.397	2-2 G4-3		3-1 F8			1-2 G4-3		0-1 G3		4	0	0	0	0	0	1				
Timo Perez, L (1,7) OBP: 0.331, SLG: 0.461	1-1 G4-3		1-0 F7			0-0 31 HR 1B		3-2 P5		4	1	1	0	0	0	1				
31 Mike Piazza, R (1,2) OBP: 0.385, SLG: 0.572	1-1 G1-3			4-0 HR BB		1-1 HR 1B		4-2 BB		2	2	1	2	2	0	0				
Mo Vaughn, L (1,3) OBP: 0.351, SLG: 0.454		4-2 FC3-6 BB		0-0 HR 1B		1-1 G4-3		0-1 P6		3	1	1	2	1	0	1				
Edgardo Alfonzo, R (1,5) OBP: 0.411, SLG: 0.458		0-1 F9		1-2 F9		0-0 BB 1B		1-1 F9		4	0	1	0	0	0	1				
Jeremy Burnitz, L (1,9) OBP: 0.305, SLG: 0.326		1-1 FC3-6		2-3 K		3-2 F9		0-3 K		4	0	0	0	0	2	2				
Jay Payton, R (1,8) OBP: 0.335, SLG: 0.423		0-0 F7		1-0 G5-3		4-2 BB		0-0 E6		3	0	0	0	1	0	1				
Rey Ordenez, R (1,6) OBP: 0.259, SLG: 0.313			0-1 F8 SH1-4 1B			2-2 G6-3		0-0 E3		4	0	1	0	0	0	3				
Jeff D'Amico, R (1,1) OBP: 0.139, SLG: 0.088			2-1 SH1-4			0-3 K		1-3 K		2	0	0	0	0	2	3				
Scott Strickland, R (8,1)										0	0	0	0	0	0	0				
Armando Benitez, R (9,1)										0	0	0	0	0	0	0				
Inning Stats	R: 0 E: 0 K: 0 S: 8	H: 0 LOB: 0 BB: 0 P: 12	R: 0 E: 0 K: 0 S: 10	H: 0 LOB: 1 BB: 1 P: 15	R: 0 E: 0 K: 0 S: 7	H: 1 LOB: 0 BB: 0 P: 13	R: 2 E: 0 K: 1 S: 8	H: 1 LOB: 0 BB: 1 P: 16	R: 0 E: 0 K: 1 S: 10	H: 0 LOB: 0 BB: 0 P: 13	R: 2 E: 1 K: 1 S: 18	H: 3 LOB: 3 BB: 1 P: 28	R: 0 E: 0 K: 0 S: 9	H: 0 LOB: 1 BB: 1 P: 16	R: 0 E: 1 K: 1 S: 8	H: 0 LOB: 1 BB: 0 P: 10	1B: 3 2B: 0 3B: 0 HR: 2	SF: 0 SAC: 1 DP: 0 HBP: 0	WP: 0 PB: 0 SB: 0 CS: 0	PA: 35
PITCHER	IP WLS BF H R ER SO BB IBB HBP BLK WP HR S P ERA WHIP																			
Bartolo Colon, R (1,1) ERA: 2.78	6.0 L 27 5 4 4 3 3 0 0 0 0 0 0 0 97 6.00 1.333																			
Dan Smith, R (7,1) ERA: 1.72	1.0 4 0 0 0 0 1 0 0 0 0 0 0 9 16 0.00 1.000																			
Scott Stewart, L (8,1) ERA: 3.07	1.0 4 0 0 0 1 0 0 0 0 0 0 0 8 10 0.00 0.000																			

Montreal Expos @ New York Mets
Shea Stadium, Flushing, NY
Tue Jul 23 2002, 7:10 PM EDT
Att: 36,289 - Cloudy - 74 F


AB 30
R 4
H 5
RBI 4
BB 4
SO 4
LOB 13



Batter	1	2	3	4	5	6	7	8	9	AB	R	H	RBI	BB	SO	LOB	TOP										
Brad Wilkerson, L (1, 8) OBP: 0.376, SLG: 0.463	0-3 K		0-3 K			2-2 2H HR	3-2 F8			4	1	1	2	0	2	3											
Orlando Cabrera, R (1, 6) OBP: 0.318, SLG: 0.367	1-2 G1-3		1-1 FC6-4			2-2 G5-3		2-3 K		4	0	0	0	0	1	1											
Vladimir Guerrero, R (1, 9) OBP: 0.419, SLG: 0.591	1-0 P4		1-2 FC6-4			0-0 F7		1-0 CS 1B		4	0	1	0	0	0	1											
Wil Cordero, R (1, 7) OBP: 0.303, SLG: 0.411		0-1 1B 1B		0-0 G5-3		1-1 G4-3		4-2 BB BB		3	0	1	0	1	0	0											
Fernando Tatis, R (1, 5) OBP: 0.343, SLG: 0.470		1-0 1B		3-2 G4-3		0-0 F9		4-2 BB BB		3	0	1	0	1	0	0											
Andres Galarraga, R (1, 3) OBP: 0.365, SLG: 0.384		3-1 F7		0-0 G5-3			1-0 1B	1-3 K		4	0	1	0	0	1	4											
Michael Barrett, R (1, 2) OBP: 0.348, SLG: 0.430		2-3 K			0-0 L9		2-1 1B	1-2 1B	1-2 G6-3	4	0	1	0	0	1	2	AB 33										
Jose Macias, S (1, 4) OBP: 0.298, SLG: 0.350		2-1 F9			1-1 SH5-4 HR 1B		1-3 K	2-0 G4-3		4	1	1	0	0	1	4	R 2										
Javier Vazquez, R (1, 1) OBP: 0.132, SLG: 0.132			1-2 FC6-4 1B		1-2 SH5-4		0-3 K	2-3 K		2	0	1	0	0	1	2	H 8										
Joey Eischen, L (7, 1)										0	0	0	0	0	0	0	RBI 2										
52 T.J. Tucker, R (8, 1) OBP: 0.750, SLG: 0.750										0	0	0	0	0	0	0	BB 2										
Scott Stewart, R (8, 1)										1	0	0	0	0	1	0	SO 8										
Inning Stats	R: 0 E: 0 K: 1 S: 7	H: 0 LOB: 0 BB: 0 P: 9	R: 0 E: 0 K: 1 S: 11	H: 2 LOB: 2 BB: 0 P: 19	R: 0 E: 0 K: 1 S: 14	H: 1 LOB: 1 BB: 0 P: 17	R: 0 E: 0 K: 0 S: 7	H: 0 LOB: 0 BB: 0 P: 10	R: 2 E: 0 K: 0 S: 14	H: 2 LOB: 0 BB: 0 P: 20	R: 0 E: 0 K: 0 S: 4	H: 0 LOB: 0 BB: 0 P: 5	R: 0 E: 0 K: 2 S: 13	H: 2 LOB: 2 BB: 0 P: 20	R: 0 E: 0 K: 2 S: 11	H: 1 LOB: 2 BB: 2 P: 23	R: 0 E: 0 K: 1 S: 8	H: 0 LOB: 0 BB: 0 P: 13	1B: 7 2B: 0 3B: 0 HR: 1	SF: 0 SAC: 1 DP: 0 HBP: 0	WP: 0 PB: 0 SB: 0 CS: 1	PA: 36					
PITCHER	IP	WLS	BF	H	R	ER	SO	BB	IBB	HBP	BLK	WP	HR	S	P	ERA	WHIP										
Shawn Estes, L (1, 1) ERA: 4.75	7.0	L	28	7	2	2	5	0	0	0	0	0	1	70	100	2.57	1.000										
David Weathers, R (8, 1) ERA: 2.49	1.0		5	1	0	0	2	2	0	0	0	0	0	11	23	0.00	3.000										
Mark Guthrie, L (9, 1) ERA: 1.13	1.0		3	0	0	0	1	0	0	0	0	0	0	8	13	0.00	0.000										

Montreal Expos @ New York Mets
Shea Stadium, Flushing, NY
Wed Jul 24 2002, 7:10 PM EDT
Att: 28,526 - Cloudy - 76 F


AB 33
R 2
H 8
RBI 2
BB 2
SO 8
LOB 17



Batter	1	2	3	4	5	6	7	8	9	AB	R	H	RBI	BB	SO	LOB	BOTTOM										
Roberto Alomar, S (1, 4) OBP: 0.339, SLG: 0.397	1-0 F8		2-2 P6		0-1 L3		2-2 1B 2B		2-1 G6-3	5	0	1	0	0	0	2											
Timo Perez, L (1, 7) OBP: 0.331, SLG: 0.457	0-3 K		2-2 G4-3			4-2 PB 31 1B BB	2-1 1B		0-3 K	2	0	0	0	1	1	0											
John Valentin, R (7, PH) OBP: 0.340, SLG: 0.388										1	0	1	1	0	0	0											
David Weathers, R (8, 1)										0	0	0	0	0	0	0											
Mark Guthrie, R (9, 1)										0	0	0	0	0	0	0											
Marco Scutaro, R (9, PH) OBP: 0.333, SLG: 1.000										1	0	0	0	0	1	0											
31 Mike Piazza, R (1, 2) OBP: 0.383, SLG: 0.568	1-2 F8			2-3 K		0-0 PB 1B	1-2 1B	1-2 G6-3		4	0	1	0	0	1	0											
Mo Vaughn, L (1, 3) OBP: 0.347, SLG: 0.448		3-2 G3		0-0 F9		1-1 L6		2-3 K 1B		4	0	0	0	0	1	2											
Roger Cedeno, S (8, PR) OBP: 0.301, SLG: 0.335										0	0	0	0	0	0	0											
Edgardo Alfonzo, R (1, 5) OBP: 0.409, SLG: 0.459		2-0 2B		1-2 G5-3		2-3 K		1-2 F7		4	0	1	0	0	1	3											
Jeromy Burnitz, L (1, 9) OBP: 0.311, SLG: 0.326		0-3 K			4-2 CS 1B BB	2-3 K	1-2 2-3 K	0-0 BB 1B		3	0	1	0	1	2	3											
Jay Payton, R (1, 8) OBP: 0.340, SLG: 0.424		4-0 BB			1-0 1B CS 1B		2-1 F9	4-0 BB		2	0	1	0	2	0	0	AB 32										
Rey Ordenez, R (1, 6) OBP: 0.259, SLG: 0.313		1-1 L4			2-2 SH1-4 1B		1-2 F7	1-3 K		4	0	1	0	0	1	5	R 1										
Shawn Estes, R (1, 1) OBP: 0.103, SLG: 0.241			2-1 G5-3		0-0 SH1-4 1B		4-1 2B 1B BB	1-1 G4-3		1	0	0	0	0	0	0	H 7										
Tony Tarasco, L (7, PH) OBP: 0.286, SLG: 0.519										1	1	0	0	1	0	0	RBI 1										
Inning Stats	R: 0 E: 0 K: 1 S: 7	H: 1 LOB: 2 BB: 1 P: 20	R: 0 E: 0 K: 1 S: 10	H: 1 LOB: 2 BB: 1 P: 20	R: 0 E: 0 K: 0 S: 11	H: 0 LOB: 0 BB: 0 P: 17	R: 0 E: 0 K: 1 S: 7	H: 0 LOB: 0 BB: 0 P: 10	R: 0 E: 0 K: 0 S: 13	H: 2 LOB: 2 BB: 1 P: 20	R: 1 E: 0 K: 0 S: 13	H: 2 LOB: 2 BB: 1 P: 24	R: 0 E: 0 K: 2 S: 15	H: 1 LOB: 3 BB: 1 P: 24	R: 0 E: 0 K: 1 S: 7	H: 0 LOB: 0 BB: 0 P: 10	1B: 5 2B: 2 3B: 0 HR: 0	SF: 0 SAC: 1 DP: 0 HBP: 0	WP: 1 PB: 1 SB: 0 CS: 2	PA: 38							
PITCHER	IP	WLS	BF	H	R	ER	SO	BB	IBB	HBP	BLK	WP	HR	S	P	ERA	WHIP										
Javier Vazquez, R (1, 1) ERA: 3.6	6.2	W	28	5	1	1	5	4	0	0	0	0	0	72	118	1.35	1.350										
Joey Eischen, L (7, 1) ERA: 1.47	0.1	H	1	1	0	0	0	0	0	0	0	0	0	2	4	0.00	3.000										
52 T.J. Tucker, R (8, 1) ERA: 2.91	0.2	H	3	0	0	0	1	0	0	0	0	1	0	11	15	0.00	0.000										
Scott Stewart, L (8, 1) ERA: 2.98	1.1	S	6	1	0	0	2	1	0	0	0	0	0	11	19	0.00	1.500										

Montreal Expos @ New York Mets
Shea Stadium, Flushing, NY
Wed Jul 24 2002, 7:10 PM EDT
Att: 28,526 - Cloudy - 76 F

AB 32
R 1
H 7
RBI 1
BB 5
SO 8
LOB 15



Batter	1	2	3	4	5	6	7	8	9	AB	R	H	RBI	BB	SO	LOB	TOP					
Luis Castillo, S OBP: 0.396, SLG: 0.398	G6-3		G4-3							4	0	2	1	0	0	0	Florida Marlins @ Montreal Expos Olympic Stadium, Montreal, QB Thu Jul 25 2002, 7:05 PM EDT Att: 8,557 - Dome - 72 F					
Andy Fox, L OBP: 0.325, SLG: 0.317	1B		F8							4	0	1	0	0	0	3						
Preston Wilson, R OBP: 0.341, SLG: 0.439	G3									4	1	2	0	0	0	0						
Mike Lowell, R OBP: 0.361, SLG: 0.504		K								4	0	2	0	0	1	1						
Derrek Lee, R OBP: 0.361, SLG: 0.501		2B								3	1	1	0	1	0	2						
Juan Encarnacion, R OBP: 0.323, SLG: 0.452		K								4	0	1	1	0	2	2						
Eric Owens, R OBP: 0.339, SLG: 0.381										4	0	1	1	0	0	3						
Charles Johnson, R OBP: 0.313, SLG: 0.326										3	0	1	0	0	0	1						
Homer Bush, R OBP: 0.299, SLG: 0.281										0	1	0	0	0	0	0						
Mike Redmond, R OBP: 0.394, SLG: 0.378										1	0	0	0	0	0	3						
Brad Penny, R OBP: 0.120, SLG: 0.160										1	0	0	0	0	1	0						
Carl Pavano, R OBP: 0.192, SLG: 0.231										1	0	0	0	0	0	0						
Kevin Millar, R OBP: 0.335, SLG: 0.437										1	0	0	0	0	0	1						
Armando Almanza, L OBP: 0.250, SLG: 0.250										0	0	0	0	0	0	0						
Vladimir Nunez, R OBP: 0.250, SLG: 0.250										0	0	0	0	0	0	0						
Inning Stats	R: 0 E: 0 K: 0 S: 7	H: 1 LOB: 0 BB: 0 P: 8	R: 1 E: 0 K: 2 S: 11	H: 2 LOB: 1 BB: 0 P: 15	R: 0 E: 0 K: 1 S: 7	H: 0 LOB: 0 BB: 0 P: 9	R: 0 E: 0 K: 0 S: 3	H: 1 LOB: 0 BB: 0 P: 6	R: 0 E: 0 K: 0 S: 3	H: 0 LOB: 0 BB: 0 P: 4	R: 0 E: 0 K: 0 S: 6	H: 1 LOB: 0 BB: 0 P: 9	R: 0 E: 0 K: 1 S: 7	H: 1 LOB: 1 BB: 0 P: 10	R: 1 E: 0 K: 0 S: 12	H: 2 LOB: 2 BB: 0 P: 18	R: 1 E: 0 K: 0 S: 10	H: 3 LOB: 2 BB: 1 P: 17	1B: 9 2B: 2 3B: 0 HR: 0	SF: 0 SAC: 0 DP: 2 HBP: 0	WP: 0 PB: 0 SB: 0 CS: 1	PA: 35
PITCHER	IP WLS BF H R ER SO BB IBB HBP BLK WP HR S P ERA WHIP																					
Masato Yoshii, R ERA: 3.54	(1, 1) 7.2 28 8 2 2 4 0 0 0 0 0 0 0 54 76 2.35 1.043																					
Joey Eischen, L ERA: 1.45	(8, 1) 0.1 1 0 0 0 0 0 0 0 0 0 0 0 2 3 0.00 0.000																					
52 T.J. Tucker, R ERA: 3.08	(9, 1) 0.0 L 4 3 1 1 0 0 0 1 0 0 0 0 0 6 12 ∞ ∞																					
Matt Herges, R ERA: 3.74	(9, 1) 1.0 2 0 0 0 0 0 0 0 0 0 0 0 4 5 0.00 0.000																					

Batter	1	2	3	4	5	6	7	8	9	AB	R	H	RBI	BB	SO	LOB	BOTTOM					
Brad Wilkerson, L OBP: 0.377, SLG: 0.459	K		P5							3	1	0	0	2	2	2	Florida Marlins @ Montreal Expos Olympic Stadium, Montreal, QB Thu Jul 25 2002, 7:05 PM EDT Att: 8,557 - Dome - 72 F					
Orlando Cabrera, R OBP: 0.316, SLG: 0.364	F7		FC6-4							3	0	0	0	0	1	3						
Cliff Floyd, L OBP: 0.393, SLG: 0.507	G3-1									3	0	0	0	1	1	2						
Vladimir Guerrero, R OBP: 0.414, SLG: 0.584		K								4	0	0	0	0	3	2						
Fernando Tatis, R OBP: 0.342, SLG: 0.466		K								4	0	1	1	0	1	0						
Andres Galarraga, R OBP: 0.388, SLG: 0.403										3	1	1	1	1	1	2						
Brian Schneider, L OBP: 0.289, SLG: 0.413										4	0	2	0	0	0	0						
Jose Macias, S OBP: 0.295, SLG: 0.346										3	0	0	0	0	1	0						
Masato Yoshii, R OBP: 0.217, SLG: 0.053										2	0	1	0	1	0	0						
Joey Eischen, L ERA: 5.79										0	0	0	0	0	0	0						
52 T.J. Tucker, R OBP: 0.750, SLG: 0.750										0	0	0	0	0	0	0						
Matt Herges, L OBP: 0.300, SLG: 0.407										1	0	0	0	0	0	1						
Inning Stats	R: 0 E: 0 K: 1 S: 6	H: 0 LOB: 0 BB: 0 P: 8	R: 1 E: 0 K: 2 S: 9	H: 1 LOB: 0 BB: 0 P: 11	R: 0 E: 0 K: 0 S: 12	H: 1 LOB: 1 BB: 0 P: 17	R: 0 E: 0 K: 1 S: 9	H: 1 LOB: 2 BB: 1 P: 14	R: 0 E: 0 K: 2 S: 14	H: 0 LOB: 2 BB: 2 P: 25	R: 0 E: 0 K: 2 S: 12	H: 0 LOB: 0 BB: 0 P: 19	R: 0 E: 0 K: 1 S: 11	H: 0 LOB: 0 BB: 0 P: 15	R: 1 E: 0 K: 0 S: 10	H: 1 LOB: 2 BB: 2 P: 19	R: 0 E: 0 K: 1 S: 11	H: 1 LOB: 1 BB: 0 P: 17	1B: 4 2B: 0 3B: 0 HR: 1	SF: 0 SAC: 2 DP: 0 HBP: 0	WP: 0 PB: 0 SB: 0 CS: 0	PA: 37
PITCHER	IP WLS BF H R ER SO BB IBB HBP BLK WP HR S P ERA WHIP																					
Brad Penny, R ERA: 5.23	(1, 1) 4.1 19 3 1 1 4 0 0 0 0 0 0 0 44 67 2.08 1.385																					
Carl Pavano, R ERA: 5.79	(5, 1) 2.2 8 0 0 0 5 0 0 0 0 0 0 0 29 42 0.00 0.000																					
Armando Almanza, L ERA: 4.68	(8, 1) 0.1 H 3 0 1 1 0 2 0 0 0 0 0 0 6 14 27.00 6.000																					
Vladimir Nunez, R ERA: 3.25	(8, 1) 1.2 W 7 2 0 0 1 0 0 0 0 0 0 0 15 22 0.00 1.200																					



Batter	1	2	3	4	5	6	7	8	9	10	AB	R	H	RBI	BB	SO	LOB	TOP						
Luis Castillo, S OBP: 0.394, SLG: 0.396	G6-3		G6-3		G6-3		CS 1B 1B		K		5	0	1	0	0	1	1							
Andy Fox, L OBP: 0.324, SLG: 0.316	P6			P5	F9		CS 1B 1B		FC4-6 HR		4	0	1	1	0	0	0							
Eric Owens, R OBP: 0.338, SLG: 0.380											1	1	0	0	0	0	1							
Mike Mordecai, R OBP: 0.287, SLG: 0.283											0	0	0	0	0	0	0							
Preston Wilson, R OBP: 0.347, SLG: 0.451	F7			1B 1B			FC5-4 1B		HR		4	2	3	2	1	0	0							
Mike Lowell, R OBP: 0.351, SLG: 0.503							FC5-4 1B		G6-3		5	0	2	0	0	1	4							
Derrek Lee, R OBP: 0.302, SLG: 0.499							FC5-4		K		4	0	1	0	1	2	2							
Juan Encarnacion, R OBP: 0.324, SLG: 0.451							K				5	0	2	1	0	2	3							
Kevin Millar, R OBP: 0.336, SLG: 0.433	G6-4-3						F8		F9		4	0	1	0	1	0	3							
Charles Johnson, R OBP: 0.316, SLG: 0.346																								
Vladimir Nunez, R OBP: 0.250, SLG: 0.250																								
Josh Beckett, R Homer Bush, R Graeme Lloyd, L Braden Loper, R Mike Redmond, R Tim Lincecum, S																								
Inning Stats	R: 0 E: 0 K: 0 S: 6	H: 0 LOB: 0 BB: 0 P: 9	R: 0 E: 0 K: 1 S: 12	H: 1 LOB: 1 BB: 1 P: 18	R: 0 E: 0 K: 1 S: 7	H: 1 LOB: 0 BB: 0 P: 11	R: 1 E: 0 K: 1 S: 18	H: 3 LOB: 3 BB: 1 P: 31	R: 0 E: 0 K: 0 S: 9	H: 0 LOB: 0 BB: 0 P: 15	R: 0 E: 0 K: 1 S: 11	H: 1 LOB: 1 BB: 0 P: 14	R: 2 E: 0 K: 0 S: 10	H: 3 LOB: 2 BB: 2 P: 26	R: 0 E: 0 K: 1 S: 14	H: 1 LOB: 1 BB: 0 P: 20	R: 2 E: 0 K: 2 S: 19	H: 3 LOB: 1 BB: 0 P: 25	R: 0 E: 0 K: 0 S: 6	H: 2 LOB: 2 BB: 0 P: 7	1B: 12 2B: 1 3B: 0 HR: 2	SF: 0 SAC: 1 DP: 1 HBP: 0	WP: 0 PB: 0 SB: 0 CS: 2	PA: 45
PITCHER	IP WLS BF H R ER SO	IP WLS BF H R ER SO	IP WLS BF H R ER SO	IP WLS BF H R ER SO	IP WLS BF H R ER SO	IP WLS BF H R ER SO	IP WLS BF H R ER SO	IP WLS BF H R ER SO	IP WLS BF H R ER SO	IP WLS BF H R ER SO	IP WLS BF H R ER SO	IP WLS BF H R ER SO	IP WLS BF H R ER SO	IP WLS BF H R ER SO	IP WLS BF H R ER SO	IP WLS BF H R ER SO	IP WLS BF H R ER SO	IP WLS BF H R ER SO	IP WLS BF H R ER SO	IP WLS BF H R ER SO	ERA WHIP	ERA WHIP	ERA WHIP	
Tony Armas, R ERA: 4.38	2.2 3 9 2 0 0 2	2.2 3 9 2 0 0 2	2.2 3 9 2 0 0 2	2.2 3 9 2 0 0 2	2.2 3 9 2 0 0 2	2.2 3 9 2 0 0 2	2.2 3 9 2 0 0 2	2.2 3 9 2 0 0 2	2.2 3 9 2 0 0 2	2.2 3 9 2 0 0 2	2.2 3 9 2 0 0 2	2.2 3 9 2 0 0 2	2.2 3 9 2 0 0 2	2.2 3 9 2 0 0 2	2.2 3 9 2 0 0 2	2.2 3 9 2 0 0 2	2.2 3 9 2 0 0 2	2.2 3 9 2 0 0 2	2.2 3 9 2 0 0 2	2.2 3 9 2 0 0 2	0.00 1.125	0.00 1.125	0.00 1.125	
Dan Smith, R ERA: 2.79	3.1 0 2 2 0 0 0	3.1 0 2 2 0 0 0	3.1 0 2 2 0 0 0	3.1 0 2 2 0 0 0	3.1 0 2 2 0 0 0	3.1 0 2 2 0 0 0	3.1 0 2 2 0 0 0	3.1 0 2 2 0 0 0	3.1 0 2 2 0 0 0	3.1 0 2 2 0 0 0	3.1 0 2 2 0 0 0	3.1 0 2 2 0 0 0	3.1 0 2 2 0 0 0	3.1 0 2 2 0 0 0	3.1 0 2 2 0 0 0	3.1 0 2 2 0 0 0	3.1 0 2 2 0 0 0	3.1 0 2 2 0 0 0	3.1 0 2 2 0 0 0	3.1 0 2 2 0 0 0	7.36 1.909	7.36 1.909	7.36 1.909	
Joey Eischen, L ERA: 1.45	7.1 0 2 2 0 0 0	7.1 0 2 2 0 0 0	7.1 0 2 2 0 0 0	7.1 0 2 2 0 0 0	7.1 0 2 2 0 0 0	7.1 0 2 2 0 0 0	7.1 0 2 2 0 0 0	7.1 0 2 2 0 0 0	7.1 0 2 2 0 0 0	7.1 0 2 2 0 0 0	7.1 0 2 2 0 0 0	7.1 0 2 2 0 0 0	7.1 0 2 2 0 0 0	7.1 0 2 2 0 0 0	7.1 0 2 2 0 0 0	7.1 0 2 2 0 0 0	7.1 0 2 2 0 0 0	7.1 0 2 2 0 0 0	7.1 0 2 2 0 0 0	7.1 0 2 2 0 0 0	∞	∞	∞	
Jim Brower, R ERA: 4.65	7.1 0 2 2 0 0 0	7.1 0 2 2 0 0 0	7.1 0 2 2 0 0 0	7.1 0 2 2 0 0 0	7.1 0 2 2 0 0 0	7.1 0 2 2 0 0 0	7.1 0 2 2 0 0 0	7.1 0 2 2 0 0 0	7.1 0 2 2 0 0 0	7.1 0 2 2 0 0 0	7.1 0 2 2 0 0 0	7.1 0 2 2 0 0 0	7.1 0 2 2 0 0 0	7.1 0 2 2 0 0 0	7.1 0 2 2 0 0 0	7.1 0 2 2 0 0 0	7.1 0 2 2 0 0 0	7.1 0 2 2 0 0 0	7.1 0 2 2 0 0 0	7.1 0 2 2 0 0 0	∞	∞	∞	
Matt Herges, R ERA: 3.59	8.1 1 4 1 0 0 1	8.1 1 4 1 0 0 1	8.1 1 4 1 0 0 1	8.1 1 4 1 0 0 1	8.1 1 4 1 0 0 1	8.1 1 4 1 0 0 1	8.1 1 4 1 0 0 1	8.1 1 4 1 0 0 1	8.1 1 4 1 0 0 1	8.1 1 4 1 0 0 1	8.1 1 4 1 0 0 1	8.1 1 4 1 0 0 1	8.1 1 4 1 0 0 1	8.1 1 4 1 0 0 1	8.1 1 4 1 0 0 1	8.1 1 4 1 0 0 1	8.1 1 4 1 0 0 1	8.1 1 4 1 0 0 1	8.1 1 4 1 0 0 1	8.1 1 4 1 0 0 1	0.00 1.000	0.00 1.000	0.00 1.000	

Florida Marlins @ Montreal Expos
Olympic Stadium, Montreal, QB
Fri Jul 26 2002, 7:05 PM EDT
Att. 9,406 - Dome - 72 F

AB 41
R 5
H 15
RBI 5
BB 4
SO 7
LOB 19

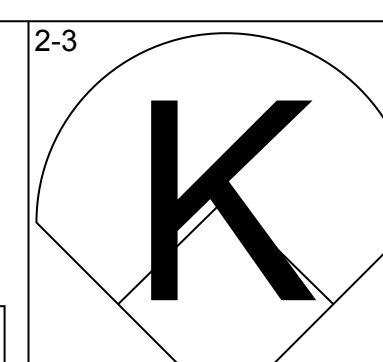
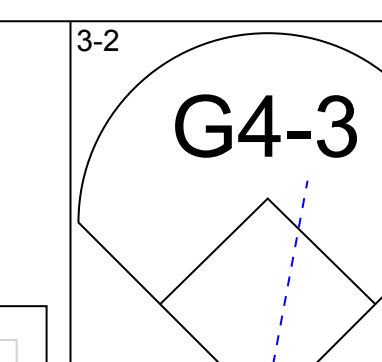
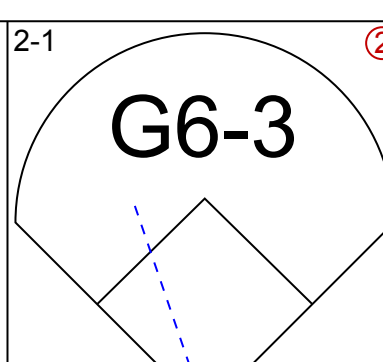
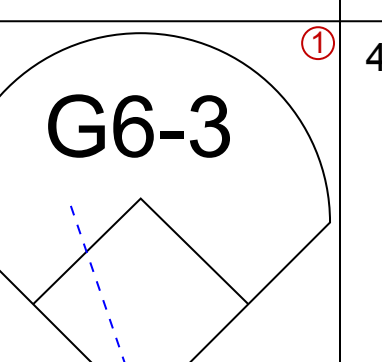
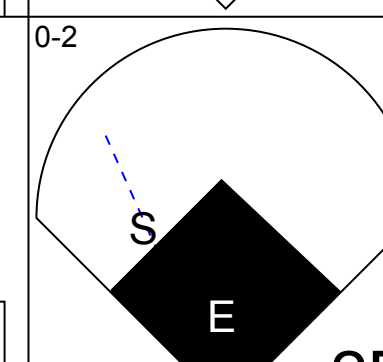
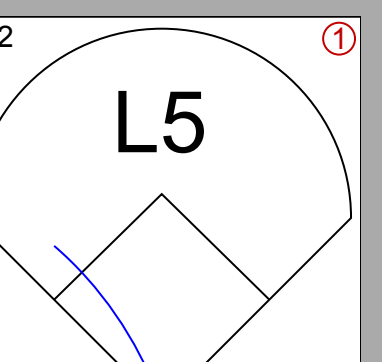
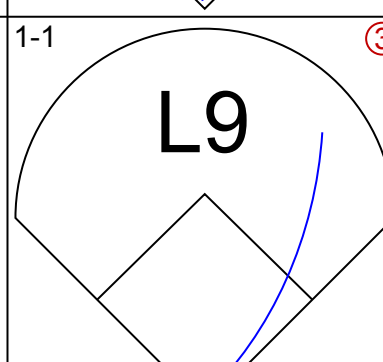
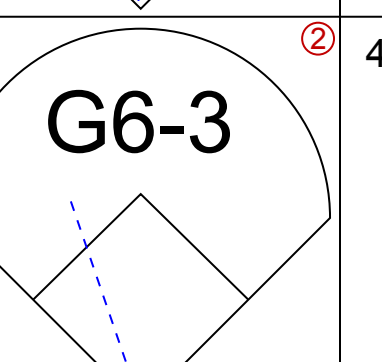
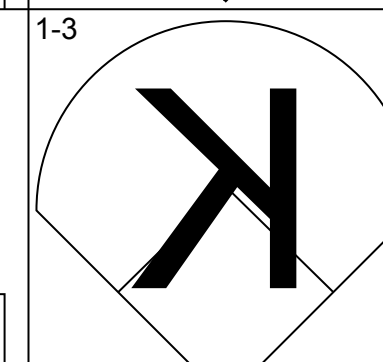
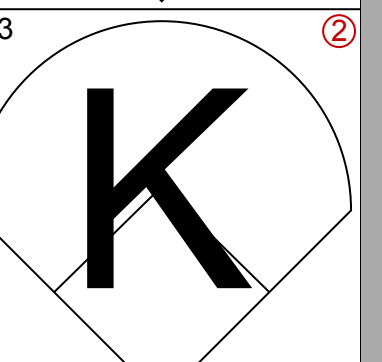
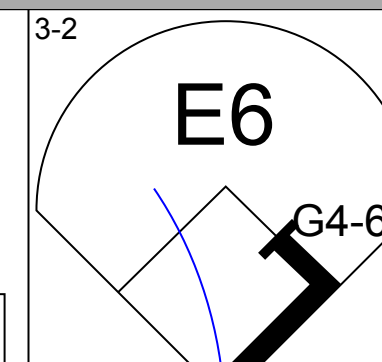
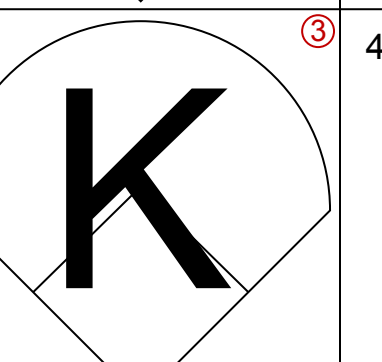
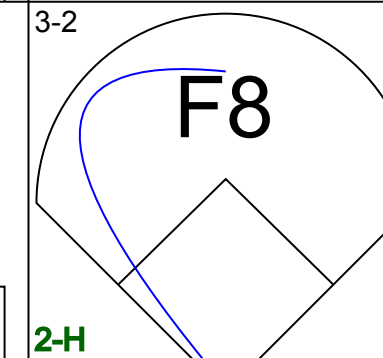
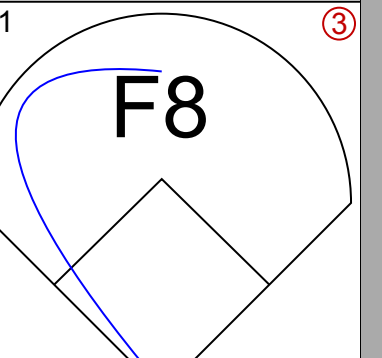
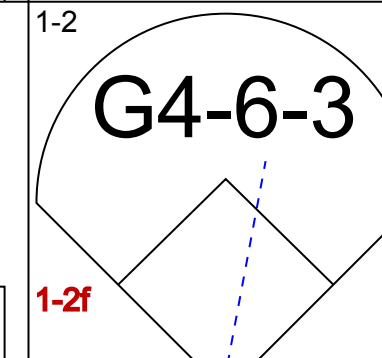
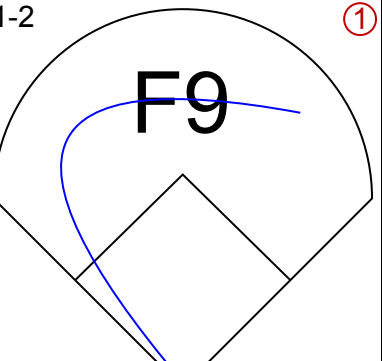
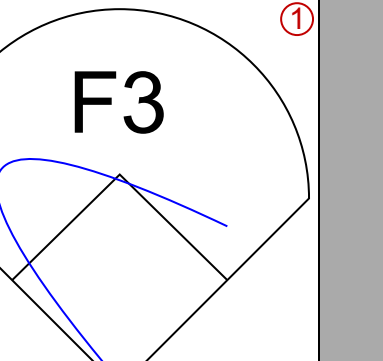
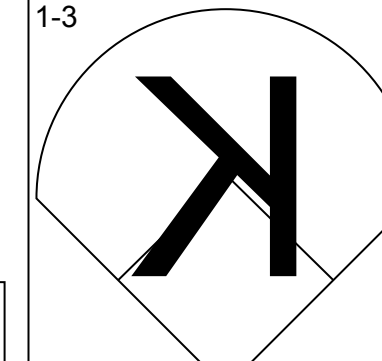
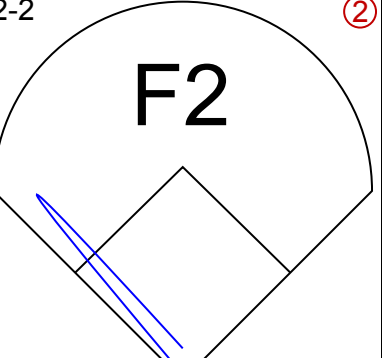
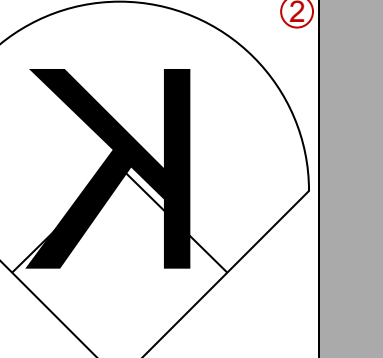
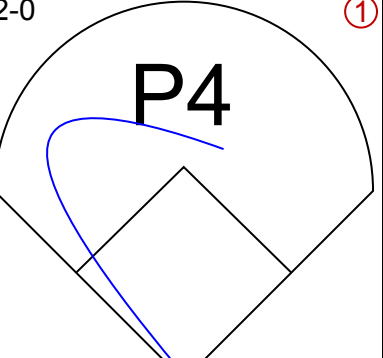
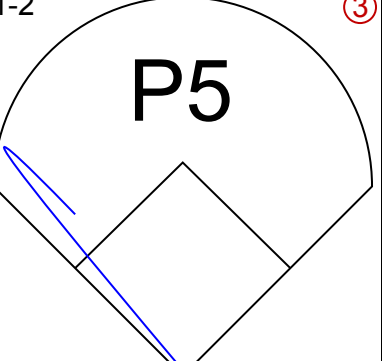
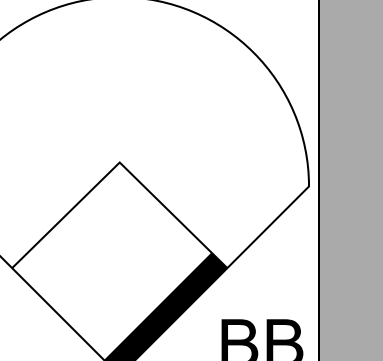
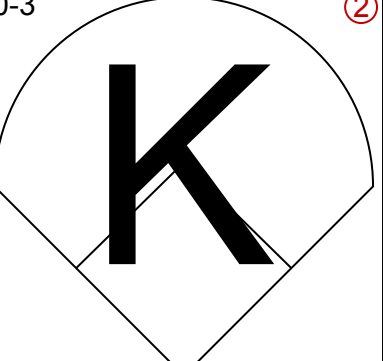
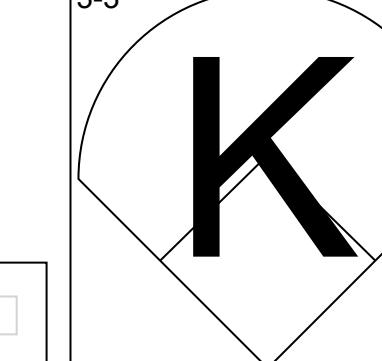
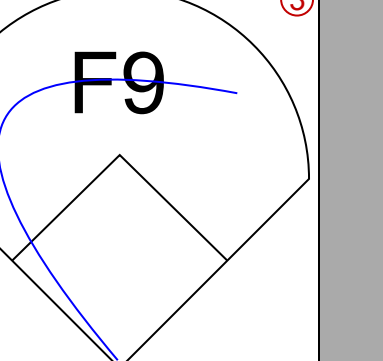
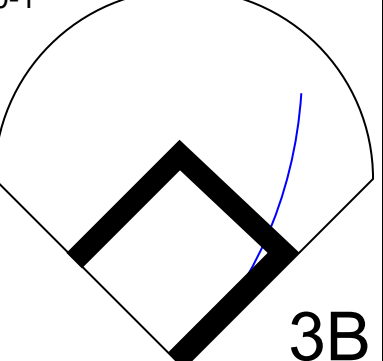
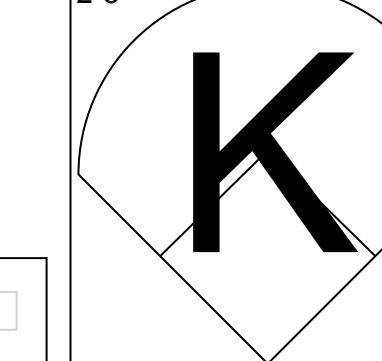
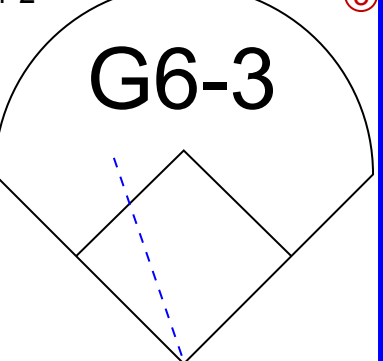


Batter	1	2	3	4	5	6	7	8	9	10	AB	R	H	RBI	BB	SO	LOB	BOTTOM						
Brad Wilkerson, L OBP: 0.372, SLG: 0.453	K		K		F9		SF8		K		4	0	0	1	0	3	2							
Jose Vidro, S OBP: 0.389, SLG: 0.483	P6		F7		G4-3		P4				5	1	1	1	0	0	1							
Vladimir Guerrero, R OBP: 0.412, SLG: 0.584	F8		G6-3				G5-3				4	0	1	0	0	0	0							
Andres Galaraga, R OBP: 0.390, SLG: 0.425											4	2	2	1	0	1	1							
Fernando Tatis, R OBP: 0.340, SLG: 0.467											4	1	1	1	0	2	2							
Cliff Floyd, L OBP: 0.397, SLG: 0.516											2	1	1	1	1	0	0							
Orilando Cabrera, R OBP: 0.316, SLG: 0.365											2	0	1	1	0	1	0							
Brian Schneider, L OBP: 0.295, SLG: 0.406											2	1	0	0	2	0	2							
Tony Armas, R Dan Smith, R Joey Eischen, L Jim Brower, R Will Gentry, R Henry Rodriguez, S Matt Herges, R Scott Stewart, L Jose Martinez, S 52 T.J. Tucker, R											1	0	0	0	0	0	1							
Inning Stats	R: 0 E: 0 K: 1 S: 6	H: 0 LOB: 0 BB: 0 P: 10	R: 2 E: 1 K: 0 S: 17	H: 1 LOB: 1 BB: 0 P: 24	R: 0 E: 0 K: 1 S: 9	H: 0 LOB: 0 BB: 0 P: 12	R: 1 E: 0 K: 0 S: 12	H: 3 LOB: 1 BB: 0 P: 17	R: 0 E: 0 K: 1 S: 8	H: 0 LOB: 0 BB: 0 P: 13	R: 1 E: 0 K: 1 S: 15	H: 1 LOB: 1 BB: 0 P: 24	R: 1 E: 0 K: 1 S: 10	H: 1 LOB: 1 BB: 1 P: 19	R: 0 E: 0 K: 2 S: 8	H: 1 LOB: 0 BB: 0 P: 14	R: 0 E: 0 K: 2 S: 11	H: 0 LOB: 2 BB: 0 P: 24	R: 1 E: 0 K: 0 S: 4	H: 1 LOB: 0 BB: 0 P: 6	1B: 2 2B: 3 3B: 0 HR: 3	SF: 2 SAC: 1 DP: 1 HBP: 1	WP: 0 PB: 0 SB: 0 CS: 1	PA: 39
PITCHER	IP WLS BF H R ER SO	IP WLS BF H R ER SO	IP WLS BF H R ER SO	IP WLS BF H R ER SO	IP WLS BF H R ER SO	IP WLS BF H R ER SO	IP WLS BF H R ER SO	IP WLS BF H R ER SO	IP WLS BF H R ER SO	IP WLS BF H R ER SO	IP WLS BF H R ER SO	IP WLS BF H R ER SO	IP WLS BF H R ER SO	IP WLS BF H R ER SO	IP WLS BF H R ER SO	IP WLS BF H R ER SO	IP WLS BF H R ER SO	IP WLS BF H R ER SO	IP WLS BF H R ER SO	IP WLS BF H R ER SO	ERA WHIP	ERA WHIP	ERA WHIP	
Josh Beckett, R ERA: 3.95	6.0 1 6 2 1 1	6.0 1 6 2 1 1	6.0 1 6 2 1 1	6.0 1 6 2 1 1	6.0 1 6 2 1 1	6.0 1 6 2 1 1	6.0 1 6 2 1 1	6.0 1 6 2 1 1	6.0 1 6 2 1 1	6.0 1 6 2 1 1	6.0 1 6 2 1 1	6.0 1 6 2 1 1	6.0 1 6 2 1 1	6.0 1 6 2 1 1	6.0 1 6 2 1 1	6.0 1 6 2 1 1	6.0 1 6 2 1 1	6.0 1 6 2 1 1	6.0 1 6 2 1 1	6.0 1 6 2 1 1	3.00 0.833	3.00 0.833	3.00 0.833	
Graeme Lloyd, L ERA: 5.15	7.1 0 7 0 0 0	7.1 0 7 0 0 0	7.1 0 7 0 0 0	7.1 0 7 0 0 0	7.1 0 7 0 0 0	7.1 0 7 0 0 0	7.1 0 7 0 0 0	7.1 0 7 0 0 0	7.1 0 7 0 0 0	7.1 0 7 0 0 0	7.1 0 7 0 0 0	7.1 0 7 0 0 0	7.1 0 7 0 0 0	7.1 0 7 0 0 0	7.1 0 7 0 0 0	7.1 0 7 0 0 0	7.1 0 7 0 0 0	7.1 0 7 0 0 0	7.1 0 7 0 0 0	7.1 0 7 0 0 0	9.00 3.000	9.00 3.000	9.00 3.000	
Braden Loper, R ERA: 3.42	8.1 0 7 0 0 0	8.1 0 7 0 0 0	8.1 0 7 0 0 0	8.1 0 7 0 0 0	8.1 0 7 0 0 0	8.1 0 7 0 0 0	8.1 0 7 0 0 0	8.1 0 7 0 0 0	8.1 0 7 0 0 0	8.1 0 7 0 0 0	8.1 0 7 0 0 0	8.1 0 7 0 0 0	8.1 0 7 0 0 0	8.1 0 7 0 0 0	8.1 0 7 0 0 0	8.1 0 7 0 0 0	8.1 0 7 0 0 0	8.1 0 7 0 0 0	8.1 0 7 0 0 0	8.1 0 7 0 0 0	0.00 0.500	0.00 0.500	0.00 0.500	
Vladimir Nunez, R ERA: 3.39	10.1 0 1 1 1 1	10.1 0 1 1 1 1	10.1 0 1 1 1 1	10.1 0 1 1 1 1	10.1 0 1 1 1 1	10.1 0 1 1 1 1	10.1 0 1 1 1 1	10.1 0 1 1 1 1	10.1 0 1 1 1 1	10.1 0 1 1 1 1	10.1 0 1 1 1 1	10.1 0 1 1 1 1	10.1 0 1 1 1 1	10.1 0 1 1 1 1	10.1 0 1 1 1 1	10.1 0 1 1 1 1	10.1 0 1 1 1 1	10.1 0 1 1 1 1	10.1 0 1 1 1 1	10.1 0 1 1 1 1	∞	∞	∞	


Florida Marlins @ Montreal Expos
Olympic Stadium, Montreal, QB
Fri Jul 26 2002, 7:05 PM EDT
Att. 9,406 - Dome - 72 F

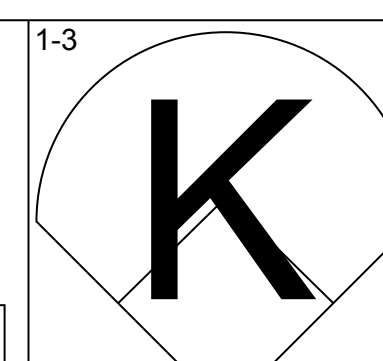
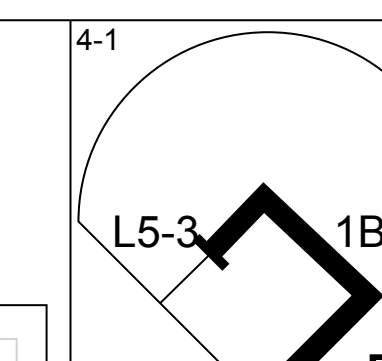
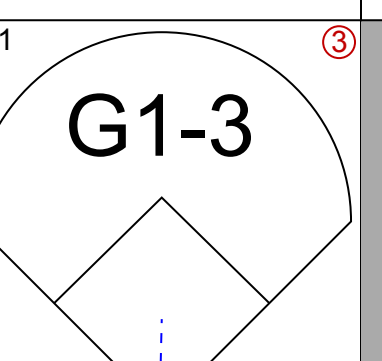
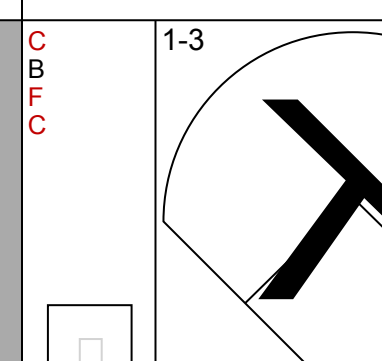
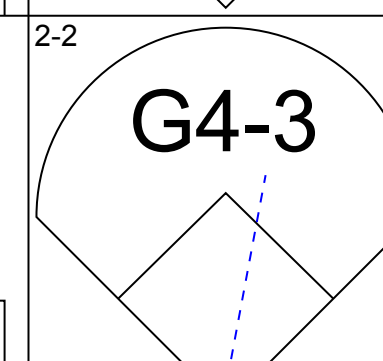
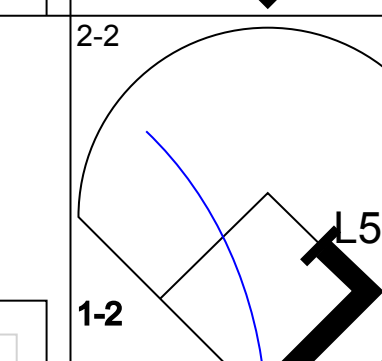

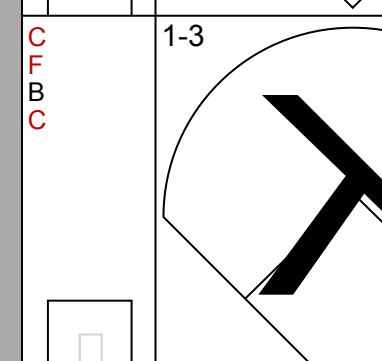
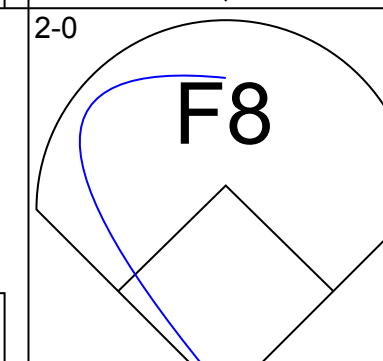
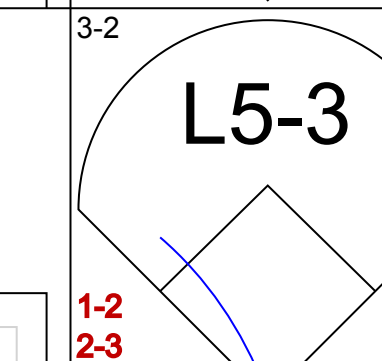
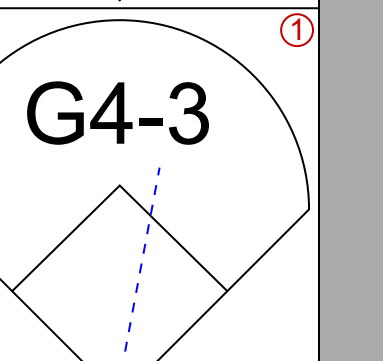
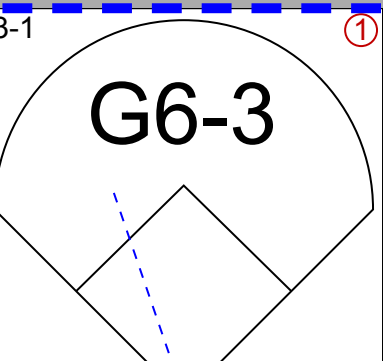
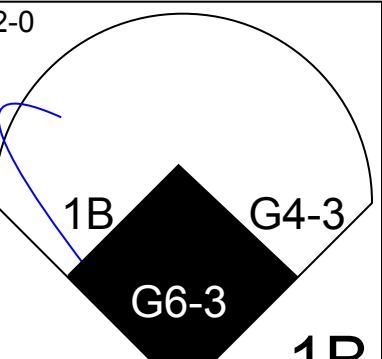
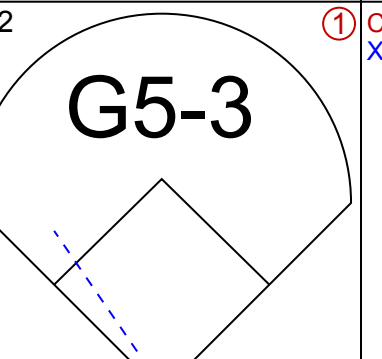
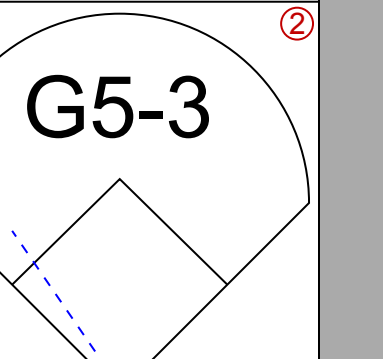
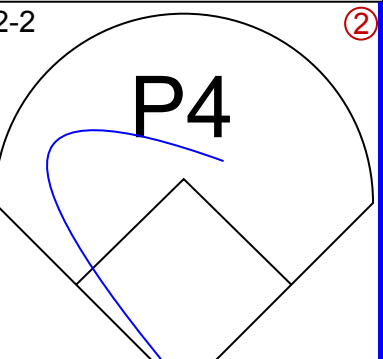
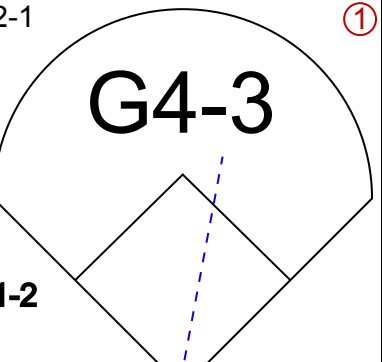
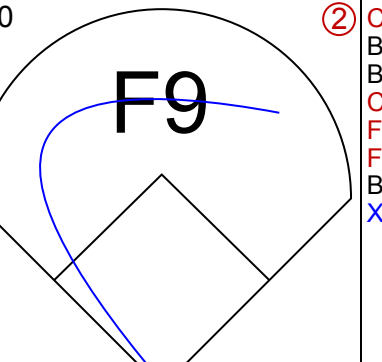
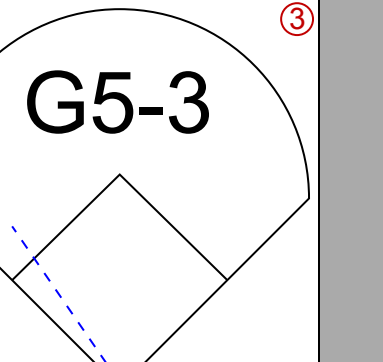
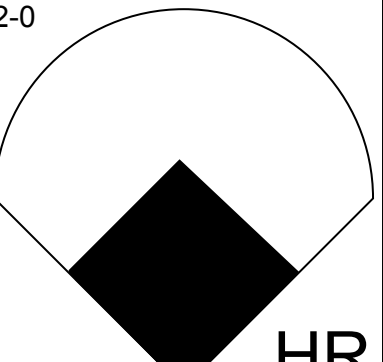
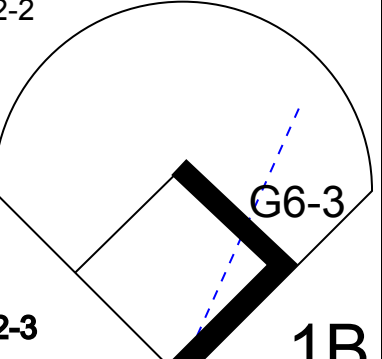
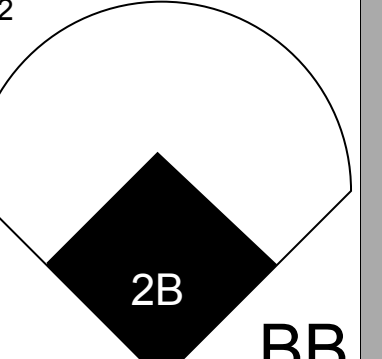

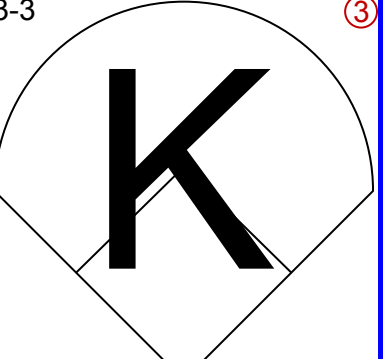
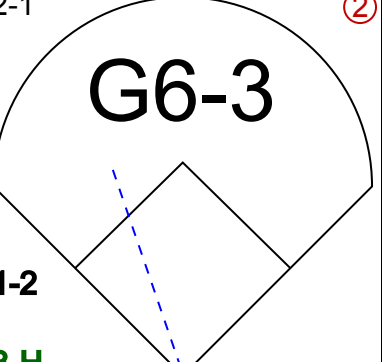
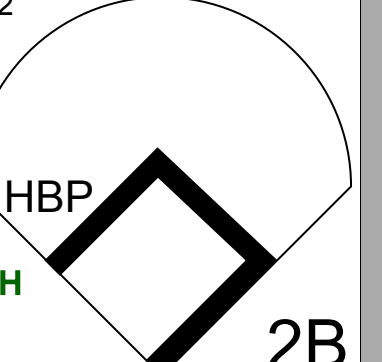
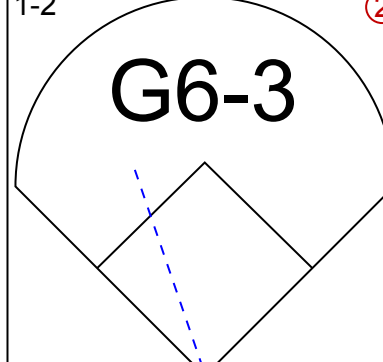

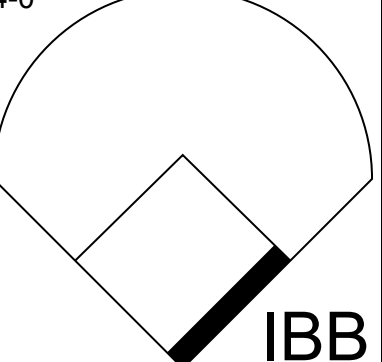
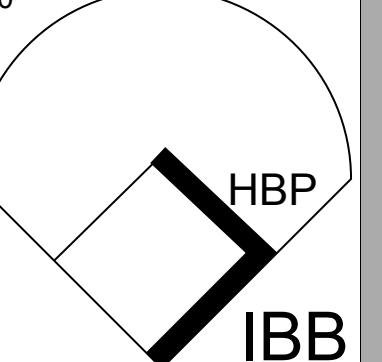
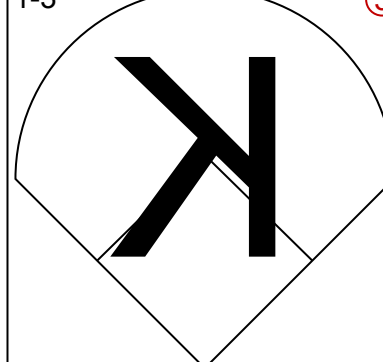

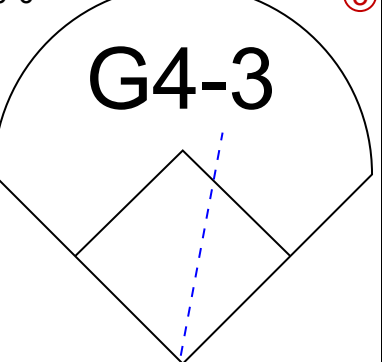


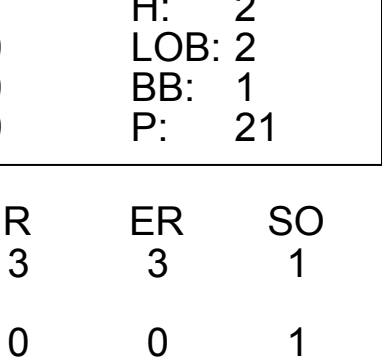
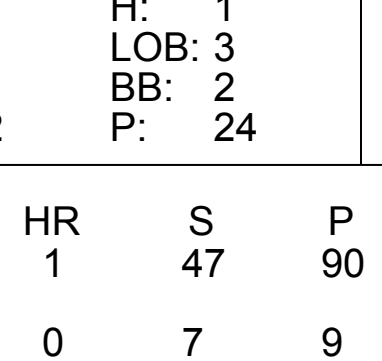
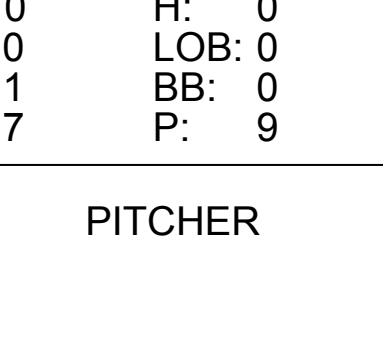



AB 31
R 6
H 8
RBI 6
BB 3
SO 9
LOB 11



Batter	1	2	3	4	5	6	7	8	9	AB	R	H	RBI	BB	SO	LOB	TOP			
Luis Castillo, S OBP: 0.388, SLG: 0.390 (1, 4)										4	0	0	0	0	1	0	Florida Marlins @ Montreal Expos Olympic Stadium, Montreal, QB Sun Jul 28 2002, 1:35 PM EDT Att: 16,770 - Dome - 72 F			
Eric Owens, R OBP: 0.337, SLG: 0.382 (1, 9)										4	1	1	0	0	0	0				
Juan Encarnacion, R OBP: 0.322, SLG: 0.444 (1, 8)										4	0	0	0	0	3	1				
Mike Lowell, R OBP: 0.360, SLG: 0.497 (1, 5)										3	0	0	0	0	0	1				
Derrek Lee, R OBP: 0.360, SLG: 0.496 (1, 3)										3	0	0	0	0	1	0				
Kevin Millar, R OBP: 0.331, SLG: 0.441 (1, 7)										3	0	0	0	0	1	0				
Ramon Castro, R OBP: 0.339, SLG: 0.479 (1, 2)										2	0	0	0	1	1	0				
Andy Fox, L OBP: 0.329, SLG: 0.330 (1, 6)										3	0	1	0	0	1	1				
Julian Tavarez, L OBP: 0.115, SLG: 0.042 (5, PH)										1	0	0	0	0	1	0				
Honger Elias, R OBP: 0.270, SLG: 0.278 (6, PH)										1	0	0	0	0	0	0				
Graeme Lloyd, L OBP: 0.291, SLG: 0.291 (7, 1)										0	0	0	0	0	0	0				
Carl Pavano, R OBP: 0.346, SLG: 0.387 (8, PH)										1	0	0	0	0	1	0				
Tim Raines, S OBP: 0.362, SLG: 0.387 (8, PH)										0	0	0	0	0	0	0				
Braden Looper, R OBP: 0.351, SLG: 0.351 (8, 1)										0	0	0	0	0	0	0				
Inning Stats	R: 1 E: 0 K: 2 S: 14	H: 1 LOB: 0 BB: 0 P: 20	R: 0 E: 0 K: 0 S: 10	H: 0 LOB: 0 BB: 0 P: 14	R: 0 E: 0 K: 2 S: 10	H: 0 LOB: 0 BB: 0 P: 18	R: 0 E: 0 K: 1 S: 8	H: 0 LOB: 0 BB: 0 P: 13	R: 0 E: 0 K: 1 S: 10	H: 0 LOB: 1 BB: 1 P: 16	R: 0 E: 0 K: 1 S: 9	H: 0 LOB: 0 BB: 0 P: 14	R: 0 E: 0 K: 1 S: 9	H: 1 LOB: 1 BB: 0 P: 12	R: 0 E: 0 K: 1 S: 7	H: 0 LOB: 0 BB: 0 P: 10	1B: 0 2B: 1 3B: 1 HR: 0	SF: 0 SAC: 0 DP: 1 HBP: 0	WP: 0 PB: 0 SB: 1 CS: 0	PA: 30
PITCHER Bartolo Colon, R ERA: 2.62 (1, 1)	IP: 9.0 WLS: W BF: 30 H: 2 R: 1 ER: 0 SO: 9 BB: 1 IBB: 0 HBP: 0 BLK: 0 WP: 0 HR: 0 S: 84 P: 129 ERA: 0.00 WHIP: 0.333															PITCHER IP: WLS: BF: H: R: ER: SO: BB: IBB: HBP: BLK: WP: HR: S: P: ERA: WHIP				

AB	29
R	1
H	2
RBI	0
BB	1
SO	9
LOB	4



Batter	1	2	3	4	5	6	7	8	9	AB	R	H	RBI	BB	SO	LOB	BOTTOM			
Brad Wilkerson, L OBP: 0.372, SLG: 0.446 (1, 8)										3	0	0	0	1	2	3	Florida Marlins @ Montreal Expos Olympic Stadium, Montreal, QB Sun Jul 28 2002, 1:35 PM EDT Att: 16,770 - Dome - 72 F			
Jose Vidro, S OBP: 0.389, SLG: 0.488 (1, 4)										4	1	2	1	0	1	0				
Vladimir Guerrero, R OBP: 0.495, SLG: 0.572 (1, 9)										4	0	0	0	0	0	2				
Wil Cordero, R OBP: 0.310, SLG: 0.416 (1, 3)										4	1	1	0	0	0	0				
Andres Galarraga, R OBP: 0.387, SLG: 0.420 (9, 3)										0	0	0	0	0	0	0				
Fernando Tatis, R OBP: 0.334, SLG: 0.468 (1, 5)										4	1	1	1	0	0	1				
Troy O'Leary, L OBP: 0.350, SLG: 0.409 (1, 7)										3	1	1	0	1	1	0				
Jose Macias, S OBP: 0.293, SLG: 0.343 (9, 8)										0	0	0	0	0	0	0				
Orlando Cabrera, R OBP: 0.315, SLG: 0.366 (1, 6)										3	0	1	2	0	0	1				
Brian Schneider, L OBP: 0.310, SLG: 0.424 (1, 2)										1	0	0	0	2	1	0				
Bartolo Colon, R OBP: 0.182, SLG: 0.143 (1, 1)										2	0	0	0	0	0	2				
Inning Stats	R: 0 E: 0 K: 1 S: 7	H: 0 LOB: 0 BB: 0 P: 12	R: 1 E: 0 K: 0 S: 9	H: 2 LOB: 2 BB: 1 P: 21	R: 0 E: 0 K: 0 S: 8	H: 1 LOB: 0 BB: 1 P: 17	R: 1 E: 0 K: 0 S: 12	H: 1 LOB: 3 BB: 2 P: 24	R: 1 E: 0 K: 0 S: 11	H: 1 LOB: 0 BB: 0 P: 16	R: 0 E: 0 K: 1 S: 7	H: 0 LOB: 0 BB: 0 P: 9	R: 0 E: 0 K: 2 S: 8	H: 0 LOB: 0 BB: 0 P: 10	R: 1 E: 0 K: 1 S: 10	H: 1 LOB: 0 BB: 0 P: 20	1B: 3 2B: 1 3B: 1 HR: 2	SF: 0 SAC: 0 DP: 0 HBP: 1	WP: 0 PB: 0 SB: 0 CS: 0	PA: 33
PITCHER Julian Tavarez, R ERA: 6.15 (1, 1)	IP: 5.0 WLS: L BF: 23 H: 5 R: 3 ER: 3 SO: 3 BB: 2 IBB: 1 HBP: 0 BLK: 0 WP: 0 HR: 1 S: 47 P: 90 ERA: 5.40 WHIP: 1.400															PITCHER IP: WLS: BF: H: R: ER: SO: BB: IBB: HBP: BLK: WP: HR: S: P: ERA: WHIP				
Graeme Lloyd, L ERA: 5.02 (6, 1)	1.0	3	0	0	0	1	0	0	0	0	0	7	9	0.00	0.000					
Carl Pavano, R ERA: 5.7 (7, 1)	1.0	3	0	0	0	2	0	0	0	0	0	8	10	0.00	0.000					
Braden Looper, R ERA: 3.51 (8, 1)	1.0	4	1	1	1	1	0	0	0	0	1	10	20	9.00	1.000					


AB	28
R	4
H	6
RBI	4
BB	4
SO	5
LOB	9



Batter	1	2	3	4	5	6	7	8	9	10	AB	R	H	RBI	BB	SO	LOB								
Tony Womack, L OBP: 0.316, SLG: 0.341 (1, 6)											4	0	2	0	1	0	2								
Craig Counsell, L OBP: 0.350, SLG: 0.344 (1, 4)											5	0	1	0	0	1	5								
Byung-Hyun Kim, R OBP: 1.000, SLG: 1.000 (9, 1)											0	0	0	0	0	0	0								
Quinton McCracken, S OBP: 0.400, SLG: 0.492 (8, 9)										5	0	0	0	0	1	2									
Luis Gonzalez, L OBP: 0.406, SLG: 0.521 (1, 7)										5	1	1	0	0	0	2									
Erubiel Durazo, L OBP: 0.275, SLG: 0.299 (8, PR)										2	1	1	1	1	0	0									
Steve Finley, L OBP: 0.369, SLG: 0.472 (8, 8)										1	1	0	0	0	0	0									
Matt Williams, R OBP: 0.240, SLG: 0.417 (1, 5)										5	0	2	1	0	1	1									
David Dellucci, L OBP: 0.358, SLG: 0.514 (1, 9)										3	1	1	0	0	0	1									
Jay Bell, R OBP: 0.231, SLG: 0.091 (8, PH)										0	0	0	0	0	0	0									
Mark Grace, L OBP: 0.343, SLG: 0.394 (8, 3)										2	0	0	0	0	0	2									
Rod Barajas, R OBP: 0.275, SLG: 0.299 (8, PR)										3	0	0	0	0	1	1									
Brian Anderson, R OBP: 0.196, SLG: 0.228 (8, 1)										0	0	0	0	0	0	0									
Mike Myers, L OBP: 0.275, SLG: 0.299 (8, 1)										0	0	0	0	0	0	0									
Mike Fetters, R OBP: 0.275, SLG: 0.299 (8, 1)										0	0	0	0	0	0	0									
Junior Spivey, R OBP: 0.275, SLG: 0.299 (8, 4)										0	0	0	0	0	0	0									
Miguel Batista, R OBP: 0.242, SLG: 0.344 (8, PH)										3	0	1	1	0	2	0									
Chris Donnels, L OBP: 0.292, SLG: 0.444 (8, PH)										0	0	0	0	0	0	0									
Chad Moeller, R OBP: 0.371, SLG: 0.276 (8, 2)										0	0	0	0	1	0	0									
Inning Stats	R: 0 E: 0 K: 1 S: 14	H: 1 LOB: 1 BB: 0 P: 18	R: 1 E: 0 K: 1 S: 12	H: 2 LOB: 3 BB: 1 P: 22	R: 1 E: 0 K: 0 S: 14	H: 2 LOB: 1 BB: 0 P: 20	R: 0 E: 0 K: 1 S: 7	H: 1 LOB: 1 BB: 0 P: 11	R: 1 E: 0 K: 0 S: 9	H: 1 LOB: 0 BB: 0 P: 13	R: 0 E: 0 K: 2 S: 10	H: 0 LOB: 0 BB: 0 P: 13	R: 0 E: 0 K: 0 S: 10	H: 1 LOB: 1 BB: 0 P: 19	R: 1 E: 1 K: 1 S: 12	H: 0 LOB: 2 BB: 2 P: 25	R: 0 E: 0 K: 0 S: 9	H: 0 LOB: 0 BB: 0 P: 16	R: 0 E: 0 K: 0 S: 7	H: 1 LOB: 0 BB: 0 P: 11	1B: 6 2B: 2 3B: 1 HR: 0	SF: 1 SAC: 0 DP: 1 HBP: 1	WP: 0 PA: 43		
PITCHER	IP	WLS	BF	H	R	ER	SO	BB	IBB	HBP	BLK	WP	HR	S	P	ERA	WHIP								
Javier Vazquez, R ERA: 3.61	7.0		31	8	3	3	5	1	0	0	0	0	0	78	116	3.86	1.286								
Joey Eischen, L ERA: 1.44	0.1	H	2	0	1	0	1	1	0	0	0	0	0	5	10	0.00	3.000								
Matt Herges, R ERA: 3.64	0.1	B	2	0	0	0	0	0	0	0	0	0	0	4	7	0.00	0.000								
Scott Stewart, L ERA: 3.21	1.1		5	0	0	0	0	1	0	0	0	0	0	12	24	0.00	0.750								
52 T.J. Tucker, R ERA: 2.99	1.0	W	3	1	0	0	0	0	0	0	0	0	0	7	11	0.00	1.000								

Arizona Diamondbacks @ Montreal Expos
Olympic Stadium, Montreal, QB
Tue Jul 30 2002, 7:05 PM EDT
Att. 11,068 - Dome - 72 F


AB	38
R	4
H	9
RBI	3
BB	3
SO	6
LOB	16



Batter	1	2	3	4	5	6	7	8	9	10	AB	R	H	RBI	BB	SO	LOB								
Brad Wilkerson, L OBP: 0.370, SLG: 0.442 (10, 3)											5	1	1	0	0	3	3								
Jose Vidro, S OBP: 0.387, SLG: 0.485 (1, 4)											5	0	1	0	0	1	0								
Vladimir Guerrero, R OBP: 0.407, SLG: 0.580 (1, 9)											5	1	3	2	0	0	0								
Cliff Floyd, L OBP: 0.394, SLG: 0.519 (1, 7)											4	1	1	1	0	3	3								
Fernando Tatis, R OBP: 0.333, SLG: 0.462 (1, 5)											3	1	0	0	0	1	2								
Andres Galarraga, R OBP: 0.388, SLG: 0.441 (1, 3)											4	1	2	1	0	1	3								
Wilton Guerrero, S OBP: 0.297, SLG: 0.272 (10, 8)											0	0	0	0	0	0	0								
Orlando Cabrera, R OBP: 0.315, SLG: 0.367 (1, 6)											4	0	1	0	0	0	1								
Brian Schneider, L OBP: 0.308, SLG: 0.418 (1, 2)											2	0	0	1	1	0	0								
Javier Vazquez, R OBP: 0.275, SLG: 0.299 (7, PR)											2	0	0	0	0	0	1								
Troy Glaus, L OBP: 0.275, SLG: 0.299 (8, 1)											1	0	0	0	0	0	0								
Joey Eischen, L ERA: 1.44	0.1		2	0	0	0	0	0	0	0	0	0	0	0	0	0	0								
Matt Herges, L ERA: 3.54	0.1		1	0	0	0	1	0	0	0	0	0	0	0	0	0	0								
Mike Fetters, R ERA: 3.16	1.0		5	1	0	0	0	1	1	0	0	0	0	5	19	0.00	2.000								
Byung-Hyun Kim, R ERA: 2.47	0.2	L	3	1	1	1	1	0	0	0	0	0	1	8	13	13.50	1.500								
Inning Stats	R: 0 E: 0 K: 2 S: 10	H: 0 LOB: 0 BB: 0 P: 12	R: 2 E: 0 K: 1 S: 12	H: 2 LOB: 1 BB: 0 P: 19	R: 1 E: 0 K: 1 S: 12	H: 3 LOB: 2 BB: 0 P: 20	R: 0 E: 0 K: 0 S: 5	H: 0 LOB: 0 BB: 0 P: 7	R: 0 E: 0 K: 1 S: 10	H: 0 LOB: 0 BB: 0 P: 16	R: 1 E: 0 K: 2 S: 15	H: 1 LOB: 0 BB: 0 P: 22	R: 0 E: 0 K: 0 S: 6	H: 0 LOB: 0 BB: 0 P: 9	R: 0 E: 0 K: 1 S: 7	H: 1 LOB: 0 BB: 0 P: 12	R: 0 E: 0 K: 1 S: 8	H: 1 LOB: 3 BB: 2 P: 21	R: 1 E: 0 K: 0 S: 5	H: 1 LOB: 0 BB: 0 P: 9	1B: 5 2B: 1 3B: 0 HR: 3	SF: 1 SAC: 0 DP: 0 HBP: 1	WP: 0 PA: 40		
PITCHER	IP	WLS	BF	H	R	ER	SO	BB	IBB	HBP	BLK	WP	HR	S	P	ERA	WHIP								
Miguel Batista, R ERA: 4.43	7.0		28	6	4	4	7	0	0	0	0	0	0	70	105	5.14	0.857								
Matt Mantei, R ERA: 4.82	0.1		2	1	0	0	0	0	0	0	0	0	0	4	6	0.00	3.000								
Mike Myers, L ERA: 3.54	0.1		1	0	0	0	1	0	0	0	0	0	0	3	4	0.00	0.000								
Mike Fetters, R ERA: 3.16	1.0		5	1	0	0	0	1	1	0	0	0	0	5	19	0.00	2.000								
Byung-Hyun Kim, R ERA: 2.47	0.2	L	3	1	1	1	1	0	0	0	0	0	1	8	13	13.50	1.500								

Arizona Diamondbacks @ Montreal Expos
Olympic Stadium, Montreal, QB
Tue Jul 30 2002, 7:05 PM EDT
Att. 11,068 - Dome - 72 F

AB	35
R	5
H	9
RBI	5
BB	2
SO	9
LOB	13



Batter	1	2	3	4	5	6	7	8	9	AB	R	H	RBI	BB	SO	LOB	TOP																			
Tony Womack, L (1, 6) OBP: 0.313, SLG: 0.338	G5-3		F7			G6-3		B5-3		4	0	0	0	0	0	0	Arizona Diamondbacks @ Montreal Expos Olympic Stadium, Montreal, QB Wed Jul 31 2002, 7:05 PM EDT Att: 11,747 - Dome - 72 F																			
Craig Counsell, L (1, 5) OBP: 0.350, SLG: 0.346	G3		G4-3			G6-3		1B 2B		4	1	1	0	0	0	0																				
Junior Spivey, R (1, 4) OBP: 0.407, SLG: 0.530	F8					G3-1 SF8 2B		G6-3		4	1	2	0	0	0	1																				
Luis Gonzalez, L (1, 7)		HR				G3-1		WP E 1B		3	2	2	2	1	0	1																				
Erubiel Durazo, L (1, 3)	1B G4-3 BB		SF8			BB		E4		2	1	0	1	1	1	2																				
David Dellucci, L (1, 9)			F9					K		4	0	1	0	0	1	1																				
Quinton McCracken, S (1, 8)	G4-3					G4-3		K		4	0	0	1	0	1	1																				
Chad Moeller, R (1, 2)	F8					G4-3		G4-3		4	0	1	0	0	0	0																				
Randy Johnson, R (1, 1)			K			G1-3		G4-3		4	0	0	0	0	2	1																				
Inning Stats	R: 0 H: 0 E: 0 K: 0 S: 11	H: 0 LOB: 0 BB: 0 P: 19	R: 2 H: 2 E: 0 K: 0 S: 7	H: 2 LOB: 0 BB: 1 P: 16	R: 0 H: 0 E: 0 K: 1 S: 7	H: 0 LOB: 0 BB: 0 P: 12	R: 1 H: 1 E: 0 K: 0 S: 6	H: 1 LOB: 0 BB: 0 P: 11	R: 0 H: 0 E: 0 K: 1 S: 10	H: 1 LOB: 2 BB: 1 P: 18	R: 0 H: 1 E: 0 K: 1 S: 8	H: 1 LOB: 1 BB: 0 P: 11	R: 2 H: 2 E: 1 K: 1 S: 15	H: 2 LOB: 1 BB: 0 P: 21	R: 0 H: 0 E: 0 K: 1 S: 6	H: 0 LOB: 0 BB: 0 P: 9	1B: 4 2B: 2 3B: 0 HR: 1	SF: 1 SAC: 0 DP: 0 HBP: 0	WP: 1 PA: 36 SB: 0 CS: 1																	
PITCHER	IP	WLS	BF	H	R	ER	SO	BB	IBB	HBP	BLK	WP	HR	S	P	ERA	WHIP	PITCHER		IP	WLS	BF	H	R	ER	SO	BB	IBB	HBP	BLK	WP	HR	S	P	ERA	WHIP
Masato Yoshii, R (1, 1) ERA: 3.57	7.0	L	27	5	3	3	3	2	0	0	0	0	1	56	96	3.86	1.000			7.0	L	27	5	3	3	3	2	0	0	0	0	1	56	96	3.86	1.000
Joey Eischen, L (8, 1) ERA: 1.57	1.0		6	2	2	1	1	0	0	0	0	1	0	15	21	9.00	2.000			1.0		6	2	2	1	1	0	0	0	0	1	15	21	9.00	2.000	
Dan Smith, R (9, 1) ERA: 2.66	1.0		3	0	0	0	1	0	0	0	0	0	0	6	9	0.00	0.000			1.0		3	0	0	0	1	0	0	0	0	6	9	0.00	0.000		

Batter	1	2	3	4	5	6	7	8	9	AB	R	H	RBI	BB	SO	LOB	BOTTOM																			
Wilton Guerrero, S (1, 8) OBP: 0.286, SLG: 0.271	S 1B		G4-3			F8		K2-3		4	0	1	0	0	1	2	Arizona Diamondbacks @ Montreal Expos Olympic Stadium, Montreal, QB Wed Jul 31 2002, 7:05 PM EDT Att: 11,747 - Dome - 72 F																			
Joey Eischen, L (8, 1)										0	0	0	0	0	0	0																				
Matt Cepicky, L (9, 9)										1	0	0	0	0	1	2																				
Jose Vidro, S (1, 4) OBP: 0.382, SLG: 0.478	G6-3		G3			FC6-4		K		5	0	0	0	0	2	4																				
Vladimir Guerrero, R (1, 9) OBP: 0.490, SLG: 0.576	K							K		4	0	1	0	0	2	1																				
Dan Smith, R (9, 1)										0	0	0	0	0	0	0																				
Wil Cordero, R (1, 7) OBP: 0.315, SLG: 0.409								1B		2	0	0	0	1	2	1																				
Brad Wilkerson, L (8, 7)										1	0	0	0	0	1	1																				
Fernando Tatis, R (1, 5)			G4-3			K		F8		4	0	0	0	0	1	2																				
Andres Galarraga, R (1, 3) OBP: 0.397, SLG: 0.448										4	1	3	0	0	1	1																				
Orlando Cabrera, R (1, 6) OBP: 0.314, SLG: 0.365								F8		4	0	0	0	0	1	2																				
Brian Schneider, L (1, 2) OBP: 0.320, SLG: 0.438										3	0	0	0	1	0	2																				
Brian Schneider, L (1, 2) OBP: 0.320, SLG: 0.438										3	0	2	0	1	1	2																				
Masato Yoshii, R (1, 1) OBP: 0.200, SLG: 0.048										2	0	0	0	0	2	3																				
Jose Macias, S (7, PH) OBP: 0.294, SLG: 0.344										2	0	1	1	0	1	1																				
Inning Stats	R: 0 H: 1 E: 0 K: 2 S: 12	H: 1 LOB: 1 BB: 0 P: 18	R: 0 H: 1 E: 0 K: 2 S: 12	H: 1 LOB: 2 BB: 1 P: 18	R: 0 H: 0 E: 0 K: 1 S: 8	H: 0 LOB: 0 BB: 0 P: 13	R: 0 H: 1 E: 0 K: 2 S: 10	H: 1 LOB: 1 BB: 0 P: 12	R: 0 H: 0 E: 0 K: 1 S: 13	H: 0 LOB: 1 BB: 1 P: 23	R: 0 H: 1 E: 0 K: 2 S: 15	H: 1 LOB: 1 BB: 0 P: 18	R: 0 H: 1 E: 0 K: 2 S: 10	H: 1 LOB: 1 BB: 0 P: 13	R: 1 H: 2 E: 0 K: 2 S: 14	H: 2 LOB: 2 BB: 1 P: 22	1B: 7 2B: 0 3B: 1 HR: 0	SF: 0 SAC: 0 DP: 0 HBP: 0	WP: 0 PA: 38 SB: 1 CS: 0																	
PITCHER	IP	WLS	BF	H	R	ER	SO	BB	IBB	HBP	BLK	WP	HR	S	P	ERA	WHIP	PITCHER		IP	WLS	BF	H	R	ER	SO	BB	IBB	HBP	BLK	WP	HR	S	P	ERA	WHIP
Randy Johnson, L (1, 1) ERA: 2.76	9.0	W	38	8	1	1	15	3	0	0	0	0	0	102	149	1.00	1.222			9.0	W	38	8	1	1	15	3	0	0	0	0	102	149	1.00	1.222	

Batter	1	2	3	4	5	6	7	8	9	AB	R	H	RBI	BB	SO	LOB	TOP			
Tony Womack, L (1, 6) OBP: 0.310, SLG: 0.334	1-1 P6	1-2 G4-3			0-1 L7		2-1 G3-1			4	0	0	0	0	0	4	Arizona Diamondbacks @ Montreal Expos Olympic Stadium, Montreal, QB Thu Aug 01 2002, 7:05 PM EDT Att: 10,873 - Dome - 72 F			
Craig Counsell, L (1, 5) OBP: 0.345, SLG: 0.345	1-1 G3-1		1-0 G3		2-2 G3			0-0 G4-3		4	0	1	0	0	0	0				
Junior Spivey, R (1, 4) OBP: 0.405, SLG: 0.527	1-0 1B		0-3 K		0-1 F8			0-0 G4-3		4	0	1	0	0	1	1				
Luis Gonzalez, L (1, 7) OBP: 0.409, SLG: 0.531	2-2 P6		2-2 G3		0-0 PO			4-2 BB		3	0	1	0	1	0	2				
Erubiel Durazo, L (1, 3) OBP: 0.377, SLG: 0.557		1-2 L8	0-0 F7		0-0 F8			0-0 F7		4	0	0	0	0	0	3				
David Dellucci, L (1, 9) OBP: 0.354, SLG: 0.526		1-1 G4-3		1-3 K	0-1 PO		1-0 HR	2-0 F3		3	1	1	1	0	1	0				
Jay Bell, R (9, PH) OBP: 0.214, SLG: 0.083					2-3					1	0	0	0	0	0	0				
Steve Finley, L (9, 8) OBP: 0.369, SLG: 0.472										0	0	0	0	0	0	0				
Quinton McCracken, S (1, 8) OBP: 0.395, SLG: 0.486		2-1 BB		1-2 L8			2-1 L7	1-2 G6-3		4	0	2	0	0	0	0				
Chad Moeller, R (1, 2) OBP: 0.372, SLG: 0.306		4-0 BB		0-0 G5-3			3-2 BB	0-0 G6-3		3	0	1	0	1	0	1				
Curt Schilling, R (1, 1) OBP: 0.246, SLG: 0.220		4-2 BB			0-0 G4-3		0-3 K			2	0	0	0	1	1	1				
Inning Stats	R: 0 E: 0 K: 0 S: 9	H: 1 LOB: 1 BB: 0 P: 14	R: 0 E: 0 K: 0 S: 13	H: 1 LOB: 3 BB: 2 P: 26	R: 0 E: 1 K: 1 S: 11	H: 1 LOB: 0 BB: 0 P: 14	R: 0 E: 0 K: 1 S: 7	H: 0 LOB: 0 BB: 0 P: 9	R: 0 E: 0 K: 0 S: 8	H: 1 LOB: 0 BB: 0 P: 10	R: 1 E: 0 K: 1 S: 12	H: 2 LOB: 1 BB: 0 P: 20	R: 0 E: 0 K: 0 S: 5	H: 0 LOB: 1 BB: 1 P: 9	R: 0 E: 0 K: 0 S: 5	H: 1 LOB: 0 BB: 0 P: 8	1B: 3 2B: 3 3B: 0 HR: 1	SF: 0 SAC: 0 DP: 1 HBP: 0	WP: 0 PB: 0 CS: 0	PA: 36
PITCHER	IP WLS BF H R ER SO BB IBB HBP BLK WP HR S P ERA WHIP																			
Tomo Ohka, R (1, 1) ERA: 3.61	8.0	32	6	1	1	3	2	1	0	0	0	0	0	0	1	70	107	1.12	1.000	
Joey Eischen, L (9, 1) ERA: 1.62	1.0	W 3	1	0	0	0	0	0	0	0	0	0	0	0	5	8	0.00	1.000		

AB	32
R	1
H	7
RBI	1
BB	3
SO	3
LOB	12



Batter	1	2	3	4	5	6	7	8	9	AB	R	H	RBI	BB	SO	LOB	BOTTOM					
Brad Wilkerson, L (1, 8) OBP: 0.365, SLG: 0.435	2-3 K		2-3 K			0-1 B5		0-0 F7		4	0	0	0	0	2	4	Arizona Diamondbacks @ Montreal Expos Olympic Stadium, Montreal, QB Thu Aug 01 2002, 7:05 PM EDT Att: 10,873 - Dome - 72 F					
Jose Vidro, S (1, 4) OBP: 0.379, SLG: 0.474	0-1 L6		2-1 G3-1			1-1 G4-6-3		0-1 F5		4	0	0	0	0	0	2						
Vladimir Guerrero, R (1, 9) OBP: 0.495, SLG: 0.590	0-0 F7				0-0 G6-3			0-0 HR		4	1	1	1	0	0	0						
Troy O'Leary, L (1, 7) OBP: 0.347, SLG: 0.405		3-2 G6-3		2-3 K		2-0 G4-3				3	1	1	0	0	1	0						
Fernando Tatis, R (1, 5) OBP: 0.326, SLG: 0.451		3-1 G6-3		1-3 K		0-3 K				3	0	0	0	0	2	1						
Andres Galarraga, R (1, 3) OBP: 0.386, SLG: 0.446		1-2 G6-3			2-3 K			2-2 G4-3		3	0	1	1	0	1	0						
Orlando Cabrera, R (1, 6) OBP: 0.314, SLG: 0.364		1-1 G6-3			0-0 F8			1-1 BB		3	0	1	0	0	0	1						
Michael Barrett, R (1, 2) OBP: 0.348, SLG: 0.429					0-0 SH3			0-3 K		3	0	1	0	0	1	1						
Tomo Ohka, S (1, 1) OBP: 0.216, SLG: 0.200					0-0 SH3			1-1 BB		1	0	1	0	0	0	0						
Jose Macias, S (8, PH) OBP: 0.297, SLG: 0.347								1-2 BB		1	0	1	0	0	0	0						
Joey Eischen, L (9, 1) ERA: 1.62					1-2					0	0	0	0	0	0	0						
Inning Stats	R: 0 E: 0 K: 1 S: 6	H: 0 LOB: 0 BB: 0 P: 8	R: 1 E: 0 K: 0 S: 11	H: 2 LOB: 0 BB: 0 P: 19	R: 0 E: 0 K: 1 S: 7	H: 1 LOB: 1 BB: 0 P: 11	R: 0 E: 0 K: 2 S: 8	H: 0 LOB: 0 BB: 0 P: 11	R: 0 E: 0 K: 1 S: 7	H: 0 LOB: 0 BB: 0 P: 10	R: 0 E: 0 K: 0 S: 7	H: 1 LOB: 0 BB: 0 P: 9	R: 0 E: 0 K: 1 S: 7	H: 0 LOB: 0 BB: 0 P: 10	R: 0 E: 0 K: 1 S: 12	H: 2 LOB: 2 BB: 0 P: 16	R: 1 E: 0 K: 0 S: 3	H: 1 LOB: 0 BB: 0 P: 3	1B: 6 2B: 0 3B: 0 HR: 1	SF: 0 SAC: 1 DP: 2 HBP: 0	WP: 0 PB: 0 CS: 0	PA: 30
PITCHER	IP WLS BF H R ER SO BB IBB HBP BLK WP HR S P ERA WHIP																					
Curt Schilling, R (1, 1) ERA: 2.83	8.1	L 30	7	2	2	7	0	0	0	0	0	0	0	0	1	68	97	2.16	0.840			



Batter	1	2	3	4	5	6	7	8	9	AB	R	H	RBI	BB	SO	LOB	TOP										
Julio Lugo, R OBP: 0.314, SLG: 0.381 (1, 6)	G5-3		SH1-4		G1-5-3		L4		F8	4	0	0	0	0	0	0											
Craig Biggio, R OBP: 0.352, SLG: 0.429 (1, 4)	BB		5 HR		1B			HR	F9	4	2	3	1	1	0	0											
17 Lance Berkman, S OBP: 0.403, SLG: 0.585 (1, 8)	F9		K		F8			5 WP	BB	3	1	0	0	1	1	4											
5 Jeff Bagwell, R OBP: 0.393, SLG: 0.495 (1, 3)	1B		HR		FC6-4			K	K	3	1	2	3	1	1	1											
Daryle Ward, L OBP: 0.322, SLG: 0.419 (1, 7)	L6		F8		F9			K	K	3	0	0	0	0	0	3											
Jose Vizcaino, S OBP: 0.324, SLG: 0.352 (8, PH)										1	0	0	0	0	1	1											
Octavio Dotel, R (8, 1)										0	0	0	0	0	0	0											
Billy Wagner, L (9, 1)										0	0	0	0	0	0	0											
Richard Hidalgo, R OBP: 0.327, SLG: 0.431 (1, 9)		P3			CS			1B	IBB	3	0	1	0	1	0	1											
Geoff Blum, S OBP: 0.344, SLG: 0.432 (1, 5)	K		F8		FC4-6			1B	1B	4	0	1	1	0	1	2											
Brad Ausmus, R OBP: 0.334, SLG: 0.383 (1, 2)	G6-3		G4-3		G4-3			G5-3		4	0	0	0	0	0	2											
Wade Miller, R OBP: 0.229, SLG: 0.257 (1, 1)					F8					3	1	1	0	0	0	0											
Barry Wesson, R OBP: 0.250, SLG: 0.316 (8, 7)			1B		5 HR			G6-3	K	1	0	0	0	0	1	0											
Inning Stats	R: 0 E: 0 K: 0 S: 9	H: 1 LOB: 2 BB: 1 P: 16	R: 0 E: 0 K: 1 S: 8	H: 0 LOB: 0 BB: 0 P: 11	R: 3 E: 0 K: 1 S: 14	H: 3 LOB: 0 BB: 0 P: 19	R: 0 E: 0 K: 0 S: 10	H: 1 LOB: 0 BB: 0 P: 13	R: 0 E: 0 K: 0 S: 7	H: 1 LOB: 1 BB: 1 P: 12	R: 0 E: 0 K: 0 S: 6	H: 0 LOB: 1 BB: 1 P: 12	R: 0 E: 0 K: 0 S: 10	H: 0 LOB: 0 BB: 0 P: 14	R: 2 E: 0 K: 2 S: 13	H: 2 LOB: 2 BB: 2 P: 27	R: 0 E: 0 K: 1 S: 7	H: 0 LOB: 0 BB: 0 P: 13	1B: 6 2B: 0 3B: 0 HR: 2	SF: 0 SAC: 1 DP: 0 HBP: 0	WP: 1 PB: 0 SB: 0 CS: 1	PA: 38					
PITCHER	IP	WLS	BF	H	R	ER	SO	BB	IBB	HBP	BLK	WP	HR	S	P	ERA	WHIP										
Bartolo Colon, R ERA: 2.67 (1, 1)	7.0		28	6	3	3	2	2	0	0	0	0	1	64	97	3.86	1.143										
52 T.J. Tucker, R ERA: 3.27 (8, 1)	0.1	L	3	1	2	2	1	1	0	0	0	1	1	6	12	54.00	6.000										
Joey Eischen, L ERA: 1.6 (8, 1)	0.1		3	1	0	0	1	0	1	0	0	0	0	4	10	0.00	3.000										
Dan Smith, R ERA: 2.49 (8, 1)	1.1		4	0	0	0	1	0	0	0	0	0	0	10	18	0.00	0.000										

Houston Astros @ Montreal Expos
Olympic Stadium, Montreal, QB
Sat Aug 03 2002, 7:05 PM EDT
Att: 12,157 - Dome - 72 F

AB	33
R	5
H	8
RBI	5
BB	4
SO	5
LOB	14



Batter	1	2	3	4	5	6	7	8	9	AB	R	H	RBI	BB	SO	LOB	BOTTOM										
Brad Wilkerson, L OBP: 0.368, SLG: 0.453 (1, 8)	K		K		HR			CS		3	1	1	3	1	2	0											
Jose Vidro, S OBP: 0.379, SLG: 0.472 (1, 4)	G6-3		F8		F7			CS	G6-3	4	0	1	0	0	0	0											
Vladimir Guerrero, R OBP: 0.404, SLG: 0.578 (1, 9)	HBP		G5-3		F9			G6-3	G6-3	4	0	1	0	0	0	1											
Troy O'Leary, L OBP: 0.354, SLG: 0.403 (1, 7)	HBP				F8			G5-3	K	2	0	0	0	2	1	0											
Andres Galarraga, R OBP: 0.390, SLG: 0.440 (1, 3)	HBP		K		K			G5-3	K	3	0	0	0	0	2	1											
Orlando Cabrera, R OBP: 0.309, SLG: 0.358 (1, 6)	F3		P4		P4			G5-3	L8	4	0	0	0	0	0	4											
Jose Macias, S OBP: 0.295, SLG: 0.341 (1, 5)		L1			1B			G3-1	G4-3	3	1	0	0	1	0	1											
Michael Barrett, R OBP: 0.351, SLG: 0.426 (1, 2)	G5-3		G5-3		HR			K	K	3	1	1	0	0	1	0											
Bartolo Colon, R OBP: 0.167, SLG: 0.130 (1, 1)					HR			K	K	2	0	0	0	0	0	2											
Matt Cepicky, L (7, PH)					B2			K		1	0	0	0	0	1	0											
52 T.J. Tucker, R OBP: 0.750, SLG: 0.750 (8, 1)								K		0	0	0	0	0	0	0											
Joey Eischen, L (8, 1)										0	0	0	0	0	0	0											
Dan Smith, R (8, 1)										0	0	0	0	0	0	0											
Inning Stats	R: 0 E: 0 K: 1 S: 14	H: 1 LOB: 3 BB: 1 P: 26	R: 0 E: 0 K: 0 S: 5	H: 0 LOB: 0 BB: 0 P: 7	R: 0 E: 0 K: 1 S: 8	H: 0 LOB: 0 BB: 0 P: 10	R: 0 E: 0 K: 1 S: 8	H: 0 LOB: 0 BB: 0 P: 11	R: 3 E: 0 K: 0 S: 11	H: 2 LOB: 0 BB: 1 P: 20	R: 0 E: 0 K: 0 S: 6	H: 0 LOB: 1 BB: 1 P: 12	R: 0 E: 0 K: 2 S: 13	H: 0 LOB: 0 BB: 1 P: 25	R: 0 E: 0 K: 1 S: 7	H: 1 LOB: 0 BB: 0 P: 11	R: 0 E: 0 K: 1 S: 9	H: 0 LOB: 0 BB: 0 P: 9	1B: 2 2B: 1 3B: 0 HR: 1	SF: 0 SAC: 0 DP: 1 HBP: 1	WP: 0 PB: 0 SB: 0 CS: 1	PA: 35					
PITCHER	IP	WLS	BF	H	R	ER	SO	BB	IBB	HBP	BLK	WP	HR	S	P	ERA	WHIP										
Wade Miller, R ERA: 4.29 (1, 1)	7.0		28	4	3	3	5	4	0	1	0	0	1	65	111	3.86	1.000										
Octavio Dotel, R ERA: 2.11 (8, 1)	1.0	H	3	1	0	0	1	0	0	0	0	0	0	7	11	0.00	1.000										
Billy Wagner, L ERA: 2.77 (9, 1)	1.0	S	3	0	0	0	1	0	0	0	0	0	0	9	9	0.00	0.000										

Houston Astros @ Montreal Expos
Olympic Stadium, Montreal, QB
Sat Aug 03 2002, 7:05 PM EDT
Att: 12,157 - Dome - 72 F

AB	29
R	3
H	4
RBI	3
BB	4
SO	7
LOB	9



Batter	1	2	3	4	5	6	7	8	9	AB	R	H	RBI	BB	SO	LOB	TOP										
Jose Macias, S OBP: 0.306, SLG: 0.367 (1, 8)	2-1 BB 1B	2-1 E 1B	0-0 2B		1-2 3-H 1B			2-1 F2		5	3	4	2	0	0	0											
Jose Vidro, S OBP: 0.380, SLG: 0.476 Henry Mateo, S OBP: 0.261, SLG: 0.286 (1, 4) (8, 4)	2-0 BB 2B	0-2 E9 1B	1-1 2B		1-0 L6			0-2 G4-3		5	3	3	1	0	0	1											
Vladimir Guerrero, R OBP: 0.407, SLG: 0.580 Wilton Guerrero, S OBP: 0.286, SLG: 0.271 (1, 9) (8, 9)	4-0 BB BB	4-0 F6 1B IBB	2-2 2B		2-0 F7			1-3 K		3	1	1	1	2	1	0											
Andres Galaraga, R OBP: 0.388, SLG: 0.440 (1, 3)	2-1 P3	1-1 WP 1B			1-0 G5-3			2-2 F3		5	0	1	2	0	0	3											
Fernando Tatis, R OBP: 0.316, SLG: 0.432 (1, 5)	4-1 BB BB	3-2 F8			0-1 G5-3			2-3 K		4	0	0	1	1	1	2											
Troy O'Leary, L OBP: 0.381, SLG: 0.404 Matt Cepicky, L (9, PH) (9, 7)	4-1 BB	1-2 F7			0-1 F8			2-2 FC5-4 1B		3	0	1	1	1	0	1											
Orlando Cabrera, R OBP: 0.313, SLG: 0.366 (1, 6)	0-3 K				0-1 F6 2B 1B			1-0 FC5-4 1B		4	3	2	0	0	1	4											
Michael Barrett, R OBP: 0.348, SLG: 0.421 (1, 2)	3-3 K				2-0 F8			2-2 F7		4	0	1	1	0	1	5											
Masato Yoshii, R OBP: 0.172, SLG: 0.040 (1, 1)					1-3 F8			2-2 G5-4-3 1B		4	0	0	0	0	1	3											
Inning Stats	R: 2 E: 0 K: 2 S: 13	H: 2 LOB: 3 BB: 3 P: 32	R: 3 E: 1 K: 1 S: 20	H: 3 LOB: 1 BB: 1 P: 33	R: 3 E: 0 K: 0 S: 13	H: 4 LOB: 1 BB: 0 P: 20	R: 0 E: 0 K: 0 S: 5	H: 0 LOB: 0 BB: 0 P: 6	R: 1 E: 0 K: 0 S: 15	H: 2 LOB: 1 BB: 0 P: 21	R: 0 E: 0 K: 1 S: 8	H: 0 LOB: 0 BB: 0 P: 14	R: 1 E: 1 K: 0 S: 7	H: 2 LOB: 0 BB: 0 P: 10	R: 0 E: 0 K: 1 S: 8	H: 0 LOB: 0 BB: 0 P: 11	R: 0 E: 0 K: 0 S: 5	H: 0 LOB: 0 BB: 0 P: 8	1B: 8 2B: 5 3B: 0 HR: 0	SF: 0 SAC: 0 DP: 1 HBP: 0	WP: 1 PB: 0 SB: 1 CS: 0	PA: 42					
PITCHER	IP	WLS	BF	H	R	ER	SO	BB	IBB	HBP	BLK	WP	HR	S	P	ERA	WHIP										
Chuck Finley, L ERA: 4.75 Luther Hackman, R ERA: 3.97 58 Kevin Joseph, R ERA: 1.8 44 Jason Isringhausen, R ERA: 2.37 Steve Kline, L ERA: 4.5	2.2	L	19	7	7	3	3	3	1	0	0	1	0	41	77	23.62	3.750										
PITCHER	IP	WLS	BF	H	R	ER	SO	BB	IBB	HBP	BLK	WP	HR	S	P	ERA	WHIP										
Chuck Finley, L ERA: 3.94 Luther Hackman, R ERA: 3.97 58 Kevin Joseph, R ERA: 1.8 Miguel Cairo, R OBP: 0.281, SLG: 0.359	9.0	W	33	7	1	1	4	0	0	0	0	2	0	74	109	1.00	0.778										

Montreal Expos @ St. Louis Cardinals
Busch Stadium, St. Louis, MO
Tue Aug 06 2002, 7:10 PM CDT
Att: 34,126 - Cloudy - 84 F

AB 38
R 10
H 13
RBI 9
BB 4
SO 5
LOB 19



Batter	1	2	3	4	5	6	7	8	9	AB	R	H	RBI	BB	SO	LOB	BOTTOM										
Fernando Vina, L OBP: 0.333, SLG: 0.347 (1, 4)	2-1 F9 15 WP 1B		0-1 F8		1-1 L3 1B			1-0 G4-3		4	1	2	0	0	0	0											
J.D. Drew, L OBP: 0.352, SLG: 0.455 (1, 9)	1-0 27 WP 15 WP 1B		0-3 K		2-1 L3			1-0 G4-3		4	0	1	0	0	1	1											
5 Albert Pujols, R OBP: 0.367, SLG: 0.539 Steve Kline, S (9, 1)	0-1 F9		1-0 E5 27 FC5 15 1B		2-3 K			2-0 F9		4	0	0	0	0	1	2											
15 Jim Edmonds, L OBP: 0.426, SLG: 0.611 (1, 8)	3-3 K		0-0 1B		1-2 1B			1-2 F8		4	0	1	0	0	1	1											
27 Scott Rolen, R OBP: 0.346, SLG: 0.455 (1, 5)	3-2 G4-3		2-0 FC5		0-0 G6-3			0-0 F8		4	0	0	0	0	0	3											
Tino Martinez, L OBP: 0.326, SLG: 0.412 (1, 3)			0-1 F8		0-0 G6-4-3 1B			2-2 F8		4	0	1	0	0	0	0											
Edgar Renteria, R OBP: 0.394, SLG: 0.445 44 Jason Isringhausen, R Kerry Robinson, L OBP: 0.324, SLG: 0.381 (8, 1) (9, 7)			2-3 K		1-0 G6-4-3			0-2 1B		3	0	1	0	0	1	1											
Mike Matheny, R OBP: 0.291, SLG: 0.322 (1, 2)			1-2 1B		0-2 G5-3			1-1 F2		3	0	1	0	0	0	1											
Chuck Finley, L OBP: 0.182, SLG: 0.279 Luther Hackman, R Mike DiFelice, R OBP: 0.307, SLG: 0.418 58 Kevin Joseph, R Miguel Cairo, R OBP: 0.281, SLG: 0.359 (1, 1) (3, 1) (5, PH) (8, 1) (7, PH) (8, 6)			1-1 G1-3		2-2 G4-3			0-0 P6		1	0	0	0	0	0	1											
Inning Stats	R: 1 E: 0 K: 1 S: 13	H: 2 LOB: 1 BB: 0 P: 22	R: 0 E: 0 K: 1 S: 10	H: 1 LOB: 0 BB: 0 P: 14	R: 0 E: 0 K: 0 S: 5	H: 1 LOB: 0 BB: 0 P: 6	R: 0 E: 0 K: 0 S: 7	H: 0 LOB: 0 BB: 0 P: 12	R: 0 E: 0 K: 1 S: 10	H: 0 LOB: 0 BB: 0 P: 13	R: 0 E: 0 K: 0 S: 13	H: 1 LOB: 1 BB: 0 P: 16	R: 0 E: 0 K: 0 S: 3	H: 0 LOB: 0 BB: 0 P: 7	R: 0 E: 0 K: 0 S: 5	H: 0 LOB: 0 BB: 0 P: 8	1B: 7 2B: 1 3B: 0 HR: 0	SF: 0 SAC: 0 DP: 2 HBP: 0	WP: 2 PB: 0 SB: 0 CS: 0	PA: 33							
PITCHER	IP	WLS	BF	H	R	ER	SO	BB	IBB	HBP	BLK	WP	HR	S	P	ERA	WHIP										
Masato Yoshii, R ERA: 3.33	9.0	W	33	7	1	1	4	0	0	0	0	2	0	74	109	1.00	0.778										

Montreal Expos @ St. Louis Cardinals
Busch Stadium, St. Louis, MO
Tue Aug 06 2002, 7:10 PM CDT
Att: 34,126 - Cloudy - 84 F

AB 33
R 1
H 7
RBI 0
BB 0
SO 4
LOB 11



Batter	1	2	3	4	5	6	7	8	9	AB	R	H	RBI	BB	SO	LOB	TOP								
Jose Macias, S OBP: 0.311, SLG: 0.375	0-1 G6-3 HR 2B		0-0 PB 1B		1-2 G1		1-0 CS BB 1B	1-2 FC6-4		5	1	3	1	0	0	2									
Jose Vidro, S OBP: 0.380, SLG: 0.474	1-0 G6-3 2-3		3-2 F8		4-1 1B BB		0-3 K		0-0 WP 1B	4	0	1	0	1	1	3									
Vladimir Guerrero, R OBP: 0.499, SLG: 0.586	2-2 HR		1-1 G4-3		3-2 1B		4-0 CS BB		1-3 K	4	1	2	2	1	1	2									
Andres Galarraga, R OBP: 0.384, SLG: 0.431	1-3 K		1-1 F9		1-1 G5-3		4-2 1-2 2-3 IBB		0-0 G5-3	4	0	0	0	1	1	3									
Matt Cepicky, L OBP: 0.143, SLG: 0.143	1-1 G3-1		0-2 1B		0-3 K		0-1 F7		2-3 K	4	0	1	0	0	1	2									
Brad Wilkerson, L OBP: 0.365, SLG: 0.452										1	0	0	0	0	1	1									
Fernando Tatis, R OBP: 0.315, SLG: 0.427		4-0 G5-4-3 BB		3-3 K		2-1 G5-3		2-1 L7		3	0	0	0	1	1	1									
Orlando Cabrera, R OBP: 0.312, SLG: 0.365		1-3 K		2-0 P3		0-1 1B		1-2 F8		4	0	1	0	0	1	2									
Brian Schneider, L OBP: 0.325, SLG: 0.457		1-1 G5-4-3 1-2		0-1 HR		0-0 G3		4-0 BB BB		3	1	1	1	1	0	2									
Tomo Ohka, S OBP: 0.205, SLG: 0.189			0-3 K		2-3 K		0-0 WP 1B 2B		4-2 FC6-4 BB	2	0	0	0	0	2	0									
Joey Eischen, L OBP: 0.667, SLG: 1.000										1	1	1	0	1	0	0									
Dan Smith, R OBP: 0.365, SLG: 0.452										0	0	0	0	0	0	0									
Scott Stewart, R OBP: 0.365, SLG: 0.452										0	0	0	0	0	0	0									
Inning Stats	R: 2 E: 0 K: 1 S: 11	H: 2 LOB: 2 BB: 0 P: 16	R: 0 E: 0 K: 1 S: 6	H: 0 LOB: 0 BB: 1 P: 12	R: 0 E: 0 K: 1 S: 11	H: 1 LOB: 1 BB: 0 P: 15	R: 0 E: 0 K: 1 S: 11	H: 1 LOB: 1 BB: 0 P: 17	R: 1 E: 0 K: 1 S: 14	H: 2 LOB: 2 BB: 1 P: 25	R: 0 E: 0 K: 1 S: 8	H: 1 LOB: 1 BB: 0 P: 10	R: 1 E: 0 K: 1 S: 9	H: 2 LOB: 2 BB: 2 P: 18	R: 0 E: 0 K: 0 S: 11	H: 0 LOB: 2 BB: 2 P: 23	R: 0 E: 0 K: 2 S: 9	H: 1 LOB: 1 BB: 0 P: 12	1B: 6 2B: 2 3B: 0 HR: 2	SF: 0 SAC: 0 DP: 1 HBP: 0	WP: 2 PB: 1 SB: 0 CS: 2	PA: 41			
PITCHER	IP WLS BF H R ER SO BB IBB HBP BLK WP HR S P ERA WHIP	IP WLS BF H R ER SO BB IBB HBP BLK WP HR S P ERA WHIP	IP WLS BF H R ER SO BB IBB HBP BLK WP HR S P ERA WHIP	IP WLS BF H R ER SO BB IBB HBP BLK WP HR S P ERA WHIP	IP WLS BF H R ER SO BB IBB HBP BLK WP HR S P ERA WHIP	IP WLS BF H R ER SO BB IBB HBP BLK WP HR S P ERA WHIP	IP WLS BF H R ER SO BB IBB HBP BLK WP HR S P ERA WHIP	IP WLS BF H R ER SO BB IBB HBP BLK WP HR S P ERA WHIP	IP WLS BF H R ER SO BB IBB HBP BLK WP HR S P ERA WHIP	IP WLS BF H R ER SO BB IBB HBP BLK WP HR S P ERA WHIP	IP WLS BF H R ER SO BB IBB HBP BLK WP HR S P ERA WHIP	IP WLS BF H R ER SO BB IBB HBP BLK WP HR S P ERA WHIP	IP WLS BF H R ER SO BB IBB HBP BLK WP HR S P ERA WHIP	IP WLS BF H R ER SO BB IBB HBP BLK WP HR S P ERA WHIP	IP WLS BF H R ER SO BB IBB HBP BLK WP HR S P ERA WHIP	IP WLS BF H R ER SO BB IBB HBP BLK WP HR S P ERA WHIP	IP WLS BF H R ER SO BB IBB HBP BLK WP HR S P ERA WHIP	IP WLS BF H R ER SO BB IBB HBP BLK WP HR S P ERA WHIP	IP WLS BF H R ER SO BB IBB HBP BLK WP HR S P ERA WHIP	IP WLS BF H R ER SO BB IBB HBP BLK WP HR S P ERA WHIP	IP WLS BF H R ER SO BB IBB HBP BLK WP HR S P ERA WHIP	IP WLS BF H R ER SO BB IBB HBP BLK WP HR S P ERA WHIP	IP WLS BF H R ER SO BB IBB HBP BLK WP HR S P ERA WHIP	IP WLS BF H R ER SO BB IBB HBP BLK WP HR S P ERA WHIP	IP WLS BF H R ER SO BB IBB HBP BLK WP HR S P ERA WHIP

Montreal Expos @ St. Louis Cardinals
 Busch Stadium, St. Louis, MO
 Wed Aug 07 2002, 7:10 PM CDT
 Att: 33,179 - Cloudy - 82 F

AB 35
 R 4
 H 10
 RBI 4
 BB 6
 SO 9
 LOB 18



Batter	1	2	3	4	5	6	7	8	9	AB	R	H	RBI	BB	SO	LOB	BOTTOM								
Fernando Vina, L OBP: 0.332, SLG: 0.346	0-0 F7		1-1 F7		1-0 15 G4-3 SH3 1B		3-1 G3		1-2 L5	5	0	1	0	0	0	2									
Eduardo Perez, R OBP: 0.277, SLG: 0.449	2-3 K		2-2 F9		1-0 SH3		1-2 2-3 G6-3			3	0	0	0	0	1	1									
15 Jim Edmonds, L OBP: 0.421, SLG: 0.604	3-1 G4-3		0-0 G4-3		0-1 G4-3		2-3 3-H G6-3		2-3 K	4	0	0	1	0	1	1									
5 Albert Pujols, R OBP: 0.385, SLG: 0.536		1-2 F8		2-0 FC5 27 1B		1-2 L8		2-1 G6-3		4	0	1	0	0	0	1									
27 Scott Rolen, R OBP: 0.350, SLG: 0.457		0-2 F8		1-2 FC5 1B		2-2 E6 WP CS 1B		4-2 BB		3	0	2	0	1	0	0									
Tino Martinez, L OBP: 0.328, SLG: 0.410		3-2 FC6-4 1B		1-1 F7		1-2 G3		2-2 F9		4	0	1	0	0	0	4									
Edgar Renteria, R OBP: 0.360, SLG: 0.440		0-0 FC6-4 1-2		2-2 FC5 FC5-4		0-1 P4			1-0 F7	4	0	0	0	0	0	4									
Eli Marrero, R OBP: 0.321, SLG: 0.420			4-2 SH1-4 BB		0-0 FC5-4		4-2 BB		2-3 K	1	0	0	0	2	0	3									
Steve Kline, S OBP: 0.354, SLG: 0.381										0	0	0	0	0	0	0									
52 Matt Duff, R OBP: 0.279, SLG: 0.356										0	0	0	0	0	0	0									
Mike Crudale, R OBP: 0.267, SLG: 0.214										0	0	0	0	0	0	0									
Miguel Cairo, R OBP: 0.310, SLG: 0.412										1	0	0	0	1	0	0									
Jason Simontacchi, R OBP: 0.267, SLG: 0.214										0	0	0	0	0	0	0									
Kerry Robinson, L OBP: 0.334, SLG: 0.381										0	0	0	0	0	0	0									
Mike DiFelice, R OBP: 0.310, SLG: 0.412										1	0	0	0	1	0	0									
Inning Stats	R: 0 E: 0 K: 1 S: 6	H: 0 LOB: 0 BB: 0 P: 11	R: 0 E: 0 K: 0 S: 11	H: 1 LOB: 1 BB: 0 P: 15	R: 0 E: 0 K: 0 S: 12	H: 0 LOB: 3 BB: 1 P: 20	R: 0 E: 0 K: 0 S: 11	H: 2 LOB: 3 BB: 0 P: 17	R: 1 E: 0 K: 0 S: 12	H: 2 LOB: 1 BB: 0 P: 15	R: 0 E: 1 K: 0 S: 13	H: 1 LOB: 1 BB: 1 P: 23	R: 0 E: 0 K: 0 S: 6	H: 0 LOB: 0 BB: 0 P: 11	R: 0 E: 0 K: 1 S: 11	H: 0 LOB: 1 BB: 1 P: 21	R: 0 E: 0 K: 1 S: 8	H: 0 LOB: 1 BB: 1 P: 16	1B: 6 2B: 0 3B: 0 HR: 0	SF: 0 SAC: 2 DP: 0 HBP: 0	WP: 1 PB: 0 SB: 0 CS: 1	PA: 38			
PITCHER	IP WLS BF H R ER SO BB IBB HBP BLK WP HR S P ERA WHIP	IP WLS BF H R ER SO BB IBB HBP BLK WP HR S P ERA WHIP	IP WLS BF H R ER SO BB IBB HBP BLK WP HR S P ERA WHIP	IP WLS BF H R ER SO BB IBB HBP BLK WP HR S P ERA WHIP	IP WLS BF H R ER SO BB IBB HBP BLK WP HR S P ERA WHIP	IP WLS BF H R ER SO BB IBB HBP BLK WP HR S P ERA WHIP	IP WLS BF H R ER SO BB IBB HBP BLK WP HR S P ERA WHIP	IP WLS BF H R ER SO BB IBB HBP BLK WP HR S P ERA WHIP	IP WLS BF H R ER SO BB IBB HBP BLK WP HR S P ERA WHIP	IP WLS BF H R ER SO BB IBB HBP BLK WP HR S P ERA WHIP	IP WLS BF H R ER SO BB IBB HBP BLK WP HR S P ERA WHIP	IP WLS BF H R ER SO BB IBB HBP BLK WP HR S P ERA WHIP	IP WLS BF H R ER SO BB IBB HBP BLK WP HR S P ERA WHIP	IP WLS BF H R ER SO BB IBB HBP BLK WP HR S P ERA WHIP	IP WLS BF H R ER SO BB IBB HBP BLK WP HR S P ERA WHIP	IP WLS BF H R ER SO BB IBB HBP BLK WP HR S P ERA WHIP	IP WLS BF H R ER SO BB IBB HBP BLK WP HR S P ERA WHIP	IP WLS BF H R ER SO BB IBB HBP BLK WP HR S P ERA WHIP	IP WLS BF H R ER SO BB IBB HBP BLK WP HR S P ERA WHIP	IP WLS BF H R ER SO BB IBB HBP BLK WP HR S P ERA WHIP	IP WLS BF H R ER SO BB IBB HBP BLK WP HR S P ERA WHIP	IP WLS BF H R ER SO BB IBB HBP BLK WP HR S P ERA WHIP	IP WLS BF H R ER SO BB IBB HBP BLK WP HR S P ERA WHIP	IP WLS BF H R ER SO BB IBB HBP BLK WP HR S P ERA WHIP	IP WLS BF H R ER SO BB IBB HBP BLK WP HR S P ERA WHIP

Montreal Expos @ St. Louis Cardinals
 Busch Stadium, St. Louis, MO
 Wed Aug 07 2002, 7:10 PM CDT
 Att: 33,179 - Cloudy - 82 F

AB 31
 R 1
 H 6
 RBI 1
 BB 4
 SO 3
 LOB 16



Batter	1	2	3	4	5	6	7	8	9	AB	R	H	RBI	BB	SO	LOB	TOP			
Jose Macias, S OBP: 0.307, SLG: 0.369 (1, 5)	0-0 P6		0-3 K			1-0 G4-3	0-0 G3			4	0	0	0	0	1	1				
Jose Vidro, S OBP: 0.379, SLG: 0.472 (1, 4)	1-2 G5-3		1-1 G3-1			2-2 2B 1B		0-0 G6-3		4	1	1	0	0	0	0				
Vladimir Guerrero, R OBP: 0.499, SLG: 0.586 (1, 9)	0-2 G5-3			0-1 G4-3		0-1 1B	1-3 1B	1-3 K		4	1	1	0	0	1	0				
Troy O'Leary, L OBP: 0.364, SLG: 0.406 (1, 7)		2-1 1B SF8 1B		1-1 L6		3-1 1B		1-3 K		4	1	2	2	0	1	0				
Andres Galarraga, R OBP: 0.377, SLG: 0.422 (1, 3)		0-1 F9		0-3 K		3-2 F9			0-0 P5	4	0	0	0	0	1	2				
Brad Wilkerson, L OBP: 0.384, SLG: 0.450 (1, 8)		0-1 1B			2-3 K2-3	0-0 F9			1-3 K	4	0	1	0	0	2	1				
Orlando Cabrera, R OBP: 0.312, SLG: 0.364 (1, 6)		2-1 SF8			1-0 G5-3		2-1 1B		0-1 G6-3	3	0	1	1	0	0	0				
Brian Schneider, L OBP: 0.325, SLG: 0.462 (1, 2)		3-H 2-1 G4-3			0-1 2B		3-3 K			3	0	1	0	0	1	2				
Britt Reames, R OBP: 0.290, SLG: 0.200 (3, PH)			2-3 K		0-3 K		2-3 K			0	0	0	0	0	0	0				
Henry Matos, S OBP: 0.289, SLG: 0.273 (3, PH)										1	0	0	0	0	1	0				
Zach Day, R OBP: 0.240, SLG: 0.250 (7, PH)										1	0	0	0	0	1	1				
Matt Carpenter, R OBP: 0.302, SLG: 0.125 (7, PH)										0	0	0	0	0	0	0				
Joey Eischen, L OBP: 0.097, SLG: 1.000 (7, 1)										0	0	0	0	0	0	0				
Jim Brower, R OBP: 0.000, SLG: 0.000 (7, 1)										0	0	0	0	0	0	0				
Inning Stats	R: 0 E: 0 K: 0 S: 7	H: 0 LOB: 0 BB: 0 P: 8	R: 1 E: 0 K: 0 S: 10	H: 2 LOB: 1 BB: 0 P: 16	R: 0 E: 0 K: 2 S: 8	H: 0 LOB: 0 BB: 0 P: 11	R: 0 E: 0 K: 1 S: 7	H: 0 LOB: 0 BB: 0 P: 8	R: 0 E: 0 K: 2 S: 9	H: 1 LOB: 1 BB: 0 P: 12	R: 2 E: 0 K: 0 S: 14	H: 3 LOB: 1 BB: 0 P: 23	R: 0 E: 0 K: 2 S: 9	H: 1 LOB: 0 BB: 0 P: 16	R: 0 E: 0 K: 1 S: 6	H: 0 LOB: 0 BB: 0 P: 7	1B: 5 2B: 2 HR: 0	SF: 1 SAC: 0 DP: 0 HBP: 0	WP: 0 PB: 0 SB: 1 CS: 0	PA: 34
PITCHER	IP	WLS	BF	H	R	ER	SO	BB	IBB	HBP	BLK	WP	HR	S	P	ERA	WHIP			
Matt Morris, R ERA: 3.46 44 Jason Isringhausen, R ERA: 2.28	7.0	W	28	7	3	3	7	0	0	0	0	0	0	64	94	3.86	1.000			
44 Jason Isringhausen, R ERA: 2.28	2.0	S	6	0	0	0	3	0	0	0	0	0	0	14	17	0.00	0.000			

Montreal Expos @ St. Louis Cardinals
Busch Stadium, St. Louis, MO
Thu Aug 08 2002, 7:10 PM CDT
Att: 33,403 - Sunny - 85 F

AB 33
R 3
H 7
RBI 3
BB 0
SO 10
LOB 8



Batter	1	2	3	4	5	6	7	8	9	AB	R	H	RBI	BB	SO	LOB	BOTTOM			
Fernando Vina, L OBP: 0.333, SLG: 0.346 (1, 4)	4-1 5 HR 15 PB BB			2-1 G5-3		0-0 1B				3	1	1	0	1	0	1				
J.D. Drew, L OBP: 0.351, SLG: 0.451 (1, 9)	2-2 P6	0-0 G5-3			4-0 15 G6-3 BB		0-1 G1-3			3	0	0	0	1	0	2				
15 Jim Edmonds, L OBP: 0.420, SLG: 0.609 (1, 8)	2-3 K	2-1 HR			1-2 G6-3		0-0 G4-3			4	1	1	2	0	1	2				
5 Albert Pujols, R OBP: 0.386, SLG: 0.543 44 Jason Isringhausen, R ERA: 2.28	1-1 2H HR	2-3 K			3-2 1B		2-2 G6-3			4	1	2	2	0	1	0				
27 Scott Rolen, R OBP: 0.349, SLG: 0.453 (1, 5)	4-2 1B BB		3-2 G5-3		3-1 F5			1-3 K		3	1	0	0	1	1	1				
Tino Martinez, L OBP: 0.330, SLG: 0.414 (1, 3)	2-1 1B		2-2 L1-6 2B			1-1 L8		2-1 F7		4	0	2	0	0	0	0				
Edgar Renteria, R OBP: 0.361, SLG: 0.441 (1, 6)	1-0 1B		3-0 L1-6			2-0 1B 1B		1-0 G6-3		4	0	2	1	0	0	1				
Mike Matheny, R OBP: 0.287, SLG: 0.317 (1, 2)	1-3 K			2-2 G4-3		2-2 F8				3	0	0	0	0	1	3				
Matt Morris, R OBP: 0.172, SLG: 0.179 Eli Marrero, R OBP: 0.321, SLG: 0.420 (8, 7)		0-0 15 HR G5-3 1B		1-2 G6-3		1-2 1B				3	1	2	0	0	0	0				
Inning Stats	R: 3 E: 0 K: 2 S: 18	H: 3 LOB: 2 BB: 2 P: 35	R: 2 E: 0 K: 1 S: 9	H: 2 LOB: 0 BB: 0 P: 14	R: 0 E: 0 K: 0 S: 7	H: 1 LOB: 0 BB: 0 P: 15	R: 0 E: 0 K: 0 S: 8	H: 0 LOB: 0 BB: 0 P: 13	R: 0 E: 0 K: 0 S: 11	H: 3 LOB: 2 BB: 0 P: 17	R: 0 E: 0 K: 0 S: 6	H: 0 LOB: 0 BB: 0 P: 8	R: 0 E: 0 K: 1 S: 6	H: 0 LOB: 0 BB: 0 P: 10	1B: 7 2B: 2 3B: 0 HR: 2	SF: 0 SAC: 0 DP: 2 HBP: 0	WP: 0 PB: 1 SB: 0 CS: 0	PA: 34		
PITCHER	IP	WLS	BF	H	R	ER	SO	BB	IBB	HBP	BLK	WP	HR	S	P	ERA	WHIP			
Britt Reames, R ERA: 6.55 Zach Day, R ERA: 3.78 Joey Eischen, L ERA: 1.5 Jim Brower, R ERA: 4.41	2.0	L	13	5	5	5	3	2	0	0	0	0	0	35	65	0.00	1.500			
Joey Eischen, L ERA: 1.5 Jim Brower, R ERA: 4.41	0.2		2	0	0	0	0	0	0	0	0	0	0	3	3	0.00	0.000			
Jim Brower, R ERA: 4.41	1.1		4	0	0	0	1	0	0	0	0	0	0	9	15	0.00	0.000			

Montreal Expos @ St. Louis Cardinals
Busch Stadium, St. Louis, MO
Thu Aug 08 2002, 7:10 PM CDT
Att: 33,403 - Sunny - 85 F

AB 31
R 5
H 10
RBI 5
BB 3
SO 4
LOB 10




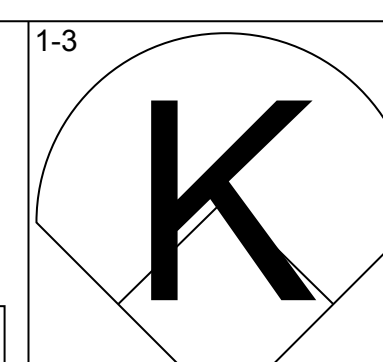
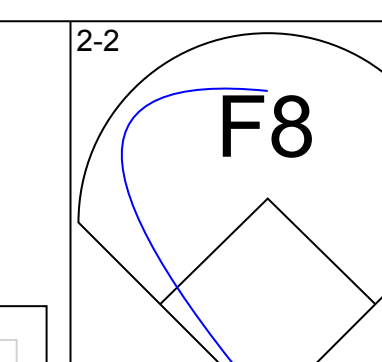
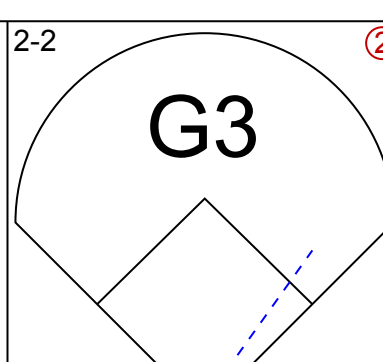
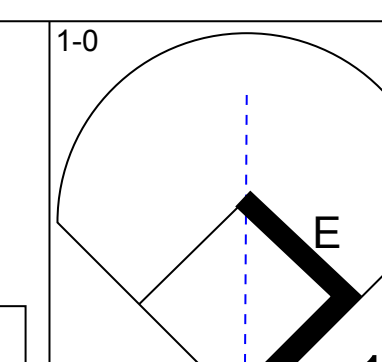
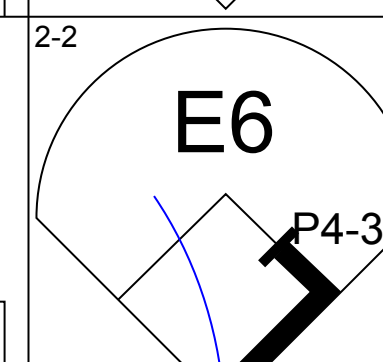
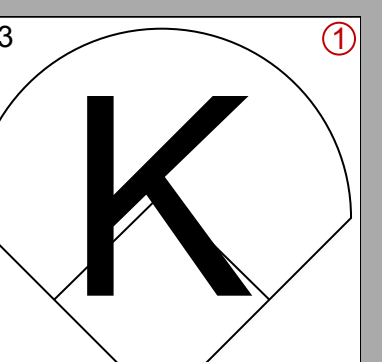
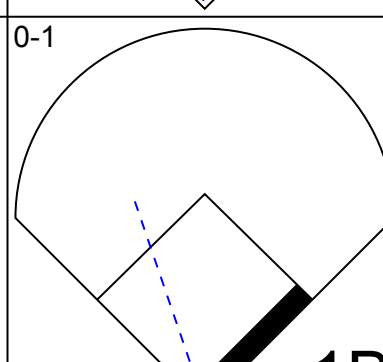
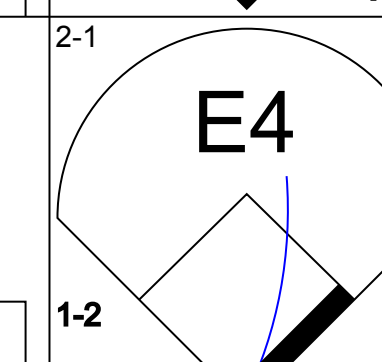
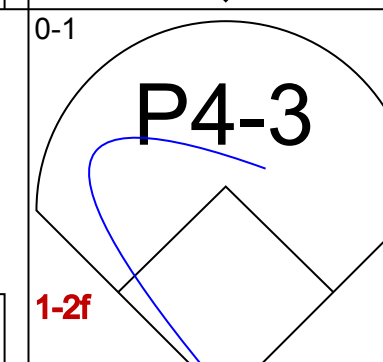
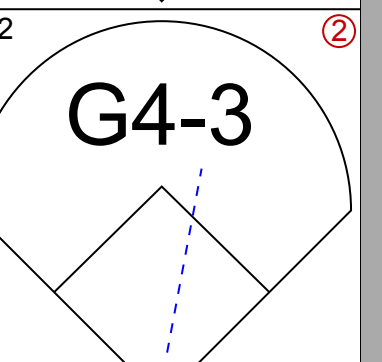
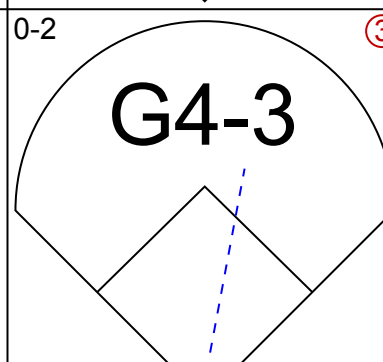
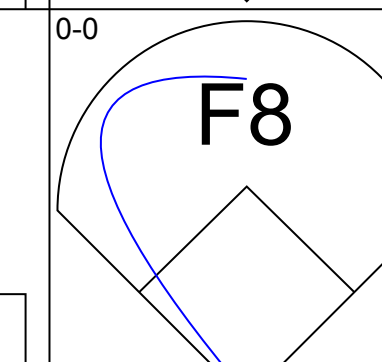
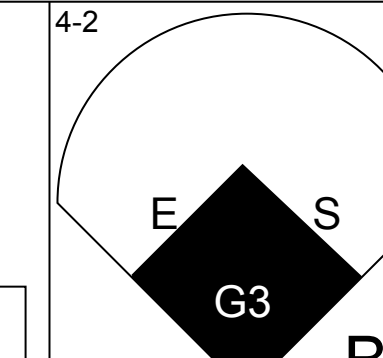
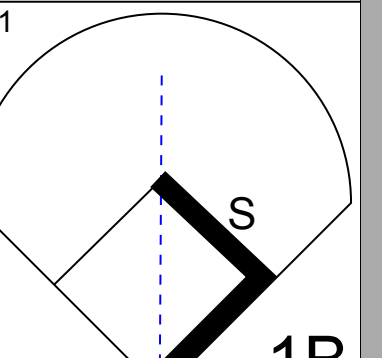
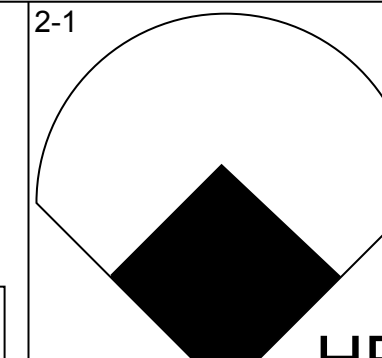
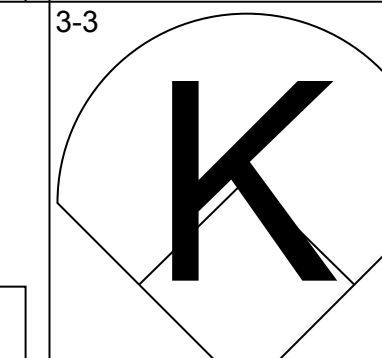
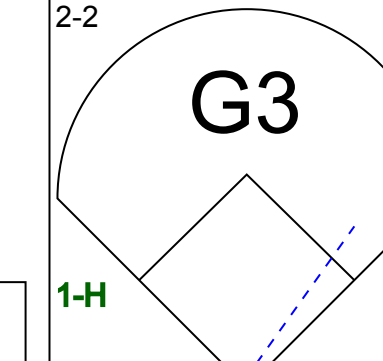
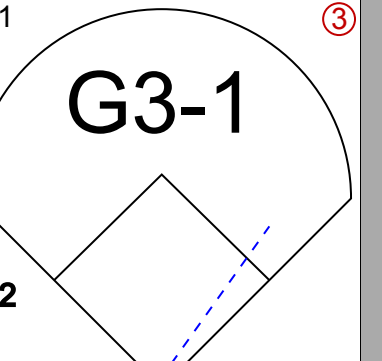
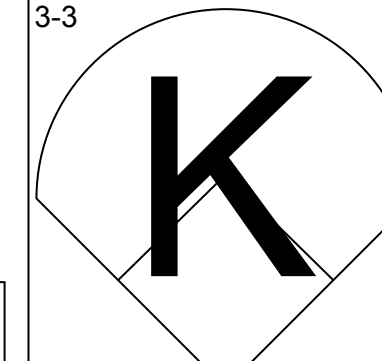
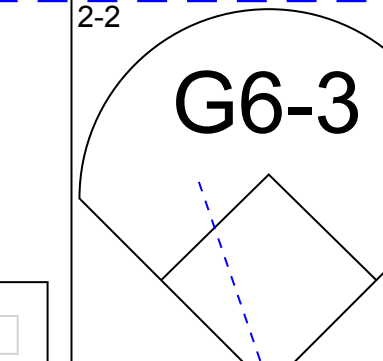
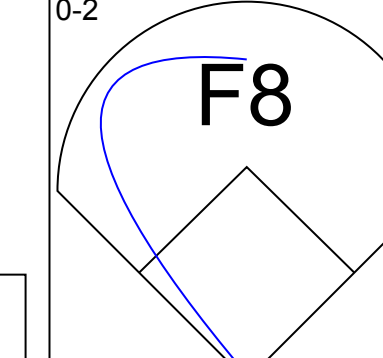
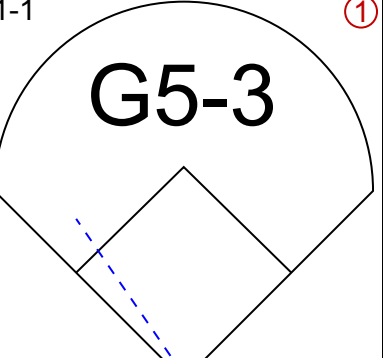
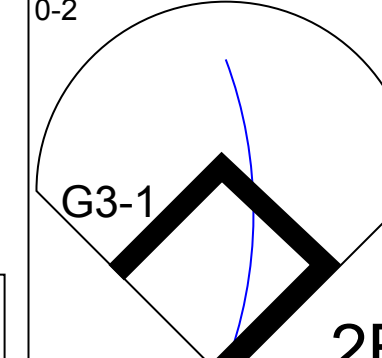
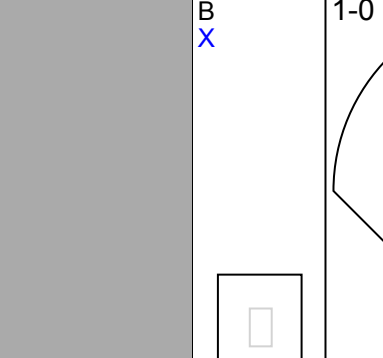
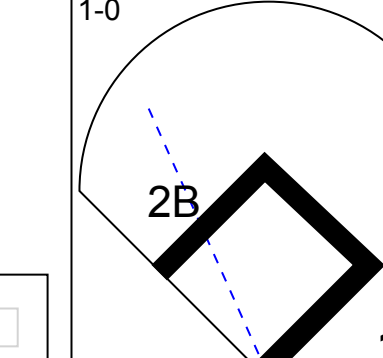
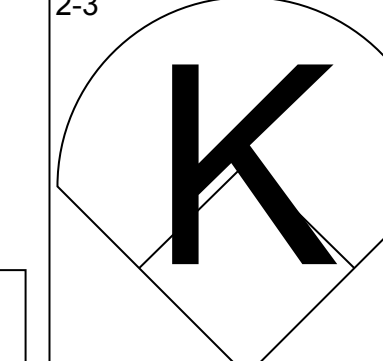
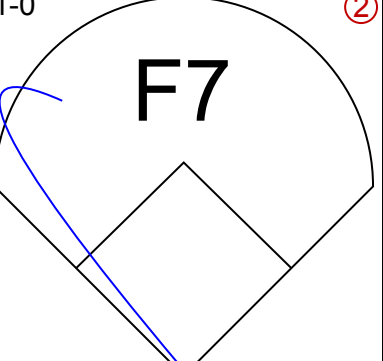
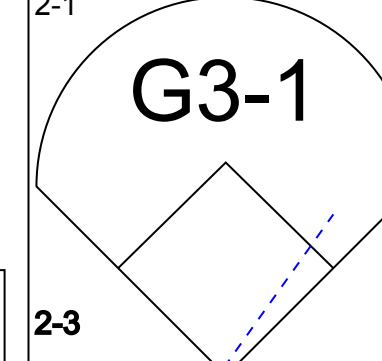
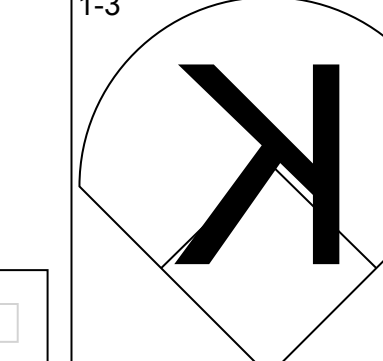
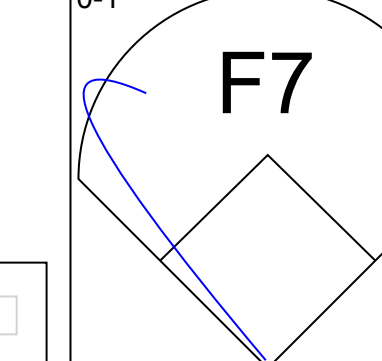
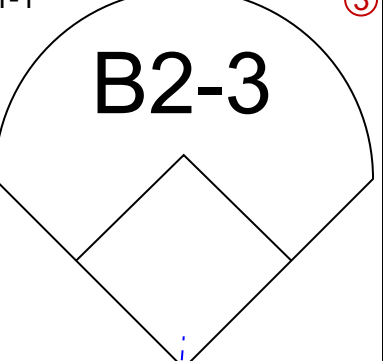
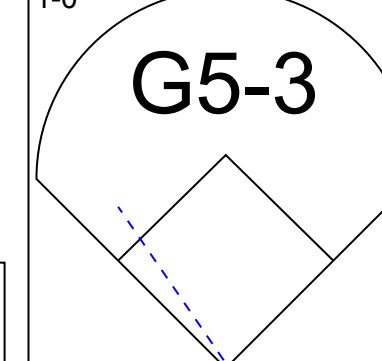
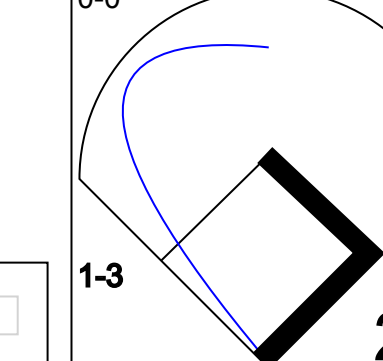
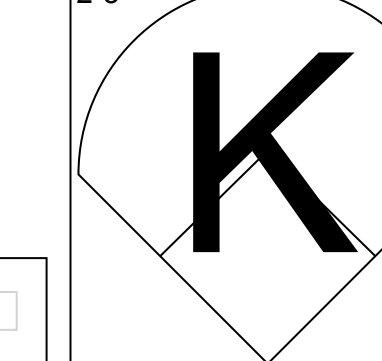
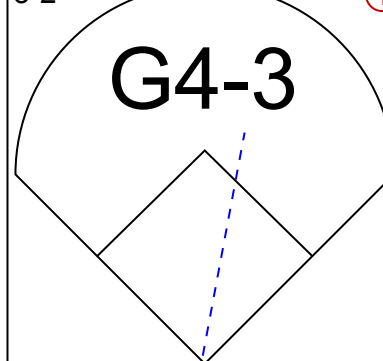
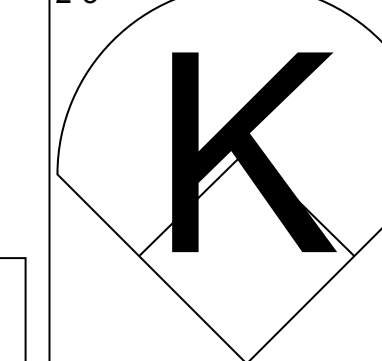
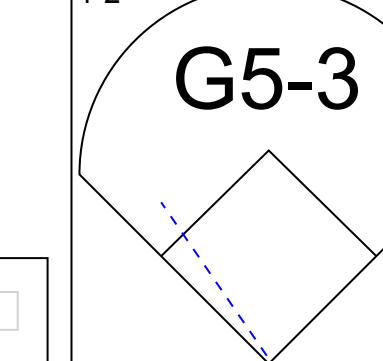
Batter	1	2	3	4	5	6	7	8	9	AB	R	H	RBI	BB	SO	LOB	TOP					
Brad Wilkerson, L OBP: 0.369, SLG: 0.451	F8		L9			F8	G4-3			5	0	1	0	0	0	3	Montreal Expos @ Milwaukee Brewers Miller Park, Milwaukee, WI Sat Aug 10 2002, 6:05 PM CDT Att: 24,954 - Cloudy - 88 F					
Jose Macias, S OBP: 0.305, SLG: 0.385	K		1B			K		G5-3	F7	5	0	2	0	0	2	2						
Jose Vidro, S OBP: 0.376, SLG: 0.473	F8		F8			HR		L9		4	1	1	1	0	0	3						
Vladimir Guerrero, R OBP: 0.410, SLG: 0.601		HR			F9			G5-3		4	1	2	1	0	0	1						
Troy O'Leary, L OBP: 0.372, SLG: 0.412	F5				G4-3					3	0	0	0	1	0	1						
Andres Galarraga, R OBP: 0.362, SLG: 0.403	K				F8					4	0	0	0	0	2	2						
Fernando Tatis, R OBP: 0.315, SLG: 0.426	L9									4	0	1	0	0	0	0						
Michael Barrett, R OBP: 0.344, SLG: 0.418			L7			G5-3			G4-3	4	0	0	0	0	1	1						
Javier Vazquez, R OBP: 0.138, SLG: 0.138										2	0	1	0	0	0	0						
Wilton Guerrero, S OBP: 0.290, SLG: 0.276										1	0	1	0	0	0	0						
Dan Smith, R OBP: 0.222, SLG: 0.222										1	0	1	0	0	0	0						
Inning Stats	R: 0 E: 0 K: 1 S: 9	H: 0 LOB: 0 BB: 0 P: 16	R: 1 E: 0 K: 1 S: 11	H: 1 LOB: 0 BB: 0 P: 20	R: 0 E: 0 K: 0 S: 10	H: 2 LOB: 2 BB: 0 P: 15	R: 0 E: 0 K: 0 S: 7	H: 0 LOB: 0 BB: 0 P: 14	R: 0 E: 0 K: 1 S: 14	H: 2 LOB: 1 BB: 0 P: 25	R: 0 E: 0 K: 1 S: 12	H: 2 LOB: 2 BB: 0 P: 17	R: 0 E: 0 K: 1 S: 10	H: 1 LOB: 2 BB: 0 P: 19	R: 0 E: 0 K: 0 S: 9	H: 2 LOB: 2 BB: 0 P: 14	1B: 7 2B: 1 3B: 0 HR: 2	SF: 0 SAC: 0 DP: 0 HBP: 0	WP: 0 PB: 0 CS: 0	PA: 38		
PITCHER	IP	WLS	BF	H	R	ER	SO	BB	IBB	HBP	BLK	WP	HR	S	P	ERA	WHIP					
Jose Cabrera, R ERA: 5.27	(1, 1)	6.0	W	23	5	2	2	3	0	0	0	0	0	2	60	105	3.00	0.833				
Luis Vizcaino, R ERA: 2.56	(7, 1)	1.0	H	5	2	0	0	1	0	0	0	0	0	12	17	0.00	2.000					
Ray King, L ERA: 3.09	(8, 1)	0.1	H	2	1	0	0	0	0	0	0	0	0	3	5	0.00	3.000					
Mike DeJean, R ERA: 3.81	(8, 1)	1.2	S	8	2	0	0	1	1	0	0	0	0	16	28	0.00	1.800					

AB	37
R	2
H	10
RBI	2
BB	1
SO	5
LOB	13



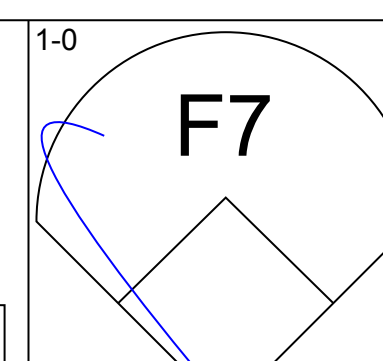
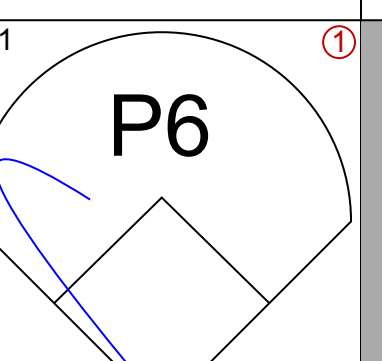
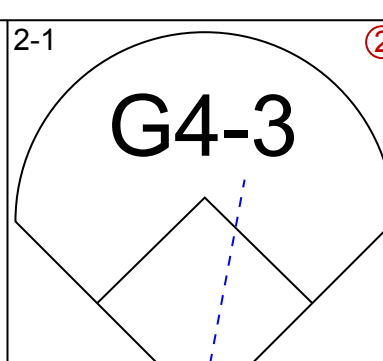
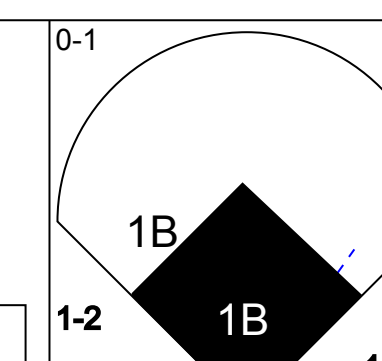
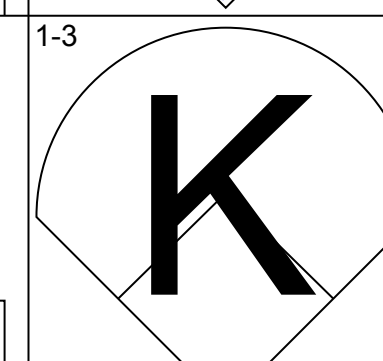
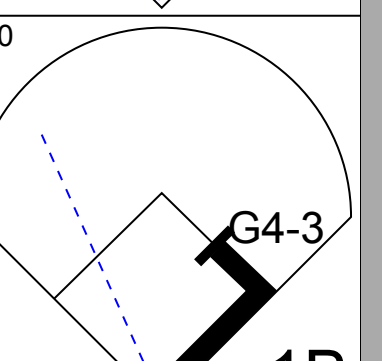
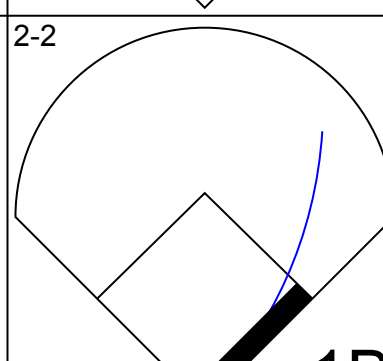
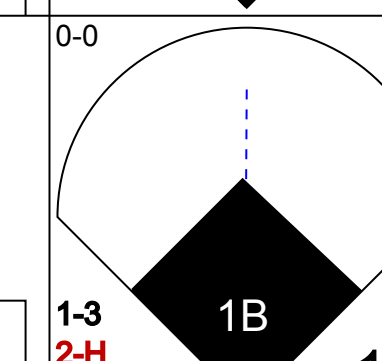
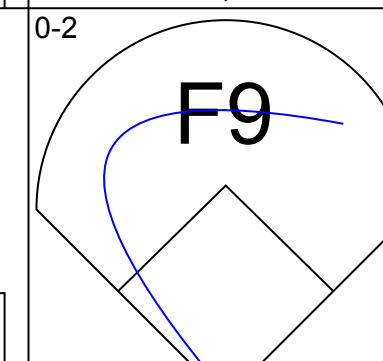
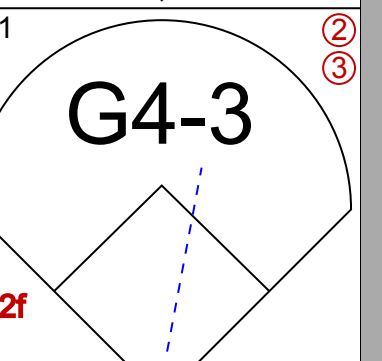
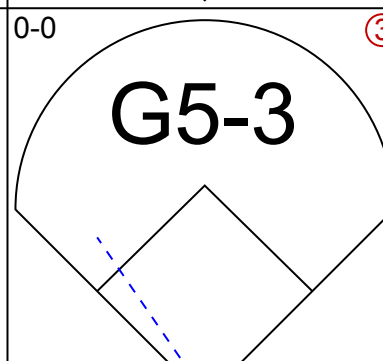
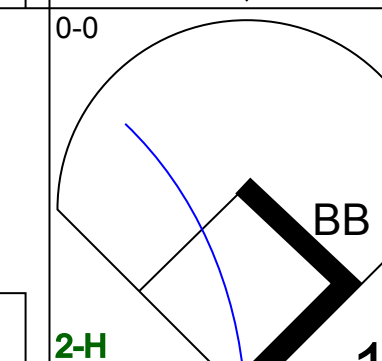
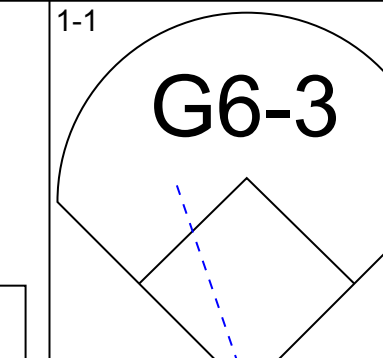
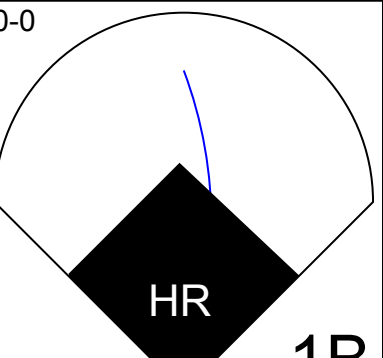
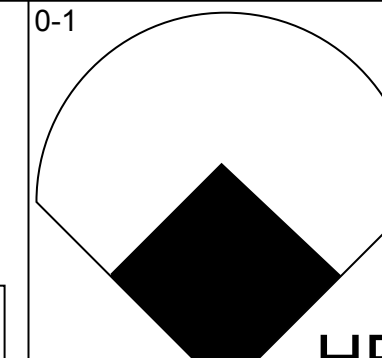
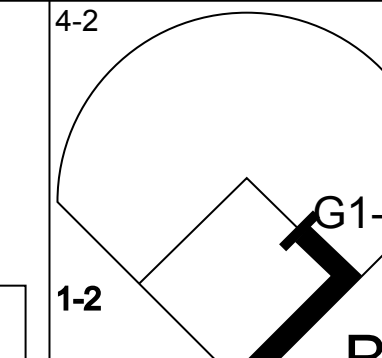
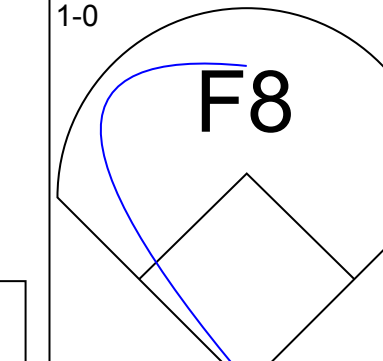
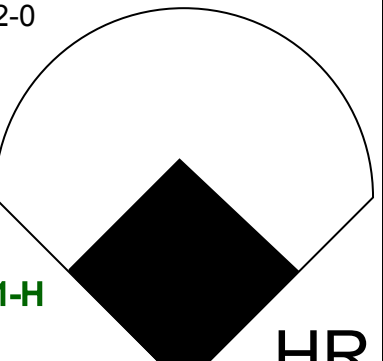
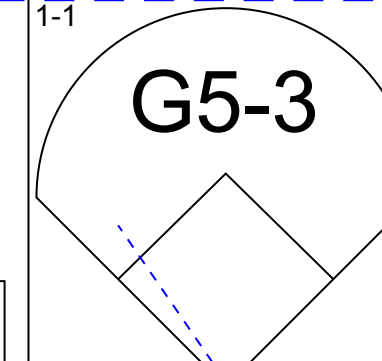
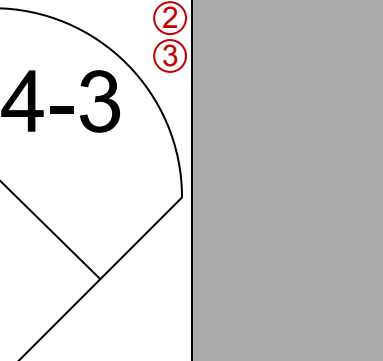
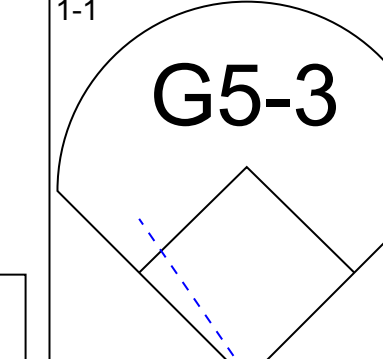
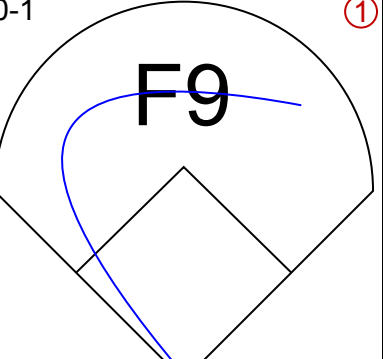
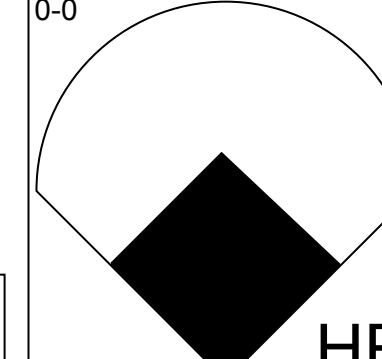
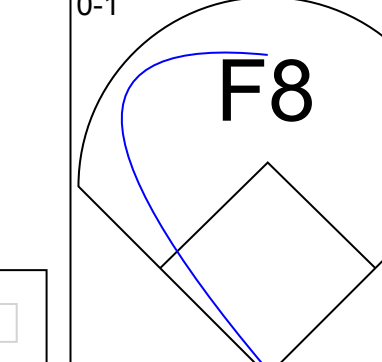
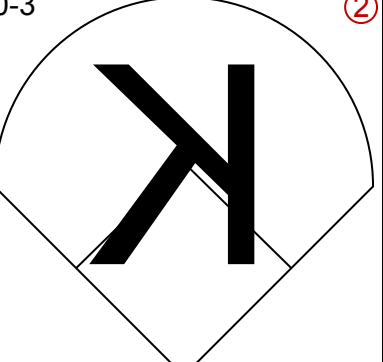
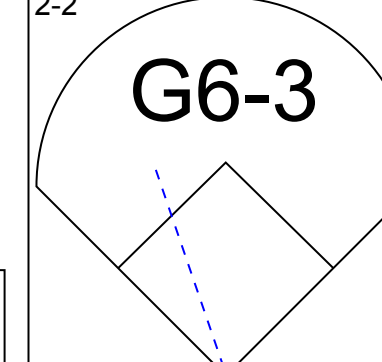
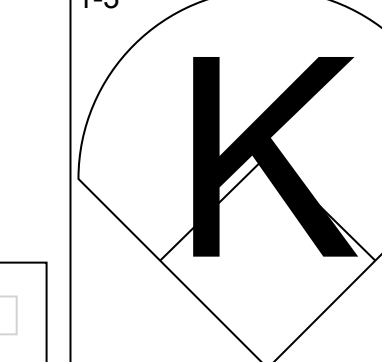
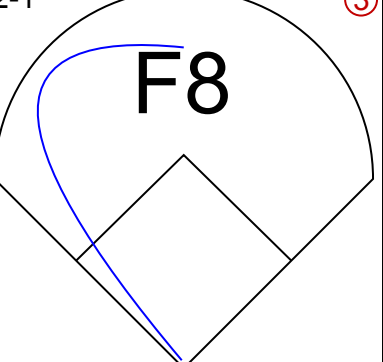
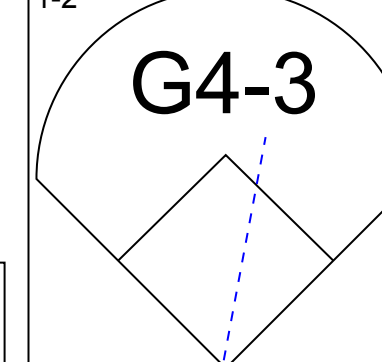
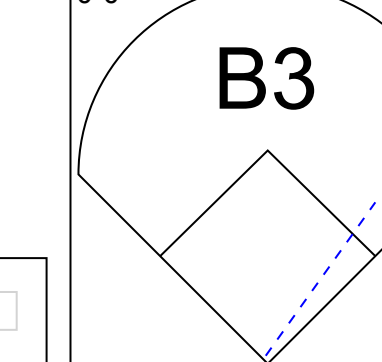
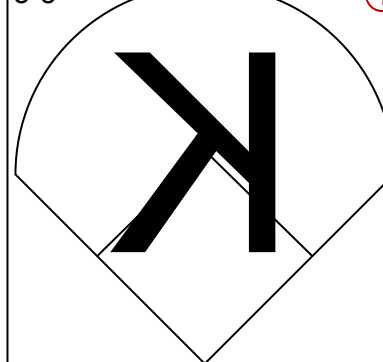
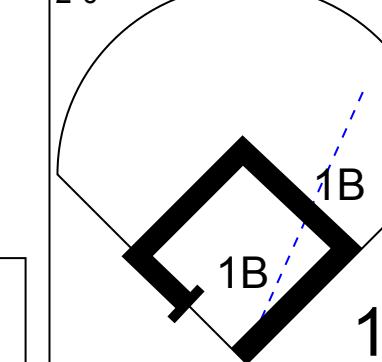
Batter	1	2	3	4	5	6	7	8	9	AB	R	H	RBI	BB	SO	LOB	BOTTOM				
Alex Sanchez, L OBP: 0.355, SLG: 0.361	1B	G4-3		F7		G4-3				4	1	1	0	0	0	0	Montreal Expos @ Milwaukee Brewers Miller Park, Milwaukee, WI Sat Aug 10 2002, 6:05 PM CDT Att: 24,954 - Cloudy - 88 F				
Eric Young Sr., R OBP: 0.329, SLG: 0.362	1B				1B					4	2	4	0	0	0	0					
Lenny Harris, L OBP: 0.323, SLG: 0.348										4	1	2	1	0	0	2					
Jeffrey Hammonds, R OBP: 0.341, SLG: 0.424	1B	F2			1B					0	0	0	0	0	0	0					
Richie Sexson, R OBP: 0.361, SLG: 0.517	1B		F9							4	0	2	1	0	1	1					
Matt Stairs, L OBP: 0.326, SLG: 0.475										3	0	0	1	1	1	2					
Ryan Thompson, R OBP: 0.289, SLG: 0.493	1B									0	0	0	0	0	0	0					
José Hernández, R OBP: 0.343, SLG: 0.479	K		K							4	1	1	0	0	3	5					
Mark Loretta, R OBP: 0.348, SLG: 0.364			L9							4	0	2	1	0	0	2					
Jorge Fabregas, L OBP: 0.228, SLG: 0.191	F7									3	0	0	1	0	1	3					
Jose Cabrera, R OBP: 0.326, SLG: 0.475										2	0	0	0	0	2	3					
Ronnie Belliard, R OBP: 0.287, SLG: 0.301										1	0	0	0	0	0	0					
Luis Vizcaino, R OBP: 0.287, SLG: 0.301										0	0	0	0	0	0	0					
Ray King, L OBP: 0.287, SLG: 0.301										0	0	0	0	0	0	0					
Mike DeJean, R OBP: 0.287, SLG: 0.301										1	0	0	0	0	1	1					
Inning Stats	R: 3 E: 0 K: 2 S: 24	H: 5 LOB: 3 BB: 1 P: 39	R: 0 E: 0 K: 0 S: 15	H: 1 LOB: 1 BB: 0 P: 20	R: 0 E: 0 K: 2 S: 8	H: 0 LOB: 0 BB: 0 P: 14	R: 0 E: 0 K: 1 S: 7	H: 0 LOB: 0 BB: 0 P: 11	R: 0 E: 0 K: 1 S: 13	H: 3 LOB: 2 BB: 0 P: 18	R: 0 E: 0 K: 1 S: 9	H: 0 LOB: 0 BB: 0 P: 14	R: 0 E: 0 K: 1 S: 8	H: 1 LOB: 0 BB: 0 P: 8	R: 1 E: 0 K: 1 S: 9	H: 2 LOB: 1 BB: 0 P: 14	1B: 11 2B: 1 3B: 0 HR: 0	SF: 1 SAC: 0 DP: 1 HBP: 0	WP: 0 PB: 0 CS: 0	PA: 36	
PITCHER	IP	WLS	BF	H	R	ER	SO	BB	IBB	HBP	BLK	WP	HR	S	P	ERA	WHIP				
Javier Vazquez, R ERA: 3.87	(1, 1)	6.0	L	28	9	4	4	7	1	0	0	0	0	17	22	4.50	1.500				
Dan Smith, R ERA: 2.63	(7, 1)	2.0		8	3	1	1	2	0	0	0	0	0	17	22	4.50	1.500				



Batter	1	2	3	4	5	6	7	8	9	AB	R	H	RBI	BB	SO	LOB	TOP					
Brad Wilkerson, L OBP: 0.368, SLG: 0.449 (1, 3)										4	0	1	0	0	1	0	Montreal Expos @ Milwaukee Brewers Miller Park, Milwaukee, WI Sun Aug 11 2002, 1:05 PM CDT Att: 30,153 - Sunny - 88 F					
Jose Macias, S OBP: 0.305, SLG: 0.383 (1, 6)										4	0	1	0	0	1	1						
Jose Vidro, S OBP: 0.373, SLG: 0.469 (1, 4)										4	0	0	0	0	0	4						
Vladimir Guerrero, R OBP: 0.413, SLG: 0.608 (1, 9)										3	2	2	1	1	1	2						
Troy O'Leary, L OBP: 0.365, SLG: 0.403 (1, 7)										4	0	0	1	0	1	1						
Fernando Tatis, R OBP: 0.318, SLG: 0.430 (1, 5)										4	0	2	0	0	0	0						
Brian Schneider, L OBP: 0.319, SLG: 0.452 Michael Barrett, R OBP: 0.343, SLG: 0.416 (9, PH)										3	0	0	0	0	1	1						
Wilton Guerrero, S OBP: 0.289, SLG: 0.286 (1, 8)										4	0	1	0	0	0	1						
Masato Yoshii, R OBP: 0.161, SLG: 0.037 Joey Eischen, L OBP: 0.067, SLG: 1.000 Matt Herge, L OBP: 0.295, SLG: 0.391 Henry Mateo, S OBP: 0.265, SLG: 0.351 52 T.J. Tucker, R OBP: 0.350, SLG: 0.750 Andros Calatrava, R OBP: 0.301, SLG: 0.401 (7, 1)										2	0	0	0	0	1	0						
Inning Stats	R: 0 E: 1 K: 1 S: 9	H: 0 LOB: 0 BB: 0 P: 12	R: 1 E: 0 K: 1 S: 12	H: 0 LOB: 0 BB: 1 P: 20	R: 0 E: 0 K: 1 S: 8	H: 0 LOB: 0 BB: 0 P: 12	R: 0 E: 0 K: 1 S: 10	H: 1 LOB: 1 BB: 0 P: 19	R: 0 E: 0 K: 0 S: 5	H: 0 LOB: 0 BB: 0 P: 8	R: 0 E: 0 K: 0 S: 13	H: 1 LOB: 1 BB: 0 P: 18	R: 1 E: 0 K: 1 S: 11	H: 2 LOB: 1 BB: 0 P: 19	R: 0 E: 1 K: 2 S: 10	H: 1 LOB: 2 BB: 0 P: 18		R: 0 E: 0 K: 1 S: 12	H: 2 LOB: 2 BB: 0 P: 17	1B: 4 2B: 3 3B: 0 HR: 1	SF: 0 SAC: 0 DP: 1 HBP: 0	WP: 0 PB: 0 CS: 0
PITCHER	IP	WLS	BF	H	R	ER	SO	BB	IBB	HBP	BLK	WP	HR	S	P	ERA	WHIP					
15 Ben Sheets, R ERA: 4.5	8.0	W	31	5	2	2	7	1	0	0	0	0	1	78	126	2.25	0.750					
Ray King, L ERA: 3.02	1.0		5	2	0	0	1	0	0	0	0	0	0	12	17	0.00	2.000					

AB	35
R	2
H	7
RBI	2
BB	1
SO	8
LOB	13



Batter	1	2	3	4	5	6	7	8	9	AB	R	H	RBI	BB	SO	LOB	BOTTOM				
Alex Sanchez, L OBP: 0.354, SLG: 0.359 (1, 8)										4	1	1	0	0	0	0	Montreal Expos @ Milwaukee Brewers Miller Park, Milwaukee, WI Sun Aug 11 2002, 1:05 PM CDT Att: 30,153 - Sunny - 88 F				
Eric Young Sr., R OBP: 0.333, SLG: 0.366 (1, 4)										4	1	3	0	0	1	0					
Jeffrey Hammonds, R OBP: 0.340, SLG: 0.422 (1, 9)										4	0	1	2	0	0	2					
Richie Sexson, R OBP: 0.365, SLG: 0.526 (1, 3)										3	2	2	1	1	0	0					
Matt Stairs, L OBP: 0.328, SLG: 0.494 Ryan Thompson, R OBP: 0.282, SLG: 0.480 (7, PH)										2	1	1	2	0	0	0					
José Hernández, R OBP: 0.343, SLG: 0.486 (1, 6)										3	1	1	1	0	0	0					
Mark Loretta, R OBP: 0.342, SLG: 0.357 (1, 5)										3	0	0	0	0	1	0					
Paul Bako, L OBP: 0.323, SLG: 0.354 (1, 2)										3	0	0	0	0	1	0					
15 Ben Sheets, R OBP: 0.143, SLG: 0.146 Lenny Harris, L OBP: 0.328, SLG: 0.353 Ray King, L ERA: 3.47 (9, 1)										2	0	0	0	0	1	0					
Inning Stats	R: 0 E: 0 K: 1 S: 7	H: 0 LOB: 0 BB: 0 P: 9	R: 0 E: 0 K: 0 S: 5	H: 0 LOB: 0 BB: 0 P: 8	R: 0 E: 0 K: 1 S: 7	H: 0 LOB: 0 BB: 0 P: 8	R: 0 E: 0 K: 0 S: 5	H: 1 LOB: 0 BB: 0 P: 8	R: 2 E: 0 K: 1 S: 9	H: 2 LOB: 0 BB: 0 P: 13	R: 0 E: 0 K: 1 S: 9	H: 1 LOB: 1 BB: 0 P: 16	R: 2 E: 0 K: 0 S: 11	H: 2 LOB: 0 BB: 0 P: 15	R: 2 E: 0 K: 0 S: 11	H: 4 LOB: 1 BB: 1 P: 18		1B: 7 2B: 0 3B: 0 HR: 3	SF: 0 SAC: 0 DP: 2 HBP: 0	WP: 0 PB: 0 CS: 0	PA: 32
PITCHER	IP	WLS	BF	H	R	ER	SO	BB	IBB	HBP	BLK	WP	HR	S	P	ERA	WHIP				
Masato Yoshii, R ERA: 3.4	0.1	L	1	0	0	0	0	0	0	0	0	0	0	2	3	0.00	0.000				
Joey Eischen, L ERA: 1.49	0.2		3	1	1	1	0	0	0	0	0	0	1	7	10	13.50	1.500				
52 T.J. Tucker, R ERA: 3.47	1.0		6	4	2	2	0	1	0	0	0	0	0	11	18	18.00	5.000				



Batter	1	2	3	4	5	6	7	8	9	AB	R	H	RBI	BB	SO	LOB	TOP								
Dave Roberts, L (1, 8) OBP: 0.364, SLG: 0.370	1-2 F8		0-0 B3		0-0 1B 2B			2-2 G6-3		4	1	1	1	0	0	0									
Marquis Grissom, R (1, 7) OBP: 0.332, SLG: 0.535	0-3 K		0-1 G4-3		2-0 1B			1-3 K		4	0	1	1	0	2	0									
Adrian Beltré, R (1, 5) OBP: 0.308, SLG: 0.436	2-0 G4-3			0-0 F8	2-0 G6-3			4-1 BB		3	0	0	0	1	0	1									
Shawn Green, L (1, 9) OBP: 0.378, SLG: 0.578		0-0 B5-3 1B 2B		2-2 FC5-4 1B		1-2 CS 1B		1-3 K		4	1	3	0	0	1	1									
Paul Lo Duca, R (1, 2) OBP: 0.336, SLG: 0.407 Cesar Izturis, S (9, PR) OBP: 0.253, SLG: 0.297	1-0 B5-3		0-0 FC5-4		3-1 F9			1-2 G1-3 2B		4	0	1	0	0	0	3									
Eric Karros, R (1, 3) OBP: 0.331, SLG: 0.403	1-2 1B		1-3 K		1-1 F8			2-3 K2-3		4	0	1	1	0	2	3									
Mark Grudzielanek, R (1, 4) OBP: 0.304, SLG: 0.304	0-0 F8				3-2 G4-3		0-3 K	1-1 G1-3		4	0	0	0	0	1	2									
Alex Cora, L (1, 6) OBP: 0.348, SLG: 0.436 Dave Hansen, L (9, PH) OBP: 0.351, SLG: 0.420 Mike Kinkade, R (9, PH) OBP: 0.467, SLG: 0.462	3-0 G1-3				1-1 E4 SH1-4 2B		2-2 F7	1-3 K		3	1	0	0	0	0	1									
Andy Ashby, R (1, 1) OBP: 0.195, SLG: 0.231 Eric Gagne, R (8, 1)			1-3 K		0-1 SH1-4		1-3 K			2	0	0	0	0	2	0									
Inning Stats	R: 0 E: 0 K: 1 S: 7	H: 0 LOB: 0 BB: 0 P: 10	R: 1 E: 0 K: 0 S: 8	H: 2 LOB: 1 BB: 0 P: 13	R: 0 E: 0 K: 1 S: 9	H: 0 LOB: 0 BB: 0 P: 10	R: 0 E: 0 K: 1 S: 8	H: 1 LOB: 1 BB: 0 P: 11	R: 2 E: 1 K: 0 S: 11	H: 2 LOB: 1 BB: 0 P: 19	R: 0 E: 0 K: 0 S: 9	H: 1 LOB: 0 BB: 0 P: 12	R: 0 E: 0 K: 2 S: 11	H: 0 LOB: 0 BB: 0 P: 14	R: 0 E: 0 K: 2 S: 11	H: 0 LOB: 1 BB: 1 P: 19	R: 0 E: 0 K: 2 S: 12	H: 1 LOB: 2 BB: 0 P: 17	1B: 4 2B: 3 3B: 0 HR: 0	SF: 0 SAC: 1 DP: 0 HBP: 0	WP: 0 PB: 0 SB: 0 CS: 1	PA: 35			
PITCHER	IP	WLS	BF	H	R	ER	SO	BB	IBB	HBP	BLK	WP	HR	S	P	ERA	WHIP								
Tomo Ohka, R (1, 1) ERA: 3.41	7.0		27	6	3	1	5	0	0	0	0	0	0	63	89	1.29	0.857								
Dan Smith, R (8, 1) ERA: 2.45	1.2	W	7	1	0	0	3	1	0	0	0	0	0	20	32	0.00	1.200								
Scott Stewart, L (9, 1) ERA: 3.04	0.1	S	1	0	0	0	1	0	0	0	0	0	0	3	4	0.00	0.000								

Los Angeles Dodgers @ Montreal Expos
Olympic Stadium, Montreal, QB
Tue Aug 13 2002, 7:05 PM EDT
Att: 13,263 - Dome - 72 F

AB 33
R 3
H 7
RBI 3
BB 1
SO 9
LOB 13



Batter	1	2	3	4	5	6	7	8	9	AB	R	H	RBI	BB	SO	LOB	BOTTOM								
Jose Macias, S (1, 6) OBP: 0.307, SLG: 0.379	4-2 1B 2B BB	2-1 G4-3			0-1 G4-3		2-1 F7			3	1	0	0	1	0	1									
Brad Wilkerson, L (1, 8) OBP: 0.369, SLG: 0.452	0-0 2B 1B		3-1 PB 2B		2-3 K			0-3 K		4	1	2	0	0	2	0									
Jose Vidro, S (1, 4) OBP: 0.372, SLG: 0.469	2-1 G5-3		0-1 F7		1-2 G4-3			0-0 G4-3		4	0	1	1	0	0	1									
Vladimir Guerrero, R (1, 9) OBP: 0.414, SLG: 0.607	2-0 G5-3		1-0 G5-3			2-1 G5-3 SH2-3 1B		3-0 HR 1B		4	1	2	1	0	0	2									
Troy O'Leary, L (1, 7) OBP: 0.365, SLG: 0.418	0-0 L4		1-1 G4-3			0-0 SH2-3		0-0 HR		3	1	1	2	0	0	2									
Fernando Tatis, R (1, 5) OBP: 0.317, SLG: 0.426	1-2 G6-3			3-2 G1-3		1-2 G5-3		4-1 BB		3	0	0	0	1	0	2									
Andres Galarraga, R (1, 3) OBP: 0.354, SLG: 0.393		1-1 G6-3		1-3 K		1-0 P4		2-2 L9		4	0	0	0	0	1	2									
Michael Barrett, R (1, 2) OBP: 0.350, SLG: 0.426		2-2 S 1B		2-1 2B			2-0 CS 1B			3	0	3	0	0	0	0									
Tomo Ohka, S (1, 1) OBP: 0.195, SLG: 0.179 Wilton Guerrero, S (7, PH) OBP: 0.286, SLG: 0.283 Dan Smith, R (8, 1) Scott Stewart, R (9, 1)		0-3 K		0-3 K		1-2 G6-3				2	0	0	0	0	2	2									
Inning Stats	R: 2 E: 0 K: 0 S: 12	H: 2 LOB: 1 BB: 1 P: 21	R: 0 E: 0 K: 1 S: 13	H: 1 LOB: 1 BB: 0 P: 18	R: 0 E: 0 K: 2 S: 12	H: 1 LOB: 1 BB: 0 P: 18	R: 0 E: 0 K: 1 S: 9	H: 0 LOB: 0 BB: 0 P: 12	R: 0 E: 0 K: 0 S: 7	H: 1 LOB: 1 BB: 0 P: 11	R: 0 E: 0 K: 0 S: 6	H: 1 LOB: 0 BB: 0 P: 11	R: 2 E: 0 K: 1 S: 10	H: 2 LOB: 1 BB: 1 P: 19	1B: 5 2B: 3 3B: 0 HR: 1	SF: 0 SAC: 1 DP: 0 HBP: 0	WP: 0 PB: 1 SB: 1 CS: 1	PA: 34							
PITCHER	IP	WLS	BF	H	R	ER	SO	BB	IBB	HBP	BLK	WP	HR	S	P	ERA	WHIP								
Andy Ashby, R (1, 1) ERA: 3.56	7.2		31	8	3	3	5	1	0	0	0	0	1	71	111	3.52	1.174								
Eric Gagne, R (8, 1) ERA: 2.15	0.1	L	3	1	1	1	0	1	0	0	0	0	1	5	11	27.00	6.000								

Los Angeles Dodgers @ Montreal Expos
Olympic Stadium, Montreal, QB
Tue Aug 13 2002, 7:05 PM EDT
Att: 13,263 - Dome - 72 F


AB 31
R 4
H 9
RBI 4
BB 2
SO 5
LOB 13



Batter	1	2	3	4	5	6	7	8	9	AB	R	H	RBI	BB	SO	LOB	TOP			
Dave Roberts, L OBP: 0.370, SLG: 0.378 (1, 8)										3	1	2	0	2	0	0				
Marquis Grissom, R OBP: 0.333, SLG: 0.541 (1, 7)										5	1	2	1	0	0	4				
Adrian Beltré, R OBP: 0.309, SLG: 0.435 (1, 5)										5	0	2	0	0	2	2				
Shawn Green, L OBP: 0.378, SLG: 0.582 (1, 9)										4	1	1	1	1	1	4				
Paul Lo Duca, R OBP: 0.337, SLG: 0.407 (1, 2)										5	0	2	1	0	0	3				
Tyler Houston, L OBP: 0.342, SLG: 0.460 (1, 3)										5	1	1	0	0	3	6				
Mark Grudzielanek, R OBP: 0.303, SLG: 0.383 Paul Quantrill, L Eric Gagne, R (8, 1) (9, 1)										4	0	1	0	0	1	4	AB 38			
Alex Cora, L OBP: 0.357, SLG: 0.443 (8, 4)										4	1	3	1	0	0	1	R 5			
Kaz Ishii, L OBP: 0.146, SLG: 0.109 Paul Shuey, R Cesar Izturis, S OBP: 0.252, SLG: 0.296 (8, 6) (8, 6)										2	0	0	0	0	2	2	H 14			
Inning Stats	R: 1 E: 1 K: 2 S: 14	H: 3 LOB: 3 BB: 0 P: 22	R: 1 E: 1 K: 1 S: 10	H: 2 LOB: 0 BB: 0 P: 12	R: 1 E: 0 K: 1 S: 8	H: 2 LOB: 0 BB: 0 P: 15	R: 0 E: 0 K: 0 S: 7	H: 1 LOB: 2 BB: 1 P: 13	R: 0 E: 0 K: 2 S: 9	H: 1 LOB: 1 BB: 0 P: 13	R: 0 E: 0 K: 2 S: 12	H: 0 LOB: 1 BB: 1 P: 18	R: 1 E: 0 K: 0 S: 15	H: 2 LOB: 2 BB: 0 P: 23	R: 1 E: 0 K: 1 S: 10	H: 2 LOB: 2 BB: 1 P: 19	1B: 8 2B: 5 3B: 0 HR: 1	SF: 0 SAC: 1 DP: 2 HBP: 0	WP: 0 PB: 1 SB: 1 CS: 0	PA: 42
PITCHER	IP WLS BF H R ER SO BB IBB HBP BLK WP HR S P ERA WHIP																			
Bartolo Colon, R ERA: 2.76 52 T.J. Tucker, R ERA: 3.57 Jim Brower, R ERA: 4.48	(1, 1) (8, 1) (9, 1)	7.0 1.0 1.0	L 5 6	31 2 2	10 1 2	3 1 1	8 0 1	2 0 1	0 0 0	0 0 0	0 0 0	0 0 0	0 15 10	105 23 19	2.57 9.00 9.00	1.714 2.000 2.000				

Los Angeles Dodgers @ Montreal Expos
 Olympic Stadium, Montreal, QB
 Wed Aug 14 2002, 7:05 PM EDT
 Att: 13,416 - Dome - 72 F
 livebaseballscores.com


Batter	1	2	3	4	5	6	7	8	9	AB	R	H	RBI	BB	SO	LOB	BOTTOM			
Jose Macias, S OBP: 0.306, SLG: 0.381 (1, 8)										4	0	1	0	0	0	4				
Jose Vidro, S OBP: 0.369, SLG: 0.465 (1, 4)										4	1	0	0	0	1	2				
Vladimir Guerrero, R OBP: 0.412, SLG: 0.696 (1, 9)										4	1	1	0	0	0	1				
Fernando Tatis, R OBP: 0.316, SLG: 0.425 (1, 5)										3	0	1	1	0	1	0				
Troy O'Leary, L OBP: 0.362, SLG: 0.415 (1, 7)										4	0	1	1	0	1	1				
Orlando Cabrera, R OBP: 0.313, SLG: 0.363 (1, 6)										2	0	0	0	2	0	0				
Andres Galarraga, R OBP: 0.354, SLG: 0.389 Henry Mateo, S OBP: 0.240, SLG: 0.261 52 T.J. Tucker, R OBP: 0.750, SLG: 0.750 Jim Brower, R Wilton Guerrero, S OBP: 0.283, SLG: 0.280 (1, 3) (7, PR) (8, 1) (9, 1) (9, PH)										2	0	0	0	1	0	2	AB 29			
Michael Barrett, R OBP: 0.348, SLG: 0.422 (1, 2)										3	0	0	0	1	2	2	R 2			
Bartolo Colon, R OBP: 0.200, SLG: 0.172 Brad Wilkerson, L OBP: 0.371, SLG: 0.452 (1, 1) (7, PH) (8, 3)										2	0	0	0	0	1	1	H 4			
Inning Stats	R: 2 E: 1 K: 0 S: 14	H: 2 LOB: 2 BB: 1 P: 25	R: 0 E: 0 K: 2 S: 12	H: 0 LOB: 1 BB: 1 P: 19	R: 0 E: 0 K: 0 S: 10	H: 1 LOB: 0 BB: 0 P: 15	R: 0 E: 0 K: 1 S: 7	H: 0 LOB: 0 BB: 0 P: 14	R: 0 E: 0 K: 1 S: 9	H: 0 LOB: 0 BB: 0 P: 13	R: 0 E: 0 K: 0 S: 10	H: 0 LOB: 3 BB: 3 P: 25	R: 0 E: 0 K: 1 S: 8	H: 1 LOB: 1 BB: 0 P: 10	R: 0 E: 0 K: 2 S: 8	H: 0 LOB: 0 BB: 0 P: 10	1B: 2 2B: 2 3B: 0 HR: 0	SF: 1 SAC: 0 DP: 1 HBP: 0	WP: 0 PB: 0 SB: 1 CS: 0	PA: 35
PITCHER	IP WLS BF H R ER SO BB IBB HBP BLK WP HR S P ERA WHIP																			
Kaz Ishii, L ERA: 4.0 Paul Shuey, R ERA: 3.6 Paul Quantrill, R ERA: 3.0 Eric Gagne, R ERA: 2.11	(1, 1) (7, 1) (8, 1) (9, 1)	6.0 1.0 1.0 1.0	W H H S	25 3 4 3	0 0 1 0	0 0 0 0	0 0 1 2	4 1 0 0	0 0 0 0	0 0 0 0	0 0 0 0	0 8 8 8	0 15 10 10	0.00 0.00 0.00 0.00	1.000 1.000 0.000					

Los Angeles Dodgers @ Montreal Expos
 Olympic Stadium, Montreal, QB
 Wed Aug 14 2002, 7:05 PM EDT
 Att: 13,416 - Dome - 72 F
 livebaseballscores.com


Batter	1	2	3	4	5	6	7	8	9	AB	R	H	RBI	BB	SO	LOB	TOP			
Dave Roberts, L (1.8)	F7		G4-3			G3		L9		4	0	0	1	0	0	2	Los Angeles Dodgers @ Montreal Expos Olympic Stadium, Montreal, QB Thu Aug 15 2002, 7:05 PM EDT Att: 10,985 - Dome - 72 F			
Marquis Grissom, R (1.7)	G4-3		P4			G5-3		F7		4	0	1	0	0	0	2				
Adrián Beltré, R (1.5)	G4-3					K			F7	4	0	1	0	0	1	1				
Shawn Green, L (1.9)		K				K			K	4	0	0	0	0	3	1				
Paul Lo Duca, R (1.2)	F3					F8			G6-3	4	0	1	0	0	0	1				
Tyler Houston, L (1.3)										3	0	0	0	0	2	2				
Mark Grudzielanek, R (1.4)			SH5-4							3	1	2	0	0	0	1				
Alex Cora, L (1.6)			G4-3			G4-6-3			G5-3	3	0	1	0	0	0	1				
Omar Daal, L (1.1)			SH5-4			G3-1				1	0	0	0	0	0	0				
Mike Kinkade, R (8, PH)										1	0	1	0	0	0	0				
Paul Quantrill, L (8, 1)										0	0	0	0	0	0	0				
Jesse Orosco, R (8, 1)										0	0	0	0	0	0	0				
Eric Gagne, R (9, 1)										0	0	0	0	0	0	0				
Inning Stats	R: 0 E: 0 K: 0 S: 7	H: 1 LOB: 0 BB: 0 P: 8	R: 0 E: 0 K: 2 S: 8	H: 0 LOB: 0 BB: 0 P: 11	R: 1 E: 0 K: 0 S: 11	H: 2 LOB: 1 BB: 0 P: 12	R: 0 E: 0 K: 2 S: 14	H: 1 LOB: 1 BB: 0 P: 22	R: 0 E: 0 K: 0 S: 7	H: 0 LOB: 0 BB: 0 P: 12	R: 0 E: 0 K: 0 S: 8	H: 1 LOB: 1 BB: 0 P: 11	R: 0 E: 0 K: 0 S: 12	H: 1 LOB: 1 BB: 0 P: 16	R: 0 E: 0 K: 1 S: 7	H: 0 LOB: 0 BB: 0 P: 9	1B: 5 2B: 2 3B: 0 HR: 0	SF: 0 SAC: 1 DP: 2 HBP: 0	WP: 0 PB: 0 SB: 0 CS: 0	PA: 32
PITCHER	IP WLS BF H R ER SO BB IBB HBP BLK WP HR S P ERA WHIP																			
Javier Vazquez, R (1, 1)	7.0 L 25 6 1 1 5 0 0 0 0 0 0 62 84 1.29 0.857																			
Joey Eischen, L (8, 1)	0.2 3 1 0 0 0 0 0 0 0 0 0 9 12 0.00 1.500																			
Dan Smith, R (8, 1)	0.2 2 0 0 0 0 0 0 0 0 0 0 4 5 0.00 0.000																			
Scott Stewart, L (9, 1)	0.2 2 0 0 0 1 0 0 0 0 0 0 6 8 0.00 0.000																			

AB 31
R 1
H 7
RBI 1
BB 0
SO 6
LOB 11



Batter	1	2	3	4	5	6	7	8	9	AB	R	H	RBI	BB	SO	LOB	BOTTOM					
Jose Vidro, S (1.4)	F9									4	0	2	0	1	0	1	Los Angeles Dodgers @ Montreal Expos Olympic Stadium, Montreal, QB Thu Aug 15 2002, 7:05 PM EDT Att: 10,985 - Dome - 72 F					
Orlando Cabrera, R (1.6)	G6-3		L8			F9				3	0	1	0	1	0	2						
Vladimir Guerrero, R (1.9)	G6-3		L9			P4				3	0	0	0	1	0	3						
Andres Galarraga, R (1.3)	P3					L4				4	0	1	0	0	1	3						
Fernando Tatis, R (1.5)		K				F8				3	0	0	0	1	1	1						
Troy O'Leary, L (1.7)						F7				4	0	0	0	0	0	3						
Michael Barrett, R (1.2)										4	0	1	0	0	0	0						
Henny Mateo, S (9, PR)										0	0	0	0	0	0	0						
Wilton Guerrero, S (1.8)										3	0	1	0	0	1	1						
Javier Vazquez, R (1, 1)										1	0	1	0	0	0	0						
Jose Mestas, S (7, PH)										1	0	0	0	0	0	1						
Joey Eischen, L (8, 1)										0	0	0	0	0	0	0						
Dan Smith, R (8, 1)										0	0	0	0	0	0	0						
Scott Stewart, R (9, 1)										0	0	0	0	0	0	0						
Brad Wilkerson, L (9, PH)										1	0	0	0	0	1	2						
Inning Stats	R: 0 E: 0 K: 0 S: 8	H: 0 LOB: 1 BB: 1 P: 15	R: 0 E: 0 K: 1 S: 7	H: 0 LOB: 0 BB: 0 P: 10	R: 0 E: 0 K: 0 S: 6	H: 1 LOB: 2 BB: 1 P: 12	R: 0 E: 0 K: 0 S: 6	H: 0 LOB: 0 BB: 0 P: 9	R: 0 E: 0 K: 0 S: 10	H: 1 LOB: 1 BB: 0 P: 15	R: 0 E: 0 K: 0 S: 10	H: 1 LOB: 1 BB: 0 P: 19	R: 0 E: 0 K: 0 S: 7	H: 1 LOB: 1 BB: 0 P: 14	R: 0 E: 0 K: 1 S: 16	H: 2 LOB: 3 BB: 2 P: 30	R: 0 E: 1 K: 1 S: 13	H: 1 LOB: 2 BB: 0 P: 17	1B: 5 2B: 2 3B: 0 HR: 0	SF: 0 SAC: 2 DP: 0 HBP: 0	WP: 0 PB: 0 SB: 0 CS: 0	PA: 37
PITCHER	IP WLS BF H R ER SO BB IBB HBP BLK WP HR S P ERA WHIP																					
Omar Daal, L (1, 1)	7.0 W 27 4 0 0 2 2 0 0 0 0 0 0 14 27 0.00 6.000																					
Paul Quantrill, R (8, 1)	0.2 H 5 2 0 0 1 2 0 0 0 0 0 0 2 3 0.00 0.000																					
Jesse Orosco, L (8, 1)	0.1 H 1 0 0 0 0 0 0 0 0 0 0 0 2 3 0.00 0.000																					
Eric Gagne, R (9, 1)	1.0 S 4 1 0 0 1 0 0 0 0 0 0 0 13 17 0.00 1.000																					

AB 31
R 0
H 7
RBI 0
BB 4
SO 4
LOB 17




Batter	1	2	3	4	5	6	7	8	9	AB	R	H	RBI	BB	SO	LOB	TOP				
Ramón Vázquez, L OBP: 0.356, SLG: 0.363			G4-3			G6-3			G6-3	5	1	1	3	0	1	2	San Diego Padres @ Montreal Expos Olympic Stadium, Montreal, QB Fri Aug 16 2002, 7:05 PM EDT Att. 7,564 - Dome - 72 F				
Mark Kotsay, L OBP: 0.365, SLG: 0.452						G6-3			L9	3	0	1	0	1	0	1					
Ryan Klesko, L OBP: 0.382, SLG: 0.516			F9			G3			K	4	0	1	1	0	1	2					
Phil Nevin, R OBP: 0.337, SLG: 0.434 Tom Davey, R Brandon Villafuerte, R						K			G6-3	3	0	0	0	0	1	1					
Bubba Trammell, R OBP: 0.328, SLG: 0.398										4	1	1	1	0	1	1					
Deivi Cruz, R OBP: 0.300, SLG: 0.378									K	4	1	1	0	0	1	1					
Gene Kingsale, S OBP: 0.348, SLG: 0.434									K	4	1	1	0	0	2	1					
Tom Lampkin, L OBP: 0.298, SLG: 0.352										4	1	3	1	0	0	0					
Bobby Jones, R Jeremy Fikac, R Brian Buchanan, R Jason Kershner, L Julius Matos, R										0	0	0	0	0	0	0					
Inning Stats	R: 0 E: 0 K: 1 S: 13	H: 2 LOB: 1 BB: 0 P: 16	R: 0 E: 0 K: 1 S: 9	H: 0 LOB: 0 BB: 0 P: 13	R: 0 E: 0 K: 0 S: 12	H: 1 LOB: 2 BB: 1 P: 21	R: 0 E: 0 K: 0 S: 7	H: 0 LOB: 0 BB: 0 P: 12	R: 4 E: 0 K: 1 S: 14	H: 4 LOB: 1 BB: 0 P: 16	R: 2 E: 0 K: 0 S: 14	H: 3 LOB: 1 BB: 0 P: 21	R: 0 E: 0 K: 3 S: 10	H: 0 LOB: 0 BB: 0 P: 15	R: 0 E: 0 K: 0 S: 7	H: 0 LOB: 0 BB: 0 P: 9		1B: 7 2B: 2 3B: 0 HR: 1	SF: 0 SAC: 2 DP: 1 HBP: 1	WP: 0 PB: 0 SB: 0 CS: 0	PA: 37
PITCHER	IP WLS BF H R ER SO BB IBB HBP BLK WP HR S P ERA WHIP																				
Masato Yoshii, R ERA: 3.74	5.0	24	9	6	6	3	1	0	1	0	0	0	0	0	1	59		85	10.80	2.000	
Zach Day, R ERA: 3.38	2.0	7	1	0	0	1	0	0	0	0	0	0	0	0	17	23		0.00	0.500		
Matt Herges, R ERA: 3.42	1.0	3	0	0	0	3	0	0	0	0	0	0	0	10	15	0.00	0.000				
Joey Eischen, L ERA: 1.42	1.0	3	0	0	0	0	0	0	0	0	0	0	0	7	9	0.00	0.000				

Batter	1	2	3	4	5	6	7	8	9	AB	R	H	RBI	BB	SO	LOB	BOTTOM				
Jose Vidro, S OBP: 0.372, SLG: 0.469		G6-3				G6-3				5	2	2	0	0	0	1	San Diego Padres @ Montreal Expos Olympic Stadium, Montreal, QB Fri Aug 16 2002, 7:05 PM EDT Att. 7,564 - Dome - 72 F				
Orlando Cabrera, R OBP: 0.314, SLG: 0.361						G6-3				4	2	0	0	1	0	2					
Vladimir Guerrero, R Jose Macias, S										4	1	3	2	0	0	0					
Wil Cordero, R OBP: 0.333, SLG: 0.425										5	2	4	1	0	0	0					
Andres Galarraga, R OBP: 0.349, SLG: 0.381										3	0	0	1	1	1	4					
Fernando Tatis, R OBP: 0.314, SLG: 0.419										4	0	1	2	0	2	4					
Michael Barrett, R OBP: 0.351, SLG: 0.433										3	1	1	1	2	1	1					
Wilton Guerrero, S Troy O'Leary, L Matt Herges, L Joey Eischen, L										3	0	0	0	0	1	0					
Masato Yoshii, R Zach Day, R Matt Cepicky, L										2	0	1	0	0	0	0					
Inning Stats	R: 3 E: 0 K: 2 S: 21	H: 3 LOB: 1 BB: 1 P: 36	R: 0 E: 0 K: 0 S: 7	H: 0 LOB: 0 BB: 0 P: 11	R: 0 E: 0 K: 1 S: 11	H: 2 LOB: 2 BB: 0 P: 16	R: 1 E: 0 K: 1 S: 9	H: 2 LOB: 1 BB: 0 P: 18	R: 0 E: 0 K: 0 S: 3	H: 0 LOB: 0 BB: 0 P: 5	R: 0 E: 0 K: 1 S: 11	H: 0 LOB: 0 BB: 0 P: 13	R: 4 E: 1 K: 1 S: 15	H: 3 LOB: 3 BB: 2 P: 29	R: 3 E: 1 K: 0 S: 19	H: 4 LOB: 2 BB: 1 P: 29		1B: 8 2B: 4 3B: 0 HR: 2	SF: 2 SAC: 0 DP: 0 HBP: 1	WP: 1 PB: 0 SB: 0 CS: 0	PA: 44
PITCHER	IP WLS BF H R ER SO BB IBB HBP BLK WP HR S P ERA WHIP																				
Bobby Jones, L Jeremy Fikac, R Jason Kershner, L Tom Davey, R Brandon Villafuerte, R	2.1 1.2 2.1 1.1 0.1	13 7 L B 2	5 2 3 2 0	3 1 3 2 0	2 1 2 2 0	3 3 1 1 0	0 1 0 0 0	0 1 18 24 6	33 15 28 13.50 10	53 28 7.71 5.250 0.00	3.000										

AB	33
R	6
H	10
RBI	6
BB	1
SO	7
LOB	9



AB	37
R	11
H	14
RBI	10
BB	4
SO	6
LOB	17



Batter	1	2	3	4	5	6	7	8	9	AB	R	H	RBI	BB	SO	LOB	TOP										
Ramón Vázquez, L OBP: 0.353, SLG: 0.364 (1, 4)	G6-3		G3-1		G5-3		2B	G6-3		5	0	1	0	0	0	2											
Mark Kotsay, L OBP: 0.365, SLG: 0.454 (1, 8)	BB 1B		K		2B		K		G6-3	5	1	2	0	0	2	1											
Ryan Klesko, L OBP: 0.385, SLG: 0.522 (1, 3)	1B BB		HR		IBB			G6-3	K	3	1	1	1	2	1	0											
Phil Nevin, R OBP: 0.334, SLG: 0.440 (1, 5)	K		G6-3		G6-3			HR	P4	5	1	1	1	0	1	4											
Ron Gant, R OBP: 0.352, SLG: 0.514 (1, 7)	1-2 2-H 1B			F2		F2		F8		4	0	1	1	0	0	0											
Bubba Tramell, R OBP: 0.330, SLG: 0.398 (8, PH)	K			1B		K		E BB		3	0	1	0	1	2	2											
Trenidad Hubbard, R OBP: 0.280, SLG: 0.283 Brandon Villafuerte, R Trevor Hoffman, R										0	1	0	0	0	0	0											
Deivi Cruz, R OBP: 0.299, SLG: 0.377 (1, 6)			P4		G6-3			E9 2B		4	1	1	0	0	0	1											
Wil Nieves, R OBP: 0.217, SLG: 0.186 (7, PH)	G6-3		K				F8	S 2B IBB		2	0	0	0	0	1	2											
Tom Lampkin, L OBP: 0.300, SLG: 0.351 (7, 2)	1-2									1	1	0	0	1	0	0											
Mike Bynum, L Brian Buchanan, R Jonathan Johnson, R Gene Kingsale, S					G3		L4	1-H 3-H 2B		2	0	0	0	0	1	0											
										1	0	0	0	0	0	0											
										1	0	0	0	0	0	0											
										1	0	1	2	0	0	0											
Inning Stats	R: 1 E: 0 K: 2 S: 13	H: 2 LOB: 2 BB: 1 P: 24	R: 0 E: 0 K: 1 S: 7	H: 1 LOB: 0 BB: 0 P: 8	R: 1 E: 0 K: 1 S: 13	H: 1 LOB: 1 BB: 0 P: 17	R: 0 E: 0 K: 1 S: 7	H: 1 LOB: 1 BB: 0 P: 12	R: 0 E: 0 K: 1 S: 10	H: 0 LOB: 0 BB: 1 P: 14	R: 0 E: 0 K: 1 S: 10	H: 1 LOB: 1 BB: 0 P: 15	R: 4 E: 1 K: 0 S: 17	H: 2 LOB: 2 BB: 2 P: 36	R: 0 E: 0 K: 1 S: 9	H: 0 LOB: 0 BB: 0 P: 12	1B: 4 2B: 3 3B: 0 HR: 2	SF: 0 SAC: 0 DP: 0 HBP: 0	WP: 0 PB: 0 SB: 1 CS: 1	PA: 40							
PITCHER	IP	WLS	BF	H	R	ER	SO	BB	IBB	HBP	BLK	WP	HR	S	P	ERA	WHIP										
Britt Reames, R ERA: 6.24	(1, 1)	5.0	22	6	2	2	5	1	1	0	0	0	1	47	76	3.60	1.400										
Jim Brower, R ERA: 4.37	(6, 1)	1.2	5	0	0	0	1	0	0	0	0	0	0	13	17	0.00	0.000										
Joey Eischen, L ERA: 1.4	(7, 1)	0.2	3	1	0	0	1	0	0	0	0	0	0	9	15	0.00	1.500										
52 T.J. Tucker, R ERA: 3.7	(8, 1)	0.1	3	1	1	1	0	1	0	0	0	0	1	7	14	27.00	6.000										
Matt Herges, R ERA: 3.33	(8, 1)	1.1	7	1	3	0	1	0	1	0	0	0	0	17	31	0.00	0.750										

San Diego Padres @ Montreal Expos
Olympic Stadium, Montreal, QB
Sat Aug 17 2002, 7:05 PM EDT
Alt. 9,121 - Dome - 72 F

livebaseballscorecards.com

AB 36
R 6
H 9
RBI 5
BB 4
SO 8
LOB 12



Batter	1	2	3	4	5	6	7	8	9	AB	R	H	RBI	BB	SO	LOB	BOTTOM										
Jose Macias, S OBP: 0.306, SLG: 0.389 (1, 8)	G5-3		P4	FC4-6			F8		HR	5	1	1	1	0	0	1											
Orlando Cabrera, R OBP: 0.312, SLG: 0.358 (1, 6)	G6-3		E BB		F7		G6-3		F9	4	0	0	0	1	0	0											
Jose Vidro, S OBP: 0.371, SLG: 0.467 (1, 4)	G1-4-3		E5		2B 1B		F8			4	1	1	0	0	0	1											
Wil Cordero, R OBP: 0.345, SLG: 0.434 (1, 9)		1B BB	L5		1-H 2B			HBP		2	1	1	1	1	0	2											
Fernando Tatis, R OBP: 0.313, SLG: 0.416 (1, 5)	1B 1B		G5-3		G5-3			K		4	0	1	0	0	1	4											
Andres Galarraga, R OBP: 0.348, SLG: 0.376 (1, 3)	F8			HR HBP	K			F8		3	1	0	0	0	1	4											
Brad Wilkerson, L OBP: 0.369, SLG: 0.457 (1, 7)	K			1-H HR		F7		F7		4	1	1	2	0	1	3											
Michael Barrett, R OBP: 0.353, SLG: 0.434 (1, 2)				FC4-6 SH2-4 1B		G4-3			G5-3	4	0	2	1	0	0	0											
Britt Reames, R ERA: 6.24 Jim Brower, R Joey Eischen, L 52 T.J. Tucker, R Matt Herges, L Matt Capiczy, L										1	0	0	0	0	0	2											
										1	0	0	0	0	0	0											
										0	0	0	0	0	0	0											
										0	0	0	0	0	0	0											
										1	0	0	0	0	0	0											
Inning Stats	R: 0 E: 0 K: 0 S: 6	H: 0 LOB: 0 BB: 0 P: 8	R: 1 E: 0 K: 1 S: 9	H: 2 LOB: 1 BB: 1 P: 16	R: 0 E: 1 K: 0 S: 9	H: 0 LOB: 2 BB: 1 P: 21	R: 2 E: 0 K: 0 S: 10	H: 2 LOB: 0 BB: 0 P: 13	R: 1 E: 0 K: 1 S: 9	H: 2 LOB: 1 BB: 0 P: 13	R: 0 E: 0 K: 0 S: 8	H: 0 LOB: 0 BB: 0 P: 14	R: 0 E: 0 K: 0 S: 6	H: 0 LOB: 0 BB: 0 P: 8	R: 0 E: 0 K: 1 S: 9	H: 0 LOB: 0 BB: 0 P: 16	R: 1 E: 0 K: 0 S: 7	H: 1 LOB: 0 BB: 0 P: 12	1B: 4 2B: 2 3B: 0 HR: 2	SF: 0 SAC: 1 DP: 1 HBP: 2	WP: 0 PB: 0 SB: 0 CS: 0	PA: 38					
PITCHER	IP	WLS	BF	H	R	ER	SO	BB	IBB	HBP	BLK	WP	HR	S	P	ERA	WHIP										
Mike Bynum, L ERA: 6.0	(1, 1)	6.0	27	6	4	4	2	2	0	1	0	0	1	51	85	6.00	1.333										
Jonathan Johnson, R ERA: 1.8	(7, 1)	1.0	3	0	0	0	0	0	0	0	0	0	0	6	8	0.00	0.000										
Brandon Villafuerte, R ERA: 1.8	(8, 1)	1.0	4	0	0	0	1	0	0	0	1	0	0	9	16	0.00	0.000										
Trevor Hoffman, R ERA: 2.92	(9, 1)	1.0	4	1	1	1	0	0	0	0	0	0	1	7	12	9.00	1.000										

San Diego Padres @ Montreal Expos
Olympic Stadium, Montreal, QB
Sat Aug 17 2002, 7:05 PM EDT
Alt. 9,121 - Dome - 72 F

livebaseballscorecards.com

AB 33
R 5
H 7
RBI 5
BB 2
SO 3
LOB 17




Batter	1	2	3	4	5	6	7	8	9	AB	R	H	RBI	BB	SO	LOB	TOP			
Ramón Vázquez, L OBP: 0.354, SLG: 0.364	G6-3		2-2 1B		2-0 F8		2-3 K		1-1 1B	5	0	2	0	0	1	2				
Mark Kotsay, L OBP: 0.354, SLG: 0.449	G4-3		0-0 SF7			2-3 K2-3		1-2 F9	1-2 F9	4	0	0	1	0	1	2				
Ryan Klesko, L OBP: 0.392, SLG: 0.518 Jeremy Fikac, R Gene Kingsale, S OBP: 0.359, SLG: 0.454	P5		3-H 2-1 1-3			0-0 G4-3		2-2 FC6 1B		3	0	0	0	0	0	1				
Phil Nevin, R OBP: 0.332, SLG: 0.437 Jason Kershner, L Brian Buchanan, R OBP: 0.311, SLG: 0.439		2-2 G6-3		2-1 F8		0-1 1B		1-0 FC6 1B		2	0	0	0	0	0	0				
Ron Gant, R OBP: 0.346, SLG: 0.504 Dennis Tankersley, R OBP: 0.333, SLG: 0.667		3-3 K		2-2 P4		2-1 P4		1-2 FC6		4	0	0	0	0	1	3				
Bubba Trammell, R OBP: 0.332, SLG: 0.402		1-0 2B		3-2 F9				1-0 2B SF8 1B		4	1	2	0	0	0	2				
Deivi Cruz, R OBP: 0.301, SLG: 0.380		0-0 F9			2-0 F7			0-0 1-3 2B		4	0	2	0	0	0	1				
Tom Lampkin, L OBP: 0.300, SLG: 0.351 Wil Nieves, R OBP: 0.215, SLG: 0.182			1-1 1B SF7 44 SH3 1B		1-2 G4-3			1-2 FC5-4 1B		3	1	1	0	0	0	2				
44 Jake Peavy, R OBP: 0.333, SLG: 0.500 Julius Matos, R OBP: 0.289, SLG: 0.309			0-0 SH3			0-0 1B		1-2 P4		0	0	0	0	0	0	0				
Inning Stats	R: 0 E: 0 K: 0 S: 4	H: 0 LOB: 0 BB: 0 P: 5	R: 0 E: 0 K: 1 S: 9	H: 1 LOB: 1 BB: 0 P: 15	R: 1 E: 0 K: 0 S: 9	H: 2 LOB: 1 BB: 0 P: 14	R: 0 E: 0 K: 0 S: 9	H: 0 LOB: 0 BB: 0 P: 16	R: 0 E: 0 K: 1 S: 11	H: 1 LOB: 1 BB: 0 P: 15	R: 0 E: 0 K: 1 S: 7	H: 2 LOB: 1 BB: 0 P: 10	R: 0 E: 0 K: 0 S: 12	H: 2 LOB: 2 BB: 0 P: 17	R: 0 E: 0 K: 0 S: 12	H: 2 LOB: 2 BB: 0 P: 16	1B: 9 2B: 2 3B: 0 HR: 0	SF: 2 SAC: 1 DP: 0 HBP: 0	WP: 0 PB: 0 SB: 0 CS: 0	PA: 38
PITCHER Tomo Ohka, R ERA: 3.33	IP: 9.0 WLS: W BF: 38 H: 11 R: 2 ER: 2 SO: 3 BB: 0 IBB: 0 HBP: 0 BLK: 0 WP: 0 HR: 0 S: 79 P: 119 ERA: 2.00 WHIP: 1.222															PITCHER				

San Diego Padres @ Montreal Expos
Olympic Stadium, Montreal, QB
Sun Aug 18 2002, 1:35 PM EDT
Att: 24,872 - Dome - 72 F

livebaseballscorecards.com

AB 35
R 2
H 11
RBI 2
BB 0
SO 3
LOB 15



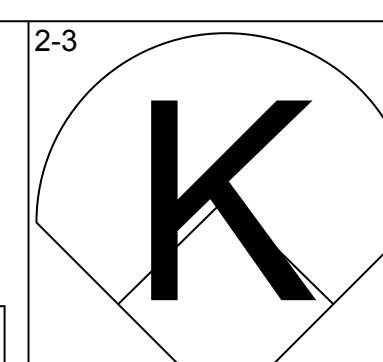
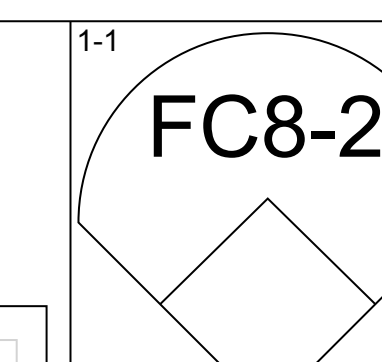
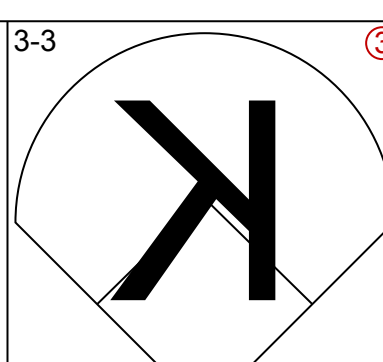
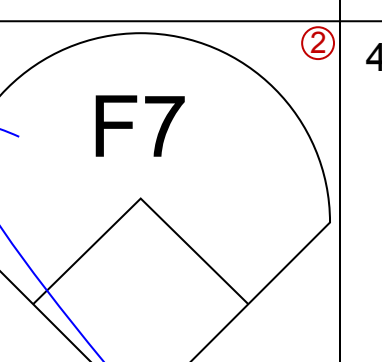
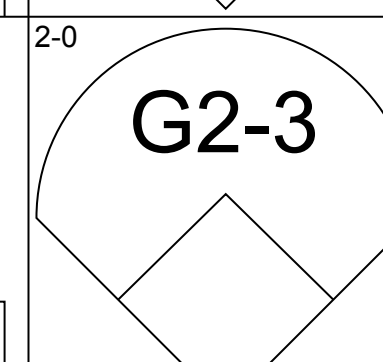
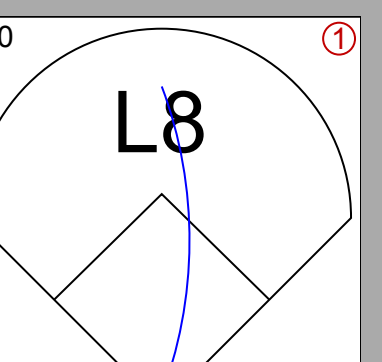
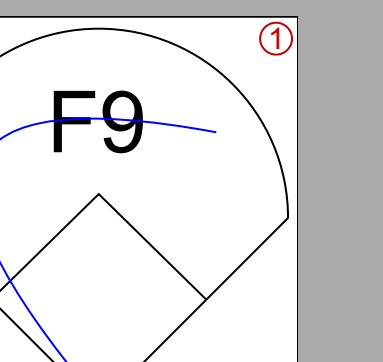
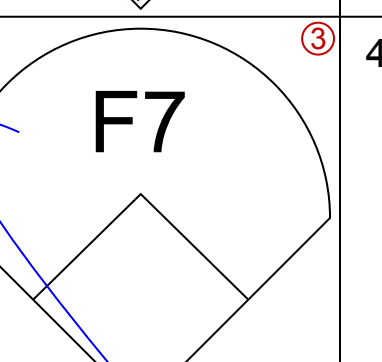
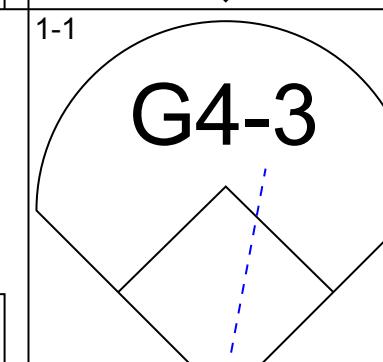
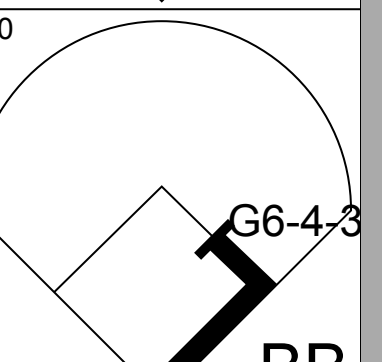
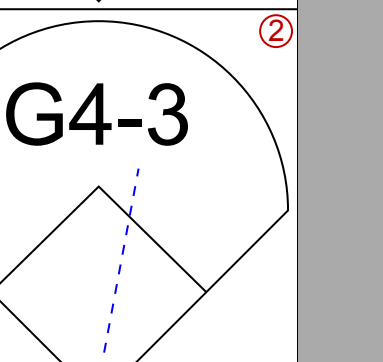
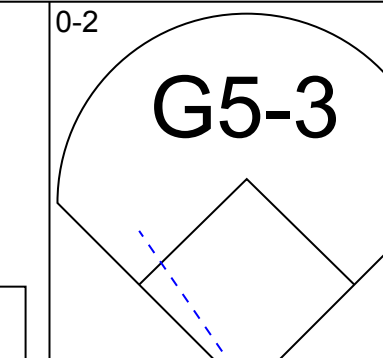
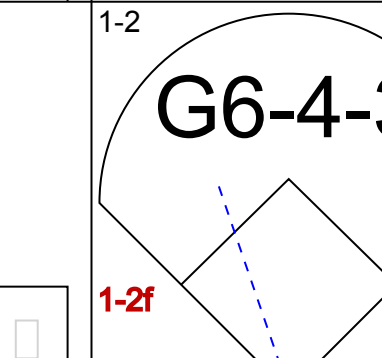
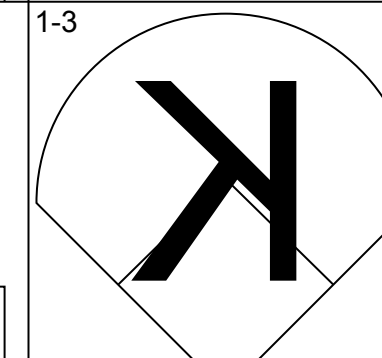
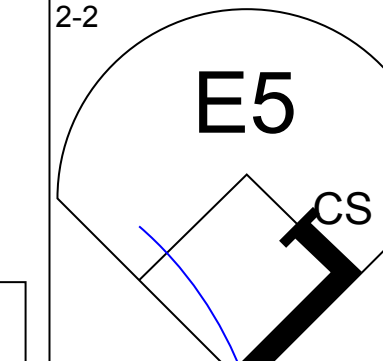
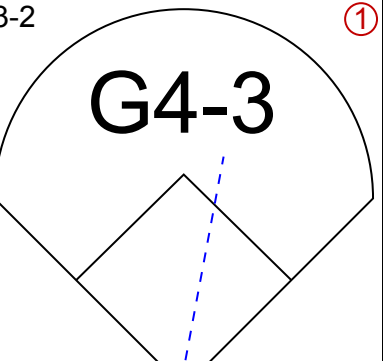
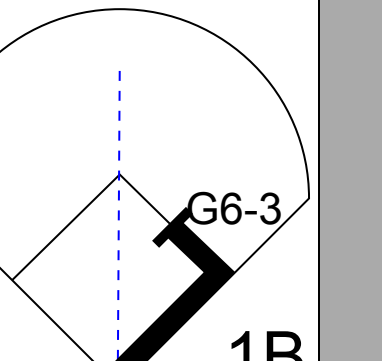
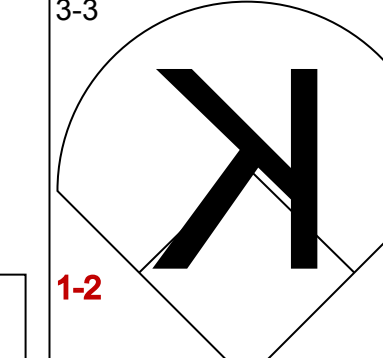
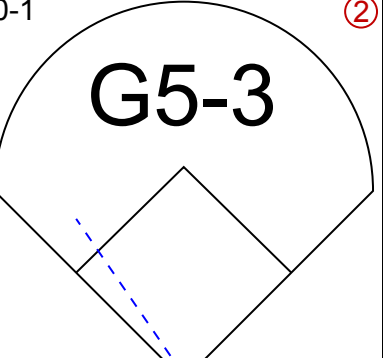
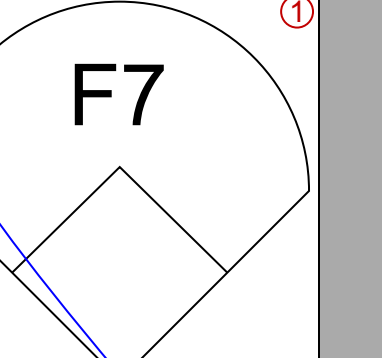
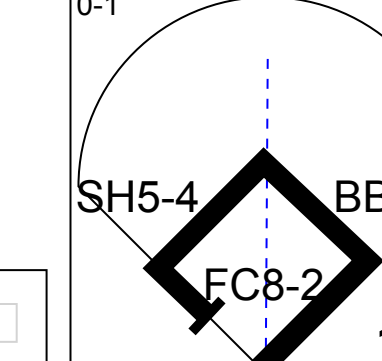
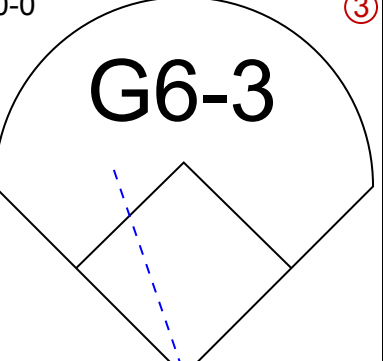
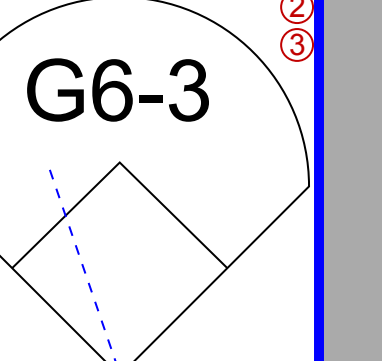
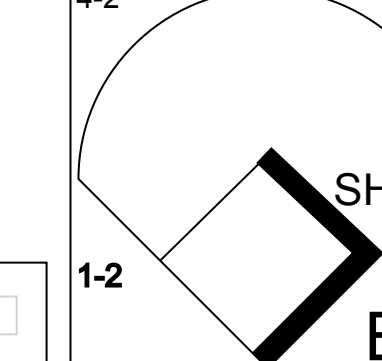
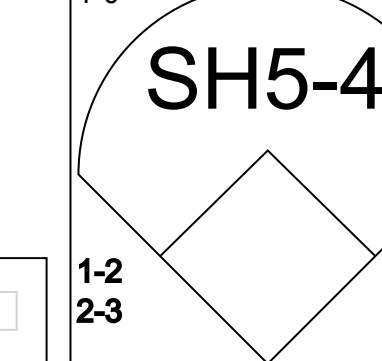

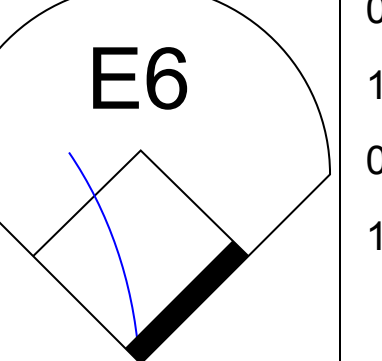
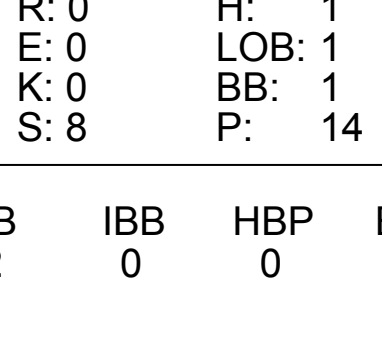
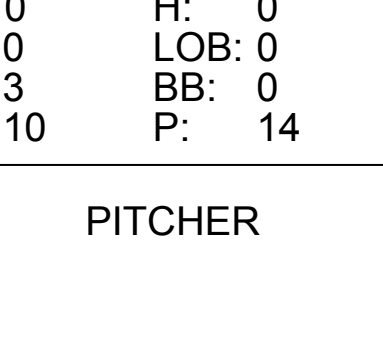
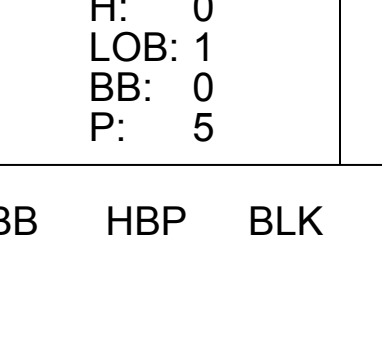

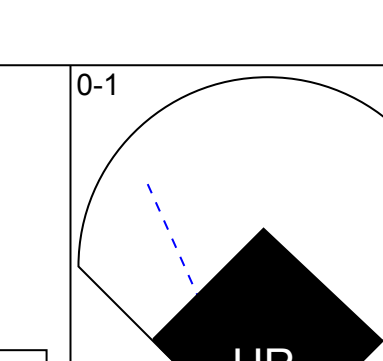
Batter	1	2	3	4	5	6	7	8	9	AB	R	H	RBI	BB	SO	LOB	BOTTOM			
Brad Wilkerson, L OBP: 0.371, SLG: 0.465	2-2 1B			1-2 HR HBP				2-1 HR		4	2	2	1	0	1	2				
Jose Vidro, S OBP: 0.373, SLG: 0.482	2-2 F7			0-0 1-H HR		0-1 G3		3-1 WP 1B		5	2	3	4	0	0	1				
Vladimir Guerrero, R OBP: 0.412, SLG: 0.691	0-0 F8		3-H 1-3 K		3-1 1-3 PB 1B		2-3 K		1-1 F9	5	0	1	0	0	2	2				
Troy O'Leary, L OBP: 0.356, SLG: 0.408	1-1 G3			0-2 2B		0-1 F9		1-3 K		4	1	1	0	0	1	2				
Wil Cordero, R OBP: 0.350, SLG: 0.427		4-1 E HR 1B BB		1-2 P4		4-2 1-2 BB		3-3 K		2	1	0	0	2	1	1				
Orlando Cabrera, R OBP: 0.314, SLG: 0.362		1-1 E5 HR 1B		0-0 2-H 2B		0-1 F8		2-2 G5-3		4	1	2	1	0	0	2				
Jose Maclas, S OBP: 0.308, SLG: 0.398		1-1 1-H 3-H HR		0-3 K				0-3 K		3	1	1	3	1	2	1				
Brian Schneider, L OBP: 0.317, SLG: 0.453		0-1 SH1-4 HR 2B		1-3 K				3-2 P3		4	1	1	0	0	2	2				
Tomo Ohka, S OBP: 0.182, SLG: 0.167		1-0 SH1-4			0-0 G6-3		1-3 K		2-3 K	3	0	0	0	0	2	1				
Inning Stats	R: 0 E: 0 K: 0 S: 12	H: 1 LOB: 1 BB: 0 P: 17	R: 5 E: 1 K: 1 S: 15	H: 4 LOB: 0 BB: 1 P: 26	R: 1 E: 0 K: 2 S: 13	H: 2 LOB: 1 BB: 0 P: 15	R: 2 E: 0 K: 0 S: 14	H: 2 LOB: 2 BB: 1 P: 22	R: 0 E: 0 K: 3 S: 9	H: 0 LOB: 1 BB: 1 P: 17	R: 0 E: 0 K: 2 S: 8	H: 0 LOB: 0 BB: 0 P: 11	R: 0 E: 0 K: 2 S: 10	H: 0 LOB: 0 BB: 0 P: 15	R: 1 E: 0 K: 1 S: 12	H: 2 LOB: 1 BB: 0 P: 23	1B: 4 2B: 3 3B: 0 HR: 4	SF: 0 SAC: 1 DP: 0 HBP: 1	WP: 1 PB: 1 SB: 0 CS: 0	PA: 39
PITCHER 44 Jake Peavy, R ERA: 5.34 Jason Kershner, L ERA: 6.89 Jeremy Fikac, R ERA: 4.69 Dennis Tankersley, R ERA: 7.79	IP: 3.1 WLS: L BF: 21 H: 9 R: 8 ER: 8 SO: 3 BB: 1 IBB: 0 HBP: 0 BLK: 0 WP: 0 HR: 3 S: 46 P: 68 ERA: 21.60 WHIP: 3.000															PITCHER				

San Diego Padres @ Montreal Expos
Olympic Stadium, Montreal, QB
Sun Aug 18 2002, 1:35 PM EDT
Att: 24,872 - Dome - 72 F

livebaseballscorecards.com

AB 34
R 9
H 11
RBI 9
BB 3
SO 11
LOB 14

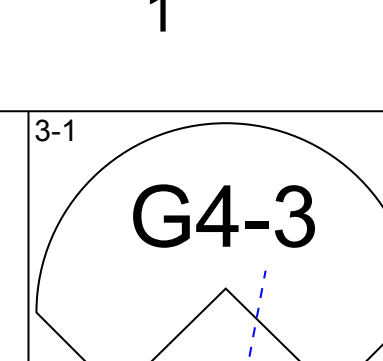
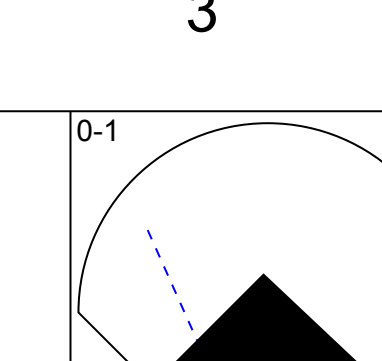
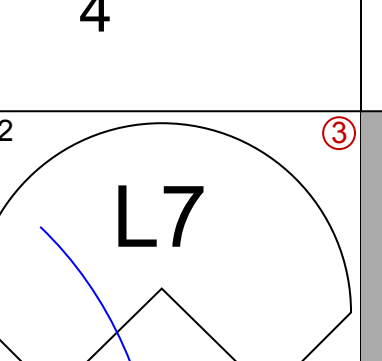
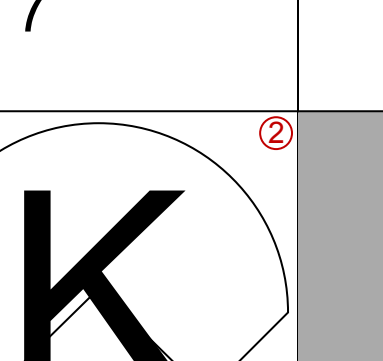
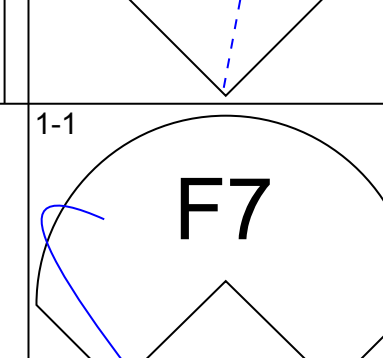
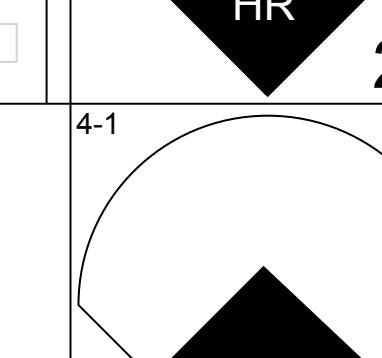
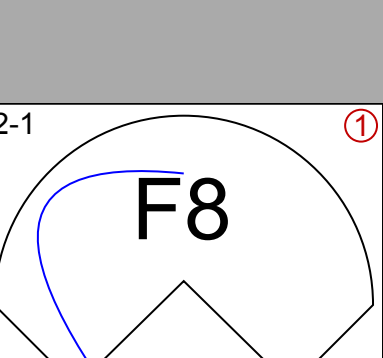
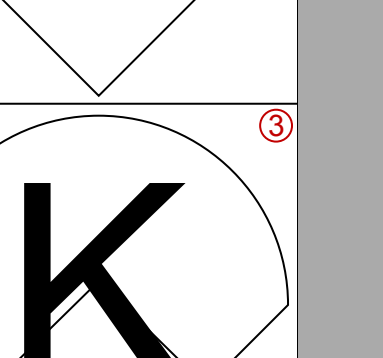
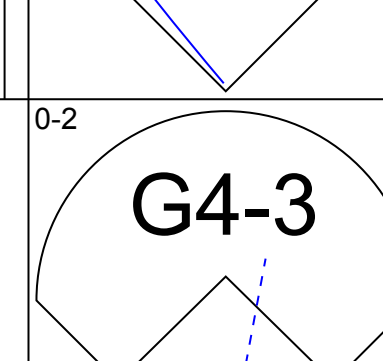
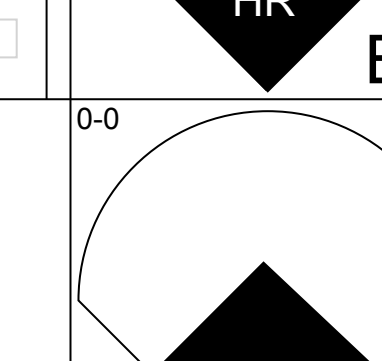
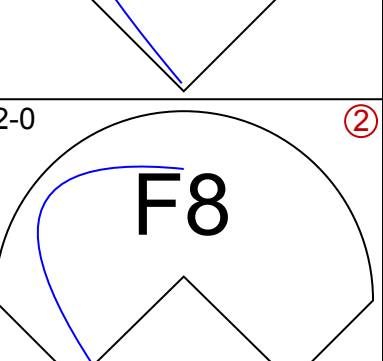
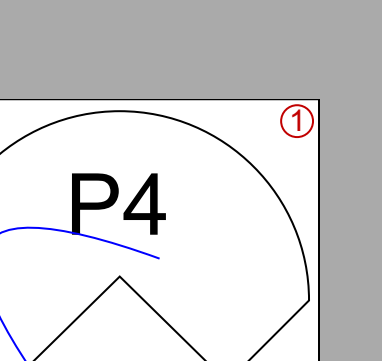
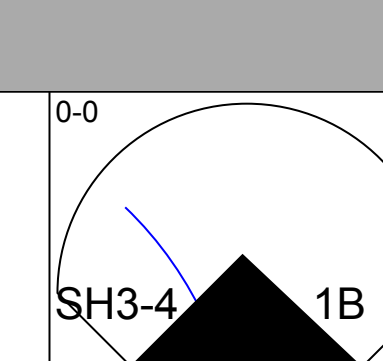
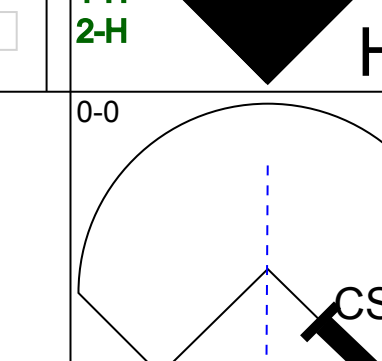
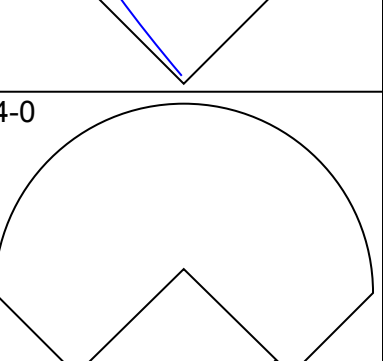
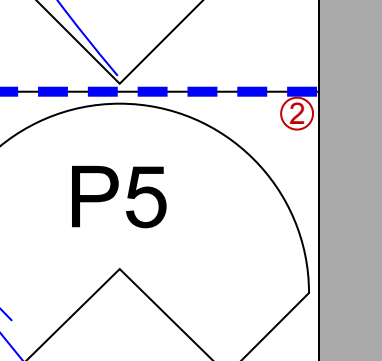
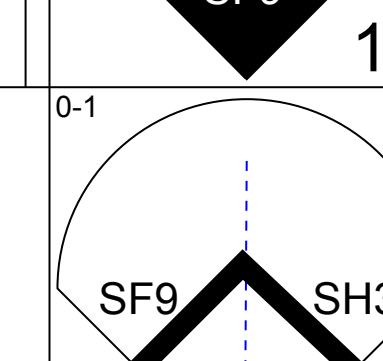
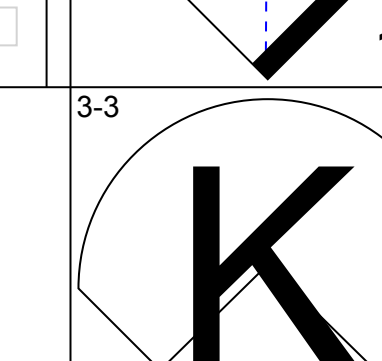
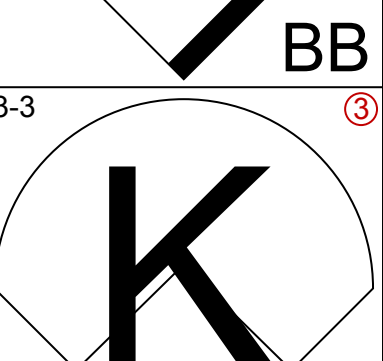
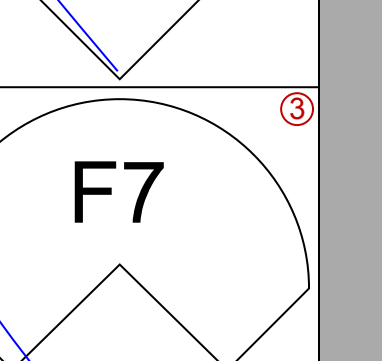
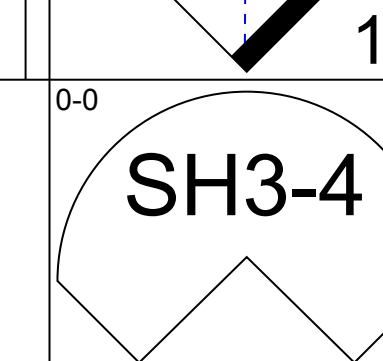
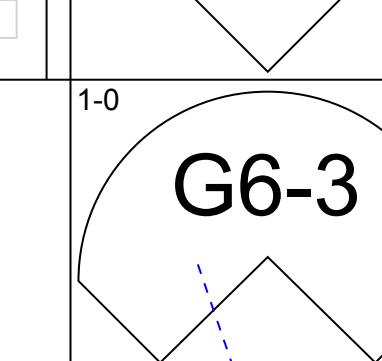
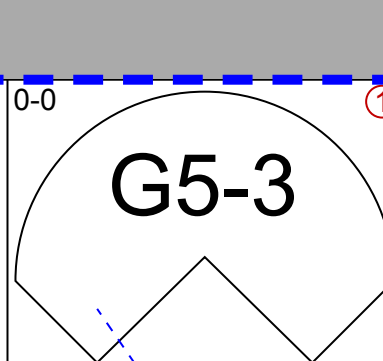
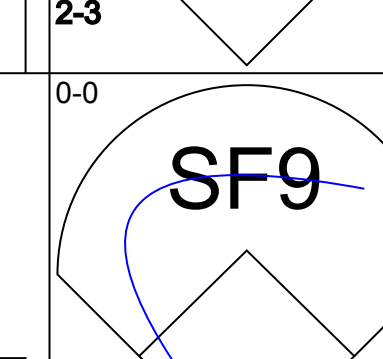
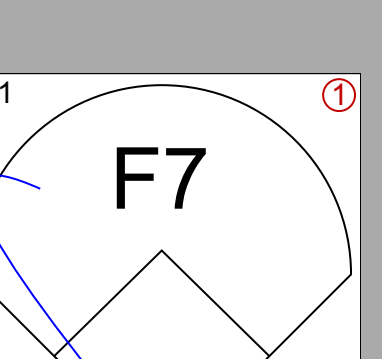
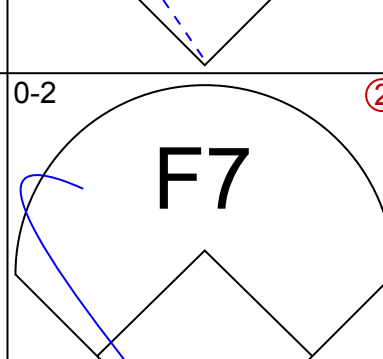
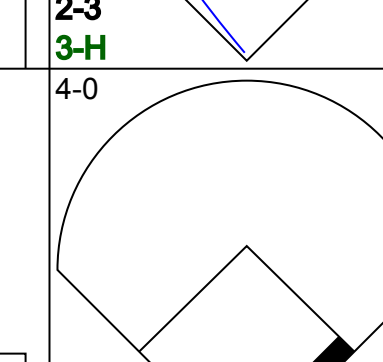
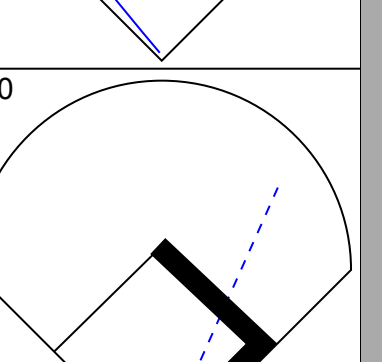
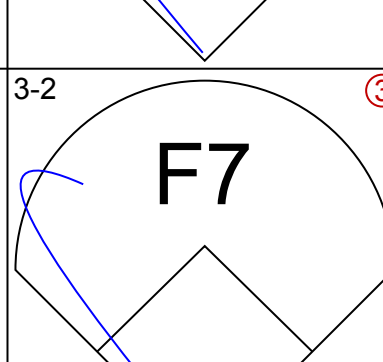
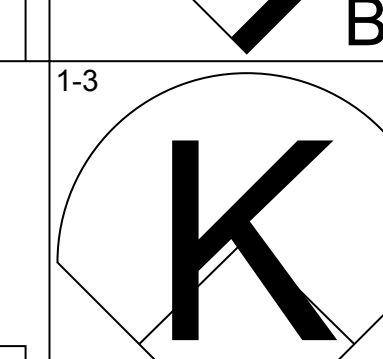
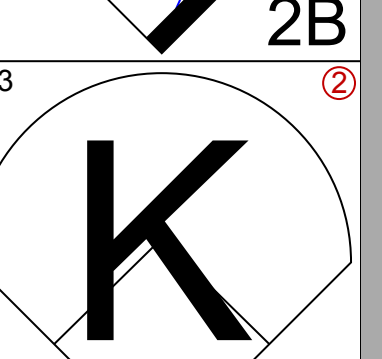



Batter	1	2	3	4	5	6	7	8	9	AB	R	H	RBI	BB	SO	LOB	TOP			
Ramón Vázquez, L (1,4) OBP: 0.350, SLG: 0.359										4	0	0	0	0	2	3				
Mark Kotsay, L (1,8) OBP: 0.361, SLG: 0.445										4	0	0	0	0	0	1				
Ryan Klesko, L (1,3) OBP: 0.382, SLG: 0.516										2	0	0	0	1	0	0				
Phil Nevin, R (1,5) OBP: 0.329, SLG: 0.433										3	0	0	0	0	1	1				
Bubba Trammell, R (1,9) OBP: 0.332, SLG: 0.401										3	0	1	0	0	0	0				
Gene Kingsale, S (1,7) OBP: 0.350, SLG: 0.441										3	0	0	0	0	1	2				
Deivi Cruz, R (1,6) OBP: 0.301, SLG: 0.380										3	0	1	0	0	0	1				
Mike Holtz, L (8,1)										0	0	0	0	0	0	0				
Tom Lampkin, L (1,2) OBP: 0.301, SLG: 0.348										2	0	0	0	1	1	0				
Brian Lawrence, R (1,1) OBP: 0.172, SLG: 0.132										0	0	0	0	0	0	0				
Brian Buchanan, R (6,PH) OBP: 0.310, SLG: 0.436										1	0	0	0	0	1	0				
Tom Davey, R (8,1) OBP: 0.288, SLG: 0.307										0	0	0	0	0	0	0				
Julius Matos, R (8,6) OBP: 0.288, SLG: 0.307										1	0	0	0	0	0	0				
Inning Stats	R: 0 E: 0 K: 1 S: 6	H: 0 LOB: 0 BB: 0 P: 11	R: 0 E: 1 K: 1 S: 10	H: 0 LOB: 1 BB: 0 P: 15	R: 0 E: 0 K: 0 S: 8	H: 1 LOB: 1 BB: 1 P: 14	R: 0 E: 0 K: 0 S: 5	H: 0 LOB: 0 BB: 1 P: 10	R: 0 E: 0 K: 3 S: 10	H: 0 LOB: 0 BB: 0 P: 14	R: 0 E: 0 K: 1 S: 6	H: 0 LOB: 0 BB: 0 P: 7	R: 0 E: 0 K: 0 S: 7	H: 1 LOB: 0 BB: 0 P: 10	R: 0 E: 1 K: 0 S: 4	H: 0 LOB: 1 BB: 0 P: 5	1B: 2 2B: 2 3B: 0 HR: 0	SF: 0 SAC: 1 DP: 4 HBP: 0	WP: 0 PB: 0 SB: 0 CS: 1	PA: 29
PITCHER Bartolo Colon, R (1,1) ERA: 2.63	IP: 9.0 WLS: W BF: 29 H: 2 R: 0 ER: 0 SO: 6 BB: 2 IBB: 0 HBP: 0 BLK: 0 WP: 0 HR: 0 S: 62 P: 95 ERA: 0.00 WHIP: 0.444															PITCHER				

San Diego Padres @ Montreal Expos
Olympic Stadium, Montreal, QB
Mon Aug 19 2002, 1:35 PM EDT
Att: 8,266 - Dome - 72 F

AB 26
R 0
H 2
RBI 0
BB 2
SO 6
LOB 8



Batter	1	2	3	4	5	6	7	8	9	AB	R	H	RBI	BB	SO	LOB	BOTTOM	
Brad Wilkerson, L (1,8) OBP: 0.370, SLG: 0.466										4	1	1	0	0	1	1		
Jose Vidro, S (1,4) OBP: 0.372, SLG: 0.479										3	1	0	0	1	1	0		
Vladimir Guerrero, R (1,9) OBP: 0.410, SLG: 0.695										4	1	1	3	0	0	0		
Troy O'Leary, L (1,7) OBP: 0.364, SLG: 0.412										3	1	2	0	1	0	0		
Wil Cordero, R (1,3) OBP: 0.347, SLG: 0.422										4	0	1	0	0	2	2		
Orlando Cabrera, R (1,6) OBP: 0.313, SLG: 0.360										2	0	0	0	0	0	0		
Jose Macias, S (1,5) OBP: 0.306, SLG: 0.395										2	0	0	1	0	0	0		
Brian Schneider, L (1,2) OBP: 0.324, SLG: 0.461										2	0	1	0	1	0	0		
Bartolo Colon, R (1,1) OBP: 0.182, SLG: 0.156										3	0	0	0	0	3	3		
Inning Stats	R: 0 E: 0 K: 0 S: 7	H: 0 LOB: 0 BB: 0 P: 11	R: 1 E: 0 K: 1 S: 8	H: 2 LOB: 2 BB: 1 P: 13	R: 3 E: 0 K: 1 S: 9	H: 3 LOB: 0 BB: 1 P: 17	R: 0 E: 0 K: 1 S: 10	H: 1 LOB: 1 BB: 0 P: 11	R: 0 E: 0 K: 0 S: 7	H: 0 LOB: 0 BB: 0 P: 10	R: 0 E: 0 K: 3 S: 10	H: 0 LOB: 0 BB: 0 P: 14	R: 0 E: 0 K: 0 S: 8	H: 0 LOB: 0 BB: 0 P: 13	1B: 3 2B: 3 3B: 0 HR: 1	SF: 1 SAC: 1 DP: 1 HBP: 0	WP: 0 PB: 0 SB: 0 CS: 1	PA: 32
PITCHER Brian Lawrence, R (1,1) ERA: 3.36	IP: 5.0 WLS: L BF: 23 H: 6 R: 4 ER: 4 SO: 4 BB: 3 IBB: 0 HBP: 0 BLK: 0 WP: 0 HR: 1 S: 41 P: 70 ERA: 7.20 WHIP: 1.800															PITCHER		
Tom Davey, R (6,1) ERA: 5.59	2.1 7 0 0 0 3 0 0 0 0 0 0 0 22 31 0.00 0.000																	
Mike Holtz, L (8,1) ERA: 4.7	0.2 2 0 0 0 0 0 0 0 0 0 0 0 3 6 0.00 0.000																	

San Diego Padres @ Montreal Expos
Olympic Stadium, Montreal, QB
Mon Aug 19 2002, 1:35 PM EDT
Att: 8,266 - Dome - 72 F

AB 27
R 4
H 6
RBI 4
BB 3
SO 7
LOB 6



Batter	1	2	3	4	5	6	7	8	9	AB	R	H	RBI	BB	SO	LOB	TOP								
Brad Wilkerson, L OBP: 0.376, SLG: 0.492 (1, 8)	L3		HR		HR	FC4-6 BB		2H 2B		4	2	3	3	1	0	0	Montreal Expos @ Colorado Rockies Coors Field, Denver, CO Wed Aug 21 2002, 7:05 PM MDT Att: 27,916 - Cloudy - 74 F								
Jose Vidro, S OBP: 0.373, SLG: 0.481 (1, 4)	G1		HR		HBP	FC4-6 1-2f		G4-3		4	1	1	1	0	0	2									
Vladimir Guerrero, R OBP: 0.499, SLG: 0.695 (1, 9)	K		G1-4-3		F7		P4		HR	5	1	1	1	0	1	1									
Troy O'Leary, L OBP: 0.365, SLG: 0.409 (1, 7)					K		F8		K	5	2	2	0	0	2	0									
Wil Cordero, R OBP: 0.363, SLG: 0.463 (1, 3)					F8		2B		K	4	2	2	2	1	1	0									
Fernando Tatis, R OBP: 0.313, SLG: 0.413 (1, 5)					FC3-6 1-2f 2-H		G4-3		G4-3	4	0	0	0	1	0	2									
Orlando Cabrera, R OBP: 0.312, SLG: 0.362 (1, 6)					FC6-4 1-2f		2B		G4-3	5	2	2	1	0	0	2									
Michael Barrett, R OBP: 0.355, SLG: 0.439 (1, 2)					L6		K		HR	4	2	2	1	1	1	0									
Masato Yoshii, R OBP: 0.111, SLG: 0.097 (5, PH)					K		L9		HR	2	0	0	0	0	0	1									
Matt Capps, L OBP: 0.288, SLG: 0.174 (5, PH)							L9		HR	1	1	1	2	0	0	0									
Joe Eischen, L OBP: 0.286, SLG: 0.097 (5, PH)										0	0	0	0	0	0	0									
Jose Macias, S OBP: 0.280, SLG: 0.389 (5, PH)										0	0	0	0	0	0	0									
Dan Smith, R OBP: 0.271, SLG: 0.287 (5, PH)										0	0	0	0	0	0	0									
Wilton Guerrero, S OBP: 0.197, SLG: 0.167 (5, PH)										0	0	0	0	0	0	0									
Inning Stats	R: 0 E: 0 K: 1 S: 10	H: 0 LOB: 0 BB: 0 P: 16	R: 1 E: 1 K: 0 S: 13	H: 1 LOB: 0 BB: 1 P: 19	R: 2 E: 0 K: 1 S: 11	H: 2 LOB: 0 BB: 0 P: 16	R: 0 E: 0 K: 1 S: 11	H: 0 LOB: 1 BB: 1 P: 19	R: 1 E: 0 K: 1 S: 14	H: 1 LOB: 1 BB: 0 P: 21	R: 4 E: 0 K: 0 S: 12	H: 4 LOB: 1 BB: 1 P: 21	R: 0 E: 0 K: 2 S: 7	H: 0 LOB: 0 BB: 0 P: 11	R: 2 E: 0 K: 0 S: 14	H: 2 LOB: 1 BB: 1 P: 21	R: 3 E: 0 K: 0 S: 12	H: 4 LOB: 1 BB: 0 P: 16	1B: 2 2B: 7 3B: 0 HR: 6	SF: 1 SAC: 0 DP: 1 HBP: 1	WP: 0 PB: 0 SB: 1 CS: 0	PA: 45			
PITCHER	IP	WLS	BF	H	R	ER	SO	BB	IBB	HBP	BLK	WP	HR	S	P	ERA	WHIP								
Shawn Chacon, R ERA: 5.73 (1, 1)	5.2	L	26	7	7	6	4	2	0	1	0	0	3	66	100	9.53	1.588								
Mark Corey, R ERA: 7.5 (6, 1)	0.1		3	1	1	1	0	1	0	0	0	0	1	5	12	27.00	6.000								
Victor Santos, R ERA: 7.71 (7, 1)	1.2		7	1	2	2	2	1	0	0	0	0	0	17	26	10.80	1.200								
Kent Mercker, L ERA: 4.65 (8, 1)	1.1		9	5	3	3	0	0	0	0	0	0	2	16	22	20.25	3.750								

AB	39
R	13
H	14
RBI	12
BB	4
SO	6
LOB	8



Batter	1	2	3	4	5	6	7	8	9	AB	R	H	RBI	BB	SO	LOB	BOTTOM								
Jay Payton, R OBP: 0.351, SLG: 0.455 (1, 8)	L9 HBP		G5-3		K		F7		F7	5	0	1	0	0	1	0	Montreal Expos @ Colorado Rockies Coors Field, Denver, CO Wed Aug 21 2002, 7:05 PM MDT Att: 27,916 - Cloudy - 74 F								
Brent Butler, R OBP: 0.300, SLG: 0.443 (1, 4)	17 G3-6 HBP				17 WP 1B SF7		17 FC5 BB		G4-3	3	1	2	0	0	0	0									
Larry Walker, L OBP: 0.432, SLG: 0.641 (1, 9)	L9				17 WP 1B		17 FC5 BB		K	3	1	1	0	1	1	2									
17 Todd Helton, L OBP: 0.427, SLG: 0.574 (1, 3)	G3-6-1				K		FC5 BB 1B		FC5-4 BB	3	1	0	0	1	1	6									
Todd Zeile, R OBP: 0.338, SLG: 0.403 (1, 5)					F9		BB		FC5-4	3	1	1	0	1	0	1									
Jack Cust, L OBP: 0.250, SLG: 0.273 (1, 7)					K		SF7		K	2	1	0	2	1	2	1									
Sandy Alomar Jr., R OBP: 0.311, SLG: 0.456 (1, 2)					F7		G4-3		F7	4	0	0	0	0	0	6									
Juan Uribe, R OBP: 0.282, SLG: 0.337 (1, 6)					L5		F7		G5-3	4	0	1	3	0	0	0									
Shawn Chacon, R ERA: 3.65 (5, PH)					G4-3		F9		F9	2	0	0	0	0	0	0									
Mark Corey, R ERA: 4.71 (5, PH)							F9		F9	0	0	0	0	0	0	0									
Greg Norton, S OBP: 0.286, SLG: 0.364 (7, 1)										0	0	0	0	0	0	0									
Victor Santos, R ERA: 1.38 (8, 1)										0	0	0	0	0	0	0									
Dan Smith, R ERA: 2.15 (9, 1)										0	0	0	0	0	0	0									
Britt Reames, R ERA: 6.12 (9, 1)										1	0	0	0	0	0	0									
Inning Stats	R: 0 E: 0 K: 0 S: 5	H: 1 LOB: 1 BB: 0 P: 9	R: 0 E: 0 K: 1 S: 10	H: 0 LOB: 0 BB: 0 P: 14	R: 0 E: 0 K: 0 S: 11	H: 0 LOB: 0 BB: 0 P: 14	R: 1 E: 0 K: 1 S: 11	H: 2 LOB: 2 BB: 1 P: 20	R: 0 E: 0 K: 1 S: 7	H: 0 LOB: 0 BB: 0 P: 9	R: 4 E: 0 K: 0 S: 15	H: 3 LOB: 1 BB: 2 P: 28	R: 0 E: 0 K: 1 S: 5	H: 0 LOB: 0 BB: 0 P: 6	R: 0 E: 0 K: 1 S: 13	H: 0 LOB: 1 BB: 1 P: 23	R: 0 E: 0 K: 0 S: 4	H: 0 LOB: 0 BB: 0 P: 7	1B: 5 2B: 0 3B: 1 HR: 0	SF: 1 SAC: 0 DP: 1 HBP: 1	WP: 1 PB: 0 SB: 0 CS: 0	PA: 37			
PITCHER	IP	WLS	BF	H	R	ER	SO	BB	IBB	HBP	BLK	WP	HR	S	P	ERA	WHIP								
Masato Yoshii, R ERA: 3.65 (1, 1)	5.0	W	19	3	1	1	3	1	0	1	0	0	0	17	30	21.60	3.000								
Jim Brower, R ERA: 4.71 (6, 1)	1.2		10	3	4	4	0	2	0	0	0	0	0	3	4	0.00	0.000								
Joey Eischen, L ERA: 1.38 (7, 1)	0.1		1	0	0	0	1	0	0	0	0	0	0	3	4	0.00	0.000								
Dan Smith, R ERA: 2.15 (8, 1)	1.0		4	0	0	0	1	1	0	0	0	0	0	13	23	0.00	1.000								
Britt Reames, R ERA: 6.12 (9, 1)	1.0		3	0	0	0	0	0	0	0	0	0	0	4	7	0.00	0.000								



Batter	1	2	3	4	5	6	7	8	9	AB	R	H	RBI	BB	SO	LOB	TOP																						
Brad Wilkerson, L OBP: 0.374, SLG: 0.487 (1, 8)	0-1 P4	4-2 G6-3 S SF7 BB		1-2 G3		0-1 F9		2-1 F8		4	1	0	0	1	0	2																							
Jose Vidro, S OBP: 0.373, SLG: 0.486 (1, 4)	3-2 HR	2-1 G6-3		0-0 G4-3			1-0 F8		0-1 G6-3 1B	5	1	2	1	0	0	1																							
Vladimir Guerrero, R OBP: 0.497, SLG: 0.688 (1, 9)	1-2 G3	1-1 SF7			0-0 F8		2-0 HR		2-2 F9	4	1	1	2	0	0	1																							
Troy O'Leary, L OBP: 0.366, SLG: 0.403 (1, 7)	4-1 1B BB	4-2 BB			3-1 P5		0-0 F9		0-1 G6-3 1-2	3	1	0	0	2	0	1																							
Orlando Cabrera, R OBP: 0.314, SLG: 0.368 (1, 6)	2-2 E5 1B	0-1 P4			0-0 HR		4-2 BB			3	2	1	1	1	0	2																							
Andres Galarraga, R OBP: 0.346, SLG: 0.374 (1, 3)	1-1 2B 1B			1-0 G4-3		0-0 G5-3		0-1 F8		4	0	1	2	0	0	1																							
Jose Macias, S OBP: 0.302, SLG: 0.392 (1, 5)	0-0 1B 2B			1-1 P6		4-1 FC3-6 BB		3-2 G4-3		3	0	1	0	1	0	0																							
Brian Schneider, L OBP: 0.328, SLG: 0.458 (1, 2)	4-0 IBB			1-0 F8		1-0 FC3-6 1-2		2-0 1B		3	0	1	0	1	0	1																							
Tony Armas, R OBP: 0.115, SLG: 0.143 Britt Rasmussen, R OBP: 0.143, SLG: 0.143 Matt Caproni, R OBP: 0.247, SLG: 0.267 Matt Herge, L OBP: 0.298, SLG: 0.295 Wilton Guerrero, S OBP: 0.298, SLG: 0.295 Scott Stewart, R OBP: 0.298, SLG: 0.295 (1, 1) (2, 1) (5, PH) (6, 1) (8, PH) (8, 1)	1-2 G1-3			0-1 G6-3		2-3 K		2-3 K		1	0	0	0	0	0	3																							
Inning Stats	R: 3 E: 1 K: 0 S: 21	H: 3 LOB: 3 BB: 2 P: 37	R: 1 E: 0 K: 0 S: 14	H: 0 LOB: 1 BB: 2 P: 25	R: 0 E: 0 K: 0 S: 4	H: 0 LOB: 0 BB: 0 P: 7	R: 0 E: 0 K: 0 S: 8	H: 0 LOB: 0 BB: 0 P: 9	R: 1 E: 0 K: 0 S: 5	H: 1 LOB: 0 BB: 0 P: 8	R: 0 E: 0 K: 1 S: 7	H: 0 LOB: 1 BB: 1 P: 14	R: 1 E: 0 K: 0 S: 7	H: 1 LOB: 1 BB: 1 P: 14	R: 0 E: 0 K: 1 S: 9	H: 1 LOB: 1 BB: 0 P: 18	R: 0 E: 0 K: 0 S: 7	H: 1 LOB: 0 BB: 0 P: 9	1B: 3 2B: 1 3B: 0 HR: 3	SF: 1 SAC: 0 DP: 1 HBP: 0	WP: 0 PB: 0 CS: 1	PA: 40																	
PITCHER	IP	WLS	BF	H	R	ER	SO	BB	IBB	HBP	BLK	WP	HR	S	P	ERA	WHIP	PITCHER				IP	WLS	BF	H	R	ER	SO	BB	IBB	HBP	BLK	WP	HR	S	P	ERA	WHIP	
Denny Stark, R ERA: 4.09	(1, 1)	5.0	W	24	4	5	3	0	3	1	0	0	0	2	52	86	5.40	1.400																					
28 Aaron Cook, R ERA: 6.35	(6, 1)	1.0	H	4	0	0	0	1	1	0	0	0	0	0	7	14	0.00	1.000																					
Justin Speier, R ERA: 3.88	(7, 1)	1.0		5	1	1	1	0	1	0	0	0	0	1	7	14	9.00	2.000																					
Mark Corey, R ERA: 6.88	(8, 1)	2.0		7	2	0	0	1	0	0	0	0	0	0	16	27	0.00	1.000																					

Montreal Expos @ Colorado Rockies
Coors Field, Denver, CO
Thu Aug 22 2002, 1:05 PM MDT
Att: 27,231 - Sunny - 88 F

AB	33
R	6
H	7
RBI	6
BB	6
SO	2
LOB	14



Batter	1	2	3	4	5	6	7	8	9	AB	R	H	RBI	BB	SO	LOB	BOTTOM																						
Juan Pierre, L OBP: 0.312, SLG: 0.307 (1, 8)	2-1 G1-3	2-2 2B	0-0 G6-3			1-2 17 CS 17 HR 1B	0-2 WP HR 1B			5	3	3	0	0	0	0																							
Brent Butler, R OBP: 0.305, SLG: 0.447 (1, 4)	4-2 17 WP 3B BB	0-0 2B		3-2 F8		4-0 17 CS BB	1-1 SF7			2	2	1	3	2	0	0																							
17 Todd Helton, L OBP: 0.428, SLG: 0.580 (1, 3)	1-3 K	4-0 1B 1B BB		3-3 K		2-2 1-2 2H HR	4-0 HR IBB			3	3	1	2	2	2	1																							
Jay Payton, R OBP: 0.357, SLG: 0.474 (1, 7)	1-1 HR 3B	0-2 1B FC5-4 1B		0-1 G5-3		0-0 1B 1B	0-1 HR			5	3	4	5	0	0	0																							
Todd Zeile, R OBP: 0.338, SLG: 0.411 (1, 5)	1-2 HR	1-1 FC5-4 1B			0-2 G4-3	2-2 F7	1-1 G4-3			5	1	2	3	0	0	1																							
Gabe Kapler, R OBP: 0.306, SLG: 0.368 (1, 9)	3-2 3B	1-2 FC5-4 S 1-2 1B			2-1 1B	0-0 1B	0-1 G4-3			5	0	3	1	0	0	1																							
Juan Uribe, R OBP: 0.279, SLG: 0.333 (1, 6)	2-3 K	2-3 K			0-3 K	2-2 F8	0-0 G1-3			5	0	0	0	0	3	5																							
Gary Bennett, R OBP: 0.308, SLG: 0.348 (1, 2)		1-1 L6	3-1 G5-3		0-1 1B		0-0 G4-3	0-0 G6-3		5	0	1	0	0	0	0																							
Denny Stark, R ERA: 4.9 Greg Norton, S ERA: 5.7 28 Aaron Cook, R ERA: 6.35 Justin Speier, R ERA: 3.88 Jack Cust, L ERA: 0.273 Mark Corey, R ERA: 2.94 (1, 1) (5, PH) (6, 1) (7, 1) (8, 1)	1-1 2B 2B 1B	1-1 K	1-3 K		1-3 K		4-0 WP 1B SF7 BB			2	1	1	0	0	1	0																							
Inning Stats	R: 3 E: 0 K: 2 S: 18	H: 3 LOB: 1 BB: 1 P: 32	R: 5 E: 0 K: 1 S: 21	H: 5 LOB: 1 BB: 1 P: 33	R: 0 E: 0 K: 1 S: 6	H: 0 LOB: 0 BB: 0 P: 10	R: 0 E: 0 K: 1 S: 12	H: 0 LOB: 0 BB: 0 P: 18	R: 0 E: 0 K: 2 S: 14	H: 2 LOB: 2 BB: 0 P: 17	R: 2 E: 0 K: 0 S: 17	H: 4 LOB: 2 BB: 1 P: 28	R: 4 E: 0 K: 0 S: 10	H: 2 LOB: 2 BB: 2 P: 20	R: 0 E: 0 K: 0 S: 4	H: 0 LOB: 0 BB: 0 P: 4	1B: 9 2B: 2 3B: 2 HR: 3	SF: 1 SAC: 0 DP: 0 HBP: 0	WP: 2 PB: 0 CS: 2	PA: 44																			
PITCHER	IP	WLS	BF	H	R	ER	SO	BB	IBB	HBP	BLK	WP	HR	S	P	ERA	WHIP	PITCHER				IP	WLS	BF	H	R	ER	SO	BB	IBB	HBP	BLK	WP	HR	S	P	ERA	WHIP	
Tony Armas, R ERA: 4.9	(1, 1)	1.1	L	13	7	8	8	2	0	0	0	0	0	1	31	53	54.00	6.750																					
Britt Rasmussen, R ERA: 5.7	(2, 1)	3.2		14	3	0	0	5	0	0	0	0	0	40	57	0.00	0.818																						
Matt Herge, R ERA: 4.18	(6, 1)	2.0		14	6	6	6	2	1	0	0	1	2	27	48	27.00	4.000																						
Scott Stewart, L ERA: 2.94	(8, 1)	1.0		3	0	0	0	0	0	0	0	0	0	4	4	0.00	0.000																						

Montreal Expos @ Colorado Rockies
Coors Field, Denver, CO
Thu Aug 22 2002, 1:05 PM MDT
Att: 27,231 - Sunny - 88 F

AB	38
R	14
H	16
RBI	14
BB	5
SO	7
LOB	10



Batter	1	2	3	4	5	6	7	8	9	AB	R	H	RBI	BB	SO	LOB	TOP								
Brad Wilkerson, L OBP: 0.374, SLG: 0.487 (1, 8)	1-1 G1-3		1-3 K		3-1 F8			4-0 3B BB	1-0 2B	4	1	1	0	1	1	1	Montreal Expos @ San Francisco Giants PacBell Park, San Francisco, CA Fri Aug 23, 2002, 10:35 PM EDT Att. 40,879 - Overcast - 57 F								
Jose Vidro, S OBP: 0.371, SLG: 0.488 (1, 4)	2-1 F9		3-2 G5-3			2-2 G1-3		2-0 1-H 2B 3B	1-3 K	5	1	1	1	0	1	2									
Vladimir Guerrero, R OBP: 0.497, SLG: 0.610 (1, 9)	0-0 3B			2-0 G6-3		2-2 G6-3		4-0 2B S IBB		3	1	1	0	1	0	0									
Troy O'Leary, L OBP: 0.368, SLG: 0.409 (1, 7)	0-3 K			2-2 G5-4-3 1B		2-2 P6		3-2 1-H 2B		4	0	2	2	0	1	1									
Wil Cordero, R OBP: 0.356, SLG: 0.453 Jose Macias, S OBP: 0.301, SLG: 0.390 (1, 3) (7, 5)		0-0 F9		1-0 G5-4-3 1-2			1-1 F8	1-0 F8		3	0	0	0	0	0	1									
Orlando Cabrera, R OBP: 0.315, SLG: 0.367 (1, 6)		4-2 G6-4-3 BB			4-2 2B SF9 BB		3-3 K		1-2 G4-3	2	1	0	0	2	1	0									
Fernando Tatis, R OBP: 0.373, SLG: 0.415 Andres Galaraga, R OBP: 0.349, SLG: 0.377 (1, 5) (7, 3)		0-0 G6-4-3 1-2			2-2 SF9 1-3 SH2-3 2B		3-2 G4-3		3-1 HR 1B	3	1	1	0	0	0	1									
Michael Barrett, R OBP: 0.357, SLG: 0.449 (1, 2)			4-2 SH2-4 BB		3-2 SF9 2-3 3-H 2-2 SH2-3			0-0 G6-3 1-H HR	2-1 HR	2	1	1	3	1	0	0									
Tomo Ohka, S OBP: 0.178, SLG: 0.163 Joey Eischen, L OBP: 0.400, SLG: 0.500 (1, 1) (8, 1)			0-0 SH2-4 1-2			1-1 SH2-3 3-H		1-1 G1-4-3	0-0 F9	1	0	0	1	0	0	0									
Inning Stats	R: 0 E: 0 K: 1 S: 8	H: 1 LOB: 1 BB: 0 P: 11	R: 0 E: 0 K: 0 S: 4	H: 0 LOB: 0 BB: 1 P: 8	R: 0 E: 0 K: 1 S: 14	H: 0 LOB: 1 BB: 1 P: 22	R: 0 E: 0 K: 0 S: 5	H: 1 LOB: 0 BB: 0 P: 10	R: 2 E: 0 K: 0 S: 15	H: 1 LOB: 0 BB: 1 P: 27	R: 0 E: 0 K: 0 S: 9	H: 0 LOB: 0 BB: 0 P: 15	R: 0 E: 0 K: 1 S: 9	H: 0 LOB: 0 BB: 0 P: 16	R: 3 E: 0 K: 0 S: 8	H: 2 LOB: 1 BB: 2 P: 23		R: 2 E: 0 K: 1 S: 13	H: 3 LOB: 1 BB: 0 P: 21	1B: 2 2B: 3 3B: 2 HR: 1	SF: 1 SAC: 2 DP: 2 HBP: 0	WP: 0 PB: 0 SB: 1 CS: 0	PA: 38		
PITCHER	IP	WLS	BF	H	R	ER	SO	BB	IBB	HBP	BLK	WP	HR	S	P	ERA	WHIP								
Russ Ortiz, R ERA: 3.92 (1, 1)	7.2	L	30	4	5	5	3	4	1	0	0	0	0	68	124	5.87	1.043								
Scott Eyre, L ERA: 4.77 (8, 1)	0.1		2	1	0	0	0	0	0	0	0	0	0	4	8	0.00	3.000								
Jay Witasick, R ERA: 2.33 (9, 1)	1.0		6	3	2	2	1	0	0	0	0	0	1	13	21	18.00	3.000								

AB	30
R	7
H	8
RBI	7
BB	5
SO	4
LOB	7



Batter	1	2	3	4	5	6	7	8	9	AB	R	H	RBI	BB	SO	LOB	BOTTOM								
Kenny Lofton, L OBP: 0.339, SLG: 0.407 (1, 8)	2-0 L7		1-2 P6		1-0 G3		4-2 BB			3	0	0	0	1	0	0	Montreal Expos @ San Francisco Giants PacBell Park, San Francisco, CA Fri Aug 23, 2002, 10:35 PM EDT Att. 40,879 - Overcast - 57 F								
Rich Aurilia, R OBP: 0.293, SLG: 0.404 (1, 6)	3-2 FC6-4 1B		0-0 G5-3		0-1 F9		0-1 F9			4	0	1	0	0	0	2									
Jeff Kent, R OBP: 0.379, SLG: 0.574 (1, 4)	2-1 FC6-4 1-2		1-1 2B		1-2 F9			0-1 F7		4	0	1	0	0	0	1									
Barry Bonds, L OBP: 0.566, SLG: 0.778 (1, 7)	1-1 G6-3		4-0 FC6 IBB			2-1 F8		3-1 HR		3	1	1	1	1	0	1									
Benito Santiago, R OBP: 0.323, SLG: 0.464 (1, 2)		0-0 G3-1 G6-3 2B	0-2 FC6 1-2			1-1 G4-3		1-0 G5-3		4	1	1	0	0	0	2									
J.T. Snow, L OBP: 0.334, SLG: 0.369 (1, 3)		0-0 G3-1 2-3		2-2 L8		2-2 G4-3		2-3 K		4	0	0	0	0	1	1									
Reggie Sanders, R OBP: 0.315, SLG: 0.433 (1, 9)		0-0 G5-3 3-H		2-3 K			0-1 F9		0-0 G3	4	0	0	1	0	1	0									
Pedro Feliz, R OBP: 0.299, SLG: 0.339 (1, 5)		0-0 1B		0-0 2B			4-1 SH2-4 BB		2-2 G6-3	3	0	2	0	1	0	0									
Russ Ortiz, R OBP: 0.288, SLG: 0.302 Scott Eyre, L Jay Witasick, R David Bell, R (9, PH) OBP: 0.315, SLG: 0.424 (1, 1) (8, 1) (9, 1) (9, PH)		0-0 G6-3		2-2 G3-1			0-0 SH2-4		0-1 G5-3	2	0	0	0	0	0	2									
Inning Stats	R: 0 E: 0 K: 0 S: 8	H: 1 LOB: 1 BB: 0 P: 16	R: 1 E: 0 K: 0 S: 5	H: 2 LOB: 1 BB: 0 P: 5	R: 0 E: 0 K: 1 S: 9	H: 1 LOB: 1 BB: 1 P: 15	R: 0 E: 0 K: 1 S: 17	H: 1 LOB: 0 BB: 0 P: 23	R: 0 E: 0 K: 0 S: 6	H: 0 LOB: 0 BB: 0 P: 8	R: 0 E: 0 K: 0 S: 7	H: 0 LOB: 0 BB: 0 P: 12	R: 0 E: 0 K: 0 S: 8	H: 0 LOB: 2 BB: 2 P: 16	R: 1 E: 0 K: 1 S: 8	H: 1 LOB: 0 BB: 0 P: 14		R: 0 E: 0 K: 0 S: 6	H: 0 LOB: 0 BB: 0 P: 8	1B: 2 2B: 3 3B: 0 HR: 1	SF: 0 SAC: 1 DP: 0 HBP: 0	WP: 0 PB: 0 SB: 0 CS: 0	PA: 36		
PITCHER	IP	WLS	BF	H	R	ER	SO	BB	IBB	HBP	BLK	WP	HR	S	P	ERA	WHIP								
Tomo Ohka, R ERA: 3.28 (1, 1)	7.2	W	32	6	2	2	1	0	0	0	0	0	0	65	104	2.35	1.043								
Joey Eischen, L ERA: 1.34 (8, 1)	1.1	S	4	0	0	0	1	0	0	0	0	0	0	9	13	0.00	0.000								

AB	32
R	2
H	6
RBI	2
BB	3
SO	2
LOB	9



Batter	1	2	3	4	5	6	7	8	9	AB	R	H	RBI	BB	SO	LOB	TOP								
Brad Wilkerson, L (1, 8) OBP: 0.377, SLG: 0.490	4-2 BB G6-4-3		1-1 3B		1-0 1B 1B		1-3 K		0-1 F7	4	1	2	0	1	1	0	Montreal Expos @ San Francisco Giants PacBell Park, San Francisco, CA Sun Aug 25 2002, 4:05 PM EDT Att: 41,408 - Sunny - 62 F								
Jose Vidro, S (1, 4) OBP: 0.366, SLG: 0.485	1-1 G6-4-3		2-2 G6-3		2-2 1B 1B		1-2 G1-3		1-2 G4-3	5	0	1	1	0	0	2									
Vladimir Guerrero, R (1, 9) OBP: 0.415, SLG: 0.616	1-0 1B			4-2 BB	0-0 1B			0-1 G5-3		3	0	3	1	1	0	0									
Troy O'Leary, L (1, 7) OBP: 0.363, SLG: 0.402	2-3 K			2-2 F8	1-1 G4-3			1-3 K		4	0	0	0	0	2	5									
Andres Galarraga, R (1, 3) OBP: 0.348, SLG: 0.377		1-3 K		1-3 K		1-1 L4		2-1 G5-3		4	0	0	0	0	2	2									
Orlando Cabrera, R (1, 6) OBP: 0.312, SLG: 0.362		0-0 F7		1-2 L8		0-0 WP S 1B		1-1 G6-3		4	0	1	0	0	0	2									
Michael Barrett, R (1, 2) OBP: 0.352, SLG: 0.441		3-2 L8			0-0 F9	2-0 F9			1-2 E4 HR	4	1	0	0	0	0	1									
Jose Macias, S (1, 5) OBP: 0.296, SLG: 0.385			2-1 F7		0-3 K	2-2 G6-3			0-0 G5-3	4	0	0	0	0	1	2									
Javier Vazquez, R (1, 1) OBP: 0.161, SLG: 0.148			0-3 K		4-1 1B BB		1-3 K		2-2 HR	1	1	0	0	0	1	0									
Matt Herges, L (6, 1)										0	0	0	0	0	0	0									
Wilton Guerrero, S (7, PH) OBP: 0.284, SLG: 0.260										1	0	0	0	0	0	0									
Zach Day, R (7, 1) OBP: 0.400, SLG: 0.250										0	0	0	0	0	0	0									
Will Cordero, R (9, PH) OBP: 0.350, SLG: 0.479										1	1	1	2	0	0	0									
Inning Stats	R: 0 E: 0 K: 1 S: 10	H: 1 LOB: 1 BB: 1 P: 18	R: 0 E: 0 K: 1 S: 13	H: 0 LOB: 0 BB: 0 P: 17	R: 0 E: 0 K: 1 S: 12	H: 1 LOB: 1 BB: 0 P: 17	R: 0 E: 0 K: 1 S: 11	H: 0 LOB: 1 BB: 1 P: 19	R: 2 E: 0 K: 1 S: 12	H: 3 LOB: 2 BB: 1 P: 20	R: 0 E: 0 K: 2 S: 7	H: 1 LOB: 1 BB: 0 P: 12	R: 0 E: 0 K: 1 S: 11	H: 0 LOB: 0 BB: 0 P: 14	R: 0 E: 0 K: 1 S: 9	H: 1 LOB: 1 BB: 0 P: 13	R: 2 E: 1 K: 0 S: 13	H: 1 LOB: 0 BB: 0 P: 17	1B: 5 2B: 1 3B: 1 HR: 1	SF: 0 SAC: 0 DP: 1 HBP: 0	WP: 1 PB: 0 SB: 3 CS: 0	PA: 38			
PITCHER	IP	WLS	BF	H	R	ER	SO	BB	IBB	HBP	BLK	WP	HR	S	P	ERA	WHIP								
Jason Schmidt, R (1, 1) ERA: 3.36	7.0	W	29	6	2	2	7	3	0	0	0	1	0	76	117	2.57	1.286								
Tim Worrell, R (8, 1) ERA: 2.43	1.0		4	1	0	0	1	0	0	0	0	0	0	9	13	0.00	1.000								
41 Chad Zerbe, L (9, 1) ERA: 2.98	1.0		5	1	2	1	0	0	0	0	0	0	1	13	17	9.00	1.000								

AB	35
R	4
H	8
RBI	4
BB	3
SO	8
LOB	14



Batter	1	2	3	4	5	6	7	8	9	AB	R	H	RBI	BB	SO	LOB	BOTTOM								
Kenny Lofton, L (1, 8) OBP: 0.338, SLG: 0.409	0-2 F8	1-0 F9		0-0 F4		3-2 1B 3B	2-1 G3-1			5	1	1	1	0	0	3	Montreal Expos @ San Francisco Giants PacBell Park, San Francisco, CA Sun Aug 25 2002, 4:05 PM EDT Att: 41,408 - Sunny - 62 F								
Tim Worrell, R (8, 1)										0	0	0	0	0	0	0									
Tom Goodwin, L (9, 7) OBP: 0.289, SLG: 0.277										0	0	0	0	0	0	0									
Rich Aurilia, R (1, 6) OBP: 0.292, SLG: 0.401	0-1 F3		2-2 F8	1-0 F9		2-1 IBB 1B SF8		1-3 K		5	1	1	1	0	1	1									
Jeff Kent, R (1, 4) OBP: 0.379, SLG: 0.572	0-0 E3 BB		2-1 P3		2-2 G5-3	0-0 SF8 IBB 1B		1-0 E FC5-4 1B		5	1	2	0	0	0	0									
Barry Bonds, L (1, 7) OBP: 0.568, SLG: 0.783	4-2 FC6-4		0-1 1B 2B		2-1 E SF9 2B	4-0 1B		0-1 E6 FC5-4 1B		3	2	2	0	2	0	1									
41 Chad Zerbe, L (9, 1) OBP: 0.167, SLG: 0.167	1-2 BB		1-1 1B 2B		3-2 E9	1-0 SF8 IBB		1-3 E6 FC5-4		0	0	0	0	0	0	0									
Benito Santiago, R (1, 2) OBP: 0.319, SLG: 0.457	1-1 FC6-4		1-1 1B 1B		3-2 E9	1-0 SF8		0-1 FC5-4		4	1	1	3	0	0	4									
J.T. Snow, L (1, 3) OBP: 0.337, SLG: 0.368		1-0 F9	0-2 FC6-4 1B		0-1 SF9	1-0 G4-3		1-2 G3-1		4	0	1	2	0	0	3									
Reggie Sanders, R (1, 9) OBP: 0.316, SLG: 0.438		2-2 2B 2B	1-2 FC6-4		3-2 F8		3-2 E3 G6-4-3			4	1	1	0	0	0	2									
David Bell, R (1, 5) OBP: 0.318, SLG: 0.427		0-0 2B		2-2 SH1-4 HBP		3-2 3B 1B	1-2 G6-4-3			3	1	2	1	0	0	1									
Jason Schmidt, R (1, 1) OBP: 0.163, SLG: 0.171		1-3 2B		0-1 SH1-4		0-0 B1		1-0 1B		2	0	0	0	0	1	2									
Damon Minor, L (7, PH) OBP: 0.341, SLG: 0.471										1	0	1	0	0	0	0									
Tsuyoshi Shinjo, R (8, 8) OBP: 0.302, SLG: 0.374										0	0	0	0	0	0	0									
Inning Stats	R: 0 E: 1 K: 0 S: 13	H: 0 LOB: 2 BB: 1 P: 18	R: 1 E: 0 K: 1 S: 9	H: 2 LOB: 1 BB: 0 P: 14	R: 2 E: 0 K: 0 S: 16	H: 3 LOB: 1 BB: 0 P: 22	R: 0 E: 0 K: 0 S: 6	H: 0 LOB: 1 BB: 0 P: 9	R: 1 E: 1 K: 0 S: 13	H: 1 LOB: 1 BB: 0 P: 21	R: 3 E: 0 K: 0 S: 13	H: 4 LOB: 2 BB: 1 P: 27	R: 0 E: 1 K: 0 S: 9	H: 1 LOB: 1 BB: 0 P: 16	R: 1 E: 1 K: 1 S: 11	H: 1 LOB: 1 BB: 0 P: 15	1B: 7 2B: 4 3B: 1 HR: 0	SF: 2 SAC: 1 DP: 1 HBP: 1	WP: 0 PB: 0 SB: 0 CS: 0	PA: 42					
PITCHER	IP	WLS	BF	H	R	ER	SO	BB	IBB	HBP	BLK	WP	HR	S	P	ERA	WHIP								
Javier Vazquez, R (1, 1) ERA: 4.08	5.1	L	28	8	6	5	1	0	1	0	0	0	0	65	98	8.44	1.688								
Matt Herges, R (6, 1) ERA: 4.29	0.2		5	2	1	1	0	0	1	0	0	0	0	5	13	13.50	3.000								
Zach Day, R (7, 1) ERA: 3.57	2.0		9	2	1	0	1	0	0	0	0	0	0	20	31	0.00	1.000								



Batter	1	2	3	4	5	6	7	8	9	AB	R	H	RBI	BB	SO	LOB	TOP										
Brad Wilkerson, L (1, 8) OBP: 0.373, SLG: 0.484	0-1 F9		2-3 K		1-3 K		0-3 K		2-3 K	5	0	0	0	0	4	3	Montreal Expos @ Philadelphia Phillies Veterans Stadium, Philadelphia, PA Tue Aug 27 2002, 7:05 PM EDT Att: 16,126 - Cloudy - 85 F										
Jose Vidro, S (1, 4) OBP: 0.370, SLG: 0.484	4-2 1B BB		2-2 F7			1-2 G6-4-3 1B		0-0 G4-3		3	0	1	0	1	0	0											
Vladimir Guerrero, R (1, 9) OBP: 0.415, SLG: 0.614	0-2 1B		2-2 F8			0-0 G6-4-3 1-2		4-2 CS BB		3	0	1	0	1	0	1											
Troy O'Leary, L (1, 7) OBP: 0.361, SLG: 0.396	0-1 F7			0-1 F7		3-3 K		4-2 BB		3	0	0	0	1	1	2											
Andres Galarraga, R (1, 3) OBP: 0.347, SLG: 0.387	1-0 L7			2-1 G4-3			0-0 HR	0-3 K		4	1	1	1	0	1	3											
Fernando Tatis, R (1, 5)		2-2 F9		4-2 BB			1-0 HR		1-3 K	3	1	1	1	1	1	0											
Orlando Cabrera, R (1, 6) OBP: 0.314, SLG: 0.366		1-0 P4		0-1 F7			1-2 F8 2B	0-0 1B		4	0	2	0	0	0	1											
Brian Schneider, L (1, 2) Wilton Guerrero, S (9, PR) OBP: 0.294, SLG: 0.260		2-2 1B			2-0 F8		0-0 F8	0-1 1B		4	0	2	0	0	0	1											
Masato Yoshii, R (1, 1) Joe Eischen, L (6, 1) Britt Reames, R (6, 1) Wil Cordero, S (7, PH) Dan Smith, R (7, 1) Jose Macias, S (9, PH) OBP: 0.142, SLG: 0.091 OBP: 0.406, SLG: 0.500 OBP: 0.142, SLG: 0.143 OBP: 0.294, SLG: 0.475 OBP: 0.291, SLG: 0.394		1-2 F7			1-3 K		1-3 K	0-1 FC1-4-6		2	0	0	0	0	1	1											
Inning Stats	R: 0 E: 0 K: 0 S: 10	H: 1 LOB: 2 BB: 1 P: 15	R: 0 E: 0 K: 0 S: 11	H: 1 LOB: 1 BB: 0 P: 17	R: 0 E: 1 K: 1 S: 10	H: 0 LOB: 0 BB: 0 P: 16	R: 0 E: 0 K: 0 S: 8	H: 0 LOB: 1 BB: 1 P: 14	R: 0 E: 0 K: 2 S: 7	H: 1 LOB: 0 BB: 0 P: 11	R: 2 E: 0 K: 2 S: 12	H: 3 LOB: 1 BB: 0 P: 15	R: 0 E: 0 K: 1 S: 13	H: 0 LOB: 1 BB: 2 P: 21	R: 0 E: 0 K: 2 S: 11	H: 2 LOB: 2 BB: 0 P: 14		1B: 5 2B: 1 3B: 0 HR: 2	SF: 0 SAC: 0 DP: 1 HBP: 0	WP: 0 PB: 0 CS: 1	PA: 37						
PITCHER	IP	WLS	BF	H	R	ER	SO	BB	IBB	HBP	BLK	WP	HR	S	P	ERA	WHIP										
Joe Roa, R (1, 1) ERA: 3.4	6.0	W	25	6	2	2	4	2	0	0	0	0	2	58	91	3.00	1.333										
Mike Timlin, R (7, 1) ERA: 2.57	0.2	H	2	0	0	0	1	0	0	0	0	0	0	4	5	0.00	0.000										
Dan Plesac, L (7, 1) ERA: 3.62	0.1	H	1	0	0	0	1	0	0	0	0	0	0	3	3	0.00	0.000										
Terry Adams, R (8, 1) ERA: 4.71	1.0	H	4	0	0	0	1	2	0	0	0	0	0	13	21	0.00	2.000										
Jose Mesa, R (9, 1) ERA: 2.99	1.0	S	5	2	0	0	2	0	0	0	0	0	0	11	14	0.00	2.000										

AB 33
R 2
H 8
RBI 2
BB 4
SO 9
LOB 15



Batter	1	2	3	4	5	6	7	8	9	AB	R	H	RBI	BB	SO	LOB	BOTTOM										
Doug Glanville, R (1, 8) OBP: 0.277, SLG: 0.313	2-0 HR		1-2 G1-3 1B	1-0 FC3-6 1-2		3-1 FC5-4 1-2		1-0 P4		5	1	2	1	0	0	5	Montreal Expos @ Philadelphia Phillies Veterans Stadium, Philadelphia, PA Tue Aug 27 2002, 7:05 PM EDT Att: 16,126 - Cloudy - 85 F										
11 Jimmy Rollins, S (1, 6) OBP: 0.315, SLG: 0.388	0-0 G4-3		0-1 G1-3 1B		1-1 P6		3-1 2B 1B			4	1	2	0	0	0	0											
Bobby Abreu, L (1, 9) OBP: 0.407, SLG: 0.510	2-1 G5-4-3 1B		0-1 G1-3		1-3 K		3-3 K			4	0	1	0	0	2	3											
Pat Burrell, R (1, 7) OBP: 0.377, SLG: 0.557	3-1 G5-4-3 1-2		4-0 IBB		1-3 K		0-0 1B 2B			3	0	1	1	1	1	1											
Mike Lieberthal, R (1, 2) OBP: 0.351, SLG: 0.480		2-1 L9	2-2 F8			1-0 1B 1B		2-0 F8		4	1	1	0	0	0	4											
Travis Lee, L (1, 3) OBP: 0.327, SLG: 0.370		2-3 K		0-0 F8		3-2 P2		3-2 G3-1		4	0	0	0	0	1	2											
Placido Polanco, R (1, 5) OBP: 0.316, SLG: 0.384		0-1 G5-3		2-1 G1-3		0-0 1B 1B		0-0 F9		4	0	1	0	0	0	0											
Marlon Anderson, L (1, 4) OBP: 0.323, SLG: 0.396			1-2 E5 SF7	3-2 1B 1B		2-3 K		2-3 K		4	1	1	0	0	2	2											
Joe Roa, R (1, 1) Mike Timlin, R (7, 1) Dan Plesac, L (7, 1) Terry Adams, R (8, 1) Jeremy Clamb, S (9, PH) Jose Mesa, R (9, 1) OBP: 0.226, SLG: 0.333 ERA: 1.33 ERA: 5.67 ERA: 2.3		0-0 SF7	0-0 SF7	1-1 FC3-6 1B		3-2 FC5-4 1B		4-1 BB		2	0	2	2	0	0	0											
Inning Stats	R: 1 E: 0 K: 0 S: 6	H: 2 LOB: 0 BB: 0 P: 13	R: 0 E: 0 K: 1 S: 7	H: 0 LOB: 0 BB: 0 P: 11	R: 1 E: 1 K: 0 S: 20	H: 2 LOB: 3 BB: 1 P: 28	R: 0 E: 0 K: 0 S: 9	H: 2 LOB: 2 BB: 0 P: 16	R: 0 E: 0 K: 2 S: 8	H: 0 LOB: 0 BB: 0 P: 11	R: 1 E: 0 K: 1 S: 16	H: 3 LOB: 2 BB: 0 P: 28	R: 1 E: 0 K: 1 S: 12	H: 2 LOB: 1 BB: 0 P: 23	R: 0 E: 0 K: 1 S: 6	H: 0 LOB: 1 BB: 1 P: 13		1B: 9 2B: 1 3B: 0 HR: 1	SF: 1 SAC: 0 DP: 1 HBP: 0	WP: 0 PB: 0 CS: 0	PA: 37						
PITCHER	IP	WLS	BF	H	R	ER	SO	BB	IBB	HBP	BLK	WP	HR	S	P	ERA	WHIP										
Masato Yoshii, R (1, 1) ERA: 3.64	5.1	L	25	8	3	2	3	0	1	0	0	0	1	55	88	3.38	1.500										
Joey Eischen, L (6, 1) ERA: 1.33	0.1		2	1	0	0	1	0	0	0	0	0	0	9	14	0.00	3.000										
Britt Reames, R (6, 1) ERA: 5.67	0.1		1	0	0	0	0	0	0	0	0	0	0	2	5	0.00	0.000										
Dan Smith, R (7, 1) ERA: 2.3	2.0		9	2	1	1	2	1	0	0	0	0	0	18	36	4.50	1.500										

AB 34
R 4
H 11
RBI 4
BB 2
SO 6
LOB 17



Batter	1	2	3	4	5	6	7	8	9	AB	R	H	RBI	BB	SO	LOB	TOP			
Jose Macias, S OBP: 0.299, SLG: 0.389	0-3 K		3-2 G1-3	4-2 BB BB		3-2 3B		0-0 L7		4	0	1	0	1	1	0	Montreal Expos @ Philadelphia Phillies Veterans Stadium, Philadelphia, PA Wed Aug 28 2002, 7:05 PM EDT Att: 13,821 - Cloudy - 65 F			
Jose Vidro, S OBP: 0.372, SLG: 0.483	0-0 F6		2-1 1B	4-1 BB		3-1 G1-3		4-2 BB		3	1	1	0	2	0	1				
Vladimir Guerrero, R OBP: 0.417, SLG: 0.612	4-2 WP S BB		2-2 1B SF9	4-1 BB		1-1 G6-3		1-3 K		3	1	1	1	2	1	2				
Andres Galarraga, R OBP: 0.344, SLG: 0.383	1-2 L9		1-0 1B FC6-4	1-2 BB						5	0	1	1	0	3	4				
Fernando Tatis, R OBP: 0.313, SLG: 0.420		2-1 F8	0-1 SF9		1-2 1B		1-0 G6-3		0-3 K	4	0	1	1	0	1	0				
Orlando Cabrera, R OBP: 0.313, SLG: 0.364		0-2 2B	3-H FC6-4		2-2 F8		1-0 G4-3		0-2 L7	5	1	1	0	0	0	1				
Michael Barrett, R OBP: 0.353, SLG: 0.440		1-0 F6		1-3 K	4-1 BB					3	1	1	0	1	1	1				
Brad Wilkerson, L OBP: 0.376, SLG: 0.499		1-0 1-H 2B		1-2 BB BB	2-3 K					4	2	3	3	0	1	1				
Tomo Ohka, S OBP: 0.167, SLG: 0.152	0-3 K					1-3 K				3	0	0	0	0	3	2				
Jim Brower, R OBP: 0.333, SLG: 0.400										0	0	0	0	0	0	0				
Joey Eischen, L OBP: 0.333, SLG: 0.400										1	0	0	0	0	1	0				
Dan Smith, R OBP: 0.333, SLG: 0.400										0	0	0	0	0	0	0				
Scott Stewart, R OBP: 0.333, SLG: 0.400										0	0	0	0	0	0	0				
Inning Stats	R: 0 E: 0 K: 1 S: 9	H: 0 LOB: 1 BB: 1 P: 14	R: 1 E: 0 K: 1 S: 10	H: 2 LOB: 1 BB: 0 P: 14	R: 2 E: 0 K: 0 S: 12	H: 3 LOB: 1 BB: 0 P: 21	R: 1 E: 0 K: 3 S: 19	H: 1 LOB: 3 BB: 3 P: 35	R: 0 E: 0 K: 1 S: 11	H: 1 LOB: 1 BB: 1 P: 20	R: 0 E: 0 K: 1 S: 6	H: 0 LOB: 0 BB: 0 P: 10	R: 2 E: 0 K: 2 S: 12	H: 2 LOB: 1 BB: 1 P: 18	R: 0 E: 0 K: 2 S: 9	H: 0 LOB: 0 BB: 0 P: 10	1B: 6 2B: 2 3B: 1 HR: 1	SF: 1 SAC: 0 DP: 0 HBP: 0	WP: 1 PB: 0 SB: 1 CS: 1	PA: 42
PITCHER	IP WLS BF H R ER SO BB IBB HBP BLK WP HR S P ERA WHIP																			
48 David Coggin, R ERA: 4.68	3.0 L 15 5 3 3 2 1 0 0 0 0 1 0 31 49 9.00 2.000																			
Rheal Cormier, L ERA: 5.4	2.0 11 2 1 1 4 4 0 0 0 0 0 0 30 55 4.50 3.000																			
Carlos Silva, R ERA: 3.28	2.0 7 1 0 0 2 0 0 0 0 0 0 0 17 29 0.00 0.500																			
Dan Plesac, L ERA: 4.09	0.2 5 2 2 2 1 1 0 0 0 0 0 1 9 14 27.00 4.500																			
Mike Timlin, R ERA: 2.53	1.1 4 0 0 0 3 0 0 0 0 0 0 0 12 14 0.00 0.000																			

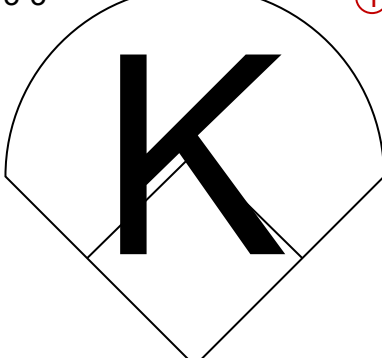
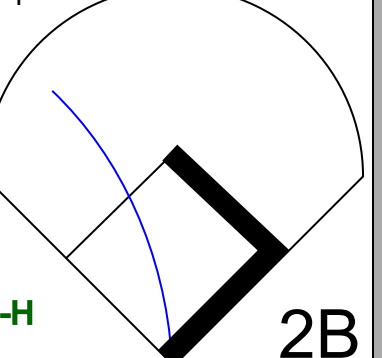
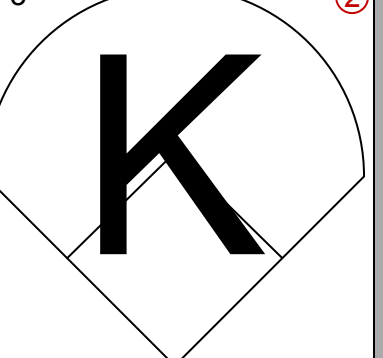
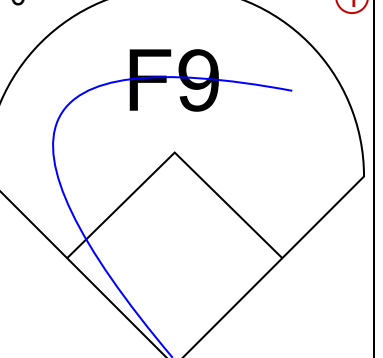
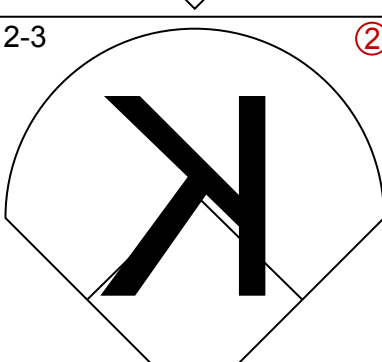
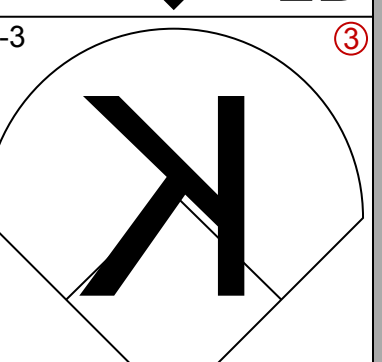
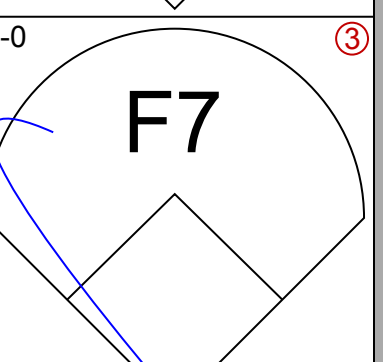
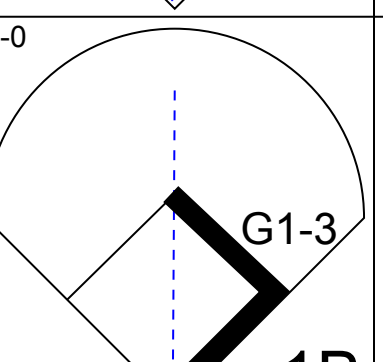
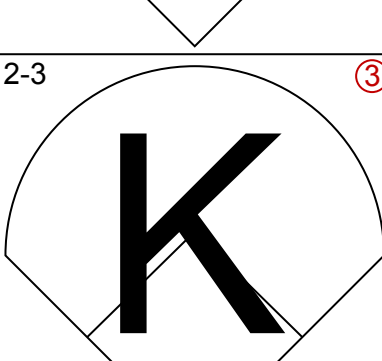
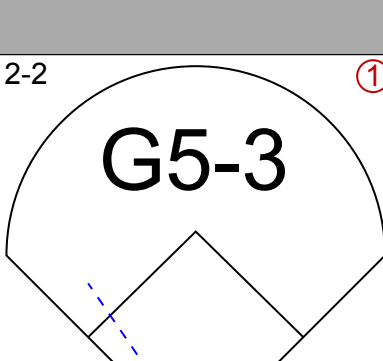
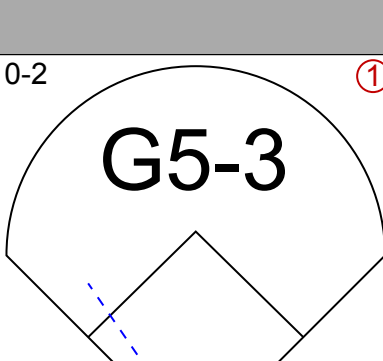
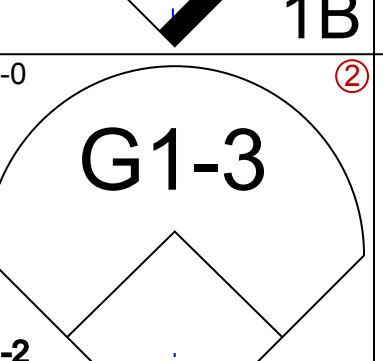
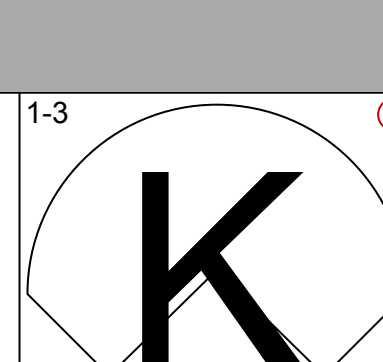
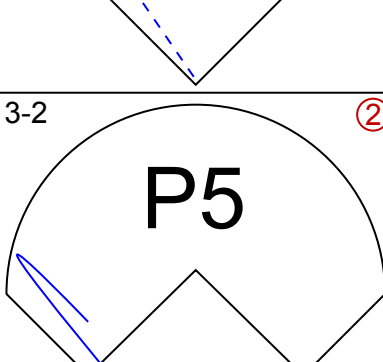
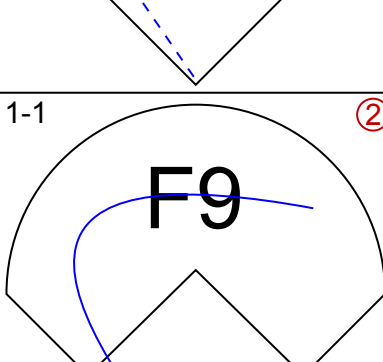
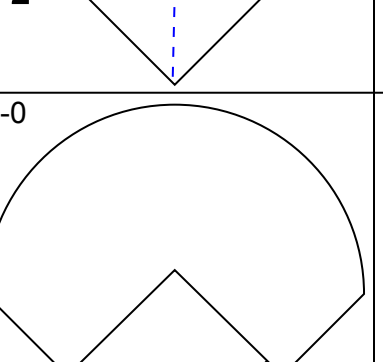
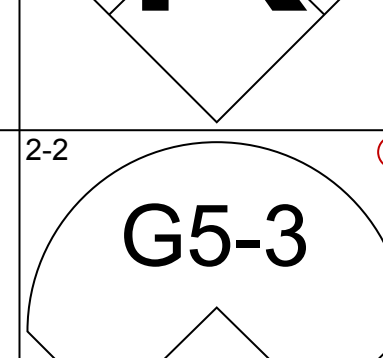
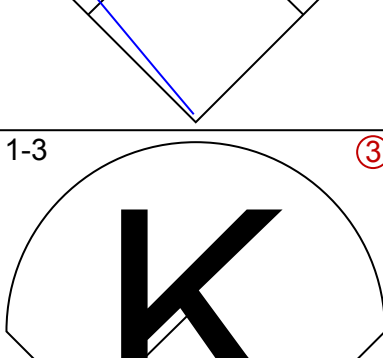
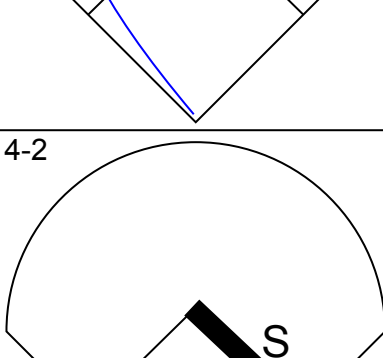
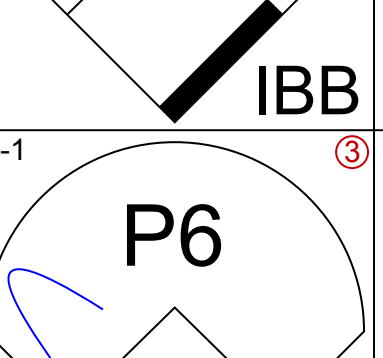
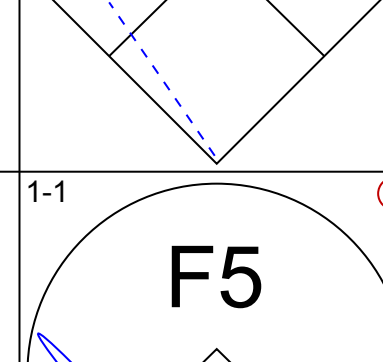
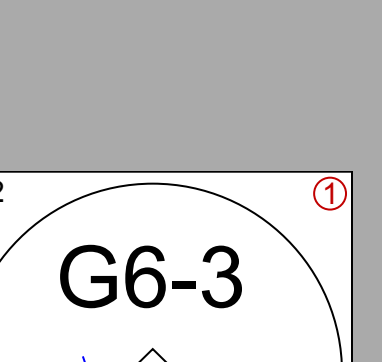
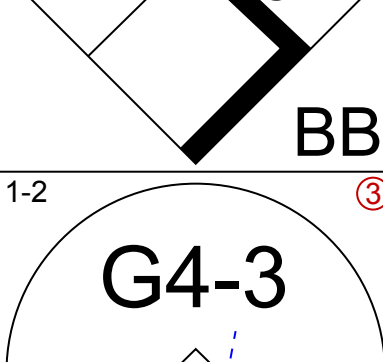
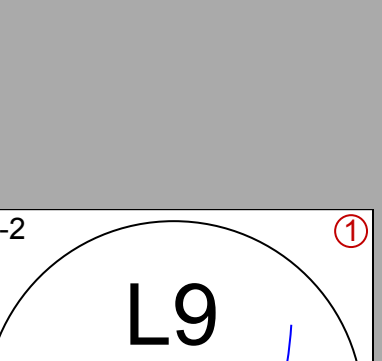
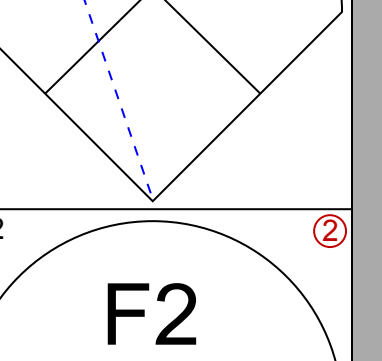
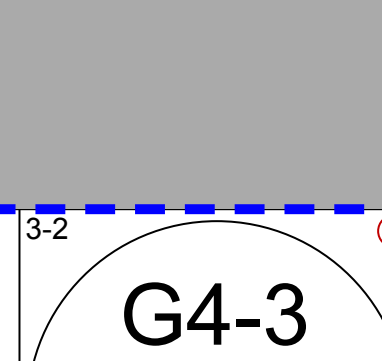
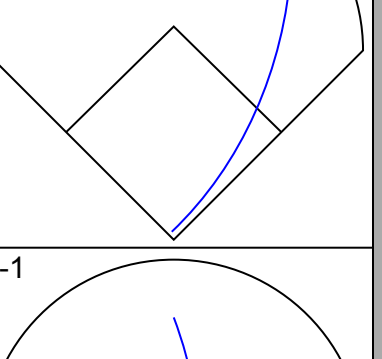
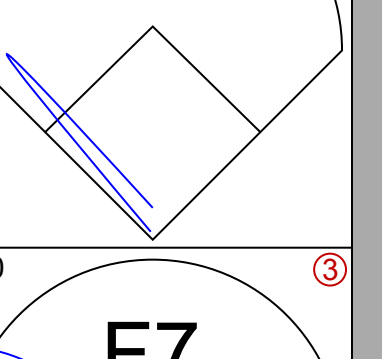
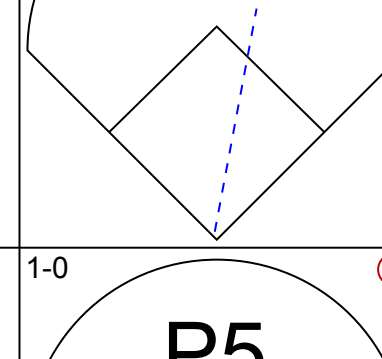
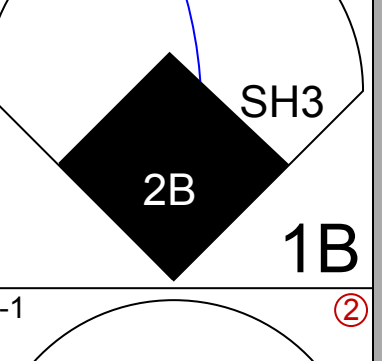
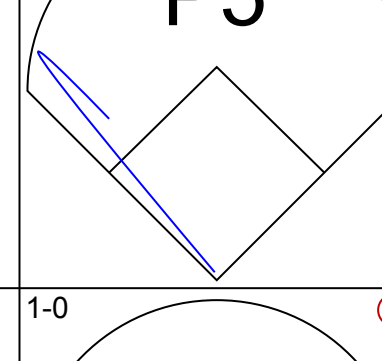
AB	35
R	6
H	10
RBI	6
BB	6
SO	12
LOB	12




Batter	1	2	3	4	5	6	7	8	9	AB	R	H	RBI	BB	SO	LOB	BOTTOM					
Ricky Ledee, L OBP: 0.337, SLG: 0.418	2-3 K		1-3 K			0-0 F8	1-0 F7		0-1 G1-3	5	0	0	0	0	2	4	Montreal Expos @ Philadelphia Phillies Veterans Stadium, Philadelphia, PA Wed Aug 28 2002, 7:05 PM EDT Att: 13,821 - Cloudy - 65 F					
11 Jimmy Rollins, S OBP: 0.313, SLG: 0.385	1-3 K			2-3 K		2-1 P3		0-3 K		4	0	0	0	0	3	0						
Bobby Abreu, L OBP: 0.407, SLG: 0.509	1-3 K			1-3 K		0-0 1B		4-1 FC5-4 BB		3	0	1	0	1	2	0						
Pat Burrell, R OBP: 0.377, SLG: 0.554		2-3 K		4-1 BB		2-3 K		1-2 FC5-4		3	0	0	0	1	2	2						
Jeremy Giambi, L OBP: 0.419, SLG: 0.520		1-3 K		0-0 F8		1-2 F8		3-1 F5		4	0	0	0	0	1	2						
Mike Lieberthal, R OBP: 0.350, SLG: 0.476		2-2 L6			2-2 P6		4-2 BB BB		1-0 F8	3	1	0	0	1	0	0						
Placido Polanco, R OBP: 0.322, SLG: 0.397			0-2 FC4-6		2-1 HR		4-2 1B BB		2-1 E	3	2	3	1	1	0	0						
Marlon Anderson, L OBP: 0.323, SLG: 0.395			1-0 FC4-6		1-2 F4		0-2 1B		1-3 K	4	0	1	1	0	1	2						
48 David Coggin, R Jason Michaels, R Rheal Cormier, L Doug Glavino, R Carlos Silva, R Tomas Lincecum, R Dan Plesac, L Mike Timlin, R Tommy Phelan, R			1-3 K		1-3 K		0-1 P4		2-2 E5	0	0	0	0	0	0	0						
Inning Stats	R: 0 E: 0 K: 3 S: 9	H: 0 LOB: 0 BB: 0 P: 13	R: 0 E: 0 K: 2 S: 9	H: 0 LOB: 0 BB: 0 P: 14	R: 0 E: 0 K: 2 S: 11	H: 1 LOB: 1 BB: 0 P: 14	R: 0 E: 0 K: 2 S: 8	H: 0 LOB: 1 BB: 1 P: 15	R: 1 E: 0 K: 1 S: 11	H: 1 LOB: 0 BB: 0 P: 17	R: 0 E: 0 K: 1 S: 7	H: 1 LOB: 1 BB: 0 P: 11	R: 1 E: 0 K: 0 S: 13	H: 1 LOB: 2 BB: 2 P: 23	R: 0 E: 0 K: 1 S: 9	H: 0 LOB: 1 BB: 1 P: 17		R: 1 E: 1 S: 13	H: 1 LOB: 1 BB: 0 P: 19	1B: 3 2B: 1 3B: 0 HR: 1	SF: 0 SAC: 0 DP: 0 HBP: 0	WP: 0 PB: 0 SB: 0 CS: 0
PITCHER	IP WLS BF H R ER SO BB IBB HBP BLK WP HR S P ERA WHIP																					
Tomo Ohka, R ERA: 3.22	6.0 W 22 3 1 1 11 1 0 0 0 0 0 1 55 84 1.50 0.667																					
Jim Brower, R ERA: 4.66	0.1 H 4 1 1 1 0 2 0 0 0 0 0 0 10 19 27.00 9.000																					
Joey Eischen, L ERA: 1.3	1.0 H 4 0 0 0 1 1 0 0 0 0 0 0 7 12 0.00 1.000																					
Dan Smith, R ERA: 2.25	0.2 2 0 0 0 0 0 0 0 0 0 0 0 5 9 0.00 0.000																					
Scott Stewart, L ERA: 2.85	1.0 5 1 1 0 1 0 0 0 0 0 0 0 13 19 0.00 1.000																					

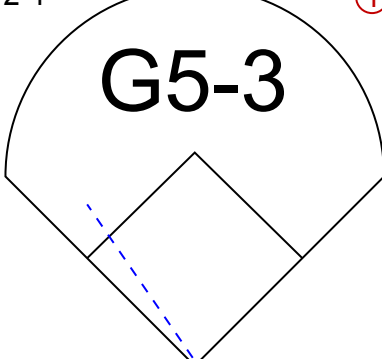
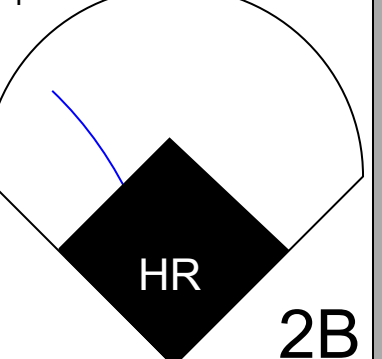
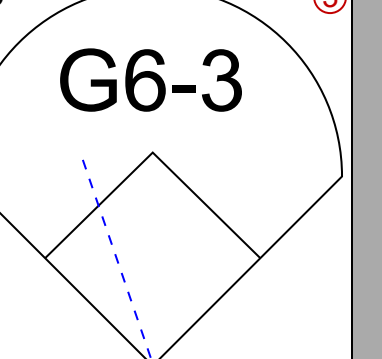
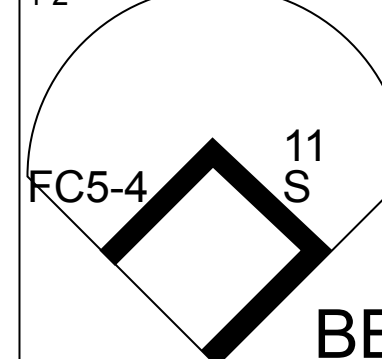
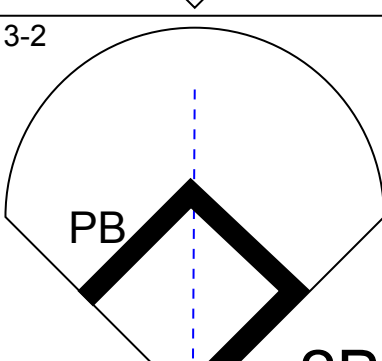
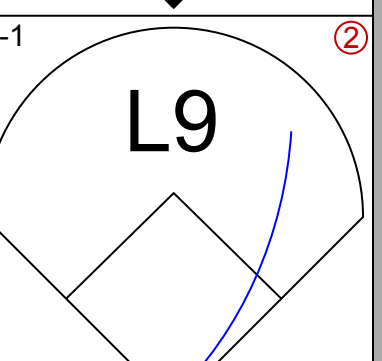
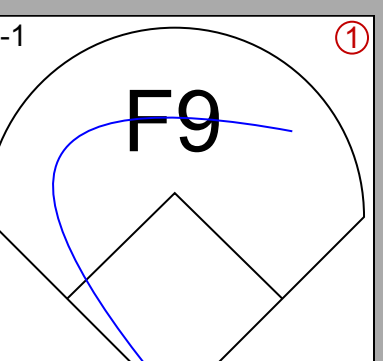
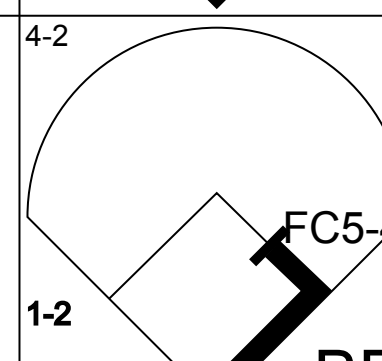
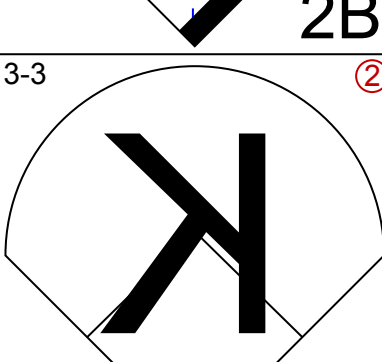
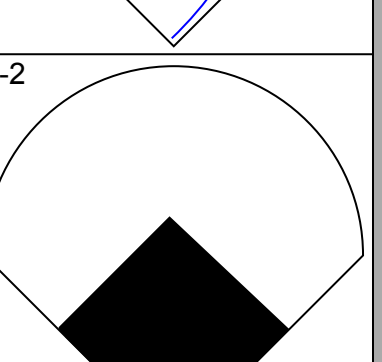
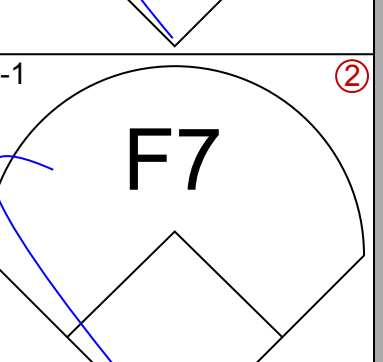
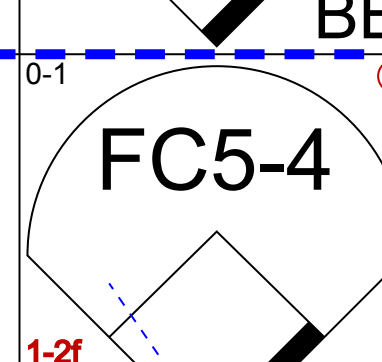
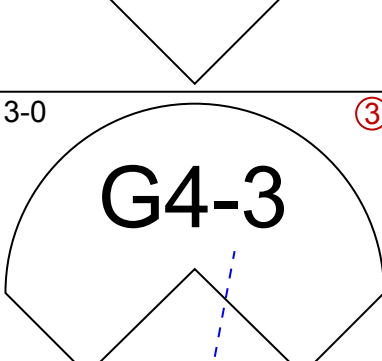
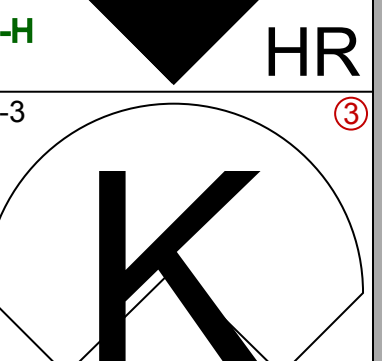
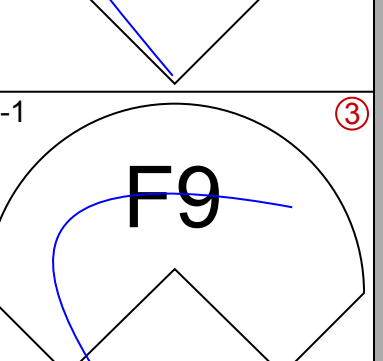
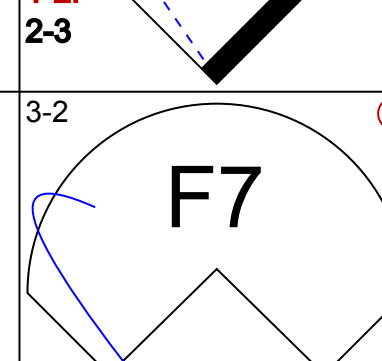
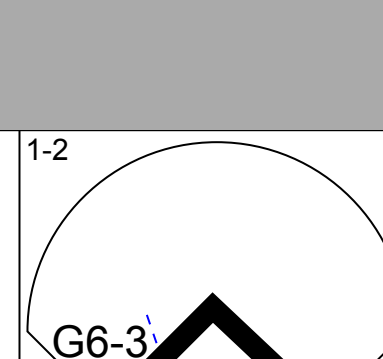
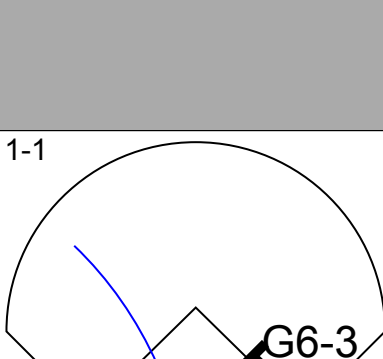
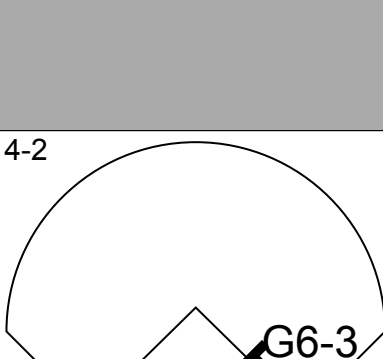
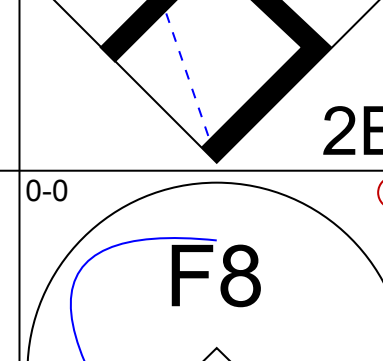
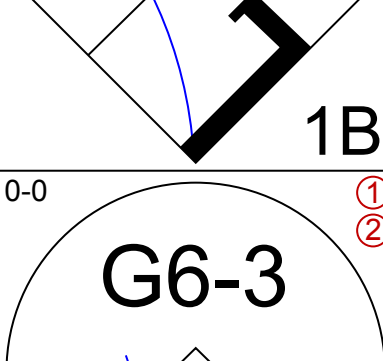
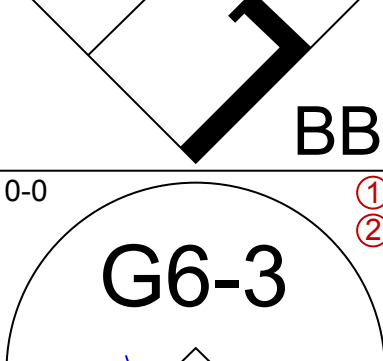
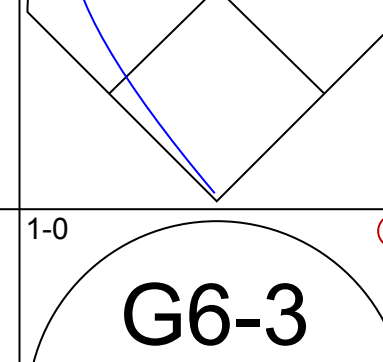
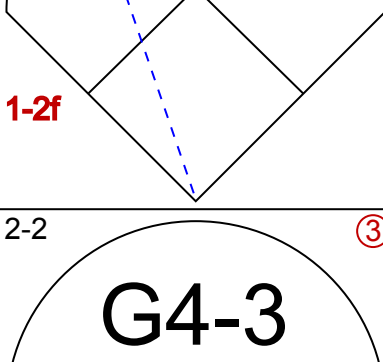
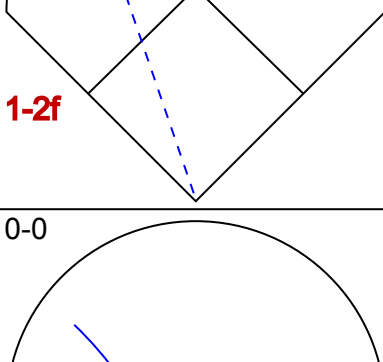
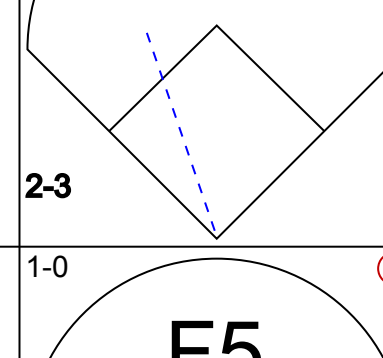

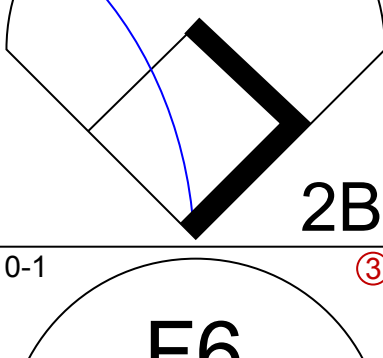
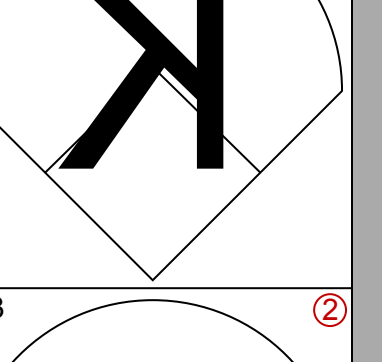
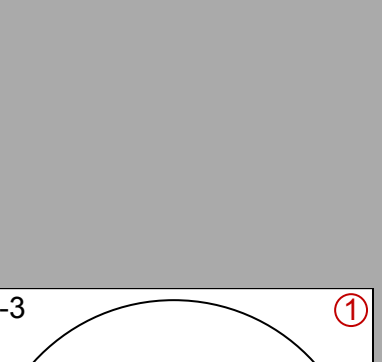
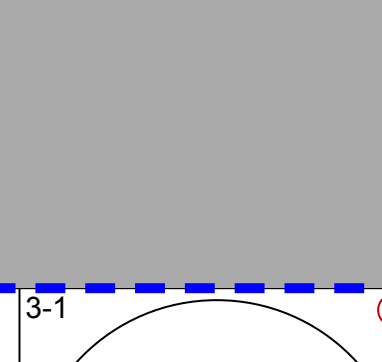
AB	33
R	3
H	5
RBI	2
BB	4
SO	13
LOB	13




Batter	1	2	3	4	5	6	7	8	9	AB	R	H	RBI	BB	SO	LOB	TOP					
Jose Macias, S (1, 5) OBP: 0.298, SLG: 0.390										4	0	1	1	0	2	0	Montreal Expos @ Philadelphia Phillies Veterans Stadium, Philadelphia, PA Thu Aug 29 2002, 7:05 PM EDT Att: 14,268 - Overcast - 67 F					
Jose Vidro, S (1, 4) OBP: 0.371, SLG: 0.481										4	0	1	0	0	2	1						
Vladimir Guerrero, R (1, 9) OBP: 0.414, SLG: 0.688										4	0	0	0	0	1	1						
Brad Wilkerson, L (1, 8) OBP: 0.375, SLG: 0.495										3	0	0	0	1	1	0						
Orlando Cabrera, R (1, 6) OBP: 0.312, SLG: 0.361										3	0	0	0	1	1	2						
Matt Capiciky, L (1, 7) OBP: 0.222, SLG: 0.556										3	0	0	0	0	0	1						
Michael Barrett, R (1, 3) OBP: 0.350, SLG: 0.435										3	0	0	0	0	0	0						
Brian Schneider, L (1, 2) OBP: 0.331, SLG: 0.457										3	1	1	0	0	0	0						
Bartolo Colon, R (1, 1) OBP: 0.167, SLG: 0.143										1	0	0	0	0	1	0						
Troy O'Leary, L (8, PH) OBP: 0.360, SLG: 0.395										1	0	0	0	0	0	0						
Zach Day, R (8, 1) OBP: 0.400, SLG: 0.250										0	0	0	0	0	0	0						
Scott Stewart, R (8, 1)										0	0	0	0	0	0	0						
Inning Stats	R: 0 E: 0 K: 3 S: 10	H: 0 LOB: 0 BB: 0 P: 17	R: 0 E: 0 K: 1 S: 10	H: 0 LOB: 0 BB: 0 P: 14	R: 1 E: 0 K: 1 S: 16	H: 2 LOB: 1 BB: 0 P: 22	R: 0 E: 0 K: 1 S: 10	H: 0 LOB: 0 BB: 0 P: 16	R: 0 E: 0 K: 2 S: 7	H: 0 LOB: 0 BB: 0 P: 11	R: 0 E: 0 K: 0 S: 9	H: 0 LOB: 0 BB: 0 P: 14	R: 0 E: 0 K: 0 S: 10	H: 0 LOB: 1 BB: 1 P: 16	R: 0 E: 0 K: 0 S: 6	H: 0 LOB: 0 BB: 0 P: 11	R: 0 E: 0 K: 0 S: 5	H: 1 LOB: 2 BB: 1 P: 11	1B: 2 2B: 1 3B: 0 HR: 0	SF: 0 SAC: 1 DP: 0 HBP: 0	WP: 0 PB: 0 SB: 1 CS: 0	PA: 32
PITCHER	IP	WLS	BF	H	R	ER	SO	BB	IBB	HBP	BLK	WP	HR	S	P	ERA	WHIP					
Brandon Duckworth, R (1, 1) ERA: 5.13	7.0	W	24	2	1	1	8	1	0	0	0	0	0	72	110	1.29	0.429					
Terry Adams, R (8, 1) ERA: 4.67	1.0	H	3	0	0	0	0	0	0	0	0	0	0	6	11	0.00	0.000					
Jose Mesa, R (8, 1) ERA: 2.94	1.0	S	5	1	0	0	0	0	1	0	0	0	0	5	11	0.00	1.000					

AB	29
R	1
H	3
RBI	1
BB	2
SO	8
LOB	5



Batter	1	2	3	4	5	6	7	8	9	AB	R	H	RBI	BB	SO	LOB	BOTTOM				
Doug Glanville, R (1, 8) OBP: 0.278, SLG: 0.315										3	1	1	0	1	0	0	Montreal Expos @ Philadelphia Phillies Veterans Stadium, Philadelphia, PA Thu Aug 29 2002, 7:05 PM EDT Att: 14,268 - Overcast - 67 F				
11 Jimmy Rollins, S (1, 6) OBP: 0.314, SLG: 0.387										3	0	1	0	1	0	1					
Bobby Abreu, L (1, 9) OBP: 0.406, SLG: 0.513										4	1	1	2	0	1	3					
Pat Burrell, R (1, 7) OBP: 0.374, SLG: 0.549										4	0	0	0	0	1	3					
Mike Lieberthal, R (1, 2) OBP: 0.354, SLG: 0.481										2	0	2	0	1	0	0					
Travis Lee, L (1, 3) OBP: 0.325, SLG: 0.366										3	0	0	0	0	0	3					
Placido Polanco, R (1, 5) OBP: 0.322, SLG: 0.399										3	0	1	0	0	0	1					
Marlon Anderson, L (1, 4) OBP: 0.321, SLG: 0.393										3	0	0	0	0	1	2					
Terry Adams, R (8, 1) OBP: 0.179, SLG: 0.080										0	0	0	0	0	0	0					
Jose Mesa, R (9, 1)										0	0	0	0	0	0	0					
Brandon Duckworth, R (1, 1) OBP: 0.279, SLG: 0.211										2	0	0	0	0	2	0					
Tomas Perez, S (8, 4) OBP: 0.252, SLG: 0.359										1	0	0	0	0	0	0					
Inning Stats	R: 0 E: 0 K: 1 S: 9	H: 1 LOB: 1 BB: 0 P: 20	R: 0 E: 0 K: 0 S: 8	H: 1 LOB: 1 BB: 0 P: 11	R: 2 E: 0 K: 2 S: 15	H: 2 LOB: 0 BB: 0 P: 23	R: 0 E: 0 K: 0 S: 6	H: 1 LOB: 0 BB: 0 P: 9	R: 0 E: 0 K: 0 S: 9	H: 0 LOB: 0 BB: 0 P: 10	R: 0 E: 0 K: 0 S: 6	H: 0 LOB: 0 BB: 0 P: 9	R: 0 E: 0 K: 0 S: 6	H: 1 LOB: 1 BB: 1 P: 10	R: 0 E: 0 K: 0 S: 12	H: 0 LOB: 2 BB: 2 P: 26	R: 0 E: 0 K: 0 S: 2	H: 0 LOB: 4 BB: 0 HR: 1	SF: 0 SAC: 0 DP: 2 HBP: 0	WP: 0 PB: 1 SB: 1 CS: 0	PA: 31
PITCHER	IP	WLS	BF	H	R	ER	SO	BB	IBB	HBP	BLK	WP	HR	S	P	ERA	WHIP				
Bartolo Colon, R (1, 1) ERA: 2.64	7.0	L	26	6	2	2	5	1	0	0	0	0	0	59	92	2.57	1.000				
Zach Day, R (8, 1) ERA: 3.92	0.1		3	0	0	0	0	2	0	0	0	0	0	7	18	0.00	6.000				
Scott Stewart, L (8, 1) ERA: 2.82	0.2		2	0	0	0	0	0	0	0	0	0	0	5	8	0.00	0.000				

AB	28
R	2
H	6
RBI	2
BB	3
SO	5
LOB	13



Batter	1	2	3	4	5	6	7	8	9	AB	R	H	RBI	BB	SO	LOB	TOP					
Mark DeRosa, R OBP: 0.358, SLG: 0.413 (1, 6)	F9		F9		SH1-4	K		E5		4	0	0	0	0	1	2	Atlanta Braves @ Montreal Expos Olympic Stadium, Montreal, QB Fri Aug 30 2002, 7:05 PM EDT Att. 7,659 - Dome - 72 F livebaseballscores.com					
Darren Bragg, L OBP: 0.331, SLG: 0.370 (1, 9)	G4-3		G4-3					K		5	2	2	1	0	1	2						
10 Chipper Jones, S OBP: 0.433, SLG: 0.530 (1, 7)					G4-3					3	1	2	0	2	0	1						
Andruw Jones, R OBP: 0.358, SLG: 0.466 (1, 8)	G6-3				L6					4	0	0	0	1	0	5						
Matt Franco, L OBP: 0.414, SLG: 0.582 (1, 3)					G4-3					3	0	1	1	2	1	1						
Javy Lopez, R OBP: 0.293, SLG: 0.348 (1, 2)										4	0	0	0	0	4	5						
Vinny Castilla, R OBP: 0.266, SLG: 0.333 (1, 5)										3	0	1	0	2	1	1						
Keith Lockhart, L OBP: 0.284, SLG: 0.344 (1, 4)										4	0	0	0	1	0	7						
Damian Moss, R OBP: 0.146, SLG: 0.111 29 John Smoltz, R (9, 1)										3	1	1	0	0	1	1						
Inning Stats	R: 0 E: 0 K: 0 S: 15	H: 0 LOB: 1 BB: 1 P: 24	R: 0 E: 0 K: 3 S: 12	H: 0 LOB: 0 BB: 0 P: 19	R: 0 E: 0 K: 0 S: 8	H: 0 LOB: 1 BB: 1 P: 14	R: 0 E: 0 K: 0 S: 10	H: 1 LOB: 3 BB: 1 P: 23	R: 2 E: 0 K: 1 S: 14	H: 2 LOB: 2 BB: 2 P: 27	R: 0 E: 0 K: 1 S: 11	H: 1 LOB: 1 BB: 0 P: 18	R: 2 E: 0 K: 1 S: 18	H: 2 LOB: 1 BB: 1 P: 29	R: 0 E: 1 K: 2 S: 12	H: 0 LOB: 1 BB: 0 P: 14	R: 0 E: 0 K: 1 S: 11	H: 1 LOB: 3 BB: 2 P: 24	1B: 4 2B: 3 3B: 0 HR: 0	SF: 0 SAC: 2 DP: 0 HBP: 1	WP: 2 PB: 1 SB: 1 CS: 0	PA: 44
PITCHER	IP	WLS	BF	H	R	ER	SO	BB	IBB	HBP	BLK	WP	HR	S	P	ERA	WHIP					
Tony Armas, R ERA: 4.8 (1, 1)	4.2	L	22	3	2	1	3	4	0	1	0	0	0	55	97	1.93	1.500					
Britt Reames, R ERA: 5.63 (5, 1)	0.1		2	0	0	0	1	1	0	0	0	0	0	4	10	0.00	3.000					
Matt Herge, R ERA: 4.45 (6, 1)	2.0		10	3	2	2	2	1	0	0	0	1	0	29	47	9.00	2.000					
Jim Brower, R ERA: 4.6 (8, 1)	1.0		4	0	0	0	2	0	0	0	0	0	0	12	14	0.00	0.000					
Zach Day, R ERA: 3.38 (9, 1)	1.0		6	1	0	0	1	1	1	0	0	1	0	11	24	0.00	2.000					

Batter	1	2	3	4	5	6	7	8	9	AB	R	H	RBI	BB	SO	LOB	BOTTOM					
Brad Wilkerson, L OBP: 0.376, SLG: 0.494 (1, 8)	FC6-4		FC6-4			G4-3		G4-3		3	0	1	1	1	0	0	Atlanta Braves @ Montreal Expos Olympic Stadium, Montreal, QB Fri Aug 30 2002, 7:05 PM EDT Att. 7,659 - Dome - 72 F livebaseballscores.com					
Jose Vidro, S OBP: 0.370, SLG: 0.478 (1, 4)	FC6-4		FC6-4					F7		3	0	0	0	1	0	3						
Vladimir Guerrero, R OBP: 0.415, SLG: 0.696 (1, 9)	P3		K							3	1	1	0	1	1	3						
Wil Cordero, R OBP: 0.349, SLG: 0.465 (1, 7)	FC6-4									3	0	0	1	0	0	3						
Andres Galarraga, R OBP: 0.339, SLG: 0.377 (1, 3)										4	0	0	0	0	0	0						
Orlando Cabrera, R OBP: 0.310, SLG: 0.358 (1, 6)										4	0	0	0	0	0	0						
Jose Macias, S OBP: 0.298, SLG: 0.388 (1, 5)										2	0	0	0	1	0	0						
Michael Barrett, R OBP: 0.353, SLG: 0.441 (1, 2)										3	1	2	0	0	0	1						
Tony Armas, R OBP: 0.168, SLG: 0.139 Britt Reames, R OBP: 0.193, SLG: 0.143 Fernando Tatis, R OBP: 0.332, SLG: 0.418 Matt Herge, L (8, 1) Jim Brower, R (8, PH) Matt Capiczy, L OBP: 0.215, SLG: 0.258 Zach Day, R OBP: 0.460, SLG: 0.250 (9, 1)										1	0	0	0	0	1	1						
Inning Stats	R: 0 E: 0 K: 0 S: 11	H: 1 LOB: 1 BB: 0 P: 17	R: 0 E: 0 K: 0 S: 8	H: 0 LOB: 0 BB: 0 P: 9	R: 0 E: 0 K: 2 S: 9	H: 1 LOB: 2 BB: 1 P: 14	R: 0 E: 0 K: 0 S: 4	H: 0 LOB: 0 BB: 0 P: 6	R: 0 E: 0 K: 0 S: 4	H: 0 LOB: 0 BB: 1 P: 9	R: 0 E: 0 K: 0 S: 10	H: 1 LOB: 1 BB: 1 P: 19	R: 0 E: 0 K: 0 S: 5	H: 0 LOB: 0 BB: 0 P: 9	R: 1 E: 0 K: 0 S: 6	H: 1 LOB: 0 BB: 0 P: 8	R: 1 E: 0 K: 0 S: 11	H: 0 LOB: 0 BB: 1 P: 20	1B: 3 2B: 1 3B: 0 HR: 0	SF: 1 SAC: 0 DP: 2 HBP: 0	WP: 0 PB: 0 SB: 2 CS: 0	PA: 33
PITCHER	IP	WLS	BF	H	R	ER	SO	BB	IBB	HBP	BLK	WP	HR	S	P	ERA	WHIP					
Damian Moss, L ERA: 3.2 (1, 1)	8.0	W	29	4	1	1	2	3	0	0	0	0	0	57	91	1.12	0.875					
29 John Smoltz, R ERA: 3.71 (9, 1)	1.0	S	4	0	1	0	0	1	0	0	0	0	0	11	20	0.00	1.000					



Batter	1	2	3	4	5	6	7	8	9	AB	R	H	RBI	BB	SO	LOB	TOP			
Mark DeRosa, R (1, 6) OBP: 0.359, SLG: 0.437	0-2 P6	1-2 10 BB 1B		1-0 HR		2-2 E6		3-2 G5-3		5	1	2	2	0	0	1				
Marcus Giles, R (1, 4) OBP: 0.313, SLG: 0.386	1-3 K	0-3 K		1-1 F7		1-3 K		1-2 G5-3		5	0	0	0	0	0	3	4			
Mike Remlinger, L (8, 1)										0	0	0	0	0	0	0	0			
29 John Smoltz, R (9, 1)										0	0	0	0	0	0	0	0			
10 Chipper Jones, S (1, 7) OBP: 0.435, SLG: 0.529	4-2 BB BB	4-1 BB		1-0 1B		1-2 G1-3			1-3 K	3	0	1	0	2	1	2				
Andruw Jones, R (1, 8) OBP: 0.360, SLG: 0.471	4-0 BB	2-3 K		3-2 F9					4-0 BB 1B SF8 BB	3	2	1	1	2	1	4				
Matt Franco, L (1, 3) OBP: 0.410, SLG: 0.571	2-0 G3				0-2 G3				0-0 BB	3	0	0	0	1	0	2				
Julio Franco, R (9, PH) OBP: 0.346, SLG: 0.394									1-2 BB 1B	1	0	1	0	0	0	0				
Darren Bragg, L (1, 9) OBP: 0.333, SLG: 0.380		0-1 E HBP 1B		3-3 K		2-3 K			4-2 BB	4	1	2	0	1	2	0				
Vinny Castilla, R (1, 5) OBP: 0.267, SLG: 0.333		2-0 E 1B HBP		0-0 1B		0-2 G5-3			1-2 FC8-2 2B	3	1	1	1	0	0	2				
Henry Blanco, R (1, 2) OBP: 0.251, SLG: 0.320		0-2 P4		1-0 F9					4-2 E SH5-4 BB	4	0	0	0	1	1	6				
Jason Marquis, L (1, 1) OBP: 0.152, SLG: 0.242		0-2 E3							0-0 SH5-4	2	0	0	0	0	1	1				
Chris Hammond, L (6, 1)									1-1 F8	0	0	0	0	0	0	0				
Keith Lockhart, L (8, PH) OBP: 0.283, SLG: 0.343		1-3 2-H 1B								1	0	0	0	0	0	0				
Inning Stats	R: 0 E: 0 K: 1 S: 10	H: 0 LOB: 2 BB: 2 P: 21	R: 2 E: 1 K: 2 S: 18	H: 2 LOB: 3 BB: 1 P: 27	R: 0 E: 0 K: 1 S: 7	H: 1 LOB: 1 BB: 0 P: 11	R: 1 E: 0 K: 1 S: 10	H: 2 LOB: 1 BB: 0 P: 17	R: 0 E: 0 K: 1 S: 10	H: 0 LOB: 0 BB: 0 P: 12	R: 1 E: 0 K: 0 S: 10	H: 2 LOB: 1 BB: 1 P: 17	R: 0 E: 0 K: 0 S: 9	H: 0 LOB: 0 BB: 0 P: 14	R: 1 E: 0 K: 2 S: 13	H: 1 LOB: 2 BB: 2 P: 25	1B: 5 2B: 2 3B: 0 HR: 2	SF: 1 SAC: 1 DP: 1 HBP: 1	WP: 0 PB: 0 CS: 0	PA: 44
PITCHER	IP WLS BF H R ER SO BB IBB HBP BLK WP HR S P ERA WHIP																			
Javier Vazquez, R (1, 1) ERA: 4.1	6.0 L 33 7 4 3 7 5 0 1 0 0 2 75 120 4.50 2.000																			
Dan Smith, R (7, 1) ERA: 2.12	2.0 5 0 0 0 0 0 0 0 0 0 0 12 20 0.00 0.000																			
Scott Stewart, L (9, 1) ERA: 2.93	1.0 6 1 1 1 2 2 0 0 0 0 0 0 13 25 9.00 3.000																			

Atlanta Braves @ Montreal Expos
Olympic Stadium, Montreal, QB
Sat Aug 31 2002, 7:05 PM EDT
Att: 8,528 - Dome - 72 F

AB 34
R 5
H 8
RBI 4
BB 7
SO 9
LOB 22



Batter	1	2	3	4	5	6	7	8	9	AB	R	H	RBI	BB	SO	LOB	BOTTOM					
Brad Wilkerson, L (1, 8) OBP: 0.377, SLG: 0.493	0-1 FC4-6 1B	1-0 F8		3-2 G3-1					0-1 G4-3	5	0	2	0	0	0	2						
Jose Vidro, S (1, 4) OBP: 0.370, SLG: 0.477	1-0 FC4-6 1B			3-1 G4-3					0-2 G4-3	5	0	2	0	0	0	0						
Vladimir Guerrero, R (1, 9) OBP: 0.414, SLG: 0.695	0-1 F9			0-0 1B 2B					1-0 F9	4	1	1	0	0	0	4						
Troy O'Leary, L (1, 7) OBP: 0.355, SLG: 0.390	3-1 FC4-6			1-1 F8					3-1 F9	3	0	0	0	0	0	3						
Wil Cordero, R (7, PH) OBP: 0.347, SLG: 0.462	1-2 FC6-4								1-2 G3-1	1	0	0	0	0	0	2						
Andres Galarraga, R (1, 3) OBP: 0.345, SLG: 0.395	1-1 FC6-4			2-2 1B					0-0 HR	4	1	3	2	0	0	2						
Jose Macias, S (1, 5) OBP: 0.299, SLG: 0.387		2-2 G4-1		0-3 K					0-0 SH1-4 1B	3	0	1	0	0	1	1						
Orlando Cabrera, R (1, 6) OBP: 0.311, SLG: 0.362		0-0 PB 1B 2B		3-2 G6-3 1B					0-1 FC3-6 1B	4	1	2	0	0	0	2						
Brian Schneider, L (1, 2) OBP: 0.326, SLG: 0.448		1-3 K		3-2 F7					0-1 G4-6-3	3	0	0	0	0	1	3						
Scott Stewart, R (9, 1) ERA: 1.07		2-3 K							1-2 G6-3	0	0	0	0	0	0	0						
Javier Vazquez, R (1, 1) OBP: 0.172, SLG: 0.159		3-2 1B		0-2 G6-3					1-0 P6	2	0	1	1	0	0	1						
Michael Barrett, R (7, 2) ERA: 1.07										2	0	0	0	0	0	0						
Dan Smith, R (7, 1) ERA: 1.55										0	0	0	0	0	0	0						
Matt Cepicky, L (8, PH) OBP: 0.200, SLG: 0.500		3-H 1B								1	0	0	0	0	0	1						
Inning Stats	R: 0 E: 0 K: 0 S: 9	H: 2 LOB: 2 BB: 0 P: 14	R: 1 E: 0 K: 1 S: 11	H: 2 LOB: 1 BB: 0 P: 18	R: 1 E: 0 K: 1 S: 12	H: 2 LOB: 1 BB: 0 P: 18	R: 0 E: 0 K: 0 S: 14	H: 1 LOB: 0 BB: 0 P: 23	R: 0 E: 0 K: 0 S: 4	H: 0 LOB: 0 BB: 0 P: 8	R: 1 E: 0 K: 0 S: 6	H: 2 LOB: 2 BB: 0 P: 6	R: 0 E: 0 K: 0 S: 8	H: 2 LOB: 0 BB: 0 P: 14	R: 0 E: 0 K: 0 S: 9	H: 1 LOB: 1 BB: 0 P: 12	R: 0 E: 0 K: 0 S: 10	H: 0 LOB: 0 BB: 0 P: 13	1B: 9 2B: 2 3B: 0 HR: 1	SF: 0 SAC: 1 DP: 1 HBP: 0	WP: 0 PB: 1 CS: 0	PA: 38
PITCHER	IP WLS BF H R ER SO BB IBB HBP BLK WP HR S P ERA WHIP																					
Jason Marquis, R (1, 1) ERA: 4.8	5.0 24 9 3 0 0 0 0 0 0 0 0 0 12 18 0.00 1.000																					
Chris Hammond, L (6, 1) ERA: 1.07	2.0 W 7 2 0 0 0 0 0 0 0 0 0 0 9 12 0.00 1.000																					
Mike Remlinger, L (8, 1) ERA: 1.55	1.0 H 4 1 0 0 0 0 0 0 0 0 0 0 10 13 0.00 0.000																					
29 John Smoltz, R (9, 1) ERA: 3.66	1.0 S 3 0 0 0 0 0 0 0 0 0 0 0 10 13 0.00 0.000																					

Atlanta Braves @ Montreal Expos
Olympic Stadium, Montreal, QB
Sat Aug 31 2002, 7:05 PM EDT
Att: 8,528 - Dome - 72 F

AB 37
R 3
H 12
RBI 3
BB 0
SO 2
LOB 21



Batter	1	2	3	4	5	6	7	8	9	AB	R	H	RBI	BB	SO	LOB	TOP					
Doug Glanville, R (1.8) OBP: 0.278, SLG: 0.317	P3		F7		G5-3			G6-3		4	0	0	0	0	0	2	Philadelphia Phillies @ Montreal Expos Olympic Stadium, Montreal, QB Mon Sep 02 2002, 1:35 PM EDT Att. 5,723 - Dome - 72 F					
Placido Polanco, R (1.5) OBP: 0.326, SLG: 0.399	L8		F7			E9 1B		FC3-6 1B		4	0	2	0	0	0	1						
Bobby Abreu, L (1.9) OBP: 0.401, SLG: 0.499	G4-3		G1-3			G1-3		FC3-6 2B		4	1	0	0	0	0	3						
Pat Burrell, R (1.7) OBP: 0.378, SLG: 0.558		FC5-4 1B		P4				2B		3	0	2	1	1	0	0						
Mike Lieberthal, R (1.2) OBP: 0.349, SLG: 0.470	FC5-4 1B		G1-3			P6		G6-3		4	0	0	0	0	0	4						
Travis Lee, L (1.3) OBP: 0.327, SLG: 0.378				L4		G3-1			G3-1	4	0	1	0	0	0	2						
Marlon Anderson, L (1.4) OBP: 0.318, SLG: 0.390		F7			L3		G1-3		F7	4	0	0	0	0	0	2						
Tomas Perez, S (1.6) OBP: 0.300, SLG: 0.378		G6-3					G4-3		G6-3	4	0	1	0	0	0	2						
Joe Roa, R (1.1) OBP: 0.294, SLG: 0.333 (7, PH)					SH3-4 1B					0	0	0	0	1	0	0						
Ricky Ledee, L (7.1) OBP: 0.340, SLG: 0.429							K			1	0	0	0	0	1	0						
Hector Mercado, L (7.1) OBP: 0.333, SLG: 0.333										0	0	0	0	0	0	0						
Carlos Silva, R (7.1)										0	0	0	0	0	0	0						
Rheal Cormier, L (8.1)										0	0	0	0	0	0	0						
Inning Stats	R: 0 E: 0 K: 0 S: 6	H: 0 LOB: 0 BB: 0 P: 8	R: 0 E: 0 K: 0 S: 11	H: 2 LOB: 2 BB: 0 P: 12	R: 0 E: 0 K: 0 S: 9	H: 0 LOB: 1 BB: 1 P: 15	R: 0 E: 0 K: 0 S: 5	H: 0 LOB: 0 BB: 0 P: 7	R: 0 E: 0 K: 0 S: 7	H: 1 LOB: 1 BB: 0 P: 10	R: 0 E: 1 K: 0 S: 10	H: 1 LOB: 2 BB: 1 P: 15	R: 0 E: 0 K: 1 S: 7	H: 0 LOB: 0 BB: 0 P: 10	R: 1 E: 1 K: 0 S: 11	H: 2 LOB: 1 BB: 0 P: 15	R: 0 E: 0 K: 0 S: 6	H: 0 LOB: 0 BB: 0 P: 9	1B: 5 2B: 1 3B: 0 HR: 0	SF: 0 SAC: 1 DP: 0 HBP: 0	WP: 0 PB: 0 SB: 0 CS: 0	PA: 35
PITCHER Tomo Ohka, R (1.1) ERA: 3.05	IP: 9.0 WLS: W BF: 35 H: 6 R: 1 ER: 0 SO: 1 BB: 2 IBB: 0 HBP: 0 BLK: 0 WP: 0 HR: 0 S: 72 P: 101 ERA: 0.00 WHIP: 0.889											PITCHER	IP: 9.0 WLS: W BF: 35 H: 6 R: 1 ER: 0 SO: 1 BB: 2 IBB: 0 HBP: 0 BLK: 0 WP: 0 HR: 0 S: 72 P: 101 ERA: 0.00 WHIP: 0.889									

Batter	1	2	3	4	5	6	7	8	9	AB	R	H	RBI	BB	SO	LOB	BOTTOM			
Brad Wilkerson, L (1.8) OBP: 0.377, SLG: 0.491	F8				1B SF7 2B		G6-3 1B BB	K		4	1	1	0	1	2	2	Philadelphia Phillies @ Montreal Expos Olympic Stadium, Montreal, QB Mon Sep 02 2002, 1:35 PM EDT Att. 5,723 - Dome - 72 F			
Jose Vidro, S (1.4) OBP: 0.371, SLG: 0.476	P6		G3				G6-3 1B	K		5	0	2	0	0	1	1				
Vladimir Guerrero, R (1.9) OBP: 0.411, SLG: 0.662			P3		SF7		G6-3			3	0	1	1	0	0	2				
Troy O'Leary, L (1.7) OBP: 0.356, SLG: 0.381	K				F9			FC4-6 IBB		2	0	0	0	2	1	2				
Andres Galarraga, R (1.3) OBP: 0.339, SLG: 0.384			FC6-4		K		FC4-6			4	0	0	0	0	2	4				
Fernando Tatis, R (1.5) OBP: 0.314, SLG: 0.418		1B 2B BB								2	1	1	0	1	0	0				
Jose Macias, S (8.5) OBP: 0.296, SLG: 0.383					FC3-6 1B			2B 1B		1	1	1	0	0	0	0				
Orlando Cabrera, R (1.6) OBP: 0.316, SLG: 0.366					F7		G5-3			4	2	2	1	0	0	1				
Brian Schneider, L (1.2) OBP: 0.335, SLG: 0.458					FC3-6					3	0	2	3	1	0	1				
Tomo Ohka, S (1.1) OBP: 0.154, SLG: 0.140					F9		G6-3			4	0	0	0	0	1	4				
Inning Stats	R: 0 E: 0 K: 1 S: 13	H: 1 LOB: 1 BB: 0 P: 20	R: 2 E: 0 K: 2 S: 16	H: 2 LOB: 1 BB: 1 P: 26	R: 0 E: 0 K: 0 S: 7	H: 0 LOB: 1 BB: 1 P: 13	R: 0 E: 0 K: 0 S: 12	H: 1 LOB: 0 BB: 0 P: 19	R: 1 E: 0 K: 1 S: 13	H: 2 LOB: 1 BB: 0 P: 20	R: 0 E: 0 K: 0 S: 7	H: 0 LOB: 1 BB: 1 P: 13	R: 0 E: 0 K: 0 S: 7	H: 1 LOB: 2 BB: 2 P: 21	R: 2 E: 0 K: 3 S: 21	H: 3 LOB: 1 BB: 0 P: 29	1B: 6 2B: 4 3B: 0 HR: 0	SF: 1 SAC: 0 DP: 1 HBP: 0	WP: 0 PB: 0 SB: 0 CS: 0	PA: 38
PITCHER Joe Roa, R (1.1) ERA: 3.54	IP: 6.0 WLS: L BF: 27 H: 6 R: 3 ER: 3 SO: 4 BB: 3 IBB: 0 HBP: 0 BLK: 0 WP: 0 HR: 0 S: 68 P: 111 ERA: 4.50 WHIP: 1.500											PITCHER	IP: 6.0 WLS: L BF: 27 H: 6 R: 3 ER: 3 SO: 4 BB: 3 IBB: 0 HBP: 0 BLK: 0 WP: 0 HR: 0 S: 68 P: 111 ERA: 4.50 WHIP: 1.500							
Hector Mercado, L (7.1) ERA: 8.75	0.0	2	1	0	0	0	1	0	0	0	0	5	12	∞	∞					
Carlos Silva, R (7.1) ERA: 3.49	1.0	5	2	2	2	0	0	1	0	0	0	6	14	18.00	2.000					
Rheal Cormier, L (8.1) ERA: 5.3	1.0	4	1	0	0	3	0	0	0	0	0	17	24	0.00	1.000					

AB	32
R	1
H	6
RBI	1
BB	2
SO	1
LOB	16



AB	32
R	5
H	10
RBI	5
BB	5
SO	7
LOB	17



Batter	1	2	3	4	5	6	7	8	9	10	AB	R	H	RBI	BB	SO	LOB	TOP									
Doug Gianville, R OBP: 0.281, SLG: 0.319	1-2 1B	0-0 G4-3			0-1 F8		1-1 G4-3 11 SH2-3 1B		0-0 SH3-4		4	1	2	1	0	0	1										
11 Jimmy Rollins, S OBP: 0.314, SLG: 0.383	0-3 K	2-3 3-H 1B			0-0 L8		0-1 SH2-3		1-1 G4-3		4	0	1	1	0	1	2										
Bobby Abreu, L OBP: 0.401, SLG: 0.497	2-0 G5-4-3 1B	3-H 2-0 G6-3			0-2 F7		0-2 G4-3		4-2 IBB BB		4	0	1	0	1	0	2										
Pat Burrell, R OBP: 0.380, SLG: 0.559	0-1 G5-4-3				1-1 F8		1-0 1B 2B		4-0 FC6-4 IBB		4	1	2	1	1	0	2										
Mike Lieberthal, R OBP: 0.347, SLG: 0.467		0-1 2B E 1B			0-0 P3		1-0 F8 FC6-4		1-0 FC6-4		5	1	1	0	0	0	5										
Travis Lee, L OBP: 0.328, SLG: 0.382		1-0 E 1-3 2B			3-2 F8		1-3 K		0-0 SH K 2B		5	1	2	0	0	1	1										
Placido Polanco, R OBP: 0.325, SLG: 0.397		2-2 E5 1B G4-3 2-H 3-H			2-0 F8		1-1 1B		1-0 SH CS		4	1	1	2	0	0	0										
Marlon Anderson, L OBP: 0.320, SLG: 0.390		0-1 G4-3 11 SH1-3 1B			0-0 G3-1		4-0 IBB		0-3 K		3	1	1	0	1	1	2										
Dan Plesac, L OBP: 0.179, SLG: 0.080		2-3 1B			2-2 G4-3		0-0 G4-3		1-2 3-3 K		0	0	0	0	0	0	0										
Mike Timlin, R OBP: 0.200, SLG: 0.111		3-1 SH1-3			0-0 G4-3				4-2 11 G4-3 SH3-4 BB		1	0	0	0	0	1	0										
Dave Hollins, S OBP: 0.179, SLG: 0.080		1-2 1B									0	0	0	0	0	0	0										
Terry Adams, R OBP: 0.179, SLG: 0.080											0	0	0	0	0	0	0										
Brandon Duckworth, R OBP: 0.267, SLG: 0.200											2	0	0	0	0	0	2										
Hector Mercado, L OBP: 0.304, SLG: 0.378											0	0	0	0	0	0	0										
Tomas Perez, S OBP: 0.304, SLG: 0.378											0	0	0	0	1	0	0										
Inning Stats	R: 0 E: 0 K: 1 S: 10	H: 2 LOB: 1 BB: 0 P: 13	R: 4 E: 1 K: 0 S: 13	H: 4 LOB: 1 BB: 0 P: 22	R: 0 E: 0 K: 0 S: 6	H: 0 LOB: 0 BB: 0 P: 10	R: 0 E: 0 K: 0 S: 5	H: 0 LOB: 0 BB: 0 P: 9	R: 0 E: 0 K: 0 S: 6	H: 0 LOB: 0 BB: 0 P: 6	R: 1 E: 0 K: 1 S: 9	H: 2 LOB: 2 BB: 1 P: 17	R: 1 E: 0 K: 0 S: 10	H: 2 LOB: 1 BB: 0 P: 12	R: 0 E: 1 K: 1 S: 7	H: 1 LOB: 2 BB: 0 P: 8	R: 0 E: 0 K: 0 S: 8	H: 0 LOB: 3 BB: 0 P: 22	R: 0 E: 0 K: 1 S: 12	H: 0 LOB: 0 BB: 0 P: 14	1B: 8 2B: 3 3B: 1 HR: 0	SF: 0 SAC: 4 DP: 1 HBP: 0	WP: 0 PB: 0 SB: 0 CS: 1	PA: 44			
PITCHER	IP 7.0	WLS 32	H 10	R 6	ER 4	SO 2	BB 0	IBB 0	HBP 0	BLK 0	WP 0	HR 0	S 59	P 89	ERA 5.14	WHIP 1.429											
Bartolo Colon, R ERA: 2.73																											
Dan Smith, R ERA: 2.23																											
Joey Eischen, L ERA: 1.25																											

Philadelphia Phillies @ Montreal Expos
Olympic Stadium, Montreal, QB
Tue Sep 03 2002, 7:05 PM EDT
Att: 3,879 - Dome - 72 F

AB	36
R	6
H	11
RBI	5
BB	4
SO	4
LOB	17

WP: 0	PA: 44
PB: 0	
SB: 0	
CS: 1	



Batter	1	2	3	4	5	6	7	8	9	10	AB	R	H	RBI	BB	SO	LOB	BOTTOM									
Andy Chavez, L OBP: 0.195, SLG: 0.250	2-1 F7		1-2 F5		2-2 G4-3		2-0 G6-3		0-0 SH5-4		4	0	0	0	0	0	0										
Brad Wilkerson, L OBP: 0.377, SLG: 0.490	3-3 K		2-0 E S 1B		0-0 F9		1-1 F8		2-2 1B		5	0	2	1	0	1	0										
Jose Vidro, S OBP: 0.372, SLG: 0.478	1-2 L8		0-0 F7		1-0 HR 2B		3-2 FC5-4 1B		0-1 FC5-4		4	1	2	0	0	0	1										
Vladimir Guerrero, R OBP: 0.411, SLG: 0.602		1-1 1B HR 2B		2-3 K		4-0 HR IBB		0-1 FC5-4		3	2	1	0	1	1	2											
Andres Galarraga, R OBP: 0.341, SLG: 0.395		0-0 HR 1B		0-3 K		3-2 HR		2-2 G6-3		4	2	2	3	0	1	1											
Fernando Tatis, R OBP: 0.314, SLG: 0.424		2-0 HR		3-1 F9		1-1 L8		2-3 K		4	1	1	3	0	1	0											
Orlando Cabrera, R OBP: 0.314, SLG: 0.363		1-0 G5-3		2-2 G6-3		1-1 G6-3		0-1 P3		4	0	0	0	0	0	0											
Brian Schneider, L OBP: 0.333, SLG: 0.453		2-3 K		1-0 1B		2-2 L8		0-2 G1-3		4	0	1	0	0	1	0											
Bartolo Colon, R OBP: 0.195, SLG: 0.250		0-3 K		0-3 K		0-1 G6-3		0-0 SH5-4 1B 2B		2	0	0	0	0	0	2	0										
Wilson Subero, S ERA: 5.41										1	0	0	0	0	0	0	0										
Dan Smith, R ERA: 2.23										0	0	0	0	0	0	0	0										
Joey Eischen, L ERA: 1.25										0	0	0	0	0	0	0	0										
Matt Capacky, S ERA: 5.51										1	0	1	0	0	0	0	0										
Jose Macias, S ERA: 5.51										0	1	0	0	0	0	0	0										
Inning Stats	R: 0 E: 0 K: 1 S: 9	H: 0 LOB: 0 BB: 0 P: 15	R: 3 E: 0 K: 2 S: 11	H: 3 LOB: 1 BB: 0 P: 17	R: 0 E: 0 K: 1 S: 8	H: 1 LOB: 1 BB: 0 P: 13	R: 0 E: 0 K: 1 S: 8	H: 0 LOB: 0 BB: 0 P: 13	R: 0 E: 0 K: 1 S: 8	H: 1 LOB: 1 BB: 0 P: 11	R: 3 E: 0 K: 0 S: 9	H: 2 LOB: 0 BB: 1 P: 19	R: 0 E: 0 K: 0 S: 6	H: 0 LOB: 0 BB: 0 P: 10	R: 0 E: 0 K: 0 S: 15	H: 1 LOB: 1 BB: 0 P: 21	R: 0 E: 0 K: 1 S: 9	H: 0 LOB: 0 BB: 0 P: 11	R: 1 E: 0 K: 0 S: 5	H: 2 LOB: 2 BB: 0 P: 7	1B: 5 2B: 3 3B: 0 HR: 2	SF: 0 SAC: 1 DP: 0 HBP: 0	WP: 0 PB: 0 SB: 1 CS: 0	PA: 38			
PITCHER	IP 6.0	WLS 25	H 7	R 6	ER 6	SO 6	BB 0	IBB 1	HBP 0	BLK 0	WP 0	HR 2	S 53	P 88	ERA 9.00	WHIP 1.167											
Brandon Duckworth, R ERA: 5.29																											
Hector Mercado, L ERA: 5.41																											
Dan Plesac, L ERA: 4.06																											
Mike Timlin, R ERA: 2.49																											
Terry Adams, R ERA: 4.69																											

Philadelphia Phillies @ Montreal Expos
Olympic Stadium, Montreal, QB
Tue Sep 03 2002, 7:05 PM EDT
Att: 3,879 - Dome - 72 F

AB	36
R	7
H	10
RBI	7
BB	1
SO	7
LOB	4

WP: 0	PA: 38
PB: 0	
SB: 1	
CS: 0	



Batter	1	2	3	4	5	6	7	8	9	AB	R	H	RBI	BB	SO	LOB	TOP								
Ricky Ledee, L (1, 8) OBP: 0.338, SLG: 0.422	P4	G3						SF8 2B	FC5-4 1B	3	1	0	0	1	1	1	Philadelphia Phillies @ Montreal Expos Olympic Stadium, Montreal, QB Wed Sep 04 2002, 7:05 PM EDT Att. 4,379 - Dome - 72 F								
Doug Glanville, R (9, PH) OBP: 0.283, SLG: 0.321					K					1	0	1	0	0	0	0									
11 Jimmy Rollins, S (1, 6) OBP: 0.313, SLG: 0.383	F8		G3-1		G3			E 2B	FC5-4	5	1	1	0	0	0	2									
Bobby Abreu, L (1, 9) OBP: 0.398, SLG: 0.494	L8		K			K		SF8		3	0	0	1	0	2	0									
Pat Burrell, R (1, 7) OBP: 0.380, SLG: 0.560		F7			F9			PB BB		3	0	1	0	1	0	0									
Jeremy Giambi, L (1, 3) OBP: 0.419, SLG: 0.515										2	1	0	0	0	1	1									
Carlos Silva, R (6, 1)										0	0	0	0	0	0	0									
Jason Michaels, R (8, PH) OBP: 0.358, SLG: 0.505		2B			F7			K		1	0	0	0	0	1	1									
Hector Mercado, L (8, 1)		2B								0	0	0	0	0	0	0									
Placido Polanco, R (1, 5) OBP: 0.325, SLG: 0.398								F8		4	0	1	0	0	0	2									
Marlon Anderson, L (1, 4) OBP: 0.321, SLG: 0.395										4	1	2	0	0	0	1									
Todd Pratt, R (1, 2) OBP: 0.445, SLG: 0.527										3	1	1	0	1	0	2									
Vicente Padilla, R (1, 1) OBP: 0.071, SLG: 0.074										2	0	1	3	0	0	0									
Rheal Cormier, L (6, 1) OBP: 0.333, SLG: 0.333										0	0	0	0	0	0	0									
Travis Lee, L (6, 3) OBP: 0.327, SLG: 0.381										2	0	0	0	0	0	2									
Inning Stats	R: 0 E: 0 K: 0 S: 8	H: 0 LOB: 0 BB: 0 P: 14	R: 3 E: 0 K: 0 S: 14	H: 2 LOB: 1 BB: 2 P: 31	R: 0 E: 0 K: 1 S: 11	H: 1 LOB: 1 BB: 0 P: 17	R: 0 E: 0 K: 0 S: 5	H: 1 LOB: 0 BB: 0 P: 10	R: 0 E: 0 K: 1 S: 9	H: 0 LOB: 0 BB: 0 P: 15	R: 0 E: 0 K: 2 S: 10	H: 0 LOB: 0 BB: 0 P: 15	R: 0 E: 0 K: 0 S: 6	H: 1 LOB: 1 BB: 0 P: 12	R: 2 E: 1 K: 1 S: 14	H: 1 LOB: 1 BB: 2 P: 28	R: 0 E: 0 K: 0 S: 13	H: 2 LOB: 2 BB: 0 P: 19	1B: 2 2B: 7 3B: 0 HR: 0	SF: 1 SAC: 0 DP: 1 HBP: 0	WP: 0 PB: 1 SB: 0 CS: 0	PA: 38			
PITCHER	IP	WLS	BF	H	R	ER	SO	BB	IBB	HBP	BLK	WP	HR	S	P	ERA	WHIP								
Tony Armas, R (1, 1) ERA: 4.75	7.0	W	27	5	3	3	4	1	1	0	0	0	0	63	114	3.86	0.857								
Zach Day, R (8, 1) ERA: 4.32	0.0		2	1	2	1	0	1	0	0	0	0	0	4	11	∞	∞								
Dan Smith, R (8, 1) ERA: 2.15	1.1		6	1	0	0	1	1	0	0	0	0	0	18	28	0.00	1.500								
Joey Eischen, L (9, 1) ERA: 1.23	0.2	S	3	1	0	0	0	0	0	0	0	0	0	5	8	0.00	1.500								

Batter	1	2	3	4	5	6	7	8	9	AB	R	H	RBI	BB	SO	LOB	BOTTOM								
Brad Wilkerson, L (1, 8) OBP: 0.377, SLG: 0.487	F5		1B BB			G3	K	CS 1B		4	1	1	1	1	1	0	Philadelphia Phillies @ Montreal Expos Olympic Stadium, Montreal, QB Wed Sep 04 2002, 7:05 PM EDT Att. 4,379 - Dome - 72 F								
Jose Vidro, S (1, 4) OBP: 0.374, SLG: 0.480			F7			1B 2B BB	WP 2B	K		4	2	2	0	1	1	3									
Vladimir Guerrero, R (1, 9) OBP: 0.413, SLG: 0.691										4	2	2	0	1	0	1									
Andres Galarraga, R (1, 3) OBP: 0.346, SLG: 0.407										4	1	2	4	1	1	2									
Troy O'Leary, L (1, 7) OBP: 0.362, SLG: 0.385										3	1	2	1	1	0	2									
Wil Cordero, R (8, PH) OBP: 0.349, SLG: 0.459										0	0	0	0	1	0	0									
Endy Chavez, L (8, PH) OBP: 0.195, SLG: 0.250										0	0	0	0	0	0	0									
Fernando Tatis, R (1, 5) OBP: 0.315, SLG: 0.422										4	0	1	0	0	0	5									
Jose Macias, S (9, 5) OBP: 0.296, SLG: 0.383										0	0	0	0	0	0	0									
Orlando Cabrera, R (1, 6) OBP: 0.315, SLG: 0.364										4	0	2	1	0	1	0									
Michael Barrett, R (1, 2) OBP: 0.354, SLG: 0.441										4	1	1	0	0	0	4									
Tony Armas, R (1, 1) OBP: 0.100, SLG: 0.128										3	0	0	0	0	0	3									
Wilton Guerrero, S (7, PH) OBP: 0.259, SLG: 0.255										1	0	0	0	0	0	1									
Zach Day, R (8, 1) OBP: 0.400, SLG: 0.250										0	0	0	0	0	0	0									
Dan Smith, R (8, 1)										0	0	0	0	0	0	0									
Joey Eischen, L (9, 1) OBP: 0.333, SLG: 0.400										0	0	0	0	0	0	0									
Inning Stats	R: 0 E: 0 K: 0 S: 14	H: 1 LOB: 2 BB: 1 P: 24	R: 0 E: 0 K: 0 S: 10	H: 2 LOB: 0 BB: 0 P: 13	R: 1 E: 0 K: 1 S: 11	H: 2 LOB: 1 BB: 1 P: 17	R: 0 E: 0 K: 1 S: 9	H: 0 LOB: 0 BB: 0 P: 15	R: 4 E: 1 K: 0 S: 14	H: 4 LOB: 2 BB: 1 P: 28	R: 2 E: 0 K: 1 S: 13	H: 2 LOB: 1 BB: 2 P: 26	R: 1 E: 1 K: 1 S: 13	H: 2 LOB: 2 BB: 0 P: 21	R: 0 E: 0 K: 0 S: 3	H: 0 LOB: 1 BB: 1 P: 9	1B: 10 2B: 4 3B: 0 HR: 0	SF: 0 SAC: 0 DP: 3 HBP: 1	WP: 1 PB: 0 SB: 0 CS: 1	PA: 42					
PITCHER	IP	WLS	BF	H	R	ER	SO	BB	IBB	HBP	BLK	WP	HR	S	P	ERA	WHIP								
Vicente Padilla, R (1, 1) ERA: 3.3	5.0	L	27	9	5	4	2	3	0	1	0	0	0	7	14	54.00	3.000								
Rheal Cormier, L (6, 1) ERA: 5.6	0.1		3	1	2	2	1	0	1	0	0	0	0	19	33	5.40	2.400								
Carlos Silva, R (6, 1) ERA: 3.53	1.2		8	3	1	1	1	1	0	0	0	1	0	3	9	0.00	1.000								
Hector Mercado, L (8, 1) ERA: 6.1	1.0		4	0	0	0	0	1	0	0	0	0	0	3	9	0.00	1.000								



Batter	1	2	3	4	5	6	7	8	9	AB	R	H	RBI	BB	SO	LOB	TOP										
Doug Glanville, R (1, 8) OBP: 0.284, SLG: 0.328	L7		G1-3						F3	5	0	2	1	0	0	1	Philadelphia Phillies @ Montreal Expos Olympic Stadium, Montreal, QB Thu Sep 05 2002, 1:35 PM EDT Att. 2,134 - Dome - 72 F										
11 Jimmy Rollins, S (1, 6) OBP: 0.311, SLG: 0.380	F7		L8							4	0	0	0	0	0	3											
Bobby Abreu, L (1, 9) OBP: 0.400, SLG: 0.512	HR									4	3	3	2	0	1	1											
Pat Burrell, R (1, 7) OBP: 0.380, SLG: 0.559	F2									4	0	1	1	0	0	0											
Jeremy Giambi, L (1, 3) OBP: 0.416, SLG: 0.510 Travis Lee, L (7, 3) OBP: 0.328, SLG: 0.382			K							3	0	0	0	0	2	1											
Mike Lieberthal, R (1, 2) OBP: 0.346, SLG: 0.465	K		K							1	0	1	0	0	0	0											
Marlon Anderson, L (1, 4) OBP: 0.319, SLG: 0.392	K		K							4	0	1	0	0	2	2											
Marlon Anderson, L (1, 4) OBP: 0.319, SLG: 0.392	F9		L3							4	0	0	0	0	1	3											
Tomas Perez, S (1, 5) OBP: 0.308, SLG: 0.387			G1-3 SH2-4 1B							4	1	2	0	0	1	0											
Randy Wolf, L (1, 1) OBP: 0.185, SLG: 0.275			SH2-4							2	0	0	0	0	1	0											
Inning Stats	R: 1 E: 0 K: 0 S: 7	H: 1 LOB: 0 BB: 0 P: 12	R: 0 E: 0 K: 2 S: 8	H: 0 LOB: 0 BB: 0 P: 10	R: 0 E: 0 K: 0 S: 11	H: 1 LOB: 1 BB: 0 P: 16	R: 1 E: 1 K: 2 S: 13	H: 2 LOB: 1 BB: 0 P: 20	R: 1 E: 0 K: 1 S: 11	H: 2 LOB: 1 BB: 0 P: 17	R: 0 E: 0 K: 1 S: 10	H: 1 LOB: 1 BB: 0 P: 16	R: 0 E: 0 K: 1 S: 11	H: 1 LOB: 1 BB: 0 P: 15	R: 1 E: 0 K: 0 S: 10	H: 2 LOB: 1 BB: 0 P: 15	R: 0 E: 0 K: 1 S: 5	H: 0 LOB: 0 BB: 0 P: 6	1B: 4 2B: 2 3B: 2 HR: 2	SF: 0 SAC: 0 DP: 0 HBP: 0	WP: 0 PB: 0 SB: 0 CS: 0	PA: 37					
PITCHER	IP	WLS	BF	H	R	ER	SO	BB	IBB	HBP	BLK	WP	HR	S	P	ERA	WHIP										
Javier Vazquez, R (1, 1) ERA: 4.11	8.0	L	34	10	4	4	7	0	0	0	0	0	2	81	121	4.50	1.250										
Jim Brower, R (9, 1) ERA: 4.54	1.0		3	0	0	0	1	0	0	0	0	0	0	5	6	0.00	0.000										

AB	35
R	4
H	10
RBI	4
BB	0
SO	8
LOB	11



Batter	1	2	3	4	5	6	7	8	9	AB	R	H	RBI	BB	SO	LOB	BOTTOM										
Jose Macias, S (1, 8) OBP: 0.293, SLG: 0.379	F7		G6-3						F3	4	0	0	0	0	0	0	Philadelphia Phillies @ Montreal Expos Olympic Stadium, Montreal, QB Thu Sep 05 2002, 1:35 PM EDT Att. 2,134 - Dome - 72 F										
Jose Vidro, S (1, 4) OBP: 0.371, SLG: 0.477	P6		L7							4	0	0	0	0	0	0											
Vladimir Guerrero, R (1, 9) OBP: 0.414, SLG: 0.666	HR		L6							4	1	2	1	0	0	0											
Andres Galarraga, R (1, 3) OBP: 0.341, SLG: 0.401	K									4	0	0	0	0	2	1											
Wil Cordero, R (1, 7) OBP: 0.347, SLG: 0.453			F7							4	0	1	0	0	0	1											
Fernando Tatis, R (1, 5) OBP: 0.312, SLG: 0.419			F9							3	0	0	0	0	1	1											
Orlando Cabrera, R (1, 6) OBP: 0.315, SLG: 0.363										3	0	1	0	0	1	1											
Michael Barrett, R (1, 2) OBP: 0.354, SLG: 0.440										3	0	1	0	0	0	0											
Javier Vazquez, R (1, 1) OBP: 0.167, SLG: 0.154 Wilton Guerrero, S (8, PH) OBP: 0.257, SLG: 0.252 Jim Brower, R (9, 1)										2	0	0	0	0	1	2											
										1	0	0	0	0	0	0											
										0	0	0	0	0	0	0											
Inning Stats	R: 1 E: 0 K: 1 S: 16	H: 1 LOB: 0 BB: 0 P: 21	R: 0 E: 0 K: 1 S: 12	H: 2 LOB: 2 BB: 0 P: 14	R: 0 E: 0 K: 0 S: 5	H: 0 LOB: 0 BB: 0 P: 5	R: 0 E: 1 K: 1 S: 12	H: 1 LOB: 1 BB: 0 P: 17	R: 0 E: 0 K: 0 S: 6	H: 0 LOB: 0 BB: 0 P: 8	R: 0 E: 0 K: 0 S: 12	H: 1 LOB: 1 BB: 0 P: 15	R: 0 E: 0 K: 1 S: 8	H: 0 LOB: 0 BB: 0 P: 10	R: 0 E: 0 K: 0 S: 8	H: 0 LOB: 0 BB: 0 P: 12	R: 0 E: 0 K: 1 S: 6	H: 0 LOB: 0 BB: 0 P: 6	1B: 4 2B: 0 3B: 0 HR: 1	SF: 0 SAC: 0 DP: 0 HBP: 0	WP: 0 PB: 0 SB: 0 CS: 0	PA: 32					
PITCHER	IP	WLS	BF	H	R	ER	SO	BB	IBB	HBP	BLK	WP	HR	S	P	ERA	WHIP										
Randy Wolf, L (1, 1) ERA: 3.15	9.0	W	32	5	1	1	5	0	0	0	0	0	1	85	108	1.00	0.556										

AB	32
R	1
H	5
RBI	1
BB	0
SO	5
LOB	6



Batter	1	2	3	4	5	6	7	8	9	AB	R	H	RBI	BB	SO	LOB	TOP					
Endy Chavez, L OBP: 0.178, SLG: 0.227 (1, 8)	F7		L7			L4		F9		4	0	0	0	0	0	1						
Jose Vidro, S OBP: 0.389, SLG: 0.474 Wilton Guerrero, S OBP: 0.254, SLG: 0.250 (1, 4)	L8			G6-3		F7			K	3	0	0	0	0	0	1						
Vladimir Guerrero, R OBP: 0.419, SLG: 0.686 Brad Wilkerson, L OBP: 0.377, SLG: 0.486 (7, 9)	G6-3			S BB					K	2	0	1	0	1	0	0						
Andres Galarraga, R OBP: 0.338, SLG: 0.396 Michael Barrett, R OBP: 0.353, SLG: 0.439 (1, 3)		F9		F9		G4-3			L6	3	0	0	0	0	0	3						
Troy O'Leary, L OBP: 0.362, SLG: 0.384 (1, 7)		1B		F7						3	0	1	0	0	0	1						
Fernando Tatis, R OBP: 0.310, SLG: 0.415 (1, 5)					G4-3		P3			3	0	0	0	0	1	1						
Orlando Cabrera, R OBP: 0.313, SLG: 0.361 (1, 6)					F8		F9			3	0	0	0	0	0	1						
Brian Schneider, L OBP: 0.328, SLG: 0.446 (1, 2)			K		G3-1			F8		3	0	0	0	0	1	0						
Masato Yoshii, R OBP: 0.158, SLG: 0.088 Britt Reames, R OBP: 0.125, SLG: 0.125 Matt Herge, L OBP: 0.272, SLG: 0.591 Wil Cordero, R OBP: 0.345, SLG: 0.450 Zach Day, R OBP: 0.400, SLG: 0.290 (1, 1) (2, 1) (6, Ph) (6, Ph) (8, Ph) (8, Ph)									G4-3	0	0	0	0	0	0	0						
Inning Stats	R: 0 E: 0 K: 0 S: 7	H: 0 LOB: 0 BB: 0 P: 9	R: 0 E: 0 K: 1 S: 10	H: 1 LOB: 1 BB: 0 P: 17	R: 0 E: 0 K: 2 S: 10	H: 0 LOB: 0 BB: 1 P: 14	R: 0 E: 0 K: 0 S: 10	H: 0 LOB: 0 BB: 0 P: 18	R: 0 E: 0 K: 0 S: 4	H: 0 LOB: 0 BB: 0 P: 8	R: 0 E: 0 K: 0 S: 9	H: 2 LOB: 2 BB: 0 P: 10	R: 0 E: 0 K: 0 S: 5	H: 0 LOB: 0 BB: 0 P: 7	R: 0 E: 0 K: 2 S: 5	H: 0 LOB: 0 BB: 0 P: 5	R: 0 E: 0 K: 0 S: 7	H: 0 LOB: 0 BB: 0 P: 10	1B: 3 2B: 0 3B: 0 HR: 0	SF: 0 SAC: 0 DP: 0 HBP: 0	WP: 0 PB: 0 SB: 1 CS: 0	PA: 31
PITCHER Kevin Millwood, R ERA: 3.06 (1, 1)	IP: 9.0 WLS: W BF: 31 H: 3 R: 0 ER: 0 SO: 5 BB: 1 IBB: 0 HBP: 0 BLK: 0 WP: 0 HR: 0 S: 67 P: 98 ERA: 0.00 WHIP: 0.444											PITCHER	IP: 9.0 WLS: W BF: 31 H: 3 R: 0 ER: 0 SO: 5 BB: 1 IBB: 0 HBP: 0 BLK: 0 WP: 0 HR: 0 S: 67 P: 98 ERA: 0.00 WHIP: 0.444									

Montreal Expos @ Atlanta Braves
Turner Field, Atlanta, GA
Fri Sep 06 2002, 7:35 PM EDT
Att: 24,361 - Sunny - 87 F

AB 30
R 0
H 3
RBI 0
BB 1
SO 5
LOB 8



Batter	1	2	3	4	5	6	7	8	9	AB	R	H	RBI	BB	SO	LOB	BOTTOM			
Rafael Furcal, S OBP: 0.333, SLG: 0.390 (1, 6)	F7	G4-3		G1-6-3		F7		G6-3		5	0	0	0	0	0	3				
Marcus Giles, R OBP: 0.327, SLG: 0.438 (1, 4)	1B	2B		G5-3				K		4	1	2	1	1	1	0				
Gary Sheffield, R OBP: 0.400, SLG: 0.521 (1, 9)	1B	BB				L5		K		3	0	1	1	1	1	2				
10 Chipper Jones, S OBP: 0.432, SLG: 0.524 (1, 7)	G3-6	G6-3				1B				4	0	1	0	0	1	3				
Andruw Jones, R OBP: 0.358, SLG: 0.474 (1, 8)		F8		E6		F7		2B		4	0	1	0	0	0	1				
Julio Franco, R OBP: 0.353, SLG: 0.401 (1, 3)		1B		K		1B		G4-3		4	1	2	0	0	1	2				
Vinny Castilla, R OBP: 0.288, SLG: 0.337 (1, 5)		1B		FC6-4		FC6-4				3	1	1	0	1	0	3				
Henry Blanco, R OBP: 0.252, SLG: 0.332 (1, 2)		2B		K		SH2-4		F9		4	1	2	1	0	1	3				
Kevin Millwood, R OBP: 0.213, SLG: 0.344 (1, 1)		G4-3				SH2-4		G6-3		3	1	2	2	0	0	0				
Inning Stats	R: 1 E: 0 K: 0 S: 7	H: 2 LOB: 0 BB: 0 P: 11	R: 4 E: 0 K: 0 S: 13	H: 5 LOB: 2 BB: 1 P: 23	R: 0 E: 1 K: 2 S: 11	H: 0 LOB: 1 BB: 0 P: 14	R: 0 E: 0 K: 0 S: 7	H: 1 LOB: 0 BB: 0 P: 7	R: 0 E: 0 K: 1 S: 11	H: 2 LOB: 2 BB: 1 P: 15	R: 0 E: 0 K: 1 S: 14	H: 1 LOB: 1 BB: 1 P: 21	R: 0 E: 0 K: 1 S: 14	H: 1 LOB: 2 BB: 1 P: 22	R: 0 E: 0 K: 1 S: 7	H: 0 LOB: 0 BB: 0 P: 10	1B: 7 2B: 5 3B: 0 HR: 0	SF: 0 SAC: 1 DP: 2 HBP: 0	WP: 0 PB: 0 SB: 0 CS: 0	PA: 38
PITCHER Masato Yoshii, R ERA: 3.99 Britt Reames, R ERA: 5.22 Matt Herge, R ERA: 4.3 Zach Day, R ERA: 4.15 (1, 1) (2, 1) (6, 1) (8, 1)	IP: 1.2 WLS: L BF: 11 H: 7 R: 5 ER: 5 SO: 0 BB: 0 IBB: 0 HBP: 0 BLK: 0 WP: 0 HR: 0 S: 19 P: 29 ERA: 27.00 WHIP: 4.200											PITCHER	IP: 1.2 WLS: L BF: 11 H: 7 R: 5 ER: 5 SO: 0 BB: 0 IBB: 0 HBP: 0 BLK: 0 WP: 0 HR: 0 S: 19 P: 29 ERA: 27.00 WHIP: 4.200							

Montreal Expos @ Atlanta Braves
Turner Field, Atlanta, GA
Fri Sep 06 2002, 7:35 PM EDT
Att: 24,361 - Sunny - 87 F

AB 34
R 5
H 12
RBI 5
BB 3
SO 5
LOB 17



Batter	1	2	3	4	5	6	7	8	9	AB	R	H	RBI	BB	SO	LOB	TOP				
Brad Wilkerson, L (1, 8) OBP: 0.377, SLG: 0.484	3-2 SH1-3 1B	2-3 K		1-1 G3			1-0 G1-3 HBP		1-2 G1-3	4	0	1	0	0	1	5	Montreal Expos @ Atlanta Braves Turner Field, Atlanta, GA Sat Sep 07 2002, 7:05 PM EDT Att: 34,424 - Cloudy - 84 F				
Jose Vidro, S (1, 4) OBP: 0.366, SLG: 0.474	0-0 SH1-3 1-2		2-0 G3		1-2 1B 2B		1-1 F8		1-0 F7	4	0	1	0	0	0	1					
Vladimir Guerrero, R (1, 9) OBP: 0.412, SLG: 0.661	0-0 F7		1-2 F8		1-2 G1-3		1-2 G1-3			4	0	0	0	0	0	3					
Wil Cordero, R (1, 3) OBP: 0.343, SLG: 0.447 Andres Galaraga, R (3, PH) OBP: 0.341, SLG: 0.397	2-3 K		4-2 BB		0-0 1B 2-3		2-3 K			1	0	0	0	0	1	1					
Troy O'Leary, L (1, 7) OBP: 0.367, SLG: 0.385		0-0 G6-4-3 1B	2-2 G1-3		4-1 FC5-4 BB			4-2 G5-3 BB		2	0	1	0	2	0	1					
Fernando Tatis, R (1, 5) OBP: 0.309, SLG: 0.413	0-2 G6-4-3 1-2			0-0 FC4-6 1B	0-0 FC5-4 1-2			0-3 K		4	0	1	0	0	1	4					
Orlando Cabrera, R (1, 6) OBP: 0.313, SLG: 0.364	1-1 3B			1-2 L4		1-2 G4-3		1-0 G5-3		4	0	1	0	0	0	2					
Michael Barrett, R (1, 2) OBP: 0.352, SLG: 0.435	4-0 BB BB			1-2 FC4-6 1B		1-0 G4-3		2-3 K		3	0	0	0	1	1	2					
Tomo Ohka, S (1, 1) OBP: 0.185, SLG: 0.157 Tim Drew, R (5, 1)	4-2 BB			1-2 1B		0-3 K			0-0 B1-3	1	0	1	0	1	0	0					
Wilton Guerrero, S (9, PH) OBP: 0.252, SLG: 0.248	1-2 BB			1-2 1B						1	0	0	0	0	0	0					
Inning Stats	R: 0 E: 0 K: 1 S: 10	H: 1 LOB: 1 BB: 0 P: 15	R: 0 E: 0 K: 1 S: 12	H: 2 LOB: 3 BB: 2 P: 23	R: 0 E: 0 K: 0 S: 9	H: 0 LOB: 1 BB: 1 P: 18	R: 0 E: 0 K: 0 S: 14	H: 2 LOB: 2 BB: 0 P: 18	R: 0 E: 0 K: 1 S: 11	H: 0 LOB: 0 BB: 0 P: 9	R: 0 E: 0 K: 1 S: 8	H: 0 LOB: 1 BB: 0 P: 13	R: 0 E: 0 K: 2 S: 9	H: 0 LOB: 1 BB: 1 P: 16	R: 0 E: 0 K: 0 S: 6	H: 0 LOB: 0 BB: 0 P: 8	1B: 5 2B: 1 3B: 1 HR: 0	SF: 0 SAC: 1 DP: 1 HBP: 1	WP: 0 PB: 0 SB: 0 CS: 0	PA: 38	
PITCHER	IP	WLS	BF	H	R	ER	SO	BB	IBB	HBP	BLK	WP	HR	S	P	ERA	WHIP			ERA	WHIP
Greg Maddux, R (1, 1) ERA: 2.42	5.0	W	24	7	0	0	2	4	0	0	0	0	0	56	91	0.00	2.200			0.00	0.000
Tim Lincecum, R (6, 1) ERA: 2.95	1.0		3	0	0	0	1	0	0	0	0	0	0	7	9	0.00	0.000				
Chris Hammond, L (7, 1) ERA: 1.04	0.0		1	0	0	0	0	0	0	1	0	0	0	0	1	∞	∞				
Darren Holmes, R (7, 1) ERA: 2.08	1.0		3	0	0	0	1	0	0	0	0	0	0	8	12	0.00	0.000				
Mike Remlinger, L (8, 1) ERA: 1.77	1.0		4	0	0	0	2	1	0	0	0	0	0	9	16	0.00	1.000				
PITCHER	IP	WLS	BF	H	R	ER	SO	BB	IBB	HBP	BLK	WP	HR	S	P	ERA	WHIP			ERA	WHIP
29 John Smoltz, R (9, 1) ERA: 3.56	1.0		3	0	0	0	0	0	0	0	0	0	0	6	8	0.00	0.000			0.00	0.000

Batter	1	2	3	4	5	6	7	8	9	AB	R	H	RBI	BB	SO	LOB	BOTTOM				
Rafael Furcal, S (1, 6) OBP: 0.331, SLG: 0.387	0-1 F8	1-3 K		0-0 F7			0-0 B5-3			4	0	0	0	0	1	1	Montreal Expos @ Atlanta Braves Turner Field, Atlanta, GA Sat Sep 07 2002, 7:05 PM EDT Att: 34,424 - Cloudy - 84 F				
Mark DeRosa, R (1, 4) OBP: 0.354, SLG: 0.426	0-2 G3 HR		0-0 F9		3-2 G3-1 HBP 1B		0-1 F9			4	1	2	0	0	0	0					
Gary Sheffield, R (1, 9) OBP: 0.401, SLG: 0.519	1-2 G3		3-2 HR HBP		0-1 L7		3-2 1B			3	1	1	0	0	0	2					
Andrew Jones, R (1, 8) OBP: 0.361, SLG: 0.488 Jesse Garcia, R (6, PR) OBP: 0.206, SLG: 0.226	0-1 HR		2-1 HR		2-1 G3-1 HBP		1-0 G4-3			2	2	2	4	0	0	0					
Matt Franco, L (1, 3) OBP: 0.422, SLG: 0.558	3-H HR		1-H HR		1-2 G3-1 HBP		1-0 G4-3			1	0	0	0	0	0	1					
Darren Bragg, L (1, 7) OBP: 0.333, SLG: 0.379	4-2 1B BB		2-0 G3-1		0-0 G3-1		4-1 FC6-4 BB			2	0	0	0	2	0	2					
Darren Bragg, L (1, 7) OBP: 0.333, SLG: 0.379	0-1 FC6-4 1B		1-3 K		0-0 F7		1-3 K			4	0	1	0	0	2	4					
Vinny Castilla, R (1, 5) OBP: 0.266, SLG: 0.334	2-2 FC6-4 1-2			0-1 F9		0-1 F9		1-2 FC6-4		4	0	0	0	0	0	3					
Henry Blanco, R (1, 2) OBP: 0.252, SLG: 0.330		1-2 F9		0-2 SH1-4 1B		0-1 F8		0-3 K		4	0	1	0	0	1	1					
Greg Maddux, R (1, 1) ERA: 2.42 Tim Lincecum, R (6, 1) ERA: 2.95 Keith Lockhart, L (7, 1) ERA: 1.04 Chris Hammond, L (7, 1) ERA: 1.04 Darren Holmes, R (7, 1) ERA: 2.08 Mike Remlinger, L (8, 1) ERA: 1.77 29 John Smoltz, R (9, 1) ERA: 3.56	2-2 G5-3		0-0 SH1-4 1B		0-0 F8		3-1 F8			1	0	0	0	0	0	0					
Inning Stats	R: 2 E: 0 K: 0 S: 19	H: 3 LOB: 2 BB: 1 P: 26	R: 0 E: 0 K: 1 S: 9	H: 0 LOB: 0 BB: 0 P: 13	R: 2 E: 0 K: 1 S: 11	H: 1 LOB: 1 BB: 0 P: 19	R: 0 E: 0 K: 0 S: 7	H: 1 LOB: 1 BB: 0 P: 7	R: 0 E: 0 K: 0 S: 10	H: 1 LOB: 3 BB: 0 P: 15	R: 0 E: 0 K: 0 S: 6	H: 0 LOB: 0 BB: 0 P: 9	R: 0 E: 0 K: 0 S: 7	H: 1 LOB: 1 BB: 0 P: 11	R: 0 E: 0 K: 2 S: 11	H: 0 LOB: 1 BB: 1 P: 17	1B: 4 2B: 1 3B: 0 HR: 2	SF: 0 SAC: 1 DP: 0 HBP: 2	WP: 0 PB: 0 SB: 0 CS: 0	PA: 35	
PITCHER	IP	WLS	BF	H	R	ER	SO	BB	IBB	HBP	BLK	WP	HR	S	P	ERA	WHIP			ERA	WHIP
Tomo Ohka, R (1, 1) ERA: 3.18	4.1	L	22	6	4	4	2	1	0	2	0	0	0	26	39	0.00	0.545				
Tim Drew, R (5, 1) ERA:	3.2		13	1	0	0	2	1	0	0	0	0	0	26	39	0.00	0.545				

AB	31
R	0
H	7
RBI	0
BB	5
SO	6
LOB	20



Batter	1	2	3	4	5	6	7	8	9	AB	R	H	RBI	BB	SO	LOB	TOP			
Brad Wilkerson, L OBP: 0.379, SLG: 0.483 (1, 8)	F9								1B	3	1	1	0	2	1	0	Montreal Expos @ Atlanta Braves Turner Field, Atlanta, GA Sun Sep.08 2002, 1:05 PM EDT Att: 25,551 - Cloudy - 82 F			
Jose Vidro, S OBP: 0.370, SLG: 0.477 (1, 4)	1B								1B	5	2	3	0	0	2	2				
Vladimir Guerrero, R OBP: 0.412, SLG: 0.599 Dan Smith, R (9, 1)	1B								1B	5	1	2	2	0	0	2				
Andres Galarraga, R OBP: 0.342, SLG: 0.395 (1, 3)	1B								1B	4	1	1	0	1	2	3				
Troy O'Leary, L OBP: 0.369, SLG: 0.385 (1, 7)									1B	3	0	1	0	1	0	3				
Orlando Cabrera, R OBP: 0.316, SLG: 0.367 (1, 6)									1B	4	1	2	2	1	0	1				
Brian Schneider, L OBP: 0.325, SLG: 0.439 (1, 2)									1B	5	1	1	1	0	2	4				
Wilton Guerrero, S OBP: 0.267, SLG: 0.263 (1, 5)									1B	5	0	3	1	0	1	2				
Bartolo Colon, R OBP: 0.146, SLG: 0.128 Matt Cepicky, L OBP: 0.261, SLG: 0.565 Joey Eischen, L OBP: 0.333, SLG: 0.400 Andy Chavez, L OBP: 0.178, SLG: 0.227 (9, 8)									1B	2	0	0	1	0	1	2				
Inning Stats	R: 1 E: 0 K: 1 S: 11	H: 2 LOB: 0 BB: 0 P: 21	R: 2 E: 0 K: 1 S: 14	H: 3 LOB: 2 BB: 1 P: 23	R: 0 E: 0 K: 0 S: 7	H: 1 LOB: 0 BB: 0 P: 12	R: 0 E: 0 K: 0 S: 7	H: 0 LOB: 0 BB: 0 P: 9	R: 0 E: 0 K: 2 S: 10	H: 2 LOB: 2 BB: 1 P: 16	R: 0 E: 0 K: 0 S: 7	H: 1 LOB: 2 BB: 2 P: 16	R: 0 E: 0 K: 2 S: 10	H: 1 LOB: 1 BB: 0 P: 18	R: 3 E: 0 K: 2 S: 15	H: 4 LOB: 2 BB: 1 P: 28	1B: 12 2B: 2 3B: 0 HR: 0	SF: 1 SAC: 1 DP: 1 HBP: 0	WP: 1 PB: 0 SB: 1 CS: 1	PA: 44
PITCHER	IP	WLS	BF	H	R	ER	SO	BB	IBB	HBP	BLK	WP	HR	S	P	ERA	WHIP			
Tom Glavine, L ERA: 2.8	6.0	L	27	8	4	4	6	1	1	0	0	0	0	66	111	6.00	1.500			
Kevin Gryboski, R ERA: 2.51	1.0		5	1	0	0	0	1	1	0	0	0	0	7	16	0.00	2.000			
Albie Lopez, R ERA: 5.05	2.0		12	5	3	3	4	0	1	0	0	1	0	25	46	13.50	2.500			

AB 37
R 7
H 14
RBI 7
BB 5
SO 10
LOB 20



Batter	1	2	3	4	5	6	7	8	9	AB	R	H	RBI	BB	SO	LOB	BOTTOM			
Rafael Furcal, S OBP: 0.329, SLG: 0.384 (1, 6)	L4									4	0	0	0	0	1	0	Montreal Expos @ Atlanta Braves Turner Field, Atlanta, GA Sun Sep.08 2002, 1:05 PM EDT Att: 25,551 - Cloudy - 82 F			
Keith Lockhart, L OBP: 0.273, SLG: 0.330 Marcus Giles, R OBP: 0.325, SLG: 0.435 (8, PH)	L3									3	0	0	0	0	1	0				
Gary Sheffield, R OBP: 0.402, SLG: 0.522 (1, 9)	E6									4	0	2	0	0	0	0				
Julio Franco, R OBP: 0.355, SLG: 0.400 (1, 3)										3	0	1	0	1	1	2				
Darren Bragg, L OBP: 0.342, SLG: 0.389 (1, 8)										3	0	2	0	1	1	2				
Mark DeRosa, R OBP: 0.346, SLG: 0.414 (1, 7)										4	0	0	0	0	0	5				
Vinny Castilla, R OBP: 0.284, SLG: 0.331 (1, 5)										4	0	0	0	0	1	3				
Henry Blanco, R OBP: 0.252, SLG: 0.325 (1, 2)										3	0	0	0	1	0	2				
Tom Glavine, L OBP: 0.125, SLG: 0.127 Kevin Gryboski, R (7, 1)										2	0	0	0	0	1	0				
Matt Franco, L OBP: 0.419, SLG: 0.555 Albie Lopez, R OBP: 0.143, SLG: 0.143 (8, 1)										1	0	0	0	0	0	2				
Inning Stats	R: 0 E: 1 K: 1 S: 11	H: 0 LOB: 2 BB: 1 P: 20	R: 0 E: 0 K: 0 S: 11	H: 0 LOB: 0 BB: 0 P: 17	R: 0 E: 0 K: 2 S: 11	H: 2 LOB: 1 BB: 0 P: 17	R: 0 E: 0 K: 0 S: 9	H: 0 LOB: 0 BB: 0 P: 13	R: 0 E: 0 K: 2 S: 9	H: 1 LOB: 1 BB: 0 P: 12	R: 0 E: 0 K: 0 S: 11	H: 1 LOB: 2 BB: 1 P: 19	R: 0 E: 0 K: 1 S: 9	H: 0 LOB: 0 BB: 0 P: 15	R: 0 E: 0 K: 1 S: 14	H: 1 LOB: 2 BB: 1 P: 25	1B: 3 2B: 2 3B: 0 HR: 0	SF: 0 SAC: 0 DP: 1 HBP: 0	WP: 0 PB: 1 SB: 0 CS: 0	PA: 35
PITCHER	IP	WLS	BF	H	R	ER	SO	BB	IBB	HBP	BLK	WP	HR	S	P	ERA	WHIP			
Bartolo Colon, R ERA: 2.64	7.0	W	27	4	0	0	5	2	0	0	0	0	0	73	114	0.00	0.857			
Joey Eischen, L ERA: 1.2	1.0		3	0	0	0	1	0	0	0	0	0	0	9	15	0.00	0.000			
Dan Smith, R ERA: 2.09	1.0		5	1	0	0	1	1	0	0	0	0	0	14	25	0.00	2.000			



Batter	1	2	3	4	5	6	7	8	9	AB	R	H	RBI	BB	SO	LOB	TOP										
Brad Wilkerson, L (1, 8) OBP: 0.375, SLG: 0.478	G4-3		K				K	K		5	0	0	0	0	4	3	Montreal Expos @ Chicago Cubs Wrigley Field, Chicago, IL Mon Sep 09 2002, 7:05 PM CDT Att: 28,162 - Sunny - 82 F										
Jose Vidro, S (1, 4) OBP: 0.372, SLG: 0.477	E1		1B				1B		F7	4	0	2	0	1	0	0											
Vladimir Guerrero, R (1, 9) OBP: 0.412, SLG: 0.596	K						L8		P4	3	0	0	0	2	1	2											
Troy O'Leary, L (1, 7) OBP: 0.363, SLG: 0.377	G4-3		G4-3				K		G1-3	5	0	0	0	0	1	6											
Andres Galarraga, R (1, 3) OBP: 0.344, SLG: 0.394										3	0	1	0	1	2	0											
Jose Macias, S (8, PR) OBP: 0.293, SLG: 0.379										0	1	0	0	0	0	0											
Brian Schneider, L (8, 2) OBP: 0.325, SLG: 0.439										0	0	0	0	0	0	0											
Fernando Tatis, R (1, 5) OBP: 0.306, SLG: 0.409	K						G4-3		G3	4	0	0	0	0	1	2											
Orlando Cabrera, R (1, 6) OBP: 0.315, SLG: 0.365							L9		L7	3	0	0	0	1	0	1											
Michael Barrett, R (1, 2) OBP: 0.354, SLG: 0.444										4	1	2	1	0	1	2											
Tony Armas, R (1, 1) OBP: 0.116, SLG: 0.143										3	0	1	0	0	1	0											
Matt Cepicky, L (8, PH) OBP: 0.292, SLG: 0.625							G4-3			1	0	1	1	0	0	0											
Jim Brower, R (8, 1)							1B			0	0	0	0	0	0	0											
Inning Stats	R: 0 E: 1 K: 1 S: 10	H: 0 LOB: 1 BB: 0 P: 15	R: 0 E: 0 K: 2 S: 9	H: 0 LOB: 0 BB: 0 P: 13	R: 0 E: 0 K: 2 S: 13	H: 2 LOB: 3 BB: 1 P: 26	R: 0 E: 0 K: 1 S: 11	H: 0 LOB: 0 BB: 0 P: 17	R: 1 E: 0 K: 1 S: 9	H: 1 LOB: 1 BB: 1 P: 18	R: 0 E: 0 K: 1 S: 8	H: 1 LOB: 2 BB: 1 P: 14	R: 0 E: 0 K: 2 S: 9	H: 1 LOB: 2 BB: 1 P: 17	R: 1 E: 0 K: 1 S: 12	H: 2 LOB: 2 BB: 1 P: 22	R: 0 E: 0 K: 0 S: 12	H: 0 LOB: 0 BB: 0 P: 18	1B: 5 2B: 1 3B: 0 HR: 1	SF: 0 SAC: 0 DP: 0 HBP: 0	WP: 0 PB: 0 SB: 1 CS: 0	PA: 40					
PITCHER	IP	WLS	BF	H	R	ER	SO	BB	IBB	HBP	BLK	WP	HR	S	P	ERA	WHIP										
Matt Clement, R (1, 1) ERA: 3.41	4.0		17	3	1	1	6	0	1	0	0	0	1	44	72	2.25	0.750										
Juan Cruz, R (5, 1) ERA: 4.01	3.0	B	14	2	0	0	4	3	0	0	0	0	0	25	48	0.00	1.667										
Kyle Farnsworth, R (8, 1) ERA: 6.7	0.2	B	5	2	1	1	0	1	0	0	0	0	0	9	19	13.50	4.500										
Joe Borowski, R (8, 1) ERA: 2.84	1.1	W	4	0	0	0	1	0	0	0	0	0	0	15	21	0.00	0.000										

Batter	1	2	3	4	5	6	7	8	9	AB	R	H	RBI	BB	SO	LOB	BOTTOM										
Bobby Hill, S (1, 4) OBP: 0.315, SLG: 0.331	G4-3		BLK				K			4	1	2	0	0	1	0	Montreal Expos @ Chicago Cubs Wrigley Field, Chicago, IL Mon Sep 09 2002, 7:05 PM CDT Att: 28,162 - Sunny - 82 F										
Mark Bellhorn, S (1, 5) OBP: 0.378, SLG: 0.531	G4-3		F3				L6			4	0	0	0	0	1	2											
Sammy Sosa, R (1, 9) OBP: 0.405, SLG: 0.609	K		K				G1-3			4	0	0	0	0	2	2											
Fred McGriff, L (1, 3) OBP: 0.355, SLG: 0.504										3	0	2	1	1	0	0											
Chad Hermansen, R (8, PR) OBP: 0.270, SLG: 0.399										0	0	0	0	0	0	0											
Kevin Orle, R (9, 5) OBP: 0.250, SLG: 0.500										0	0	0	0	0	0	0											
Moises Alou, R (1, 7) OBP: 0.344, SLG: 0.430	F8		K							4	0	1	0	0	1	4											
Roosevelt Brown, L (1, 8) OBP: 0.269, SLG: 0.289										3	0	0	0	1	1	1											
Alex Gonzalez, R (1, 6) OBP: 0.318, SLG: 0.445										4	1	1	1	0	2	2											
Joe Girardi, R (1, 2) OBP: 0.273, SLG: 0.289										1	0	0	0	1	0	1											
Corey Patterson, L (7, PH) OBP: 0.285, SLG: 0.397										1	1	1	1	0	0	0											
Kyle Farnsworth, R (8, 1)										0	0	0	0	0	0	0											
Joe Borowski, R (8, 1) OBP: 0.286, SLG: 0.286										0	0	0	0	0	0	0											
Matt Clement, R (1, 1) OBP: 0.113, SLG: 0.086										2	0	0	0	0	1	2											
Juan Cruz, R (5, 1) OBP: 0.143, SLG: 0.143										0	0	0	0	0	0	0											
Hee-Seop Choi, L (7, PH) OBP: 0.125, SLG: 0.500										1	0	0	0	0	0	0											
Mike Mahoney, R (8, 2) OBP: 0.235, SLG: 0.250										0	0	0	0	0	0	0											
Inning Stats	R: 1 E: 0 K: 1 S: 9	H: 2 LOB: 1 BB: 0 P: 13	R: 0 E: 0 K: 1 S: 6	H: 0 LOB: 1 BB: 1 P: 12	R: 0 E: 0 K: 2 S: 10	H: 1 LOB: 2 BB: 1 P: 19	R: 0 E: 0 K: 1 S: 10	H: 0 LOB: 0 BB: 1 P: 19	R: 0 E: 0 K: 1 S: 7	H: 0 LOB: 0 BB: 0 P: 13	R: 0 E: 0 K: 1 S: 8	H: 1 LOB: 1 BB: 0 P: 15	R: 1 E: 0 K: 1 S: 10	H: 1 LOB: 0 BB: 0 P: 18	R: 0 E: 0 K: 0 S: 4	H: 1 LOB: 1 BB: 0 P: 6	R: 1 E: 0 K: 1 S: 6	H: 1 LOB: 0 BB: 0 P: 9	1B: 3 2B: 2 3B: 0 HR: 2	SF: 0 SAC: 0 DP: 1 HBP: 0	WP: 0 PB: 0 SB: 1 CS: 0	PA: 34					
PITCHER	IP	WLS	BF	H	R	ER	SO	BB	IBB	HBP	BLK	WP	HR	S	P	ERA	WHIP										
Tony Armas, R (1, 1) ERA: 4.64	7.0		29	5	2	2	8	2	1	0	1	0	1	60	109	2.57	1.000										
Jim Brower, R (8, 1) ERA: 4.99	1.1	L	5	2	1	1	1	0	0	0	0	0	1	10	15	6.75	1.500										

AB	35
R	2
H	7
RBI	2
BB	5
SO	11
LOB	16



AB	31
R	3
H	7
RBI	3
BB	3
SO	9
LOB	14

livebaseballscorecards.com

livebaseballscorecards.com

Batter	1	2	3	4	5	6	7	8	9	AB	R	H	RBI	BB	SO	LOB	TOP										
Andy Chavez, L (1, 8) OBP: 0.184, SLG: 0.271	E6 FC6-4	1-H 3B			SH1-4 1-2	K		G6-3		4	0	1	1	0	1	1											
Jose Vidro, S (1, 4) OBP: 0.371, SLG: 0.475	F8	G1-3			1B 2H 1B	K		G4-3		5	1	1	1	0	1	2											
Vladimir Guerrero, R (1, 9) OBP: 0.413, SLG: 0.596	FC6-4 1B		F8		PB 1B 1B		G6-3	E S 1B		5	1	3	0	0	0	0											
Matt Cepicky, L (1, 7) OBP: 0.276, SLG: 0.536	FC6-4 1-2 2-3		K		BB 1B BB		F9	G1-3		4	0	0	0	1	1	3											
Fernando Tatis, R (1, 5) OBP: 0.305, SLG: 0.406	K		F3		BB 1B		K	F9		5	0	1	1	0	2	3											
Brad Wilkerson, L (1, 3) OBP: 0.375, SLG: 0.482		G3		K	F8			HR		4	1	1	1	0	1	2											
Orlando Cabrera, R (1, 6) OBP: 0.318, SLG: 0.366		S 1B 1B		L4	1-2 2-3 BB		G4-3 G6-3 BB			2	1	1	0	2	0	0											
Michael Barrett, R (1, 2) OBP: 0.350, SLG: 0.439		K		K	G3		G6-3			4	0	0	0	0	2	5											
Javier Vazquez, R (1, 1) OBP: 0.188, SLG: 0.164		3-2 3B 1B			4-1 SH1-4 1B BB		G6-3	G4-3		2	2	1	1	1	0	0											
Wilton Guerrero, S (8, PH) OBP: 0.264, SLG: 0.261										1	0	0	0	0	0	1											
Joey Eischen, L (8, 1) OBP: 0.333, SLG: 0.400										0	0	0	0	0	0	0											
Inning Stats	R: 0 E: 1 K: 1 S: 11	H: 1 LOB: 2 BB: 0 P: 19	R: 2 E: 0 K: 1 S: 20	H: 3 LOB: 1 BB: 0 P: 29	R: 0 E: 0 K: 1 S: 9	H: 0 LOB: 0 BB: 0 P: 14	R: 0 E: 0 K: 2 S: 10	H: 0 LOB: 0 BB: 0 P: 15	R: 3 E: 0 K: 0 S: 19	H: 3 LOB: 3 BB: 3 P: 39	R: 0 E: 0 K: 1 S: 11	H: 0 LOB: 0 BB: 0 P: 14	R: 0 E: 0 K: 1 S: 7	H: 0 LOB: 0 BB: 0 P: 9	R: 1 E: 0 K: 0 S: 9	H: 1 LOB: 1 BB: 1 P: 16	R: 0 E: 0 K: 0 S: 16	H: 1 LOB: 1 BB: 0 P: 22	1B: 7 2B: 0 3B: 1 HR: 1	SF: 0 SAC: 1 DP: 0 HBP: 0	WP: 0 PA: 41 PB: 2 SB: 3 CS: 0						
PITCHER	IP	WLS	BF	H	R	ER	SO	BB	IBB	HBP	BLK	WP	HR	S	P	ERA	WHIP										
3B Carlos Zambrano, R (1, 1) ERA: 4.28	4.2	L	25	7	5	5	5	3	0	0	0	0	0	66	112	9.64	2.143										
Pat Mahomes, R (5, 1) ERA: 2.7	2.1		7	0	0	0	3	0	0	0	0	0	0	21	27	0.00	0.000										
Will Cunnane, R (8, 1) ERA: 3.5	1.0		5	1	1	1	0	1	0	0	0	0	1	9	16	9.00	2.000										
Antonio Alfonseca, R (9, 1) ERA: 3.94	1.0		4	1	0	0	0	0	0	0	0	0	0	16	22	0.00	1.000										

Montreal Expos @ Chicago Cubs
Wrigley Field, Chicago, IL
Tue Sep 10 2002, 7:05 PM CDT
Att: 29,587 - Overcast - 69 F

AB	36
R	6
H	9
RBI	5
BB	4
SO	8
LOB	17



Batter	1	2	3	4	5	6	7	8	9	AB	R	H	RBI	BB	SO	LOB	BOTTOM										
Bobby Hill, S (1, 4) OBP: 0.305, SLG: 0.319	G6-3		G1-3		G4-3		L8		K	5	0	0	0	0	1	3											
Mark Bellhorn, S (1, 5) OBP: 0.376, SLG: 0.535	HR		K		P3		K		FC5-4	5	1	1	1	0	2	3											
Sammy Sosa, R (1, 9) OBP: 0.404, SLG: 0.609	K		2B		K		K			4	1	1	0	0	3	2											
Fred McGriff, L (1, 3) OBP: 0.354, SLG: 0.504	G3		2B		F7		G4-3			4	0	1	1	0	0	0											
Moises Alou, R (1, 7) OBP: 0.345, SLG: 0.432		G3 2B	G1-3		G1-3		BB			3	0	1	0	1	0	1											
Roosevelt Brown, L (1, 8) OBP: 0.270, SLG: 0.295					G4-3					3	0	1	0	0	0	1											
Chris Stynes, R (8, PH) OBP: 0.316, SLG: 0.370										1	0	0	0	0	1	1											
Antonio Alfonseca, R (9, 1) OBP: 0.667, SLG: 0.667										0	0	0	0	0	0	0											
Alex Gonzalez, R (1, 6) OBP: 0.315, SLG: 0.441										4	0	0	0	0	3	3											
Todd Hundley, S (1, 2) OBP: 0.299, SLG: 0.421										1	0	1	0	2	0	0											
Angel Echevarria, R (8, PH) OBP: 0.359, SLG: 0.488										1	0	0	0	0	0	0											
3B Carlos Zambrano, S (1, 1) OBP: 0.042, SLG: 0.083										2	0	0	0	0	2	3											
Pat Mahomes, R (5, 1)										0	0	0	0	0	0	0											
Hee-Seop Choi, L (7, PH) OBP: 0.222, SLG: 0.500										0	0	0	0	1	0	0											
Will Cunnane, R (8, 1)										0	0	0	0	0	0	0											
Chad Hermansen, R (9, 8) OBP: 0.273, SLG: 0.368										0	0	0	0	1	0	0											
Inning Stats	R: 1 E: 0 K: 1 S: 10	H: 1 LOB: 0 BB: 0 P: 16	R: 0 E: 0 K: 2 S: 10	H: 1 LOB: 2 BB: 1 P: 16	R: 1 E: 0 K: 1 S: 12	H: 2 LOB: 1 BB: 0 P: 16	R: 0 E: 0 K: 2 S: 8	H: 0 LOB: 1 BB: 1 P: 16	R: 0 E: 0 K: 1 S: 8	H: 0 LOB: 0 BB: 0 P: 12	R: 0 E: 0 K: 1 S: 11	H: 1 LOB: 1 BB: 0 P: 17	R: 0 E: 0 K: 2 S: 19	H: 1 LOB: 2 BB: 1 P: 28	R: 0 E: 0 K: 1 S: 9	H: 0 LOB: 1 BB: 1 P: 17	R: 0 E: 0 K: 1 S: 7	H: 0 LOB: 1 BB: 1 P: 15	1B: 1 2B: 4 3B: 0 HR: 1	SF: 0 SAC: 0 DP: 0 HBP: 0	WP: 0 PA: 38 PB: 0 SB: 0 CS: 0						
PITCHER	IP	WLS	BF	H	R	ER	SO	BB	IBB	HBP	BLK	WP	HR	S	P	ERA	WHIP										
Javier Vazquez, R (1, 1) ERA: 4.06	7.0	W	30	6	2	2	10	2	0	0	0	0	0	78	121	2.57	1.143										
Joey Eischen, L (8, 1) ERA: 1.15	2.0		8	0	0	0	2	2	0	0	0	0	0	16	32	0.00	1.000										

Montreal Expos @ Chicago Cubs
Wrigley Field, Chicago, IL
Tue Sep 10 2002, 7:05 PM CDT
Att: 29,587 - Overcast - 69 F

AB	33
R	2
H	6
RBI	2
BB	5
SO	12
LOB	17



Batter	1	2	3	4	5	6	7	8	9	AB	R	H	RBI	BB	SO	LOB	TOP					
Endy Chavez, L (1, 8) OBP: 0.208, SLG: 0.288	G5-3		L1-3							4	1	2	0	0	0	1	Montreal Expos @ Chicago Cubs Wrigley Field, Chicago, IL Wed Sep 11 2002, 1:20 PM CDT Att: 20,503 - Sunny - 67 F					
Jamey Carroll, R (1, 5) OBP: 0.150, SLG: 0.667	G4-3									3	1	2	0	1	0	0						
Jose Vidro, S (1, 4) OBP: 0.370, SLG: 0.475	G1-3									4	1	1	2	0	0	3						
Vladimir Guerrero, R (1, 9) OBP: 0.414, SLG: 0.595										4	0	2	1	0	0	0						
Brad Wilkerson, L (1, 3) OBP: 0.374, SLG: 0.480										4	0	1	0	0	3	2						
Orlando Cabrera, R (1, 6) OBP: 0.316, SLG: 0.363										4	0	0	0	0	0	2						
Matt Cepicky, L (1, 7) OBP: 0.250, SLG: 0.484										3	0	0	0	0	1	1						
Brian Schneider, L (1, 2) OBP: 0.325, SLG: 0.437										3	0	1	0	0	0	0						
Masato Yoshii, R (1, 1) OBP: 0.154, SLG: 0.086										1	0	0	0	0	1	1						
Fernando Tatis, R (6, PH) OBP: 0.304, SLG: 0.405										1	0	0	0	0	0	0						
Sun-Woo Kim, R (6, PH)										0	0	0	0	0	0	0						
Wilton Guerrero, S (8, PH) OBP: 0.262, SLG: 0.259										1	0	0	0	0	1	0						
Britt Reames, R (8, 1) OBP: 0.125, SLG: 0.125										0	0	0	0	0	0	0						
Inning Stats	R: 0 E: 0 K: 0 S: 11	H: 0 LOB: 0 BB: 0 P: 15	R: 0 E: 0 K: 1 S: 10	H: 1 LOB: 1 BB: 0 P: 19	R: 0 E: 0 K: 1 S: 9	H: 1 LOB: 0 BB: 0 P: 11	R: 0 E: 0 K: 0 S: 6	H: 1 LOB: 0 BB: 0 P: 8	R: 0 E: 0 K: 2 S: 7	H: 0 LOB: 0 BB: 0 P: 12	R: 3 E: 0 K: 1 S: 17	H: 4 LOB: 1 BB: 0 P: 25	R: 0 E: 0 K: 0 S: 5	H: 0 LOB: 0 BB: 0 P: 8	R: 0 E: 0 K: 1 S: 10	H: 1 LOB: 1 BB: 1 P: 15	R: 0 E: 0 K: 0 S: 5	H: 1 LOB: 0 BB: 0 P: 6	1B: 8 2B: 2 3B: 0 HR: 0	SF: 0 SAC: 0 DP: 4 HBP: 0	WP: 0 PB: 0 SB: 2 CS: 0	PA: 33
PITCHER	IP WLS BF H R ER SO BB IBB HBP BLK WP HR S P ERA WHIP																					
Alan Benes, R (1, 1) ERA: 4.91	7.0 W 26 7 3 3 5 0 0 0 0 0 0 0 65 98 3.86 1.000																					
Joe Borowski, R (8, 1) ERA: 2.8	1.0 H 4 1 0 0 1 1 0 0 0 0 0 0 10 15 0.00 2.000																					
Antonio Alfonseca, R (9, 1) ERA: 9.88	1.0 S 3 1 0 0 0 0 0 0 0 0 0 0 5 6 0.00 1.000																					

AB	32
R	3
H	9
RBI	3
BB	1
SO	6
LOB	10



Batter	1	2	3	4	5	6	7	8	9	AB	R	H	RBI	BB	SO	LOB	BOTTOM			
Mark Bellhorn, S (1, 6) OBP: 0.375, SLG: 0.539										4	1	1	1	0	0	0	Montreal Expos @ Chicago Cubs Wrigley Field, Chicago, IL Wed Sep 11 2002, 1:20 PM CDT Att: 20,503 - Sunny - 67 F			
Corey Patterson, L (1, 8) OBP: 0.283, SLG: 0.394										4	0	0	0	0	1	0				
Sammy Sosa, R (1, 9) OBP: 0.407, SLG: 0.616										4	2	3	1	0	0	0				
Hee-Seop Choi, L (1, 3) OBP: 0.231, SLG: 0.364										3	1	0	0	1	3	1				
Roosevelt Brown, L (1, 7) OBP: 0.270, SLG: 0.294										4	1	1	0	0	2	1				
Chris Stynes, R (1, 4) OBP: 0.316, SLG: 0.380										3	1	1	1	0	1	1				
Alex Gonzalez, R (7, 6) OBP: 0.315, SLG: 0.440										1	0	0	0	0	1	0				
Kevin Orte, R (1, 5) OBP: 0.286, SLG: 0.800										1	0	1	2	0	0	0				
Joe Girardi, R (1, 2) OBP: 0.274, SLG: 0.286										2	0	0	0	1	1	1				
Alan Benes, R (1, 1) Joe Borowski, R (8, 1) Antonio Alfonseca, R (9, 1)										3	0	0	0	0	1	2				
Inning Stats	R: 4 E: 1 K: 0 S: 13	H: 3 LOB: 1 BB: 1 P: 23	R: 0 E: 0 K: 1 S: 9	H: 0 LOB: 0 BB: 0 P: 13	R: 0 E: 0 K: 1 S: 8	H: 1 LOB: 0 BB: 0 P: 11	R: 1 E: 0 K: 1 S: 9	H: 1 LOB: 0 BB: 0 P: 10	R: 1 E: 0 K: 1 S: 10	H: 1 LOB: 0 BB: 0 P: 15	R: 0 E: 0 K: 3 S: 12	H: 1 LOB: 2 BB: 1 P: 20	R: 0 E: 0 K: 0 S: 3	H: 0 LOB: 0 BB: 0 P: 6	R: 0 E: 0 K: 3 S: 12	H: 0 LOB: 0 BB: 0 P: 16	1B: 3 2B: 1 3B: 1 HR: 2	SF: 2 SAC: 0 DP: 1 HBP: 0	WP: 0 PB: 0 SB: 0 CS: 0	PA: 33
PITCHER	IP WLS BF H R ER SO BB IBB HBP BLK WP HR S P ERA WHIP																			
Masato Yoshii, R (1, 1) ERA: 4.11	5.0 L 22 6 6 4 4 1 0 0 0 0 0 0 2 49 72 0.00 1.400																			
Sun-Woo Kim, R (6, 1) ERA: 6.07	2.0 8 1 0 0 3 0 1 0 0 0 0 0 15 26 0.00 0.500																			
Britt Reames, R (8, 1) ERA: 5.13	1.0 3 0 0 0 3 0 0 0 0 0 0 0 12 16 0.00 0.000																			

AB	29
R	6
H	7
RBI	5
BB	2
SO	10
LOB	6



Batter	1	2	3	4	5	6	7	8	9	AB	R	H	RBI	BB	SO	LOB	TOP										
Timo Perez, L (1.8) OBP: 0.329, SLG: 0.438 Ty Wigginton, R (6, PH) OBP: 0.350, SLG: 0.516 (6.7)	F8		E6	1B		G4-3		L9		3	0	1	0	0	0	0											
Roberto Alomar, S (1.4) OBP: 0.337, SLG: 0.388 38 Pat Strange, R (8.1)	F9		K	1B		G6-3		F8		5	0	1	0	0	1	1											
31 Mike Piazza, R (1.2) OBP: 0.359, SLG: 0.533	1B		HR	2B		FC6-4		HR	2B	5	2	3	0	0	0	3											
Mo Vaughn, L (1.3) OBP: 0.350, SLG: 0.463	FC5-4		HR			1B	1B	BB	1B	4	4	4	4	1	0	0											
Edgardo Alfonzo, R (1.5) OBP: 0.401, SLG: 0.476	FC5-4		1B			L6		L8		5	1	2	0	0	0	3											
Jeremy Burnitz, L (1.9) OBP: 0.313, SLG: 0.364		G4-3	K			1B		K		5	0	2	0	0	2	3											
Raul Gonzalez, R (1.7) OBP: 0.337, SLG: 0.427 (6.8)	G6-3		G6-3			1B		L8		4	1	1	0	1	0	1											
Rey Ordenez, R (1.6) OBP: 0.286, SLG: 0.321 Grant Roberts, R (7.1) OBP: 1.000, SLG: 1.000 Joe McEwing, R (8.4) OBP: 0.257, SLG: 0.322	E5		L3			SF7		G6-4-3		3	0	0	1	0	0	1											
John Thomson, R (1.1) OBP: 0.264, SLG: 0.224 Brady Clark, R (5, PH) OBP: 0.240, SLG: 0.221 Pedro Feliciano, L (5.1) John Valentin, R (7.6) OBP: 0.343, SLG: 0.360	K		1B	1B		G6-3		G6-3		2	0	1	0	0	1	1											
Inning Stats	R: 0 E: 0 K: 0 S: 9	H: 1 LOB: 2 BB: 1 P: 14	R: 0 E: 1 K: 1 S: 11	H: 0 LOB: 1 BB: 0 P: 15	R: 2 E: 1 K: 2 S: 13	H: 3 LOB: 1 BB: 0 P: 18	R: 0 E: 0 K: 0 S: 11	H: 3 LOB: 2 BB: 0 P: 17	R: 1 E: 0 K: 0 S: 15	H: 3 LOB: 2 BB: 0 P: 24	R: 2 E: 0 K: 0 S: 9	H: 2 LOB: 0 BB: 0 P: 12	R: 0 E: 0 K: 0 S: 10	H: 1 LOB: 0 BB: 0 P: 15	R: 0 E: 0 K: 0 S: 5	H: 0 LOB: 0 BB: 0 P: 8	R: 3 E: 0 K: 1 S: 13	H: 3 LOB: 1 BB: 1 P: 24	1B: 11 2B: 4 3B: 0 HR: 2	SF: 1 SAC: 0 DP: 2 HBP: 0	WP: 0 PB: 0 SB: 0 CS: 1	PA: 45					
PITCHER	IP	WLS	BF	H	R	ER	SO	BB	IBB	HBP	BLK	WP	HR	S	P	ERA	WHIP										
Bartolo Colon, R (1.1) ERA: 2.7	5.0	W	27	10	3	2	3	1	0	0	0	0	1	59	88	5.40	2.200										
Scott Stewart, L (6.1) ERA: 3.21	0.2		4	2	2	2	0	0	0	0	0	0	1	8	11	27.00	3.000										
Tim Drew, R (6.1) ERA: 2.84	2.2	H	10	3	2	2	0	0	0	0	0	0	0	23	36	6.75	1.125										
Joey Eischen, L (9.1) ERA: 1.33	0.1	S	1	1	1	1	1	1	0	0	0	0	0	5	10	27.00	6.000										
Dan Smith, R (9.1) ERA: 2.69	0.1	S	1	0	0	0	0	0	0	0	0	0	0	1	2	0.00	0.000										

New York Mets @ Montreal Expos
Olympic Stadium, Montreal, QB
Fri Sep 13 2002, 7:05 PM EDT
Att. 7,219 - Dome - 72 F

livebaseballscorecards.com

AB 42
R 8
H 16
RBI 8
BB 2
SO 4
LOB 16



Batter	1	2	3	4	5	6	7	8	9	AB	R	H	RBI	BB	SO	LOB	BOTTOM										
Endy Chavez, L (1.8) OBP: 0.242, SLG: 0.361	SH		F8	1B		G4-3		FC4-6		5	3	2	0	0	0	1											
Jamey Carroll, R (1.6) OBP: 0.750, SLG: 0.857 (8.4)	SH		1B			E9		E		4	2	3	0	0	0	0											
Jose Vidro, S (1.4) OBP: 0.372, SLG: 0.480 Orlando Cabrera, R (8.6) OBP: 0.313, SLG: 0.359	SF7		F8			FC6-5-4-6		F9		3	2	1	3	0	0	3											
Vladimir Guerrero, R (1.9) OBP: 0.413, SLG: 0.598	F9		E	1B		E4		G6-3		5	2	3	3	0	0	2											
Matt Cepicky, L (1.7) OBP: 0.297, SLG: 0.500	G6-3		E3			E4		G6-3		5	1	3	2	0	0	2											
Brad Wilkerson, L (1.3) OBP: 0.370, SLG: 0.476			G3			1B		G6-3		4	0	1	1	0	2	3											
Brian Schneider, L (1.2) OBP: 0.329, SLG: 0.444	G1-3		G3			G6-3		G6-3		4	1	2	0	0	0	0											
Wilton Guerrero, S (1.5) OBP: 0.260, SLG: 0.256	K		P6			G4-6-3		FC4-6		4	0	1	0	0	1	2											
Bartolo Colon, R (1.1) ERA: 4.72 Fernando Tatis, R (5.1) OBP: 0.303, SLG: 0.402 Scott Stewart, R (8.1) Tim Drew, R (8.1) Joey Eischen, L (9.1) Dan Smith, R (9.1)	G5-3		P6			K		K		2	0	0	0	0	0	1											
Inning Stats	R: 1 E: 1 K: 0 S: 8	H: 1 LOB: 0 BB: 0 P: 11	R: 0 E: 0 K: 2 S: 14	H: 0 LOB: 0 BB: 0 P: 16	R: 2 E: 1 K: 0 S: 17	H: 4 LOB: 2 BB: 0 P: 22	R: 5 E: 2 K: 1 S: 17	H: 4 LOB: 1 BB: 0 P: 23	R: 0 E: 0 K: 1 S: 7	H: 1 LOB: 0 BB: 0 P: 9	R: 3 E: 1 K: 0 S: 12	H: 4 LOB: 1 BB: 0 P: 22	R: 0 E: 0 K: 1 S: 9	H: 1 LOB: 1 BB: 0 P: 13	R: 0 E: 1 K: 0 S: 9	H: 1 LOB: 1 BB: 0 P: 13	1B: 9 2B: 5 3B: 0 HR: 2	SF: 1 SAC: 1 DP: 1 HBP: 0	WP: 0 PB: 0 SB: 0 CS: 0	PA: 41							
PITCHER	IP	WLS	BF	H	R	ER	SO	BB	IBB	HBP	BLK	WP	HR	S	P	ERA	WHIP										
John Thomson, R (1.1) ERA: 4.72	4.0	L	24	9	3	3	1	0	0	0	0	0	0	19	31	13.50	2.250										
Pedro Feliciano, L (5.1) ERA: 6.0	2.0		9	5	3	3	1	0	0	0	0	0	0	9	13	0.00	1.000										
Grant Roberts, R (7.1) ERA: 2.04	1.0		4	1	0	0	1	0	0	0	0	0	0	9	13	0.00	1.000										
38 Pat Strange, R (8.1) ERA:	1.0		4	1	0	0	0	0	0	0	0	0	0	9	13	0.00	1.000										

New York Mets @ Montreal Expos
Olympic Stadium, Montreal, QB
Fri Sep 13 2002, 7:05 PM EDT
Att. 7,219 - Dome - 72 F

livebaseballscorecards.com


AB 39
R 11
H 16
RBI 9
BB 0
SO 5
LOB 16



Batter	1	2	3	4	5	6	7	8	9	AB	R	H	RBI	BB	SO	LOB	TOP								
Roger Cedeno, S (1, 7) OBP: 0.317, SLG: 0.350 Raul Gonzalez, R (6, 7) OBP: 0.330, SLG: 0.417				L7		G4-6-3 1B		F9		3	0	1	0	0	1	0									
Timo Perez, L (1, 8) OBP: 0.329, SLG: 0.435 38 Pat Strange, R (6, 1) John Valentin, R (9, PH) OBP: 0.341, SLG: 0.357	F7					G4-6-3 1-2			L7	3	0	1	0	0	0	1									
Mo Vaughn, L (1, 3) OBP: 0.351, SLG: 0.459 Brady Clark, R (7, 9) OBP: 0.234, SLG: 0.214	G3-1								G5-3	3	0	0	0	0	2	1									
Edgardo Alfonso, R (1, 5) OBP: 0.397, SLG: 0.471 Jason Phillips, R (7, 2) OBP: 0.497, SLG: 0.692		P4				F9			F3	3	0	0	0	0	0	1									
Jeremy Burnitz, L (1, 9) OBP: 0.317, SLG: 0.375 Marco Soutaro, R (7, 5) OBP: 0.250, SLG: 0.333										3	1	2	1	0	1	0									
Ty Wigginton, R (1, 4) OBP: 0.343, SLG: 0.531										4	0	0	0	0	1	3									
Vance Wilson, R (1, 2) OBP: 0.298, SLG: 0.374 (7, 3)										3	0	1	0	0	1	0									
Joe McEwing, R (1, 6) OBP: 0.253, SLG: 0.317										3	0	0	0	0	1	1									
Pedro Astacio, R (1, 1) OBP: 0.167, SLG: 0.186 Tyler Walker, R (4, 1) Esix Snead, S (6, PH) (6, 8)										1	0	0	0	0	1	0									
Inning Stats	R: 0 E: 0 K: 1 S: 7	H: 0 LOB: 0 BB: 0 P: 12	R: 0 E: 0 K: 1 S: 7	H: 0 LOB: 0 BB: 0 P: 11	R: 0 E: 0 K: 2 S: 9	H: 0 LOB: 0 BB: 0 P: 12	R: 0 E: 0 K: 1 S: 11	H: 1 LOB: 1 BB: 0 P: 19	R: 1 E: 0 K: 2 S: 11	H: 1 LOB: 0 BB: 0 P: 14	R: 0 E: 0 K: 1 S: 9	H: 1 LOB: 1 BB: 0 P: 12	R: 0 E: 0 K: 1 S: 10	H: 1 LOB: 1 BB: 0 P: 13	R: 0 E: 0 K: 1 S: 11	H: 1 LOB: 1 BB: 0 P: 14	R: 0 E: 0 K: 0 S: 14	H: 2 LOB: 2 BB: 0 P: 18	1B: 6 2B: 0 3B: 0 HR: 1	SF: 0 SAC: 0 DP: 1 HBP: 0	WP: 0 PB: 0 SB: 0 CS: 0	PA: 33			
PITCHER	IP	WLS	BF	H	R	ER	SO	BB	IBB	HBP	BLK	WP	HR	S	P	ERA	WHIP								
Javier Vazquez, R (1, 1) ERA: 3.97	7.0	W	24	4	1	1	9	0	0	0	0	0	1	64	93	1.29	0.571								
Matt Herges, R (8, 1) ERA: 4.23	1.0		4	1	0	0	1	0	0	0	0	0	0	11	14	0.00	1.000								
Jim Brower, R (9, 1) ERA: 4.52	1.0		5	2	0	0	0	0	0	0	0	0	0	14	18	0.00	2.000								

New York Mets @ Montreal Expos
Olympic Stadium, Montreal, QB
Sun Sep 15 2002, 1:35 PM EDT
Att: 16,608 - Dome - 72 F


AB	33
R	1
H	7
RBI	1
BB	0
SO	10
LOB	9



Batter	1	2	3	4	5	6	7	8	9	AB	R	H	RBI	BB	SO	LOB	BOTTOM								
Endy Chavez, L (1, 8) OBP: 0.282, SLG: 0.441		SF8		HR						3	1	2	2	0	1	0									
Jamey Carroll, R (1, 5) OBP: 0.500, SLG: 0.714	1B HR BB	P5		HR		G5-3				3	2	1	2	1	0	2									
Brad Wilkerson, L (1, 3) OBP: 0.370, SLG: 0.471	1B HR BB			HR		F8				2	2	0	0	2	1	2									
Vladimir Guerrero, R (1, 9) OBP: 0.414, SLG: 0.594	F9			F8		L8				4	0	0	0	0	1	3									
Orlando Cabrera, R (1, 6) OBP: 0.316, SLG: 0.367	HR 1B			HR		G6-3				4	2	2	2	0	0	0									
Matt Capikly, L (1, 7) OBP: 0.289, SLG: 0.512	HR			K		K				4	1	1	4	0	2	0									
Michael Barrett, R (1, 2) OBP: 0.345, SLG: 0.434	G3-1			G6-3		L8				4	0	0	0	0	0	0									
Wilton Guerrero, S (1, 4) OBP: 0.250, SLG: 0.246		K SH1-4 SF8		K		F7				4	1	0	0	0	3	0									
Javier Vazquez, R (1, 1) OBP: 0.211, SLG: 0.188 Matt Herges, L (8, 1) Troy O'Leary, L (6, PH) OBP: 0.362, SLG: 0.374 Jim Brower, R (9, 1)		SH1-4		3B 1B		2B 1B				2	1	2	0	0	0	0									
Inning Stats	R: 4 E: 0 K: 1 S: 16	H: 2 LOB: 2 BB: 2 P: 33	R: 1 E: 1 K: 1 S: 12	H: 0 LOB: 0 BB: 0 P: 18	R: 2 E: 0 K: 1 S: 13	H: 1 LOB: 0 BB: 1 P: 22	R: 3 E: 0 K: 2 S: 15	H: 3 LOB: 0 BB: 0 P: 26	R: 0 E: 0 K: 1 S: 6	H: 0 LOB: 0 BB: 0 P: 11	R: 0 E: 0 K: 0 S: 15	H: 2 LOB: 2 BB: 0 P: 22	R: 0 E: 0 K: 1 S: 9	H: 0 LOB: 0 BB: 0 P: 13	R: 0 E: 0 K: 2 S: 9	H: 0 LOB: 0 BB: 0 P: 11	R: 0 E: 0 K: 0 S: 9	H: 0 LOB: 0 BB: 0 P: 11	1B: 3 2B: 1 3B: 1 HR: 3	SF: 1 SAC: 1 DP: 0 HBP: 0	WP: 1 PB: 0 SB: 0 CS: 0	PA: 36			
PITCHER	IP	WLS	BF	H	R	ER	SO	BB	IBB	HBP	BLK	WP	HR	S	P	ERA	WHIP								
Pedro Astacio, R (1, 1) ERA: 4.61	3.1	L	19	5	9	8	4	3	0	0	0	1	1	50	88	21.60	2.400								
Tyler Walker, R (4, 1) ERA: 7.04	1.2		6	1	1	1	2	0	0	0	0	0	1	12	22	5.40	0.600								
38 Pat Strange, R (6, 1) ERA:	3.0		11	2	0	0	3	0	0	0	0	0	0	33	46	0.00	0.667								

New York Mets @ Montreal Expos
Olympic Stadium, Montreal, QB
Sun Sep 15 2002, 1:35 PM EDT
Att: 16,608 - Dome - 72 F


AB	31
R	10
H	8
RBI	10
BB	3
SO	9
LOB	7



Batter	1	2	3	4	5	6	7	8	9	10	11	12	13	14	AB	R	H	RBI	BB	SO	LOB	TOP					
Endy Chavez, L OBP: 0.282, SLG: 0.419	G6-3	G3-1		L6			K		G6-3		G1-3			1B	6	1	1	0	1	1	3						
James Carroll, R OBP: 0.435, SLG: 0.619	F8		SH1-3	2B	G6-3		K		B3		G4-3			HR	7	2	2	1	0	1	1						
Jose Vidro, S OBP: 0.371, SLG: 0.483	1B		SH1-3		G6-3		K		G6-3		K			HR	6	1	2	3	0	2	1						
Vladimir Guerrero, R OBP: 0.414, SLG: 0.594	1B				F7				2B		G5-3			G4-3	7	1	3	1	0	0	0						
Matt Cepicky, L OBP: 0.265, SLG: 0.460	G6-3		L4			K			2B		K			G4-3	7	1	1	1	0	2	3						
Orlando Cabrera, R OBP: 0.315, SLG: 0.370		1B			K		E1		2B		K			F7	5	1	2	0	1	2	2						
Brad Wilkerson, L OBP: 0.368, SLG: 0.467					G3-1				K		G3			K	5	0	0	0	1	3	3						
Scott Stewart, R OBP: 0.338, SLG: 0.461					K						G3-1			K	6	1	4	2	0	1	1						
Brian Schneider, L OBP: 0.338, SLG: 0.461											G4-3			SH3-4	6	1	4	2	0	1	1						
Sun-Woo Kim, R OBP: 0.315, SLG: 0.333											G4-3			SH3-4	3	0	1	0	0	1	3						
Zach Day, R OBP: 0.371, SLG: 0.520															0	0	0	0	0	0	0						
Troy Glaus, R OBP: 0.402, SLG: 0.574															0	0	0	0	0	0	0						
Wladimir Guerrero, Jr., R OBP: 0.315, SLG: 0.444															0	0	0	0	0	0	0						
Dan Smith, R OBP: 0.315, SLG: 0.444															0	0	0	0	0	0	0						
Andres Guazanga, R OBP: 0.285, SLG: 0.390															0	0	0	0	0	0	0						
Ben Reaves, R OBP: 0.315, SLG: 0.444															0	0	0	0	0	0	0						
Michael Balfanz, R OBP: 0.315, SLG: 0.444															0	0	0	0	0	0	0						
Inning Stats	R: 0 E: 0 K: 13	H: 2 LOB: 2 BB: 0 P: 20	R: 0 E: 0 K: 15	H: 1 LOB: 1 BB: 1 P: 25	R: 1 E: 0 K: 11	H: 2 LOB: 1 BB: 0 P: 11	R: 0 E: 0 K: 11	H: 1 LOB: 1 BB: 0 P: 12	R: 0 E: 0 K: 11	H: 0 LOB: 0 BB: 0 P: 15	R: 2 E: 1 K: 10	H: 3 LOB: 1 BB: 0 P: 24	R: 0 E: 0 K: 11	H: 1 LOB: 0 BB: 0 P: 13	R: 0 E: 0 K: 11	H: 0 LOB: 0 BB: 0 P: 14	R: 0 E: 0 K: 11	H: 0 LOB: 0 BB: 0 P: 17	R: 0 E: 0 K: 11	H: 0 LOB: 0 BB: 0 P: 17	R: 4 E: 0 K: 12	H: 3 LOB: 1 BB: 1 P: 22	1B: 10 2B: 5 3B: 0 HR: 1	SF: 0 SAC: 2 DP: 2 HBP: 0	WP: 1 PB: 0 SB: 5 CS: 0	PA: 59	
PITCHER	IP	WLS	BF	H	R	ER	SO	BB	IBB	HBP	BLK	WP	HR	S	P	ERA	WHIP										
Julian Tavarez, R ERA: 5.32	6.0		27	8	2	5	5	2	0	0	0	0	0	25	38	10.80	1.800										
A. J. Burnett, R ERA: 3.44	7.1	1.2	8	3	2	2	5	0	0	0	0	1	0	25	38	10.80	1.800										
Armando Almanza, L ERA: 4.5	8.1	0.1	2	1	0	0	1	0	0	0	0	0	0	4	6	0.00	3.000										
Bradlen Looper, R ERA: 3.43	9.1	1.0	2	0	0	0	0	0	0	0	0	0	0	4	5	0.00	0.000										
Vladimir Nunez, R ERA: 3.51	10.1	1.0	4	1	0	0	1	0	0	0	0	0	0	9	13	0.00	1.000										
PITCHER	IP	WLS	BF	H	R	ER	SO	BB	IBB	HBP	BLK	WP	HR	S	P	ERA	WHIP										
Michael Tejera, L ERA: 4.6	3.0			0	0	0	2	0	0	0	0	0	0	27	43	0.00	0.000										
Graeme Lloyd, L ERA: 5.14	14.1	0.1	3	1	2	2	0	1	0	0	0	0	0	4	10	54.00	6.000										
Toby Borland, R ERA: 7.71	14.1	0.2	4	2	2	2	0	0	0	0	0	0	1	8	12	27.00	3.000										

Montreal Expos @ Florida Marlins
Pro Player Stadium, Miami, FL
Tue Sep 17 2002, 7:05 PM EDT
Att. 4,836 - Cloudy - 85 F


AB: 54
R: 8
H: 16
RBI: 8
BB: 3
SO: 14
LOB: 18



Batter	1	2	3	4	5	6	7	8	9	10	11	12	13	14	AB	R	H	RBI	BB	SO	LOB	BOTTOM					
Luis Castillo, S OBP: 0.361, SLG: 0.365	1B		F9			G4-3	1B		G6-3					G4-3	6	1	2	0	1	1	2						
Juan Encarnacion, R OBP: 0.328, SLG: 0.437	K				G1-3		F3				K			G6-4-3	7	0	2	1	0	2	4						
Kevin Millar, R OBP: 0.367, SLG: 0.520					F8				F8		P6			F8	5	0	1	0	0	0	2						
Michael Tejera, L OBP: 0.245, SLG: 0.286					G4-3									G6-3	0	0	0	0	0	0	0						
Eric Owens, R OBP: 0.324, SLG: 0.355	1B														2	0	0	0	0	0	1						
Mike Lowell, R OBP: 0.346, SLG: 0.453	K				G5-3										5	1	3	1	1	1	1						
Derrek Lee, R OBP: 0.369, SLG: 0.492			F9			F8					G6-4-3			K	5	1	0	0	1	2	3						
Preston Wilson, R OBP: 0.329, SLG: 0.431					G5-3										4	1	1	3	2	1	1						
Charles Johnson, R OBP: 0.335, SLG: 0.433																											
A. J. Burnett, R ERA: 3.44																											
Bradlen Looper, R ERA: 3.43																											
Wladimir Nunez, R ERA: 3.51																											
Andy Fox, L OBP: 0.335, SLG: 0.333															2	0	0	0	3	0	0						
Pablo Ozuna, R OBP: 0.290, SLG: 0.333					L4									F8	1	0	0	0	0	0	0						
Julian Tavarez, L OBP: 0.197, SLG: 0.125															2	0	0	0	0	0	2						
Mike Redmond, R OBP: 0.377, SLG: 0.393															2	0	0	0	0	0	1						
Graeme Lloyd, L ERA: 4.78															0	0	0	0	0	0	0						
Toby Borland, R ERA: 7.71															0	0	0	0	0	0	0						
Mike Mordecai, R OBP: 0.301, SLG: 0.286															1	1	1	0	0	0	0						
Inning Stats	R: 0 E: 0 K: 10	H: 2 LOB: 1 BB: 0 P: 18	R: 0 E: 0 K: 9	H: 0 LOB: 0 BB: 0 P: 14	R: 0 E: 0 K: 9	H: 0 LOB: 0 BB: 0 P: 11	R: 0 E: 0 K: 9	H: 0 LOB: 0 BB: 0 P: 10	R: 0 E: 0 K: 8	H: 1 LOB: 1 BB: 0 P: 17	R: 0 E: 0 K: 9	H: 0 LOB: 0 BB: 0 P: 15	R: 0 E: 0 K: 11	H: 0 LOB: 0 BB: 2 P: 25	R: 0 E: 0 K: 10	H: 0 LOB: 1 BB: 2 P: 13	R: 0 E: 0 K: 10	H: 1 LOB: 2 BB: 0 P: 20	R: 1 E: 0 K: 12	H: 2 LOB: 1 BB: 0 P: 19	1B: 9 2B: 2 3B: 0 HR: 1	SF: 0 SAC: 1 DP: 4 HBP: 0	WP: 0 PB: 0 SB: 1 CS: 1	PA: 57			
PITCHER	IP	WLS	BF	H	R	ER	SO	BB	IBB	HBP	BLK	WP	HR	S	P	ERA	WHIP										
Sun-Woo Kim, R ERA: 6.38	5.2		22	6	2	2	2	0	0	0	0	0	0	14	29	13.50	2.250										
Zach Day, R ERA: 4.76	6.1	1.1	7	1	2	2	0	2	0	0	0	0	1	34	29	13.50	2.250										
Dan Smith, R ERA: 2.09	8.1	3.0	10	1	0	0	6	0	0	0	0	0	0	49	0.00	0.333											
Britt Reames, R ERA: 4.78	11.1	2.2	12	1	0	0	2	3	2	0	0	0	0	24	52	0.00	1.500										
Scott Stewart, L ERA: 3.24	13.1	1.1	6	2	1	1	0	0	0	0	0	0	0	15	25	6.75	1.500										

Montreal Expos @ Florida Marlins
Pro Player Stadium, Miami, FL
Tue Sep 17 2002, 7:05 PM EDT
Att. 4,836 - Cloudy - 85 F

AB: 48
R: 5
H: 11
RBI: 5
BB: 8
SO: 10
LOB: 20



Batter	1	2	3	4	5	6	7	8	9	10	11	AB	R	H	RBI	BB	SO	LOB	TOP						
Endy Chavez, L OBP: 0.277, SLG: 0.405	1B FC4-6		G4-3		L9			F8		K		5	1	1	0	0	1	0							
Jamey Carroll, R OBP: 0.429, SLG: 0.577	1B FC4-6		E6		K			F9			1B	5	1	2	0	0	1	0							
Jose Vidro, S OBP: 0.369, SLG: 0.479	1B FC4-6 SF7		F8		K			G4-3			1B WP	4	2	0	1	1	1	2							
Vladimir Guerrero, R OBP: 0.414, SLG: 0.592	1B CS		F7				L7		G5-3		1B CS WP	5	0	2	1	0	0	1							
Matt Cepicky, L OBP: 0.266, SLG: 0.444	E4			FC3-6 1B		K		G4-3			1B P6	4	0	1	0	0	1	2							
Wil Cordero, R OBP: 0.339, SLG: 0.442						K						1	0	0	0	0	0	2							
Wilton Guerrero, S OBP: 0.250, SLG: 0.246												0	0	0	0	0	0	0							
Orlando Cabrera, R OBP: 0.319, SLG: 0.369	SF7					G1-3			E4		S	3	0	1	1	1	0	0							
Brad Wilkerson, L OBP: 0.370, SLG: 0.466	CS				F7				F7		BB	3	0	1	0	2	0	3							
Brian Schneider, L OBP: 0.330, SLG: 0.449			K		FC3-6			F8		G6-3	K	5	0	0	0	0	2	6							
Tomo Ohka, S OBP: 0.145												3	0	0	0	0	2	2							
Dan Smith, R OBP: 0.145												0	0	0	0	0	0	0							
Jim Brower, R OBP: 0.145												0	0	0	0	0	0	0							
Joey Eischen, L OBP: 0.286, SLG: 0.333												1	0	0	0	0	0	0							
Tim Drew, R OBP: 0.286, SLG: 0.333												0	0	0	0	0	0	0							
Inning Stats	R: 2 E: 1 K: 0 S: 14	H: 3 LOB: 1 BB: 0 P: 19	R: 0 E: 0 K: 2 S: 9	H: 1 LOB: 0 BB: 0 P: 16	R: 0 E: 1 K: 0 S: 10	H: 0 LOB: 1 BB: 0 P: 17	R: 0 E: 0 K: 0 S: 9	H: 2 LOB: 2 BB: 0 P: 16	R: 0 E: 0 K: 1 S: 6	H: 0 LOB: 0 BB: 0 P: 6	R: 0 E: 0 K: 1 S: 8	H: 0 LOB: 0 BB: 1 P: 13	R: 0 E: 0 K: 0 S: 6	H: 0 LOB: 0 BB: 0 P: 8	R: 0 E: 1 K: 0 S: 10	H: 0 LOB: 1 BB: 0 P: 11	R: 0 E: 0 K: 1 S: 6	H: 0 LOB: 0 BB: 0 P: 9	R: 2 E: 0 K: 1 S: 18	H: 2 LOB: 2 BB: 3 P: 33	1B: 8 2B: 1 3B: 0 HR: 0	SF: 1 SAC: 0 DP: 1 HBP: 0	WP: 1 PB: 0 SB: 1 CS: 4	PA: 45	
PITCHER	IP WLS BF H R ER SO BB IBB HBP BLK WP HR S P ERA WHIP	IP WLS BF H R ER SO BB IBB HBP BLK WP HR S P ERA WHIP	PITCHER 46 Oswaldo Maitena, L (11, 1) ERA: 4.96										IP WLS BF H R ER SO BB IBB HBP BLK WP HR S P ERA WHIP												
Carl Pavano, R ERA: 5.09	6.0	1.0	3	0	0	0	1	1	0	0	0	0	0	0	8	13	0.00	1.000							
Armando Almanza, L ERA: 4.4	7.1	1.0	3	0	0	0	0	0	0	0	0	0	0	0	6	8	0.00	0.000							
Blaine Neal, R ERA: 3.38	8.1	1.0	4	0	0	0	0	0	0	0	0	0	0	0	10	11	0.00	0.000							
Gary Knotts, R ERA: 4.0	9.1	1.0	3	0	0	0	1	0	0	0	0	0	0	0	6	9	0.00	0.000							
Braden Looper, R ERA: 3.39	10.1	1.0	3	0	0	0	1	0	0	0	0	0	0	0	6	9	0.00	0.000							
Batter	1	2	3	4	5	6	7	8	9	10	11	AB	R	H	RBI	BB	SO	LOB	BOTTOM						
Luis Castillo, S OBP: 0.362, SLG: 0.365	B5-3			G6-3		F7						5	0	2	0	0	0	1							
Juan Encarnación, R OBP: 0.326, SLG: 0.433	K			P4		F9						5	0	0	0	0	1	5							
Kevin Millar, R OBP: 0.366, SLG: 0.517												4	0	1	0	0	1	0							
Pablo Ozuna, R OBP: 0.290, SLG: 0.333	G4-3											0	1	0	0	0	0	0							
Braden Looper, R OBP: 0.375, SLG: 0.392												0	0	0	0	0	0	0							
Mike Redmond, R OBP: 0.375, SLG: 0.392												1	0	0	0	0	1	1							
46 Oswaldo Maitena, L (11, 1) ERA: 4.96												0	0	0	0	0	0	0							
Mike Lowell, R OBP: 0.345, SLG: 0.453		G5-3				P6						5	1	1	0	0	1	0							
Derrek Lee, R OBP: 0.370, SLG: 0.491												5	0	2	2	0	1	0							
Preston Wilson, R OBP: 0.330, SLG: 0.430												5	0	2	0	0	1	2							
Charles Johnson, R OBP: 0.302, SLG: 0.367												4	0	0	0	0	2	4							
Andy Fox, L OBP: 0.335, SLG: 0.333												3	0	1	0	0	1	0							
Mike Mordcaai, R OBP: 0.299, SLG: 0.284												1	0	0	0	0	0	2							
Carl Pavano, R ERA: 5.09	8.0	0.0	2	2	2	2	0	7	1	0	0	0	0	0	4	7	0.00	0.875							
Dan Smith, R ERA: 2.51	9.1	0.2	B	3	1	0	0	1	0	0	0	0	0	0	9	17	0.00	1.500							
Jim Brower, R ERA: 4.48	9.1	1.1	W	5	1	0	0	1	0	0	0	1	0	0	17	25	0.00	0.750							
Joey Eischen, L ERA: 1.29	10.6	1.0	S	3	0	0	0	0	0	0	0	0	0	0	5	9	0.00	0.000							
PITCHER	IP WLS BF H R ER SO BB IBB HBP BLK WP HR S P ERA WHIP	IP WLS BF H R ER SO BB IBB HBP BLK WP HR S P ERA WHIP	PITCHER Tomo Ohka, R (9, 1) ERA: 3.18										IP WLS BF H R ER SO BB IBB HBP BLK WP HR S P ERA WHIP												
Dan Smith, R ERA: 3.18	9.1	0.0	2	2	2	2	0	7	1	0	0	0	0	0	4	7	0.00	0.875							
Jim Brower, R ERA: 4.48	9.1	0.2	B	3	1	0	0	1	0	0	0	0	0	0	9	17	0.00	1.500							
Joey Eischen, L ERA: 1.29	10.6	1.1	W	5	1	0	0	1	0	0	0	1	0	0	17	25	0.00	0.750							
Tim Drew, R ERA: 2.45	11.1	1.0	S	3	0	0	0	0	0	0	0	0	0	0	5	9	0.00	0.000							


Montreal Expos @ Florida Marlins
Pro Player Stadium, Miami, FL
 Wed Sep 18 2002, 7:05 PM EDT
 Att. 5,105 - Cloudy - 85 F

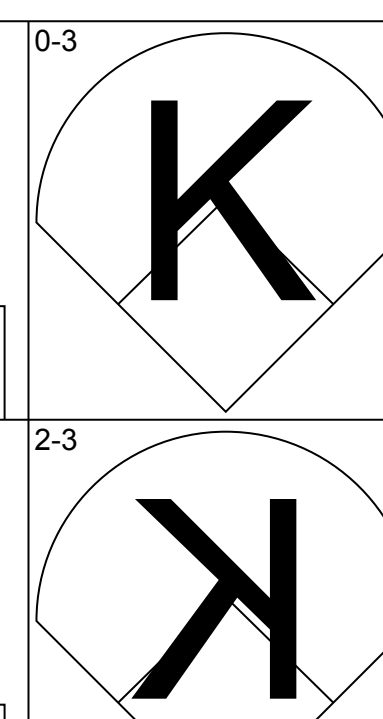
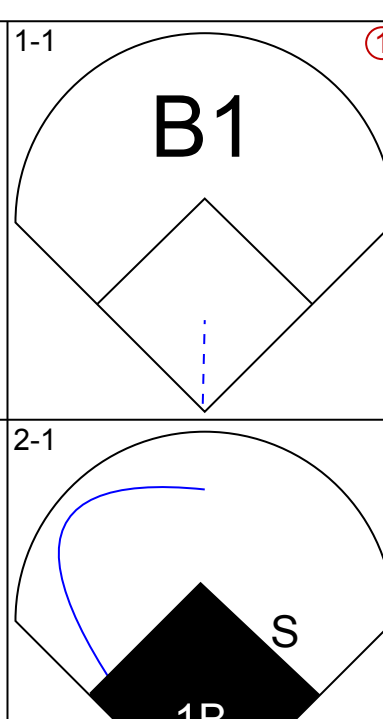
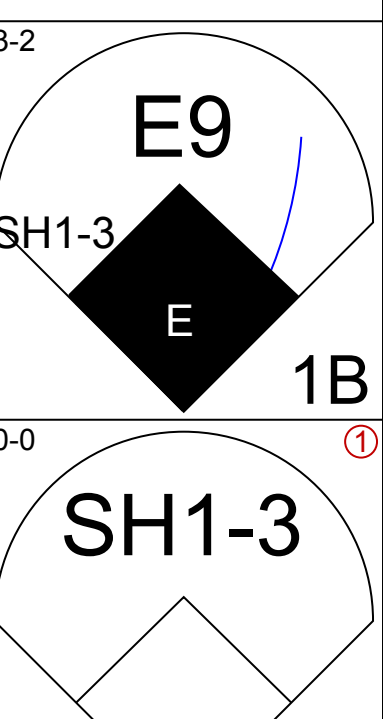
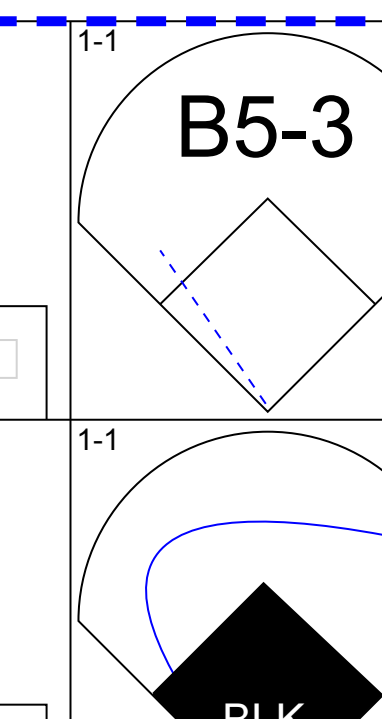
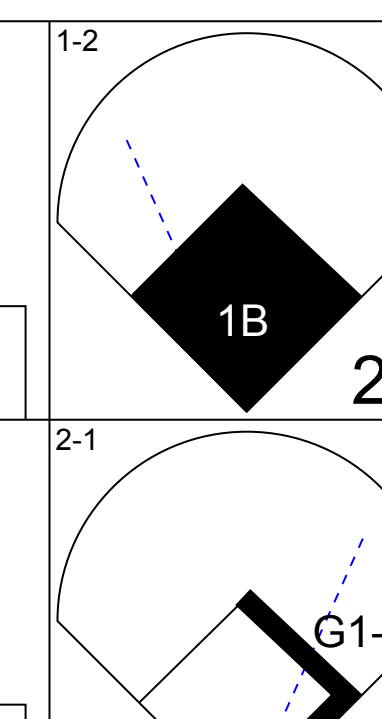
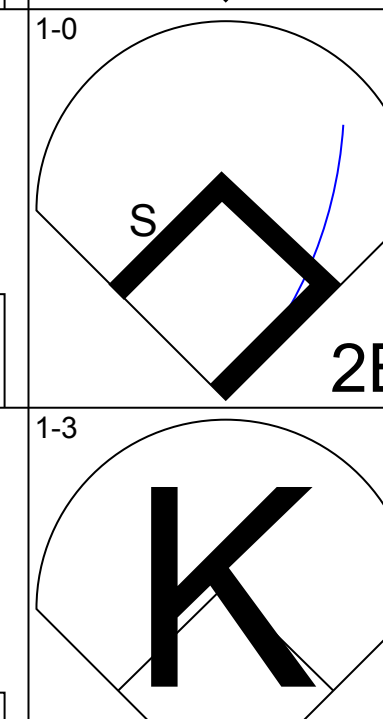
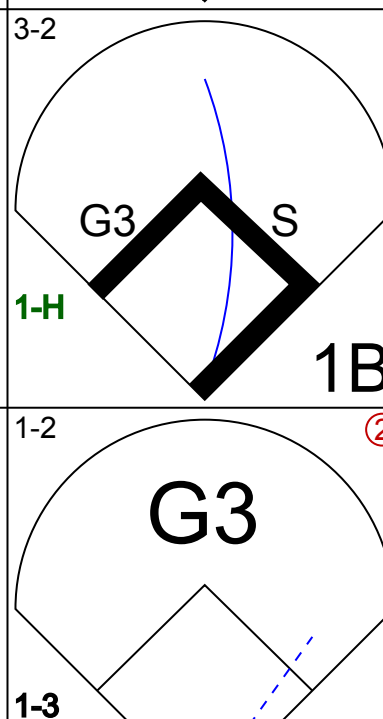
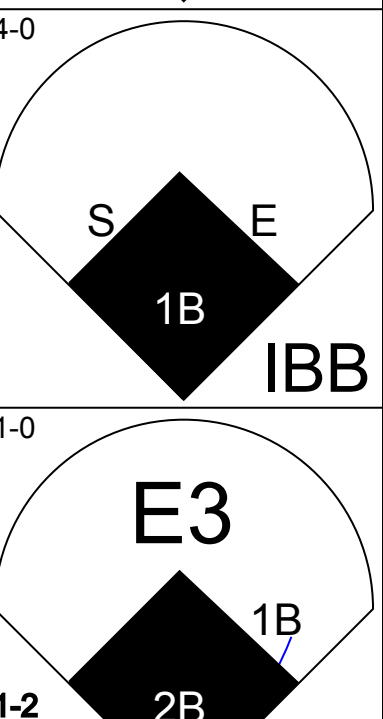
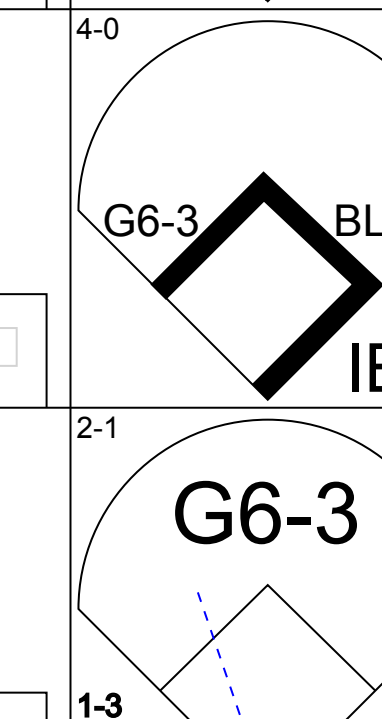
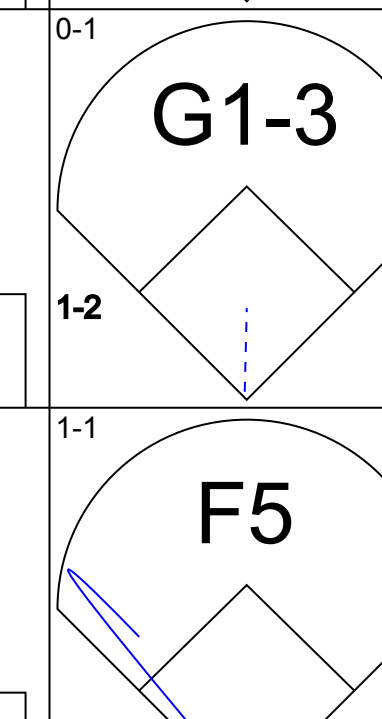

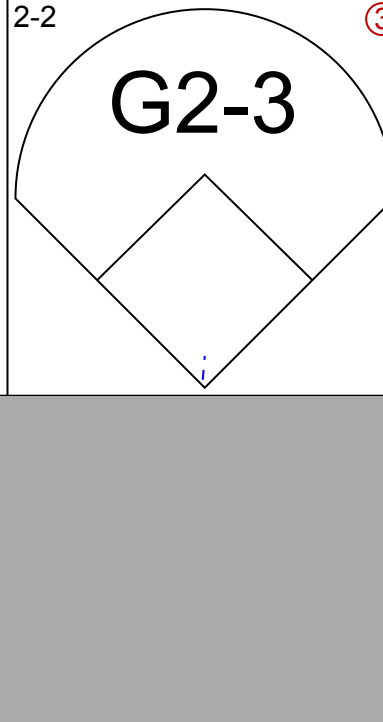
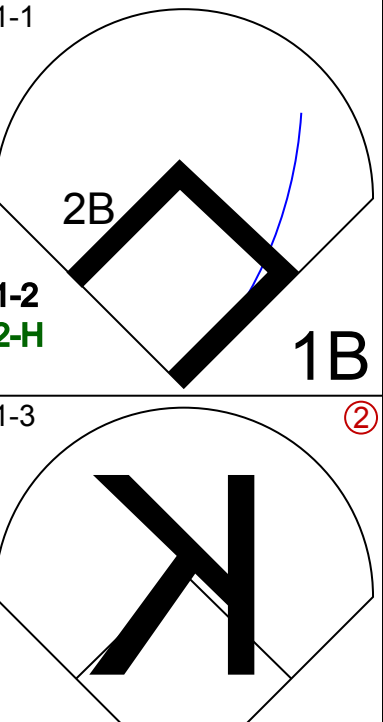
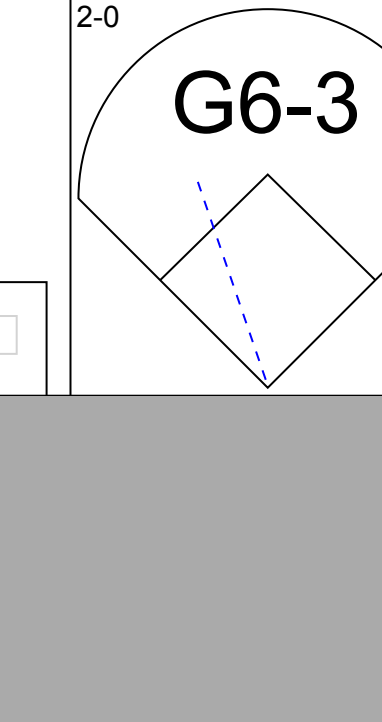



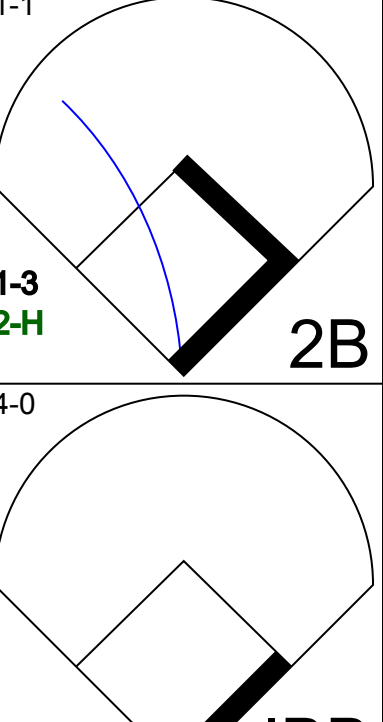


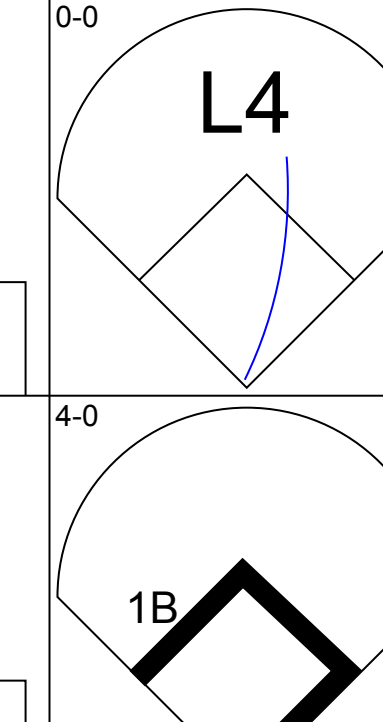
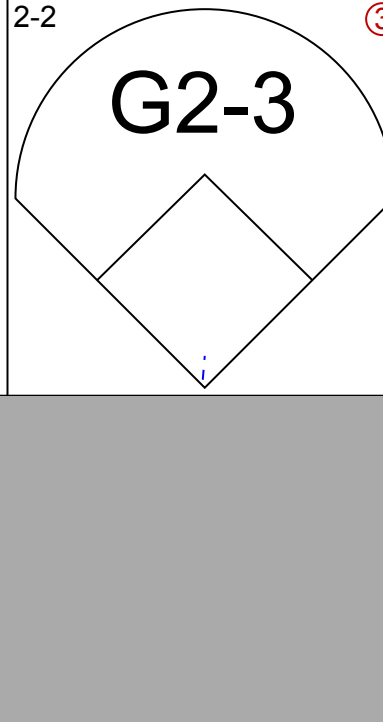
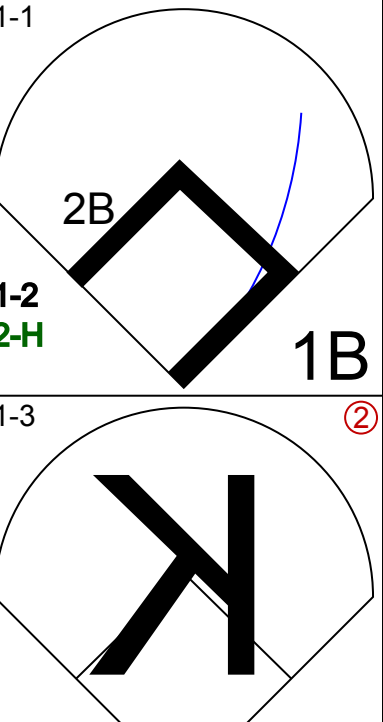
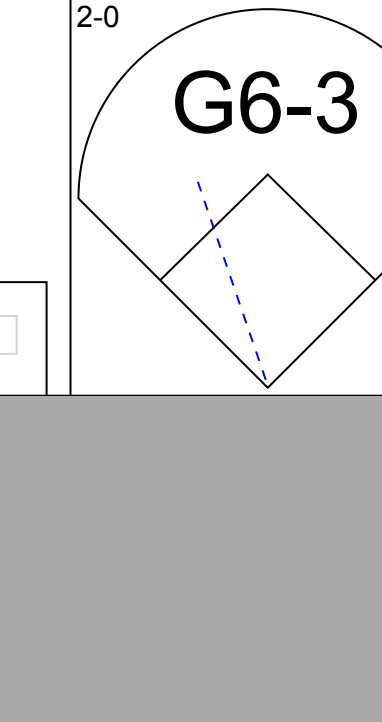

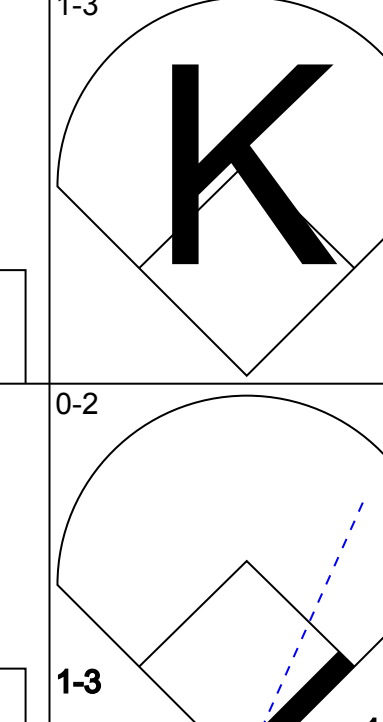
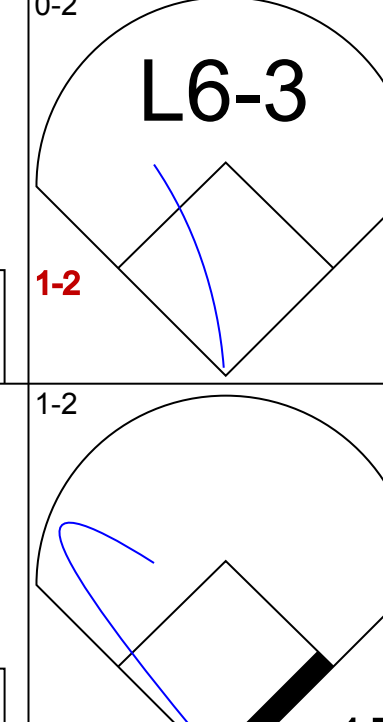
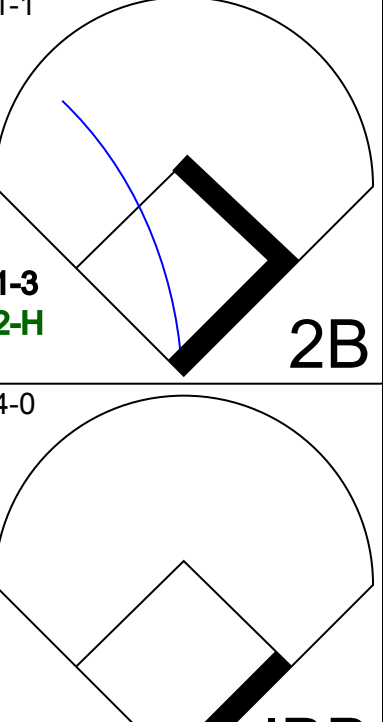
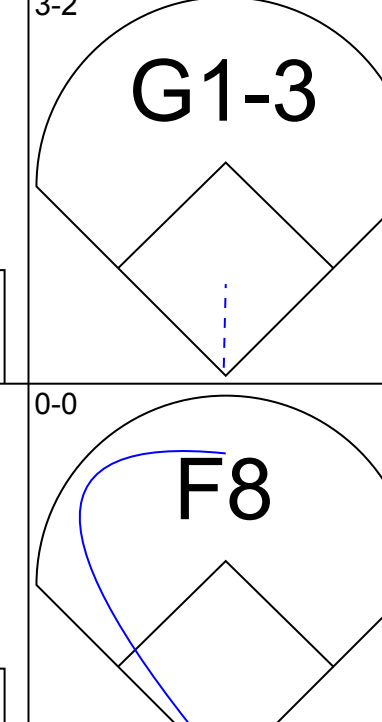
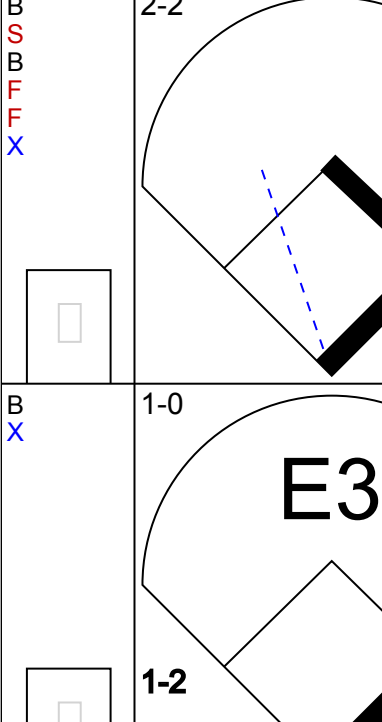
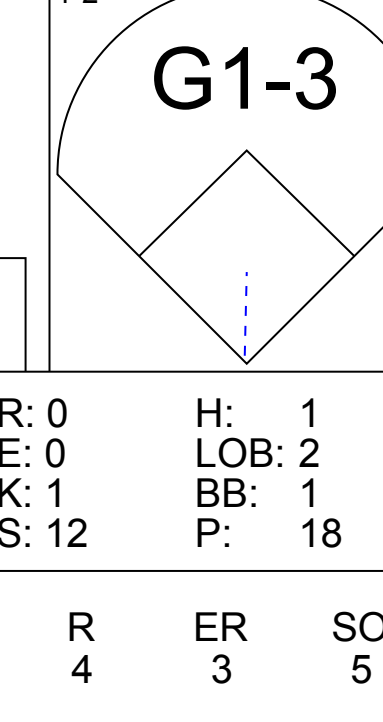
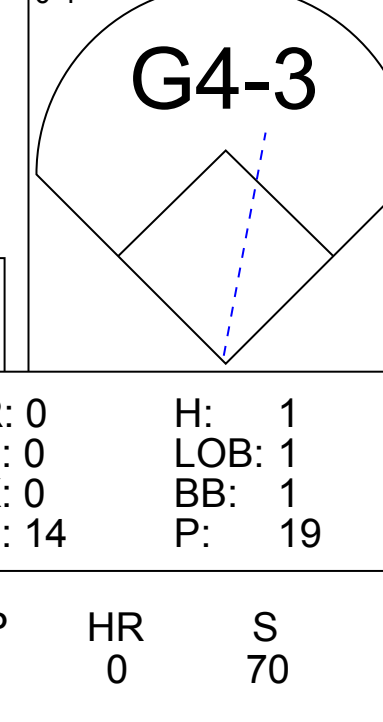
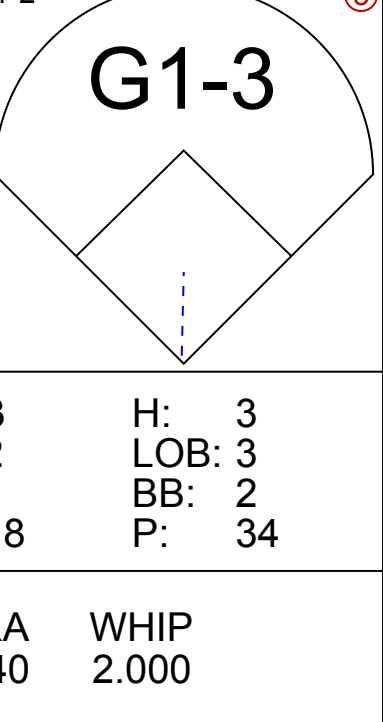
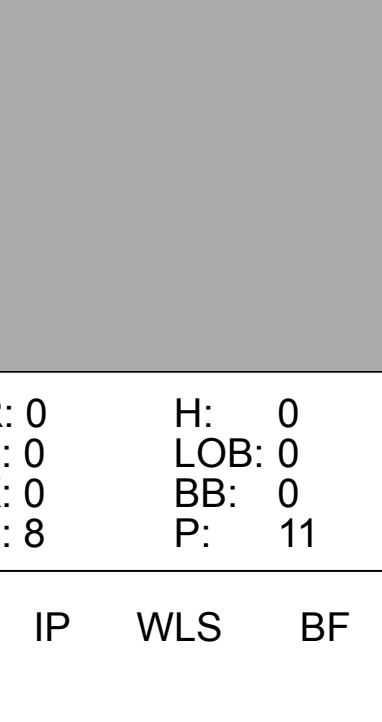
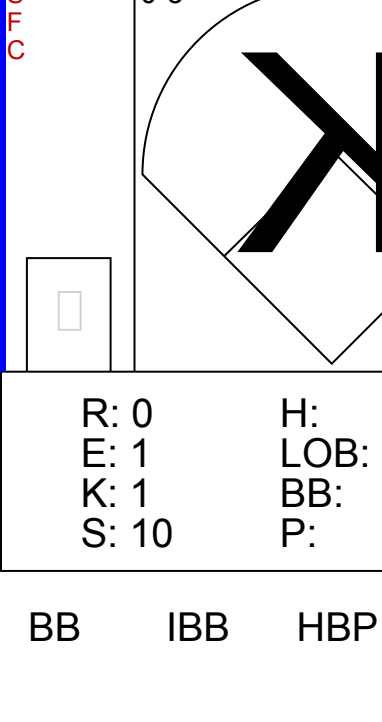
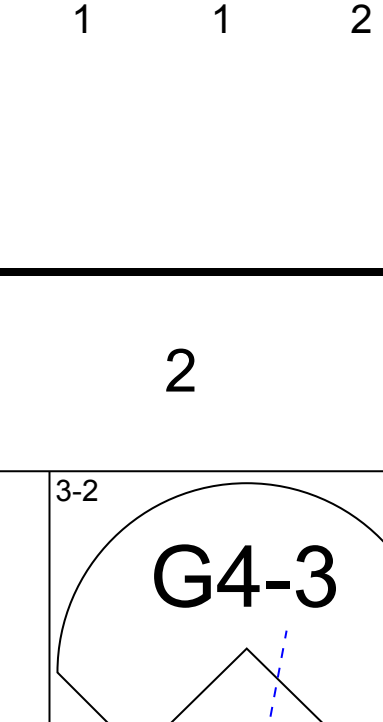
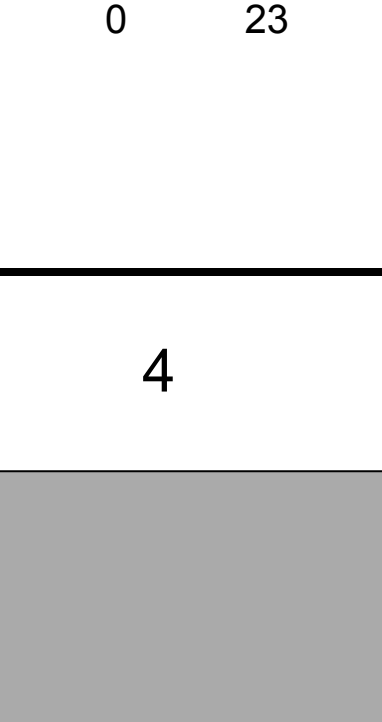
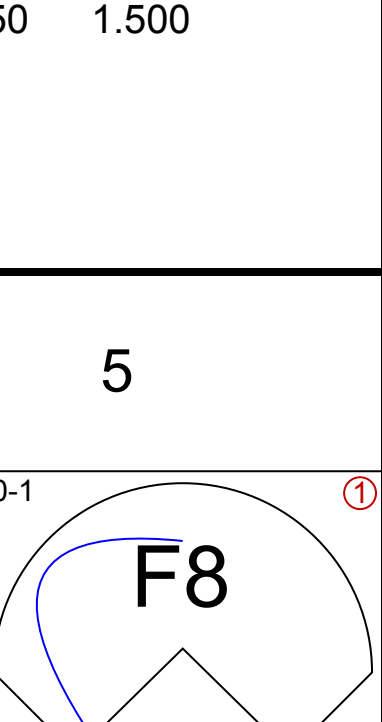
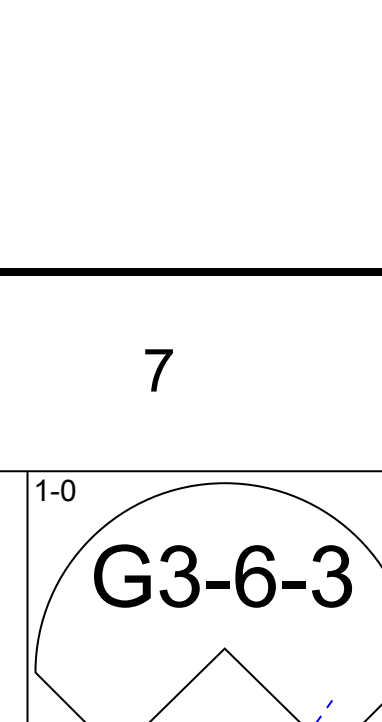
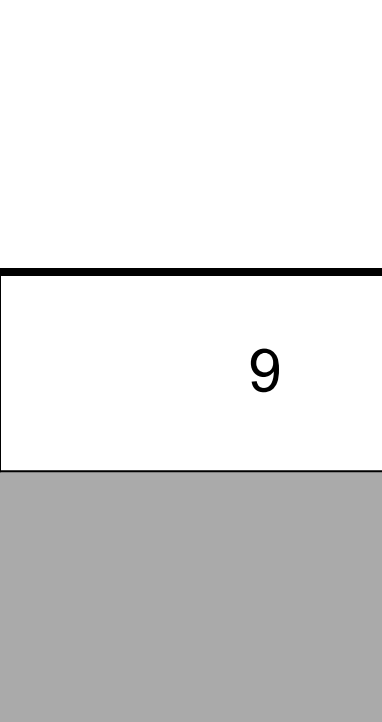


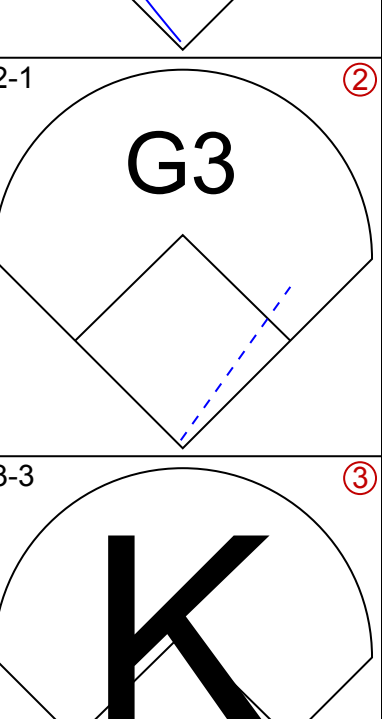
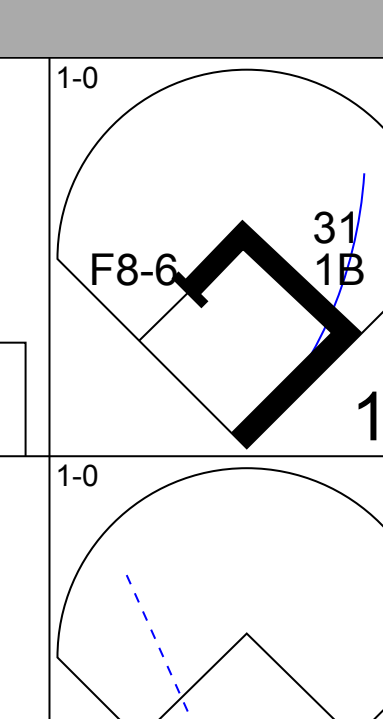

AB	39
R	4
H	8
RBI	3
BB	4
SO	8
LOB	18



Montreal Expos @ Florida Marlins
Pro Player Stadium, Miami, FL
 Wed Sep 18 2002, 7:05 PM EDT
 Att. 5,105 - Cloudy - 85 F

AB	41
R	2
H	10
RBI	2
BB	1
SO	9
LOB	15

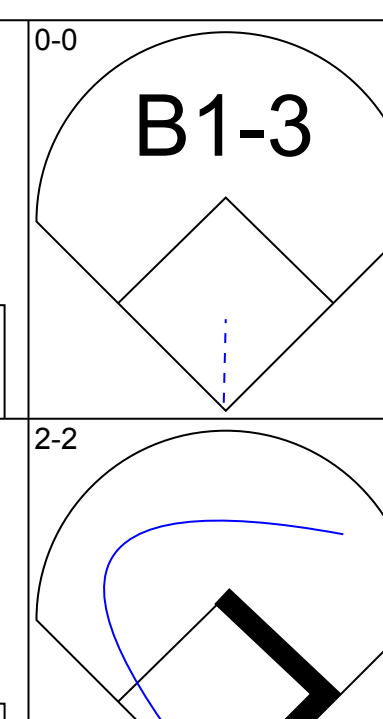
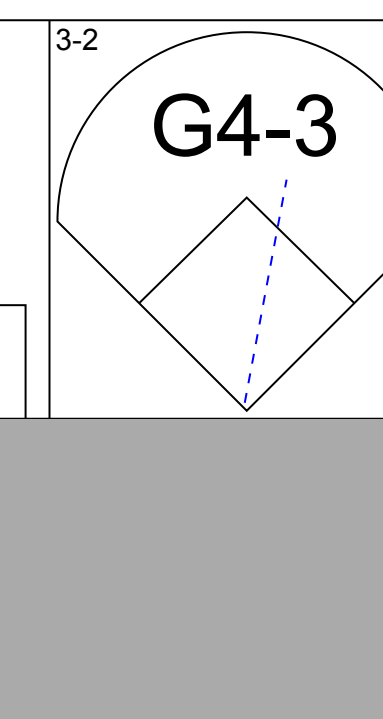
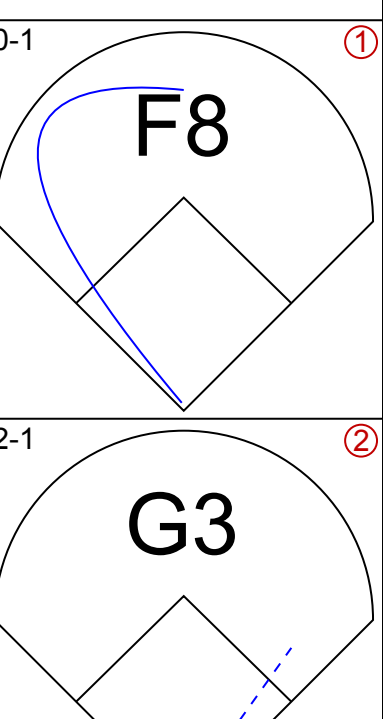
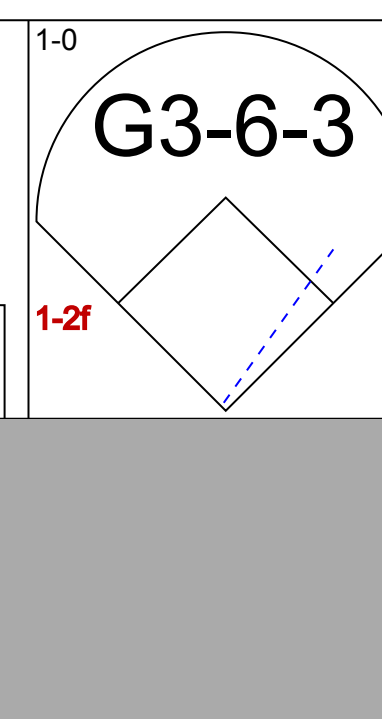
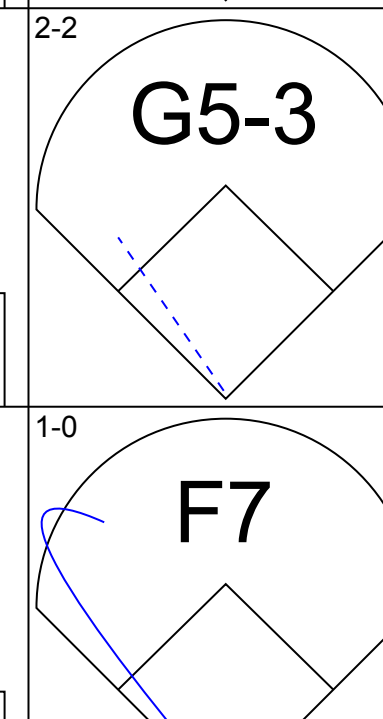
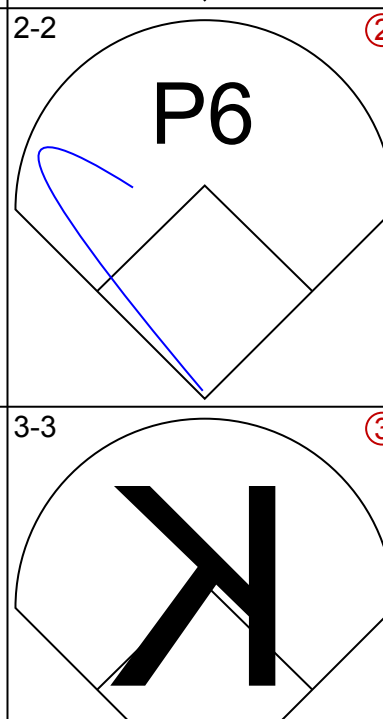

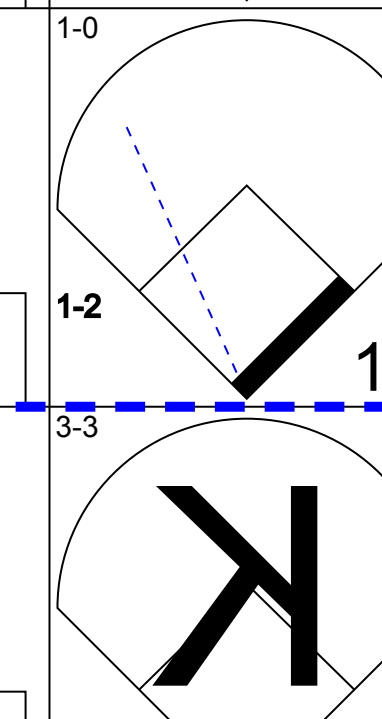



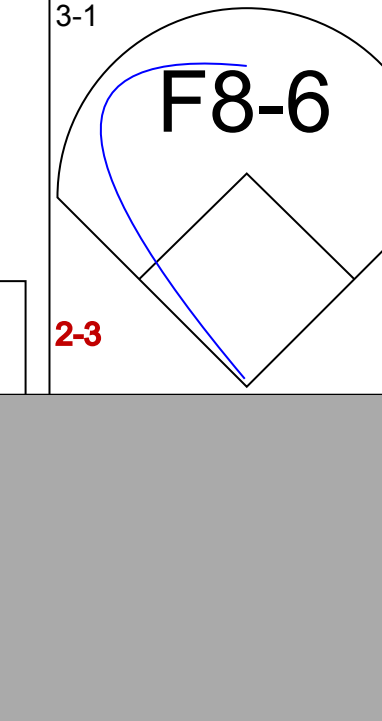




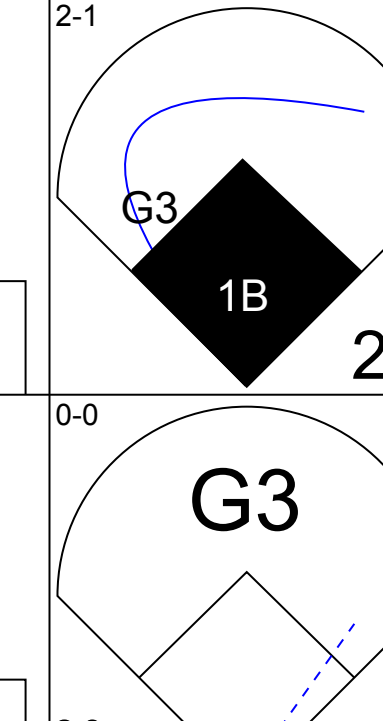
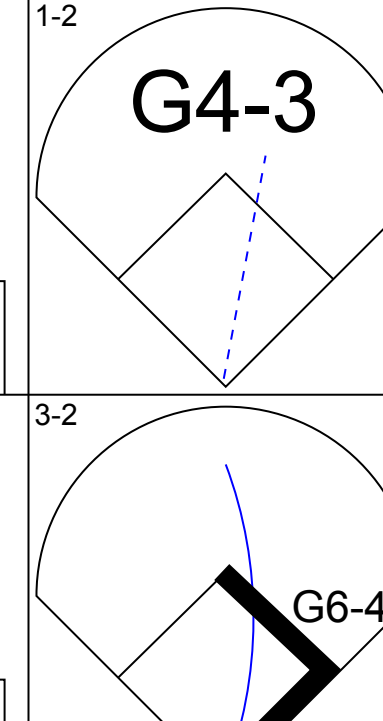
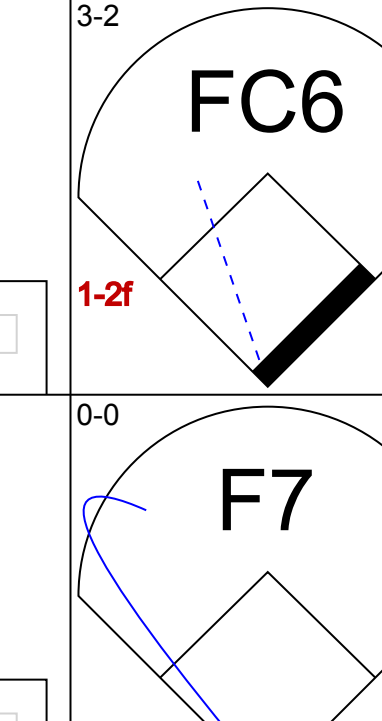
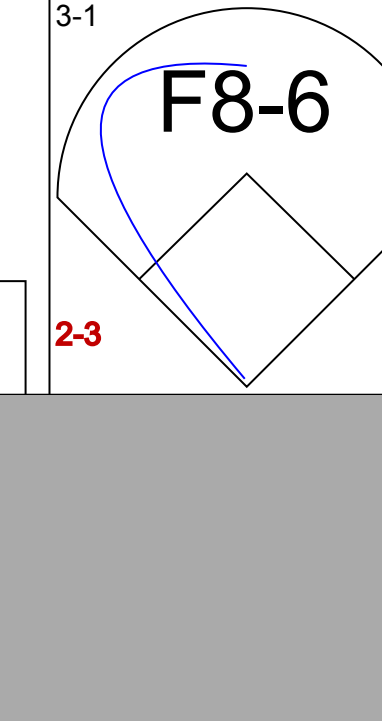
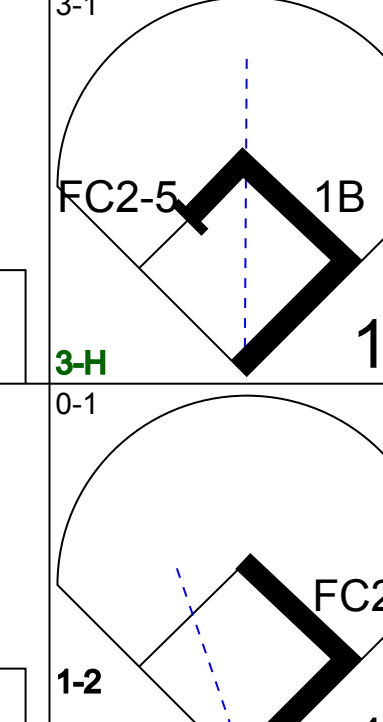
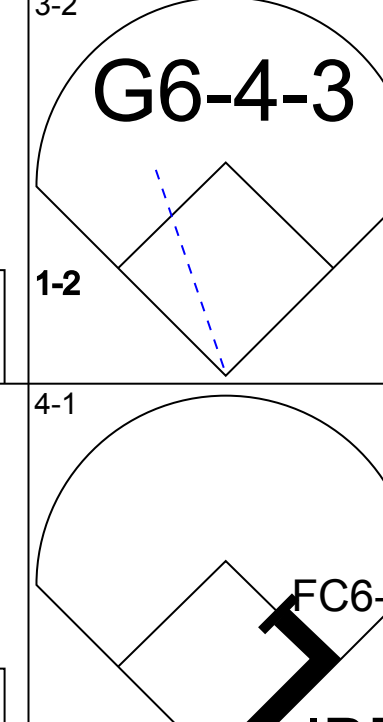

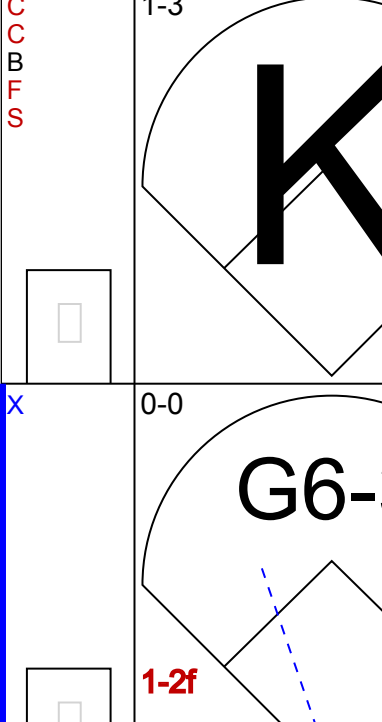
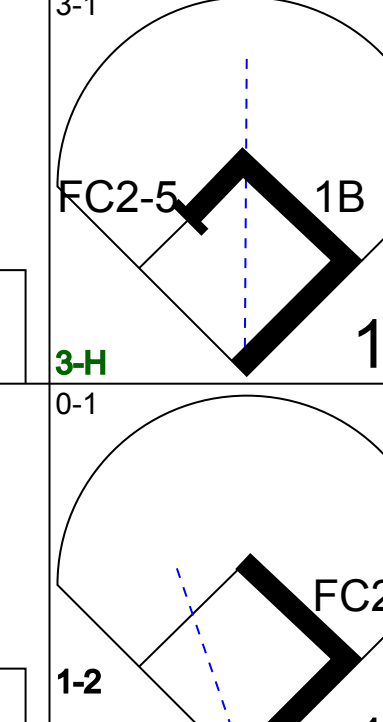
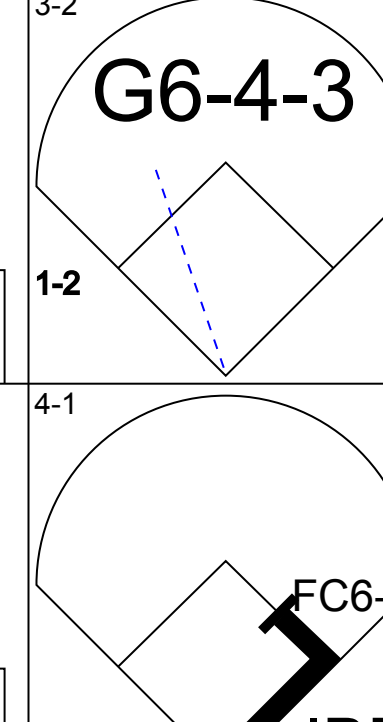

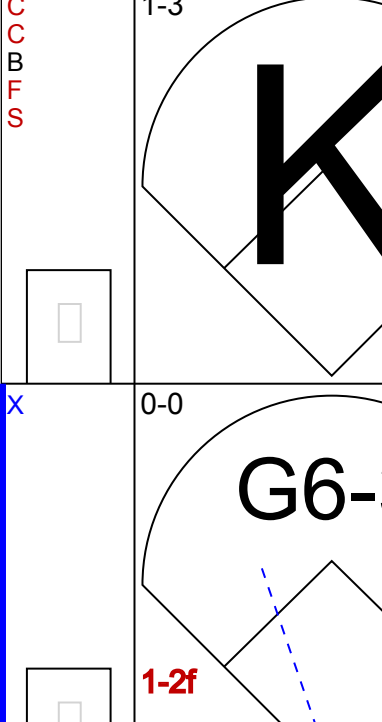
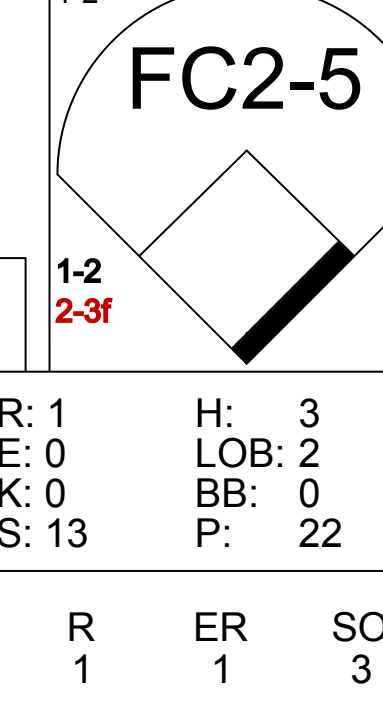
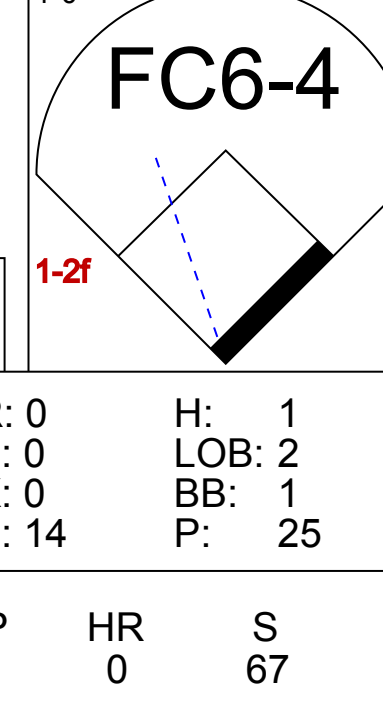




Batter	1	2	3	4	5	6	7	8	9	AB	R	H	RBI	BB	SO	LOB	TOP					
Endy Chavez, L OBP: 0.280, SLG: 0.404										5	2	2	0	0	1	0						
Jamey Carroll, R OBP: 0.466, SLG: 0.667										4	2	3	1	0	1	0						
Vladimir Guerrero, R OBP: 0.419, SLG: 0.593										3	1	2	1	2	0	1						
Matt Cepicky, L OBP: 0.273, SLG: 0.413										5	1	0	0	0	1	5						
Orlando Cabrera, R OBP: 0.318, SLG: 0.368										5	0	1	1	0	0	2						
Brad Wilkerson, L OBP: 0.370, SLG: 0.463										3	0	0	0	2	1	2						
Michael Barrett, R OBP: 0.343, SLG: 0.431										5	0	2	1	0	1	2						
Wilton Guerrero, S OBP: 0.261, SLG: 0.252										4	0	2	0	1	0	1						
Tony Armas, R OBP: 0.102, SLG: 0.125										4	0	0	0	0	1	6						
Joey Eischen, L OBP: 0.250, SLG: 0.286										1	0	0	0	0	1	2						
Dan Smith, R OBP: 0.250, SLG: 0.286										0	0	0	0	0	0	0						
Inning Stats	R: 0 E: 0 K: 3 S: 12	H: 1 LOB: 1 BB: 0 P: 16	R: 0 E: 0 K: 1 S: 12	H: 1 LOB: 2 BB: 1 P: 18	R: 1 E: 0 K: 0 S: 14	H: 2 LOB: 1 BB: 0 P: 23	R: 0 E: 0 K: 0 S: 14	H: 1 LOB: 1 BB: 1 P: 19	R: 3 E: 2 K: 1 S: 18	H: 3 LOB: 3 BB: 2 P: 34	R: 1 E: 0 K: 0 S: 7	H: 1 LOB: 1 BB: 1 P: 17	R: 0 E: 0 K: 0 S: 8	H: 0 LOB: 0 BB: 0 P: 11	R: 1 E: 0 K: 1 S: 13	H: 2 LOB: 1 BB: 0 P: 18	R: 0 E: 1 K: 1 S: 10	H: 1 LOB: 2 BB: 0 P: 16	1B: 8 2B: 4 3B: 1 HR: 0	SF: 0 SAC: 1 DP: 1 HBP: 0	WP: 0 PB: 0 SB: 4 CS: 0	PA: 45
PITCHER	IP	WLS	BF	H	R	ER	SO	BB	IBB	HBP	BLK	WP	HR	S	P	ERA	WHIP					
John Thomson, R ERA: 4.74	5.0	L	27	8	4	3	5	2	2	0	0	0	0	70	110	5.40	2.000					
38 Pat Strange, R ERA: 1.5	2.0		8	1	1	1	0	0	1	0	1	0	0	15	28	4.50	0.500					
Tyler Walker, R ERA: 6.52	2.0		10	3	1	1	2	0	0	0	0	0	0	23	34	4.50	1.500					

Montreal Expos @ New York Mets
Shea Stadium, Flushing, NY
Fri Sep 20 2002, 7:10 PM EDT
Att: 23,675 - Cloudy - 74 F

AB 39
R 6
H 12
RBI 4
BB 5
SO 7
LOB 21



Batter	1	2	3	4	5	6	7	8	9	AB	R	H	RBI	BB	SO	LOB	BOTTOM				
Roger Cedeno, S OBP: 0.316, SLG: 0.348										4	0	0	0	0	0	3					
Roberto Alomar, S OBP: 0.335, SLG: 0.385										4	0	2	0	0	0	0					
31 Mike Piazza, R OBP: 0.360, SLG: 0.544										4	0	1	0	0	1	1					
Mo Vaughn, L OBP: 0.348, SLG: 0.447										4	0	1	0	0	2	3					
Edgardo Alfonzo, R OBP: 0.391, SLG: 0.464										4	1	1	0	0	0	3					
Jeremy Burnitz, L OBP: 0.316, SLG: 0.377										3	0	1	0	0	0	2					
John Valentin, R OBP: 0.340, SLG: 0.353										0	0	0	0	1	0	0					
Raul Gonzalez, R OBP: 0.333, SLG: 0.427										4	0	1	1	0	2	3					
Rey Ordenez, R OBP: 0.289, SLG: 0.322										2	0	1	0	1	0	0					
Ty Wigginton, R OBP: 0.336, SLG: 0.520										1	0	0	0	0	0	1					
John Thomson, R OBP: 0.255, SLG: 0.216										2	0	0	0	0	0	4					
38 Pat Strange, R ERA: 1.27										0	0	0	0	0	0	0					
Timo Perez, L OBP: 0.334, SLG: 0.439										1	0	1	0	0	0	0					
Tyler Walker, R ERA: 2.45										0	0	0	0	0	0	0					
Inning Stats	R: 0 E: 0 K: 0 S: 8	H: 1 LOB: 1 BB: 0 P: 13	R: 1 E: 0 K: 0 S: 13	H: 3 LOB: 2 BB: 0 P: 22	R: 0 E: 0 K: 1 S: 8	H: 0 LOB: 0 BB: 0 P: 16	R: 0 E: 0 K: 0 S: 14	H: 1 LOB: 2 BB: 1 P: 25	R: 0 E: 0 K: 1 S: 9	H: 1 LOB: 1 BB: 0 P: 16	R: 0 E: 0 K: 0 S: 6	H: 1 LOB: 0 BB: 0 P: 11	R: 0 E: 0 K: 1 S: 8	H: 2 LOB: 1 BB: 0 P: 16	R: 0 E: 0 K: 1 S: 5	H: 0 LOB: 0 BB: 1 P: 10	1B: 7 2B: 3 3B: 0 HR: 0	SF: 0 SAC: 0 DP: 3 HBP: 0	WP: 0 PB: 0 SB: 0 CS: 0	PA: 35	
PITCHER	IP	WLS	BF	H	R	ER	SO	BB	IBB	HBP	BLK	WP	HR	S	P	ERA	WHIP				
Tony Armas, R ERA: 4.43	7.0	W	30	9	1	1	3	0	0	0	0	0	0	67	119	1.29	1.286				
Joey Eischen, L ERA: 1.27	1.0		2	0	0	0	1	0	0	0	0	0	0	6	12	0.00	0.000				
Dan Smith, R ERA: 2.45	1.0		3	0	0	0	1	1	0	0	0	0	0	5	10	0.00	1.000				

Montreal Expos @ New York Mets
Shea Stadium, Flushing, NY
Fri Sep 20 2002, 7:10 PM EDT
Att: 23,675 - Cloudy - 74 F

AB 33
R 1
H 9
RBI 1
BB 2
SO 5
LOB 20



Batter	1	2	3	4	5	6	7	8	9	10	11	AB	R	H	RBI	BB	SO	LOB	TOP								
Endy Chavez, L OBP: 0.306, SLG: 0.468	(1, 8) X SH1-3 G6-3 2B		(0, 1) X CS 1B			(3, 1) X HR		(0, 0) X F9			(0, 1) X 1B	5	2	4	1	0	0	1									
Jamey Carroll, R OBP: 0.439, SLG: 0.595	(1, 6) X SH1-3		(1, 1) X CS 1-2	(2, 3) X K		(0, 2) X F8			(1, 3) X K		(2, 2) X L9	4	0	0	0	0	2	1									
Vladimir Guerrero, R OBP: 0.417, SLG: 0.592	(1, 9) X G6-3			(3, 2) X G6-3		(2, 0) X G5-3			(1, 1) X 2B		(0, 3) X K	5	0	1	1	0	1	1									
Matt Cepicky, L OBP: 0.267, SLG: 0.394 Andres Galaraga, R OBP: 0.340, SLG: 0.387	(1, 7) X L8			(1, 3) X K			(2, 3) X K		(4, 0) X G6-4-3 IBB			3	0	0	0	0	2	0									
Fernando Tatis, R OBP: 0.303, SLG: 0.403		(2, 0) X G6-3				(0, 0) X SH1-3 SF9 2B			(1, 3) X K		(1, 2) X G6-4-3	4	1	1	0	0	1	2									
Brad Wilkerson, L OBP: 0.369, SLG: 0.460	(1, 3) X K		(0, 3) X K			(0, 0) X SH1-3			(0, 3) X K			3	0	0	0	0	2	0									
Michael Barrett, R OBP: 0.339, SLG: 0.428		(2, 2) X F7				(2, 1) X SF9			(0, 0) X G5-3			3	0	0	1	0	1	0									
Wilton Guerrero, S OBP: 0.254, SLG: 0.244			(0, 0) X B2-3			(1, 3) X K			(0, 1) X B2-3		(1, 1) X G3	4	0	0	0	0	1	0									
Javier Vazquez, R OBP: 0.100, SLG: 0.183 Troy Gentry, R OBP: 0.250, SLG: 0.375 Scott Stewart, R OBP: 0.190, SLG: 0.280 Tim Drew, R OBP: 0.190, SLG: 0.280 Joey Eischen, L OBP: 0.190, SLG: 0.280 Dan Smith, R OBP: 0.190, SLG: 0.280	(1, 1) X G6-3			(0, 2) X G6-3		(2, 1) X G4-3			(1, 0) X 1B			2	0	0	0	0	0	0									
Inning Stats	R: 1 E: 0 K: 0 S: 8	H: 1 LOB: 0 BB: 0 P: 12	R: 0 E: 0 K: 1 S: 8	H: 0 LOB: 0 BB: 0 P: 12	R: 0 E: 0 K: 0 S: 7	H: 1 LOB: 0 BB: 0 P: 8	R: 0 E: 0 K: 2 S: 10	H: 0 LOB: 0 BB: 0 P: 16	R: 1 E: 0 K: 1 S: 7	H: 1 LOB: 0 BB: 0 P: 10	R: 0 E: 0 K: 3 S: 9	H: 0 LOB: 0 BB: 0 P: 12	R: 0 E: 0 K: 0 S: 5	H: 1 LOB: 1 BB: 0 P: 6	R: 0 E: 0 K: 1 S: 9	H: 1 LOB: 1 BB: 1 P: 16	R: 0 E: 0 K: 1 S: 8	H: 0 LOB: 0 BB: 0 P: 11	R: 0 E: 0 K: 2 S: 11	H: 1 LOB: 1 BB: 0 P: 15	1B: 3 2B: 3 3B: 0 HR: 1	SF: 1 SAC: 2 DP: 1 HBP: 0	WP: 0 PB: 0 SB: 0 CS: 1	PA: 40			
PITCHER	IP 7.0	WLS 24	BF 4	H 4	R 3	ER 3	SO 7	BB 0	IBB 0	HBP 0	BLK 0	WP 0	HR 1	S 57	P 85	ERA 3.86	WHIP 0.571										
Pedro Astacio, R ERA: 4.58	(1, 1)																										
Steve Reed, R ERA: 1.95	(8, 1)	1.1	6	2	0	0	1	0	0	0	0	0	0	11	14	0.00	1.500										
Mark Guthrie, L ERA: 2.35	(9, 1)	0.2	2	0	0	0	0	0	1	0	0	0	0	3	8	0.00	0.000										
Armando Benitez, R ERA: 2.31	(10, 1)	2.0	W	7	1	0	0	3	0	0	0	0	0	19	26	0.00	0.500										

Montreal Expos @ New York Mets
Shea Stadium, Flushing, NY
Sat Sep 21 2002, 7:10 PM EDT
Att: 30,946 - Cloudy - 77 F

AB 35
R 3
H 7
RBI 3
BB 1
SO 11
LOB 5



Batter	1	2	3	4	5	6	7	8	9	10	11	AB	R	H	RBI	BB	SO	LOB	BOTTOM								
Roger Cedeno, S OBP: 0.316, SLG: 0.348	(1, 7) X F7		(2, 1) X G5-3		(2, 1) X 2B			(0, 0) X L1		(3, 1) X F8		5	1	1	0	1	0	3									
Timo Perez, L OBP: 0.334, SLG: 0.441	(1, 8) X G3		(3, 2) X 2B			(1, 2) X P6			(2, 2) X CS 1B		(1, 2) X WP 1B	3	0	1	0	0	0	0									
Raul Gonzalez, R OBP: 0.340, SLG: 0.433	(8, PH) X G3											1	0	1	0	0	0	0									
Esik Snead, S OBP: 0.285, SLG: 0.714	(8, PR) X 2B											2	1	2	3	0	0	0									
Roberto Alomar, S OBP: 0.334, SLG: 0.383	(1, 4) X K		(3, 2) X G6-3			(3, 1) X L7			(0, 3) X K		(4, 2) X BB	4	0	0	0	1	2	2									
Mo Vaughn, L OBP: 0.348, SLG: 0.453	(1, 3) X 1B			(0, 1) X F5		(3, 2) X HR			(1, 3) X SAFE K			5	1	2	1	0	2	3									
Edgardo Alfonzo, R OBP: 0.390, SLG: 0.460	(1, 5) X F9			(1, 0) X P6		(1, 0) X L8			(4, 2) X 1B S BB		(2, 1) X F9	4	1	0	0	1	0	3									
Jeromy Burnitz, L OBP: 0.314, SLG: 0.374	(1, 9) X K											3	0	0	0	0	1	1									
Ty Wigginton, R OBP: 0.333, SLG: 0.515	(9, PH) X K											1	0	0	0	0	1	1									
Jason Phillips, R OBP: 0.438, SLG: 0.643	(10, 2) X K											1	0	0	0	0	0	2									
Vance Wilson, R OBP: 0.306, SLG: 0.388	(1, 2) X K											4	1	3	0	0	1	0									
Marco Scutaro, R OBP: 0.231, SLG: 0.308	(9, PR) X 1B											0	0	0	0	0	0	0									
Armando Benitez, R OBP: 0.339, SLG: 0.428	(10, 1) X 1B											1	0	0	0	0	0	0									
Rey Ordonez, R OBP: 0.299, SLG: 0.321	(11, PH) X G3-1											4	1	1	1	0	0	4									
Joe McEwing, R OBP: 0.255, SLG: 0.314	(1, 6) X G3-1											4	1	1	1	0	0	4									
Pedro Astacio, R ERA: 3.93 Mike Piazza, R OBP: 0.322, SLG: 0.197 Steve Reed, R ERA: 1.95 Mark Guthrie, R ERA: 1.27 Brady Clark, R OBP: 0.228, SLG: 0.309	(1, 1) X K			(3, 3) X K		(0, 1) X 2B 1B			(0, 0) X F8		(1, 2) X E3	2	0	1	0	0	1	0									
Inning Stats	R: 0 E: 0 K: 1 S: 7	H: 0 LOB: 0 BB: 0 P: 11	R: 0 E: 0 K: 1 S: 18	H: 2 LOB: 2 BB: 0 P: 24	R: 0 E: 0 K: 1 S: 11	H: 1 LOB: 1 BB: 0 P: 22	R: 0 E: 0 K: 0 S: 4	H: 0 LOB: 0 BB: 0 P: 5	R: 0 E: 0 K: 1 S: 15	H: 2 LOB: 2 BB: 0 P: 20	R: 1 E: 0 K: 0 S: 12	H: 1 LOB: 1 BB: 0 P: 20	R: 0 E: 0 K: 2 S: 9	H: 1 LOB: 1 BB: 0 P: 12	R: 1 E: 1 K: 1 S: 20	H: 1 LOB: 2 BB: 1 P: 33	R: 0 E: 0 K: 1 S: 14	H: 1 LOB: 2 BB: 1 P: 23	R: 3 E: 0 K: 1 S: 12	H: 1 LOB: 0 BB: 1 P: 20	1B: 7 2B: 3 3B: 0 HR: 2	SF: 0 SAC: 0 DP: 0 HBP: 1	WP: 1 PB: 0 SB: 1 CS: 1	PA: 47			
PITCHER	IP 7.0	WLS 4	BF 18	H 8	R 1	ER 2	SO 4	BB 0	IBB 0	HBP 0	BLK 0	WP 0	HR 1	S 81	P 118	ERA 2.57	WHIP 1.143										
Javier Vazquez, R ERA: 3.93	(1, 1)																										
Scott Stewart, L ERA: 3.13	(8, 1)	1.0	H	4	1	1	0	2	1	0	0	0	0	11	18	0.00	2.000										
Tim Drew, R ERA: 1.93	(9, 1)	1.0	B	5	1	0	0	1	0	0	0	0	0	18	27	0.00	1.000										
Joey Eischen, L ERA: 1.27	(10, 1)	0.0	2	1	0	0	0	1	0	0	0	1	0	6	11	∞	∞										
Dan Smith, R ERA: 2.36	(10, 1)	1.2	L	8	1	3	3	2	1	0	1	0	1	20	32	16.20	1.200										

Montreal Expos @ New York Mets
Shea Stadium, Flushing, NY
Sat Sep 21 2002, 7:10 PM EDT
Att: 30,946 - Cloudy - 77 F

AB 43
R 6
H 12
RBI 5
BB 3
SO 9
LOB 22



Batter	1	2	3	4	5	6	7	8	9	AB	R	H	RBI	BB	SO	LOB	TOP											
Endy Chavez, L OBP: 0.301, SLG: 0.455										5	0	1	0	0	2	4												
Jamey Carroll, R OBP: 0.435, SLG: 0.595										5	1	2	1	0	1	2												
Vladimir Guerrero, R OBP: 0.416, SLG: 0.595										4	1	1	2	1	1	2												
Wil Cordero, R OBP: 0.335, SLG: 0.434 Brad Wilkerson, L OBP: 0.356, SLG: 0.460										5	0	1	0	0	0	1												
Andres Galarraga, R OBP: 0.341, SLG: 0.388										5	1	2	0	0	0	2												
Fernando Tatis, R OBP: 0.304, SLG: 0.401										2	1	0	0	2	0	2												
Michael Barrett, R OBP: 0.338, SLG: 0.429										4	0	1	1	0	1	5												
Wilton Guerrero, S OBP: 0.266, SLG: 0.252										4	1	2	0	0	0	2												
Sun-Woo Kim, R OBP: 0.200, SLG: 0.200 Zach Day, R OBP: 0.400, SLG: 0.250										2	0	0	0	0	0	1												
Inning Stats	R: 0 E: 0 K: 0 S: 6	H: 1 LOB: 0 BB: 0 P: 8	R: 2 E: 1 K: 1 S: 17	H: 2 LOB: 2 BB: 1 P: 26	R: 0 E: 0 K: 2 S: 13	H: 1 LOB: 3 BB: 2 P: 26	R: 0 E: 0 K: 1 S: 12	H: 0 LOB: 0 BB: 0 P: 16	R: 2 E: 0 K: 0 S: 16	H: 3 LOB: 1 BB: 0 P: 22	R: 1 E: 0 K: 0 S: 15	H: 2 LOB: 1 BB: 0 P: 21	R: 0 E: 1 K: 0 S: 7	H: 0 LOB: 1 BB: 0 P: 8	R: 0 E: 0 K: 0 S: 6	H: 1 LOB: 1 BB: 0 P: 10	R: 0 E: 0 K: 1 S: 7	H: 0 LOB: 0 BB: 0 P: 10	1B: 7 2B: 2 3B: 0 HR: 1	SF: 0 SAC: 2 DP: 0 HBP: 0	WP: 0 PB: 0 SB: 1 CS: 1	PA: 42						
PITCHER	IP	WLS	BF	H	R	ER	SO	BB	IBB	HBP	BLK	WP	HR	S	P	ERA	WHIP											
Al Leiter, L ERA: 3.32	(1, 1)	5.0	L	25	7	4	3	4	3	0	0	0	0	1	64	98	5.40	2.000										
Grant Roberts, R ERA: 2.14	(6, 1)	2.0	9	2	1	1	0	0	0	0	0	0	0	0	22	29	4.50	1.000										
David Weathers, R ERA: 2.75	(8, 1)	1.0	4	1	0	0	0	0	0	0	0	0	0	6	8	0.00	1.000											
38 Pat Strange, R ERA: 1.29	(9, 1)	1.0	3	0	0	0	1	0	0	0	0	0	0	7	10	0.00	0.000											
Batter	1	2	3	4	5	6	7	8	9	AB	R	H	RBI	BB	SO	LOB	BOTTOM											
Roger Cedeno, S OBP: 0.313, SLG: 0.345										5	0	0	0	0	0	2												
Roberto Alomar, S OBP: 0.335, SLG: 0.383 Marco Scutaro, R OBP: 0.222, SLG: 0.296										2	0	1	0	1	1	0												
31 Mike Piazza, R OBP: 0.360, SLG: 0.541										3	0	1	0	1	0	1												
Jeremy Burnitz, L OBP: 0.311, SLG: 0.371										4	1	0	0	0	1	3												
Ty Wigginton, R OBP: 0.339, SLG: 0.505										2	0	0	1	2	0	0												
Timo Perez, L OBP: 0.336, SLG: 0.441										4	0	2	0	0	0	3												
Joe McEwing, R OBP: 0.250, SLG: 0.307										4	0	0	0	0	0	3												
Rey Ordenez, R OBP: 0.289, SLG: 0.322 David Weathers, R OBP: 0.337, SLG: 0.429										3	0	1	0	0	0	1												
Al Leiter, L OBP: 0.267, SLG: 0.173 Grant Roberts, R OBP: 1.000, SLG: 1.000 Esix Snead, S OBP: 0.250, SLG: 0.625 John Valentin, R OBP: 0.343, SLG: 0.361										2	0	1	0	0	0	3												
Inning Stats	R: 0 E: 0 K: 1 S: 18	H: 2 LOB: 3 BB: 1 P: 30	R: 0 E: 0 K: 0 S: 13	H: 1 LOB: 1 BB: 0 P: 18	R: 0 E: 0 K: 0 S: 8	H: 0 LOB: 0 BB: 1 P: 16	R: 0 E: 0 K: 0 S: 14	H: 2 LOB: 2 BB: 1 P: 25	R: 0 E: 0 K: 1 S: 12	H: 0 LOB: 1 BB: 1 P: 22	R: 0 E: 0 K: 0 S: 11	H: 1 LOB: 0 BB: 0 P: 18	R: 0 E: 0 K: 1 S: 6	H: 0 LOB: 0 BB: 0 P: 7	R: 1 E: 1 K: 0 S: 10	H: 0 LOB: 0 BB: 0 P: 14	R: 0 E: 0 K: 0 S: 11	H: 1 LOB: 1 BB: 0 P: 19	1B: 6 2B: 2 3B: 0 HR: 0	SF: 0 SAC: 0 DP: 2 HBP: 0	WP: 0 PB: 0 SB: 1 CS: 0	PA: 37						
PITCHER	IP	WLS	BF	H	R	ER	SO	BB	IBB	HBP	BLK	WP	HR	S	P	ERA	WHIP											
Sun-Woo Kim, R ERA: 5.71	(1, 1)	4.1	W	19	5	0	0	2	3	0	0	0	0	0	47	77	0.00	1.846										
Zach Day, R ERA: 4.09	(5, 1)	4.2	W	18	2	1	0	2	1	0	0	0	0	47	77	0.00	0.643											

Montreal Expos @ New York Mets
Shea Stadium, Flushing, NY
Sun Sep 22 2002, 1:10 PM EDT
Att: 36,730 - Sunny - 78 F

AB	36
R	5
H	10
RBI	4
BB	3
SO	5
LOB	21



Montreal Expos @ New York Mets
Shea Stadium, Flushing, NY
Sun Sep 22 2002, 1:10 PM EDT
Att: 36,730 - Sunny - 78 F

AB	33
R	1
H	7
RBI	1
BB	4
SO	3
LOB	16



Batter	1	2	3	4	5	6	7	8	9	AB	R	H	RBI	BB	SO	LOB	TOP					
Luis Castillo, S OBP: 0.360, SLG: 0.359 (1, 4)	G4-3		HR				G6-3		SH1-3	2	1	0	0	1	0	0						
Juan Encarnacion, R OBP: 0.332, SLG: 0.456 (1, 9)	G1-3		HR				HR		HR	5	3	4	5	0	0	0						
Kevin Millar, R OBP: 0.372, SLG: 0.519 Abraham Nunez, S OBP: 0.154, SLG: 0.154 (9, PR) (9, 8)	F7		HR				HR		FC5-4	4	1	1	0	1	1	3						
Mike Lowell, R OBP: 0.344, SLG: 0.455 (1, 5)		HR	F9				HR		FC5-4	5	2	2	4	0	1	1						
Derrek Lee, R OBP: 0.370, SLG: 0.485 (1, 3)				G6-3			F7		FC5-4	4	0	1	0	1	0	2						
Eric Owens, R OBP: 0.319, SLG: 0.362 (1, 8) (9, 7)				K			K		F9	5	0	1	0	0	2	4						
Ramon Castro, R OBP: 0.330, SLG: 0.460 (1, 2)				F7					F7	3	0	0	0	1	0	1						
Andy Fox, L OBP: 0.335, SLG: 0.330 Braden Looper, R (8, 1)			SH1-4				K		G3	4	1	1	0	0	2	2						
Carl Pavano, R OBP: 0.179, SLG: 0.205 Michael Tejera, L OBP: 0.297, SLG: 0.278 Pablo Ozuna, R OBP: 0.248, SLG: 0.351 Vladimir Nunez, R OBP: 0.304, SLG: 0.373 Armando Almanza, L Blaine Neal, L Mike Mordecai, R OBP: 0.333, SLG: 0.227 (1, 1) (6, 1) (7, PH) (7, 1) (8, 1) (8, 6)			SH1-4				1B		F7	1	0	1	0	0	0	0						
Inning Stats	R: 0 E: 0 K: 0 S: 7	H: 0 LOB: 0 BB: 0 P: 10	R: 1 E: 0 K: 0 S: 9	H: 3 LOB: 0 BB: 0 P: 15	R: 3 E: 0 K: 1 S: 13	H: 2 LOB: 0 BB: 1 P: 20	R: 0 E: 0 K: 1 S: 8	H: 0 LOB: 0 BB: 0 P: 13	R: 0 E: 0 K: 3 S: 10	H: 2 LOB: 2 BB: 2 P: 21	R: 0 E: 0 K: 3 S: 10	H: 0 LOB: 0 BB: 2 P: 20	R: 3 E: 0 K: 0 S: 20	H: 2 LOB: 1 BB: 1 P: 32	R: 0 E: 0 K: 0 S: 6	H: 0 LOB: 0 BB: 0 P: 9	R: 2 E: 1 K: 0 S: 13	H: 2 LOB: 3 BB: 1 P: 23	1B: 5 2B: 1 3B: 1 HR: 4	SF: 0 SAC: 2 DP: 2 HBP: 1	WP: 0 PB: 0 SB: 0 CS: 1	PA: 42
PITCHER	IP	WLS	BF	H	R	ER	SO	BB	IBB	HBP	BLK	WP	HR	S	P	ERA	WHIP					
Britt Reames, R ERA: 5.03 (1, 1)	3.0	L	13	5	4	4	1	1	0	0	0	0	2	29	45	12.00	2.000					
Matt Herges, R ERA: 4.1 (4, 1)	1.0		3	0	0	0	1	0	0	0	0	0	0	8	13	0.00	0.000					
Jim Brower, R ERA: 4.37 (5, 1)	2.0		10	2	0	0	4	2	0	1	0	0	0	24	41	0.00	2.000					
Dan Smith, R ERA: 3.47 52 T.J. Tucker, R ERA: 4.18 (7, 1) (8, 1)	1.0		6	2	3	3	0	1	0	0	0	0	1	20	32	27.00	3.000					
PITCHER	IP	WLS	BF	H	R	ER	SO	BB	IBB	HBP	BLK	WP	HR	S	P	ERA	WHIP					
Scott Stewart, L ERA: 3.23 (9, 1)	1.0		6	2	1	1	0	0	0	0	0	0	1	12	18	9.00	2.000					

Florida Marlins @ Montreal Expos
Olympic Stadium, Montreal, QB
Tue Sep 24 2002, 7:05 PM EDT
Att. 5,352 - Dome - 72 F

AB 34
R 9
H 11
RBI 9
BB 5
SO 6
LOB 13



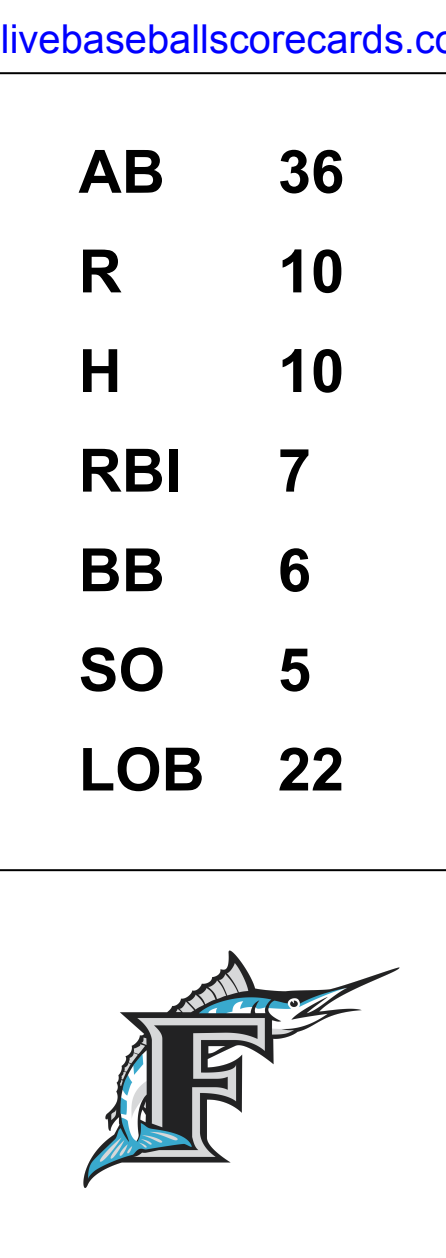
Batter	1	2	3	4	5	6	7	8	9	AB	R	H	RBI	BB	SO	LOB	BOTTOM				
Endy Chavez, L OBP: 0.321, SLG: 0.456 (1, 8)	FC4-6	F9		FC6						4	1	2	0	2	0	4					
Jamey Carroll, R OBP: 0.385, SLG: 0.521 (1, 5)	FC4-6		G5-3		G1-3	L5			G4-3	6	0	0	0	0	1	7					
Jose Vidro, S OBP: 0.373, SLG: 0.488 (1, 4)	L6		L6-3		F7					5	1	3	1	0	0	1					
Vladimir Guerrero, R OBP: 0.418, SLG: 0.598 (1, 9)	G6-3		L6-3							3	2	1	1	2	0	2					
Brad Wilkerson, L OBP: 0.367, SLG: 0.459 (1, 3)		1B		F5						5	1	1	0	0	3	4					
Orlando Cabrera, R OBP: 0.322, SLG: 0.376 (1, 6)		FC4-6		1B					F9	5	1	4	1	0	0	2					
Matt Cepicky, L OBP: 0.250, SLG: 0.377 Troy O'Leary, L OBP: 0.364, SLG: 0.373 (7, PH) (8, 7)			K		K				F7	3	0	0	0	0	3	4					
Brian Schneider, L OBP: 0.339, SLG: 0.452 Michael Barrett, R OBP: 0.339, SLG: 0.430 (7, PH) (8, 2)										1	0	1	0	2	0	0					
Carl Pavano, R ERA: 5.08 Michael Tejera, L ERA: 4.52 Vladimir Nunez, R ERA: 3.54 Armando Almanza, L ERA: 4.43 Blaine Neal, R ERA: 3.0 (1, 1) (6, 1) (7, 1) (7, 1) (8, 1)										1	0	0	0	0	0	0					
Inning Stats	R: 0 E: 0 K: 0 S: 7	H: 1 LOB: 1 BB: 0 P: 9	R: 1 E: 0 K: 1 S: 14	H: 2 LOB: 2 BB: 1 P: 19	R: 0 E: 0 K: 1 S: 8	H: 1 LOB: 0 BB: 0 P: 14	R: 1 E: 0 K: 1 S: 10	H: 2 LOB: 2 BB: 1 P: 24	R: 1 E: 0 K: 2 S: 13	H: 1 LOB: 3 BB: 1 P: 22	R: 2 E: 0 K: 1 S: 11	H: 2 LOB: 2 BB: 2 P: 26	R: 1 E: 0 K: 2 S: 13	H: 1 LOB: 2 BB: 2 P: 27	R: 0 E: 0 K: 1 S: 10	H: 2 LOB: 2 BB: 0 P: 15	1B: 8 2B: 6 3B: 0 HR: 1	SF: 1 SAC: 0 DP: 1 HBP: 0	WP: 0 PB: 0 SB: 2 CS: 0	PA: 47	
PITCHER	IP	WLS	BF	H	R	ER	SO	BB	IBB	HBP	BLK	WP	HR	S	P	ERA	WHIP				
Braden Looper, R ERA: 3.24 (8, 1)	1.2	S	8	2	0	0	2	1	0	0	0	0	0	17	29	0.00	1.800				
PITCHER	IP	WLS	BF	H	R	ER	SO	BB	IBB	HBP	BLK	WP	HR	S	P	ERA	WHIP				
Carl Pavano, R ERA: 5.08 Michael Tejera, L ERA: 4.52 Vladimir Nunez, R ERA: 3.54 Armando Almanza, L ERA: 4.43 Blaine Neal, R ERA: 3.0 (1, 1) (6, 1) (7, 1) (7, 1) (8, 1)	5.2	W	27	9	3	3	0	0	2	0	0	0	0	4	9	0.00	3.000				
PITCHER	IP	WLS	BF	H	R	ER	SO	BB	IBB	HBP	BLK	WP	HR	S	P	ERA	WHIP				
Braden Looper, R ERA: 3.24 (8, 1)	1.2	S	8	2	0	0	2	1	0	0	0	0	0	17	29	0.00	1.800				

Florida Marlins @ Montreal Expos
Olympic Stadium, Montreal, QB
Tue Sep 24 2002, 7:05 PM EDT
Att. 5,352 - Dome - 72 F

AB 39
R 6
H 14
RBI 6
BB 7
SO 9
LOB 31



Batter	1	2	3	4	5	6	7	8	9	AB	R	H	RBI	BB	SO	LOB	TOP										
Pablo Ozuna, R OBP: 0.273, SLG: 0.317 (1.4)	G1-4-3		BB		SF9	FC3-2		E5	L4-6	4	1	0	1	1	0	6	Florida Marlins @ Montreal Expos Olympic Stadium, Montreal, QB Wed Sep 25 2002, 7:05 PM EDT Att. 7,416 - Dome - 72 F										
Juan Encarnacion, R OBP: 0.329, SLG: 0.451 (1.9)	K		K		G6-3	K		E4		5	1	0	0	0	3	4											
Kevin Millar, R OBP: 0.370, SLG: 0.515 Vladimir Nunez, R OBP: 0.200, SLG: 0.200 Toby Borland, R (9.1)	F7			K		2B	G5-3	SF9		3	1	0	1	1	1	0											
Mike Lowell, R OBP: 0.343, SLG: 0.455 (1.5)		L5		G6-3		1B	G6-3	G5-3		5	1	1	0	0	0	0											
Derrek Lee, R OBP: 0.375, SLG: 0.488 (1.3)		1B		FC5	1B	1B	1B		BB	3	2	3	1	1	0	0											
Eric Owens, R OBP: 0.323, SLG: 0.363 (1.8)		1B		FC5	BB	1B	F9		FC1	4	1	2	1	1	0	2											
Ramon Castro, R OBP: 0.333, SLG: 0.489 (1.2)	G4-6-3			FC5		FC4-6			P6	5	1	2	1	0	0	6											
Andy Fox, L OBP: 0.338, SLG: 0.330 (1.6)			P6		SF9	SH3-4		L8	L4-6	3	1	1	1	2	0	0											
Josh Beckett, R OBP: 0.032, SLG: 0.065 Brian Barnes, S OBP: 0.294, SLG: 0.273 Gary Knotts, R (6.1) Michael Tejera, L OBP: 0.227, SLG: 0.278 Blaine Neal, L (7.1) Tim Raines, S OBP: 0.365, SLG: 0.258 Abraham Nunez, S OBP: 0.143, SLG: 0.143 (8.8)			K		SH3-4	FC4-6		E	FC1	1	0	0	0	0	1	0											
Inning Stats	R: 0 E: 0 K: 1 S: 7	H: 0 LOB: 0 BB: 0 P: 9	R: 0 E: 0 K: 0 S: 7	H: 2 LOB: 1 BB: 0 P: 14	R: 0 E: 0 K: 2 S: 8	H: 0 LOB: 1 BB: 1 P: 15	R: 0 E: 1 K: 1 S: 12	H: 1 LOB: 2 BB: 1 P: 23	R: 1 E: 0 K: 0 S: 12	H: 0 LOB: 0 BB: 1 P: 20	R: 4 E: 0 K: 1 S: 16	H: 5 LOB: 2 BB: 1 P: 30	R: 0 E: 0 K: 0 S: 10	H: 0 LOB: 0 BB: 0 P: 13	R: 4 E: 2 K: 0 S: 13	H: 2 LOB: 0 BB: 0 P: 19		R: 1 E: 2 K: 0 S: 11	H: 0 LOB: 2 BB: 2 P: 20	1B: 8 2B: 2 3B: 0 HR: 1	SF: 2 SAC: 1 DP: 2 HBP: 1	WP: 0 PB: 0 SB: 3 CS: 0	PA: 46				
PITCHER	IP	WLS	BF	H	R	ER	SO	BB	IBB	HBP	BLK	WP	HR	S	P	ERA	WHIP										
Bartolo Colon, R ERA: 2.93 (1.1)	5.0	L	23	5	4	4	4	4	0	0	0	0	0	50	92	7.20	1.800										
Joey Eischen, L ERA: 1.42 (6.1)	1.0		6	3	1	1	1	0	0	0	0	0	0	12	19	9.00	3.000										
Matt Hergees, R ERA: 4.04 (7.1)	1.0		4	0	0	0	0	0	0	1	0	0	0	10	13	0.00	0.000										
Tim Drew, R ERA: 2.61 (8.1)	1.0		7	2	4	1	0	0	0	0	0	0	1	13	19	9.00	2.000										
52 T.J. Tucker, R ERA: 4.11 (9.1)	1.0		6	0	1	0	0	2	0	0	0	0	0	11	20	0.00	2.000										
Batter	1	2	3	4	5	6	7	8	9	AB	R	H	RBI	BB	SO	LOB	BOTTOM										
Endy Chavez, L OBP: 0.333, SLG: 0.481 (1.8)	G5-3		CS		2H				G4-3	5	0	3	1	0	0	0	Florida Marlins @ Montreal Expos Olympic Stadium, Montreal, QB Wed Sep 25 2002, 7:05 PM EDT Att. 7,416 - Dome - 72 F										
Jamey Carroll, R OBP: 0.386, SLG: 0.509 (1.5)	1B		F9		F9			FC3-6	K	5	0	2	0	0	1	2											
Jose Vidro, S OBP: 0.372, SLG: 0.486 (1.4)	1B		G5-4-3		G3-1			FC3-6		4	0	1	0	0	1	2											
Vladimir Guerrero, R OBP: 0.418, SLG: 0.596 (1.9)	G5-4-3							F8		2	1	0	0	2	0	4											
Orlando Cabrera, R OBP: 0.322, SLG: 0.377 (1.6)		G4-3		L8				G5-3		4	0	1	1	0	0	1											
Troy O'Leary, L OBP: 0.365, SLG: 0.376 (1.7)		WP		F7				2B		3	0	2	0	1	0	1											
Brad Wilkerson, L OBP: 0.146, SLG: 0.133 Andres Galarraga, R OBP: 0.344, SLG: 0.394 (7.3)		K								2	1	1	0	0	1	1											
Michael Barrett, R OBP: 0.336, SLG: 0.425 (1.2)		K								2	0	1	0	0	1	2											
Bartolo Colon, R ERA: 4.13 (6.1) Gary Knotts, R ERA: 4.04 (7.1) Michael Tejera, L ERA: 4.49 (6.1) Blaine Neal, R ERA: 2.93 (7.1) Vladimir Nunez, R ERA: 3.51 (8.1)										4	0	0	0	0	1	5											
Inning Stats	R: 0 E: 0 K: 0 S: 14	H: 2 LOB: 1 BB: 0 P: 17	R: 0 E: 0 K: 2 S: 12	H: 1 LOB: 0 BB: 0 P: 18	R: 0 E: 0 K: 1 S: 8	H: 1 LOB: 0 BB: 0 P: 11	R: 0 E: 0 K: 0 S: 8	H: 0 LOB: 1 BB: 1 P: 14	R: 1 E: 0 K: 2 S: 15	H: 2 LOB: 1 BB: 2 P: 33	R: 0 E: 0 K: 0 S: 9	H: 2 LOB: 2 BB: 0 P: 12	R: 0 E: 0 K: 0 S: 9	H: 2 LOB: 1 BB: 0 P: 14	R: 0 E: 0 K: 2 S: 8	H: 0 LOB: 0 BB: 0 P: 14		1B: 7 2B: 3 3B: 1 HR: 0	SF: 0 SAC: 0 DP: 1 HBP: 0	WP: 1 PB: 0 SB: 1 CS: 1	PA: 38						
PITCHER	IP	WLS	BF	H	R	ER	SO	BB	IBB	HBP	BLK	WP	HR	S	P	ERA	WHIP										
Josh Beckett, R ERA: 4.13 (1.1)	5.0		20	6	1	1	4	1	0	0	0	0	0	9	19	27.00	6.000										
Gary Knotts, R ERA: 4.04 (6.1)	0.1		3	1	1	1	1	1	0	0	0	0	0	9	19	0.00	2.000										
Michael Tejera, L ERA: 4.49 (6.1)	1.0	H	5	1	0	0	1	1	0	0	0	0	0	9	19	0.00	1.500										
Blaine Neal, R ERA: 2.93 (7.1)	0.2	H	3	1	0	0	0	0	0	0	0	0	0	6	7	0.00	1.500										
Vladimir Nunez, R ERA: 3.51 (8.1)	1.0		4	2	0	0	0	0	0	0	0	0	0	9	14	0.00	2.000										
PITCHER	IP	WLS	BF	H	R	ER	SO	BB	IBB	HBP	BLK	WP	HR	S	P	ERA	WHIP										
Toby Borland, R ERA: 6.17 (9.1)	1.0		3	0	0	0	2	0	0	0	0	0	0	8	14	0.00	0.000										



Batter	1	2	3	4	5	6	7	8	9	AB	R	H	RBI	BB	SO	LOB	TOP				
Tim Raines, S OBP: 0.355, SLG: 0.259 Eric Owens, R OBP: 0.322, SLG: 0.362	F8		F8		G4-6-3		K			3	0	0	0	0	0	1					
Juan Encarnacion, R OBP: 0.327, SLG: 0.448	F8			K			F8		F7	4	0	0	0	0	1	0					
Kevin Millar, R OBP: 0.369, SLG: 0.512	F9			F9			HR		K	3	1	0	0	1	1	0					
Mike Lowell, R OBP: 0.343, SLG: 0.453		K		1B	1B		F8		K	4	1	1	0	0	2	1					
Derrek Lee, R OBP: 0.379, SLG: 0.497				1B	1B		HR			3	1	3	2	1	0	0					
Ramon Castro, R OBP: 0.339, SLG: 0.484 Braden Loper, R OBP: 0.337, SLG: 0.329	K			1B	1B		1B		K	3	0	1	1	1	2	2					
Andy Fox, L OBP: 0.337, SLG: 0.329	F7			G3			1B			4	0	1	0	0	1	3					
Pablo Ozuna, R OBP: 0.271, SLG: 0.333			P4		FC1-5		G1-3		G1-3	4	0	1	0	0	0	2					
Brad Penny, R ERA: 4.44 Nate Robertson, R ERA: 12.27 Brian Banks, S ERA: 2.9 Blaine Neal, L ERA: 4.34 Armando Almanza, L ERA: 4.34 Mike Redmond, R ERA: 3.21	K		K		FC1-5		G3-1		G6-3	2	0	0	0	0	1	1					
Inning Stats	R: 0 E: 0 K: 0 S: 5	H: 0 LOB: 0 BB: 7	R: 0 E: 0 K: 2 S: 11	H: 1 LOB: 1 BB: 0 P: 17	R: 0 E: 0 K: 1 S: 5	H: 0 LOB: 0 BB: 0 P: 9	R: 1 E: 0 K: 1 S: 16	H: 3 LOB: 2 BB: 0 P: 26	R: 0 E: 0 K: 0 S: 6	H: 1 LOB: 0 BB: 0 P: 6	R: 2 E: 0 K: 0 S: 10	H: 2 LOB: 2 BB: 2 P: 21	R: 0 E: 0 K: 1 S: 12	H: 0 LOB: 0 BB: 0 P: 19	R: 0 E: 0 K: 1 S: 7	H: 0 LOB: 0 BB: 0 P: 10	1B: 4 2B: 2 3B: 0 HR: 1	SF: 0 SAC: 0 DP: 1 HBP: 0	WP: 0 PB: 0 SB: 0 CS: 0	PA: 36	
PITCHER	IP WLS BF H R ER SO BB IBB HBP BLK WP HR S P ERA WHIP	IP WLS BF H R ER SO BB IBB HBP BLK WP HR S P ERA WHIP	IP WLS BF H R ER SO BB IBB HBP BLK WP HR S P ERA WHIP	IP WLS BF H R ER SO BB IBB HBP BLK WP HR S P ERA WHIP	IP WLS BF H R ER SO BB IBB HBP BLK WP HR S P ERA WHIP	IP WLS BF H R ER SO BB IBB HBP BLK WP HR S P ERA WHIP	IP WLS BF H R ER SO BB IBB HBP BLK WP HR S P ERA WHIP	IP WLS BF H R ER SO BB IBB HBP BLK WP HR S P ERA WHIP	IP WLS BF H R ER SO BB IBB HBP BLK WP HR S P ERA WHIP	IP WLS BF H R ER SO BB IBB HBP BLK WP HR S P ERA WHIP	IP WLS BF H R ER SO BB IBB HBP BLK WP HR S P ERA WHIP	IP WLS BF H R ER SO BB IBB HBP BLK WP HR S P ERA WHIP	IP WLS BF H R ER SO BB IBB HBP BLK WP HR S P ERA WHIP	IP WLS BF H R ER SO BB IBB HBP BLK WP HR S P ERA WHIP	IP WLS BF H R ER SO BB IBB HBP BLK WP HR S P ERA WHIP	IP WLS BF H R ER SO BB IBB HBP BLK WP HR S P ERA WHIP	IP WLS BF H R ER SO BB IBB HBP BLK WP HR S P ERA WHIP	IP WLS BF H R ER SO BB IBB HBP BLK WP HR S P ERA WHIP	IP WLS BF H R ER SO BB IBB HBP BLK WP HR S P ERA WHIP	IP WLS BF H R ER SO BB IBB HBP BLK WP HR S P ERA WHIP	IP WLS BF H R ER SO BB IBB HBP BLK WP HR S P ERA WHIP

Florida Marlins @ Montreal Expos
Olympic Stadium, Montreal, QB
Thu Sep 26 2002, 7:05 PM EDT
Att: 5,869 - Dome - 72 F

AB	33
R	3
H	7
RBI	3
BB	3
SO	9
LOB	10



Batter	1	2	3	4	5	6	7	8	9	AB	R	H	RBI	BB	SO	LOB	BOTTOM				
Endy Chavez, L OBP: 0.328, SLG: 0.469	G4-3			K		G1-3		CS		5	0	1	0	0	2	4					
Jamey Carroll, R OBP: 0.387, SLG: 0.517	K		E7	FC6		FC6-4		K		5	1	2	1	0	2	2					
Jose Vidro, S OBP: 0.373, SLG: 0.487	1B		G6-3		F9	FC6-4				3	0	1	1	1	0	1					
Vladimir Guerrero, R OBP: 0.417, SLG: 0.594	FC4-6		F3		F9		F8			4	0	1	0	0	0	1					
Troy O'Leary, L OBP: 0.371, SLG: 0.376	FC4-6		FC6		FC4-2		1B			3	0	1	0	1	0	3					
Orlando Cabrera, R OBP: 0.321, SLG: 0.376	P4		FC6		L6		1B			4	0	1	0	0	0	2					
Brad Wilkerson, L OBP: 0.368, SLG: 0.466	G3-1			1B		F8		F8		4	2	2	0	0	0	2					
Brian Schneider, L OBP: 0.342, SLG: 0.450	1B			FC1-6		F8		F7		3	0	1	1	1	0	3					
Tony Armas, R OBP: 0.118, SLG: 0.140 Wil Cordero, R OBP: 0.337, SLG: 0.435 Zach Day, R OBP: 0.333, SLG: 0.200	1B			FC1-6		G1-3		K		2	0	1	0	0	0	1					
Inning Stats	R: 0 E: 0 K: 1 S: 9	H: 1 LOB: 2 BB: 1 P: 15	R: 0 E: 0 K: 1 S: 9	H: 1 LOB: 1 BB: 1 P: 18	R: 1 E: 1 K: 0 S: 11	H: 1 LOB: 1 BB: 1 P: 18	R: 1 E: 0 K: 1 S: 14	H: 2 LOB: 1 BB: 0 P: 20	R: 0 E: 0 K: 0 S: 9	H: 1 LOB: 1 BB: 0 P: 13	R: 2 E: 0 K: 0 S: 8	H: 3 LOB: 1 BB: 0 P: 13	R: 0 E: 0 K: 2 S: 10	H: 2 LOB: 2 BB: 0 P: 15	R: 0 E: 0 K: 2 S: 10	H: 1 LOB: 0 BB: 0 P: 13	1B: 8 2B: 4 3B: 0 HR: 0	SF: 0 SAC: 0 DP: 0 HBP: 0	WP: 0 PB: 0 SB: 1 CS: 1	PA: 38	
PITCHER	IP WLS BF H R ER SO BB IBB HBP BLK WP HR S P ERA WHIP	IP WLS BF H R ER SO BB IBB HBP BLK WP HR S P ERA WHIP	IP WLS BF H R ER SO BB IBB HBP BLK WP HR S P ERA WHIP	IP WLS BF H R ER SO BB IBB HBP BLK WP HR S P ERA WHIP	IP WLS BF H R ER SO BB IBB HBP BLK WP HR S P ERA WHIP	IP WLS BF H R ER SO BB IBB HBP BLK WP HR S P ERA WHIP	IP WLS BF H R ER SO BB IBB HBP BLK WP HR S P ERA WHIP	IP WLS BF H R ER SO BB IBB HBP BLK WP HR S P ERA WHIP	IP WLS BF H R ER SO BB IBB HBP BLK WP HR S P ERA WHIP	IP WLS BF H R ER SO BB IBB HBP BLK WP HR S P ERA WHIP	IP WLS BF H R ER SO BB IBB HBP BLK WP HR S P ERA WHIP	IP WLS BF H R ER SO BB IBB HBP BLK WP HR S P ERA WHIP	IP WLS BF H R ER SO BB IBB HBP BLK WP HR S P ERA WHIP	IP WLS BF H R ER SO BB IBB HBP BLK WP HR S P ERA WHIP	IP WLS BF H R ER SO BB IBB HBP BLK WP HR S P ERA WHIP	IP WLS BF H R ER SO BB IBB HBP BLK WP HR S P ERA WHIP	IP WLS BF H R ER SO BB IBB HBP BLK WP HR S P ERA WHIP	IP WLS BF H R ER SO BB IBB HBP BLK WP HR S P ERA WHIP	IP WLS BF H R ER SO BB IBB HBP BLK WP HR S P ERA WHIP	IP WLS BF H R ER SO BB IBB HBP BLK WP HR S P ERA WHIP	IP WLS BF H R ER SO BB IBB HBP BLK WP HR S P ERA WHIP

Florida Marlins @ Montreal Expos
Olympic Stadium, Montreal, QB
Thu Sep 26 2002, 7:05 PM EDT
Att: 5,869 - Dome - 72 F

AB	35
R	4
H	12
RBI	4
BB	3
SO	5
LOB	19



Batter	1	2	3	4	5	6	7	8	9	10	11	AB	R	H	RBI	BB	SO	LOB	TOP							
Reggie Taylor, L OBP: 0.294, SLG: 0.436	P4		G3-1					K			SH	4	0	1	0	0	1	1								
Aaron Boone, R OBP: 0.314, SLG: 0.441	P3		L9					G5-3			SH3-4	4	0	0	0	0	0	1								
Todd Walker, L OBP: 0.353, SLG: 0.429	G4-3							G4-3			FC8-2	5	1	1	0	0	0	3								
Jose Guillen, R OBP: 0.288, SLG: 0.373								G6-3				4	0	2	0	0	1	0								
Adam Dunn, L OBP: 0.401, SLG: 0.454								G4-3				4	0	0	0	0	2	3								
Russell Brannan, L OBP: 0.326, SLG: 0.468								K				4	2	2	3	0	2	1								
Gookie Dawkins, R OBP: 0.235, SLG: 0.178								K				4	0	0	0	0	3	1								
Kelly Stinnett, R OBP: 0.333, SLG: 0.385								F8				4	0	0	0	0	1	0								
Elmer Dessens, R OBP: 0.210, SLG: 0.200								G6-3				2	0	1	0	0	1	0								
Ruben Mateo, R OBP: 0.213, SLG: 0.381												1	0	0	0	0	0	0								
Chris Reitsma, R OBP: 0.129, SLG: 0.100												0	0	0	0	0	0	0								
Brian Schneider, L OBP: 0.341, SLG: 0.387												1	0	1	0	0	0	0								
Wily Mo Peña, R OBP: 0.311, SLG: 0.482												0	0	0	0	0	0	0								
John Riedling, R ERA: 2.7												0	0	0	0	0	0	0								
Inning Stats	R: 0 E: 0 K: 0 S: 8	H: 0 LOB: 0 BB: 0 P: 10	R: 0 E: 0 K: 3 S: 11	H: 1 LOB: 1 BB: 0 P: 16	R: 0 E: 0 K: 2 S: 13	H: 1 LOB: 2 BB: 0 P: 18	R: 2 E: 0 K: 1 S: 11	H: 3 LOB: 0 BB: 0 P: 14	R: 0 E: 0 K: 0 S: 6	H: 1 LOB: 0 BB: 0 P: 9	R: 1 E: 0 K: 1 S: 7	H: 1 LOB: 0 BB: 0 P: 11	R: 0 E: 0 K: 1 S: 8	H: 0 LOB: 0 BB: 0 P: 10	R: 0 E: 0 K: 1 S: 6	H: 0 LOB: 0 BB: 0 P: 6	R: 0 E: 0 K: 1 S: 6	H: 0 LOB: 0 BB: 0 P: 9	R: 0 E: 1 K: 0 S: 7	H: 1 LOB: 2 BB: 0 P: 11	1B: 6 2B: 1 3B: 0 HR: 2	SF: 0 SAC: 2 DP: 3 HBP: 0	WP: 0 PB: 0 SB: 0 CS: 0	PA: 39		
PITCHER	IP 8.0	WLS 2.0	BF 29	H 7	R 3	ER 3	SO 9	BB 0	IBB 0	HBP 0	BLK 0	WP 0	HR 2	S 73	P 102	ERA 0.00	WHIP 0.000									
Javier Vazquez, R ERA: 3.91																										
Scott Stewart, L ERA: 3.13																										
Joey Eischen, L ERA: 1.39																										

Cincinnati Reds @ Montreal Expos
Olympic Stadium, Montreal, QB
Fri Sep 27 2002, 7:05 PM EDT
Att. 7,750 - Dome - 72 F

AB	37
R	3
H	8
RBI	3
BB	0
SO	11
LOB	10



Batter	1	2	3	4	5	6	7	8	9	10	11	AB	R	H	RBI	BB	SO	LOB	BOTTOM						
Endy Chavez, L OBP: 0.331, SLG: 0.466	G4-3		F9								E6	5	0	2	0	0	0	2							
Jamey Carroll, R OBP: 0.309, SLG: 0.476	K		F8								G4-3	5	0	0	0	0	1	3							
Jose Vidro, S OBP: 0.372, SLG: 0.485	K										F8	5	0	1	0	0	1	1							
Vladimir Guerrero, R OBP: 0.417, SLG: 0.992												4	0	1	0	0	2	2							
Troy O'Leary, L OBP: 0.213, SLG: 0.381												4	0	2	0	0	1	0							
Wilton Guerrero, S OBP: 0.259, SLG: 0.250												0	0	0	0	0	0	0							
Orlando Cabrera, R OBP: 0.323, SLG: 0.384												4	3	2	1	1	0	2							
Brad Wilkerson, L OBP: 0.370, SLG: 0.472												4	1	2	2	1	1	3							
Michael Barrett, R OBP: 0.333, SLG: 0.421												4	0	0	0	0	2	4							
Brian Schneider, L OBP: 0.341, SLG: 0.448												1	0	0	0	0	0	2							
Javier Vazquez, R OBP: 0.213, SLG: 0.381												2	0	0	0	1	1	1							
Scott Stewart, L ERA: 3.13												0	0	0	0	0	0	0							
Matt Capik, L OBP: 0.243, SLG: 0.366												1	0	0	0	0	0	0							
Joey Eischen, L OBP: 0.250, SLG: 0.286												0	0	0	0	0	0	0							
Inning Stats	R: 0 E: 0 K: 2 S: 9	H: 0 LOB: 0 BB: 0 P: 13	R: 2 E: 0 K: 1 S: 10	H: 2 LOB: 0 BB: 0 P: 17	R: 0 E: 0 K: 1 S: 11	H: 1 LOB: 2 BB: 0 P: 21	R: 0 E: 0 K: 1 S: 7	H: 1 LOB: 0 BB: 0 P: 12	R: 0 E: 0 K: 2 S: 10	H: 1 LOB: 1 BB: 0 P: 16	R: 0 E: 0 K: 0 S: 9	H: 2 LOB: 1 BB: 0 P: 19	R: 0 E: 0 K: 0 S: 9	H: 0 LOB: 0 BB: 0 P: 14	R: 0 E: 1 K: 0 S: 7	H: 1 LOB: 1 BB: 0 P: 14	R: 1 E: 2 K: 0 S: 6	H: 1 LOB: 3 BB: 1 P: 14	1B: 6 2B: 2 3B: 0 HR: 2	SF: 0 SAC: 1 DP: 2 HBP: 1	WP: 0 PB: 1 SB: 1 CS: 1	PA: 45			
PITCHER	IP 7.0	WLS 3.0	BF 28	H 7	R 3	ER 3	SO 9	BB 1	IBB 0	HBP 1	BLK 0	WP 0	HR 2	S 69	P 113	ERA 3.86	WHIP 1.143								
Elmer Dessens, R ERA: 3.03																									
Chris Reitsma, R ERA: 3.64																									
John Riedling, R ERA: 2.7																									

Cincinnati Reds @ Montreal Expos
Olympic Stadium, Montreal, QB
Fri Sep 27 2002, 7:05 PM EDT
Att. 7,750 - Dome - 72 F

AB	39
R	4
H	10
RBI	3
BB	3
SO	9
LOB	20



Batter	1	2	3	4	5	6	7	8	9	AB	R	H	RBI	BB	SO	LOB	TOP							
Todd Walker, L (1.4) OBP: 0.354, SLG: 0.433	1-1 L3-6 2B		1-0 G4-3		0-0 2B			0-0 G4-6-3		4	0	2	0	0	0	1	<p>Cincinnati Reds @ Montreal Expos</p> <p>Olympic Stadium, Montreal, QB</p> <p>Sat Sep 28 2002, 7:05 PM EDT</p> <p>Att: 11,376 - Dome - 72 F</p>							
Aaron Boone, R (1.5) OBP: 0.314, SLG: 0.440	0-1 G5-3		1-1 G5-3		3-2 G4-3			2-2 1B		4	0	1	0	0	0	2								
Ken Griffey Jr., L (1.8) OBP: 0.358, SLG: 0.426	3-1 L3-6 2-3		0-2 G4-3		0-0 FC4 2B			0-0 L9		4	0	1	0	0	0	2								
Jose Guillen, R (1.9) OBP: 0.291, SLG: 0.373		2-0 HBP 1B		4-2 FC1-6 BB		0-1 FC4 CS		2-2 G6-3		3	0	1	0	1	0	1								
Russell Branyan, L (1.3) OBP: 0.323, SLG: 0.463		2-3 K		1-0 FC1-6 FC6		0-3 K		3-2 F7		4	0	0	0	0	2	3								
Reggie Taylor, L (1.7) OBP: 0.291, SLG: 0.431		0-0 P6		0-3 K		3-2 CS	2-0 F8		3-3 K	3	0	0	0	0	1	2								
Wily Mo Peña, R (9, PH) OBP: 0.214, SLG: 0.429						1-2 G3				1	0	0	0	0	1	0								
Juan Castro, R (1.6) OBP: 0.278, SLG: 0.329		4-1 HBP BB		0-0 FC6						2	0	0	0	1	0	1								
Corky Miller, R (1.2) OBP: 0.328, SLG: 0.421		1-0 HBP		1-1 F3		0-3 K				2	0	0	0	0	1	0								
Brian Moehler, R (1.1) OBP: 0.125, SLG: 0.125		3-3 K		2-1 G6-3				0-0 G4-6-3 1B		2	0	0	0	0	1	3								
Jose Silva, R (5.1) OBP: 0.312, SLG: 0.388										0	0	0	0	0	0	0								
Jose Rijo, R (7.1) OBP: 0.312, SLG: 0.388										0	0	0	0	0	0	0								
Ruben Mateo, R (8, PH) OBP: 0.333, SLG: 0.400										1	0	1	0	0	0	0								
Bruce Chen, L (8.1) OBP: 0.333, SLG: 0.400										0	0	0	0	0	0	0								
Inning Stats	R: 0 E: 0 K: 0 S: 6	H: 1 LOB: 0 BB: 0 P: 10	R: 0 E: 0 K: 2 S: 10	H: 1 LOB: 3 BB: 1 P: 22	R: 0 E: 0 K: 0 S: 6	H: 0 LOB: 0 BB: 0 P: 8	R: 0 E: 0 K: 1 S: 8	H: 0 LOB: 1 BB: 1 P: 13	R: 0 E: 0 K: 1 S: 9	H: 1 LOB: 0 BB: 0 P: 15	R: 0 E: 0 K: 1 S: 10	H: 0 LOB: 0 BB: 0 P: 13	R: 0 E: 0 K: 1 S: 7	H: 0 LOB: 0 BB: 0 P: 10	R: 0 E: 0 K: 0 S: 7	H: 2 LOB: 1 BB: 0 P: 9	R: 0 E: 0 K: 1 S: 11	H: 0 LOB: 0 BB: 0 P: 19	1B: 3 2B: 4 3B: 0 HR: 0	SF: 0 SAC: 0 DP: 2 HBP: 1	WP: 0 PB: 0 SB: 1 CS: 1	PA: 34		
PITCHER	IP WLS BF H R ER SO BB IBB HBP BLK WP HR S P ERA WHIP	8.1 W 31 6 0 0 5 2 0 1 0 0 0 0 67 106 0.00 0.960	0.2 L 2 0 0 0 1 0 0 0 0 0 0 0 7 13 0.00 0.000																					

AB	30
R	0
H	6
RBI	0
BB	2
SO	6
LOB	15



Batter	1	2	3	4	5	6	7	8	9	AB	R	H	RBI	BB	SO	LOB	BOTTOM						
Endy Chavez, L (1.8) OBP: 0.325, SLG: 0.458	0-1 G2-3		0-0 SH1-4		1-0 SH3-4		1-0 G4-3			2	0	0	0	0	0	0	<p>Cincinnati Reds @ Montreal Expos</p> <p>Olympic Stadium, Montreal, QB</p> <p>Sat Sep 28 2002, 7:05 PM EDT</p> <p>Att: 11,376 - Dome - 72 F</p>						
Jamey Carroll, R (1.5) OBP: 0.352, SLG: 0.493	0-1 L3		2-1 G5-3		2-1 G4-3		0-0 1B			4	1	1	0	0	0	2							
Vladimir Guerrero, R (1.9) OBP: 0.419, SLG: 0.594			0-1 FC6		1-0 2B		1-0 BB			4	1	3	3	0	0	0							
Wilton Guerrero, S (9.9) OBP: 0.259, SLG: 0.250			2-H 1B		3-H 2B		3-H 1B			0	0	0	0	0	0	0							
Jose Vidro, S (1.4) OBP: 0.374, SLG: 0.487		4-0 G4-3 G3 1B BB	0-0 FC6		2-0 2B		4-1 G6-3			2	1	1	1	2	0	1							
Troy O'Leary, L (1.7) OBP: 0.371, SLG: 0.377		1-2 G3		0-1 G3-1		4-2 BB		1-0 G6-3		3	0	0	0	1	0	3							
Orlando Cabrera, R (1.6) OBP: 0.321, SLG: 0.381		1-1 G4-3		0-3 K		0-0 F9		2-2 L9		4	0	0	0	0	1	3							
Brad Wilkerson, L (1.3) OBP: 0.369, SLG: 0.470		1-2 1B		2-3 K		0-3 K		1-2 G6-3		4	0	1	1	0	2	0							
Brian Schneider, L (1.2) OBP: 0.339, SLG: 0.459		3-H 2-2 F7		1-0 HR		3-3 K		1-0 G3		4	1	1	1	0	1	1							
Sun-Woo Kim, R (1.1) OBP: 0.250, SLG: 0.250			0-1 E5 SH1-4 1B		0-0 G4-3 SH3-4 2B		0-3 K			3	2	1	0	0	1	0							
Scott Stewart, R (9.1) ERA: 5.56										0	0	0	0	0	0	0							
Inning Stats	R: 0 E: 0 K: 0 S: 7	H: 0 LOB: 0 BB: 0 P: 10	R: 1 E: 0 K: 0 S: 17	H: 1 LOB: 1 BB: 1 P: 26	R: 1 E: 1 K: 0 S: 8	H: 1 LOB: 1 BB: 0 P: 10	R: 0 E: 0 K: 2 S: 8	H: 0 LOB: 0 BB: 0 P: 10	R: 3 E: 0 K: 0 S: 10	H: 4 LOB: 2 BB: 1 P: 21	R: 0 E: 0 K: 3 S: 10	H: 0 LOB: 0 BB: 0 P: 13	R: 1 E: 0 K: 0 S: 5	H: 2 LOB: 1 BB: 1 P: 12	R: 0 E: 0 K: 0 S: 7	H: 0 LOB: 0 BB: 0 P: 11	1B: 4 2B: 2 3B: 1 HR: 1	SF: 0 SAC: 2 DP: 1 HBP: 0	WP: 0 PB: 0 SB: 0 CS: 0	PA: 35			
PITCHER	IP WLS BF H R ER SO BB IBB HBP BLK WP HR S P ERA WHIP	4.2 L 21 5 5 4 2 1 0 0 0 0 0 0 14 23 0.00 1.286	1.1 L 6 1 0 0 3 1 0 0 0 0 0 0 5 12 9.00 3.000	1.0 L 5 2 1 1 0 1 0 0 0 0 0 0 7 11 0.00 0.000																			

AB	30
R	6
H	8
RBI	6
BB	3
SO	5
LOB	10



Batter	1	2	3	4	5	6	7	8	9	AB	R	H	RBI	BB	SO	LOB	TOP					
Reggie Taylor, L (1.8) OBP: 0.291, SLG: 0.429	F9		L8					K		4	1	1	0	0	1	1	Cincinnati Reds @ Montreal Expos Olympic Stadium, Montreal, QB Sun Sep 29 2002, 1:35 PM EDT Att: 25,178 - Dome - 72 F					
Jose Guillen, R (1.9) OBP: 0.287, SLG: 0.367	G1-6-3			G5-3		K		K		4	0	0	0	0	2	2						
Todd Walker, L (1.4) OBP: 0.353, SLG: 0.431	K			G1-3				K		4	0	1	1	0	2	0						
Adam Dunn, L (1.3) OBP: 0.400, SLG: 0.454		P5		K					G3-1	4	0	1	1	0	1	0						
Russell Branyan, L (1.5) OBP: 0.320, SLG: 0.458	K				G4-3			K		4	0	0	0	0	3	2						
Wily Mo Peña, R (1.7) OBP: 0.222, SLG: 0.389	K				P3					4	0	1	0	0	2	0						
Gookie Dawkins, R (1.6) OBP: 0.222, SLG: 0.167			G5-3		K			K		3	0	0	0	0	2	1						
Kelly Stinnett, R (1.2) OBP: 0.333, SLG: 0.376				SH2-4 BB		F8	FC6-4			2	0	0	0	1	0	1						
Jimmy Haynes, R (1.1) OBP: 0.177, SLG: 0.197				SH2-4				L6		0	0	0	0	0	0	0						
Ruben Mateo, R (6, PH) OBP: 0.319, SLG: 0.395										1	1	1	0	0	0	0						
Jared Fernandez, R (6, PH) OBP: 0.273, SLG: 0.200										0	0	0	0	0	0	0						
Aaron Boone, R (7, PH) OBP: 0.314, SLG: 0.439										1	0	0	0	0	0	1						
Joey Hamilton, R (7.1) OBP: 0.241, SLG: 0.357										0	0	0	0	0	0	0						
Inning Stats	R: 0 E: 0 K: 1 S: 10	H: 0 LOB: 0 BB: 0 P: 15	R: 0 E: 0 K: 2 S: 9	H: 0 LOB: 0 BB: 0 P: 16	R: 0 E: 0 K: 0 S: 7	H: 0 LOB: 1 BB: 1 P: 14	R: 0 E: 0 K: 1 S: 5	H: 0 LOB: 0 BB: 0 P: 7	R: 0 E: 0 K: 1 S: 9	H: 0 LOB: 0 BB: 0 P: 14	R: 2 E: 0 K: 2 S: 21	H: 4 LOB: 2 BB: 0 P: 28	R: 0 E: 0 K: 1 S: 9	H: 1 LOB: 1 BB: 0 P: 16	R: 0 E: 0 K: 3 S: 9	H: 0 LOB: 0 BB: 0 P: 14	R: 0 E: 0 K: 2 S: 8	H: 0 LOB: 0 BB: 0 P: 12	1B: 4 2B: 1 3B: 0 HR: 0	SF: 0 SAC: 1 DP: 0 HBP: 0	WP: 0 PB: 0 SB: 0 CS: 0	PA: 33
PITCHER	IP WLS BF H R ER SO BB IBB HBP BLK WP HR S P ERA WHIP																					
Tim Drew, R (1.1) ERA: 2.81	5.2 W 22 4 2 2 6 1 0 0 0 0 0 0 58 90 3.18 0.882																					
Zach Day, R (6.1) ERA: 3.92	1.1 H 5 1 0 0 2 0 0 0 0 0 0 0 12 20 0.00 0.750																					
Joey Eischen, L (8.1) ERA: 1.34	2.0 6 0 0 0 5 0 0 0 0 0 0 0 17 26 0.00 0.000																					

Cincinnati Reds @ Montreal Expos
 Olympic Stadium, Montreal, QB
 Sun Sep 29 2002, 1:35 PM EDT
 Att: 25,178 - Dome - 72 F

AB	31
R	2
H	5
RBI	2
BB	1
SO	13
LOB	8



Batter	1	2	3	4	5	6	7	8	9	AB	R	H	RBI	BB	SO	LOB	BOTTOM			
Vladimir Guerrero, R (1.9) OBP: 0.417, SLG: 0.593	L4		F9					K		5	1	1	0	0	2	0	Cincinnati Reds @ Montreal Expos Olympic Stadium, Montreal, QB Sun Sep 29 2002, 1:35 PM EDT Att: 25,178 - Dome - 72 F			
Troy O'Leary, L (9.9) OBP: 0.371, SLG: 0.377										0	0	0	0	0	0	0				
Andy Chavez, L (1.8) OBP: 0.321, SLG: 0.464	K			B5-3				L8		5	1	1	1	0	1	0				
Jamey Carroll, R (1.5) OBP: 0.347, SLG: 0.507	G6-3				G5-3					4	1	1	0	0	1	1				
Jose Vidro, S (1.4) OBP: 0.378, SLG: 0.490										2	2	2	1	2	0	0				
Wilton Guerrero, S (7, PR) OBP: 0.259, SLG: 0.250										0	1	0	0	0	0	0				
Orlando Cabrera, R (1.6) OBP: 0.321, SLG: 0.380										4	0	1	0	0	0	4				
Brad Wilkerson, L (1.3) OBP: 0.370, SLG: 0.469										1	1	0	1	2	1	1				
Matt Cepicky, L (1.7) OBP: 0.256, SLG: 0.378										3	0	1	3	1	0	2				
Michael Barrett, R (1.2) OBP: 0.332, SLG: 0.418										3	0	0	0	1	2	3				
Tim Drew, R (1.1) ERA: 4.12										2	0	0	0	0	2	3				
Zach Day, R (6.1) ERA: 4.44										1	0	0	0	0	0	0				
Joey Eischen, L (8.1) ERA: 5.27										1	0	0	0	0	0	0				
Inning Stats	R: 0 E: 0 K: 1 S: 6	H: 0 LOB: 0 BB: 0 P: 7	R: 0 E: 0 K: 1 S: 6	H: 0 LOB: 1 BB: 1 P: 13	R: 0 E: 0 K: 2 S: 7	H: 0 LOB: 0 BB: 0 P: 8	R: 2 E: 1 K: 1 S: 15	H: 2 LOB: 3 BB: 2 P: 29	R: 4 E: 0 K: 0 S: 10	H: 3 LOB: 1 BB: 2 P: 26	R: 0 E: 0 K: 1 S: 6	H: 0 LOB: 0 BB: 0 P: 10	R: 1 E: 0 K: 2 S: 12	H: 2 LOB: 2 BB: 1 P: 21	R: 0 E: 0 K: 1 S: 12	H: 0 LOB: 0 BB: 0 P: 15	1B: 2 2B: 3 3B: 2 HR: 0	SF: 1 SAC: 0 DP: 0 HBP: 0	WP: 0 PB: 0 SB: 0 CS: 0	PA: 38
PITCHER	IP WLS BF H R ER SO BB IBB HBP BLK WP HR S P ERA WHIP																			
Jimmy Haynes, R (1.1) ERA: 4.12	5.0 L 26 5 6 5 5 4 1 0 0 0 0 0 44 83 9.00 1.800																			
Jared Fernandez, R (6.1) ERA: 4.44	1.0 3 0 0 0 1 0 0 0 0 0 0 0 6 10 0.00 0.000																			
Joey Hamilton, R (7.1) ERA: 5.27	2.0 9 2 1 1 3 1 0 0 0 0 0 0 24 36 4.50 1.500																			

Cincinnati Reds @ Montreal Expos
 Olympic Stadium, Montreal, QB
 Sun Sep 29 2002, 1:35 PM EDT
 Att: 25,178 - Dome - 72 F

AB	31
R	7
H	7
RBI	6
BB	6
SO	9
LOB	14

